

# Cincinnati Reds - 2023











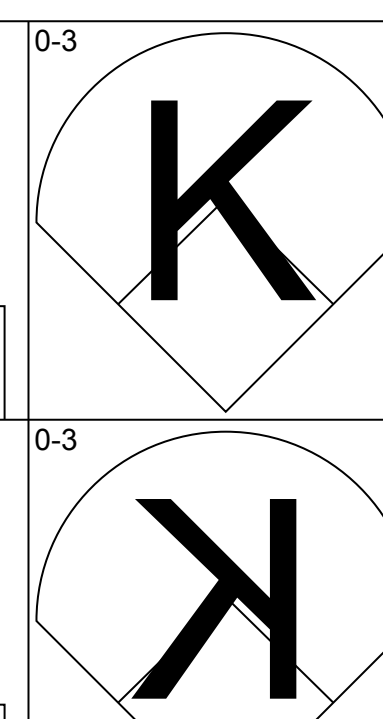
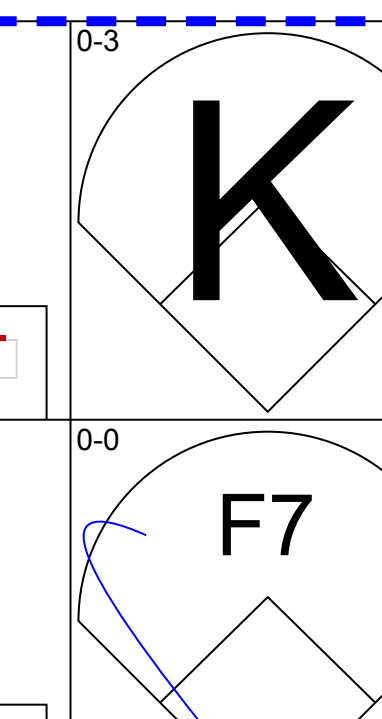
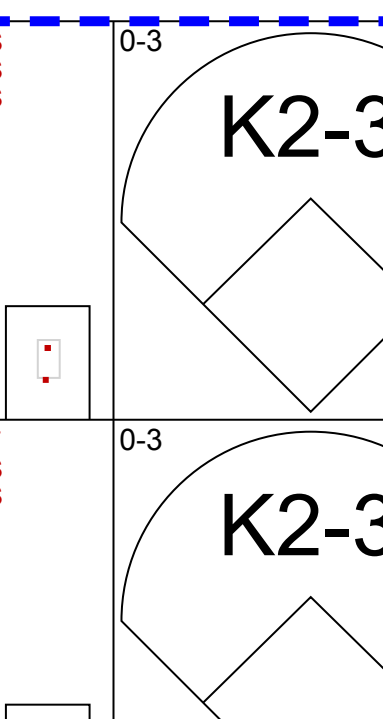
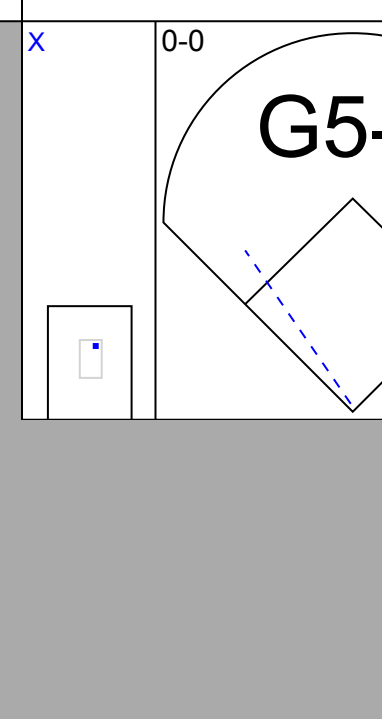
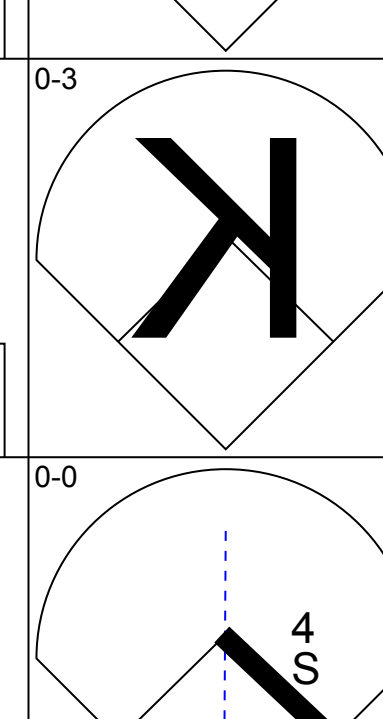
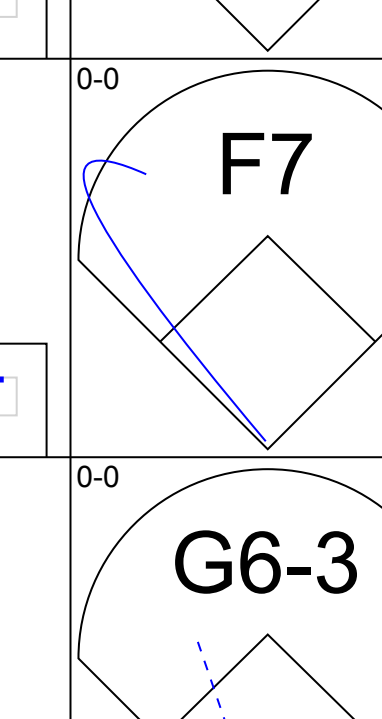
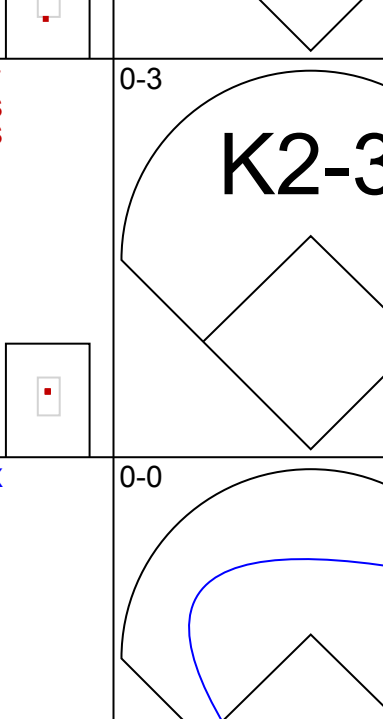
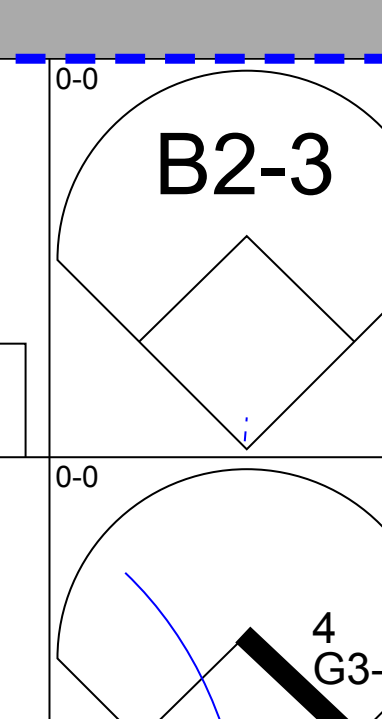
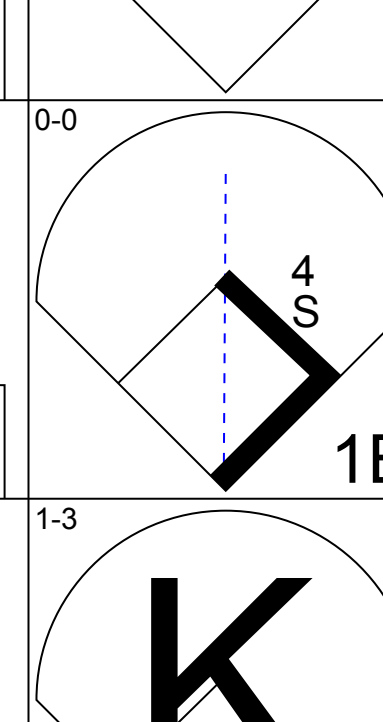
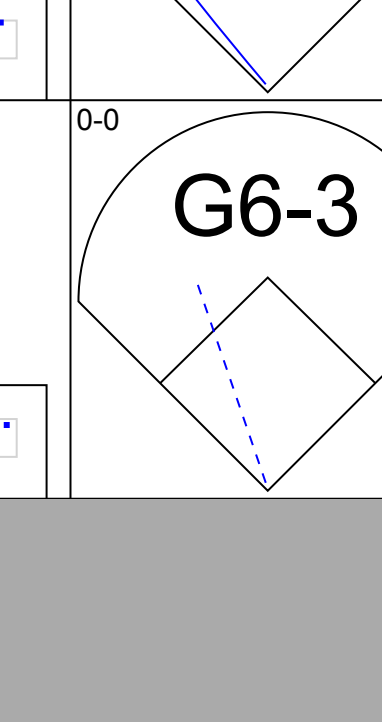
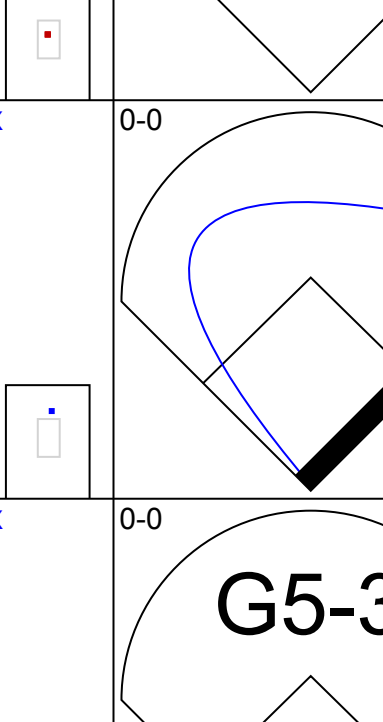
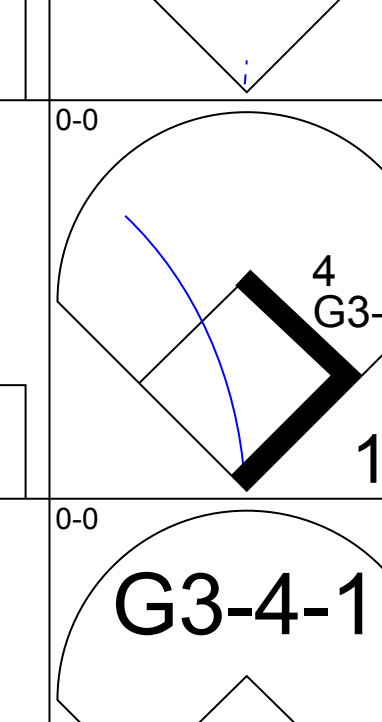
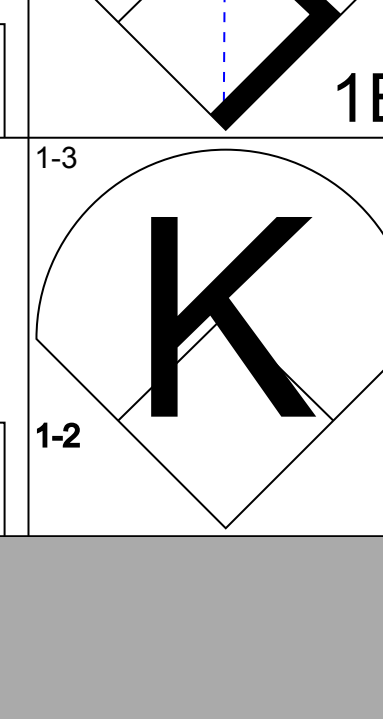
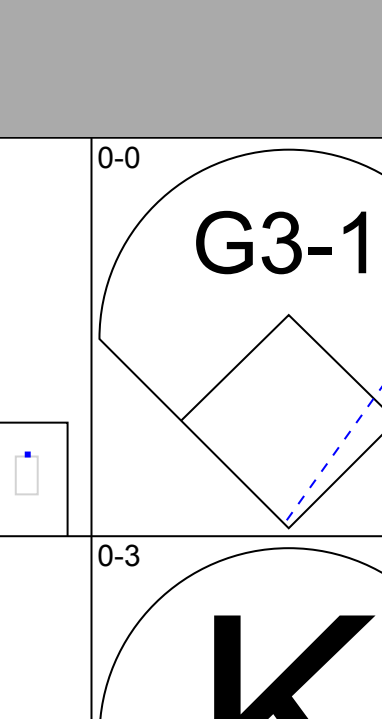
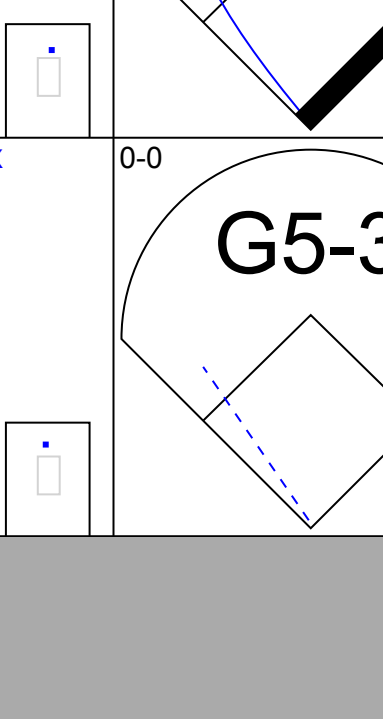
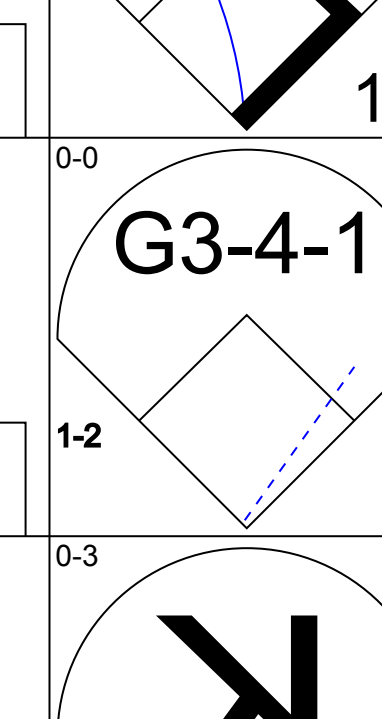
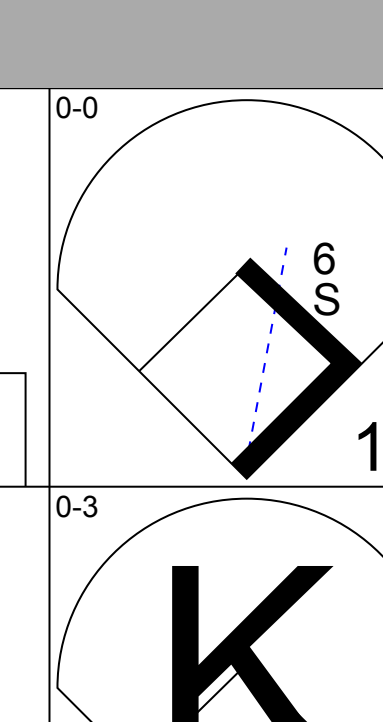
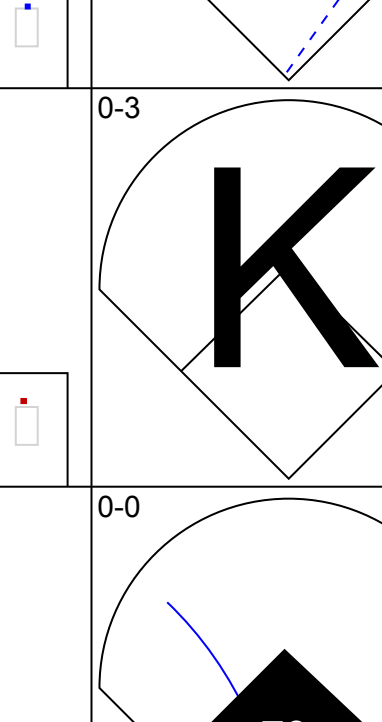
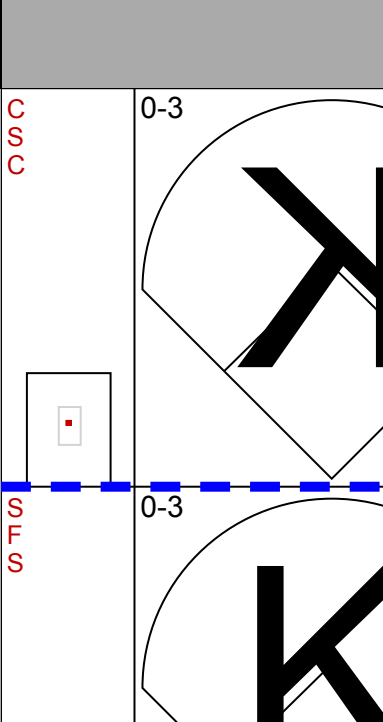
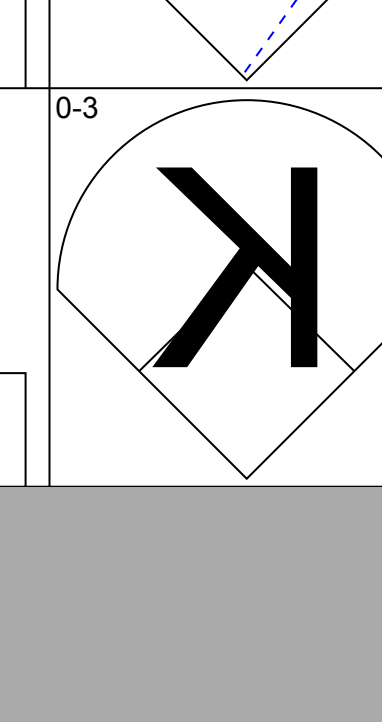

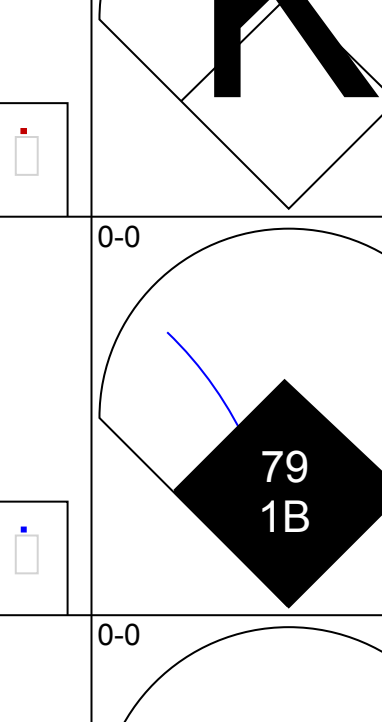
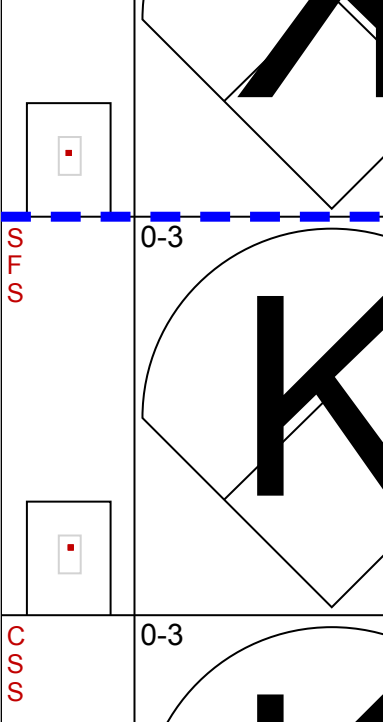
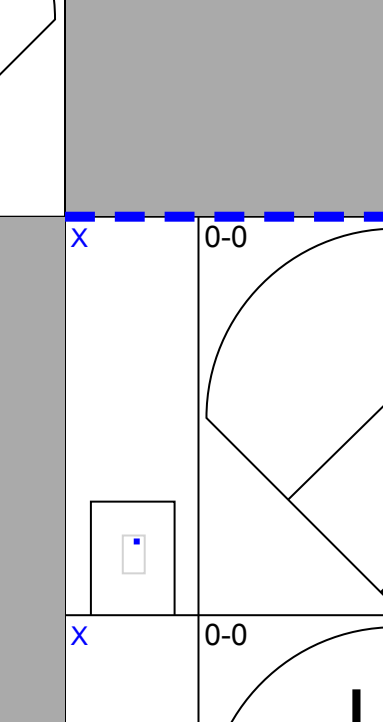

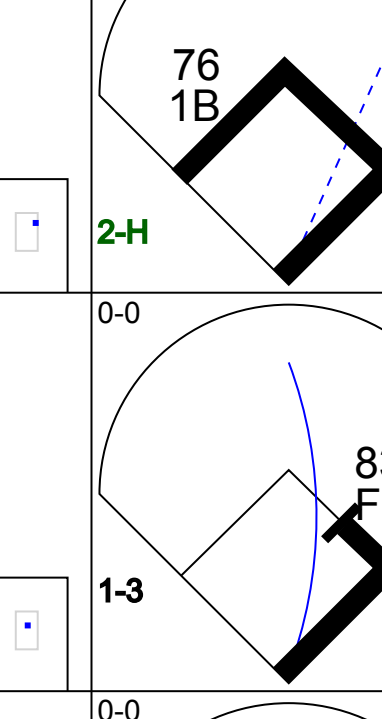
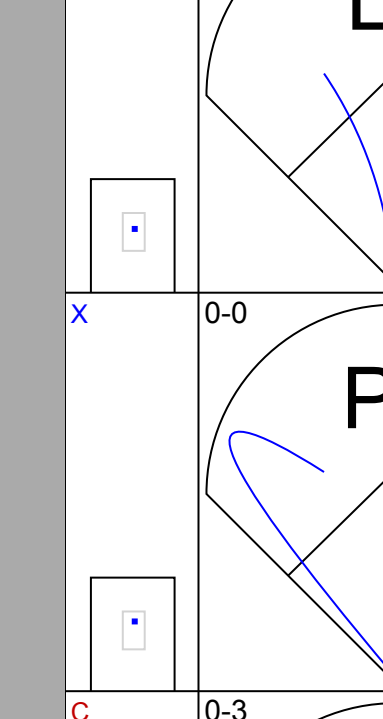
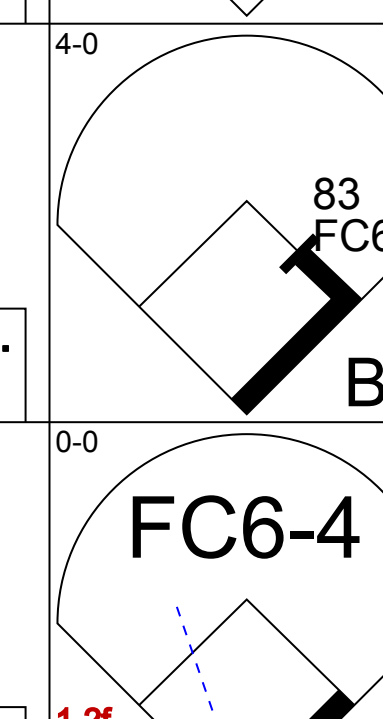
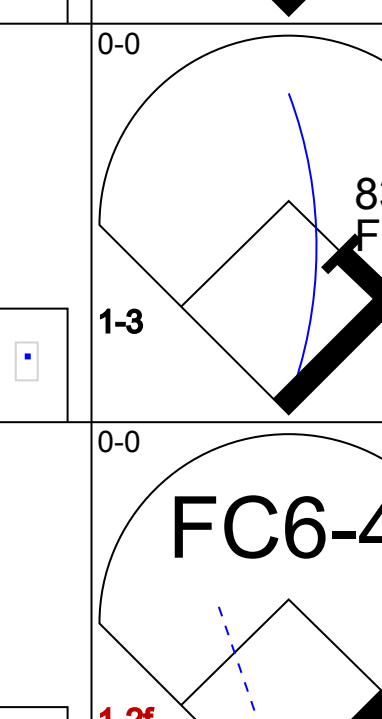
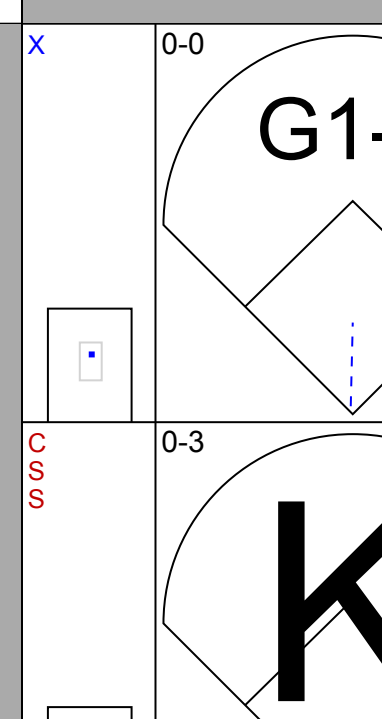
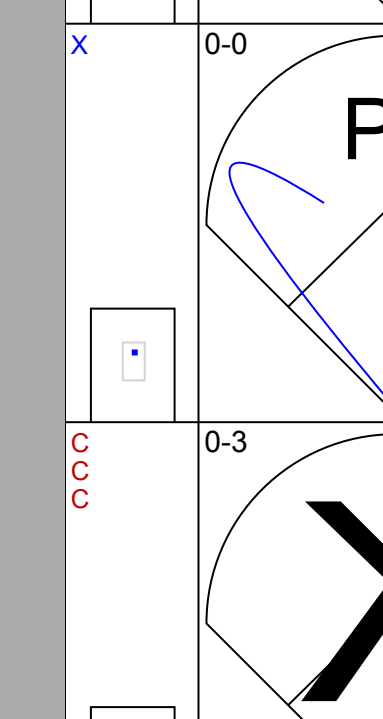

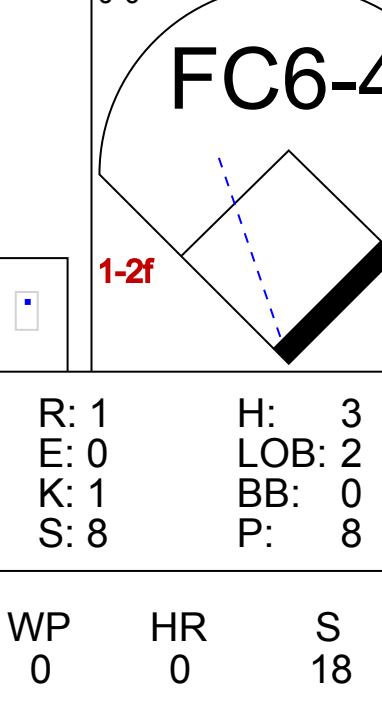
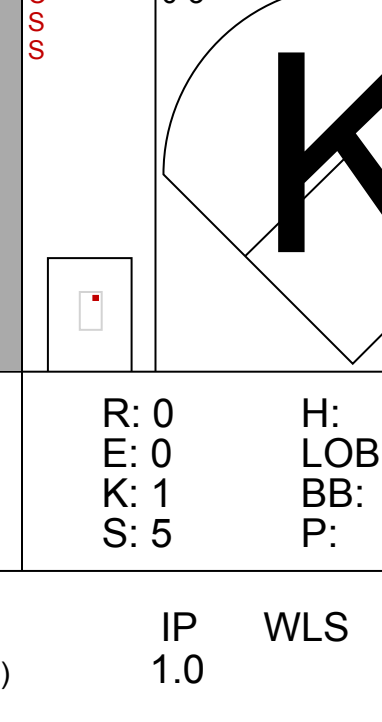
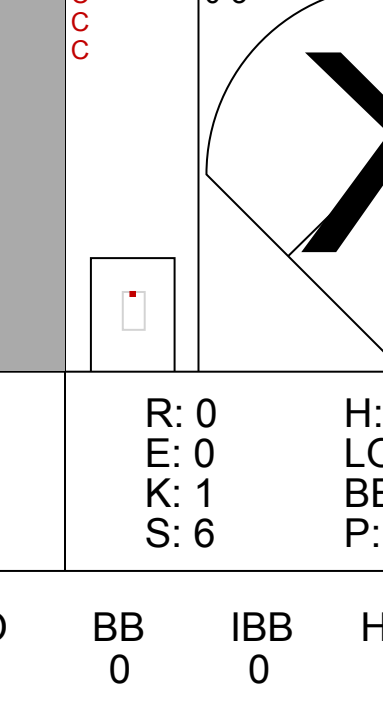






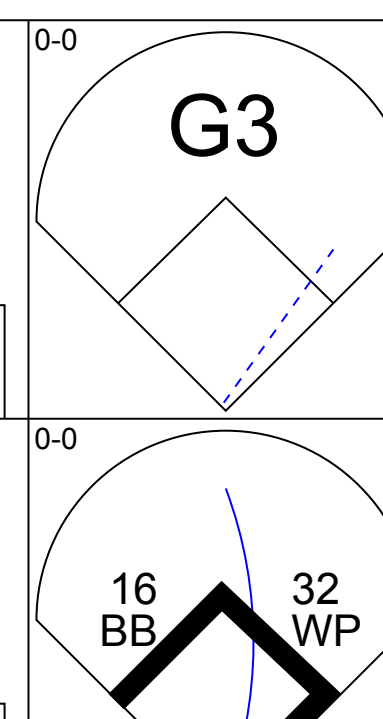
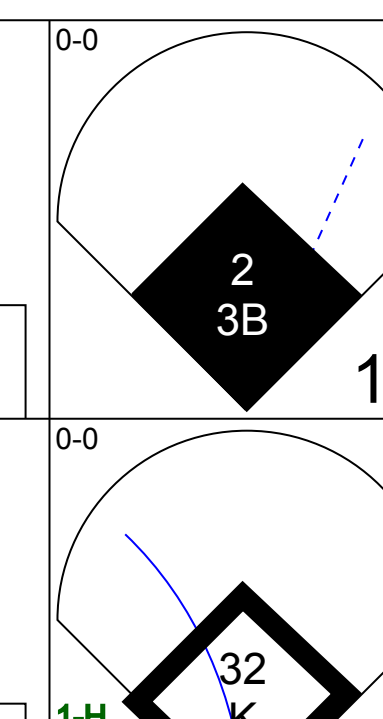
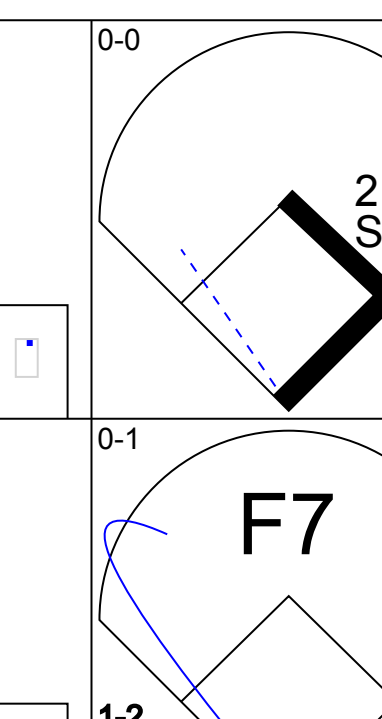
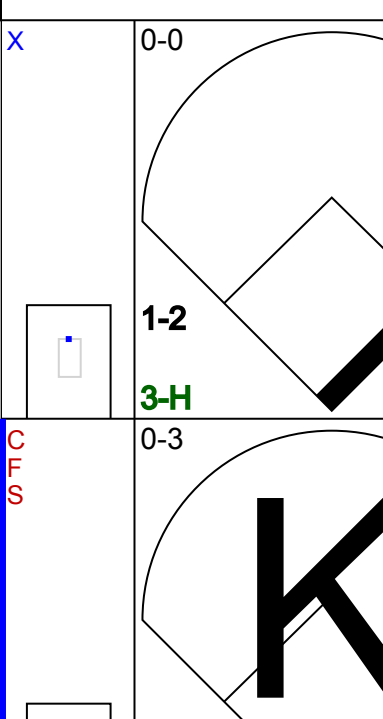
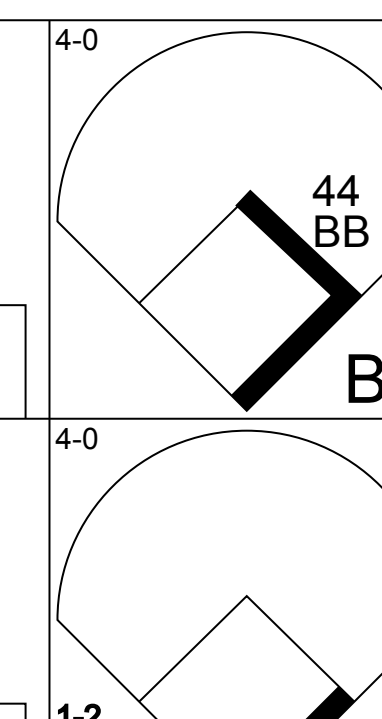
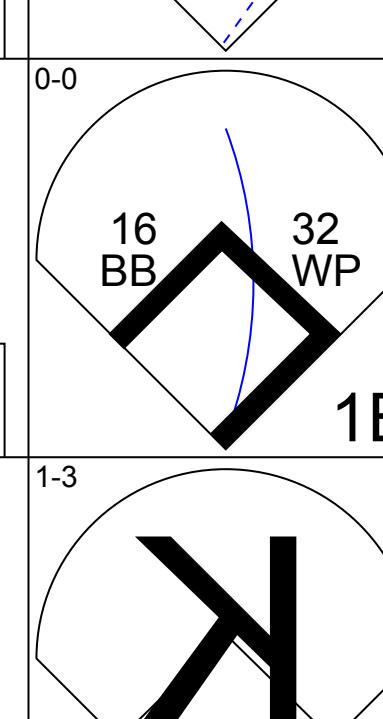
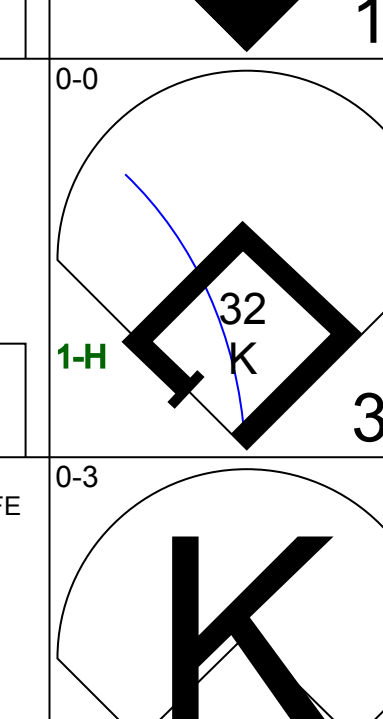
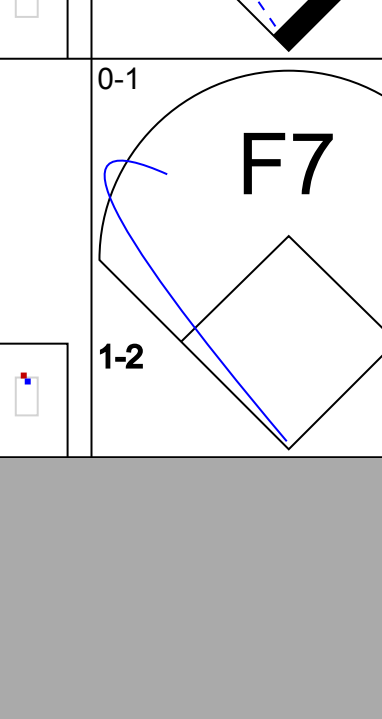
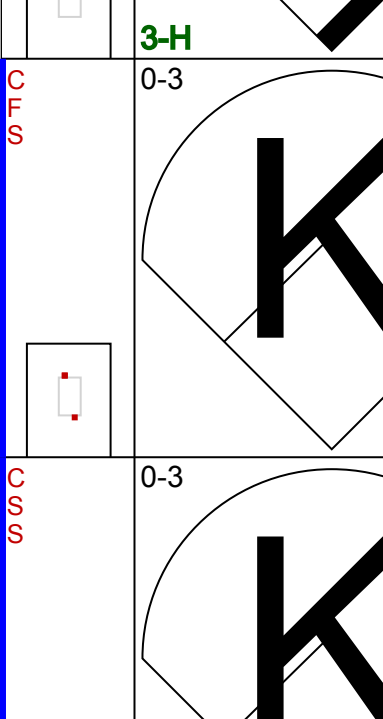
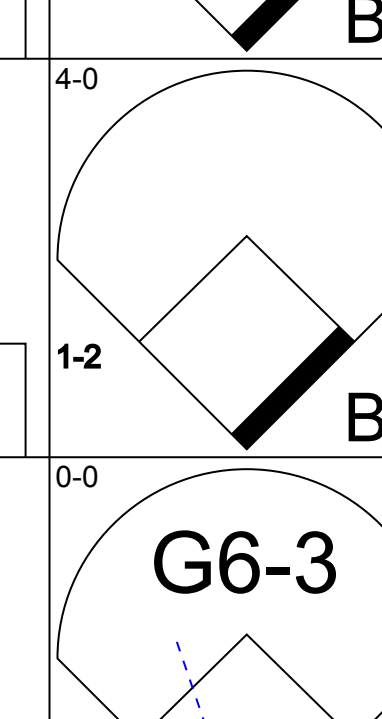
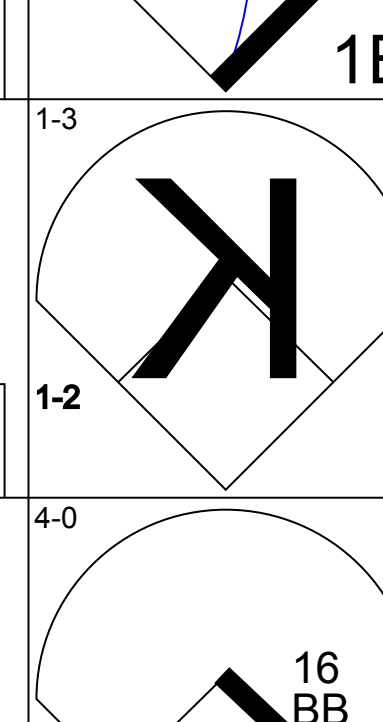
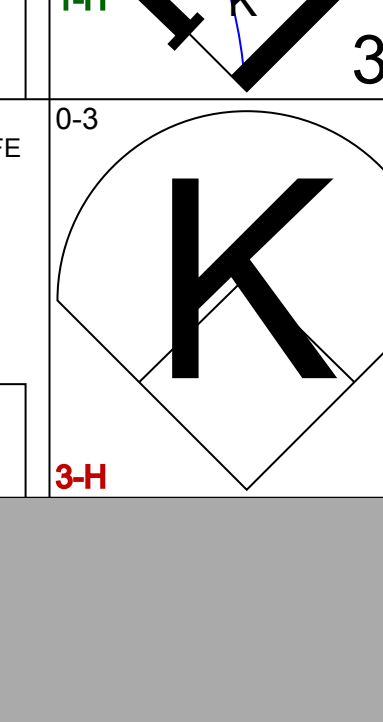
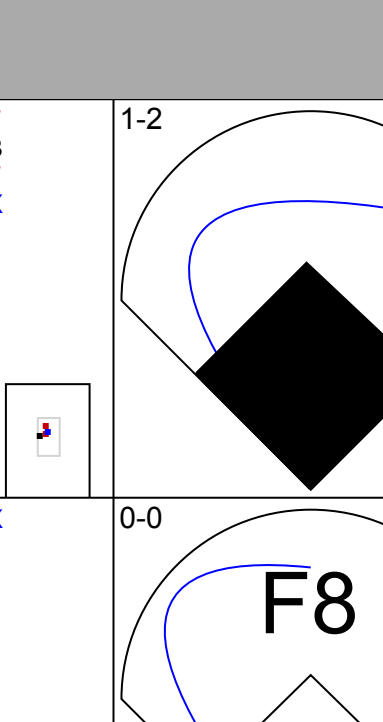
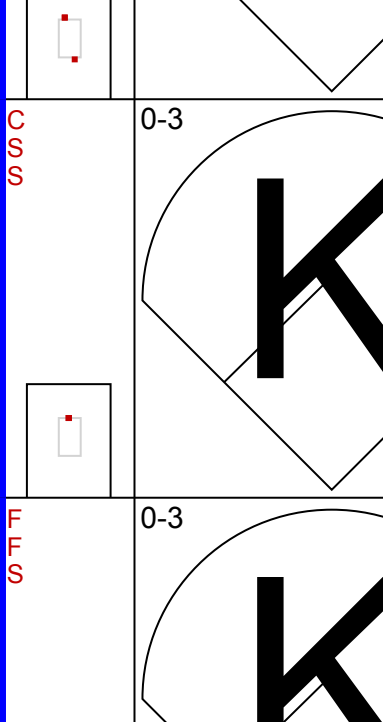
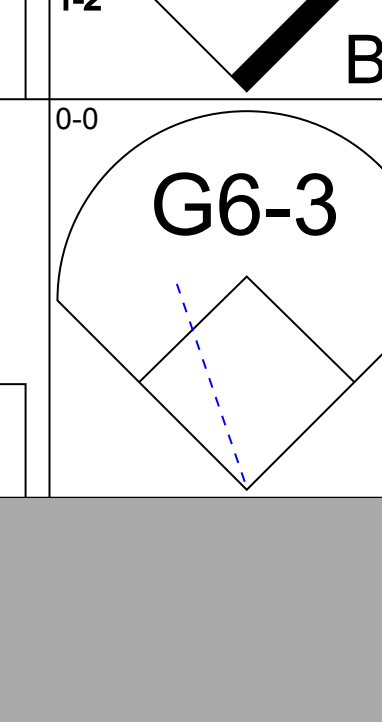
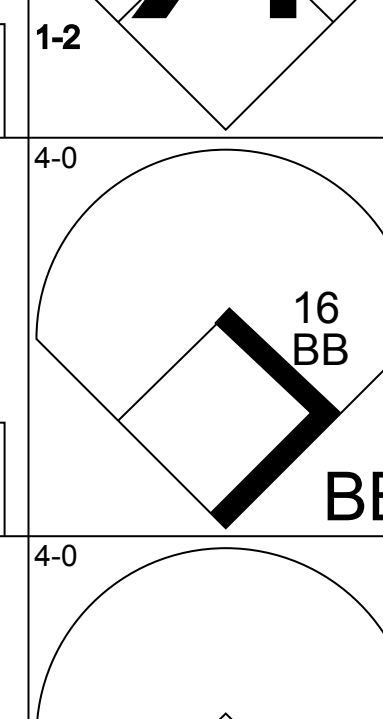
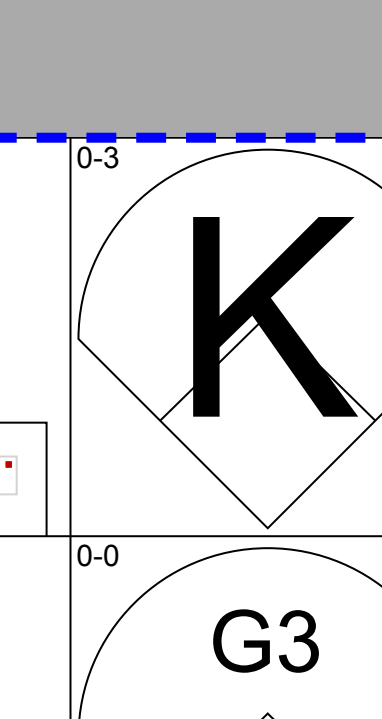
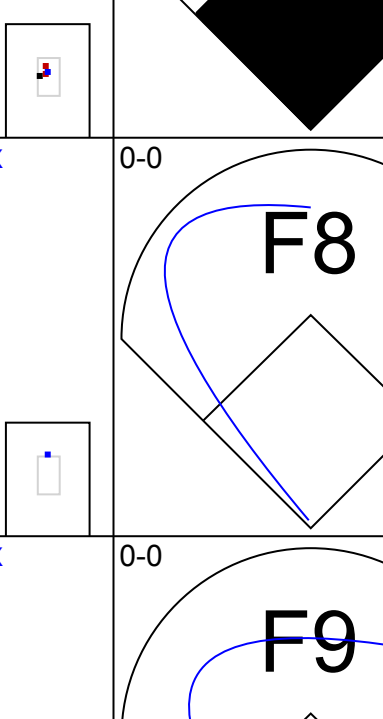
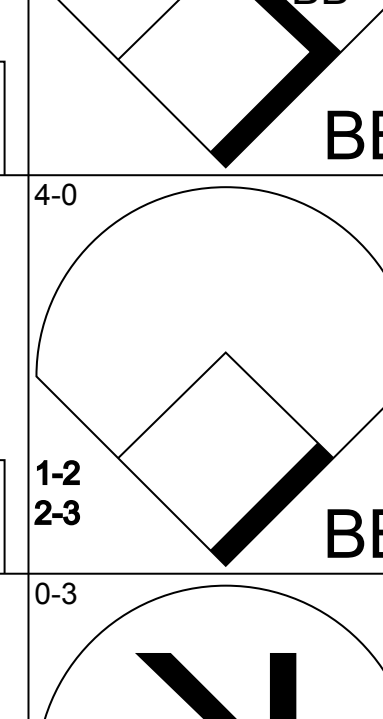
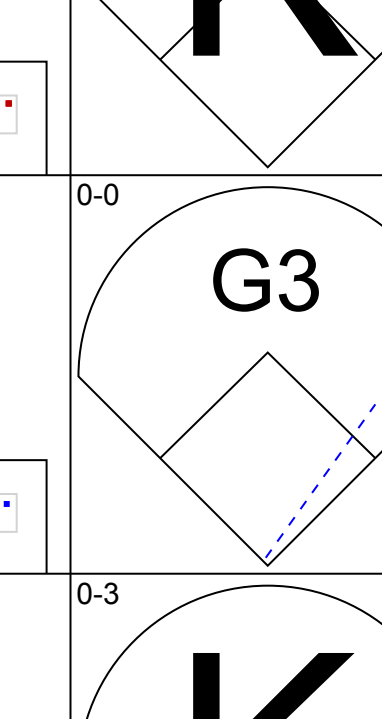
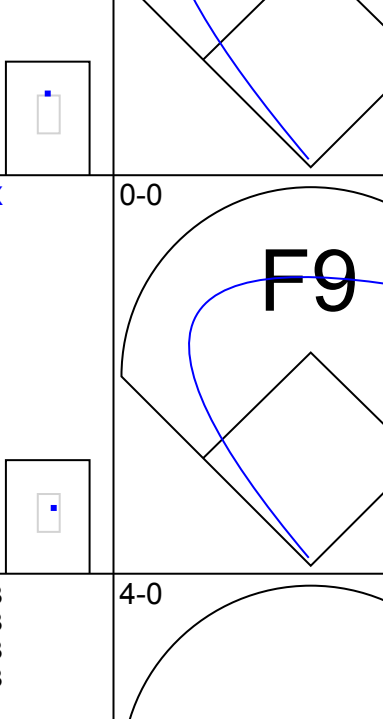

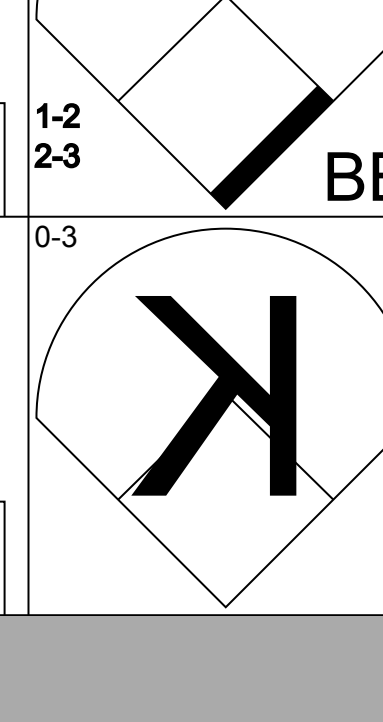
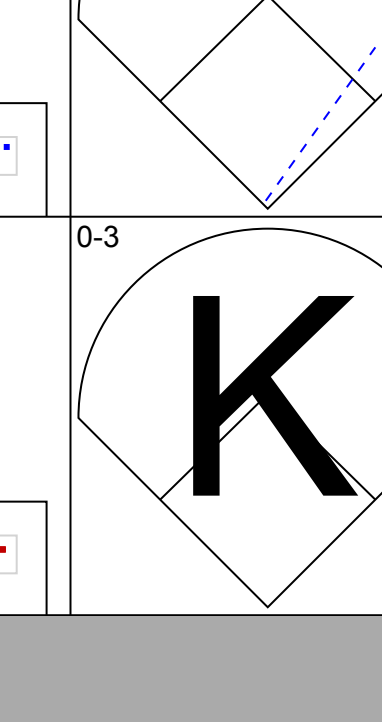
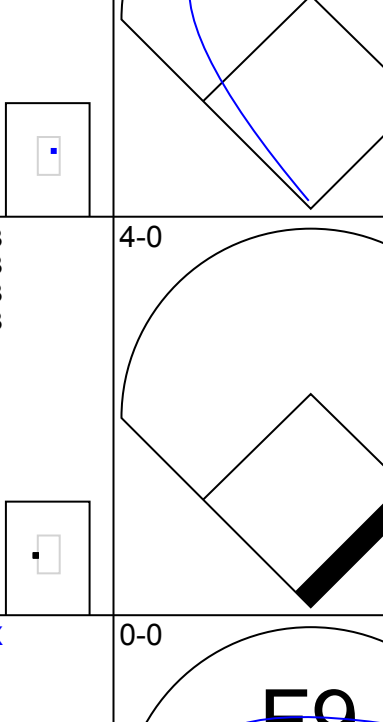

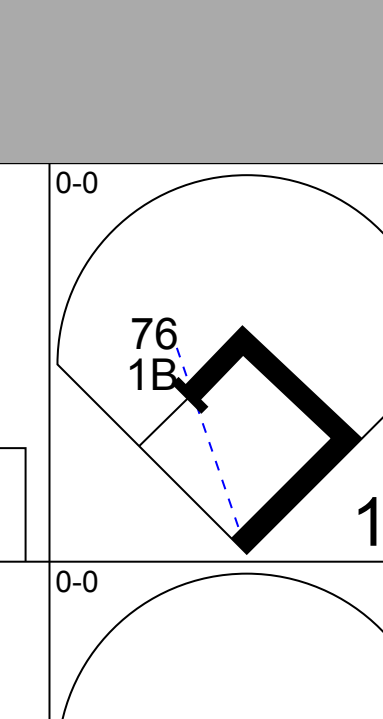
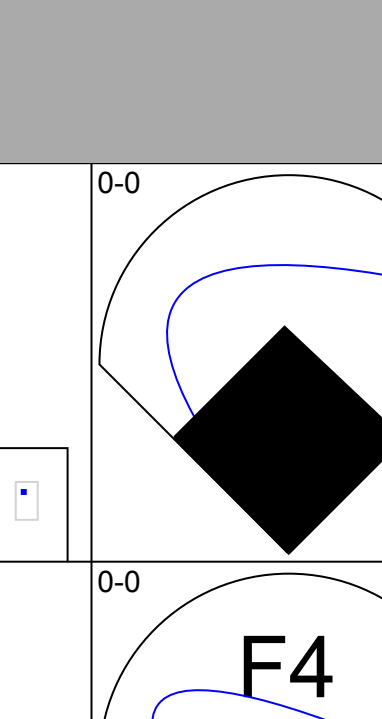
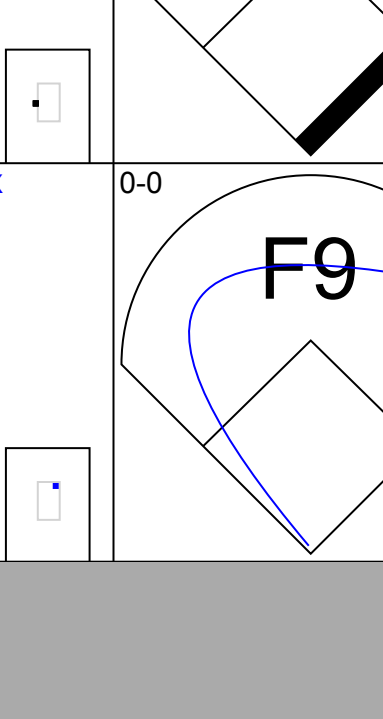
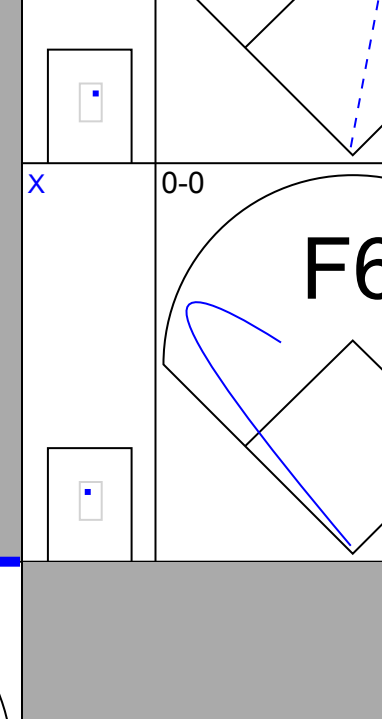
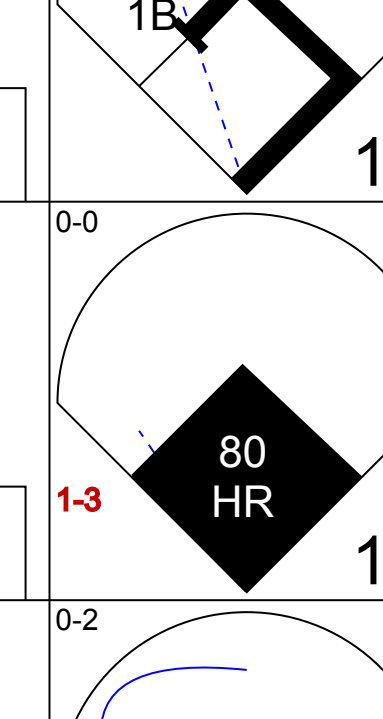
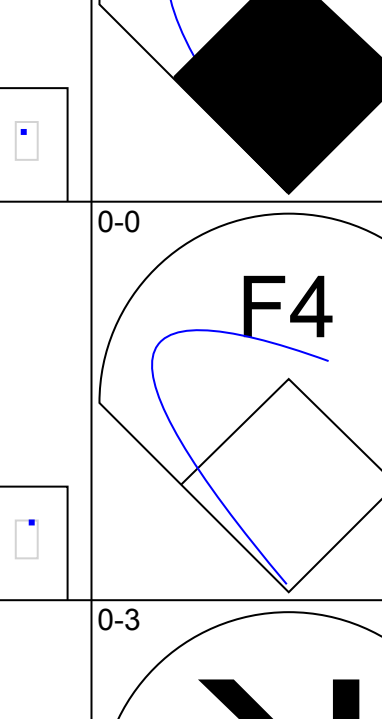
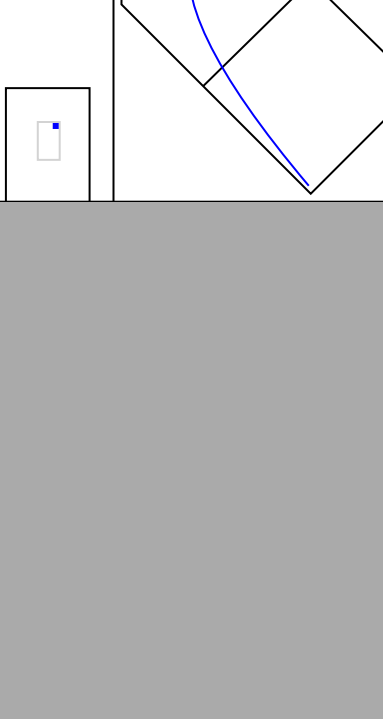
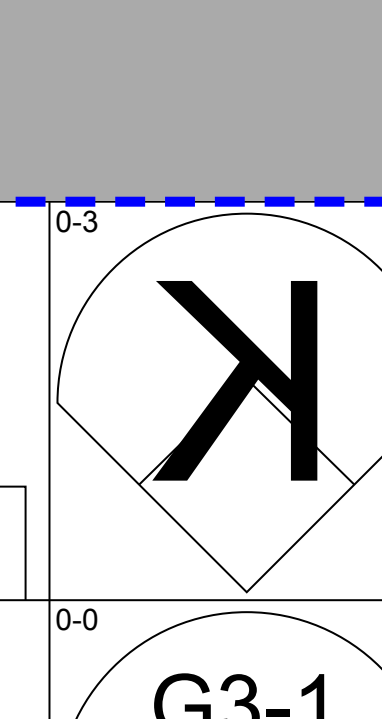
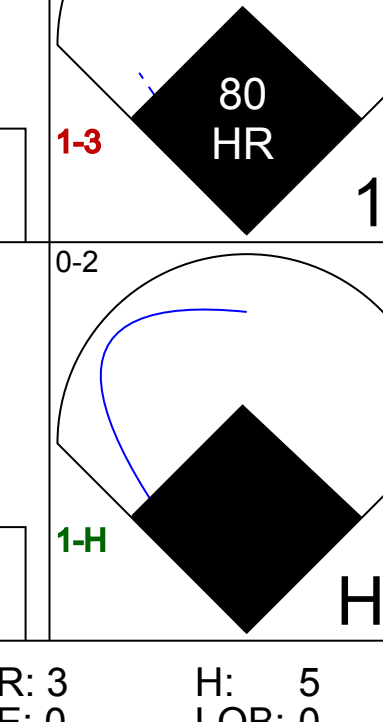
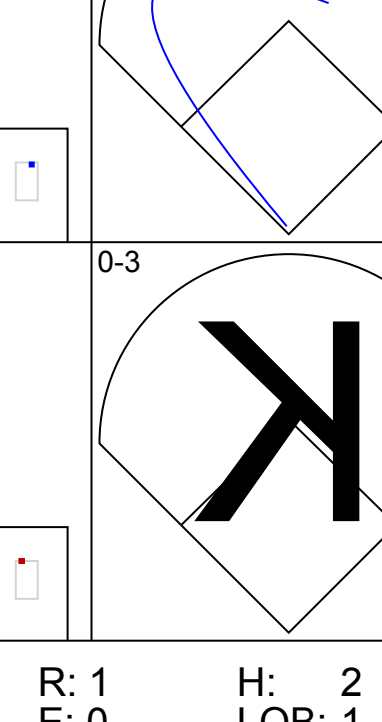

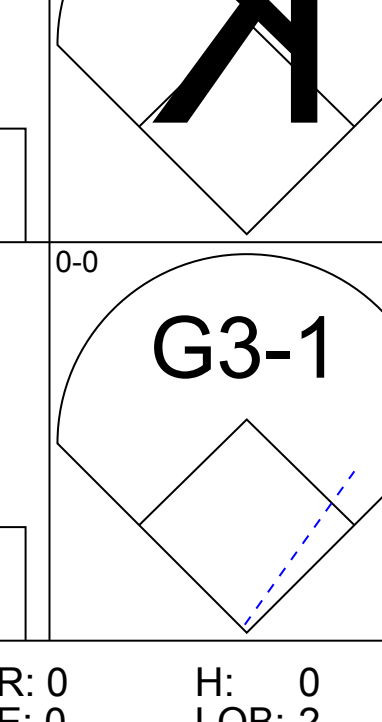


Batter	1	2	3	4	5	6	7	8	9	AB	R	H	RBI	BB	SO	LOB	TOP	
<b>6 Jonathan India, R</b> <small>OBP: 0.444, SLG: 0.091</small> <b>33 Christian Encarnacion, R</b> <small>OBP: 0.600, SLG: 1.143</small>										1	2	0	0	2	1	1		
<b>37 Tyler Stephenson, R</b> <small>OBP: 0.211, SLG: 0.222</small> <b>83 Johnny Perea, R</b> <small>OBP: 0.200, SLG: 0.143</small>										4	1	1	0	0	1	4		
<b>27 Jake Fraley, L</b> <small>OBP: 0.653, SLG: 0.750</small> <b>57 Stuart Fairchild, R</b> <small>OBP: 0.308, SLG: 0.100</small>										1	1	1	2	3	0	0		
<b>TJ Friedl, L</b> <small>OBP: 0.438, SLG: 0.571</small> <b>2 Nick Martini, L</b> <small>OBP: 0.500, SLG: 0.800</small>										3	0	2	2	1	0	1		
<b>7 Spencer Steer, R</b> <small>OBP: 0.467, SLG: 0.692</small> <b>36 Nick Quintana, R</b> <small>OBP: 0.667, SLG: 0.667</small>										3	0	1	2	1	1	3		
<b>2 Jose Barrero, R</b> <small>OBP: 0.308, SLG: 0.333</small> <b>76 Richie Martin, R</b> <small>OBP: 0.583, SLG: 0.889</small>										4	1	1	0	0	1	7		
<b>78 Matt McLain, R</b> <small>OBP: 0.714, SLG: 1.000</small> <b>12 Quincy McAfee, R</b> <small>OBP: 0.333, SLG: 0.333</small>										3	2	1	0	1	0	3		
<b>38 Michael Siani, L</b> <small>OBP: 0.353, SLG: 0.313</small> <b>Nick Plummer, L</b> <small>OBP: 0.333, SLG: 0.333</small>										3	2	2	1	1	1	0		
<b>95 Alex McGarry, L</b> <small>OBP: 0.214, SLG: 0.154</small> <b>73 James Free, S</b> <small>OBP: 0.333, SLG: 0.333</small>										3	1	1	1	1	1	3		
<b>Inning Stats</b>	R: 1 H: 1 E: 0 K: 1 S: 12	R: 5 H: 5 E: 0 K: 2 S: 25	R: 0 H: 0 E: 0 K: 2 S: 8	R: 0 H: 1 E: 0 K: 0 S: 8	R: 0 H: 0 E: 0 K: 1 S: 7	R: 2 H: 2 E: 0 K: 0 S: 14	R: 4 H: 3 E: 0 K: 1 S: 21	R: 0 H: 0 E: 0 K: 0 S: 5	R: 0 H: 1 E: 0 K: 0 S: 6	1B: 13 2B: 0 HR: 0	SF: 0 SAC: 0 HBP: 1	WP: 2 PA: 49	<b>AB</b> 36 <b>R</b> 12 <b>H</b> 13 <b>RBI</b> 12 <b>BB</b> 11 <b>SO</b> 7 <b>LOB</b> 29					
<b>PITCHER</b>	<b>58 Paul Blackburn, R</b> <small>ERA: 54.0</small>	<b>67 Jake Fishman, L</b> <small>ERA: 8.1</small>	<b>69 Luis Medina, R</b> <small>ERA: 3.0</small>	<b>68 Domingo Acevedo, R</b> <small>ERA: 6.0</small>	<b>56 Dany Jiménez, R</b> <small>ERA: 6.0</small>	<b>86 Norge Ruiz, R</b> <small>ERA: 32.4</small>	<b>78 Hogan Harris, L</b> <small>ERA: 6.0</small>	<b>IP</b> 1.0 <b>WLS</b> 1 <b>BF</b> 10 <b>H</b> 5 <b>R</b> 6 <b>ER</b> 6 <b>SO</b> 1 <b>BB</b> 2 <b>IBB</b> 0 <b>HBP</b> 0 <b>BLK</b> 0 <b>WP</b> 2 <b>HR</b> 0 <b>S</b> 25 <b>P</b> 43 <b>ERA</b> 54.00 <b>WHIP</b> 7.000	<b>IP</b> 0.2 <b>WLS</b> 0 <b>BF</b> 8 <b>H</b> 3 <b>R</b> 4 <b>ER</b> 4 <b>SO</b> 1 <b>BB</b> 2 <b>IBB</b> 0 <b>HBP</b> 1 <b>BLK</b> 0 <b>WP</b> 0 <b>HR</b> 0 <b>S</b> 20 <b>P</b> 37 <b>ERA</b> 54.00 <b>WHIP</b> 7.500	<b>IP</b> 2.1 <b>WLS</b> 1 <b>BF</b> 7 <b>H</b> 1 <b>R</b> 0 <b>ER</b> 0 <b>SO</b> 0 <b>BB</b> 0 <b>IBB</b> 0 <b>HBP</b> 0 <b>BLK</b> 0 <b>WP</b> 0 <b>HR</b> 0 <b>S</b> 12 <b>P</b> 21 <b>ERA</b> 0.00 <b>WHIP</b> 0.429								
<b>Batter</b>	1	2	3	4	5	6	7	8	9	AB	R	H	RBI	BB	SO	LOB	BOTTOM	
<b>20 Cristian Pacheco, R</b> <small>OBP: 0.421, SLG: 0.556</small>										5	0	3	0	0	0	2		
<b>15 Seth Brown, L</b> <small>OBP: 0.313, SLG: 0.357</small> <b>13 Jordan Diaz, R</b> <small>OBP: 0.400, SLG: 0.500</small>										2	0	0	0	1	1	2		
<b>23 Shea Langeliers, R</b> <small>OBP: 0.462, SLG: 0.833</small> <b>82 Daniel Susac, R</b> <small>OBP: 0.167, SLG: 0.333</small>										1	0	0	0	0	1	0		
<b>26 Jonah Bride, R</b> <small>OBP: 0.214, SLG: 0.615</small>										1	0	0	0	1	0	0		
<b>16 Kevin Cron, R</b> <small>OBP: 0.214, SLG: 0.615</small>										3	1	1	1	0	1	1		
<b>16 Zack Gelof, R</b> <small>OBP: 0.368, SLG: 0.313</small>										5	0	0	1	0	2	2		
<b>44 Ernie Clement, R</b> <small>OBP: 0.250, SLG: 0.182</small>										4	1	2	0	0	2	1		
<b>77 Lawrence Butler, L</b> <small>OBP: 0.688, SLG: 1.231</small>										4	0	1	0	0	0	2		
<b>18 Max Muncy, R</b> <small>OBP: 0.222, SLG: 0.333</small>										4	0	0	0	0	2	4		
<b>Inning Stats</b>	R: 0 H: 0 E: 0 K: 1 S: 7	R: 0 H: 1 E: 0 K: 1 S: 9	R: 0 H: 1 E: 0 K: 2 S: 14	R: 0 H: 0 E: 0 K: 1 S: 10	R: 0 H: 1 E: 0 K: 2 S: 14	R: 0 H: 0 E: 0 K: 1 S: 8	R: 1 H: 2 E: 0 K: 1 S: 16	R: 3 H: 5 E: 0 K: 1 S: 17	R: 0 H: 1 E: 0 K: 3 S: 12	1B: 7 2B: 3 HR: 0	SF: 0 SAC: 0 HBP: 0	WP: 1 PA: 41	<b>AB</b> 38 <b>R</b> 4 <b>H</b> 11 <b>RBI</b> 3 <b>BB</b> 3 <b>SO</b> 13 <b>LOB</b> 20					
<b>PITCHER</b>	<b>40 Nick Lodolo, L</b> <small>ERA: 4.5</small>	<b>93 Connor Phillips, R</b> <small>ERA: 4.5</small>	<b>89 Andrew Abbott, L</b> <small>ERA: 4.5</small>	<b>59 Ben Lively, R</b> <small>ERA: 23.63</small>	<b>33 Bennett Sousa, L</b> <small>ERA: 4.5</small>	<b>IP</b> 3.0 <b>WLS</b> 1 <b>BF</b> 12 <b>H</b> 2 <b>R</b> 0 <b>ER</b> 0 <b>SO</b> 3 <b>BB</b> 1 <b>IBB</b> 0 <b>HBP</b> 0 <b>BLK</b> 0 <b>WP</b> 0 <b>HR</b> 0 <b>S</b> 30 <b>P</b> 46 <b>ERA</b> 0.00 <b>WHIP</b> 1.000	<b>IP</b> 2.0 <b>WLS</b> 1 <b>BF</b> 9 <b>H</b> 1 <b>R</b> 0 <b>ER</b> 0 <b>SO</b> 3 <b>BB</b> 0 <b>IBB</b> 0 <b>HBP</b> 0 <b>BLK</b> 0 <b>WP</b> 0 <b>HR</b> 0 <b>S</b> 24 <b>P</b> 37 <b>ERA</b> 0.00 <b>WHIP</b> 1.500	<b>IP</b> 2.0 <b>WLS</b> 1 <b>BF</b> 8 <b>H</b> 2 <b>R</b> 1 <b>ER</b> 1 <b>SO</b> 2 <b>BB</b> 0 <b>IBB</b> 0 <b>HBP</b> 0 <b>BLK</b> 0 <b>WP</b> 1 <b>HR</b> 0 <b>S</b> 24 <b>P</b> 37 <b>ERA</b> 4.50 <b>WHIP</b> 1.000	<b>IP</b> 1.0 <b>WLS</b> 0 <b>BF</b> 8 <b>H</b> 5 <b>R</b> 3 <b>ER</b> 3 <b>SO</b> 1 <b>BB</b> 0 <b>IBB</b> 0 <b>HBP</b> 0 <b>BLK</b> 0 <b>WP</b> 0 <b>HR</b> 0 <b>S</b> 17 <b>P</b> 26 <b>ERA</b> 27.00 <b>WHIP</b> 5.000	<b>IP</b> 1.0 <b>WLS</b> 0 <b>BF</b> 4 <b>H</b> 1 <b>R</b> 0 <b>ER</b> 0 <b>SO</b> 3 <b>BB</b> 0 <b>IBB</b> 0 <b>HBP</b> 0 <b>BLK</b> 0 <b>WP</b> 0 <b>HR</b> 0 <b>S</b> 12 <b>P</b> 17 <b>ERA</b> 0.00 <b>WHIP</b> 1.000								

Batter	1	2	3	4	5	6	7	8	9	AB	R	H	RBI	BB	SO	LOB	TOP			
3 Cole Tucker, S (1,4) OBP: 0.364, SLG: 0.600 91 Adael Amador, S (7,4)											4	0	0	0	0	3	0	<b>Colorado Rockies @ Cincinnati Reds</b> Goodyear Ballpark, Goodyear, AZ Mon Mar 06 2023, 8:06 PM - 10:41 PM EST Att: 2,607 - Partly Cloudy - 68 F		
73 Zac Veen, L (1,9) OBP: 0.348, SLG: 0.524										4	0	0	0	0	2	0				
12 Sean Bouchard, R (1,7) OBP: 0.391, SLG: 0.350 98 Yanquiel Fernandez, L (6,9) OBP: 1.000, SLG: 1.000										3	0	2	0	0	0	0				
4 Michael Toglia, S (1,3) OBP: 0.400, SLG: 0.300										4	0	0	0	0	1	3				
22 Nolan Jones, L (1,10)										4	0	1	0	0	3	1				
6 Brian Serven, R (1,2) OBP: 0.214, SLG: 0.500 70 Braxton Fulford, R (6,2) OBP: 0.500, SLG: 1.000										3	1	1	0	0	2	1				
79 Brenton Doyle, R (1,8) OBP: 0.381, SLG: 0.333										4	0	1	1	0	2	2				
76 Warming Bernabel, R (1,5) OBP: 0.286, SLG: 0.231										3	0	1	0	1	0	1				
83 Julio Carreras, R (1,6) OBP: 0.333, SLG: 0.429										4	0	0	0	0	2	5				
<b>Inning Stats</b>	R: 0 E: 0 K: 3 S: 10	H: 1 LOB: 1 BB: 0 P: 11	R: 0 E: 0 K: 2 S: 8	H: 1 LOB: 2 BB: 1 P: 12	R: 0 E: 0 K: 1 S: 5	H: 0 LOB: 0 BB: 0 P: 5	R: 1 E: 0 K: 1 S: 8	H: 3 LOB: 2 BB: 0 P: 8	R: 0 E: 0 K: 3 S: 9	H: 0 LOB: 1 BB: 0 P: 9	R: 0 E: 0 K: 1 S: 5	H: 0 LOB: 0 BB: 0 P: 5	R: 0 E: 0 K: 1 S: 6	H: 1 LOB: 1 BB: 0 P: 6	R: 0 E: 0 K: 1 S: 6	H: 1 LOB: 1 BB: 0 P: 6	1B: 6 2B: 2 3B: 0 HR: 0		SF: 0 SAC: 0 DP: 0 HBP: 0	WP: 0 PB: 0 SB: 2 CS: 0
<b>PITCHER</b>	IP WLS BF H R ER SO BB IBB HBP BLK WP HR S P ERA WHIP	IP WLS BF H R ER SO BB IBB HBP BLK WP HR S P ERA WHIP	<b>PITCHER</b>																	
22 Chase Anderson, R (1,1) ERA: 2.7	2.0 W 9 2 0 0 5 1 0 0 0 0 0 0 0 18 23 0.00 1.500	2.0 H 9 3 1 1 2 0 0 0 0 0 0 0 0 13 13 4.50 1.500	84 Jared Solomon, R (9,1) ERA: 1.0																	
73 Kevin Herget, R (3,1) ERA: 2.7	1.1 H 5 1 0 0 3 0 0 0 0 0 0 0 0 11 11 0.00 0.750	1.2 5 0 0 0 3 0 0 0 0 0 0 0 0 11 11 0.00 0.000	1.0 4 1 0 0 1 0 0 0 0 0 0 0 6 6 0.00 1.000																	
47 Derek Law, R (5,1) ERA: 2.7	1.2 5 0 0 0 3 0 0 0 0 0 0 0 0 6 6 0.00 1.000																			
48 Alex Young, L (6,1) ERA: 2.7																				
77 Daniel Duarte, R (8,1) ERA: 2.7																				

AB	35
R	1
H	8
RBI	1
BB	1
SO	15
LOB	13



Batter	1	2	3	4	5	6	7	8	9	AB	R	H	RBI	BB	SO	LOB	BOTTOM	
30 Will Benson, L (1,8) OBP: 0.538, SLG: 0.538 Nick Plummer, L (7,7) OBP: 0.500, SLG: 0.333										4	1	3	1	0	0	0	<b>Colorado Rockies @ Cincinnati Reds</b> Goodyear Ballpark, Goodyear, AZ Mon Mar 06 2023, 8:06 PM - 10:41 PM EST Att: 2,607 - Partly Cloudy - 68 F	
2 Jose Barrero, R (1,6) OBP: 0.375, SLG: 0.533 44 Ely De La Cruz, S (6,6) OBP: 0.353, SLG: 0.600										3	0	2	1	0	0	1		
32 Jason Vosler, L (1,5) OBP: 0.235, SLG: 0.533 68 Noelvi Marte, R (6,5) OBP: 0.222, SLG: 0.222										3	1	1	1	0	2	2		
12 Curt Casali, R (1,2) OBP: 0.286, SLG: 0.538 67 Chuckie Robinson, R (6,PH) OBP: 0.300, SLG: 0.500										2	0	0	0	1	1	0		
16 Nick Solak, R (1,7) OBP: 0.278, SLG: 0.333 38 Michael Siani, L (6,7) OBP: 0.333, SLG: 0.294										2	0	0	0	1	0	0		
22 Luke Maile, R (1,10) OBP: 0.167, SLG: 0.167 35 Alejo Lopez, S (5,PH) OBP: 0.375, SLG: 0.167										2	0	0	0	0	2	3		
33 Christian Encarnacion-Strand OBP: 0.611, SLG: 1.235 95 Alex McGarry, L (6,3) OBP: 0.200, SLG: 0.143										3	1	2	1	0	0	1		
76 Richie Martin, R (1,4) OBP: 0.571, SLG: 0.818 78 Matt McLain, R (6,4) OBP: 0.688, SLG: 0.889										2	1	1	0	0	0	0		
80 Allan Cerda, R (1,9) OBP: 0.600, SLG: 1.286 2 Nick Martini, L (7,9) OBP: 0.429, SLG: 0.667										2	1	1	2	1	1	0		
<b>Inning Stats</b>	R: 0 E: 0 K: 2 S: 8	H: 5 LOB: 0 BB: 0 P: 10	R: 0 E: 0 K: 1 S: 10	H: 0 LOB: 0 BB: 0 P: 7	R: 1 E: 0 K: 1 S: 8	H: 2 LOB: 1 BB: 0 P: 8	R: 1 E: 0 K: 0 S: 6	H: 1 LOB: 2 BB: 1 P: 11	R: 1 E: 0 K: 3 S: 10	H: 1 LOB: 2 BB: 2 P: 18	R: 0 E: 0 K: 0 S: 3	H: 0 LOB: 0 BB: 0 P: 3	R: 0 E: 0 K: 1 S: 5	H: 0 LOB: 2 BB: 2 P: 13	1B: 6 2B: 0 3B: 1 HR: 3	SF: 0 SAC: 0 DP: 0 HBP: 0		WP: 2 PB: 0 SB: 2 CS: 0
<b>PITCHER</b>	IP WLS BF H R ER SO BB IBB HBP BLK WP HR S P ERA WHIP	IP WLS BF H R ER SO BB IBB HBP BLK WP HR S P ERA WHIP	<b>PITCHER</b>															
18 Ryan Felner, R (1,1) ERA: 6.75	2.0 L 12 6 3 3 3 2 0 0 0 0 0 1 1 18 27 13.50 4.000	3.0 13 3 2 2 3 1 0 0 0 0 0 2 21 26 6.00 1.333	1.0 6 1 1 1 3 2 0 0 0 0 0 0 3 3 9.00 3.000															
80 Karl Kauffmann, R (3,1) ERA: 4.5	1.0 6 1 1 1 3 2 0 0 0 0 0 0 0 10 18 9.00 3.000	1.0 3 0 0 0 0 0 0 0 0 0 0 0 0 3 3 0.00 0.000	1.0 5 0 0 0 1 2 0 0 0 0 0 0 5 13 0.00 2.000															
46 Nick Mears, R (6,1) ERA: 3.0																		
37 Josh Rogers, L (7,1) ERA: 23.14																		
87 Stephen Jones, R (8,1) ERA: 2.7																		





Batter	1	2	3	4	5	6	7	8	9	AB	R	H	RBI	BB	SO	LOB	TOP																
6 Jonathan India, R OBP: 0.480, SLG: 0.412 35 Alejo Lopez, S OBP: 0.444, SLG: 0.286	F9		F7		F7					3	1	1	1	0	0	0	<b>Cincinnati Reds @ San Diego Padres</b> Peoria Stadium, Peoria, AZ Wed Mar 08, 2023, 3:10 PM - 5:52 PM EST Att: 3,568 - Partly Cloudy - 72 F																
37 Tyler Stephenson, R OBP: 0.231, SLG: 0.240 7 Jose Torres, R OBP: 0.273, SLG: 0.455	G6-3		E5		K					4	1	1	0	0	1	1																	
4 Will Myers, R OBP: 0.368, SLG: 0.389 16 Nick Solak, R OBP: 0.250, SLG: 0.294						G5-3				3	0	2	1	0	0	0																	
27 Jake Freley, L OBP: 0.500, SLG: 0.556 57 Stuart Fairchild, R OBP: 0.438, SLG: 0.182	K		FC6-4							3	1	1	1	0	1	2																	
12 Curt Casali, R OBP: 0.294, SLG: 0.500 44 Eily De La Cruz, S OBP: 0.316, SLG: 0.529		G4-3	L9							3	1	1	0	0	0	1																	
7 Spencer Steer, R OBP: 0.429, SLG: 0.684 68 Noelvi Marte, R OBP: 0.200, SLG: 0.211					G5-3					3	1	1	2	0	1	0																	
2 Jose Barrero, R OBP: 0.316, SLG: 0.444 78 Matt McLain, R OBP: 0.706, SLG: 1.000		L7								3	0	0	0	0	1	1																	
30 Will Benson, L OBP: 0.500, SLG: 0.500 29 Austin Hendrick, L OBP: 0.250, SLG: 1.000			G1-3		G2-3					3	0	1	1	0	0	0																	
33 Christian Encarnacion-Straw OBP: 0.571, SLG: 1.200 22 Michel Triana, L										3	1	1	0	0	0	1																	
										0	0	0	0	0	0	0																	
<b>Inning Stats</b>	R: 0 E: 0 K: 1 S: 6	H: 1 LOB: 1 BB: 0 P: 6	R: 0 E: 0 K: 1 S: 5	H: 0 LOB: 0 BB: 0 P: 5	R: 3 E: 1 K: 0 S: 7	H: 3 LOB: 1 BB: 0 P: 8	R: 0 E: 0 K: 1 S: 5	H: 0 LOB: 0 BB: 0 P: 5	R: 0 E: 0 K: 1 S: 5	H: 0 LOB: 0 BB: 0 P: 5	R: 3 E: 0 K: 0 S: 8	H: 4 LOB: 1 BB: 0 P: 8	R: 0 E: 0 K: 1 S: 5	H: 2 LOB: 1 BB: 0 P: 6	R: 4 E: 1 K: 0 S: 6	H: 3 LOB: 1 BB: 0 P: 8	R: 0 E: 0 K: 1 S: 5	H: 0 LOB: 1 BB: 1 P: 9	1B: 8 2B: 3 3B: 1 HR: 1	SF: 1 SAC: 0 DP: 1 HBP: 2	WP: 0 PB: 1 SB: 1 CS: 1	PA: 42											
<b>PITCHER</b>	IP WLS BF H R ER SO BB IBB HBP BLK WP HR S P ERA WHIP																																
45 Brent Honeywell, R ERA: 6.14	3.0	14	4	3	2	2	0	0	0	0	0	0	0	18	24	6.00	1.333																
48 Julio Teheran, R ERA: 3.0	4.0	16	6	3	3	3	0	0	0	0	0	0	0	23	24	6.75	1.500																
68 José Lopez, L ERA: 16.2	0.1	L	6	2	4	3	0	0	0	2	0	0	1	4	6	81.00	6.000																
34 Craig Stammen, R ERA:	0.2		2	1	0	0	0	0	0	0	0	0	0	2	2	0.00	1.500																
25 Tim Hill, L ERA:	1.0		4	0	0	0	1	1	0	0	0	0	0	5	9	0.00	1.000																
<b>Batter</b>	<b>1</b>	<b>2</b>	<b>3</b>	<b>4</b>	<b>5</b>	<b>6</b>	<b>7</b>	<b>8</b>	<b>9</b>	<b>AB</b>	<b>R</b>	<b>H</b>	<b>RBI</b>	<b>BB</b>	<b>SO</b>	<b>LOB</b>	<b>BOTTOM</b>																
1 Trent Grisham, L OBP: 0.333, SLG: 0.450 88 Taylor Kohlwey, L OBP: 0.400, SLG: 0.389	P6		F8		G3		G6-3			3	0	0	0	0	0	1	<b>Cincinnati Reds @ San Diego Padres</b> Peoria Stadium, Peoria, AZ Wed Mar 08, 2023, 3:10 PM - 5:52 PM EST Att: 3,568 - Partly Cloudy - 72 F																
Fernando Tatis Jr., R OBP: 0.687, SLG: 0.500	P6		F7		F7					3	0	0	0	0	0	1																	
9 Jake Cronenworth, L OBP: 0.522, SLG: 0.697 81 Jantzen Witte, R OBP: 0.118, SLG: 0.125	P6		L7							3	1	1	0	0	0	0																	
27 David Dahl, L OBP: 0.296, SLG: 0.500 79 Tirso Ornelas, L OBP: 0.182, SLG: 0.100										3	0	1	1	1	1	1																	
16 Brandon Dixon, R OBP: 0.367, SLG: 0.227 80 Max Schrock, L OBP: 0.429, SLG: 0.800										3	1	1	0	0	0	2																	
37 Alfonso Rivas III, L OBP: 0.273, SLG: 0.526 90 Rangel Ravelo, R OBP: 0.650, SLG: 0.786										2	1	1	2	0	0	0																	
41 Luis Liberato, L OBP: 0.318, SLG: 0.556										0	0	0	0	0	0	0																	
30 Preston Tucker, L ERA: 11.32 28 José Azocar, R OBP: 0.292, SLG: 0.500										1	1	1	0	1	0	0																	
29 Pedro Severino, R OBP: 0.250, SLG: 0.200 82 Chandler Seagle, R										4	1	2	0	0	2	2																	
77 Jackson Merrill, L OBP: 0.280, SLG: 0.304 38 Tim Lopes, R OBP: 0.417, SLG: 0.619										1	0	0	1	0	1	1																	
										1	2	1	1	1	0	0																	
<b>Inning Stats</b>	R: 0 E: 0 K: 0 S: 3	H: 0 LOB: 0 BB: 0 P: 3	R: 2 E: 1 K: 2 S: 10	H: 3 LOB: 1 BB: 0 P: 10	R: 0 E: 0 K: 0 S: 3	H: 0 LOB: 0 BB: 0 P: 3	R: 0 E: 0 K: 0 S: 3	H: 0 LOB: 0 BB: 1 P: 7	R: 1 E: 0 K: 0 S: 5	H: 1 LOB: 1 BB: 1 P: 9	R: 2 E: 0 K: 2 S: 9	H: 2 LOB: 1 BB: 1 P: 13	R: 2 E: 0 K: 1 S: 8	H: 3 LOB: 0 BB: 0 P: 8	R: 2 E: 0 K: 1 S: 7	H: 2 LOB: 2 BB: 2 P: 15	R: 0 E: 0 K: 1 S: 5	H: 0 LOB: 1 BB: 1 P: 9	1B: 6 2B: 3 3B: 0 HR: 2	SF: 1 SAC: 0 DP: 0 HBP: 0	WP: 0 PB: 0 SB: 1 CS: 1	PA: 43											
<b>PITCHER</b>	IP WLS BF H R ER SO BB IBB HBP BLK WP HR S P ERA WHIP																																
34 Luke Weaver, R ERA: 11.32	3.0	13	3	2	2	2	1	0	0	0	0	0	0	3	3	0.00	0.000																
47 Brooks Crawford, R ERA:	1.0	H	2	0	0	0	0	0	0	0	0	0	0	3	3	0.00	0.000																
55 Brandon Williamson, L ERA: 7.73	1.2	B	9	2	3	2	1	2	0	0	0	0	0	10	18	10.80	2.400																
33 Bennett Sousa, L ERA:	0.1	H	2	1	0	0	1	0	0	0	0	0	0	4	4	0.00	3.000																
41 Hunter Strickland, R ERA: 12.0	1.0	W	6	3	2	2	1	0	0	0	0	0	0	1	8	18.00	3.000																
<b>PITCHER</b>	IP WLS BF H R ER SO BB IBB HBP BLK WP HR S P ERA WHIP																																
46 Buck Farmer, R ERA: 11.25	1.0	H	7	2	2	2	1	2	0	0	0	0	0	5	9	0.00	1.000																
31 Daniel Norris, L ERA: 6.75	1.0	S	4	0	0	0	1	1	0	0	0	0	0	5	9	0.00	1.000																

Batter	1	2	3	4	5	6	7	8	9	AB	R	H	RBI	BB	SO	LOB	TOP						
28 Kevin Newman, R (1.10) OBP: 0.316, SLG: 0.294 78 Matt McLain, R (7, PH) OBP: 0.632, SLG: 0.833 (7, 10)	0-1 1B S	0-0 G6-3			0-0 G6-3		0-0 F9		0-0 P4	3	1	1	0	0	0	0							
TJ Friedl, L (1.9) OBP: 0.455, SLG: 0.700 (7, 10) 76 Richie Martin, R (6.9) OBP: 0.500, SLG: 0.643 (7, 7)	SAFE 1-0 1B HR		0-0 F7		0-3 K		1-0 HBP		0-3 K	3	1	1	0	0	1	0							
9 Chad Pinder, R (1.5) OBP: 0.238, SLG: 0.211 (6, 5) 68 Noelvi Marte, R (6.5) OBP: 0.190, SLG: 0.200	1-0 G5-3		0-0 G5-3		0-0 G5-3		0-0 F7			3	0	0	0	0	0	1							
30 Will Benson, L (1.8) OBP: 0.474, SLG: 0.474 (6, 8) 38 Michael Siani, L (6.8) OBP: 0.300, SLG: 0.263	0-3 K		0-3 K		0-0 22 CS 22 S 1B				0-3 K	3	0	1	0	0	2	1							
22 Luke Maile, R (1.2) OBP: 0.222, SLG: 0.353 (7, 2) 26 Austin Romine, R (7.2) OBP: 0.100, SLG: 0.100	2H HR		0-0 P5		4-1 BB				0-0 P5	2	1	1	2	1	0	0							
44 Ely De La Cruz, S (1.6) OBP: 0.273, SLG: 0.450 (6, 6) 19 Edwin Arroyo, S (6.6) OBP: 0.500, SLG: 0.750	0-3 K		0-0 G3		0-3 K				0-0 F7	3	0	0	0	0	2	1							
35 Alejo Lopez, S (1.4) OBP: 0.429, SLG: 0.250 (6, 4) 16 Nick Solak, R (6.4) OBP: 0.238, SLG: 0.278		0-0 P6		4-0 57 1B 32 WP BB		0-0 G6-3			0-0 E3 2 2B 33 WP	2	1	0	0	1	0	1	AB 34 R 6 H 7 RBI 3 BB 3 SO 10 LOB 12						
57 Stuart Fairchild, R (1.7) OBP: 0.474, SLG: 0.231 (7, 9) 2 Nick Martini, L (7.9) OBP: 0.500, SLG: 0.857	0-0 F7		0-0 F7		1-3 32 WP 1B		4-0 76 HBP BB		0-0 33 WP 2B	2	0	1	0	1	0	0							
32 Jason Voster, L (1.3) OBP: 0.273, SLG: 0.632 (6, 4) 33 Christian Encarnacion-Strawder, R (6.4) OBP: 0.545, SLG: 1.143	0-0 HR		0-0 K		1-3 1-2 3H		0-3 K		1-3 K 2-3 3H	3	1	1	1	0	2	2							
<b>Inning Stats</b>	R: 3 H: 3 E: 0 K: 2 S: 11	H: 3 R: 0 LOB: 0 BB: 0 P: 13	R: 1 H: 1 E: 0 K: 0 S: 4	H: 1 R: 0 LOB: 0 BB: 0 P: 4	R: 0 H: 0 E: 0 K: 1 S: 5	H: 0 R: 0 LOB: 1 BB: 1 P: 5	R: 1 H: 1 E: 0 K: 1 S: 6	H: 1 R: 0 LOB: 0 BB: 1 P: 11	R: 0 H: 0 E: 0 K: 1 S: 5	H: 1 R: 0 LOB: 2 BB: 1 P: 10	R: 0 H: 0 E: 0 K: 1 S: 5	H: 0 R: 0 LOB: 0 BB: 1 P: 10	R: 0 H: 0 E: 0 K: 1 S: 5	H: 0 R: 0 LOB: 0 BB: 0 P: 5	H: 1 R: 1 LOB: 1 BB: 0 P: 10	H: 1 R: 0 LOB: 0 BB: 0 P: 10	1B: 4 2B: 1 3B: 0 HR: 2	SF: 0 SAC: 0 DP: 0 HBP: 1	WP: 2 PB: 0 SB: 3 CS: 1	PA: 38			
<b>PITCHER</b>	IP WLS BF H R ER SO BB IBB HBP BLK WP HR S P ERA WHIP	IP WLS BF H R ER SO BB IBB HBP BLK WP HR S P ERA WHIP	IP WLS BF H R ER SO BB IBB HBP BLK WP HR S P ERA WHIP	IP WLS BF H R ER SO BB IBB HBP BLK WP HR S P ERA WHIP	IP WLS BF H R ER SO BB IBB HBP BLK WP HR S P ERA WHIP	IP WLS BF H R ER SO BB IBB HBP BLK WP HR S P ERA WHIP	IP WLS BF H R ER SO BB IBB HBP BLK WP HR S P ERA WHIP	IP WLS BF H R ER SO BB IBB HBP BLK WP HR S P ERA WHIP	IP WLS BF H R ER SO BB IBB HBP BLK WP HR S P ERA WHIP	IP WLS BF H R ER SO BB IBB HBP BLK WP HR S P ERA WHIP	IP WLS BF H R ER SO BB IBB HBP BLK WP HR S P ERA WHIP	IP WLS BF H R ER SO BB IBB HBP BLK WP HR S P ERA WHIP	IP WLS BF H R ER SO BB IBB HBP BLK WP HR S P ERA WHIP	IP WLS BF H R ER SO BB IBB HBP BLK WP HR S P ERA WHIP	IP WLS BF H R ER SO BB IBB HBP BLK WP HR S P ERA WHIP	IP WLS BF H R ER SO BB IBB HBP BLK WP HR S P ERA WHIP	IP WLS BF H R ER SO BB IBB HBP BLK WP HR S P ERA WHIP	IP WLS BF H R ER SO BB IBB HBP BLK WP HR S P ERA WHIP	IP WLS BF H R ER SO BB IBB HBP BLK WP HR S P ERA WHIP	IP WLS BF H R ER SO BB IBB HBP BLK WP HR S P ERA WHIP	IP WLS BF H R ER SO BB IBB HBP BLK WP HR S P ERA WHIP		
50 Jameson Taillon, R (1.1) ERA: 6.48 93 Dairis Correa, R (4.1) ERA: 11.57 32 Michael Fulmer, R (5.1) ERA: 99 Rowan Wick, R (6.1) ERA: 2.45 47 Brandon Hughes, L (7.1) ERA:	3.2 15 4 4 4 3 0 0 0 0 0 2 22 24 9.82 1.091	0.1 3 1 1 1 1 1 0 0 0 0 1 0 4 9 27.00 6.000	1.0 3 0 0 0 1 0 0 0 0 0 0 0 5 5 0.00 0.000	1.0 W 4 1 0 0 1 1 0 0 0 0 0 6 10 0.00 2.000	1.0 H 5 0 0 0 1 1 0 1 0 0 0 5 10 0.00 1.000	1.0 H 3 0 0 0 1 0 0 0 0 1 1 5 10 0.00 1.000	1.0 S 5 1 1 0 2 0 0 0 0 1 0 9 10 0.00 1.000	1.0 H 3 0 0 0 1 0 0 0 0 0 0 0 5 5 0.00 0.000	1.0 S 5 1 1 0 2 0 0 0 0 1 0 9 10 0.00 1.000	1.0 H 3 0 0 0 1 0 0 0 0 1 0 9 10 0.00 1.000	1.0 S 5 1 1 0 2 0 0 0 0 1 0 9 10 0.00 1.000	1.0 S 5 1 1 0 2 0 0 0 0 1 0 9 10 0.00 1.000	1.0 S 5 1 1 0 2 0 0 0 0 1 0 9 10 0.00 1.000	1.0 S 5 1 1 0 2 0 0 0 0 1 0 9 10 0.00 1.000	1.0 S 5 1 1 0 2 0 0 0 0 1 0 9 10 0.00 1.000	1.0 S 5 1 1 0 2 0 0 0 0 1 0 9 10 0.00 1.000	1.0 S 5 1 1 0 2 0 0 0 0 1 0 9 10 0.00 1.000	1.0 S 5 1 1 0 2 0 0 0 0 1 0 9 10 0.00 1.000	1.0 S 5 1 1 0 2 0 0 0 0 1 0 9 10 0.00 1.000	1.0 S 5 1 1 0 2 0 0 0 0 1 0 9 10 0.00 1.000	1.0 S 5 1 1 0 2 0 0 0 0 1 0 9 10 0.00 1.000	1.0 S 5 1 1 0 2 0 0 0 0 1 0 9 10 0.00 1.000	
<b>Batter</b>	1	2	3	4	5	6	7	8	9	AB	R	H	RBI	BB	SO	LOB	BOTTOM						
2 Nico Hoerner, R (1.4) OBP: 0.250, SLG: 0.400 (6, 4) 13 David Bote, R (6.4) OBP: 0.591, SLG: 0.882	0-0 L7		0-0 G5-3		0-0 L5		1-0 HBP		0-3 K	3	0	0	0	0	0	0							
8 Ian Happ, S (1.7) OBP: 0.500, SLG: 0.438 (7, 5) 6 Zach McKinstry, L (6, PH) OBP: 0.211, SLG: 0.118	3-0 BB 7 BB		0-0 F7		0-0 K		0-0 F7		0-0 G3	2	1	1	0	1	0	0							
7 Dansby Swanson, R (1.6) OBP: 0.375, SLG: 0.691 (7, 9) 40 Mike Tauchman, L (7.9) OBP: 0.526, SLG: 0.533	SAFE 4-0 BB 1-2 BB		0-0 L3		0-0 K		0-3 K		4-0 22 2B 69 4 BB	2	0	0	0	1	1	1							
36 Trey Mancini, R (1.3) OBP: 0.600, SLG: 0.895 (7, 7) 88 Kevin Alcántara, R (7.7) OBP: 0.364, SLG: 0.455	0-3 K		0-0 FC5-4 15 2B		0-0 K		0-0 K		0-3 K	3	1	2	2	0	1	2							
51 Eric Hosmer, L (1.10) OBP: 0.250, SLG: 0.313 (6, PR) 94 Brennan Davis, R (7, 10) OBP: 0.375, SLG: 0.385	0-3 K		0-0 FC5-4 15 2B		0-0 K		0-0 K		0-3 K	3	0	1	0	0	1	3							
15 Yan Gomes, R (1.2) OBP: 0.158, SLG: 0.278 (6, 2) 22 Luis Torrens, R (7.14) OBP: 0.750, SLG: 1.714		0-0 G5-3		0-0 K		0-0 K		0-0 K		2	0	1	0	0	0	0							
16 Patrick Wisdom, R (1.9) OBP: 0.455, SLG: 0.667 (7, 6) 60 Sergio Alcántara, S (7.6) OBP: 0.364, SLG: 0.455	0-0 F9		0-0 F9		0-3 K		0-0 K		0-0 K	3	1	1	3	0	1	2							
5 Christopher Morel, R (1.8) OBP: 0.333, SLG: 0.429 (7, 8) 70 Pate Crow-Armstrong, L (7, 8) OBP: 0.300, SLG: 0.125	0-0 P4		0-0 P4		0-3 K		0-0 K		0-0 K	3	1	1	1	0	1	0							
1 Nick Madrigal, R (1.5) OBP: 0.333, SLG: 0.350 (7, 3) 19 Bryce Ball, L (7.3) OBP: 0.400, SLG: 0.400	0-0 F9		0-0 F9		0-0 F9		0-0 F8		0-0 G3	3	0	0	0	0	0	1							
<b>Inning Stats</b>	R: 0 H: 0 E: 0 K: 2 S: 7	H: 0 R: 0 LOB: 2 BB: 2 P: 14	R: 0 H: 0 E: 0 K: 0 S: 3	H: 0 R: 0 LOB: 0 BB: 0 P: 3	R: 0 H: 0 E: 0 K: 0 S: 3	R: 0 H: 2 E: 0 K: 1 S: 7	R: 0 H: 0 E: 0 K: 1 S: 5	R: 6 H: 6 E: 0 K: 1 S: 11	R: 2 H: 2 E: 0 K: 1 S: 7	R: 0 H: 0 E: 0 K: 1 S: 5	R: 0 H: 0 E: 0 K: 1 S: 5	R: 0 H: 0 E: 0 K: 1 S: 5	R: 0 H: 0 E: 0 K: 1 S: 5	R: 0 H: 0 E: 0 K: 1 S: 5	R: 0 H: 0 E: 0 K: 1 S: 5	R: 0 H: 0 E: 0 K: 1 S: 5	R: 0 H: 0 E: 0 K: 1 S: 5	1B: 5 2B: 2 3B: 0 HR: 3	SF: 0 SAC: 0 DP: 0 HBP: 1	WP: 0 PB: 0 SB: 1 CS: 0	PA: 38		
<b>PITCHER</b>	IP WLS BF H R ER SO BB IBB HBP BLK WP HR S P ERA WHIP	IP WLS BF H R ER SO BB IBB HBP BLK WP HR S P ERA WHIP	IP WLS BF H R ER SO BB IBB HBP BLK WP HR S P ERA WHIP	IP WLS BF H R ER SO BB IBB HBP BLK WP HR S P ERA WHIP	IP WLS BF H R ER SO BB IBB HBP BLK WP HR S P ERA WHIP	IP WLS BF H R ER SO BB IBB HBP BLK WP HR S P ERA WHIP	IP WLS BF H R ER SO BB IBB HBP BLK WP HR S P ERA WHIP	IP WLS BF H R ER SO BB IBB HBP BLK WP HR S P ERA WHIP	IP WLS BF H R ER SO BB IBB HBP BLK WP HR S P ERA WHIP	IP WLS BF H R ER SO BB IBB HBP BLK WP HR S P ERA WHIP	IP WLS BF H R ER SO BB IBB HBP BLK WP HR S P ERA WHIP	IP WLS BF H R ER SO BB IBB HBP BLK WP HR S P ERA WHIP	IP WLS BF H R ER SO BB IBB HBP BLK WP HR S P ERA WHIP	IP WLS BF H R ER SO BB IBB HBP BLK WP HR S P ERA WHIP	IP WLS BF H R ER SO BB IBB HBP BLK WP HR S P ERA WHIP	IP WLS BF H R ER SO BB IBB HBP BLK WP HR S P ERA WHIP	IP WLS BF H R ER SO BB IBB HBP BLK WP HR S P ERA WHIP	IP WLS BF H R ER SO BB IBB HBP BLK WP HR S P ERA WHIP	IP WLS BF H R ER SO BB IBB HBP BLK WP HR S P ERA WHIP	IP WLS BF H R ER SO BB IBB HBP BLK WP HR S P ERA WHIP	IP WLS BF H R ER SO BB IBB HBP BLK WP HR S P ERA WHIP		
21 Hunter Greene, R (1.1) ERA: 5.4 58 Levi Stoudt, R (5.1) ERA: 13.5 53 Manuel Acuña, R (6.1) ERA: 65 Casey Legumina, R (7.1) ERA: 4.5 48 Alex Young, L (8.1) ERA:	4.0 16 2 0 0 0 0 2 0 0 0 0 3 15 15 32.40 3.600	1.2 L 11 6 6 6 2 0 0 0 0 0 3 15 15 32.40 3.600	0.1 2 0 0 0 0 0 0 0 1 0 0 0 1 2 0.00 0.000	1.0 6 2 2 2 1 1 0 0 0 0 0 0 7 12 18.00 3.000	1.0 3 0 0 0 0 1 0 0 0 0 0 0 5 5 0.00 0.000	1.0 H 3 0 0 0 1 0 0 0 0 1 1 5 10 0.00 1.000	1.0 S 5 1 1 0 2 0 0 0 0 1 0 9 10 0.00 1.000	1.0 S 5 1 1 0 2 0 0 0 0 1 0 9 10 0.00 1.000	1.0 S 5 1 1 0 2 0 0 0 0 1 0 9 10 0.00 1.000	1.0 S 5 1 1 0 2 0 0 0 0 1 0 9 10 0.00 1.000	1.0 S 5 1 1 0 2 0 0 0 0 1 0 9 10 0.00 1.000	1.0 S 5 1 1 0 2 0 0 0 0 1 0 9 10 0.00 1.000	1.0 S 5 1 1 0 2 0 0 0 0 1 0 9 10 0.00 1.000	1.0 S 5 1 1 0 2 0 0 0 0 1 0 9 10 0.00 1.000	1.0 S 5 1 1 0 2 0 0 0 0 1 0 9 10 0.00 1.000	1.0 S 5 1 1 0 2 0 0 0 0 1 0 9 10 0.00 1.000	1.0 S 5 1 1 0 2 0 0 0 0 1 0 9 10 0.00 1.000	1.0 S 5 1 1 0 2 0 0 0 0 1 0 9 10 0.00 1.000	1.0 S 5 1 1 0 2 0 0 0 0 1 0 9 10 0.00 1.000	1.0 S 5 1 1 0 2 0 0 0 0 1 0 9 10 0.00 1.000	1.0 S 5 1 1 0 2 0 0 0 0 1 0 9 10 0.00 1.000	1.0 S 5 1 1 0 2 0 0 0 0 1 0 9 10 0.00 1.000	1.0 S 5 1 1 0 2 0 0 0 0 1 0 9 10 0.00 1.000

Cincinnati Reds @ Chicago Cubs  
Sloan Park, Mesa, AZ  
Thu Mar 09 2023, 3:04 PM - 5:26 PM EST  
Att: 10,586 - Cloudy - 69 F

AB 34  
R 6  
H 7  
RBI 3  
BB 3  
SO 10  
LOB 12



Cincinnati Reds @ Chicago Cubs  
Sloan Park, Mesa, AZ  
Thu Mar 09 2023, 3:04 PM - 5:26 PM EST  
Att: 10,586 - Cloudy - 69 F

AB 34  
R 8  
H 10  
RBI 8  
BB 3  
SO 7  
LOB 13



AB 34  
R 8  
H 10  
RBI 8  
BB 3  
SO 7  
LOB 13





Batter	1	2	3	4	5	6	7	8	9	AB	R	H	RBI	BB	SO	LOB	TOP																				
6 Jonathan India, R OBP: 0.428, SLG: 0.368 35 Alejo Lopez, S OBP: 0.435, SLG: 0.278	F8		SF8		E6				G3	2	0	0	1	0	0	0	<b>Cincinnati Reds @ Seattle Mariners</b> Peoria Stadium, Peoria, AZ Fri Mar 10 2023, 3:12 PM - 5:50 PM EST Att. 7,139 - Partly Cloudy - 76 F																				
37 Tyler Stephenson, R OBP: 0.207, SLG: 0.214 22 Michel Triana, L	G6-3		K		FC6-4				G3	3	0	0	0	0	1	2																					
27 Jake Fraley, L OBP: 0.440, SLG: 0.476 Nick Plummer, L OBP: 0.600, SLG: 0.500	F8		F7						K	3	0	0	0	0	1	1																					
9 Chad Pinder, R OBP: 0.208, SLG: 0.182 29 Austin Hendrick, L OBP: 0.400, SLG: 1.000		G5-3		G1-3					K	3	0	0	0	0	1	0																					
12 Curt Casali, R OBP: 0.350, SLG: 0.500 38 Daniel Vellojin, L				F9					K	2	0	1	0	1	0	0																					
28 Kevin Newman, R OBP: 0.318, SLG: 0.300 7 Jose Torres, R		BB		K					F7	3	0	1	0	0	2	1																					
30 Will Benson, L OBP: 0.450, SLG: 0.591 72 Leo Balcazar, R				K					P3	1	0	0	0	0	0	1																					
57 Stuart Fairchild, R OBP: 0.450, SLG: 0.250 38 Michael Stani, L OBP: 0.286, SLG: 0.250			E6		K				K	3	1	1	0	0	1	0																					
68 Noelvi Marte, R OBP: 0.208, SLG: 0.217 23 Nicholas Northcut, R			E5		K				G6-4-3	3	0	1	0	0	1	1																					
									G1-3	1	0	0	0	0	0	0																					
<b>Inning Stats</b>	R: 0 E: 0 K: 0 S: 4	H: 0 LOB: 0 BB: 0 P: 4	R: 0 E: 0 K: 1 S: 5	H: 0 LOB: 1 BB: 1 P: 9	R: 1 E: 2 K: 1 S: 7	H: 1 LOB: 1 BB: 0 P: 8	R: 0 E: 0 K: 1 S: 5	H: 0 LOB: 0 BB: 0 P: 5	R: 1 E: 1 K: 2 S: 11	H: 1 LOB: 0 BB: 0 P: 12	R: 0 E: 0 K: 2 S: 9	H: 2 LOB: 2 BB: 0 P: 9	R: 0 E: 0 K: 0 S: 4	H: 2 LOB: 1 BB: 0 P: 4	R: 1 E: 0 K: 1 S: 7	H: 2 LOB: 1 BB: 0 P: 7	R: 0 E: 0 K: 1 S: 5	H: 0 LOB: 0 BB: 0 P: 5	1B: 7 2B: 0 3B: 0 HR: 1	SF: 1 SAC: 0 DP: 1 HBP: 0	WP: 0 PB: 0 SB: 1 CS: 0	PA: 37															
<b>PITCHER</b>	IP	WLS	BF	H	R	ER	SO	BB	IBB	HBP	BLK	WP	HR	S	P	ERA	WHIP	<b>PITCHER</b>		IP	WLS	BF	H	R	ER	SO	BB	IBB	HBP	BLK	WP	HR	S	P	ERA	WHIP	
68 George Kirby, R ERA: 8.1	2.0	W	9	1	1	0	1	1	0	0	0	0	0	0	11	15	0.00	1.000	26 Darren McCaughan, R ERA: 1.29		3.0	S	12	4	1	1	2	0	0	0	1	0	0	16	16	3.00	1.333
91 Ryder Ryan, R ERA: 3.0	1.0	H	3	0	0	0	1	0	0	0	0	0	0	5	6	0.00	0.000																				
48 Justin Topa, R ERA: 3.0	1.0	H	3	0	0	0	1	0	0	0	0	0	0	5	5	0.00	0.000																				
55 Gabe Speier, L ERA: 2.25	1.0	H	5	1	1	1	2	0	0	0	0	0	1	11	12	9.00	1.000																				
60 Tayler Saucedo, L ERA: 6.75	1.0		5	2	0	0	2	0	0	0	0	0	0	9	9	0.00	2.000																				

Batter	1	2	3	4	5	6	7	8	9	AB	R	H	RBI	BB	SO	LOB	BOTTOM																				
16 Koltan Wong, L OBP: 0.208, SLG: 0.217 71 Mason McCoy, R OBP: 0.500, SLG: 0.529	F8			K	FC4-6					3	1	1	0	0	1	1	<b>Cincinnati Reds @ Seattle Mariners</b> Peoria Stadium, Peoria, AZ Fri Mar 10 2023, 3:12 PM - 5:50 PM EST Att. 7,139 - Partly Cloudy - 76 F																				
23 Ty France, R OBP: 0.375, SLG: 0.476 72 Jake Scheiner, R OBP: 0.133, SLG: 0.333		G3							G4-6-3	1	0	0	0	1	0	2																					
10 Jarred Kelenic, L OBP: 0.478, SLG: 1.048 17 Leonys Martin, L OBP: 0.267, SLG: 0.231									F7	2	1	2	2	1	0	0																					
8 AJ Pollock, R OBP: 0.211, SLG: 0.263 82 Kaden Polcovich, S OBP: 0.500, SLG: 0.250										3	0	0	0	0	1	5																					
90 Spencer Packard, L OBP: 1.000, SLG: 1.000										0	2	0	0	0	0	0																					
3 J.P. Crawford, L OBP: 0.350, SLG: 0.235 81 Leo Rivas, S OBP: 0.200, SLG: 0.154										1	0	1	0	0	0	0																					
2 Tom Murphy, R OBP: 0.300, SLG: 0.650 21 Cooper Hummel, S OBP: 0.333, SLG: 0.824										2	0	0	0	0	0	2																					
1 Kole Calhoun, L OBP: 0.412, SLG: 0.471 73 Zach DeLoach, L OBP: 0.250, SLG: 0.250										3	1	2	3	0	0	0																					
94 Mike Ford, L OBP: 0.353, SLG: 0.571 27 Jacob Nottingham, R OBP: 0.385, SLG: 0.200										1	1	0	0	1	0	0																					
79 Colin Moran, L OBP: 0.211, SLG: 0.176 31 Drew Ellis, R										2	0	0	0	1	2	2																					
										1	0	0	0	0	1	0																					
<b>Inning Stats</b>	R: 0 E: 0 K: 1 S: 5	H: 0 LOB: 2 BB: 1 P: 10	R: 4 E: 1 K: 1 S: 11	H: 4 LOB: 0 BB: 0 P: 13	R: 0 E: 0 K: 3 S: 9	H: 0 LOB: 1 BB: 1 P: 13	R: 0 E: 0 K: 3 S: 9	H: 0 LOB: 1 BB: 1 P: 13	R: 2 E: 0 K: 1 S: 8	H: 2 LOB: 1 BB: 0 P: 12	R: 0 E: 0 K: 1 S: 5	H: 1 LOB: 0 BB: 0 P: 5	R: 0 E: 0 K: 0 S: 4	H: 1 LOB: 1 BB: 0 P: 4	1B: 6 2B: 3 3B: 0 HR: 2	SF: 0 SAC: 0 DP: 1 HBP: 2	WP: 0 PB: 0 SB: 0 CS: 0	PA: 43																			
<b>PITCHER</b>	IP	WLS	BF	H	R	ER	SO	BB	IBB	HBP	BLK	WP	HR	S	P	ERA	WHIP	<b>PITCHER</b>		IP	WLS	BF	H	R	ER	SO	BB	IBB	HBP	BLK	WP	HR	S	P	ERA	WHIP	
42 Connor Overton, R ERA: 14.85	2.1	L	13	3	4	2	2	1	0	0	0	0	0	2	2	0.00	1.500	74 Ricky Karcher, R ERA: 3.6		5.1																	
63 Ryan Nutof, R ERA: 14.85	0.2		2	1	0	0	0	0	0	0	0	0	0	2	2	0.00	1.500	84 Jared Solomon, R ERA: 6.0		6.1																	
42 Connor Overton, R ERA: 14.85	2.1	L	13	3	4	2	2	1	0	1	0	0	1	17	24	7.71	1.714	77 Daniel Duarte, R ERA: 6.0		7.1																	
47 Derek Law, R ERA: 2.08	1.0		4	0	0	0	3	1	0	0	0	0	0	9	13	0.00	1.000	33 Bennett Sousa, L ERA: 20.25		8.1																	
39 Lucas Sims, R ERA: 20.25	0.0		6	3	5	5	0	2	0	0	0	0	0	4	12	∞	∞																				

AB	35
R	3
H	8
RBI	2
BB	1
SO	9
LOB	12















Batter	1	2	3	4	5	6	7	8	9	AB R H RBI BB SO LOB	TOP																								
											<p style="text-align: center;"><b>Chicago Cubs @ Cincinnati Reds</b> Goodyear Ballpark, Goodyear, AZ Wed Mar 15 2023, 9:05 PM EDT</p> <p style="text-align: right;"><a href="http://livebaseballscorecards.com">livebaseballscorecards.com</a></p> <p><b>AB 0</b> <b>R 0</b> <b>H 0</b> <b>RBI 0</b> <b>BB 0</b> <b>SO 0</b> <b>LOB 0</b></p> 																								
Inning Stats										1B: 0 SF: 0 WP: 0 PA: 0 2B: 0 SAC: 0 PB: 0 3B: 0 DP: 0 SB: 0 HR: 0 HBP: 0 CS: 0																									
PITCHER	IP	WLS	BF	H	R	ER	SO	BB	IBB	HBP	BLK	WP	HR	S	P	ERA	WHIP	PITCHER	IP	WLS	BF	H	R	ER	SO	BB	IBB	HBP	BLK	WP	HR	S	P	ERA	WHIP

Batter	1	2	3	4	5	6	7	8	9	AB R H RBI BB SO LOB	BOTTOM																								
											<p style="text-align: center;"><b>Chicago Cubs @ Cincinnati Reds</b> Goodyear Ballpark, Goodyear, AZ Wed Mar 15 2023, 9:05 PM EDT</p> <p style="text-align: right;"><a href="http://livebaseballscorecards.com">livebaseballscorecards.com</a></p> <p><b>AB 0</b> <b>R 0</b> <b>H 0</b> <b>RBI 0</b> <b>BB 0</b> <b>SO 0</b> <b>LOB 0</b></p> 																								
Inning Stats										1B: 0 SF: 0 WP: 0 PA: 0 2B: 0 SAC: 0 PB: 0 3B: 0 DP: 0 SB: 0 HR: 0 HBP: 0 CS: 0																									
PITCHER	IP	WLS	BF	H	R	ER	SO	BB	IBB	HBP	BLK	WP	HR	S	P	ERA	WHIP	PITCHER	IP	WLS	BF	H	R	ER	SO	BB	IBB	HBP	BLK	WP	HR	S	P	ERA	WHIP









Batter	1	2	3	4	5	6	7	8	9	AB	R	H	RBI	BB	SO	LOB	TOP			
3 Taylor Ward, R OBP: 0.389, SLG: 0.515 16 Mickey Moniak, L OBP: 0.436, SLG: 0.622	P2		FC6		G1-4-3		G6-3			4	0	0	0	0	0	3	<b>Los Angeles Angels @ Cincinnati Reds</b> Goodyear Ballpark, Goodyear, AZ Mon Mar 20 2023, 4:07 PM - 6:31 PM EDT Att. 4,011 - Partly Cloudy - 70 F			
2 Luis Rengifo, S OBP: 0.350, SLG: 0.579 70 Jose Gomez, R OBP: 0.200, SLG: 0.400	G5-3		F9					G5-3		3	0	1	0	0	0	2				
25 Taylor Jones, R OBP: 0.339, SLG: 0.250 92 Preston Palmero, L OBP: 0.667, SLG: 0.667	K			K	K					3	0	0	0	0	3	1				
12 Hunter Renfroe, R OBP: 0.333, SLG: 0.594 7 Jo Adell, R OBP: 0.293, SLG: 0.465		F7		14 BB 10 1B BB			G5-3		F9	2	0	0	0	1	0	0				
10 Gio Urshela, R OBP: 0.370, SLG: 0.444 37 Kyle Kasser, L	G4-3			14 BB 1B			F8		G4-3	3	0	1	0	0	0	0				
14 Logan O'Hoppe, R OBP: 0.345, SLG: 0.400 21 Matt Thaiss, L OBP: 0.455, SLG: 0.360	K						K			2	0	0	0	1	2	0				
37 Kevin Padlo, R OBP: 0.289, SLG: 0.514 75 Trey Cabbage, L OBP: 0.344, SLG: 0.444			K	K			G4-3		K	3	0	0	0	0	2	3				
93 Jordyn Adams, R OBP: 0.469, SLG: 0.520 73 Orlando Martinez, L					F8				K	2	0	0	0	1	1	3				
42 David Fletcher, R OBP: 0.333, SLG: 0.273 41 Denzer Guzman, R			K							3	0	2	0	0	1	1				
										0	0	0	0	0	0	0				
<b>Inning Stats</b>	R: 0 E: 0 K: 1 S: 6	H: 0 LOB: 0 BB: 0 P: 10	R: 0 E: 0 K: 1 S: 6	H: 0 LOB: 0 BB: 0 P: 8	R: 0 E: 0 K: 2 S: 12	H: 0 LOB: 2 BB: 1 P: 19	R: 0 E: 0 K: 2 S: 13	H: 1 LOB: 3 BB: 2 P: 26	R: 0 E: 0 K: 1 S: 12	H: 2 LOB: 1 BB: 0 P: 15	R: 0 E: 0 K: 1 S: 8	H: 1 LOB: 1 BB: 0 P: 19	R: 0 E: 0 K: 0 S: 12	H: 1 LOB: 0 BB: 0 P: 17	R: 0 E: 0 K: 3 S: 12	H: 0 LOB: 0 BB: 0 P: 17	1B: 4 2B: 1 3B: 0 HR: 0	SF: 0 SAC: 0 DP: 1 HBP: 0	WP: 0 PB: 0 SB: 0 CS: 0	PA: 35
<b>PITCHER</b>	IP WLS BF H R ER SO BB IBB HBP BLK WP HR S P ERA WHIP	IP WLS BF H R ER SO BB IBB HBP BLK WP HR S P ERA WHIP	IP WLS BF H R ER SO BB IBB HBP BLK WP HR S P ERA WHIP	IP WLS BF H R ER SO BB IBB HBP BLK WP HR S P ERA WHIP	IP WLS BF H R ER SO BB IBB HBP BLK WP HR S P ERA WHIP	IP WLS BF H R ER SO BB IBB HBP BLK WP HR S P ERA WHIP	IP WLS BF H R ER SO BB IBB HBP BLK WP HR S P ERA WHIP	IP WLS BF H R ER SO BB IBB HBP BLK WP HR S P ERA WHIP	IP WLS BF H R ER SO BB IBB HBP BLK WP HR S P ERA WHIP	IP WLS BF H R ER SO BB IBB HBP BLK WP HR S P ERA WHIP	IP WLS BF H R ER SO BB IBB HBP BLK WP HR S P ERA WHIP	IP WLS BF H R ER SO BB IBB HBP BLK WP HR S P ERA WHIP	IP WLS BF H R ER SO BB IBB HBP BLK WP HR S P ERA WHIP	IP WLS BF H R ER SO BB IBB HBP BLK WP HR S P ERA WHIP	IP WLS BF H R ER SO BB IBB HBP BLK WP HR S P ERA WHIP	IP WLS BF H R ER SO BB IBB HBP BLK WP HR S P ERA WHIP	IP WLS BF H R ER SO BB IBB HBP BLK WP HR S P ERA WHIP			

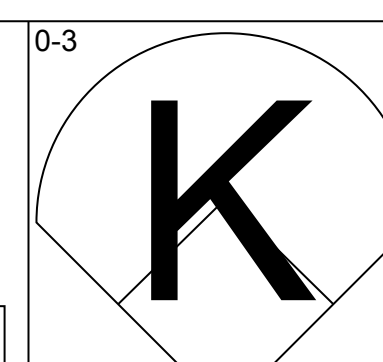
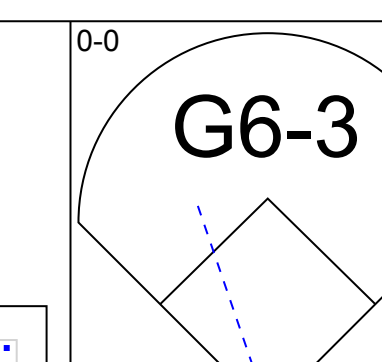
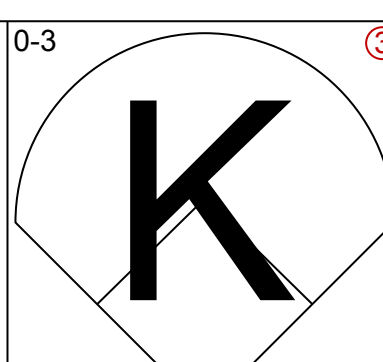
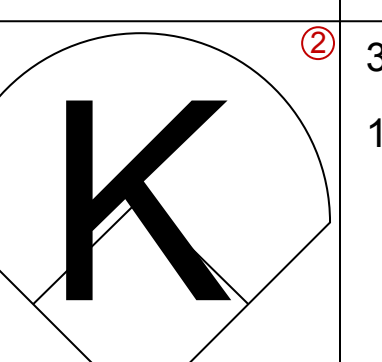

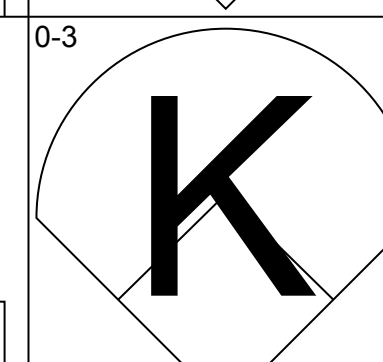
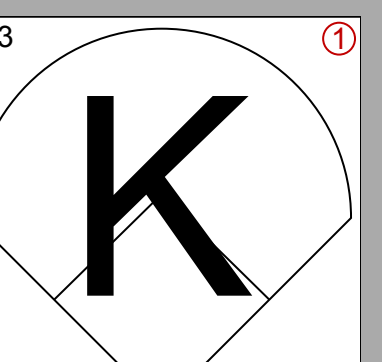
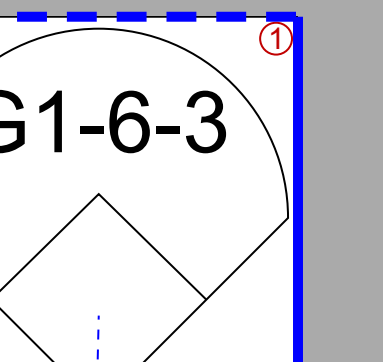

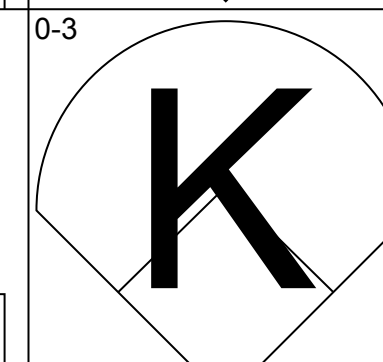
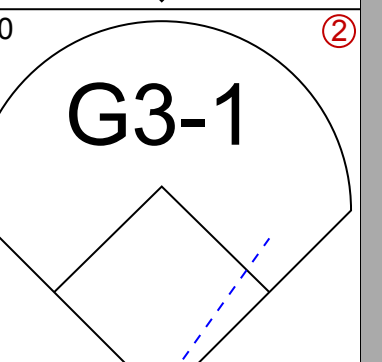
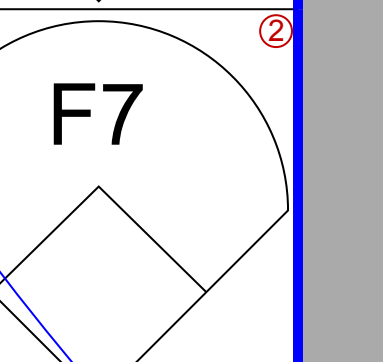
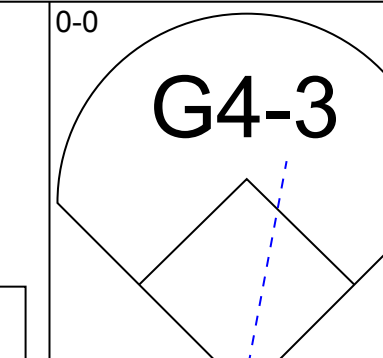
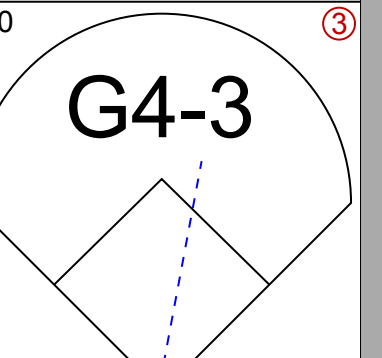
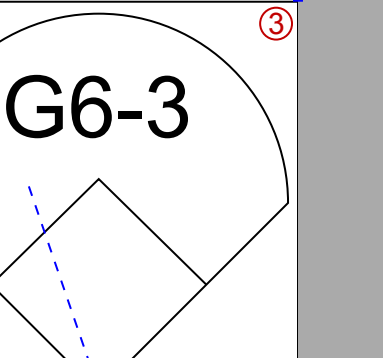

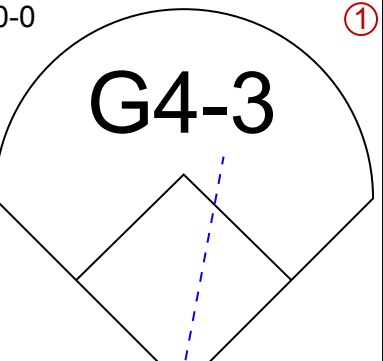
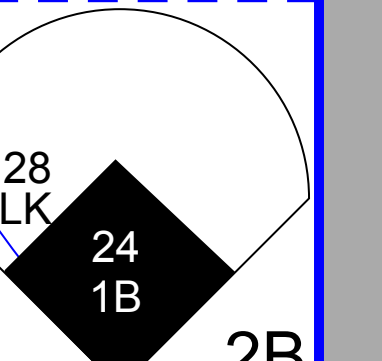

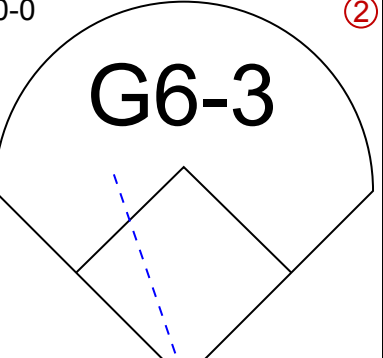
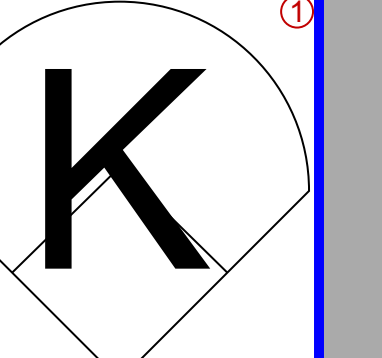

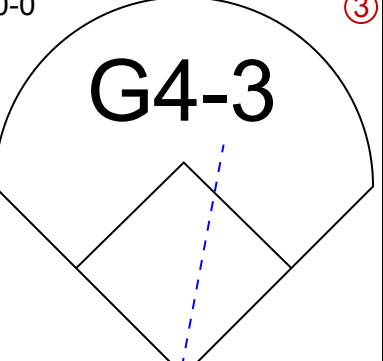
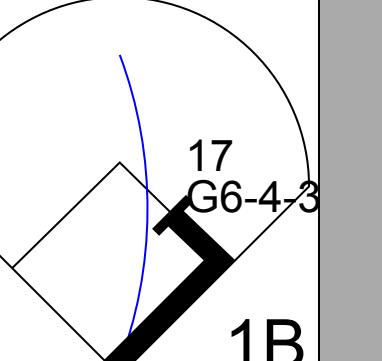
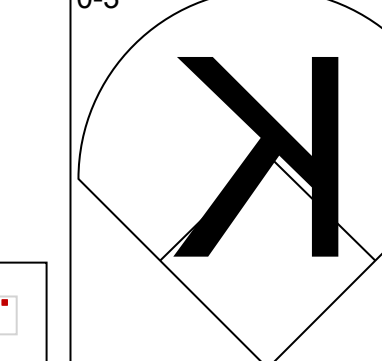
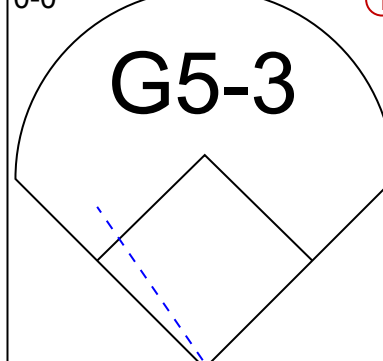
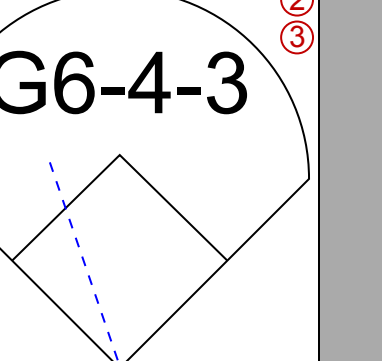
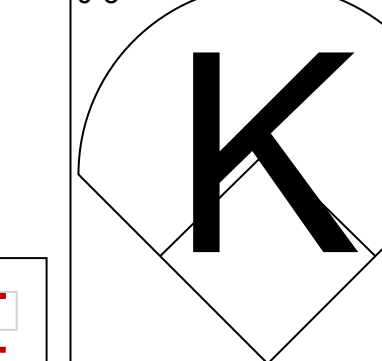

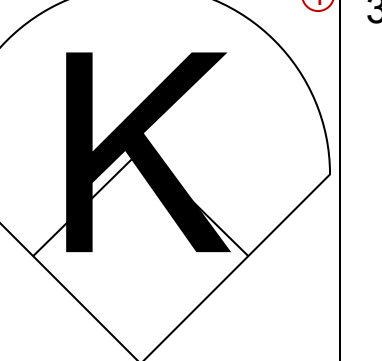
AB	32
R	0
H	5
RBI	0
BB	3
SO	12
LOB	15



Batter	1	2	3	4	5	6	7	8	9	AB	R	H	RBI	BB	SO	LOB	BOTTOM			
6 Jonathan India, R OBP: 0.429, SLG: 0.474 3 Matt Reynolds, R OBP: 1.000, SLG: 1.000	L7		19 FC3-6 1B	4 S 4 1B 1B						4	1	3	3	0	0	0	<b>Los Angeles Angels @ Cincinnati Reds</b> Goodyear Ballpark, Goodyear, AZ Mon Mar 20 2023, 4:07 PM - 6:31 PM EDT Att. 4,011 - Partly Cloudy - 70 F			
19 Joey Votto, L OBP: 0.287, SLG: 0.154 30 Will Benson, L OBP: 0.342, SLG: 0.421	P6		FC3-6 1B	K	K					4	0	0	0	0	2	4				
4 Wil Myers, R OBP: 0.368, SLG: 0.378 2 Jose Barrero, R OBP: 0.333, SLG: 0.455	K						G4-3		K	4	2	2	2	0	1	0				
37 Tyler Stephenson, R OBP: 0.296, SLG: 0.326 2 Nick Martini, L OBP: 0.333, SLG: 0.545		G6-3		K			G5-3		K	4	0	1	0	0	1	0				
27 Jake Fraley, L OBP: 0.364, SLG: 0.600 83 Jhonny Pereda, R OBP: 0.250, SLG: 0.143		G3-1					K			4	1	1	0	0	2	1				
28 Kevin Newman, R OBP: 0.306, SLG: 0.294 69 Ilin Fernandez, R OBP: 1.000, SLG: 2.000		G6-3			7 BB 2B 1B					4	2	2	1	0	0	0				
TJ Friedl, L OBP: 0.324, SLG: 0.441 33 TJ Hopkins, R OBP: 0.250, SLG: 0.250										3	2	1	0	1	2	1				
7 Spencer Steer, R OBP: 0.415, SLG: 0.556 2 Tyler Callihan, L										3	1	1	2	1	0	1				
9 Chad Pinder, R OBP: 0.171, SLG: 0.158 87 Henry Ramos, S OBP: 0.579, SLG: 0.938										3	1	1	1	0	1	3				
										1	0	0	0	0	0	0				
<b>Inning Stats</b>	R: 0 E: 0 K: 1 S: 5	H: 0 LOB: 0 BB: 0 P: 5	R: 0 E: 0 K: 0 S: 4	H: 0 LOB: 0 BB: 0 P: 6	R: 1 E: 0 K: 0 S: 11	H: 2 LOB: 1 BB: 0 P: 13	R: 8 E: 1 K: 3 S: 31	H: 8 LOB: 1 BB: 1 P: 46	R: 1 E: 0 K: 3 S: 15	H: 2 LOB: 2 BB: 1 P: 29	R: 0 E: 0 K: 1 S: 8	H: 0 LOB: 0 BB: 0 P: 13	R: 0 E: 0 K: 1 S: 8	H: 0 LOB: 0 BB: 0 P: 12	R: 0 E: 0 K: 2 S: 13	H: 2 LOB: 2 BB: 0 P: 17	1B: 10 2B: 3 3B: 0 HR: 1	SF: 0 SAC: 0 DP: 0 HBP: 0	WP: 0 PB: 0 SB: 2 CS: 0	PA: 40
<b>PITCHER</b>	IP WLS BF H R ER SO BB IBB HBP BLK WP HR S P ERA WHIP	IP WLS BF H R ER SO BB IBB HBP BLK WP HR S P ERA WHIP	IP WLS BF H R ER SO BB IBB HBP BLK WP HR S P ERA WHIP	IP WLS BF H R ER SO BB IBB HBP BLK WP HR S P ERA WHIP	IP WLS BF H R ER SO BB IBB HBP BLK WP HR S P ERA WHIP	IP WLS BF H R ER SO BB IBB HBP BLK WP HR S P ERA WHIP	IP WLS BF H R ER SO BB IBB HBP BLK WP HR S P ERA WHIP	IP WLS BF H R ER SO BB IBB HBP BLK WP HR S P ERA WHIP	IP WLS BF H R ER SO BB IBB HBP BLK WP HR S P ERA WHIP	IP WLS BF H R ER SO BB IBB HBP BLK WP HR S P ERA WHIP	IP WLS BF H R ER SO BB IBB HBP BLK WP HR S P ERA WHIP	IP WLS BF H R ER SO BB IBB HBP BLK WP HR S P ERA WHIP	IP WLS BF H R ER SO BB IBB HBP BLK WP HR S P ERA WHIP	IP WLS BF H R ER SO BB IBB HBP BLK WP HR S P ERA WHIP	IP WLS BF H R ER SO BB IBB HBP BLK WP HR S P ERA WHIP	IP WLS BF H R ER SO BB IBB HBP BLK WP HR S P ERA WHIP	IP WLS BF H R ER SO BB IBB HBP BLK WP HR S P ERA WHIP			

AB	38
R	10
H	14
RBI	9
BB	2
SO	11
LOB	14

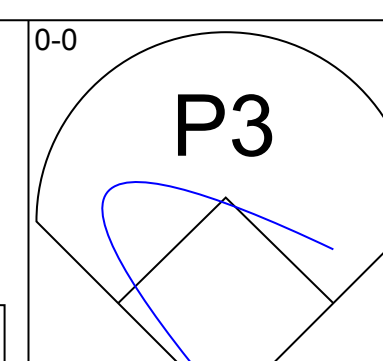
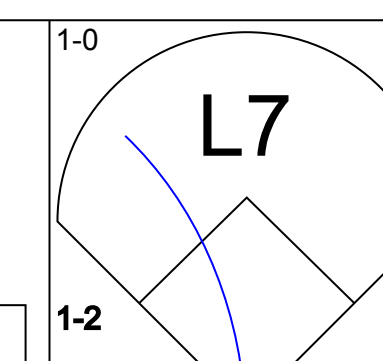
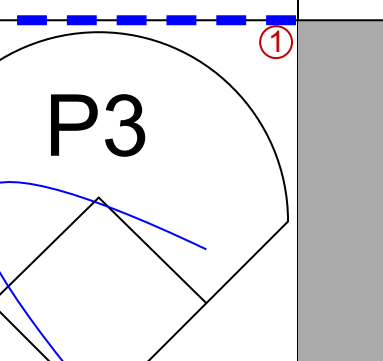
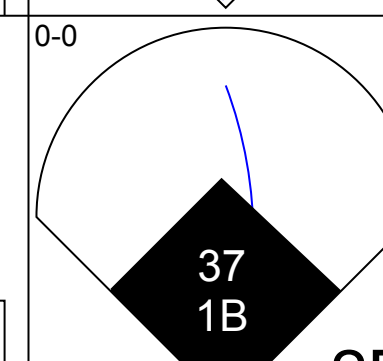
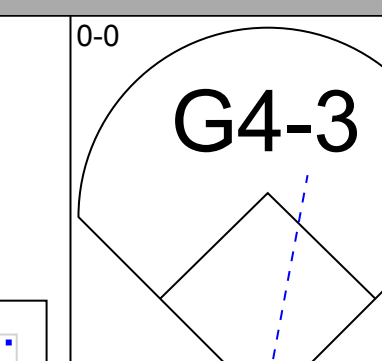
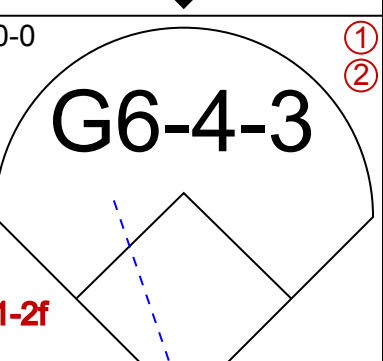
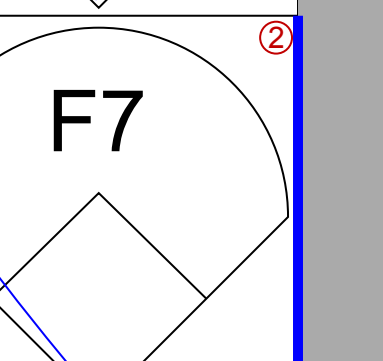
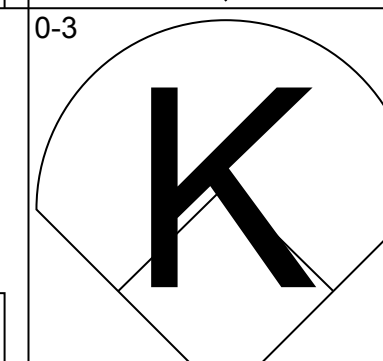
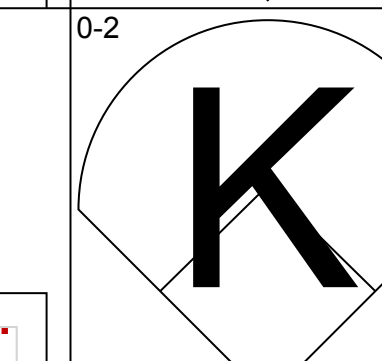
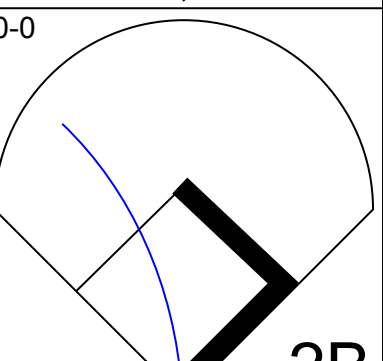
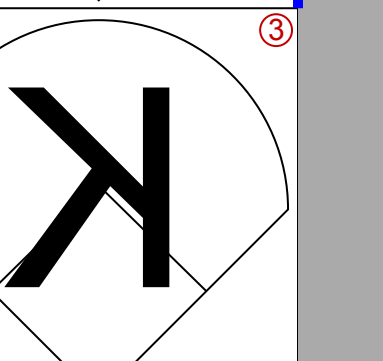
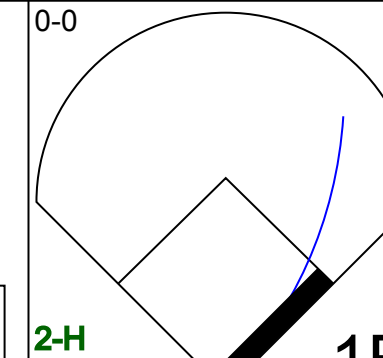
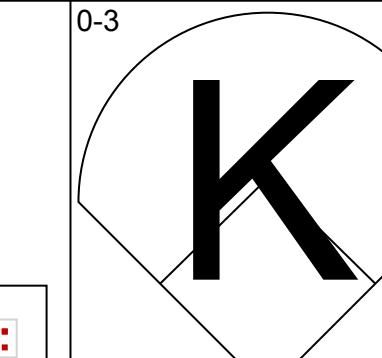
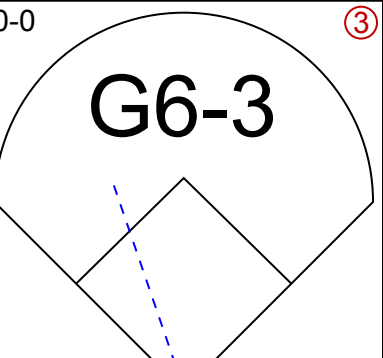
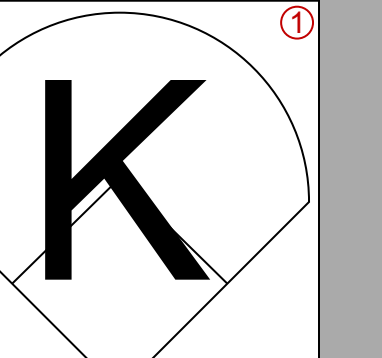
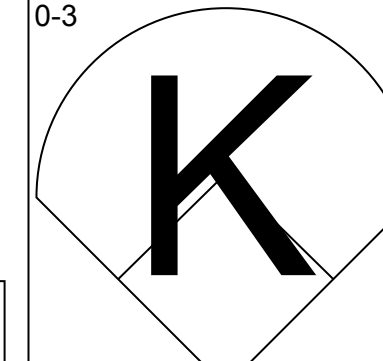
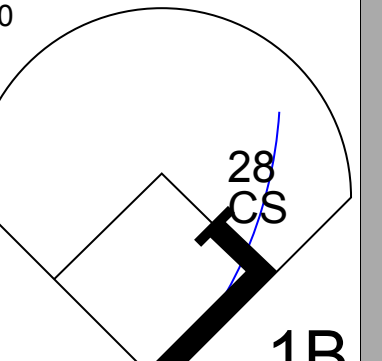
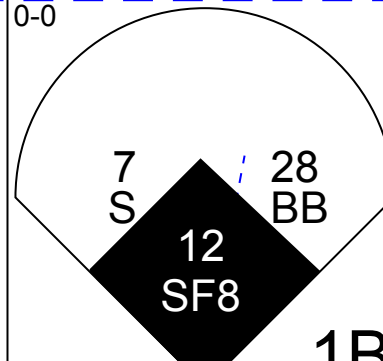
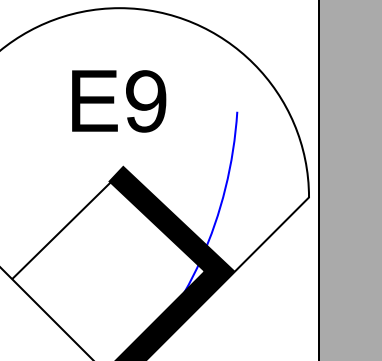
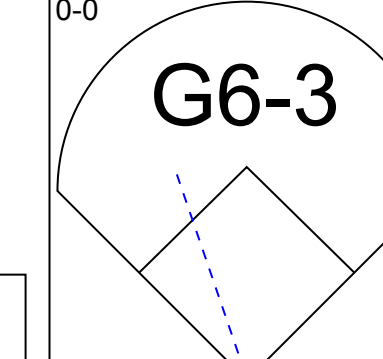
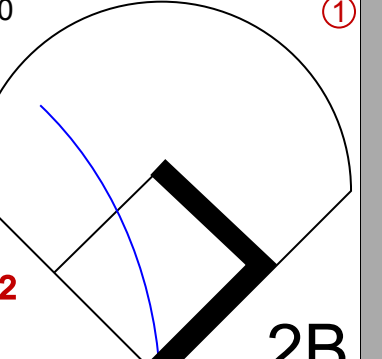
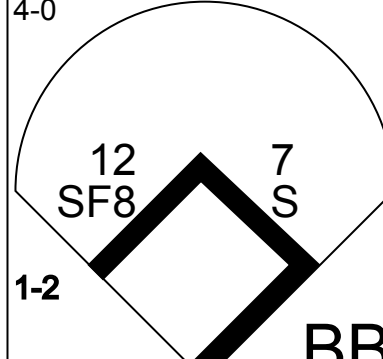
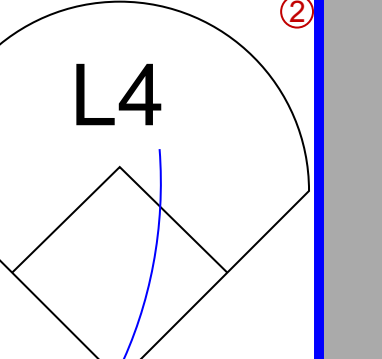
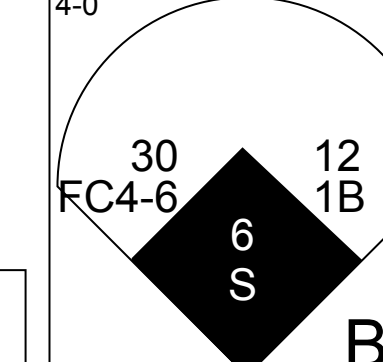

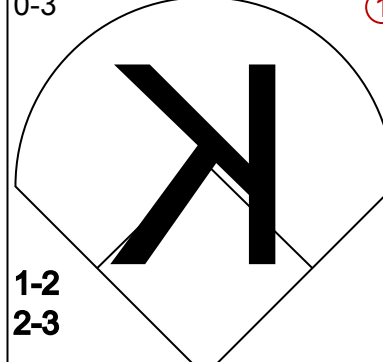
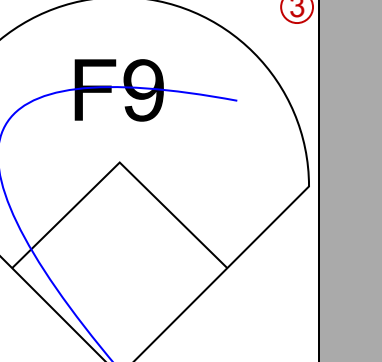
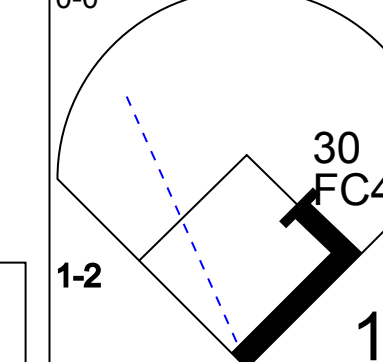
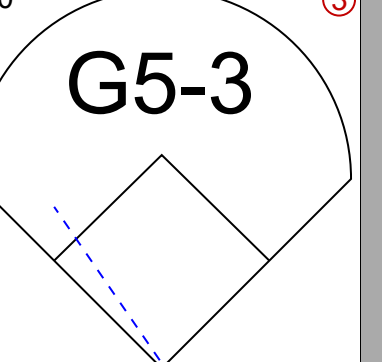
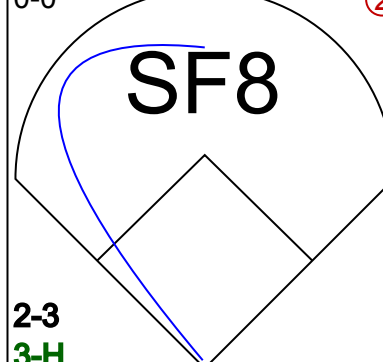
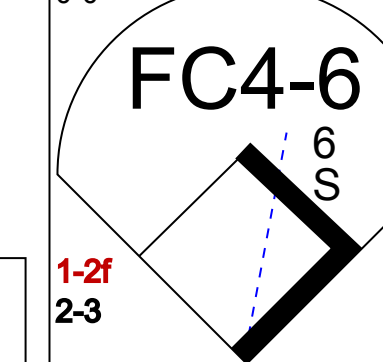
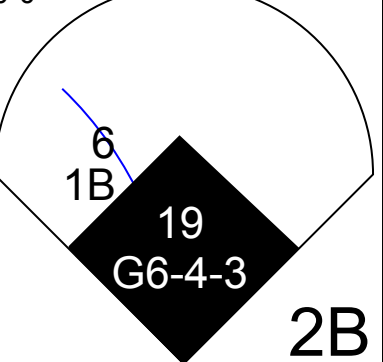
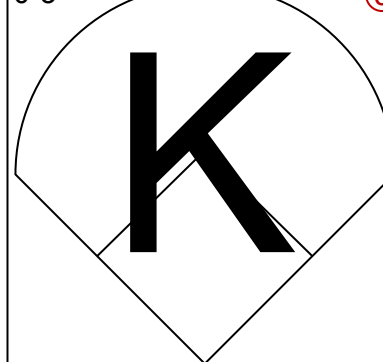


Batter	1	2	3	4	5	6	7	8	9	AB	R	H	RBI	BB	SO	LOB	TOP								
5 Adam Engel, R (1, 8) OBP: 0.428, SLG: 0.222 41 Luis Liberato, L (6, 8) OBP: 0.243, SLG: 0.343										3	0	0	0	0	2	0									
38 Tim Lopes, R (1, 6) OBP: 0.444, SLG: 0.564 91 Evan Mendoza, R (7, 6) OBP: 0.500, SLG: 0.778										3	0	0	0	0	2	0									
8 Rounjed Odor, L (1, 4) OBP: 0.367, SLG: 0.460 54 Nerwilan Cedeño, S (7, 4) OBP: 0.313, SLG: 0.375										3	0	0	0	0	1	0									
32 Nelson Cruz, R (1, 10) OBP: 0.258, SLG: 0.345										3	0	0	0	0	0	0									
27 David Dahl, L (1, 7) OBP: 0.308, SLG: 0.451 84 Jakob Marsee, L (8, PR) OBP: 0.250, SLG: 0.143										3	0	1	0	0	1	0									
28 José Azocar, R (1, 9) OBP: 0.298, SLG: 0.500 94 Korry Howell, R (8, 7) OBP: 0.500, SLG: 0.667										3	0	1	0	0	1	1									
24 Brett Sullivan, L (1, 2) OBP: 0.333, SLG: 0.429										3	0	1	1	0	1	1									
17 Matthew Batten, R (1, 5) OBP: 0.389, SLG: 0.357										3	0	0	0	0	1	2									
88 Taylor Kohlwey, L (1, 3) OBP: 0.395, SLG: 0.400										3	0	0	0	0	3	0									
<b>Inning Stats</b>	R: 0 E: 0 K: 3 S: 9	H: 0 LOB: 0 BB: 0 P: 9	R: 0 E: 0 K: 2 S: 8	H: 1 LOB: 1 BB: 0 P: 8	R: 0 E: 0 K: 2 S: 7	H: 0 LOB: 0 BB: 0 P: 7	R: 0 E: 0 K: 1 S: 5	H: 0 LOB: 0 BB: 0 P: 5	R: 0 E: 0 K: 0 S: 3	H: 0 LOB: 0 BB: 0 P: 3	R: 0 E: 0 K: 2 S: 7	H: 0 LOB: 0 BB: 0 P: 7	R: 0 E: 0 K: 0 S: 3	H: 0 LOB: 0 BB: 0 P: 3	R: 1 E: 0 K: 1 S: 6	H: 2 LOB: 1 BB: 0 P: 6	R: 0 E: 0 K: 3 S: 9	H: 0 LOB: 0 BB: 0 P: 9	1B: 2 2B: 1 3B: 0 HR: 0	SF: 0 SAC: 0 DP: 1 HBP: 0	WP: 0 PB: 0 SB: 0 CS: 0	PA: 29			
<b>PITCHER</b>	IP	WLS	BF	H	R	ER	SO	BB	IBB	HBP	BLK	WP	HR	S	P	ERA	WHIP								
51 Graham Ashcraft, R (1, 1) ERA: 2.6	6.0	W	19	1	0	0	10	0	0	0	0	0	0	39	39	0.00	0.167								
41 Hunter Strickland, R (7, 1) ERA: 6.75	1.0		3	0	0	0	0	0	0	0	0	0	0	3	3	0.00	0.000								
52 Reiver Sanmartin, L (8, 1) ERA: 3.0	1.0		4	2	1	1	1	0	0	0	1	0	0	6	6	9.00	2.000								
46 Buck Farmer, R (9, 1) ERA: 7.88	1.0	S	3	0	0	0	3	0	0	0	0	0	0	9	9	0.00	0.000								

San Diego Padres @ Cincinnati Reds  
Goodyear Ballpark, Goodyear, AZ  
Wed Mar 22 2023, 9:06 PM - 10:57 PM EDT  
Att. 4,025 - Partly Cloudy - 64 F

AB 29  
R 1  
H 3  
RBI 1  
BB 0  
SO 14  
LOB 4



Batter	1	2	3	4	5	6	7	8	9	AB	R	H	RBI	BB	SO	LOB	BOTTOM								
6 Jonathan India, R (1, 4) OBP: 0.415, SLG: 0.452										4	0	1	0	0	0	1									
19 Joey Votto, L (1, 3) OBP: 0.283, SLG: 0.235 32 Jason Vosler, L (8, 3) OBP: 0.294, SLG: 0.517										4	1	1	0	0	0	1									
4 Wil Myers, R (1, 9) OBP: 0.302, SLG: 0.390										4	0	1	0	0	3	1									
37 Tyler Stephenson, R (1, 10) OBP: 0.288, SLG: 0.327 9 Chad Pinder, R (8, PH) OBP: 0.187, SLG: 0.154										3	0	1	1	0	1	1									
TJ Friedl, L (1, 8) OBP: 0.350, SLG: 0.459 15 Nick Senzel, R (7, 8)										3	1	2	0	0	1	1									
28 Kevin Newman, R (1, 6) OBP: 0.325, SLG: 0.324 46 Buck Farmer, L (9, 1)										3	0	1	0	1	0	1									
7 Spencer Steer, R (1, 5) OBP: 0.400, SLG: 0.513										3	1	0	0	1	2	4									
12 Curt Casali, R (1, 2) OBP: 0.393, SLG: 0.542 22 Luke Maile, R (7, 2) OBP: 0.310, SLG: 0.360										2	0	1	1	0	0	1									
30 Will Benson, L (1, 7) OBP: 0.341, SLG: 0.439										3	1	1	0	0	1	3									
<b>Inning Stats</b>	R: 1 E: 0 K: 2 S: 9	H: 2 LOB: 1 BB: 0 P: 9	R: 1 E: 0 K: 0 S: 4	H: 1 LOB: 1 BB: 1 P: 9	R: 0 E: 0 K: 2 S: 6	H: 0 LOB: 0 BB: 0 P: 6	R: 0 E: 0 K: 1 S: 6	H: 2 LOB: 1 BB: 0 P: 7	R: 1 E: 0 K: 0 S: 5	H: 3 LOB: 1 BB: 0 P: 5	R: 1 E: 0 K: 2 S: 8	H: 1 LOB: 1 BB: 1 P: 12	R: 0 E: 0 K: 1 S: 5	H: 0 LOB: 0 BB: 0 P: 5	R: 0 E: 1 K: 1 S: 6	H: 0 LOB: 1 BB: 0 P: 6	R: 0 E: 0 K: 3 S: 9	H: 0 LOB: 0 BB: 0 P: 9	1B: 5 2B: 4 3B: 0 HR: 0	SF: 1 SAC: 0 DP: 1 HBP: 0	WP: 0 PB: 0 SB: 4 CS: 1	PA: 34			
<b>PITCHER</b>	IP	WLS	BF	H	R	ER	SO	BB	IBB	HBP	BLK	WP	HR	S	P	ERA	WHIP								
67 Seth Lugo, R (1, 1) ERA: 2.6	5.0	L	22	8	3	3	5	1	0	0	0	0	0	30	36	5.40	1.800								
71 Josh Hader, L (6, 1) ERA: 1.5	1.0		5	1	1	1	2	1	0	0	0	0	0	8	12	9.00	2.000								
73 Drew Carlton, R (7, 1) ERA: 2.35	2.0		7	0	0	0	2	0	0	0	0	0	0	11	11	0.00	0.000								

San Diego Padres @ Cincinnati Reds  
Goodyear Ballpark, Goodyear, AZ  
Wed Mar 22 2023, 9:06 PM - 10:57 PM EDT  
Att. 4,025 - Partly Cloudy - 64 F

AB 31  
R 4  
H 9  
RBI 2  
BB 2  
SO 9  
LOB 14



Batter	1	2	3	4	5	6	7	8	9	AB	R	H	RBI	BB	SO	LOB	TOP				
44 Julio Rodríguez, R (1, 8) OBP: 0.500, SLG: 0.857 86 Miguel Perez, R (5, 8)	4-0 35 BB 1B	0-0 2B	0-0 16 BB 1B	0-1 HR		4-1 71 BB 66-4-3		0-3 K		3	3	3	3	1	0	0					
16 Kolten Wong, L (1, 4) OBP: 0.326, SLG: 0.263 71 Mason McCoy, R (5, 4)	4-0 35 BB 28 2B 1B	F7	0-0 35 HR 1B	3-H HR		0-0 G6-4-3		0-3 K		2	2	1	1	1	0	1					
35 Teoscar Hernández, R (1, 9) OBP: 0.367, SLG: 0.555 82 Randy Bednar, R (5, 9)	0-0 28 BB 10 G4-3 1B	K	1-0 HR	0-0 G5-3		0-3 K		0-3 K		4	2	2	3	0	1	2					
28 Eugenio Suárez, R (1, 5) OBP: 0.348, SLG: 0.714 85 Ben Ramírez, L (5, 5)	0-0 10 G4-3 2B		K	2-0 HR		0-3 85 WP 2B		0-3 K		4	1	2	2	0	1	0					
8 AJ Pollock, R (1, 10) OBP: 0.286, SLG: 0.350 98 Tyler Locklear, R (5, PR) OBP: 0.333, SLG: 0.333	0-3 K		0-0 10 BB 2 HR 2B	1-0 2 BB 10 BB HBP 2B		0-3 K		0-3 K		3	1	2	0	0	1	2					
10 Jared Kelenic, L (1, 7) OBP: 0.444, SLG: 0.833 85 Colin Davis, R (5, 7)	0-0 G4-3		0-0 2 HR 1B	4-0 2 G5-3 4 BB 1B		0-3 K		1-1 64 G5-4-3 HBP		3	2	1	1	1	1	2					
2 Tom Murphy, R (1, 2) OBP: 0.316, SLG: 0.611 64 Brian O'Keefe, R (6, 2)	0-0 G4-3		0-0 HR	0-0 G5-3		0-0 G5-3		0-0 G5-4-3		4	1	1	3	0	0	4					
4 Tommy La Stella, L (1, 3) OBP: 0.313, SLG: 0.333 21 Cooper Hummel, S (5, 3)		F8	0-0 G4-3	0-0 0 BB 3B 1B		0-0 G4-3		0-3 K		4	1	1	1	0	0	1					
0 Sam Haggerty, S (1, 6) OBP: 0.370, SLG: 0.600 76 José Caballero, R (5, 6)		0-1 HR	4-0 44 BB 2B	0-0 44 HR 3B		0-0 E1 86 WP 71 G6-4-3 1B		0-3 K		2	3	2	2	1	0	0					
<b>Inning Stats</b>	R: 3 E: 0 K: 1 S: 7	H: 2 LOB: 1 BB: 2 P: 15	R: 1 E: 0 K: 1 S: 8	H: 2 LOB: 1 BB: 0 P: 8	R: 7 E: 0 K: 1 S: 11	H: 6 LOB: 1 BB: 1 P: 16	R: 4 E: 0 K: 0 S: 6	H: 3 LOB: 1 BB: 1 P: 12	R: 1 E: 0 K: 1 S: 7	H: 2 LOB: 1 BB: 0 P: 9	R: 1 E: 1 K: 1 S: 6	H: 1 LOB: 0 BB: 1 P: 10	R: 0 E: 0 K: 3 S: 9	H: 0 LOB: 0 BB: 0 P: 9	R: 0 E: 0 K: 3 S: 9	H: 0 LOB: 0 BB: 0 P: 9	1B: 5 2B: 6 3B: 1 HR: 5	SF: 0 SAC: 0 DP: 3 HBP: 3	WP: 2 PB: 0 SB: 0 CS: 0	PA: 49	
<b>PITCHER</b>	IP WLS BF H R ER SO BB IBB HBP BLK WP HR S P ERA WHIP	55 Brandon Williamson, L (1, 1) ERA: 11.2	53 Manuel Cachtu, R (3, 1) ERA: 32.4	85 Randy Wynne, R (4, 1) ERA: 2.08	33 Bennett Sousa, L (6, 1) ERA: 2.84	66 Joel Kuhnel, R (7, 1) ERA: 2.78	29 Zack Brown, R (8, 1) ERA:	41 Pedro Garcia, R (9, 1) ERA:	IP WLS BF H R ER SO BB IBB HBP BLK WP HR S P ERA WHIP	29 Zack Brown, R (8, 1) ERA:	41 Pedro Garcia, R (9, 1) ERA:	IP WLS BF H R ER SO BB IBB HBP BLK WP HR S P ERA WHIP	29 Zack Brown, R (8, 1) ERA:	41 Pedro Garcia, R (9, 1) ERA:	IP WLS BF H R ER SO BB IBB HBP BLK WP HR S P ERA WHIP	29 Zack Brown, R (8, 1) ERA:	41 Pedro Garcia, R (9, 1) ERA:	1B: 5 2B: 6 3B: 1 HR: 5	SF: 0 SAC: 0 DP: 3 HBP: 3	WP: 2 PB: 0 SB: 0 CS: 0	PA: 49

Seattle Mariners @ Cincinnati Reds  
Goodyear Ballpark, Goodyear, AZ  
Thu Mar 23 2023, 9:07 PM - 12:09 AM EDT  
Att: 5,170 - Partly Cloudy - 65 F

AB 41  
R 17  
H 17  
RBI 16  
BB 5  
SO 12  
LOB 16



Batter	1	2	3	4	5	6	7	8	9	AB	R	H	RBI	BB	SO	LOB	BOTTOM					
6 Jonathan India, R (1, 4) OBP: 0.421, SLG: 0.478 32 Jason Vosler, L (8, 3)	0-0 19 BB G4-3 2B		0-0 G4-3	0-0 F8		0-0 37 BB 19 BB 27 G5-3 1B		0-0 G3-1		4	1	2	0	0	0	3						
19 Joey Votto, L (1, 3) OBP: 0.348, SLG: 0.263 6 Steven Leyton, R (8, 4)	0-0 G4-3		0-0 37 BB 27 FC5-4 1B	3-0 4 E BB		4-0 27 BB 37 BB 1-2 BB		0-0 27 BB 37 BB 1B		2	2	1	1	2	0	1						
37 Tyler Stephenson, R (1, 2) OBP: 0.333, SLG: 0.356	4-0 BB		0-0 27 FC5-4 1B	0-3 K		0-0 27 G5-3 1B		0-0 27 BB 1B		4	0	3	0	1	1	1						
27 Jake Fraley, L (1, 7)	0-3 K		0-0 FC5-4	0-0 4 E G4-3 1B		0-0 G5-3		4-0 4 G5-4-3 BB		4	1	1	2	1	1	5						
4 Wil Myers, R (1, 10)	0-0 F8		0-0 G2-3	0-0 E2 87 BB 1B		0-0 K		0-0 G5-4-3		5	1	0	0	0	1	9						
TJ Friedl, L (1, 8) OBP: 0.364, SLG: 0.475 4 Rece Hinds, R (9, 9)		1-0 15 G6-4-3 HBP		0-0 F7		0-0 G4-3		0-0 3 G5-3 2B		3	0	1	1	0	0	1						
87 Henry Ramos, S (1, 9) OBP: 0.542, SLG: 0.810		0-0 P5		0-0 2 BB 1B		0-0 3-H 1B		0-3 K		5	0	2	1	0	1	2						
15 Nick Senzel, R (1, 5)		0-0 G6-4-3		0-3 K		0-3 K		0-3 K		1	0	0	0	0	0	1						
3 Matt Reynolds, R (4, 5) OBP: 0.429, SLG: 0.429		1-2 G6-4-3		0-3 K		0-3 K		0-3 K		4	0	0	0	0	3	3						
2 Jose Barrero, R (1, 6) OBP: 0.350, SLG: 0.472 72 Leo Balcazar, R (8, 5)			0-0 6 G4-3 19 BB 2B	4-0 BB		0-3 K		0-0 F9		3	1	1	0	1	1	1						
<b>Inning Stats</b>	R: 0 E: 0 K: 1 S: 6	H: 1 LOB: 2 BB: 1 P: 10	R: 0 E: 0 K: 0 S: 2	H: 0 LOB: 0 BB: 0 P: 3	R: 2 E: 0 K: 0 S: 6	H: 3 LOB: 1 BB: 0 P: 6	R: 0 E: 0 K: 1 S: 6	H: 1 LOB: 2 BB: 1 P: 10	R: 3 E: 1 K: 2 S: 10	H: 2 LOB: 1 BB: 1 P: 13	R: 1 E: 0 K: 2 S: 9	H: 2 LOB: 2 BB: 1 P: 13	R: 0 E: 0 K: 1 S: 6	H: 1 LOB: 1 BB: 0 P: 6	R: 0 E: 0 K: 0 S: 4	H: 2 LOB: 2 BB: 1 P: 8	R: 0 E: 0 K: 1 S: 5	H: 0 LOB: 0 BB: 0 P: 5	1B: 9 2B: 3 3B: 0 HR: 0	SF: 0 SAC: 0 DP: 2 HBP: 1	WP: 0 PB: 0 SB: 0 CS: 0	PA: 44
<b>PITCHER</b>	IP WLS BF H R ER SO BB IBB HBP BLK WP HR S P ERA WHIP	77 Chris Flexen, R (1, 1) ERA: 2.65	Andrés Muñoz, R (5, 1) ERA:	37 Paul Sewald, R (6, 1) ERA: 6.75	47 Matt Brash, R (7, 1) ERA: 10.38	48 Justin Topa, R (8, 1) ERA: 2.57	93 Jorge Benitez, L (9, 1) ERA:	IP WLS BF H R ER SO BB IBB HBP BLK WP HR S P ERA WHIP	93 Jorge Benitez, L (9, 1) ERA:	IP WLS BF H R ER SO BB IBB HBP BLK WP HR S P ERA WHIP	93 Jorge Benitez, L (9, 1) ERA:	IP WLS BF H R ER SO BB IBB HBP BLK WP HR S P ERA WHIP	93 Jorge Benitez, L (9, 1) ERA:	IP WLS BF H R ER SO BB IBB HBP BLK WP HR S P ERA WHIP	93 Jorge Benitez, L (9, 1) ERA:	IP WLS BF H R ER SO BB IBB HBP BLK WP HR S P ERA WHIP	93 Jorge Benitez, L (9, 1) ERA:	1B: 9 2B: 3 3B: 0 HR: 0	SF: 0 SAC: 0 DP: 2 HBP: 1	WP: 0 PB: 0 SB: 0 CS: 0	PA: 44	

Seattle Mariners @ Cincinnati Reds  
Goodyear Ballpark, Goodyear, AZ  
Thu Mar 23 2023, 9:07 PM - 12:09 AM EDT  
Att: 5,170 - Partly Cloudy - 65 F

AB 38  
R 6  
H 12  
RBI 5  
BB 5  
SO 8  
LOB 27



Batter	1	2	3	4	5	6	7	8	9	AB	R	H	RBI	BB	SO	LOB	TOP										
28 Kevin Newman, R OBP: 0.333, SLG: 0.357	L9		1B		F4		2B	G5-3		5	1	2	0	0	0	3	<b>Cincinnati Reds @ Arizona Diamondbacks</b> Salt River Fields at Talking Stick, Scottsdale, AZ Fri Mar 24 2023, 4:11 PM - 6:43 PM EDT Att. 10,155 - Sunny - 66 F										
7 Spencer Steer, R OBP: 0.400, SLG: 0.558 69 Ivin Fernandez, R OBP: 1.000, SLG: 2.000	HR		F9		2 HR	BB	K	K		4	2	1	1	1	2	4											
2 Jose Barrero, R OBP: 0.386, SLG: 0.600 Michael Siani, L OBP: 0.304, SLG: 0.238	K			12 S 12 S 87 FC6-4	1B	HR		F9		4	2	3	4	0	1	0											
30 Will Benson, L OBP: 0.326, SLG: 0.413	F8		F9		G1-3		L5		38 WP	5	0	1	0	0	0	2											
12 Curt Casali, R OBP: 0.387, SLG: 0.519 38 Daniel Vellojin, L OBP: 0.286, SLG: 0.429	F8		1B		L9		G3-1		F8	3	0	1	0	0	0	0											
87 Henry Ramos, S OBP: 0.517, SLG: 0.846	G4-3		FC6-4		L9			HR	F8	2	0	0	0	0	0	2											
22 Luke Maile, R OBP: 0.273, SLG: 0.310	K		F9		L8		K		G3-1	5	1	2	2	0	0	2											
3 Matt Reynolds, R OBP: 0.400, SLG: 0.400 3 Austin Callahan, L OBP: 0.500, SLG: 0.500	F9		F9		K		32 S	1B	28 G5-3 32 BB	3	0	1	0	0	1	0											
32 Jason Vosler, L OBP: 0.308, SLG: 0.485	F9		7 BB 2 HR		K		28 G5-3	BB		3	1	1	0	1	1	2											
<b>Inning Stats</b>	R: 1 E: 0 K: 1 S: 8	H: 1 LOB: 0 BB: 0 P: 10	R: 0 E: 0 K: 1 S: 6	H: 0 LOB: 0 BB: 0 P: 12	R: 0 E: 0 K: 0 S: 9	H: 1 LOB: 1 BB: 0 P: 14	R: 1 E: 0 K: 0 S: 9	H: 2 LOB: 1 BB: 0 P: 17	R: 3 E: 0 K: 1 S: 11	H: 2 LOB: 0 BB: 1 P: 23	R: 0 E: 0 K: 1 S: 12	H: 2 LOB: 1 BB: 0 P: 16	R: 1 E: 0 K: 2 S: 8	H: 2 LOB: 1 BB: 0 P: 12	R: 1 E: 0 K: 2 S: 11	H: 2 LOB: 2 BB: 1 P: 22		R: 0 E: 0 K: 0 S: 10	H: 1 LOB: 0 BB: 0 P: 12	1B: 8 2B: 2 3B: 0 HR: 3	SF: 0 SAC: 0 DP: 0 HBP: 0	WP: 1 PB: 0 SB: 2 CS: 0	PA: 42				
<b>PITCHER</b>	IP	WLS	BF	H	R	ER	SO	BB	IBB	HBP	BLK	WP	HR	S	P	ERA	WHIP										
23 Zac Gallen, R ERA: 8.27	5.2	L	25	7	5	5	3	1	0	0	0	0	2	49	82	7.94	1.412										
35 Joe Mantiply, L ERA: 8.53	1.1		7	3	1	1	2	0	0	0	0	0	0	14	22	6.75	2.250										
45 Carlos Vargas, R ERA: 2.89	1.0		6	2	1	1	2	1	0	0	0	0	1	11	22	9.00	3.000										
50 Miguel Castro, R ERA:	1.0		4	1	0	0	0	0	0	0	0	1	0	10	12	0.00	1.000										
<b>Batter</b>	<b>1</b>	<b>2</b>	<b>3</b>	<b>4</b>	<b>5</b>	<b>6</b>	<b>7</b>	<b>8</b>	<b>9</b>	<b>AB</b>	<b>R</b>	<b>H</b>	<b>RBI</b>	<b>BB</b>	<b>SO</b>	<b>LOB</b>	<b>BOTTOM</b>										
10 Josh Rojas, L OBP: 0.410, SLG: 0.406 15 Emmanuel Rivera, R OBP: 0.207, SLG: 0.320	G6-4-3 1B		F7		F8		K			3	0	1	0	0	0	2	<b>Cincinnati Reds @ Arizona Diamondbacks</b> Salt River Fields at Talking Stick, Scottsdale, AZ Fri Mar 24 2023, 4:11 PM - 6:43 PM EDT Att. 10,155 - Sunny - 66 F										
3 Evan Longoria, R OBP: 0.305, SLG: 0.455 2 Geraldo Perdomo, S OBP: 0.429, SLG: 0.394	G6-4-3 1B		G5-4-3 BB		G5-4-3 BB		F9			2	0	1	0	1	0	1											
Kyle Lewis, R OBP: 0.581, SLG: 0.960 13 Ruben Santana, R OBP: 0.297, SLG: 0.188	G5-4-3 1B		G5-4-3 BB		G5-4-3 BB		K			2	0	1	0	1	0	1											
53 Christian Walker, R OBP: 0.333, SLG: 0.421 7 Tim Lincecum, R OBP: 0.429, SLG: 0.250	G6-3		7 BB 13 CS		7 BB 13 CS		7 BB 13 CS		F9	2	0	1	1	1	0	1											
7 Corbin Carroll, L OBP: 0.510, SLG: 0.659 9 Jake Hager, R OBP: 0.222, SLG: 0.349	P5		13 CS		31 S 1 BB		K			3	1	2	1	0	0	0											
13 Nick Ahmed, R OBP: 0.324, SLG: 0.514 86 Phillip Evans, R OBP: 0.295, SLG: 0.308	F8		CS		31 FC6-4 1B		P3		F7	3	0	1	0	0	0	3											
31 Jake McCarthy, L ERA: 3.12 17 Nefy Castillo, R OBP: 0.250, SLG: 0.417	P5		FC6-4 96 BB		96 S		L9			3	0	1	2	0	0	1											
96 P.J. Higgins, R OBP: 0.380, SLG: 0.533	K		BB		K		P6			3	0	0	0	1	2	2											
5 Alek Thomas, L OBP: 0.321, SLG: 0.440 16 Brett Johnson, L OBP: 0.571, SLG: 0.600	K		BB		K		F8			3	0	0	0	0	2	4											
<b>Inning Stats</b>	R: 0 E: 0 K: 0 S: 11	H: 2 LOB: 1 BB: 0 P: 14	R: 0 E: 0 K: 0 S: 7	H: 0 LOB: 0 BB: 0 P: 12	R: 0 E: 0 K: 2 S: 7	H: 0 LOB: 0 BB: 0 P: 9	R: 0 E: 0 K: 0 S: 11	H: 1 LOB: 1 BB: 2 P: 23	R: 0 E: 0 K: 1 S: 13	H: 1 LOB: 2 BB: 1 P: 19	R: 4 E: 0 K: 1 S: 13	H: 4 LOB: 2 BB: 1 P: 23	R: 0 E: 0 K: 2 S: 9	H: 0 LOB: 0 BB: 0 P: 10	R: 0 E: 0 K: 1 S: 8	H: 0 LOB: 0 BB: 0 P: 12		R: 0 E: 0 K: 1 S: 6	H: 0 LOB: 0 BB: 0 P: 8	1B: 6 2B: 2 3B: 0 HR: 0	SF: 0 SAC: 0 DP: 2 HBP: 0	WP: 0 PB: 0 SB: 2 CS: 2	PA: 37				
<b>PITCHER</b>	IP	WLS	BF	H	R	ER	SO	BB	IBB	HBP	BLK	WP	HR	S	P	ERA	WHIP										
21 Hunter Greene, R ERA: 4.5	4.0	W	14	3	0	0	2	2	0	0	0	0	0	36	58	0.00	1.250										
79 Ian Gibaut, R ERA: 4.5	1.0		5	1	0	0	1	1	0	0	0	0	0	13	19	0.00	2.000										
41 Hunter Strickland, R ERA: 10.0	1.0		8	4	4	4	1	1	0	0	0	0	0	13	23	36.00	5.000										
46 Buck Farmer, R ERA: 7.0	1.0	H	3	0	0	0	2	0	0	0	0	0	0	9	10	0.00	0.000										
63 Fernando Cruz, R ERA:	1.0	H	3	0	0	0	1	0	0	0	0	0	0	8	12	0.00	0.000										



Batter	1	2	3	4	5	6	7	8	9	AB	R	H	RBI	BB	SO	LOB	TOP																			
6 Jonathan India, R (1,4) OBP: 0.413, SLG: 0.462 15 Nick Senzel, R (4,5)										2	0	0	0	0	0	0	<b>Cincinnati Reds @ Cleveland Guardians</b> Goodyear Ballpark, Goodyear, AZ Sun Mar 26 2023, 4:05 PM - 6:29 PM EDT Att: 6,069 - Sunny - 66 F																			
27 Jake Fralry, L (1,7) Michael Siani, L (4,8) OBP: 0.382, SLG: 0.600 OBP: 0.308, SLG: 0.250										2	1	2	0	0	0	0																				
4 Wj Myers, R (1,9) 4 Rece Hinds, R (4,9) OBP: 0.353 OBP: 0.200, SLG: 0.200										2	0	1	1	0	1	1																				
37 Tyler Stephenson, R (1,3) 22 Michel Triana, L (4,3) OBP: 0.300, SLG: 0.833										2	0	0	0	0	1	2																				
7 Spencer Steer, R (1,5) 2 Tyler Callihan, L (4,4) OBP: 0.364, SLG: 0.500										2	0	0	0	0	1	0																				
12 Curt Casali, R (1,2) 83 Jhonny Pereda, R (6, PH) OBP: 0.371, SLG: 0.467 OBP: 0.200, SLG: 0.111										2	0	0	0	0	0	0																				
2 Jose Barrero, R (1,8) 16 Justice Thompson, R (4,7) OBP: 0.300, SLG: 0.556										1	0	0	0	1	1	0																				
Stuart Fairchild, R (1,10) 3 Austin Callahan, L (9, PH) OBP: 0.410, SLG: 0.419 OBP: 0.667, SLG: 0.500										3	0	1	0	0	1	1																				
35 Alejo Lopez, S (1,6) Noelvi Marte, R (5,6) OBP: 0.297, SLG: 0.161 OBP: 0.300, SLG: 0.345										2	0	0	0	0	0	1																				
<b>Inning Stats</b>	R: 0 E: 0 K: 1 S: 6	H: 1 LOB: 1 BB: 0 P: 6	R: 0 E: 0 K: 0 S: 3	H: 0 LOB: 1 BB: 1 P: 7	R: 1 E: 0 K: 1 S: 7	H: 2 LOB: 1 BB: 0 P: 7	R: 0 E: 0 K: 2 S: 7	H: 0 LOB: 0 BB: 0 P: 7	R: 0 E: 0 K: 1 S: 4	H: 1 LOB: 1 BB: 0 P: 6	R: 0 E: 0 K: 1 S: 5	H: 0 LOB: 2 BB: 2 P: 13	R: 0 E: 0 K: 2 S: 7	H: 0 LOB: 0 BB: 0 P: 7	R: 0 E: 0 K: 1 S: 7	H: 2 LOB: 2 BB: 0 P: 7		R: 1 E: 0 K: 1 S: 7	H: 2 LOB: 2 BB: 1 P: 11	1B: 6 2B: 2 HR: 0	SF: 0 SAC: 0 HBP: 0	WP: 1 PB: 1 SB: 1 CS: 0	PA: 39													
<b>PITCHER</b>	IP	WLS	BF	H	R	ER	SO	BB	IBB	HBP	BLK	WP	HR	S	P	ERA	WHIP	<b>PITCHER</b>	IP	WLS	BF	H	R	ER	SO	BB	IBB	HBP	BLK	WP	HR	S	P	ERA	WHIP	
24 Triston McKenzie, R (1,1) ERA: 7.63	1.0		4	1	0	0	1	0	0	0	0	0	0	6	3	0.00	1.000	49 Franco Aleman, R (6,1) ERA: 4.5	1.0	H	5	0	0	0	1	2	0	0	0	0	0	5	13	0.00	2.000	
62 Enyel De Los Santos, R (3,1) ERA: 4.5	1.0		4	0	0	0	1	0	0	0	0	0	0	3	7	0.00	1.000	27 Bradley Haner, R (7,1) ERA: 5.4	2.0	H	8	2	0	0	3	0	0	0	0	0	0	14	14	0.00	1.000	
48 Emmanuel Clase, R (4,1) ERA: 8.44	1.0	W	3	0	0	0	2	0	0	0	0	0	0	7	7	0.00	0.000	54 Alaska Abney, R (9,1) ERA: 9.0	1.0	S	6	2	1	1	1	1	0	0	0	7	11	9.00	3.000			
37 Trevor Stephan, R (4,1) ERA: 8.44	1.0	W	3	0	0	0	2	0	0	0	0	0	0	7	7	0.00	0.000																			
73 Tim Herrin, L (5,1) ERA: 3.98	1.0	H	4	1	0	0	0	0	0	0	0	1	0	4	6	0.00	1.000																			



Batter	1	2	3	4	5	6	7	8	9	AB	R	H	RBI	BB	SO	LOB	BOTTOM																			
0 Andrés Giménez, L (1,4) 1 Christian Cairo, R (6,4) OBP: 0.346, SLG: 0.318										3	0	0	0	0	0	0	<b>Cincinnati Reds @ Cleveland Guardians</b> Goodyear Ballpark, Goodyear, AZ Sun Mar 26 2023, 4:05 PM - 6:29 PM EDT Att: 6,069 - Sunny - 66 F																			
1 Amed Rosario, R (1,6) Angel Martínez, S (6,6) OBP: 0.283, SLG: 0.440 OBP: 0.333, SLG: 0.458										2	1	1	1	0	1	0																				
11 José Ramírez, S (1,5) 10 Dayan Farias, S (6,5) OBP: 0.396, SLG: 0.489										2	0	0	0	1	1	0																				
55 Josh Bell, S (1,10) 28 Maick Collado, S (7, PH) (8,10)										2	0	0	0	1	2	2																				
22 Josh Naylor, L (1,3) 24 Joe Naranjo, L (7,3) OBP: 0.382, SLG: 0.500 OBP: 0.444, SLG: 0.429										2	0	0	0	1	0	1																				
35 Cam Gallagher, R (1,2) 46 Meibrys Vilorio, L (6,2) OBP: 0.222, SLG: 0.231 OBP: 0.478, SLG: 0.444										2	0	0	0	0	3	2																				
22 Connor Kokx, R (1,7) 41 Korey Holland, R (6, PH) (7,7)										2	1	1	0	0	0	0																				
16 Petey Halpin, L (1,8) 23 Joe Lampe, L (7,8) OBP: 0.385, SLG: 0.300 OBP: 0.333, SLG: 0.455										2	0	0	0	0	1	1																				
32 Johnathan Rodríguez, R (1,9) 2 Isaiah Greene, L (7,9) OBP: 0.300, SLG: 0.900 OBP: 0.500, SLG: 0.333										2	1	1	2	0	1	0																				
<b>Inning Stats</b>	R: 0 E: 0 K: 1 S: 5	H: 0 LOB: 3 BB: 2 P: 14	R: 0 E: 0 K: 2 S: 7	H: 0 LOB: 0 BB: 0 P: 7	R: 1 E: 0 K: 0 S: 5	H: 1 LOB: 1 BB: 1 P: 10	R: 2 E: 0 K: 0 S: 7	H: 2 LOB: 0 BB: 0 P: 8	R: 0 E: 0 K: 3 S: 9	H: 0 LOB: 0 BB: 0 P: 9	R: 0 E: 0 K: 1 S: 5	H: 0 LOB: 3 BB: 2 P: 5	R: 0 E: 0 K: 1 S: 6	H: 1 LOB: 3 BB: 2 P: 14	R: 0 E: 0 K: 2 S: 7	H: 0 LOB: 1 BB: 1 P: 11		1B: 2 2B: 0 3B: 0 HR: 2	SF: 0 SAC: 0 DP: 0 HBP: 1	WP: 0 PB: 0 SB: 3 CS: 0	PA: 35															
<b>PITCHER</b>	IP	WLS	BF	H	R	ER	SO	BB	IBB	HBP	BLK	WP	HR	S	P	ERA	WHIP	<b>PITCHER</b>	IP	WLS	BF	H	R	ER	SO	BB	IBB	HBP	BLK	WP	HR	S	P	ERA	WHIP	
40 Nick Lodolo, L (1,1) ERA: 2.16	2.2		13	1	1	1	3	3	0	0	0	0	0	16	30	0.00	1.500																			
45 Tommy Eveld, R (3,1) ERA: 7.71	1.1	L	6	2	2	2	0	0	0	0	0	0	1	8	9	13.50	1.500																			
43 Alexis Díaz, R (5,1) ERA: 5.4	1.0		3	0	0	0	3	0	0	0	0	0	0	9	9	0.00	0.000																			
Lyon Richardson, R (6,1) ERA: 8.31	2.0		9	1	0	0	2	2	0	0	0	0	0	11	19	0.00	1.500																			
63 Ryan Nutof, R (8,1) ERA:	1.0		4	0	0	0	2	1	0	0	0	0	0	7	11	0.00	1.000																			



Batter	1	2	3	4	5	6	7	8	9	AB	R	H	RBI	BB	SO	LOB	TOP			
15 Oneil Cruz, L OBP: 0.600, SLG: 2.000	F7		HR	22 BB 41 WP 10 BB		22 BB		SF7		2	2	1	2	2	0	0	<b>Pittsburgh Pirates @ Cincinnati Reds</b> Great American Ball Park, Cincinnati, OH Thu Mar 30 2023, 4:11 PM - 7:14 PM EDT Att: 44,063 - Sunny - 61 F			
10 Bryan Reynolds, S OBP: 0.400, SLG: 0.250	22 BB		G6-3	41 WP 41 FC5-2 22 BB		P5		K		4	0	1	1	1	1					
22 Andrew McCutchen, R OBP: 0.800, SLG: 0.900	1B		28 BB	41 WP 41 FC5-2 22 BB		1B		F9		2	0	1	1	3	0					
41 Carlos Santana, S	K		K	FC5-2		P6		28 BB G3-6		4	0	0	0	1	2	7				
28 Canaan Smith-Njigba, L 14 Rodolfo Castro, S	K		1B	K		K		G3-6		5	0	1	0	0	3	5				
13 Ke'Bryan Hayes, R	K		K	G6-3		L4				4	0	0	0	0	2	2				
65 Jack Suwinski, L	K		K	B1-3		G4-3				4	0	0	0	0	2	0				
3 Ji Hwan Bae, L	1B		1B	L8		L8		SH5-4 18 S 15 SF7 18 S		3	2	2	0	1	0	0				
18 Austin Hedges, R	K		1B	10 BB 22 BB 15 BB		F9		SH5-4		2	1	0	0	1	1	1				
<b>Inning Stats</b>	R: 0 H: 1 E: 0 K: 2 S: 12	H: 1 LOB: 2 BB: 1 P: 19	R: 0 H: 1 E: 0 K: 3 S: 13	H: 1 LOB: 1 BB: 0 P: 19	R: 1 H: 2 E: 0 K: 2 S: 20	H: 2 LOB: 2 BB: 1 P: 32	R: 3 H: 1 E: 0 K: 2 S: 20	H: 1 LOB: 2 BB: 4 P: 42	R: 0 H: 0 E: 0 K: 0 S: 6	H: 0 LOB: 0 BB: 0 P: 7	R: 0 H: 1 E: 0 K: 0 S: 9	H: 1 LOB: 2 BB: 1 P: 16	R: 0 H: 0 E: 0 K: 1 S: 8	H: 0 LOB: 0 BB: 0 P: 17	R: 0 H: 0 E: 0 K: 0 S: 8	H: 0 LOB: 0 BB: 1 P: 15		1B: 4 SF: 1 2B: 1 3B: 0 HR: 1	WP: 1 PA: 41 PB: 0 SB: 2 CS: 0	
<b>PITCHER</b>	IP WLS BF H R ER SO BB IBB HBP BLK WP HR S P ERA WHIP	IP WLS BF H R ER SO BB IBB HBP BLK WP HR S P ERA WHIP	IP WLS BF H R ER SO BB IBB HBP BLK WP HR S P ERA WHIP	IP WLS BF H R ER SO BB IBB HBP BLK WP HR S P ERA WHIP	IP WLS BF H R ER SO BB IBB HBP BLK WP HR S P ERA WHIP	IP WLS BF H R ER SO BB IBB HBP BLK WP HR S P ERA WHIP	IP WLS BF H R ER SO BB IBB HBP BLK WP HR S P ERA WHIP	IP WLS BF H R ER SO BB IBB HBP BLK WP HR S P ERA WHIP	IP WLS BF H R ER SO BB IBB HBP BLK WP HR S P ERA WHIP	IP WLS BF H R ER SO BB IBB HBP BLK WP HR S P ERA WHIP	IP WLS BF H R ER SO BB IBB HBP BLK WP HR S P ERA WHIP	IP WLS BF H R ER SO BB IBB HBP BLK WP HR S P ERA WHIP	IP WLS BF H R ER SO BB IBB HBP BLK WP HR S P ERA WHIP	IP WLS BF H R ER SO BB IBB HBP BLK WP HR S P ERA WHIP	IP WLS BF H R ER SO BB IBB HBP BLK WP HR S P ERA WHIP	IP WLS BF H R ER SO BB IBB HBP BLK WP HR S P ERA WHIP	IP WLS BF H R ER SO BB IBB HBP BLK WP HR S P ERA WHIP			
21 Hunter Greene, R ERA: 8.1	3.1	18	5	3	3	8	3	0	0	0	0	0	0	0	0	0	8.10	2.400		
63 Fernando Cruz, R ERA: 27.0	0.1	4	0	1	1	0	3	0	0	0	1	0	10	24	27.00	9.000				
48 Alex Young, L ERA: 0.600	1.2	6	0	0	0	1	1	0	0	0	0	0	11	18	0.00	0.600				
47 Derek Law, R ERA: 0.600	1.2	6	1	0	0	1	0	0	0	0	0	0	15	21	0.00	0.600				
46 Buck Farmer, R ERA: 9.0	1.0	L	4	0	1	1	1	0	0	0	0	0	8	17	9.00	1.000				
6 Jonathan India, R OBP: 0.600, SLG: 0.750	27 BB 37 G6-4-3 1B		G6-3	27 BB 32 BB		K		K		4	2	2	0	1	1	0	<b>Pittsburgh Pirates @ Cincinnati Reds</b> Great American Ball Park, Cincinnati, OH Thu Mar 30 2023, 4:11 PM - 7:14 PM EDT Att: 44,063 - Sunny - 61 F			
TJ Friedl, L	37 BB G6-4-3 27 BB		G3-1	K		K		K		4	0	0	0	1	3	2				
27 Jake Fraley, L	37 BB G6-4-3 1B		37 BB	32 BB 1B		F8		K		4	1	2	0	1	1	1				
37 Tyler Stephenson, R	G6-4-3		E4	K		G6-3		K		4	0	0	0	0	1	5				
32 Jason Voster, L	P6		K	K		P2		K		4	0	1	2	0	1	3				
4 Wil Myers, R	K		K	7 BB		FC6-4 1B		K		3	0	1	0	1	2	0				
7 Spencer Steer, R 17 Stuart Fairchild, R	FC5-4 BB		HR	BB		FC6-4 30 CS		K		2	1	1	1	2	0	1				
30 Will Benson, L	K		K	K		K		K		4	0	0	0	0	4	5				
2 Jose Barrero, R	FC5-4		K	K		K		G5-3		4	0	0	0	0	2	1				
<b>Inning Stats</b>	R: 1 H: 2 E: 0 K: 0 S: 12	H: 2 LOB: 1 BB: 1 P: 22	R: 0 H: 0 E: 0 K: 2 S: 12	H: 0 LOB: 1 BB: 1 P: 20	R: 0 H: 0 E: 1 K: 1 S: 12	H: 0 LOB: 2 BB: 1 P: 19	R: 1 H: 1 E: 0 K: 3 S: 15	H: 1 LOB: 0 BB: 0 P: 21	R: 2 H: 2 E: 0 K: 3 S: 17	H: 2 LOB: 3 BB: 3 P: 33	R: 0 H: 0 E: 0 K: 3 S: 9	H: 0 LOB: 0 BB: 0 P: 13	R: 0 H: 0 E: 0 K: 0 S: 7	H: 0 LOB: 0 BB: 0 P: 10	R: 0 H: 1 E: 0 K: 1 S: 6	H: 1 LOB: 1 BB: 0 P: 9		R: 0 H: 1 E: 0 K: 2 S: 14	H: 1 LOB: 0 BB: 0 P: 18	1B: 4 SF: 0 2B: 2 3B: 1 HR: 1
<b>PITCHER</b>	IP WLS BF H R ER SO BB IBB HBP BLK WP HR S P ERA WHIP	IP WLS BF H R ER SO BB IBB HBP BLK WP HR S P ERA WHIP	IP WLS BF H R ER SO BB IBB HBP BLK WP HR S P ERA WHIP	IP WLS BF H R ER SO BB IBB HBP BLK WP HR S P ERA WHIP	IP WLS BF H R ER SO BB IBB HBP BLK WP HR S P ERA WHIP	IP WLS BF H R ER SO BB IBB HBP BLK WP HR S P ERA WHIP	IP WLS BF H R ER SO BB IBB HBP BLK WP HR S P ERA WHIP	IP WLS BF H R ER SO BB IBB HBP BLK WP HR S P ERA WHIP	IP WLS BF H R ER SO BB IBB HBP BLK WP HR S P ERA WHIP	IP WLS BF H R ER SO BB IBB HBP BLK WP HR S P ERA WHIP	IP WLS BF H R ER SO BB IBB HBP BLK WP HR S P ERA WHIP	IP WLS BF H R ER SO BB IBB HBP BLK WP HR S P ERA WHIP	IP WLS BF H R ER SO BB IBB HBP BLK WP HR S P ERA WHIP	IP WLS BF H R ER SO BB IBB HBP BLK WP HR S P ERA WHIP	IP WLS BF H R ER SO BB IBB HBP BLK WP HR S P ERA WHIP	IP WLS BF H R ER SO BB IBB HBP BLK WP HR S P ERA WHIP	IP WLS BF H R ER SO BB IBB HBP BLK WP HR S P ERA WHIP			
23 Mitch Keller, R ERA: 7.71	4.2	23	4	4	4	8	4	0	0	0	0	0	0	0	0	0	7.71	1.929		
36 Dauri Moreta, R ERA: 0.000	1.0	5	0	0	0	3	2	0	0	0	0	0	11	23	0.00	2.000				
62 Rob Zastryzny, L ERA: 1.000	1.1	W	4	0	0	0	0	0	0	0	0	0	10	15	0.00	0.000				
35 Colin Holderman, R ERA: 1.000	1.0	H	3	1	0	0	1	0	0	0	0	0	6	9	0.00	1.000				
51 David Bednar, R ERA: 1.000	1.0	S	4	1	0	0	2	0	0	0	0	0	14	18	0.00	1.000				

Batter	1	2	3	4	5	6	7	8	9	AB	R	H	RBI	BB	SO	LOB	TOP			
13 Ke'Bryan Hayes, R OBP: 0.125, SLG: 0.250										4	0	1	0	0	1	0	<b>Pittsburgh Pirates @ Cincinnati Reds</b> Great American Ball Park, Cincinnati, OH Sat Apr 01 2023, 4:13 PM - 6:27 PM EDT Att: 22,224 - Cloudy - 45 F			
10 Bryan Reynolds, S OBP: 0.333, SLG: 0.250										4	0	1	0	0	0	1				
22 Andrew McCutchen, R OBP: 0.556, SLG: 0.200										3	1	0	0	1	1	1				
41 Carlos Santana, S OBP: 0.333, SLG: 0.250										4	1	2	0	0	1	0				
2 Connor Joe, R OBP: 0.500, SLG: 0.333										3	0	1	1	1	1	0				
15 Oneil Cruz, L OBP: 0.556, SLG: 1.000										4	0	2	1	0	1	0				
14 Rodolfo Castro, S 28 Canaan Smith-Njigba, Lb, PH OBP: 0.167, SLG: 0.167										3	0	0	0	0	2	5				
3 Ji Hwan Bae, L OBP: 0.375, SLG: 0.429										4	0	0	0	0	3	2				
18 Austin Hedges, R 42 Ji Man Choi, L (9, PH)										3	0	0	0	0	1	0				
<b>Inning Stats</b>	R: 1 H: 3 E: 0 K: 2 S: 22	H: 3 LOB: 3 BB: 1 P: 35	R: 0 H: 1 E: 0 K: 1 S: 12	H: 1 LOB: 1 BB: 0 P: 19	R: 1 H: 2 E: 0 K: 3 S: 18	H: 2 LOB: 2 BB: 1 P: 28	R: 0 H: 1 E: 0 K: 1 S: 8	H: 1 LOB: 1 BB: 0 P: 11	R: 0 H: 0 E: 0 K: 2 S: 9	H: 0 LOB: 0 BB: 0 P: 16	R: 0 H: 0 E: 0 K: 0 S: 6	H: 0 LOB: 0 BB: 0 P: 10	R: 0 H: 0 E: 0 K: 1 S: 7	H: 0 LOB: 0 BB: 0 P: 14	R: 0 H: 0 E: 0 K: 2 S: 7	H: 0 LOB: 0 BB: 0 P: 10	1B: 6 2B: 1 3B: 0 HR: 0	SF: 0 SAC: 0 DP: 0 HBP: 0	WP: 1 PB: 0 SB: 0 CS: 0	PA: 36
<b>PITCHER</b>	IP WLS BF H R ER SO BB IBB HBP BLK WP HR S P ERA WHIP	IP WLS BF H R ER SO BB IBB HBP BLK WP HR S P ERA WHIP	IP WLS BF H R ER SO BB IBB HBP BLK WP HR S P ERA WHIP	IP WLS BF H R ER SO BB IBB HBP BLK WP HR S P ERA WHIP	IP WLS BF H R ER SO BB IBB HBP BLK WP HR S P ERA WHIP	IP WLS BF H R ER SO BB IBB HBP BLK WP HR S P ERA WHIP	IP WLS BF H R ER SO BB IBB HBP BLK WP HR S P ERA WHIP	IP WLS BF H R ER SO BB IBB HBP BLK WP HR S P ERA WHIP	IP WLS BF H R ER SO BB IBB HBP BLK WP HR S P ERA WHIP	IP WLS BF H R ER SO BB IBB HBP BLK WP HR S P ERA WHIP	IP WLS BF H R ER SO BB IBB HBP BLK WP HR S P ERA WHIP	IP WLS BF H R ER SO BB IBB HBP BLK WP HR S P ERA WHIP	IP WLS BF H R ER SO BB IBB HBP BLK WP HR S P ERA WHIP	IP WLS BF H R ER SO BB IBB HBP BLK WP HR S P ERA WHIP	IP WLS BF H R ER SO BB IBB HBP BLK WP HR S P ERA WHIP	IP WLS BF H R ER SO BB IBB HBP BLK WP HR S P ERA WHIP				

Batter	1	2	3	4	5	6	7	8	9	AB	R	H	RBI	BB	SO	LOB	BOTTOM			
6 Jonathan India, R OBP: 0.556, SLG: 1.000										3	1	1	1	1	1	0	<b>Pittsburgh Pirates @ Cincinnati Reds</b> Great American Ball Park, Cincinnati, OH Sat Apr 01 2023, 4:13 PM - 6:27 PM EDT Att: 22,224 - Cloudy - 45 F			
7 Spencer Steer, R OBP: 0.375, SLG: 0.667										4	0	0	0	0	2	1				
4 Wj Myers, R OBP: 0.375, SLG: 0.167										3	1	0	0	1	2	0				
37 Tyler Stephenson, R OBP: 0.250, SLG: 0.375										4	2	2	0	0	0	0				
32 Jason Voster, L OBP: 0.250, SLG: 0.750										0	0	0	0	0	0	0				
28 Kevin Newman, R OBP: 0.500, SLG: 1.250										4	1	2	2	0	1	2				
17 Stuart Fairchild, R 27 Jake Fraley, L OBP: 0.571, SLG: 1.000										1	0	0	0	1	1	0				
12 Curt Casali, R										3	0	0	0	0	0	1				
2 Jose Barrero, R										3	0	0	0	0	0	0				
TJ Friedl, L										3	0	0	0	0	1	0				
<b>Inning Stats</b>	R: 3 H: 3 E: 0 K: 3 S: 15	H: 3 LOB: 0 BB: 0 P: 26	R: 0 H: 0 E: 0 K: 0 S: 6	H: 0 LOB: 0 BB: 0 P: 10	R: 0 H: 0 E: 0 K: 2 S: 13	H: 0 LOB: 0 BB: 0 P: 15	R: 0 H: 0 E: 0 K: 0 S: 5	H: 0 LOB: 1 BB: 1 P: 11	R: 0 H: 0 E: 0 K: 2 S: 11	H: 0 LOB: 1 BB: 1 P: 22	R: 3 H: 2 E: 0 K: 1 S: 13	H: 2 LOB: 0 BB: 1 P: 21	R: 0 H: 0 E: 0 K: 0 S: 8	H: 0 LOB: 0 BB: 0 P: 12	R: 0 H: 1 E: 0 K: 0 S: 12	H: 1 LOB: 1 BB: 0 P: 15	1B: 2 2B: 1 3B: 0 HR: 3	SF: 0 SAC: 0 DP: 0 HBP: 0	WP: 1 PB: 0 SB: 1 CS: 0	PA: 33
<b>PITCHER</b>	IP WLS BF H R ER SO BB IBB HBP BLK WP HR S P ERA WHIP	IP WLS BF H R ER SO BB IBB HBP BLK WP HR S P ERA WHIP	IP WLS BF H R ER SO BB IBB HBP BLK WP HR S P ERA WHIP	IP WLS BF H R ER SO BB IBB HBP BLK WP HR S P ERA WHIP	IP WLS BF H R ER SO BB IBB HBP BLK WP HR S P ERA WHIP	IP WLS BF H R ER SO BB IBB HBP BLK WP HR S P ERA WHIP	IP WLS BF H R ER SO BB IBB HBP BLK WP HR S P ERA WHIP	IP WLS BF H R ER SO BB IBB HBP BLK WP HR S P ERA WHIP	IP WLS BF H R ER SO BB IBB HBP BLK WP HR S P ERA WHIP	IP WLS BF H R ER SO BB IBB HBP BLK WP HR S P ERA WHIP	IP WLS BF H R ER SO BB IBB HBP BLK WP HR S P ERA WHIP	IP WLS BF H R ER SO BB IBB HBP BLK WP HR S P ERA WHIP	IP WLS BF H R ER SO BB IBB HBP BLK WP HR S P ERA WHIP	IP WLS BF H R ER SO BB IBB HBP BLK WP HR S P ERA WHIP	IP WLS BF H R ER SO BB IBB HBP BLK WP HR S P ERA WHIP	IP WLS BF H R ER SO BB IBB HBP BLK WP HR S P ERA WHIP				





Batter	1	2	3	4	5	6	7	8	9	AB	R	H	RBI	BB	SO	LOB	TOP										
15 Oneil Cruz, L OBP: 0.462, SLG: 0.700	G4-3		G4-3			P4				4	0	1	0	0	0	1	Pittsburgh Pirates @ Cincinnati Reds Great American Ball Park, Cincinnati, OH Sun Apr 02 2023, 1:41 PM - 4:04 PM EDT Att: 14,421 - Partly Cloudy - 49 F										
10 Bryan Reynolds, S OBP: 0.306, SLG: 0.500	F8				HR	K		F9		4	1	1	1	0	1	2											
22 Andrew McCutchen, R OBP: 0.330, SLG: 0.375	L9				13 PB			F9		3	0	1	0	1	0	2											
41 Carlos Santana, S OBP: 0.231, SLG: 0.167			G6-3		L5			G4-3		4	0	0	0	0	0	4											
55 Jason Delay, R								G3		0	0	0	0	0	0	0											
42 Ji Man Choi, L										4	0	0	0	0	0	3											
13 Ke'Bryan Hayes, R OBP: 0.083, SLG: 0.167										4	0	0	0	0	0	1											
2 Connor Joe, R OBP: 0.500, SLG: 0.429										4	0	2	0	0	2	0											
3 Ji Hwan Bae, L OBP: 0.273, SLG: 0.300										3	0	0	0	0	1	2											
18 Austin Hedges, R										2	0	0	0	0	0	1											
14 Rodolfo Castro, S OBP: 0.250, SLG: 0.250										1	0	1	0	0	0	0											
<b>Inning Stats</b>	R: 0 E: 0 K: 0 S: 5	H: 0 LOB: 0 BB: 0 P: 9	R: 0 E: 0 K: 1 S: 7	H: 0 LOB: 0 BB: 0 P: 12	R: 0 E: 0 K: 1 S: 14	H: 1 LOB: 1 BB: 0 P: 18	R: 1 E: 0 K: 1 S: 11	H: 1 LOB: 1 BB: 0 P: 21	R: 0 E: 0 K: 1 S: 10	H: 0 LOB: 0 BB: 0 P: 10	R: 0 E: 0 K: 1 S: 10	H: 1 LOB: 1 BB: 0 P: 12	R: 0 E: 0 K: 1 S: 9	H: 1 LOB: 0 BB: 0 P: 13	R: 0 E: 0 K: 0 S: 13	H: 2 LOB: 2 BB: 0 P: 21	R: 0 E: 0 K: 1 S: 7	H: 0 LOB: 0 BB: 0 P: 9	1B: 4 2B: 1 3B: 0 HR: 1	SF: 0 SAC: 0 DP: 0 HBP: 0	WP: 1 PB: 1 SB: 1 CS: 0	PA: 34					
<b>PITCHER</b>	IP	WLS	BF	H	R	ER	SO	BB	IBB	HBP	BLK	WP	HR	S	P	ERA	WHIP										
51 Graham Ashcraft, R ERA: 1.29	7.0	W	26	4	1	1	6	1	0	0	0	1	1	63	95	1.29	0.714										
48 Alex Young, L ERA:	0.1	H	3	2	0	0	0	0	0	0	0	0	0	7	11	0.00	6.000										
47 Derek Law, R ERA:	0.2	H	2	0	0	0	0	0	0	0	0	0	0	6	10	0.00	0.000										
43 Alexis Diaz, R ERA:	1.0	S	3	0	0	0	1	0	0	0	0	0	0	7	9	0.00	0.000										

Batter	1	2	3	4	5	6	7	8	9	AB	R	H	RBI	BB	SO	LOB	BOTTOM										
6 Jonathan India, R OBP: 0.538, SLG: 0.818	G4-3		27 BB 37 1B			L9				4	1	2	0	0	0	0	Pittsburgh Pirates @ Cincinnati Reds Great American Ball Park, Cincinnati, OH Sun Apr 02 2023, 1:41 PM - 4:04 PM EDT Att: 14,421 - Partly Cloudy - 49 F										
TJ Friedl, L OBP: 0.250, SLG: 0.455	G4-3		P5			HR				4	1	2	1	0	0	1											
27 Jake Fraley, L OBP: 0.545, SLG: 0.889	P6		37 1B							3	0	1	0	1	0	2											
37 Tyler Stephenson, R OBP: 0.333, SLG: 0.364										3	0	1	1	1	0	2											
32 Jason Vosler, L OBP: 0.375, SLG: 1.125										4	1	2	1	0	2	4											
4 Wil Myers, R OBP: 0.250, SLG: 0.100										4	0	0	0	0	1	1											
7 Spencer Steer, R OBP: 0.417, SLG: 0.556										3	0	1	0	1	0	1											
30 Will Benson, L										4	0	0	0	0	2	3											
28 Kevin Newman, R OBP: 0.286, SLG: 0.714										3	0	0	0	0	1	0											
<b>Inning Stats</b>	R: 0 E: 0 K: 0 S: 8	H: 2 LOB: 1 BB: 0 P: 11	R: 1 E: 0 K: 0 S: 12	H: 2 LOB: 1 BB: 0 P: 19	R: 1 E: 0 K: 2 S: 15	H: 2 LOB: 2 BB: 1 P: 25	R: 0 E: 0 K: 1 S: 7	H: 0 LOB: 0 BB: 0 P: 15	R: 1 E: 0 K: 1 S: 17	H: 2 LOB: 2 BB: 1 P: 26	R: 0 E: 0 K: 0 S: 5	H: 0 LOB: 0 BB: 1 P: 12	R: 0 E: 0 K: 0 S: 8	H: 2 LOB: 2 BB: 0 P: 12	R: 0 E: 0 K: 2 S: 11	H: 1 LOB: 1 BB: 0 P: 15		1B: 5 2B: 3 3B: 0 HR: 2	SF: 0 SAC: 0 DP: 1 HBP: 0	WP: 1 PB: 0 SB: 0 CS: 0	PA: 35						
<b>PITCHER</b>	IP	WLS	BF	H	R	ER	SO	BB	IBB	HBP	BLK	WP	HR	S	P	ERA	WHIP										
Vince Velasquez, R ERA: 9.79	4.2	L	20	5	3	3	3	1	0	0	0	0	2	53	86	5.79	1.286										
62 Rob Zastryzny, L ERA:	0.1		3	1	0	0	1	0	1	0	0	0	0	6	10	0.00	3.000										
29 Will Crowe, R ERA:	2.0		8	2	0	0	0	1	0	0	0	1	0	13	24	0.00	1.500										
56 Duane Underwood Jr., R ERA:	1.0		4	1	0	0	2	0	0	0	0	0	0	11	15	0.00	1.000										

AB	33
R	1
H	6
RBI	1
BB	1
SO	7
LOB	14



AB	32
R	3
H	9
RBI	3
BB	3
SO	6
LOB	14





Batter	1	2	3	4	5	6	7	8	9	AB	R	H	RBI	BB	SO	LOB	TOP				
2 Nico Hoerner, R OBP: 0.292, SLG: 0.375			L5		E6		G6-3		24 1B	6	3	3	0	0	0	1					
7 Dansby Swanson, R OBP: 0.683, SLG: 0.860	F8		G6-3		8 BB		8 2B	24 1B	K	3	2	0	0	3	1	2					
8 Ian Happ, S OBP: 0.609, SLG: 0.750	24 1B						36 1B	36 FC6-4	K	4	2	3	1	2	1	1					
24 Cody Bellinger, L OBP: 0.304, SLG: 0.350							16 1B	36 FC6-4		5	1	3	1	1	0	4					
36 Trey Mancini, R OBP: 0.238, SLG: 0.211	SF9						16 1B	16 2B	K	5	2	1	3	0	2	3					
16 Patrick Wisdom, R OBP: 0.238, SLG: 0.875	F9						51 1B	15 G4-3		5	2	3	3	0	0	2					
51 Eric Hosmer, L OBP: 0.294, SLG: 0.412								15 G4-3		5	0	2	2	0	0	2					
15 Yan Gomes, R OBP: 0.071, SLG: 0.077										5	0	0	0	0	2	5					
20 Miles Mastrobuoni, L OBP: 0.091, SLG: 0.091										5	0	1	1	0	1	3					
<b>Inning Stats</b>	R: 1 H: 3 E: 0 K: 0 S: 12	H: 3 LOB: 2 BB: 0 P: 20	R: 0 H: 0 E: 0 K: 1 S: 8	H: 0 LOB: 0 BB: 0 P: 10	R: 0 H: 0 E: 0 K: 0 S: 7	H: 0 LOB: 1 BB: 1 P: 14	R: 0 H: 0 E: 0 K: 0 S: 7	H: 0 LOB: 0 BB: 0 P: 7	R: 0 H: 0 E: 1 K: 0 S: 10	H: 2 LOB: 3 BB: 2 P: 24	R: 1 H: 2 E: 0 K: 3 S: 14	H: 5 LOB: 1 BB: 2 P: 35	R: 3 H: 4 E: 0 K: 0 S: 19	H: 4 LOB: 2 BB: 1 P: 21	R: 1 H: 2 E: 0 K: 3 S: 17	H: 2 LOB: 1 BB: 0 P: 19	1B: 11 2B: 5 3B: 0 HR: 0	SF: 1 SAC: 0 DP: 1 HBP: 0	WP: 0 PB: 0 SB: 2 CS: 0	PA: 50	
<b>PITCHER</b>	IP: 5.1 WLS: 3 BF: 24 ERA: 3.38	H: 3 R: 2 ER: 2 SO: 2	H: 0 R: 0 ER: 0 SO: 2	H: 0 R: 0 ER: 0 SO: 2	H: 0 R: 0 ER: 0 SO: 2	H: 0 R: 0 ER: 0 SO: 2	H: 0 R: 0 ER: 0 SO: 2	H: 0 R: 0 ER: 0 SO: 2	H: 0 R: 0 ER: 0 SO: 2	H: 0 R: 0 ER: 0 SO: 2	H: 2 R: 1 ER: 1 SO: 3	H: 5 R: 1 ER: 1 SO: 3	H: 4 R: 1 ER: 1 SO: 3	H: 2 R: 1 ER: 1 SO: 3	H: 2 R: 1 ER: 1 SO: 3	H: 2 R: 1 ER: 1 SO: 3	BB: 0 IBB: 0 HBP: 0 BLK: 0	WP: 0 HR: 0 S: 17 P: 19	ERA: 9.00 WHIP: 2.000		
85 Luis Cessa, R ERA: 3.38	(1, 1)																				
79 Ian Gibaut, R ERA: 2.7	(6, 1)																				
46 Buck Farmer, R ERA: 9.82	(7, 1)																				
52 Reiver Sammartin, L ERA: 9.0	(7, 1)																				
66 Joel Kuhnel, R ERA: 13.5	(7, 1)																				
<b>PITCHER</b>	IP: 1.0 WLS: 5 BF: 5 ERA: 6.75	H: 2 R: 1 ER: 1 SO: 3	H: 1 R: 0 ER: 0 SO: 2	H: 1 R: 0 ER: 0 SO: 2	H: 1 R: 0 ER: 0 SO: 2	H: 1 R: 0 ER: 0 SO: 2	H: 1 R: 0 ER: 0 SO: 2	H: 1 R: 0 ER: 0 SO: 2	H: 1 R: 0 ER: 0 SO: 2	H: 1 R: 0 ER: 0 SO: 2	H: 1 R: 0 ER: 0 SO: 2	H: 1 R: 0 ER: 0 SO: 2	H: 1 R: 0 ER: 0 SO: 2	H: 1 R: 0 ER: 0 SO: 2	H: 1 R: 0 ER: 0 SO: 2	H: 1 R: 0 ER: 0 SO: 2	BB: 0 IBB: 0 HBP: 0 BLK: 0	WP: 0 HR: 0 S: 17 P: 19	ERA: 9.00 WHIP: 2.000		
63 Fernando Cruz, R ERA: 6.75	(9, 1)																				

Batter	1	2	3	4	5	6	7	8	9	AB	R	H	RBI	BB	SO	LOB	BOTTOM					
6 Jonathan India, R OBP: 0.500, SLG: 0.667	SH5-3		G6-3		G5-3			17 HR		4	2	2	0	0	0	0						
TJ Friedl, L OBP: 0.389, SLG: 0.824	SH5-3									2	1	2	1	0	0	0						
17 Stuart Fairchild, R OBP: 0.429, SLG: 0.800			HR		1B			HR		1	1	1	2	0	0	0						
27 Jake Fraley, L OBP: 0.467, SLG: 0.692					G3					4	0	1	1	0	2	1						
37 Tyler Stephenson, R OBP: 0.350, SLG: 0.368					L7					4	0	1	0	0	2	0						
32 Jason Vosler, L OBP: 0.333, SLG: 1.133										4	1	1	1	0	0	1						
4 Will Myers, R OBP: 0.350, SLG: 0.188										2	0	1	0	2	0	0						
7 Spencer Steer, R OBP: 0.400, SLG: 0.500										4	0	0	0	0	2	3						
28 Kevin Newman, R OBP: 0.200, SLG: 0.400										4	0	0	0	0	1	3						
30 Will Benson, L OBP: 0.200, SLG: 0.400										4	0	0	0	0	3	1						
<b>Inning Stats</b>	R: 1 H: 3 E: 0 K: 0 S: 8	H: 3 LOB: 1 BB: 0 P: 13	R: 0 H: 0 E: 0 K: 1 S: 7	H: 0 LOB: 0 BB: 1 P: 12	R: 1 H: 1 E: 0 K: 2 S: 16	H: 1 LOB: 0 BB: 0 P: 24	R: 1 H: 1 E: 0 K: 0 S: 12	H: 1 LOB: 1 BB: 1 P: 23	R: 0 H: 1 E: 0 K: 1 S: 16	H: 1 LOB: 0 BB: 0 P: 23	R: 0 H: 0 E: 0 K: 1 S: 6	H: 0 LOB: 0 BB: 0 P: 9	R: 0 H: 0 E: 0 K: 2 S: 9	H: 0 LOB: 0 BB: 0 P: 10	R: 2 H: 2 E: 0 K: 2 S: 21	H: 2 LOB: 0 BB: 0 P: 31	R: 0 H: 1 E: 0 K: 1 S: 7	H: 1 LOB: 0 BB: 0 P: 10	1B: 5 2B: 2 3B: 0 HR: 3	SF: 0 SAC: 1 DP: 1 HBP: 0	WP: 0 PB: 0 SB: 0 CS: 1	PA: 36
<b>PITCHER</b>	IP: 4.2 WLS: 20 BF: 6 ERA: 5.79	H: 3 R: 3 ER: 3 SO: 4	H: 0 R: 0 ER: 0 SO: 0	H: 0 R: 0 ER: 0 SO: 0	H: 0 R: 0 ER: 0 SO: 0	H: 0 R: 0 ER: 0 SO: 0	H: 0 R: 0 ER: 0 SO: 0	H: 0 R: 0 ER: 0 SO: 0	H: 0 R: 0 ER: 0 SO: 0	H: 0 R: 0 ER: 0 SO: 0	H: 0 R: 0 ER: 0 SO: 0	H: 0 R: 0 ER: 0 SO: 0	H: 0 R: 0 ER: 0 SO: 0	H: 0 R: 0 ER: 0 SO: 0	H: 0 R: 0 ER: 0 SO: 0	H: 0 R: 0 ER: 0 SO: 0	H: 0 R: 0 ER: 0 SO: 0	BB: 0 IBB: 0 HBP: 0 BLK: 0	WP: 0 HR: 0 S: 17 P: 19	ERA: 5.79 WHIP: 1.714		
19 Hayden Wesneski, R ERA: 5.79	(1, 1)																					
59 Michael Rucker, R ERA: 4.5	(5, 1)																					
73 Adbert Alzolay, R ERA: 9.86	(6, 1)																					
25 Brad Boxberger, R ERA: 27.0	(8, 1)																					
66 Julian Merryweather, R ERA: 27.0	(9, 1)																					

Chicago Cubs @ Cincinnati Reds  
Great American Ball Park, Cincinnati, OH  
Tue Apr 04 2023, 6:41 PM - 9:33 PM EDT  
Att: 13,399 - Cloudy - 76 F

AB	43
R	12
H	16
RBI	11
BB	6
SO	7
LOB	23



Chicago Cubs @ Cincinnati Reds  
Great American Ball Park, Cincinnati, OH  
Tue Apr 04 2023, 6:41 PM - 9:33 PM EDT  
Att: 13,399 - Cloudy - 76 F

AB	33
R	5
H	9
RBI	5
BB	2
SO	10
LOB	9



Batter	1	2	3	4	5	6	7	8	9	AB	R	H	RBI	BB	SO	LOB	TOP										
6 Jonathan India, R OBP: 0.423, SLG: 0.545										4	0	0	0	0	1	3	<b>Cincinnati Reds @ Philadelphia Phillies</b> Citizens Bank Park, Philadelphia, PA Fri Apr 07 2023, 3:07 PM - 5:49 PM EDT Att: 44,365 - Partly Cloudy - 57 F										
TJ Friedl, L OBP: 0.364, SLG: 0.762										4	1	1	0	0	1	0											
27 Jake Fraley, L OBP: 0.421, SLG: 0.563										3	0	0	0	1	2	1											
37 Tyler Stephenson, R OBP: 0.375, SLG: 0.409										3	0	1	1	1	1	1											
4 Wil Myers, R OBP: 0.333, SLG: 0.200										4	0	1	0	0	2	2											
32 Jason Voster, L OBP: 0.316, SLG: 0.944										3	0	0	0	1	2	2											
7 Spencer Steer, R OBP: 0.375, SLG: 0.500										4	1	1	0	0	1	4											
30 Will Benson, L OBP: 0.143, SLG: 0.077										1	0	1	0	1	0	0											
17 Stuart Fairchild, R OBP: 0.444, SLG: 0.667										1	0	0	0	1	0	0											
2 Jose Barrero, R OBP: 0.167, SLG: 0.167										4	0	1	1	0	0	3											
<b>Inning Stats</b>	R: 0 E: 0 K: 1 S: 9	H: 0 LOB: 0 P: 12	R: 0 E: 0 K: 2 S: 12	H: 0 LOB: 1 BB: 1 P: 18	R: 0 E: 0 K: 0 S: 5	H: 1 LOB: 0 BB: 0 P: 9	R: 0 E: 0 K: 0 S: 8	H: 0 LOB: 0 BB: 1 P: 13	R: 1 E: 0 K: 2 S: 16	H: 2 LOB: 2 BB: 1 P: 28	R: 1 E: 0 K: 1 S: 17	H: 2 LOB: 2 BB: 1 P: 29	R: 0 E: 0 K: 3 S: 9	H: 0 LOB: 0 BB: 0 P: 11	R: 0 E: 0 K: 3 S: 9	H: 0 LOB: 0 BB: 0 P: 14	R: 0 E: 0 K: 1 S: 9	H: 1 LOB: 2 BB: 1 P: 17	1B: 3 2B: 3 3B: 0 HR: 0	SF: 0 SAC: 0 DP: 1 HBP: 0	WP: 1 PB: 0 SB: 0 CS: 1	PA: 36					
<b>PITCHER</b>	IP	WLS	BF	H	R	ER	SO	BB	IBB	HBP	BLK	WP	HR	S	P	ERA	WHIP										
45 Zack Wheeler, R ERA: 5.59	5.1		22	5	2	2	5	3	0	0	0	0	0	59	92	3.38	1.500										
64 Andrew Bellatti, R ERA:	0.2		3	0	0	0	1	1	0	0	0	0	0	8	17	0.00	1.500										
30 Gregory Soto, L ERA: 12.0	1.0	W	3	0	0	0	0	0	0	0	0	0	0	9	11	0.00	0.000										
46 José Alvarado, L ERA:	1.0	H	3	0	0	0	3	0	0	0	0	0	0	9	14	0.00	0.000										
31 Craig Kimbrel, R ERA: 15.43	1.0	S	5	1	0	0	1	1	0	0	0	1	0	9	17	0.00	2.000										

Batter	1	2	3	4	5	6	7	8	9	AB	R	H	RBI	BB	SO	LOB	BOTTOM										
7 Trea Turner, R OBP: 0.394, SLG: 0.531										5	2	2	0	0	2	3	<b>Cincinnati Reds @ Philadelphia Phillies</b> Citizens Bank Park, Philadelphia, PA Fri Apr 07 2023, 3:07 PM - 5:49 PM EDT Att: 44,365 - Partly Cloudy - 57 F										
12 Kyle Schwarber, L OBP: 0.361, SLG: 0.387										5	0	1	1	0	1	1											
10 J.T. Realmuto, R OBP: 0.333, SLG: 0.565										4	1	2	2	0	1	1											
8 Nick Castellanos, R OBP: 0.345, SLG: 0.440										3	1	2	0	1	1	1											
5 Bryson Stott, L OBP: 0.429, SLG: 0.519										4	0	1	0	0	1	4											
28 Alec Bohm, R OBP: 0.429, SLG: 0.542										4	0	1	0	0	0	5											
44 Jake Cave, L OBP: 0.278, SLG: 0.143										2	0	0	0	1	1	0											
2 Josh Harrison, R OBP: 0.143, SLG: 0.143										1	0	0	0	0	0	2											
19 Cristian Pache, R OBP: 0.143, SLG: 0.143										0	0	0	0	0	0	0											
23 Kody Clemens, L OBP: 0.143, SLG: 0.143										2	0	0	0	1	1	0											
33 Edmundo Sosa, R OBP: 0.364, SLG: 0.727										1	1	1	1	0	0	0											
16 Brandon Marsh, L OBP: 0.316, SLG: 0.667										3	0	0	1	1	1	0											
<b>Inning Stats</b>	R: 0 E: 0 K: 3 S: 9	H: 0 LOB: 0 P: 12	R: 1 E: 0 K: 1 S: 16	H: 1 LOB: 3 BB: 3 P: 33	R: 0 E: 0 K: 0 S: 16	H: 2 LOB: 0 BB: 0 P: 23	R: 0 E: 0 K: 0 S: 8	H: 0 LOB: 0 BB: 0 P: 15	R: 1 E: 0 K: 1 S: 14	H: 3 LOB: 2 BB: 0 P: 21	R: 0 E: 0 K: 3 S: 10	H: 0 LOB: 0 BB: 0 P: 14	R: 2 E: 0 K: 0 S: 17	H: 3 LOB: 2 BB: 1 P: 34	R: 1 E: 0 K: 1 S: 8	H: 1 LOB: 0 BB: 0 P: 14	1B: 5 2B: 3 3B: 0 HR: 2	SF: 0 SAC: 0 DP: 0 HBP: 0	WP: 1 PB: 0 SB: 1 CS: 0	PA: 38							
<b>PITCHER</b>	IP	WLS	BF	H	R	ER	SO	BB	IBB	HBP	BLK	WP	HR	S	P	ERA	WHIP										
21 Hunter Greene, R ERA: 5.63	4.2		22	5	2	2	5	3	0	0	0	0	0	57	93	3.86	1.714										
48 Alex Young, L ERA:	1.1		5	1	0	0	3	0	0	0	0	0	0	16	25	0.00	0.750										
47 Derek Law, R ERA: 4.91	0.1	L	4	2	2	2	0	1	0	0	0	0	1	10	21	54.00	9.000										
52 Reiver Sanmartin, L ERA: 6.75	1.2		7	2	1	1	1	0	0	0	0	1	1	15	27	5.40	1.200										

livebaseballscorecards.com



Batter	1	2	3	4	5	6	7	8	9	AB R H RBI BB SO LOB	TOP												
6 Jonathan India, R OBP: 0.400, SLG: 0.448	G5-3		K				K			4 1 1 0 1 2 0	<b>Cincinnati Reds @ Philadelphia Phillies</b> Citizens Bank Park, Philadelphia, PA Sun Apr 09 2023, 1:22 PM - 4:03 PM EDT Att: 39,129 - Sunny - 58 F												
TJ Friedl, L OBP: 0.387, SLG: 0.655	G4-3						K			4 2 1 0 1 2 1													
27 Jake Fraley, L OBP: 0.423, SLG: 0.550										3 0 1 3 2 1 1													
37 Tyler Stephenson, R OBP: 0.394, SLG: 0.400	K									4 1 1 1 1 2 2													
4 Wil Myers, R OBP: 0.333, SLG: 0.222										3 1 1 0 2 2 4													
32 Jason Voster, L OBP: 0.280, SLG: 0.792										4 0 1 2 0 1 2													
2 Jose Barrero, R OBP: 0.143, SLG: 0.143	K									0 0 0 0 0 0 0													
7 Spencer Steer, R OBP: 0.344, SLG: 0.519	G1-3									3 0 0 0 1 1 1													
28 Kevin Newman, R OBP: 0.217, SLG: 0.318										4 0 0 0 0 0 2													
30 Will Benson, L OBP: 0.125, SLG: 0.067										2 0 0 0 0 0 0													
17 Stuart Fairchild, R OBP: 0.462, SLG: 0.556										1 1 0 0 1 1 0													
<b>Inning Stats</b>	R: 0 E: 0 K: 1 S: 10	H: 0 LOB: 1 BB: 1 P: 15	R: 0 E: 0 K: 1 S: 9	H: 0 LOB: 0 BB: 1 P: 17	R: 0 E: 0 K: 1 S: 8	H: 0 LOB: 0 BB: 0 P: 12	R: 2 E: 0 K: 1 S: 19	H: 2 LOB: 2 BB: 2 P: 33	R: 0 E: 0 K: 2 S: 23	H: 0 LOB: 0 BB: 0 P: 13	R: 0 E: 0 K: 3 S: 12	H: 0 LOB: 0 BB: 0 P: 19	R: 1 E: 0 K: 0 S: 14	H: 1 LOB: 1 BB: 1 P: 22	R: 3 E: 0 K: 2 S: 15	H: 2 LOB: 1 BB: 2 P: 29	1B: 3 2B: 4 3B: 0 HR: 0	SF: 0 SAC: 0 DP: 1 HBP: 0	WP: 0 PB: 0 SB: 1 CS: 1	PA: 41			
<b>PITCHER</b>	IP WLS BF H R ER SO BB IBB HBP BLK WP HR S P ERA WHIP											IP WLS BF H R ER SO BB IBB HBP BLK WP HR S P ERA WHIP											
99 Tajuan Walker, R ERA: 6.0	4.2 0.1 21 3 2 2 5 5 0 0 0 0 0 0 64 105 3.86 1.714											58 Seranthony Dominguez, R ERA: 15.75	1.0 L 7 2 3 3 2 2 0 0 0 0 0 0 0 15 29 27.00 4.000										
75 Connor Brogdon, R ERA: 3.39	0.1 2 0 0 0 1 1 0 0 0 0 0 0 5 10 0.00 3.000																						
30 Gregory Soto, L ERA: 9.0	1.0 H 3 0 0 0 1 0 0 0 0 0 0 9 13 0.00 0.000																						
46 José Alvarado, L ERA:	1.0 H 3 0 0 0 3 0 0 0 0 0 0 12 19 0.00 0.000																						
31 Craig Kimbrel, R ERA: 13.5	1.0 H 5 1 1 1 0 1 0 0 0 0 0 0 14 22 9.00 2.000																						
<b>Batter</b>	<b>1</b>	<b>2</b>	<b>3</b>	<b>4</b>	<b>5</b>	<b>6</b>	<b>7</b>	<b>8</b>	<b>9</b>	<b>AB R H RBI BB SO LOB</b>	<b>BOTTOM</b>												
7 Trea Turner, R OBP: 0.341, SLG: 0.436	F8		P5							4 0 0 0 0 1 1	<b>Cincinnati Reds @ Philadelphia Phillies</b> Citizens Bank Park, Philadelphia, PA Sun Apr 09 2023, 1:22 PM - 4:03 PM EDT Att: 39,129 - Sunny - 58 F												
12 Kyle Schwarber, L OBP: 0.179, SLG: 0.342			G3							3 1 1 0 1 0 1													
10 J.T. Realmuto, R OBP: 0.250, SLG: 0.419										4 0 0 0 0 2 2													
8 Nick Castellanos, R OBP: 0.351, SLG: 0.419										4 0 1 1 0 2 0													
5 Bryson Stott, L OBP: 0.444, SLG: 0.514										4 2 2 0 0 2 0													
28 Alec Bohm, R OBP: 0.389, SLG: 0.563										4 1 1 2 0 1 1													
16 Brandon Marsh, L OBP: 0.391, SLG: 0.762										2 0 1 0 1 0 0													
33 Edmundo Sosa, R OBP: 0.333, SLG: 0.588										3 0 1 1 0 0 0													
44 Jake Cave, L OBP: 0.286, SLG: 0.125										2 0 0 0 1 1 2													
<b>Inning Stats</b>	R: 1 E: 0 K: 1 S: 9	H: 1 LOB: 1 BB: 1 P: 14	R: 1 E: 0 K: 1 S: 10	H: 2 LOB: 1 BB: 1 P: 16	R: 0 E: 0 K: 1 S: 6	H: 0 LOB: 0 BB: 0 P: 8	R: 2 E: 0 K: 1 S: 15	H: 3 LOB: 0 BB: 0 P: 21	R: 0 E: 0 K: 1 S: 7	H: 0 LOB: 0 BB: 1 P: 11		R: 0 E: 0 K: 1 S: 8	H: 0 LOB: 0 BB: 0 P: 15	R: 0 E: 0 K: 1 S: 7	H: 0 LOB: 0 BB: 0 P: 13	R: 0 E: 0 K: 0 S: 13	H: 1 LOB: 0 BB: 0 P: 17	R: 0 E: 0 K: 2 S: 7	H: 0 LOB: 0 BB: 0 P: 10	1B: 4 2B: 1 3B: 1 HR: 1	SF: 0 SAC: 0 DP: 1 HBP: 0	WP: 0 PB: 0 SB: 1 CS: 0	PA: 33
<b>PITCHER</b>	IP WLS BF H R ER SO BB IBB HBP BLK WP HR S P ERA WHIP											IP WLS BF H R ER SO BB IBB HBP BLK WP HR S P ERA WHIP											
42 Connor Overton, R ERA: 10.13	4.0 6 0 0 0 2 0 0 0 0 0 0 13 20 9.00 2.250																						
63 Fernando Cruz, R ERA: 3.86	2.0 W 6 1 0 0 1 0 0 0 0 0 0 20 30 0.00 0.500																						
57 Kevin Hergert, R ERA:	1.0 S 3 0 0 0 2 0 0 0 0 0 0 7 10 0.00 0.000																						
79 Ian Gibaut, R ERA: 1.93																							

Batter	1	2	3	4	5	6	7	8	9	10	AB	R	H	RBI	BB	SO	LOB	TOP	
6 Jonathan India, R OBP: 0.425, SLG: 0.500	(1.4) C SI 90 0-1 X SI 90 27 G6-3 BB 1B		(2.2) C SL 82 2-2 B SI 89 F CH 83 B SL 82 X SI 88 F9		(1.1) B CH 82 1-1 C SI 88 X SI 88 G4-6-3 1-2			(1.2) C FF 94 1-2 B FF 94 B FF 95 X CU 80 27 1B 2B		(1.2) F SL 82 1-2 B SL 83 X FF 91 SH3-4 1B	5	1	3	1	0	0	2		
TJ Friedl, L OBP: 0.371, SLG: 0.594	(1.8) C FF 88 4-2 B CH 85 B FF 91 B SI 88 B SI 89 27 G6-3 BB		(3.2) B SI 89 3-2 B SI 89 C SI 88 C CH 84 X SL 82 F7		(1.3) C SL 78 1-3 F CH 83 F CH 84 F CH 82 K			(0.1) C FF 94 0-1 X FF 94 L9		(0.0) X FF 91 0-0 SH3-4 1B	3	0	0	0	1	1	2		
27 Jake Fraley, L OBP: 0.419, SLG: 0.520	(1.9) F SL 81 2-2 B FF 91 T SI 82 X CH 85 G6-3		(0.0) X FF 91 0-0 F CH 82 F CH 83 F CH 84 F CH 85 1B		(0.2) F FF 91 0-2 FF 91 X SL 83 L9			(0.0) X FF 95 0-0 L9		(0.3) C FF 91 0-3 FF 91 S SL 84 K	5	0	2	1	0	1	3		
37 Tyler Stephenson, R OBP: 0.342, SLG: 0.343	(1.2) C SI 82 1-3 B SI 90 S SL 83 X SL 83 K		(2.3) C SI 91 2-3 D SI 90 B SI 82 F SI 81 F SI 85 K		(1.1) S SL 83 1-1 S SL 82 X SI 89 G1-3			(2.2) C CU 79 2-2 S CU 80 B CU 80 B FF 94 X CU 91 G5-3		(3.2) B FF 90 3-2 C SL 84 D CH 86 F SL 83 FF 93 X CH 86 G6-3	5	0	0	0	0	2	5		
4 Wil Myers, R OBP: 0.251, SLG: 0.256	(1.10) B SI 89 2-3 B SI 89 S SL 82 S SL 81 S SL 82 S SL 82 S SL 82 K		(3.2) S SI 88 3-2 S SI 88 S SI 88 S SI 82 S SI 82 S SI 82 S SI 82 S SI 82 G6-3		(1.1) C SI 87 1-2 B SI 82 X SL 82 7 FC5-4 1B			(0.0) B FC 90 0-0 X FF 96 17 3B 1B		(2.2) B FF 96 2-2 S FC 90 S FC 91 F FC 91 F FC 91 X FF 97 7 1B 3B	4	1	2	0	0	1	0		
32 Jason Voster, L OBP: 0.255, SLG: 0.704	(1.3) F FF 90 1-2 F FF 91 S SL 82 S SL 82 T SI 82 K		(0.0) X SL 80 0-0 G1-3		(3.2) C SL 90 3-2 B FF 90 B FF 91 D CH 84 F SI 89 F SI 89 F CH 85 F FF 91 P3			(1.2) C FC 90 1-2 C SI 91 D FC 90 B FC 90 X FC 91 FC5-4		(1.2) C FC 91 1-2 D FC 90 S FC 90 X FC 91 28 G6-4-3 1B	3	0	0	0	0	1	1		
17 Stuart Fairchild, R OBP: 0.500, SLG: 0.800	(9. PH) (9.7) F FF 90 1-2 F FF 91 S SL 82 S SL 82 T SI 82 K		(1.3) C SL 80 1-3 B SI 83 S SL 83 K		(1.1) T FF 89 1-1 X SI 87 G4-3			(2.2) B FC 89 2-2 S CH 84 C FC 88 X SI 91 F8		(2.2) C FC 90 2-2 B FF 96 B FF 96 F FC 91 X FC 91 G6-4-3	1	0	0	0	0	0	1		
7 Spencer Steer, R OBP: 0.361, SLG: 0.548	(1.5) (9.3) C SI 90 0-1 X SI 90 2B		(3.3) B SI 82 3-3 B SI 89 C CH 85 S FF 91 C SL 83 K		(1.1) B SI 89 1-1 X SL 82 6 G4-6-3 1B			(2.3) B CU 79 2-3 S CU 80 B CU 78 F FF 94 K		(0.2) C FC 91 0-2 F FC 91 X CH 88 G3	4	1	2	0	0	1	0		
30 Will Benson, L OBP: 0.105, SLG: 0.056	(1.7) B SI 82 3-3 B SI 89 C CH 85 S FF 91 C SL 83 K		(1.1) R: 0 H: 2 E: 0 K: 1 S: 12 H: 1 LOB: 2 BB: 0 P: 19		(1.1) R: 0 H: 1 E: 0 K: 0 S: 6 LOB: 0 BB: 0 P: 9			(2.2) R: 1 H: 2 E: 0 K: 1 S: 13 LOB: 1 BB: 0 P: 18		(2.2) R: 2 H: 3 E: 0 K: 0 S: 14 LOB: 0 BB: 0 P: 20	3	0	0	0	0	1	2		
28 Kevin Newman, R OBP: 0.208, SLG: 0.304	(9.5) (9.5) T FF 89 1-1 X SI 87 G4-3		(1.1) R: 0 H: 0 E: 0 K: 1 S: 9 LOB: 0 BB: 0 P: 13		(1.1) R: 0 H: 1 E: 0 K: 0 S: 6 LOB: 0 BB: 0 P: 9			(2.2) R: 1 H: 2 E: 0 K: 1 S: 13 LOB: 1 BB: 0 P: 18		(0.0) R: 1 H: 1 E: 0 K: 1 S: 11 LOB: 1 BB: 0 P: 15	4	1	2	0	0	1	0		
2 Jose Barrero, R OBP: 0.222, SLG: 0.222	(1.6) X SL 80 0-0 27 1B 1B		(1.1) R: 0 H: 0 E: 0 K: 1 S: 9 LOB: 0 BB: 0 P: 13		(1.1) R: 0 H: 1 E: 0 K: 0 S: 6 LOB: 0 BB: 0 P: 9			(2.2) R: 1 H: 2 E: 0 K: 1 S: 13 LOB: 1 BB: 0 P: 18		(0.0) R: 1 H: 1 E: 0 K: 1 S: 11 LOB: 1 BB: 0 P: 15	4	1	2	0	0	1	0		
Inning Stats		R: 0 H: 1 E: 0 K: 1 S: 10 LOB: 1 BB: 1 P: 17	R: 0 H: 1 E: 0 K: 3 S: 14 LOB: 1 BB: 1 P: 20	R: 0 H: 2 E: 0 K: 1 S: 12 LOB: 2 BB: 0 P: 19	R: 0 H: 0 E: 0 K: 1 S: 9 LOB: 0 BB: 0 P: 13	R: 0 H: 1 E: 0 K: 0 S: 6 LOB: 0 BB: 0 P: 9	R: 0 H: 0 E: 0 K: 1 S: 8 LOB: 0 BB: 0 P: 10	R: 0 H: 1 E: 0 K: 0 S: 17 LOB: 1 BB: 0 P: 24	R: 1 H: 2 E: 0 K: 1 S: 13 LOB: 1 BB: 0 P: 18	R: 2 H: 3 E: 0 K: 0 S: 14 LOB: 0 BB: 0 P: 20	R: 1 H: 1 E: 0 K: 1 S: 11 LOB: 1 BB: 0 P: 15	1B: 9 SF: 0 2B: 2 SAC: 1 3B: 1 DP: 3 HR: 0 HBP: 0	WP: 0 PA: 40 PB: 0 SB: 0 CS: 0						
PITCHER												PITCHER							
55 Bryce Elder, R ERA: 1.105	(1.1) IP 6.1 WLS 24 BF 6 H 0 R 0 ER 0 SO 7 BB 1 IBB 0 HBP 0 BLK 0 WP 0 HR 0 P 70 ERA 0.00 WHIP 1.105											PITCHER							
60 Jesse Chavez, R ERA: 0.000	(7.1) 0.2 H 2 0 0 0 0 0 0 0 0 0 0 6 9 0.00 0.000											PITCHER							
61 Nick Anderson, R ERA: 3.86	(8.1) 1.0 H 5 2 1 1 1 0 0 0 0 0 0 13 18 9.00 2.000											PITCHER							
33 A.J. Minter, L ERA: 3.0	(9.1) 1.0 B 5 3 2 2 0 0 0 0 0 0 0 14 20 18.00 3.000											PITCHER							
52 Dylan Lee, L ERA: 1.000	(10.1) 1.0 W 4 1 1 0 1 0 0 0 0 0 0 0 11 15 0.00 1.000											PITCHER							

Cincinnati Reds @ Atlanta Braves  
 Truist Park, Atlanta, GA  
 Mon Apr 10 2023, 7:21 PM - 10:07 PM EDT  
 Att: 30,237 - Clear - 65 F

AB 38  
 R 4  
 H 12  
 RBI 4  
 BB 1  
 SO 9  
 LOB 17



Batter	1	2	3	4	5	6	7	8	9	10	AB	R	H	RBI	BB	SO	LOB	BOTTOM	
13 Ronald Acuña Jr., R OBP: 0.415, SLG: 0.511	(1.9) C FC 89 0-2 F SL 91 X FC 99 27 G4-6-3 28 BB 1B		(0.0) X SL 89 0-0 28 G3-6-1 1B		(2.1) F FC 88 2-1 B SI 88 B FC 96 X SL 80 F8			(1.1) C CH 88 1-1 B CH 87 X FF 94 27 WP 28 BB 1B		(2.3) S FF 96 2-3 B FF 96 S FF 96 B FF 96 S SL 86 K	5	0	3	0	0	1	0		
28 Matt Olson, L OBP: 0.462, SLG: 0.667	(1.3) B FC 88 4-0 B FC 97 B FC 96 27 G4-6-3 BB		(1.1) 1 SAFE 1-1 C SL 89 X SL 90 G3-6-1		(1.3) C FC 95 1-3 B SI 91 B SI 91 K			(4.0) B FF 91 4-0 B SI 90 B SI 91 27 WP BB		(4.0) B FF 96 4-0 B SI 95 B FF 95 BB	2	0	0	0	3	1	1		
27 Austin Riley, R OBP: 0.408, SLG: 0.475	(1.5) C FC 87 0-2 S SL 91 X SL 90 G4-6-3		(1.3) B FC 97 1-3 S SL 90 S SL 92 K		(0.1) F FC 88 0-1 X SI 87 12 2B 1B			(2.3) B CH 86 2-3 B SI 90 S CH 88 1-2 2-3 3-H K		(0.0) X FF 94 0-0 P6	5	2	1	0	0	2	5		
12 Sean Murphy, R OBP: 0.424, SLG: 0.480	(1.2) D FC 90 2-3 B SL 90 C FC 88 F SL 81 X FC 96 K		(3.1) S SI 88 3-1 B FC 97 B SI 86 F FC 96 X FC 96 2B		(0.1) C FC 86 0-1 X SL 89 1-H 2B			(3.3) S FF 91 3-3 C CH 85 B CH 86 F FF 92 B CH 86 S FF 91 K		(0.0) X FC 91 0-0 12 HR HR	5	1	3	3	0	2	1		
1 Ozzie Albies, S OBP: 0.255, SLG: 0.285	(1.4) C SI 90 1-2 C FC 88 X SL 90 G1		(3.3) B FC 96 3-3 F FC 97 B SI 86 F FC 96 X FC 96 K		(1.3) B SI 88 1-3 F FC 87 F FC 96 F FC 96 X FC 96 K			(2.2) S CH 86 2-2 C CH 87 F FF 91 F CH 87 FF 92 B SL 84 X CH 85 20 G3 1B		(0.0) X FC 91 0-0 2-H HR	4	1	1	0	0	2	2		
8 Eddie Rosario, L OBP: 0.207, SLG: 0.185	(1.10) F SI 89 4-2 B SI 97 B FC 88 F FC 96 B SL 91 B SL 90 11 1B BB		(0.0) X FC 97 0-0 F7		(0.2) F FC 86 0-2 F FC 96 F FC 97 F FC 96 X FC 98 G3-1			(1.0) B CH 86 1-0 X SI 90 G3		(1.2) B CH 86 1-2 X FC 94 1B	2	0	0	0	1	0	2		
20 Marcell Ozuna, R OBP: 0.212, SLG: 0.286	(8. PH) (9.10) B SI 91 1-1 B SL 90 11 1B BB		(1.3) R: 0 H: 1 E: 0 K: 1 S: 6 LOB: 0 BB: 0 P: 8		(1.3) R: 0 H: 2 E: 0 K: 2 S: 9 LOB: 1 BB: 0 P: 16			(2.2) C SI 90 2-2 D CH 86 C FC 94 B FC 94 X CH 85 13 1B 27 WP BB		(1.2) C SI 90 1-2 D CH 86 C FC 94 B FC 94 X CH 85 20 G3 1B	3	1	2	1	1	1	1		
11 Orlando Arcia, R OBP: 0.400, SLG: 0.537	(1.6) X FC 97 0-0 1-2 1B		(1.3) R: 0 H: 1 E: 0 K: 1 S: 6 LOB: 0 BB: 0 P: 8		(1.3) R: 0 H: 1 E: 0 K: 2 S: 9 LOB: 1 BB: 0 P: 16			(4.1) B SI 97 4-1 B SL 90 C FC 94 B FC 94 X CH 85 13 1B 27 WP BB		(2.2) C SI 90 2-2 D CH 86 C FC 94 B FC 94 X CH 85 20 G3 1B	3	1	2	1	1	1	1		
17 Kevin Pillar, R OBP: 0.273, SLG: 0.200	(1.7) B SI 91 2-0 B FC 96 X FC 96 P2		(3.3) R: 0 H: 1 E: 0 K: 1 S: 6 LOB: 0 BB: 0 P: 8		(1.2) F FC 86 1-2 B SL 90 X SL 90 P3			(0.3) F FF 93 0-3 C FC 94 P3		(0.0) X CH 84 0-0 L6	4	0	0	0	0	1	4		
38 Eli White, R OBP: 0.353, SLG: 0.375	(1.8) B FC 96 2-3 B FC 96 S FC 96 X FC 96 K		(2.3) R: 0 H: 1 E: 0 K: 1 S: 11 LOB: 2 BB: 1 P: 20		(1.0) B SL 89 1-0 X FC 96 G1-3			(2.3) C FF 94 2-3 1 SAFE B FF 94 B SL 83 S FF 92 E FF 92 K		(2.2) B FF 94 2-2 F FF 95 S FF 96 K	3	0	0	0	0	2	3		
14 Sam Hilliard, L OBP: 0.353, SLG: 0.375	(9. PH) (10.8) B FC 96 2-3 B FC 96 S FC 96 X FC 96 K		(1.1) R: 0 H: 1 E: 0 K: 1 S: 11 LOB: 1 BB: 1 P: 20		(1.0) B SL 89 1-0 X FC 96 G1-3			(2.3) C FF 94 2-3 1 SAFE B FF 94 B SL 83 S FF 92 E FF 92 K		(2.2) B FF 94 2-2 F FF 95 S FF 96 K	1	0	0	0	0	1	0		
Inning Stats		R: 0 H: 1 E: 0 K: 1 S: 11 LOB: 1 BB: 1 P: 17	R: 0 H: 1 E: 0 K: 1 S: 11 LOB: 2 BB: 1 P: 20	R: 0 H: 1 E: 0 K: 1 S: 6 LOB: 0 BB: 0 P: 8	R: 0 H: 1 E: 0 K: 2 S: 9 LOB: 1 BB: 0 P: 16	R: 0 H: 0 E: 0 K: 0 S: 6 LOB: 0 BB: 0 P: 10	R: 1 H: 1 E: 0 K: 3 S: 13 LOB: 2 BB: 2 P: 26	R: 1 H: 2 E: 0 K: 1 S: 15 LOB: 1 BB: 0 P: 23	R: 0 H: 0 E: 0 K: 2 S: 9 LOB: 1 BB: 1 P: 17	R: 2 H: 1 E: 0 K: 0 S: 11 LOB: 0 BB: 0 P: 1	1B: 7 SF: 0 2B: 2 SAC: 0 3B: 0 DP: 2 HR: 1 HBP: 0	WP: 1 PA: 40 PB: 0 SB: 0 CS: 0							
PITCHER												PITCHER							
51 Graham Ashcraft, R ERA: 2.08	(1.1) IP 6.0 WLS 25 BF 6 H 2 R 2 ER 2 SO 7 BB 3 IBB 0 HBP 0 BLK 0 WP 0 HR 0 P 63 ERA 3.00 WHIP 1.500											PITCHER							
46 Buck Farmer, R ERA: 3.31	(7.1) 0.2 3 1 0 0 2 0 0 0 0 0 0 9 12 0.00 1.500											PITCHER							
52 Reiver Sanmartin, L ERA: 6.78	(7.1) 1.1 7 2 1 1 2 1 0 0 0 1 0 18 32 6.75 2.250											PITCHER							
43 Alexis Diaz, R ERA: 6.75	(8.1) 1.0 4 0 0 0 2 1 0 0 0 0 0 9 17 0.00 1.000											PITCHER							
47 Derek Law, R ERA: 7.26	(10.1) 0.0 L 1 1 2 1 0 0 0 0 0 0 0 1 1 1 0.00 1.000											PITCHER							

Cincinnati Reds @ Atlanta Braves  
 Truist Park, Atlanta, GA  
 Mon Apr 10 2023, 7:21 PM - 10:07 PM EDT  
 Att: 30,237 - Clear - 65 F

AB 35  
 R 5  
 H 10  
 RBI 4  
 BB 5  
 SO 13  
 LOB 20







Batter	1	2	3	4	5	6	7	8	9	AB	R	H	RBI	BB	SO	LOB	TOP					
6 Jonathan India, R OBP: 0.420, SLG: 0.452										4	2	1	0	1	2	2	<b>Cincinnati Reds @ Atlanta Braves</b> Truist Park, Atlanta, GA Wed Apr 12 2023, 7:21 PM - 9:52 PM EDT Att: 30,648 - Clear - 75 F					
TJ Friedl, L OBP: 0.395, SLG: 0.600										4	1	3	1	0	1	0						
27 Jake Fraley, L OBP: 0.462, SLG: 0.500										3	0	0	0	1	1	4						
37 Tyler Stephenson, R OBP: 0.362, SLG: 0.317										3	0	1	2	1	1	3						
4 Wil Myers, R OBP: 0.283, SLG: 0.200										4	0	0	1	0	0	4						
32 Jason Voster, L OBP: 0.189, SLG: 0.528										4	0	0	0	0	3	4						
2 Jose Barrero, R OBP: 0.231, SLG: 0.320										4	0	0	0	0	2	1						
22 Luke Maile, R OBP: 0.125, SLG: 0.125										3	1	1	0	0	2	0						
7 Spencer Steer, R OBP: 0.390, SLG: 0.583										1	0	0	0	0	0	0						
30 Will Benson, L OBP: 0.095, SLG: 0.050										2	0	0	0	0	2	0						
17 Stuart Fairchild, R OBP: 0.471, SLG: 0.967										1	0	0	0	1	0	0						
<b>Inning Stats</b>	R: 2 E: 0 K: 1 S: 20	H: 3 LOB: 1 BB: 0 P: 27	R: 0 E: 0 K: 3 S: 16	H: 0 LOB: 0 BB: 0 P: 20	R: 1 E: 0 K: 1 S: 17	H: 1 LOB: 2 BB: 2 P: 28	R: 0 E: 0 K: 2 S: 11	H: 0 LOB: 0 BB: 0 P: 13	R: 0 E: 0 K: 2 S: 9	H: 0 LOB: 0 BB: 0 P: 10	R: 0 E: 0 K: 1 S: 7	H: 0 LOB: 0 BB: 0 P: 12	R: 1 E: 0 K: 2 S: 16	H: 2 LOB: 2 BB: 1 P: 25	R: 0 E: 0 K: 1 S: 8	H: 0 LOB: 1 BB: 1 P: 15	R: 0 E: 0 K: 1 S: 9	H: 0 LOB: 0 BB: 0 P: 13	1B: 6 2B: 0 3B: 0 HR: 0	SF: 0 SAC: 0 DP: 0 HBP: 0	WP: 0 PB: 0 SB: 0 CS: 0	PA: 37
<b>PITCHER</b>	IP WLS BF H R ER SO BB IBB HBP BLK WP HR S P ERA WHIP	5.0 21 4 3 3 9 2 0 0 0 0 0 0 73 98 5.40 1.200	6.1 2.0 9 2 1 1 3 1 0 0 0 0 0 23 37 4.50 1.500	8.1 1.0 W 4 0 0 0 1 1 0 0 0 0 0 0 8 15 0.00 1.000	9.1 1.0 S 3 0 0 0 1 0 0 0 0 0 0 0 9 13 0.00 0.000	<b>PITCHER</b>																

AB	33
R	4
H	6
RBI	4
BB	4
SO	14
LOB	18



Batter	1	2	3	4	5	6	7	8	9	AB	R	H	RBI	BB	SO	LOB	BOTTOM					
13 Ronald Acuña Jr., R OBP: 0.452, SLG: 0.537										4	0	3	3	0	1	0	<b>Cincinnati Reds @ Atlanta Braves</b> Truist Park, Atlanta, GA Wed Apr 12 2023, 7:21 PM - 9:52 PM EDT Att: 30,648 - Clear - 75 F					
28 Matt Olson, L OBP: 0.410, SLG: 0.627										4	0	0	0	0	4	4						
27 Austin Riley, R OBP: 0.448, SLG: 0.511										3	1	2	0	1	0	1						
12 Sean Murphy, R OBP: 0.405, SLG: 0.438										4	0	1	1	0	2	3						
8 Eddie Rosario, L OBP: 0.270, SLG: 0.371										4	2	2	1	0	0	2						
1 Ozzie Albies, S OBP: 0.295, SLG: 0.346										4	1	1	0	0	1	1						
11 Orlando Arcia, R OBP: 0.400, SLG: 0.511										0	0	0	0	0	0	0						
9 Ehire Adrianza, S OBP: 0.318, SLG: 0.418										3	0	0	0	0	2	1						
20 Marcell Ozuna, R OBP: 0.195, SLG: 0.250										4	0	0	0	0	3	3						
14 Sam Hilliard, L OBP: 0.417, SLG: 0.476										2	1	0	0	1	1	3						
<b>Inning Stats</b>	R: 0 E: 0 K: 1 S: 12	H: 1 LOB: 1 BB: 0 P: 17	R: 2 E: 0 K: 3 S: 21	H: 3 LOB: 2 BB: 0 P: 26	R: 1 E: 0 K: 1 S: 10	H: 2 LOB: 1 BB: 0 P: 15	R: 0 E: 0 K: 1 S: 8	H: 0 LOB: 0 BB: 0 P: 16	R: 0 E: 0 K: 2 S: 12	H: 1 LOB: 1 BB: 0 P: 17	R: 0 E: 0 K: 2 S: 8	H: 0 LOB: 0 BB: 0 P: 10	R: 1 E: 0 K: 2 S: 11	H: 1 LOB: 1 BB: 2 P: 25	R: 1 E: 0 K: 2 S: 12	H: 1 LOB: 0 BB: 0 P: 20	R: 1 E: 0 K: 2 S: 12	H: 1 LOB: 0 BB: 0 P: 20	1B: 4 2B: 4 3B: 0 HR: 1	SF: 0 SAC: 0 DP: 0 HBP: 1	WP: 0 PB: 0 SB: 2 CS: 1	PA: 35
<b>PITCHER</b>	IP WLS BF H R ER SO BB IBB HBP BLK WP HR S P ERA WHIP	6.0 26 7 3 3 10 0 0 0 0 0 0 11 25 9.00 3.000	7.1 5.0 1 1 1 2 2 0 0 0 0 0 0 11 25 9.00 3.000	8.1 4.0 L 4 1 1 2 0 0 0 0 0 0 1 12 20 9.00 1.000	<b>PITCHER</b>																	



Batter	1	2	3	4	5	6	7	8	9	AB	R	H	RBI	BB	SO	LOB	TOP					
5 Bryson Stott, L (1,4) OBP: 0.411, SLG: 0.473										5	0	1	0	0	2	3	<b>Philadelphia Phillies @ Cincinnati Reds</b> Great American Ball Park, Cincinnati, OH Thu Apr 13 2023, 6:41 PM - 9:15 PM EDT Att: 12,170 - Clear - 82 F					
7 Trea Turner, R (1,6) OBP: 0.350, SLG: 0.421										4	1	1	0	1	1	3						
12 Kyle Schwarber, L (1,7) OBP: 0.288, SLG: 0.471										3	1	1	1	1	0	3						
8 Nick Castellanos, R (1,9) OBP: 0.382, SLG: 0.458										4	0	1	1	0	2	0						
10 J.T. Realmuto, R (1,2) OBP: 0.222, SLG: 0.364										4	0	1	0	0	2	2						
28 Alec Bohm, R (1,3) OBP: 0.377, SLG: 0.551										4	0	1	0	0	0	3						
2 Josh Harrison, R (1,10) OBP: 0.222, SLG: 0.176										3	0	0	0	0	2	1						
16 Brandon Marsh, L (9,PH) OBP: 0.457, SLG: 0.839										0	0	0	0	1	0	0						
33 Edmundo Sosa, R (1,5)										3	0	2	0	0	1	0						
44 Jake Cave, L (9,PH) OBP: 0.276, SLG: 0.333										1	0	0	0	0	1	1						
19 Cristian Pache, R (1,8) OBP: 0.267, SLG: 0.400										3	0	1	0	0	1	1						
23 Kody Clemens, L (9,PH) OBP: 0.162, SLG: 0.100										1	0	0	0	0	1	1						
<b>Inning Stats</b>	R: 1 E: 0 K: 1 S: 12	H: 2 LOB: 2 BB: 1 P: 18	R: 0 E: 0 K: 2 S: 16	H: 2 LOB: 3 BB: 1 P: 28	R: 0 E: 0 K: 2 S: 11	H: 1 LOB: 1 BB: 0 P: 17	R: 0 E: 0 K: 1 S: 14	H: 1 LOB: 1 BB: 0 P: 18	R: 1 E: 0 K: 0 S: 9	H: 2 LOB: 0 BB: 0 P: 16	R: 0 E: 0 K: 2 S: 8	H: 0 LOB: 0 BB: 0 P: 9	R: 0 E: 0 K: 0 S: 7	H: 0 LOB: 0 BB: 0 P: 11	R: 0 E: 0 K: 2 S: 8	H: 0 LOB: 0 BB: 0 P: 10	R: 0 E: 0 K: 3 S: 14	H: 1 LOB: 2 BB: 1 P: 23	1B: 7 2B: 1 3B: 0 HR: 1	SF: 0 SAC: 0 DP: 1 HBP: 0	WP: 0 PB: 0 SB: 0 CS: 0	PA: 38
<b>PITCHER</b>	IP WLS BF H R ER SO BB IBB HBP BLK WP HR S P ERA WHIP																					
40 Nick Lodolo, L (1,1) ERA: 2.12	5.0 W 24 8 2 2 6 2 0 0 0 0 0 1 62 97 3.60 2.000																					
48 Alex Young, L (6,1) ERA: 1.42	2.0 H 6 0 0 0 2 0 0 0 0 0 0 0 15 20 0.00 0.000																					
47 Derek Law, R (8,1) ERA: 4.26	1.2 7 1 0 0 4 1 0 0 0 0 0 0 18 28 0.00 1.200																					
43 Alexis Diaz, R (9,1) ERA: 6.23	0.1 S 1 0 0 0 1 0 0 0 0 0 0 0 4 5 0.00 0.000																					

Batter	1	2	3	4	5	6	7	8	9	AB	R	H	RBI	BB	SO	LOB	BOTTOM			
6 Jonathan India, R (1,10) OBP: 0.418, SLG: 0.457										4	1	1	0	0	0	2	<b>Philadelphia Phillies @ Cincinnati Reds</b> Great American Ball Park, Cincinnati, OH Thu Apr 13 2023, 6:41 PM - 9:15 PM EDT Att: 12,170 - Clear - 82 F			
7 Spencer Steer, R (1,5) OBP: 0.413, SLG: 0.575										4	1	2	1	1	0	3				
17 Stuart Fairchild, R (1,7) OBP: 0.460, SLG: 0.600										3	2	1	0	0	0	2				
T.J. Friedl, L (6,PH) OBP: 0.409, SLG: 0.600										0	0	0	0	1	0	0				
37 Tyler Stephenson, R (1,3) OBP: 0.373, SLG: 0.333										4	0	2	1	0	1	4				
32 Jason Voster, L (8,3) OBP: 0.189, SLG: 0.528										0	0	0	0	0	0	0				
4 Wil Myers, R (1,9) OBP: 0.300, SLG: 0.227										4	0	2	2	0	1	0				
15 Nick Senzel, R (1,8) (8,4)										4	0	0	0	0	2	4				
28 Kevin Newman, R (1,4) OBP: 0.214, SLG: 0.269										2	1	0	0	0	1	0				
27 Jake Fraley, L (7,PH) OBP: 0.450, SLG: 0.484										1	0	0	0	0	0	0				
12 Curt Casali, R (1,2) OBP: 0.214, SLG: 0.154										4	0	1	0	0	1	1				
2 Jose Barrero, R (1,6) OBP: 0.267, SLG: 0.357										3	1	1	1	1	0	1				
<b>Inning Stats</b>	R: 1 E: 0 K: 1 S: 10	H: 1 LOB: 0 BB: 1 P: 17	R: 0 E: 0 K: 3 S: 12	H: 0 LOB: 0 BB: 0 P: 14	R: 3 E: 0 K: 0 S: 21	H: 5 LOB: 2 BB: 0 P: 34	R: 0 E: 0 K: 0 S: 8	H: 0 LOB: 0 BB: 0 P: 11	R: 1 E: 0 K: 0 S: 17	H: 3 LOB: 2 BB: 0 P: 23	R: 1 E: 0 K: 1 S: 12	H: 1 LOB: 3 BB: 1 P: 23	R: 0 E: 0 K: 1 S: 5	H: 0 LOB: 0 BB: 0 P: 9	R: 0 E: 0 K: 0 S: 7	H: 0 LOB: 1 BB: 1 P: 13	1B: 8 2B: 2 3B: 0 HR: 0	SF: 0 SAC: 0 DP: 0 HBP: 2	WP: 0 PB: 0 SB: 1 CS: 1	PA: 39
<b>PITCHER</b>	IP WLS BF H R ER SO BB IBB HBP BLK WP HR S P ERA WHIP																			
70 Bailey Falter, L (1,1) ERA: 4.8	4.2 L 22 8 5 5 4 1 0 0 0 0 0 0 64 94 9.64 1.929																			
64 Andrew Bellatti, R (5,1) ERA: 4.05	0.1 2 1 0 0 0 0 0 0 0 0 0 0 4 5 0.00 3.000																			
79 McKinley Moore, R (6,1) ERA: 15.43	1.0 7 1 1 1 1 1 1 0 2 0 0 0 12 23 9.00 2.000																			
37 Andrew Vasquez, L (7,1) ERA: 0.96	2.0 7 0 0 0 0 1 1 0 0 0 0 0 12 22 0.00 0.500																			

Batter	1	2	3	4	5	6	7	8	9	AB R H RBI BB SO LOB	TOP							
5 Bryson Stott, L OBP: 0.393, SLG: 0.467	P4	G3-1		L7		L7		K		5 0 1 0 0 1 3	<b>Philadelphia Phillies @ Cincinnati Reds</b> Great American Ball Park, Cincinnati, OH Fri Apr 14 2023, 6:40 PM - 9:22 PM EDT Att: 17,610 - Partly Cloudy - 81 F <a href="http://livebaseballscorecards.com">livebaseballscorecards.com</a>							
7 Trea Turner, R OBP: 0.354, SLG: 0.419	12 2B		G5-3	F9		F9		12 2B	1B	5 2 2 0 0 0 1								
12 Kyle Schwarber, L OBP: 0.311, SLG: 0.500	16 F9		8 2B		F9		8 1B	10 2B	1B	3 2 2 1 2 0 0								
8 Nick Castellanos, R OBP: 0.400, SLG: 0.481			16 3B		P4		10 FC5-4		1B	4 1 2 1 1 1 2								
16 Brandon Marsh, L OBP: 0.251, SLG: 0.806	F9		10 SF9		G4-3		K		K	5 1 1 1 0 2 6								
10 J.T. Realmuto, R OBP: 0.240, SLG: 0.396	G6-3		SF9				FC5-4		28 1B	4 1 2 2 0 0 4								
28 Alec Bohm, R OBP: 0.397, SLG: 0.538			F8				G5-3		33 HBP	3 0 1 2 1 0 0								
44 Jake Cave, L OBP: 0.265, SLG: 0.310	L7			F7		F8		F8	1B	5 0 1 0 0 0 4								
33 Edmundo Sosa, R OBP: 0.313, SLG: 0.567				K		FC4-6		K		4 1 1 1 0 2 3								
<b>Inning Stats</b>	R: 1 H: 2 E: 0 K: 0 S: 10	H: 2 BB: 1 P: 19	R: 1 H: 1 E: 0 K: 0 S: 9	LOB: 0 BB: 1 P: 21	R: 3 H: 2 E: 0 K: 0 S: 9	LOB: 0 BB: 1 P: 15	R: 0 H: 1 E: 0 K: 1 S: 13	LOB: 1 BB: 0 P: 18	R: 0 H: 1 E: 0 K: 1 S: 16	LOB: 2 BB: 0 P: 24	R: 0 H: 1 E: 0 K: 2 S: 13	LOB: 1 BB: 0 P: 20	R: 3 H: 4 E: 0 K: 2 S: 16	LOB: 1 BB: 0 P: 24	1B: 7 2B: 4 3B: 1 HR: 1	SF: 1 SAC: 0 DP: 0 HBP: 1	WP: 0 PB: 0 SB: 0 CS: 1	PA: 44
<b>PITCHER</b>	IP WLS BF H R ER SO BB IBB HBP BLK WP HR S P ERA WHIP											IP WLS BF H R ER SO BB IBB HBP BLK WP HR S P ERA WHIP						
42 Connor Overton, R ERA: 11.43	(1, 1) 3.0 L 16 5 5 5 0 3 0 0 0 0 0 1 28 55 15.00 2.667																	
57 Kevin Herget, R ERA: 1.59	(4, 1) 2.2 11 2 0 0 1 0 0 0 1 0 0 0 28 44 0.00 0.750																	
52 Reiver Sanmartin, L ERA: 4.78	(6, 1) 1.2 8 2 0 0 1 1 0 0 0 0 0 0 23 38 0.00 1.800																	
63 Fernando Cruz, R ERA: 5.63	(8, 1) 1.2 9 4 3 3 4 0 0 0 0 0 0 0 24 34 16.20 2.400																	

Batter	1	2	3	4	5	6	7	8	9	AB R H RBI BB SO LOB	BOTTOM									
6 Jonathan India, R OBP: 0.400, SLG: 0.440	F7		F8		G6-3				SF8	4 0 1 2 0 0 1	<b>Philadelphia Phillies @ Cincinnati Reds</b> Great American Ball Park, Cincinnati, OH Fri Apr 14 2023, 6:40 PM - 9:22 PM EDT Att: 17,610 - Partly Cloudy - 81 F <a href="http://livebaseballscorecards.com">livebaseballscorecards.com</a>									
T.J. Friedl, L OBP: 0.388, SLG: 0.578	27 G4-3		G4-3		G4-3		G1-3		P6	5 0 1 0 0 0 3										
27 Jake Fraley, L OBP: 0.432, SLG: 0.457	G4-3				G3-1				K	4 0 1 1 0 1 1										
37 Tyler Stephenson, R OBP: 0.364, SLG: 0.313	P3		F9						K	3 0 0 0 1 1 2										
4 Wil Myers, R OBP: 0.315, SLG: 0.234			G6-3		P5				1B	3 0 1 0 1 0 1										
32 Jason Voelel, L OBP: 0.175, SLG: 0.487			F7		K				K	3 0 0 0 0 2 2										
17 Stuart Fairchild, R OBP: 0.429, SLG: 0.563					K				K	1 0 0 0 0 1 1										
7 Spencer Steer, R OBP: 0.420, SLG: 0.558	L8								P4	3 1 1 0 1 0 1										
15 Nick Senzel, R					L8				E5	4 1 0 0 0 1 3										
2 Jose Barrero, R OBP: 0.294, SLG: 0.355			G4-3						6 SF8	3 1 1 0 1 2 1										
<b>Inning Stats</b>	R: 0 H: 1 E: 0 K: 0 S: 6	H: 1 LOB: 1 BB: 0 P: 11	R: 0 H: 0 E: 0 K: 1 S: 9	LOB: 1 BB: 1 P: 17	R: 1 H: 2 E: 0 K: 0 S: 12	LOB: 1 BB: 0 P: 19	R: 0 H: 1 E: 0 K: 1 S: 11	LOB: 0 BB: 0 P: 19	R: 0 H: 0 E: 0 K: 1 S: 12	LOB: 1 BB: 1 P: 20	R: 1 H: 1 E: 0 K: 1 S: 12	LOB: 1 BB: 1 P: 22	R: 0 H: 1 E: 0 K: 3 S: 12	LOB: 1 BB: 0 P: 18	R: 1 H: 0 E: 1 K: 0 S: 11	LOB: 1 BB: 1 P: 21	1B: 5 2B: 1 3B: 0 HR: 0	SF: 1 SAC: 0 DP: 0 HBP: 0	WP: 1 PB: 0 SB: 2 CS: 0	PA: 38
<b>PITCHER</b>	IP WLS BF H R ER SO BB IBB HBP BLK WP HR S P ERA WHIP											IP WLS BF H R ER SO BB IBB HBP BLK WP HR S P ERA WHIP								
99 Tajuan Walker, R ERA: 4.2	(1, 1) 6.0 W 24 4 1 1 4 2 0 0 0 0 0 0 12 22 9.00 2.000																			
58 Seranthony Dominguez, R ERA: 12.71	(1, 1) 1.0 5 1 1 1 1 1 0 0 0 0 0 0 12 22 9.00 2.000																			
46 José Alvarado, L ERA: 1.42	(8, 1) 1.0 H 4 1 0 0 3 0 0 0 0 0 0 0 12 18 0.00 1.000																			
75 Connor Brogdon, R ERA: 3.68	(9, 1) 1.0 5 0 1 0 0 1 0 0 0 0 1 0 11 21 0.00 1.000																			





Batter	1	2	3	4	5	6	7	8	9	AB	R	H	RBI	BB	SO	LOB	TOP																					
2 Yandy Diaz, R OBP: 0.373, SLG: 0.500	F8		G1-3				F9		K	3	0	0	0	1	0	1																						
7 Vidal Bruján, S OBP: 0.313, SLG: 0.313	F8		K				K			1	0	0	0	0	1	0																						
8 Brandon Lowe, L OBP: 0.411, SLG: 0.630	F8		K				K			4	0	0	0	0	2	3																						
56 Randy Arozarena, R OBP: 0.371, SLG: 0.500	G5-3		P4							4	0	2	0	0	0	1																						
5 Wander Franco, S OBP: 0.347, SLG: 0.586	F8		L3							4	0	0	0	0	0	2																						
87 Harold Ramírez, R OBP: 0.404, SLG: 0.628	G5-3									4	0	2	0	0	0	1																						
17 Isaac Paredes, R OBP: 0.321, SLG: 0.431										4	0	1	0	0	1	4																						
15 Josh Lowe, L OBP: 0.413, SLG: 0.791										4	1	2	1	0	1	4																						
13 Manuel Margot, R OBP: 0.255, SLG: 0.357										4	0	0	0	0	0	5																						
14 Christian Bethancourt, R OBP: 0.316, SLG: 0.588										3	0	1	0	1	0	0																						
<b>Inning Stats</b>	R: 0 E: 0 K: 0 S: 8	H: 0 LOB: 0 BB: 0 P: 11	R: 0 E: 0 K: 0 S: 11	H: 2 LOB: 2 BB: 0 P: 16	R: 0 E: 0 K: 1 S: 12	H: 1 LOB: 1 BB: 0 P: 20	R: 0 E: 0 K: 0 S: 11	H: 1 LOB: 1 BB: 2 P: 16	R: 0 E: 0 K: 1 S: 16	H: 2 LOB: 3 BB: 0 P: 21	R: 0 E: 0 K: 1 S: 6	H: 0 LOB: 0 BB: 0 P: 10	R: 0 E: 0 K: 1 S: 7	H: 1 LOB: 1 BB: 0 P: 12	R: 1 E: 0 K: 1 S: 9	H: 1 LOB: 0 BB: 0 P: 14	1B: 5 2B: 3 HR: 1	SF: 0 SAC: 0 HBP: 0	WP: 0 PB: 0 SB: 0 CS: 0	PA: 37																		
<b>PITCHER</b>	IP	WLS	BF	H	R	ER	SO	BB	IBB	HBP	BLK	WP	HR	S	P	ERA	WHIP	<b>PITCHER</b>				IP	WLS	BF	H	R	ER	SO	BB	IBB	HBP	BLK	WP	HR	S	P	ERA	WHIP
21 Hunter Greene, R ERA: 4.24	3.0		12	3	0	0	1	0	0	0	0	0	0	31	47	0.00	1.000					3.0		12	3	0	0	1	0	0	0	0	0	0	0	0	0.00	1.000
46 Buck Farmer, R ERA: 5.87	1.1		7	1	0	0	0	2	0	0	0	0	0	19	32	0.00	2.250					1.1		7	1	0	0	0	2	0	0	0	0	0	0	0.00	2.250	
48 Alex Young, L ERA: 1.17	1.1	H	6	2	0	0	1	0	0	0	0	0	0	14	19	0.00	1.500					1.1	H	6	2	0	0	1	0	0	0	0	0	0	0	0.00	1.500	
79 Ian Gibaut, R ERA: 2.57	1.1	W	4	0	0	0	1	0	0	0	0	0	0	9	14	0.00	0.000					1.1	W	4	0	0	0	1	0	0	0	0	0	0	0	0.00	0.000	
57 Kevin Hergel, R ERA: 2.35	2.0		8	2	1	1	2	0	0	0	0	0	1	16	26	4.50	1.000					2.0		8	2	1	1	2	0	0	0	0	0	0	0	4.50	1.000	

Tampa Bay Rays @ Cincinnati Reds  
Great American Ball Park, Cincinnati, OH  
Mon Apr 17 2023, 6:42 PM - 9:09 PM EDT  
Att: 7,375 - Partly Cloudy - 52 F

AB 35  
R 1  
H 8  
RBI 1  
BB 2  
SO 5  
LOB 21



Batter	1	2	3	4	5	6	7	8	9	AB	R	H	RBI	BB	SO	LOB	BOTTOM																					
6 Jonathan India, R OBP: 0.423, SLG: 0.474		F8		G5-3				F8		3	1	0	0	1	0	3																						
17 Stuart Fairchild, R OBP: 0.344, SLG: 0.440	SH1-3		G5-3		F7			K		3	1	0	0	0	1	1																						
4 Wil Myers, R OBP: 0.323, SLG: 0.379	K		G5-3		K			K		4	0	0	0	0	3	3																						
37 Tyler Stephenson, R OBP: 0.375, SLG: 0.309	F9		F7		G4-3					4	0	1	1	0	0	1																						
28 Kevin Newman, R OBP: 0.278, SLG: 0.455		HR			L4					4	2	3	2	0	0	0																						
27 Jake Fraley, L OBP: 0.385, SLG: 0.381		G4-3								3	1	0	0	1	2	2																						
15 Nick Senzel, R OBP: 0.333, SLG: 0.278		E6								3	2	1	0	1	1	0																						
2 Jose Barrero, R OBP: 0.289, SLG: 0.341		F9								4	1	1	1	0	2	4																						
TJ Friedl, L OBP: 0.371, SLG: 0.518										3	0	1	4	1	0	0																						
<b>Inning Stats</b>	R: 0 E: 0 K: 1 S: 9	H: 0 LOB: 1 BB: 1 P: 15	R: 1 E: 1 K: 0 S: 11	H: 1 LOB: 2 BB: 1 P: 17	R: 0 E: 0 K: 0 S: 7	H: 0 LOB: 0 BB: 0 P: 9	R: 3 E: 0 K: 1 S: 14	H: 2 LOB: 1 BB: 2 P: 32	R: 0 E: 0 K: 1 S: 8	H: 0 LOB: 0 BB: 0 P: 14	R: 0 E: 0 K: 3 S: 12	H: 0 LOB: 0 BB: 0 P: 17	R: 2 E: 0 K: 2 S: 19	H: 2 LOB: 2 BB: 0 P: 29	R: 2 E: 0 K: 1 S: 15	H: 2 LOB: 0 BB: 0 P: 22	1B: 3 2B: 3 HR: 1	SF: 0 SAC: 1 HBP: 2	WP: 1 PB: 0 SB: 0 CS: 0	PA: 38																		
<b>PITCHER</b>	IP	WLS	BF	H	R	ER	SO	BB	IBB	HBP	BLK	WP	HR	S	P	ERA	WHIP	<b>PITCHER</b>				IP	WLS	BF	H	R	ER	SO	BB	IBB	HBP	BLK	WP	HR	S	P	ERA	WHIP
68 Jalen Beeks, L ERA: 3.0	3.0	L	13	1	1	1	1	2	0	0	0	0	0	14	27	41	3.00	1.000					3.0		13	1	1	1	2	0	0	0	0	0	0	3.00	1.000	
49 Kevin Kelly, R ERA: 5.59	1.0		7	2	3	3	1	2	0	0	0	0	0	14	32	27.00	4.000					1.0		7	2	3	3	1	2	0	0	0	0	0	27.00	4.000		
71 Cooper Criswell, R ERA: 9.0	4.0		18	4	4	4	7	0	0	2	0	0	0	54	82	9.00	1.000					4.0		18	4	4	4	7	0	0	2	0	0	0	9.00	1.000		

Tampa Bay Rays @ Cincinnati Reds  
Great American Ball Park, Cincinnati, OH  
Mon Apr 17 2023, 6:42 PM - 9:09 PM EDT  
Att: 7,375 - Partly Cloudy - 52 F

AB 31  
R 8  
H 7  
RBI 8  
BB 4  
SO 9  
LOB 14



Batter	1	2	3	4	5	6	7	8	9	AB	R	H	RBI	BB	SO	LOB	TOP										
2 Yandy Diaz, R OBP: 0.380, SLG: 0.552 55 Luke Raley, L OBP: 0.295, SLG: 0.500	L9	HR	FC6-4		1B		G4-3		G3	4	1	2	3	0	0	1											
5 Wander Franco, S OBP: 0.363, SLG: 0.575	L9	1B		HBP	BB			K		3	0	1	0	1	1	0											
17 Isaac Paredes, R OBP: 0.311, SLG: 0.400	HBP	K		F9	FC6-4			K		4	0	0	0	0	2	5											
56 Randy Arozarena, R (1, 7) OBP: 0.373, SLG: 0.537	K		1B	HR				K		5	2	2	1	0	3	1											
87 Harold Ramirez, R OBP: 0.404, SLG: 0.604	K	1B	1B	1B			F9		L8	5	1	2	0	0	1	0											
6 Taylor Walls, S OBP: 0.429, SLG: 0.730	HR	HR	3B	G6-3			HR		1B	5	4	4	4	0	0	1											
13 Manuel Margot, R OBP: 0.269, SLG: 0.370	P6		SF9				L9		1B	4	0	2	1	0	0	0											
21 Francisco Mejia, S OBP: 0.353, SLG: 0.345	2 HR	1B	1B				K		1B	5	1	4	1	0	1	1											
7 Vidal Bruján, S OBP: 0.286, SLG: 0.250	2 HR	HBP	F8				F7		L3	4	1	0	0	0	0	5											
<b>Inning Stats</b>	R: 0 H: 0 E: 0 K: 1 S: 6	H: 0 LOB: 1 BB: 0 P: 10	R: 4 H: 4 E: 0 K: 2 S: 18	H: 4 LOB: 1 BB: 0 P: 34	R: 3 H: 4 E: 0 K: 0 S: 10	H: 4 LOB: 1 BB: 0 P: 17	R: 1 H: 2 E: 0 K: 0 S: 9	H: 2 LOB: 1 BB: 0 P: 15	R: 0 H: 2 E: 0 K: 1 S: 19	H: 2 LOB: 3 BB: 1 P: 30	R: 1 H: 1 E: 0 K: 1 S: 10	H: 1 LOB: 0 BB: 0 P: 16	R: 0 H: 1 E: 0 K: 3 S: 9	H: 0 LOB: 0 BB: 0 P: 13	R: 0 H: 0 E: 0 K: 3 S: 9	H: 0 LOB: 0 BB: 0 P: 13	R: 1 H: 3 E: 0 K: 0 S: 11	H: 3 LOB: 2 BB: 0 P: 18	1B: 11 SF: 1 2B: 1 3B: 1 HR: 4	SF: 1 SAC: 0 DP: 1 HBP: 3	WP: 0 PA: 46 PB: 0 SB: 0 CS: 1						
<b>PITCHER</b>	IP	WLS	BF	H	R	ER	SO	BB	IBB	HBP	BLK	WP	HR	S	P	ERA	WHIP										
40 Nick Lodolo, L ERA: 4.98	4.2	L	29	12	8	8	4	1	0	3	0	0	3	59	101	15.43	2.786										
65 Casey Legumina, R ERA: 2.09	2.1		8	2	1	1	1	0	0	0	0	0	1	18	27	3.86	0.857										
43 Alexis Diaz, R ERA: 5.06	1.0		3	0	0	0	3	0	0	0	0	0	0	9	13	0.00	0.000										
22 Luke Maile, R ERA: 9.0	1.0		6	3	1	1	0	0	0	0	0	0	0	11	18	9.00	3.000										

Tampa Bay Rays @ Cincinnati Reds  
Great American Ball Park, Cincinnati, OH  
Tue Apr 18 2023, 6:40 PM - 9:06 PM EDT  
Att: 11,304 - Clear - 66 F

livebaseballscorecards.com

AB 41  
R 10  
H 17  
RBI 10  
BB 1  
SO 8  
LOB 16



Batter	1	2	3	4	5	6	7	8	9	AB	R	H	RBI	BB	SO	LOB	BOTTOM										
6 Jonathan India, R OBP: 0.405, SLG: 0.450 17 Stuart Fairchild, R OBP: 0.333, SLG: 0.423	G6-3		K		P3		P6			3	0	0	0	0	1	1											
TJ Friedl, L OBP: 0.379, SLG: 0.508	1B		BB			K		L7		3	0	1	0	1	1	0											
27 Jake Fraley, L OBP: 0.375, SLG: 0.356	K		K			37 WP	BB	G3		3	0	0	0	1	2	2											
37 Tyler Stephenson, R OBP: 0.368, SLG: 0.293	K					HBP		K		3	0	0	0	0	3	1											
4 Wil Myers, R OBP: 0.319, SLG: 0.371		1B			F8		F3		K	4	0	1	0	0	1	2											
28 Kevin Newman, R OBP: 0.250, SLG: 0.405	K				F8		L9		K	4	0	0	0	0	2	3											
32 Jason Vosler, L OBP: 0.200, SLG: 0.438	L9				F7		G3		L5	4	0	0	0	0	0	1											
15 Nick Senzel, R OBP: 0.292, SLG: 0.238	K				K		G4-3			3	0	0	0	0	2	1											
12 Curt Casali, R OBP: 0.273, SLG: 0.238	P3				1B					3	0	2	0	0	0	0											
<b>Inning Stats</b>	R: 0 H: 1 E: 0 K: 2 S: 12	H: 1 LOB: 1 BB: 0 P: 17	R: 0 H: 1 E: 0 K: 2 S: 12	H: 1 LOB: 0 BB: 0 P: 18	R: 0 H: 0 E: 0 K: 2 S: 11	H: 0 LOB: 1 BB: 1 P: 19	R: 0 H: 0 E: 0 K: 1 S: 5	H: 0 LOB: 0 BB: 0 P: 8	R: 0 H: 1 E: 0 K: 1 S: 12	H: 1 LOB: 1 BB: 0 P: 19	R: 0 H: 0 E: 0 K: 1 S: 13	H: 0 LOB: 2 BB: 1 P: 24	R: 0 H: 1 E: 0 K: 0 S: 10	H: 1 LOB: 0 BB: 0 P: 15	R: 0 H: 0 E: 0 K: 1 S: 6	H: 0 LOB: 0 BB: 0 P: 10	R: 0 H: 0 E: 0 K: 2 S: 7	H: 0 LOB: 0 BB: 0 P: 11	1B: 4 SF: 0 2B: 0 3B: 0 HR: 0	SF: 0 SAC: 0 DP: 0 HBP: 1	WP: 1 PA: 34 PB: 0 SB: 0 CS: 0						
<b>PITCHER</b>	IP	WLS	BF	H	R	ER	SO	BB	IBB	HBP	BLK	WP	HR	S	P	ERA	WHIP										
45 Taj Bradley, R ERA: 2.61	5.1	W	20	3	0	0	9	1	0	0	0	0	0	55	84	0.00	0.750										
72 Yonny Chirinos, R ERA:	2.2		11	1	0	0	1	1	0	1	0	1	0	26	46	0.00	0.750										
60 Garrett Cleavinger, L ERA: 1.29	1.0		3	0	0	0	2	0	0	0	0	0	0	7	11	0.00	0.000										

Tampa Bay Rays @ Cincinnati Reds  
Great American Ball Park, Cincinnati, OH  
Tue Apr 18 2023, 6:40 PM - 9:06 PM EDT  
Att: 11,304 - Clear - 66 F

livebaseballscorecards.com

AB 31  
R 0  
H 4  
RBI 0  
BB 2  
SO 12  
LOB 12










Batter	1	2	3	4	5	6	7	8	9	AB	R	H	RBI	BB	SO	LOB	TOP					
6 Jonathan India, R OBP: 0.419, SLG: 0.457	L7			L7	1B		F7			4	0	1	0	0	0	1						
TJ Friedl, L OBP: 0.364, SLG: 0.471	K			G3-1	L3			E4 27 G4-3		4	0	1	0	0	1	2						
7 Spencer Steer, R OBP: 0.403, SLG: 0.482	F7							K		3	0	1	0	0	1	1						
27 Jake Fraley, L OBP: 0.338, SLG: 0.304		G5-3						F7		4	0	0	0	0	1	3						
37 Tyler Stephenson, R OBP: 0.363, SLG: 0.304		K						K		4	1	1	0	0	2	2						
4 Wil Myers, R OBP: 0.286, SLG: 0.329		G6-3						F7		4	0	0	0	0	1	2						
32 Jason Vosler, L OBP: 0.210, SLG: 0.390				K				F9		3	1	0	0	1	2	0						
15 Nick Senzel, R OBP: 0.250, SLG: 0.207				F8				E5 2 G5-3		4	0	1	1	0	0	0						
2 Jose Barrero, R OBP: 0.291, SLG: 0.327				L3				G5-3		2	0	0	1	0	0	1						
<b>Inning Stats</b>	R: 0 E: 0 K: 1 S: 9	H: 0 LOB: 0 BB: 0 P: 13	R: 0 E: 0 K: 1 S: 9	H: 0 LOB: 0 BB: 0 P: 12	R: 0 E: 0 K: 1 S: 7	H: 0 LOB: 0 BB: 0 P: 9	R: 0 E: 0 K: 1 S: 9	H: 0 LOB: 1 BB: 0 P: 16	R: 2 E: 0 K: 1 S: 18	H: 3 LOB: 2 BB: 1 P: 29	R: 0 E: 0 K: 0 S: 8	H: 1 LOB: 1 BB: 0 P: 10	R: 0 E: 1 K: 0 S: 9	H: 0 LOB: 1 BB: 0 P: 12	R: 0 E: 1 K: 2 S: 10	H: 0 LOB: 1 BB: 0 P: 13	R: 0 E: 0 K: 1 S: 7	H: 0 LOB: 0 BB: 0 P: 8	1B: 5 2B: 0 3B: 0 HR: 0	SF: 1 SAC: 0 DP: 0 HBP: 1	WP: 0 PB: 0 SB: 0 CS: 0	PA: 35
<b>PITCHER</b>	IP	WLS	BF	H	R	ER	SO	BB	IBB	HBP	BLK	WP	HR	S	P	ERA	WHIP					
23 Mitch Keller, R ERA: 3.64	6.0	W	24	4	2	2	5	1	0	1	0	0	0	60	89	3.00	0.833					
43 Robert Stephenson, R ERA: 1.8	1.0	H	4	0	0	0	0	0	0	0	0	0	0	9	12	0.00	0.000					
35 Colin Holderman, R ERA: 1.8	1.0	H	4	1	0	0	2	0	0	0	0	0	0	10	13	0.00	1.000					
51 David Bednar, R ERA: 0.9	1.0	S	3	0	0	0	1	0	0	0	0	0	0	7	8	0.00	0.000					

Cincinnati Reds @ Pittsburgh Pirates  
PNC Park, Pittsburgh, PA  
Fri Apr 21 2023, 6:37 PM - 8:57 PM EDT  
Att: 17,276 - Clear - 82 F


AB 32  
R 2  
H 5  
RBI 2  
BB 1  
SO 8  
LOB 12



Batter	1	2	3	4	5	6	7	8	9	AB	R	H	RBI	BB	SO	LOB	BOTTOM					
13 Ke'Bryan Hayes, R OBP: 0.273, SLG: 0.338	F8						G6-3			4	0	0	0	0	0	1						
10 Bryan Reynolds, S OBP: 0.311, SLG: 0.524	L4							K		3	0	0	0	1	1	0						
22 Andrew McCutchen, R OBP: 0.369, SLG: 0.523	G5-3									3	1	0	0	1	1	2						
41 Carlos Santana, S OBP: 0.341, SLG: 0.427				G4-3						4	0	1	1	0	1	0						
2 Connor Joe, R OBP: 0.459, SLG: 0.679										3	2	3	0	1	0	0						
3 Ji Hwan Bae, L OBP: 0.302, SLG: 0.368										0	0	0	0	0	0	0						
65 Jack Suwinski, L OBP: 0.385, SLG: 0.634										3	1	0	0	1	2	4						
6 Mark Mathias, R ERA: 1.88										4	0	1	2	0	0	1						
30 Tucupita Marcano, L OBP: 0.333, SLG: 0.500										0	0	0	0	0	0	0						
14 Rodolfo Castro, S OBP: 0.403, SLG: 0.462										2	0	0	0	2	1	1						
18 Austin Hedges, R OBP: 0.233, SLG: 0.214										3	0	1	0	0	1	1						
<b>Inning Stats</b>	R: 0 E: 0 K: 0 S: 10	H: 0 LOB: 0 BB: 0 P: 16	R: 2 E: 0 K: 2 S: 13	H: 2 LOB: 1 BB: 1 P: 24	R: 0 E: 0 K: 0 S: 4	H: 0 LOB: 0 BB: 0 P: 8	R: 0 E: 0 K: 1 S: 14	H: 1 LOB: 1 BB: 0 P: 21	R: 0 E: 0 K: 1 S: 10	H: 0 LOB: 2 BB: 2 P: 20	R: 1 E: 1 K: 1 S: 17	H: 2 LOB: 2 BB: 1 P: 29	R: 1 E: 0 K: 2 S: 14	H: 1 LOB: 2 BB: 2 P: 31	R: 0 E: 0 K: 0 S: 5	H: 0 LOB: 0 BB: 0 P: 9	1B: 4 2B: 2 3B: 0 HR: 0	SF: 0 SAC: 1 DP: 0 HBP: 0	WP: 1 PB: 0 SB: 1 CS: 0	PA: 36		
<b>PITCHER</b>	IP	WLS	BF	H	R	ER	SO	BB	IBB	HBP	BLK	WP	HR	S	P	ERA	WHIP					
51 Graham Ashcraft, R ERA: 1.88	5.0		21	3	2	2	4	3	0	0	1	0	0	51	89	3.60	1.200					
47 Derek Law, R ERA: 2.89	1.0	L	6	2	1	0	1	1	0	0	0	1	0	17	29	0.00	3.000					
79 Ian Gibaut, R ERA: 0.52	0.2		5	1	1	1	1	2	0	0	0	0	0	11	25	13.50	4.500					
52 Reiver Sanmartin, L ERA: 3.6	1.1		4	0	0	0	1	0	0	0	0	0	0	8	15	0.00	0.000					

Cincinnati Reds @ Pittsburgh Pirates  
PNC Park, Pittsburgh, PA  
Fri Apr 21 2023, 6:37 PM - 8:57 PM EDT  
Att: 17,276 - Clear - 82 F

AB 29  
R 4  
H 6  
RBI 3  
BB 6  
SO 7  
LOB 10



Batter	1	2	3	4	5	6	7	8	9	AB R H RBI BB SO LOB	TOP									
6 Jonathan India, R OBP: 0.407, SLG: 0.440										5 1 1 0 0 3 4	<p>Cincinnati Reds @ Pittsburgh Pirates</p> <p>PNC Park, Pittsburgh, PA</p> <p>Sat Apr 22 2023, 7:01 PM - 9:20 PM EDT</p> <p>Att: 12,575 - Partly Cloudy - 56 F</p>									
7 Spencer Steer, R OBP: 0.403, SLG: 0.467										4 0 1 0 1 2 1										
17 Stuart Fairchild, R OBP: 0.390, SLG: 0.419										3 0 2 0 1 1 1										
37 Tyler Stephenson, R OBP: 0.357, SLG: 0.301										4 0 1 0 0 2 4										
4 Wil Myers, R OBP: 0.272, SLG: 0.311										4 0 0 0 0 3 6										
28 Kevin Newman, R OBP: 0.228, SLG: 0.356										4 0 0 0 0 0 2										
15 Nick Senzel, R OBP: 0.222, SLG: 0.182										4 0 0 0 0 0 0										
2 Jose Barrero, R OBP: 0.328, SLG: 0.353										2 0 2 0 1 0 0										
22 Luke Maile, R OBP: 0.188, SLG: 0.188										0 0 0 0 0 0 0										
27 Jake Fraley, L OBP: 0.333, SLG: 0.298										1 0 0 0 0 0 0										
39 Lucas Sims, R OBP: 0.367, SLG: 0.472										0 0 0 0 0 0 0										
43 Alexis Diaz, R OBP: 0.292, SLG: 0.227										0 0 0 0 0 0 0										
12 Curt Casali, R OBP: 0.367, SLG: 0.472										1 0 0 0 1 1 1										
TJ Friedl, L OBP: 0.367, SLG: 0.472										2 0 1 0 0 0 0										
<b>Inning Stats</b>	R: 0 H: 2 E: 0 K: 3 S: 14	H: 2 BB: 0 P: 24	R: 0 H: 1 E: 0 K: 0 S: 12	H: 1 LOB: 2 P: 20	R: 0 H: 0 E: 0 K: 2 S: 10	H: 0 LOB: 2 P: 20	R: 0 H: 1 E: 0 K: 1 S: 8	H: 1 LOB: 0 P: 13	R: 1 H: 2 E: 1 K: 1 S: 12	H: 2 LOB: 1 P: 19	R: 0 H: 1 E: 0 K: 1 S: 14	H: 1 LOB: 2 P: 22	R: 0 H: 0 E: 0 K: 0 S: 8	H: 0 LOB: 0 P: 14	R: 0 H: 0 E: 0 K: 1 S: 8	H: 0 LOB: 0 P: 8	1B: 8 2B: 0 3B: 0 HR: 0	SF: 0 SAC: 0 DP: 0 HBP: 0	WP: 0 PB: 0 SB: 1 CS: 1	PA: 38
<b>PITCHER</b>	IP WLS BF H R ER SO BB IBB HBP BLK WP HR S P ERA WHIP											IP WLS BF H R ER SO BB IBB HBP BLK WP HR S P ERA WHIP								
44 Rich Hill, L ERA: 4.5	5.0 W 23 6 1 0 7 3 0 0 0 0 0 0 56 96 0.00 1.800																			
46 Yohan Ramirez, R ERA: 2.25	2.0 H 9 2 0 0 4 1 0 0 0 0 0 0 27 42 0.00 1.500																			
56 Duane Underwood Jr., R ERA: 3.48	2.0 S 6 0 0 0 1 0 0 0 0 0 0 0 16 22 0.00 0.000																			

Batter	1	2	3	4	5	6	7	8	9	AB R H RBI BB SO LOB	BOTTOM									
13 Ke'Bryan Hayes, R OBP: 0.283, SLG: 0.369										4 1 2 0 0 1 1	<p>Cincinnati Reds @ Pittsburgh Pirates</p> <p>PNC Park, Pittsburgh, PA</p> <p>Sat Apr 22 2023, 7:01 PM - 9:20 PM EDT</p> <p>Att: 12,575 - Partly Cloudy - 56 F</p>									
10 Bryan Reynolds, S OBP: 0.319, SLG: 0.553										3 0 2 1 0 1 1										
2 Connor Joe, R OBP: 0.446, SLG: 0.643										3 0 0 0 0 1 2										
41 Carlos Santana, S OBP: 0.337, SLG: 0.430										4 1 1 0 0 0 2										
65 Jack Suwinski, L OBP: 0.357, SLG: 0.622										4 0 1 1 0 3 2										
14 Rodolfo Castro, S OBP: 0.385, SLG: 0.436										3 0 0 0 0 1 1										
3 Ji Hwan Bae, L OBP: 0.288, SLG: 0.350										3 0 0 0 0 1 1										
30 Tucupita Marciano, L OBP: 0.400, SLG: 0.615										3 0 2 0 0 0 0										
18 Austin Hedges, R OBP: 0.219, SLG: 0.200										2 0 0 0 0 1 1										
<b>Inning Stats</b>	R: 1 H: 1 E: 0 K: 1 S: 9	H: 1 LOB: 0 P: 15	R: 0 H: 0 E: 0 K: 1 S: 8	H: 0 LOB: 0 P: 9	R: 0 H: 1 E: 0 K: 2 S: 10	H: 1 LOB: 1 P: 13	R: 1 H: 2 E: 0 K: 0 S: 8	H: 2 LOB: 1 P: 13	R: 0 H: 3 E: 0 K: 0 S: 12	H: 3 LOB: 2 P: 15		R: 0 H: 0 E: 0 K: 2 S: 11	H: 0 LOB: 0 P: 17	R: 0 H: 0 E: 0 K: 2 S: 8	H: 0 LOB: 0 P: 11	R: 0 H: 1 E: 0 K: 1 S: 11	H: 1 LOB: 2 P: 19	1B: 2 2B: 5 3B: 1 HR: 0	SF: 1 SAC: 1 DP: 1 HBP: 1	WP: 0 PB: 0 SB: 0 CS: 0
<b>PITCHER</b>	IP WLS BF H R ER SO BB IBB HBP BLK WP HR S P ERA WHIP											IP WLS BF H R ER SO BB IBB HBP BLK WP HR S P ERA WHIP								
85 Luis Cessa, R ERA: 10.8	4.2 L 19 6 2 2 4 0 0 0 0 0 0 0 44 62 3.86 1.286																			
46 Buck Farmer, R ERA: 4.82	0.2 3 1 0 0 0 0 0 0 0 0 0 6 8 0.00 1.500																			
48 Alex Young, L ERA: 0.9	1.1 4 0 0 0 3 0 0 0 0 0 0 12 17 0.00 0.000																			
39 Lucas Sims, R ERA: 0.9	0.2 3 1 0 0 1 0 0 0 0 0 0 10 15 0.00 1.500																			
39 Lucas Sims, R ERA: 0.9	0.2 3 1 0 0 1 0 0 0 0 0 0 10 15 0.00 1.500																			

Batter	1	2	3	4	5	6	7	8	9	AB	R	H	RBI	BB	SO	LOB	TOP										
6 Jonathan India, R OBP: 0.389, SLG: 0.418										4	0	0	0	0	1	3	<b>Cincinnati Reds @ Pittsburgh Pirates</b> PNC Park, Pittsburgh, PA Sun Apr 23 2023, 1:39 PM - 3:58 PM EDT Att: 11,372 - Cloudy - 47 F										
TJ Friedl, L OBP: 0.361, SLG: 0.461 12 Curt Casali, R OBP: 0.292, SLG: 0.227										4	0	1	0	0	1	3											
7 Spencer Steer, R OBP: 0.361, SLG: 0.438										4	0	0	0	0	4	1											
27 Jake Fraley, L OBP: 0.315, SLG: 0.279										4	0	0	0	0	0	1											
4 Will Myers, R OBP: 0.282, SLG: 0.321										4	0	2	0	0	2	0											
17 Stuart Fairchild, R OBP: 0.356, SLG: 0.371										4	0	0	0	0	1	2											
32 Jason Vosler, L OBP: 0.200, SLG: 0.371										3	0	0	0	0	2	0											
2 Jose Barrero, R OBP: 0.328, SLG: 0.340										2	0	0	0	1	1	0											
22 Luke Maile, R OBP: 0.222, SLG: 0.176 37 Tyler Stephenson, R OBP: 0.355, SLG: 0.354 15 Nick Senzel, R OBP: 0.222, SLG: 0.162										1	0	0	0	1	1	0											
										1	0	1	0	0	0	0											
										0	0	0	0	0	0	0											
<b>Inning Stats</b>	R: 0 E: 0 K: 2 S: 10	H: 0 LOB: 0 BB: 0 P: 17	R: 0 E: 0 K: 1 S: 9	H: 0 LOB: 0 BB: 0 P: 11	R: 0 E: 0 K: 0 S: 7	H: 0 LOB: 2 BB: 2 P: 19	R: 0 E: 0 K: 1 S: 9	H: 1 LOB: 1 BB: 0 P: 14	R: 0 E: 0 K: 3 S: 11	H: 0 LOB: 0 BB: 0 P: 14	R: 0 E: 0 K: 1 S: 10	H: 1 LOB: 1 BB: 0 P: 15	R: 0 E: 0 K: 2 S: 8	H: 0 LOB: 0 BB: 0 P: 10	R: 0 E: 0 K: 1 S: 10	H: 1 LOB: 1 BB: 0 P: 14	R: 0 E: 0 K: 2 S: 14	H: 1 LOB: 1 BB: 0 P: 19	1B: 3 2B: 1 3B: 0 HR: 0	SF: 0 SAC: 0 DP: 0 HBP: 0	WP: 0 PB: 0 SB: 0 CS: 0	PA: 33					
<b>PITCHER</b>	IP	WLS	BF	H	R	ER	SO	BB	IBB	HBP	BLK	WP	HR	S	P	ERA	WHIP										
Vince Velasquez, R ERA: 3.76	7.0	W	25	2	0	0	10	2	0	0	0	0	0	64	100	0.00	0.571										
35 Colin Holderman, R ERA: 1.54	1.0	H	4	1	0	0	1	0	0	0	0	0	0	10	14	0.00	1.000										
51 David Bednar, R ERA: 0.82	1.0	S	4	1	0	0	2	0	0	0	0	0	0	14	19	0.00	1.000										

Batter	1	2	3	4	5	6	7	8	9	AB	R	H	RBI	BB	SO	LOB	BOTTOM										
13 Ke'Bryan Hayes, R OBP: 0.281, SLG: 0.375										4	1	1	0	0	2	3	<b>Cincinnati Reds @ Pittsburgh Pirates</b> PNC Park, Pittsburgh, PA Sun Apr 23 2023, 1:39 PM - 3:58 PM EDT Att: 11,372 - Cloudy - 47 F										
30 Tucupita Marcano, L OBP: 0.368, SLG: 0.509										4	0	1	0	0	2	0											
22 Andrew McCutchen, R OBP: 0.361, SLG: 0.507										4	0	1	0	0	1	1											
41 Carlos Santana, S OBP: 0.333, SLG: 0.422										4	1	1	0	0	1	1											
65 Jack Suwinski, L OBP: 0.383, SLG: 0.638										2	0	1	1	2	0	1											
14 Rodolfo Castro, S OBP: 0.377, SLG: 0.414										3	0	0	0	1	3	3											
28 Canaan Smith-Njigba, L ERA: 3.52 2 Connor Joe, R OBP: 0.455, SLG: 0.643										2	0	0	0	0	1	0											
										0	0	0	0	1	0	0											
3 Ji Hwan Bae, L OBP: 0.275, SLG: 0.333										3	0	0	0	0	1	3											
55 Jason Delay, R OBP: 0.368, SLG: 0.486										3	0	1	0	0	0	2											
<b>Inning Stats</b>	R: 1 E: 0 K: 1 S: 8	H: 2 LOB: 0 BB: 0 P: 12	R: 0 E: 0 K: 1 S: 10	H: 0 LOB: 1 BB: 1 P: 18	R: 0 E: 0 K: 0 S: 6	H: 0 LOB: 0 BB: 0 P: 11	R: 0 E: 0 K: 1 S: 13	H: 0 LOB: 1 BB: 1 P: 20	R: 0 E: 0 K: 2 S: 13	H: 1 LOB: 1 BB: 0 P: 18	R: 0 E: 0 K: 1 S: 13	H: 1 LOB: 1 BB: 0 P: 17	R: 0 E: 0 K: 2 S: 11	H: 0 LOB: 2 BB: 2 P: 23	R: 1 E: 0 K: 3 S: 14	H: 2 LOB: 1 BB: 0 P: 22	1B: 4 2B: 2 3B: 0 HR: 0	SF: 0 SAC: 0 DP: 1 HBP: 0	WP: 0 PB: 0 SB: 3 CS: 0	PA: 33							
<b>PITCHER</b>	IP	WLS	BF	H	R	ER	SO	BB	IBB	HBP	BLK	WP	HR	S	P	ERA	WHIP										
21 Hunter Greene, R ERA: 3.52	6.0	L	23	4	1	1	6	2	0	0	0	0	0	63	96	1.50	1.000										
52 Reiver Sanmartin, L ERA: 3.48	0.1		3	0	0	0	1	2	0	0	0	0	0	7	15	0.00	6.000										
63 Fernando Cruz, R ERA: 5.68	1.2		7	2	1	1	4	0	0	0	0	0	0	18	30	5.40	1.200										



Batter	1	2	3	4	5	6	7	8	9	AB	R	H	RBI	BB	SO	LOB	TOP										
2 Marcus Semien, R OBP: 0.360, SLG: 0.472										5	0	1	1	0	2	1											
4 Robbie Grossman, S OBP: 0.299, SLG: 0.333										4	0	1	1	0	1	2											
30 Nathaniel Lowe, L OBP: 0.303, SLG: 0.389										4	0	0	0	0	2	1											
53 Adolis Garcia, R OBP: 0.301, SLG: 0.536										4	1	1	0	0	2	0											
6 Josh Jung, R OBP: 0.330, SLG: 0.494										4	2	2	3	0	0	0											
20 Ezequiel Duran, R OBP: 0.326, SLG: 0.452										4	1	3	0	0	1	0											
3 Leody Taveras, S OBP: 0.325, SLG: 0.432										3	1	1	1	1	0	1											
12 Sandy León, S OBP: 0.333, SLG: 0.200										3	0	0	0	0	2	3											
Travis Jankowski, L OBP: 0.413, SLG: 0.450										1	0	0	0	0	1	0											
8 Bubba Thompson, R OBP: 0.214, SLG: 0.370										2	1	1	0	1	0	0											
28 Jonah Heim, S OBP: 0.400, SLG: 0.582										1	0	0	0	0	0	0											
<b>Inning Stats</b>	R: 0 H: 0 E: 0 K: 3 S: 9	H: 0 LOB: 0 BB: 0 P: 13	R: 3 H: 5 E: 0 K: 2 S: 21	H: 5 LOB: 2 BB: 0 P: 30	R: 2 H: 3 E: 0 K: 0 S: 9	LOB: 3 BB: 1 P: 18	R: 1 H: 1 E: 0 K: 1 S: 17	H: 1 LOB: 0 BB: 1 P: 25	R: 0 H: 1 E: 0 K: 0 S: 12	H: 1 LOB: 1 BB: 0 P: 19	R: 0 H: 0 E: 0 K: 1 S: 8	H: 0 LOB: 0 BB: 0 P: 13	R: 0 H: 0 E: 0 K: 2 S: 11	H: 0 LOB: 0 BB: 0 P: 15	R: 0 H: 0 E: 0 K: 1 S: 6	H: 0 LOB: 0 BB: 0 P: 10	R: 0 H: 0 E: 0 K: 1 S: 8	H: 0 LOB: 0 BB: 0 P: 12	1B: 6 2B: 2 3B: 0 HR: 2	SF: 0 SAC: 0 DP: 2 HBP: 0	WP: 1 PB: 0 SB: 2 CS: 0	PA: 37					
<b>PITCHER</b>	IP	WLS	BF	H	R	ER	SO	BB	IBB	HBP	BLK	WP	HR	S	P	ERA	WHIP										
40 Nick Lodolo, L ERA: 6.31	4.0		21	9	6	6	6	2	0	0	0	1	2	56	86	13.50	2.750										
46 Buck Farmer, R ERA: 3.97	2.0		7	1	0	0	1	0	0	0	0	0	0	20	32	0.00	0.500										
79 Ian Gibaut, R ERA: 3.12	1.0		3	0	0	0	2	0	0	0	0	0	0	11	15	0.00	0.000										
39 Lucas Sims, R ERA: 3.88	1.0	W	3	0	0	0	1	0	0	0	0	0	0	6	10	0.00	0.000										
43 Alexis Diaz, R ERA: 3.88	1.0		3	0	0	0	1	0	0	0	0	0	0	8	12	0.00	0.000										

Texas Rangers @ Cincinnati Reds  
Great American Ball Park, Cincinnati, OH  
Mon Apr 24 2023, 6:42 PM - 9:17 PM EDT  
Att: 8,810 - Partly Cloudy - 51 F

AB	35
R	6
H	10
RBI	6
BB	2
SO	11
LOB	8



Batter	1	2	3	4	5	6	7	8	9	AB	R	H	RBI	BB	SO	LOB	BOTTOM										
6 Jonathan India, R OBP: 0.400, SLG: 0.427										3	3	1	0	2	0	0											
TJ Friedl, L OBP: 0.375, SLG: 0.463										4	1	2	1	0	1	1											
7 Spencer Steer, R OBP: 0.388, SLG: 0.471										4	2	2	2	0	1	2											
37 Tyler Stephenson, R OBP: 0.360, SLG: 0.312										3	0	0	1	1	0	1											
17 Stuart Fairchild, R OBP: 0.356, SLG: 0.371										0	1	0	0	0	0	0											
27 Jake Fraley, L OBP: 0.312, SLG: 0.277										4	0	1	0	0	1	2											
4 Wil Myers, R OBP: 0.292, SLG: 0.321										3	0	1	0	1	2	2											
31 Henry Ramos, S OBP: 0.500, SLG: 0.333										3	0	1	1	1	0	1											
15 Nick Senzel, R OBP: 0.225, SLG: 0.167										3	0	0	1	1	2	1											
22 Luke Maile, R OBP: 0.222, SLG: 0.176										0	0	0	0	0	0	0											
2 Jose Barrero, R OBP: 0.308, SLG: 0.316										4	0	0	0	0	2	3											
<b>Inning Stats</b>	R: 1 H: 2 E: 1 K: 3 S: 14	H: 2 LOB: 2 BB: 0 P: 23	R: 0 H: 0 E: 0 K: 2 S: 7	H: 0 LOB: 0 BB: 0 P: 9	R: 3 H: 1 E: 0 K: 2 S: 13	H: 1 LOB: 0 BB: 1 P: 22	R: 0 H: 1 E: 0 K: 0 S: 6	H: 1 LOB: 0 BB: 0 P: 9	R: 0 H: 1 E: 0 K: 0 S: 13	H: 1 LOB: 1 BB: 0 P: 21	R: 0 H: 1 E: 0 K: 0 S: 4	H: 1 LOB: 0 BB: 0 P: 5	R: 0 H: 0 E: 0 K: 1 S: 6	H: 0 LOB: 0 BB: 0 P: 8	R: 2 H: 1 E: 0 K: 1 S: 15	H: 1 LOB: 4 BB: 3 P: 33	R: 1 H: 1 E: 0 K: 0 S: 3	H: 1 LOB: 1 BB: 1 P: 10	1B: 6 2B: 1 3B: 1 HR: 0	SF: 0 SAC: 0 DP: 2 HBP: 1	WP: 1 PB: 1 SB: 1 CS: 0	PA: 38					
<b>PITCHER</b>	IP	WLS	BF	H	R	ER	SO	BB	IBB	HBP	BLK	WP	HR	S	P	ERA	WHIP										
17 Nathan Eovaldi, R ERA: 5.2	6.0		25	6	4	3	7	1	0	1	0	1	0	57	89	4.50	1.167										
33 Dane Dunning, R ERA: 1.09	1.2	H	8	1	2	2	1	2	0	0	0	0	0	15	26	10.80	1.800										
25 José Leclerc, R ERA: 1.09	0.1	L	4	0	1	0	1	3	0	0	0	0	0	6	19	0.00	9.000										
51 Will Smith, L ERA: 2.16	0.0		1	1	0	0	0	0	0	0	0	0	0	3	6	∞	∞										

Texas Rangers @ Cincinnati Reds  
Great American Ball Park, Cincinnati, OH  
Mon Apr 24 2023, 6:42 PM - 9:17 PM EDT  
Att: 8,810 - Partly Cloudy - 51 F

AB	31
R	7
H	8
RBI	6
BB	6
SO	9
LOB	13



Batter	1	2	3	4	5	6	7	8	9	AB R H RBI BB SO LOB	TOP											
2 Marcus Semien, R OBP: 0.362, SLG: 0.495										4 1 1 1 1 1 1	<p><b>Texas Rangers @ Cincinnati Reds</b> Great American Ball Park, Cincinnati, OH Tue Apr 25 2023, 6:40 PM - 9:15 PM EDT Att: 9,969 - Cloudy - 60 F</p> <p>livebaseballscores.com</p> <p>AB 37 R 6 H 10 RBI 6 BB 2 SO 14 LOB 13</p>											
Travis Jankowski, L OBP: 0.431, SLG: 0.467										5 1 3 0 0 1 1												
30 Nathaniel Lowe, L OBP: 0.308, SLG: 0.432										5 2 2 1 0 2 4												
53 Adolis Garcia, R OBP: 0.306, SLG: 0.539										5 1 2 0 0 2 1												
6 Josh Jung, R OBP: 0.326, SLG: 0.494										4 0 1 2 0 3 2												
28 Jonah Heim, S OBP: 0.377, SLG: 0.542										4 0 0 1 0 0 2												
20 Ezequiel Duran, R OBP: 0.319, SLG: 0.422										3 0 0 0 0 2 0												
47 Josh Smith, L OBP: 0.382, SLG: 0.244										4 1 1 1 0 2 2												
3 Leody Taveras, S OBP: 0.318, SLG: 0.400										3 0 0 0 1 1 0												
<b>Inning Stats</b>	R: 1 H: 1 E: 0 K: 2 S: 8	H: 1 LOB: 0 BB: 0 P: 13	R: 0 H: 0 E: 0 K: 2 S: 8	H: 0 LOB: 0 BB: 0 P: 12	R: 0 H: 0 E: 0 K: 1 S: 5	H: 0 LOB: 1 BB: 1 P: 12	R: 1 H: 2 E: 0 K: 2 S: 15	H: 2 LOB: 2 BB: 0 P: 25	R: 3 H: 4 E: 0 K: 0 S: 15	H: 1 LOB: 1 BB: 0 P: 22		R: 1 H: 2 E: 0 K: 3 S: 15	H: 2 LOB: 2 BB: 1 P: 23	R: 0 H: 0 E: 0 K: 2 S: 8	H: 0 LOB: 0 BB: 0 P: 13	R: 0 H: 0 E: 0 K: 1 S: 13	H: 0 LOB: 0 BB: 0 P: 20	R: 0 H: 1 E: 0 K: 2 S: 12	H: 1 LOB: 1 BB: 0 P: 21	1B: 4 2B: 3 3B: 0 HR: 3	SF: 0 SAC: 0 DP: 0 HBP: 1	WP: 0 PB: 0 SB: 2 CS: 0
<b>PITCHER</b>	IP WLS BF H R ER SO BB IBB HBP BLK WP HR S P ERA WHIP											IP WLS BF H R ER SO BB IBB HBP BLK WP HR S P ERA WHIP										
34 Luke Weaver, R ERA: 7.71	(1, 1) 5.2 28 8 6 6 8 2 0 1 0 0 3 61 99 9.53 1.765																					
47 Derek Law, R ERA: 2.53	(6, 1) 1.1 5 1 0 0 3 0 0 0 0 0 0 13 21 0.00 0.750																					
52 Reiver Sanmartin, L ERA: 3.18	(8, 1) 1.0 W 3 0 0 0 1 0 0 0 0 0 0 13 20 0.00 0.000																					
43 Alexis Diaz, R ERA: 3.38	(9, 1) 1.0 S 4 1 0 0 2 0 0 0 0 0 0 12 21 0.00 1.000																					

Batter	1	2	3	4	5	6	7	8	9	AB R H RBI BB SO LOB	BOTTOM									
6 Jonathan India, R OBP: 0.390, SLG: 0.414										5 0 1 2 0 2 4	<p><b>Texas Rangers @ Cincinnati Reds</b> Great American Ball Park, Cincinnati, OH Tue Apr 25 2023, 6:40 PM - 9:15 PM EDT Att: 9,969 - Cloudy - 60 F</p> <p>livebaseballscores.com</p> <p>AB 35 R 7 H 11 RBI 7 BB 2 SO 7 LOB 14</p>									
7 Spencer Steer, R OBP: 0.365, SLG: 0.438										5 0 0 0 0 1 1										
17 Stuart Fairchild, R OBP: 0.367, SLG: 0.351										2 1 0 0 1 0 0										
37 Tyler Stephenson, R OBP: 0.366, SLG: 0.321										4 1 2 0 0 1 0										
31 Henry Ramos, S OBP: 0.500, SLG: 0.429										4 2 2 1 0 1 2										
28 Kevin Newman, R OBP: 0.231, SLG: 0.347										4 0 1 0 0 0 2										
15 Nick Senzel, R OBP: 0.273, SLG: 0.225										4 1 3 2 0 0 0										
2 Jose Barrero, R OBP: 0.304, SLG: 0.300										3 1 0 0 1 1 3										
22 Luke Maile, R T.J. Friedl, L OBP: 0.250, SLG: 0.211 OBP: 0.371, SLG: 0.457										2 0 1 0 0 0 0 1 0 0 0 0 1 2										
4 Will Myers, R 27 Jake Fraley, L OBP: 0.521, SLG: 0.303 OBP: 0.521, SLG: 0.303										0 0 0 0 0 0 0 1 1 1 2 0 0 0										
<b>Inning Stats</b>	R: 0 H: 1 E: 0 K: 2 S: 12	H: 0 LOB: 2 BB: 1 P: 18	R: 0 H: 0 E: 0 K: 0 S: 9	H: 0 LOB: 0 BB: 0 P: 11	R: 0 H: 0 E: 0 K: 1 S: 9	H: 0 LOB: 0 BB: 0 P: 12	R: 0 H: 0 E: 0 K: 0 S: 6	H: 0 LOB: 0 BB: 0 P: 8	R: 0 H: 2 E: 0 K: 0 S: 13	H: 2 LOB: 2 BB: 0 P: 19	R: 0 H: 0 E: 0 K: 1 S: 7	H: 0 LOB: 0 BB: 0 P: 13	R: 1 H: 3 E: 1 K: 2 S: 16	H: 3 LOB: 2 BB: 0 P: 22	R: 6 H: 5 E: 0 K: 1 S: 23	H: 1 LOB: 1 BB: 1 P: 37	1B: 10 2B: 1 3B: 0 HR: 0	SF: 0 SAC: 0 DP: 0 HBP: 1	WP: 0 PB: 0 SB: 0 CS: 0	PA: 38
<b>PITCHER</b>	IP WLS BF H R ER SO BB IBB HBP BLK WP HR S P ERA WHIP											IP WLS BF H R ER SO BB IBB HBP BLK WP HR S P ERA WHIP								
54 Martin Pérez, L ERA: 2.8	(1, 1) 6.1 26 6 1 0 5 1 0 0 0 0 0 64 92 0.00 1.105																			
72 Jonathan Hernández, R ERA: 1.8	(7, 1) 0.2 2 0 0 0 1 0 0 0 0 0 0 8 11 0.00 0.000																			
50 Cole Ragans, L ERA: 0.52	(8, 1) 0.2 7 3 5 5 0 1 0 1 0 0 0 13 19 67.50 6.000																			
21 Ian Kennedy, R ERA: 9.0	(8, 1) 0.1 L 3 2 1 1 1 0 0 0 0 0 0 10 18 27.00 6.000																			

Batter	1	2	3	4	5	6	7	8	9	AB	R	H	RBI	BB	SO	LOB	TOP								
2 Marcus Semien, R OBP: 0.355, SLG: 0.474	G1-3		G5-3				K		K	4	1	0	0	1	2	2	<p>Texas Rangers @ Cincinnati Reds Great American Ball Park, Cincinnati, OH Wed Apr 26 2023, 12:37 PM - 3:11 PM EDT Att: 10,256 - Partly Cloudy - 58 F</p> <p>livebaseballscores.com</p>								
Travis Jankowski, L OBP: 0.415, SLG: 0.447 3 Leody Taveras, S OBP: 0.319, SLG: 0.395	G4-3		K				G2-3		K	2	0	0	0	0	1	0									
30 Nathaniel Lowe, L OBP: 0.315, SLG: 0.439	L4							G3-1		3	0	1	1	1	0	0									
53 Adolis Garcia, R OBP: 0.314, SLG: 0.538										2	0	1	1	1	1	0									
6 Josh Jung, R OBP: 0.333, SLG: 0.494 20 Ezequiel Duran, R (3, PH) OBP: 0.320, SLG: 0.404										0	0	0	0	0	0	0									
28 Jonah Heim, S OBP: 0.384, SLG: 0.548 8 Bubba Thompson, R (8, PR) OBP: 0.214, SLG: 0.370										0	0	0	0	0	0	0									
4 Robbie Grossman, S OBP: 0.296, SLG: 0.328 12 Sandy Leon, S OBP: 0.333, SLG: 0.200										0	0	0	0	0	0	0									
13 Brad Miller, L OBP: 0.289, SLG: 0.289										3	0	0	1	0	1	3									
47 Josh Smith, L OBP: 0.373, SLG: 0.227										3	0	0	0	0	2	3									
<b>Inning Stats</b>	R: 0 E: 0 K: 0 S: 9	H: 0 LOB: 0 BB: 0 P: 11	R: 0 E: 0 K: 1 S: 15	H: 1 LOB: 3 BB: 1 P: 26	R: 0 E: 0 K: 1 S: 8	H: 0 LOB: 2 BB: 2 P: 21	R: 0 E: 0 K: 0 S: 7	H: 0 LOB: 0 BB: 0 P: 8	R: 2 E: 0 K: 1 S: 13	H: 2 LOB: 1 BB: 1 P: 24	R: 0 E: 0 K: 0 S: 7	H: 0 LOB: 0 BB: 0 P: 11	R: 0 E: 0 K: 2 S: 11	H: 0 LOB: 0 BB: 0 P: 14	R: 0 E: 0 K: 1 S: 10	H: 0 LOB: 0 BB: 0 P: 16	R: 1 E: 0 K: 2 S: 14	H: 2 LOB: 2 BB: 0 P: 23	1B: 3 2B: 2 3B: 0 HR: 0	SF: 2 SAC: 0 DP: 0 HBP: 3	WP: 0 PB: 0 SB: 0 CS: 1	PA: 39			
<b>PITCHER</b>	IP	WLS	BF	H	R	ER	SO	BB	IBB	HBP	BLK	WP	HR	S	P	ERA	WHIP								
51 Graham Ashcraft, R ERA: 2.1	6.0		26	3	2	2	3	4	0	1	0	0	0	59	101	3.00	1.167								
48 Alex Young, L ERA: 0.79	1.1	H	4	0	0	0	2	0	0	0	0	0	0	15	19	0.00	0.000								
79 Ian Gibaut, R ERA: 3.86	0.2	H	4	2	1	1	1	0	0	1	0	0	0	8	14	13.50	3.000								
79 Ian Gibaut, R ERA: 3.86	0.2	H	4	2	1	1	1	0	0	1	0	0	0	8	14	13.50	3.000								
39 Lucas Sims, R ERA:	1.0	W	4	0	0	0	2	0	0	1	0	0	0	12	20	0.00	0.000								

Batter	1	2	3	4	5	6	7	8	9	AB	R	H	RBI	BB	SO	LOB	BOTTOM								
6 Jonathan India, R OBP: 0.394, SLG: 0.404	G5-3		G4-6-3							2	0	0	0	2	0	1	<p>Texas Rangers @ Cincinnati Reds Great American Ball Park, Cincinnati, OH Wed Apr 26 2023, 12:37 PM - 3:11 PM EDT Att: 10,256 - Partly Cloudy - 58 F</p> <p>livebaseballscores.com</p>								
TJ Friedl, L OBP: 0.355, SLG: 0.440	F7		G3-1							3	0	0	1	0	1	2									
7 Spencer Steer, R OBP: 0.348, SLG: 0.416	L5									4	0	0	0	0	3	1									
37 Tyler Stephenson, R OBP: 0.351, SLG: 0.345 17 Stuart Fairchild, R OBP: 0.367, SLG: 0.351										3	1	2	0	1	0	0									
27 Jake Fraley, L OBP: 0.317, SLG: 0.300										4	0	1	0	0	1	2									
31 Henry Ramos, S OBP: 0.417, SLG: 0.545 79 Ian Gibaut, R										4	1	1	1	0	0	4									
39 Lucas Sims, R										0	0	0	0	0	0	0									
28 Kevin Newman, R OBP: 0.232, SLG: 0.340										4	1	1	1	0	1	2									
15 Nick Senzel, R OBP: 0.292, SLG: 0.318										4	2	2	2	0	0	1									
12 Curt Casali, R OBP: 0.308, SLG: 0.217										1	0	0	0	0	0	1									
<b>Inning Stats</b>	R: 0 E: 0 K: 0 S: 13	H: 0 LOB: 0 BB: 0 P: 17	R: 2 E: 0 K: 0 S: 12	H: 2 LOB: 0 BB: 0 P: 18	R: 0 E: 0 K: 0 S: 9	H: 0 LOB: 0 BB: 0 P: 14	R: 0 E: 0 K: 1 S: 13	H: 1 LOB: 2 BB: 1 P: 20	R: 1 E: 0 K: 1 S: 11	H: 1 LOB: 1 BB: 1 P: 16	R: 0 E: 0 K: 0 S: 6	H: 0 LOB: 0 BB: 0 P: 10	R: 0 E: 1 K: 2 S: 14	H: 0 LOB: 2 BB: 1 P: 21	R: 0 E: 0 K: 2 S: 8	H: 1 LOB: 2 BB: 0 P: 13	R: 2 E: 1 K: 0 S: 4	H: 2 LOB: 0 BB: 0 P: 7	1B: 4 2B: 1 3B: 1 HR: 1	SF: 1 SAC: 1 DP: 1 HBP: 1	WP: 0 PB: 1 SB: 2 CS: 1	PA: 35			
<b>PITCHER</b>	IP	WLS	BF	H	R	ER	SO	BB	IBB	HBP	BLK	WP	HR	S	P	ERA	WHIP								
22 Jon Gray, R ERA: 3.91	6.0		24	4	3	3	2	2	0	1	0	0	0	64	95	4.50	1.000								
66 Josh Sborz, R ERA: 1.08	2.0		9	1	0	0	4	1	0	0	0	0	0	22	34	0.00	1.000								
72 Jonathan Hernández, R ERA: 3.6	0.0	L	2	2	2	2	0	0	0	0	0	0	1	4	7	∞	∞								

Batter	1	2	3	4	5	6	7	8	9	AB	R	H	RBI	BB	SO	LOB	TOP				
6 Jonathan India, R OBP: 0.400, SLG: 0.404	F8	G5-3		1B		G6-3		37 S 37 1B BB	7 FC5-4 1B	5	1	2	1	1	0	2					
TJ Friedl, L OBP: 0.357, SLG: 0.438	7 G4-6-3 1B		G1-3	7 G6-4-3 1B		P5		SH1-3		5	0	2	0	0	1	3					
7 Spencer Steer, R OBP: 0.326, SLG: 0.386	G4-6-3		E5 27 HR	G6-4-3				F9	K	FC5-4	6	1	0	0	0	1	6				
37 Tyler Stephenson, R OBP: 0.382, SLG: 0.360		K	G5-3		L7			31 F8 15 2B	27 FC6 1B	5	1	2	1	0	1	1					
27 Jake Fraley, L OBP: 0.333, SLG: 0.351		15 1B 1B	2H HR		G4-3			15 2B HBP	FC6	4	3	2	2	0	0	1					
31 Henry Ramos, S OBP: 0.529, SLG: 0.571		15 1B 1B	15 E 1B		15 FC4-6 BB			F8		17 BB 15 BB 6 WP BB	3	1	2	0	2	0	2				
15 Nick Senzel, R OBP: 0.321, SLG: 0.354		17 2B 2 2B 1B	E5		FC4-6			17 1B 2B		6 BB 17 BB 6 1B BB	4	3	2	3	1	0	2				
17 Stuart Fairchild, R OBP: 0.389, SLG: 0.390		2 2B 2B	P4		G6-3			2H 1B		6 1B 6 WP BB	4	1	2	1	1	0	2				
2 Jose Barrero, R OBP: 0.311, SLG: 0.338		2H 2B	P3		G6-3 6 2B			K		L6	5	0	2	2	0	1	4				
<b>Inning Stats</b>	R: 0 E: 0 K: 0 S: 7	H: 1 LOB: 0 BB: 0 P: 9	R: 3 E: 0 K: 1 S: 15	H: 5 LOB: 1 BB: 0 P: 20	R: 2 E: 2 K: 0 S: 13	H: 2 LOB: 2 BB: 0 P: 23	R: 0 E: 0 K: 0 S: 9	H: 2 LOB: 1 BB: 0 P: 14	R: 0 E: 0 K: 0 S: 9	H: 1 LOB: 1 BB: 1 P: 13	R: 3 E: 0 K: 1 S: 17	H: 3 LOB: 1 BB: 0 P: 24	R: 1 E: 0 K: 1 S: 10	H: 1 LOB: 1 BB: 1 P: 19	R: 2 E: 0 K: 1 S: 15	H: 1 LOB: 2 BB: 3 P: 29	1B: 10 2B: 6 3B: 0 HR: 1	SF: 0 SAC: 1 DP: 2 HBP: 1	WP: 1 PB: 0 SB: 1 CS: 0	PA: 48	
<b>PITCHER</b>	IP WLS BF H R ER SO	IP WLS BF H R ER SO	IP WLS BF H R ER SO	IP WLS BF H R ER SO	IP WLS BF H R ER SO	IP WLS BF H R ER SO	IP WLS BF H R ER SO	IP WLS BF H R ER SO	IP WLS BF H R ER SO	IP WLS BF H R ER SO	IP WLS BF H R ER SO	IP WLS BF H R ER SO	IP WLS BF H R ER SO	IP WLS BF H R ER SO	IP WLS BF H R ER SO	IP WLS BF H R ER SO	ERA WHIP	ERA WHIP			
Drew Rucinski, R ERA: 4.76	(1, 1)	5.2	L	28	11	5	3	1	1	0	0	0	0	0	0	0	0	4.76	2.118		
66 Sam Long, L ERA: 9.82	(6, 1)	1.2		10	3	4	4	1	1	0	1	0	0	0	0	0	0	21	32	21.60	2.400
11 Shintaro Fujinami, R ERA: 13.0	(8, 1)	1.0		8	2	2	2	1	3	0	0	0	0	0	0	0	1	18	36	18.00	5.000
60 Sam Moll, L ERA: 3.72	(9, 1)	0.2		2	0	0	0	0	0	0	0	0	0	0	0	0	0	5	6	0.00	0.000

Cincinnati Reds @ Oakland Athletics  
Oakland Coliseum, Oakland, CA  
Fri Apr 28 2023, 6:41 PM - 9:37 PM PDT  
Att: 6,423 - Partly Cloudy - 64 F

AB	41
R	11
H	16
RBI	10
BB	5
SO	4
LOB	23



Batter	1	2	3	4	5	6	7	8	9	AB	R	H	RBI	BB	SO	LOB	BOTTOM					
1 Esteyru Ruiz, R OBP: 0.330, SLG: 0.306	F7		L6		L4		E9 49 S 49 HR 1B		L8	5	1	1	0	0	0	2						
49 Ryan Noda, L OBP: 0.423, SLG: 0.475	25 1B 23 1B 1B		F8			25 BB 23 3B 1B	2H HR		25 HR BB	4	4	3	2	1	0	0						
25 Brent Rooker, R OBP: 0.495, SLG: 0.758	23 1B 1B			23 L4-3 1B		23 3B BB	21 BB HBP		HR	3	2	3	2	1	0	0						
23 Shea Langeliers, R OBP: 0.298, SLG: 0.488	21 G6-3 1B		L4-3			3B	K		G5-3	5	0	2	3	0	1	2						
21 Conner Capel, L OBP: 0.333, SLG: 0.333	G6-3		L9			K			F9	4	0	0	0	1	1	3						
13 Jordan Diaz, R OBP: 0.222, SLG: 0.370		P3		K		L4	K			4	0	0	0	0	2	3						
6 Jace Peterson, L OBP: 0.288, SLG: 0.279		F7				BB			K	3	0	0	0	1	1	0						
4 Kevin Smith, R OBP: 0.228, SLG: 0.339		K				F7 5 1B 1B			F9	4	0	1	0	0	1	2						
5 Tony Kemp, L OBP: 0.260, SLG: 0.226			L6						G1-3	4	0	1	0	0	1	0						
<b>Inning Stats</b>	R: 1 E: 0 K: 0 S: 11	H: 3 LOB: 1 BB: 0 P: 14	R: 0 E: 0 K: 1 S: 11	H: 0 LOB: 0 BB: 0 P: 15	R: 0 E: 0 K: 0 S: 6	H: 0 LOB: 0 BB: 0 P: 6	R: 0 E: 0 K: 0 S: 9	H: 1 LOB: 0 BB: 0 P: 12	R: 0 E: 0 K: 1 S: 11	H: 2 LOB: 2 BB: 0 P: 17	R: 2 E: 0 K: 1 S: 10	H: 2 LOB: 2 BB: 2 P: 20	R: 2 E: 1 K: 3 S: 16	H: 2 LOB: 2 BB: 1 P: 24	R: 0 E: 0 K: 1 S: 14	H: 0 LOB: 0 BB: 0 P: 18	R: 2 E: 0 K: 0 S: 14	H: 1 LOB: 0 BB: 1 P: 23	1B: 8 2B: 1 3B: 1 HR: 2	SF: 0 SAC: 0 DP: 2 HBP: 1	WP: 0 PB: 0 SB: 1 CS: 0	PA: 41
<b>PITCHER</b>	IP WLS BF H R ER SO	IP WLS BF H R ER SO	IP WLS BF H R ER SO	IP WLS BF H R ER SO	IP WLS BF H R ER SO	IP WLS BF H R ER SO	IP WLS BF H R ER SO	IP WLS BF H R ER SO	IP WLS BF H R ER SO	IP WLS BF H R ER SO	IP WLS BF H R ER SO	IP WLS BF H R ER SO	IP WLS BF H R ER SO	IP WLS BF H R ER SO	IP WLS BF H R ER SO	IP WLS BF H R ER SO	ERA WHIP	ERA WHIP				
85 Luis Cessa, R ERA: 9.55	(1, 1)	5.0	W	22	8	3	3	2	1	0	0	0	0	0	0	0	0	15	22	13.50	2.250	
47 Derek Law, R ERA: 3.75	(6, 1)	1.1	H	7	2	2	2	2	1	0	0	0	0	0	0	0	0	9	15	0.00	1.500	
46 Buck Farmer, R ERA: 3.75	(7, 1)	0.2	H	4	0	0	0	2	1	0	1	0	0	0	0	0	0	14	18	0.00	0.000	
39 Lucas Sims, R ERA	(8, 1)	1.0		3	0	0	0	1	0	0	0	0	0	0	0	0	0	14	18	0.00	0.000	
63 Fernando Cruz, R ERA: 6.59	(9, 1)	1.0		5	1	2	2	0	1	0	0	0	0	0	0	0	1	14	23	18.00	2.000	

Cincinnati Reds @ Oakland Athletics  
Oakland Coliseum, Oakland, CA  
Fri Apr 28 2023, 6:41 PM - 9:37 PM PDT  
Att: 6,423 - Partly Cloudy - 64 F

AB	36
R	7
H	11
RBI	7
BB	4
SO	7
LOB	12







Batter	1	2	3	4	5	6	7	8	9	AB	R	H	RBI	BB	SO	LOB	TOP										
28 Kevin Newman, R OBP: 0.262, SLG: 0.344	F4		F6			K			1B	5	0	2	2	0	1	3	<b>Cincinnati Reds @ Oakland Athletics</b> Oakland Coliseum, Oakland, CA Sun Apr 30 2023, 1:11 PM - 3:57 PM PDT Att: 18,271 - Partly Cloudy - 63 F										
7 Spencer Steer, R OBP: 0.337, SLG: 0.407	P3		P4				L5		2B	4	0	1	0	0	0	3											
17 Stuart Fairchild, R 6 Jonathan India, R OBP: 0.337, SLG: 0.396	K					F8			1B	3	0	1	0	0	1	3											
37 Tyler Stephenson, R OBP: 0.360, SLG: 0.337		K			G5-3				K	5	0	0	0	0	3	4											
31 Henry Ramos, S OBP: 0.500, SLG: 0.500		K			F9				G5-3	5	1	2	0	0	1	3											
15 Nick Senzel, R OBP: 0.361, SLG: 0.426		HR								4	2	2	1	0	1	3											
3 Matt Reynolds, R OBP: 0.250, SLG: 0.250		K								4	0	1	0	0	2	2											
2 Jose Barrero, R TJ Friedl, L OBP: 0.300, SLG: 0.324 OBP: 0.353, SLG: 0.430			F7						K	2	0	1	0	0	0	0											
12 Curt Casali, R 27 Jake Fraley, L OBP: 0.321, SLG: 0.208 OBP: 0.341, SLG: 0.364									K	2	1	1	0	0	1	0											
Inning Stats	R: 0 E: 0 K: 1 S: 11	H: 0 LOB: 0 BB: 0 P: 14	R: 1 E: 0 K: 3 S: 10	H: 1 LOB: 0 BB: 0 P: 15	R: 0 E: 0 K: 0 S: 8	H: 0 LOB: 1 BB: 1 P: 15	R: 0 E: 0 K: 1 S: 8	H: 1 LOB: 1 BB: 0 P: 12	R: 0 E: 0 K: 2 S: 16	H: 2 LOB: 3 BB: 0 P: 24	R: 3 E: 1 K: 0 S: 13	H: 4 LOB: 2 BB: 1 P: 20	R: 0 E: 0 K: 1 S: 10	H: 0 LOB: 0 BB: 0 P: 16	R: 0 E: 0 K: 3 S: 9	H: 0 LOB: 0 BB: 0 P: 12		R: 0 E: 0 K: 2 S: 17	H: 2 LOB: 2 BB: 0 P: 20	1B: 9 2B: 2 HR: 1	SF: 0 SAC: 0 DP: 0 HBP: 1	WP: 0 PB: 0 SB: 1 CS: 1	PA: 41				
PITCHER	IP	WLS	BF	H	R	ER	SO	BB	IBB	HBP	BLK	WP	HR	S	P	ERA	WHIP										
Ken Waldichuk, L ERA: 7.26	5.2		25	6	3	3	7	1	0	1	0	0	1	59	91	4.76	1.235										
68 Domingo Acevedo, R ERA: 10.8	0.1	B	4	2	1	1	0	0	1	0	0	0	0	7	9	27.00	6.000										
36 Adam Oller, R ERA: 8.53	1.1		5	2	0	0	2	0	0	0	0	0	0	13	19	0.00	1.500										
60 Sam Moll, L ERA: 3.48	0.2		2	0	0	0	2	0	0	0	0	0	0	6	9	0.00	0.000										
61 Zach Jackson, R ERA: 2.13	1.0	W	5	2	0	0	2	0	0	0	0	0	0	17	20	0.00	2.000										

AB	38
R	4
H	12
RBI	3
BB	2
SO	13
LOB	25



Batter	1	2	3	4	5	6	7	8	9	AB	R	H	RBI	BB	SO	LOB	BOTTOM										
1 Esteyru Ruiz, R OBP: 0.336, SLG: 0.302	G6-3		HBP			F8			1B	3	0	1	1	1	0	0	<b>Cincinnati Reds @ Oakland Athletics</b> Oakland Coliseum, Oakland, CA Sun Apr 30 2023, 1:11 PM - 3:57 PM PDT Att: 18,271 - Partly Cloudy - 63 F										
22 Ramón Laureano, R OBP: 0.319, SLG: 0.452	K		K						1B	4	0	2	0	0	2	1											
25 Brent Rooker, R OBP: 0.465, SLG: 0.779						HR			1B	2	2	2	2	0	0	0											
99 Jesús Aguilar, R OBP: 0.321, SLG: 0.500									1B	4	1	2	2	0	1	4											
44 Carlos Pérez, R 49 Ryan Noda, L OBP: 0.372, SLG: 0.462 OBP: 0.400, SLG: 0.433	G6-3								K	2	0	0	0	0	1	1											
23 Shea Langeliers, R OBP: 0.286, SLG: 0.467		K				L7			G5-3	4	0	0	0	0	2	4											
13 Jordan Diaz, R 5 Tony Kemp, L OBP: 0.292, SLG: 0.364 OBP: 0.255, SLG: 0.221		K							F7	2	0	0	0	0	1	1											
6 Jace Peterson, L OBP: 0.307, SLG: 0.293									1B	2	0	0	0	0	0	3											
4 Kevin Smith, R OBP: 0.210, SLG: 0.311			G6-3						1B	4	2	2	0	0	1	0											
Inning Stats	R: 2 E: 0 K: 1 S: 12	H: 2 LOB: 0 BB: 0 P: 18	R: 0 E: 0 K: 2 S: 9	H: 0 LOB: 0 BB: 0 P: 12	R: 0 E: 0 K: 1 S: 8	H: 0 LOB: 0 BB: 0 P: 11	R: 1 E: 0 K: 1 S: 12	H: 2 LOB: 1 BB: 0 P: 20	R: 0 E: 0 K: 2 S: 7	H: 0 LOB: 0 BB: 0 P: 8	R: 0 E: 0 K: 2 S: 12	H: 1 LOB: 3 BB: 1 P: 24	R: 1 E: 0 K: 0 S: 13	H: 2 LOB: 2 BB: 1 P: 20	R: 0 E: 0 K: 1 S: 10	H: 0 LOB: 0 BB: 0 P: 16		R: 1 E: 1 K: 0 S: 5	H: 2 LOB: 2 BB: 0 P: 9	1B: 7 2B: 0 HR: 2	SF: 1 SAC: 2 DP: 0 HBP: 2	WP: 1 PB: 0 SB: 0 CS: 1	PA: 37				
PITCHER	IP	WLS	BF	H	R	ER	SO	BB	IBB	HBP	BLK	WP	HR	S	P	ERA	WHIP										
40 Nick Lodolo, L ERA: 6.16	5.0		20	5	3	3	7	1	0	1	0	0	0	11	23	0.00	1.000										
39 Lucas Sims, R ERA: 4.15	1.0	H	5	0	0	0	2	1	0	1	0	0	0	11	23	0.00	1.000										
46 Buck Farmer, R ERA: 4.15	1.0	B	6	2	1	1	0	1	0	0	0	0	0	13	20	9.00	3.000										
47 Derek Law, R ERA: 4.15	1.0	L	5	1	1	1	1	0	0	0	0	0	0	12	19	9.00	1.000										
43 Alexis Diaz, R ERA: 3.0	0.0		1	1	0	0	0	0	0	0	0	1	0	3	6	∞	∞										

AB	30
R	5
H	9
RBI	5
BB	2
SO	10
LOB	14



Batter	1	2	3	4	5	6	7	8	9	AB	R	H	RBI	BB	SO	LOB	TOP																																																																							
6 Jonathan India, R OBP: 0.381, SLG: 0.381	F9		F9	FC5-4			K			4	0	0	0	0	1	2																																																																								
7 Spencer Steer, R OBP: 0.333, SLG: 0.400	K		17 2B	1B		K	K			4	1	1	0	0	3	0																																																																								
17 Stuart Fairchild, R OBP: 0.371, SLG: 0.408 27 Jake Fraley, L OBP: 0.337, SLG: 0.359	L7		37 G3	2B		K		K		3	0	1	2	0	1	0																																																																								
37 Tyler Stephenson, R OBP: 0.348, SLG: 0.324		G4-3	G3		G6-3			G6-3		4	0	0	0	0	0	1																																																																								
31 Henry Ramos, S OBP: 0.433, SLG: 0.423	K		K			G2-3		F9		4	0	0	0	0	2	1																																																																								
28 Kevin Newman, R OBP: 0.261, SLG: 0.338		15 1B			F9	L8		G4-3		4	0	1	0	0	0	0																																																																								
15 Nick Senzel, R OBP: 0.385, SLG: 0.500		1B						G6-3		4	1	3	1	0	0	0																																																																								
2 Jose Barrero, R OBP: 0.289, SLG: 0.311 12 Curt Casali, R OBP: 0.310, SLG: 0.200										3	0	0	0	0	2	3																																																																								
22 Luke Maile, R OBP: 0.375, SLG: 0.455 TJ Friedl, L OBP: 0.350, SLG: 0.426										1	0	0	0	0	1	0																																																																								
			7 1B	1B				P4		2	1	2	0	0	0	0																																																																								
	R: 0 E: 0 K: 1 S: 6	H: 0 LOB: 0 BB: 7	R: 0 E: 0 K: 2 S: 12	H: 2 LOB: 2 BB: 0 P: 17	R: 2 E: 0 K: 1 S: 17	H: 3 LOB: 1 BB: 0 P: 25	R: 1 E: 0 K: 1 S: 10	H: 2 LOB: 0 BB: 0 P: 13	R: 0 E: 0 K: 2 S: 11	H: 1 LOB: 1 BB: 0 P: 20	R: 0 E: 0 K: 2 S: 8	H: 0 LOB: 0 BB: 0 P: 12	R: 0 E: 0 K: 1 S: 7	H: 0 LOB: 0 BB: 0 P: 11	R: 0 E: 0 K: 1 S: 10	H: 0 LOB: 0 BB: 0 P: 15	1B: 6 2B: 1 3B: 0 HR: 1	SF: 0 SAC: 0 DP: 0 HBP: 0	WP: 0 PB: 0 SB: 0 CS: 0	PA: 35																																																																				
	<table border="0"> <tr> <td>PITCHER</td> <td>IP</td> <td>WLS</td> <td>BF</td> <td>H</td> <td>R</td> <td>ER</td> <td>SO</td> <td>BB</td> <td>IBB</td> <td>HBP</td> <td>BLK</td> <td>WP</td> <td>HR</td> <td>S</td> <td>P</td> <td>ERA</td> <td>WHIP</td> </tr> <tr> <td>4 Blake Snell, L ERA: 5.28</td> <td>6.0</td> <td>W</td> <td>26</td> <td>8</td> <td>3</td> <td>3</td> <td>7</td> <td>0</td> <td>0</td> <td>0</td> <td>0</td> <td>0</td> <td>1</td> <td>67</td> <td>101</td> <td>4.50</td> <td>1.333</td> </tr> <tr> <td>36 Steven Wilson, R ERA: 4.5</td> <td>1.0</td> <td>H</td> <td>3</td> <td>0</td> <td>0</td> <td>0</td> <td>2</td> <td>0</td> <td>0</td> <td>0</td> <td>0</td> <td>0</td> <td>0</td> <td>8</td> <td>12</td> <td>0.00</td> <td>0.000</td> </tr> <tr> <td>76 Domingo Tapia, R ERA: 3.48</td> <td>2.0</td> <td>S</td> <td>6</td> <td>0</td> <td>0</td> <td>0</td> <td>2</td> <td>0</td> <td>0</td> <td>0</td> <td>0</td> <td>0</td> <td>0</td> <td>17</td> <td>26</td> <td>0.00</td> <td>0.000</td> </tr> </table>																PITCHER	IP	WLS	BF	H	R	ER	SO	BB	IBB	HBP	BLK	WP	HR	S	P	ERA	WHIP	4 Blake Snell, L ERA: 5.28	6.0	W	26	8	3	3	7	0	0	0	0	0	1	67	101	4.50	1.333	36 Steven Wilson, R ERA: 4.5	1.0	H	3	0	0	0	2	0	0	0	0	0	0	8	12	0.00	0.000	76 Domingo Tapia, R ERA: 3.48	2.0	S	6	0	0	0	2	0	0	0	0	0	0	17	26	0.00	0.000
PITCHER	IP	WLS	BF	H	R	ER	SO	BB	IBB	HBP	BLK	WP	HR	S	P	ERA	WHIP																																																																							
4 Blake Snell, L ERA: 5.28	6.0	W	26	8	3	3	7	0	0	0	0	0	1	67	101	4.50	1.333																																																																							
36 Steven Wilson, R ERA: 4.5	1.0	H	3	0	0	0	2	0	0	0	0	0	0	8	12	0.00	0.000																																																																							
76 Domingo Tapia, R ERA: 3.48	2.0	S	6	0	0	0	2	0	0	0	0	0	0	17	26	0.00	0.000																																																																							

Cincinnati Reds @ San Diego Padres  
Petco Park, San Diego, CA  
Mon May 01 2023, 6:41 PM - 9:22 PM PDT  
Att: 37,491 - Cloudy - 60 F

AB 35  
R 3  
H 8  
RBI 3  
BB 0  
SO 11  
LOB 7



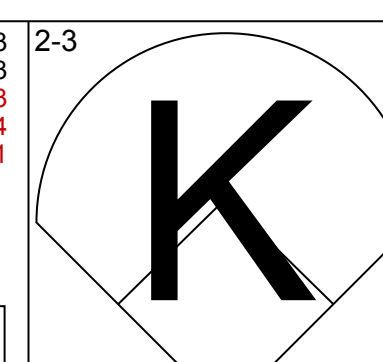
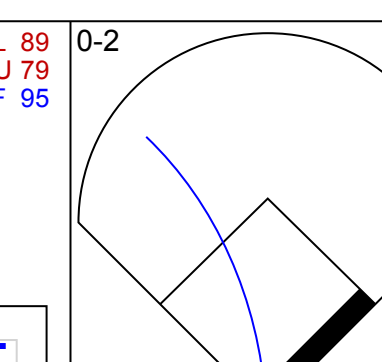
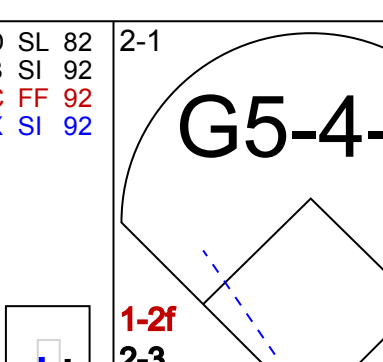
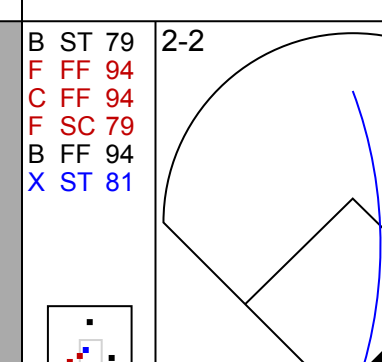
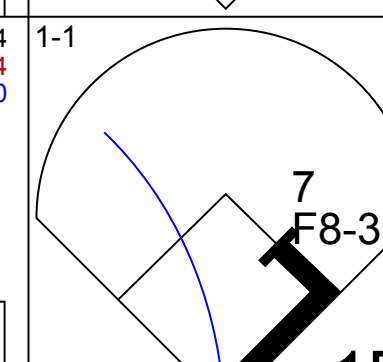
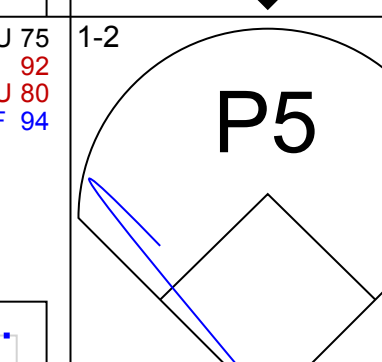
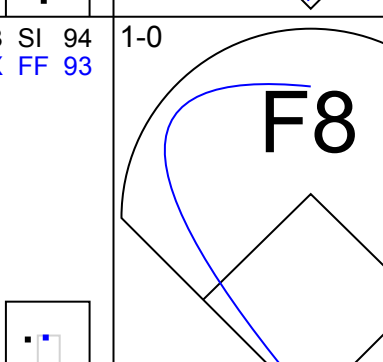
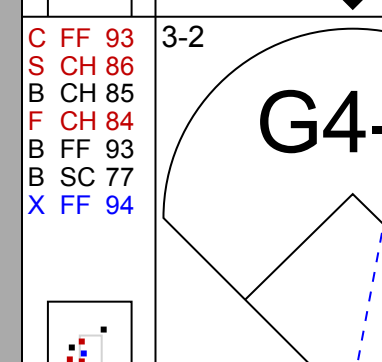
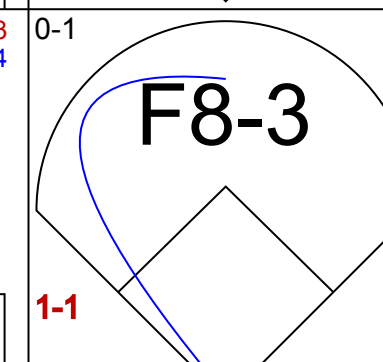
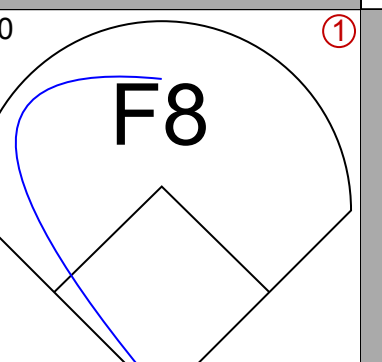
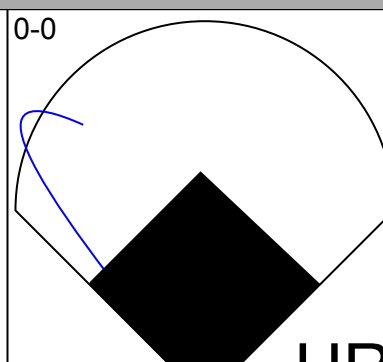
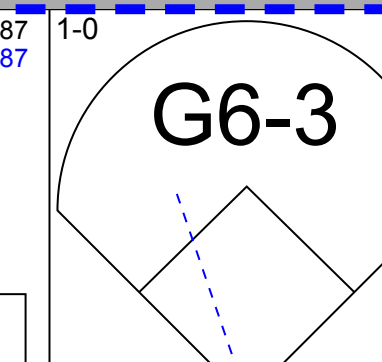
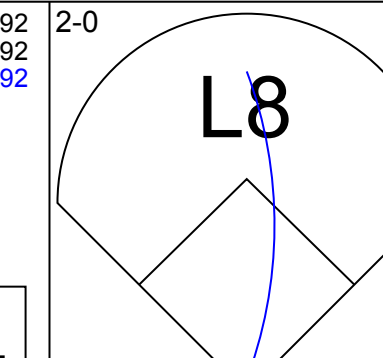
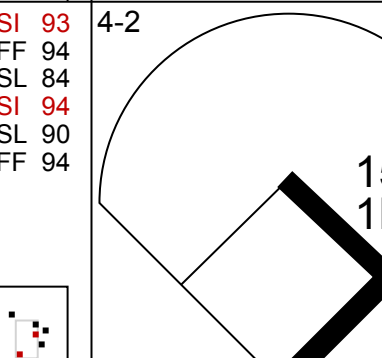
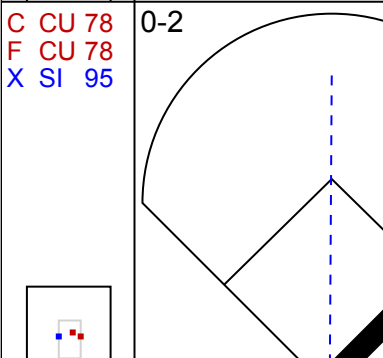
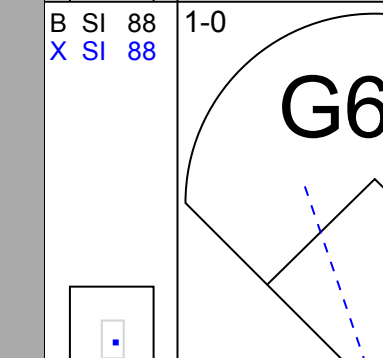
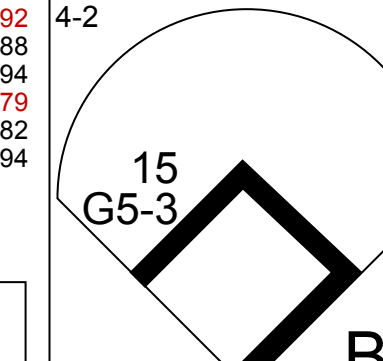
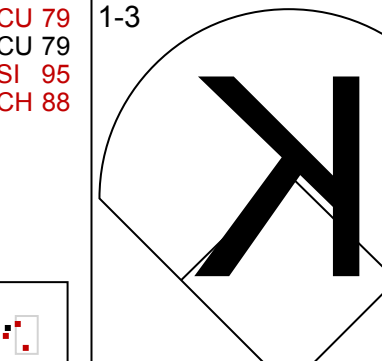
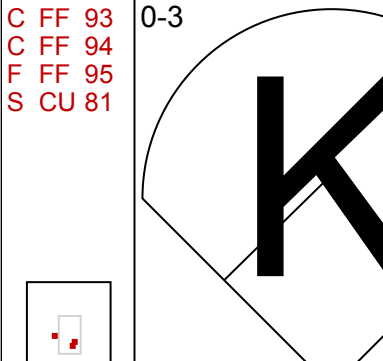
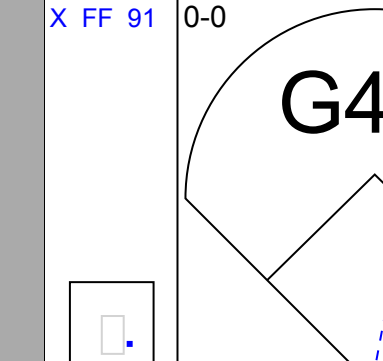
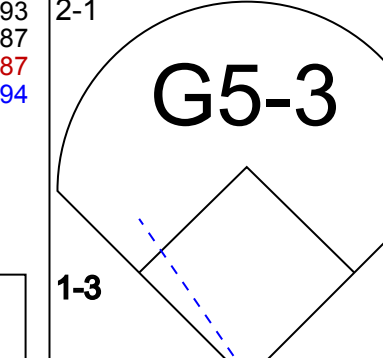
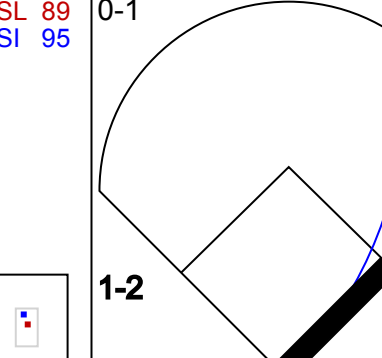
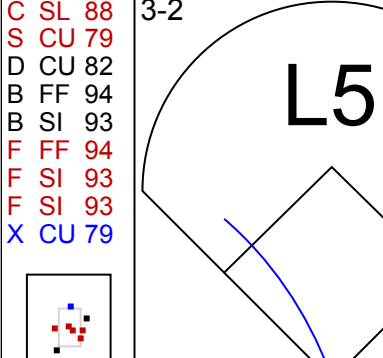

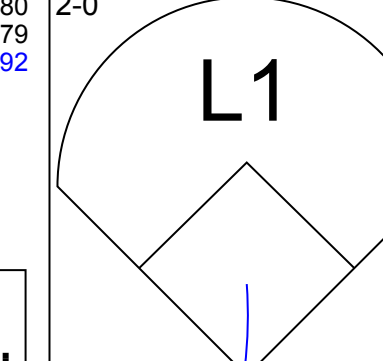
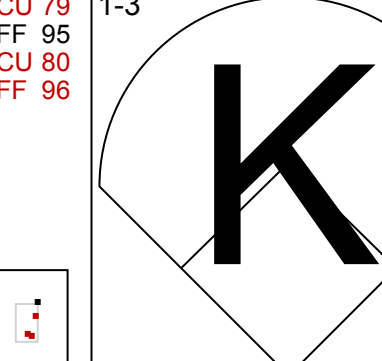
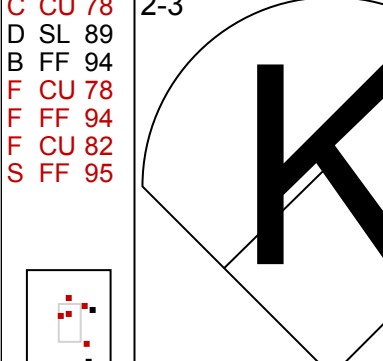

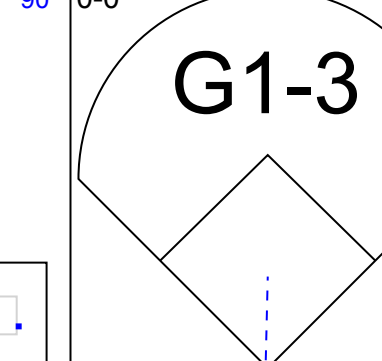
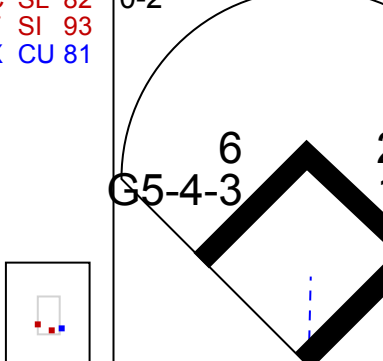
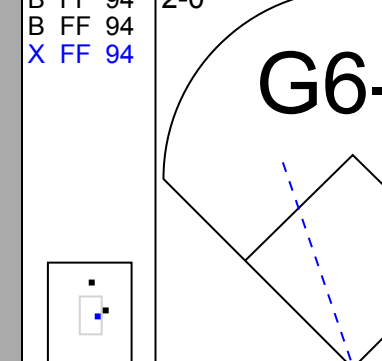
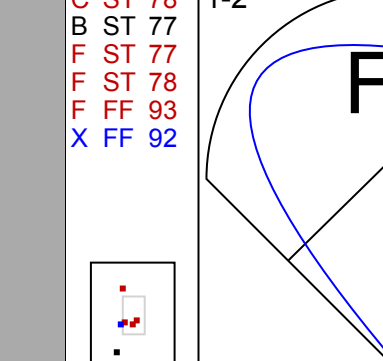
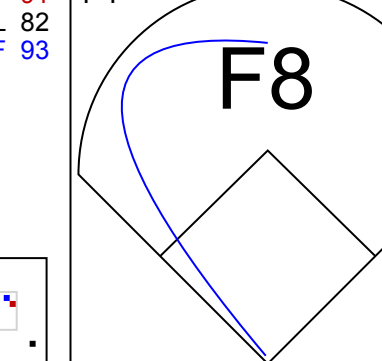
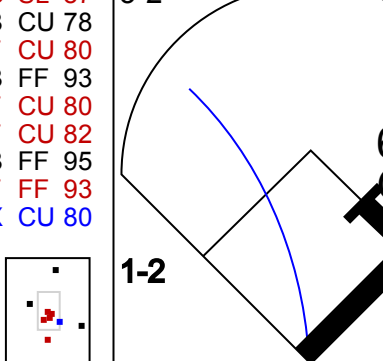
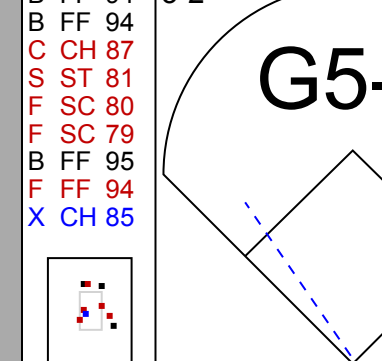
Batter	1	2	3	4	5	6	7	8	9	AB	R	H	RBI	BB	SO	LOB	BOTTOM																																																																																									
23 Fernando Tatis Jr., R OBP: 0.333, SLG: 0.478	22 PB 22 2B			F9		G1-3		13 1B		5	1	3	0	0	0	2																																																																																										
13 Manny Machado, R OBP: 0.285, SLG: 0.385	22 PB BB			G5-4-3		K		22 BB		4	1	1	2	1	2	3																																																																																										
22 Juan Soto, L OBP: 0.382, SLG: 0.398	9 1B			1B		F8				4	0	2	2	1	1	0																																																																																										
2 Xander Bogaerts, R OBP: 0.392, SLG: 0.500	K			L8-4-3		7 HR		F9		5	1	1	0	0	1	5																																																																																										
14 Matt Carpenter, L OBP: 0.377, SLG: 0.527 32 Nelson Cruz, R OBP: 0.314, SLG: 0.522										3	1	1	0	1	1	1																																																																																										
9 Jake Cronenworth, L OBP: 0.303, SLG: 0.429										1	0	0	0	0	1	3																																																																																										
7 Ha-Seong Kim, R OBP: 0.307, SLG: 0.378										5	0	2	0	0	1	6																																																																																										
1 Trent Grisham, L OBP: 0.333, SLG: 0.440										4	2	2	3	0	1	3																																																																																										
29 Brett Sullivan, L OBP: 0.214, SLG: 0.154										4	2	2	3	0	1	3																																																																																										
										4	1	3	1	0	0	0																																																																																										
										3	1	1	0	1	1	1																																																																																										
										4	2	2	3	0	1	3																																																																																										
	R: 2 E: 0 K: 2 S: 22	H: 3 LOB: 2 BB: 1 P: 32	R: 0 E: 0 K: 1 S: 10	H: 1 LOB: 1 BB: 0 P: 14	R: 0 E: 0 K: 0 S: 7	H: 1 LOB: 1 BB: 1 P: 11	R: 1 E: 0 K: 0 S: 10	H: 3 LOB: 1 BB: 0 P: 14	R: 3 E: 0 K: 1 S: 18	H: 4 LOB: 1 BB: 0 P: 27	R: 0 E: 0 K: 2 S: 8	H: 0 LOB: 0 BB: 0 P: 11	R: 0 E: 0 K: 1 S: 8	H: 1 LOB: 1 BB: 0 P: 8	R: 2 E: 0 K: 2 S: 21	H: 3 LOB: 3 BB: 2 P: 36	1B: 11 2B: 5 3B: 0 HR: 1	SF: 0 SAC: 0 DP: 2 HBP: 0	WP: 0 PB: 1 SB: 0 CS: 0	PA: 42																																																																																						
	<table border="0"> <tr> <td>PITCHER</td> <td>IP</td> <td>WLS</td> <td>BF</td> <td>H</td> <td>R</td> <td>ER</td> <td>SO</td> <td>BB</td> <td>IBB</td> <td>HBP</td> <td>BLK</td> <td>WP</td> <td>HR</td> <td>S</td> <td>P</td> <td>ERA</td> <td>WHIP</td> </tr> <tr> <td>34 Luke Weaver, R ERA: 7.88</td> <td>4.1</td> <td>L</td> <td>22</td> <td>9</td> <td>4</td> <td>4</td> <td>3</td> <td>2</td> <td>0</td> <td>0</td> <td>0</td> <td>0</td> <td>0</td> <td>54</td> <td>79</td> <td>8.31</td> <td>2.538</td> </tr> <tr> <td>48 Alex Young, L ERA: 2.03</td> <td>0.2</td> <td></td> <td>5</td> <td>3</td> <td>2</td> <td>2</td> <td>1</td> <td>0</td> <td>0</td> <td>0</td> <td>0</td> <td>0</td> <td>1</td> <td>13</td> <td>19</td> <td>27.00</td> <td>4.500</td> </tr> <tr> <td>65 Casey Legumina, R ERA: 1.23</td> <td>2.0</td> <td></td> <td>7</td> <td>1</td> <td>0</td> <td>0</td> <td>3</td> <td>0</td> <td>0</td> <td>0</td> <td>0</td> <td>0</td> <td>0</td> <td>16</td> <td>19</td> <td>0.00</td> <td>0.500</td> </tr> <tr> <td>52 Reiver Sanmartin, L ERA: 4.38</td> <td>1.0</td> <td></td> <td>8</td> <td>3</td> <td>2</td> <td>2</td> <td>2</td> <td>2</td> <td>0</td> <td>0</td> <td>0</td> <td>0</td> <td>0</td> <td>21</td> <td>36</td> <td>18.00</td> <td>5.000</td> </tr> </table>																PITCHER	IP	WLS	BF	H	R	ER	SO	BB	IBB	HBP	BLK	WP	HR	S	P	ERA	WHIP	34 Luke Weaver, R ERA: 7.88	4.1	L	22	9	4	4	3	2	0	0	0	0	0	54	79	8.31	2.538	48 Alex Young, L ERA: 2.03	0.2		5	3	2	2	1	0	0	0	0	0	1	13	19	27.00	4.500	65 Casey Legumina, R ERA: 1.23	2.0		7	1	0	0	3	0	0	0	0	0	0	16	19	0.00	0.500	52 Reiver Sanmartin, L ERA: 4.38	1.0		8	3	2	2	2	2	0	0	0	0	0	21	36	18.00	5.000
PITCHER	IP	WLS	BF	H	R	ER	SO	BB	IBB	HBP	BLK	WP	HR	S	P	ERA	WHIP																																																																																									
34 Luke Weaver, R ERA: 7.88	4.1	L	22	9	4	4	3	2	0	0	0	0	0	54	79	8.31	2.538																																																																																									
48 Alex Young, L ERA: 2.03	0.2		5	3	2	2	1	0	0	0	0	0	1	13	19	27.00	4.500																																																																																									
65 Casey Legumina, R ERA: 1.23	2.0		7	1	0	0	3	0	0	0	0	0	0	16	19	0.00	0.500																																																																																									
52 Reiver Sanmartin, L ERA: 4.38	1.0		8	3	2	2	2	2	0	0	0	0	0	21	36	18.00	5.000																																																																																									

Cincinnati Reds @ San Diego Padres  
Petco Park, San Diego, CA  
Mon May 01 2023, 6:41 PM - 9:22 PM PDT  
Att: 37,491 - Cloudy - 60 F

AB 38  
R 8  
H 16  
RBI 8  
BB 4  
SO 9  
LOB 24



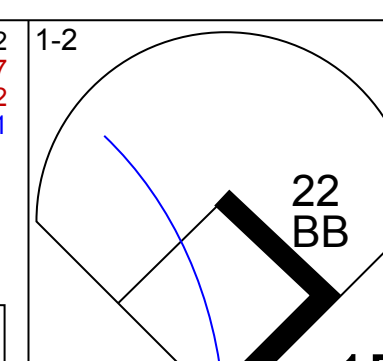
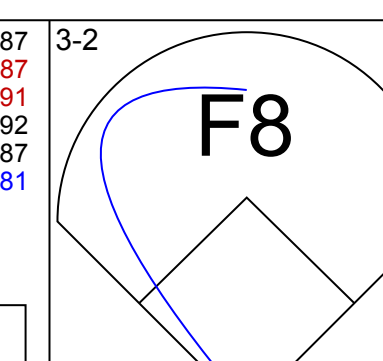
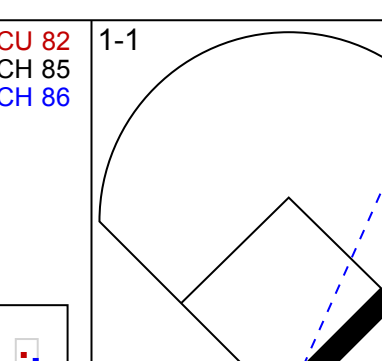
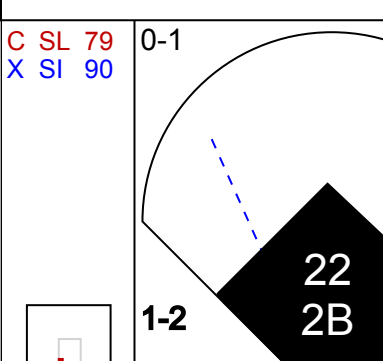
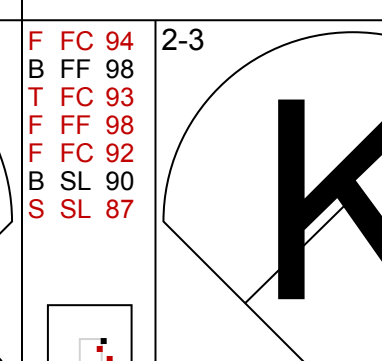
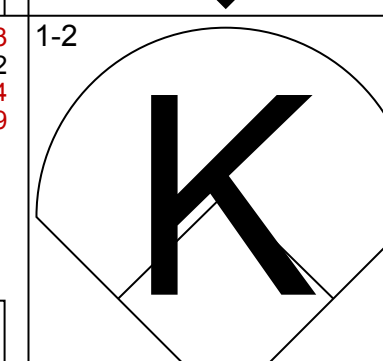
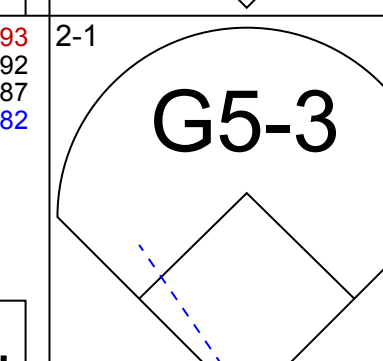
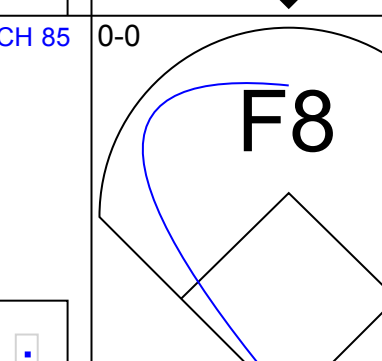
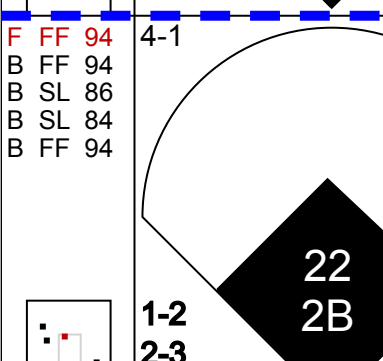
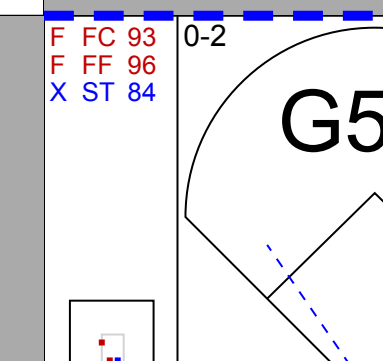
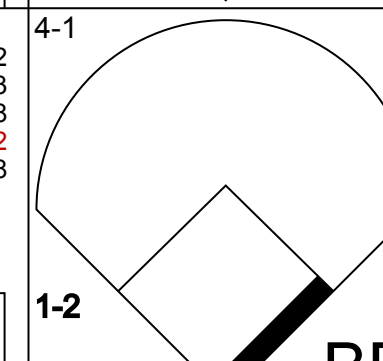
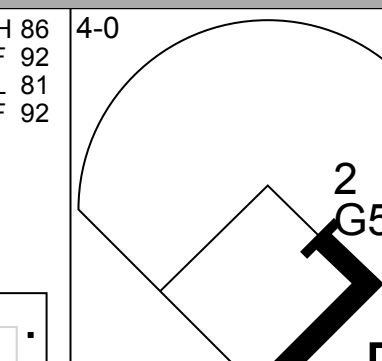

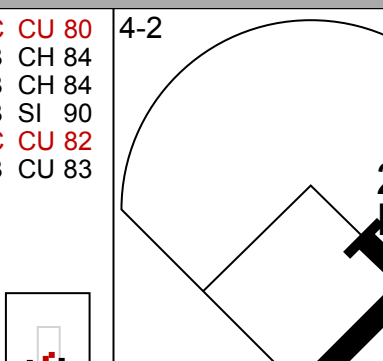
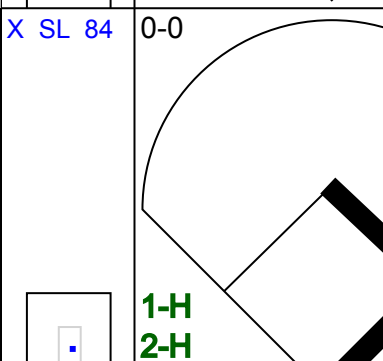
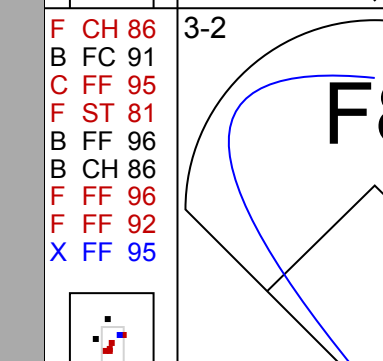
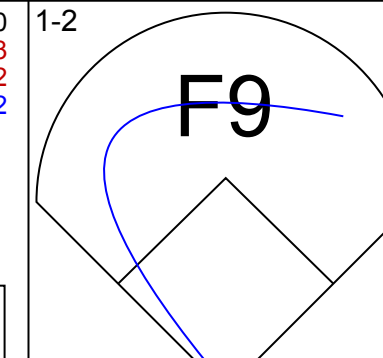
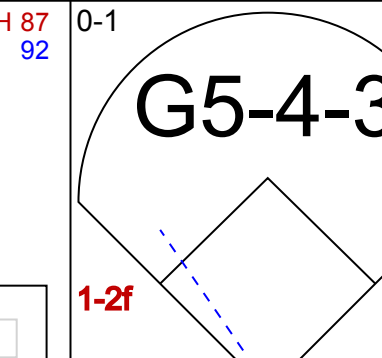
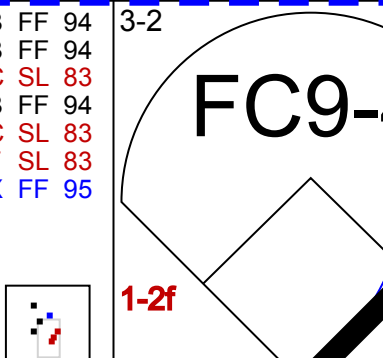
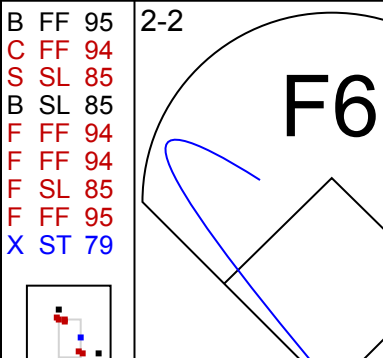
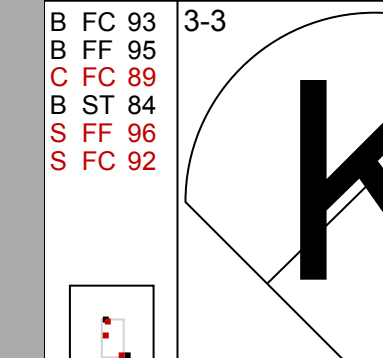
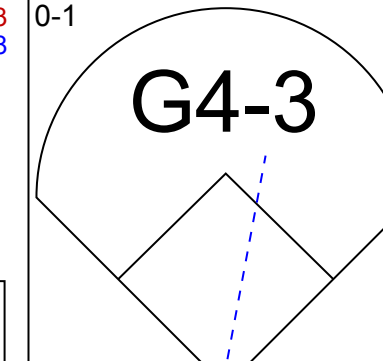
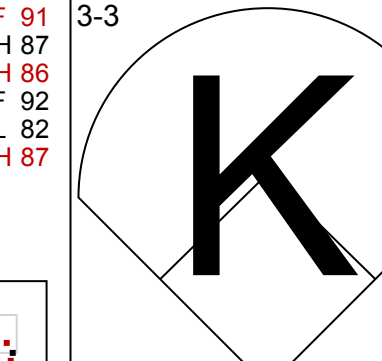
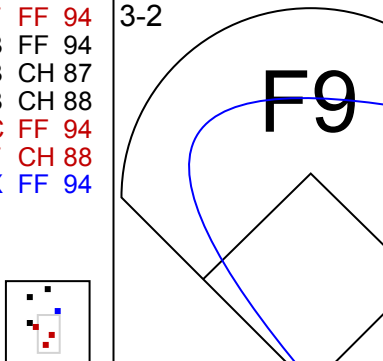
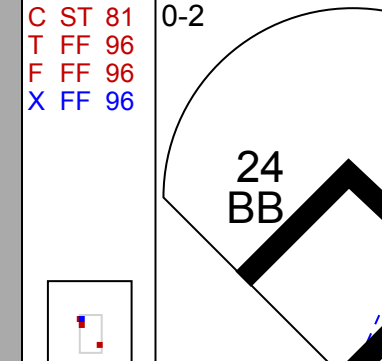
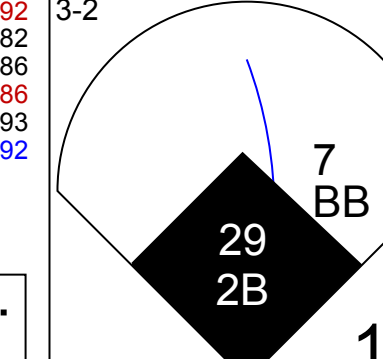
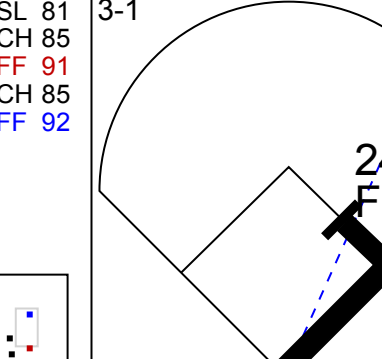
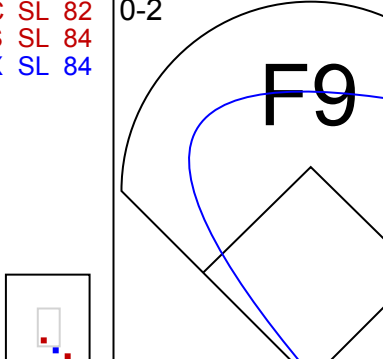
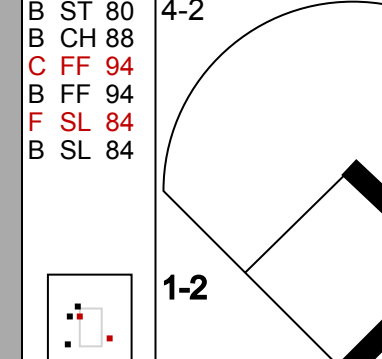
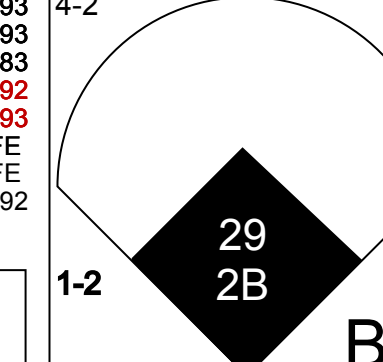
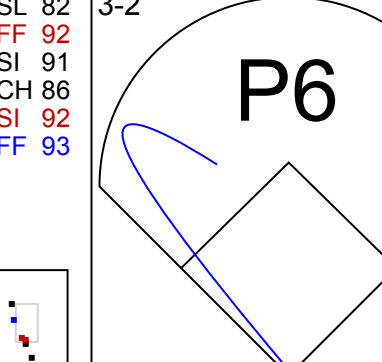
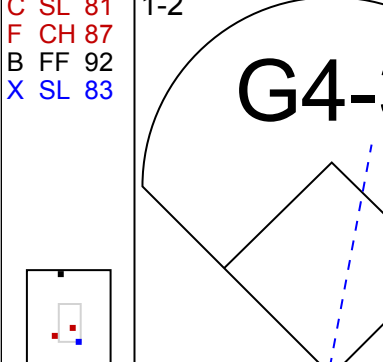
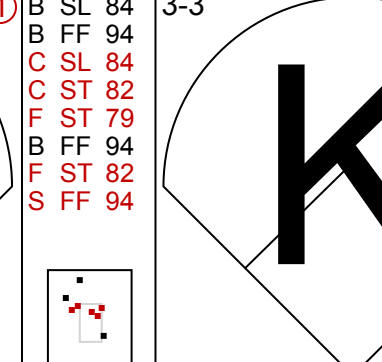
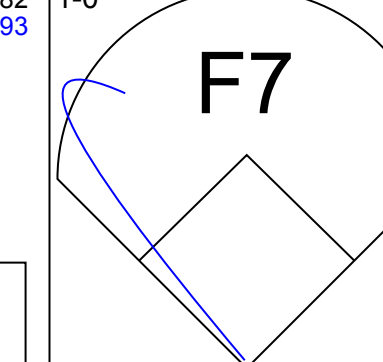
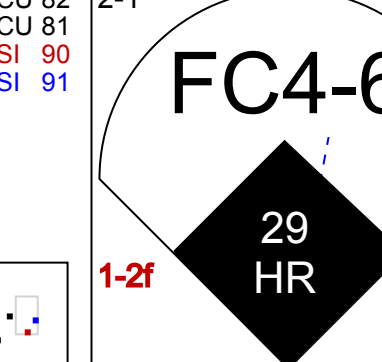

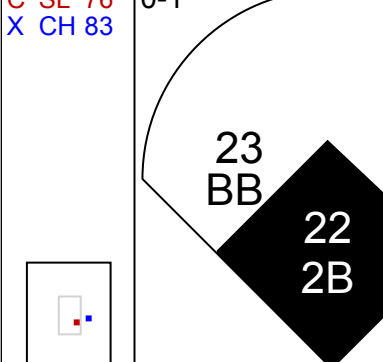
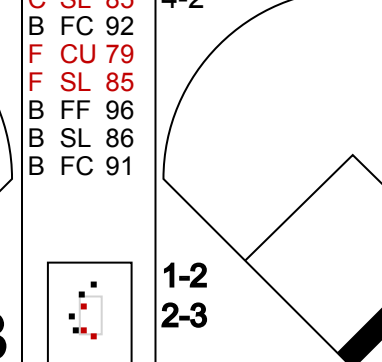
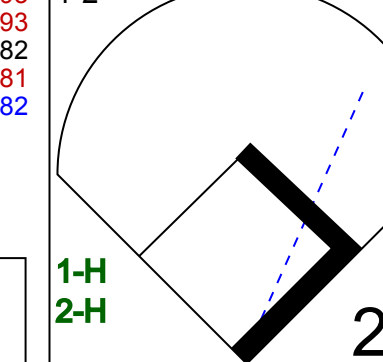
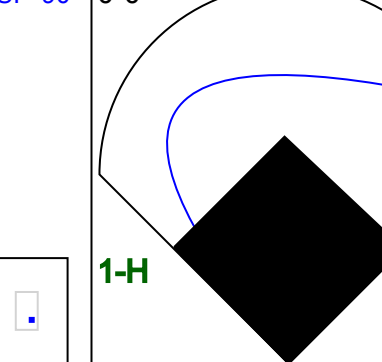
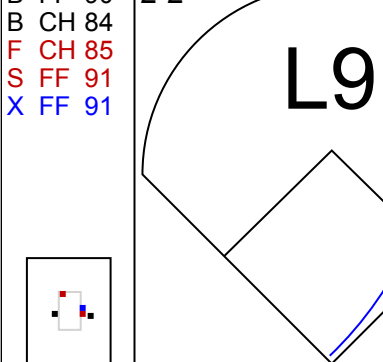
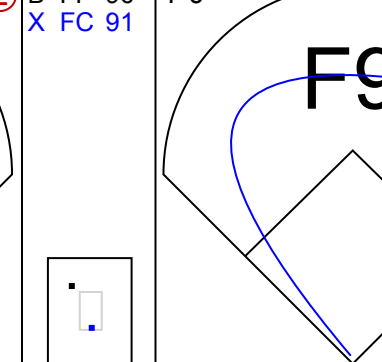


Batter	1	2	3	4	5	6	7	8	9	AB	R	H	RBI	BB	SO	LOB	TOP				
6 Jonathan India, R OBP: 0.378, SLG: 0.377										4	0	2	0	0	1	2					
TJ Friedl, L OBP: 0.357, SLG: 0.427										4	0	1	0	0	0	3					
7 Spencer Steer, R OBP: 0.316, SLG: 0.404										4	1	1	1	0	0	1					
37 Tyler Stephenson, R OBP: 0.355, SLG: 0.321									3	0	1	0	1	0	0	0					
27 Jake Fraley, L OBP: 0.340, SLG: 0.353									3	0	0	0	1	2	2						
15 Nick Senzel, R OBP: 0.365, SLG: 0.455										4	0	1	0	0	0	2					
17 Stuart Fairchild, R OBP: 0.364, SLG: 0.364										4	0	0	0	0	2	4					
28 Kevin Newman, R OBP: 0.247, SLG: 0.315										4	0	1	0	0	0	0					
2 Jose Barrero, R OBP: 0.291, SLG: 0.312										3	0	1	0	0	0	0					
<b>Inning Stats</b>	R: 0 E: 0 K: 1 S: 7	H: 1 LOB: 0 BB: 0 P: 10	R: 0 E: 0 K: 0 S: 6	H: 0 LOB: 1 BB: 1 P: 16	R: 0 E: 0 K: 0 S: 9	H: 1 LOB: 1 BB: 0 P: 11	R: 0 E: 0 K: 2 S: 11	H: 1 LOB: 2 BB: 1 P: 18	R: 0 E: 0 K: 0 S: 12	H: 2 LOB: 1 BB: 0 P: 18	R: 1 E: 0 K: 2 S: 19	H: 2 LOB: 1 BB: 0 P: 24	R: 0 E: 0 K: 0 S: 15	H: 1 LOB: 1 BB: 0 P: 25	R: 0 E: 0 K: 0 S: 13	H: 0 LOB: 0 BB: 0 P: 18	1B: 7 2B: 1 3B: 0 HR: 1	SF: 0 SAC: 0 DP: 2 HBP: 0	WP: 0 PB: 0 SB: 0 CS: 0	PA: 35	
<b>PITCHER</b>	IP	WLS	BF	H	R	ER	SO	BB	IBB	HBP	BLK	WP	HR	S	P	ERA	WHIP				
67 Seth Lugo, R ERA: 3.21	6.0	W	25	7	1	1	5	2	0	0	0	0	1	64	97	1.50	1.500				
45 Brent Honeywell, R ERA: 2.5	1.0		4	1	0	0	0	0	0	0	0	0	0	15	25	0.00	1.000				
25 Tim Hill, L ERA: 3.21	1.0		3	0	0	0	0	0	0	0	0	0	0	3	5	0.00	0.000				
59 Tom Cosgrove, L ERA:	1.0		3	0	0	0	0	0	0	0	0	0	0	13	18	0.00	0.000				

Cincinnati Reds @ San Diego Padres  
 Petco Park, San Diego, CA  
 Wed May 03 2023, 1:11 PM - 4:05 PM PDT  
 Att: 30,531 - Partly Cloudy - 63 F

AB	33
R	1
H	8
RBI	1
BB	2
SO	5
LOB	14



Batter	1	2	3	4	5	6	7	8	9	AB	R	H	RBI	BB	SO	LOB	BOTTOM				
1 Trent Grisham, L OBP: 0.347, SLG: 0.443										5	1	3	0	0	1	4					
23 Fernando Tatis Jr., R OBP: 0.293, SLG: 0.400										4	1	0	0	1	1	3					
22 Juan Soto, L OBP: 0.397, SLG: 0.427										2	0	1	3	3	0	0					
2 Xander Bogaerts, R OBP: 0.378, SLG: 0.479										5	0	0	0	0	1	5					
14 Matt Carpenter, L OBP: 0.355, SLG: 0.484										4	0	1	0	0	1	3					
9 Jake Cronenworth, L OBP: 0.315, SLG: 0.429										3	1	2	0	1	0	1					
7 Ha-Seong Kim, R OBP: 0.321, SLG: 0.368										3	1	0	0	1	1	3					
24 Rougned Odor, L OBP: 0.231, SLG: 0.176										3	2	1	0	1	0	3					
29 Brett Sullivan, L OBP: 0.278, SLG: 0.471										4	1	2	4	0	0	4					
<b>Inning Stats</b>	R: 0 E: 0 K: 1 S: 12	H: 1 LOB: 2 BB: 1 P: 19	R: 2 E: 0 K: 0 S: 15	H: 2 LOB: 1 BB: 1 P: 29	R: 0 E: 0 K: 1 S: 5	H: 0 LOB: 0 BB: 1 P: 12	R: 2 E: 0 K: 0 S: 11	H: 3 LOB: 1 BB: 0 P: 20	R: 0 E: 0 K: 0 S: 13	H: 0 LOB: 1 BB: 1 P: 23	R: 3 E: 0 K: 0 S: 19	H: 3 LOB: 1 BB: 1 P: 28	R: 0 E: 0 K: 2 S: 20	H: 1 LOB: 3 BB: 2 P: 34	R: 0 E: 0 K: 1 S: 12	H: 0 LOB: 0 BB: 0 P: 18	1B: 7 2B: 2 3B: 0 HR: 1	SF: 0 SAC: 0 DP: 1 HBP: 0	WP: 0 PB: 0 SB: 0 CS: 0	PA: 40	
<b>PITCHER</b>	IP	WLS	BF	H	R	ER	SO	BB	IBB	HBP	BLK	WP	HR	S	P	ERA	WHIP				
85 Luis Cessa, R ERA: 9.38	3.1	L	16	4	3	3	2	3	0	0	0	0	0	37	71	8.10	2.100				
48 Alex Young, L ERA: 2.57	0.2		5	2	1	1	0	1	0	0	0	0	1	8	15	13.50	4.500				
46 Buck Farmer, R ERA: 3.77	1.1		4	0	0	0	0	0	0	0	0	0	0	14	21	0.00	0.000				
52 Reiver Sanmartin, L ERA: 5.68	0.1		3	2	0	0	0	0	0	0	0	0	0	7	9	0.00	6.000				
65 Casey Legumina, R ERA: 2.25	0.2		6	2	3	3	1	2	0	0	0	0	0	20	33	40.50	6.000				
<b>PITCHER</b>	IP	WLS	BF	H	R	ER	SO	BB	IBB	HBP	BLK	WP	HR	S	P	ERA	WHIP				
47 Derek Law, R ERA: 3.88	0.2		3	0	0	0	1	1	0	0	0	0	0	9	16	0.00	1.500				
79 Ian Gibaut, R ERA: 3.0	1.0		3	0	0	0	1	0	0	0	0	0	0	12	18	0.00	0.000				

Cincinnati Reds @ San Diego Padres  
 Petco Park, San Diego, CA  
 Wed May 03 2023, 1:11 PM - 4:05 PM PDT  
 Att: 30,531 - Partly Cloudy - 63 F

AB	33
R	7
H	10
RBI	7
BB	7
SO	5
LOB	26





Batter	1	2	3	4	5	6	7	8	9	AB R H RBI BB SO LOB	TOP															
7 Tim Anderson, R OBP: 0.310, SLG: 0.343	G4-3		K	G6-3		G			G4-3	5 0 1 0 0 1 2	<b>Chicago White Sox @ Cincinnati Reds</b> Great American Ball Park, Cincinnati, OH Sat May 06 2023, 6:42 PM - 9:15 PM EDT Att: 25,543 - Partly Cloudy - 76 F															
25 Andrew Vaughn, R OBP: 0.340, SLG: 0.387	K		F8	F7		G5-3			G4-6-3	5 0 0 0 0 1 2																
88 Luis Robert Jr., R OBP: 0.309, SLG: 0.480	24 BB		23 2B	HBP		2B				2 1 2 0 0 0 0																
24 Yasmani Grandal, S OBP: 0.351, SLG: 0.439	BB		23 2B	F9		F7				3 0 1 0 1 0 3																
23 Andrew Benintendi, L OBP: 0.323, SLG: 0.316	G5-3		2B			F8				4 0 1 1 0 0 3																
26 Hanser Alberto, R OBP: 0.262, SLG: 0.394	HR		HBP			G5-3				3 1 1 1 0 0 0																
1 Elvis Andrus, R OBP: 0.280, SLG: 0.256	G4-3		F9			L8				4 0 0 0 0 1 3																
44 Seby Zavala, R OBP: 0.238, SLG: 0.359	K		HR			K				4 1 1 1 0 3 0																
51 Adam Haseley, L OBP: 0.556, SLG: 0.600	G3-1		25 F7	2B		BB				3 0 1 0 1 0 0																
<b>Inning Stats</b>	R: 0 E: 0 K: 1 S: 20	H: 1 LOB: 2 BB: 1 P: 30	R: 1 E: 0 K: 1 S: 10	H: 1 LOB: 0 BB: 0 P: 11	R: 1 E: 0 K: 1 S: 16	H: 2 LOB: 3 BB: 0 P: 23	R: 1 E: 0 K: 0 S: 12	H: 2 LOB: 2 BB: 0 P: 15	R: 0 E: 0 K: 1 S: 5	H: 0 LOB: 0 BB: 0 P: 7	R: 0 E: 0 K: 1 S: 5	H: 0 LOB: 0 BB: 1 P: 12	R: 0 E: 0 K: 2 S: 10	H: 0 LOB: 0 BB: 0 P: 12	R: 0 E: 0 K: 0 S: 8	H: 1 LOB: 0 BB: 0 P: 8	1B: 3 2B: 3 3B: 0 HR: 2	SF: 0 SAC: 0 DP: 2 HBP: 3	WP: 0 PB: 0 SB: 0 CS: 0	PA: 38						
<b>PITCHER</b>	IP WLS BF H R ER SO BB IBB HBP BLK WP HR S P ERA WHIP											IP WLS BF H R ER SO BB IBB HBP BLK WP HR S P ERA WHIP														
40 Nick Lodolo, L ERA: 6.29	3.2	W 7	6	3	3	3	1	0	3	0	0	2	56	77	7.36	1.909										
47 Derek Law, R ERA: 3.18	2.1	H 7	0	0	0	1	0	0	0	0	0	12	21	0.00	0.429											
79 Ian Gibaut, R ERA: 2.57	2.0	S 3	1	0	0	2	0	0	0	0	0	19	23	0.00	0.500											
43 Alexis Diaz, R ERA: 2.45	1.0		0	0	0	0	0	0	0	0	0	8	8	0.00	1.000											

Batter	1	2	3	4	5	6	7	8	9	AB R H RBI BB SO LOB	BOTTOM														
6 Jonathan India, R OBP: 0.392, SLG: 0.421	7 S		37 S			HR			3B	3 3 3 0 1 0 0	<b>Chicago White Sox @ Cincinnati Reds</b> Great American Ball Park, Cincinnati, OH Sat May 06 2023, 6:42 PM - 9:15 PM EDT Att: 25,543 - Partly Cloudy - 76 F														
TJ Friedl, L OBP: 0.367, SLG: 0.486	K		P5			HR			3B	4 1 2 4 0 1 2															
7 Spencer Steer, R OBP: 0.312, SLG: 0.393	1B		L4			F9			F9	4 0 1 1 0 0 2															
37 Tyler Stephenson, R OBP: 0.349, SLG: 0.310	K		F7			K			15 G5-4-3	3 0 0 0 1 2 2															
28 Kevin Newman, R OBP: 0.250, SLG: 0.316			2-3						17 BB	0 0 0 0 0 0 0															
31 Henry Ramos, S OBP: 0.341, SLG: 0.306	P5					L7			15 G5-4-3	3 0 0 0 0 1 1															
17 Stuart Fairchild, R OBP: 0.357, SLG: 0.364									BB	0 0 0 0 1 0 0															
15 Nick Senzel, R OBP: 0.333, SLG: 0.419	F8					P2			G5-4-3	4 0 0 0 0 1 2															
4 Will Myers, R OBP: 0.280, SLG: 0.306	L7		G5-3			K			G6-3	4 0 0 0 0 1 2															
2 Jose Barrero, R OBP: 0.292, SLG: 0.325	2B					G5-3			G1-4-3	3 0 1 0 0 0 0															
12 Curt Casali, R OBP: 0.314, SLG: 0.200	K2-3					6 BB			K	3 1 1 0 0 2 1															
<b>Inning Stats</b>	R: 1 E: 0 K: 2 S: 15	H: 2 LOB: 1 BB: 0 P: 23	R: 0 E: 0 K: 1 S: 8	H: 1 LOB: 1 BB: 0 P: 10	R: 0 E: 0 K: 0 S: 9	H: 1 LOB: 1 BB: 0 P: 16	R: 0 E: 0 K: 2 S: 9	H: 0 LOB: 0 BB: 0 P: 13	R: 3 E: 0 K: 1 S: 14	H: 2 LOB: 0 BB: 1 P: 22	R: 0 E: 0 K: 1 S: 8	H: 0 LOB: 0 BB: 0 P: 13	R: 1 E: 0 K: 1 S: 13	H: 2 LOB: 1 BB: 0 P: 21	R: 0 E: 0 K: 0 S: 10	H: 0 LOB: 2 BB: 2 P: 21	1B: 4 2B: 2 3B: 1 HR: 1	SF: 0 SAC: 0 DP: 1 HBP: 0	WP: 0 PB: 0 SB: 0 CS: 0	PA: 34					
<b>PITCHER</b>	IP WLS BF H R ER SO BB IBB HBP BLK WP HR S P ERA WHIP											IP WLS BF H R ER SO BB IBB HBP BLK WP HR S P ERA WHIP													
52 Mike Clevinger, R ERA: 4.84	6.0	L 25	6	4	4	7	1	0	0	0	1	63	97	6.00	1.167										
60 Gregory Santos, R ERA: 2.04	1.0		2	1	1	1	0	0	0	0	0	13	21	9.00	2.000										
48 Alex Colomé, R ERA: 9.0	1.0		0	0	0	0	2	0	0	0	0	10	21	0.00	2.000										

Batter	1	2	3	4	5	6	7	8	9	AB	R	H	RBI	BB	SO	LOB	TOP					
7 Tim Anderson, R OBP: 0.316, SLG: 0.338 50 Lenyn Sosa, R OBP: 0.153, SLG: 0.224										4	2	1	0	1	1	0						
23 Andrew Benintendi, L OBP: 0.323, SLG: 0.325										6	3	2	2	0	1	0						
25 Andrew Vaughn, R OBP: 0.347, SLG: 0.419										5	2	3	4	0	2	0						
88 Luis Robert Jr., R OBP: 0.329, SLG: 0.496 51 Adam Haseley, L OBP: 0.250, SLG: 0.529										2	4	2	2	2	0	0						
26 Hanser Alberto, R OBP: 0.308, SLG: 0.595										4	2	4	4	1	0	0						
24 Yasmani Grandal, S OBP: 0.357, SLG: 0.441 36 Carlos Pérez, R OBP: 0.285, SLG: 0.262										4	2	2	2	0	0	2						
32 Gavin Sheets, L OBP: 0.315, SLG: 0.394										5	1	2	3	0	2	2						
1 Elvis Andrus, R OBP: 0.285, SLG: 0.262										5	1	2	0	0	0	0						
44 Seby Zavala, R OBP: 0.213, SLG: 0.318										5	0	0	0	0	1	4						
<b>Inning Stats</b>	R: 0 H: 0 K: 2 S: 9	H: 0 LOB: 0 BB: 0 P: 13	R: 11 H: 8 K: 1 S: 30	H: 8 LOB: 0 BB: 3 P: 52	R: 3 H: 3 K: 0 S: 16	H: 3 LOB: 1 BB: 0 P: 25	R: 0 H: 0 K: 1 S: 9	H: 0 LOB: 0 BB: 0 P: 11	R: 3 H: 3 K: 1 S: 20	H: 3 LOB: 1 BB: 1 P: 34	R: 0 H: 0 K: 0 S: 8	H: 0 LOB: 0 BB: 0 P: 12	R: 0 H: 0 K: 2 S: 9	H: 3 LOB: 2 BB: 0 P: 17	R: 0 H: 1 K: 0 S: 8	H: 1 LOB: 0 BB: 0 P: 11	1B: 10 2B: 5 3B: 1 HR: 2	SF: 1 SAC: 0 DP: 1 HBP: 0	WP: 0 PB: 0 SB: 0 CS: 0	PA: 49		
<b>PITCHER</b>	IP WLS BF H R ER SO BB IBB HBP BLK WP HR S P ERA WHIP	IP WLS BF H R ER SO BB IBB HBP BLK WP HR S P ERA WHIP	IP WLS BF H R ER SO BB IBB HBP BLK WP HR S P ERA WHIP	IP WLS BF H R ER SO BB IBB HBP BLK WP HR S P ERA WHIP	IP WLS BF H R ER SO BB IBB HBP BLK WP HR S P ERA WHIP	IP WLS BF H R ER SO BB IBB HBP BLK WP HR S P ERA WHIP	IP WLS BF H R ER SO BB IBB HBP BLK WP HR S P ERA WHIP	IP WLS BF H R ER SO BB IBB HBP BLK WP HR S P ERA WHIP	IP WLS BF H R ER SO BB IBB HBP BLK WP HR S P ERA WHIP	IP WLS BF H R ER SO BB IBB HBP BLK WP HR S P ERA WHIP	IP WLS BF H R ER SO BB IBB HBP BLK WP HR S P ERA WHIP	IP WLS BF H R ER SO BB IBB HBP BLK WP HR S P ERA WHIP	IP WLS BF H R ER SO BB IBB HBP BLK WP HR S P ERA WHIP	IP WLS BF H R ER SO BB IBB HBP BLK WP HR S P ERA WHIP	IP WLS BF H R ER SO BB IBB HBP BLK WP HR S P ERA WHIP	IP WLS BF H R ER SO BB IBB HBP BLK WP HR S P ERA WHIP	IP WLS BF H R ER SO BB IBB HBP BLK WP HR S P ERA WHIP	IP WLS BF H R ER SO BB IBB HBP BLK WP HR S P ERA WHIP	IP WLS BF H R ER SO BB IBB HBP BLK WP HR S P ERA WHIP	IP WLS BF H R ER SO BB IBB HBP BLK WP HR S P ERA WHIP	IP WLS BF H R ER SO BB IBB HBP BLK WP HR S P ERA WHIP	IP WLS BF H R ER SO BB IBB HBP BLK WP HR S P ERA WHIP

Chicago White Sox @ Cincinnati Reds  
Great American Ball Park, Cincinnati, OH  
Sun May 07 2023, 4:12 PM - 7:01 PM EDT  
Att: 20,338 - Cloudy - 77 F

AB 44  
R 17  
H 18  
RBI 17  
BB 4  
SO 7  
LOB 10



Batter	1	2	3	4	5	6	7	8	9	AB	R	H	RBI	BB	SO	LOB	BOTTOM					
6 Jonathan India, R OBP: 0.397, SLG: 0.460 12 Curt Casali, R OBP: 0.297, SLG: 0.188										3	1	2	1	0	0	0						
TJ Friedl, L OBP: 0.366, SLG: 0.478 17 Stuart Fairchild, R OBP: 0.347, SLG: 0.351										2	0	0	0	0	0	1						
7 Spencer Steer, R OBP: 0.323, SLG: 0.436										5	1	3	1	0	0	1						
37 Tyler Stephenson, R OBP: 0.343, SLG: 0.331										5	1	1	1	0	2	4						
31 Henry Ramos, S OBP: 0.348, SLG: 0.300										4	0	1	0	1	0	4						
15 Nick Senzel, R OBP: 0.329, SLG: 0.403										3	0	0	0	0	0	4						
4 Will Myers, R OBP: 0.276, SLG: 0.337										4	1	1	1	0	2	1						
28 Kevin Newman, R OBP: 0.250, SLG: 0.313										4	0	1	0	0	0	0						
2 Jose Barrero, R OBP: 0.290, SLG: 0.333										4	0	1	0	0	1	2						
<b>Inning Stats</b>	R: 1 H: 2 K: 1 S: 11	H: 2 LOB: 2 BB: 0 P: 22	R: 0 H: 0 K: 0 S: 5	H: 0 LOB: 0 BB: 0 P: 9	R: 2 H: 3 K: 0 S: 14	H: 3 LOB: 1 BB: 0 P: 19	R: 1 H: 2 K: 0 S: 15	H: 2 LOB: 1 BB: 0 P: 25	R: 0 H: 0 K: 0 S: 8	H: 0 LOB: 1 BB: 1 P: 12	R: 0 H: 1 K: 1 S: 7	H: 1 LOB: 1 BB: 0 P: 12	R: 0 H: 1 K: 2 S: 12	H: 1 LOB: 2 BB: 0 P: 17	R: 0 H: 0 K: 1 S: 9	H: 0 LOB: 1 BB: 0 P: 10	1B: 3 2B: 3 3B: 0 HR: 4	SF: 0 SAC: 0 DP: 0 HBP: 2	WP: 1 PB: 0 SB: 0 CS: 0	PA: 41		
<b>PITCHER</b>	IP WLS BF H R ER SO BB IBB HBP BLK WP HR S P ERA WHIP	IP WLS BF H R ER SO BB IBB HBP BLK WP HR S P ERA WHIP	IP WLS BF H R ER SO BB IBB HBP BLK WP HR S P ERA WHIP	IP WLS BF H R ER SO BB IBB HBP BLK WP HR S P ERA WHIP	IP WLS BF H R ER SO BB IBB HBP BLK WP HR S P ERA WHIP	IP WLS BF H R ER SO BB IBB HBP BLK WP HR S P ERA WHIP	IP WLS BF H R ER SO BB IBB HBP BLK WP HR S P ERA WHIP	IP WLS BF H R ER SO BB IBB HBP BLK WP HR S P ERA WHIP	IP WLS BF H R ER SO BB IBB HBP BLK WP HR S P ERA WHIP	IP WLS BF H R ER SO BB IBB HBP BLK WP HR S P ERA WHIP	IP WLS BF H R ER SO BB IBB HBP BLK WP HR S P ERA WHIP	IP WLS BF H R ER SO BB IBB HBP BLK WP HR S P ERA WHIP	IP WLS BF H R ER SO BB IBB HBP BLK WP HR S P ERA WHIP	IP WLS BF H R ER SO BB IBB HBP BLK WP HR S P ERA WHIP	IP WLS BF H R ER SO BB IBB HBP BLK WP HR S P ERA WHIP	IP WLS BF H R ER SO BB IBB HBP BLK WP HR S P ERA WHIP	IP WLS BF H R ER SO BB IBB HBP BLK WP HR S P ERA WHIP	IP WLS BF H R ER SO BB IBB HBP BLK WP HR S P ERA WHIP	IP WLS BF H R ER SO BB IBB HBP BLK WP HR S P ERA WHIP	IP WLS BF H R ER SO BB IBB HBP BLK WP HR S P ERA WHIP	IP WLS BF H R ER SO BB IBB HBP BLK WP HR S P ERA WHIP	IP WLS BF H R ER SO BB IBB HBP BLK WP HR S P ERA WHIP

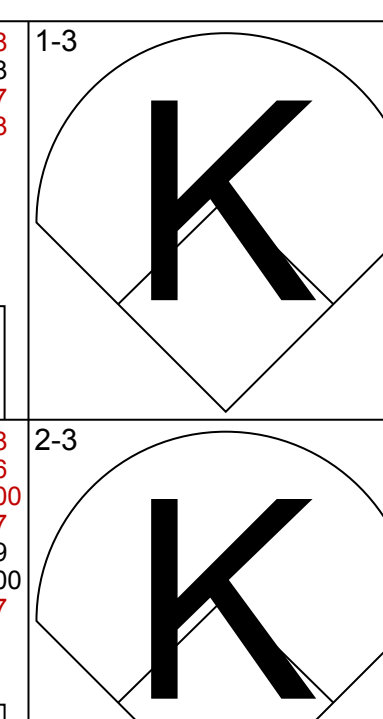
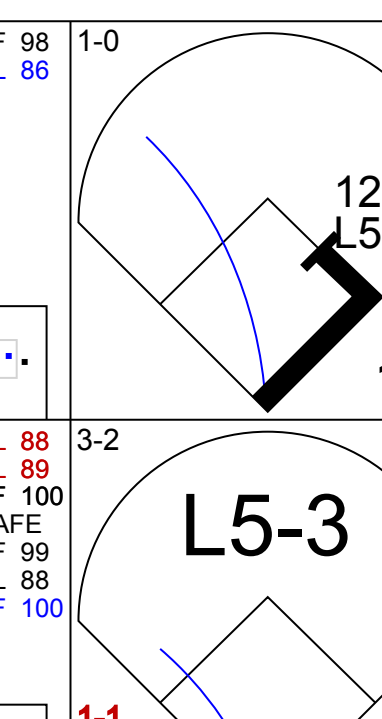
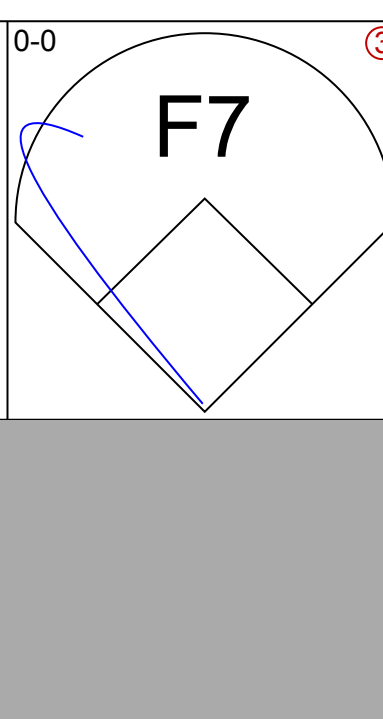
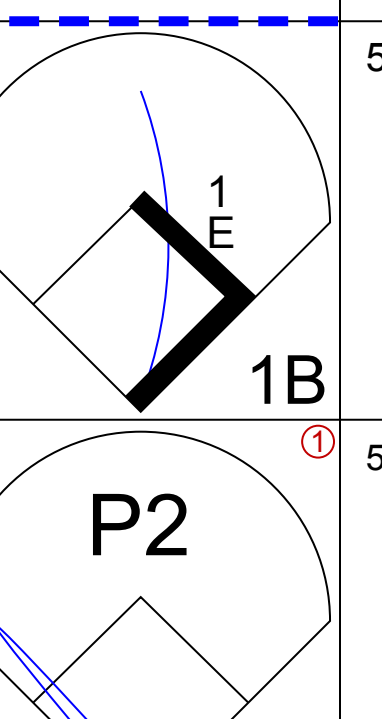

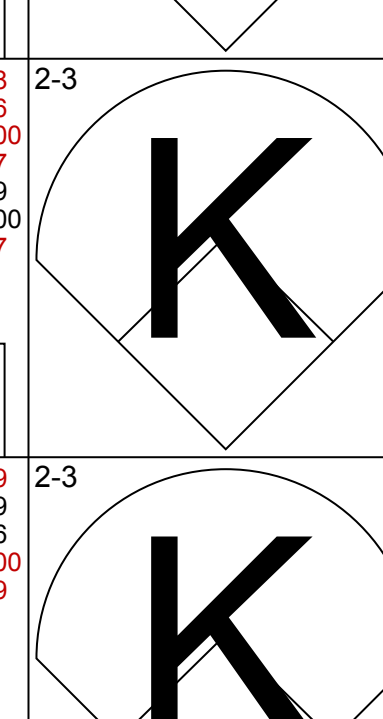
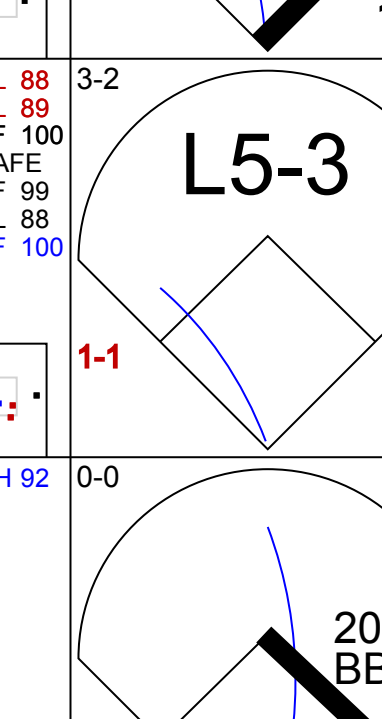
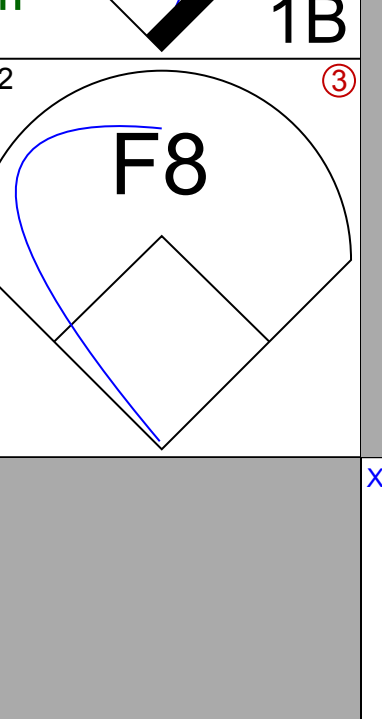
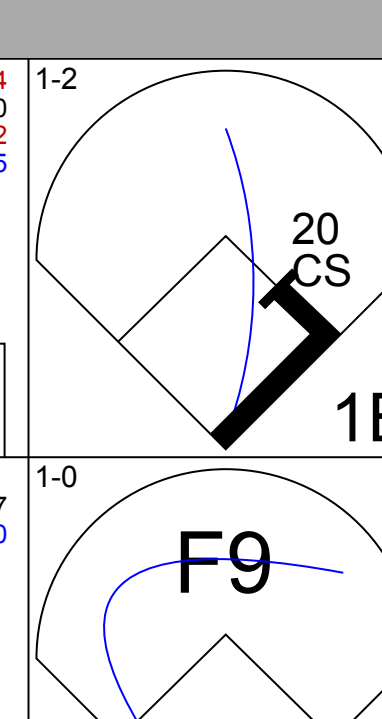
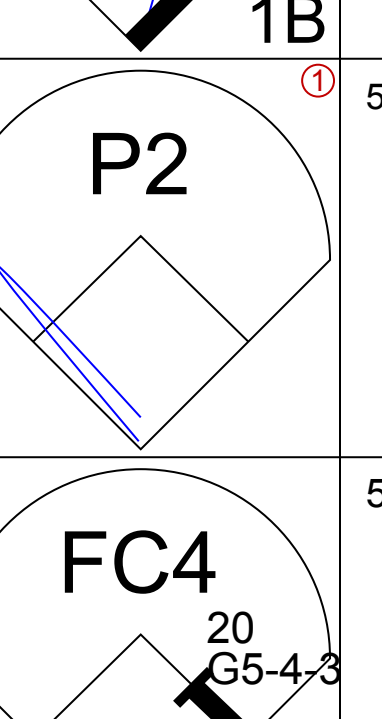
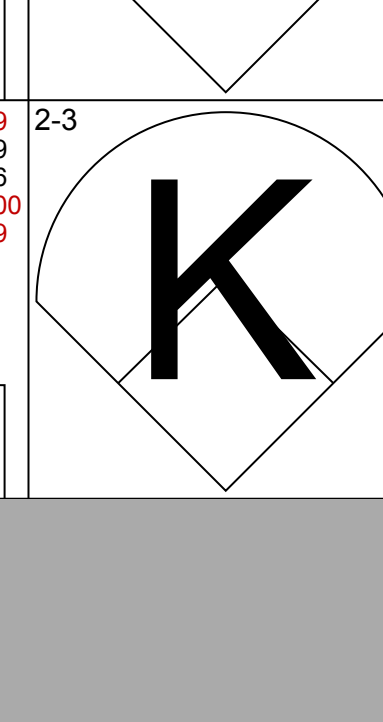
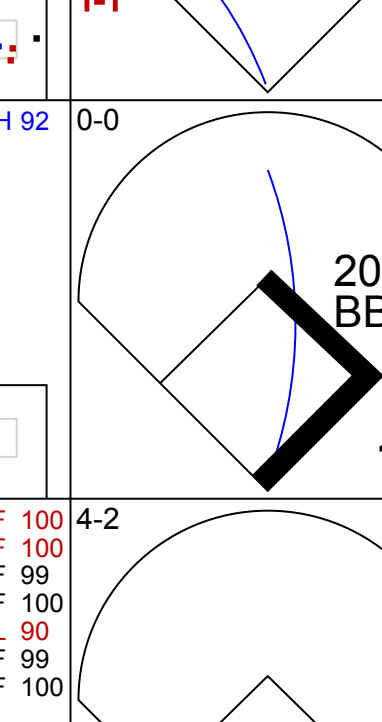
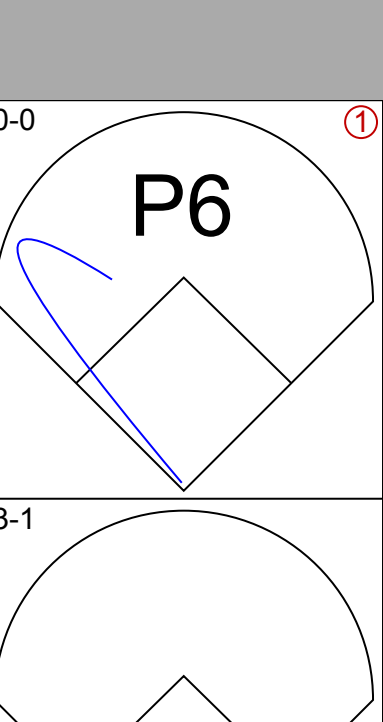
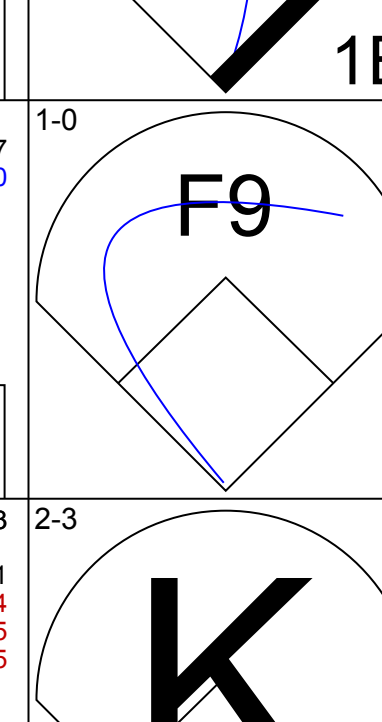
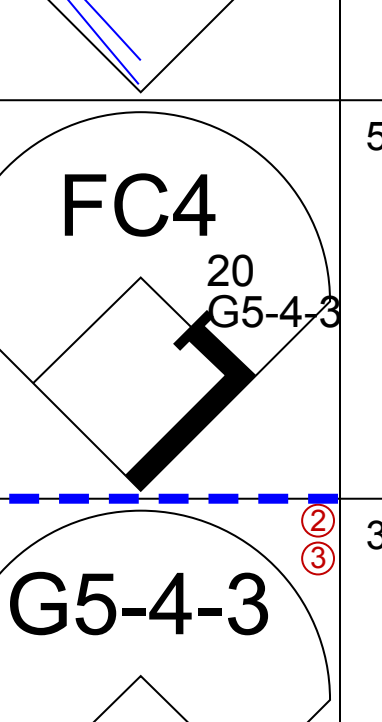
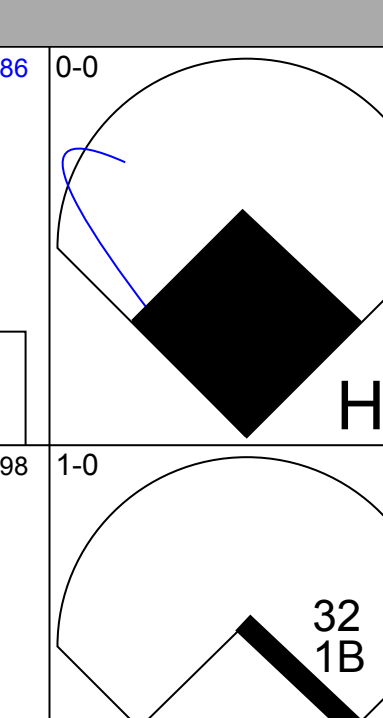
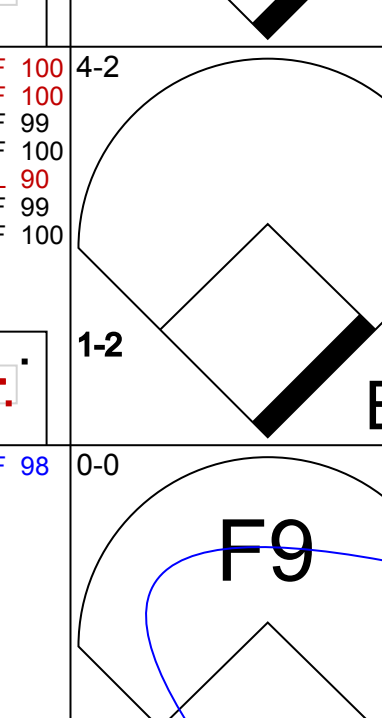
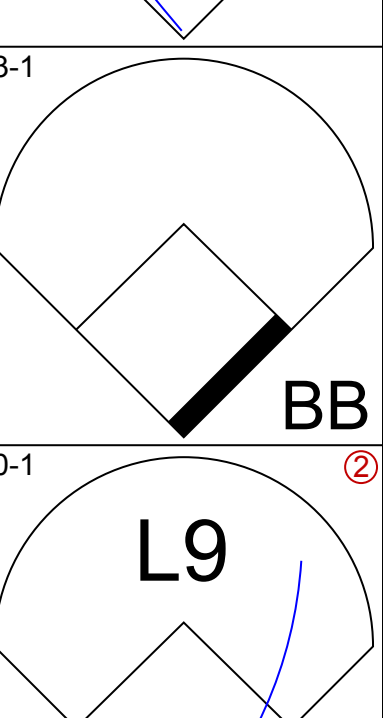
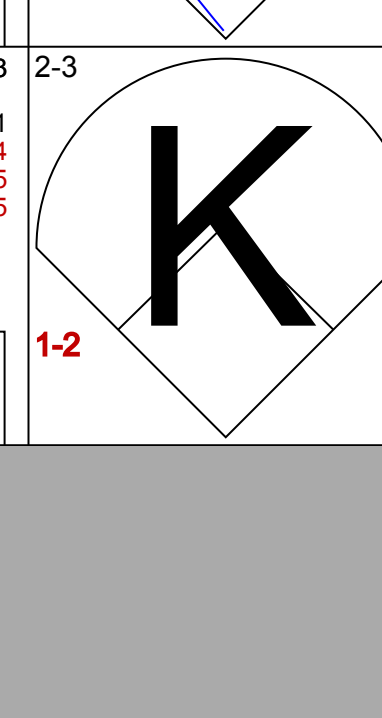
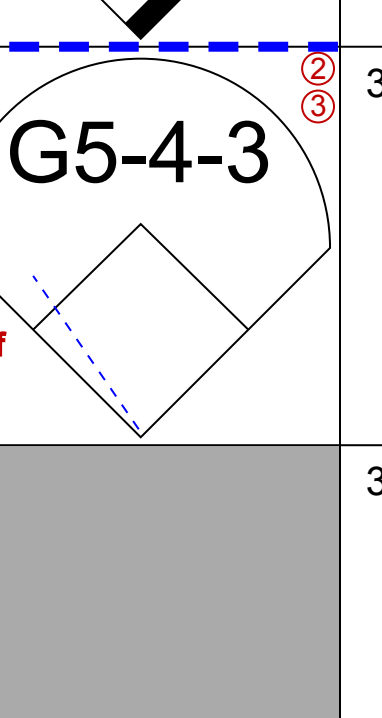
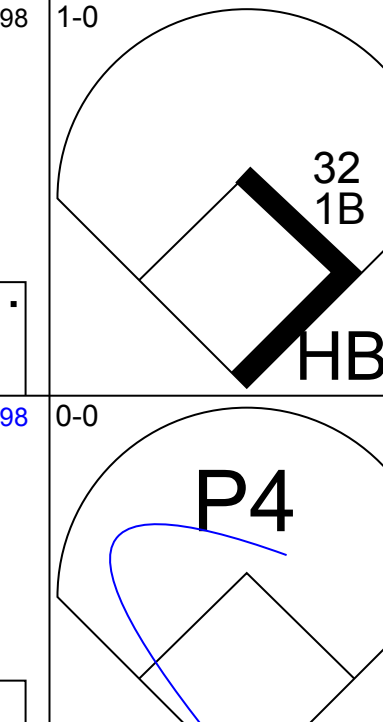
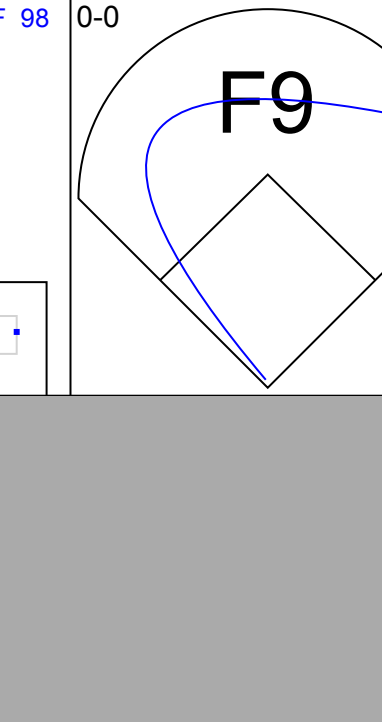
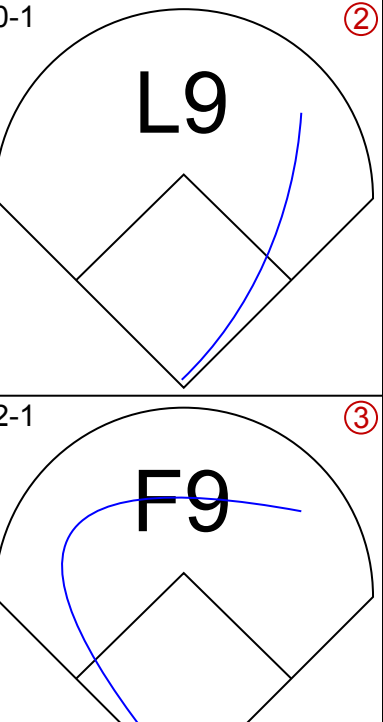
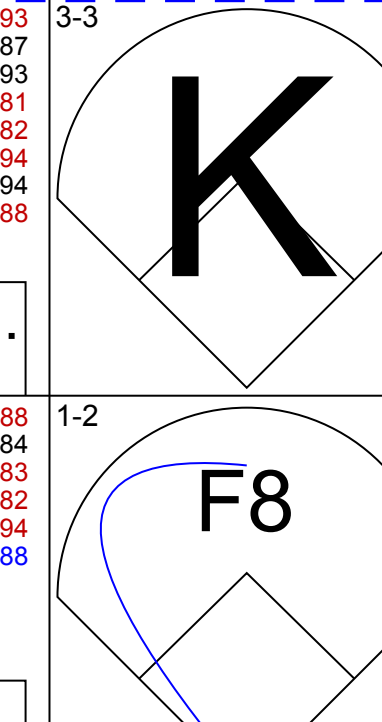
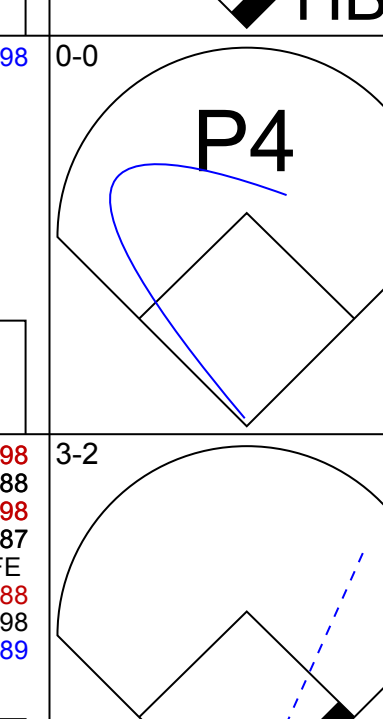
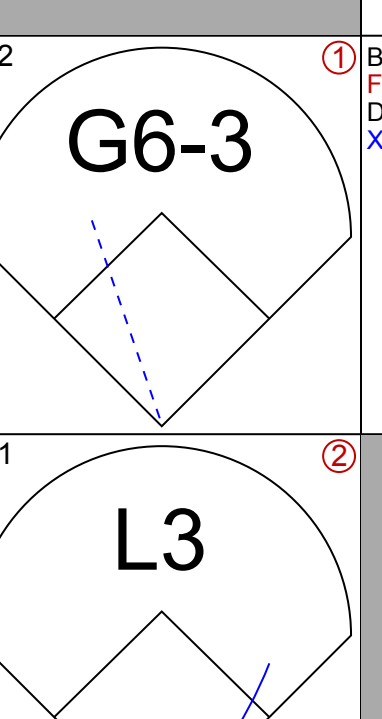
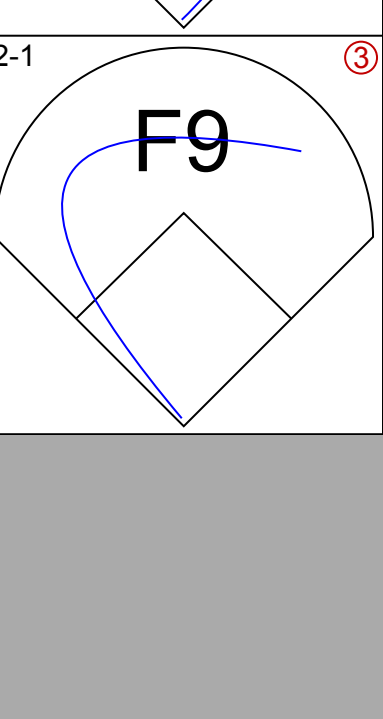
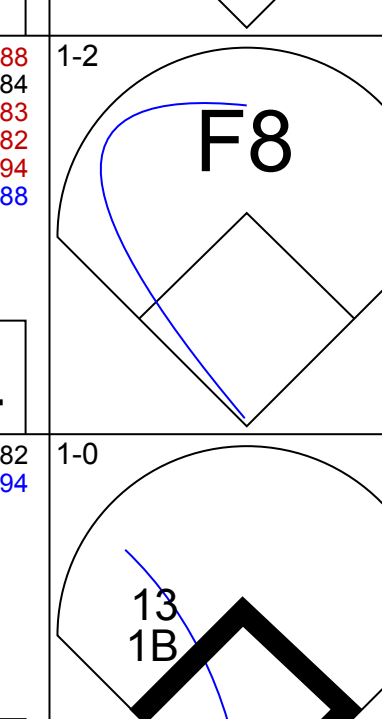
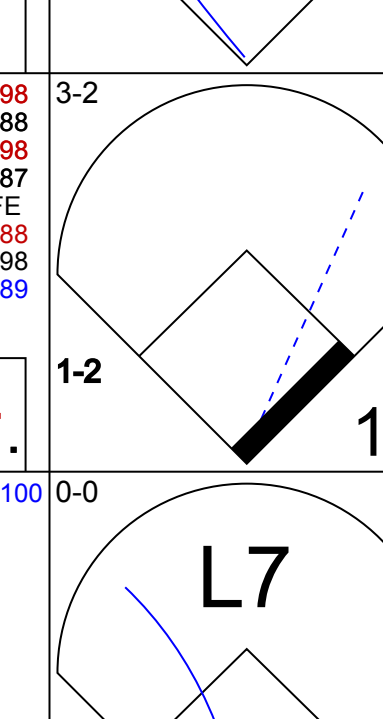
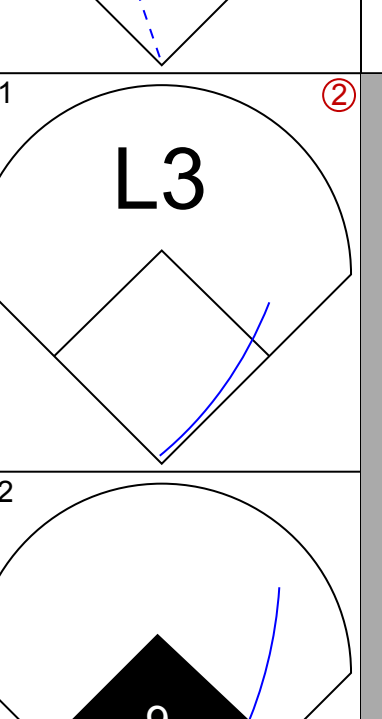
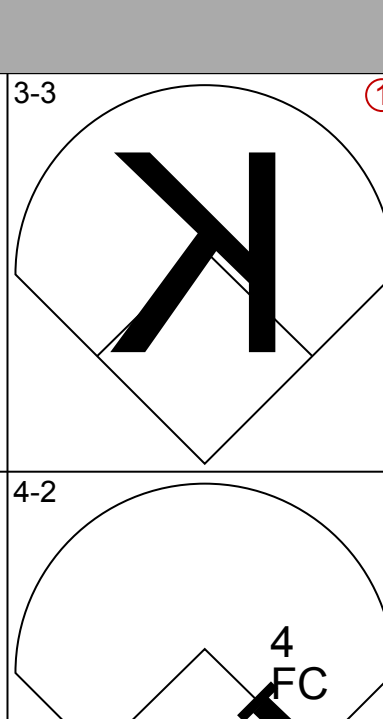
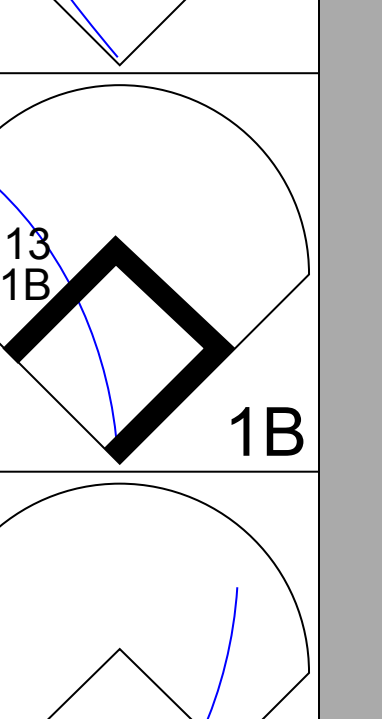
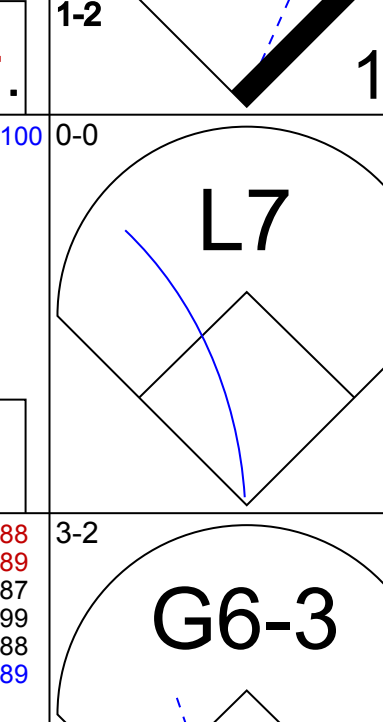
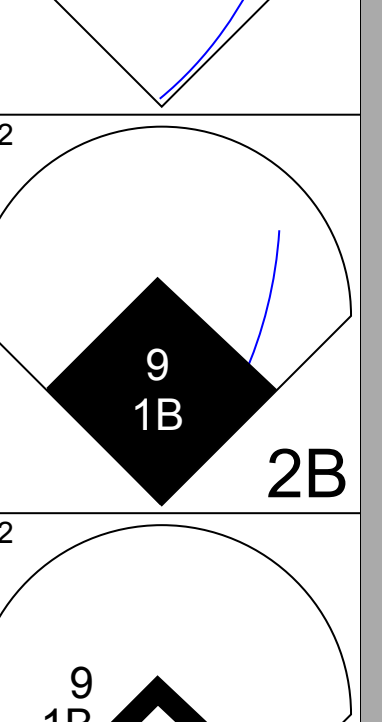
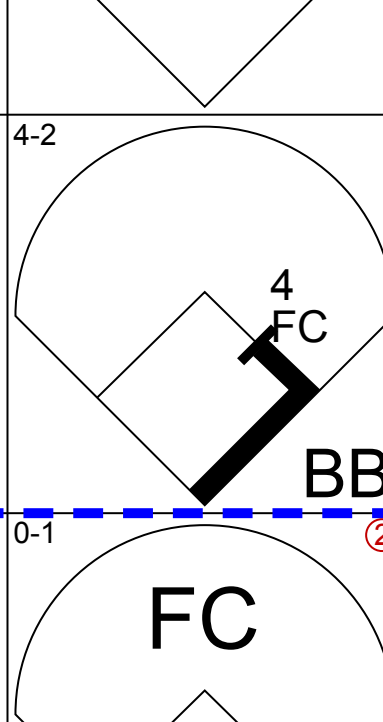
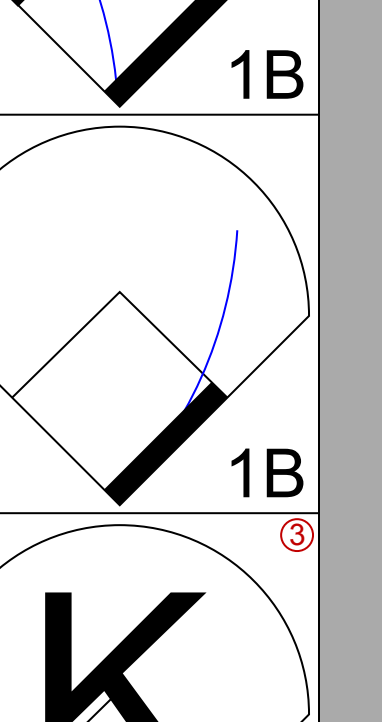
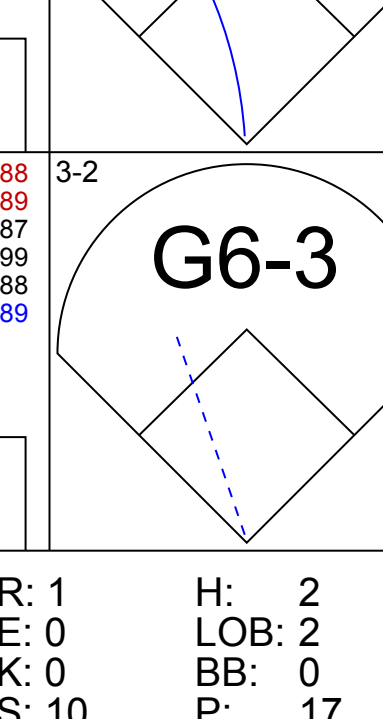
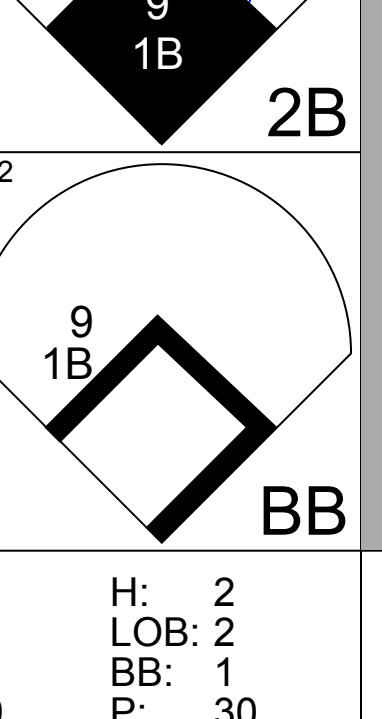
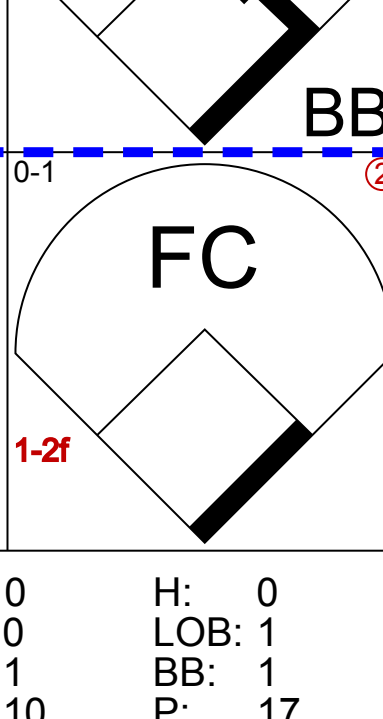
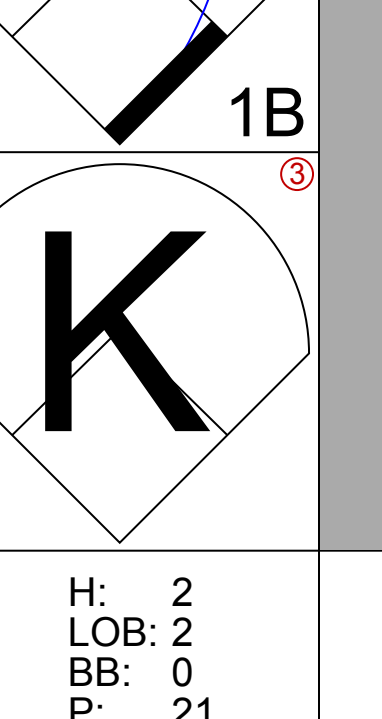
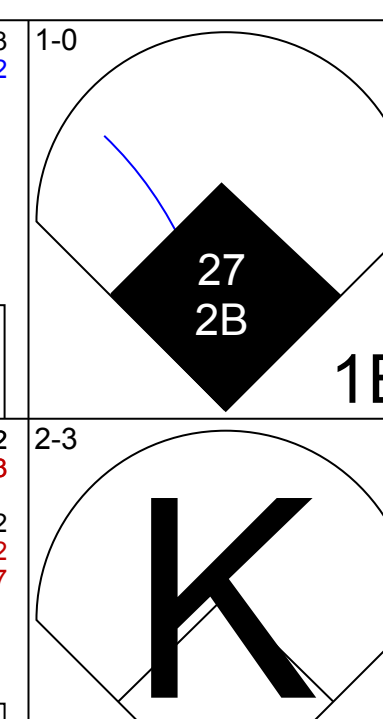
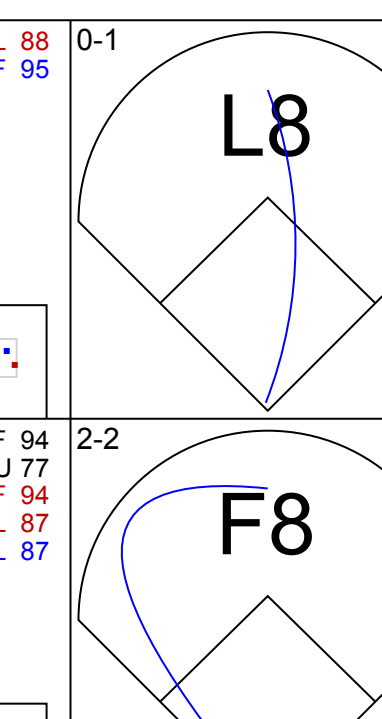
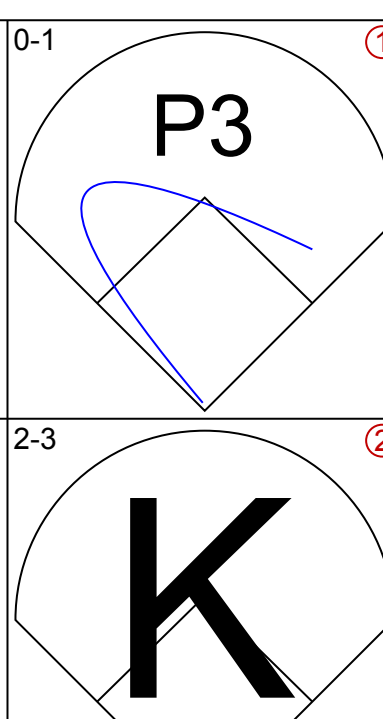


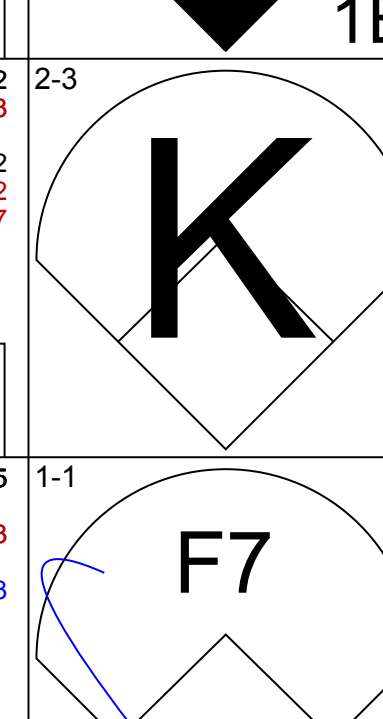
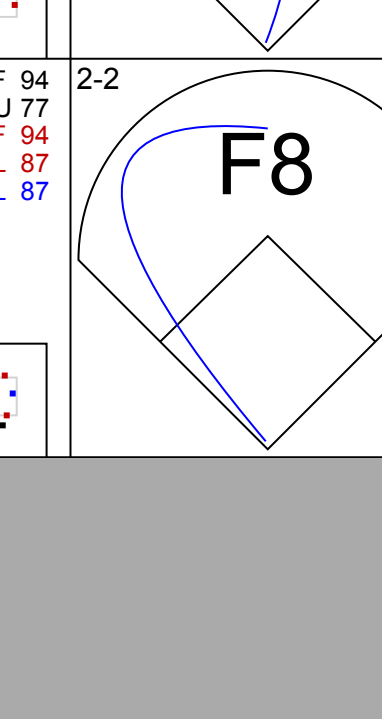
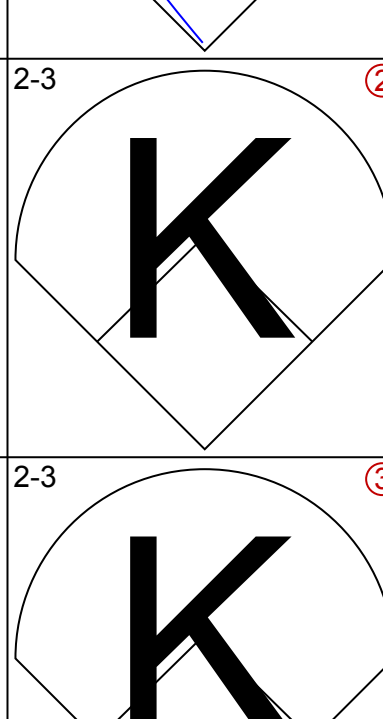
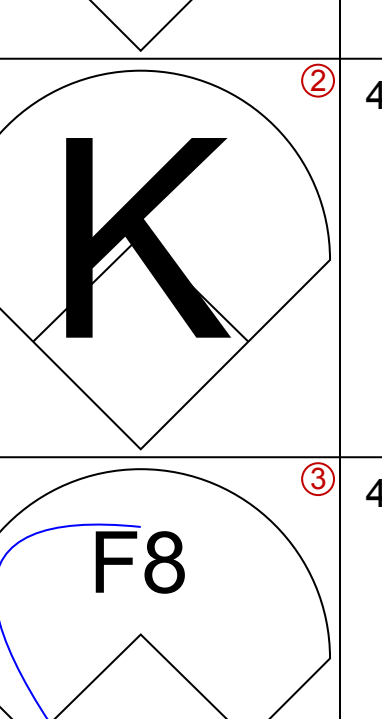
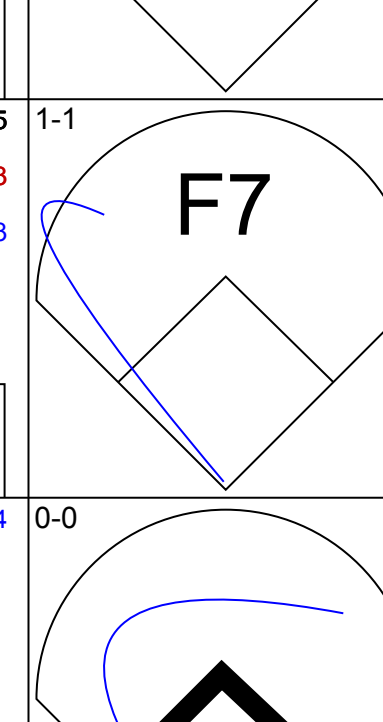
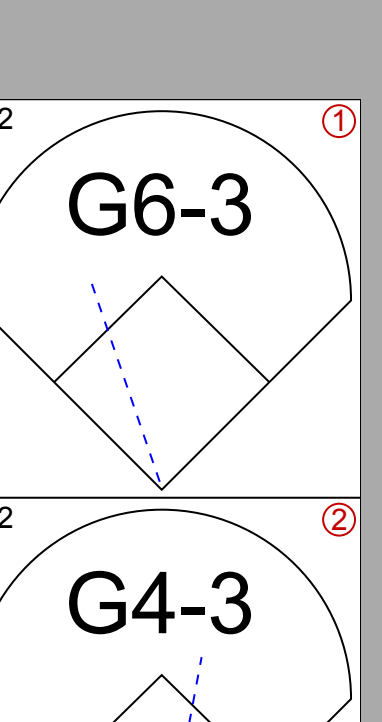
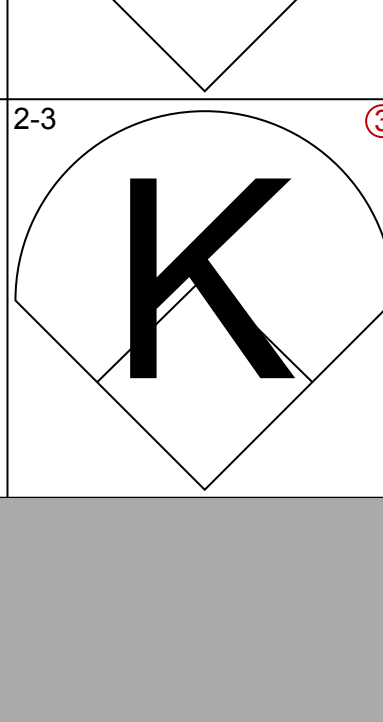
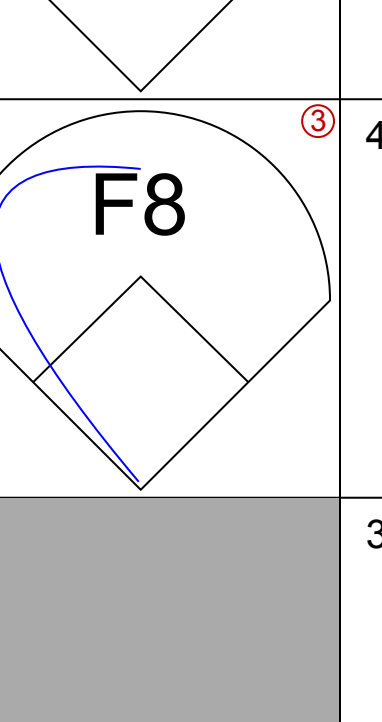

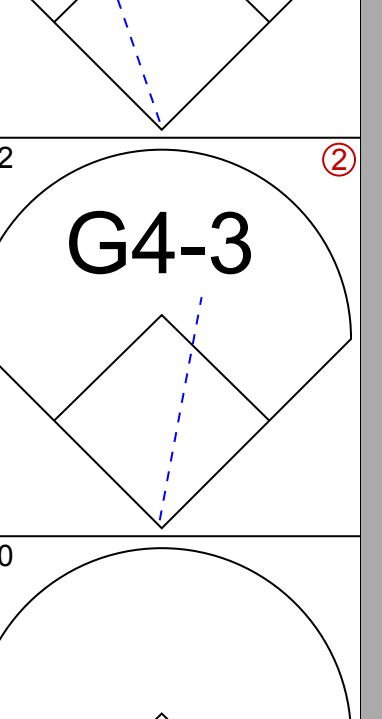
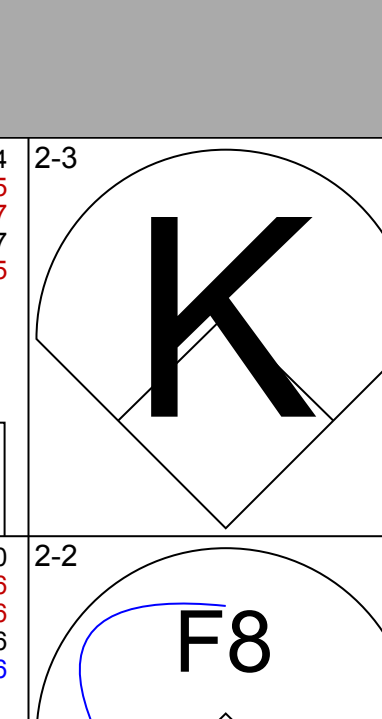

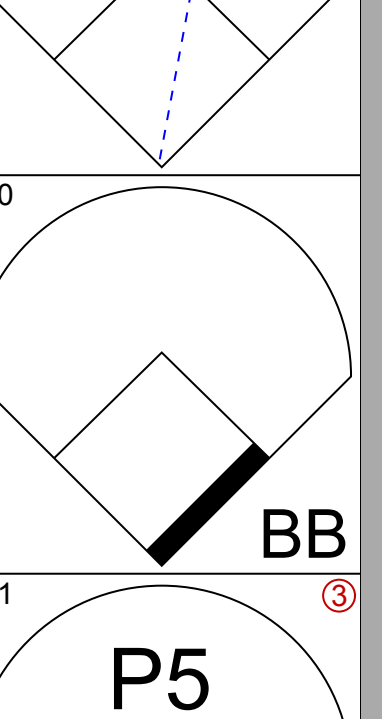
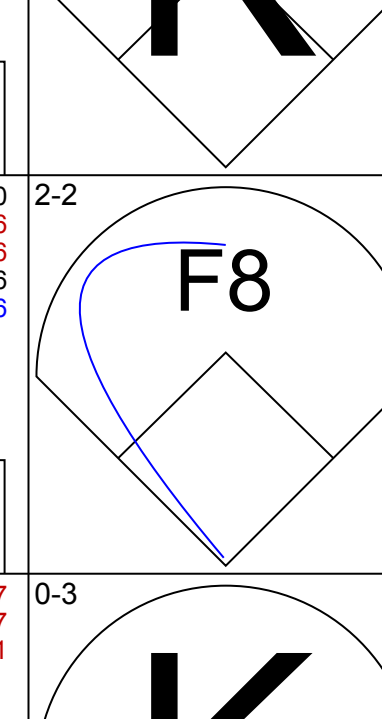
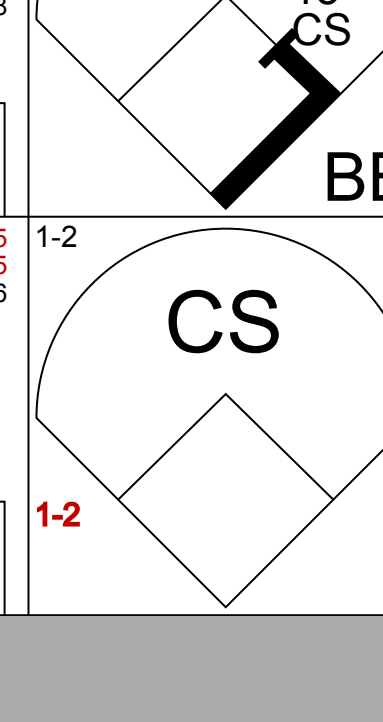
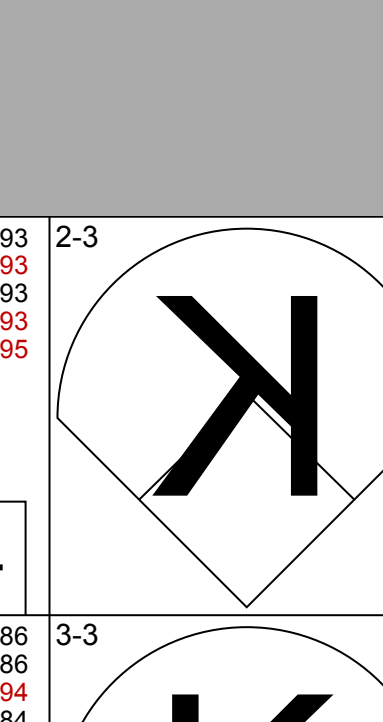
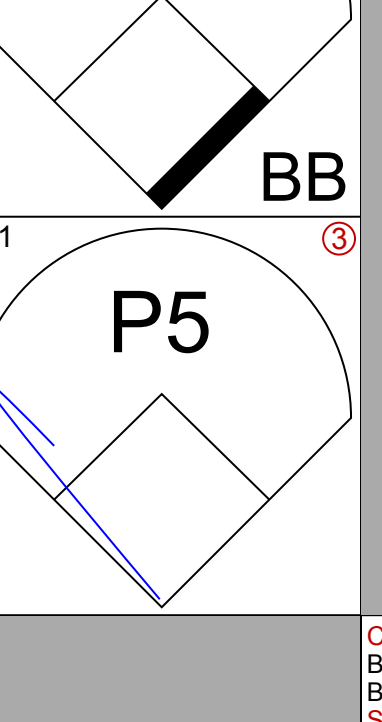
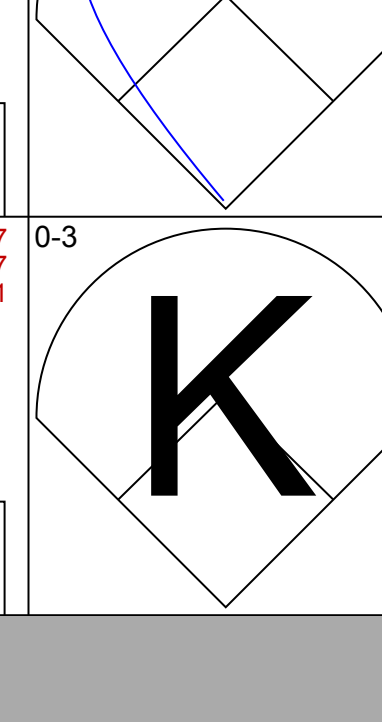
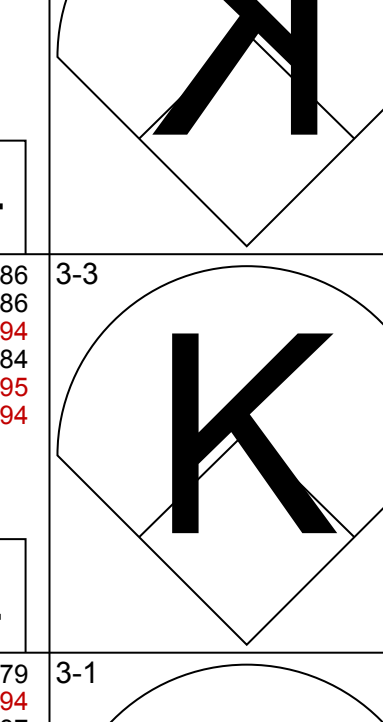
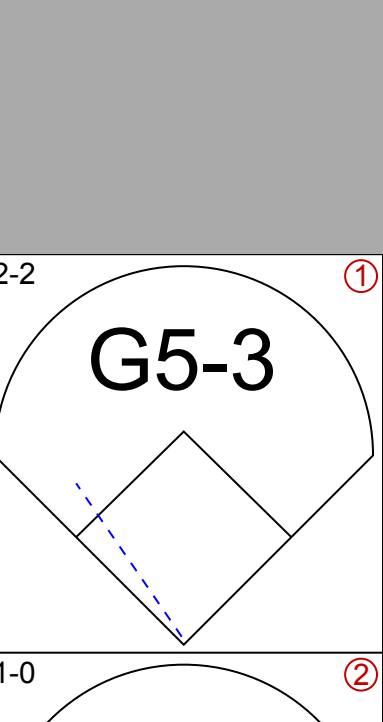
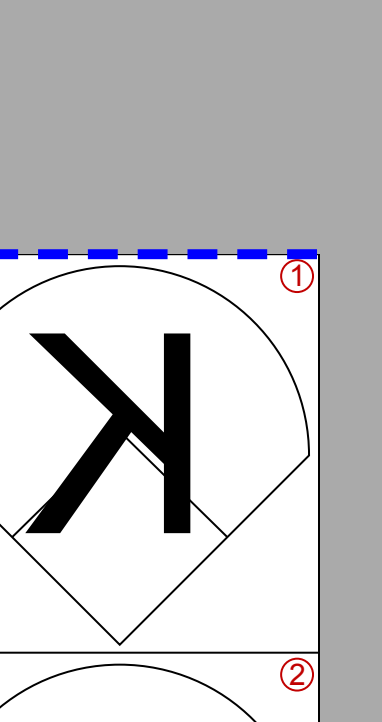
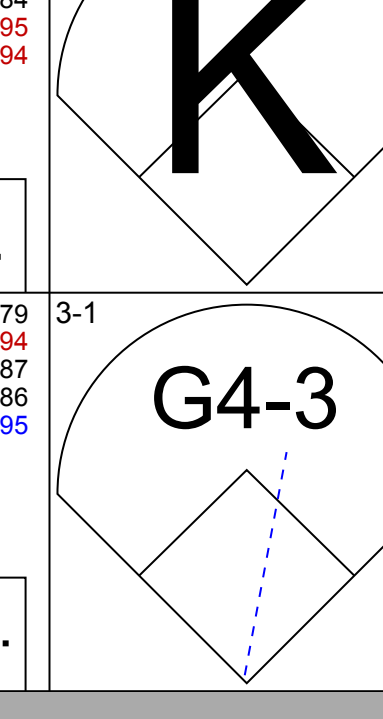
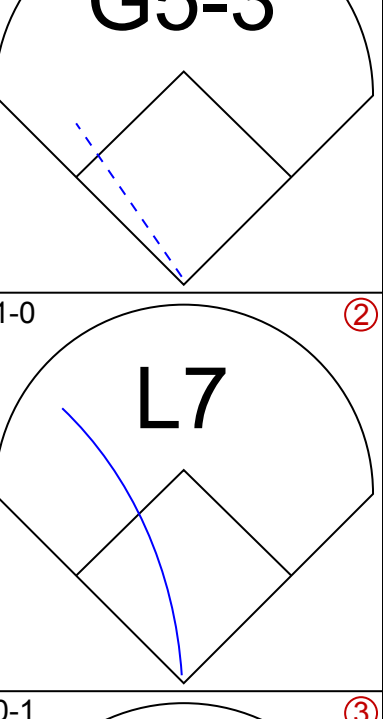
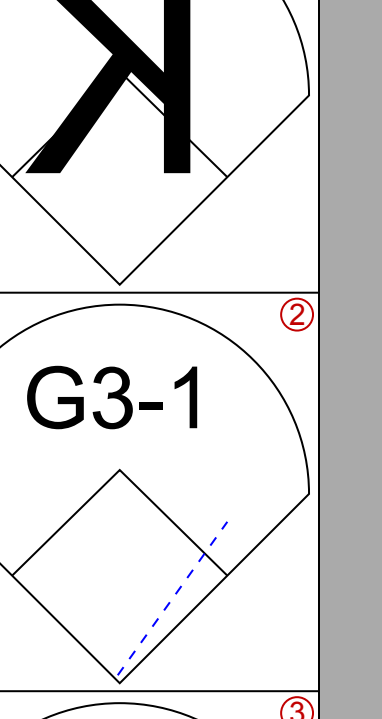
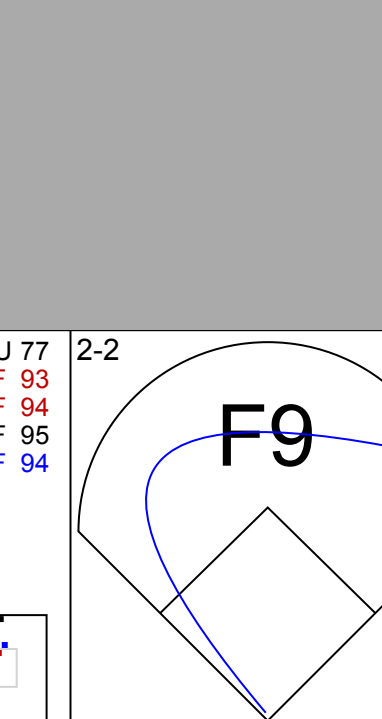
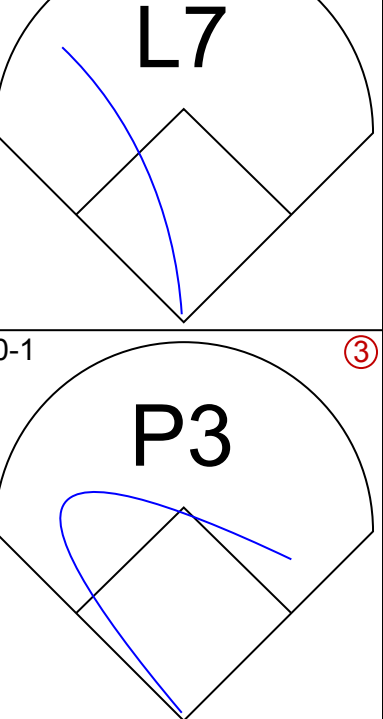
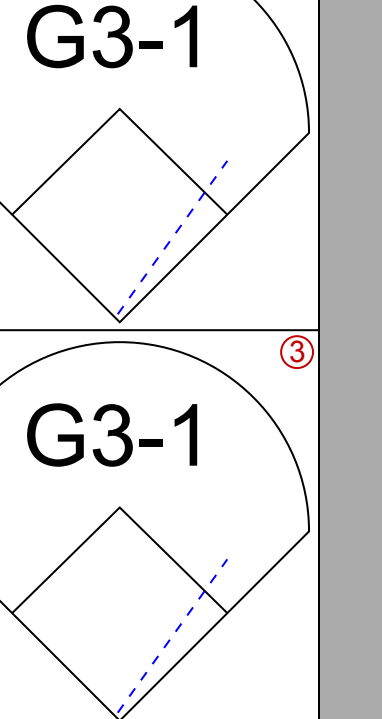
Chicago White Sox @ Cincinnati Reds  
Great American Ball Park, Cincinnati, OH  
Sun May 07 2023, 4:12 PM - 7:01 PM EDT  
Att: 20,338 - Cloudy - 77 F

AB 38  
R 4  
H 10  
RBI 4  
BB 1  
SO 5  
LOB 20







Batter	1	2	3	4	5	6	7	8	9	AB R H RBI BB SO LOB	TOP									
9 Brandon Nimmo, L (1, 8) OBP: 0.406, SLG: 0.452										5 0 3 1 0 1 1	<p><b>New York Mets @ Cincinnati Reds</b> Great American Ball Park, Cincinnati, OH Wed May 10 2023, 6:40 PM - 9:15 PM EDT Att. 14,515 - Clear - 76 F</p> <p>livebaseballscorecards.com</p> <p>AB 35 R 2 H 10 RBI 2 BB 4 SO 7 LOB 22</p> 									
12 Francisco Lindor, S (1, 6) OBP: 0.319, SLG: 0.439										5 0 1 0 0 1 4										
1 Jeff McNeil, L (1, 7) OBP: 0.377, SLG: 0.385										5 0 1 0 0 1 2										
20 Pete Alonso, R (1, 3)										3 1 1 1 2 1 3										
22 Brett Baty, L (1, 5) OBP: 0.333, SLG: 0.403										3 0 0 0 0 1 3										
6 Starling Marte, R (1, 9) OBP: 0.289, SLG: 0.276										4 0 0 0 0 0 2										
32 Daniel Vogelbach, L (1, 10) OBP: 0.407, SLG: 0.495										4 0 2 0 0 1 0										
13 Luis Guillorme, L (1, 4) OBP: 0.349, SLG: 0.291										3 1 2 0 1 0 2										
4 Francisco Alvarez, R (1, 2) OBP: 0.279, SLG: 0.421										3 0 0 0 1 1 5										
<b>Inning Stats</b>	R: 0 E: 0 K: 3 S: 11	H: 0 LOB: 0 BB: 0 P: 16	R: 1 E: 0 K: 0 S: 10	H: 2 LOB: 2 BB: 0 P: 17	R: 0 E: 0 K: 0 S: 9	H: 2 LOB: 2 BB: 1 P: 17	R: 1 E: 0 K: 0 S: 19	H: 2 LOB: 2 BB: 1 P: 30	R: 0 E: 0 K: 1 S: 10	H: 0 LOB: 1 BB: 1 P: 11		R: 0 E: 0 K: 1 S: 10	H: 1 LOB: 0 BB: 0 P: 11	R: 0 E: 0 K: 2 S: 16	H: 2 LOB: 2 BB: 0 P: 21	R: 0 E: 1 K: 0 S: 8	H: 1 LOB: 1 BB: 0 P: 10	1B: 8 2B: 2 3B: 0 HR: 1	SF: 0 SAC: 0 DP: 2 HBP: 1	WP: 0 PB: 0 SB: 0 CS: 1
<b>PITCHER</b>	IP WLS BF H R ER SO BB IBB HBP BLK WP HR S P ERA WHIP	<b>PITCHER</b>										IP WLS BF H R ER SO BB IBB HBP BLK WP HR S P ERA WHIP								
21 Hunter Greene, R (1, 1) ERA: 3.69	5.1 L 26 6 2 2 4 4 0 1 0 0 0 1 62 105 3.38 1.875																			
79 Ian Gibaut, R (6, 1) ERA: 2.3	1.2 5 1 0 0 1 0 0 0 0 0 0 0 10 14 0.00 0.600																			
46 Buck Farmer, R (8, 1) ERA: 2.95	1.0 5 2 0 0 2 0 0 0 0 0 0 0 16 21 0.00 2.000																			
48 Alex Young, L (9, 1) ERA: 3.31	0.1 3 1 0 0 0 0 0 0 0 0 0 0 7 9 0.00 3.000																			
65 Casey Legumina, R (9, 1) ERA: 4.5	0.2 1 0 0 0 0 0 0 0 0 0 0 0 1 1 0.00 0.000																			
Batter	1	2	3	4	5	6	7	8	9	AB R H RBI BB SO LOB	BOTTOM									
6 Jonathan India, R (1, 4) OBP: 0.394, SLG: 0.458										4 1 1 0 0 1 0	<p><b>New York Mets @ Cincinnati Reds</b> Great American Ball Park, Cincinnati, OH Wed May 10 2023, 6:40 PM - 9:15 PM EDT Att. 14,515 - Clear - 76 F</p> <p>livebaseballscorecards.com</p> <p>AB 28 R 1 H 2 RBI 1 BB 2 SO 10 LOB 3</p> 									
TJ Friedl, L (1, 8) OBP: 0.359, SLG: 0.479										4 0 0 0 0 3 1										
7 Spencer Steer, R (1, 3) OBP: 0.324, SLG: 0.415										4 0 0 0 0 1 1										
27 Jake Fraley, L (1, 7) OBP: 0.343, SLG: 0.359										3 0 1 1 0 1 0										
37 Tyler Stephenson, R (1, 2) OBP: 0.348, SLG: 0.325										1 0 0 0 2 0 0										
15 Nick Senzel, R (1, 5) OBP: 0.323, SLG: 0.400										3 0 0 0 0 2 1										
4 Wil Myers, R (1, 9) OBP: 0.269, SLG: 0.323										3 0 0 0 0 2 0										
31 Henry Ramos, S (1, 10) OBP: 0.327, SLG: 0.279										3 0 0 0 0 0 0										
2 Jose Barrero, R (1, 6) OBP: 0.281, SLG: 0.322										3 0 0 0 0 0 0										
<b>Inning Stats</b>	R: 1 E: 0 K: 1 S: 12	H: 2 LOB: 1 BB: 1 P: 21	R: 0 E: 0 K: 2 S: 8	H: 0 LOB: 0 BB: 0 P: 16	R: 0 E: 0 K: 0 S: 8	H: 0 LOB: 0 BB: 0 P: 12	R: 0 E: 0 K: 0 S: 10	H: 0 LOB: 1 BB: 1 P: 20	R: 0 E: 0 K: 2 S: 6	H: 0 LOB: 0 BB: 0 P: 9		R: 0 E: 0 K: 2 S: 9	H: 0 LOB: 0 BB: 0 P: 13	R: 0 E: 0 K: 2 S: 9	H: 0 LOB: 0 BB: 0 P: 13	R: 0 E: 0 K: 1 S: 7	H: 0 LOB: 0 BB: 0 P: 13	1B: 1 2B: 1 3B: 0 HR: 0	SF: 0 SAC: 0 DP: 0 HBP: 0	WP: 0 PB: 0 SB: 0 CS: 1
<b>PITCHER</b>	IP WLS BF H R ER SO BB IBB HBP BLK WP HR S P ERA WHIP	<b>PITCHER</b>										IP WLS BF H R ER SO BB IBB HBP BLK WP HR S P ERA WHIP								
35 Justin Verlander, R (1, 1) ERA: 2.25	7.0 W 24 2 1 1 7 2 0 0 0 0 0 0 62 104 1.29 0.571																			
0 Adam Ottavino, R (8, 1) ERA: 3.21	1.0 H 3 0 0 0 1 0 0 0 0 0 0 0 7 13 0.00 0.000																			
30 David Robertson, R (9, 1) ERA: 0.59	1.0 S 3 0 0 0 2 0 0 0 0 0 0 0 7 13 0.00 0.000																			

Batter	1	2	3	4	5	6	7	8	9	AB	R	H	RBI	BB	SO	LOB	TOP			
9 Brandon Nimmo, L OBP: 0.409, SLG: 0.449										3	0	1	0	1	1	1	<b>New York Mets @ Cincinnati Reds</b> Great American Ball Park, Cincinnati, OH Thu May 11 2023, 12:36 PM - 3:03 PM EDT Att: 14,855 - Partly Cloudy - 76 F			
12 Francisco Lindor, S OBP: 0.317, SLG: 0.434										4	0	1	0	0	2	4				
1 Jeff McNeil, L OBP: 0.368, SLG: 0.373										4	0	0	0	0	0	4				
20 Pete Alonso, R OBP: 0.329, SLG: 0.532										3	0	0	0	1	1	0				
22 Brett Baty, L OBP: 0.292, SLG: 0.385										3	0	0	0	1	0	1				
6 Starling Marte, R OBP: 0.288, SLG: 0.275										4	0	1	0	0	1	3				
32 Daniel Vogelbach, L OBP: 0.285, SLG: 0.385										4	0	0	0	0	2	3				
19 Mark Canha, R OBP: 0.295, SLG: 0.357										4	0	1	0	0	1	0				
4 Francisco Alvarez, R OBP: 0.292, SLG: 0.443										4	0	2	0	0	1	1				
<b>Inning Stats</b>	R: 0 E: 0 K: 1 S: 7	H: 0 LOB: 0 BB: 0 P: 10	R: 0 E: 0 K: 1 S: 9	H: 0 LOB: 1 BB: 1 P: 16	R: 0 E: 0 K: 0 S: 11	H: 2 LOB: 2 BB: 0 P: 19	R: 0 E: 0 K: 0 S: 8	H: 1 LOB: 1 BB: 0 P: 12	R: 0 E: 0 K: 2 S: 12	H: 0 LOB: 1 BB: 1 P: 22	R: 0 E: 0 K: 1 S: 8	H: 2 LOB: 2 BB: 0 P: 12	R: 0 E: 0 K: 1 S: 11	H: 0 LOB: 1 BB: 0 P: 16	R: 0 E: 0 K: 2 S: 9	H: 0 LOB: 0 BB: 0 P: 16		1B: 5 2B: 1 3B: 0 HR: 0	SF: 0 SAC: 0 DP: 0 HBP: 0	WP: 0 PB: 0 SB: 0 CS: 0
<b>PITCHER</b>	IP WLS BF H R ER SO BB IBB HBP BLK WP HR S P ERA WHIP	IP WLS BF H R ER SO BB IBB HBP BLK WP HR S P ERA WHIP	IP WLS BF H R ER SO BB IBB HBP BLK WP HR S P ERA WHIP	IP WLS BF H R ER SO BB IBB HBP BLK WP HR S P ERA WHIP	IP WLS BF H R ER SO BB IBB HBP BLK WP HR S P ERA WHIP	IP WLS BF H R ER SO BB IBB HBP BLK WP HR S P ERA WHIP	IP WLS BF H R ER SO BB IBB HBP BLK WP HR S P ERA WHIP	IP WLS BF H R ER SO BB IBB HBP BLK WP HR S P ERA WHIP	IP WLS BF H R ER SO BB IBB HBP BLK WP HR S P ERA WHIP	IP WLS BF H R ER SO BB IBB HBP BLK WP HR S P ERA WHIP	IP WLS BF H R ER SO BB IBB HBP BLK WP HR S P ERA WHIP	IP WLS BF H R ER SO BB IBB HBP BLK WP HR S P ERA WHIP	IP WLS BF H R ER SO BB IBB HBP BLK WP HR S P ERA WHIP	IP WLS BF H R ER SO BB IBB HBP BLK WP HR S P ERA WHIP	IP WLS BF H R ER SO BB IBB HBP BLK WP HR S P ERA WHIP	IP WLS BF H R ER SO BB IBB HBP BLK WP HR S P ERA WHIP	IP WLS BF H R ER SO BB IBB HBP BLK WP HR S P ERA WHIP			
47 Derek Law, R ERA: 2.79	1.1	5	0	0	1	1	0	0	0	0	0	11	20	0.00	0.750					
59 Ben Lively, R ERA:	3.0	W	13	4	0	0	1	0	0	0	0	29	48	0.00	1.333					
39 Lucas Sims, R ERA:	1.2	7	0	0	3	2	0	0	0	0	0	19	34	0.00	1.200					
57 Kevin Herget, R ERA: 1.69	3.0	S	11	2	0	0	4	0	0	0	0	28	44	0.00	0.667					

AB	33
R	0
H	6
RBI	0
BB	3
SO	9
LOB	17



Batter	1	2	3	4	5	6	7	8	9	AB	R	H	RBI	BB	SO	LOB	BOTTOM			
6 Jonathan India, R OBP: 0.396, SLG: 0.467										4	1	2	0	0	1	0	<b>New York Mets @ Cincinnati Reds</b> Great American Ball Park, Cincinnati, OH Thu May 11 2023, 12:36 PM - 3:03 PM EDT Att: 14,855 - Partly Cloudy - 76 F			
TJ Friedl, L OBP: 0.351, SLG: 0.468										3	0	0	0	0	1	2				
17 Stuart Fairchild, R OBP: 0.351, SLG: 0.371										1	0	1	0	0	0	0				
7 Spencer Steer, R OBP: 0.322, SLG: 0.433										4	1	1	1	0	2	2				
27 Jake Fraley, L OBP: 0.348, SLG: 0.365										4	1	2	1	0	2	0				
37 Tyler Stephenson, R OBP: 0.352, SLG: 0.331										4	1	2	0	0	0	2				
15 Nick Senzel, R OBP: 0.323, SLG: 0.409										3	1	1	1	0	0	1				
31 Henry Ramos, S OBP: 0.327, SLG: 0.267										2	0	0	0	1	1	0				
28 Kevin Newman, R OBP: 0.264, SLG: 0.314										3	0	1	2	0	0	0				
12 Curt Casali, R OBP: 0.275, SLG: 0.171										3	0	0	0	0	2	2				
<b>Inning Stats</b>	R: 4 E: 0 K: 2 S: 21	H: 5 LOB: 2 BB: 1 P: 37	R: 0 E: 0 K: 3 S: 9	H: 0 LOB: 0 BB: 0 P: 12	R: 0 E: 0 K: 1 S: 11	H: 1 LOB: 0 BB: 0 P: 17	R: 0 E: 0 K: 0 S: 7	H: 0 LOB: 0 BB: 0 P: 14	R: 1 E: 0 K: 1 S: 11	H: 2 LOB: 0 BB: 0 P: 15	R: 0 E: 0 K: 1 S: 9	H: 0 LOB: 0 BB: 0 P: 15	R: 0 E: 0 K: 1 S: 7	H: 0 LOB: 1 BB: 0 P: 10	R: 0 E: 0 K: 0 S: 7	H: 2 LOB: 1 BB: 0 P: 10	1B: 6 2B: 3 3B: 0 HR: 1	SF: 0 SAC: 0 DP: 2 HBP: 0	WP: 0 PB: 0 SB: 0 CS: 1	PA: 32
<b>PITCHER</b>	IP WLS BF H R ER SO BB IBB HBP BLK WP HR S P ERA WHIP	IP WLS BF H R ER SO BB IBB HBP BLK WP HR S P ERA WHIP	IP WLS BF H R ER SO BB IBB HBP BLK WP HR S P ERA WHIP	IP WLS BF H R ER SO BB IBB HBP BLK WP HR S P ERA WHIP	IP WLS BF H R ER SO BB IBB HBP BLK WP HR S P ERA WHIP	IP WLS BF H R ER SO BB IBB HBP BLK WP HR S P ERA WHIP	IP WLS BF H R ER SO BB IBB HBP BLK WP HR S P ERA WHIP	IP WLS BF H R ER SO BB IBB HBP BLK WP HR S P ERA WHIP	IP WLS BF H R ER SO BB IBB HBP BLK WP HR S P ERA WHIP	IP WLS BF H R ER SO BB IBB HBP BLK WP HR S P ERA WHIP	IP WLS BF H R ER SO BB IBB HBP BLK WP HR S P ERA WHIP	IP WLS BF H R ER SO BB IBB HBP BLK WP HR S P ERA WHIP	IP WLS BF H R ER SO BB IBB HBP BLK WP HR S P ERA WHIP	IP WLS BF H R ER SO BB IBB HBP BLK WP HR S P ERA WHIP	IP WLS BF H R ER SO BB IBB HBP BLK WP HR S P ERA WHIP	IP WLS BF H R ER SO BB IBB HBP BLK WP HR S P ERA WHIP				
34 Kodai Senga, R ERA: 4.14	5.0	L	22	8	5	7	1	0	0	0	0	1	59	9.00	1.800					
29 Tommy Hunter, R ERA: 6.0	2.1	9	2	0	0	2	0	0	0	0	0	20	31	0.00	0.857					
50 Dominic Leone, R ERA: 4.91	0.2	1	0	0	0	0	0	0	0	0	0	3	4	0.00	0.000					

AB	31
R	5
H	10
RBI	5
BB	1
SO	9
LOB	9









Batter	1	2	3	4	5	6	7	8	9	AB	R	H	RBI	BB	SO	LOB	TOP			
6 Jonathan India, R OBP: 0.388, SLG: 0.437			G4-3			K		K		5	1	2	1	0	2	0	<b>Cincinnati Reds @ Colorado Rockies</b> Coors Field, Denver, CO Mon May 15 2023, 6:42 PM - 9:32 PM MDT Att: 20,259 - Cloudy - 63 F			
9 Matt McLain, R OBP: 0.400, SLG: 0.500				K		G6-3				4	2	1	0	1	1	2				
27 Jake Fraley, L OBP: 0.367, SLG: 0.455						P5		F7		5	0	2	1	0	0	1				
7 Spencer Steer, R OBP: 0.335, SLG: 0.444			P4					L8		5	1	3	1	0	0	1				
37 Tyler Stephenson, R OBP: 0.337, SLG: 0.345	K		G6-3					K	P3	5	1	1	1	0	2	4				
15 Nick Senzel, R OBP: 0.355, SLG: 0.418				E9						2	1	1	1	1	3	0				
31 Henry Ramos, S OBP: 0.348, SLG: 0.317		F9						CS		4	2	2	0	1	0	3				
4 Wil Myers, R OBP: 0.252, SLG: 0.311		K		SH1-3		K		SF8		2	0	0	1	0	2	4				
17 Stuart Fairchild, R OBP: 0.330, SLG: 0.347		G5-3		SF9		K		K		3	0	0	1	0	2	3				
<b>Inning Stats</b>	R: 1 E: 0 K: 1 S: 13	H: 3 LOB: 1 BB: 0 P: 17	R: 0 E: 0 K: 1 S: 10	H: 0 LOB: 1 BB: 1 P: 17	R: 1 E: 0 K: 0 S: 9	H: 2 LOB: 1 BB: 0 P: 18	R: 2 E: 0 K: 1 S: 10	H: 1 LOB: 1 BB: 1 P: 14	R: 0 E: 0 K: 2 S: 15	H: 0 LOB: 2 BB: 1 P: 27	R: 0 E: 0 K: 1 S: 10	H: 0 LOB: 1 BB: 1 P: 19	R: 1 E: 0 K: 2 S: 11	H: 1 LOB: 0 BB: 0 P: 15	R: 1 E: 0 K: 0 S: 8	H: 2 LOB: 2 BB: 1 P: 19		1B: 8 2B: 4 3B: 0 HR: 0	SF: 2 SAC: 1 DP: 0 HBP: 0	WP: 2 PB: 0 SB: 1 CS: 1
<b>PITCHER</b>	IP WLS BF H R ER SO BB IBB HBP BLK WP HR S P ERA WHIP																			
43 Connor Seabold, R ERA: 5.14	4.1	24	8	6	4	3	3	0	0	0	0	1	0	49	80	8.31	2.538			
39 Brent Suter, L ERA: 1.01	1.2	6	1	0	0	3	0	0	0	0	0	1	0	17	26	0.00	0.600			
52 Daniel Bard, R ERA: 1.08	1.0	W	3	0	0	1	1	0	0	0	0	0	0	17	19	0.00	1.000			
55 Brad Hand, L ERA: 3.31	1.0	H	4	1	1	2	0	0	0	0	0	0	0	11	15	9.00	1.000			
36 Pierce Johnson, R ERA: 5.51	1.0	S	6	2	1	0	1	0	0	0	0	0	0	8	19	9.00	3.000			
<b>Batter</b>	<b>1</b>	<b>2</b>	<b>3</b>	<b>4</b>	<b>5</b>	<b>6</b>	<b>7</b>	<b>8</b>	<b>9</b>	<b>AB</b>	<b>R</b>	<b>H</b>	<b>RBI</b>	<b>BB</b>	<b>SO</b>	<b>LOB</b>	<b>BOTTOM</b>			
19 Charlie Blackmon, L OBP: 0.373, SLG: 0.426				G3-1		G6-3		K		5	0	1	2	0	2	0	<b>Cincinnati Reds @ Colorado Rockies</b> Coors Field, Denver, CO Mon May 15 2023, 6:42 PM - 9:32 PM MDT Att: 20,259 - Cloudy - 63 F			
24 Ryan McMahon, L OBP: 0.296, SLG: 0.400										3	1	1	0	2	2	1				
23 Kris Bryant, R OBP: 0.363, SLG: 0.424			F8			L9		F7		5	0	0	0	0	1	3				
11 Mike Moustakas, L OBP: 0.310, SLG: 0.417				G3		F9				4	1	1	1	0	1	2				
4 Michael Toglia, S										0	0	0	0	0	0	0				
15 Randal Grichuk, R OBP: 0.442, SLG: 0.543				G5-3						3	2	2	0	1	0	0				
30 Harold Castro, L OBP: 0.276, SLG: 0.313				G4-3						4	1	3	3	0	0	0				
14 Ezequiel Tovar, R OBP: 0.257, SLG: 0.338				K		K		K		4	0	0	0	0	4	4				
16 Austin Wynns, R OBP: 0.296, SLG: 0.261				G5-3		G5-3		F7		4	1	1	0	0	1	1				
9 Brenton Doyle, R OBP: 0.294, SLG: 0.542						P3				4	3	3	3	0	0	0				
<b>Inning Stats</b>	R: 0 E: 0 K: 2 S: 11	H: 0 LOB: 0 BB: 0 P: 14	R: 4 E: 0 K: 3 S: 21	H: 5 LOB: 1 BB: 0 P: 32	R: 0 E: 0 K: 2 S: 15	H: 2 LOB: 2 BB: 0 P: 22	R: 2 E: 0 K: 1 S: 17	H: 2 LOB: 1 BB: 1 P: 28	R: 0 E: 0 K: 1 S: 8	H: 0 LOB: 0 BB: 0 P: 12	R: 0 E: 0 K: 0 S: 8	H: 0 LOB: 0 BB: 0 P: 11	R: 2 E: 0 K: 1 S: 13	H: 2 LOB: 1 BB: 1 P: 21	R: 1 E: 0 K: 1 S: 9	H: 1 LOB: 1 BB: 1 P: 16	1B: 5 2B: 3 3B: 1 HR: 3	SF: 0 SAC: 0 DP: 0 HBP: 0	WP: 1 PB: 0 SB: 0 CS: 0	PA: 39
<b>PITCHER</b>	IP WLS BF H R ER SO BB IBB HBP BLK WP HR S P ERA WHIP																			
21 Hunter Greene, R ERA: 4.6	4.0	22	9	6	6	8	1	0	0	0	0	0	0	21	28	3.86	0.429			
59 Ben Lively, R ERA: 1.69	2.1	L	8	1	1	1	0	0	0	0	0	0	0	8	16	13.50	3.000			
39 Lucas Sims, R ERA: 0.82	0.2		4	1	1	1	1	0	0	0	0	0	0	9	16	9.00	2.000			
46 Buck Farmer, R ERA: 3.48	1.0		5	1	1	1	1	0	0	0	0	0	1	9	16	9.00	2.000			







Batter	1	2	3	4	5	6	7	8	9	AB	R	H	RBI	BB	SO	LOB	TOP
61 Jake Bauers, L (1,7) OBP: 0.302, SLG: 0.361 22 Harrison Bader, R (8,PH) OBP: 0.322, SLG: 0.518	F7		L8			K		P6	1B	3	0	0	0	1	0		
99 Aaron Judge, R (1,9) OBP: 0.381, SLG: 0.624	HR		K			48 HR		K	P4	4	2	1	1	1	2	2	
48 Anthony Rizzo, L (1,3) OBP: 0.385, SLG: 0.518	1B			F8		HR		P4		4	1	2	2	0	0		
25 Gleyber Torres, R (1,4) OBP: 0.339, SLG: 0.418	FC6-4			G1-3		F8			95 BB	3	1	0	0	1	0	1	
24 Willie Cauthoun, L (1,10) OBP: 0.284, SLG: 0.370	K			F8				L8	L8	4	0	0	0	0	1	2	
11 Anthony Volpe, R (1,6) OBP: 0.306, SLG: 0.395		P4				K		66 E	95 1B	4	0	1	0	0	1	1	
95 Oswaldo Cabrera, S (1,5) OBP: 0.284, SLG: 0.319		G4-3				P5		1B		3	1	1	0	1	0	0	
66 Kyle Higashioka, R (1,2) OBP: 0.257, SLG: 0.385				K		K		1B	66 E	4	1	1	2	0	3	2	
31 Aaron Hicks, S (1,8) OBP: 0.263, SLG: 0.261 26 DJ LeMahieu, R (7,PH) OBP: 0.335, SLG: 0.432			K			K		K	22 1B	1	0	0	0	1	0	2	
Inning Stats	R: 1 H: 2 E: 0 K: 1 S: 13	H: 2 LOB: 1 BB: 0 P: 22	R: 0 H: 0 E: 0 K: 1 S: 6	H: 0 LOB: 0 BB: 0 P: 8	R: 0 H: 0 E: 0 K: 2 S: 11	H: 0 LOB: 0 BB: 0 P: 20	R: 0 H: 0 E: 0 K: 0 S: 5	H: 0 LOB: 0 BB: 0 P: 8	R: 0 H: 2 E: 1 K: 1 S: 12	H: 1 LOB: 0 BB: 1 P: 19	R: 0 H: 2 E: 1 K: 1 S: 8	H: 0 LOB: 0 BB: 0 P: 11	R: 0 H: 0 E: 0 K: 1 S: 7	H: 2 LOB: 2 BB: 3 P: 34	1B: 4 2B: 1 3B: 0 HR: 2	SF: 0 DP: 0 HBP: 0	WP: 0 PA: 38
PITCHER	IP	WLS	BF	H	R	ER	SO	BB	IBB	HBP	BLK	WP	HR	S	P	ERA	WHIP
59 Ben Lively, R (1,1) ERA: 2.45	5.2	L	20	2	2	2	8	1	0	0	0	0	1	50	83	3.18	0.529
79 Ian Gibaut, R (6,1) ERA: 3.1	1.1		7	3	1	1	1	0	0	0	0	0	1	12	17	6.75	2.250
48 Alex Young, L (8,1) ERA: 2.79	1.0		3	0	0	0	1	0	0	0	0	0	7	11	0.00	0.000	
69 Silvino Bracho, R (9,1) ERA: 8.1	0.2		6	1	3	3	0	3	0	0	0	0	13	26	40.50	6.000	
78 Alan Busenitz, R (9,1) ERA: 9.0	0.1		2	1	0	0	0	0	0	0	0	0	5	8	0.00	3.000	

New York Yankees @ Cincinnati Reds  
Great American Ball Park, Cincinnati, OH  
Fri May 19 2023, 6:42 PM - 9:23 PM EDT  
Att: 35,177 - Partly Cloudy - 77 F

AB 34  
R 6  
H 7  
RBI 6  
BB 4  
SO 10  
LOB 10



Batter	1	2	3	4	5	6	7	8	9	AB	R	H	RBI	BB	SO	LOB	BOTTOM
6 Jonathan India, R (1,4) OBP: 0.382, SLG: 0.420	K		K			9 2B				3	1	1	0	1	2	2	
9 Matt McLain, R (1,6) OBP: 0.385, SLG: 0.500	K			G6-3		7 1B		F8		4	1	2	0	0	1	1	
27 Jake Freley, L (1,7) OBP: 0.374, SLG: 0.454 17 Stuart Fairchild, R (8,PH) OBP: 0.320, SLG: 0.357	F9			K		7 S		K		3	0	1	2	0	1	1	
7 Spencer Steer, R (1,3) OBP: 0.339, SLG: 0.438		G6-3		G6-3		37 G1-3		K		3	0	1	0	1	1	1	
37 Tyler Stephenson, R (1,2) OBP: 0.333, SLG: 0.336		G6-4-3		F9		BB		G1-3		4	0	0	0	0	0	4	
15 Nick Senzel, R (1,5) OBP: 0.341, SLG: 0.418	F7					P4		K		4	0	0	0	0	1	2	
31 Henry Ramos, S (1,10) OBP: 0.356, SLG: 0.306				P6		K			G6-3	2	0	0	0	2	1	2	
4 Wil Myers, R (1,9) OBP: 0.266, SLG: 0.308								K	G5-4-3	3	0	1	0	1	1	1	
2 Jose Barrero, R (1,8) OBP: 0.304, SLG: 0.330				K				G5-3		3	0	0	0	0	2	3	
Inning Stats	R: 0 H: 0 E: 0 K: 2 S: 8	H: 1 LOB: 0 BB: 0 P: 14	R: 0 H: 1 E: 0 K: 0 S: 9	H: 1 LOB: 1 BB: 0 P: 15	R: 0 H: 1 E: 0 K: 1 S: 11	H: 1 LOB: 1 BB: 0 P: 14	R: 0 H: 3 E: 0 K: 2 S: 16	H: 0 LOB: 2 BB: 1 P: 26	R: 0 H: 0 E: 0 K: 2 S: 10	H: 0 LOB: 1 BB: 1 P: 21	R: 0 H: 0 E: 0 K: 2 S: 8	H: 0 LOB: 0 BB: 0 P: 15	R: 0 H: 0 E: 0 K: 0 S: 6	H: 0 LOB: 1 BB: 1 P: 11	1B: 4 2B: 2 3B: 0 HR: 0	SF: 0 DP: 2 HBP: 0	WP: 0 PA: 35
PITCHER	IP	WLS	BF	H	R	ER	SO	BB	IBB	HBP	BLK	WP	HR	S	P	ERA	WHIP
36 Clarke Schmidt, R (1,1) ERA: 6.0	5.0	W	20	5	2	2	6	2	0	0	0	0	0	50	81	3.60	1.400
70 Jimmy Cordero, R (6,1) ERA: 2.25	1.0	H	5	1	0	0	2	1	0	0	0	0	12	21	0.00	2.000	
84 Albert Abreu, R (7,1) ERA: 4.5	1.0	H	4	0	0	0	1	1	0	0	0	0	10	21	0.00	1.000	
58 Wandy Peralta, L (8,1) ERA: 2.04	1.0	H	3	0	0	0	2	0	0	0	0	0	8	15	0.00	0.000	
63 Nick Ramirez, L (9,1) ERA: 2.45	1.0		3	0	0	0	0	1	0	0	0	0	6	11	0.00	1.000	

New York Yankees @ Cincinnati Reds  
Great American Ball Park, Cincinnati, OH  
Fri May 19 2023, 6:42 PM - 9:23 PM EDT  
Att: 35,177 - Partly Cloudy - 77 F

AB 30  
R 2  
H 6  
RBI 2  
BB 5  
SO 11  
LOB 17













Batter	1	2	3	4	5	6	7	8	9	AB R H RBI BB SO LOB	TOP																
21 Lars Nootbaar, L (1, 8) OBP: 0.387, SLG: 0.400	F7		F7			G4-3		16 WP 16 2B		4 1 1 0 0 0 0	<b>St. Louis Cardinals @ Cincinnati Reds</b> Great American Ball Park, Cincinnati, OH Thu May 25 2023, 12:37 PM - 3:06 PM EDT Att: 15,978 - Partly Cloudy - 65 F																
16 Nolan Gorman, L (1, 10) OBP: 0.369, SLG: 0.613	BB		K			K		11 S 41 WP		3 1 1 1 1 2 0																	
33 Brendan Donovan, L (1, 5) OBP: 0.335, SLG: 0.356	F7				F8			41 WP 11 BB		3 0 0 0 1 0 1																	
11 Paul DeJong, R (1, 6) OBP: 0.366, SLG: 0.596	G3				K					3 0 0 0 1 1 1																	
41 Alec Burleson, L (1, 3) OBP: 0.328, SLG: 0.376	K				F7					4 0 1 0 0 1 2																	
13 Juan Yanez, R (1, 7) OBP: 0.316, SLG: 0.457	G4-3 19					F9				3 0 1 0 0 0 0																	
19 Tommy Edman, S (1, 4) OBP: 0.328, SLG: 0.472	G4-3					K				4 0 0 0 0 2 3																	
7 Andrew Knizner, R (1, 2) OBP: 0.260, SLG: 0.419	F8					CS				4 0 2 0 0 1 1																	
54 Oscar Mercado, R (1, 9) OBP: 0.375, SLG: 0.500	L7				K2-3					4 0 0 0 0 2 2																	
<b>Inning Stats</b>	R: 0 E: 0 K: 0 S: 8	H: 0 LOB: 1 BB: 1 P: 13	R: 0 E: 0 K: 1 S: 8	H: 1 LOB: 1 BB: 0 P: 11	R: 0 E: 0 K: 1 S: 6	H: 0 LOB: 0 BB: 0 P: 9	R: 0 E: 0 K: 1 S: 10	H: 0 LOB: 0 BB: 0 P: 12	R: 0 E: 0 K: 1 S: 11	H: 1 LOB: 1 BB: 0 P: 12		R: 0 E: 0 K: 1 S: 13	H: 1 LOB: 1 BB: 0 P: 21	R: 2 E: 0 K: 1 S: 11	H: 2 LOB: 2 BB: 2 P: 19	R: 0 E: 0 K: 1 S: 15	H: 1 LOB: 1 BB: 0 P: 19	1B: 3 2B: 3 3B: 0 HR: 0	SF: 0 SAC: 0 DP: 1 HBP: 1	WP: 2 PA: 37 PB: 0 SB: 2 CS: 2							
<b>PITCHER</b>	IP WLS BF H R ER SO BB IBB HBP BLK WP HR S P ERA WHIP											IP WLS BF H R ER SO BB IBB HBP BLK WP HR S P ERA WHIP															
34 Luke Weaver, R (1, 1) ERA: 5.45	6.1	L	8	2	2	2	2	1	1	0	0	2	0	15	25	10.80	1.800										
39 Lucas Sims, R (7, 1) ERA: 4.11	1.2	L	8	2	2	2	2	1	1	0	0	2	0	15	25	10.80	1.800										
78 Alan Busenitz, R (9, 1) ERA: 4.5	1.0	L	4	1	0	0	1	0	0	0	0	0	0	15	19	0.00	1.000										

AB	32
R	2
H	6
RBI	1
BB	3
SO	9
LOB	10



Batter	1	2	3	4	5	6	7	8	9	AB R H RBI BB SO LOB	BOTTOM																
29 TJ Friedl, L (1, 8) OBP: 0.371, SLG: 0.489	E4 6 1B					9 1B 6 FC5-2		9 S BB		3 0 2 0 1 0 0	<b>St. Louis Cardinals @ Cincinnati Reds</b> Great American Ball Park, Cincinnati, OH Thu May 25 2023, 12:37 PM - 3:06 PM EDT Att: 15,978 - Partly Cloudy - 65 F																
9 Matt McLain, R (1, 6) OBP: 0.390, SLG: 0.571	F8					6 FC5-2 1B		27 FC4-6 BB		3 0 1 0 1 0 2																	
6 Jonathan India, R (1, 4) OBP: 0.379, SLG: 0.412	G4-3 27					FC5-2 37 FC6-4		F4		4 0 1 0 0 0 4																	
27 Jake Fraley, L (1, 7) OBP: 0.354, SLG: 0.423	G4-3					F7		FC4-6		4 0 0 0 0 1 6																	
37 Tyler Stephenson, R (1, 10) OBP: 0.332, SLG: 0.324	G6-3					FC6-4		G1-3		4 0 0 0 0 0 2																	
7 Spencer Steer, R (1, 3) OBP: 0.348, SLG: 0.461	G5-3							17 1B 2B		4 1 2 0 0 0 0																	
15 Nick Senzel, R (1, 5) OBP: 0.322, SLG: 0.391	L7							K		4 0 0 0 0 1 2																	
17 Stuart Fairchild, R (1, 9) OBP: 0.328, SLG: 0.364	K									4 0 1 1 0 3 1																	
22 Luke Maile, R (1, 2) OBP: 0.309, SLG: 0.471	K							K		4 0 0 0 0 3 2																	
<b>Inning Stats</b>	R: 0 E: 1 K: 0 S: 9	H: 1 LOB: 0 BB: 0 P: 10	R: 0 E: 0 K: 0 S: 5	H: 0 LOB: 0 BB: 0 P: 10	R: 0 E: 0 K: 2 S: 11	H: 1 LOB: 1 BB: 0 P: 19	R: 0 E: 0 K: 1 S: 9	H: 0 LOB: 0 BB: 0 P: 11	R: 0 E: 0 K: 1 S: 10	H: 1 LOB: 1 BB: 0 P: 11		R: 0 E: 0 K: 0 S: 11	H: 2 LOB: 2 BB: 0 P: 20	R: 0 E: 0 K: 1 S: 10	H: 0 LOB: 0 BB: 0 P: 14	R: 0 E: 0 K: 1 S: 11	H: 0 LOB: 2 BB: 2 P: 23	R: 1 E: 0 K: 2 S: 13	H: 2 LOB: 1 BB: 0 P: 19	1B: 6 2B: 1 3B: 0 HR: 0	SF: 0 SAC: 0 DP: 1 HBP: 0	WP: 0 PA: 36 PB: 1 SB: 1 CS: 0					
<b>PITCHER</b>	IP WLS BF H R ER SO BB IBB HBP BLK WP HR S P ERA WHIP											IP WLS BF H R ER SO BB IBB HBP BLK WP HR S P ERA WHIP															
39 Miles Mikolas, R (1, 1) ERA: 4.23	7.0	W	26	5	0	0	0	0	0	0	0	0	0	65	95	0.00	0.714										
34 Drew VerHagen, R (8, 1) ERA: 3.51	0.2	H	4	0	0	0	1	2	0	0	0	0	10	21	0.00	3.000											
65 Giovanni Gallegos, R (8, 1) ERA: 2.16	1.1	S	6	2	1	1	2	0	0	0	0	0	14	21	6.75	1.500											

AB	34
R	1
H	7
RBI	1
BB	2
SO	8
LOB	19





Batter	1	2	3	4	5	6	7	8	9	AB	R	H	RBI	BB	SO	LOB	TOP					
6 Jonathan India, R OBP: 0.371, SLG: 0.403 30 Will Benson, L OBP: 0.111, SLG: 0.077	P3	G4-3		SF9	L7		F8			4	0	0	1	0	0	3						
9 Matt McLain, R OBP: 0.426, SLG: 0.575	7 3B		G6-3	F8			7 15 F9-2			5	1	3	0	1	0	1						
7 Spencer Steer, R OBP: 0.353, SLG: 0.478	37 1B		K		37 1B					6	1	3	1	0	1	4						
37 Tyler Stephenson, R OBP: 0.338, SLG: 0.337	17 1B				15 E					5	1	3	2	0	1	3						
15 Nick Senzel, R OBP: 0.318, SLG: 0.384	K			E8						5	0	1	1	0	3	5						
17 Stuart Fairchild, R OBP: 0.347, SLG: 0.388										4	2	3	0	1	1	1						
28 Kevin Newman, R OBP: 0.311, SLG: 0.363	K									4	1	2	1	1	2	3						
2 Jose Barrero, R OBP: 0.307, SLG: 0.327										5	2	2	1	0	1	3						
12 Curt Casali, R OBP: 0.259, SLG: 0.149										4	1	1	2	0	2	3						
Inning Stats	R: 2 H: 4 E: 0 K: 2 S: 19	H: 4 LOB: 2 BB: 0 P: 26	R: 0 H: 0 E: 0 K: 0 S: 6	H: 0 LOB: 0 BB: 0 P: 8	R: 1 H: 2 E: 1 K: 2 S: 13	H: 2 LOB: 1 BB: 0 P: 18	R: 3 H: 4 E: 1 K: 1 S: 16	H: 4 LOB: 2 BB: 0 P: 22	R: 1 H: 2 E: 0 K: 1 S: 15	H: 2 LOB: 1 BB: 0 P: 20	R: 0 H: 2 E: 0 K: 1 S: 8	H: 2 LOB: 1 BB: 1 P: 10	R: 0 H: 1 E: 0 K: 1 S: 11	H: 1 LOB: 2 BB: 1 P: 23	R: 0 H: 0 E: 0 K: 0 S: 6	H: 0 LOB: 0 BB: 1 P: 11	R: 2 H: 4 E: 0 K: 2 S: 19	H: 4 LOB: 3 BB: 1 P: 27	1B: 11 2B: 8 3B: 1 HR: 0	SF: 1 SAC: 1 DP: 2 HBP: 0	WP: 0 PB: 0 SB: 0 CS: 0	PA: 48
PITCHER	IP	WLS	BF	H	R	ER	SO	BB	IBB	HBP	BLK	WP	HR	S	P	ERA	WHIP					
Justin Steele, L ERA: 2.77	3.2	L	22	10	6	5	4	0	0	0	0	0	0	51	70	12.27	2.727					
66 Julian Merryweather, R ERA: 5.03	1.1		6	2	1	1	3	0	0	0	0	0	0	18	24	6.75	1.500					
72 Javier Assad, R ERA: 4.98	3.2		19	7	2	2	4	3	0	0	0	0	0	43	70	4.91	2.727					
73 Adbert Alzolay, R ERA: 2.63	0.1		1	0	0	0	0	0	0	0	0	0	0	1	1	0.00	0.000					

Cincinnati Reds @ Chicago Cubs  
Wrigley Field, Chicago, IL  
Fri May 26 2023, 1:21 PM - 4:01 PM CDT  
Att: 31,946 - Sunny - 59 F

AB	43
R	9
H	19
RBI	9
BB	3
SO	11
LOB	26

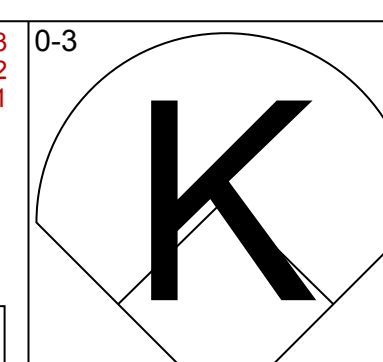
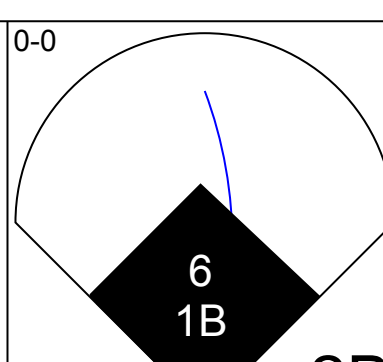
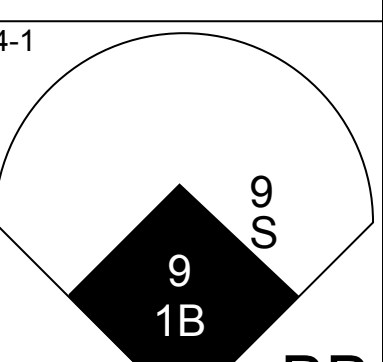
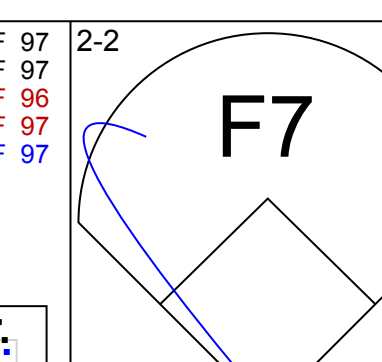
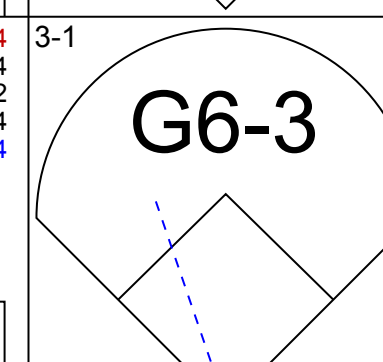
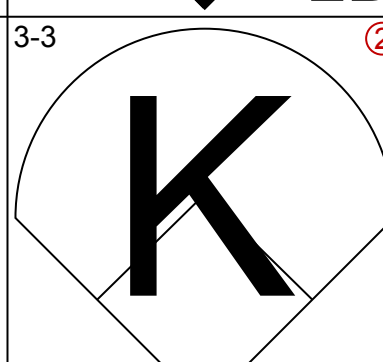
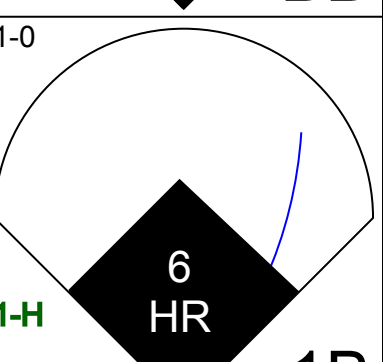

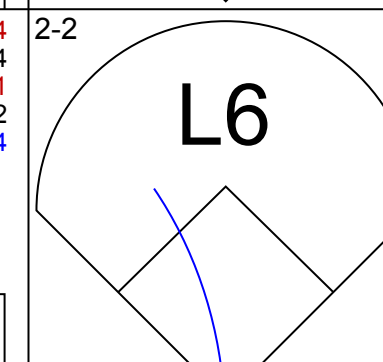
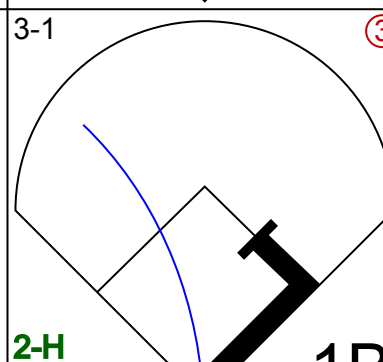
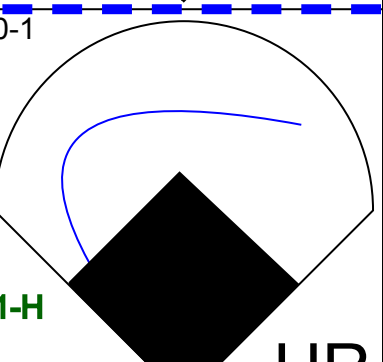

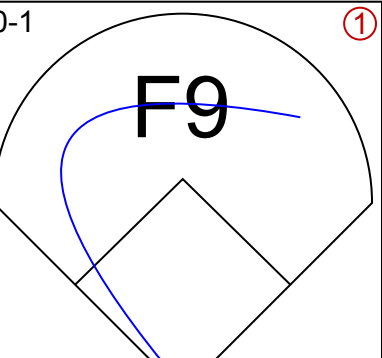
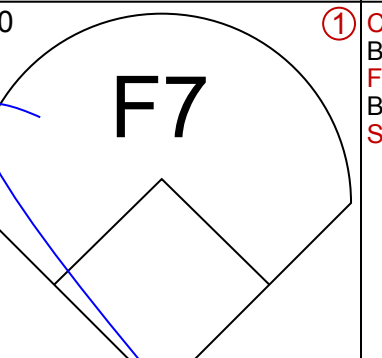

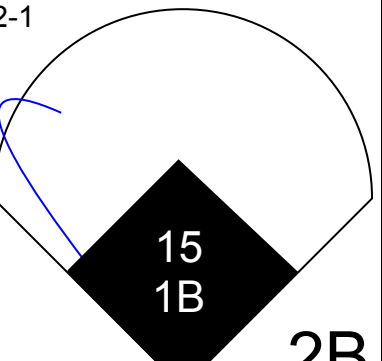
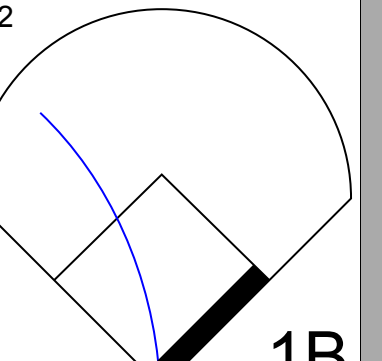
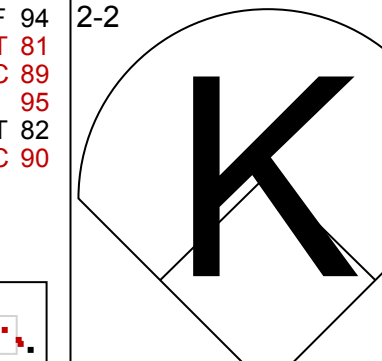
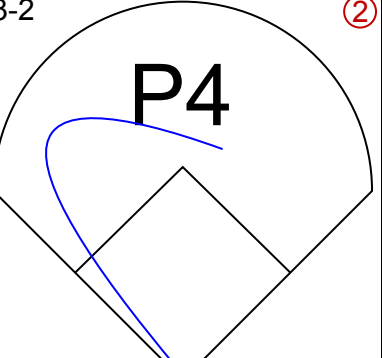
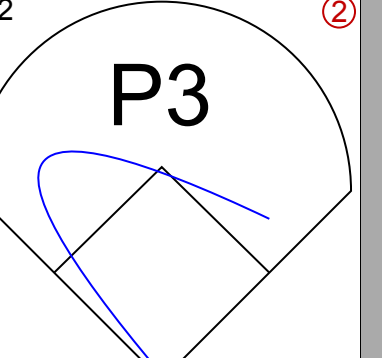
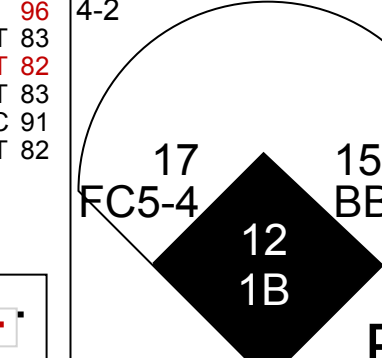
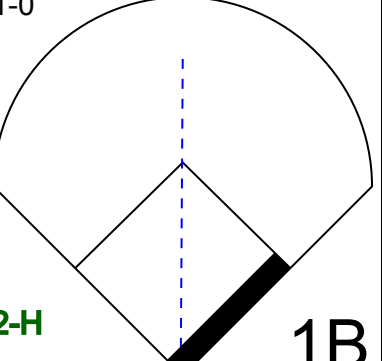
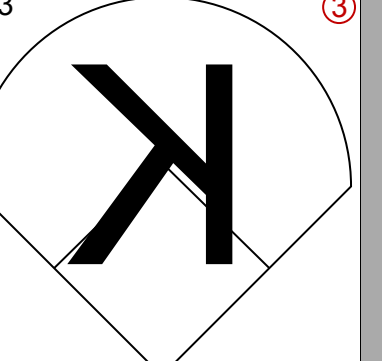
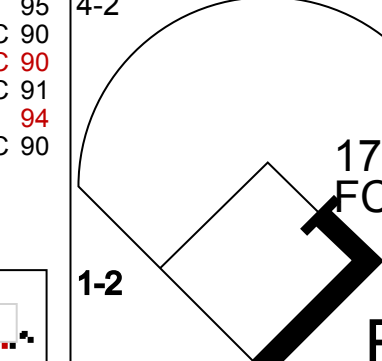
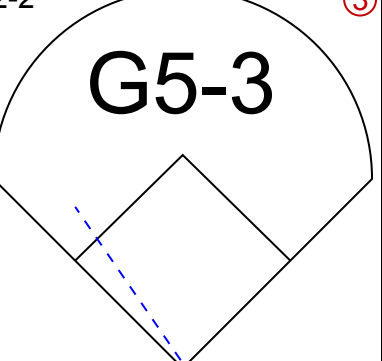

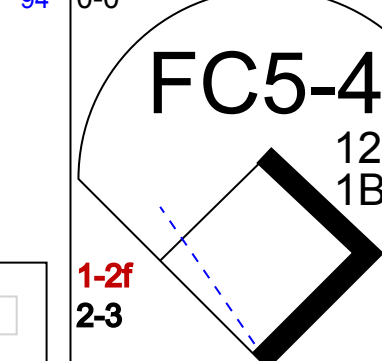

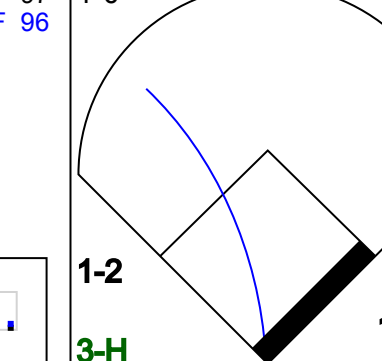


Batter	1	2	3	4	5	6	7	8	9	AB	R	H	RBI	BB	SO	LOB	BOTTOM					
2 Nico Hoerner, R OBP: 0.338, SLG: 0.394	L6		G4-3				L7			4	0	0	0	0	0	2						
7 Dansby Swanson, R OBP: 0.380, SLG: 0.411 30 Edwin Rios, L OBP: 0.250, SLG: 0.261	K						F7			3	0	0	0	0	2	0						
40 Mike Tauchman, L OBP: 0.409, SLG: 0.294										3	0	0	0	1	1	0						
8 Ian Happ, S OBP: 0.405, SLG: 0.426	P2									3	0	0	0	1	0	1						
36 Trey Mancini, R OBP: 0.323, SLG: 0.345										3	0	0	0	0	2	1						
5 Christopher Morel, R OBP: 0.381, SLG: 0.850										3	0	1	0	0	1	0						
22 Matt Mervis, L OBP: 0.273, SLG: 0.317										3	0	0	0	0	2	1						
20 Miles Mastrobuoni, L OBP: 0.283, SLG: 0.225										3	0	1	0	0	2	0						
18 Tucker Barnhart, L OBP: 0.288, SLG: 0.196										3	0	0	0	0	1	2						
Inning Stats	R: 0 H: 0 E: 0 K: 1 S: 13	H: 0 LOB: 1 BB: 1 P: 25	R: 0 H: 0 E: 0 K: 2 S: 11	H: 0 LOB: 0 BB: 0 P: 18	R: 0 H: 0 E: 0 K: 2 S: 13	H: 0 LOB: 0 BB: 0 P: 19	R: 0 H: 0 E: 0 K: 3 S: 13	H: 0 LOB: 1 BB: 1 P: 24	R: 0 H: 0 E: 0 K: 3 S: 9	H: 0 LOB: 0 BB: 0 P: 12	R: 0 H: 0 E: 0 K: 0 S: 8	H: 0 LOB: 0 BB: 0 P: 12	R: 0 H: 0 E: 0 K: 0 S: 8	H: 0 LOB: 2 BB: 0 P: 19	R: 0 H: 2 E: 0 K: 0 S: 14	H: 2 LOB: 2 BB: 0 P: 19	R: 0 H: 0 E: 0 K: 1 S: 8	H: 0 LOB: 0 BB: 0 P: 15	1B: 2 2B: 0 3B: 0 HR: 0	SF: 0 SAC: 0 DP: 0 HBP: 0	WP: 0 PB: 0 SB: 0 CS: 0	PA: 31
PITCHER	IP	WLS	BF	H	R	ER	SO	BB	IBB	HBP	BLK	WP	HR	S	P	ERA	WHIP					
21 Hunter Greene, R ERA: 4.18	6.0	W	20	0	0	0	11	2	0	0	0	0	0	67	110	0.00	0.333					
81 Eduardo Salazar, R ERA: 3.0	2.0		8	2	0	0	0	0	0	0	0	0	0	22	31	0.00	1.000					
63 Fernando Cruz, R ERA: 6.14	1.0		3	0	0	0	1	0	0	0	0	0	0	8	15	0.00	0.000					

Cincinnati Reds @ Chicago Cubs  
Wrigley Field, Chicago, IL  
Fri May 26 2023, 1:21 PM - 4:01 PM CDT  
Att: 31,946 - Sunny - 59 F

AB	29
R	0
H	2
RBI	0
BB	2
SO	12
LOB	7

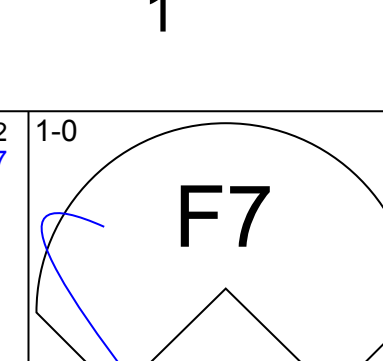

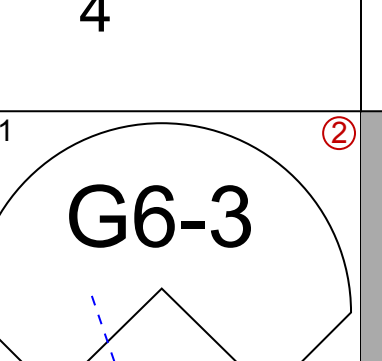
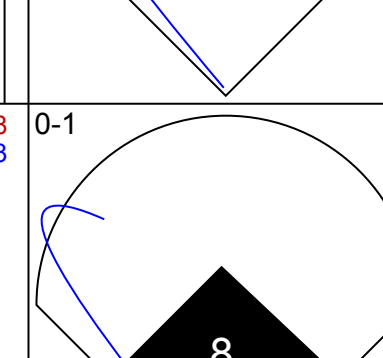

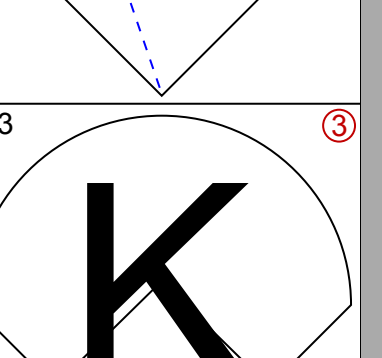

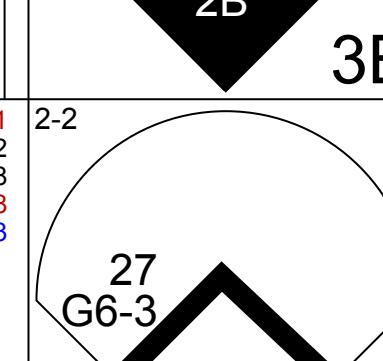

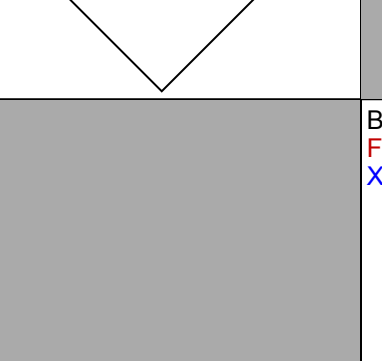

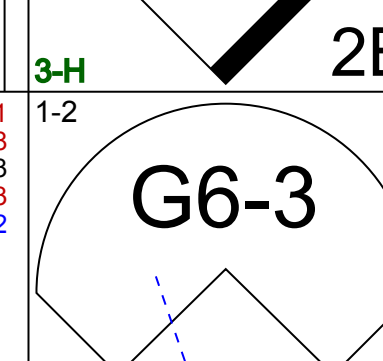

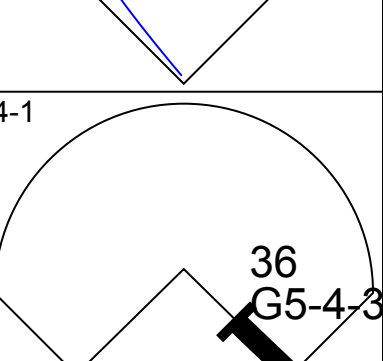

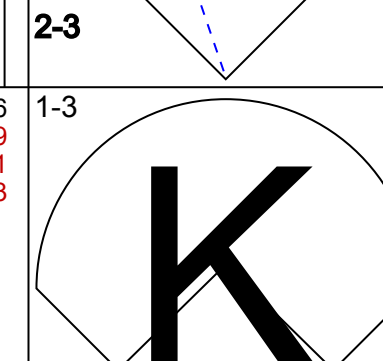


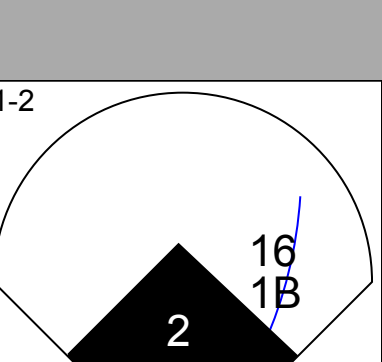

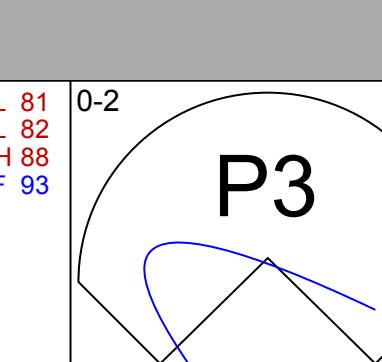
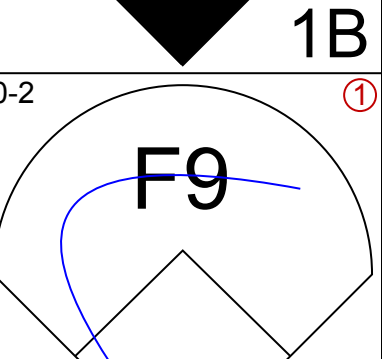

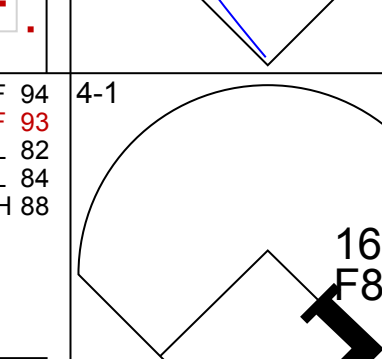
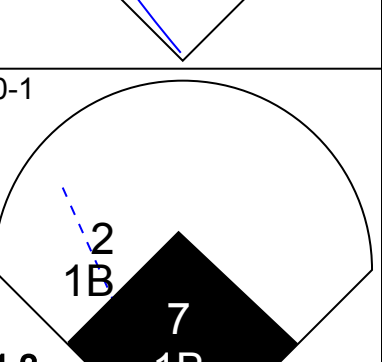

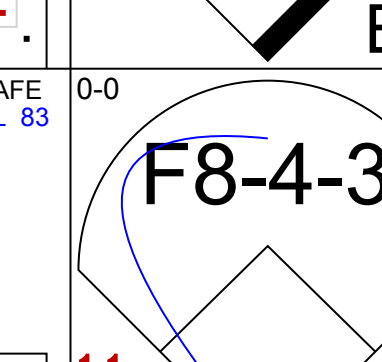
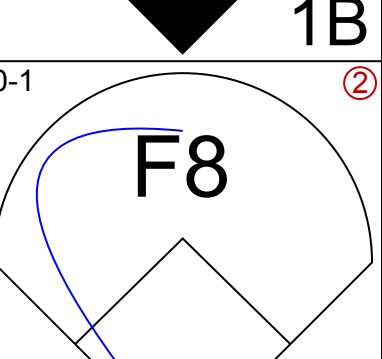

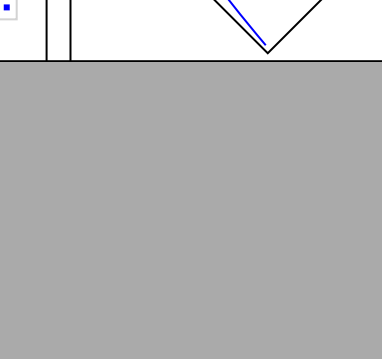
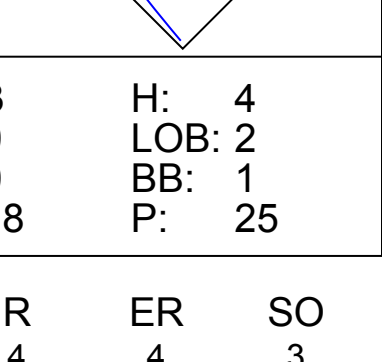
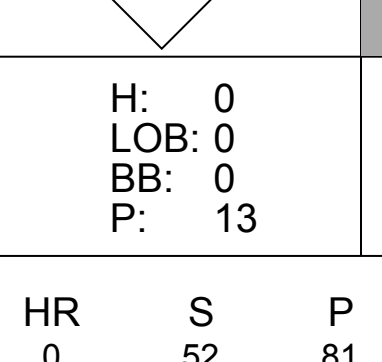
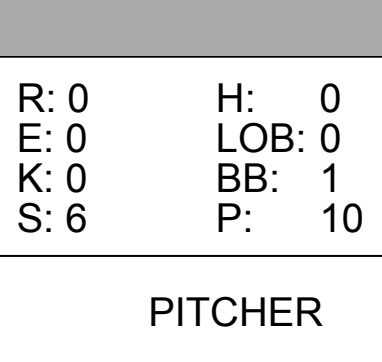


Batter	1	2	3	4	5	6	7	8	9	AB	R	H	RBI	BB	SO	LOB	TOP					
29 TJ Friedl, L (1.8) OBP: 0.378, SLG: 0.496											4	2	2	0	1	1	2					
9 Matt McLain, R (1.6) OBP: 0.423, SLG: 0.556											5	2	2	1	0	2	3					
6 Jonathan India, R (1.4) OBP: 0.376, SLG: 0.439											5	2	3	5	0	0	0					
27 Jake Fraley, L (1.9) OBP: 0.350, SLG: 0.415											5	0	1	0	0	1	0					
37 Tyler Stephenson, R (1.10) OBP: 0.340, SLG: 0.344											5	1	2	0	0	3	1					
7 Spencer Steer, R (1.3) OBP: 0.351, SLG: 0.471											3	1	0	0	1	1	3					
15 Nick Senzel, R (1.5) OBP: 0.323, SLG: 0.383											3	0	1	1	1	1	1					
17 Stuart Fairchild, R (1.7) OBP: 0.344, SLG: 0.387											3	0	0	0	0	0	3					
12 Curt Casali, R (1.2) OBP: 0.259, SLG: 0.157											4	0	1	1	0	2	1					
	R: 0 E: 0 K: 1 S: 8	H: 0 LOB: 0 BB: 0 P: 13	R: 1 E: 0 K: 0 S: 11	H: 2 LOB: 1 BB: 0 P: 19	R: 1 E: 0 K: 2 S: 9	H: 2 LOB: 2 BB: 0 P: 17	R: 0 E: 0 K: 1 S: 12	H: 1 LOB: 0 BB: 1 P: 17	R: 3 E: 0 K: 2 S: 13	H: 2 LOB: 0 BB: 1 P: 21	R: 1 E: 0 K: 1 S: 13	H: 1 LOB: 2 BB: 2 P: 26	R: 2 E: 0 K: 2 S: 15	H: 3 LOB: 0 BB: 0 P: 23	R: 0 E: 0 K: 1 S: 12	H: 1 LOB: 2 BB: 0 P: 18	R: 0 E: 0 K: 1 S: 9	H: 0 LOB: 0 BB: 0 P: 16	1B: 8 2B: 2 3B: 0 HR: 2	SF: 0 SAC: 0 DP: 0 HBP: 1	WP: 0 PB: 0 SB: 3 CS: 1	PA: 41
	<b>PITCHER</b> 50 Jameson Taillon, R (1.1) ERA: 8.04 32 Michael Fulmer, R (5.1) ERA: 7.84 56 Jeremiah Estrada, R (6.1) ERA: 2.08 66 Julian Merryweather, R (7.1) ERA: 4.79 47 Brandon Hughes, L (8.1) ERA: 3.6										<b>PITCHER</b> 38 Mark Leiter Jr., R (9.1) ERA: 1.69											

Cincinnati Reds @ Chicago Cubs  
Wrigley Field, Chicago, IL  
Sat May 27 2023, 6:17 PM - 9:14 PM CDT  
Att: 36,372 - Partly Cloudy - 64 F

AB	37
R	8
H	12
RBI	8
BB	3
SO	11
LOB	14



Batter	1	2	3	4	5	6	7	8	9	AB	R	H	RBI	BB	SO	LOB	BOTTOM					
2 Nico Hoerner, R (1.4) OBP: 0.345, SLG: 0.397											4	1	2	1	1	0	0					
7 Dansby Swanson, R (1.6) OBP: 0.381, SLG: 0.421											5	1	2	2	0	1	4					
8 Ian Happ, S (1.7) OBP: 0.405, SLG: 0.430											3	0	1	2	1	1	2					
27 Seiya Suzuki, R (1.9) OBP: 0.380, SLG: 0.493											3	0	0	0	1	0	4					
36 Trey Mancini, R (1.3) OBP: 0.321, SLG: 0.338											3	0	0	0	1	1	2					
15 Yan Gomes, R (1.2) OBP: 0.306, SLG: 0.471											4	1	1	0	0	0	1					
5 Christopher Morel, R (1.10) OBP: 0.373, SLG: 0.810											3	0	0	0	1	1	2					
16 Patrick Wisdom, R (1.5) OBP: 0.305, SLG: 0.514											3	1	1	0	0	0	2					
20 Miles Mastroianni, L (9. PH) OBP: 0.277, SLG: 0.220											1	0	0	0	0	1	0					
40 Mike Tauchman, L (1.8) OBP: 0.423, SLG: 0.300											3	1	1	0	0	1	2					
	R: 1 E: 0 K: 1 S: 13	H: 2 LOB: 1 BB: 0 P: 18	R: 3 E: 0 K: 0 S: 18	H: 4 LOB: 2 BB: 1 P: 25	R: 0 E: 0 K: 0 S: 10	H: 0 LOB: 0 BB: 1 P: 17	R: 0 E: 0 K: 2 S: 8	H: 0 LOB: 0 BB: 0 P: 13	R: 0 E: 0 K: 0 S: 5	H: 0 LOB: 0 BB: 1 P: 10	R: 0 E: 0 K: 0 S: 6	H: 0 LOB: 0 BB: 1 P: 10	R: 1 E: 0 K: 0 S: 8	H: 1 LOB: 1 BB: 1 P: 16	R: 0 E: 0 K: 1 S: 6	H: 0 LOB: 0 BB: 0 P: 8	R: 0 E: 0 K: 2 S: 10	H: 1 LOB: 2 BB: 0 P: 17	1B: 6 2B: 2 3B: 1 HR: 0	SF: 1 SAC: 0 DP: 2 HBP: 1	WP: 0 PB: 0 SB: 0 CS: 0	PA: 39
	<b>PITCHER</b> 55 Brandon Williamson, L (1.1) ERA: 5.02 46 Buck Farmer, R (5.1) ERA: 2.81 79 Ian Gibaut, R (7.1) ERA: 3.86 48 Alex Young, L (8.1) ERA: 2.95 43 Alexis Diaz, R (9.1) ERA: 1.83										<b>PITCHER</b>											

Cincinnati Reds @ Chicago Cubs  
Wrigley Field, Chicago, IL  
Sat May 27 2023, 6:17 PM - 9:14 PM CDT  
Att: 36,372 - Partly Cloudy - 64 F

AB	32
R	5
H	8
RBI	5
BB	5
SO	6
LOB	19



Batter	1	2	3	4	5	6	7	8	9	AB	R	H	RBI	BB	SO	LOB	TOP						
6 Jonathan India, R OBP: 0.376, SLG: 0.440										4	2	1	0	1	1	2	<b>Cincinnati Reds @ Chicago Cubs</b> Wrigley Field, Chicago, IL Sun May 28 2023, 1:22 PM - 4:36 PM CDT Att: 40,551 - Sunny - 69 F						
9 Matt McLain, R OBP: 0.456, SLG: 0.600										5	1	4	1	0	0	1							
7 Spencer Steer, R OBP: 0.352, SLG: 0.485										5	1	2	2	0	0	3							
37 Tyler Stephenson, R OBP: 0.337, SLG: 0.337										4	1	0	0	1	2	3							
17 Stuart Fairchild, R OBP: 0.346, SLG: 0.398										2	1	1	0	0	0	1							
29 TJ Friedl, L OBP: 0.354, SLG: 0.507										3	1	2	1	0	0	1							
15 Nick Senzel, R OBP: 0.337, SLG: 0.396										3	1	2	2	2	0	0							
28 Kevin Newman, R OBP: 0.339, SLG: 0.374										2	0	2	1	3	0	0							
27 Jake Fraley, L OBP: 0.339, SLG: 0.401										5	0	0	1	0	1	9							
2 Jose Barrero, R OBP: 0.298, SLG: 0.316										4	0	0	0	0	1	4							
30 Will Benson, L OBP: 0.107, SLG: 0.074										1	0	0	0	0	0	2							
<b>Inning Stats</b>	R: 0 E: 0 K: 1 S: 9	H: 1 LOB: 0 BB: 0 P: 14	R: 2 E: 0 K: 1 S: 19	H: 3 LOB: 1 BB: 0 P: 30	R: 1 E: 0 K: 0 S: 10	H: 2 LOB: 1 BB: 0 P: 15	R: 0 E: 0 K: 0 S: 8	H: 0 LOB: 1 BB: 1 P: 14	R: 2 E: 1 K: 0 S: 23	H: 2 LOB: 3 BB: 3 P: 42	R: 2 E: 0 K: 2 S: 13	H: 1 LOB: 0 BB: 1 P: 21	R: 1 E: 0 K: 1 S: 11	H: 2 LOB: 2 BB: 1 P: 20	R: 0 E: 0 K: 0 S: 8	H: 2 LOB: 1 BB: 0 P: 16	R: 0 E: 0 K: 0 S: 7	H: 1 LOB: 1 BB: 1 P: 13	1B: 8 2B: 6 3B: 0 HR: 1	SF: 0 SAC: 0 DP: 3 HBP: 0	WP: 1 PB: 0 SB: 2 CS: 0	PA: 45	
<b>PITCHER</b>	IP WLS BF H R ER SO BB IBB HBP BLK WP HR S P ERA WHIP	IP WLS BF H R ER SO BB IBB HBP BLK WP HR S P ERA WHIP	IP WLS BF H R ER SO BB IBB HBP BLK WP HR S P ERA WHIP	IP WLS BF H R ER SO BB IBB HBP BLK WP HR S P ERA WHIP	IP WLS BF H R ER SO BB IBB HBP BLK WP HR S P ERA WHIP	IP WLS BF H R ER SO BB IBB HBP BLK WP HR S P ERA WHIP	IP WLS BF H R ER SO BB IBB HBP BLK WP HR S P ERA WHIP	IP WLS BF H R ER SO BB IBB HBP BLK WP HR S P ERA WHIP	IP WLS BF H R ER SO BB IBB HBP BLK WP HR S P ERA WHIP	IP WLS BF H R ER SO BB IBB HBP BLK WP HR S P ERA WHIP	IP WLS BF H R ER SO BB IBB HBP BLK WP HR S P ERA WHIP	IP WLS BF H R ER SO BB IBB HBP BLK WP HR S P ERA WHIP	IP WLS BF H R ER SO BB IBB HBP BLK WP HR S P ERA WHIP	IP WLS BF H R ER SO BB IBB HBP BLK WP HR S P ERA WHIP	IP WLS BF H R ER SO BB IBB HBP BLK WP HR S P ERA WHIP	IP WLS BF H R ER SO BB IBB HBP BLK WP HR S P ERA WHIP	IP WLS BF H R ER SO BB IBB HBP BLK WP HR S P ERA WHIP	IP WLS BF H R ER SO BB IBB HBP BLK WP HR S P ERA WHIP	IP WLS BF H R ER SO BB IBB HBP BLK WP HR S P ERA WHIP	IP WLS BF H R ER SO BB IBB HBP BLK WP HR S P ERA WHIP	IP WLS BF H R ER SO BB IBB HBP BLK WP HR S P ERA WHIP	IP WLS BF H R ER SO BB IBB HBP BLK WP HR S P ERA WHIP	IP WLS BF H R ER SO BB IBB HBP BLK WP HR S P ERA WHIP


AB	38
R	8
H	14
RBI	8
BB	7
SO	5
LOB	26




Batter	1	2	3	4	5	6	7	8	9	AB	R	H	RBI	BB	SO	LOB	BOTTOM						
2 Nico Hoerner, R OBP: 0.337, SLG: 0.386										5	0	0	0	0	1	6	<b>Cincinnati Reds @ Chicago Cubs</b> Wrigley Field, Chicago, IL Sun May 28 2023, 1:22 PM - 4:36 PM CDT Att: 40,551 - Sunny - 69 F						
7 Dansby Swanson, R OBP: 0.366, SLG: 0.423										4	0	2	0	1	0	0							
8 Ian Happ, S OBP: 0.396, SLG: 0.418										5	0	0	0	0	3	3							
27 Seiya Suzuki, R OBP: 0.374, SLG: 0.479										4	1	0	0	1	1	3							
5 Christopher Morel, R OBP: 0.352, SLG: 0.761										4	0	0	0	0	2	2							
36 Trey Mancini, R OBP: 0.331, SLG: 0.352										3	1	2	0	1	1	1							
40 Mike Tauchman, L OBP: 0.467, SLG: 0.375										4	1	3	0	0	0	1							
16 Patrick Wisdom, R OBP: 0.316, SLG: 0.556										3	2	2	5	1	1	2							
15 Yan Gomes, R OBP: 0.304, SLG: 0.458										3	0	0	0	1	2	5							
<b>Inning Stats</b>	R: 0 E: 0 K: 1 S: 6	H: 0 LOB: 0 BB: 0 P: 8	R: 3 E: 0 K: 1 S: 18	H: 2 LOB: 1 BB: 2 P: 32	R: 0 E: 0 K: 2 S: 12	H: 1 LOB: 1 BB: 0 P: 19	R: 0 E: 0 K: 2 S: 12	H: 2 LOB: 2 BB: 0 P: 18	R: 0 E: 0 K: 0 S: 6	H: 0 LOB: 0 BB: 1 P: 15	R: 0 E: 0 K: 1 S: 15	H: 1 LOB: 3 BB: 2 P: 27	R: 0 E: 0 K: 0 S: 7	H: 0 LOB: 0 BB: 0 P: 13	R: 2 E: 0 K: 1 S: 14	H: 2 LOB: 0 BB: 0 P: 20		R: 0 E: 0 K: 3 S: 15	H: 1 LOB: 1 BB: 0 P: 23	1B: 6 2B: 1 3B: 0 HR: 2	SF: 0 SAC: 0 DP: 1 HBP: 0	WP: 0 PB: 0 SB: 0 CS: 0	PA: 40
<b>PITCHER</b>	IP WLS BF H R ER SO BB IBB HBP BLK WP HR S P ERA WHIP	IP WLS BF H R ER SO BB IBB HBP BLK WP HR S P ERA WHIP	IP WLS BF H R ER SO BB IBB HBP BLK WP HR S P ERA WHIP	IP WLS BF H R ER SO BB IBB HBP BLK WP HR S P ERA WHIP	IP WLS BF H R ER SO BB IBB HBP BLK WP HR S P ERA WHIP	IP WLS BF H R ER SO BB IBB HBP BLK WP HR S P ERA WHIP	IP WLS BF H R ER SO BB IBB HBP BLK WP HR S P ERA WHIP	IP WLS BF H R ER SO BB IBB HBP BLK WP HR S P ERA WHIP	IP WLS BF H R ER SO BB IBB HBP BLK WP HR S P ERA WHIP	IP WLS BF H R ER SO BB IBB HBP BLK WP HR S P ERA WHIP	IP WLS BF H R ER SO BB IBB HBP BLK WP HR S P ERA WHIP	IP WLS BF H R ER SO BB IBB HBP BLK WP HR S P ERA WHIP	IP WLS BF H R ER SO BB IBB HBP BLK WP HR S P ERA WHIP	IP WLS BF H R ER SO BB IBB HBP BLK WP HR S P ERA WHIP	IP WLS BF H R ER SO BB IBB HBP BLK WP HR S P ERA WHIP	IP WLS BF H R ER SO BB IBB HBP BLK WP HR S P ERA WHIP	IP WLS BF H R ER SO BB IBB HBP BLK WP HR S P ERA WHIP	IP WLS BF H R ER SO BB IBB HBP BLK WP HR S P ERA WHIP	IP WLS BF H R ER SO BB IBB HBP BLK WP HR S P ERA WHIP	IP WLS BF H R ER SO BB IBB HBP BLK WP HR S P ERA WHIP	IP WLS BF H R ER SO BB IBB HBP BLK WP HR S P ERA WHIP	IP WLS BF H R ER SO BB IBB HBP BLK WP HR S P ERA WHIP	IP WLS BF H R ER SO BB IBB HBP BLK WP HR S P ERA WHIP

AB	35
R	5
H	9
RBI	5
BB	5
SO	11
LOB	23



Batter	1	2	3	4	5	6	7	8	9	AB R H RBI BB SO LOB	TOP											
29 T.J. Friedl, L OBP: 0.377, SLG: 0.496 2 Jose Barrero, R OBP: 0.313, SLG: 0.353	G6-3	FC4-6	K	K	K	BB	HR		1B	3 0 0 1 0 1 2 2 1 2 4 1 0 0	<p>Cincinnati Reds @ Boston Red Sox</p> <p>Fenway Park, Boston, MA</p> <p>Tue May 30 2023, 7:14 PM - 10:24 PM EDT</p> <p>Att: 31,642 - Clear - 65 F</p> <p>livebaseballscorecards.com</p> <p>AB 40 R 9 H 12 RBI 8 BB 6 SO 9 LOB 24</p> 											
9 Matt McLain, R OBP: 0.428, SLG: 0.554	BB	K		K		FC6	L5		F8	6 0 1 0 0 2 4												
6 Jonathan India, R OBP: 0.372, SLG: 0.434	G1-3		G6-3			P3			K	5 1 1 0 0 1 3												
27 Jake Fraley, L OBP: 0.341, SLG: 0.404	BB		G4-3			K			G1-3	4 0 1 1 1 1 2												
37 Tyler Stephenson, R OBP: 0.343, SLG: 0.348	BB		E6			K			3B	3 1 1 0 2 1 1												
7 Spencer Steer, R OBP: 0.353, SLG: 0.485	FC6-4		1B			G6-3			SF7	4 1 2 1 0 0 4												
28 Kevin Newman, R OBP: 0.333, SLG: 0.361		K	L7			G4-3			G3	4 1 0 0 1 1 3												
30 Will Benson, L OBP: 0.182, SLG: 0.219		1B				FC6			P6	5 3 3 0 0 0 3												
17 Stuart Fairchild, R OBP: 0.348, SLG: 0.393		1B				K			K	4 1 1 1 1 2 2												
<b>Inning Stats</b>	R: 0 E: 0 K: 0 S: 18	H: 1 LOB: 3 BB: 2 P: 33	R: 1 E: 0 K: 2 S: 17	H: 2 LOB: 1 BB: 0 P: 26	R: 0 E: 0 K: 0 S: 11	H: 1 LOB: 2 BB: 0 P: 18	R: 0 E: 0 K: 2 S: 15	H: 1 LOB: 1 BB: 0 P: 20	R: 1 E: 0 K: 1 S: 14	H: 2 LOB: 1 BB: 0 P: 20		R: 1 E: 0 K: 2 S: 16	H: 1 LOB: 2 BB: 1 P: 26	R: 5 E: 0 K: 1 S: 19	H: 2 LOB: 3 BB: 3 P: 38	R: 1 E: 0 K: 0 S: 7	H: 1 LOB: 0 BB: 0 P: 11	R: 0 E: 0 K: 1 S: 9	H: 1 LOB: 0 BB: 0 P: 13	1B: 8 2B: 1 3B: 2 HR: 1	SF: 1 SAC: 0 DP: 0 HBP: 0	WP: 1 PB: 0 SB: 0 CS: 0
<b>PITCHER</b>	IP WLS BF H R ER SO BB IBB HBP BLK WP HR S P ERA WHIP											IP WLS BF H R ER SO BB IBB HBP BLK WP HR S P ERA WHIP										
66 Braynan Bello, R ERA: 3.89	4.0 L 20 5 1 1 4 2 0 0 0 0 0 0 61 97 2.25 1.750																					
63 Justin Garza, R ERA: 1.42	1.2 10 3 2 1 2 1 0 0 0 1 0 27 41 5.40 2.400																					
57 Joely Rodríguez, L ERA: 18.0	0.2 7 2 5 5 1 3 0 0 0 0 1 16 36 67.50 7.500																					
71 Ryan Sherriff, L ERA: 1.93	2.2 10 2 1 1 2 0 0 0 0 0 0 22 31 3.38 0.750																					

Batter	1	2	3	4	5	6	7	8	9	AB R H RBI BB SO LOB	BOTTOM											
17 Raimel Tapia, L OBP: 0.341, SLG: 0.386	G4-3		F7						1B	5 2 3 2 0 0 0	<p>Cincinnati Reds @ Boston Red Sox</p> <p>Fenway Park, Boston, MA</p> <p>Tue May 30 2023, 7:14 PM - 10:24 PM EDT</p> <p>Att: 31,642 - Clear - 65 F</p> <p>livebaseballscorecards.com</p> <p>AB 39 R 8 H 14 RBI 8 BB 3 SO 8 LOB 17</p> 											
11 Rafael Devers, L OBP: 0.286, SLG: 0.498	F8		F8			K			1B	5 1 2 2 0 1 0												
2 Justin Turner, R OBP: 0.353, SLG: 0.407	F9		G5-3			G5-3			F9	5 1 1 1 0 0 1												
7 Masataka Yoshida, L OBP: 0.389, SLG: 0.486		BB							1B	4 0 3 1 1 0 0												
19 Pablo Reyes, R OBP: 0.314, SLG: 0.384									2B	0 0 0 0 0 0 0												
16 Jarren Duran, L OBP: 0.342, SLG: 0.466						L9			G4-3	5 0 1 1 0 1 3												
36 Triston Casas, L OBP: 0.308, SLG: 0.359						K			K	5 0 0 0 0 2 5												
5 Enrique Hernández, R OBP: 0.313, SLG: 0.358		BB							L9	3 0 1 0 1 1 0												
47 Emmanuel Valdez, L OBP: 0.301, SLG: 0.416		K				K			BB	3 2 1 0 1 2 4												
3 Reese McGuire, L OBP: 0.318, SLG: 0.366	L6								2B	4 2 2 1 0 1 4												
<b>Inning Stats</b>	R: 0 E: 0 K: 0 S: 8	H: 0 LOB: 0 BB: 0 P: 11	R: 0 E: 0 K: 1 S: 17	H: 1 LOB: 2 BB: 2 P: 26	R: 0 E: 0 K: 0 S: 6	H: 0 LOB: 0 BB: 0 P: 11	R: 0 E: 0 K: 2 S: 9	H: 0 LOB: 0 BB: 0 P: 14	R: 0 E: 0 K: 1 S: 10	H: 2 LOB: 2 BB: 0 P: 14	R: 0 E: 0 K: 1 S: 12	H: 1 LOB: 1 BB: 0 P: 15	R: 3 E: 0 K: 1 S: 13	H: 4 LOB: 1 BB: 0 P: 17	R: 0 E: 0 K: 0 S: 8	H: 1 LOB: 0 BB: 0 P: 12	R: 5 E: 0 K: 1 S: 24	H: 5 LOB: 2 BB: 1 P: 38	1B: 8 2B: 6 3B: 1 HR: 0	SF: 0 SAC: 0 DP: 1 HBP: 0	WP: 0 PB: 0 SB: 0 CS: 0	PA: 42
<b>PITCHER</b>	IP WLS BF H R ER SO BB IBB HBP BLK WP HR S P ERA WHIP											IP WLS BF H R ER SO BB IBB HBP BLK WP HR S P ERA WHIP										
59 Ben Lively, R ERA: 1.99	5.2 W 22 4 0 0 0 2 0 0 0 0 0 0 59 87 0.00 1.059																					
48 Alex Young, L ERA: 2.91	0.1 H 1 0 0 0 0 0 0 0 0 0 0 3 4 0.00 0.000																					
63 Fernando Cruz, R ERA: 7.47	1.0 7 4 3 3 1 0 0 0 0 0 0 13 17 27.00 4.000																					
46 Buck Farmer, R ERA: 2.7	1.0 3 1 0 0 0 0 0 0 0 0 0 8 12 0.00 1.000																					
81 Eduardo Salazar, R ERA: 16.2	0.1 6 4 5 5 0 1 0 0 0 0 0 0 16 26 135.00 15.000																					

Batter	1	2	3	4	5	6	7	8	9	AB R H RBI BB SO LOB	TOP															
28 Kevin Newman, R (1.5) OBP: 0.343, SLG: 0.366	G4-3		L5							4 1 2 0 0 0 0	<p>Cincinnati Reds @ Boston Red Sox</p> <p>Fenway Park, Boston, MA</p> <p>Wed May 31 2023, 7:12 PM - 10:13 PM EDT</p> <p>Att: 32,593 - Clear - 79 F</p> <p>livebaseballscorecards.com</p>															
9 Matt McLain, R (1.6) OBP: 0.426, SLG: 0.541	1B		G1-3							5 0 2 0 0 1 3																
6 Jonathan India, R (1.4) OBP: 0.389, SLG: 0.426	K									4 1 0 0 1 2 4																
7 Spencer Steer, R (1.3) OBP: 0.356, SLG: 0.498	F7									3 1 1 2 1 1 1																
37 Tyler Stephenson, R (1.10) OBP: 0.336, SLG: 0.340	F9									4 0 0 0 0 2 3																
17 Stuart Fairchild, R (1.9) OBP: 0.343, SLG: 0.386	K									2 0 0 0 0 2 0																
27 Jake Fraley, L (6.7) OBP: 0.337, SLG: 0.399	K									2 0 0 0 0 1 2																
15 Nick Senzel, R (1.7) OBP: 0.341, SLG: 0.405	2B									4 0 2 1 0 1 0																
2 Jose Barrero, R (1.8) OBP: 0.314, SLG: 0.347	P6									2 1 0 0 1 1 3																
12 Curt Casali, R (7.2) OBP: 0.254, SLG: 0.154										1 0 0 0 0 1 0																
22 Luke Maile, R (1.2) OBP: 0.310, SLG: 0.481										3 0 1 1 0 1 0																
30 Will Benson, L (7.9) OBP: 0.176, SLG: 0.212	K									1 1 0 0 0 0 0																
<b>Inning Stats</b>	R: 0 H: 1 E: 0 K: 1 S: 16	H: 1 LOB: 1 BB: 0 P: 24	R: 0 H: 1 E: 0 K: 1 S: 13	H: 1 LOB: 1 BB: 0 P: 18	R: 0 H: 0 E: 0 K: 1 S: 12	H: 0 LOB: 0 BB: 0 P: 14	R: 0 H: 0 E: 0 K: 2 S: 8	H: 0 LOB: 0 BB: 0 P: 13	R: 1 H: 2 E: 0 K: 3 S: 19	H: 2 LOB: 2 BB: 1 P: 31	R: 1 H: 1 E: 0 K: 1 S: 15	H: 1 LOB: 2 BB: 2 P: 27	R: 3 H: 3 E: 1 K: 1 S: 14	H: 3 LOB: 1 BB: 0 P: 21	R: 0 H: 0 E: 0 K: 2 S: 10	H: 0 LOB: 0 BB: 0 P: 14	R: 0 H: 0 E: 0 K: 1 S: 8	H: 0 LOB: 1 BB: 0 P: 13	1B: 5 2B: 2 HR: 1	SF: 0 SAC: 0 DP: 1 HBP: 1	WP: 0 PB: 0 SB: 0 CS: 0	PA: 39				
<b>PITCHER</b>	IP WLS BF H R ER SO BB IBB HBP BLK WP HR S P ERA WHIP											IP WLS BF H R ER SO BB IBB HBP BLK WP HR S P ERA WHIP														
65 James Paxton, L (1.1) ERA: 4.26	5.0	20	4	1	1	8	1	0	0	0	0	0	68	100	1.80	1.000										
50 Kutter Crawford, R (6.1) ERA: 3.52	0.2	5	1	1	1	0	2	0	0	0	0	0	12	24	13.50	4.500										
25 Josh Winckowski, R (6.1) ERA: 2.14	1.1	7	3	3	0	2	0	0	0	0	0	1	17	24	0.00	2.250										
55 Chris Martin, R (8.1) ERA: 1.23	1.0	3	0	0	0	2	0	0	0	0	0	0	10	14	0.00	0.000										
37 Nick Pivetta, R (9.1) ERA: 5.66	1.0	4	0	0	0	1	0	0	1	0	0	0	8	13	0.00	0.000										

Batter	1	2	3	4	5	6	7	8	9	AB R H RBI BB SO LOB	BOTTOM															
99 Alex Verdugo, L (1.9) OBP: 0.368, SLG: 0.456	G6-3		G3							5 0 2 0 0 0 1	<p>Cincinnati Reds @ Boston Red Sox</p> <p>Fenway Park, Boston, MA</p> <p>Wed May 31 2023, 7:12 PM - 10:13 PM EDT</p> <p>Att: 32,593 - Clear - 79 F</p> <p>livebaseballscorecards.com</p>															
11 Rafael Devers, L (1.5) OBP: 0.288, SLG: 0.498	L7		2B							4 0 1 1 1 1 1																
2 Justin Turner, R (1.3) OBP: 0.351, SLG: 0.404	K		G5-3							4 0 1 0 0 1 4																
7 Masataka Yoshida, L (1.10) OBP: 0.391, SLG: 0.508	HR		G6-3							4 2 2 1 0 0 1																
30 Rob Refsnyder, R (1.7) OBP: 0.408, SLG: 0.383	G6-3		K							4 0 1 0 0 1 1																
16 Jaren Duran, L (1.8) OBP: 0.340, SLG: 0.467	K		P5							4 0 1 1 0 1 1																
5 Enrique Hernández, R (1.6) OBP: 0.352, SLG: 0.532	K									3 0 0 0 0 1 0																
17 Raimel Tapia, L (8.7) OBP: 0.337, SLG: 0.381										1 0 0 0 0 0 1																
19 Pablo Reyes, R (9.6) OBP: 0.314, SLG: 0.384	K									0 0 0 0 0 0 0																
47 Emmanuel Valdez, L (1.4) OBP: 0.302, SLG: 0.450	F7									3 1 1 1 0 1 1																
12 Connor Wong, R (1.2) OBP: 0.293, SLG: 0.470	F8									4 1 1 0 0 1 1																
<b>Inning Stats</b>	R: 0 H: 0 E: 0 K: 1 S: 8	H: 0 LOB: 0 BB: 0 P: 12	R: 1 H: 1 E: 0 K: 2 S: 13	H: 1 LOB: 0 BB: 0 P: 21	R: 1 H: 2 E: 0 K: 0 S: 11	H: 2 LOB: 1 BB: 0 P: 17	R: 0 H: 0 E: 0 K: 1 S: 11	H: 0 LOB: 0 BB: 0 P: 15	R: 1 H: 2 E: 0 K: 1 S: 14	H: 2 LOB: 1 BB: 0 P: 19	R: 0 H: 2 E: 0 K: 0 S: 10	H: 2 LOB: 1 BB: 0 P: 16	R: 0 H: 1 E: 1 K: 0 S: 17	H: 1 LOB: 3 BB: 1 P: 25	R: 1 H: 2 E: 0 K: 1 S: 22	H: 2 LOB: 1 BB: 0 P: 28	R: 0 H: 0 E: 0 K: 1 S: 8	H: 0 LOB: 0 BB: 0 P: 16	1B: 4 2B: 4 HR: 2	SF: 0 SAC: 0 DP: 1 HBP: 0	WP: 0 PB: 0 SB: 0 CS: 0	PA: 38				
<b>PITCHER</b>	IP WLS BF H R ER SO BB IBB HBP BLK WP HR S P ERA WHIP											IP WLS BF H R ER SO BB IBB HBP BLK WP HR S P ERA WHIP														
34 Luke Weaver, R (1.1) ERA: 5.36	5.2	23	7	3	3	5	0	0	0	0	0	0	8	10	0.00	0.000										
79 Ian Gibaut, R (7.1) ERA: 3.55	1.0	4	0	0	0	0	0	0	0	0	0	0	11	18	0.00	6.000										
48 Alex Young, L (7.1) ERA: 2.86	0.1	3	1	0	0	0	1	0	0	0	0	0	22	28	9.00	2.000										
39 Lucas Sims, R (8.1) ERA: 4.15	1.0	5	2	1	1	1	0	0	0	0	0	0	8	16	0.00	0.000										
46 Buck Farmer, R (9.1) ERA: 2.6	1.0	3	0	0	0	1	0	0	0	0	0	0	8	16	0.00	0.000										

AB 35  
R 5  
H 8  
RBI 4  
BB 3  
SO 13  
LOB 16



AB 36  
R 4  
H 10  
RBI 4  
BB 1  
SO 7  
LOB 12



Batter	1	2	3	4	5	6	7	8	9	AB	R	H	RBI	BB	SO	LOB	TOP			
28 Kevin Newman, R OBP: 0.355, SLG: 0.394	1-0 1B		0-0 2B		2-1 G4-3			0-1 2B		4	1	3	1	0	0	0	<b>Cincinnati Reds @ Boston Red Sox</b> Fenway Park, Boston, MA Thu Jun 01 2023, 7:13 PM - 9:51 PM EDT Att: 31,204 - Clear - 85 F			
9 Matt McLain, R OBP: 0.417, SLG: 0.523	1-2 K		0-2 G5-3		2-2 L8			2-2 1B		4	0	1	1	0	1	2				
6 Jonathan India, R OBP: 0.363, SLG: 0.418	1-3 K		0-0 L7					1-2 G5-4-3		4	0	0	0	0	2	3				
7 Spencer Steer, R OBP: 0.358, SLG: 0.500	2-3 K				1-2 2B			1-2 F8		3	0	1	0	1	1	1				
37 Tyler Stephenson, R OBP: 0.335, SLG: 0.344	1-2 F9				2-1 2B			1-1 F9		4	0	1	0	0	0	1				
17 Stuart Fairchild, R OBP: 0.339, SLG: 0.379	1-3 K				1-2 F			1-1 G6-3		2	0	0	0	0	1	2				
27 Jake Fraley, L OBP: 0.333, SLG: 0.394					1-2 K			1-1 G6-3		2	0	0	0	0	0	1				
15 Nick Senzel, R OBP: 0.345, SLG: 0.400	1-3 K				4-2 BB			4-1 BB		2	0	0	0	2	2	0				
2 Jose Barrero, R OBP: 0.305, SLG: 0.336			2-3 K		1-0 P3			1-0 P2		4	0	0	0	0	2	3				
12 Curt Casali, R OBP: 0.258, SLG: 0.182					1-0 K			1-3 K		3	1	1	0	0	2	0				
<b>Inning Stats</b>	R: 0 E: 0 K: 3 S: 12	H: 1 LOB: 1 BB: 0 P: 17	R: 0 E: 0 K: 2 S: 9	H: 0 LOB: 0 BB: 0 P: 12	R: 1 E: 0 K: 1 S: 9	H: 2 LOB: 1 BB: 0 P: 12	R: 0 E: 0 K: 0 S: 11	H: 2 LOB: 2 BB: 1 P: 20	R: 0 E: 0 K: 1 S: 9	H: 0 LOB: 0 BB: 1 P: 16	R: 0 E: 0 K: 3 S: 10	H: 0 LOB: 0 BB: 0 P: 15	R: 1 E: 0 K: 0 S: 13	H: 2 LOB: 0 BB: 0 P: 17	R: 0 E: 0 K: 0 S: 6	H: 0 LOB: 1 BB: 1 P: 13	1B: 2 2B: 6 3B: 0 HR: 0	SF: 0 SAC: 0 DP: 2 HBP: 0	WP: 1 PB: 0 SB: 0 CS: 0	PA: 35
<b>PITCHER</b>	IP WLS BF H R ER SO BB IBB HBP BLK WP HR S P ERA WHIP	IP WLS BF H R ER SO BB IBB HBP BLK WP HR S P ERA WHIP	IP WLS BF H R ER SO BB IBB HBP BLK WP HR S P ERA WHIP	IP WLS BF H R ER SO BB IBB HBP BLK WP HR S P ERA WHIP	IP WLS BF H R ER SO BB IBB HBP BLK WP HR S P ERA WHIP	IP WLS BF H R ER SO BB IBB HBP BLK WP HR S P ERA WHIP	IP WLS BF H R ER SO BB IBB HBP BLK WP HR S P ERA WHIP	IP WLS BF H R ER SO BB IBB HBP BLK WP HR S P ERA WHIP	IP WLS BF H R ER SO BB IBB HBP BLK WP HR S P ERA WHIP	IP WLS BF H R ER SO BB IBB HBP BLK WP HR S P ERA WHIP	IP WLS BF H R ER SO BB IBB HBP BLK WP HR S P ERA WHIP	IP WLS BF H R ER SO BB IBB HBP BLK WP HR S P ERA WHIP	IP WLS BF H R ER SO BB IBB HBP BLK WP HR S P ERA WHIP	IP WLS BF H R ER SO BB IBB HBP BLK WP HR S P ERA WHIP	IP WLS BF H R ER SO BB IBB HBP BLK WP HR S P ERA WHIP	IP WLS BF H R ER SO BB IBB HBP BLK WP HR S P ERA WHIP	IP WLS BF H R ER SO BB IBB HBP BLK WP HR S P ERA WHIP			
41 Chris Sale, L ERA: 4.58	3.2	16	5	1	1	6	1	0	0	0	0	0	0	0	0	0	2.46	1.636		
63 Justin Garza, R ERA: 1.17	1.1	4	0	0	0	1	0	0	0	0	0	0	0	0	0	0	0.00	0.000		
25 Josh Winckowski, R ERA: 2.08	1.0	4	0	0	0	1	1	0	0	0	0	0	0	0	0	0	0.00	1.000		
37 Nick Pivetta, R ERA: 5.54	1.0	3	0	0	0	3	0	0	0	0	0	0	0	0	0	0	0.00	0.000		
55 Chris Martin, R ERA: 1.72	1.0	W 4	2	1	1	0	0	0	0	0	0	0	0	0	0	0	9.00	2.000		
<b>PITCHER</b>	IP WLS BF H R ER SO BB IBB HBP BLK WP HR S P ERA WHIP	IP WLS BF H R ER SO BB IBB HBP BLK WP HR S P ERA WHIP	IP WLS BF H R ER SO BB IBB HBP BLK WP HR S P ERA WHIP	IP WLS BF H R ER SO BB IBB HBP BLK WP HR S P ERA WHIP	IP WLS BF H R ER SO BB IBB HBP BLK WP HR S P ERA WHIP	IP WLS BF H R ER SO BB IBB HBP BLK WP HR S P ERA WHIP	IP WLS BF H R ER SO BB IBB HBP BLK WP HR S P ERA WHIP	IP WLS BF H R ER SO BB IBB HBP BLK WP HR S P ERA WHIP	IP WLS BF H R ER SO BB IBB HBP BLK WP HR S P ERA WHIP	IP WLS BF H R ER SO BB IBB HBP BLK WP HR S P ERA WHIP	IP WLS BF H R ER SO BB IBB HBP BLK WP HR S P ERA WHIP	IP WLS BF H R ER SO BB IBB HBP BLK WP HR S P ERA WHIP	IP WLS BF H R ER SO BB IBB HBP BLK WP HR S P ERA WHIP	IP WLS BF H R ER SO BB IBB HBP BLK WP HR S P ERA WHIP	IP WLS BF H R ER SO BB IBB HBP BLK WP HR S P ERA WHIP	IP WLS BF H R ER SO BB IBB HBP BLK WP HR S P ERA WHIP	IP WLS BF H R ER SO BB IBB HBP BLK WP HR S P ERA WHIP			
99 Alex Verdugo, L OBP: 0.365, SLG: 0.447	1-3 K		0-1 F8		2-1 G5-3			1-1 BB		4	1	0	0	1	1	2	<b>Cincinnati Reds @ Boston Red Sox</b> Fenway Park, Boston, MA Thu Jun 01 2023, 7:13 PM - 9:51 PM EDT Att: 31,204 - Clear - 85 F			
11 Rafael Devers, L OBP: 0.296, SLG: 0.510	2-3 K				3-2 2B			2-1 2B		3	1	2	1	1	0					
2 Justin Turner, R OBP: 0.353, SLG: 0.406	3-3 K				1-0 BB			2-1 2B		4	0	2	1	0	2	1				
17 Raimel Tapia, L OBP: 0.337, SLG: 0.381					2-H 1B			1-1 BLK		0	1	0	0	0	0	0				
7 Masataka Yoshida, L OBP: 0.389, SLG: 0.500					0-0 F7			0-1 FC4-2-5		3	1	0	0	1	0	4				
16 Jarren Duran, L OBP: 0.344, SLG: 0.460					4-1 K			0-0 5 BLK		2	1	0	0	2	1	2				
5 Enrique Hernández, R OBP: 0.312, SLG: 0.372					1-2 BB			0-2 IBB		4	2	2	3	0	1	3				
36 Triston Casas, L OBP: 0.301, SLG: 0.349					0-0 F8			0-2 G3		4	0	0	0	0	0	5				
12 Connor Wong, R OBP: 0.291, SLG: 0.487					1-3 K			1-1 HR		4	1	1	2	0	1	0				
47 Emmanuel Valdez, L OBP: 0.300, SLG: 0.440					3-3 K			1-0 HR		4	0	1	0	0	1	0				
<b>Inning Stats</b>	R: 0 E: 0 K: 3 S: 12	H: 0 LOB: 0 BB: 0 P: 18	R: 0 E: 0 K: 2 S: 17	H: 0 LOB: 1 BB: 1 P: 27	R: 0 E: 0 K: 2 S: 8	H: 0 LOB: 0 BB: 0 P: 12	R: 1 E: 0 K: 0 S: 11	H: 2 LOB: 2 BB: 1 P: 19	R: 0 E: 0 K: 0 S: 8	H: 0 LOB: 0 BB: 0 P: 15	R: 0 E: 0 K: 1 S: 11	H: 0 LOB: 1 BB: 1 P: 18	R: 1 E: 0 K: 0 S: 7	H: 1 LOB: 0 BB: 0 P: 8	R: 6 E: 0 K: 0 S: 19	H: 5 LOB: 2 BB: 2 P: 29	1B: 4 2B: 2 3B: 0 HR: 2	SF: 0 SAC: 0 DP: 0 HBP: 0	WP: 0 PB: 0 SB: 0 CS: 0	PA: 37
<b>PITCHER</b>	IP WLS BF H R ER SO BB IBB HBP BLK WP HR S P ERA WHIP	IP WLS BF H R ER SO BB IBB HBP BLK WP HR S P ERA WHIP	IP WLS BF H R ER SO BB IBB HBP BLK WP HR S P ERA WHIP	IP WLS BF H R ER SO BB IBB HBP BLK WP HR S P ERA WHIP	IP WLS BF H R ER SO BB IBB HBP BLK WP HR S P ERA WHIP	IP WLS BF H R ER SO BB IBB HBP BLK WP HR S P ERA WHIP	IP WLS BF H R ER SO BB IBB HBP BLK WP HR S P ERA WHIP	IP WLS BF H R ER SO BB IBB HBP BLK WP HR S P ERA WHIP	IP WLS BF H R ER SO BB IBB HBP BLK WP HR S P ERA WHIP	IP WLS BF H R ER SO BB IBB HBP BLK WP HR S P ERA WHIP	IP WLS BF H R ER SO BB IBB HBP BLK WP HR S P ERA WHIP	IP WLS BF H R ER SO BB IBB HBP BLK WP HR S P ERA WHIP	IP WLS BF H R ER SO BB IBB HBP BLK WP HR S P ERA WHIP	IP WLS BF H R ER SO BB IBB HBP BLK WP HR S P ERA WHIP	IP WLS BF H R ER SO BB IBB HBP BLK WP HR S P ERA WHIP	IP WLS BF H R ER SO BB IBB HBP BLK WP HR S P ERA WHIP	IP WLS BF H R ER SO BB IBB HBP BLK WP HR S P ERA WHIP			
21 Hunter Greene, R ERA: 3.92	6.0	23	2	1	1	8	3	0	0	0	0	0	0	0	0	0	1.50	0.833		
79 Ian Gibaut, R ERA: 3.79	1.0	4	1	1	1	0	0	0	0	0	0	0	0	0	0	0	9.00	1.000		
57 Kevin Herget, R ERA: 5.3	1.0	L 10	5	6	6	0	1	1	0	1	0	1	0	1	0	0	54.00	6.000		

AB	32
R	2
H	7
RBI	2
BB	3
SO	11
LOB	13



AB	32
R	8
H	8
RBI	7
BB	5
SO	8
LOB	17



Batter	1	2	3	4	5	6	7	8	9	10	11	AB	R	H	RBI	BB	SO	LOB	TOP									
25 Darin Ruf, R (1, 3) OBP: 0.333, SLG: 0.286 11 Rowdy Tellez, L (3, 3) OBP: 0.323, SLG: 0.488												1	0	0	0	1	1	0										
6 Owen Miller, R (1, 4) OBP: 0.366, SLG: 0.495 (7, 5)													5	0	2	0	0	1	2									
24 William Contreras, R (1, 10) OBP: 0.331, SLG: 0.399													5	0	0	0	0	1	4									
22 Christian Yelich, L (1, 7) OBP: 0.352, SLG: 0.399													4	2	2	0	1	2	0									
9 Brian Anderson, R (1, 9) OBP: 0.329, SLG: 0.413													5	1	0	0	0	3	5									
14 Andrew Monasterio, R (1, 6) OBP: 0.366, SLG: 0.500 (7, 4)													4	1	2	0	1	0	2									
28 Joey Wiemer, R (1, 8) OBP: 0.271, SLG: 0.366													3	1	1	2	2	0	2									
7 Victor Caratini, S (1, 2) OBP: 0.291, SLG: 0.286													5	0	0	2	0	0	5									
10 Mike Brosseau, R (1, 5) OBP: 0.250, SLG: 0.297 (7, PR)													2	0	0	0	1	2										
2 Brice Turang, L (7, 6) OBP: 0.250, SLG: 0.297													2	0	0	1	0	2										
<b>Inning Stats</b>	R: 0 E: 0 K: 0 S: 4	H: 0 LOB: 0 BB: 1 P: 9	R: 2 E: 0 K: 1 S: 11	H: 2 LOB: 0 BB: 0 P: 15	R: 0 E: 0 K: 1 S: 10	H: 1 LOB: 1 BB: 0 P: 15	R: 1 E: 1 K: 2 S: 12	H: 1 LOB: 2 BB: 1 P: 18	R: 0 E: 0 K: 1 S: 7	H: 0 LOB: 0 BB: 0 P: 9	R: 0 E: 0 K: 1 S: 10	H: 1 LOB: 1 BB: 0 P: 16	R: 0 E: 0 K: 2 S: 8	H: 0 LOB: 0 BB: 0 P: 14	R: 0 E: 0 K: 0 S: 6	H: 0 LOB: 1 BB: 1 P: 13	R: 0 E: 0 K: 0 S: 15	H: 1 LOB: 3 BB: 1 P: 21	R: 2 E: 0 K: 1 S: 10	H: 1 LOB: 1 BB: 1 P: 18	1B: 5 2B: 1 3B: 0 HR: 1	SF: 0 SAC: 0 DP: 1 HBP: 1	WP: 0 PB: 0 SB: 2 CS: 0	PA: 46				
<b>PITCHER</b>	IP ERA WLS BF H R ER SO BB IBB HBP BLK WP HR S P ERA WHIP	55 Brandon Williamson, L ERA: 4.29	46 Buck Farmer, R ERA: 2.57	39 Lucas Sims, R ERA: 3.93	43 Alexis Diaz, R ERA: 1.61	48 Alex Young, L ERA: 2.78	<b>PITCHER</b>	IP ERA WLS BF H R ER SO BB IBB HBP BLK WP HR S P ERA WHIP	63 Fernando Cruz, R ERA: 7.41	10 Mike Brosseau, R ERA: 2.97	2 Brice Turang, L ERA: 2.97	28 Kevin Newman, R ERA: 3.32	9 Matt McLain, R ERA: 0.390	6 Jonathan India, R ERA: 0.368	27 Jake Fraley, L ERA: 0.335	37 Tyler Stephenson, R ERA: 0.332	15 Nick Sanzel, R ERA: 0.335	17 Stuart Fairchild, R ERA: 0.326	30 Will Benson, L ERA: 0.184	12 Curt Casali, R ERA: 0.270	2 Jose Barrero, R ERA: 0.305	22 Luke Maile, R ERA: 0.311	7 Spencer Steer, R ERA: 0.355	39 Corbin Burnes, R ERA: 3.75	31 Joel Payamps, R ERA: 2.3	32 Peter Strzelecki, R ERA: 3.86	38 Devin Williams, R ERA: 0.48	59 Elvis Peguero, R ERA: 2.66

Milwaukee Brewers @ Cincinnati Reds  
Great American Ball Park, Cincinnati, OH  
Fri Jun 02 2023, 5:13 PM - 8:43 PM EDT  
Att: 44,073 - Clear - 92 F

livebaseballscores.com

AB 40  
R 5  
H 7  
RBI 5  
BB 5  
SO 11  
LOB 26



Batter	1	2	3	4	5	6	7	8	9	10	11	AB	R	H	RBI	BB	SO	LOB	BOTTOM									
28 Kevin Newman, R (1, 3) OBP: 0.349, SLG: 0.382 (10, 5)													4	0	0	0	1	0	3									
9 Matt McLain, R (1, 6) OBP: 0.390, SLG: 0.486													5	0	0	0	0	1	2									
6 Jonathan India, R (1, 4) OBP: 0.368, SLG: 0.431													3	1	1	2	0	0										
27 Jake Fraley, L (1, 9) OBP: 0.335, SLG: 0.390													4	1	1	0	1	2	2									
37 Tyler Stephenson, R (1, 10) OBP: 0.332, SLG: 0.337													4	1	0	0	1	2	3									
15 Nick Sanzel, R (1, 5) OBP: 0.335, SLG: 0.387 (10, 7)													5	0	0	1	0	2	3									
17 Stuart Fairchild, R (1, 8) OBP: 0.326, SLG: 0.364													5	0	0	0	3	1										
30 Will Benson, L (1, 7) OBP: 0.184, SLG: 0.194 12 Curt Casali, R (10, 2) OBP: 0.270, SLG: 0.214 2 Jose Barrero, R (11, PR) OBP: 0.305, SLG: 0.336													3	0	0	0	1	2	1									
22 Luke Maile, R (1, 2) OBP: 0.311, SLG: 0.464 7 Spencer Steer, R (9, PH) OBP: 0.355, SLG: 0.495 (10, 3)													2	1	0	0	1	1	1									
<b>Inning Stats</b>	R: 0 E: 0 K: 0 S: 6	H: 0 LOB: 0 BB: 0 P: 9	R: 1 E: 0 K: 2 S: 12	H: 0 LOB: 1 BB: 1 P: 21	R: 2 E: 0 K: 2 S: 13	H: 2 LOB: 2 BB: 2 P: 27	R: 0 E: 0 K: 1 S: 11	H: 0 LOB: 1 BB: 1 P: 18	R: 0 E: 0 K: 1 S: 9	H: 0 LOB: 0 BB: 0 P: 15	R: 0 E: 0 K: 2 S: 11	H: 0 LOB: 0 BB: 1 P: 17	R: 0 E: 0 K: 2 S: 7	H: 0 LOB: 1 BB: 0 P: 14	R: 0 E: 1 K: 1 S: 9	H: 0 LOB: 1 BB: 0 P: 14	R: 0 E: 0 K: 1 S: 9	H: 0 LOB: 2 BB: 1 P: 16	R: 1 E: 0 K: 0 S: 9	H: 1 LOB: 1 BB: 0 P: 17	1B: 1 2B: 1 3B: 0 HR: 1	SF: 0 SAC: 0 DP: 0 HBP: 2	WP: 0 PB: 0 SB: 6 CS: 0	PA: 45				
<b>PITCHER</b>	IP ERA WLS BF H R ER SO BB IBB HBP BLK WP HR S P ERA WHIP	39 Corbin Burnes, R ERA: 3.75	31 Joel Payamps, R ERA: 2.3	32 Peter Strzelecki, R ERA: 3.86	38 Devin Williams, R ERA: 0.48	59 Elvis Peguero, R ERA: 2.66	<b>PITCHER</b>	IP ERA WLS BF H R ER SO BB IBB HBP BLK WP HR S P ERA WHIP	46 Bryse Wilson, R ERA: 2.45	10 Mike Brosseau, R ERA: 2.97	2 Brice Turang, L ERA: 2.97	28 Kevin Newman, R ERA: 3.32	9 Matt McLain, R ERA: 0.390	6 Jonathan India, R ERA: 0.368	27 Jake Fraley, L ERA: 0.335	37 Tyler Stephenson, R ERA: 0.332	15 Nick Sanzel, R ERA: 0.335	17 Stuart Fairchild, R ERA: 0.326	30 Will Benson, L ERA: 0.184	12 Curt Casali, R ERA: 0.270	2 Jose Barrero, R ERA: 0.305	22 Luke Maile, R ERA: 0.311	7 Spencer Steer, R ERA: 0.355	39 Corbin Burnes, R ERA: 3.75	31 Joel Payamps, R ERA: 2.3	32 Peter Strzelecki, R ERA: 3.86	38 Devin Williams, R ERA: 0.48	59 Elvis Peguero, R ERA: 2.66

Milwaukee Brewers @ Cincinnati Reds  
Great American Ball Park, Cincinnati, OH  
Fri Jun 02 2023, 5:13 PM - 8:43 PM EDT  
Att: 44,073 - Clear - 92 F

livebaseballscores.com

AB 38  
R 4  
H 3  
RBI 4  
BB 5  
SO 13  
LOB 18



Batter	1	2	3	4	5	6	7	8	9	AB	R	H	RBI	BB	SO	LOB	TOP
22 Christian Yelich, L OBP: 0.353, SLG: 0.396			G4-3		G5-3			F8		4	1	1	1	1	0	1	<p>Milwaukee Brewers @ Cincinnati Reds Great American Ball Park, Cincinnati, OH Sat Jun 03 2023, 4:17 PM - 7:13 PM EDT Att: 25,485 - Cloudy - 91 F</p>
6 Owen Miller, R OBP: 0.354, SLG: 0.478 2 Bryce Turang, L OBP: 0.250, SLG: 0.297	K	FC5-4	G5-3			K		G6-3		5	0	0	1	0	2	2	
11 Rowdy Tellez, L OBP: 0.325, SLG: 0.486		F7				G4-3				5	0	2	1	0	1	1	
24 William Contreras, R OBP: 0.339, SLG: 0.420	L8		12 BB 28 BB			HBP		G4-3		4	2	2	1	0	0	2	
9 Brian Anderson, R OBP: 0.330, SLG: 0.409	G6-3		28 BB 12 BB 16 HR			FC6-4		G1-3		4	1	1	0	1	0	2	
12 Jon Singleton, L OBP: 0.250, SLG: 0.250		G3-1	28 BB 16 HR			F8				4	1	1	0	0	0	1	
14 Andruw Monasterio, R OBP: 0.444, SLG: 0.435		F3	F7			G5-3				4	1	1	0	0	0	4	
28 Joey Wiemer, R OBP: 0.281, SLG: 0.367	16 BB 22 BB	16 HR	16 HR			F9				2	2	1	1	2	0	0	
16 Blake Perkins, S OBP: 0.188, SLG: 0.375	22 BB 6 FC5-4					L7		F8		4	2	2	5	0	0	1	
<b>Inning Stats</b>	R: 1 H: 1 E: 0 K: 1 S: 16	H: 1 LOB: 1 BB: 1 P: 27	R: 3 H: 3 E: 0 K: 0 S: 13	H: 3 LOB: 1 BB: 1 P: 23	R: 5 H: 3 E: 0 K: 0 S: 14	H: 3 LOB: 0 BB: 2 P: 26	R: 1 H: 2 E: 0 K: 1 S: 8	H: 1 LOB: 1 BB: 0 P: 10	R: 0 H: 0 E: 0 K: 1 S: 8	H: 0 LOB: 0 BB: 0 P: 13	R: 0 H: 0 E: 0 K: 0 S: 6	H: 0 LOB: 0 BB: 0 P: 12	R: 0 H: 1 E: 0 K: 0 S: 11	H: 1 LOB: 0 BB: 0 P: 15	1B: 9 2B: 0 3B: 0 HR: 2	SF: 0 SAC: 0 DP: 1 HBP: 1	
<b>PITCHER</b>	IP WLS BF H R ER SO BB IBB HBP BLK WP HR S P ERA WHIP																
51 Graham Ashcraft, R ERA: 6.64	4.0 L 25 9 10 10 2 4 0 0 0 0 0 2 51 86 22.50 3.250																
81 Eduardo Salazar, R ERA: 8.53	3.0 10 1 0 0 1 0 0 1 0 0 0 24 39 0.00 0.333																
57 Kevin Herget, R ERA: 4.79	2.0 6 1 0 0 0 0 0 0 0 0 0 17 27 0.00 0.500																

Batter	1	2	3	4	5	6	7	8	9	AB	R	H	RBI	BB	SO	LOB	BOTTOM				
28 Kevin Newman, R OBP: 0.342, SLG: 0.375	L9		G5-3	G3		SF9		9 BB		5	0	1	1	0	1	5	<p>Milwaukee Brewers @ Cincinnati Reds Great American Ball Park, Cincinnati, OH Sat Jun 03 2023, 4:17 PM - 7:13 PM EDT Att: 25,485 - Cloudy - 91 F</p>				
9 Matt McLain, R OBP: 0.398, SLG: 0.507	27 BB		G6-3			FC1-5-2-6				5	3	2	0	1	1	5					
6 Jonathan India, R OBP: 0.364, SLG: 0.425	L7		G6-3			K				5	0	1	3	0	1	3					
27 Jake Fraley, L OBP: 0.348, SLG: 0.417	7 BB		HR			L4				4	2	3	1	1	0	1					
7 Spencer Steer, R OBP: 0.364, SLG: 0.498	15 S		F9			15 S				3	1	2	2	2	0	0					
15 Nick Senzel, R OBP: 0.331, SLG: 0.381	K		K			G5-3				5	0	1	0	0	2	5					
17 Stuart Fairchild, R OBP: 0.324, SLG: 0.355 37 Tyler Stephenson, R OBP: 0.330, SLG: 0.335	G5-3		K			12 BB 28 SF9				3	1	0	0	1	1	0					
30 Will Benson, L OBP: 0.233, SLG: 0.205	K					28 SF9 12 BB 9				3	0	1	0	2	1	0					
12 Curt Casali, R OBP: 0.284, SLG: 0.207 26 TJ Hopkins, R	G4-3					9 BB				2	1	0	0	2	0	0					
										0	0	0	1	1	0	0					
<b>Inning Stats</b>	R: 1 H: 2 E: 0 K: 1 S: 13	H: 2 LOB: 2 BB: 1 P: 20	R: 0 H: 0 E: 0 K: 1 S: 8	H: 0 LOB: 0 BB: 0 P: 10	R: 2 H: 2 E: 0 K: 0 S: 13	H: 2 LOB: 0 BB: 0 P: 19	R: 0 H: 1 E: 0 K: 2 S: 16	H: 1 LOB: 2 BB: 1 P: 23	R: 0 H: 1 E: 0 K: 0 S: 12	H: 1 LOB: 2 BB: 1 P: 21	R: 3 H: 1 E: 0 K: 0 S: 14	H: 1 LOB: 1 BB: 3 P: 35	R: 0 H: 0 E: 0 K: 0 S: 4	H: 0 LOB: 0 BB: 1 P: 9	R: 0 H: 2 E: 0 K: 0 S: 10	H: 2 LOB: 2 BB: 0 P: 15	R: 2 H: 2 E: 0 K: 3 S: 19	H: 2 LOB: 3 BB: 3 P: 37	1B: 9 2B: 0 3B: 1 HR: 1	SF: 1 SAC: 0 DP: 1 HBP: 0	WP: 1 PA: 47 PB: 0 SB: 9 CS: 0
<b>PITCHER</b>	IP WLS BF H R ER SO BB IBB HBP BLK WP HR S P ERA WHIP																				
48 Colin Rea, R ERA: 4.94	5.0 W 24 6 3 3 3 0 3 0 0 0 0 0 14 35 27.00 4.000																				
29 Trevor Megill, R ERA: 5.87	1.0 7 1 3 3 0 3 0 0 0 0 0 0 14 35 27.00 4.000																				
46 Bryse Wilson, R ERA: 2.3	2.0 8 2 0 0 0 1 0 0 0 0 0 0 14 24 0.00 1.500																				
54 Jake Cousins, R ERA: 4.82	0.0 3 2 2 2 0 1 0 0 0 0 1 0 5 11 ∞ ∞																				
38 Devin Williams, R ERA: 0.46	1.0 S 5 0 0 0 3 2 0 0 0 0 0 0 14 26 0.00 2.000																				



Batter	1	2	3	4	5	6	7	8	9	AB	R	H	RBI	BB	SO	LOB	TOP										
22 Christian Yelich, L OBP: 0.352, SLG: 0.390	G4-3		G4-3				F7			3	0	0	0	1	0	0	<b>Milwaukee Brewers @ Cincinnati Reds</b> Great American Ball Park, Cincinnati, OH Sun Jun 04 2023, 1:43 PM - 3:59 PM EDT Att: 17,780 - Partly Cloudy - 81 F										
6 Owen Miller, R OBP: 0.358, SLG: 0.475	BB		F9				K			3	1	1	1	1	1	0											
11 Rowdy Tellez, L OBP: 0.328, SLG: 0.486	K		1B							4	0	2	0	0	1	3											
12 Jon Singleton, L OBP: 0.252, SLG: 0.143	BB		G3-1							3	1	0	0	1	2	4											
14 Andruw Monasterio, R OBP: 0.474, SLG: 0.647										1	1	1	3	0	0	0											
10 Mike Brosseau, R OBP: 0.256, SLG: 0.397										3	0	0	0	0	1	3											
9 Brian Anderson, R OBP: 0.330, SLG: 0.409	HR									0	0	0	0	0	0	0											
16 Blake Perkins, S OBP: 0.150, SLG: 0.300	K									4	0	0	0	0	2	1											
2 Brice Turang, L OBP: 0.244, SLG: 0.290		L8								4	0	0	0	0	0	0											
7 Victor Caratini, S OBP: 0.301, SLG: 0.338										4	1	2	1	0	0	0											
2B Joey Wiemer, R OBP: 0.280, SLG: 0.365										4	1	1	0	0	1	1											
<b>Inning Stats</b>	R: 3 E: 0 K: 2 S: 10	H: 1 LOB: 0 BB: 2 P: 22	R: 0 E: 0 K: 0 S: 5	H: 1 LOB: 0 BB: 0 P: 6	R: 0 E: 0 K: 0 S: 6	H: 1 LOB: 1 BB: 0 P: 12	R: 0 E: 0 K: 0 S: 7	H: 0 LOB: 0 BB: 0 P: 13	R: 2 E: 0 K: 2 S: 13	H: 3 LOB: 2 BB: 1 P: 27	R: 0 E: 0 K: 0 S: 9	H: 0 LOB: 0 BB: 0 P: 13	R: 0 E: 0 K: 1 S: 7	H: 0 LOB: 0 BB: 0 P: 11	R: 0 E: 0 K: 2 S: 10	H: 1 LOB: 1 BB: 0 P: 17	R: 0 E: 0 K: 1 S: 10	H: 0 LOB: 0 BB: 0 P: 13	1B: 5 2B: 0 3B: 0 HR: 2	SF: 0 SAC: 0 DP: 1 HBP: 0	WP: 0 PB: 0 CS: 2	PA: 36					
<b>PITCHER</b>	IP	WLS	BF	H	R	ER	SO	BB	IBB	HBP	BLK	WP	HR	S	P	ERA	WHIP										
59 Ben Lively, R ERA: 3.03	7.0	L	29	6	5	5	5	3	0	0	0	0	2	57	104	6.43	1.286										
63 Fernando Cruz, R ERA: 7.0	1.0		4	1	0	0	2	0	0	0	0	0	0	10	17	0.00	1.000										
79 Ian Gibaut, R ERA: 3.62	1.0		3	0	0	0	1	0	0	0	0	0	0	10	13	0.00	0.000										

AB	33
R	5
H	7
RBI	5
BB	3
SO	8
LOB	12



Batter	1	2	3	4	5	6	7	8	9	AB	R	H	RBI	BB	SO	LOB	BOTTOM										
28 Kevin Newman, R OBP: 0.333, SLG: 0.364	L3		F9				G6-3			4	0	0	0	0	0	1	<b>Milwaukee Brewers @ Cincinnati Reds</b> Great American Ball Park, Cincinnati, OH Sun Jun 04 2023, 1:43 PM - 3:59 PM EDT Att: 17,780 - Partly Cloudy - 81 F										
9 Matt McLain, R OBP: 0.402, SLG: 0.519	K									4	0	2	0	0	1	0											
6 Jonathan India, R OBP: 0.363, SLG: 0.422	G4-3									4	0	1	0	0	0	1											
27 Jake Fraley, L OBP: 0.346, SLG: 0.431										4	1	1	1	0	0	2											
7 Spencer Steer, R OBP: 0.360, SLG: 0.491										3	0	0	0	0	0	2											
37 Tyler Stephenson, R OBP: 0.326, SLG: 0.330										3	0	0	0	0	0	0											
15 Nick Senzel, R OBP: 0.332, SLG: 0.380										3	0	1	0	0	0	0											
30 Will Benson, L OBP: 0.239, SLG: 0.214										3	0	1	0	0	0	1											
26 TJ Hopkins, R OBP: 0.326, SLG: 0.330										3	0	0	0	0	2	1											
<b>Inning Stats</b>	R: 0 E: 0 K: 1 S: 8	H: 0 LOB: 0 BB: 0 P: 11	R: 0 E: 0 K: 0 S: 6	H: 0 LOB: 0 BB: 0 P: 9	R: 0 E: 0 K: 0 S: 11	H: 1 LOB: 1 BB: 0 P: 15	R: 0 E: 0 K: 0 S: 12	H: 2 LOB: 1 BB: 0 P: 17	R: 0 E: 0 K: 0 S: 5	H: 1 LOB: 0 BB: 0 P: 9	R: 0 E: 0 K: 1 S: 11	H: 1 LOB: 1 BB: 0 P: 17	R: 1 E: 0 K: 0 S: 8	H: 1 LOB: 0 BB: 0 P: 14	R: 0 E: 0 K: 1 S: 8	H: 0 LOB: 0 BB: 0 P: 14		R: 0 E: 0 K: 0 S: 6	H: 0 LOB: 0 BB: 0 P: 11	1B: 4 2B: 1 3B: 0 HR: 1	SF: 0 SAC: 0 DP: 2 HBP: 0	WP: 0 PB: 0 CS: 0	PA: 31				
<b>PITCHER</b>	IP	WLS	BF	H	R	ER	SO	BB	IBB	HBP	BLK	WP	HR	S	P	ERA	WHIP										
37 Adrian Houser, R ERA: 3.45	7.0	W	25	6	1	1	2	0	0	0	0	0	1	61	92	1.29	0.857										
59 Elvis Peguero, R ERA: 2.75	1.0		3	0	0	0	1	0	0	0	0	0	0	8	14	0.00	0.000										
32 Peter Strzelecki, R ERA: 3.71	1.0		3	0	0	0	0	0	0	0	0	0	0	6	11	0.00	0.000										

AB	31
R	1
H	6
RBI	1
BB	0
SO	3
LOB	8



Batter	1	2	3	4	5	6	7	8	9	AB	R	H	RBI	BB	SO	LOB	TOP			
6 Owen Miller, R OBP: 0.355, SLG: 0.469 (1, 4) (7, 7)	F9		G4-3		L4			G5-4-3 1B		4	0	1	0	0	0	1	<b>Milwaukee Brewers @ Cincinnati Reds</b> Great American Ball Park, Cincinnati, OH Mon Jun 05 2023, 7:12 PM - 9:22 PM EDT Att: 13,687 - Partly Cloudy - 80 F			
14 Andruw Monasterio, R OBP: 0.435, SLG: 0.959 (1, 6)	F8		F9			BB		F9		3	0	0	0	1	0	1				
24 William Contreras, R OBP: 0.337, SLG: 0.412 (1, 2)	BB		G1-3			BB		G5-4-3 1-2		3	0	0	0	1	1	2				
22 Christian Yelich, L OBP: 0.346, SLG: 0.383 (1, 10)	K		G3-1		K			K		4	0	0	0	0	3	2				
9 Brian Anderson, R OBP: 0.329, SLG: 0.403 (1, 9)	BB		K		F9			K		3	0	0	0	1	2	1				
2 Luis Urias, R (1, 5) (7, 4)	BB		G5-3					K		3	0	0	0	1	1	0				
11 Rowdy Tellez, L OBP: 0.324, SLG: 0.478 (1, 3)	F7				L8			F8		3	0	0	0	0	0	2				
28 Joey Wiemer, R OBP: 0.286, SLG: 0.382 (1, 8)	K				2B			2B		3	0	2	0	0	1	2				
16 Blake Perkins, S OBP: 0.136, SLG: 0.273 (1, 7)	K				F9			F8		2	0	0	0	0	1	3				
12 Jon Singleton, L OBP: 0.222, SLG: 0.125 (7, PH)										1	0	0	0	0	0	1				
13 Abraham Toro, S OBP: 0.600, SLG: 1.250 (7, 5)										0	0	0	0	0	0	0				
<b>Inning Stats</b>	R: 0 H: 0 E: 0 K: 1 S: 17	H: 0 LOB: 1 BB: 1 P: 28	R: 0 H: 0 E: 0 K: 2 S: 14	H: 0 LOB: 2 BB: 2 P: 25	R: 0 H: 0 E: 0 K: 0 S: 6	H: 0 LOB: 0 BB: 0 P: 8	R: 0 H: 0 E: 0 K: 1 S: 8	H: 0 LOB: 0 BB: 0 P: 11	R: 0 H: 1 E: 0 K: 2 S: 13	H: 1 LOB: 1 BB: 1 P: 21	R: 0 H: 1 E: 0 K: 0 S: 9	H: 1 LOB: 1 BB: 0 P: 14	R: 0 H: 1 E: 0 K: 0 S: 6	H: 0 LOB: 0 BB: 0 P: 7	R: 0 H: 0 E: 0 K: 3 S: 9	H: 0 LOB: 0 BB: 0 P: 12	1B: 1 2B: 2 3B: 0 HR: 0	SF: 0 SAC: 0 DP: 1 HBP: 0	WP: 0 PB: 0 SB: 0 CS: 0	PA: 33
<b>PITCHER</b>	IP WLS BF H R ER SO BB IBB HBP BLK WP HR S P ERA WHIP	IP WLS BF H R ER SO BB IBB HBP BLK WP HR S P ERA WHIP	IP WLS BF H R ER SO BB IBB HBP BLK WP HR S P ERA WHIP	IP WLS BF H R ER SO BB IBB HBP BLK WP HR S P ERA WHIP	IP WLS BF H R ER SO BB IBB HBP BLK WP HR S P ERA WHIP	IP WLS BF H R ER SO BB IBB HBP BLK WP HR S P ERA WHIP	IP WLS BF H R ER SO BB IBB HBP BLK WP HR S P ERA WHIP	IP WLS BF H R ER SO BB IBB HBP BLK WP HR S P ERA WHIP	IP WLS BF H R ER SO BB IBB HBP BLK WP HR S P ERA WHIP	IP WLS BF H R ER SO BB IBB HBP BLK WP HR S P ERA WHIP	IP WLS BF H R ER SO BB IBB HBP BLK WP HR S P ERA WHIP	IP WLS BF H R ER SO BB IBB HBP BLK WP HR S P ERA WHIP	IP WLS BF H R ER SO BB IBB HBP BLK WP HR S P ERA WHIP	IP WLS BF H R ER SO BB IBB HBP BLK WP HR S P ERA WHIP	IP WLS BF H R ER SO BB IBB HBP BLK WP HR S P ERA WHIP	IP WLS BF H R ER SO BB IBB HBP BLK WP HR S P ERA WHIP	ERA WHIP	ERA WHIP		
41 Andrew Abbott, L ERA: 2.49	6.0	W	23	1	0	0	6	4	0	0	0	0	0	0	0	0	0.00	0.833		
46 Buck Farmer, R ERA: 2.49	1.0	H	4	1	0	0	0	0	0	0	0	0	0	0	0	0	0.00	1.000		
39 Lucas Sims, R ERA: 3.72	1.0	H	3	1	0	0	0	0	0	0	0	0	0	0	0	0	0.00	1.000		
43 Alexis Diaz, R ERA: 1.54	1.0	S	3	0	0	0	3	0	0	0	0	0	0	0	0	0	0.00	0.000		

AB	29
R	0
H	3
RBI	0
BB	4
SO	9
LOB	15



Batter	1	2	3	4	5	6	7	8	9	AB	R	H	RBI	BB	SO	LOB	BOTTOM	
28 Kevin Newman, R OBP: 0.338, SLG: 0.364 (1, 5)	FC5-4 1B		BB		G5-3			K		3	0	1	0	1	1	0	<b>Milwaukee Brewers @ Cincinnati Reds</b> Great American Ball Park, Cincinnati, OH Mon Jun 05 2023, 7:12 PM - 9:22 PM EDT Att: 13,687 - Partly Cloudy - 80 F	
9 Matt McLain, R OBP: 0.389, SLG: 0.500 (1, 6) (8, 4)	FC5-4 7 CS		L9		K					3	0	0	0	0	1	2		
6 Jonathan India, R OBP: 0.362, SLG: 0.421 (1, 4)	K				F8					3	0	1	0	0	1	1		
2 Jose Barrero, R OBP: 0.305, SLG: 0.336 (8, 6)	K				2B			1B		0	0	0	0	0	0	0		
7 Spencer Steer, R OBP: 0.360, SLG: 0.493 (1, 3)	CS		K		G1-3			2B		3	0	1	0	0	1	0		
37 Tyler Stephenson, R OBP: 0.326, SLG: 0.345 (1, 10)	K				HR			F8		3	1	1	1	0	1	0		
30 Will Benson, L OBP: 0.224, SLG: 0.200 (1, 9)	P5				K			P6		3	0	0	0	0	1	0		
17 Stuart Fairchild, R OBP: 0.324, SLG: 0.378 (1, 8)	HR				F8			K		3	1	1	1	0	1	0		
26 TJ Hopkins, R OBP: 0.286, SLG: 0.167 (1, 7)	G4-3 1B				G4-3			G5-3		3	0	1	0	0	0	0		
22 Luke Maile, R OBP: 0.297, SLG: 0.441 (1, 2)	G6-4-3 1-2				G6-3			K		3	0	0	0	0	1	1		
<b>Inning Stats</b>	R: 0 H: 1 E: 0 K: 1 S: 8	H: 0 LOB: 0 BB: 0 P: 12	R: 0 H: 0 E: 0 K: 2 S: 7	H: 0 LOB: 0 BB: 0 P: 8	R: 1 H: 2 E: 0 K: 0 S: 17	H: 2 LOB: 1 BB: 1 P: 24	R: 1 H: 1 E: 0 K: 1 S: 8	H: 1 LOB: 0 BB: 0 P: 15	R: 0 H: 0 E: 0 K: 0 S: 5	H: 2 LOB: 2 BB: 0 P: 20	R: 0 H: 0 E: 0 K: 1 S: 5	H: 0 LOB: 0 BB: 0 P: 8	R: 0 H: 0 E: 0 K: 2 S: 9	H: 0 LOB: 0 BB: 0 P: 11	1B: 3 2B: 1 3B: 0 HR: 2	SF: 0 SAC: 0 DP: 1 HBP: 0	WP: 0 PB: 0 SB: 0 CS: 1	PA: 29
<b>PITCHER</b>	IP WLS BF H R ER SO BB IBB HBP BLK WP HR S P ERA WHIP	IP WLS BF H R ER SO BB IBB HBP BLK WP HR S P ERA WHIP	IP WLS BF H R ER SO BB IBB HBP BLK WP HR S P ERA WHIP	IP WLS BF H R ER SO BB IBB HBP BLK WP HR S P ERA WHIP	IP WLS BF H R ER SO BB IBB HBP BLK WP HR S P ERA WHIP	IP WLS BF H R ER SO BB IBB HBP BLK WP HR S P ERA WHIP	IP WLS BF H R ER SO BB IBB HBP BLK WP HR S P ERA WHIP	IP WLS BF H R ER SO BB IBB HBP BLK WP HR S P ERA WHIP	IP WLS BF H R ER SO BB IBB HBP BLK WP HR S P ERA WHIP	IP WLS BF H R ER SO BB IBB HBP BLK WP HR S P ERA WHIP	IP WLS BF H R ER SO BB IBB HBP BLK WP HR S P ERA WHIP	IP WLS BF H R ER SO BB IBB HBP BLK WP HR S P ERA WHIP	IP WLS BF H R ER SO BB IBB HBP BLK WP HR S P ERA WHIP	IP WLS BF H R ER SO BB IBB HBP BLK WP HR S P ERA WHIP	IP WLS BF H R ER SO BB IBB HBP BLK WP HR S P ERA WHIP	IP WLS BF H R ER SO BB IBB HBP BLK WP HR S P ERA WHIP	ERA WHIP	ERA WHIP
49 Julio Teheran, R ERA: 1.56	6.1	L	23	2	2	2	5	1	0	0	0	0	0	0	0	0	2.84	1.105
55 Hoby Milner, L ERA: 3.8	0.2		2	0	0	0	1	0	0	0	0	0	0	0	0	0	0.00	0.000
29 Trevor Megill, R ERA: 5.19	1.0		3	0	0	0	2	0	0	0	0	0	0	0	0	0	0.00	0.000





Batter	1	2	3	4	5	6	7	8	9	AB	R	H	RBI	BB	SO	LOB	TOP										
50 Mookie Betts, R OBP: 0.363, SLG: 0.535										5	1	1	1	0	0	1											
5 Freddie Freeman, L OBP: 0.400, SLG: 0.560										4	1	1	0	0	0	0											
16 Will Smith, R OBP: 0.407, SLG: 0.532										4	2	2	2	0	0	0											
28 J.D. Martinez, R OBP: 0.313, SLG: 0.630										4	1	1	0	0	1	1											
13 Max Muncy, L OBP: 0.335, SLG: 0.510										3	0	1	1	1	1	0											
3 Chris Taylor, R OBP: 0.270, SLG: 0.457										4	0	0	0	0	1	3											
17 Miguel Vargas, R OBP: 0.336, SLG: 0.436										4	1	2	2	0	1	0											
89 Jonny DeLuca, R										2	0	0	0	1	0	2											
6 David Peralta, L OBP: 0.274, SLG: 0.343										1	0	0	0	0	1	0											
11 Miguel Rojas, R OBP: 0.256, SLG: 0.264										2	0	0	0	0	1	2											
23 Jason Heyward, L OBP: 0.346, SLG: 0.464										2	0	0	0	0	1	1											
<b>Inning Stats</b>	R: 2 H: 3 E: 0 K: 1 S: 13	WLS: 3 BF: 27 LOB: 1 BB: 0 P: 21	R: 1 H: 1 E: 0 K: 1 S: 10	LOB: 1 BB: 0 P: 17	R: 3 H: 4 E: 1 K: 0 S: 15	LOB: 2 BB: 1 P: 25	R: 0 H: 0 E: 0 K: 0 S: 6	LOB: 0 BB: 0 P: 10	R: 0 H: 0 E: 0 K: 1 S: 6	LOB: 0 BB: 0 P: 10	R: 0 H: 0 E: 0 K: 0 S: 9	LOB: 1 BB: 1 P: 14	R: 0 H: 0 E: 0 K: 1 S: 12	LOB: 0 BB: 0 P: 15	R: 0 H: 0 E: 0 K: 1 S: 7	LOB: 0 BB: 0 P: 9	R: 0 H: 0 E: 0 K: 2 S: 7	LOB: 0 BB: 0 P: 11	1B: 2 2B: 3 3B: 0 HR: 3	SF: 0 SAC: 0 DP: 0 HBP: 0	WP: 0 PB: 0 SB: 0 CS: 0	PA: 37					
<b>PITCHER</b>	IP	WLS	BF	H	R	ER	SO	BB	IBB	HBP	BLK	WP	HR	S	P	ERA	WHIP										
55 Brandon Williamson, L ERA: 5.4	(1, 1)	5.2	27	8	6	6	3	2	0	0	0	0	3	58	96	9.53	1.765										
46 Buck Farmer, R ERA: 2.37	(6, 1)	1.1	4	0	0	0	1	0	0	0	0	0	0	13	16	0.00	0.000										
39 Lucas Sims, R ERA: 3.54	(8, 1)	1.0	3	0	0	0	1	0	0	0	0	0	7	9	0.00	0.000											
43 Alexis Diaz, R ERA: 1.48	(9, 1)	1.0	W	3	0	0	2	0	0	0	0	0	0	7	11	0.00	0.000										

Los Angeles Dodgers @ Cincinnati Reds  
Great American Ball Park, Cincinnati, OH  
Wed Jun 07 2023, 7:12 PM - 9:38 PM EDT  
Att: 19,003 - Clear - 74 F

livebaseballscores.com

AB 35  
R 6  
H 8  
RBI 6  
BB 2  
SO 7  
LOB 10

Batter	1	2	3	4	5	6	7	8	9	AB	R	H	RBI	BB	SO	LOB	BOTTOM										
30 Will Benson, L OBP: 0.255, SLG: 0.294										5	1	2	2	0	1	2											
9 Matt McLain, R OBP: 0.400, SLG: 0.522										4	2	2	0	0	1	2											
6 Jonathan India, R OBP: 0.361, SLG: 0.419										3	0	1	1	0	1	2											
44 Ely De La Cruz, S OBP: 0.556, SLG: 1.286										4	2	2	2	0	2	1											
7 Spencer Steer, R OBP: 0.371, SLG: 0.491										3	1	1	1	0	0	0											
37 Tyler Stephenson, R OBP: 0.331, SLG: 0.363										4	1	1	2	0	1	1											
28 Kevin Newman, R OBP: 0.331, SLG: 0.362										4	0	2	0	0	1	0											
17 Stuart Fairchild, R OBP: 0.325, SLG: 0.366										4	0	0	0	0	3	2											
26 TJ Hopkins, R OBP: 0.364, SLG: 0.300										4	0	2	0	0	0	1											
27 Jake Fraley, L OBP: 0.350, SLG: 0.430										0	1	0	0	0	0	0											
<b>Inning Stats</b>	R: 2 H: 2 E: 0 K: 0 S: 12	WLS: 2 BF: 17 LOB: 1 BB: 0 P: 17	R: 0 H: 1 E: 0 K: 2 S: 13	LOB: 1 BB: 0 P: 21	R: 4 H: 4 E: 0 K: 1 S: 19	LOB: 0 BB: 0 P: 28	R: 0 H: 1 E: 0 K: 2 S: 11	LOB: 1 BB: 0 P: 17	R: 0 H: 0 E: 0 K: 1 S: 7	LOB: 0 BB: 0 P: 11	R: 0 H: 0 E: 0 K: 2 S: 8	LOB: 0 BB: 0 P: 11	R: 0 H: 2 E: 0 K: 1 S: 11	LOB: 1 BB: 0 P: 16	R: 0 H: 1 E: 0 K: 1 S: 10	LOB: 0 BB: 0 P: 13	R: 2 H: 2 E: 0 K: 0 S: 6	LOB: 1 BB: 0 P: 11	1B: 7 2B: 1 3B: 2 HR: 3	SF: 1 SAC: 0 DP: 1 HBP: 1	WP: 1 PB: 0 SB: 4 CS: 0	PA: 37					
<b>PITCHER</b>	IP	WLS	BF	H	R	ER	SO	BB	IBB	HBP	BLK	WP	HR	S	P	ERA	WHIP										
43 Noah Syndergaard, R ERA: 7.16	(1, 1)	3.0	17	7	6	6	3	0	0	0	0	0	2	44	66	18.00	2.333										
51 Alex Vesia, L ERA: 7.07	(4, 1)	1.0	4	1	0	0	2	0	0	0	0	0	0	11	17	0.00	1.000										
75 Nick Robertson, R ERA:	(5, 1)	2.0	6	0	0	0	3	0	0	0	0	0	0	15	22	0.00	0.000										
48 Brusdar Graterol, R ERA: 2.03	(7, 1)	1.0	4	2	0	0	1	0	0	0	0	1	0	11	16	0.00	2.000										
38 Yency Almonte, R ERA: 5.56	(8, 1)	1.0	4	1	0	0	1	0	0	0	0	0	0	10	13	0.00	1.000										

Los Angeles Dodgers @ Cincinnati Reds  
Great American Ball Park, Cincinnati, OH  
Wed Jun 07 2023, 7:12 PM - 9:38 PM EDT  
Att: 19,003 - Clear - 74 F

livebaseballscores.com


AB 35  
R 8  
H 13  
RBI 8  
BB 0  
SO 10  
LOB 11

Batter	1	2	3	4	5	6	7	8	9	AB	R	H	RBI	BB	SO	LOB	TOP					
50 Mookie Betts, R OBP: 0.362, SLG: 0.528	G4-3		HBP			L3		F7	G1-3	5	1	1	0	0	0	3						
5 Freddie Freeman, L OBP: 0.407, SLG: 0.563				SF9						2	1	2	2	2	0	0						
28 J.D. Martinez, R OBP: 0.305, SLG: 0.613	F9		L8	F7				F7		5	0	0	0	0	1	6						
13 Max Muncy, L OBP: 0.332, SLG: 0.500	F8			P4						4	0	0	0	1	1	3						
6 David Peralta, L OBP: 0.291, SLG: 0.359										5	0	4	2	0	0	0						
17 Miguel Vargas, R OBP: 0.333, SLG: 0.430										5	0	1	0	0	1	5						
3 Chris Taylor, R OBP: 0.274, SLG: 0.476										5	1	2	1	0	1	2						
33 James Outman, L OBP: 0.330, SLG: 0.454										2	2	1	0	2	0	1						
15 Austin Barnes, R OBP: 0.193, SLG: 0.128										4	1	1	1	0	0	4						
16 Will Smith, R OBP: 0.407, SLG: 0.532										0	0	0	0	0	0	0						
<b>Inning Stats</b>	R: 0 E: 0 K: 0 S: 10	H: 0 LOB: 1 BB: 1 P: 17	R: 0 E: 0 K: 1 S: 6	H: 1 LOB: 0 BB: 0 P: 9	R: 3 E: 0 K: 0 S: 11	H: 2 LOB: 2 BB: 1 P: 21	R: 3 E: 0 K: 0 S: 15	H: 3 LOB: 1 BB: 1 P: 25	R: 0 E: 0 K: 1 S: 9	H: 0 LOB: 1 BB: 1 P: 19	R: 0 E: 0 K: 0 S: 11	H: 3 LOB: 3 BB: 0 P: 18	R: 0 E: 0 K: 1 S: 11	H: 1 LOB: 1 BB: 0 P: 14	R: 0 E: 0 K: 0 S: 12	H: 1 LOB: 3 BB: 1 P: 21	1B: 10 2B: 1 3B: 0 HR: 1	SF: 1 SAC: 0 DP: 1 HBP: 3	WP: 0 PB: 0 SB: 0 CS: 0	PA: 46		
<b>PITCHER</b>	IP WLS BF H R ER SO	IP WLS BF H R ER SO	IP WLS BF H R ER SO	IP WLS BF H R ER SO	IP WLS BF H R ER SO	IP WLS BF H R ER SO	IP WLS BF H R ER SO	IP WLS BF H R ER SO	IP WLS BF H R ER SO	IP WLS BF H R ER SO	IP WLS BF H R ER SO	IP WLS BF H R ER SO	IP WLS BF H R ER SO	IP WLS BF H R ER SO	IP WLS BF H R ER SO	IP WLS BF H R ER SO	WP HR S P	ERA WHIP	ERA WHIP			
51 Graham Ashcraft, R ERA: 6.78	2.2	L	14	3	3	3	1	2	0	2	0	0	0	0	0	0	0	0	10.12	1.875		
63 Fernando Cruz, R ERA: 7.29	1.1		8	3	3	3	0	1	0	0	0	0	0	0	0	0	1	16	20.25	3.000		
48 Alex Young, L ERA: 2.84	1.0		4	1	0	0	1	0	0	0	0	0	0	0	0	0	0	10	0.00	1.000		
Eduardo Salazar, R ERA: 5.79	2.0		10	3	0	0	1	1	0	0	0	0	0	0	0	0	0	20	0.00	2.000		
79 Ian Gibaut, R ERA: 3.29	2.0		10	2	0	0	1	0	1	1	0	0	0	0	0	0	0	23	0.00	1.000		
<b>Batter</b>	<b>1</b>	<b>2</b>	<b>3</b>	<b>4</b>	<b>5</b>	<b>6</b>	<b>7</b>	<b>8</b>	<b>9</b>	<b>AB</b>	<b>R</b>	<b>H</b>	<b>RBI</b>	<b>BB</b>	<b>SO</b>	<b>LOB</b>	<b>BOTTOM</b>					
28 Kevin Newman, R OBP: 0.335, SLG: 0.368								F7		3	0	1	0	1	1	2						
9 Matt McLain, R OBP: 0.404, SLG: 0.531										4	0	2	0	0	2	2						
6 Jonathan India, R OBP: 0.360, SLG: 0.417										4	0	1	0	0	0	2						
44 Ely De La Cruz, S OBP: 0.462, SLG: 0.909										4	0	1	0	0	3	3						
7 Spencer Steer, R OBP: 0.365, SLG: 0.482										4	0	0	0	0	0	3						
37 Tyler Stephenson, R OBP: 0.325, SLG: 0.356										4	0	0	0	0	1	3						
26 TJ Hopkins, R OBP: 0.267, SLG: 0.214										4	0	0	0	0	2	1						
2 Jose Barrero, R OBP: 0.306, SLG: 0.336										3	0	1	0	0	2	0						
12 Curt Casali, R OBP: 0.296, SLG: 0.200										2	0	0	0	1	0	0						
<b>Inning Stats</b>	R: 0 E: 0 K: 1 S: 5	H: 0 LOB: 0 BB: 1 P: 9	R: 0 E: 0 K: 0 S: 7	H: 1 LOB: 1 BB: 0 P: 12	R: 0 E: 0 K: 2 S: 8	H: 1 LOB: 1 BB: 0 P: 12	R: 0 E: 0 K: 1 S: 10	H: 0 LOB: 0 BB: 0 P: 15	R: 0 E: 0 K: 2 S: 14	H: 2 LOB: 2 BB: 1 P: 21	R: 0 E: 0 K: 2 S: 13	H: 0 LOB: 0 BB: 0 P: 19	R: 0 E: 0 K: 1 S: 7	H: 0 LOB: 0 BB: 0 P: 10	R: 0 E: 0 K: 1 S: 11	H: 1 LOB: 1 BB: 0 P: 17	R: 0 E: 0 K: 1 S: 8	H: 0 LOB: 0 BB: 0 P: 11	1B: 4 2B: 2 3B: 0 HR: 0	SF: 0 SAC: 0 DP: 1 HBP: 0	WP: 0 PB: 0 SB: 1 CS: 0	PA: 34
<b>PITCHER</b>	IP WLS BF H R ER SO	IP WLS BF H R ER SO	IP WLS BF H R ER SO	IP WLS BF H R ER SO	IP WLS BF H R ER SO	IP WLS BF H R ER SO	IP WLS BF H R ER SO	IP WLS BF H R ER SO	IP WLS BF H R ER SO	IP WLS BF H R ER SO	IP WLS BF H R ER SO	IP WLS BF H R ER SO	IP WLS BF H R ER SO	IP WLS BF H R ER SO	IP WLS BF H R ER SO	IP WLS BF H R ER SO	WP HR S P	ERA WHIP	ERA WHIP			
22 Clayton Kershaw, L ERA: 2.95	7.0	W	27	5	0	0	9	2	0	0	0	0	0	0	0	0	0	0	0.00	1.000		
61 Taylor Scott, R ERA:	2.0		7	1	0	0	2	0	0	0	0	0	0	0	0	0	0	0	0.00	0.500		

Los Angeles Dodgers @ Cincinnati Reds  
Great American Ball Park, Cincinnati, OH  
Thu Jun 08 2023, 12:36 PM - 3:15 PM EDT  
Att: 24,323 - Sunny - 71 F

livebaseballscorecards.com


AB 37  
R 6  
H 12  
RBI 6  
BB 5  
SO 4  
LOB 24



Los Angeles Dodgers @ Cincinnati Reds  
Great American Ball Park, Cincinnati, OH  
Thu Jun 08 2023, 12:36 PM - 3:15 PM EDT  
Att: 24,323 - Sunny - 71 F

livebaseballscorecards.com

AB 32  
R 0  
H 6  
RBI 0  
BB 2  
SO 11  
LOB 16



Batter	1	2	3	4	5	6	7	8	9	AB	R	H	RBI	BB	SO	LOB	TOP				
28 Kevin Newman, R OBP: 0.331, SLG: 0.371										4	0	1	1	0	1	0					
9 Matt McLain, R OBP: 0.404, SLG: 0.530										4	1	1	0	1	1	1					
6 Jonathan India, R OBP: 0.355, SLG: 0.410										4	0	0	0	0	2	3					
44 Ely De La Cruz, S OBP: 0.412, SLG: 0.733										4	1	1	0	0	3	2					
7 Spencer Steer, R OBP: 0.367, SLG: 0.480										3	1	1	0	1	0	0					
37 Tyler Stephenson, R OBP: 0.339, SLG: 0.357										2	1	1	1	1	0	0					
17 Stuart Fairchild, R OBP: 0.335, SLG: 0.390										3	0	2	2	1	0	0					
26 TJ Hopkins, R OBP: 0.211, SLG: 0.167										4	0	0	0	0	2	6					
2 Jose Barrero, R OBP: 0.301, SLG: 0.331										2	0	0	0	0	0	2					
30 Will Benson, L OBP: 0.263, SLG: 0.288										1	0	0	0	1	0	0					
<b>Inning Stats</b>	R: 0 H: 1 E: 0 K: 1 S: 11	H: 1 LOB: 0 BB: 0 P: 15	R: 0 H: 1 E: 0 K: 1 S: 11	H: 1 LOB: 2 BB: 1 P: 24	R: 0 H: 1 E: 0 K: 3 S: 14	H: 1 LOB: 1 BB: 0 P: 20	R: 0 H: 0 E: 0 K: 0 S: 8	H: 0 LOB: 0 BB: 0 P: 12	R: 0 H: 0 E: 0 K: 1 S: 10	H: 0 LOB: 0 BB: 0 P: 14	R: 2 H: 2 E: 0 K: 1 S: 15	H: 2 LOB: 2 BB: 2 P: 30	R: 2 H: 2 E: 0 K: 1 S: 16	H: 2 LOB: 2 BB: 2 P: 27	R: 0 H: 0 E: 0 K: 1 S: 9	H: 0 LOB: 0 BB: 0 P: 12	1B: 4 2B: 3 3B: 0 HR: 0	SF: 2 SAC: 0 DP: 0 HBP: 0	WP: 0 PB: 0 SB: 0 CS: 1	PA: 39	
<b>PITCHER</b>	IP WLS BF H R ER SO BB IBB HBP BLK WP HR S P ERA WHIP	IP WLS BF H R ER SO BB IBB HBP BLK WP HR S P ERA WHIP	IP WLS BF H R ER SO BB IBB HBP BLK WP HR S P ERA WHIP	IP WLS BF H R ER SO BB IBB HBP BLK WP HR S P ERA WHIP	IP WLS BF H R ER SO BB IBB HBP BLK WP HR S P ERA WHIP	IP WLS BF H R ER SO BB IBB HBP BLK WP HR S P ERA WHIP	IP WLS BF H R ER SO BB IBB HBP BLK WP HR S P ERA WHIP	IP WLS BF H R ER SO BB IBB HBP BLK WP HR S P ERA WHIP	IP WLS BF H R ER SO BB IBB HBP BLK WP HR S P ERA WHIP	IP WLS BF H R ER SO BB IBB HBP BLK WP HR S P ERA WHIP	IP WLS BF H R ER SO BB IBB HBP BLK WP HR S P ERA WHIP	IP WLS BF H R ER SO BB IBB HBP BLK WP HR S P ERA WHIP	IP WLS BF H R ER SO BB IBB HBP BLK WP HR S P ERA WHIP	IP WLS BF H R ER SO BB IBB HBP BLK WP HR S P ERA WHIP	IP WLS BF H R ER SO BB IBB HBP BLK WP HR S P ERA WHIP	IP WLS BF H R ER SO BB IBB HBP BLK WP HR S P ERA WHIP	IP WLS BF H R ER SO BB IBB HBP BLK WP HR S P ERA WHIP	IP WLS BF H R ER SO BB IBB HBP BLK WP HR S P ERA WHIP	IP WLS BF H R ER SO BB IBB HBP BLK WP HR S P ERA WHIP	IP WLS BF H R ER SO BB IBB HBP BLK WP HR S P ERA WHIP	IP WLS BF H R ER SO BB IBB HBP BLK WP HR S P ERA WHIP

**Cincinnati Reds @ St. Louis Cardinals**  
 Busch Stadium, St. Louis, MO  
 Fri Jun 09 2023, 7:16 PM - 9:52 PM CDT  
 Att: 43,238 - Partly Cloudy - 82 F

livebaseballscorecards.com

**AB 31**  
**R 4**  
**H 7**  
**RBI 4**  
**BB 5**  
**SO 9**  
**LOB 14**

Batter	1	2	3	4	5	6	7	8	9	AB	R	H	RBI	BB	SO	LOB	BOTTOM				
33 Brendan Donovan, L OBP: 0.344, SLG: 0.369										5	2	3	1	0	0	2					
46 Paul Goldschmidt, R OBP: 0.378, SLG: 0.461										5	0	0	0	0	2	6					
16 Nolan Gorman, L OBP: 0.347, SLG: 0.543										4	1	1	2	0	3	1					
28 Nolan Arenado, R OBP: 0.319, SLG: 0.469										4	1	2	2	0	1	0					
40 Wilson Contreras, R OBP: 0.295, SLG: 0.362										3	0	1	0	0	0	1					
19 Tommy Edman, S OBP: 0.306, SLG: 0.417										4	0	0	0	0	0	3					
11 Paul DeJong, R OBP: 0.320, SLG: 0.458										4	1	1	0	0	2	0					
18 Jordan Walker, R OBP: 0.333, SLG: 0.433										4	2	3	2	0	0	0					
3 Dylan Carlson, S OBP: 0.286, SLG: 0.343										2	0	0	0	2	0	0					
<b>Inning Stats</b>	R: 2 H: 3 E: 0 K: 2 S: 11	H: 2 LOB: 0 BB: 0 P: 18	R: 0 H: 0 E: 0 K: 2 S: 8	H: 0 LOB: 0 BB: 0 P: 11	R: 1 H: 2 E: 0 K: 1 S: 11	H: 2 LOB: 2 BB: 1 P: 18	R: 0 H: 1 E: 0 K: 1 S: 8	H: 0 LOB: 0 BB: 0 P: 9	R: 0 H: 0 E: 0 K: 1 S: 7	H: 0 LOB: 1 BB: 0 P: 10	R: 2 H: 2 E: 0 K: 1 S: 12	H: 2 LOB: 1 BB: 0 P: 19	R: 0 H: 1 E: 0 K: 0 S: 7	H: 1 LOB: 2 BB: 1 P: 14	R: 0 H: 0 E: 0 K: 0 S: 7	H: 0 LOB: 0 BB: 0 P: 14	1B: 8 2B: 0 3B: 0 HR: 3	SF: 0 SAC: 0 DP: 0 HBP: 1	WP: 0 PB: 0 SB: 0 CS: 0	PA: 38	
<b>PITCHER</b>	IP WLS BF H R ER SO BB IBB HBP BLK WP HR S P ERA WHIP	IP WLS BF H R ER SO BB IBB HBP BLK WP HR S P ERA WHIP	IP WLS BF H R ER SO BB IBB HBP BLK WP HR S P ERA WHIP	IP WLS BF H R ER SO BB IBB HBP BLK WP HR S P ERA WHIP	IP WLS BF H R ER SO BB IBB HBP BLK WP HR S P ERA WHIP	IP WLS BF H R ER SO BB IBB HBP BLK WP HR S P ERA WHIP	IP WLS BF H R ER SO BB IBB HBP BLK WP HR S P ERA WHIP	IP WLS BF H R ER SO BB IBB HBP BLK WP HR S P ERA WHIP	IP WLS BF H R ER SO BB IBB HBP BLK WP HR S P ERA WHIP	IP WLS BF H R ER SO BB IBB HBP BLK WP HR S P ERA WHIP	IP WLS BF H R ER SO BB IBB HBP BLK WP HR S P ERA WHIP	IP WLS BF H R ER SO BB IBB HBP BLK WP HR S P ERA WHIP	IP WLS BF H R ER SO BB IBB HBP BLK WP HR S P ERA WHIP	IP WLS BF H R ER SO BB IBB HBP BLK WP HR S P ERA WHIP	IP WLS BF H R ER SO BB IBB HBP BLK WP HR S P ERA WHIP	IP WLS BF H R ER SO BB IBB HBP BLK WP HR S P ERA WHIP	IP WLS BF H R ER SO BB IBB HBP BLK WP HR S P ERA WHIP	IP WLS BF H R ER SO BB IBB HBP BLK WP HR S P ERA WHIP	IP WLS BF H R ER SO BB IBB HBP BLK WP HR S P ERA WHIP	IP WLS BF H R ER SO BB IBB HBP BLK WP HR S P ERA WHIP	IP WLS BF H R ER SO BB IBB HBP BLK WP HR S P ERA WHIP

**Cincinnati Reds @ St. Louis Cardinals**  
 Busch Stadium, St. Louis, MO  
 Fri Jun 09 2023, 7:16 PM - 9:52 PM CDT  
 Att: 43,238 - Partly Cloudy - 82 F

livebaseballscorecards.com

**AB 35**  
**R 7**  
**H 11**  
**RBI 7**  
**BB 2**  
**SO 8**  
**LOB 13**









Batter	1	2	3	4	5	6	7	8	9	AB	R	H	RBI	BB	SO	LOB	TOP								
29 TJ Friedl, L OBP: 0.370, SLG: 0.491										3	0	2	1	1	0	0	<b>Cincinnati Reds @ Kansas City Royals</b> Kauffman Stadium, Kansas City, MO Tue Jun 13 2023, 7:10 PM - 9:40 PM CDT Att: 16,931 - Partly Cloudy - 77 F								
9 Matt McLain, R OBP: 0.375, SLG: 0.492										3	0	0	0	1	2	2									
6 Jonathan India, R OBP: 0.359, SLG: 0.417										3	0	0	0	1	0	4									
44 Ely De La Cruz, S OBP: 0.389, SLG: 0.467										3	1	0	0	1	2	3									
7 Spencer Steer, R OBP: 0.359, SLG: 0.465																		4							
37 Tyler Stephenson, R OBP: 0.391, SLG: 0.934										4	1	0	0	0	0	1									
30 Will Benson, L OBP: 0.301, SLG: 0.318										2	1	0	0	1	0	0									
26 TJ Hopkins, R OBP: 0.200, SLG: 0.158										1	0	0	0	0	0	0									
28 Kevin Newman, R OBP: 0.328, SLG: 0.374											4	1	1	1	0	0									
17 Stuart Fairchild, R OBP: 0.326, SLG: 0.384										3	1	1	1	0	0	0									
<b>Inning Stats</b>	R: 0 E: 0 K: 1 S: 6	H: 1 LOB: 0 BB: 0 P: 8	R: 5 E: 0 K: 1 S: 16	H: 4 LOB: 2 BB: 3 P: 36	R: 0 E: 0 K: 0 S: 6	H: 0 LOB: 0 BB: 0 P: 10	R: 0 E: 0 K: 0 S: 8	H: 0 LOB: 0 BB: 0 P: 12	R: 0 E: 0 K: 1 S: 9	H: 0 LOB: 0 BB: 0 P: 17	R: 0 E: 0 K: 1 S: 6	H: 0 LOB: 0 BB: 0 P: 11	R: 0 E: 0 K: 1 S: 11	H: 0 LOB: 0 BB: 1 P: 20	R: 0 E: 0 K: 0 S: 8	H: 0 LOB: 0 BB: 1 P: 15	R: 0 E: 0 K: 0 S: 5	H: 0 LOB: 0 BB: 0 P: 8	1B: 4 2B: 1 3B: 0 HR: 0	SF: 0 SAC: 0 DP: 2 HBP: 0	WP: 1 PB: 0 SB: 3 CS: 0	PA: 35			
<b>PITCHER</b>	IP	WLS	BF	H	R	ER	SO	BB	IBB	HBP	BLK	WP	HR	S	P	ERA	WHIP								
24 Jordan Lyles, R ERA: 6.89	6.0	L	25	5	5	5	4	3	0	0	0	1	0	51	94	7.50	1.333								
37 Jackson Kowar, R ERA: 4.15	1.0		4	0	0	0	1	1	0	0	0	0	0	11	20	0.00	1.000								
53 Austin Cox, L ERA:	2.0		6	0	0	0	0	1	0	0	0	0	0	13	23	0.00	0.500								

Batter	1	2	3	4	5	6	7	8	9	AB	R	H	RBI	BB	SO	LOB	BOTTOM								
32 Nick Pratto, L OBP: 0.367, SLG: 0.425										4	1	1	0	0	1	4	<b>Cincinnati Reds @ Kansas City Royals</b> Kauffman Stadium, Kansas City, MO Tue Jun 13 2023, 7:10 PM - 9:40 PM CDT Att: 16,931 - Partly Cloudy - 77 F								
13 Salvador Perez, R OBP: 0.305, SLG: 0.508										4	1	1	0	0	1	4									
7 Bobby Witt Jr., R OBP: 0.276, SLG: 0.422										4	1	1	2	0	1	1									
1 MJ Melendez, L OBP: 0.297, SLG: 0.354										3	0	1	1	0	0	0									
11 Maikel Garcia, R OBP: 0.321, SLG: 0.347										4	0	1	0	0	0	1									
14 Edward Olivares, R OBP: 0.310, SLG: 0.439										4	1	1	0	0	0	1									
15 Matt Duffy, R OBP: 0.365, SLG: 0.403										2	0	1	1	0	0	0									
19 Michael Massey, L OBP: 0.276, SLG: 0.320										3	0	0	0	0	1	1									
6 Drew Waters, S OBP: 0.265, SLG: 0.250										3	0	1	0	1	1	1									
44 Dairon Blanco, R OBP: 0.375, SLG: 0.286																									
<b>Inning Stats</b>	R: 1 E: 1 K: 0 S: 12	H: 1 LOB: 0 BB: 0 P: 18	R: 1 E: 0 K: 0 S: 12	H: 2 LOB: 1 BB: 0 P: 16	R: 2 E: 0 K: 0 S: 12	H: 3 LOB: 0 BB: 0 P: 20	R: 0 E: 0 K: 1 S: 9	H: 0 LOB: 0 BB: 0 P: 17	R: 0 E: 0 K: 0 S: 6	H: 0 LOB: 0 BB: 0 P: 7	R: 0 E: 0 K: 0 S: 4	H: 0 LOB: 0 BB: 0 P: 7	R: 0 E: 0 K: 2 S: 16	H: 0 LOB: 3 BB: 2 P: 31	R: 0 E: 0 K: 1 S: 8	H: 1 LOB: 1 BB: 0 P: 13	R: 0 E: 0 K: 1 S: 7	H: 0 LOB: 0 BB: 0 P: 13	1B: 5 2B: 2 3B: 0 HR: 1	SF: 1 SAC: 0 DP: 2 HBP: 1	WP: 0 PB: 0 SB: 0 CS: 1	PA: 37			
<b>PITCHER</b>	IP	WLS	BF	H	R	ER	SO	BB	IBB	HBP	BLK	WP	HR	S	P	ERA	WHIP								
55 Brandon Williamson, L ERA: 5.4	5.0	W	20	7	4	3	1	0	0	0	0	0	0	51	78	5.40	1.400								
77 Daniel Duarte, R ERA:	1.0	H	3	0	0	0	0	0	0	0	0	0	0	4	7	0.00	0.000								
79 Ian Gibaut, R ERA: 3.06	0.1	H	4	0	0	0	0	2	0	1	0	0	0	10	20	0.00	6.000								
39 Lucas Sims, R ERA: 3.04	1.2	H	6	1	0	0	3	0	0	0	0	0	0	14	24	0.00	6.000								
43 Alexis Diaz, R ERA: 1.65	1.0	S	3	0	0	0	1	0	0	0	0	0	0	7	13	0.00	0.000								

AB 30  
R 5  
H 5  
RBI 4  
BB 5  
SO 5  
LOB 10



AB 32  
R 4  
H 8  
RBI 4  
BB 2  
SO 5  
LOB 13



Batter	1	2	3	4	5	6	7	8	9	AB	R	H	RBI	BB	SO	LOB	TOP		
28 Kevin Newman, R OBP: 0.326, SLG: 0.367	G4-3		G6-3				F9			3	1	0	0	1	0	0	<p>Cincinnati Reds @ Kansas City Royals Kauffman Stadium, Kansas City, MO Wed Jun 14 2023, 7:12 PM - 9:51 PM CDT Att: 13,731 - Clear - 82 F</p> <p>livebaseballscorecards.com</p>		
9 Matt McLain, R OBP: 0.379, SLG: 0.516	G5-3			6 2B			K			4	2	2	3	0	1	0			
6 Jonathan India, R OBP: 0.361, SLG: 0.433	K			1B						4	1	2	2	0	2	0			
44 Ely De La Cruz, S OBP: 0.350, SLG: 0.412	G6-3			F7-4						4	0	0	0	0	1	1			
7 Spencer Steer, R OBP: 0.357, SLG: 0.473	HR			F9			P3			4	1	1	1	0	0	0			
37 Tyler Steinhilber, R OBP: 0.355, SLG: 0.349	K			G5-3			P4			4	0	0	0	0	2	0			
17 Stuart Fairchild, R OBP: 0.330, SLG: 0.403	P3			HR						3	1	1	1	1	1	0			
26 TJ Hopkins, R OBP: 0.208, SLG: 0.174			L9				F9			4	1	1	0	0	1	1			
2 Jose Barrero, R OBP: 0.295, SLG: 0.323	L4			G6-3			G5-3			3	0	0	0	0	0	1			
<b>Inning Stats</b>	R: 0 E: 0 K: 1 S: 9	H: 0 LOB: 0 BB: 0 P: 14	R: 1 E: 0 K: 1 S: 10	H: 1 LOB: 0 BB: 0 P: 16	R: 0 E: 0 K: 0 S: 7	H: 0 LOB: 0 BB: 0 P: 13	R: 1 E: 0 K: 0 S: 6	H: 2 LOB: 0 BB: 0 P: 10	R: 5 E: 0 K: 0 S: 15	H: 4 LOB: 0 BB: 1 P: 25	R: 0 E: 0 K: 0 S: 7	H: 0 LOB: 1 BB: 0 P: 12	R: 0 E: 0 K: 1 S: 7	H: 0 LOB: 0 BB: 0 P: 12	R: 0 E: 0 K: 3 S: 9	H: 0 LOB: 0 BB: 0 P: 13		1B: 2 2B: 2 3B: 0 HR: 4	SF: 0 SAC: 0 DP: 1 HBP: 0
<b>PITCHER</b>	IP WLS BF H R ER SO BB IBB HBP BLK WP HR S P ERA WHIP																		
52 Daniel Lynch IV, L ERA: 5.79	7.0 L 29 7 7 7 3 2 0 0 0 0 0 4 61 102 9.00 1.286																		
64 Nick Wittgren, R ERA: 4.35	1.0 3 0 0 0 2 0 0 0 0 0 0 8 12 0.00 0.000																		
74 Jose Cuas, R ERA: 4.34	1.0 3 0 0 0 3 0 0 0 0 0 0 9 13 0.00 0.000																		

Batter	1	2	3	4	5	6	7	8	9	AB	R	H	RBI	BB	SO	LOB	BOTTOM				
32 Nick Pratto, L OBP: 0.362, SLG: 0.424	G4-3		7 E				F7			5	1	1	0	0	0	2	<p>Cincinnati Reds @ Kansas City Royals Kauffman Stadium, Kansas City, MO Wed Jun 14 2023, 7:12 PM - 9:51 PM CDT Att: 13,731 - Clear - 82 F</p> <p>livebaseballscorecards.com</p>				
13 Salvador Perez, R OBP: 0.310, SLG: 0.506	K		7 E				1B			1	0	0	0	0	1	0					
11 Maikel Garcia, R OBP: 0.328, SLG: 0.372	K		HBP				1B			3	1	2	0	0	0	1					
1 MJ Melendez, L OBP: 0.299, SLG: 0.355	1B		F8				G4-3			5	0	2	1	0	0	2					
7 Bobby Witt Jr., R OBP: 0.282, SLG: 0.425	E9		E9				F9			5	1	3	1	0	0	2					
19 Michael Massey, L OBP: 0.279, SLG: 0.315	K		L1				G6-3			3	0	0	0	2	2	7					
14 Edward Olivares, R OBP: 0.323, SLG: 0.449	1B		F8				G4-3			5	1	4	0	0	0	3					
8 Nicky Lopez, L OBP: 0.327, SLG: 0.314	G3						F8			4	0	0	0	0	0	3					
34 Freddy Fermin, R OBP: 0.274, SLG: 0.404	1B		L4				K			5	0	1	0	0	3	4					
44 Dairon Blanco, R OBP: 0.385, SLG: 0.583	G1-3		G3-1				G3			5	0	2	1	0	0	4					
<b>Inning Stats</b>	R: 0 E: 1 K: 2 S: 11	H: 2 LOB: 2 BB: 0 P: 17	R: 0 E: 0 K: 0 S: 7	H: 2 LOB: 0 BB: 0 P: 14	R: 1 E: 1 K: 0 S: 10	H: 2 LOB: 3 BB: 0 P: 15	R: 0 E: 0 K: 0 S: 12	H: 0 LOB: 0 BB: 0 P: 15	R: 0 E: 0 K: 1 S: 14	H: 2 LOB: 1 BB: 0 P: 17	R: 1 E: 0 K: 1 S: 14	H: 2 LOB: 1 BB: 0 P: 20	R: 1 E: 0 K: 0 S: 11	H: 2 LOB: 2 BB: 1 P: 22	R: 0 E: 0 K: 1 S: 12	H: 1 LOB: 0 BB: 0 P: 20	R: 1 E: 1 K: 1 S: 20	H: 2 LOB: 3 BB: 1 P: 32	1B: 11 2B: 2 3B: 2 HR: 0	SF: 0 SAC: 0 DP: 0 HBP: 2	WP: 0 PA: 45 PB: 0 SB: 0 CS: 0
<b>PITCHER</b>	IP WLS BF H R ER SO BB IBB HBP BLK WP HR S P ERA WHIP																				
59 Ben Lively, R ERA: 4.07	5.2 W 27 10 2 2 4 0 0 0 0 0 0 9 18 9.00 2.000																				
48 Alex Young, L ERA: 2.93	1.0 5 1 1 1 0 1 0 0 0 0 0 9 18 9.00 2.000																				
46 Buck Farmer, R ERA: 2.48	0.1 2 1 0 0 0 0 0 0 0 0 0 5 7 0.00 3.000																				
63 Fernando Cruz, R ERA: 6.65	1.0 4 1 0 0 1 0 0 0 0 0 0 12 20 0.00 1.000																				
77 Daniel Duarte, R ERA: 6.75	0.1 4 2 1 1 0 1 0 0 0 0 0 12 22 27.00 9.000																				



Batter	1	2	3	4	5	6	7	8	9	AB	R	H	RBI	BB	SO	LOB	TOP										
29 TJ Friedl, L OBP: 0.366, SLG: 0.470	G3	G4-3	G1-3							3	1	0	0	3	0	0											
9 Matt McLain, R OBP: 0.380, SLG: 0.519	E6	P4								5	2	2	2	1	1	1											
6 Jonathan India, R OBP: 0.356, SLG: 0.434 22 Luke Maile, R OBP: 0.299, SLG: 0.451	HR		F9							5	1	1	2	0	0	4											
44 Ely De La Cruz, S OBP: 0.356, SLG: 0.436	1B		G3							5	1	2	0	0	0	3											
7 Spencer Steer, R OBP: 0.360, SLG: 0.468	FC6									4	2	2	0	1	1	2											
37 Tyler Stephenson, R OBP: 0.337, SLG: 0.369 26 TJ Hopkins, R OBP: 0.200, SLG: 0.167	K									4	0	2	1	1	2	3											
30 Will Benson, L OBP: 0.354, SLG: 0.375										3	1	3	2	2	0	0											
15 Nick Senzel, R OBP: 0.316, SLG: 0.360	G6-3									5	0	0	0	0	3	11											
12 Curt Casali, R OBP: 0.282, SLG: 0.194 28 Kevin Newman, R OBP: 0.330, SLG: 0.376	G5-3									3	0	0	1	0	1	2											
<b>Inning Stats</b>	R: 2 H: 2 E: 0 K: 1 S: 17	H: 2 LOB: 3 BB: 1 P: 28	R: 0 H: 0 E: 0 K: 0 S: 6	H: 0 LOB: 0 BB: 0 P: 12	R: 0 H: 1 E: 0 K: 1 S: 12	H: 1 LOB: 0 BB: 0 P: 19	R: 1 H: 1 E: 0 K: 1 S: 10	H: 1 LOB: 0 BB: 0 P: 15	R: 2 H: 2 E: 0 K: 1 S: 18	H: 2 LOB: 2 BB: 2 P: 33	R: 0 H: 0 E: 0 K: 2 S: 11	H: 0 LOB: 1 BB: 1 P: 20	R: 1 H: 3 E: 0 K: 1 S: 15	H: 3 LOB: 2 BB: 0 P: 20	R: 0 H: 0 E: 0 K: 0 S: 6	H: 0 LOB: 1 BB: 2 P: 15	R: 4 H: 4 E: 0 K: 1 S: 18	H: 4 LOB: 2 BB: 2 P: 32	1B: 8 2B: 2 3B: 2 HR: 1	SF: 0 SAC: 1 DP: 1 HBP: 1	WP: 0 PB: 0 SB: 3 CS: 1	PA: 48					
<b>PITCHER</b>	IP	WLS	BF	H	R	ER	SO	BB	IBB	HBP	BLK	WP	HR	S	P	ERA	WHIP										
64 Brandon Bielak, R ERA: 4.37	4.2	L	24	5	5	4	3	3	0	0	0	0	1	57	99	7.71	1.714										
88 Phil Maton, R ERA: 1.57	1.1		6	1	0	0	3	1	0	0	0	0	0	17	28	0.00	1.500										
45 Ryne Stanek, R ERA: 4.76	1.0		6	3	1	1	1	0	0	0	0	0	0	15	20	9.00	3.000										
50 Héctor Neris, R ERA: 1.24	1.0		4	0	0	0	0	2	0	1	0	0	0	6	15	0.00	2.000										
47 Rafael Montero, R ERA: 6.67	1.0		8	4	4	4	1	2	0	0	0	0	0	18	32	36.00	6.000										

Cincinnati Reds @ Houston Astros  
Minute Maid Park, Houston, TX  
Sat Jun 17 2023, 3:10 PM - 6:02 PM CDT  
Att. 40,136 - Roof Closed - 73 F

AB	38
R	10
H	13
RBI	10
BB	8
SO	8
LOB	26



Batter	1	2	3	4	5	6	7	8	9	AB	R	H	RBI	BB	SO	LOB	BOTTOM										
9 Corey Julks, R OBP: 0.283, SLG: 0.376	P3									2	1	0	0	2	0	0											
27 Jose Altuve, R OBP: 0.374, SLG: 0.481	1B									4	1	4	1	0	0	0											
30 Kyle Tucker, L OBP: 0.352, SLG: 0.446	F7									3	0	0	1	0	0	3											
2 Alex Bregman, R OBP: 0.332, SLG: 0.372	F9									3	0	0	0	1	0	3											
79 José Abreu, R OBP: 0.287, SLG: 0.318	G6-3									4	0	1	0	0	1	2											
21 Yainer Diaz, R OBP: 0.275, SLG: 0.475	G5-3									4	1	1	1	0	0	1											
3 Jeremy Peña, R OBP: 0.301, SLG: 0.411	1B									4	0	1	0	0	1	0											
6 Jake Meyers, R OBP: 0.308, SLG: 0.393	F9									4	0	0	0	0	2	1											
16 Grae Kessinger, R OBP: 0.300, SLG: 0.125	G6-3									3	0	0	0	1	0	0											
<b>Inning Stats</b>	R: 0 H: 1 E: 0 K: 0 S: 9	H: 1 LOB: 1 BB: 0 P: 12	R: 0 H: 1 E: 0 K: 0 S: 7	H: 1 LOB: 0 BB: 0 P: 12	R: 1 H: 1 E: 0 K: 0 S: 13	H: 1 LOB: 2 BB: 2 P: 24	R: 0 H: 0 E: 0 K: 1 S: 6	H: 0 LOB: 0 BB: 0 P: 10	R: 0 H: 1 E: 0 K: 0 S: 13	H: 1 LOB: 2 BB: 2 P: 27	R: 1 H: 1 E: 0 K: 2 S: 12	H: 1 LOB: 0 BB: 0 P: 16	R: 1 H: 1 E: 0 K: 0 S: 11	H: 1 LOB: 0 BB: 0 P: 16	R: 0 H: 1 E: 0 K: 0 S: 7	H: 1 LOB: 0 BB: 0 P: 11	R: 0 H: 0 E: 0 K: 1 S: 6	H: 0 LOB: 0 BB: 0 P: 9	1B: 3 2B: 2 3B: 0 HR: 2	SF: 1 SAC: 0 DP: 1 HBP: 0	WP: 0 PB: 0 SB: 3 CS: 1	PA: 36					
<b>PITCHER</b>	IP	WLS	BF	H	R	ER	SO	BB	IBB	HBP	BLK	WP	HR	S	P	ERA	WHIP										
21 Hunter Greene, R ERA: 3.93	6.0	W	26	5	2	2	3	4	0	0	0	0	1	60	101	3.00	1.500										
79 Ian Gibaut, R ERA: 3.24	1.0		4	1	1	1	0	0	0	0	0	0	1	11	16	9.00	1.000										
46 Buck Farmer, R ERA: 2.34	1.0	H	3	1	0	0	0	0	0	0	0	0	0	7	11	0.00	1.000										
63 Fernando Cruz, R ERA: 6.38	1.0		3	0	0	0	1	0	0	0	0	0	0	6	9	0.00	0.000										

Cincinnati Reds @ Houston Astros  
Minute Maid Park, Houston, TX  
Sat Jun 17 2023, 3:10 PM - 6:02 PM CDT  
Att. 40,136 - Roof Closed - 73 F

AB	31
R	3
H	7
RBI	3
BB	4
SO	4
LOB	10





Batter	1	2	3	4	5	6	7	8	9	AB	R	H	RBI	BB	SO	LOB	TOP																		
29 Jurickson Profar, S OBP: 0.313, SLG: 0.375										5	0	1	0	0	0	3																			
15 Randal Grichuk, R OBP: 0.363, SLG: 0.418										5	1	1	0	0	1	2																			
24 Ryan McMahon, L OBP: 0.356, SLG: 0.511										5	1	1	0	0	2	2																			
35 Elias Diaz, R OBP: 0.345, SLG: 0.465										5	2	2	0	1	2																				
38 Jorge Alfaro, R OBP: 0.200, SLG: 0.286									3	0	2	1	0	1	0																				
22 Nolan Jones, L OBP: 0.404, SLG: 0.551									3	0	1	0	1	2	2																				
9 Brenton Doyle, R OBP: 0.272, SLG: 0.353									4	0	1	0	0	2	5																				
3 Coco Montes, R OBP: 0.227, SLG: 0.300										3	0	0	0	0	2	5																			
30 Harold Castro, L OBP: 0.283, SLG: 0.322										1	0	0	0	0	1																				
56 Connor Kaiser, R										2	0	0	0	0	1	0																			
11 Mike Moustakas, L OBP: 0.354, SLG: 0.432										1	0	1	1	1	0	0																			
<b>Inning Stats</b>	R: 0 E: 0 K: 1 S: 10	H: 0 LOB: 0 BB: 0 P: 16	R: 0 E: 0 K: 2 S: 15	H: 2 LOB: 2 BB: 0 P: 18	R: 0 E: 0 K: 1 S: 9	H: 0 LOB: 0 BB: 0 P: 15	R: 1 E: 0 K: 1 S: 13	H: 2 LOB: 1 BB: 0 P: 22	R: 0 E: 0 K: 0 S: 8	H: 0 LOB: 0 BB: 0 P: 10	R: 3 E: 0 K: 2 S: 26	H: 4 LOB: 3 BB: 2 P: 42	R: 0 E: 0 K: 1 S: 9	H: 0 LOB: 0 BB: 0 P: 13	R: 0 E: 0 K: 2 S: 8	H: 0 LOB: 1 BB: 0 P: 14	R: 0 E: 0 K: 13 S: 13	H: 2 LOB: 2 BB: 0 P: 21	1B: 7 2B: 2 3B: 0 HR: 1	SF: 0 SAC: 0 DP: 0 HBP: 1	WP: 0 PA: 40 PB: 0 SB: 0 CS: 0														
<b>PITCHER</b>	IP 5.0	WLS 0	BF 21	H 6	R 3	ER 3	SO 5	BB 0	IBB 0	HBP 0	BLK 0	WP 0	HR 1	S 59	P 86	ERA 5.40	WHIP 1.200	<b>PITCHER</b>	IP 1.0	WLS 0	BF 5	H 2	R 0	ER 0	SO 2	BB 0	IBB 0	HBP 0	BLK 0	WP 0	HR 0	S 13	P 21	ERA 0.00	WHIP 2.000
55 Brandon Williamson, L ERA: 5.4	(1, 1)																	43 Alexis Diaz, R ERA: 1.8	(9, 1)																
46 Buck Farmer, R ERA: 2.55	(6, 1)	0.2	B	5	2	0	0	2	1	0	0	0	0	0	16	26	0.00	4.500																	
48 Alex Young, L ERA: 2.79	(6, 1)	0.1	W	2	0	1	1	0	1	0	0	0	0	0	6	11	27.00	3.000																	
63 Fernando Cruz, R ERA: 6.12	(7, 1)	1.0	H	3	0	0	0	1	0	0	0	0	0	0	9	13	0.00	0.000																	
39 Lucas Sims, R ERA: 2.7	(8, 1)	1.0	H	4	0	0	0	2	0	0	1	0	0	0	8	14	0.00	0.000																	

Colorado Rockies @ Cincinnati Reds  
Great American Ball Park, Cincinnati, OH  
Mon Jun 19 2023, 7:13 PM - 10:03 PM EDT  
Att: 20,334 - Drizzlie - 71 F

livebaseballscorecards.com

AB 37  
R 4  
H 10  
RBI 4  
BB 2  
SO 12  
LOB 22

Batter	1	2	3	4	5	6	7	8	9	AB	R	H	RBI	BB	SO	LOB	BOTTOM																		
28 Kevin Newman, R OBP: 0.327, SLG: 0.388										5	1	1	1	0	2	4																			
9 Matt McLain, R OBP: 0.371, SLG: 0.496										3	0	0	0	0	2	0																			
6 Jonathan India, R OBP: 0.355, SLG: 0.439									4	1	1	0	0	1	0																				
44 Ely De La Cruz, S OBP: 0.352, SLG: 0.417										4	1	1	0	0	1	2																			
7 Spencer Steer, R OBP: 0.362, SLG: 0.475									3	0	1	0	1	1	0																				
19 Joey Votto, L OBP: 0.750, SLG: 1.667										3	1	2	3	1	0	0																			
30 Will Benson, L OBP: 0.360, SLG: 0.365									0	0	0	0	0	0	0	0																			
15 Nick Senzel, R OBP: 0.331, SLG: 0.404									2	1	1	1	0	0	0																				
27 Jake Fraley, L OBP: 0.353, SLG: 0.444									4	0	0	0	0	1	4																				
37 Tyler Stephenson, R OBP: 0.323, SLG: 0.358									4	0	0	0	0	1	4																				
17 Stuart Fairchild, R OBP: 0.331, SLG: 0.404									2	0	1	0	0	0	0																				
29 TJ Friedl, L OBP: 0.368, SLG: 0.465									1	0	0	0	1	0	0																				
<b>Inning Stats</b>	R: 1 E: 0 K: 1 S: 9	H: 1 LOB: 0 BB: 0 P: 14	R: 1 E: 0 K: 0 S: 11	H: 1 LOB: 0 BB: 0 P: 17	R: 0 E: 0 K: 1 S: 6	H: 0 LOB: 0 BB: 0 P: 11	R: 0 E: 0 K: 2 S: 10	H: 0 LOB: 0 BB: 0 P: 15	R: 1 E: 0 K: 1 S: 11	H: 2 LOB: 1 BB: 0 P: 15	R: 2 E: 0 K: 2 S: 18	H: 2 LOB: 2 BB: 1 P: 32	R: 0 E: 0 K: 1 S: 12	H: 1 LOB: 2 BB: 0 P: 17	R: 0 E: 0 K: 1 S: 9	H: 1 LOB: 3 BB: 2 P: 16	R: 0 E: 0 K: 13 S: 13	H: 1 LOB: 2 BB: 0 P: 21	1B: 5 2B: 0 3B: 0 HR: 3	SF: 0 SAC: 0 DP: 0 HBP: 1	WP: 0 PA: 37 PB: 0 SB: 2 CS: 0														
<b>PITCHER</b>	IP 5.1	WLS 1	BF 22	H 5	R 5	ER 4	SO 6	BB 1	IBB 0	HBP 0	BLK 0	WP 0	HR 3	S 56	P 88	ERA 6.75	WHIP 0.938	<b>PITCHER</b>	IP 1.0	WLS 0	BF 5	H 2	R 0	ER 0	SO 2	BB 0	IBB 0	HBP 0	BLK 0	WP 0	HR 0	S 13	P 21	ERA 0.00	WHIP 2.000
26 Austin Gomber, L ERA: 7.25	(1, 1)																																		
59 Jake Bird, R ERA: 3.42	(6, 1)	0.2	B	4	1	0	0	1	1	0	0	0	0	0	9	16	0.00	3.000																	
52 Daniel Bard, R ERA: 0.79	(7, 1)	1.0		5	1	0	0	1	0	0	1	0	0	0	12	17	0.00	1.000																	
55 Brad Hand, L ERA: 3.42	(8, 1)	0.1		3	1	0	0	0	1	0	0	0	0	0	4	9	0.00	6.000																	
61 Justin Lawrence, R ERA: 2.95	(8, 1)	0.2		3	0	0	0	1	0	1	0	0	0	0	5	7	0.00	0.000																	

Colorado Rockies @ Cincinnati Reds  
Great American Ball Park, Cincinnati, OH  
Mon Jun 19 2023, 7:13 PM - 10:03 PM EDT  
Att: 20,334 - Drizzlie - 71 F

livebaseballscorecards.com

AB 33  
R 5  
H 8  
RBI 5  
BB 3  
SO 9  
LOB 14





Batter	1	2	3	4	5	6	7	8	9	AB	R	H	RBI	BB	SO	LOB	TOP										
9 Brenton Doyle, R OBP: 0.271, SLG: 0.364	 HR		 K			 K		 K		4	1	1	1	0	3	1											
22 Nolan Jones, L OBP: 0.429, SLG: 0.616	 BB		 K			 K		 K	 K	4	0	1	0	0	2	0											
24 Ryan McMahon, L OBP: 0.352, SLG: 0.498	 K		 K			 K		 K	 K	4	0	0	0	0	2	1											
15 Randal Grichuk, R OBP: 0.364, SLG: 0.443	 K		 HR			 K		 K	 K	4	1	2	1	0	1	1											
38 Jorge Alfaro, R OBP: 0.167, SLG: 0.348	 K		 K			 K		 K	 K	4	0	0	0	0	1	1											
44 Elehuris Montero, R OBP: 0.293, SLG: 0.310	 HR		 K			 K		 K		3	1	1	1	0	2	0											
3 Coco Montes, R OBP: 0.222, SLG: 0.250	 K		 K			 K		 K		2	0	0	0	0	1	0											
30 Harold Castro, L OBP: 0.293, SLG: 0.347	 K		 K			 K		 K		1	0	1	0	0	0	0											
16 Austin Wynns, R OBP: 0.232, SLG: 0.216	 K		 K			 K		 K		3	0	0	0	0	1	1											
56 Connor Kaiser, R OBP: 0.360, SLG: 0.435	 K		 K			 K		 K		2	0	0	0	0	1	0											
11 Mike Moustakas, L OBP: 0.360, SLG: 0.435	 K		 K			 K		 K		1	0	0	0	0	1	1											
<b>Inning Stats</b>	R: 1 H: 2 E: 0 K: 0 S: 7	H: 2 LOB: 0 BB: 10 P: 10	R: 1 H: 1 E: 0 K: 2 S: 12	H: 1 LOB: 0 BB: 0 P: 17	R: 0 H: 0 E: 0 K: 1 S: 9	H: 0 LOB: 0 BB: 14 P: 14	R: 1 H: 1 E: 0 K: 3 S: 12	H: 1 LOB: 0 BB: 20 P: 20	R: 0 H: 0 E: 0 K: 1 S: 8	H: 0 LOB: 0 BB: 10 P: 10	R: 0 H: 0 E: 0 K: 3 S: 11	H: 0 LOB: 0 BB: 17 P: 17	R: 0 H: 0 E: 0 K: 2 S: 7	H: 0 LOB: 0 BB: 9 P: 9	R: 0 H: 1 E: 0 K: 2 S: 9	H: 1 LOB: 1 BB: 0 P: 12	R: 0 H: 1 E: 0 K: 1 S: 9	H: 1 LOB: 1 BB: 0 P: 11	1B: 2 2B: 1 3B: 0 HR: 3	SF: 0 SAC: 0 DP: 1 HBP: 0	WP: 0 PB: 0 SB: 0 CS: 0	PA: 32					
<b>PITCHER</b>	IP	WLS	BF	H	R	ER	SO	BB	IBB	HBP	BLK	WP	HR	S	P	ERA	WHIP										
41 Andrew Abbott, L ERA: 1.14	6.0		21	4	3	3	10	0	0	0	0	0	3	59	88	4.50	0.667										
39 Lucas Sims, R ERA: 2.5	1.0		3	0	0	0	2	0	0	0	0	0	0	7	9	0.00	0.000										
79 Ian Gibaut, R ERA: 3.31	1.0	W	4	1	0	0	2	0	0	0	0	0	0	9	12	0.00	1.000										
46 Buck Farmer, R ERA: 2.48	1.0	S	4	1	0	0	1	0	0	0	0	0	0	9	11	0.00	1.000										

Colorado Rockies @ Cincinnati Reds  
Great American Ball Park, Cincinnati, OH  
Wed Jun 21 2023, 12:36 PM - 3:01 PM EDT  
Att: 23,637 - Partly Cloudy - 75 F

AB 32  
R 3  
H 6  
RBI 3  
BB 0  
SO 15  
LOB 6



Batter	1	2	3	4	5	6	7	8	9	AB	R	H	RBI	BB	SO	LOB	BOTTOM										
29 TJ Friedl, L OBP: 0.380, SLG: 0.486	 K		 K			 BB		 K		4	0	1	1	1	3	3											
7 Spencer Steer, R OBP: 0.356, SLG: 0.468	 K		 K			 K		 K	 K	4	0	0	0	0	1	3											
6 Jonathan India, R OBP: 0.352, SLG: 0.430	 K		 K			 K		 K	 K	3	0	0	0	1	1	2											
44 Ely De La Cruz, S OBP: 0.387, SLG: 0.536	 BB		 K			 K		 K	 K	4	1	2	0	0	0	1											
27 Jake Fraley, L OBP: 0.358, SLG: 0.465	 K		 K			 K		 K	 K	4	1	2	2	0	0	1											
19 Joey Votto, L OBP: 0.417, SLG: 0.556	 K		 K			 K		 K	 K	2	1	0	0	0	1	1											
15 Nick Senzel, R OBP: 0.315, SLG: 0.375	 K		 K			 K		 K	 K	0	0	0	0	0	0	0											
37 Tyler Stephenson, R OBP: 0.329, SLG: 0.364	 K		 K			 K		 K	 K	4	1	3	0	0	1	1											
9 Matt McLain, R OBP: 0.365, SLG: 0.486	 K		 K			 K		 K	 K	0	0	0	0	0	0	0											
30 Will Benson, L OBP: 0.376, SLG: 0.397	 K		 K			 K		 K	 K	2	1	0	0	2	1	2											
22 Luke Maile, R OBP: 0.309, SLG: 0.446	 K		 K			 K		 K	 K	3	0	1	2	1	1	0											
<b>Inning Stats</b>	R: 0 H: 0 E: 0 K: 1 S: 9	H: 2 LOB: 0 BB: 0 P: 13	R: 0 H: 2 E: 0 K: 0 S: 12	H: 2 LOB: 0 BB: 0 P: 18	R: 0 H: 0 E: 0 K: 1 S: 5	H: 0 LOB: 0 BB: 0 P: 7	R: 0 H: 0 E: 0 K: 0 S: 5	H: 0 LOB: 1 BB: 1 P: 12	R: 3 H: 3 E: 0 K: 2 S: 19	H: 3 LOB: 2 BB: 1 P: 39	R: 0 H: 1 E: 0 K: 1 S: 9	H: 1 LOB: 1 BB: 0 P: 12	R: 0 H: 0 E: 0 K: 2 S: 11	H: 0 LOB: 1 BB: 1 P: 19	R: 2 H: 3 E: 1 K: 2 S: 14	H: 3 LOB: 3 BB: 2 P: 24	R: 2 H: 3 E: 1 K: 2 S: 14	H: 3 LOB: 3 BB: 2 P: 24	1B: 7 2B: 3 3B: 0 HR: 1	SF: 0 SAC: 0 DP: 3 HBP: 2	WP: 0 PB: 0 SB: 0 CS: 0	PA: 37					
<b>PITCHER</b>	IP	WLS	BF	H	R	ER	SO	BB	IBB	HBP	BLK	WP	HR	S	P	ERA	WHIP										
59 Jake Bird, R ERA: 3.28	2.0		8	2	0	0	1	0	0	0	0	0	0	18	37	13.50	1.500										
51 Karl Kauffmann, R ERA: 11.86	2.0		9	1	3	3	1	2	0	1	0	0	0	18	37	13.50	1.500										
62 Matt Carastii, R ERA: 4.5	2.0	B	8	3	0	0	3	0	0	0	0	0	0	20	33	0.00	1.500										
36 Pierce Johnson, R ERA: 6.83	1.0		4	0	0	0	2	1	0	0	0	0	0	11	19	0.00	1.000										
52 Daniel Bard, R ERA: 1.52	1.0	L	8	3	2	2	2	2	0	0	0	0	1	14	24	18.00	5.000										

Colorado Rockies @ Cincinnati Reds  
Great American Ball Park, Cincinnati, OH  
Wed Jun 21 2023, 12:36 PM - 3:01 PM EDT  
Att: 23,637 - Partly Cloudy - 75 F

AB 30  
R 5  
H 9  
RBI 5  
BB 5  
SO 9  
LOB 14





Batter	1	2	3	4	5	6	7	8	9	AB	R	H	RBI	BB	SO	LOB	TOP																																																																																																													
13 Ronald Acuña Jr. R OBP: 0.403, SLG: 0.558										4	0	1	0	0	0	2	Atlanta Braves @ Cincinnati Reds Great American Ball Park, Cincinnati, OH Sat Jun 24 2023, 4:12 PM - 7:20 PM EDT Att: 43,498 - Partly Cloudy - 86 F																																																																																																													
1 Ozzie Albies S OBP: 0.322, SLG: 0.509										4	2	2	1	0	0	2																																																																																																														
27 Austin Riley R OBP: 0.329, SLG: 0.443										5	1	2	1	0	1	3																																																																																																														
28 Matt Olson L OBP: 0.349, SLG: 0.534										4	2	2	2	1	0	2																																																																																																														
20 Marcell Ozuna R OBP: 0.325, SLG: 0.488										5	1	2	2	0	1	3																																																																																																														
16 Travis d'Arnaud R OBP: 0.322, SLG: 0.487										5	1	4	1	0	0	0																																																																																																														
8 Eddie Rosario L OBP: 0.320, SLG: 0.517										4	0	1	0	1	2	5																																																																																																														
11 Orlando Arcia R OBP: 0.379, SLG: 0.464										5	0	0	0	0	2	7																																																																																																														
23 Michael Harris II L OBP: 0.307, SLG: 0.397										3	0	0	0	1	0	1																																																																																																														
<b>Inning Stats</b>	R: 0 E: 1 K: 0 S: 12	H: 0 LOB: 2 BB: 0 P: 22	R: 1 E: 0 K: 1 S: 11	H: 2 LOB: 1 BB: 0 P: 14	R: 2 E: 0 K: 1 S: 16	H: 4 LOB: 2 BB: 0 P: 21	R: 3 E: 0 K: 0 S: 16	H: 3 LOB: 0 BB: 0 P: 25	R: 0 E: 0 K: 1 S: 7	H: 1 LOB: 0 BB: 0 P: 11	R: 1 E: 0 K: 0 S: 5	H: 1 LOB: 1 BB: 1 P: 15	R: 0 E: 0 K: 0 S: 8	H: 2 LOB: 2 BB: 0 P: 14	R: 0 E: 0 K: 2 S: 13	H: 1 LOB: 2 BB: 1 P: 19		1B: 8 2B: 2 3B: 0 HR: 4	SF: 0 SAC: 0 DP: 1 HBP: 1	WP: 0 PB: 0 SB: 2 CS: 0	PA: 44																																																																																																									
<b>PITCHER</b>	IP WLS BF H R ER SO BB IBB HBP BLK WP HR S P ERA WHIP	<table border="1"> <thead> <tr> <th>PITCHER</th> <th>IP</th> <th>WLS</th> <th>BF</th> <th>H</th> <th>R</th> <th>ER</th> <th>SO</th> <th>BB</th> <th>IBB</th> <th>HBP</th> <th>BLK</th> <th>WP</th> <th>HR</th> <th>S</th> <th>P</th> <th>ERA</th> <th>WHIP</th> </tr> </thead> <tbody> <tr> <td>51 Graham Ashcraft R</td> <td>(1, 1)</td> <td>4.0</td> <td>L</td> <td>24</td> <td>10</td> <td>6</td> <td>6</td> <td>2</td> <td>0</td> <td>0</td> <td>1</td> <td>0</td> <td>0</td> <td>3</td> <td>57</td> <td>87</td> <td>13.50</td> <td>2.500</td> </tr> <tr> <td>63 Fernando Cruz R</td> <td>(5, 1)</td> <td>2.0</td> <td></td> <td>6</td> <td>0</td> <td>0</td> <td>0</td> <td>2</td> <td>1</td> <td>0</td> <td>0</td> <td>0</td> <td>0</td> <td>18</td> <td>29</td> <td>0.00</td> <td>0.500</td> </tr> <tr> <td>48 Alex Young L</td> <td>(7, 1)</td> <td>0.2</td> <td></td> <td>4</td> <td>1</td> <td>1</td> <td>1</td> <td>0</td> <td>1</td> <td>0</td> <td>0</td> <td>0</td> <td>1</td> <td>4</td> <td>14</td> <td>13.50</td> <td>3.000</td> </tr> <tr> <td>77 Daniel Duarte R</td> <td>(7, 1)</td> <td>0.1</td> <td></td> <td>1</td> <td>0</td> <td>0</td> <td>0</td> <td>0</td> <td>0</td> <td>0</td> <td>0</td> <td>0</td> <td>0</td> <td>1</td> <td>1</td> <td>0.00</td> <td>0.000</td> </tr> <tr> <td>69 Silvino Bracho R</td> <td>(8, 1)</td> <td>2.0</td> <td></td> <td>9</td> <td>3</td> <td>0</td> <td>0</td> <td>2</td> <td>1</td> <td>0</td> <td>0</td> <td>0</td> <td>0</td> <td>21</td> <td>33</td> <td>0.00</td> <td>2.000</td> </tr> </tbody> </table>																PITCHER	IP	WLS	BF	H	R	ER	SO	BB	IBB	HBP	BLK	WP	HR	S	P	ERA	WHIP	51 Graham Ashcraft R	(1, 1)	4.0	L	24	10	6	6	2	0	0	1	0	0	3	57	87	13.50	2.500	63 Fernando Cruz R	(5, 1)	2.0		6	0	0	0	2	1	0	0	0	0	18	29	0.00	0.500	48 Alex Young L	(7, 1)	0.2		4	1	1	1	0	1	0	0	0	1	4	14	13.50	3.000	77 Daniel Duarte R	(7, 1)	0.1		1	0	0	0	0	0	0	0	0	0	1	1	0.00	0.000	69 Silvino Bracho R	(8, 1)	2.0		9	3	0	0	2	1	0	0	0	0	21	33	0.00	2.000
PITCHER	IP	WLS	BF	H	R	ER	SO	BB	IBB	HBP	BLK	WP	HR	S	P	ERA	WHIP																																																																																																													
51 Graham Ashcraft R	(1, 1)	4.0	L	24	10	6	6	2	0	0	1	0	0	3	57	87	13.50	2.500																																																																																																												
63 Fernando Cruz R	(5, 1)	2.0		6	0	0	0	2	1	0	0	0	0	18	29	0.00	0.500																																																																																																													
48 Alex Young L	(7, 1)	0.2		4	1	1	1	0	1	0	0	0	1	4	14	13.50	3.000																																																																																																													
77 Daniel Duarte R	(7, 1)	0.1		1	0	0	0	0	0	0	0	0	0	1	1	0.00	0.000																																																																																																													
69 Silvino Bracho R	(8, 1)	2.0		9	3	0	0	2	1	0	0	0	0	21	33	0.00	2.000																																																																																																													
<b>Batter</b>	1	2	3	4	5	6	7	8	9	AB	R	H	RBI	BB	SO	LOB	BOTTOM																																																																																																													
28 Kevin Newman R OBP: 0.324, SLG: 0.383										4	0	1	0	0	1	3	Atlanta Braves @ Cincinnati Reds Great American Ball Park, Cincinnati, OH Sat Jun 24 2023, 4:12 PM - 7:20 PM EDT Att: 43,498 - Partly Cloudy - 86 F																																																																																																													
30 Will Benson L OBP: 0.383, SLG: 0.443										5	1	2	2	0	1	1																																																																																																														
9 Matt McLain R OBP: 0.367, SLG: 0.493										5	0	0	0	0	3	2																																																																																																														
6 Jonathan India R OBP: 0.348, SLG: 0.420										3	1	1	0	1	0	2																																																																																																														
44 Ely De La Cruz S OBP: 0.423, SLG: 0.641										4	1	1	2	0	1	1																																																																																																														
7 Spencer Steer R OBP: 0.357, SLG: 0.473										4	0	1	0	0	1	0																																																																																																														
19 Joey Votto L OBP: 0.400, SLG: 0.824										2	0	0	0	1	0	1																																																																																																														
15 Nick Senzel R OBP: 0.289, SLG: 0.371										4	1	1	0	0	1	2																																																																																																														
22 Luke Maile R OBP: 0.302, SLG: 0.430										2	0	1	0	0	1	1																																																																																																														
29 T.J. Friedl L OBP: 0.378, SLG: 0.473										2	0	1	0	0	1	1																																																																																																														
12 Curt Casali R OBP: 0.289, SLG: 0.197										2	0	1	0	0	1	1																																																																																																														
27 Jake Fraley L OBP: 0.361, SLG: 0.492										2	1	1	1	0	0	1																																																																																																														
<b>Inning Stats</b>	R: 0 E: 0 K: 0 S: 9	H: 1 LOB: 1 BB: 0 P: 10	R: 0 E: 0 K: 0 S: 10	H: 0 LOB: 0 BB: 0 P: 14	R: 2 E: 0 K: 2 S: 11	H: 2 LOB: 0 BB: 0 P: 18	R: 2 E: 0 K: 0 S: 24	H: 4 LOB: 2 BB: 0 P: 33	R: 0 E: 0 K: 0 S: 14	H: 0 LOB: 1 BB: 1 P: 24	R: 0 E: 0 K: 0 S: 9	H: 0 LOB: 1 BB: 1 P: 17	R: 0 E: 0 K: 1 S: 15	H: 1 LOB: 0 BB: 0 P: 22	R: 0 E: 0 K: 2 S: 8	H: 0 LOB: 0 BB: 0 P: 12		R: 2 E: 0 K: 3 S: 14	H: 2 LOB: 0 BB: 0 P: 18	1B: 6 2B: 0 3B: 0 HR: 4	SF: 0 SAC: 0 DP: 0 HBP: 0	WP: 0 PB: 0 SB: 2 CS: 0	PA: 39																																																																																																							
<b>PITCHER</b>	IP WLS BF H R ER SO BB IBB HBP BLK WP HR S P ERA WHIP	<table border="1"> <thead> <tr> <th>PITCHER</th> <th>IP</th> <th>WLS</th> <th>BF</th> <th>H</th> <th>R</th> <th>ER</th> <th>SO</th> <th>BB</th> <th>IBB</th> <th>HBP</th> <th>BLK</th> <th>WP</th> <th>HR</th> <th>S</th> <th>P</th> <th>ERA</th> <th>WHIP</th> </tr> </thead> <tbody> <tr> <td>45 Jared Shuster L</td> <td>(1, 1)</td> <td>3.2</td> <td></td> <td>18</td> <td>7</td> <td>4</td> <td>4</td> <td>2</td> <td>0</td> <td>0</td> <td>0</td> <td>0</td> <td>0</td> <td>2</td> <td>52</td> <td>73</td> <td>9.82</td> <td>1.909</td> </tr> <tr> <td>51 Michael Tonkin R</td> <td>(4, 1)</td> <td>2.1</td> <td>W</td> <td>9</td> <td>0</td> <td>0</td> <td>0</td> <td>2</td> <td>2</td> <td>0</td> <td>0</td> <td>0</td> <td>0</td> <td>25</td> <td>43</td> <td>0.00</td> <td>0.857</td> </tr> <tr> <td>61 Nick Anderson R</td> <td>(7, 1)</td> <td>1.0</td> <td>H</td> <td>4</td> <td>1</td> <td>0</td> <td>0</td> <td>1</td> <td>0</td> <td>0</td> <td>0</td> <td>0</td> <td>0</td> <td>15</td> <td>22</td> <td>0.00</td> <td>1.000</td> </tr> <tr> <td>33 A.J. Minter L</td> <td>(8, 1)</td> <td>1.0</td> <td>H</td> <td>3</td> <td>0</td> <td>0</td> <td>0</td> <td>2</td> <td>0</td> <td>0</td> <td>0</td> <td>0</td> <td>0</td> <td>8</td> <td>12</td> <td>0.00</td> <td>0.000</td> </tr> <tr> <td>26 Raisel Iglesias R</td> <td>(9, 1)</td> <td>1.0</td> <td>S</td> <td>5</td> <td>2</td> <td>2</td> <td>2</td> <td>3</td> <td>0</td> <td>0</td> <td>0</td> <td>0</td> <td>2</td> <td>14</td> <td>18</td> <td>18.00</td> <td>2.000</td> </tr> </tbody> </table>																PITCHER	IP	WLS	BF	H	R	ER	SO	BB	IBB	HBP	BLK	WP	HR	S	P	ERA	WHIP	45 Jared Shuster L	(1, 1)	3.2		18	7	4	4	2	0	0	0	0	0	2	52	73	9.82	1.909	51 Michael Tonkin R	(4, 1)	2.1	W	9	0	0	0	2	2	0	0	0	0	25	43	0.00	0.857	61 Nick Anderson R	(7, 1)	1.0	H	4	1	0	0	1	0	0	0	0	0	15	22	0.00	1.000	33 A.J. Minter L	(8, 1)	1.0	H	3	0	0	0	2	0	0	0	0	0	8	12	0.00	0.000	26 Raisel Iglesias R	(9, 1)	1.0	S	5	2	2	2	3	0	0	0	0	2	14	18	18.00	2.000
PITCHER	IP	WLS	BF	H	R	ER	SO	BB	IBB	HBP	BLK	WP	HR	S	P	ERA	WHIP																																																																																																													
45 Jared Shuster L	(1, 1)	3.2		18	7	4	4	2	0	0	0	0	0	2	52	73	9.82	1.909																																																																																																												
51 Michael Tonkin R	(4, 1)	2.1	W	9	0	0	0	2	2	0	0	0	0	25	43	0.00	0.857																																																																																																													
61 Nick Anderson R	(7, 1)	1.0	H	4	1	0	0	1	0	0	0	0	0	15	22	0.00	1.000																																																																																																													
33 A.J. Minter L	(8, 1)	1.0	H	3	0	0	0	2	0	0	0	0	0	8	12	0.00	0.000																																																																																																													
26 Raisel Iglesias R	(9, 1)	1.0	S	5	2	2	2	3	0	0	0	0	2	14	18	18.00	2.000																																																																																																													



Batter	1	2	3	4	5	6	7	8	9	AB	R	H	RBI	BB	SO	LOB	TOP		
28 Kevin Newman, R OBP: 0.322, SLG: 0.381										5	1	1	0	0	1	2			
9 Matt McLain, R OBP: 0.375, SLG: 0.528										4	0	0	0	0	2	2			
6 Jonathan India, R OBP: 0.350, SLG: 0.419										4	0	1	0	0	0	2			
44 Ely De La Cruz, S OBP: 0.375, SLG: 0.562										4	1	0	0	0	2	3			
7 Spencer Steer, R OBP: 0.368, SLG: 0.493										3	1	3	3	1	0	0			
15 Nick Senzel, R OBP: 0.317, SLG: 0.368										3	0	0	0	1	0	3			
37 Tyler Stephenson, R OBP: 0.320, SLG: 0.357										4	0	1	0	0	2	3			
29 TJ Friedl, L OBP: 0.376, SLG: 0.464										4	0	1	0	0	0	1			
12 Curt Casali, R OBP: 0.287, SLG: 0.189										3	0	0	0	1	1	1			
<b>Inning Stats</b>	R: 1 H: 3 E: 0 K: 1 S: 15	H: 3 LOB: 2 P: 19	R: 0 H: 0 E: 0 K: 1 S: 7	H: 0 LOB: 0 P: 11	R: 0 H: 0 E: 0 K: 1 S: 9	H: 0 LOB: 0 P: 15	R: 0 H: 1 E: 0 K: 2 S: 12	H: 1 LOB: 1 P: 13	R: 0 H: 1 E: 0 K: 0 S: 8	H: 1 LOB: 1 P: 11	R: 2 H: 2 E: 0 K: 0 S: 10	H: 2 LOB: 1 P: 17	R: 0 H: 0 E: 0 K: 1 S: 11	H: 0 LOB: 2 P: 24	R: 0 H: 0 E: 0 K: 0 S: 10	H: 0 LOB: 1 P: 17	1B: 5 2B: 1 3B: 0 HR: 1	SF: 0 SAC: 0 DP: 0 HBP: 2	WP: 0 PA: 39 PB: 0 SB: 0 CS: 0
<b>PITCHER</b>	IP WLS BF H R ER SO BB IBB HBP BLK WP HR S P ERA WHIP	IP WLS BF H R ER SO BB IBB HBP BLK WP HR S P ERA WHIP	IP WLS BF H R ER SO BB IBB HBP BLK WP HR S P ERA WHIP	IP WLS BF H R ER SO BB IBB HBP BLK WP HR S P ERA WHIP	IP WLS BF H R ER SO BB IBB HBP BLK WP HR S P ERA WHIP	IP WLS BF H R ER SO BB IBB HBP BLK WP HR S P ERA WHIP	IP WLS BF H R ER SO BB IBB HBP BLK WP HR S P ERA WHIP	IP WLS BF H R ER SO BB IBB HBP BLK WP HR S P ERA WHIP	IP WLS BF H R ER SO BB IBB HBP BLK WP HR S P ERA WHIP	IP WLS BF H R ER SO BB IBB HBP BLK WP HR S P ERA WHIP	IP WLS BF H R ER SO BB IBB HBP BLK WP HR S P ERA WHIP	IP WLS BF H R ER SO BB IBB HBP BLK WP HR S P ERA WHIP	IP WLS BF H R ER SO BB IBB HBP BLK WP HR S P ERA WHIP	IP WLS BF H R ER SO BB IBB HBP BLK WP HR S P ERA WHIP	IP WLS BF H R ER SO BB IBB HBP BLK WP HR S P ERA WHIP	IP WLS BF H R ER SO BB IBB HBP BLK WP HR S P ERA WHIP	IP WLS BF H R ER SO BB IBB HBP BLK WP HR S P ERA WHIP	IP WLS BF H R ER SO BB IBB HBP BLK WP HR S P ERA WHIP	IP WLS BF H R ER SO BB IBB HBP BLK WP HR S P ERA WHIP

Cincinnati Reds @ Baltimore Orioles  
 Oriole Park at Camden Yards, Baltimore, MD  
 Mon Jun 26 2023, 7:20 PM - 12:00 AM EDT  
 Att: 13,077 - Partly Cloudy - 79 F

AB	34
R	3
H	7
RBI	3
BB	3
SO	8
LOB	17

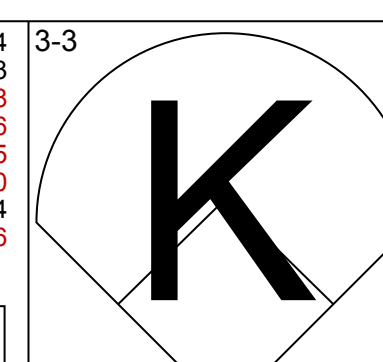
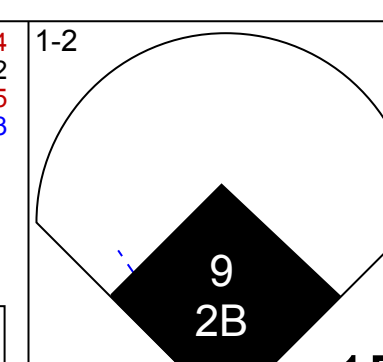
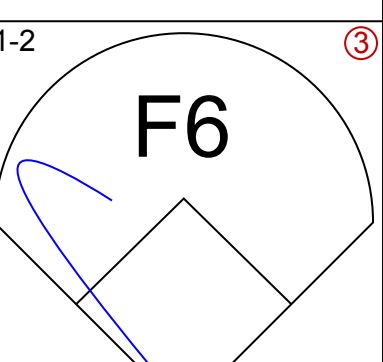
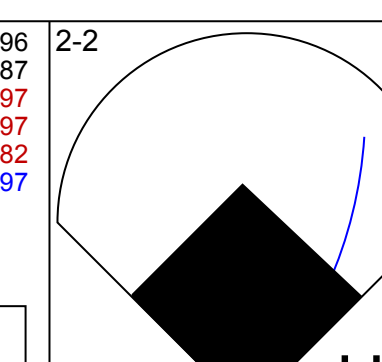
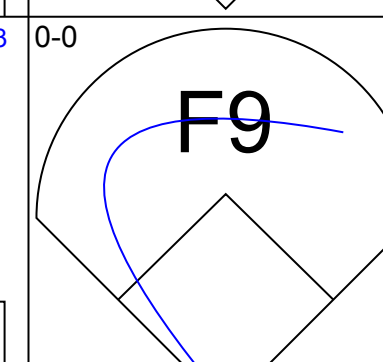
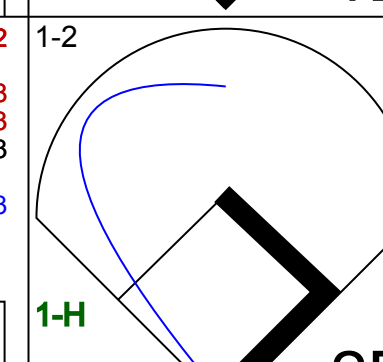
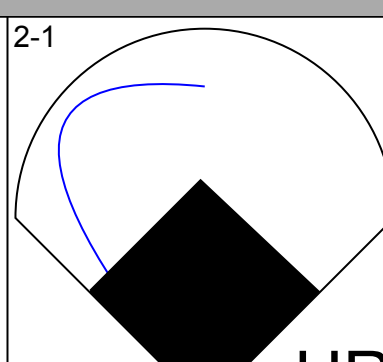
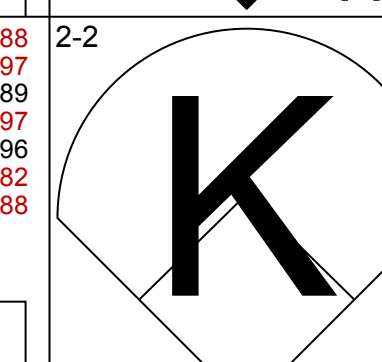
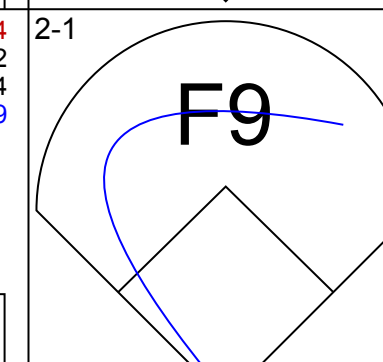
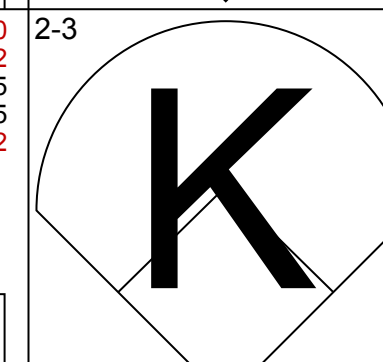
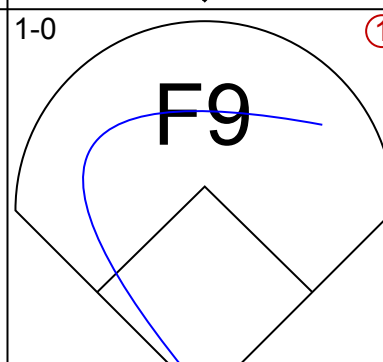
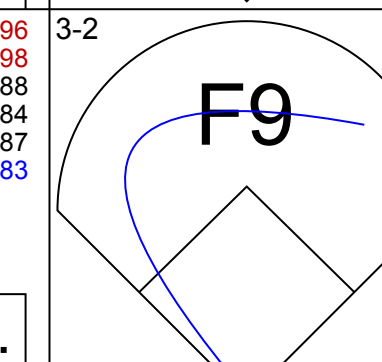
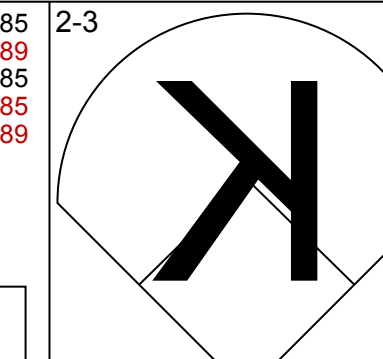
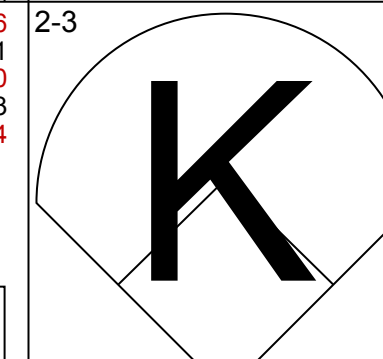
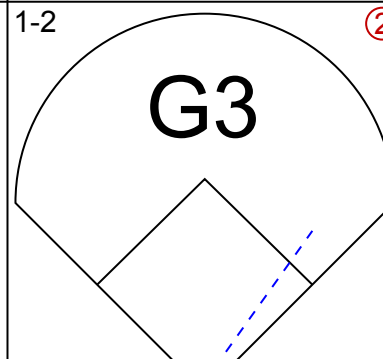
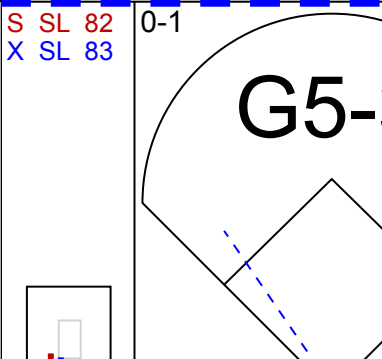

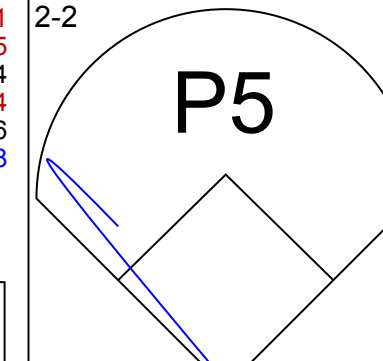
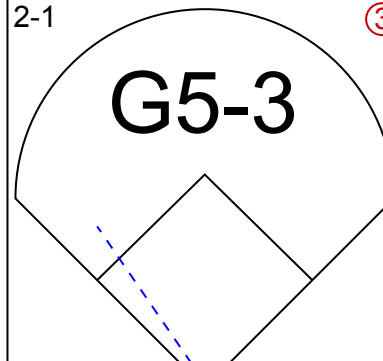
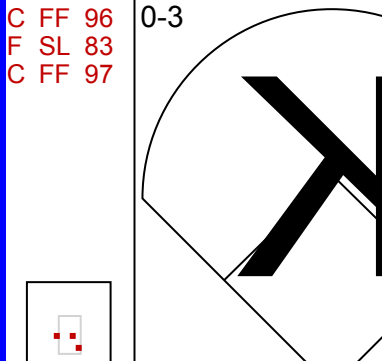
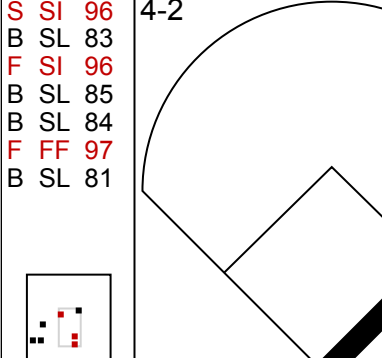

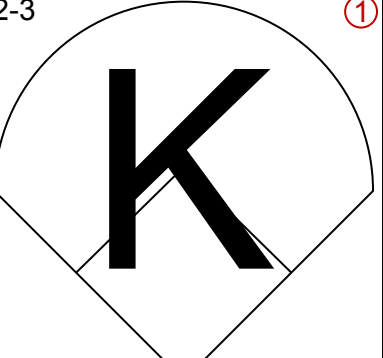
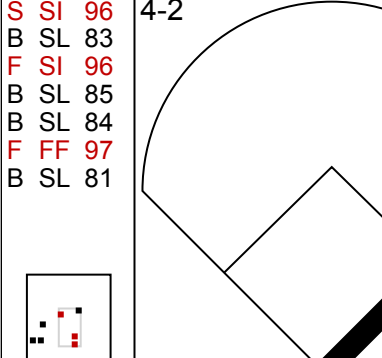
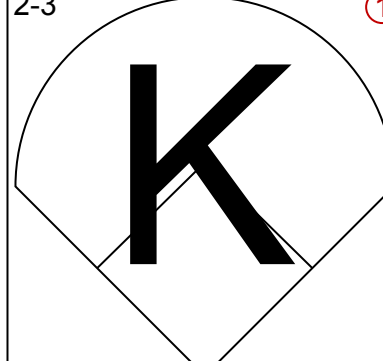
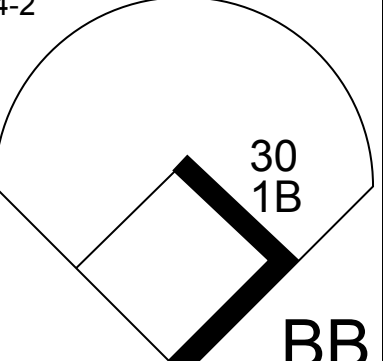
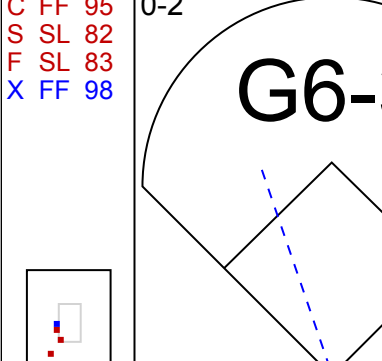
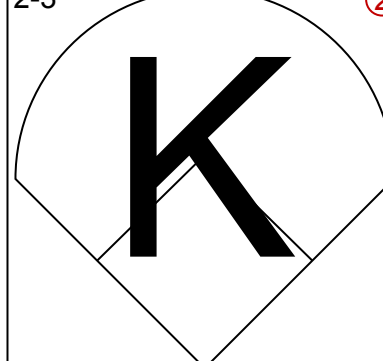
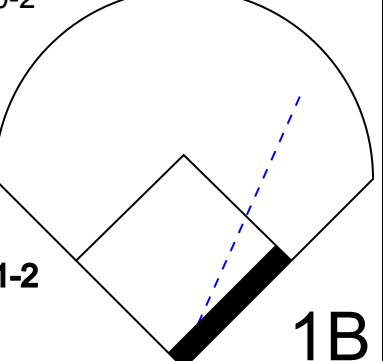

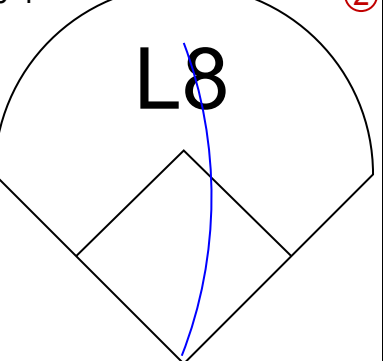
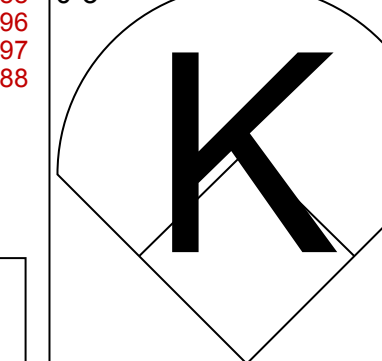


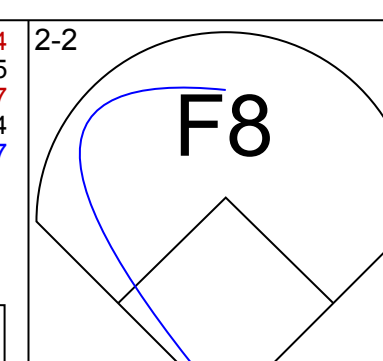
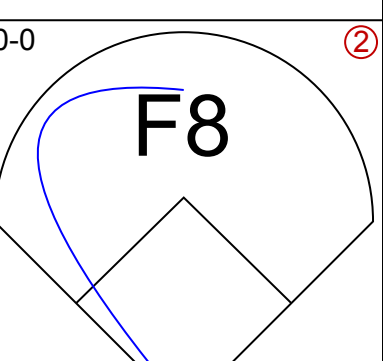
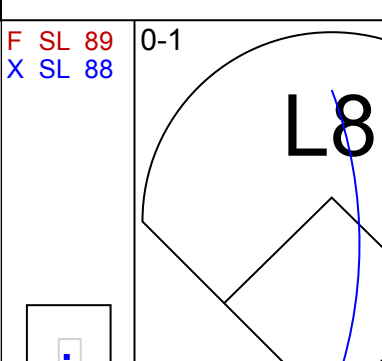
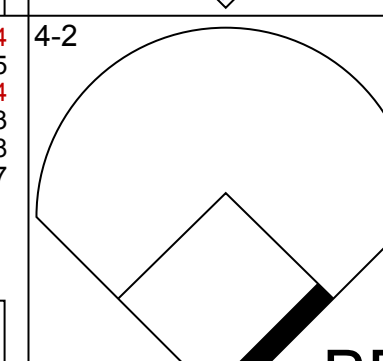
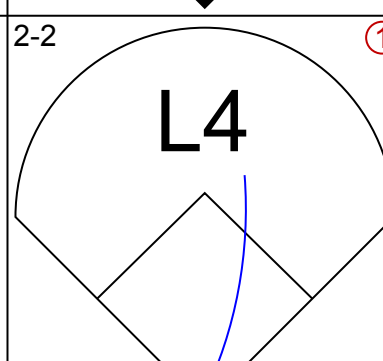
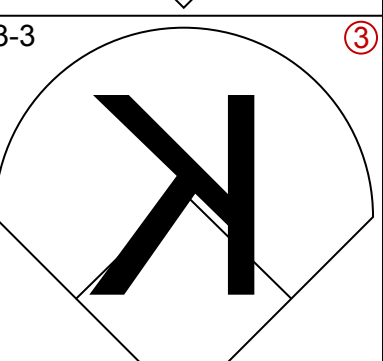
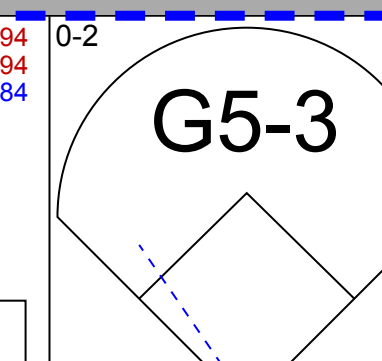
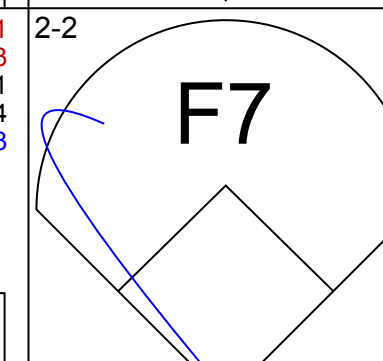
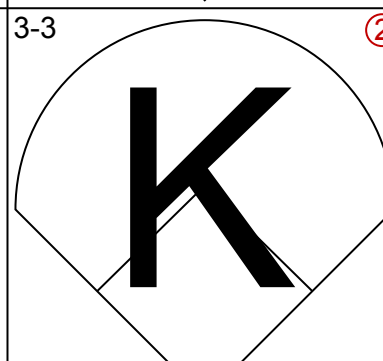
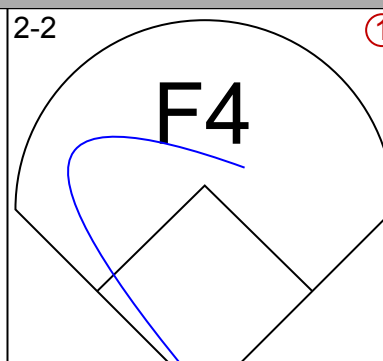
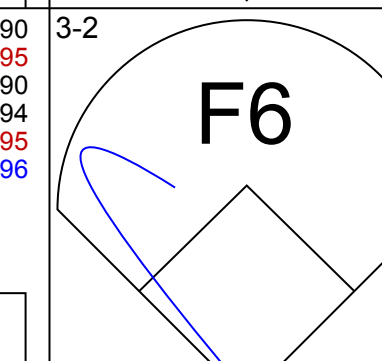
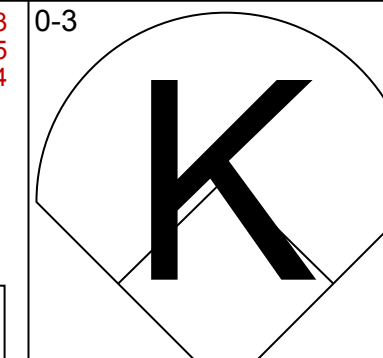
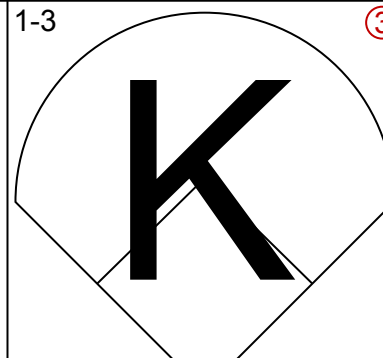
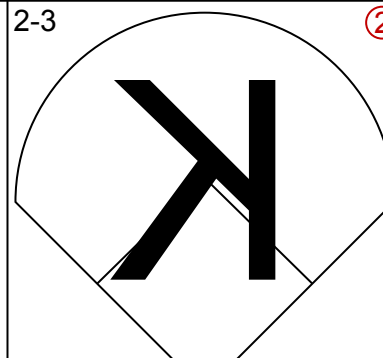
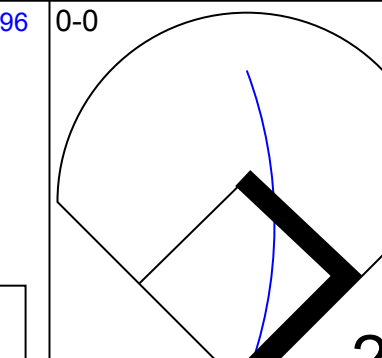
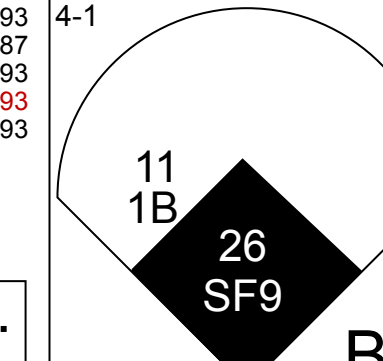
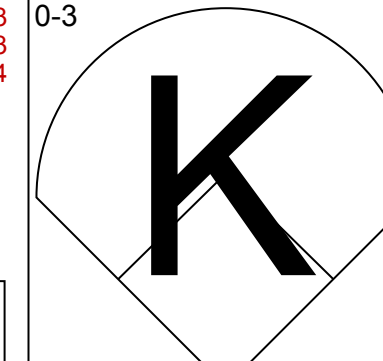
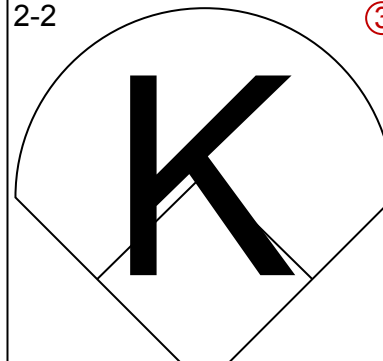
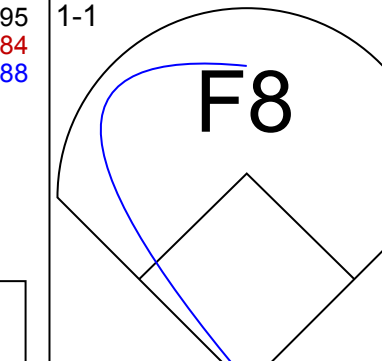

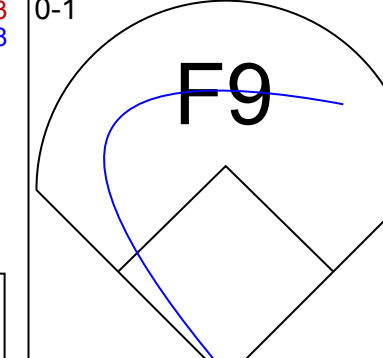
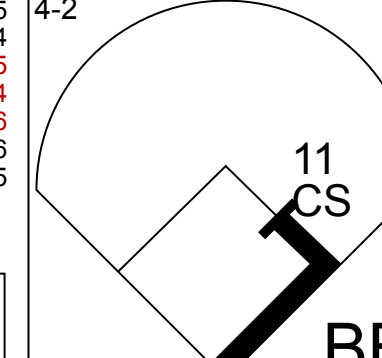
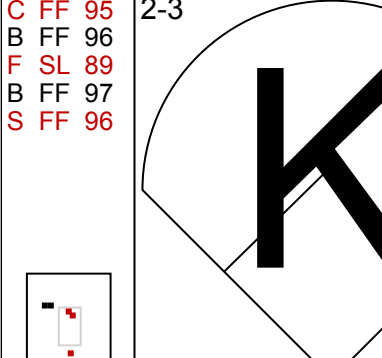
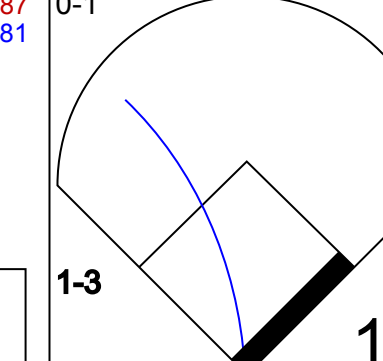
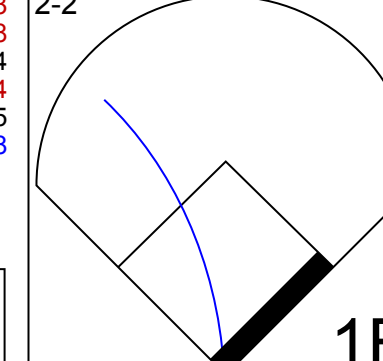
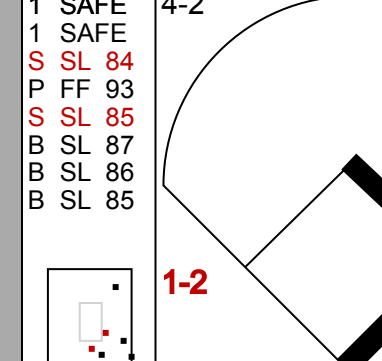
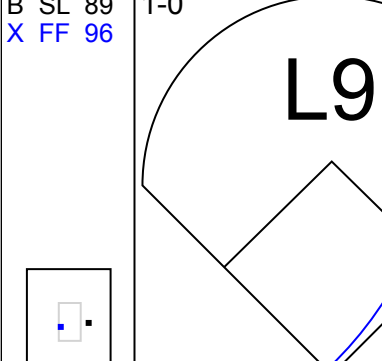
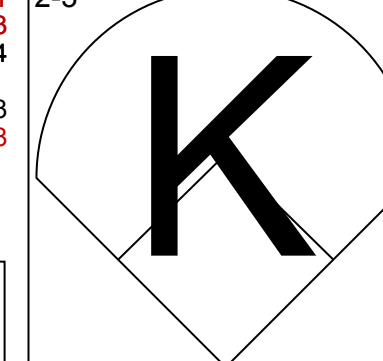
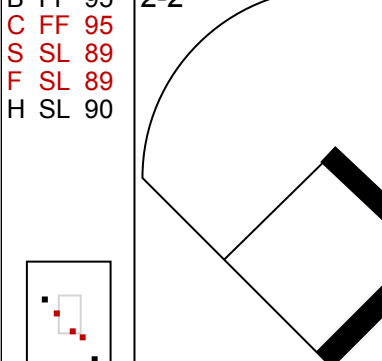
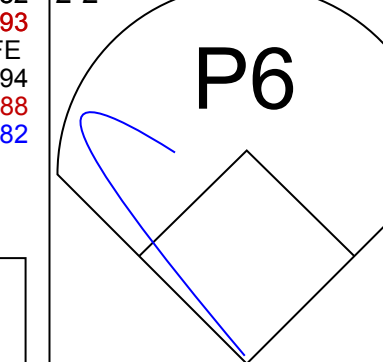
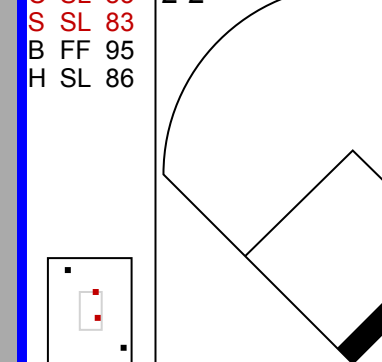
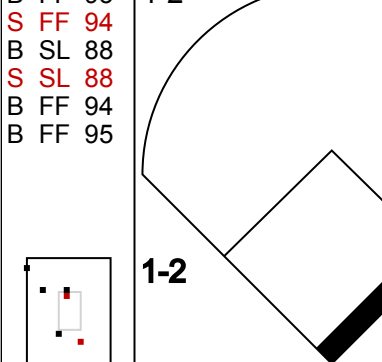
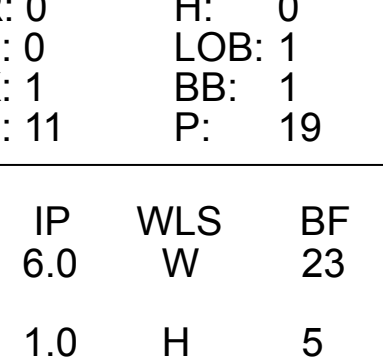
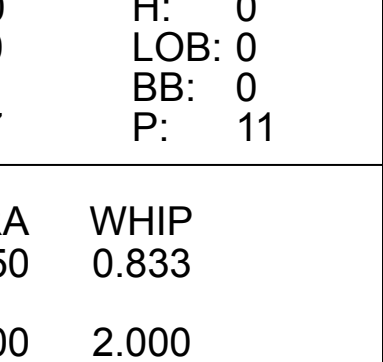
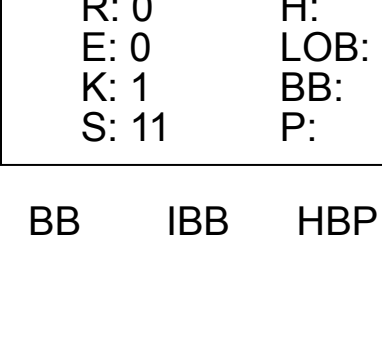
Batter	1	2	3	4	5	6	7	8	9	AB	R	H	RBI	BB	SO	LOB	BOTTOM		
21 Austin Hays, R OBP: 0.357, SLG: 0.510										5	1	2	3	0	1	2			
35 Adley Rutschman, S OBP: 0.380, SLG: 0.416										4	0	2	2	1	0	2			
25 Anthony Santander, S OBP: 0.335, SLG: 0.590										5	2	2	0	0	0	3			
34 Aaron Hicks, S OBP: 0.333, SLG: 0.397										2	1	0	0	3	1	2			
29 Ramón Urías, R OBP: 0.333, SLG: 0.389										5	2	2	1	0	0	3			
31 Cedric Mullins, L OBP: 0.356, SLG: 0.468										3	0	2	1	1	1	0			
11 Jordan Westburg, R OBP: 0.400, SLG: 0.250										4	1	1	1	1	0	3			
26 Ryan McKenna, R OBP: 0.322, SLG: 0.397										2	2	1	0	1	1	1			
3 Jorge Mateo, R OBP: 0.270, SLG: 0.354										2	1	0	0	2	1	2			
<b>Inning Stats</b>	R: 0 H: 0 E: 0 K: 1 S: 15	H: 1 LOB: 1 P: 25	R: 2 H: 1 E: 0 K: 1 S: 21	H: 1 LOB: 3 P: 39	R: 2 H: 2 E: 1 K: 1 S: 10	H: 2 LOB: 1 P: 18	R: 0 H: 0 E: 0 K: 2 S: 9	H: 0 LOB: 0 P: 15	R: 3 H: 3 E: 0 K: 0 S: 15	H: 3 LOB: 2 P: 34	R: 0 H: 1 E: 0 K: 0 S: 10	H: 1 LOB: 1 P: 18	R: 3 H: 4 E: 0 K: 0 S: 14	H: 4 LOB: 1 P: 23	R: 0 H: 1 E: 0 K: 0 S: 8	H: 1 LOB: 1 P: 16	1B: 10 2B: 2 3B: 0 HR: 0	SF: 1 SAC: 0 DP: 2 HBP: 1	WP: 1 PA: 43 PB: 0 SB: 0 CS: 1
<b>PITCHER</b>	IP WLS BF H R ER SO BB IBB HBP BLK WP HR S P ERA WHIP	IP WLS BF H R ER SO BB IBB HBP BLK WP HR S P ERA WHIP	IP WLS BF H R ER SO BB IBB HBP BLK WP HR S P ERA WHIP	IP WLS BF H R ER SO BB IBB HBP BLK WP HR S P ERA WHIP	IP WLS BF H R ER SO BB IBB HBP BLK WP HR S P ERA WHIP	IP WLS BF H R ER SO BB IBB HBP BLK WP HR S P ERA WHIP	IP WLS BF H R ER SO BB IBB HBP BLK WP HR S P ERA WHIP	IP WLS BF H R ER SO BB IBB HBP BLK WP HR S P ERA WHIP	IP WLS BF H R ER SO BB IBB HBP BLK WP HR S P ERA WHIP	IP WLS BF H R ER SO BB IBB HBP BLK WP HR S P ERA WHIP	IP WLS BF H R ER SO BB IBB HBP BLK WP HR S P ERA WHIP	IP WLS BF H R ER SO BB IBB HBP BLK WP HR S P ERA WHIP	IP WLS BF H R ER SO BB IBB HBP BLK WP HR S P ERA WHIP	IP WLS BF H R ER SO BB IBB HBP BLK WP HR S P ERA WHIP	IP WLS BF H R ER SO BB IBB HBP BLK WP HR S P ERA WHIP	IP WLS BF H R ER SO BB IBB HBP BLK WP HR S P ERA WHIP	IP WLS BF H R ER SO BB IBB HBP BLK WP HR S P ERA WHIP	IP WLS BF H R ER SO BB IBB HBP BLK WP HR S P ERA WHIP	IP WLS BF H R ER SO BB IBB HBP BLK WP HR S P ERA WHIP

Cincinnati Reds @ Baltimore Orioles  
 Oriole Park at Camden Yards, Baltimore, MD  
 Mon Jun 26 2023, 7:20 PM - 12:00 AM EDT  
 Att: 13,077 - Partly Cloudy - 79 F

AB	32
R	10
H	12
RBI	8
BB	9
SO	5
LOB	18



Batter	1	2	3	4	5	6	7	8	9	AB R H RBI BB SO LOB	TOP											
29 TJ Friedl, L (1, 8) OBP: 0.380, SLG: 0.480										4 2 2 1 0 1 2	<p><b>Cincinnati Reds @ Baltimore Orioles</b>            Oriole Park at Camden Yards, Baltimore, MD            Tue Jun 27 2023, 7:08 PM - 11:29 PM EDT            Att: 14,057 - Cloudy - 73 F</p>											
9 Matt McLain, R (1, 6) OBP: 0.378, SLG: 0.552										4 1 2 2 0 1 0												
6 Jonathan India, R (1, 4) OBP: 0.346, SLG: 0.413										4 0 0 0 0 1 1												
44 Ely De La Cruz, S (1, 5) OBP: 0.357, SLG: 0.532										4 0 0 0 0 2 1												
27 Jake Fraley, L (1, 9) OBP: 0.352, SLG: 0.477										3 0 0 0 0 0 1												
15 Nick Senzel, R (9, PH) OBP: 0.316, SLG: 0.366										1 0 0 0 0 1 0												
19 Joey Votto, L (1, 3) OBP: 0.407, SLG: 0.667										3 0 0 0 1 2 0												
7 Spencer Steer, R (1, 10) OBP: 0.367, SLG: 0.488										3 0 0 0 1 2 1												
30 Will Benson, L (1, 7) OBP: 0.370, SLG: 0.424										3 0 1 0 0 1 0												
22 Luke Maile, R (1, 2) OBP: 0.292, SLG: 0.415										3 0 0 0 0 1 2												
<b>Inning Stats</b>	R: 0 E: 0 K: 1 S: 8	H: 0 LOB: 0 BB: 0 P: 13	R: 0 E: 0 K: 1 S: 7	H: 0 LOB: 0 BB: 0 P: 11	R: 0 E: 0 K: 2 S: 8	H: 0 LOB: 0 BB: 0 P: 13	R: 1 E: 0 K: 2 S: 17	H: 2 LOB: 1 BB: 0 P: 25	R: 0 E: 0 K: 1 S: 15	H: 1 LOB: 2 BB: 1 P: 22	R: 1 E: 0 K: 0 S: 9	H: 1 LOB: 0 BB: 0 P: 15	R: 0 E: 0 K: 2 S: 9	H: 0 LOB: 0 BB: 0 P: 13	R: 1 E: 0 K: 2 S: 16	H: 1 LOB: 0 BB: 0 P: 23	R: 0 E: 0 K: 1 S: 12	H: 0 LOB: 1 BB: 1 P: 16	1B: 2 2B: 1 3B: 0 HR: 2	SF: 0 SAC: 0 DP: 0 HBP: 0	WP: 0 PB: 0 SB: 0 CS: 0	PA: 34
<b>PITCHER</b>	IP WLS BF H R ER SO BB IBB HBP BLK WP HR S P ERA WHIP											IP WLS BF H R ER SO BB IBB HBP BLK WP HR S P ERA WHIP										
68 Tyler Wells, R (1, 1) ERA: 3.21	6.0 L 23 4 2 2 7 1 0 0 0 0 0 1 64 99 3.00 0.833																					
45 Keegan Akin, L (7, 1) ERA: 6.25	1.0 3 0 0 0 2 0 0 0 0 0 0 0 9 13 0.00 0.000																					
43 Bryan Baker, R (8, 1) ERA: 4.18	1.0 4 1 1 1 2 0 0 0 0 0 0 1 16 23 9.00 1.000																					
58 Cionel Pérez, L (9, 1) ERA: 4.76	1.0 4 0 0 0 1 1 0 0 0 0 0 0 12 16 0.00 1.000																					

Batter	1	2	3	4	5	6	7	8	9	AB R H RBI BB SO LOB	BOTTOM											
21 Austin Hays, R (1, 7) OBP: 0.354, SLG: 0.502										4 0 0 0 1 1 4	<p><b>Cincinnati Reds @ Baltimore Orioles</b>            Oriole Park at Camden Yards, Baltimore, MD            Tue Jun 27 2023, 7:08 PM - 11:29 PM EDT            Att: 14,057 - Cloudy - 73 F</p>											
35 Adley Rutschman, S (1, 2) OBP: 0.378, SLG: 0.411										3 0 0 0 1 1 1												
25 Anthony Santander, S (1, 10) OBP: 0.331, SLG: 0.493										4 0 0 0 0 1 2												
2 Gunnar Henderson, L (1, 5) OBP: 0.343, SLG: 0.462										4 0 1 0 0 3 2												
34 Aaron Hicks, S (1, 8) OBP: 0.331, SLG: 0.388										3 1 0 0 1 2 1												
29 Ramón Urias, R (1, 3) OBP: 0.330, SLG: 0.384										2 0 0 0 0 0 1												
31 Cedric Mullins, L (7, PH) OBP: 0.357, SLG: 0.466										1 0 0 0 1 1 0												
11 Jordan Westburg, R (1, 4) OBP: 0.556, SLG: 0.429										3 0 2 0 1 0 0												
26 Ryan McKenna, R (1, 9) OBP: 0.315, SLG: 0.392										1 0 0 1 0 1 1												
32 Ryan O'Hearn, L (7, PH) OBP: 0.355, SLG: 0.559										1 0 0 0 0 0 1												
3 Jorge Mateo, R (1, 6) OBP: 0.267, SLG: 0.350										0 0 0 0 1 0 0												
12 Adam Frazier, L (7, PH) OBP: 0.297, SLG: 0.382										0 0 0 0 1 0 0												
<b>Inning Stats</b>	R: 0 E: 0 K: 1 S: 11	H: 0 LOB: 1 BB: 1 P: 19	R: 1 E: 0 K: 0 S: 11	H: 1 LOB: 1 BB: 1 P: 20	R: 0 E: 0 K: 2 S: 13	H: 0 LOB: 1 BB: 1 P: 23	R: 0 E: 0 K: 2 S: 12	H: 1 LOB: 0 BB: 0 P: 16	R: 0 E: 0 K: 1 S: 7	H: 0 LOB: 0 BB: 0 P: 11	R: 0 E: 0 K: 2 S: 11	H: 0 LOB: 0 BB: 0 P: 17	R: 0 E: 0 K: 1 S: 12	H: 0 LOB: 2 BB: 2 P: 26	R: 0 E: 0 K: 0 S: 9	H: 1 LOB: 1 BB: 0 P: 13	R: 0 E: 0 K: 1 S: 11	H: 0 LOB: 2 BB: 1 P: 20	1B: 2 2B: 1 3B: 0 HR: 0	SF: 1 SAC: 0 DP: 0 HBP: 2	WP: 0 PB: 0 SB: 0 CS: 2	PA: 37
<b>PITCHER</b>	IP WLS BF H R ER SO BB IBB HBP BLK WP HR S P ERA WHIP											IP WLS BF H R ER SO BB IBB HBP BLK WP HR S P ERA WHIP										
41 Andrew Abbott, L (1, 1) ERA: 1.21	6.0 W 23 2 1 1 8 3 0 0 0 0 0 0 65 106 1.50 0.833																					
39 Lucas Sims, R (7, 1) ERA: 3.34	1.0 H 5 0 0 0 1 2 0 1 0 0 0 0 12 26 0.00 2.000																					
46 Buck Farmer, R (8, 1) ERA: 2.56	1.0 H 4 1 0 0 0 0 0 0 0 0 0 0 9 13 0.00 1.000																					
43 Alexis Diaz, R (9, 1) ERA: 1.85	1.0 S 5 0 0 0 1 1 0 1 0 0 0 0 11 20 0.00 1.000																					

AB	32
R	3
H	5
RBI	3
BB	2
SO	12
LOB	8



AB	28
R	1
H	3
RBI	1
BB	6
SO	10
LOB	14



Batter	1	2	3	4	5	6	7	8	9	10	AB	R	H	RBI	BB	SO	LOB	TOP																		
29 TJ Friedl, L OBP: 0.388, SLG: 0.498	(1, 8) C: FF 92, CH 96, B: CH 96, S: CH 88, X: CH 87	2-2 9 S 44 1B	(2, 2) C: CH 84, B: CH 90, S: CH 90, X: CH 84	2-2 9 6 G6-3 1B	(3, 2) B: FF 92, S: CH 88, X: FC 90	G4-3	(4, 2) B: FF 93, S: CH 92, X: FC 95	4-2 6 S BB	(5, 2) C: SI 96, CH 91, S: CH 91, X: FC 97	2-2 FC3-2 9 G3	(6, 2) B: FF 93, S: CH 83, X: FC 93	3-2 HR	5	3	3	3	1	0	3																	
9 Matt McLain, R OBP: 0.371, SLG: 0.538	(1, 6) C: SI 92, S: CH 92, X: ST 83	0-3 K	(2, 0) X: ST 81	0-0 44 G4-3 27 1B	(3, 2) B: FC 88, S: CH 87, X: SI 93	G2-3	(4, 2) B: FF 94, S: CH 92, X: FC 95	3-2 F9	(5, 2) C: SI 97, S: CH 96, X: SI 97	2-2 G3	(6, 3) F: FF 93, S: CH 85, X: FC 94	3-3 K	6	1	1	1	0	2	3																	
6 Jonathan India, R OBP: 0.349, SLG: 0.409	(1, 4) B: SI 93, S: CH 85, X: ST 82	3-2 44 1B	(2, 0) X: SI 92	0-0 G6-3	(3, 2) B: FC 88, S: CH 88, X: FC 95	K	(4, 2) B: FC 88, S: CH 92, X: FC 95	4-2 BB	(5, 3) X: SI 97	0-0 G5-3	(6, 2) C: SI 96, S: CH 86, X: FC 95	1-2 E8 44 WP 2B	3	1	0	1	1	1	3																	
22 Luke Maile, R OBP: 0.300, SLG: 0.434	(8, 2) B: CH 84, S: CH 85, X: ST 82	1-1 HBP	(1, 1) X: ST 81	3-H G4-3	(2, 3) B: FC 90, S: CH 87, X: FC 91	K	(3, 3) B: ST 82, S: CH 86, X: ST 84	2-3 K	(4, 2) B: FF 97, S: CH 97, X: FC 98	2-1 15 S 1B	(5, 2) B: FC 86, S: CH 87, X: FC 94	2-3 K	6	1	2	1	0	3	3																	
44 Eily De La Cruz, S OBP: 0.356, SLG: 0.518	(1, 5) B: CH 84, S: CH 85, X: FC 92	1-1 27 1B	(1, 1) X: ST 81	1-1 G4-3	(2, 3) B: FC 90, S: CH 87, X: FC 91	K	(3, 3) B: ST 82, S: CH 86, X: ST 84	2-3 K	(4, 2) B: FF 97, S: CH 97, X: FC 98	2-1 15 S 1B	(5, 2) B: FC 86, S: CH 87, X: FC 94	2-3 K	6	1	2	1	0	3	3																	
27 Jake Fraley, L OBP: 0.357, SLG: 0.480	(1, 9) C: CU 79, S: CH 84, X: FC 94	0-1 19 FC4-6 1B	(2, 1) B: FC 92, S: CH 94, X: FC 94	2-1 19 FC4-6 1B	(3, 2) X: FC 90	G3	(4, 2) B: FC 90, S: CH 88, X: FC 95	2-3 K	(5, 1) S: FF 91, S: CH 82, X: FC 90	1-2 G6-3	(6, 2) B: FC 99, S: CH 97, X: FC 102	0-2 1B	3	0	2	2	0	0	0																	
15 Nick Senzel, R OBP: 0.321, SLG: 0.367	(7, PH) (7, 9)	1-3 19 FC4-6 1B	(2, 1) B: FC 92, S: CH 94, X: FC 94	2-1 19 FC4-6 1B	(3, 2) X: FC 90	G3	(4, 2) B: FC 90, S: CH 88, X: FC 95	2-3 K	(5, 1) S: FF 91, S: CH 82, X: FC 90	1-2 G6-3	(6, 2) B: FC 99, S: CH 97, X: FC 102	0-2 1B	2	0	1	0	1	0	0																	
19 Joey Votto, L OBP: 0.333, SLG: 0.519	(1, 10) C: FC 91, S: CH 85, X: CH 85	1-1 FC4-6 7 BB 1B	(2, 1) D: CU 79, S: CH 85, X: FC 92	2-1 F7	(3, 2) X: FC 90	G3	(4, 2) B: FC 90, S: CH 88, X: FC 95	2-3 K	(5, 1) S: FF 91, S: CH 82, X: FC 90	1-2 G6-3	(6, 2) B: FC 99, S: CH 97, X: FC 102	2-3 K	6	0	0	1	0	3	5																	
7 Spencer Steer, R OBP: 0.327, SLG: 0.484	(1, 3) B: SI 93, S: CH 91, X: ST 82	1-2 BB	(4, 0) F: SI 90, S: CH 86, X: ST 86	1-3 K	(5, 1) C: ST 82, S: CH 91, X: CH 86	K	(6, 2) B: FF 94, S: CH 86, X: FC 95	1-1 L8	(7, 3) C: SI 96, S: CH 97, X: FC 96	0-3 K	(8, 2) S: FF 99, S: CH 100, X: FC 103	2-3 K	4	0	1	0	1	3	2																	
37 Tyler Stephenson, R OBP: 0.328, SLG: 0.359	(1, 2) C: FC 90, S: CH 86, X: ST 82	2-1 G6-3	(1, 1) B: ST 82, S: CH 93, X: SI 93	1-1 1B	(2, 1) B: FF 94, S: CH 86, X: FC 95	L8	(3, 3) X: FC 95	0-0 G6-3	(4, 2) C: SI 96, S: CH 97, X: FC 96	3-2 30 1B	(5, 3) B: FF 101, S: CH 97, X: FC 100	3-1 G4-3	4	0	2	0	0	0	3																	
28 Kevin Newman, R OBP: 0.321, SLG: 0.376	(8, PR) (8, 4)	G6-3	(1, 1) B: ST 82, S: CH 93, X: SI 93	1-1 1B	(2, 1) B: FF 94, S: CH 86, X: FC 95	L8	(3, 3) X: FC 95	0-0 G6-3	(4, 2) C: SI 96, S: CH 97, X: FC 96	3-2 30 1B	(5, 3) B: FF 101, S: CH 97, X: FC 100	3-1 G4-3	1	1	0	0	0	0	2																	
30 Will Benson, L OBP: 0.381, SLG: 0.467	(1, 7) C: CU 78, S: CH 85, X: FC 90	3-2 29 1B	(2, 1) C: CH 85, S: CH 81, X: SI 91	1-3 K	(3, 2) X: FC 95	G6-3	(4, 2) X: SI 97	0-0 G6-3	(5, 3) X: SI 97	0-0 FC3-2 9 S 1B	(6, 2) L: SL 87, S: CH 86, X: SL 86	0-1 29 HR 3B	5	3	3	1	0	1	1																	
<b>Inning Stats</b>	R: 3 E: 0 K: 17 S: 17	H: 3 LOB: 1 BB: 30 P: 30	R: 3 E: 0 K: 14 S: 14	H: 4 LOB: 1 BB: 20 P: 24	R: 0 E: 0 K: 2 S: 12	H: 1 LOB: 1 BB: 0 P: 18	R: 0 E: 0 K: 2 S: 9	H: 0 LOB: 0 BB: 13 P: 13	R: 0 E: 0 K: 1 S: 8	H: 1 LOB: 1 BB: 0 P: 13	R: 0 E: 0 K: 2 S: 12	H: 0 LOB: 2 BB: 2 P: 25	R: 0 E: 0 K: 2 S: 9	H: 0 LOB: 0 BB: 12 P: 12	R: 1 E: 0 K: 0 S: 13	H: 2 LOB: 2 BB: 0 P: 18	R: 0 E: 0 K: 2 S: 13	H: 2 LOB: 2 BB: 0 P: 22	R: 4 E: 1 K: 3 S: 28	H: 3 LOB: 1 BB: 41 P: 41	1B: 12 2B: 2 3B: 1 HR: 1	SF: 0 SAC: 0 DP: 0 HBP: 1	WP: 1 PB: 0 SB: 5 CS: 0	PA: 51												
<b>PITCHER</b>	IP 4.2	WLS 25	BF 9	H 6	R 6	ER 6	SO 5	BB 1	IBB 0	HBP 1	BLK 0	WP 0	HR 0	S 58	P 95	ERA 11.57	WHIP 2.143	<b>PITCHER</b>	IP 0.2	WLS L	BF 6	H 3	R 4	ER 2	SO 2	BB 0	IBB 0	HBP 0	BLK 0	WP 1	HR 1	S 25	P 38	ERA 27.00	WHIP 6.000	
48 Kyle Gibson, R ERA: 4.66	(1, 1)																	45 Keegan Akin, L ERA: 6.85	(10, 1)																	
53 Mike Baumann, R ERA: 4.02	(5, 1)	1.0	5	0	0	0	0	2	0	0	0	0	0	0	11	23	0.00	2.000	50 Bruce Zimmermann, L ERA: 6.48	(10, 1)	0.1	1	0	0	0	1	0	0	0	0	0	3	3	0.00	0.000	
54 Danny Coulombe, L ERA: 2.28	(6, 1)	1.0	3	0	0	0	2	0	0	0	0	0	0	0	9	14	0.00	0.000																		
78 Yennier Cano, R ERA: 1.14	(7, 1)	1.1	6	2	1	1	1	0	0	0	0	0	0	0	16	21	6.75	1.500																		
74 Felix Bautista, R ERA: 1.19	(9, 1)	1.0	5	2	0	0	2	0	0	0	0	0	0	0	13	22	0.00	2.000																		

Cincinnati Reds @ Baltimore Orioles  
 Oriole Park at Camden Yards, Baltimore, MD  
 Wed Jun 28 2023, 7:07 PM - 10:59 PM EDT  
 Att: 21,152 - Partly Cloudy - 79 F

AB 46  
 R 11  
 H 16  
 RBI 10  
 BB 4  
 SO 13  
 LOB 25



Batter	1	2	3	4	5	6	7	8	9	10	AB	R	H	RBI	BB	SO	LOB	BOTTOM																						
31 Cedric Mullins, L OBP: 0.354, SLG: 0.460	(1, 8) C: FC 92, CH 96, B: CH 96, S: CH 88, X: CH 87	2-2 9 S 44 1B	(2, 2) C: CH 84, B: CH 90, S: CH 90, X: CH 84	2-2 9 6 G6-3 1B	(3, 2) B: FF 92, S: CH 88, X: FC 90	G4-3	(4, 2) B: FF 93, S: CH 92, X: FC 95	4-2 6 S BB	(5, 2) C: SI 96, CH 91, S: CH 91, X: FC 97	2-2 FC3-2 9 G3	(6, 2) B: FF 93, S: CH 83, X: FC 93	3-2 HR	5	1	1	0	0	1	5																					
35 Adley Rutschman, S OBP: 0.378, SLG: 0.411	(1, 2) X: FC 94	0-0 25 FC3-6 1B	(2, 0) C: CH 84, B: CH 90, S: CH 90, X: CH 84	0-2 G4-3	(3, 2) B: FC 92, S: CH 94, X: FC 94	2-1 32 G4-3 1B	(4, 2) B: FF 96, S: CH 96, X: FC 97	1-2 F8	(5, 2) C: SI 97, S: CH 96, X: FC 96	1-2 G6-3	(6, 2) B: FF 95, S: CH 89, X: FC 99	1-2 G6-3	5	0	2	0	0	0	0																					
25 Anthony Santander, S OBP: 0.326, SLG: 0.485	(1, 9) B: FF 95, S: CH 87, X: FC 95	3-2 FC3-6 21 BB 2 3B	(2, 3) B: SI 98, S: CH 86, X: FC 95	2-3 K	(3, 2) B: FC 92, S: CH 94, X: FC 94	1-1 L7	(4, 2) D: CU 82, S: CH 86, X: CH 86	1-2 G4-3	(5, 2) C: ST 87, S: CH 96, X: FC 93	2-3 K	(6, 2) S: SL 88, S: CH 88, X: SL 89	1-2 G3-1	5	1	0	0	0	2	3																					
32 Ryan O'Hearn, L OBP: 0.348, SLG: 0.542	(1, 3) F: FF 94, S: CH 87, X: FC 95	2-2 21 BB 2 3B 1B	(2, 1) B: FC 94, S: CH 95, X: FC 95	1-1 L7	(3, 2) D: CU 82, S: CH 86, X: CH 86	1-2 G4-3	(4, 2) D: CU 82, S: CH 86, X: CH 86	1-2 G3	(5, 2) F: FC 93, S: CH 93, X: ST 88	0-2 G3	(6, 2) F: FC 93, S: CH 93, X: ST 88	0-2 F7	5	1	1	1	0	0	1																					
21 Austin Hays, R OBP: 0.355, SLG: 0.498	(1, 7) C: SL 87, S: CH 84, X: FC 95	4-2 2 3B BB	(2, 1) C: FF 93, S: CH 88, X: SI 88	0-1 F9	(3, 3) S: CH 86, S: CH 89, X: CU 83	1-3 K	(4, 2) S: CH 86, S: CH 89, X: CU 83	1-3 K	(5, 2) B: FF 93, S: CH 82, X: FC 94	1-2 F9	(6, 2) B: FC 86, S: CH 86, X: FC 86	3-2 1B	4	1	1	0	1	1																						
2 Gunnar Henderson, L OBP: 0.344, SLG: 0.467	(1, 6) S: KC 82, S: CH 84, X: FC 94	2-2 34 FC4-2 3B	(2, 1) F: CH 85, S: CH 89, X: SL 89	1-3 K	(3, 2) C: CH 86, S: CH 84, X: FC 94	P5	(4, 2) C: SI 81, S: CH 81, X: FC 94	4-2 11 G5-4-3 34 BB BB	(5, 2) F: CH 88, S: CH 94, X: FC 94	2-3 K	(6, 2) B: FC 86, S: CH 86, X: FC 86	2-3 K	4	0	1	3	1	3	1																					
34 Aaron Hicks, S OBP: 0.333, SLG: 0.385	(1, 10) X: KC 82	0-0 FC4-2 12 BB 1B	(2, 0) C: CH 86, S: CH 84, X: FC 94	3-2 P5	(3, 2) C: CH 86, S: CH 84, X: FC 94	P5	(4, 2) C: SI 81, S: CH 81, X: FC 94	4-2 11 G5-4-3 34 BB BB	(5, 2) F: CH 88, S: CH 94, X: FC 94	2-3 K	(6, 2) B: FC 86, S: CH 86, X: FC 86	2-3 K	4	1	1	0	1	2																						
11 Jordan Westburg, R OBP: 0.500, SLG: 0.800	(1, 5) F: FC 93, S: CH 86, X: FC 94	1-2 12 BB 1B	(2, 1) C: FC 80, S: CH 84, X: FC 94	1-2 P4	(3, 2) C: CH 86, S: CH 84, X: FC 94	P4	(4, 2) X: SI 94	0-0 G5-4-3	(5, 2) S: SL 84, S: CH 84, X: FC 94	0-1 12 HR 2B	(6, 2) F: FC 93, S: CH 82, X: FC 93	0-3 K	5	1	2	1	0	1	3																					
12 Adam Frazier, L OBP: 0.304, SLG: 0.395	(1, 4) B: FF 93, S: CH 81, X: FC 92	4-0 12 BB BB	(2, 1) B: SL 88, S: CH 88, X: FC 94	1-0 G5-3	(3, 2) B: SL 88, S: CH 88, X: FC 94	G5-3	(4, 2) C: FC 92, S: CH 92, X: FC 96	4-1 BB	(5, 2) B: CH 88, S: CH 88, X: FC 95	2-0 HR	(6, 2) B: CH 88, S: CH 88, X: FC 95	2-0 HR	2	1	1	2	2	0	0																					
<b>Inning Stats</b>	R: 4 E: 0 K: 0 S: 23	H: 5 LOB: 3 BB: 40 P: 40	R: 0 E: 0 K: 1 S: 9	H: 0 LOB: 0 BB: 12 P: 12	R: 0 E: 0 K: 1 S: 11	H: 0 LOB: 0 BB: 15 P: 15	R: 0 E: 0 K: 0 S: 5	H: 0 LOB: 0 BB: 8 P: 8	R: 0 E: 0 K: 1 S: 12	H: 1 LOB: 1 BB: 0 P: 18	R: 0 E: 0 K: 0 S: 11	H: 0 LOB: 2 BB: 3 P: 24	R: 0 E: 0 K: 1 S: 10	H: 0 LOB: 0 BB: 13 P: 13	R: 3 E: 0 K: 2 S: 14	H: 3 LOB: 0 BB: 23 P: 23	R: 0 E: 0 K: 0 S: 9	H: 0 LOB: 0 BB: 11 P: 11	R: 0 E: 0 K: 3 S: 14	H: 1 LOB: 1 BB: 22 P: 22	1B: 7 2B: 1 3B: 1 HR: 1	SF: 0 SAC: 0 DP: 1 HBP: 0	WP: 0 PB: 0 SB: 0 CS: 0	PA: 44																
<b>PITCHER</b>	IP 4.1	WLS 21	BF 6	H 4	R 4	ER 4	SO 2	BB 2	IBB 0	HBP 0	BLK 0	WP 0	HR 0	S 53	P 84	ERA 8.31	WHIP 1.846	<b>PITCHER</b>	IP 1.0	WLS W	BF 3	H 3	R 3	ER 3	SO 2	BB 0	IBB 0	HBP 0	BLK 0	WP 0	HR 0	S 14	P 23	ERA 27.00	WHIP 3.000					
48 Alex Young, L ERA: 2.81	(5, 1)	0.2	3	0	0	0	1	1	0	0	0	0	0	0	5	18	0.00	1.500	46 Buck Farmer, R ERA: 3.18	(6, 1)	1.0	3	0	0	0	0	0	0	0	0	0	0	0	0	0	0	0			
77 Daniel Duarte, R ERA: 3.52	(6, 1)	0.2	H	3	0	0	0	2	0	0	0	0	0	0	2	10	0.00	3.000	43 Alexis Diaz, R ERA: 1.8	(9, 1)	1.0	W	3	0	0	0	0	0	0	0	0	0	0	0	0	0	0	0	0	0
39 Lucas Sims, R ERA: 3.3	(6, 1)	0.1	H	1																																				







Batter	1	2	3	4	5	6	7	8	9	AB	R	H	RBI	BB	SO	LOB	TOP										
7 Ha-Seong Kim, R OBP: 0.346, SLG: 0.418										3	1	1	1	1	0	0	<b>San Diego Padres @ Cincinnati Reds</b> Great American Ball Park, Cincinnati, OH Sun Jul 02 2023, 1:42 PM - 4:09 PM EDT Att: 37,714 - Partly Cloudy - 82 F										
23 Fernando Tatis Jr., R OBP: 0.341, SLG: 0.535										4	1	2	1	0	1	1											
22 Juan Soto, L OBP: 0.424, SLG: 0.502										4	0	2	0	0	0	0											
13 Manny Machado, R OBP: 0.284, SLG: 0.408										4	0	0	0	0	2	4											
2 Xander Bogaerts, R OBP: 0.335, SLG: 0.378										4	0	0	0	0	3	2											
99 Gary Sánchez, R OBP: 0.288, SLG: 0.444										4	1	1	0	0	2	0											
9 Jake Cronenworth, L OBP: 0.311, SLG: 0.345										4	0	1	1	0	1	0											
32 Nelson Cruz, R OBP: 0.287, SLG: 0.404										3	0	0	0	0	3	0											
24 Rongned Odor, L OBP: 0.207, SLG: 0.352										1	0	0	0	0	0	1											
1 Trent Grisham, L OBP: 0.318, SLG: 0.384										3	0	0	0	0	1	0											
<b>Inning Stats</b>	R: 0 E: 0 K: 2 S: 10	H: 2 LOB: 2 BB: 0 P: 17	R: 0 E: 0 K: 1 S: 9	H: 0 LOB: 0 BB: 0 P: 15	R: 0 E: 0 K: 1 S: 7	H: 0 LOB: 0 BB: 0 P: 12	R: 0 E: 0 K: 2 S: 8	H: 0 LOB: 0 BB: 0 P: 12	R: 0 E: 0 K: 2 S: 8	H: 1 LOB: 2 BB: 1 P: 15	R: 0 E: 0 K: 2 S: 8	H: 0 LOB: 0 BB: 0 P: 11	R: 2 E: 0 K: 2 S: 10	H: 2 LOB: 0 BB: 0 P: 14	R: 1 E: 0 K: 1 S: 12	H: 2 LOB: 1 BB: 0 P: 23	1B: 4 2B: 1 3B: 0 HR: 2	SF: 0 SAC: 0 DP: 0 HBP: 0	WP: 0 PB: 0 SB: 0 CS: 0	PA: 35							
<b>PITCHER</b>	IP	WLS	BF	H	R	ER	SO	BB	IBB	HBP	BLK	WP	HR	S	P	ERA	WHIP										
41 Andrew Abbott, L ERA: 1.21	7.2		28	4	1	1	12	1	0	0	0	0	1	66	101	1.17	0.652										
39 Lucas Sims, R ERA: 3.41	0.1	W	2	1	1	1	0	0	0	0	0	0	1	3	5	27.00	3.000										
43 Alexis Diaz, R ERA: 2.19	1.0	S	5	2	1	1	1	0	0	0	0	0	0	12	23	9.00	2.000										

AB 34  
R 3  
H 7  
RBI 3  
BB 1  
SO 13  
LOB 8



Batter	1	2	3	4	5	6	7	8	9	AB	R	H	RBI	BB	SO	LOB	BOTTOM										
29 T.J. Friedl, L OBP: 0.373, SLG: 0.479										4	0	2	0	0	0	0	<b>San Diego Padres @ Cincinnati Reds</b> Great American Ball Park, Cincinnati, OH Sun Jul 02 2023, 1:42 PM - 4:09 PM EDT Att: 37,714 - Partly Cloudy - 82 F										
9 Matt McLain, R OBP: 0.375, SLG: 0.549										2	0	0	0	2	1	2											
6 Jonathan India, R OBP: 0.345, SLG: 0.411										3	0	0	0	0	1	4											
44 Ely De La Cruz, S OBP: 0.330, SLG: 0.479										4	0	0	0	0	2	2											
27 Jake Freley, L OBP: 0.354, SLG: 0.476										3	0	0	0	0	0	0											
17 Stuart Fairchild, R OBP: 0.335, SLG: 0.454										0	1	0	0	1	0	0											
19 Joey Votto, L OBP: 0.302, SLG: 0.400										2	1	0	0	0	1	0											
37 Tyler Stephenson, R OBP: 0.334, SLG: 0.352										1	1	1	2	0	0	0											
7 Spencer Steer, R OBP: 0.374, SLG: 0.502										3	1	2	2	1	0	0											
30 Will Benson, L OBP: 0.391, SLG: 0.465										2	0	0	0	1	0	2											
22 Luke Maile, R OBP: 0.287, SLG: 0.414										3	0	0	0	0	1	1											
<b>Inning Stats</b>	R: 0 E: 0 K: 1 S: 8	H: 1 LOB: 1 BB: 1 P: 14	R: 0 E: 0 K: 0 S: 8	H: 0 LOB: 1 BB: 1 P: 12	R: 0 E: 1 K: 0 S: 10	H: 1 LOB: 1 BB: 0 P: 16	R: 2 E: 0 K: 0 S: 17	H: 1 LOB: 1 BB: 1 P: 26	R: 0 E: 0 K: 2 S: 8	H: 0 LOB: 1 BB: 0 P: 10	R: 0 E: 0 K: 1 S: 13	H: 1 LOB: 1 BB: 0 P: 20	R: 0 E: 0 K: 1 S: 10	H: 0 LOB: 1 BB: 1 P: 18	R: 2 E: 0 K: 1 S: 12	H: 1 LOB: 0 BB: 0 P: 18	1B: 2 2B: 2 3B: 0 HR: 2	SF: 0 SAC: 0 DP: 2 HBP: 2	WP: 0 PB: 0 SB: 0 CS: 0	PA: 34							
<b>PITCHER</b>	IP	WLS	BF	H	R	ER	SO	BB	IBB	HBP	BLK	WP	HR	S	P	ERA	WHIP										
50 Adrian Morejon, L ERA: 3.86	3.0		12	2	0	0	0	2	0	0	0	0	1	26	42	0.00	1.333										
25 Tim Hill, L ERA: 3.75	1.0		6	1	2	2	0	1	0	1	0	0	1	17	26	18.00	2.000										
60 Pedro Avila, R ERA:	3.0		12	1	0	0	4	1	0	1	0	0	0	31	48	0.00	0.667										
59 Tom Cosgrove, L ERA: 0.96	0.2	L	3	0	1	1	1	1	0	0	0	0	0	9	15	13.50	1.500										
21 Nick Martinez, R ERA: 4.03	0.1		2	1	1	1	0	0	0	0	0	0	1	3	3	27.00	3.000										

AB 27  
R 4  
H 5  
RBI 4  
BB 5  
SO 6  
LOB 11



Batter	1	2	3	4	5	6	7	8	9	AB	R	H	RBI	BB	SO	LOB	TOP										
29 TJ Friedl, L (1, 8) OBP: 0.378, SLG: 0.477	F8		F9		G1-3		HBP		BB	3	0	1	0	1	0	0	<p>Cincinnati Reds @ Washington Nationals</p> <p>Nationals Park, Washington, DC</p> <p>Mon Jul 03 2023, 6:31 PM - 9:07 PM EDT</p> <p>Att: 36,290 - Cloudy - 86 F</p>										
9 Matt McLain, R (1, 6) OBP: 0.366, SLG: 0.535	K		F9		G1-3		K		L9	5	0	0	0	0	2	4											
6 Jonathan India, R (1, 4) OBP: 0.341, SLG: 0.496	G6-3		F8		L6				K	4	0	0	0	0	1	1											
44 Ely De La Cruz, S (1, 5) OBP: 0.327, SLG: 0.470	K				K				K	4	1	1	0	0	3	1											
27 Jake Freley, L (1, 9) OBP: 0.354, SLG: 0.474																											
17 Stuart Fairchild, R (8, PH) OBP: 0.339, SLG: 0.464	7 1B 37 1B								19 S HBP	3	1	1	0	0	0	1											
19 Joey Votto, L (1, 3) OBP: 0.298, SLG: 0.462	F9				HR				G3-1	4	1	1	2	0	0	2											
7 Spencer Steer, R (1, 10) OBP: 0.372, SLG: 0.498					F8				P3	4	0	1	0	0	0	0											
37 Tyler Stephenson, R (1, 2) OBP: 0.340, SLG: 0.385																											
15 Nick Senzel, R (9, PR) OBP: 0.318, SLG: 0.363																											
30 Will Benson, L (1, 7) OBP: 0.378, SLG: 0.447																											
22 Luke Maile, R (9, 2) OBP: 0.287, SLG: 0.414	F7				G3				F8	0	0	0	0	0	0	0											
<b>Inning Stats</b>	R: 0 E: 0 K: 1 S: 8	H: 0 LOB: 0 BB: 0 P: 15	R: 1 E: 0 K: 1 S: 11	H: 3 LOB: 2 BB: 0 P: 13	R: 0 E: 0 K: 0 S: 7	H: 0 LOB: 0 BB: 0 P: 11	R: 2 E: 0 K: 0 S: 9	H: 2 LOB: 1 BB: 1 P: 16	R: 0 E: 0 K: 1 S: 11	H: 1 LOB: 0 BB: 0 P: 20	R: 0 E: 0 K: 0 S: 10	H: 0 LOB: 0 BB: 0 P: 14	R: 0 E: 0 K: 3 S: 14	H: 0 LOB: 0 BB: 0 P: 22	R: 0 E: 0 K: 2 S: 14	H: 0 LOB: 1 BB: 0 P: 21	R: 0 E: 0 K: 0 S: 11	H: 1 LOB: 2 BB: 1 P: 22	1B: 6 2B: 0 3B: 0 HR: 1	SF: 0 SAC: 0 DP: 0 HBP: 2	WP: 0 PB: 0 SB: 1 CS: 0	PA: 38					
<b>PITCHER</b>	IP	WLS	BF	H	R	ER	SO	BB	IBB	HBP	BLK	WP	HR	S	P	ERA	WHIP										
74 Jake Irvin, R (1, 1) ERA: 4.7	6.0	L	25	6	3	3	3	1	0	0	0	0	1	56	89	4.50	1.167										
51 Jordan Weems, R (7, 1) ERA: 1.72	1.1		5	0	0	0	4	0	0	1	0	0	0	18	29	0.00	0.000										
53 Joe La Sorsa, L (8, 1) ERA: 7.11	0.2		3	0	0	0	1	0	0	1	0	0	0	10	14	0.00	0.000										
54 Amos Willingham, R (9, 1) ERA: 13.5	1.0		5	1	0	0	0	1	0	0	0	0	0	11	22	0.00	2.000										

AB	34
R	3
H	7
RBI	3
BB	2
SO	8
LOB	13



Batter	1	2	3	4	5	6	7	8	9	AB	R	H	RBI	BB	SO	LOB	BOTTOM										
28 Lane Thomas, R (1, 9) OBP: 0.349, SLG: 0.509	F8				P3		K			4	0	2	0	0	1	2	<p>Cincinnati Reds @ Washington Nationals</p> <p>Nationals Park, Washington, DC</p> <p>Mon Jul 03 2023, 6:31 PM - 9:07 PM EDT</p> <p>Att: 36,290 - Cloudy - 86 F</p>										
2 Luis Garcia Jr., L (1, 4) OBP: 0.305, SLG: 0.383	F8		G4-3		F8		L9			4	0	0	0	0	0	4											
9 Jeimer Candelario, S (1, 5) OBP: 0.341, SLG: 0.463	K				HR				G6-3	3	2	1	1	1	1	1											
22 Dominic Smith, L (1, 3) OBP: 0.330, SLG: 0.338	G3				G2-3				K	4	0	1	0	0	1	1											
45 Joey Meneses, R (1, 10) OBP: 0.320, SLG: 0.366	G6-3				P4		L8		G1-3	4	0	0	0	0	0	2											
20 Keibert Ruiz, S (1, 2) OBP: 0.285, SLG: 0.368	F7				G3				P3	4	0	1	1	0	0	0											
23 Corey Dickerson, L (1, 7) OBP: 0.292, SLG: 0.371	G1-3									4	0	2	0	0	1	2											
36 Stone Garrett, R (9, PR) OBP: 0.340, SLG: 0.437							K			0	0	0	0	0	0	0											
5 CJ Abrams, L (1, 6) OBP: 0.275, SLG: 0.388					B1-3		F9		F8	4	0	0	0	0	0	4											
34 Derek Hill, R (1, 8) OBP: 0.196, SLG: 0.182					K				P5	3	0	1	0	0	1	0											
<b>Inning Stats</b>	R: 0 E: 0 K: 1 S: 10	H: 1 LOB: 1 BB: 0 P: 16	R: 0 E: 0 K: 0 S: 9	H: 0 LOB: 0 BB: 0 P: 13	R: 0 E: 0 K: 1 S: 8	H: 1 LOB: 1 BB: 0 P: 14	R: 1 E: 0 K: 0 S: 8	H: 1 LOB: 0 BB: 0 P: 15	R: 0 E: 0 K: 1 S: 10	H: 2 LOB: 2 BB: 0 P: 17	R: 1 E: 0 K: 0 S: 22	H: 2 LOB: 0 BB: 1 P: 31	R: 0 E: 0 K: 1 S: 8	H: 0 LOB: 0 BB: 0 P: 12	R: 0 E: 0 K: 1 S: 10	H: 0 LOB: 0 BB: 0 P: 18	R: 0 E: 0 K: 0 S: 8	H: 1 LOB: 1 BB: 0 P: 14	1B: 6 2B: 1 3B: 0 HR: 1	SF: 0 SAC: 0 DP: 0 HBP: 0	WP: 0 PB: 0 SB: 0 CS: 1	PA: 35					
<b>PITCHER</b>	IP	WLS	BF	H	R	ER	SO	BB	IBB	HBP	BLK	WP	HR	S	P	ERA	WHIP										
34 Luke Weaver, R (1, 1) ERA: 6.72	5.0	W	22	6	2	2	2	1	0	0	0	0	0	17	21	0.00	1.000										
79 Ian Gibaut, R (6, 1) ERA: 3.57	1.0	H	4	1	0	0	1	0	0	0	0	0	0	8	12	0.00	0.000										
46 Buck Farmer, R (7, 1) ERA: 3.46	1.0	H	3	0	0	0	1	0	0	0	0	0	0	10	18	0.00	0.000										
47 Derek Law, R (8, 1) ERA: 2.45	1.0	H	3	0	0	0	1	0	0	0	0	0	0	8	14	0.00	1.000										
43 Alexis Diaz, R (9, 1) ERA: 2.13	1.0	S	3	1	0	0	0	0	0	0	0	0	0	8	14	0.00	1.000										

AB	34
R	2
H	8
RBI	2
BB	1
SO	5
LOB	16





Batter	1	2	3	4	5	6	7	8	9	AB	R	H	RBI	BB	SO	LOB	TOP					
29 TJ Friedl, L OBP: 0.377, SLG: 0.470										5	0	2	1	0	0	3						
9 Matt McLain, R OBP: 0.369, SLG: 0.526										6	0	1	1	0	1	5						
6 Jonathan India, R OBP: 0.346, SLG: 0.423										4	0	1	0	2	2	3						
44 Ely De La Cruz, S OBP: 0.356, SLG: 0.536										6	2	3	1	0	2	2						
27 Jake Fratley, L OBP: 0.367, SLG: 0.475										4	2	2	1	2	0	1						
19 Joey Votto, L OBP: 0.382, SLG: 0.545										5	2	3	1	1	2	2						
7 Spencer Steer, R OBP: 0.381, SLG: 0.500										5	1	1	0	1	0	4						
37 Tyler Stephenson, R OBP: 0.347, SLG: 0.387										2	2	1	1	2	1	2						
30 Will Benson, L OBP: 0.379, SLG: 0.454										5	0	2	2	0	1	6						
<b>Inning Stats</b>	R: 0 E: 0 K: 1 S: 8	H: 1 LOB: 0 BB: 0 P: 11	R: 3 E: 2 K: 1 S: 16	H: 3 LOB: 2 BB: 0 P: 22	R: 0 E: 0 K: 0 S: 6	H: 1 LOB: 2 BB: 1 P: 13	R: 1 E: 0 K: 1 S: 12	H: 2 LOB: 2 BB: 1 P: 28	R: 1 E: 0 K: 3 S: 13	H: 1 LOB: 2 BB: 2 P: 28	R: 0 E: 0 K: 1 S: 13	H: 1 LOB: 1 BB: 0 P: 22	R: 2 E: 0 K: 1 S: 16	H: 3 LOB: 3 BB: 1 P: 26	R: 2 E: 0 K: 1 S: 14	H: 3 LOB: 2 BB: 1 P: 25	R: 0 E: 0 K: 0 S: 13	H: 1 LOB: 3 BB: 2 P: 27	1B: 10 2B: 4 3B: 0 HR: 2	SF: 0 SAC: 0 DP: 1 HBP: 2	WP: 0 PB: 0 SB: 4 CS: 0	PA: 53
<b>PITCHER</b>	IP	WLS	BF	H	R	ER	SO	BB	IBB	HBP	BLK	WP	HR	S	P	ERA	WHIP					
40 Josiah Gray, R ERA: 3.41	5.0	L	27	8	5	3	6	4	0	1	0	0	2	55	102	5.40	2.400					
54 Amos Willingham, R ERA: 10.38	6.1		4	1	0	0	1	0	0	0	0	0	0	13	22	0.00	1.000					
53 Joe La Sorsa, L ERA: 9.72	7.1		15	6	4	4	2	2	0	1	1	0	0	30	51	18.00	4.000					
51 Jordan Weems, R ERA: 1.62	9.1		6	1	0	0	0	2	0	0	0	0	0	13	27	0.00	3.000					
Batter	1	2	3	4	5	6	7	8	9	AB	R	H	RBI	BB	SO	LOB	BOTTOM					
28 Lane Thomas, R OBP: 0.391, SLG: 0.509										4	1	2	0	1	1	3						
2 Luis Garcia Jr., L OBP: 0.302, SLG: 0.375										4	1	1	0	1	0	6						
9 Jeimer Candelario, S OBP: 0.339, SLG: 0.477											4	0	1	0	0	2						
6 Michael Chavis, R OBP: 0.294, SLG: 0.313											1	0	0	0	1	1						
45 Joey Meneses, R OBP: 0.325, SLG: 0.366											3	0	1	1	1	0	1					
22 Dominic Smith, L OBP: 0.328, SLG: 0.333											3	0	0	0	0	2						
20 Keibert Ruiz, S OBP: 0.284, SLG: 0.367											4	0	1	0	0	1	3					
23 Corey Dickerson, L OBP: 0.391, SLG: 0.375											3	0	2	0	0	0	0					
36 Stone Garrett, R OBP: 0.338, SLG: 0.434											1	0	0	0	0	1						
5 CJ Abrams, L OBP: 0.285, SLG: 0.398											3	0	1	0	1	1						
17 Alex Call, R OBP: 0.298, SLG: 0.290											4	0	1	0	0	2						
<b>Inning Stats</b>	R: 1 E: 0 K: 0 S: 14	H: 1 LOB: 2 BB: 2 P: 25	R: 0 E: 0 K: 0 S: 18	H: 3 LOB: 0 BB: 0 P: 21	R: 0 E: 0 K: 0 S: 8	H: 1 LOB: 1 BB: 0 P: 13	R: 0 E: 0 K: 1 S: 8	H: 2 LOB: 2 BB: 0 P: 12	R: 0 E: 0 K: 0 S: 7	H: 0 LOB: 0 BB: 0 P: 9	R: 0 E: 0 K: 1 S: 13	H: 0 LOB: 1 BB: 1 P: 18	R: 1 E: 0 K: 0 S: 13	H: 2 LOB: 1 BB: 0 P: 20	R: 0 E: 0 K: 0 S: 7	H: 1 LOB: 0 BB: 0 P: 9	R: 0 E: 0 K: 2 S: 10	H: 0 LOB: 1 BB: 1 P: 22	1B: 9 2B: 1 3B: 0 HR: 0	SF: 0 SAC: 0 DP: 3 HBP: 1	WP: 1 PB: 0 SB: 0 CS: 0	PA: 39
<b>PITCHER</b>	IP	WLS	BF	H	R	ER	SO	BB	IBB	HBP	BLK	WP	HR	S	P	ERA	WHIP					
51 Graham Ashcraft, R ERA: 6.28	6.0	W	27	7	1	1	2	3	0	1	0	1	0	68	98	1.50	1.667					
47 Derek Law, R ERA: 2.74	7.1		5	2	1	1	0	0	0	0	0	0	0	13	20	9.00	2.000					
48 Alex Young, L ERA: 2.6	8.1		3	1	0	0	0	0	0	0	0	0	0	7	9	0.00	1.000					
63 Fernando Cruz, R ERA: 4.64	9.1		4	0	0	0	2	1	0	0	0	0	0	10	22	0.00	1.000					

Cincinnati Reds @ Washington Nationals  
Nationals Park, Washington, DC  
Wed Jul 05 2023, 7:07 PM - 10:14 PM EDT  
Att: 13,252 - Partly Cloudy - 86 F

AB 42  
R 9  
H 16  
RBI 8  
BB 8  
SO 9  
LOB 28



Cincinnati Reds @ Washington Nationals  
Nationals Park, Washington, DC  
Wed Jul 05 2023, 7:07 PM - 10:14 PM EDT  
Att: 13,252 - Partly Cloudy - 86 F

AB 34  
R 2  
H 10  
RBI 1  
BB 4  
SO 4  
LOB 22





Batter	1	2	3	4	5	6	7	8	9	AB	R	H	RBI	BB	SO	LOB	TOP					
29 TJ Friedl, L (1, 8) OBP: 0.380, SLG: 0.464										3	0	0	0	1	1	2	<b>Cincinnati Reds @ Milwaukee Brewers</b> American Family Field, Milwaukee, WI Fri Jul 07 2023, 7:11 PM - 10:08 PM CDT Att: 30,970 - Roof Closed - 77 F					
9 Matt McLain, R (1, 6) OBP: 0.363, SLG: 0.510										4	0	1	0	0	1	1						
6 Jonathan India, R (1, 4) OBP: 0.342, SLG: 0.415										3	1	0	0	1	2	2						
44 Ely De La Cruz, S (1, 5) OBP: 0.365, SLG: 0.538										3	1	1	0	1	0	1						
27 Jake Fratley, L (1, 9) OBP: 0.365, SLG: 0.468										3	0	0	0	1	2	2						
19 Joey Votto, L (1, 3) OBP: 0.356, SLG: 0.620										4	1	2	3	0	2	0						
7 Spencer Steer, R (1, 7) OBP: 0.375, SLG: 0.489										3	0	0	0	1	2	2						
30 Will Benson, L (1, 10) OBP: 0.385, SLG: 0.455										1	0	0	0	1	0	0						
37 Tyler Stephenson, R (7, PH) OBP: 0.344, SLG: 0.380										1	0	0	0	1	1	0						
22 Luke Maile, R (1, 2) OBP: 0.273, SLG: 0.391										3	0	0	0	0	0	2						
15 Nick Senzel, R (9, PH) OBP: 0.313, SLG: 0.385										1	0	0	0	0	1	3						
<b>Inning Stats</b>	R: 0 E: 0 K: 2 S: 8	H: 0 LOB: 0 BB: 0 P: 10	R: 0 E: 0 K: 2 S: 7	H: 0 LOB: 0 BB: 0 P: 9	R: 0 E: 0 K: 0 S: 6	H: 0 LOB: 0 BB: 0 P: 12	R: 0 E: 0 K: 1 S: 6	H: 0 LOB: 0 BB: 1 P: 14	R: 2 E: 0 K: 1 S: 15	H: 2 LOB: 2 BB: 2 P: 29	R: 0 E: 0 K: 0 S: 8	H: 1 LOB: 1 BB: 1 P: 16	R: 0 E: 0 K: 3 S: 10	H: 0 LOB: 0 BB: 0 P: 15	R: 0 E: 0 K: 1 S: 8	H: 0 LOB: 0 BB: 0 P: 13	R: 1 E: 0 K: 2 S: 18	H: 1 LOB: 3 BB: 3 P: 32	1B: 2 2B: 1 HR: 1	SF: 0 SAC: 0 DP: 1 HBP: 0	WP: 0 PB: 0 SB: 1 CS: 0	PA: 36
<b>PITCHER</b>	IP WLS BF H R ER SO BB IBB HBP BLK WP HR S P ERA WHIP																					
39 Corbin Burnes, R (1, 1) ERA: 3.94	6.0 W 23 3 2 2 6 4 0 0 0 0 0 1 50 90 3.00 1.167																					
55 Hobby Milner, L (7, 1) ERA: 2.5	1.2 5 0 0 0 4 0 0 0 0 0 0 0 16 23 0.00 0.000																					
50 Tyson Miller, R (8, 1) ERA: 5.79	0.2 5 1 1 1 0 2 0 0 0 0 0 0 11 22 13.50 4.500																					
38 Devin Williams, R (9, 1) ERA: 1.95	0.2 S 3 0 0 0 2 1 0 0 0 0 0 0 9 15 0.00 1.500																					

AB	29
R	3
H	4
RBI	3
BB	7
SO	12
LOB	15



Batter	1	2	3	4	5	6	7	8	9	AB	R	H	RBI	BB	SO	LOB	BOTTOM			
22 Christian Yelich, L (1, 7) OBP: 0.379, SLG: 0.447										4	0	1	0	1	2	1	<b>Cincinnati Reds @ Milwaukee Brewers</b> American Family Field, Milwaukee, WI Fri Jul 07 2023, 7:11 PM - 10:08 PM CDT Att: 30,970 - Roof Closed - 77 F			
24 William Contreras, R (1, 10) OBP: 0.346, SLG: 0.430										4	2	2	0	1	0	3				
27 Willy Adames, R (1, 6) OBP: 0.293, SLG: 0.395										5	2	2	3	0	0	3				
6 Owen Miller, R (1, 3) OBP: 0.329, SLG: 0.404										4	0	3	1	1	0	3				
16 Blake Perkins, S (1, 9) OBP: 0.315, SLG: 0.341										4	1	1	0	1	1	3				
14 Andruw Monasterio, R (1, 4) OBP: 0.381, SLG: 0.389										2	0	0	0	0	1	2				
0 Bryce Turang, L (5, PH) OBP: 0.294, SLG: 0.310										1	0	1	0	2	0	0				
9 Brian Anderson, R (1, 5) OBP: 0.315, SLG: 0.374										5	0	1	0	0	1	7				
7 Victor Caratini, S (1, 2) OBP: 0.346, SLG: 0.391										3	1	1	1	1	2	1				
2B Joey Wiemer, R (1, 8) OBP: 0.290, SLG: 0.398										4	1	2	2	0	2	3				
<b>Inning Stats</b>	R: 2 E: 0 K: 2 S: 15	H: 3 LOB: 1 BB: 0 P: 21	R: 2 E: 0 K: 0 S: 11	H: 1 LOB: 0 BB: 1 P: 19	R: 0 E: 0 K: 0 S: 8	H: 1 LOB: 1 BB: 0 P: 13	R: 0 E: 0 K: 3 S: 11	H: 1 LOB: 1 BB: 0 P: 16	R: 2 E: 0 K: 1 S: 14	H: 4 LOB: 1 BB: 0 P: 22	R: 0 E: 0 K: 1 S: 12	H: 2 LOB: 3 BB: 1 P: 22	R: 1 E: 0 K: 2 S: 16	H: 1 LOB: 3 BB: 3 P: 34	R: 0 E: 0 K: 0 S: 7	H: 1 LOB: 2 BB: 2 P: 13	1B: 7 2B: 4 3B: 1 HR: 2	SF: 0 SAC: 0 DP: 2 HBP: 0	WP: 0 PB: 0 SB: 0 CS: 0	PA: 43
<b>PITCHER</b>	IP WLS BF H R ER SO BB IBB HBP BLK WP HR S P ERA WHIP																			
41 Andrew Abbott, L (1, 1) ERA: 2.38	4.1 L 23 1 0 0 6 1 0 0 0 0 0 0 13 20 0.00 3.000																			
47 Derek Law, R (5, 1) ERA: 2.63	1.0 5 3 0 0 1 0 0 0 0 0 0 0 11 24 9.00 3.000																			
63 Fernando Cruz, R (6, 1) ERA: 4.76	1.0 6 0 1 1 1 3 0 0 0 0 0 0 9 18 0.00 3.000																			
48 Alex Young, L (7, 1) ERA: 2.55	0.2 4 1 0 0 1 1 0 0 0 0 0 0 7 13 0.00 2.000																			
64 Tony Santillan, R (8, 1) ERA:	1.0 5 1 0 0 0 1 1 0 0 0 0 0 7 13 0.00 2.000																			

AB	36
R	7
H	14
RBI	7
BB	7
SO	9
LOB	26







Batter	1	2	3	4	5	6	7	8	9	AB	R	H	RBI	BB	SO	LOB	TOP				
28 Kevin Newman, R OBP: 0.318, SLG: 0.375 30 Will Benson, L OBP: 0.385, SLG: 0.496										3	0	1	0	0	1	2					
9 Matt McLain, R OBP: 0.366, SLG: 0.512										4	0	1	0	0	2	1					
6 Jonathan India, R OBP: 0.339, SLG: 0.411										4	0	1	0	0	1	2					
44 Elly De La Cruz, S OBP: 0.363, SLG: 0.524										4	0	1	0	0	1	2					
7 Spencer Steer, R OBP: 0.367, SLG: 0.477										4	0	0	0	0	3	3					
19 Joey Votto, L OBP: 0.358, SLG: 0.649										3	0	0	0	1	2	2					
15 Nick Senzel, R OBP: 0.310, SLG: 0.381 27 Jake Fraley, L OBP: 0.368, SLG: 0.469										2	0	0	0	0	1	1					
37 Tyler Stephenson, R OBP: 0.340, SLG: 0.373										2	0	0	0	1	0	0					
29 T.J. Friedl, L OBP: 0.380, SLG: 0.458										2	0	0	0	1	1	0					
<b>Inning Stats</b>	R: 0 H: 1 E: 0 K: 0 S: 8	H: 1 LOB: 1 BB: 0 P: 14	R: 0 H: 0 E: 0 K: 2 S: 11	H: 0 LOB: 0 BB: 0 P: 16	R: 0 H: 0 E: 0 K: 2 S: 6	H: 0 LOB: 0 BB: 0 P: 9	R: 0 H: 1 E: 0 K: 3 S: 12	H: 1 LOB: 1 BB: 0 P: 14	R: 0 H: 0 E: 0 K: 1 S: 13	H: 0 LOB: 2 BB: 0 P: 16	R: 0 H: 0 E: 0 K: 2 S: 10	H: 0 LOB: 0 BB: 0 P: 12	R: 0 H: 0 E: 0 K: 2 S: 7	H: 0 LOB: 0 BB: 0 P: 11	R: 0 H: 0 E: 0 K: 2 S: 11	H: 0 LOB: 0 BB: 0 P: 15	1B: 2 2B: 2 HR: 0	SF: 0 SAC: 0 DP: 1 HBP: 0	WP: 0 PB: 0 SB: 0 CS: 0	PA: 33	
<b>PITCHER</b>	IP	WLS	BF	H	R	ER	SO	BB	IBB	HBP	BLK	WP	HR	S	P	ERA	WHIP				
20 Wade Miley, L ERA: 3.06	6.0	W	24	4	0	0	8	3	0	0	0	0	0	60	95	0.00	1.167				
59 Elvis Peguero, R ERA: 3.09	1.0	H	3	0	0	0	2	0	0	0	0	0	0	9	12	0.00	0.000				
31 Joel Payamps, R ERA: 1.91	1.0	H	3	0	0	0	2	0	0	0	0	0	0	7	11	0.00	0.000				
38 Devin Williams, R ERA: 1.89	1.0	S	3	0	0	0	2	0	0	0	0	0	0	11	15	0.00	0.000				

Cincinnati Reds @ Milwaukee Brewers  
American Family Field, Milwaukee, WI  
Sun Jul 09 2023, 1:11 PM - 3:15 PM CDT  
Att: 32,848 - Partly Cloudy - 75 F

AB	30
R	0
H	4
RBI	0
BB	3
SO	14
LOB	13



Batter	1	2	3	4	5	6	7	8	9	AB	R	H	RBI	BB	SO	LOB	BOTTOM				
22 Christian Yelich, L OBP: 0.375, SLG: 0.446										4	1	1	0	0	1	2					
24 William Contreras, R OBP: 0.346, SLG: 0.427										4	0	2	0	0	0	1					
27 Willy Adams, R OBP: 0.294, SLG: 0.416										4	0	1	0	0	1	2					
33 Jesse Winker, L OBP: 0.324, SLG: 0.253										3	0	1	1	1	0	3					
6 Owen Miller, R OBP: 0.331, SLG: 0.398										2	0	1	0	2	0	1					
3 Raimel Tapia, L OBP: 0.322, SLG: 0.357 16 Blake Perkins, S OBP: 0.296, SLG: 0.318										2	0	0	0	0	1	3					
9 Brian Anderson, R OBP: 0.317, SLG: 0.373										3	0	0	0	0	1	1					
0 Brice Turang, L OBP: 0.265, SLG: 0.315										3	0	0	0	0	0	0					
2B Joey Wiemer, R OBP: 0.294, SLG: 0.398										3	0	1	0	0	1	0					
<b>Inning Stats</b>	R: 1 H: 2 E: 0 K: 0 S: 15	H: 2 LOB: 2 BB: 1 P: 25	R: 0 H: 0 E: 0 K: 0 S: 7	H: 0 LOB: 0 BB: 0 P: 9	R: 0 H: 0 E: 0 K: 2 S: 7	H: 0 LOB: 0 BB: 0 P: 7	R: 0 H: 0 E: 0 K: 2 S: 11	H: 0 LOB: 1 BB: 1 P: 19	R: 0 H: 0 E: 0 K: 1 S: 7	H: 0 LOB: 0 BB: 0 P: 9	R: 0 H: 2 E: 0 K: 0 S: 6	H: 2 LOB: 2 BB: 0 P: 8	R: 0 H: 1 E: 1 K: 0 S: 6	H: 1 LOB: 1 BB: 0 P: 10	R: 0 H: 2 E: 0 K: 0 S: 9	H: 2 LOB: 2 BB: 1 P: 12	1B: 5 2B: 2 3B: 0 HR: 0	SF: 0 SAC: 0 DP: 2 HBP: 0	WP: 0 PB: 0 SB: 0 CS: 0	PA: 33	
<b>PITCHER</b>	IP	WLS	BF	H	R	ER	SO	BB	IBB	HBP	BLK	WP	HR	S	P	ERA	WHIP				
59 Ben Lively, R ERA: 3.83	5.2	L	23	4	1	1	5	2	0	0	0	0	0	52	75	1.59	1.059				
48 Alex Young, L ERA: 2.52	0.1		1	0	0	0	0	0	0	0	0	0	0	1	2	0.00	0.000				
47 Derek Law, R ERA: 2.52	1.0		4	1	0	0	0	0	0	0	0	0	0	6	10	0.00	1.000				
79 Ian Gibaut, R ERA: 3.27	1.0		5	2	0	0	0	0	1	0	0	0	0	9	12	0.00	2.000				

Cincinnati Reds @ Milwaukee Brewers  
American Family Field, Milwaukee, WI  
Sun Jul 09 2023, 1:11 PM - 3:15 PM CDT  
Att: 32,848 - Partly Cloudy - 75 F

AB	30
R	1
H	7
RBI	1
BB	3
SO	5
LOB	18



Batter	1	2	3	4	5	6	7	8	9	AB	R	H	RBI	BB	SO	LOB	TOP										
22 Christian Yelich, L (1,7) OBP: 0.371, SLG: 0.441	G6-3		G3			K		P5		4	0	0	0	0	1	2	<p>Milwaukee Brewers @ Cincinnati Reds</p> <p>Great American Ball Park, Cincinnati, OH</p> <p>Fri Jul 14 2023, 7:12 PM - 9:43 PM EDT</p> <p>Att: 41,516 - Partly Cloudy - 91 F</p>										
24 William Contreras, R (1,10) OBP: 0.348, SLG: 0.432	2B		1B			G4-6-3		G4-3		4	0	2	0	0	0	1											
27 Willy Adames, R (1,6) OBP: 0.293, SLG: 0.417	F8							K		4	1	1	0	0	1	1											
6 Owen Miller, R (1,3) OBP: 0.330, SLG: 0.396	K					G6-3				4	0	1	0	0	2	1											
7 Victor Caratini, S (1,2) OBP: 0.351, SLG: 0.389						L6				3	0	1	1	1	0	0											
14 Andruw Monasterio, R (1,5) OBP: 0.358, SLG: 0.932						G4-6-3				4	0	0	0	0	1	3											
0 Brice Turang, L (1,4) OBP: 0.281, SLG: 0.311						G3-1				3	0	0	0	0	1	2											
15 Tyrone Taylor, R (1,9) OBP: 0.175, SLG: 0.234						F9				2	0	0	0	0	0	0											
33 Jesse Winker, L (7,PH) OBP: 0.328, SLG: 0.253						L7				0	0	0	0	1	0	0											
16 Blake Perkins, S (7,PR) OBP: 0.296, SLG: 0.318										0	0	0	0	0	0	0											
28 Joey Wiemer, R (1,8) OBP: 0.297, SLG: 0.399										2	0	1	0	1	0	3											
<b>Inning Stats</b>	R: 0 H: 1 E: 0 K: 1 S: 8	H: 1 LOB: 1 BB: 0 P: 11	R: 0 H: 0 E: 0 K: 0 S: 6	H: 0 LOB: 0 BB: 1 P: 10	R: 0 H: 1 E: 0 K: 0 S: 4	H: 1 LOB: 2 BB: 1 P: 12	R: 0 H: 0 E: 0 K: 0 S: 5	H: 0 LOB: 0 BB: 0 P: 8	R: 0 H: 1 E: 0 K: 1 S: 9	H: 0 LOB: 0 BB: 0 P: 11	R: 1 H: 3 E: 0 K: 2 S: 18	H: 3 LOB: 3 BB: 1 P: 30	R: 0 H: 0 E: 0 K: 1 S: 9	H: 0 LOB: 0 BB: 0 P: 13	R: 0 H: 0 E: 0 K: 1 S: 8	H: 0 LOB: 0 BB: 0 P: 11	1B: 4 2B: 2 3B: 0 HR: 0	SF: 0 SAC: 0 DP: 2 HBP: 0	WP: 0 PB: 0 SB: 1 CS: 0	PA: 33							
<b>PITCHER</b>	IP	WLS	BF	H	R	ER	SO	BB	IBB	HBP	BLK	WP	HR	S	P	ERA	WHIP										
51 Graham Ashcraft, R (1,1) ERA: 5.95	6.0	L	22	5	1	1	2	2	0	0	0	0	0	48	74	1.50	1.167										
39 Lucas Sims, R (7,1) ERA: 3.0	1.0		5	1	0	0	2	1	0	0	0	0	0	11	21	0.00	2.000										
47 Derek Law, R (8,1) ERA: 2.42	1.0		3	0	0	0	1	0	0	0	0	0	0	9	13	0.00	0.000										
63 Fernando Cruz, R (9,1) ERA: 4.63	1.0		3	0	0	0	1	0	0	0	0	0	0	8	11	0.00	0.000										

Batter	1	2	3	4	5	6	7	8	9	AB	R	H	RBI	BB	SO	LOB	BOTTOM										
29 T.J. Friedl, L (1,8) OBP: 0.378, SLG: 0.455	L6		27 HBP			K		K		4	0	1	0	0	2	1	<p>Milwaukee Brewers @ Cincinnati Reds</p> <p>Great American Ball Park, Cincinnati, OH</p> <p>Fri Jul 14 2023, 7:12 PM - 9:43 PM EDT</p> <p>Att: 41,516 - Partly Cloudy - 91 F</p>										
9 Matt McLain, R (1,6) OBP: 0.364, SLG: 0.505	44 WP		1B			P6		K		3	0	0	0	1	2	2											
27 Jake Fraley, L (1,10) OBP: 0.366, SLG: 0.463	K		HBP			K		K		3	0	0	0	0	3	1											
44 Ely De La Cruz, S (1,5) OBP: 0.353, SLG: 0.508	K		K			K2-3		L8		4	0	0	0	0	3	3											
6 Jonathan India, R (1,4) OBP: 0.336, SLG: 0.406			K			P4		K		4	0	0	0	0	3	0											
19 Joey Votto, L (1,3) OBP: 0.343, SLG: 0.617			K			G6-3		G4-3		3	0	0	0	0	1	0											
7 Spencer Steer, R (1,7) OBP: 0.367, SLG: 0.474			K			K		G6-3		2	0	0	0	1	1	0											
37 Tyler Stephenson, R (1,2) OBP: 0.337, SLG: 0.369			FC6-4			K		K		3	0	0	0	0	2	1											
30 Will Benson, L (1,9) OBP: 0.384, SLG: 0.492			K					F8		3	0	1	0	0	1	0											
<b>Inning Stats</b>	R: 0 H: 0 E: 0 K: 2 S: 13	H: 0 LOB: 1 BB: 1 P: 19	R: 0 H: 0 E: 0 K: 2 S: 7	H: 0 LOB: 1 BB: 1 P: 16	R: 0 H: 1 E: 0 K: 3 S: 14	H: 1 LOB: 2 BB: 0 P: 24	R: 0 H: 0 E: 0 K: 1 S: 8	H: 0 LOB: 0 BB: 0 P: 11	R: 0 H: 1 E: 0 K: 2 S: 11	H: 1 LOB: 1 BB: 0 P: 17	R: 0 H: 0 E: 0 K: 3 S: 11	H: 0 LOB: 0 BB: 0 P: 15	R: 0 H: 0 E: 0 K: 1 S: 9	H: 0 LOB: 0 BB: 0 P: 13	R: 0 H: 0 E: 0 K: 2 S: 9	H: 0 LOB: 0 BB: 0 P: 12		R: 0 H: 0 E: 0 K: 2 S: 8	H: 0 LOB: 0 BB: 0 P: 14	1B: 2 2B: 0 3B: 0 HR: 0	SF: 0 SAC: 0 DP: 0 HBP: 1	WP: 1 PB: 0 SB: 0 CS: 0	PA: 32				
<b>PITCHER</b>	IP	WLS	BF	H	R	ER	SO	BB	IBB	HBP	BLK	WP	HR	S	P	ERA	WHIP										
39 Corbin Burnes, R (1,1) ERA: 3.73	6.0	W	23	2	0	0	13	2	0	1	0	0	0	64	102	0.00	0.667										
59 Elvis Peguero, R (7,1) ERA: 3.0	1.0	H	3	0	0	0	1	0	0	0	0	0	0	9	13	0.00	0.000										
31 Joel Payamps, R (8,1) ERA: 1.87	1.0	H	3	0	0	0	2	0	0	0	0	0	0	9	12	0.00	0.000										
38 Devin Williams, R (9,1) ERA: 1.83	1.0	S	3	0	0	0	2	0	0	0	0	0	0	8	14	0.00	0.000										

AB	30
R	1
H	6
RBI	1
BB	3
SO	6
LOB	13

AB	29
R	0
H	2
RBI	0
BB	2
SO	18
LOB	8



Batter	1	2	3	4	5	6	7	8	9	AB R H RBI BB SO LOB	TOP									
22 Christian Velich, L OBP: 0.370, SLG: 0.448										4 1 1 1 0 2 0	<b>Milwaukee Brewers @ Cincinnati Reds</b> Great American Ball Park, Cincinnati, OH Sat Jul 15 2023, 8:26 PM - 10:59 PM EDT Att: 39,897 - Cloudy - 75 F									
24 William Contreras, R OBP: 0.353, SLG: 0.445										4 1 3 1 0 1 0										
27 Willy Adames, R OBP: 0.293, SLG: 0.413										3 0 0 0 1 0 2										
6 Owen Miller, R OBP: 0.328, SLG: 0.406										4 1 1 1 0 0 3										
15 Tyrone Taylor, R OBP: 0.179, SLG: 0.235										4 0 1 0 0 1 1										
16 Blake Perkins, S OBP: 0.294, SLG: 0.308										3 0 0 0 1 1 1										
14 Andruw Monasterio, R OBP: 0.352, SLG: 0.344										3 0 0 0 1 2 2										
0 Brice Turang, L OBP: 0.261, SLG: 0.310										4 0 1 0 0 1 2										
28 Joey Wiemer, R OBP: 0.294, SLG: 0.394										3 0 0 0 0 0 3										
<b>Inning Stats</b>	R: 1 E: 0 K: 0 S: 10	H: 2 LOB: 0 BB: 0 P: 13	R: 0 E: 0 K: 0 S: 5	H: 0 LOB: 0 BB: 0 P: 8	R: 0 E: 0 K: 1 S: 9	H: 0 LOB: 0 BB: 1 P: 14	R: 1 E: 0 K: 1 S: 9	H: 1 LOB: 1 BB: 1 P: 17	R: 0 E: 0 K: 1 S: 11	H: 0 LOB: 0 BB: 0 P: 18	R: 1 E: 0 K: 1 S: 19	H: 2 LOB: 2 BB: 1 P: 30	R: 0 E: 1 K: 1 S: 8	H: 1 LOB: 1 BB: 0 P: 9	R: 0 E: 0 K: 3 S: 18	H: 1 LOB: 0 BB: 0 P: 26	1B: 4 2B: 0 3B: 0 HR: 3	SF: 0 SAC: 0 DP: 2 HBP: 0	WP: 0 PB: 0 SB: 3 CS: 1	PA: 35
<b>PITCHER</b>	IP WLS BF H R ER SO BB IBB HBP BLK WP HR S P ERA WHIP											IP WLS BF H R ER SO BB IBB HBP BLK WP HR S P ERA WHIP								
41 Andrew Abbott, L ERA: 2.45	6.0 L 21 3 2 2 3 2 0 0 0 0 2 56 90 3.00 0.833																			
46 Buck Farmer, R ERA: 3.8	0.2 4 1 1 1 1 1 0 0 0 0 1 12 21 13.50 3.000																			
48 Alex Young, L ERA: 2.48	0.2 3 1 0 0 1 0 0 0 0 0 0 10 12 0.00 1.500																			
77 Daniel Duarte, R ERA: 2.92	1.2 7 2 0 0 3 0 0 0 0 0 0 23 32 0.00 1.200																			

AB 32  
R 3  
H 7  
RBI 3  
BB 3  
SO 8  
LOB 14



Batter	1	2	3	4	5	6	7	8	9	AB R H RBI BB SO LOB	BOTTOM									
29 T.J. Friedl, L OBP: 0.373, SLG: 0.448										4 0 0 0 0 2 1	<b>Milwaukee Brewers @ Cincinnati Reds</b> Great American Ball Park, Cincinnati, OH Sat Jul 15 2023, 8:26 PM - 10:59 PM EDT Att: 39,897 - Cloudy - 75 F									
9 Matt McLain, R OBP: 0.358, SLG: 0.495										4 0 0 0 0 3 0										
27 Jake Fraley, L OBP: 0.364, SLG: 0.459										4 0 1 0 0 1 0										
44 Ely De La Cruz, S OBP: 0.343, SLG: 0.493										4 0 0 0 0 1 1										
6 Jonathan India, R OBP: 0.333, SLG: 0.403										3 0 0 0 0 1 1										
19 Joey Votto, L OBP: 0.342, SLG: 0.597										2 0 0 0 1 0 0										
7 Spencer Steer, R OBP: 0.364, SLG: 0.470										3 0 0 0 0 2 1										
30 Will Benson, L OBP: 0.390, SLG: 0.488										1 0 0 0 2 1 0										
22 Luke Maile, R OBP: 0.265, SLG: 0.379										3 0 0 0 0 1 2										
<b>Inning Stats</b>	R: 0 E: 0 K: 1 S: 9	H: 0 LOB: 0 BB: 0 P: 14	R: 0 E: 0 K: 0 S: 8	H: 0 LOB: 0 BB: 0 P: 12	R: 0 E: 0 K: 3 S: 14	H: 0 LOB: 1 BB: 1 P: 23	R: 0 E: 0 K: 0 S: 12	H: 1 LOB: 1 BB: 0 P: 18	R: 0 E: 0 K: 1 S: 7	H: 0 LOB: 1 BB: 1 P: 14	R: 0 E: 0 K: 2 S: 8	H: 0 LOB: 1 BB: 1 P: 18	R: 0 E: 0 K: 2 S: 8	H: 0 LOB: 0 BB: 0 P: 10	R: 0 E: 0 K: 2 S: 7	H: 0 LOB: 0 BB: 0 P: 8	1B: 1 2B: 0 3B: 0 HR: 0	SF: 0 SAC: 0 DP: 0 HBP: 0	WP: 0 PB: 0 SB: 1 CS: 0	PA: 31
<b>PITCHER</b>	IP WLS BF H R ER SO BB IBB HBP BLK WP HR S P ERA WHIP											IP WLS BF H R ER SO BB IBB HBP BLK WP HR S P ERA WHIP								
51 Freddy Peralta, R ERA: 4.41	6.0 W 21 1 0 0 2 1 0 0 0 0 0 8 18 0.00 1.000																			
59 Elvis Peguero, R ERA: 2.92	1.0 H 4 0 0 0 2 0 0 0 0 0 0 8 10 0.00 0.000																			
31 Joel Payamps, R ERA: 1.83	1.0 H 3 0 0 0 2 0 0 0 0 0 0 8 10 0.00 0.000																			
38 Devin Williams, R ERA: 1.78	1.0 S 3 0 0 0 2 0 0 0 0 0 0 7 8 0.00 0.000																			

AB 28  
R 0  
H 1  
RBI 0  
BB 3  
SO 12  
LOB 6









Batter	1	2	3	4	5	6	7	8	9	AB	R	H	RBI	BB	SO	LOB	TOP					
23 Joc Pederson, L (1, 10) OBP: 0.361, SLG: 0.417	G4-3		G4-3		G3-6-1			HBP		4	0	1	0	0	0	2						
5 Mike Yastrzemski, L (1, 9) OBP: 0.322, SLG: 0.456	G3		L8		P4			L9		4	0	0	0	0	0	2						
41 Wilmer Flores, R (1, 3) OBP: 0.346, SLG: 0.515	1B			G6-3		F7		P6		4	0	1	0	0	0	1						
8 Michael Conforto, L (1, 7) OBP: 0.336, SLG: 0.413	K			1B	G4-3			HBP		3	0	1	0	0	1	1						
29 Luis Matos, R (1, 8) OBP: 0.324, SLG: 0.333		2B		1B	FC6-4			F7		4	0	1	0	0	0	3						
2 Blake Sabol, L (1, 2) OBP: 0.313, SLG: 0.443		1B		G3				K		4	1	2	1	0	1	1						
32 David Villar, R (1, 5) OBP: 0.244, SLG: 0.336			K		HBP			K		3	1	0	0	0	3	2	AB 31					
70 Brett Wisely, L (1, 4) OBP: 0.241, SLG: 0.298			K		BB			L3		3	0	0	0	1	1	2	R 2					
6 Casey Schmitt, R (1, 6) OBP: 0.270, SLG: 0.314			F6		BB			K		2	0	0	0	1	1	0	H 6					
<b>Inning Stats</b>	R: 0 E: 0 K: 1 S: 9	H: 1 LOB: 1 P: 13	R: 0 E: 0 K: 2 S: 13	H: 2 LOB: 2 BB: 0 P: 22	R: 0 E: 0 K: 0 S: 11	H: 0 LOB: 0 BB: 0 P: 16	R: 0 E: 0 K: 0 S: 8	H: 1 LOB: 1 BB: 0 P: 14	R: 1 E: 0 K: 0 S: 7	H: 0 LOB: 1 BB: 2 P: 18	R: 0 E: 0 K: 0 S: 5	H: 0 LOB: 0 BB: 0 P: 8	R: 1 E: 0 K: 2 S: 13	H: 1 LOB: 0 BB: 0 P: 21	R: 0 E: 0 K: 0 S: 5	H: 1 LOB: 2 BB: 0 P: 12	R: 0 E: 0 K: 2 S: 8	H: 0 LOB: 0 BB: 0 P: 11	1B: 4 2B: 2 3B: 0 HR: 1	SF: 0 SAC: 0 DP: 2 HBP: 2	WP: 0 PB: 0 SB: 0 CS: 1	PA: 35
<b>PITCHER</b>	IP	WLS	BF	H	R	ER	SO	BB	IBB	HBP	BLK	WP	HR	S	P	ERA	WHIP					
51 Graham Ashcraft, R (1, 1) ERA: 5.77	6.0	W	24	5	2	2	3	2	0	1	0	0	1	55	96	3.00	1.167					
79 Ian Gibaut, R (7, 1) ERA: 3.21	1.0	H	3	0	0	0	2	0	0	0	0	0	0	11	16	0.00	0.000					
39 Lucas Sims, R (8, 1) ERA: 3.29	1.0	H	5	1	0	0	0	0	0	1	0	0	0	5	12	0.00	1.000					
43 Alexis Diaz, R (9, 1) ERA: 1.9	1.0	S	3	0	0	0	2	0	0	0	0	0	0	8	11	0.00	0.000					

San Francisco Giants @ Cincinnati Reds  
Great American Ball Park, Cincinnati, OH  
Wed Jul 19 2023, 7:11 PM - 9:21 PM EDT  
Att: 19,205 - Partly Cloudy - 82 F

livebaseballscorecards.com  
AB 31  
R 2  
H 6  
RBI 1  
BB 2  
SO 7  
LOB 14



Batter	1	2	3	4	5	6	7	8	9	AB	R	H	RBI	BB	SO	LOB	BOTTOM					
44 Ely De La Cruz, S (1, 6) OBP: 0.319, SLG: 0.447	G3		L1		G3			L3		4	0	0	0	0	0	0						
29 TJ Friedl, L (1, 8) OBP: 0.361, SLG: 0.433	G3		2B			F8				3	0	1	0	0	0	0						
9 Matt McLain, R (1, 4) OBP: 0.363, SLG: 0.506	G4-3		G5-3			G6-3				3	0	0	0	0	0	1						
27 Jake Fraley, L (1, 9) OBP: 0.358, SLG: 0.469		G3	L4			L3				3	0	0	0	0	0	1						
7 Spencer Steer, R (1, 5) OBP: 0.360, SLG: 0.462		G6-3		L8			K			3	0	0	0	0	1	0						
19 Joey Votto, L (1, 10) OBP: 0.337, SLG: 0.573		G3		K			L4			3	0	0	0	0	1	0						
33 Christian Encarnacion-Strand, R (8, 5) OBP: 0.310, SLG: 0.377			L4		L4		G6-3			3	1	1	0	0	0	0	AB 28					
37 Tyler Stephenson, R (1, 2) OBP: 0.332, SLG: 0.366			1B		K			F8		3	1	1	0	0	1	0	R 3					
30 Will Benson, L (1, 7) OBP: 0.379, SLG: 0.508			1B		G4-3			K		3	1	1	3	0	1	0	H 4					
<b>Inning Stats</b>	R: 0 E: 0 K: 0 S: 6	H: 0 LOB: 0 P: 10	R: 0 E: 0 K: 0 S: 10	H: 0 LOB: 0 BB: 0 P: 14	R: 3 E: 0 K: 0 S: 13	H: 4 LOB: 1 BB: 0 P: 19	R: 0 E: 0 K: 1 S: 9	H: 0 LOB: 0 BB: 0 P: 13	R: 0 E: 0 K: 1 S: 8	H: 0 LOB: 0 BB: 0 P: 8	R: 0 E: 0 K: 1 S: 8	H: 0 LOB: 0 BB: 0 P: 13	R: 0 E: 0 K: 1 S: 10	H: 0 LOB: 0 BB: 0 P: 15	R: 0 E: 0 K: 1 S: 10	H: 0 LOB: 0 BB: 0 P: 15	1B: 2 2B: 1 3B: 0 HR: 1	SF: 0 SAC: 0 DP: 0 HBP: 0	WP: 0 PB: 0 SB: 0 CS: 0	PA: 28		
<b>PITCHER</b>	IP	WLS	BF	H	R	ER	SO	BB	IBB	HBP	BLK	WP	HR	S	P	ERA	WHIP					
48 Ross Stripling, R (1, 1) ERA: 5.92	6.0	L	22	4	3	3	2	0	0	0	0	0	0	18	28	4.50	0.667					
74 Ryan Walker, R (7, 1) ERA: 2.67	2.0		6	0	0	0	2	0	0	0	0	0	0	18	28	0.00	0.000					

San Francisco Giants @ Cincinnati Reds  
Great American Ball Park, Cincinnati, OH  
Wed Jul 19 2023, 7:11 PM - 9:21 PM EDT  
Att: 19,205 - Partly Cloudy - 82 F

livebaseballscorecards.com  
AB 28  
R 3  
H 4  
RBI 3  
BB 0  
SO 4  
LOB 2



Batter	1	2	3	4	5	6	7	8	9	AB	R	H	RBI	BB	SO	LOB	TOP										
13 Austin Slater, R OBP: 0.392, SLG: 0.484	F8		F9			F9			F9	4	0	0	0	0	0	1											
41 Wilmer Flores, R OBP: 0.349, SLG: 0.526	F7			BB		P3			HR	3	1	1	1	1	0	0											
5 Mike Yastrzemski, L OBP: 0.317, SLG: 0.446	K		F7						K	4	0	0	0	0	2	1											
14 Patrick Bailey, S OBP: 0.304, SLG: 0.453		G4-3		L9					K	3	0	0	0	0	1	1											
29 Luis Matos, R OBP: 0.324, SLG: 0.344		L8							G1-3	3	0	1	0	0	0	0											
23 Joc Pederson, L OBP: 0.357, SLG: 0.411			F7							3	0	0	0	0	2	0											
32 David Villar, R OBP: 0.239, SLG: 0.328			L4-3			F7			G4-3	3	0	0	0	0	0	0											
6 Casey Schmitt, R OBP: 0.266, SLG: 0.309			K			G6-3			G6-3	3	0	0	0	0	1	0											
70 Brett Wisely, L OBP: 0.243, SLG: 0.292									K	2	0	0	0	1	2	0											
<b>Inning Stats</b>	R: 0 H: 0 E: 0 K: 1 S: 7	H: 0 LOB: 0 BB: 0 P: 11	R: 0 H: 0 E: 0 K: 0 S: 9	H: 0 LOB: 0 BB: 0 P: 16	R: 0 H: 0 E: 0 K: 1 S: 12	H: 0 LOB: 1 BB: 1 P: 23	R: 0 H: 0 E: 0 K: 0 S: 10	H: 1 LOB: 2 BB: 1 P: 19	R: 0 H: 0 E: 0 K: 1 S: 7	H: 0 LOB: 0 BB: 0 P: 8	R: 0 H: 0 E: 0 K: 1 S: 9	H: 0 LOB: 0 BB: 0 P: 12	R: 0 H: 0 E: 0 K: 1 S: 5	H: 0 LOB: 0 BB: 0 P: 7	R: 0 H: 0 E: 0 K: 1 S: 6	H: 0 LOB: 0 BB: 0 P: 10	R: 1 H: 1 E: 0 K: 2 S: 10	H: 1 LOB: 0 BB: 0 P: 14	1B: 0 2B: 1 3B: 0 HR: 1	SF: 0 SAC: 0 DP: 0 HBP: 0	WP: 0 PA: 30 PB: 0 SB: 0 CS: 0						
<b>PITCHER</b>	IP	WLS	BF	H	R	ER	SO	BB	IBB	HBP	BLK	WP	HR	S	P	ERA	WHIP										
41 Andrew Abbott, L ERA: 2.1	(1, 1)	8.0	W	26	1	0	0	6	2	0	0	0	0	65	106	0.00	0.375										
47 Derek Law, R ERA: 3.95	(9, 1)	1.0		4	1	1	1	2	0	0	0	0	1	10	14	9.00	1.000										

San Francisco Giants @ Cincinnati Reds  
Great American Ball Park, Cincinnati, OH  
Thu Jul 20 2023, 12:36 PM - 2:53 PM EDT  
Att: 27,829 - Cloudy - 85 F

AB 28  
R 1  
H 2  
RBI 1  
BB 2  
SO 8  
LOB 3



Batter	1	2	3	4	5	6	7	8	9	AB	R	H	RBI	BB	SO	LOB	BOTTOM										
44 Elly De La Cruz, S OBP: 0.321, SLG: 0.442	BB		BB			K			FC6	4	0	1	0	1	1	4											
29 TJ Friedl, L OBP: 0.355, SLG: 0.431	G3-1		G4-3			K			K	4	0	1	0	0	1	3											
7 Spencer Steer, R OBP: 0.359, SLG: 0.458			G5-3			F9			F9	3	0	0	0	1	0	1											
27 Jake Fraley, L OBP: 0.360, SLG: 0.474	L9		G3			BB			BB	4	1	2	0	0	0	2											
6 Jonathan India, R OBP: 0.336, SLG: 0.417		G4-3		BB		K			K	4	1	2	1	0	1	1											
19 Joey Votto, L OBP: 0.333, SLG: 0.551		G4-3		BB		K			K	3	0	0	0	1	1	2											
15 Nick Senzel, R OBP: 0.310, SLG: 0.377		G4-3		BB		K			K	0	0	0	0	0	0	0											
33 Christian Encarnacion-Strawson OBP: 0.309, SLG: 0.535		G6-3		BB		G6-3			K	4	1	1	1	0	1	2											
30 Will Benson, L OBP: 0.389, SLG: 0.526			HR			BB			K	3	1	2	1	1	1	0											
22 Luke Maile, R OBP: 0.283, SLG: 0.424			HR			BB			L5	4	1	3	2	0	0	1											
<b>Inning Stats</b>	R: 0 H: 0 E: 0 K: 0 S: 8	H: 0 LOB: 1 BB: 2 P: 19	R: 0 H: 0 E: 0 K: 0 S: 6	H: 0 LOB: 0 BB: 0 P: 8	R: 2 H: 2 E: 0 K: 0 S: 11	H: 2 LOB: 1 BB: 1 P: 18	R: 2 H: 5 E: 0 K: 0 S: 15	H: 2 LOB: 2 BB: 0 P: 22	R: 1 H: 2 E: 0 K: 0 S: 12	H: 2 LOB: 2 BB: 1 P: 23	R: 0 H: 1 E: 0 K: 2 S: 10	H: 1 LOB: 1 BB: 0 P: 15	R: 0 H: 1 E: 0 K: 2 S: 14	H: 1 LOB: 1 BB: 0 P: 19	R: 0 H: 1 E: 0 K: 2 S: 11	H: 1 LOB: 1 BB: 0 P: 19	1B: 7 2B: 4 3B: 0 HR: 1	SF: 0 SAC: 0 DP: 0 HBP: 0	WP: 0 PA: 37 PB: 0 SB: 1 CS: 1								
<b>PITCHER</b>	IP	WLS	BF	H	R	ER	SO	BB	IBB	HBP	BLK	WP	HR	S	P	ERA	WHIP										
38 Alex Cobb, R ERA: 3.15	(1, 1)	4.1	L	24	5	5	0	4	0	0	0	0	0	49	85	10.38	3.000										
34 Jakob Junis, R ERA: 4.73	(5, 1)	2.2		9	2	0	0	4	0	0	0	0	0	27	39	0.00	0.750										
63 Mauricio Llovera, R ERA: 2.08	(8, 1)	1.0		4	1	0	0	2	0	0	0	0	0	11	19	0.00	1.000										

San Francisco Giants @ Cincinnati Reds  
Great American Ball Park, Cincinnati, OH  
Thu Jul 20 2023, 12:36 PM - 2:53 PM EDT  
Att: 27,829 - Cloudy - 85 F

AB 33  
R 5  
H 12  
RBI 5  
BB 4  
SO 6  
LOB 16





Batter	1	2	3	4	5	6	7	8	9	AB	R	H	RBI	BB	SO	LOB	TOP					
2 Gerardo Perdomo, S OBP: 0.385, SLG: 0.408 (1, 6)										4	2	2	1	1	0	0	<b>Arizona Diamondbacks @ Cincinnati Reds</b> Great American Ball Park, Cincinnati, OH Fri Jul 21 2023, 7:11 PM - 10:17 PM EDT Att: 31,824 - Cloudy - 82 F					
4 Ketel Marte, S OBP: 0.361, SLG: 0.516 (1, 4)										5	2	3	4	0	1	1						
7 Corbin Carroll, L OBP: 0.360, SLG: 0.534 (1, 7)										3	0	0	0	1	0	2						
53 Christian Walker, R OBP: 0.338, SLG: 0.510 (1, 3)										3	0	0	0	1	2	2						
12 Lourdes Gurriel Jr., R OBP: 0.311, SLG: 0.474 (1, 10)										4	0	0	0	0	1	2						
31 Jake McCarthy, L OBP: 0.310, SLG: 0.348 (1, 9)										3	0	0	0	1	1	0						
15 Emmanuel Rivera, R (1, 5)										3	0	0	0	0	2	0						
6 Dominic Canzone, L (6, PH)										1	0	0	0	0	0	2						
13 Nick Ahmed, R (8, 6)										0	0	0	0	0	0	0						
14 Gabriel Moreno, R OBP: 0.316, SLG: 0.360 (1, 2)										4	0	0	0	0	2	2						
5 Alek Thomas, L OBP: 0.272, SLG: 0.410 (1, 8)										4	2	2	1	0	0	0						
<b>Inning Stats</b>	R: 1 H: 1 E: 0 K: 1 S: 10	H: 1 LOB: 1 BB: 1 P: 16	R: 0 H: 0 E: 0 K: 3 S: 10	H: 0 LOB: 0 BB: 0 P: 15	R: 1 H: 2 E: 0 K: 2 S: 15	H: 2 LOB: 1 BB: 0 P: 21	R: 0 H: 0 E: 0 K: 0 S: 7	H: 0 LOB: 0 BB: 0 P: 9	R: 1 H: 1 E: 0 K: 0 S: 9	H: 1 LOB: 1 BB: 1 P: 18	R: 0 H: 0 E: 0 K: 1 S: 10	H: 0 LOB: 0 BB: 0 P: 15	R: 3 H: 3 E: 0 K: 2 S: 16	H: 3 LOB: 0 BB: 0 P: 21	R: 0 H: 0 E: 0 K: 0 S: 17	H: 0 LOB: 2 BB: 2 P: 28	R: 0 H: 0 E: 0 K: 0 S: 7	H: 0 LOB: 0 BB: 0 P: 10	1B: 2 2B: 1 3B: 1 HR: 3	SF: 0 SAC: 0 DP: 0 HBP: 0	WP: 1 PB: 0 SB: 0 CS: 0	PA: 38
<b>PITCHER</b>	IP WLS BF H R ER SO BB IBB HBP BLK WP HR S P ERA WHIP	IP WLS BF H R ER SO BB IBB HBP BLK WP HR S P ERA WHIP	IP WLS BF H R ER SO BB IBB HBP BLK WP HR S P ERA WHIP	IP WLS BF H R ER SO BB IBB HBP BLK WP HR S P ERA WHIP	IP WLS BF H R ER SO BB IBB HBP BLK WP HR S P ERA WHIP	IP WLS BF H R ER SO BB IBB HBP BLK WP HR S P ERA WHIP	IP WLS BF H R ER SO BB IBB HBP BLK WP HR S P ERA WHIP	IP WLS BF H R ER SO BB IBB HBP BLK WP HR S P ERA WHIP	IP WLS BF H R ER SO BB IBB HBP BLK WP HR S P ERA WHIP	4.2 0 20 4 3 3 6 2 0 0 0 0 1 49 76 5.79 1.286	0.1 W 1 0 0 0 0 0 0 0 0 0 2 3 0.00 0.000	1.0 3 0 0 0 1 0 0 0 0 10 15 0.00 0.000	1.0 6 3 3 3 2 0 0 0 0 2 16 21 27.00 3.000	1.0 H 5 0 0 0 0 2 0 0 0 1 0 17 28 0.00 2.000	1.0 S 3 0 0 0 0 0 0 0 0 0 0 7 10 0.00 0.000	0.00 0.000						

Batter	1	2	3	4	5	6	7	8	9	AB	R	H	RBI	BB	SO	LOB	BOTTOM			
44 Ely De La Cruz, S OBP: 0.324, SLG: 0.433 (1, 5)										3	1	0	0	1	3	1	<b>Arizona Diamondbacks @ Cincinnati Reds</b> Great American Ball Park, Cincinnati, OH Fri Jul 21 2023, 7:11 PM - 10:17 PM EDT Att: 31,824 - Cloudy - 82 F			
15 Nick Senzel, R (1, 8)										2	2	0	1	1	0	2				
29 TJ Friedl, L (5, PH)										2	0	0	0	0	1	4				
9 Matt McLain, R (1, 6)										4	2	2	4	1	0	2				
7 Spencer Steer, R (1, 7)										5	0	2	3	0	1	1				
6 Jonathan India, R (1, 4)										4	0	2	0	1	0	2				
19 Joey Votto, L (1, 3)										4	0	0	0	0	1	4				
33 Christian Encarnacion-Strand OBP: 0.294, SLG: 0.471										4	1	1	0	0	0	3				
37 Tyler Stephenson, R (1, 2)										3	2	1	0	1	0	3				
30 Will Benson, L (1, 9)										2	1	1	1	2	0	0				
<b>Inning Stats</b>	R: 1 H: 2 E: 0 K: 1 S: 15	H: 0 LOB: 2 BB: 2 P: 23	R: 0 H: 1 E: 0 K: 0 S: 9	H: 1 LOB: 0 BB: 0 P: 13	R: 2 H: 1 E: 0 K: 1 S: 11	H: 1 LOB: 1 BB: 2 P: 25	R: 0 H: 1 E: 0 K: 0 S: 9	H: 0 LOB: 0 BB: 0 P: 13	R: 0 H: 0 E: 0 K: 2 S: 11	H: 0 LOB: 1 BB: 1 P: 22	R: 0 H: 0 E: 0 K: 1 S: 8	H: 0 LOB: 0 BB: 1 P: 18	R: 0 H: 0 E: 0 K: 2 S: 11	H: 0 LOB: 0 BB: 0 P: 22	R: 0 H: 0 E: 0 K: 2 S: 7	H: 0 LOB: 0 BB: 0 P: 10	1B: 6 2B: 2 3B: 0 HR: 1	SF: 0 SAC: 0 DP: 0 HBP: 2	WP: 1 PB: 0 SB: 2 CS: 1	PA: 42
<b>PITCHER</b>	IP WLS BF H R ER SO BB IBB HBP BLK WP HR S P ERA WHIP	IP WLS BF H R ER SO BB IBB HBP BLK WP HR S P ERA WHIP	IP WLS BF H R ER SO BB IBB HBP BLK WP HR S P ERA WHIP	IP WLS BF H R ER SO BB IBB HBP BLK WP HR S P ERA WHIP	IP WLS BF H R ER SO BB IBB HBP BLK WP HR S P ERA WHIP	IP WLS BF H R ER SO BB IBB HBP BLK WP HR S P ERA WHIP	IP WLS BF H R ER SO BB IBB HBP BLK WP HR S P ERA WHIP	IP WLS BF H R ER SO BB IBB HBP BLK WP HR S P ERA WHIP	IP WLS BF H R ER SO BB IBB HBP BLK WP HR S P ERA WHIP	4.1 L 24 4 4 3 2 4 0 1 0 0 0 1 15 23 6.23 1.846	0.1 6 4 5 5 1 0 1 0 0 0 0 1 15 23 135.00 12.000	0.1 1 0 0 0 0 0 0 0 0 0 0 4 6 0.00 0.000	1.0 5 1 0 0 0 1 0 0 0 0 0 10 18 0.00 2.000	1.0 2 0 0 0 1 0 0 0 0 1 0 7 13 0.00 0.000	1.0 S 4 0 0 0 0 1 0 0 0 0 7 13 0.00 1.000	0.00 0.000				

Batter	1	2	3	4	5	6	7	8	9	AB	R	H	RBI	BB	SO	LOB	TOP																																																																											
4 Ketel Marte, S OBP: 0.362, SLG: 0.514										3	0	1	1	1	1	0	<b>Arizona Diamondbacks @ Cincinnati Reds</b> Great American Ball Park, Cincinnati, OH Sat Jul 22 2023, 4:11 PM - 6:31 PM EDT Att: 40,625 - Partly Cloudy - 83 F																																																																											
7 Corbin Carroll, L OBP: 0.360, SLG: 0.541										3	1	1	1	0	0	1																																																																												
12 Lourdes Gurriel Jr., R OBP: 0.307, SLG: 0.469										4	0	0	0	0	1	2																																																																												
53 Christian Walker, R OBP: 0.337, SLG: 0.510										4	0	1	0	0	2	1																																																																												
3 Evan Longoria, R OBP: 0.306, SLG: 0.507										3	0	1	0	0	1	0																																																																												
5 Alek Thomas, L OBP: 0.271, SLG: 0.408										1	0	0	0	0	1	1																																																																												
15 Emmanuel Rivera, R OBP: 0.318, SLG: 0.390										3	0	0	0	0	0	1																																																																												
18 Carson Kelly, R OBP: 0.200, SLG: 0.246										2	0	0	0	0	1	1																																																																												
2 Gerald Perdomo, S OBP: 0.384, SLG: 0.407										1	0	0	0	0	0	0																																																																												
13 Nick Ahmed, R OBP: 0.275, SLG: 0.340										2	0	0	0	0	1	1																																																																												
6 Dominic Canzone, L OBP: 0.167, SLG: 0.294										1	0	0	0	0	0	0																																																																												
31 Jake McCarthy, L OBP: 0.330, SLG: 0.353										3	1	1	0	0	0	0																																																																												
14 Gabriel Moreno, R OBP: 0.316, SLG: 0.360										0	0	0	0	0	0	0																																																																												
<b>Inning Stats</b>	R: 0 E: 0 K: 1 S: 8	H: 0 LOB: 0 BB: 0 P: 8	R: 0 E: 0 K: 1 S: 6	H: 0 LOB: 0 BB: 0 P: 10	R: 0 E: 0 K: 1 S: 8	H: 0 LOB: 0 BB: 0 P: 11	R: 0 E: 0 K: 1 S: 12	H: 0 LOB: 1 BB: 1 P: 21	R: 0 E: 0 K: 1 S: 10	H: 1 LOB: 1 BB: 0 P: 14	R: 1 E: 0 K: 0 S: 11	H: 2 LOB: 0 BB: 0 P: 16	R: 0 E: 0 K: 1 S: 9	H: 0 LOB: 0 BB: 0 P: 15	R: 0 E: 0 K: 0 S: 7	H: 0 LOB: 0 BB: 0 P: 10	R: 1 E: 0 K: 2 S: 12	H: 2 LOB: 1 BB: 0 P: 19	1B: 1 2B: 3 3B: 0 HR: 1	SF: 0 SAC: 1 DP: 0 HBP: 0	WP: 0 PB: 0 SB: 0 CS: 1	PA: 33																																																																						
<b>PITCHER</b>	IP WLS BF H R ER SO BB IBB HBP BLK WP HR S P ERA WHIP	<table border="0"> <tr> <td>55 Brandon Williamson, L ERA: 4.8</td> <td>6.0</td> <td>W</td> <td>21</td> <td>3</td> <td>1</td> <td>1</td> <td>5</td> <td>1</td> <td>0</td> <td>0</td> <td>0</td> <td>0</td> <td>0</td> <td>0</td> <td>55</td> <td>80</td> <td>1.50</td> <td>0.667</td> </tr> <tr> <td>79 Ian Gibaut, R ERA: 3.12</td> <td>7.1</td> <td>H</td> <td>4</td> <td>0</td> <td>0</td> <td>0</td> <td>1</td> <td>0</td> <td>0</td> <td>0</td> <td>0</td> <td>0</td> <td>0</td> <td>0</td> <td>12</td> <td>18</td> <td>0.00</td> <td>0.000</td> </tr> <tr> <td>48 Alex Young, L ERA: 2.31</td> <td>8.1</td> <td>H</td> <td>2</td> <td>0</td> <td>0</td> <td>0</td> <td>0</td> <td>0</td> <td>0</td> <td>0</td> <td>0</td> <td>0</td> <td>0</td> <td>4</td> <td>7</td> <td>0.00</td> <td>0.000</td> </tr> <tr> <td>43 Alexis Diaz, R ERA: 2.01</td> <td>9.1</td> <td>S</td> <td>5</td> <td>2</td> <td>1</td> <td>1</td> <td>2</td> <td>0</td> <td>0</td> <td>0</td> <td>0</td> <td>0</td> <td>0</td> <td>1</td> <td>12</td> <td>19</td> <td>9.00</td> <td>2.000</td> </tr> </table>																55 Brandon Williamson, L ERA: 4.8	6.0	W	21	3	1	1	5	1	0	0	0	0	0	0	55	80	1.50	0.667	79 Ian Gibaut, R ERA: 3.12	7.1	H	4	0	0	0	1	0	0	0	0	0	0	0	12	18	0.00	0.000	48 Alex Young, L ERA: 2.31	8.1	H	2	0	0	0	0	0	0	0	0	0	0	4	7	0.00	0.000	43 Alexis Diaz, R ERA: 2.01	9.1	S	5	2	1	1	2	0	0	0	0	0	0	1	12	19	9.00	2.000
55 Brandon Williamson, L ERA: 4.8	6.0	W	21	3	1	1	5	1	0	0	0	0	0	0	55	80	1.50	0.667																																																																										
79 Ian Gibaut, R ERA: 3.12	7.1	H	4	0	0	0	1	0	0	0	0	0	0	0	12	18	0.00	0.000																																																																										
48 Alex Young, L ERA: 2.31	8.1	H	2	0	0	0	0	0	0	0	0	0	0	4	7	0.00	0.000																																																																											
43 Alexis Diaz, R ERA: 2.01	9.1	S	5	2	1	1	2	0	0	0	0	0	0	1	12	19	9.00	2.000																																																																										
<b>Batter</b>	<b>1</b>	<b>2</b>	<b>3</b>	<b>4</b>	<b>5</b>	<b>6</b>	<b>7</b>	<b>8</b>	<b>9</b>	<b>AB</b>	<b>R</b>	<b>H</b>	<b>RBI</b>	<b>BB</b>	<b>SO</b>	<b>LOB</b>	<b>BOTTOM</b>																																																																											
7 Spencer Steer, R OBP: 0.361, SLG: 0.460										4	0	2	0	0	0	0	<b>Arizona Diamondbacks @ Cincinnati Reds</b> Great American Ball Park, Cincinnati, OH Sat Jul 22 2023, 4:11 PM - 6:31 PM EDT Att: 40,625 - Partly Cloudy - 83 F																																																																											
44 Ely De La Cruz, S OBP: 0.324, SLG: 0.433										0	1	0	0	0	0	0																																																																												
29 TJ Friedl, L OBP: 0.359, SLG: 0.443										4	1	2	1	0	0	1																																																																												
9 Matt McLain, R OBP: 0.369, SLG: 0.529										3	1	1	1	0	1	2																																																																												
27 Jake Fraley, L OBP: 0.359, SLG: 0.482										4	1	1	2	0	1	4																																																																												
6 Jonathan India, R OBP: 0.339, SLG: 0.414										3	0	0	0	1	2	3																																																																												
19 Joey Votto, L OBP: 0.314, SLG: 0.500										4	0	0	0	0	0	5																																																																												
33 Christian Encarnacion-Strand OBP: 0.290, SLG: 0.400										3	0	0	0	0	1	0																																																																												
37 Tyler Stephenson, R OBP: 0.332, SLG: 0.362										3	0	0	0	0	1	0																																																																												
30 Will Benson, L OBP: 0.390, SLG: 0.521										3	0	0	0	0	2	0																																																																												
<b>Inning Stats</b>	R: 0 E: 1 K: 2 S: 17	H: 1 LOB: 3 BB: 0 P: 22	R: 0 E: 0 K: 1 S: 6	H: 0 LOB: 0 BB: 0 P: 8	R: 0 E: 0 K: 0 S: 9	H: 0 LOB: 0 BB: 0 P: 12	R: 0 E: 0 K: 1 S: 11	H: 0 LOB: 0 BB: 0 P: 17	R: 0 E: 0 K: 2 S: 10	H: 0 LOB: 0 BB: 0 P: 13	R: 3 E: 0 K: 0 S: 13	H: 3 LOB: 0 BB: 0 P: 17	R: 0 E: 0 K: 1 S: 6	H: 0 LOB: 0 BB: 0 P: 10	R: 1 E: 0 K: 1 S: 11	H: 2 LOB: 2 BB: 1 P: 24	1B: 2 2B: 1 3B: 0 HR: 3	SF: 0 SAC: 0 DP: 0 HBP: 1	WP: 0 PB: 0 SB: 0 CS: 0	PA: 33																																																																								
<b>PITCHER</b>	IP WLS BF H R ER SO BB IBB HBP BLK WP HR S P ERA WHIP	<table border="0"> <tr> <td>32 Brandon Flaadt, R ERA: 8.81</td> <td>6.0</td> <td>L</td> <td>24</td> <td>4</td> <td>3</td> <td>3</td> <td>6</td> <td>0</td> <td>0</td> <td>0</td> <td>0</td> <td>0</td> <td>0</td> <td>0</td> <td>3</td> <td>66</td> <td>4.50</td> <td>0.667</td> </tr> <tr> <td>57 Andrew Chafin, L ERA: 2.97</td> <td>7.1</td> <td></td> <td>3</td> <td>0</td> <td>0</td> <td>0</td> <td>1</td> <td>0</td> <td>0</td> <td>0</td> <td>0</td> <td>0</td> <td>0</td> <td>6</td> <td>10</td> <td>0.00</td> <td>0.000</td> </tr> <tr> <td>30 Scott McGough, R ERA: 3.88</td> <td>8.1</td> <td></td> <td>6</td> <td>2</td> <td>1</td> <td>1</td> <td>1</td> <td>1</td> <td>0</td> <td>0</td> <td>0</td> <td>0</td> <td>0</td> <td>11</td> <td>24</td> <td>9.00</td> <td>3.000</td> </tr> </table>																32 Brandon Flaadt, R ERA: 8.81	6.0	L	24	4	3	3	6	0	0	0	0	0	0	0	3	66	4.50	0.667	57 Andrew Chafin, L ERA: 2.97	7.1		3	0	0	0	1	0	0	0	0	0	0	6	10	0.00	0.000	30 Scott McGough, R ERA: 3.88	8.1		6	2	1	1	1	1	0	0	0	0	0	11	24	9.00	3.000																				
32 Brandon Flaadt, R ERA: 8.81	6.0	L	24	4	3	3	6	0	0	0	0	0	0	0	3	66	4.50	0.667																																																																										
57 Andrew Chafin, L ERA: 2.97	7.1		3	0	0	0	1	0	0	0	0	0	0	6	10	0.00	0.000																																																																											
30 Scott McGough, R ERA: 3.88	8.1		6	2	1	1	1	1	0	0	0	0	0	11	24	9.00	3.000																																																																											



Batter	1	2	3	4	5	6	7	8	9	AB	R	H	RBI	BB	SO	LOB	TOP								
44 Ely De La Cruz, S OBP: 0.320, SLG: 0.461	F8		1-H HR		1-2			G6-3		4	1	1	2	0	1	1	<b>Cincinnati Reds @ Milwaukee Brewers</b> American Family Field, Milwaukee, WI Mon Jul 24 2023, 7:11 PM - 10:02 PM CDT Att: 29,216 - Overcast - 78 F								
29 TJ Friedl, L OBP: 0.356, SLG: 0.438	F9		F7			F8		L8		4	0	0	0	0	0	0									
9 Matt McLain, R OBP: 0.370, SLG: 0.522	G6-3		G4-3			G5-3 7 27 1B		L9		3	0	0	0	1	0	0									
27 Jake Fraley, L OBP: 0.356, SLG: 0.479	P5		G4-3			1B		L9		4	0	1	0	0	0	0									
7 Spencer Steer, R OBP: 0.361, SLG: 0.459	1B		L8			G5-3		K		4	0	1	0	0	1	2									
19 Joey Votto, L OBP: 0.302, SLG: 0.478	K		F8			G4-3		K		4	0	0	0	0	2	1									
15 Nick Senzel, R OBP: 0.309, SLG: 0.386	K		G5-3			K		K		0	0	0	0	0	0	0									
33 Christian Encarnacion-Straw OBP: 0.290, SLG: 0.385	K		G5-3			K		K		3	0	0	0	0	2	1									
37 Tyler Stephenson, R OBP: 0.334, SLG: 0.365	44 HR		1B			1B		1B		3	1	2	0	0	1	0									
30 Will Benson, L OBP: 0.389, SLG: 0.517	44 S		1B			F9				3	0	1	0	0	1	2									
<b>Inning Stats</b>	R: 0 H: 0 E: 0 K: 0 S: 4	H: 0 LOB: 0 BB: 0 P: 6	R: 0 H: 1 E: 0 K: 2 S: 14	H: 1 LOB: 1 BB: 0 P: 20	R: 2 H: 2 E: 0 K: 1 S: 18	H: 2 LOB: 0 BB: 0 P: 26	R: 0 H: 0 E: 0 K: 0 S: 5	H: 0 LOB: 0 BB: 0 P: 7	R: 0 H: 1 E: 0 K: 2 S: 9	H: 1 LOB: 1 BB: 0 P: 12	R: 0 H: 1 E: 0 K: 0 S: 13	H: 1 LOB: 1 BB: 1 P: 20	R: 0 H: 1 E: 0 K: 1 S: 9	H: 1 LOB: 0 BB: 0 P: 11	R: 0 H: 0 E: 0 K: 0 S: 4	H: 0 LOB: 0 BB: 0 P: 5	R: 0 H: 0 E: 0 K: 2 S: 9	H: 0 LOB: 0 BB: 0 P: 14	1B: 5 2B: 0 3B: 0 HR: 1	SF: 0 SAC: 0 DP: 1 HBP: 0	WP: 0 PB: 0 SB: 1 CS: 0	PA: 33			
<b>PITCHER</b>	IP WLS BF H R ER SO BB IBB HBP BLK WP HR S P ERA WHIP	IP WLS BF H R ER SO BB IBB HBP BLK WP HR S P ERA WHIP	IP WLS BF H R ER SO BB IBB HBP BLK WP HR S P ERA WHIP	IP WLS BF H R ER SO BB IBB HBP BLK WP HR S P ERA WHIP	IP WLS BF H R ER SO BB IBB HBP BLK WP HR S P ERA WHIP	IP WLS BF H R ER SO BB IBB HBP BLK WP HR S P ERA WHIP	IP WLS BF H R ER SO BB IBB HBP BLK WP HR S P ERA WHIP	IP WLS BF H R ER SO BB IBB HBP BLK WP HR S P ERA WHIP	IP WLS BF H R ER SO BB IBB HBP BLK WP HR S P ERA WHIP	IP WLS BF H R ER SO BB IBB HBP BLK WP HR S P ERA WHIP	IP WLS BF H R ER SO BB IBB HBP BLK WP HR S P ERA WHIP	IP WLS BF H R ER SO BB IBB HBP BLK WP HR S P ERA WHIP	IP WLS BF H R ER SO BB IBB HBP BLK WP HR S P ERA WHIP	IP WLS BF H R ER SO BB IBB HBP BLK WP HR S P ERA WHIP	IP WLS BF H R ER SO BB IBB HBP BLK WP HR S P ERA WHIP	IP WLS BF H R ER SO BB IBB HBP BLK WP HR S P ERA WHIP	IP WLS BF H R ER SO BB IBB HBP BLK WP HR S P ERA WHIP	IP WLS BF H R ER SO BB IBB HBP BLK WP HR S P ERA WHIP	IP WLS BF H R ER SO BB IBB HBP BLK WP HR S P ERA WHIP	IP WLS BF H R ER SO BB IBB HBP BLK WP HR S P ERA WHIP	IP WLS BF H R ER SO BB IBB HBP BLK WP HR S P ERA WHIP	IP WLS BF H R ER SO BB IBB HBP BLK WP HR S P ERA WHIP	IP WLS BF H R ER SO BB IBB HBP BLK WP HR S P ERA WHIP	IP WLS BF H R ER SO BB IBB HBP BLK WP HR S P ERA WHIP	IP WLS BF H R ER SO BB IBB HBP BLK WP HR S P ERA WHIP

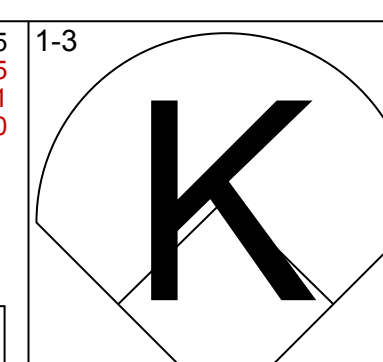
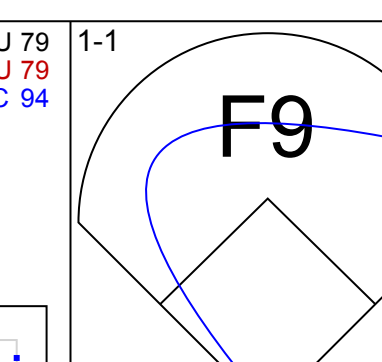
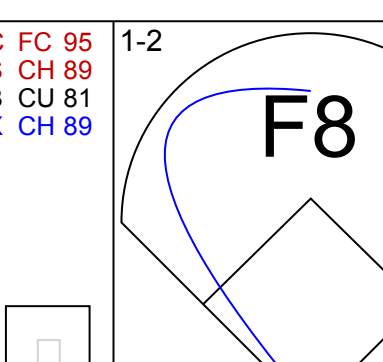
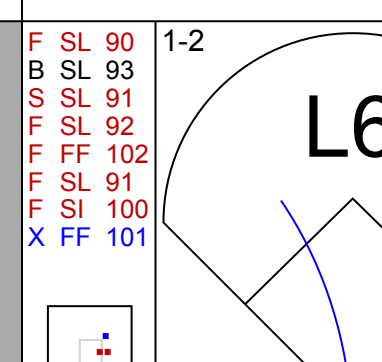
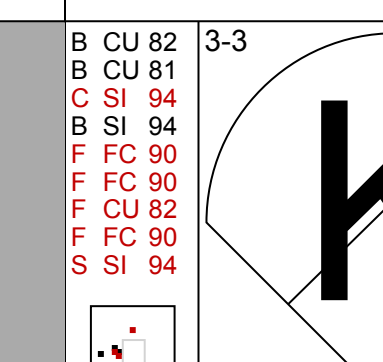
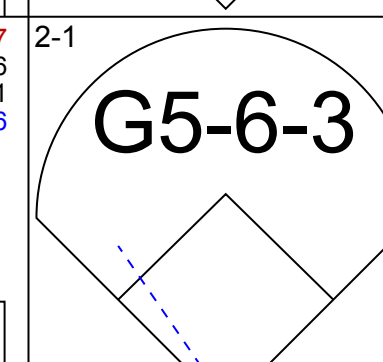
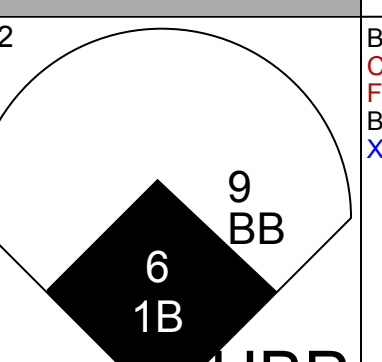
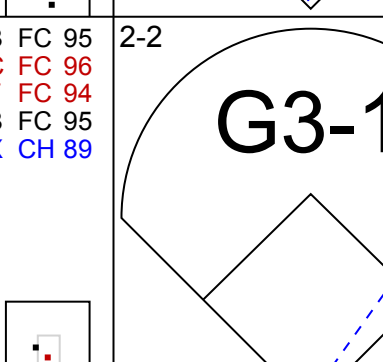
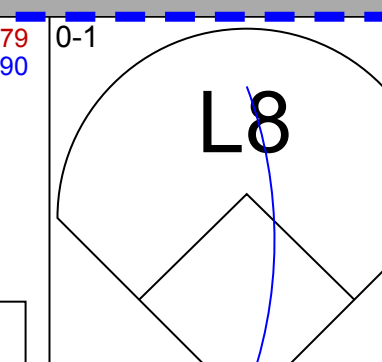
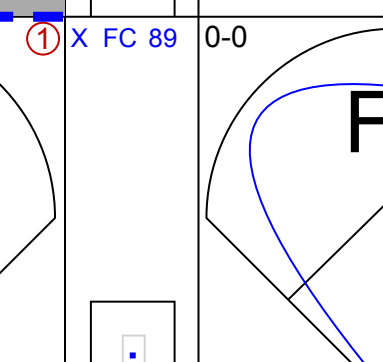
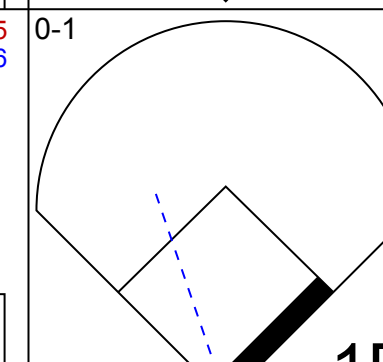
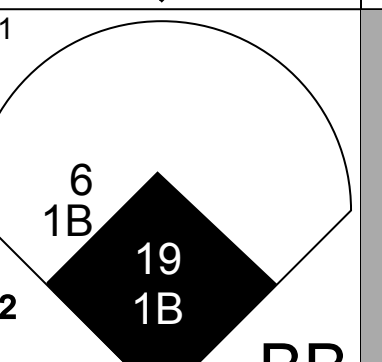
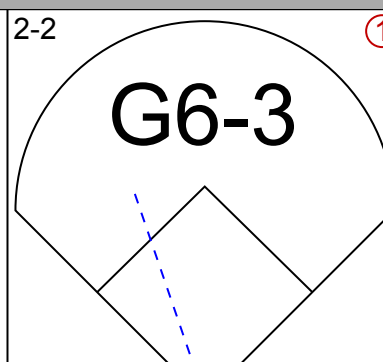
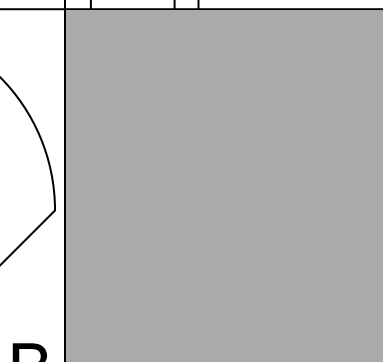
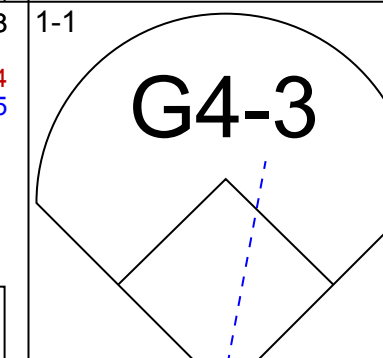




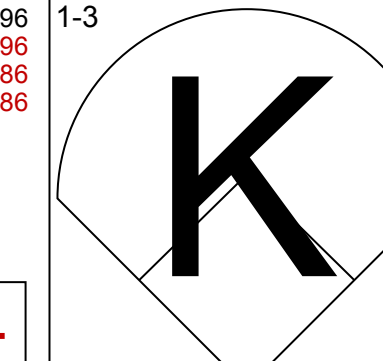
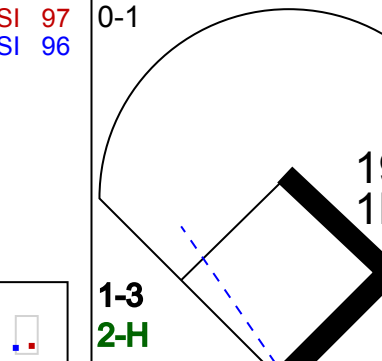
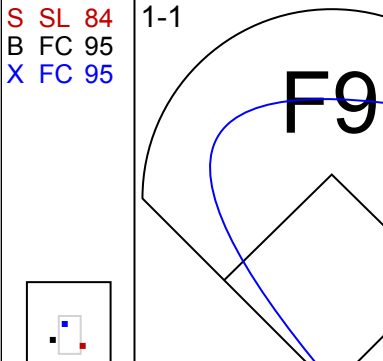
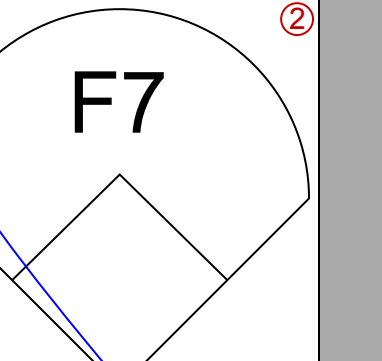
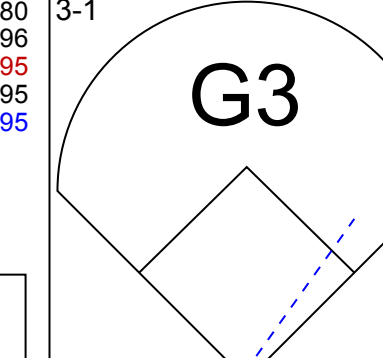
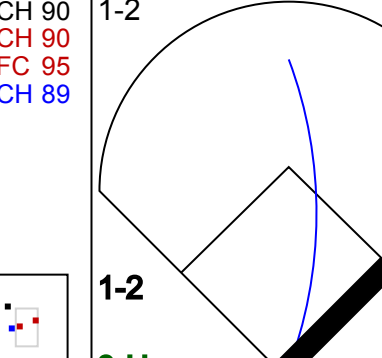
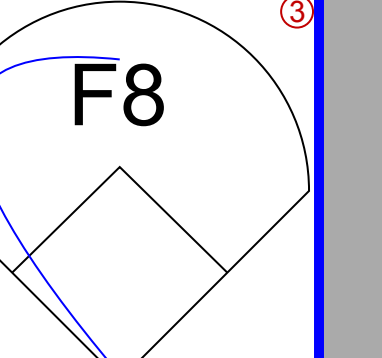
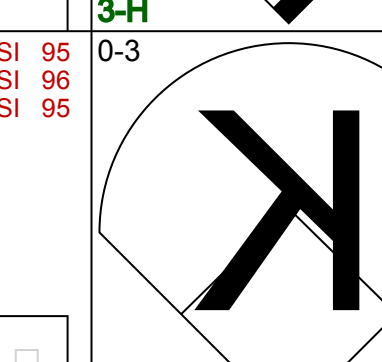
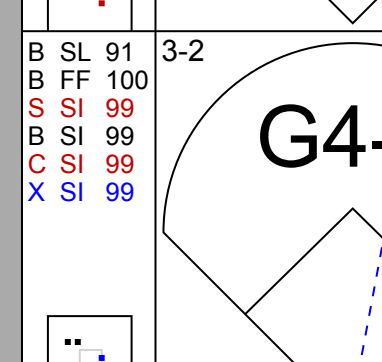
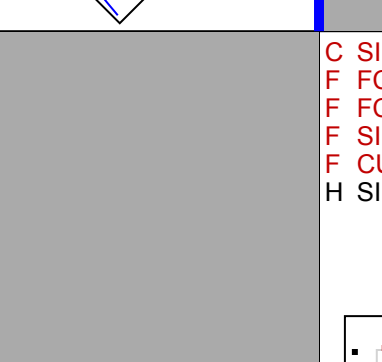

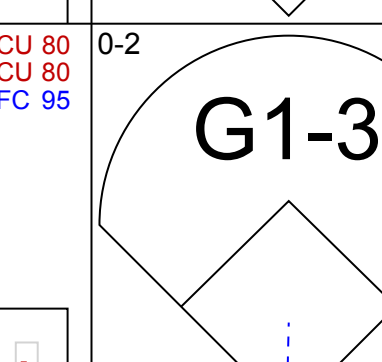
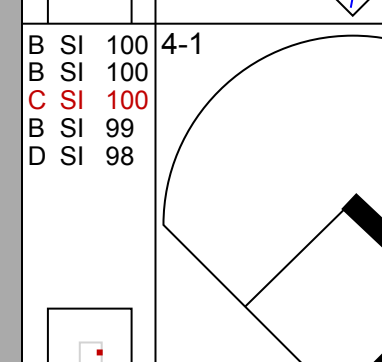
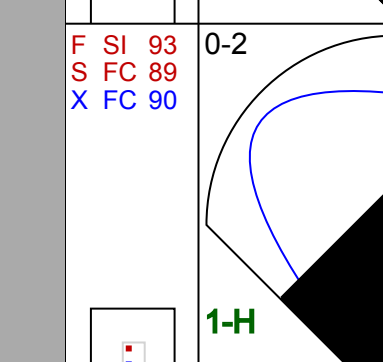
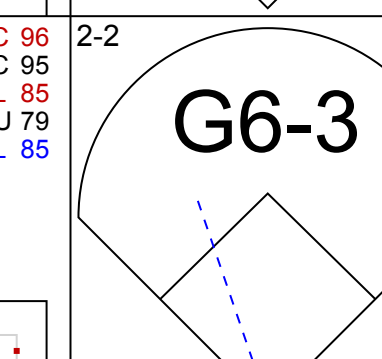

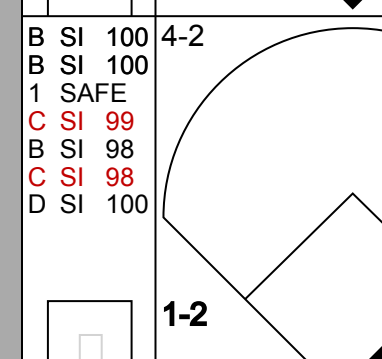
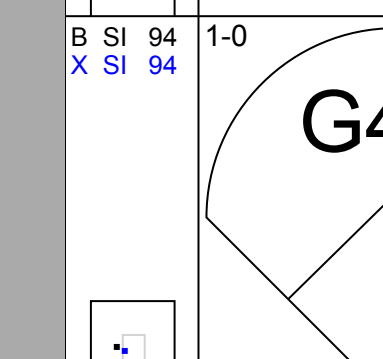
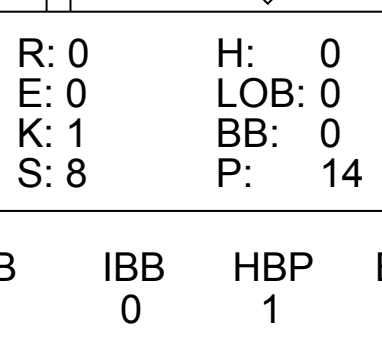
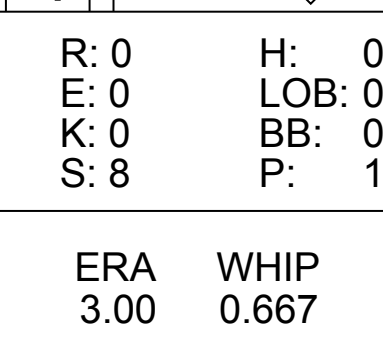
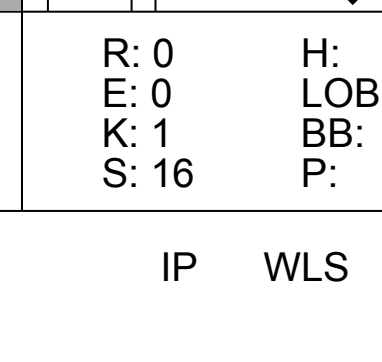
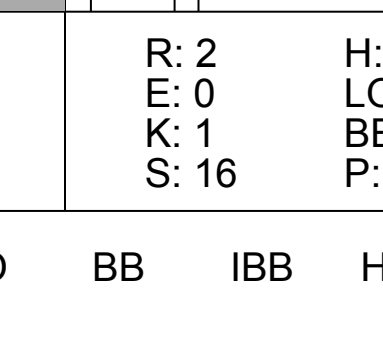
AB	32
R	2
H	6
RBI	2
BB	1
SO	8
LOB	7

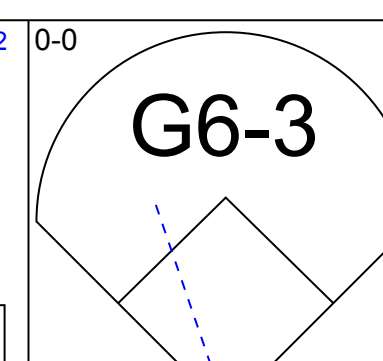
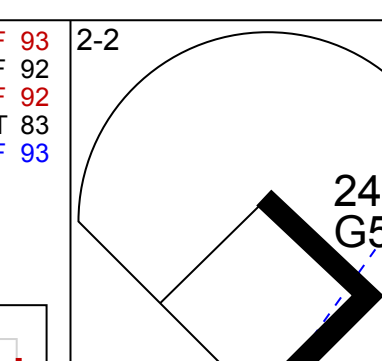
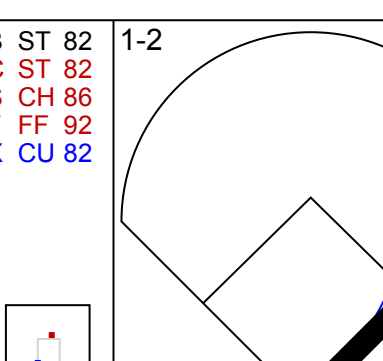
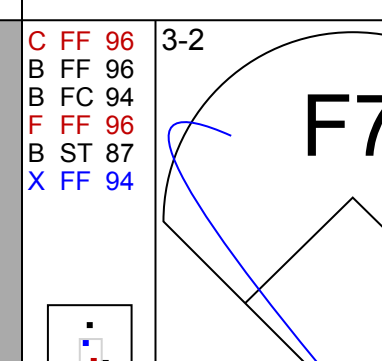
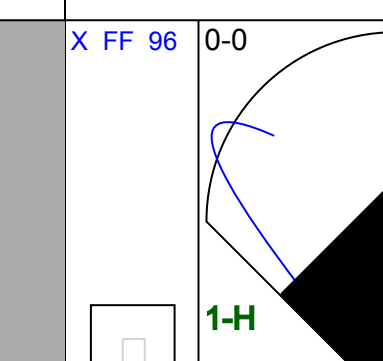
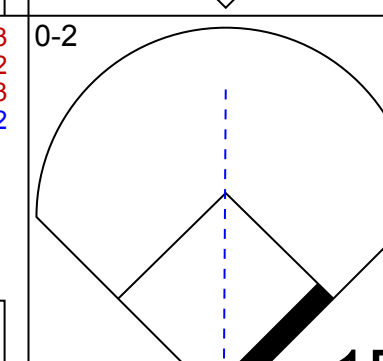
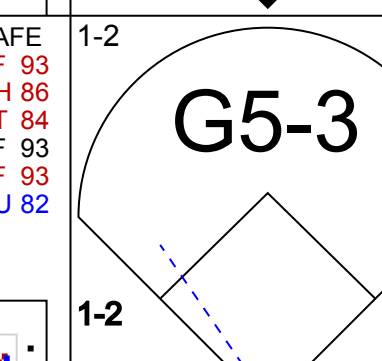
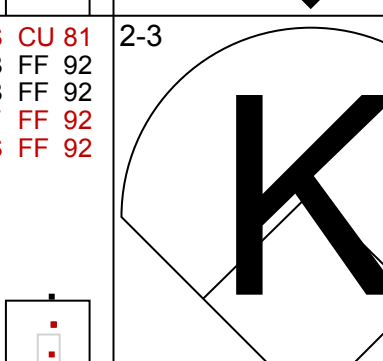
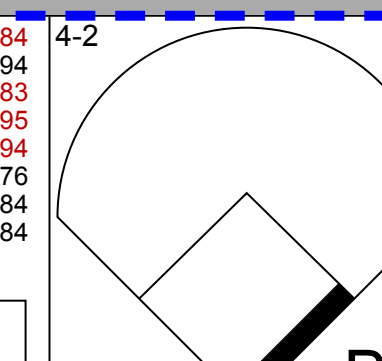
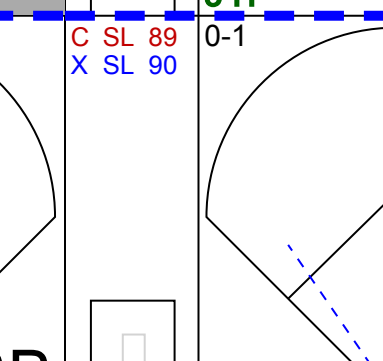
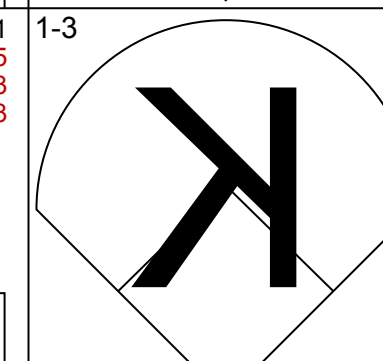
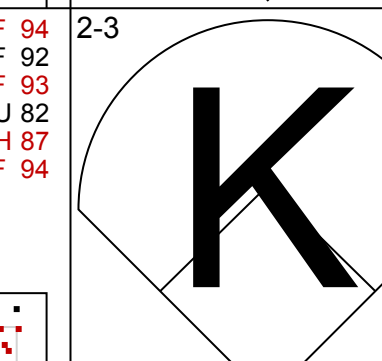

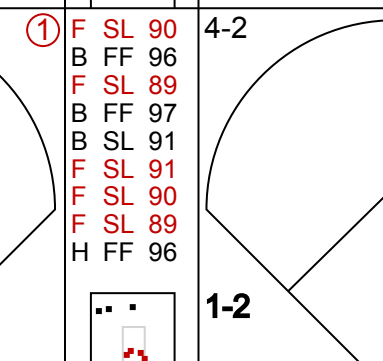
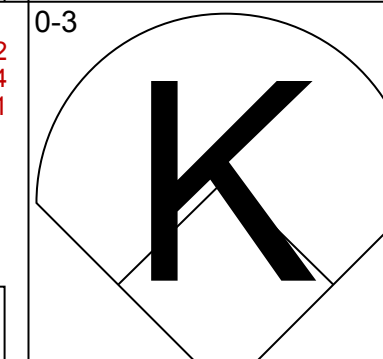

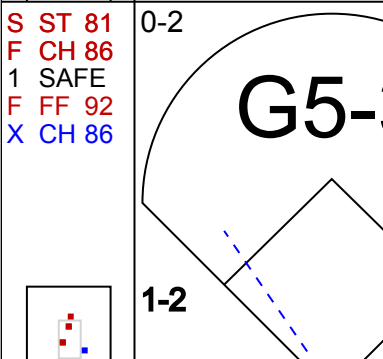

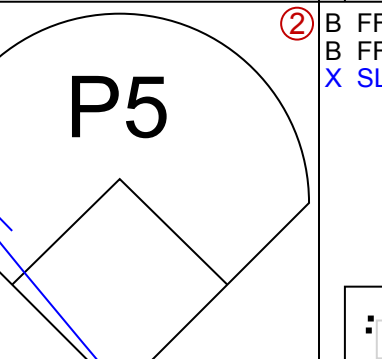




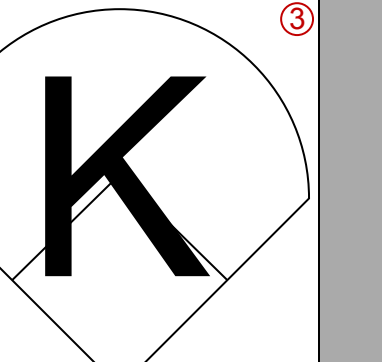
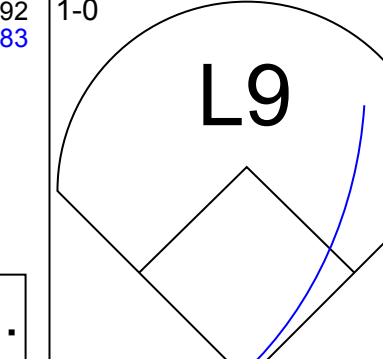
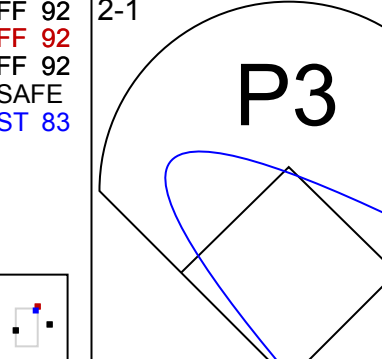



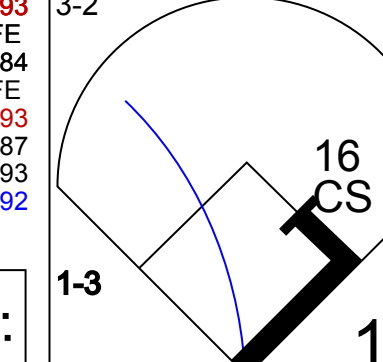
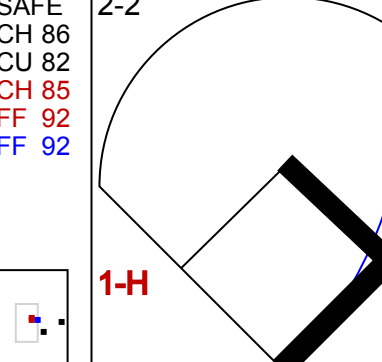
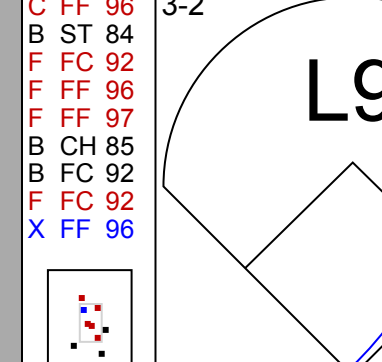
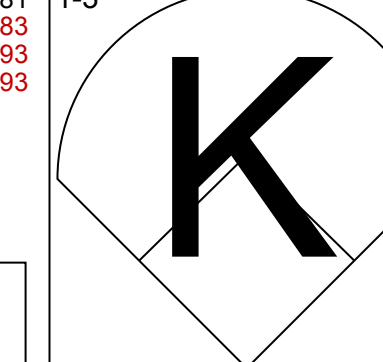

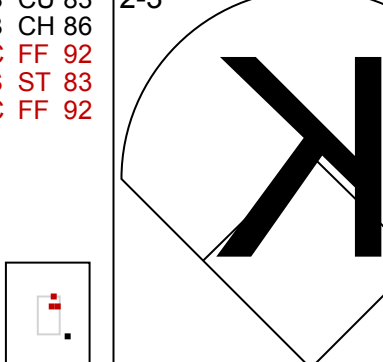
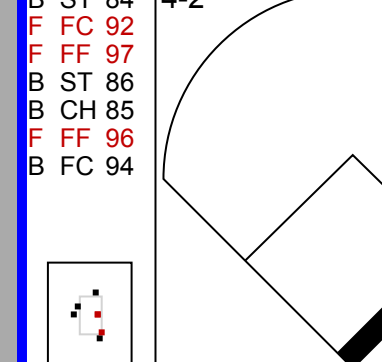

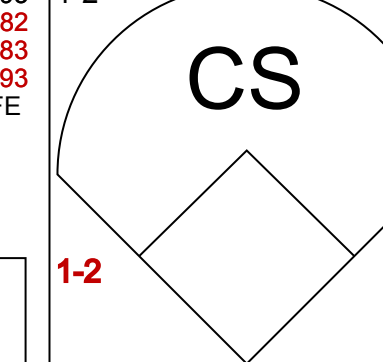

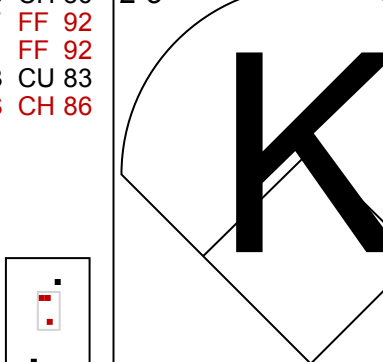
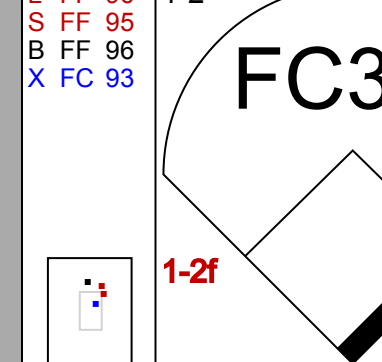

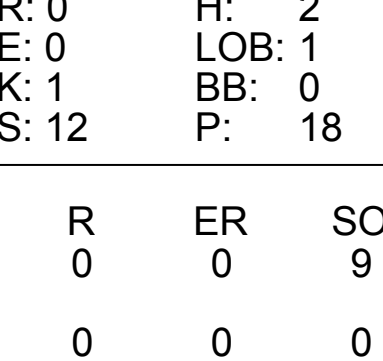
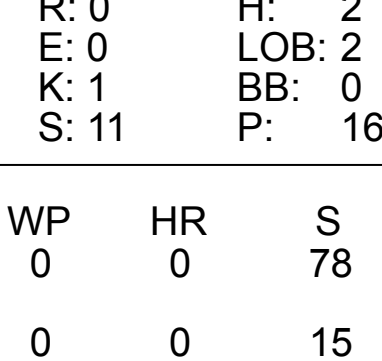
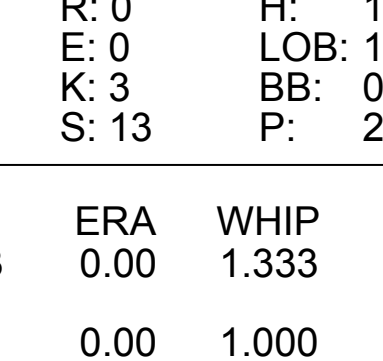
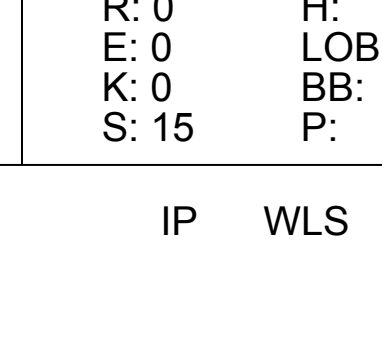
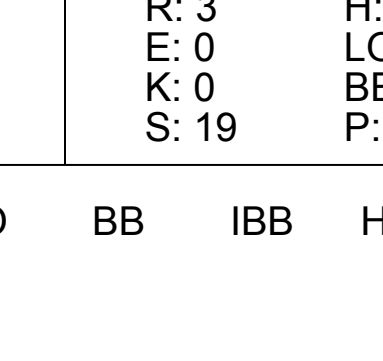


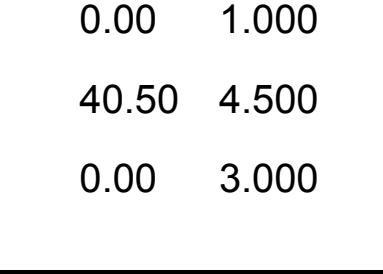




Batter	1	2	3	4	5	6	7	8	9	AB	R	H	RBI	BB	SO	LOB	BOTTOM								
22 Christian Yelich, L OBP: 0.375, SLG: 0.469	24 S 1B		K		24 G6-4-3 BB		F7		1-2 2-H 1B	3	1	1	1	2	1	1	<b>Cincinnati Reds @ Milwaukee Brewers</b> American Family Field, Milwaukee, WI Mon Jul 24 2023, 7:11 PM - 10:02 PM CDT Att: 29,216 - Overcast - 78 F								
24 William Contreras, R OBP: 0.347, SLG: 0.437	10 G4-6-3 1B		27 E 10 CS BB		G6-4-3		F7			3	0	1	1	1	0	2									
27 Willy Adams, R OBP: 0.290, SLG: 0.404	K		FC5		K		K		K	4	0	0	0	0	3	2									
10 Sal Frelick, L OBP: 0.583, SLG: 0.889	G4-6-3		K		K		HR		6 WP 14 BB FC5-2 BB	3	1	1	1	1	1	3									
14 Andruw Monasterio, R OBP: 0.382, SLG: 0.393	0 F9 6 1B		6 F8 2B		0 WP 6 S BB		FC5-2 6 WP BB		6 FC5-2 BB	2	0	2	0	2	0	0									
6 Owen Miller, R OBP: 0.310, SLG: 0.384	0 F9 1B		F8		K		K		FC5-2	4	0	1	0	0	1	4									
0 Brice Turang, L OBP: 0.288, SLG: 0.307	F9		K		K		K		L9	4	0	0	0	0	2	6									
12 Jahmai Jones, R OBP: 0.333, SLG: 0.375	K		K		K		28 S BB		33 1B 22 1B BB	2	0	0	0	0	2	3									
16 Blake Perkins, S OBP: 0.320, SLG: 0.311	K		K		K					0	1	0	0	2	0	0									
2B Joey Wiemer, R OBP: 0.289, SLG: 0.382	K		F8		F8		L7		22 1B	3	0	0	0	0	1	3									
33 Jesse Winker, L OBP: 0.320, SLG: 0.247	K									1	0	1	0	0	0	0									
15 Tyrone Taylor, R OBP: 0.170, SLG: 0.224	K									0	0	0	0	0	0	0									
<b>Inning Stats</b>	R: 1 H: 1 E: 0 K: 1 S: 13	H: 1 LOB: 1 BB: 1 P: 19	R: 0 H: 2 E: 0 K: 2 S: 16	H: 2 LOB: 2 BB: 0 P: 21	R: 0 H: 0 E: 1 K: 2 S: 13	H: 0 LOB: 1 BB: 1 P: 23	R: 0 H: 1 E: 0 K: 2 S: 17	H: 1 LOB: 1 BB: 0 P: 22	R: 0 H: 0 E: 0 K: 0 S: 4	H: 0 LOB: 0 BB: 1 P: 10	R: 1 H: 1 E: 0 K: 3 S: 15	H: 1 LOB: 1 BB: 1 P: 25	R: 0 H: 0 E: 0 K: 0 S: 13	H: 0 LOB: 1 BB: 1 P: 24	R: 0 H: 0 E: 0 K: 1 S: 15	H: 0 LOB: 2 BB: 2 P: 28	R: 1 H: 2 E: 0 K: 0 S: 2	H: 2 LOB: 2 BB: 1 P: 7	1B: 5 2B: 2 3B: 0 HR: 1	SF: 0 SAC: 0 DP: 3 HBP: 0	WP: 2 PB: 0 SB: 3 CS: 1	PA: 37			
<b>PITCHER</b>	IP WLS BF H R ER SO BB IBB HBP BLK WP HR S P ERA WHIP	IP WLS BF H R ER SO BB IBB HBP BLK WP HR S P ERA WHIP	IP WLS BF H R ER SO BB IBB HBP BLK WP HR S P ERA WHIP	IP WLS BF H R ER SO BB IBB HBP BLK WP HR S P ERA WHIP	IP WLS BF H R ER SO BB IBB HBP BLK WP HR S P ERA WHIP	IP WLS BF H R ER SO BB IBB HBP BLK WP HR S P ERA WHIP	IP WLS BF H R ER SO BB IBB HBP BLK WP HR S P ERA WHIP	IP WLS BF H R ER SO BB IBB HBP BLK WP HR S P ERA WHIP	IP WLS BF H R ER SO BB IBB HBP BLK WP HR S P ERA WHIP	IP WLS BF H R ER SO BB IBB HBP BLK WP HR S P ERA WHIP	IP WLS BF H R ER SO BB IBB HBP BLK WP HR S P ERA WHIP	IP WLS BF H R ER SO BB IBB HBP BLK WP HR S P ERA WHIP	IP WLS BF H R ER SO BB IBB HBP BLK WP HR S P ERA WHIP	IP WLS BF H R ER SO BB IBB HBP BLK WP HR S P ERA WHIP	IP WLS BF H R ER SO BB IBB HBP BLK WP HR S P ERA WHIP	IP WLS BF H R ER SO BB IBB HBP BLK WP HR S P ERA WHIP	IP WLS BF H R ER SO BB IBB HBP BLK WP HR S P ERA WHIP	IP WLS BF H R ER SO BB IBB HBP BLK WP HR S P ERA WHIP	IP WLS BF H R ER SO BB IBB HBP BLK WP HR S P ERA WHIP	IP WLS BF H R ER SO BB IBB HBP BLK WP HR S P ERA WHIP	IP WLS BF H R ER SO BB IBB HBP BLK WP HR S P ERA WHIP	IP WLS BF H R ER SO BB IBB HBP BLK WP HR S P ERA WHIP	IP WLS BF H R ER SO BB IBB HBP BLK WP HR S P ERA WHIP	IP WLS BF H R ER SO BB IBB HBP BLK WP HR S P ERA WHIP	IP WLS BF H R ER SO BB IBB HBP BLK WP HR S P ERA WHIP

AB	29
R	3
H	7
RBI	3
BB	8
SO	11
LOB	24



Batter	1	2	3	4	5	6	7	8	9	AB	R	H	RBI	BB	SO	LOB	TOP			
44 Ely De La Cruz, S OBP: 0.311, SLG: 0.447										5	0	0	0	0	2	2	<p><b>Cincinnati Reds @ Milwaukee Brewers</b> American Family Field, Milwaukee, WI Tue Jul 25 2023, 7:12 PM - 10:24 PM CDT Att: 27,551 - Clear - 85 F</p> <p>livebaseballscorecards.com</p>			
29 TJ Friedl, L OBP: 0.363, SLG: 0.432										4	1	0	0	0	0	0				
9 Matt McLain, R OBP: 0.375, SLG: 0.524										3	1	2	0	1	0	0				
27 Jake Fraley, L OBP: 0.354, SLG: 0.475										4	0	1	0	0	2	3				
6 Jonathan India, R OBP: 0.337, SLG: 0.409										4	0	1	1	0	1	2				
19 Joey Votto, L OBP: 0.300, SLG: 0.468										4	0	1	1	0	1	2				
15 Nick Senzel, R OBP: 0.309, SLG: 0.386										0	0	0	0	0	0	0				
7 Spencer Steer, R OBP: 0.360, SLG: 0.455										3	1	0	0	0	1	2				
30 Will Benson, L OBP: 0.392, SLG: 0.534										3	1	1	2	1	1	2				
22 Luke Maile, R OBP: 0.292, SLG: 0.419										3	0	0	0	1	0	0				
<b>Inning Stats</b>	R: 0 E: 0 K: 1 S: 9	H: 1 LOB: 1 BB: 0 P: 13	R: 0 E: 0 K: 1 S: 7	H: 0 LOB: 0 BB: 0 P: 11	R: 0 E: 0 K: 1 S: 8	H: 0 LOB: 0 BB: 0 P: 14	R: 2 E: 0 K: 2 S: 18	H: 2 LOB: 2 BB: 1 P: 29	R: 0 E: 0 K: 0 S: 8	H: 0 LOB: 0 BB: 0 P: 13	R: 0 E: 0 K: 1 S: 16	H: 0 LOB: 2 BB: 2 P: 29	R: 0 E: 0 K: 0 S: 12	H: 2 LOB: 2 BB: 0 P: 15	R: 2 E: 0 K: 1 S: 16	H: 1 LOB: 0 BB: 0 P: 21	1B: 5 2B: 0 3B: 0 HR: 1	SF: 0 SAC: 0 DP: 0 HBP: 2	WP: 0 PB: 0 SB: 1 CS: 0	PA: 38
<b>PITCHER</b>	IP WLS BF H R ER SO BB IBB HBP BLK WP HR S P ERA WHIP	IP WLS BF H R ER SO BB IBB HBP BLK WP HR S P ERA WHIP	IP WLS BF H R ER SO BB IBB HBP BLK WP HR S P ERA WHIP	IP WLS BF H R ER SO BB IBB HBP BLK WP HR S P ERA WHIP	IP WLS BF H R ER SO BB IBB HBP BLK WP HR S P ERA WHIP	IP WLS BF H R ER SO BB IBB HBP BLK WP HR S P ERA WHIP	IP WLS BF H R ER SO BB IBB HBP BLK WP HR S P ERA WHIP	IP WLS BF H R ER SO BB IBB HBP BLK WP HR S P ERA WHIP	IP WLS BF H R ER SO BB IBB HBP BLK WP HR S P ERA WHIP	IP WLS BF H R ER SO BB IBB HBP BLK WP HR S P ERA WHIP	IP WLS BF H R ER SO BB IBB HBP BLK WP HR S P ERA WHIP	IP WLS BF H R ER SO BB IBB HBP BLK WP HR S P ERA WHIP	IP WLS BF H R ER SO BB IBB HBP BLK WP HR S P ERA WHIP	IP WLS BF H R ER SO BB IBB HBP BLK WP HR S P ERA WHIP	IP WLS BF H R ER SO BB IBB HBP BLK WP HR S P ERA WHIP	IP WLS BF H R ER SO BB IBB HBP BLK WP HR S P ERA WHIP	IP WLS BF H R ER SO BB IBB HBP BLK WP HR S P ERA WHIP			
39 Corbin Burnes, R ERA: 3.46	6.0	L	23	3	2	2	6	1	0	1	0	0	0	0	59	93	3.00	0.667		
45 Abner Uribe, R ERA: 1.59	1.0		5	0	0	0	1	2	0	0	0	0	0	0	16	29	0.00	2.000		
46 Bryse Wilson, R ERA: 2.77	2.0		10	3	2	2	1	0	0	1	0	0	0	1	28	36	9.00	1.500		

Batter	1	2	3	4	5	6	7	8	9	AB	R	H	RBI	BB	SO	LOB	BOTTOM					
22 Christian Yelich, L OBP: 0.377, SLG: 0.478										5	1	3	3	0	0	1	<p><b>Cincinnati Reds @ Milwaukee Brewers</b> American Family Field, Milwaukee, WI Tue Jul 25 2023, 7:12 PM - 10:24 PM CDT Att: 27,551 - Clear - 85 F</p> <p>livebaseballscorecards.com</p>					
24 William Contreras, R OBP: 0.351, SLG: 0.438										4	0	2	0	1	1	2						
15 Tyrone Taylor, R OBP: 0.170, SLG: 0.224										0	0	0	0	0	0	0						
27 Willy Adams, R OBP: 0.292, SLG: 0.400										3	0	0	0	1	2	3						
14 Andruw Monasterio, R OBP: 0.374, SLG: 0.383										5	0	1	0	0	1	5						
28 Joey Wiemer, R OBP: 0.290, SLG: 0.381										3	0	1	0	0	1	2						
0 Brice Turang, L OBP: 0.267, SLG: 0.306										1	0	0	0	0	1	1						
6 Owen Miller, R OBP: 0.306, SLG: 0.379										4	0	0	0	0	0	3						
7 Victor Caratini, S OBP: 0.338, SLG: 0.372										4	0	2	0	0	0	0						
12 Jahmai Jones, R OBP: 0.273, SLG: 0.300										2	0	0	0	0	2	2						
10 Sal Frelick, L OBP: 0.643, SLG: 0.889										0	1	0	0	2	0	0						
16 Blake Perkins, S OBP: 0.317, SLG: 0.309										4	1	1	0	0	2	1						
<b>Inning Stats</b>	R: 0 E: 0 K: 2 S: 11	H: 1 LOB: 1 BB: 0 P: 12	R: 0 E: 0 K: 1 S: 12	H: 2 LOB: 1 BB: 0 P: 18	R: 0 E: 0 K: 2 S: 15	H: 1 LOB: 1 BB: 0 P: 22	R: 0 E: 0 K: 1 S: 11	H: 2 LOB: 2 BB: 0 P: 16	R: 0 E: 0 K: 3 S: 13	H: 1 LOB: 1 BB: 0 P: 20	R: 0 E: 0 K: 0 S: 16	H: 0 LOB: 1 BB: 1 P: 25	R: 0 E: 0 K: 0 S: 15	H: 0 LOB: 1 BB: 1 P: 26	R: 0 E: 0 K: 1 S: 17	H: 0 LOB: 1 BB: 1 P: 24	R: 3 E: 0 K: 0 S: 19	H: 3 LOB: 2 BB: 1 P: 31	1B: 8 2B: 1 3B: 0 HR: 1	SF: 0 SAC: 0 DP: 0 HBP: 1	WP: 0 PB: 0 SB: 1 CS: 1	PA: 41
<b>PITCHER</b>	IP WLS BF H R ER SO BB IBB HBP BLK WP HR S P ERA WHIP	IP WLS BF H R ER SO BB IBB HBP BLK WP HR S P ERA WHIP	IP WLS BF H R ER SO BB IBB HBP BLK WP HR S P ERA WHIP	IP WLS BF H R ER SO BB IBB HBP BLK WP HR S P ERA WHIP	IP WLS BF H R ER SO BB IBB HBP BLK WP HR S P ERA WHIP	IP WLS BF H R ER SO BB IBB HBP BLK WP HR S P ERA WHIP	IP WLS BF H R ER SO BB IBB HBP BLK WP HR S P ERA WHIP	IP WLS BF H R ER SO BB IBB HBP BLK WP HR S P ERA WHIP	IP WLS BF H R ER SO BB IBB HBP BLK WP HR S P ERA WHIP	IP WLS BF H R ER SO BB IBB HBP BLK WP HR S P ERA WHIP	IP WLS BF H R ER SO BB IBB HBP BLK WP HR S P ERA WHIP	IP WLS BF H R ER SO BB IBB HBP BLK WP HR S P ERA WHIP	IP WLS BF H R ER SO BB IBB HBP BLK WP HR S P ERA WHIP	IP WLS BF H R ER SO BB IBB HBP BLK WP HR S P ERA WHIP	IP WLS BF H R ER SO BB IBB HBP BLK WP HR S P ERA WHIP	IP WLS BF H R ER SO BB IBB HBP BLK WP HR S P ERA WHIP	IP WLS BF H R ER SO BB IBB HBP BLK WP HR S P ERA WHIP					
41 Andrew Abbott, L ERA: 1.9	6.0	W	24	7	0	0	0	1	0	0	0	0	0	0	78	113	0.00	1.333				
79 Ian Gibaut, R ERA: 3.0	1.0	H	4	0	0	0	0	1	0	0	0	0	0	15	26	0.00	1.000					
39 Lucas Sims, R ERA: 3.07	1.0	H	4	0	0	0	1	1	0	0	0	0	0	17	24	0.00	1.000					
77 Daniel Duarte, R ERA: 4.61	0.2		5	2	3	3	0	1	0	0	0	0	1	11	17	40.50	4.500					
43 Alexis Diaz, R ERA: 2.2	0.1	S	3	1	0	0	0	0	0	0	1	0	0	8	14	0.00	3.000					

Batter	1	2	3	4	5	6	7	8	9	AB	R	H	RBI	BB	SO	LOB	TOP			
44 Ely De La Cruz, S OBP: 0.310, SLG: 0.443										4	0	1	0	0	3	0	<b>Cincinnati Reds @ Milwaukee Brewers</b> American Family Field, Milwaukee, WI Wed Jul 26 2023, 1:11 PM - 3:20 PM CDT Att: 38,596 - Roof Closed - 80 F			
29 TJ Friedl, L OBP: 0.355, SLG: 0.436										4	0	2	0	0	1	1				
9 Matt McLain, R OBP: 0.370, SLG: 0.516										4	0	0	0	0	4	2				
27 Jake Fraley, L OBP: 0.350, SLG: 0.468										4	0	0	0	0	1	1				
6 Jonathan India, R OBP: 0.336, SLG: 0.410										4	0	1	0	0	3	1				
19 Joey Votto, L OBP: 0.310, SLG: 0.474										3	0	2	0	0	0	1				
33 Christian Encarnacion-Strand OBP: 0.267, SLG: 0.345										3	0	0	0	0	2	3				
37 Tyler Stephenson, R OBP: 0.332, SLG: 0.362										3	0	0	0	0	1	1				
30 Will Benson, L OBP: 0.385, SLG: 0.523										3	0	0	0	0	3	0				
<b>Inning Stats</b>	R: 0 E: 0 K: 3 S: 9	H: 0 LOB: 0 BB: 0 P: 11	R: 0 E: 0 K: 2 S: 9	H: 1 LOB: 1 BB: 0 P: 14	R: 0 E: 0 K: 2 S: 10	H: 0 LOB: 0 BB: 0 P: 16	R: 0 E: 0 K: 1 S: 9	H: 1 LOB: 0 BB: 0 P: 13	R: 0 E: 0 K: 2 S: 13	H: 1 LOB: 1 BB: 0 P: 21	R: 0 E: 0 K: 3 S: 10	H: 1 LOB: 1 BB: 0 P: 14	R: 0 E: 0 K: 2 S: 10	H: 1 LOB: 1 BB: 0 P: 14	R: 0 E: 0 K: 1 S: 9	H: 0 LOB: 0 BB: 0 P: 10	1B: 4 2B: 2 HR: 0	SF: 0 SAC: 0 DP: 1 HBP: 0	WP: 1 PB: 0 SB: 0 CS: 1	PA: 32
<b>PITCHER</b>	IP WLS BF H R ER SO BB IBB HBP BLK WP HR S P ERA WHIP	6.0 W 4 1 0 0 13 0 0 0 0 0 0 60 89 0.00 0.667	7.1 W 4 1 0 0 2 0 0 0 0 0 0 10 14 0.00 1.000	8.1 H 4 1 0 0 1 0 0 0 0 0 0 9 13 0.00 1.000	9.1 S 3 0 0 0 2 0 0 0 0 0 0 7 10 0.00 0.000	<b>PITCHER</b>										IP WLS BF H R ER SO BB IBB HBP BLK WP HR S P ERA WHIP				

AB	32
R	0
H	6
RBI	0
BB	0
SO	18
LOB	10



Batter	1	2	3	4	5	6	7	8	9	AB	R	H	RBI	BB	SO	LOB	BOTTOM			
22 Christian Yelich, L OBP: 0.376, SLG: 0.479										4	0	1	0	0	0	2	<b>Cincinnati Reds @ Milwaukee Brewers</b> American Family Field, Milwaukee, WI Wed Jul 26 2023, 1:11 PM - 3:20 PM CDT Att: 38,596 - Roof Closed - 80 F			
24 William Contreras, R OBP: 0.347, SLG: 0.432										4	0	0	0	0	0	2				
27 Willy Adames, R OBP: 0.291, SLG: 0.398										4	0	1	0	0	1	2				
10 Sal Frelick, L OBP: 0.556, SLG: 0.667										3	1	0	0	1	1	1				
14 Andruw Monasterio, R OBP: 0.378, SLG: 0.408										4	0	2	1	0	0	0				
13 Abraham Toro, S OBP: 0.500, SLG: 0.727										3	1	1	0	0	1	1				
6 Owen Miller, R OBP: 0.305, SLG: 0.378										1	0	0	0	0	1	1				
15 Tyrone Taylor, R OBP: 0.176, SLG: 0.261										3	1	1	2	0	0	1				
0 Brice Turang, L OBP: 0.271, SLG: 0.315										3	0	2	0	0	0	0				
2B Joey Wiemer, R OBP: 0.290, SLG: 0.381										3	0	1	0	0	0	2				
<b>Inning Stats</b>	R: 0 E: 0 K: 0 S: 5	H: 0 LOB: 0 BB: 0 P: 7	R: 0 E: 0 K: 1 S: 12	H: 1 LOB: 1 BB: 0 P: 20	R: 0 E: 0 K: 1 S: 10	H: 2 LOB: 2 BB: 0 P: 17	R: 0 E: 0 K: 1 S: 5	H: 0 LOB: 0 BB: 0 P: 9	R: 0 E: 0 K: 0 S: 6	H: 1 LOB: 1 BB: 0 P: 8	R: 0 E: 0 K: 0 S: 7	H: 1 LOB: 0 BB: 0 P: 8	R: 2 E: 0 K: 0 S: 18	H: 3 LOB: 1 BB: 0 P: 26	R: 1 E: 0 K: 1 S: 15	H: 1 LOB: 1 BB: 1 P: 24	1B: 4 2B: 4 HR: 1	SF: 0 SAC: 0 DP: 1 HBP: 0	WP: 0 PB: 0 SB: 0 CS: 0	PA: 33
<b>PITCHER</b>	IP WLS BF H R ER SO BB IBB HBP BLK WP HR S P ERA WHIP	6.2 L 27 8 2 2 3 0 0 0 0 0 0 4 6 0.00 0.000	7.1 W 1 0 0 0 0 0 0 0 0 0 0 15 24 9.00 2.000	<b>PITCHER</b>										IP WLS BF H R ER SO BB IBB HBP BLK WP HR S P ERA WHIP						





Batter	1	2	3	4	5	6	7	8	9	AB	R	H	RBI	BB	SO	LOB	TOP							
44 Ely De La Cruz, S OBP: 0.310, SLG: 0.448										5	1	1	0	0	1	2								
29 TJ Friedl, L OBP: 0.348, SLG: 0.424										4	1	0	0	0	0	2								
9 Matt McLain, R OBP: 0.373, SLG: 0.521										4	0	1	0	0	3	3								
27 Jake Fraley, L OBP: 0.346, SLG: 0.473										2	0	0	0	0	0	0								
28 Kevin Newman, R OBP: 0.316, SLG: 0.373										1	0	0	1	0	0	1								
7 Spencer Steer, R OBP: 0.361, SLG: 0.461										4	0	1	1	0	2	1								
19 Joey Votto, L OBP: 0.306, SLG: 0.447										2	0	0	0	2	0	1								
33 Christian Encarnacion-Strawder OBP: 0.286, SLG: 0.333										3	0	1	0	1	1	0								
15 Nick Senzel, R OBP: 0.305, SLG: 0.380										2	0	0	0	0	0	2								
30 Will Benson, L OBP: 0.306, SLG: 0.510										2	0	0	0	0	2	3								
22 Luke Maile, R OBP: 0.293, SLG: 0.426										3	0	1	0	0	0	0								
37 Tyler Stephenson, R OBP: 0.333, SLG: 0.353										1	0	1	0	0	0	0								
<b>Inning Stats</b>	R: 0 E: 0 K: 2 S: 13	H: 0 LOB: 0 BB: 0 P: 20	R: 0 E: 0 K: 1 S: 12	H: 1 LOB: 2 BB: 1 P: 20	R: 0 E: 0 K: 1 S: 13	H: 1 LOB: 0 BB: 0 P: 18	R: 0 E: 0 K: 0 S: 4	H: 0 LOB: 0 BB: 0 P: 10	R: 0 E: 0 K: 1 S: 8	H: 0 LOB: 0 BB: 0 P: 14	R: 2 E: 1 K: 2 S: 17	H: 2 LOB: 3 BB: 2 P: 31	R: 0 E: 0 K: 0 S: 8	H: 0 LOB: 0 BB: 0 P: 11	R: 0 E: 0 K: 1 S: 12	H: 1 LOB: 1 BB: 0 P: 17	R: 0 E: 0 K: 1 S: 11	H: 1 LOB: 0 BB: 0 P: 14	1B: 4 2B: 2 HR: 0	SF: 1 SAC: 0 DP: 0 HBP: 0	WP: 1 PB: 0 SB: 0 CS: 0	PA: 37		
<b>PITCHER</b>	IP: 5.0 ERA: 5.77	WLS: 0 BF: 18	H: 2 R: 0 ER: 0 SO: 5	BB: 1 IBB: 0 HBP: 0 BLK: 0	WP: 0 HR: 0 S: 12 P: 21	ERA: 0.00 WHIP: 0.600	IP: 6.1 ERA: 2.45	WLS: 0 BF: 24	H: 2 R: 2 ER: 0 SO: 1	BB: 1 IBB: 0 HBP: 0 BLK: 0	WP: 0 HR: 0 S: 10 P: 21	ERA: 0.00 WHIP: 4.500	IP: 7.1 ERA: 1.8	WLS: 1 BF: 24	H: 6 R: 1 ER: 0 SO: 1	BB: 0 IBB: 0 HBP: 0 BLK: 0	WP: 0 HR: 0 S: 17 P: 22	ERA: 0.00 WHIP: 0.600	IP: 8.1 ERA: 2.21	WLS: 1 BF: 24	H: 5 R: 0 ER: 0 SO: 1	BB: 0 IBB: 0 HBP: 0 BLK: 0	WP: 0 HR: 0 S: 14 P: 20	ERA: 0.00 WHIP: 0.750

**Cincinnati Reds @ Los Angeles Dodgers**  
 Dodger Stadium, Los Angeles, CA  
 Sat Jul 29 2023, 6:11 PM - 8:36 PM PDT  
 Att: 51,015 - Clear - 82 F

AB	33
R	2
H	6
RBI	2
BB	3
SO	9
LOB	15



Batter	1	2	3	4	5	6	7	8	9	AB	R	H	RBI	BB	SO	LOB	BOTTOM			
6 David Peralta, L OBP: 0.315, SLG: 0.416										4	0	0	0	0	1	0				
5 Freddie Freeman, L OBP: 0.407, SLG: 0.574										4	1	0	0	0	1	1				
16 Will Smith, R OBP: 0.386, SLG: 0.474										2	0	0	0	1	0	1				
13 Max Muncy, L OBP: 0.331, SLG: 0.495										3	2	2	3	0	0	1				
28 J.D. Martinez, R OBP: 0.310, SLG: 0.562										3	0	0	0	0	0	0				
23 Jason Heyward, L OBP: 0.345, SLG: 0.468										3	0	0	0	0	1	0				
33 James Outman, L OBP: 0.344, SLG: 0.423										2	0	0	0	1	1	0				
3 Chris Taylor, R OBP: 0.281, SLG: 0.443										3	0	0	0	0	1	1				
8 Enrique Hernández, R OBP: 0.283, SLG: 0.327										0	0	0	0	0	0	0				
11 Miguel Rojas, R OBP: 0.278, SLG: 0.267										3	0	0	0	0	0	1				
<b>Inning Stats</b>	R: 2 E: 1 K: 0 S: 11	H: 1 LOB: 0 BB: 0 P: 15	R: 0 E: 0 K: 0 S: 10	H: 0 LOB: 1 BB: 1 P: 17	R: 0 E: 0 K: 0 S: 8	H: 0 LOB: 1 BB: 1 P: 14	R: 0 E: 0 K: 1 S: 11	H: 0 LOB: 0 BB: 0 P: 17	R: 0 E: 0 K: 0 S: 5	H: 0 LOB: 0 BB: 0 P: 10	R: 1 E: 0 K: 1 S: 8	H: 1 LOB: 0 BB: 0 P: 14	R: 0 E: 0 K: 2 S: 9	H: 0 LOB: 0 BB: 0 P: 14	R: 0 E: 0 K: 1 S: 12	H: 0 LOB: 0 BB: 0 P: 16	1B: 0 2B: 0 3B: 0 HR: 2	SF: 0 SAC: 0 DP: 0 HBP: 0	WP: 0 PB: 0 SB: 0 CS: 0	PA: 29
<b>PITCHER</b>	IP: 6.0 ERA: 6.8	WLS: 1 BF: 23	H: 3 R: 3 ER: 1 SO: 2	BB: 2 IBB: 0 HBP: 0 BLK: 0	WP: 0 HR: 2 S: 53 P: 87	ERA: 1.50 WHIP: 0.667	IP: 7.1 ERA: 4.71	WLS: 0 BF: 3	H: 0 R: 0 ER: 0 SO: 2	BB: 0 IBB: 0 HBP: 0 BLK: 0	WP: 0 HR: 0 S: 9 P: 14	ERA: 0.00 WHIP: 0.000	IP: 8.1 ERA: 3.71	WLS: 0 BF: 3	H: 0 R: 0 ER: 0 SO: 1	BB: 0 IBB: 0 HBP: 0 BLK: 0	WP: 0 HR: 0 S: 12 P: 16	ERA: 0.00 WHIP: 0.000		

**Cincinnati Reds @ Los Angeles Dodgers**  
 Dodger Stadium, Los Angeles, CA  
 Sat Jul 29 2023, 6:11 PM - 8:36 PM PDT  
 Att: 51,015 - Clear - 82 F

AB	27
R	3
H	2
RBI	3
BB	2
SO	5
LOB	5





Batter	1	2	3	4	5	6	7	8	9	AB	R	H	RBI	BB	SO	LOB	TOP						
44 Ely De La Cruz, S OBP: 0.322, SLG: 0.473										5	2	4	1	0	1	1	<b>Cincinnati Reds @ Los Angeles Dodgers</b> Dodger Stadium, Los Angeles, CA Sun Jul 30 2023, 1:10 PM - 3:23 PM PDT Att: 45,936 - Sunny - 82 F						
29 TJ Friedl, L OBP: 0.349, SLG: 0.427										5	1	2	2	0	1	2							
9 Matt McLain, R OBP: 0.375, SLG: 0.530										3	2	1	1	0	1	2							
28 Kevin Newman, R OBP: 0.319, SLG: 0.381										4	1	3	1	0	1	1							
27 Jake Freley, L OBP: 0.351, SLG: 0.480										1	0	0	0	0	0	1							
17 Stuart Fairchild, R OBP: 0.337, SLG: 0.401										1	0	0	0	0	0	1							
7 Spencer Steer, R OBP: 0.310, SLG: 0.455										5	0	0	1	0	1	4							
19 Joey Votto, L OBP: 0.310, SLG: 0.481										5	1	2	3	0	2	2							
33 Christian Encarnacion-Strand OBP: 0.275, SLG: 0.297										4	0	0	0	0	3	2							
37 Tyler Stephenson, R OBP: 0.332, SLG: 0.359										4	0	0	0	1	2	2							
30 Will Benson, L OBP: 0.377, SLG: 0.510										4	1	1	0	0	1	1							
<b>Inning Stats</b>	R: 3 H: 3 E: 1 K: 2 S: 14	H: 3 LOB: 1 BB: 0 P: 20	R: 1 H: 1 E: 0 K: 1 S: 8	H: 1 LOB: 0 BB: 0 P: 10	R: 3 H: 3 E: 0 K: 2 S: 11	H: 3 LOB: 1 BB: 1 P: 24	R: 0 H: 1 E: 0 K: 1 S: 9	H: 1 LOB: 1 BB: 0 P: 14	R: 0 H: 0 E: 0 K: 1 S: 8	H: 0 LOB: 0 BB: 0 P: 11	R: 1 H: 2 E: 0 K: 3 S: 15	H: 2 LOB: 1 BB: 0 P: 17	R: 0 H: 1 E: 0 K: 1 S: 12	H: 1 LOB: 1 BB: 0 P: 15	R: 0 H: 1 E: 0 K: 2 S: 9	H: 1 LOB: 1 BB: 0 P: 10	R: 1 H: 2 E: 0 K: 0 S: 7	H: 2 LOB: 2 BB: 0 P: 13	1B: 6 2B: 5 3B: 0 HR: 3	SF: 0 SAC: 0 DP: 0 HBP: 2	WP: 0 PB: 0 SB: 1 CS: 0	PA: 44	
<b>PITCHER</b>	IP WLS BF H R ER SO BB IBB HBP BLK WP HR S P ERA WHIP	IP WLS BF H R ER SO BB IBB HBP BLK WP HR S P ERA WHIP	IP WLS BF H R ER SO BB IBB HBP BLK WP HR S P ERA WHIP	IP WLS BF H R ER SO BB IBB HBP BLK WP HR S P ERA WHIP	IP WLS BF H R ER SO BB IBB HBP BLK WP HR S P ERA WHIP	IP WLS BF H R ER SO BB IBB HBP BLK WP HR S P ERA WHIP	IP WLS BF H R ER SO BB IBB HBP BLK WP HR S P ERA WHIP	IP WLS BF H R ER SO BB IBB HBP BLK WP HR S P ERA WHIP	IP WLS BF H R ER SO BB IBB HBP BLK WP HR S P ERA WHIP	IP WLS BF H R ER SO BB IBB HBP BLK WP HR S P ERA WHIP	IP WLS BF H R ER SO BB IBB HBP BLK WP HR S P ERA WHIP	IP WLS BF H R ER SO BB IBB HBP BLK WP HR S P ERA WHIP	IP WLS BF H R ER SO BB IBB HBP BLK WP HR S P ERA WHIP	IP WLS BF H R ER SO BB IBB HBP BLK WP HR S P ERA WHIP	IP WLS BF H R ER SO BB IBB HBP BLK WP HR S P ERA WHIP	IP WLS BF H R ER SO BB IBB HBP BLK WP HR S P ERA WHIP	IP WLS BF H R ER SO BB IBB HBP BLK WP HR S P ERA WHIP	IP WLS BF H R ER SO BB IBB HBP BLK WP HR S P ERA WHIP	IP WLS BF H R ER SO BB IBB HBP BLK WP HR S P ERA WHIP	IP WLS BF H R ER SO BB IBB HBP BLK WP HR S P ERA WHIP	IP WLS BF H R ER SO BB IBB HBP BLK WP HR S P ERA WHIP	IP WLS BF H R ER SO BB IBB HBP BLK WP HR S P ERA WHIP	IP WLS BF H R ER SO BB IBB HBP BLK WP HR S P ERA WHIP
78 Michael Grove, R ERA: 6.75	6.0	30	10	8	8	10	1	0	1	0	0	0	0	0	3	65	96	12.00	1.833				
57 Ryan Brasier, R ERA: 4.5	1.0	4	1	0	0	1	0	0	0	0	0	0	0	0	12	15	0.00	1.000					
51 Alex Vesia, L ERA: 5.99	1.0	4	1	0	0	2	0	0	0	0	0	0	0	9	10	0.00	1.000						
11 Miguel Rojas, R ERA: 9.0	1.0	6	2	1	1	0	0	0	1	0	0	0	0	7	13	9.00	2.000						
<b>Batter</b>	<b>1</b>	<b>2</b>	<b>3</b>	<b>4</b>	<b>5</b>	<b>6</b>	<b>7</b>	<b>8</b>	<b>9</b>	<b>AB</b>	<b>R</b>	<b>H</b>	<b>RBI</b>	<b>BB</b>	<b>SO</b>	<b>LOB</b>	<b>BOTTOM</b>						
6 David Peralta, L OBP: 0.310, SLG: 0.409										4	0	0	0	0	2	0	<b>Cincinnati Reds @ Los Angeles Dodgers</b> Dodger Stadium, Los Angeles, CA Sun Jul 30 2023, 1:10 PM - 3:23 PM PDT Att: 45,936 - Sunny - 82 F						
5 Freddie Freeman, L OBP: 0.409, SLG: 0.575									3	0	2	0	0	0	0								
31 Amed Rosario, R OBP: 0.309, SLG: 0.374										0	0	0	0	0	0								
16 Will Smith, R OBP: 0.388, SLG: 0.474										3	0	1	0	0	0	2							
15 Austin Barnes, R OBP: 0.200, SLG: 0.134										4	0	0	0	0	1	3							
13 Max Muncy, L OBP: 0.327, SLG: 0.489										4	0	0	0	0	1	3							
28 J.D. Martinez, R OBP: 0.310, SLG: 0.562										0	0	0	0	0	0	0							
3 Chris Taylor, R OBP: 0.282, SLG: 0.442										3	0	1	0	0	1	0							
33 James Outman, L OBP: 0.344, SLG: 0.423										3	0	1	0	0	0	2							
23 Jason Heyward, L OBP: 0.340, SLG: 0.461										3	0	0	0	0	1	3							
8 Enrique Hernández, R OBP: 0.280, SLG: 0.324										3	0	0	0	0	0	1							
11 Miguel Rojas, R OBP: 0.274, SLG: 0.263										3	0	0	0	0	1	0							
<b>Inning Stats</b>	R: 0 H: 1 E: 0 K: 1 S: 14	H: 1 LOB: 1 BB: 0 P: 21	R: 0 H: 1 E: 0 K: 0 S: 10	H: 1 LOB: 0 BB: 0 P: 15	R: 0 H: 0 E: 0 K: 1 S: 12	H: 0 LOB: 0 BB: 0 P: 14	R: 0 H: 2 E: 0 K: 0 S: 12	H: 2 LOB: 2 BB: 0 P: 16	R: 0 H: 0 E: 0 K: 0 S: 6	H: 0 LOB: 0 BB: 0 P: 10	R: 0 H: 1 E: 0 K: 0 S: 6	H: 1 LOB: 0 BB: 0 P: 9	R: 0 H: 0 E: 0 K: 2 S: 9	H: 0 LOB: 0 BB: 0 P: 12	R: 0 H: 0 E: 0 K: 1 S: 8	H: 0 LOB: 0 BB: 0 P: 9	R: 0 H: 1 E: 0 K: 1 S: 8	H: 1 LOB: 0 BB: 0 P: 12	1B: 6 2B: 0 3B: 0 HR: 0	SF: 0 SAC: 0 DP: 3 HBP: 1	WP: 0 PB: 0 SB: 1 CS: 0	PA: 31	
<b>PITCHER</b>	IP WLS BF H R ER SO BB IBB HBP BLK WP HR S P ERA WHIP	IP WLS BF H R ER SO BB IBB HBP BLK WP HR S P ERA WHIP	IP WLS BF H R ER SO BB IBB HBP BLK WP HR S P ERA WHIP	IP WLS BF H R ER SO BB IBB HBP BLK WP HR S P ERA WHIP	IP WLS BF H R ER SO BB IBB HBP BLK WP HR S P ERA WHIP	IP WLS BF H R ER SO BB IBB HBP BLK WP HR S P ERA WHIP	IP WLS BF H R ER SO BB IBB HBP BLK WP HR S P ERA WHIP	IP WLS BF H R ER SO BB IBB HBP BLK WP HR S P ERA WHIP	IP WLS BF H R ER SO BB IBB HBP BLK WP HR S P ERA WHIP	IP WLS BF H R ER SO BB IBB HBP BLK WP HR S P ERA WHIP	IP WLS BF H R ER SO BB IBB HBP BLK WP HR S P ERA WHIP	IP WLS BF H R ER SO BB IBB HBP BLK WP HR S P ERA WHIP	IP WLS BF H R ER SO BB IBB HBP BLK WP HR S P ERA WHIP	IP WLS BF H R ER SO BB IBB HBP BLK WP HR S P ERA WHIP	IP WLS BF H R ER SO BB IBB HBP BLK WP HR S P ERA WHIP	IP WLS BF H R ER SO BB IBB HBP BLK WP HR S P ERA WHIP	IP WLS BF H R ER SO BB IBB HBP BLK WP HR S P ERA WHIP	IP WLS BF H R ER SO BB IBB HBP BLK WP HR S P ERA WHIP	IP WLS BF H R ER SO BB IBB HBP BLK WP HR S P ERA WHIP	IP WLS BF H R ER SO BB IBB HBP BLK WP HR S P ERA WHIP	IP WLS BF H R ER SO BB IBB HBP BLK WP HR S P ERA WHIP	IP WLS BF H R ER SO BB IBB HBP BLK WP HR S P ERA WHIP	IP WLS BF H R ER SO BB IBB HBP BLK WP HR S P ERA WHIP
51 Graham Ashcraft, R ERA: 5.31	6.0	22	5	0	0	2	0	0	0	0	0	0	0	0	17	21	0.00	0.833					
47 Derek Law, R ERA: 3.98	2.0	6	0	0	0	3	0	0	0	0	0	0	0	8	12	0.00	1.000						
77 Daniel Duarte, R ERA: 4.3	1.0	3	1	0	0	1	0	0	0	0	0	0	0	8	12	0.00	1.000						

**Cincinnati Reds @ Los Angeles Dodgers**  
 Dodger Stadium, Los Angeles, CA  
 Sun Jul 30 2023, 1:10 PM - 3:23 PM PDT  
 Att: 45,936 - Sunny - 82 F

AB	41
R	9
H	14
RBI	9
BB	1
SO	13
LOB	18



**Cincinnati Reds @ Los Angeles Dodgers**  
 Dodger Stadium, Los Angeles, CA  
 Sun Jul 30 2023, 1:10 PM - 3:23 PM PDT  
 Att: 45,936 - Sunny - 82 F

AB	30
R	0
H	6
RBI	0
BB	0
SO	6
LOB	11



Batter	1	2	3	4	5	6	7	8	9	AB	R	H	RBI	BB	SO	LOB	TOP								
44 Ely De La Cruz, S OBP: 0.314, SLG: 0.461										5	0	0	0	0	3	2									
29 TJ Friedl, L OBP: 0.350, SLG: 0.423										3	1	0	0	2	1	0									
9 Matt McLain, R OBP: 0.372, SLG: 0.522										4	0	0	0	1	1	1									
27 Jake Fraley, L OBP: 0.349, SLG: 0.475										5	1	1	1	0	2	2									
7 Spencer Steer, R OBP: 0.358, SLG: 0.453										2	1	0	0	2	1	0									
19 Joey Votto, L OBP: 0.315, SLG: 0.482										4	1	2	1	0	1	1									
33 Christian Encarnacion-Stranco OBP: 0.292, SLG: 0.341										4	1	2	1	0	0	1									
30 Will Benson, L OBP: 0.380, SLG: 0.528										4	1	2	1	0	0	2									
22 Luke Maile, R OBP: 0.292, SLG: 0.429										4	0	1	2	0	1	1									
<b>Inning Stats</b>	R: 0 E: 0 K: 2 S: 7	H: 0 LOB: 0 BB: 0 P: 12	R: 3 E: 0 K: 0 S: 17	H: 4 LOB: 1 BB: 0 P: 29	R: 3 E: 0 K: 0 S: 15	H: 2 LOB: 1 BB: 2 P: 30	R: 0 E: 0 K: 1 S: 10	H: 0 LOB: 2 BB: 0 P: 22	R: 0 E: 0 K: 2 S: 9	H: 1 LOB: 1 BB: 0 P: 15	R: 0 E: 0 K: 1 S: 9	H: 0 LOB: 0 BB: 0 P: 15	R: 0 E: 0 K: 1 S: 7	H: 0 LOB: 1 BB: 1 P: 11	R: 0 E: 0 K: 2 S: 9	H: 1 LOB: 1 BB: 0 P: 10	R: 0 E: 0 K: 2 S: 8	H: 0 LOB: 0 BB: 0 P: 12	1B: 4 2B: 3 HR: 0	SF: 0 SAC: 0 DP: 0 HBP: 0	WP: 0 PB: 0 SB: 2 CS: 0	PA: 40			
<b>PITCHER</b>	IP	WLS	BF	H	R	ER	SO	BB	IBB	HBP	BLK	WP	HR	S	P	ERA	WHIP								
0 Marcus Stroman, R ERA: 3.85	3.0	L	17	6	6	6	2	2	0	0	0	0	0	39	71	18.00	2.667								
72 Javier Assad, R ERA: 3.24	3.2		15	1	0	0	4	3	0	0	0	0	0	34	62	0.00	1.091								
48 Daniel Palencia, R ERA: 1.86	1.1		5	1	0	0	2	0	0	0	0	0	0	10	11	0.00	0.750								
38 Mark Leiter Jr., R ERA: 3.0	1.0		3	0	0	0	2	0	0	0	0	0	0	8	12	0.00	0.000								

Cincinnati Reds @ Chicago Cubs  
Wrigley Field, Chicago, IL  
Mon Jul 31 2023, 7:07 PM - 9:57 PM CDT  
Att: 34,688 - Clear - 74 F

AB	35
R	6
H	8
RBI	6
BB	5
SO	10
LOB	10



Batter	1	2	3	4	5	6	7	8	9	AB	R	H	RBI	BB	SO	LOB	BOTTOM								
2 Nico Hoerner, R OBP: 0.330, SLG: 0.394										4	1	2	0	1	1	1									
27 Seiya Suzuki, R OBP: 0.303, SLG: 0.383										4	0	0	1	0	2	3									
8 Ian Happ, S OBP: 0.373, SLG: 0.395										4	0	0	1	0	2	3									
24 Cody Bellinger, L OBP: 0.365, SLG: 0.535										4	1	1	0	0	1	3									
7 Dansby Swanson, R OBP: 0.348, SLG: 0.429										3	1	1	1	1	1	0									
15 Yan Gomes, R OBP: 0.327, SLG: 0.458										4	1	3	1	0	1	0									
5 Christopher Morel, R OBP: 0.344, SLG: 0.541										4	0	1	1	0	3	3									
36 Trey Mancini, R OBP: 0.299, SLG: 0.336										1	0	0	0	1	1	0									
40 Mike Tauchman, L OBP: 0.361, SLG: 0.399										2	0	0	0	0	1	2									
1 Nick Madrigal, R OBP: 0.337, SLG: 0.363										2	1	0	0	1	0	2									
<b>Inning Stats</b>	R: 0 E: 0 K: 1 S: 12	H: 1 LOB: 1 BB: 0 P: 16	R: 1 E: 0 K: 3 S: 10	H: 1 LOB: 0 BB: 0 P: 16	R: 3 E: 0 K: 1 S: 17	H: 3 LOB: 2 BB: 2 P: 34	R: 0 E: 0 K: 0 S: 8	H: 0 LOB: 0 BB: 1 P: 12	R: 0 E: 0 K: 2 S: 9	H: 0 LOB: 0 BB: 0 P: 14	R: 0 E: 0 K: 2 S: 9	H: 1 LOB: 1 BB: 0 P: 10	R: 0 E: 0 K: 2 S: 11	H: 0 LOB: 2 BB: 1 P: 19	R: 1 E: 0 K: 1 S: 14	H: 2 LOB: 1 BB: 0 P: 22	R: 0 E: 0 K: 1 S: 9	H: 0 LOB: 0 BB: 0 P: 9	1B: 2 2B: 5 HR: 1	SF: 2 SAC: 0 DP: 1 HBP: 1	WP: 0 PB: 0 SB: 1 CS: 0	PA: 39			
<b>PITCHER</b>	IP	WLS	BF	H	R	ER	SO	BB	IBB	HBP	BLK	WP	HR	S	P	ERA	WHIP								
41 Andrew Abbott, L ERA: 2.35	3.1		18	5	4	4	5	3	0	0	0	0	0	11	16	0.00	0.000								
46 Buck Farmer, R ERA: 4.64	1.2	W	4	0	0	0	2	0	0	0	0	0	0	7	7	0.00	1.500								
63 Fernando Cruz, R ERA: 4.64	0.2	H	3	1	0	0	2	0	0	0	0	0	0	2	3	0.00	0.000								
48 Alex Young, L ERA: 2.18	0.1	H	1	0	0	0	0	0	0	0	0	0	0	2	3	0.00	0.000								
39 Lucas Sims, R ERA: 3.59	1.0	H	5	0	0	0	2	1	0	1	0	0	0	11	19	0.00	1.000								
79 Ian Gibaut, R ERA: 3.08	(8, 1)		5	2	1	1	1	0	0	0	0	0	0	9	9	0.00	0.000								
43 Alexis Diaz, R ERA: 2.09	(9, 1)	S	3	0	0	0	1	0	0	0	0	0	0	9	9	0.00	0.000								

Cincinnati Reds @ Chicago Cubs  
Wrigley Field, Chicago, IL  
Mon Jul 31 2023, 7:07 PM - 9:57 PM CDT  
Att: 34,688 - Clear - 74 F

AB	32
R	5
H	8
RBI	5
BB	4
SO	13
LOB	17



Batter	1	2	3	4	5	6	7	8	9	AB	R	H	RBI	BB	SO	LOB	TOP										
44 Ely De La Cruz, S (1.5) OBP: 0.316, SLG: 0.457										4	1	1	0	1	3	0	<p>Cincinnati Reds @ Chicago Cubs Wrigley Field, Chicago, IL Tue Aug 01 2023, 7:05 PM - 9:59 PM CDT Att: 33,452 - Partly Cloudy - 84 F</p>										
15 Nick Senzel, R (1.7) OBP: 0.307, SLG: 0.378										4	2	1	0	1	0	1											
9 Matt McLain, R (1.6) OBP: 0.376, SLG: 0.527										5	1	3	2	0	1	1											
7 Spencer Steer, R (1.3) OBP: 0.358, SLG: 0.457										5	2	2	1	0	0	4											
28 Kevin Newman, R (1.4) OBP: 0.320, SLG: 0.383										4	1	1	0	1	1	3											
33 Christian Encarnacion-Strawson (0.336, SLG: 0.349)										5	0	2	2	0	0	2											
37 Tyler Stephenson, R (1.2) OBP: 0.332, SLG: 0.368										5	2	2	2	0	0	3											
29 TJ Friedl, L (1.8) OBP: 0.346, SLG: 0.417										4	0	0	0	0	1	0											
17 Stuart Fairchild, R (1.9) OBP: 0.330, SLG: 0.391										4	0	0	0	0	1	1											
<b>Inning Stats</b>	R: 0 E: 0 K: 1 S: 6	H: 0 LOB: 0 BB: 0 P: 9	R: 2 E: 1 K: 1 S: 17	H: 2 LOB: 1 BB: 0 P: 23	R: 0 E: 0 K: 2 S: 13	H: 2 LOB: 2 BB: 0 P: 17	R: 0 E: 0 K: 0 S: 7	H: 1 LOB: 0 BB: 0 P: 10	R: 1 E: 1 K: 1 S: 12	H: 1 LOB: 1 BB: 0 P: 18	R: 2 E: 0 K: 1 S: 18	H: 2 LOB: 0 BB: 0 P: 24	R: 0 E: 0 K: 1 S: 8	H: 0 LOB: 1 BB: 1 P: 16	R: 0 E: 0 K: 0 S: 5	H: 0 LOB: 0 BB: 0 P: 8		R: 4 E: 0 K: 0 S: 18	H: 4 LOB: 2 BB: 2 P: 32	1B: 7 2B: 4 3B: 0 HR: 1	SF: 0 SAC: 0 DP: 1 HBP: 0	WP: 3 PB: 0 SB: 0 CS: 0	PA: 43				
<b>PITCHER</b>	IP	WLS	BF	H	R	ER	SO	BB	IBB	HBP	BLK	WP	HR	S	P	ERA	WHIP										
35 Justin Steele, L (1.1) ERA: 2.57	6.0	W	27	8	5	3	6	0	0	0	0	3	1	73	101	4.50	1.333										
19 Hayden Wesneski, R (7.1) ERA: 4.59	2.0		7	0	0	0	1	1	0	0	0	0	0	13	24	0.00	0.500										
19 Hayden Wesneski, R (8.1) ERA: 4.59	2.0		7	0	0	0	1	1	0	0	0	0	0	13	24	0.00	0.500										
46 Anthony Kay, L (9.1) ERA: 6.35	1.0		9	4	4	4	0	2	0	0	0	0	0	18	32	36.00	6.000										

Batter	1	2	3	4	5	6	7	8	9	AB	R	H	RBI	BB	SO	LOB	BOTTOM										
40 Mike Tauchman, L (1.9) OBP: 0.369, SLG: 0.419										3	3	2	4	2	1	0	<p>Cincinnati Reds @ Chicago Cubs Wrigley Field, Chicago, IL Tue Aug 01 2023, 7:05 PM - 9:59 PM CDT Att: 33,452 - Partly Cloudy - 84 F</p>										
2 Nico Hoerner, R (1.4) OBP: 0.333, SLG: 0.402										6	3	3	1	0	0	2											
8 Ian Happ, S (1.7) OBP: 0.375, SLG: 0.397										3	2	1	0	2	1	1											
19 Hayden Wesneski, R (8.1) OBP: 0.376, SLG: 0.417										0	0	0	0	0	0	0											
9 Miguel Amaya, R (8. PH) OBP: 0.376, SLG: 0.417										1	1	1	3	0	0	0											
46 Anthony Kay, L (9.1) ERA: 6.35										0	0	0	0	0	0	0											
24 Cody Bellinger, L (1.8) OBP: 0.367, SLG: 0.545										6	3	3	3	0	0	3											
7 Dansby Swanson, R (1.6) OBP: 0.350, SLG: 0.446										4	2	2	5	0	1	2											
16 Patrick Wisdom, R (7. PH) OBP: 0.296, SLG: 0.505										1	1	1	2	0	0	0											
9 Jaimar Candletario, S (1.3) OBP: 0.348, SLG: 0.458										5	2	4	0	0	0	0											
5 Christopher Morel, R (1.10) OBP: 0.341, SLG: 0.536										5	1	1	0	0	1	4											
1 Nick Madrigal, R (1.5) OBP: 0.344, SLG: 0.372										4	1	2	1	0	0	2											
18 Tucker Barnhart, L (1.2) OBP: 0.289, SLG: 0.262										5	1	1	0	0	2	6											
<b>Inning Stats</b>	R: 5 E: 0 K: 0 S: 21	H: 6 LOB: 1 BB: 1 P: 36	R: 2 E: 0 K: 1 S: 8	H: 1 LOB: 0 BB: 1 P: 16	R: 3 E: 0 K: 0 S: 13	H: 2 LOB: 0 BB: 0 P: 19	R: 3 E: 0 K: 1 S: 14	H: 4 LOB: 1 BB: 0 P: 23	R: 0 E: 0 K: 1 S: 13	H: 1 LOB: 1 BB: 0 P: 17	R: 3 E: 0 K: 1 S: 13	H: 3 LOB: 0 BB: 0 P: 20	R: 4 E: 0 K: 0 S: 18	H: 4 LOB: 0 BB: 0 P: 26	1B: 10 2B: 4 3B: 0 HR: 7	SF: 1 SAC: 0 DP: 1 HBP: 1	WP: 0 PB: 0 SB: 3 CS: 0	PA: 49									
<b>PITCHER</b>	IP	WLS	BF	H	R	ER	SO	BB	IBB	HBP	BLK	WP	HR	S	P	ERA	WHIP										
59 Ben Lively, R (1.1) ERA: 5.2	4.0	L	27	13	13	13	2	2	0	0	0	0	0	56	94	29.25	3.750										
47 Derek Law, R (5.1) ERA: 3.27	1.0		5	0	0	0	1	2	0	0	0	0	0	13	25	0.00	2.000										
50 Sam Moll, L (6.1) ERA: 4.38	1.1		5	1	0	0	3	0	0	0	0	0	0	15	20	0.00	0.750										
63 Fernando Cruz, R (7.1) ERA: 5.02	0.1		3	2	1	1	0	0	0	0	0	0	1	6	9	27.00	6.000										
22 Luke Maile, R (7.1) ERA: 16.2	1.1		9	5	6	6	0	0	0	0	0	0	2	22	34	40.50	3.750										

AB	40
R	9
H	12
RBI	7
BB	3
SO	7
LOB	15



AB	43
R	20
H	21
RBI	19
BB	4
SO	6
LOB	20



Batter	1	2	3	4	5	6	7	8	9	AB	R	H	RBI	BB	SO	LOB	TOP														
28 Kevin Newman, R OBP: 0.321, SLG: 0.383 27 Jake Fraley, L OBP: 0.347, SLG: 0.472			K2-3		G5-3		G6-3		G4-3	3	1	1	0	0	1	0															
15 Nick Senzel, R OBP: 0.302, SLG: 0.371			F7		K		K		G3-1	4	0	0	0	0	2	1															
9 Matt McLain, R OBP: 0.374, SLG: 0.523			K		K		K		1B	4	0	1	0	0	2	1															
7 Spencer Steer, R OBP: 0.357, SLG: 0.463					F9		G5-3		F9	4	1	1	2	0	0	1															
33 Christian Encarnacion-Straykowski, R OBP: 0.302, SLG: 0.360			19 HR		K		K		K	4	1	1	0	0	3	1															
19 Joey Votto, L OBP: 0.321, SLG: 0.534					2-H HR		K		G6-3	4	2	2	3	0	1	0															
37 Tyler Stephenson, R OBP: 0.329, SLG: 0.364			G6-3		G4-3		G4-3		G6-3	4	0	0	0	0	0	0															
17 Stuart Fairchild, R OBP: 0.332, SLG: 0.393 29 T.J. Friedl, L OBP: 0.350, SLG: 0.431							HR		30 BB	2	0	1	0	0	0	0															
30 Will Benson, L OBP: 0.377, SLG: 0.518					1B		K		BB	3	0	0	0	1	3	1															
<b>Inning Stats</b>	R: 2 E: 0 K: 2 S: 17	H: 2 LOB: 0 BB: 0 P: 24	R: 1 E: 0 K: 1 S: 10	H: 1 LOB: 0 BB: 0 P: 14	R: 0 E: 0 K: 2 S: 11	H: 0 LOB: 0 BB: 0 P: 18	R: 2 E: 0 K: 1 S: 18	H: 3 LOB: 1 BB: 0 P: 27	R: 0 E: 0 K: 2 S: 7	H: 0 LOB: 0 BB: 0 P: 9	R: 1 E: 0 K: 1 S: 9	H: 1 LOB: 0 BB: 0 P: 14	R: 0 E: 0 K: 1 S: 12	H: 1 LOB: 1 BB: 0 P: 20	R: 0 E: 0 K: 0 S: 5	H: 1 LOB: 2 BB: 1 P: 13	1B: 4 2B: 1 3B: 0 HR: 4	SF: 0 SAC: 0 DP: 0 HBP: 0	WP: 0 PA: 37 PB: 0 SB: 0 CS: 0												
<b>PITCHER</b>	IP WLS BF H R ER SO BB IBB HBP BLK WP HR S P ERA WHIP																														
11 Drew Smyly, L ERA: 4.71 32 Michael Fulmer, R ERA: 4.07 38 Mark Leiter Jr., R ERA: 3.15 66 Julian Merryweather, R ERA: 3.64 74 Jose Cuas, R ERA: 4.43	4.2 1.2 0.2 1.0 1.0	20 5 3 4 5	6 0 1 1 0	5 0 1 0 0	5 3 1 0 0	7 0 1 1 0	0 0 0 0 0	0 0 0 0 0	0 0 0 0 0	0 0 0 0 0	3 14 6 12 5	60 23 8 20 13	88 0 0 0 0	9.64 0.00 13.50 0.00 2.000	1.286 0.000 1.500 1.000 2.000																

Cincinnati Reds @ Chicago Cubs  
Wrigley Field, Chicago, IL  
Wed Aug 02 2023, 7:06 PM - 10:00 PM CDT  
Att: 33,991 - Partly Cloudy - 81 F

AB 36  
R 6  
H 9  
RBI 6  
BB 1  
SO 12  
LOB 7



Batter	1	2	3	4	5	6	7	8	9	AB	R	H	RBI	BB	SO	LOB	BOTTOM												
2 Nico Hoerner, R OBP: 0.330, SLG: 0.399			F9		5 2B 24 G4-3		K		L6	6	2	1	0	0	2	4													
5 Christopher Morel, R OBP: 0.342, SLG: 0.502			2-H HR		24 G4-3		K		E5	5	1	2	3	0	2	2													
24 Cody Bellinger, L OBP: 0.368, SLG: 0.541			F9		G4-3		E5		E3	4	0	1	1	1	0	1													
7 Dansby Swanson, R OBP: 0.348, SLG: 0.451					2-H HR		K		L8	5	1	1	1	0	3	5													
8 Ian Happ, S OBP: 0.378, SLG: 0.414			F9		15 2B		HR		HR	4	3	2	2	1	1	0													
15 Yan Gomes, R OBP: 0.325, SLG: 0.457			G5-3		27 1B		L3		F8	5	1	1	1	0	1	0													
27 Seiya Suzuki, R OBP: 0.331, SLG: 0.392					9 1B 40 2B		F8		HR	5	2	2	2	0	1	0													
9 Jeimer Candelario, S OBP: 0.355, SLG: 0.499					2 1B 5 2B		2B		2B	4	4	4	0	1	0	0													
16 Patrick Wisdom, R OBP: 0.293, SLG: 0.500 40 Mike Tauchman, L OBP: 0.373, SLG: 0.433					24 E		2B		P5	2	0	0	0	0	1	2													
<b>Inning Stats</b>	R: 0 E: 0 K: 3 S: 15	H: 0 LOB: 1 BB: 1 P: 25	R: 0 E: 0 K: 1 S: 10	H: 0 LOB: 0 BB: 0 P: 16	R: 2 E: 0 K: 0 S: 9	H: 2 LOB: 0 BB: 0 P: 12	R: 1 E: 0 K: 2 S: 9	H: 1 LOB: 0 BB: 0 P: 12	R: 2 E: 0 K: 2 S: 17	H: 2 LOB: 1 BB: 1 P: 27	R: 5 E: 1 K: 3 S: 20	H: 4 LOB: 1 BB: 1 P: 34	R: 4 E: 3 K: 0 S: 14	H: 4 LOB: 2 BB: 0 P: 24	R: 2 E: 0 K: 0 S: 11	H: 3 LOB: 1 BB: 0 P: 17	1B: 5 2B: 6 3B: 0 HR: 5	SF: 0 SAC: 0 DP: 0 HBP: 0	WP: 0 PA: 46 PB: 0 SB: 1 CS: 0										
<b>PITCHER</b>	IP WLS BF H R ER SO BB IBB HBP BLK WP HR S P ERA WHIP																												
55 Brandon Williamson, L ERA: 4.85 46 Buck Farmer, R ERA: 3.88 39 Lucas Sims, R ERA: 3.77 48 Alex Young, L ERA: 2.55 47 Derek Law, R ERA: 3.24	4.1 0.2 0.2 1.0 0.1	19 5 5 10 1	2 2 3 6 0	5 2 1 2 0	5 2 1 0 0	7 14 11 18 2	0 0 0 0 0	0 0 0 0 0	0 0 0 0 0	0 0 0 0 0	14 24 16 18 2	27.00 4.500 13.50 4.500 0.000	1.385 4.500 4.500 4.000 0.000																

Cincinnati Reds @ Chicago Cubs  
Wrigley Field, Chicago, IL  
Wed Aug 02 2023, 7:06 PM - 10:00 PM CDT  
Att: 33,991 - Partly Cloudy - 81 F

AB 43  
R 16  
H 16  
RBI 12  
BB 3  
SO 11  
LOB 15



Batter	1	2	3	4	5	6	7	8	9	AB R H RBI BB SO LOB	TOP											
44 Ely De La Cruz, S OBP: 0.318, SLG: 0.468										4 1 1 1 1 2 0	<b>Cincinnati Reds @ Chicago Cubs</b> Wrigley Field, Chicago, IL Thu Aug 03 2023, 7:05 PM - 9:48 PM CDT Att: 35,615 - Partly Cloudy - 83 F											
29 TJ Friedl, L OBP: 0.346, SLG: 0.425										4 0 0 0 0 1 3												
9 Matt McLain, R OBP: 0.373, SLG: 0.519										4 0 1 0 0 2 0												
27 Jake Fraley, L OBP: 0.346, SLG: 0.467										3 0 0 0 1 2 1												
7 Spencer Steer, R OBP: 0.359, SLG: 0.473										4 1 2 1 0 2 2												
19 Joey Votto, L OBP: 0.312, SLG: 0.517										4 0 0 0 0 2 2												
33 Christian Encarnacion-Strand OBP: 0.333, SLG: 0.377										3 1 2 0 0 0 0												
30 Will Benson, L OBP: 0.379, SLG: 0.524										4 0 2 0 0 2 2												
22 Luke Maile, R OBP: 0.282, SLG: 0.414										4 0 0 0 0 1 5												
<b>Inning Stats</b>	R: 1 E: 0 K: 2 S: 14	H: 1 LOB: 1 BB: 1 P: 21	R: 0 E: 0 K: 0 S: 15	H: 2 LOB: 3 BB: 1 P: 26	R: 0 E: 0 K: 1 S: 11	H: 1 LOB: 0 BB: 0 P: 15	R: 1 E: 0 K: 1 S: 12	H: 2 LOB: 0 BB: 0 P: 18	R: 0 E: 0 K: 1 S: 8	H: 0 LOB: 0 BB: 0 P: 9		R: 0 E: 0 K: 2 S: 10	H: 1 LOB: 2 BB: 0 P: 12	R: 0 E: 0 K: 3 S: 9	H: 0 LOB: 0 BB: 0 P: 13	R: 1 E: 0 K: 2 S: 12	H: 1 LOB: 0 BB: 0 P: 14	R: 0 E: 0 K: 2 S: 9	H: 0 LOB: 0 BB: 0 P: 13	1B: 4 2B: 2 3B: 0 HR: 2	SF: 0 SAC: 0 DP: 1 HBP: 1	WP: 0 PB: 0 SB: 2 CS: 0
<b>PITCHER</b>	IP WLS BF H R ER SO BB IBB HBP BLK WP HR S P ERA WHIP											IP WLS BF H R ER SO BB IBB HBP BLK WP HR S P ERA WHIP										
50 Jameson Taillon, R ERA: 5.36	(1, 1) 5.0 W 23 7 2 2 5 2 0 0 0 0 0 1 62 92 3.60 1.800																					
38 Mark Leiter Jr., R ERA: 3.04	(6, 1) 1.2 H 6 0 0 0 4 0 0 0 1 0 0 0 14 18 0.00 0.000																					
66 Julian Merryweather, R ERA: 3.75	(7, 1) 1.0 H 4 1 1 1 3 0 0 0 0 0 0 1 11 14 9.00 1.000																					
73 Adbert Alzolay, R ERA: 2.27	(8, 1) 1.1 S 4 0 0 0 2 0 0 0 0 0 0 0 0 13 17 0.00 0.000																					

Batter	1	2	3	4	5	6	7	8	9	AB R H RBI BB SO LOB	BOTTOM											
40 Mike Tauchman, L OBP: 0.371, SLG: 0.434										4 0 1 0 0 1 0	<b>Cincinnati Reds @ Chicago Cubs</b> Wrigley Field, Chicago, IL Thu Aug 03 2023, 7:05 PM - 9:48 PM CDT Att: 35,615 - Partly Cloudy - 83 F											
2 Nico Hoerner, R OBP: 0.330, SLG: 0.400										4 2 1 0 0 1 1												
8 Ian Happ, S OBP: 0.361, SLG: 0.418										2 1 1 1 2 1 1												
24 Cody Bellinger, L OBP: 0.366, SLG: 0.537										4 1 1 1 0 1 2												
7 Dansby Swanson, R OBP: 0.349, SLG: 0.453										3 1 1 0 1 1 1												
5 Christopher Morel, R OBP: 0.341, SLG: 0.545										3 0 0 1 1 1 1												
9 Jeimer Candelario, S OBP: 0.396, SLG: 0.497										3 0 1 1 1 0 0												
15 Yan Gomes, R OBP: 0.320, SLG: 0.451										3 0 0 1 0 3 3												
1 Nick Madrigal, R OBP: 0.342, SLG: 0.369										4 0 1 0 0 0 1												
<b>Inning Stats</b>	R: 1 E: 0 K: 1 S: 16	H: 2 LOB: 1 BB: 0 P: 26	R: 0 E: 0 K: 1 S: 9	H: 0 LOB: 0 BB: 0 P: 13	R: 3 E: 0 K: 3 S: 18	H: 1 LOB: 3 BB: 4 P: 41	R: 0 E: 0 K: 1 S: 9	H: 2 LOB: 1 BB: 0 P: 13	R: 0 E: 0 K: 1 S: 6	H: 0 LOB: 0 BB: 0 P: 8		R: 0 E: 0 K: 1 S: 6	H: 0 LOB: 0 BB: 0 P: 9	R: 0 E: 0 K: 0 S: 13	H: 0 LOB: 1 BB: 1 P: 17	R: 1 E: 0 K: 1 S: 12	H: 2 LOB: 1 BB: 0 P: 15	R: 0 E: 0 K: 1 S: 12	H: 0 LOB: 1 BB: 0 P: 15	1B: 3 2B: 4 3B: 0 HR: 0	SF: 1 SAC: 0 DP: 0 HBP: 0	WP: 1 PB: 0 SB: 1 CS: 0
<b>PITCHER</b>	IP WLS BF H R ER SO BB IBB HBP BLK WP HR S P ERA WHIP											IP WLS BF H R ER SO BB IBB HBP BLK WP HR S P ERA WHIP										
34 Luke Weaver, R ERA: 6.98	(1, 1) 3.0 L 18 4 4 4 4 4 0 0 0 0 0 0 0 9 15 12.00 2.667																					
50 Sam Moll, L ERA: 4.24	(4, 1) 1.1 4 1 0 0 2 0 0 0 0 0 0 0 9 15 0.00 0.750																					
77 Daniel Duarte, R ERA: 3.86	(5, 1) 1.2 5 0 0 0 1 0 0 0 0 0 0 0 9 12 0.00 0.000																					
79 Ian Gibaut, R ERA: 3.02	(7, 1) 1.0 4 0 0 0 0 1 0 0 0 0 0 0 13 17 0.00 1.000																					
63 Fernando Cruz, R ERA: 5.11	(8, 1) 1.0 5 2 1 1 1 0 0 0 0 0 0 0 12 15 9.00 2.000																					



Batter	1	2	3	4	5	6	7	8	9	AB	R	H	RBI	BB	SO	LOB	TOP				
5 CJ Abrams, L (1, 6) OBP: 0.303, SLG: 0.408										5	0	1	0	0	0	3	Washington Nationals @ Cincinnati Reds Great American Ball Park, Cincinnati, OH Sat Aug 05 2023, 4:12 PM - 6:41 PM EDT Att: 41,059 - Cloudy - 87 F				
28 Lane Thomas, R (1, 9) OBP: 0.332, SLG: 0.482										4	2	2	2	0	0	1					
45 Joey Meneses, R (1, 3) OBP: 0.322, SLG: 0.411 3 Jeter Downs, R (8, PR) 22 Dominic Smith, L (8, 3) OBP: 0.339, SLG: 0.344										5	1	1	0	0	1	3					
20 Keibert Ruiz, S (1, 10) OBP: 0.296, SLG: 0.384										4	0	2	1	1	0	2					
36 Stone Garrett, R (1, 7) OBP: 0.327, SLG: 0.424										5	0	1	1	0	2	2					
15 Riley Adams, R (1, 2) OBP: 0.394, SLG: 0.561										4	1	2	0	1	0	0					
14 Ildemaro Vargas, S (1, 5) OBP: 0.297, SLG: 0.380										5	0	1	1	0	1	4					
17 Alex Call, R (1, 8) OBP: 0.308, SLG: 0.313										3	2	1	0	2	0	1					
6 Michael Chavis, R (1, 4) OBP: 0.313, SLG: 0.339										4	1	1	0	1	1	2					
<b>Inning Stats</b>	R: 1 E: 0 K: 2 S: 15	H: 2 LOB: 3 BB: 2 P: 26	R: 1 E: 0 K: 0 S: 7	H: 0 LOB: 1 BB: 2 P: 16	R: 0 E: 0 K: 1 S: 10	H: 1 LOB: 1 BB: 0 P: 14	R: 3 E: 1 K: 0 S: 12	H: 3 LOB: 1 BB: 1 P: 22	R: 0 E: 0 K: 0 S: 8	H: 1 LOB: 1 BB: 0 P: 13	R: 1 E: 0 K: 0 S: 13	H: 2 LOB: 1 BB: 0 P: 21	R: 0 E: 0 K: 0 S: 4	H: 0 LOB: 0 BB: 0 P: 6	R: 0 E: 1 K: 0 S: 12	H: 1 LOB: 3 BB: 0 P: 14	1B: 5 2B: 7 3B: 0 HR: 0	SF: 1 SAC: 0 DP: 0 HBP: 0	WP: 0 PB: 1 SB: 3 CS: 0	PA: 45	
<b>PITCHER</b>	IP WLS BF H R ER SO BB IBB HBP BLK WP HR S P ERA WHIP	IP WLS BF H R ER SO BB IBB HBP BLK WP HR S P ERA WHIP	IP WLS BF H R ER SO BB IBB HBP BLK WP HR S P ERA WHIP	IP WLS BF H R ER SO BB IBB HBP BLK WP HR S P ERA WHIP	IP WLS BF H R ER SO BB IBB HBP BLK WP HR S P ERA WHIP	IP WLS BF H R ER SO BB IBB HBP BLK WP HR S P ERA WHIP	IP WLS BF H R ER SO BB IBB HBP BLK WP HR S P ERA WHIP	IP WLS BF H R ER SO BB IBB HBP BLK WP HR S P ERA WHIP	IP WLS BF H R ER SO BB IBB HBP BLK WP HR S P ERA WHIP	IP WLS BF H R ER SO BB IBB HBP BLK WP HR S P ERA WHIP	IP WLS BF H R ER SO BB IBB HBP BLK WP HR S P ERA WHIP	IP WLS BF H R ER SO BB IBB HBP BLK WP HR S P ERA WHIP	IP WLS BF H R ER SO BB IBB HBP BLK WP HR S P ERA WHIP	IP WLS BF H R ER SO BB IBB HBP BLK WP HR S P ERA WHIP	IP WLS BF H R ER SO BB IBB HBP BLK WP HR S P ERA WHIP	IP WLS BF H R ER SO BB IBB HBP BLK WP HR S P ERA WHIP	IP WLS BF H R ER SO BB IBB HBP BLK WP HR S P ERA WHIP	IP WLS BF H R ER SO BB IBB HBP BLK WP HR S P ERA WHIP	IP WLS BF H R ER SO BB IBB HBP BLK WP HR S P ERA WHIP	IP WLS BF H R ER SO BB IBB HBP BLK WP HR S P ERA WHIP	IP WLS BF H R ER SO BB IBB HBP BLK WP HR S P ERA WHIP

Washington Nationals @ Cincinnati Reds  
Great American Ball Park, Cincinnati, OH  
Sat Aug 05 2023, 4:12 PM - 6:41 PM EDT  
Att: 41,059 - Cloudy - 87 F

AB	39
R	7
H	12
RBI	5
BB	5
SO	5
LOB	18



Batter	1	2	3	4	5	6	7	8	9	AB	R	H	RBI	BB	SO	LOB	BOTTOM					
44 Ely De La Cruz, S (1, 6) OBP: 0.319, SLG: 0.474										4	1	1	0	0	2	1	Washington Nationals @ Cincinnati Reds Great American Ball Park, Cincinnati, OH Sat Aug 05 2023, 4:12 PM - 6:41 PM EDT Att: 41,059 - Cloudy - 87 F					
29 TJ Friedl, L (1, 8) OBP: 0.345, SLG: 0.433										4	1	1	3	0	2	0						
9 Matt McLain, R (1, 4) OBP: 0.375, SLG: 0.529										3	0	0	0	1	2	0						
7 Spencer Steer, R (1, 7) OBP: 0.354, SLG: 0.464										4	0	0	0	0	1	1						
19 Joey Votto, L (1, 3) OBP: 0.303, SLG: 0.492										3	0	0	0	0	0	0						
33 Christian Encarnacion-Strawson, R (1, 1) OBP: 0.317, SLG: 0.356										3	0	0	0	0	1	0						
30 Will Benson, L (1, 9) OBP: 0.372, SLG: 0.512										3	0	0	0	0	1	0						
15 Nick Senzel, R (1, 5) OBP: 0.297, SLG: 0.376										3	0	0	0	0	0	0						
22 Luke Maile, R (1, 2) OBP: 0.291, SLG: 0.420 26 TJ Hopkins, R (8, PR) 37 Tyler Stephenson, R (9, 2) OBP: 0.328, SLG: 0.361										3	1	2	0	0	1	0						
<b>Inning Stats</b>	R: 0 E: 0 K: 3 S: 9	H: 0 LOB: 0 BB: 0 P: 13	R: 0 E: 0 K: 0 S: 8	H: 0 LOB: 0 BB: 0 P: 10	R: 0 E: 0 K: 1 S: 7	H: 0 LOB: 0 BB: 0 P: 10	R: 0 E: 0 K: 2 S: 10	H: 0 LOB: 0 BB: 0 P: 15	R: 0 E: 0 K: 1 S: 9	H: 0 LOB: 0 BB: 0 P: 11	R: 3 E: 0 K: 0 S: 18	H: 3 LOB: 0 BB: 0 P: 27	R: 0 E: 0 K: 1 S: 7	H: 0 LOB: 0 BB: 0 P: 10	R: 0 E: 0 K: 2 S: 9	H: 1 LOB: 1 BB: 0 P: 15	R: 0 E: 0 K: 0 S: 7	H: 0 LOB: 0 BB: 1 P: 11	1B: 3 2B: 0 3B: 0 HR: 1	SF: 0 SAC: 0 DP: 1 HBP: 0	WP: 0 PB: 0 SB: 0 CS: 0	PA: 31
<b>PITCHER</b>	IP WLS BF H R ER SO BB IBB HBP BLK WP HR S P ERA WHIP	IP WLS BF H R ER SO BB IBB HBP BLK WP HR S P ERA WHIP	IP WLS BF H R ER SO BB IBB HBP BLK WP HR S P ERA WHIP	IP WLS BF H R ER SO BB IBB HBP BLK WP HR S P ERA WHIP	IP WLS BF H R ER SO BB IBB HBP BLK WP HR S P ERA WHIP	IP WLS BF H R ER SO BB IBB HBP BLK WP HR S P ERA WHIP	IP WLS BF H R ER SO BB IBB HBP BLK WP HR S P ERA WHIP	IP WLS BF H R ER SO BB IBB HBP BLK WP HR S P ERA WHIP	IP WLS BF H R ER SO BB IBB HBP BLK WP HR S P ERA WHIP	IP WLS BF H R ER SO BB IBB HBP BLK WP HR S P ERA WHIP	IP WLS BF H R ER SO BB IBB HBP BLK WP HR S P ERA WHIP	IP WLS BF H R ER SO BB IBB HBP BLK WP HR S P ERA WHIP	IP WLS BF H R ER SO BB IBB HBP BLK WP HR S P ERA WHIP	IP WLS BF H R ER SO BB IBB HBP BLK WP HR S P ERA WHIP	IP WLS BF H R ER SO BB IBB HBP BLK WP HR S P ERA WHIP	IP WLS BF H R ER SO BB IBB HBP BLK WP HR S P ERA WHIP	IP WLS BF H R ER SO BB IBB HBP BLK WP HR S P ERA WHIP	IP WLS BF H R ER SO BB IBB HBP BLK WP HR S P ERA WHIP	IP WLS BF H R ER SO BB IBB HBP BLK WP HR S P ERA WHIP	IP WLS BF H R ER SO BB IBB HBP BLK WP HR S P ERA WHIP	IP WLS BF H R ER SO BB IBB HBP BLK WP HR S P ERA WHIP	

Washington Nationals @ Cincinnati Reds  
Great American Ball Park, Cincinnati, OH  
Sat Aug 05 2023, 4:12 PM - 6:41 PM EDT  
Att: 41,059 - Cloudy - 87 F

AB	30
R	3
H	4
RBI	3
BB	1
SO	10
LOB	2







Batter	1	2	3	4	5	6	7	8	9	AB	R	H	RBI	BB	SO	LOB	TOP			
5 Jon Berti, R OBP: 0.329, SLG: 0.380			E6 12 K			K				4	0	1	0	0	2	0	<b>Miami Marlins @ Cincinnati Reds</b> Great American Ball Park, Cincinnati, OH Mon Aug 07 2023, 6:42 PM - 9:09 PM EDT Att: 17,389 - Cloudy - 75 F			
12 Jorge Soler, R OBP: 0.331, SLG: 0.491 58 Jacob Stallings, R OBP: 0.288, SLG: 0.260			K			K		FC5-4 12 FC5-4 1B		4	1	1	1	0	2	2				
9 Josh Bell, S OBP: 0.324, SLG: 0.389	F9							K		4	0	1	0	0	1	1				
14 Bryan De La Cruz, R OBP: 0.314, SLG: 0.433	K					L8				3	0	1	0	1	1	0				
36 Jake Burger, R OBP: 0.282, SLG: 0.514		L7				K				3	0	0	0	1	1	2				
24 Avisail Garcia, R OBP: 0.293, SLG: 0.337 7 Jesús Sánchez, L OBP: 0.326, SLG: 0.468		L9				K				2	0	0	0	0	1	0				
10 Yuli Gurriel, R OBP: 0.328, SLG: 0.386 3 Luis Arraez, L OBP: 0.419, SLG: 0.467		K				G6-3				3	0	0	0	0	2	2				
4 Nick Fortes, R OBP: 0.265, SLG: 0.306 2 Jazz Chisholm Jr., L OBP: 0.315, SLG: 0.481			F9			P3				2	0	0	0	0	0	0				
18 Joey Wendle, L OBP: 0.270, SLG: 0.326			G4-3			K				3	0	0	0	0	1	0				
<b>Inning Stats</b>	R: 1 E: 0 K: 2 S: 11	H: 1 LOB: 0 BB: 0 P: 14	R: 0 E: 0 K: 1 S: 6	H: 0 LOB: 0 BB: 0 P: 7	R: 0 E: 1 K: 1 S: 10	H: 0 LOB: 1 BB: 0 P: 17	R: 0 E: 0 K: 1 S: 11	H: 0 LOB: 0 BB: 0 P: 15	R: 0 E: 0 K: 3 S: 10	H: 0 LOB: 0 BB: 0 P: 10	R: 0 E: 0 K: 1 S: 10	H: 2 LOB: 2 BB: 0 P: 15	R: 1 E: 0 K: 1 S: 10	H: 2 LOB: 1 BB: 2 P: 14	R: 0 E: 0 K: 1 S: 11	H: 0 LOB: 1 BB: 2 P: 22	1B: 3 2B: 0 3B: 0 HR: 2	SF: 0 SAC: 0 DP: 1 HBP: 0	WP: 0 PB: 0 SB: 0 CS: 0	PA: 34
<b>PITCHER</b>	IP WLS BF H R ER SO BB IBB HBP BLK WP HR S P ERA WHIP																			
55 Brandon Williamson, L ERA: 4.54	(1, 1) 6.2 W 24 3 1 1 9 0 0 0 0 0 0 1 63 89 1.35 0.450																			
39 Lucas Sims, R ERA: 3.65	(7, 1) 0.1 H 1 0 0 0 1 0 0 0 0 0 0 0 3 4 0.00 0.000																			
79 Ian Gibaut, R ERA: 3.07	(8, 1) 1.0 5 2 1 1 1 0 0 0 0 0 0 1 10 14 9.00 2.000																			
43 Alexis Diaz, R ERA: 2.34	(9, 1) 1.0 S 4 0 0 0 1 2 0 0 0 0 0 0 0 11 22 0.00 2.000																			

AB	32
R	2
H	5
RBI	2
BB	2
SO	12
LOB	13



Batter	1	2	3	4	5	6	7	8	9	AB	R	H	RBI	BB	SO	LOB	BOTTOM			
44 Elly De La Cruz, S OBP: 0.316, SLG: 0.463	K		29 3B			G1-3				3	1	0	0	1	1	0	<b>Miami Marlins @ Cincinnati Reds</b> Great American Ball Park, Cincinnati, OH Mon Aug 07 2023, 6:42 PM - 9:09 PM EDT Att: 17,389 - Cloudy - 75 F			
29 Tyj Friedl, L OBP: 0.348, SLG: 0.450	G3-1		BB			F8				4	1	2	2	0	0	0				
7 Spencer Steer, R OBP: 0.351, SLG: 0.463	G6-3		3B			F8				3	0	1	1	0	1	1				
33 Christian Encarnacion-Strawson OBP: 0.310, SLG: 0.379		K				HR				3	1	1	1	1	1	0				
19 Joey Votto, L OBP: 0.307, SLG: 0.526		K				HR				4	1	1	1	0	2	2				
37 Tyler Stephenson, R OBP: 0.327, SLG: 0.358		K				G5-3				3	0	0	0	1	2	0				
28 Kevin Newman, R OBP: 0.317, SLG: 0.373			L5							3	0	1	0	0	1	1				
30 Will Benson, L OBP: 0.373, SLG: 0.503 15 Nick Senzel, R OBP: 0.295, SLG: 0.372			17 S			K				2	1	0	0	0	1	1				
17 Stuart Fairchild, R OBP: 0.323, SLG: 0.379			29 3B			K				3	0	0	0	0	2	3				
<b>Inning Stats</b>	R: 0 E: 0 K: 1 S: 6	H: 0 LOB: 0 BB: 0 P: 8	R: 0 E: 0 K: 3 S: 10	H: 0 LOB: 0 BB: 0 P: 15	R: 2 E: 0 K: 2 S: 19	H: 1 LOB: 1 BB: 2 P: 33	R: 2 E: 0 K: 1 S: 9	H: 3 LOB: 1 BB: 0 P: 13	R: 0 E: 0 K: 1 S: 10	H: 1 LOB: 2 BB: 1 P: 20	R: 0 E: 0 K: 3 S: 10	H: 0 LOB: 1 BB: 0 P: 17	R: 1 E: 0 K: 0 S: 11	H: 1 LOB: 0 BB: 0 P: 15	R: 0 E: 0 K: 2 S: 10	H: 0 LOB: 1 BB: 1 P: 17	1B: 2 2B: 1 3B: 1 HR: 2	SF: 1 SAC: 0 DP: 0 HBP: 1	WP: 1 PB: 0 SB: 3 CS: 0	PA: 35
<b>PITCHER</b>	IP WLS BF H R ER SO BB IBB HBP BLK WP HR S P ERA WHIP																			
39 Eury Pérez, R ERA: 2.79	(1, 1) 4.2 L 21 5 4 4 7 2 0 0 0 0 0 0 2 49 78 7.71 1.500																			
31 Huascar Brazoban, R ERA: 4.0	(5, 1) 1.1 6 0 0 0 4 1 0 1 0 0 1 0 15 28 0.00 0.750																			
48 Steven Okert, L ERA: 2.75	(7, 1) 1.0 4 1 1 0 0 0 0 0 0 0 0 0 11 15 0.00 1.000																			
66 Tanner Scott, L ERA: 2.91	(8, 1) 1.0 4 0 0 0 2 1 0 0 0 0 0 0 10 17 0.00 1.000																			

AB	29
R	5
H	6
RBI	5
BB	4
SO	13
LOB	10





Batter	1	2	3	4	5	6	7	8	9	AB	R	H	RBI	BB	SO	LOB	TOP					
12 Jorge Soler, R OBP: 0.336, SLG: 0.500										4	0	1	0	0	1	2	<p>Miami Marlins @ Cincinnati Reds</p> <p>Great American Ball Park, Cincinnati, OH</p> <p>Wed Aug 09 2023, 1:13 PM - 3:47 PM EDT</p> <p>Att: 22,352 - Partly Cloudy - 81 F</p>					
3 Luis Arraez, L OBP: 0.414, SLG: 0.460										4	1	1	0	0	0	1						
9 Josh Bell, S OBP: 0.325, SLG: 0.407										4	2	2	4	0	1	1						
2 Jazz Chisholm Jr., L OBP: 0.308, SLG: 0.466										4	0	1	0	0	3	0						
14 Bryan De La Cruz, R OBP: 0.311, SLG: 0.434										4	1	1	1	0	1	2						
24 Avisail Garcia, R OBP: 0.243, SLG: 0.323										4	0	0	0	0	1	0						
36 Jake Burger, R OBP: 0.281, SLG: 0.514										4	0	1	0	0	2	0						
58 Jacob Stallings, R OBP: 0.293, SLG: 0.256										2	0	0	0	2	1	0						
5 Jon Berti, R OBP: 0.326, SLG: 0.375										4	1	1	0	0	0	3						
18 Joey Wendle, L OBP: 0.270, SLG: 0.329										0	0	0	0	0	0	0						
<b>Inning Stats</b>	R: 0 E: 0 K: 1 S: 13	H: 2 LOB: 2 BB: 0 P: 21	R: 0 E: 0 K: 2 S: 8	H: 0 LOB: 0 BB: 0 P: 11	R: 0 E: 0 K: 0 S: 11	H: 0 LOB: 0 BB: 0 P: 16	R: 1 E: 0 K: 1 S: 9	H: 1 LOB: 1 BB: 0 P: 11	R: 0 E: 0 K: 0 S: 10	H: 0 LOB: 0 BB: 0 P: 18	R: 0 E: 0 K: 1 S: 9	H: 0 LOB: 0 BB: 0 P: 11	R: 0 E: 0 K: 2 S: 12	H: 0 LOB: 0 BB: 0 P: 15	R: 3 E: 0 K: 3 S: 13	H: 3 LOB: 0 BB: 0 P: 20	R: 1 E: 0 K: 0 S: 8	H: 2 LOB: 1 BB: 1 P: 16	1B: 4 2B: 1 3B: 0 HR: 3	SF: 0 SAC: 0 DP: 1 HBP: 0	WP: 0 PB: 0 SB: 0 CS: 0	PA: 36
<b>PITCHER</b>	IP WLS BF H R ER SO BB IBB HBP BLK WP HR S P ERA WHIP																					
51 Graham Ashcraft, R ERA: 4.95	(1, 1) 7.0 0 25 3 1 1 7 1 0 0 0 0 0 1 72 103 1.29 0.571																					
79 Ian Gibaut, R ERA: 3.2	(8, 1) 0.2 H 3 1 1 1 2 0 0 0 0 0 0 0 8 11 13.50 1.500																					
50 Sam Moll, L ERA: 4.36	(8, 1) 0.1 B 3 2 2 2 1 0 0 0 0 0 0 1 5 9 54.00 6.000																					
43 Alexis Diaz, R ERA: 2.47	(9, 1) 1.0 L 5 2 1 1 0 1 0 0 0 0 0 1 8 16 9.00 3.000																					

Batter	1	2	3	4	5	6	7	8	9	AB	R	H	RBI	BB	SO	LOB	BOTTOM					
44 Ely De La Cruz, S OBP: 0.313, SLG: 0.453										5	0	2	0	0	2	1	<p>Miami Marlins @ Cincinnati Reds</p> <p>Great American Ball Park, Cincinnati, OH</p> <p>Wed Aug 09 2023, 1:13 PM - 3:47 PM EDT</p> <p>Att: 22,352 - Partly Cloudy - 81 F</p>					
29 TJ Friedl, L OBP: 0.344, SLG: 0.446										4	0	0	0	0	1	1						
9 Matt McLain, R OBP: 0.364, SLG: 0.512										4	1	1	0	0	0	0						
7 Spencer Steer, R OBP: 0.350, SLG: 0.466										4	1	1	1	0	1	2						
19 Joey Votto, L OBP: 0.323, SLG: 0.533										4	1	3	0	0	1	1						
33 Christian Encarnacion-Strawicki OBP: 0.316, SLG: 0.419										4	1	2	3	0	1	2						
37 Tyler Stephenson, R OBP: 0.329, SLG: 0.355										3	0	0	0	1	2	3						
15 Nick Senzel, R OBP: 0.290, SLG: 0.368										4	0	0	0	0	2	3						
17 Stuart Fairchild, R OBP: 0.322, SLG: 0.387										4	0	1	0	0	2	0						
<b>Inning Stats</b>	R: 0 E: 0 K: 1 S: 9	H: 0 LOB: 0 BB: 0 P: 11	R: 0 E: 0 K: 2 S: 8	H: 1 LOB: 1 BB: 0 P: 11	R: 0 E: 0 K: 2 S: 8	H: 0 LOB: 0 BB: 0 P: 13	R: 3 E: 0 K: 1 S: 23	H: 3 LOB: 1 BB: 1 P: 33	R: 0 E: 0 K: 0 S: 7	H: 1 LOB: 0 BB: 0 P: 9	R: 1 E: 0 K: 1 S: 16	H: 3 LOB: 2 BB: 0 P: 28	R: 0 E: 0 K: 1 S: 9	H: 1 LOB: 0 BB: 0 P: 11	R: 0 E: 1 K: 3 S: 16	H: 0 LOB: 1 BB: 0 P: 17		R: 0 E: 0 K: 1 S: 9	H: 1 LOB: 1 BB: 0 P: 11	1B: 8 2B: 0 3B: 0 HR: 2	SF: 0 SAC: 0 DP: 0 HBP: 0	WP: 0 PB: 0 SB: 0 CS: 1
<b>PITCHER</b>	IP WLS BF H R ER SO BB IBB HBP BLK WP HR S P ERA WHIP																					
47 Johnny Cueto, R ERA: 5.33	(1, 1) 5.0 0 20 5 3 3 3 1 0 0 0 0 0 0 0 2 55 77 5.40 1.200																					
52 Jorge López, R ERA: 5.13	(6, 1) 1.0 6 3 1 1 1 0 0 0 0 0 0 0 16 28 9.00 3.000																					
35 A.J. Puk, L ERA: 4.62	(7, 1) 1.0 3 1 0 0 1 0 0 0 0 0 0 0 9 11 0.00 1.000																					
66 Tanner Scott, L ERA: 2.8	(8, 1) 1.0 W 4 0 0 0 3 0 0 0 0 0 0 0 16 17 0.00 0.000																					
19 David Robertson, R ERA: 2.57	(9, 1) 1.0 S 4 1 0 0 1 0 0 0 0 0 0 0 9 11 0.00 1.000																					

AB 34  
R 5  
H 8  
RBI 5  
BB 2  
SO 10  
LOB 9

AB 36  
R 4  
H 10  
RBI 4  
SO 11  
LOB 13



Batter	1	2	3	4	5	6	7	8	9	AB	R	H	RBI	BB	SO	LOB	TOP						
29 TJ Friedl, L (1, 8) OBP: 0.348, SLG: 0.445										3	2	1	1	2	0	2	<b>Cincinnati Reds @ Pittsburgh Pirates</b> PNC Park, Pittsburgh, PA Fri Aug 11 2023, 7:10 PM - 9:57 PM EDT Att: 31,523 - Cloudy - 83 F						
9 Matt McLain, R (1, 4) OBP: 0.382, SLG: 0.506										5	1	1	0	0	2	5							
44 Ely De La Cruz, S (1, 6) OBP: 0.315, SLG: 0.461										5	1	2	3	0	2	1							
7 Spencer Steer, R (1, 5) OBP: 0.350, SLG: 0.468										5	0	2	2	0	1	0							
19 Joey Votto, L (1, 3) OBP: 0.321, SLG: 0.521										3	0	0	0	1	1	1							
28 Kevin Newman, R (8, PH) OBP: 0.312, SLG: 0.367										1	0	0	0	0	1	2							
33 Christian Encarnacion-Straw, R (7, PH) OBP: 0.317, SLG: 0.498										2	0	0	0	0	1	1							
31 Henry Ramos, S (7, 10) OBP: 0.347, SLG: 0.297										2	0	0	0	0	1	1							
17 Stuart Fairchild, R (1, 7) OBP: 0.324, SLG: 0.394										4	2	1	0	0	0	2							
30 Will Benson, L (1, 9) OBP: 0.380, SLG: 0.508										4	2	3	0	0	1	0							
26 TJ Hopkins, R (8, 9) OBP: 0.301, SLG: 0.160										1	0	0	0	0	0	0							
22 Luke Maile, R (1, 2) OBP: 0.301, SLG: 0.444										2	1	1	3	0	1	1							
<b>Inning Stats</b>	R: 3 E: 0 K: 1 S: 22	H: 3 LOB: 1 BB: 1 P: 34	R: 0 E: 0 K: 1 S: 7	H: 0 LOB: 1 BB: 0 P: 10	R: 0 E: 0 K: 1 S: 7	H: 0 LOB: 0 BB: 0 P: 7	R: 3 E: 0 K: 0 S: 16	H: 2 LOB: 1 BB: 1 P: 30	R: 0 E: 0 K: 1 S: 9	H: 0 LOB: 1 BB: 0 P: 12	R: 0 E: 0 K: 2 S: 12	H: 1 LOB: 1 BB: 0 P: 12	R: 0 E: 0 K: 2 S: 9	H: 0 LOB: 1 BB: 1 P: 15	R: 3 E: 0 K: 2 S: 19	H: 5 LOB: 2 BB: 0 P: 30	R: 0 E: 0 K: 1 S: 8	H: 0 LOB: 0 BB: 0 P: 10	1B: 8 2B: 1 3B: 1 HR: 1	SF: 0 SAC: 1 DP: 0 HBP: 3	WP: 2 PB: 0 SB: 0 CS: 0	PA: 44	
<b>PITCHER</b>	IP WLS BF H R ER SO BB IBB HBP BLK WP HR S P ERA WHIP	IP WLS BF H R ER SO BB IBB HBP BLK WP HR S P ERA WHIP	IP WLS BF H R ER SO BB IBB HBP BLK WP HR S P ERA WHIP	IP WLS BF H R ER SO BB IBB HBP BLK WP HR S P ERA WHIP	IP WLS BF H R ER SO BB IBB HBP BLK WP HR S P ERA WHIP	IP WLS BF H R ER SO BB IBB HBP BLK WP HR S P ERA WHIP	IP WLS BF H R ER SO BB IBB HBP BLK WP HR S P ERA WHIP	IP WLS BF H R ER SO BB IBB HBP BLK WP HR S P ERA WHIP	IP WLS BF H R ER SO BB IBB HBP BLK WP HR S P ERA WHIP	IP WLS BF H R ER SO BB IBB HBP BLK WP HR S P ERA WHIP	IP WLS BF H R ER SO BB IBB HBP BLK WP HR S P ERA WHIP	IP WLS BF H R ER SO BB IBB HBP BLK WP HR S P ERA WHIP	IP WLS BF H R ER SO BB IBB HBP BLK WP HR S P ERA WHIP	IP WLS BF H R ER SO BB IBB HBP BLK WP HR S P ERA WHIP	IP WLS BF H R ER SO BB IBB HBP BLK WP HR S P ERA WHIP	IP WLS BF H R ER SO BB IBB HBP BLK WP HR S P ERA WHIP	IP WLS BF H R ER SO BB IBB HBP BLK WP HR S P ERA WHIP	IP WLS BF H R ER SO BB IBB HBP BLK WP HR S P ERA WHIP	IP WLS BF H R ER SO BB IBB HBP BLK WP HR S P ERA WHIP	IP WLS BF H R ER SO BB IBB HBP BLK WP HR S P ERA WHIP	IP WLS BF H R ER SO BB IBB HBP BLK WP HR S P ERA WHIP	IP WLS BF H R ER SO BB IBB HBP BLK WP HR S P ERA WHIP	IP WLS BF H R ER SO BB IBB HBP BLK WP HR S P ERA WHIP
24 Johan Oviedo, R (1, 1) ERA: 4.42	5.0 L	25 5	6 6	4 4	2 2	0 0	3 3	0 0	0 0	2 2	1 1	61 61	93 93	10.80 10.80	1.400 1.400								
61 Jose Hernandez, L (6, 1) ERA: 4.0	1.2 7	1 1	0 0	4 4	1 1	0 0	0 0	0 0	0 0	0 0	0 0	20 20	26 26	0.00 0.00	1.200 1.200								
52 Colin Selby, R (7, 1) ERA: 10.13	1.0 8	5 5	3 3	1 1	0 0	0 0	0 0	0 0	0 0	0 0	0 0	17 17	25 25	27.00 27.00	5.000 5.000								
68 Angel Perdomo, L (8, 1) ERA: 3.33	1.1 4	0 0	0 0	2 2	0 0	0 0	0 0	0 0	0 0	0 0	0 0	11 11	16 16	0.00 0.00	0.000 0.000								
<b>Batter</b>	<b>1</b>	<b>2</b>	<b>3</b>	<b>4</b>	<b>5</b>	<b>6</b>	<b>7</b>	<b>8</b>	<b>9</b>	<b>AB</b>	<b>R</b>	<b>H</b>	<b>RBI</b>	<b>BB</b>	<b>SO</b>	<b>LOB</b>	<b>BOTTOM</b>						
13 Ke'Bryan Hayes, R (1, 5) OBP: 0.290, SLG: 0.419										4	1	1	1	0	0	0	<b>Cincinnati Reds @ Pittsburgh Pirates</b> PNC Park, Pittsburgh, PA Fri Aug 11 2023, 7:10 PM - 9:57 PM EDT Att: 31,523 - Cloudy - 83 F						
10 Bryan Reynolds, S (1, 7) OBP: 0.336, SLG: 0.458										4	1	2	0	0	0	0							
22 Andrew McCutchen, R (1, 10) OBP: 0.379, SLG: 0.394										4	0	1	1	0	1	1							
2 Connor Joe, R (1, 3) OBP: 0.328, SLG: 0.427										4	0	1	0	0	2	1							
32 Henry Davis, R (1, 9) OBP: 0.317, SLG: 0.360										4	0	1	0	0	0	2							
25 Endy Rodriguez, S (1, 2) OBP: 0.290, SLG: 0.429										4	0	0	0	0	1	1							
65 Jack Suwinski, L (1, 8) OBP: 0.332, SLG: 0.459										3	0	0	0	0	2	0							
60 Liover Peguero, R (1, 4) OBP: 0.273, SLG: 0.453										3	0	0	0	0	1	0							
75 Arika Williams, R (1, 6) OBP: 0.279, SLG: 0.256										3	0	0	0	0	3	0							
<b>Inning Stats</b>	R: 0 E: 0 K: 1 S: 9	H: 0 LOB: 0 BB: 0 P: 13	R: 0 E: 0 K: 1 S: 15	H: 0 LOB: 0 BB: 0 P: 23	R: 0 E: 0 K: 3 S: 10	H: 0 LOB: 0 BB: 0 P: 15	R: 0 E: 0 K: 1 S: 9	H: 1 LOB: 1 BB: 0 P: 15	R: 0 E: 0 K: 2 S: 7	H: 0 LOB: 0 BB: 0 P: 8	R: 2 E: 0 K: 1 S: 20	H: 4 LOB: 2 BB: 0 P: 30	R: 0 E: 0 K: 0 S: 6	H: 0 LOB: 0 BB: 0 P: 11	R: 0 E: 0 K: 1 S: 8	H: 0 LOB: 0 BB: 0 P: 15		R: 0 E: 0 K: 0 S: 11	H: 1 LOB: 1 BB: 0 P: 18	1B: 4 2B: 1 3B: 0 HR: 1	SF: 0 SAC: 0 DP: 0 HBP: 0	WP: 0 PB: 0 SB: 0 CS: 0	PA: 33
<b>PITCHER</b>	IP WLS BF H R ER SO BB IBB HBP BLK WP HR S P ERA WHIP	IP WLS BF H R ER SO BB IBB HBP BLK WP HR S P ERA WHIP	IP WLS BF H R ER SO BB IBB HBP BLK WP HR S P ERA WHIP	IP WLS BF H R ER SO BB IBB HBP BLK WP HR S P ERA WHIP	IP WLS BF H R ER SO BB IBB HBP BLK WP HR S P ERA WHIP	IP WLS BF H R ER SO BB IBB HBP BLK WP HR S P ERA WHIP	IP WLS BF H R ER SO BB IBB HBP BLK WP HR S P ERA WHIP	IP WLS BF H R ER SO BB IBB HBP BLK WP HR S P ERA WHIP	IP WLS BF H R ER SO BB IBB HBP BLK WP HR S P ERA WHIP	IP WLS BF H R ER SO BB IBB HBP BLK WP HR S P ERA WHIP	IP WLS BF H R ER SO BB IBB HBP BLK WP HR S P ERA WHIP	IP WLS BF H R ER SO BB IBB HBP BLK WP HR S P ERA WHIP	IP WLS BF H R ER SO BB IBB HBP BLK WP HR S P ERA WHIP	IP WLS BF H R ER SO BB IBB HBP BLK WP HR S P ERA WHIP	IP WLS BF H R ER SO BB IBB HBP BLK WP HR S P ERA WHIP	IP WLS BF H R ER SO BB IBB HBP BLK WP HR S P ERA WHIP	IP WLS BF H R ER SO BB IBB HBP BLK WP HR S P ERA WHIP	IP WLS BF H R ER SO BB IBB HBP BLK WP HR S P ERA WHIP	IP WLS BF H R ER SO BB IBB HBP BLK WP HR S P ERA WHIP	IP WLS BF H R ER SO BB IBB HBP BLK WP HR S P ERA WHIP	IP WLS BF H R ER SO BB IBB HBP BLK WP HR S P ERA WHIP	IP WLS BF H R ER SO BB IBB HBP BLK WP HR S P ERA WHIP	IP WLS BF H R ER SO BB IBB HBP BLK WP HR S P ERA WHIP
41 Andrew Abbott, L (1, 1) ERA: 2.95	5.2 W	21 4	2 2	2 2	0 0	0 0	0 0	0 0	0 0	0 0	0 0	11 11	17 17	0.00 0.00	0.706 0.706								
47 Derek Law, R (6, 1) ERA: 2.54	1.1 5	1 1	0 0	0 0	0 0	0 0	0 0	0 0	0 0	0 0	0 0	11 11	17 17	0.00 0.00	0.750 0.750								
66 Brett Kennedy, R (8, 1) ERA: 5.14	2.0 7	1 1	0 0	0 0	1 1	0 0	0 0	0 0	0 0	0 0	0 0	19 19	33 33	0.00 0.00	0.500 0.500								

Batter	1	2	3	4	5	6	7	8	9	AB	R	H	RBI	BB	SO	LOB	TOP										
29 TJ Friedl, L (1,8) OBP: 0.343, SLG: 0.439	F9		G5-3		F7		FC3-6		G3	5	0	0	0	0	0	3	<b>Cincinnati Reds @ Pittsburgh Pirates</b> PNC Park, Pittsburgh, PA Sun Aug 13 2023, 1:37 PM - 4:09 PM EDT Att: 28,731 - Partly Cloudy - 79 F										
9 Matt McLain, R (1,4) OBP: 0.363, SLG: 0.510	K			1B	2B		K			4	1	2	1	0	2	1											
44 Ely De La Cruz, S (1,6) OBP: 0.310, SLG: 0.453	K			K	K				K	4	0	0	0	0	4	2											
7 Spencer Steer, R (1,5) OBP: 0.353, SLG: 0.475		2B		F7					2B	4	0	3	0	0	0	1											
19 Joey Votto, L (1,3) OBP: 0.319, SLG: 0.510	F8			BB					F7	3	0	0	0	1	1	3											
33 Christian Encarnacion-Strawson, R (1,6) OBP: 0.326, SLG: 0.465	BB			BB					K	3	0	1	1	1	2	2											
37 Tyler Stephenson, R (1,2) OBP: 0.325, SLG: 0.351	G6-4-3			FC6-4					K	4	0	0	0	0	2	5											
30 Will Benson, L (1,9) OBP: 0.382, SLG: 0.516			BB						3B	3	1	1	0	1	0	0											
17 Stuart Fairchild, R (1,7) OBP: 0.324, SLG: 0.380	G4-3			G1-3					K	2	0	0	0	1	0	2											
31 Henry Ramos, S (9,PH) OBP: 0.342, SLG: 0.292							BB			1	0	0	0	0	1	1											
<b>Inning Stats</b>	R: 0 H: 0 E: 0 K: 2 S: 12	H: 0 LOB: 0 BB: 0 P: 15	R: 0 H: 1 E: 0 K: 0 S: 8	H: 1 LOB: 1 BB: 1 P: 14	R: 0 H: 0 E: 0 K: 0 S: 9	H: 0 LOB: 0 BB: 1 P: 14	R: 1 H: 2 E: 0 K: 1 S: 11	H: 2 LOB: 2 BB: 1 P: 18	R: 1 H: 1 E: 1 K: 1 S: 10	H: 1 LOB: 1 BB: 0 P: 14	R: 0 H: 1 E: 0 K: 3 S: 11	H: 1 LOB: 1 BB: 1 P: 16	R: 0 H: 0 E: 0 K: 1 S: 10	H: 0 LOB: 1 BB: 1 P: 16	R: 0 H: 1 E: 0 K: 2 S: 15	H: 1 LOB: 1 BB: 0 P: 22	R: 0 H: 1 E: 0 K: 2 S: 9	H: 1 LOB: 1 BB: 0 P: 12	1B: 3 2B: 3 3B: 1 HR: 0	SF: 0 SAC: 0 DP: 2 HBP: 0	WP: 0 PB: 0 SB: 3 CS: 0	PA: 37					
<b>PITCHER</b>	IP	WLS	BF	H	R	ER	SO	BB	IBB	HBP	BLK	WP	HR	S	P	ERA	WHIP										
23 Mitch Keller, R (1,1) ERA: 4.27	6.0		25	5	2	1	7	3	0	0	0	0	0	61	91	1.50	1.333										
68 Angel Perdomo, L (7,1) ERA: 3.21	1.0	W	4	0	0	0	1	1	0	0	0	0	0	10	16	0.00	1.000										
35 Colin Holderman, R (8,1) ERA: 3.29	1.0	H	4	1	0	0	2	0	0	0	0	0	0	15	22	0.00	1.000										
51 David Bednar, R (9,1) ERA: 2.03	1.0	S	4	1	0	0	2	0	0	0	0	0	0	9	12	0.00	1.000										

Batter	1	2	3	4	5	6	7	8	9	AB	R	H	RBI	BB	SO	LOB	BOTTOM										
13 Ke'Bryan Hayes, R (1,5) OBP: 0.290, SLG: 0.417	1B		L7		G4-3		G4-3		F9	4	0	1	0	0	0	0	<b>Cincinnati Reds @ Pittsburgh Pirates</b> PNC Park, Pittsburgh, PA Sun Aug 13 2023, 1:37 PM - 4:09 PM EDT Att: 28,731 - Partly Cloudy - 79 F										
10 Bryan Reynolds, S (1,8) OBP: 0.333, SLG: 0.454	K			G1-4-3		G4-3		G5-3		4	0	0	0	0	1	1											
22 Andrew McCutchen, R (1,10) OBP: 0.376, SLG: 0.391	K			F7		BB			L7	3	0	0	0	1	1	1											
2 Connor Joe, R (1,7) OBP: 0.327, SLG: 0.422	F8			K		BB			L5	3	0	0	0	1	1	1											
32 Henry Davis, R (1,9) OBP: 0.316, SLG: 0.354	L9					BB			K	3	1	0	0	1	2	2											
65 Jack Suwinski, L (9,8) OBP: 0.332, SLG: 0.459					BB				K	0	0	0	0	0	0	0											
60 Llover Peguero, R (1,4) OBP: 0.276, SLG: 0.436	K			L7					BB	2	1	0	0	1	1	1											
6 Alfonso Rivas III, L (1,3) OBP: 0.319, SLG: 0.512	K			G3					SH5-3	2	0	0	0	0	1	1											
75 Arika Williams, R (1,6) OBP: 0.289, SLG: 0.268									BB	2	0	1	1	0	1	0											
25 Endy Rodriguez, S (7,PH) OBP: 0.300, SLG: 0.429	K								BB	0	1	0	0	1	0	0											
55 Jason Delay, R (1,2) OBP: 0.328, SLG: 0.378									HR	2	0	0	0	0	0	1											
19 Jared Triolo, R (7,PH) OBP: 0.336, SLG: 0.319	G5-3								HR	1	1	1	3	0	0	0											
<b>Inning Stats</b>	R: 0 H: 1 E: 0 K: 2 S: 14	H: 0 LOB: 0 BB: 0 P: 20	R: 0 H: 0 E: 0 K: 2 S: 7	H: 0 LOB: 0 BB: 0 P: 11	R: 0 H: 0 E: 0 K: 1 S: 10	H: 0 LOB: 0 BB: 0 P: 16	R: 0 H: 0 E: 0 K: 1 S: 9	H: 0 LOB: 0 BB: 0 P: 14	R: 1 H: 1 E: 0 K: 0 S: 9	H: 1 LOB: 1 BB: 1 P: 16	R: 0 H: 0 E: 0 K: 1 S: 10	H: 0 LOB: 2 BB: 2 P: 20	R: 3 H: 1 E: 0 K: 0 S: 15	H: 1 LOB: 1 BB: 2 P: 28	R: 0 H: 0 E: 0 K: 1 S: 7	H: 0 LOB: 0 BB: 0 P: 12	1B: 2 2B: 0 3B: 0 HR: 1	SF: 0 SAC: 1 DP: 0 HBP: 0	WP: 1 PB: 0 SB: 0 CS: 0	PA: 32							
<b>PITCHER</b>	IP	WLS	BF	H	R	ER	SO	BB	IBB	HBP	BLK	WP	HR	S	P	ERA	WHIP										
55 Brandon Williamson, L (1,1) ERA: 4.33	5.2		21	2	1	1	6	2	0	0	0	1	0	55	88	1.59	0.706										
39 Lucas Sims, R (6,1) ERA: 4.0	0.1	H	3	0	1	1	1	2	0	0	0	0	0	7	16	27.00	6.000										
48 Alex Young, L (7,1) ERA: 3.09	1.0	L	5	1	2	2	0	1	0	0	0	0	1	12	21	18.00	2.000										
47 Derek Law, R (8,1) ERA: 2.77	1.0		3	0	0	0	1	0	0	0	0	0	0	7	12	0.00	0.000										

AB	33
R	2
H	7
RBI	2
BB	4
SO	12
LOB	20






Batter	1	2	3	4	5	6	7	8	9	AB	R	H	RBI	BB	SO	LOB	TOP			
38 Steven Kwan, L (1,7) OBP: 0.343, SLG: 0.383										4	1	2	1	0	0	2				
11 José Ramírez, S (1,5) OBP: 0.388, SLG: 0.490										4	1	2	0	0	0	2				
0 Andrés Giménez, L (1,4) OBP: 0.315, SLG: 0.394										4	0	0	0	0	1	4				
56 Kole Calhoun, L (1,3) OBP: 0.351, SLG: 0.324										4	0	1	2	0	1	0				
39 Oscar Gonzalez, R (1,10) OBP: 0.279, SLG: 0.352										3	0	1	0	0	0	0				
17 Will Brennan, L (1,9) OBP: 0.285, SLG: 0.355										4	0	0	0	0	1	3				
13 Gabriel Arias, R (1,6) OBP: 0.286, SLG: 0.326										4	0	0	0	0	1	3	AB 33			
23 Bo Naylor, L (1,2) OBP: 0.280, SLG: 0.342										4	0	0	0	0	1	0	R 3			
7 Myles Straw, R (1,8) OBP: 0.303, SLG: 0.301										2	1	1	0	2	0	0	H 7			
<b>Inning Stats</b>	R: 2 H: 3 E: 0 K: 1 S: 13	H: 3 LOB: 2 BB: 0 P: 22	R: 0 H: 0 E: 0 K: 1 S: 10	H: 0 LOB: 1 BB: 1 P: 16	R: 0 H: 0 E: 0 K: 0 S: 4	H: 0 LOB: 0 BB: 0 P: 6	R: 0 H: 0 E: 0 K: 0 S: 8	H: 1 LOB: 0 BB: 1 P: 12	R: 0 H: 1 E: 0 K: 0 S: 9	H: 1 LOB: 1 BB: 0 P: 12	R: 1 H: 2 E: 1 K: 0 S: 14	H: 2 LOB: 1 BB: 0 P: 18	R: 0 H: 0 E: 0 K: 2 S: 10	H: 0 LOB: 0 BB: 0 P: 14	R: 0 H: 0 E: 0 K: 1 S: 6	H: 0 LOB: 0 BB: 0 P: 10	1B: 6 2B: 1 3B: 0 HR: 0	SF: 0 SAC: 0 DP: 1 HBP: 1	WP: 0 PB: 0 SB: 3 CS: 0	PA: 36
<b>PITCHER</b>	IP WLS BF H R ER SO BB IBB HBP BLK WP HR S P ERA WHIP	7.0 L 30 7 3 3 2 2 0 1 0 0 0 67 102 3.86 1.286	2.0 6 0 0 0 3 0 0 0 0 0 0 16 24 0.00 0.000																	

Cleveland Guardians @ Cincinnati Reds  
Great American Ball Park, Cincinnati, OH  
Tue Aug 15 2023, 6:43 PM - 9:10 PM EDT  
Att: 26,290 - Partly Cloudy - 72 F


AB 33  
R 3  
H 7  
RBI 3  
BB 2  
SO 5  
LOB 14



Batter	1	2	3	4	5	6	7	8	9	AB	R	H	RBI	BB	SO	LOB	BOTTOM					
28 Kevin Newman, R (1,5) OBP: 0.311, SLG: 0.364										3	0	1	0	0	0	2						
22 Luke Maile, R (8,2) OBP: 0.309, SLG: 0.445										1	0	0	0	0	0	0						
9 Matt McLain, R (1,4) OBP: 0.360, SLG: 0.500										3	0	0	0	1	0	2						
44 Ely De La Cruz, S (1,6) OBP: 0.310, SLG: 0.461										4	0	1	0	0	1	1						
7 Spencer Steer, R (1,7) OBP: 0.353, SLG: 0.470										3	0	1	0	1	0	3						
31 Henry Ramos, S (1,10) OBP: 0.357, SLG: 0.319										4	0	0	0	0	3	3						
33 Christian Encarnacion-Straw, L (8,5) OBP: 0.305, SLG: 0.375										4	0	1	0	0	2	1						
17 Stuart Fairchild, R (1,8) ERA: 3.33										2	0	0	0	1	2		AB 31					
29 TJ Friedl, L (7,PH) OBP: 0.340, SLG: 0.434										2	0	0	0	0	1	1	R 0					
37 Tyler Stephenson, R (1,2) OBP: 0.326, SLG: 0.352										2	0	1	0	0	1	0	H 6					
30 Will Benson, L (8,9) OBP: 0.389, SLG: 0.524										1	0	1	0	0	0	0	RBI 0					
26 TJ Hopkins, R (1,9) OBP: 0.241, SLG: 0.185										1	0	0	0	1	1	1	BB 3					
19 Joey Volto, L (7,PH) OBP: 0.320, SLG: 0.507										1	0	0	0	0	1	1	SO 11					
<b>Inning Stats</b>	R: 0 H: 1 E: 0 K: 1 S: 8	H: 0 LOB: 0 BB: 0 P: 13	R: 0 H: 0 E: 0 K: 1 S: 7	H: 0 LOB: 0 BB: 0 P: 10	R: 0 H: 1 E: 0 K: 1 S: 8	H: 1 LOB: 0 BB: 0 P: 9	R: 0 H: 1 E: 0 K: 2 S: 14	H: 1 LOB: 2 BB: 1 P: 24	R: 0 H: 0 E: 0 K: 1 S: 7	H: 0 LOB: 0 BB: 1 P: 13	R: 0 H: 1 E: 0 K: 1 S: 11	H: 1 LOB: 1 BB: 1 P: 18	R: 0 H: 1 E: 0 K: 3 S: 13	H: 1 LOB: 0 BB: 0 P: 20	R: 0 H: 0 E: 0 K: 0 S: 9	H: 0 LOB: 0 BB: 0 P: 12	R: 0 H: 1 E: 0 K: 1 S: 16	H: 1 LOB: 1 BB: 0 P: 19	1B: 5 2B: 2 3B: 0 HR: 0	SF: 0 SAC: 0 DP: 2 HBP: 0	WP: 0 PB: 0 SB: 0 CS: 0	PA: 34
<b>PITCHER</b>	IP WLS BF H R ER SO BB IBB HBP BLK WP HR S P ERA WHIP	6.0 W 23 4 1 0 0 3 3 0 0 0 0 0 0 55 87 0.00 1.167	1.0 H 4 1 0 0 3 0 0 0 0 0 0 13 20 0.00 1.000	1.0 H 3 0 0 0 0 0 0 0 0 0 0 9 12 0.00 0.000	1.0 S 4 1 0 0 1 0 0 0 0 0 0 16 19 0.00 1.000																	

Cleveland Guardians @ Cincinnati Reds  
Great American Ball Park, Cincinnati, OH  
Tue Aug 15 2023, 6:43 PM - 9:10 PM EDT  
Att: 26,290 - Partly Cloudy - 72 F

AB 31  
R 0  
H 6  
RBI 0  
BB 3  
SO 11  
LOB 17



Batter	1	2	3	4	5	6	7	8	9	AB	R	H	RBI	BB	SO	LOB	TOP										
38 Steven Kwan, L (1, 7) OBP: 0.340, SLG: 0.380			L7 0-2		F7 1-1			G4-3 0-2		4	0	0	0	0	1	2	<p>Cleveland Guardians @ Cincinnati Reds Great American Ball Park, Cincinnati, OH Wed Aug 16, 2023, 6:42 PM - 9:28 PM EDT Att: 19,797 - Overcast - 79 F</p> <p>livebaseballscorecards.com</p>										
11 José Ramírez, S (1, 5) OBP: 0.395, SLG: 0.490	G5-3 3-2				K 3-3					4	0	2	1	0	1	1											
10 Ramón Laureano, R (1, 9) OBP: 0.276, SLG: 0.353										4	0	1	0	0	1	2											
39 Oscar Gonzalez, R (1, 10) OBP: 0.271, SLG: 0.341	K 1-3									4	0	0	0	0	2	1											
6 Brayan Rocchio, S (1, 6) OBP: 0.309, SLG: 0.365										4	0	3	0	0	0	0											
2 Tyler Freeman, R (1, 4) OBP: 0.330, SLG: 0.341										4	0	0	0	0	1	3											
13 Gabriel Arias, R (1, 3) OBP: 0.286, SLG: 0.342										3	1	1	1	0	1	1											
7 Myles Straw, R (1, 8) OBP: 0.306, SLG: 0.304										3	1	2	0	0	0	0											
35 Cam Gallagher, R (1, 2) OBP: 0.165, SLG: 0.174										1	0	0	0	0	0	1											
23 Bo Naylor, L (3, 2) OBP: 0.276, SLG: 0.336										2	0	0	0	0	2	1											
<b>Inning Stats</b>	R: 0 H: 1 E: 0 K: 2 S: 12	H: 1 LOB: 1 BB: 0 P: 17	R: 0 H: 1 E: 0 K: 1 S: 10	H: 1 LOB: 0 BB: 0 P: 16	R: 1 H: 2 E: 0 K: 0 S: 12	H: 2 LOB: 1 BB: 0 P: 19	R: 0 H: 0 E: 0 K: 0 S: 7	H: 0 LOB: 0 BB: 0 P: 11	R: 1 H: 2 E: 0 K: 2 S: 12	H: 2 LOB: 1 BB: 0 P: 21	R: 0 H: 1 E: 0 K: 2 S: 14	H: 1 LOB: 0 BB: 0 P: 20	R: 0 H: 0 E: 0 K: 2 S: 10	H: 0 LOB: 0 BB: 0 P: 14	R: 0 H: 1 E: 0 K: 0 S: 9	H: 1 LOB: 0 BB: 0 P: 14	R: 0 H: 1 E: 0 K: 0 S: 6	H: 1 LOB: 0 BB: 0 P: 9	1B: 8 2B: 1 3B: 0 HR: 1	SF: 0 SAC: 0 DP: 3 HBP: 0	WP: 0 PB: 0 SB: 0 CS: 0	PA: 33					
<b>PITCHER</b>	IP	WLS	BF	H	R	ER	SO	BB	IBB	HBP	BLK	WP	HR	S	P	ERA	WHIP										
41 Andrew Abbott, L (1, 1) ERA: 2.99	5.0	W	20	6	2	2	5	0	0	0	0	0	1	53	84	3.60	1.200										
63 Fernando Cruz, R (6, 1) ERA: 4.59	1.0		4	1	0	0	2	0	0	0	0	0	0	14	21	0.00	1.000										
50 Sam Moll, L (7, 1) ERA: 4.17	1.0		3	0	0	0	2	0	0	0	0	0	0	10	14	0.00	0.000										
47 Derek Law, R (8, 1) ERA: 2.7	1.0		3	1	0	0	0	0	0	0	0	0	0	9	14	0.00	1.000										
78 Alan Busenitz, R (9, 1) ERA: 3.6	1.0		3	1	0	0	0	0	0	0	0	0	0	6	9	0.00	1.000										

Batter	1	2	3	4	5	6	7	8	9	AB	R	H	RBI	BB	SO	LOB	BOTTOM										
29 T.J. Friedl, L (1, 8) OBP: 0.344, SLG: 0.436										5	3	3	0	0	0	1	<p>Cleveland Guardians @ Cincinnati Reds Great American Ball Park, Cincinnati, OH Wed Aug 16, 2023, 6:42 PM - 9:28 PM EDT Att: 19,797 - Overcast - 79 F</p> <p>livebaseballscorecards.com</p>										
9 Matt McLain, R (1, 4) OBP: 0.383, SLG: 0.514										5	1	3	3	0	0	1											
44 Ely De La Cruz, S (1, 6) OBP: 0.308, SLG: 0.453										4	0	0	0	1	1	3											
7 Spencer Steer, R (1, 5) OBP: 0.352, SLG: 0.465										4	0	0	0	0	0	4											
19 Joey Votto, L (1, 3) OBP: 0.322, SLG: 0.503										5	1	2	1	0	2	5											
33 Christian Encarnacion-Straw, R (1, 7) OBP: 0.320, SLG: 0.374										3	1	1	0	2	1	4											
17 Stuart Fairchild, R (1, 7) OBP: 0.326, SLG: 0.400										4	1	2	2	0	0	3											
30 Will Benson, L (1, 9) OBP: 0.386, SLG: 0.516										3	0	0	0	1	1	2											
22 Luke Maile, R (1, 2) OBP: 0.301, SLG: 0.432										4	0	0	0	0	1	3											
<b>Inning Stats</b>	R: 1 E: 0 K: 0 S: 16	H: 2 LOB: 2 BB: 0 P: 24	R: 0 H: 0 E: 0 K: 0 S: 7	H: 0 LOB: 1 BB: 1 P: 13	R: 0 H: 0 E: 1 K: 1 S: 9	H: 0 LOB: 1 BB: 0 P: 15	R: 4 H: 4 E: 0 K: 2 S: 18	H: 4 LOB: 0 BB: 0 P: 27	R: 1 H: 2 E: 1 K: 0 S: 12	H: 2 LOB: 2 BB: 1 P: 22	R: 1 H: 2 E: 2 K: 1 S: 9	H: 2 LOB: 3 BB: 1 P: 19	R: 0 H: 0 E: 0 K: 0 S: 7	H: 0 LOB: 0 BB: 0 P: 13	R: 0 H: 1 E: 0 K: 2 S: 13	H: 1 LOB: 2 BB: 1 P: 24	1B: 8 2B: 1 3B: 0 HR: 2	SF: 0 SAC: 0 DP: 0 HBP: 1	WP: 0 PB: 0 SB: 5 CS: 0	PA: 42							
<b>PITCHER</b>	IP	WLS	BF	H	R	ER	SO	BB	IBB	HBP	BLK	WP	HR	S	P	ERA	WHIP										
34 Noah Syndergaard, R (1, 1) ERA: 6.57	4.1	L	25	8	6	5	3	2	0	1	0	0	0	11	20	0.00	2.308										
53 Daniel Norris, L (5, 1) ERA: 3.38	1.1		8	2	1	0	1	1	0	0	0	0	0	8	16	0.00	0.000										
49 Eli Morgan, R (6, 1) ERA: 3.51	1.1		4	0	0	0	0	0	0	0	0	0	0	13	24	0.00	2.000										
31 Sam Hentges, L (8, 1) ERA: 5.4	1.0		5	1	0	0	2	1	0	0	0	0	0	13	24	0.00	2.000										



Batter	1	2	3	4	5	6	7	8	9	AB	R	H	RBI	BB	SO	LOB	TOP										
15 Whit Merrifield, R OBP: 0.345, SLG: 0.427										4	0	1	0	0	1	0	<b>Toronto Blue Jays @ Cincinnati Reds</b> Great American Ball Park, Cincinnati, OH Fri Aug 18 2023, 6:42 PM - 9:20 PM EDT Att: 28,504 - Partly Cloudy - 77 F										
13 Brandon Belt, L OBP: 0.371, SLG: 0.446										3	0	1	0	1	0	1											
27 Vladimir Guerrero Jr., R (1, 3) OBP: 0.341, SLG: 0.434										3	0	0	0	0	1	2											
8 Cavan Biggio, L OBP: 0.318, SLG: 0.383										3	0	0	0	1	2	2											
26 Matt Chapman, R OBP: 0.344, SLG: 0.445										4	0	0	0	2	4												
30 Alejandro Kirk, R OBP: 0.329, SLG: 0.336										4	0	0	0	0	0	0											
25 Daulton Varsho, L OBP: 0.279, SLG: 0.377										3	0	1	0	0	0	0											
5 Santiago Espinal, R OBP: 0.289, SLG: 0.295										3	0	0	0	0	0	1											
39 Kevin Kiermaier, L OBP: 0.332, SLG: 0.410										3	0	0	0	0	1	1											
<b>Inning Stats</b>	R: 0 E: 0 K: 2 S: 13	H: 1 LOB: 2 BB: 1 P: 23	R: 0 E: 0 K: 0 S: 13	H: 1 LOB: 1 BB: 0 P: 14	R: 0 E: 0 K: 0 S: 7	H: 1 LOB: 2 BB: 0 P: 13	R: 0 E: 0 K: 0 S: 8	H: 0 LOB: 0 BB: 0 P: 11	R: 0 E: 0 K: 0 S: 8	H: 0 LOB: 0 BB: 0 P: 10	R: 0 E: 0 K: 0 S: 6	H: 0 LOB: 0 BB: 0 P: 9	R: 0 E: 0 K: 2 S: 14	H: 0 LOB: 1 BB: 1 P: 21	R: 0 E: 0 K: 1 S: 10	H: 0 LOB: 0 BB: 0 P: 17		1B: 2 2B: 1 3B: 0 HR: 0	SF: 0 SAC: 0 DP: 0 HBP: 1	WP: 0 PB: 0 SB: 1 CS: 0	PA: 33						
<b>PITCHER</b>	IP	WLS	BF	H	R	ER	SO	BB	IBB	HBP	BLK	WP	HR	S	P	ERA	WHIP										
66 Brett Kennedy, R ERA: 3.0	5.0		20	3	0	0	2	1	0	1	0	0	0	49	75	0.00	0.800										
46 Buck Farmer, R ERA: 3.99	1.0		3	0	0	0	2	0	0	0	0	0	0	8	10	0.00	0.000										
79 Ian Gibaut, R ERA: 3.24	1.0		3	0	0	0	0	0	0	0	0	0	0	6	9	0.00	0.000										
39 Lucas Sims, R ERA: 3.91	1.0	W	4	0	0	0	2	1	0	0	0	0	0	14	21	0.00	1.000										
43 Alexis Diaz, R ERA: 2.55	1.0		3	0	0	0	1	0	0	0	0	0	0	10	17	0.00	0.000										
<b>Batter</b>	<b>1</b>	<b>2</b>	<b>3</b>	<b>4</b>	<b>5</b>	<b>6</b>	<b>7</b>	<b>8</b>	<b>9</b>	<b>AB</b>	<b>R</b>	<b>H</b>	<b>RBI</b>	<b>BB</b>	<b>SO</b>	<b>LOB</b>	<b>BOTTOM</b>										
29 TJ Friedl, L OBP: 0.340, SLG: 0.431										4	0	0	0	0	0	1	<b>Toronto Blue Jays @ Cincinnati Reds</b> Great American Ball Park, Cincinnati, OH Fri Aug 18 2023, 6:42 PM - 9:20 PM EDT Att: 28,504 - Partly Cloudy - 77 F										
9 Matt McLain, R OBP: 0.365, SLG: 0.514										4	0	2	0	0	1	1											
44 Ely De La Cruz, S OBP: 0.311, SLG: 0.450										2	0	0	0	2	1	1											
7 Spencer Steer, R OBP: 0.351, SLG: 0.462										3	0	0	0	1	1	4											
19 Joey Votto, L OBP: 0.315, SLG: 0.490										4	0	0	0	0	1	3											
33 Christian Encarnacion-Strawicki OBP: 0.317, SLG: 0.400										4	1	1	1	0	2	1											
37 Tyler Stephenson, R OBP: 0.329, SLG: 0.352										2	0	1	0	1	1	0											
30 Will Benson, L OBP: 0.381, SLG: 0.508										3	0	0	0	0	2	3											
17 Stuart Fairchild, R OBP: 0.328, SLG: 0.396										2	0	0	0	1	1	0											
<b>Inning Stats</b>	R: 0 E: 0 K: 1 S: 7	H: 0 LOB: 0 BB: 0 P: 11	R: 0 E: 0 K: 3 S: 18	H: 0 LOB: 2 BB: 2 P: 31	R: 0 E: 0 K: 1 S: 10	H: 0 LOB: 1 BB: 1 P: 17	R: 0 E: 0 K: 1 S: 10	H: 0 LOB: 0 BB: 0 P: 16	R: 0 E: 0 K: 2 S: 9	H: 0 LOB: 0 BB: 0 P: 13	R: 0 E: 0 K: 0 S: 8	H: 1 LOB: 2 BB: 1 P: 13	R: 0 E: 0 K: 0 S: 4	H: 1 LOB: 0 BB: 0 P: 8	R: 0 E: 0 K: 2 S: 16	H: 1 LOB: 2 BB: 1 P: 28		R: 1 E: 0 K: 0 S: 5	H: 1 LOB: 0 BB: 0 P: 7	1B: 3 2B: 0 3B: 0 HR: 1	SF: 0 SAC: 0 DP: 1 HBP: 0	WP: 1 PB: 0 SB: 0 CS: 0	PA: 33				
<b>PITCHER</b>	IP	WLS	BF	H	R	ER	SO	BB	IBB	HBP	BLK	WP	HR	S	P	ERA	WHIP										
17 José Berrios, R ERA: 3.39	5.2		22	1	0	0	0	4	0	0	0	0	0	61	100	0.00	0.882										
92 Génesis Cabrera, L ERA: 3.65	0.1		1	0	0	0	0	0	0	0	0	0	0	1	1	0.00	0.000										
93 Yimi García, R ERA: 4.03	1.0		3	1	0	0	0	0	0	0	0	0	0	4	8	0.00	1.000										
50 Erik Swanson, R ERA: 3.23	1.0		5	1	0	0	2	1	0	0	0	0	0	16	28	0.00	2.000										
12 Jordan Hicks, R ERA: 3.88	0.1	L	2	1	1	1	0	0	0	0	0	0	1	5	7	27.00	3.000										

Batter	1	2	3	4	5	6	7	8	9	AB	R	H	RBI	BB	SO	LOB	TOP								
15 Whit Merrifield, R OBP: 0.343, SLG: 0.424	L8	L3		1B		L7			K	5	0	1	1	0	1	4									
11 Bo Bichette, R OBP: 0.351, SLG: 0.491	G5-3		P3	1B		L7			K	5	0	1	1	0	1	1									
27 Vladimir Guerrero Jr., R (1, 3)	1B		G5-3	G6-3			F9			4	0	1	0	1	0	2									
26 Matt Chapman, R OBP: 0.342, SLG: 0.441	K		G5-3		F9				K	4	0	0	0	1	2	3									
36 Davis Schneider, R (1, 10)		K		K	HR				K	4	1	1	1	0	3	1									
30 Alejandro Kirk, R OBP: 0.328, SLG: 0.335			G4-3	G4-3				G5-3		4	0	1	0	0	0	0									
8 Cavan Biggio, L (1, 9)										4	1	1	0	0	3	1									
39 Kevin Kiermaier, L OBP: 0.332, SLG: 0.410									K	0	0	0	0	0	0	0									
5 Santiago Espinal, R OBP: 0.293, SLG: 0.296										3	1	1	0	1	0	0									
25 Daulton Varsho, L (1, 8)										3	1	2	1	1	1	0									
Inning Stats	R: 0 E: 0 K: 1 S: 8	H: 1 LOB: 1 BB: 0 P: 12	R: 0 E: 0 K: 2 S: 17	H: 3 LOB: 3 BB: 0 P: 26	R: 0 E: 0 K: 0 S: 8	H: 0 LOB: 0 BB: 0 P: 12	R: 3 E: 0 K: 1 S: 19	H: 4 LOB: 2 BB: 1 P: 26	R: 1 E: 0 K: 1 S: 7	H: 1 LOB: 0 BB: 0 P: 14	R: 0 E: 0 K: 1 S: 8	H: 0 LOB: 0 BB: 1 P: 12	R: 0 E: 0 K: 1 S: 9	H: 0 LOB: 1 BB: 1 P: 17	R: 0 E: 0 K: 1 S: 7	H: 0 LOB: 0 BB: 0 P: 10	R: 0 E: 1 K: 3 S: 13	H: 0 LOB: 2 BB: 2 P: 25	1B: 8 2B: 0 3B: 0 HR: 1	SF: 0 SAC: 0 DP: 0 HBP: 0	WP: 0 PB: 0 SB: 1 CS: 0	PA: 40			
PITCHER	IP	WLS	BF	H	R	ER	SO	BB	IBB	HBP	BLK	WP	HR	S	P	ERA	WHIP								
55 Brandon Williamson, L ERA: 4.47	5.2	L	27	9	4	4	6	1	0	0	0	0	1	66	101	6.35	1.765								
63 Fernando Cruz, R ERA: 4.47	1.1		5	0	0	0	1	1	0	0	0	0	0	10	18	0.00	0.750								
48 Alex Young, L ERA: 2.95	1.0		4	0	0	0	1	1	0	0	0	0	0	9	16	0.00	1.000								
47 Derek Law, R ERA: 2.63	1.0		4	0	0	0	3	1	0	0	0	0	0	11	19	0.00	1.000								

Toronto Blue Jays @ Cincinnati Reds  
Great American Ball Park, Cincinnati, OH  
Sat Aug 19 2023, 6:42 PM - 9:22 PM EDT  
Att: 38,461 - Clear - 83 F

AB	36
R	4
H	9
RBI	4
BB	4
SO	11
LOB	12



Batter	1	2	3	4	5	6	7	8	9	AB	R	H	RBI	BB	SO	LOB	BOTTOM								
29 T.J. Friedl, L OBP: 0.339, SLG: 0.438	G3			HR		F9			K	4	1	1	1	0	1	3									
9 Matt McLain, R OBP: 0.363, SLG: 0.509	K			44 E		G4-3			K	3	1	0	0	1	2	0									
44 Ely De La Cruz, S OBP: 0.314, SLG: 0.462	K			E9					K	4	1	2	1	0	2	0									
7 Spencer Steer, R OBP: 0.348, SLG: 0.458		K		3B		G5-3			G5-3	4	0	0	0	0	1	1									
19 Joey Votto, L OBP: 0.314, SLG: 0.481										3	0	0	0	1	1	0									
16 Noelvi Marte, R (9, PR)										0	0	0	0	0	0	0									
33 Christian Encarnacion-Strawson OBP: 0.324, SLG: 0.494										4	0	2	0	0	1	0									
37 Tyler Stephenson, R OBP: 0.329, SLG: 0.351										4	0	1	0	0	0	2									
30 Will Benson, L (1, 9)										2	0	0	0	0	1	0									
31 Henry Ramos, S (7, PH)										2	0	0	0	0	1	4									
17 Stuart Fairchild, R OBP: 0.325, SLG: 0.390										3	0	0	0	1	0	3									
Inning Stats	R: 0 E: 0 K: 2 S: 9	H: 0 LOB: 0 BB: 0 P: 11	R: 0 E: 0 K: 3 S: 10	H: 0 LOB: 0 BB: 0 P: 14	R: 0 E: 0 K: 0 S: 4	H: 0 LOB: 0 BB: 0 P: 4	R: 3 E: 1 K: 0 S: 19	H: 2 LOB: 1 BB: 1 P: 29	R: 0 E: 0 K: 1 S: 5	H: 0 LOB: 0 BB: 0 P: 8	R: 0 E: 0 K: 0 S: 9	H: 1 LOB: 1 BB: 0 P: 13	R: 0 E: 0 K: 1 S: 13	H: 2 LOB: 3 BB: 1 P: 22	R: 0 E: 0 K: 2 S: 9	H: 0 LOB: 0 BB: 0 P: 14	R: 0 E: 0 K: 1 S: 8	H: 1 LOB: 3 BB: 1 P: 13	1B: 3 2B: 1 3B: 1 HR: 1	SF: 0 SAC: 0 DP: 0 HBP: 0	WP: 0 PB: 0 SB: 2 CS: 0	PA: 36			
PITCHER	IP	WLS	BF	H	R	ER	SO	BB	IBB	HBP	BLK	WP	HR	S	P	ERA	WHIP								
40 Chris Bassitt, R ERA: 3.92	6.0	W	22	3	3	2	6	1	0	0	0	0	0	8	12	0.00	6.000								
33 Trevor Richards, R ERA: 2.95	0.1	H	3	2	0	0	0	0	0	0	0	0	0	8	12	0.00	6.000								
58 Tim Mayza, L ERA: 1.05	0.2	H	3	0	0	0	1	1	0	0	0	0	0	5	10	0.00	1.500								
12 Jordan Hicks, R ERA: 3.81	1.0	H	3	0	0	0	2	0	0	0	0	0	0	9	14	0.00	0.000								
60 Jordan Romano, R ERA: 2.66	1.0	S	5	1	0	0	1	1	0	0	0	0	0	8	13	0.00	2.000								

Toronto Blue Jays @ Cincinnati Reds  
Great American Ball Park, Cincinnati, OH  
Sat Aug 19 2023, 6:42 PM - 9:22 PM EDT  
Att: 38,461 - Clear - 83 F

AB	33
R	3
H	6
RBI	2
BB	3
SO	10
LOB	13




Batter	1	2	3	4	5	6	7	8	9	AB	R	H	RBI	BB	SO	LOB	TOP										
15 Whit Merrifield, R OBP: 0.341, SLG: 0.423	G5-3	13 WP 13 HR 2B	G6-3		G4-3		F8		G6-3	6	1	1	0	0	0	1											
11 Bo Bichette, R OBP: 0.351, SLG: 0.501 5 Santiago Espinal, R OBP: 0.293, SLG: 0.296	13 E 3B	K		HR	K			E6		5	2	2	1	0	2	1											
13 Brandon Belt, L OBP: 0.372, SLG: 0.466	FC4	2H HR		HR	F7			F9		5	2	2	3	0	0	1											
27 Vladimir Guerrero Jr., R (1, 3) 8 Cavan Biggio, L OBP: 0.314, SLG: 0.376	F9	4 2B 1B		4 HR BB			P5		F7	2	1	1	0	1	0	1											
4 George Springer, R OBP: 0.327, SLG: 0.400	FC5	1-3 2B		1-H HR			25 FC5-6 BB		K	4	1	2	2	1	1	2											
25 Daulton Varsho, L OBP: 0.287, SLG: 0.381	K			26 FC5-4 BB			FC5-6		26 L8 9 1B 2B	3	1	1	0	2	1	3											
26 Matt Chapman, R OBP: 0.339, SLG: 0.436		K		FC5-4			F9		L8	5	0	0	0	0	1	6											
9 Danny Jansen, R OBP: 0.297, SLG: 0.455		39 HR 2B		F7			G5-3		2-3 1B	5	1	2	1	0	0	1											
39 Kevin Kiermaier, L OBP: 0.330, SLG: 0.417		2H HR		K			G6-3		F7	5	1	1	2	0	1	2											
Inning Stats	R: 1 E: 2 K: 1 S: 13	H: 1 LOB: 2 BB: 0 P: 17	R: 4 E: 0 K: 2 S: 24	H: 6 LOB: 3 BB: 1 P: 34	R: 0 E: 0 K: 1 S: 9	H: 0 LOB: 0 BB: 0 P: 12	R: 4 E: 0 K: 0 S: 22	H: 3 LOB: 1 BB: 2 P: 37	R: 0 E: 0 K: 1 S: 7	H: 0 LOB: 0 BB: 0 P: 10	R: 0 E: 1 K: 0 S: 9	H: 0 LOB: 1 BB: 1 P: 16	R: 0 E: 0 K: 0 S: 6	H: 0 LOB: 0 BB: 0 P: 9	R: 0 E: 1 K: 1 S: 9	H: 0 LOB: 1 BB: 0 P: 13	R: 1 E: 0 K: 0 S: 13	H: 2 LOB: 1 BB: 0 P: 14	1B: 2 2B: 4 3B: 1 HR: 5	SF: 0 SAC: 0 DP: 0 HBP: 0	WP: 1 PB: 0 SB: 0 CS: 0	PA: 46					
PITCHER	IP	WLS	BF	H	R	ER	SO	BB	IBB	HBP	BLK	WP	HR	S	P	ERA	WHIP										
21 Hunter Greene, R ERA: 4.72	3.0	L	24	10	9	8	4	3	0	0	0	1	5	62	90	24.00	4.333										
46 Buck Farmer, R ERA: 3.95	2.0		6	0	0	0	1	0	0	0	0	0	0	13	20	0.00	0.000										
50 Sam Moll, L ERA: 4.08	1.0		4	0	0	0	0	1	0	0	0	0	0	9	16	0.00	1.000										
47 Derek Law, R ERA: 2.51	2.0		7	0	0	0	1	0	0	0	0	0	0	15	22	0.00	0.000										
48 Alex Young, L ERA: 3.02	1.0		5	2	1	1	0	0	0	0	0	0	0	13	14	9.00	2.000										

Toronto Blue Jays @ Cincinnati Reds  
Great American Ball Park, Cincinnati, OH  
Sun Aug 20 2023, 1:42 PM - 4:22 PM EDT  
Att: 31,529 - Sunny - 89 F

livebaseballscorecards.com

AB 42  
R 10  
H 12  
RBI 9  
BB 4  
SO 6  
LOB 19



Batter	1	2	3	4	5	6	7	8	9	AB	R	H	RBI	BB	SO	LOB	BOTTOM										
17 Stuart Fairchild, R OBP: 0.323, SLG: 0.388 26 TJ Hopkins, R OBP: 0.219, SLG: 0.167	G6-3		K		K		K			1	0	0	0	0	0	0											
9 Matt McLain, R OBP: 0.362, SLG: 0.504	K				P2		K			3	0	0	0	1	2	2											
44 Ely De La Cruz, S OBP: 0.309, SLG: 0.455	G5-3		K		K				L4	4	0	0	0	0	2	3											
7 Spencer Steer, R OBP: 0.349, SLG: 0.461		33 1B 16 E 1B	G1-3						L4	4	1	2	0	0	0	1											
19 Joey Votto, L OBP: 0.307, SLG: 0.470		K			F7		L6		G4-3	4	0	0	0	0	1	2											
33 Christian Encarnacion-Strickland, R OBP: 0.321, SLG: 0.398		16 E 1B			F9		K		G6-3	4	1	1	0	0	1	1											
16 Noelvi Marte, R OBP: 0.250, SLG: 0.500		F7			K		G4-3			4	0	1	0	0	1	1											
29 TJ Friedl, L OBP: 0.338, SLG: 0.436		E3					K		F8	4	0	1	0	0	1	1											
22 Luke Maile, R OBP: 0.303, SLG: 0.433 37 Tyler Stephenson, R OBP: 0.329, SLG: 0.360		L9							K	2	0	1	0	0	0	1											
										2	1	1	1	0	1	1											
Inning Stats	R: 0 E: 0 K: 1 S: 7	H: 0 LOB: 0 BB: 0 P: 12	R: 2 E: 2 K: 1 S: 15	H: 2 LOB: 1 BB: 0 P: 21	R: 0 E: 0 K: 2 S: 9	H: 0 LOB: 1 BB: 1 P: 16	R: 0 E: 0 K: 1 S: 8	H: 0 LOB: 0 BB: 0 P: 11	R: 0 E: 0 K: 2 S: 17	H: 2 LOB: 2 BB: 0 P: 23	R: 0 E: 0 K: 1 S: 8	H: 1 LOB: 1 BB: 0 P: 14	R: 1 E: 0 K: 3 S: 14	H: 1 LOB: 0 BB: 0 P: 19	R: 0 E: 0 K: 0 S: 7	H: 0 LOB: 0 BB: 0 P: 11	R: 0 E: 0 K: 1 S: 13	H: 1 LOB: 1 BB: 0 P: 17	1B: 4 2B: 2 3B: 0 HR: 1	SF: 0 SAC: 0 DP: 0 HBP: 0	WP: 0 PB: 0 SB: 0 CS: 0	PA: 36					
PITCHER	IP	WLS	BF	H	R	ER	SO	BB	IBB	HBP	BLK	WP	HR	S	P	ERA	WHIP										
99 Hyun Jin Ryu, L ERA: 1.89	5.0	W	21	4	2	0	0	1	0	0	0	0	0	8	14	0.00	1.000										
92 Génesis Cabrera, L ERA: 3.57	1.0		4	1	0	0	1	0	0	0	0	0	0	8	14	0.00	1.000										
44 Bowden Francis, R ERA: 2.03	3.0	S	11	2	1	1	4	0	0	0	0	0	1	34	47	3.00	0.667										

Toronto Blue Jays @ Cincinnati Reds  
Great American Ball Park, Cincinnati, OH  
Sun Aug 20 2023, 1:42 PM - 4:22 PM EDT  
Att: 31,529 - Sunny - 89 F

livebaseballscorecards.com

AB 35  
R 3  
H 7  
RBI 1  
BB 1  
SO 12  
LOB 15



Batter	1	2	3	4	5	6	7	8	9	AB R H RBI BB SO LOB	TOP									
29 TJ Friedl, L (1,8) OBP: 0.339, SLG: 0.438	P6	F9			E 44 2B		G4-3		G1-3	5 1 2 0 0 0 1	<b>Cincinnati Reds @ Los Angeles Angels</b> Angel Stadium, Anaheim, CA Tue Aug 22 2023, 6:40 PM - 9:09 PM PDT Att: 26,583 - Clear - 81 F									
9 Matt McLain, R (1,4) OBP: 0.363, SLG: 0.510	HR		K		K		BB		G1-3	4 1 1 1 1 1 2 3										
44 Ely De La Cruz, S (1,6) OBP: 0.309, SLG: 0.450	BB		P6		E3 7 2B		FC4-6			3 1 0 0 1 0 1										
7 Spencer Steer, R (1,7) OBP: 0.350, SLG: 0.462	HBP		P6		2B		CS		K	3 0 1 1 0 1 0										
19 Joey Votto, L (1,3) OBP: 0.306, SLG: 0.464	K		P6		G4-3				1B	4 0 1 0 0 1 3										
33 Christian Encarnacion-Strawson, R (1,5) OBP: 0.310, SLG: 0.383	K		F7		G5-3				F8	4 0 0 0 0 1 3										
16 Noelvi Marte, R (1,5) OBP: 0.250, SLG: 0.375	K		K		1B				K	4 0 1 0 0 3 1										
30 Will Benson, L (1,9) OBP: 0.382, SLG: 0.503					BB				K	2 1 1 0 1 1 1										
26 TJ Hopkins, R (9,PH) OBP: 0.212, SLG: 0.161					BB				K	1 0 0 0 0 1 0										
37 Tyler Stephenson, R (1,2) OBP: 0.325, SLG: 0.356	G6-4-3				K				G4-3	4 0 0 0 0 2 3										
<b>Inning Stats</b>	R: 1 H: 1 E: 0 K: 2 S: 14	H: 1 LOB: 2 BB: 1 P: 24	R: 0 H: 1 E: 0 K: 1 S: 9	H: 1 LOB: 1 BB: 0 P: 14	R: 0 H: 0 E: 0 K: 1 S: 7	H: 0 LOB: 0 BB: 0 P: 8	R: 0 H: 0 E: 0 K: 1 S: 9	H: 1 LOB: 1 BB: 0 P: 14	R: 0 H: 0 E: 0 K: 2 S: 17	H: 0 LOB: 0 BB: 1 P: 25	R: 0 H: 1 E: 0 K: 2 S: 9	H: 1 LOB: 1 BB: 0 P: 15	R: 0 H: 0 E: 0 K: 0 S: 7	H: 1 LOB: 1 BB: 0 P: 19	R: 0 H: 1 E: 0 K: 1 S: 7	H: 1 LOB: 1 BB: 0 P: 8	1B: 4 2B: 2 3B: 0 HR: 1	SF: 0 SAC: 0 DP: 0 HBP: 1	WP: 0 PB: 0 SB: 3 CS: 1	PA: 39
<b>PITCHER</b>	IP WLS BF H R ER SO BB IBB HBP BLK WP HR S P ERA WHIP											IP WLS BF H R ER SO BB IBB HBP BLK WP HR S P ERA WHIP								
24 Lucas Giolito, R (1,1) ERA: 4.32	6.0 L 27 5 4 1 9 2 0 1 0 0 0 1 65 100 1.50 1.167																			
59 José Soriano, R (7,1) ERA: 3.1	1.0 3 0 0 0 0 1 0 0 0 0 0 0 7 15 0.00 1.000																			
52 Dominic Leone, R (8,1) ERA: 4.12	1.0 4 1 0 0 2 0 0 0 0 0 0 0 14 19 0.00 1.000																			
28 Aaron Loup, L (9,1) ERA: 5.45	1.0 4 1 0 0 1 0 0 0 0 0 0 0 7 8 0.00 1.000																			

Batter	1	2	3	4	5	6	7	8	9	AB R H RBI BB SO LOB	BOTTOM							
18 Nolan Schanuel, L (1,3) OBP: 0.353, SLG: 0.267	G4-3				K					3 0 1 0 0 1 0	<b>Cincinnati Reds @ Los Angeles Angels</b> Angel Stadium, Anaheim, CA Tue Aug 22 2023, 6:40 PM - 9:09 PM PDT Att: 26,583 - Clear - 81 F							
5 Eduardo Escobar, S (8,PH) OBP: 0.282, SLG: 0.370					K					1 0 0 0 0 1 0								
27 Mike Trout, R (1,8) OBP: 0.397, SLG: 0.490	P4		G4-3		K					4 0 1 0 0 1 1								
17 Shohei Ohtani, L (1,10) OBP: 0.406, SLG: 0.659	K				K					3 0 0 0 1 2 1								
Brandon Drury, R (1,4) OBP: 0.307, SLG: 0.494	HR		K		F9				G4-3	4 1 1 1 0 1 2								
8 Mike Moustakas, L (1,5) OBP: 0.326, SLG: 0.455	HR				G3				K	4 1 1 1 0 2 0								
14 Logan O'Hoppe, R (1,2) OBP: 0.306, SLG: 0.508	K				HR				G4-3	3 1 1 1 0 1 0								
16 Mickey Moniak, L (8,FR) OBP: 0.304, SLG: 0.490					HR				HBP	0 0 0 0 0 0 0								
15 Randal Grichuk, R (1,7) OBP: 0.326, SLG: 0.463	2B				G6-3				G6-3	4 0 1 0 0 1 1								
12 Hunter Renfroe, R (1,9) OBP: 0.303, SLG: 0.435	G5-3				BB					2 0 0 0 1 0 1								
4 Andrew Velazquez, S (1,8) OBP: 0.282, SLG: 0.304	K				K				L6	2 0 0 0 0 2 2								
2 Luis Rengifo, S (7,PH) OBP: 0.317, SLG: 0.385					K					1 0 0 0 0 0 0								
<b>Inning Stats</b>	R: 0 H: 0 E: 0 K: 1 S: 6	H: 3 LOB: 1 BB: 0 P: 23	R: 0 H: 1 E: 0 K: 1 S: 6	H: 1 LOB: 1 BB: 1 P: 10	R: 1 H: 1 E: 0 K: 1 S: 11	H: 1 LOB: 1 BB: 1 P: 20	R: 0 H: 0 E: 0 K: 3 S: 11	H: 0 LOB: 0 BB: 0 P: 13	R: 0 H: 0 E: 0 K: 1 S: 5	H: 0 LOB: 0 BB: 0 P: 8	R: 0 H: 1 E: 0 K: 1 S: 13	H: 1 LOB: 1 BB: 0 P: 19	R: 0 H: 0 E: 0 K: 1 S: 8	H: 0 LOB: 1 BB: 0 P: 13	1B: 2 2B: 1 3B: 0 HR: 3	SF: 0 SAC: 0 DP: 1 HBP: 1	WP: 0 PB: 0 SB: 0 CS: 1	PA: 34
<b>PITCHER</b>	IP WLS BF H R ER SO BB IBB HBP BLK WP HR S P ERA WHIP											IP WLS BF H R ER SO BB IBB HBP BLK WP HR S P ERA WHIP						
51 Graham Ashcraft, R (1,1) ERA: 4.84	7.0 W 27 5 3 3 10 2 0 0 0 0 0 0 65 94 3.86 1.000																	
50 Sam Moll, L (8,1) ERA: 4.02	0.2 H 3 1 0 0 1 0 0 0 0 0 0 0 11 16 0.00 1.500																	
79 Ian Gibaut, R (8,1) ERA: 3.22	0.1 H 1 0 0 0 0 0 0 0 0 0 0 0 2 3 0.00 0.000																	
43 Alexis Diaz, R (9,1) ERA: 2.3	1.0 S 3 0 0 0 1 0 0 0 1 0 0 0 8 13 0.00 0.000																	

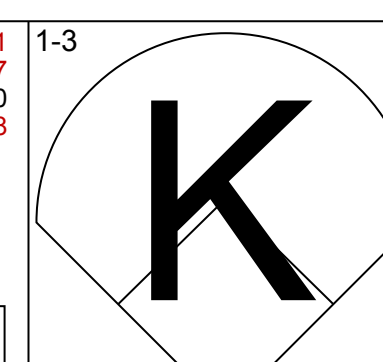
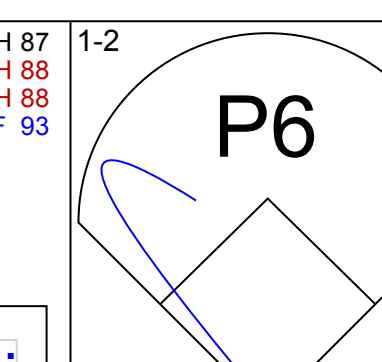
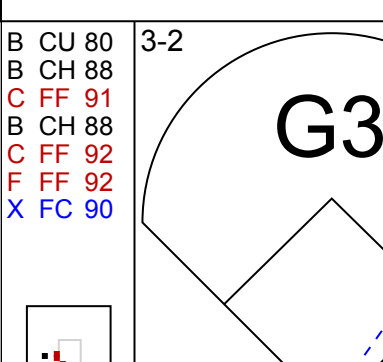
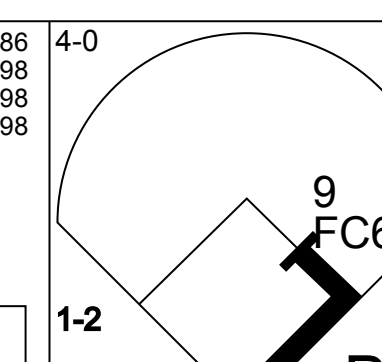
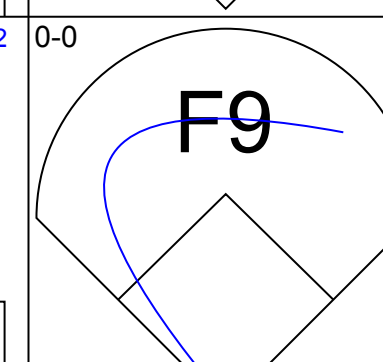
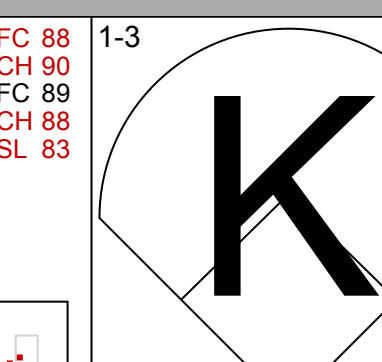
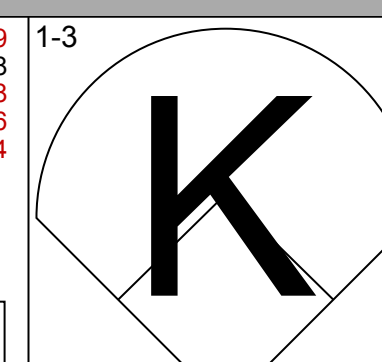
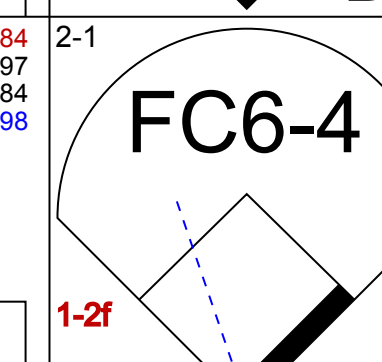
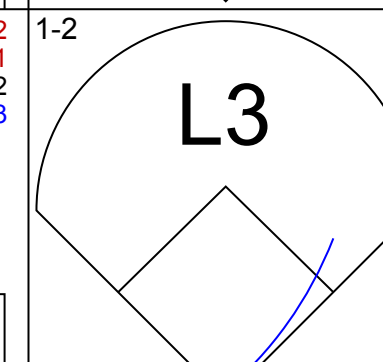
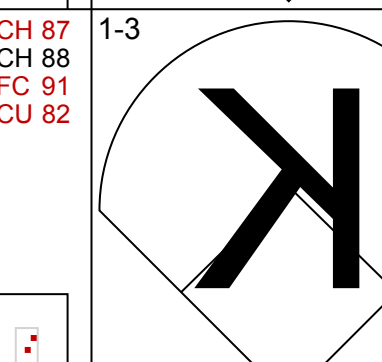
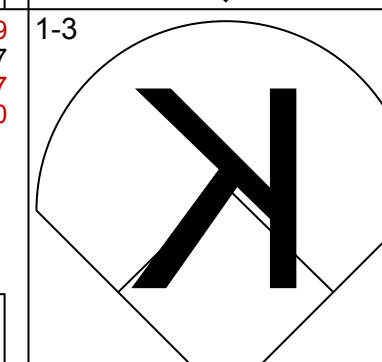
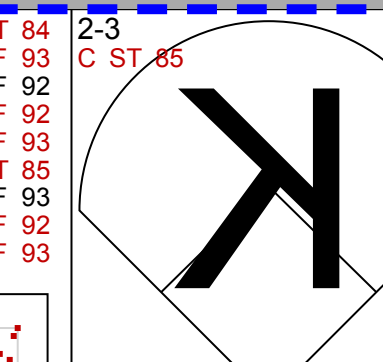
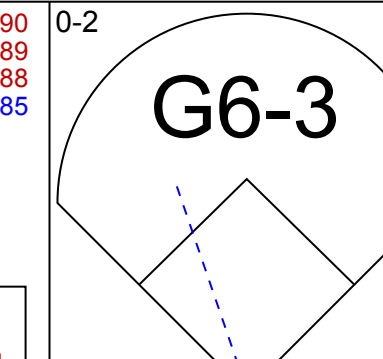
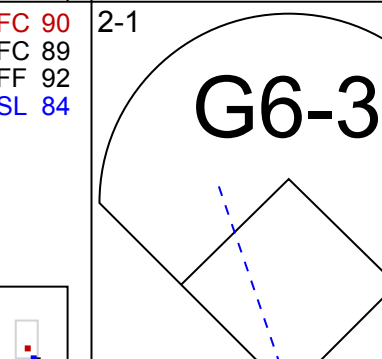
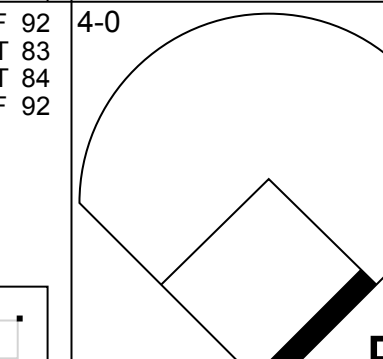
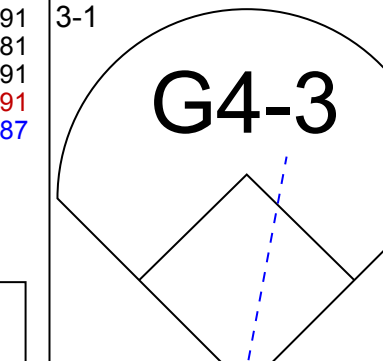
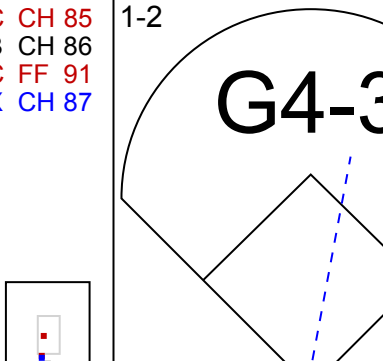
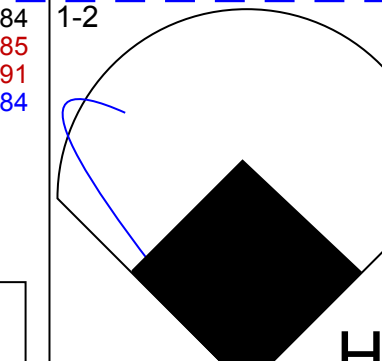
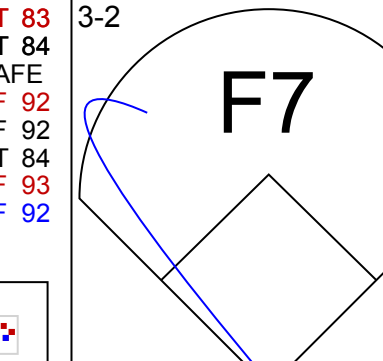
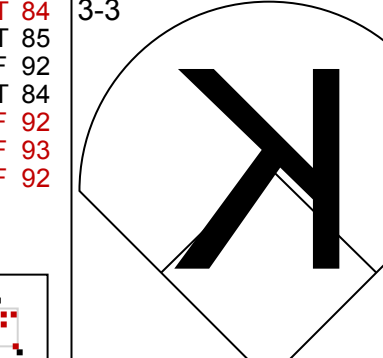
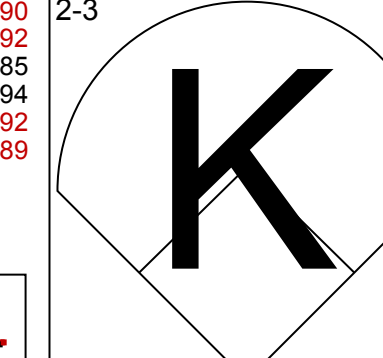
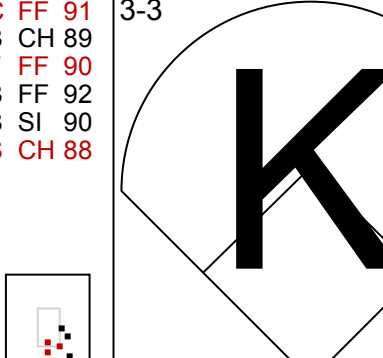
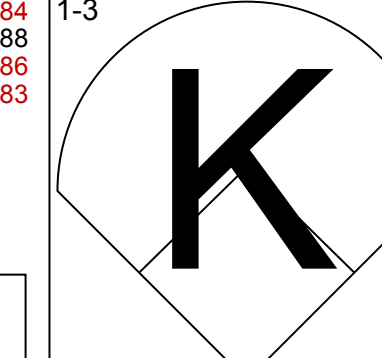
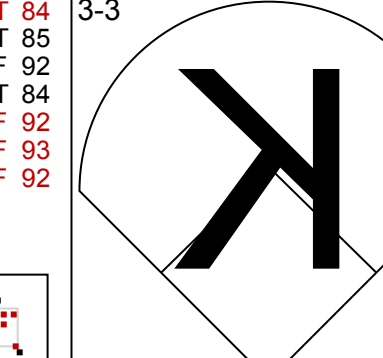
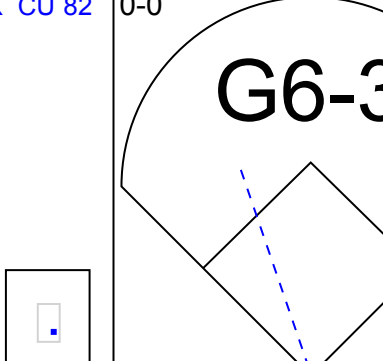
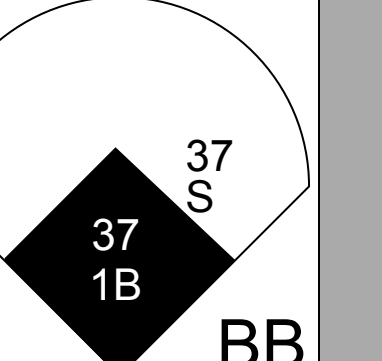
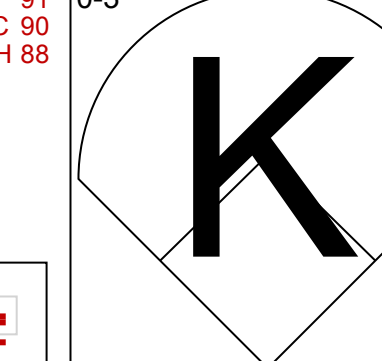
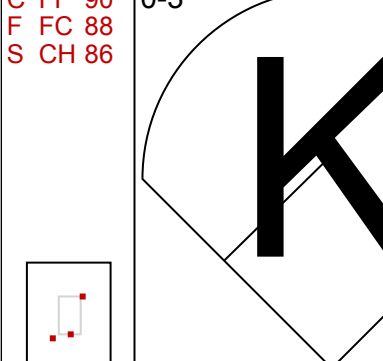
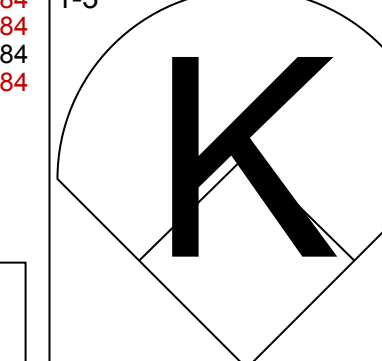
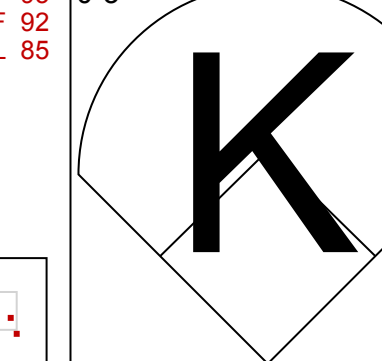
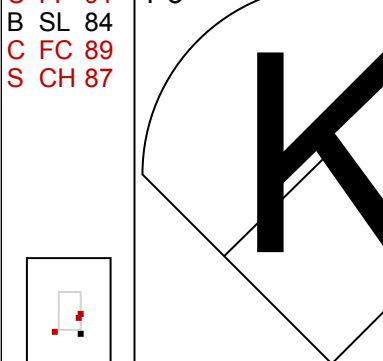
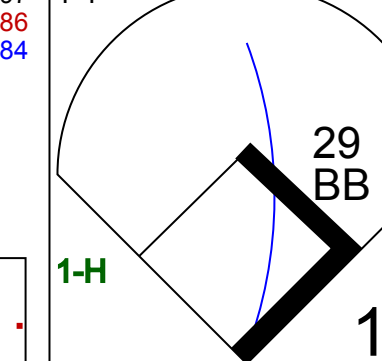
AB	34
R	4
H	7
RBI	2
BB	3
SO	12
LOB	16



AB	31
R	3
H	6
RBI	3
BB	2
SO	12
LOB	8



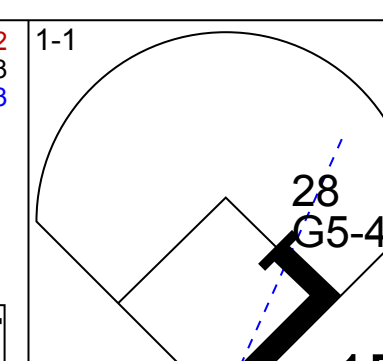
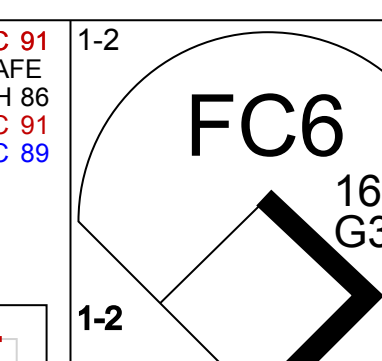
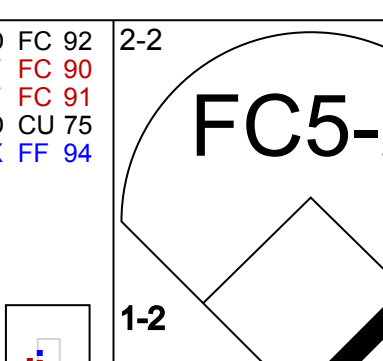
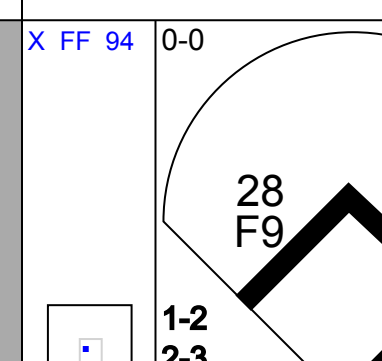

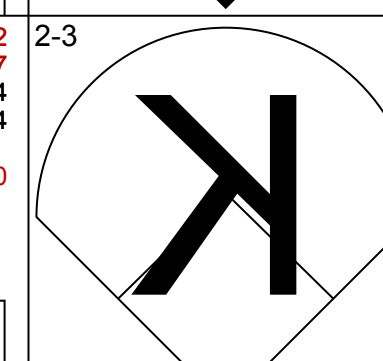
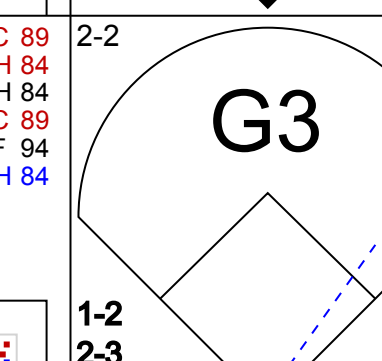
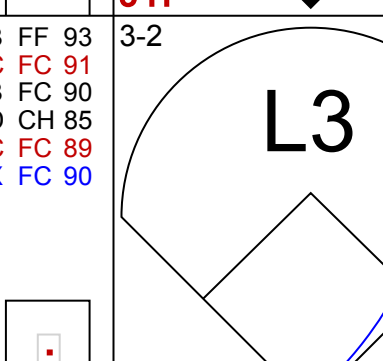
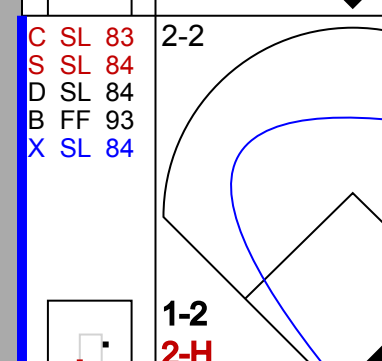

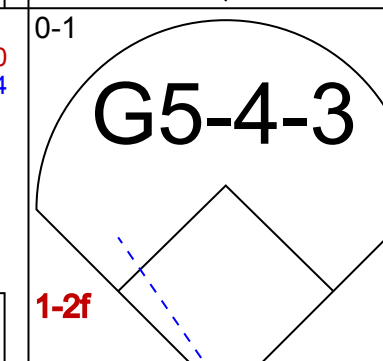
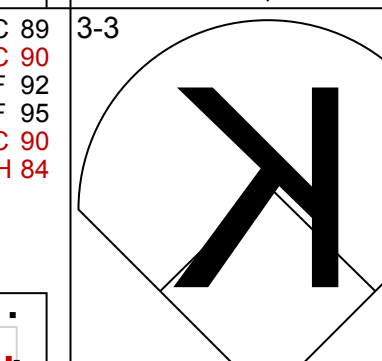

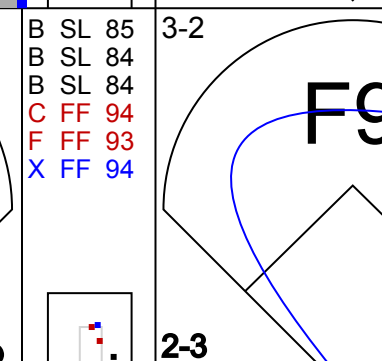




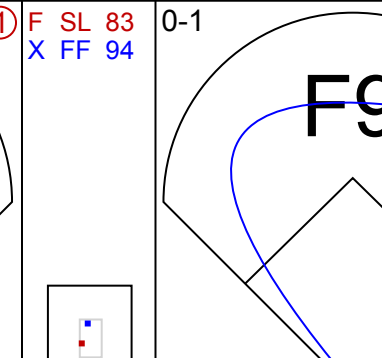

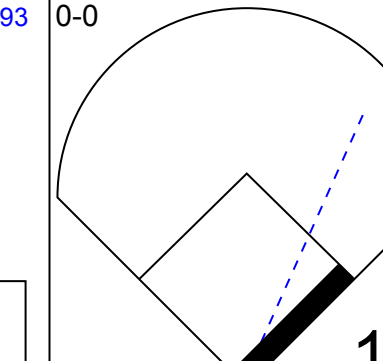
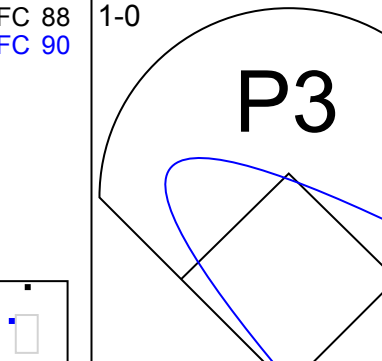
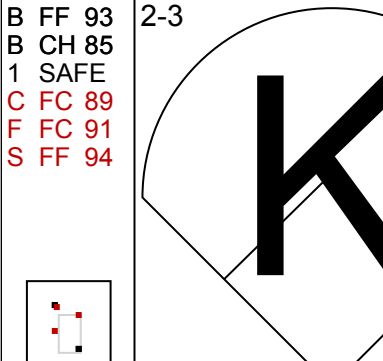


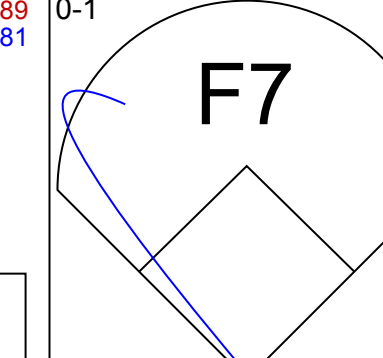
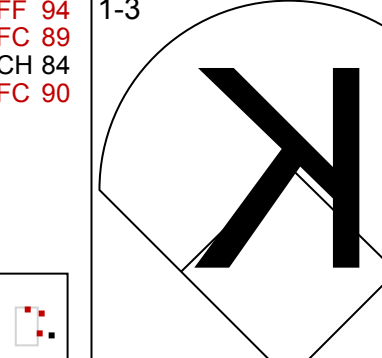
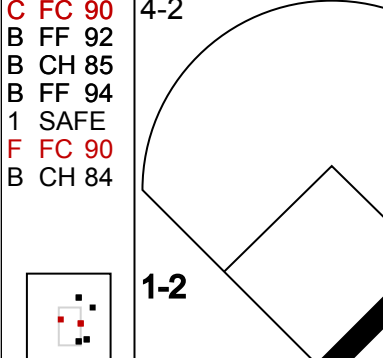


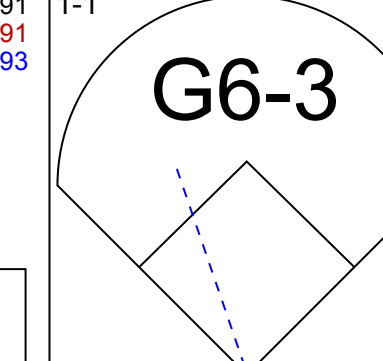

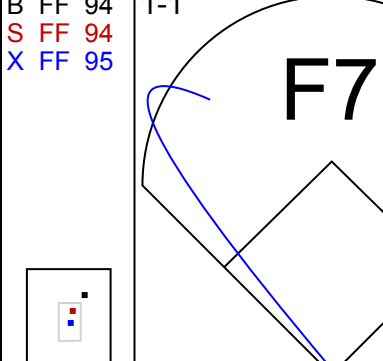





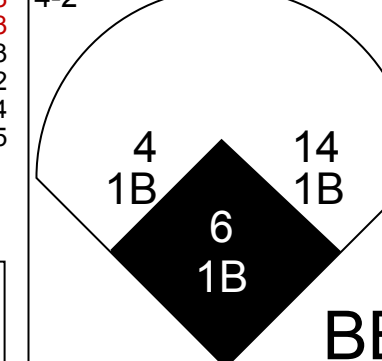




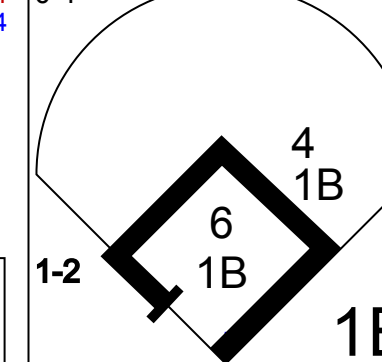

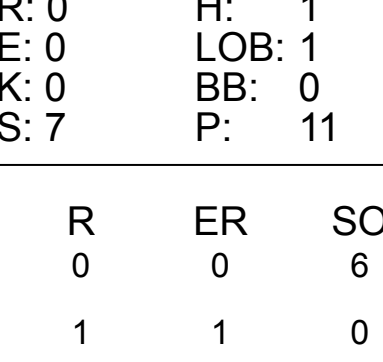
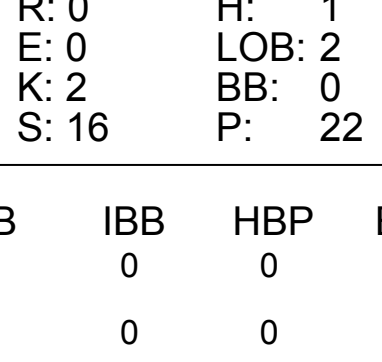
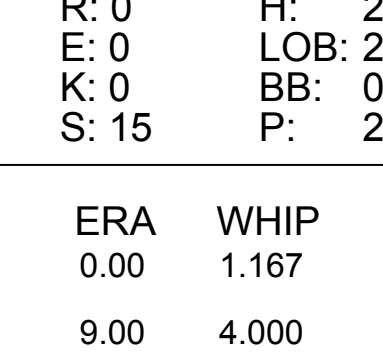
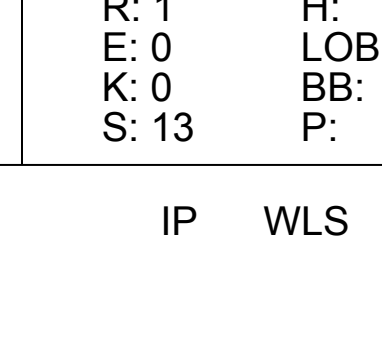
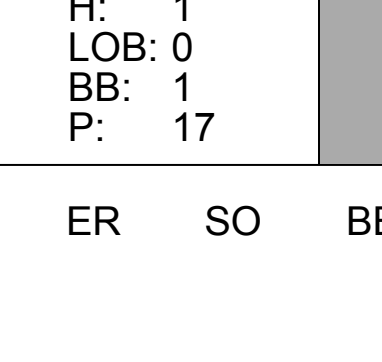






Batter	1	2	3	4	5	6	7	8	9	AB	R	H	RBI	BB	SO	LOB	TOP					
29 TJ Friedl, L (1, 8) OBP: 0.343, SLG: 0.441										3	0	0	0	1	1	1						
9 Matt McLain, R (1, 4) OBP: 0.362, SLG: 0.510										4	0	0	0	0	2	2						
44 Ely De La Cruz, S (1, 6) OBP: 0.304, SLG: 0.456										4	0	0	0	0	3	0						
7 Spencer Steer, R (1, 7) OBP: 0.356, SLG: 0.461										3	0	0	0	1	1	0						
23 Nick Martini, L (1, 10)										2	0	0	0	0	0	0						
15 Nick Senzel, R (8, PH) OBP: 0.292, SLG: 0.381										2	1	1	1	0	0	1						
33 Christian Encarnacion-Strawder, R (8, 10) OBP: 0.302, SLG: 0.359										4	0	0	0	0	4	1						
16 Noelvi Marte, R (1, 5) OBP: 0.313, SLG: 0.357										2	1	1	0	1	0	0						
30 Will Benson, L (1, 9) OBP: 0.377, SLG: 0.490										3	0	0	0	0	3	2						
37 Tyler Stephenson, R (1, 2) OBP: 0.324, SLG: 0.362										3	0	1	1	0	2	1						
<b>Inning Stats</b>	R: 0 E: 0 K: 1 S: 7	H: 0 LOB: 0 BB: 0 P: 9	R: 0 E: 0 K: 1 S: 10	H: 0 LOB: 0 BB: 0 P: 15	R: 0 E: 0 K: 2 S: 11	H: 1 LOB: 1 BB: 0 P: 12	R: 0 E: 0 K: 2 S: 9	H: 0 LOB: 0 BB: 0 P: 13	R: 0 E: 0 K: 1 S: 7	H: 0 LOB: 0 BB: 0 P: 11	R: 0 E: 0 K: 2 S: 10	H: 0 LOB: 0 BB: 0 P: 14	R: 0 E: 0 K: 3 S: 10	H: 0 LOB: 0 BB: 0 P: 12	R: 2 E: 0 K: 2 S: 14	H: 2 LOB: 2 BB: 2 P: 28	R: 0 E: 0 K: 2 S: 16	H: 0 LOB: 1 BB: 1 P: 28	1B: 1 2B: 1 3B: 0 HR: 1	SF: 0 SAC: 0 DP: 0 HBP: 0	WP: 0 PB: 0 SB: 1 CS: 0	PA: 33
<b>PITCHER</b>	IP: 7.0 ERA: 2.97 ERA+: 3.25	WLS: 2 BF: 4 1 W	H: 1 R: 2 1	ER: 2 SO: 2	BB: 1 IBB: 0 HBP: 0 BLK: 0	WP: 0 HR: 1 S: 10	P: 86 ERA: 0.00 WHIP: 0.143	IP: 7.0 ERA: 2.97 ERA+: 3.25	WLS: 2 BF: 4 1 W	H: 1 R: 2 1	ER: 2 SO: 2	BB: 1 IBB: 0 HBP: 0 BLK: 0	WP: 0 HR: 1 S: 10	P: 86 ERA: 0.00 WHIP: 0.143	IP: 7.0 ERA: 2.97 ERA+: 3.25	WLS: 2 BF: 4 1 W	H: 1 R: 2 1	ER: 2 SO: 2	BB: 1 IBB: 0 HBP: 0 BLK: 0	WP: 0 HR: 1 S: 10	P: 86 ERA: 0.00 WHIP: 0.143	

Cincinnati Reds @ Arizona Diamondbacks  
Chase Field, Phoenix, AZ  
Thu Aug 24 2023, 6:41 PM - 9:26 PM MST  
Att: 18,827 - Roof Closed - 77 F

AB 30  
R 2  
H 3  
RBI 2  
BB 3  
SO 16  
LOB 8



Batter	1	2	3	4	5	6	7	8	9	AB	R	H	RBI	BB	SO	LOB	BOTTOM				
4 Ketel Marte, S (1, 4) OBP: 0.354, SLG: 0.476										4	0	2	0	0	0	3					
16 Buddy Kennedy, R (1, 10) OBP: 0.292, SLG: 0.105										3	0	0	0	0	1	5					
6 Jace Peterson, L (7, PH) OBP: 0.311, SLG: 0.306										1	0	1	1	0	0	0					
28 Tommy Pham, R (1, 9) OBP: 0.334, SLG: 0.472										4	0	1	0	0	1	5					
53 Christian Walker, R (1, 3) OBP: 0.345, SLG: 0.524										4	0	0	0	0	1	3					
12 Lourdes Gurriel Jr., R (1, 7) OBP: 0.305, SLG: 0.459										3	1	1	0	1	1	1					
5 Alek Thomas, L (9, 8) OBP: 0.291, SLG: 0.414										0	0	0	0	0	0	0					
3 Evan Longoria, R (1, 5) OBP: 0.303, SLG: 0.488										3	0	0	0	1	1	2					
2 Geraldo Perdomo, S (9, 5) OBP: 0.369, SLG: 0.402										0	0	0	0	0	0	0					
7 Corbin Carroll, L (1, 8) OBP: 0.355, SLG: 0.509										4	1	2	2	0	0	3					
13 Nick Ahmed, R (1, 6) OBP: 0.264, SLG: 0.322										3	1	0	0	1	1	1					
14 Gabriel Moreno, R (1, 2) OBP: 0.321, SLG: 0.392										4	0	3	0	0	0	0					
<b>Inning Stats</b>	R: 0 E: 0 K: 1 S: 7	H: 1 LOB: 0 BB: 0 P: 10	R: 0 E: 0 K: 0 S: 7	H: 1 LOB: 1 BB: 0 P: 11	R: 0 E: 0 K: 2 S: 16	H: 1 LOB: 2 BB: 0 P: 22	R: 0 E: 0 K: 1 S: 7	H: 0 LOB: 0 BB: 0 P: 10	R: 0 E: 0 K: 0 S: 15	H: 2 LOB: 2 BB: 0 P: 24	R: 0 E: 0 K: 2 S: 12	H: 1 LOB: 2 BB: 1 P: 21	R: 1 E: 0 K: 0 S: 13	H: 3 LOB: 2 BB: 1 P: 22	R: 2 E: 0 K: 0 S: 8	H: 1 LOB: 0 BB: 1 P: 17	1B: 9 2B: 0 3B: 0 HR: 1	SF: 0 SAC: 0 DP: 1 HBP: 0	WP: 0 PB: 0 SB: 0 CS: 0	PA: 36	
<b>PITCHER</b>	IP: 6.0 ERA: 4.18	WLS: 2 BF: 6 L	H: 3 R: 3 1	ER: 1 SO: 0	BB: 1 IBB: 0 HBP: 0 BLK: 0	WP: 0 HR: 1 S: 8	P: 64 ERA: 0.00 WHIP: 1.167	IP: 6.0 ERA: 4.18	WLS: 2 BF: 6 L	H: 3 R: 3 1	ER: 1 SO: 0	BB: 1 IBB: 0 HBP: 0 BLK: 0	WP: 0 HR: 1 S: 8	P: 64 ERA: 0.00 WHIP: 1.167	IP: 6.0 ERA: 4.18	WLS: 2 BF: 6 L	H: 3 R: 3 1	ER: 1 SO: 0	BB: 1 IBB: 0 HBP: 0 BLK: 0	WP: 0 HR: 1 S: 8	P: 64 ERA: 0.00 WHIP: 1.167

Cincinnati Reds @ Arizona Diamondbacks  
Chase Field, Phoenix, AZ  
Thu Aug 24 2023, 6:41 PM - 9:26 PM MST  
Att: 18,827 - Roof Closed - 77 F

AB 33  
R 3  
H 10  
RBI 3  
BB 3  
SO 6  
LOB 23






Batter	1	2	3	4	5	6	7	8	9	10	11	AB	R	H	RBI	BB	SO	LOB	TOP								
29 TJ Friedl, L OBP: 0.336, SLG: 0.431	(1, 8) K		(1, 1) P3		(2, 2) G4-3		(3, 2) L9		(2, 2) G4-3	(3, 2) G6-3	(0, 0) 7 1B 26 BLK	6	1	1	0	0	1	5									
9 Matt McLain, R OBP: 0.361, SLG: 0.512	(1, 4) 44 S 1B		(3, 2) G6-4-3			(3, 2) HR		(1, 1) K	(2, 2) G4-3		(2, 3) K	6	1	2	2	0	2	2									
44 Ely De La Cruz, S OBP: 0.304, SLG: 0.447	(1, 6) K			(2, 2) G1-4-3		(4, 2) 23 FC4-6 7 BB		(4, 0) 23 S 23 1B	(1, 1) F7	(0, 0)	(2, 1) F8	4	2	0	0	2	1	3									
7 Spencer Steer, R OBP: 0.357, SLG: 0.460	(1, 7) P3			(2, 2) G5-3		(4, 0) 23 FC4-6		(1, 2) F8	(3, 2) F8	(2, 2) 23 2B	(2, 3) 26 BLK 1B	5	1	2	1	1	0	2									
23 Nick Martini, L OBP: 0.327, SLG: 0.323		(2, 2) 1B		(4, 2) 33 FC6-4 BB		(1, 2) FC4-6 33 BB		(2, 2) 1B	(1, 0) 33 1B	(2, 3) 2B	(1, 2) 2B	4	0	3	2	1	0	2									
26 TJ Hopkins, R OBP: 0.244, SLG: 0.184				(0, 1) FC6-4		(4, 2) 16 G3-4 BB		(1, 2) G4-3	(2, 2) G4-3	(2, 2) 16 2B 22 FC1-2	(1, 2) 1B	4	0	1	1	1	1	3									
33 Christian Encarnacion-Straw OBP: 0.312, SLG: 0.360	(0, 3) K			(0, 1) K		(1, 2) G3-4-1		(4, 2) 30 F9 37 2B	(2, 1) F9	(3, 3) 22 FC1-2 2B		4	1	1	0	1	2	4									
16 Noelvi Marte, R OBP: 0.320, SLG: 0.364	(1, 5) K			(1, 3) K		(1, 0) G6-3		(1, 1) G4-3	(2, 1) F9	(1, 1) K		5	0	0	0	0	1	4									
30 Will Benson, L OBP: 0.371, SLG: 0.491	(1, 9) F8			(0, 0) F8		(1, 2) F9		(3, 2) 29 1B 9 G4-3	(3, 2) FC1-2			4	0	3	1	0	0	0									
37 Tyler Stephenson, R OBP: 0.327, SLG: 0.373	(1, 2) 9 G6-4-3 1B			(0, 0) 1B								4	0	3	1	0	0	0									
38 Michael Siani, L OBP: 0.284, SLG: 0.411												0	1	0	0	0	0	0									
22 Luke Maile, R OBP: 0.284, SLG: 0.411												1	0	0	0	0	0	2									
<b>Inning Stats</b>	R: 0 E: 0 K: 2 S: 8	H: 1 LOB: 1 BB: 0 P: 13	R: 0 E: 0 K: 2 S: 10	H: 1 LOB: 1 BB: 0 P: 13	R: 0 E: 0 K: 0 S: 6	H: 1 LOB: 0 BB: 0 P: 10	R: 0 E: 0 K: 0 S: 14	H: 0 LOB: 1 BB: 1 P: 22	R: 0 E: 0 K: 1 S: 10	H: 1 LOB: 1 BB: 0 P: 15	R: 1 E: 0 K: 0 S: 15	H: 1 LOB: 2 BB: 3 P: 31	R: 0 E: 0 K: 0 S: 6	H: 0 LOB: 0 BB: 0 P: 10	R: 1 E: 0 K: 1 S: 8	H: 1 LOB: 1 BB: 1 P: 16	R: 2 E: 0 K: 0 S: 16	H: 2 LOB: 2 BB: 1 P: 28	R: 3 E: 0 K: 1 S: 16	H: 4 LOB: 3 BB: 0 P: 28	R: 1 E: 0 K: 2 S: 11	H: 1 LOB: 1 BB: 0 P: 19	1B: 7 2B: 4 3B: 1 HR: 1	SF: 0 SAC: 0 DP: 2 HBP: 0	WP: 0 PB: 0 SB: 3 CS: 0	PA: 50	
<b>PITCHER</b>	27 Zach Davies, R ERA: 6.93	IP: 5.0 WLS: 1 BF: 21	H: 5 R: 1 ER: 1 SO: 5	BB: 2 IBB: 0 HBP: 0 BLK: 0	WP: 0 HR: 0 S: 9 P: 18	ERA: 0.00 WHIP: 2.000	35 Joe Mantiply, L ERA: 6.08	IP: 0.1 WLS: 0 BF: 1	H: 0 R: 0 ER: 0 SO: 0	BB: 0 IBB: 0 HBP: 0 BLK: 0	WP: 0 HR: 0 S: 2 P: 3	ERA: 0.00 WHIP: 0.000	50 Miguel Castro, R ERA: 5.37	IP: 0.0 WLS: 3 BF: 3	H: 3 R: 3 ER: 2 SO: 0	BB: 0 IBB: 0 HBP: 0 BLK: 0	WP: 0 HR: 0 S: 7 P: 13	ERA: ∞ WHIP: ∞	61 Nabil Crismatt, R ERA: 5.31	IP: 2.0 WLS: 8 BF: 2	H: 1 R: 1 ER: 0 SO: 3	BB: 0 IBB: 0 HBP: 0 BLK: 1	WP: 0 HR: 0 S: 20 P: 34	ERA: 0.00 WHIP: 1.000			

**Cincinnati Reds @ Arizona Diamondbacks**  
 Chase Field, Phoenix, AZ  
 Sat Aug 26 2023, 5:11 PM - 8:45 PM MST  
 Att: 34,028 - Roof Closed - 79 F

livebaseballscorecards.com

AB 44  
R 8  
H 13  
RBI 7  
BB 6  
SO 9  
LOB 28




Batter	1	2	3	4	5	6	7	8	9	10	11	AB	R	H	RBI	BB	SO	LOB	BOTTOM												
7 Corbin Carroll, L OBP: 0.361, SLG: 0.515	(1, 9) 53 PB 3B		(1, 1) SH1-3		(2, 0) 4 HR 2B		(1, 2) F7			(4, 0) 28 F 53 SF8		3	3	2	0	1	0	0													
4 Ketel Marte, S OBP: 0.355, SLG: 0.479	(1, 4) K		(4, 2) BB		(0, 0) HR		(1, 0) G4-3			(1, 0) F9		4	1	1	3	1	1	3													
28 Tommy Pham, R OBP: 0.530, SLG: 0.462	(1, 10) K		(0, 3) G5-3		(1, 3) HR			(0, 3) K		(0, 1) E4 53 SF8		5	0	0	0	0	3	4													
53 Christian Walker, R OBP: 0.348, SLG: 0.527	(1, 3) K				(1, 1) 12 G6-4-3 1B			(1, 1) K		(3, 1) SF8		4	0	2	1	0	2	0													
12 Lourdes Gurriel Jr., R OBP: 0.301, SLG: 0.453					(1, 1) 3B				(0, 2) G6-4-3			5	0	0	0	0	2	3													
5 Alek Thomas, L OBP: 0.289, SLG: 0.408												4	0	0	0	0	0	0													
6 Jace Peterson, L OBP: 0.309, SLG: 0.316												5	0	0	0	0	4	2													
11 Jose Herrera, S OBP: 0.311, SLG: 0.258												5	2	1	0	0	1	1													
2 Geraldo Perdomo, S OBP: 0.374, SLG: 0.403												4	1	2	1	0	0	1													
<b>Inning Stats</b>	R: 1 E: 0 K: 3 S: 12	H: 1 LOB: 0 BB: 0 P: 17	R: 0 E: 0 K: 1 S: 8	H: 0 LOB: 0 BB: 0 P: 12	R: 0 E: 1 K: 0 S: 10	H: 0 LOB: 2 BB: 1 P: 16	R: 0 E: 1 K: 2 S: 9	H: 0 LOB: 1 BB: 0 P: 14	R: 3 E: 0 K: 1 S: 13	H: 4 LOB: 1 BB: 0 P: 20	R: 0 E: 0 K: 1 S: 6	H: 1 LOB: 0 BB: 0 P: 9	R: 0 E: 0 K: 0 S: 6	H: 1 LOB: 0 BB: 0 P: 8	R: 0 E: 0 K: 1 S: 8	H: 1 LOB: 1 BB: 1 P: 9	R: 0 E: 0 K: 1 S: 9	H: 0 LOB: 0 BB: 0 P: 13	R: 3 E: 1 K: 1 S: 10	H: 1 LOB: 1 BB: 1 P: 21	R: 0 E: 0 K: 2 S: 7	H: 0 LOB: 1 BB: 0 P: 11	1B: 4 2B: 1 3B: 2 HR: 1	SF: 1 SAC: 2 DP: 1 HBP: 0	WP: 0 PB: 1 SB: 2 CS: 0	PA: 44					
<b>PITCHER</b>	63 Fernando Cruz, R ERA: 4.19	IP: 1.1 WLS: 1 BF: 5	H: 1 R: 1 ER: 0 SO: 4	BB: 0 IBB: 0 HBP: 0 BLK: 0	WP: 0 HR: 0 S: 17 P: 23	ERA: 0.00 WHIP: 0.750	39 Lucas Sims, R ERA: 3.7	IP: 1.0 WLS: 3 BF: 3	H: 0 R: 0 ER: 0 SO: 2	BB: 0 IBB: 0 HBP: 0 BLK: 0	WP: 0 HR: 0 S: 7 P: 11	ERA: 0.00 WHIP: 0.000	50 Sam Moll, L ERA: 3.83	IP: 2.1 WLS: 6 BF: 3	H: 3 R: 3 ER: 3 SO: 5	BB: 0 IBB: 0 HBP: 0 BLK: 0	WP: 0 HR: 1 S: 47 P: 66	ERA: 4.76 WHIP: 1.059	79 Ian Gibaut, R ERA: 3.12	IP: 0.2 WLS: 2 BF: 0	H: 0 R: 0 ER: 0 SO: 1	BB: 0 IBB: 0 HBP: 0 BLK: 0	WP: 0 HR: 0 S: 6 P: 9	ERA: 0.00 WHIP: 0.000	43 Alexis Diaz, R ERA: 2.22	IP: 1.0 WLS: 6 BF: 1	H: 1 R: 3 ER: 0 SO: 1	BB: 1 IBB: 0 HBP: 0 BLK: 0	WP: 0 HR: 10 S: 21 P: 20	ERA: 0.00 WHIP: 2.000	

**Cincinnati Reds @ Arizona Diamondbacks**  
 Chase Field, Phoenix, AZ  
 Sat Aug 26 2023, 5:11 PM - 8:45 PM MST  
 Att: 34,028 - Roof Closed - 79 F

livebaseballscorecards.com

AB 39  
R 7  
H 8  
RBI 5  
BB 2  
SO 13  
LOB 14





Batter	1	2	3	4	5	6	7	8	9	AB	R	H	RBI	BB	SO	LOB	TOP								
29 TJ Friedl, L (1, 8) OBP: 0.336, SLG: 0.430										3	0	1	1	0	0	0	<b>Cincinnati Reds @ Arizona Diamondbacks</b> Chase Field, Phoenix, AZ Sun Aug 27 2023, 1:10 PM - 3:46 PM MST Att: 26,574 - Roof Closed - 78 F								
9 Matt McLain, R (1, 4) OBP: 0.357, SLG: 0.507										4	0	0	0	0	3	2									
44 Ely De La Cruz, S (1, 6) OBP: 0.300, SLG: 0.441										4	0	0	0	0	2	2									
7 Spencer Steer, R (1, 7) OBP: 0.356, SLG: 0.457										3	1	0	0	1	1	1									
23 Nick Martini, L (1, 10) OBP: 0.444, SLG: 0.800										2	0	0	0	0	1	0									
15 Nick Senzel, R (7, PH) OBP: 0.289, SLG: 0.378										2	0	0	0	0	0	1									
33 Christian Encarnacion-Strawder, R (7, 10) OBP: 0.303, SLG: 0.332										3	0	0	0	0	2	1									
16 Noelvi Marte, R (1, 5) OBP: 0.321, SLG: 0.360										3	0	1	1	0	0	0									
30 Will Benson, L (1, 9) OBP: 0.371, SLG: 0.488										3	0	1	0	0	0	0									
37 Tyler Stephenson, R (1, 2) OBP: 0.327, SLG: 0.372										3	0	1	0	0	0	0									
<b>Inning Stats</b>	R: 0 E: 0 K: 2 S: 13	H: 1 LOB: 1 BB: 0 P: 19	R: 0 E: 0 K: 2 S: 15	H: 0 LOB: 0 BB: 0 P: 22	R: 0 E: 0 K: 0 S: 9	H: 0 LOB: 0 BB: 0 P: 13	R: 0 E: 0 K: 0 S: 4	H: 0 LOB: 0 BB: 0 P: 6	R: 0 E: 0 K: 0 S: 7	H: 0 LOB: 0 BB: 0 P: 13	R: 1 E: 0 K: 2 S: 11	H: 2 LOB: 1 BB: 0 P: 17	R: 1 E: 0 K: 2 S: 11	H: 1 LOB: 1 BB: 1 P: 19	R: 0 E: 0 K: 1 S: 7	H: 0 LOB: 0 BB: 0 P: 14	R: 0 E: 0 K: 1 S: 8	H: 0 LOB: 0 BB: 0 P: 11	1B: 4 2B: 0 3B: 0 HR: 0	SF: 1 SAC: 0 DP: 0 HBP: 0	WP: 0 PB: 0 SB: 0 CS: 0	PA: 32			
<b>PITCHER</b>	IP	WLS	BF	H	R	ER	SO	BB	IBB	HBP	BLK	WP	HR	S	P	ERA	WHIP								
43 Slade Cecconci, R (1, 1) ERA: 2.57	5.2		20	3	1	1	5	0	0	0	0	0	0	56	84	1.59	0.529								
35 Joe Mantiply, L (6, 1) ERA: 5.23	0.2		3	0	1	1	1	1	0	0	0	0	0	5	13	13.50	1.500								
30 Scott McGough, R (7, 1) ERA: 4.29	1.2	W	6	1	0	0	3	0	0	0	0	0	0	16	26	0.00	0.600								
81 Ryan Thompson, R (9, 1) ERA: 5.79	1.0	S	3	0	0	0	1	0	0	0	0	0	0	8	11	0.00	0.000								

Batter	1	2	3	4	5	6	7	8	9	AB	R	H	RBI	BB	SO	LOB	BOTTOM								
7 Corbin Carroll, L (1, 9) OBP: 0.364, SLG: 0.520										3	2	0	1	1	0	0	<b>Cincinnati Reds @ Arizona Diamondbacks</b> Chase Field, Phoenix, AZ Sun Aug 27 2023, 1:10 PM - 3:46 PM MST Att: 26,574 - Roof Closed - 78 F								
4 Ketel Marte, S (1, 4) OBP: 0.356, SLG: 0.480										3	1	1	1	1	0	0									
28 Tommy Pham, R (1, 7) OBP: 0.335, SLG: 0.463										3	1	2	0	1	0	1									
53 Christian Walker, R (1, 3) OBP: 0.345, SLG: 0.523										3	0	0	1	0	0	3									
12 Lourdes Gurriel Jr., R (1, 10) OBP: 0.303, SLG: 0.459										3	1	1	1	1	0	0									
3 Evan Longoria, R (1, 5) OBP: 0.302, SLG: 0.485										3	0	1	1	0	0	0									
6 Jace Peterson, L (9, 5) OBP: 0.309, SLG: 0.316										4	0	1	1	0	2	1									
5 Alek Thomas, L (1, 8) OBP: 0.288, SLG: 0.406										3	0	0	0	1	2	3									
14 Gabriel Moreno, R (1, 2) OBP: 0.325, SLG: 0.397										3	0	0	0	1	2	3									
2 Geraldo Perdomo, S (1, 6) OBP: 0.371, SLG: 0.399										3	0	0	0	0	2	1									
<b>Inning Stats</b>	R: 0 E: 0 K: 1 S: 10	H: 1 LOB: 1 BB: 0 P: 17	R: 0 E: 0 K: 2 S: 11	H: 1 LOB: 0 BB: 0 P: 15	R: 1 E: 0 K: 1 S: 14	H: 2 LOB: 1 BB: 0 P: 16	R: 0 E: 0 K: 1 S: 6	H: 0 LOB: 0 BB: 0 P: 6	R: 0 E: 0 K: 0 S: 9	H: 1 LOB: 1 BB: 0 P: 12	R: 0 E: 0 K: 0 S: 5	H: 1 LOB: 0 BB: 0 P: 8	R: 1 E: 0 K: 1 S: 13	H: 1 LOB: 1 BB: 1 P: 22	R: 3 E: 0 K: 1 S: 14	H: 1 LOB: 2 BB: 4 P: 33	R: 0 E: 0 K: 1 S: 8	H: 0 LOB: 0 BB: 0 P: 11	1B: 5 2B: 1 3B: 1 HR: 1	SF: 2 SAC: 0 DP: 1 HBP: 0	WP: 0 PB: 0 SB: 2 CS: 0	PA: 35			
<b>PITCHER</b>	IP	WLS	BF	H	R	ER	SO	BB	IBB	HBP	BLK	WP	HR	S	P	ERA	WHIP								
51 Graham Ashcraft, R (1, 1) ERA: 4.73	6.2		26	7	2	2	5	1	0	0	0	0	0	65	91	2.70	1.200								
79 Ian Gibaut, R (7, 1) ERA: 3.39	0.1	L	3	0	2	2	1	2	0	0	0	0	0	4	14	54.00	6.000								
39 Lucas Sims, R (8, 1) ERA: 3.81	1.0		6	1	1	1	1	2	0	0	0	0	0	13	24	9.00	3.000								

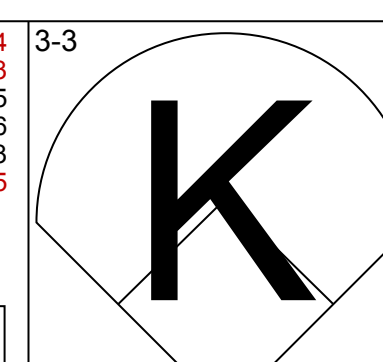
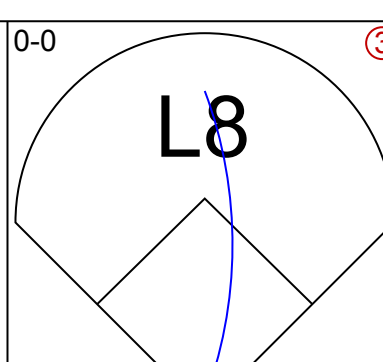
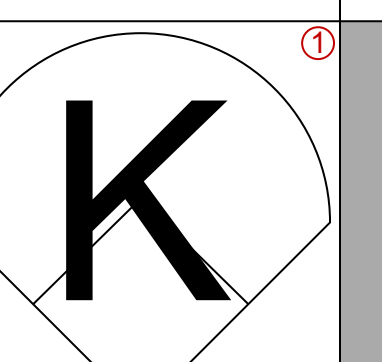
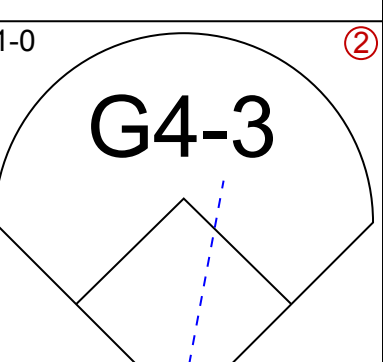
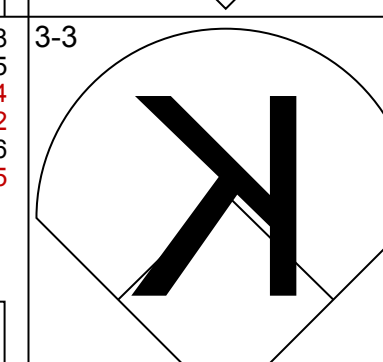
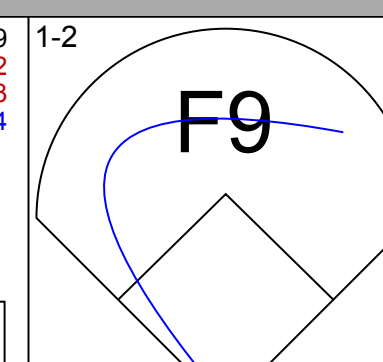
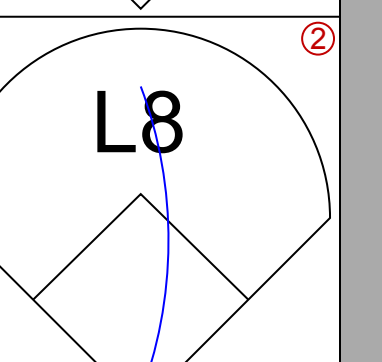
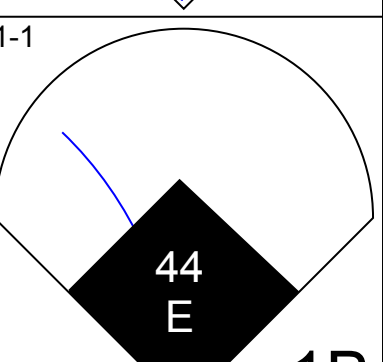
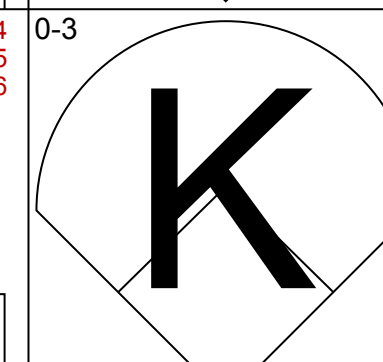
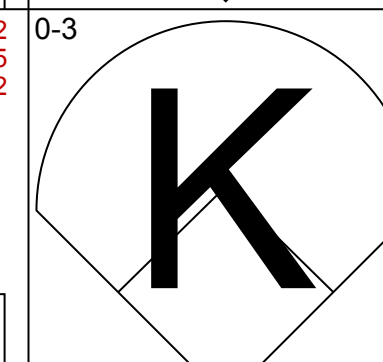
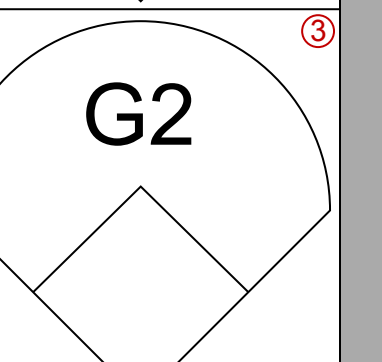
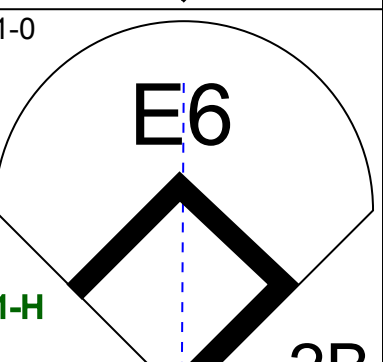
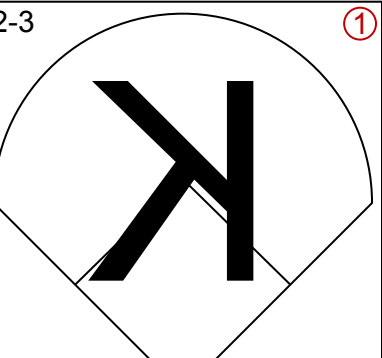
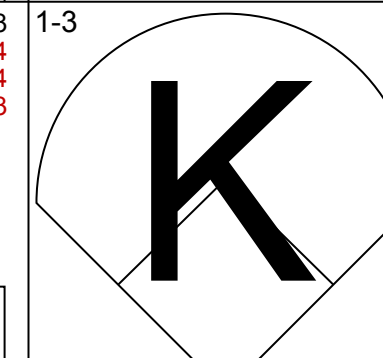
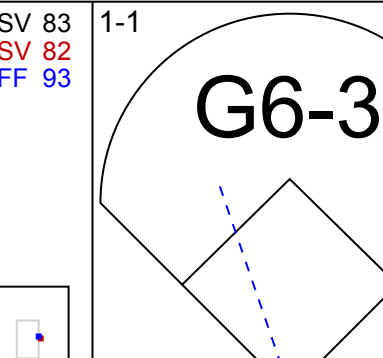
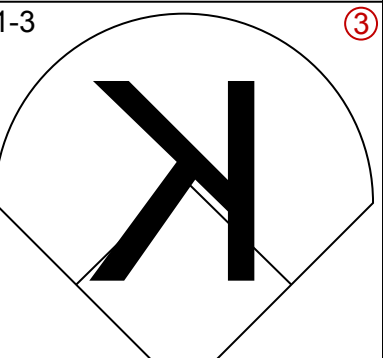
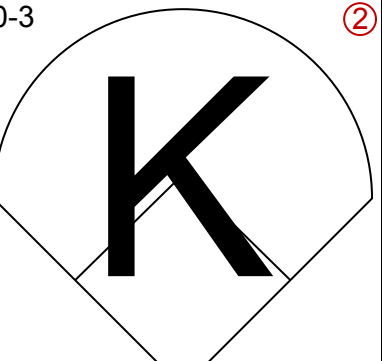
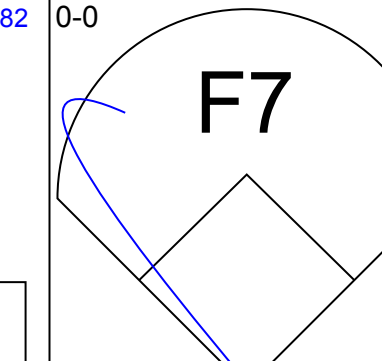
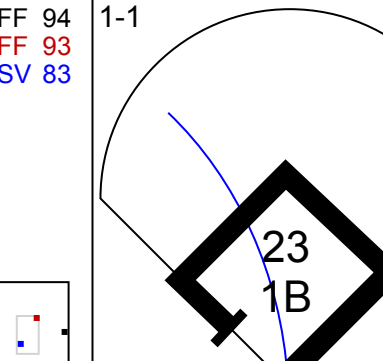
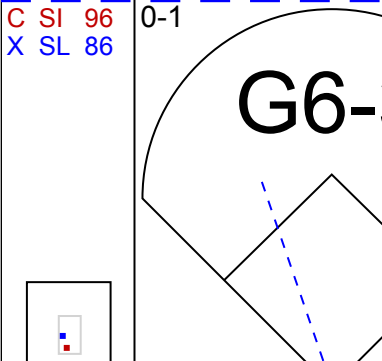
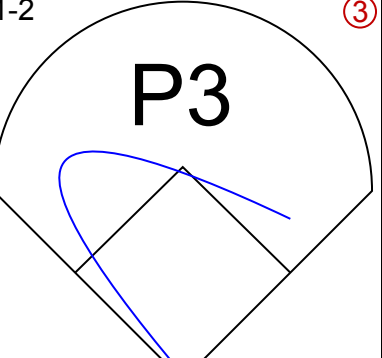
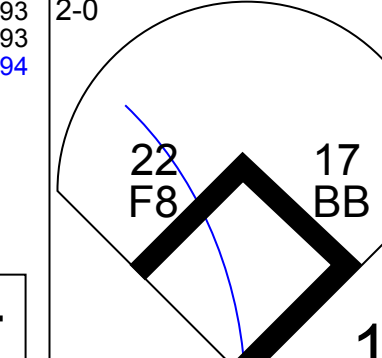
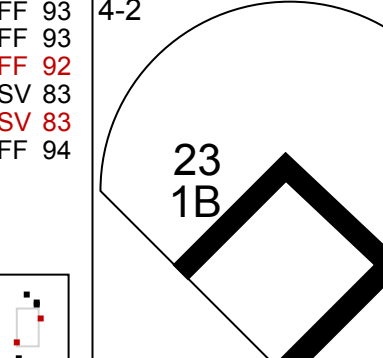
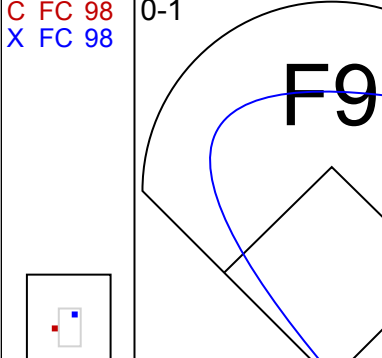
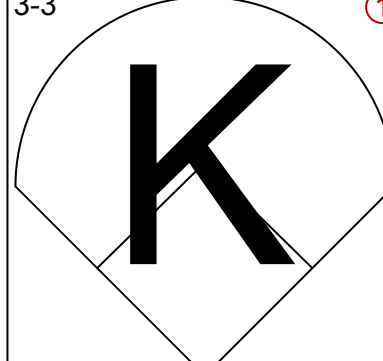
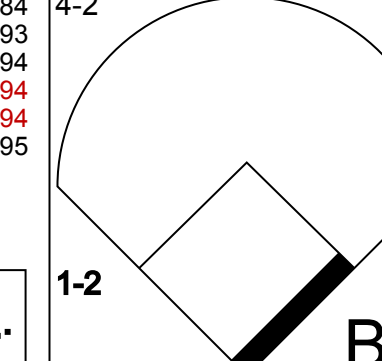
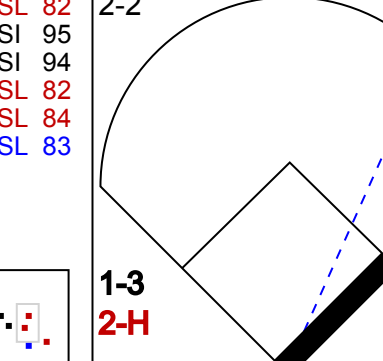
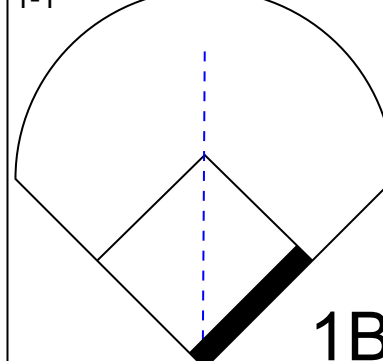
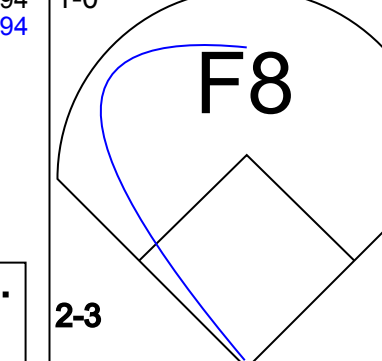
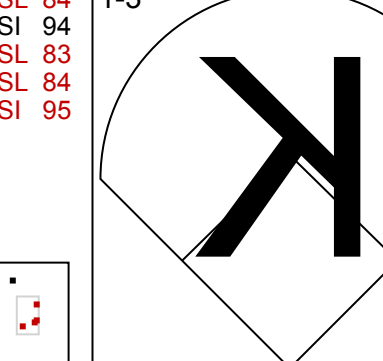
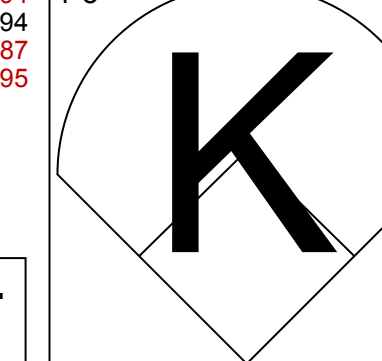

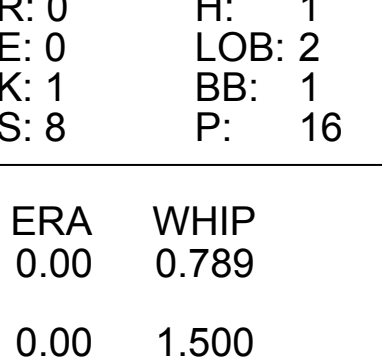
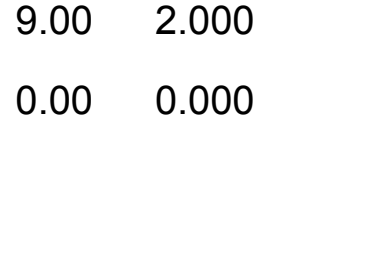



AB	30
R	2
H	4
RBI	2
BB	1
SO	10
LOB	8



AB	28
R	5
H	8
RBI	5
BB	5
SO	7
LOB	9



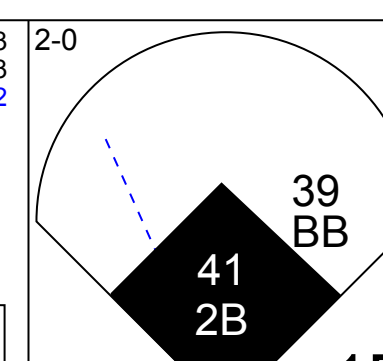
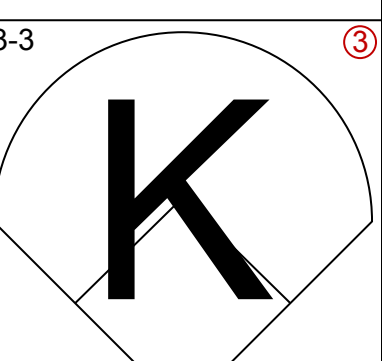
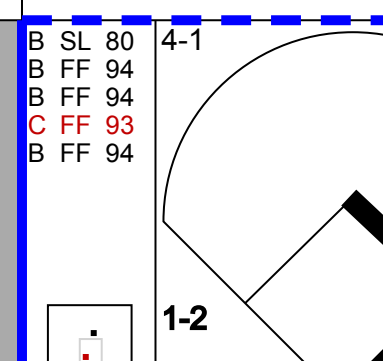
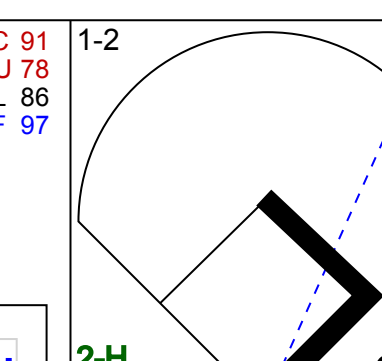
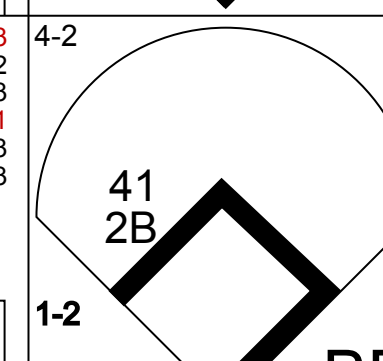
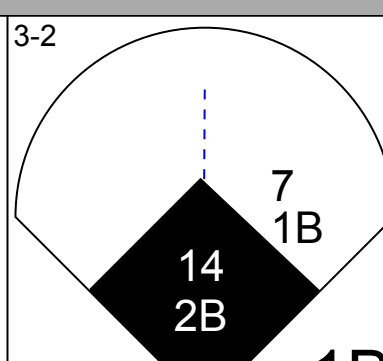
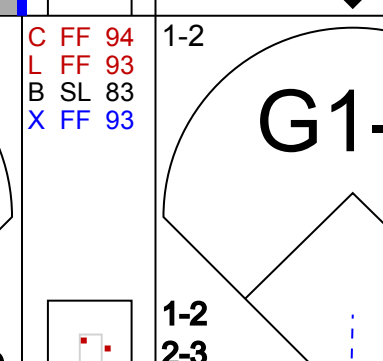
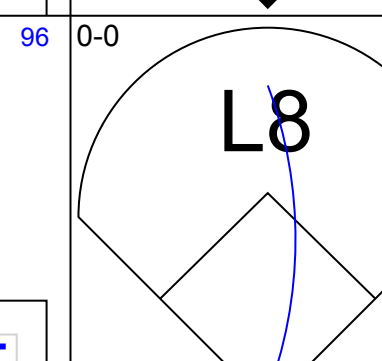
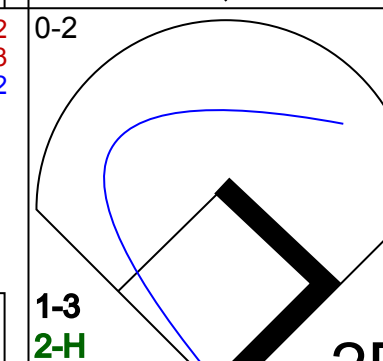
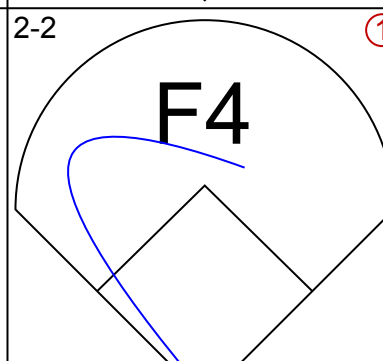
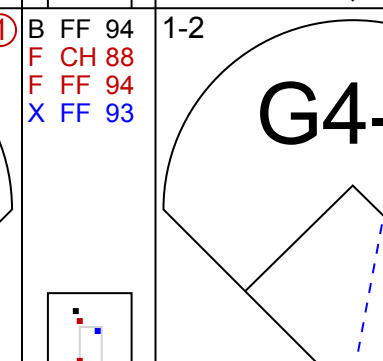
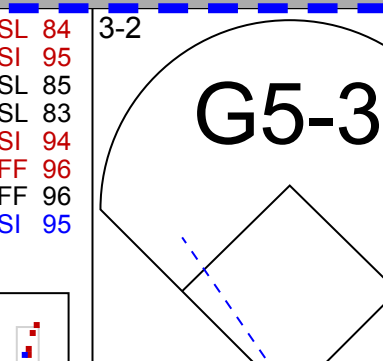
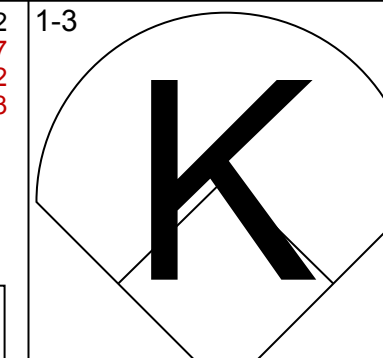
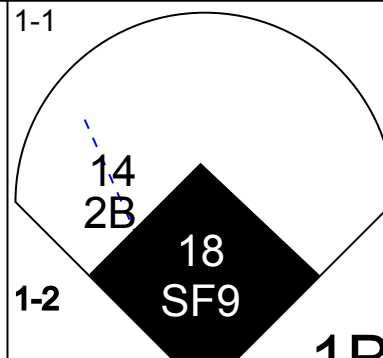
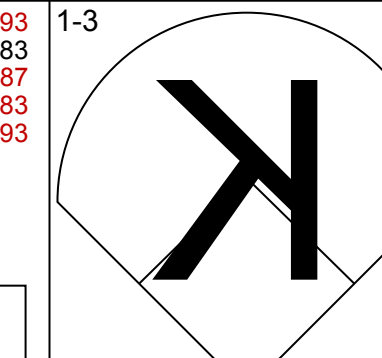
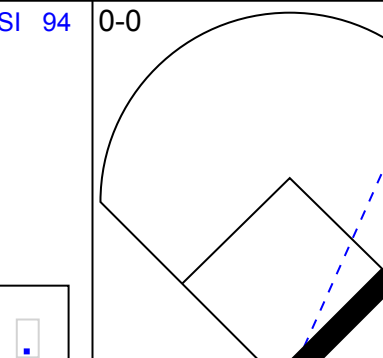
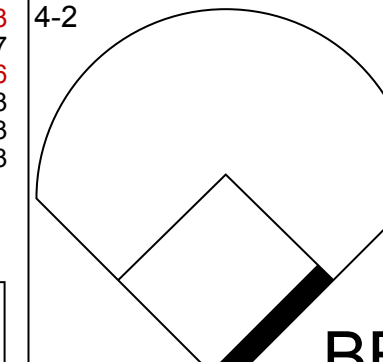
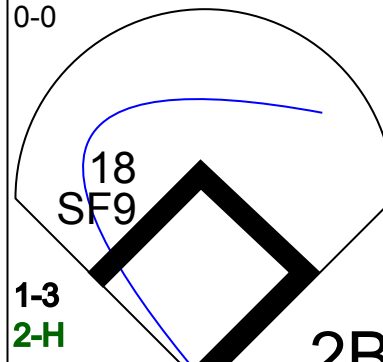
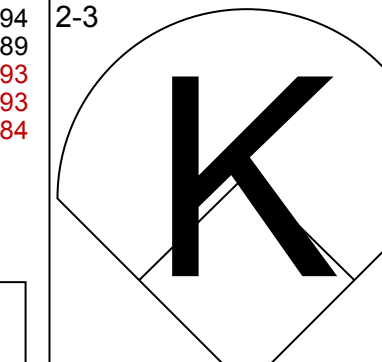
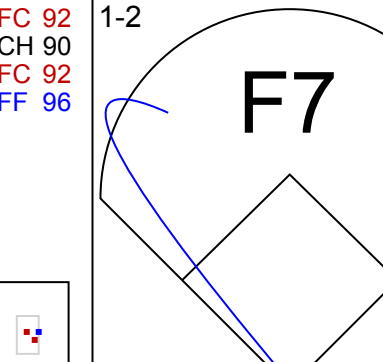
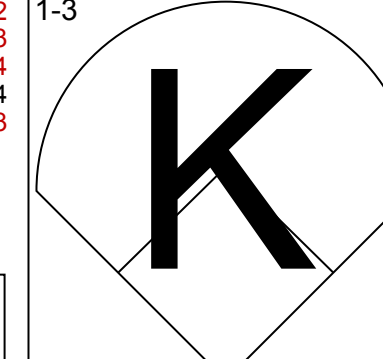
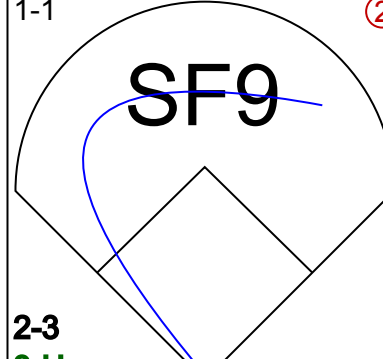
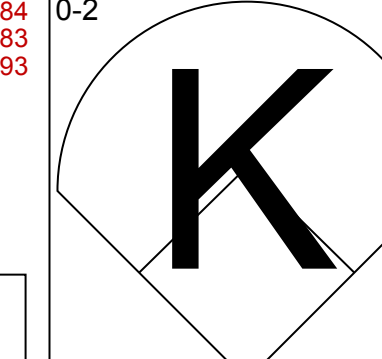
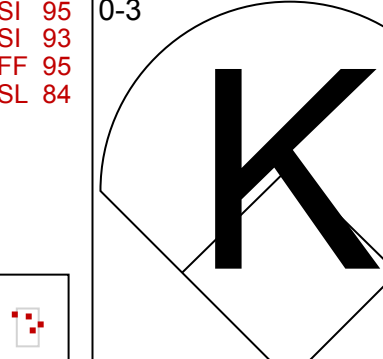
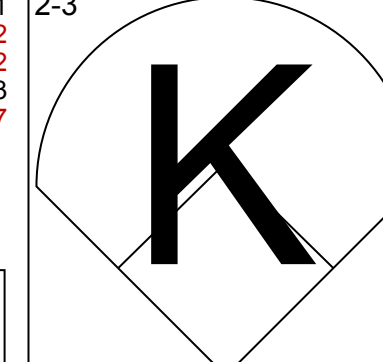
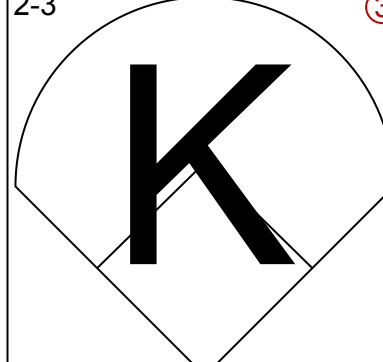
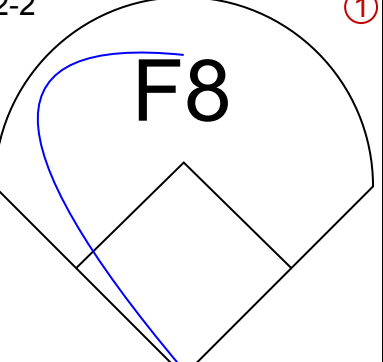
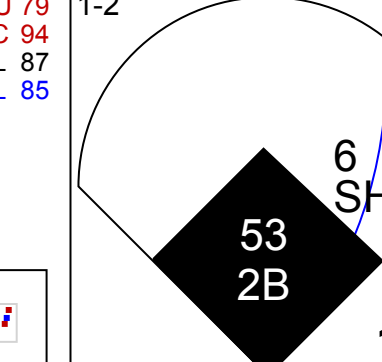
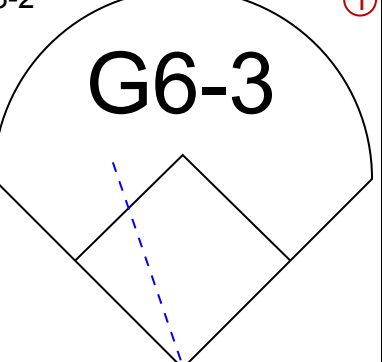
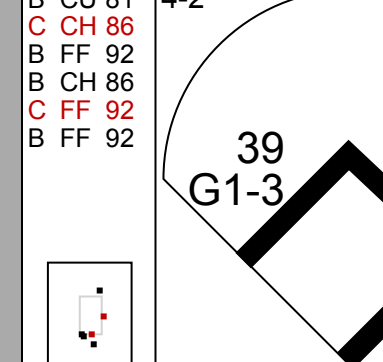
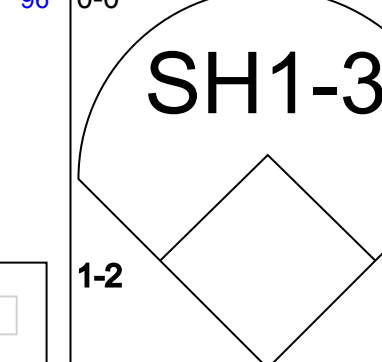
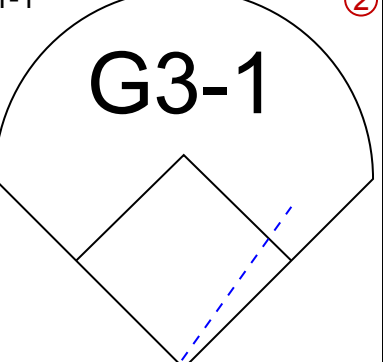
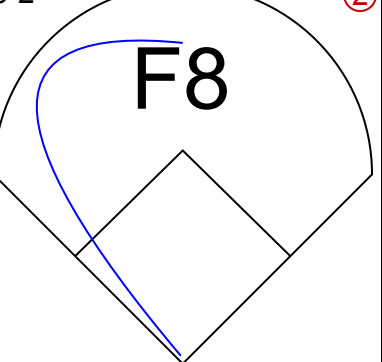
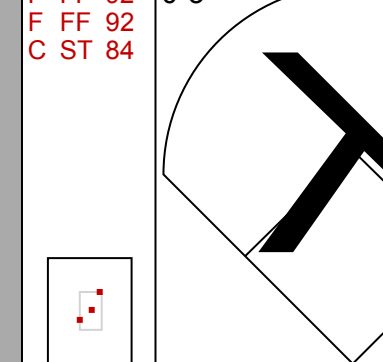
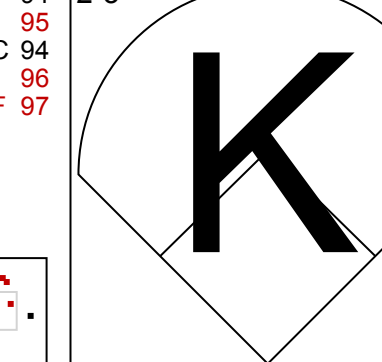
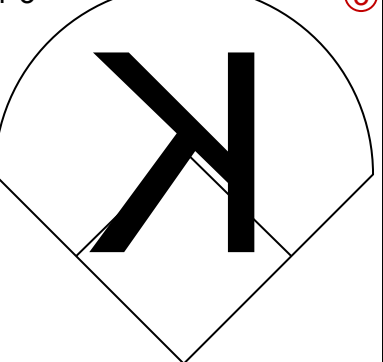
WP: 0	PA: 35
PB: 0	
SB: 2	
CS: 0	

Batter	1	2	3	4	5	6	7	8	9	AB	R	H	RBI	BB	SO	LOB	TOP										
16 Noelvi Marte, R OBP: 0.281, SLG: 0.310										4	0	0	0	0	2	1											
15 Nick Senzel, R OBP: 0.289, SLG: 0.376										4	1	1	0	0	1	0											
44 Ely De La Cruz, S OBP: 0.299, SLG: 0.441										4	0	1	1	1	0	2											
7 Spencer Steer, R OBP: 0.354, SLG: 0.454										4	0	0	0	0	3	1											
33 Christian Encarnacion-Straw OBP: 0.303, SLG: 0.356											4	0	1	0	0	1	0										
29 TJ Friedl, L OBP: 0.337, SLG: 0.430											3	0	1	0	1	0	0										
17 Stuart Fairchild, R OBP: 0.325, SLG: 0.386										1	0	0	0	1	1	0											
23 Nick Martini, L OBP: 0.450, SLG: 0.765										2	0	1	0	0	0	0											
22 Luke Maile, R OBP: 0.297, SLG: 0.413										2	0	1	0	0	0	2											
30 Will Benson, L OBP: 0.369, SLG: 0.486										1	0	0	0	0	1	2											
37 Tyler Stephenson, R OBP: 0.327, SLG: 0.372										0	0	0	0	0	0	0											
26 TJ Hopkins, R OBP: 0.227, SLG: 0.171										3	0	0	0	0	3	3											
<b>Inning Stats</b>	R: 0 E: 0 K: 3 S: 9	H: 0 LOB: 0 BB: 0 P: 15	R: 0 E: 0 K: 2 S: 12	H: 0 LOB: 0 BB: 0 P: 15	R: 0 E: 0 K: 2 S: 10	H: 1 LOB: 1 BB: 0 P: 15	R: 0 E: 0 K: 2 S: 9	H: 0 LOB: 0 BB: 0 P: 11	R: 0 E: 0 K: 1 S: 8	H: 1 LOB: 2 BB: 1 P: 16	R: 0 E: 0 K: 1 S: 5	H: 0 LOB: 0 BB: 0 P: 7	R: 0 E: 0 K: 1 S: 14	H: 2 LOB: 2 BB: 1 P: 23	R: 1 E: 1 K: 2 S: 10	H: 2 LOB: 1 BB: 0 P: 15	R: 0 E: 0 K: 0 S: 6	H: 0 LOB: 0 BB: 0 P: 6	1B: 4 2B: 2 3B: 0 HR: 0	SF: 0 SAC: 0 DP: 0 HBP: 0	WP: 0 PB: 0 SB: 0 CS: 0	PA: 34					
<b>PITCHER</b>	IP	WLS	BF	H	R	ER	SO	BB	IBB	HBP	BLK	WP	HR	S	P	ERA	WHIP										
45 Kyle Harrison, L ERA: 1.86	6.1	W	24	3	0	0	11	2	0	0	0	0	0	59	91	0.00	0.789										
74 Ryan Walker, R ERA: 2.22	0.2	H	2	1	0	0	1	0	0	0	0	0	0	8	11	0.00	1.500										
71 Tyler Rogers, R ERA: 2.7	1.0	S	5	2	1	1	2	0	0	0	0	0	0	10	15	9.00	2.000										
75 Camilo Doval, R ERA: 2.98	1.0	S	3	0	0	0	2	0	0	0	0	0	0	6	6	0.00	0.000										

Cincinnati Reds @ San Francisco Giants  
Oracle Park, San Francisco, CA  
Mon Aug 28 2023, 6:47 PM - 9:10 PM PDT  
Att: 24,581 - Clear - 67 F

AB	32
R	1
H	6
RBI	1
BB	2
SO	14
LOB	9



Batter	1	2	3	4	5	6	7	8	9	AB	R	H	RBI	BB	SO	LOB	BOTTOM										
13 Austin Slater, R OBP: 0.338, SLG: 0.392										2	1	1	0	0	1	0											
53 Wade Meckler, L OBP: 0.415, SLG: 0.324										1	0	1	1	1	0	0											
39 Thairo Estrada, R OBP: 0.323, SLG: 0.421										3	1	1	0	1	0	3											
41 Wilmer Flores, R OBP: 0.357, SLG: 0.538										4	0	1	1	0	0	3											
7 J.D. Davis, R OBP: 0.325, SLG: 0.407										4	1	2	0	0	2	2											
14 Patrick Bailey, S OBP: 0.309, SLG: 0.398										3	0	1	1	1	1	1											
18 Paul DeJong, R OBP: 0.281, SLG: 0.362										3	0	0	1	0	3	4											
12 Heliot Ramos, R OBP: 0.269, SLG: 0.354										2	0	0	0	0	2	4											
23 Joc Pederson, L OBP: 0.355, SLG: 0.430										2	1	1	0	0	0	0											
6 Casey Schmitt, R OBP: 0.253, SLG: 0.289										2	0	0	0	1	0	0											
29 Luis Matos, R OBP: 0.311, SLG: 0.350										4	0	0	0	0	3	2											
<b>Inning Stats</b>	R: 1 E: 0 K: 3 S: 18	H: 2 LOB: 3 BB: 2 P: 32	R: 0 E: 0 K: 1 S: 11	H: 0 LOB: 0 BB: 0 P: 20	R: 2 E: 0 K: 1 S: 15	H: 3 LOB: 1 BB: 0 P: 24	R: 0 E: 0 K: 1 S: 12	H: 0 LOB: 2 BB: 2 P: 22	R: 0 E: 0 K: 3 S: 10	H: 0 LOB: 0 BB: 0 P: 13	R: 1 E: 0 K: 1 S: 11	H: 2 LOB: 1 BB: 0 P: 15	R: 0 E: 0 K: 1 S: 13	H: 1 LOB: 1 BB: 0 P: 17	R: 0 E: 0 K: 1 S: 8	H: 0 LOB: 0 BB: 0 P: 12	1B: 5 2B: 3 3B: 0 HR: 0	SF: 1 SAC: 1 DP: 0 HBP: 0	WP: 0 PB: 0 SB: 0 CS: 0	PA: 36							
<b>PITCHER</b>	IP	WLS	BF	H	R	ER	SO	BB	IBB	HBP	BLK	WP	HR	S	P	ERA	WHIP										
41 Andrew Abbott, L ERA: 3.35	3.1	L	18	5	3	3	6	3	0	0	0	0	0	49	85	8.10	2.400										
46 Buck Farmer, R ERA: 3.73	1.2		6	0	0	0	3	1	0	0	0	0	0	17	26	0.00	0.600										
47 Derek Law, R ERA: 2.8	1.0		5	2	1	1	1	0	0	0	0	0	0	11	15	9.00	2.000										
77 Daniel Duarte, R ERA: 3.48	2.0		7	1	0	0	2	0	0	0	0	0	0	21	29	0.00	0.500										

Cincinnati Reds @ San Francisco Giants  
Oracle Park, San Francisco, CA  
Mon Aug 28 2023, 6:47 PM - 9:10 PM PDT  
Att: 24,581 - Clear - 67 F


AB	30
R	4
H	8
RBI	4
BB	4
SO	12
LOB	19



Batter	1	2	3	4	5	6	7	8	9	AB	R	H	RBI	BB	SO	LOB	TOP					
29 T.J. Friedl, L OBP: 0.334, SLG: 0.425	F7		G4-3			G6-3			F9	4	0	0	0	0	0	2	Cincinnati Reds @ San Francisco Giants Oracle Park, San Francisco, CA Tue Aug 29 2023, 6:47 PM - 9:00 PM PDT Att: 26,078 - Clear - 74 F					
7 Spencer Steer, R OBP: 0.353, SLG: 0.454	G5-3			G5-3			K		44 DI 1-H 2B	4	0	1	1	0	1	0						
44 Ely De La Cruz, S OBP: 0.296, SLG: 0.435	G4-3			K			G4-3		K	4	0	0	0	0	2	1						
23 Nick Martini, L OBP: 0.391, SLG: 0.650		L8		G4-3			G3-1			3	0	0	0	0	0	0						
37 Tyler Stephenson, R OBP: 0.325, SLG: 0.370	G5-3					K			K	3	0	0	0	0	2	0						
33 Christian Encarnacion-Strawder, R OBP: 0.297, SLG: 0.349						K			G2-3	3	0	0	0	0	2	0						
30 Will Benson, L OBP: 0.365, SLG: 0.480				F8		G3			F8	3	0	0	0	0	0	0						
16 Noelvi Marte, R OBP: 0.257, SLG: 0.281				K					F9	3	0	0	0	0	1	0						
15 Nick Senzel, R OBP: 0.289, SLG: 0.373			E5						7 DI 2B BB	2	1	0	0	1	0	0						
<b>Inning Stats</b>	R: 0 E: 0 K: 0 S: 10	H: 0 LOB: 0 BB: 0 P: 15	R: 0 E: 0 K: 1 S: 9	H: 0 LOB: 0 BB: 0 P: 15	R: 0 E: 1 K: 1 S: 11	H: 0 LOB: 1 BB: 0 P: 17	R: 0 E: 0 K: 1 S: 8	H: 0 LOB: 0 BB: 0 P: 13	R: 0 E: 0 K: 2 S: 7	H: 0 LOB: 0 BB: 0 P: 10	R: 0 E: 0 K: 0 S: 9	H: 0 LOB: 0 BB: 0 P: 12	R: 0 E: 0 K: 1 S: 10	H: 0 LOB: 0 BB: 0 P: 17	R: 0 E: 0 K: 1 S: 9	H: 0 LOB: 0 BB: 0 P: 14	R: 1 E: 0 K: 1 S: 10	H: 1 LOB: 1 BB: 1 P: 18	1B: 0 2B: 1 3B: 0 HR: 0	SF: 0 SAC: 0 DP: 0 HBP: 0	WP: 0 PB: 0 SB: 0 CS: 0	PA: 30
<b>PITCHER</b> 38 Alex Cobb, R ERA: 3.57	IP: 9.0 WLS: W BF: 30	H: 1 R: 1 ER: 1 SO: 8	BB: 1 IBB: 0 HBP: 0 BLK: 0	WP: 0 HR: 0 S: 83 P: 131	ERA: 1.00 WHIP: 0.222	<b>PITCHER</b>										IP: WLS: BF: H: R: ER: SO: BB: IBB: HBP: BLK: WP: HR: S: P: ERA: WHIP						

Batter	1	2	3	4	5	6	7	8	9	AB	R	H	RBI	BB	SO	LOB	BOTTOM			
13 Austin Slater, R OBP: 0.348, SLG: 0.404	K									3	2	0	1	1	0					
39 Thairo Estrada, R OBP: 0.322, SLG: 0.422	G5-3		G6-3			K				4	0	1	1	0	1	2				
41 Wilmer Flores, R OBP: 0.353, SLG: 0.531	F8		F8		G1-4-3			G6-3		4	0	0	0	0	0	3				
17 Mitch Haniger, R OBP: 0.274, SLG: 0.362		G5-3	E5			F7		K		4	1	0	0	0	1	1				
14 Patrick Bailey, S OBP: 0.311, SLG: 0.411		7 1B 18 K	18 K			K		K		4	2	2	2	0	2	1				
7 J.D. Davis, R OBP: 0.325, SLG: 0.407		18 K 29 2B	F8			L8				3	1	1	0	0	0	0				
18 Paul DeJong, R OBP: 0.259, SLG: 0.358		K		P3				G6-3		3	0	0	0	0	1	1				
29 Luis Matos, R OBP: 0.311, SLG: 0.356				L6				F8		3	0	1	1	0	0	0				
6 Casey Schmitt, R OBP: 0.250, SLG: 0.285		K		F9				L8		3	0	0	0	0	1	1				
<b>Inning Stats</b>	R: 0 E: 0 K: 1 S: 6	H: 3 LOB: 1 BB: 0 P: 12	R: 2 E: 0 K: 2 S: 21	H: 3 LOB: 1 BB: 0 P: 31	R: 3 E: 1 K: 0 S: 14	H: 2 LOB: 0 BB: 0 P: 25	R: 0 E: 0 K: 0 S: 4	H: 0 LOB: 0 BB: 0 P: 9	R: 0 E: 0 K: 1 S: 8	H: 1 LOB: 0 BB: 0 P: 10	R: 0 E: 0 K: 1 S: 11	H: 0 LOB: 0 BB: 0 P: 18	R: 0 E: 0 K: 0 S: 8	H: 0 LOB: 0 BB: 0 P: 10	R: 1 E: 0 K: 2 S: 13	H: 1 LOB: 1 BB: 1 P: 23	1B: 3 2B: 3 3B: 0 HR: 1	SF: 0 SAC: 0 DP: 1 HBP: 0	WP: 1 PB: 0 SB: 0 CS: 0	PA: 32
<b>PITCHER</b> 55 Brandon Williamson, L ERA: 4.2 50 Sam Moll, L ERA: 3.75 47 Derek Law, R ERA: 2.93	IP: 6.0 WLS: L BF: 24	H: 6 R: 5 ER: 3 SO: 5	BB: 0 IBB: 0 HBP: 0 BLK: 0	WP: 0 HR: 1 S: 64 P: 105	ERA: 4.50 WHIP: 1.000	<b>PITCHER</b>										IP: WLS: BF: H: R: ER: SO: BB: IBB: HBP: BLK: WP: HR: S: P: ERA: WHIP				

AB 29  
R 1  
H 1  
RBI 1  
BB 1  
SO 8  
LOB 3



AB 31  
R 6  
H 7  
RBI 4  
BB 1  
SO 7  
LOB 9



Batter	1	2	3	4	5	6	7	8	9	AB	R	H	RBI	BB	SO	LOB	TOP					
29 TJ Friedl, L (1,8) OBP: 0.330, SLG: 0.420	G4-3		G6-3		G4-3		F8		F7	5	0	0	0	0	0	3	<b>Cincinnati Reds @ San Francisco Giants</b> Oracle Park, San Francisco, CA Wed Aug 30 2023, 12:47 PM - 3:18 PM PDT Att: 25,140 - Sunny - 73 F					
7 Spencer Steer, R (1,4) OBP: 0.353, SLG: 0.452	G5-3			K		44 1B 33 S 1B	F9	F9	BB	4	1	1	0	1	1	0						
44 Ely De La Cruz, S (1,6) OBP: 0.297, SLG: 0.438	G6-3			K		33 1B 33 S 1B		33 HR 2B	F7	5	2	2	0	0	1	2						
23 Nick Martini, L (1,10) OBP: 0.370, SLG: 0.583		K				33 2B 1B	F9	K		4	0	1	0	0	2	3						
33 Christian Encarnacion-Straykowski, R (1,10) OBP: 0.316, SLG: 0.396										4	1	4	3	0	0	0						
15 Nick Senzel, R (1,7) OBP: 0.289, SLG: 0.371	FC6-4							HR		4	0	1	0	0	0	4						
30 Will Benson, L (1,9) OBP: 0.359, SLG: 0.471										4	0	0	0	0	3	2						
16 Noelvi Marte, R (1,5) OBP: 0.256, SLG: 0.257			F8							3	0	0	0	1	2	0						
22 Luke Maile, R (1,2) OBP: 0.302, SLG: 0.415			F9							4	0	2	0	0	1	1						
<b>Inning Stats</b>	R: 0 E: 0 K: 0 S: 6	H: 0 LOB: 0 BB: 0 P: 11	R: 0 E: 0 K: 2 S: 9	H: 1 LOB: 1 BB: 0 P: 15	R: 0 E: 0 K: 0 S: 7	H: 0 LOB: 0 BB: 0 P: 8	R: 0 E: 0 K: 2 S: 21	H: 2 LOB: 2 BB: 0 P: 26	R: 0 E: 0 K: 2 S: 11	H: 1 LOB: 1 BB: 0 P: 16	R: 2 E: 0 K: 0 S: 11	H: 3 LOB: 0 BB: 0 P: 18	R: 0 E: 1 K: 2 S: 10	H: 1 LOB: 1 BB: 0 P: 13	R: 2 E: 0 K: 1 S: 15	H: 3 LOB: 1 BB: 0 P: 24	R: 0 E: 0 K: 1 S: 10	H: 0 LOB: 2 BB: 2 P: 20	1B: 8 2B: 2 3B: 0 HR: 1	SF: 0 SAC: 0 DP: 1 HBP: 0	WP: 0 PB: 0 SB: 4 CS: 0	PA: 39
<b>PITCHER</b>	IP WLS BF H R ER SO BB IBB HBP BLK WP HR S P ERA WHIP	IP WLS BF H R ER SO BB IBB HBP BLK WP HR S P ERA WHIP	IP WLS BF H R ER SO BB IBB HBP BLK WP HR S P ERA WHIP	IP WLS BF H R ER SO BB IBB HBP BLK WP HR S P ERA WHIP	IP WLS BF H R ER SO BB IBB HBP BLK WP HR S P ERA WHIP	IP WLS BF H R ER SO BB IBB HBP BLK WP HR S P ERA WHIP	IP WLS BF H R ER SO BB IBB HBP BLK WP HR S P ERA WHIP	IP WLS BF H R ER SO BB IBB HBP BLK WP HR S P ERA WHIP	IP WLS BF H R ER SO BB IBB HBP BLK WP HR S P ERA WHIP	IP WLS BF H R ER SO BB IBB HBP BLK WP HR S P ERA WHIP	IP WLS BF H R ER SO BB IBB HBP BLK WP HR S P ERA WHIP	IP WLS BF H R ER SO BB IBB HBP BLK WP HR S P ERA WHIP	IP WLS BF H R ER SO BB IBB HBP BLK WP HR S P ERA WHIP	IP WLS BF H R ER SO BB IBB HBP BLK WP HR S P ERA WHIP	IP WLS BF H R ER SO BB IBB HBP BLK WP HR S P ERA WHIP	IP WLS BF H R ER SO BB IBB HBP BLK WP HR S P ERA WHIP						
62 Logan Webb, R (1,1) ERA: 3.49	6.0	L	24	7	2	2	6	0	0	0	0	0	0	0	0	0	3.00	1.167				
74 Ryan Walker, R (7,1) ERA: 2.19	0.2		3	1	0	0	2	0	0	0	0	0	0	0	0	7	10	0.00	1.500			
33 Taylor Rogers, L (7,1) ERA: 2.78	0.1		1	0	0	0	0	0	0	0	0	0	0	0	3	3	0.00	0.000				
71 Tyler Rogers, R (8,1) ERA: 2.94	1.0		6	3	2	2	1	0	0	0	0	1	15	24	18.00	3.000						
77 Luke Jackson, R (9,1) ERA: 2.31	1.0		5	0	0	0	1	2	0	0	0	0	0	10	20	0.00	2.000					
<b>Batter</b>	1	2	3	4	5	6	7	8	9	AB	R	H	RBI	BB	SO	LOB	BOTTOM					
31 LaMonte Wade Jr., L (1,3) OBP: 0.374, SLG: 0.407	L8		K			F8	F8			4	0	0	0	0	1	4	<b>Cincinnati Reds @ San Francisco Giants</b> Oracle Park, San Francisco, CA Wed Aug 30 2023, 12:47 PM - 3:18 PM PDT Att: 25,140 - Sunny - 73 F					
39 Thairo Estrada, R (1,4) OBP: 0.321, SLG: 0.420	G3-1			K		41 E 1B		G5-3		4	0	1	0	0	1	0						
41 Wilmer Flores, R (1,10) OBP: 0.352, SLG: 0.528	G5-3						P3			4	0	1	0	0	0	1						
23 Joc Pederson, L (1,7) OBP: 0.357, SLG: 0.427		F7								2	0	0	0	1	0	1						
14 Patrick Bailey, S (1,2) OBP: 0.310, SLG: 0.407										3	0	0	0	1	2	3						
5 Mike Vastrzemecki, L (1,9) OBP: 0.337, SLG: 0.435										2	0	0	0	2	0	1						
18 Paul DeJong, R (1,6) OBP: 0.258, SLG: 0.356										2	0	0	0	0	0	1						
7 J.D. Davis, R (7,PH) OBP: 0.323, SLG: 0.405										2	0	0	0	0	0	2						
53 Wade Meckler, L (1,8) OBP: 0.378, SLG: 0.289										4	0	0	0	0	3	2						
6 Casey Schmitt, R (1,5) OBP: 0.255, SLG: 0.299										3	1	2	0	0	1	2						
<b>Inning Stats</b>	R: 0 E: 0 K: 0 S: 7	H: 0 LOB: 0 BB: 0 P: 8	R: 0 E: 0 K: 1 S: 17	H: 0 LOB: 0 BB: 0 P: 23	R: 0 E: 0 K: 2 S: 11	H: 1 LOB: 1 BB: 0 P: 17	R: 0 E: 0 K: 2 S: 14	H: 0 LOB: 1 BB: 0 P: 18	R: 0 E: 0 K: 1 S: 6	H: 0 LOB: 1 BB: 1 P: 11	R: 1 E: 1 K: 0 S: 13	H: 2 LOB: 2 BB: 1 P: 20	R: 0 E: 1 K: 1 S: 11	H: 0 LOB: 2 BB: 1 P: 21	R: 0 E: 0 K: 0 S: 8	H: 1 LOB: 0 BB: 0 P: 12	R: 0 E: 0 K: 1 S: 12	H: 0 LOB: 1 BB: 1 P: 20	1B: 2 2B: 2 3B: 0 HR: 0	SF: 0 SAC: 0 DP: 2 HBP: 1	WP: 0 PB: 0 SB: 0 CS: 0	PA: 35
<b>PITCHER</b>	IP WLS BF H R ER SO BB IBB HBP BLK WP HR S P ERA WHIP	IP WLS BF H R ER SO BB IBB HBP BLK WP HR S P ERA WHIP	IP WLS BF H R ER SO BB IBB HBP BLK WP HR S P ERA WHIP	IP WLS BF H R ER SO BB IBB HBP BLK WP HR S P ERA WHIP	IP WLS BF H R ER SO BB IBB HBP BLK WP HR S P ERA WHIP	IP WLS BF H R ER SO BB IBB HBP BLK WP HR S P ERA WHIP	IP WLS BF H R ER SO BB IBB HBP BLK WP HR S P ERA WHIP	IP WLS BF H R ER SO BB IBB HBP BLK WP HR S P ERA WHIP	IP WLS BF H R ER SO BB IBB HBP BLK WP HR S P ERA WHIP	IP WLS BF H R ER SO BB IBB HBP BLK WP HR S P ERA WHIP	IP WLS BF H R ER SO BB IBB HBP BLK WP HR S P ERA WHIP	IP WLS BF H R ER SO BB IBB HBP BLK WP HR S P ERA WHIP	IP WLS BF H R ER SO BB IBB HBP BLK WP HR S P ERA WHIP	IP WLS BF H R ER SO BB IBB HBP BLK WP HR S P ERA WHIP	IP WLS BF H R ER SO BB IBB HBP BLK WP HR S P ERA WHIP	IP WLS BF H R ER SO BB IBB HBP BLK WP HR S P ERA WHIP						
21 Hunter Greene, R (1,1) ERA: 4.75	5.1	W	20	3	1	0	0	1	0	0	0	1	0	0	0	0	0.00	0.750				
79 Ian Gibaut, R (6,1) ERA: 3.35	0.2	H	3	0	0	0	0	0	1	0	0	5	7	0.00	0.000							
63 Fernando Cruz, R (7,1) ERA: 4.12	1.0	H	5	0	0	0	1	1	0	0	0	0	11	21	0.00	1.000						
39 Lucas Sims, R (8,1) ERA: 3.73	1.0	H	3	1	0	0	0	0	0	0	0	0	8	12	0.00	1.000						
43 Alexis Diaz, R (9,1) ERA: 2.18	1.0	S	4	0	0	0	1	1	0	0	0	0	12	20	0.00	1.000						

AB	37
R	4
H	11
RBI	3
BB	2
SO	10
LOB	15

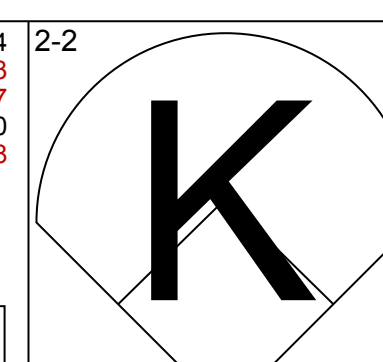
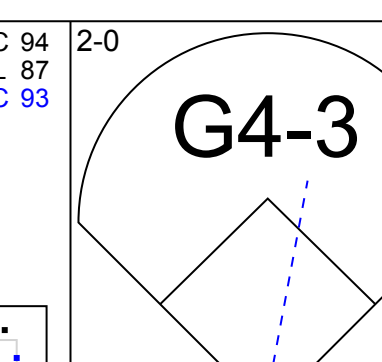
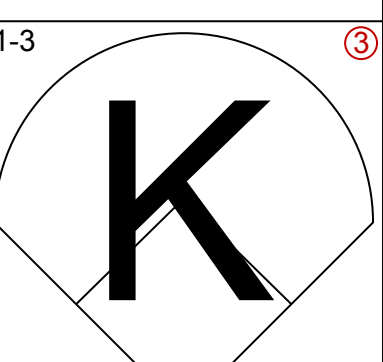
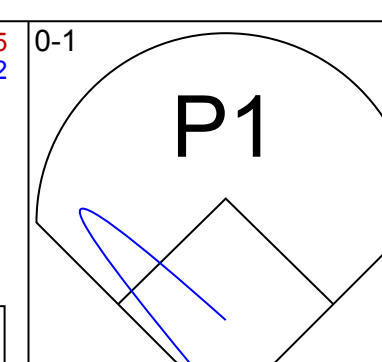
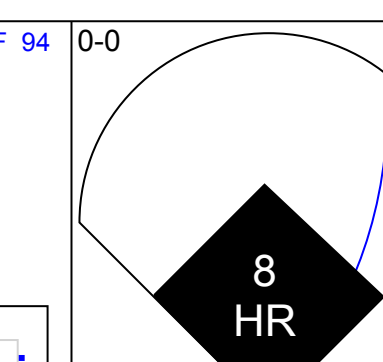
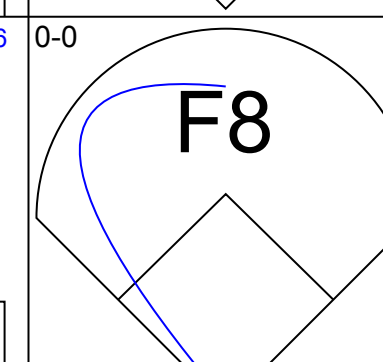
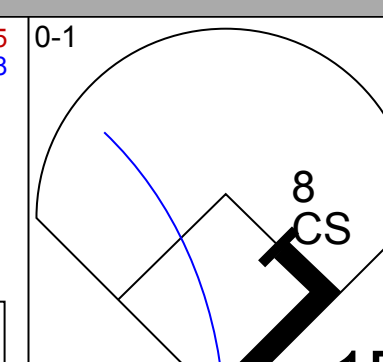
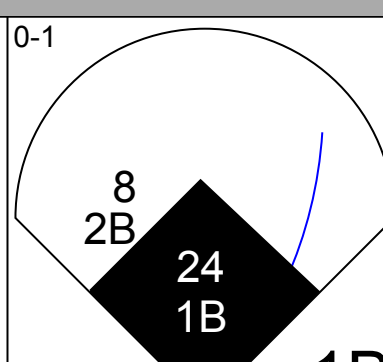
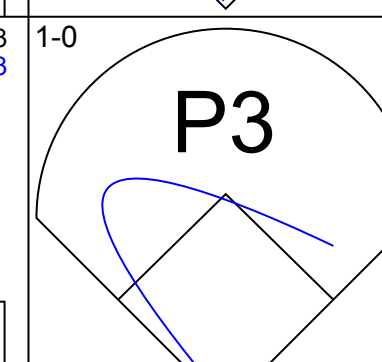
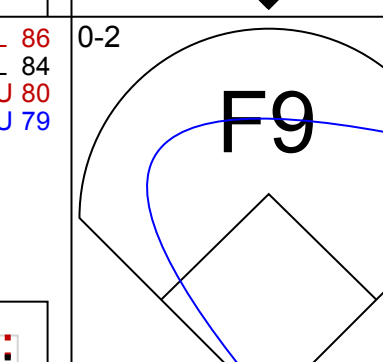
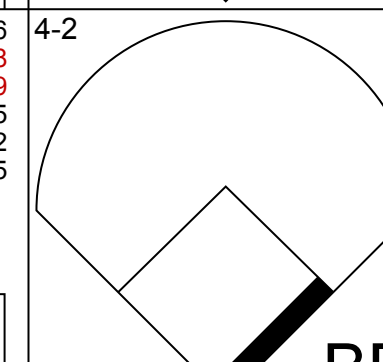
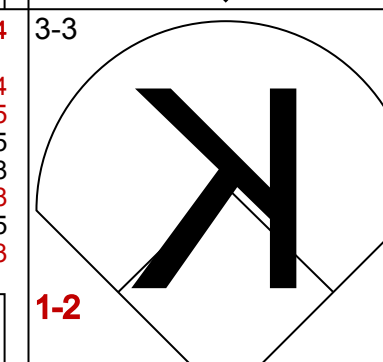
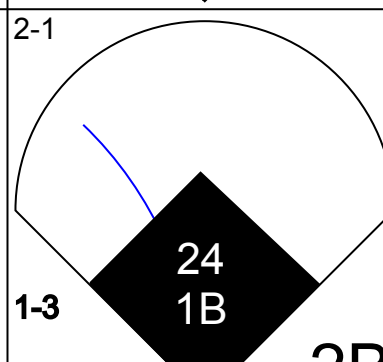
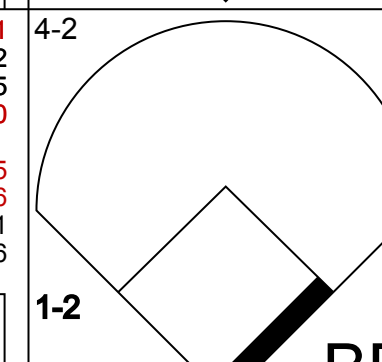
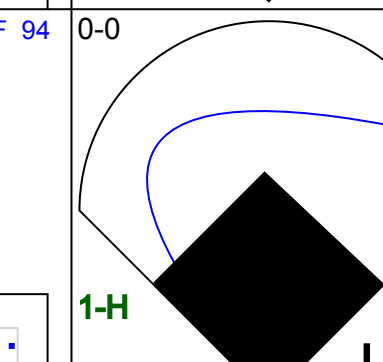
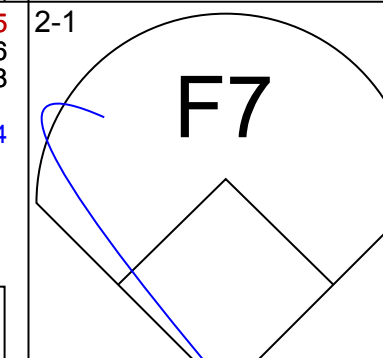
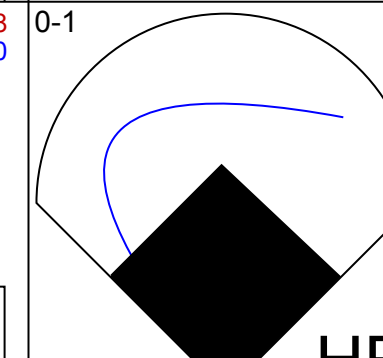
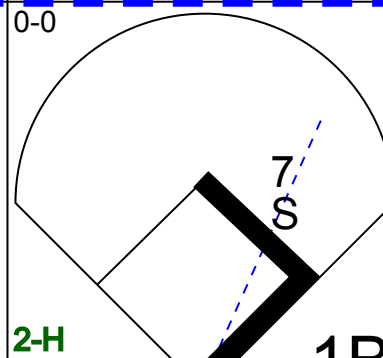
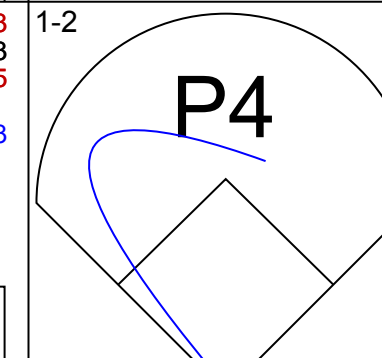
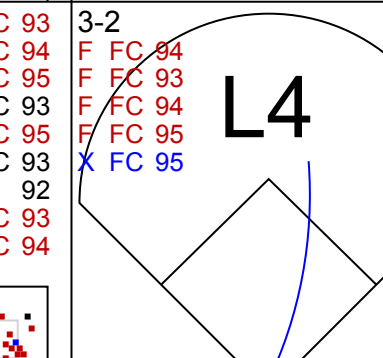
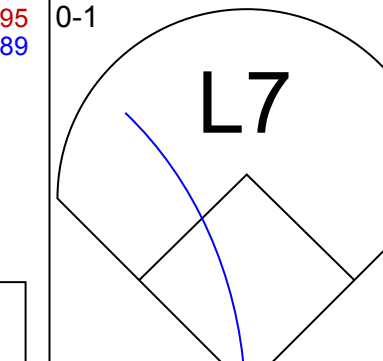
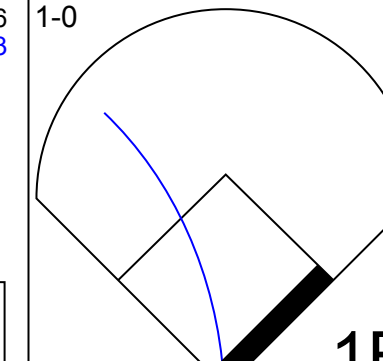
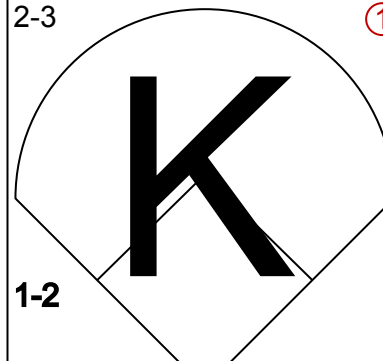
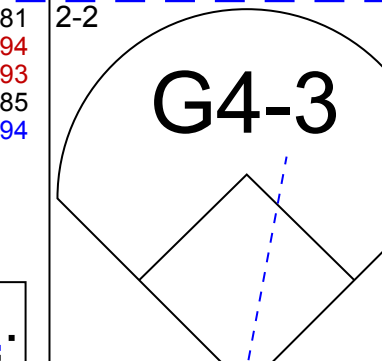
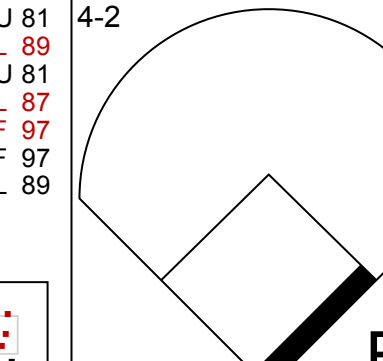
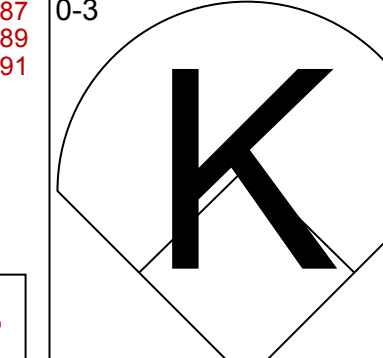
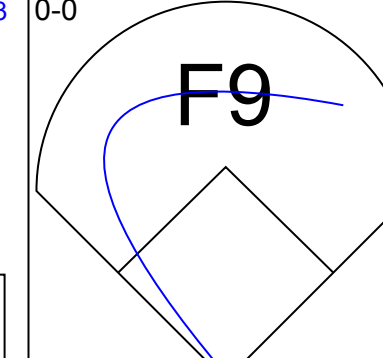
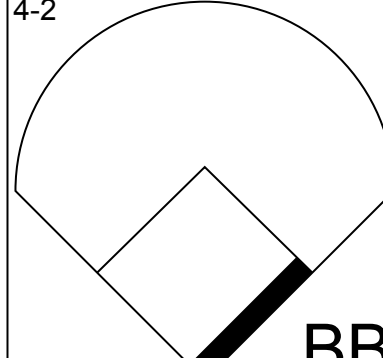
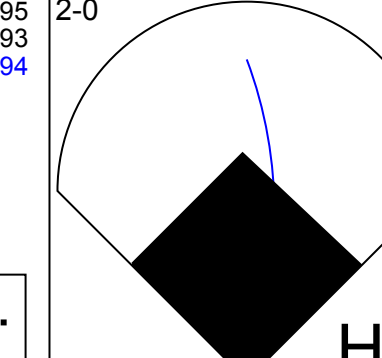
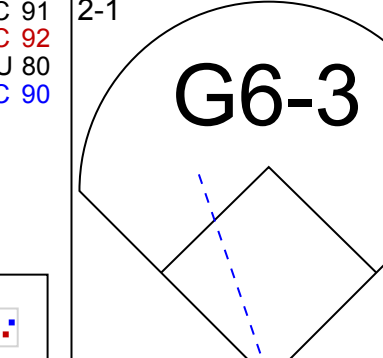
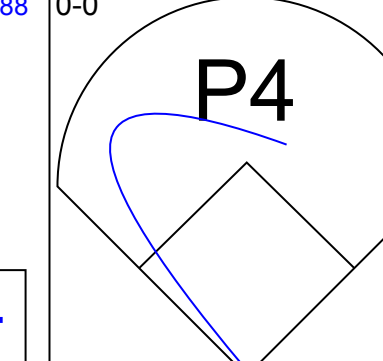
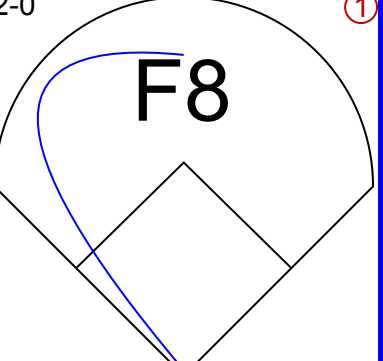
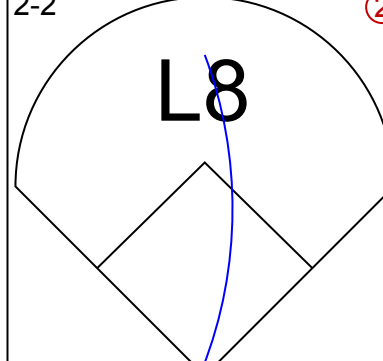
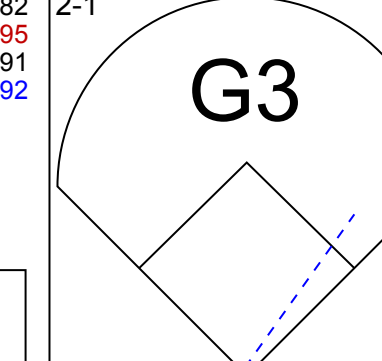
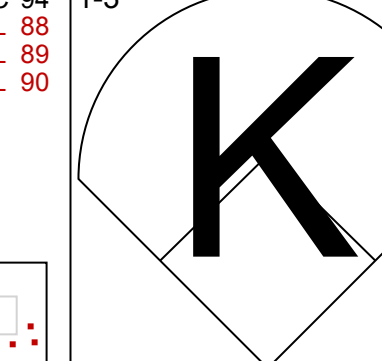
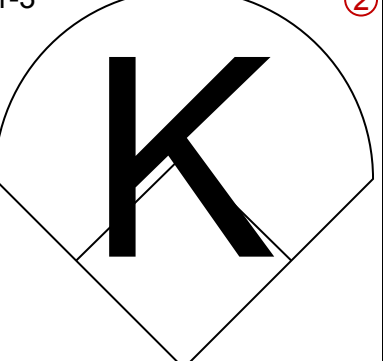
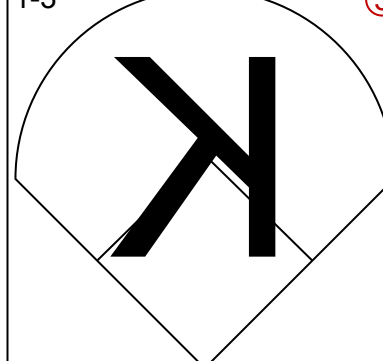
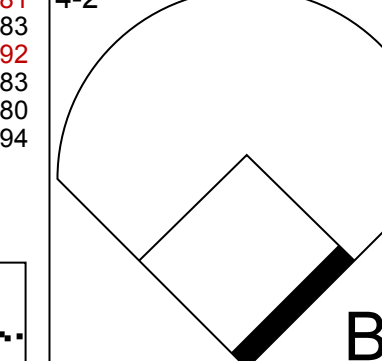
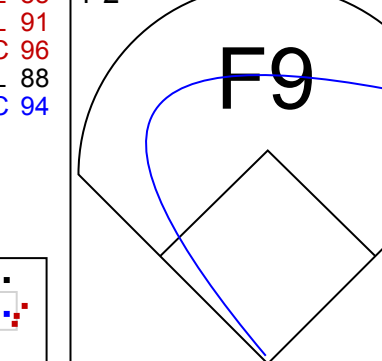
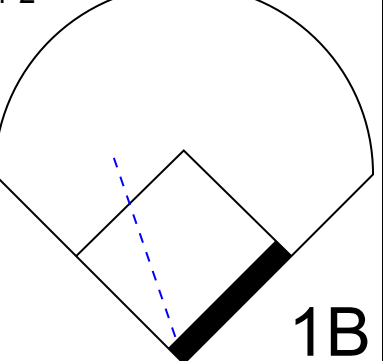
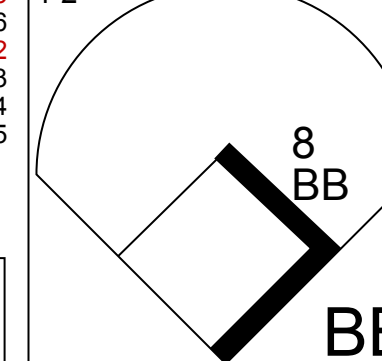
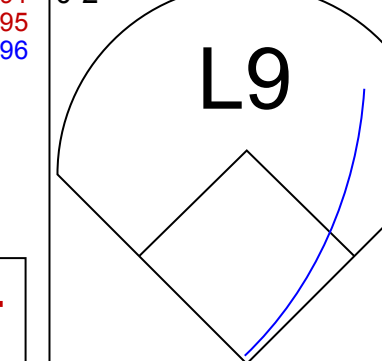


WP	0
PB	0
SB	4
CS	0

AB	30
R	1
H	4
RBI	0
BB	4
SO	8
LOB	17

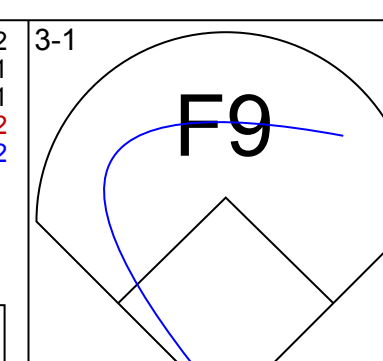
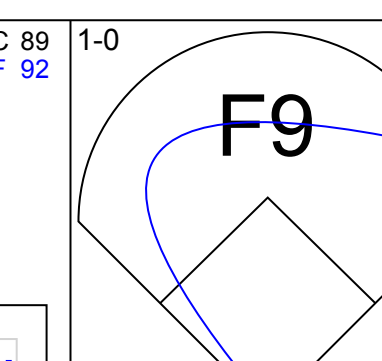
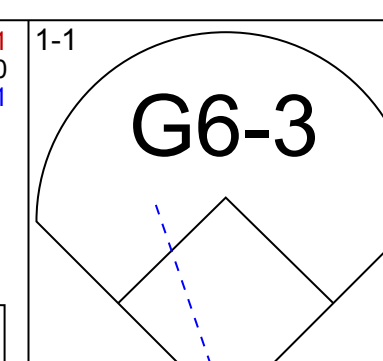
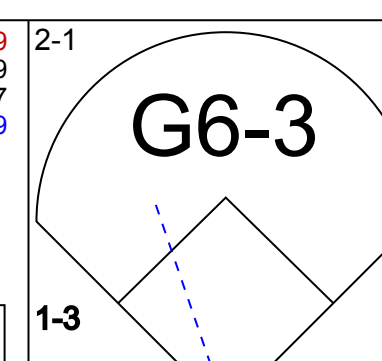
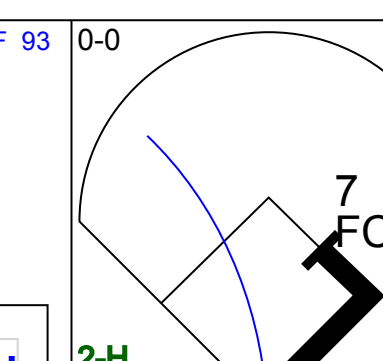
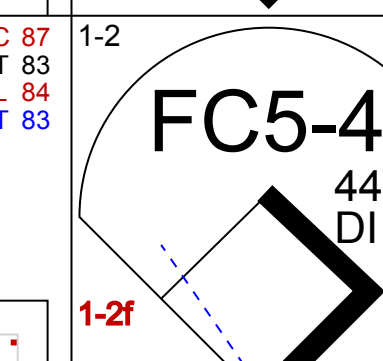
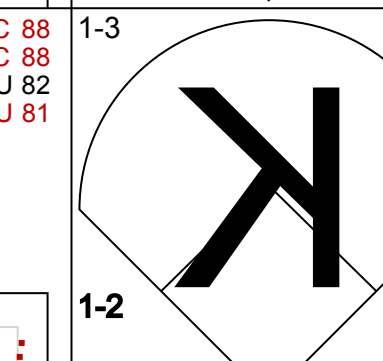


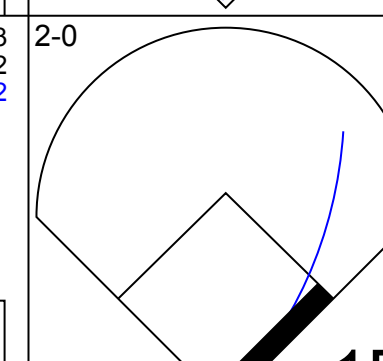
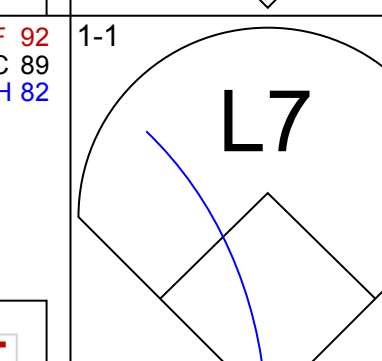
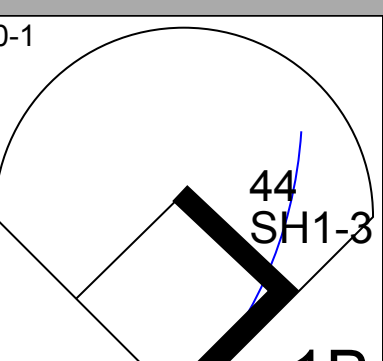
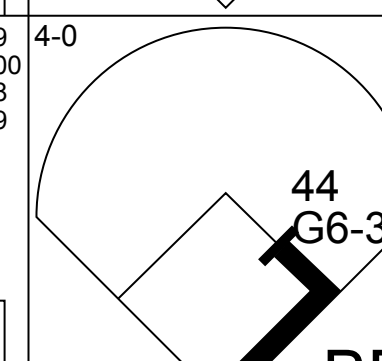
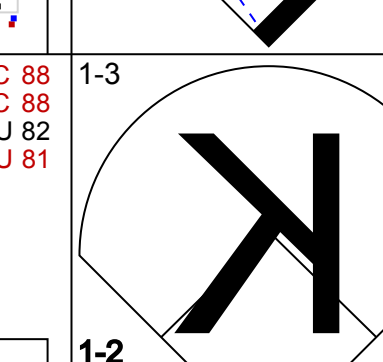
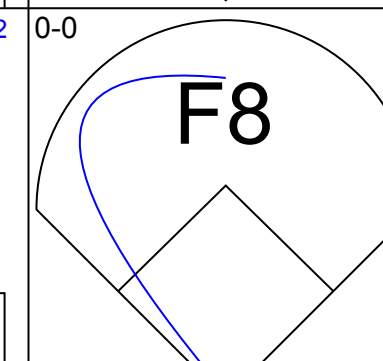
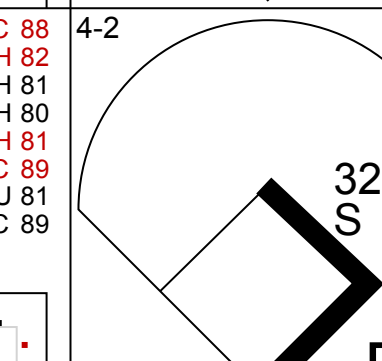
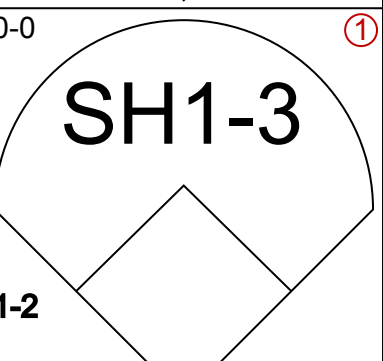
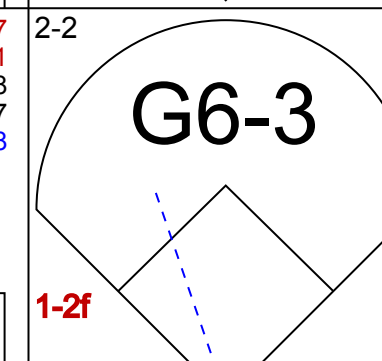
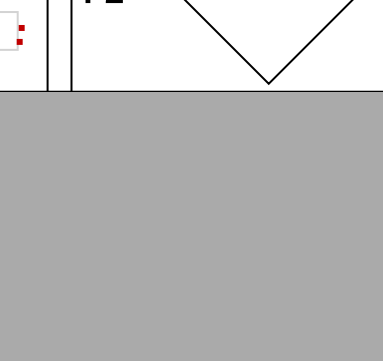
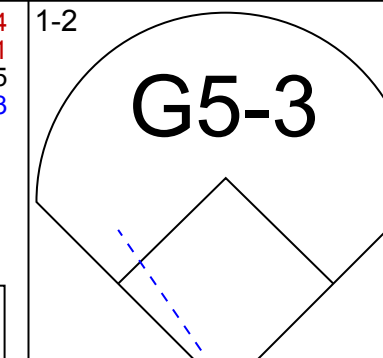
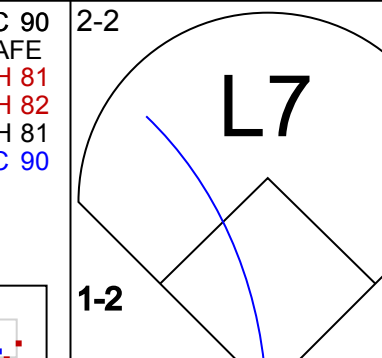
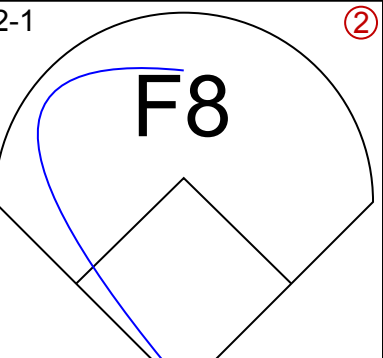
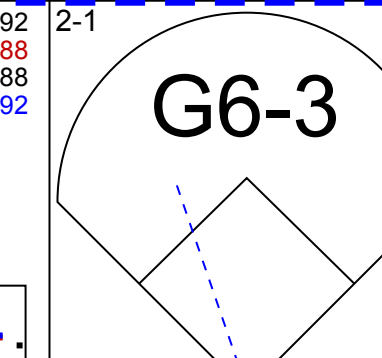
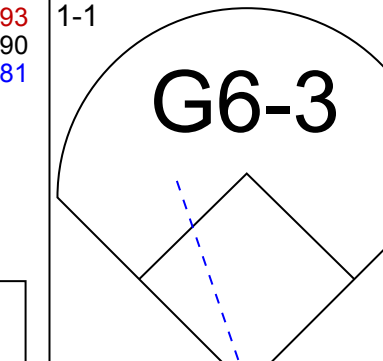
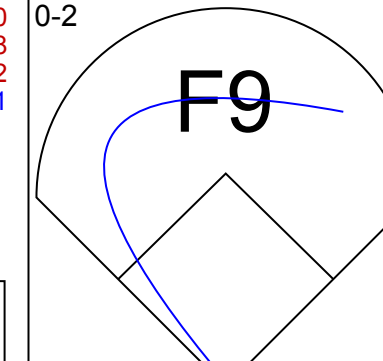
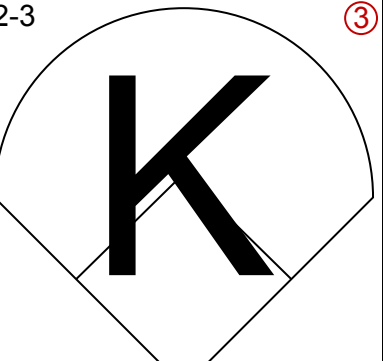
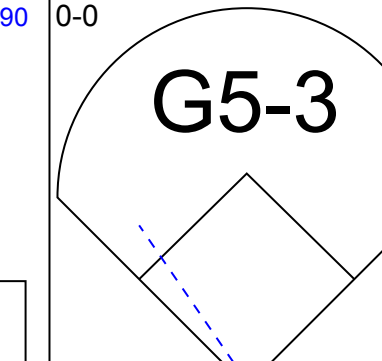
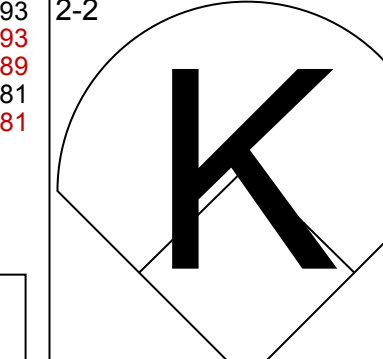
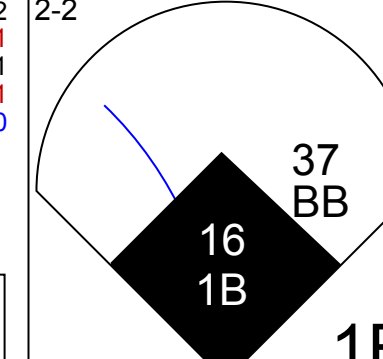
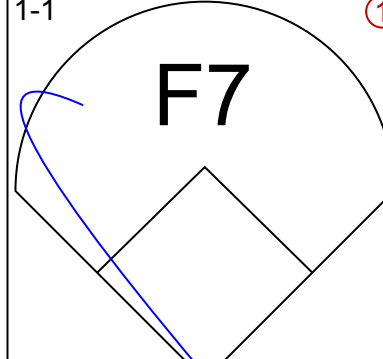
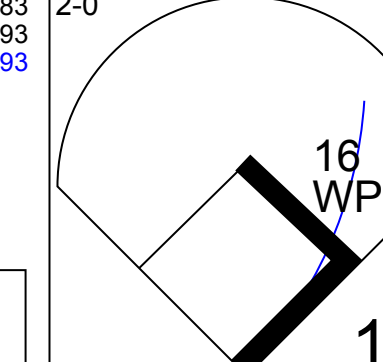
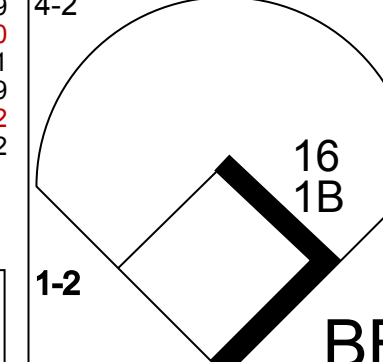



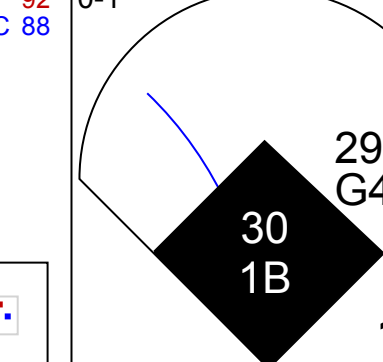
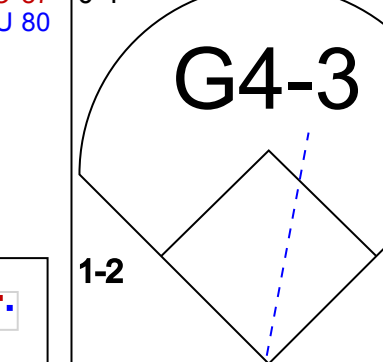
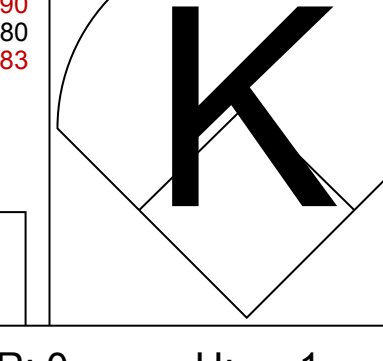
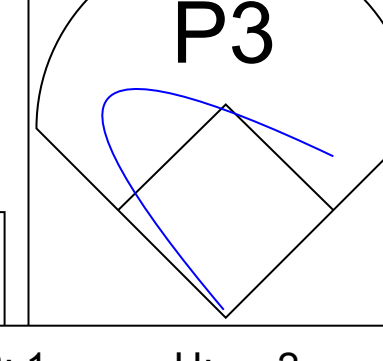
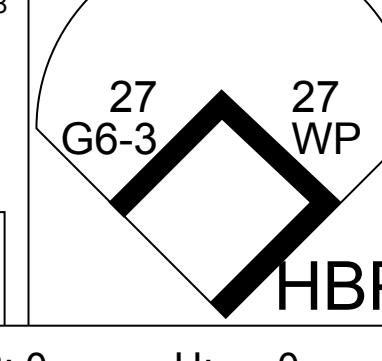
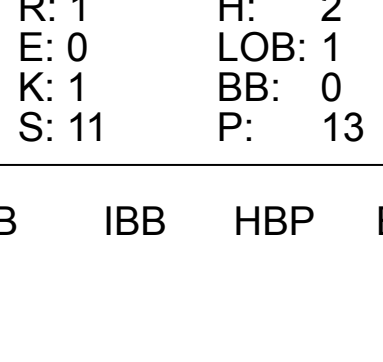


WP	0
PB	0
SB	0
CS	0

Batter	1	2	3	4	5	6	7	8	9	AB	R	H	RBI	BB	SO	LOB	TOP							
40 Mike Tauchman, L (1,8) OBP: 0.358, SLG: 0.383										5	1	1	0	0	2	2	<b>Chicago Cubs @ Cincinnati Reds</b> Great American Ball Park, Cincinnati, OH Fri Sep 01 2023, 1:13 PM - 3:57 PM EDT Att. 21,480 - Sunny - 80 F							
2 Nico Hoerner, R (1,4) OBP: 0.335, SLG: 0.394										5	1	2	0	0	0	2								
8 Ian Happ, S (1,7) OBP: 0.365, SLG: 0.429										3	2	2	2	2	1	1								
24 Cody Bellinger, L (1,3) OBP: 0.362, SLG: 0.541										5	1	2	3	0	0	3								
7 Dansby Swanson, R (1,6) OBP: 0.331, SLG: 0.420										4	0	1	0	1	1	1								
27 Seiya Suzuki, R (1,9) OBP: 0.337, SLG: 0.438										4	1	1	1	1	1	2								
5 Christopher Morel, R (1,10) 9 Jaimer Candelario, S (6,PH) OBP: 0.340, SLG: 0.477										2	0	0	0	0	0	0								
9 Miguel Amaya, R (1,2) OBP: 0.354, SLG: 0.374										3	0	0	0	1	3	2								
1 Nick Madrigal, R (1,5) OBP: 0.326, SLG: 0.366										3	0	1	0	1	0	1								
<b>Inning Stats</b>	R: 0 H: 0 E: 0 K: 1 S: 8	H: 0 LOB: 1 BB: 1 P: 16	R: 0 H: 0 E: 0 K: 1 S: 6	H: 0 LOB: 0 BB: 0 P: 6	R: 0 H: 0 E: 0 K: 1 S: 8	H: 0 LOB: 0 BB: 0 P: 12	R: 1 H: 3 E: 0 K: 1 S: 11	H: 3 LOB: 1 BB: 0 P: 15	R: 0 H: 1 E: 0 K: 2 S: 12	H: 1 LOB: 1 BB: 0 P: 17	R: 2 H: 3 E: 0 K: 2 S: 21	H: 3 LOB: 2 BB: 1 P: 32	R: 0 H: 0 E: 0 K: 0 S: 12	H: 0 LOB: 0 BB: 2 P: 22	R: 1 H: 1 E: 0 K: 0 S: 11	H: 1 LOB: 1 BB: 1 P: 21		R: 2 H: 2 E: 0 K: 0 S: 22	H: 2 LOB: 1 BB: 1 P: 31	1B: 6 2B: 2 3B: 0 HR: 3	SF: 0 SAC: 0 DP: 1 HBP: 0	WP: 0 PB: 0 SB: 1 CS: 1	PA: 42	
<b>PITCHER</b>	IP WLS BF H R ER SO BB IBB HBP BLK WP HR S P ERA WHIP	5.0 L 21 6 3 3 6 1 0 0 0 0 1 49 72 5.40 1.400	1.0 5 1 0 0 2 1 0 0 0 0 0 17 26 0.00 2.000	1.2 9 1 1 1 0 3 0 0 0 0 1 20 40 5.40 2.400	1.2 9 1 1 1 0 3 0 0 0 0 1 20 40 5.40 2.400	1.1 7 2 2 2 0 1 0 0 0 0 1 25 34 13.50 2.250																		

AB	36
R	6
H	10
RBI	6
BB	6
SO	8
LOB	16



Batter	1	2	3	4	5	6	7	8	9	AB	R	H	RBI	BB	SO	LOB	BOTTOM						
4 Harrison Bader, R (1,8) OBP: 0.276, SLG: 0.361										3	0	0	0	0	0	2	<b>Chicago Cubs @ Cincinnati Reds</b> Great American Ball Park, Cincinnati, OH Fri Sep 01 2023, 1:13 PM - 3:57 PM EDT Att. 21,480 - Sunny - 80 F						
27 Jake Fraley, L (7,PH) OBP: 0.345, SLG: 0.466										1	0	0	0	0	0	1							
77 Daniel Duarte, R (8,1) ERA: 3.63										0	0	0	0	0	0	0							
47 Derek Law, R (8,1) ERA: 3.63										0	0	0	0	0	0	0							
30 Will Benson, L (9,PH) OBP: 0.362, SLG: 0.473										1	0	1	1	0	0	0							
7 Spencer Steer, R (1,4) OBP: 0.355, SLG: 0.453										4	0	2	0	1	0	1							
44 Ely De La Cruz, S (1,6) OBP: 0.297, SLG: 0.434										3	0	0	0	1	1	4							
32 Hunter Renfroe, R (1,9) OBP: 0.301, SLG: 0.430										4	0	0	0	0	0	3							
33 Christian Encarnacion-Straw (7,5) (8,3)										4	0	0	0	0	1	1							
15 Nick Senzel, R (1,5) ERA: 1.8										2	1	1	0	0	1	0							
23 Nick Martini, L (6,PH) OBP: 0.379, SLG: 0.560										1	0	0	0	0	0	0							
37 Tyler Stephenson, R (1,2) OBP: 0.327, SLG: 0.369										3	0	1	0	1	1	1							
16 Noelvi Marte, R (1,10) OBP: 0.302, SLG: 0.289										3	1	2	1	1	0	0							
17 Stuart Fairchild, R (1,7) OBP: 0.322, SLG: 0.382										2	0	0	0	0	1	4							
29 TJ Friedl, L (7,PH) OBP: 0.331, SLG: 0.419										1	0	0	0	0	0	1							
<b>Inning Stats</b>	R: 0 H: 1 E: 0 K: 0 S: 7	H: 1 LOB: 0 BB: 0 P: 13	R: 0 H: 1 E: 0 K: 2 S: 12	H: 1 LOB: 2 BB: 1 P: 23	R: 0 H: 0 E: 0 K: 0 S: 10	H: 0 LOB: 1 BB: 1 P: 18	R: 1 H: 2 E: 0 K: 0 S: 14	H: 2 LOB: 2 BB: 1 P: 24	R: 0 H: 1 E: 0 K: 1 S: 8	H: 1 LOB: 1 BB: 0 P: 12	R: 0 H: 0 E: 0 K: 0 S: 5	H: 0 LOB: 0 BB: 0 P: 7	R: 0 H: 0 E: 0 K: 0 S: 7	H: 0 LOB: 1 BB: 1 P: 16	R: 0 H: 0 E: 0 K: 1 S: 8	H: 0 LOB: 0 BB: 0 P: 15	R: 1 H: 2 E: 0 K: 1 S: 11	H: 2 LOB: 1 BB: 0 P: 13	1B: 7 2B: 0 3B: 0 HR: 0	SF: 0 SAC: 1 DP: 1 HBP: 2	WP: 2 PB: 0 SB: 1 CS: 0	PA: 39	
<b>PITCHER</b>	IP WLS BF H R ER SO BB IBB HBP BLK WP HR S P ERA WHIP	5.0 W 23 5 3 0 0 3 0 0 0 0 0 5 7 0.00 0.000	1.0 H 3 0 0 0 0 0 0 0 0 0 0 7 16 0.00 1.000	1.0 H 4 0 0 0 0 1 0 1 0 1 0 7 16 0.00 1.000	2.0 S 9 2 1 1 2 0 0 1 0 0 0 19 28 4.50 1.000																		

AB	32
R	2
H	7
RBI	2
BB	4
SO	5
LOB	18





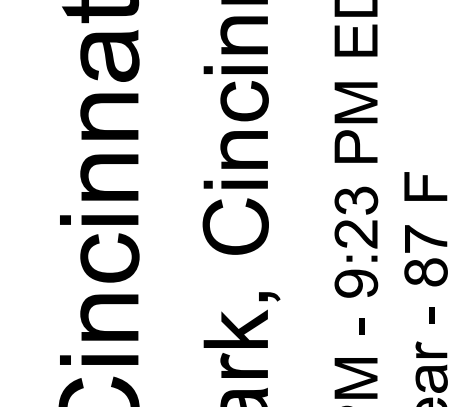
Batter	1	2	3	4	5	6	7	8	9	AB	R	H	RBI	BB	SO	LOB	TOP							
2 Nico Hoerner, R OBP: 0.340, SLG: 0.391										4	0	1	0	0	1	1	<p>Chicago Cubs @ Cincinnati Reds</p> <p>Great American Ball Park, Cincinnati, OH</p> <p>Sat Sep 02 2023, 6:42 PM - 9:23 PM EDT</p> <p>Att: 38,246 - Clear - 87 F</p>							
7 Dansby Swanson, R OBP: 0.328, SLG: 0.414										3	0	0	0	1	0	3								
8 Ian Happ, S OBP: 0.362, SLG: 0.424										4	0	0	0	0	1	1								
24 Cody Bellinger, L OBP: 0.365, SLG: 0.546										4	0	1	0	0	2	1								
27 Seiya Suzuki, R OBP: 0.324, SLG: 0.438										3	0	1	0	1	0	1								
15 Yan Gomes, R OBP: 0.309, SLG: 0.413										4	0	1	0	0	0	1								
9 Jeimer Candelario, S OBP: 0.340, SLG: 0.490											4	1	1	1	0	2		4						
16 Patrick Wisdom, R OBP: 0.288, SLG: 0.500											2	0	0	0	0	0		0						
40 Mike Tauchman, L OBP: 0.355, SLG: 0.377										1	0	0	0	0	0	0								
1 Nick Madrigal, R OBP: 0.324, SLG: 0.363										1	0	0	0	0	0	2								
5 Christopher Morel, R OBP: 0.313, SLG: 0.481										2	0	0	0	1	1	0								
<b>Inning Stats</b>	R: 0 H: 0 E: 0 K: 2 S: 10	H: 0 LOB: 1 BB: 1 P: 19	R: 0 H: 0 E: 0 K: 1 S: 7	H: 0 LOB: 0 BB: 0 P: 9	R: 0 H: 0 E: 0 K: 0 S: 5	H: 0 LOB: 1 BB: 1 P: 12	R: 0 H: 2 E: 0 K: 1 S: 15	H: 2 LOB: 2 BB: 0 P: 20	R: 0 H: 0 E: 1 K: 1 S: 12	H: 0 LOB: 1 BB: 0 P: 19	R: 0 H: 1 E: 0 K: 0 S: 9	H: 1 LOB: 0 BB: 1 P: 13	R: 1 H: 1 E: 0 K: 0 S: 10	H: 1 LOB: 0 BB: 0 P: 13	R: 0 H: 1 E: 0 K: 1 S: 6	H: 1 LOB: 0 BB: 1 P: 10	R: 0 H: 0 E: 1 K: 1 S: 10	H: 0 LOB: 2 BB: 1 P: 20	1B: 4 2B: 0 3B: 0 HR: 1	SF: 0 SAC: 0 DP: 1 HBP: 0	WP: 0 PB: 0 SB: 1 CS: 1	PA: 35		
<b>PITCHER</b>	IP WLS BF H R ER SO BB IBB HBP BLK WP HR S P ERA WHIP	IP WLS BF H R ER SO BB IBB HBP BLK WP HR S P ERA WHIP	IP WLS BF H R ER SO BB IBB HBP BLK WP HR S P ERA WHIP	IP WLS BF H R ER SO BB IBB HBP BLK WP HR S P ERA WHIP	IP WLS BF H R ER SO BB IBB HBP BLK WP HR S P ERA WHIP	IP WLS BF H R ER SO BB IBB HBP BLK WP HR S P ERA WHIP	IP WLS BF H R ER SO BB IBB HBP BLK WP HR S P ERA WHIP	IP WLS BF H R ER SO BB IBB HBP BLK WP HR S P ERA WHIP	IP WLS BF H R ER SO BB IBB HBP BLK WP HR S P ERA WHIP	IP WLS BF H R ER SO BB IBB HBP BLK WP HR S P ERA WHIP	IP WLS BF H R ER SO BB IBB HBP BLK WP HR S P ERA WHIP	IP WLS BF H R ER SO BB IBB HBP BLK WP HR S P ERA WHIP	IP WLS BF H R ER SO BB IBB HBP BLK WP HR S P ERA WHIP	IP WLS BF H R ER SO BB IBB HBP BLK WP HR S P ERA WHIP	IP WLS BF H R ER SO BB IBB HBP BLK WP HR S P ERA WHIP	IP WLS BF H R ER SO BB IBB HBP BLK WP HR S P ERA WHIP	IP WLS BF H R ER SO BB IBB HBP BLK WP HR S P ERA WHIP	IP WLS BF H R ER SO BB IBB HBP BLK WP HR S P ERA WHIP	IP WLS BF H R ER SO BB IBB HBP BLK WP HR S P ERA WHIP	IP WLS BF H R ER SO BB IBB HBP BLK WP HR S P ERA WHIP	IP WLS BF H R ER SO BB IBB HBP BLK WP HR S P ERA WHIP	IP WLS BF H R ER SO BB IBB HBP BLK WP HR S P ERA WHIP	IP WLS BF H R ER SO BB IBB HBP BLK WP HR S P ERA WHIP	IP WLS BF H R ER SO BB IBB HBP BLK WP HR S P ERA WHIP
41 Andrew Abbott, L ERA: 3.22	6.1	25	4	1	1	5	2	0	0	0	0	0	0	0	0	0	1.42	0.947						
46 Buck Farmer, R ERA: 3.94	0.2	2	0	0	0	0	0	0	0	0	0	0	0	0	0	0	0.00	0.000						
70 Tejay Antone, R ERA:	1.0	3	1	0	0	1	0	0	0	0	0	0	0	0	6	10	0.00	1.000						
50 Sam Moll, L ERA: 3.66	1.0	W	5	0	0	0	1	0	0	0	0	0	0	10	20	0.00	1.000							

Batter	1	2	3	4	5	6	7	8	9	AB	R	H	RBI	BB	SO	LOB	BOTTOM							
27 Jake Fraley, L OBP: 0.351, SLG: 0.480										4	0	2	0	0	1	1	<p>Chicago Cubs @ Cincinnati Reds</p> <p>Great American Ball Park, Cincinnati, OH</p> <p>Sat Sep 02 2023, 6:42 PM - 9:23 PM EDT</p> <p>Att: 38,246 - Clear - 87 F</p>							
4 Harrison Bader, R OBP: 0.276, SLG: 0.361										2	1	0	0	2	0	0								
29 TJ Friedl, L OBP: 0.333, SLG: 0.419										2	1	0	0	2	0	0								
7 Spencer Steer, R OBP: 0.356, SLG: 0.450										3	0	2	0	0	0	2								
44 Ely De La Cruz, S OBP: 0.299, SLG: 0.435										4	0	3	1	0	1	0								
23 Nick Martini, L OBP: 0.324, SLG: 0.545										4	0	0	0	0	0	6								
32 Hunter Renfroe, R OBP: 0.298, SLG: 0.425										4	0	0	1	0	1	4								
33 Christian Encarnacion-Strand OBP: 0.313, SLG: 0.393										3	0	1	0	0	1	0								
16 Noelvi Marte, R OBP: 0.300, SLG: 0.289										3	0	1	0	0	1	0								
22 Luke Maile, R OBP: 0.294, SLG: 0.404										2	0	0	0	0	1	2								
30 Will Benson, L OBP: 0.352, SLG: 0.467										1	0	0	0	0	1	0								
37 Tyler Stephenson, R OBP: 0.327, SLG: 0.389										0	0	0	0	0	0	0								
<b>Inning Stats</b>	R: 0 H: 1 E: 0 K: 0 S: 9	H: 1 LOB: 0 BB: 0 P: 15	R: 0 H: 1 E: 0 K: 1 S: 7	H: 1 LOB: 0 BB: 0 P: 11	R: 0 H: 2 E: 0 K: 1 S: 8	H: 2 LOB: 1 BB: 0 P: 8	R: 0 H: 2 E: 0 K: 0 S: 7	H: 2 LOB: 2 BB: 0 P: 12	R: 0 H: 0 E: 0 K: 2 S: 8	H: 0 LOB: 0 BB: 0 P: 13	R: 0 H: 1 E: 0 K: 0 S: 10	H: 1 LOB: 0 BB: 1 P: 19	R: 0 H: 0 E: 0 K: 1 S: 6	H: 0 LOB: 0 BB: 0 P: 11	R: 0 H: 0 E: 0 K: 2 S: 7	H: 0 LOB: 0 BB: 0 P: 9	R: 2 H: 2 E: 0 K: 0 S: 11	H: 2 LOB: 3 BB: 1 P: 19	1B: 6 2B: 4 3B: 0 HR: 0	SF: 0 SAC: 0 DP: 2 HBP: 1	WP: 0 PB: 0 SB: 1 CS: 2	PA: 35		
<b>PITCHER</b>	IP WLS BF H R ER SO BB IBB HBP BLK WP HR S P ERA WHIP	IP WLS BF H R ER SO BB IBB HBP BLK WP HR S P ERA WHIP	IP WLS BF H R ER SO BB IBB HBP BLK WP HR S P ERA WHIP	IP WLS BF H R ER SO BB IBB HBP BLK WP HR S P ERA WHIP	IP WLS BF H R ER SO BB IBB HBP BLK WP HR S P ERA WHIP	IP WLS BF H R ER SO BB IBB HBP BLK WP HR S P ERA WHIP	IP WLS BF H R ER SO BB IBB HBP BLK WP HR S P ERA WHIP	IP WLS BF H R ER SO BB IBB HBP BLK WP HR S P ERA WHIP	IP WLS BF H R ER SO BB IBB HBP BLK WP HR S P ERA WHIP	IP WLS BF H R ER SO BB IBB HBP BLK WP HR S P ERA WHIP	IP WLS BF H R ER SO BB IBB HBP BLK WP HR S P ERA WHIP	IP WLS BF H R ER SO BB IBB HBP BLK WP HR S P ERA WHIP	IP WLS BF H R ER SO BB IBB HBP BLK WP HR S P ERA WHIP	IP WLS BF H R ER SO BB IBB HBP BLK WP HR S P ERA WHIP	IP WLS BF H R ER SO BB IBB HBP BLK WP HR S P ERA WHIP	IP WLS BF H R ER SO BB IBB HBP BLK WP HR S P ERA WHIP	IP WLS BF H R ER SO BB IBB HBP BLK WP HR S P ERA WHIP	IP WLS BF H R ER SO BB IBB HBP BLK WP HR S P ERA WHIP	IP WLS BF H R ER SO BB IBB HBP BLK WP HR S P ERA WHIP	IP WLS BF H R ER SO BB IBB HBP BLK WP HR S P ERA WHIP	IP WLS BF H R ER SO BB IBB HBP BLK WP HR S P ERA WHIP	IP WLS BF H R ER SO BB IBB HBP BLK WP HR S P ERA WHIP	IP WLS BF H R ER SO BB IBB HBP BLK WP HR S P ERA WHIP	IP WLS BF H R ER SO BB IBB HBP BLK WP HR S P ERA WHIP
72 Javier Assad, R ERA: 2.69	8.0	27	7	2	2	0	1	0	0	0	0	0	0	0	0	0	0.00	1.000						
38 Mark Leiter Jr., R ERA: 3.09	0.1	L	5	2	2	0	1	0	1	0	0	0	0	9	17	54.00	9.000							
74 Jose Cuas, R ERA: 3.62	0.1	1	0	0	0	0	0	0	0	0	0	0	0	2	2	0.00	0.000							

livebaseballscores.com



livebaseballscores.com









Batter	1	2	3	4	5	6	7	8	9	AB	R	H	RBI	BB	SO	LOB	TOP											
3 J.P. Crawford, L OBP: 0.390, SLG: 0.432										4	1	2	0	1	2	2	<b>Seattle Mariners @ Cincinnati Reds</b> Great American Ball Park, Cincinnati, OH Tue Sep 05 2023, 6:41 PM - 9:57 PM EDT Att: 17,863 - Partly Cloudy - 89 F											
44 Julio Rodríguez, R OBP: 0.343, SLG: 0.495										5	2	2	4	0	0	3												
29 Cal Raleigh, S OBP: 0.311, SLG: 0.462										4	1	0	0	1	1	3												
35 Teoscar Hernández, R OBP: 0.317, SLG: 0.486										4	1	2	2	1	1	1												
8 Dominic Canzone, L OBP: 0.289, SLG: 0.440										5	0	1	0	0	0	2												
23 Ty France, R OBP: 0.341, SLG: 0.372										3	0	0	0	1	1	1												
25 Dylan Moore, R OBP: 0.317, SLG: 0.486										0	0	0	0	0	0	0												
20 Mike Ford, L OBP: 0.322, SLG: 0.511										3	0	0	0	1	2	3												
76 José Caballero, R OBP: 0.351, SLG: 0.318										3	0	0	0	0	0	2												
0 Sam Haggerty, S OBP: 0.269, SLG: 0.288										1	0	0	0	0	0	0												
28 Eugenio Suárez, R OBP: 0.325, SLG: 0.379										1	0	0	0	0	0	2												
4 Josh Rojas, L OBP: 0.304, SLG: 0.337										3	1	2	0	1	1	1												
<b>Inning Stats</b>	R: 2 E: 0 K: 1 S: 12	H: 1 LOB: 0 BB: 1 P: 19	R: 0 E: 0 K: 2 S: 9	H: 0 LOB: 1 BB: 1 P: 17	R: 0 E: 0 K: 1 S: 11	H: 1 LOB: 0 BB: 0 P: 16	R: 0 E: 0 K: 2 S: 10	H: 0 LOB: 0 BB: 0 P: 15	R: 3 E: 0 K: 1 S: 16	H: 4 LOB: 1 BB: 0 P: 29	R: 0 E: 0 K: 1 S: 14	H: 0 LOB: 2 BB: 0 P: 28	R: 1 E: 0 K: 0 S: 12	H: 2 LOB: 2 BB: 0 P: 19	R: 0 E: 0 K: 0 S: 7	H: 1 LOB: 2 BB: 1 P: 13	R: 0 E: 0 K: 0 S: 9	H: 0 LOB: 2 BB: 1 P: 22	1B: 4 2B: 2 3B: 0 HR: 3	SF: 0 SAC: 0 DP: 0 HBP: 2	WP: 0 PB: 0 SB: 1 CS: 0	PA: 44						
<b>PITCHER</b>	IP	WLS	BF	H	R	ER	SO	BB	IBB	HBP	BLK	WP	HR	S	P	ERA	WHIP											
34 Connor Phillips, R ERA: 9.64	4.2		22	6	5	5	7	2	0	0	0	0	0	2	57	95	9.64	1.714										
38 Chasen Shreve, L ERA: 4.74	1.1		6	0	0	0	1	2	0	0	0	0	0	15	29	0.00	1.500											
47 Derek Law, R ERA: 3.91	1.0		6	2	1	1	0	0	0	1	0	0	1	12	19	9.00	2.000											
65 Casey Legumina, R ERA: 5.68	1.0		5	1	0	0	0	1	0	0	0	0	0	7	13	0.00	2.000											
43 Alexis Diaz, R ERA: 2.29	1.0	W	5	0	0	0	0	1	0	1	0	0	0	9	22	0.00	1.000											
<b>Batter</b>	<b>1</b>	<b>2</b>	<b>3</b>	<b>4</b>	<b>5</b>	<b>6</b>	<b>7</b>	<b>8</b>	<b>9</b>	<b>AB</b>	<b>R</b>	<b>H</b>	<b>RBI</b>	<b>BB</b>	<b>SO</b>	<b>LOB</b>	<b>BOTTOM</b>											
27 Jake Fraley, L OBP: 0.396, SLG: 0.462										1	0	1	1	0	0	0	<b>Seattle Mariners @ Cincinnati Reds</b> Great American Ball Park, Cincinnati, OH Tue Sep 05 2023, 6:41 PM - 9:57 PM EDT Att: 17,863 - Partly Cloudy - 89 F											
32 Hunter Kentzies, S OBP: 0.303, SLG: 0.495										0	0	0	0	1	0	0												
17 Stuart Fairchild, R OBP: 0.321, SLG: 0.380										0	0	0	0	0	0	0												
23 Nick Martini, L OBP: 0.326, SLG: 0.561										1	1	1	3	0	0	0												
29 TJ Friedl, L OBP: 0.335, SLG: 0.423										2	0	0	0	0	1	2												
15 Nick Senzel, R OBP: 0.290, SLG: 0.370										2	0	0	0	0	0	2												
7 Spencer Steer, R OBP: 0.353, SLG: 0.455										4	0	0	0	1	2	4												
44 Ely De La Cruz, S OBP: 0.306, SLG: 0.430										4	1	2	0	1	0	5												
33 Christian Encarnacion-Straw OBP: 0.316, SLG: 0.416										5	1	3	2	0	0	1												
30 Will Benson, L OBP: 0.360, SLG: 0.462										4	0	1	0	0	0	1												
4 Harrison Bader, R OBP: 0.272, SLG: 0.355										4	0	0	0	0	0	2												
16 Noelvi Marte, R OBP: 0.339, SLG: 0.400										3	2	3	1	1	0	0												
22 Luke Maile, R OBP: 0.301, SLG: 0.405										2	1	1	0	1	0	1												
37 Tyler Stephenson, R OBP: 0.336, SLG: 0.389										1	1	1	0	0	0	0												
<b>Inning Stats</b>	R: 0 E: 0 K: 1 S: 11	H: 0 LOB: 0 BB: 0 P: 15	R: 0 E: 0 K: 0 S: 9	H: 3 LOB: 1 BB: 0 P: 17	R: 1 E: 0 K: 0 S: 13	H: 3 LOB: 1 BB: 1 P: 23	R: 0 E: 0 K: 0 S: 8	H: 0 LOB: 0 BB: 0 P: 10	R: 0 E: 0 K: 1 S: 20	H: 1 LOB: 3 BB: 0 P: 32	R: 2 E: 0 K: 0 S: 14	H: 2 LOB: 2 BB: 2 P: 25	R: 0 E: 0 K: 1 S: 6	H: 0 LOB: 1 BB: 1 P: 15	R: 3 E: 0 K: 0 S: 13	H: 2 LOB: 0 BB: 1 P: 26	R: 1 E: 0 K: 0 S: 4	H: 2 LOB: 1 BB: 0 P: 7	1B: 8 2B: 2 3B: 0 HR: 3	SF: 0 SAC: 0 DP: 2 HBP: 3	WP: 0 PB: 0 SB: 1 CS: 2	PA: 41						
<b>PITCHER</b>	IP	WLS	BF	H	R	ER	SO	BB	IBB	HBP	BLK	WP	HR	S	P	ERA	WHIP											
50 Bryce Miller, R ERA: 3.83	5.0		22	7	1	1	2	1	0	0	0	0	0	2	10	17	27.00	4.500										
54 Dominic Leone, R ERA: 5.12	0.2		5	2	2	2	0	1	0	0	0	0	0	4	8	0.00	3.000											
55 Gabe Speier, L ERA: 3.72	0.1	H	2	0	0	0	0	1	0	0	0	0	0	6	15	0.00	1.000											
47 Matt Brash, R ERA: 3.34	1.0	H	4	0	0	0	1	1	0	0	0	0	1	13	26	27.00	3.000											
48 Justin Topa, R ERA: 2.56	1.0	B	6	2	3	3	0	1	0	0	0	0	1	13	26	27.00	3.000											
<b>PITCHER</b>	IP	WLS	BF	H	R	ER	SO	BB	IBB	HBP	BLK	WP	HR	S	P	ERA	WHIP											
75 Andrés Muñoz, R ERA: 2.95	0.0	L	2	2	1	1	0	0	0	0	0	0	0	4	7	0.00	1.000											

Batter	1	2	3	4	5	6	7	8	9	AB	R	H	RBI	BB	SO	LOB	TOP						
3 J.P. Crawford, L OBP: 0.389, SLG: 0.437	F9	F7		HR		K		F9		5	1	1	3	0	1	0							
44 Julio Rodríguez, R OBP: 0.340, SLG: 0.490	K		G5-3	F8		G6-3		P3		5	0	0	0	0	1	0							
29 Cal Raleigh, S OBP: 0.316, SLG: 0.472	BB		1B	HR						4	2	3	1	1	1	0							
35 Teoscar Hernández, R OBP: 0.314, SLG: 0.466	1B		FC5	K						4	0	2	0	1	1	1							
8 Dominic Canzone, L OBP: 0.279, SLG: 0.424	G4-3		G4-6-3			G6-3		FC3-6		5	0	0	0	0	0	7							
28 Eugenio Suárez, R OBP: 0.326, SLG: 0.381	G6-3			2B		K				5	1	2	0	0	1	2							
23 Ty France, R OBP: 0.345, SLG: 0.376	BB		HR	BB						3	2	2	2	2	0	2							
20 Mike Ford, L OBP: 0.321, SLG: 0.522	HR		G3							4	1	1	2	0	2	4							
4 Josh Rojas, L OBP: 0.305, SLG: 0.336	G3			HR						1	1	0	0	1	0	0							
25 Dylan Moore, R OBP: 0.311, SLG: 0.477	G3			HR		L8		L7		2	0	0	0	0	0	0							
<b>Inning Stats</b>	R: 0 E: 0 K: 1 S: 11	H: 1 LOB: 2 BB: 1 P: 16	R: 2 E: 0 K: 0 S: 16	H: 1 LOB: 0 BB: 26	R: 0 E: 1 K: 0 S: 6	H: 1 LOB: 1 BB: 0 P: 6	R: 5 E: 0 K: 1 S: 18	H: 4 LOB: 0 BB: 1 P: 28	R: 0 E: 0 K: 2 S: 15	H: 0 LOB: 1 BB: 1 P: 23	R: 0 E: 0 K: 1 S: 9	H: 0 LOB: 0 BB: 0 P: 15	R: 1 E: 0 K: 1 S: 19	H: 2 LOB: 2 BB: 1 P: 31	R: 0 E: 0 K: 0 S: 10	H: 0 LOB: 0 BB: 0 P: 13	R: 0 E: 0 K: 1 S: 12	H: 2 LOB: 0 BB: 0 P: 18	1B: 6 2B: 2 3B: 0 HR: 3	SF: 0 SAC: 0 DP: 1 HBP: 0	WP: 0 PB: 0 SB: 0 CS: 0	PA: 43	
<b>PITCHER</b>	IP	WLS	BF	H	R	ER	SO	BB	IBB	HBP	BLK	WP	HR	S	P	ERA	WHIP						
72 Lyon Richardson, R ERA: 8.64	4.2	L	25	7	7	7	3	4	0	0	0	0	0	3	63	95	13.50	2.357					
50 Sam Moll, L ERA: 3.52	1.0		3	0	0	0	2	0	0	0	0	0	0	11	18	0.00	0.000						
77 Daniel Duarte, R ERA: 4.07	1.0		6	2	1	1	0	1	0	0	0	0	0	15	24	9.00	3.000						
57 Kevin Herget, R ERA: 5.18	2.1		9	2	0	0	2	0	0	0	0	0	0	27	39	0.00	0.857						

Seattle Mariners @ Cincinnati Reds  
Great American Ball Park, Cincinnati, OH  
Wed Sep 06 2023, 6:42 PM - 9:34 PM EDT  
Att: 13,423 - Partly Cloudy - 83 F

AB	38
R	8
H	11
RBI	8
BB	5
SO	7
LOB	16



Batter	1	2	3	4	5	6	7	8	9	AB	R	H	RBI	BB	SO	LOB	BOTTOM					
27 Jake Fraley, L OBP: 0.353, SLG: 0.476	K		K			FC4-6		K		5	0	1	0	0	3	4						
29 TJ Friedl, L OBP: 0.335, SLG: 0.427	BB		K			SF7		G6-3		3	1	1	1	1	1	1						
7 Spencer Steer, R OBP: 0.354, SLG: 0.453	BB					K				4	0	1	1	1	3	2						
44 Ely De La Cruz, S OBP: 0.305, SLG: 0.426	G3		G4-3					G6-3		3	1	0	0	1	0	3						
23 Nick Martini, L OBP: 0.320, SLG: 0.533	P5			F7		K				4	0	1	0	0	1	2						
33 Christian Encarnacion-Strickland OBP: 0.315, SLG: 0.412	K		K			1B		G4-6-3		4	0	1	1	0	2	1						
37 Tyler Stephenson, R OBP: 0.335, SLG: 0.386	K			F9				G3		4	0	1	0	0	1	0						
16 Noelvi Marte, R OBP: 0.333, SLG: 0.390	L8					K		G6-3		4	0	1	0	0	1	0						
30 Will Benson, L OBP: 0.366, SLG: 0.488	2B									4	2	3	1	0	1	3						
<b>Inning Stats</b>	R: 1 E: 0 K: 1 S: 13	H: 2 LOB: 1 BB: 0 P: 19	R: 0 E: 0 K: 2 S: 9	H: 0 LOB: 0 BB: 0	R: 0 E: 0 K: 1 S: 7	H: 0 LOB: 0 BB: 0 P: 9	R: 1 E: 0 K: 2 S: 10	H: 2 LOB: 1 BB: 0 P: 12	R: 1 E: 0 K: 0 S: 18	H: 3 LOB: 3 BB: 1 P: 29	R: 0 E: 0 K: 1 S: 7	H: 0 LOB: 0 BB: 0 P: 10	R: 0 E: 0 K: 0 S: 8	H: 1 LOB: 0 BB: 0 P: 9	R: 1 E: 0 K: 2 S: 13	H: 1 LOB: 1 BB: 1 P: 22	1B: 6 2B: 2 3B: 1 HR: 1	SF: 1 SAC: 0 DP: 1 HBP: 0	WP: 0 PB: 0 SB: 2 CS: 0	PA: 39		
<b>PITCHER</b>	IP	WLS	BF	H	R	ER	SO	BB	IBB	HBP	BLK	WP	HR	S	P	ERA	WHIP					
36 Logan Gilbert, R ERA: 3.61	5.1	W	25	7	3	3	9	2	0	0	0	0	0	8	96	5.06	1.688					
47 Matt Brash, R ERA: 3.3	0.2	H	3	1	0	0	1	0	0	0	0	0	0	8	12	0.00	1.500					
55 Gabe Speier, L ERA: 3.64	1.0		4	1	0	0	1	0	0	0	0	0	0	8	11	0.00	1.000					
48 Justin Topa, R ERA: 2.51	1.0		2	0	0	0	0	0	0	0	0	0	0	7	8	0.00	0.000					
75 Andrés Muñoz, R ERA: 3.1	1.0		5	1	1	1	2	1	0	0	0	0	1	13	22	9.00	2.000					

Seattle Mariners @ Cincinnati Reds  
Great American Ball Park, Cincinnati, OH  
Wed Sep 06 2023, 6:42 PM - 9:34 PM EDT  
Att: 13,423 - Partly Cloudy - 83 F

AB	35
R	4
H	10
RBI	4
BB	3
SO	13
LOB	16







Batter	1	2	3	4	5	6	7	8	9	AB	R	H	RBI	BB	SO	LOB	TOP				
21 Lars Nootbaar, L (1,8) OBP: 0.380, SLG: 0.443										1	0	0	0	3	1	0	<b>St. Louis Cardinals @ Cincinnati Reds</b> Great American Ball Park, Cincinnati, OH Sun Sep 10 2023, 1:42 PM - 4:10 PM EDT Att: 31,190 - Partly Cloudy - 76 F				
19 Tommy Edman, S (1,4) OBP: 0.311, SLG: 0.412										4	0	0	0	0	3	3					
41 Alec Burleson, L (1,3) OBP: 0.291, SLG: 0.386										4	0	0	0	0	2	3					
28 Nolan Arenado, R (1,5) OBP: 0.318, SLG: 0.472										4	1	0	0	0	0	2					
27 Tyler O'Neill, R (1,7) OBP: 0.324, SLG: 0.426										3	0	0	0	1	0	0					
26 Luken Baker, R (1,10) OBP: 0.290, SLG: 0.286										3	0	0	0	1	2	2					
18 Jordan Walker, R (1,9) OBP: 0.335, SLG: 0.451										4	0	0	0	0	2	3					
7 Andrew Knizner, R (1,2) OBP: 0.287, SLG: 0.442										3	0	1	1	0	0	1					
0 Masyn Winn, R (1,6) OBP: 0.162, SLG: 0.224										3	0	0	0	0	1	2					
<b>Inning Stats</b>	R: 0 E: 0 K: 2 S: 9	H: 0 LOB: 1 BB: 1 P: 17	R: 0 E: 0 K: 1 S: 15	H: 0 LOB: 1 BB: 1 P: 28	R: 0 E: 0 K: 1 S: 11	H: 0 LOB: 1 BB: 1 P: 17	R: 1 E: 1 K: 2 S: 16	H: 1 LOB: 2 BB: 1 P: 25	R: 0 E: 0 K: 1 S: 7	H: 0 LOB: 0 BB: 0 P: 11	R: 0 E: 0 K: 1 S: 7	H: 0 LOB: 0 BB: 0 P: 8	R: 0 E: 0 K: 1 S: 12	H: 0 LOB: 1 BB: 1 P: 19	R: 0 E: 0 K: 0 S: 6	H: 0 LOB: 0 BB: 0 P: 9		1B: 1 2B: 0 3B: 0 HR: 0	SF: 0 SAC: 0 DP: 0 HBP: 0	WP: 0 PB: 0 SB: 1 CS: 0	PA: 34
<b>PITCHER</b>	IP WLS BF H R ER SO BB IBB HBP BLK WP HR S P ERA WHIP																				
21 Hunter Greene, R (1,1) ERA: 4.43	6.0 W 24	1 1 0 9	4 0 0 0	0 0 0 0	0 0 0 0	0 0 7 8	19 0.00 0.000														
46 Buck Farmer, R (7,1) ERA: 3.55	1.0	3 0 0 1	0 0 0 0	1 0 0 0	0 0 0 0	0 0 12 9	0.00 1.000														
70 Tejay Antone, R (8,1) ERA: 1.8	1.0	4 0 0 0	0 0 0 0	0 0 0 0	0 0 0 0	0 0 6 9	0.00 0.000														
43 Alexis Diaz, R (9,1) ERA: 2.23	1.0	3 0 0 0	0 0 0 0	0 0 0 0	0 0 0 0																


Batter	1	2	3	4	5	6	7	8	9	AB	R	H	RBI	BB	SO	LOB	BOTTOM				
27 Jake Fratley, L (1,10) OBP: 0.349, SLG: 0.469										3	0	0	0	0	1	2	<b>St. Louis Cardinals @ Cincinnati Reds</b> Great American Ball Park, Cincinnati, OH Sun Sep 10 2023, 1:42 PM - 4:10 PM EDT Att: 31,190 - Partly Cloudy - 76 F				
32 Hunter Renfroe, R (7, PH) OBP: 0.302, SLG: 0.428										2	0	0	0	0	1	1					
44 Ely De La Cruz, S (1,6) OBP: 0.297, SLG: 0.411										4	0	0	0	0	1	0					
29 TJ Friedl, L (1,8) OBP: 0.338, SLG: 0.439										4	2	2	1	0	0	0					
7 Spencer Steer, R (1,5) OBP: 0.358, SLG: 0.452										3	1	2	1	1	0	0					
23 Nick Martini, L (1,7) OBP: 0.316, SLG: 0.538										3	0	1	1	0	0	0					
4 Harrison Bader, R (6, PR) OBP: 0.274, SLG: 0.353										1	1	0	0	0	0	1					
19 Joey Votto, L (1,3) OBP: 0.302, SLG: 0.471										4	1	1	2	0	0	0					
6 Jonathan India, R (1,4) OBP: 0.337, SLG: 0.416										3	1	1	1	1	1	1					
22 Luke Maile, R (1,2) OBP: 0.305, SLG: 0.392										3	0	0	0	1	1	1					
30 Will Benson, L (1,9) OBP: 0.369, SLG: 0.502										4	1	3	1	0	1	3					
<b>Inning Stats</b>	R: 0 E: 0 K: 0 S: 7	H: 0 LOB: 0 BB: 0 P: 10	R: 0 E: 0 K: 0 S: 5	H: 1 LOB: 0 BB: 0 P: 10	R: 2 E: 0 K: 2 S: 17	H: 2 LOB: 0 BB: 0 P: 22	R: 0 E: 0 K: 0 S: 6	H: 0 LOB: 0 BB: 0 P: 11	R: 3 E: 1 K: 1 S: 20	H: 3 LOB: 3 BB: 1 P: 33	R: 1 E: 0 K: 1 S: 11	H: 1 LOB: 1 BB: 1 P: 21	R: 1 E: 0 K: 2 S: 11	H: 2 LOB: 1 BB: 0 P: 16	R: 1 E: 0 K: 0 S: 6	H: 1 LOB: 0 BB: 0 P: 9	1B: 3 2B: 1 3B: 2 HR: 4	SF: 0 SAC: 0 DP: 0 HBP: 0	WP: 0 PB: 0 SB: 1 CS: 0	PA: 37	
<b>PITCHER</b>	IP WLS BF H R ER SO BB IBB HBP BLK WP HR S P ERA WHIP																				
39 Miles Mikolas, R (1,1) ERA: 4.75	5.1 L 23	7 5 5 2	1 0 0 0	0 0 0 0	0 0 10 19	0.00 1.500															
53 Andre Pallante, R (6,1) ERA: 5.09	0.2	4 0 0 0	0 0 0 1	1 0 0 0	0 0 2 13	0.00 3.000															
31 Andrew Suárez, L (7,1) ERA: 7.64	1.0	6 2 2 2	1 1 0 0	0 0 0 0	0 0 9 13	0.00 1.000															
61 Jacob Barnes, R (8,1) ERA: 10.5	1.0	4 1 0 0	0 0 2 0	0 0 0 0																	


AB 29  
R 1  
H 1  
RBI 1  
BB 5  
SO 11  
LOB 16




AB 34  
R 7  
H 10  
RBI 7  
BB 3  
SO 6  
LOB 9



Batter	1	2	3	4	5	6	7	8	9	10	AB	R	H	RBI	BB	SO	LOB	TOP				
6 Jonathan India, R OBP: 0.338, SLG: 0.414	F9	1B	BB		K			G5-3			4	0	1	2	1	1	2	<p><b>Cincinnati Reds @ Detroit Tigers</b> Comerica Park, Detroit, MI Tue Sep 12 2023, 6:41 PM - 10:03 PM EDT Att. 15,080 - Partly Cloudy - 69 F</p> <p>livebaseballscorecards.com</p> <p>AB 40 R 6 H 9 RBI 6 BB 4 SO 10 LOB 19</p> 				
15 Nick Senzel, R OBP: 0.299, SLG: 0.393						K			L8		3	0	2	0	0	1	3					
30 Will Benson, L OBP: 0.367, SLG: 0.498											2	0	0	0	0	1	0					
7 Spencer Steer, R OBP: 0.355, SLG: 0.448	FC3-6	L8			K				P4		5	0	0	0	0	2	3					
32 Hunter Renfroe, R OBP: 0.300, SLG: 0.425											4	0	0	0	0	3	1					
23 Nick Martini, L OBP: 0.310, SLG: 0.528	K				K						1	0	0	0	0	0	0					
16 Noelvi Marte, R OBP: 0.329, SLG: 0.381											0	1	0	0	0	0	0					
37 Tyler Stephenson, R OBP: 0.331, SLG: 0.355		E5			F9			G6-3			5	1	1	1	0	0	0					
19 Joey Votto, L OBP: 0.304, SLG: 0.466		G3							L8		4	1	1	0	1	0	2					
44 Ely De La Cruz, S OBP: 0.298, SLG: 0.409											4	2	1	0	1	1	3					
4 Harrison Bader, R OBP: 0.277, SLG: 0.358											4	0	2	2	0	0	2					
27 Jake Freley, L OBP: 0.248, SLG: 0.468											1	0	0	0	0	1	1					
46 Buck Farmer, L											0	0	0	0	0	0	0					
29 TJ Friedl, L OBP: 0.340, SLG: 0.438											3	1	1	1	1	0	2					
<b>Inning Stats</b>	R: 0 E: 0 K: 1 S: 11	H: 1 LOB: 1 BB: 0 P: 13	R: 3 E: 1 K: 0 S: 20	H: 3 LOB: 2 BB: 1 P: 32	R: 2 E: 0 K: 1 S: 18	H: 2 LOB: 3 BB: 3 P: 37	R: 0 E: 0 K: 2 S: 8	H: 0 LOB: 0 BB: 0 P: 14	R: 0 E: 0 K: 2 S: 15	H: 2 LOB: 2 BB: 0 P: 24	R: 0 E: 0 K: 3 S: 9	H: 0 LOB: 0 BB: 0 P: 11	R: 0 E: 0 K: 0 S: 6	H: 0 LOB: 0 BB: 0 P: 9	R: 0 E: 0 K: 0 S: 9	H: 0 LOB: 0 BB: 0 P: 16	R: 1 E: 1 K: 1 S: 10	H: 1 LOB: 1 BB: 0 P: 17	1B: 7 2B: 2 3B: 0 HR: 0	SF: 0 SAC: 0 DP: 1 HBP: 0	WP: 0 PB: 0 SB: 1 CS: 0	PA: 44
<b>PITCHER</b>	IP	WLS	BF	H	R	ER	SO	BB	IBB	HBP	BLK	WP	HR	S	P	ERA	WHIP					
43 Joey Wentz, L ERA: 6.65	2.2		18	6	5	2	1	3	0	0	0	0	0	43	69	6.75	3.375					
4 Beau Brieske, R ERA: 4.28	2.0		9	2	0	0	4	1	0	0	0	0	0	26	46	0.00	1.500					
19 Will Vest, R ERA: 3.15	1.1		4	0	0	0	4	0	0	0	0	0	0	12	16	0.00	0.000					
87 Tyler Holton, L ERA: 2.15	1.2		5	0	0	0	0	0	0	0	0	0	0	10	16	0.00	0.000					
68 Jason Foley, R ERA: 2.48	1.1		4	0	0	0	0	0	0	0	0	0	0	11	19	0.00	0.000					

Batter	1	2	3	4	5	6	7	8	9	10	AB	R	H	RBI	BB	SO	LOB	BOTTOM						
8 Matt Vierling, R OBP: 0.330, SLG: 0.381	K							F8			4	1	1	0	1	1	1	<p><b>Cincinnati Reds @ Detroit Tigers</b> Comerica Park, Detroit, MI Tue Sep 12 2023, 6:41 PM - 10:03 PM EDT Att. 15,080 - Partly Cloudy - 69 F</p> <p>livebaseballscorecards.com</p> <p>AB 38 R 5 H 9 RBI 5 BB 2 SO 11 LOB 16</p> 						
77 Andy Ibanez, R OBP: 0.291, SLG: 0.437		2B							P4		4	2	2	2	1	0	1							
20 Spencer Torkelson, R OBP: 0.318, SLG: 0.447											4	2	2	2	1	0	1							
34 Jake Rogers, R OBP: 0.279, SLG: 0.411											5	1	1	0	0	0	3							
60 Akil Baddoo, L OBP: 0.304, SLG: 0.351											4	1	2	0	0	1	1							
30 Kerry Carpenter, L OBP: 0.354, SLG: 0.514											1	0	0	0	0	0	1							
24 Miguel Cabrera, R OBP: 0.313, SLG: 0.338											5	0	2	2	0	2	2							
59 Zack Short, R OBP: 0.292, SLG: 0.347											4	0	1	1	0	3	2							
39 Zach McKinstry, L OBP: 0.306, SLG: 0.356											2	0	0	0	0	1	2							
28 Javier Báez, R OBP: 0.263, SLG: 0.313											4	0	0	0	0	1	2							
22 Parker Meadows, L OBP: 0.289, SLG: 0.303											3	0	0	0	0	1	0							
<b>Inning Stats</b>	R: 3 E: 0 K: 2 S: 20	H: 5 LOB: 2 BB: 0 P: 29	R: 0 E: 0 K: 0 S: 10	H: 1 LOB: 1 BB: 1 P: 20	R: 0 E: 0 K: 2 S: 8	H: 0 LOB: 0 BB: 0 P: 14	R: 0 E: 0 K: 0 S: 7	H: 0 LOB: 0 BB: 0 P: 13	R: 2 E: 0 K: 1 S: 19	H: 2 LOB: 1 BB: 1 P: 28	R: 0 E: 0 K: 2 S: 10	H: 0 LOB: 0 BB: 0 P: 15	R: 0 E: 0 K: 0 S: 5	H: 0 LOB: 0 BB: 0 P: 11	R: 0 E: 0 K: 2 S: 12	H: 1 LOB: 1 BB: 0 P: 18	R: 0 E: 0 K: 1 S: 11	H: 0 LOB: 1 BB: 0 P: 17	R: 0 E: 0 K: 1 S: 7	H: 0 LOB: 1 BB: 0 P: 13	1B: 6 2B: 2 3B: 0 HR: 1	SF: 0 SAC: 0 DP: 1 HBP: 1	WP: 1 PB: 0 SB: 2 CS: 0	PA: 41
<b>PITCHER</b>	IP	WLS	BF	H	R	ER	SO	BB	IBB	HBP	BLK	WP	HR	S	P	ERA	WHIP							
55 Brandon Williamson, L ERA: 4.47	4.0		20	7	5	5	4	2	0	0	0	0	1	57	92	11.25	2.250							
63 Fernando Cruz, R ERA: 2.5	1.0		4	1	0	0	1	0	0	0	0	0	1	7	12	0.00	1.000							
77 Daniel Duarte, R ERA: 3.76	1.0		3	0	0	0	2	0	0	0	0	0	0	10	15	0.00	0.000							
39 Lucas Sims, R ERA: 3.42	1.0		3	0	0	0	0	0	0	0	0	0	0	5	11	0.00	0.000							
79 Ian Cibaut, R ERA: 3.16	1.0		4	1	0	0	2	0	0	0	0	0	0	12	18	0.00	1.000							

Batter	1	2	3	4	5	6	7	8	9	10	AB	R	H	RBI	BB	SO	LOB	TOP			
6 Jonathan India, R OBP: 0.338, SLG: 0.414	F9	1B	BB		K			G5-3			4	0	1	2	1	1	2	<p><b>Cincinnati Reds @ Detroit Tigers</b> Comerica Park, Detroit, MI Tue Sep 12 2023, 6:41 PM - 10:03 PM EDT Att. 15,080 - Partly Cloudy - 69 F</p> <p>livebaseballscorecards.com</p> <p>AB 38 R 5 H 9 RBI 5 BB 2 SO 11 LOB 16</p> 			
15 Nick Senzel, R OBP: 0.299, SLG: 0.393									L8		3	0	2	0	0	1	3				
30 Will Benson, L OBP: 0.367, SLG: 0.498											2	0	0	0	0	1	0				
7 Spencer Steer, R OBP: 0.355, SLG: 0.448	FC3-6	L8			K				P4		5	0	0	0	0	2	3				
32 Hunter Renfroe, R OBP: 0.300, SLG: 0.425											4	0	0	0	0	3	1				
23 Nick Martini, L OBP: 0.310, SLG: 0.528	K				K						1	0	0	0	0	0	0				
16 Noelvi Marte, R OBP: 0.329, SLG: 0.381											0	1	0	0	0	0	0				
37 Tyler Stephenson, R OBP: 0.331, SLG: 0.355		E5			F9			G6-3			5	1	1	1	0	0	0				
19 Joey Votto, L OBP: 0.304, SLG: 0.466		G3							L8		4	1	1	0	1	0	2				
44 Ely De La Cruz, S OBP: 0.298, SLG: 0.409											4	2	1	0	1	1	3				
4 Harrison Bader, R OBP: 0.277, SLG: 0.358											4	0	2	2	0	0	2				
27 Jake Freley, L OBP: 0.248, SLG: 0.468											1	0	0	0	0	1	1				
46 Buck Farmer, L											0	0	0	0	0	0	0				
29 TJ Friedl, L OBP: 0.340, SLG: 0.438											3	1	1	1	1	0	2				
<b>Inning Stats</b>	R: 0 E: 0 K: 1 S: 11	H: 1 LOB: 1 BB: 0 P: 13	R: 3 E: 1 K: 0 S: 20	H: 3 LOB: 2 BB: 1 P: 32	R: 2 E: 0 K: 1 S: 18	H: 2 LOB: 3 BB: 3 P: 37	R: 0 E: 0 K: 2 S: 8	H: 0 LOB: 0 BB: 0 P: 14	R: 0 E: 0 K: 3 S: 9	H: 0 LOB: 0 BB: 0 P: 11	R: 0 E: 0 K: 0 S: 6	H: 0 LOB: 0 BB: 0 P: 9	R: 0 E: 0 K: 0 S: 9	H: 0 LOB: 0 BB: 0 P: 16	R: 1 E: 1 K: 1 S: 10	H: 1 LOB: 1 BB: 0 P: 17	1B: 7 2B: 2 3B: 0 HR: 0	SF: 0 SAC: 0 DP: 1 HBP: 0	WP: 0 PB: 0 SB: 1 CS: 0	PA: 44	
<b>PITCHER</b>	IP	WLS	BF	H	R	ER	SO	BB	IBB	HBP	BLK	WP	HR	S	P	ERA	WHIP				
43 Joey Wentz, L ERA: 6.65	2.2		18	6	5	2	1	3	0	0	0	0	0	43	69	6.75	3.375				
4 Beau Brieske, R ERA: 4.28	2.0		9	2	0	0	4	1	0	0	0	0	0	26	46	0.00	1.500				
19 Will Vest, R ERA: 3.15	1.1		4	0	0	0	4	0	0	0	0	0	0	12	16	0.00	0.000				
87 Tyler Holton, L ERA: 2.15	1.2		5	0	0	0	0	0	0	0	0	0	0	10	16	0.00	0.000				
68 Jason Foley, R ERA: 2.48	1.1		4	0	0	0	0	0	0	0	0	0	0	11	19	0.00	0.000				

Batter	1	2	3	4	5	6	7	8	9	AB	R	H	RBI	BB	SO	LOB	TOP								
6 Jonathan India, R OBP: 0.335, SLG: 0.410	F9	F9		K			L4			4	0	0	0	0	1	3									
15 Nick Senzel, R OBP: 0.295, SLG: 0.387	K		K		L5		K			4	0	0	0	0	3	0									
7 Spencer Steer, R OBP: 0.264, SLG: 0.445	G6-3		K		P4					3	0	0	0	1	1	0									
32 Hunter Renfroe, R OBP: 0.300, SLG: 0.422		G4-3			G6-3					3	0	0	0	1	1	1									
33 Christian Encarnacion-Straw OBP: 0.321, SLG: 0.406										2	1	1	0	1	0	1									
44 Ely De La Cruz, S OBP: 0.260, SLG: 0.468		4 BB 29 3B		F8						1	0	0	0	0	0	1									
4 Harrison Bader, R OBP: 0.302, SLG: 0.356										2	2	0	0	2	1	2									
16 Noelvi Marte, R OBP: 0.338, SLG: 0.388		K								4	1	2	0	0	1	3									
29 TJ Friedl, L OBP: 0.341, SLG: 0.443										4	0	2	2	0	1	2									
22 Luke Maile, R OBP: 0.303, SLG: 0.385										3	0	0	1	1	0	3									
<b>Inning Stats</b>	R: 0 E: 0 K: 1 S: 7	H: 0 LOB: 0 BB: 0 P: 10	R: 2 E: 0 K: 1 S: 12	H: 2 LOB: 2 BB: 2 P: 25	R: 0 E: 0 K: 2 S: 10	H: 0 LOB: 1 BB: 1 P: 20	R: 2 E: 0 K: 1 S: 12	H: 2 LOB: 2 BB: 1 P: 20	R: 0 E: 0 K: 0 S: 4	H: 0 LOB: 0 BB: 0 P: 5	R: 0 E: 0 K: 1 S: 14	H: 0 LOB: 2 BB: 1 P: 25	R: 0 E: 0 K: 1 S: 6	H: 0 LOB: 0 BB: 0 P: 8	R: 0 E: 0 K: 2 S: 12	H: 0 LOB: 1 BB: 1 P: 22	R: 0 E: 0 K: 0 S: 4	H: 1 LOB: 0 BB: 0 P: 5	1B: 4 2B: 2 3B: 1 HR: 0	SF: 0 SAC: 0 DP: 2 HBP: 0	WP: 0 PB: 0 SB: 1 CS: 2	PA: 36			
<b>PITCHER</b>	IP	WLS	BF	H	R	ER	SO	BB	IBB	HBP	BLK	WP	HR	S	P	ERA	WHIP								
57 Eduardo Rodriguez, L ERA: 3.32	5.1	L	24	4	4	4	5	5	0	0	0	0	0	52	94	6.75	1.688								
58 Miguel Diaz, R ERA: 4.19	0.2		2	0	0	0	1	0	0	0	0	0	0	7	11	0.00	0.000								
49 Alex Faedo, R ERA: 4.45	3.0		10	1	0	0	3	1	0	0	0	0	0	22	35	0.00	0.667								

Cincinnati Reds @ Detroit Tigers  
Comerica Park, Detroit, MI  
Wed Sep 13 2023, 6:40 PM - 9:35 PM EDT  
Att: 15,507 - Partly Cloudy - 64 F

AB 30  
R 4  
H 5  
RBI 3  
BB 6  
SO 9  
LOB 16



Batter	1	2	3	4	5	6	7	8	9	AB	R	H	RBI	BB	SO	LOB	BOTTOM								
39 Zach McKinstry, L OBP: 0.307, SLG: 0.354	G6-3			F7				F7		3	1	0	0	2	0	2									
8 Matt Vierling, R OBP: 0.316, SLG: 0.378	K		P2					FC6-4		3	0	0	0	2	1	2									
20 Spencer Torkelson, R OBP: 0.320, SLG: 0.453										4	1	2	2	1	1	3									
30 Kerry Carpenter, L OBP: 0.350, SLG: 0.507	G3-1									5	0	0	0	0	3	3									
77 Andy Ibañez, R OBP: 0.295, SLG: 0.438				F9						4	0	2	0	1	1	2									
59 Zack Short, R OBP: 0.292, SLG: 0.347										0	0	0	0	0	0	0									
24 Miguel Cabrera, R OBP: 0.316, SLG: 0.338	L5									3	0	1	0	1	0	1									
18 Tyler Nevin, R OBP: 0.268, SLG: 0.203										1	0	0	0	0	1	1									
22 Parker Meadows, L OBP: 0.296, SLG: 0.290										3	1	0	0	1	1	6									
15 Carson Kelly, R OBP: 0.272, SLG: 0.281	P3									4	0	0	0	0	0	5									
60 Akil Baddoo, L OBP: 0.307, SLG: 0.357										4	0	2	1	0	2	2									
<b>Inning Stats</b>	R: 0 E: 0 K: 1 S: 7	H: 1 LOB: 1 BB: 1 P: 15	R: 0 E: 0 K: 1 S: 11	H: 1 LOB: 2 BB: 0 P: 20	R: 2 E: 0 K: 1 S: 11	H: 1 LOB: 0 BB: 1 P: 22	R: 1 E: 0 K: 0 S: 11	H: 1 LOB: 1 BB: 1 P: 19	R: 0 E: 0 K: 2 S: 14	H: 0 LOB: 2 BB: 2 P: 25	R: 0 E: 0 K: 1 S: 11	H: 2 LOB: 2 BB: 0 P: 14	R: 0 E: 0 K: 0 S: 12	H: 1 LOB: 1 BB: 0 P: 15	R: 0 E: 0 K: 2 S: 10	H: 0 LOB: 2 BB: 1 P: 18	1B: 5 2B: 1 3B: 0 HR: 1	SF: 0 SAC: 0 DP: 0 HBP: 1	WP: 1 PB: 0 SB: 2 CS: 0	PA: 43					
<b>PITCHER</b>	IP	WLS	BF	H	R	ER	SO	BB	IBB	HBP	BLK	WP	HR	S	P	ERA	WHIP								
34 Connor Phillips, R ERA: 8.31	4.0		21	4	3	3	3	4	0	0	0	0	0	6	14	6.75	2.000								
63 Fernando Cruz, R ERA: 4.19	0.2		3	0	0	0	2	1	0	0	0	0	0	6	14	0.00	1.500								
50 Sam Moll, L ERA: 3.46	0.1	H	1	0	0	0	0	0	0	0	0	0	0	3	4	0.00	0.000								
70 Tejay Antone, R ERA: 1.59	0.2	H	3	0	0	0	1	1	0	0	0	0	0	8	15	0.00	1.500								
39 Lucas Sims, R ERA: 3.4	0.1	H	2	0	0	0	1	1	0	0	0	0	0	6	10	0.00	3.000								
<b>PITCHER</b>	IP	WLS	BF	H	R	ER	SO	BB	IBB	HBP	BLK	WP	HR	S	P	ERA	WHIP								
79 Ian Gibaut, R ERA: 3.13	1.0		5	2	1	0	4	2	0	0	0	0	0	11	14	0.00	2.000								
77 Daniel Duarte, R ERA: 3.62	1.0	W	4	1	0	0	0	0	0	0	0	0	0	12	15	0.00	1.000								
43 Alexis Diaz, R ERA: 2.15	1.0	S	4	0	0	0	2	1	0	0	0	0	0	10	18	0.00	1.000								

Cincinnati Reds @ Detroit Tigers  
Comerica Park, Detroit, MI  
Wed Sep 13 2023, 6:40 PM - 9:35 PM EDT  
Att: 15,507 - Partly Cloudy - 64 F

AB 34  
R 3  
H 7  
RBI 3  
BB 8  
SO 10  
LOB 27





Batter	1	2	3	4	5	6	7	8	9	AB	R	H	RBI	BB	SO	LOB	TOP							
27 Jake Fraley, L OBP: 0.348, SLG: 0.467 32 Hunter Renfroe, R OBP: 0.299, SLG: 0.421	L8			K		G1-6-3 1B		K		3	0	1	0	0	1	0	<p>Cincinnati Reds @ Detroit Tigers Comerica Park, Detroit, MI Thu Sep 14 2023, 1:10 PM - 3:36 PM EDT Att: 16,945 - Sunny - 67 F</p>							
23 Nick Martini, L OBP: 0.311, SLG: 0.509 33 Christian Encarnacion-Ortiz, R OBP: 0.319, SLG: 0.403	K			K		G1-6-3 1-2		G4-3		2	0	0	0	1	1	1								
7 Spencer Steer, R OBP: 0.354, SLG: 0.449	K			P6		HR		K		4	1	1	1	0	2	1								
29 T.J. Friedl, L OBP: 0.342, SLG: 0.449	K			K		K		HR		3	1	1	1	1	2	0								
6 Jonathan India, R OBP: 0.332, SLG: 0.406	K			L7				G6-3		4	0	0	0	0	1	2								
19 Joey Votto, L OBP: 0.298, SLG: 0.456	G4-3							G1-3		4	0	0	0	0	0	1								
37 Tyler Stephenson, R OBP: 0.329, SLG: 0.362				L9		F7		K		3	0	0	0	0	1	0								
44 Ely De La Cruz, S OBP: 0.301, SLG: 0.408 15 Nick Senzel, R OBP: 0.297, SLG: 0.389				BB		BB		1B		0	0	0	0	2	0	0								
30 Will Benson, L OBP: 0.364, SLG: 0.494 16 Noelvi Marte, R OBP: 0.347, SLG: 0.397				K		L8		1B		2	0	0	0	0	1	2								
										1	0	1	0	0	0	0								
<b>Inning Stats</b>	R: 0 E: 0 K: 2 S: 10	H: 0 LOB: 0 BB: 0 P: 15	R: 0 E: 0 K: 2 S: 9	H: 0 LOB: 0 BB: 0 P: 13	R: 0 E: 0 K: 1 S: 9	H: 0 LOB: 0 BB: 1 P: 19	R: 0 E: 0 K: 1 S: 10	H: 0 LOB: 2 BB: 2 P: 20	R: 0 E: 0 K: 0 S: 8	H: 0 LOB: 1 BB: 1 P: 16	R: 1 E: 0 K: 1 S: 8	H: 2 LOB: 0 BB: 0 P: 11	R: 0 E: 0 K: 1 S: 9	H: 0 LOB: 0 BB: 0 P: 12	R: 0 E: 0 K: 1 S: 8	H: 2 LOB: 1 BB: 0 P: 10	R: 1 E: 0 K: 1 S: 7	H: 1 LOB: 0 BB: 0 P: 12	1B: 3 2B: 0 3B: 0 HR: 2	SF: 0 SAC: 0 DP: 3 HBP: 0	WP: 0 PB: 0 SB: 1 CS: 1	PA: 33		
<b>PITCHER</b>	IP WLS BF H R ER SO BB IBB HBP BLK WP HR S P ERA WHIP	IP WLS BF H R ER SO BB IBB HBP BLK WP HR S P ERA WHIP	IP WLS BF H R ER SO BB IBB HBP BLK WP HR S P ERA WHIP	IP WLS BF H R ER SO BB IBB HBP BLK WP HR S P ERA WHIP	IP WLS BF H R ER SO BB IBB HBP BLK WP HR S P ERA WHIP	IP WLS BF H R ER SO BB IBB HBP BLK WP HR S P ERA WHIP	IP WLS BF H R ER SO BB IBB HBP BLK WP HR S P ERA WHIP	IP WLS BF H R ER SO BB IBB HBP BLK WP HR S P ERA WHIP	IP WLS BF H R ER SO BB IBB HBP BLK WP HR S P ERA WHIP	IP WLS BF H R ER SO BB IBB HBP BLK WP HR S P ERA WHIP	IP WLS BF H R ER SO BB IBB HBP BLK WP HR S P ERA WHIP	IP WLS BF H R ER SO BB IBB HBP BLK WP HR S P ERA WHIP	IP WLS BF H R ER SO BB IBB HBP BLK WP HR S P ERA WHIP	IP WLS BF H R ER SO BB IBB HBP BLK WP HR S P ERA WHIP	IP WLS BF H R ER SO BB IBB HBP BLK WP HR S P ERA WHIP	IP WLS BF H R ER SO BB IBB HBP BLK WP HR S P ERA WHIP	IP WLS BF H R ER SO BB IBB HBP BLK WP HR S P ERA WHIP	IP WLS BF H R ER SO BB IBB HBP BLK WP HR S P ERA WHIP	IP WLS BF H R ER SO BB IBB HBP BLK WP HR S P ERA WHIP	IP WLS BF H R ER SO BB IBB HBP BLK WP HR S P ERA WHIP	IP WLS BF H R ER SO BB IBB HBP BLK WP HR S P ERA WHIP	IP WLS BF H R ER SO BB IBB HBP BLK WP HR S P ERA WHIP	IP WLS BF H R ER SO BB IBB HBP BLK WP HR S P ERA WHIP	IP WLS BF H R ER SO BB IBB HBP BLK WP HR S P ERA WHIP

Cincinnati Reds @ Detroit Tigers  
Comerica Park, Detroit, MI  
Thu Sep 14 2023, 1:10 PM - 3:36 PM EDT  
Att: 16,945 - Sunny - 67 F

AB	29
R	2
H	5
RBI	2
BB	4
SO	10
LOB	11



Batter	1	2	3	4	5	6	7	8	9	AB	R	H	RBI	BB	SO	LOB	BOTTOM							
8 Matt Vierling, R OBP: 0.333, SLG: 0.385	HBP			K				HR		3	2	1	4	1	1	2	<p>Cincinnati Reds @ Detroit Tigers Comerica Park, Detroit, MI Thu Sep 14 2023, 1:10 PM - 3:36 PM EDT Att: 16,945 - Sunny - 67 F</p>							
39 Zach McKinstry, L OBP: 0.394, SLG: 0.350	F8			G4-3				K2-3		5	0	0	0	0	1	5								
20 Spencer Torkelson, R OBP: 0.319, SLG: 0.490	F8			K2-3				G5-3		5	0	1	1	0	2	1								
30 Kerry Carpenter, L OBP: 0.349, SLG: 0.504	1B			F7				1B		4	0	1	1	0	1	2								
34 Jake Rogers, R OBP: 0.278, SLG: 0.409	1B			F8				P3		4	0	1	0	0	0	2								
18 Tyler Nevin, R OBP: 0.280, SLG: 0.210	K			HR				HBP		3	2	1	0	0	1	2								
60 Aki Baddoo, L OBP: 0.309, SLG: 0.369	G3			HR				1B		4	2	2	2	0	1	0								
28 Javier Báez, R OBP: 0.263, SLG: 0.313	E6			1B				F7		4	0	1	0	0	0	2								
22 Parker Meadows, L OBP: 0.306, SLG: 0.292	L6			P6				HR		3	2	1	0	1	0	2								
										1	0	1	0	0	0	2								
<b>Inning Stats</b>	R: 1 E: 0 K: 1 S: 13	H: 2 LOB: 2 BB: 0 P: 27	R: 0 E: 1 K: 0 S: 7	H: 0 LOB: 2 BB: 1 P: 8	R: 0 E: 0 K: 1 S: 7	H: 0 LOB: 0 BB: 0 P: 9	R: 2 E: 0 K: 1 S: 15	H: 3 LOB: 1 BB: 0 P: 20	R: 0 E: 0 K: 1 S: 7	H: 0 LOB: 0 BB: 0 P: 8	R: 0 E: 0 K: 1 S: 10	H: 0 LOB: 2 BB: 0 P: 13	R: 1 E: 1 K: 1 S: 16	H: 2 LOB: 2 BB: 0 P: 23	R: 4 E: 0 K: 1 S: 13	H: 2 LOB: 0 BB: 1 P: 25	R: 4 E: 0 K: 1 S: 13	H: 2 LOB: 0 BB: 1 P: 25	1B: 7 2B: 0 3B: 0 HR: 2	SF: 0 SAC: 0 DP: 0 HBP: 2	WP: 1 PB: 0 SB: 2 CS: 0	PA: 39		
<b>PITCHER</b>	IP WLS BF H R ER SO BB IBB HBP BLK WP HR S P ERA WHIP	IP WLS BF H R ER SO BB IBB HBP BLK WP HR S P ERA WHIP	IP WLS BF H R ER SO BB IBB HBP BLK WP HR S P ERA WHIP	IP WLS BF H R ER SO BB IBB HBP BLK WP HR S P ERA WHIP	IP WLS BF H R ER SO BB IBB HBP BLK WP HR S P ERA WHIP	IP WLS BF H R ER SO BB IBB HBP BLK WP HR S P ERA WHIP	IP WLS BF H R ER SO BB IBB HBP BLK WP HR S P ERA WHIP	IP WLS BF H R ER SO BB IBB HBP BLK WP HR S P ERA WHIP	IP WLS BF H R ER SO BB IBB HBP BLK WP HR S P ERA WHIP	IP WLS BF H R ER SO BB IBB HBP BLK WP HR S P ERA WHIP	IP WLS BF H R ER SO BB IBB HBP BLK WP HR S P ERA WHIP	IP WLS BF H R ER SO BB IBB HBP BLK WP HR S P ERA WHIP	IP WLS BF H R ER SO BB IBB HBP BLK WP HR S P ERA WHIP	IP WLS BF H R ER SO BB IBB HBP BLK WP HR S P ERA WHIP	IP WLS BF H R ER SO BB IBB HBP BLK WP HR S P ERA WHIP	IP WLS BF H R ER SO BB IBB HBP BLK WP HR S P ERA WHIP	IP WLS BF H R ER SO BB IBB HBP BLK WP HR S P ERA WHIP	IP WLS BF H R ER SO BB IBB HBP BLK WP HR S P ERA WHIP	IP WLS BF H R ER SO BB IBB HBP BLK WP HR S P ERA WHIP	IP WLS BF H R ER SO BB IBB HBP BLK WP HR S P ERA WHIP	IP WLS BF H R ER SO BB IBB HBP BLK WP HR S P ERA WHIP	IP WLS BF H R ER SO BB IBB HBP BLK WP HR S P ERA WHIP	IP WLS BF H R ER SO BB IBB HBP BLK WP HR S P ERA WHIP	IP WLS BF H R ER SO BB IBB HBP BLK WP HR S P ERA WHIP

Cincinnati Reds @ Detroit Tigers  
Comerica Park, Detroit, MI  
Thu Sep 14 2023, 1:10 PM - 3:36 PM EDT  
Att: 16,945 - Sunny - 67 F

AB	35
R	8
H	9
RBI	8
BB	2
SO	7
LOB	18



Batter	1	2	3	4	5	6	7	8	9	AB	R	H	RBI	BB	SO	LOB	TOP							
6 Jonathan India, R OBP: 0.331, SLG: 0.411										5	1	1	2	0	3	1								
15 Nick Senzel, R OBP: 0.295, SLG: 0.386										5	1	1	0	0	1	0								
7 Spencer Steer, R OBP: 0.354, SLG: 0.454										3	1	1	2	1	1	0								
32 Hunter Renfroe, R OBP: 0.299, SLG: 0.420										4	0	1	0	0	2	1								
37 Tyler Stephenson, R OBP: 0.328, SLG: 0.381										4	0	1	0	0	2	1								
16 Noelvi Marte, R OBP: 0.397, SLG: 0.417										4	1	3	0	0	0	2								
29 TJ Friedl, L OBP: 0.341, SLG: 0.446										3	0	0	0	1	2	4								
4 Harrison Bader, R OBP: 0.276, SLG: 0.351										4	0	0	0	0	0	4								
22 Luke Maile, R OBP: 0.302, SLG: 0.378										3	1	0	0	0	2	1								
<b>Inning Stats</b>	R: 0 E: 0 K: 1 S: 9	H: 0 LOB: 0 BB: 0 P: 16	R: 0 E: 0 K: 1 S: 8	H: 2 LOB: 1 BB: 0 P: 13	R: 0 E: 0 K: 2 S: 8	H: 0 LOB: 0 BB: 0 P: 9	R: 0 E: 0 K: 2 S: 10	H: 0 LOB: 1 BB: 1 P: 15	R: 1 E: 1 K: 3 S: 16	H: 1 LOB: 1 BB: 0 P: 25	R: 2 E: 0 K: 1 S: 12	H: 3 LOB: 2 BB: 1 P: 23	R: 2 E: 0 K: 3 S: 13	H: 1 LOB: 0 BB: 0 P: 20	R: 0 E: 0 K: 0 S: 16	H: 1 LOB: 1 BB: 0 P: 23	R: 0 E: 0 K: 0 S: 5	H: 0 LOB: 0 BB: 0 P: 8	1B: 6 2B: 0 3B: 0 HR: 2	SF: 0 SAC: 0 DP: 0 HBP: 1	WP: 1 PB: 0 SB: 0 CS: 0	PA: 38		
<b>PITCHER</b>	IP WLS BF H R ER SO BB IBB HBP BLK WP HR S P ERA WHIP	IP WLS BF H R ER SO BB IBB HBP BLK WP HR S P ERA WHIP	IP WLS BF H R ER SO BB IBB HBP BLK WP HR S P ERA WHIP	IP WLS BF H R ER SO BB IBB HBP BLK WP HR S P ERA WHIP	IP WLS BF H R ER SO BB IBB HBP BLK WP HR S P ERA WHIP	IP WLS BF H R ER SO BB IBB HBP BLK WP HR S P ERA WHIP	IP WLS BF H R ER SO BB IBB HBP BLK WP HR S P ERA WHIP	IP WLS BF H R ER SO BB IBB HBP BLK WP HR S P ERA WHIP	IP WLS BF H R ER SO BB IBB HBP BLK WP HR S P ERA WHIP	IP WLS BF H R ER SO BB IBB HBP BLK WP HR S P ERA WHIP	IP WLS BF H R ER SO BB IBB HBP BLK WP HR S P ERA WHIP	IP WLS BF H R ER SO BB IBB HBP BLK WP HR S P ERA WHIP	IP WLS BF H R ER SO BB IBB HBP BLK WP HR S P ERA WHIP	IP WLS BF H R ER SO BB IBB HBP BLK WP HR S P ERA WHIP	IP WLS BF H R ER SO BB IBB HBP BLK WP HR S P ERA WHIP	IP WLS BF H R ER SO BB IBB HBP BLK WP HR S P ERA WHIP	IP WLS BF H R ER SO BB IBB HBP BLK WP HR S P ERA WHIP	IP WLS BF H R ER SO BB IBB HBP BLK WP HR S P ERA WHIP	IP WLS BF H R ER SO BB IBB HBP BLK WP HR S P ERA WHIP	IP WLS BF H R ER SO BB IBB HBP BLK WP HR S P ERA WHIP	IP WLS BF H R ER SO BB IBB HBP BLK WP HR S P ERA WHIP	IP WLS BF H R ER SO BB IBB HBP BLK WP HR S P ERA WHIP	IP WLS BF H R ER SO BB IBB HBP BLK WP HR S P ERA WHIP	IP WLS BF H R ER SO BB IBB HBP BLK WP HR S P ERA WHIP

**Cincinnati Reds @ New York Mets**  
Citi Field, Flushing, NY  
Fri Sep 15 2023, 7:13 PM - 10:04 PM EDT  
Att: 27,811 - Partly Cloudy - 67 F

livebaseballscorecards.com

AB 35  
R 5  
H 8  
RBI 4  
BB 2  
SO 13  
LOB 14

Batter	1	2	3	4	5	6	7	8	9	AB	R	H	RBI	BB	SO	LOB	BOTTOM							
9 Brandon Nimmo, L OBP: 0.359, SLG: 0.460										3	0	1	0	1	1	1								
12 Francisco Lindor, S ERA: 5.65										4	1	0	0	0	1	2								
29 DJ Stewart, L OBP: 0.352, SLG: 0.603										4	1	2	0	0	1	0								
20 Pete Alonso, R OBP: 0.330, SLG: 0.535										4	1	1	3	0	1	2								
1 Jeff McNeil, L OBP: 0.331, SLG: 0.369										4	0	1	0	0	0	2								
Ronny Mauricio, S OBP: 0.333, SLG: 0.410										3	0	0	0	1	1	1								
30 Rafael Ortega, L OBP: 0.361, SLG: 0.292										2	0	0	0	2	1	1								
27 Mark Vientos, R OBP: 0.251, SLG: 0.337										4	0	0	0	0	1	4								
2 Omar Narváez, L OBP: 0.264, SLG: 0.248										3	0	0	0	0	2	2								
<b>Inning Stats</b>	R: 0 E: 0 K: 1 S: 9	H: 0 LOB: 0 BB: 0 P: 14	R: 0 E: 0 K: 0 S: 7	H: 0 LOB: 0 BB: 0 P: 10	R: 0 E: 0 K: 1 S: 11	H: 0 LOB: 1 BB: 1 P: 19	R: 0 E: 0 K: 2 S: 9	H: 0 LOB: 0 BB: 0 P: 14	R: 0 E: 0 K: 1 S: 12	H: 1 LOB: 1 BB: 0 P: 16	R: 3 E: 0 K: 1 S: 22	H: 3 LOB: 0 BB: 0 P: 31	R: 0 E: 0 K: 0 S: 6	H: 0 LOB: 1 BB: 2 P: 15	R: 0 E: 0 K: 1 S: 21	H: 1 LOB: 2 BB: 1 P: 30	R: 0 E: 0 K: 2 S: 9	H: 0 LOB: 0 BB: 0 P: 14	1B: 3 2B: 1 3B: 0 HR: 1	SF: 0 SAC: 0 DP: 1 HBP: 0	WP: 0 PB: 0 SB: 1 CS: 0	PA: 35		
<b>PITCHER</b>	IP WLS BF H R ER SO BB IBB HBP BLK WP HR S P ERA WHIP	IP WLS BF H R ER SO BB IBB HBP BLK WP HR S P ERA WHIP	IP WLS BF H R ER SO BB IBB HBP BLK WP HR S P ERA WHIP	IP WLS BF H R ER SO BB IBB HBP BLK WP HR S P ERA WHIP	IP WLS BF H R ER SO BB IBB HBP BLK WP HR S P ERA WHIP	IP WLS BF H R ER SO BB IBB HBP BLK WP HR S P ERA WHIP	IP WLS BF H R ER SO BB IBB HBP BLK WP HR S P ERA WHIP	IP WLS BF H R ER SO BB IBB HBP BLK WP HR S P ERA WHIP	IP WLS BF H R ER SO BB IBB HBP BLK WP HR S P ERA WHIP	IP WLS BF H R ER SO BB IBB HBP BLK WP HR S P ERA WHIP	IP WLS BF H R ER SO BB IBB HBP BLK WP HR S P ERA WHIP	IP WLS BF H R ER SO BB IBB HBP BLK WP HR S P ERA WHIP	IP WLS BF H R ER SO BB IBB HBP BLK WP HR S P ERA WHIP	IP WLS BF H R ER SO BB IBB HBP BLK WP HR S P ERA WHIP	IP WLS BF H R ER SO BB IBB HBP BLK WP HR S P ERA WHIP	IP WLS BF H R ER SO BB IBB HBP BLK WP HR S P ERA WHIP	IP WLS BF H R ER SO BB IBB HBP BLK WP HR S P ERA WHIP	IP WLS BF H R ER SO BB IBB HBP BLK WP HR S P ERA WHIP	IP WLS BF H R ER SO BB IBB HBP BLK WP HR S P ERA WHIP	IP WLS BF H R ER SO BB IBB HBP BLK WP HR S P ERA WHIP	IP WLS BF H R ER SO BB IBB HBP BLK WP HR S P ERA WHIP	IP WLS BF H R ER SO BB IBB HBP BLK WP HR S P ERA WHIP	IP WLS BF H R ER SO BB IBB HBP BLK WP HR S P ERA WHIP	IP WLS BF H R ER SO BB IBB HBP BLK WP HR S P ERA WHIP

**Cincinnati Reds @ New York Mets**  
Citi Field, Flushing, NY  
Fri Sep 15 2023, 7:13 PM - 10:04 PM EDT  
Att: 27,811 - Partly Cloudy - 67 F

livebaseballscorecards.com

AB 31  
R 3  
H 5  
RBI 3  
BB 4  
SO 9  
LOB 15

Batter	1	2	3	4	5	6	7	8	9	AB	R	H	RBI	BB	SO	LOB	TOP		
27 Jake Fraley, L (1, 10) OBP: 0.348, SLG: 0.465 32 Hunter Renfroe, R (7, PH) OBP: 0.298, SLG: 0.418	G1-3		F8				K		G6-3	3	0	1	0	0	0	1			
23 Nick Martini, L (1, 9) OBP: 0.297, SLG: 0.483 15 Nick Senzel, R (7, PH) OBP: 0.294, SLG: 0.383	G4-3		P5				G5-3		K	3	0	0	0	0	0	2			
6 Jonathan India, R (1, 4) OBP: 0.331, SLG: 0.409	F9						K		K	4	0	1	0	1	2	0			
29 T.J. Friedl, L (1, 8) OBP: 0.343, SLG: 0.447			P5						L3	4	1	2	0	0	0	2			
37 Tyler Stephenson, R (1, 2) OBP: 0.326, SLG: 0.377	F9						G6-4-3		G1-3	4	0	0	0	0	0	4			
19 Joey Votto, L (1, 3) OBP: 0.302, SLG: 0.451 4 Harrison Bader, R (8, PR) OBP: 0.276, SLG: 0.351	F8						K			2	1	0	0	2	1	1			
33 Christian Encarnacion-Strain OBP: 0.329, SLG: 0.425 7 Spencer Steer, R OBP: 0.356, SLG: 0.454										0	0	0	0	0	0	0			
44 Ely De La Cruz, S (1, 6) OBP: 0.303, SLG: 0.409	L8								E4	4	0	2	0	0	0	3			
30 Will Benson, L (1, 7) OBP: 0.363, SLG: 0.490									K	4	0	1	0	0	2	5			
<b>Inning Stats</b>	R: 0 H: 0 K: 0 S: 9	H: 0 LOB: 0 BB: 0 P: 14	R: 1 H: 2 K: 0 S: 9	H: 2 LOB: 1 BB: 0 P: 14	R: 0 H: 1 K: 0 S: 15	H: 1 LOB: 2 BB: 1 P: 28	R: 2 H: 2 K: 0 S: 7	H: 2 LOB: 1 BB: 0 P: 14	R: 0 H: 3 K: 0 S: 13	H: 1 LOB: 1 BB: 0 P: 21	R: 0 H: 0 K: 2 S: 8	H: 0 LOB: 0 BB: 0 P: 12	R: 0 H: 0 K: 1 S: 11	H: 0 LOB: 3 BB: 2 P: 27	R: 0 H: 0 K: 2 S: 10	H: 0 LOB: 0 BB: 0 P: 16	1B: 8 2B: 0 3B: 0 HR: 1	SF: 0 SAC: 0 DP: 2 HBP: 0	WP: 0 PA: 39 ERA: 0 WHIP: 0
<b>PITCHER</b>	IP WLS BF H R ER SO BB IBB HBP BLK WP HR S P ERA WHIP	IP WLS BF H R ER SO BB IBB HBP BLK WP HR S P ERA WHIP	IP WLS BF H R ER SO BB IBB HBP BLK WP HR S P ERA WHIP	IP WLS BF H R ER SO BB IBB HBP BLK WP HR S P ERA WHIP	IP WLS BF H R ER SO BB IBB HBP BLK WP HR S P ERA WHIP	IP WLS BF H R ER SO BB IBB HBP BLK WP HR S P ERA WHIP	IP WLS BF H R ER SO BB IBB HBP BLK WP HR S P ERA WHIP	IP WLS BF H R ER SO BB IBB HBP BLK WP HR S P ERA WHIP	IP WLS BF H R ER SO BB IBB HBP BLK WP HR S P ERA WHIP	IP WLS BF H R ER SO BB IBB HBP BLK WP HR S P ERA WHIP	IP WLS BF H R ER SO BB IBB HBP BLK WP HR S P ERA WHIP	IP WLS BF H R ER SO BB IBB HBP BLK WP HR S P ERA WHIP	IP WLS BF H R ER SO BB IBB HBP BLK WP HR S P ERA WHIP	IP WLS BF H R ER SO BB IBB HBP BLK WP HR S P ERA WHIP	IP WLS BF H R ER SO BB IBB HBP BLK WP HR S P ERA WHIP	IP WLS BF H R ER SO BB IBB HBP BLK WP HR S P ERA WHIP	IP WLS BF H R ER SO BB IBB HBP BLK WP HR S P ERA WHIP	IP WLS BF H R ER SO BB IBB HBP BLK WP HR S P ERA WHIP	

Cincinnati Reds @ New York Mets  
Citi Field, Flushing, NY  
Sat Sep 16 2023, 7:15 PM - 10:16 PM EDT  
Att: 32,633 - Clear - 72 F

AB	35
R	3
H	9
RBI	2
BB	4
SO	8
LOB	18



Batter	1	2	3	4	5	6	7	8	9	AB	R	H	RBI	BB	SO	LOB	BOTTOM				
9 Brandon Nimmo, L (1, 8) OBP: 0.356, SLG: 0.456	K						G4-3		F8	5	0	0	0	0	1	4					
4 Francisco Alvarez, R (1, 2) OBP: 0.285, SLG: 0.440	F7								F7	5	0	2	1	0	1	0					
20 Pete Alonso, R (1, 3) OBP: 0.329, SLG: 0.531										4	1	0	0	1	1	3					
12 Francisco Lindor, S (1, 6) OBP: 0.331, SLG: 0.458										2	0	1	0	2	0	0					
Ronny Mauricio, S (1, 5) OBP: 0.348, SLG: 0.419										4	0	2	1	0	1	1					
1 Jeff McNeil, L (1, 4) OBP: 0.330, SLG: 0.367										3	0	0	0	1	0	3					
27 Mark Vientos, R (1, 10) OBP: 0.251, SLG: 0.335										4	0	1	0	0	2	4					
29 DJ Stewart, L (1, 9) OBP: 0.342, SLG: 0.585										4	0	0	0	0	2	1					
26 Tim Lcastro, R (1, 7) OBP: 0.350, SLG: 0.333 32 Daniel Vogelbach, L (8, PH) OBP: 0.338, SLG: 0.399 30 Rafael Ortega, L (8, PR) OBP: 0.361, SLG: 0.292										2	1	1	0	0	0	0					
<b>Inning Stats</b>	R: 1 H: 2 K: 1 S: 14	H: 2 LOB: 1 BB: 0 P: 21	R: 0 H: 1 K: 1 S: 14	H: 1 LOB: 2 BB: 0 P: 22	R: 0 H: 1 K: 2 S: 14	H: 1 LOB: 3 BB: 2 P: 29	R: 1 H: 2 K: 2 S: 16	H: 2 LOB: 1 BB: 0 P: 26	R: 0 H: 0 K: 1 S: 11	H: 0 LOB: 0 BB: 1 P: 20	R: 0 H: 0 K: 0 S: 10	H: 0 LOB: 0 BB: 0 P: 13	R: 0 H: 0 K: 0 S: 5	H: 0 LOB: 0 BB: 0 P: 6	R: 0 H: 0 K: 1 S: 8	H: 0 LOB: 0 BB: 0 P: 11	R: 0 H: 2 K: 0 S: 15	H: 2 LOB: 2 BB: 0 P: 24	1B: 6 2B: 2 3B: 0 HR: 0	SF: 0 SAC: 0 DP: 1 HBP: 1	WP: 0 PA: 39 ERA: 0 WHIP: 0
<b>PITCHER</b>	IP WLS BF H R ER SO BB IBB HBP BLK WP HR S P ERA WHIP	IP WLS BF H R ER SO BB IBB HBP BLK WP HR S P ERA WHIP	IP WLS BF H R ER SO BB IBB HBP BLK WP HR S P ERA WHIP	IP WLS BF H R ER SO BB IBB HBP BLK WP HR S P ERA WHIP	IP WLS BF H R ER SO BB IBB HBP BLK WP HR S P ERA WHIP	IP WLS BF H R ER SO BB IBB HBP BLK WP HR S P ERA WHIP	IP WLS BF H R ER SO BB IBB HBP BLK WP HR S P ERA WHIP	IP WLS BF H R ER SO BB IBB HBP BLK WP HR S P ERA WHIP	IP WLS BF H R ER SO BB IBB HBP BLK WP HR S P ERA WHIP	IP WLS BF H R ER SO BB IBB HBP BLK WP HR S P ERA WHIP	IP WLS BF H R ER SO BB IBB HBP BLK WP HR S P ERA WHIP	IP WLS BF H R ER SO BB IBB HBP BLK WP HR S P ERA WHIP	IP WLS BF H R ER SO BB IBB HBP BLK WP HR S P ERA WHIP	IP WLS BF H R ER SO BB IBB HBP BLK WP HR S P ERA WHIP	IP WLS BF H R ER SO BB IBB HBP BLK WP HR S P ERA WHIP	IP WLS BF H R ER SO BB IBB HBP BLK WP HR S P ERA WHIP	IP WLS BF H R ER SO BB IBB HBP BLK WP HR S P ERA WHIP	IP WLS BF H R ER SO BB IBB HBP BLK WP HR S P ERA WHIP			

Cincinnati Reds @ New York Mets  
Citi Field, Flushing, NY  
Sat Sep 16 2023, 7:15 PM - 10:16 PM EDT  
Att: 32,633 - Clear - 72 F

AB	34
R	2
H	8
RBI	2
BB	4
SO	8
LOB	16





Batter	1	2	3	4	5	6	7	8	9	AB	R	H	RBI	BB	SO	LOB	TOP								
47 Edouard Julien, L (1, 10) OBP: 0.377, SLG: 0.460	L9		BB		K			G3		3	0	0	0	1	1	0									
11 Jorge Polanco, S (1, 4) OBP: 0.343, SLG: 0.462	K		K			F7		F7		4	0	0	0	0	2	1									
23 Royce Lewis, R (1, 5) OBP: 0.370, SLG: 0.551	F9				HR		P3		G5-3	4	1	1	1	0	0	0									
26 Max Kepler, L (1, 9) OBP: 0.322, SLG: 0.478	F7				1B		G5-3		1B	4	1	2	0	0	0	0									
4 Carlos Correa, R (1, 6) OBP: 0.312, SLG: 0.399	E6				G4-3			F7		0	0	0	0	0	0	0									
12 Kyle Farmer, R (2, PH) OBP: 0.305, SLG: 0.411	FC3-6				G6-3			HR		4	0	1	1	0	0	1									
19 Alex Kirilloff, L (1, 3) OBP: 0.351, SLG: 0.435	FC3-6				G6-3			HR		4	1	1	1	0	1	3									
38 Matt Wallner, L (1, 7) OBP: 0.353, SLG: 0.484	G3				G3			K		4	0	0	0	0	2	3									
8 Christian Vázquez, R (1, 2) OBP: 0.270, SLG: 0.309	F7				F9			K		3	0	0	0	0	1	0									
2 Michael Taylor, R (1, 8) OBP: 0.279, SLG: 0.452	K				K			P6		3	0	0	0	0	2	0									
<b>Inning Stats</b>	R: 0 E: 0 K: 1 S: 10	H: 0 LOB: 0 BB: 0 P: 13	R: 0 E: 1 K: 0 S: 6	H: 0 LOB: 1 BB: 0 P: 11	R: 0 E: 0 K: 2 S: 12	H: 0 LOB: 1 BB: 1 P: 18	R: 1 E: 0 K: 0 S: 8	H: 2 LOB: 1 BB: 0 P: 12	R: 0 E: 0 K: 2 S: 8	H: 0 LOB: 0 BB: 0 P: 11	R: 0 E: 0 K: 0 S: 6	H: 0 LOB: 0 BB: 0 P: 11	R: 1 E: 0 K: 2 S: 12	H: 1 LOB: 0 BB: 0 P: 17	R: 0 E: 0 K: 0 S: 5	H: 0 LOB: 0 BB: 0 P: 7	R: 1 E: 0 K: 2 S: 13	H: 2 LOB: 1 BB: 0 P: 15	1B: 2 2B: 1 3B: 0 HR: 2	SF: 0 SAC: 0 DP: 0 HBP: 0	WP: 0 PB: 0 SB: 0 CS: 0	PA: 34			
<b>PITCHER</b>	IP	WLS	BF	H	R	ER	SO	BB	IBB	HBP	BLK	WP	HR	S	P	ERA	WHIP								
34 Connor Phillips, R (1, 1) ERA: 5.74	7.0	W	26	3	2	2	7	1	0	0	0	0	2	62	93	2.57	0.571								
47 Derek Law, R (8, 1) ERA: 3.79	1.0		3	0	0	0	0	0	0	0	0	0	0	5	7	0.00	0.000								
48 Alex Young, L (9, 1) ERA: 3.42	1.0		5	2	1	1	2	0	0	0	0	0	0	13	15	9.00	2.000								

Minnesota Twins @ Cincinnati Reds  
Great American Ball Park, Cincinnati, OH  
Mon Sep 18 2023, 6:42 PM - 8:54 PM EDT  
Att: 15,364 - Partly Cloudy - 72 F

AB 33  
R 3  
H 5  
RBI 3  
BB 1  
SO 9  
LOB 8



Batter	1	2	3	4	5	6	7	8	9	AB	R	H	RBI	BB	SO	LOB	BOTTOM								
6 Jonathan India, R (1, 4) OBP: 0.332, SLG: 0.406	BB	K		F7			BB	G1-3		3	1	0	0	2	1	1									
29 TJ Friedl, L (1, 8) OBP: 0.341, SLG: 0.444	P6		G4-3		F8		BB			4	0	1	0	0	0	1									
7 Spencer Steer, R (1, 7) OBP: 0.358, SLG: 0.457	K		1B		2B		1B			4	1	3	1	0	1	1									
27 Jake Fraley, L (1, 10) OBP: 0.345, SLG: 0.461	F9		P5		F9		1B			3	0	0	0	0	0	3									
15 Nick Senzel, R (7, PH) OBP: 0.299, SLG: 0.399	F9		P5		F9		1B			1	1	1	0	0	0	0									
37 Tyler Stephenson, R (1, 2) OBP: 0.324, SLG: 0.374	BB		G5-3		F9		1B			3	1	0	0	1	0	5									
19 Joey Votto, L (1, 3) OBP: 0.309, SLG: 0.458	1B				K		F6			4	1	2	2	0	1	0									
44 Ely De La Cruz, S (1, 6) OBP: 0.300, SLG: 0.401	K		K		K		BB	G5-3		3	0	0	0	1	2	3									
16 Noelvi Marte, R (1, 5) OBP: 0.368, SLG: 0.405	1B				HR			F9		3	1	1	1	1	0	1									
30 Will Benson, L (1, 9) OBP: 0.360, SLG: 0.498	SF8				HR			K		3	1	1	3	0	2	1									
<b>Inning Stats</b>	R: 0 E: 0 K: 1 S: 9	H: 0 LOB: 1 BB: 1 P: 15	R: 2 E: 0 K: 2 S: 16	H: 2 LOB: 1 BB: 1 P: 26	R: 0 E: 0 K: 0 S: 8	H: 1 LOB: 0 BB: 0 P: 12	R: 2 E: 0 K: 2 S: 15	H: 1 LOB: 0 BB: 1 P: 24	R: 0 E: 0 K: 0 S: 6	H: 1 LOB: 1 BB: 0 P: 7	R: 0 E: 0 K: 1 S: 10	H: 0 LOB: 1 BB: 1 P: 16	R: 3 E: 0 K: 0 S: 19	H: 4 LOB: 1 BB: 1 P: 31	R: 0 E: 0 K: 1 S: 8	H: 0 LOB: 0 BB: 0 P: 11	1B: 7 2B: 1 3B: 0 HR: 1	SF: 1 SAC: 0 DP: 1 HBP: 0	WP: 0 PB: 0 SB: 0 CS: 0	PA: 37					
<b>PITCHER</b>	IP	WLS	BF	H	R	ER	SO	BB	IBB	HBP	BLK	WP	HR	S	P	ERA	WHIP								
41 Joe Ryan, R (1, 1) ERA: 4.3	5.0	L	23	4	3	4	5	3	0	0	0	0	1	54	84	7.20	1.600								
60 Dallas Keuchel, L (6, 1) ERA: 5.67	3.0		14	4	3	3	2	2	0	0	0	0	0	37	58	9.00	2.000								

Minnesota Twins @ Cincinnati Reds  
Great American Ball Park, Cincinnati, OH  
Mon Sep 18 2023, 6:42 PM - 8:54 PM EDT  
Att: 15,364 - Partly Cloudy - 72 F

AB 31  
R 7  
H 9  
RBI 7  
BB 5  
SO 7  
LOB 16







Batter	1	2	3	4	5	6	7	8	9	AB	R	H	RBI	BB	SO	LOB	TOP						
2 Connor Joe, R OBP: 0.331, SLG: 0.414 75 Aika Williams, R OBP: 0.283, SLG: 0.260										4	1	0	0	1	2	1	<b>Pittsburgh Pirates @ Cincinnati Reds</b> Great American Ball Park, Cincinnati, OH Fri Sep 22 2023, 6:42 PM - 10:15 PM EDT Att: 37,551 - Partly Cloudy - 80 F						
10 Bryan Reynolds, S OBP: 0.334, SLG: 0.466										3	1	1	1	1	2	0							
13 Ke'Bryan Hayes, R OBP: 0.316, SLG: 0.466										4	1	2	1	1	0	1							
26 Miguel Andujar, R OBP: 0.325, SLG: 0.528 65 Jack Suwinski, L OBP: 0.337, SLG: 0.450										3	0	1	1	1	0	1							
19 Jared Triolo, R OBP: 0.364, SLG: 0.360										3	1	2	1	2	1	1							
60 Llover Peguero, R OBP: 0.280, SLG: 0.379										4	0	0	0	1	4	7							
25 Endy Rodríguez, S OBP: 0.269, SLG: 0.329										5	1	1	1	0	2	7							
32 Henry Davis, R OBP: 0.297, SLG: 0.337 54 Joshua Palacios, L OBP: 0.273, SLG: 0.420										4	1	1	1	0	3	2							
3 Ji Hwan Bae, L OBP: 0.299, SLG: 0.316										4	1	0	0	0	1	0							
<b>Inning Stats</b>	R: 0 E: 0 K: 2 S: 7	H: 0 LOB: 0 BB: 0 P: 11	R: 0 E: 0 K: 3 S: 18	H: 2 LOB: 2 BB: 0 P: 28	R: 0 E: 0 K: 1 S: 11	H: 0 LOB: 0 BB: 0 P: 14	R: 1 E: 0 K: 1 S: 13	H: 1 LOB: 1 BB: 2 P: 25	R: 1 E: 0 K: 0 S: 10	H: 1 LOB: 1 BB: 1 P: 19	R: 2 E: 2 K: 2 S: 14	H: 2 LOB: 2 BB: 1 P: 30	R: 0 E: 0 K: 3 S: 10	H: 0 LOB: 0 BB: 0 P: 16	R: 1 E: 0 K: 1 S: 17	H: 0 LOB: 3 BB: 3 P: 33		1B: 3 2B: 1 3B: 0 HR: 4	SF: 1 SAC: 0 DP: 1 HBP: 1	WP: 0 PB: 0 SB: 1 CS: 0	PA: 43		
<b>PITCHER</b>	IP WLS BF H R ER SO BB IBB HBP BLK WP HR S P ERA WHIP	IP WLS BF H R ER SO BB IBB HBP BLK WP HR S P ERA WHIP	IP WLS BF H R ER SO BB IBB HBP BLK WP HR S P ERA WHIP	IP WLS BF H R ER SO BB IBB HBP BLK WP HR S P ERA WHIP	IP WLS BF H R ER SO BB IBB HBP BLK WP HR S P ERA WHIP	IP WLS BF H R ER SO BB IBB HBP BLK WP HR S P ERA WHIP	IP WLS BF H R ER SO BB IBB HBP BLK WP HR S P ERA WHIP	IP WLS BF H R ER SO BB IBB HBP BLK WP HR S P ERA WHIP	IP WLS BF H R ER SO BB IBB HBP BLK WP HR S P ERA WHIP	IP WLS BF H R ER SO BB IBB HBP BLK WP HR S P ERA WHIP	IP WLS BF H R ER SO BB IBB HBP BLK WP HR S P ERA WHIP	IP WLS BF H R ER SO BB IBB HBP BLK WP HR S P ERA WHIP	IP WLS BF H R ER SO BB IBB HBP BLK WP HR S P ERA WHIP	IP WLS BF H R ER SO BB IBB HBP BLK WP HR S P ERA WHIP	IP WLS BF H R ER SO BB IBB HBP BLK WP HR S P ERA WHIP	IP WLS BF H R ER SO BB IBB HBP BLK WP HR S P ERA WHIP	IP WLS BF H R ER SO BB IBB HBP BLK WP HR S P ERA WHIP	IP WLS BF H R ER SO BB IBB HBP BLK WP HR S P ERA WHIP	IP WLS BF H R ER SO BB IBB HBP BLK WP HR S P ERA WHIP	IP WLS BF H R ER SO BB IBB HBP BLK WP HR S P ERA WHIP	IP WLS BF H R ER SO BB IBB HBP BLK WP HR S P ERA WHIP		
41 Andrew Abbott, L ERA: 3.7 39 Lucas Sims, R ERA: 3.34 46 Buck Farmer, R ERA: 4.11 79 Ian Gibaut, R ERA: 3.13 63 Fernando Cruz, R ERA: 4.0	4.1 0.2 1.0 0.2 1.1	18 3 5 6 4	4 0 2 2 0	2 0 2 2 0	2 0 2 2 0	2 0 2 2 0	2 0 2 2 0	2 0 2 2 0	2 0 2 2 0	2 0 2 2 0	2 0 2 2 0	2 0 2 2 0	2 0 2 2 0	2 0 2 2 0	2 0 2 2 0	2 0 2 2 0	2 0 2 2 0	2 0 2 2 0	2 0 2 2 0	2 0 2 2 0	2 0 2 2 0	2 0 2 2 0	
77 Daniel Duarte, R ERA: 3.6 47 Derek Law, R ERA: 3.62	0.1 0.2	5 2	0 0	1 0	0 0	0 0	0 0	0 0	0 0	0 0	0 0	0 0	0 0	0 0	0 0	0 0	0 0	0 0	0 0	0 0	0 0	0 0	0 0

Batter	1	2	3	4	5	6	7	8	9	AB	R	H	RBI	BB	SO	LOB	BOTTOM					
6 Jonathan India, R OBP: 0.327, SLG: 0.396										4	0	0	1	0	1	2	<b>Pittsburgh Pirates @ Cincinnati Reds</b> Great American Ball Park, Cincinnati, OH Fri Sep 22 2023, 6:42 PM - 10:15 PM EDT Att: 37,551 - Partly Cloudy - 80 F					
29 TJ Friedl, L OBP: 0.345, SLG: 0.448										2	2	2	2	3	0	0						
7 Spencer Steer, R OBP: 0.357, SLG: 0.456										5	1	1	0	0	2	5						
33 Christian Encarnacion-Strain OBP: 0.325, SLG: 0.446										4	0	1	0	1	1	3						
19 Joey Votto, L OBP: 0.303, SLG: 0.438										3	0	0	1	1	0	2						
16 Noelvi Marte, R OBP: 0.354, SLG: 0.386										5	0	1	1	0	2	5						
44 Ely De La Cruz, S OBP: 0.297, SLG: 0.396										4	1	1	0	0	1	2						
30 Will Benson, L OBP: 0.296, SLG: 0.468 15 Nick Senzel, R OBP: 0.301, SLG: 0.397										2	0	0	0	0	1	1						
27 Jake Fraley, L OBP: 0.349, SLG: 0.490 17 Stuart Fairchild, R OBP: 0.321, SLG: 0.377										0	0	0	0	0	0	0						
22 Luke Maile, R OBP: 0.309, SLG: 0.379 37 Tyler Stephenson, R OBP: 0.321, SLG: 0.369										2	1	1	0	1	0	0						
<b>Inning Stats</b>	R: 0 E: 0 K: 2 S: 20	H: 0 LOB: 3 BB: 2 P: 34	R: 1 E: 0 K: 2 S: 20	H: 1 LOB: 2 BB: 2 P: 38	R: 0 E: 0 K: 1 S: 6	H: 0 LOB: 0 BB: 0 P: 10	R: 0 E: 0 K: 1 S: 19	H: 0 LOB: 0 BB: 0 P: 29	R: 2 E: 0 K: 0 S: 15	H: 3 LOB: 1 BB: 0 P: 20	R: 0 E: 0 K: 0 S: 11	H: 0 LOB: 0 BB: 0 P: 14	R: 0 E: 0 K: 1 S: 6	H: 0 LOB: 1 BB: 1 P: 11	R: 0 E: 0 K: 1 S: 8	H: 0 LOB: 2 BB: 2 P: 20	1B: 5 2B: 1 3B: 0 HR: 1	SF: 1 SAC: 0 DP: 2 HBP: 1	WP: 0 PB: 0 SB: 3 CS: 0	PA: 42		
<b>PITCHER</b>	IP WLS BF H R ER SO BB IBB HBP BLK WP HR S P ERA WHIP	IP WLS BF H R ER SO BB IBB HBP BLK WP HR S P ERA WHIP	IP WLS BF H R ER SO BB IBB HBP BLK WP HR S P ERA WHIP	IP WLS BF H R ER SO BB IBB HBP BLK WP HR S P ERA WHIP	IP WLS BF H R ER SO BB IBB HBP BLK WP HR S P ERA WHIP	IP WLS BF H R ER SO BB IBB HBP BLK WP HR S P ERA WHIP	IP WLS BF H R ER SO BB IBB HBP BLK WP HR S P ERA WHIP	IP WLS BF H R ER SO BB IBB HBP BLK WP HR S P ERA WHIP	IP WLS BF H R ER SO BB IBB HBP BLK WP HR S P ERA WHIP	IP WLS BF H R ER SO BB IBB HBP BLK WP HR S P ERA WHIP	IP WLS BF H R ER SO BB IBB HBP BLK WP HR S P ERA WHIP	IP WLS BF H R ER SO BB IBB HBP BLK WP HR S P ERA WHIP	IP WLS BF H R ER SO BB IBB HBP BLK WP HR S P ERA WHIP	IP WLS BF H R ER SO BB IBB HBP BLK WP HR S P ERA WHIP	IP WLS BF H R ER SO BB IBB HBP BLK WP HR S P ERA WHIP	IP WLS BF H R ER SO BB IBB HBP BLK WP HR S P ERA WHIP	IP WLS BF H R ER SO BB IBB HBP BLK WP HR S P ERA WHIP	IP WLS BF H R ER SO BB IBB HBP BLK WP HR S P ERA WHIP	IP WLS BF H R ER SO BB IBB HBP BLK WP HR S P ERA WHIP	IP WLS BF H R ER SO BB IBB HBP BLK WP HR S P ERA WHIP	IP WLS BF H R ER SO BB IBB HBP BLK WP HR S P ERA WHIP	
41 Andre Jackson, R ERA: 5.3 48 Luis Ortiz, R ERA: 4.95 61 Jose Hernandez, L ERA: 4.6 63 Hunter Stratton, R ERA: 3.0 43 Ryan Borucki, L ERA: 2.65	1.0 3.2 0.2 0.2 1.0	18 18 3 4	4 3 1 2	3 3 1 1	0 0 0 0	0 0 0 0	0 0 0 0	0 0 0 0	0 0 0 0	0 0 0 0	0 0 0 0	0 0 0 0	0 0 0 0	0 0 0 0	0 0 0 0	0 0 0 0	0 0 0 0	0 0 0 0	0 0 0 0	0 0 0 0	0 0 0 0	
50 Carmen Miodzinski, R ERA: 1.93 51 David Bednar, R ERA: 2.08	0.1 1.0	3 5	0 0	0 0	0 0	0 0	0 0	0 0	0 0	0 0	0 0	0 0	0 0	0 0	0 0	0 0	0 0	0 0	0 0	0 0	0 0	0 0





Batter	1	2	3	4	5	6	7	8	9	AB	R	H	RBI	BB	SO	LOB	TOP																	
54 Joshua Palacios, L (1, 9) OBP: 0.275, SLG: 0.418										6	1	2	1	0	1	2	<p>Pittsburgh Pirates @ Cincinnati Reds Great American Ball Park, Cincinnati, OH Sat Sep 23 2023, 6:42 PM - 10:02 PM EDT Att: 29,680 - Clear - 75 F</p> <p>livebaseballscorecards.com</p> <p>AB 42 R 13 H 16 RBI 13 BB 4 SO 11 LOB 22</p>																	
10 Bryan Reynolds, S (1, 7) OBP: 0.336, SLG: 0.470										4	2	1	3	1	1	2																		
13 Ke'Bryan Hayes, R (1, 10) OBP: 0.315, SLG: 0.463										5	0	1	0	0	2	2																		
65 Jack Suwinski, L (1, 8) OBP: 0.340, SLG: 0.450										4	3	2	1	1	1	2																		
19 Jared Triolo, R (1, 5) OBP: 0.376, SLG: 0.381										5	3	4	0	0	0	0																		
25 Endy Rodríguez, S (1, 2) OBP: 0.273, SLG: 0.327										4	2	1	0	1	2	4																		
6 Alfonso Rivas III, L (1, 3) OBP: 0.297, SLG: 0.419										5	1	3	5	0	1	2																		
3 Ji Hwan Bae, L (1, 4) OBP: 0.303, SLG: 0.322										4	1	2	3	1	1	1																		
75 Arika Williams, R (1, 6) OBP: 0.270, SLG: 0.248										5	0	0	0	0	2	7																		
<b>Inning Stats</b>	R: 0 E: 0 K: 3 S: 10	H: 0 LOB: 1 BB: 1 P: 16	R: 0 E: 0 K: 2 S: 10	H: 0 LOB: 0 BB: 0 P: 13	R: 0 E: 0 K: 1 S: 15	H: 0 LOB: 1 BB: 0 P: 17	R: 1 E: 0 K: 2 S: 15	H: 2 LOB: 3 BB: 2 P: 26	R: 0 E: 0 K: 1 S: 14	H: 1 LOB: 1 BB: 0 P: 20	R: 5 E: 0 K: 0 S: 17	H: 5 LOB: 0 BB: 0 P: 26	R: 3 E: 0 K: 1 S: 16	H: 3 LOB: 1 BB: 1 P: 28	R: 4 E: 0 K: 0 S: 13	H: 5 LOB: 0 BB: 0 P: 20	R: 0 E: 0 K: 1 S: 9	H: 0 LOB: 0 BB: 0 P: 15	1B: 12 2B: 3 3B: 0 HR: 1	SF: 0 SAC: 0 DP: 0 HBP: 0	WP: 1 PB: 0 SB: 0 CS: 1	PA: 48												
<b>PITCHER</b>	IP WLS BF H R ER SO BB IBB HBP BLK WP HR S P ERA WHIP																																	
34 Connor Phillips, R (1, 1) ERA: 5.66	5.0	24	5	3	3	9	3	0	0	0	0	1	0	68	99	5.40	1.600																	
48 Alex Young, L (6, 1) ERA: 4.03	1.0	6	3	3	3	0	0	0	0	0	0	0	1	13	19	27.00	3.000																	
63 Fernando Cruz, R (7, 1) ERA: 4.43	0.0	3	2	3	3	0	0	0	0	0	0	0	0	5	13	∞	∞																	
39 Lucas Sims, R (7, 1) ERA: 3.28	1.0	B	4	1	0	0	1	0	0	0	0	0	0	11	15	0.00	1.000																	
43 Alexis Diaz, R (8, 1) ERA: 3.03	0.2	L	7	5	4	4	0	0	0	1	0	0	0	0	11	17	54.00	7.500																

Batter	1	2	3	4	5	6	7	8	9	AB	R	H	RBI	BB	SO	LOB	BOTTOM																
6 Jonathan India, R (1, 4) OBP: 0.329, SLG: 0.394										4	0	1	0	2	0	1	<p>Pittsburgh Pirates @ Cincinnati Reds Great American Ball Park, Cincinnati, OH Sat Sep 23 2023, 6:42 PM - 10:02 PM EDT Att: 29,680 - Clear - 75 F</p> <p>livebaseballscorecards.com</p> <p>AB 41 R 12 H 16 RBI 12 BB 5 SO 8 LOB 18</p>																
15 Nick Senzel, R (1, 7) OBP: 0.300, SLG: 0.395										4	2	1	1	0	1	3																	
23 Nick Martini, L (8, PH) (9, 7)										5	1	3	1	0	1	1																	
7 Spencer Steer, R (1, 3) OBP: 0.359, SLG: 0.459										5	2	3	4	0	1	2																	
33 Christian Encarnacion-Strain, R (8, PH) (9, 10)										0	0	0	0	0	0	0																	
30 Will Benson, L (9, 10)										4	1	2	3	1	0	2																	
37 Tyler Stephenson, R (1, 2) OBP: 0.324, SLG: 0.379										4	1	2	3	1	0	2																	
16 Noelvi Marte, R (1, 5) OBP: 0.350, SLG: 0.380										4	0	1	0	0	0	1																	
19 Joey Votto, L (9, PH) (9, 41)										1	1	1	0	0	0	0																	
29 TJ Friedl, L (1, 8) OBP: 0.348, SLG: 0.457										4	1	2	1	1	0	3																	
17 Stuart Fairchild, R (1, 9) OBP: 0.320, SLG: 0.379										4	1	1	0	0	2	1																	
27 Jake Fraley, L (8, PH) (9, 41)										1	0	0	1	0	0	1																	
44 Ely De La Cruz, S (1, 6) OBP: 0.298, SLG: 0.394										4	2	1	0	1	3	2																	
<b>Inning Stats</b>	R: 3 E: 0 K: 1 S: 16	H: 3 LOB: 0 BB: 0 P: 23	R: 5 E: 0 K: 0 S: 22	H: 6 LOB: 2 BB: 1 P: 34	R: 1 E: 0 K: 2 S: 13	H: 2 LOB: 2 BB: 1 P: 21	R: 0 E: 0 K: 0 S: 7	H: 0 LOB: 0 BB: 1 P: 13	R: 0 E: 0 K: 2 S: 8	H: 0 LOB: 0 BB: 0 P: 10	R: 0 E: 0 K: 1 S: 7	H: 0 LOB: 0 BB: 0 P: 9	R: 0 E: 0 K: 1 S: 8	H: 0 LOB: 1 BB: 1 P: 15	R: 2 E: 0 K: 0 S: 13	H: 3 LOB: 2 BB: 1 P: 25	R: 1 E: 0 K: 1 S: 17	H: 2 LOB: 1 BB: 0 P: 23	1B: 9 2B: 5 3B: 0 HR: 3	SF: 0 SAC: 0 DP: 2 HBP: 0	WP: 1 PB: 0 SB: 3 CS: 0	PA: 46											
<b>PITCHER</b>	IP WLS BF H R ER SO BB IBB HBP BLK WP HR S P ERA WHIP																																
44 Bailey Falter, L (1, 1) ERA: 5.36	2.0	16	9	8	8	1	0	0	0	0	0	0	20	34	4.50	2.000																	
62 Kyle Nicolas, R (3, 1) ERA: 27.0	2.0	9	2	1	1	2	2	0	0	0	0	0	0	20	34	4.50	2.000																
36 Dauri Moreta, R (5, 1) ERA: 4.02	2.2	8	0	0	0	3	0	0	0	0	0	0	19	26	0.00	0.000																	
61 Jose Hernandez, L (7, 1) ERA: 4.58	0.1	W	2	0	0	0	1	1	0	0	0	0	4	8	0.00	3.000																	
52 Colin Selby, R (8, 1) ERA: 7.94	1.0	6	3	2	2	0	1	0	0	0	1	0	13	25	18.00	4.000																	

Batter	1	2	3	4	5	6	7	8	9	AB	R	H	RBI	BB	SO	LOB	TOP		
2 Connor Joe, R OBP: 0.327, SLG: 0.409	F7		K		F8		F9		L7	5	0	0	0	0	1	3			
10 Bryan Reynolds, S OBP: 0.334, SLG: 0.466	G5-3		G5-3				F6		F7	4	0	0	0	1	0	2			
13 Ke'Bryan Hayes, R OBP: 0.312, SLG: 0.459	F8			G3-1			L8			4	0	0	0	0	1	4			
26 Miguel Andujar, R OBP: 0.321, SLG: 0.507		G6-3		G6-3				G4-3		3	0	0	0	1	0	0			
19 Jared Triolo, R OBP: 0.385, SLG: 0.392			K							3	0	2	0	1	1	0			
65 Jack Suwinski, L OBP: 0.341, SLG: 0.456										3	1	1	1	1	2	3			
60 Llover Peguero, R OBP: 0.276, SLG: 0.372										3	0	0	0	0	1	4			
54 Joshua Palacios, L (8, PH) OBP: 0.276, SLG: 0.418			K							0	0	0	0	1	0	0			
75 Aika Williams, R (8, 6) OBP: 0.270, SLG: 0.248										0	0	0	0	0	0	0			
32 Henry Davis, R OBP: 0.300, SLG: 0.350										4	1	2	0	0	1	4			
55 Jason Delay, R OBP: 0.320, SLG: 0.354					F9				L6	4	0	2	1	0	0	0			
<b>Inning Stats</b>	R: 0 E: 0 K: 0 S: 5	H: 0 LOB: 0 BB: 0 P: 9	R: 0 E: 0 K: 1 S: 15	H: 1 LOB: 2 BB: 1 P: 28	R: 0 E: 0 K: 1 S: 6	H: 0 LOB: 0 BB: 0 P: 11	R: 0 E: 0 K: 1 S: 7	H: 0 LOB: 0 BB: 0 P: 9	R: 2 E: 0 K: 1 S: 13	H: 3 LOB: 2 BB: 1 P: 19	R: 0 E: 0 K: 0 S: 9	H: 2 LOB: 2 BB: 0 P: 12	R: 0 E: 0 K: 2 S: 13	H: 0 LOB: 2 BB: 2 P: 24	R: 0 E: 0 K: 0 S: 5	H: 0 LOB: 0 BB: 0 P: 10	1B: 3 2B: 3 HR: 1	SF: 0 SAC: 0 DP: 1 HBP: 0	WP: 1 PA: 38
<b>PITCHER</b>	IP	WLS	BF	H	R	ER	SO	BB	IBB	HBP	BLK	WP	HR	S	P	ERA	WHIP		
55 Brandon Williamson, L ERA: 4.54	4.1		18	4	2	2	3	1	0	0	0	1	1	44	74	4.15	1.154		
46 Buck Farmer, R ERA: 4.07	0.2		5	1	0	0	1	2	0	0	0	0	0	13	25	0.00	4.500		
50 Sam Moll, L ERA: 3.19	1.0		2	0	0	0	1	0	0	0	0	0	0	5	7	0.00	0.000		
39 Lucas Sims, R ERA: 3.22	1.0	W	5	2	0	0	0	0	0	0	0	0	0	9	12	0.00	2.000		
43 Alexis Diaz, R ERA: 2.98	1.0	H	5	0	0	0	2	2	0	0	0	0	0	13	24	0.00	2.000		
<b>PITCHER</b>	IP	WLS	BF	H	R	ER	SO	BB	IBB	HBP	BLK	WP	HR	S	P	ERA	WHIP		
79 Ian Gibaut, R ERA: 3.04	1.0		3	0	0	0	0	0	0	0	0	0	0	5	10	0.00	0.000		

Pittsburgh Pirates @ Cincinnati Reds  
Great American Ball Park, Cincinnati, OH  
Sun Sep 24 2023, 1:41 PM - 4:17 PM EDT  
Att: 31,191 - Sunny - 77 F

AB 33  
R 2  
H 7  
RBI 2  
BB 5  
SO 7  
LOB 20

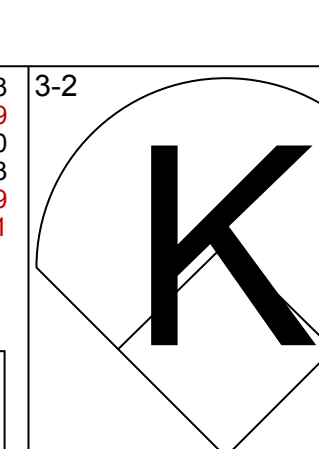
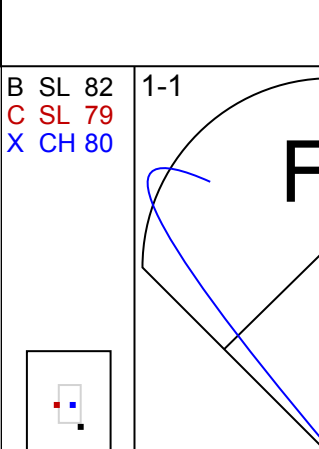
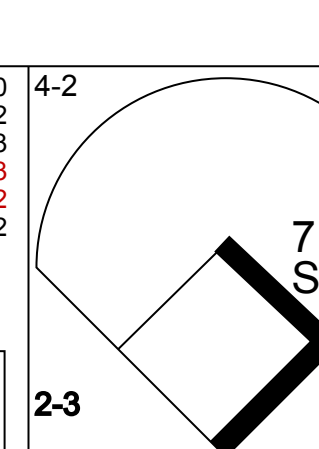
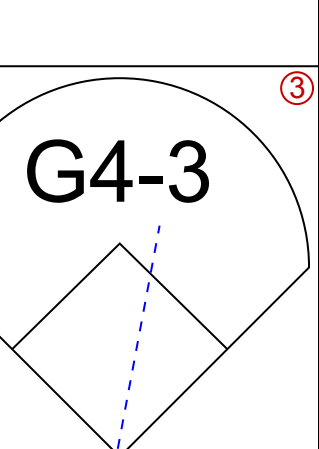
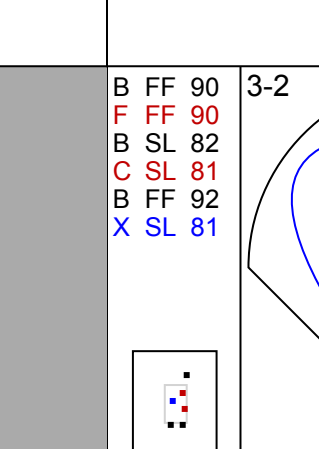
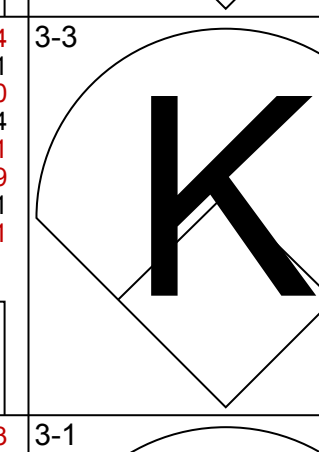
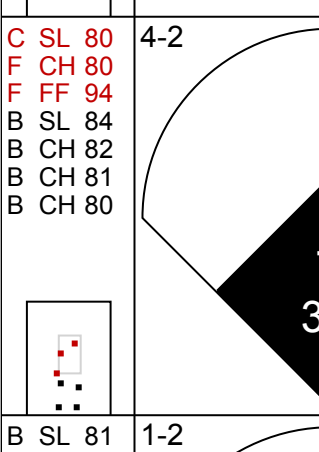
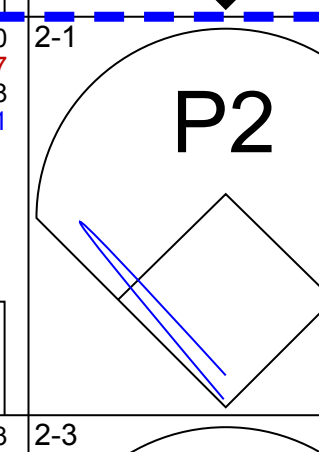
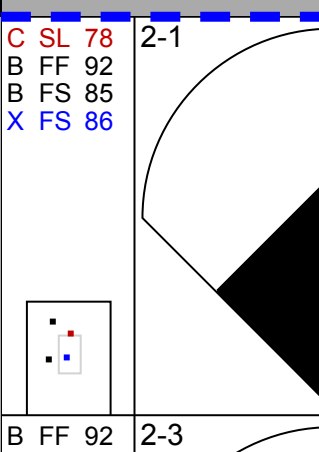
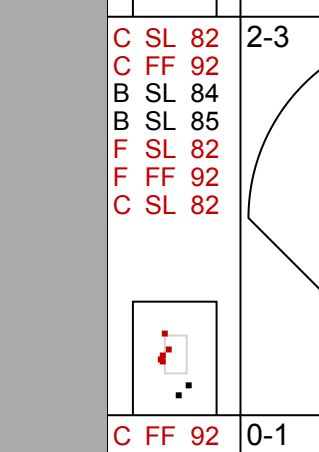
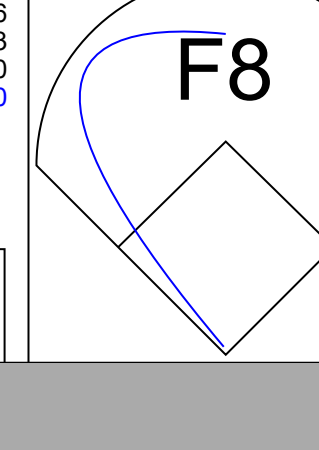
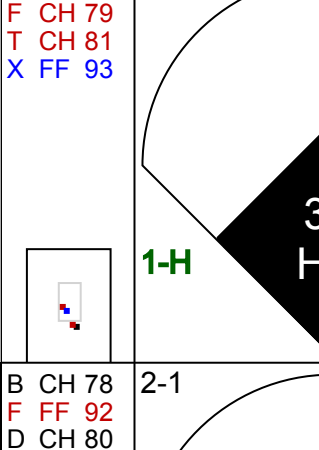
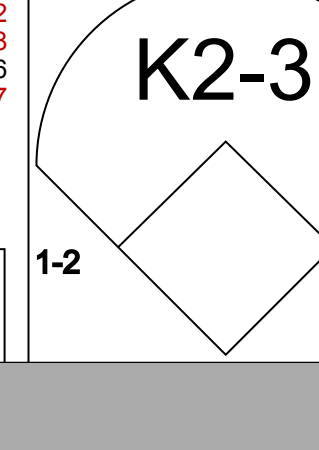
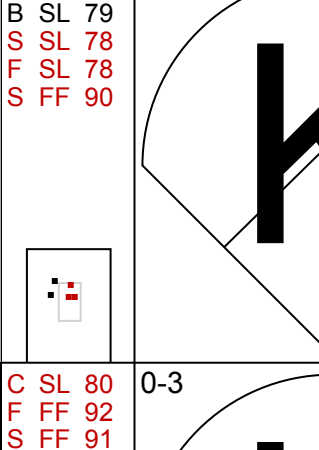
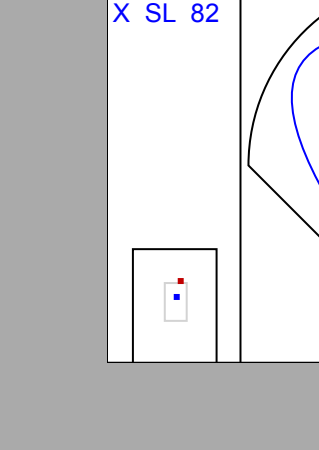
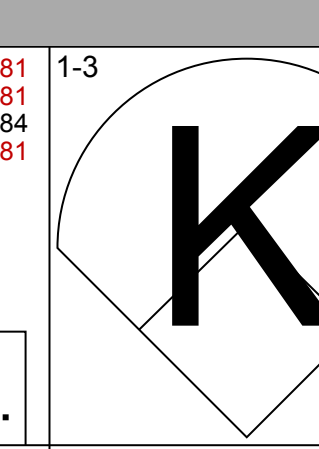
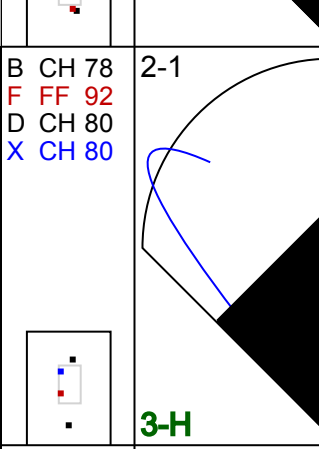
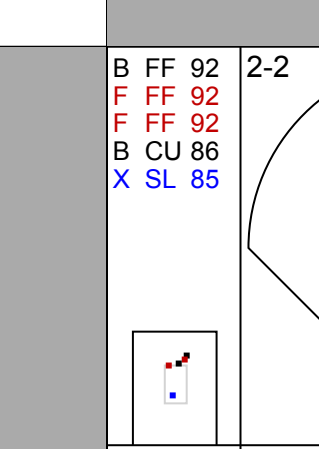

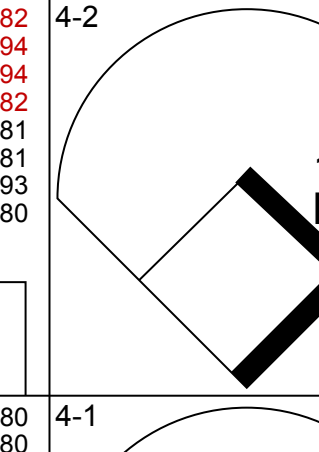
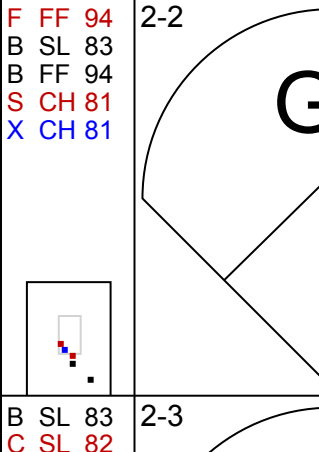
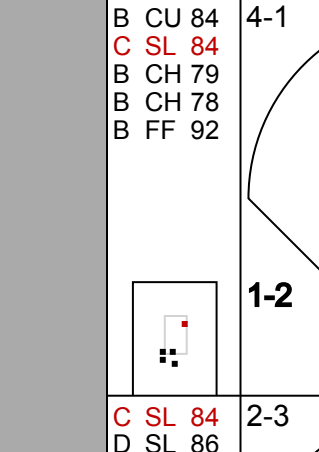

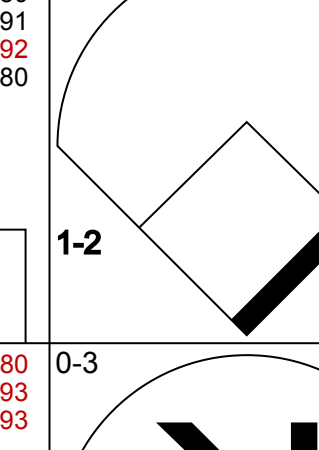
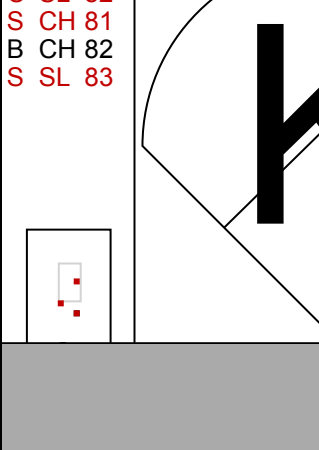
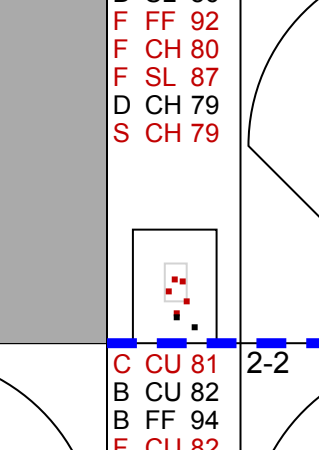
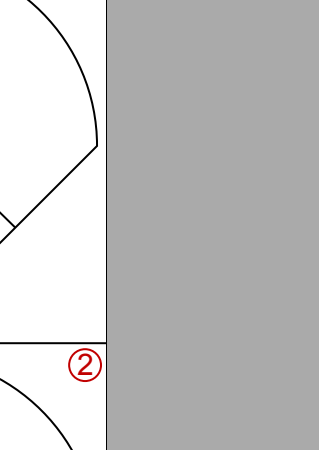
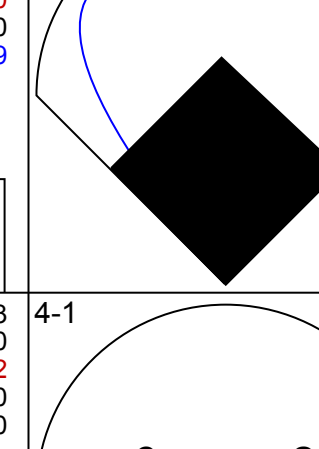
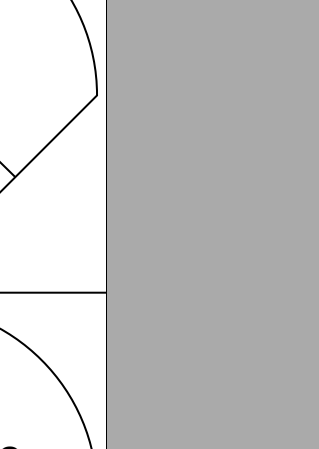
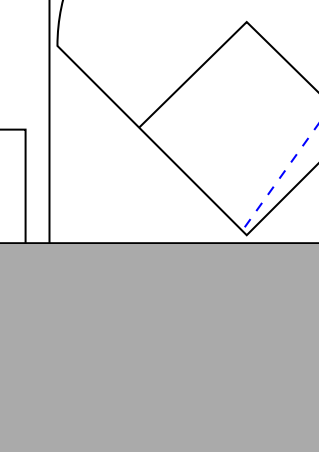
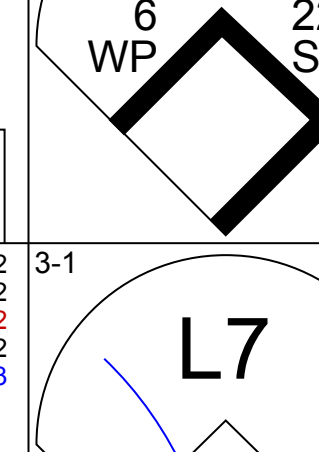
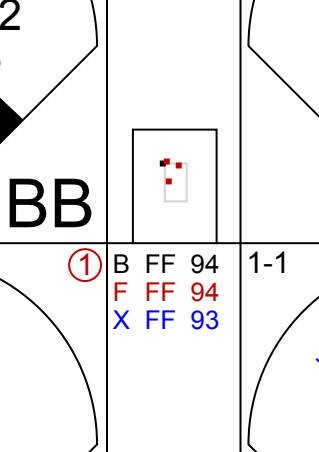
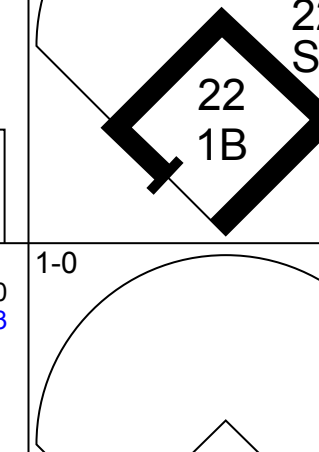
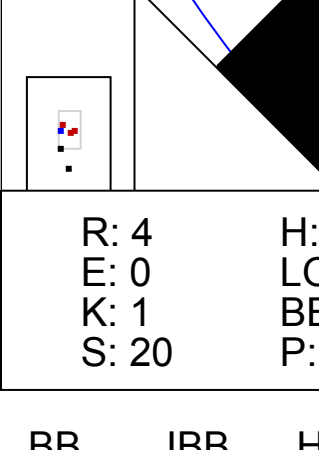
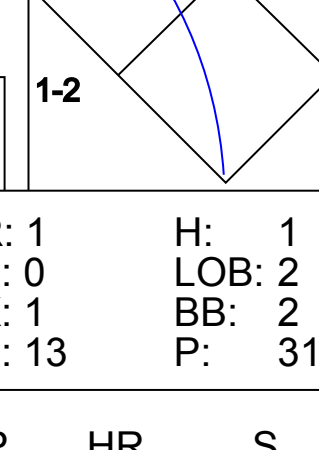
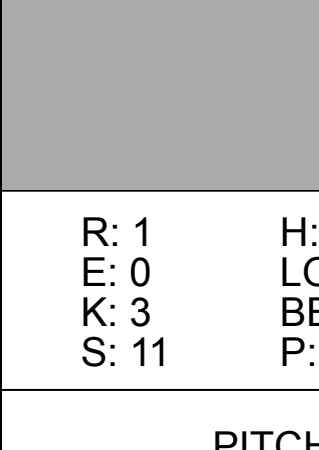
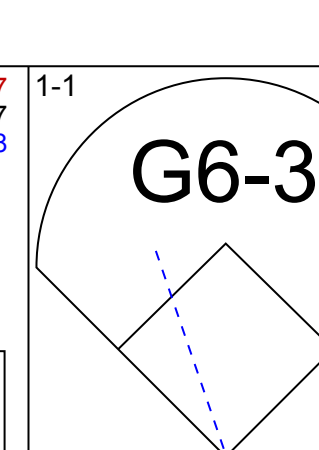

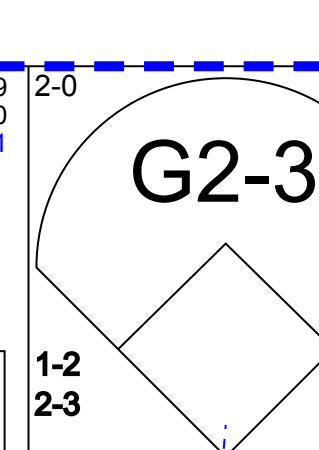
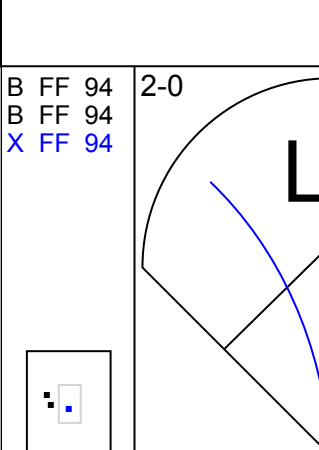
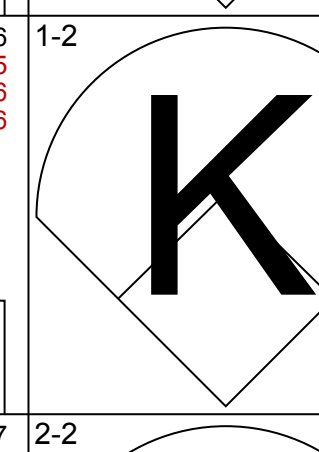
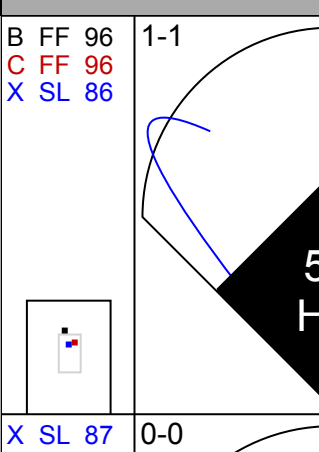
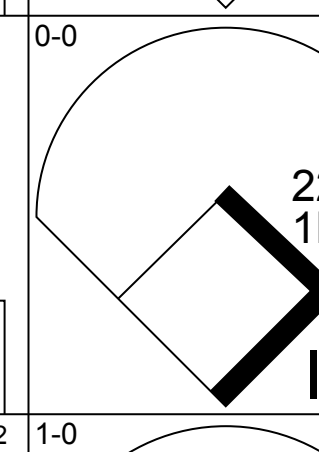
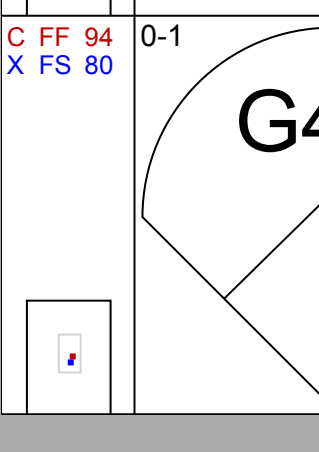
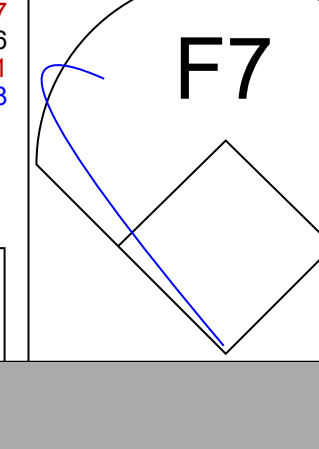
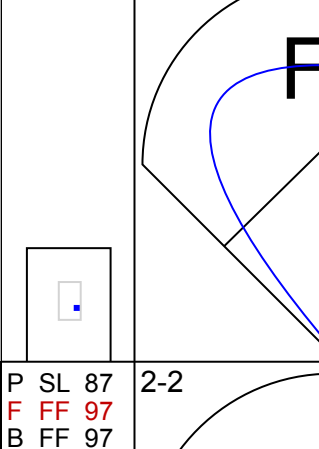
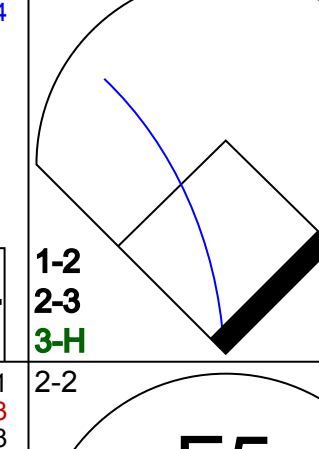
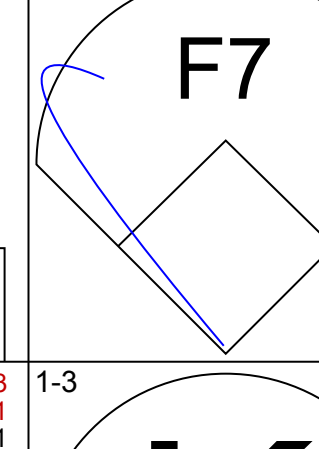
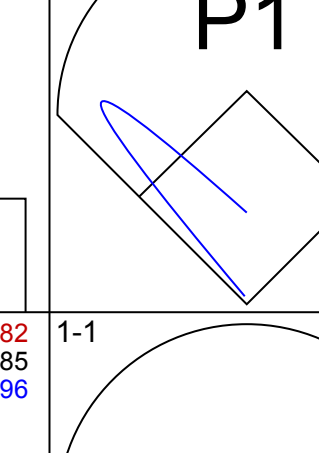
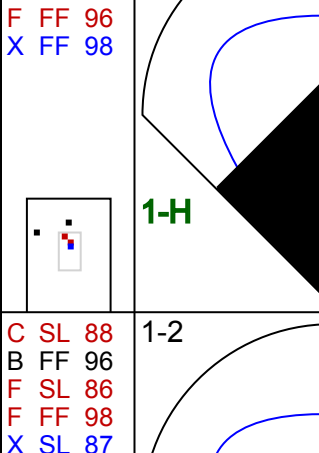
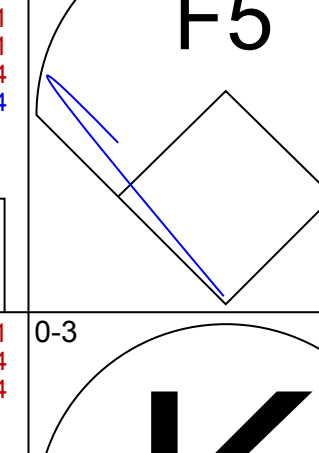
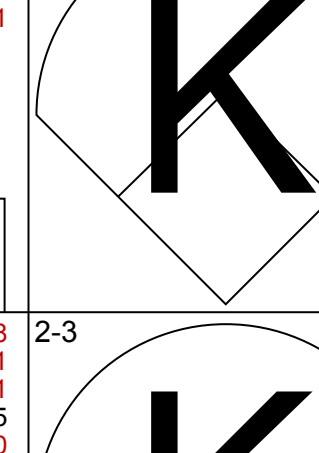
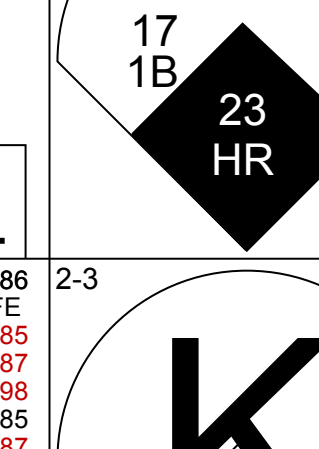
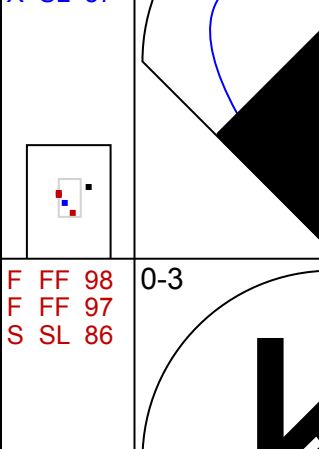

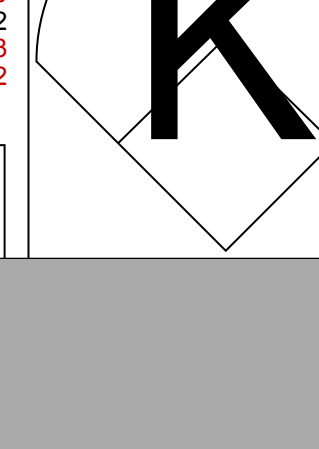
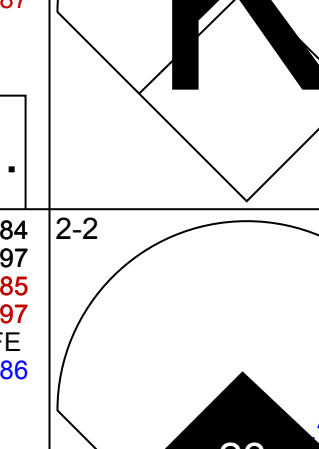
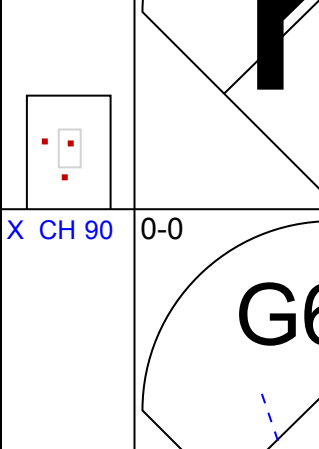
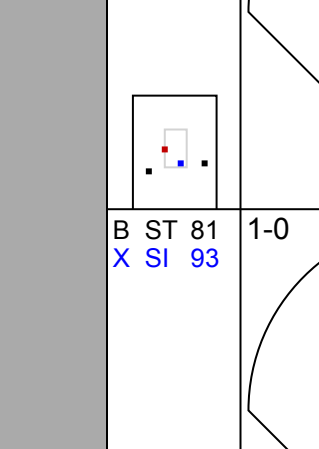
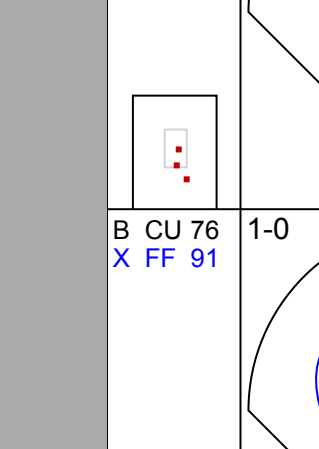
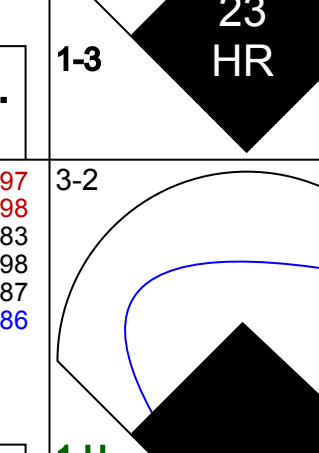
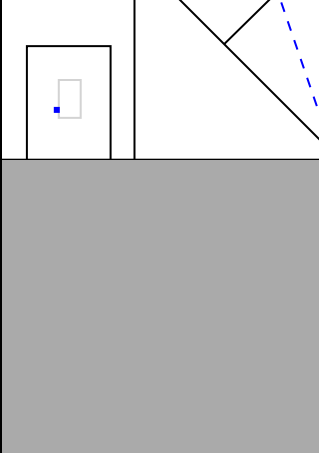
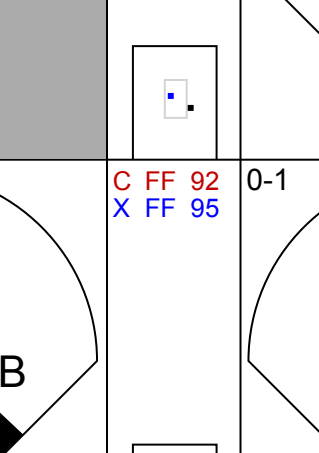
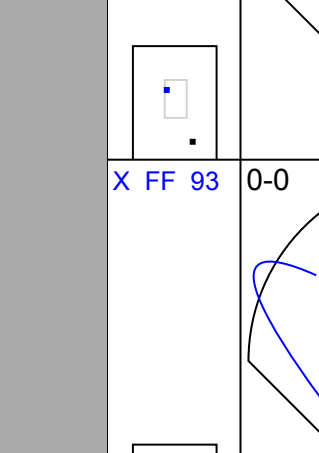
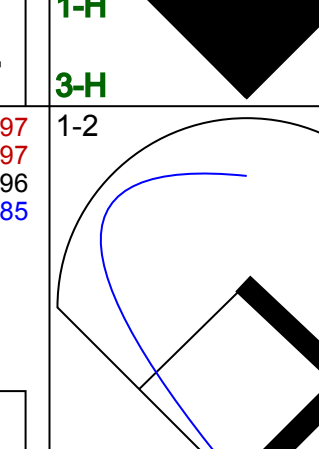
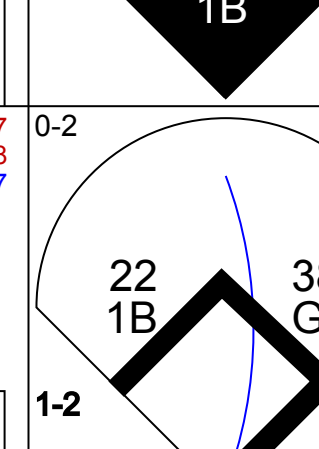

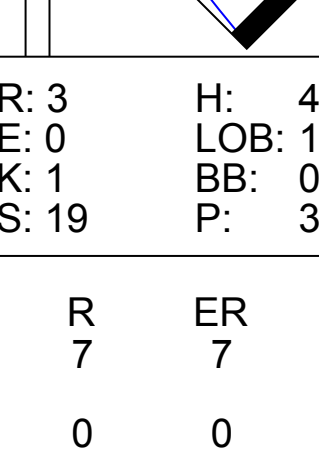
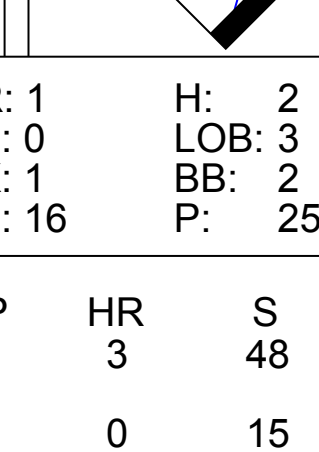
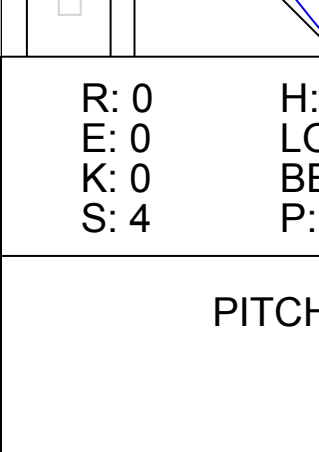



Batter	1	2	3	4	5	6	7	8	9	AB	R	H	RBI	BB	SO	LOB	BOTTOM		
6 Jonathan India, R OBP: 0.334, SLG: 0.400	G5-4-3 BB									2	2	2	0	2	0	0			
29 TJ Friedl, L OBP: 0.353, SLG: 0.466	G5-4-3 BB									2	1	2	3	2	0	0			
7 Spencer Steer, R OBP: 0.357, SLG: 0.456	G5-4-3		K							4	0	0	0	0	2	5			
27 Jake Fraley, L OBP: 0.343, SLG: 0.449	P5			G4-3						4	0	0	0	0	1	1			
33 Christian Encarnacion-Strony OBP: 0.335, SLG: 0.478		G6-3		G6-3						3	1	1	1	1	0	0			
19 Joey Votto, L OBP: 0.359, SLG: 0.439										3	0	1	0	0	2	0			
17 Stuart Fairchild, R OBP: 0.320, SLG: 0.379			K		K					0	0	0	0	0	0	0			
37 Tyler Stephenson, R OBP: 0.321, SLG: 0.376										4	0	0	0	0	2	3			
44 Ely De La Cruz, S OBP: 0.295, SLG: 0.390					G4-3					4	0	0	0	0	1	1			
30 Will Benson, L OBP: 0.357, SLG: 0.494										2	0	0	0	0	0	0			
15 Nick Senzel, R (7, PH) OBP: 0.299, SLG: 0.394										1	0	0	0	0	0	0			
<b>Inning Stats</b>	R: 0 E: 0 K: 0 S: 11	H: 0 LOB: 1 BB: 2 P: 19	R: 0 E: 0 K: 1 S: 7	H: 0 LOB: 0 BB: 0 P: 11	R: 0 E: 0 K: 1 S: 11	H: 0 LOB: 2 BB: 2 P: 21	R: 0 E: 0 K: 1 S: 6	H: 0 LOB: 0 BB: 0 P: 8	R: 2 E: 1 K: 0 S: 13	H: 2 LOB: 1 BB: 1 P: 22	R: 1 E: 0 K: 1 S: 15	H: 2 LOB: 1 BB: 0 P: 25	R: 1 E: 0 K: 3 S: 14	H: 2 LOB: 1 BB: 0 P: 20	1B: 3 2B: 1 3B: 0 HR: 2	SF: 0 SAC: 0 DP: 1 HBP: 1	WP: 0 PA: 35		
<b>PITCHER</b>	IP	WLS	BF	H	R	ER	SO	BB	IBB	HBP	BLK	WP	HR	S	P	ERA	WHIP		
64 Quinn Priester, R ERA: 7.86	6.0		25	2	2	2	4	5	0	0	0	0	0	11	54	3.00	1.167		
61 Jose Hernandez, L ERA: 4.69	0.2	L	4	2	1	1	0	0	0	0	0	0	0	11	20	13.50	3.000		
41 Andre Jackson, R ERA: 5.34	1.1		6	2	1	1	4	0	0	0	0	0	1	18	25	6.75	1.500		

Pittsburgh Pirates @ Cincinnati Reds  
Great American Ball Park, Cincinnati, OH  
Sun Sep 24 2023, 1:41 PM - 4:17 PM EDT  
Att: 31,191 - Sunny - 77 F

AB 29  
R 4  
H 6  
RBI 4  
BB 5  
SO 8  
LOB 10



Batter	1	2	3	4	5	6	7	8	9	AB	R	H	RBI	BB	SO	LOB	TOP											
6 Jonathan India, R OBP: 0.333, SLG: 0.396	(1, 4) 		(1, 1) 	(4, 2) 	(1, 2) 			(3, 2) 		4	0	0	0	1	1	1												
29 TJ Friedl, L OBP: 0.353, SLG: 0.471	(1, 8) 		(4, 2) 	(2, 1) 		(2, 1) 		(2, 3) 		4	2	1	1	1	1	2	2											
7 Spencer Steer, R OBP: 0.356, SLG: 0.457	(1, 7) 		(1, 2) 	(3, 3) 		(2, 3) 		(0, 1) 		5	1	1	1	1	0	2	2											
33 Christian Encarnacion-Straw OBP: 0.332, SLG: 0.485		(1, 3) 	(2, 1) 		(2, 2) 			(1, 3) 		5	2	1	2	0	3	0												
43 Alexis Diaz, R										0	0	0	0	0	0	0												
19 Joey Votto, L OBP: 0.315, SLG: 0.435		(4, 2) 	(2, 2) 		(4, 1) 			(2, 2) 		2	1	0	0	3	1	0												
17 Stuart Fairchild, R OBP: 0.350, SLG: 0.379										0	0	0	0	0	0	0												
16 Noelvi Marte, R OBP: 0.352, SLG: 0.375	(4, 1) 		(2, 3) 		(2, 3) 			(3, 2) 		4	1	1	0	1	2	2												
44 Ely De La Cruz, S OBP: 0.299, SLG: 0.409					(3, 2) 			(2, 2) 		5	3	3	4	0	1	2												
30 Will Benson, L OBP: 0.358, SLG: 0.489	(2, 0) 		(4, 1) 		(1, 2) 			(4, 0) 		3	0	0	0	2	1	5												
22 Luke Maile, R OBP: 0.318, SLG: 0.405			(2, 2) 		(3, 1) 			(1, 0) 		4	1	3	3	0	0	1												
<b>Inning Stats</b>	R: 0 E: 0 K: 2 S: 10	H: 0 LOB: 0 BB: 0 P: 19	R: 0 E: 0 K: 2 S: 12	H: 0 LOB: 2 BB: 2 P: 23	R: 4 E: 0 K: 1 S: 20	H: 3 LOB: 0 BB: 1 P: 34	R: 1 E: 0 K: 1 S: 13	H: 1 LOB: 2 BB: 2 P: 31	R: 3 E: 1 K: 2 S: 20	H: 2 LOB: 1 BB: 1 P: 33	R: 1 E: 0 K: 3 S: 11	H: 1 LOB: 0 BB: 0 P: 17	R: 0 E: 0 K: 0 S: 5	H: 1 LOB: 2 BB: 1 P: 14	R: 0 E: 0 K: 1 S: 10	H: 0 LOB: 0 BB: 0 P: 15	R: 2 E: 0 K: 1 S: 16	H: 2 LOB: 1 BB: 1 P: 25	1B: 4 2B: 0 3B: 1 HR: 5	SF: 0 SAC: 0 DP: 0 HBP: 0	WP: 1 PB: 0 SB: 4 CS: 1	PA: 44						
<b>PITCHER</b>	IP	WLS	BF	H	R	ER	SO	BB	IBB	HBP	BLK	WP	HR	S	P	ERA	WHIP											
27 Lucas Giolito, R ERA: 4.77	(1, 1)	3.1	19	4	5	5	5	5	0	0	0	0	1	3	50	98	13.50	2.700										
49 Eli Morgan, R ERA: 3.5	(4, 1)	1.0	5	0	2	1	2	1	0	0	0	0	0	0	14	26	9.00	1.000										
99 James Karinchak, R ERA: 3.29	(5, 1)	0.2	L	4	2	1	0	1	0	0	0	0	0	0	11	16	0.00	3.000										
52 Nick Sandlin, R ERA: 3.86	(6, 1)	1.0	4	1	1	1	3	0	0	0	0	0	1	11	17	9.00	1.000											
44 Xzavion Curry, R ERA: 4.04	(7, 1)	3.0	12	3	2	2	2	2	0	0	0	0	0	1	31	54	6.00	1.667										
Batter	1	2	3	4	5	6	7	8	9	AB	R	H	RBI	BB	SO	LOB	BOTTOM											
38 Steven Kwan, L OBP: 0.342, SLG: 0.373	(1, 7) 		(1, 1) 		(2, 0) 			(2, 0) 		5	0	0	0	0	0	4												
11 José Ramírez, S OBP: 0.355, SLG: 0.479	(1, 5) 		(1, 1) 		(0, 0) 			(0, 1) 		4	1	1	0	1	1	1												
22 Josh Naylor, L OBP: 0.349, SLG: 0.489	(1, 3) 		(0, 0) 		(1, 0) 			(0, 0) 		5	0	1	1	0	0	2												
56 Kole Calhoun, L OBP: 0.288, SLG: 0.386		(1, 1) 	(2, 2) 		(2, 2) 			(1, 3) 		4	1	1	2	0	1	3												
0 Andrés Giménez, L OBP: 0.317, SLG: 0.403		(1, 1) 	(1, 2) 		(0, 3) 			(2, 3) 		4	2	2	1	0	2	3												
8 José Tena, L OBP: 0.250, SLG: 0.269										0	0	0	0	0	0	0												
13 Gabriel Arias, R OBP: 0.275, SLG: 0.352		(2, 3) 	(0, 3) 		(2, 1) 			(0, 3) 		2	0	0	0	0	2	1												
2 Tyler Freeman, R OBP: 0.292, SLG: 0.326										2	0	0	0	0	1	0												
17 Will Brennan, L OBP: 0.296, SLG: 0.354	(1, 9) 		(0, 0) 		(1, 0) 			(1, 0) 		4	1	1	0	0	0	0												
23 Bo Naylor, L OBP: 0.344, SLG: 0.460		(3, 2) 		(4, 2) 				(0, 0) 		3	2	1	3	1	0	0												
7 Myles Straw, R OBP: 0.293, SLG: 0.290	(1, 8) 		(1, 2) 					(1, 0) 		3	0	2	0	1	0	0												
<b>Inning Stats</b>	R: 0 E: 0 K: 1 S: 8	H: 4 LOB: 1 BB: 0 P: 12	R: 3 E: 0 K: 1 S: 19	H: 4 LOB: 1 BB: 0 P: 30	R: 3 E: 0 K: 1 S: 15	H: 3 LOB: 0 BB: 0 P: 18	R: 1 E: 0 K: 1 S: 16	H: 2 LOB: 3 BB: 2 P: 25	R: 0 E: 0 K: 0 S: 5	H: 0 LOB: 0 BB: 0 P: 8	R: 0 E: 0 K: 0 S: 4	H: 0 LOB: 0 BB: 0 P: 7	R: 0 E: 0 K: 2 S: 10	H: 0 LOB: 0 BB: 0 P: 13	R: 0 E: 0 K: 1 S: 5	H: 0 LOB: 0 BB: 1 P: 6	R: 0 E: 0 K: 0 S: 11	H: 0 LOB: 1 BB: 1 P: 17	1B: 5 2B: 1 3B: 0 HR: 3	SF: 0 SAC: 0 DP: 0 HBP: 0	WP: 0 PB: 0 SB: 1 CS: 0	PA: 39						
<b>PITCHER</b>	IP	WLS	BF	H	R	ER	SO	BB	IBB	HBP	BLK	WP	HR	S	P	ERA	WHIP											
21 Hunter Greene, R ERA: 4.71	(1, 1)	3.0	18	8	7	7	3	1	0	0	0	0	0	3	48	70	21.00	3.000										
50 Sam Moll, L ERA: 3.08	(4, 1)	2.0	W	8	1	0	0	1	0	1	0	0	0	15	23	0.00	0.500											
63 Fernando Cruz, R ERA: 4.29	(6, 1)	2.0	H	6	0	0	0	2	0	0	0	0	0	14	20	0.00	0.000											
39 Lucas Sims, R ERA: 3.17	(8, 1)	1.0	H	3	0	0	0	1	0	0	0	0	0	5	6	0.00	0.000											
43 Alexis Diaz, R ERA: 2.94	(9, 1)	1.0	4	0	0	0	0	1	0	0	0	0	0	11	17	0.00	1.000											
<b>Cincinnati Reds @ Cleveland Guardians</b>	Progressive Field, Cleveland, OH																											
Tue Sep 26 2023, 6:12 PM - 9:21 PM EDT																	Att: 29,189 - Cloudy - 68 F											

Batter	1	2	3	4	5	6	7	8	9	AB	R	H	RBI	BB	SO	LOB	TOP								
6 Jonathan India, R OBP: 0.334, SLG: 0.401										4	2	2	1	0	1	0	<p>Cincinnati Reds @ Cleveland Guardians Progressive Field, Cleveland, OH Wed Sep 27 2023, 6:13 PM - 8:39 PM EDT Att: 28,915 - Cloudy - 71 F</p>								
29 TJ Friedl, L OBP: 0.353, SLG: 0.469										4	0	1	1	0	1	1									
7 Spencer Steer, R OBP: 0.355, SLG: 0.455										4	0	1	1	0	2	1									
33 Christian Encarnacion-Strain OBP: 0.326, SLG: 0.476										4	0	0	0	0	3	2									
37 Tyler Stephenson, R OBP: 0.321, SLG: 0.376										0	0	0	0	0	0	0									
27 Jake Fraley, L OBP: 0.339, SLG: 0.443										4	0	0	0	0	0	0									
16 Noelvi Marte, R OBP: 0.348, SLG: 0.370										4	0	1	0	0	1	0									
44 Ely De La Cruz, S OBP: 0.301, SLG: 0.408										3	0	1	0	1	0	0									
30 Will Benson, L OBP: 0.357, SLG: 0.487										3	0	1	0	0	1	1									
22 Luke Maile, R OBP: 0.314, SLG: 0.400										2	0	0	0	0	0	0									
23 Nick Martini, L OBP: 0.309, SLG: 0.492										1	1	1	0	0	0	0									
<b>Inning Stats</b>	R: 0 E: 0 K: 1 S: 13	H: 1 LOB: 1 BB: 0 P: 16	R: 0 E: 0 K: 0 S: 4	H: 0 LOB: 0 BB: 0 P: 7	R: 0 E: 0 K: 1 S: 5	H: 0 LOB: 0 BB: 0 P: 10	R: 0 E: 0 K: 3 S: 9	H: 0 LOB: 0 BB: 0 P: 14	R: 0 E: 0 K: 0 S: 9	H: 2 LOB: 2 BB: 0 P: 13	R: 1 E: 0 K: 2 S: 17	H: 2 LOB: 1 BB: 0 P: 22	R: 0 E: 0 K: 1 S: 13	H: 0 LOB: 1 BB: 1 P: 21	R: 2 E: 0 K: 1 S: 9	H: 2 LOB: 0 BB: 0 P: 15	R: 0 E: 0 K: 0 S: 5	H: 1 LOB: 0 BB: 0 P: 7	1B: 5 2B: 3 3B: 0 HR: 0	SF: 0 SAC: 0 DP: 0 HBP: 0	WP: 0 PB: 0 SB: 3 CS: 0	PA: 34			
<b>PITCHER</b>	IP	WLS	BF	H	R	ER	SO	BB	IBB	HBP	BLK	WP	HR	S	P	ERA	WHIP								
57 Shane Bieber, R ERA: 3.8	6.0	W	22	5	1	1	7	0	0	0	0	0	0	57	82	1.50	0.833								
40 Reynaldo López, R ERA: 3.32	1.0	H	4	0	0	0	1	1	0	0	0	0	0	13	21	0.00	1.000								
37 Trevor Stephan, R ERA: 4.12	1.0	H	5	2	2	2	1	0	0	0	0	0	0	9	15	18.00	2.000								
48 Emmanuel Clase, R ERA: 3.14	1.0	S	3	1	0	0	0	0	0	0	0	0	0	5	7	0.00	1.000								

Batter	1	2	3	4	5	6	7	8	9	AB	R	H	RBI	BB	SO	LOB	BOTTOM								
38 Steven Kwan, L OBP: 0.341, SLG: 0.372										4	1	1	0	0	1	0	<p>Cincinnati Reds @ Cleveland Guardians Progressive Field, Cleveland, OH Wed Sep 27 2023, 6:13 PM - 8:39 PM EDT Att: 28,915 - Cloudy - 71 F</p>								
11 José Ramírez, S OBP: 0.356, SLG: 0.479										4	0	2	0	0	1	1									
22 Josh Naylor, L OBP: 0.351, SLG: 0.488										3	0	1	1	1	0	1									
10 Ramón Laureano, R OBP: 0.302, SLG: 0.376										4	1	1	0	0	3	2									
2 Tyler Freeman, R OBP: 0.293, SLG: 0.326										3	1	1	1	0	0	0									
6 Brayan Rocchio, S OBP: 0.288, SLG: 0.309										2	1	1	1	1	0	0									
7 Myles Straw, R OBP: 0.296, SLG: 0.292										3	0	2	0	0	1	0									
8 José Tena, L OBP: 0.290, SLG: 0.310										3	0	2	1	0	1	0									
35 Cam Gallagher, R OBP: 0.156, SLG: 0.170										3	0	0	0	0	1	4									
<b>Inning Stats</b>	R: 0 E: 0 K: 0 S: 4	H: 1 LOB: 0 BB: 0 P: 8	R: 2 E: 0 K: 1 S: 18	H: 5 LOB: 1 BB: 0 P: 27	R: 1 E: 0 K: 1 S: 13	H: 2 LOB: 0 BB: 0 P: 17	R: 1 E: 0 K: 0 S: 10	H: 2 LOB: 1 BB: 1 P: 17	R: 0 E: 0 K: 2 S: 11	H: 0 LOB: 0 BB: 0 P: 17	R: 0 E: 0 K: 1 S: 11	H: 0 LOB: 0 BB: 0 P: 14	R: 0 E: 0 K: 2 S: 9	H: 0 LOB: 0 BB: 0 P: 14	R: 0 E: 0 K: 1 S: 13	H: 1 LOB: 1 BB: 1 P: 20	1B: 10 2B: 1 3B: 0 HR: 0	SF: 0 SAC: 0 DP: 2 HBP: 0	WP: 1 PB: 0 SB: 2 CS: 3	PA: 32					
<b>PITCHER</b>	IP	WLS	BF	H	R	ER	SO	BB	IBB	HBP	BLK	WP	HR	S	P	ERA	WHIP								
41 Andrew Abbott, L ERA: 3.87	1.1	L	12	8	3	3	1	0	0	0	0	1	0	30	45	11.57	3.429								
77 Daniel Duarte, R ERA: 3.69	1.2		6	2	1	1	1	1	0	0	0	0	0	15	24	5.40	1.800								
48 Alex Young, L ERA: 3.96	1.0		3	0	0	0	2	0	0	0	0	0	0	11	17	0.00	0.000								
46 Buck Farmer, R ERA: 4.01	1.0		3	0	0	0	1	0	0	0	0	0	0	11	14	0.00	0.000								
59 Ben Lively, R ERA: 5.44	1.0		3	0	0	0	2	0	0	0	0	0	0	9	14	0.00	0.000								
<b>PITCHER</b>	IP	WLS	BF	H	R	ER	SO	BB	IBB	HBP	BLK	WP	HR	S	P	ERA	WHIP								
79 Ian Gibaut, R ERA: 3.0	1.0		4	1	0	0	1	1	0	0	0	0	0	13	20	0.00	2.000								

AB	33
R	3
H	8
RBI	3
BB	1
SO	9
LOB	5



AB	29
R	4
H	11
RBI	4
BB	2
SO	8
LOB	8



Batter	1	2	3	4	5	6	7	8	9	AB	R	H	RBI	BB	SO	LOB	TOP			
6 Jonathan India, R OBP: 0.338, SLG: 0.409										4	3	2	2	1	1	0				
29 TJ Friedl, L OBP: 0.352, SLG: 0.469										4	2	1	1	0	0	1				
17 Stuart Fairchild, R OBP: 0.321, SLG: 0.380										2	1	1	0	0	0	0				
7 Spencer Steer, R OBP: 0.356, SLG: 0.463										4	1	2	1	0	1	3				
15 Nick Senzel, R OBP: 0.300, SLG: 0.395										2	1	1	0	0	0	0				
33 Christian Encarnacion-Strain OBP: 0.328, SLG: 0.488										5	2	2	3	0	0	4				
23 Nick Martini, L OBP: 0.315, SLG: 0.545										5	2	2	3	0	1	4				
37 Tyler Stephenson, R OBP: 0.321, SLG: 0.381										5	2	1	2	0	1	2				
44 Ely De La Cruz, S OBP: 0.302, SLG: 0.412										4	2	1	2	1	2	0				
16 Noelvi Marte, R OBP: 0.351, SLG: 0.400										5	1	2	2	0	0	1				
30 Will Benson, L OBP: 0.358, SLG: 0.493										5	2	2	1	0	1	1				
68 Carson Spiers, R OBP: 0.328, SLG: 0.436										0	0	0	0	0	0	0				
<b>Inning Stats</b>	R: 3 H: 3 E: 0 K: 0 S: 18	H: 3 LOB: 0 BB: 0 P: 25	R: 4 H: 3 E: 0 K: 0 S: 14	H: 3 LOB: 0 BB: 1 P: 26	R: 0 H: 0 E: 0 K: 1 S: 7	LOB: 0 BB: 0 P: 12	R: 7 H: 6 E: 0 K: 2 S: 24	H: 6 LOB: 0 BB: 0 P: 40	R: 0 H: 0 E: 0 K: 0 S: 6	H: 1 LOB: 1 BB: 0 P: 16	R: 0 H: 0 E: 0 K: 1 S: 9	H: 0 LOB: 0 BB: 0 P: 13	R: 5 H: 4 E: 2 K: 1 S: 18	H: 4 LOB: 1 BB: 1 P: 30	R: 0 H: 0 E: 0 K: 1 S: 7	H: 0 LOB: 0 BB: 0 P: 9	1B: 6 2B: 3 3B: 2 HR: 6	SF: 0 SAC: 0 DP: 0 HBP: 1	WP: 0 PB: 0 SB: 1 CS: 0	PA: 48
<b>PITCHER</b>	IP WLS BF H R ER SO BB IBB HBP BLK WP HR S P ERA WHIP																			
44 Jake Woodford, R ERA: 6.23	(1, 1)	1.2 L 12 6 7 7 0 1 0 0 0 0 3 31 50 37.80 4.200																		
72 Casey Lawrence, R ERA: 8.84	(2, 1)	1.2 10 4 5 5 2 0 0 0 1 0 0 2 20 32 27.00 2.400																		
31 Andrew Suárez, L ERA: 7.16	(4, 1)	3.2 17 5 5 2 3 1 0 0 0 0 1 39 68 4.91 1.636																		
61 Jacob Barnes, R ERA: 5.93	(8, 1)	1.0 6 2 2 0 1 0 0 0 0 0 0 14 21 0.00 2.000																		
52 Matthew Liberatore, L ERA: 5.31	(9, 1)	1.0 3 0 0 0 1 0 0 0 0 0 0 7 9 0.00 0.000																		

Cincinnati Reds @ St. Louis Cardinals  
 Busch Stadium, St. Louis, MO  
 Fri Sep 29 2023, 7:18 PM - 10:00 PM CDT  
 Att: 38,964 - Clear - 80 F

AB	45
R	19
H	17
RBI	17
BB	2
SO	7
LOB	16



Batter	1	2	3	4	5	6	7	8	9	AB	R	H	RBI	BB	SO	LOB	BOTTOM			
19 Tommy Edman, S OBP: 0.303, SLG: 0.398										2	0	0	0	1	0	1				
55 Irving Lopez, L OBP: 0.358, SLG: 0.469										1	0	0	0	0	0	0				
46 Paul Goldschmidt, R OBP: 0.360, SLG: 0.442										3	0	0	0	0	2	2				
62 Juniel Querecuto, S OBP: 0.143, SLG: 0.150										1	0	0	0	0	0	0				
18 Jordan Walker, R OBP: 0.338, SLG: 0.436										4	0	0	0	0	1	2				
26 Luken Baker, R OBP: 0.300, SLG: 0.291										1	0	0	0	1	0	0				
50 Adam Wainwright, R OBP: 0.238, SLG: 0.305										1	0	0	0	0	0	0				
13 Juan Ypez, R OBP: 0.238, SLG: 0.305										1	0	1	0	0	0	0				
21 Lars Nootbaar, L OBP: 0.367, SLG: 0.414										2	0	0	0	0	0	2				
63 Michael Siani, L OBP: 0.284, SLG: 0.425										2	0	0	0	0	0	1				
7 Andrew Knizner, R OBP: 0.284, SLG: 0.425										4	0	1	0	0	0	2				
15 José Fermin, R OBP: 0.288, SLG: 0.213										4	1	1	0	0	0	3				
67 Richie Palacios, L OBP: 0.304, SLG: 0.535										3	1	1	2	0	0	0				
0 Masyn Winn, R OBP: 0.236, SLG: 0.246										3	0	2	0	0	0	0				
<b>Inning Stats</b>	R: 0 H: 0 E: 0 K: 0 S: 4	H: 0 LOB: 0 BB: 0 P: 8	R: 0 H: 0 E: 1 K: 0 S: 6	H: 0 LOB: 0 BB: 0 P: 8	R: 2 H: 3 E: 0 K: 1 S: 12	H: 3 LOB: 0 BB: 0 P: 17	R: 0 H: 1 E: 0 K: 0 S: 9	H: 1 LOB: 2 BB: 1 P: 17	R: 0 H: 1 E: 0 K: 1 S: 13	H: 1 LOB: 2 BB: 1 P: 23	R: 0 H: 0 E: 0 K: 0 S: 6	H: 0 LOB: 0 BB: 0 P: 9	R: 0 H: 0 E: 0 K: 1 S: 7	H: 0 LOB: 0 BB: 0 P: 10	R: 0 H: 1 E: 0 K: 0 S: 12	H: 1 LOB: 1 BB: 0 P: 19	1B: 4 2B: 1 3B: 0 HR: 1	SF: 0 SAC: 0 DP: 2 HBP: 0	WP: 0 PB: 0 SB: 0 CS: 0	PA: 34
<b>PITCHER</b>	IP WLS BF H R ER SO BB IBB HBP BLK WP HR S P ERA WHIP																			
55 Brandon Williamson, L ERA: 4.48	(1, 1)	6.0 W 24 5 2 2 2 2 0 0 0 0 0 1 50 82 3.00 1.167																		
68 Carson Spiers, R ERA: 6.52	(7, 1)	3.0 S 10 1 0 0 1 0 0 0 0 0 0 0 27 40 0.00 0.333																		
68 Carson Spiers, R ERA: 6.52	(8, 1)	3.0 S 10 1 0 0 1 0 0 0 0 0 0 0 27 40 0.00 0.333																		

Cincinnati Reds @ St. Louis Cardinals  
 Busch Stadium, St. Louis, MO  
 Fri Sep 29 2023, 7:18 PM - 10:00 PM CDT  
 Att: 38,964 - Clear - 80 F

AB	32
R	2
H	6
RBI	2
BB	2
SO	3
LOB	13



Batter	1	2	3	4	5	6	7	8	9	AB	R	H	RBI	BB	SO	LOB	TOP			
6 Jonathan India, R OBP: 0.338, SLG: 0.407										4	0	1	0	1	1	1	<b>Cincinnati Reds @ St. Louis Cardinals</b> Busch Stadium, St. Louis, MO Sat Sep 30 2023, 6:17 PM - 9:35 PM CDT Att: 39,923 - Clear - 86 F			
15 Nick Senzel, R OBP: 0.301, SLG: 0.404										3	1	1	1	0	1	2				
23 Nick Martini, L OBP: 0.333, SLG: 0.559										2	0	2	0	0	0	0				
7 Spencer Steer, R OBP: 0.356, SLG: 0.464										5	1	2	0	0	1	4				
33 Christian Encarnacion-Strayhorn, R OBP: 0.329, SLG: 0.482										3	1	0	0	0	2	3				
37 Tyler Stephenson, R OBP: 0.319, SLG: 0.381										5	1	1	1	0	1	3				
16 Noelvi Marte, R OBP: 0.370, SLG: 0.455										5	2	4	3	0	0	0				
29 TJ Friedl, L OBP: 0.352, SLG: 0.467										4	0	1	0	1	0	1				
44 Ely De La Cruz, S OBP: 0.301, SLG: 0.409										5	0	1	1	0	0	3				
17 Stuart Fairchild, R OBP: 0.319, SLG: 0.377										2	0	0	0	0	2	2				
30 Will Benson, L OBP: 0.350, SLG: 0.495										1	0	1	0	0	0	0				
22 Luke Maile, R OBP: 0.313, SLG: 0.398										1	0	0	0	0	0	0				
19 Joey Votto, L ERA: 3.72										0	0	0	0	0	0	0				
<b>Inning Stats</b>	R: 0 E: 0 K: 2 S: 8	H: 0 LOB: 1 BB: 1 P: 16	R: 0 E: 0 K: 1 S: 11	H: 1 LOB: 1 BB: 1 P: 20	R: 0 E: 0 K: 1 S: 13	H: 1 LOB: 1 BB: 0 P: 18	R: 1 E: 0 K: 2 S: 14	H: 3 LOB: 2 BB: 0 P: 20	R: 4 E: 0 K: 1 S: 18	H: 2 LOB: 2 BB: 1 P: 23	R: 1 E: 0 K: 0 S: 9	H: 1 LOB: 0 BB: 0 P: 16	R: 0 E: 0 K: 0 S: 13	H: 2 LOB: 3 BB: 1 P: 21	R: 0 E: 0 K: 0 S: 6	H: 0 LOB: 0 BB: 0 P: 7	1B: 9 2B: 3 HR: 2	SF: 0 SAC: 0 DP: 0 HBP: 0	WP: 0 PB: 0 SB: 0 CS: 2	PA: 45
<b>PITCHER</b>	IP WLS BF H R ER SO BB IBB HBP BLK WP HR S P ERA WHIP	IP WLS BF H R ER SO BB IBB HBP BLK WP HR S P ERA WHIP																		
38 Drew Rom, L ERA: 8.02	(1, 1) 4.1 22 7 4 4 7 3 0 0 0 0 0 1 55 90 8.31 2.308																			
53 Andro Pallante, R ERA: 4.76	(5, 1) 1.0 7 4 1 1 0 0 0 0 0 0 0 0 15 27 9.00 4.000																			
34 Drew VerHagen, R ERA: 3.98	(6, 1) 1.0 W 4 1 1 1 1 0 0 0 0 0 0 1 9 15 9.00 1.000																			
52 Matthew Liberatore, L ERA: 5.25	(7, 1) 0.2 2 0 0 0 0 0 0 0 0 0 0 0 6 12 0.00 0.000																			
47 John King, L ERA: 3.72	(8, 1) 1.0 6 2 0 0 0 0 1 0 0 0 0 0 0 13 21 0.00 3.000																			

Batter	1	2	3	4	5	6	7	8	9	AB	R	H	RBI	BB	SO	LOB	BOTTOM			
19 Tommy Edman, S OBP: 0.305, SLG: 0.398										5	3	2	0	1	0	2	<b>Cincinnati Reds @ St. Louis Cardinals</b> Busch Stadium, St. Louis, MO Sat Sep 30 2023, 6:17 PM - 9:35 PM CDT Att: 39,923 - Clear - 86 F			
46 Paul Goldschmidt, R OBP: 0.363, SLG: 0.447										2	2	2	1	1	0	0				
13 Juan Ypez, R OBP: 0.246, SLG: 0.300										1	0	0	0	1	0	0				
21 Lars Nootbaar, L OBP: 0.369, SLG: 0.422										4	2	2	3	1	1	2				
18 Jordan Walker, R OBP: 0.338, SLG: 0.440										5	3	2	2	0	0	2				
48 Iván Herrera, R OBP: 0.409, SLG: 0.351										3	3	2	2	2	0	1				
67 Richie Palacios, L OBP: 0.299, SLG: 0.511										4	1	0	0	1	0	4				
26 Luken Baker, R OBP: 0.316, SLG: 0.305										3	1	1	2	2	1	3				
15 José Fermín, R OBP: 0.316, SLG: 0.240										3	0	1	3	1	0	2				
0 Masyn Winn, R OBP: 0.235, SLG: 0.244										5	0	1	2	0	1	3				
<b>Inning Stats</b>	R: 5 E: 0 K: 0 S: 10	H: 3 LOB: 3 BB: 3 P: 28	R: 5 E: 0 K: 1 S: 21	H: 5 LOB: 1 BB: 1 P: 35	R: 1 E: 0 K: 0 S: 11	H: 2 LOB: 1 BB: 0 P: 15	R: 0 E: 0 K: 0 S: 2	H: 0 LOB: 0 BB: 1 P: 6	R: 0 E: 0 K: 1 S: 13	H: 0 LOB: 1 BB: 1 P: 19	R: 0 E: 1 K: 0 S: 12	H: 0 LOB: 0 BB: 0 P: 21	R: 0 E: 0 K: 0 S: 5	H: 0 LOB: 0 BB: 0 P: 9	R: 4 E: 0 K: 0 S: 20	H: 3 LOB: 2 BB: 3 P: 38	1B: 5 2B: 7 HR: 1	SF: 0 SAC: 0 DP: 1 HBP: 1	WP: 0 PB: 0 SB: 1 CS: 0	PA: 46
<b>PITCHER</b>	IP WLS BF H R ER SO BB IBB HBP BLK WP HR S P ERA WHIP	IP WLS BF H R ER SO BB IBB HBP BLK WP HR S P ERA WHIP																		
34 Connor Phillips, R ERA: 6.97	(1, 1) 0.0 L 3 0 3 3 0 0 0 0 0 0 0 0 1 16 25 45.00 6.000																			
63 Fernando Cruz, R ERA: 4.91	(1, 1) 1.0 9 6 5 5 0 0 0 0 0 0 0 0 1 16 25 45.00 6.000																			
46 Buck Farmer, R ERA: 4.2	(2, 1) 1.0 6 2 2 2 1 1 0 0 0 0 0 0 15 26 18.00 3.000																			
59 Ben Lively, R ERA: 5.38	(3, 1) 2.2 11 2 1 1 0 2 0 0 0 0 0 0 23 37 3.38 1.500																			
50 Sam Moll, L ERA: 3.03	(5, 1) 1.0 4 0 0 0 0 1 1 0 0 0 0 0 0 10 16 0.00 1.000																			
<b>PITCHER</b>	IP WLS BF H R ER SO BB IBB HBP BLK WP HR S P ERA WHIP	IP WLS BF H R ER SO BB IBB HBP BLK WP HR S P ERA WHIP																		
39 Lucas Sims, R ERA: 3.1	(6, 1) 1.1 4 0 0 0 0 0 0 0 0 0 0 0 1 16 25 45.00 6.000																			
79 Ian Gibaut, R ERA: 3.33	(8, 1) 0.2 5 2 3 3 0 1 0 0 0 0 0 0 12 21 40.50 4.500																			
43 Alexis Diaz, R ERA: 3.07	(8, 1) 0.0 3 1 1 1 0 2 0 0 0 0 0 0 6 15 8.00 2.000																			
48 Alex Young, L ERA: 3.93	(8, 1) 0.1 1 0 0 0 0 0 0 0 0 0 0 0 2 2 0.00 0.000																			

Batter	1	2	3	4	5	6	7	8	9	AB	R	H	RBI	BB	SO	LOB	TOP									
23 Nick Martini, L OBP: 0.329, SLG: 0.583										4	1	1	1	0	2	1	<b>Cincinnati Reds @ St. Louis Cardinals</b> Busch Stadium, St. Louis, MO Sun Oct 01 2023, 2:27 PM - 4:42 PM CDT Att: 44,614 - Sunny - 86 F									
44 Ely De La Cruz, S OBP: 0.300, SLG: 0.410										4	0	1	1	0	3	0										
19 Joey Votto, L 37 Tyler Stephenson, R OBP: 0.317, SLG: 0.378										1	0	0	0	0	1	0										
33 Christian Encarnacion-Straw OBP: 0.328, SLG: 0.477										4	0	1	0	0	1	0										
16 Noelvi Marte, R OBP: 0.366, SLG: 0.456										4	0	1	0	0	1	1										
30 Will Benson, L OBP: 0.365, SLG: 0.498										4	1	3	0	0	0	1										
15 Nick Senzel, R OBP: 0.297, SLG: 0.399										4	0	0	0	0	3	5										
17 Stuart Fairchild, R OBP: 0.321, SLG: 0.388										4	1	2	1	0	1	2										
22 Luke Maile, R OBP: 0.308, SLG: 0.391										3	0	0	0	0	2	2										
<b>Inning Stats</b>	R: 1 E: 0 K: 2 S: 11	H: 1 LOB: 0 BB: 0 P: 14	R: 0 E: 0 K: 1 S: 9	H: 1 LOB: 1 BB: 0 P: 12	R: 1 E: 0 K: 1 S: 14	H: 2 LOB: 1 BB: 0 P: 17	R: 0 E: 0 K: 0 S: 7	H: 1 LOB: 1 BB: 0 P: 10	R: 0 E: 0 K: 2 S: 10	H: 0 LOB: 0 BB: 0 P: 11	R: 0 E: 0 K: 2 S: 9	H: 0 LOB: 0 BB: 0 P: 12	R: 1 E: 0 K: 2 S: 13	H: 2 LOB: 1 BB: 0 P: 14	R: 0 E: 0 K: 2 S: 7	H: 0 LOB: 0 BB: 0 P: 12	R: 0 E: 0 K: 2 S: 11	H: 2 LOB: 2 BB: 0 P: 16	1B: 4 2B: 5 3B: 0 HR: 1	SF: 0 SAC: 0 DP: 1 HBP: 0	WP: 0 PB: 0 SB: 1 CS: 1	PA: 35				
<b>PITCHER</b>	IP WLS BF H R ER SO BB IBB HBP BLK WP HR S P ERA WHIP	IP WLS BF H R ER SO BB IBB HBP BLK WP HR S P ERA WHIP	IP WLS BF H R ER SO BB IBB HBP BLK WP HR S P ERA WHIP	IP WLS BF H R ER SO BB IBB HBP BLK WP HR S P ERA WHIP	IP WLS BF H R ER SO BB IBB HBP BLK WP HR S P ERA WHIP	IP WLS BF H R ER SO BB IBB HBP BLK WP HR S P ERA WHIP	IP WLS BF H R ER SO BB IBB HBP BLK WP HR S P ERA WHIP	IP WLS BF H R ER SO BB IBB HBP BLK WP HR S P ERA WHIP	IP WLS BF H R ER SO BB IBB HBP BLK WP HR S P ERA WHIP	IP WLS BF H R ER SO BB IBB HBP BLK WP HR S P ERA WHIP	IP WLS BF H R ER SO BB IBB HBP BLK WP HR S P ERA WHIP	IP WLS BF H R ER SO BB IBB HBP BLK WP HR S P ERA WHIP	IP WLS BF H R ER SO BB IBB HBP BLK WP HR S P ERA WHIP	IP WLS BF H R ER SO BB IBB HBP BLK WP HR S P ERA WHIP	IP WLS BF H R ER SO BB IBB HBP BLK WP HR S P ERA WHIP	IP WLS BF H R ER SO BB IBB HBP BLK WP HR S P ERA WHIP	IP WLS BF H R ER SO BB IBB HBP BLK WP HR S P ERA WHIP	IP WLS BF H R ER SO BB IBB HBP BLK WP HR S P ERA WHIP	IP WLS BF H R ER SO BB IBB HBP BLK WP HR S P ERA WHIP	IP WLS BF H R ER SO BB IBB HBP BLK WP HR S P ERA WHIP	IP WLS BF H R ER SO BB IBB HBP BLK WP HR S P ERA WHIP	IP WLS BF H R ER SO BB IBB HBP BLK WP HR S P ERA WHIP	IP WLS BF H R ER SO BB IBB HBP BLK WP HR S P ERA WHIP	IP WLS BF H R ER SO BB IBB HBP BLK WP HR S P ERA WHIP	IP WLS BF H R ER SO BB IBB HBP BLK WP HR S P ERA WHIP	IP WLS BF H R ER SO BB IBB HBP BLK WP HR S P ERA WHIP

AB	35
R	3
H	9
RBI	3
BB	0
SO	14
LOB	13



Batter	1	2	3	4	5	6	7	8	9	AB	R	H	RBI	BB	SO	LOB	BOTTOM									
19 Tommy Edman, S OBP: 0.307, SLG: 0.399										4	1	2	0	0	1	0	<b>Cincinnati Reds @ St. Louis Cardinals</b> Busch Stadium, St. Louis, MO Sun Oct 01 2023, 2:27 PM - 4:42 PM CDT Att: 44,614 - Sunny - 86 F									
21 Lars Nootbaar, L OBP: 0.397, SLG: 0.418										4	0	0	0	0	2	2										
18 Jordan Walker, R OBP: 0.342, SLG: 0.445										4	1	3	1	0	0	0										
26 Luken Baker, R OBP: 0.313, SLG: 0.314										4	1	1	1	0	2	2										
67 Richie Palacios, L OBP: 0.307, SLG: 0.516										3	1	1	0	0	0	1										
7 Andrew Knizner, R OBP: 0.288, SLG: 0.424										3	0	1	0	0	2	2										
15 José Fermin, R 50 Adam Wainwright, R 62 Juniel Querecuto, S OBP: 0.143, SLG: 0.150										1	0	1	1	1	0	0										
55 Irving Lopez, L OBP: 0.238, SLG: 0.238										3	0	0	1	0	0	5										
0 Masyn Winn, R OBP: 0.230, SLG: 0.238										3	0	0	0	0	1	1										
<b>Inning Stats</b>	R: 0 E: 0 K: 2 S: 12	H: 1 LOB: 1 BB: 0 P: 19	R: 1 E: 0 K: 1 S: 10	H: 1 LOB: 1 BB: 0 P: 14	R: 3 E: 0 K: 1 S: 20	H: 4 LOB: 2 BB: 0 P: 32	R: 0 E: 0 K: 1 S: 6	H: 1 LOB: 0 BB: 0 P: 10	R: 0 E: 0 K: 1 S: 15	H: 2 LOB: 3 BB: 1 P: 26	R: 0 E: 0 K: 1 S: 7	H: 0 LOB: 0 BB: 0 P: 8	R: 0 E: 0 K: 0 S: 6	H: 0 LOB: 0 BB: 0 P: 8	R: 0 E: 0 K: 2 S: 12	H: 0 LOB: 0 BB: 0 P: 15	R: 0 E: 0 K: 2 S: 11	H: 2 LOB: 2 BB: 0 P: 16	1B: 6 2B: 3 3B: 0 HR: 0	SF: 1 SAC: 1 DP: 0 HBP: 2	WP: 0 PB: 0 SB: 1 CS: 1	PA: 35				
<b>PITCHER</b>	IP WLS BF H R ER SO BB IBB HBP BLK WP HR S P ERA WHIP	IP WLS BF H R ER SO BB IBB HBP BLK WP HR S P ERA WHIP	IP WLS BF H R ER SO BB IBB HBP BLK WP HR S P ERA WHIP	IP WLS BF H R ER SO BB IBB HBP BLK WP HR S P ERA WHIP	IP WLS BF H R ER SO BB IBB HBP BLK WP HR S P ERA WHIP	IP WLS BF H R ER SO BB IBB HBP BLK WP HR S P ERA WHIP	IP WLS BF H R ER SO BB IBB HBP BLK WP HR S P ERA WHIP	IP WLS BF H R ER SO BB IBB HBP BLK WP HR S P ERA WHIP	IP WLS BF H R ER SO BB IBB HBP BLK WP HR S P ERA WHIP	IP WLS BF H R ER SO BB IBB HBP BLK WP HR S P ERA WHIP	IP WLS BF H R ER SO BB IBB HBP BLK WP HR S P ERA WHIP	IP WLS BF H R ER SO BB IBB HBP BLK WP HR S P ERA WHIP	IP WLS BF H R ER SO BB IBB HBP BLK WP HR S P ERA WHIP	IP WLS BF H R ER SO BB IBB HBP BLK WP HR S P ERA WHIP	IP WLS BF H R ER SO BB IBB HBP BLK WP HR S P ERA WHIP	IP WLS BF H R ER SO BB IBB HBP BLK WP HR S P ERA WHIP	IP WLS BF H R ER SO BB IBB HBP BLK WP HR S P ERA WHIP	IP WLS BF H R ER SO BB IBB HBP BLK WP HR S P ERA WHIP	IP WLS BF H R ER SO BB IBB HBP BLK WP HR S P ERA WHIP	IP WLS BF H R ER SO BB IBB HBP BLK WP HR S P ERA WHIP	IP WLS BF H R ER SO BB IBB HBP BLK WP HR S P ERA WHIP	IP WLS BF H R ER SO BB IBB HBP BLK WP HR S P ERA WHIP	IP WLS BF H R ER SO BB IBB HBP BLK WP HR S P ERA WHIP	IP WLS BF H R ER SO BB IBB HBP BLK WP HR S P ERA WHIP	IP WLS BF H R ER SO BB IBB HBP BLK WP HR S P ERA WHIP	IP WLS BF H R ER SO BB IBB HBP BLK WP HR S P ERA WHIP

AB	30
R	4
H	9
RBI	4
BB	1
SO	9
LOB	13

