

Cleveland Indians - 1950

BOTTOM

Detroit Tigers @ Cleveland Indians
Cleveland Municipal Stadium, Cleveland, OH

Tue Apr 18 1950, 3:33 AM EST
Att: 65,744 - Unknown

livebaseballscorecards.com

AB	45
R	6
H	16
RBI	6
BB	3
SO	3
LOB	16



WP	0	PA	48
PB	0		
SB	0		
CS	0		


AB R H RBI BB SO LOB

6	2	5	0	0	0	1
5	1	2	3	1	0	4
6	0	1	1	0	0	3
4	0	1	0	0	0	2
1	0	0	0	0	0	0
4	0	0	0	1	2	1
5	1	2	0	0	0	2
4	1	1	2	1	1	0
5	0	2	0	0	0	2
3	1	1	0	0	0	1
1	0	0	0	0	0	0
1	0	1	0	0	0	0
0	0	0	0	0	0	0

Batter	1	2	3	4	5	6	7	8	9	10
Dale Mitchell, L (1, 7) OBP: 0.833, SLG: 1.333	0-0 HR 1B	0-0 2-3 1B		0-0 1B 1B		0-0 3B		0-0 2B		0-0 FC1-6 1-2f
Larry Doby, L (1, 8) OBP: 0.500, SLG: 1.000	0-0 1-H HR	0-0 F7		0-0 1B 1B		0-0 F5		4-0 IBB		0-0 F8
Mickey Vernon, L (1, 3) OBP: 0.167, SLG: 0.167	0-0 F5		0-0 F6	0-0 2-3 3-H 1B		0-0 F7	0-0 1-3	0-0 1-3		0-0 4-3
Luke Easter, L (1, 9) OBP: 0.250, SLG: 0.250 Bob Kennedy, R (8, 9)	0-0 1B		0-0 F4	0-0 F4		0-0 F9		0-0 F9		
Joe Gordon, R (1, 4)	0-3 K		4-0 BB		0-3 K	0-0 F2		0-0 F7		
Lou Boudreau, R (1, 6)	0-0 F7		0-0 4-3		0-0 F9		0-0 HR 1B	0-0 2B		
Al Rosen, R (1, 5) OBP: 0.400, SLG: 1.000		0-0 5-3		0-0 F7	0-3 K	0-0 HR 1B	0-0 HR 1B	4-0 BB		
Jim Hegan, R (1, 2) OBP: 0.400, SLG: 0.600		0-0 1B 2B		0-0 F8		0-0 1B	0-0 6-3	0-0 F9		
Bob Lemon, L (1, 1) OBP: 0.333, SLG: 0.333 Jesse Flores, R (8, 1) Herb Conyers, L (10, PH) Thurman Tucker, L (10, PR)		0-0 F7		0-0 1B 1B		0-0 F8	0-0 6-3		0-0 FC1-6 1B	

Inning Stats	R: 2	H: 3	E: 0	K: 1	S: 8	H: 1	LOB: 1	BB: 0	P: 8	R: 0	H: 0	E: 0	K: 0	S: 3	H: 0	LOB: 0	BB: 1	P: 7	R: 2	H: 4	E: 0	K: 0	S: 7	H: 2	LOB: 1	BB: 0	P: 4	R: 0	H: 0	E: 0	K: 2	S: 7	H: 0	LOB: 0	BB: 0	P: 7	R: 0	H: 2	E: 0	K: 0	S: 4	H: 2	LOB: 2	BB: 0	P: 3	R: 2	H: 3	E: 0	K: 0	S: 6	H: 3	LOB: 2	BB: 1	P: 10	R: 0	H: 1	E: 0	K: 0	S: 4	H: 1	LOB: 2	BB: 1	P: 8	R: 0	H: 1	E: 0	K: 0	S: 4	H: 1	LOB: 1	BB: 0	P: 4	1B: 10	SF: 0	2B: 3	3B: 1	HR: 2	SAC: 0	DP: 0	HBP: 0	WP: 0	PA: 48
--------------	------	------	------	------	------	------	--------	-------	------	------	------	------	------	------	------	--------	-------	------	------	------	------	------	------	------	--------	-------	------	------	------	------	------	------	------	--------	-------	------	------	------	------	------	------	------	--------	-------	------	------	------	------	------	------	------	--------	-------	-------	------	------	------	------	------	------	--------	-------	------	------	------	------	------	------	------	--------	-------	------	--------	-------	-------	-------	-------	--------	-------	--------	-------	--------

PITCHER	IP	WLS	BF	H	R	ER	SO	BB	IBB	HBP	BLK	WP	HR	S	P	ERA	WHIP
Fred Hutchinson, R (1, 1) ERA: 7.71	7.0		34	13	6	6	3	1	0	0	0	0	2	39	43	7.71	2.000
Art Houtteman, R (8, 1) ERA:	2.0	W	10	2	0	0	0	1	1	0	0	0	0	8	16	0.00	1.500
Paul Calvert, R (10, 1) ERA:	1.0	S	4	1	0	0	0	0	0	0	0	0	0	4	4	0.00	1.000

Batter	1	2	3	4	5	6	7	8	9	AB R H RBI BB SO LOB	TOP											
Johnny Lipon, R OBP: 0.222, SLG: 0.444 (1, 6)	0-0 F8	0-0 SH1-3		0-0 2B			0-0 F3			3 0 1 2 0 0 0												
Jerry Priddy, R OBP: 0.300, SLG: 0.222 (1, 4)	0-0 2B 1B	0-3 K		0-3 K			0-0 4-3			4 1 1 0 0 2 2												
George Kell, R OBP: 0.333, SLG: 0.286 (1, 5)	4-0 2B BB		0-0 F7		0-0 1-3		0-0 F7			3 1 0 0 1 0 0												
Vic Wertz, L OBP: 0.333, SLG: 0.375 (1, 9)	0-0 F5		0-0 F7		0-0 F7		0-0 1B			4 0 1 0 0 0 2												
Pat Mullin, L OBP: 0.222, SLG: 0.250 (1, 7)	0-0 1B 2B		0-3 K		0-0 F5		0-0 L8			4 1 1 2 0 1 1												
Johnny Groth, R OBP: 0.111, SLG: 0.111 (1, 8)	0-0 1B		0-0 E1 FC3-6		0-0 F2		0-0 5-3			4 0 1 1 0 0 1												
Dick Kryhoski, L OBP: 0.444, SLG: 0.500 (1, 3)	0-3 K		0-0 FC3-6 1B 2B		4-0 G4-6-3 BB		0-0 6-3			3 1 0 0 1 1 2	AB 32 R 5 H 6 RBI 5 BB 3 SO 6 LOB 12											
Joe Ginsberg, L OBP: 0.500, SLG: 0.333 (1, 2)		4-0 FC1-6 BB		0-0 2B 1B		0-0 G4-6-3		0-0 G3		3 1 1 0 1 0 1												
Ted Gray, S (1, 1)		0-0 FC1-6 SH1-3		0-3 K		0-3 K		0-0 F3		4 0 0 0 0 2 3												
Inning Stats	R: 3 E: 0 K: 1 S: 8	H: 3 LOB: 1 BB: 1 P: 12	R: 0 E: 0 K: 1 S: 5	H: 0 LOB: 1 BB: 1 P: 9	R: 0 E: 0 K: 1 S: 5	H: 0 LOB: 0 BB: 0 P: 5	R: 2 E: 1 K: 2 S: 10	H: 2 LOB: 1 BB: 0 P: 10	R: 0 E: 0 K: 0 S: 3	H: 0 LOB: 0 BB: 0 P: 3	R: 0 E: 0 K: 0 S: 2	H: 0 LOB: 0 BB: 1 P: 6	R: 0 E: 0 K: 1 S: 5	H: 0 LOB: 0 BB: 0 P: 5	R: 0 E: 0 K: 0 S: 4	H: 1 LOB: 1 BB: 0 P: 4	R: 0 E: 0 K: 0 S: 3	H: 0 LOB: 0 BB: 0 P: 3	1B: 4 2B: 2 3B: 0 HR: 0	SF: 0 SAC: 1 DP: 1 HBP: 0	WP: 0 PB: 0 SB: 0 CS: 0	PA: 36
PITCHER	IP WLS BF H R ER SO BB IBB HBP BLK WP HR S P ERA WHIP																					
Early Wynn, R ERA: 6.75 (1, 1)	4.0 L 20 5 5 3 5 2 0 0 0 0 0 0 28 36 6.75 1.750																					
Marino Pieretti, R ERA: (5, 1)	3.0 9 0 0 0 1 1 0 0 0 0 0 0 10 14 0.00 0.333																					
Al Benton, R ERA: (8, 1)	2.0 7 1 0 0 0 0 0 0 0 0 0 0 7 7 0.00 0.500																					

Detroit Tigers @ Cleveland Indians
 Cleveland Municipal Stadium, Cleveland, OH
 Thu Apr 20 1950, 3:33 AM EST
 Att. 4,964 - Unknown

livebaseballscorecards.com

Batter	1	2	3	4	5	6	7	8	9	AB	R	H	RBI	BB	SO	LOB		
Dale Mitchell, L OBP: 0.700, SLG: 1.200 (1, 7)	0-0 F8 4-3 2B		0-3 K		0-0 WP 2B		0-0 4-3		0-0 4-3	4	1	2	0	0	1	2		
Larry Doby, L OBP: 0.300, SLG: 0.556 (1, 8)	0-0 F8 2-3		0-0 G3 1-2		0-0 4-3 2-3			0-0 4-3		4	0	0	0	0	0	3		
Mickey Vernon, L OBP: 0.100, SLG: 0.100 (1, 3)	0-0 4-3		0-0 6-3		0-3 K			0-0 G1		4	0	0	1	0	1	1		
Luke Easter, L OBP: 0.250, SLG: 0.375 (1, 9)	0-0 F7 3-H			0-0 F5		0-0 2B		0-3 K		4	0	1	0	0	1	0		
Joe Gordon, R (1, 4)		0-3 K		0-0 L7		0-0 F5			0-0 F8	4	0	0	0	0	1	1		
Lou Boudreau, R OBP: 0.444, SLG: 0.429 Ray Boone, R (9, PR)		0-0 L9		4-0 BB		0-0 L4			1-0 HR HBP	2	0	0	0	1	0	1		
Al Rosen, R OBP: 0.444, SLG: 1.125 (1, 5)		0-0 F9		0-0 F4			0-0 1B		0-0 HR 1-H	4	1	2	2	0	0	1		
Ray Murray, R OBP: 0.250, SLG: 0.500 (1, 2)			0-0 WP 2B		0-0 F8		0-3 K		0-0 F2	4	1	1	0	0	1	2		
Early Wynn, S Marino Pieretti, R Allie Clark, R Al Benton, R Bob Kennedy, R (1, 1) (5, 1) (7, PH) (8, 1) (9, PH)			4-0 G3 2-H BB		0-3 K		0-0 F9		0-0 F8	0	0	0	0	1	0	0		
Inning Stats	R: 1 E: 0 K: 0 S: 4	H: 1 LOB: 0 BB: 0 P: 4	R: 0 E: 0 K: 1 S: 5	H: 0 LOB: 0 BB: 0 P: 5	R: 1 E: 0 K: 1 S: 6	H: 1 LOB: 1 BB: 1 P: 10	R: 0 E: 0 K: 0 S: 3	H: 0 LOB: 1 BB: 1 P: 7	R: 0 E: 0 K: 1 S: 6	H: 1 LOB: 1 BB: 0 P: 6	R: 0 E: 0 K: 1 S: 6	H: 1 LOB: 1 BB: 0 P: 6	R: 0 E: 0 K: 1 S: 5	H: 0 LOB: 0 BB: 0 P: 5	R: 2 E: 0 K: 0 S: 4	H: 1 LOB: 1 BB: 0 P: 5	1B: 1 2B: 4 3B: 0 HR: 1	SF: 0 SAC: 0 DP: 0 HBP: 1
PITCHER Ted Gray, L ERA: 4.0 (1, 1)	IP 9.0	WLS W	BF 36	H 6	R 4	ER 4	SO 6	BB 2	IBB 0	HBP 1	BLK 0	WP 2	HR 1	S 45	P 54	ERA 4.00	WHIP 0.889	
PITCHER	IP	WLS	BF	H	R	ER	SO	BB	IBB	HBP	BLK	WP	HR	S	P	ERA	WHIP	

BOTTOM

Detroit Tigers @ Cleveland Indians
Cleveland Municipal Stadium, Cleveland, OH

Thu Apr 20 1950, 3:33 AM EST
Att. 4,964 - Unknown

livebaseballscorecards.com

AB	33
R	4
H	6
RBI	3
BB	2
SO	6
LOB	13



WP: 3	PA: 36
PB: 0	
SB: 0	
CS: 0	

Batter	1	2	3	4	5	6	7	8	9	AB R H RBI BB SO LOB	TOP		
Lou Boudreau, R (1, 6) OBP: 0.429, SLG: 0.417	0-0 G6-4-3 1B	0-0 F8		0-0 F7			0-0 F3		0-0 E F8 1B	5 1 2 1 0 0 2	Cleveland Indians @ St. Louis Browns Sportsman's Park, St. Louis, MO Sat Apr 22 1950, 4:33 AM EST Att. 10,166 - Unknown		
Mickey Vernon, L (1, 3) OBP: 0.200, SLG: 0.200	0-0 F3	0-0 BB 1B 1B		0-0 G1-4-3 1B			0-0 4-3		0-0 F8 1-H	5 0 2 2 0 0 1			
Dale Mitchell, L (1, 7) OBP: 0.533, SLG: 0.867	0-0 G6-4-3 1-2f	0-0 BB 1B		0-0 G1-4-3 1-2f			0-0 6-3		0-0 4-3	5 0 1 0 0 0 2			
Luke Easter, L (1, 9) OBP: 0.417, SLG: 0.400 Bob Kennedy, R (8, 9)		E 1B 1B						0-0 F2		2 1 1 1 2 0 0 0 0 0 0 0 0 0			
Joe Gordon, R (1, 4) OBP: 0.154, SLG: 0.083		E7 1B 1B						0-0 F7		4 1 1 0 0 0 4			
Larry Doby, L (1, 8) OBP: 0.429, SLG: 0.583		F8 1B F8 1B 2-H 3-H		4-3 1B				4-0 WP BB		3 1 2 2 1 1 0			
Al Rosen, R (1, 5) OBP: 0.462, SLG: 0.909		F8 BB 1B 1B 1-2		4-3			0-0 F7		4-0 BB	3 1 1 0 1 0 1			
Jim Hegan, R (1, 2) OBP: 0.222, SLG: 0.333		F8 2-3		F2			0-0 6-3		0-0 F8	4 0 0 0 0 0 5			
Bob Feller, R (1, 1)		4-0 1B 1B BB 1-2		F3			0-0 1-3		0-3 K	3 1 0 0 1 1 1			
Inning Stats	R: 0 E: 0 K: 0 S: 3 H: 1 LOB: 0 BB: 0 P: 3	R: 5 E: 1 K: 0 S: 9 H: 6 LOB: 3 BB: 2 P: 17	R: 0 E: 0 K: 0 S: 4 H: 1 LOB: 1 BB: 0 P: 4	R: 0 E: 1 K: 0 S: 3 H: 1 LOB: 0 BB: 0 P: 3	R: 0 E: 0 K: 1 S: 4 H: 0 LOB: 0 BB: 1 P: 8	R: 0 E: 0 K: 0 S: 3 H: 0 LOB: 0 BB: 0 P: 3	R: 0 E: 0 K: 0 S: 3 H: 0 LOB: 0 BB: 0 P: 3	R: 0 E: 0 K: 0 S: 3 H: 0 LOB: 2 BB: 2 P: 11	R: 1 E: 1 K: 1 S: 6 H: 1 LOB: 0 BB: 0 P: 6	1B: 10 2B: 0 3B: 0 HR: 0 SF: 0 SAC: 0 DP: 3 HBP: 0	WP: 1 PB: 0 SB: 0 CS: 0 PA: 39		
PITCHER	IP WLS BF H R ER SO BB IBB HBP BLK WP HR S P ERA WHIP											PITCHER	IP WLS BF H R ER SO BB IBB HBP BLK WP HR S P ERA WHIP
Stubby Overmire, L (1, 1) ERA: 27.0	1.0 L 6 4 3 3 0 0 0 0 0 0 0 0 6 6 27.00 4.000												
Tommy Fine, R (2, 1) ERA: 3.0	6.0 24 5 2 2 1 3 0 0 0 0 0 0 23 35 3.00 1.333												
Bill Kennedy, L (8, 1) ERA:	2.0 9 1 1 0 1 2 0 0 0 1 0 9 17 0.00 1.500												

livebaseballscorecards.com

AB	34
R	6
H	10
RBI	6
BB	5
SO	2
LOB	16



Batter	1	2	3	4	5	6	7	8	9	AB	R	H	RBI	BB	SO	LOB
Tom Upton, R OBP: 0.444, SLG: 0.286 (1, 6)	4-0 FC6-4 BB		0-0 2-H 1B		0-3 K			0-0 4-3		3	0	1	1	1	1	0
Dick Kokos, L OBP: 0.214, SLG: 0.385 (1, 7)	0-0 F3		0-0 F5			0-3 K		4-0 BB BB		3	0	0	0	1	1	2
Roy Sievers, R OBP: 0.143, SLG: 0.077 (1, 8)	0-0 FC6-4 1-2f		0-0 F8			0-0 F8		0-3 K		4	0	0	0	0	1	3
Don Lenhardt, R OBP: 0.571, SLG: 0.909 (1, 3)	0-3 K				0-3 K		4-0 BB	4-0 1-2 BB		2	0	0	0	2	2	1
Ken Wood, R OBP: 0.429, SLG: 0.545 (1, 9)		0-3 K			4-0 BB		0-0 F9	0-0 F8		3	0	0	0	1	1	3
Sherm Lollar, R OBP: 0.615, SLG: 1.300 (1, 2)		0-0 F8		0-0 F6			0-0 2B		0-0 HR	4	1	2	1	0	0	1
Frankie Gustine, R OBP: 0.182, SLG: 0.182 (9, PH) Ray Coleman, L OBP: 1.000, SLG: 1.000		0-0 3-1		0-3 K			0-0 5-3		0-0 G4-6-3 1B	3	0	0	0	0	1	2
Owen Friend, R OBP: 0.455, SLG: 0.333 (1, 4)			0-0 F3		0-0 1-3		0-0 F9		0-0 G4-6-3 1-2f	4	0	0	0	0	0	2
Stubby Overmire, R (1, 1) Tommy Fine, S OBP: 0.500, SLG: 1.000 (2, 1) Hank Artt, L (7, PH) Bill Kennedy, L (8, 1) Billy DeMars, R (9, PH)			0-0 1B 2B		0-3 K		0-0 F6		0-0 1-3	0	0	0	0	0	0	0

Inning Stats	R: 0	H: 0	E: 0	K: 1	S: 5	R: 0	H: 0	E: 0	K: 1	S: 5	R: 1	H: 2	E: 0	K: 0	S: 5	R: 0	H: 0	E: 0	K: 2	S: 7	R: 0	H: 0	E: 0	K: 1	S: 5	R: 0	H: 0	E: 0	K: 0	S: 4	R: 0	H: 0	E: 0	K: 1	S: 5	R: 0	H: 2	E: 0	K: 0	S: 4	R: 1	H: 2	E: 0	K: 0	S: 4	1B: 2	2B: 2	3B: 0	HR: 1	SF: 0	SAC: 0	DP: 1	HBP: 0	WP: 0	PB: 0	SB: 0	CS: 0	PA: 36
--------------	------	------	------	------	------	------	------	------	------	------	------	------	------	------	------	------	------	------	------	------	------	------	------	------	------	------	------	------	------	------	------	------	------	------	------	------	------	------	------	------	------	------	------	------	------	-------	-------	-------	-------	-------	--------	-------	--------	-------	-------	-------	-------	--------

PITCHER	IP	WLS	BF	H	R	ER	SO	BB	IBB	HBP	BLK	WP	HR	S	P	ERA	WHIP
Bob Feller, R ERA: 2.0 (1, 1)	9.0	W	36	5	2	2	8	5	0	0	0	0	1	47	67	2.00	1.111

BOTTOM

Cleveland Indians @ St. Louis Browns
Sportsman's Park, St. Louis, MO

Sat Apr 22 1950, 4:33 AM EST
Att. 10,166 - Unknown

livebaseballscorecards.com

AB	31
R	2
H	5
RBI	2
BB	5
SO	8
LOB	15



Batter	1	2	3	4	5	6	7	8	9	AB	R	H	RBI	BB	SO	LOB	TOP										
Lou Boudreau, R (1, 6) OBP: 0.400, SLG: 0.389	0-0 F8		0-0 BB 1B		0-0 FC3-6 1B	0-0 F9		0-0 6-3	0-0 F9	6	0	2	1	0	0	2											
Mickey Vernon, L (1, 3) OBP: 0.200, SLG: 0.158	0-3 K		4-0 FC6-4 BB		0-0 FC3-6 BB E	0-0 E6 1B		0-0 F9		4	2	0	1	1	1	1											
Dale Mitchell, L (1, 7) Thurman Tucker, L (9, 7) OBP: 0.450, SLG: 0.700	0-0 6-3		0-0 FC6-4		0-0 E4 BB HBP	0-0 1B		0-0 G3		5	1	1	1	0	0	3											
Luke Easter, L (1, 9) Bob Kennedy, R (9, 9) OBP: 0.471, SLG: 0.385		0-0 1B 1B		4-0 G5-4-3 BB	4-0 HBP BB BB	0-0 4-3			0-0 L7	3	1	1	0	2	0	1											
Joe Gordon, R (1, 4) OBP: 0.222, SLG: 0.125	0-0 F7		0-0 G5-4-3		4-0 BB HBP BB		0-3 K		0-0 1B 1B	4	0	1	1	1	1	2											
Larry Doby, L (1, 8) OBP: 0.526, SLG: 0.600	0-0 G6-4-3 1B		0-0 6-3		1-2 2-3 3-H HBP		4-0 CS BB		0-0 BLK 1B E 1B	3	1	2	1	1	0	0											
Al Rosen, R (1, 5) OBP: 0.500, SLG: 0.786	0-0 G6-4-3		0-0 F7		4-0 F7 BB BB		4-0 2B BB		0-0 E BLK 1B 1B	3	2	1	1	2	0	2											
Jim Hegan, R (1, 2) OBP: 0.286, SLG: 0.385	0-0 F7		0-0 K		4-0 BB BB		0-0 2B		0-0 E5 BLK 1B	4	1	1	1	1	1	4											
Bob Lemon, L (1, 1) OBP: 0.375, SLG: 0.286	0-0 4-3		0-0 FC3-6 BB		4-0 F5		0-0 1-3		0-0 BLK 1B	4	1	1	1	1	0	1											
Inning Stats	R: 0 E: 0 K: 1 S: 5	H: 0 LOB: 0 BB: 0 P: 5	R: 0 E: 0 K: 0 S: 4	H: 2 LOB: 1 BB: 0 P: 4	R: 0 E: 0 K: 0 S: 4	H: 1 LOB: 2 BB: 1 P: 8	R: 0 E: 0 K: 0 S: 2	H: 0 LOB: 0 BB: 1 P: 6	R: 5 E: 1 K: 1 S: 7	H: 1 LOB: 3 BB: 5 P: 28	R: 1 E: 1 K: 0 S: 5	H: 1 LOB: 1 BB: 0 P: 5	R: 1 E: 0 K: 1 S: 5	H: 1 LOB: 1 BB: 2 P: 13	R: 0 E: 0 K: 0 S: 3	H: 0 LOB: 0 BB: 0 P: 3	R: 2 E: 1 K: 0 S: 7	H: 4 LOB: 2 BB: 0 P: 7	1B: 9 2B: 1 3B: 0 HR: 0	SF: 0 SAC: 0 DP: 2 HBP: 1	WP: 0 PB: 0 SB: 0 CS: 1	PA: 46					
PITCHER	IP	WLS	BF	H	R	ER	SO	BB	IBB	HBP	BLK	WP	HR	S	P	ERA	WHIP										
Ed Albrecht, R (1, 1) ERA: 3.86	4.2		23	4	5	2	1	6	0	0	0	0	0	19	43	3.86	2.143										
Lou Kretlow, R (5, 1) ERA:	0.0		2	0	0	0	0	1	0	1	0	0	0	0	5	∞	∞										
Ribs Raney, R (5, 1) ERA: 4.5	2.0	L	10	2	2	1	2	2	0	0	0	0	0	12	20	4.50	2.000										
Tom Ferrick, R (7, 1) ERA:	2.1		11	4	2	0	0	0	0	0	2	0	0	11	11	0.00	1.714										

Cleveland Indians @ St. Louis Browns
Sportsman's Park, St. Louis, MO
Sun Apr 23 1950, 4:33 AM EST
Unknown

livebaseballscorecards.com

AB	36
R	9
H	10
RBI	8
BB	9
SO	3
LOB	16



Batter	1	2	3	4	5	6	7	8	9	AB	R	H	RBI	BB	SO	LOB
Tom Upton, R OBP: 0.357, SLG: 0.182 (1, 6)	4-0 FC1-6 1B HR BB	0-0 F4			0-3 K		0-3 K		0-0 1-3	4	1	0	0	1	2	1
Dick Kokos, L OBP: 0.278, SLG: 0.333 (1, 7)	0-0 F4		4-0 G1-4-3 BB			0-0 6-3		4-0 FC5-6 BB		2	0	0	0	2	0	1
Roy Sievers, R OBP: 0.222, SLG: 0.125 (1, 8)	0-0 FC1-6 1B		0-0 G1-4-3			4-0 1B HR BB		0-0 FC5-6 FC1-4		3	1	1	0	1	0	2
Hank Arft, L OBP: 0.200, SLG: 0.200 Don Lenhardt, R OBP: 0.571, SLG: 0.909 (1, 3) (8, PR) (9, 3)	0-0 FC1-6 HR		0-0 1-3			0-0 1-2 HR 1B		0-0 FC1-4 2B FC		4	2	1	0	0	0	3
Ken Wood, R OBP: 0.500, SLG: 1.067 (1, 9)	0-0 1-H 3-H HR				0-3 K		0-0 1-H 2-H HR		0-0 FC 1-3 2B	4	2	3	6	0	1	0
Sherm Lollar, R OBP: 0.529, SLG: 1.000 (1, 2)	0-0 F9				0-0 1-3		0-0 5-3		4-0 FC BB	3	0	0	0	1	0	0
Frankie Gustine, R OBP: 0.200, SLG: 0.143 (1, 5)		4-0 CS BB			0-3 K		0-0 L7		0-3 FC 1-2 2-3 3-H	3	0	0	0	1	1	3
Owen Friend, R OBP: 0.357, SLG: 0.250 Billy DeMars, R (9, PH)		0-0 F7			0-0 1-3		0-3 K		0-0 F	3	0	0	0	0	1	1
Ed Albrecht, R Lou Kretlow, R Ribs Raney, R Tom Ferrick, R Ray Coleman, L OBP: 0.500, SLG: 0.500 (1, 1) (5, 1) (5, 1) (7, 1) (9, PH)		0-0 E6			0-3 K		0-3 K		0-0 F2	1	0	0	0	0	0	0

Inning Stats	R: 3 E: 0 K: 0 S: 5	H: 2 LOB: 0 BB: 1 P: 9	R: 0 E: 1 K: 0 S: 3	H: 0 LOB: 1 BB: 1 P: 7	R: 0 E: 0 K: 0 S: 2	H: 0 LOB: 0 BB: 1 P: 6	R: 0 E: 0 K: 2 S: 7	H: 0 LOB: 0 BB: 0 P: 7	R: 0 E: 0 K: 2 S: 7	H: 0 LOB: 0 BB: 0 P: 7	R: 3 E: 0 K: 0 S: 5	H: 2 LOB: 0 BB: 1 P: 9	R: 0 E: 0 K: 3 S: 9	H: 0 LOB: 0 BB: 0 P: 9	R: 0 E: 0 K: 0 S: 6	H: 1 LOB: 3 BB: 2 P: 14	R: 0 E: 0 K: 0 S: 3	H: 0 LOB: 0 BB: 0 P: 3	1B: 2 2B: 1 3B: 0 HR: 2	SF: 0 SAC: 0 DP: 1 HBP: 0
---------------------	------------------------------	---------------------------------	------------------------------	---------------------------------	------------------------------	---------------------------------	------------------------------	---------------------------------	------------------------------	---------------------------------	------------------------------	---------------------------------	------------------------------	---------------------------------	------------------------------	----------------------------------	------------------------------	---------------------------------	----------------------------------	------------------------------------

PITCHER Bob Lemon, R ERA: 4.86 (1, 1)	IP 9.0	WLS W	BF 37	H 5	R 6	ER 6	SO 8	BB 6	IBB 0	HBP 0	BLK 0	WP 0	HR 2	S 47	P 71	ERA 6.00	WHIP 1.222
---	-----------	----------	----------	--------	--------	---------	---------	---------	----------	----------	----------	---------	---------	---------	---------	-------------	---------------


BOTTOM

Cleveland Indians @ St. Louis Browns
Sportsman's Park, St. Louis, MO

Sun Apr 23 1950, 4:33 AM EST
Unknown

AB	31
R	6
H	5
RBI	6
BB	6
SO	7
LOB	11

WP: 0 PA: 37
PB: 0
SB: 0
CS: 1



Batter	1	2	3	4	5	6	7	8	9	AB R H RBI BB SO LOB	TOP		
Dale Mitchell, L (1, 7) OBP: 0.500, SLG: 0.750	0-0 3-1		0-0 E6 F7 2B		0-0 SH 1B	0-0 1B				4 1 3 1 0 0 0	Cleveland Indians @ St. Louis Browns Sportsman's Park, St. Louis, MO Sun Apr 23 1950, 4:38 AM EST Att. 18,146 - Unknown		
Mickey Vernon, L (1, 3) OBP: 0.217, SLG: 0.182	0-0 F8		0-0 F7		0-0 SH	0-0 1B				3 0 1 1 0 0 0			
Larry Doby, L (1, 8) OBP: 0.478, SLG: 0.579	0-0 2B		0-0 F4		0-3 K	0-0 4-3				4 0 1 0 0 1 4			
Luke Easter, L (1, 9) OBP: 0.429, SLG: 0.353 Bob Kennedy, R (7, 9)	0-0 4-3			0-0 L5	0-0 F2		0-0 E4 1B			4 0 1 0 0 0 3 0 0 0 0 0 0 0			
Al Rosen, R (1, 5) OBP: 0.455, SLG: 0.647		0-0 2-3		0-3 K	0-3 K		4-0 1B 1B BB			3 1 0 0 1 2 2			
Ray Murray, R (1, 2) OBP: 0.286, SLG: 0.429 Thurman Tucker, L (7, PH) Jim Hegan, R (7, 2) OBP: 0.286, SLG: 0.385		0-0 6-3		0-0 1B		0-0 F6	0-3 K			3 0 1 0 0 0 0 1 0 0 0 0 1 2 0 0 0 0 0 0 0			
Ray Boone, R (1, 6) OBP: 0.250, SLG: 0.250		0-3 K		0-0 F5		0-0 F4	0-0 BB 1B			4 0 1 1 0 1 1			
Bobby Avila, R (1, 4) OBP: 0.750, SLG: 0.667			0-0 F6		0-0 1B E	0-0 HR 1B	4-0 1-2 BB			3 2 2 0 1 0 0			
Sam Zoldak, L (1, 1) OBP: 1.000, SLG: 1.000 Steve Gromek, S (4, 1) Bob Lemon, L (6, PH) OBP: 0.444, SLG: 0.750 Jesse Flores, R (6, 1)			0-0 2B E 1B		0-0 E5 SH 1B	0-0 HR	0-0 F7			1 1 1 0 0 0 0 1 1 0 0 0 0 1 1 1 1 2 0 0 0 1 0 0 0 0 0 2			
Inning Stats	R: 0 H: 1 E: 0 LOB: 1 K: 0 BB: 0 S: 4 P: 4	R: 0 H: 0 E: 0 LOB: 0 K: 1 BB: 0 S: 5 P: 5	R: 2 H: 2 E: 1 LOB: 0 K: 0 BB: 0 S: 5 P: 5	R: 0 H: 1 E: 0 LOB: 1 K: 1 BB: 0 S: 6 P: 6	R: 2 H: 2 E: 2 LOB: 2 K: 2 BB: 0 S: 11 P: 11	R: 2 H: 4 E: 0 LOB: 2 K: 0 BB: 0 S: 7 P: 7	R: 1 H: 2 E: 1 LOB: 2 K: 1 BB: 2 S: 6 P: 14			1B: 9 SF: 0 2B: 2 SAC: 1 3B: 0 DP: 0 HR: 1 HBP: 0		WP: 0 PA: 36 PB: 0 SB: 0 CS: 0	
PITCHER	IP WLS BF H R ER SO BB IBB HBP BLK WP HR S P ERA WHIP											PITCHER	IP WLS BF H R ER SO BB IBB HBP BLK WP HR S P ERA WHIP
Ned Garver, R (1, 1) ERA: 4.8	6.0 L 32 11 7 5 4 1 0 0 0 0 0 1 39 43 7.50 2.000												
Sid Schacht, R (7, 1) ERA:	1.0 4 1 0 0 1 1 0 0 0 0 0 0 5 9 0.00 2.000												

livebaseballscorecards.com

AB	33
R	7
H	12
RBI	5
BB	2
SO	5
LOB	15



Batter	1	2	3	4	5	6	7	8	9	AB R H RBI BB SO LOB	TOP	
Dale Mitchell, L (1, 7) OBP: 0.483, SLG: 0.679	0-0 6-3		0-0 6-3		0-0 F8			4-0 SH1 BB	0-0 G4-6-3 1B	4 0 1 1 1 0 1		
Lou Boudreau, R (1, 6) OBP: 0.333, SLG: 0.318	0-0 6-3			0-0 F7		0-0 F9		0-0 SH1 1-2	0-0 G4-6-3 1-2f	4 0 0 0 0 0 1		
Luke Easter, L (1, 9) OBP: 0.400, SLG: 0.300 Larry Doby, L (8, 8) OBP: 0.478, SLG: 0.579	0-0 E4			4-0 G5-4-3 BB		0-0 L4		0-3 K		3 0 0 0 1 1 1 0 0 0 0 0 0 0		
Joe Gordon, R (1, 4) OBP: 0.227, SLG: 0.105	0-0 F5			0-0 G5-4-3 1-2f		0-0 F9		4-0 BB		3 0 0 0 1 0 2		
Bob Kennedy, R (1, 8) OBP: 0.333, SLG: 0.200 (8, 9)		0-0 G5-4-3 1B			4-0 S 1B BB		0-0 5-3	0-0 L6		3 1 1 0 1 0 2		
Al Rosen, R (1, 5) OBP: 0.462, SLG: 0.579		0-0 G5-4-3 1-2f			0-3 K		4-0 1B E BB	4-0 1B WP BB		2 2 0 0 2 1 2		
Mickey Vernon, L (1, 3) OBP: 0.296, SLG: 0.240		0-0 G3			4-0 1-2 S 1B BB		0-0 E9 1-H 1B	0-0 WP 2B 1B		3 2 2 0 1 0 0		
Jim Hegan, R (1, 2) OBP: 0.333, SLG: 0.471			0-0 F9		0-0 1-H 2-H 1B		0-3 K	0-0 1B 2B		4 1 2 3 0 1 1		
Bob Feller, R (1, 1)			0-0 1-3		0-3 K		0-0 4-3	0-0 6-3		4 0 0 0 0 1 3		
Inning Stats	R: 0 E: 1 K: 0 S: 4 H: 0 LOB: 1 BB: 0 P: 4	R: 0 E: 0 K: 0 S: 3 H: 1 LOB: 0 BB: 0 P: 3	R: 0 E: 0 K: 0 S: 3 H: 0 LOB: 0 BB: 0 P: 3	R: 0 E: 0 K: 0 S: 2 H: 0 LOB: 0 BB: 1 P: 6	R: 2 E: 0 K: 2 S: 8 H: 1 LOB: 1 BB: 2 P: 16	R: 0 E: 0 K: 0 S: 3 H: 0 LOB: 0 BB: 0 P: 3	R: 1 E: 1 K: 1 S: 6 H: 1 LOB: 1 BB: 1 P: 10	R: 0 E: 0 K: 1 S: 5 H: 0 LOB: 2 BB: 2 P: 13	R: 3 E: 0 K: 0 S: 5 H: 3 LOB: 0 BB: 1 P: 9	1B: 5 2B: 1 3B: 0 HR: 0 SF: 0 SAC: 1 DP: 3 HBP: 0	WP: 1 PB: 0 SB: 2 CS: 0 PA: 38	
PITCHER	IP WLS BF H R ER SO BB IBB HBP BLK WP HR S P ERA WHIP											
Ted Gray, L (1, 1) ERA: 3.38	7.0 L 27 3 3 2 3 4 0 0 0 0 0 0 29 45 2.57 1.000											
Hal White, R (8, 1) ERA: 6.23	1.0 8 2 3 3 1 3 0 0 0 1 0 7 19 27.00 5.000											
Paul Calvert, R (9, 1) ERA:	1.0 3 1 0 0 0 0 0 0 0 0 0 3 3 0.00 1.000											

Cleveland Indians @ Detroit Tigers
 Briggs Stadium, Detroit, MI
 Fri Apr 28 1950, 3:33 AM EST
 Att. 15,155 - Unknown

livebaseballscorecards.com

AB	30
R	6
H	6
RBI	4
BB	7
SO	4
LOB	13



Batter	1	2	3	4	5	6	7	8	9	AB R H RBI BB SO LOB
Johnny Lipon, R OBP: 0.371, SLG: 0.367 (1, 6)	0-0 FC5-4 1B		0-0 F8		4-0 BB		0-0 SH5-3		0-0 F9	3 0 1 0 1 0 2
Jerry Priddy, R OBP: 0.297, SLG: 0.281 (1, 4)	0-3 K		0-0 FC4-6 1-2f		0-0 F7		0-0 6-3		0-3 K	5 0 0 0 0 2 6
George Kell, R OBP: 0.417, SLG: 0.387 (1, 5)	0-0 FC5-4 1-2f			0-0 FC4-6 1B		0-0 F6		0-0 E BB G4-6-3 1B		4 1 2 0 0 0 1
Vic Wertz, L OBP: 0.361, SLG: 0.471 (1, 9)	0-0 F4			0-0 F9		0-0 1B 1B		4-0 G4-6-3 1-2 BB		3 0 1 0 1 0 2
Pat Mullin, L OBP: 0.286, SLG: 0.207 (1, 7)		0-0 4-3		0-0 F2		0-0 F6		0-0 E4 G4-6-3 1-2 2-3		4 0 0 0 0 0 4
Johnny Groth, R OBP: 0.455, SLG: 0.633 (1, 8)		0-0 F8		0-0 FC4-6 1-2f		0-0 1B 1B		0-0 G4-6-3 1-2f 2-3 3-H		4 0 1 0 0 0 3
Dick Kryhoski, L OBP: 0.194, SLG: 0.233 (1, 3)		0-0 F2			0-0 4-3	0-0 G3		0-0 4-3		4 0 0 0 0 0 3
Joe Ginsberg, L OBP: 0.316, SLG: 0.250 (1, 2)			0-0 F3		0-3 K		4-0 FC2-6 BB		0-0 F9	3 0 0 0 1 1 0
Ted Gray, S OBP: 0.333, SLG: 0.333 (7, PH) Hal White, R (8, 1) Paul Calvert, R (9, 1) Aaron Robinson, L (9, PH) Neil Berry, R (9, PR)			0-0 FC4-6 1B		0-0 BB 1B		0-0 FC2-6 SH5-3 1-2f		0-0 1B	2 0 2 0 0 0 0 1 0 0 0 0 0 1 0 0 0 0 0 0 0 0 0 0 0 0 0 0 1 0 1 0 0 0 0 0 0 0 0 0 0 0

Inning Stats	R: 0	H: 1	E: 0	LOB: 1	K: 1	S: 6	P: 6	R: 0	H: 0	E: 0	LOB: 0	K: 0	BB: 0	S: 3	P: 3	R: 0	H: 1	E: 0	LOB: 1	K: 0	BB: 0	S: 4	P: 4	R: 0	H: 1	E: 0	LOB: 2	K: 1	BB: 1	S: 6	P: 10	R: 0	H: 2	E: 0	LOB: 2	K: 0	BB: 0	S: 5	P: 5	R: 0	H: 0	E: 0	LOB: 1	K: 0	BB: 1	S: 3	P: 7	R: 1	H: 1	E: 1	LOB: 1	K: 0	BB: 1	S: 4	P: 8	R: 0	H: 1	E: 0	LOB: 1	K: 1	BB: 0	S: 6	P: 6	1B: 8	2B: 0	3B: 0	HR: 0	SF: 0	SAC: 1	DP: 1	HBP: 0	WP: 0	PA: 38
PITCHER Bob Feller, R ERA: 1.0 (1, 1)	IP	WLS	BF	H	R	ER	SO	BB	IBB	HBP	BLK	WP	HR	S	P	ERA	WHIP																			IP	WLS	BF	H	R	ER	SO	BB	IBB	HBP	BLK	WP	HR	S	P	ERA	WHIP																					

BOTTOM

Cleveland Indians @ Detroit Tigers
Briggs Stadium, Detroit, MI
Fri Apr 28 1950, 3:33 AM EST
Att. 15,155 - Unknown

livebaseballscorecards.com

AB	34
R	1
H	8
RBI	0
BB	3
SO	3
LOB	22



Batter	1	2	3	4	5	6	7	8	9	AB R H RBI BB SO LOB	TOP		
Billy DeMars, R (1, 6) OBP: 0.412, SLG: 0.231	4-0 G6-3 BB		0-0 5-3		0-0 1-3		4-0 FC2-5 WP BB		4-0 SH5-3 BB	2 0 0 0 3 0 0			
Dick Kokos, L (1, 7) OBP: 0.257, SLG: 0.433	0-0 G6-3 1-2f		0-0 F6			0-0 4-3	4-0 L6-4 FC2-5 BB		0-0 SH5-3	3 0 0 0 1 0 1			
Ray Coleman, L (1, 8) OBP: 0.300, SLG: 0.600	0-0 4-3		0-0 4-3			0-0 HR	0-0 FC2-5 1-2 2-3f		0-0 F9	5 1 1 1 0 0 3			
Ken Wood, R (1, 9) OBP: 0.400, SLG: 0.774		0-0 3-1		4-0 WP SH1-3 FC6-2 BB		0-0 1B 2B	0-0 L6-4 2-3		0-3 K	4 1 1 0 1 1 3			
Hank Art, L (1, 3) OBP: 0.571, SLG: 0.727		0-0 E9 WP 1B 1B		0-0 SH1-3		4-0 1B 1B BB		4-0 S 1B BB		1 3 1 0 2 0 0			
Sherm Lollar, R (1, 2) OBP: 0.462, SLG: 0.762		0-0 L7		0-0 FC6-2 2-H		0-0 1B 1B		0-0 F9		4 0 1 1 0 0 3			
Leo Thomas, R (1, 5) OBP: 0.500, SLG: 0.333		4-0 1B 2-3 BB		0-0 1-3		0-0 1B FC6-4 1B		0-0 P4		3 0 1 1 1 0 2			
Owen Friend, R (1, 4) OBP: 0.333, SLG: 0.333		0-0 1-2 3-H 1B		0-3 K		0-0 F7		0-0 1-H 1B		4 0 2 2 0 1 2			
Joe Ostrowski, L (1, 1) OBP: 0.333, SLG: 0.333		0-3 K		0-3 K		0-0 FC6-4 1-2f		0-3 K		4 0 0 0 0 3 5			
Inning Stats	R: 0 E: 0 K: 0 S: 2 H: 0 LOB: 0 BB: 1 P: 6	R: 1 E: 1 K: 1 S: 7 H: 2 LOB: 2 BB: 1 P: 11	R: 0 E: 0 K: 0 S: 3 H: 0 LOB: 0 BB: 0 P: 3	R: 0 E: 0 K: 0 S: 3 H: 0 LOB: 1 BB: 1 P: 7	R: 0 E: 0 K: 2 S: 7 H: 0 LOB: 0 BB: 0 P: 7	R: 3 E: 0 K: 0 S: 7 H: 4 LOB: 2 BB: 1 P: 11	R: 0 E: 0 K: 0 S: 2 H: 0 LOB: 1 BB: 2 P: 10	R: 1 E: 0 K: 1 S: 6 H: 1 LOB: 1 BB: 1 P: 10	R: 0 E: 0 K: 1 S: 5 H: 0 LOB: 1 BB: 1 P: 9	1B: 5 2B: 2 3B: 0 HR: 1 SF: 0 SAC: 2 DP: 2 HBP: 0	WP: 3 PB: 0 SB: 1 CS: 0 PA: 40		
PITCHER	IP WLS BF H R ER SO BB IBB HBP BLK WP HR S P ERA WHIP											PITCHER	IP WLS BF H R ER SO BB IBB HBP BLK WP HR S P ERA WHIP
Bob Lemon, R (1, 1) ERA: 5.32	5.1 L 24 5 4 4 3 4 0 0 0 2 1 26 42 6.75 1.688												
Marino Pieretti, R (6, 1) ERA:	1.2 7 1 0 0 0 2 0 0 0 1 0 5 13 0.00 1.800												
Dick Rozek, L (8, 1) ERA: 4.5	2.0 9 1 1 1 2 2 0 0 0 0 0 11 19 4.50 1.500												

St. Louis Browns @ Cleveland Indians
Cleveland Municipal Stadium, Cleveland, OH

livebaseballscorecards.com

AB	30
R	5
H	7
RBI	5
BB	8
SO	5
LOB	19



Sat Apr 29 1950, 3:33 AM EST
Att. 7,919 - Unknown

Batter	1	2	3	4	5	6	7	8	9	AB R H RBI BB SO LOB
Dale Mitchell, L (1, 7) OBP: 0.424, SLG: 0.594	0-0 4-3		0-0 F8		0-0 F6			0-0 L6		4 0 0 0 0 0 2
Lou Boudreau, R (1, 6) OBP: 0.286, SLG: 0.269	0-0 G3		0-0 L9			0-0 E6 2B F9-2		0-0 6-3		4 0 0 0 0 0 0
Larry Doby, L (1, 8) OBP: 0.481, SLG: 0.609	0-0 E1 FC5-4			0-0 G6-4-3 1B		0-0 1-3 2B		0-3 K		4 0 2 0 0 1 0
Joe Gordon, R (1, 4) OBP: 0.192, SLG: 0.087	0-0 FC5-4 1-2f			0-0 G6-4-3 1-2f		0-0 F7		0-0 F6		4 0 0 0 0 0 4
Bob Kennedy, R (1, 9) OBP: 0.400, SLG: 0.333		0-0 FC4-6 1B		0-0 4-3		0-0 F9-2 3-H		0-0 1B		4 0 2 0 0 0 2
Al Rosen, R (1, 5) OBP: 0.400, SLG: 0.478		0-0 F8			0-0 5-3		0-0 F8		0-0 F6	4 0 0 0 0 0 2
Mickey Vernon, L (1, 3) OBP: 0.258, SLG: 0.207		0-0 FC4-6 1-2f			0-0 F2		0-0 F7		0-0 G3	4 0 0 0 0 0 2
Jim Hegan, R (1, 2) OBP: 0.381, SLG: 0.526		0-0 F9			4-0 FC6 BB		0-0 1B 2B			2 1 1 0 1 0 1
Bob Lemon, L (1, 1) OBP: 0.364, SLG: 0.600			0-0 4-3		0-0 FC6 1-2		0-0 2-H 1B			2 0 0 0 0 0 1
Marino Pieretti, R (6, 1)										0 0 0 0 0 0 0
Johnny Berardino, R (7, PH) OBP: 1.000, SLG: 1.000										1 0 1 1 0 0 0
Dick Rozek, L (8, 1)										0 0 0 0 0 0 0

Inning Stats	R: 0	H: 0	E: 1	K: 0	S: 4	LOB: 1	BB: 0	P: 4				
R: 0 H: 1 E: 0 K: 0 S: 4	R: 0 H: 0 E: 0 K: 0 S: 3	R: 0 H: 1 E: 0 K: 0 S: 3	R: 0 H: 0 E: 0 K: 0 S: 3	R: 0 H: 1 E: 0 K: 0 S: 3	R: 0 H: 0 E: 0 K: 0 S: 4	R: 0 H: 1 E: 1 K: 0 S: 4	R: 1 H: 2 E: 0 K: 0 S: 4	R: 0 H: 0 E: 0 K: 1 S: 5	R: 0 H: 1 E: 0 K: 0 S: 4	1B: 4 2B: 3 3B: 0 HR: 0	SF: 0 SAC: 0 DP: 2 HBP: 0	
PITCHER Joe Ostrowski, L (1, 1) ERA: 1.0	IP: 9.0 WLS: W BF: 34 H: 6 R: 1 ER: 1 SO: 1 BB: 1 IBB: 0 HBP: 0 BLK: 0 WP: 0 HR: 0 S: 35 P: 39 ERA: 1.00 WHIP: 0.778											PITCHER IP: WLS: BF: H: R: ER: SO: BB: IBB: HBP: BLK: WP: HR: S: P: ERA: WHIP:


BOTTOM

St. Louis Browns @ Cleveland Indians
Cleveland Municipal Stadium, Cleveland, OH

Sat Apr 29 1950, 3:33 AM EST
Att. 7,919 - Unknown

livebaseballscorecards.com

AB	33
R	1
H	6
RBI	1
BB	1
SO	1
LOB	14



WP: 0	PA: 34
PB: 0	SB: 0
CS: 0	

Batter	1	2	3	4	5	6	7	8	9	AB R H RBI BB SO LOB	TOP									
Dale Mitchell, L (1, 7) OBP: 0.432, SLG: 0.559	0-0 5-3		0-3 K			4-0 BB		4-0 1-2 BB		2 0 0 0 2 1 1	Cleveland Indians @ Boston Red Sox Fenway Park, Boston, MA Tue May 02 1950, 3:33 AM EDT Att: 11,591 - Unknown									
Lou Boudreau, R (1, 6) OBP: 0.250, SLG: 0.233	0-0 F9			0-0 6-3		0-0 F9		0-0 F8		4 0 0 0 0 0 3										
Joe Gordon, R (1, 4) OBP: 0.200, SLG: 0.222	0-3 K			0-0 F6		0-0 F9			0-0 HR	4 1 1 1 0 1 1										
Larry Doby, L (1, 8) OBP: 0.516, SLG: 0.615		4-0 BB		0-3 K			0-0 G5-4-3 1B		0-0 E9 3-1 1B	3 0 2 0 1 1 0										
Bob Kennedy, R (1, 9) OBP: 0.286, SLG: 0.231		0-3 K			0-0 F5		0-0 F8		0-0 F9	4 0 0 0 0 1 3										
Al Rosen, R (1, 5) OBP: 0.382, SLG: 0.423		0-3 K 1-2			0-0 1-3		0-0 G5-4-3 1-2f		4-0 3-1 BB	3 0 0 0 1 1 2										
Mickey Vernon, L (1, 3) OBP: 0.257, SLG: 0.188			0-0 E3 FC6-5 BLK		4-0 BB		0-0 F7		0-0 3-1 1-2 2-3	3 0 0 0 1 0 2										
Jim Hegan, R (1, 2) OBP: 0.360, SLG: 0.478			0-0 FC6-5 1-3		0-3 K2-3		0-0 E1 FC1-5 1B		0-0 F6	4 0 1 0 0 1 4										
Mike Garcia, R (1, 1) Bobby Avila, R (6, PH) Gene Bearden, L (6, 1) Ray Boone, R (8, PH) Al Benton, R (8, 1)			0-3 K			0-3 K		0-0 FC1-5-4 BB 2-3		1 0 0 0 0 1 1 1 0 0 0 0 1 0 0 0 0 0 0 0 0 1 0 0 0 0 0 1 0 0 0 0 0 0 0										
Inning Stats	R: 0 E: 0 K: 1 S: 5	H: 0 LOB: 0 BB: 0 P: 5	R: 0 E: 0 K: 2 S: 6	H: 0 LOB: 0 BB: 1 P: 10	R: 0 E: 1 K: 2 S: 8	H: 0 LOB: 1 BB: 0 P: 8	R: 0 E: 0 K: 1 S: 5	H: 0 LOB: 0 BB: 0 P: 5	R: 0 E: 0 K: 1 S: 5	H: 0 LOB: 1 BB: 1 P: 9	R: 0 E: 0 K: 0 S: 3	H: 1 LOB: 0 BB: 0 P: 3	R: 0 E: 1 K: 0 S: 4	H: 1 LOB: 2 BB: 1 P: 8	R: 1 E: 1 K: 0 S: 5	H: 2 LOB: 2 BB: 1 P: 9	1B: 3 2B: 0 3B: 0 HR: 1	SF: 0 SAC: 0 DP: 1 HBP: 0	WP: 0 PB: 0 SB: 0 CS: 0	PA: 35
PITCHER Mickey McDermott, L (1, 1) ERA: 3.72	IP: 9.0 WLS: W BF: 35 H: 4 R: 1 ER: 1 SO: 8 BB: 5 IBB: 0 HBP: 0 BLK: 1 WP: 0 HR: 1 S: 46 P: 66 ERA: 1.00 WHIP: 1.000											PITCHER IP: WLS: BF: H: R: ER: SO: BB: IBB: HBP: BLK: WP: HR: S: P: ERA: WHIP:								

livebaseballscorecards.com

AB	30
R	1
H	4
RBI	1
BB	5
SO	8
LOB	18



Batter	1	2	3	4	5	6	7	8	9	AB R H RBI BB SO LOB	TOP	
Dale Mitchell, L (1, 7) X OBP: 0.429, SLG: 0.538	0-0 F9 1B 1B		0-0 G3 1B		0-0 6-3		0-0 F4		0-0 FC8-4 1-2f	5 0 2 0 0 0 4		
Lou Boudreau, R (1, 6) X OBP: 0.270, SLG: 0.257	0-0 1-2 1B		0-3 K		0-0 1B		0-0 G6-4-3 1-2f		0-0 F6	5 0 2 0 0 1 5		
Luke Easter, L (1, 9) X OBP: 0.345, SLG: 0.250	0-0 F7		0-0 G3 1-2		0-0 F8			0-0 4-3		4 0 0 0 0 0 4		
Larry Doby, L (1, 8) X OBP: 0.457, SLG: 0.533	0-0 F9 2-3		0-3 K		0-0 F7			0-0 F8		4 0 0 0 0 1 3		
Joe Gordon, R (1, 4) X OBP: 0.235, SLG: 0.387	0-0 F7			0-0 4-3 F7 2B		0-0 L4		0-0 HR		4 2 2 1 0 0 2		
Al Rosen, R (1, 5) OBP: 0.368, SLG: 0.379		0-3 K		0-0 4-3 2-3		4-0 FC5-4 BB		0-0 F6		3 0 0 0 1 1 1		
Mickey Vernon, L (1, 3) OBP: 0.231, SLG: 0.167		0-0 4-3		0-0 F7 3-H		0-0 FC5-4 1-2f		0-0 F7		4 0 0 1 0 0 1		
Jim Hegan, R (1, 2) OBP: 0.414, SLG: 0.480		4-0 BB		0-0 F4		0-0 BB 1B		4-0 BB BB		2 0 1 0 2 0 0		
Bob Feller, R (1, 1) Gene Bearden, L (6, 1) Thurman Tucker, L (7, PH) Jesse Flores, R (7, 1) Herb Conyers, L (9, PH) OBP: 1.000, SLG: 1.000		0-0 L6			0-0 6-3		4-0 G6-4-3 BB		4-0 FC8-4 BB	2 0 0 0 0 0 1 0 0 0 0 0 0 0 0 0 0 0 1 0 0 0 0 0 0 0 0 0 0 0 0 0 1 0 0		
Inning Stats	R: 0 H: 2 E: 0 LOB: 2 K: 0 BB: 0 S: 5 P: 5	R: 0 H: 0 E: 0 LOB: 1 K: 1 BB: 1 S: 5 P: 9	R: 0 H: 1 E: 0 LOB: 1 K: 2 BB: 0 S: 8 P: 8	R: 1 H: 1 E: 0 LOB: 0 K: 0 BB: 0 S: 4 P: 4	R: 0 H: 1 E: 0 LOB: 1 K: 0 BB: 0 S: 4 P: 4	R: 0 H: 0 E: 0 LOB: 1 K: 0 BB: 1 S: 3 P: 7	R: 0 H: 1 E: 0 LOB: 1 K: 0 BB: 1 S: 3 P: 7	R: 1 H: 1 E: 0 LOB: 0 K: 0 BB: 0 S: 4 P: 4	R: 0 H: 0 E: 0 LOB: 2 K: 0 BB: 2 S: 3 P: 11	1B: 5 SF: 0 2B: 1 SAC: 0 3B: 0 DP: 1 HR: 1 HBP: 0	WP: 0 PA: 38 PB: 0 SB: 0 CS: 0	
PITCHER Ellis Kinder, R (1, 1) ERA: 4.13	IP WLS BF H R ER SO BB IBB HBP BLK WP HR S P ERA WHIP	9.0 W 38 7 2 2 3 5 0 0 0 0 0 1 39 59 2.00 1.333										

Cleveland Indians @ Boston Red Sox
 Fenway Park, Boston, MA
 Wed May 03 1950, 3:33 AM EDT
 Att. 14,582 - Unknown

livebaseballscorecards.com

AB 33
 R 2
 H 7
 RBI 2
 BB 5
 SO 3
 LOB 21



Batter	1	2	3	4	5	6	7	8	9	AB	R	H	RBI	BB	SO	LOB
Dom DiMaggio, R OBP: 0.450, SLG: 0.380 (1, 8)	0-0 5-3			0-0 SH3-1 2B 1B	0-0 F3		0-0 1-3			4	1	1	0	0	0	0
6 Johnny Pesky, L OBP: 0.507, SLG: 0.464 (1, 5)	0-0 F8			0-0 SH3-1 1-3		0-0 5-3	4-0 BB			2	0	0	0	1	0	0
Ted Williams, L OBP: 0.553, SLG: 0.893 (1, 7)	0-0 G3			0-0 F3		0-0 1B 1B	0-0 L7			4	1	1	0	0	0	2
Vern Stephens, R OBP: 0.403, SLG: 0.492 (1, 6)		0-0 F8		0-0 2B		0-0 1B 1B	0-0 F8			4	1	2	1	0	0	1
Bobby Doerr, R OBP: 0.309, SLG: 0.333 (1, 4)		0-0 F8		0-0 F4		0-0 1B 1B		4-0 BB BB		3	1	1	1	1	0	1
Tom Wright, L OBP: 0.417, SLG: 0.391 (1, 9)		0-0 4-3			0-0 HR 1B	0-0 1B 1B		0-0 F7		4	2	2	1	0	0	1
Walt Dropo, R OBP: 1.000, SLG: 2.250 (1, 3)			4-0 BB G4-6-3		0-0 HR 1B	0-0 1B 1B		4-0 BB BB		2	1	2	3	2	0	0
Birdie Tebbetts, R OBP: 0.391, SLG: 0.381 (1, 2)			0-0 G4-6-3 1-2f		0-0 G3	0-0 1B 1B		0-0 F5		4	0	1	1	0	0	3
Ellis Kinder, R (1, 1)			0-0 6-3		0-0 F2	0-0 G6-3		0-3 K		4	0	0	0	0	1	4

Inning Stats	R: 0	H: 0	E: 0	K: 0	S: 3	LOB: 0	BB: 0	P: 3	R: 0	H: 0	E: 0	K: 0	S: 3	LOB: 0	BB: 0	P: 3	R: 0	H: 0	E: 0	K: 0	S: 3	LOB: 1	BB: 0	P: 5	R: 2	H: 2	E: 0	K: 0	S: 5	LOB: 0	BB: 0	P: 5	R: 4	H: 6	E: 0	K: 0	S: 8	LOB: 1	BB: 0	P: 8	R: 0	H: 0	E: 0	K: 1	S: 5	LOB: 1	BB: 1	P: 7	R: 0	H: 0	E: 0	K: 1	S: 5	LOB: 2	BB: 2	P: 13
--------------	------	------	------	------	------	--------	-------	------	------	------	------	------	------	--------	-------	------	------	------	------	------	------	--------	-------	------	------	------	------	------	------	--------	-------	------	------	------	------	------	------	--------	-------	------	------	------	------	------	------	--------	-------	------	------	------	------	------	------	--------	-------	-------

PITCHER	IP	WLS	BF	H	R	ER	SO	BB	IBB	HBP	BLK	WP	HR	S	P	ERA	WHIP
Bob Feller, R ERA: 3.47 (1, 1)	5.1	L	25	9	7	7	0	1	0	0	0	0	1	24	28	11.81	1.875
Gene Bearden, L ERA: 3.38 (6, 1)	0.2		2	1	0	0	0	0	0	0	0	0	0	2	2	0.00	1.500
Jesse Flores, R ERA: (7, 1)	2.0		9	0	0	0	1	3	0	0	0	0	0	8	20	0.00	1.500

BOTTOM

Cleveland Indians @ Boston Red Sox
 Fenway Park, Boston, MA
 Wed May 03 1950, 3:33 AM EDT
 Att. 14,582 - Unknown

AB	31
R	7
H	10
RBI	7
BB	4
SO	1
LOB	12



WP	HR	S	P	ERA	WHIP
0	0	0	0	0	0

Batter	1	2	3	4	5	6	7	8	9	AB R H RBI BB SO LOB	TOP	
Dale Mitchell, L (1, 7) OBP: 0.404, SLG: 0.500	0-0 4-3		0-0 6-3	0-0 G4-6-3 1B			0-0 5-3		0-0 F7	5 0 1 3 0 0 0		
Lou Boudreau, R (1, 6) OBP: 0.250, SLG: 0.237 Ray Boone, R (7, PH) OBP: 0.143, SLG: 0.143	0-3 K		0-0 6-3	0-0 G4-6-3 1-2f			0-0 F4		0-0 F2	3 0 0 0 0 1 2 2 0 0 0 0 0 0		
Luke Easter, L (1, 9) OBP: 0.364, SLG: 0.231 Bob Kennedy, R (8, 9) OBP: 0.286, SLG: 0.231	1-0 HBP		4-0 2B BB		0-0 4-3			0-3 K		2 1 0 0 1 1 0 0 0 0 0 0 0 0		
Larry Doby, L (1, 8) OBP: 0.462, SLG: 0.588	0-0 F7		0-0 2B		0-0 5-3			0-0 1B 2B		4 1 2 1 0 0 1		
Joe Gordon, R (1, 4) OBP: 0.263, SLG: 0.382		4-0 BB BB	0-0 F6		0-0 F7			0-0 FC6-4 1B		3 0 1 1 1 0 1		
Al Rosen, R (1, 5) OBP: 0.357, SLG: 0.364		0-0 L5		0-0 2B 1B		0-3 K		0-0 FC6-4 1-2f		4 1 1 0 0 1 2		
Mickey Vernon, L (1, 3) OBP: 0.209, SLG: 0.150		0-0 FC4-6 1B		0-0 F8		0-0 6-3		0-0 F9		4 0 0 0 0 0 3		
Jim Hegan, R (1, 2) OBP: 0.455, SLG: 0.586		0-0 1B		0-0 1B 2B		0-0 F6		0-0 SH1-4 F7 2B		4 2 3 0 0 0 0		
Bob Lemon, L (1, 1) OBP: 0.357, SLG: 0.500		0-0 4-3		4-0 1B BB		0-3 K		0-0 SH1-4 2-3		2 0 0 0 1 1 2		
Inning Stats	R: 0 H: 0 E: 0 LOB: 1 K: 1 BB: 0 S: 5 P: 6	R: 0 H: 1 E: 0 LOB: 2 K: 0 BB: 1 S: 4 P: 8	R: 1 H: 1 E: 0 LOB: 1 K: 0 BB: 1 S: 4 P: 8	R: 2 H: 3 E: 0 LOB: 1 K: 0 BB: 1 S: 5 P: 9	R: 0 H: 0 E: 0 LOB: 0 K: 0 BB: 0 S: 3 P: 3	R: 0 H: 0 E: 0 LOB: 0 K: 1 BB: 0 S: 5 P: 5	R: 0 H: 0 E: 0 LOB: 0 K: 1 BB: 0 S: 5 P: 5	R: 1 H: 2 E: 0 LOB: 1 K: 1 BB: 0 S: 7 P: 7	R: 1 H: 1 E: 0 LOB: 0 K: 0 BB: 0 S: 4 P: 4	1B: 4 SF: 0 2B: 4 SAC: 1 3B: 0 DP: 1 HR: 0 HBP: 1	WP: 0 PA: 38 PB: 0 SB: 0 CS: 0	
PITCHER Mel Parnell, L (1, 1) ERA: 4.31	IP WLS BF H R ER SO BB IBB HBP BLK WP HR S P ERA WHIP	9.0 L 38 8 5 5 4 3 0 1 0 0 0 0 42 55 5.00 1.222										

Cleveland Indians @ Boston Red Sox
 Fenway Park, Boston, MA
 Thu May 04 1950, 3:33 AM EDT
 Att. 13,138 - Unknown

livebaseballscorecards.com

AB	33
R	5
H	8
RBI	5
BB	3
SO	4
LOB	11



Batter	1	2	3	4	5	6	7	8	9	AB R H RBI BB SO LOB
Dom DiMaggio, R (1, 8) OBP: 0.462, SLG: 0.389	0-0 6 2B 4-3 1B	0-0 F2			4-0 BB	0-0 FC5 2-3f			0-0 6 G6-3 1B	4 1 2 0 1 0 3
6 Johnny Pesky, L (1, 5) OBP: 0.500, SLG: 0.475	0-0 4-3 1-3 1B 2B	0-3 K			0-0 F9		0-0 1B 1B		0-0 G6-3 1-2f	5 1 2 0 0 1 2
Ted Williams, L (1, 7) OBP: 0.512, SLG: 0.788	0-0 4-3 2-3 3-H		0-0 L8		0-0 G3		0-0 F7		0-0 FC5-4 1B	5 0 1 1 0 0 3
Vern Stephens, R (1, 6) OBP: 0.403, SLG: 0.485	0-0 6-3		0-0 F6			0-0 1B BB 1B	0-0 FC4-6 1B		0-0 FC5-4 1-2f	5 1 2 0 0 0 2
Bobby Doerr, R (1, 4) OBP: 0.306, SLG: 0.317	4-0 1B 1B BB		0-0 6-3			0-3 K	0-0 FC4-6 FC6-4 1-2f			3 1 0 0 1 1 3
Tom Wright, L (1, 9) OBP: 0.393, SLG: 0.370	0-0 1B 1-2 3-H 1B			0-0 F8		0-3 K	0-0 FC6-4 1-2f			4 0 1 1 0 1 3
Walt Dropo, R (1, 3) OBP: 0.833, SLG: 1.375	0-0 1-3 2-H 1B			0-0 F8		0-0 BB 1-2 1B 1B		0-0 F8		4 0 2 1 0 0 0
Birdie Tebbetts, R (1, 2) OBP: 0.370, SLG: 0.360	0-3 K		0-3 K			0-0 FC5 1-2 2-3 1B		0-0 1-3		4 0 1 0 0 2 2
Mel Parnell, L (1, 1) OBP: 0.400, SLG: 0.182		0-0 1-3			0-0 1-3	4-0 1-2 2-3 3-H BB		0-0 3-1		3 0 0 1 1 0 0

Inning Stats	R: 3	H: 4	E: 0	LOB: 2	K: 1	BB: 1	S: 9	P: 13	R: 0	H: 0	E: 0	LOB: 0	K: 1	BB: 0	S: 5	P: 5	R: 0	H: 0	E: 0	LOB: 0	K: 0	BB: 0	S: 3	P: 3	R: 0	H: 0	E: 0	LOB: 1	K: 0	BB: 1	S: 3	P: 7	R: 1	H: 3	E: 0	LOB: 3	K: 2	BB: 1	S: 10	P: 14	R: 0	H: 2	E: 0	LOB: 2	K: 0	BB: 0	S: 5	P: 5	R: 0	H: 0	E: 0	LOB: 0	K: 0	BB: 0	S: 3	P: 3	R: 0	H: 2	E: 0	LOB: 1	K: 0	BB: 0	S: 4	P: 4	1B: 10	SF: 0	2B: 1	SAC: 0	3B: 0	DP: 1	HR: 0	HBP: 0	WP: 0	PA: 40
PITCHER Bob Lemon, R (1, 1) ERA: 4.94	IP	WLS	BF	H	R	ER	SO	BB	IBB	HBP	BLK	WP	HR	S	P	ERA	WHIP	IP	WLS	BF	H	R	ER	SO	BB	IBB	HBP	BLK	WP	HR	S	P	ERA	WHIP	IP	WLS	BF	H	R	ER	SO	BB	IBB	HBP	BLK	WP	HR	S	P	ERA	WHIP																							


BOTTOM

Cleveland Indians @ Boston Red Sox

Fenway Park, Boston, MA

Thu May 04 1950, 3:33 AM EDT
Att. 13,138 - Unknown

AB	37
R	4
H	11
RBI	4
BB	3
SO	5
LOB	18



livebaseballscores.com

BOTTOM

Cleveland Indians @ New York Yankees
Yankee Stadium, Bronx, NY
Sat May 06 1950, 3:33 AM EDT
Unknown

livebaseballscorecards.com

AB	33
R	4
H	9
RBI	4
BB	6
SO	3
LOB	19



WP:	0	PA:	39
PB:	0		
SB:	0		
CS:	1		

AB R H RBI BB SO LOB

5	1	2	2	0	1	1
5	0	2	1	0	0	2
0	0	0	0	0	0	0
3	0	1	1	2	0	2
4	0	0	0	0	1	4
4	0	0	0	0	0	2
2	1	0	0	2	0	0
3	1	1	0	1	0	1
2	1	2	0	1	0	0
1	0	0	0	0	0	2
0	0	0	0	0	0	0
0	0	0	0	0	0	0
1	0	0	0	0	0	2

Batter	1	2	3	4	5	6	7	8	9
Phil Rizzuto, R OBP: 0.548, SLG: 0.583 (1, 6)	0-0 E4 G5-4-3		0-0 F9 2-3 3-H			0-3 K		0-0 1B 1B	0-0 1B 1B 1-2 2-H
Bobby Brown, L OBP: 0.185, SLG: 0.120 Snuffy Stirrweiss, R (9, PR)	0-0 G5-4-3 1-2f		0-0 F8			0-0 F8		0-0 F8 1B 1B 1-2	0-0 1B 1B 1-2 2-H
Tommy Henrich, L OBP: 0.548, SLG: 0.909 (1, 3)	0-0 F8			4-0 CS BB		4-0 BB		0-0 G4-6-3 1B 1-2 2-H	0-0 F9
Joe DiMaggio, R OBP: 0.339, SLG: 0.561 (1, 8)		0-0 F9		0-3 K 1-2		0-0 F7		0-0 F8 2-3	
Yogi Berra, L OBP: 0.323, SLG: 0.448 (1, 2)		0-0 F3		0-0 F7			0-0 3-1	0-0 G4-6-3 1-2f	
Gene Woodling, L OBP: 0.406, SLG: 0.385 (1, 7)		0-0 4-3			0-0 1-3		4-0 FC5-4 BB		4-0 BB 1B BB
Cliff Mapes, L OBP: 0.519, SLG: 0.739 (1, 9)			0-0 2B 1B 1B		0-0 4-3		0-0 FC5-4 BB 1-2f		4-0 BB 1B BB 1-2
Jerry Coleman, R OBP: 0.383, SLG: 0.442 Joe Collins, L OBP: 0.385, SLG: 0.455 (9, PH)			0-0 2B F9 1B		0-0 2B		4-0 BB 1-2		0-0 F2
Allie Reynolds, R OBP: 0.286, SLG: 0.429 Johnny Mize, L OBP: 0.125, SLG: 0.250 Duane Pillette, R (8, 1) Jim Delsing, L OBP: 0.333, SLG: 0.333 (9, PH)			0-0 F9 2B 1-3 2-3		0-3 K		0-0 F8		0-0 F8

Inning Stats	R: 0	H: 0	E: 1	LOB: 0	K: 0	BB: 0	S: 3	P: 3
	0	0	0	0	0	0	3	3
	0	0	0	0	0	0	3	3
	1	3	0	1	0	0	5	5
	0	0	0	0	1	0	8	8
	0	1	0	1	1	0	6	6
	0	0	0	1	1	0	9	9
	0	0	0	2	2	0	11	11
	1	3	0	1	0	0	5	5
	2	2	0	2	2	0	13	13
	7	3	0	3	0	0	0	0
	2	3	0	0	0	0	0	0
	0	0	0	0	0	0	0	0
	1	0	0	0	0	0	0	2

PITCHER	IP	WLS	BF	H	R	ER	SO	BB	IBB	HBP	BLK	WP	HR	S	P	ERA	WHIP
Early Wynn, R ERA: 4.09 (1, 1)	7.0	W	29	6	2	2	3	4	0	0	0	0	0	31	47	2.57	1.429
Jesse Flores, R ERA: 2.25 (8, 1)	1.2		9	3	2	2	0	2	0	0	0	0	0	7	15	10.80	3.000
Bob Lemon, R ERA: 4.88 (9, 1)	0.1	S	1	0	0	0	0	0	0	0	0	0	0	1	1	0.00	0.000

Batter	1	2	3	4	5	6	7	8	9	AB R H RBI BB SO LOB	TOP		
Dale Mitchell, L (1, 7) OBP: 0.339, SLG: 0.415	0-0 F8		0-0 F6		0-0 F7		0-0 L7			4 0 0 0 0 0 0	<p>Cleveland Indians @ New York Yankees Yankee Stadium, Bronx, NY Sat May 06 1950, 3:38 AM EDT Att: 34,730 - Unknown</p>		
Mickey Vernon, L (1, 3) OBP: 0.231, SLG: 0.149	0-0 HR 1B		4-0 BLK BB		0-0 4-3		0-3 K			3 1 1 0 1 1 0			
Luke Easter, L (1, 9) OBP: 0.415, SLG: 0.500	0-0 1-H HR		0-3 K		0-3 K		4-0 BB			3 1 1 2 1 2 1			
Larry Doby, L (1, 8) OBP: 0.447, SLG: 0.537	0-0 4-3		0-3 K		0-0 2B 1B		0-3 K			4 1 1 0 0 2 2			
Joe Gordon, R (1, 4) OBP: 0.261, SLG: 0.366	0-0 2B		0-0 F7		4-0 2B F7 BB		0-3 K			3 1 1 0 1 1 0			
Ray Boone, R (1, 6) OBP: 0.273, SLG: 0.364	0-0 F7		0-0 F4		0-0 1-3 2-H 2B		0-0 1B			4 0 2 1 0 0 1			
Al Rosen, R (1, 5) OBP: 0.380, SLG: 0.385		4-0 G4-6-3 BB	0-0 BB 1B		0-0 F7		0-3 K			3 0 1 1 1 1 2			
Ray Murray, R (1, 2) OBP: 0.273, SLG: 0.300		0-0 F7	4-0 BB		0-0 6-3		0-0 F8			3 0 0 0 1 0 3			
Sam Zoldak, L (1, 1) OBP: 0.500, SLG: 0.500 Steve Gromek, S (3, 1) Bob Lemon, L (4, PH) Marino Pieretti, R (4, 1) Herb Conyers, L (6, PH) Al Benton, R (6, 1) Gene Bearden, L (7, 1)		0-0 G4-6-3	0-0 1-3		0-3 K					1 0 0 0 0 0 1 0 0 0 0 0 0 0 1 0 0 0 0 0 2 0 0 0 0 0 0 0 1 0 0 0 0 1 1 0 0 0 0 0 0 0 0 0 0 0 0 0 0			
Inning Stats	R: 2 H: 3 E: 0 LOB: 1 K: 0 BB: 0 S: 6 P: 6	R: 0 H: 0 E: 0 LOB: 0 K: 0 BB: 1 S: 2 P: 6	R: 0 H: 0 E: 0 LOB: 1 K: 2 BB: 1 S: 7 P: 11	R: 0 H: 1 E: 0 LOB: 2 K: 0 BB: 1 S: 4 P: 8	R: 0 H: 0 E: 0 LOB: 0 K: 1 BB: 0 S: 5 P: 5	R: 2 H: 2 E: 0 LOB: 1 K: 1 BB: 1 S: 7 P: 11	R: 0 H: 0 E: 0 LOB: 1 K: 2 BB: 1 S: 7 P: 11	R: 0 H: 1 E: 0 LOB: 1 K: 2 BB: 0 S: 8 P: 8		1B: 4 SF: 0 2B: 2 SAC: 0 3B: 0 DP: 1 HR: 1 HBP: 0	WP: 0 PA: 35 PB: 0 SB: 0 CS: 0		
PITCHER	IP WLS BF H R ER SO BB IBB HBP BLK WP HR S P ERA WHIP											PITCHER	IP WLS BF H R ER SO BB IBB HBP BLK WP HR S P ERA WHIP
Fred Sanford, R (1, 1) ERA: 4.5	6.0 W 27 6 4 4 4 4 0 0 0 1 0 1 31 47 6.00 1.667												
Joe Page, L (7, 1) ERA: 2.84	2.0 S 8 1 0 0 4 1 0 0 0 0 0 0 15 19 0.00 1.000												

livebaseballscorecards.com

AB	30
R	4
H	7
RBI	4
BB	5
SO	8
LOB	13



Batter	1	2	3	4	5	6	7	8	9
Phil Rizzuto, R OBP: 0.530, SLG: 0.549 (1, 6)	0-0 6-3	0-0 F8		4-0 G1-6-3 BB		0-0 FC5-4			
Cliff Mapes, L OBP: 0.516, SLG: 0.815 (1, 9)	0-0 HR	0-0 4-3		0-0 G1-6-3			0-0 HR 1B		
Tommy Henrich, L OBP: 0.571, SLG: 1.077 (1, 3)	0-0 1B 2B		0-0 BLK 1B 2B		0-0 F7		0-0 HR		
Joe DiMaggio, R OBP: 0.318, SLG: 0.525 (1, 8)	0-0 5-3		0-0 F6		0-3 K		0-0 F3		
Yogi Berra, L OBP: 0.333, SLG: 0.452 (1, 2)	0-0 1B		0-0 F8		0-0 F7		0-0 1B 1B		
Billy Johnson, R OBP: 0.486, SLG: 0.429 (1, 5)	0-0 F7		0-0 BB 1B		4-0 SH5-3 BB		0-0 G4-6-3 1B		
Gene Woodling, L OBP: 0.400, SLG: 0.357 (1, 7)		0-0 F8	4-0 1-2 BB		0-0 SH5-3		0-0 G4-6-3		
Jerry Coleman, R OBP: 0.380, SLG: 0.435 (1, 4)		0-0 E 1B	0-0 F3		0-0 5-3				
Fred Sanford, S OBP: 0.429, SLG: 0.714 (1, 1)		0-0 E6		0-0 F5		4-0 FC5-4 BB			
Johnny Mize, L OBP: 0.222, SLG: 0.250 (6, PH)		1-1 F8 2B							
Jackie Jensen, R OBP: 0.333, SLG: 0.250 (6, PR)									
Joe Page, L (7, 1)									

AB	R	H	RBI	BB	SO	LOB
3	0	0	1	1	0	2
4	2	2	1	0	0	1
4	3	3	2	0	0	0
4	0	0	0	0	1	2
4	0	2	1	0	0	1
3	0	2	1	1	0	1
2	0	0	0	1	0	2
3	1	1	0	0	0	3
2	1	1	1	0	0	0
0	0	0	0	1	0	0
0	0	0	0	0	0	0
0	0	0	0	0	0	0

AB	R	H	RBI	BB	SO	LOB
29	7	11	7	4	1	12


Inning	R	H	E	K	S	P
1	2	3	0	6	6	
2	2	2	1	5	5	
3	1	2	0	5	9	
4	0	0	0	2	6	
5	0	0	0	5	5	
6	0	0	0	3	11	
7	2	4	0	6	6	

PITCHER	IP	WLS	BF	H	R	ER	SO	BB	IBB	HBP	BLK	WP	HR	S	P	ERA	WHIP
Sam Zoldak, L ERA: 13.5 (1, 1)	2.0		11	5	4	3	0	0	0	0	0	0	1	11	11	13.50	2.500
Steve Gromek, R ERA: 3.38 (3, 1)	1.0		6	2	1	1	0	1	0	0	1	0	0	5	9	9.00	3.000
Marino Pieretti, R ERA: (4, 1)	2.0		6	0	0	0	1	1	0	0	0	0	0	7	11	0.00	0.500
Al Benton, R ERA: (6, 1)	1.0		5	0	0	0	0	2	0	0	0	0	0	3	11	0.00	2.000
Gene Bearden, L ERA: 7.36 (7, 1)	1.0		6	4	2	2	0	0	0	0	0	0	1	6	6	18.00	4.000

Cleveland Indians @ New York Yankees
 Yankee Stadium, Bronx, NY
 Sat May 06 1950, 3:38 AM EDT
 Att. 34,730 - Unknown

livebaseballscorecards.com

WP: 0	PA: 34
PB: 0	
SB: 0	
CS: 0	



Batter	1	2	3	4	5	6	7	8	9	AB R H RBI BB SO LOB	TOP
Dale Mitchell, L (1, 7) OBP: 0.317, SLG: 0.386	0-0 F8		0-3 K	0-3 K			0-0 F9		0-0 F9	4 0 0 0 0 1 0	Cleveland Indians @ Washington Senators Griffith Stadium, Washington, DC Sun May 07 1950, 3:33 AM EDT Att. 23,138 - Unknown livebaseballscorecards.com
Mickey Vernon, L (1, 3) OBP: 0.214, SLG: 0.137	0-0 F9		0-0 E6			0-0 F7	0-3 K			0 0 0 0 0 0 0	
Luke Easter, L (1, 9) OBP: 0.400, SLG: 0.528	0-0 1B 3B		0-0 F4			0-3 K		0-0 4-3		4 1 1 0 0 1 1	
Larry Doby, L (1, 8) OBP: 0.471, SLG: 0.545	0-0 1B		0-0 4-3			0-0 6-3		0-3 K		3 0 2 1 1 0 0	
Joe Gordon, R (1, 4) OBP: 0.240, SLG: 0.333	0-0 S			0-0 3-1		4-0 BB		0-0 1B		5 0 0 0 0 1 3	
Ray Boone, R (1, 6) OBP: 0.400, SLG: 0.385		0-3 K		0-0 F5		0-0 G6-4-3		0-0 F8		2 1 1 0 2 0 0	
Al Rosen, R (1, 5) OBP: 0.389, SLG: 0.535			0-0 1-4-3		0-0 HR 1B	4-0 BB		4-0 5-3 BB		4 2 2 3 0 0 2	
Jim Hegan, R (1, 2) OBP: 0.463, SLG: 0.649			0-0 HR		0-0 HR	0-0 F9		0-0 F6		4 1 1 1 0 0 1	
Mike Garcia, R (1, 1) Jesse Flores, R (4, 1) Bob Lemon, L (7, 1) Sam Zoldak, L (8, 1) Allie Clark, R (9, PH)			0-0 F4		0-0 HR		0-0 F4		0-0 5-3	2 0 0 0 0 2 0 1 0 1 0 0 0 0 0 1	
Inning Stats	R: 1 H: 2 E: 0 LOB: 1 K: 0 BB: 0 S: 4 P: 4	R: 1 H: 1 E: 0 LOB: 0 K: 1 BB: 0 S: 6 P: 6	R: 0 H: 0 E: 1 LOB: 1 K: 1 BB: 0 S: 6 P: 6	R: 3 H: 3 E: 0 LOB: 0 K: 1 BB: 0 S: 8 P: 8	R: 0 H: 0 E: 0 LOB: 0 K: 1 BB: 0 S: 5 P: 5	R: 0 H: 0 E: 0 LOB: 1 K: 0 BB: 2 S: 2 P: 10	R: 0 H: 0 E: 0 LOB: 0 K: 1 BB: 0 S: 5 P: 5	R: 0 H: 1 E: 0 LOB: 1 K: 1 BB: 0 S: 6 P: 6	R: 0 H: 0 E: 0 LOB: 1 K: 0 BB: 1 S: 3 P: 7	1B: 3 SF: 0 2B: 0 SAC: 0 3B: 1 DP: 1 HR: 3 HBP: 0	WP: 0 PA: 37 PB: 0 SB: 1 CS: 0
PITCHER	Connie Marrero, R (1, 1) ERA: 3.86 Mickey Harris, L (5, 1) ERA: 4.09					PITCHER IP WLS BF H R ER SO BB IBB HBP BLK WP HR S P ERA WHIP					



Batter	1	2	3	4	5	6	7	8	9	AB R H RBI BB SO LOB	TOP	
Dale Mitchell, L (1, 7) OBP: 0.357, SLG: 0.431	0-0 1-3		0-0 1B 3B		0-0 1-2		4-0 BB	0-0 1B		4 1 2 3 1 0 1		
Thurman Tucker, L (1, 8) Herb Conyers, L (8, PH) Al Benton, R (8, 1)	0-0 L7		1-0 1B 8-2 HBP		0-0 FC6-5-4		0-0 L6	0-0 L4		3 0 0 0 0 0 2 1 0 0 0 0 0 1 0 0 0 0 0 0 0		
Luke Easter, L (1, 3) OBP: 0.389, SLG: 0.533	0-0 FC6-4 1B		0-0 1-3 3-H 1B		0-3 K			0-0 F8	0-3 K	5 0 2 1 0 2 1		
Allie Clark, R (1, 9)	0-0 FC6-4 1-2f		0-0 8-2 3-Hf				0-0 6-3	4-0 2B BB	0-3 K	4 1 0 0 1 1 3		
Al Rosen, R (1, 5) OBP: 0.397, SLG: 0.615					0-0 1B 1B		0-0 F7	0-0 1B 2B	0-0 HR	5 3 4 2 0 0 0		
Ray Boone, R (1, 6) Joe Gordon, R (9, PH) OBP: 0.222, SLG: 0.306					0-0 F4		4-0 BB	0-0 1B 1B	0-3 K	3 1 1 1 1 0 2 1 0 0 0 0 1 0		
Johnny Berardino, R (1, 4) OBP: 0.600, SLG: 0.500					0-0 F3		0-0 1B	4-0 1B BB		3 1 1 1 1 0 2		
Jim Hegan, R (1, 2) Ray Murray, R (5, 2) OBP: 0.231, SLG: 0.250					0-0 L8			0-0 F8	0-0 F8	2 0 0 0 0 1 1 2 0 0 0 0 0 2		
Steve Gromek, S (1, 1) Sam Zolcak, L (5, 1) Marino Pieretti, R (5, 1) Mickey Vernon, L (7, PH) Dick Rozek, L (7, 1) Bob Lemon, L (8, PH) Bob Kennedy, R (8, 8) OBP: 0.286, SLG: 0.231					0-0 F7		0-0 FC6-5-4 1B	0-0 L5	4-0 1B BB	2 0 1 0 0 0 0 0 0 0 0 0 0 0 0 0 0 0 0 0 0 1 0 1 0 0 1 0 0 0 0 0 0 0 0 0		
Inning Stats	R: 0 H: 1 E: 0 LOB: 1 K: 0 BB: 0 S: 4 P: 4	R: 0 H: 1 E: 0 LOB: 1 K: 1 BB: 0 S: 6 P: 6	R: 1 H: 2 E: 0 LOB: 1 K: 0 BB: 0 S: 4 P: 5	R: 1 H: 2 E: 0 LOB: 0 K: 0 BB: 0 S: 4 P: 4	R: 0 H: 1 E: 0 LOB: 1 K: 1 BB: 0 S: 6 P: 6	R: 0 H: 0 E: 0 LOB: 1 K: 0 BB: 1 S: 3 P: 7	R: 0 H: 0 E: 0 LOB: 1 K: 0 BB: 1 S: 3 P: 7	R: 5 H: 3 E: 0 LOB: 1 K: 0 BB: 3 S: 6 P: 18	R: 1 H: 1 E: 0 LOB: 0 K: 3 BB: 0 S: 10 P: 10	1B: 7 SF: 0 2B: 3 SAC: 0 3B: 1 DP: 1 HR: 1 HBP: 1	WP: 0 PA: 42 PB: 0 SB: 0 CS: 0	
PITCHER	IP WLS BF H R ER SO BB IBB HBP BLK WP HR S P ERA WHIP											
Hank Wyse, R (1, 1) ERA: 7.36	7.2 W 36 9 7 7 2 5 0 1 0 0 0 0 34 55 8.22 1.826											
Carl Scheib, R (8, 1) ERA: 3.86	1.1 S 6 2 1 1 3 0 0 0 0 0 0 1 12 12 6.75 1.500											

Cleveland Indians @ Philadelphia Athletics
 Shibe Park, Philadelphia, PA
 Tue May 09 1950, 3:33 AM EDT
 Att: 11,908 - Unknown

livebaseballscorecards.com

AB	36
R	8
H	11
RBI	8
BB	5
SO	5
LOB	15



Batter	1	2	3	4	5	6	7	8	9	AB	R	H	RBI	BB	SO	LOB
Eddie Joost, R OBP: 0.424, SLG: 0.442 (1, 6)	0-0 F8		0-0 F7		0-0 F2			0-0 HR		5	1	1	1	0	1	2
Paul Lehner, L OBP: 0.405, SLG: 0.718 (1, 7)	0-0 G3		0-0 F9		0-0 HR	0-0 F8		0-0 F4		5	1	1	0	0	0	0
Elmer Valo, L OBP: 0.333, SLG: 0.320 (1, 9)	0-0 4-3		0-0 4-3		0-0 HR	0-0 5-3		0-0 F4		5	1	1	3	0	0	0
Ferris Fain, L OBP: 0.408, SLG: 0.569 (1, 3)		0-0 HR		4-0 F9	0-0 1B	0-0 1B	0-0 1-3			3	2	2	1	1	0	0
Bob Dillinger, R OBP: 0.342, SLG: 0.400 (1, 5)		0-0 SH3-4		0-0 FC5-4	0-0 F3		0-0 F4			4	0	2	0	0	0	1
Sam Chapman, R OBP: 0.356, SLG: 0.297 (1, 8)		4-0 SH3-4		0-0 F9	0-0 1B	0-0 1-4-3		0-0 1-4-3		3	1	1	1	1	0	2
Pete Suder, R OBP: 0.302, SLG: 0.383 (1, 4)		0-0 SH3-4		0-0 F4	0-0 1B	0-0 1B		4-0 PB		2	1	1	0	1	0	2
Mike Guerra, R OBP: 0.333, SLG: 0.486 (1, 2)		4-0 FC1-2-4		0-0 FC5-4	0-0 E8	0-0 F5		0-0 F5		3	1	1	1	1	0	3
Hank Wyse, R OBP: 0.222, SLG: 0.222 (1, 1)		0-0 FC1-2-4			0-0 HR			0-0 F9		3	1	2	1	0	0	3
Carl Scheib, R OBP: 0.429, SLG: 0.429 (8, 1)										1	0	0	0	0	0	0

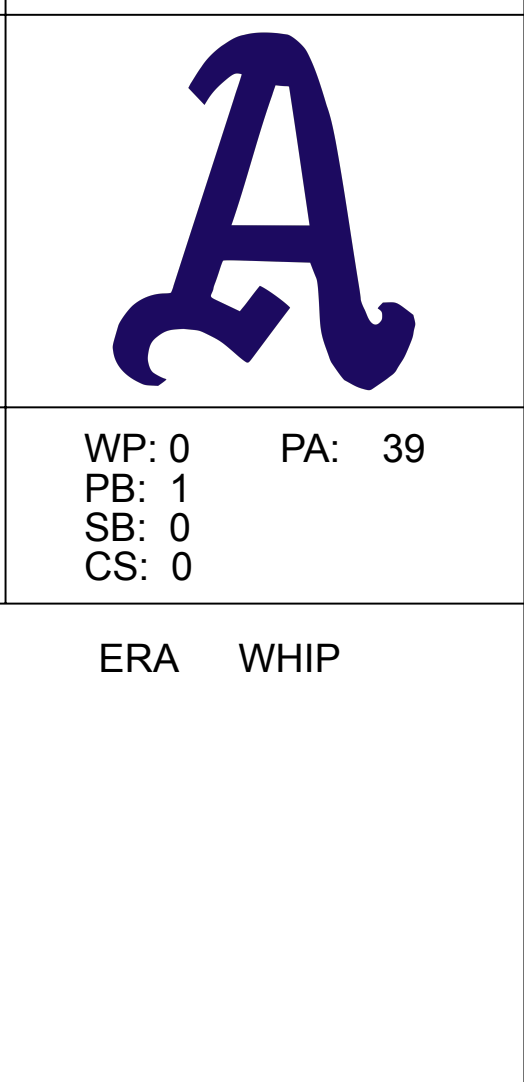
Inning Stats	R: 0	H: 0	E: 0	K: 0	S: 3	H: 0	LOB: 0	BB: 0	P: 3	R: 1	H: 2	E: 0	K: 0	S: 4	H: 0	LOB: 0	BB: 0	P: 3	R: 0	H: 1	E: 0	K: 0	S: 4	H: 7	LOB: 8	E: 1	K: 1	S: 13	H: 0	LOB: 0	BB: 0	P: 3	R: 0	H: 0	E: 0	K: 0	S: 3	H: 0	LOB: 1	BB: 1	P: 7	R: 1	H: 1	E: 0	K: 0	S: 4	H: 1	LOB: 0	BB: 0	P: 4
1B: 8	SF: 0	2B: 1	SAC: 1	3B: 0	DP: 1	HR: 3	HBP: 0	WP: 0	PA: 39																																									

PITCHER	IP	WLS	BF	H	R	ER	SO	BB	IBB	HBP	BLK	WP	HR	S	P	ERA	WHIP
Steve Gromek, R ERA: 8.59 (1, 1)	4.2	L	24	8	6	6	0	2	1	0	0	0	2	21	33	11.57	2.143
Sam Zoldak, L ERA: 14.21 (5, 1)	0.0		3	3	2	2	0	0	0	0	0	0	0	3	3	∞	∞
Marino Pieretti, R ERA: (5, 1)	1.1		4	0	0	0	1	0	0	0	0	0	0	6	6	0.00	0.000
Dick Rozek, L ERA: 3.0 (7, 1)	1.0		4	0	0	0	0	1	0	0	0	0	0	3	7	0.00	1.000
Al Benton, R ERA: 1.8 (8, 1)	1.0		4	1	1	1	0	0	0	0	0	0	1	4	4	9.00	1.000

BOTTOM

Cleveland Indians @ Philadelphia Athletics
Shibe Park, Philadelphia, PA
 Tue May 09 1950, 3:33 AM EDT
 Att. 11,908 - Unknown

AB	34
R	9
H	12
RBI	8
BB	4
SO	1
LOB	13



Batter	1	2	3	4	5	6	7	8	9	AB R H RBI BB SO LOB	TOP																									
Dale Mitchell, L (1, 7) OBP: 0.373, SLG: 0.426	4-0 E BB 1B BB	0-0 6-3			0-0 6-3			0-0 SH1-3 2-H 1B	4-0 BB 2-H BB	3 1 1 1 2 0 0																										
Bob Kennedy, R (1, 8) OBP: 0.278, SLG: 0.235	0-0 F9		0-0 1B		0-3 K2-3			0-0 SH1-3 1-2	0-0 F3	4 0 1 0 0 1 2																										
Luke Easter, L (1, 3) OBP: 0.379, SLG: 0.500	4-0 E 1B BB		0-3 K			0-0 F7		0-3 K		3 1 0 0 1 2 2																										
Mickey Vernon, L (8, 3) OBP: 0.226, SLG: 0.143	1-2 E 1B BB									0 0 0 0 0 0 0																										
Allie Clark, R (1, 9)	0-0 E4 1B		0-3 K			4-0 BB G6-4-3		0-0 F8		3 0 0 0 1 1 4																										
Al Rosen, R (1, 5) OBP: 0.373, SLG: 0.571	0-0 F8		0-0 1-3			0-0 G6-4-3 1-2f			0-0 1-3	4 0 0 0 0 0 5																										
Joe Gordon, R (1, 4) OBP: 0.241, SLG: 0.308	0-0 FC4-6 1B			4-0 BB G1-4-6-3			0-0 F8		0-0 6-3	3 0 1 2 1 0 0																										
Lou Boudreau, R (1, 6) OBP: 0.250, SLG: 0.239	0-0 FC4-6			0-0 G1-4-6-3 1-2f			0-0 G6-4-3 1B		0-0 1B E 1B	4 0 2 0 0 0 3																										
Bobby Avila, R (9, PR) OBP: 0.600, SLG: 0.500	1-2f FC4-6									0 1 0 0 0 0 0																										
Ray Boone, R (9, 6) OBP: 0.391, SLG: 0.350										0 0 0 0 0 0 0																										
Jim Hegan, R (1, 2) OBP: 0.451, SLG: 0.638		0-0 L3 1B		0-0 F5			0-0 G6-4-3 1-2f		0-0 E2 1-H 2B 1B	4 1 2 0 0 0 1																										
Bob Lemon, L (1, 1) OBP: 0.429, SLG: 0.611			0-0 L3			0-0 F2		0-0 1B 2B	0-0 WP 3-H 2B	4 2 2 1 0 0 1																										
Jesse Flores, R (9, 1)										0 0 0 0 0 0 0																										
Inning Stats	R: 2 E: 1 K: 0 S: 5	H: 1 LOB: 2 BB: 2 P: 13	R: 0 E: 0 K: 0 S: 3	H: 1 LOB: 0 BB: 0 P: 3	R: 0 E: 0 K: 2 S: 8	H: 1 LOB: 1 BB: 0 P: 8	R: 0 E: 0 K: 2 S: 2	H: 0 LOB: 0 BB: 1 P: 6	R: 0 E: 0 K: 1 S: 5	H: 0 LOB: 0 BB: 0 P: 5	R: 0 E: 0 K: 0 S: 2	H: 0 LOB: 0 BB: 1 P: 6	R: 0 E: 0 K: 0 S: 3	H: 1 LOB: 0 BB: 0 P: 3	R: 1 E: 0 K: 1 S: 7	H: 2 LOB: 1 BB: 0 P: 7	R: 3 E: 1 K: 0 S: 6	H: 3 LOB: 1 BB: 1 P: 10	1B: 7 2B: 3 3B: 0 HR: 0	SF: 0 SAC: 1 DP: 4 HBP: 0	WP: 2 PB: 0 SB: 0 CS: 0	PA: 38														
PITCHER	IP WLS BF H R ER SO BB IBB HBP BLK WP HR S P ERA WHIP																																			
Bobby Shantz, L (1, 1) ERA: 4.41	8.0		31	6	3	1	4	4	0	0	0	0	0	35	51	1.12	1.250																			
Bob Hooper, R (9, 1) ERA: 1.48	1.0	L	7	3	3	0	0	1	0	0	0	1	0	6	10	0.00	4.000																			

Cleveland Indians @ Philadelphia Athletics
 Shibe Park, Philadelphia, PA
 Wed May 10 1950, 3:33 AM EDT
 Att. 5,616 - Unknown

livebaseballscorecards.com

AB	32
R	6
H	9
RBI	4
BB	5
SO	4
LOB	18



Batter	1	2	3	4	5	6	7	8	9	10	AB R H RBI BB SO LOB	TOP												
Dale Mitchell, L (1, 7) OBP: 0.354, SLG: 0.403 Thurman Tucker, L (8, 7)	0-0 L4		0-0 FC6-4		0-0 F8		0-0 4-3		0-3 K		4 0 0 0 0 0 1 1 0 0 0 0 1 0	Cleveland Indians @ Philadelphia Athletics Shibe Park, Philadelphia, PA Thu May 11 1950, 3:33 AM EDT Att: 3,035 - Unknown												
Bob Kennedy, R (1, 8) OBP: 0.304, SLG: 0.238	0-0 F3		0-0 F8		4-0 BB		0-0 L5		0-0 1B 1B		4 0 1 0 1 0 1													
Luke Easter, L (1, 3) OBP: 0.365, SLG: 0.462	0-0 F8		0-0 F9		0-0 F5		0-0 3-1		4-0 1B BB		4 0 0 0 1 0 2													
Allie Clark, R (1, 9) OBP: 0.250, SLG: 0.357		0-0 F4		0-0 HR		0-0 F8		0-0 L9		0-0 1B	5 1 2 1 0 0 0													
Al Rosen, R (1, 5) OBP: 0.375, SLG: 0.607		0-0 2B 1B		0-0 4-3		0-0 5-3		0-0 HR		0-0 F8	5 1 2 1 0 0 0													
Joe Gordon, R (1, 4) OBP: 0.270, SLG: 0.351		0-0 F6		0-0 F7		0-0 1B 2B		0-0 CS 1B		0-0 1B FC6-4 1B	5 2 3 0 0 0 1													
Lou Boudreau, R (1, 6) OBP: 0.321, SLG: 0.320		0-0 1-3 2B		4-0 BB		0-0 BB 2-H 1B		0-0 1-2 1B		0-0 FC6-4 1B	4 0 4 1 1 0 0													
Jim Hegan, R (1, 2) OBP: 0.429, SLG: 0.588		0-0 F7		0-0 L7		4-0 BB 1-2 BB		0-0 F7		0-0 FC6-4	4 0 0 1 1 0 5													
Mike Garcia, R (1, 1) OBP: 0.167, SLG: 0.167 Jesse Flores, R (8, 1)			0-0 FC6-4 1B		0-3 K		0-0 F7		0-3 K		0-0 F7		3 0 1 0 0 1 2 2 0 0 0 0 1 1											
Inning Stats	R: 0 E: 0 K: 0 S: 3	H: 0 LOB: 0 BB: 0 P: 3	R: 0 E: 0 K: 0 S: 5	H: 2 LOB: 2 BB: 0 P: 5	R: 0 E: 0 K: 0 S: 4	H: 1 LOB: 1 BB: 0 P: 4	R: 1 E: 0 K: 0 S: 4	H: 1 LOB: 1 BB: 1 P: 8	R: 0 E: 0 K: 1 S: 5	H: 0 LOB: 1 BB: 1 P: 9	R: 1 E: 0 K: 0 S: 5		H: 2 LOB: 2 BB: 1 P: 9	R: 0 E: 0 K: 0 S: 3	H: 0 LOB: 0 BB: 0 P: 3	R: 1 E: 0 K: 0 S: 5	H: 3 LOB: 1 BB: 0 P: 5	R: 0 E: 0 K: 2 S: 8	H: 2 LOB: 2 BB: 1 P: 12	R: 1 E: 0 K: 0 S: 5	H: 2 LOB: 1 BB: 0 P: 5	1B: 9 2B: 2 3B: 0 HR: 2	SF: 0 SAC: 0 DP: 0 HBP: 0	WP: 0 PB: 0 SB: 0 CS: 1
PITCHER Alex Kellner, L (1, 1) ERA: 3.14	IP 10.0	WLS L	BF 45	H 13	R 4	ER 4	SO 3	BB 4	IBB 0	HBP 0	BLK 0	WP 0	HR 2	S 47	P 63	ERA 3.60	WHIP 1.700							

livebaseballscorecards.com

AB 41
R 4
H 13
RBI 4
BB 4
SO 3
LOB 13



Batter	1	2	3	4	5	6	7	8	9	10	AB	R	H	RBI	BB	SO	LOB
Eddie Joost, R OBP: 0.429, SLG: 0.417 (1, 6)	4-0 BB 1B BB	0-0 F8			0-0 1B 1B		4-0 SH3-4 FC1-2 BB	0-0 1-2 1B		0-3 K	4	2	2	0	2	1	3
Paul Lehner, L OBP: 0.423, SLG: 0.667 (1, 7)	0-0 F7		0-0 3-1		0-0 1B 1B		0-0 FC1-2 SH3-4 1B	0-0 F8			5	0	2	0	0	0	3
Elmer Valo, L OBP: 0.364, SLG: 0.368 (1, 9)	0-0 F8		0-0 F7		0-0 1B G3-6-1		0-0 SH3-4		4-0 CS BB		3	0	1	1	1	0	1
Ferris Fain, L OBP: 0.407, SLG: 0.534 (1, 3)	4-0 E 1B 1-2 BB		0-0 4-3		0-0 G3-6-1 1-2f		4-0 FC1-2 IBB		0-0 K 1B		3	0	1	0	2	0	2
Bob Dillinger, R OBP: 0.354, SLG: 0.430 (1, 5)	0-0 E7 1-3 2-H 1B		0-0 4-3 1B			0-0 F3	0-0 FC1-2 1-2 2-3 3-Hf		0-3 K 1-2		4	0	2	1	0	0	3
Kermit Wahl, R OBP: 0.273, SLG: 0.200 (8, 5)											1	0	0	0	0	1	1
Sam Chapman, R OBP: 0.341, SLG: 0.329 (1, 8)	0-0 F7		0-0 4-3 1-2		0-0 4-3 1-2	0-0 HR	0-0 1-3			0-0 F6	5	1	1	1	0	0	6
Pete Suder, R OBP: 0.295, SLG: 0.364 (1, 4)		0-0 G5-4-3 1B		0-0 F9		0-0 F3		0-0 5-3		0-0 2B	4	0	1	0	0	0	1
Barney McCosky, L OBP: 0.400, SLG: 0.394 (10, PH)											1	0	1	0	0	0	0
Joe Tipton, R OBP: 0.286, SLG: 0.357 (1, 2)		0-0 G5-4-3 1-2f		0-0 F5		0-0 1B		0-0 FC1-6 1B		0-3 K	5	0	2	0	0	1	3
Alex Kellner, R OBP: 0.294, SLG: 0.294 (1, 1)						0-3 K		0-0 FC1-6 1B 1-2f		4-0 BB	4	0	1	0	0	2	2
Wally Moses, L OBP: 0.300, SLG: 0.125 (10, PH)											0	0	0	0	1	0	0


Inning Stats	R: 1	H: 1	R: 0	H: 2	R: 0	H: 0	R: 0	H: 1	R: 1	H: 3	R: 1	H: 2	R: 0	H: 1	R: 0	H: 2	R: 0	H: 1	R: 0	H: 1	R: 0	H: 1	1B: 12	SF: 0	WP: 0	PA: 46	
E: 1	LOB: 2	E: 0	LOB: 1	E: 0	LOB: 0	E: 0	LOB: 1	E: 0	LOB: 1	E: 0	LOB: 3	E: 0	LOB: 2	E: 0	LOB: 0	E: 0	LOB: 2	E: 0	LOB: 0	E: 0	LOB: 2	E: 0	LOB: 2	2B: 1	SAC: 1	PB: 0	
K: 0	BB: 2	K: 0	BB: 0	K: 0	BB: 0	K: 1	BB: 0	K: 0	BB: 0	K: 1	BB: 2	K: 1	BB: 0	K: 0	BB: 1	K: 0	BB: 0	K: 1	BB: 1	K: 2	BB: 1	K: 2	BB: 1	3B: 0	DP: 2	SB: 0	
S: 4	P: 12	S: 4	P: 4	S: 3	P: 3	S: 4	P: 4	S: 7	P: 7	S: 4	P: 12	S: 5	P: 5	S: 4	P: 8	S: 8	P: 12	S: 8	P: 12	S: 8	P: 12	S: 8	P: 12	HR: 1	HBP: 0	CS: 1	

PITCHER	IP	WLS	BF	H	R	ER	SO	BB	IBB	HBP	BLK	WP	HR	S	P	ERA	WHIP
Mike Garcia, R ERA: 6.19 (1, 1)	7.2		37	12	3	3	2	3	1	0	0	0	1	37	53	3.52	1.957
Jesse Flores, R ERA: 3.07 (8, 1)	2.1	W	9	2	0	0	3	2	0	0	0	0	0	13	21	0.00	1.714

BOTTOM

Cleveland Indians @ Philadelphia Athletics
Shibe Park, Philadelphia, PA
 Thu May 11 1950, 3:33 AM EDT
 Att. 3,035 - Unknown

AB 39
R 3
H 14
RBI 3
BB 6
SO 5
LOB 25



Batter	1	2	3	4	5	6	7	8	9	AB R H RBI BB SO LOB	TOP							
Herb Adams, L (1, 8) OBP: 0.220, SLG: 0.211	0-0 L5			0-0 F7		0-0 FC6-4 1B		0-3 K		4 0 0 0 0 1 2								
Dave Philley, S (1, 9) OBP: 0.304, SLG: 0.397	0-0 F8			0-3 K		0-0 1B		0-0 F8		4 0 1 1 0 1 0								
Cass Michaels, R (1, 4) OBP: 0.421, SLG: 0.537	0-0 F4			0-0 F2		0-0 F3		0-0 FC4-8 1B		4 0 1 0 0 0 2								
Hank Majeski, R (1, 5) OBP: 0.386, SLG: 0.523		0-0 4-3			0-0 2B	0-0 1-3		0-0 FC4-6		4 0 1 0 0 0 3								
Johnny Ostrowski, R (1, 7) OBP: 0.455, SLG: 0.654		0-3 K			4-0 BB G6-4-3		0-0 F2		0-0 4-3 G3 1B	3 0 1 0 1 1 0								
Gordon Goldsberry, L (1, 3) OBP: 0.471, SLG: 0.385		0-3 K			0-0 F7		0-0 1B BB 1B		0-0 G3	4 0 1 0 0 1 3								
Phil Masi, R (1, 2) OBP: 0.356, SLG: 0.350			0-3 K		0-0 G6-4-3		4-0 1B BB		0-0 4-3	3 0 0 0 1 1 3								
Chico Carrasquel, R (1, 6) OBP: 0.431, SLG: 0.396			0-3 K			4-0 FC6-4 1B BB	0-0 1B		4-0 BB	2 1 1 0 2 1 0								
Bill Wight, L (1, 1) Luke Appling, R (6, PH) Randy Gumpert, R (6, 1) Gus Zernial, R (7, PH) Jack Bruner, L (7, 1) Howie Judson, R (8, 1) Nellie Fox, L (9, PH)			0-0 4-3			4-0 FC6-4 BB	0-0 G6-4-3		0-0 F9	1 0 0 0 0 0 0 0 0 0 0 1 0 0 0 0 0 0 0 0 0 1 0 0 0 0 0 3 0 0 0 0 0 0 0 0 0 0 0 0 0 0 1 0 0 0 0 0 2								
Inning Stats	R: 0 E: 0 K: 0 S: 3	H: 0 LOB: 0 BB: 0 P: 3	R: 0 E: 0 K: 2 S: 7	H: 0 LOB: 0 BB: 0 P: 7	R: 0 E: 0 K: 2 S: 7	H: 0 LOB: 0 BB: 0 P: 7	R: 0 E: 0 K: 1 S: 5	H: 1 LOB: 1 BB: 1 P: 5	R: 0 E: 0 K: 0 S: 3	H: 2 LOB: 2 BB: 1 P: 8	R: 0 E: 0 K: 1 S: 6	H: 1 LOB: 1 BB: 0 P: 6	R: 0 E: 0 K: 0 S: 4	H: 1 LOB: 2 BB: 1 P: 8	1B: 5 2B: 1 3B: 0 HR: 0	SF: 0 SAC: 0 DP: 2 HBP: 0	WP: 0 PB: 0 SB: 0 CS: 0	PA: 36
PITCHER	IP WLS BF H R ER SO BB IBB HBP BLK WP HR S P ERA WHIP																	
Early Wynn, R (1, 1) ERA: 3.12	6.1 W 26 4 1 1 5 4 0 0 0 0 0 0 32 48 1.42 1.263																	
Marino Pieretti, R (7, 1) ERA:	2.2 S 10 2 0 0 1 1 0 0 0 0 0 0 11 15 0.00 1.125																	

Chicago White Sox @ Cleveland Indians
Cleveland Municipal Stadium, Cleveland, OH
Fri May 12 1950, 3:33 AM EDT
Att: 26,932 - Unknown

livebaseballscorecards.com

AB	31
R	1
H	6
RBI	1
BB	5
SO	6
LOB	18



Batter	1	2	3	4	5	6	7	8	9	AB	R	H	RBI	BB	SO	LOB
Dale Mitchell, L OBP: 0.378, SLG: 0.427 (1, 7)	0-0 FC5-4 1B HR 1B		0-0 L9 1B		0-0 SH1-4 1-2 1B		0-0 1B			3	1	3	0	0	0	0
Bob Kennedy, R OBP: 0.333, SLG: 0.280 (1, 8) (7, 9)	0-0 FC5-4 1-2 1B		0-0 L9 1-2		0-0 FC4-6 2-3 1B		0-3 K			4	0	2	0	0	1	2
Luke Easter, L OBP: 0.373, SLG: 0.444 (1, 3)	0-0 F3		4-0 BB		0-0 FC4-6 FC6-4 1-2f 3-H			4-0 FC1-5 BB		2	0	0	1	2	0	3
Allie Clark, R OBP: 0.211, SLG: 0.294 (1, 9) Larry Doby, L OBP: 0.464, SLG: 0.521 (7, 8)	0-0 FC5-4 HR 1-2f 2-3		0-0 F9		0-0 FC6-4 1-2f			4-0 FC1-5 1B BB		3	1	0	0	0	0	4
Al Rosen, R OBP: 0.382, SLG: 0.641 (1, 5)	0-0 HR 1-H 3-H			4-0 BB		0-0 F7		0-0 FC1-5 1B 1-2 2-3f		3	1	1	3	1	0	2
Joe Gordon, R OBP: 0.284, SLG: 0.361 (1, 4)	0-0 6-3			0-0 1B		0-0 F5		0-0 1B		4	0	2	1	0	0	0
Lou Boudreau, R OBP: 0.298, SLG: 0.296 (1, 6)		0-0 6-3		0-0 L9		0-0 F9		0-0 F9		4	0	0	0	0	0	2
Jim Hegan, R OBP: 0.424, SLG: 0.574 (1, 2)			0-0 G4-6-3 1B		0-0 F3		0-3 K			3	0	1	0	0	1	1
Early Wynn, S OBP: 0.600, SLG: 0.333 (1, 1) Marino Pieretti, R (7, 1)			0-0 G4-6-3 1-2f		4-0 1B SH1-4 FC4-6 BB		0-0 F9			1	1	0	0	1	0	1
										1	0	0	0	0	0	0

Inning Stats	R: 3	H: 3	E: 0	K: 0	S: 6	LOB: 0	BB: 0	P: 6	R: 0	H: 1	E: 0	K: 0	S: 3	LOB: 0	BB: 0	P: 3	R: 0	H: 1	E: 0	K: 0	S: 3	LOB: 1	BB: 1	P: 7	R: 0	H: 1	E: 0	K: 0	S: 3	LOB: 1	BB: 1	P: 7	R: 1	H: 1	E: 0	K: 0	S: 4	LOB: 1	BB: 1	P: 8	R: 0	H: 0	E: 0	K: 0	S: 3	LOB: 0	BB: 0	P: 3	R: 0	H: 1	E: 0	K: 2	S: 8	LOB: 1	BB: 0	P: 8	R: 1	H: 1	E: 0	K: 0	S: 3	LOB: 1	BB: 2	P: 11
--------------	------	------	------	------	------	--------	-------	------	------	------	------	------	------	--------	-------	------	------	------	------	------	------	--------	-------	------	------	------	------	------	------	--------	-------	------	------	------	------	------	------	--------	-------	------	------	------	------	------	------	--------	-------	------	------	------	------	------	------	--------	-------	------	------	------	------	------	------	--------	-------	-------


PITCHER	IP	WLS	BF	H	R	ER	SO	BB	IBB	HBP	BLK	WP	HR	S	P	ERA	WHIP
Bill Wight, L ERA: 3.06 (1, 1)	5.0	L	22	7	4	4	0	3	0	0	0	0	1	19	31	7.20	2.000
Randy Gumpert, R ERA: 5.54 (6, 1)	1.0		3	0	0	0	0	0	0	0	0	0	0	3	3	0.00	0.000
Jack Bruner, L ERA: 1.59 (7, 1)	1.0		6	1	1	1	2	2	0	0	0	0	0	8	16	9.00	3.000
Howie Judson, R ERA: (8, 1)	1.0		3	1	0	0	0	0	0	0	0	0	0	3	3	0.00	1.000

BOTTOM

Chicago White Sox @ Cleveland Indians
Cleveland Municipal Stadium, Cleveland, OH

Fri May 12 1950, 3:33 AM EDT
Att. 26,932 - Unknown

AB	28
R	5
H	9
RBI	5
BB	5
SO	2
LOB	15



WP	HR	S	P	ERA	WHIP
0	0	1	34	0	0

Batter	1	2	3	4	5	6	7	8	9	AB R H RBI BB SO LOB	TOP		
Dave Philley, S (1, 8) OBP: 0.301, SLG: 0.380	4-0 L8-3 BB		0-0 6-3		0-0 F4		0-0 6-3			3 0 0 0 1 0 1			
Luke Appling, R (1, 3) OBP: 0.309, SLG: 0.311	0-0 L8-3		0-0 F8		0-0 F2			0-0 E1 SH3-4		4 0 0 0 0 0 1			
Jim Busby, R (8, PR) OBP: 0.235, SLG: 0.235	1-2									0 0 0 0 0 0 0			
Gordon Goldsberry, L (8, 3) OBP: 0.471, SLG: 0.385										0 0 0 0 0 0 0			
Cass Michaels, R (1, 4) OBP: 0.418, SLG: 0.543	0-0 F2		0-0 2B		0-0 F5			0-0 SH3-4 1-2		3 0 1 0 0 0 0			
Gus Zernial, R (1, 7) OBP: 0.258, SLG: 0.322		0-0 1B F8 1B	0-0 F9		0-0 6-3			0-0 L8		4 1 1 0 0 0 3			
Hank Majeski, R (1, 5) OBP: 0.378, SLG: 0.507		0-0 F8 1B 1B		0-0 1-3		0-0 F6		0-0 L8		4 0 1 0 0 0 2			
Johnny Ostrowski, R (1, 9) OBP: 0.486, SLG: 0.655		0-0 1B		4-0 1B F7 BB		0-0 F3		0-0 FC5-4 1B		3 1 2 0 1 0 0			
Eddie Malone, R (1, 2) OBP: 0.345, SLG: 0.308		0-0 F8 2-3 3-H		0-0 1B FC6-4 1B		4-0 BB		0-0 F2		3 0 1 1 1 0 3			
Chico Carrasquel, R (1, 6) OBP: 0.403, SLG: 0.365		0-0 F8		0-0 F7 3-H		0-0 F7		0-0 FC5-4 1-2f		4 0 0 1 0 0 5			
Bob Cain, L (1, 1) OBP: 0.250, SLG: 0.375		0-0 F7		0-0 FC6-4 1-2f		0-3 K		0-0 F9		3 0 0 0 0 1 4			
Ken Holcombe, R (8, 1)										0 0 0 0 0 0 0			
Floyd Baker, L (9, PH) OBP: 0.667, SLG: 1.000										1 0 0 0 0 0 1			
Inning Stats	R: 0 E: 0 K: 0 S: 2 H: 0 LOB: 0 BB: 1 P: 6	R: 1 E: 0 K: 0 S: 6 H: 3 LOB: 2 BB: 0 P: 6	R: 0 E: 0 K: 0 S: 4 H: 1 LOB: 1 BB: 1 P: 4	R: 1 E: 0 K: 0 S: 4 H: 1 LOB: 1 BB: 1 P: 8	R: 0 E: 0 K: 0 S: 3 H: 0 LOB: 0 BB: 0 P: 3	R: 0 E: 0 K: 0 S: 3 H: 0 LOB: 0 BB: 0 P: 3	R: 0 E: 0 K: 1 S: 5 H: 0 LOB: 1 BB: 1 P: 9	R: 0 E: 1 K: 0 S: 4 H: 0 LOB: 2 BB: 0 P: 4	R: 0 E: 0 K: 0 S: 4 H: 1 LOB: 1 BB: 0 P: 4	1B: 5 2B: 2 3B: 0 HR: 0 SF: 0 SAC: 1 DP: 1 HBP: 0	WP: 0 PB: 0 SB: 0 CS: 0 PA: 36		
PITCHER	IP WLS BF H R ER SO BB IBB HBP BLK WP HR S P ERA WHIP											PITCHER	IP WLS BF H R ER SO BB IBB HBP BLK WP HR S P ERA WHIP
Bob Feller, R (1, 1) ERA: 3.47	7.0 0 28 5 2 2 1 3 0 0 0 0 0 0 27 39 2.57 1.143												
Jesse Flores, R (8, 1) ERA: 2.7	2.0 W 8 1 0 0 0 0 0 0 0 0 0 0 0 8 8 0.00 0.500												

Chicago White Sox @ Cleveland Indians
Cleveland Municipal Stadium, Cleveland, OH
Sat May 13 1950, 3:33 AM EDT
Att. 8,547 - Unknown

livebaseballscorecards.com

AB	32
R	2
H	6
RBI	2
BB	3
SO	1
LOB	20



Batter	1	2	3	4	5	6	7	8	9	AB R H RBI BB SO LOB	TOP	
Herb Adams, L (1, 8) OBP: 0.239, SLG: 0.214	0-0 1B		0-0 4-3		1-0 1B FC1 HBP	0-0 4-3		0-0 FC4-6		4 0 1 0 0 0 4		
Dave Philley, S (1, 9) OBP: 0.308, SLG: 0.382	0-0 F8		0-0 F7		0-0 1B FC1		0-3 K		0-0 SH1-3 1B	5 1 2 1 0 1 2		
Cass Michaels, R (1, 4) OBP: 0.410, SLG: 0.527	0-0 F8			0-0 F8	0-0 FC1 1B		0-0 1B		0-0 SH1-3	4 0 1 0 0 0 3		
Gus Zernial, R (1, 7) OBP: 0.284, SLG: 0.344 Johnny Ostrowski, R (9, 7) OBP: 0.486, SLG: 0.655	0-3 K			0-0 1B	0-0 1B		0-0 1B		0-0 F9	5 0 3 1 0 1 2 0 0 0 0 0 0 0		
Hank Majeski, R (1, 5) OBP: 0.354, SLG: 0.473 Floyd Baker, L (9, 5) OBP: 0.667, SLG: 1.000		0-3 K		0-3 K	0-0 F5		0-0 F8		0-0 1-3	5 0 0 0 0 2 6 0 0 0 0 0 0 0		
Gordon Goldsberry, L (1, 3) OBP: 0.476, SLG: 0.333		4-0 CS BB		0-0 G3		4-0 SH5-4 1B BB		0-0 F8		2 0 0 0 2 0 3		
Phil Masi, R (1, 2) OBP: 0.367, SLG: 0.364		0-0 6-3			0-0 3B 1B	0-0 SH5-4 1B		0-0 L4		4 1 2 0 0 0 1		
Chico Carrasquel, R (1, 6) OBP: 0.400, SLG: 0.400			0-0 F7		0-0 1B 3B	0-0 SH5-4		0-0 1-3		3 1 1 1 0 0 0		
Mickey Haefner, L (1, 1) OBP: 0.300, SLG: 0.125			0-0 4-3 1B		0-0 6-3	0-0 5-3		4-0 FC4-6 BB		3 0 1 0 1 0 3		
Inning Stats	R: 0 H: 1 E: 0 LOB: 1 K: 1 BB: 0 S: 6 P: 6	R: 0 H: 0 E: 0 LOB: 0 K: 1 BB: 1 S: 4 P: 8	R: 0 H: 1 E: 0 LOB: 1 K: 0 BB: 0 S: 4 P: 4	R: 0 H: 1 E: 0 LOB: 1 K: 1 BB: 0 S: 6 P: 6	R: 3 H: 4 E: 0 LOB: 2 K: 0 BB: 0 S: 7 P: 8	R: 0 H: 1 E: 0 LOB: 2 K: 0 BB: 1 S: 4 P: 8	R: 0 H: 2 E: 0 LOB: 2 K: 1 BB: 0 S: 7 P: 7	R: 0 H: 0 E: 0 LOB: 1 K: 0 BB: 1 S: 3 P: 7	R: 0 H: 1 E: 0 LOB: 1 K: 0 BB: 0 S: 4 P: 4	1B: 10 SF: 0 2B: 0 SAC: 2 3B: 1 DP: 0 HR: 0 HBP: 1	WP: 0 PA: 41 PB: 0 SB: 0 CS: 1	
PITCHER Bob Lemon, R (1, 1) ERA: 5.18	IP WLS BF H R ER SO BB IBB HBP BLK WP HR S P ERA WHIP	9.0 L 41 11 3 3 4 3 0 1 0 0 0 0 45 58 3.00 1.556										

Chicago White Sox @ Cleveland Indians
Cleveland Municipal Stadium, Cleveland, OH

AB	35
R	3
H	11
RBI	3
BB	3
SO	4
LOB	24



Sun May 14 1950, 3:33 AM EDT
Unknown

livebaseballscorecards.com

Batter	1	2	3	4	5	6	7	8	9	AB R H RBI BB SO LOB
Dale Mitchell, L (1, 7) OBP: 0.396, SLG: 0.434	4-0 HBP 1B L8 BB	0-0 F8			0-0 G6-3 1B		0-0 SH3-4 1B		0-0 6-3	4 1 2 0 1 0 2
Bob Kennedy, R (1, 8) OBP: 0.314, SLG: 0.364	0-0 BB HBP 1-2 1B	0-0 F2			0-0 G6-3 1-2f		0-0 SH3-4 1-2		0-0 5-3	4 0 1 0 0 0 3
Luke Easter, L (1, 3) OBP: 0.387, SLG: 0.414	1-0 BB 1-2 2-3 HBP		4-0 G5-4-3 BB		1-0 HBP		0-0 1-3			1 0 0 0 1 0 1
Allie Clark, R (1, 9) OBP: 0.185, SLG: 0.360	0-3 K		0-0 G5-4-3 1-2f		0-0 F5		0-0 F8			4 0 0 0 0 1 6
Al Rosen, R (1, 5) OBP: 0.393, SLG: 0.667	0-0 L8		0-0 F7		0-0 HR		0-0 F7			4 1 1 2 0 0 2
Joe Gordon, R (1, 4) OBP: 0.280, SLG: 0.353	4-0 FC6-4 1-2 2-3 BB		0-0 F8		0-0 F4		0-0 F7			3 0 0 0 1 0 0
Lou Boudreau, R (1, 6) OBP: 0.313, SLG: 0.288	0-0 FC6-4 1-2f		0-0 F8		4-0 BB		0-0 F9			3 0 0 0 1 0 3
Jim Hegan, R (1, 2) OBP: 0.409, SLG: 0.525		0-0 1-3		4-0 BB		0-0 F8		0-0 SH2-4 1B		2 0 0 0 1 0 1
Larry Doby, L (9, PH) OBP: 0.474, SLG: 0.531										1 0 1 0 0 0 0
Bob Lemon, L (1, 1) OBP: 0.417, SLG: 0.571		0-0 1B		0-3 K		0-3 K		0-0 SH2-4 1-2		3 0 1 0 0 2 2
Bobby Avila, R (9, PH) OBP: 0.600, SLG: 0.500										0 0 0 0 0 0 0

Inning Stats	R: 1	H: 1	R: 0	H: 1	R: 0	H: 0	R: 0	H: 1	R: 1	H: 1	R: 0	H: 1	R: 0	H: 0	R: 0	H: 1	R: 0	H: 1	R: 0	H: 1	1B: 5	SF: 0	WP: 0	PA: 38
E: 0	LOB: 3	E: 0	LOB: 1	E: 0	LOB: 0	E: 0	LOB: 1	E: 0	LOB: 1	E: 0	LOB: 1	E: 0	LOB: 0	E: 0	LOB: 1	E: 0	LOB: 1	E: 0	LOB: 0	E: 0	LOB: 1	2B: 0	SAC: 2	PB: 0
K: 1	BB: 2	K: 0	BB: 0	K: 0	BB: 1	K: 1	BB: 1	K: 0	BB: 0	K: 1	BB: 1	K: 0	BB: 0	K: 0	BB: 0	K: 0	BB: 0	K: 0	BB: 0	K: 0	BB: 0	3B: 0	DP: 2	SB: 0
S: 6	P: 15	S: 4	P: 4	S: 2	P: 6	S: 5	P: 9	S: 3	P: 4	S: 6	P: 10	S: 4	P: 4	S: 3	P: 3	S: 4	P: 4	S: 4	P: 4	S: 4	P: 4	HR: 1	HBP: 2	CS: 0


PITCHER	IP	WLS	BF	H	R	ER	SO	BB	IBB	HBP	BLK	WP	HR	S	P	ERA	WHIP	PITCHER	IP	WLS	BF	H	R	ER	SO	BB	IBB	HBP	BLK	WP	HR	S	P	ERA	WHIP
Mickey Haefner, L (1, 1) ERA: 4.78	9.0	W	38	6	2	2	3	5	0	2	0	0	1	37	59	2.00	1.222																		

BOTTOM

Chicago White Sox @ Cleveland Indians
Cleveland Municipal Stadium, Cleveland, OH

Sun May 14 1950, 3:33 AM EDT
Unknown

AB	29
R	2
H	6
RBI	2
BB	5
SO	3
LOB	20



WP: 0	PA: 38
PB: 0	
SB: 0	
CS: 0	

livebaseballscores.com

Batter	1	2	3	4	5	6	7	8	9	AB R H RBI BB SO LOB	TOP																				
Herb Adams, L (1, 8) OBP: 0.265, SLG: 0.250	4-0 BB S		0-0 2B			0-0 F8		0-0 SH1-3 1-2		2 0 1 0 1 0 0	Chicago White Sox @ Cleveland Indians Cleveland Municipal Stadium, Cleveland, OH Sun May 14 1950, 3:38 AM EDT Att: 27,968 - Unknown livebaseballscorecards.com																				
Dave Philley, S (1, 9) OBP: 0.305, SLG: 0.375	0-3 K 1-2		0-0 4-3			0-0 4-3		0-0 CS 1B 2-H		4 0 1 1 0 1 2																					
Cass Michaels, R (1, 4) OBP: 0.391, SLG: 0.500	0-0 G3			0-0 5-3		0-0 1-3		0-0 CS 1-2	0-0 F6	4 0 0 0 0 0 1																					
Gus Zernial, R (1, 7) OBP: 0.268, SLG: 0.324	0-0 1-3			0-0 1-3			0-3 K		0-0 6-3	4 0 0 0 0 1 1																					
Hank Majeski, R (1, 5) OBP: 0.361, SLG: 0.468		0-3 K		0-3 K			4-0 F8 BB		0-0 BB 1B	3 0 1 0 1 2 0																					
Gordon Goldsberry, L (1, 3) OBP: 0.520, SLG: 0.353		0-0 CS 1B			4-0 BB		0-0 F8 1-2		4-0 BB 1B	2 0 1 0 2 0 1																					
Eddie Malone, R (1, 2) OBP: 0.303, SLG: 0.267		0-3 K 1-2		0-3 K		0-0 F2			0-0 F8	4 0 0 0 0 2 5																					
Chico Carrasquel, R (1, 6) OBP: 0.382, SLG: 0.379			0-0 F3		0-0 F9			0-0 F7		3 0 0 0 0 0 1																					
Billy Pierce, L (1, 1) OBP: 0.125, SLG: 0.125 Randy Gumpert, R (8, 1)			0-0 4-3		0-3 K			0-0 E6 SH1-3 1B		3 1 0 0 0 1 1 0 0 0 0 0 0 0																					
Inning Stats	R: 0 E: 0 K: 1 S: 5	H: 0 LOB: 1 BB: 1 P: 9	R: 0 E: 0 K: 2 S: 7	H: 1 LOB: 0 BB: 0 P: 7	R: 0 E: 0 K: 0 S: 4	H: 1 LOB: 1 BB: 0 P: 4	R: 0 E: 0 K: 1 S: 5	H: 0 LOB: 0 BB: 0 P: 5	R: 0 E: 0 K: 2 S: 7	H: 0 LOB: 1 BB: 1 P: 11	R: 0 E: 0 K: 0 S: 3	H: 0 LOB: 0 BB: 0 P: 3	R: 0 E: 0 K: 1 S: 5	H: 0 LOB: 1 BB: 1 P: 9	R: 1 E: 1 K: 0 S: 4	H: 1 LOB: 0 BB: 0 P: 4	R: 0 E: 0 K: 0 S: 4	H: 1 LOB: 2 BB: 1 P: 8	1B: 3 2B: 1 3B: 0 HR: 0	SF: 0 SAC: 1 DP: 0 HBP: 0	WP: 0 PB: 0 SB: 1 CS: 2	PA: 35									
PITCHER Mike Garcia, R (1, 1) ERA: 3.96	IP 9.0	WLS W	BF 34	H 4	R 1	ER 0	SO 7	BB 4	IBB 0	HBP 0	BLK 0	WP 0	HR 0	S 44	P 60	ERA 0.00	WHIP 0.889														
											PITCHER	IP	WLS	BF	H	R	ER	SO	BB	IBB	HBP	BLK	WP	HR	S	P	ERA	WHIP			



Batter	1	2	3	4	5	6	7	8	9
Dale Mitchell, L (1, 7) OBP: 0.379, SLG: 0.414	0-0 1-3		0-0 F2		0-0 1-3		0-0 FC4		
Allie Clark, R (1, 9) OBP: 0.194, SLG: 0.321 Bobby Avila, R (8, PR) OBP: 0.600, SLG: 0.500 Bob Kennedy, R (9, 9) OBP: 0.314, SLG: 0.364	0-0 6-3		0-0 4-3			0-0 4-3		4-0 SH1-4 2B BB	
Mickey Vernon, L (1, 3) OBP: 0.231, SLG: 0.138	0-3 K2-3			0-0 F5		4-0 BB		0-0 SH1-4 1-2	
Larry Doby, L (1, 8) OBP: 0.475, SLG: 0.547		0-0 F5		0-0 G5-4-3 1B		0-0 F5		0-0 1B 2B	
Al Rosen, R (1, 5) OBP: 0.398, SLG: 0.658		0-0 BB 1B		0-0 G5-4-3 1-2f		0-0 F8		0-0 1B 1B	
Joe Gordon, R (1, 4) OBP: 0.278, SLG: 0.347		0-0 F8			0-0 F2		0-0 6-3	0-0 FC4-6 1B	
Ray Boone, R (1, 6) OBP: 0.464, SLG: 0.391		4-0 1-2 BB			4-0 2B BB		0-0 1B 1B	0-0 F2	
Ray Murray, R (1, 2) OBP: 0.294, SLG: 0.375		0-3 K			0-0 2B		0-0 FC4 1B	0-0 FC4-6	
Mike Garcia, R (1, 1) OBP: 0.111, SLG: 0.111			0-3 K		0-3 K		0-0 F9		

Inning Stats	R: 0 E: 0 K: 1 S: 5	H: 0 LOB: 0 BB: 0 P: 5	R: 0 E: 0 K: 1 S: 6	H: 1 LOB: 2 BB: 1 P: 10	R: 0 E: 0 K: 1 S: 5	H: 0 LOB: 0 BB: 0 P: 5	R: 0 E: 0 K: 0 S: 3	H: 1 LOB: 0 BB: 0 P: 3	R: 1 E: 0 K: 1 S: 6	H: 1 LOB: 1 BB: 1 P: 10	R: 0 E: 0 K: 0 S: 3	H: 0 LOB: 1 BB: 1 P: 7	R: 0 E: 0 K: 0 S: 5	H: 2 LOB: 2 BB: 0 P: 5	R: 2 E: 0 K: 0 S: 6	H: 3 LOB: 2 BB: 1 P: 10
	1B: 6 2B: 2 3B: 0 HR: 0	SF: 0 SAC: 1 DP: 1 HBP: 0	WP: 0 PB: 0 SB: 0 CS: 0	1B: 6 2B: 2 3B: 0 HR: 0	SF: 0 SAC: 1 DP: 1 HBP: 0	WP: 0 PB: 0 SB: 0 CS: 0	1B: 6 2B: 2 3B: 0 HR: 0	SF: 0 SAC: 1 DP: 1 HBP: 0	WP: 0 PB: 0 SB: 0 CS: 0	1B: 6 2B: 2 3B: 0 HR: 0	SF: 0 SAC: 1 DP: 1 HBP: 0	WP: 0 PB: 0 SB: 0 CS: 0	1B: 6 2B: 2 3B: 0 HR: 0	SF: 0 SAC: 1 DP: 1 HBP: 0	WP: 0 PB: 0 SB: 0 CS: 0	

PITCHER	IP	WLS	BF	H	R	ER	SO	BB	IBB	HBP	BLK	WP	HR	S	P	ERA	WHIP
Billy Pierce, L (1, 1) ERA: 4.91	7.1	L	33	8	3	3	4	4	0	0	0	0	0	37	53	3.68	1.636
Randy Gumpert, R (8, 1) ERA: 5.27	0.2		2	0	0	0	0	0	0	0	0	0	0	2	2	0.00	0.000

BOTTOM

Chicago White Sox @ Cleveland Indians
Cleveland Municipal Stadium, Cleveland, OH

Sun May 14 1950, 3:38 AM EDT
Att. 27,968 - Unknown

AB	30
R	3
H	8
RBI	3
BB	4
SO	4
LOB	16



WP: 0	PA: 35
PB: 0	
SB: 0	
CS: 0	

livebaseballscores.com

Batter	1	2	3	4	5	6	7	8	9	AB R H RBI BB SO LOB	TOP							
Eddie Joost, R (1, 6) OBP: 0.404, SLG: 0.373	0-0 F9		0-0 F1		0-0 F3	0-3 K			0-0 F9	5 0 0 0 0 1 1	Philadelphia Athletics @ Cleveland Indians Cleveland Municipal Stadium, Cleveland, OH Tue May 16 1950, 3:33 AM EDT Att: 12,396 - Unknown							
Paul Lehner, L (1, 7) OBP: 0.394, SLG: 0.567	0-0 F5		0-0 E BB 1-2 1B		0-0 F8			0-0 G3	0-0 F7	5 0 1 0 0 0 0								
Elmer Valo, L (1, 9) OBP: 0.410, SLG: 0.373	0-0 1B		0-0 F3		4-0 BB			0-0 4-3		3 0 1 0 1 0 2								
Ferris Fain, L (1, 3) OBP: 0.398, SLG: 0.477	0-0 F5		4-0 E BB 1-2 2-3		0-0 L8			0-0 4-3		3 0 0 0 1 0 2								
Bob Dillinger, R (1, 5) OBP: 0.358, SLG: 0.457		0-0 L5	0-0 FC1 1-2 2-3 3-H			0-0 1B 2B		0-0 4-3		4 1 1 0 0 0 2								
Sam Chapman, R (1, 8) OBP: 0.323, SLG: 0.337		4-0 BB	0-0 F9			0-0 2-H HR 1B		0-0 F9		3 1 1 1 1 0 3								
Pete Suder, R (1, 4) OBP: 0.312, SLG: 0.400		0-0 F6		0-3 K		0-0 1-H HR		0-0 E6		4 1 1 2 0 1 1								
Joe Tipton, R (1, 2) OBP: 0.216, SLG: 0.270		0-0 4-3		0-0 F8		0-3 K		0-0 G3		3 0 0 0 0 1 1								
Wally Moses, L (8, PH) OBP: 0.250, SLG: 0.100										1 0 0 0 0 0 1								
Mike Guerra, R (8, 2) OBP: 0.354, SLG: 0.465										0 0 0 0 0 0 0								
Alex Kellner, R (1, 1) OBP: 0.316, SLG: 0.278			4-0 BB 1B E BB		0-0 5-3				0-3 K	1 1 0 0 1 0 0	A							
Carl Scheib, R (5, 1) OBP: 0.300, SLG: 0.300										1 0 0 0 0 0 0								
Bob Hooper, R (6, 1) OBP: 0.222, SLG: 0.125										0 0 0 0 0 0 0								
Ed Klieman, R (7, 1) OBP: 0.222, SLG: 0.125										0 0 0 0 0 0 0								
Barney McCosky, L (9, PH) OBP: 0.381, SLG: 0.371										1 0 0 0 0 1 0								
Inning Stats	R: 0 E: 0 K: 0 S: 4	H: 1 LOB: 1 BB: 0 P: 4	R: 0 E: 0 K: 0 S: 3	H: 0 LOB: 1 BB: 1 P: 7	R: 1 E: 1 K: 0 S: 5	H: 1 LOB: 3 BB: 2 P: 13	R: 0 E: 0 K: 1 S: 5	H: 0 LOB: 0 BB: 0 P: 5	R: 0 E: 0 K: 0 S: 3	H: 0 LOB: 0 BB: 0 P: 3	R: 0 E: 1 K: 0 S: 4	H: 0 LOB: 1 BB: 0 P: 4	R: 0 E: 0 K: 1 S: 5	H: 0 LOB: 0 BB: 0 P: 5	1B: 3 2B: 1 3B: 0 HR: 1	SF: 0 SAC: 0 DP: 0 HBP: 0	WP: 0 PB: 0 SB: 0 CS: 0	PA: 38
PITCHER Early Wynn, R (1, 1) ERA: 3.08	IP: 9.0 WLS: W BF: 38 H: 5 R: 4 ER: 3 SO: 4 BB: 4 IBB: 0 HBP: 0 BLK: 0 WP: 0 HR: 1 S: 42 P: 58 ERA: 3.00 WHIP: 1.000																	

livebaseballscorecards.com

AB	34
R	4
H	5
RBI	3
BB	4
SO	4
LOB	13

Batter	1	2	3	4	5	6	7	8	9
Dale Mitchell, L (1, 7) OBP: 0.386, SLG: 0.441	L7	FC6-4			5-3	1B 3B 1B	HR 3B	WP PB 1B	
Bob Kennedy, R (1, 9) OBP: 0.317, SLG: 0.342	F5		5-3		S E 1B 1B	F8	HR BB	6-3	
Luke Easter, L (1, 3) OBP: 0.432, SLG: 0.443	1B 1B		FC4-6 BB		WP E 3B 1B	3B 1B	HR BB	HBP	
Larry Doby, L (1, 8) OBP: 0.493, SLG: 0.638	1-3 1B		FC4-6 1B		3B BB	3B	HR	F7	
Al Rosen, R (1, 5) OBP: 0.398, SLG: 0.667	F4		1-2 1B		1B 3B	K	5-3		
Johnny Berardino, R (8, 5) OBP: 0.500, SLG: 0.400									
Joe Gordon, R (1, 4) OBP: 0.274, SLG: 0.338		1B 1B	K		F9	6-3		5-3	
Ray Boone, R (1, 6) OBP: 0.455, SLG: 0.393		F7			5-3	3B 1B	F8	1B 2B 1B	
Ray Murray, R (1, 2) OBP: 0.364, SLG: 0.476		FC6-4 1B			4-3	L8	G3 3B 2B	2B 1B 1B	
Early Wynn, S (1, 1) OBP: 0.500, SLG: 0.500		K			F2	1B 1B	G3	1B 2B	

Inning Stats	R: 0 E: 0 K: 5 S: 5	H: 2 LOB: 2 BB: 0 P: 5	R: 0 E: 0 K: 1 S: 7	H: 2 LOB: 2 BB: 0 P: 7	R: 0 E: 0 K: 1 S: 6	H: 1 LOB: 2 BB: 1 P: 10	R: 0 E: 0 K: 0 S: 3	H: 0 LOB: 0 BB: 0 P: 3	R: 4 E: 1 K: 0 S: 7	H: 4 LOB: 1 BB: 1 P: 11	R: 3 E: 0 K: 1 S: 9	H: 4 LOB: 1 BB: 0 P: 9	R: 5 E: 0 K: 0 S: 6	H: 3 LOB: 0 BB: 2 P: 14	R: 3 E: 0 K: 0 S: 7	H: 4 LOB: 2 BB: 0 P: 8
1B: 14 3B: 3 HR: 1	SF: 0 SAC: 0 DP: 0 HBP: 1	WP: 2 PB: 1 SB: 1 CS: 0	PA: 49													

PITCHER	IP	WLS	BF	H	R	ER	SO	BB	IBB	HBP	BLK	WP	HR	S	P	ERA	WHIP
Alex Kellner, L (1, 1) ERA: 3.61	4.1		23	8	4	4	2	2	0	0	0	1	0	25	33	8.31	2.308
Carl Scheib, R (5, 1) ERA: 5.6	1.0	L	8	5	3	3	0	0	0	0	0	0	0	8	8	27.00	5.000
Bob Hooper, R (6, 1) ERA: 4.66	1.1		9	3	5	5	1	2	0	0	0	0	1	9	17	33.75	3.750
Ed Klieman, R (7, 1) ERA: 20.25	1.1		9	4	3	3	0	0	0	1	0	1	0	8	9	20.25	3.000

BOTTOM

Philadelphia Athletics @ Cleveland Indians
 Cleveland Municipal Stadium, Cleveland, OH
 Tue May 16 1950, 3:33 AM EDT
 Att. 12,396 - Unknown

livebaseballscorecards.com

AB	44
R	15
H	20
RBI	14
BB	4
SO	3
LOB	20



Batter	1	2	3	4	5	6	7	8	9	AB R H RBI BB SO LOB	TOP																	
Eddie Joost, R (1, 6) OBP: 0.404, SLG: 0.367	0-3 K	0-0 F8			0-0 FC1-6 S 1B		0-0 F3		4-0 2B BB	4 1 1 0 1 1 2	Philadelphia Athletics @ Cleveland Indians Cleveland Municipal Stadium, Cleveland, OH Wed May 17 1950, 3:33 AM EDT Att: 12,471 - Unknown																	
Paul Lehner, L (1, 7) OBP: 0.395, SLG: 0.569	0-0 F9		0-0 4-3		0-0 FC1-6 1B		0-3 K	0-0 2B	5 0 2 2 0 1 0																			
Bob Dillinger, R (1, 5) OBP: 0.350, SLG: 0.443	0-0 F9		0-0 CS 1B		0-0 FC1-6 S		0-0 F9	0-0 6-3	5 0 1 1 0 0 4																			
Sam Chapman, R (1, 8) OBP: 0.320, SLG: 0.366		0-0 HR		0-0 F8	0-0 F9		0-0 L4		4 1 1 1 0 0 2																			
Ferris Fain, L (1, 3) OBP: 0.402, SLG: 0.489		0-0 F2		0-3 K		0-0 F9 K 2B		0-0 E F9 1B	4 1 2 0 0 1 0																			
Elmer Valo, L (1, 9) OBP: 0.414, SLG: 0.371		4-0 E 1B BB		0-0 F8		0-0 F9		0-0 E9 BB 2B 1B	3 2 1 0 1 0 1																			
Pete Suder, R (1, 4) OBP: 0.296, SLG: 0.378		0-0 E6 1B		0-0 5-3		0-3 K		0-0 F9	4 0 0 1 0 1 3																			
Mike Guerra, R (1, 2) OBP: 0.346, SLG: 0.435		0-0 F2		0-0 5-3		0-0 6-3		4-0 BB 2B IBB	3 1 0 0 1 0 2																			
Dick Fowler, R (1, 1) OBP: 0.400, SLG: 0.400 Bobby Shantz, R (7, 1) OBP: 0.400, SLG: 0.250 Carl Scheib, R (9, 1) OBP: 0.300, SLG: 0.300		0-0 1B		0-0 1B FC1-6 1B		0-0 4-3		0-3 K	3 1 2 1 0 0 0 1 0 0 0 0 1 2 0 0 0 0 0 0 0																			
Inning Stats	R: 0 E: 0 K: 1 S: 5	H: 0 LOB: 0 BB: 0 P: 5	R: 2 E: 1 K: 0 S: 6	H: 2 LOB: 2 BB: 1 P: 10	R: 0 E: 0 K: 0 S: 3	H: 1 LOB: 0 BB: 0 P: 3	R: 0 E: 0 K: 1 S: 5	H: 0 LOB: 0 BB: 0 P: 5	R: 2 E: 0 K: 0 S: 6	H: 3 LOB: 1 BB: 0 P: 6	R: 0 E: 0 K: 1 S: 5	H: 1 LOB: 0 BB: 0 P: 5	R: 0 E: 0 K: 0 S: 3	H: 0 LOB: 0 BB: 0 P: 3	R: 0 E: 0 K: 1 S: 5	H: 0 LOB: 0 BB: 0 P: 5	R: 3 E: 1 K: 1 S: 8	H: 3 LOB: 2 BB: 2 P: 16	1B: 7 2B: 2 3B: 0 HR: 1	SF: 0 SAC: 0 DP: 0 HBP: 0	WP: 0 PB: 0 SB: 2 CS: 1	PA: 39						
PITCHER	IP WLS BF H R ER SO BB IBB HBP BLK WP HR S P ERA WHIP																											
Bob Feller, R (1, 1) ERA: 3.61	6.0		25	7	4	3	3	1	0	0	0	0	0	1	30	34	4.50	1.333										
Marino Pieretti, R (7, 1) ERA:	1.0		3	0	0	0	0	0	0	0	0	0	0	0	3	3	0.00	0.000										
Jesse Flores, R (8, 1) ERA: 3.86	2.0	L	11	3	3	3	2	1	1	0	0	0	0	0	13	21	13.50	2.000										

livebaseballscorecards.com

AB	36
R	7
H	10
RBI	6
BB	3
SO	5
LOB	16



BOTTOM

Philadelphia Athletics @ Cleveland Indians
Cleveland Municipal Stadium, Cleveland, OH

Wed May 17 1950, 3:33 AM EDT
Att. 12,471 - Unknown

livebaseballscorecards.com

AB	32
R	5
H	11
RBI	5
BB	7
SO	1
LOB	19



WP:	0	PA:	40
PB:	0		
SB:	0		
CS:	1		

AB R H RBI BB SO LOB

5 0 2 1 0 0 4

5 1 2 1 0 0 3

5 0 1 0 0 0 5

3 0 0 0 1 0 2

3 0 1 1 1 0 1

3 1 1 0 1 0 2

2 1 0 0 2 0 1

3 2 2 2 1 0 1

1B:	8	SF:	0
2B:	3	SAC:	0
3B:	0	DP:	5
HR:	0	HBP:	0

Batter	1	2	3	4	5	6	7	8	9
Dale Mitchell, L (1, 7) OBP: 0.387, SLG: 0.449	0-0 4-3			0-0 FC6-4 1B		0-0 G4-6-3	0-0 F7		0-0 2B
Bob Kennedy, R (1, 9) OBP: 0.326, SLG: 0.372	0-0 F8			0-0 FC6-4 1-2f		0-0 1B		0-0 G3 1B 2B	0-0 F2
Luke Easter, L (1, 3) OBP: 0.419, SLG: 0.424	0-0 CS 1B			0-0 FC6-4 1-2f		0-0 F4		0-0 F5	0-0 F7
Larry Doby, L (1, 8) OBP: 0.479, SLG: 0.607	0-0 CS 1-2	0-0 F3		0-0 FC6-4 1-2f			4-0 G6-4-3 BB	0-0 G3	
Al Rosen, R (1, 5) OBP: 0.402, SLG: 0.655					0-0 F8		0-0 G6-4-3 1-2f	0-0 1B	
Joe Gordon, R (1, 4) OBP: 0.284, SLG: 0.338					4-0 BB	4-0 G6-4-3 BB	0-0 BB 2B 1B	0-0 F6	
Ray Boone, R (1, 6) OBP: 0.459, SLG: 0.367			4-0 BB		0-0 G6-4-3 1-2f		4-0 BB 2B		0-0 5-3
Ray Murray, R (1, 2) OBP: 0.423, SLG: 0.542						4-0 G4-6-3 1B BB	0-0 1B 2B		0-0 BB 2B 1B
Bob Feller, R (1, 1) OBP: 0.143, SLG: 0.308							0-0 G4-6-3 1B		4-0 2B BB
Thurman Tucker, L (6, PH) OBP: 0.333, SLG: 0.143									
Marino Pieretti, R (7, 1) OBP: 0.219, SLG: 0.345									
Herb Conyers, L (7, PH) OBP: 0.609, SLG: 0.500									
Allie Clark, R (7, PH) OBP: 0.417, SLG: 0.571									
Bob Lemon, L (8, 1) OBP: 0.667, SLG: 0.500									
Bobby Avila, R (9, PH)									

Inning Stats	R: 0 E: 0 K: 0 S: 3	H: 1 LOB: 0 BB: 0 P: 3	R: 0 E: 0 K: 0 S: 2	H: 0 LOB: 0 BB: 1 P: 6	R: 0 E: 0 K: 1 S: 4	H: 0 LOB: 0 BB: 1 P: 8	R: 0 E: 0 K: 0 S: 4	H: 1 LOB: 1 BB: 0 P: 4	R: 0 E: 0 K: 0 S: 2	H: 0 LOB: 0 BB: 1 P: 6	R: 1 E: 0 K: 0 S: 4	H: 2 LOB: 1 BB: 1 P: 8	R: 2 E: 0 K: 0 S: 5	H: 3 LOB: 2 BB: 2 P: 13	R: 1 E: 0 K: 0 S: 5	H: 2 LOB: 1 BB: 0 P: 5	R: 1 E: 0 K: 0 S: 5	H: 2 LOB: 2 BB: 1 P: 9	1B: 8 2B: 3 3B: 0 HR: 0	SF: 0 SAC: 0 DP: 5 HBP: 0	WP: 0 PB: 0 SB: 0 CS: 1	PA: 40
--------------	------------------------------	---------------------------------	------------------------------	---------------------------------	------------------------------	---------------------------------	------------------------------	---------------------------------	------------------------------	---------------------------------	------------------------------	---------------------------------	------------------------------	----------------------------------	------------------------------	---------------------------------	------------------------------	---------------------------------	----------------------------------	------------------------------------	----------------------------------	--------

PITCHER	IP	WLS	BF	H	R	ER	SO	BB	IBB	HBP	BLK	WP	HR	S	P	ERA	WHIP
Dick Fowler, R (1, 1) ERA: 8.59	6.2		26	6	3	3	1	6	0	0	0	0	0	22	46	4.05	1.800
Bobby Shantz, L (7, 1) ERA: 4.5	1.2	W	11	5	2	2	0	1	0	0	0	0	0	10	14	10.80	3.600
Carl Scheib, R (9, 1) ERA: 5.4	0.2	S	2	0	0	0	0	0	0	0	0	0	0	2	2	0.00	0.000

Batter	1	2	3	4	5	6	7	8	9	AB R H RBI BB SO LOB
Dale Mitchell, L (1, 7) OBP: 0.378, SLG: 0.431	0-0 L7 		0-0 4-3 			0-0 1-3 	0-0 F7 		4-0 BB IBB 	4 0 0 1 1 0 2
Bob Kennedy, R (1, 9) OBP: 0.353, SLG: 0.489	0-0 			0-0 F2 		0-0 HR 	0-0 F8 		4-0 BB 	4 1 2 2 1 0 2
Luke Easter, L (1, 3) OBP: 0.422, SLG: 0.429	0-3 K 			0-0 2B 1B 		0-0 F8 		0-0 FC3-6 1B 		4 0 2 0 0 1 1
Larry Doby, L (1, 8) OBP: 0.467, SLG: 0.600	0-0 4-3 			0-0 1-3 2B 		0-0 F9 		0-0 FC3-6 1-2f 		4 0 1 0 0 0 2
Al Rosen, R (1, 5) OBP: 0.406, SLG: 0.655		0-0 F6 		4-0 G5-4-3 BB 		0-0 S 1B 2B 		0-3 K 		3 1 1 0 1 1 1
Joe Gordon, R (1, 4) OBP: 0.283, SLG: 0.325		0-0 L7 		0-0 G5-4-3 1-2f 		4-0 1B S F7 BB 		0-0 F7 		3 1 0 0 1 0 4
Ray Boone, R (1, 6) OBP: 0.463, SLG: 0.364		0-0 6-3 			0-0 F6 		4-0 F7 1B BB 		0-0 SH5-4 1B BB 1B 	3 1 1 0 1 0 0
Ray Murray, R (1, 2) OBP: 0.400, SLG: 0.500			0-0 F3 		0-3 K 		0-0 F7 		0-0 BB SH5-4 1B 	4 0 1 0 0 1 3
Steve Gromek, S (1, 1) Al Benton, R (8, 1) OBP: 0.333, SLG: 0.333			0-3 K 		0-0 F2 		0-0 F7 1B 		0-0 SH5-4 	3 0 1 1 0 1 0 0 0 0 0 0 0 0

BOTTOM

Philadelphia Athletics @ Cleveland Indians
Cleveland Municipal Stadium, Cleveland, OH

Thu May 18 1950, 3:33 AM EDT
Att. 5,251 - Unknown

livebaseballscorecards.com

AB	32
R	4
H	9
RBI	4
BB	5
SO	4
LOB	15



Inning Stats	R: 0	H: 1	E: 0	K: 1	S: 6	LOB: 1	BB: 0	P: 6	R: 0	H: 0	E: 0	K: 0	S: 3	LOB: 0	BB: 0	P: 3	R: 0	H: 0	E: 0	K: 1	S: 5	LOB: 0	BB: 0	P: 5	R: 0	H: 2	E: 0	K: 0	S: 4	LOB: 2	BB: 1	P: 8	R: 0	H: 0	E: 0	K: 1	S: 5	LOB: 0	BB: 0	P: 5	R: 1	H: 1	E: 0	K: 0	S: 4	LOB: 0	BB: 0	P: 4	R: 2	H: 2	E: 0	K: 0	S: 5	LOB: 2	BB: 2	P: 13	R: 0	H: 1	E: 0	K: 1	S: 6	LOB: 1	BB: 0	P: 6	R: 1	H: 2	E: 0	K: 0	S: 3	LOB: 3	BB: 2	P: 11	1B: 5	SF: 0	2B: 2	SAC: 1	3B: 1	DP: 1	HR: 1	HBP: 0	WP: 0	PA: 38
PITCHER Lou Brissie, L (1, 1) ERA: 5.02	IP	WLS	BF	H	R	ER	SO	BB	IBB	HBP	BLK	WP	HR	S	P	ERA	WHIP																			PITCHER	IP	WLS	BF	H	R	ER	SO	BB	IBB	HBP	BLK	WP	HR	S	P	ERA	WHIP																													

Batter	1	2	3	4	5	6	7	8	9	AB R H RBI BB SO LOB	TOP																											
Dom DiMaggio, R (1, 8) OBP: 0.444, SLG: 0.398	0-0 4-3		0-0 FC 1B		0-0 6-3			0-0 1-3		4 1 0 0 0 0 1																												
6 Johnny Pesky, L (1, 5) OBP: 0.496, SLG: 0.462	0-0 6-3		0-0 1B 1-2 2-H			0-0 3-1 2B		0-0 6-3		4 0 2 0 0 0 0																												
Ted Williams, L (1, 7) OBP: 0.464, SLG: 0.756	0-0 F5		0-0 FC5-4 1B 1-3 2-H			0-0 3-1 2-3		0-0 F8		4 0 1 1 0 0 1																												
Vern Stephens, R (1, 6) OBP: 0.375, SLG: 0.531		0-0 F3	0-0 FC5-4 1B 1-2f			0-3 K		0-0 F7		4 0 0 0 0 1 3																												
Walt Dropo, R (1, 3) OBP: 0.425, SLG: 0.776		0-0 2B		0-3 K		0-0 5-3		0-0 1B		4 0 2 0 0 1 1																												
Al Zarilla, L (1, 9) OBP: 0.392, SLG: 0.414		0-0 6-3		0-0 1-3			0-0 FC1-6 1B	0-0 F9		4 0 1 0 0 0 2																												
Bobby Doerr, R (1, 4) OBP: 0.326, SLG: 0.387		0-0 1-6-3		0-0 F9			0-0 FC1-6 1-2f	0-0 1-3		4 0 0 0 0 0 3																												
Matt Batts, R (1, 2) OBP: 0.309, SLG: 0.300			0-0 6-3			0-0 F9		0-0 F8		3 0 0 0 0 0 1																												
Mel Parnell, L (1, 1) OBP: 0.360, SLG: 0.286			0-0 FC 1B		0-3 K		0-0 6-3			3 0 1 0 0 1 1																												
Inning Stats	R: 0 E: 0 K: 0 S: 3	H: 0 LOB: 0 BB: 0 P: 3	R: 0 E: 0 K: 0 S: 4	H: 1 LOB: 1 BB: 0 P: 4	R: 1 E: 0 K: 0 S: 6	H: 3 LOB: 2 BB: 0 P: 6	R: 0 E: 0 K: 1 S: 5	H: 0 LOB: 0 BB: 0 P: 5	R: 0 E: 0 K: 1 S: 5	H: 0 LOB: 0 BB: 0 P: 5	R: 0 E: 0 K: 1 S: 6	H: 1 LOB: 1 BB: 0 P: 6	R: 0 E: 0 K: 0 S: 4	H: 1 LOB: 1 BB: 0 P: 4	R: 0 E: 0 K: 0 S: 3	H: 0 LOB: 0 BB: 0 P: 3	R: 0 E: 0 K: 0 S: 4	H: 1 LOB: 1 BB: 0 P: 4	R: 0 E: 0 K: 0 S: 4	H: 1 LOB: 1 BB: 0 P: 4	1B: 5 2B: 2 3B: 0 HR: 0	SF: 0 SAC: 0 DP: 0 HBP: 0	WP: 0 PB: 0 SB: 0 CS: 0	PA: 34														
PITCHER	IP WLS BF H R ER SO BB IBB HBP BLK WP HR S P ERA WHIP																					PITCHER	IP WLS BF H R ER SO BB IBB HBP BLK WP HR S P ERA WHIP															
Mike Garcia, R (1, 1) ERA: 3.67	2.0	7	1	0	0	0	0	0	0	0	0	0	7	7	0.00	0.500																						
Sam Zoldak, L (3, 1) ERA: 7.43	7.0	W	27	6	1	1	3	0	0	0	0	0	0	33	33	1.29	0.857																					

Boston Red Sox @ Cleveland Indians
Cleveland Municipal Stadium, Cleveland, OH

Fri May 19 1950, 3:33 AM EDT
 Att: 34,892 - Unknown

livebaseballscorecards.com

AB	34
R	1
H	7
RBI	1
BB	0
SO	3
LOB	13



Batter	1	2	3	4	5	6	7	8	9	AB R H RBI BB SO LOB	TOP																					
Dom DiMaggio, R (1, 8) OBP: 0.436, SLG: 0.390	0-0 4-3	0-3 K		0-0 F5			0-0 6-3		0-0 G7 6 F9 1B	5 1 1 0 0 1 1																						
6 Johnny Pesky, L (1, 5) OBP: 0.483, SLG: 0.448	0-0 4-3		0-0 F9	0-0 6-3			0-0 1B 5-3 1B		0-0 F9 1-2	5 1 1 0 0 0 1																						
Ted Williams, L (1, 7) OBP: 0.461, SLG: 0.730	4-0 BB BB		4-0 1B BB				0-0 F9 1-2		0-0 G7 2-H	3 1 0 1 2 0 1																						
Vern Stephens, R (1, 6) OBP: 0.396, SLG: 0.538	4-0 1-2 BB		4-0 1B BB				0-0 1B 2-H 1B		0-0 FC5-4 1B	2 1 2 1 3 0 0																						
Walt Dropo, R (1, 3) OBP: 0.410, SLG: 0.736	0-0 6-3		0-0 F4				0-0 1B 1-2		0-0 FC5-4 1-2f	5 0 1 0 0 1 6																						
Al Zarilla, L (1, 9) OBP: 0.386, SLG: 0.407		0-0 1-3	0-0 1B 1-2 2-H 1B				0-0 F7			4 0 1 1 0 0 3																						
Bobby Doerr, R (1, 4) OBP: 0.324, SLG: 0.382		0-0 F9	0-0 1B 1-2 2-H 1B				0-0 4-3		0-0 5-3	4 0 1 1 0 0 0																						
Birdie Tebbetts, R (1, 2) OBP: 0.452, SLG: 0.565		0-0 HR	0-3 K				0-0 F5		0-0 6-3	4 1 1 1 0 1 2																						
Chuck Stobbs, L (1, 1) OBP: 0.400, SLG: 0.308 Charley Schanz, R (7, 1) Tom Wright, L (8, PH) OBP: 0.333, SLG: 0.327 Jim Suhecki, R (8, 1)		0-0 E1		0-0 F5			0-0 F7		0-0 4-3	3 0 0 0 0 0 0 0 0 0 0 0 0 0 1 0 0 0 0 0 0 0 0 0 0 0 0 0																						
Inning Stats	R: 0 E: 0 K: 0 S: 3	H: 0 LOB: 2 BB: 2 P: 11	R: 1 E: 1 K: 1 S: 7	H: 1 LOB: 1 BB: 0 P: 7	R: 2 E: 0 K: 1 S: 7	H: 2 LOB: 2 BB: 2 P: 15	R: 0 E: 0 K: 0 S: 3	H: 0 LOB: 0 BB: 0 P: 3	R: 0 E: 0 K: 0 S: 3	H: 0 LOB: 0 BB: 0 P: 3	R: 1 E: 0 K: 0 S: 6	H: 3 LOB: 2 BB: 0 P: 6	R: 0 E: 0 K: 0 S: 3	H: 0 LOB: 0 BB: 0 P: 3	R: 1 E: 0 K: 0 S: 5	H: 2 LOB: 1 BB: 0 P: 5	1B: 7 2B: 0 3B: 0 HR: 1	SF: 0 SAC: 0 DP: 0 HBP: 0	WP: 0 PB: 0 SB: 0 CS: 0	PA: 41												
PITCHER Bob Lemon, R (1, 1) ERA: 5.15	IP 9.0	WLS W	BF 41	H 8	R 5	ER 5	SO 3	BB 5	IBB 0	HBP 0	BLK 0	WP 0	HR 1	S 42	P 62	ERA 5.00	WHIP 1.444															
											PITCHER	IP	WLS	BF	H	R	ER	SO	BB	IBB	HBP	BLK	WP	HR	S	P	ERA	WHIP				

Boston Red Sox @ Cleveland Indians
Cleveland Municipal Stadium, Cleveland, OH
 Sat May 20 1950, 3:33 AM EDT
 Att: 21,528 - Unknown

livebaseballscorecards.com

AB 36
R 5
H 8
RBI 5
BB 5
SO 3
LOB 14



Batter	1	2	3	4	5	6	7	8	9	AB R H RBI BB SO LOB	TOP											
Phil Rizzuto, R (1, 6) OBP: 0.444, SLG: 0.495	4-0 BB 1B BB	0-0 G3 HR 1B		0-0 F8		0-0 BLK BB 2B	0-0 E6	0-0 4-3		5 3 2 0 1 0 2												
Cliff Mapes, L (1, 9) OBP: 0.435, SLG: 0.603	0-0 F2	0-0 G3		0-0 F8		4-0 BB BB F9 BB	0-0 F5		0-0 3-1	5 1 0 0 1 0 4												
Joe Collins, L (1, 3) OBP: 0.360, SLG: 0.381	0-0 F8	4-0 HR BB		0-3 K		4-0 F9 BB 1-2 F7 BB	0-0 6-3		0-0 2B F7 1B	4 3 1 0 2 1 2												
Joe DiMaggio, R (1, 8) OBP: 0.367, SLG: 0.539	4-0 BB 1B 1-2 BB	0-0 HR				4-0 HR			0-0 F3	4 3 3 6 2 0 0												
Yogi Berra, L (1, 2) OBP: 0.403, SLG: 0.523	0-0 BB 1-2 2-H 1B	0-0 F3				0-0 SH5-3 1B 1B	0-0 F9		0-0 1B 1B BB	4 2 2 2 2 0 2												
Bobby Brown, L (1, 5) OBP: 0.276, SLG: 0.294	4-0 1-2 2-3 BB		0-0 5-3			0-0 SH5-3	0-0 F7		0-0 L8	4 0 0 2 1 0 4												
Gene Woodling, L (1, 7) OBP: 0.411, SLG: 0.393	0-0 F8		4-0 BB			0-0 F7	0-0 1-2 1B		0-0 1B 1B	5 1 3 1 1 0 4												
Jerry Coleman, R (1, 4) OBP: 0.333, SLG: 0.362		0-3 K	0-0 F4			0-0 1B	0-0 F3		0-0 1B 1B	5 0 2 2 1 1 3												
Ed Lopat, L (1, 1) OBP: 0.450, SLG: 0.412		0-0 G3 HR 1B	0-0 4-3			0-0 F3			0-0 1-2 2-H 1B	6 1 2 1 0 0 5												
Inning Stats	R: 1 E: 0 K: 0 S: 4	H: 1 LOB: 3 BB: 3 P: 16	R: 4 E: 0 K: 1 S: 8	H: 3 LOB: 0 BB: 1 P: 12	R: 0 E: 0 K: 0 S: 3	H: 0 LOB: 1 BB: 1 P: 7	R: 0 E: 0 K: 1 S: 5	H: 0 LOB: 0 BB: 0 P: 5	R: 2 E: 0 K: 0 S: 6	H: 3 LOB: 1 BB: 0 P: 6	R: 3 E: 0 K: 0 S: 5	H: 2 LOB: 2 BB: 3 P: 17	R: 0 E: 1 K: 0 S: 4	H: 0 LOB: 1 BB: 0 P: 4	R: 2 E: 0 K: 0 S: 6	H: 3 LOB: 2 BB: 1 P: 10	R: 2 E: 0 K: 0 S: 6	H: 3 LOB: 3 BB: 2 P: 14	1B: 11 2B: 2 3B: 0 HR: 2	SF: 0 SAC: 1 DP: 0 HBP: 0	WP: 0 PB: 0 SB: 0 CS: 0	PA: 54
PITCHER	IP WLS BF H R ER SO BB IBB HBP BLK WP HR S P ERA WHIP																					
Early Wynn, R (1, 1) ERA: 4.45	2.0 L 14 4 5 5 1 4 0 0 0 0 0 1 12 28 22.50 4.000																					
Gene Bearden, L (3, 1) ERA: 5.19	3.0 13 3 2 2 1 1 0 0 0 0 0 1 14 18 6.00 1.333																					
Al Benton, R (6, 1) ERA: 5.4	0.0 3 1 3 3 0 2 0 0 1 0 0 0 1 9 ∞ ∞																					
Marino Pieretti, R (6, 1) ERA: 2.3	4.0 24 7 4 4 0 3 1 0 0 0 0 0 20 36 9.00 2.500																					

New York Yankees @ Cleveland Indians
Cleveland Municipal Stadium, Cleveland, OH
 Sun May 21 1950, 3:33 AM EDT
 Unknown

AB	42
R	14
H	15
RBI	14
BB	11
SO	2
LOB	26



WP: 0	PA: 54
-------	--------

ERA	WHIP
-----	------

Batter	1	2	3	4	5	6	7	8	9	AB R H RBI BB SO LOB	TOP							
Phil Rizzuto, R (1, 6) OBP: 0.455, SLG: 0.509	0-3 K		0-0 1B 2B	0-0 F8		0-0 1B		0-0 1B F8	4-0 FC4 BB	5 2 3 1 1 1 2								
Cliff Mapes, L (1, 9) OBP: 0.418, SLG: 0.571	0-3 K		0-3 K		0-0 5-3	0-0 F8		0-0 1B	0-0 FC4 1B	6 1 1 0 0 2 5								
Joe Collins, L (1, 3) OBP: 0.393, SLG: 0.458	0-0 WP 2B		0-0 1B		0-0 1B E		0-3 K	0-0 F8	0-0 1B 2B	6 2 4 3 0 1 1								
Joe DiMaggio, R (1, 8) OBP: 0.365, SLG: 0.528	0-3 K		0-0 F8		0-0 E3 1B		0-0 F3	0-0 F8	0-0 BB 1B	6 0 2 2 0 1 3								
Yogi Berra, L (1, 2) OBP: 0.408, SLG: 0.513		0-0 4-3		0-0 6-3		0-0 F9		4-0 1B BB	0-0 1B BB	4 2 1 0 2 0 0								
Bobby Brown, L (1, 5) OBP: 0.274, SLG: 0.291		0-0 E5		0-0 G3		0-0 F9		0-0 1B 1B	0-0 1B 1B	4 0 1 0 0 0 0								
Billy Johnson, R (9, PH) OBP: 0.455, SLG: 0.536									0-0 F8	2 1 1 1 0 0 2								
Gene Woodling, L (1, 7) OBP: 0.436, SLG: 0.438		0-3 K		4-0 1B BB		4-0 SH1-3 1B BB		0-0 1B	0-0 1B 3B	3 3 2 2 2 1 1								
Jerry Coleman, R (1, 4) OBP: 0.346, SLG: 0.374		0-0 F8		0-0 1B 1B		0-0 1B SH1-3 1B		0-0 F8	0-0 FC4 SH1-3 2B 1B	5 1 3 1 0 0 3								
Allie Reynolds, R (1, 1) OBP: 0.294, SLG: 0.353			0-0 F6		0-0 1B		0-0 SH1-3		0-0 F7 SH1-3	3 0 1 1 0 0 0								
Inning Stats	R: 0 E: 0 K: 3 S: 10	H: 1 LOB: 1 BB: 0 P: 10	R: 0 E: 1 K: 1 S: 6	H: 0 LOB: 1 BB: 0 P: 6	R: 1 E: 0 K: 1 S: 7	H: 2 LOB: 1 BB: 0 P: 7	R: 1 E: 0 K: 0 S: 5	H: 2 LOB: 2 BB: 1 P: 9	R: 1 E: 0 K: 1 S: 7	H: 2 LOB: 2 BB: 1 P: 11	R: 1 E: 0 K: 0 S: 5	H: 2 LOB: 1 BB: 0 P: 5	R: 6 E: 0 K: 0 S: 9	H: 6 LOB: 2 BB: 2 P: 17	1B: 14 2B: 3 3B: 2 HR: 0	SF: 0 SAC: 2 DP: 0 HBP: 0	WP: 1 PB: 0 SB: 0 CS: 0	PA: 51
PITCHER	IP WLS BF H R ER SO BB IBB HBP BLK WP HR S P ERA WHIP																	
Bob Feller, R (1, 1) ERA: 3.72	6.0 L 29 9 4 3 5 2 0 0 0 1 0 37 45 4.50 1.833																	
Jesse Flores, R (7, 1) ERA: 4.35	2.0 11 4 2 2 1 1 0 0 0 0 0 12 16 9.00 2.500																	
Sam Zoldak, L (9, 1) ERA: 10.93	0.2 9 6 6 6 0 1 0 0 0 0 0 8 12 81.00 10.500																	
Dick Rozek, L (9, 1) ERA: 2.7	0.1 2 0 0 0 0 1 0 0 0 0 0 1 5 0.00 3.000																	

New York Yankees @ Cleveland Indians
Cleveland Municipal Stadium, Cleveland, OH
 Sun May 21 1950, 3:38 AM EDT
 Att: 79,570 - Unknown

AB	44
R	12
H	19
RBI	11
BB	5
SO	6
LOB	17



livebaseballscorecards.com

Batter	1	2	3	4	5	6	7	8	9	AB	R	H	RBI	BB	SO	LOB
Dale Mitchell, L (1, 7) OBP: 0.366, SLG: 0.411	0-0 4-3		0-0 E4			0-0 F7		0-0 4-3		4	0	0	0	0	0	0
Bob Kennedy, R (1, 9) OBP: 0.351, SLG: 0.485	0-0 F9		0-0 G6-4-3			0-3 K			0-0 F7	4	1	1	0	0	1	1
Mickey Vernon, L (1, 3) OBP: 0.229, SLG: 0.143	0-0 1B			0-0 4-3		0-0 5-3			0-0 F7	4	0	1	1	0	0	0
Larry Doby, L (1, 8) OBP: 0.474, SLG: 0.593	0-3 K			0-0 F8			0-0 F9		0-0 4-1	4	1	1	0	0	1	1
Al Rosen, R (1, 5) OBP: 0.385, SLG: 0.594		0-0 F9		0-0 1-3			0-0 F9		0-3 K	4	0	0	0	0	1	1
Joe Gordon, R (1, 4) OBP: 0.303, SLG: 0.398		0-0 1B			0-0 5-3		0-0 F7			3	0	1	1	0	0	0
Lou Boudreau, R (1, 6) OBP: 0.299, SLG: 0.274		0-3 K			0-0 F9		0-0 F2			3	0	0	0	0	1	1
Ray Murray, R (1, 2) OBP: 0.370, SLG: 0.500		0-0 6-3			0-0 2B			0-3 K		2	0	1	0	0	0	1
Jim Hegan, R (8, 2) OBP: 0.403, SLG: 0.517									0-3 K	1	0	0	0	0	1	0
Mike Garcia, R (1, 1) OBP: 0.091, SLG: 0.091			0-0 F3			0-0 F3				2	0	0	0	0	0	1
Thurman Tucker, L (8, PH) OBP: 0.273, SLG: 0.111										1	0	0	0	0	1	0
Steve Gromek, S (9, 1) OBP: 0.333, SLG: 0.333										0	0	0	0	0	0	0
Al Benton, R (9, 1)										0	0	0	0	0	0	0
Marino Pieretti, R (9, 1)										0	0	0	0	0	0	0

Inning Stats	R: 0	H: 1	R: 0	H: 1	R: 0	H: 0	R: 0	H: 1	R: 0	H: 0	R: 1	H: 1	R: 0	H: 0	R: 1	H: 1	R: 0	H: 0	R: 1	H: 1	1B: 2	SF: 0	WP: 0	PA: 32	
E: 0	LOB: 1	E: 0	LOB: 1	E: 1	LOB: 0	E: 0	LOB: 0	E: 0	LOB: 1	E: 0	LOB: 0	E: 0	LOB: 0	E: 0	LOB: 0	E: 0	LOB: 0	E: 0	LOB: 0	E: 0	LOB: 0	2B: 2	SAC: 0	PB: 0	
K: 1	BB: 0	K: 1	BB: 0	K: 0	BB: 0	K: 0	BB: 0	K: 0	BB: 0	K: 1	BB: 0	K: 0	BB: 0	K: 2	BB: 0	K: 1	BB: 0	K: 1	BB: 0	K: 1	BB: 0	3B: 1	DP: 1	SB: 1	
S: 6	P: 6	S: 6	P: 6	S: 3	P: 3	S: 3	P: 3	S: 4	P: 4	S: 5	P: 5	S: 4	P: 4	S: 7	P: 7	S: 6	P: 6	S: 6	P: 6	S: 6	P: 6	HR: 0	HBP: 0	CS: 0	

PITCHER	IP	WLS	BF	H	R	ER	SO	BB	IBB	HBP	BLK	WP	HR	S	P	ERA	WHIP	PITCHER	IP	WLS	BF	H	R	ER	SO	BB	IBB	HBP	BLK	WP	HR	S	P	ERA	WHIP	
Vic Raschi, R (1, 1) ERA: 3.91	9.0	W	32	5	2	2	6	0	0	0	0	0	0	44	44	2.00	0.556																			

BOTTOM

New York Yankees @ Cleveland Indians
Cleveland Municipal Stadium, Cleveland, OH

Mon May 22 1950, 3:33 AM EDT
Att. 23,035 - Unknown

AB	32
R	2
H	5
RBI	2
BB	0
SO	6
LOB	6



Batter	1	2	3	4	5	6	7	8	9	AB	R	H	RBI	BB	SO	LOB
Dale Mitchell, L (1, 7) OBP: 0.381, SLG: 0.421	4-0 1B BB		4-0 1B BB	4-0 1-2 BB		0-0 2B		0-0 6-3		2	2	1	0	3	0	0
Bob Kennedy, R (1, 9) OBP: 0.354, SLG: 0.493	0-0 F7		0-0 BB 1B	0-0 F8		0-0 1B FC4-6 2B		0-0 6-3		5	1	2	1	0	0	3
Mickey Vernon, L (1, 3) OBP: 0.253, SLG: 0.176	0-0 1-2 1B		0-0 F6		0-0 1B	0-0 2-3 1B		0-3 K		5	0	3	0	0	1	2
Larry Doby, L (1, 8) OBP: 0.485, SLG: 0.596	0-0 F5		0-0 1-2 2-3 1B		0-0 1-2 1B	4-0 1-2 1B FC4-6 BB				3	1	2	0	1	0	1
Al Rosen, R (1, 5) OBP: 0.381, SLG: 0.578		0-0 4-3	4-0 1-2 2-3 3-H BB		0-0 F7	0-0 FC4-6				3	0	0	2	1	0	4
Joe Gordon, R (1, 4) OBP: 0.292, SLG: 0.382		0-0 6-3	0-0 F8		0-0 1-2 2-3 1-3 1B	0-3 K				4	0	0	0	0	1	7
Lou Boudreau, R (1, 6) OBP: 0.324, SLG: 0.292		4-0 BB		0-0 G5-4-3 1B	0-0 2-H 3-H 1B		0-0 5-3			3	0	2	2	1	0	0
Jim Hegan, R (1, 2) OBP: 0.380, SLG: 0.484		0-3 K		0-0 G5-4-3 1-2f	0-0 F7		0-3 K			4	0	0	0	0	2	3
Early Wynn, S (1, 1) OBP: 0.500, SLG: 0.500			0-0 4-3	4-0 BB BB		0-0 F7		0-0 F7		0	0	0	0	0	0	0
Gene Bearden, L (2, 1)										3	0	0	0	1	0	0

Inning Stats	R: 0	H: 1	E: 0	K: 0	S: 3	R: 0	H: 0	E: 0	K: 1	S: 5	R: 1	H: 2	E: 0	K: 0	S: 5	R: 0	H: 1	E: 0	K: 0	S: 3	R: 2	H: 3	E: 0	K: 0	S: 6	R: 2	H: 3	E: 0	K: 1	S: 8	R: 0	H: 0	E: 0	K: 1	S: 5	R: 0	H: 0	E: 0	K: 1	S: 5
	LOB: 1	BB: 1	P: 7			LOB: 1	BB: 1	P: 9			LOB: 3	BB: 2	P: 13			LOB: 2	BB: 2	P: 11			LOB: 1	BB: 0	P: 6			LOB: 2	BB: 1	P: 12			LOB: 0	BB: 0	P: 5			LOB: 0	BB: 0	P: 5		

PITCHER	IP	WLS	BF	H	R	ER	SO	BB	IBB	HBP	BLK	WP	HR	S	P	ERA	WHIP
Steve Nagy, L (1, 1) ERA: 4.55	3.2		19	4	1	1	1	6	0	0	0	0	0	15	39	2.46	2.727
Joe Haynes, R (4, 1) ERA: 7.83	1.2	L	10	5	4	4	0	0	0	0	0	0	0	10	10	21.60	3.000
Mickey Harris, L (6, 1) ERA: 3.5	2.2		10	1	0	0	3	1	0	0	0	0	0	15	19	0.00	0.750


BOTTOM

Washington Senators @ Cleveland Indians
Cleveland Municipal Stadium, Cleveland, OH

Wed May 24 1950, 3:33 AM EDT
Att. 13,082 - Unknown

livebaseballscorecards.com

AB	32
R	4
H	10
RBI	5
BB	7
SO	4
LOB	20



WP: 0	PA: 39
PB: 0	
SB: 0	
CS: 0	

Batter	1	2	3	4	5	6	7	8	9	AB R H RBI BB SO LOB	TOP									
Eddie Yost, R (1, 5) OBP: 0.437, SLG: 0.491	0-0 G4-6-3 1B		0-3 K			0-0 6-3		4-0 E BB		3 0 1 0 1 1 0	Washington Senators @ Cleveland Indians Cleveland Municipal Stadium, Cleveland, OH Thu May 25 1950, 3:33 AM EDT Att. 5,691 - Unknown AB 28 R 0 H 3 RBI 0 BB 5 SO 4 LOB 14									
Gil Coan, L (1, 7) OBP: 0.323, SLG: 0.512	0-0 G4-6-3 1-2f		4-0 PO BB			0-0 F6		0-0 E1 1-2 2-3		3 0 0 0 1 0 3										
Bud Stewart, L (1, 9) OBP: 0.390, SLG: 0.402	0-0 4-3		0-0 PO 1-2	0-3 K			4-0 6-3 G3 BB	0-0 4-3		3 0 0 0 1 1 3										
Eddie Robinson, L (1, 3) OBP: 0.348, SLG: 0.286		0-0 3-1		4-0 G4-6-3 BB			0-0 G3 1-2	0-0 F2		3 0 0 0 1 0 1										
Sam Mele, R (1, 8) OBP: 0.494, SLG: 0.582		0-0 FC5 2B		0-0 G4-6-3 1-2f			0-0 6-3 2-3	0-0 5-3		4 0 1 0 0 0 2										
Sam Dente, R (1, 6) OBP: 0.293, SLG: 0.264		4-0 BB			0-0 G3		0-0 6-3	0-0 5-3		3 0 0 0 1 0 1										
Sherry Robertson, L (1, 4) OBP: 0.385, SLG: 0.286		0-3 K			0-0 F7			0-3 K		3 0 0 0 0 2 2										
Al Evans, R (1, 2) OBP: 0.299, SLG: 0.358		0-0 FC5 2-3f			0-0 F5			0-0 F3		3 0 0 0 0 0 2										
Dick Weik, R (1, 1) OBP: 0.200, SLG: 0.200 Al Kozar, R (8, PH) OBP: 0.292, SLG: 0.233 Lloyd Hittle, R (8, 1) OBP: 0.143, SLG: 0.143			0-0 F2			0-0 F6		0-0 E BB 1B		2 0 0 0 0 0 0 1 0 1 0 0 0 0 0 0 0 0 0 0 0										
Inning Stats	R: 0 E: 0 K: 0 S: 3	H: 1 LOB: 0 BB: 0 P: 3	R: 0 E: 0 K: 1 S: 6	H: 1 LOB: 2 BB: 1 P: 10	R: 0 E: 0 K: 1 S: 4	H: 0 LOB: 0 BB: 1 P: 8	R: 0 E: 0 K: 1 S: 4	H: 0 LOB: 0 BB: 1 P: 8	R: 0 E: 0 K: 0 S: 3	H: 0 LOB: 0 BB: 0 P: 3	R: 0 E: 0 K: 0 S: 3	H: 0 LOB: 1 BB: 1 P: 7	R: 0 E: 1 K: 1 S: 7	H: 1 LOB: 3 BB: 1 P: 11	R: 0 E: 0 K: 0 S: 3	H: 0 LOB: 0 BB: 0 P: 3	1B: 2 2B: 1 3B: 0 HR: 0	SF: 0 SAC: 0 DP: 2 HBP: 0	WP: 0 PB: 0 SB: 0 CS: 0	PA: 34
PITCHER Bob Lemon, R (1, 1) ERA: 4.46	IP: 9.0 WLS: W BF: 33 H: 3 R: 0 ER: 0 SO: 4 BB: 5 IBB: 0 HBP: 0 BLK: 0 WP: 0 HR: 0 S: 36 P: 56 ERA: 0.00 WHIP: 0.889																			

livebaseballscorecards.com



Batter	1	2	3	4	5	6	7	8	9	AB R H RBI BB SO LOB	TOP
Dale Mitchell, L (1, 7) x OBP: 0.383, SLG: 0.422	0-0 F2		0-0 F8		4-0 BB			0-0 6-3	0-0 1-3	4 0 0 0 1 0 2	
Bob Kennedy, R (1, 9) x OBP: 0.386, SLG: 0.519	0-0 SH2-3 2B		0-0 2B		0-0 2-4	4-0 FC3-6 BB		0-0 E7 2B 1B	4-0 IBB	3 1 3 0 2 0 0	
Mickey Vernon, L (1, 3) x OBP: 0.262, SLG: 0.173	0-0 SH2-3 2-3		0-0 3-1			0-0 FC3-6 1-2f		4-0 FC3-6 BB	0-0 F6	3 0 0 0 1 0 5	
Larry Doby, L (1, 8) x OBP: 0.491, SLG: 0.579	0-0 F1			0-0 S 1B		0-0 F7		0-0 FC3-6 2B		4 1 1 0 0 0 4	
Al Rosen, R (1, 5) x OBP: 0.385, SLG: 0.569		0-0 5-3-6 1B		0-3 S S 1-2 K		0-3 S S K		0-0 1-H 2B		4 0 2 2 0 2 2	
Lou Boudreau, R (1, 6) x OBP: 0.325, SLG: 0.278		0-0 L9		0-0 F8			0-0 6-3	4-0 BB		3 0 0 0 1 0 2	
Bobby Avila, R (1, 4) x OBP: 0.600, SLG: 0.455		0-0 5-3-6 1-3f		0-0 5-3			0-0 1B	0-0 F9		4 0 1 0 0 0 4	
Jim Hegan, R (1, 2) x OBP: 0.372, SLG: 0.471			0-0 F3		0-0 F2		0-0 F8		0-0 SH5-4 2B	4 0 1 0 0 0 1	
Bob Feller, R (1, 1) x OBP: 0.167, SLG: 0.250			4-0 2B BB		0-0 5-3		0-3 K		0-0 SH5-4 2-3	2 0 0 0 1 1 1	
Inning Stats	R: 0 H: 1 E: 0 LOB: 1 K: 0 BB: 0 S: 4 P: 4	R: 0 H: 1 E: 0 LOB: 0 K: 0 BB: 0 S: 3 P: 3	R: 0 H: 1 E: 0 LOB: 2 K: 0 BB: 1 S: 4 P: 8	R: 0 H: 1 E: 0 LOB: 1 K: 1 BB: 0 S: 6 P: 6	R: 0 H: 0 E: 0 LOB: 1 K: 0 BB: 1 S: 2 P: 6	R: 0 H: 0 E: 0 LOB: 1 K: 1 BB: 1 S: 5 P: 9	R: 0 H: 1 E: 0 LOB: 1 K: 1 BB: 0 S: 6 P: 6	R: 2 H: 2 E: 1 LOB: 2 K: 0 BB: 2 S: 5 P: 13	R: 0 H: 1 E: 0 LOB: 2 K: 0 BB: 1 S: 4 P: 8	1B: 4 SF: 0 2B: 5 SAC: 2 3B: 0 DP: 1 HR: 0 HBP: 0	WP: 0 PA: 39 PB: 0 SB: 1 CS: 0
PITCHER Bob Cain, L (1, 1) ERA: 2.18	IP WLS BF H R ER SO BB IBB HBP BLK WP HR S P ERA WHIP										
<div style="text-align: center;"> <h2>Cleveland Indians @ Chicago White Sox</h2> <h3>Comiskey Park, Chicago, IL</h3> <p>Fri May 26 1950, 4:33 AM EDT Att. 9,879 - Unknown</p> </div>											

livebaseballscorecards.com

AB	31
R	2
H	8
RBI	2
BB	6
SO	3
LOB	21



Batter	1	2	3	4	5	6	7	8	9	AB R H RBI BB SO LOB	TOP	
Dale Mitchell, L (1, 7) X OBP: 0.390, SLG: 0.424	0-0 6-3	0-0 FC6-4		0-0 E 1B 1-2		0-0 CS 1B			4-0 BB	4 0 2 0 1 0 3		
Bob Kennedy, R (1, 9) S OBP: 0.376, SLG: 0.500	0-3 K		0-0 6-3	0-0 E 1B 1-2 2-H		0-0 CS	0-0 F7		0-0 F9	5 0 1 1 0 1 1		
Mickey Vernon, L (1, 3) X OBP: 0.273, SLG: 0.190	0-0 1B		0-0 BB 1B	0-0 E6 1-2 2-3			0-3 K			4 0 2 0 0 1 2		
Larry Doby, L (1, 8) X OBP: 0.482, SLG: 0.561	0-0 F8		4-0 BB	0-0 F7			0-0 4-3			3 0 0 0 1 0 4		
Al Rosen, R (1, 5) X OBP: 0.381, SLG: 0.558		0-0 SH3-4 1B 1B	0-0 F4		0-0 E5 G4-6-3			0-0 F8		4 0 1 0 0 0 2		
Lou Boudreau, R (1, 6) X OBP: 0.333, SLG: 0.289		0-0 SH3-4 1B 1-2	0-0 L5		0-0 G4-6-3 1-2f			0-0 G4-6-3 1B		4 0 2 0 0 0 3		
Bobby Avila, R (1, 4) X OBP: 0.500, SLG: 0.357		0-0 SH3-4 1-2 2-3		0-0 3-1	0-0 3-1			0-0 G4-6-3 1-2f		3 0 0 0 0 0 1		
Jim Hegan, R (1, 2) X OBP: 0.383, SLG: 0.465		4-0 FC6-4 IBB		4-0 1B 1B BB		0-0 F6			0-0 F7	1 1 0 0 2 0 0 1 0 0 0 0 0 0		
Joe Gordon, R (9, PH) X OBP: 0.289, SLG: 0.379												
Mike Garcia, R (1, 1) X OBP: 0.071, SLG: 0.071		0-3 K		0-0 F9		0-3 K			0-0 F8	3 0 0 0 0 2 4 0 0 0 0 0 0 0 1 0 0 0 0 0 0		
Jesse Flores, R (8, 1) X Allie Clark, R (9, PH) X OBP: 0.235, SLG: 0.333												
Inning Stats	R: 0 H: 1 E: 0 LOB: 1 K: 1 BB: 0 S: 6 P: 6	R: 0 H: 2 E: 0 LOB: 3 K: 1 BB: 1 S: 7 P: 11	R: 0 H: 1 E: 0 LOB: 2 K: 0 BB: 1 S: 4 P: 8	R: 1 H: 2 E: 1 LOB: 3 K: 0 BB: 1 S: 6 P: 10	R: 0 H: 0 E: 1 LOB: 0 K: 0 BB: 0 S: 3 P: 3	R: 0 H: 1 E: 0 LOB: 0 K: 1 BB: 0 S: 5 P: 5	R: 0 H: 0 E: 0 LOB: 0 K: 1 BB: 0 S: 5 P: 5	R: 0 H: 1 E: 0 LOB: 0 K: 0 BB: 0 S: 3 P: 3	R: 0 H: 0 E: 0 LOB: 1 K: 0 BB: 1 S: 3 P: 7	1B: 8 SF: 0 2B: 0 SAC: 1 3B: 0 DP: 2 HR: 0 HBP: 0	WP: 0 PA: 39 PB: 0 SB: 0 CS: 1	
PITCHER Billy Pierce, L (1, 1) X ERA: 3.51	IP WLS BF H R ER SO BB IBB HBP BLK WP HR S P ERA WHIP	9.0 W 38 8 1 1 4 3 1 0 0 0 0 0 42 58 1.00 1.222										

Cleveland Indians @ Chicago White Sox
 Comiskey Park, Chicago, IL
 Sat May 27 1950, 4:33 AM EDT
 Att. 2,325 - Unknown

livebaseballscorecards.com

AB	33
R	1
H	8
RBI	1
BB	4
SO	4
LOB	20



Batter	1	2	3	4	5	6	7	8	9
Herb Adams, L OBP: 0.270, SLG: 0.280 (1, 8) X	0-0 6-3 ①		0-0 BB 1B			0-0 G3 ① X	0-0 1-3 ③ X	0-0 F3 ②	
Dave Philley, S OBP: 0.336, SLG: 0.356 (1, 9) X	0-0 F6 ②		4-0 BB 1-2 BB			0-0 1B 1B		1-3 BB	
Cass Michaels, R OBP: 0.380, SLG: 0.474 (1, 4) X	0-0 F4 ③		0-0 F9 ③			0-0 1B 1-2 1B		HR F8 ③	
Hank Majeski, R OBP: 0.389, SLG: 0.479 (1, 5) X		0-0 G3 ①		0-0 F9 ①		0-0 1-3 2-H 1B		0-0 1B E 1B 1B	
Gus Zernial, R OBP: 0.291, SLG: 0.411 (1, 7) X		0-0 FC4-6 1B		0-0 F5 ②		0-0 F4 ②		0-0 E 1B 1B	
Gordon Goldsberry, L OBP: 0.408, SLG: 0.357 (1, 3) X		0-0 FC4-6 1-2f		0-0 G3 ③		0-0 F8 ③		0-0 1-2 2-3 E 1B 1B	
Phil Masi, R OBP: 0.391, SLG: 0.360 (1, 2) X		0-0 F4 ③			0-0 F7 ①		0-0 6-3 ① X	0-0 E4 1B 1B	
Chico Carrasquel, R OBP: 0.339, SLG: 0.307 (1, 6) X			0-0 5-3 ①		0-0 4-3 ②		0-0 6-3 ② X	0-0 1B 1-3 2-H 3-H 1B	
Billy Pierce, L OBP: 0.250, SLG: 0.250 (1, 1) X			0-0 F7 ②		0-0 1-3 ③		0-0 E6 1B	0-0 BB 1B	

Inning Stats	R: 0 E: 0 K: 0 S: 3	H: 0 LOB: 0 BB: 0 P: 3	R: 0 E: 0 K: 0 S: 4	H: 1 LOB: 1 BB: 0 P: 4	R: 0 E: 0 K: 0 S: 4	H: 1 LOB: 2 BB: 1 P: 8	R: 0 E: 0 K: 0 S: 3	H: 0 LOB: 0 BB: 0 P: 3	R: 0 E: 0 K: 0 S: 3	H: 0 LOB: 0 BB: 0 P: 3	R: 1 E: 0 K: 0 S: 6	H: 3 LOB: 2 BB: 0 P: 6	R: 0 E: 1 K: 0 S: 4	H: 1 LOB: 1 BB: 0 P: 4	R: 5 E: 1 K: 0 S: 10	H: 6 LOB: 3 BB: 1 P: 14
1B: 11 2B: 0 3B: 0 HR: 1	SF: 0 SAC: 0 DP: 0 HBP: 0	WP: 0 PB: 0 SB: 0 CS: 0	PA: 39													

PITCHER	IP	WLS	BF	H	R	ER	SO	BB	IBB	HBP	BLK	WP	HR	S	P	ERA	WHIP
Mike Garcia, R ERA: 3.61 (1, 1)	7.1	L	35	11	6	5	0	1	0	0	0	0	1	34	38	6.14	1.636
Jesse Flores, R ERA: 4.22 (8, 1)	0.2		4	1	0	0	0	1	0	0	0	0	0	3	7	0.00	3.000

BOTTOM

Cleveland Indians @ Chicago White Sox
Comiskey Park, Chicago, IL
Sat May 27 1950, 4:33 AM EDT
Att. 2,325 - Unknown

livebaseballscorecards.com

AB	37
R	6
H	12
RBI	6
BB	2
SO	0
LOB	16



Batter	1	2	3	4	5	6	7	8	9	AB R H RBI BB SO LOB	TOP	
Dale Mitchell, L (1, 7) OBP: 0.385, SLG: 0.418 Allie Clark, R (3, 7) OBP: 0.250, SLG: 0.344	0-0 6-3		0-3 K			0-0 G5-4-3 1B		0-0 5-3		2 0 0 0 0 1 0 2 0 1 0 0 0 0	Cleveland Indians @ Chicago White Sox Comiskey Park, Chicago, IL Sun May 28 1950, 4:33 AM EDT Unknown	
Bob Kennedy, R (1, 9) OBP: 0.381, SLG: 0.523	0-0 3B		0-0 6-3			0-0 G5-4-3 1-2f		0-0 2B FC5-2 1B	4 0 2 0 0 0 1			
Mickey Vernon, L (1, 3) OBP: 0.272, SLG: 0.193	0-0 G3			0-0 5-3 4-3 1B		0-0 4-3		0-0 F9	4 0 1 0 0 0 2			
Larry Doby, L (1, 8) OBP: 0.483, SLG: 0.569	0-3 K			0-0 4-3 1-2		0-0 G5-4-3 1B		0-0 FC5-2 1-3 2B	4 0 2 0 0 1 2			
Al Rosen, R (1, 5) OBP: 0.371, SLG: 0.540		0-0 6-3		0-0 5-3 2-3		0-0 G5-4-3 1-2f		0-0 FC5-2 2-3 3-H	4 0 0 0 0 0 4			
Lou Boudreau, R (1, 6) OBP: 0.330, SLG: 0.300		0-0 1-3		0-0 6-3		0-0 2B		0-0 1-3	4 0 1 0 0 0 3			
Joe Gordon, R (1, 4) OBP: 0.291, SLG: 0.377					0-0 5-3		0-0 F8		3 0 1 0 0 0 1			
Jim Hegan, R (1, 2) OBP: 0.381, SLG: 0.459					0-0 5-3				3 0 1 0 0 0 1			
Early Wynn, S (1, 1) OBP: 0.417, SLG: 0.400 Ray Boone, R (8, PH) OBP: 0.421, SLG: 0.375 Sam Zoldak, L (8, 1) OBP: 0.400, SLG: 0.400			0-0 1-3		0-3 K			0-0 G6-4-3 1B	2 0 0 0 0 1 0 1 0 0 0 0 0 1 0 0 0 0 0 0 0			
Inning Stats	R: 0 H: 1 E: 0 LOB: 1 K: 1 BB: 0 S: 6 P: 6	R: 0 H: 1 E: 0 LOB: 1 K: 0 BB: 0 S: 4 P: 4	R: 0 H: 0 E: 0 LOB: 0 K: 1 BB: 0 S: 5 P: 5	R: 0 H: 1 E: 0 LOB: 1 K: 0 BB: 0 S: 4 P: 4	R: 0 H: 0 E: 0 LOB: 0 K: 1 BB: 0 S: 5 P: 5	R: 0 H: 1 E: 0 LOB: 0 K: 0 BB: 0 S: 3 P: 3	R: 0 H: 2 E: 0 LOB: 1 K: 0 BB: 0 S: 4 P: 4	R: 0 H: 1 E: 0 LOB: 0 K: 0 BB: 0 S: 3 P: 3	R: 0 H: 2 E: 0 LOB: 2 K: 0 BB: 0 S: 5 P: 5	1B: 6 SF: 0 2B: 2 SAC: 0 3B: 1 DP: 3 HR: 0 HBP: 0		WP: 0 PA: 33 PB: 0 SB: 0 CS: 0
PITCHER Bill Wight, L (1, 1) ERA: 4.24	IP WLS BF H R ER SO BB IBB HBP BLK WP HR S P ERA WHIP	9.0 W 33 9 0 0 3 0 0 0 0 0 0 0 39 39 0.00 1.000										

AB	33
R	0
H	9
RBI	0
BB	0
SO	3
LOB	15



livebaseballscorecards.com

Batter	1	2	3	4	5	6	7	8	9
Herb Adams, L (1, 8) OBP: 0.269, SLG: 0.302	0-0 3B	0-0 F8			0-0 G3			0-0 4-3	
Dave Philley, S (1, 9) OBP: 0.326, SLG: 0.344	0-0 3-4		0-0 F2		0-0 L6			0-3 K	
Cass Michaels, R (1, 4) OBP: 0.376, SLG: 0.462	0-0 F6		0-0 1-3		0-0 5-3			4-0 BB BB	
Hank Majeski, R (1, 5) OBP: 0.400, SLG: 0.475	4-0 BB BB		4-0 HR BB		0-0 F9			4-0 1-2 BB	
Gus Zernial, R (1, 7) OBP: 0.298, SLG: 0.435	4-0 1-2 BB		0-0 1-H HR		0-0 1-3			0-0 4-3	
Gordon Goldsberry, L (1, 3) OBP: 0.392, SLG: 0.339	0-3 K		0-0 F7		0-0 F5				
Phil Masi, R (1, 2) OBP: 0.389, SLG: 0.359		0-0 G1 1B		0-3 K			0-0 F4		
Chico Carrasquel, R (1, 6) OBP: 0.331, SLG: 0.298		0-0 G1		0-0 6-3			0-3 K		
Bill Wight, L (1, 1)		0-3 K		0-3 K			0-0 F9		

Inning Stats	R: 0	H: 1	E: 0	LOB: 3	K: 1	BB: 2	S: 6	P: 14
	R: 0	H: 1	E: 0	LOB: 1	K: 1	BB: 0	S: 6	P: 6
	R: 2	H: 1	E: 0	LOB: 0	K: 0	BB: 1	S: 4	P: 8
	R: 0	H: 0	E: 0	LOB: 0	K: 2	BB: 0	S: 7	P: 7
	R: 0	H: 0	E: 0	LOB: 0	K: 0	BB: 0	S: 3	P: 3
	R: 0	H: 0	E: 0	LOB: 0	K: 1	BB: 0	S: 5	P: 5
	R: 0	H: 0	E: 0	LOB: 2	K: 1	BB: 2	S: 5	P: 13


PITCHER	IP	WLS	BF	H	R	ER	SO	BB	IBB	HBP	BLK	WP	HR	S	P	ERA	WHIP
Early Wynn, R (1, 1) ERA: 4.86	7.0	L	27	3	2	2	5	3	0	0	0	0	1	34	46	2.57	0.857
Sam Zoldak, L (8, 1) ERA: 10.2	1.0		5	0	0	0	1	2	0	0	0	0	0	5	13	0.00	2.000

BOTTOM

Cleveland Indians @ Chicago White Sox
Comiskey Park, Chicago, IL
Sun May 28 1950, 4:33 AM EDT
Unknown

AB	R	H	RBI	BB	SO	LOB
4	0	1	0	0	0	1
4	0	0	0	0	1	1
3	0	0	0	1	0	1
1	1	0	0	3	0	0
3	1	1	2	1	0	2
3	0	0	0	0	1	3
3	0	1	0	0	1	0
3	0	0	0	0	1	1
3	0	0	0	0	2	1

AB	27
R	2
H	3
RBI	2
BB	5
SO	6
LOB	10



WP	PA
0	32

1B	SF	WP	PA
1	0	0	32
2B	SAC	PB	CS
0	0	0	0
3B	DP	SB	CS
1	0	0	0
HR	HBP	CS	CS
1	0	0	0

Batter	1	2	3	4	5	6	7	8	9	AB R H RBI BB SO LOB	TOP											
Lou Boudreau, R (1, 6) OBP: 0.323, SLG: 0.286	0-0 F9		0-0 1-3	0-0 F2			0-0 FC8-4 3-6-1 2B		4-0 1B BB	4 2 0 0 1 0 3												
Mickey Vernon, L (1, 3) OBP: 0.278, SLG: 0.195	0-0 F8		0-0 3-1		4-0 G6-3-2 SH1-3 BB		0-0 3-6-1		0-0 9-3 1B	4 0 1 0 1 0 1												
Joe Gordon, R (1, 4) OBP: 0.289, SLG: 0.382	0-0 F7		0-0 4-3		0-0 SH1-3		0-0 2B		0-0 9-3 1B	4 0 1 1 0 0 2												
Allie Clark, R (1, 7) OBP: 0.244, SLG: 0.324		0-0 F4		0-0 E7 HR		0-0 G6-3-2		0-0 F7	0-0 3B 1B	5 2 1 1 0 0 2												
Larry Doby, L (1, 8) OBP: 0.480, SLG: 0.607		0-0 F8		0-0 HR		0-0 F9		0-0 F8	0-0 3B	5 1 2 3 0 0 0												
Al Rosen, R (1, 5) OBP: 0.365, SLG: 0.550		0-0 E5 1B		0-3 K		0-0 HR		0-0 6-3	0-3 K	5 2 1 1 0 2 1												
Bob Kennedy, R (1, 9) OBP: 0.396, SLG: 0.528		0-0 1B		4-0 F8 BB		0-0 F8		0-0 BB 1B		3 0 2 1 1 0 0												
Jim Hegan, R (1, 2) OBP: 0.386, SLG: 0.447		4-0 IBB		0-0 F8		0-0 F5		4-0 BB		2 0 0 0 2 0 1												
Steve Gromek, S (1, 1) OBP: 0.400, SLG: 0.333		0-3 K		4-0 BB			0-0 FC8-4 1B	0-0 4-3		3 0 1 0 1 1 4												
Inning Stats	R: 0 E: 0 K: 0 S: 3	H: 0 LOB: 0 BB: 0 P: 3	R: 1 E: 1 K: 1 S: 7	H: 1 LOB: 2 BB: 1 P: 11	R: 0 E: 0 K: 0 S: 3	H: 0 LOB: 0 BB: 0 P: 3	R: 2 E: 1 K: 1 S: 7	H: 1 LOB: 2 BB: 2 P: 15	R: 0 E: 0 K: 0 S: 2	H: 0 LOB: 0 BB: 1 P: 6	R: 1 E: 0 K: 0 S: 4	H: 1 LOB: 0 BB: 0 P: 4	R: 1 E: 0 K: 0 S: 5	H: 2 LOB: 1 BB: 0 P: 5	R: 0 E: 0 K: 0 S: 4	H: 1 LOB: 2 BB: 1 P: 8	R: 2 E: 0 K: 1 S: 7	H: 3 LOB: 1 BB: 1 P: 11	1B: 5 2B: 2 3B: 1 HR: 2	SF: 0 SAC: 1 DP: 2 HBP: 0	WP: 0 PB: 0 SB: 0 CS: 0	PA: 42
PITCHER	IP WLS BF H R ER SO BB IBB HBP BLK WP HR S P ERA WHIP																					
Mickey Haefner, L (1, 1) ERA: 4.87	6.0 L 26 3 4 2 2 3 1 0 0 0 2 26 42 3.00 1.000																					
Luis Aloma, R (7, 1) ERA: 5.59	2.0 10 3 1 1 0 1 0 0 0 0 0 9 13 4.50 2.000																					
Jack Bruner, L (9, 1) ERA: 2.79	1.0 6 3 2 2 1 1 0 0 0 0 0 7 11 18.00 4.000																					

Cleveland Indians @ Chicago White Sox
Comiskey Park, Chicago, IL
Sun May 28 1950, 4:38 AM EDT
Att. 23,559 - Unknown

AB	35
R	7
H	9
RBI	7
BB	6
SO	3
LOB	14



Batter	1	2	3	4	5	6	7	8	9	AB R H RBI BB SO LOB
Johnny Lipon, R OBP: 0.421, SLG: 0.394 (1, 6) X	0-0 1-3 ①		X 0-0 1B		X 0-0 1B		X 0-0 6-3 ③			4 0 2 0 0 0 1
Jerry Priddy, R OBP: 0.310, SLG: 0.284 (1, 4) X	0-0 E4 2-3		X 0-0 1B 4-3		X 0-0 1B G4-6-3 1-2f			S S S 0-3 K ①		4 0 1 0 0 1 1
George Kell, R OBP: 0.433, SLG: 0.507 (1, 5) X	0-0 2-3 1-2 ②		X 0-0 1B F4			B B B B 4-0 1B BB		B B B B 4-0 1B BB G3-6-3		2 0 0 0 2 0 3
Vic Wertz, L OBP: 0.359, SLG: 0.541 (1, 9) B B B B	4-0 BB		X 0-0 1B 4-3			X 0-0 1B F4		X 0-0 1B G3-6-3 1-2f		3 0 0 0 1 0 4
Hoot Evers, R OBP: 0.377, SLG: 0.544 (1, 7) X	0-0 1-3 ③		X 0-0 1B 5-3			X 0-0 1B 1-3			X 0-0 2B	4 0 2 0 0 0 4
Johnny Groth, R OBP: 0.370, SLG: 0.454 (1, 8)		X 0-0 1B		X 0-0 1B 6-3 ①		X 0-0 1B 1-3 ③			X 0-0 1B 5-3 ①	4 0 1 0 0 0 2
Aaron Robinson, L OBP: 0.403, SLG: 0.469 (1, 2)		0-3 K ①		X 0-0 1B F8 ②			X 0-0 1B F2 ①		X 0-0 1B F7 ②	4 0 0 0 0 1 2
Dick Kryhoski, L OBP: 0.264, SLG: 0.383 (1, 3)		0-3 K ②		X 0-0 1B 4-3 ③			X 0-0 1B 4-3 ②		S S S 0-3 K ③	3 0 0 0 0 1 1
Pat Mullin, L OBP: 0.256, SLG: 0.189 (9, PH)										1 0 0 0 0 1 1
Art Houtteman, R OBP: 0.292, SLG: 0.273 (1, 1)		0-3 K ③			X 0-0 1B L9 ①		X 0-0 1B E4			3 0 1 0 0 1 1


Inning Stats	R: 0	H: 0	E: 1	K: 0	S: 4	LOB: 2	BB: 1	P: 8	R: 0	H: 1	E: 0	K: 3	S: 10	LOB: 1	BB: 0	P: 10	R: 0	H: 2	E: 0	K: 0	S: 5	LOB: 2	BB: 0	P: 5	R: 0	H: 0	E: 0	K: 0	S: 3	LOB: 0	BB: 0	P: 3	R: 0	H: 1	E: 0	K: 0	S: 3	LOB: 0	BB: 0	P: 3	R: 0	H: 1	E: 0	K: 0	S: 3	LOB: 1	BB: 1	P: 7	R: 0	H: 1	E: 1	K: 0	S: 4	LOB: 1	BB: 0	P: 4	R: 0	H: 0	E: 0	K: 1	S: 4	LOB: 0	BB: 1	P: 8	R: 0	H: 1	E: 0	K: 1	S: 6	LOB: 1	BB: 0	P: 6	1B: 6	2B: 1	3B: 0	HR: 0	SF: 0	SAC: 0	DP: 2	HBP: 0	WP: 0	PB: 0	SB: 0	CS: 0	PA: 35
PITCHER Bob Lemon, R ERA: 3.93 (1, 1)	IP	WLS	BF	H	R	ER	SO	BB	IBB	HBP	BLK	WP	HR	S	P	ERA	WHIP	IP	WLS	BF	H	R	ER	SO	BB	IBB	HBP	BLK	WP	HR	S	P	ERA	WHIP																																																			

BOTTOM

Cleveland Indians @ Detroit Tigers
Briggs Stadium, Detroit, MI
Tue May 30 1950, 4:33 AM EDT
Unknown

livebaseballscorecards.com

AB	32
R	0
H	7
RBI	0
BB	3
SO	5
LOB	20



Batter	1	2	3	4	5	6	7	8	9	AB R H RBI BB SO LOB	TOP
Lou Boudreau, R (1, 6) OBP: 0.317, SLG: 0.283	0-0 1B		0-0 F5			0-0 4-3		0-0 L8		4 0 1 0 0 0 0	
Mickey Vernon, L (1, 3) OBP: 0.287, SLG: 0.191	0-0 F5			4-0 BB		4-0 BB		0-0 F9		2 0 0 0 2 0 1	
Joe Gordon, R (1, 4) OBP: 0.295, SLG: 0.381	0-0 F9			0-0 F6		0-0 5-3			0-0 1B 2B 1B	4 1 1 0 0 0 3	
Allie Clark, R (1, 7) OBP: 0.244, SLG: 0.317	0-0 F4			0-0 F6			0-0 F9		0-0 2B 1-2 1B	4 0 1 0 0 0 2	
Al Rosen, R (1, 5) OBP: 0.359, SLG: 0.555		0-0 F8		0-0 6-3			0-0 L5		0-0 F3	4 0 0 0 0 0 3	
Bob Kennedy, R (1, 9) OBP: 0.385, SLG: 0.526		0-0 F4			0-0 5-3		0-0 E5 1B		0-0 1-3 2-H 2B	4 1 1 1 0 0 0 0 0 0 0 0 0 0	
Bobby Avila, R (9, PR) OBP: 0.500, SLG: 0.357											
Thurman Tucker, L (1, 8) OBP: 0.353, SLG: 0.267		0-0 6-3			0-3 K		0-0 2-H 1B		0-0 F3	3 0 1 1 0 1 0 1 0 0 0 0 0 2	
Ray Murray, R (9, PH) OBP: 0.362, SLG: 0.488											
Jim Hegan, R (1, 2) OBP: 0.354, SLG: 0.405			0-3 K		0-0 5-3		0-3 K		0-0 F4	4 0 0 0 0 2 3	
Gene Bearden, L (1, 1)			0-3 K						0-0 6-3	2 0 0 0 0 2 0	
Mike Garcia, R (7, 1) OBP: 0.071, SLG: 0.071										0 0 0 0 0 0 0	
Ray Boone, R (8, PH) OBP: 0.414, SLG: 0.367										1 0 0 0 0 0 0	
Marino Pieretti, R (8, 1)										0 0 0 0 0 0 0	
Inning Stats	R: 0 E: 0 K: 0 S: 4 H: 1 LOB: 1 BB: 0 P: 4	R: 0 E: 0 K: 0 S: 3 H: 0 LOB: 0 BB: 0 P: 3	R: 0 E: 0 K: 2 S: 7 H: 0 LOB: 0 BB: 0 P: 7	R: 0 E: 0 K: 0 S: 3 H: 0 LOB: 1 BB: 1 P: 7	R: 0 E: 0 K: 1 S: 5 H: 0 LOB: 0 BB: 0 P: 5	R: 0 E: 0 K: 1 S: 5 H: 0 LOB: 1 BB: 1 P: 9	R: 1 E: 1 K: 1 S: 7 H: 1 LOB: 1 BB: 0 P: 7	R: 0 E: 0 K: 0 S: 3 H: 0 LOB: 0 BB: 0 P: 3	R: 1 E: 0 K: 0 S: 6 H: 3 LOB: 2 BB: 0 P: 6	1B: 4 2B: 1 3B: 0 HR: 0 SF: 0 SAC: 0 DP: 0 HBP: 0	WP: 0 PB: 0 SB: 0 CS: 0 PA: 35
PITCHER Hal Newhouser, L (1, 1) ERA: 2.7	IP: 9.0 WLS: W BF: 35 H: 5 R: 2 ER: 1 SO: 5 BB: 2 IBB: 0 HBP: 0 BLK: 0 WP: 0 HR: 0 S: 43 P: 51 ERA: 1.00 WHIP: 0.778										

Cleveland Indians @ Detroit Tigers
 Briggs Stadium, Detroit, MI
 Tue May 30 1950, 4:38 AM EDT
 Att: 55,537 - Unknown

livebaseballscorecards.com

AB	33
R	2
H	5
RBI	2
BB	2
SO	5
LOB	14



Batter	1	2	3	4	5	6	7	8	9	AB R H RBI BB SO LOB	TOP	
Dale Mitchell, L (1, 7) X OBP: 0.392, SLG: 0.420	0-0 6-3 1-3 1B		0-0 F5		0-0 FC4-6 1B		0-0 HR 1B	0-0 L6		5 1 3 1 0 0 3		
Bob Kennedy, R (1, 9) X OBP: 0.377, SLG: 0.510	0-0 1-3 1-2		0-0 1-3 1-2		0-0 FC4-6 1B		0-0 F8		0-0 G3	5 0 1 1 0 0 3		
Luke Easter, L (1, 3) X OBP: 0.388, SLG: 0.435	0-0 6-3 2-3		0-3 K		0-0 FC4-6		0-0 HR		0-0 G3	5 1 1 2 0 1 4		
Larry Doby, L (1, 8) B B B B OBP: 0.477, SLG: 0.589	4-0 FC5-4 BB			0-0 F4	0-0 F7		0-0 G5-4-3 1B		0-0 1-3	4 0 1 0 1 0 2		
Al Rosen, R (1, 5) X OBP: 0.356, SLG: 0.567	0-0 FC5-4 1-2f			0-0 HR		0-0 F7	0-0 G5-4-3			4 1 1 1 0 0 3		
Lou Boudreau, R (1, 6) X OBP: 0.314, SLG: 0.274		0-0 5-3		0-0 F8		0-0 5-3		4-0 FC5-4 BB		3 0 0 0 1 0 0		
Joe Gordon, R (1, 4) X OBP: 0.293, SLG: 0.377		0-0 6-3		0-0 6-3		0-0 1B		0-0 F7		4 0 1 0 0 0 1		
Jim Hegan, R (1, 2) X OBP: 0.350, SLG: 0.398		0-0 F7			0-0 1B	0-3 K2-3		0-0 FC5-4 1B		4 0 1 0 0 1 2		
Bob Feller, R (1, 1) OBP: 0.167, SLG: 0.250 Al Benton, R (1, 1) OBP: 1.000, SLG: 1.000 Thurman Tucker, L (5, PH) OBP: 0.389, SLG: 0.313 Dick Rozek, L (5, 1) Allie Clark, R (7, PH) OBP: 0.261, SLG: 0.357 Sam Zolotsek, L (7, 1) OBP: 0.400, SLG: 0.400 Bob Lemon, L (8, PH) OBP: 0.342, SLG: 0.486 Marino Pieretti, R (8, 1)			0-0 1-3 1B		0-0 1B 1B		0-0 1B 2B	0-0 1-2 1B		0 0 0 0 0 0 0 0 1 0 1 0 0 0 0 0 1 1 1 0 0 0 0 0 0 0 0 0 0 0 0 0 1 1 1 0 0 0 0 0 0 0 0 0 0 0 0 0 1 0 1 0 0 0 0 0 0 0 0 0 0 0 0 0		
Inning Stats	R: 0 H: 1 E: 0 LOB: 2 K: 0 BB: 1 S: 4 P: 8	R: 0 H: 0 E: 0 LOB: 0 K: 0 BB: 0 S: 3 P: 3	R: 0 H: 1 E: 0 LOB: 1 K: 1 BB: 0 S: 6 P: 6	R: 1 H: 1 E: 0 LOB: 0 K: 0 BB: 0 S: 4 P: 4	R: 1 H: 4 E: 0 LOB: 2 K: 0 BB: 0 S: 6 P: 6	R: 0 H: 1 E: 0 LOB: 1 K: 1 BB: 0 S: 6 P: 6	R: 3 H: 4 E: 0 LOB: 0 K: 0 BB: 0 S: 6 P: 6	R: 0 H: 1 E: 0 LOB: 2 K: 0 BB: 1 S: 4 P: 8	R: 0 H: 0 E: 0 LOB: 0 K: 0 BB: 0 S: 3 P: 3	1B: 10 SF: 0 2B: 1 SAC: 0 3B: 0 DP: 1 HR: 2 HBP: 0	WP: 0 PA: 40 PB: 0 SB: 0 CS: 0	
PITCHER Joe Dobson, R (1, 1) ERA: 3.51	IP WLS BF H R ER SO BB IBB HBP BLK WP HR S P ERA WHIP	9.0 W 40 13 5 5 2 2 0 0 0 0 0 2 42 50 5.00 1.667										

Cleveland Indians @ Boston Red Sox
 Fenway Park, Boston, MA
 Fri Jun 02 1950, 3:33 AM EDT
 Att: 35,473 - Unknown

livebaseballscorecards.com

AB 38
 R 5
 H 13
 RBI 5
 BB 2
 SO 2
 LOB 18



Batter	1	2	3	4	5	6	7	8	9	AB	R	H	RBI	BB	SO	LOB
Dom DiMaggio, R OBP: 0.444, SLG: 0.423 (1, 8)			0-3 K			0-0 F3		0-0 F2		4	1	1	2	1	1	3
6 Johnny Pesky, L OBP: 0.466, SLG: 0.421 (1, 5)				0-0 HR 1B	0-0 4-3		0-0 F9			4	2	1	0	1	0	5
Ted Williams, L OBP: 0.445, SLG: 0.642 (1, 7)	4-0 E 2B BB	0-0 HR		0-0 F9		0-0 G5-4-3 1B	0-3 K			4	2	2	1	1	1	2
Vern Stephens, R OBP: 0.361, SLG: 0.530 (1, 6)	0-0 F5	0-3 K		0-0 F5		0-0 G5-4-3	0-0 F5			5	0	0	0	0	1	5
Walt Dropo, R OBP: 0.408, SLG: 0.683 (1, 3)	0-0 E5 2B BB	0-0 F9		0-0 HR		0-0 1B 1B	0-0 FC5 BB 1B			5	3	3	3	0	0	1
Al Zarilla, L OBP: 0.412, SLG: 0.470 (1, 9)	0-0 BB 1B 2B	4-0 BB		0-0 4-3		0-0 1B 1B	4-0 FC5 BB			3	2	2	1	2	0	0
Bobby Doerr, R OBP: 0.325, SLG: 0.356 (1, 4)	4-0 BB 1B IBB	0-0 F2			0-0 F2	0-0 1B	0-0 FC5			4	1	1	2	1	0	3
Birdie Tebbetts, R OBP: 0.408, SLG: 0.516 (1, 2)	0-3 K		0-0 K 1B		0-0 BB 1B	0-0 F9	0-0 F7			5	0	2	0	0	1	6
Joe Dobson, R OBP: 0.379, SLG: 0.227 (1, 1)	4-0 1B BB		0-3 K		4-0 BB		4-0 BB			1	0	0	1	3	1	1

Inning Stats	R: 6	H: 2	E: 1	LOB: 2	K: 1	BB: 5	S: 8	R: 1	H: 1	E: 0	LOB: 1	K: 1	BB: 1	S: 6	R: 0	H: 1	E: 0	LOB: 0	K: 2	BB: 0	S: 7	R: 2	H: 2	E: 0	LOB: 0	K: 0	BB: 0	S: 5	R: 0	H: 1	E: 0	LOB: 2	K: 0	BB: 1	S: 4	R: 2	H: 4	E: 0	LOB: 1	K: 0	BB: 0	S: 6	R: 0	H: 0	E: 0	LOB: 1	K: 1	BB: 1	S: 5	R: 0	H: 1	E: 0	LOB: 2	K: 0	BB: 1	S: 4	R: 0	H: 1	E: 0	LOB: 2	K: 0	BB: 1	S: 8
--------------	------	------	------	--------	------	-------	------	------	------	------	--------	------	-------	------	------	------	------	--------	------	-------	------	------	------	------	--------	------	-------	------	------	------	------	--------	------	-------	------	------	------	------	--------	------	-------	------	------	------	------	--------	------	-------	------	------	------	------	--------	------	-------	------	------	------	------	--------	------	-------	------

PITCHER	IP	WLS	BF	H	R	ER	SO	BB	IBB	HBP	BLK	WP	HR	S	P	ERA	WHIP
Bob Feller, R ERA: 3.72 (1, 1)	0.2	L	10	2	6	3	1	4	1	0	0	0	0	7	27	40.50	9.000
Al Benton, R ERA: 6.75 (1, 1)	3.1		14	4	3	3	3	1	0	0	0	0	2	19	23	8.10	1.500
Dick Rozek, L ERA: 5.06 (5, 1)	2.0		11	5	2	2	0	1	0	0	0	0	0	10	14	9.00	3.000
Sam Zoldak, L ERA: 9.56 (7, 1)	1.0		4	0	0	0	1	1	0	0	0	0	0	5	9	0.00	1.000
Marino Pieretti, R ERA: 2.0 (8, 1)	1.0		5	1	0	0	0	1	0	0	0	0	0	4	8	0.00	2.000

BOTTOM

4	1	1	2	1	1	3
4	2	1	0	1	0	5
4	2	2	1	1	1	2
5	0	0	0	0	1	5
5	3	3	3	0	0	1
3	2	2	1	2	0	0
4	1	1	2	1	0	3
5	0	2	0	0	1	6
1	0	0	1	3	1	1

AB	35
R	11
H	12
RBI	10
BB	9
SO	5
LOB	26



1B: 9	SF: 0	WP: 0	PA: 44
2B: 1	SAC: 0	PB: 0	
3B: 0	DP: 1	SB: 0	
HR: 2	HBP: 0	CS: 0	

Cleveland Indians @ Boston Red Sox
Fenway Park, Boston, MA
 Fri Jun 02 1950, 3:33 AM EDT
 Att. 35,473 - Unknown

livebaseballscorecards.com

Batter	1	2	3	4	5	6	7	8	9	AB R H RBI BB SO LOB	TOP																		
Dale Mitchell, L (1, 7) OBP: 0.392, SLG: 0.419	0-3 K		0-0 F7	0-0 1B		0-0 1B			0-0 F7	5 0 2 1 0 1 0	<p>Cleveland Indians @ Boston Red Sox Fenway Park, Boston, MA Sat Jun 03 1950, 3:33 AM EDT Att. 23,612 - Unknown</p>																		
Bob Kennedy, R (1, 9) OBP: 0.378, SLG: 0.523	0-0 HR 1B		0-0 F8	0-0 F8 1B		0-0 F8			0-0 HR 3B	5 2 2 0 0 0 2																			
Luke Easter, L (1, 3) OBP: 0.388, SLG: 0.464	0-0 HR			0-0 4-3 1B	0-0 5-3 BB 1B	0-0 F8			0-3 K2-3	5 1 2 2 0 1 2																			
Larry Doby, L (1, 8) OBP: 0.474, SLG: 0.603	0-0 F7			0-0 E6 BB 1B	4-0 5-3 BB		0-0 G3		0-0 HR	4 2 1 2 1 0 0																			
Al Rosen, R (1, 5) OBP: 0.352, SLG: 0.552	0-0 6-3			4-0 BB 1B BB	0-3 K		0-0 L7		0-0 6-3	4 1 0 0 1 1 2																			
Lou Boudreau, R (1, 6) OBP: 0.321, SLG: 0.268		4-0 BB G5-4-3 BB		4-0 BB 1B BB	0-0 5-3		0-0 F4			2 1 0 0 2 0 2																			
Joe Gordon, R (1, 4) OBP: 0.299, SLG: 0.376		0-3 K		0-0 2B BB 1B	4-0 IBB			0-0 F6		3 1 1 2 1 1 1																			
Jim Hegan, R (1, 2) OBP: 0.346, SLG: 0.402		0-0 G5-4-3		0-0 1B 2B	0-0 L7			0-0 F6		4 1 1 1 0 0 4																			
Mike Garcia, R (1, 1) OBP: 0.071, SLG: 0.071 Gene Bearden, L (1, 1) OBP: 0.256, SLG: 0.349 Allie Clark, R (4, PH) Jesse Flores, R (4, 1) Thurman Tucker, L (6, PH) Al Benton, R (6, 1) Bob Lemon, L (8, PH) Sam Zoldak, L (8, 1) OBP: 1.000, SLG: 1.000 OBP: 0.333, SLG: 0.472 OBP: 0.400, SLG: 0.400			0-0 1-3	0-0 6-3		0-0 F4		0-0 4-3		0 0 0 0 0 0 0 1 0 0 0 0 0 0 1 0 0 0 1 0 0 1 0 0 0 0 0 0 0 0 1 0 0 0 0 0 0 0 0 0 0 0 0 0 0 0 1 0 0 0 0 0 0 0 0 0 0 0 0 0 0 0 1 0 0 0 0 0 0 0 0 0 0 0 0 0 0 0																			
Inning Stats	R: 2 H: 2 E: 0 LOB: 0 K: 1 BB: 0 S: 7 P: 7	R: 0 H: 0 E: 0 LOB: 0 K: 1 BB: 1 S: 4 P: 8	R: 0 H: 0 E: 0 LOB: 0 K: 0 BB: 0 S: 3 P: 3	R: 5 H: 3 E: 1 LOB: 1 K: 0 BB: 2 S: 7 P: 15	R: 0 H: 1 E: 0 LOB: 3 K: 1 BB: 2 S: 6 P: 14	R: 0 H: 1 E: 0 LOB: 1 K: 0 BB: 0 S: 4 P: 4	R: 0 H: 0 E: 0 LOB: 0 K: 0 BB: 0 S: 3 P: 3	R: 0 H: 0 E: 0 LOB: 0 K: 0 BB: 0 S: 3 P: 3	R: 2 H: 2 E: 0 LOB: 0 K: 1 BB: 0 S: 7 P: 7	1B: 5 SF: 0 2B: 1 SAC: 0 3B: 1 DP: 1 HR: 2 HBP: 0	WP: 0 PA: 41 PB: 0 SB: 0 CS: 0																		
PITCHER	IP WLS BF H R ER SO BB IBB HBP BLK WP HR S P ERA WHIP											PITCHER	IP WLS BF H R ER SO BB IBB HBP BLK WP HR S P ERA WHIP																
Mel Parnell, L (1, 1) ERA: 3.71	3.1	W	17	4	7	4	2	3	0	0	0	0	0	1	18	30	10.80	2.100											
Al Papai, R (4, 1) ERA: 4.26	5.2	W	24	5	2	2	2	1	1	0	0	0	0	1	26	34	3.18	1.059											

livebaseballscorecards.com

AB	36
R	9
H	9
RBI	9
BB	5
SO	4
LOB	14



Batter	1	2	3	4	5	6	7	8	9	AB	R	H	RBI	BB	SO	LOB
Dom DiMaggio, R OBP: 0.438, SLG: 0.416 (1, 8)	0-0 BB 6 BB 1B	0-0 E1 BB 6 1B 1B	0-0 6-3		0-0 F2		0-0 FC1-6 FC5-6 1-2f			5	2	1	0	0	0	2
6 Johnny Pesky, L OBP: 0.470, SLG: 0.419 (1, 5)	4-0 BB 1-2 1B BB	0-0 1B BB 1-2 FC3-6 1B	4-0 1B BB		0-0 FC9-6 1-2f HR		0-0 F9			3	3	1	0	2	0	2
Ted Williams, L OBP: 0.455, SLG: 0.664 (1, 7)	4-0 1-2 2-3 2B BB	4-0 FC3-6 1B 1-2 2-3 BB	0-0 FC5-4 1B		0-0 1-1 HR		0-0 FC5-6 1-2f			3	2	2	2	2	0	1
Vern Stephens, R OBP: 0.357, SLG: 0.521 (1, 6)	0-0 1-2 2-H 2-3 3-H 2B 3B 1B	0-3 K	0-0 FC5-4		0-3 K		0-0 F5			5	1	1	2	0	2	5
Walt Dropo, R OBP: 0.415, SLG: 0.688 (1, 3)	0-0 1-3 2-H 2B	0-0 FC3-6 1-2 2-3 3-H 1B		0-0 F4		0-0 1B 1B		0-0 6-3		5	1	3	2	0	0	0
Al Zarilla, L OBP: 0.419, SLG: 0.479 (1, 9)	4-0 3B BB	0-0 FC3-6 1-2f 2-3 3-H BB		0-0 G6-4-3 1B		0-0 F8		0-0 2B		4	1	2	1	1	0	3
Bobby Doerr, R OBP: 0.333, SLG: 0.373 (1, 4)	0-0 1-H 2-H 3-H L7-6-5 3B	4-0 FC5-4 1-2 BB		0-0 G6-4-3 1-2f		0-0 1-2 1B		0-0 F9		4	0	2	3	1	0	2
Birdie Tebbetts, R OBP: 0.402, SLG: 0.537 (1, 2)	0-0 3-H L7-6-5	0-0 FC5-4 1-2f		0-0 HR		0-0 G4-6-3				4	1	1	1	0	0	6
Mel Parnell, L OBP: 0.323, SLG: 0.259 Al Papai, R OBP: 0.267, SLG: 0.083 (1, 1) (4, 1)	0-0 F4		0-0 L7		4-0 6 FC9-6 BB		4-0 FC1-6 BB			2	0	0	0	0	0	0
	0 0 0 0 2 0 0									0	0	0	0	2	0	0

Inning Stats	R: 6	H: 4	E: 0	LOB: 0	K: 0	BB: 3	S: 6	P: 18	R: 2	H: 2	E: 1	LOB: 3	K: 1	BB: 2	S: 8	P: 16	R: 0	H: 1	E: 0	LOB: 2	K: 0	BB: 1	S: 4	P: 8	R: 0	H: 1	E: 0	LOB: 0	K: 0	BB: 0	S: 3	P: 3	R: 3	H: 2	E: 0	LOB: 0	K: 1	BB: 1	S: 7	P: 11	R: 0	H: 2	E: 0	LOB: 1	K: 0	BB: 0	S: 4	P: 4	R: 0	H: 0	E: 0	LOB: 1	K: 0	BB: 1	S: 3	P: 7	R: 0	H: 1	E: 0	LOB: 1	K: 0	BB: 0	S: 4	P: 4
1B: 8	SF: 0	2B: 3	SAC: 0	3B: 1	DP: 3	HR: 2	HBP: 0	WP: 0	PA: 43																																																							

PITCHER	IP	WLS	BF	H	R	ER	SO	BB	IBB	HBP	BLK	WP	HR	S	P	ERA	WHIP
Mike Garcia, R ERA: 4.64 (1, 1)	0.0	L	5	3	5	5	0	2	0	0	0	0	0	3	11	∞	∞
Gene Bearden, L ERA: 3.86 (1, 1)	3.0		17	4	3	1	1	4	0	0	0	0	0	15	31	3.00	2.667
Jesse Flores, R ERA: 5.01 (4, 1)	2.0		9	3	3	3	1	1	0	0	0	0	2	10	14	13.50	2.000
Al Benton, R ERA: 5.68 (6, 1)	2.0		8	2	0	0	0	1	0	0	0	0	0	7	11	0.00	1.500
Sam Zoldak, L ERA: 9.0 (8, 1)	1.0		4	1	0	0	0	0	0	0	0	0	0	4	4	0.00	1.000


BOTTOM

Cleveland Indians @ Boston Red Sox

Fenway Park, Boston, MA

Sat Jun 03 1950, 3:33 AM EDT
Att. 23,612 - Unknown

AB	35
R	11
H	13
RBI	11
BB	8
SO	2
LOB	21



Batter	1	2	3	4	5	6	7	8	9	AB R H RBI BB SO LOB	TOP													
Dale Mitchell, L (1, 7) OBP: 0.389, SLG: 0.415	0-0 4-3		0-0 6-3			0-0 BB 1B		0-0 1-3		4 0 1 0 0 0 0	Cleveland Indians @ New York Yankees Yankee Stadium, Bronx, NY Sun Jun 04 1950, 3:33 AM EDT Att. 44,781 - Unknown													
Bob Kennedy, R (1, 9) OBP: 0.366, SLG: 0.505	0-0 6-3			0-0 F5		0-0 F8		0-0 F8		4 0 0 0 0 0 1														
Luke Easter, L (1, 3) OBP: 0.384, SLG: 0.455	0-3 K			0-0 1B		0-0 F9		0-0 F9		4 0 1 0 0 1 1														
Larry Doby, L (1, 8) OBP: 0.482, SLG: 0.605		0-0 BB 1B		0-0 F9		4-0 BB 1-2 FC6-4 BB		0-0 G1-4-3 1B		3 0 2 0 1 0 1														
Al Rosen, R (1, 5) OBP: 0.343, SLG: 0.537		0-0 F6		0-0 L6		0-0 FC6-4 1-2f		0-0 G1-4-3 1-2f		4 0 0 0 0 0 5														
Joe Gordon, R (1, 4) OBP: 0.305, SLG: 0.375		4-0 BB 1-2 G5-4-3 BB		0-0 FC4-6 1B		0-0 5-3		0-0 5-3		3 0 1 0 1 0 0														
Ray Boone, R (1, 6) OBP: 0.410, SLG: 0.365		0-0 G5-4-3 1-2f		0-0 F8		0-0 1B				3 0 1 0 0 0 3														
Jim Hegan, R (1, 2) OBP: 0.336, SLG: 0.389		0-3 K		0-0 FC4-6 1-2f		0-0 L7				3 0 0 0 0 1 2														
Bob Lemon, L (1, 1) OBP: 0.317, SLG: 0.447		0-3 K		0-3 K		0-0 6-3				2 0 0 0 0 2 1														
Al Benton, R (5, 1) OBP: 1.000, SLG: 1.000										0 0 0 0 0 0 0														
Bobby Avila, R (7, PH) OBP: 0.474, SLG: 0.333										1 0 0 0 0 0 1														
Steve Gromek, S (7, 1) OBP: 0.400, SLG: 0.333										0 0 0 0 0 0 0														
Inning Stats	R: 0 E: 0 K: 1 S: 5	H: 0 LOB: 0 BB: 0 P: 5	R: 0 E: 0 K: 0 S: 3	H: 1 LOB: 1 BB: 1 P: 7	R: 0 E: 0 K: 2 S: 7	H: 0 LOB: 0 BB: 0 P: 7	R: 0 E: 0 K: 0 S: 4	H: 1 LOB: 1 BB: 0 P: 4	R: 0 E: 0 K: 1 S: 6	H: 1 LOB: 1 BB: 0 P: 6	R: 0 E: 0 K: 0 S: 4	H: 1 LOB: 2 BB: 1 P: 8	R: 0 E: 0 K: 0 S: 4	H: 1 LOB: 1 BB: 0 P: 4	R: 0 E: 0 K: 0 S: 3	H: 0 LOB: 0 BB: 0 P: 3	R: 0 E: 0 K: 0 S: 3	H: 1 LOB: 0 BB: 0 P: 3	R: 0 E: 0 K: 0 S: 3	H: 1 LOB: 0 BB: 0 P: 3	1B: 6 2B: 0 3B: 0 HR: 0	SF: 0 SAC: 0 DP: 2 HBP: 0	WP: 0 PB: 0 SB: 0 CS: 0	PA: 33
PITCHER Ed Lopat, L (1, 1) ERA: 3.91	IP: 9.0 WLS: W BF: 33 H: 6 R: 0 ER: 0 SO: 4 BB: 2 IBB: 0 HBP: 0 BLK: 0 WP: 0 HR: 0 S: 39 P: 47 ERA: 0.00 WHIP: 0.889											PITCHER	IP: 9.0 WLS: W BF: 33 H: 6 R: 0 ER: 0 SO: 4 BB: 2 IBB: 0 HBP: 0 BLK: 0 WP: 0 HR: 0 S: 39 P: 47 ERA: 0.00 WHIP: 0.889											

AB	31
R	0
H	6
RBI	0
BB	2
SO	4
LOB	15



WP: 0	PA: 33
PB: 0	
SB: 0	
CS: 0	

Batter	1	2	3	4	5	6	7	8	9	AB R H RBI BB SO LOB	TOP									
Dale Mitchell, L (1, 7) OBP: 0.380, SLG: 0.405 Thurman Tucker, L (9, 7) OBP: 0.368, SLG: 0.294	0-0 F4		0-0 F7		0-0 F8			0-0 F8		4 0 0 0 0 0 0	<p>Cleveland Indians @ New York Yankees Yankee Stadium, Bronx, NY Mon Jun 05 1950, 3:33 AM EDT Att: 57,629 - Unknown</p>									
Bob Kennedy, R (1, 9) OBP: 0.370, SLG: 0.530	0-0 S 1B		0-0 F4			0-0 HR		0-0 5-3		4 2 2 1 0 0 0										
Luke Easter, L (1, 3) OBP: 0.380, SLG: 0.442	4-0 1B 1-2 BB		0-0 6-3		0-3 K		0-3 K			3 0 0 0 1 2 0										
Larry Doby, L (1, 8) OBP: 0.483, SLG: 0.595	0-3 K			4-0 CS BB BB		4-0 FC6-4 BB		0-0 4-3		2 0 0 0 2 1 2										
Al Rosen, R (1, 5) OBP: 0.353, SLG: 0.536	0-0 1-2 2-H 1B			4-0 1-2 BB		0-0 F3		4-0 1B BB		2 1 1 1 2 0 1										
Lou Boudreau, R (1, 6) OBP: 0.319, SLG: 0.267	0-0 1-3			0-0 F9 2-3		0-0 FC6-4 1-2f		0-0 1B 1B		4 0 1 0 0 0 5										
Joe Gordon, R (1, 4) OBP: 0.297, SLG: 0.364		0-0 4-3		0-0 F9		0-0 6-3		0-0 F7		4 0 0 0 0 0 3										
Jim Hegan, R (1, 2) OBP: 0.333, SLG: 0.384		0-3 K			0-0 5-3		0-0 F9		0-0 1-2 2-H 1B	4 0 1 1 0 1 0										
Bob Feller, R (1, 1) OBP: 0.136, SLG: 0.200		0-3 K			0-3 K		0-0 6-3		0-0 F8	4 0 0 0 0 2 2										
Inning Stats	R: 1 E: 0 K: 1 S: 7	H: 2 LOB: 2 BB: 1 P: 11	R: 0 E: 0 K: 2 S: 7	H: 0 LOB: 0 BB: 0 P: 7	R: 0 E: 0 K: 0 S: 3	H: 0 LOB: 1 BB: 2 P: 3	R: 0 E: 0 K: 0 S: 5	H: 0 LOB: 0 BB: 0 P: 5	R: 1 E: 0 K: 1 S: 6	H: 1 LOB: 1 BB: 1 P: 10	R: 0 E: 0 K: 0 S: 3	H: 0 LOB: 0 BB: 0 P: 3	R: 0 E: 0 K: 1 S: 5	H: 0 LOB: 0 BB: 0 P: 5	R: 1 E: 0 K: 0 S: 5	H: 2 LOB: 2 BB: 1 P: 9	1B: 4 2B: 0 3B: 0 HR: 1	SF: 0 SAC: 0 DP: 0 HBP: 0	WP: 0 PB: 0 SB: 1 CS: 1	PA: 36
PITCHER	IP WLS BF H R ER SO BB IBB HBP BLK WP HR S P ERA WHIP																			
Allie Reynolds, R (1, 1) ERA: 3.82 Joe Page, L (9, 1) ERA: 3.34	8.0 L 30 3 2 2 6 4 0 0 0 0 1 38 54 2.25 0.875																			
	1.0 6 2 1 1 0 1 0 0 0 0 0 5 9 9.00 3.000																			

AB	31
R	3
H	5
RBI	3
BB	5
SO	6
LOB	13



Batter	1	2	3	4	5	6	7	8	9	AB	R	H	RBI	BB	SO	LOB
Phil Rizzuto, R OBP: 0.455, SLG: 0.470 (1, 6)	0-0 G3		4-0 BB		0-0 4-3			0-0 1B		3	0	1	0	1	0	0
Bobby Brown, L OBP: 0.278, SLG: 0.264 (1, 5)	0-0 F8		0-3 K			0-0 F7		0-0 F8		4	0	0	0	0	1	2
Joe Collins, L OBP: 0.358, SLG: 0.441 (1, 3)	0-0 BB 1B		0-3 K			0-0 5-3		0-3 K		4	0	1	0	0	2	2
Joe DiMaggio, R OBP: 0.390, SLG: 0.520 (1, 8)	4-0 1-2 BB			0-0 6-3		0-0 4-3			0-0 HR	3	1	1	1	1	0	0
Yogi Berra, L OBP: 0.380, SLG: 0.452 (1, 2)	0-0 F7			0-0 F7			0-0 1B		0-0 3-1	4	0	1	0	0	0	2
Gene Woodling, L OBP: 0.427, SLG: 0.398 (1, 7)		0-0 L4		0-0 E3 FC6-4		0-0 F7		0-0 F7	4-0 2B BB	3	1	0	0	1	0	1
Hank Bauer, R OBP: 0.361, SLG: 0.436 (1, 9)		0-0 F9		0-0 FC6-4		0-0 F9		0-0 F9	0-0 2B	2	0	0	0	0	0	1
Tommy Henrich, L OBP: 0.477, SLG: 0.786 (7, PH)				1-2f					1-H	1	0	0	0	0	0	1
Cliff Mapes, L OBP: 0.396, SLG: 0.528 (8, 9)									2B	1	0	1	1	0	0	0
Jerry Coleman, R OBP: 0.352, SLG: 0.375 (1, 4)		0-0 F3			0-0 F5		0-0 4-3		0-0 F2	3	0	0	0	0	0	1
Ed Lopat, L OBP: 0.367, SLG: 0.333 (9, PH)										1	0	0	0	0	0	1
Allie Reynolds, R OBP: 0.304, SLG: 0.286 (1, 1)			0-0 F9			0-0 F4		0-0 F5	0-3 K	2	0	0	0	0	0	0
Jim Delsing, L OBP: 0.600, SLG: 0.500 (8, PH)										1	0	0	0	0	0	0
Joe Page, L OBP: 0.333, SLG: 0.400 (9, 1)										0	0	0	0	0	0	0
Tommy Byrne, L OBP: 0.346, SLG: 0.417 (9, PH)										1	0	0	0	0	1	1

Inning Stats	R: 0	H: 1	E: 0	K: 0	S: 4	R: 0	H: 0	E: 0	K: 0	S: 3	R: 0	H: 0	E: 0	K: 2	S: 7	R: 0	H: 0	E: 1	K: 0	S: 4	R: 0	H: 0	E: 0	K: 0	S: 3	R: 0	H: 0	E: 0	K: 0	S: 3	R: 0	H: 1	E: 0	K: 0	S: 4	R: 0	H: 1	E: 0	K: 1	S: 6	R: 2	H: 2	E: 0	K: 1	S: 7	R: 0	H: 2	E: 0	K: 1	S: 7	1B: 3	SF: 0	2B: 1	SAC: 0	3B: 0	DP: 0	HR: 1	HBP: 0	WP: 0	PA: 36
--------------	------	------	------	------	------	------	------	------	------	------	------	------	------	------	------	------	------	------	------	------	------	------	------	------	------	------	------	------	------	------	------	------	------	------	------	------	------	------	------	------	------	------	------	------	------	------	------	------	------	------	-------	-------	-------	--------	-------	-------	-------	--------	-------	--------


PITCHER	IP	WLS	BF	H	R	ER	SO	BB	IBB	HBP	BLK	WP	HR	S	P	ERA	WHIP
Bob Feller, R ERA: 3.49 (1, 1)	9.0	W	36	5	2	2	4	3	0	0	0	0	1	41	53	2.00	0.889

BOTTOM

Cleveland Indians @ New York Yankees
Yankee Stadium, Bronx, NY

Mon Jun 05 1950, 3:33 AM EDT
Att. 57,629 - Unknown

AB	33
R	2
H	5
RBI	2
BB	3
SO	4
LOB	12



PITCHER	IP	WLS	BF	H	R	ER	SO	BB	IBB	HBP	BLK	WP	HR	S	P	ERA	WHIP
---------	----	-----	----	---	---	----	----	----	-----	-----	-----	----	----	---	---	-----	------

Batter	1	2	3	4	5	6	7	8	9	AB R H RBI BB SO LOB	TOP											
Dale Mitchell, L (1, 7) x OBP: 0.384, SLG: 0.408	0-0 1-3 x 	0-0 1-2 x 	0-0 FC4-6 x 		0-0 1B x 		0-0 6-3 x 		0-0 1-3 x 	6 2 3 1 0 0 1												
Bob Kennedy, R (1, 9) x OBP: 0.383, SLG: 0.537	0-0 1B x 	0-0 2B x 		0-0 CS x 	0-0 F8 x 		0-0 6-3 x 		0-0 2-H x 	6 3 4 3 0 0 1												
Luke Easter, L (1, 3) x OBP: 0.400, SLG: 0.486	0-0 E9 x 	0-0 1-3 x 		4-0 BB x 		0-0 1B x 		0-0 1-3 x 	0-0 1-H x 	5 4 4 2 1 0 0												
Larry Doby, L (1, 8) x OBP: 0.470, SLG: 0.575	0-0 F7 x 	0-0 4-3 x 		0-3 S x 		0-0 2B x 		0-0 4-3 x 	0-0 3-H x 	6 1 1 3 0 1 3												
Al Rosen, R (1, 5) x OBP: 0.369, SLG: 0.542	0-0 2B x 	0-0 CS x 		4-0 BB x 		0-3 S x 		4-0 BB x 	0-0 1B x 	4 1 3 1 2 1 2												
Lou Boudreau, R (1, 6) x OBP: 0.311, SLG: 0.271	0-0 1-H x 	0-0 CS x 	0-0 F9 x 	0-0 4-3 x 		0-0 3-H x 		0-0 1-2 x 	0-0 3-H x 	6 0 1 2 0 0 5												
Joe Gordon, R (1, 4) x OBP: 0.307, SLG: 0.397	0-0 F7 x 		0-3 K x 		0-0 HR x 	0-0 E2 x 			4-0 BB x 	4 2 2 1 1 1 1												
Jim Hegan, R (1, 2) x OBP: 0.336, SLG: 0.413		0-0 1B x 	0-0 HR x 		0-0 F8 x 	0-0 F5 x 			0-0 F5 x 	5 2 2 1 0 0 2												
Mike Garcia, R (1, 1) x OBP: 0.158, SLG: 0.158		0-3 K x 	0-0 FC4-6 x 		0-3 K x 		0-3 K x 		0-0 1-2 x 	5 1 2 0 0 3 1												
Inning Stats	R: 3 E: 1 K: 0 S: 7	H: 4 LOB: 1 BB: 0 P: 7	R: 4 E: 0 K: 1 S: 9	H: 5 LOB: 0 BB: 0 P: 9	R: 1 E: 0 K: 1 S: 7	H: 2 LOB: 1 BB: 0 P: 7	R: 0 E: 0 K: 1 S: 5	H: 1 LOB: 2 BB: 2 P: 13	R: 1 E: 0 K: 1 S: 7	H: 2 LOB: 1 BB: 0 P: 7	R: 2 E: 1 K: 1 S: 8	H: 3 LOB: 1 BB: 0 P: 8	R: 0 E: 0 K: 1 S: 5	H: 0 LOB: 0 BB: 0 P: 5	R: 0 E: 0 K: 0 S: 3	H: 0 LOB: 1 BB: 1 P: 7	R: 5 E: 0 K: 0 S: 8	H: 5 LOB: 1 BB: 1 P: 12	1B: 16 2B: 3 3B: 1 HR: 2	SF: 0 SAC: 0 DP: 0 HBP: 0	WP: 0 PB: 0 SB: 0 CS: 2	PA: 52
PITCHER	IP WLS BF H R ER SO BB IBB HBP BLK WP HR S P ERA WHIP																					
Bob Porterfield, R (1, 1) ERA: 9.87	2.0 L 14 9 7 7 1 0 0 0 0 0 0 0 0 16 16 31.50 4.500																					
Don Johnson, R (3, 1) ERA: 8.0	7.0 37 13 9 9 5 4 0 0 0 0 0 2 43 59 11.57 2.429																					

Cleveland Indians @ New York Yankees
 Yankee Stadium, Bronx, NY
 Tue Jun 06 1950, 3:33 AM EDT
 Att. 17,867 - Unknown

AB	47
R	16
H	22
RBI	14
BB	4
SO	6
LOB	16



Batter	1	2	3	4	5	6	7	8	9	AB	R	H	RBI	BB	SO	LOB
Phil Rizzuto, R OBP: 0.448, SLG: 0.459 (1, 6)	0-0 5-3		0-0 F8		4-0 FC4-6 BB		0-0 F7		0-0 F7	4	0	0	0	1	0	0
Hank Bauer, R OBP: 0.352, SLG: 0.422 (1, 9)	0-3 K		0-3 K		0-0 F6		0-0 1-3		0-0 1B	5	0	1	0	0	2	1
Joe Collins, L OBP: 0.351, SLG: 0.449 (1, 3)	0-0 5-3		0-0 G3		0-0 FC4-6 BB 1-2f		0-0 3B		0-0 G3	5	0	1	0	0	0	2
Joe DiMaggio, R OBP: 0.398, SLG: 0.542 (1, 8)		0-0 1B 1B 1B		0-0 HR	4-0 1-2 BB		0-0 6-3			3	2	2	1	1	0	1
Yogi Berra, L OBP: 0.382, SLG: 0.453 (1, 2)		0-0 F9		0-0 FC9-6 1B	0-0 F3			0-0 1B		4	0	2	0	0	0	3
Gene Woodling, L OBP: 0.438, SLG: 0.406 (1, 7)		0-0 FC6-4 1B 1-2		0-0 FC9-6 1B 1-2	4-0 1-3 BB		0-0 F7			3	0	2	0	1	0	1
Billy Johnson, R OBP: 0.404, SLG: 0.435 (1, 5)		0-0 FC6-4 1B 1-2 2-H		0-0 FC9-6 1-2f 2-3	0-0 1-3		0-0 F8			4	0	1	1	0	0	4
Jerry Coleman, R OBP: 0.350, SLG: 0.367 (1, 4)		0-0 FC6-4 1-2f 2-3		0-3 K	4-0 G1-6-3 BB		0-0 F9			3	0	0	0	1	1	5
Bob Porterfield, R OBP: 0.333, SLG: 0.333 (1, 1)		0-3 K		0-3 K	0-0 G1-6-3				0-3 K	0	0	0	0	0	0	0
Charles Silvera, R (2, PH)										1	0	0	0	0	1	2
Don Johnson, R (3, 1)										2	0	0	0	0	1	4
Jackie Jensen, R (9, PH)										1	0	0	0	0	1	0

Inning Stats	R: 0	H: 0	E: 0	K: 1	S: 5	R: 1	H: 3	E: 0	K: 1	S: 8	R: 0	H: 0	E: 0	K: 1	S: 5	R: 1	H: 3	E: 0	K: 2	S: 10	R: 0	H: 0	E: 0	K: 0	S: 3	R: 0	H: 1	E: 0	K: 0	S: 4	R: 0	H: 1	E: 0	K: 0	S: 4	R: 0	H: 1	E: 0	K: 1	S: 6	R: 0	H: 1	E: 0	K: 1	S: 6	1B: 7	SF: 0	2B: 0	SAC: 0	3B: 1	DP: 1	HR: 1	HBP: 0	WP: 0	PA: 39
--------------	------	------	------	------	------	------	------	------	------	------	------	------	------	------	------	------	------	------	------	-------	------	------	------	------	------	------	------	------	------	------	------	------	------	------	------	------	------	------	------	------	------	------	------	------	------	-------	-------	-------	--------	-------	-------	-------	--------	-------	--------

PITCHER	IP	WLS	BF	H	R	ER	SO	BB	IBB	HBP	BLK	WP	HR	S	P	ERA	WHIP
Mike Garcia, R (1, 1) ERA: 4.18	9.0	W	39	9	2	2	6	4	0	0	0	0	1	47	63	2.00	1.444

BOTTOM

Cleveland Indians @ New York Yankees
 Yankee Stadium, Bronx, NY
 Tue Jun 06 1950, 3:33 AM EDT
 Att. 17,867 - Unknown

livebaseballscorecards.com

AB	35
R	2
H	9
RBI	2
BB	4
SO	6
LOB	23



Batter	1	2	3	4	5	6	7	8	9	AB R H RBI BB SO LOB	TOP											
Dale Mitchell, L (1, 7) OBP: 0.384, SLG: 0.405	0-0 1-3		0-0 6-3	4-0 BB			0-0 BB 1B	0-0 F8		4 0 1 0 1 0 2	Cleveland Indians @ Washington Senators Griffith Stadium, Washington, DC Wed Jun 07 1950, 3:33 AM EDT Att: 17,526 - Unknown											
Bob Kennedy, R (1, 9) OBP: 0.384, SLG: 0.540 Bobby Avila, R (9, PR) OBP: 0.474, SLG: 0.333	0-0 2B		0-0 6-3	0-0 F8			0-0 F8		0-0 1B	5 0 2 0 0 0 2 0 0 0 0 0 0 0												
Luke Easter, L (1, 3) OBP: 0.400, SLG: 0.473	0-3 K		4-0 1B BB		0-0 4-3		4-0 1-2 BB		0-0 F8	3 0 0 0 2 1 2												
Larry Doby, L (1, 8) OBP: 0.474, SLG: 0.569	4-0 BB		0-0 FC6-4 1B	1-2	4-0 G5-4-3 BB		0-3 K		0-0 F9	3 0 1 0 2 1 3												
Al Rosen, R (1, 5) OBP: 0.364, SLG: 0.538	0-0 F9		0-0 FC6-4	1-2f	0-0 G5-4-3	1-2f		0-0 1B 2B	0-0 P5	5 1 1 0 0 0 6												
Lou Boudreau, R (1, 6) OBP: 0.325, SLG: 0.315		0-0 1B 2B		0-0 E 3B		0-0 F2		0-0 SH3-4 1B		4 2 3 1 0 0 0												
Joe Gordon, R (1, 4) OBP: 0.307, SLG: 0.396		0-0 G4-6-3 1B	2-H	0-0 6-3		0-0 5-3		0-0 SH3-4		3 0 1 1 0 0 1												
Jim Hegan, R (1, 2) OBP: 0.325, SLG: 0.398		0-0 G4-6-3	1-2f	0-0 P3		0-0 F8		0-0 L7		4 0 0 0 0 0 3												
Early Wynn, S (1, 1) OBP: 0.438, SLG: 0.538		0-0 4-3		0-0 E5 3B	3-H		0-0 F8	4-0 BB		3 1 1 1 1 0 0												
Inning Stats	R: 0 E: 0 K: 1 S: 6	H: 1 LOB: 2 BB: 1 P: 10	R: 1 E: 0 K: 0 S: 4	H: 2 LOB: 0 BB: 0 P: 4	R: 0 E: 0 K: 0 S: 4	H: 1 LOB: 2 BB: 1 P: 8	R: 2 E: 1 K: 0 S: 5	H: 2 LOB: 1 BB: 1 P: 9	R: 0 E: 0 K: 0 S: 2	H: 0 LOB: 0 BB: 1 P: 6		R: 0 E: 0 K: 0 S: 3	H: 0 LOB: 0 BB: 0 P: 3	R: 0 E: 0 K: 1 S: 6	H: 1 LOB: 2 BB: 1 P: 10	R: 1 E: 0 K: 0 S: 5	H: 2 LOB: 2 BB: 1 P: 9	R: 0 E: 0 K: 0 S: 4	H: 1 LOB: 1 BB: 0 P: 4	1B: 5 2B: 3 3B: 2 HR: 0	SF: 0 SAC: 1 DP: 2 HBP: 0	WP: 0 PB: 0 SB: 0 CS: 0
PITCHER Sid Hudson, R (1, 1) ERA: 3.47	IP 9.0 WLS W BF 41 H 10 R 4 ER 3 SO 2 BB 6 IBB 0 HBP 0 BLK 0 WP 0 HR 0 S 39 P 63 ERA 3.00 WHIP 1.778											PITCHER	IP WLS BF H R ER SO BB IBB HBP BLK WP HR S P ERA WHIP									

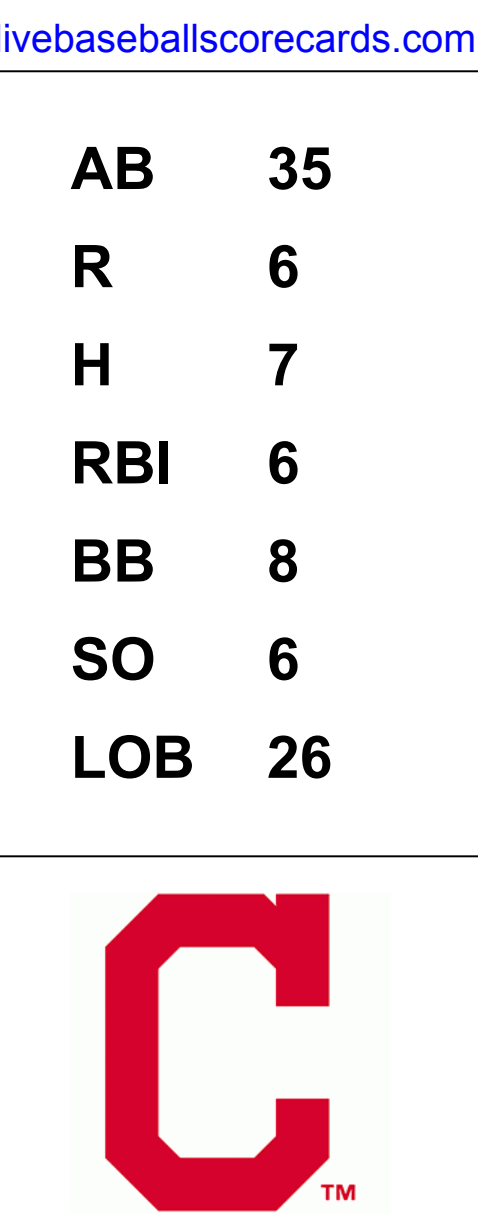
livebaseballscorecards.com

AB	34
R	4
H	10
RBI	3
BB	6
SO	2
LOB	19



Batter	1	2	3	4	5	6	7	8	9	AB R H RBI BB SO LOB	TOP																								
Dale Mitchell, L (1, 7) OBP: 0.390, SLG: 0.403	4-0 F7 HR BB BB	0-0 1-2 1B		4-0 1-2 BB			0-3 K	0-3 K		3 1 1 0 2 2 3																									
Bob Kennedy, R (1, 9) OBP: 0.385, SLG: 0.538	4-0 1-2 HR BB BB	0-3 K		0-0 F3			0-0 E4		0-0 4-3 FC4 2B	4 2 1 0 1 1 4																									
Luke Easter, L (1, 3) OBP: 0.393, SLG: 0.462	0-0 F7 2-3	0-0 4-3			0-0 FC4-6 1B		0-0 F8		0-0 4-3 2-3	5 0 1 0 0 0 6																									
Larry Doby, L (1, 8) OBP: 0.465, SLG: 0.552	4-0 1-2 HR BB BB		0-0 F7		0-0 FC4-6 G5-4-3 1-2f		0-0 F7		0-0 FC4 FC5-4	4 1 0 1 1 0 2																									
Al Rosen, R (1, 5) OBP: 0.365, SLG: 0.564	0-0 1-H 2-H 3-H HR		0-0 F7		0-0 G5-4-3 1-2f			0-0 1B 3B	0-0 FC5-4 2B 1-2f	5 2 2 4 0 0 2																									
Lou Boudreau, R (1, 6) OBP: 0.331, SLG: 0.316	4-0 CS BB		0-0 L5			0-0 6-3		0-0 FC1-5 1B 3-H	0-0 1-3 2B	3 0 1 1 1 0 0 1 0 1 0 0 0 0																									
Bobby Avila, R (8, PR) OBP: 0.500, SLG: 0.438																																			
Joe Gordon, R (1, 4) OBP: 0.304, SLG: 0.385	0-3 K 1-2			0-0 F7		0-0 E3		4-0 WP FC1-5 1-2 BB	0-0 F8	4 0 0 0 1 1 3	AB 35 R 6 H 7 RBI 6 BB 8 SO 6 LOB 26																								
Jim Hegan, R (1, 2) OBP: 0.315, SLG: 0.384		0-0 F3		0-0 F8		0-0 F9		0-0 FC1-5 1-2 2-3f WP		4 0 0 0 0 0 3																									
Bob Lemon, L (1, 1) OBP: 0.333, SLG: 0.447		4-0 1B BB		4-0 BB BB		0-3 K		0-3 K		0 0 0 0 1 0 0 0 0 0 0 1 0 0 1 0 0 0 0 1 1 0 0 0 0 0 0 0 1 0 0 0 0 1 2 0 0 0 0 0 0 0 0 0 0 0 0 0 0																									
Al Benton, R (3, 1) OBP: 1.000, SLG: 1.000																																			
Ray Boone, R (6, PH) OBP: 0.463, SLG: 0.358																																			
Marino Pieretti, R (6, 1)																																			
Allie Clark, R (8, PH) OBP: 0.250, SLG: 0.341																																			
Jesse Flores, R (8, 1)																																			
Gene Bearden, L (8, 1)																																			
Inning Stats	R: 4 E: 0 K: 1 S: 5	H: 1 LOB: 1 BB: 4 P: 21	R: 0 E: 0 K: 1 S: 6	H: 1 LOB: 2 BB: 1 P: 10	R: 0 E: 0 K: 0 S: 3	H: 0 LOB: 0 BB: 0 P: 3	R: 0 E: 0 K: 0 S: 3	H: 1 LOB: 0 BB: 0 P: 3	R: 0 E: 1 K: 1 S: 6	H: 0 LOB: 1 BB: 0 P: 6	R: 0 E: 1 K: 1 S: 6	H: 0 LOB: 1 BB: 0 P: 6	R: 1 E: 0 K: 2 S: 9	H: 2 LOB: 3 BB: 1 P: 13	R: 1 E: 0 K: 0 S: 6	H: 2 LOB: 2 BB: 0 P: 6	1B: 3 2B: 3 3B: 1 HR: 1	SF: 0 SAC: 0 DP: 2 HBP: 0	WP: 1 PB: 0 SB: 0 CS: 1	PA: 43															
PITCHER	IP WLS BF H R ER SO BB IBB HBP BLK WP HR S P ERA WHIP																																		
Bob Kuzava, L (1, 1) ERA: 5.59	4.0	21	3	4	4	2	7	0	0	0	0	1	18	46	9.00	2.500																			
Mickey Harris, L (5, 1) ERA: 3.08	5.0	22	4	2	2	4	1	0	0	0	1	0	29	33	3.60	1.000																			

Cleveland Indians @ Washington Senators
Griffith Stadium, Washington, DC
Thu Jun 08 1950, 3:33 AM EDT
Att. 16,589 - Unknown



livebaseballscorecards.com

BOTTOM

Cleveland Indians @ Washington Senators
Griffith Stadium, Washington, DC

AB	37
R	7
H	11
RBI	7
BB	5
SO	4
LOB	19



WP	0	PA	43
PB	0		
SB	0		
CS	0		

ERA	6.00	WHIP	1.667
ERA	3.7		
ERA	2.86		
ERA	4.5		
ERA	8.66		

AB R H RBI BB SO LOB

4	3	2	2	1	0	0
4	0	2	1	1	1	0
4	1	1	0	1	0	3
4	1	1	2	1	0	3
4	0	1	2	0	1	2
1	0	0	0	0	0	2
5	0	0	0	0	1	5
4	0	2	0	0	0	0
4	1	2	0	0	0	1
3	0	0	0	0	1	3
0	0	0	0	0	0	0
0	0	0	0	0	0	0
0	0	0	0	0	0	0
0	0	0	0	0	0	0
0	0	0	0	1	0	0
0	1	0	0	0	0	0
1B	7	SF	0			
2B	2	SAC	0			
3B	1	DP	0			
HR	1	HBP	0			

Batter	1	2	3	4	5	6	7	8	9																
Eddie Yost, R OBP: 0.437, SLG: 0.474 (1, 5)	4-0 BB 1B BB		0-0 F8 1	0-0 PO 1-2	0-0 HR		0-0 F9 1		0-0 E 1B F9 1B 1-2 2-H																
Bud Stewart, L OBP: 0.351, SLG: 0.350 (1, 7)	4-0 1B 1-2 BB		0-0 FC6-2 3B		0-3 K 1		0-0 3-1 2		0-0 E7 F9 1B 1-3 2-H																
Cass Michaels, R OBP: 0.378, SLG: 0.458 (1, 4)	0-0 F8 1		0-0 FC6-2 BB 2B 3-H		0-0 F7 2		0-0 1B		4-0 FC6-4 BB B B B B																
Irv Noren, L OBP: 0.405, SLG: 0.481 (1, 3)	0-0 1B 1-3 2-H		4-0 2B BB 1-2		0-0 F9 3		0-0 F8 3		0-0 F9 1 2-3 3-H																
Sherry Robertson, L OBP: 0.333, SLG: 0.371 Roberto Ortiz, R OBP: 0.286, SLG: 0.288 (1, 9) (9, PH)	0-3 K 2		0-0 2B 1-H 2-H		0-0 F9 1		0-0 P5 1		0-0 F2 2																
Johnny Ostrowski, R OBP: 0.314, SLG: 0.405 (1, 8)	0-3 K 3		0-0 F9 3		0-0 6-3 2		0-0 6-3 2		0-0 FC6-4 3 1-2f																
Sam Dente, R OBP: 0.273, SLG: 0.259 (1, 6)		0-0 P4 1		0-0 PO 1B		0-0 2B 1B		0-0 F9 3																	
Al Evans, R OBP: 0.298, SLG: 0.322 (1, 2)		0-0 L6 2		0-0 F8 1		0-0 2B		0-0 BB 1B 1B																	
Connie Marrero, R OBP: 0.156, SLG: 0.158 Lloyd Hittle, R OBP: 0.167, SLG: 0.091 Dick Weik, R OBP: 0.154, SLG: 0.154 Joe Haynes, R OBP: 0.233, SLG: 0.538 Sam Mele, R OBP: 0.466, SLG: 0.565 Steve Nagy, L OBP: 0.364, SLG: 0.474 (1, 1) (7, 1) (8, 1) (8, 1) (9, PH) (9, PR)		0-0 F8 3		0-3 K 2		0-0 P3 3		4-0 1B 1B BB 1-2																	
Inning Stats	R: 1 E: 0 K: 2 S: 8	H: 1 LOB: 2 BB: 2 P: 16	R: 0 E: 0 K: 0 S: 3	H: 0 LOB: 0 BB: 0 P: 3	R: 2 E: 0 K: 0 S: 5	H: 2 LOB: 1 BB: 1 P: 9	R: 0 E: 0 K: 1 S: 5	H: 1 LOB: 0 BB: 0 P: 5	R: 1 E: 0 K: 1 S: 6	H: 1 LOB: 0 BB: 0 P: 6	R: 0 E: 0 K: 0 S: 5	H: 2 LOB: 2 BB: 0 P: 5	R: 0 E: 0 K: 0 S: 4	H: 1 LOB: 1 BB: 0 P: 4	R: 0 E: 0 K: 0 S: 3	H: 0 LOB: 0 BB: 0 P: 3	R: 3 E: 1 K: 0 S: 6	H: 3 LOB: 2 BB: 2 P: 14	1B: 7 2B: 2 3B: 1 HR: 1	SF: 0 SAC: 0 DP: 0 HBP: 0	WP: 0 PB: 0 SB: 0 CS: 0	PA: 43			
PITCHER	IP	WLS	BF	H	R	ER	SO	BB	IBB	HBP	BLK	WP	HR	S	P	ERA	WHIP								
Bob Feller, R ERA: 3.7 (1, 1)	6.0		27	7	4	4	4	3	0	0	0	0	1	32	44	6.00	1.667								
Marino Pieretti, R ERA: 2.86 (7, 1)	2.0		11	4	3	3	0	1	0	0	0	0	0	10	14	13.50	2.500								
Steve Gromek, R ERA: 4.5 (9, 1)	0.1		2	0	0	0	0	1	0	0	0	0	0	1	5	0.00	3.000								
Sam Zoldak, L ERA: 8.66 (9, 1)	0.2	S	2	0	0	0	0	0	0	0	0	0	0	2	2	0.00	0.000								

Fri Jun 09 1950, 3:33 AM EDT
Att. 5,482 - Unknown

livebaseballscorecards.com

Batter	1	2	3	4	5	6	7	8	9	AB R H RBI BB SO LOB	TOP		
Bob Kennedy, R (1, 9) OBP: 0.373, SLG: 0.507	0-0 P6			0-0 F8	0-0 FC5-4		0-0 FC5		0-0 5-3	5 0 0 0 0 0 2	Cleveland Indians @ Philadelphia Athletics Shibe Park, Philadelphia, PA Sat Jun 10 1950, 3:33 AM EDT Att. 3,811 - Unknown		
Allie Clark, R (1, 7) Dale Mitchell, L (9, PH) OBP: 0.250, SLG: 0.333 OBP: 0.388, SLG: 0.398	0-0 L9			0-0 2B 1B		0-0 F9		0-0 F8	0-0 F8	4 1 1 0 0 0 0 1 0 0 0 0 0 0			
Luke Easter, L (1, 3) OBP: 0.406, SLG: 0.504	0-0 4-3			0-0 2B 2B		0-0 FC5-4 1B		0-0 3B 1B	0-0 L8	5 2 3 1 0 0 0			
Larry Doby, L (1, 8) OBP: 0.458, SLG: 0.552		0-3 K		0-0 F7		0-0 F8		0-0 HR 3B		4 1 1 1 0 1 2			
Al Rosen, R (1, 5) OBP: 0.371, SLG: 0.599		0-0 F9		0-0 2B		0-0 FC5-4		0-0 HR		4 1 2 3 0 0 1			
Lou Boudreau, R (1, 6) Thurman Tucker, L (7, PR) Ray Boone, R (7, 6) OBP: 0.333, SLG: 0.322 OBP: 0.368, SLG: 0.294 OBP: 0.397, SLG: 0.352		0-0 F8		0-0 L7			0-0 F9 2B	0-0 F2		3 0 1 0 0 0 1 0 1 0 0 0 0 0 1 0 0 0 0 0 0			
Bobby Avila, R (1, 4) OBP: 0.414, SLG: 0.333			0-0 4-3		0-0 F8		0-0 F9 2B	0-0 S 2B 1B		4 1 1 0 0 0 1			
Ray Murray, R (1, 2) OBP: 0.385, SLG: 0.478			0-0 F9		0-0 FC5-4 1B		0-0 F9 BB BB	4-0 2B BB		3 0 1 1 1 0 1			
Mike Garcia, R (1, 1) OBP: 0.217, SLG: 0.304			0-3 K		0-0 P4		0-0 FC5 2B	0-0 1-H 2-H 2B		4 0 2 1 0 1 1			
Inning Stats	R: 0 H: 0 E: 0 LOB: 0 K: 0 BB: 0 S: 3 P: 3	R: 0 H: 0 E: 0 LOB: 0 K: 1 BB: 0 S: 5 P: 5	R: 0 H: 0 E: 0 LOB: 0 K: 1 BB: 0 S: 5 P: 5	R: 2 H: 3 E: 0 LOB: 1 K: 0 BB: 0 S: 6 P: 6	R: 0 H: 1 E: 0 LOB: 1 K: 0 BB: 0 S: 4 P: 4	R: 0 H: 1 E: 0 LOB: 1 K: 0 BB: 0 S: 4 P: 4	R: 1 H: 2 E: 0 LOB: 1 K: 0 BB: 0 S: 5 P: 5	R: 4 H: 5 E: 0 LOB: 2 K: 0 BB: 1 S: 7 P: 11	R: 0 H: 0 E: 0 LOB: 0 K: 0 BB: 0 S: 3 P: 3	1B: 5 SF: 0 2B: 5 SAC: 0 3B: 1 DP: 0 HR: 1 HBP: 0		WP: 0 PA: 39 PB: 0 SB: 1 CS: 0	
PITCHER	IP WLS BF H R ER SO BB IBB HBP BLK WP HR S P ERA WHIP											PITCHER	IP WLS BF H R ER SO BB IBB HBP BLK WP HR S P ERA WHIP
Lou Brissie, L (1, 1) ERA: 4.62	7.1 L 31 9 5 5 2 0 0 0 0 0 0 0 0 35 35 6.14 1.227												
Hank Wyse, R (8, 1) ERA: 7.95	0.2 5 3 2 2 0 1 0 0 0 0 0 1 4 8 27.00 6.000												
Carl Scheib, R (9, 1) ERA: 7.3	1.0 3 0 0 0 0 0 0 0 0 0 0 0 0 3 3 0.00 0.000												

livebaseballscorecards.com

AB 38
R 7
H 12
RBI 7
BB 1
SO 2
LOB 9



Batter	1	2	3	4	5	6	7	8	9	AB R H RBI BB SO LOB
Bob Dillinger, R (1, 5) OBP: 0.344, SLG: 0.434	0-0 1-6-3 3B		0-0 1-3		0-0 1-3		0-0 1B		0-0 5-3	5 1 2 0 0 0 0
Wally Moses, L (1, 9) OBP: 0.373, SLG: 0.481	0-0 1-3		0-0 G6-4-3 1B		0-0 G3		0-0 F7			4 0 1 0 0 0 2
Paul Lehner, L (1, 7) OBP: 0.361, SLG: 0.465	0-0 1-6-3		0-0 G6-4-3 1-2f			0-0 F4	0-0 F7			4 0 0 1 0 0 2
Sam Chapman, R (1, 8) OBP: 0.337, SLG: 0.412	0-3 K			0-0 G3 F9 2B		0-0 1B 1B 1B		0-0 L8		4 1 2 0 0 1 0
Ferris Fain, L (1, 3) OBP: 0.432, SLG: 0.503		0-0 HR		0-0 G3 2-3		0-0 1B 1B		4-0 BB BB BB		3 1 2 1 1 0 1
Eddie Joost, R (1, 6) OBP: 0.400, SLG: 0.413		0-3 K		0-0 F9		0-3 K		0-0 F3		4 0 0 1 0 2 3
Billy Hitchcock, R (1, 4) OBP: 0.391, SLG: 0.500		0-0 BB 1B		4-0 BB BB BB		0-0 1-2 2-3 1B		0-0 4-3		3 0 2 0 1 0 1
Mike Guerra, R (1, 2) OBP: 0.297, SLG: 0.351		4-0 BB BB BB		0-0 F9		0-0 F8			0-0 L8	2 0 0 0 1 0 4
Barney McCosky, L (9, PH) OBP: 0.347, SLG: 0.343		1-2 BB							0-0 L8	1 0 0 0 0 0 0
Lou Brissie, L (1, 1) OBP: 0.120, SLG: 0.083		0-0 G6-4-3							0-0 F8	3 0 0 0 0 0 2
Hank Wyse, R (8, 1) OBP: 0.125, SLG: 0.125										0 0 0 0 0 0 0
Carl Scheib, R (9, 1) OBP: 0.250, SLG: 0.250										0 0 0 0 0 0 0
Elmer Valo, L (9, PH) OBP: 0.382, SLG: 0.336		1-2f								1 0 0 0 0 0 0

Inning Stats	R: 1 E: 0 K: 1 S: 6	H: 1 LOB: 0 BB: 0 P: 6	R: 1 E: 0 K: 1 S: 6	H: 2 LOB: 1 BB: 1 P: 10	R: 0 E: 0 K: 0 S: 3	H: 1 LOB: 0 BB: 0 P: 3	R: 1 E: 0 K: 0 S: 4	H: 1 LOB: 1 BB: 1 P: 8	R: 0 E: 0 K: 0 S: 3	H: 0 LOB: 0 BB: 0 P: 3	R: 0 E: 0 K: 1 S: 8	H: 3 LOB: 3 BB: 0 P: 8	R: 0 E: 0 K: 0 S: 4	H: 1 LOB: 1 BB: 0 P: 4	R: 0 E: 0 K: 0 S: 3	H: 0 LOB: 1 BB: 1 P: 7	R: 0 E: 0 K: 0 S: 3	H: 0 LOB: 0 BB: 0 P: 3	1B: 6 2B: 1 3B: 1 HR: 1	SF: 0 SAC: 0 DP: 2 HBP: 0	WP: 0 PB: 0 SB: 0 CS: 0	PA: 37
--------------	------------------------------	---------------------------------	------------------------------	----------------------------------	------------------------------	---------------------------------	------------------------------	---------------------------------	------------------------------	---------------------------------	------------------------------	---------------------------------	------------------------------	---------------------------------	------------------------------	---------------------------------	------------------------------	---------------------------------	----------------------------------	------------------------------------	----------------------------------	--------


PITCHER	IP	WLS	BF	H	R	ER	SO	BB	IBB	HBP	BLK	WP	HR	S	P	ERA	WHIP	PITCHER	IP	WLS	BF	H	R	ER	SO	BB	IBB	HBP	BLK	WP	HR	S	P	ERA	WHIP		
Mike Garcia, R (1, 1) ERA: 4.01	9.0	W	37	9	3	3	3	3	0	0	0	0	1	40	52	3.00	1.333																				

BOTTOM

Cleveland Indians @ Philadelphia Athletics
 Shibe Park, Philadelphia, PA
 Sat Jun 10 1950, 3:33 AM EDT
 Att. 3,811 - Unknown

livebaseballscores.com

AB	34
R	3
H	9
RBI	3
BB	3
SO	3
LOB	15



Batter	1	2	3	4	5	6	7	8	9	10	AB	R	H	RBI	BB	SO	LOB	TOP						
Bob Kennedy, R (1.9) OBP: 0.377, SLG: 0.514	0-0 4-3		0-0 2B	0-0 6-3			0-0 1B		0-0 1B	0-0 F9	6	1	3	0	0	0	2							
Allie Clark, R (1.7) OBP: 0.232, SLG: 0.308 Dale Mitchell, L (7.7) OBP: 0.386, SLG: 0.396	0-0 L9		0-0 5-3		0-0 5-3		0-0 F9		0-0 F8		4	0	0	0	0	0	2							
Luke Easter, L (1.3) OBP: 0.406, SLG: 0.504	4-0 FC6-4 BB		0-0 2B		0-0 F7		0-0 F2		0-0 4-3		4	1	1	1	1	0	3							
Larry Doby, L (1.8) OBP: 0.457, SLG: 0.544	0-0 FC6-4		4-0 1B		0-0 1B			0-3 K		0-3 K	4	0	1	0	1	2	1							
Al Rosen, R (1.5) OBP: 0.376, SLG: 0.614		4-0 1B	0-0 1B		0-0 5-3			0-0 F8		0-0 HR	4	2	2	2	1	0	1							
Lou Boudreau, R (1.6) OBP: 0.336, SLG: 0.328		0-0 1-3	0-0 L9-3-6			0-0 G3		4-0 FC5-4 BB		0-0 L9 HR	4	1	1	0	1	0	3							
Bobby Avila, R (1.4) OBP: 0.382, SLG: 0.310		0-0 6-3		0-0 FC1-6 1B		0-3 K		0-0 FC5-4		0-0 L9	5	0	1	0	0	1	3							
Jim Hegan, R (1.2) OBP: 0.313, SLG: 0.403		0-0 1B		0-0 FC1-6 1B		0-0 6-3			0-0 F8	0-0 HR	5	1	2	3	0	0	1							
Bob Lemon, L (1.1) OBP: 0.375, SLG: 0.452 Al Benton, R (10.1) OBP: 1.000, SLG: 1.000		0-0 1-3		0-0 1B		0-3 K			0-0 1B	1-0 HBP	4	0	2	0	0	1	1							
		0-0 1-3		0-0 1B							0	0	0	0	0	0	0							
Inning Stats	R: 0 E: 0 K: 0 S: 3	H: 0 LOB: 1 BB: 1 P: 7	R: 1 E: 0 K: 0 S: 4	H: 1 LOB: 1 BB: 1 P: 8	R: 2 E: 0 K: 0 S: 5	H: 3 LOB: 1 BB: 1 P: 9	R: 0 E: 0 K: 0 S: 4	H: 2 LOB: 1 BB: 0 P: 4	R: 0 E: 0 K: 1 S: 5	H: 0 LOB: 0 BB: 0 P: 5	R: 0 E: 0 K: 1 S: 6	H: 1 LOB: 1 BB: 0 P: 6	R: 0 E: 0 K: 1 S: 5	H: 0 LOB: 1 BB: 1 P: 9	R: 0 E: 0 K: 0 S: 5	H: 2 LOB: 2 BB: 0 P: 5	R: 3 E: 0 K: 1 S: 8	H: 3 LOB: 1 BB: 0 P: 9	1B: 8 2B: 4 3B: 0 HR: 2	SF: 0 SAC: 0 DP: 1 HBP: 1	WP: 0 PB: 0 SB: 0 CS: 0	PA: 46		
PITCHER Bobby Shantz, L (1.1) ERA: 4.13	IP 10.0	WLS L	BF 46	H 13	R 6	ER 6	SO 4	BB 4	IBB 0	HBP 1	BLK 0	WP 0	HR 2	S 49	P 66	ERA 5.40	WHIP 1.700							

Cleveland Indians @ Philadelphia Athletics
 Shibe Park, Philadelphia, PA
 Sun Jun 11 1950, 3:33 AM EDT
 Unknown

livebaseballscores.com

AB 41
 R 6
 H 13
 RBI 6
 BB 4
 SO 4
 LOB 19



Batter	1	2	3	4	5	6	7	8	9	10	AB	R	H	RBI	BB	SO	LOB
Bob Dillinger, R OBP: 0.346, SLG: 0.427 (1, 5)	0-0 5-3		0-3 K		0-0 B5-3		4-0 2B BB		4-0 FC4-6 BB		3	0	0	0	2	1	0
Wally Moses, L OBP: 0.406, SLG: 0.509 (1, 9)	4-0 1B BB		0-0 HR 1B		4-0 BB		0-0 1-3 2-H 2B		0-0 1-2f FC4-6		3	1	2	1	2	0	1
Paul Lehner, L OBP: 0.357, SLG: 0.455 (1, 7)	0-3 K		0-0 F5		0-0 4-3		4-0 IBB		0-0 4-3		4	0	0	0	1	1	4
Sam Chapman, R OBP: 0.344, SLG: 0.437 (1, 8)	0-0 1-3 BB 1B		0-0 1-H HR		0-0 FC6-4 BB		0-0 1B		0-0 F5		5	1	3	2	0	0	3
Ferris Fain, L OBP: 0.436, SLG: 0.500 (1, 3)	4-0 1-2 BB		0-0 3-1		4-0 FC6-4 BB		0-0 G3		0-0 G5-6-4 BB		3	0	1	0	2	0	3
Eddie Joost, R OBP: 0.400, SLG: 0.409 (1, 6)	0-3 K		0-3 K		0-0 FC6-4 1-2f		4-0 G5-6-4 BB		0-0 1-2 4-3 1B		4	0	1	0	1	2	4
Billy Hitchcock, R OBP: 0.380, SLG: 0.467 (1, 4)		0-0 5-3		4-0 G6-4-3 BB		0-0 L8		0-0 G5-6-4 1-2f		0-0 1-2 2-3 4-3	3	0	0	0	1	0	2
Barney McCosky, L (10, PH) OBP: 0.342, SLG: 0.338											1	0	0	0	0	0	2
Joe Astroth, R OBP: 0.351, SLG: 0.344 (1, 2)		0-0 6-3		0-0 G6-4-3 1-2f		0-0 SH3-4 2B 1B		0-0 5-3		4-0 BB	4	1	1	0	0	0	1
Elmer Valo, L (10, PH) OBP: 0.386, SLG: 0.336											0	0	0	0	1	0	0
Bobby Shantz, R OBP: 0.207, SLG: 0.115 (1, 1)			0-3 K		0-3 K		0-0 SH3-4		0-0 5-3		3	0	0	0	0	2	0
Carl Scheib, R (10, PH) OBP: 0.235, SLG: 0.235										0-0 1-3	1	0	0	0	0	0	3


Inning Stats	R: 0	H: 1	E: 0	K: 2	S: 8	P: 16	R: 0	H: 0	E: 0	K: 1	S: 5	R: 2	H: 2	E: 0	K: 1	S: 7	R: 0	H: 0	E: 0	K: 1	S: 4	R: 0	H: 0	E: 0	K: 1	S: 5	R: 0	H: 1	E: 0	K: 0	S: 3	R: 1	H: 2	E: 0	K: 0	S: 5	R: 0	H: 0	E: 0	K: 0	S: 2	R: 0	H: 0	E: 0	K: 0	S: 3	R: 0	H: 2	E: 0	K: 0	S: 5	R: 0	H: 2	E: 0	K: 0	S: 9	R: 0	H: 3	E: 0	K: 0	S: 9	1B: 6	2B: 1	3B: 0	HR: 1	SF: 0	SAC: 1	DP: 2	HBP: 0	WP: 0	PA: 45
--------------	------	------	------	------	------	-------	------	------	------	------	------	------	------	------	------	------	------	------	------	------	------	------	------	------	------	------	------	------	------	------	------	------	------	------	------	------	------	------	------	------	------	------	------	------	------	------	------	------	------	------	------	------	------	------	------	------	------	------	------	------	------	-------	-------	-------	-------	-------	--------	-------	--------	-------	--------

PITCHER	IP	WLS	BF	H	R	ER	SO	BB	IBB	HBP	BLK	WP	HR	S	P	ERA	WHIP
Bob Lemon, R (1, 1) ERA: 4.48	9.2	W	44	8	3	3	6	9	1	0	0	0	1	46	86	2.79	1.759
Al Benton, R (10, 1) ERA: 4.24	0.1	S	1	0	0	0	0	0	0	0	0	0	0	1	1	0.00	0.000

BOTTOM

Cleveland Indians @ Philadelphia Athletics
 Shibe Park, Philadelphia, PA
 Sun Jun 11 1950, 3:33 AM EDT
 Unknown

AB	34
R	3
H	8
RBI	3
BB	10
SO	6
LOB	23



Batter	1	2	3	4	5	6	7	8	9	AB R H RBI BB SO LOB	TOP									
Bob Kennedy, R (1, 9) OBP: 0.378, SLG: 0.507	0-0 F8		4-0 2B 1B BB		0-0 F5			0-0 F8	0-0 2-3 1B	4 1 1 0 1 0 0	Cleveland Indians @ Philadelphia Athletics Shibe Park, Philadelphia, PA Sun Jun 11 1950, 3:38 AM EDT Att. 14,241 - Unknown									
Allie Clark, R (1, 7) OBP: 0.246, SLG: 0.333	0-0 F8		0-0 1B 2B		0-0 F7			0-0 F9	0-0 1-2 1B	5 1 2 2 0 0 0										
Luke Easter, L (1, 3) OBP: 0.406, SLG: 0.507	0-0 F7		0-0 BB BB 1B		0-0 3-1			0-0 1B 2B	0-3 K	5 1 2 2 0 1 2										
Larry Doby, L (1, 8) OBP: 0.463, SLG: 0.544		0-0 F2	4-0 BB BB			1-0 L5-3 HBP		0-0 2-H 1B		2 0 1 1 1 0 0										
Al Rosen, R (1, 5) OBP: 0.374, SLG: 0.603		0-0 5-3	4-0 BB BB			0-3 K		0-0 F9		3 0 0 0 1 1 2										
Lou Boudreau, R (1, 6) OBP: 0.333, SLG: 0.320		0-0 F9	0-0 F3			0-0 L5-3			4-0 1B FC6-4 BB	3 1 0 0 1 0 4										
Bobby Avila, R (1, 4) OBP: 0.368, SLG: 0.303			0-0 L9	0-0 5-3			0-0 F9		0-0 FC6-4 1B	4 0 1 0 0 0 0										
Jim Hegan, R (1, 2) OBP: 0.311, SLG: 0.393			4-0 WP 2B BB	0-0 5-3			0-0 4-3		0-0 FC6-4 1B 5-3 1B	3 2 0 1 1 0 1										
Steve Gromek, S (1, 1) OBP: 0.308, SLG: 0.250			0-3 K	0-0 F9			0-3 K		0-0 5-3	3 0 0 0 0 2 1										
Al Benton, R (7, 1) OBP: 1.000, SLG: 1.000										0 0 0 0 0 0 0										
Sam Zoldak, L (7, 1) OBP: 0.400, SLG: 0.400										0 0 0 0 0 0 0										
Joe Gordon, R (9, PH) OBP: 0.302, SLG: 0.382										1 0 0 0 0 0 1										
Inning Stats	R: 0 E: 0 K: 0 S: 3	H: 0 LOB: 0 BB: 0 P: 3	R: 0 E: 0 K: 0 S: 3	H: 0 LOB: 0 BB: 0 P: 3	R: 3 E: 0 K: 1 S: 7	H: 2 LOB: 3 BB: 4 P: 23	R: 0 E: 0 K: 0 S: 3	H: 0 LOB: 0 BB: 0 P: 3	R: 0 E: 0 K: 1 S: 4	H: 0 LOB: 0 BB: 0 P: 5	R: 0 E: 0 K: 1 S: 5	H: 0 LOB: 0 BB: 0 P: 5	R: 1 E: 0 K: 0 S: 5	H: 2 LOB: 1 BB: 0 P: 5	R: 2 E: 0 K: 1 S: 8	H: 3 LOB: 2 BB: 1 P: 12	1B: 5 2B: 3 3B: 0 HR: 0	SF: 0 SAC: 0 DP: 1 HBP: 1	WP: 1 PB: 0 SB: 0 CS: 0	PA: 39
PITCHER	IP WLS BF H R ER SO BB IBB HBP BLK WP HR S P ERA WHIP																			
Alex Kellner, L (1, 1) ERA: 5.34	8.2 W 38 7 6 6 3 5 0 1 0 1 0 38 59 6.23 1.385																			
Bob Hooper, R (9, 1) ERA: 4.29	0.1 S 1 0 0 0 1 0 0 0 0 0 0 3 3 0.00 0.000																			

livebaseballscores.com

AB	33
R	6
H	7
RBI	6
BB	5
SO	4
LOB	11



Batter	1	2	3	4	5	6	7	8	9
Bob Dillinger, R OBP: 0.344, SLG: 0.424 (1, 5)	0-0 5-3		0-0 6-3			0-0 F9	0-0 F7 1B		
Barney McCosky, L OBP: 0.338, SLG: 0.361 (1, 7)	0-0 1B 3B		0-0 F7			0-0 4-3	0-0 F7 1B		
Elmer Valo, L OBP: 0.369, SLG: 0.336 (1, 9)	1-0 3-1 1B HBP			0-3 K		0-0 3-1	0-0 1B 1B		
Sam Chapman, R OBP: 0.359, SLG: 0.469 (1, 8)	0-0 1-2 3-H 1B			0-0 HR			SH3-4 1B 1B		
Ferris Fain, L OBP: 0.428, SLG: 0.489 (1, 3)	0-0 3-1 1-2 2-3			0-0 P4			FC SH3-4 1B 1-3		
Eddie Joost, R OBP: 0.394, SLG: 0.401 (1, 6)		0-0 5-3		0-0 F8			0-0 SH3-4 1-2 2-3	0-3 K	
Pete Suder, R OBP: 0.293, SLG: 0.385 (1, 4)		0-0 F5			0-0 F8		4-0 1B 1B IBB	0-0 4-3	
Paul Lehner, L OBP: 0.360, SLG: 0.455 (7, PH)									
Billy Hitchcock, R OBP: 0.373, SLG: 0.457 (8, 4)									
Mike Guerra, R OBP: 0.291, SLG: 0.344 (1, 2)		0-0 P6			0-0 1-3		0-0 1B 1B	0-0 F9	
Wally Moses, L OBP: 0.415, SLG: 0.518 (7, PH)									
Joe Astroth, R OBP: 0.342, SLG: 0.333 (8, 2)									
Alex Kellner, R OBP: 0.300, SLG: 0.310 (1, 1)			0-0 F5		0-3 K		0-0 1B 1B F7 1B		
Bob Hooper, R OBP: 0.286, SLG: 0.500 (9, 1)									

AB	R	H	RBI	BB	SO	LOB
4	1	1	1	0	0	0
4	1	1	1	0	0	1
3	1	1	1	0	1	0
4	2	4	3	0	0	0
4	1	0	0	0	0	4
3	0	0	0	0	1	0
2	0	0	0	0	0	0
0	1	0	0	1	0	0
1	0	0	0	0	0	0
2	0	0	0	0	0	0
1	1	1	2	0	0	0
1	0	0	0	0	0	0
3	1	1	1	0	1	0
0	0	0	0	0	0	0

BOTTOM

Cleveland Indians @ Philadelphia Athletics
Shibe Park, Philadelphia, PA
 Sun Jun 11 1950, 3:38 AM EDT
 Att. 14,241 - Unknown

AB	32
R	9
H	9
RBI	9
BB	1
SO	3
LOB	5



1B: 7	SF: 0
2B: 0	SAC: 1
3B: 1	DP: 0
HR: 1	HBP: 1

WP: 0	PA: 35
PB: 0	
SB: 0	
CS: 0	

Inning Stats														
R	H	E	K	S	R	H	E	K	S	R	H	E	K	S
1	2	0	4	5	0	0	0	3	0	0	1	0	0	0
2	0	0	0	3	0	0	0	3	0	0	0	0	0	0
3	0	0	0	3	0	0	0	3	0	0	0	0	0	0
4	1	0	1	6	0	0	0	6	0	0	0	0	0	0
5	0	0	1	5	0	0	0	5	0	0	0	0	0	0
6	0	0	0	3	0	0	0	3	0	0	0	0	0	0
7	6	1	0	14	0	0	0	14	0	0	0	0	0	0
8	0	0	0	5	0	0	0	5	0	0	0	0	0	0
9	0	0	0	0	0	0	0	0	0	0	0	0	0	0

PITCHER														
IP	WLS	BF	H	R	ER	SO	BB	IBB	HBP	BLK	WP	HR	S	P
6.1	L	27	6	7	7	2	0	0	0	0	0	1	29	34
0.1		4	3	2	2	0	0	0	0	0	0	0	4	4
1.1		4	0	0	0	1	0	0	0	0	0	0	6	6

PITCHER														
IP	WLS	BF	H	R	ER	SO	BB	IBB	HBP	BLK	WP	HR	S	P
9.95														
54.00														
0.00														

ERA	9.57
WHIP	0.947
ERA	5.19
WHIP	0.000
ERA	8.05
WHIP	0.000

Batter	1	2	3	4	5	6	7	8	9	AB R H RBI BB SO LOB	TOP											
Clyde Vollmer, R (1, 8) OBP: 0.393, SLG: 0.519	0-0 4-3		0-0 1B		0-0 F8	0-3 K		4-0 6 2B 1B BB		4 1 1 0 1 1 1												
6 Johnny Pesky, L (1, 5) OBP: 0.461, SLG: 0.447	0-0 F7		0-0 F6		0-0 1B 2B	4-0 FC4-6 1B BB		0-0 1B 2B		4 2 2 1 1 0 2												
Ted Williams, L (1, 7) OBP: 0.476, SLG: 0.716	0-3 K		4-0 IBB		0-0 1B 1B 1B	0-0 FC4-6 1-2f		4-0 L6-4 1B IBB		3 0 1 1 2 1 2												
Vern Stephens, R (1, 6) OBP: 0.384, SLG: 0.581		0-0 5-3	0-0 F6		0-0 1B 1B		0-0 F9	0-0 1B		5 0 2 2 0 0 3												
Walt Dropo, R (1, 3) OBP: 0.426, SLG: 0.690		0-0 F8	0-0 F3		0-0 1B G4-6-3		0-0 F8	0-0 L6-4		5 0 1 0 0 0 5												
Al Zarilla, L (1, 9) OBP: 0.447, SLG: 0.519		4-0 HR BB		0-3 K	0-0 G4-6-3 1-2f		0-0 F9	0-0 F4		4 1 0 0 1 1 3												
Bobby Doerr, R (1, 4) OBP: 0.396, SLG: 0.528		0-0 1-H HR		4-0 BB		0-0 F7 3B		0-0 HR	0-0 G4-6-3 1B	4 3 4 3 1 0 0	AB 36											
Matt Batts, R (1, 2) OBP: 0.287, SLG: 0.314		0-0 F3		0-0 F6		0-0 F7		0-0 4-3	0-0 G4-6-3	5 0 0 1 0 0 2	R 8											
Chuck Stobbs, L (1, 1) OBP: 0.531, SLG: 0.318			0-0 1B 1B	0-3 K		4-0 6 BB BB		4-0 6 BB BB		2 1 1 0 2 1 1	H 12											
Inning Stats	R: 0 E: 0 K: 1 S: 5	H: 0 LOB: 0 BB: 0 P: 5	R: 2 E: 0 K: 0 S: 4	H: 1 LOB: 0 BB: 1 P: 8	R: 0 E: 0 K: 0 S: 5	H: 2 LOB: 3 BB: 1 P: 9	R: 0 E: 0 K: 2 S: 7	H: 0 LOB: 1 BB: 1 P: 11	R: 1 E: 0 K: 0 S: 6	H: 4 LOB: 2 BB: 0 P: 6	R: 1 E: 0 K: 1 S: 6	H: 1 LOB: 2 BB: 2 P: 14	R: 0 E: 0 K: 0 S: 3	H: 0 LOB: 0 BB: 0 P: 3	R: 4 E: 0 K: 0 S: 5	H: 3 LOB: 1 BB: 3 P: 17	R: 0 E: 0 K: 0 S: 3	H: 1 LOB: 0 BB: 0 P: 3	1B: 7 2B: 3 3B: 1 HR: 2	SF: 0 SAC: 0 DP: 3 HBP: 0	WP: 0 PB: 0 SB: 0 CS: 0	PA: 44
PITCHER	IP WLS BF H R ER SO BB IBB HBP BLK WP HR S P ERA WHIP																					
Bob Feller, R (1, 1) ERA: 4.26	7.1 L 38 10 8 8 4 6 1 0 0 0 2 39 67 9.82 2.182																					
Al Benton, R (8, 1) ERA: 5.0	0.2 3 1 0 0 0 0 0 1 0 0 0 0 2 6 0.00 1.500																					
Marino Pieretti, R (9, 1) ERA: 2.74	1.0 3 1 0 0 0 0 0 0 0 0 0 0 3 3 0.00 1.000																					

Boston Red Sox @ Cleveland Indians
Cleveland Municipal Stadium, Cleveland, OH

Tue Jun 13 1950, 3:33 AM EDT
Att: 25,496 - Unknown

livebaseballscorecards.com



Batter	1	2	3	4	5	6	7	8	9	AB R H RBI BB SO LOB	TOP	
Dom DiMaggio, R (1, 8) OBP: 0.429, SLG: 0.411	0-0 4-3		0-0 F8		0-0 4-3			0-3 K		4 0 0 0 0 1 1	Boston Red Sox @ Cleveland Indians Cleveland Municipal Stadium, Cleveland, OH Wed Jun 14 1950, 3:33 AM EDT Att: 28,368 - Unknown livebaseballscorecards.com	
6 Johnny Pesky, L (1, 5) OBP: 0.457, SLG: 0.440	0-0 G3		4-0 HR BB			0-0 3-1		0-0 F8		3 1 0 0 1 0 1		
Ted Williams, L (1, 7) OBP: 0.473, SLG: 0.722	0-0 4-3		0-0 HR			0-0 F8		0-0 G3		4 1 1 2 0 0 1		
Vern Stephens, R (1, 6) OBP: 0.382, SLG: 0.588		0-0 HR	0-0 F8			0-0 F5		0-0 F9		4 1 1 1 0 0 0		
Walt Dropo, R (1, 3) OBP: 0.418, SLG: 0.674		0-0 5-3		0-0 5-3			0-0 6-3	0-0 F8		4 0 0 0 0 0 0		
Al Zarilla, L (1, 9) OBP: 0.448, SLG: 0.515		0-0 1B		0-3 K			0-0 6-3	4-0 FC5-4 BB		3 0 1 0 1 1 0		
Bobby Doerr, R (1, 4) OBP: 0.394, SLG: 0.523		0-0 F2		0-0 F5			0-0 1B	0-0 FC5-4		4 0 1 0 0 0 2		
Matt Batts, R (1, 2) OBP: 0.278, SLG: 0.303		0-0 F9			0-0 3-1		0-0 1-3			3 0 0 0 0 0 2		
Ellis Kinder, R (1, 1) OBP: 0.077, SLG: 0.077 Billy Goodman, L (8, PH) OBP: 0.386, SLG: 0.489 Earl Johnson, L (8, 1)			0-3 K		0-3 K			0-0 1B		2 0 0 0 0 2 0 1 0 1 0 0 0 0 0 0 0 0 0 0 0		
Inning Stats	R: 0 E: 0 K: 0 S: 3 H: 0 LOB: 0 BB: 0 P: 3	R: 1 E: 0 K: 0 S: 5 H: 2 LOB: 1 BB: 0 P: 5	R: 2 E: 0 K: 1 S: 6 H: 1 LOB: 0 BB: 1 P: 10	R: 0 E: 0 K: 1 S: 5 H: 0 LOB: 0 BB: 0 P: 5	R: 0 E: 0 K: 1 S: 5 H: 0 LOB: 0 BB: 0 P: 5	R: 0 E: 0 K: 0 S: 3 H: 0 LOB: 0 BB: 0 P: 3	R: 0 E: 0 K: 0 S: 4 H: 1 LOB: 1 BB: 0 P: 4	R: 0 E: 0 K: 1 S: 6 H: 1 LOB: 1 BB: 0 P: 6	R: 0 E: 0 K: 0 S: 3 H: 0 LOB: 1 BB: 1 P: 7	1B: 3 2B: 0 3B: 0 HR: 2 SF: 0 SAC: 0 DP: 0 HBP: 0	WP: 0 PB: 0 SB: 0 CS: 0 PA: 34	
PITCHER Mike Garcia, R (1, 1) ERA: 3.88	IP 9.0 WLS W BF 34 H 5 R 3 ER 3 SO 4 BB 2 IBB 0 HBP 0 BLK 0 WP 0 HR 2 S 40 P 48 ERA 3.00 WHIP 0.778											PITCHER IP WLS BF H R ER SO BB IBB HBP BLK WP HR S P ERA WHIP




Batter	1	2	3	4	5	6	7	8	9	AB R H RBI BB SO LOB	TOP	
Dom DiMaggio, R (1, 8) OBP: 0.425, SLG: 0.404	4-0 BB BB		0-0 1-3			0-0 1-3		0-0 4-3		3 0 0 0 1 0 0	Boston Red Sox @ Cleveland Indians Cleveland Municipal Stadium, Cleveland, OH Thu Jun 15 1950, 3:33 AM EDT Att. 12,684 - Unknown	
6 Johnny Pesky, L (1, 5) OBP: 0.458, SLG: 0.436	0-3 K		4-0 BB			0-0 F9		4-0 1B BB		2 0 0 0 2 1 1		
Ted Williams, L (1, 7) OBP: 0.469, SLG: 0.712	0-0 F7		0-0 4-3			0-0 F9		0-0 FC6-4 1-3 1B		4 0 1 0 0 0 2		
Vern Stephens, R (1, 6) OBP: 0.380, SLG: 0.581	4-0 PO 1-2 BB		0-0 F8			0-3 K		0-0 FC6-4 1-2f		3 0 0 0 1 1 2		
Walt Dropo, R (1, 3) OBP: 0.419, SLG: 0.676	0-0 PO 1-2	0-0 F7		0-0 4-3		0-0 2B		0-0 E1 1B		4 0 2 0 0 0 0		
Al Zarilla, L (1, 9)		0-0 1B 2B		0-0 4-3		0-0 F7		0-0 E1 G6-4-3 1-2		4 1 1 0 0 0 2		
Bobby Doerr, R (1, 4) OBP: 0.396, SLG: 0.520		0-0 CS 1B 2-H		0-0 4-3		4-0 BB		0-0 G6-4-3 1-2f		3 0 1 1 1 0 1		
Birdie Tebbetts, R (1, 2) OBP: 0.388, SLG: 0.492		0-0 F4 1-2		0-0 6-3		0-0 6-3		0-0 6-3		3 0 0 0 0 0 3		
Walt Masterson, R (1, 1) Billy Goodman, L (8, PH) Earl Johnson, L (8, 1)			0-0 F4		0-0 5-3		0-0 F7			2 0 0 0 0 0 0 1 0 0 0 0 0 0 0 0 0 0 0 0 0		
Inning Stats	R: 0 H: 0 E: 0 LOB: 1 K: 1 BB: 2 S: 4 P: 12	R: 1 H: 2 E: 0 LOB: 0 K: 0 BB: 0 S: 4 P: 4	R: 0 H: 0 E: 0 LOB: 1 K: 0 BB: 1 S: 3 P: 7	R: 0 H: 0 E: 0 LOB: 0 K: 0 BB: 0 S: 3 P: 3	R: 0 H: 0 E: 0 LOB: 0 K: 0 BB: 0 S: 3 P: 3	R: 0 H: 0 E: 0 LOB: 0 K: 0 BB: 0 S: 3 P: 3	R: 0 H: 1 E: 0 LOB: 2 K: 1 BB: 1 S: 6 P: 10	R: 0 H: 1 E: 0 LOB: 2 K: 0 BB: 1 S: 4 P: 8	R: 0 H: 1 E: 1 LOB: 0 K: 0 BB: 0 S: 3 P: 3	1B: 3 SF: 0 2B: 2 SAC: 0 3B: 0 DP: 1 HR: 0 HBP: 0	WP: 0 PA: 35 PB: 0 SB: 0 CS: 1	
PITCHER Bob Lemon, R (1, 1) ERA: 4.17	IP WLS BF H R ER SO BB IBB HBP BLK WP HR S P ERA WHIP	9.0 W 34 5 1 1 2 5 0 0 0 0 0 0 33 53 1.00 1.111										

livebaseballscorecards.com

AB	29
R	1
H	5
RBI	1
BB	5
SO	2
LOB	11



Batter	1	2	3	4	5	6	7	8	9	AB R H RBI BB SO LOB	TOP
Bob Dillinger, R OBP: 0.352, SLG: 0.450 (1, 5) X	0-0 1-3 ①		4-0 BB		0-0 2-H 3B		0-0 F8 ③			3 0 1 1 1 0 1	Philadelphia Athletics @ Cleveland Indians Cleveland Municipal Stadium, Cleveland, OH Fri Jun 16 1950, 3:33 AM EDT Att. 26,102 - Unknown livebaseballscorecards.com
Wally Moses, L OBP: 0.390, SLG: 0.451 (1, 9) X	0-0 F5 ②		0-0 F7 ③		0-0 F9 ③			4-0 G3-6-3 BB	3 0 0 0 1 0 3		
Elmer Valo, L OBP: 0.389, SLG: 0.413 (1, 7) X	0-0 F4 ③			4-0 CS BB BB		0-0 HR		0-0 G3-6-3 ① ②	3 1 1 1 1 0 1		
Sam Chapman, R OBP: 0.358, SLG: 0.497 (1, 8) X		0-0 G6-3 1B		0-0 F8 ①		0-0 F4 ①		0-0 F9 ③	4 0 1 0 0 0 1		
Ferris Fain, L OBP: 0.409, SLG: 0.455 (1, 3) X		0-0 G6-3 ① ②		4-0 1-2 BB		0-0 G3 ②		0-0 6-3 ①	3 0 0 0 1 0 1		
Eddie Joost, R OBP: 0.391, SLG: 0.418 (1, 6) X		0-3 K ③		0-3 K ②		0-0 F9 ③		0-3 K ②	4 0 0 0 0 3 2		
Kermit Wahl, R OBP: 0.348, SLG: 0.318 (1, 4) X			0-0 SH3 1B	0-0 CS ③	0-0 SH1-4 3B 1B		0-0 F7 ①	0-0 F8 ③	4 1 2 0 0 0 0		
Mike Guerra, R OBP: 0.310, SLG: 0.346 (1, 2) X			0-0 SH3 ①		0-0 SH1-4 ①		0-0 FC5-4 1B		1 0 1 0 0 0 0		
Alex Kellner, R OBP: 0.281, SLG: 0.290 (1, 1) X Carl Scheib, R OBP: 0.211, SLG: 0.211 (5, 1) X			0-0 F7 ②		0-0 6-3 ②		0-0 FC5-4 ②		2 0 0 0 0 0 2 1 0 0 0 0 0 1		
Inning Stats	R: 0 H: 0 E: 0 LOB: 0 K: 0 BB: 0 S: 3 P: 3	R: 0 H: 1 E: 0 LOB: 0 K: 1 BB: 0 S: 5 P: 5	R: 0 H: 1 E: 0 LOB: 2 K: 0 BB: 1 S: 4 P: 8	R: 0 H: 0 E: 0 LOB: 1 K: 1 BB: 2 S: 4 P: 12	R: 1 H: 2 E: 0 LOB: 1 K: 0 BB: 0 S: 5 P: 5	R: 1 H: 1 E: 0 LOB: 0 K: 0 BB: 0 S: 4 P: 4	R: 0 H: 1 E: 0 LOB: 1 K: 0 BB: 0 S: 4 P: 4	R: 0 H: 0 E: 0 LOB: 0 K: 0 BB: 1 S: 2 P: 6	R: 0 H: 0 E: 0 LOB: 0 K: 1 BB: 0 S: 5 P: 5	1B: 4 SF: 0 2B: 0 SAC: 2 3B: 1 DP: 2 HR: 1 HBP: 0	WP: 0 PA: 35 PB: 0 SB: 0 CS: 1
PITCHER Early Wynn, R ERA: 4.33 (1, 1)	IP WLS BF H R ER SO BB IBB HBP BLK WP HR S P ERA WHIP										
	9.0 W 34 6 2 2 3 4 0 0 0 0 0 1 36 52 2.00 1.111										



Batter	1	2	3	4	5	6	7	8	9	AB	R	H	RBI	BB	SO	LOB
Dale Mitchell, L (1, 7) OBP: 0.367, SLG: 0.379	0-3 K		0-0 F3		0-0 FC6-5 2B		0-0 F8			4	0	1	0	0	1	1
Bob Kennedy, R (1, 9) OBP: 0.363, SLG: 0.497	0-0 F3		0-0 5-3		0-0 FC6-5 HR		0-0 F9			4	1	0	0	0	0	2
Luke Easter, L (1, 3) OBP: 0.398, SLG: 0.500	0-0 FC3-6 1B			0-0 F9 1B	0-0 HR		4-0 BB			3	1	3	2	1	0	0
Larry Doby, L (1, 8) OBP: 0.451, SLG: 0.549	0-0 FC3-6 1-2f			0-0 F9 1B	0-0 F7		0-0 F3			4	0	1	0	0	0	3
Al Rosen, R (1, 5) OBP: 0.373, SLG: 0.615		0-3 K		0-0 F9		0-0 F9		0-0 E6 CS		4	0	0	0	0	1	2
Lou Boudreau, R (1, 6) OBP: 0.350, SLG: 0.357		0-0 F9		0-0 F3		0-0 2-3		0-0 F5 1-2		3	0	0	0	0	0	2
Ray Boone, R (8, 6) OBP: 0.391, SLG: 0.345										1	0	0	0	0	0	1
Joe Gordon, R (1, 4) OBP: 0.301, SLG: 0.381		0-0 HR		4-0 IBB		4-0 BB		0-0 F6		2	1	1	1	2	0	0
Jim Hegan, R (1, 2) OBP: 0.299, SLG: 0.373		0-0 F7		0-0 F8		0-0 F9				3	0	0	0	0	0	4
Early Wynn, S (1, 1) OBP: 0.421, SLG: 0.467			0-0 F3		0-0 F7		4-0 BB BB			2	0	0	0	1	0	0

Inning Stats	R: 0	H: 1	E: 0	K: 1	S: 6	R: 1	H: 1	E: 0	K: 1	S: 6	R: 0	H: 0	E: 0	K: 0	S: 3	R: 0	H: 2	E: 0	K: 0	S: 5	R: 2	H: 2	E: 0	K: 0	S: 5	R: 0	H: 0	E: 0	K: 0	S: 3	R: 0	H: 0	E: 1	K: 0	S: 3	R: 0	H: 0	E: 0	K: 0	S: 3
	LOB: 1	BB: 0	P: 6	LOB: 0	BB: 0	P: 6	LOB: 0	BB: 0	P: 6	LOB: 3	BB: 1	P: 9	LOB: 0	BB: 0	P: 5	LOB: 1	BB: 1	P: 7	LOB: 2	BB: 2	P: 11	LOB: 0	BB: 0	P: 3	LOB: 0	BB: 0	P: 3	LOB: 0	BB: 0	P: 3	LOB: 0	BB: 0	P: 3	LOB: 0	BB: 0	P: 3	LOB: 0	BB: 0	P: 3	

PITCHER	IP	WLS	BF	H	R	ER	SO	BB	IBB	HBP	BLK	WP	HR	S	P	ERA	WHIP
Alex Kellner, L (1, 1) ERA: 5.28	4.1	L	19	5	2	2	2	0	0	0	0	0	1	22	26	4.15	1.154
Carl Scheib, R (5, 1) ERA: 6.91	3.2		15	1	1	1	0	3	0	0	0	0	1	12	24	2.46	1.091


BOTTOM

Philadelphia Athletics @ Cleveland Indians
Cleveland Municipal Stadium, Cleveland, OH

Fri Jun 16 1950, 3:33 AM EDT
Att. 26,102 - Unknown

livebaseballscorecards.com

AB	30
R	3
H	6
RBI	3
BB	4
SO	2
LOB	15



WP: 0	PA: 34
PB: 0	
SB: 0	
CS: 1	

Batter	1	2	3	4	5	6	7	8	9	AB	R	H	RBI	BB	SO	LOB	TOP										
Bob Dillinger, R OBP: 0.351, SLG: 0.444 (1, 5) X	0-0 F3	0-0 6-3		0-0 F9		0-0 FC3-6 1B	4-0 BB BB	0-0 FC6-4 1-2f 3-H		5	0	1	0	1	0	3											
Wally Moses, L OBP: 0.409, SLG: 0.438 (1, 9) B B B B	4-0 1B BB	4-0 BB		4-0 WP BB		0-0 FC3-6 5-3 BB 2B 1-2f 2-3	4-0 BB BB		0-3 K	2	2	0	0	4	1	2											
Elmer Valo, L OBP: 0.381, SLG: 0.399 (1, 7) X	0-0 F8	0-0 4-3		0-3 K 1-2		4-0 5-3 2B BB	0-0 G5-2-3 3-Hf		0-3 K	5	1	0	0	1	2	7											
Sam Chapman, R OBP: 0.357, SLG: 0.497 (1, 8) X	0-0 BB 1-3 1B		0-3 K		0-0 F9	0-0 5-3		0-0 1B 2B	0-0 6-3	6	2	2	1	0	1	2											
Ferris Fain, L OBP: 0.422, SLG: 0.466 (1, 3) B B B B	4-0 1B 1-2 BB		4-0 E BB BB		0-0 BB 1B 8-2	0-0 2B		4-0 1B WP BB		2	1	2	2	3	0	0											
Eddie Joost, R OBP: 0.400, SLG: 0.422 (1, 6) X	0-0 1B 1-3 2-H 3-H		4-0 5-3 BB		0-0 BB 1B	0-0 BB		0-0 F1		3	0	2	2	2	0	2											
Kermit Wahl, R OBP: 0.321, SLG: 0.269 (1, 4) X	0-0 6-3		0-0 5-3		4-0 BB 1-2 2-3	0-3 K		0-3 K		4	0	0	0	1	2	8											
Mike Guerra, R OBP: 0.317, SLG: 0.345 (1, 2)		4-0 BLK BB	0-0 F4		0-0 8-2		0-0 FC1-6 1B	0-0 1B 1-3 2-H		3	0	1	0	1	0	5											
Barney McCosky, L OBP: 0.354, SLG: 0.378 (8, PH)										1	0	1	1	0	0	0											
Joe Astroth, R OBP: 0.342, SLG: 0.333 (8, 2)										0	0	0	0	0	0	0											
Bob Hooper, R OBP: 0.250, SLG: 0.435 (1, 1)		0-0 F2		0-0 F5		4-0 FC3-6 5-3 BB	0-0 FC1-6 BB BB	4-0 FC6-4 BB		2	0	0	0	0	0	1											
Pete Suder, R OBP: 0.288, SLG: 0.366 (8, PH)										0	1	0	0	1	0	0											
Moe Burtchschy, R OBP: 0.111, SLG: 0.111 (6, 1)										0	0	0	0	0	0	0											
Hank Wyse, R OBP: 0.111, SLG: 0.111 (6, 1)										1	0	0	0	0	0	1											
Paul Lehner, L OBP: 0.367, SLG: 0.455 (8, PH)										0	0	0	0	1	0	0											
Bobby Scheitz, R OBP: 0.226, SLG: 0.143 (8, 1)										0	0	0	0	0	0	0											
Carl Scheidt, R OBP: 0.211, SLG: 0.211 (8, 1)										0	0	0	0	0	0	0											
Inning Stats	R: 2 E: 0 K: 0 S: 5	H: 2 LOB: 2 BB: 2 P: 13	R: 0 E: 0 K: 0 S: 3	H: 0 LOB: 2 BB: 2 P: 11	R: 0 E: 1 K: 1 S: 5	H: 0 LOB: 2 BB: 2 P: 13	R: 0 E: 0 K: 1 S: 5	H: 0 LOB: 1 BB: 1 P: 9	R: 0 E: 0 K: 0 S: 4	H: 2 LOB: 2 BB: 1 P: 8	R: 3 E: 0 K: 1 S: 7	H: 2 LOB: 2 BB: 3 P: 19	R: 0 E: 0 K: 0 S: 3	H: 1 LOB: 2 BB: 2 P: 11	R: 2 E: 0 K: 1 S: 7	H: 2 LOB: 2 BB: 2 P: 15	R: 0 E: 0 K: 2 S: 7	H: 0 LOB: 0 BB: 0 P: 7	1B: 7 2B: 3 3B: 0 HR: 0	SF: 0 SAC: 0 DP: 2 HBP: 0	WP: 2 PB: 0 SB: 0 CS: 0	PA: 49					
PITCHER	IP	WLS	BF	H	R	ER	SO	BB	IBB	HBP	BLK	WP	HR	S	P	ERA	WHIP										
Gene Bearden, L ERA: 4.68 (1, 1)	5.2		32	6	5	5	2	10	0	0	1	1	0	26	66	7.94	2.824										
Bob Lemon, R ERA: 4.15 (6, 1)	0.2		6	1	0	0	1	3	0	0	0	0	0	5	17	0.00	6.000										
Sam Zoldak, L ERA: 8.69 (7, 1)	0.2		3	1	2	2	0	1	0	0	0	0	0	2	6	27.00	3.000										
Steve Gromek, R ERA: 5.45 (8, 1)	0.2		4	1	0	0	1	1	0	0	0	0	0	5	9	0.00	3.000										
Dick Weik, R ERA: 4.76 (8, 1)	1.1	W	4	0	0	0	2	0	0	0	0	1	0	8	8	0.00	0.000										

Philadelphia Athletics @ Cleveland Indians
Cleveland Municipal Stadium, Cleveland, OH

Sat Jun 17 1950, 3:33 AM EDT
Att. 9,232 - Unknown

livebaseballscorecards.com

AB	34
R	7
H	9
RBI	6
BB	15
SO	6
LOB	31



BOTTOM

Philadelphia Athletics @ Cleveland Indians
Cleveland Municipal Stadium, Cleveland, OH

Sat Jun 17 1950, 3:33 AM EDT
Att. 9,232 - Unknown

livebaseballscorecards.com

AB	37
R	8
H	12
RBI	7
BB	10
SO	2
LOB	28



WP:	0	PA:	47
PB:	0		
SB:	1		
CS:	0		

AB R H RBI BB SO LOB

4	0	1	1	2	0	3
4	0	2	0	1	0	2
1	0	0	1	0	0	1
5	0	0	0	0	0	7
1	2	1	1	4	0	0
4	1	1	0	1	0	3
4	1	0	0	1	0	6
5	2	3	2	0	0	2
5	1	3	2	0	2	2
2	0	0	0	1	0	1
0	0	0	0	0	0	0
1	0	0	0	0	0	1
0	0	0	0	0	0	0
0	0	0	0	0	0	0
0	0	0	0	0	0	0
1	1	1	0	0	0	0


1B:	9	SF:	0
2B:	1	SAC:	0
3B:	0	DP:	2
HR:	2	HBP:	0

Batter	1	2	3	4	5	6	7	8	9
Dale Mitchell, L (1, 7) OBP: 0.371, SLG: 0.376	0-0 G5-4-3 1B	0-0 FC6-4 BB		0-0 F9		4-0 FC5 BB		0-0 1-3	4-0 E IBB
Bob Kennedy, R (1, 9) OBP: 0.370, SLG: 0.503	0-0 G5-4-3 1-2f	4-0 BB BB		0-0 FC6 1B		0-0 F2		0-0 4-3 2B	0-0 E4 1-2 3-H
Lou Boudreau, R (9, PH) OBP: 0.348, SLG: 0.355									
Luke Easter, L (1, 3) OBP: 0.387, SLG: 0.484	0-0 L7	0-0 6-3		0-0 FC6 1-2f		0-0 L7		0-0 4-3 2-3	
Larry Doby, L (1, 8) OBP: 0.465, SLG: 0.570		4-0 BB 1B BB	4-0 1B BB		0-0 HR	4-0 1-2 BB		4-0 BB BB	
Al Rosen, R (1, 5) OBP: 0.373, SLG: 0.607		0-0 F3	0-0 G4-6-3 1B		0-0 E6 F8 L7	0-0 FC5 2-3f		4-0 1-2 BB	
Joe Gordon, R (1, 4) OBP: 0.298, SLG: 0.371		4-0 1B BB	0-0 F7		0-0 F8 2-3		0-0 F5	0-0 F8	
Ray Boone, R (1, 6) OBP: 0.406, SLG: 0.367		0-0 BB 1B FC6-4 1B	0-0 G4-6-3 1-2f		0-0 L7 3-H		0-0 S 1B		0-0 E 1B
Jim Hegan, R (1, 2) OBP: 0.309, SLG: 0.403		0-0 FC6-4 1-2 2-H 1B		0-0 FC4-6 1B	0-0 HR		0-3 K 1-2	0-3 K	
Gene Bearden, L (1, 1) OBP: 0.373, SLG: 0.511		4-0 BB BB		0-0 FC4-6 1B	0-0 3-1		0-0 F5		0-0 E8 1-H 1B
Bob Lemon, L (6, 1) OBP: 0.373, SLG: 0.511									
Sam Zoltek, L (7, 1) OBP: 0.333, SLG: 0.333									
Steve Gromek, S (8, 1) OBP: 0.259, SLG: 0.250									
Dick Weik, R (8, 1) OBP: 0.154, SLG: 0.154									
Thurman Tucker, L (9, PH) OBP: 0.400, SLG: 0.333									

Inning Stats	R: 0	H: 1	E: 0	K: 0	S: 3	H: 2	LOB: 0	BB: 0	P: 3	R: 3	H: 2	E: 0	K: 0	S: 5	H: 1	LOB: 1	BB: 1	P: 7	R: 0	H: 2	E: 0	K: 0	S: 5	R: 3	H: 2	E: 1	K: 0	S: 6	H: 0	LOB: 2	BB: 2	P: 11	R: 0	H: 1	E: 0	K: 1	S: 6	H: 1	LOB: 1	BB: 0	P: 6	R: 0	H: 1	E: 0	K: 0	S: 4	H: 1	LOB: 3	BB: 2	P: 12	R: 2	H: 2	E: 2	K: 1	S: 6	H: 2	LOB: 2	BB: 1	P: 10	1B: 9	SF: 0	2B: 1	SAC: 0	3B: 0	DP: 2	HR: 2	HBP: 0	WP: 0	PA: 47
--------------	------	------	------	------	------	------	--------	-------	------	------	------	------	------	------	------	--------	-------	------	------	------	------	------	------	------	------	------	------	------	------	--------	-------	-------	------	------	------	------	------	------	--------	-------	------	------	------	------	------	------	------	--------	-------	-------	------	------	------	------	------	------	--------	-------	-------	-------	-------	-------	--------	-------	-------	-------	--------	-------	--------

PITCHER	IP	WLS	BF	H	R	ER	SO	BB	IBB	HBP	BLK	WP	HR	S	P	ERA	WHIP
Bob Hooper, R (1, 1) ERA: 4.5	5.0		27	8	6	4	0	5	0	0	0	0	2	22	42	7.20	2.600
Moe Burtzschy, R (6, 1) ERA:	0.0		1	0	0	0	1	0	0	0	0	0	0	0	4	∞	∞
Hank Wyse, R (6, 1) ERA: 7.38	2.0		8	1	0	0	1	1	0	0	0	0	0	9	13	0.00	1.000
Bobby Shantz, L (8, 1) ERA: 4.39	0.1		2	1	0	0	0	0	0	0	0	0	0	2	2	0.00	3.000
Carl Scheib, R (8, 1) ERA: 6.96	1.0	L	9	2	2	1	1	2	1	0	0	0	0	8	20	9.00	4.000

Batter	1	2	3	4	5	6	7	8	9	AB R H RBI BB SO LOB	TOP
Bob Dillinger, R OBP: 0.346, SLG: 0.437 (1, 5) X	0-0 4-3 1B		0-0 F9			0-0 F7		0-0 G6-3 1-2f		4 0 0 0 0 0 1	Philadelphia Athletics @ Cleveland Indians Cleveland Municipal Stadium, Cleveland, OH Sun Jun 18 1950, 3:33 AM EDT Unknown livebaseballscorecards.com
Wally Moses, L OBP: 0.402, SLG: 0.429 (1, 9) X	0-0 1B			0-0 F8		0-3 K		0-0 F9		4 0 1 0 0 1 0	
Elmer Valo, L OBP: 0.378, SLG: 0.391 (1, 7) X	0-0 F7			0-0 F6		0-0 F6		1-0 G6-4-3 HBP		3 0 0 0 0 0 1	
Sam Chapman, R OBP: 0.351, SLG: 0.487 (1, 8) X	0-0 4-3			0-0 F8			0-0 6-3	0-0 G6-4-3 1-2f		4 0 0 0 0 0 2	
Ferris Fain, L OBP: 0.425, SLG: 0.464 (1, 3)		0-3 K			4-0 5-3 E BB		4-0 FC6-4 BB			1 0 0 0 2 1 0	
Eddie Joost, R OBP: 0.395, SLG: 0.415 (1, 6)		0-0 F7			0-0 E8 5-3 1-2		0-0 F7			3 0 0 0 0 0 2	
Pete Suder, R OBP: 0.282, SLG: 0.359 (1, 4)		0-0 6-3			0-0 L9		0-0 FC6-4 1-2f			3 0 0 0 0 0 3	
Mike Guerra, R OBP: 0.317, SLG: 0.345 (1, 2)			0-0 F3		0-0 5-3 1-2 2-3		0-0 G6-3 1B			3 0 1 0 0 0 2	
Dick Fowler, R OBP: 0.300, SLG: 0.300 Joe Coleman, R (7, 1)			0-0 6-3		0-0 6-3		0-0 F4			2 0 0 0 0 0 2 1 0 0 0 0 0 1	
Inning Stats	R: 0 H: 1 E: 0 LOB: 1 K: 0 BB: 0 S: 4 P: 4	R: 0 H: 0 E: 0 LOB: 0 K: 1 BB: 0 S: 5 P: 5	R: 0 H: 0 E: 0 LOB: 0 K: 0 BB: 0 S: 3 P: 3	R: 0 H: 0 E: 0 LOB: 0 K: 0 BB: 0 S: 3 P: 3	R: 0 H: 0 E: 1 LOB: 2 K: 0 BB: 1 S: 4 P: 8	R: 0 H: 0 E: 0 LOB: 0 K: 1 BB: 0 S: 5 P: 5	R: 0 H: 0 E: 0 LOB: 1 K: 0 BB: 1 S: 3 P: 7	R: 0 H: 1 E: 0 LOB: 0 K: 0 BB: 0 S: 3 P: 3	R: 0 H: 0 E: 0 LOB: 0 K: 0 BB: 0 S: 2 P: 3	1B: 2 SF: 0 2B: 0 SAC: 0 3B: 0 DP: 2 HR: 0 HBP: 1	
PITCHER Bob Feller, R ERA: 3.83 (1, 1)	IP WLS BF H R ER SO BB IBB HBP BLK WP HR S P ERA WHIP										
	9.0 W 31 2 0 0 2 2 0 1 0 0 0 0 32 41 0.00 0.444										



Batter	1	2	3	4	5	6	7	8	9	AB	R	H	RBI	BB	SO	LOB
Dale Mitchell, L OBP: 0.367, SLG: 0.372 (1, 7)	0-0 E3 BB 1B	0-0 3-1		0-0 CS 1B		0-0 F2	0-0 F8			5	1	1	0	0	0	2
Bob Kennedy, R OBP: 0.376, SLG: 0.500 (1, 9)	0-0 F8		4-0 1B F9 BB	4-0 WP BB		0-0 BB 1B	0-0 FC5-4			3	1	1	0	2	0	3
Luke Easter, L OBP: 0.393, SLG: 0.484 (1, 3)	4-0 BB 1B 1-2 BB		0-0 1B F9 1B	0-0 F6		0-0 F9		0-0 WP 1B		4	1	2	0	1	0	2
Larry Doby, L OBP: 0.463, SLG: 0.562 (1, 8)	0-0 BB 1B 1-2 2-H		0-0 F9		0-0 F3	4-0 BB		0-3 K		4	0	1	2	1	1	2
Al Rosen, R OBP: 0.378, SLG: 0.615 (1, 5)	0-3 K		0-0 E 1B 1-3		0-0 1B 3B	0-0 F7		4-0 G5-4-3 BB		4	1	2	0	1	1	4
Joe Gordon, R OBP: 0.302, SLG: 0.370 (1, 4)	4-0 BB 1B 1-2 2-3		0-0 F9		0-0 1B F8 1B		0-0 5-3	0-0 G5-4-3		3	1	1	2	1	0	1
Bobby Avila, R OBP: 0.359, SLG: 0.294 (8, 4)			1-3 3-H		3-H			1-2f		1	0	0	0	0	0	2
Ray Boone, R OBP: 0.411, SLG: 0.422 (1, 6)	0-0 F8		0-0 6-3		0-0 1B		0-0 HR			4	1	2	1	0	0	4
Jim Hegan, R OBP: 0.314, SLG: 0.423 (1, 2)		0-3 K		0-0 HR		0-0 F8		4-0 1B BB		3	1	1	2	1	1	1
Bob Feller, R OBP: 0.133, SLG: 0.179 (1, 1)		0-3 K		0-0 6-3		0-0 L7		0-0 FC5-4 1B		4	0	1	0	0	1	1

Inning Stats	R: 1	H: 1	E: 1	K: 1	S: 7	LOB: 3	BB: 2	P: 15	R: 0	H: 0	E: 0	K: 2	S: 7	LOB: 0	BB: 0	P: 7	R: 2	H: 2	E: 1	K: 0	S: 5	LOB: 1	BB: 1	P: 9	R: 1	H: 2	E: 0	K: 0	S: 4	LOB: 1	BB: 1	P: 8	R: 2	H: 3	E: 0	K: 0	S: 6	LOB: 1	BB: 0	P: 6	R: 0	H: 1	E: 0	K: 0	S: 4	LOB: 2	BB: 1	P: 8	R: 1	H: 2	E: 0	K: 0	S: 5	LOB: 2	BB: 1	P: 9	R: 0	H: 1	E: 0	K: 1	S: 5	LOB: 1	BB: 1	P: 9
--------------	------	------	------	------	------	--------	-------	-------	------	------	------	------	------	--------	-------	------	------	------	------	------	------	--------	-------	------	------	------	------	------	------	--------	-------	------	------	------	------	------	------	--------	-------	------	------	------	------	------	------	--------	-------	------	------	------	------	------	------	--------	-------	------	------	------	------	------	------	--------	-------	------

PITCHER	IP	WLS	BF	H	R	ER	SO	BB	IBB	HBP	BLK	WP	HR	S	P	ERA	WHIP
Dick Fowler, R ERA: 8.13 (1, 1)	6.0	L	32	9	6	5	3	5	0	0	0	1	1	33	53	7.50	2.333
Joe Coleman, R ERA: 15.43 (7, 1)	2.0		10	3	1	1	1	2	0	0	0	1	1	10	18	4.50	2.500

BOTTOM

Philadelphia Athletics @ Cleveland Indians
Cleveland Municipal Stadium, Cleveland, OH

Sun Jun 18 1950, 3:33 AM EDT
Unknown

AB	35
R	7
H	12
RBI	7
BB	7
SO	4
LOB	22



WP	HR	S	P	ERA	WHIP
2	0	0	0	42	

livebaseballscores.com

Batter	1	2	3	4	5	6	7	8	9	AB R H RBI BB SO LOB	TOP											
Bob Dillinger, R (1, 5) OBP: 0.343, SLG: 0.440	0-0 6-3		0-0 1-3		0-0 F7		0-0 1-H 3B		0-0 1-3	5 0 1 1 0 0 1	Philadelphia Athletics @ Cleveland Indians Cleveland Municipal Stadium, Cleveland, OH Sun Jun 18 1950, 3:38 AM EDT Att. 35,521 - Unknown livebaseballscorecards.com											
Barney McCosky, L (1, 7) OBP: 0.349, SLG: 0.373 Paul Lehner, L (1, 7) OBP: 0.361, SLG: 0.447	0-0 F2		0-0 F9		0-0 F7		0-0 6-3		0-0 1-3	1 0 0 0 0 0 0 3 0 0 0 0 0 1												
Elmer Valo, L (1, 9) OBP: 0.381, SLG: 0.394	0-0 F4			0-0 FC3-6 1B		0-0 FC6-4 1B		0-0 5-3		4 1 2 0 0 0 0												
Sam Chapman, R (1, 8) OBP: 0.353, SLG: 0.487		0-0 1B		0-0 FC3-6 1B		0-0 F3		0-0 F7		4 0 2 0 0 0 1												
Ferris Fain, L (1, 3) OBP: 0.422, SLG: 0.464		0-0 F9		0-0 FC3-6 1B		0-0 F9		0-0 2B		4 0 1 0 0 0 4												
Eddie Joost, R (1, 6) OBP: 0.392, SLG: 0.411		0-0 FC4-6 1B		0-0 F9		0-0 FC6-4		0-0 F7		4 0 1 0 0 0 4												
Pete Suder, R (1, 4) OBP: 0.288, SLG: 0.362		0-0 F2		0-0 1-2 3-H 1B		0-0 F6		0-0 E5 1B		4 0 2 1 0 0 2												
Joe Astroth, R (1, 2) OBP: 0.310, SLG: 0.297		0-0 FC4-6		0-0 F3		0-0 1-3		0-0 F6		4 0 0 0 0 0 5												
Lou Brissie, L (1, 1) OBP: 0.103, SLG: 0.071 Carl Scheib, R (1, 1) OBP: 0.200, SLG: 0.200 Moe Burtch, R (4, 1) Mike Guerra, R (9, PH) OBP: 0.315, SLG: 0.342			0-0 4-3		0-0 L9		4-0 3B BB		0-0 F6	0 0 0 0 0 0 0 1 0 0 0 0 0 0 1 1 0 0 1 0 0 1 0 0 0 0 0 1												
Inning Stats	R: 0 E: 0 K: 0 S: 3	H: 0 LOB: 0 BB: 0 P: 3	R: 0 E: 0 K: 0 S: 5	H: 2 LOB: 2 BB: 0 P: 5	R: 0 E: 0 K: 0 S: 3	H: 0 LOB: 0 BB: 0 P: 3	R: 1 E: 0 K: 0 S: 6	H: 3 LOB: 2 BB: 0 P: 6	R: 0 E: 0 K: 0 S: 3	H: 0 LOB: 0 BB: 0 P: 3		R: 0 E: 0 K: 0 S: 4	H: 1 LOB: 1 BB: 0 P: 4	R: 1 E: 0 K: 0 S: 4	H: 1 LOB: 1 BB: 1 P: 8	R: 0 E: 0 K: 0 S: 4	H: 1 LOB: 1 BB: 0 P: 4	R: 0 E: 1 K: 0 S: 4	H: 1 LOB: 1 BB: 0 P: 4	1B: 7 2B: 1 3B: 1 HR: 0	SF: 0 SAC: 0 DP: 0 HBP: 0	WP: 0 PB: 0 SB: 0 CS: 0
PITCHER Mike Garcia, R (1, 1) ERA: 3.66	IP: 9.0 WLS: W BF: 37 H: 9 R: 2 ER: 2 SO: 0 BB: 1 IBB: 0 HBP: 0 BLK: 0 WP: 0 HR: 0 S: 36 P: 40 ERA: 2.00 WHIP: 1.111											PITCHER	IP: WLS: BF: H: R: ER: SO: BB: IBB: HBP: BLK: WP: HR: S: P: ERA: WHIP:									



Batter	1	2	3	4	5	6	7	8	9	AB	R	H	RBI	BB	SO	LOB
Dale Mitchell, L (1, 7) OBP: 0.379, SLG: 0.387										5	3	4	0	1	0	0
Bob Kennedy, R (1, 9) OBP: 0.379, SLG: 0.494										4	2	1	1	2	1	4
Luke Easter, L (1, 3) OBP: 0.401, SLG: 0.481										3	3	1	2	3	1	2
Larry Doby, L (1, 8) OBP: 0.469, SLG: 0.558										3	3	1	1	3	0	3
Al Rosen, R (1, 5) OBP: 0.377, SLG: 0.603										4	2	0	1	2	0	4
Joe Gordon, R (1, 4) OBP: 0.306, SLG: 0.370										3	2	1	1	1	1	3
Bobby Avila, R (6, 4) OBP: 0.390, SLG: 0.294										0	0	0	0	2	0	0
Ray Boone, R (1, 6) OBP: 0.430, SLG: 0.471										4	3	2	5	2	0	2
Jim Hegan, R (1, 2) OBP: 0.321, SLG: 0.448										3	2	2	6	0	0	0
Ray Murray, R (4, 2) OBP: 0.364, SLG: 0.449										3	0	0	0	0	0	4
Mike Garcia, R (1, 1) OBP: 0.233, SLG: 0.300										5	1	2	1	0	1	2

Inning Stats	R: 14	H: 6	R: 0	H: 2	R: 0	H: 0	R: 0	H: 0	R: 0	H: 1	R: 0	H: 0	R: 3	H: 1	R: 11	SF: 0
	LOB: 0	LOB: 0	E: 0	LOB: 1	E: 0	LOB: 1	E: 0	LOB: 0	E: 0	LOB: 1	E: 0	LOB: 2	E: 1	LOB: 2	2B: 2	SAC: 0
	K: 0	BB: 7	K: 0	BB: 0	K: 2	BB: 1	K: 0	BB: 0	K: 1	BB: 1	K: 1	BB: 2	K: 0	BB: 3	3B: 0	DP: 3
	S: 10	P: 38	S: 4	P: 4	S: 7	P: 11	S: 3	P: 3	S: 5	P: 9	S: 5	P: 13	S: 5	P: 17	HR: 2	HBP: 0

PITCHER	IP	WLS	BF	H	R	ER	SO	BB	IBB	HBP	BLK	WP	HR	S	P	ERA	WHIP
Lou Brissie, L (1, 1) ERA: 5.17	0.1	L	10	3	9	9	0	6	0	0	0	0	0	4	28	243.00	27.000
Carl Scheib, R (1, 1) ERA: 7.54	2.2		19	9	9	5	0	3	0	0	0	1	2	16	28	16.88	4.500
Moe Burtzschy, R (4, 1) ERA: 3.6	5.0		24	2	3	2	4	7	0	0	0	2	0	25	53	3.60	1.800

BOTTOM

Philadelphia Athletics @ Cleveland Indians
Cleveland Municipal Stadium, Cleveland, OH

Sun Jun 18 1950, 3:38 AM EDT
Att. 35,521 - Unknown

livebaseballscores.com

AB	37
R	21
H	14
RBI	18
BB	16
SO	4
LOB	24



WP: 5	PA: 53
PB: 0	
SB: 0	
CS: 0	

Batter	1	2	3	4	5	6	7	8	9	AB R H RBI BB SO LOB	TOP											
Phil Rizzuto, R OBP: 0.413, SLG: 0.439 (1, 6) X	0-0 F8		0-0 E 1B 1B	0-0 G4-6-3 1B			0-0 F7	0-0 G3		5 1 2 0 0 0 0												
Gene Woodling, L OBP: 0.426, SLG: 0.457 (1, 7) X	0-0 4-3		0-0 E8 1B BB	0-0 G4-6-3 1-2f			0-0 1B	0-0 1-3		5 2 2 1 0 0 1												
Joe Collins, L OBP: 0.335, SLG: 0.497 (1, 3) S S S	0-3 K		4-0 1B 1B BB		0-3 K		0-0 F2		0-0 G5-4-3 1B	4 1 1 0 1 2 1												
Joe DiMaggio, R OBP: 0.371, SLG: 0.531 (1, 8)		0-0 F3	0-0 1B 1B 1B		0-0 F4		0-0 BB BB BB		0-0 G5-4-3 1-2f	5 1 2 3 0 0 1												
Yogi Berra, L OBP: 0.382, SLG: 0.452 (1, 2)		0-0 HR 1B	0-0 1B 1B		0-0 4-3		4-0 BB BB 1-2		0-0 4-3	4 1 2 1 1 0 0												
Bobby Brown, L OBP: 0.305, SLG: 0.295 (1, 5)		0-0 F8	0-3 K			0-3 K	4-0 1-2 2-3			3 0 0 0 1 2 3												
Cliff Mapes, L OBP: 0.387, SLG: 0.494 (1, 9)		0-0 HR	0-0 1B		0-0 4-3		4-0 1-2 2-3			3 1 2 3 1 0 0												
Jerry Coleman, R OBP: 0.346, SLG: 0.369 (1, 4)		0-0 4-3	0-0 F9			0-0 1B	0-3 K2-3			4 0 1 0 0 1 5												
Ed Lopat, L OBP: 0.359, SLG: 0.353 (1, 1)			4-0 E 1B BB		0-0 F9				0-0 6-3	3 1 0 0 1 1 1												
Inning Stats	R: 0 E: 0 K: 1 S: 5	H: 0 LOB: 0 BB: 0 P: 5	R: 2 E: 0 K: 0 S: 5	H: 2 LOB: 0 BB: 0 P: 5	R: 4 E: 1 K: 1 S: 9	H: 5 LOB: 2 BB: 2 P: 17	R: 0 E: 0 K: 0 S: 3	H: 1 LOB: 0 BB: 0 P: 3	R: 0 E: 0 K: 1 S: 5	H: 0 LOB: 0 BB: 0 P: 5	R: 0 E: 0 K: 2 S: 8	H: 1 LOB: 1 BB: 0 P: 8	R: 2 E: 0 K: 1 S: 7	H: 2 LOB: 3 BB: 3 P: 19	R: 0 E: 0 K: 0 S: 3	H: 0 LOB: 0 BB: 0 P: 3	R: 0 E: 0 K: 0 S: 3	H: 1 LOB: 0 BB: 0 P: 3	1B: 10 2B: 1 3B: 0 HR: 1	SF: 0 SAC: 0 DP: 2 HBP: 0	WP: 0 PB: 0 SB: 0 CS: 0	PA: 41
PITCHER	IP WLS BF H R ER SO BB IBB HBP BLK WP HR S P ERA WHIP																					
Bob Lemon, R ERA: 4.59 (1, 1)	2.0 L 13 5 6 6 1 2 0 0 0 0 0 1 13 21 27.00 3.500																					
Dick Weik, R ERA: 4.38 (3, 1)	4.0 14 4 0 0 4 0 0 0 0 0 0 0 22 22 0.00 1.000																					
Marino Pieretti, R ERA: 3.42 (7, 1)	0.2 6 2 2 2 0 2 0 0 0 0 0 0 4 12 27.00 6.000																					
Al Benton, R ERA: 4.43 (7, 1)	2.1 8 1 0 0 1 1 0 0 0 0 0 0 9 13 0.00 0.857																					

New York Yankees @ Cleveland Indians
Cleveland Municipal Stadium, Cleveland, OH

AB	36
R	8
H	12
RBI	8
BB	5
SO	6
LOB	12



Tue Jun 20 1950, 3:33 AM EDT
Att: 57,733 - Unknown

livebaseballscorecards.com

Batter	1	2	3	4	5	6	7	8	9	AB R H RBI BB SO LOB
Dale Mitchell, L (1, 7) OBP: 0.379, SLG: 0.387	0-0 4-3		0-0 3-1		0-0 4-3		0-0 BB 1B		0-0 G6-4-3 1B	5 0 2 0 0 0 0
Bob Kennedy, R (1, 9) OBP: 0.380, SLG: 0.506	4-0 FC6-4 BB		0-0 F8		0-0 HR		0-0 L9		0-0 G6-4-3 1-2f	4 1 1 1 1 0 2
Luke Easter, L (1, 3) OBP: 0.393, SLG: 0.470	0-0 FC6-4 1-2f		0-0 F8		0-0 F8		0-0 F7			4 0 0 0 0 0 2
Larry Doby, L (1, 8) OBP: 0.474, SLG: 0.557	0-3 K			4-0 F7 1B BB		0-0 4-3 G3 1B	4-0 1-2 BB			2 1 1 0 2 1 1
Al Rosen, R (1, 5) OBP: 0.375, SLG: 0.596		0-0 5-3		0-0 1-2 1B		0-0 FC G3 4-3	0-0 L7			4 0 1 0 0 0 3
Joe Gordon, R (1, 4) OBP: 0.305, SLG: 0.363		4-0 F8 1B BB		0-0 F7 2-3		0-0 4-3	0-0 6-3			3 0 0 0 1 0 4
Ray Boone, R (1, 6) OBP: 0.446, SLG: 0.479		0-0 1-2 1B		0-0 F3		4-0 G3 BB	0-0 G6-4-3 1B			3 0 2 0 1 0 2
Jim Hegan, R (1, 2) OBP: 0.313, SLG: 0.436		0-0 F8 2-3		0-0 F7		0-0 G3	0-0 G6-4-3			4 0 0 1 0 0 7
Bob Lemon, L (1, 1) Dick Werk, R (3, 1) Allie Clark, R (6, PH) Marino Pieretti, R (7, 1) Al Benton, R (7, 1) Ray Murray, R (9, PH)		0-0 F2			0-3 K	0-0 F3		0-0 5-3		1 0 0 0 0 0 2 1 0 0 0 0 0 1 1 0 0 0 0 0 2 0 1 0 0 0 0 0 0

Inning Stats	R: 0 E: 0 K: 1 S: 5	H: 0 LOB: 1 BB: 1 P: 9	R: 0 E: 0 K: 0 S: 4	H: 1 LOB: 2 BB: 1 P: 8	R: 0 E: 0 K: 0 S: 3	H: 0 LOB: 0 BB: 0 P: 3	R: 0 E: 0 K: 0 S: 4	H: 1 LOB: 2 BB: 1 P: 8	R: 1 E: 0 K: 1 S: 6	H: 1 LOB: 0 BB: 0 P: 6	R: 1 E: 0 K: 0 S: 5	H: 1 LOB: 2 BB: 1 P: 9	R: 0 E: 0 K: 0 S: 4	H: 1 LOB: 2 BB: 1 P: 8	R: 0 E: 0 K: 0 S: 3	H: 1 LOB: 0 BB: 0 P: 3	R: 0 E: 0 K: 0 S: 3	H: 1 LOB: 0 BB: 0 P: 3	1B: 6 2B: 0 3B: 0 HR: 1	SF: 0 SAC: 0 DP: 2 HBP: 0	WP: 0 PB: 0 SB: 0 CS: 0	PA: 38
--------------	------------------------------	---------------------------------	------------------------------	---------------------------------	------------------------------	---------------------------------	------------------------------	---------------------------------	------------------------------	---------------------------------	------------------------------	---------------------------------	------------------------------	---------------------------------	------------------------------	---------------------------------	------------------------------	---------------------------------	----------------------------------	------------------------------------	----------------------------------	--------

PITCHER	IP	WLS	BF	H	R	ER	SO	BB	IBB	HBP	BLK	WP	HR	S	P	ERA	WHIP	PITCHER	IP	WLS	BF	H	R	ER	SO	BB	IBB	HBP	BLK	WP	HR	S	P	ERA	WHIP		
Ed Lopat, L (1, 1) ERA: 4.35	9.0	W	38	7	2	2	2	5	0	0	0	0	1	37	57	2.00	1.333																				

BOTTOM

New York Yankees @ Cleveland Indians
Cleveland Municipal Stadium, Cleveland, OH

livebaseballscorecards.com

AB	33
R	2
H	7
RBI	2
BB	5
SO	2
LOB	25



Tue Jun 20 1950, 3:33 AM EDT
Att. 57,733 - Unknown

Batter	1	2	3	4	5	6	7	8	9
Dale Mitchell, L (1, 7) OBP: 0.376, SLG: 0.387	0-0 F8		0-0 F7		0-0 4-3 2B		0-0 FC4-6 CS	0-0 L7	
Bob Kennedy, R (1, 9) OBP: 0.382, SLG: 0.500	0-0 F8			4-0 BB 1B BB F8 BB	4-0 4-3 BB		0-3 K		
Luke Easter, L (1, 3) OBP: 0.395, SLG: 0.467	0-3 K			0-0 BB 1B 1-2	0-0 4-3 1-2 2-3		0-0 CS 1-2	4-0 1B BB	
Larry Doby, L (1, 8) OBP: 0.475, SLG: 0.554		0-0 F7		4-0 BB 1-2 2-3 BB	0-0 F7			0-0 1B E 1B	
Al Rosen, R (1, 5) OBP: 0.377, SLG: 0.592		4-0 CS BB		0-3 K		0-0 F7		0-0 E 5-3 1B	
Ray Boone, R (1, 6) OBP: 0.448, SLG: 0.473		0-0 L8		0-0 F8 3-H		4-0 BB		0-0 E6 5-3 1B 2-3 3-H	
Bobby Avila, R (1, 4) OBP: 0.378, SLG: 0.270		0-0 CS 1-2	4-0 5-3 BB	0-0 F4		0-0 F6		0-0 F9	
Jim Hegan, R (1, 2) OBP: 0.311, SLG: 0.438			0-0 5-3 1-2		0-0 2B 2B	0-3 K		0-0 5-3 2-3 3-H	
Early Wynn, S (1, 1) OBP: 0.435, SLG: 0.412			0-3 K		0-0 F6		4-0 FC4-6 BB	4-0 BB	

Inning Stats	R: 0	H: 0	E: 0	K: 1	S: 5	LOB: 0	BB: 0	P: 5
	R: 0	H: 0	E: 0	K: 0	S: 2	LOB: 0	BB: 1	P: 6
	R: 0	H: 0	E: 0	K: 1	S: 5	LOB: 1	BB: 1	P: 9
	R: 1	H: 1	E: 0	K: 1	S: 6	LOB: 2	BB: 2	P: 14
	R: 1	H: 2	E: 0	K: 0	S: 5	LOB: 2	BB: 1	P: 9
	R: 0	H: 0	E: 0	K: 1	S: 5	LOB: 1	BB: 1	P: 9
	R: 0	H: 0	E: 0	K: 1	S: 4	LOB: 0	BB: 1	P: 8
	R: 3	H: 3	E: 1	K: 0	S: 6	LOB: 2	BB: 2	P: 14

PITCHER	IP	WLS	BF	H	R	ER	SO	BB	IBB	HBP	BLK	WP	HR	S	P	ERA	WHIP
Vic Raschi, R (1, 1) ERA: 3.54	7.0	L	29	3	2	2	5	7	0	0	0	0	0	32	60	2.57	1.429
Joe Page, L (8, 1) ERA: 4.35	1.0		8	3	3	2	0	2	0	0	0	0	0	6	14	18.00	5.000

BOTTOM


New York Yankees @ Cleveland Indians
Cleveland Municipal Stadium, Cleveland, OH

Wed Jun 21 1950, 3:33 AM EDT
Att. 16,737 - Unknown


AB	R	H	RBI	BB	SO	LOB
5	0	1	1	0	0	4
2	1	0	0	2	1	1
3	1	1	0	1	1	2
3	1	1	0	1	0	2
3	1	1	1	1	1	3
3	0	1	1	1	0	3
3	0	0	0	1	0	5
4	1	1	1	0	1	3
2	0	0	0	2	1	2

AB	28
R	5
H	6
RBI	4
BB	9
SO	5
LOB	25

WP: 0 PA: 39
PB: 0
SB: 0
CS: 2



1B	SF	WP	PA
4	0	0	39
2	0	0	
0	0	0	
0	0	0	

Batter	1	2	3	4	5	6	7	8	9	AB R H RBI BB SO LOB	TOP									
Phil Rizzuto, R (1, 6) OBP: 0.404, SLG: 0.429	0-0 F9		0-0 1B		0-0 G4-6-3		0-0 F2			4 0 1 0 0 0 3										
Cliff Mapes, L (1, 9) OBP: 0.382, SLG: 0.483	0-0 F5		0-3 K			0-0 1B	0-0 F6			4 0 1 0 0 1 4										
Gene Woodling, L (1, 7) OBP: 0.424, SLG: 0.452	0-3 K		0-0 F7			4-0 1B		0-0 F8		3 0 0 0 1 1 2										
Joe DiMaggio, R (1, 8) OBP: 0.367, SLG: 0.532		0-0 HR		0-3 K		0-0 F2		4-0 FC4-6		3 1 1 1 1 1 2										
Yogi Berra, L (1, 2) OBP: 0.370, SLG: 0.437		0-0 F9		0-0 F3		0-0 F6		0-0 FC4-6		4 0 0 0 0 0 3										
Johnny Mize, L (1, 3) OBP: 0.313, SLG: 0.500		0-3 K		0-0 HR		0-0 F8		0-0 F4		4 1 1 1 0 1 3										
Bobby Brown, L (1, 5) OBP: 0.301, SLG: 0.311		0-0 F2		0-0 4-3			0-3 K		0-0 F8	4 0 0 0 0 1 0	AB 33 R 2 H 7 RBI 2 BB 3 SO 6 LOB 18									
Jerry Coleman, R (1, 4) OBP: 0.350, SLG: 0.370			0-0 1B		0-0 5-3		0-0 1B		0-0 F9	4 0 2 0 0 0 0										
Joe Ostrowski, L (1, 1) OBP: 0.400, SLG: 0.400			0-3 K			4-0 BB			0-0 L8	2 0 1 0 1 1 1										
Tommy Henrich, L (9, PH) OBP: 0.453, SLG: 0.718							0-0 1B			1 0 0 0 0 0 0										
Inning Stats	R: 0 E: 0 K: 1 S: 5	H: 0 LOB: 0 BB: 0 P: 5	R: 1 E: 0 K: 1 S: 6	H: 1 LOB: 0 BB: 0 P: 6	R: 0 E: 0 K: 2 S: 9	H: 2 LOB: 2 BB: 0 P: 9	R: 1 E: 0 K: 1 S: 6	H: 1 LOB: 0 BB: 0 P: 6	R: 0 E: 0 K: 0 S: 2	H: 0 LOB: 0 BB: 1 P: 6	R: 0 E: 0 K: 1 S: 7	H: 2 LOB: 2 BB: 0 P: 7	R: 0 E: 0 K: 0 S: 3	H: 0 LOB: 1 BB: 1 P: 7	R: 0 E: 0 K: 0 S: 3	H: 0 LOB: 0 BB: 0 P: 3	1B: 5 2B: 0 3B: 0 HR: 2	SF: 0 SAC: 0 DP: 1 HBP: 0	WP: 0 PB: 0 SB: 0 CS: 0	PA: 36
PITCHER Bob Feller, R (1, 1) ERA: 3.66	IP 9.0 WLS W BF 36 H 7 R 2 ER 2 SO 6 BB 3 IBB 0 HBP 0 BLK 0 WP 0 HR 2 S 45 P 57 ERA 2.00 WHIP 1.111											PITCHER	IP WLS BF H R ER SO BB IBB HBP BLK WP HR S P ERA WHIP							

New York Yankees @ Cleveland Indians
Cleveland Municipal Stadium, Cleveland, OH

Thu Jun 22 1950, 3:33 AM EDT
Att. 18,407 - Unknown

livebaseballscorecards.com

Batter	1	2	3	4	5	6	7	8	9	AB R H RBI BB SO LOB	TOP											
Eddie Yost, R (1, 5) OBP: 0.431, SLG: 0.459	0-0 F8		4-0 HR 1B BB	4-0 BB			0-0 F7		0-0 BB 1B	3 2 1 0 2 0 0	Washington Senators @ Cleveland Indians Cleveland Municipal Stadium, Cleveland, OH Sun Jun 25 1950, 3:33 AM EDT Unknown livebaseballscorecards.com											
Merl Combs, L (1, 6) OBP: 0.453, SLG: 0.313	4-0 1B BB		0-0 HR 1B	0-0 F9			0-0 F9		4-0 1B BB	3 1 1 0 2 0 1												
Irv Noren, L (1, 8) OBP: 0.418, SLG: 0.494	0-0 1B		0-0 F7	0-0 F2			0-0 G3		0-0 1B	5 0 2 2 0 0 3												
Mickey Vernon, L (1, 3) OBP: 0.311, SLG: 0.242	0-3 K		0-0 HR				0-3 K		0-0 F6	0 1 0 0 0 0 0												
Sam Mele, R (1, 9) OBP: 0.382, SLG: 0.500	0-0 F4		0-0 HR				0-3 K		0-0 F8	4 1 1 1 0 1 2												
Bud Stewart, L (1, 7) OBP: 0.352, SLG: 0.370			0-0 F4	0-0 F9			0-0 4-3		0-0 F9	4 0 0 0 0 0 0												
Sam Dente, R (1, 4) OBP: 0.281, SLG: 0.271			0-0 6-3	4-0 BB			0-0 F8		0-0 F9	3 0 0 0 1 0 0												
Al Evans, R (1, 2) OBP: 0.299, SLG: 0.317			1-0 HBP	0-3 K			0-3 K		0-0 F8	3 0 0 0 0 2 1												
Connie Marrero, R (1, 1) OBP: 0.172, SLG: 0.179 Sherry Robertson, L (9, PH) OBP: 0.353, SLG: 0.368			0-0 F7	0-0 F3			0-0 1-3		0-0 BB 1B 1B	3 0 0 0 0 0 1 1 1 1 0 0 0 0												
Inning Stats	R: 0 E: 0 K: 1 S: 6	H: 1 LOB: 2 BB: 1 P: 10	R: 0 E: 0 K: 0 S: 3	H: 0 LOB: 1 BB: 0 P: 4	R: 4 E: 0 K: 1 S: 8	H: 3 LOB: 1 BB: 2 P: 16	R: 0 E: 0 K: 0 S: 3	H: 0 LOB: 1 BB: 1 P: 7	R: 0 E: 0 K: 2 S: 7	H: 0 LOB: 0 BB: 0 P: 7	R: 0 E: 0 K: 1 S: 5	H: 0 LOB: 0 BB: 0 P: 5	R: 0 E: 0 K: 0 S: 3	H: 0 LOB: 0 BB: 0 P: 3	R: 0 E: 0 K: 0 S: 3	H: 0 LOB: 0 BB: 0 P: 3	R: 2 E: 0 K: 0 S: 6	H: 3 LOB: 2 BB: 1 P: 10	1B: 5 2B: 0 3B: 0 HR: 2	SF: 0 SAC: 0 DP: 0 HBP: 1	WP: 0 PB: 0 SB: 0 CS: 0	PA: 40
PITCHER	IP WLS BF H R ER SO BB IBB HBP BLK WP HR S P ERA WHIP												PITCHER	IP WLS BF H R ER SO BB IBB HBP BLK WP HR S P ERA WHIP								
Early Wynn, R (1, 1) ERA: 4.14 Jesse Flores, R (9, 1) ERA: 4.81	8.2 W 38 6 6 6 5 5 0 1 0 0 2 42 63 6.23 1.269													0.1 S 2 1 0 0 0 0 0 0 0 0 0 0 2 2 0.00 3.000								



Batter	1	2	3	4	5	6	7	8	9	AB R H RBI BB SO LOB	TOP											
Dale Mitchell, L (1, 7) OBP: 0.362, SLG: 0.372	0-0 4-3		0-0 2B 1B			0-0 L4		0-0 4-3		4 1 1 0 0 0 0	Cleveland Indians @ St. Louis Browns Sportsman's Park, St. Louis, MO Tue Jun 27 1950, 4:33 AM EDT Att. 4,050 - Unknown											
Bob Kennedy, R (1, 9) OBP: 0.374, SLG: 0.485	0-3 K		0-0 2B			0-0 3-1 1B 2B		0-0 6-3		4 1 2 2 0 1 0												
Luke Easter, L (1, 3) OBP: 0.400, SLG: 0.524	0-0 F9		0-0 F8			0-0 3-1			0-0 4-3	4 0 0 0 0 0 2												
Larry Doby, L (1, 8) OBP: 0.479, SLG: 0.576		0-0 L3		0-0 F9		0-0 1B			0-0 3-1	4 0 1 1 0 0 0												
Al Rosen, R (1, 5) OBP: 0.375, SLG: 0.603		0-0 E5 CS		0-0 5-3		0-0 6-3			0-0 E6 1B	4 0 0 0 0 0 1												
Ray Boone, R (1, 6) OBP: 0.441, SLG: 0.577		0-0 F8 1-2		0-0 F8			0-0 F4		0-0 1B	4 0 1 0 0 0 1												
Bobby Avila, R (1, 4) OBP: 0.358, SLG: 0.316			0-0 5-3		0-0 F9		0-0 L8		0-3 K	3 0 0 0 0 0 0												
Bob Lemon, L (9, PH) OBP: 0.362, SLG: 0.490										1 0 0 0 0 1 2												
Jim Hegan, R (1, 2) OBP: 0.312, SLG: 0.450			0-0 6-3		0-0 F3		0-0 F8			3 0 0 0 0 0 0												
Bob Feller, R (1, 1) OBP: 0.139, SLG: 0.152			4-0 2B 1B BB		0-3 K			0-0 6-3		2 1 0 0 1 1 0												
Inning Stats	R: 0 E: 0 K: 1 S: 5	H: 0 LOB: 0 BB: 0 P: 5	R: 0 E: 1 K: 0 S: 3	H: 0 LOB: 0 BB: 0 P: 3	R: 2 E: 0 K: 0 S: 5	H: 2 LOB: 1 BB: 1 P: 9	R: 0 E: 0 K: 0 S: 3	H: 0 LOB: 0 BB: 0 P: 3	R: 0 E: 0 K: 1 S: 5	H: 0 LOB: 0 BB: 0 P: 5	R: 1 E: 0 K: 0 S: 5	H: 2 LOB: 1 BB: 0 P: 5	R: 0 E: 0 K: 0 S: 3	H: 0 LOB: 0 BB: 0 P: 3	R: 0 E: 0 K: 1 S: 7	H: 0 LOB: 0 BB: 0 P: 3	R: 0 E: 1 K: 1 S: 7	H: 1 LOB: 2 BB: 0 P: 7	1B: 3 2B: 2 3B: 0 HR: 0	SF: 0 SAC: 0 DP: 0 HBP: 0	WP: 0 PB: 0 SB: 0 CS: 1	PA: 34
PITCHER Al Widmar, R (1, 1) ERA: 4.89	IP: 9.0 WLS: W BF: 34 H: 5 R: 3 ER: 3 SO: 3 BB: 1 IBB: 0 HBP: 0 BLK: 0 WP: 0 HR: 0 S: 39 P: 43 ERA: 3.00 WHIP: 0.667											PITCHER	IP: WLS: BF: H: R: ER: SO: BB: IBB: HBP: BLK: WP: HR: S: P: ERA: WHIP:									

livebaseballscorecards.com

AB	33
R	3
H	5
RBI	3
BB	1
SO	3
LOB	6



Batter	1	2	3	4	5	6	7	8	9
Don Lenhardt, R OBP: 0.397, SLG: 0.534 (1, 3) BB	4-0 BB		0-3 K		0-0 F3		0-0 2-H HR		
Jim Delsing, L OBP: 0.425, SLG: 0.343 (1, 8) K	0-3 K		0-3 K		0-0 1B		0-3 K		
Sherm Lollar, R OBP: 0.377, SLG: 0.512 (1, 2) F9	0-0 F9			0-0 HR	0-0 1B		0-0 F7		
Dick Kokos, L OBP: 0.414, SLG: 0.516 (1, 9) F8	0-0 F8			0-0 1-H HR	0-0 F9			0-3 K	
Ken Wood, R OBP: 0.345, SLG: 0.515 (1, 7) F7		0-0 F7		0-0 5-3		0-0 6-3		0-0 CS 1B	
Bill Sommers, R OBP: 0.311, SLG: 0.245 (1, 5) K		0-3 K		0-0 4-3		0-0 6-3		0-0 F8	
Snuffy Stirnweiss, R OBP: 0.388, SLG: 0.342 (1, 4) F7		0-0 F7		0-0 1B		0-0 4-3		0-0 CS	
Tom Upton, R OBP: 0.317, SLG: 0.259 (1, 6) G3			0-0 G3	0-0 6-3			0-0 SH3-4 HR		
Al Widmar, R OBP: 0.167, SLG: 0.130 (1, 1) 1B			0-0 1B		0-3 K		0-0 SH3-4		

AB	R	H	RBI	BB	SO	LOB
3	1	1	2	1	1	1
4	0	1	0	0	3	2
4	1	2	0	0	0	1
4	1	1	2	0	1	3
4	0	1	0	0	0	0
4	0	0	0	0	1	1
3	0	1	0	0	0	0
3	1	1	0	0	0	1
2	0	1	0	0	1	0

BOTTOM

Cleveland Indians @ St. Louis Browns
Sportsman's Park, St. Louis, MO
Tue Jun 27 1950, 4:33 AM EDT
Att. 4,050 - Unknown

livebaseballscorecards.com

AB	31
R	4
H	9
RBI	4
BB	1
SO	7
LOB	9



Inning Stats	R: 0	H: 0	E: 0	K: 1	S: 5	H: 0	LOB: 1	BB: 1	P: 9	R: 0	H: 0	E: 0	K: 1	S: 5	H: 0	LOB: 0	BB: 0	P: 5	R: 0	H: 1	E: 0	K: 2	S: 8	H: 1	LOB: 1	BB: 0	P: 8	R: 2	H: 3	E: 0	K: 0	S: 6	H: 2	LOB: 1	BB: 0	P: 6	R: 0	H: 2	E: 0	K: 1	S: 7	H: 2	LOB: 2	BB: 0	P: 7	R: 0	H: 0	E: 0	K: 0	S: 3	H: 0	LOB: 0	BB: 0	P: 3	R: 2	H: 2	E: 0	K: 1	S: 7	H: 2	LOB: 0	BB: 0	P: 7	R: 0	H: 1	E: 0	K: 1	S: 5	H: 1	LOB: 0	BB: 0	P: 5
--------------	------	------	------	------	------	------	--------	-------	------	------	------	------	------	------	------	--------	-------	------	------	------	------	------	------	------	--------	-------	------	------	------	------	------	------	------	--------	-------	------	------	------	------	------	------	------	--------	-------	------	------	------	------	------	------	------	--------	-------	------	------	------	------	------	------	------	--------	-------	------	------	------	------	------	------	------	--------	-------	------

PITCHER	IP	WLS	BF	H	R	ER	SO	BB	IBB	HBP	BLK	WP	HR	S	P	ERA	WHIP
Bob Feller, R ERA: 3.72 (1, 1)	8.0	L	33	9	4	4	7	1	0	0	0	0	2	46	50	4.50	1.250

WP	PA	ERA	WHIP
0	34		

Batter	1	2	3	4	5	6	7	8	9	AB	R	H	RBI	BB	SO	LOB				
Dale Mitchell, L (1, 7) OBP: 0.362, SLG: 0.373 Thurman Tucker, L (7, 7) OBP: 0.348, SLG: 0.286	0-0 2B 1B	0-0 E6 2-H		0-0 F7		0-0 L9	0-0 1B 1B	0-0 F7		5	2	2	0	0	0	0				
Bob Kennedy, R (1, 9) OBP: 0.374, SLG: 0.488 Allie Clark, R (7, 9) OBP: 0.231, SLG: 0.311	0-0 2B	0-0 G6-4-2-4		0-0 F8			F5	0-0 G6-4-3		5	2	2	2	0	0	1				
Luke Easter, L (1, 3) OBP: 0.398, SLG: 0.533	0-0 F8		0-0 F9	0-0 F7			HR		0-3 K	6	2	2	2	0	1	1				
Larry Doby, L (1, 8) OBP: 0.488, SLG: 0.589	0-0 HR 2B		4-0 E S 1B BB		0-0 F5		1B 2B		4-0 BB 1B BB	4	4	3	2	2	0	0				
Al Rosen, R (1, 5) OBP: 0.385, SLG: 0.618	0-0 HR		4-0 1B F9 BB		4-0 BB		6-3		0-0 1-2 BB 1B	4	3	3	3	2	0	1				
Ray Boone, R (1, 6) OBP: 0.444, SLG: 0.569	0-0 F8		0-0 1B 1B		0-0 F8		HR 1B		0-0 F8	5	1	2	2	1	0	3				
Joe Gordon, R (1, 4) OBP: 0.308, SLG: 0.357 Bobby Avila, R (7, PR) OBP: 0.377, SLG: 0.328	0-0 5-3		0-0 F9		0-0 F7		HR BB		4-0 FC6-4 BB	3	0	0	1	1	0	2				
Jim Hegan, R (1, 2) OBP: 0.321, SLG: 0.474 Ray Murray, R (7, 2) OBP: 0.350, SLG: 0.444		0-0 FC4 1B	0-0 1-2 1B		0-0 F3		HR		0-0 FC6-4	4	1	3	3	0	0	0				
Bob Lemon, L (1, 1) OBP: 0.365, SLG: 0.473		0-0 FC4 E	0-0 F4		0-0 1-3		1B 1B		4-0 G6-4-3 BB	4	2	1	0	1	0	3				
Inning Stats	R: 4 E: 0 K: 0 S: 7	H: 4 LOB: 0 BB: 0 P: 7	R: 1 E: 2 K: 0 S: 4	H: 1 LOB: 0 BB: 0 P: 4	R: 2 E: 0 K: 0 S: 5	H: 2 LOB: 2 BB: 2 P: 13	R: 0 E: 0 K: 0 S: 3	H: 0 LOB: 0 BB: 0 P: 3	R: 0 E: 0 K: 0 S: 3	H: 0 LOB: 0 BB: 0 P: 3	R: 11 E: 0 K: 0 S: 13	H: 11 LOB: 1 BB: 2 P: 21	R: 0 E: 0 K: 1 S: 6	H: 1 LOB: 1 BB: 1 P: 7	R: 0 E: 0 K: 1 S: 6	H: 1 LOB: 3 BB: 2 P: 14	1B: 13 2B: 4 3B: 0 HR: 3	SF: 0 SAC: 0 DP: 2 HBP: 0	WP: 0 PB: 0 SB: 1 CS: 1	PA: 54
PITCHER	IP WLS BF H R ER SO BB IBB HBP BLK WP HR S P ERA WHIP																		PITCHER	IP WLS BF H R ER SO BB IBB HBP BLK WP HR S P ERA WHIP
Harry Dorish, R (1, 1) ERA: 6.47	2.0 L 11 5 5 4 0 0 0 0 0 0 1 11 11 18.00 2.500																			
Don Johnson, R (3, 1) ERA: 10.95	4.2 25 7 8 8 0 4 0 0 0 0 2 21 37 15.43 2.357																			
Tommy Fine, R (7, 1) ERA: 8.59	0.0 7 6 5 5 0 1 0 0 0 0 0 6 10 ∞ ∞																			
Lou Kretlow, R (7, 1) ERA: 11.93	2.1 10 2 0 0 0 1 3 0 0 0 0 9 21 0.00 2.143																			

Cleveland Indians @ St. Louis Browns
Sportsman's Park, St. Louis, MO
 Wed Jun 28 1950, 4:33 AM EDT
 Att. 2,491 - Unknown

AB	45
R	18
H	20
RBI	17
BB	8
SO	1
LOB	18



livebaseballscorecards.com

Batter	1	2	3	4	5	6	7	8	9	AB	R	H	RBI	BB	SO	LOB
Don Lenhardt, R OBP: 0.390, SLG: 0.523 (1, 3) X	0-0 5-3 X	0-0 F8 3-H X		0-3 K S S			0-3 K S S			4	0	0	1	0	2	2
Jim Delsing, L OBP: 0.409, SLG: 0.333 (1, 8) X	0-0 G3 X	0-0 4-3 X			0-3 K S S			0-0 FC4-6 1B X		4	0	1	0	0	1	2
Sherm Lollar, R OBP: 0.379, SLG: 0.512 (1, 2) X	0-0 1B 1B X		0-0 G3 1B X		0-0 F7 X			0-0 F8 X		4	1	2	0	0	0	1
Dick Kokos, L OBP: 0.411, SLG: 0.512 (1, 9) X	0-0 1-3 1B X		0-0 G3 1-2 X		0-0 6-3 X			0-0 FC4-6 1-2f X		4	0	1	0	0	0	2
Ken Wood, R OBP: 0.342, SLG: 0.505 (1, 7) X	0-0 F4 X		0-3 K S S			0-0 G6-4-3 1B X		0-0 5-3 X		4	0	1	0	0	1	4
Owen Friend, R OBP: 0.358, SLG: 0.369 (1, 4)		4-0 1B F8 BB BB BB BB X	0-0 FC5-4 1B 2-H X		0-0 G6-4-3 1-2f X			0-3 K S S		3	1	1	1	1	1	1
Snuffy Strmweiss, R OBP: 0.358, SLG: 0.310 (1, 5)		0-3 K S S S X	0-0 FC5-4 1-2f X		0-0 4-3 X			0-0 5-3 X		4	0	0	0	0	1	2
Tom Upton, R OBP: 0.327, SLG: 0.267 (1, 6)		0-0 1-2 1B 1B X		0-0 G1-6-3 1B X			0-0 6-3 X		4-0 BB BB BB BB X	3	0	2	0	1	0	0
Harry Dorish, R OBP: 0.391, SLG: 0.333 Hank Arritt, L OBP: 0.397, SLG: 0.378 Don Johnson, R OBP: 0.333, SLG: 0.500 Tommy Fine, S OBP: 0.333, SLG: 0.500 Lou Kretlow, R OBP: 0.314, SLG: 0.413 (1, 1) (2, PH) (3, 1) (7, 1) (7, 1) (9, PH)		0-0 1-2 2-3 1B X		0-0 G1-6-3 1-2f X			0-3 K S S S X		0-0 F7 X	0	0	0	0	0	0	0


Inning Stats	R: 0	H: 2	E: 0	LOB: 2	K: 0	BB: 0	S: 5	P: 5	R: 1	H: 2	E: 0	LOB: 2	K: 1	BB: 1	S: 7	P: 11	R: 1	H: 2	E: 0	LOB: 1	K: 1	BB: 0	S: 7	P: 7	R: 0	H: 1	E: 0	LOB: 0	K: 1	BB: 0	S: 5	P: 5	R: 0	H: 1	E: 0	LOB: 0	K: 0	BB: 0	S: 3	P: 3	R: 0	H: 0	E: 0	LOB: 0	K: 2	BB: 0	S: 7	P: 7	R: 0	H: 1	E: 0	LOB: 1	K: 0	BB: 0	S: 4	P: 4	R: 0	H: 0	E: 0	LOB: 1	K: 1	BB: 1	S: 5	P: 9	1B: 9	SF: 0	2B: 0	SAC: 0	3B: 0	DP: 2	HR: 0	HBP: 0	WP: 0	PA: 36
PITCHER Bob Lemon, R ERA: 4.28 (1, 1)	IP	WLS	BF	H	R	ER	SO	BB	IBB	HBP	BLK	WP	HR	S	P	ERA	WHIP																			IP	WLS	BF	H	R	ER	SO	BB	IBB	HBP	BLK	WP	HR	S	P	ERA	WHIP																						

BOTTOM

Cleveland Indians @ St. Louis Browns
Sportsman's Park, St. Louis, MO

Wed Jun 28 1950, 4:33 AM EDT
Att. 2,491 - Unknown

AB	34
R	2
H	9
RBI	2
BB	2
SO	7
LOB	16



livebaseballscorecards.com

Batter	1	2	3	4	5	6	7	8	9	AB R H RBI BB SO LOB	TOP									
Dale Mitchell, L OBP: 0.363, SLG: 0.371 (1, 7) X	0-0 4-3 1B	0-0 6-3		X 0-0 1B			X 0-0 F7		BBB 4-0 BB	4 0 1 0 1 0 0										
Bob Kennedy, R OBP: 0.383, SLG: 0.495 (1, 9) BBB	4-0 1B BB	0-0 1B 2B		X 0-0 1B			BBB 4-0 BB		X 0-0 F9	3 2 2 0 2 0 1										
Luke Easter, L OBP: 0.400, SLG: 0.532 (1, 3) X	0-0 E8 BB 1B	0-0 1B		X 0-0 F8			X 0-0 F8			4 1 2 1 0 0 3										
Larry Doby, L OBP: 0.488, SLG: 0.585 (1, 8) BBB	4-0 BB F9 BB	0-3 K			X 0-0 G5-4-3 1B		X 0-0 4-3			3 1 1 0 1 1 2										
Al Rosen, R OBP: 0.384, SLG: 0.610 (1, 5) BBB	4-0 F9 BB 1-2 2-3 BB		X 0-0 F7		X 0-0 G5-4-3 1-2f		X 0-0 L8			3 0 0 0 1 0 1										
Ray Boone, R OBP: 0.438, SLG: 0.552 (1, 6) BBB	4-0 1-2 2-3 3-H BB		X 0-0 F4		X 0-0 F9		X 0-0 F9			3 0 0 1 1 0 0										
Joe Gordon, R OBP: 0.302, SLG: 0.349 (1, 4) X	0-0 F9 2-3 3-H		X 0-0 F7		X 0-0 F7		X 0-0 F7			4 0 0 1 0 0 2										
Jim Hegan, R OBP: 0.314, SLG: 0.463 (1, 2) X	0-0 F9		X 0-0 F6		X 0-0 L7		X 0-0 L7		X 0-0 F4	4 0 0 0 0 0 2										
Steve Gromek, S OBP: 0.211, SLG: 0.167 (1, 1)		X 0-0 6-3		X 0-0 4-3		X 0-0 4-3		BBB 0-3 K		4 0 0 0 0 1 0										
Inning Stats	R: 3 E: 1 K: 0 S: 4	H: 1 LOB: 2 BB: 4 P: 20	R: 1 E: 0 K: 1 S: 7	H: 2 LOB: 1 BB: 0 P: 7	R: 0 E: 0 K: 0 S: 3	H: 0 LOB: 0 BB: 0 P: 3	R: 0 E: 0 K: 0 S: 5	H: 2 LOB: 2 BB: 0 P: 5	R: 0 E: 0 K: 0 S: 3	H: 1 LOB: 0 BB: 0 P: 3	R: 0 E: 0 K: 0 S: 3	H: 0 LOB: 0 BB: 0 P: 3	R: 0 E: 0 K: 0 S: 3	H: 0 LOB: 0 BB: 0 P: 3	R: 0 E: 0 K: 1 S: 5	H: 0 LOB: 1 BB: 1 P: 9	1B: 5 2B: 1 3B: 0 HR: 0	SF: 0 SAC: 0 DP: 1 HBP: 0	WP: 0 PB: 0 SB: 0 CS: 0	PA: 38
PITCHER	IP WLS BF H R ER SO BB IBB HBP BLK WP HR S P ERA WHIP																			
Duane Pilette, R ERA: 5.48 (1, 1)	8.0 L 34 6 4 4 1 5 0 0 0 0 0 0 31 51 4.50 1.375																			
Cuddles Marshall, R ERA: 11.32 (9, 1)	1.0 4 0 0 0 0 1 1 0 0 0 0 0 5 9 0.00 1.000																			

Cleveland Indians @ St. Louis Browns
 Sportsman's Park, St. Louis, MO
 Thu Jun 29 1950, 4:33 AM EDT
 Att. 2,273 - Unknown

livebaseballscorecards.com

AB	32
R	4
H	6
RBI	3
BB	6
SO	2
LOB	11



Batter	1	2	3	4	5	6	7	8	9	AB R H RBI BB SO LOB	TOP													
Johnny Lipon, R (1, 6) OBP: 0.396, SLG: 0.397	0-0 5-3		0-0 G6-4-3		0-0 F9		0-0 L4		4-0 FC5-4 BB	4 0 0 0 1 0 2														
Jerry Priddy, R (1, 4) OBP: 0.370, SLG: 0.375	0-3 K		0-0 5-3		0-0 F9		4-0 BB 2B BB	0-0 L7	4 1 0 0 1 1 2															
George Kell, R (1, 5) OBP: 0.441, SLG: 0.519	0-0 1-3		0-0 F6		0-0 5-3		4-0 BB 2B BB	0-0 FC5-4	4 1 0 0 1 0 2															
Vic Wertz, L (1, 9) OBP: 0.375, SLG: 0.522		0-0 F8		4-0 1B BB		0-0 1B		0-0 1-H 2-H 2B	3 0 2 2 1 0 0															
Hoot Evers, R (1, 7) OBP: 0.416, SLG: 0.667		4-0 E BB		0-0 1-3 1B		0-0 F4		0-0 F7	3 0 1 0 1 0 2															
Johnny Groth, R (1, 8) OBP: 0.394, SLG: 0.463		0-0 E6 1-3		0-0 F2		4-0 FC4-6 BB		0-0 5-3	3 0 0 0 1 0 4															
Aaron Robinson, L (1, 2) OBP: 0.458, SLG: 0.478		0-0 F3		0-3 K		0-0 FC4-6 2B 1-2 5-3		0-0 G1	4 1 0 0 0 1 6															
Don Kolloway, R (1, 3) OBP: 0.270, SLG: 0.402		0-0 F7		0-0 6-3		0-0 5-3 2B		0-0 2B	4 0 2 0 0 0 2															
Hal Newhouser, L (1, 1) OBP: 0.259, SLG: 0.240			4-0 G6-4-3 BB		0-0 F7		0-0 5-3		0-0 6-3	0 0 0 0 0 0 0														
Dizzy Trout, R (2, 1) OBP: 0.300, SLG: 0.389									2 0 0 1 1 0 1															
Charlie Keller, L (9, PH) OBP: 0.538, SLG: 0.429									1 0 0 0 0 0 1															
Inning Stats	R: 0 E: 0 K: 1 S: 5	H: 0 LOB: 0 BB: 0 P: 5	R: 0 E: 1 K: 0 S: 4	H: 0 LOB: 2 BB: 1 P: 8	R: 0 E: 0 K: 0 S: 2	H: 0 LOB: 0 BB: 1 P: 6	R: 0 E: 0 K: 1 S: 6	H: 1 LOB: 2 BB: 1 P: 10	R: 0 E: 0 K: 0 S: 3	H: 0 LOB: 0 BB: 0 P: 3	R: 0 E: 0 K: 0 S: 4	H: 1 LOB: 1 BB: 0 P: 4	R: 1 E: 0 K: 0 S: 4	H: 1 LOB: 1 BB: 1 P: 8	R: 2 E: 0 K: 0 S: 4	H: 1 LOB: 1 BB: 2 P: 12	R: 0 E: 0 K: 0 S: 4	H: 1 LOB: 2 BB: 1 P: 8	1B: 2 2B: 3 3B: 0 HR: 0	SF: 0 SAC: 0 DP: 1 HBP: 0	WP: 0 PB: 0 SB: 0 CS: 0	PA: 39		
PITCHER Mike Garcia, R (1, 1) ERA: 3.59	IP 9.0	WLS W	BF 39	H 5	R 3	ER 3	SO 2	BB 7	IBB 0	HBP 0	BLK 0	WP 0	HR 0	S 36	P 64	ERA 3.00	WHIP 1.333							
PITCHER	IP	WLS	BF	H	R	ER	SO	BB	IBB	HBP	BLK	WP	HR	S	P	ERA	WHIP							

Detroit Tigers @ Cleveland Indians
Cleveland Municipal Stadium, Cleveland, OH

Fri Jun 30 1950, 3:33 AM EDT
Att: 50,882 - Unknown

livebaseballscorecards.com

AB	32
R	3
H	5
RBI	3
BB	7
SO	2
LOB	22



Batter	1	2	3	4	5	6	7	8	9
Dale Mitchell, L (1, 7) OBP: 0.367, SLG: 0.373	0-0 HR 1B	4-0 G6-4-3 BB	0-0 1B			0-0 6-3		0-0 G6-4-3 1-2f	
Bob Kennedy, R (1, 9) OBP: 0.376, SLG: 0.484	0-0 F3	0-0 G6-4-3 1-2f 2-3 3-H	0-0 F8			0-0 4-3		0-3 K	
Luke Easter, L (1, 3) OBP: 0.402, SLG: 0.561	0-0 1-H HR	0-0 3-H HR	0-0 G3			0-3 K			
Larry Doby, L (1, 8) OBP: 0.492, SLG: 0.587	0-0 G5-4-3 1B	4-0 BB 1B BB		0-3 K		0-0 HR 1B			
Al Rosen, R (1, 5) OBP: 0.385, SLG: 0.619	0-0 G5-4-3 1-2f	4-0 1B 1B BB		0-0 1-4-3		0-0 1-H HR			
Ray Boone, R (1, 6) OBP: 0.448, SLG: 0.551		1B BB BB		4-0 CS BB		0-0 F3			
Joe Gordon, R (1, 4) OBP: 0.305, SLG: 0.348		1B BB BB		0-0 CS	0-0 F7	0-0 5-3			
Jim Hegan, R (1, 2) OBP: 0.313, SLG: 0.459		BB 1B 1B		0-0 FC6-4	0-0 F9	0-3 K			
Mike Garcia, R (1, 1) OBP: 0.265, SLG: 0.324		0-0 G6-4-3 1-2 2-3 3-H HR 1B	0-0 6-3		0-3 K		0-0 G6-4-3 1B		

Inning Stats	R: 2	H: 3	E: 0	LOB: 0	K: 0	BB: 0	S: 5	P: 5	R: 7	H: 5	E: 0	LOB: 2	K: 0	BB: 5	S: 7	P: 27	R: 0	H: 1	E: 0	LOB: 1	K: 0	BB: 0	S: 4	P: 4	R: 0	H: 0	E: 0	LOB: 0	K: 1	BB: 1	S: 4	P: 8	R: 0	H: 0	E: 0	LOB: 0	K: 1	BB: 0	S: 5	P: 5	R: 2	H: 2	E: 0	LOB: 0	K: 1	BB: 0	S: 7	P: 7	R: 0	H: 1	E: 0	LOB: 0	K: 1	BB: 0	S: 5	P: 5
--------------	------	------	------	--------	------	-------	------	------	------	------	------	--------	------	-------	------	-------	------	------	------	--------	------	-------	------	------	------	------	------	--------	------	-------	------	------	------	------	------	--------	------	-------	------	------	------	------	------	--------	------	-------	------	------	------	------	------	--------	------	-------	------	------

PITCHER	IP	WLS	BF	H	R	ER	SO	BB	IBB	HBP	BLK	WP	HR	S	P	ERA	WHIP
Hal Newhouser, L (1, 1) ERA: 4.7	1.0	L	10	5	7	7	0	3	0	0	0	0	1	7	19	63.00	8.000
Dizzy Trout, R (2, 1) ERA: 5.69	7.0		28	7	4	4	5	3	0	0	0	0	2	35	47	5.14	1.429

AB R H RBI BB SO LOB

4	1	2	1	1	0	1
5	0	0	0	0	1	4
4	2	2	4	0	1	1
3	2	2	0	1	1	0
3	2	1	2	1	0	1
2	1	1	1	2	0	0
3	1	1	1	1	0	0
4	1	1	0	0	1	2
4	1	2	1	0	1	0


AB	32
R	11
H	12
RBI	10
BB	6
SO	5
LOB	9



Detroit Tigers @ Cleveland Indians
 Cleveland Municipal Stadium, Cleveland, OH
 Fri Jun 30 1950, 3:33 AM EDT
 Att. 50,882 - Unknown

livebaseballscorecards.com

WP	0
PA	39
PB	0
SB	0
CS	1

Batter	1	2	3	4	5	6	7	8	9	AB R H RBI BB SO LOB	TOP														
Johnny Lipon, R (1, 6) OBP: 0.390, SLG: 0.390	0-0 5-3		0-0 F4		0-0 F4		0-0 F5		0-0 4-3	5 0 0 0 0 0 2	<p>Detroit Tigers @ Cleveland Indians Cleveland Municipal Stadium, Cleveland, OH</p> <p>Sat Jul 01 1950, 3:33 AM EDT Att. 28,056 - Unknown</p> <p>livebaseballscorecards.com</p> <table border="1"> <tr><td>AB</td><td>35</td></tr> <tr><td>R</td><td>4</td></tr> <tr><td>H</td><td>10</td></tr> <tr><td>RBI</td><td>3</td></tr> <tr><td>BB</td><td>5</td></tr> <tr><td>SO</td><td>7</td></tr> <tr><td>LOB</td><td>16</td></tr> </table> 	AB	35	R	4	H	10	RBI	3	BB	5	SO	7	LOB	16
AB	35																								
R	4																								
H	10																								
RBI	3																								
BB	5																								
SO	7																								
LOB	16																								
Jerry Priddy, R (1, 4) OBP: 0.371, SLG: 0.373	4-0 G4-6-3 BB		0-0 6-3			0-0 1-3	0-0 2B E 1B	0-3 K	4 1 1 0 1 1 0																
George Kell, R (1, 5) OBP: 0.444, SLG: 0.523	0-0 G4-6-3 1-2f			0-0 F4		0-0 FC6-4 1B	0-0 E7 1B 2B	4-0 BB	4 0 2 1 1 0 1																
Vic Wertz, L (1, 9) OBP: 0.372, SLG: 0.516		0-3 K		0-0 F8		0-0 FC6-4 1B	0-0 4-3	0-0 F7	5 0 1 0 0 1 2																
Hoot Evers, R (1, 7) OBP: 0.417, SLG: 0.677		0-0 CS 1B		0-0 HR		0-0 FC6-4 BB 1-2f 2-3		0-3 K	4 1 2 1 0 1 2																
Johnny Groth, R (1, 8) OBP: 0.399, SLG: 0.476		4-0 BB BB 1-2 BB		0-0 F8		4-0 BB 1-2 BB		0-0 HR	2 1 1 1 2 0 0																
Aaron Robinson, L (1, 2) OBP: 0.459, SLG: 0.474		4-0 BB 1-2 BB			0-0 1B	0-3 K		0-0 F5	3 0 1 0 1 1 3																
Don Kolloway, R (1, 3) OBP: 0.277, SLG: 0.405		0-0 F9			0-0 F5		0-0 1B E 1B	0-0 1B	4 1 2 0 0 0 3																
Hal White, R (1, 1) OBP: 0.125, SLG: 0.125			0-3 K		0-3 K		0-3 K	0-0 5-3	1 0 0 0 0 1 0																
Saul Rogovin, R (3, 1)									2 0 0 0 0 2 2																
Charlie Keller, L (8, PH) OBP: 0.500, SLG: 0.375									1 0 0 0 0 0 1																
Paul Calvert, R (8, 1)									0 0 0 0 0 0 0																
Inning Stats	R: 0 E: 0 K: 0 S: 2 H: 0 LOB: 0 BB: 1 P: 6	R: 0 E: 0 K: 1 S: 5 H: 1 LOB: 2 BB: 2 P: 13	R: 0 E: 0 K: 1 S: 5 H: 0 LOB: 0 BB: 0 P: 5	R: 1 E: 0 K: 0 S: 4 H: 1 LOB: 0 BB: 0 P: 4	R: 0 E: 0 K: 1 S: 6 H: 1 LOB: 1 BB: 0 P: 6	R: 0 E: 0 K: 1 S: 7 H: 2 LOB: 3 BB: 1 P: 11	R: 2 E: 1 K: 1 S: 8 H: 3 LOB: 1 BB: 0 P: 8	R: 1 E: 0 K: 1 S: 7 H: 2 LOB: 1 BB: 0 P: 7	R: 0 E: 0 K: 1 S: 5 H: 0 LOB: 1 BB: 1 P: 9	1B: 7 2B: 1 3B: 0 HR: 2 SF: 0 SAC: 0 DP: 1 HBP: 0	WP: 0 PB: 0 SB: 0 CS: 1 PA: 40														
PITCHER	IP WLS BF H R ER SO BB IBB HBP BLK WP HR S P ERA WHIP																								
Early Wynn, R (1, 1) ERA: 4.08	7.2 W 35 10 4 3 6 4 0 0 0 0 2 43 59 3.52 1.826																								
Al Benton, R (8, 1) ERA: 3.8	1.1 S 5 0 0 0 1 1 0 0 0 0 0 0 6 10 0.00 0.750																								

Batter	1	2	3	4	5	6	7	8	9
Dale Mitchell, L OBP: 0.368, SLG: 0.371 (1, 7) X	0-0 5-3 1 X	0-0 L7 2 X		0-0 G4-3 1-2f 2 X		4-0 BB BBB		0-0 1B 1B	
Bob Kennedy, R OBP: 0.372, SLG: 0.477 (1, 9) X	0-0 F4 X	0-0 6-3 3-H 3 X		0-0 5-3 3 X		0-0 1-3 3 X		0-0 1B G4-6-3 1-2 1B	
Luke Easter, L OBP: 0.402, SLG: 0.555 (1, 3) BBB	4-0 1B HR BB		0-3 K 1 X		0-0 F6 1 X		0-0 FC6-4 BB 1B	0-0 G4-6-3 1-2f 2 X 3 X	
Larry Doby, L OBP: 0.496, SLG: 0.592 (1, 8) X	0-0 1-2 HR 1B		0-0 HR 2B		0-0 L7 2 X		4-0 FC6-4 1-2 BB		
Al Rosen, R OBP: 0.390, SLG: 0.644 (1, 5) X	0-0 1-H 2-H HR		0-0 HR 2-H		1-0 1B HBP		0-3 K 1 X		
Ray Boone, R OBP: 0.450, SLG: 0.568 (1, 6) X	0-0 3B		0-0 F2 2 X		0-0 1B 1-3		0-0 FC6-4 FC4-6 1-2f 2-3 2 X		
Joe Gordon, R OBP: 0.304, SLG: 0.343 (1, 4) X	0-0 F5 3 X		4-0 FC6-4 BB		0-0 F4 3 X		0-0 FC4-6 1-2f 3 X		
Jim Hegan, R OBP: 0.317, SLG: 0.486 (1, 2) X		0-0 L7 3B	0-0 FC6-4 1-2f 3 X		0-3 K 1 X			0-0 HR 1 X	
Early Wynn, S OBP: 0.414, SLG: 0.500 Al Benton, R OBP: 0.667, SLG: 0.500 (8, 1) X	0-0 F5 1 X			4-0 G4-3 BB		0-3 K 2 X		0-3 K 1 X	

AB	R	H	RBI	BB	SO	LOB
4	0	1	1	1	0	1
5	0	1	0	0	0	1
4	1	1	0	1	1	2
3	2	2	0	1	0	0
3	2	2	5	0	1	2
4	0	2	0	0	0	2
3	0	0	0	1	0	5
4	2	2	1	0	1	1
2	0	0	0	1	1	1
1	0	0	0	0	1	0

BOTTOM

Detroit Tigers @ Cleveland Indians
Cleveland Municipal Stadium, Cleveland, OH

Sat Jul 01 1950, 3:33 AM EDT
Att. 28,056 - Unknown

livebaseballscorecards.com

AB	33
R	7
H	11
RBI	7
BB	5
SO	5
LOB	15



1B:	5	SF:	0
2B:	1	SAC:	0
3B:	2	DP:	2
HR:	3	HBP:	1

WP:	0	PA:	39
PB:	0		
SB:	0		
CS:	0		

Inning Stats	R	H	E	K	S	P	BB	IBB	HBP	BLK	WP	HR	S	P	ERA	WHIP
	3	3	0	0	6	10	0	0	0	0	0	2	16	24	20.25	3.000
	1	1	0	0	4	4	0	0	0	0	0	0	3	3	0.00	1.154
	2	2	0	1	7	11	0	0	0	0	0	1	7	7	9.00	3.000

PITCHER	IP	WLS	BF	H	R	ER	SO	BB	IBB	HBP	BLK	WP	HR	S	P	ERA	WHIP
Hal White, R ERA: 6.81 (1, 1)	2.2	L	16	6	6	6	1	2	0	0	0	0	2	16	24	20.25	3.000
Saul Rogovin, R ERA: 4.41 (3, 1)	4.1		18	2	0	0	3	3	0	1	0	0	0	20	33	0.00	1.154
Paul Calvert, R ERA: 4.34 (8, 1)	1.0		5	3	1	1	1	0	0	0	0	0	1	7	7	9.00	3.000

Batter	1	2	3	4	5	6	7	8	9	AB R H RBI BB SO LOB	TOP																	
Johnny Lipon, R (1, 6) OBP: 0.387, SLG: 0.387	0-0 F8	0-0 5-3			0-0 F8		0-0 4-3	0-0 SH3-4	0-0 BB 1B	5 0 1 2 0 0 1	Detroit Tigers @ Cleveland Indians Cleveland Municipal Stadium, Cleveland, OH Sun Jul 02 1950, 3:33 AM EDT Unknown																	
Jerry Priddy, R (1, 4) OBP: 0.373, SLG: 0.371	0-0 3-1		0-0 F7		0-0 F9		0-0 1B HR 1B	4-0 F9-6-3 BB	4-0 FC6-4 BB	4 1 1 0 2 0 0																		
George Kell, R (1, 5) OBP: 0.445, SLG: 0.520	0-0 BB 1B 1B		0-0 F7		4-0 1B BB		0-0 1-2 HR 1B	0-0 F9-6-3 1-1	0-0 FC6-4 1-2f	5 1 2 0 1 0 5																		
Vic Wertz, L (1, 9) OBP: 0.379, SLG: 0.532	0-0 BB 1-2 1B		0-0 4-3		0-0 FC6-4 1-3 1B		0-0 1-1 1-H 2-H HR		0-0 FC3-6 1B	5 1 4 3 0 0 0																		
Hoot Evers, R (1, 7) OBP: 0.421, SLG: 0.677	4-0 1-2 2-3 BB			0-0 1-3 1B 2B	0-0 FC6-4 1-2f		4-0 1B S BB		0-0 FC3-6 1-2f 1B	3 3 1 0 2 0 3																		
Johnny Groth, R (1, 8) OBP: 0.399, SLG: 0.470	0-3 K			0-0 1-3 2-3		0-0 5-3	4-0 1B 1-2 BB		4-0 1B 1-2 FC1-5-2 BB	3 0 0 0 2 1 4																		
Aaron Robinson, L (1, 2) OBP: 0.462, SLG: 0.479		0-0 FC5-4 1B		0-0 F2		0-0 4-3	0-0 1-3 2-H 1B		0-0 FC1-5-2 1-3 2-H 1B 1B	5 1 3 2 0 0 1																		
Don Kolloway, R (1, 3) OBP: 0.282, SLG: 0.400		0-0 FC5-4 FC1-6 1-2f		0-0 1B 3-H		0-0 F8	0-0 4-3		4-0 FC1-5-2 1B IBB	4 1 1 1 1 0 3																		
Art Houtteman, R (1, 1) OBP: 0.244, SLG: 0.220		0-0 FC1-6 1-2f		0-0 F7			0-3 K	4-0 SH3-4 BB	0-0 FC1-5-2 BB 1B	2 0 0 0 0 0 2																		
Pat Mullin, L (7, PH) OBP: 0.240, SLG: 0.205									1-2 2-3 3-Hf	1 0 0 0 0 1 0																		
Dizzy Trout, R (7, 1) OBP: 0.333, SLG: 0.389										0 0 0 0 1 0 0																		
Hal Newhouser, L (8, 1) OBP: 0.250, SLG: 0.231										1 0 0 0 0 0 3																		
Inning Stats	R: 0 E: 0 K: 1 S: 7	H: 2 LOB: 3 BB: 1 P: 11	R: 0 E: 0 K: 0 S: 4	H: 1 LOB: 1 BB: 0 P: 4	R: 0 E: 0 K: 0 S: 3	H: 0 LOB: 0 BB: 0 P: 3	R: 1 E: 0 K: 0 S: 5	H: 2 LOB: 1 BB: 0 P: 5	R: 0 E: 0 K: 0 S: 4	H: 1 LOB: 2 BB: 1 P: 8	R: 0 E: 0 K: 0 S: 3	H: 0 LOB: 0 BB: 0 P: 3	R: 4 E: 0 K: 1 S: 9	H: 4 LOB: 2 BB: 2 P: 17	R: 0 E: 0 K: 0 S: 2	H: 0 LOB: 1 BB: 2 P: 10	R: 3 E: 0 K: 0 S: 6	H: 3 LOB: 3 BB: 3 P: 18	1B: 11 2B: 2 3B: 0 HR: 1	SF: 0 SAC: 1 DP: 1 HBP: 0	WP: 0 PB: 0 SB: 1 CS: 0	PA: 48						
PITCHER	IP WLS BF H R ER SO BB IBB HBP BLK WP HR S P ERA WHIP																											
Bob Lemon, R (1, 1) ERA: 4.41	6.2		34	10	5	5	2	4	0	0	0	0	0	1	34	50	6.75	2.100										
Al Benton, R (7, 1) ERA: 3.75	0.1		1	0	0	0	0	0	0	0	0	0	0	1	1	0.00	0.000											
Dick Weik, R (8, 1) ERA: 5.01	1.1	L	9	2	3	3	0	3	1	0	0	0	0	5	21	20.25	3.750											
Mike Garcia, R (9, 1) ERA: 3.58	0.1		3	1	0	0	0	1	0	0	0	0	0	2	6	0.00	6.000											
Marino Pieretti, R (9, 1) ERA: 3.55	0.1		1	0	0	0	0	0	0	0	0	0	0	1	1	0.00	0.000											

AB	38
R	8
H	13
RBI	8
BB	9
SO	2
LOB	22



livebaseballscorecards.com

Batter	1	2	3	4	5	6	7	8	9	AB R H RBI BB SO LOB
Dale Mitchell, L (1, 7) OBP: 0.365, SLG: 0.368	0-0 F7		0-0 1B		0-0 1-3		0-0 FC6-4		0-3 K	5 0 1 1 0 1 3
Bob Kennedy, R (1, 9) OBP: 0.366, SLG: 0.469	0-0 6-3		0-3 K		0-0 4-3			0-0 F2		4 0 0 0 0 1 2
Luke Easter, L (1, 3) OBP: 0.403, SLG: 0.577	0-0 F7			0-3 K		0-0 HR		0-0 1B 3B		4 2 2 1 0 1 0
Larry Doby, L (1, 8) OBP: 0.492, SLG: 0.586		0-3 K		0-0 F7		0-3 K		0-0 1B		4 0 1 1 0 2 0
Al Rosen, R (1, 5) OBP: 0.388, SLG: 0.649		0-0 5-3		0-0 HR		0-0 6-3		0-3 K		4 1 1 1 0 1 1
Ray Boone, R (1, 6) OBP: 0.444, SLG: 0.553		4-0 BB		0-0 F8		0-0 F8		0-0 F3		3 0 0 0 1 0 1
Joe Gordon, R (1, 4) OBP: 0.303, SLG: 0.337		0-0 L7			4-0 1B SH1-4 BB		0-0 F5		0-0 5-3	3 1 0 0 1 0 1
Jim Hegan, R (1, 2) OBP: 0.317, SLG: 0.481			4-0 1B BB		0-0 SH1-4		0-0 6-3		0-0 F8	2 1 0 0 1 0 0
Bob Lemon, L (1, 1) OBP: 0.360, SLG: 0.474			0-0 F9		0-0 1-3 1B		4-0 FC6-4 BB		0-0 1B	2 0 1 1 0 0 1
Al Benton, R (7, 1) OBP: 0.867, SLG: 0.500										0 0 0 0 0 0 0
Allie Clark, R (7, PH) OBP: 0.242, SLG: 0.311										0 0 0 0 1 0 0
Dick Wieg, R (8, 1) OBP: 0.133, SLG: 0.133										0 0 0 0 0 0 0
Mike Garcia, R (9, 1) OBP: 0.250, SLG: 0.324										0 0 0 0 0 0 0
Marino Pieretti, R (9, 1) OBP: 0.250, SLG: 0.250										0 0 0 0 0 0 0
Ray Murray, R (9, PH) OBP: 0.361, SLG: 0.455										1 0 1 0 0 0 0

Inning Stats	R: 0	H: 0	E: 0	K: 0	S: 3	R: 0	H: 0	E: 0	K: 1	S: 5	R: 1	H: 1	E: 0	K: 1	S: 5	R: 1	H: 1	E: 0	K: 1	S: 6	R: 1	H: 1	E: 0	K: 0	S: 4	R: 1	H: 1	E: 0	K: 1	S: 6	R: 0	H: 0	E: 0	K: 0	S: 3	R: 1	H: 2	E: 0	K: 1	S: 7	R: 0	H: 1	E: 0	K: 1	S: 6	1B: 4	SF: 0	2B: 1	SAC: 1	3B: 1	DP: 1	HR: 2	HBP: 0	WP: 0	PA: 37
--------------	------	------	------	------	------	------	------	------	------	------	------	------	------	------	------	------	------	------	------	------	------	------	------	------	------	------	------	------	------	------	------	------	------	------	------	------	------	------	------	------	------	------	------	------	------	-------	-------	-------	--------	-------	-------	-------	--------	-------	--------

PITCHER	IP	WLS	BF	H	R	ER	SO	BB	IBB	HBP	BLK	WP	HR	S	P	ERA	WHIP
Art Houtteman, R (1, 1) ERA: 3.16	6.0		24	4	4	4	4	3	0	0	0	0	2	29	41	6.00	1.167
Dizzy Trout, R (7, 1) ERA: 5.72	1.1		6	1	1	1	0	1	0	0	0	0	0	5	9	6.75	1.500
Hal Newhouser, L (8, 1) ERA: 4.6	1.2	W	7	2	0	0	2	0	0	0	0	0	0	11	11	0.00	1.200


BOTTOM

Detroit Tigers @ Cleveland Indians
Cleveland Municipal Stadium, Cleveland, OH

Sun Jul 02 1950, 3:33 AM EDT
Unknown

livebaseballscorecards.com

AB	32
R	5
H	7
RBI	5
BB	4
SO	6
LOB	9



Batter	1	2	3	4	5	6	7	8	9	AB R H RBI BB SO LOB	TOP											
Johnny Lipon, R (1, 6) OBP: 0.381, SLG: 0.380	0-0 1-3		0-0 F9		0-0 F3		0-0 FC5-4		0-0 F9	5 0 0 0 0 0 5	Detroit Tigers @ Cleveland Indians Cleveland Municipal Stadium, Cleveland, OH Sun Jul 02 1950, 3:38 AM EDT Att: 78,187 - Unknown											
Jerry Priddy, R (1, 4) OBP: 0.375, SLG: 0.391	0-0 F8			0-0 1B 3B		0-0 2-3		0-0 HR		4 2 2 1 0 0 0												
George Kell, R (1, 5) OBP: 0.449, SLG: 0.535	0-0 HR			0-0 1B		0-0 1B 1B		0-0 5-3		4 1 3 2 0 0 0												
Vic Wertz, L (1, 9) OBP: 0.377, SLG: 0.528	0-0 F7			0-0 F8		0-0 L5-3 1B		0-0 F7		4 0 1 0 0 0 1												
Hoot Evers, R (1, 7) OBP: 0.414, SLG: 0.665		0-0 F7		0-3 K		0-0 L5-3		0-0 F7		4 0 0 0 0 1 3												
Johnny Groth, R (1, 8) OBP: 0.401, SLG: 0.469		0-0 F9		0-0 F3		4-0 E 1B BB		0-0 1B 1B		3 0 1 0 1 0 1												
Don Kolloway, R (1, 3) OBP: 0.273, SLG: 0.387		0-3 K			0-0 5-3		0-0 F8		0-0 F7	4 0 0 0 0 1 2												
Bob Swift, R (1, 2) OBP: 0.296, SLG: 0.217			0-0 5-3		0-0 F3		0-3 K		0-0 1B	2 0 0 0 0 0 0												
Pat Mullin, L (7, PH) OBP: 0.235, SLG: 0.200							0-0 E5		0-0 F8	1 0 0 0 0 1 1												
Aaron Robinson, L (7, 2) OBP: 0.465, SLG: 0.483							0-0 FC5-4 1B		1-2 1B	1 0 1 0 0 0 0												
Ted Gray, S (1, 1) OBP: 0.256, SLG: 0.200			0-3 K		4-0 BB				0-0 F8	1 0 0 0 1 1 0												
Dick Kryhoski, L (7, PH) OBP: 0.248, SLG: 0.346										1 0 1 0 0 0 0												
Paul Calvert, R (7, 1)										0 0 0 0 0 0 0												
Charlie Keller, L (9, PH) OBP: 0.467, SLG: 0.333										1 0 0 0 0 0 2												
Inning Stats	R: 1 E: 0 K: 0 S: 4	H: 1 LOB: 0 BB: 0 P: 4	R: 0 E: 0 K: 1 S: 5	H: 0 LOB: 0 BB: 0 P: 5	R: 0 E: 0 K: 1 S: 5	H: 0 LOB: 0 BB: 0 P: 5	R: 1 E: 0 K: 1 S: 7	H: 2 LOB: 1 BB: 0 P: 7	R: 0 E: 0 K: 1 S: 3	H: 0 LOB: 1 BB: 1 P: 7	R: 0 E: 0 K: 0 S: 4	H: 2 LOB: 1 BB: 0 P: 4	R: 0 E: 1 K: 1 S: 6	H: 1 LOB: 2 BB: 1 P: 10	R: 1 E: 0 K: 0 S: 4	H: 1 LOB: 0 BB: 0 P: 4	R: 0 E: 0 K: 0 S: 5	H: 2 LOB: 2 BB: 0 P: 5	1B: 6 2B: 1 3B: 1 HR: 2	SF: 0 SAC: 0 DP: 1 HBP: 0	WP: 0 PB: 0 SB: 0 CS: 0	PA: 37
PITCHER	IP WLS BF H R ER SO BB IBB HBP BLK WP HR S P ERA WHIP																					
Bob Feller, R (1, 1) ERA: 3.69	8.1 W 35 9 3 3 4 2 0 0 0 0 0 2 41 49 3.24 1.320																					
Al Benton, R (9, 1) ERA: 3.65	0.2 S 2 0 0 0 0 0 0 0 0 0 0 0 2 2 0.00 0.000																					

livebaseballscorecards.com

AB	35
R	3
H	9
RBI	3
BB	2
SO	4
LOB	15



Batter	1	2	3	4	5	6	7	8	9	AB R H RBI BB SO LOB	BOTTOM		
Dale Mitchell, L OBP: 0.365, SLG: 0.366 (1, 7)	0-0 4-3	0-3 K		0-0 F8		0-0 E3 1B HR		4-0 SH3 BB		4 1 1 0 1 1 6	Detroit Tigers @ Cleveland Indians Cleveland Municipal Stadium, Cleveland, OH Sun Jul 02 1950, 3:38 AM EDT Att. 78,187 - Unknown		
Allie Clark, R OBP: 0.257, SLG: 0.323 (1, 9) Bob Kennedy, R OBP: 0.366, SLG: 0.469 (7, 9)	0-0 1B		0-0 F9		0-0 F9	0-0 HR 1B		0-0 SH3		4 1 2 0 0 0 0 0 0 0 0 0 0 0			
Luke Easter, L OBP: 0.403, SLG: 0.585 (1, 3)	0-3 K		0-3 K		1-0 HBP	0-0 HR		0-0 6-3		4 1 1 3 0 2 2			
Larry Doby, L OBP: 0.485, SLG: 0.575 (1, 8)	0-0 L8		0-3 K		0-0 F9	0-3 K				4 0 0 0 0 2 2			
Al Rosen, R OBP: 0.386, SLG: 0.642 (1, 5)		4-0 E BB		0-3 K	0-3 K		0-0 6-3			3 0 0 0 1 2 1			
Ray Boone, R OBP: 0.445, SLG: 0.556 (1, 6)		0-3 K		4-0 BB 1B BB		0-0 1B 2B	0-0 F9			3 1 1 0 1 1 1			
Bobby Avila, R OBP: 0.397, SLG: 0.355 (1, 4)		0-0 E4 IBB		0-0 BB 1B		0-0 1B	0-0 FC6-4 1B			4 0 3 1 0 0 1			
Jim Hegan, R OBP: 0.325, SLG: 0.481 (1, 2)		4-0 1-2 IBB		4-0 1-2 2-3 BB		0-0 SH1-4 E 1B	0-0 FC6-4			2 1 1 0 2 0 1			
Bob Feller, R OBP: 0.128, SLG: 0.139 (1, 1) Al Benton, R OBP: 0.667, SLG: 0.500 (9, 1)		0-0 F3		0-3 K		0-0 SH1-4		0-0 5-3		3 0 0 0 0 1 6 0 0 0 0 0 0 0			
Inning Stats	R: 0 H: 1 E: 0 LOB: 1 K: 1 BB: 0 S: 6 P: 6	R: 0 H: 0 E: 1 LOB: 3 K: 2 BB: 2 S: 8 P: 16	R: 0 H: 0 E: 0 LOB: 0 K: 2 BB: 0 S: 7 P: 7	R: 0 H: 1 E: 0 LOB: 3 K: 2 BB: 2 S: 8 P: 16	R: 0 H: 0 E: 0 LOB: 1 K: 1 BB: 0 S: 5 P: 6	R: 5 H: 6 E: 1 LOB: 0 K: 1 BB: 0 S: 10 P: 10	R: 0 H: 1 E: 0 LOB: 1 K: 0 BB: 0 S: 4 P: 4	R: 0 H: 0 E: 0 LOB: 1 K: 0 BB: 1 S: 3 P: 7		1B: 7 SF: 0 2B: 1 SAC: 2 3B: 0 DP: 0 HR: 1 HBP: 1		WP: 0 PA: 39 PB: 0 SB: 0 CS: 0	
PITCHER	IP WLS BF H R ER SO BB IBB HBP BLK WP HR S P ERA WHIP											PITCHER	IP WLS BF H R ER SO BB IBB HBP BLK WP HR S P ERA WHIP
Ted Gray, L ERA: 3.91 (1, 1)	6.0 L 31 8 5 5 9 3 1 1 0 0 0 1 44 61 7.50 1.833												
Paul Calvert, R ERA: 4.06 (7, 1)	2.0 8 1 0 0 0 1 0 0 0 0 0 0 7 11 0.00 1.000												

livebaseballscorecards.com

AB	31
R	5
H	9
RBI	4
BB	5
SO	9
LOB	20



Batter	1	2	3	4	5	6	7	8	9	AB R H RBI BB SO LOB	TOP											
Don Lenhardt, R (1, 3) OBP: 0.393, SLG: 0.505	4-0 BB		0-0 FC4-6 1B 2-H		0-0 4-3		0-0 F6			3 0 1 1 1 0 2												
Jim Delsing, L (1, 8) Cuddles Marshall, R (7, 1) OBP: 0.338, SLG: 0.276 OBP: 0.667, SLG: 0.667	0-0 F9		0-0 FC4-6 CS 1-2			0-0 5-3	0-3 K			4 0 0 0 0 1 4 0 0 0 0 0 0 0												
Sherm Lollar, R (1, 2) OBP: 0.377, SLG: 0.507	0-0 F4		0-0 CS 1-2	0-0 HR 1B		4-0 BB		0-0 F7		3 1 1 0 1 0 1												
Dick Kokos, L (1, 7) OBP: 0.396, SLG: 0.488	0-0 6-3			0-0 HR		0-0 F9		0-0 F2		4 1 1 2 0 0 2												
Ray Coleman, L (1, 9) OBP: 0.311, SLG: 0.402		0-0 L3		0-0 L6-4 SH1-3 1B		0-3 K		0-0 1-3		4 0 1 0 0 1 1												
Bill Sommers, R (1, 5) OBP: 0.310, SLG: 0.258		0-3 K		0-0 SH1-3 1-2		4-0 BB 1B BB		0-0 5-3		2 1 0 0 1 1 0												
Owen Friend, R (1, 4) OBP: 0.350, SLG: 0.365		0-3 K		0-0 L6-4 2-3		0-0 F6		0-0 F7		4 0 0 0 0 1 2												
Tom Upton, R (1, 6) OBP: 0.323, SLG: 0.259			4-0 SH1-4 1B BB		0-0 5-3		4-0 1B BB		0-0 F8	2 1 0 0 2 0 0												
Dick Starr, R (1, 1) Roy Sievers, R (7, PH) OBP: 0.133, SLG: 0.133 OBP: 0.288, SLG: 0.305			0-0 SH1-4 1-2		0-3 K		0-0 1-2 2-H 1B			1 0 0 0 0 1 0 1 0 1 1 0 0 0												
Inning Stats	R: 0 E: 0 K: 0 S: 3	H: 0 LOB: 1 BB: 1 P: 7	R: 0 E: 0 K: 2 S: 7	H: 0 LOB: 0 BB: 0 P: 7	R: 1 E: 0 K: 0 S: 3	H: 1 LOB: 0 BB: 1 P: 7	R: 2 E: 0 K: 0 S: 5	H: 3 LOB: 0 BB: 0 P: 5	R: 0 E: 0 K: 1 S: 5	H: 0 LOB: 0 BB: 0 P: 5	R: 0 E: 0 K: 1 S: 5	H: 0 LOB: 1 BB: 1 P: 9	R: 1 E: 0 K: 1 S: 6	H: 1 LOB: 2 BB: 2 P: 14	R: 0 E: 0 K: 0 S: 3	H: 0 LOB: 0 BB: 0 P: 3	R: 0 E: 0 K: 0 S: 3	H: 0 LOB: 0 BB: 0 P: 3	1B: 4 2B: 1 3B: 0 HR: 1	SF: 0 SAC: 2 DP: 1 HBP: 0	WP: 0 PB: 0 SB: 0 CS: 1	PA: 36
PITCHER	IP WLS BF H R ER SO BB IBB HBP BLK WP HR S P ERA WHIP																					
Steve Gromek, R (1, 1) ERA: 4.26	4.0 L 16 4 3 3 2 2 0 0 0 0 0 1 18 26 6.75 1.500																					
Marino Pieretti, R (5, 1) ERA: 3.58	2.1 11 1 1 1 2 3 0 0 0 0 0 0 12 24 3.86 1.714																					
Sam Zoldak, L (7, 1) ERA: 8.71	0.2 2 0 0 0 1 0 0 0 0 0 0 0 4 4 0.00 0.000																					
Gene Bearden, L (8, 1) ERA: 4.97	2.0 6 0 0 0 0 0 0 0 0 0 0 0 6 6 0.00 0.000																					

St. Louis Browns @ Cleveland Indians
Cleveland Municipal Stadium, Cleveland, OH
Mon Jul 03 1950, 3:33 AM EDT
Att: 11,656 - Unknown

livebaseballscorecards.com

AB 28
R 4
H 5
RBI 4
BB 5
SO 5
LOB 12



Batter	1	2	3	4	5	6	7	8	9	AB R H RBI BB SO LOB
Dale Mitchell, L (1, 7) OBP: 0.364, SLG: 0.362 Gene Bearden, L (8, 1) Bob Kennedy, R (9, PH) OBP: 0.365, SLG: 0.467	0-0 1-3 BBB		4-0 G6-4-3 BB		0-0 F5		0-0 F7		0-0 6-3	3 0 0 0 1 0 1 0 0 0 0 0 0 0 1 0 0 0 0 0 0
Allie Clark, R (1, 9) OBP: 0.253, SLG: 0.314	0-0 F7		0-0 G6-4-3 1-2f		0-0 F4		0-0 F8		0-0 1B 1B	5 0 1 0 0 0 2
Luke Easter, L (1, 3) OBP: 0.407, SLG: 0.590	0-0 1B		0-0 F6		0-0 4-3			0-0 E7 FC4-6 2B	0-0 1B 1B	5 1 3 0 0 0 0
Larry Doby, L (1, 8) OBP: 0.480, SLG: 0.565	0-0 F8			0-0 F9		0-0 L9		4-0 FC4-6 HBP BB	0-0 F7	4 0 0 0 1 0 3
Al Rosen, R (1, 5) OBP: 0.395, SLG: 0.656		4-0 CS BB BB		0-0 HR		0-0 1B		1-0 FC4-6 HBP		2 1 2 1 1 0 0
Ray Boone, R (1, 6) OBP: 0.447, SLG: 0.550		4-0 CS BB 1-2		0-0 2B 1B		0-0 F8		0-3 K		3 0 1 0 1 1 4
Bobby Avila, R (1, 4) OBP: 0.382, SLG: 0.338 Bob Lemon, L (8, PH) OBP: 0.364, SLG: 0.466 Lou Boudreau, R (9, 4) OBP: 0.348, SLG: 0.355		0-0 F5 1-2 2-3		0-0 F9		0-0 F8		0-0 FC4-6 1-2f 2-3 3-H		3 0 0 0 0 0 4 1 0 0 1 0 0 2 0 0 0 0 0 0 0
Jim Hegan, R (1, 2) OBP: 0.329, SLG: 0.484		4-0 1B IBB		0-0 1-3 2B		0-0 F8		0-0 1-3		3 0 1 0 1 0 2
Steve Gromek, S (1, 1) OBP: 0.200, SLG: 0.158 Joe Gordon, R (4, PH) OBP: 0.302, SLG: 0.335 Martino Pieretti, R (5, 1) OBP: 0.250, SLG: 0.250 Sam Zolcak, L (7, 1) OBP: 0.333, SLG: 0.333 Thurman Tucker, L (8, 7) OBP: 0.360, SLG: 0.304		0-0 1-3		0-0 6-3			0-0 1B		0-0 F8	1 0 0 0 0 0 2 1 0 0 0 0 0 2 0 0 0 0 0 0 0 0 0 0 0 0 0 0 2 0 1 0 0 0 0

BOTTOM

St. Louis Browns @ Cleveland Indians
Cleveland Municipal Stadium, Cleveland, OH

Mon Jul 03 1950, 3:33 AM EDT
Att. 11,656 - Unknown

livebaseballscorecards.com

AB	34
R	2
H	9
RBI	2
BB	5
SO	1
LOB	22



Inning Stats	R: 0	H: 1	E: 0	LOB: 1	K: 0	BB: 0	S: 4	P: 4	R: 0	H: 0	E: 0	LOB: 2	K: 0	BB: 3	S: 2	P: 14	R: 0	H: 0	E: 0	LOB: 0	K: 0	BB: 1	S: 2	P: 6	R: 1	H: 3	E: 0	LOB: 2	K: 0	BB: 0	S: 6	P: 6	R: 0	H: 0	E: 0	LOB: 0	K: 0	BB: 0	S: 3	P: 3	R: 0	H: 1	E: 0	LOB: 1	K: 0	BB: 0	S: 4	P: 4	R: 0	H: 1	E: 0	LOB: 1	K: 0	BB: 0	S: 4	P: 4	R: 1	H: 1	E: 1	LOB: 2	K: 1	BB: 1	S: 6	P: 11	R: 0	H: 2	E: 0	LOB: 2	K: 0	BB: 0	S: 5	P: 5	1B: 6	SF: 0	2B: 2	SAC: 0	3B: 0	DP: 1	HR: 1	HBP: 1	WP: 0	PA: 40
PITCHER	IP	WLS	BF	H	R	ER	SO	BB	IBB	HBP	BLK	WP	HR	S	P	ERA	WHIP	PITCHER	IP	WLS	BF	H	R	ER	SO	BB	IBB	HBP	BLK	WP	HR	S	P	ERA	WHIP																																															
Dick Starr, R (1, 1) ERA: 5.2	6.0	W	25	5	1	1	0	3	1	0	0	0	1	21	37	1.50	1.333	Cuddles Marshall, R (7, 1) ERA: 8.4	3.0	S	15	4	1	1	1	1	0	1	0	0	15	20	3.00	1.667																																																

Batter	1	2	3	4	5	6	7	8	9	AB R H RBI BB SO LOB	TOP																										
Don Lenhardt, R (1, 3) OBP: 0.393, SLG: 0.514	4-0 BB		0-0 F6		0-0 HR		0-0 F7		0-3 K	4 1 1 1 1 1 4																											
Dick Kokos, L (1, 7) OBP: 0.389, SLG: 0.478	0-0 F5			0-0 F9	0-0 F8		0-0 F8		0-0 F2	5 0 0 0 0 0 5																											
Sherm Lollar, R (1, 2) OBP: 0.381, SLG: 0.502	0-3 K			4-0 BB 2B BB		0-0 E6 1B	1-0 HBP		4-0 HR BB	2 2 0 0 2 1 1																											
Ken Wood, R (1, 9) OBP: 0.319, SLG: 0.468	0-3 K			4-0 2B 1-2 F4 BB		0-0 F8	0-0 F6		0-0 HR	4 2 1 4 1 1 5																											
Roy Sievers, R (1, 8) OBP: 0.291, SLG: 0.314		0-0 F1		0-0 2B		0-0 1B		0-3 K	0-3 K	5 0 2 1 0 2 0																											
Owen Friend, R (1, 4) OBP: 0.348, SLG: 0.363		0-0 L8		0-0 F4		0-0 F7		0-0 1B		4 0 1 1 0 0 3																											
Bill Sommers, R (1, 5) OBP: 0.293, SLG: 0.242		0-0 6-3		0-0 F7		0-0 F5		0-0 G4-6-3		4 0 0 0 0 0 4																											
Tom Upton, R (1, 6) OBP: 0.323, SLG: 0.256			0-0 F9		0-0 F8		4-0 HBP 1B BB		0-0 2B HR 1B	2 0 0 0 1 0 0 1 1 1 0 0 0 0																											
Jim Delsing, L (9, PH) OBP: 0.348, SLG: 0.288			0-3 K		0-3 K		0-0 HBP 1B		0-0 HR 2B	0 0 0 0 0 0 0 2 0 0 0 0 0 2 1 0 1 0 0 0 0 0 0 0 0 0 0 0 1 1 1 0 0 0 0 0 0 0 0 0 0 0																											
Duane Pillette, R (1, 1) Jack Bruner, L (1, 1) Snuffy Stirrweiss, R (7, PH) Cliff Fannin, L (7, 1) Ray Coleman, L (9, PH) Harry Dorish, R (9, 1) OBP: 0.316, SLG: 0.415 OBP: 0.360, SLG: 0.300																																					
Inning Stats	R: 0 E: 0 K: 2 S: 7	H: 0 LOB: 1 BB: 1 P: 11	R: 0 E: 0 K: 0 S: 3	H: 0 LOB: 0 BB: 0 P: 3	R: 0 E: 0 K: 1 S: 5	H: 0 LOB: 0 BB: 0 P: 5	R: 2 E: 0 K: 0 S: 4	H: 1 LOB: 1 BB: 2 P: 12	R: 1 E: 0 K: 1 S: 6	H: 1 LOB: 0 BB: 0 P: 6	R: 0 E: 1 K: 0 S: 5	H: 1 LOB: 2 BB: 0 P: 5	R: 0 E: 0 K: 0 S: 4	H: 1 LOB: 3 BB: 1 P: 9	R: 0 E: 0 K: 1 S: 5	H: 1 LOB: 0 BB: 0 P: 5	R: 4 E: 0 K: 2 S: 10	H: 3 LOB: 0 BB: 1 P: 14	1B: 4 2B: 2 3B: 0 HR: 2	SF: 0 SAC: 0 DP: 1 HBP: 1	WP: 0 PB: 0 SB: 0 CS: 0	PA: 41															
PITCHER	IP WLS BF H R ER SO BB IBB HBP BLK WP HR S P ERA WHIP																																				
Dick Rozek, L (1, 1) ERA: 4.5	6.0		27	4	3	3	4	4	0	0	0	0	1	31	47	4.50	1.333																				
Al Benton, R (7, 1) ERA: 4.61	2.2		13	4	4	4	2	1	0	1	0	0	1	15	20	13.50	1.875																				
Steve Gromek, R (9, 1) ERA: 4.24	0.1	W	1	0	0	0	1	0	0	0	0	0	0	3	3	0.00	0.000																				

St. Louis Browns @ Cleveland Indians
Cleveland Municipal Stadium, Cleveland, OH

Tue Jul 04 1950, 3:33 AM EDT
Unknown

livebaseballscorecards.com

AB	35
R	7
H	8
RBI	7
BB	5
SO	7
LOB	22



Batter	1	2	3	4	5	6	7	8	9	AB	R	H	RBI	BB	SO	LOB
Thurman Tucker, L OBP: 0.387, SLG: 0.321 (1, 7)										5	1	2	1	1	2	1
Allie Clark, R OBP: 0.263, SLG: 0.333 (1, 9)										5	1	2	1	0	0	0
Luke Easter, L OBP: 0.407, SLG: 0.582 (1, 3)										3	1	0	0	0	0	2
Larry Doby, L OBP: 0.482, SLG: 0.560 (1, 8)										2	1	0	0	3	0	4
Al Rosen, R OBP: 0.398, SLG: 0.658 (1, 5)										4	1	2	2	1	0	3
Ray Boone, R OBP: 0.445, SLG: 0.544 (1, 6)										5	1	2	1	0	0	5
Bobby Avila, R OBP: 0.395, SLG: 0.371 (1, 4)										5	1	3	2	0	0	0
Ray Murray, R OBP: 0.364, SLG: 0.450 Jim Hegan, R OBP: 0.329, SLG: 0.484 (1, 2) (9, PR)										5	0	2	1	0	0	3
Dick Rozek, L Al Benton, R Steve Gromek, S OBP: 0.500, SLG: 0.333 OBP: 0.238, SLG: 0.200 (1, 1) (7, 1) (9, 1)										2	0	0	0	0	2	2

Inning Stats	R: 6	H: 6	LOB: 1	K: 1	S: 11	P: 12	R: 0	H: 0	LOB: 2	K: 0	S: 3	P: 11	R: 0	H: 0	LOB: 0	K: 1	S: 5	R: 1	H: 2	LOB: 2	K: 1	S: 7	P: 11	R: 0	H: 1	LOB: 3	K: 0	S: 4	P: 9	R: 0	H: 1	LOB: 0	K: 1	S: 5	R: 0	H: 1	LOB: 2	K: 0	S: 4	P: 8	R: 1	H: 3	LOB: 2	K: 0	S: 5	P: 5	1B: 11	2B: 3	3B: 0	HR: 0	SF: 0	SAC: 1	DP: 1	HBP: 2	WP: 0	PB: 0	SB: 1	CS: 0	PA: 46
--------------	------	------	--------	------	-------	-------	------	------	--------	------	------	-------	------	------	--------	------	------	------	------	--------	------	------	-------	------	------	--------	------	------	------	------	------	--------	------	------	------	------	--------	------	------	------	------	------	--------	------	------	------	--------	-------	-------	-------	-------	--------	-------	--------	-------	-------	-------	-------	--------

PITCHER	IP	WLS	BF	H	R	ER	SO	BB	IBB	HBP	BLK	WP	HR	S	P	ERA	WHIP
Duane Pilette, R ERA: 7.54 (1, 1)	0.1		8	6	6	6	0	0	0	0	0	0	0	7	8	162.00	18.000
Jack Bruner, L ERA: 3.0 (1, 1)	5.2		25	3	1	1	4	4	0	1	0	0	0	28	45	1.59	1.235
Cliff Fannin, R ERA: 9.3 (7, 1)	2.0		8	2	0	0	1	1	0	0	0	0	0	9	13	0.00	1.500
Harry Dorish, R ERA: 6.4 (9, 1)	0.2	L	5	3	1	1	0	0	0	0	0	0	0	5	5	13.50	4.500

BOTTOM

St. Louis Browns @ Cleveland Indians
Cleveland Municipal Stadium, Cleveland, OH

Tue Jul 04 1950, 3:33 AM EDT
Unknown

AB	38
R	8
H	14
RBI	8
BB	5
SO	5
LOB	20

livebaseballscorecards.com

Batter	1	2	3	4	5	6	7	8	9	AB R H RBI BB SO LOB
Thurman Tucker, L (1, 7) OBP: 0.361, SLG: 0.303	0-0 5-3 1B		0-0 4-3			0-3 K	0-0 3-1		0-0 FC6-4	5 0 1 0 0 1 3
Allie Clark, R (1, 9) OBP: 0.262, SLG: 0.367	0-0 5-3			0-0 F4		0-0 HR	0-0 F4			4 1 1 1 0 0 2
Luke Easter, L (1, 3) OBP: 0.404, SLG: 0.576	0-0 F4			0-0 F7		0-0 4-3		0-0 1B		4 0 1 0 0 0 1
Larry Doby, L (1, 8) OBP: 0.479, SLG: 0.555	0-0 6-3			0-0 F8		0-0 1B		0-3 K		4 1 1 0 0 1 2
Al Rosen, R (1, 5) OBP: 0.399, SLG: 0.655		0-0 F8			0-0 1B	0-0 E5		0-0 F5		4 1 2 0 0 0 0
Ray Boone, R (1, 6) OBP: 0.440, SLG: 0.531		0-0 F3			0-0 F6	4-0 BB			0-0 5-3	3 0 0 0 1 0 1
Bobby Avila, R (1, 4) OBP: 0.400, SLG: 0.378		0-0 4-3			0-0 1B	0-0 F8			0-0 1B	4 0 2 0 0 0 2
Jim Hegan, R (1, 2) OBP: 0.327, SLG: 0.480			0-0 5-3		0-0 F8		0-0 3-1		0-3 K	4 0 1 1 0 1 2
Mike Garcia, R (1, 1) OBP: 0.257, SLG: 0.314			0-0 6-3		0-0 L5		0-3 K		0-0 FC6-4	1 0 0 0 0 0 0
Sam Zoldak, L (5, 1) OBP: 0.286, SLG: 0.286										1 0 0 0 0 0 1
Bob Lemon, L (7, PH) OBP: 0.358, SLG: 0.458										1 0 0 0 0 1 1
Jesse Flores, R (8, 1)										0 0 0 0 0 0 0
Dale Mitchell, L (9, PH) OBP: 0.366, SLG: 0.365										1 0 1 0 0 0 0

Inning Stats	R: 0	H: 1	E: 0	K: 0	S: 4	LOB: 1	BB: 0	P: 4	R: 0	H: 0	E: 0	K: 0	S: 3	LOB: 0	BB: 0	P: 3	R: 0	H: 0	E: 0	K: 0	S: 3	LOB: 0	BB: 0	P: 3	R: 0	H: 0	E: 0	K: 0	S: 3	LOB: 0	BB: 0	P: 3	R: 1	H: 2	E: 0	K: 0	S: 5	LOB: 1	BB: 0	P: 5	R: 2	H: 3	E: 1	K: 1	S: 8	LOB: 2	BB: 1	P: 12	R: 0	H: 1	E: 0	K: 1	S: 6	LOB: 1	BB: 0	P: 6	R: 0	H: 1	E: 0	K: 1	S: 5	LOB: 0	BB: 0	P: 5	R: 0	H: 2	E: 0	K: 1	S: 7	LOB: 2	BB: 0	P: 7	1B: 9	SF: 0	2B: 0	3B: 0	HR: 1	SAC: 0	DP: 0	HBP: 0	WP: 0	PA: 37
--------------	------	------	------	------	------	--------	-------	------	------	------	------	------	------	--------	-------	------	------	------	------	------	------	--------	-------	------	------	------	------	------	------	--------	-------	------	------	------	------	------	------	--------	-------	------	------	------	------	------	------	--------	-------	-------	------	------	------	------	------	--------	-------	------	------	------	------	------	------	--------	-------	------	------	------	------	------	------	--------	-------	------	-------	-------	-------	-------	-------	--------	-------	--------	-------	--------

PITCHER	IP	WLS	BF	H	R	ER	SO	BB	IBB	HBP	BLK	WP	HR	S	P	ERA	WHIP
Don Johnson, R (1, 1) ERA: 9.0	5.2	W	23	6	3	2	1	0	0	0	0	0	1	25	25	3.18	1.059
Al Widmar, R (6, 1) ERA: 4.52	3.1	S	14	4	0	0	3	1	0	0	0	0	0	19	23	0.00	1.500

BOTTOM

St. Louis Browns @ Cleveland Indians
Cleveland Municipal Stadium, Cleveland, OH

Tue Jul 04 1950, 3:38 AM EDT
Att. 25,799 - Unknown

livebaseballscorecards.com

AB	36
R	3
H	10
RBI	2
BB	1
SO	4
LOB	15



Batter	1	2	3	4	5	6	7	8	9
Thurman Tucker, L OBP: 0.366, SLG: 0.297 (1, 9)									
Allie Clark, R OBP: 0.250, SLG: 0.349 (1, 7)									
Dale Mitchell, L OBP: 0.365, SLG: 0.363 (8, PH) (9, 7)									
Luke Easter, L OBP: 0.404, SLG: 0.577 (1, 3)									
Larry Doby, L OBP: 0.479, SLG: 0.552 (1, 8)									
Al Rosen, R OBP: 0.401, SLG: 0.653 (1, 5)									
Ray Boone, R OBP: 0.448, SLG: 0.531 (1, 6)									
Bobby Avila, R OBP: 0.404, SLG: 0.368 (1, 4)									
Jim Hegan, R OBP: 0.330, SLG: 0.480 (1, 2)									
Bob Lemon, L OBP: 0.352, SLG: 0.444 (1, 1)									

Inning Stats	R: 5 E: 0 K: 0 S: 8	H: 5 LOB: 2 BB: 2 P: 16	R: 0 E: 0 K: 0 S: 3	H: 0 LOB: 1 BB: 1 P: 7	R: 0 E: 0 K: 0 S: 2	H: 0 LOB: 0 BB: 1 P: 6	R: 0 E: 0 K: 2 S: 7	H: 0 LOB: 0 BB: 0 P: 7	R: 0 E: 0 K: 0 S: 4	H: 1 LOB: 1 BB: 0 P: 4	R: 1 E: 0 K: 0 S: 5	H: 2 LOB: 1 BB: 0 P: 5	R: 2 E: 0 K: 0 S: 5	H: 2 LOB: 2 BB: 2 P: 13	R: 0 E: 0 K: 0 S: 3	H: 0 LOB: 0 BB: 0 P: 3
--------------	------------------------------	----------------------------------	------------------------------	---------------------------------	------------------------------	---------------------------------	------------------------------	---------------------------------	------------------------------	---------------------------------	------------------------------	---------------------------------	------------------------------	----------------------------------	------------------------------	---------------------------------

PITCHER	IP	WLS	BF	H	R	ER	SO	BB	IBB	HBP	BLK	WP	HR	S	P	ERA	WHIP
Billy Pierce, L ERA: 4.72 (1, 1)	6.0	L	29	8	6	6	2	4	0	0	0	0	0	29	45	9.00	2.000
Howie Judson, R ERA: 4.38 (7, 1)	0.1		5	2	2	2	0	2	0	0	0	0	0	3	11	54.00	12.000
Luis Aloma, R ERA: 4.55 (7, 1)	1.2		5	0	0	0	0	0	0	0	0	0	0	5	5	0.00	0.000

AB R H RBI BB SO LOB

BOTTOM

4	1	1	1	1	0	2
4	0	0	0	0	1	2
1	0	0	0	0	0	0
5	2	2	0	0	0	0
3	0	1	2	1	0	1
4	2	2	0	0	0	2
2	1	1	0	2	0	1
2	1	0	1	2	0	1

AB	33
R	8
H	10
RBI	8
BB	6
SO	2
LOB	15



1B: 9	SF: 0	WP: 0	PA: 39
2B: 1	SAC: 0	PB: 0	
3B: 0	DP: 1	SB: 1	
HR: 0	HBP: 0	CS: 0	

Chicago White Sox @ Cleveland Indians
Cleveland Municipal Stadium, Cleveland, OH
Wed Jul 05 1950, 3:33 AM EDT
Att. 23,006 - Unknown

livebaseballscorecards.com

Batter	1	2	3	4	5	6	7	8	9	AB R H RBI BB SO LOB	TOP											
Nellie Fox, L (1, 4) OBP: 0.335, SLG: 0.342	0-3 K		0-3 K		0-0 F8		0-0 F8		0-0 F8	5 0 0 1 0 2 5												
Dave Philley, S (1, 8) OBP: 0.302, SLG: 0.355	4-0 BB		0-3 K		0-0 1B		0-0 F7		0-0 5-3	4 0 1 1 1 1 3												
Mary Rickert, L (1, 9) OBP: 0.280, SLG: 0.302	0-0 F4			0-0 4-3	0-0 F8			0-0 1B		4 0 1 0 0 0 3												
Gus Zernial, R (1, 7) OBP: 0.349, SLG: 0.496	0-3 K			0-3 K		0-3 K		0-0 1B		4 0 1 0 0 3 1												
Eddie Robinson, L (1, 3) OBP: 0.382, SLG: 0.406		0-0 G3		0-0 L9		0-3 K		0-3 K		4 0 0 0 0 2 2												
Hank Majeski, R (1, 5) OBP: 0.366, SLG: 0.405		4-0 BB			0-3 K	0-3 K		0-3 K		3 0 0 0 1 3 2												
Chico Carrasquel, R (1, 6) OBP: 0.381, SLG: 0.365		0-0 F3			4-0 1B F8 BB		0-0 F7	0-0 4-3		3 1 0 0 1 0 3												
Gus Niarhos, R (1, 2) OBP: 0.538, SLG: 0.455		0-0 F8			0-0 1B BB		4-0 BB BB		4-0 BB	2 1 1 0 2 0 1												
Ray Scarborough, R (7, PH) OBP: 0.196, SLG: 0.183			0-0 5-3		4-0 1B BB		4-0 BB BB		0-0 F6	1 0 0 0 0 1 0 0												
Gordon Goldsberry, L (7, PR) OBP: 0.449, SLG: 0.482										0 0 0 0 0 1 0 0												
Billy Pierce, L (7, PR) OBP: 0.329, SLG: 0.265										0 0 0 0 0 0 0 0												
Mickey Haefner, L (7, 1) OBP: 0.318, SLG: 0.211										0 0 0 0 0 0 0 0												
Luis Aloma, R (7, 1)										0 0 0 0 0 0 0 0												
Floyd Baker, L (8, PH) OBP: 0.395, SLG: 0.382										1 0 0 0 0 0 0 1												
Inning Stats	R: 0 E: 0 K: 2 S: 7	H: 0 LOB: 1 BB: 1 P: 11	R: 0 E: 0 K: 0 S: 3	H: 0 LOB: 1 BB: 1 P: 7	R: 0 E: 0 K: 2 S: 7	H: 0 LOB: 0 BB: 0 P: 7	R: 0 E: 0 K: 1 S: 5	H: 0 LOB: 0 BB: 0 P: 5	R: 2 E: 0 K: 1 S: 7	H: 2 LOB: 2 BB: 2 P: 15	R: 0 E: 0 K: 3 S: 9	H: 0 LOB: 0 BB: 0 P: 9	R: 0 E: 0 K: 0 S: 3	H: 0 LOB: 2 BB: 2 P: 11	R: 0 E: 0 K: 2 S: 9	H: 2 LOB: 2 BB: 0 P: 9	R: 0 E: 0 K: 0 S: 3	H: 0 LOB: 1 BB: 1 P: 7	1B: 4 2B: 0 3B: 0 HR: 0	SF: 0 SAC: 0 DP: 0 HBP: 0	WP: 0 PB: 0 SB: 0 CS: 0	PA: 38
PITCHER Early Wynn, R (1, 1) ERA: 3.87	IP: 9.0 WLS: W BF: 38 H: 4 R: 2 ER: 2 SO: 11 BB: 7 IBB: 0 HBP: 0 BLK: 0 WP: 0 HR: 0 S: 53 P: 81 ERA: 2.00 WHIP: 1.222											PITCHER	IP: 9.0 WLS: W BF: 38 H: 4 R: 2 ER: 2 SO: 11 BB: 7 IBB: 0 HBP: 0 BLK: 0 WP: 0 HR: 0 S: 53 P: 81 ERA: 2.00 WHIP: 1.222									

Chicago White Sox @ Cleveland Indians
Cleveland Municipal Stadium, Cleveland, OH

Thu Jul 06 1950, 3:33 AM EDT
Att: 13,405 - Unknown

livebaseballscorecards.com

AB	31
R	2
H	4
RBI	2
BB	7
SO	11
LOB	21



BOTTOM

Chicago White Sox @ Cleveland Indians
Cleveland Municipal Stadium, Cleveland, OH

Thu Jul 06 1950, 3:33 AM EDT
Att. 13,405 - Unknown

livebaseballscorecards.com

AB	32
R	5
H	10
RBI	5
BB	9
SO	2
LOB	21



WP:	0	PA:	42
PB:	0	SB:	0
CS:	0		

AB R H RBI BB SO LOB

5 0 2 1 0 0 1

4 1 0 0 1 0 3

4 0 2 0 1 0 1

3 1 1 1 2 1 1

3 0 1 0 2 0 2

4 0 0 0 1 1 6

2 1 0 1 2 0 0

3 1 2 0 0 0 3

4 1 2 2 0 0 4

1B:	7	SF:	0
2B:	4	SAC:	1
3B:	0	DP:	1
HR:	0	HBP:	0

Batter	1	2	3	4	5	6	7	8	9
Dale Mitchell, L OBP: 0.365, SLG: 0.367 (1, 7)	0-0 4-3 1B		0-0 F8 1B	0-0 G3 1B		0-0 2-H 1B		0-0 BB 2B	
Thurman Tucker, L OBP: 0.348, SLG: 0.268 (1, 9)	4-0 1B BB		0-0 3-1 1B	0-0 G3 1B		0-0 4-3 1B		0-0 F8 1B	
Luke Easter, L OBP: 0.408, SLG: 0.576 (1, 3)	0-0 1B 1-2 1B		0-0 BB BB 1B		0-0 F7 1B		4-0 FC3-6 BB	0-0 F2 1B	
Larry Doby, L OBP: 0.481, SLG: 0.549 (1, 8)	0-0 1B 1-2 2-H 1B		4-0 FC5 BB BB		0-3 K 1B		0-0 FC3-6 2B BB 1-2f	4-0 BB IBB	
Al Rosen, R OBP: 0.404, SLG: 0.653 (1, 5)	0-0 L6-4 1-2 1B		4-0 1B 1-2 2-3 BB		0-0 6-3 1B		0-0 BB 2B 1-3	4-0 1-2 2-3 BB	
Ray Boone, R OBP: 0.440, SLG: 0.515 (1, 6)		0-3 K 1B	0-0 FC5 2-3f 1B		0-0 6-3 1B		4-0 BB IBB	0-0 F4 1B	
Bobby Avila, R OBP: 0.409, SLG: 0.359 (1, 4)		0-0 F4 1B		4-0 SH3-4 1B BB		0-0 5-3 1B	4-0 1-2 2-3 3-H BB		
Jim Hegan, R OBP: 0.335, SLG: 0.483 (1, 2)		0-0 1B		0-0 SH3-4 1-2 1B		0-0 2B 1B	0-0 F4 1B		
Early Wynn, S OBP: 0.424, SLG: 0.538 (1, 1)		0-0 L3 1B		0-0 1B 2-H 1B		0-0 1B 2B	0-0 F8 1B		

Inning Stats	R	H	E	K	S	R	H	E	K	S	R	H	E	K	S	R	H	E	K	S	R	H	E	K	S	R	H	E	K	S	R	H	E	K	S	R	H	E	K	S										
	1	2	0	0	8	0	1	0	1	6	0	1	0	0	12	1	1	0	0	8	0	0	0	1	5	2	3	0	0	6	1	1	0	0	16	0	1	0	0	12	0	0	0	0	4	0	0	0	0	4

PITCHER	IP	WLS	BF	H	R	ER	SO	BB	IBB	HBP	BLK	WP	HR	S	P	ERA	WHIP
Ray Scarborough, R ERA: 3.69 (1, 1)	6.0	L	29	8	4	4	2	4	0	0	0	0	0	29	45	6.00	2.000
Mickey Haefner, L ERA: 5.46 (7, 1)	0.1		5	1	1	1	0	2	1	0	0	0	0	2	14	27.00	9.000
Luis Aloma, R ERA: 4.32 (7, 1)	1.2		8	1	0	0	0	1	1	0	0	0	0	6	14	0.00	1.200

WP	HR	S	P	ERA	WHIP
0	0	1	42		

Batter	1	2	3	4	5	6	7	8	9	AB R H RBI BB SO LOB	TOP											
Dale Mitchell, L (1, 7) OBP: 0.364, SLG: 0.369	0-0 4-3		0-3 K			0-0 F7 2B		0-0 G3		4 0 1 0 0 1 0	Cleveland Indians @ Detroit Tigers Briggs Stadium, Detroit, MI Fri Jul 07 1950, 4:33 AM EDT Att. 55,145 - Unknown											
Bob Kennedy, R (1, 9) OBP: 0.363, SLG: 0.461	0-0 L6		4-0 BB			0-0 6-3		0-0 F7		3 0 0 0 1 0 1												
Luke Easter, L (1, 3) OBP: 0.402, SLG: 0.566	0-3 K		0-0 1-3			0-0 F7 2-3		0-3 K		4 0 0 0 0 2 2												
Larry Doby, L (1, 8) OBP: 0.478, SLG: 0.544		0-0 4-3		0-0 4-3		0-0 F9		0-0 G6-4-3 1B		4 0 1 0 0 0 1												
Al Rosen, R (1, 5) OBP: 0.402, SLG: 0.651		0-0 F2		0-0 6-3			0-0 BB 2B	0-3 K		4 0 1 0 0 1 1												
Ray Boone, R (1, 6) OBP: 0.436, SLG: 0.504		4-0 HR BB		0-0 1-3			0-0 F4	0-0 G6-4-3 1-2f		3 1 0 0 1 0 2												
Joe Gordon, R (1, 4) OBP: 0.307, SLG: 0.353		0-0 HR			0-0 F8		4-0 BB BB			2 1 1 2 1 0 0												
Jim Hegan, R (1, 2) OBP: 0.332, SLG: 0.478		0-3 K			0-0 F9		4-0 G6-4-3 BB			2 0 0 0 0 1 0												
Allie Clark, R (7, PH) OBP: 0.258, SLG: 0.349							BB BB BB			0 0 0 0 1 0 0												
Bobby Avila, R (7, PR) OBP: 0.409, SLG: 0.359							BB BB BB			0 0 0 0 0 0 0												
Ray Murray, R (7, 2) OBP: 0.364, SLG: 0.450							BB BB BB			0 0 0 0 0 0 0												
Bob Feller, R (1, 1) OBP: 0.122, SLG: 0.132			0-0 F6		0-3 K		0-0 G6-4-3 1-2f			2 0 0 0 0 1 0												
Lou Boudreau, R (7, PH) OBP: 0.346, SLG: 0.352										1 0 0 0 0 0 3												
Al Benton, R (7, 1) OBP: 0.500, SLG: 0.333										0 0 0 0 0 0 0												
Inning Stats	R: 0 E: 0 K: 1 S: 5	H: 0 LOB: 0 BB: 0 P: 5	R: 2 E: 0 K: 1 S: 6	H: 1 LOB: 0 BB: 1 P: 10	R: 0 E: 0 K: 1 S: 5	H: 0 LOB: 1 BB: 1 P: 9	R: 0 E: 0 K: 0 S: 3	H: 0 LOB: 0 BB: 0 P: 3	R: 0 E: 0 K: 1 S: 5	H: 0 LOB: 0 BB: 0 P: 5	R: 0 E: 0 K: 0 S: 4	H: 1 LOB: 1 BB: 0 P: 4	R: 0 E: 0 K: 0 S: 3	H: 1 LOB: 3 BB: 2 P: 11	R: 0 E: 0 K: 1 S: 5	H: 0 LOB: 0 BB: 0 P: 5	R: 0 E: 0 K: 1 S: 5	H: 1 LOB: 0 BB: 0 P: 5	1B: 1 2B: 2 3B: 0 HR: 1	SF: 0 SAC: 0 DP: 2 HBP: 0	WP: 0 PB: 0 SB: 0 CS: 0	PA: 33
PITCHER Ted Gray, L (1, 1) ERA: 3.75	IP: 9.0 WLS: W BF: 33 H: 4 R: 2 ER: 2 SO: 6 BB: 4 IBB: 0 HBP: 0 BLK: 0 WP: 0 HR: 1 S: 41 P: 57 ERA: 2.00 WHIP: 0.889											PITCHER	IP: WLS: BF: H: R: ER: SO: BB: IBB: HBP: BLK: WP: HR: S: P: ERA: WHIP:									

AB	29
R	2
H	4
RBI	2
BB	4
SO	6
LOB	10



livebaseballscorecards.com

Batter	1	2	3	4	5	6	7	8	9
Johnny Lipon, R <small>(1, 6)</small> <small>OBP: 0.384, SLG: 0.374</small>	4-0 HR <small>BB</small>	0-0 F8		0-0 G3		0-0 5-3		0-0 F7	
Jerry Priddy, R <small>(1, 4)</small> <small>OBP: 0.377, SLG: 0.398</small>	0-0 HR <small>1-H</small>	0-0 FC5-4 1B		4-0 1B <small>BB</small>		0-3 K			
George Kell, R <small>(1, 5)</small> <small>OBP: 0.443, SLG: 0.525</small>	0-0 1B <small>S</small>	0-0 FC5-4 1B <small>1-2f</small>		0-0 1B <small>1-2 2-3</small>			0-0 F7		
Vic Wertz, L <small>(1, 9)</small> <small>OBP: 0.373, SLG: 0.521</small>	0-0 F2 <small>1-2</small>	0-0 F8		0-0 F8			0-0 G3		
Hoot Evers, R <small>(1, 7)</small> <small>OBP: 0.412, SLG: 0.659</small>	0-0 F4		0-0 F8		0-0 HR		4-0 FC6 <small>BB</small>		
Johnny Groth, R <small>(1, 8)</small> <small>OBP: 0.392, SLG: 0.471</small>	4-0 1B <small>BB</small>		0-0 4-3		0-3 K		0-0 FC6 <small>1-2f</small>		
Aaron Robinson, L <small>(1, 2)</small> <small>OBP: 0.454, SLG: 0.462</small>	0-0 1B <small>1-2 2-H</small>		0-0 F6		0-0 F8			0-0 F8	
Don Kolloway, R <small>(1, 3)</small> <small>OBP: 0.301, SLG: 0.433</small>	0-0 1B <small>1-2 2-H</small>			0-0 1B SH1-4 1B		0-0 F8		0-0 SH3-4 1B	
Ted Gray, S <small>(1, 1)</small> <small>OBP: 0.244, SLG: 0.189</small>	0-0 1-3			0-0 SH1-4 <small>1-2</small>		0-0 F8		0-0 SH3-4 <small>1-2</small>	

Inning Stats	R: 4	H: 4	E: 0	LOB: 2	K: 0	S: 7	R: 0	H: 1	E: 0	LOB: 1	K: 0	S: 4	R: 0	H: 0	E: 0	LOB: 0	K: 0	S: 3	R: 0	H: 2	E: 0	LOB: 3	K: 0	S: 5	R: 1	H: 1	E: 0	LOB: 0	K: 1	S: 6	R: 0	H: 0	E: 0	LOB: 0	K: 1	S: 5	R: 0	H: 0	E: 0	LOB: 1	K: 0	S: 3	R: 0	H: 1	E: 0	LOB: 1	K: 0	S: 4
	7	2	0	0	0	0	0	0	0	0	0	0	0	0	0	0	0	0	0	0	0	0	0	0	0	0	0	0	0	0	0	0	0	0	0	0	0	0	0	0	0	0	0	0	0	0	0	0

PITCHER	IP	WLS	BF	H	R	ER	SO	BB	IBB	HBP	BLK	WP	HR	S	P	ERA	WHIP
Bob Feller, R <small>ERA: 3.88</small>	(1, 1)	6.0	L	29	8	5	2	3	0	0	0	0	2	30	42	7.50	1.833
Al Benton, R <small>ERA: 4.3</small>	(7, 1)	2.0		8	1	0	0	1	0	0	0	0	0	7	11	0.00	1.000

BOTTOM

AB	R	H	RBI	BB	SO	LOB
4	1	0	0	1	0	2
3	1	2	2	1	1	0
4	1	2	0	0	0	1
4	0	0	0	0	0	5
3	1	1	1	1	0	1
3	1	0	0	1	1	1
4	0	1	1	0	0	0
4	0	3	1	0	0	0
2	0	0	0	0	0	2

AB	31
R	5
H	9
RBI	5
BB	4
SO	2
LOB	12



WP	PA
0	37

Cleveland Indians @ Detroit Tigers
 Briggs Stadium, Detroit, MI
 Fri Jul 07 1950, 4:33 AM EDT
 Att. 55,145 - Unknown

livebaseballscorecards.com

Batter	1	2	3	4	5	6	7	8	9	AB R H RBI BB SO LOB	TOP	
Dale Mitchell, L (1, 7) OBP: 0.361, SLG: 0.364	0-0 1-3	0-0 4-3		0-0 F7			0-0 E6 SH2-4 1B		4-0 BB	4 1 0 0 1 0 1		
Bob Kennedy, R (1, 9) OBP: 0.363, SLG: 0.457 Thurman Tucker, L (9, PH) OBP: 0.340, SLG: 0.262	4-0 BB BB BB		0-0 3-1		0-0 F7		0-0 SH2-4		0-0 F8	2 0 0 0 1 0 0 1 0 0 0 0 0 1		
Luke Easter, L (1, 3) OBP: 0.402, SLG: 0.575	0-0 F7		0-0 HR		0-0 G3		0-0 BB 1B		0-3 K	5 1 2 2 0 1 2		
Larry Doby, L (1, 8) OBP: 0.483, SLG: 0.556	4-0 BB 1-2 BB		0-0 HR		4-0 FC5-4 BB		4-0 G6-4-3 BB		0-3 K	2 1 1 1 3 1 1		
Al Rosen, R (1, 5) OBP: 0.400, SLG: 0.644	4-0 1-2 2-3 BB		0-0 F9		0-0 FC5-4 1-2f		0-0 G6-4-3 1-2f			3 0 0 0 1 0 3		
Ray Boone, R (1, 6) OBP: 0.431, SLG: 0.496	0-0 5-3		0-0 6-3			0-0 F8		0-0 FC6-4 1B		4 0 1 0 0 0 3		
Joe Gordon, R (1, 4) OBP: 0.315, SLG: 0.377		0-0 1B		0-0 HR		0-0 FC6-4 1B		0-0 F3		4 1 3 1 0 0 1		
Jim Hegan, R (1, 2) OBP: 0.328, SLG: 0.471 Bob Lemon, L (8, PH) OBP: 0.347, SLG: 0.438 Ray Murray, R (8, 2) OBP: 0.364, SLG: 0.450		0-3 K		0-0 6-3		0-0 F8		0-0 F5		3 0 0 0 0 1 2 1 0 0 0 0 0 1 0 0 0 0 0 0 0		
Steve Gromek, S (1, 1) OBP: 0.208, SLG: 0.174 Jesse Flores, R (7, 1) Allie Clark, R (8, PH) OBP: 0.256, SLG: 0.345 Marino Pieretti, R (8, 1) OBP: 0.250, SLG: 0.250		0-0 F7		0-3 K2-3		0-0 FC6-4 1-2f		0-0 FC6-4 1-2f		3 0 0 0 0 1 2 0 0 0 0 0 0 0 1 0 0 0 0 0 1 0 0 0 0 0 0 0		
Inning Stats	R: 0 H: 0 E: 0 LOB: 3 K: 0 BB: 3 S: 3 P: 15	R: 0 H: 1 E: 0 LOB: 1 K: 1 BB: 0 S: 6 P: 6	R: 2 H: 2 E: 0 LOB: 0 K: 0 BB: 0 S: 5 P: 5	R: 1 H: 1 E: 0 LOB: 0 K: 1 BB: 0 S: 6 P: 6	R: 0 H: 0 E: 0 LOB: 1 K: 0 BB: 1 S: 3 P: 7	R: 0 H: 1 E: 0 LOB: 1 K: 0 BB: 0 S: 4 P: 4	R: 1 H: 1 E: 1 LOB: 1 K: 0 BB: 1 S: 4 P: 8	R: 0 H: 1 E: 0 LOB: 1 K: 0 BB: 0 S: 4 P: 4	R: 0 H: 0 E: 0 LOB: 1 K: 2 BB: 1 S: 7 P: 11	1B: 4 SF: 0 2B: 0 SAC: 1 3B: 0 DP: 1 HR: 3 HBP: 0	WP: 0 PA: 40 PB: 0 SB: 0 CS: 0	
PITCHER Hal Newhouser, L (1, 1) ERA: 5.03 Dizzy Trout, R (8, 1) ERA: 5.37	IP WLS BF H R ER SO BB IBB HBP BLK WP HR S P ERA WHIP	7.0 W 32 6 4 3 2 5 0 0 0 0 0 3 31 51 3.86 1.571	2.0 S 8 1 0 0 2 1 0 0 0 0 0 0 0 11 15 0.00 1.000	PITCHER IP WLS BF H R ER SO BB IBB HBP BLK WP HR S P ERA WHIP								

Cleveland Indians @ Detroit Tigers
 Briggs Stadium, Detroit, MI
 Sat Jul 08 1950, 4:33 AM EDT
 Att: 33,239 - Unknown

livebaseballscorecards.com

AB	33
R	4
H	7
RBI	4
BB	6
SO	4
LOB	18



Batter	1	2	3	4	5	6	7	8	9	AB R H RBI BB SO LOB	TOP											
Dale Mitchell, L (1, 7) OBP: 0.363, SLG: 0.364	0-0 4-3	0-0 1B 1B		0-0 SH5-3		0-0 6-3	4-0 BB			3 1 1 0 1 0 1												
Bob Kennedy, R (1, 9) OBP: 0.367, SLG: 0.460	0-0 E BB 1B	0-0 1B 1B		0-0 F4		0-0 1B FC3-2-5	0-0 F5			5 1 3 1 0 0 2												
Luke Easter, L (1, 3) OBP: 0.409, SLG: 0.578	0-0 F7	0-0 1B		4-0 BB		0-0 1B FC3-2-5		0-0 G4-6-3 1B		4 1 3 1 1 0 1												
Larry Doby, L (1, 8) OBP: 0.479, SLG: 0.547	4-0 BB E 1-2 BB	0-0 F5		0-0 4-3		0-0 FC3-2-5 1B		0-0 G4-6-3 1B		4 0 0 0 1 0 7												
Al Rosen, R (1, 5) OBP: 0.403, SLG: 0.641	4-0 BB 1-2 2-3 BB	0-0 F8			4-0 CS BB	0-0 1B		0-0 5-3		3 0 1 1 2 0 2												
Ray Boone, R (1, 6) OBP: 0.436, SLG: 0.490	4-0 1-2 2-3 3-H BB		4-0 BB 3		4-0 BB FC6-4	0-0 F3		0-0 F7		2 0 0 1 3 0 2												
Joe Gordon, R (1, 4) OBP: 0.314, SLG: 0.374	0-3 K		0-0 3		0-3 K		0-0 4-3 SH3-4 S 1B		0-0 6-3	4 0 1 0 0 2 5												
Bobby Avila, R (7, PR) OBP: 0.404, SLG: 0.354			1-2f						0-0 6-3	1 1 0 0 0 0 0	AB 34 R 6 H 12 RBI 5 BB 8 SO 3 LOB 23											
Jim Hegan, R (1, 2) OBP: 0.326, SLG: 0.481		0-0 HR		0-0 F2		0-0 FC6-4		0-0 SH3-4	0-3 K	4 1 1 1 0 1 1												
Bob Lemon, L (1, 1) OBP: 0.355, SLG: 0.441		0-0 G3		0-0 SH5-3 1B		0-0 6-3 E 1B		0-0 4-3		4 1 2 0 0 0 2												
Inning Stats	R: 1 E: 1 K: 1 S: 6	H: 1 LOB: 3 BB: 3 P: 18	R: 2 E: 0 K: 0 S: 7	H: 4 LOB: 2 BB: 0 P: 7	R: 0 E: 0 K: 0 S: 2	H: 0 LOB: 0 BB: 1 P: 6	R: 0 E: 0 K: 0 S: 4	H: 1 LOB: 2 BB: 1 P: 8	R: 0 E: 0 K: 1 S: 4	H: 0 LOB: 1 BB: 2 P: 12	R: 2 E: 1 K: 0 S: 7	H: 4 LOB: 2 BB: 0 P: 7	R: 1 E: 0 K: 0 S: 4	H: 1 LOB: 1 BB: 1 P: 8	R: 0 E: 0 K: 0 S: 3	H: 1 LOB: 0 BB: 0 P: 3	R: 0 E: 0 K: 1 S: 5	H: 0 LOB: 0 BB: 0 P: 5	1B: 11 2B: 1 3B: 0 HR: 1	SF: 0 SAC: 2 DP: 2 HBP: 0	WP: 0 PB: 0 SB: 1 CS: 1	PA: 44
PITCHER	IP WLS BF H R ER SO BB IBB HBP BLK WP HR S P ERA WHIP																					
Art Houtteman, R (1, 1) ERA: 3.21	5.2 L 32 10 5 5 2 7 0 0 0 0 0 1 29 57 7.94 3.000																					
Paul Calvert, R (6, 1) ERA: 3.93	1.1 6 1 1 1 0 1 0 0 0 0 0 0 5 9 6.75 1.500																					
Hal White, R (8, 1) ERA: 6.13	2.0 6 1 0 0 0 1 0 0 0 0 0 0 8 8 0.00 0.500																					

Cleveland Indians @ Detroit Tigers
Briggs Stadium, Detroit, MI
Sun Jul 09 1950, 4:33 AM EDT
Unknown

livebaseballscorecards.com



Batter	1	2	3	4	5	6	7	8	9	AB	R	H	RBI	BB	SO	LOB
Johnny Lipon, R OBP: 0.384, SLG: 0.370 (1, 6)	0-0 3-1		0-0 F9			0-0 F7	0-0 F7			4	0	0	0	0	0	2
Jerry Priddy, R OBP: 0.371, SLG: 0.401 (1, 4)	0-0 L4		0-0 F3			0-0 HR		0-3 K		4	1	1	1	0	1	0
George Kell, R OBP: 0.442, SLG: 0.525 (1, 5)	0-0 1-3			0-0 F6		0-3 K		0-0 G4-6-3 1B		4	0	1	0	0	1	0
Vic Wertz, L OBP: 0.371, SLG: 0.511 (1, 9)		0-3 K		0-0 4-3		0-3 K		0-0 G4-6-3 1-2f		4	0	0	0	0	2	1
Hoot Evers, R OBP: 0.411, SLG: 0.651 (1, 7)		4-0 G3 BB BB		0-0 5-3			4-0 1B BB		0-0 F2	2	1	0	0	2	0	0
Johnny Groth, R OBP: 0.394, SLG: 0.473 (1, 8)		4-0 G3 BB BB			0-0 6-3		0-0 F8		0-0 2B 1B	3	0	1	0	1	0	1
Aaron Robinson, L OBP: 0.445, SLG: 0.451 (1, 2)		0-0 G3 1-2 2-3			0-0 F9		0-0 1B 1B		0-3 K	4	0	1	0	0	1	3
Don Kolloway, R OBP: 0.305, SLG: 0.436 (1, 3)		0-3 K			0-0 1B		0-0 1B 3-H		0-0 2B	4	0	3	1	0	1	2
Art Houtteman, R OBP: 0.216, SLG: 0.191 (1, 1)			0-0 5-3		0-3 K		0-0 F7		0-0 5-3	2	0	0	0	0	1	1
Paul Calvert, R (6, 1)										0	0	0	0	0	0	0
Charlie Keller, L (7, PH)										1	0	0	0	0	0	2
Hal White, R (8, 1)										0	0	0	0	0	0	0
Pat Mullin, L (9, PH)										1	0	0	0	0	0	2

Inning Stats	R: 0	H: 0	E: 0	K: 0	S: 3	R: 0	H: 0	E: 0	K: 2	S: 7	R: 0	H: 0	E: 0	K: 0	S: 3	R: 0	H: 0	E: 0	K: 0	S: 3	R: 0	H: 1	E: 0	K: 1	S: 6	R: 1	H: 1	E: 0	K: 2	S: 8	R: 1	H: 2	E: 0	K: 0	S: 5	R: 0	H: 1	E: 0	K: 1	S: 5	R: 0	H: 2	E: 0	K: 1	S: 7	1B: 5	SF: 0	2B: 1	SAC: 0	3B: 0	DP: 1	HR: 1	HBP: 0	WP: 0	PA: 36
PITCHER Bob Lemon, R (1, 1) ERA: 4.17	IP: 9.0	WLS: W	BF: 36	H: 7	R: 2	ER: 2	SO: 7	BB: 3	IBB: 0	HBP: 0	BLK: 0	WP: 0	HR: 1	S: 47	P: 59	ERA: 2.00	WHIP: 1.111																																						

BOTTOM

Cleveland Indians @ Detroit Tigers
Briggs Stadium, Detroit, MI
Sun Jul 09 1950, 4:33 AM EDT
Unknown

livebaseballscorecards.com

AB	33
R	2
H	7
RBI	2
BB	3
SO	7
LOB	14



Batter	1	2	3	4	5	6	7	8	9	AB R H RBI BB SO LOB	TOP									
Dale Mitchell, L (1, 7) OBP: 0.367, SLG: 0.368	0-0 F8 BB 1B		0-0 F8			0-0 E 1B 1B	0-0 1B 1-3 1B		0-0 4-3	5 2 3 0 0 0 0										
Bob Kennedy, R (1, 9) OBP: 0.368, SLG: 0.456	4-0 G4-6-3 1-2 BB			0-0 F7		0-0 F9 1B 1B	0-0 1-3		0-0 5-3	4 1 1 0 1 0 1										
Luke Easter, L (1, 3) OBP: 0.409, SLG: 0.573	0-0 F8 2-3			0-0 F7		0-0 F9 1-3 2-H	0-0 1B		1-0 HBP	4 1 1 1 0 0 3										
Larry Doby, L (1, 8) OBP: 0.477, SLG: 0.544	0-0 G4-6-3 1-2f			0-0 L7		0-0 1B 1B	0-0 2-H 1B		0-0 F2	5 1 2 2 0 0 3										
Al Rosen, R (1, 5) OBP: 0.404, SLG: 0.639		0-0 F7			0-0 2B 1B	0-0 F8 1B 1-2 1B	0-0 F7			4 0 2 0 0 0 1										
Ray Boone, R (1, 6) OBP: 0.438, SLG: 0.497		0-0 F7			0-0 1-3 2B	0-0 FC5-4 1-2 2-H 1B		0-0 F3		4 0 2 1 0 0 0										
Joe Gordon, R (1, 4) OBP: 0.308, SLG: 0.367		0-0 6-3			0-0 F7	0-0 F8 2-3		0-3 K		4 0 0 0 0 1 4										
Jim Hegan, R (1, 2) OBP: 0.325, SLG: 0.477			0-0 F8		0-0 F2	0-0 FC5-4 1-2f		0-0 1B		4 0 1 0 0 0 4										
Mike Garcia, R (1, 1) OBP: 0.250, SLG: 0.306			0-0 G3		0-0 L9		0-0 4-3	0-0 L7		1 0 0 0 0 0 0										
Lou Boudreau, R (5, PH) OBP: 0.344, SLG: 0.350										1 0 0 0 0 0 2										
Early Wynn, S (5, 1) OBP: 0.400, SLG: 0.500										2 0 0 0 0 0 1										
Inning Stats	R: 0 E: 0 K: 0 S: 3	H: 1 LOB: 1 BB: 1 P: 7	R: 0 E: 0 K: 0 S: 3	H: 0 LOB: 0 BB: 0 P: 3	R: 0 E: 0 K: 0 S: 3	H: 0 LOB: 0 BB: 0 P: 3	R: 0 E: 0 K: 0 S: 5	H: 2 LOB: 2 BB: 0 P: 5	R: 3 E: 1 K: 0 S: 8	H: 5 LOB: 2 BB: 0 P: 8	R: 2 E: 0 K: 0 S: 6	H: 3 LOB: 1 BB: 0 P: 6	R: 0 E: 0 K: 1 S: 6	H: 1 LOB: 1 BB: 0 P: 6	R: 0 E: 0 K: 0 S: 3	H: 0 LOB: 1 BB: 0 P: 4	1B: 11 2B: 1 3B: 0 HR: 0	SF: 0 SAC: 0 DP: 1 HBP: 1	WP: 0 PB: 0 SB: 0 CS: 0	PA: 40
PITCHER Saul Rogovin, R (1, 1) ERA: 4.5	IP: 5.1 WLS: L BF: 23 H: 7 R: 3 ER: 3 SO: 0 BB: 1 IBB: 0 HBP: 0 BLK: 0 WP: 0 HR: 0 S: 22 P: 26 ERA: 5.06 WHIP: 1.500								PITCHER Fred Hutchinson, R (6, 1) ERA: 4.93	IP: 3.2 WLS: BF: 17 H: 5 R: 2 ER: 2 SO: 1 BB: 0 IBB: 0 HBP: 1 BLK: 0 WP: 0 HR: 0 S: 18 P: 19 ERA: 4.91 WHIP: 1.364										

Cleveland Indians @ Detroit Tigers
 Briggs Stadium, Detroit, MI
 Sun Jul 09 1950, 4:38 AM EDT
 Att: 54,299 - Unknown

livebaseballscorecards.com

AB	38
R	5
H	12
RBI	4
BB	1
SO	1
LOB	19



Batter	1	2	3	4	5	6	7	8	9	AB R H RBI BB SO LOB	TOP	
Dale Mitchell, L (1, 7) X OBP: 0.370, SLG: 0.370	0-0 HBP 1B		4-0 G4-6-3 BB		0-0 F8		0-0 F8	0-0 1B		4 0 2 0 1 0 1		
Bob Kennedy, R (1, 9) X OBP: 0.365, SLG: 0.451	0-0 F2		0-0 P6		0-3 K		0-0 L7	0-0 BB 1B		5 0 1 0 0 1 3		
Luke Easter, L (1, 3) S S S OBP: 0.412, SLG: 0.570	0-3 K		0-0 G4-6-3 1-2f			4-0 SH3 1B BB	0-0 BB 1B	4-0 G5-4-3 BB		3 1 1 0 2 1 2		
Al Rosen, R (1, 5) H OBP: 0.405, SLG: 0.634	1-0 1-2 HBP			0-3 K		0-0 SH3	4-0 BB	0-0 G5-4-3 1-2f		2 0 0 0 1 1 3		
Larry Doby, L (1, 8) X OBP: 0.473, SLG: 0.535	0-0 3-1			0-0 B1-3		1-0 BB 1B F7 HBP	0-3 K		0-0 G3	4 1 0 0 0 1 4		
Ray Boone, R (1, 6) OBP: 0.442, SLG: 0.493		4-0 1B F2-4-6 BB		4-0 BB		0-0 BB 1B		0-3 K	0-0 P6	3 0 1 1 2 1 0		
Joe Gordon, R (1, 4) OBP: 0.315, SLG: 0.366			0-0 1-3 1B		0-0 L7	4-0 1-2 2-H BB		1-0 BB HR HBP	0-0 6-3	3 1 1 0 1 0 1		
Jim Hegan, R (1, 2) OBP: 0.328, SLG: 0.472		0-3 K			4-0 BB	0-0 F7		4-0 1-2 HR BB		2 1 0 1 2 1 4		
Bob Lemon, L (1, 1) OBP: 0.350, SLG: 0.472		0-0 F2-4-6 3-H			0-3 K	0-3 K		0-0 1-H 2-H HR		4 1 1 3 0 2 5		
Inning Stats	R: 0 E: 0 K: 1 S: 6 H: 1 LOB: 2 BB: 0 P: 7	R: 0 E: 0 K: 1 S: 5 H: 1 LOB: 1 BB: 1 P: 9	R: 0 E: 0 K: 0 S: 2 H: 0 LOB: 0 BB: 1 P: 6	R: 0 E: 0 K: 1 S: 5 H: 0 LOB: 1 BB: 1 P: 9	R: 0 E: 0 K: 2 S: 7 H: 0 LOB: 1 BB: 1 P: 11	R: 2 E: 0 K: 1 S: 6 H: 1 LOB: 2 BB: 2 P: 15	R: 0 E: 0 K: 1 S: 6 H: 1 LOB: 1 BB: 1 P: 10	R: 3 E: 0 K: 1 S: 7 H: 3 LOB: 2 BB: 2 P: 16	R: 0 E: 0 K: 0 S: 3 H: 0 LOB: 0 BB: 0 P: 3	1B: 6 2B: 1 3B: 0 HR: 1 SF: 0 SAC: 1 DP: 3 HBP: 3	WP: 0 PB: 0 SB: 0 CS: 0 PA: 43	
PITCHER	IP WLS BF H R ER SO BB IBB HBP BLK WP HR S P ERA WHIP											
Tommy Byrne, L (1, 1) ERA: 4.92	7.1 L 38 7 5 5 8 8 0 3 0 0 1 43 78 6.14 2.045											
Joe Ostrowski, L (8, 1) ERA: 3.66	0.2 2 0 0 0 0 1 0 0 0 0 0 1 5 0.00 1.500											
Tom Ferrick, R (9, 1) ERA: 4.76	1.0 3 0 0 0 0 0 0 0 0 0 0 3 3 0.00 0.000											

Cleveland Indians @ New York Yankees
 Yankee Stadium, Bronx, NY
 Fri Jul 14 1950, 3:33 AM EDT
 Att: 42,105 - Unknown

livebaseballscorecards.com

AB 30
 R 5
 H 7
 RBI 5
 BB 9
 SO 8
 LOB 23



Batter	1	2	3	4	5	6	7	8	9	AB	R	H	RBI	BB	SO	LOB
Phil Rizzuto, R OBP: 0.417, SLG: 0.424 (1, 6)	0-0 B1-3		0-0 F4			0-0 6-3		4-0 BB		3	0	0	0	1	0	2
Gene Woodling, L OBP: 0.410, SLG: 0.436 (1, 7)	0-0 L8		0-0 P6			0-3 K		0-0 4-3		4	0	0	0	0	1	4
Joe Collins, L OBP: 0.304, SLG: 0.436 (1, 9)	0-0 F8			0-0 F7		0-0 5-3			0-3 K	4	0	0	0	0	1	0
Johnny Mize, L OBP: 0.348, SLG: 0.459 (1, 3)		0-0 L9		0-3 K			0-0 3-1		0-0 HR	4	1	1	1	0	1	0
Cliff Mapes, L OBP: 0.372, SLG: 0.468 (1, 8)		0-0 CS 1B		0-3 K			0-0 L4		0-0 F6	4	0	1	0	0	1	0
Billy Johnson, R OBP: 0.376, SLG: 0.405 (1, 5)		0-3 K			0-0 E6		0-0 5-3		0-3 K	4	0	0	0	0	2	1
Jerry Coleman, R OBP: 0.374, SLG: 0.392 (1, 4)			0-0 E6 1B		0-0 F9			0-3 K		3	0	0	0	0	1	1
Charles Silvera, R OBP: 0.125, SLG: 0.067 (1, 2)			0-0 P6		0-0 F8			0-0 P4		2	0	0	0	0	0	2
Bobby Brown, L OBP: 0.311, SLG: 0.317 (8, PH)										1	0	0	0	0	0	0
Ralph Houk, R OBP: 0.333, SLG: 0.667 (9, 2)										0	0	0	0	0	0	0
Tommy Byrne, L OBP: 0.313, SLG: 0.489 (1, 1)			0-0 K		0-3 K			4-0 BB		2	0	1	0	0	1	1
Joe Ostrowski, L OBP: 0.357, SLG: 0.348 (8, 1)										0	0	0	0	0	0	0
Tommy Henrich, L OBP: 0.426, SLG: 0.688 (8, PH)										0	0	0	0	1	0	0
Jackie Jensen, R OBP: 0.219, SLG: 0.143 (8, PR)										0	0	0	0	0	0	0
Tom Ferrick, R OBP: 0.286, SLG: 0.167 (9, 1)			1-3 1B							0	0	0	0	0	0	0

Inning Stats	R: 0	H: 0	R: 0	H: 1	R: 0	H: 1	R: 0	H: 0	R: 0	H: 0	R: 0	H: 0	R: 0	H: 0	R: 1	H: 1	1B: 2	SF: 0
	E: 0	LOB: 0	E: 0	LOB: 0	E: 1	LOB: 2	E: 0	LOB: 0	E: 1	LOB: 1	E: 0	LOB: 0	E: 0	LOB: 0	E: 0	LOB: 0	2B: 0	SAC: 0
	K: 0	BB: 0	K: 1	BB: 0	K: 0	BB: 0	K: 2	BB: 0	K: 1	BB: 0	K: 0	BB: 0	K: 0	BB: 0	K: 2	BB: 0	3B: 0	DP: 0
	S: 3	P: 3	S: 5	P: 5	S: 5	P: 5	S: 7	P: 7	S: 6	P: 6	S: 5	P: 5	S: 3	P: 3	S: 8	P: 8	HR: 1	HBP: 0


PITCHER	IP	WLS	BF	H	R	ER	SO	BB	IBB	HBP	BLK	WP	HR	S	P	ERA	WHIP
Bob Lemon, R ERA: 3.99 (1, 1)	9.0	W	33	3	1	1	8	2	0	0	0	0	1	47	55	1.00	0.556

BOTTOM

Cleveland Indians @ New York Yankees
 Yankee Stadium, Bronx, NY

Fri Jul 14 1950, 3:33 AM EDT
 Att. 42,105 - Unknown

AB	31
R	1
H	3
RBI	1
BB	2
SO	8
LOB	11



WP: 0	PA: 33
PB: 0	
SB: 0	
CS: 1	

livebaseballscorecards.com

Batter	1	2	3	4	5	6	7	8	9	10	AB R H RBI BB SO LOB	TOP												
Dale Mitchell, L OBP: 0.374, SLG: 0.371 (1, 7) S	0-3 K		0-0 3-1		4-0 SH1-4 1B BB		0-0 SH1-3 1B		0-0 FC5-6 1B		4 1 2 0 1 1 0	Cleveland Indians @ New York Yankees Yankee Stadium, Bronx, NY Sat Jul 15 1950, 3:33 AM EDT Att. 26,124 - Unknown												
Bob Kennedy, R OBP: 0.364, SLG: 0.450 (1, 9) X	0-0 FC6-4 1B		0-0 F3		0-0 SH1-4 1-2		0-0 SH1-3 1-2		0-0 FC5-6 1-2f		3 0 1 0 0 0 1													
Luke Easter, L OBP: 0.408, SLG: 0.563 (1, 3) X	0-0 FC6-4 1-2f		0-3 K		0-0 F3		0-0 1B 2-3		0-0 F8		5 0 1 0 0 1 3													
Al Rosen, R OBP: 0.402, SLG: 0.627 (1, 5) X	0-0 F6			0-0 6-3	0-0 1B 2-H		0-0 F5 1B		0-0 F7		5 0 1 1 0 0 4													
Larry Doby, L OBP: 0.472, SLG: 0.533 (1, 8) X		0-0 1B 1B		0-0 G3	0-0 F8		0-0 F9			0-0 F9 SH1-4 1B	5 0 2 0 0 0 3													
Ray Boone, R OBP: 0.438, SLG: 0.484 (1, 6) X		0-0 F7		4-0 2B 3B BB		0-0 F8		0-0 5-3		0-0 SH1-4 1-2	3 1 0 0 1 0 1													
Joe Gordon, R OBP: 0.316, SLG: 0.369 (1, 4) X		0-0 F7		0-0 3B 2B		0-0 E5 FC5-4		0-0 6-3		4-0 BB	4 1 1 0 1 0 1													
Jim Hegan, R OBP: 0.333, SLG: 0.489 (1, 2) X		0-0 1B 1-2		0-0 3B 2-H 3-H		0-0 FC5-4 1-2f		0-0 2B		0-0 F9 2-3	5 0 3 2 0 0 3													
Bob Feller, R OBP: 0.111, SLG: 0.119 (1, 1) X		0-3 K		0-3 K		0-0 F8		0-0 6-3		0-0 F2	4 0 0 0 0 2 5													
Lou Boudreau, R OBP: 0.342, SLG: 0.347 (10, PH) X											1 0 0 0 0 0 2													
Early Wynn, S OBP: 0.400, SLG: 0.500 (10, 1) X											0 0 0 0 0 0 0													
Inning Stats	R: 0 E: 0 K: 1 S: 6	H: 1 LOB: 1 BB: 0 P: 6	R: 0 E: 0 K: 1 S: 7	H: 2 LOB: 2 BB: 0 P: 7	R: 0 E: 0 K: 1 S: 5	H: 0 LOB: 0 BB: 0 P: 5	R: 2 E: 0 K: 1 S: 7	H: 2 LOB: 1 BB: 1 P: 11	R: 1 E: 0 K: 0 S: 4	H: 1 LOB: 1 BB: 1 P: 8	R: 0 E: 1 K: 0 S: 4	H: 2 LOB: 2 BB: 0 P: 5	R: 0 E: 0 K: 0 S: 4	H: 1 LOB: 1 BB: 0 P: 4	R: 0 E: 0 K: 0 S: 4	H: 1 LOB: 1 BB: 0 P: 4	R: 0 E: 0 K: 0 S: 4	H: 1 LOB: 2 BB: 1 P: 8	R: 0 E: 0 K: 0 S: 4	H: 1 LOB: 2 BB: 1 P: 8	1B: 8 2B: 2 3B: 1 HR: 0	SF: 0 SAC: 3 DP: 0 HBP: 0	WP: 0 PB: 0 SB: 0 CS: 0	PA: 45
PITCHER Ed Lopat, L ERA: 3.65 (1, 1)	IP: 10.0 WLS: W BF: 45 H: 11 R: 3 ER: 3 SO: 4 BB: 3 IBB: 0 HBP: 0 BLK: 0 WP: 0 HR: 0 S: 50 P: 62 ERA: 2.70 WHIP: 1.400											PITCHER IP: WLS: BF: H: R: ER: SO: BB: IBB: HBP: BLK: WP: HR: S: P: ERA: WHIP												

livebaseballscorecards.com

AB	39
R	3
H	11
RBI	3
BB	3
SO	4
LOB	23



Batter	1	2	3	4	5	6	7	8	9	AB R H RBI BB SO LOB	TOP																
Ray Boone, R (1, 6) OBP: 0.440, SLG: 0.497	0-0 2B	0-0 F4		0-0 2B		0-3 K	0-0 1B		0-0 L5-3	6 1 3 0 0 1 3																	
Joe Gordon, R (1, 4) OBP: 0.318, SLG: 0.374	0-0 2B	0-0 F9		0-0 F8		0-0 1B	0-3 K			5 1 2 3 0 1 3																	
Luke Easter, L (1, 3) OBP: 0.408, SLG: 0.562	0-0 5-3 HR	4-0 BB		0-3 K		0-3 K		0-0 E3		4 2 1 1 1 2 2																	
Al Rosen, R (1, 5) OBP: 0.399, SLG: 0.618	0-0 5-3	4-0 BB		0-0 F9		0-3 K		0-0 5-3		4 0 0 0 1 1 4																	
Larry Doby, L (1, 8) OBP: 0.474, SLG: 0.532	4-0 HR	0-0 F9			0-0 1B		0-0 4-3	0-0 1B		4 1 2 1 1 0 2																	
Allie Clark, R (1, 7) OBP: 0.263, SLG: 0.404	0-0 HR		0-0 5-3		0-0 F8		0-0 HR	0-0 F7		5 2 2 3 0 0 2																	
Bob Kennedy, R (1, 9) OBP: 0.365, SLG: 0.465	0-0 L5		0-0 6-3	0-0 2B	0-0 F4		0-0 HR	0-0 6-3		5 1 2 2 0 0 2																	
Jim Hegan, R (1, 2) OBP: 0.328, SLG: 0.480	0-0 F5		0-0 6-3		0-0 4-3		0-0 F6		0-0 E5	4 0 0 0 0 0 2																	
Thurman Tucker, L (9, PH) OBP: 0.333, SLG: 0.256									0-0 L5-3	1 0 0 0 0 0 0																	
Bobby Avila, R (9, PR) OBP: 0.404, SLG: 0.354									0-0 F7	0 0 0 0 0 0 0																	
Mike Garcia, R (1, 1) OBP: 0.250, SLG: 0.306		0-0 F9		0-0 1-3		0-0 1B			0-0 F7	0 0 0 0 0 0 0																	
Gene Bearden, L (1, 1) OBP: 0.267, SLG: 0.385										3 2 2 0 0 0 1																	
Al Benton, R (6, 1) OBP: 0.500, SLG: 0.333										0 0 0 0 0 0 0																	
Bob Lemon, L (7, PH) OBP: 0.358, SLG: 0.479										1 0 1 0 0 0 0																	
Marino Pieretti, R (7, 1) OBP: 0.250, SLG: 0.250										0 0 0 0 0 0 0																	
Dale Mitchell, L (9, PH) OBP: 0.372, SLG: 0.370										1 0 0 0 0 0 1																	
Inning Stats	R: 5 E: 0 K: 0 S: 7	H: 4 LOB: 0 BB: 1 P: 11	R: 1 E: 0 K: 0 S: 4	H: 1 LOB: 2 BB: 2 P: 12	R: 0 E: 0 K: 0 S: 4	H: 1 LOB: 1 BB: 0 P: 4	R: 0 E: 0 K: 1 S: 6	H: 1 LOB: 1 BB: 0 P: 6	R: 0 E: 0 K: 0 S: 4	H: 1 LOB: 1 BB: 0 P: 4	R: 1 E: 0 K: 3 S: 11	H: 2 LOB: 1 BB: 0 P: 11	R: 2 E: 0 K: 1 S: 9	H: 4 LOB: 2 BB: 0 P: 9	R: 1 E: 1 K: 0 S: 5	H: 1 LOB: 1 BB: 0 P: 5	R: 0 E: 1 K: 0 S: 3	H: 0 LOB: 1 BB: 0 P: 3	1B: 5 2B: 7 3B: 2 HR: 2	SF: 0 SAC: 0 DP: 1 HBP: 0	WP: 0 PB: 0 SB: 0 CS: 0	PA: 46					
PITCHER	IP WLS BF H R ER SO BB IBB HBP BLK WP HR S P ERA WHIP																										
Mel Parnell, L (1, 1) ERA: 4.46	0.1		6	4	5	5	0	1	0	0	0	0	1	5	9	135.00	15.000										
Phil Marchildon, R (1, 1) ERA: 6.75	1.1		7	1	1	1	0	2	0	0	0	0	0	5	13	6.75	2.250										
Willard Nixon, R (2, 1) ERA: 5.54	5.0	W	24	9	3	3	4	0	0	0	0	0	1	32	32	5.40	1.800										
Ellis Kinder, R (7, 1) ERA: 4.55	2.1	S	9	1	1	1	1	0	0	0	0	0	0	11	11	3.86	0.429										

Cleveland Indians @ Boston Red Sox
 Fenway Park, Boston, MA
 Sun Jul 16 1950, 3:33 AM EDT
 Unknown

livebaseballscorecards.com

AB 43
R 10
H 15
RBI 10
BB 3
SO 5
LOB 22



Batter	1	2	3	4	5	6	7	8	9
Dom DiMaggio, R (1, 8) OBP: 0.427, SLG: 0.432	0-0 HR	0-0 2B 1B		4-0 BB FC2-5 BB		0-0 BB 2B 1B	0-0 F5		
6 Johnny Pesky, L (1, 5) OBP: 0.424, SLG: 0.397	4-0 HR BB	0-0 1-H 2B		0-0 FC2-5 BB		0-0 F2	4-0 G6-4-3 BB		
Clyde Vollmer, R (1, 7) OBP: 0.376, SLG: 0.510	0-3 K	0-3 K		0-3 K		4-0 BB 2B BB	0-0 G6-4-3		
Vern Stephens, R (1, 6) OBP: 0.378, SLG: 0.562	0-0 1-H HR	0-0 F3		4-0 1-2 2-3 BB		4-0 2B 2B BB	0-0 4-3		
Walt Dropo, R (1, 3) OBP: 0.404, SLG: 0.650	0-0 HR		0-0 HR	0-3 K		0-0 1-3 2-H 3-H 2B	4-0 G5-6-4 BB		
Bobby Doerr, R (1, 4) OBP: 0.373, SLG: 0.468	0-0 F8		0-0 6-3		0-0 F6	0-0 1B 2B	0-0 FC5-6-4 BB		
Al Zarilla, L (1, 9) OBP: 0.423, SLG: 0.473	0-0 4-3		0-0 F4		0-0 F8	0-0 1B 1B	4-0 2B BB		
Matt Batts, R (1, 2) OBP: 0.308, SLG: 0.371		0-0 1B 2B 6-3 1B	0-0 F9		0-0 F9	0-0 1-2 1B	0-0 1-3 2-H 2B		
Mel Parnell, L (1, 1) OBP: 0.283, SLG: 0.265		0-0 6-3		0-0 FC2-5 BB 1B			0-0 F9		
Phil Marchildon, R (1, 1)									
Willard Nixon, L (2, 1) OBP: 0.286, SLG: 0.286									
Ellis Kinder, R (7, 1) OBP: 0.182, SLG: 0.233									


Inning Stats	R: 4	H: 3	E: 0	LOB: 0	K: 1	BB: 1	S: 8	P: 12	R: 2	H: 3	E: 1	LOB: 1	K: 1	BB: 0	S: 8	P: 8	R: 1	H: 1	E: 0	LOB: 0	K: 0	BB: 0	S: 4	P: 4	R: 0	H: 1	E: 0	LOB: 3	K: 2	BB: 2	S: 8	P: 16	R: 0	H: 0	E: 0	LOB: 0	K: 0	BB: 0	S: 3	P: 3	R: 5	H: 5	E: 1	LOB: 2	K: 0	BB: 2	S: 8	P: 16	R: 0	H: 0	E: 0	LOB: 0	K: 0	BB: 1	S: 2	P: 6	R: 1	H: 1	E: 0	LOB: 2	K: 0	BB: 2	S: 4	P: 12
--------------	------	------	------	--------	------	-------	------	-------	------	------	------	--------	------	-------	------	------	------	------	------	--------	------	-------	------	------	------	------	------	--------	------	-------	------	-------	------	------	------	--------	------	-------	------	------	------	------	------	--------	------	-------	------	-------	------	------	------	--------	------	-------	------	------	------	------	------	--------	------	-------	------	-------

PITCHER	IP	WLS	BF	H	R	ER	SO	BB	IBB	HBP	BLK	WP	HR	S	P	ERA	WHIP
Mike Garcia, R (1, 1) ERA: 4.45	0.1		5	3	4	4	1	1	0	0	0	0	3	6	10	108.00	12.000
Gene Bearden, L (1, 1) ERA: 5.82	5.1	L	27	7	7	7	3	4	0	0	0	0	1	29	45	11.81	2.062
Al Benton, R (6, 1) ERA: 4.55	0.1		4	3	1	1	0	0	0	0	0	0	0	4	4	27.00	9.000
Marino Pieretti, R (7, 1) ERA: 3.52	2.0		9	1	1	1	0	3	0	0	0	0	0	6	18	4.50	2.000

BOTTOM

Cleveland Indians @ Boston Red Sox
 Fenway Park, Boston, MA
 Sun Jul 16 1950, 3:33 AM EDT
 Unknown

AB	37
R	13
H	14
RBI	13
BB	8
SO	4
LOB	18



1B	6	SF	0	WP	0	PA	45
2B	4	SAC	0	PB	0		
3B	0	DP	1	SB	0		
HR	4	HBP	0	CS	0		

Batter	1	2	3	4	5	6	7	8	9	AB R H RBI BB SO LOB	TOP											
Dale Mitchell, L (1, 7) OBP: 0.373, SLG: 0.371	0-0 F7		0-0 F8 1B	0-0 1-3 2-H 1B			0-0 F8	0-0 4-3		5 0 2 2 0 0 1												
Bob Kennedy, R (1, 9) OBP: 0.366, SLG: 0.463	0-0 5-3		0-0 1-2 1B	0-0 F5			0-0 F8		0-0 FC1-5 1B	5 0 2 0 0 0 2												
Luke Easter, L (1, 3) OBP: 0.402, SLG: 0.551	0-0 F4		0-0 F8		0-0 F5		0-0 L4		0-0 E4 1B	5 1 0 0 0 0 3												
Al Rosen, R (1, 5) OBP: 0.402, SLG: 0.620		0-0 2B	0-0 F9		4-0 FC4-6 BB			0-0 1B 1-4-3 1B	0-0 FC1-5 1B	4 2 2 0 1 0 4												
Larry Doby, L (1, 8) OBP: 0.473, SLG: 0.530		0-3 K		0-0 2B 1B	0-0 FC4-6			0-0 1-4-3 2B 1B	0-0 4-3	5 2 2 1 0 1 3												
Ray Boone, R (1, 6) OBP: 0.434, SLG: 0.488		0-0 F8		0-3 K	0-0 F4			0-0 1-4-3 1B	0-0 FC5-4 1B	5 0 1 2 0 1 4												
Joe Gordon, R (1, 4) OBP: 0.320, SLG: 0.377		0-0 L6		0-0 FC1-2 2B		0-0 F3		4-0 2B BB	0-0 FC5-4	4 1 1 1 1 0 2												
Ray Murray, R (1, 2) OBP: 0.371, SLG: 0.444			0-0 4-3 WP 1B	4-0 FC1-2 1B		0-0 6-3		0-0 F4		3 2 1 0 1 0 2												
Jim Hegan, R (8, 2) OBP: 0.328, SLG: 0.480				0-0 1B IBB						0 0 0 0 0 0 0												
Steve Gromek, S (1, 1) OBP: 0.185, SLG: 0.154			0-0 4-3	0-0 FC1-2 1B		0-0 F7		0-0 2B		3 0 0 0 0 0 3												
Bob Lemon, L (8, PH) OBP: 0.366, SLG: 0.500			1-3	1-2 3-H				1-H 2-H		1 0 1 2 0 0 0												
Inning Stats	R: 0 E: 0 K: 0 S: 3	H: 0 LOB: 0 BB: 0 P: 3	R: 0 E: 0 K: 1 S: 6	H: 1 LOB: 1 BB: 0 P: 6	R: 1 E: 0 K: 0 S: 6	H: 3 LOB: 2 BB: 0 P: 6	R: 2 E: 0 K: 1 S: 8	H: 3 LOB: 2 BB: 1 P: 12	R: 0 E: 0 K: 0 S: 3	H: 0 LOB: 1 BB: 1 P: 7	R: 0 E: 0 K: 0 S: 3	H: 0 LOB: 0 BB: 0 P: 3	R: 0 E: 0 K: 0 S: 3	H: 0 LOB: 0 BB: 0 P: 3	R: 3 E: 0 K: 0 S: 6	H: 3 LOB: 1 BB: 1 P: 10	R: 2 E: 2 K: 0 S: 6	H: 2 LOB: 1 BB: 0 P: 6	1B: 9 2B: 3 3B: 0 HR: 0	SF: 0 SAC: 0 DP: 0 HBP: 0	WP: 1 PB: 0 SB: 0 CS: 0	PA: 43
PITCHER	IP WLS BF H R ER SO BB IBB HBP BLK WP HR S P ERA WHIP																					
Walt Masterson, R (1, 1) ERA: 5.35	8.0 L 37 10 6 6 2 2 2 1 0 0 1 0 38 50 6.75 1.500																					
Mel Parnell, L (9, 1) ERA: 4.43	1.0 6 2 2 0 0 0 0 0 0 0 0 0 6 6 0.00 2.000																					

Cleveland Indians @ Boston Red Sox
 Fenway Park, Boston, MA
 Sun Jul 16 1950, 3:38 AM EDT
 Att: 33,009 - Unknown

livebaseballscorecards.com

AB	40
R	8
H	12
RBI	8
BB	3
SO	2
LOB	24



Batter	1	2	3	4	5	6	7	8	9	AB	R	H	RBI	BB	SO	LOB
Billy Goodman, L (1, 7) OBP: 0.385, SLG: 0.442	0-0 F8		0-0 FC3-6			0-0 F8		0-0 G4-6-3		4	0	0	0	0	0	2
6 Johnny Pesky, L (1, 5) OBP: 0.418, SLG: 0.390	0-0 F5			0-0 4-3		0-0 F8		0-0 6-3		4	0	0	0	0	0	0
Dom DiMaggio, R (1, 8) OBP: 0.428, SLG: 0.433	0-3 K			0-0 L4-3 1B		0-0 F8			0-0 HR 1B	4	1	2	0	0	1	0
Vern Stephens, R (1, 6) OBP: 0.376, SLG: 0.558		0-0 5-3		0-0 L4-3 1-2			0-3 K		0-0 HR 1B	4	1	1	0	0	1	1
Walt Dropo, R (1, 3) OBP: 0.405, SLG: 0.662		0-3 K			0-0 4-3 1B 2B		0-0 3-1		0-0 HR 1-2 2-H	4	2	2	3	0	1	0
Bobby Doerr, R (1, 4) OBP: 0.374, SLG: 0.468		0-0 F2			0-0 F7		0-0 1B 1B		0-0 G1-4-3 1B	4	0	2	0	0	0	1
Al Zarilla, L (1, 9) OBP: 0.421, SLG: 0.470			0-0 F8		0-0 4-3 2-3		0-0 1B 1B		0-0 F8	4	0	1	0	0	0	2
Birdie Tebbetts, R (1, 2) OBP: 0.409, SLG: 0.508			0-0 5-3		0-0 1B 3-H		0-0 F2		0-0 G1-4-3 1-2	4	0	1	1	0	0	3
Walt Masterson, R (1, 1) OBP: 0.130, SLG: 0.136			0-0 FC3-6 1B		0-3 K			0-0 G4-6-3 1B		2	0	1	0	0	1	1
Tom Wright, L (8, PH) OBP: 0.353, SLG: 0.369										1	0	1	0	0	0	0
Mel Parnell, L (9, 1) OBP: 0.283, SLG: 0.265										0	0	0	0	0	0	0

Inning Stats	R: 0	H: 0	E: 0	K: 1	S: 5	R: 0	H: 0	E: 0	K: 1	S: 5	R: 0	H: 1	E: 0	K: 0	S: 3	R: 1	H: 2	E: 0	K: 1	S: 7	R: 0	H: 0	E: 0	K: 0	S: 3	R: 0	H: 2	E: 0	K: 1	S: 7	R: 0	H: 1	E: 0	K: 0	S: 3	R: 3	H: 4	E: 0	K: 0	S: 6	1B: 9	SF: 0	2B: 2	SAC: 0	3B: 0	DP: 3	HR: 1	HBP: 0	WP: 0	PA: 35
--------------	------	------	------	------	------	------	------	------	------	------	------	------	------	------	------	------	------	------	------	------	------	------	------	------	------	------	------	------	------	------	------	------	------	------	------	------	------	------	------	------	-------	-------	-------	--------	-------	-------	-------	--------	-------	--------

PITCHER	IP	WLS	BF	H	R	ER	SO	BB	IBB	HBP	BLK	WP	HR	S	P	ERA	WHIP
Steve Gromek, R (1, 1) ERA: 4.06	7.0	W	26	6	1	1	4	0	0	0	0	0	0	34	34	1.29	0.857
Bob Lemon, R (8, 1) ERA: 4.11	2.0	S	9	5	3	3	0	0	0	0	0	0	1	9	9	13.50	2.500

BOTTOM

Cleveland Indians @ Boston Red Sox
Fenway Park, Boston, MA
Sun Jul 16 1950, 3:38 AM EDT
Att. 33,009 - Unknown

AB	35
R	4
H	11
RBI	4
BB	0
SO	4
LOB	10



WP	HR	S	P	ERA	WHIP
0	1	9	9	13.50	2.500

Batter	1	2	3	4	5	6	7	8	9	AB R H RBI BB SO LOB	TOP									
Dale Mitchell, L (1, 7) OBP: 0.369, SLG: 0.367	0-0 1B HR 1B	0-0 E1 F9		0-0 F5	0-0 F7		0-0 5-3		0-0 F2	6 1 1 1 0 0 3										
Lou Boudreau, R (1, 6) OBP: 0.331, SLG: 0.336	0-0 F8	0-0 F9 1-2		0-0 F8	0-0 F8		0-0 5-3			5 0 0 0 0 0 4										
Luke Easter, L (1, 3) OBP: 0.405, SLG: 0.549	0-0 1-2 HR 1B	0-0 4-3			4-0 BB 1B BB	4-0 1B BB	0-3 K			3 3 1 0 2 1 1										
Al Rosen, R (1, 5) OBP: 0.405, SLG: 0.628	0-0 1-H 2-H HR		0-0 F6		4-0 1B 1-2 BB	0-0 1-3 1B		0-0 F7		4 2 2 3 1 0 0										
Larry Doby, L (1, 8) OBP: 0.472, SLG: 0.526	0-0 4-3		4-0 BB 1B S		0-0 F8	0-0 1B HR 1B		0-0 G3		4 1 1 1 1 0 2										
Bob Kennedy, R (1, 9) OBP: 0.369, SLG: 0.464	4-0 1B BB		0-0 F5 1-2		0-0 1B 1-3 2-H BB 1B	0-0 1-3 HR 1B		0-0 F3		4 2 2 1 1 0 1										
Joe Gordon, R (1, 4) OBP: 0.333, SLG: 0.405	0-0 1-2 FC5-4 1B		0-0 2-3 1B		0-0 BB F7 1B	0-0 1-H HR				5 2 5 4 0 0 0										
Jim Hegan, R (1, 2) OBP: 0.325, SLG: 0.472	0-0 1-2f FC5-4		0-0 F8		4-0 1-2 BB BB	0-3 K				4 0 0 0 1 1 5										
Early Wynn, S (1, 1) OBP: 0.389, SLG: 0.483		0-0 L6		0-3 K	4-0 BB BB	0-3 K				1 0 0 0 0 0 0										
Dick Weik, R (2, 1) OBP: 0.125, SLG: 0.125										1 0 0 0 0 1 0										
Bobby Avila, R (5, PH) OBP: 0.411, SLG: 0.354										0 0 0 1 1 0 0										
Dick Rozek, L (5, 1)										0 0 0 0 0 0 0										
Al Benton, R (5, 1) OBP: 0.400, SLG: 0.250										1 0 0 0 0 1 0										
Inning Stats	R: 3 E: 0 K: 0 S: 7	H: 4 LOB: 2 BB: 1 P: 11	R: 0 E: 1 K: 0 S: 4	H: 0 LOB: 1 BB: 0 P: 4	R: 0 E: 0 K: 0 S: 4	H: 1 LOB: 2 BB: 1 P: 8	R: 0 E: 0 K: 1 S: 5	H: 0 LOB: 0 BB: 0 P: 5	R: 4 E: 0 K: 2 S: 10	H: 4 LOB: 0 BB: 1 P: 14	R: 0 E: 0 K: 1 S: 5	H: 0 LOB: 0 BB: 0 P: 5	R: 0 E: 0 K: 0 S: 3	H: 0 LOB: 0 BB: 0 P: 3	R: 0 E: 0 K: 0 S: 4	H: 1 LOB: 1 BB: 0 P: 4	1B: 10 2B: 0 3B: 0 HR: 2	SF: 0 SAC: 1 DP: 0 HBP: 0	WP: 0 PB: 0 SB: 1 CS: 0	PA: 46
PITCHER	IP WLS BF H R ER SO BB IBB HBP BLK WP HR S P ERA WHIP																			
Joe Dobson, R (1, 1) ERA: 4.42	4.1 L 25 7 7 7 1 4 0 0 0 0 1 23 39 14.54 2.538																			
Dick Littlefield, L (5, 1) ERA: 8.68	0.0 2 0 0 0 0 2 0 0 0 0 0 0 0 8 ∞ ∞																			
Chuck Stobbs, L (5, 1) ERA: 6.32	4.2 19 5 4 4 3 1 0 0 0 0 1 24 28 7.71 1.286																			

Cleveland Indians @ Boston Red Sox
 Fenway Park, Boston, MA
 Mon Jul 17 1950, 3:33 AM EDT
 Att: 12,438 - Unknown

livebaseballscorecards.com

AB	38
R	11
H	12
RBI	11
BB	7
SO	4
LOB	16



Batter	1	2	3	4	5	6	7	8	9	AB	R	H	RBI	BB	SO	LOB
Dom DiMaggio, R (1, 8) OBP: 0.425, SLG: 0.432	0-0 5-3	0-0 6 2B		0-0 F9		0-3 K		0-0 5-3		5	1	1	1	0	1	0
6 Johnny Pesky, L (1, 5) OBP: 0.425, SLG: 0.400	0-0 HR	0-0 2B		4-0 BB		0-0 FC6-4 1B			0-0 F8	4	1	3	2	1	0	0
Clyde Vollmer, R (1, 7) OBP: 0.361, SLG: 0.486	0-3 K	0-0 F2		0-3 K		0-0 FC6-4			0-0 5-3	5	0	0	0	0	2	4
Vern Stephens, R (1, 6) OBP: 0.377, SLG: 0.564	0-0 HR	0-0 F4			0-0 2B 1B			0-0 5-3	0-0 F4	5	1	2	2	0	0	1
Walt Dropo, R (1, 3) OBP: 0.403, SLG: 0.656	0-0 1B	0-3 K			0-0 F4			0-0 5-3		4	0	1	0	0	1	2
Bobby Doerr, R (1, 4) OBP: 0.379, SLG: 0.479	0-0 1-3		0-0 G6-4-3 1B		0-0 1-3 2B			0-0 2B		4	0	3	0	0	0	1
Al Zarilla, L (1, 9) OBP: 0.422, SLG: 0.466		1-0 1B E HBP	0-0 F7		4-0 G5-4-3 BB			0-0 6-3		2	1	0	0	1	0	2
Birdie Tebbetts, R (1, 2) OBP: 0.406, SLG: 0.503		0-0 E8 2B 1B	0-0 G6-4-3		0-0 G5-4-3			0-0 1-3		4	1	1	0	0	0	4
Joe Dobson, R (1, 1) OBP: 0.308, SLG: 0.186		0-0 E2 2B 6 2B		0-3 K		0-0 F2		0-0 F9		2	1	0	0	0	1	1
Dick Littlefield, L (5, 1) Chuck Stobbs, L (5, 1) OBP: 0.465, SLG: 0.303										0	0	0	0	0	0	0
										2	0	0	0	0	0	0

Inning Stats	R: 2	H: 3	E: 0	LOB: 1	K: 1	S: 8	P: 8	R: 4	H: 3	E: 2	LOB: 1	K: 1	S: 9	R: 0	H: 1	E: 0	LOB: 0	K: 0	S: 3	R: 0	H: 0	E: 0	LOB: 1	K: 2	S: 7	R: 0	H: 2	E: 0	LOB: 2	K: 0	S: 4	R: 0	H: 1	E: 0	LOB: 1	K: 1	S: 6	R: 0	H: 1	E: 0	LOB: 1	K: 0	S: 4	R: 0	H: 0	E: 0	LOB: 0	K: 0	S: 3	R: 0	H: 0	E: 0	LOB: 0	K: 0	S: 3	1B: 6	SF: 0	3B: 0	HR: 1	2B: 4	SAC: 0	DP: 2	HBP: 1	WP: 0	PA: 40
--------------	------	------	------	--------	------	------	------	------	------	------	--------	------	------	------	------	------	--------	------	------	------	------	------	--------	------	------	------	------	------	--------	------	------	------	------	------	--------	------	------	------	------	------	--------	------	------	------	------	------	--------	------	------	------	------	------	--------	------	------	-------	-------	-------	-------	-------	--------	-------	--------	-------	--------

PITCHER	IP	WLS	BF	H	R	ER	SO	BB	IBB	HBP	BLK	WP	HR	S	P	ERA	WHIP
Early Wynn, R (1, 1) ERA: 4.07	1.0		11	6	6	5	1	0	0	0	0	0	1	12	13	45.00	6.000
Dick Weik, R (2, 1) ERA: 4.76	3.0		10	1	0	0	3	1	0	0	0	0	0	15	19	0.00	0.667
Dick Rozek, L (5, 1) ERA: 4.38	0.1		4	2	0	0	0	1	0	0	0	0	0	3	7	0.00	9.000
Al Benton, R (5, 1) ERA: 3.93	4.2	W	15	2	0	0	1	0	0	0	0	0	0	17	17	0.00	0.429

BOTTOM


Cleveland Indians @ Boston Red Sox

Fenway Park, Boston, MA

Mon Jul 17 1950, 3:33 AM EDT

Att. 12,438 - Unknown

AB	37
R	6
H	11
RBI	5
BB	2
SO	5
LOB	15



Batter	1	2	3	4	5	6	7	8	9	AB R H RBI BB SO LOB
Lou Boudreau, R (1, 6) OBP: 0.345, SLG: 0.362	4-0 K2-5 HBP BB		4-0 FC5 WP BB	0-0 FC4-6 1-2f 2-3 3-H		0-0 1B 2B		0-0 3B		3 1 2 2 2 0 2
Joe Gordon, R (1, 4) OBP: 0.331, SLG: 0.400	0-3 K		0-3 K	0-0 L5		0-0 1B		0-0 6-3		5 0 1 1 0 2 5
Luke Easter, L (1, 3) OBP: 0.408, SLG: 0.547	1-0 HBP		4-0 BB FC5 BB	0-0 4-3		0-0 F8			0-0 1B	3 0 1 0 1 0 3
Al Rosen, R (1, 5) OBP: 0.402, SLG: 0.620	0-3 K2-5 2-3f		0-0 FC5 BB 1-2 2-3f		4-0 5-3 BB		0-0 F7		0-3 K	4 0 0 0 1 2 5
Larry Doby, L (1, 8) OBP: 0.474, SLG: 0.527		4-0 PB 2B BB	4-0 1-2 2-3 BB		0-3 K		0-0 1B 2B		0-0 F7	3 2 1 0 2 1 2
Allie Clark, R (1, 7) OBP: 0.260, SLG: 0.394		0-0 F2	0-0 F3		0-0 5-3 1-2		0-0 G4-6-3 1B 2-H		0-0 F8	5 0 1 1 0 0 6
Bob Kennedy, R (1, 9) OBP: 0.375, SLG: 0.468		0-0 1-H 2B		4-0 BB 1B FC4-6 BB		4-0 2B BB 5-3		0-0 G4-6-3 1-2f		2 2 1 1 2 0 1
Jim Hegan, R (1, 2) OBP: 0.324, SLG: 0.468		0-0 F9		0-0 FC4-6 BB 1-2 1B		0-0 F7		0-0 F3		4 0 1 0 0 0 2
Mike Garcia, R (1, 1) OBP: 0.250, SLG: 0.306		0-0 5-3		4-0 FC4-6 BB 1-2 2-3		0-0 5-3		0-0 F4		0 0 0 0 0 0 0
Sam Zoldak, L (1, 1) OBP: 0.333, SLG: 0.250										1 0 0 0 0 1 0 1
Ray Murray, R (6, PH) OBP: 0.356, SLG: 0.438										1 0 0 0 0 0 0 1
Marino Pieretti, R (6, 1) OBP: 0.250, SLG: 0.250										0 0 0 0 0 0 0 0
Bob Lemon, L (8, PH) OBP: 0.361, SLG: 0.493										1 0 0 0 0 0 0 0
Early Wynn, S (8, 1) OBP: 0.389, SLG: 0.483										0 0 0 0 0 0 0 0

Inning Stats	R: 0	H: 0	E: 0	K: 2	S: 6	P: 11	R: 1	H: 1	E: 0	K: 0	S: 4	P: 8	R: 0	H: 0	E: 0	K: 1	S: 5	P: 17	R: 1	H: 1	E: 0	K: 0	S: 4	P: 12	R: 0	H: 0	E: 0	K: 1	S: 4	P: 8	R: 2	H: 2	E: 0	K: 0	S: 5	P: 9	R: 1	H: 2	E: 0	K: 0	S: 4	P: 4	R: 0	H: 1	E: 0	K: 0	S: 4	P: 4	R: 0	H: 1	E: 0	K: 1	S: 6	P: 6	1B: 4	SF: 0	2B: 4	SAC: 0	3B: 1	DP: 2	HR: 0	HBP: 1	WP: 1	PA: 42
--------------	------	------	------	------	------	-------	------	------	------	------	------	------	------	------	------	------	------	-------	------	------	------	------	------	-------	------	------	------	------	------	------	------	------	------	------	------	------	------	------	------	------	------	------	------	------	------	------	------	------	------	------	------	------	------	------	-------	-------	-------	--------	-------	-------	-------	--------	-------	--------


PITCHER	IP	WLS	BF	H	R	ER	SO	BB	IBB	HBP	BLK	WP	HR	S	P	ERA	WHIP
Mickey McDermott, L (1, 1) ERA: 5.15	6.1		33	6	5	5	4	9	0	1	0	1	0	31	68	7.11	2.368
Joe Dobson, R (7, 1) ERA: 4.34	2.2	W	9	2	0	0	1	0	0	0	0	0	0	11	11	0.00	0.750

TOP

Cleveland Indians @ Boston Red Sox
Fenway Park, Boston, MA

Mon Jul 17 1950, 3:38 AM EDT
Att. 24,966 - Unknown

AB	32
R	5
H	8
RBI	5
BB	9
SO	5
LOB	28



Batter	1	2	3	4	5	6	7	8	9
Billy Goodman, L OBP: 0.386, SLG: 0.450 (1, 7)									
6 Johnny Pesky, L OBP: 0.426, SLG: 0.399 (1, 5)									
Dom DiMaggio, R OBP: 0.420, SLG: 0.426 (1, 8)									
Vern Stephens, R OBP: 0.375, SLG: 0.561 (1, 6)									
Walt Dropo, R OBP: 0.404, SLG: 0.664 (1, 3)									
Bobby Doerr, R OBP: 0.377, SLG: 0.476 (1, 4)									
Al Zarilla, L OBP: 0.423, SLG: 0.470 (1, 9)									
Matt Batts, R OBP: 0.320, SLG: 0.396 (1, 2)									
Mickey McDermott, L OBP: 0.483, SLG: 0.480 (1, 1)									
Joe Dobson, R OBP: 0.302, SLG: 0.182 (7, 1)									

Inning Stats	R: 5 E: 0 K: 0 S: 8	H: 5 LOB: 2 BB: 2 P: 16	R: 0 E: 0 K: 0 S: 3	H: 0 LOB: 0 BB: 0 P: 3	R: 0 E: 0 K: 0 S: 3	H: 0 LOB: 0 BB: 0 P: 3	R: 0 E: 0 K: 1 S: 6	H: 1 LOB: 2 BB: 1 P: 10	R: 0 E: 0 K: 1 S: 5	H: 1 LOB: 0 BB: 0 P: 5	R: 0 E: 2 K: 0 S: 4	H: 1 LOB: 2 BB: 1 P: 8	R: 1 E: 0 K: 0 S: 4	H: 1 LOB: 0 BB: 0 P: 4	R: 1 E: 0 K: 1 S: 6	H: 1 LOB: 0 BB: 0 P: 6
1B: 6	SF: 0	WP: 0	PA: 37	2B: 1	SAC: 0	PB: 0	SB: 0	3B: 1	DP: 1	CS: 1	HR: 2	HBP: 0				

PITCHER	IP	WLS	BF	H	R	ER	SO	BB	IBB	HBP	BLK	WP	HR	S	P	ERA	WHIP
Mike Garcia, R ERA: 4.88 (1, 1)	0.2		7	4	5	5	0	1	0	0	0	0	0	6	10	67.50	7.500
Sam Zoldak, L ERA: 6.59 (1, 1)	4.1		17	3	0	0	2	1	1	0	0	0	0	19	27	0.00	0.923
Marino Pieretti, R ERA: 3.58 (6, 1)	2.0	L	9	2	1	1	0	1	0	0	0	0	1	8	12	4.50	1.500
Early Wynn, R ERA: 4.13 (8, 1)	1.0		4	1	1	1	1	0	0	0	0	0	1	6	6	9.00	1.000

BOTTOM

Cleveland Indians @ Boston Red Sox
Fenway Park, Boston, MA
 Mon Jul 17 1950, 3:38 AM EDT
 Att. 24,966 - Unknown

livebaseballscorecards.com

AB	33
R	7
H	10
RBI	7
BB	4
SO	3
LOB	13



Batter	1	2	3	4	5	6	7	8	9	AB R H RBI BB SO LOB	TOP	
Lou Boudreau, R (1, 6) OBP: 0.352, SLG: 0.368	4-0 E BLK E BB		0-0 6-3		0-0 F9		4-0 FC5-4 BB	0-0 1-H 2-H 2B		3 1 1 2 2 0 0		
Joe Gordon, R (1, 4) OBP: 0.328, SLG: 0.396	0-0 E6 E 1B 1-3 FC6-4		0-0 HR 1B		0-0 6-3		0-0 FC5-4 1-2f	0-0 L8		5 2 1 0 0 0 3		
Luke Easter, L (1, 3) OBP: 0.405, SLG: 0.541	0-0 E8 1-3 3-H FC6-4 1B		0-3 K		0-0 G3			0-0 F7	0-0 E3 1B 6-3	5 1 1 1 0 1 1		
Al Rosen, R (1, 5) OBP: 0.402, SLG: 0.625	0-0 FC6-4 1-2f 3-H FC5-4		0-0 HR		0-0 5-3			4-0 E 1B BB	0-0 F9	4 2 1 3 1 0 2		
Larry Doby, L (1, 8) OBP: 0.472, SLG: 0.525	0-3 K		0-0 F9		0-0 F8			0-0 E8 1-3 1B 1B	0-0 6-3 1B	5 1 2 0 0 1 1		
Allie Clark, R (1, 7) OBP: 0.276, SLG: 0.408	0-0 FC5-4 1-2f			0-0 G4-3 1B		0-0 2B		4-0 F9 1B 1B IBB	0-0 6-3 1-2 3-H	4 1 2 1 1 0 2		
Bob Kennedy, R (1, 9) OBP: 0.372, SLG: 0.463		0-0 5-3		0-0 G4-3 1-2f		0-0 F7		0-0 1-2 2-H 3-H 1B 1B	0-0 F9	5 1 1 2 0 0 3		
Jim Hegan, R (1, 2) OBP: 0.323, SLG: 0.464		0-0 F8		0-0 1B			0-0 4-3	0-0 F9 2-3		4 0 1 0 0 0 2		
Bob Lemon, L (1, 1) OBP: 0.349, SLG: 0.474		0-0 F7		0-0 F5			0-0 4-1	0-0 1-2 3-H 2B 1B		3 0 0 0 0 0 1		
Bobby Avila, R (8, PH) OBP: 0.417, SLG: 0.363										1 1 1 1 0 0 0		
Al Benton, R (8, 1) OBP: 0.400, SLG: 0.250										0 0 0 0 0 0 0		
Inning Stats	R: 2 H: 1 E: 2 LOB: 1 K: 1 BB: 1 S: 7 P: 11	R: 0 H: 0 E: 0 LOB: 0 K: 0 BB: 0 S: 3 P: 3	R: 2 H: 2 E: 0 LOB: 0 K: 1 BB: 0 S: 7 P: 7	R: 0 H: 2 E: 0 LOB: 1 K: 0 BB: 0 S: 4 P: 4	R: 0 H: 0 E: 0 LOB: 0 K: 0 BB: 0 S: 3 P: 3	R: 0 H: 1 E: 0 LOB: 1 K: 0 BB: 0 S: 4 P: 4	R: 0 H: 0 E: 0 LOB: 1 K: 0 BB: 1 S: 3 P: 7	R: 5 H: 4 E: 1 LOB: 1 K: 0 BB: 2 S: 7 P: 15	R: 1 H: 1 E: 1 LOB: 1 K: 0 BB: 0 S: 5 P: 5	1B: 8 SF: 0 2B: 2 SAC: 0 3B: 0 DP: 1 HR: 1 HBP: 0	WP: 0 PA: 43 PB: 0 SB: 0 CS: 0	
PITCHER	IP WLS BF H R ER SO BB IBB HBP BLK WP HR S P ERA WHIP											
Bobby Shantz, L (1, 1) ERA: 4.72	7.2 L 37 10 9 8 2 3 1 0 1 0 0 1 37 53 9.39 1.696											
Bob Hooper, R (8, 1) ERA: 5.22	0.1 1 0 0 0 0 0 0 0 0 0 0 0 1 1 0.00 0.000											
Joe Coleman, R (9, 1) ERA: 9.53	1.0 5 1 1 0 0 0 0 0 0 0 0 0 5 5 0.00 1.000											

Cleveland Indians @ Philadelphia Athletics
 Shibe Park, Philadelphia, PA
 Tue Jul 18 1950, 3:33 AM EDT
 Att. 4,699 - Unknown

livebaseballscorecards.com

AB 39
 R 10
 H 11
 RBI 10
 BB 4
 SO 2
 LOB 15



Batter	1	2	3	4	5	6	7	8	9	AB R H RBI BB SO LOB	TOP											
Dale Mitchell, L (1, 7) X OBP: 0.370, SLG: 0.370	0-0 L3 1B		0-0 4-3		0-0 FC4-6 1-2f		0-0 FC4-6 1-2f 3-H		0-0 4-3 2B	5 0 2 1 0 0 2												
Lou Boudreau, R (1, 6) X OBP: 0.354, SLG: 0.361	0-0 L9			4-0 BB BB BB		0-0 5-3	4-0 1-2 BB		0-0 4-3 2-3	3 0 0 0 2 0 2												
Luke Easter, L (1, 3) X OBP: 0.405, SLG: 0.535	0-0 L3 1-2			4-0 BB 1-2 BB		0-0 4-3	0-3 K		4-0 BB	3 0 0 0 2 1 3												
Al Rosen, R (1, 5) X OBP: 0.402, SLG: 0.619		0-0 B5-3		0-3 K		4-0 S BB		1-0 SH1-3 HR	0-0 6-3	3 1 0 0 1 1 4												
Larry Doby, L (1, 8) X OBP: 0.471, SLG: 0.521		0-0 F5		4-0 G6-4-3 1-2 2-3 BB		0-3 K		0-0 SH1-3		2 0 0 0 1 1 1												
Joe Gordon, R (1, 4) X OBP: 0.335, SLG: 0.412		4-0 FC6-4 BB		0-0 G6-4-3 1-2f			0-0 SH1-4 1B E	0-0 2-H HR		3 2 2 2 1 0 3												
Bob Kennedy, R (1, 9) X OBP: 0.373, SLG: 0.464		0-0 FC6-4 1-2f			0-0 FC4-6 1B		0-0 E SH1-4 FC4-6 1B	0-0 F9		4 1 2 0 0 0 1												
Jim Hegan, R (1, 2) X OBP: 0.320, SLG: 0.459			0-0 F8		0-0 F4		0-0 SH1-4	0-0 F7		3 0 0 0 0 0 1												
Bob Feller, R (1, 1) X OBP: 0.102, SLG: 0.109			0-3 K		0-3 K		0-0 E5 FC4-6 2-3 3-H		0-3 K	4 0 0 0 0 3 2												
Inning Stats	R: 0 E: 0 K: 0 S: 3	H: 1 LOB: 0 BB: 0 P: 3	R: 0 E: 0 K: 0 S: 3	H: 0 LOB: 1 BB: 1 P: 7	R: 0 E: 0 K: 1 S: 5	H: 0 LOB: 0 BB: 0 P: 5	R: 0 E: 0 K: 1 S: 4	H: 0 LOB: 2 BB: 3 P: 16	R: 0 E: 0 K: 1 S: 6	H: 1 LOB: 1 BB: 0 P: 6	R: 0 E: 0 K: 1 S: 5	H: 0 LOB: 1 BB: 1 P: 9	R: 2 E: 1 K: 1 S: 8	H: 2 LOB: 2 BB: 1 P: 12	R: 2 E: 0 K: 0 S: 4	H: 1 LOB: 0 BB: 0 P: 5	R: 0 E: 0 K: 1 S: 6	H: 1 LOB: 2 BB: 1 P: 10	1B: 4 2B: 2 3B: 0 HR: 1	SF: 0 SAC: 2 DP: 2 HBP: 1	WP: 0 PB: 0 SB: 2 CS: 0	PA: 40
PITCHER	IP WLS BF H R ER SO BB IBB HBP BLK WP HR S P ERA WHIP																					
Dick Fowler, R (1, 1) ERA: 6.44	8.0 L 35 5 4 2 5 6 0 1 0 0 1 38 63 2.25 1.375																					
Carl Scheib, R (9, 1) ERA: 7.78	1.0 5 1 0 0 1 1 0 0 0 0 0 6 10 0.00 2.000																					

Cleveland Indians @ Philadelphia Athletics
 Shibe Park, Philadelphia, PA
 Wed Jul 19 1950, 3:33 AM EDT
 Att. 4,580 - Unknown

livebaseballscorecards.com

AB 30
 R 4
 H 6
 RBI 3
 BB 7
 SO 6
 LOB 19



Batter	1	2	3	4	5	6	7	8	9	AB	R	H	RBI	BB	SO	LOB
Bob Dillinger, R (1, 5) OBP: 0.366, SLG: 0.444	0-0 6-3		0-3 K		0-3 K			0-0 6-3		4	0	0	0	0	2	3
Elmer Valo, L (1, 9) OBP: 0.399, SLG: 0.396	0-0 G3		4-0 BB			0-0 F4		0-0 F8		3	0	0	0	1	0	0
Paul Lehner, L (1, 7) OBP: 0.347, SLG: 0.422	0-0 F5		0-0 4-3			0-0 F8			0-0 4-3	4	0	0	0	0	0	3
Sam Chapman, R (1, 8) OBP: 0.367, SLG: 0.470		0-0 F4		0-3 K		0-0 1B			0-0 5-3	4	0	1	0	0	1	0
Ferris Fain, L (1, 3) OBP: 0.433, SLG: 0.408		0-0 F5		0-0 F2		0-0 F2			0-0 F8	4	0	0	0	0	0	1
Billy Hitchcock, R (1, 4) OBP: 0.389, SLG: 0.410		0-0 2-3		0-0 6-3			0-3 K			3	0	0	0	0	1	0
Kermit Wahl, R (1, 6) OBP: 0.256, SLG: 0.278			0-0 2B 1B		0-0 5-3		0-0 6-3			3	0	1	0	0	0	0
Mike Guerra, R (1, 2) OBP: 0.352, SLG: 0.393			0-0 1-3 2B		0-0 6-3		0-0 5-3			3	0	1	0	0	0	0
Dick Fowler, R (1, 1) OBP: 0.174, SLG: 0.174			0-3 K		0-0 1B			0-0 1-3		2	0	1	0	0	1	2
Wally Moses, L (8, PH) OBP: 0.390, SLG: 0.428										1	0	0	0	0	0	0
Carl Scheib, R (9, 1) OBP: 0.179, SLG: 0.250										0	0	0	0	0	0	0

Inning Stats	R: 0	H: 0	R: 0	H: 0	R: 0	H: 2	R: 0	H: 0	R: 0	H: 1	R: 0	H: 0	R: 0	H: 0	R: 0	H: 0	R: 0	H: 0	R: 0	H: 0	1B: 3	SF: 0	WP: 0	PA: 32
	E: 0	LOB: 0	E: 0	LOB: 0	E: 0	LOB: 3	E: 0	LOB: 0	E: 0	LOB: 1	E: 0	LOB: 1	E: 0	LOB: 0	E: 0	LOB: 0	E: 0	LOB: 0	E: 0	LOB: 0	E: 0	LOB: 0	PB: 0	
	K: 0	BB: 0	K: 0	BB: 0	K: 2	BB: 1	K: 1	BB: 0	K: 1	BB: 0	K: 1	BB: 0	K: 0	BB: 0	K: 0	BB: 0	K: 0	BB: 0	K: 0	BB: 0	K: 0	BB: 0	SB: 0	
	S: 3	P: 3	S: 3	P: 3	S: 9	P: 13	S: 5	P: 5	S: 6	P: 6	S: 4	P: 4	S: 5	P: 5	S: 3	P: 3	S: 3	P: 3	S: 3	P: 3	S: 3	P: 3	CS: 0	

PITCHER	IP	WLS	BF	H	R	ER	SO	BB	IBB	HBP	BLK	WP	HR	S	P	ERA	WHIP
Bob Feller, R (1, 1) ERA: 3.57	9.0	W	32	4	0	0	5	1	0	0	0	0	0	41	45	0.00	0.556

BOTTOM

Cleveland Indians @ Philadelphia Athletics
Shibe Park, Philadelphia, PA
 Wed Jul 19 1950, 3:33 AM EDT
 Att. 4,580 - Unknown

AB	31
R	0
H	4
RBI	0
BB	1
SO	5
LOB	9

A

livebaseballscorecards.com

Batter	1	2	3	4	5	6	7	8	9	10	11	AB R H RBI BB SO LOB	TOP	
Lou Boudreau, R (1, 6) OBP: 0.351, SLG: 0.354 Bobby Avila, R (7, PR) OBP: 0.412, SLG: 0.358 (7, 6)	0-0 F7 ①		0-0 F3 ①		0-0 6-3 ②		4-0 BB ③			0-0 6-3 ①		3 0 0 0 1 0 0 1 0 0 0 0 0 0	Cleveland Indians @ Philadelphia Athletics Shibe Park, Philadelphia, PA Thu Jul 20 1950, 3:33 AM EDT Att: 2,948 - Unknown	
Joe Gordon, R (1, 4) OBP: 0.328, SLG: 0.403	0-0 5-3 ②		0-0 F7 ②		0-0 L7 ③		0-0 F7 ③			0-0 6-3 ②		5 0 0 0 0 0 2		
Luke Easter, L (1, 3) OBP: 0.408, SLG: 0.536	0-0 BB 1B		0-0 F7 ③							0-0 BB 1B		5 0 3 0 0 0 0		
Al Rosen, R (1, 5) OBP: 0.405, SLG: 0.621	4-0 BB 1B				0-0 FC3-5 BB 1B					0-0 G5-4-3 BB 1B		4 0 2 0 1 1 1		
Larry Doby, L (1, 8) OBP: 0.467, SLG: 0.514	0-0 4-3 ③				4-0 FC3-5 BB 1B					0-0 F8 ③		4 0 0 0 1 0 2		
Allie Clark, R (1, 7) OBP: 0.264, SLG: 0.388					0-0 FC3-5 BB 1B					0-0 F8 ①		5 0 0 0 0 0 2		
Bob Kennedy, R (1, 9) OBP: 0.377, SLG: 0.480					0-0 F9 ②					0-0 F9 ②		5 3 3 1 0 0 2		
Jim Hegan, R (1, 2) OBP: 0.316, SLG: 0.453 Sam Zoldak, L (7, 1) OBP: 0.364, SLG: 0.300					0-0 L6 ③					0-0 5-3 BB 1B		3 0 0 0 0 0 3 2 0 1 1 0 0 0		
Steve Gromek, S (1, 1) OBP: 0.172, SLG: 0.143 Ray Murray, R (7, PH) OBP: 0.365, SLG: 0.463 (7, 2)					0-0 K ①					0-0 L6 ③		2 0 0 0 0 1 1 3 0 1 1 0 1 1		
Inning Stats	R: 0 H: 1 E: 0 LOB: 2 K: 0 BB: 1 S: 4 P: 8	R: 0 H: 0 E: 1 LOB: 1 K: 0 BB: 0 S: 4 P: 4	R: 0 H: 0 E: 0 LOB: 0 K: 0 BB: 0 S: 3 P: 3	R: 0 H: 1 E: 0 LOB: 2 K: 0 BB: 1 S: 4 P: 8	R: 0 H: 0 E: 0 LOB: 0 K: 1 BB: 0 S: 5 P: 5	R: 0 H: 0 E: 0 LOB: 0 K: 1 BB: 0 S: 5 P: 5	R: 1 H: 2 E: 0 LOB: 2 K: 0 BB: 1 S: 5 P: 9	R: 0 H: 1 E: 0 LOB: 0 K: 0 BB: 0 S: 3 P: 3	R: 1 H: 1 E: 0 LOB: 0 K: 0 BB: 0 S: 4 P: 4	R: 0 H: 2 E: 0 LOB: 2 K: 0 BB: 0 S: 4 P: 4	R: 1 H: 2 E: 0 LOB: 1 K: 1 BB: 0 S: 7 P: 7	1B: 6 SF: 0 2B: 2 SAC: 0 3B: 1 DP: 1 HR: 1 HBP: 0		WP: 0 PA: 45 PB: 0 SB: 0 CS: 0
PITCHER Alex Kellner, L (1, 1) ERA: 4.75	IP WLS BF H R ER SO BB IBB HBP BLK WP HR S P ERA WHIP													

livebaseballscores.com


AB	42
R	3
H	10
RBI	3
BB	3
SO	3
LOB	14



Batter	1	2	3	4	5	6	7	8	9	10	11	AB R H RBI BB SO LOB	BOTTOM													
Eddie Joost, R OBP: 0.391, SLG: 0.410 (1, 6) X	0-0 F9 ①		0-0 6-3 ③		0-0 F9 ③			0-0 F6 ①		0-0 G5-6-3 ①②		5 0 0 0 0 0 1	Cleveland Indians @ Philadelphia Athletics Shibe Park, Philadelphia, PA Thu Jul 20 1950, 3:33 AM EDT Att: 2,948 - Unknown livebaseballscorecards.com													
Wally Moses, L OBP: 0.385, SLG: 0.420 (1, 9) X	0-0 F4 ②			0-3 K ①		0-0 G3 ①		0-0 E4 BB		0-0 E 1B		5 0 1 0 0 0 1 0														
Elmer Valo, L OBP: 0.399, SLG: 0.394 (1, 7) B B B B	4-0 BB			0-0 F9 ②		0-0 2B 1B		0-0 F7 ②		0-0 E4 1-2		4 1 1 0 1 0 2														
Sam Chapman, R OBP: 0.368, SLG: 0.477 (1, 8) X	0-0 F9 ③			0-0 HR		0-0 F7 ②		4-0 BB 1-2		0-0 F9 ③		4 1 1 1 1 0 4														
Ferris Fain, L OBP: 0.433, SLG: 0.415 (1, 3) X		0-0 F9 ①		0-0 2B		0-0 1B 2B 1-H		0-0 3-1 ③			0-0 6-3 ①	5 0 2 1 0 0 2														
Billy Hitchcock, R OBP: 0.388, SLG: 0.405 (1, 4) X		0-0 5-3 ②		4-0 BB		0-0 1B 2-H			0-0 F9 ①		0-0 F2 ②	4 0 1 0 1 0 0														
Kermit Wahl, R OBP: 0.241, SLG: 0.262 (1, 5) X		0-0 1-3 ③		0-0 F8 ③			0-0 F8 ①		0-0 5-3 ②		0-0 L6 ③	5 0 0 0 0 0 2														
Joe Tipton, R OBP: 0.254, SLG: 0.328 (1, 2) X			0-0 5-3 ①		0-0 F7 ①		0-0 F6 ②		0-0 5-3 ③			4 0 0 0 0 0 0														
Alex Kellner, R OBP: 0.250, SLG: 0.255 (1, 1) X			0-0 6-3 ②		0-0 F7 ②		0-0 3-1 ③			0-0 G5-6-3 1B		4 0 1 0 0 0 0														
Inning Stats	R: 0 H: 0 E: 0 K: 0 S: 3	H: 0 LOB: 1 BB: 1 P: 7	R: 0 H: 0 E: 0 K: 0 S: 3	H: 0 LOB: 0 BB: 0 P: 3	R: 0 H: 0 E: 0 K: 0 S: 3	H: 0 LOB: 0 BB: 0 P: 3	R: 1 H: 2 E: 0 K: 1 S: 7	H: 2 LOB: 2 BB: 1 P: 11	R: 0 H: 0 E: 0 K: 0 S: 3	H: 0 LOB: 0 BB: 0 P: 3	R: 1 H: 3 E: 0 K: 0 S: 5	H: 3 LOB: 2 BB: 0 P: 5		R: 0 H: 0 E: 1 K: 0 S: 4	H: 0 LOB: 2 BB: 1 P: 8	R: 0 H: 0 E: 0 K: 0 S: 3	H: 0 LOB: 0 BB: 0 P: 3	R: 0 H: 2 E: 1 K: 0 S: 5	H: 2 LOB: 2 BB: 0 P: 5	R: 0 H: 0 E: 0 K: 0 S: 3	H: 0 LOB: 0 BB: 0 P: 3	1B: 4 SF: 0 2B: 2 SAC: 0 3B: 0 DP: 1 HR: 1 HBP: 0	WP: 0 PA: 43 PB: 0 SB: 0 CS: 0			
PITCHER	IP WLS BF H R ER SO BB IBB HBP BLK WP HR S P ERA WHIP																									
Steve Gromek, R ERA: 3.97 (1, 1)	6.0	24	5	2	2	1	2	0	0	0	0	1	24	32	3.00	1.167										
Sam Zoldak, L ERA: 5.57 (7, 1)	5.0	19	2	0	0	0	1	0	0	0	0	0	18	22	0.00	0.600										

Cleveland Indians @ Philadelphia Athletics
 Shibe Park, Philadelphia, PA
 Thu Jul 20 1950, 3:33 AM EDT
 Att: 2,948 - Unknown

AB 40
 R 2
 H 7
 RBI 2
 BB 3
 SO 1
 LOB 11



Batter	1	2	3	4	5	6	7	8	9	AB R H RBI BB SO LOB	TOP									
Dale Mitchell, L (1, 7) OBP: 0.368, SLG: 0.369	0-0 6-3	0-0 F7			0-0 6-3			0-0 F9 1B F7 1B		4 1 1 1 0 0 1										
Bobby Avila, R (1, 4) OBP: 0.410, SLG: 0.369	0-0 BB 2B	0-0 F6			0-0 F6			0-0 1-2 1B		3 0 1 0 0 0 1										
Bob Lemon, L (8, PH) OBP: 0.356, SLG: 0.481										1 0 1 0 0 0 0										
Joe Gordon, R (8, 4) OBP: 0.328, SLG: 0.403										0 0 0 0 0 0 0										
Larry Doby, L (1, 8) OBP: 0.462, SLG: 0.507	0-0 F5				0-0 F8			0-0 L8		4 0 0 0 0 0 3										
Al Rosen, R (1, 5) OBP: 0.406, SLG: 0.618	4-0 BB BB				0-0 6-3			0-0 FC4-6 1B		3 0 1 1 1 0 1										
Luke Easter, L (1, 3) OBP: 0.406, SLG: 0.531	4-0 FC1-6 1-2 2-3 BB				0-0 F8			0-0 F8		3 0 0 0 1 0 2										
Lou Boudreau, R (1, 6) OBP: 0.344, SLG: 0.345	0-0 FC1-6 1-2f				0-0 5-3			0-0 FC4-6 1-2f		4 0 0 0 0 0 4										
Bob Kennedy, R (1, 9) OBP: 0.375, SLG: 0.475					0-0 F2			0-0 F9		3 1 0 0 1 0 0										
Jim Hegan, R (1, 2) OBP: 0.316, SLG: 0.452					0-0 F8			0-0 F8		3 0 1 0 0 0 0										
Ray Murray, R (9, PH) OBP: 0.373, SLG: 0.471										1 0 1 0 0 0 0										
Mike Garcia, R (1, 1) OBP: 0.237, SLG: 0.289										2 0 0 0 0 1 0										
Marino Pieretti, R (8, 1) OBP: 0.250, SLG: 0.250										0 0 0 0 0 0 0										
Early Wynn, S (9, PH) OBP: 0.378, SLG: 0.467										1 0 0 0 0 1 1										
Inning Stats	R: 0 E: 0 K: 0 S: 4	H: 1 LOB: 3 BB: 2 P: 12	R: 1 E: 0 K: 0 S: 4	H: 1 LOB: 1 BB: 1 P: 8	R: 0 E: 0 K: 0 S: 3	H: 0 LOB: 0 BB: 0 P: 3	R: 0 E: 0 K: 0 S: 3	H: 0 LOB: 0 BB: 0 P: 3	R: 0 E: 0 K: 1 S: 5	H: 1 LOB: 1 BB: 0 P: 4	R: 0 E: 0 K: 1 S: 5	H: 0 LOB: 0 BB: 0 P: 5	R: 1 E: 0 K: 0 S: 5	H: 2 LOB: 1 BB: 0 P: 5	R: 0 E: 0 K: 1 S: 6	H: 1 LOB: 1 BB: 0 P: 6	1B: 5 2B: 1 3B: 0 HR: 0	SF: 0 SAC: 1 DP: 0 HBP: 0	WP: 0 PB: 0 SB: 0 CS: 0	PA: 36
PITCHER Connie Marrero, R (1, 1) ERA: 3.66	IP: 9.0 WLS: W BF: 36 H: 6 R: 2 ER: 2 SO: 2 BB: 3 IBB: 0 HBP: 0 BLK: 0 WP: 0 HR: 0 S: 37 P: 49 ERA: 2.00 WHIP: 1.000																			

Cleveland Indians @ Washington Senators
Griffith Stadium, Washington, DC

Fri Jul 21 1950, 3:33 AM EDT
Att: 18,735 - Unknown

AB	32
R	2
H	6
RBI	2
BB	3
SO	2
LOB	13



Batter	1	2	3	4	5	6	7	8	9	10	AB R H RBI BB SO LOB
Dale Mitchell, L (1, 7) OBP: 0.368, SLG: 0.366	0-0 F9			0-0 4-3		4-0 F9-4 BB		0-0 1-2 1B		FC5 BB K	5 1 1 0 1 1 4
Lou Boudreau, R (1, 6) OBP: 0.335, SLG: 0.335	0-0 6-3			0-0 F9		0-0 F9-4		0-0 F4		0-0 F9	5 0 0 2 0 0 4
Larry Doby, L (1, 8) OBP: 0.467, SLG: 0.522	0-0 CS 1B			0-0 3B		0-0 4-3			0-0 SH3 E 1B	0-0 BB F7 2B	5 2 4 0 0 0 0
Al Rosen, R (1, 5) OBP: 0.404, SLG: 0.612	0-0 CS 1-2	0-0 5-3		0-0 F7			0-3 K		0-0 SH3 1-2	4-0 BB BB 1B IBB	3 1 0 0 1 1 1
Luke Easter, L (1, 3) OBP: 0.406, SLG: 0.527		0-0 G3			0-0 F7		0-0 4-3		0-0 E8 1B 1B	4-0 BB 1B BB	4 2 1 2 1 0 0
Joe Gordon, R (1, 4) OBP: 0.326, SLG: 0.399		0-0 6-3				S 1B	0-0 F6		0-0 6-3	0-0 F7 3-H	5 0 1 1 0 0 3
Bob Kennedy, R (1, 9) OBP: 0.376, SLG: 0.472			0-0 1-3		0-3 K 1-2			0-0 F2	0-0 1B	4-0 1B BB	4 0 1 1 1 1 1
Jim Hegan, R (1, 2) OBP: 0.314, SLG: 0.447			0-0 5-3		0-0 F9			0-3 K	0-0 F2	0-0 1B	5 0 1 2 0 1 2
Early Wynn, S (1, 1) OBP: 0.400, SLG: 0.515				0-0 4-3			0-0 PB F9-4 2B			0-0 1B	3 1 2 0 0 0 0
Al Benton, R (9, 1) OBP: 0.400, SLG: 0.250										FC5 BB	0 0 0 0 0 0 0
Sam Zoldak, L (9, 1) OBP: 0.462, SLG: 0.300										HBP	0 1 0 0 1 0 0

Inning Stats	R: 0 E: 0 K: 0 S: 3	H: 1 LOB: 0 BB: 0 P: 3	R: 0 E: 0 K: 0 S: 3	H: 0 LOB: 0 BB: 0 P: 3	R: 0 E: 0 K: 0 S: 3	H: 0 LOB: 0 BB: 0 P: 3	R: 0 E: 0 K: 0 S: 4	H: 1 LOB: 1 BB: 0 P: 4	R: 0 E: 0 K: 1 S: 6	H: 1 LOB: 1 BB: 0 P: 6	R: 1 E: 0 K: 0 S: 3	H: 1 LOB: 0 BB: 1 P: 7	R: 0 E: 0 K: 1 S: 5	H: 0 LOB: 0 BB: 0 P: 5	R: 0 E: 0 K: 1 S: 7	H: 2 LOB: 2 BB: 0 P: 7	R: 2 E: 1 K: 0 S: 6	H: 3 LOB: 1 BB: 0 P: 6	R: 5 E: 1 K: 1 S: 8	H: 2 LOB: 3 BB: 4 P: 25	1B: 8 2B: 3 3B: 1 HR: 0	SF: 0 SAC: 1 DP: 1 HBP: 1
--------------	------------------------------	---------------------------------	------------------------------	---------------------------------	------------------------------	---------------------------------	------------------------------	---------------------------------	------------------------------	---------------------------------	------------------------------	---------------------------------	------------------------------	---------------------------------	------------------------------	---------------------------------	------------------------------	---------------------------------	------------------------------	----------------------------------	----------------------------------	------------------------------------

PITCHER	IP	WLS	BF	H	R	ER	SO	BB	IBB	HBP	BLK	WP	HR	S	P	ERA	WHIP
Sid Hudson, R (1, 1) ERA: 4.01	9.0		35	9	3	2	3	1	0	0	0	0	0	40	44	2.00	1.111
Elmer Singleton, R (10, 1) ERA: 11.81	0.1	L	3	0	2	2	0	1	0	0	0	0	0	2	6	54.00	3.000
Mickey Harris, L (10, 1) ERA: 3.58	0.2		8	2	3	3	1	2	1	1	0	0	0	6	19	40.50	6.000

TOP

Cleveland Indians @ Washington Senators
Griffith Stadium, Washington, DC

Sat Jul 22 1950, 3:33 AM EDT
Att. 24,228 - Unknown

AB	39
R	8
H	11
RBI	8
BB	5
SO	4
LOB	15

C

BOTTOM

Cleveland Indians @ Washington Senators
Griffith Stadium, Washington, DC

Sat Jul 22 1950, 3:33 AM EDT
Att: 24,228 - Unknown

livebaseballscorecards.com

AB 37
R 2
H 7
RBI 3
BB 5
SO 4
LOB 19



WP: 0 PA: 42
PB: 0
SB: 0
CS: 0

AB R H RBI BB SO LOB

4 0 1 2 1 0 1

4 0 1 0 0 1 1

1 0 0 0 0 0 2

5 0 0 0 0 0 1

2 0 2 0 3 0 0

5 0 0 0 0 0 6

5 0 0 0 0 0 6

4 1 1 1 0 1 1

3 0 1 0 0 1 0

1 0 1 0 0 0 0

0 1 0 0 0 0 0

0 0 0 0 0 0 0

3 0 0 0 0 1 1

0 0 0 0 1 0 0

0 0 0 0 0 0 0

0 0 0 0 0 0 0

1B: 6 SF: 0
2B: 1 SAC: 0
3B: 0 DP: 0
HR: 0 HBP: 0

Batter	1	2	3	4	5	6	7	8	9	10
Eddie Yost, R OBP: 0.419, SLG: 0.431 (1, 5)	F7		BB		1-3			F7	1B	
Gil Coan, L OBP: 0.315, SLG: 0.425 (1, 7)	F9		G3					K	F9	
Johnny Ostrowski, R OBP: 0.314, SLG: 0.338 (9, PH)										
Irv Noren, L OBP: 0.384, SLG: 0.454 (1, 8)	F9			5-3		FC3-6		F8		L4
Mickey Vernon, L OBP: 0.392, SLG: 0.341 (1, 3)		BB								
Bud Stewart, L OBP: 0.363, SLG: 0.394 (1, 9)	F6			F4		F6		F4	FC4-6	
Cass Michaels, R OBP: 0.382, SLG: 0.414 (1, 4)	FC5-4			6-3		1-3		F9	F9	
Sam Dente, R OBP: 0.297, SLG: 0.293 (1, 6)	F9					K		6-3		
Mickey Grasso, R OBP: 0.363, SLG: 0.383 (1, 2)			K					5-3		
Sam Mele, R OBP: 0.382, SLG: 0.450 (9, PH)									BB	
Sandy Consuegra, R OBP: 0.273, SLG: 0.238 (9, PR)									1B	
Al Evans, R OBP: 0.302, SLG: 0.296 (10, 2)									1B	
Sid Hudson, R OBP: 0.268, SLG: 0.291 (1, 1)										
Sherry Robertson, L OBP: 0.378, SLG: 0.357 (9, PH)										
Elmer Singleton, R OBP: 1.000, SLG: 2.000 (10, 1)	F7							K		
Mickey Harris, L OBP: 0.308, SLG: 0.182 (10, 1)										

Inning Stats	R: 0	H: 0	E: 0	K: 0	S: 3	R: 0	H: 0	E: 0	K: 0	S: 3	R: 0	H: 0	E: 0	K: 1	S: 5	R: 0	H: 0	E: 0	K: 0	S: 3	R: 0	H: 0	E: 0	K: 0	S: 5	R: 0	H: 0	E: 0	K: 1	S: 5	R: 0	H: 0	E: 0	K: 1	S: 5	R: 3	H: 4	E: 0	K: 0	S: 7	R: 0	H: 0	E: 0	K: 0	S: 3	R: 0	H: 0	E: 0	K: 0	S: 3
	0	0	0	0	3	0	0	0	0	3	0	0	0	0	3	0	0	0	0	0	3	0	0	0	0	5	0	0	0	0	5	0	0	0	0	5	3	4	0	0	7	0	0	0	0	3	0	0	0	3

PITCHER	IP	WLS	BF	H	R	ER	SO	BB	IBB	HBP	BLK	WP	HR	S	P	ERA	WHIP
Early Wynn, R ERA: 4.04 (1, 1)	8.2		36	6	3	3	4	4	0	0	0	0	0	40	56	3.12	1.154
Al Benton, R ERA: 3.72 (9, 1)	0.0		1	1	0	0	0	0	0	0	0	0	0	1	1	∞	∞
Sam Zoldak, L ERA: 5.35 (9, 1)	1.1	W	5	0	0	0	0	1	0	0	0	0	0	4	8	0.00	0.750


Batter	1	2	3	4	5	6	7	8	9	AB R H RBI BB SO LOB	TOP									
Dale Mitchell, L (1, 7) OBP: 0.368, SLG: 0.371	4-0 BB 2B	0-0 3B 1B		0-3 K		0-0 FC6-4 FC5-4 1-2f			0-0 4-3	4 2 1 1 1 1 1	Cleveland Indians @ Washington Senators Griffith Stadium, Washington, DC Sun Jul 23 1950, 3:33 AM EDT Att: 19,339 - Unknown livebaseballscorecards.com									
Lou Boudreau, R (1, 6) OBP: 0.342, SLG: 0.345	0-0 F9 1B 1-H	4-0 1B BB		0-0 1B		0-0 FC5-4 1-2f			0-0 F7	4 1 2 1 1 0 1										
Larry Doby, L (1, 8) OBP: 0.463, SLG: 0.517	0-0 F9 2-3	0-0 1B 1-3 3-H		0-0 F2					0-0 4-3	5 0 1 1 0 0 2										
Al Rosen, R (1, 5) OBP: 0.403, SLG: 0.608	0-0 G4-6-3 1B 3-H			0-0 5-3					0-0 5-3	4 0 1 1 0 0 0										
Luke Easter, L (1, 3) OBP: 0.401, SLG: 0.520	0-0 G4-6-3 1-2f			0-0 F7					0-0 6-3	4 0 0 0 0 0 1										
Joe Gordon, R (1, 4) OBP: 0.332, SLG: 0.409		0-0 SH1-4 F8 1B		0-0 1B 2B					0-3 K	4 2 3 0 0 1 0										
Bob Kennedy, R (1, 9) OBP: 0.377, SLG: 0.472		0-0 F8 SH1-4 3B 1B 1-2		0-0 1B 2-H					0-0 5-3	4 1 2 1 0 0 1										
Jim Hegan, R (1, 2) OBP: 0.314, SLG: 0.445		0-0 SH1-4 1-2 2-3		0-3 K					0-0 5-3	3 0 1 0 0 1 1										
Bob Lemon, L (1, 1) OBP: 0.352, SLG: 0.470		0-0 F8 2-3 3-H		0-0 6-3					0-0 FC6-4 1B	4 0 1 1 0 0 2										
Inning Stats	R: 2 E: 0 K: 0 S: 4	H: 2 LOB: 0 BB: 1 P: 8	R: 3 E: 0 K: 0 S: 6	H: 4 LOB: 3 BB: 1 P: 10	R: 1 E: 0 K: 1 S: 7	H: 2 LOB: 1 BB: 0 P: 7	R: 0 E: 0 K: 1 S: 6	H: 1 LOB: 1 BB: 0 P: 6	R: 0 E: 0 K: 0 S: 4	H: 1 LOB: 1 BB: 0 P: 4	R: 0 E: 0 K: 0 S: 3	H: 0 LOB: 0 BB: 0 P: 3	R: 0 E: 0 K: 1 S: 6	H: 1 LOB: 1 BB: 0 P: 6	R: 0 E: 0 K: 0 S: 3	H: 0 LOB: 0 BB: 0 P: 3	1B: 9 2B: 2 3B: 1 HR: 0	SF: 0 SAC: 1 DP: 1 HBP: 0	WP: 0 PB: 0 SB: 0 CS: 0	PA: 39
PITCHER	IP WLS BF H R ER SO BB IBB HBP BLK WP HR S P ERA WHIP																			
Bob Kuzava, L (1, 1) ERA: 4.17	1.2 L 10 5 5 5 0 1 0 0 0 0 0 0 9 13 27.00 3.600																			
Sandy Consuegra, R (2, 1) ERA: 4.4	1.1 7 3 1 1 1 1 0 0 0 0 0 0 8 12 6.75 3.000																			
Al Sima, L (4, 1) ERA: 4.35	4.0 15 3 0 0 1 0 0 0 0 0 0 0 17 17 0.00 0.750																			
Elmer Singleton, R (8, 1) ERA: 8.59	2.0 7 1 0 0 1 0 0 0 0 0 0 0 9 9 0.00 0.500																			

Cleveland Indians @ Washington Senators
 Griffith Stadium, Washington, DC
 Sun Jul 23 1950, 3:33 AM EDT
 Att: 19,339 - Unknown


AB	36
R	6
H	12
RBI	6
BB	2
SO	3
LOB	9



Batter	1	2	3	4	5	6	7	8	9	AB R H RBI BB SO LOB	TOP											
Eddie Joost, R (1, 6) OBP: 0.384, SLG: 0.394	0-0 F8		0-0 F3		0-0 F9		4-0 BB		4-0 1B BB	3 1 0 0 2 0 1	Philadelphia Athletics @ Cleveland Indians Cleveland Municipal Stadium, Cleveland, OH Tue Jul 25 1950, 3:33 AM EDT Att. 22,880 - Unknown livebaseballscorecards.com											
Wally Moses, L (1, 9) OBP: 0.383, SLG: 0.406	0-0 F5			4-0 1B F8 BB	4-0 WP BB		0-0 F9		0-0 F4	3 1 0 0 2 0 3												
Paul Lehner, L (1, 7) OBP: 0.353, SLG: 0.420	0-0 F8			0-0 F9	0-0 F7		0-3 K		0-0 BB 1B F8 1B	5 1 1 0 0 1 5												
Sam Chapman, R (1, 8) OBP: 0.369, SLG: 0.477		0-0 HR		0-0 2B 1B		0-0 F8	0-3 K		0-0 FC5 BB 1B	5 2 3 2 0 1 2												
Ferris Fain, L (1, 3) OBP: 0.427, SLG: 0.405		0-0 4-3		0-0 F8		0-0 F9		0-0 F9 2B	4-0 BB 1B	4 0 1 1 1 0 1												
Elmer Valo, L (9, PR) OBP: 0.401, SLG: 0.399				3-H 0-0 1-H 2B				1-2 2-3 BB	0 0 0 0 0 0 0													
Billy Hitchcock, R (1, 4) OBP: 0.390, SLG: 0.413		0-0 6-3		0-0 2B		0-0 FC5-4 1B		0-0 F7	0-0 F8	5 0 2 2 0 0 3												
Kermit Wahl, R (1, 5) OBP: 0.243, SLG: 0.294		0-3 K		0-0 F7		0-0 FC5-4 1-2f		0-0 F9 2-3	0-0 FC5 2-3f	5 0 0 0 0 1 5												
Mike Guerra, R (1, 2) OBP: 0.350, SLG: 0.386			0-0 F7		0-0 5-3		0-0 HR	4-0 FC5-4 BB		1 0 0 0 0 0 0												
Joe Tipton, R (4, 2) OBP: 0.273, SLG: 0.365										2 1 1 1 1 0 0												
Alex Kellner, R (1, 1) OBP: 0.245, SLG: 0.250			0-0 6-3		0-0 WP BB 1B		0-0 BB 1B		0-0 FC5-4 1-2f	1 0 0 0 0 0 0												
Carl Scheib, R (4, 1) OBP: 0.226, SLG: 0.290										3 0 2 0 0 0 2												
Inning Stats	R: 0 E: 0 K: 0 S: 3	H: 0 LOB: 0 BB: 0 P: 3	R: 1 E: 0 K: 1 S: 6	H: 1 LOB: 0 BB: 0 P: 6	R: 0 E: 0 K: 0 S: 3	H: 0 LOB: 0 BB: 0 P: 3	R: 2 E: 0 K: 0 S: 5	H: 2 LOB: 1 BB: 1 P: 9	R: 0 E: 0 K: 0 S: 4	H: 1 LOB: 2 BB: 1 P: 8	R: 0 E: 0 K: 2 S: 9	H: 1 LOB: 1 BB: 0 P: 4	R: 1 E: 0 K: 2 S: 9	H: 2 LOB: 2 BB: 1 P: 13	R: 0 E: 0 K: 0 S: 4	H: 1 LOB: 2 BB: 1 P: 8	R: 2 E: 0 K: 0 S: 5	H: 2 LOB: 2 BB: 2 P: 13	1B: 6 2B: 2 3B: 0 HR: 2	SF: 0 SAC: 0 DP: 0 HBP: 0	WP: 1 PB: 0 SB: 0 CS: 0	PA: 43
PITCHER	IP WLS BF H R ER SO BB IBB HBP BLK WP HR S P ERA WHIP																					
Bob Feller, R (1, 1) ERA: 3.73	8.1 W 40 10 6 6 3 5 0 0 0 1 2 41 61 6.48 1.800																					
Bob Lemon, R (9, 1) ERA: 3.92	0.2 S 3 0 0 0 0 1 0 0 0 0 0 2 6 0.00 1.500																					



Batter	1	2	3	4	5	6	7	8	9	AB R H RBI BB SO LOB	TOP	
Eddie Joost, R (1, 6) OBP: 0.383, SLG: 0.392	0-0 F7		0-0 FC6-4 1B		0-0 F8		0-0 F8			4 0 1 0 0 0 0	Philadelphia Athletics @ Cleveland Indians Cleveland Municipal Stadium, Cleveland, OH Wed Jul 26 1950, 3:33 AM EDT Att: 19,025 - Unknown livebaseballscorecards.com	
Wally Moses, L (1, 9) OBP: 0.381, SLG: 0.399	0-0 4-3		0-0 FC6-4 1B 1-2f 3-H		0-0 F8			4-0 1B BB	3 1 0 1 1 0 1			
Elmer Valo, L (1, 7) OBP: 0.396, SLG: 0.393	0-0 F7		0-0 F8		0-3 K			0-0 F7	4 0 0 0 0 1 2			
Sam Chapman, R (1, 8) OBP: 0.368, SLG: 0.474		0-3 K	0-0 1B 1-3 1B		0-0 F3			0-0 F9	4 0 1 0 0 1 1			
Ferris Fain, L (1, 3) OBP: 0.430, SLG: 0.409		0-0 FC6-4 BB 1B	0-0 1-3 1B		0-0 L5			0-0 FC4-6 1-2 1B	4 0 3 1 0 0 0			
Billy Hitchcock, R (1, 4) OBP: 0.393, SLG: 0.418		4-0 BB 1-2 FC6-4 BB	0-0 F8 3-H		0-0 2B			0-0 FC4-6 1-2f	3 0 1 0 1 0 4			
Kermit Wahl, R (1, 5) OBP: 0.239, SLG: 0.288 Carl Scheib, R (6, PH) OBP: 0.219, SLG: 0.281 Pete Suder, R (6, 5) OBP: 0.296, SLG: 0.355		0-0 FC6-4 FC6 1-2f 2-3		0-0 5-3		0-0 F3		0-0 6-3	2 0 0 0 0 0 2 1 0 0 0 0 0 1 1 0 0 0 0 0 0			
Mike Guerra, R (1, 2) OBP: 0.343, SLG: 0.378		0-0 FC6 1-2f		0-0 F8		0-0 5-3		0-0 6-3	4 0 0 0 0 0 2			
Dick Fowler, R (1, 1) OBP: 0.192, SLG: 0.192 Joe Tipton, R (9, PH) OBP: 0.269, SLG: 0.359			0-0 1B FC6-4 1B		0-0 F9		0-0 5-3	0-0 F7	3 1 1 0 0 0 0 1 0 0 0 0 0 0			
Inning Stats	R: 0 E: 0 K: 0 S: 3 H: 0 LOB: 0 BB: 0 P: 3	R: 0 E: 0 K: 1 S: 6 H: 1 LOB: 2 BB: 1 P: 10	R: 2 E: 0 K: 0 S: 7 H: 4 LOB: 2 BB: 0 P: 7	R: 0 E: 0 K: 0 S: 3 H: 0 LOB: 0 BB: 0 P: 3	R: 0 E: 0 K: 1 S: 5 H: 0 LOB: 0 BB: 0 P: 5	R: 0 E: 0 K: 0 S: 4 H: 1 LOB: 1 BB: 0 P: 4	R: 0 E: 0 K: 0 S: 3 H: 0 LOB: 0 BB: 0 P: 3	R: 0 E: 0 K: 0 S: 4 H: 1 LOB: 2 BB: 1 P: 8	R: 0 E: 0 K: 0 S: 3 H: 0 LOB: 0 BB: 0 P: 3	1B: 6 2B: 1 3B: 0 HR: 0 SF: 0 SAC: 0 DP: 0 HBP: 0		WP: 0 PB: 0 SB: 0 CS: 0 PA: 36
PITCHER	IP WLS BF H R ER SO BB IBB HBP BLK WP HR S P ERA WHIP											
Mike Garcia, R (1, 1) ERA: 4.83 Sam Zoldak, L (3, 1) ERA: 4.5	2.2 0 14 5 2 2 1 1 0 0 0 0 0 0 15 19 6.75 2.250											



Batter	1	2	3	4	5	6	7	8	9	AB R H RBI BB SO LOB	TOP	
Billy Goodman, L (1, 7) OBP: 0.424, SLG: 0.479	0-0 F7		0-0 4-3			0-0 4-3		0-0 6 1B		4 0 1 1 0 0 1	Boston Red Sox @ Cleveland Indians Cleveland Municipal Stadium, Cleveland, OH Sat Jul 29 1950, 3:33 AM EDT Att: 29,904 - Unknown livebaseballscorecards.com	
6 Johnny Pesky, L (1, 5) OBP: 0.445, SLG: 0.418	0-0 4-3			0-0 F3		0-0 FC4-6 1B		0-0 3-H 1-3 1B		4 0 2 0 0 0 0		
Dom DiMaggio, R (1, 8) OBP: 0.405, SLG: 0.425	0-0 5-3			0-3 K		0-0 FC4-6 1-2f		0-0 G6-4-3 1-2f		4 0 0 0 0 1 3		
Vern Stephens, R (1, 6) OBP: 0.362, SLG: 0.536		0-0 F5		0-0 5-3			0-0 5-3		0-0 1-3	4 0 0 0 0 0 0		
Walt Dropo, R (1, 3) OBP: 0.385, SLG: 0.610		0-0 4-3			0-0 F7		0-0 SH1-3 1B		4-0 BB BB	3 0 1 0 1 0 0		
Bobby Doerr, R (1, 4) OBP: 0.384, SLG: 0.526		0-3 K			0-0 3B		0-0 SH1-3 1-2		0-0 F7	3 0 1 0 0 1 1		
Tom Wright, L (1, 9) OBP: 0.356, SLG: 0.353			0-0 F7		0-3 K		0-0 F6		0-3 K	4 0 0 0 0 2 3		
Matt Batts, R (1, 2) OBP: 0.313, SLG: 0.380			0-0 1B		0-0 F8			0-0 4-3 1B 2B		3 1 2 0 0 0 1		
Chuck Stobbs, L (1, 1) OBP: 0.447, SLG: 0.278 Mickey McDermott, L (6, 1) OBP: 0.444, SLG: 0.419			0-0 F6			0-0 1-3		0-0 4-3 2-3		2 0 0 0 0 0 1 1 0 0 0 0 0 1		
Inning Stats	R: 0 E: 0 K: 0 S: 3 H: 0 LOB: 0 BB: 0 P: 3	R: 0 E: 0 K: 1 S: 5 H: 0 LOB: 0 BB: 0 P: 5	R: 0 E: 0 K: 0 S: 4 H: 1 LOB: 1 BB: 0 P: 4	R: 0 E: 0 K: 1 S: 5 H: 0 LOB: 0 BB: 0 P: 5	R: 0 E: 0 K: 1 S: 6 H: 1 LOB: 1 BB: 0 P: 6	R: 0 E: 0 K: 0 S: 4 H: 1 LOB: 1 BB: 0 P: 4	R: 0 E: 0 K: 0 S: 4 H: 1 LOB: 1 BB: 0 P: 4	R: 1 E: 0 K: 0 S: 5 H: 3 LOB: 1 BB: 0 P: 5	R: 0 E: 0 K: 1 S: 5 H: 0 LOB: 1 BB: 1 P: 9	1B: 5 2B: 1 3B: 1 HR: 0 SF: 0 SAC: 1 DP: 1 HBP: 0	WP: 0 PB: 0 SB: 0 CS: 0 PA: 34	
PITCHER Bob Lemon, R (1, 1) ERA: 3.78	IP: 9.0 WLS: W BF: 34 H: 7 R: 1 ER: 1 SO: 4 BB: 1 IBB: 0 HBP: 0 BLK: 0 WP: 0 HR: 0 S: 41 P: 45 ERA: 1.00 WHIP: 0.889											PITCHER IP: WLS: BF: H: R: ER: SO: BB: IBB: HBP: BLK: WP: HR: S: P: ERA: WHIP



Batter	1	2	3	4	5	6	7	8	9	10	AB	R	H	RBI	BB	SO	LOB	TOP				
Billy Goodman, L (1, 7) OBP: 0.418, SLG: 0.470	0-0 6-3 1B	0-0 4-3			0-3 K		0-0 F9	0-0 FC6-2 1-2 3-H		0-0 F8	6	1	1	0	0	1	5					
6 Johnny Pesky, L (1, 5) OBP: 0.444, SLG: 0.418	0-0 6-3 1B		0-0 F8		0-0 F8		0-0 SH5-3	0-0 1-2 2-3 1B		0-0 F4	5	1	2	0	0	0	1					
Dom DiMaggio, R (1, 8) OBP: 0.400, SLG: 0.419	0-0 6-3 1-2 2-3		0-0 1-3		0-0 F6		0-0 F2	0-3 K			5	0	0	0	0	1	7					
Vern Stephens, R (1, 6) OBP: 0.365, SLG: 0.535	0-3 K		0-0 FC5-4 1B			0-0 5-3		0-0 3B 1B	4-0 BB		4	1	2	0	1	1	2					
Walt Dropo, R (1, 3) OBP: 0.388, SLG: 0.615	0-0 2-H 3-H 1B		0-0 FC5-4 1-2f			4-0 1B BB		0-0 1B 3B	0-0 F7		4	1	2	3	1	0	2					
Bobby Doerr, R (1, 4) OBP: 0.385, SLG: 0.527	0-0 G3		0-0	0-0 6-3 2B		0-0 F7		0-0 2B 1B	0-3 K		5	1	2	1	0	1	3					
Tom Wright, L (1, 9) OBP: 0.358, SLG: 0.367		0-0 G3		0-0 F8		0-0	0-0 1-2 1B	0-0 1B FC6-2 2B	0-0 F7		5	0	2	1	0	0	2					
Matt Batts, R (1, 2) OBP: 0.309, SLG: 0.375		0-0 F7		0-0 6-3		0-3 K		0-0 6 1B FC6-2 2-3 1B		0-0 3-1	5	0	1	0	0	1	3					
Walt Masterson, R (1, 1) OBP: 0.148, SLG: 0.120		4-0 BB		0-3 K			4-0 6 SH5-3 BB	0-3 K		0-0	1	0	0	0	0	1	1					
Al Zarilla, L (7, PH) OBP: 0.417, SLG: 0.458											0	0	0	0	0	1	0					
Lou Stringer, R (7, PR) OBP: 0.214, SLG: 0.214											0	0	0	0	0	0	0					
Jim McDonald, R (7, 1)											0	0	0	0	0	0	0					
Clyde Vollmer, R (8, PH) OBP: 0.355, SLG: 0.477											1	0	0	0	0	1	2					
Ellis Kinder, R (8, 1) OBP: 0.204, SLG: 0.245											1	0	1	0	0	0	0					
Joe Dobson, R (10, 1) OBP: 0.281, SLG: 0.167											0	0	0	0	0	0	0					
Inning Stats	R: 2 E: 0 K: 1 S: 8	H: 3 LOB: 1 BB: 0 P: 8	R: 0 E: 0 K: 0 S: 3	H: 0 LOB: 1 BB: 1 P: 7	R: 0 E: 0 K: 0 S: 4	H: 1 LOB: 1 BB: 0 P: 4	R: 0 E: 0 K: 1 S: 6	H: 1 LOB: 1 BB: 0 P: 6	R: 0 E: 0 K: 1 S: 5	H: 0 LOB: 0 BB: 0 P: 5	R: 0 E: 0 K: 0 S: 3	H: 1 LOB: 2 BB: 1 P: 7	R: 0 E: 0 K: 2 S: 13	H: 6 LOB: 3 BB: 0 P: 13	R: 0 E: 0 K: 1 S: 5	H: 0 LOB: 1 BB: 1 P: 9	R: 0 E: 0 K: 0 S: 4	H: 1 LOB: 1 BB: 0 P: 4	1B: 10 2B: 2 3B: 1 HR: 0	SF: 0 SAC: 1 DP: 0 HBP: 0	WP: 0 PB: 0 SB: 0 CS: 0	PA: 47
PITCHER	IP WLS BF H R ER SO BB IBB HBP BLK WP HR S P ERA WHIP																					
Bob Feller, R (1, 1) ERA: 3.86	7.0																					
Mike Garcia, R (8, 1) ERA: 4.83	0.0	2	2	0	0	0	0	0	0	0	0	0	0	0	0	0	0	0				
Al Benton, R (8, 1) ERA: 3.21	3.0	W	12	2	0	0	3	1	0	0	0	0	0	0	0	0	0	0				

Boston Red Sox @ Cleveland Indians
Cleveland Municipal Stadium, Cleveland, OH
Sun Jul 30 1950, 3:33 AM EDT
Unknown

livebaseballscorecards.com

AB 42
R 5
H 13
RBI 5
BB 4
SO 7
LOB 28



BOTTOM

Boston Red Sox @ Cleveland Indians
 Cleveland Municipal Stadium, Cleveland, OH

Sun Jul 30 1950, 3:33 AM EDT
 Unknown

livebaseballscorecards.com

AB	36
R	6
H	8
RBI	6
BB	3
SO	7
LOB	6



WP: 0	PA: 39
PB: 0	
SB: 0	
CS: 0	

AB R H RBI BB SO LOB

3	2	1	0	2	0	1
4	1	1	1	1	0	2
5	1	2	4	0	1	1
4	0	0	0	0	1	0
4	0	0	0	0	2	0
4	0	1	0	0	0	0
4	0	0	0	0	0	1
4	2	2	1	0	0	0
3	0	1	0	0	2	1
0	0	0	0	0	0	0
1	0	0	0	0	1	0

1B: 5	SF: 0
2B: 1	SAC: 0
3B: 0	DP: 1
HR: 2	HBP: 0

Batter	1	2	3	4	5	6	7	8	9	10
Dale Mitchell, L OBP: 0.378, SLG: 0.370 (1, 7)	4-0 BB G5-4-3		4-0 1B HR BB		0-0 FC5-6 1-2f		0-0 3-1			0-0 BB 1B
Lou Boudreau, R OBP: 0.352, SLG: 0.340 (1, 6)	0-0 G5-4-3 1-2f		0-0 1B HR		0-0 F7			0-0 F7		4-0 1B BB
Larry Doby, L OBP: 0.463, SLG: 0.532 (1, 8)	0-3 K		0-0 HR 1-H 2-H		0-0 4-3			0-0 L9		0-0 1B 1-2 2-H
Al Rosen, R OBP: 0.404, SLG: 0.611 (1, 5)		0-0 5-3	0-0 F7			0-0 L7		0-3 K		
Luke Easter, L OBP: 0.403, SLG: 0.542 (1, 3)		0-3 K		0-3 K2-3		0-0 4-3			0-0 F6	
Joe Gordon, R OBP: 0.338, SLG: 0.417 (1, 4)		0-0 F9		0-0 F8		0-0 FC5-4 1B			0-0 F7	
Bob Kennedy, R OBP: 0.371, SLG: 0.455 (1, 9)			0-0 5-3	0-0 F7		0-0 FC5-4 1-2f			0-0 F8	
Jim Hegan, R OBP: 0.314, SLG: 0.449 (1, 2)			0-0 1B 2B		0-0 HR		0-0 6-3			0-0 F3
Bob Feller, R OBP: 0.107, SLG: 0.113 (1, 1)			0-3 K		0-0 FC5-6 1B		0-3 K			0-3 K

Inning Stats	R: 0	H: 0	E: 0	K: 1	S: 4	R: 0	H: 0	E: 0	K: 1	S: 5	R: 4	H: 3	E: 0	K: 1	S: 8	R: 0	H: 0	E: 0	K: 1	S: 5	R: 1	H: 2	E: 0	K: 0	S: 5	R: 0	H: 1	E: 0	K: 0	S: 4	R: 0	H: 0	E: 0	K: 1	S: 5	R: 0	H: 0	E: 0	K: 1	S: 5	R: 0	H: 0	E: 0	K: 0	S: 3	R: 0	H: 2	E: 0	K: 1	S: 6	1B: 5	2B: 1	3B: 0	HR: 2	SF: 0	SAC: 0	DP: 1	HBP: 0
	0	0	0	1	8	0	0	0	1	5	4	3	0	1	12	0	0	0	1	5	1	2	0	0	5	0	1	0	0	4	0	0	0	1	5	0	0	0	1	5	0	0	0	0	3	0	2	0	1	10	5	1	0	2	0	0	1	0

PITCHER	IP	WLS	BF	H	R	ER	SO	BB	IBB	HBP	BLK	WP	HR	S	P	ERA	WHIP
Walt Masterson, R ERA: 6.13 (1, 1)	6.0		25	6	5	5	4	2	0	0	0	0	2	31	39	7.50	1.333
Jim McDonald, R ERA: 1.13 (7, 1)	1.0		3	0	0	0	1	0	0	0	0	0	0	5	5	0.00	0.000
Ellis Kinder, R ERA: 4.63 (8, 1)	2.2	L	9	1	1	1	2	0	0	0	0	0	0	13	13	3.38	0.375
Joe Dobson, R ERA: 4.3 (10, 1)	0.0		2	1	0	0	0	1	0	0	0	0	0	1	5	∞	∞

BOTTOM

Boston Red Sox @ Cleveland Indians
Cleveland Municipal Stadium, Cleveland, OH

Sun Jul 30 1950, 3:38 AM EDT
Att. 71,513 - Unknown

livebaseballscorecards.com

AB	33
R	3
H	7
RBI	3
BB	2
SO	4
LOB	9



WP:	0	PA:	35
PB:	0		
SB:	1		
CS:	0		

AB R H RBI BB SO LOB

4 1 1 1 0 0 0

4 0 1 0 0 0 0

4 1 2 0 0 2 0

3 1 1 0 1 1 2

3 0 1 0 1 1 1

4 0 0 1 0 0 3

4 0 1 1 0 0 1

4 0 0 0 0 0 2

1B:	6	SF:	0
2B:	0	SAC:	0
3B:	0	DP:	1
HR:	1	HBP:	0

Batter	1	2	3	4	5	6	7	8	9
Dale Mitchell, L OBP: 0.376, SLG: 0.377 (1, 7)	0-0 F7		0-0 4-3			0-0 L7		0-0 HR	
Ray Boone, R OBP: 0.428, SLG: 0.479 (1, 6)	0-0 F4			0-0 5-3		0-0 1B		0-0 F6	
Larry Doby, L OBP: 0.464, SLG: 0.532 (1, 8)	0-3 K			0-3 K		0-0 1B			0-0 BB
Al Rosen, R OBP: 0.405, SLG: 0.608 (1, 5)		0-0 F7		0-0 1B		0-3 K			4-0 FC4-6
Luke Easter, L OBP: 0.404, SLG: 0.540 (1, 3)		0-0 FC6-4		0-3 K			0-0 F9		4-0 FC4-6
Bobby Avila, R OBP: 0.400, SLG: 0.371 (1, 4)		0-0 FC6-4			0-0 F7		0-0 F8		0-0 FC4-6
Bob Kennedy, R OBP: 0.369, SLG: 0.452 (1, 9)		0-0 F5			0-0 6-3		0-0 6-3		0-0 G4-6-3
Ray Murray, R OBP: 0.352, SLG: 0.457 (1, 2)			0-0 4-3		0-0 5-3			0-0 G3	0-0 G4-6-3
Sam Zoldak, L OBP: 0.283, SLG: 0.214 (1, 1)				0-0 1-3		0-0 F8		0-0 F6	
Jesse Flores, R (6, 1)									
Thurman Tucker, L OBP: 0.314, SLG: 0.239 (6, PH)									
Mike Garcia, R OBP: 0.257, SLG: 0.289 (7, 1)									
Dick Weik, R OBP: 0.125, SLG: 0.125 (7, 1)									
Bob Lemon, L OBP: 0.347, SLG: 0.494 (8, PH)									
Marino Pieretti, R OBP: 0.250, SLG: 0.250 (9, 1)									
Steve Gromek, S OBP: 0.172, SLG: 0.143 (9, 1)									

Inning Stats	R: 0 E: 0 K: 1 S: 5	H: 0 LOB: 0 BB: 0 P: 5	R: 0 E: 0 K: 0 S: 4	H: 1 LOB: 1 BB: 0 P: 4	R: 0 E: 0 K: 0 S: 3	H: 0 LOB: 0 BB: 0 P: 3	R: 0 E: 0 K: 2 S: 8	H: 1 LOB: 1 BB: 0 P: 8	R: 0 E: 0 K: 0 S: 3	H: 0 LOB: 0 BB: 0 P: 3	R: 0 E: 0 K: 1 S: 7	H: 2 LOB: 2 BB: 0 P: 7	R: 0 E: 0 K: 0 S: 3	H: 0 LOB: 0 BB: 0 P: 3	R: 1 E: 0 K: 0 S: 4	H: 1 LOB: 0 BB: 0 P: 4	R: 2 E: 0 K: 0 S: 4	H: 2 LOB: 1 BB: 2 P: 12	1B: 6 2B: 0 3B: 0 HR: 1	SF: 0 SAC: 0 DP: 1 HBP: 0	WP: 0 PB: 0 SB: 1 CS: 0	PA: 35
--------------	------------------------------	---------------------------------	------------------------------	---------------------------------	------------------------------	---------------------------------	------------------------------	---------------------------------	------------------------------	---------------------------------	------------------------------	---------------------------------	------------------------------	---------------------------------	------------------------------	---------------------------------	------------------------------	----------------------------------	----------------------------------	------------------------------------	----------------------------------	--------

PITCHER	IP	WLS	BF	H	R	ER	SO	BB	IBB	HBP	BLK	WP	HR	S	P	ERA	WHIP
Willard Nixon, R ERA: 5.55 (1, 1)	8.0	W	31	6	3	3	4	1	0	0	0	0	1	38	42	3.38	0.875
Mel Parnell, L ERA: 4.11 (9, 1)	1.0	S	4	1	0	0	0	1	0	0	0	0	0	3	7	0.00	2.000

Batter	1	2	3	4	5	6	7	8	9	AB R H RBI BB SO LOB	TOP											
Eddie Yost, R (1, 5) OBP: 0.419, SLG: 0.415	0-0 F5		0-3 K		0-0 1B 2B	4-0 BB			1-0 HBP	3 1 1 0 1 1 0	Washington Senators @ Cleveland Indians Cleveland Municipal Stadium, Cleveland, OH Tue Aug 01 1950, 3:33 AM EDT Att: 16,864 - Unknown livebaseballscorecards.com											
Gil Coan, L (1, 7) OBP: 0.328, SLG: 0.416	0-0 4-3		0-0 1B 1B		0-3 K	0-0 F8		0-0 1B	5 0 2 0 0 1 2													
Irv Noren, L (1, 8) OBP: 0.388, SLG: 0.474	0-0 4-3		0-0 F7		0-0 2B 1B		0-0 2-3	0-3 K	5 0 1 0 0 1 3													
Mickey Vernon, L (1, 3) OBP: 0.403, SLG: 0.384		0-0 HR	0-0 1B		0-0 1B 2B		0-0 1B	0-3 K	0 1 0 0 0 0 0													
Sam Mele, R (1, 9) OBP: 0.392, SLG: 0.483		0-0 L3	0-0 6-3		4-0 FC4-6 IBB		0-0 G6-4-3	0-0 6-3	4 0 0 0 1 0 5													
Cass Michaels, R (1, 4) OBP: 0.391, SLG: 0.409		0-0 2B		0-0 6-3	0-3 K			0-0 6-3	4 0 1 0 0 1 3													
Sam Dente, R (1, 6) OBP: 0.294, SLG: 0.291		0-3 K		0-0 2B	0-0 FC4-6			0-0 F4	4 0 1 0 0 1 4													
Al Evans, R (1, 2) OBP: 0.301, SLG: 0.292		4-0 BB		0-3 K		0-0 F2		4-0 BB	2 0 0 0 2 1 1													
Sid Hudson, R (1, 1) OBP: 0.246, SLG: 0.267		0-0 L9		0-0 4-3		0-0 F5		0-0 F8	2 0 0 0 0 0 3													
Sherry Robertson, L (6, PH) OBP: 0.379, SLG: 0.352									1 0 0 0 0 0 0													
Al Sima, R (6, 1) OBP: 0.286, SLG: 0.286									0 0 0 0 0 0 0													
Bud Stewart, L (8, PH) OBP: 0.354, SLG: 0.382									1 0 0 0 0 0 1													
Elmer Singleton, R (8, 1) OBP: 0.353, SLG: 0.667									0 0 0 0 0 0 0													
Inning Stats	R: 0 E: 0 K: 0 S: 3	H: 0 LOB: 0 BB: 0 P: 3	R: 1 E: 0 K: 1 S: 7	H: 2 LOB: 2 BB: 1 P: 11	R: 0 E: 0 K: 1 S: 7	H: 2 LOB: 2 BB: 0 P: 7	R: 0 E: 0 K: 1 S: 6	H: 1 LOB: 1 BB: 0 P: 6	R: 1 E: 0 K: 2 S: 10	H: 3 LOB: 3 BB: 1 P: 14	R: 0 E: 0 K: 0 S: 3	H: 0 LOB: 1 BB: 1 P: 7	R: 0 E: 0 K: 0 S: 3	H: 1 LOB: 0 BB: 0 P: 3	R: 0 E: 0 K: 0 S: 3	H: 0 LOB: 1 BB: 1 P: 7	R: 0 E: 0 K: 2 S: 8	H: 1 LOB: 2 BB: 0 P: 9	1B: 6 2B: 3 3B: 0 HR: 1	SF: 0 SAC: 0 DP: 1 HBP: 1	WP: 0 PB: 0 SB: 0 CS: 0	PA: 41
PITCHER Early Wynn, R (1, 1) ERA: 3.67	IP: 9.0 WLS: W BF: 41 H: 10 R: 2 ER: 2 SO: 7 BB: 3 IBB: 1 HBP: 1 BLK: 0 WP: 0 HR: 1 S: 50 P: 67 ERA: 2.00 WHIP: 1.444											PITCHER IP: WLS: BF: H: R: ER: SO: BB: IBB: HBP: BLK: WP: HR: S: P: ERA: WHIP:										



Batter	1	2	3	4	5	6	7	8	9
Dale Mitchell, L (1, 7) OBP: 0.372, SLG: 0.372	0-0 F9		0-3 K	0-0 F7		0-0 F7	0-0 6-3		
Lou Boudreau, R (1, 6) OBP: 0.353, SLG: 0.342	0-0 F3		0-0 BB 1B		0-0 F8	0-0 FC5 1B		0-0 5-3	
Larry Doby, L (1, 8) OBP: 0.463, SLG: 0.527	0-0 F8		4-0 BB		0-0 F5	4-0 FC5 1B BB		0-0 1-3	
Al Rosen, R (1, 5) OBP: 0.402, SLG: 0.603		0-0 F9	0-3 K		0-0 BB 1B	0-0 FC5 1B		0-0 L5	
Luke Easter, L (1, 3) OBP: 0.407, SLG: 0.544		0-0 FC5 2B		0-0 4-3	4-0 BB 2B	0-0 BB 1B			
Joe Gordon, R (1, 4) OBP: 0.340, SLG: 0.416		0-0 FC5 FC6-4		0-0 2B 1B	4-0 BB 2B	0-0 F6			
Bob Kennedy, R (1, 9) OBP: 0.371, SLG: 0.454		0-0 FC6-4		0-0 3B 2B	4-0 BB 2B		0-0 F9		
Jim Hegan, R (1, 2) OBP: 0.320, SLG: 0.476			0-0 F9	0-0 3B	0-0 BB 2B		0-0 HR		
Early Wynn, S (1, 1) OBP: 0.388, SLG: 0.537			0-0 HR	0-3 K	0-0 G3		0-0 F8		

Inning Stats	R: 0	H: 0	E: 0	K: 0	S: 3	R: 0	H: 1	E: 0	K: 0	S: 4	R: 1	H: 2	E: 0	K: 2	S: 9	R: 2	H: 3	E: 0	K: 1	S: 8	R: 3	H: 2	E: 0	K: 0	S: 5	R: 1	H: 2	E: 1	K: 0	S: 5	R: 1	H: 1	E: 0	K: 0	S: 4	R: 0	H: 0	E: 0	K: 0	S: 3
	LOB: 0	BB: 0	P: 3	LOB: 1	BB: 0	P: 4	LOB: 2	BB: 1	P: 13	LOB: 1	BB: 0	P: 8	LOB: 2	BB: 3	P: 17	LOB: 2	BB: 1	P: 9	LOB: 0	BB: 0	P: 4	LOB: 0	BB: 0	P: 3	LOB: 0	BB: 0	P: 3	LOB: 0	BB: 0	P: 3	LOB: 0	BB: 0	P: 3	LOB: 0	BB: 0	P: 3	LOB: 0	BB: 0	P: 3	

PITCHER	IP	WLS	BF	H	R	ER	SO	BB	IBB	HBP	BLK	WP	HR	S	P	ERA	WHIP
Sid Hudson, R (1, 1) ERA: 4.11	5.0	L	27	8	6	6	3	4	0	0	0	0	1	29	45	10.80	2.400
Al Sima, L (6, 1) ERA: 4.76	2.0		10	3	2	2	0	1	0	0	0	0	1	9	13	9.00	2.000
Elmer Singleton, R (8, 1) ERA: 6.19	1.0		3	0	0	0	0	0	0	0	0	0	0	3	3	0.00	0.000

AB R H RBI BB SO LOB

5	0	0	0	0	1	1
5	0	2	0	0	0	0
3	1	0	0	2	0	0
5	1	1	0	0	1	4
3	1	2	1	1	0	0
3	2	1	0	1	0	3
3	1	1	2	1	0	1
4	1	3	4	0	0	0
4	1	1	1	0	1	3

AB	35
R	8
H	11
RBI	8
BB	5
SO	3
LOB	12



WP	HR	S	P	ERA	WHIP
0	0	0	0	0	0

Washington Senators @ Cleveland Indians
 Cleveland Municipal Stadium, Cleveland, OH
 Tue Aug 01 1950, 3:33 AM EDT
 Att. 16,864 - Unknown

livebaseballscorecards.com

Batter	1	2	3	4	5	6	7	8	9	AB R H RBI BB SO LOB	TOP									
Eddie Yost, R (1, 5) OBP: 0.420, SLG: 0.413	4-0 F8 G1-2-3 1B BB		0-0 F8			0-0 5-3		4-0 1-2 BB		2 0 0 0 2 0 1	Washington Senators @ Cleveland Indians Cleveland Municipal Stadium, Cleveland, OH Wed Aug 02 1950, 3:33 AM EDT Att: 20,224 - Unknown livebaseballscorecards.com									
Gil Coan, L (1, 7) OBP: 0.326, SLG: 0.412	0-0 BB 1-2 1B		0-3 K			0-0 1-3		0-3 K		4 0 1 0 0 2 3										
Irv Noren, L (1, 8) OBP: 0.387, SLG: 0.472	0-0 F8 2-3		0-3 K			0-0 1B		0-3 K		4 0 1 0 0 2 5										
Mickey Vernon, L (1, 3) OBP: 0.401, SLG: 0.380	4-0 1-2 BB			0-3 K		0-0 4-3		0-0 F7		0 0 0 0 0 0 0										
Sam Mele, R (1, 9) OBP: 0.387, SLG: 0.475	0-0 G1-2-3 3-Hf			0-0 G3			0-0 5-3	0-0 F8		4 0 0 0 0 0 3										
Cass Michaels, R (1, 4) OBP: 0.387, SLG: 0.403		0-0 6-3		0-0 F8			0-3 K	0-0 5-3		4 0 0 0 0 1 0										
Sam Dente, R (1, 6) OBP: 0.291, SLG: 0.289		0-0 6-3		0-0 F8		0-0 1-3				3 0 0 0 0 0 0										
Mickey Grasso, R (1, 2) OBP: 0.384, SLG: 0.390		0-3 K		0-0 6-3			0-0 BB 1B			3 0 1 0 0 1 0										
Connie Marrero, R (1, 1) OBP: 0.233, SLG: 0.179			4-0 BB		0-3 K			0-0 F9		1 0 0 0 1 1 0										
Jim Pearce, R (6, 1) OBP: 0.286, SLG: 0.286										0 0 0 0 0 0 0										
Shery Robertson, L (8, PH) OBP: 0.375, SLG: 0.348										1 0 0 0 0 0 1										
Elmer Singleton, R (8, 1) OBP: 0.333, SLG: 0.667										0 0 0 0 0 0 0										
Inning Stats	R: 0 E: 0 K: 0 S: 3	H: 1 LOB: 2 BB: 2 P: 11	R: 0 E: 0 K: 1 S: 5	H: 0 LOB: 0 BB: 0 P: 5	R: 0 E: 0 K: 2 S: 7	H: 0 LOB: 1 BB: 1 P: 11	R: 0 E: 0 K: 1 S: 5	H: 0 LOB: 0 BB: 0 P: 5	R: 0 E: 0 K: 1 S: 4	H: 1 LOB: 1 BB: 0 P: 4	R: 0 E: 0 K: 1 S: 5	H: 0 LOB: 0 BB: 0 P: 5	R: 0 E: 0 K: 2 S: 8	H: 1 LOB: 2 BB: 1 P: 12	R: 0 E: 0 K: 0 S: 3	H: 0 LOB: 0 BB: 0 P: 3	1B: 3 2B: 0 3B: 0 HR: 0	SF: 0 SAC: 0 DP: 1 HBP: 0	WP: 0 PB: 0 SB: 0 CS: 0	PA: 33
PITCHER Bob Lemon, R (1, 1) ERA: 3.6	IP: 9.0 WLS: W BF: 33 H: 3 R: 0 ER: 0 SO: 8 BB: 4 IBB: 0 HBP: 0 BLK: 0 WP: 0 HR: 0 S: 45 P: 61 ERA: 0.00 WHIP: 0.778																			

Batter	1	2	3	4	5	6	7	8	9	AB R H RBI BB SO LOB	TOP											
Gene Woodling, L (1, 7) OBP: 0.390, SLG: 0.440	0-0 F8		0-0 F4		0-0 FC3-2 1B		0-0 1-2 1B		0-0 F4	5 1 2 0 0 0 2												
Phil Rizzuto, R (1, 6) OBP: 0.416, SLG: 0.421	1-0 BB HBP		0-0 FC6-4 1B		0-0 FC3-2 1B		0-0 F8			3 0 1 0 0 0 4												
Hank Bauer, R (1, 9) OBP: 0.393, SLG: 0.519	4-0 G4-6-3 BB		0-0 FC6-4		0-0 1-3 2-H 1B		0-3 K			3 0 1 1 1 1 4												
Johnny Mize, L (1, 3) OBP: 0.391, SLG: 0.633	0-0 G4-6-3			0-0 F3		0-0 F6		0-0 4-3		4 0 0 0 0 0 4												
Joe Collins, L (8, 3) OBP: 0.305, SLG: 0.433										0 0 0 0 0 0 0												
Joe DiMaggio, R (1, 8) OBP: 0.373, SLG: 0.553		0-0 F8		0-0 F2		0-0 6-3		0-0 F7		4 0 0 0 0 0 0												
Yogi Berra, L (1, 2) OBP: 0.389, SLG: 0.513		0-0 5-3		0-0 1B		0-0 F9		0-0 F7		4 0 1 0 0 0 0												
Bobby Brown, L (1, 5) OBP: 0.332, SLG: 0.327		0-0 F7		0-0 6-3		0-0 6-3				4 0 1 0 0 0 1												
Jackie Jensen, R (9, PR) OBP: 0.195, SLG: 0.135										0 0 0 0 0 0 0												
Billy Johnson, R (9, 5) OBP: 0.365, SLG: 0.386										0 0 0 0 0 0 0												
Jerry Coleman, R (1, 4) OBP: 0.358, SLG: 0.382			0-0 6-3		0-0 F2		0-3 K		0-0 F7	4 0 0 0 0 1 1												
Vic Raschi, R (1, 1) OBP: 0.295, SLG: 0.255			4-0 1B BB		0-0 1B FC3-2 2B		4-0 1B BB		0-0 F3	2 0 1 0 2 0 1												
Inning Stats	R: 0 E: 0 K: 0 S: 2	H: 0 LOB: 1 BB: 1 P: 7	R: 0 E: 0 K: 0 S: 3	H: 0 LOB: 0 BB: 0 P: 3	R: 0 E: 0 K: 0 S: 4	H: 1 LOB: 2 BB: 1 P: 8	R: 0 E: 0 K: 0 S: 4	H: 1 LOB: 1 BB: 0 P: 4	R: 0 E: 0 K: 0 S: 6	H: 3 LOB: 2 BB: 0 P: 6	R: 0 E: 0 K: 0 S: 3	H: 0 LOB: 0 BB: 0 P: 3	R: 0 E: 0 K: 2 S: 8	H: 1 LOB: 2 BB: 1 P: 12	R: 0 E: 0 K: 0 S: 3	H: 0 LOB: 0 BB: 0 P: 3	R: 0 E: 0 K: 0 S: 4	H: 1 LOB: 1 BB: 0 P: 4	1B: 6 2B: 1 3B: 0 HR: 0	SF: 0 SAC: 0 DP: 1 HBP: 1	WP: 0 PB: 0 SB: 0 CS: 0	PA: 37
PITCHER Bob Feller, R (1, 1) ERA: 3.7	IP: 9.0 WLS: L BF: 37 H: 7 R: 1 ER: 1 SO: 2 BB: 3 IBB: 0 HBP: 1 BLK: 0 WP: 0 HR: 0 S: 37 P: 50 ERA: 1.00 WHIP: 1.111											PITCHER	IP: 9.0 WLS: L BF: 37 H: 7 R: 1 ER: 1 SO: 2 BB: 3 IBB: 0 HBP: 1 BLK: 0 WP: 0 HR: 0 S: 37 P: 50 ERA: 1.00 WHIP: 1.111									

New York Yankees @ Cleveland Indians
Cleveland Municipal Stadium, Cleveland, OH

Fri Aug 04 1950, 3:33 AM EDT
Att: 66,743 - Unknown

livebaseballscorecards.com

AB	33
R	1
H	7
RBI	1
BB	3
SO	2
LOB	17



Batter	1	2	3	4	5	6	7	8	9	AB R H RBI BB SO LOB
Dale Mitchell, L (1, 7) OBP: 0.368, SLG: 0.373	0-0 F7		0-0 G6-4-3			0-0 F7			0-0 L8	4 0 0 0 0 0 2
Lou Boudreau, R (1, 6) OBP: 0.349, SLG: 0.337 Bob Lemon, L (9, PH) OBP: 0.340, SLG: 0.511	0-3 K			0-0 6-3		0-0 FC6-4			0-3 K	3 0 0 0 0 1 1 1 0 0 0 0 1 0
Larry Doby, L (1, 8) OBP: 0.469, SLG: 0.556	4-0 BB			4-0 CS BB			0-0 F8			1 0 0 0 2 0 0
Al Rosen, R (1, 5) OBP: 0.400, SLG: 0.593	0-0 L9			0-3 K			0-3 K			3 0 0 0 0 2 2
Luke Easter, L (1, 3) OBP: 0.403, SLG: 0.534		0-3 K			0-3 K		0-0 4-3			3 0 0 0 0 2 0
Joe Gordon, R (1, 4) OBP: 0.340, SLG: 0.425		0-0 F6			0-3 K			0-0 5-3		3 0 0 0 0 1 0
Bob Kennedy, R (1, 9) OBP: 0.370, SLG: 0.452		0-0 CS 1B			0-0 F5			0-0 6-3		3 0 1 0 0 0 0
Jim Hegan, R (1, 2) OBP: 0.322, SLG: 0.475		0-0 CS	0-0 6-3			0-0 FC6-4 1B		0-0 F9		3 0 1 0 0 0 0
Bob Feller, R (1, 1) OBP: 0.121, SLG: 0.127 Thurman Tucker, L (9, PH) OBP: 0.308, SLG: 0.234			0-0 G6-4-3 1B			0-3 K			0-0 4-1	2 0 1 0 0 1 1 1 0 0 0 0 0 0

Inning Stats	R: 0	H: 0	E: 0	K: 1	S: 5	R: 0	H: 1	E: 0	K: 1	S: 5	R: 0	H: 1	E: 0	K: 0	S: 3	R: 0	H: 0	E: 0	K: 1	S: 4	R: 0	H: 0	E: 0	K: 2	S: 7	R: 0	H: 1	E: 0	K: 1	S: 6	R: 0	H: 0	E: 0	K: 1	S: 5	R: 0	H: 0	E: 0	K: 0	S: 3	R: 0	H: 0	E: 0	K: 1	S: 5	R: 0	H: 0	E: 0	K: 1	S: 5	1B: 3	2B: 0	3B: 0	HR: 0	SF: 0	SAC: 0	DP: 1	HBP: 0	WP: 0	PB: 0	SB: 0	CS: 2	PA: 30
PITCHER Vic Raschi, R (1, 1) ERA: 4.21	IP	WLS	BF	H	R	ER	SO	BB	IBB	HBP	BLK	WP	HR	S	P	ERA	WHIP																			IP	WLS	BF	H	R	ER	SO	BB	IBB	HBP	BLK	WP	HR	S	P	ERA	WHIP											

BOTTOM

New York Yankees @ Cleveland Indians
Cleveland Municipal Stadium, Cleveland, OH

Fri Aug 04 1950, 3:33 AM EDT
Att. 66,743 - Unknown

livebaseballscorecards.com

AB	27
R	0
H	3
RBI	0
BB	2
SO	8
LOB	6



Batter	1	2	3	4	5	6	7	8	9	AB	R	H	RBI	BB	SO	LOB
Dale Mitchell, L (1, 7) OBP: 0.365, SLG: 0.369	0-0 F8 ①		0-0 4-3 ③			0-0 6-3 ①		0-0 F8 ②		4	0	0	0	0	0	0
Al Rosen, R (1, 5) OBP: 0.398, SLG: 0.589	0-0 F6 ②			0-0 4-3 ①		0-0 6-3 ②		0-0 HR 1B		4	1	1	0	0	0	0
Larry Doby, L (1, 8) OBP: 0.469, SLG: 0.573	0-0 G1 ③			0-0 HR		0-0 4-3 ③		0-0 HR		4	2	2	3	0	0	0
Lou Boudreau, R (1, 6) OBP: 0.343, SLG: 0.330		0-0 6-3 ①		0-0 F4 ②		0-0 6-3 ①		0-0 F4 ③		4	0	0	0	0	0	0
Luke Easter, L (1, 3) OBP: 0.400, SLG: 0.530		0-0 F7 ②		0-0 5-3 ③		0-0 4-3 ②				3	0	0	0	0	0	0
Joe Gordon, R (1, 4) OBP: 0.346, SLG: 0.440		4-0 BB			0-0 HR		0-0 WP BB 1B			2	1	2	1	1	0	0
Bob Kennedy, R (1, 9) OBP: 0.373, SLG: 0.452		0-0 F7 ③			0-0 4-6 SH1-4 1B		4-0 WP BB 1-2			2	0	1	0	1	0	1
Jim Hegan, R (1, 2) OBP: 0.320, SLG: 0.471			0-0 F7 ①		0-0 SH1-4 1-2		0-0 6-3 ③			2	0	0	0	0	0	2
Early Wynn, S (1, 1) OBP: 0.365, SLG: 0.500			0-3 K ②		0-0 4-6 2-3f ② ③			0-3 K ①		3	0	0	0	0	2	1

Inning Stats	R: 0	H: 0	E: 0	LOB: 0	K: 0	S: 3	P: 3	R: 0	H: 0	E: 0	LOB: 1	K: 0	BB: 1	S: 3	P: 7	R: 0	H: 0	E: 0	LOB: 0	K: 1	BB: 0	S: 5	P: 5	R: 1	H: 1	E: 0	LOB: 0	K: 0	BB: 0	S: 4	P: 4	R: 1	H: 2	E: 0	LOB: 0	K: 0	BB: 0	S: 4	P: 4	R: 0	H: 0	E: 0	LOB: 0	K: 0	BB: 0	S: 3	P: 3	R: 0	H: 1	E: 0	LOB: 2	K: 0	BB: 1	S: 4	P: 8	R: 2	H: 2	E: 0	LOB: 0	K: 1	BB: 0	S: 7	P: 7
1B: 3	SF: 0	2B: 1	SAC: 1	3B: 0	DP: 1	HR: 3	HBP: 0	WP: 1	PA: 31	PB: 0	SB: 0	CS: 0																																																			

PITCHER	IP	WLS	BF	H	R	ER	SO	BB	IBB	HBP	BLK	WP	HR	S	P	ERA	WHIP
Ed Lopat, L (1, 1) ERA: 3.77	6.2		25	4	2	2	1	2	0	0	0	0	2	25	33	2.70	0.900
Allie Reynolds, R (7, 1) ERA: 3.61	1.1	L	6	2	2	2	1	0	0	0	0	1	1	8	8	13.50	1.500


BOTTOM

New York Yankees @ Cleveland Indians
Cleveland Municipal Stadium, Cleveland, OH

Sat Aug 05 1950, 3:33 AM EDT
Att. 40,987 - Unknown

livebaseballscorecards.com

AB	28
R	4
H	6
RBI	4
BB	2
SO	2
LOB	4



Batter	1	2	3	4	5	6	7	8	9	AB	R	H	RBI	BB	SO	LOB
Dale Mitchell, L (1, 7) OBP: 0.364, SLG: 0.366	0-0 F6	0-0 F7			0-0 F7			4-0 1B BB		3	0	0	0	1	0	3
Al Rosen, R (1, 5) OBP: 0.397, SLG: 0.584	4-0 PB BB		0-0 5-3			0-3 K		0-0 F6		3	0	0	0	1	1	1
Larry Doby, L (1, 8) OBP: 0.469, SLG: 0.571	0-3 K 1-2		0-3 K			1-0 HBP		0-0 1B		3	0	1	0	0	2	1
Lou Boudreau, R (1, 6) OBP: 0.340, SLG: 0.327	0-0 6-3		0-0 F7			0-0 F9		0-3 K		2	0	0	0	0	0	1
Ray Boone, R (5, 6) OBP: 0.422, SLG: 0.471										2	0	0	0	0	1	3
Luke Easter, L (1, 3) OBP: 0.396, SLG: 0.523		0-0 F5			0-3 K		0-0 F5		0-3 K	4	0	0	0	0	2	3
Joe Gordon, R (1, 4) OBP: 0.347, SLG: 0.439		4-0 BB BB BB			0-3 K		4-0 F9 1B BB		0-0 1B	1	0	0	0	1	1	0
Bobby Avila, R (6, 4) OBP: 0.417, SLG: 0.385										1	0	1	0	1	0	0
Bob Kennedy, R (1, 9) OBP: 0.371, SLG: 0.450		0-0 F9			0-0 6-3		0-0 1B		0-0 L8	4	0	1	0	0	0	2
Jim Hegan, R (1, 2) OBP: 0.322, SLG: 0.471		4-0 BB BB			0-3 K		0-0 F9		0-0 F9	0	0	0	0	1	0	0
Ray Murray, R (5, 2) OBP: 0.341, SLG: 0.440		1-2 BB BB					2-3 K			3	0	0	0	0	1	3
Bob Lemon, L (1, 1) OBP: 0.347, SLG: 0.511		4-0 BB BB BB			0-3 K		0-0 G6-4-3		0-3 K	0	0	0	0	1	0	0
Sam Zoldak, L (3, 1) OBP: 0.363, SLG: 0.214										0	0	0	0	0	0	0
Early Wynn, S (5, PH) OBP: 0.358, SLG: 0.489										1	0	0	0	0	1	0
Marino Pieretti, R (6, 1) OBP: 0.250, SLG: 0.250										0	0	0	0	0	0	0
Allie Clark, R (7, PH) OBP: 0.250, SLG: 0.362										1	0	0	0	0	0	2
Dick Rozek, L (8, 1) OBP: 0.302, SLG: 0.229		1-2 2-3 BB								0	0	0	0	0	0	0
Thurman Tucker, L (9, PH)										1	0	0	0	0	1	1

Inning Stats	R: 0	H: 0	E: 0	K: 1	S: 5	LOB: 1	BB: 1	P: 9	R: 0	H: 0	E: 0	K: 0	S: 3	LOB: 3	BB: 3	P: 15	R: 0	H: 0	E: 0	K: 1	S: 5	LOB: 0	BB: 0	P: 5	R: 0	H: 0	E: 0	K: 2	S: 7	LOB: 0	BB: 0	P: 7	R: 0	H: 0	E: 0	K: 2	S: 7	LOB: 0	BB: 0	P: 7	R: 0	H: 0	E: 0	K: 1	S: 5	LOB: 1	BB: 0	P: 6	R: 0	H: 1	E: 0	K: 0	S: 3	LOB: 1	BB: 1	P: 7	R: 0	H: 1	E: 0	K: 2	S: 8	LOB: 2	BB: 1	P: 12	R: 0	H: 1	E: 0	K: 1	S: 6	LOB: 1	BB: 0	P: 6	1B: 3	2B: 0	3B: 0	HR: 0	SF: 0	SAC: 0	DP: 1	HBP: 1	WP: 0	PB: 1	SB: 0	CS: 0	PA: 36
PITCHER Tommy Byrne, L (1, 1) ERA: 4.49	IP	WLS	BF	H	R	ER	SO	BB	IBB	HBP	BLK	WP	HR	S	P	ERA	WHIP	IP	WLS	BF	H	R	ER	SO	BB	IBB	HBP	BLK	WP	HR	S	P	ERA	WHIP																																																			

BOTTOM

New York Yankees @ Cleveland Indians
Cleveland Municipal Stadium, Cleveland, OH

Sun Aug 06 1950, 3:33 AM EDT
 Att. 66,726 - Unknown

AB	29
R	0
H	3
RBI	0
BB	6
SO	10
LOB	20



WP: 0	PA: 36
PB: 1	
SB: 0	
CS: 0	

livebaseballscorecards.com

Batter	1	2	3	4	5	6	7	8	9	AB R H RBI BB SO LOB	TOP											
Dale Mitchell, L (1, 7) OBP: 0.363, SLG: 0.364	4-0 HR BB	0-0 F6			0-0 G3			0-0 F2		3 1 0 0 1 0 3												
Bob Kennedy, R (1, 9) OBP: 0.367, SLG: 0.444	0-0 F7		0-0 F8		0-0 F8			0-0 F7		4 0 0 0 0 0 3												
Larry Doby, L (1, 8) OBP: 0.469, SLG: 0.588	0-0 HR 1-H		0-0 F5			0-0 4-3		0-0 HR		4 2 2 4 0 0 0												
Luke Easter, L (1, 3) OBP: 0.392, SLG: 0.517	0-3 K		0-0 4-1			0-0 F4		0-0 F6		4 0 0 0 0 1 0												
Al Rosen, R (1, 5) OBP: 0.396, SLG: 0.581	0-0 1B			0-0 F7		0-0 5-3			0-0 L8	4 0 1 0 0 0 0												
Joe Gordon, R (1, 4) OBP: 0.346, SLG: 0.436	0-0 F5			0-0 F6			0-0 5-3		0-0 1B	4 0 1 0 0 0 1												
Lou Boudreau, R (1, 6) OBP: 0.339, SLG: 0.326		0-0 F7 1B		0-0 1-3			0-0 F6		0-0 F3	4 0 1 0 0 0 1												
Jim Hegan, R (1, 2) OBP: 0.318, SLG: 0.465		0-0 F7			0-0 E5 G3 SH1-4		0-0 F6		0-3 K	4 0 0 0 0 1 2												
Bob Feller, R (1, 1) OBP: 0.119, SLG: 0.125		0-3 K			0-0 SH1-4			4-0 HR BB		1 0 0 0 0 1 1												
Al Benton, R (5, 1) OBP: 0.375, SLG: 0.167										0 1 0 0 1 0 0												
Jesse Flores, R (8, 1)										0 0 0 0 0 0 0												
Inning Stats	R: 2 E: 0 K: 1 S: 7	H: 2 LOB: 1 BB: 1 P: 11	R: 0 E: 0 K: 1 S: 6	H: 1 LOB: 1 BB: 0 P: 6	R: 0 E: 0 K: 0 S: 3	H: 0 LOB: 0 BB: 0 P: 3	R: 0 E: 0 K: 0 S: 3	H: 0 LOB: 0 BB: 0 P: 3	R: 0 E: 1 K: 0 S: 4	H: 0 LOB: 1 BB: 0 P: 4	R: 0 E: 0 K: 0 S: 3	H: 0 LOB: 0 BB: 0 P: 3	R: 0 E: 0 K: 0 S: 3	H: 0 LOB: 0 BB: 0 P: 3	R: 2 E: 0 K: 0 S: 4	H: 1 LOB: 0 BB: 1 P: 8	R: 0 E: 0 K: 1 S: 6	H: 1 LOB: 1 BB: 0 P: 6	1B: 3 2B: 0 3B: 0 HR: 2	SF: 0 SAC: 1 DP: 0 HBP: 0	WP: 0 PB: 0 SB: 0 CS: 0	PA: 35
PITCHER	IP WLS BF H R ER SO BB IBB HBP BLK WP HR S P ERA WHIP																					
Al Widmar, R (1, 1) ERA: 4.7	8.0 L 31 4 4 4 2 2 0 0 0 0 0 2 33 41 4.50 0.750																					
Cliff Fannin, R (9, 1) ERA: 8.31	1.0 4 1 0 0 1 0 0 0 0 0 0 0 6 6 0.00 1.000																					

Cleveland Indians @ St. Louis Browns
 Sportsman's Park, St. Louis, MO
 Wed Aug 09 1950, 4:33 AM EDT
 Unknown

livebaseballscorecards.com

AB	32
R	4
H	5
RBI	4
BB	2
SO	3
LOB	11



Batter	1	2	3	4	5	6	7	8	9	AB	R	H	RBI	BB	SO	LOB
Don Lenhardt, R OBP: 0.411, SLG: 0.536 (1, 3)	0-0 BB BB 1B		0-0 F3	4-0 1-2 BB		0-0 F7		4-0 1-2 2-3 BB		3	0	1	0	2	0	0
Snuffy Stirrweiss, R OBP: 0.377, SLG: 0.317 (1, 4)	0-3 K		0-0 F8	0-3 K		0-0 5-3		0-0 3-H F7		5	0	0	1	0	2	6
Dick Kokos, L OBP: 0.378, SLG: 0.439 (1, 7)	4-0 1-2 BB BB		0-0 1B		0-0 F4		0-3 K	0-0 F2		4	0	1	0	1	1	2
Ray Coleman, L OBP: 0.338, SLG: 0.450 (1, 9)	0-0 F8		0-0 6-3		0-0 F8		0-0 F8		0-0 S 1B	5	0	1	0	0	0	3
Jim Delsing, L OBP: 0.325, SLG: 0.302 (1, 8)	4-0 1-2 2-3 BB			0-0 BB 1B FC6-4 1B	0-0 1B 1B		0-0 WP 1B		0-3 K	4	2	3	0	1	1	1
Les Moss, R OBP: 0.294, SLG: 0.366 (1, 2)	0-3 K			0-0 FC6-4 1-2 1B	0-0 1B 1-3 1B		0-0 5-3		0-3 K	5	0	2	0	0	2	5
Owen Friend, R OBP: 0.317, SLG: 0.347 (1, 5)		0-3 K		4-0 1-2 2-3 BB FC6-4	0-0 1-3 1B			0-0 4-3	0-3 K	4	0	1	1	1	2	1
Tom Upton, R OBP: 0.343, SLG: 0.274 (1, 6)		0-0 F8		0-0 FC6-4 BB	0-0 F8			4-0 BB WP F7 BB		3	0	0	1	0	0	4
Ken Wood, R (8, PH) OBP: 0.293, SLG: 0.396 (8, PH)				1-2 2-3 3-H						0	1	0	0	1	0	0
Billy DeMars, R (9, 6) OBP: 0.343, SLG: 0.288 (9, 6)										0	0	0	0	0	0	0
Al Widmar, R (1, 1) OBP: 0.204, SLG: 0.191 (1, 1)		0-0 6-3		0-3 K		0-0 F2		4-0 1-2 BB BB		3	0	0	0	0	1	2
Sherm Lollar, R (8, PH) OBP: 0.403, SLG: 0.486 (8, PH)										0	0	0	0	1	0	0
Duane Pilette, R (8, PR) OBP: 0.125, SLG: 0.250 (8, PR)										0	0	0	0	0	0	0
Cliff Fannin, L (9, 1) OBP: 0.222, SLG: 0.278 (9, 1)										0	0	0	0	0	0	0

Inning Stats	R: 0	H: 1	E: 0	K: 2	S: 8	R: 0	H: 0	E: 0	K: 1	S: 5	R: 0	H: 1	E: 0	K: 0	S: 4	R: 1	H: 2	E: 0	K: 2	S: 9	R: 1	H: 3	E: 0	K: 0	S: 6	R: 0	H: 0	E: 0	K: 1	S: 3	R: 0	H: 1	E: 0	K: 1	S: 6	R: 1	H: 0	E: 0	K: 0	S: 3	R: 0	H: 0	E: 0	K: 3	S: 10	R: 0	H: 1	E: 0	K: 3	S: 10	1B: 9	2B: 0	3B: 0	HR: 0	SF: 0	SAC: 0	DP: 0	HBP: 0	WP: 2	PB: 0	SB: 1	CS: 0	PA: 43
--------------	------	------	------	------	------	------	------	------	------	------	------	------	------	------	------	------	------	------	------	------	------	------	------	------	------	------	------	------	------	------	------	------	------	------	------	------	------	------	------	------	------	------	------	------	-------	------	------	------	------	-------	-------	-------	-------	-------	-------	--------	-------	--------	-------	-------	-------	-------	--------

PITCHER	IP	WLS	BF	H	R	ER	SO	BB	IBB	HBP	BLK	WP	HR	S	P	ERA	WHIP
Bob Feller, R (1, 1) ERA: 3.7	4.2		25	7	2	2	5	4	0	0	0	0	0	31	47	3.86	2.357
Al Benton, R (5, 1) ERA: 3.22	2.2	W	12	1	1	1	1	3	0	0	0	2	0	11	23	3.38	1.500
Jesse Flores, R (8, 1) ERA: 4.25	1.2	S	6	1	0	0	3	0	0	0	0	0	0	12	12	0.00	0.600

BOTTOM

Cleveland Indians @ St. Louis Browns
Sportsman's Park, St. Louis, MO

Wed Aug 09 1950, 4:33 AM EDT
Unknown

AB	36
R	3
H	9
RBI	3
BB	7
SO	9
LOB	24



PITCHER	IP	WLS	BF	H	R	ER	SO	BB	IBB	HBP	BLK	WP	HR	S	P	ERA	WHIP
---------	----	-----	----	---	---	----	----	----	-----	-----	-----	----	----	---	---	-----	------

Batter	1	2	3	4	5	6	7	8	9	AB R H RBI BB SO LOB	TOP																										
Thurman Tucker, L (1, 7) <small>OBP: 0.321, SLG: 0.240</small> Dale Mitchell, L (6, 7) <small>OBP: 0.363, SLG: 0.363</small>	4-0 BB		0-0 L9		0-0 SH1-4 1B		0-0 4-3	4-0 1B 2B BB		2 1 1 0 1 0 0 1 1 0 0 1 0 0	Cleveland Indians @ St. Louis Browns Sportsman's Park, St. Louis, MO Wed Aug 09 1950, 4:38 AM EDT Att. 7,986 - Unknown																										
Bob Kennedy, R (1, 9) <small>OBP: 0.366, SLG: 0.442</small>	0-0 F9		0-0 L7		0-0 SH1-4		0-0 F8	0-0 2B 1B		4 0 1 1 0 0 1																											
Larry Doby, L (1, 8) <small>OBP: 0.473, SLG: 0.599</small>	0-3 K		0-0 1B 2B		4-0 HBP 1B BB		0-0 PB 1B 2B	0-0 1-3 2-H 1B		4 2 3 1 1 1 1																											
Luke Easter, L (1, 3) <small>OBP: 0.397, SLG: 0.520</small>	0-3 K		0-0 2-H 1B		0-0 HBP 1B		0-0 2B 1B	4-0 3-H IBB		4 2 3 3 1 1 1																											
Al Rosen, R (1, 5) <small>OBP: 0.400, SLG: 0.592</small>		4-0 1B BB	0-0 1-H HR		1-0 G5-4-3 HBP		0-0 1-H 2B	0-0 F7		3 1 2 3 1 0 3																											
Joe Gordon, R (1, 4) <small>OBP: 0.340, SLG: 0.429</small>		0-0 F7	0-0 F8		0-0 G5-4-3		0-0 5-3	0-3 K		5 0 0 0 0 1 5																											
Lou Boudreau, R (1, 6) <small>OBP: 0.335, SLG: 0.321</small> Ray Boone, R (7, 6) <small>OBP: 0.422, SLG: 0.468</small>		0-0 F8		0-0 F8		0-0 F9		4-0 1B BB BB		3 0 0 0 0 0 1 1 1 0 0 1 0 0																											
Ray Murray, R (1, 2) <small>OBP: 0.344, SLG: 0.442</small> Jim Hegan, R (5, 2) <small>OBP: 0.318, SLG: 0.462</small>		0-0 1-3 1B		0-3 K		0-0 F8		0-0 F4	4-0 BB BB	2 0 1 0 0 1 0 2 0 0 0 1 0 1																											
Early Wynn, S (1, 1) <small>OBP: 0.345, SLG: 0.468</small> Jesse Flores, R (5, 1) <small>OBP: 0.343, SLG: 0.505</small> Dick Rozek, L (5, 1) <small>OBP: 0.375, SLG: 0.167</small> Bob Lemon, L (8, PH) <small>OBP: 0.375, SLG: 0.167</small> Al Benton, R (8, 1) <small>OBP: 0.248, SLG: 0.359</small> Allie Glick, R (9, PH)		0-0 F6		0-0 F9		0-0 6-3-4		0-3 K	0-0 L5	2 0 0 0 0 0 2 0 0 0 0 0 0 0 1 0 0 0 0 0 0 1 0 0 0 0 1 1 0 0 0 0 0 0 0 1 0 0 0 0 0 1																											
Inning Stats	R: 0 E: 1 K: 2 S: 7	H: 0 LOB: 1 BB: 1 P: 11	R: 0 E: 0 K: 0 S: 4	H: 1 LOB: 2 BB: 1 P: 8	R: 3 E: 0 K: 0 S: 6	H: 3 LOB: 0 BB: 0 P: 6	R: 0 E: 0 K: 1 S: 5	H: 0 LOB: 0 BB: 0 P: 5	R: 1 E: 0 K: 0 S: 4	H: 2 LOB: 2 BB: 1 P: 9		R: 0 E: 0 K: 0 S: 3	H: 0 LOB: 0 BB: 0 P: 3	R: 2 E: 0 K: 0 S: 6	H: 3 LOB: 1 BB: 0 P: 6	R: 2 E: 0 K: 1 S: 7	H: 2 LOB: 3 BB: 3 P: 19	R: 0 E: 0 K: 1 S: 5	H: 0 LOB: 1 BB: 1 P: 9	1B: 6 2B: 4 3B: 0 HR: 1	SF: 0 SAC: 1 DP: 1 HBP: 1	WP: 0 PB: 1 SB: 0 CS: 0	PA: 45														
PITCHER	IP WLS BF H R ER SO BB IBB HBP BLK WP HR S P ERA WHIP																																				
Dick Starr, R (1, 1) <small>ERA: 6.06</small> Harry Dorish, R (5, 1) <small>ERA: 6.68</small> Cuddles Marshall, R (6, 1) <small>ERA: 8.15</small> Cliff Fannin, R (8, 1) <small>ERA: 8.12</small>	4.1		23	6	4	4	3	3	0	1	0	0	1	25	38	8.31	2.077																				
	0.2		1	0	0	0	0	0	0	0	0	0	0	1	1	0.00	0.000																				
	2.2		14	4	4	4	1	2	0	0	0	0	0	14	22	13.50	2.250																				
	1.1	W	7	1	0	0	1	1	1	0	0	0	0	7	15	0.00	1.500																				

livebaseballscorecards.com

AB	36
R	8
H	11
RBI	8
BB	7
SO	5
LOB	17



Batter	1	2	3	4	5	6	7	8	9	AB R H RBI BB SO LOB	TOP											
Ray Boone, R (1, 6) OBP: 0.422, SLG: 0.472	0-0 1-3 4-3 2B		0-0 6-3	0-0 1B		0-0 F7			0-0 F8	5 1 2 0 0 0 2	Cleveland Indians @ St. Louis Browns Sportsman's Park, St. Louis, MO Thu Aug 10 1950, 4:33 AM EDT Att. 4,412 - Unknown livebaseballscorecards.com											
Bob Kennedy, R (1, 9) OBP: 0.369, SLG: 0.444	0-0 1-3 2-3		0-0 E 1B	0-0 L9			0-0 FC4-6 1B	0-0 FC4-6 1B	5 1 3 1 0 0 2													
Larry Doby, L (1, 8) OBP: 0.468, SLG: 0.590	0-0 4-3		0-0 E4 BB 1B		0-3 K		0-0 FC4-6 HBP	0-0 FC4-6	5 1 0 1 0 1 3													
Luke Easter, L (1, 3) OBP: 0.397, SLG: 0.516	0-0 F8		4-0 1B 1-2 BB		0-0 6-3		1-0 1-2 HBP	0-0 F5	3 0 0 0 1 0 1													
Al Rosen, R (1, 5) OBP: 0.396, SLG: 0.586		0-0 1-3	0-0 F3		0-0 F8		0-0 F6		4 0 0 0 0 0 5													
Joe Gordon, R (1, 4) OBP: 0.342, SLG: 0.428		0-0 L7	0-0 1-3 2-H 3-H 1B			4-0 FC6-5 F7 BB	0-3 K		3 0 1 2 1 1 2													
Allie Clark, R (1, 7) OBP: 0.248, SLG: 0.355		0-0 1B	0-0 F8			0-0 F7 1-2		0-3 K	4 0 1 0 0 1 3													
Jim Hegan, R (1, 2) OBP: 0.314, SLG: 0.455		0-0 L9		0-3 K		0-0 FC6-5 2B		0-0 F8	4 1 0 0 0 1 2													
Bob Lemon, L (1, 1) OBP: 0.349, SLG: 0.526			0-0 1B 2B	0-0 G2		0-0 1-H 2B		0-0 F8	4 1 2 1 0 0 0													
Inning Stats	R: 1 E: 0 K: 0 S: 4	H: 1 LOB: 0 BB: 0 P: 4	R: 0 E: 0 K: 0 S: 4	H: 1 LOB: 1 BB: 0 P: 4	R: 3 E: 1 K: 0 S: 7	H: 3 LOB: 2 BB: 1 P: 11	R: 0 E: 0 K: 1 S: 6	H: 1 LOB: 1 BB: 0 P: 6	R: 0 E: 0 K: 1 S: 5	H: 0 LOB: 0 BB: 0 P: 5	R: 1 E: 0 K: 0 S: 4	H: 1 LOB: 1 BB: 1 P: 8	R: 0 E: 0 K: 1 S: 6	H: 1 LOB: 2 BB: 0 P: 7	R: 0 E: 0 K: 1 S: 5	H: 0 LOB: 0 BB: 0 P: 5	R: 0 E: 0 K: 0 S: 4	H: 1 LOB: 1 BB: 0 P: 4	1B: 6 2B: 3 3B: 0 HR: 0	SF: 0 SAC: 0 DP: 0 HBP: 1	WP: 0 PB: 0 SB: 0 CS: 0	PA: 40
PITCHER	IP WLS BF H R ER SO BB IBB HBP BLK WP HR S P ERA WHIP																					
Stubby Overmire, L (1, 1) ERA: 5.44	7.0 L 33 8 5 3 3 2 0 1 0 0 0 0 36 45 3.86 1.429																					
Jack Bruner, L (8, 1) ERA: 3.86	2.0 7 1 0 0 1 0 0 0 0 0 0 0 9 9 0.00 0.500																					

AB	37
R	5
H	9
RBI	5
BB	2
SO	4
LOB	20



Batter	1	2	3	4	5	6	7	8	9	AB R H RBI BB SO LOB	TOP																						
Ray Boone, R (1, 6) OBP: 0.421, SLG: 0.470	0-3 K		0-0 1B		0-0 6-3		0-0 6-3		0-0 2-H 1B	5 0 2 1 0 1 0																							
Bob Kennedy, R (1, 9) OBP: 0.367, SLG: 0.439	0-0 F4		0-0 L7			1-0 E HBP		0-0 1-3	0-0 F8	4 1 0 0 0 0 2																							
Larry Doby, L (1, 8) OBP: 0.466, SLG: 0.586	0-3 K			0-3 K		0-0 E1 1-3		0-0 1B		4 0 1 0 0 2 1																							
Luke Easter, L (1, 3) OBP: 0.393, SLG: 0.510		0-0 E3 BB		0-0 F8		0-0 F8		0-0 F8		4 0 0 0 0 0 2																							
Al Rosen, R (1, 5) OBP: 0.397, SLG: 0.584		0-3 K		0-0 BB 1B		4-0 BB BB BB BB		0-0 F7		3 0 1 0 1 1 2																							
Joe Gordon, R (1, 4) OBP: 0.347, SLG: 0.426		4-0 BB BB BB BB BB	G5-4-3 1-2 BB	4-0 1-2 BB		0-0 F9			4-0 1B F7 BB	1 1 0 0 3 0 2																							
Allie Clark, R (1, 7) OBP: 0.248, SLG: 0.352		0-0 G5-4-3 1-2		0-0 4-3		0-3 K			0-0 1-3 1B F7 1B	4 1 1 0 0 1 6																							
Jim Hegan, R (1, 2) OBP: 0.311, SLG: 0.449			0-0 4-3		0-0 4-3		0-0 4-3		0-0 1-2 F7	4 0 0 1 0 0 1																							
Mike Garcia, R (1, 1) OBP: 0.214, SLG: 0.262			0-0 1-3		0-0 6-3		0-0 L9		0-3 K	4 0 0 0 0 1 1																							
Inning Stats	R: 0 E: 0 K: 2 S: 7	H: 0 LOB: 0 BB: 0 P: 7	R: 0 E: 1 K: 1 S: 5	H: 0 LOB: 1 BB: 1 P: 9	R: 0 E: 0 K: 0 S: 4	H: 1 LOB: 1 BB: 0 P: 4	R: 0 E: 0 K: 1 S: 6	H: 1 LOB: 2 BB: 1 P: 10	R: 0 E: 0 K: 0 S: 3	H: 0 LOB: 0 BB: 0 P: 3	R: 1 E: 2 K: 1 S: 6	H: 0 LOB: 2 BB: 1 P: 11	R: 0 E: 0 K: 0 S: 3	H: 0 LOB: 0 BB: 0 P: 3	R: 0 E: 0 K: 0 S: 4	H: 1 LOB: 1 BB: 0 P: 4	R: 2 E: 0 K: 1 S: 7	H: 2 LOB: 1 BB: 1 P: 11	1B: 5 2B: 0 3B: 0 HR: 0	SF: 0 SAC: 0 DP: 1 HBP: 1	WP: 0 PB: 0 SB: 0 CS: 0	PA: 38											
PITCHER Billy Pierce, L (1, 1) ERA: 3.94	IP 9.0	WLS L	BF 38	H 5	R 3	ER 2	SO 6	BB 4	IBB 0	HBP 1	BLK 0	WP 0	HR 0	S 45	P 62	ERA 2.00	WHIP 1.000																
											PITCHER	IP	WLS	BF	H	R	ER	SO	BB	IBB	HBP	BLK	WP	HR	S	P	ERA	WHIP					

Cleveland Indians @ Chicago White Sox
 Comiskey Park, Chicago, IL
 Fri Aug 11 1950, 4:33 AM EDT
 Att. 6,554 - Unknown

AB	33
R	3
H	5
RBI	2
BB	4
SO	6
LOB	17



Batter	1	2	3	4	5	6	7	8	9	AB R H RBI BB SO LOB
Chico Carrasquel, R (1, 6) OBP: 0.381, SLG: 0.378	0-3 K ①		0-0 F3 ②		0-0 5-3 ②		0-0 F2 ①		0-0 1B	5 0 1 0 0 1 2
Floyd Baker, L (1, 5) OBP: 0.400, SLG: 0.324	0-0 5-3 ②		4-0 BB BB ②		0-0 4-3 ③		0-0 F9 ②		0-0 4-3 ③	4 0 0 0 1 0 1
Dave Philley, S (1, 9) OBP: 0.321, SLG: 0.401	0-0 F3 ③		4-0 BB ②			0-0 1B 1B	0-0 6-3 ③			3 1 1 1 1 0 0
Eddie Robinson, L (1, 3) OBP: 0.367, SLG: 0.411		0-0 F7 ①	0-0 F7 ③			0-0 FC1-5 1B 1-3		0-0 F5 ①		4 0 1 0 0 0 3
Mary Rickert, L (1, 7) OBP: 0.301, SLG: 0.345	0-3 K ②			0-0 6-3 ①		0-0 FC FC1-5 1-2 FC1-2 3-H 1B		0-0 6-3 ②		4 0 1 1 0 1 0
Phil Masi, R (1, 2) OBP: 0.369, SLG: 0.416		0-0 6-3 ③		0-0 4-3 ②		0-0 FC1-5 FC1-2 FC		4-0 BB		3 0 0 0 1 0 2
Mike McCormick, R (1, 8) OBP: 0.314, SLG: 0.289			0-0 F3 ①	4-0 BB BB		0-0 FC FC1-2 1-2 2-3		0-0 F9 ③		3 0 0 0 1 0 3
Nellie Fox, L (1, 4) OBP: 0.320, SLG: 0.302			0-0 BB BB BB 1B	0-3 K ③		0-0 FC1-2 1-2 2-3 3-H		0-3 K ①		4 1 1 0 0 2 4
Billy Pierce, L (1, 1) OBP: 0.310, SLG: 0.264			4-0 BB BB BB 1B		0-3 K ①	0-0 1-3 ③		0-3 K ②		2 0 0 0 1 1 3
Gordon Goldsberry, L (9, PH) OBP: 0.432, SLG: 0.462					0-3 K				0-3 K	1 0 0 0 0 1 0

Inning Stats	R: 0	H: 0	E: 0	K: 1	S: 5	LOB: 0	BB: 0	P: 5	R: 0	H: 0	E: 0	K: 1	S: 5	LOB: 1	BB: 1	P: 9	R: 0	H: 0	E: 0	K: 1	S: 5	LOB: 0	BB: 0	P: 5	R: 1	H: 3	E: 0	K: 0	S: 7	LOB: 3	BB: 0	P: 7	R: 0	H: 0	E: 0	K: 0	S: 3	LOB: 0	BB: 0	P: 3	R: 0	H: 0	E: 0	K: 0	S: 3	LOB: 1	BB: 1	P: 7	R: 0	H: 1	E: 0	K: 2	S: 8	LOB: 1	BB: 0	P: 8	1B: 5	2B: 0	3B: 0	HR: 0	SF: 0	SAC: 0	DP: 0	HBP: 0	WP: 0	PB: 0	SB: 0	CS: 0	PA: 38
PITCHER Mike Garcia, R (1, 1) ERA: 4.62	IP	WLS	BF	H	R	ER	SO	BB	IBB	HBP	BLK	WP	HR	S	P	ERA	WHIP	IP	WLS	BF	H	R	ER	SO	BB	IBB	HBP	BLK	WP	HR	S	P	ERA	WHIP	IP	WLS	BF	H	R	ER	SO	BB	IBB	HBP	BLK	WP	HR	S	P	ERA	WHIP																		

BOTTOM

Cleveland Indians @ Chicago White Sox
Comiskey Park, Chicago, IL

Fri Aug 11 1950, 4:33 AM EDT
Att. 6,554 - Unknown

livebaseballscorecards.com

AB 33
R 2
H 5
RBI 2
BB 5
SO 6
LOB 18



Batter	1	2	3	4	5	6	7	8	9	AB R H RBI BB SO LOB	TOP			
Ray Boone, R (1, 6) OBP: 0.422, SLG: 0.466	0-0 G5-4-3 1B		0-0 FC6-4 1-2f			0-0 5-3 1-2 1B		0-0 F9	0-0 6-3	5 0 2 0 0 0 2				
Bob Kennedy, R (1, 9) OBP: 0.364, SLG: 0.434	0-0 G5-4-3 1-2f			0-0 F9		0-0 5-3 1-2 2-3		0-0 E 1B		4 1 1 0 0 0 3				
Larry Doby, L (1, 8) OBP: 0.464, SLG: 0.596	0-0 6-3			0-0 4-3		0-0 4-3		0-0 E6 1-H 2-H 3B		4 1 1 2 0 0 1				
Luke Easter, L (1, 3) OBP: 0.390, SLG: 0.504		0-0 1-3		0-3 K			0-0 L7	0-0 1B 1B		4 1 1 0 0 1 0				
Al Rosen, R (1, 5) OBP: 0.395, SLG: 0.577		0-0 L8-3 1B			0-0 F9		0-0 F2	0-0 1B 1-2 1B		4 0 2 0 0 0 0				
Joe Gordon, R (1, 4) OBP: 0.350, SLG: 0.436		0-0 L8-3 1-2			0-0 F8		0-0 F7	0-0 1-2 2-H 1B		4 0 1 1 0 0 1				
Allie Clark, R (1, 7) OBP: 0.255, SLG: 0.357			0-0 FC6-4 1B		0-0 E6			SH1-4 1B 1B		3 0 2 0 0 0 0				
Bobby Avila, R (8, PR) OBP: 0.405, SLG: 0.372										1 1 0 0 0 0 2				
Sam Zoldak, L (8, 1) OBP: 0.353, SLG: 0.214										0 0 0 0 0 0 0				
Jim Hegan, R (1, 2) OBP: 0.312, SLG: 0.444			0-0 F9		0-3 K			SH1-4 1-2	0-0 F6	3 0 0 0 0 1 2				
Bob Feller, R (1, 1) OBP: 0.131, SLG: 0.138			0-0 F2			0-0 S 1B 1B		0-0 E 1B 2-H 1B	0-0 6-3	2 0 1 0 0 0 1				
Lou Boudreau, R (8, PH) OBP: 0.337, SLG: 0.324										1 0 1 1 0 0 0				
Dale Mitchell, L (8, PR) OBP: 0.363, SLG: 0.365										1 1 0 0 0 0 0				
Inning Stats	R: 0 H: 1 E: 0 LOB: 0 K: 0 BB: 0 S: 3 P: 3	R: 0 H: 1 E: 0 LOB: 0 K: 0 BB: 0 S: 3 P: 3	R: 0 H: 1 E: 0 LOB: 1 K: 0 BB: 0 S: 4 P: 4	R: 0 H: 0 E: 0 LOB: 0 K: 1 BB: 0 S: 5 P: 5	R: 0 H: 0 E: 1 LOB: 1 K: 1 BB: 0 S: 6 P: 6	R: 0 H: 2 E: 0 LOB: 1 K: 0 BB: 0 S: 4 P: 4	R: 0 H: 0 E: 0 LOB: 0 K: 0 BB: 0 S: 3 P: 3	R: 5 H: 7 E: 1 LOB: 2 K: 0 BB: 0 S: 10 P: 10	R: 0 H: 0 E: 0 LOB: 0 K: 0 BB: 0 S: 3 P: 3	1B: 11 SF: 0 2B: 1 SAC: 1 3B: 1 DP: 2 HR: 0 HBP: 0	WP: 0 PA: 37 PB: 0 SB: 1 CS: 0			
PITCHER	IP WLS BF H R ER SO BB IBB HBP BLK WP HR S P ERA WHIP												PITCHER	IP WLS BF H R ER SO BB IBB HBP BLK WP HR S P ERA WHIP
Bill Wight, L (1, 1) ERA: 3.83	7.2 L 32 11 5 5 2 0 0 0 0 0 0 0 0 36 36 5.87 1.435													
Randy Gumpert, R (8, 1) ERA: 4.33	1.1 5 1 0 0 0 0 0 0 0 0 0 0 0 5 5 0.00 0.750													

Cleveland Indians @ Chicago White Sox
Comiskey Park, Chicago, IL
Sun Aug 13 1950, 4:33 AM EDT
Unknown

livebaseballscorecards.com

AB	36
R	5
H	12
RBI	4
BB	0
SO	2
LOB	12



BOTTOM

Cleveland Indians @ Chicago White Sox
Comiskey Park, Chicago, IL
Sun Aug 13 1950, 4:38 AM EDT
Att. 37,940 - Unknown

livebaseballscorecards.com

AB 31
R 7
H 7
RBI 6
BB 6
SO 0
LOB 19



WP: 1 PA: 39
PB: 0
SB: 2
CS: 0

AB R H RBI BB SO LOB

5 0 0 0 0 0 3

5 1 2 0 0 0 0

4 2 2 0 1 0 1

2 1 0 1 1 0 2

4 1 1 0 0 0 3

2 1 1 0 1 0 1

1 0 0 1 0 0 2

0 0 0 0 0 0 0

2 1 0 1 2 0 1

3 0 1 3 0 0 0

1 0 0 0 0 0 3

0 0 0 0 0 0 0

0 0 0 0 1 0 0

2 0 0 0 0 0 3

1B: 6 SF: 0
2B: 1 SAC: 1
3B: 0 DP: 1
HR: 0 HBP: 1

Batter	1	2	3	4	5	6	7	8	9
Nellie Fox, L OBP: 0.322, SLG: 0.313 (1, 4)	F3 G3		3-1			F7		F6	
Floyd Baker, L OBP: 0.400, SLG: 0.329 (1, 5)	6-3	E 1B L8 1B		S 1B		6-3		F7	
Mary Rickert, L OBP: 0.312, SLG: 0.353 (1, 7)	4-0 WP E BB	E5 1-3 1B		F8 1-2		1B BB F7 1B		5-3	
Eddie Robinson, L OBP: 0.374, SLG: 0.427 (1, 3)	1-0 E BB 1-2 HBP	L8 3-H		F9		IBB 1B 1-2 BB			
Dave Philley, S OBP: 0.318, SLG: 0.400 (1, 9)	E6 BB S 1-3 2B 2-H	F8		4-3		IBB 1-2 2-3 1B			
Mike McCormick, R OBP: 0.365, SLG: 0.352 Gordon Goldsberry, L OBP: 0.429, SLG: 0.458 Jerry Scala, L OBP: 0.274, SLG: 0.203 (1, 8) (7, PH) (8, 8)	4-0 BB 1-2 2B BB	1-3			G4-6-3 1B	F7 3-H			
Chico Carrasquel, R OBP: 0.377, SLG: 0.373 (1, 6)	4-0 1-2 2-3 3-H 2B BB		F6		G4-6-3 1-2f 1B	4-0 1-2 2-3 IBB			
Gus Niarhos, R OBP: 0.386, SLG: 0.353 Hank Majeski, R OBP: 0.382, SLG: 0.413 Phil Masi, R OBP: 0.368, SLG: 0.412 (1, 2) (7, PH) (8, 2)	0-0 1-H 2-H 3-H 2B		E1 SH1-4		F9	F6			
Ray Scarborough, R OBP: 0.208, SLG: 0.163 Ken Holcombe, R OBP: 0.217, SLG: 0.261 (1, 1) (6, 1)	4-0 BB		SH1-4			5-3		G3	


Inning Stats	R: 5	H: 1	LOB: 2	K: 0	S: 5	R: 1	H: 2	LOB: 1	K: 0	S: 5	R: 0	H: 0	LOB: 1	K: 0	S: 4	R: 0	H: 1	LOB: 1	K: 0	S: 4	R: 0	H: 1	LOB: 0	K: 0	S: 3	R: 0	H: 0	LOB: 0	K: 0	S: 3	R: 1	H: 2	LOB: 3	K: 0	S: 5	R: 0	H: 0	LOB: 0	K: 0	S: 3
--------------	------	------	--------	------	------	------	------	--------	------	------	------	------	--------	------	------	------	------	--------	------	------	------	------	--------	------	------	------	------	--------	------	------	------	------	--------	------	------	------	------	--------	------	------

PITCHER	IP	WLS	BF	H	R	ER	SO	BB	IBB	HBP	BLK	WP	HR	S	P	ERA	WHIP
Dick Weik, R ERA: 4.55 (1, 1)	0.2	L	9	1	5	0	0	4	0	0	0	1	0	4	21	0.00	7.500
Steve Gromek, R ERA: 4.44 (1, 1)	1.1		6	2	1	0	0	0	0	0	0	0	0	6	6	0.00	1.500
Jesse Flores, R ERA: 4.73 (3, 1)	2.0		8	1	0	0	0	0	0	0	0	0	0	8	8	0.00	0.500
Sam Zoldak, L ERA: 4.7 (5, 1)	2.0		9	3	1	1	0	1	0	0	0	0	0	8	12	4.50	2.000
Al Benton, R ERA: 3.47 (7, 1)	1.0		4	0	0	0	0	0	1	0	0	0	0	3	7	0.00	0.000

PITCHER	IP	WLS	BF	H	R	ER	SO	BB	IBB	HBP	BLK	WP	HR	S	P	ERA	WHIP
Marino Pieretti, R ERA: 4.17 (8, 1)	1.0		3	0	0	0	0	0	0	0	0	0	0	3	3	0.00	0.000

Batter	1	2	3	4	5	6	7	8	9	10	AB R H RBI BB SO LOB	TOP												
Jerry Priddy, R OBP: 0.373, SLG: 0.380 (1, 4) X	0-0 F8	0-0 5-3			0-0 FC6-4 1B			0-3 K		0-0 SH1-3 1-2	4 0 1 0 0 1 1	Detroit Tigers @ Cleveland Indians Cleveland Municipal Stadium, Cleveland, OH Mon Aug 14 1950, 3:33 AM EDT Att. 60,120 - Unknown livebaseballscorecards.com												
Don Kolloway, R OBP: 0.347, SLG: 0.430 (1, 3) X	0-0 BB 1B		0-0 F7		0-0 F2			0-0 F8		0-0 F7	5 0 1 0 0 0 2													
George Kell, R OBP: 0.419, SLG: 0.503 (1, 5) B B B	4-0 BB 1-2 BB		0-0 F8		0-0 FC6-4 1-2f			0-0 L7		0-3 K	4 0 0 0 1 1 2													
Vic Wertz, L OBP: 0.400, SLG: 0.573 (1, 9) B B B B	4-0 1-2 2-3 BB		0-0		0-0		0-0 6-3		0-0 F7		3 0 1 0 1 0 0													
Hoot Evers, R OBP: 0.406, SLG: 0.575 (1, 7) S S S	0-3 K		0-3 K				0-0 6-3		0-0 HR 1B		4 1 1 0 0 2 4													
Johnny Groth, R OBP: 0.407, SLG: 0.466 (1, 8) X	0-0 F3				0-0 F8		0-0 6-3		0-0 HR 1-H		4 1 1 2 0 0 3													
Aaron Robinson, L OBP: 0.413, SLG: 0.375 (1, 2) X		0-0 F9			0-0 F4			4-0 CS BB	0-0 4-3		3 0 0 0 1 0 0													
Neil Berry, R OBP: 0.182, SLG: 0.100 (1, 6) X		0-0			0-3 K			0-3 K 1-2	0-0 4-3		4 0 1 0 0 2 1													
Hal Newhouser, L OBP: 0.292, SLG: 0.250 (1, 1) X		0-0 F6			0-0 F7			0-0 L8	0-0 SH1-3 1B		4 0 1 0 0 0 1													
Inning Stats	R: 0 E: 0 K: 1 S: 6	H: 1 LOB: 3 BB: 2 P: 14	R: 0 E: 0 K: 0 S: 4	H: 1 LOB: 1 BB: 0 P: 4	R: 0 E: 0 K: 1 S: 6	H: 1 LOB: 1 BB: 0 P: 6	R: 0 E: 0 K: 1 S: 5	H: 0 LOB: 0 BB: 0 P: 5	R: 0 E: 0 K: 0 S: 4	H: 1 LOB: 1 BB: 0 P: 4	R: 0 E: 0 K: 0 S: 3		H: 0 LOB: 0 BB: 0 P: 3	R: 0 E: 0 K: 1 S: 5	H: 0 LOB: 0 BB: 1 P: 8	R: 0 E: 0 K: 1 S: 5	H: 0 LOB: 0 BB: 0 P: 5	R: 2 E: 0 K: 0 S: 5	H: 2 LOB: 0 BB: 0 P: 5	R: 0 E: 0 K: 1 S: 6	H: 1 LOB: 1 BB: 0 P: 6	1B: 6 2B: 1 3B: 0 HR: 1	SF: 0 SAC: 1 DP: 1 HBP: 0	WP: 0 PB: 0 SB: 0 CS: 1
PITCHER Early Wynn, R ERA: 3.64 (1, 1)	IP 10.0 WLS W BF 39 H 7 R 2 ER 2 SO 6 BB 3 IBB 0 HBP 0 BLK 0 WP 0 HR 1 S 48 P 60 ERA 1.80 WHIP 1.000											PITCHER	IP WLS BF H R ER SO BB IBB HBP BLK WP HR S P ERA WHIP											



Batter	1	2	3	4	5	6	7	8	9	AB R H RBI BB SO LOB	TOP											
Jerry Priddy, R (1, 4) OBP: 0.374, SLG: 0.379	0-0 5-3	0-0 1B			4-0 L9-6-3 1B BB		0-3 K			3 0 1 0 1 1 1												
Don Kolloway, R (1, 3) OBP: 0.346, SLG: 0.428	0-0 F9	0-0 F7			0-0 L9-6-3 1B			0-0 5-3		4 0 1 0 0 0 1												
George Kell, R (1, 5) OBP: 0.417, SLG: 0.501	0-0 E5 BB 1B HR			0-0 F8	0-0 L9-6-3 1-2 2-3			0-0 PB 1B		4 1 1 0 0 0 2												
Vic Wertz, L (1, 9) OBP: 0.405, SLG: 0.575	0-0 1-2 HR 1B			4-0 FC6-4 BB		0-0 G6-4-3 1B		4-0 G4-6-3 1-2 BB		2 1 2 0 2 0 0												
Hoot Evers, R (1, 7) OBP: 0.405, SLG: 0.570	4-0 1-2 2-3 HR BB			0-0 FC6-4 1-2f		0-0 F8		0-0 G4-6-3 1-2f		3 1 0 0 1 0 4												
Johnny Groth, R (1, 8) OBP: 0.406, SLG: 0.471	0-0 1-H 2-H 3-H HR			0-0 4-3		0-0 G6-4-3 1-2f			0-0 6-3	4 1 1 4 0 0 2												
Aaron Robinson, L (1, 2) OBP: 0.408, SLG: 0.368	0-0 F5				0-3 K		0-0 F2		0-0 3-1	4 0 0 0 0 1 0	AB 31 R 4 H 7 RBI 4 BB 5 SO 5 LOB 12											
Neil Berry, R (1, 6) OBP: 0.267, SLG: 0.154		0-0 6-3			0-3 K		0-0 1B		4-0 BB	3 0 1 0 1 1 0												
Art Houtteman, R (1, 1) OBP: 0.183, SLG: 0.152					0-3 K		0-3 K		0-0 4-3	3 0 0 0 0 2 1												
Marlin Stuart, L (7, 1)									1 0 0 0 0 0 1													
Inning Stats	R: 4 E: 1 K: 0 S: 6	H: 2 LOB: 0 BB: 1 P: 10	R: 0 E: 0 K: 0 S: 4	H: 1 LOB: 1 BB: 0 P: 4	R: 0 E: 0 K: 0 S: 3	H: 0 LOB: 1 BB: 1 P: 7	R: 0 E: 0 K: 3 S: 9	H: 0 LOB: 0 BB: 0 P: 9	R: 0 E: 0 K: 0 S: 2	H: 1 LOB: 0 BB: 1 P: 6	R: 0 E: 0 K: 0 S: 3	H: 1 LOB: 0 BB: 0 P: 3	R: 0 E: 0 K: 2 S: 8	H: 1 LOB: 1 BB: 0 P: 8	R: 0 E: 0 K: 0 S: 3	H: 1 LOB: 1 BB: 1 P: 7	R: 0 E: 0 K: 0 S: 3	H: 0 LOB: 1 BB: 1 P: 7	1B: 6 2B: 0 3B: 1 HR: 1	SF: 0 SAC: 0 DP: 2 HBP: 0	WP: 0 PB: 1 SB: 0 CS: 0	PA: 36
PITCHER Bob Lemon, R (1, 1) ERA: 3.59	IP 9.0 WLS L BF 36 H 7 R 4 ER 0 SO 5 BB 5 IBB 0 HBP 0 BLK 0 WP 0 HR 1 S 41 P 61 ERA 0.00 WHIP 1.333											PITCHER	IP WLS BF H R ER SO BB IBB HBP BLK WP HR S P ERA WHIP									

Detroit Tigers @ Cleveland Indians
 Cleveland Municipal Stadium, Cleveland, OH
 Tue Aug 15 1950, 3:33 AM EDT
 Att: 40,299 - Unknown

livebaseballscorecards.com

Batter	1	2	3	4	5	6	7	8	9	AB R H RBI BB SO LOB
Dale Mitchell, L (1, 7) OBP: 0.365, SLG: 0.364	0-0 1B		0-0 FC4-6 1B 1-2f	0-0 F7					0-0 F8	4 0 1 0 1 0 2
Bob Kennedy, R (1, 9) OBP: 0.360, SLG: 0.426	0-0 F2		0-0 BB		0-0 6-3				0-0 F8	3 0 1 0 0 0 1
Thurman Tucker, L (7, PH) OBP: 0.328, SLG: 0.235			1-3 1B							0 0 0 0 1 0 0
Allie Clark, R (7, PR) OBP: 0.262, SLG: 0.368										0 0 0 0 0 0 0
Lou Boudreau, R (8, 9) OBP: 0.336, SLG: 0.323										1 0 0 0 0 0 0
Larry Doby, L (1, 8) OBP: 0.457, SLG: 0.580	0-3 K		0-3 K		0-0 F7					4 0 0 0 0 3 6
Luke Easter, L (1, 3) OBP: 0.388, SLG: 0.496	0-0 L7		4-0 BB		0-0 F5					3 0 0 0 1 0 4
Al Rosen, R (1, 5) OBP: 0.395, SLG: 0.580		0-0 6-3	0-0 F3							3 0 0 0 1 0 3
Ray Boone, R (1, 6) OBP: 0.429, SLG: 0.457		4-0 BB		4-0 2B 4-3 BB						2 1 1 0 2 0 1
Joe Gordon, R (1, 4) OBP: 0.345, SLG: 0.425		0-3 K		0-3 K						4 0 1 0 0 2 3
Jim Hegan, R (1, 2) OBP: 0.312, SLG: 0.439		0-0 F7		0-0 4-3 1-3 2B						4 0 1 0 0 0 4
Bob Lemon, L (1, 1) OBP: 0.348, SLG: 0.505			4-0 FC4-6 BB	0-0 4-3 2-3 3-H						2 0 0 1 2 0 1

Inning Stats	R: 0	H: 1	E: 0	K: 1	S: 6	LOB: 1	BB: 0	P: 6	R: 0	H: 0	E: 0	K: 1	S: 5	LOB: 1	BB: 1	P: 9	R: 0	H: 1	E: 0	K: 1	S: 6	LOB: 3	BB: 2	P: 14	R: 1	H: 1	E: 0	K: 1	S: 6	LOB: 1	BB: 1	P: 10	R: 0	H: 0	E: 0	K: 0	S: 3	LOB: 0	BB: 0	P: 3	R: 0	H: 1	E: 0	K: 0	S: 4	LOB: 1	BB: 0	P: 4	R: 0	H: 0	E: 0	K: 1	S: 4	LOB: 3	BB: 3	P: 16	R: 0	H: 1	E: 0	K: 0	S: 3	LOB: 1	BB: 1	P: 7	R: 0	H: 0	E: 0	K: 0	S: 3	LOB: 0	BB: 0	P: 3	1B: 4	SF: 0	2B: 2	SAC: 0	3B: 0	DP: 2	HR: 0	HBP: 0	WP: 0	PA: 38
--------------	------	------	------	------	------	--------	-------	------	------	------	------	------	------	--------	-------	------	------	------	------	------	------	--------	-------	-------	------	------	------	------	------	--------	-------	-------	------	------	------	------	------	--------	-------	------	------	------	------	------	------	--------	-------	------	------	------	------	------	------	--------	-------	-------	------	------	------	------	------	--------	-------	------	------	------	------	------	------	--------	-------	------	-------	-------	-------	--------	-------	-------	-------	--------	-------	--------

PITCHER	IP	WLS	BF	H	R	ER	SO	BB	IBB	HBP	BLK	WP	HR	S	P	ERA	WHIP
Art Houtteman, R (1, 1) ERA: 3.26	6.0	W	28	4	1	1	4	6	0	0	0	0	0	30	54	1.50	1.667
Marlin Stuart, R (7, 1) ERA: 4.15	3.0	S	10	1	0	0	1	2	0	0	0	0	0	10	18	0.00	1.000

BOTTOM

Detroit Tigers @ Cleveland Indians
Cleveland Municipal Stadium, Cleveland, OH

Tue Aug 15 1950, 3:33 AM EDT
Att. 40,299 - Unknown

livebaseballscorecards.com

AB	30
R	1
H	5
RBI	1
BB	8
SO	5
LOB	25



Batter	1	2	3	4	5	6	7	8	9	AB R H RBI BB SO LOB	TOP										
Don Lenhardt, R (1, 3) OBP: 0.410, SLG: 0.521	0-3 K		0-0 F8			0-0 F5		0-0 F7		4 0 0 0 0 1 1											
Snuffy Stirrweiss, R (1, 4) OBP: 0.360, SLG: 0.293	0-0 F6			0-0 F9		0-0 F3		0-0 F7		4 0 0 0 0 0 1											
Sherm Lollar, R (1, 2) OBP: 0.408, SLG: 0.489	0-3 K			0-0 2B		4-0 BB		0-0 F8		3 0 1 0 1 1 0											
Ray Coleman, L (1, 7) OBP: 0.339, SLG: 0.443		0-0 1B		0-0 F6		0-0 4-3		0-0 F5		4 0 1 0 0 0 3											
Jim Delsing, L (1, 8) OBP: 0.356, SLG: 0.317		0-0 F8		0-0 5-3			0-0 F7			3 0 0 0 0 0 2											
Ken Wood, R (1, 9) OBP: 0.295, SLG: 0.404		0-0 1B		0-0 F7		0-0 6-3				3 0 1 0 0 0 0											
Owen Friend, R (1, 5) OBP: 0.308, SLG: 0.337		0-0 G5-4-3		0-0 K		0-3 K		0-3 K		3 0 0 0 0 2 2											
Tom Upton, R (1, 6) OBP: 0.339, SLG: 0.271			0-0 F5		0-3 K			0-3 K		2 0 0 0 0 1 0											
Dick Kokos, L (8, PH) OBP: 0.374, SLG: 0.430										1 0 0 0 0 1 0											
Billy DeMars, R (8, 6) OBP: 0.336, SLG: 0.282										0 0 0 0 0 0 0											
Al Widmar, R (1, 1) OBP: 0.212, SLG: 0.220			0-0 F4			0-0 2B		0-3 K		3 0 1 0 0 1 0											
Inning Stats	R: 0 E: 0 K: 2 S: 7	H: 0 LOB: 0 BB: 0 P: 7	R: 0 E: 0 K: 0 S: 4	H: 2 LOB: 1 BB: 0 P: 4	R: 0 E: 0 K: 0 S: 3	H: 0 LOB: 0 BB: 0 P: 3	R: 0 E: 0 K: 0 S: 4	H: 1 LOB: 1 BB: 0 P: 4	R: 0 E: 0 K: 2 S: 7	H: 0 LOB: 0 BB: 0 P: 7	R: 0 E: 0 K: 1 S: 5	H: 0 LOB: 0 BB: 0 P: 5	R: 0 E: 0 K: 2 S: 7	H: 0 LOB: 0 BB: 0 P: 7	R: 0 E: 0 K: 0 S: 3	H: 0 LOB: 0 BB: 0 P: 3	1B: 2 2B: 2 3B: 0 HR: 0	SF: 0 SAC: 0 DP: 1 HBP: 0	WP: 0 PB: 0 SB: 0 CS: 0	PA: 31	
PITCHER Jesse Flores, R (1, 1) ERA: 3.7	IP 9.0	WLS W	BF 31	H 4	R 0	ER 0	SO 7	BB 1	IBB 0	HBP 0	BLK 0	WP 0	HR 0	S 44	P 48	ERA 0.00	WHIP 0.556				
PITCHER	IP	WLS	BF	H	R	ER	SO	BB	IBB	HBP	BLK	WP	HR	S	P	ERA	WHIP				

St. Louis Browns @ Cleveland Indians
Cleveland Municipal Stadium, Cleveland, OH
Wed Aug 16 1950, 3:33 AM EDT
Unknown

livebaseballscorecards.com

AB 30
R 0
H 4
RBI 0
BB 1
SO 7
LOB 9



Batter	1	2	3	4	5	6	7	8	9	AB	R	H	RBI	BB	SO	LOB					
Dale Mitchell, L OBP: 0.366, SLG: 0.364 (1, 7)	4-0 F7 1B BB	0-0 4-3			0-0 L4		0-0 1B 1B			3	1	1	0	1	0	2					
Bobby Avila, R OBP: 0.405, SLG: 0.374 (1, 4)	0-0 F7 1-2		0-0 F9		0-0 F3		0-0 1B 1B			4	0	1	0	0	0	1					
Larry Doby, L OBP: 0.460, SLG: 0.581 (1, 8)	0-0 2-H 1B		4-0 CS BB		0-0 FC3-6 1B		0-0 F9			3	0	2	1	1	0	2					
Luke Easter, L OBP: 0.387, SLG: 0.493 (1, 3)	0-0 F6		0-0 F8		0-0 FC3-6 FC5-4 1-2f		0-0 6-3 SH3-4 1B 1B			4	1	1	0	0	0	3					
Al Rosen, R OBP: 0.393, SLG: 0.576 (1, 5)	0-3 K		0-0 CS 1-2	0-0 F4		0-0 FC5-4 1B 1-2f		0-0 SH3-4 1-2		3	0	0	0	0	1	2					
Ray Boone, R OBP: 0.430, SLG: 0.455 (1, 6)		4-0 1B BB		0-3 K		0-0 1B 1B		0-0 6-3 2-3		3	0	1	0	1	1	1					
Bob Kennedy, R OBP: 0.364, SLG: 0.430 (1, 9)		0-0 1-3 1B		0-0 1B		0-0 F5		0-0 3-H 1B		4	0	3	1	0	0	2					
Jim Hegan, R OBP: 0.308, SLG: 0.434 (1, 2)		0-3 K		0-0 F4		0-0 F8		0-3 K		4	0	0	0	0	2	4					
Jesse Flores, R (1, 1)		0-3 K			0-0 6-3		0-0 F5			3	0	0	0	0	1	2					
Inning Stats	R: 1 E: 0 K: 1 S: 6	H: 1 LOB: 1 BB: 1 P: 10	R: 0 E: 0 K: 2 S: 8	H: 1 LOB: 2 BB: 1 P: 12	R: 0 E: 0 K: 0 S: 2	H: 0 LOB: 0 BB: 1 P: 6	R: 0 E: 0 K: 1 S: 6	H: 1 LOB: 1 BB: 0 P: 6	R: 0 E: 0 K: 0 S: 3	H: 0 LOB: 0 BB: 0 P: 3	R: 0 E: 0 K: 0 S: 5	H: 2 LOB: 2 BB: 0 P: 5	R: 0 E: 0 K: 0 S: 5	H: 2 LOB: 2 BB: 0 P: 5	R: 1 E: 0 K: 1 S: 7	H: 2 LOB: 1 BB: 0 P: 7	1B: 9 2B: 0 3B: 0 HR: 0	SF: 0 SAC: 1 DP: 0 HBP: 0	WP: 0 PB: 0 SB: 0 CS: 1	PA: 36	
PITCHER Al Widmar, R ERA: 4.56 (1, 1)	IP 8.0	WLS L	BF 35	H 9	R 2	ER 2	SO 5	BB 3	IBB 0	HBP 0	BLK 0	WP 0	HR 0	S 42	P 54	ERA 2.25	WHIP 1.500				
PITCHER	IP	WLS	BF	H	R	ER	SO	BB	IBB	HBP	BLK	WP	HR	S	P	ERA	WHIP				

BOTTOM

St. Louis Browns @ Cleveland Indians
Cleveland Municipal Stadium, Cleveland, OH

Wed Aug 16 1950, 3:33 AM EDT
Unknown

livebaseballscorecards.com

AB 31
R 2
H 9
RBI 2
BB 3
SO 5
LOB 19



Batter	1	2	3	4	5	6	7	8	9	AB R H RBI BB SO LOB	TOP	
Don Lenhardt, R (1, 3) <small>OBP: 0.408, SLG: 0.518</small>	0-0 4-3 1B		0-3 K		0-0 G6-4-3 1-2f			0-0 F7		4 0 1 0 0 1 1		
Snuffy Stirrweiss, R (1, 4) <small>OBP: 0.354, SLG: 0.287</small>	0-0 4-3 1-2			0-3 K		0-0 F9			0-0 F1	4 0 0 0 0 1 1		
Ray Coleman, L (1, 7) <small>OBP: 0.338, SLG: 0.439</small>	0-3 K			0-0 1B 1B		0-0 F6			0-0 6-3	4 0 1 0 0 1 1		
Jim Delsing, L (1, 8) <small>OBP: 0.353, SLG: 0.315</small>	0-0 3-1			0-0 1B 1B		0-0 F7			0-0 4-3	4 0 1 0 0 0 1		
Ken Wood, R (1, 9) <small>OBP: 0.292, SLG: 0.398</small>		0-0 F3		0-3 K			0-0 1-3			3 0 0 0 0 1 2		
Les Moss, R (1, 2) <small>OBP: 0.294, SLG: 0.355</small>		0-3 K		0-0 F5			0-0 F2			3 0 0 0 0 1 2		
Owen Friend, R (1, 5) <small>OBP: 0.309, SLG: 0.337</small>		0-3 K			0-0 6-3 1B 1B		0-0 F9			3 1 1 0 0 1 0		
Billy DeMars, R (1, 6) <small>OBP: 0.331, SLG: 0.278</small> Dick Kokos, L (8, PH) <small>OBP: 0.373, SLG: 0.429</small> Tom Upton, R (8, 6) <small>OBP: 0.339, SLG: 0.271</small>			0-0 F9		0-0 6-3			0-0 F7		2 0 0 0 0 0 1		
Don Johnson, R (1, 1) <small>OBP: 0.118, SLG: 0.118</small>			0-0 L4		0-0 G6-4-3 1B 2-H			0-0 F4		1 0 0 0 0 0 0		
Inning Stats	R: 0 H: 1 E: 0 LOB: 1 K: 1 BB: 0 S: 6 P: 6	R: 0 H: 0 E: 0 LOB: 0 K: 2 BB: 0 S: 7 P: 7	R: 0 H: 0 E: 0 LOB: 0 K: 1 BB: 0 S: 5 P: 5	R: 0 H: 2 E: 0 LOB: 2 K: 2 BB: 0 S: 9 P: 9	R: 1 H: 2 E: 0 LOB: 0 K: 0 BB: 0 S: 4 P: 4	R: 0 H: 0 E: 0 LOB: 0 K: 0 BB: 0 S: 3 P: 3	R: 0 H: 0 E: 0 LOB: 0 K: 0 BB: 0 S: 3 P: 3	R: 0 H: 0 E: 0 LOB: 0 K: 0 BB: 0 S: 3 P: 3	R: 0 H: 0 E: 0 LOB: 0 K: 0 BB: 0 S: 3 P: 3	R: 0 H: 0 E: 0 LOB: 0 K: 0 BB: 0 S: 3 P: 3	1B: 5 SF: 0 2B: 0 SAC: 0 3B: 0 DP: 1 HR: 0 HBP: 0	WP: 0 PA: 31 PB: 0 SB: 0 CS: 0
PITCHER Mike Garcia, R (1, 1) <small>ERA: 4.36</small>	IP 9.0 WLS W BF 31 H 5 R 1 ER 1 SO 6 BB 0 IBB 0 HBP 0 BLK 0 WP 0 HR 0 S 43 P 43 ERA 1.00 WHIP 0.556											PITCHER IP WLS BF H R ER SO BB IBB HBP BLK WP HR S P ERA WHIP

St. Louis Browns @ Cleveland Indians
Cleveland Municipal Stadium, Cleveland, OH
 Wed Aug 16 1950, 3:38 AM EDT
 Att: 27,016 - Unknown

livebaseballscorecards.com

AB 31
R 1
H 5
RBI 1
BB 0
SO 6
LOB 9



Batter	1	2	3	4	5	6	7	8	9	AB R H RBI BB SO LOB
Dale Mitchell, L (1, 7) OBP: 0.371, SLG: 0.365	0-0 SH3 1B		4-0 BB		4-0 BB		0-0 4-3		4-0 1B IBB	2 0 1 0 3 0 0
Bobby Avila, R (1, 4) OBP: 0.395, SLG: 0.363 Lou Boudreau, R (9, PH) OBP: 0.339, SLG: 0.326	0-0 SH3 1-2		0-0 F8		0-0 F6		0-0 1-3		0-0 1B 1-2 2-H	3 0 0 0 0 0 2 1 0 1 1 0 0 0
Larry Doby, L (1, 8) OBP: 0.460, SLG: 0.579 Thurman Tucker, L (9, 8) OBP: 0.328, SLG: 0.235	0-3 K		0-0 F2		4-0 BB 1-2			0-0 SH3-4 1B		3 0 1 0 1 1 2 0 0 0 0 0 0 0
Luke Easter, L (1, 3) OBP: 0.386, SLG: 0.491	0-0 G3			4-0 BB G6-4-3	0-0 3-1			0-0 SH3-4 1-2		2 0 0 0 1 0 3
Al Rosen, R (1, 5) OBP: 0.394, SLG: 0.583		0-0 CS 1B		0-0 G6-4-3 1-2f		0-0 HR		0-0 F8		4 1 2 1 0 0 2
Ray Boone, R (1, 6) OBP: 0.427, SLG: 0.451		0-3 K 1-2		0-0 1B 1B		0-3 K		0-0 L8		4 0 1 0 0 2 2
Bob Kennedy, R (1, 9) OBP: 0.365, SLG: 0.430		0-0 1B		0-0 1B 1-2		0-0 5-3		0-0 L7		4 0 2 0 0 0 0
Ray Murray, R (1, 2) OBP: 0.343, SLG: 0.432		0-3 K		0-0 5-3		0-0 F6		0-0 SH3-4 1B 1B		4 1 1 0 0 1 3
Mike Garcia, R (1, 1) OBP: 0.200, SLG: 0.244			0-3 K		0-3 K		0-3 K	0-0 SH3-4 1-2		3 0 0 0 0 3 0

BOTTOM

St. Louis Browns @ Cleveland Indians
Cleveland Municipal Stadium, Cleveland, OH

Wed Aug 16 1950, 3:38 AM EDT
Att. 27,016 - Unknown

livebaseballscorecards.com

AB	30
R	2
H	9
RBI	2
BB	5
SO	7
LOB	14



Inning Stats	R: 0	H: 1	E: 0	LOB: 1	K: 1	S: 6	P: 6	R: 0	H: 2	E: 0	LOB: 1	K: 2	S: 8	P: 8	R: 0	H: 0	E: 0	LOB: 1	K: 1	S: 5	R: 0	H: 2	E: 0	LOB: 2	K: 0	S: 4	P: 8	R: 0	H: 0	E: 0	LOB: 2	K: 1	S: 5	P: 13	R: 1	H: 1	E: 0	LOB: 0	K: 1	S: 6	P: 6	R: 0	H: 0	E: 0	LOB: 0	K: 1	S: 5	P: 5	R: 0	H: 1	E: 0	LOB: 1	K: 0	S: 4	P: 4	R: 1	H: 2	E: 0	LOB: 2	K: 0	S: 4	P: 8	1B: 8	SF: 0	2B: 1	SAC: 3	3B: 0	DP: 2	HR: 1	HBP: 0	WP: 0	PA: 38
PITCHER Don Johnson, R (1, 1) ERA: 6.87	IP	WLS	BF	H	R	ER	SO	BB	IBB	HBP	BLK	WP	HR	S	P	ERA	WHIP																																																							

Batter	1	2	3	4	5	6	7	8	9	10	11	12	AB	R	H	RBI	BB	SO	LOB	TOP						
Don Lenhardt, R OBP: 0.407, SLG: 0.515	0-3 K		0-0 F7		0-0 FC5 1B		0-0 5-3		0-3 K			0-0 E5 1B	6	0	2	1	0	2	1							
Snuffy Stirweiss, R OBP: 0.353, SLG: 0.294	0-0 1B 2B		0-0 F8		0-0 1B		0-0 L6		0-0 F5			0-0 6-3	6	1	2	0	0	0	2							
Sherm Lollar, R OBP: 0.404, SLG: 0.482	0-0 G4-6-3 1B			0-0 6-3	0-0 FC5		0-0 E7 BB			0-0 F7		0-0 F8	6	0	1	1	0	0	3							
Ray Coleman, L OBP: 0.339, SLG: 0.440	0-0 G4-6-3			0-3 K		0-0 3-1 F8 2B	4-0 1-2 BB			0-3 K			4	1	1	0	1	2	1							
Jim Delsing, L OBP: 0.340, SLG: 0.303		0-0 F3		0-0 F8		0-0 3-1	0-0 F8			0-0 F9			5	0	0	0	0	0	3							
Ken Wood, R OBP: 0.294, SLG: 0.395		0-3 K			0-0 SH5-3 E 1B	4-0 BB IBB		0-0 F5			0-0 5-3		4	1	1	0	1	1	0							
Owen Friend, R OBP: 0.308, SLG: 0.333		0-3 K			0-0 SH5-3	4-0 1-2 FC6-4 BB		0-0 F4		0-3 K			3	0	0	0	1	2	0							
Tom Upton, R OBP: 0.340, SLG: 0.272			0-0 F8		0-0 E7	0-0 F8		0-3 K		0-0 F8			2	1	1	1	0	0	0							
Dick Kokos, L OBP: 0.373, SLG: 0.429					0-0 1B								0	0	0	0	0	0	0							
Roy Sievers, R OBP: 0.307, SLG: 0.388					2-H 1B								1	0	0	1	0	0	2							
Billy DeMars, R OBP: 0.327, SLG: 0.273						3-H							2	0	0	0	0	1	0							
Dick Starr, R OBP: 0.200, SLG: 0.158			0-0		0-0					0-0		0-0 F7	2	0	1	0	0	0	1							
Bill Sommers, R OBP: 0.370, SLG: 0.283					5-3								1	0	0	0	0	0	2							
Cliff Fannin, L OBP: 0.200, SLG: 0.250						1-2							2	0	0	0	0	0	0							
Inning Stats	R: 1 E: 0 K: 1 S: 6	H: 2 LOB: 0 BB: 0 P: 6	R: 0 E: 0 K: 2 S: 7	H: 0 LOB: 0 BB: 0 P: 7	R: 0 E: 0 K: 0 S: 4	H: 1 LOB: 1 BB: 0 P: 4	R: 0 E: 0 K: 1 S: 5	H: 0 LOB: 0 BB: 0 P: 5	R: 2 E: 1 K: 0 S: 7	H: 4 LOB: 2 BB: 0 P: 7	R: 1 E: 0 K: 0 S: 4	H: 1 LOB: 2 BB: 2 P: 12	R: 0 E: 1 K: 0 S: 4	H: 0 LOB: 2 BB: 1 P: 8	R: 0 E: 0 K: 1 S: 5	H: 0 LOB: 0 BB: 0 P: 5	R: 0 E: 0 K: 1 S: 5	H: 0 LOB: 0 BB: 0 P: 5	R: 0 E: 0 K: 1 S: 5	H: 0 LOB: 0 BB: 0 P: 5	R: 0 E: 1 K: 0 S: 4	H: 1 LOB: 1 BB: 0 P: 4	1B: 7 2B: 2 3B: 0 HR: 0	SF: 0 SAC: 1 DP: 1 HBP: 0	WP: 0 PB: 0 SB: 0 CS: 0	PA: 48
PITCHER	IP	WLS	BF	H	R	ER	SO	BB	IBB	HBP	BLK	WP	HR	S	P	ERA	WHIP									
Bob Feller, R ERA: 3.7	(1, 1)	5.1	25	8	4	4	4	1	1	0	0	0	0	31	39	6.75	1.688									
Sam Zoldak, L ERA: 4.64	(6, 1)	0.2	2	0	0	0	0	0	0	0	0	0	0	2	2	0.00	0.000									
Steve Gromek, R ERA: 4.12	(7, 1)	6.0	W	21	1	0	4	1	0	0	0	0	0	28	32	0.00	0.333									

St. Louis Browns @ Cleveland Indians
Cleveland Municipal Stadium, Cleveland, OH

Thu Aug 17 1950, 3:33 AM EDT
Att. 15,301 - Unknown

livebaseballscores.com

AB	44
R	4
H	9
RBI	4
BB	3
SO	8
LOB	15



Batter	1	2	3	4	5	6	7	8	9	AB R H RBI BB SO LOB	TOP						
Nellie Fox, L (1, 4) OBP: 0.319, SLG: 0.308	0-0 F3		0-0 1B			0-0 4-3		0-0 6-3		4 0 1 0 0 0 0							
Floyd Baker, L (1, 5) OBP: 0.396, SLG: 0.310 Gordon Goldsberry, L (9, PH) OBP: 0.426, SLG: 0.455	4-0 BB		0-0 G3			0-3 K		0-0 F8	2 0 0 0 1 1 1 1 0 0 0 0 0 0								
Dave Philley, S (1, 9) OBP: 0.315, SLG: 0.393	0-0 F2			0-0 1-3		0-0 F8		0-0 6-3	4 0 0 0 0 0 1								
Eddie Robinson, L (1, 3) OBP: 0.373, SLG: 0.420	0-0 F4			0-0 L3		0-0 F3		0-0 F4	4 0 0 0 0 0 1								
Marv Rickert, L (1, 7) OBP: 0.303, SLG: 0.342		0-3 K		0-3 K		0-0 6-3			3 0 0 0 0 2 0								
Phil Masi, R (1, 2) OBP: 0.367, SLG: 0.409		0-3 K			0-0 5-3		0-0 1B		3 0 1 0 0 1 0								
Mike McCormick, R (1, 8) OBP: 0.342, SLG: 0.349		0-0 F4			0-0 6-3		0-0 F6		3 0 0 0 0 0 1								
Chico Carrasquel, R (1, 6) OBP: 0.377, SLG: 0.373			0-0 F4		0-0 2B		0-0 G3		3 0 1 0 0 0 0								
Ken Holcombe, R (1, 1) OBP: 0.192, SLG: 0.231			0-3 K		0-0 F4		0-0 6-3		3 0 0 0 0 1 1								
Inning Stats	R: 0 E: 0 K: 0 S: 3 H: 0 LOB: 1 BB: 1 P: 7	R: 0 E: 0 K: 2 S: 7 H: 0 LOB: 0 BB: 0 P: 7	R: 0 E: 0 K: 1 S: 6 H: 1 LOB: 1 BB: 0 P: 6	R: 0 E: 0 K: 1 S: 5 H: 0 LOB: 0 BB: 0 P: 5	R: 0 E: 0 K: 0 S: 4 H: 1 LOB: 1 BB: 0 P: 4	R: 0 E: 0 K: 1 S: 5 H: 0 LOB: 0 BB: 0 P: 5	R: 0 E: 0 K: 0 S: 4 H: 1 LOB: 1 BB: 0 P: 4	R: 0 E: 0 K: 0 S: 3 H: 0 LOB: 0 BB: 0 P: 3	R: 0 E: 0 K: 0 S: 3 H: 0 LOB: 0 BB: 0 P: 3	1B: 2 2B: 1 3B: 0 HR: 0 SF: 0 SAC: 0 DP: 0 HBP: 0	WP: 0 PB: 0 SB: 0 CS: 0 PA: 31						
PITCHER Early Wynn, R (1, 1) ERA: 3.43	IP: 9.0 WLS: W BF: 31 H: 3 R: 0 ER: 0 SO: 5 BB: 1 IBB: 0 HBP: 0 BLK: 0 WP: 0 HR: 0 S: 40 P: 44 ERA: 0.00 WHIP: 0.444																
PITCHER	IP	WLS	BF	H	R	ER	SO	BB	IBB	HBP	BLK	WP	HR	S	P	ERA	WHIP

Chicago White Sox @ Cleveland Indians
Cleveland Municipal Stadium, Cleveland, OH

Sat Aug 19 1950, 3:33 AM EDT
Att: 13,745 - Unknown

livebaseballscorecards.com

AB	30
R	0
H	3
RBI	0
BB	1
SO	5
LOB	5



Batter	1	2	3	4	5	6	7	8	9	AB R H RBI BB SO LOB	TOP	
Nellie Fox, L (1, 4) OBP: 0.318, SLG: 0.310	0-0 F4		0-0 FC1-4 BB 1-2f		0-0 2B			0-0 4-3		4 0 1 0 0 0 1	Chicago White Sox @ Cleveland Indians Cleveland Municipal Stadium, Cleveland, OH Sun Aug 20 1950, 3:33 AM EDT Unknown livebaseballscorecards.com	
Floyd Baker, L (1, 5) OBP: 0.390, SLG: 0.299	0-0 6-3		4-0 BB 1-2		0-0 1-3			0-0 6-3		3 0 0 0 1 0 1		
Dave Philley, S (1, 8) OBP: 0.314, SLG: 0.392	0-0 4-3		0-0 5-3		0-3 K			0-0 1B 1B		4 0 1 0 0 1 3		
Eddie Robinson, L (1, 3) OBP: 0.374, SLG: 0.419		0-0 F2		4-0 HR BB		0-0 3-1		0-0 1B 1-2 1B		3 1 1 0 1 0 0		
Gus Zernial, R (1, 7) OBP: 0.341, SLG: 0.485 Mike McCormick, R (8, 7) OBP: 0.342, SLG: 0.349		0-0 1B		0-3 K		0-0 F4		0-3 K		4 0 1 0 0 2 3 0 0 0 0 0 0 0		
Mary Rickert, L (1, 9) OBP: 0.302, SLG: 0.352		0-0 F5		0-0 HR 1-H		0-0 G3		0-3 K		4 1 1 2 0 1 1		
Phil Masi, R (1, 2) OBP: 0.362, SLG: 0.403		0-0 F9		0-0 F3		0-3 K		0-0 F6		4 0 0 0 0 1 1		
Chico Carrasquel, R (1, 6) OBP: 0.376, SLG: 0.374			0-0 FC2-5 2B		0-0 F8		0-0 F7		0-0 4-3	4 0 1 0 0 0 0		
Bill Wight, L (1, 1)			0-0 FC2-5 FC1-4 2-3		0-3 K		0-3 K			3 0 0 0 0 2 1		
Inning Stats	R: 0 E: 0 K: 0 S: 3 H: 0 LOB: 0 BB: 0 P: 3	R: 0 E: 0 K: 0 S: 4 H: 1 LOB: 1 BB: 0 P: 4	R: 0 E: 0 K: 0 S: 4 H: 1 LOB: 2 BB: 1 P: 8	R: 2 E: 0 K: 1 S: 6 H: 1 LOB: 0 BB: 1 P: 10	R: 0 E: 0 K: 2 S: 8 H: 1 LOB: 1 BB: 0 P: 8	R: 0 E: 0 K: 0 S: 3 H: 0 LOB: 0 BB: 0 P: 3	R: 0 E: 0 K: 2 S: 7 H: 0 LOB: 0 BB: 0 P: 7	R: 0 E: 0 K: 1 S: 7 H: 2 LOB: 2 BB: 0 P: 7	R: 0 E: 0 K: 1 S: 5 H: 0 LOB: 0 BB: 0 P: 5	1B: 3 2B: 2 3B: 0 HR: 1 SF: 0 SAC: 0 DP: 0 HBP: 0	WP: 0 PB: 0 SB: 0 CS: 0 PA: 35	
PITCHER Bob Lemon, R (1, 1) ERA: 3.53	IP 9.0 WLS L BF 35 H 6 R 2 ER 2 SO 7 BB 2 IBB 0 HBP 0 BLK 0 WP 0 HR 1 S 47 P 55 ERA 2.00 WHIP 0.889											PITCHER IP WLS BF H R ER SO BB IBB HBP BLK WP HR S P ERA WHIP



Batter	1	2	3	4	5	6	7	8	9	AB R H RBI BB SO LOB
Thurman Tucker, L OBP: 0.347, SLG: 0.274 (1, 8) X	0-0 6-3 ①		0-0 4-3 ②		0-0 4-3 ③		0-0 F7 ②			4 0 0 0 0 0 2
Bobby Avila, R OBP: 0.389, SLG: 0.348 (1, 4) X	0-0 1B 1B		4-0 E BB			0-0 L9 ① X	0-0 F8 ③			3 0 1 0 1 0 2
Jim Lemon, R OBP: 0.250, SLG: 0.250 (1, 7) X	0-0 F8 ②		0-3 K ③			0-0 4-3 1B		0-3 K ①		4 0 1 0 0 2 2
Luke Easter, L OBP: 0.385, SLG: 0.494 (1, 3) X	0-0 1-3 1B			0-3 K ①		0-0 4-3 ②		0-0 F7 ②		4 0 1 0 0 1 1
Al Rosen, R OBP: 0.393, SLG: 0.571 (1, 5) X	0-0 F4 ③			4-0 BB		0-0 5-3 ③		0-0 F8 ③		3 0 0 0 1 0 3
Ray Boone, R OBP: 0.419, SLG: 0.464 (1, 6) X		0-0 4-3 ①		0-0 F9 ②		0-0 2B 2B		0-0 F8 ①		4 1 1 0 0 0 1
Bob Kennedy, R OBP: 0.367, SLG: 0.433 (1, 9) X		0-3 K ②		0-0 F9 ③		0-0 FC 2B		0-0 F8 ②		4 0 1 1 0 1 1
Jim Hegan, R OBP: 0.306, SLG: 0.428 (1, 2) X		0-0 L8 ③			0-0 F7 ①		0-0 FC		0-3 K ③	3 0 0 0 0 0 1
Joe Gordon, R OBP: 0.343, SLG: 0.422 (9, PH) X										1 0 0 0 0 1 0
Bob Lemon, L OBP: 0.336, SLG: 0.486 (1, 1) X			0-3 K ①		0-0 F3 ②		0-0 F4 ①			3 0 0 0 0 1 2

Inning Stats	R: 0	H: 2	E: 0	LOB: 2	K: 0	P: 5	R: 0	H: 0	E: 0	LOB: 0	K: 1	P: 5	R: 0	H: 0	E: 1	LOB: 1	K: 2	P: 11	R: 0	H: 0	E: 0	LOB: 1	K: 1	P: 9	R: 0	H: 0	E: 0	LOB: 0	K: 0	P: 3	R: 0	H: 1	E: 0	LOB: 1	K: 0	P: 4	R: 1	H: 2	E: 0	LOB: 2	K: 0	P: 6	R: 0	H: 0	E: 0	LOB: 0	K: 1	P: 5	R: 0	H: 0	E: 0	LOB: 0	K: 1	P: 5	1B: 3	SF: 0	2B: 2	SAC: 0	3B: 0	DP: 0	HR: 0	HBP: 0	WP: 0	PA: 35
Bill Wight, L ERA: 3.67 (1, 1)	IP: 9.0	WLS: W	BF: 35	H: 5	R: 1	ER: 1	SO: 6	BB: 2	IBB: 0	HBP: 0	BLK: 0	WP: 0	HR: 0	S: 45	P: 53	ERA: 1.00	WHIP: 0.778																																															


BOTTOM

Chicago White Sox @ Cleveland Indians
Cleveland Municipal Stadium, Cleveland, OH

Sun Aug 20 1950, 3:33 AM EDT
Unknown

livebaseballscorecards.com

AB	33
R	1
H	5
RBI	1
BB	2
SO	6
LOB	15



Batter	1	2	3	4	5	6	7	8	9	AB R H RBI BB SO LOB	TOP													
Dale Mitchell, L (1, 7) OBP: 0.376, SLG: 0.365	0-0 3-1		0-0 F3	0-0 FC6-4 1B		0-0 5-3		4-0 BB BB		4 0 1 1 1 0 0	Cleveland Indians @ Washington Senators Griffith Stadium, Washington, DC Tue Aug 22 1950, 3:33 AM EDT Att: 14,873 - Unknown livebaseballscorecards.com													
Bobby Avila, R (1, 4) OBP: 0.404, SLG: 0.365	1-0 S HBP		0-0 PB 1B	0-0 FC6-4 1-2f		0-0 2B		4-0 1-2 2-3 BB		3 1 2 0 1 0 3														
Larry Doby, L (1, 8) OBP: 0.459, SLG: 0.577 Thurman Tucker, L (5, 8) OBP: 0.342, SLG: 0.319	0-3 K 1-2		0-0 FC4-6 1B		0-0 4-3	0-3 K		0-0 F5		3 0 1 1 0 1 1 2 0 0 0 0 1 4														
Luke Easter, L (1, 3) OBP: 0.380, SLG: 0.485	0-0 F4		0-0 FC4-6 1-2f		0-0 3-1		0-0 4-3		0-3 K	5 0 0 0 0 1 2														
Al Rosen, R (1, 5) OBP: 0.400, SLG: 0.579		4-0 BB BB		0-0 E FC5-2 1B	0-0 S BB 1B		0-0 CS 1B		0-3 K	4 2 3 0 1 1 0														
Ray Boone, R (1, 6) OBP: 0.420, SLG: 0.458		0-3 K		0-0 FC5-2 1B	4-0 S 1B BB		0-3 K 1-2		0-0 5-3	4 2 1 0 1 2 2														
Bob Kennedy, R (1, 9) OBP: 0.365, SLG: 0.429		0-0 F6		0-0 6-3	0-0 1-H 2-H 1B					4 0 2 2 0 0 3														
Jim Hegan, R (1, 2) OBP: 0.309, SLG: 0.430		0-0 1-H 2B		4-0 1B FC5-2 IBB	0-0 F3			0-0 FC6-4 1B		3 0 1 1 1 0 2														
Bob Feller, R (1, 1) OBP: 0.136, SLG: 0.143			0-0 5-3	0-0 FC5-2 1B 1-2 2-3 3-Hf		0-3 K		0-0 SH3-4		3 0 0 0 0 1 3														
Inning Stats	R: 0 E: 0 K: 1 S: 5	H: 0 LOB: 1 BB: 0 P: 6	R: 1 E: 0 K: 1 S: 5	H: 1 LOB: 1 BB: 1 P: 9	R: 1 E: 0 K: 0 S: 6	H: 2 LOB: 1 BB: 0 P: 5	R: 1 E: 1 K: 0 S: 6	H: 3 LOB: 3 BB: 1 P: 10	R: 2 E: 0 K: 0 S: 5	H: 2 LOB: 1 BB: 1 P: 9	R: 0 E: 0 K: 2 S: 8	H: 1 LOB: 1 BB: 0 P: 8	R: 0 E: 0 K: 1 S: 5	H: 1 LOB: 1 BB: 0 P: 5	R: 0 E: 0 K: 0 S: 4	H: 1 LOB: 3 BB: 2 P: 12	R: 0 E: 0 K: 2 S: 7	H: 0 LOB: 0 BB: 0 P: 7	1B: 9 2B: 3 3B: 0 HR: 0	SF: 0 SAC: 1 DP: 1 HBP: 1	WP: 0 PB: 1 SB: 3 CS: 1	PA: 42		
PITCHER	IP WLS BF H R ER SO BB IBB HBP BLK WP HR S P ERA WHIP	IP WLS BF H R ER SO BB IBB HBP BLK WP HR S P ERA WHIP	Gene Bearden, L (1, 1) ERA: 5.35	7.0 L 33 10 5 5 5 2 1 1 0 0 0 39 52 6.43 1.714	Al Sima, L (8, 1) ERA: 4.79	2.0 9 1 0 0 2 2 0 0 0 0 0 11 19 0.00 1.500																		

AB	35
R	5
H	11
RBI	5
BB	5
SO	7
LOB	20



Batter	1	2	3	4	5	6	7	8	9	AB	R	H	RBI	BB	SO	LOB
Eddie Yost, R OBP: 0.423, SLG: 0.405 (1, 5) X	0-0 L5		0-0 1B 2B 1B		0-0 5-3		0-0 F6			4	1	1	0	0	0	0
Gil Coan, L OBP: 0.325, SLG: 0.411 (1, 7) X	0-0 CS S 1B		0-0 2B 1-2 1B		4-0 FC6-4 BB		0-3 K			3	0	2	0	1	1	0
Irv Noren, L OBP: 0.382, SLG: 0.458 (1, 8) B B B B	4-0 1-3 BB		0-0 1-3 2-H 2B		0-0 F7		0-0 4-3			3	0	1	1	1	0	1
Sam Mele, R OBP: 0.384, SLG: 0.470 (1, 3) S S S	0-3 K		0-0 F9		0-0 FC6-4 1-2f		0-0 F8			4	0	0	0	0	1	4
Sherry Robertson, L OBP: 0.370, SLG: 0.414 (1, 9) X		0-0 1-3		0-0 F9		0-0 1B		0-0 F4		4	0	1	0	0	0	0
Cass Michaels, R OBP: 0.379, SLG: 0.401 (1, 4) X		0-0 F3		4-0 G3 BB BB		0-0 F9		0-0 FC6-4 1B		3	0	1	0	1	0	1
Sam Dente, R OBP: 0.285, SLG: 0.279 (1, 6) X		0-0 F9		4-0 G3 BB 1-2		0-0 F9		0-0 FC6-4 1-2f		3	0	0	0	1	0	2
Len Okrie, R OBP: 0.375, SLG: 0.167 (1, 2) S S S		0-3 K		0-0 G3 1-2 2-3		0-3 K		0-0 F7		1	0	0	0	0	1	0
Bud Stewart, L OBP: 0.343, SLG: 0.360 (4, PH)										1	0	0	0	0	0	2
Al Evans, R OBP: 0.298, SLG: 0.290 (5, 2) S S S										2	0	0	0	0	1	2
Gene Bearden, L OBP: 0.276, SLG: 0.280 (1, 1) X			0-0 G1		0-0 6-3		0-3 K		0-0 F4	2	0	0	0	0	0	2
Mickey Vernon, L OBP: 0.392, SLG: 0.372 (7, PH) S S S										1	0	0	0	0	1	0
Al Sima, R OBP: 0.167, SLG: 0.167 (8, 1) S S S										0	0	0	0	0	0	0
Johnny Ostrowski, R OBP: 0.330, SLG: 0.378 (9, PH) S S S										1	0	0	0	0	0	1

BOTTOM

Cleveland Indians @ Washington Senators
Griffith Stadium, Washington, DC

Tue Aug 22 1950, 3:33 AM EDT
Att. 14,873 - Unknown

livebaseballscores.com

AB	32
R	1
H	6
RBI	1
BB	4
SO	5
LOB	15



Inning Stats	R: 0	H: 1	E: 0	K: 1	S: 5	LOB: 1	BB: 1	P: 9	R: 0	H: 0	E: 0	K: 0	S: 3	LOB: 0	BB: 0	P: 3	R: 1	H: 3	E: 0	K: 1	S: 8	LOB: 2	BB: 0	P: 8	R: 0	H: 0	E: 0	K: 0	S: 3	LOB: 1	BB: 1	P: 7	R: 0	H: 1	E: 0	K: 1	S: 6	LOB: 1	BB: 0	P: 6	R: 0	H: 0	E: 0	K: 2	S: 7	LOB: 0	BB: 0	P: 7	R: 0	H: 0	E: 0	K: 0	S: 3	LOB: 0	BB: 0	P: 3	R: 0	H: 1	E: 0	K: 0	S: 4	LOB: 1	BB: 0	P: 4	1B: 5	SF: 0	2B: 1	SAC: 0	3B: 0	DP: 0	HR: 0	HBP: 0	WP: 0	PA: 36	PB: 0	SB: 1	CS: 1	ERA	WHIP
PITCHER Bob Feller, R ERA: 3.57 (1, 1)	IP	WLS	BF	H	R	ER	SO	BB	IBB	HBP	BLK	WP	HR	S	P	ERA	WHIP																																																														
	9.0	W	36	6	1	1	5	4	0	0	0	0	0	42	58	1.00	1.111																																																														
																	PITCHER	IP	WLS	BF	H	R	ER	SO	BB	IBB	HBP	BLK	WP	HR	S	P	ERA	WHIP																																													

Batter	1	2	3	4	5	6	7	8	9	AB R H RBI BB SO LOB	TOP
Dale Mitchell, L (1, 7) OBP: 0.377, SLG: 0.364	0-0 1-3		0-0 4-3 SH1-3 1B	4-0 IBB		0-0 G6-4-3 1-2f			0-0 F5	4 1 1 0 1 0 1	Cleveland Indians @ Washington Senators Griffith Stadium, Washington, DC Thu Aug 24 1950, 3:33 AM EDT Unknown
Bobby Avila, R (1, 4) OBP: 0.407, SLG: 0.370	0-0 1B		0-0 SH1-3 1-2	0-3 K			0-3 K	0-0 FC5 1B	4 0 2 0 0 2 3		
Larry Doby, L (1, 8) OBP: 0.461, SLG: 0.585 Thurman Tucker, L (9, PR) OBP: 0.342, SLG: 0.319	0-0 F3		0-0 4-3		0-0 HR		0-0 FC5-4 1B	0-0 1B	5 1 3 1 0 0 2 0 0 0 0 0 0 0		
Luke Easter, L (1, 3) OBP: 0.380, SLG: 0.484	0-0 1-3 1B		0-0 1B		0-3 K		0-0 FC5-4 1-2f FC4	0-0 FC5 2-3f	5 0 2 1 0 1 3		
Al Rosen, R (1, 5) OBP: 0.398, SLG: 0.579	0-0 5-3		0-3 K		0-0 1B 2B		0-0 FC4 1-2f		4 1 1 0 0 1 4		
Ray Boone, R (1, 6) OBP: 0.418, SLG: 0.455		0-0 F4		0-0 F9		0-0 1B		0-0 4-3	4 0 1 1 0 0 0		
Bob Kennedy, R (1, 9) OBP: 0.362, SLG: 0.425		0-0 5-3		0-0 F7		0-0 L6		0-0 F9	4 0 0 0 0 0 0		
Jim Hegan, R (1, 2) OBP: 0.311, SLG: 0.429		0-0 1B		4-0 2B BB		0-3 K		0-0 F9	3 0 1 0 1 1 0		
Early Wynn, S (1, 1) OBP: 0.358, SLG: 0.483		0-0 F7		0-0 1-3 2B		0-0 G6-4-3 1B		0-0 F5	4 0 2 0 0 0 1		
Inning Stats	R: 0 H: 2 E: 0 LOB: 2 K: 0 BB: 0 S: 5 P: 5	R: 0 H: 1 E: 0 LOB: 1 K: 0 BB: 0 S: 4 P: 4	R: 1 H: 2 E: 0 LOB: 1 K: 1 BB: 0 S: 7 P: 7	R: 0 H: 1 E: 0 LOB: 3 K: 1 BB: 2 S: 6 P: 14	R: 2 H: 3 E: 0 LOB: 0 K: 1 BB: 0 S: 7 P: 7	R: 0 H: 1 E: 0 LOB: 0 K: 1 BB: 0 S: 5 P: 5	R: 0 H: 1 E: 0 LOB: 1 K: 1 BB: 0 S: 6 P: 6	R: 0 H: 0 E: 0 LOB: 0 K: 0 BB: 0 S: 3 P: 3	R: 0 H: 2 E: 0 LOB: 2 K: 0 BB: 0 S: 5 P: 5	1B: 10 SF: 0 2B: 2 SAC: 1 3B: 0 DP: 1 HR: 1 HBP: 0	WP: 0 PA: 40 PB: 0 SB: 0 CS: 0
PITCHER Sid Hudson, R (1, 1) ERA: 4.09	IP WLS BF H R ER SO BB IBB HBP BLK WP HR S P ERA WHIP										
	9.0 L 40 13 3 3 5 1 1 0 0 0 1 48 56 3.00 1.556										

livebaseballscorecards.com

AB	37
R	3
H	13
RBI	3
BB	2
SO	5
LOB	14



Batter	1	2	3	4	5	6	7	8	9	AB	R	H	RBI	BB	SO	LOB
Eddie Yost, R OBP: 0.423, SLG: 0.404 (1, 5)	0-0 6-3		0-0 SH 1B		0-0 1B		0-0 5-3			3	0	1	0	0	0	0
Gil Coan, L OBP: 0.328, SLG: 0.417 (1, 7)	0-0 F9		0-0 1B		0-0 F8		0-0 2B			4	0	2	1	0	0	1
Irv Noren, L OBP: 0.361, SLG: 0.455 (1, 8)	0-0 F5		0-3 K		0-0 1B		0-0 F5			4	0	1	0	0	1	3
Mickey Vernon, L OBP: 0.391, SLG: 0.368 (1, 3)		0-0 F8	4-0 IBB		0-0 F4			0-0 F3		3	0	0	0	1	0	1
Sam Mele, R OBP: 0.383, SLG: 0.467 (1, 9)		0-0 1B	0-3 K			0-0 6-3		0-3 K		4	0	1	0	0	2	3
Cass Michaels, R OBP: 0.375, SLG: 0.397 (1, 4)		0-0 F9		0-3 K		0-3 K		0-0 4-3		4	0	0	0	0	2	1
Sam Dente, R OBP: 0.284, SLG: 0.278 (1, 6)		0-0 G3		0-0 F7		0-0 1B			0-0 6-3	4	0	1	0	0	0	1
Al Evans, R OBP: 0.298, SLG: 0.290 (1, 2)			0-0 F4	0-0 1B		0-0 6-3			0-0 4-3	3	0	1	0	0	0	1
Bud Stewart, L OBP: 0.342, SLG: 0.359 (9, PH)										1	0	0	0	0	0	0
Sid Hudson, R OBP: 0.222, SLG: 0.239 (1, 1)			0-0 SH 1B		0-0 4-3				0-0 F9	3	1	1	0	0	0	1
Shery Robertson, L OBP: 0.367, SLG: 0.411 (9, PH)										1	0	0	0	0	0	0

Inning Stats	R: 0	H: 0	E: 0	K: 0	S: 3	R: 0	H: 1	E: 0	K: 0	S: 4	R: 1	H: 2	E: 1	K: 2	S: 10	R: 0	H: 1	E: 0	K: 1	S: 6	R: 0	H: 2	E: 0	K: 0	S: 4	R: 0	H: 1	E: 0	K: 1	S: 6	R: 0	H: 1	E: 0	K: 0	S: 4	R: 0	H: 0	E: 0	K: 1	S: 5	R: 0	H: 0	E: 0	K: 0	S: 3	1B: 7	2B: 1	3B: 0	HR: 0	SF: 0	SAC: 1	DP: 0	HBP: 0	WP: 0	PB: 0	SB: 0	CS: 0	PA: 36
--------------	------	------	------	------	------	------	------	------	------	------	------	------	------	------	-------	------	------	------	------	------	------	------	------	------	------	------	------	------	------	------	------	------	------	------	------	------	------	------	------	------	------	------	------	------	------	-------	-------	-------	-------	-------	--------	-------	--------	-------	-------	-------	-------	--------

PITCHER	IP	WLS	BF	H	R	ER	SO	BB	IBB	HBP	BLK	WP	HR	S	P	ERA	WHIP
Early Wynn, R ERA: 3.29 (1, 1)	9.0	W	36	8	1	1	5	0	1	0	0	0	0	45	49	1.00	0.889


BOTTOM

Cleveland Indians @ Washington Senators
Griffith Stadium, Washington, DC

Thu Aug 24 1950, 3:33 AM EDT
Unknown

livebaseballscorecards.com

AB	34
R	1
H	8
RBI	1
BB	1
SO	5
LOB	12



Cleveland Indians @ Washington Senators
Griffith Stadium, Washington, DC

Thu Aug 24 1950, 3:38 AM EDT
Att: 20,628 - Unknown

AB	36
R	5
H	10
RBI	4
BB	2
SO	6
LOB	20











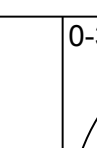
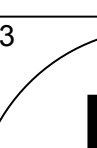


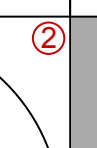












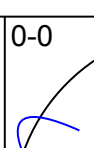




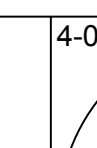










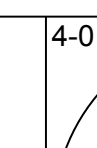



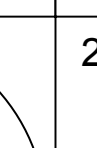

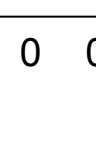
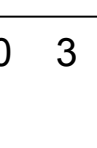
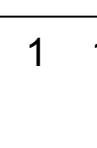



WP:	0	PA:	39
PB:	1		
SB:	0		
CS:	0		

Batter	1	2	3	4	5	6	7	8	9	AB	R	H	RBI	BB	SO	LOB
Dale Mitchell, L (1, 7) OBP: 0.377, SLG: 0.366	0-0 E5 1-3 1B 1B		0-0 SH1-4 PB 2B		0-0 6-3		4-0 IBB		0-0 F8	4	2	1	0	1	0	1
Bobby Avila, R (1, 4) OBP: 0.410, SLG: 0.374	0-0 1-3 1-2 1B 1B		0-0 SH1-4 2-3		0-0 5-3		0-0 1-3		0-0 1B	4	1	2	0	0	0	3
Larry Doby, L (1, 8) OBP: 0.461, SLG: 0.584 Thurman Tucker, L (8, PR) OBP: 0.338, SLG: 0.314	0-0 1-3 1-2 2-3		0-3 K 3-H		0-0 G1-6-3 1B		0-0 2B 1B		0-0 3-1	4	0	2	0	0	1	2
Luke Easter, L (1, 3) OBP: 0.384, SLG: 0.492	0-0 2-H 3-H 1B		0-0 2B		0-0 G1-6-3 1-2f		0-0 4-3 1-H 2B			4	0	3	3	0	0	1
Al Rosen, R (1, 5) OBP: 0.397, SLG: 0.575	0-3 K				0-0 F7		4-0 FC6-4 BB		0-0 4-3 2-3	3	0	0	0	1	1	3
Ray Boone, R (1, 6) OBP: 0.412, SLG: 0.447	0-0 F8				0-3 K		0-0 FC6-4 1-2f 1B 2B		0-0 F4	4	1	0	0	0	1	4
Bob Kennedy, R (1, 9) OBP: 0.361, SLG: 0.423		0-0 5-3			0-0 F7		0-0 2B 1-2 1B		0-0 5-3	4	0	1	0	0	0	2
Jim Hegan, R (1, 2) OBP: 0.310, SLG: 0.430		0-3 K			0-3 K		0-0 1-3 2-H 2B		0-0 L6	4	0	1	1	0	2	0
Bob Lemon, L (1, 1) OBP: 0.328, SLG: 0.472 Al Benton, R (8, 1) OBP: 0.333, SLG: 0.143 Sam Zoldak, L (9, 1) OBP: 0.333, SLG: 0.200		0-0 F6			0-0 4-3		0-0 F7		0-3 K 1B	3	0	0	0	0	0	2
										1	0	0	0	0	1	0
										0	0	0	0	0	0	0

Inning Stats	R	H	E	K	S	R	H	E	K	S	R	H	E	K	S	R	H	E	K	S	R	H	E	K	S	R	H	E	K	S	R	H	E	K	S			
	2	2	1	1	8	0	0	0	1	5	1	2	0	1	6	0	0	0	1	5	0	0	0	0	0	0	0	0	0	0	0	0	0	0	0	0	0	

PITCHER	IP	WLS	BF	H	R	ER	SO	BB	IBB	HBP	BLK	WP	HR	S	P	ERA	WHIP
Sandy Consuegra, R (1, 1) ERA: 4.7	7.0	L	29	7	4	3	5	1	1	0	0	0	0	37	45	3.86	1.143
Mickey Harris, L (8, 1) ERA: 4.01	1.0		5	2	1	1	0	0	0	0	0	0	0	5	5	9.00	2.000
Elmer Singleton, R (9, 1) ERA: 4.97	1.0		5	1	0	0	1	0	0	0	0	0	0	7	7	0.00	1.000

Batter	1	2	3	4	5	6	7	8	9	AB R H RBI BB SO LOB
Eddie Yost, R OBP: 0.424, SLG: 0.402 (1, 5) 	4-0  FC6-4 BB		0-3  K			0-0  F7	4-0  1B BB		4-0  F8 1B BB	2 0 0 0 3 1 1
Gil Coan, L OBP: 0.329, SLG: 0.417 (1, 7) 	0-0  F8		0-0  F4			0-0  3-1	0-0  1B		0-0  G5-4-3 1B	5 0 2 0 0 0 2
Irv Noren, L OBP: 0.381, SLG: 0.453 (1, 8) 	0-0  F6			4-0  FC6-4 BB		0-0  FC6-4 1B	0-0  F9		0-0  F8	4 0 1 0 1 0 6
Sam Mele, R OBP: 0.377, SLG: 0.460 (1, 3) 	0-0  FC6-4 1-2f			0-0  FC6-4 1-2f		0-0  FC6-4 1-2f		0-0  F3	0-0  G5-4-3 1-2f	5 0 0 0 0 0 5
Bud Stewart, L OBP: 0.344, SLG: 0.364 (1, 9) 		0-0  F4		0-0  L4-3 1-2			0-0  1B FC1-6 2B	0-0  1B 1B		4 2 2 0 0 0 1
Cass Michaels, R OBP: 0.374, SLG: 0.395 (1, 4) 		0-0  6-3			0-0  F9		0-0  FC1-6 1B	0-0  F4		4 0 1 0 0 0 1
Sam Dente, R OBP: 0.284, SLG: 0.278 (1, 6) 		0-0  6-3			0-0  5-3		0-0  FC1-6 1B 1-2f	0-0  1B 1-2		4 1 1 1 0 0 1
Mickey Grasso, R OBP: 0.393, SLG: 0.370 (1, 2) 			0-0  6-3		0-0  E5		0-0  1B S 1-H	0-0  1B 1-2 2-H		4 0 2 2 0 0 0
Sandy Consuegra, R OBP: 0.233, SLG: 0.207 (1, 1) 			0-0 		0-0  F9		0-3  K	0-0  F8		2 0 1 0 0 0 1
Sherry Robertson, L OBP: 0.364, SLG: 0.407 (7, PH) 										1 0 0 0 0 1 1
Mickey Harris, L OBP: 0.389, SLG: 0.267 (8, 1) 										0 0 0 0 0 0 0
Mickey Vernon, L OBP: 0.389, SLG: 0.367 (8, PH) 										1 0 0 0 0 0 2
Elmer Singleton, R OBP: 0.200, SLG: 0.400 (9, 1) 										0 0 0 0 0 0 0

Inning Stats	R: 0	H: 0	E: 0	K: 0	S: 3	R: 0	H: 0	E: 0	K: 0	S: 3	R: 0	H: 1	E: 0	K: 1	S: 6	R: 0	H: 0	E: 0	K: 0	S: 2	R: 0	H: 0	E: 1	K: 0	S: 4	R: 0	H: 1	E: 0	K: 0	S: 4	R: 2	H: 4	E: 0	K: 1	S: 9	R: 1	H: 3	E: 0	K: 0	S: 6	R: 0	H: 1	E: 0	K: 0	S: 3	1B: 9	2B: 2	3B: 0	HR: 0	SF: 0	SAC: 0	DP: 2	HBP: 0	WP: 0	PA: 40
--------------	------	------	------	------	------	------	------	------	------	------	------	------	------	------	------	------	------	------	------	------	------	------	------	------	------	------	------	------	------	------	------	------	------	------	------	------	------	------	------	------	------	------	------	------	------	-------	-------	-------	-------	-------	--------	-------	--------	-------	--------

PITCHER	IP	WLS	BF	H	R	ER	SO	BB	IBB	HBP	BLK	WP	HR	S	P	ERA	WHIP
Bob Lemon, R ERA: 3.53 (1, 1)	7.2	W	35	9	3	3	2	3	0	0	0	0	0	36	48	3.52	1.565
Al Benton, R ERA: 3.45 (8, 1)	0.1		3	1	0	0	0	1	0	0	0	0	0	2	6	0.00	6.000
Sam Zoldak, L ERA: 4.39 (9, 1)	1.0	S	2	0	0	0	0	0	0	0	0	0	0	2	2	0.00	0.000

BOTTOM

Cleveland Indians @ Washington Senators
Griffith Stadium, Washington, DC

livebaseballscorecards.com

AB	36
R	3
H	10
RBI	3
BB	4
SO	2
LOB	21



Thu Aug 24 1950, 3:38 AM EDT
Att. 20,628 - Unknown

Batter	1	2	3	4	5	6	7	8	9	AB R H RBI BB SO LOB	TOP									
Dale Mitchell, L (1, 7) OBP: 0.377, SLG: 0.366	0-0 1B	0-0 1B		0-0 4-3			0-0 F8	0-0 F6		5 0 2 1 0 0 2										
Bobby Avila, R (1, 4) OBP: 0.409, SLG: 0.391	0-0 F8	0-0 F3			0-3 K		0-0 BB 1B	0-0 3B		5 1 2 0 0 1 3										
Larry Doby, L (1, 8) Thurman Tucker, L (7, 8) OBP: 0.466, SLG: 0.587 OBP: 0.346, SLG: 0.314	0-0 G4-6-3 1B	4-0 1B			0-0 1B		4-0 BB 1B	4-0 G6-4-3 BB		2 1 2 0 2 0 0 0 0 0 0 1 0 0										
Luke Easter, L (1, 3) OBP: 0.384, SLG: 0.489	0-0 G4-6-3 1-2f	0-3 K			0-0 G6-4-3 1B		4-0 1B	0-3 K		4 0 1 1 1 2 7										
Al Rosen, R (1, 5) OBP: 0.395, SLG: 0.570		0-0 6-3	0-0 F2		0-0 G6-4-3 1-2f		0-0 G4-6-3 1B	0-0 G6-4-3 1-2f		5 0 1 2 0 0 4										
Ray Boone, R (1, 6) OBP: 0.409, SLG: 0.444		0-0 BB 1B	0-0 F8			0-0 F8	0-0 G4-6-3 1-2f			4 1 1 0 0 0 2										
Bob Kennedy, R (1, 9) OBP: 0.360, SLG: 0.421		0-0 BB 1B	0-3 K			0-0 1-6-3		0-3 K		4 1 1 0 0 2 0										
Jim Hegan, R (1, 2) OBP: 0.309, SLG: 0.426		4-0 1B		0-3 K		0-0 F5		0-0 4-3		3 1 0 0 1 1 0										
Mike Garcia, R (1, 1) OBP: 0.235, SLG: 0.260		0-0 BB 1B		0-0 6-3			4-0 BB 1B	0-0 1B		3 1 2 2 1 0 0										
Inning Stats	R: 0 E: 0 K: 0 S: 4	H: 2 LOB: 1 BB: 0 P: 4	R: 3 E: 0 K: 1 S: 9	H: 4 LOB: 3 BB: 2 P: 17	R: 0 E: 0 K: 1 S: 5	H: 0 LOB: 0 BB: 0 P: 5	R: 0 E: 0 K: 1 S: 5	H: 2 LOB: 1 BB: 0 P: 6	R: 0 E: 0 K: 0 S: 3	H: 0 LOB: 0 BB: 0 P: 3	R: 3 E: 0 K: 0 S: 4	H: 2 LOB: 1 BB: 3 P: 16	R: 0 E: 0 K: 1 S: 6	H: 1 LOB: 1 BB: 0 P: 6	R: 0 E: 0 K: 1 S: 5	H: 1 LOB: 1 BB: 1 P: 9	1B: 11 2B: 0 3B: 1 HR: 0	SF: 0 SAC: 0 DP: 4 HBP: 0	WP: 0 PB: 0 SB: 0 CS: 0	PA: 41
PITCHER	IP WLS BF H R ER SO BB IBB HBP BLK WP HR S P ERA WHIP																			
Alex Kellner, L (1, 1) ERA: 5.21	6.1 L 32 10 6 6 4 5 0 0 0 0 0 0 35 55 8.53 2.368																			
Carl Scheib, R (7, 1) ERA: 6.94	2.2 9 2 0 0 2 1 0 0 0 0 0 0 12 16 0.00 1.125																			

Cleveland Indians @ Philadelphia Athletics
 Shibe Park, Philadelphia, PA
 Fri Aug 25 1950, 3:33 AM EDT
 Att. 5,204 - Unknown

livebaseballscorecards.com

AB	35
R	6
H	12
RBI	6
BB	6
SO	6
LOB	18



Batter	1	2	3	4	5	6	7	8	9	AB	R	H	RBI	BB	SO	LOB
Eddie Joost, R OBP: 0.385, SLG: 0.404 (1, 6)	F9		F2		K		F6		K	5	0	0	0	0	2	3
Barney McCosky, L OBP: 0.327, SLG: 0.320 (1, 7)	6-3			K		F2		F4		4	0	0	0	0	1	0
Ferris Fain, L OBP: 0.415, SLG: 0.397 (1, 3)	F7			E6 FC4-6 1B		G6-4-3 BB		G3		3	0	0	0	1	0	0
Sam Chapman, R OBP: 0.362, SLG: 0.489 (1, 8)		FC5-4 BB		FC4-6 1-2 1B		G6-4-3 1-2f		BB 1B 1B		3	1	2	0	1	0	1
Elmer Valo, L OBP: 0.397, SLG: 0.398 (1, 9)		FC5-4 G4-6-3 1-2f		FC4-6 BB 1-2f 2-3		F6		1B BB		3	0	0	0	1	0	3
Billy Hitchcock, R OBP: 0.371, SLG: 0.385 (1, 4)		G4-6-3 1-2f		BB		F4		1B		3	0	1	1	1	0	1
Kermit Wahl, R OBP: 0.332, SLG: 0.350 (1, 5)			B2-3 1B	F8		F6 1B 1B		F7		4	1	2	0	0	0	5
Joe Tipton, R OBP: 0.318, SLG: 0.405 (1, 2)			F8		G4-6-3 1B	F4 1B 1B		F7		4	0	2	0	0	0	1
Alex Kellner, R OBP: 0.212, SLG: 0.215 (1, 1)			B2-3		G4-6-3 1-2f	F4 1B		F5		2	0	0	0	0	0	2
Carl Scheib, R OBP: 0.280, SLG: 0.367 (7, 1)										2	0	1	1	0	0	0

Inning Stats	R: 0	H: 0	E: 0	K: 0	S: 3	R: 0	H: 0	E: 0	K: 0	S: 2	R: 0	H: 1	E: 0	K: 0	S: 4	R: 0	H: 1	E: 1	K: 1	S: 7	R: 0	H: 1	E: 0	K: 1	S: 5	R: 0	H: 0	E: 0	K: 0	S: 2	R: 1	H: 3	E: 0	K: 0	S: 6	R: 1	H: 2	E: 0	K: 0	S: 5	R: 0	H: 0	E: 0	K: 1	S: 5	1B: 8	2B: 0	3B: 0	HR: 0	SF: 0	SAC: 0	DP: 3	HBP: 0	WP: 0	PB: 0	SB: 0	CS: 0	PA: 37
PITCHER Mike Garcia, R ERA: 4.18 (1, 1)	IP	WLS	BF	H	R	ER	SO	BB	IBB	HBP	BLK	WP	HR	S	P	ERA	WHIP	IP	WLS	BF	H	R	ER	SO	BB	IBB	HBP	BLK	WP	HR	S	P	ERA	WHIP	IP	WLS	BF	H	R	ER	SO	BB	IBB	HBP	BLK	WP	HR	S	P	ERA	WHIP							

BOTTOM

Cleveland Indians @ Philadelphia Athletics
Shibe Park, Philadelphia, PA
 Fri Aug 25 1950, 3:33 AM EDT
 Att. 5,204 - Unknown

AB	33
R	2
H	8
RBI	2
BB	4
SO	3
LOB	16

A

livebaseballscorecards.com

Batter	1	2	3	4	5	6	7	8	9	AB R H RBI BB SO LOB	TOP		
Dale Mitchell, L (1, 7) x OBP: 0.375, SLG: 0.364	0-0 4-3 x 	0-0 1B x 		0-0 1-3 x 		0-0 4-3 x 		0-0 F8 x 		5 0 1 0 0 0 1			
Bobby Avila, R (1, 4) x OBP: 0.409, SLG: 0.391	0-0 BB 1B x 	0-0 1B x 		0-0 F7 x 		0-0 4-3 x 		0-3 K x 		5 1 2 0 0 1 0			
Larry Doby, L (1, 8) B B B B OBP: 0.465, SLG: 0.582	4-0 2B BB 1-2 x 	0-0 F8 x 		4-0 BB x 		0-0 F6 x 		0-0 F7 x 		3 1 0 0 2 0 2			
Luke Easter, L (1, 3) x OBP: 0.386, SLG: 0.495	0-0 BB 1-3 2-H 2B x 		0-0 HR 1B x 		0-0 4-3 x 		0-0 2B x 		0-0 6-3 x 		5 1 3 1 0 0 1		
Al Rosen, R (1, 5) B B B B OBP: 0.394, SLG: 0.567	4-0 L5-4 BB BB x 		0-0 F8 x 		0-0 F7 x 		0-0 F7 x 			3 0 0 0 1 0 2			
Ray Boone, R (1, 6) B B B B OBP: 0.411, SLG: 0.440	4-0 1-2 2-3 3-H BB x 		4-0 HR BB x 		0-0 5-3 x 		0-0 6-3 x 			2 1 0 1 2 0 1			
Bob Kennedy, R (1, 9) x OBP: 0.363, SLG: 0.430	0-0 L5-4 2-3 x 		0-0 HR 1-H 2-H x 		4-0 BB x 		0-0 SH1-3 1B x 			3 1 2 3 1 0 3			
Jim Hegan, R (1, 2) OBP: 0.307, SLG: 0.422		0-0 6-3 x 	0-0 F2 x 		0-0 F8 x 		0-0 SH1-3 1-2 x 			3 0 0 0 0 0 1			
Jesse Flores, R (1, 1) Steve Gromek, S (3, 1) Al Benton, R (4, 1) Joe Gordon, R (8, PH) Sam Zoldak, L (8, 1) Bob Lemon, L (8, 1) OBP: 0.167, SLG: 0.138 OBP: 0.340, SLG: 0.125 OBP: 0.343, SLG: 0.429 OBP: 0.333, SLG: 0.200 OBP: 0.328, SLG: 0.472		0-0 F2 x 	0-0 F8 x 		0-3 K x 		0-0 F7 x 			2 0 0 0 0 0 0 0 0 0 0 0 0 0 1 0 0 0 0 1 0 1 0 0 0 0 0 1 0 0 0 0 0 0 0 0 0 0 0 0 0 0			
Inning Stats	R: 2 H: 2 E: 0 LOB: 2 K: 0 BB: 3 S: 4 P: 16	R: 0 H: 2 E: 0 LOB: 2 K: 0 BB: 0 S: 5 P: 5	R: 3 H: 2 E: 0 LOB: 0 K: 0 BB: 1 S: 5 P: 9	R: 0 H: 0 E: 0 LOB: 1 K: 0 BB: 1 S: 3 P: 7	R: 0 H: 0 E: 0 LOB: 1 K: 0 BB: 1 S: 3 P: 7	R: 0 H: 0 E: 0 LOB: 0 K: 1 BB: 0 S: 5 P: 5	R: 0 H: 1 E: 0 LOB: 1 K: 0 BB: 0 S: 4 P: 4	R: 0 H: 1 E: 0 LOB: 1 K: 0 BB: 0 S: 4 P: 4	R: 0 H: 0 E: 0 LOB: 0 K: 1 BB: 0 S: 5 P: 5	1B: 5 SF: 0 2B: 3 SAC: 1 3B: 0 DP: 1 HR: 1 HBP: 0	WP: 0 PA: 40 PB: 0 SB: 0 CS: 0		
PITCHER	IP WLS BF H R ER SO BB IBB HBP BLK WP HR S P ERA WHIP											PITCHER	IP WLS BF H R ER SO BB IBB HBP BLK WP HR S P ERA WHIP
Joe Coleman, R (1, 1) ERA: 9.0	0.1 L 6 2 2 2 0 3 0 0 0 0 0 0 3 15 54.00 15.000												
Joe Murray, L (1, 1) ERA: 8.38	7.2 31 6 3 3 1 3 0 0 0 0 0 1 30 42 3.52 1.174												
Bob Hooper, R (9, 1) ERA: 5.27	1.0 3 0 0 0 0 1 0 0 0 0 0 0 5 5 0.00 0.000												

Cleveland Indians @ Philadelphia Athletics
 Shibe Park, Philadelphia, PA
 Sat Aug 26 1950, 3:33 AM EDT
 Att. 3,181 - Unknown

livebaseballscorecards.com

AB	33
R	5
H	8
RBI	5
BB	6
SO	2
LOB	12



Batter	1	2	3	4	5	6	7	8	9	AB	R	H	RBI	BB	SO	LOB
Eddie Joost, R OBP: 0.383, SLG: 0.400 (1, 6)	0-3 K		0-0 F8	4-0 4-3 BB		0-0 6-3		0-0 F6		4	0	0	0	1	1	1
Barney McCosky, L OBP: 0.324, SLG: 0.316 (1, 7)	0-0 F9		0-0 F7	0-0 4-3			0-0 BB 1B	0-0 G3		5	1	1	1	0	0	3
Ferris Fain, L OBP: 0.415, SLG: 0.397 (1, 3)	0-0 F8		0-0 BB 1B	0-0 F8			0-0 L9		0-0 1B	5	0	2	0	0	0	3
Sam Chapman, R OBP: 0.366, SLG: 0.490 (1, 8)		4-0 BB 2B	0-0 BB 1B		0-0 BB 1B		4-0 1B WP BB		0-3 K	3	2	2	0	2	1	1
Elmer Valo, L OBP: 0.396, SLG: 0.396 (1, 9)		0-0 F9	4-0 BB 1B		0-0 F9		0-0 WP 1B		0-3 K	4	0	1	1	1	1	3
Billy Hitchcock, R OBP: 0.372, SLG: 0.386 (1, 4)		0-0 2B	0-0 F8		4-0 G1-4-3 BB		0-3 K		0-3 K	4	0	1	1	1	2	5
Kermit Wahl, R OBP: 0.330, SLG: 0.348 (1, 5)		0-0 F4		0-0 BB 1B	0-0 G1-4-3		0-3 K			4	1	1	0	0	1	4
Joe Astroth, R OBP: 0.415, SLG: 0.375 (1, 2)		4-0 1B BB		0-0 4-3 BB 1B		0-0 G1-4-3 1B		0-0 2B		3	0	3	0	1	0	0
Joe Coleman, R OBP: 0.182, SLG: 0.400 (1, 1)		0-0 F8		0-0 F8		0-0 G1-4-3		0-0 3B		0	0	0	0	0	0	0
Joe Murray, L (1, 1)										3	0	0	0	0	0	5
Mike Guerra, R (8, PH)										1	0	1	0	0	0	0
Bob Hooper, R (9, 1)										0	0	0	0	0	0	0

Inning Stats	R: 0	H: 0	E: 0	K: 1	S: 5	LOB: 0	BB: 0	P: 5	R: 1	H: 1	E: 1	K: 0	S: 4	LOB: 2	BB: 2	P: 12	R: 0	H: 2	E: 0	K: 0	S: 5	LOB: 3	BB: 1	P: 9	R: 1	H: 2	E: 0	K: 0	S: 5	LOB: 2	BB: 1	P: 9	R: 0	H: 1	E: 0	K: 0	S: 3	LOB: 1	BB: 1	P: 7	R: 0	H: 1	E: 0	K: 0	S: 3	LOB: 0	BB: 0	P: 3	R: 2	H: 2	E: 0	K: 2	S: 9	LOB: 1	BB: 1	P: 13	R: 0	H: 2	E: 0	K: 0	S: 4	LOB: 1	BB: 0	P: 4	R: 0	H: 1	E: 0	K: 3	S: 10	LOB: 1	BB: 0	P: 10	1B: 9	SF: 0	2B: 2	SAC: 0	3B: 1	DP: 2	HR: 0	HBP: 0	WP: 1	PA: 42
--------------	------	------	------	------	------	--------	-------	------	------	------	------	------	------	--------	-------	-------	------	------	------	------	------	--------	-------	------	------	------	------	------	------	--------	-------	------	------	------	------	------	------	--------	-------	------	------	------	------	------	------	--------	-------	------	------	------	------	------	------	--------	-------	-------	------	------	------	------	------	--------	-------	------	------	------	------	------	-------	--------	-------	-------	-------	-------	-------	--------	-------	-------	-------	--------	-------	--------


PITCHER	IP	WLS	BF	H	R	ER	SO	BB	IBB	HBP	BLK	WP	HR	S	P	ERA	WHIP
Jesse Flores, R (1, 1) ERA: 3.68	2.2		14	3	1	1	1	2	1	0	0	0	0	13	25	3.38	1.875
Steve Gromek, R (3, 1) ERA: 4.2	0.2		5	2	1	1	0	1	0	0	0	0	0	4	8	13.50	4.500
Al Benton, R (4, 1) ERA: 3.55	3.2		15	4	2	2	2	2	0	0	0	1	0	17	25	4.91	1.636
Sam Zoldak, L (8, 1) ERA: 4.37	0.1		2	2	0	0	0	0	0	0	0	0	0	2	2	0.00	6.000
Bob Lemon, R (8, 1) ERA: 3.5	1.2	W	6	1	0	0	3	0	0	0	0	0	0	12	12	0.00	0.600

BOTTOM

Cleveland Indians @ Philadelphia Athletics
 Shibe Park, Philadelphia, PA
 Sat Aug 26 1950, 3:33 AM EDT
 Att. 3,181 - Unknown

livebaseballscores.com

AB	36
R	4
H	12
RBI	3
BB	6
SO	6
LOB	25



Batter	1	2	3	4	5	6	7	8	9	AB R H RBI BB SO LOB	TOP																									
Dale Mitchell, L (1, 7) OBP: 0.376, SLG: 0.364	0-0 G1-6-3 1B		0-0 BB 1B			0-0 5-3		0-0 4-3		5 1 2 0 0 0 2																										
Bobby Avila, R (1, 4) OBP: 0.403, SLG: 0.380	0-0 G1-6-3 1-2f		4-0 BB 1B BB	0-0 1-3		0-0 F8		0-0 F5		4 1 0 0 1 0 1																										
Larry Doby, L (1, 8) OBP: 0.469, SLG: 0.585	0-0 2B		4-0 BB 1B HR BB	0-0 4-3		0-0 1B 1B				3 1 2 1 2 0 0																										
Luke Easter, L (1, 3) OBP: 0.386, SLG: 0.494	0-3 K		0-0 HR BB 1B	0-3 K		0-0 1B		0-3 K		5 1 2 2 0 3 2																										
Al Rosen, R (1, 5) OBP: 0.394, SLG: 0.563		0-3 K	4-0 HR BB		4-0 3B BB	0-0 1-3		0-0 F8		3 2 0 0 2 1 3																										
Ray Boone, R (1, 6) OBP: 0.414, SLG: 0.455		0-0 F8	0-0 HR		0-0 3B 1B		0-0 G6-4-3 1B		0-3 K	5 2 3 4 0 1 1																										
Bob Kennedy, R (1, 9) OBP: 0.365, SLG: 0.436		0-0 6-3	0-0 SH1-4 1B 1B		0-0 L7-2 3B		0-0 G6-4-3 1-2f			4 0 2 2 0 0 1																										
Jim Hegan, R (1, 2) OBP: 0.306, SLG: 0.420			0-0 F8		0-0 5-3		0-3 K			4 0 1 0 0 1 1																										
Bob Feller, R (1, 1) OBP: 0.149, SLG: 0.143			0-0 SH1-4 1B		0-0 L7-2		0-0 5-3			0 1 0 0 1 0 0																										
Al Benton, R (3, 1) OBP: 0.273, SLG: 0.111			0-0 BB BB							1 0 0 0 0 0 1																										
Thurman Tucker, L (8, PH) OBP: 0.341, SLG: 0.310			0-0 SH1-4							1 0 0 0 0 0 0																										
Steve Gromek, S (8, 1) OBP: 0.167, SLG: 0.138			0-0 SH1-4		0-0 3-H					0 0 0 0 0 0 0																										
Inning Stats	R: 0 E: 0 K: 1 S: 6	H: 2 LOB: 1 BB: 0 P: 6	R: 0 E: 0 K: 1 S: 5	H: 0 LOB: 0 BB: 0 P: 5	R: 7 E: 0 K: 0 S: 8	H: 5 LOB: 2 BB: 4 P: 24	R: 0 E: 0 K: 1 S: 5	H: 0 LOB: 0 BB: 0 P: 5	R: 2 E: 0 K: 0 S: 4	H: 2 LOB: 0 BB: 1 P: 8	R: 0 E: 0 K: 1 S: 5	H: 1 LOB: 0 BB: 0 P: 5	R: 0 E: 0 K: 1 S: 3	H: 0 LOB: 0 BB: 0 P: 3	R: 0 E: 0 K: 2 S: 7	H: 0 LOB: 1 BB: 1 P: 11	1B: 9 2B: 2 3B: 1 HR: 1	SF: 0 SAC: 1 DP: 3 HBP: 0	WP: 0 PB: 0 SB: 0 CS: 0	PA: 42																
PITCHER	IP WLS BF H R ER SO BB IBB HBP BLK WP HR S P ERA WHIP																																			
Willard Nixon, R (1, 1) ERA: 6.19	2.1		14	4	6	6	2	4	0	0	0	0	0	14	30	23.14	3.429																			
Jim McDonald, R (3, 1) ERA: 2.55	0.2		5	3	1	1	0	0	0	0	0	0	1	5	5	13.50	4.500																			
Dick Littlefield, L (4, 1) ERA: 8.68	1.0		6	2	2	2	1	1	0	0	0	0	0	7	11	18.00	3.000																			
Chuck Stobbs, L (5, 1) ERA: 5.24	3.0	W	10	3	0	0	1	0	0	0	0	0	0	12	12	0.00	1.000																			
Joe Dobson, R (8, 1) ERA: 4.16	2.0	S	7	0	0	0	2	1	0	0	0	0	0	10	14	0.00	0.500																			

Cleveland Indians @ Boston Red Sox
 Fenway Park, Boston, MA
 Sun Aug 27 1950, 3:33 AM EDT
 Att: 31,747 - Unknown

livebaseballscorecards.com

AB	35
R	9
H	12
RBI	9
BB	6
SO	6
LOB	12



Batter	1	2	3	4	5	6	7	8	9	AB	R	H	RBI	BB	SO	LOB
Dom DiMaggio, R OBP: 0.422, SLG: 0.453 (1, 8)	0-0 F4		0-0 FC4-6 BB 1B	0-0 F2		0-0 F8	0-0 4-3			5	1	1	0	0	0	2
6 Johnny Pesky, L OBP: 0.438, SLG: 0.400 (1, 5)	4-0 G4-6-3 BB		0-0 BB 1B	0-0 F2			0-0 F8	0-0 4-3		4	1	1	0	1	0	1
Billy Goodman, L OBP: 0.439, SLG: 0.474 (1, 7)	0-0 G4-6-3		4-0 1B HR	0-3 K			0-0 2B 6-3 1B	0-0 4-3		4	2	1	0	1	1	1
Vern Stephens, R OBP: 0.375, SLG: 0.544 Lou Stringer, R OBP: 0.313, SLG: 0.375 (1, 6) (7, 6)		0-0 F7	0-0 HR 1B		0-0 6-3		0-0 6-3 E 2B	0-0 1B		3	1	1	2	0	0	0
Walt Dropo, R OBP: 0.375, SLG: 0.593 (1, 3)		0-0 F1	0-0 HR		0-0 F9		0-0 6-3	0-3 K		5	1	1	4	0	1	2
Bobby Doerr, R OBP: 0.368, SLG: 0.511 (1, 4)		4-0 1B BB	4-0 PB 1B BB		0-0 L3		0-0 E5 HR			2	1	0	0	2	0	0
Al Zarilla, L OBP: 0.435, SLG: 0.503 (1, 9)		0-0 1B	0-0 F9			0-0 4-3	0-0 E6 HR			4	1	1	0	0	0	2
Buddy Rosar, R OBP: 0.349, SLG: 0.300 (1, 2)		0-0 F7	0-0 PB 1B			0-0 F7	0-0 E6 HR			4	1	1	0	0	0	4
Willard Nixon, L OBP: 0.289, SLG: 0.174 Jim McDonald, R OBP: 0.600, SLG: 0.333 Tom Wright, L OBP: 0.352, SLG: 0.380 Dick Littlefield, L OBP: 0.421, SLG: 0.289 Chuck Stobbs, L OBP: 0.380, SLG: 0.480 Clyde Vollmer, R OBP: 0.268, SLG: 0.194 (1, 1) (3, 1) (3, PH) (4, 1) (5, 1) (7, PH) (8, 1)										0	0	0	0	0	0	0

Inning Stats	R: 0	H: 0	E: 0	K: 0	S: 2	LOB: 0	BB: 1	P: 6	R: 0	H: 1	E: 0	K: 0	S: 4	LOB: 2	BB: 1	P: 8	R: 5	H: 4	E: 0	K: 0	S: 7	LOB: 2	BB: 3	P: 19	R: 0	H: 1	E: 0	K: 1	S: 5	LOB: 0	BB: 0	P: 5	R: 0	H: 0	E: 0	K: 0	S: 3	LOB: 0	BB: 0	P: 3	R: 0	H: 1	E: 0	K: 0	S: 4	LOB: 1	BB: 0	P: 4	R: 6	H: 3	E: 3	K: 0	S: 9	LOB: 0	BB: 0	P: 9	R: 0	H: 1	E: 0	K: 1	S: 6	LOB: 1	BB: 0	P: 6
1B: 7	SF: 0	2B: 2	SAC: 0	3B: 0	DP: 1	HR: 2	HBP: 0	WP: 0	PA: 41	SB: 1	CS: 0																																																					

PITCHER	IP	WLS	BF	H	R	ER	SO	BB	IBB	HBP	BLK	WP	HR	S	P	ERA	WHIP
Bob Feller, R ERA: 3.76 (1, 1)	2.1		15	4	5	5	0	5	0	0	0	0	1	10	30	19.29	3.857
Al Benton, R ERA: 3.42 (3, 1)	4.2	L	22	6	6	1	1	0	0	0	0	0	1	24	24	1.93	1.286
Steve Gromek, R ERA: 4.15 (8, 1)	1.0		4	1	0	0	1	0	0	0	0	0	0	6	6	0.00	1.000

BOTTOM

Cleveland Indians @ Boston Red Sox
Fenway Park, Boston, MA
Sun Aug 27 1950, 3:33 AM EDT
Att. 31,747 - Unknown

livebaseballscorecards.com

AB	36
R	11
H	11
RBI	10
BB	5
SO	2
LOB	14



Batter	1	2	3	4	5	6	7	8	9	AB R H RBI BB SO LOB	TOP																									
Dale Mitchell, L (1, 7) OBP: 0.381, SLG: 0.369	1-0 FC4-6 1B HBP	4-0 BB BB BB	4-0 2B 1B BB	0-0 1-3 1B 2B		0-0 FC5-4 1B		0-0 FC6-4 E S 1-2f 2-6-2		3 4 2 0 2 0 2																										
Bobby Avila, R (1, 4) OBP: 0.406, SLG: 0.392	0-0 FC4-6 1-3 F8 1B	0-3 K	0-0 2B	0-0 1B 2B 1B		0-0 FC5-4 1-2f		0-0 E6 1-3 3-H		6 1 3 2 0 1 4																										
Larry Doby, L (1, 8) OBP: 0.472, SLG: 0.585 Thurman Tucker, L (3, 8) OBP: 0.341, SLG: 0.311	4-0 FC4-6 1-2 BB	4-0 BB BB 2B BB	4-0 1B 1B BB	0-0 2-3 1B			0-0 F7	0-0 2-6-2 3-H	0-3 K	0 2 0 0 3 0 0 3 0 1 0 0 1 0																										
Luke Easter, L (1, 3) OBP: 0.389, SLG: 0.495	0-0 FC4-6 BB 1-2f 2-3 3-H	4-0 2B BB	0-0 1B 1B E 1B			0-0 L8			0-0 1B FC6-4 1B	5 3 3 3 1 0 2																										
Al Rosen, R (1, 5) OBP: 0.397, SLG: 0.562	4-0 BB 1-2 BB	4-0 2B F9 BB	0-0 E 1-2 2-H			0-0 E5		0-0 F8	0-0 FC6-4 1-3 1B	4 1 2 2 2 0 1																										
Ray Boone, R (1, 6) OBP: 0.412, SLG: 0.456	0-0 F8 3-H	0-0 2B	0-0 E8 1-3 2-H 1B			0-0 F3		0-0 F4	0-0 FC6-4 1-2f 3-H	6 0 2 4 0 0 5																										
Bob Kennedy, R (1, 9) OBP: 0.363, SLG: 0.432 Joe Gordon, R (9, PH) OBP: 0.343, SLG: 0.428	4-0 1-2 2-3 BB	0-0 F9 3-H	0-0 F8			0-0 F8		0-0 F9	0-3 K	4 0 0 1 1 0 4 1 0 0 0 0 1 1																										
Jim Hegan, R (1, 2) OBP: 0.302, SLG: 0.414	0-3 K	0-0 4-3		0-0 F6		0-0 L7		0-0 E7 FC6-4 E		5 1 0 0 0 1 4																										
Bob Lemon, L (1, 1) OBP: 0.336, SLG: 0.486 Al Benton, R (4, 1) OBP: 0.250, SLG: 0.100 Bob Feller, R (6, 1) OBP: 0.162, SLG: 0.143 Steve Gromek, S (8, 1) OBP: 0.167, SLG: 0.138		0-0 BB BB 2B	0-0 4-3	0-0 2B 1B		0-3 K		4-0 FC6-4 BB		3 2 2 0 0 0 0 1 0 0 0 0 1 0 0 0 0 0 1 0 0 0 0 0 0 0 0 0																										
Inning Stats	R: 2 E: 0 K: 1 S: 6	H: 1 LOB: 3 BB: 3 P: 19	R: 5 E: 0 K: 1 S: 7	H: 2 LOB: 1 BB: 4 P: 23	R: 3 E: 1 K: 0 S: 6	H: 4 LOB: 2 BB: 2 P: 14	R: 2 E: 0 K: 0 S: 5	H: 4 LOB: 1 BB: 0 P: 5	R: 0 E: 1 K: 0 S: 4	H: 0 LOB: 1 BB: 0 P: 4	R: 0 E: 0 K: 1 S: 6	H: 1 LOB: 1 BB: 0 P: 6	R: 0 E: 0 K: 0 S: 4	H: 1 LOB: 1 BB: 0 P: 4	R: 1 E: 2 K: 0 S: 4	H: 0 LOB: 2 BB: 1 P: 8	R: 1 E: 0 K: 2 S: 9	H: 2 LOB: 1 BB: 0 P: 9	1B: 11 2B: 4 3B: 0 HR: 0	SF: 0 SAC: 0 DP: 0 HBP: 1	WP: 0 PB: 0 SB: 1 CS: 0	PA: 52														
PITCHER	IP WLS BF H R ER SO BB IBB HBP BLK WP HR S P ERA WHIP																				PITCHER	IP WLS BF H R ER SO BB IBB HBP BLK WP HR S P ERA WHIP														
Mickey McDermott, L (1, 1) ERA: 5.84	1.1		14	2	7	7	2	7	0	1	0	0	0	10	39	47.25	6.750																			
Jim McDonald, R (2, 1) ERA: 3.79	1.1		10	5	3	3	0	2	0	0	0	0	0	8	16	20.25	5.250																			
Dick Littlefield, L (3, 1) ERA: 9.0	1.1		6	4	2	2	0	0	0	0	0	0	0	6	6	13.50	3.000																			
Willard Nixon, R (5, 1) ERA: 5.93	4.1	W	21	4	2	1	2	1	0	0	0	0	0	23	27	2.08	1.154																			
Ellis Kinder, R (9, 1) ERA: 4.38	0.2	S	2	0	0	0	1	0	0	0	0	0	0	4	4	0.00	0.000																			

Cleveland Indians @ Boston Red Sox
Fenway Park, Boston, MA
Mon Aug 28 1950, 3:33 AM EDT
Att: 28,328 - Unknown

AB	41
R	14
H	15
RBI	12
BB	10
SO	5
LOB	23



WP: 0	PA: 52
PB: 0	
SB: 1	
CS: 0	

Batter	1	2	3	4	5	6	7	8	9	10	AB	R	H	RBI	BB	SO	LOB	TOP						
Dale Mitchell, L (1, 7) OBP: 0.379, SLG: 0.365 Thurman Tucker, L (10, 7) OBP: 0.341, SLG: 0.311	0-0 6-3		0-0 1-3			0-0 F9	4-0 1B IBB		0-0 F9		4	0	0	0	1	0	3							
Bobby Avila, R (1, 4) OBP: 0.414, SLG: 0.408 Joe Gordon, R (7, PR) OBP: 0.342, SLG: 0.427	0-3 K			0-0 G4-3-6 1B		0-0 1B 2B	0-0 1B		0-0 L5		4	1	3	2	0	1	0							
Larry Doby, L (1, 8) OBP: 0.467, SLG: 0.578	0-3 K			0-0 G4-3-6 1-2f		0-0 L7	0-0 3-1			0-0 4-3	5	0	0	1	0	1	4							
Luke Easter, L (1, 3) OBP: 0.387, SLG: 0.492		0-0 F4		0-3 K		0-0 FC6-4 1B		0-0 E4 CS		0-3 K	5	0	1	1	0	2	0							
Al Rosen, R (1, 5) OBP: 0.396, SLG: 0.558		0-0 1B 1B			0-3 K	0-0 FC6-4 1-2f		0-3 K		0-0 5-3	5	0	1	0	0	2	2							
Ray Boone, R (1, 6) OBP: 0.417, SLG: 0.469		0-0 L4-3 1B			0-0 1B 3B		0-0 FC3-6 1B		0-3 K		4	1	3	0	0	1	1							
Bob Kennedy, R (1, 9) OBP: 0.364, SLG: 0.432		0-0 L4-3			0-0 G6-4-3 1B		0-0 FC3-6 1B		0-0 E 1B		4	1	2	1	0	0	3							
Jim Hegan, R (1, 2) OBP: 0.302, SLG: 0.412			0-0 5-3		0-0 G6-4-3 1-2f		0-0 1B 1B		0-0 E3		4	1	1	0	0	0	2							
Early Wynn, S (1, 1) OBP: 0.352, SLG: 0.468 Bob Lemon, L (10, 1) OBP: 0.336, SLG: 0.486			0-0 4-3			0-0 2B L7 1B	0-0 4-3		0-0 F4		4	1	1	0	0	0	4							
											0	0	0	0	0	0	0							
Inning Stats	R: 0 E: 0 K: 2 S: 7	H: 0 LOB: 0 BB: 0 P: 7	R: 0 E: 0 K: 0 S: 4	H: 2 LOB: 1 BB: 0 P: 4	R: 0 E: 0 K: 0 S: 3	H: 0 LOB: 0 BB: 0 P: 3	R: 0 E: 0 K: 1 S: 5	H: 1 LOB: 0 BB: 0 P: 5	R: 1 E: 0 K: 1 S: 6	H: 2 LOB: 0 BB: 0 P: 6	R: 2 E: 0 K: 0 S: 6	H: 3 LOB: 1 BB: 0 P: 6	R: 2 E: 0 K: 0 S: 6	H: 3 LOB: 2 BB: 1 P: 10	R: 0 E: 1 K: 2 S: 7	H: 0 LOB: 1 BB: 0 P: 7	R: 0 E: 1 K: 0 S: 5	H: 1 LOB: 2 BB: 0 P: 5	R: 0 E: 0 K: 1 S: 5	H: 0 LOB: 0 BB: 0 P: 5	1B: 10 2B: 3 3B: 1 HR: 0	SF: 0 SAC: 0 DP: 4 HBP: 0	WP: 0 PB: 0 SB: 0 CS: 1	PA: 41
PITCHER Vic Raschi, R (1, 1) ERA: 4.12	IP 10.0	WLS W	BF 41	H 12	R 5	ER 5	SO 7	BB 0	IBB 1	HBP 0	BLK 0	WP 0	HR 0	S 54	P 58	ERA 4.50	WHIP 1.200							

Cleveland Indians @ New York Yankees
 Yankee Stadium, Bronx, NY
 Tue Aug 29 1950, 3:33 AM EDT
 Att. 57,871 - Unknown

livebaseballscores.com

AB 40
 R 5
 H 12
 RBI 5
 BB 1
 SO 7
 LOB 21



Batter	1	2	3	4	5	6	7	8	9	10	AB R H RBI BB SO LOB
Gene Woodling, L (1.7) OBP: 0.378, SLG: 0.409	4-0 SH5-3 BB		x 0-0 2B		x 0-0 F2		s s s 0-3 K			x 0-0 F9	4 0 1 0 1 1 0
Phil Rizzuto, R (1.6) OBP: 0.429, SLG: 0.427	x 0-0 SH5-3 1-2		x 0-0 F7		x 0-0 1B			x 0-0 HR 1B		x 0-0 E4 1B	4 2 2 0 0 0 1
Yogi Berra, L (1.2) OBP: 0.390, SLG: 0.521	x 0-0 F9			x 0-0 F7	x 0-0 F3			x 0-0 HR 1B		x 0-0 1B	5 1 2 2 0 0 2
Joe DiMaggio, R (1.8) OBP: 0.373, SLG: 0.556	x 0-0 F3			x 0-0 F2		x 0-0 F5		x 0-0 5-3		x 4-0 1B	4 0 0 0 1 0 1
Johnny Mize, L (1.3) OBP: 0.365, SLG: 0.542		x 0-0 G6-3 1B		x 0-0 F3		x 0-0 1B		x 0-0 4-3		x 0-0 F4	3 0 2 0 0 0 0
Joe Collins, L (6, PR) OBP: 0.326, SLG: 0.426											1 0 0 0 0 0 0
Tommy Henrich, L (10, PH) OBP: 0.374, SLG: 0.540											1 0 0 0 0 0 3
Hank Bauer, R (1.9) OBP: 0.391, SLG: 0.500	x 0-0 F2			x 0-0 F6		x 0-0 G1-6-3 1B		x 0-0 F7		x 0-0 1B	5 0 2 1 0 0 1
Billy Johnson, R (1.5) OBP: 0.358, SLG: 0.371	x 0-0 G6-3 1-2f			x 4-0 HR BB		x 0-0 G1-6-3 1-2f					3 1 0 0 1 0 3
Jerry Coleman, R (1.4) OBP: 0.362, SLG: 0.368			x 0-0 F4		x 0-0 HR 1B		x 0-0 5-3		x 0-0 6-3		4 1 1 0 0 0 0
Vic Raschi, R (1.1) OBP: 0.263, SLG: 0.271			s s s 0-3 K		x 0-0 HR		x 0-0 4-3		x 0-0 F4		4 1 1 3 0 1 0

Inning Stats	R: 0 E: 0 K: 0 S: 3	H: 0 LOB: 1 BB: 1 P: 7	R: 0 E: 0 K: 0 S: 3	H: 1 LOB: 0 BB: 0 P: 3	R: 0 E: 0 K: 1 S: 6	H: 1 LOB: 1 BB: 0 P: 6	R: 0 E: 0 K: 0 S: 3	H: 0 LOB: 0 BB: 0 P: 3	R: 3 E: 0 K: 0 S: 6	H: 3 LOB: 1 BB: 1 P: 10	R: 0 E: 0 K: 0 S: 4	H: 2 LOB: 2 BB: 0 P: 4	R: 0 E: 0 K: 1 S: 5	H: 0 LOB: 0 BB: 0 P: 5	R: 2 E: 0 K: 0 S: 5	H: 2 LOB: 0 BB: 0 P: 5	R: 0 E: 0 K: 0 S: 3	H: 0 LOB: 0 BB: 0 P: 3	R: 1 E: 0 K: 0 S: 5	H: 2 LOB: 3 BB: 1 P: 9	1B: 8 2B: 1 3B: 0 HR: 2	SF: 0 SAC: 1 DP: 2 HBP: 0	WP: 0 PB: 1 SB: 0 CS: 0	PA: 42
PITCHER	IP	WLS	BF	H	R	ER	SO	BB	IBB	HBP	BLK	WP	HR	S	P	ERA	WHIP							
Early Wynn, R (1.1) ERA: 3.38	9.1	L	40	10	6	5	2	2	1	0	0	0	2	41	53	4.82	1.286							
Bob Lemon, R (10.1) ERA: 3.79	0.1		2	1	0	0	0	0	0	0	0	0	0	2	2	0.00	3.000							

BOTTOM

Cleveland Indians @ New York Yankees
Yankee Stadium, Bronx, NY
Tue Aug 29 1950, 3:33 AM EDT
Att: 57,871 - Unknown

livebaseballscores.com

AB	38
R	6
H	11
RBI	6
BB	3
SO	2
LOB	11



Batter	1	2	3	4	5	6	7	8	9	AB R H RBI BB SO LOB	TOP	
Thurman Tucker, L (1, 8) <small>OBP: 0.341, SLG: 0.303</small> Ray Murray, R (6, PH) <small>OBP: 0.342, SLG: 0.410</small> Dale Mitchell, L (6, 7) <small>OBP: 0.380, SLG: 0.367</small>	4-0 BB 8-4-6 BB	0-3 K		0-0 F2		0-0 F2		0-0 4-3 1B	2 1 0 0 1 1 1 1 0 0 0 0 0 3 1 0 1 0 0 0 0			
Lou Boudreau, R (1, 6) <small>OBP: 0.337, SLG: 0.322</small>	4-0 8-4-6 BB 1-2 1B BB		0-0 F9		0-0 F4		0-0 FC2-6 1B	0-0 4-3 1-2	4 1 1 0 1 0 1			
Allie Clark, R (1, 7) <small>OBP: 0.269, SLG: 0.390</small> Larry Doby, L (9, PH) <small>OBP: 0.466, SLG: 0.576</small>	4-0 8-4-6 BB 1-2 2-3 BB		0-0 HR		0-0 5-3		0-0 FC2-6 E3 E 1-2f	0-3 K	3 1 1 1 1 0 1 1 0 0 0 0 1 1			
Luke Easter, L (1, 3) <small>OBP: 0.384, SLG: 0.488</small>	0-0 8-4-6 1-2f 2-3 3-H		0-3 K		0-0 F8		0-0 E3 FC5-4 1-3		4 0 0 1 0 1 3			
Al Rosen, R (1, 5) <small>OBP: 0.398, SLG: 0.560</small>	0-0 1B 3-H		0-0 1B		0-0 SH1-4 1B		0-0 FC5-4 1-2f		4 0 3 1 0 0 1			
Joe Gordon, R (1, 4) <small>OBP: 0.341, SLG: 0.425</small>	0-0 F7		0-0 1B		0-0 E6 SH1-4 1-2		0-0 5-3		4 0 1 0 0 0 2			
Bob Kennedy, R (1, 9) <small>OBP: 0.362, SLG: 0.429</small> (6, 8)		0-0 6-3	0-0 6-3		0-0 SH1-4 1-2 2-3		0-0 6-3		3 0 0 0 0 0 2			
Jim Hegan, R (1, 2) <small>OBP: 0.304, SLG: 0.412</small>		0-0 SH3-4 1B		0-0 6-3		4-0 BB		0-0 L5	3 0 1 0 1 0 0			
Bob Feller, R (1, 1) <small>OBP: 0.157, SLG: 0.138</small> Bob Lemon, L (9, PH) <small>OBP: 0.333, SLG: 0.482</small>		0-0 SH3-4 1-2		0-0 F4		0-3 K		0-0 G3	2 0 0 0 0 1 3 1 0 0 0 0 0 0			
Inning Stats	R: 2 H: 1 E: 0 LOB: 1 K: 0 BB: 3 S: 3 P: 15	R: 0 H: 1 E: 0 LOB: 1 K: 1 BB: 0 S: 6 P: 6	R: 1 H: 3 E: 0 LOB: 2 K: 1 BB: 0 S: 8 P: 8	R: 0 H: 0 E: 0 LOB: 0 K: 0 BB: 0 S: 3 P: 3	R: 0 H: 0 E: 0 LOB: 0 K: 0 BB: 0 S: 3 P: 3	R: 0 H: 1 E: 1 LOB: 3 K: 1 BB: 1 S: 7 P: 11	R: 0 H: 1 E: 1 LOB: 1 K: 0 BB: 0 S: 4 P: 4	R: 0 H: 0 E: 0 LOB: 0 K: 0 BB: 0 S: 3 P: 3	R: 0 H: 1 E: 0 LOB: 1 K: 1 BB: 0 S: 6 P: 6	1B: 7 SF: 0 2B: 1 SAC: 2 3B: 0 DP: 1 HR: 1 HBP: 0	WP: 0 PA: 39 PB: 0 SB: 0 CS: 0	
PITCHER Whitey Ford, L (1, 1) <small>ERA: 2.79</small> Tom Ferrick, R (8, 1) <small>ERA: 3.5</small>	IP WLS BF H R ER SO BB IBB HBP BLK WP HR S P ERA WHIP 7.0 32 7 3 3 3 4 0 0 0 0 1 34 50 3.86 1.571											PITCHER IP WLS BF H R ER SO BB IBB HBP BLK WP HR S P ERA WHIP 2.0 7 1 0 0 1 0 0 0 0 0 0 9 9 0.00 0.500

Cleveland Indians @ New York Yankees
 Yankee Stadium, Bronx, NY
 Wed Aug 30 1950, 3:33 AM EDT
 Unknown

AB	33
R	3
H	8
RBI	3
BB	4
SO	4
LOB	18



livebaseballscorecards.com

Batter	1	2	3	4	5	6	7	8	9	AB	R	H	RBI	BB	SO	LOB
Cliff Mapes, L (1, 7) OBP: 0.332, SLG: 0.408	0-0 L9	0-3 K		0-0 G3-6-1			0-0 6-3	0-0 F7		5	0	0	0	0	1	7
Phil Rizzuto, R (1, 6) OBP: 0.430, SLG: 0.431	0-0 2B		0-0 F8		0-0 1B 2B		0-0 5-3			4	1	2	0	0	0	0
Yogi Berra, L (1, 2) OBP: 0.388, SLG: 0.518	0-0 4-3		0-0 F7		0-0 F7		4-0 BB			3	0	0	0	1	0	2
Joe DiMaggio, R (1, 8) OBP: 0.372, SLG: 0.553	0-0 5-3		0-0 F9		0-0 1B		0-0 F8			4	0	1	1	0	0	2
Johnny Mize, L (1, 3) OBP: 0.372, SLG: 0.561		0-0 BB BB FC3-2 1B		0-0 HR		0-0 F3		4-0 BB BB 1B BB		3	1	2	1	1	0	1
Joe Collins, L (8, PR) OBP: 0.326, SLG: 0.426										0	1	0	0	0	0	0
Hank Bauer, R (1, 9) OBP: 0.390, SLG: 0.495		4-0 BB BB FC3-2 BB 1-2 BB		0-3 K		0-0 F8		0-0 F8		3	0	0	0	1	1	2
Billy Johnson, R (1, 5) OBP: 0.364, SLG: 0.372		4-0 BB BB FC3-2 BB 1-2 2-3		0-0 1B 1B		0-0 4-3		4-0 1B IBB		2	1	1	0	2	0	0
Jerry Coleman, R (1, 4) OBP: 0.362, SLG: 0.368		0-3 K		0-0 1B 1B		0-0 F7		0-0 1B		3	0	1	0	0	1	3
Tommy Henrich, L (8, PH) OBP: 0.378, SLG: 0.543										1	0	1	1	0	0	0
Billy Martin, R (8, PR) OBP: 0.286, SLG: 0.385										0	0	0	0	0	0	0
Whitey Ford, L (1, 1) OBP: 0.240, SLG: 0.174		0-0 FC3-2		0-0 G3-6-1 1B		0-0 F9		0-3 K		3	0	1	1	0	0	3
Tom Ferrick, R (8, 1) OBP: 0.235, SLG: 0.133										1	0	0	0	0	1	2

Inning Stats	R: 0	H: 1	E: 0	LOB: 1	K: 0	BB: 0	S: 4	P: 4
	R: 0	H: 1	E: 0	LOB: 3	K: 2	BB: 2	S: 8	P: 16
	R: 0	H: 0	E: 0	LOB: 0	K: 0	BB: 0	S: 3	P: 3
	R: 2	H: 4	E: 0	LOB: 1	K: 1	BB: 0	S: 8	P: 8
	R: 1	H: 2	E: 0	LOB: 1	K: 0	BB: 0	S: 5	P: 5
	R: 0	H: 0	E: 0	LOB: 0	K: 0	BB: 0	S: 3	P: 3
	R: 0	H: 0	E: 0	LOB: 1	K: 0	BB: 1	S: 3	P: 7
	R: 1	H: 1	E: 0	LOB: 2	K: 1	BB: 2	S: 6	P: 14

PITCHER	IP	WLS	BF	H	R	ER	SO	BB	IBB	HBP	BLK	WP	HR	S	P	ERA	WHIP
Bob Feller, R (1, 1) ERA: 3.88	8.0	L	37	9	4	4	4	4	1	0	0	0	1	40	60	4.50	1.625

BOTTOM

Cleveland Indians @ New York Yankees
 Yankee Stadium, Bronx, NY
 Wed Aug 30 1950, 3:33 AM EDT
 Unknown

AB	32
R	4
H	9
RBI	4
BB	5
SO	4
LOB	22



WP	PA	37
PB	0	
SB	1	
CS	0	

livebaseballscorecards.com

Batter	1	2	3	4	5	6	7	8	9	AB R H RBI BB SO LOB	TOP
Dale Mitchell, L (1, 7) OBP: 0.377, SLG: 0.364	0-0 3-1		0-0 6-3			0-0 6-3		0-0 1-3		4 0 0 0 0 0 0	Cleveland Indians @ New York Yankees Yankee Stadium, Bronx, NY Wed Aug 30 1950, 3:38 AM EDT Att: 30,516 - Unknown
Lou Boudreau, R (1, 6) OBP: 0.336, SLG: 0.321 (4, 3)	0-0 FC6-4 BB 1B		0-0 4-3			0-0 6-3		0-0 L9		4 0 1 0 0 0 0	
Allie Clark, R (1, 9) OBP: 0.268, SLG: 0.381	4-0 FC6-4 BB 1-2			0-0 F5		0-0 F6		0-0 F9		3 0 0 0 1 0 0	
Luke Easter, L (1, 3) OBP: 0.385, SLG: 0.488 Ray Boone, R (4, PR) OBP: 0.417, SLG: 0.469 (4, 6)	0-0 FC6-4 1-2f 2-3			0-0 1B		0-0 FC5 1B 1B		0-0 5-3		2 0 1 0 0 0 2 2 0 1 0 0 0 0	
Al Rosen, R (1, 5) OBP: 0.397, SLG: 0.557	0-0 F7			0-0 F9		0-3 K		0-0 1B		4 0 1 0 0 1 4	
Joe Gordon, R (1, 4) OBP: 0.340, SLG: 0.422		0-0 1-3		0-0 F8		0-0 1-2 1B		0-0 L1		4 0 1 0 0 0 2	
Bob Kennedy, R (1, 8) OBP: 0.362, SLG: 0.429		0-0 F9			0-0 G5-4-3 1B		0-0 F8			3 0 1 0 0 0 2	
Jim Hegan, R (1, 2) OBP: 0.302, SLG: 0.409 Jim Lemon, R (7, PH) OBP: 0.111, SLG: 0.111 Ray Murray, R (7, 2) OBP: 0.342, SLG: 0.410		0-0 F5			0-0 G5-4-3 1-2f		0-0 FC5 2-3f			2 0 0 0 0 0 1 1 0 0 0 0 0 2 0 0 0 0 0 0 0	
Mike Garcia, R (1, 1) OBP: 0.226, SLG: 0.250 Thurman Tucker, L (8, PH) OBP: 0.337, SLG: 0.299 Steve Gromek, S (8, 1) OBP: 0.167, SLG: 0.138			0-0 6-3		0-0 4-3		0-3 K			2 0 0 0 0 0 0 1 0 0 0 0 1 0 0 0 0 0 0 0 0	
Inning Stats	R: 0 H: 1 E: 0 LOB: 2 K: 0 BB: 1 S: 4 P: 8	R: 0 H: 0 E: 0 LOB: 0 K: 0 BB: 0 S: 3 P: 3	R: 0 H: 0 E: 0 LOB: 0 K: 0 BB: 0 S: 3 P: 3	R: 0 H: 1 E: 0 LOB: 1 K: 0 BB: 0 S: 4 P: 4	R: 0 H: 1 E: 0 LOB: 0 K: 0 BB: 0 S: 3 P: 3	R: 0 H: 0 E: 0 LOB: 0 K: 0 BB: 0 S: 3 P: 3	R: 0 H: 2 E: 0 LOB: 2 K: 1 BB: 0 S: 7 P: 7	R: 0 H: 0 E: 0 LOB: 0 K: 1 BB: 0 S: 5 P: 5	R: 0 H: 1 E: 0 LOB: 1 K: 0 BB: 0 S: 4 P: 4	1B: 6 SF: 0 2B: 0 SAC: 0 3B: 0 DP: 1 HR: 0 HBP: 0	
PITCHER Ed Lopat, L (1, 1) ERA: 3.53	IP WLS BF H R ER SO BB IBB HBP BLK WP HR S P ERA WHIP										
	9.0 W 33 6 0 0 2 1 0 0 0 0 0 0 36 40 0.00 0.778										

AB	32
R	0
H	6
RBI	0
BB	1
SO	2
LOB	13



Batter	1	2	3	4	5	6	7	8	9	AB	R	H	RBI	BB	SO	LOB
Cliff Mapes, L OBP: 0.329, SLG: 0.403 (1, 7) (7, 8)	0-0 F7		0-0 E4 1B		0-0 3-1		0-0 G3			4	0	0	0	0	0	1
Phil Rizzuto, R OBP: 0.432, SLG: 0.434 (1, 6)	0-0 CS 1B		0-0 1-3 1B		0-0 E 1B		0-0 F4			4	1	3	0	0	0	1
Yogi Berra, L OBP: 0.387, SLG: 0.516 (1, 2)	0-0 F8		0-0 G3		0-0 E9 1B			0-0 F8		4	0	1	0	0	0	2
Joe DiMaggio, R OBP: 0.374, SLG: 0.552 Jackie Jensen, R OBP: 0.211, SLG: 0.176 (1, 8) (7, 7)	0-0 CS 1-2	0-0 HR 1B		4-0 BB 1B	0-0 6-3			0-0 3B		2	1	1	0	1	0	1
Johnny Mize, L OBP: 0.377, SLG: 0.580 Joe Collins, L OBP: 0.324, SLG: 0.424 (1, 3) (7, 3)		0-0 HR		0-0 1-2 1B		0-0 F9		0-3 K		3	1	2	2	0	0	0
Hank Bauer, R OBP: 0.385, SLG: 0.489 (1, 9)		0-0 F6		0-3 K		0-0 F4		0-0 F7		4	0	0	0	0	1	3
Billy Johnson, R OBP: 0.360, SLG: 0.368 (1, 5)		0-0 6-3		0-0 F5		0-0 4-3				3	0	0	0	0	0	2
Jerry Coleman, R OBP: 0.361, SLG: 0.368 (1, 4)		0-0 4-3		0-0 F8			0-0 SH3 1B			3	0	1	0	0	0	2
Ed Lopat, L OBP: 0.395, SLG: 0.388 (1, 1)			0-0 6-3		0-0 G3		0-0 SH3			2	0	0	0	0	0	0


Inning Stats	R: 0	H: 1	E: 0	LOB: 0	K: 0	P: 3	R: 2	H: 2	E: 0	LOB: 0	K: 0	P: 5	R: 0	H: 1	E: 1	LOB: 1	K: 0	P: 4	R: 0	H: 1	E: 0	LOB: 2	K: 1	P: 10	R: 1	H: 2	E: 1	LOB: 1	K: 0	P: 5	R: 0	H: 0	E: 0	LOB: 0	K: 0	P: 3	R: 0	H: 1	E: 0	LOB: 1	K: 1	P: 6	R: 0	H: 1	E: 0	LOB: 1	K: 1	P: 6
PITCHER	IP	WLS	BF	H	R	ER	SO	BB	IBB	HBP	BLK	WP	HR	S	P	ERA	WHIP																															
Mike Garcia, R ERA: 4.11 Steve Gromek, R ERA: 4.17	(1, 1) (8, 1)	7.0 1.0	L 4	29 1	8 0	3 0	2 1	1 0	0 0	0 0	0 0	0 0	0 0	1 6	34 6	2.57 0.00	1.286 1.000																															

BOTTOM

Cleveland Indians @ New York Yankees
 Yankee Stadium, Bronx, NY
 Wed Aug 30 1950, 3:38 AM EDT
 Att. 30,516 - Unknown

AB	31
R	3
H	9
RBI	2
BB	1
SO	2
LOB	13

WP: 0 PA: 34
 PB: 0
 SB: 0
 CS: 1



livebaseballscorecards.com

Batter	1	2	3	4	5	6	7	8	9	AB R H RBI BB SO LOB	TOP											
Dale Mitchell, L (1, 7) OBP: 0.378, SLG: 0.364	0-3 K		0-0 1-3		0-0 1-2 1B		0-0 FC5-4 E 1B		0-0 2B 1B	5 2 2 0 0 1 3	Cleveland Indians @ New York Yankees Yankee Stadium, Bronx, NY Thu Aug 31 1950, 3:33 AM EDT Att: 21,020 - Unknown											
Lou Boudreau, R (1, 3) OBP: 0.337, SLG: 0.326	0-0 6-3		0-0 F6		0-0 F3		0-0 E8 1B 1B	0-0 2B	5 1 2 3 0 0 3													
Allie Clark, R (1, 9) OBP: 0.273, SLG: 0.382	0-0 5-3			0-0 F7		0-0 FC6-4 1B	0-0 1B	0-0 F8	5 0 2 2 0 0 1													
Joe Gordon, R (1, 4) OBP: 0.338, SLG: 0.417	0-3 K			4-0 BB		0-0 F7	0-0 F7	0-0 F7	4 0 0 0 1 1 3													
Al Rosen, R (1, 5) OBP: 0.396, SLG: 0.554	1-0 HBP			0-0 F6		0-0 FC6-4 1-2f		0-3 K	3 0 0 0 0 1 2													
Ray Boone, R (1, 6) OBP: 0.415, SLG: 0.464	4-0 BB			0-0 F4		0-0 F9		0-0 6-3	3 0 0 0 1 0 2													
Bob Kennedy, R (1, 8) OBP: 0.361, SLG: 0.426	0-0 8-4-3				0-0 1-3		4-0 FC5-4 E BB BB	0-0 F7	3 1 0 0 1 0 2													
Jim Hegan, R (1, 2) OBP: 0.302, SLG: 0.407			4-0 BB		0-0 F5		0-0 F4	0-0 F9	2 0 0 0 1 0 1													
Ray Murray, R (9, PH) OBP: 0.339, SLG: 0.406									1 0 0 0 0 0 0													
Bob Lemon, L (1, 1) OBP: 0.341, SLG: 0.482			0-3 K		0-0 1B		4-0 FC5-4 BB	0-0 2B 1B	2 0 1 0 1 1 1													
Steve Gromek, S (8, 1) OBP: 0.167, SLG: 0.138									0 0 0 0 0 0 0													
Jim Lemon, R (9, PH) OBP: 0.200, SLG: 0.200									1 1 1 0 0 0 0													
Inning Stats	R: 0 E: 0 K: 1 S: 5	H: 0 LOB: 0 BB: 0 P: 5	R: 0 E: 0 K: 1 S: 4	H: 0 LOB: 1 BB: 1 P: 9	R: 0 E: 0 K: 1 S: 5	H: 0 LOB: 1 BB: 1 P: 9	R: 0 E: 0 K: 0 S: 3	H: 0 LOB: 1 BB: 1 P: 7	R: 0 E: 0 K: 0 S: 5	H: 2 LOB: 2 BB: 0 P: 5	R: 0 E: 0 K: 0 S: 4	H: 1 LOB: 1 BB: 0 P: 4	R: 3 E: 1 K: 0 S: 5	H: 2 LOB: 1 BB: 2 P: 13	R: 0 E: 0 K: 1 S: 5	H: 0 LOB: 0 BB: 0 P: 5	R: 2 E: 0 K: 0 S: 6	H: 3 LOB: 1 BB: 0 P: 6	1B: 7 2B: 2 3B: 0 HR: 0	SF: 0 SAC: 0 DP: 1 HBP: 1	WP: 0 PB: 0 SB: 0 CS: 0	PA: 40
PITCHER	IP WLS BF H R ER SO BB IBB HBP BLK WP HR S P ERA WHIP																					
Tommy Byrne, L (1, 1) ERA: 4.66	6.2 W 30 5 3 2 3 5 0 1 0 0 0 30 51 2.70 1.500																					
Joe Page, L (7, 1) ERA: 4.82	1.2 8 3 2 2 1 0 0 0 0 0 0 10 10 10.80 1.800																					
Tom Ferrick, R (9, 1) ERA: 3.46	0.2 S 2 0 0 0 0 0 0 0 0 0 0 2 2 0.00 0.000																					

livebaseballscorecards.com

AB	34
R	5
H	8
RBI	5
BB	5
SO	4
LOB	18



Batter	1	2	3	4	5	6	7	8	9	AB	R	H	RBI	BB	SO	LOB			
Cliff Mapes, L OBP: 0.331, SLG: 0.414 (1, 8)	0-0 3-1		0-0 1-3 3-H 1B		0-0 HR		0-0 G1			4	1	2	2	0	0	1			
Phil Rizzuto, R OBP: 0.431, SLG: 0.438 (1, 6)	0-0 4-3		0-0 FC1-6-4 1-2f 3-H		0-0 5-3			0-0 HR		4	1	1	2	0	0	1			
Hank Bauer, R OBP: 0.386, SLG: 0.489 (1, 7) (9, 9)	0-0 CS 1B		0-0 F6			0-3 K		0-0 1B 3-1 1B		4	1	2	0	0	1	1			
Yogi Berra, L OBP: 0.388, SLG: 0.522 (1, 2)	0-0 CS 1-2	0-0 L8		0-0 3-1		0-0 HR		0-0 1-3 3-1 1B		4	1	2	1	0	0	0			
Johnny Mize, L OBP: 0.374, SLG: 0.590 Jackie Jensen, R OBP: 0.211, SLG: 0.176 (1, 3) (9, 7)		0-3 K		0-0 HR		0-3 K		0-0 1-2 3-H 3-1		4	1	1	2	0	2	1			
Joe Collins, L OBP: 0.323, SLG: 0.421 (1, 9) (9, 3)		0-3 K		0-0 G5-4-3 1B		0-0 G3		0-3 1-2 3-H K		4	0	1	0	0	2	1			
Billy Johnson, R OBP: 0.355, SLG: 0.362 (1, 5)			0-0 1-3	0-0 G5-4-3			0-0 F9	0-0 5-3		4	0	0	0	0	0	2			
Jerry Coleman, R OBP: 0.361, SLG: 0.366 (1, 4)		4-0 BB BB BB 1B 1B BB		0-0 5-3		0-0 F2				2	1	0	0	1	0	0			
Tommy Byrne, L OBP: 0.316, SLG: 0.405 Joe Page, L OBP: 0.444, SLG: 0.429 Tom Ferrick, R OBP: 0.235, SLG: 0.133 (1, 1) (7, 1) (9, 1)			0-0 1-3 FC1-6-4 1B		0-0 G1		4-0 BB BB BB 1B BB			2	1	1	0	0	0	0			
										0	0	0	0	1	0	0			
										0	0	0	0	0	0	0			
Inning Stats	R: 0 E: 0 K: 0 S: 3	H: 1 LOB: 0 BB: 0 P: 3	R: 0 E: 0 K: 2 S: 7	H: 0 LOB: 0 BB: 0 P: 7	R: 2 E: 0 K: 0 S: 5	H: 2 LOB: 1 BB: 1 P: 9	R: 1 E: 0 K: 0 S: 4	H: 2 LOB: 0 BB: 0 P: 4	R: 1 E: 0 K: 0 S: 4	H: 1 LOB: 0 BB: 0 P: 4	R: 1 E: 0 K: 2 S: 8	H: 1 LOB: 0 BB: 0 P: 8	R: 0 E: 0 K: 0 S: 3	H: 0 LOB: 1 BB: 1 P: 7	R: 2 E: 0 K: 1 S: 8	H: 3 LOB: 1 BB: 0 P: 8	1B: 6 2B: 0 3B: 0 HR: 4	SF: 0 SAC: 0 DP: 1 HBP: 0	WP: 0 PB: 0 SB: 0 CS: 1

BOTTOM

Cleveland Indians @ New York Yankees
Yankee Stadium, Bronx, NY
 Thu Aug 31 1950, 3:33 AM EDT
 Att. 21,020 - Unknown


livebaseballscorecards.com

AB	32
R	7
H	10
RBI	7
BB	2
SO	5
LOB	7



PITCHER	IP	WLS	BF	H	R	ER	SO	BB	IBB	HBP	BLK	WP	HR	S	P	ERA	WHIP
Bob Lemon, R ERA: 3.94 (1, 1)	7.0	L	31	10	7	7	4	2	0	0	0	0	4	37	45	9.00	1.714
Steve Gromek, R ERA: 4.12 (8, 1)	1.0		3	0	0	0	1	0	0	0	0	0	0	5	5	0.00	0.000

WP: 0	PA: 35
PB: 0	
SB: 0	
CS: 1	

Batter	1	2	3	4	5	6	7	8	9	AB R H RBI BB SO LOB	TOP	
Dale Mitchell, L (1, 7) x OBP: 0.380, SLG: 0.369	0-0 G4-6-3 1B		0-0 4-3 1B	0-0 1-3 2B		0-0 1-3 1B		0-0 1-2 3-H 1B		5 0 3 1 0 0 0	Cleveland Indians @ St. Louis Browns Sportsman's Park, St. Louis, MO Sat Sep 02 1950, 4:33 AM EDT Att. 2,491 - Unknown livebaseballscorecards.com AB 37 R 4 H 10 RBI 3 BB 3 SO 4 LOB 17 	
Bobby Avila, R (1, 4) x OBP: 0.402, SLG: 0.395	0-0 F3		0-0 E5 1B	0-0 F3			0-0 F2	0-0 FC5		5 1 0 0 0 0 5		
Larry Doby, L (1, 8) x OBP: 0.463, SLG: 0.571	0-0 G4-6-3 1-2f		4-0 1B E BB		0-0 F7		0-0 4-3		0-3 K	4 1 0 0 1 1 1		
Luke Easter, L (1, 3) x OBP: 0.385, SLG: 0.487		0-0 SH2-4 1B	0-0 E 1-2 2-H 1B		0-3 K		0-0 F8		0-0 F2	5 0 2 1 0 1 0		
Al Rosen, R (1, 5) x OBP: 0.398, SLG: 0.552		0-0 1B SH2-4 1B	0-0 E6 1-3 2-H		4-0 1B BB			4-0 FC2-6 BB	0-0 5-3	3 0 1 0 2 0 1		
Ray Boone, R (1, 6) x OBP: 0.414, SLG: 0.462		0-0 SH2-4 1-2 2-3	0-0 F9		0-0 FC6-4 1B			0-0 FC2-6 1B 1-2f		3 1 1 0 0 0 3		
Bob Kennedy, R (1, 9) x OBP: 0.362, SLG: 0.426	0-0 2-2 1B			0-0 L5		0-0 FC6-4 1-2f		0-0 1B 1-2 1B		4 1 2 0 0 0 2		
Jim Hegan, R (1, 2) x OBP: 0.299, SLG: 0.402	0-3 K			0-0 E6 2B		0-0 5-3		0-0 F7		4 0 0 0 0 1 4		
Early Wynn, S (1, 1) x OBP: 0.347, SLG: 0.455			0-0 L4	0-3 K		0-0 6-3		0-0 FC5 1-3 2-H 1B		4 0 1 1 0 1 1		
Inning Stats	R: 0 E: 0 K: 0 S: 3 H: 1 LOB: 0 BB: 0 P: 3	R: 0 E: 0 K: 1 S: 7 H: 3 LOB: 2 BB: 0 P: 7	R: 2 E: 2 K: 0 S: 6 H: 1 LOB: 2 BB: 1 P: 10	R: 0 E: 1 K: 1 S: 7 H: 1 LOB: 2 BB: 0 P: 7	R: 0 E: 0 K: 1 S: 6 H: 1 LOB: 2 BB: 1 P: 10	R: 0 E: 0 K: 0 S: 3 H: 0 LOB: 0 BB: 0 P: 3	R: 0 E: 0 K: 0 S: 3 H: 0 LOB: 0 BB: 0 P: 3	R: 2 E: 0 K: 0 S: 6 H: 3 LOB: 2 BB: 1 P: 10	R: 0 E: 0 K: 1 S: 5 H: 0 LOB: 0 BB: 0 P: 5	1B: 9 2B: 1 3B: 0 HR: 0 SF: 0 SAC: 1 DP: 1 HBP: 0	WP: 0 PB: 0 SB: 0 CS: 0 PA: 41	
PITCHER Stubby Overmire, L (1, 1) ERA: 4.62	IP 9.0 WLS L BF 41 H 10 R 4 ER 2 SO 4 BB 3 IBB 0 HBP 0 BLK 0 WP 0 HR 0 S 46 P 58 ERA 2.00 WHIP 1.444											PITCHER IP WLS BF H R ER SO BB IBB HBP BLK WP HR S P ERA WHIP

Batter	1	2	3	4	5	6	7	8	9	AB R H RBI BB SO LOB	TOP			
Dale Mitchell, L (1, 7) OBP: 0.382, SLG: 0.380	0-0 L9 FC3-2 2B	0-0 1-H 2-H HR		0-0 1B 2B 1B	0-0 F7		0-0 F7			5 2 3 4 0 0 0	Cleveland Indians @ St. Louis Browns Sportsman's Park, St. Louis, MO Sun Sep 03 1950, 4:33 AM EDT Att. 5,163 - Unknown livebaseballscorecards.com			
Bobby Avila, R (1, 4) OBP: 0.397, SLG: 0.389	0-0 L9 2-3	0-0 F4		0-0 1-2 2B 1B		0-0 5-3		0-0 4-3	5 1 1 0 0 0 1					
Larry Doby, L (1, 8) OBP: 0.461, SLG: 0.574	0-0 FC3-2 BB BB 3-H	0-0 F8		0-0 L9		0-0 HR		0-0 F9	5 1 1 1 0 0 3					
Luke Easter, L (1, 3) OBP: 0.388, SLG: 0.490 Lou Boudreau, R (6, PR) OBP: 0.336, SLG: 0.325 (6, 3)	4-0 BB 1-2 BB		0-0 F6	0-0 1B 2B 1-H 2-H		0-0 HBP 1B		0-0 F9	3 1 2 2 1 0 0 1 0 0 0 0 0 0					
Al Rosen, R (1, 5) OBP: 0.401, SLG: 0.552	4-0 FC6-4 1-2 2-3 BB		4-0 1B BB	4-0 1B BB		0-0 F3		0-0 CS 1B	2 0 1 0 3 0 1					
Ray Boone, R (1, 6) OBP: 0.414, SLG: 0.459	0-0 FC6-4 1-2f		0-0 F7 1-2 2-H 1B	0-0 1B HBP		1-0 1-2 HBP		0-0 F7	4 0 1 1 0 0 5					
Bob Kennedy, R (1, 9) OBP: 0.364, SLG: 0.428		0-0 BB HR 1B	0-0 1-2 1B	0-0 F8		0-0 4-3		0-0 1-2 1B	5 1 3 0 0 0 4					
Jim Hegan, R (1, 2) OBP: 0.298, SLG: 0.398		4-0 1-2 HR BB		0-0 6-3	0-0 F6		0-0 F5	0-0 F8	4 1 0 0 1 0 1					
Bob Feller, R (1, 1) OBP: 0.162, SLG: 0.174		0-3 K		0-0 1B 3B	0-0 F3		0-0 L7		4 1 1 0 0 1 2					
Inning Stats	R: 0 E: 0 K: 0 S: 4 H: 1 LOB: 3 BB: 2 P: 12	R: 3 E: 0 K: 1 S: 7 H: 2 LOB: 0 BB: 1 P: 11	R: 0 E: 0 K: 0 S: 3 H: 1 LOB: 1 BB: 1 P: 7	R: 4 E: 0 K: 0 S: 8 H: 5 LOB: 2 BB: 1 P: 12	R: 0 E: 0 K: 0 S: 3 H: 0 LOB: 0 BB: 0 P: 3	R: 1 E: 0 K: 0 S: 5 H: 2 LOB: 2 BB: 0 P: 6	R: 0 E: 0 K: 0 S: 3 H: 0 LOB: 0 BB: 0 P: 3	R: 0 E: 0 K: 0 S: 3 H: 0 LOB: 0 BB: 0 P: 3	R: 0 E: 0 K: 0 S: 4 H: 2 LOB: 1 BB: 0 P: 4	1B: 8 2B: 2 3B: 1 HR: 2 SF: 0 SAC: 0 DP: 0 HBP: 1	WP: 0 PB: 0 SB: 0 CS: 1 PA: 44			
PITCHER	IP WLS BF H R ER SO BB IBB HBP BLK WP HR S P ERA WHIP												PITCHER	IP WLS BF H R ER SO BB IBB HBP BLK WP HR S P ERA WHIP
Don Johnson, R (1, 1) ERA: 7.58	3.1 L 20 7 6 6 1 4 0 0 0 0 0 1 18 34 16.20 3.300													
Cuddles Marshall, R (4, 1) ERA: 8.18	1.2 8 2 1 1 0 1 0 0 0 0 0 0 7 11 5.40 1.800													
Harry Dorish, R (6, 1) ERA: 6.52	2.0 9 2 1 1 0 0 0 0 1 0 0 1 8 9 4.50 1.000													
Jack Bruner, L (8, 1) ERA: 4.46	2.0 7 2 0 0 0 0 0 0 0 0 0 0 7 7 0.00 1.000													

Cleveland Indians @ St. Louis Browns
Sportsman's Park, St. Louis, MO
Sun Sep 03 1950, 4:33 AM EDT
Att. 5,163 - Unknown

AB	38
R	8
H	13
RBI	8
BB	5
SO	1
LOB	17



Batter	1	2	3	4	5	6	7	8	9	AB	R	H	RBI	BB	SO	LOB
Don Lenhardt, R OBP: 0.390, SLG: 0.491 (1, 3) BBB	4-0 L6-4 BB BB		x 0-0 F4		0-3 K		x 0-0 F5			3	0	0	0	1	1	4
Snuffy Stirrweiss, R OBP: 0.325, SLG: 0.278 (1, 4) BBB	4-0 1-2 BB			x 0-0 F8		x 0-0 F3		x 0-0 F4		3	0	0	0	1	0	0
Jim Delsing, L OBP: 0.336, SLG: 0.315 (1, 8) X	0-0 L6-4 2-3			x 0-0 F9		x 0-0 F9		BBB 4-0 BB		3	0	0	0	1	0	2
Ray Coleman, L OBP: 0.341, SLG: 0.448 (1, 7) X	0-0 1-3			x 0-0 1B		SSS 0-3 K		x 0-0 G6-4-3 BB 1-2f		4	0	1	0	0	1	2
Dick Kokos, L OBP: 0.377, SLG: 0.436 (1, 9) X		0-0 4-3		SSS 0-3 K		x 0-0 F8		x 0-0 2B		4	0	1	0	0	1	1
Les Moss, R OBP: 0.357, SLG: 0.440 (1, 2) SSS		0-3 K		x 0-0 F8		x 0-0 BB 1B 1B		x 0-0 5-3		4	0	1	0	0	1	1
Roy Sievers, R OBP: 0.295, SLG: 0.379 (1, 5) X		0-0 5-3		x 0-0 E6 6-3 1B		x 0-0 F2		x 0-0 F7		4	1	0	0	0	0	2
Billy DeMars, R OBP: 0.311, SLG: 0.274 (1, 6) Sherm Lollar, R OBP: 0.393, SLG: 0.460 (9, PH)			x 0-0 F9		x 0-0 6-3		x 0-0 BB 1B		x 0-0 F5	3	0	1	0	0	0	1
Don Johnson, R OBP: 0.125, SLG: 0.097 (1, 1) Cuddles Marshall, R OBP: 0.364, SLG: 0.364 (4, 1) Hank Art, L OBP: 0.387, SLG: 0.364 (5, PH) Harry Dorsh, R OBP: 0.297, SLG: 0.226 (6, 1) Ken Wood, R OBP: 0.286, SLG: 0.371 (7, PH) Jack Bruner, L OBP: 0.286, SLG: 0.371 (8, 1)			x 0-0 6-3		x 0-0 2-H 1B		BBB 4-0 1-2 2-3 BB			1	0	0	0	0	0	0

Inning Stats	R: 0	H: 0	E: 0	K: 0	S: 2	R: 0	H: 0	E: 0	K: 1	S: 5	R: 0	H: 1	E: 0	K: 1	S: 6	R: 1	H: 1	E: 1	K: 1	S: 7	R: 0	H: 0	E: 0	K: 1	S: 5	R: 0	H: 2	E: 0	K: 0	S: 5	R: 0	H: 0	E: 0	K: 0	S: 2	R: 0	H: 1	E: 0	K: 0	S: 4	1B: 4	2B: 2	3B: 0	HR: 0	SF: 0	SAC: 0	DP: 2	HBP: 0	WP: 0	PB: 0	SB: 0	CS: 0	PA: 35
--------------	------	------	------	------	------	------	------	------	------	------	------	------	------	------	------	------	------	------	------	------	------	------	------	------	------	------	------	------	------	------	------	------	------	------	------	------	------	------	------	------	-------	-------	-------	-------	-------	--------	-------	--------	-------	-------	-------	-------	--------

PITCHER	IP	WLS	BF	H	R	ER	SO	BB	IBB	HBP	BLK	WP	HR	S	P	ERA	WHIP
Bob Feller, R ERA: 3.72 (1, 1)	9.0	W	35	5	1	0	4	4	0	0	0	0	0	39	55	0.00	1.000

BOTTOM

Cleveland Indians @ St. Louis Browns
Sportsman's Park, St. Louis, MO

Sun Sep 03 1950, 4:33 AM EDT
Att. 5,163 - Unknown

AB	31
R	1
H	5
RBI	1
BB	4
SO	4
LOB	14



PITCHER	IP	WLS	BF	H	R	ER	SO	BB	IBB	HBP	BLK	WP	HR	S	P	ERA	WHIP
---------	----	-----	----	---	---	----	----	----	-----	-----	-----	----	----	---	---	-----	------

Batter	1	2	3	4	5	6	7	8	9	AB R H RBI BB SO LOB	TOP		
Dale Mitchell, L (1, 7) OBP: 0.385, SLG: 0.383 Ray Murray, R (7, PR) OBP: 0.336, SLG: 0.402 (7, 2)	0-0 4-3 SH2-4 1B	0-0 F5			0-0 1-2 G6-4-3 1B		0-0 2-H 1B		0-0 FC5-4 E 1-2f	4 0 3 1 0 0 1 1 0 0 0 0 0 1			
Bobby Avila, R (1, 4) OBP: 0.390, SLG: 0.381 Joe Gordon, R (9, PH) OBP: 0.337, SLG: 0.416	0-0 SH2-4 1-2		0-0 F4		0-0 1-2f G6-4-3		0-0 F9		0-0 F8	3 0 0 0 0 0 3 1 0 0 0 0 0 1			
Larry Doby, L (1, 8) OBP: 0.460, SLG: 0.571	0-0 4-3 2-3		0-0 G4-6-3 1B			0-0 WP 1B		0-0 F8	0-0 E4 1-2	5 0 2 0 0 0 2			
Luke Easter, L (1, 3) OBP: 0.388, SLG: 0.490	4-0 BB BB		0-0 G4-6-3 1-2f			0-0 F8 1-2		0-0 BB 2B	0-0 F7	4 0 1 0 1 0 4			
Al Rosen, R (1, 5) OBP: 0.406, SLG: 0.552	4-0 1-2 BB			4-0 BB BB BB G6-4-3 BB		4-0 BB BB G4-6-3 BB		4-0 BB BB		0 0 0 0 4 0 0			
Ray Boone, R (1, 6) OBP: 0.412, SLG: 0.454	0-0 F8			0-0 1-2f G6-4-3		0-0 1-2f G4-6-3		4-0 1-2 2-3 BB		3 0 0 0 1 0 6			
Bob Kennedy, R (1, 9) OBP: 0.363, SLG: 0.427		0-0 F7		0-0 5-3			0-0 1-3 1B 1B	0-0 F8		4 1 1 0 0 0 3			
Jim Hegan, R (1, 2) OBP: 0.296, SLG: 0.396 Jim Lemon, R (7, PH) OBP: 0.182, SLG: 0.182 (7, 7)		0-0 F8			0-3 K		0-3 K	0-0 L8		2 0 0 0 0 1 0 1 0 0 0 0 1 1			
Early Wynn, S (8, PH) OBP: 0.342, SLG: 0.448 Allie Clark, R (8, 7) OBP: 0.273, SLG: 0.382										1 0 0 0 0 0 3 0 0 0 0 0 0 0			
Bob Lemon, L (1, 1) OBP: 0.354, SLG: 0.483		4-0 BB			0-0 1B 1B		0-0 1-2 1-3		4-0 FC5-4 BB	2 0 1 0 2 0 1			
Inning Stats	R: 0 H: 1 E: 0 LOB: 3 K: 0 BB: 2 S: 4 P: 12	R: 0 H: 0 E: 0 LOB: 1 K: 0 BB: 1 S: 3 P: 7	R: 0 H: 1 E: 0 LOB: 0 K: 0 BB: 0 S: 3 P: 3	R: 0 H: 0 E: 0 LOB: 0 K: 0 BB: 1 S: 2 P: 6	R: 0 H: 2 E: 0 LOB: 1 K: 1 BB: 0 S: 6 P: 6	R: 0 H: 1 E: 0 LOB: 1 K: 0 BB: 1 S: 3 P: 7	R: 1 H: 2 E: 0 LOB: 1 K: 1 BB: 0 S: 7 P: 7	R: 0 H: 1 E: 0 LOB: 3 K: 0 BB: 2 S: 4 P: 12	R: 0 H: 0 E: 1 LOB: 2 K: 0 BB: 1 S: 4 P: 8	1B: 7 SF: 0 2B: 1 SAC: 1 3B: 0 DP: 4 HR: 0 HBP: 0	WP: 1 PA: 40 PB: 0 SB: 0 CS: 0		
PITCHER Bob Cain, L (1, 1) ERA: 4.23 Luis Aloma, R (8, 1) ERA: 3.87	IP WLS BF H R ER SO BB IBB HBP BLK WP HR S P ERA WHIP	7.1 W 33 8 1 1 2 7 0 0 0 1 0 30 58 1.23 2.045	1.2 S 7 0 0 0 0 1 0 0 0 0 0 6 10 0.00 0.600	PITCHER IP WLS BF H R ER SO BB IBB HBP BLK WP HR S P ERA WHIP									

Cleveland Indians @ Chicago White Sox
Comiskey Park, Chicago, IL
Mon Sep 04 1950, 4:33 AM EDT
Unknown

AB 31
R 1
H 8
RBI 1
BB 8
SO 2
LOB 26



WP: 1 PA: 40
PB: 0
SB: 0
CS: 0

livebaseballscorecards.com


Batter	1	2	3	4	5	6	7	8	9	AB	R	H	RBI	BB	SO	LOB
Nellie Fox, L OBP: 0.310, SLG: 0.298 (1, 4)	0-0 G3		0-0 L9	0-0 1B		0-0 3-1	0-0 1-3			5	0	1	0	0	0	3
Floyd Baker, L OBP: 0.389, SLG: 0.326 (1, 5)	0-0 5-3		0-3 K	0-3 K			0-0 1B E 1B	0-0 4-3		5	1	1	0	0	2	2
Dave Philley, S OBP: 0.309, SLG: 0.388 (1, 8)	0-0 HR		0-0 HBP 1B		0-0 F7		0-0 F5	4-0 BB		4	1	2	1	1	0	1
Eddie Robinson, L OBP: 0.383, SLG: 0.428 (1, 3) Jerry Scala, L OBP: 0.284, SLG: 0.215 (7, PR) Gordon Goldsberry, L OBP: 0.414, SLG: 0.439 (8, 3)	4-0 BB BB		1-0 HBP		0-3 K		0-0 E 1B 1B	0-0 F9		2	0	1	0	1	1	0
Gus Zernial, R OBP: 0.326, SLG: 0.470 (1, 7)	4-0 1-2 BB		0-3 K		0-3 K		0-3 K	0-0 F8		0	1	0	0	0	0	1
Mary Rickert, L OBP: 0.299, SLG: 0.339 (1, 9)	0-0 G3		0-3 K			0-0 2B 1B	0-0 E7 1B 1B			4	2	2	1	0	1	2
Phil Masi, R OBP: 0.374, SLG: 0.404 (1, 2)		0-0 F7		4-0 2B F8 BB		0-0 F7	0-0 1B 1B			3	2	1	2	1	0	1
Chico Carrasquel, R OBP: 0.376, SLG: 0.379 (1, 6)		0-0 F4		0-0 1B 1-3 2B		0-0 1-H 2B	0-0 1-H 1B			4	0	3	2	0	0	0
Bob Cain, L OBP: 0.231, SLG: 0.224 (1, 1) Luis Aloma, R OBP: 0.083, SLG: 0.083 (8, 1)		0-3 K		0-0 F8 3-H		0-3 K	0-0 E6			4	0	0	1	0	2	4
										0	0	0	0	0	0	0

Inning Stats	R: 1	H: 1	E: 0	K: 0	S: 4	LOB: 2	BB: 2	P: 12	R: 0	H: 0	E: 0	K: 1	S: 5	LOB: 0	BB: 0	P: 5	R: 0	H: 1	E: 0	K: 2	S: 8	LOB: 2	BB: 0	P: 9	R: 1	H: 2	E: 0	K: 2	S: 9	LOB: 2	BB: 1	P: 13	R: 0	H: 0	E: 0	K: 2	S: 7	LOB: 0	BB: 0	P: 7	R: 1	H: 2	E: 0	K: 1	S: 7	LOB: 1	BB: 0	P: 7	R: 4	H: 5	E: 2	K: 1	S: 11	LOB: 2	BB: 0	P: 11	R: 0	H: 0	E: 0	K: 0	S: 3	LOB: 1	BB: 1	P: 7
PITCHER Bob Lemon, R ERA: 3.96 (1, 1)	IP	WLS	BF	H	R	ER	SO	BB	IBB	HBP	BLK	WP	HR	S	P	ERA	WHIP	IP	WLS	BF	H	R	ER	SO	BB	IBB	HBP	BLK	WP	HR	S	P	ERA	WHIP	IP	WLS	BF	H	R	ER	SO	BB	IBB	HBP	BLK	WP	HR	S	P	ERA	WHIP													

BOTTOM

Cleveland Indians @ Chicago White Sox
Comiskey Park, Chicago, IL
Mon Sep 04 1950, 4:33 AM EDT
Unknown

AB 36
R 7
H 11
RBI 7
BB 4
SO 9
LOB 19



WP: 0 PA: 41
PB: 0
SB: 0
CS: 0
SF: 0
SAC: 0
DP: 0
HBP: 1

livebaseballscorecards.com

Batter	1	2	3	4	5	6	7	8	9	AB R H RBI BB SO LOB	TOP
Ray Boone, R (1, 6) OBP: 0.407, SLG: 0.447	0-0 5-3		0-0 F6			0-0 F7		0-0 L5		4 0 0 0 0 0 2	Cleveland Indians @ Chicago White Sox Comiskey Park, Chicago, IL Mon Sep 04 1950, 4:38 AM EDT Att: 33,489 - Unknown livebaseballscorecards.com
Bob Kennedy, R (1, 9) OBP: 0.364, SLG: 0.427	0-0 1B		0-0 1B			0-0 F7		0-0 FC4-6		4 0 2 1 0 0 1	
Larry Doby, L (1, 8) OBP: 0.457, SLG: 0.566	0-0 F8		0-0 F8			0-0 4-3			0-0 3-1	4 0 0 0 0 0 2	
Luke Easter, L (1, 3) OBP: 0.385, SLG: 0.486	0-0 F7			0-3 K			0-0 F6		0-0 6-3	4 0 0 0 0 1 1	
Al Rosen, R (1, 5) OBP: 0.403, SLG: 0.547		0-0 F8		0-3 K			0-0 5-3		0-0 6-3	4 0 0 0 0 1 0	
Allie Clark, R (1, 7) OBP: 0.274, SLG: 0.381		0-3 K		0-0 CS 1B			0-0 E4			3 0 1 0 0 1 0	
Joe Gordon, R (1, 4) OBP: 0.334, SLG: 0.412		0-0 5-3		0-0 CS 1-2	0-3 K		0-3 K			3 0 0 0 0 2 1	
Ray Murray, R (1, 2) OBP: 0.345, SLG: 0.409			0-0 S 1B 1B			0-0 F8		0-0 FC1-6 1B		3 1 2 0 0 0 0	
Mike Garcia, R (1, 1) OBP: 0.218, SLG: 0.241			0-0 F2			0-0 F4		0-0 FC1-6 FC4-6		2 0 0 0 0 0 1	
Sam Zoldak, L (6, 1) OBP: 0.316, SLG: 0.188										1 0 0 0 0 0 1	
Inning Stats	R: 0 H: 1 E: 0 LOB: 1 K: 0 BB: 0 S: 4 P: 4	R: 0 H: 0 E: 0 LOB: 0 K: 1 BB: 0 S: 5 P: 5	R: 1 H: 2 E: 0 LOB: 1 K: 0 BB: 0 S: 5 P: 5	R: 0 H: 1 E: 0 LOB: 0 K: 2 BB: 0 S: 7 P: 7	R: 0 H: 0 E: 0 LOB: 0 K: 1 BB: 0 S: 5 P: 5	R: 0 H: 0 E: 0 LOB: 0 K: 1 BB: 0 S: 3 P: 3	R: 0 H: 0 E: 1 LOB: 1 K: 1 BB: 0 S: 6 P: 6	R: 0 H: 1 E: 0 LOB: 1 K: 0 BB: 0 S: 4 P: 4	R: 0 H: 0 E: 0 LOB: 0 K: 0 BB: 0 S: 3 P: 3	1B: 5 SF: 0 2B: 0 SAC: 0 3B: 0 DP: 0 HR: 0 HBP: 0	WP: 0 PA: 33 PB: 0 SB: 1 CS: 1
PITCHER	IP WLS BF H R ER SO BB IBB HBP BLK WP HR S P ERA WHIP										
Randy Gumpert, R (1, 1) ERA: 5.27	8.0 L 29 5 1 1 5 0 0 0 0 0 0 0 39 39 1.12 0.625										
Howie Judson, R (9, 1) ERA: 3.95	1.0 3 0 0 0 0 0 0 0 0 0 0 0 3 3 0.00 0.000										



BOTTOM

Cleveland Indians @ Chicago White Sox
Comiskey Park, Chicago, IL
Mon Sep 04 1950, 4:38 AM EDT
Att. 33,489 - Unknown

livebaseballscorecards.com

AB	28
R	0
H	4
RBI	0
BB	1
SO	3
LOB	9



WP:	0	PA:	31
PB:	0		
SB:	0		
CS:	0		

AB R H RBI BB SO LOB

4	0	1	0	0	0	1
3	0	1	0	0	0	1
1	0	0	0	0	0	0
4	0	0	0	0	0	2
4	0	0	0	0	1	2
3	0	1	0	0	0	0
1	0	0	0	0	0	0
1	0	0	0	0	0	0
3	0	0	0	0	1	1
2	0	1	0	1	0	0
1	0	0	0	0	0	2
1	0	0	0	0	1	0
0	0	0	0	0	0	0

Batter	1	2	3	4	5	6	7	8	9
Nellie Fox, L OBP: 0.310, SLG: 0.297 (1, 4)	0-0 F6 ①		0-0 4-3 ③			0-0 1B ①		0-0 4-3 ③	
Floyd Baker, L OBP: 0.388, SLG: 0.326 Luke Appling, R OBP: 0.281, SLG: 0.299 (1, 5) (9, PH)	0-0 F7 ②			0-0 G4-6-3 1B ①		0-0 F5 ①		0-0 F5 ①	0-0 F5 ①
Dave Philley, S OBP: 0.307, SLG: 0.385 (1, 8) (6, 9)	0-0 6-3 ③			0-0 F4 ①		0-0 F8 ②		0-0 6-3 ②	0-0 6-3 ②
Eddie Robinson, L OBP: 0.380, SLG: 0.424 (1, 3)		0-3 K ①		0-0 G4-6-3 1-2f ② ③		0-0 F8 ③		0-0 6-3 ③	0-0 6-3 ③
Gus Zernial, R OBP: 0.326, SLG: 0.470 (1, 7)		0-0 F8 ②			0-0 SH5-3 1B ①		0-0 1-3 ①		0-0 1-3 ①
Mary Rickert, L OBP: 0.298, SLG: 0.338 Mike McCormick, R OBP: 0.354, SLG: 0.329 (1, 9) (6, 8)		0-0 5-3 ③			0-0 SH5-3 1-2 ①		0-0 F8 ②		0-0 F8 ②
Chico Carrasquel, R OBP: 0.374, SLG: 0.376 (1, 6)			0-0 1-3 ①		0-3 K ②		0-0 F8 ③		0-0 F8 ③
Gus Niarhos, R OBP: 0.413, SLG: 0.357 (1, 2)			0-0 SH1-3 1B ①		4-0 FC5-4 IBB ②			0-0 5-3 ①	0-0 5-3 ①
Randy Gumpert, R OBP: 0.114, SLG: 0.088 Phil Masi, R OBP: 0.373, SLG: 0.403 Howie Judson, R OBP: 0.200, SLG: 0.167 (1, 1) (8, PH) (9, 1)			0-0 SH1-3 1-2 ②		0-0 FC5-4 1-2f ③			0-3 K ②	0-3 K ②

Inning Stats	R: 0	H: 0	E: 0	K: 0	S: 3	R: 0	H: 0	E: 0	K: 1	S: 5	R: 0	H: 1	E: 0	K: 0	S: 4	R: 0	H: 1	E: 0	K: 1	S: 6	R: 0	H: 1	E: 0	K: 0	S: 4	R: 0	H: 0	E: 0	K: 0	S: 3	R: 0	H: 0	E: 0	K: 1	S: 5	R: 0	H: 0	E: 0	K: 0	S: 3	R: 0	H: 0	E: 0	K: 0	S: 3	1B: 4	2B: 0	3B: 0	HR: 0	SF: 0	SAC: 2	DP: 1	HBP: 0	WP: 0	PB: 0	SB: 0	CS: 0
--------------	------	------	------	------	------	------	------	------	------	------	------	------	------	------	------	------	------	------	------	------	------	------	------	------	------	------	------	------	------	------	------	------	------	------	------	------	------	------	------	------	------	------	------	------	------	-------	-------	-------	-------	-------	--------	-------	--------	-------	-------	-------	-------

PITCHER	IP	WLS	BF	H	R	ER	SO	BB	IBB	HBP	BLK	WP	HR	S	P	ERA	WHIP
Mike Garcia, R ERA: 3.97 (1, 1)	5.0	W	19	4	0	0	2	0	1	0	0	0	0	22	26	0.00	0.800
Sam Zoldak, L ERA: 4.07 (6, 1)	4.0	S	12	0	0	0	1	0	0	0	0	0	0	14	14	0.00	0.000

PITCHER	IP	WLS	BF	H	R	ER	SO	BB	IBB	HBP	BLK	WP	HR	S	P	ERA	WHIP
---------	----	-----	----	---	---	----	----	----	-----	-----	-----	----	----	---	---	-----	------

Batter	1	2	3	4	5	6	7	8	9	10	AB R H RBI BB SO LOB	TOP												
Ray Boone, R (1, 6) OBP: 0.401, SLG: 0.439	0-0 6-3		0-0 5-3		0-3 K		0-0 6-3		0-0 6-3		5 0 0 0 0 1 2													
Bob Kennedy, R (1, 9) OBP: 0.365, SLG: 0.426	0-0 L8		0-0 F7			0-0 6-3		4-0 FC5-4 6-3 BB		0-0 FC1-6 1B	4 0 1 0 1 0 0													
Larry Doby, L (1, 8) OBP: 0.454, SLG: 0.564	0-0 2B		0-3 K			0-0 F4		0-3 K		0-0 FC1-6 1B 1-2f FC5-2	5 0 1 0 0 2 2													
Luke Easter, L (1, 3) OBP: 0.385, SLG: 0.484	0-3 K			0-0 F5		4-0 BB BB		0-0 6-3		0-0 FC5-2 1B	2 0 0 0 1 1 1 2 1 1 0 0 0 1													
Lou Boudreau, R (8, PH) OBP: 0.337, SLG: 0.326								1-2		1-3 E														
Al Rosen, R (1, 5) OBP: 0.406, SLG: 0.548		0-0 G6-4-3 1B		0-0 G5-4-3 1B		4-0 FC6-4 BB		4-0 IBB		0-0 FC5-2 1B	3 0 2 0 2 0 2													
Allie Clark, R (1, 7) OBP: 0.265, SLG: 0.368		0-0 G6-4-3 1-2f		0-0 G5-4-3 1-2f		0-0 FC6-4 1-2f		0-0 FC5-4 2-3f		0-0 E6 IBB 1-3 2-H	5 0 0 0 0 0 7													
Joe Gordon, R (1, 4) OBP: 0.340, SLG: 0.426		0-0 1B 2B			0-0 F2		0-0 HR		4-0 SH1-3 BB	4-0 1-2 IBB	3 2 2 1 2 0 0													
Ray Murray, R (1, 2) OBP: 0.341, SLG: 0.404		0-0 2-H 1B			0-0 4-3		0-0 F8		0-0 SH1-3 1-2	0-0 F4	4 0 1 1 0 0 3													
Steve Gromek, S (1, 1) OBP: 0.176, SLG: 0.152		0-0 4-3			0-0 1B		0-3 K		0-3 K		4 0 1 0 0 2 2													
Inning Stats	R: 0 E: 0 K: 1 S: 6	H: 1 LOB: 1 BB: 0 P: 6	R: 1 E: 0 K: 0 S: 5	H: 3 LOB: 1 BB: 0 P: 5	R: 0 E: 0 K: 1 S: 5	H: 0 LOB: 0 BB: 0 P: 5	R: 0 E: 0 K: 0 S: 3	H: 1 LOB: 0 BB: 0 P: 3	R: 0 E: 0 K: 1 S: 6	H: 1 LOB: 1 BB: 0 P: 6	R: 0 E: 0 K: 0 S: 3	H: 0 LOB: 2 BB: 2 P: 11	R: 1 E: 0 K: 1 S: 6	H: 1 LOB: 0 BB: 0 P: 6	R: 0 E: 0 K: 1 S: 5	H: 0 LOB: 2 BB: 2 P: 13	R: 0 E: 0 K: 1 S: 5	H: 0 LOB: 1 BB: 1 P: 9	R: 1 E: 1 K: 0 S: 6	H: 2 LOB: 3 BB: 1 P: 10	1B: 6 2B: 2 3B: 0 HR: 1	SF: 0 SAC: 1 DP: 2 HBP: 0	WP: 0 PB: 0 SB: 0 CS: 0	PA: 44
PITCHER Billy Pierce, L (1, 1) ERA: 4.19	IP 10.0	WLS L	BF 44	H 9	R 3	ER 2	SO 6	BB 4	IBB 2	HBP 0	BLK 0	WP 0	HR 1	S 50	P 74	ERA 1.80	WHIP 1.300							

Cleveland Indians @ Chicago White Sox
Comiskey Park, Chicago, IL
Tue Sep 05 1950, 4:33 AM EDT
Att: 2,577 - Unknown

AB	37
R	3
H	9
RBI	2
BB	6
SO	6
LOB	20



livebaseballscorecards.com

Batter	1	2	3	4	5	6	7	8	9	10	AB	R	H	RBI	BB	SO	LOB
Nellie Fox, L OBP: 0.306, SLG: 0.293 (1, 4)	0-0 3-1			0-0 F9		0-0 6-3		0-0 L8		0-0 F8	5	0	0	0	0	0	2
Floyd Baker, L OBP: 0.382, SLG: 0.316 (1, 5)	0-0 F8			0-0 F6			4-0 SH5-3 1B BB		0-0 F9	0-0 F2	4	1	0	0	1	0	1
Dave Philley, S OBP: 0.308, SLG: 0.388 (1, 8)	0-0 4-3			0-3 K			4-0 1-2 1B SH5-3 BB		0-0 3B		3	1	1	0	1	1	0
Eddie Robinson, L OBP: 0.380, SLG: 0.422 (1, 3)		0-0 G3			0-3 K		0-0 SH5-3		4-0 IBB IBB		2	0	0	0	1	1	0
Gus Zernial, R OBP: 0.329, SLG: 0.471 (1, 7)		0-3 K			0-0 1B		0-0 G4-6-3 1B		4-0 1-2 IBB		3	0	2	2	1	1	0
Mary Rickert, L OBP: 0.294, SLG: 0.333 (1, 9)		0-0 3-1			0-3 K		0-0 G4-6-3		0-0 F7		4	0	0	0	0	1	5
Phil Masi, R OBP: 0.369, SLG: 0.398 (1, 2)			0-0 6-3		0-3 K			0-0 F7	0-0 F9		4	0	0	0	0	1	4
Chico Carrasquel, R OBP: 0.372, SLG: 0.373 (1, 6)			0-0 5-3			0-0 F3		0-0 F5		0-0 F2	4	0	0	0	0	0	0
Billy Pierce, L OBP: 0.324, SLG: 0.383 (1, 1) Gordon Goldsberry, L OBP: 0.418, SLG: 0.443 (10, PH)			0-0 F7			0-0 1-3		0-0 2B		0-0 1B	3	0	1	0	0	0	0

Inning Stats	R: 0	H: 0	R: 0	H: 0	R: 0	H: 0	R: 0	H: 1	R: 0	H: 0	R: 2	H: 1	R: 0	H: 1	R: 0	H: 1	R: 0	H: 1	R: 0	H: 1	1B: 3	SF: 0	WP: 0	PA: 38
E: 0	LOB: 0	E: 0	LOB: 0	E: 0	LOB: 0	E: 0	LOB: 1	E: 0	LOB: 0	E: 0	LOB: 0	E: 0	LOB: 1	E: 0	LOB: 3	E: 0	LOB: 1	E: 0	LOB: 1	E: 0	LOB: 1	2B: 1	SAC: 1	FB: 0
K: 0	BB: 0	K: 1	BB: 0	K: 0	BB: 0	K: 1	BB: 0	K: 3	BB: 0	K: 0	BB: 2	K: 0	BB: 0	K: 0	BB: 2	K: 0	BB: 0	K: 0	BB: 0	K: 0	BB: 0	3B: 1	DP: 1	SB: 0
S: 3	P: 3	S: 5	P: 5	S: 3	P: 3	S: 5	P: 5	S: 10	P: 10	S: 3	P: 3	S: 3	P: 11	S: 4	P: 4	S: 4	P: 12	S: 4	P: 4	S: 4	P: 4	HR: 0	HBP: 0	CS: 0

PITCHER	IP	WLS	BF	H	R	ER	SO	BB	IBB	HBP	BLK	WP	HR	S	P	ERA	WHIP
Steve Gromek, R ERA: 3.88 (1, 1)	10.0	W	38	5	2	2	5	2	2	0	0	0	0	44	60	1.80	0.700

BOTTOM

Cleveland Indians @ Chicago White Sox
Comiskey Park, Chicago, IL
Tue Sep 05 1950, 4:33 AM EDT
Att. 2,577 - Unknown

AB	33
R	2
H	5
RBI	2
BB	4
SO	5
LOB	12



WP: 0	PA: 38
FB: 0	
SB: 0	
CS: 0	

Batter	1	2	3	4	5	6	7	8	9	AB R H RBI BB SO LOB	TOP
Ray Boone, R (1, 6) OBP: 0.399, SLG: 0.437	0-0 6-3		0-0 FC4 1B		0-0 6-3		0-0 F9			4 0 1 0 0 0 0	
Bob Kennedy, R (1, 9) OBP: 0.366, SLG: 0.426	0-0 FC4-6 1B		0-0 FC4 1B			0-0 5-3		0-0 F9		4 0 2 0 0 0 0	
Larry Doby, L (1, 8) OBP: 0.452, SLG: 0.560	0-0 FC4-6 2B		0-0 FC4 1-2f 2-3			4-0 1B BB		0-0 L6		3 2 0 0 1 0 3	
Lou Boudreau, R (1, 3) OBP: 0.339, SLG: 0.333	0-0 1-H 2B		0-0 F8			0-0 F8 1B		0-0 6-3		4 0 2 1 0 0 2	
Al Rosen, R (1, 5) OBP: 0.405, SLG: 0.546	0-0 F9			0-0 F2		0-0 FC6-4 1B			0-0 6-3	4 0 1 1 0 0 1	
Joe Gordon, R (1, 4) OBP: 0.339, SLG: 0.424		0-0 5-3		0-0 G4-6-3 1B		0-0 F8			0-0 F8	4 0 1 0 0 0 2	
Allie Clark, R (1, 7) OBP: 0.265, SLG: 0.385		0-0 5-3		0-0 G4-6-3 1-2f		0-0 FC6-4			0-0 HR	4 1 1 1 0 0 3	
Ray Murray, R (1, 2) OBP: 0.331, SLG: 0.390		0-0 1-3			0-0 5-3		0-0 F4		0-0 F8	4 0 0 0 0 0 0	
Early Wynn, S (1, 1) OBP: 0.329, SLG: 0.429			0-0 6-3		0-0 L4		0-0 F4			3 0 0 0 0 0 0	
Marino Pieretti, R (8, 1) OBP: 0.250, SLG: 0.250										0 0 0 0 0 0 0	
Inning Stats	R: 1 H: 2 E: 0 LOB: 1 K: 0 BB: 0 S: 5 P: 5	R: 0 H: 0 E: 0 LOB: 0 K: 0 BB: 0 S: 3 P: 3	R: 0 H: 2 E: 0 LOB: 2 K: 0 BB: 0 S: 5 P: 5	R: 0 H: 1 E: 0 LOB: 0 K: 0 BB: 0 S: 3 P: 3	R: 0 H: 0 E: 0 LOB: 0 K: 0 BB: 0 S: 3 P: 3	R: 1 H: 2 E: 0 LOB: 2 K: 0 BB: 1 S: 5 P: 9	R: 0 H: 0 E: 0 LOB: 0 K: 0 BB: 0 S: 3 P: 3	R: 0 H: 0 E: 0 LOB: 0 K: 0 BB: 0 S: 3 P: 3	R: 1 H: 1 E: 0 LOB: 0 K: 0 BB: 0 S: 4 P: 4	1B: 6 SF: 0 2B: 1 SAC: 0 3B: 0 DP: 1 HR: 1 HBP: 0	WP: 0 PA: 35 PB: 0 SB: 0 CS: 0
PITCHER Hal Newhouser, L (1, 1) ERA: 4.61	IP WLS BF H R ER SO BB IBB HBP BLK WP HR S P ERA WHIP										
	9.0 W 35 8 3 3 0 1 0 0 0 0 1 34 38 3.00 1.000										

Cleveland Indians @ Detroit Tigers
 Briggs Stadium, Detroit, MI
 Wed Sep 06 1950, 4:33 AM EDT
 Att: 52,555 - Unknown

livebaseballscorecards.com

AB	34
R	3
H	8
RBI	3
BB	1
SO	0
LOB	11



BOTTOM

Cleveland Indians @ Detroit Tigers
Briggs Stadium, Detroit, MI
Thu Sep 07 1950, 4:33 AM EDT
Att: 26,617 - Unknown

livebaseballscorecards.com

AB 46
R 13
H 16
RBI 13
BB 7
SO 1
LOB 27



WP: 0 PA: 55
PB: 0
SB: 0
CS: 0

AB R H RBI BB SO LOB

4 1 0 0 3 0 3

6 1 2 0 0 0 5

6 3 3 1 0 0 4

4 3 2 2 1 0 3

6 3 5 6 0 0 0

4 1 0 1 2 1 1

6 1 1 1 0 0 7

5 0 1 1 1 0 3

0 0 0 0 0 0 0
3 0 1 0 0 0 1
0 0 0 0 0 0 0
1 0 0 0 0 0 0
0 0 0 0 0 0 0
1 0 0 1 1 0 0 0
0 0 0 0 0 0 0

1B: 9 SF: 0
2B: 3 SAC: 1
3B: 2 DP: 1
HR: 2 HBP: 1

Batter	1	2	3	4	5	6	7	8	9	10																	
Don Kolloway, R OBP: 0.332, SLG: 0.386 (1, 3)	5-3	FC6-4		5-3		FC5-4 E F8 BB				FC6-4																	
Johnny Lipon, R OBP: 0.392, SLG: 0.387 (1, 6)						E6 FC5-4	F9		L7																		
George Kell, R OBP: 0.410, SLG: 0.502 (1, 5)						FC5-4 3B		6-3	F8																		
Vic Wertz, L OBP: 0.402, SLG: 0.544 (1, 9)	E9 3B 1B			F6		F8		HR HBP		BB FC1-2 1B																	
Hoot Evers, R OBP: 0.409, SLG: 0.581 (1, 7)	6-3 3B		4-3 2B			6-3 3B		HR		FC1-2 BB L8 1B																	
Johnny Groth, R OBP: 0.412, SLG: 0.475 (1, 8)	6-3		4-3 2B			K BB		E6 G4-6-3 BB		FC1-2 1B BB																	
Jerry Priddy, R OBP: 0.380, SLG: 0.402 (1, 4)	5-3		L5			HR 5-3		G4-6-3		FC1-2 1B																	
Joe Ginsberg, L OBP: 0.258, SLG: 0.196 (1, 2)			F9 5-3			BB 5-3		1-3		L8																	
Art Houtteman, R OBP: 0.167, SLG: 0.139 (1, 1)																											
Fred Hutchinson, L OBP: 0.429, SLG: 0.427 (6, 1)																											
Hal White, R OBP: 0.133, SLG: 0.200 (7, PH)																											
Pat Mullin, L OBP: 0.291, SLG: 0.266 (8, 1)																											
Hank Borowy, R OBP: 0.167, SLG: 0.167 (10, PH)																											
Charlie Keller OBP: 0.329, SLG: 0.500 (10, PR)																											
Neil Berry, R OBP: 0.348, SLG: 0.275 (10, PR)																											
Inning Stats	R: 4 E: 1 K: 0 S: 7	H: 4 LOB: 0 BB: 0 P: 7	R: 0 E: 0 K: 0 S: 4	H: 1 LOB: 1 BB: 0 P: 4	R: 2 E: 0 K: 0 S: 5	H: 2 LOB: 1 BB: 1 P: 9	R: 0 E: 0 K: 0 S: 5	H: 2 LOB: 2 BB: 0 P: 5	R: 1 E: 0 K: 1 S: 6	H: 1 LOB: 1 BB: 1 P: 10	R: 2 E: 1 K: 0 S: 5	H: 1 LOB: 2 BB: 2 P: 13	R: 0 E: 0 K: 0 S: 3	H: 0 LOB: 1 BB: 1 P: 7	R: 2 E: 1 K: 0 S: 4	H: 1 LOB: 0 BB: 0 P: 5	R: 0 E: 0 K: 0 S: 4	H: 1 LOB: 2 BB: 1 P: 8	R: 2 E: 0 K: 0 S: 6	H: 3 LOB: 2 BB: 1 P: 10	1B: 9 2B: 3 3B: 2 HR: 2	SF: 0 SAC: 1 DP: 1 HBP: 1					
PITCHER	IP	WLS	BF	H	R	ER	SO	BB	IBB	HBP	BLK	WP	HR	S	P	ERA	WHIP										
Bob Feller, R ERA: 3.88 (1, 1)	0.1		5	4	4	4	0	0	0	0	0	0	0	5	5	108.00	12.000										
Jesse Flores, R ERA: 3.94 (1, 1)	1.2		9	3	2	2	0	1	0	0	0	0	0	8	12	10.80	2.400										
Al Benton, R ERA: 3.54 (3, 1)	4.0		20	4	3	1	1	3	0	0	0	0	1	19	31	2.25	1.750										
Sam Zoldak, L ERA: 4.21 (7, 1)	2.1		12	2	2	2	0	1	1	1	0	0	1	9	18	7.71	1.286										
Marino Pieretti, R ERA: 4.35 (9, 1)	1.2		9	3	2	2	0	1	0	0	0	0	0	8	12	10.80	2.400										

Batter	1	2	3	4	5	6	7	8	9	AB R H RBI BB SO LOB	
Ken Wood, R (1, 9) OBP: 0.289, SLG: 0.366	0-3 		0-0 		0-0 		0-0 		0-0 	5 0 1 1 0 1 3	
Ray Coleman, L (1, 8) OBP: 0.338, SLG: 0.442	0-0 		0-0 			0-0 	0-0 		0-0 	5 0 0 0 0 0 4	
Sherm Lollar, R (1, 2) OBP: 0.401, SLG: 0.476	0-0 			0-0 		0-0 		0-0 		4 2 2 1 0 0 0	
Dick Kokos, L (1, 7) OBP: 0.372, SLG: 0.428		0-0 		0-0 		0-0 		0-0 		4 0 0 0 0 0 1	
Roy Sievers, R (1, 5) OBP: 0.300, SLG: 0.385		0-0 		0-0 			0-0 	0-0 		4 1 1 1 0 0 0	
Hank Arft, L (1, 3) OBP: 0.390, SLG: 0.351		0-0 		0-0 			0-0 	0-0 		4 1 2 0 0 0 1	
Snuffy Stirrweiss, R (1, 4) OBP: 0.322, SLG: 0.278	0-3 			0-0 			0-0 		4-0 	3 1 1 1 1 1 2	
Tom Upton, R (1, 6) OBP: 0.327, SLG: 0.274			0-0 		0-0 		0-0 		0-0 	3 0 0 0 0 1 2	
Al Widmar, R (1, 1) OBP: 0.210, SLG: 0.203			4-0 		0-3 		0-0 		0-0 	1 0 0 0 1 1 0	
Don Lenhardt, R (7, PH) OBP: 0.392, SLG: 0.494										1 0 1 1 0 0 0	
Cliff Fannin, L (7, PR) OBP: 0.185, SLG: 0.222										0 0 0 0 0 0 0	
Duane Pillette, R (7, 1) OBP: 0.176, SLG: 0.235										1 0 0 0 0 0 1	
Inning Stats	R: 0 H: 0 E: 0 LOB: 0 K: 1 BB: 0 S: 5 P: 5	R: 0 H: 1 E: 0 LOB: 1 K: 1 BB: 0 S: 6 P: 6	R: 0 H: 0 E: 0 LOB: 1 K: 0 BB: 1 S: 3 P: 7	R: 1 H: 2 E: 0 LOB: 1 K: 0 BB: 0 S: 5 P: 5	R: 0 H: 0 E: 0 LOB: 0 K: 1 BB: 0 S: 5 P: 5	R: 0 H: 0 E: 0 LOB: 0 K: 0 BB: 0 S: 3 P: 3	R: 2 H: 3 E: 1 LOB: 2 K: 1 BB: 0 S: 9 P: 9	R: 1 H: 1 E: 0 LOB: 0 K: 0 BB: 0 S: 4 P: 4	R: 1 H: 1 E: 0 LOB: 1 K: 0 BB: 1 S: 4 P: 8	1B: 6 SF: 0 2B: 1 SAC: 1 3B: 0 DP: 0 HR: 1 HBP: 0	WP: 1 PA: 38 PB: 0 SB: 0 CS: 0

St. Louis Browns @ Cleveland Indians
Cleveland Municipal Stadium, Cleveland, OH
 Fri Sep 08 1950, 3:33 AM EDT
 Unknown

livebaseballscorecards.com

AB	35
R	5
H	8
RBI	5
BB	2
SO	4
LOB	14



PITCHER	IP	WLS	BF	H	R	ER	SO	BB	IBB	HBP	BLK	WP	HR	S	P	ERA	WHIP
Mike Garcia, R (1, 1) ERA: 3.98	8.2	L	37	8	5	4	4	2	0	0	0	0	1	43	51	4.15	1.154
Sam Zoldak, L (9, 1) ERA: 4.19	0.1		1	0	0	0	0	0	0	0	0	1	0	1	1	0.00	0.000

Batter	1	2	3	4	5	6	7	8	9	AB	R	H	RBI	BB	SO	LOB
Thurman Tucker, L OBP: 0.330, SLG: 0.284 (1, 7) X	0-0 F6 SUS	0-3 K		4-0 2B BB		0-0 F7		0-0 F7		4	0	0	0	1	1	0
Bob Kennedy, R OBP: 0.370, SLG: 0.432 (1, 9) X	0-0 4-1 1B 2B 1B	4-0 BB		0-0 1-3 2B		0-0 F4		0-0 6-3		4	1	2	0	1	0	0
Larry Doby, L OBP: 0.452, SLG: 0.563 (1, 8) X	0-0 1-2 2B 4-1 1B	0-0 F8		0-3 K		0-0 F8			0-0 4-3	5	1	1	0	0	1	3
Lou Boudreau, R OBP: 0.340, SLG: 0.339 Jim Hegan, R OBP: 0.299, SLG: 0.395 (1, 3) X (9, PR)	0-0 4-1 1-2 2-3		0-0 1B 1B	0-0 L5			0-3 K		0-0 2B	5	0	2	0	0	1	4
Al Rosen, R OBP: 0.408, SLG: 0.552 (1, 5) X	4-0 2B IBB		0-0 F8		0-0 FC6-5 1B 1B		4-0 2B FC5-2 BB		0-0 5-3	3	1	1	0	2	0	2
Ray Boone, R OBP: 0.401, SLG: 0.442 (1, 6) X	0-0 1B 2B 1-H 2-H 3-H		0-0 1-2 1B		0-3 K		0-0 FC5-2 2B 1-3		0-0 F8	5	1	3	3	0	1	2
Joe Gordon, R OBP: 0.339, SLG: 0.420 (1, 4) X	0-0 FC6-4 2-H 1B		0-0 F2		0-0 FC6-5 1B 1-2		0-0 FC5-2 FC6			4	0	2	1	0	0	4
Ray Murray, R OBP: 0.321, SLG: 0.377 (1, 2) X	0-0 FC6-4 1-2f		0-0 F4		0-0 FC6-5 1-2 2-3f		0-0 FC6 1-2f			4	0	0	0	0	0	7
Mike Garcia, R OBP: 0.203, SLG: 0.224 Sam Zoldak, L OBP: 0.316, SLG: 0.188 (1, 1) X (9, 1)		0-0 F8		0-0 F3		0-3 K		0-0 4-3		4	0	0	0	0	1	2
										0	0	0	0	0	0	0

Inning Stats	R: 4	H: 4	E: 0	LOB: 1	K: 0	BB: 1	S: 7	P: 11	R: 0	H: 0	E: 0	LOB: 1	K: 1	BB: 1	S: 5	P: 9	R: 0	H: 2	E: 0	LOB: 2	K: 0	BB: 0	S: 5	P: 5	R: 0	H: 1	E: 0	LOB: 2	K: 2	BB: 0	S: 9	P: 9	R: 0	H: 0	E: 0	LOB: 0	K: 0	BB: 0	S: 3	P: 3	R: 0	H: 1	E: 0	LOB: 2	K: 1	BB: 1	S: 6	P: 10	R: 0	H: 0	E: 0	LOB: 0	K: 0	BB: 0	S: 3	P: 3	R: 0	H: 0	E: 0	LOB: 0	K: 0	BB: 0	S: 3	P: 3	R: 0	H: 1	E: 0	LOB: 1	K: 0	BB: 0	S: 4	P: 4	1B: 7	SF: 0	2B: 4	SAC: 0	3B: 0	DP: 0	HR: 0	HBP: 0	WP: 0	PA: 42
PITCHER	IP	WLS	BF	H	R	ER	SO	BB	IBB	HBP	BLK	WP	HR	S	P	ERA	WHIP																																																																	
Al Widmar, R ERA: 4.82 (1, 1)	6.0		30	9	4	4	4	2	1	0	0	0	0	35	47	6.00	1.833																																																																	
Duane Pilette, R ERA: 7.07 (7, 1)	3.0	W	12	2	0	0	1	1	0	0	0	0	0	13	17	0.00	1.000																																																																	

BOTTOM

St. Louis Browns @ Cleveland Indians
Cleveland Municipal Stadium, Cleveland, OH
Fri Sep 08 1950, 3:33 AM EDT
Unknown

livebaseballscores.com

AB	38
R	4
H	11
RBI	4
BB	4
SO	5
LOB	24



Batter	1	2	3	4	5	6	7	8	9	AB R H RBI BB SO LOB	TOP											
Ken Wood, R (1, 9) OBP: 0.287, SLG: 0.374	0-0 6-3		0-0 F4			0-0 HR	0-3 K		0-0 F3	5 1 1 1 0 1 2												
Ray Coleman, L (1, 8) OBP: 0.336, SLG: 0.450	0-0 F8			0-0 4-3		0-0 HR	0-0 1-3			4 1 1 1 0 0 1												
Les Moss, R (1, 2) OBP: 0.355, SLG: 0.423	0-0 1B			0-0 F8		0-0 F6		0-0 FC2-5 BB		4 0 2 0 0 0 0												
Dick Kokos, L (1, 7) OBP: 0.373, SLG: 0.430	0-3 K			0-0 1B		0-0 4-3		4-0 1-3 FC2-5 BB		3 1 1 0 1 1 1												
Roy Sievers, R (1, 5) OBP: 0.302, SLG: 0.389		0-0 6-3		0-0 1B			0-0 1B	0-0 FC2-5		4 1 2 1 0 0 2												
Hank Arft, L (1, 3) OBP: 0.373, SLG: 0.344		0-0 4-3		0-0 CS	0-0 F9		0-0 F7	0-0 1-3		4 0 0 0 0 0 3												
Snuffy Stirrweiss, R (1, 4) OBP: 0.322, SLG: 0.277		0-3 K			0-0 F7		0-0 1B	0-0 L9		4 1 1 1 0 1 2												
Tom Upton, R (1, 6) OBP: 0.326, SLG: 0.273			0-3 K		0-0 G3		0-0 E		0-3 K	4 1 1 0 0 2 0												
Don Johnson, R (1, 1) OBP: 0.107, SLG: 0.074			0-3 K			0-3 K	0-0 E1		0-0 1-3	4 0 0 0 0 2 1												
Inning Stats	R: 0 E: 0 K: 1 S: 6	H: 1 LOB: 1 BB: 0 P: 6	R: 0 E: 0 K: 1 S: 5	H: 0 LOB: 0 BB: 0 P: 5	R: 0 E: 0 K: 2 S: 7	H: 0 LOB: 0 BB: 0 P: 7	R: 1 E: 0 K: 0 S: 4	H: 2 LOB: 0 BB: 0 P: 4	R: 0 E: 0 K: 0 S: 3	H: 0 LOB: 0 BB: 0 P: 3	R: 2 E: 0 K: 1 S: 7	H: 2 LOB: 0 BB: 0 P: 7	R: 3 E: 1 K: 1 S: 9	H: 3 LOB: 1 BB: 0 P: 9	R: 0 E: 0 K: 0 S: 4	H: 1 LOB: 2 BB: 1 P: 8	R: 0 E: 0 K: 1 S: 5	H: 0 LOB: 0 BB: 0 P: 5	1B: 5 2B: 2 3B: 0 HR: 2	SF: 0 SAC: 0 DP: 0 HBP: 0	WP: 1 PB: 0 SB: 0 CS: 1	PA: 38
PITCHER	IP WLS BF H R ER SO BB IBB HBP BLK WP HR S P ERA WHIP																					
Bob Lemon, R (1, 1) ERA: 4.0	6.1 L 27 8 6 4 5 0 0 0 0 0 2 37 37 5.68 1.263																					
Dick Weik, R (7, 1) ERA: 4.36	2.2 10 1 0 0 2 1 0 0 0 1 0 13 17 0.00 0.750																					

St. Louis Browns @ Cleveland Indians
Cleveland Municipal Stadium, Cleveland, OH

Fri Sep 08 1950, 3:38 AM EDT
Att. 18,736 - Unknown

livebaseballscorecards.com

AB 36
R 6
H 9
RBI 4
BB 1
SO 7
LOB 12



Batter	1	2	3	4	5	6	7	8	9	AB	R	H	RBI	BB	SO	LOB																		
Thurman Tucker, L OBP: 0.316, SLG: 0.271 (1, 7)	0-0 E1 1B		0-0 1-3		0-0 F5		0-0 4-3			4	0	0	0	0	0	1																		
Bob Kennedy, R OBP: 0.373, SLG: 0.435 (1, 9)	0-0 1-2 1B		0-0 FC6-4 1B		0-0 F9			0-0 G4-6-3 1B		4	0	3	0	0	0	0																		
Larry Doby, L OBP: 0.449, SLG: 0.558 (1, 8)	0-3 K		0-0 FC6-4 1B 1-2f		0-0 4-3			0-0 G4-6-3 1B 1-2f		4	0	0	0	0	1	4																		
Lou Boudreau, R OBP: 0.343, SLG: 0.341 (1, 3) (7, 5)	0-0 F9		0-0 FC6-4 1B 1-2		0-0 F9			0-0 1B		4	0	2	0	0	0	2																		
Al Rosen, R OBP: 0.406, SLG: 0.550 (1, 5)	0-0 F4		0-0 FC6-4 1-2f		0-0 F9			0-0 F5		2	0	0	0	0	0	4																		
Luke Easter, L OBP: 0.381, SLG: 0.478 (6, PH) (7, 3)										2	0	0	0	0	0	1																		
Ray Boone, R OBP: 0.399, SLG: 0.440 (1, 6)					0-0 SH1-4 1B			0-0 F9		4	0	1	0	0	0	0																		
Joe Gordon, R OBP: 0.342, SLG: 0.419 (1, 4)					0-0 SH1-4 1-2 BB			0-0 F7		1	0	0	0	2	0	0																		
Jim Hegan, R OBP: 0.296, SLG: 0.391 (1, 2)					0-3 K			0-0 F8		4	0	0	0	0	3	3																		
Bob Lemon, L OBP: 0.346, SLG: 0.471 (1, 1)					0-3 K			0-0 2B		2	0	0	0	0	1	2																		
Dick Weik, R OBP: 0.176, SLG: 0.235 (7, 1)										1	0	1	0	0	0	0																		
Early Wynn, S OBP: 0.325, SLG: 0.423 (9, PH)										1	0	0	0	0	0	1																		
Inning Stats	R: 0 E: 1 K: 1 S: 7	H: 1 LOB: 2 BB: 0 P: 7	R: 0 E: 0 K: 1 S: 5	H: 0 LOB: 1 BB: 1 P: 9	R: 0 E: 0 K: 0 S: 5	H: 2 LOB: 2 BB: 0 P: 5	R: 0 E: 0 K: 2 S: 8	H: 1 LOB: 1 BB: 0 P: 8	R: 0 E: 0 K: 0 S: 3	H: 0 LOB: 0 BB: 0 P: 3	R: 0 E: 0 K: 0 S: 3	H: 0 LOB: 0 BB: 0 P: 3	R: 0 E: 0 K: 0 S: 4	H: 2 LOB: 1 BB: 0 P: 4	R: 0 E: 0 K: 1 S: 5	H: 0 LOB: 1 BB: 1 P: 9	1B: 6 2B: 1 3B: 0 HR: 0	SF: 0 SAC: 1 DP: 1 HBP: 0	WP: 0 PB: 0 SB: 0 CS: 0	PA: 36														
PITCHER Don Johnson, R ERA: 6.91 (1, 1)	IP 9.0	WLS W	BF 36	H 7	R 0	ER 0	SO 5	BB 2	IBB 0	HBP 0	BLK 0	WP 0	HR 0	S 44	P 52	ERA 0.00	WHIP 1.000																	
																	PITCHER	IP	WLS	BF	H	R	ER	SO	BB	IBB	HBP	BLK	WP	HR	S	P	ERA	WHIP

BOTTOM

St. Louis Browns @ Cleveland Indians
Cleveland Municipal Stadium, Cleveland, OH

Fri Sep 08 1950, 3:38 AM EDT
Att. 18,736 - Unknown

livebaseballscorecards.com

AB	33
R	0
H	7
RBI	0
BB	2
SO	5
LOB	18



Batter	1	2	3	4	5	6	7	8	9	10	AB R H RBI BB SO LOB	TOP										
Ken Wood, R (1, 9) OBP: 0.286, SLG: 0.374	0-0 4-3		0-0 7-4 2B			0-0 F7	0-3 K			0-0 F7	5 0 1 0 0 1 2	St. Louis Browns @ Cleveland Indians Cleveland Municipal Stadium, Cleveland, OH Sat Sep 09 1950, 3:33 AM EDT Att. 15,867 - Unknown livebaseballscorecards.com										
Ray Coleman, L (1, 8) OBP: 0.340, SLG: 0.459	0-0 HBP 1B		0-0 7-4 2-3f			0-0 FC3-6 2B		0-0 G2		0-0 2-H 2B	5 0 3 1 0 0 1											
Sherm Lollar, R (1, 2) OBP: 0.401, SLG: 0.472	1-0 1-2 HBP			0-0 F4		4-0 FC3-6 BB		0-0 F5		0-0 F8	3 0 0 0 1 0 1											
Dick Kokos, L (1, 7) OBP: 0.370, SLG: 0.425	0-0 F9			0-0 G3		0-0 FC3-6 1-2f 2-3		0-3 K			4 0 0 0 0 1 4											
Roy Sievers, R (1, 5) OBP: 0.301, SLG: 0.388	0-3 K			0-0 1B		0-0 F8			0-0 F6		4 0 1 0 0 1 4											
Hank Art, L (1, 3) OBP: 0.368, SLG: 0.338		0-3 K		0-0 F5			0-0 4-3		0-0 G3		4 0 0 0 0 1 1											
Snuffy Stirnweiss, R (1, 4) OBP: 0.318, SLG: 0.274		0-0 F8			0-0 F9		0-0 F7		0-0 F8		4 0 0 0 0 0 0											
Tom Upton, R (1, 6) OBP: 0.328, SLG: 0.286		0-0 F8			0-0 6-3		0-0 HR			0-0 SH3-4 2B 1B	4 2 2 1 0 0 0											
Ned Garver, R (1, 1) OBP: 0.345, SLG: 0.351			0-0 6-3		0-0 F7		0-0 1B			0-0 SH3-4 1-2	3 0 1 0 0 0 0											
Inning Stats	R: 0 E: 0 K: 1 S: 6	H: 1 LOB: 2 BB: 0 P: 7	R: 0 E: 0 K: 1 S: 5	H: 0 LOB: 0 BB: 0 P: 5	R: 0 E: 0 K: 0 S: 3	H: 1 LOB: 0 BB: 0 P: 3	R: 0 E: 0 K: 0 S: 4	H: 1 LOB: 1 BB: 0 P: 4	R: 0 E: 0 K: 0 S: 3	H: 0 LOB: 0 BB: 0 P: 3	R: 0 E: 0 K: 1 S: 7		H: 2 LOB: 1 BB: 0 P: 7	R: 0 E: 0 K: 1 S: 5	H: 0 LOB: 0 BB: 0 P: 5	R: 0 E: 0 K: 0 S: 3	H: 0 LOB: 0 BB: 0 P: 3	R: 1 E: 0 K: 0 S: 5	H: 2 LOB: 1 BB: 0 P: 5	1B: 4 2B: 4 3B: 0 HR: 1	SF: 0 SAC: 1 DP: 1 HBP: 1	WP: 0 PB: 0 SB: 0 CS: 0
PITCHER Steve Gromek, R (1, 1) ERA: 3.69	IP 10.0 WLS L BF 39 H 8 R 2 ER 2 SO 4 BB 1 IBB 0 HBP 1 BLK 0 WP 0 HR 1 S 45 P 50 ERA 1.80 WHIP 0.900											PITCHER IP WLS BF H R ER SO BB IBB HBP BLK WP HR S P ERA WHIP										

AB	36
R	2
H	8
RBI	2
BB	1
SO	4
LOB	13



Batter	1	2	3	4	5	6	7	8	9	AB R H RBI BB SO LOB	TOP	
Ken Wood, R (1, 9) OBP: 0.285, SLG: 0.376	0-0 6-3 1-4-3 2B		0-0 F8			0-0 E6 1-3	0-0 FC6-4 1-2f			4 1 1 0 0 0 2		
Ray Coleman, L (1, 8) OBP: 0.336, SLG: 0.453	0-0 6-3 2-3		0-0 F5			0-0 1-3 1-2		0-0 F9		4 0 0 0 0 0 2		
Les Moss, R (1, 2) OBP: 0.353, SLG: 0.419	0-0 1-4-3 3-H		0-0 5-3			0-3 K		0-0 FC5 1B		4 0 1 1 0 1 1		
Dick Kokos, L (1, 7) OBP: 0.371, SLG: 0.425	4-0 BB			0-0 3-1		0-0 F4		0-0 FC5 1B		3 0 1 0 1 0 1		
Roy Sievers, R (1, 5) OBP: 0.301, SLG: 0.389	0-0 F8			0-0 F3			0-0 FC4 2B	0-0 FC5		4 1 1 0 0 0 3		
Hank Art, L (1, 3) OBP: 0.366, SLG: 0.333		H 1-0 HBP		0-0 F9			0-0 F8	0-0 G3		3 0 0 0 0 0 3		
Snuffy Stirweiss, R (1, 4) OBP: 0.314, SLG: 0.270		X 0-0 5-3-7-2 1-H			0-0 F3		0-0 E4 FC4 FC2-5-6-2		S 0-3 K	4 0 0 0 0 1 2		
Tom Upton, R (1, 6) OBP: 0.327, SLG: 0.285		X 0-0 1B			0-0 6-3		0-0 FC4 S		X 0-0 5-3	4 0 1 1 0 0 1		
Stubby Overmire, R (1, 1) OBP: 0.327, SLG: 0.154		X 0-0 F8			0-0 F9		0-0 FC2-5-6-2 FC6-4		X 0-0 F8	4 0 0 0 0 0 3		
Inning Stats	R: 1 E: 0 K: 0 S: 4 H: 1 LOB: 1 BB: 1 P: 8	R: 0 E: 0 K: 0 S: 3 H: 1 LOB: 1 BB: 0 P: 4	R: 0 E: 0 K: 0 S: 3 H: 0 LOB: 0 BB: 0 P: 3	R: 0 E: 0 K: 0 S: 3 H: 0 LOB: 0 BB: 0 P: 3	R: 0 E: 0 K: 0 S: 3 H: 0 LOB: 0 BB: 0 P: 3	R: 0 E: 1 K: 1 S: 6 H: 0 LOB: 1 BB: 0 P: 6	R: 1 E: 1 K: 0 S: 6 H: 1 LOB: 2 BB: 0 P: 6	R: 0 E: 0 K: 0 S: 5 H: 2 LOB: 2 BB: 0 P: 5	R: 0 E: 0 K: 1 S: 5 H: 0 LOB: 0 BB: 0 P: 5	1B: 3 2B: 3 3B: 0 HR: 0 SF: 0 SAC: 0 DP: 1 HBP: 1	WP: 0 PB: 0 SB: 2 CS: 0 PA: 36	
PITCHER Bob Feller, R (1, 1) ERA: 3.76	IP 9.0 WLS L BF 36 H 5 R 2 ER 1 SO 2 BB 1 IBB 0 HBP 1 BLK 0 WP 0 HR 0 S 38 P 43 ERA 1.00 WHIP 0.667											PITCHER ERA WHIP

St. Louis Browns @ Cleveland Indians
Cleveland Municipal Stadium, Cleveland, OH

Sun Sep 10 1950, 3:33 AM EDT
Att: 12,885 - Unknown

livebaseballscorecards.com

AB 34
R 2
H 5
RBI 2
BB 1
SO 2
LOB 18



Batter	1	2	3	4	5	6	7	8	9	AB R H RBI BB SO LOB
Ray Boone, R (1, 6) OBP: 0.397, SLG: 0.440	0-0 2B		0-0 5-3			0-0 5-3 1B	0-0 5-3		0-0 F4	5 0 2 0 0 0 2
Bob Kennedy, R (1, 9) OBP: 0.370, SLG: 0.431	0-0 L5		0-0 1B			0-0 5-3 1B		0-3 K		4 0 2 0 0 1 1
Larry Doby, L (1, 8) OBP: 0.448, SLG: 0.556	0-0 F8		0-0 G3			0-3 K		0-0 E 1B		4 0 1 0 0 1 4
Luke Easter, L (1, 3) OBP: 0.377, SLG: 0.471	0-0 4-3			0-3 K		0-0 5-3		0-0 E4 FC6-4		4 0 0 0 0 1 4
Al Rosen, R (1, 5) OBP: 0.405, SLG: 0.545		0-0 6-3		4-0 G5-4-3 BB		0-0 4-3		0-3 K		3 0 0 0 1 1 4
Jim Lemon, R (1, 7) OBP: 0.267, SLG: 0.286		4-0 5-3 BB		0-0 G5-4-3 1-2f			0-0 1B 2B	0-0 FC6-4		3 1 1 0 1 0 3
Bobby Avila, R (1, 4) OBP: 0.376, SLG: 0.365		0-0 5-3			0-0 L3		0-0 F3		0-0 F9	3 0 0 0 0 0 2
Allie Clark, R (9, PH) OBP: 0.263, SLG: 0.379		1-2 5-3			0-0 F2					1 0 0 0 0 0 0
Jim Hegan, R (1, 2) OBP: 0.291, SLG: 0.384		0-0 F8			0-0 L5		0-0 L5		0-0 1B	2 0 0 0 0 0 1
Joe Gordon, R (7, PH) OBP: 0.341, SLG: 0.418										1 0 0 0 0 0 1
Ray Murray, R (8, 2) OBP: 0.326, SLG: 0.382										1 0 1 0 0 0 0
Thurman Tucker, L (9, PR) OBP: 0.301, SLG: 0.256										0 0 0 0 0 0 0
Bob Feller, R (1, 1) OBP: 0.179, SLG: 0.233			0-0 6-3		0-0 5-3		0-0 2-H 1B		0-0 F9	3 0 1 1 0 0 0
Lou Boudreau, R (9, PH) OBP: 0.347, SLG: 0.344										1 0 0 0 0 0 1

Inning Stats	R: 0	H: 1	E: 0	K: 0	S: 4	LOB: 1	BB: 0	P: 4	R: 0	H: 0	E: 0	K: 0	S: 4	LOB: 0	BB: 1	P: 8	R: 0	H: 0	E: 0	K: 0	S: 3	LOB: 0	BB: 0	P: 3	R: 0	H: 2	E: 0	K: 1	S: 7	LOB: 2	BB: 0	P: 7	R: 1	H: 2	E: 0	K: 0	S: 5	LOB: 1	BB: 0	P: 5	R: 0	H: 1	E: 1	K: 2	S: 9	LOB: 2	BB: 0	P: 9	R: 0	H: 1	E: 0	K: 0	S: 4	LOB: 1	BB: 0	P: 4	1B: 6	2B: 2	3B: 0	HR: 0	SF: 0	SAC: 0	DP: 1	HBP: 0	WP: 0	PB: 0	SB: 0	CS: 0	PA: 37
PITCHER Stubby Overmire, L (1, 1) ERA: 4.38	IP	WLS	BF	H	R	ER	SO	BB	IBB	HBP	BLK	WP	HR	S	P	ERA	WHIP	IP	WLS	BF	H	R	ER	SO	BB	IBB	HBP	BLK	WP	HR	S	P	ERA	WHIP	IP	WLS	BF	H	R	ER	SO	BB	IBB	HBP	BLK	WP	HR	S	P	ERA	WHIP																		

BOTTOM

St. Louis Browns @ Cleveland Indians
Cleveland Municipal Stadium, Cleveland, OH

Sun Sep 10 1950, 3:33 AM EDT
Att. 12,885 - Unknown

livebaseballscorecards.com

AB	35
R	1
H	8
RBI	1
BB	2
SO	4
LOB	23



Batter	1	2	3	4	5	6	7	8	9	AB R H RBI BB SO LOB	TOP																
Phil Rizzuto, R OBP: 0.428, SLG: 0.440 (1, 6) X	0-0 BB HR 1B	0-0 HR	0-0 L7		0-0 G1-6-3 1-2 1B		0-0 4-3		0-0 L6-4 2-3	6 2 3 1 0 0 3																	
Johnny Hopp, L OBP: 0.415, SLG: 0.506 (1, 7) B B B	4-0 1-2 HR BB	0-0 E5 HR	4-0 BB		0-0 G1-6-3 1-2f		0-0 L1			3 2 0 0 2 0 3																	
Yogi Berra, L OBP: 0.380, SLG: 0.511 (1, 2) X	0-0 F3	0-0 1-H HR	0-0 F3				0-0 6-3		0-0 1B WP FC5-4 1B	5 2 2 2 0 0 4																	
Joe DiMaggio, R OBP: 0.382, SLG: 0.583 (1, 8) X	0-0 1-H 2-H HR	0-0 1B 1-3 1B		0-0 FC6-4 1B		4-0 BB BB		0-0 6-3 1-2		4 1 3 3 1 0 1																	
Johnny Mize, L OBP: 0.360, SLG: 0.585 Joe Collins, L OBP: 0.328, SLG: 0.422 (1, 3) H (6, 3)	1-0 1B HBP	0-0 1-3		0-3 K		0-0 F4		0-0 FC5-4 2-3 1B		3 0 0 0 0 1 3 1 0 1 0 0 0 0																	
Hank Bauer, R OBP: 0.385, SLG: 0.482 (1, 9) X	0-0 F4	0-0 2-3 1B		0-0 F7		4-0 1-2 BB		0-0 FC5-4 1-2f 3-H		4 0 1 1 1 0 3																	
Billy Johnson, R OBP: 0.352, SLG: 0.394 (1, 5) X	0-0 1-2 1B	0-0 F8		0-0 FC6-4 1-2f		0-0 1-3		0-0 F7		5 0 1 0 0 0 6																	
Jerry Coleman, R OBP: 0.371, SLG: 0.377 (1, 4) X	0-0 F6		4-0 SH3-4 BB		0-0 1B 1B		0-0 2B		0-0 L6-4 SH3-4 1B	4 0 3 0 1 0 2																	
Allie Reynolds, R OBP: 0.256, SLG: 0.225 Tom Ferrick, R OBP: 0.222, SLG: 0.125 (1, 1) (9, 1)		0-0 F7	0-0 SH3-4		0-3 K		0-0 F4		0-0 SH3-4 1-2	3 0 0 0 0 1 2 0 0 0 0 0 0 0																	
Inning Stats	R: 3 E: 0 K: 0 S: 6	H: 3 LOB: 2 BB: 1 P: 11	R: 3 E: 1 K: 0 S: 8	H: 4 LOB: 2 BB: 0 P: 8	R: 0 E: 0 K: 0 S: 3	H: 0 LOB: 2 BB: 2 P: 11	R: 0 E: 0 K: 1 S: 6	H: 1 LOB: 1 BB: 0 P: 6	R: 0 E: 0 K: 1 S: 6	H: 2 LOB: 1 BB: 0 P: 6	R: 0 E: 0 K: 0 S: 3	H: 0 LOB: 2 BB: 2 P: 11	R: 0 E: 0 K: 0 S: 4	H: 1 LOB: 1 BB: 0 P: 4	R: 1 E: 0 K: 0 S: 5	H: 2 LOB: 1 BB: 0 P: 5	R: 0 E: 0 K: 0 S: 3	H: 1 LOB: 0 BB: 0 P: 3	1B: 10 2B: 2 3B: 0 HR: 3	SF: 0 SAC: 2 DP: 2 HBP: 1	WP: 1 PB: 0 SB: 0 CS: 0	PA: 46					
PITCHER	IP WLS BF H R ER SO BB IBB HBP BLK WP HR S P ERA WHIP																										
Early Wynn, R ERA: 3.45 (1, 1)	1.1		12	5	6	5	0	1	0	1	0	0	3	10	15	33.75	4.500										
Sam Zoldak, L ERA: 4.14 (2, 1)	0.2		4	2	0	0	0	0	0	0	0	0	4	4	0.00	3.000											
Dick Weik, R ERA: 4.11 (3, 1)	4.0		18	3	0	0	2	4	0	0	0	0	18	34	0.00	1.750											
Steve Gromek, R ERA: 3.67 (7, 1)	3.0	W	12	4	1	1	0	0	0	0	0	1	0	12	12	3.00	1.333										

New York Yankees @ Cleveland Indians
Cleveland Municipal Stadium, Cleveland, OH
 Tue Sep 12 1950, 3:33 AM EDT
 Att: 29,454 - Unknown

livebaseballscorecards.com

AB	38
R	7
H	14
RBI	7
BB	5
SO	2
LOB	27



New York Yankees @ Cleveland Indians
 Cleveland Municipal Stadium, Cleveland, OH

Tue Sep 12 1950, 3:33 AM EDT
 Att. 29,454 - Unknown

livebaseballscorecards.com

AB 33
R 8
H 6
RBI 8
BB 6
SO 11
LOB 15



WP: 0 PA: 40
 PB: 0
 SB: 0
 CS: 0

Batter	1	2	3	4	5	6	7	8	9	AB	R	H	RBI	BB	SO	LOB
Thurman Tucker, L (1, 7) OBP: 0.296, SLG: 0.245	0-0 F7	0-0 F5		0-0 3-1			0-0 F2		4-0 HR BB	4	1	0	0	1	0	3
Bob Kennedy, R (1, 9) OBP: 0.370, SLG: 0.433	0-3 K		0-0 HR 1B		0-0 F8		0-0 E1		0-0 HR 2B	5	2	2	1	0	1	0
Larry Doby, L (1, 8) OBP: 0.446, SLG: 0.559	0-3 K		1-H HR		0-0 1-3		0-3 K		0-3 K	5	1	1	2	0	3	3
Luke Easter, L (1, 3) OBP: 0.379, SLG: 0.483		0-3 K			0-0 HR		0-3 K		0-0 HR	4	2	2	4	1	2	1
Al Rosen, R (1, 5) OBP: 0.404, SLG: 0.542		1-0 BB BB HBP		0-0 F3		0-0 5-3			0-3 K	3	1	0	0	0	1	1
Ray Boone, R (1, 6) OBP: 0.398, SLG: 0.439		4-0 BB BB BB		0-0 F3		0-0 6-3			0-0 G4-6-3 1B	3	0	1	0	1	0	1
Bobby Avila, R (1, 4) OBP: 0.373, SLG: 0.359		4-0 BB BB		0-3 K		0-3 K			0-0 G4-6-3	3	0	0	0	1	2	2
Jim Hegan, R (1, 2) OBP: 0.291, SLG: 0.381		4-0 1-2 2-3 3-H BB		0-0 F9		0-0 E5			0-0 5-3	3	0	0	1	1	0	0
Early Wynn, S (1, 1) OBP: 0.336, SLG: 0.423		0-3 K		0-3 K		0-0 FC6-4			4-0 BB BB	0	0	0	0	0	0	0
Sam Zolcak, L (2, 1) OBP: 0.316, SLG: 0.188										0	0	0	0	0	0	0
Bob Lemon, L (2, PH) OBP: 0.343, SLG: 0.467										1	0	0	0	0	1	3
Dick Wiek, R (3, 1) OBP: 0.167, SLG: 0.222										1	0	0	0	0	1	0
Ray Murray, R (6, PH) OBP: 0.189, SLG: 0.167										1	0	0	0	0	0	1
Steve Gromek, S (7, 1) OBP: 0.189, SLG: 0.167										0	0	0	0	0	0	0
Joe Gordon, R (9, PH) OBP: 0.342, SLG: 0.418										0	1	0	0	1	0	0

Inning Stats	R: 0	H: 0	E: 0	K: 2	S: 7	H: 0	LOB: 0	BB: 0	P: 7	R: 1	H: 0	E: 0	K: 2	S: 7	H: 0	LOB: 3	BB: 3	P: 20	R: 2	H: 2	E: 0	K: 1	S: 7	H: 0	LOB: 0	BB: 0	P: 5	R: 1	H: 1	E: 0	K: 0	S: 4	H: 0	LOB: 1	BB: 0	P: 4	R: 0	H: 0	E: 1	K: 1	S: 6	H: 0	LOB: 1	BB: 0	P: 6	R: 0	H: 0	E: 1	K: 2	S: 8	H: 0	LOB: 1	BB: 0	P: 8	R: 0	H: 1	E: 0	K: 1	S: 5	H: 2	LOB: 0	BB: 2	P: 14	1B: 2	SF: 0	2B: 1	SAC: 0	3B: 0	DP: 1	HR: 3	HBP: 1	WP: 0	PA: 40
--------------	------	------	------	------	------	------	--------	-------	------	------	------	------	------	------	------	--------	-------	-------	------	------	------	------	------	------	--------	-------	------	------	------	------	------	------	------	--------	-------	------	------	------	------	------	------	------	--------	-------	------	------	------	------	------	------	------	--------	-------	------	------	------	------	------	------	------	--------	-------	-------	-------	-------	-------	--------	-------	-------	-------	--------	-------	--------

PITCHER	IP	WLS	BF	H	R	ER	SO	BB	IBB	HBP	BLK	WP	HR	S	P	ERA	WHIP
Allie Reynolds, R (1, 1) ERA: 3.59	8.1		37	4	6	6	10	6	0	1	0	0	2	50	75	6.48	1.200
Tom Ferrick, R (9, 1) ERA: 3.61	0.1	L	3	2	2	2	1	0	0	0	0	0	1	5	5	54.00	6.000

TOP

New York Yankees @ Cleveland Indians
 Cleveland Municipal Stadium, Cleveland, OH

Wed Sep 13 1950, 3:33 AM EDT
 Att: 10,490 - Unknown

AB	39
R	10
H	10
RBI	6
BB	12
SO	8
LOB	26



AB R H RBI BB SO LOB

6	1	1	0	0	1	3
4	2	2	1	1	0	0
1	0	0	0	0	1	0
4	1	1	0	2	2	2
4	1	1	1	2	1	2
6	4	3	2	0	0	5
1	0	1	1	3	0	0
2	0	0	0	0	1	2
5	0	0	0	0	0	5
2	0	1	1	3	1	1
4	1	0	0	1	1	6
0	0	0	0	0	0	0
0	0	0	0	0	0	0

Batter	1	2	3	4	5	6	7	8	9
Phil Rizzuto, R (1, 6) OBP: 0.425, SLG: 0.437	0-0 4-3	0-0 4-3		0-0 F8 1B	0-0 F7		0-0 F1	0-3 K	
Johnny Hopp, L (1, 3) OBP: 0.418, SLG: 0.506	4-0 BB 1B	0-0 3-1		0-0 F8 BB 1-3 E 1B	0-0		0-0 3-1		0-3 K
Joe Collins, L (7, 3) OBP: 0.326, SLG: 0.420					2-H				
Hank Bauer, R (1, 9) OBP: 0.387, SLG: 0.480	0-3 K	0-3 K		4-0 E WP 1-2 BB	0-0 F4		0-0 1B		4-0 FC3-6 WP BB
Joe DiMaggio, R (1, 8) OBP: 0.384, SLG: 0.580	4-0 1B 1-2 E BB		0-3 K	0-0 F8		0-0 6-3	0-0 1-2 1B		4-0 FC3-6 BB
Yogi Berra, L (1, 2) OBP: 0.382, SLG: 0.516	0-0 BB E 1-3 2-H 1B		0-0 HR	0-0 E5 WP 1-3 1B		0-0 F7 BB 1B	0-0 F9		0-0 FC3-6 1-2f 2-3
Cliff Mapes, L (1, 7) OBP: 0.340, SLG: 0.418	4-0 E 1-2 BB		4-0 BB	0-0 1-3 3-H 1B		4-0 1B 1-2 F7 BB		0-3 K	0-0 F9
Jackie Jensen, R (8, PH) OBP: 0.232, SLG: 0.270									
Billy Johnson, R (1, 5) OBP: 0.347, SLG: 0.387	0-0 E6 1-3 2-H 3-H		0-0 F8	0-0 F9		0-0 F7	0-0 1-2 2-3		0-0 6-3
Jerry Coleman, R (1, 4) OBP: 0.375, SLG: 0.378	4-0 BB		0-3 K		4-0 FC5-4 BB	0-0 2-3 3-H 1B		4-0 BB	
Ed Lopat, L (1, 1) OBP: 0.367, SLG: 0.347	0-3 K			0-0 F9	0-0 FC5-4 1-2f 1B	0-0 4-3		4-0 BB	
Bob Porterfield, R (8, PR) OBP: 0.500, SLG: 0.333									
Whitey Ford, L (8, 1) OBP: 0.207, SLG: 0.148									

Inning Stats	R: 3	H: 1	R: 0	H: 0	R: 1	H: 1	R: 4	H: 3	R: 1	H: 1	R: 1	H: 2	R: 0	H: 2	R: 0	H: 0	R: 0	H: 0	
E: 1	LOB: 3	E: 0	LOB: 0	E: 0	LOB: 1	E: 1	LOB: 1	E: 0	LOB: 1	E: 0	LOB: 2	E: 0	LOB: 2	E: 0	LOB: 2	E: 0	LOB: 2	E: 0	LOB: 2
K: 2	BB: 4	K: 1	BB: 0	K: 2	BB: 1	K: 0	BB: 1	K: 0	BB: 1	K: 0	BB: 1	K: 0	BB: 0	K: 0	BB: 2	K: 1	BB: 2	K: 1	BB: 2
S: 9	P: 25	S: 5	P: 5	S: 8	P: 12	S: 7	P: 11	S: 4	P: 8	S: 5	P: 9	S: 5	P: 5	S: 7	P: 15	S: 5	P: 13	S: 5	P: 13

PITCHER	IP	WLS	BF	H	R	ER	SO	BB	IBB	HBP	BLK	WP	HR	S	P	ERA	WHIP
Bob Lemon, R (1, 1) ERA: 4.05	3.2	L	24	5	8	3	5	6	0	0	0	1	1	28	52	7.36	3.000
Jesse Flores, R (4, 1) ERA: 3.83	1.1		6	1	1	0	0	1	0	0	0	0	0	5	9	0.00	1.500
Marino Pieretti, R (6, 1) ERA: 4.35	2.0		11	4	1	1	0	1	0	0	0	0	0	10	14	4.50	2.500
Dick Rozek, L (8, 1) ERA: 3.86	2.0		10	0	0	0	3	4	0	0	0	1	0	12	28	0.00	2.000

1B: 9	SF: 0
2B: 0	SAC: 0
3B: 0	DP: 0
HR: 1	HBP: 0

WP: 2	PA: 51
PB: 0	
SB: 0	
CS: 0	

PITCHER	IP	WLS	BF	H	R	ER	SO	BB	IBB	HBP	BLK	WP	HR	S	P	ERA	WHIP
---------	----	-----	----	---	---	----	----	----	-----	-----	-----	----	----	---	---	-----	------

Batter	1	2	3	4	5	6	7	8	9
Thurman Tucker, L (1, 7) OBP: 0.288, SLG: 0.237 Marino Pieretti, R (6, 1) OBP: 0.200, SLG: 0.200 Joe Gordon, R (7, PH) OBP: 0.344, SLG: 0.425 Dick Rozek, L (8, 1)	0-0 6-3		0-0 E4		0-0 4-3		0-0 1-H 3B		
Bob Kennedy, R (1, 9) OBP: 0.368, SLG: 0.429	0-0 F7		0-0 F4		0-0 5-3		0-0 6-3		
Larry Doby, L (1, 8) OBP: 0.444, SLG: 0.556	0-0 4-3			0-0 1B 1B		0-0 6-3		0-0 F7	
Luke Easter, L (1, 3) OBP: 0.378, SLG: 0.488		0-0 F5		0-0 F3		0-0 HR		0-3 K	
Al Rosen, R (1, 5) OBP: 0.404, SLG: 0.542		0-0 F9		0-0 1B 1-2 1B		0-0 L6-4 1B		0-0 6-3	
Ray Boone, R (1, 6) OBP: 0.399, SLG: 0.438		4-0 BB		0-0 F8		0-0 1-2 1B		0-3 K	
Bobby Avila, R (1, 4) OBP: 0.371, SLG: 0.356		0-0 F9		0-0 1-2 2-H 1B		0-0 L6-4 2-3		0-0 6-3	
Jim Hegan, R (1, 2) OBP: 0.290, SLG: 0.380			0-0 5-3		0-0 F6		0-0 3B 1B		0-0 5-3
Bob Lemon, L (1, 1) OBP: 0.341, SLG: 0.463 Jesse Flores, R (4, 1) Jim Lemon, R (5, PH) OBP: 0.222, SLG: 0.235 (6, 7)			0-0 1-3		0-0 5-3		0-3 K		0-3 K

AB	R	H	RBI	BB	SO	LOB
3	0	0	0	0	0	0
0	0	0	0	0	0	0
1	0	1	1	0	0	0
0	0	0	0	0	0	0
4	0	0	0	0	0	2
4	1	1	0	0	0	1
4	1	1	1	0	1	1
4	0	2	0	0	0	0
3	0	1	0	1	1	2
4	0	1	1	0	0	3
4	1	1	0	0	0	2
1	0	0	0	0	0	0
0	0	0	0	0	0	0
3	0	0	0	0	2	1

BOTTOM

New York Yankees @ Cleveland Indians
 Cleveland Municipal Stadium, Cleveland, OH

Wed Sep 13 1950, 3:33 AM EDT
 Att. 10,490 - Unknown

livebaseballscorecards.com

AB	35
R	3
H	8
RBI	3
BB	1
SO	4
LOB	12



Inning Stats	R: 0	H: 0	E: 0	LOB: 0	K: 0	S: 3	R: 0	H: 0	E: 0	LOB: 1	K: 0	S: 3	R: 0	H: 0	E: 1	LOB: 1	K: 0	S: 4	R: 1	H: 3	E: 0	LOB: 2	K: 0	S: 6	R: 0	H: 0	E: 0	LOB: 0	K: 0	S: 3	R: 1	H: 3	E: 0	LOB: 1	K: 0	S: 5	R: 1	H: 2	E: 0	LOB: 1	K: 1	S: 7	R: 0	H: 0	E: 0	LOB: 0	K: 2	S: 7	R: 0	H: 0	E: 0	LOB: 0	K: 1	S: 5	R: 0	H: 0	E: 0	LOB: 0	K: 1	S: 5	1B: 6	SF: 0	2B: 1	SAC: 0	3B: 1	DP: 1	HR: 1	HBP: 0	WP: 0	PA: 36
--------------	------	------	------	--------	------	------	------	------	------	--------	------	------	------	------	------	--------	------	------	------	------	------	--------	------	------	------	------	------	--------	------	------	------	------	------	--------	------	------	------	------	------	--------	------	------	------	------	------	--------	------	------	------	------	------	--------	------	------	------	------	------	--------	------	------	-------	-------	-------	--------	-------	-------	-------	--------	-------	--------

PITCHER	IP	WLS	BF	H	R	ER	SO	BB	IBB	HBP	BLK	WP	HR	S	P	ERA	WHIP
Ed Lopat, L (1, 1) ERA: 3.62	7.0	W	30	8	3	3	1	1	0	0	0	0	1	31	35	3.86	1.286
Whitey Ford, L (8, 1) ERA: 2.79	2.0	S	6	0	0	0	3	0	0	0	0	0	0	12	12	0.00	0.000

Batter	1	2	3	4	5	6	7	8	9	AB R H RBI BB SO LOB	TOP											
Eddie Yost, R OBP: 0.438, SLG: 0.402 (1, 5) X	0-0 F8		0-0 L6			0-3 K		0-0 1-H 2B		4 0 1 1 0 1 0	Washington Senators @ Cleveland Indians Cleveland Municipal Stadium, Cleveland, OH Fri Sep 15 1950, 3:33 AM EDT Unknown livebaseballscorecards.com											
Cass Michaels, R OBP: 0.362, SLG: 0.376 (1, 4) X	0-0 6-3			0-0 1-3		0-0 F7		0-3 K		4 0 0 0 0 1 2												
Irv Noren, L OBP: 0.381, SLG: 0.454 (1, 8) X	0-0 L3			4-0 BB BB		0-0 F4		4-0 BB		2 0 0 0 2 0 0												
Mickey Vernon, L OBP: 0.374, SLG: 0.364 (1, 3) X		0-0 3-1		4-0 BB		0-0 G3		0-0 4-3		0 0 0 0 0 0 0												
Sam Mele, R OBP: 0.363, SLG: 0.438 (1, 9) S		0-3 K		0-0 G6-4-3		0-0 1-3		0-0 L7		4 0 0 0 0 1 2												
Johnny Ostrowski, R OBP: 0.336, SLG: 0.360 (1, 7) S		0-3 K2-3			0-0 6-3		0-0 FC4-6 1B		0-0 F6			4 0 1 0 0 1 0										
Sam Dente, R OBP: 0.283, SLG: 0.279 (1, 6) X			0-0 1B G6-4-3 1B		0-0 4-3		0-0 FC4-6		0-0 F2			4 1 1 0 0 0 1										
Al Evans, R OBP: 0.302, SLG: 0.295 (1, 2) X			0-0 1B G6-4-3 1B		0-0 1B			0-0 L6		3 0 2 0 0 0 0												
Julio Moreno, R OBP: 0.167, SLG: 0.167 (1, 1) X			0-0 1B G6-4-3 1B		0-0 1B			4-0 2B BB		2 0 0 0 0 0 2												
Hal Keller, L OBP: 0.667, SLG: 1.000 (8, PH)			0-0 1B G6-4-3 1B		0-0 5-3					0 0 0 0 1 0 0												
Gil Coan, L OBP: 0.350, SLG: 0.420 (8, PR)			0-0 1B G6-4-3 1B							0 1 0 0 0 0 0												
Mickey Harris, L OBP: 0.350, SLG: 0.235 (8, 1) X			1-2f 3-H							0 0 0 0 0 0 0												
Inning Stats	R: 0 E: 0 K: 0 S: 3	H: 0 LOB: 0 BB: 0 P: 3	R: 0 E: 0 K: 2 S: 7	H: 0 LOB: 0 BB: 0 P: 7	R: 1 E: 0 K: 0 S: 4	H: 2 LOB: 0 BB: 0 P: 4	R: 0 E: 0 K: 0 S: 2	H: 0 LOB: 1 BB: 2 P: 10	R: 0 E: 0 K: 0 S: 4	H: 1 LOB: 1 BB: 0 P: 4	R: 0 E: 0 K: 1 S: 5	H: 0 LOB: 0 BB: 0 P: 5	R: 0 E: 0 K: 0 S: 4	H: 1 LOB: 1 BB: 0 P: 4	R: 1 E: 0 K: 1 S: 6	H: 1 LOB: 2 BB: 2 P: 14	R: 0 E: 0 K: 0 S: 3	H: 0 LOB: 0 BB: 0 P: 3	1B: 4 2B: 1 3B: 0 HR: 0	SF: 0 SAC: 0 DP: 2 HBP: 0	WP: 0 PB: 0 SB: 0 CS: 0	PA: 34
PITCHER Al Aber, L ERA: 2.0 (1, 1)	IP: 9.0 WLS: W BF: 34 H: 5 R: 2 ER: 2 SO: 4 BB: 4 IBB: 0 HBP: 0 BLK: 0 WP: 0 HR: 0 S: 38 P: 54 ERA: 2.00 WHIP: 1.000											PITCHER	IP: WLS: BF: H: R: ER: SO: BB: IBB: HBP: BLK: WP: HR: S: P: ERA: WHIP:									



Batter	1	2	3	4	5	6	7	8	9	AB R H RBI BB SO LOB
Ray Boone, R OBP: 0.398, SLG: 0.434 (1, 6) BBB	4-0 PB BB		0-0 L7		0-0 F6			0-3 K		3 0 0 0 1 1 1
Bob Kennedy, R OBP: 0.365, SLG: 0.426 (1, 9) X	0-0 L5 1-2		0-0 G6-4-3 1-2f		0-3 K			0-0 F8		4 0 0 0 0 0 2
Larry Doby, L OBP: 0.446, SLG: 0.557 (1, 8) BBB	4-0 BB			0-0 E 1B		0-0 L7		0-0 1-3		3 2 2 0 1 0 0
Luke Easter, L OBP: 0.379, SLG: 0.496 (1, 3) X	0-0 F5			0-0 E8 F8 2B		0-0 F4		0-0 HR 1B		4 2 2 3 0 0 2
Al Rosen, R OBP: 0.404, SLG: 0.540 (1, 5) X	0-0 F2			0-0 F8 3-H		0-0 3-1		0-0 HR 1-H		2 0 0 1 1 0 2
Jim Lemon, R OBP: 0.190, SLG: 0.200 (1, 7)		0-3 K		0-0 F5			4-0 FC6-4 BB			3 0 0 0 0 1 1
Bobby Avila, R OBP: 0.375, SLG: 0.354 (1, 4) BBB		4-0 G6-4-3 BB		4-0 S BB			0-0 FC6-4 G3-6-3 1-2f			1 0 0 0 2 0 1
Ray Murray, R OBP: 0.316, SLG: 0.370 (1, 2) X		0-0 G6-4-3 1-2f		0-0 S 1-3			0-0 G3-6-3 1-2f			4 0 0 0 0 1 2
Al Aber, L (1, 1) BBB			4-0 G6-4-3 BB		0-3 K			0-0 F3		2 0 0 0 1 1 0

Inning Stats	R: 0 E: 0 K: 0 S: 3	H: 0 LOB: 2 BB: 2 P: 11	R: 0 E: 0 K: 1 S: 4	H: 0 LOB: 0 BB: 1 P: 8	R: 0 E: 0 K: 0 S: 2	H: 0 LOB: 0 BB: 1 P: 6	R: 2 E: 1 K: 0 S: 4	H: 2 LOB: 1 BB: 1 P: 8	R: 0 E: 0 K: 2 S: 7	H: 0 LOB: 0 BB: 0 P: 7	R: 0 E: 0 K: 0 S: 3	H: 0 LOB: 0 BB: 0 P: 3	R: 0 E: 0 K: 0 S: 2	H: 0 LOB: 0 BB: 1 P: 6	R: 0 E: 0 K: 1 S: 5	H: 0 LOB: 0 BB: 0 P: 5	R: 2 E: 0 K: 0 S: 3	H: 2 LOB: 0 BB: 0 P: 3	1B: 2 2B: 1 3B: 0 HR: 1	SF: 0 SAC: 0 DP: 3 HBP: 0	WP: 0 PB: 1 SB: 1 CS: 0	PA: 32
--------------	------------------------------	----------------------------------	------------------------------	---------------------------------	------------------------------	---------------------------------	------------------------------	---------------------------------	------------------------------	---------------------------------	------------------------------	---------------------------------	------------------------------	---------------------------------	------------------------------	---------------------------------	------------------------------	---------------------------------	----------------------------------	------------------------------------	----------------------------------	--------

PITCHER	IP	WLS	BF	H	R	ER	SO	BB	IBB	HBP	BLK	WP	HR	S	P	ERA	WHIP
Julio Moreno, R ERA: 2.81 (1, 1)	7.0		26	2	2	1	3	6	0	0	0	0	0	25	49	1.29	1.143
Mickey Harris, L ERA: 4.25 (8, 1)	1.1	L	6	2	2	2	1	0	0	0	0	0	1	8	8	13.50	1.500


BOTTOM

Washington Senators @ Cleveland Indians
Cleveland Municipal Stadium, Cleveland, OH

Fri Sep 15 1950, 3:33 AM EDT
Unknown

livebaseballscorecards.com

AB	26
R	4
H	4
RBI	4
BB	6
SO	4
LOB	11



Washington Senators @ Cleveland Indians

Cleveland Municipal Stadium, Cleveland, OH

Fri Sep 15 1950, 3:38 AM EDT
Att: 11,471 - Unknown

livebaseballscorecards.com

AB	29
R	4
H	5
RBI	2
BB	5
SO	4
LOB	14



WP:	0	PA:	39
PB:	0		
SB:	2		
CS:	0		

AB R H RBI BB SO LOB

2	2	0	0	2	1	0
5	0	1	1	0	0	2
2	0	0	0	3	0	0
0	0	0	0	0	0	0
2	0	1	0	0	0	2
2	0	0	0	0	0	5
4	0	0	0	0	2	2
4	1	2	1	0	0	2
4	0	0	0	0	1	1
4	1	1	0	0	0	0

1B:	5	SF:	0
2B:	1	SAC:	0
3B:	0	DP:	2
HR:	1	HBP:	1

Batter 1 2 3 4 5 6 7 8 9

<p>Eddie Yost, R (1, 5) OBP: 0.439, SLG: 0.400</p> <p>Gil Coan, L (1, 7) OBP: 0.348, SLG: 0.416</p> <p>Irv Noren, L (1, 8) OBP: 0.383, SLG: 0.452</p> <p>Mickey Vernon, L (1, 3) OBP: 0.378, SLG: 0.369</p> <p>Bud Stewart, L (1, 9) OBP: 0.340, SLG: 0.359</p> <p>Sam Mele, R (5, PH) OBP: 0.361, SLG: 0.436</p> <p>Cass Michaels, R (1, 4) OBP: 0.360, SLG: 0.373</p> <p>Sam Dente, R (1, 6) OBP: 0.285, SLG: 0.287</p> <p>Hal Keller, L (1, 2) OBP: 0.286, SLG: 0.333</p> <p>Sid Hudson, R (1, 1) OBP: 0.233, SLG: 0.259</p>	4-0 BB BB	0-0 F6	0-0 F8	0-0 6-3	0-0 L4	4-0 S 1B BB BB	1-0 H BB 2B HBP	0-3 K
	0-0 F7	0-0 F7	0-0 1B	0-0 1B	4-0 1B BB IBB	0-0 BB BB	0-0 F7	0-0 G3
	1-2 BB	0-3 K	0-0 F7	0-0 1B	0-0 1B	4-0 1B BB IBB	4-0 BB BB	0-0 F3
	0-3 K	0-0 F7	0-0 F7	0-0 1B	0-0 1B	4-0 BB BB	0-0 BB BB	0-0 F3
	0-0 F7	0-3 K	0-0 F7	0-0 1B	0-0 1B	4-0 BB BB	0-0 BB BB	0-0 F3
	0-0 F7	0-3 K	0-0 F7	0-0 1B	0-0 1B	4-0 BB BB	0-0 BB BB	0-0 F3
	0-0 F7	0-3 K	0-0 F7	0-0 1B	0-0 1B	4-0 BB BB	0-0 BB BB	0-0 F3
	0-0 F7	0-3 K	0-0 F7	0-0 1B	0-0 1B	4-0 BB BB	0-0 BB BB	0-0 F3
	0-0 F7	0-3 K	0-0 F7	0-0 1B	0-0 1B	4-0 BB BB	0-0 BB BB	0-0 F3
	0-3 K	0-0 F7	0-0 1B	0-0 1B	4-0 BB BB	0-0 BB BB	0-0 F3	
	0-0 5-3	0-0 F3	0-0 F3	0-0 F3	4-0 BB BB	0-0 BB BB	0-0 F3	
	0-0 1-3	0-0 F3	0-0 F3	0-0 F3	4-0 BB BB	0-0 BB BB	0-0 F3	
	0-0 1-3	0-0 F3	0-0 F3	0-0 F3	4-0 BB BB	0-0 BB BB	0-0 F3	
	0-0 5-3	0-0 F3	0-0 F3	0-0 F3	4-0 BB BB	0-0 BB BB	0-0 F3	
	0-0 5-3	0-0 F3	0-0 F3	0-0 F3	4-0 BB BB	0-0 BB BB	0-0 F3	

Inning Stats	R: 0 E: 0 K: 1 S: 5	H: 0 LOB: 2 BB: 2 P: 13	R: 0 E: 0 K: 1 S: 5	H: 0 LOB: 0 BB: 0 P: 5	R: 0 E: 0 K: 0 S: 3	H: 0 LOB: 0 BB: 0 P: 3	R: 0 E: 0 K: 1 S: 7	H: 2 LOB: 2 BB: 0 P: 7	R: 2 E: 0 K: 1 S: 6	H: 2 LOB: 2 BB: 3 P: 18	R: 0 E: 0 K: 0 S: 3	H: 1 LOB: 0 BB: 0 P: 3	R: 1 E: 0 K: 0 S: 4	H: 1 LOB: 2 BB: 1 P: 9	R: 1 E: 0 K: 0 S: 4	H: 1 LOB: 0 BB: 0 P: 4	R: 0 E: 0 K: 1 S: 5	H: 0 LOB: 0 BB: 0 P: 5
---------------------	------------------------------	----------------------------------	------------------------------	---------------------------------	------------------------------	---------------------------------	------------------------------	---------------------------------	------------------------------	----------------------------------	------------------------------	---------------------------------	------------------------------	---------------------------------	------------------------------	---------------------------------	------------------------------	---------------------------------

PITCHER	IP	WLS	BF	H	R	ER	SO	BB	IBB	HBP	BLK	WP	HR	S	P	ERA	WHIP
Mike Garcia, R (1, 1) ERA: 3.99	4.1	L	19	3	2	2	4	3	0	0	0	0	0	24	36	4.15	1.385
Sam Zoldak, L (5, 1) ERA: 4.1	0.2		4	1	0	0	0	1	1	0	0	0	0	2	10	0.00	3.000
Jesse Flores, R (6, 1) ERA: 3.88	4.0		16	3	2	2	1	1	0	1	0	0	1	16	21	4.50	1.000

PITCHER	IP	WLS	BF	H	R	ER	SO	BB	IBB	HBP	BLK	WP	HR	S	P	ERA	WHIP
----------------	----	-----	----	---	---	----	----	----	-----	-----	-----	----	----	---	---	-----	------

Batter	1	2	3	4	5	6	7	8	9	AB	R	H	RBI	BB	SO	LOB
Ray Boone, R (1, 6) OBP: 0.401, SLG: 0.434	0-0 1B		0-0 F3		4-0 1B SH3 BB		0-0 L7		0-0 G6-4-3 1B	4	0	2	0	1	0	0
Bob Kennedy, R (1, 9) OBP: 0.364, SLG: 0.426	0-0 F9		0-0 4-3		0-0 SH3		0-0 2B		0-0 G6-4-3 1-2f	4	0	1	0	0	0	2
Larry Doby, L (1, 8) OBP: 0.447, SLG: 0.555	0-0 F7		0-0 F7		0-0 1B 1B		4-0 BB			3	0	1	0	1	0	1
Luke Easter, L (1, 3) OBP: 0.378, SLG: 0.494	0-0 1-3 1B			0-0 F5	0-0 L8		0-0 F9			4	0	1	0	0	0	4
Al Rosen, R (1, 5) OBP: 0.403, SLG: 0.537	0-0 F5			0-0 WP SH	0-0 1-2 1B		0-3 K			4	1	1	0	0	1	4
Jim Lemon, R (1, 7) OBP: 0.240, SLG: 0.217		0-0 FC1-6 1B		4-0 SH 2-3 BB	0-3 K			0-0 5-3		3	0	1	0	1	1	3
Bobby Avila, R (1, 4) OBP: 0.369, SLG: 0.348		0-0 FC1-6 1-2f		0-0 SH 1-3 3-H		0-0 5-3		0-0 1-6-3		3	0	0	1	0	0	1
Ray Murray, R (1, 2) OBP: 0.307, SLG: 0.359		0-0 F9		0-0 F8		0-3 K		0-0 4-3		4	0	0	0	0	1	3
Mike Garcia, R (1, 1) OBP: 0.197, SLG: 0.217		0-0 F7		0-3 K		0-0 F6			0-0 4-3	2	0	0	0	0	1	3
Sam Zoldak, L (5, 1) OBP: 0.316, SLG: 0.188										0	0	0	0	0	0	0
Jesse Flores, R (6, 1)										1	0	0	0	0	0	0
Bob Lemon, L (9, PH) OBP: 0.338, SLG: 0.459										1	0	0	0	0	0	0

Inning Stats	R: 0	H: 2	E: 0	K: 0	S: 5	R: 0	H: 1	E: 0	K: 0	S: 4	R: 0	H: 0	E: 0	K: 0	S: 3	R: 1	H: 0	E: 2	K: 1	S: 7	R: 0	H: 2	E: 0	K: 1	S: 7	R: 0	H: 0	E: 0	K: 1	S: 5	R: 0	H: 1	E: 0	K: 1	S: 6	R: 0	H: 0	E: 0	K: 0	S: 3	R: 0	H: 1	E: 0	K: 0	S: 3	1B: 6	SF: 0	2B: 1	SAC: 2	3B: 0	DP: 1	HR: 0	HBP: 0	WP: 1	PA: 38
PITCHER Sid Hudson, R (1, 1) ERA: 3.93	IP	WLS	BF	H	R	ER	SO	BB	IBB	HBP	BLK	WP	HR	S	P	ERA	WHIP																			IP	WLS	BF	H	R	ER	SO	BB	IBB	HBP	BLK	WP	HR	S	P	ERA	WHIP			

BOTTOM

Washington Senators @ Cleveland Indians
Cleveland Municipal Stadium, Cleveland, OH

Fri Sep 15 1950, 3:38 AM EDT
Att. 11,471 - Unknown

livebaseballscorecards.com

AB	33
R	1
H	7
RBI	1
BB	3
SO	4
LOB	21



Batter	1	2	3	4	5	6	7	8	9	AB R H RBI BB SO LOB	TOP									
Eddie Yost, R (1, 5) OBP: 0.436, SLG: 0.397	0-3 K		0-0 6-3			0-0 5-3		0-0 F5		4 0 0 0 0 1 0	Washington Senators @ Cleveland Indians Cleveland Municipal Stadium, Cleveland, OH Sat Sep 16 1950, 3:33 AM EDT Att. 5,705 - Unknown livebaseballscorecards.com									
Gil Coan, L (1, 7) OBP: 0.347, SLG: 0.414	0-0 F9			0-0 G3		0-0 1B	0-0 1B	0-0 F3		4 1 1 0 0 0 0										
Irv Noren, L (1, 8) OBP: 0.382, SLG: 0.450	0-3 K			0-0 F7		0-0 1B	0-0 1B		0-0 G3	4 0 1 0 0 1 0										
Mickey Vernon, L (1, 3) OBP: 0.377, SLG: 0.368		0-0 1B		0-0 F8		0-0 F7		0-0 F5		0 0 0 0 0 0 0										
Bud Stewart, L (1, 9) OBP: 0.342, SLG: 0.361	0-3 K			0-0 G5-4-3	0-0 1B	0-0 1B	0-0 BB	0-0 F5		4 0 2 1 0 1 1										
Cass Michaels, R (1, 4) OBP: 0.360, SLG: 0.372		0-0 F5		0-0 F2		0-0 1B	0-0 BB			2 0 0 0 1 0 2										
Sam Dente, R (1, 6) OBP: 0.284, SLG: 0.285		0-0 F3		0-0 G5-4-3	0-0 1-2f	0-0 F9				3 0 0 0 0 0 5										
Hal Keller, L (1, 2) OBP: 0.200, SLG: 0.222			0-0 5-3		0-0 F8	0-0 F2				3 0 0 0 0 0 3										
Sandy Consuegra, R (1, 1) OBP: 0.225, SLG: 0.211			0-0 F8		0-0 F5		0-0 4-3			0 0 0 0 0 0 0										
Fred Taylor, L (3, PH)										1 0 0 0 0 0 0										
Al Sima, R (3, 1) OBP: 0.136, SLG: 0.136										1 0 0 0 0 0 0										
Sherry Robertson, L (8, PH) OBP: 0.373, SLG: 0.388										1 0 0 0 0 0 0										
Elmer Singleton, R (8, 1) OBP: 0.429, SLG: 0.571										0 0 0 0 0 0 0										
Inning Stats	R: 0 E: 0 K: 2 S: 7	H: 0 LOB: 0 BB: 0 P: 7	R: 0 E: 0 K: 1 S: 6	H: 1 LOB: 1 BB: 0 P: 6	R: 0 E: 0 K: 0 S: 3	H: 0 LOB: 0 BB: 0 P: 3	R: 0 E: 0 K: 0 S: 3	H: 1 LOB: 0 BB: 0 P: 3	R: 0 E: 0 K: 0 S: 3	H: 0 LOB: 0 BB: 0 P: 3	R: 1 E: 0 K: 0 S: 6	H: 3 LOB: 3 BB: 1 P: 10	R: 0 E: 0 K: 0 S: 3	H: 0 LOB: 0 BB: 0 P: 3	R: 0 E: 0 K: 0 S: 3	H: 0 LOB: 0 BB: 0 P: 3	1B: 5 2B: 0 3B: 0 HR: 0	SF: 0 SAC: 0 DP: 1 HBP: 0	WP: 0 PB: 0 SB: 0 CS: 0	PA: 32
PITCHER Bob Feller, R (1, 1) ERA: 3.66	IP: 9.0 WLS: W BF: 32 H: 5 R: 1 ER: 1 SO: 3 BB: 1 IBB: 0 HBP: 0 BLK: 0 WP: 0 HR: 0 S: 37 P: 41 ERA: 1.00 WHIP: 0.667																			



Batter	1	2	3	4	5	6	7	8	9	AB	R	H	RBI	BB	SO	LOB
Ray Boone, R OBP: 0.402, SLG: 0.433 (1, 6)	4-0 BB HR BB		0-0 2B WP 1B		0-0 F9		0-0 F3			3	2	1	0	1	0	1
Bob Kennedy, R OBP: 0.363, SLG: 0.425 (1, 9)	0-0 F8		0-0 L7		0-0 F8			0-0 G1-6-3 1B		4	0	1	0	0	0	2
Larry Doby, L OBP: 0.447, SLG: 0.556 (1, 8)	4-0 1-2 HR BB		0-0 WP 1-3 2B		0-0 G3			0-0 G1-6-3 1-2f 1B		3	1	1	0	1	0	1
Luke Easter, L OBP: 0.377, SLG: 0.492 (1, 3)	0-0 F6		0-0 4-3		0-0 F6			0-0 1B		4	0	1	0	0	0	3
Al Rosen, R OBP: 0.402, SLG: 0.541 (1, 5)	0-0 1-H 2-H HR		0-0 L7		0-0 F8			0-0 F5		4	1	1	3	0	0	2
Jim Lemon, R OBP: 0.250, SLG: 0.346 (1, 7)	0-0 5-3			0-0 5-3			0-0 HR			3	1	1	1	0	0	0
Bobby Avila, R OBP: 0.369, SLG: 0.348 (1, 4)		0-0 F7		0-0 G5-4-3 1B			0-0 F8			3	0	1	0	0	0	0
Jim Hegan, R OBP: 0.291, SLG: 0.380 (1, 2)		0-0 5-3		0-0 G5-4-3 1-2f			0-0 1B			3	0	1	0	0	0	1
Bob Feller, R OBP: 0.173, SLG: 0.224 (1, 1)		0-0 6-3			0-0 F9		0-3 K			3	0	0	0	0	1	1

Inning Stats	R: 3	H: 1	E: 0	LOB: 0	K: 0	S: 4	P: 12	R: 0	H: 0	E: 0	LOB: 0	K: 0	S: 3	R: 0	H: 2	E: 0	LOB: 1	K: 0	S: 5	R: 0	H: 1	E: 0	LOB: 0	K: 0	S: 3	R: 0	H: 0	E: 0	LOB: 0	K: 0	S: 3	R: 0	H: 0	E: 0	LOB: 0	K: 0	S: 3	R: 1	H: 2	E: 0	LOB: 1	K: 1	S: 7	R: 0	H: 2	E: 0	LOB: 1	K: 0	S: 4
--------------	------	------	------	--------	------	------	-------	------	------	------	--------	------	------	------	------	------	--------	------	------	------	------	------	--------	------	------	------	------	------	--------	------	------	------	------	------	--------	------	------	------	------	------	--------	------	------	------	------	------	--------	------	------

PITCHER	IP	WLS	BF	H	R	ER	SO	BB	IBB	HBP	BLK	WP	HR	S	P	ERA	WHIP
Sandy Consuegra, R ERA: 4.28 (1, 1)	2.0	L	9	1	3	3	0	2	0	0	0	0	1	7	15	13.50	1.500
Al Sima, L ERA: 4.97 (3, 1)	5.0		19	5	2	2	1	0	0	0	0	1	1	21	21	3.60	1.000
Elmer Singleton, R ERA: 5.01 (8, 1)	1.0		4	2	0	0	0	0	0	0	0	0	0	4	4	0.00	2.000

BOTTOM

Washington Senators @ Cleveland Indians
Cleveland Municipal Stadium, Cleveland, OH
 Sat Sep 16 1950, 3:33 AM EDT
 Att. 5,705 - Unknown

AB	30
R	5
H	8
RBI	4
BB	2
SO	1
LOB	11



1B:	5	SF:	0	WP:	1	PA:	32
2B:	1	SAC:	0	PB:	0	SB:	0
3B:	0	DP:	2	CS:	0		
HR:	2	HBP:	0				

Batter	1	2	3	4	5	6	7	8	9	10	11	AB R H RBI BB SO LOB	TOP				
Paul Lehner, L (1.7) OBP: 0.363, SLG: 0.438	0-3 K	0-0 4-3	0-0 F4		0-0 1B		0-0 6-3		0-3 K			6 0 1 0 0 2 4	Philadelphia Athletics @ Cleveland Indians Cleveland Municipal Stadium, Cleveland, OH Sun Sep 17 1950, 3:33 AM EDT Att. 11,810 - Unknown				
Elmer Valo, L (1.9) OBP: 0.407, SLG: 0.412	0-0 S 1B E 1B	0-0 F3	0-0 BB 1B		0-0 1B 1B		4-0 BB		0-0 F8			5 1 3 1 1 0 1					
Sam Chapman, R (1.8) OBP: 0.341, SLG: 0.444	0-0 S 1B E 1B		0-0 BB 1B K		0-0 1B 1B		0-0 F8		0-0 5-3			6 2 3 0 0 1 4					
Ferris Fain, L (1.3) OBP: 0.433, SLG: 0.411	4-0 FC6-4 1-2 2-3 BB		0-0 BB 1B BB		0-0 4-3		0-0 1-3 SH5-3 1B		0-0 5-3			4 1 2 1 2 0 2					
Billy Hitchcock, R (1.4) OBP: 0.349, SLG: 0.365	0-0 FC6-4 1-2f 2-H 3-H		0-0 BB 1B BB F3		0-0 6-3		0-0 SH5-3 1-2		4-0 FC5-4 BB			3 1 0 1 2 0 4					
Kermit Wahl, R (1.5) OBP: 0.333, SLG: 0.343	0-0 FC6-4 1-2f		4-0 BB 1B BB 1B BB		0-0 F8		0-0 1-3 2-3		0-0 FC5-4 1-2f 1B			5 2 1 1 1 0 3					
Eddie Joost, R (1.6) OBP: 0.367, SLG: 0.384		0-0 HR	4-0 1B 1B 1-2 2-3 3-H BB		0-0 F8		0-0 5-3		0-0 F8			5 2 1 2 1 0 3					
Joe Tipton, R (1.2) OBP: 0.332, SLG: 0.398		0-0 4-3	0-0 1B 1B 1-2 2-3 3-H BB		0-0 F3		0-0 5-3		0-0 5-3			4 1 2 2 0 0 1					
Mike Guerra, R (7.2) OBP: 0.324, SLG: 0.379		0-0 2B	0-0 1B 1B 1-2 2-3 BB		0-0 F3							2 0 1 1 0 0 0					
Lou Brissie, L (1.1) OBP: 0.191, SLG: 0.174		0-0 F8	0-0 BB 1B 1-2 2-3 1B		0-0 4-3		0-3 K		0-0 1-3			3 0 1 0 0 0 1					
Bob Hooper, R (6.1) OBP: 0.158, SLG: 0.218												3 0 0 0 0 2 1					
Inning Stats	R: 2 H: 2 E: 1 LOB: 1 K: 1 BB: 1 S: 7 P: 11	R: 1 H: 2 E: 0 LOB: 1 K: 0 BB: 0 S: 5 P: 5	R: 6 H: 5 E: 0 LOB: 3 K: 1 BB: 4 S: 10 P: 26	R: 0 H: 0 E: 0 LOB: 0 K: 0 BB: 0 S: 3 P: 3	R: 0 H: 3 E: 0 LOB: 2 K: 0 BB: 0 S: 5 P: 5	R: 0 H: 1 E: 0 LOB: 1 K: 0 BB: 0 S: 4 P: 4	R: 0 H: 0 E: 0 LOB: 1 K: 1 BB: 1 S: 5 P: 9	R: 0 H: 1 E: 0 LOB: 1 K: 0 BB: 0 S: 4 P: 4	R: 0 H: 0 E: 0 LOB: 0 K: 1 BB: 0 S: 5 P: 5	R: 0 H: 0 E: 0 LOB: 0 K: 0 BB: 0 S: 3 P: 3	R: 1 H: 1 E: 0 LOB: 1 K: 1 BB: 1 S: 6 P: 10	1B: 12 SF: 0 2B: 2 SAC: 1 3B: 0 DP: 0 HR: 1 HBP: 0	WP: 0 PA: 54 PB: 0 SB: 2 CS: 0				
PITCHER	IP WLS BF H R ER SO BB IBB HBP BLK WP HR S P ERA WHIP																
Dick Rozek, L (1.1) ERA: 4.97	2.0	13	6	5	4	1	1	0	0	0	0	0	1	14	18	18.00	3.500
Dick Weik, R (3.1) ERA: 4.5	0.0	3	0	0	0	0	3	0	0	0	0	0	0	0	12	∞	∞
Al Benton, R (3.1) ERA: 3.57	2.0	10	3	4	4	1	1	0	0	0	0	0	0	11	15	18.00	2.000
Jesse Flores, R (5.1) ERA: 3.74	2.0	9	4	0	0	0	0	0	0	0	0	0	0	9	9	0.00	2.000
Early Wynn, R (7.1) ERA: 3.4	5.0	L 19	2	1	1	3	2	0	0	0	0	0	0	23	31	1.80	0.800

AB	46
R	10
H	15
RBI	9
BB	7
SO	5
LOB	24



Batter	1	2	3	4	5	6	7	8	9	AB R H RBI BB SO LOB	TOP											
Dom DiMaggio, R (1, 8) OBP: 0.415, SLG: 0.451	0-0 CS 1B		0-3 K			0-0 SH1-3	0-0 F8			3 0 1 1 0 1 2												
Billy Goodman, L (1, 5) OBP: 0.435, SLG: 0.465	0-3 K			0-0 CS 1B		0-0 FC5 BB 1B	0-0 1-3			4 0 2 2 0 1 3												
Ted Williams, L (1, 7) OBP: 0.467, SLG: 0.681	0-0 4-3			0-3 K		4-0 FC5 BB		4-0 1B BB		2 0 0 0 2 1 1												
Vern Stephens, R (1, 6) OBP: 0.368, SLG: 0.530		0-3 K		0-0 F8		0-0 FC5		0-0 F9		3 0 0 0 0 1 2												
6 Johnny Pesky, L (7, 6) OBP: 0.434, SLG: 0.390						1-2 2-3f				1 0 0 0 0 0 1												
Walt Dropo, R (1, 3) OBP: 0.379, SLG: 0.600		0-0 5-3			0-3 K	0-0 6-3		0-0 G1-6-3 1B		4 0 1 0 0 1 2												
Bobby Doerr, R (1, 4) OBP: 0.373, SLG: 0.527		0-0 2B			0-0 L8		0-0 1B F8 2B	0-0 G1-6-3		4 1 2 0 0 0 2												
Al Zarilla, L (1, 9) OBP: 0.423, SLG: 0.500		0-0 3-1			0-0 F7		0-0 BB 1B		0-3 K	4 0 1 0 0 1 1												
Buddy Rosar, R (1, 2) OBP: 0.360, SLG: 0.324			0-0 F9			4-0 SH1-3 BB 1B BB	0-3 K		0-3 K	1 1 0 0 1 0 0												
Tom Wright, L (7, PH) OBP: 0.360, SLG: 0.390										1 0 0 0 0 1 2												
Matt Batts, R (7, 2) OBP: 0.320, SLG: 0.382										0 0 0 0 0 0 0												
Fred Hatfield, L (9, PH)										1 0 0 0 0 1 0												
Chuck Stobbs, L (1, 1) OBP: 0.385, SLG: 0.264			0-0 1-3			4-0 1B BB	4-0 SH1-3		0-3 K	1 0 0 0 0 0 0												
Mickey McDermott, L (5, 1) OBP: 0.458, SLG: 0.475										0 1 0 0 2 0 0												
Mel Parnell, L (7, 1) OBP: 0.247, SLG: 0.253										0 0 0 0 0 0 0												
Charlie Maxwell, L (9, PH)										1 0 0 0 0 1 0												
Inning Stats	R: 0 E: 0 K: 1 S: 5	H: 1 LOB: 0 BB: 0 P: 5	R: 0 E: 0 K: 1 S: 6	H: 1 LOB: 1 BB: 0 P: 6	R: 0 E: 0 K: 1 S: 5	H: 0 LOB: 0 BB: 0 P: 5	R: 0 E: 0 K: 1 S: 5	H: 1 LOB: 0 BB: 0 P: 5	R: 0 E: 0 K: 1 S: 5	H: 0 LOB: 0 BB: 0 P: 5	R: 2 E: 0 K: 0 S: 4	H: 1 LOB: 2 BB: 3 P: 16	R: 1 E: 0 K: 1 S: 7	H: 2 LOB: 2 BB: 1 P: 11	R: 0 E: 0 K: 0 S: 3	H: 1 LOB: 1 BB: 1 P: 7	R: 0 E: 0 K: 3 S: 9	H: 0 LOB: 0 BB: 0 P: 9	1B: 5 2B: 3 3B: 0 HR: 0	SF: 0 SAC: 1 DP: 2 HBP: 0	WP: 0 PB: 0 SB: 0 CS: 2	PA: 36
PITCHER Bob Lemon, R (1, 1) ERA: 4.01	IP: 9.0 WLS: W BF: 36 H: 7 R: 3 ER: 3 SO: 9 BB: 5 IBB: 0 HBP: 0 BLK: 0 WP: 0 HR: 0 S: 49 P: 69 ERA: 3.00 WHIP: 1.333											PITCHER	IP: WLS: BF: H: R: ER: SO: BB: IBB: HBP: BLK: WP: HR: S: P: ERA: WHIP:									

Boston Red Sox @ Cleveland Indians
Cleveland Municipal Stadium, Cleveland, OH
 Wed Sep 20 1950, 3:33 AM EDT
 Unknown

livebaseballscorecards.com

AB	30
R	3
H	7
RBI	3
BB	5
SO	9
LOB	16



Batter	1	2	3	4	5	6	7	8	9	AB R H RBI BB SO LOB
Dale Mitchell, L (1, 7) OBP: 0.385, SLG: 0.386	0-0 F7 ①		0-0 4-3 ②		0-0 1B 2B 2-H		0-0 BB FC3-5 FC5-2 1B 1-2			4 1 2 1 0 0 0
Bob Kennedy, R (1, 9) OBP: 0.360, SLG: 0.424	0-0 G3 HR 2B		0-0 1B 2B		0-0 F1		0-0 FC3-5 FC5-2 BB 1-2 BB 2-3f			4 3 2 0 0 0 3
Larry Doby, L (1, 8) OBP: 0.450, SLG: 0.561	0-0 G3 2-3		0-0 S 1B 2-H		0-0 1B 2-H		4-0 BB FC5-2 1-2 BB 2-3			3 0 2 2 1 0 1
Luke Easter, L (1, 3) OBP: 0.374, SLG: 0.492	0-0 HR 3-H		0-0 G3 1-2		0-0 4-3 ③		0-0 FC5-2 BB 1-2 BB 2-3 3-Hf			4 1 1 2 0 0 5
Al Rosen, R (1, 5) OBP: 0.402, SLG: 0.543	0-0 F2 ③			0-0 F5 ①		0-0 F4 ①	4-0 BB 1-2 BB 2-3 3-H			3 0 0 1 1 0 0
Ray Boone, R (1, 6) OBP: 0.402, SLG: 0.435		0-0 F4 ①		0-0 F9 ②		4-0 BB ③	0-0 4-3 ③			3 0 0 0 1 0 3
Joe Gordon, R (1, 4) OBP: 0.340, SLG: 0.419		0-0 F2 ②		0-0 F8 ③		0-3 K ②		0-0 6-3 ①		4 0 0 0 0 1 1
Jim Hegan, R (1, 2) OBP: 0.290, SLG: 0.378		0-0 L3 ③			0-0 SH5-4 2B 1B ①	0-0 L8 ③		0-0 5-3 ②		4 1 1 0 0 0 1
Bob Lemon, L (1, 1) OBP: 0.338, SLG: 0.456			0-0 F8 ①		0-0 SH5-4 1B 1-2		0-0 FC3-5 1B 1B	0-3 K ③		3 0 1 0 0 1 0

Inning Stats	R: 2	H: 2	E: 0	LOB: 0	K: 0	P: 5	R: 0	H: 0	E: 0	LOB: 0	K: 0	P: 3	R: 1	H: 2	E: 0	LOB: 1	K: 0	P: 5	R: 0	H: 0	E: 0	LOB: 0	K: 0	P: 3	R: 2	H: 3	E: 0	LOB: 1	K: 0	P: 6	R: 0	H: 0	E: 0	LOB: 1	K: 1	P: 9	R: 1	H: 2	E: 0	LOB: 3	K: 0	P: 13	R: 0	H: 0	E: 0	LOB: 0	K: 1	P: 5
	S: 5	BB: 0	S: 3	BB: 0	S: 5	BB: 0	P: 3	S: 5	BB: 0	S: 3	BB: 0	P: 3	S: 5	BB: 0	S: 3	BB: 0	P: 3	S: 5	BB: 0	S: 3	BB: 0	P: 3	S: 5	BB: 0	P: 3	S: 6	BB: 0	S: 6	BB: 0	P: 6	S: 5	BB: 1	P: 9	S: 5	BB: 2	P: 13	S: 5	BB: 0	P: 5	BB: 0	P: 5							

PITCHER	IP	WLS	BF	H	R	ER	SO	BB	IBB	HBP	BLK	WP	HR	S	P	ERA	WHIP
Chuck Stobbs, L (1, 1) ERA: 5.21	4.2	L	21	7	5	5	0	0	0	0	0	0	1	21	21	9.64	1.500
Mickey McDermott, L (5, 1) ERA: 5.57	1.2		9	2	1	1	1	2	0	0	0	0	0	9	17	5.40	2.400
Mel Parnell, L (7, 1) ERA: 3.67	1.2		6	0	0	0	1	1	0	0	0	0	0	7	11	0.00	0.600

BOTTOM

Boston Red Sox @ Cleveland Indians
Cleveland Municipal Stadium, Cleveland, OH
 Wed Sep 20 1950, 3:33 AM EDT
 Unknown

AB	32
R	6
H	9
RBI	6
BB	3
SO	2
LOB	14



WP	HR	S	P	ERA	WHIP
0	0	1	36		

Batter	1	2	3	4	5	6	7	8	9	AB R H RBI BB SO LOB	TOP									
Dom DiMaggio, R (1, 8) OBP: 0.414, SLG: 0.450	0-0 1B		0-0 F9			0-3 K		0-3 K		4 0 1 0 0 2 0	Boston Red Sox @ Cleveland Indians Cleveland Municipal Stadium, Cleveland, OH Wed Sep 20 1950, 3:38 AM EDT Att: 11,852 - Unknown									
6 Johnny Pesky, L (1, 6) OBP: 0.436, SLG: 0.394	0-0 F5		4-0 BB			0-0 1B		0-0 2B		3 0 2 0 1 0 1										
Ted Williams, L (1, 7) OBP: 0.462, SLG: 0.671	0-0 F7		0-3 K			0-3 K		0-0 5-3		4 0 0 0 0 2 4										
Billy Goodman, L (1, 5) OBP: 0.431, SLG: 0.460	0-0 1-3				0-0 4-3		0-0 6-3		0-0 6-3	4 0 0 0 0 0 2										
Walt Dropo, R (1, 3) OBP: 0.378, SLG: 0.603		0-0 6-3			0-3 K		0-0 HR		0-3 K	4 1 1 1 0 2 0										
Bobby Doerr, R (1, 4) OBP: 0.373, SLG: 0.525		0-0 1B			0-0 F2		0-0 F7		0-3 K	4 0 1 0 0 1 0										
Al Zarilla, L (1, 9) OBP: 0.421, SLG: 0.497		0-0 F3			0-3 K		0-0 1-3			3 0 0 0 0 1 1										
Birdie Tebbetts, R (1, 2) OBP: 0.385, SLG: 0.455		0-3 K			0-0 F7		0-0 F8			3 0 0 0 0 1 1										
Joe Dobson, R (1, 1) OBP: 0.316, SLG: 0.246			0-0 F3		0-0 F9			0-0 F5		1 0 0 0 0 0 0										
Ellis Kinder, R (4, 1) OBP: 0.197, SLG: 0.261										1 0 0 0 0 0 0										
Tom Wright, L (8, PH) OBP: 0.357, SLG: 0.387										1 0 0 0 0 0 0										
Walt Masterson, R (8, 1) OBP: 0.174, SLG: 0.159										0 0 0 0 0 0 0										
Inning Stats	R: 0 E: 0 K: 0 S: 4	H: 1 LOB: 1 BB: 0 P: 4	R: 0 E: 0 K: 1 S: 6	H: 1 LOB: 1 BB: 0 P: 6	R: 0 E: 0 K: 1 S: 5	H: 0 LOB: 1 BB: 1 P: 9	R: 0 E: 0 K: 1 S: 5	H: 0 LOB: 0 BB: 0 P: 5	R: 0 E: 0 K: 2 S: 8	H: 1 LOB: 1 BB: 0 P: 8	R: 1 E: 0 K: 0 S: 4	H: 1 LOB: 0 BB: 0 P: 4	R: 0 E: 0 K: 1 S: 6	H: 1 LOB: 1 BB: 0 P: 6	R: 0 E: 0 K: 2 S: 7	H: 0 LOB: 0 BB: 0 P: 7	1B: 3 2B: 1 3B: 0 HR: 1	SF: 0 SAC: 0 DP: 0 HBP: 0	WP: 0 PB: 0 SB: 0 CS: 0	PA: 33
PITCHER Early Wynn, R (1, 1) ERA: 3.3	IP: 9.0 WLS: W BF: 33 H: 5 R: 1 ER: 1 SO: 9 BB: 1 IBB: 0 HBP: 0 BLK: 0 WP: 0 HR: 1 S: 50 P: 54 ERA: 1.00 WHIP: 0.667																			

AB	32
R	1
H	5
RBI	1
BB	1
SO	9
LOB	9



livebaseballscorecards.com

Batter	1	2	3	4	5	6	7	8	9	AB R H RBI BB SO LOB
Dale Mitchell, L (1, 7) OBP: 0.388, SLG: 0.390	0-0 6-3 2B		0-0 L9		0-0 FC6-4 1B		4-0 1B 1-4-3 BB			3 1 2 0 1 0 0
Bob Kennedy, R (1, 9) OBP: 0.359, SLG: 0.423	0-0 L8		0-0 F8		0-0 FC6-4 1-2f		0-0 1-3 2-H 1B 1-4-3 1B			4 1 1 1 0 0 2
Larry Doby, L (1, 8) OBP: 0.447, SLG: 0.556	0-0 6-3 2-3		0-0 F7		0-0 4-3		0-0 1-2 3-H 1-4-3			4 0 0 1 0 0 3
Luke Easter, L (1, 3) OBP: 0.374, SLG: 0.490	0-0 F8			0-0 E3 3B WP		0-0 F3	0-0 2-H 1B			4 1 1 1 0 0 1
Al Rosen, R (1, 5) OBP: 0.403, SLG: 0.542		4-0 HR 1B BB		0-3 K 1-2		0-0 FC5-4 1B	0-3 K			3 0 1 0 1 2 2
Ray Boone, R (1, 6) OBP: 0.403, SLG: 0.442		0-0 1-2 HR 1B		0-0 2-H F7 3B		0-0 F1	0-0 6-3			4 2 2 1 0 0 1
Joe Gordon, R (1, 4) OBP: 0.339, SLG: 0.426		0-0 1-H 2-3 HR		0-0 3-H F7		0-0 1-2f FC5-4	0-0 5-3			4 1 1 3 0 0 1
Jim Hegan, R (1, 2) OBP: 0.290, SLG: 0.377		0-0 6-3		0-0 5-3		0-0 SH1-4 1B	0-0 1-3			4 1 1 0 0 0 0
Early Wynn, S (1, 1) OBP: 0.318, SLG: 0.400		0-0 F6			0-0 F9		0-0 1-2 SH1-4			2 0 0 0 0 0 0

Inning Stats	R: 0 E: 0 K: 0 S: 4	H: 1 LOB: 1 BB: 0 P: 4	R: 2 E: 0 K: 0 S: 4	H: 2 LOB: 0 BB: 1 P: 8	R: 0 E: 0 K: 0 S: 3	H: 0 LOB: 0 BB: 0 P: 3	R: 2 E: 1 K: 1 S: 7	H: 1 LOB: 0 BB: 0 P: 7	R: 0 E: 0 K: 0 S: 4	H: 1 LOB: 1 BB: 0 P: 4	R: 0 E: 0 K: 0 S: 4	H: 1 LOB: 1 BB: 0 P: 4	R: 3 E: 0 K: 1 S: 8	H: 3 LOB: 1 BB: 1 P: 12	R: 0 E: 0 K: 0 S: 3	H: 0 LOB: 0 BB: 0 P: 3	1B: 6 2B: 1 3B: 1 HR: 1	SF: 0 SAC: 1 DP: 0 HBP: 0	WP: 1 PB: 0 SB: 0 CS: 0	PA: 35
--------------	------------------------------	---------------------------------	------------------------------	---------------------------------	------------------------------	---------------------------------	------------------------------	---------------------------------	------------------------------	---------------------------------	------------------------------	---------------------------------	------------------------------	----------------------------------	------------------------------	---------------------------------	----------------------------------	------------------------------------	----------------------------------	--------

PITCHER	IP	WLS	BF	H	R	ER	SO	BB	IBB	HBP	BLK	WP	HR	S	P	ERA	WHIP
Joe Dobson, R (1, 1) ERA: 4.15	3.1	L	15	4	4	2	1	1	0	0	0	1	1	16	20	5.40	1.500
Ellis Kinder, R (4, 1) ERA: 4.31	3.2		17	5	3	3	1	1	0	0	0	0	0	18	22	7.36	1.636
Walt Masterson, R (8, 1) ERA: 5.56	1.0		3	0	0	0	0	0	0	0	0	0	0	3	3	0.00	0.000

BOTTOM

Boston Red Sox @ Cleveland Indians
Cleveland Municipal Stadium, Cleveland, OH

Wed Sep 20 1950, 3:38 AM EDT
Att. 11,852 - Unknown

livebaseballscorecards.com

AB	32
R	7
H	9
RBI	7
BB	2
SO	2
LOB	10




Batter	1	2	3	4	5	6	7	8	9	AB	R	H	RBI	BB	SO	LOB
Dale Mitchell, L (1, 7) OBP: 0.389, SLG: 0.393	0-0 6-3		0-0 F8 1B 2B		0-0 1B SH1-4 1B		0-0 1-3			4	1	2	0	0	0	0
Bob Kennedy, R (1, 9) OBP: 0.359, SLG: 0.421	0-3 K		0-0 F8 2-3		0-0 SH1-4 1-2		4-0 BB			2	0	0	0	1	1	1
Larry Doby, L (1, 8) OBP: 0.447, SLG: 0.554	4-0 HR BB		0-3 K		0-0 2-3 1B		0-0 4-3			3	1	1	0	1	1	2
Luke Easter, L (1, 3) OBP: 0.374, SLG: 0.496	0-0 1-H HR		0-0 FC6-4 1B		0-0 F3		0-0 6-3			4	1	2	3	0	0	2
Al Rosen, R (1, 5) OBP: 0.400, SLG: 0.538	0-0 L9		0-0 FC6-4 1-2f		0-0 1-3		0-0 6-3			4	0	0	0	0	0	3
Ray Boone, R (1, 6) OBP: 0.406, SLG: 0.442		4-0 FC5-4 BB		4-0 BB		0-0 L6-3 1B		0-0 F7		2	0	1	0	2	0	0
Joe Gordon, R (1, 4) OBP: 0.338, SLG: 0.432		0-0 FC5-4 FC4-6 1-2f		0-0 F7		0-0 F8		0-0 HR		4	1	1	1	0	0	3
Jim Hegan, R (1, 2) OBP: 0.288, SLG: 0.374		0-0 F9		0-0 F3		0-0 L6-3 1-2				3	0	0	0	0	0	3
Bob Feller, R (1, 1) OBP: 0.167, SLG: 0.215		0-0 FC4-6 1-2f		0-3 K		0-3 K				3	0	0	0	0	2	2

Inning Stats	R: 2 E: 0 K: 1 S: 6	H: 1 LOB: 0 BB: 1 P: 10	R: 0 E: 0 K: 0 S: 3	H: 0 LOB: 1 BB: 1 P: 7	R: 1 E: 0 K: 1 S: 7	H: 2 LOB: 1 BB: 0 P: 7	R: 0 E: 0 K: 1 S: 5	H: 0 LOB: 1 BB: 1 P: 9	R: 0 E: 0 K: 0 S: 5	H: 2 LOB: 2 BB: 0 P: 5	R: 0 E: 0 K: 0 S: 3	H: 1 LOB: 0 BB: 0 P: 3	R: 0 E: 0 K: 1 S: 5	H: 0 LOB: 1 BB: 1 P: 9	R: 0 E: 0 K: 0 S: 3	H: 0 LOB: 0 BB: 0 P: 3	R: 1 E: 0 K: 0 S: 1	H: 1 LOB: 0 BB: 0 P: 1	1B: 4 2B: 2 3B: 0 HR: 2	SF: 0 SAC: 1 DP: 1 HBP: 0	WP: 0 PB: 0 SB: 0 CS: 0	PA: 34
PITCHER Hal Newhouser, L (1, 1) ERA: 4.48	IP: 8.0 WLS: L BF: 34 H: 7 R: 4 ER: 4 SO: 4 BB: 4 IBB: 0 HBP: 0 BLK: 0 WP: 0 HR: 2 S: 38 P: 54 ERA: 4.50 WHIP: 1.375																					

DETROIT TIGERS @ CLEVELAND INDIANS
CLEVELAND MUNICIPAL STADIUM, CLEVELAND, OH
 Fri Sep 22 1950, 3:33 AM EDT
 Att. 29,909 - Unknown

AB	29
R	4
H	7
RBI	4
BB	4
SO	4
LOB	16



Batter	1	2	3	4	5	6	7	8	9	AB R H RBI BB SO LOB	TOP									
Johnny Lipon, R (1, 6) OBP: 0.383, SLG: 0.367	0-0 G5-4-3 1B		0-0 F7			0-0 6-3		0-0 G4-6-3 1-2f		4 0 1 1 0 0 1										
Jerry Priddy, R (1, 4) OBP: 0.381, SLG: 0.409	0-0 G5-4-3 1-2f		0-3 3-H K			0-0 4-3			0-0 HR	4 1 1 1 0 1 1										
George Kell, R (1, 5) OBP: 0.401, SLG: 0.482	0-0 F3			0-0 6-3			4-0 1B BB		0-0 1-3	3 0 0 0 1 0 0										
Vic Wertz, L (1, 9) OBP: 0.407, SLG: 0.537		0-0 F8		0-0 F6			0-0 1-2 1B		0-0 F7	4 0 1 0 0 0 0										
Hoot Evers, R (1, 7) OBP: 0.411, SLG: 0.563		0-3 K		0-0 F8			0-0 F2		0-3 K	4 0 0 0 0 2 2										
Johnny Groth, R (1, 8) OBP: 0.410, SLG: 0.453		4-0 FC6-4 BB			0-0 4-3		0-0 F9			2 0 0 0 1 0 2										
Don Kolloway, R (1, 3) OBP: 0.334, SLG: 0.395		0-0 FC6-4 1-2f			0-0 F4		0-0 F4			3 0 0 0 0 0 3										
Bob Swift, R (1, 2) OBP: 0.348, SLG: 0.300			0-0 SH5-4 F7 2B		0-0 5-3			0-0 G4-6-3 1B		2 1 1 0 0 0 0										
Aaron Robinson, L (8, PH) OBP: 0.394, SLG: 0.347										1 0 1 0 0 0 0										
Frank House, L (8, 2)										0 0 0 0 0 0 0										
Art Houtteman, R (1, 1) OBP: 0.198, SLG: 0.220			0-0 SH5-4					0-3 K		0 0 0 0 0 0 0										
Hank Borowy, R (4, 1) OBP: 0.154, SLG: 0.154										0 0 0 0 0 0 0										
Dick Kryhoski, L (6, PH) OBP: 0.256, SLG: 0.344										1 0 0 0 0 0 0										
Marlin Stuart, L (6, 1)										0 0 0 0 0 0 0										
Paul Calvert, R (7, 1)										0 0 0 0 0 0 0										
Pat Mullin, L (8, PH) OBP: 0.298, SLG: 0.308										1 0 0 0 0 1 1										
Ray Herbert, R (8, 1) OBP: 0.286, SLG: 0.286										0 0 0 0 0 0 0										
Inning Stats	R: 0 E: 0 K: 0 S: 3	H: 1 LOB: 0 BB: 0 P: 3	R: 0 E: 0 K: 1 S: 5	H: 0 LOB: 1 BB: 1 P: 9	R: 1 E: 0 K: 1 S: 6	H: 1 LOB: 0 BB: 0 P: 6	R: 0 E: 0 K: 0 S: 3	H: 0 LOB: 0 BB: 0 P: 3	R: 0 E: 0 K: 0 S: 3	H: 0 LOB: 0 BB: 0 P: 3	R: 0 E: 0 K: 0 S: 4	H: 1 LOB: 2 BB: 1 P: 8	R: 0 E: 0 K: 1 S: 5	H: 1 LOB: 0 BB: 0 P: 5	R: 1 E: 0 K: 1 S: 6	H: 1 LOB: 0 BB: 0 P: 6	1B: 3 2B: 1 3B: 0 HR: 1	SF: 0 SAC: 1 DP: 2 HBP: 0	WP: 0 PB: 0 SB: 0 CS: 0	PA: 32
PITCHER Mike Garcia, R (1, 1) ERA: 3.89	IP: 9.0 WLS: W BF: 32 H: 5 R: 2 ER: 2 SO: 4 BB: 2 IBB: 0 HBP: 0 BLK: 0 WP: 0 HR: 1 S: 38 P: 46 ERA: 2.00 WHIP: 0.778																			

Detroit Tigers @ Cleveland Indians
Cleveland Municipal Stadium, Cleveland, OH

Sat Sep 23 1950, 3:33 AM EDT
Att: 17,315 - Unknown

livebaseballscorecards.com

AB	29
R	2
H	5
RBI	2
BB	2
SO	4
LOB	10



BOTTOM

Detroit Tigers @ Cleveland Indians
 Cleveland Municipal Stadium, Cleveland, OH

Sat Sep 23 1950, 3:33 AM EDT
 Att. 17,315 - Unknown

livebaseballscorecards.com

AB	32
R	10
H	10
RBI	10
BB	8
SO	2
LOB	14



WP: 0	PA: 40
PB: 0	
SB: 0	
CS: 0	

AB	R	H	RBI	BB	SO	LOB
4	2	0	0	1	0	5
4	2	2	0	1	0	0
3	2	1	4	2	0	1
5	1	1	3	0	0	1
3	0	0	0	1	1	0
4	2	1	0	0	0	2
2	1	2	0	2	0	0
3	0	2	2	1	0	1
4	0	1	1	0	1	4

Batter	1	2	3	4	5	6	7	8	9											
Dale Mitchell, L OBP: 0.387, SLG: 0.390 (1, 7)	0-0 1-3 ①		0-0 FC4 HR BB 1-2f 2-3		0-0 F8 ①		BB 1B BB FC6-4													
Bob Kennedy, R OBP: 0.361, SLG: 0.422 (1, 9)	0-0 4-3 ②		4-0 HR BB 1-2		0-0 F7 ②		0-0 BB 1B 1-2	0-0 G4-6-3 1B												
Larry Doby, L OBP: 0.448, SLG: 0.559 (1, 8)	0-0 4-3 ③		0-0 HR 1-H 2-H 3-H		4-0 BB		4-0 BB 1-2 2-3	0-0 G4-6-3 ① ② 1-2f												
Luke Easter, L OBP: 0.373, SLG: 0.495 (1, 3)		0-0 F8 ①	0-0 F3 ③		0-0 F9 ③		0-0 BB 2B FC6-4 1-H 2-H 3-H	0-0 2-3 ③												
Al Rosen, R OBP: 0.399, SLG: 0.535 (1, 5)		0-0 F7 ②		0-0 F3 ①		0-3 K ①	4-0 BB FC6-4 BB													
Ray Boone, R OBP: 0.405, SLG: 0.443 (1, 6)		0-0 F8 ③		0-0 1B 2B		0-0 1-3 ②	0-0 BB 1B FC6-4 1-2f 2-3													
Joe Gordon, R OBP: 0.344, SLG: 0.435 (1, 4)			0-0 FC4 HR 1B 1B BB	4-0 1B BB		0-0 1B	4-0 1B BB 1-2													
Jim Hegan, R OBP: 0.292, SLG: 0.376 (1, 2)			0-0 FC4 1B 1-2	0-0 6-3 1B 1-3 2-H		0-0 1-3 ③	4-0 1B BB 1-2 2-3 3-H													
Mike Garcia, R OBP: 0.200, SLG: 0.219 (1, 1)			0-3 K ①	0-0 6-3 ③ ③ 1-2			2-3 ①													
Inning Stats	R: 0 E: 0 K: 0 S: 3	H: 0 LOB: 0 BB: 0 P: 3	R: 0 E: 0 K: 0 S: 3	H: 0 LOB: 0 BB: 0 P: 3	R: 4 E: 0 K: 1 S: 8	H: 3 LOB: 0 BB: 1 P: 12	R: 1 E: 0 K: 0 S: 4	H: 2 LOB: 1 BB: 1 P: 8	R: 0 E: 0 K: 0 S: 3	H: 0 LOB: 1 BB: 1 P: 7	R: 0 E: 0 K: 1 S: 6	H: 1 LOB: 1 BB: 0 P: 6	R: 5 E: 0 K: 0 S: 6	H: 3 LOB: 3 BB: 5 P: 26	R: 0 E: 0 K: 0 S: 3	H: 1 LOB: 0 BB: 0 P: 3	1B: 7 2B: 2 3B: 0 HR: 1	SF: 0 SAC: 0 DP: 1 HBP: 0	WP: 0 PB: 0 SB: 0 CS: 0	PA: 40

PITCHER	IP	WLS	BF	H	R	ER	SO	BB	IBB	HBP	BLK	WP	HR	S	P	ERA	WHIP
Art Houtteman, R ERA: 3.52 (1, 1)	3.1	L	17	5	5	5	1	2	0	0	0	0	1	17	25	13.50	2.100
Hank Borowy, R ERA: 5.13 (4, 1)	1.2		5	0	0	0	0	1	0	0	0	0	0	4	8	0.00	0.600
Marlin Stuart, R ERA: 5.09 (6, 1)	1.1		9	3	4	4	1	2	0	0	0	0	0	9	17	27.00	3.750
Paul Calvert, R ERA: 5.66 (7, 1)	0.2		6	1	1	1	0	3	0	0	0	0	0	3	15	13.50	6.000
Ray Herbert, R ERA: 3.15 (8, 1)	1.0		3	1	0	0	0	0	0	0	0	0	0	3	3	0.00	1.000

Batter	1	2	3	4	5	6	7	8	9	10	AB R H RBI BB SO LOB	TOP										
Johnny Lipon, R (1, 6) <small>OBP: 0.385, SLG: 0.372</small>	0-0 5-3	0-0 5-3			4-0 SH3-4 BB		0-0 HR		4-0 BB		3 1 1 1 2 0 1	Detroit Tigers @ Cleveland Indians Cleveland Municipal Stadium, Cleveland, OH Sun Sep 24 1950, 3:33 AM EST Att. 35,092 - Unknown										
George Kell, R (1, 5) <small>OBP: 0.400, SLG: 0.480</small>	4-0 BB BB BB		0-0 1-3		0-0 SH3-4 1-2		0-0 6-3		0-0 1-3		3 0 0 0 1 0 1											
Pat Mullin, L (1, 7) <small>OBP: 0.302, SLG: 0.306</small> Hoot Evers, R (10, 7) <small>OBP: 0.411, SLG: 0.563</small>	4-0 BB BB		0-0 4-3		0-0 F8		0-0 F8		0-0 FC4-6 SH5-3 1B		4 0 1 0 1 0 1 0 0 0 0 0 0 0											
Vic Wertz, L (1, 9) <small>OBP: 0.408, SLG: 0.536</small>	4-0 FC6-4 BB 1-2 2-3		0-0 1B		0-0 4-3		0-3 K		0-0 SH5-3 1-2		3 0 1 0 1 1 1											
Johnny Groth, R (1, 8) <small>OBP: 0.408, SLG: 0.450</small>	0-0 F2		0-0 F8		0-0 F8		0-0 L8		4-0 FC4-6 IBB		4 0 0 0 1 0 4											
Jerry Priddy, R (1, 4) <small>OBP: 0.380, SLG: 0.406</small>	0-0 FC6-4 1-2f		0-0 4-3		4-0 1-3 1B BB		0-3 K		0-0 FC4-6 1-2f 2-3		4 0 0 0 1 1 5											
Don Kolloway, R (1, 3) <small>OBP: 0.335, SLG: 0.395</small>		0-0 3-1		0-0 1B		0-0 1-3 1B		0-0 1-3		0-3 K			5 0 2 0 0 1 2									
Aaron Robinson, L (1, 2) <small>OBP: 0.393, SLG: 0.343</small>		4-0 BB		0-3 K		0-0 1-3 1-2 2-3		0-0 L8			3 0 0 0 1 1 3											
Ted Gray, S (1, 1) <small>OBP: 0.208, SLG: 0.184</small>		0-3 K		0-0 F3		0-0 1-3		0-0 F2			4 0 0 0 0 1 4											
Inning Stats	R: 0 E: 0 K: 0 S: 3	H: 0 LOB: 3 BB: 3 P: 15	R: 0 E: 0 K: 1 S: 5	H: 0 LOB: 1 BB: 1 P: 9	R: 0 E: 0 K: 0 S: 4	H: 1 LOB: 1 BB: 0 P: 4	R: 0 E: 0 K: 1 S: 6	H: 1 LOB: 1 BB: 0 P: 6	R: 0 E: 0 K: 0 S: 3	H: 1 LOB: 2 BB: 1 P: 8	R: 1 E: 0 K: 1 S: 6		H: 1 LOB: 0 BB: 0 P: 6	R: 0 E: 0 K: 1 S: 5	H: 0 LOB: 0 BB: 0 P: 5	R: 0 E: 0 K: 0 S: 3	H: 0 LOB: 1 BB: 1 P: 7	R: 0 E: 0 K: 1 S: 6	H: 1 LOB: 2 BB: 1 P: 10	1B: 4 2B: 0 3B: 0 HR: 1	SF: 0 SAC: 2 DP: 0 HBP: 0	WP: 0 PB: 0 SB: 0 CS: 0
PITCHER Bob Lemon, R (1, 1) <small>ERA: 3.9</small>	IP 10.0 WLS W BF 43 H 5 R 1 ER 1 SO 5 BB 7 IBB 1 HBP 0 BLK 0 WP 0 HR 1 S 45 P 77 ERA 0.90 WHIP 1.200	PITCHER	IP WLS BF H R ER SO BB IBB HBP BLK WP HR S P ERA WHIP																			

livebaseballscorecards.com

AB	33
R	1
H	5
RBI	1
BB	8
SO	5
LOB	22



BOTTOM

Detroit Tigers @ Cleveland Indians
Cleveland Municipal Stadium, Cleveland, OH

Sun Sep 24 1950, 3:33 AM EST
Att: 35,092 - Unknown

livebaseballscorecards.com

AB	35
R	2
H	6
RBI	2
BB	5
SO	8
LOB	21



WP	0	PA	40
PB	0		
SB	1		
CS	0		

AB R H RBI BB SO LOB

4 0 2 0 1 0 0

4 0 0 0 1 0 2

4 0 1 0 1 0 4

5 0 0 1 0 2 7

2 0 0 0 2 0 0

4 0 1 0 0 0 6

4 0 0 0 0 4 1

4 0 0 0 0 1 1

4 2 2 1 0 1 0

1B: 4 SF: 0

2B: 0 SAC: 0

3B: 1 DP: 1

HR: 1 HBP: 0

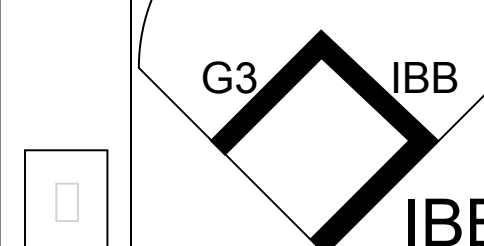
1B: 4 SF: 0

2B: 0 SAC: 0

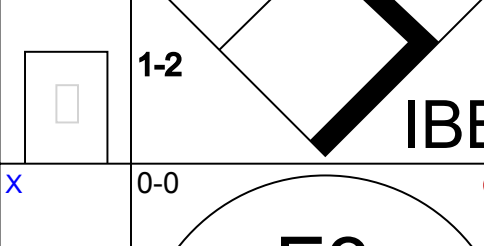
3B: 1 DP: 1

HR: 1 HBP: 0

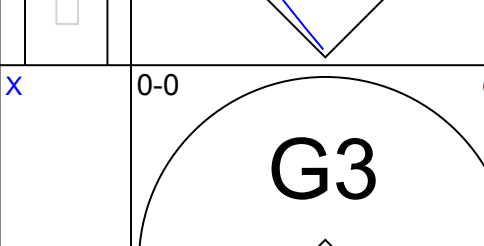
4-0



4-0



0-0



2 0 0 0 2 0 0


0-0



0-0



0-3

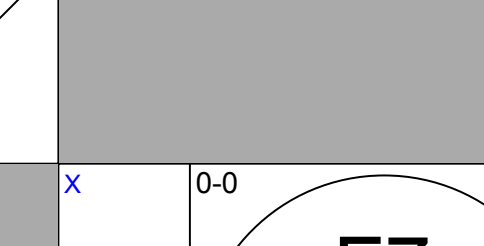


4 0 1 0 0 0 6

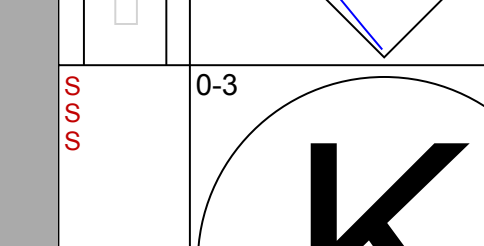
0-0



0-0

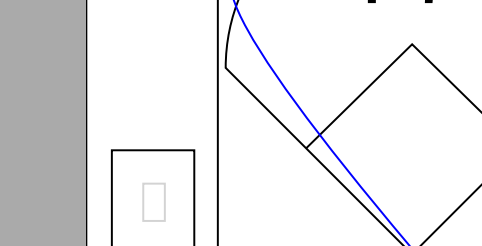


0-0

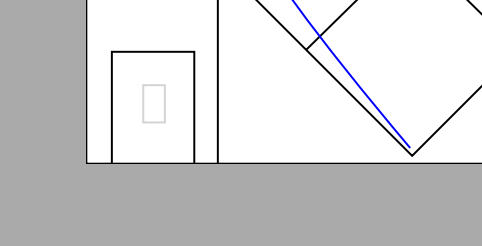


4 0 0 0 0 4 1

0-0



0-0



0-0



4 0 0 0 0 1 1

0-0



0-0




0-0

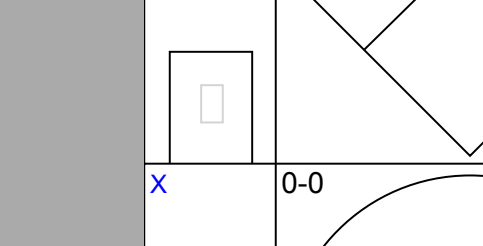


4 2 2 1 0 1 0

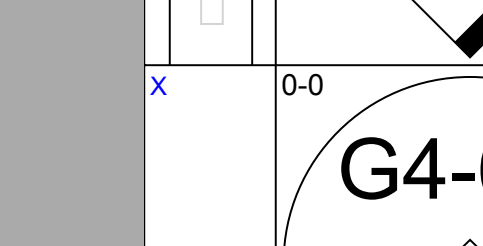
0-0



0-0

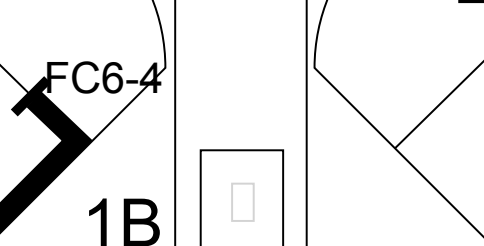


0-0

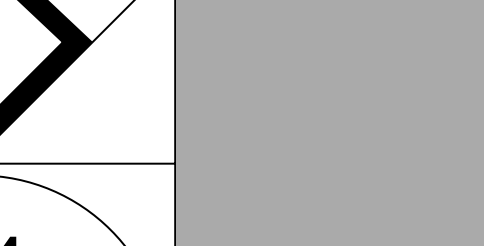


4 0 0 0 0 4 1

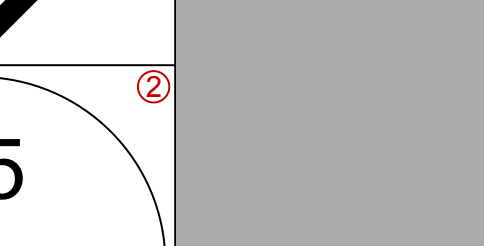
0-0



0-0

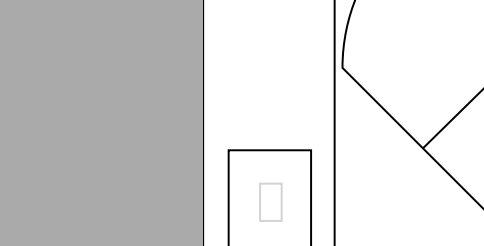


0-0

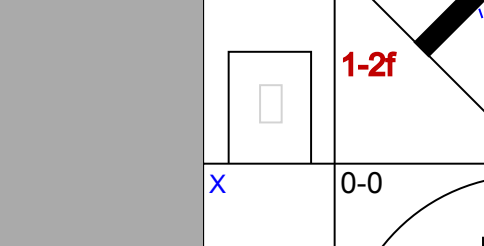


4 0 0 0 0 1 1

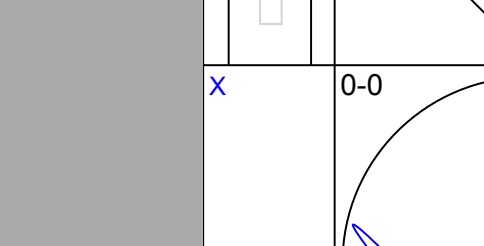
0-0



0-0

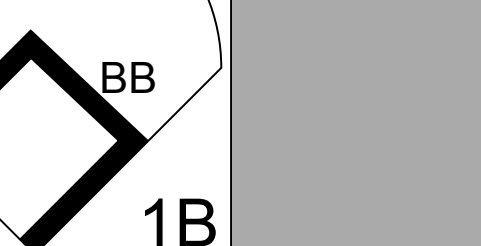


0-0

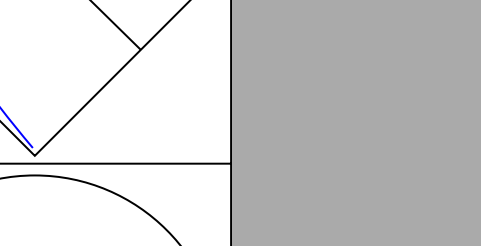


4 2 2 1 0 1 0

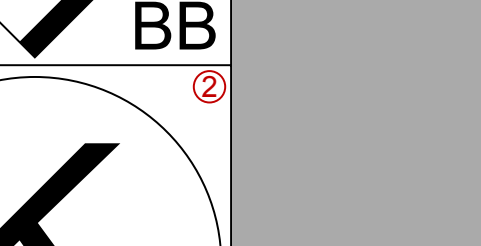
0-0



0-0

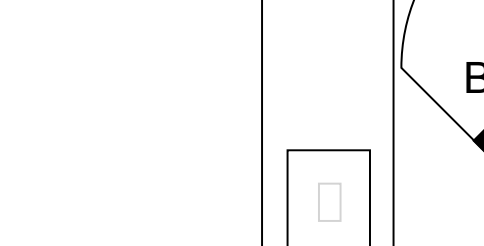


0-0

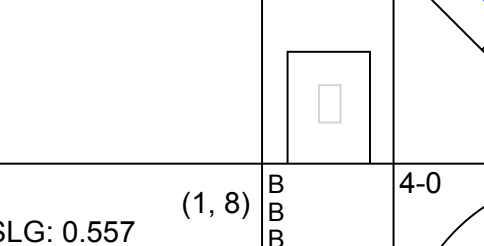


4 0 0 0 0 4 1

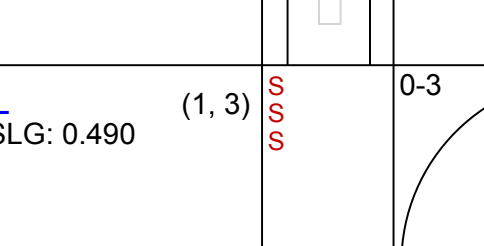
0-0



0-0




0-0

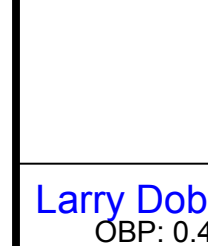


4 0 0 0 0 4 1

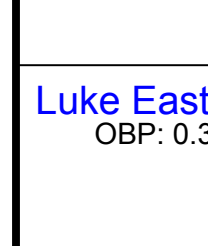
0-0



0-0



0-0



4 0 0 0 0 4 1

1B: 4 SF: 0

2B: 0 SAC: 0

3B: 1 DP: 1

HR: 1 HBP: 0

R: 1 H: 1

E: 0 LOB: 3

K: 0 BB: 2

S: 3 P: 11

R: 0 H: 0

E: 0 LOB: 0

K: 2 BB: 0

S: 7 P: 7

R: 0 H: 0

E: 0 LOB: 0

K: 1 BB: 0

S: 5 P: 5

R: 0 H: 1

E: 0 LOB: 1

K: 1 BB: 0

S: 6 P: 6

R: 0 H: 1

E: 0 LOB: 0

K: 0 BB: 0

S: 3 P: 3

R: 1 H: 1

E: 0 LOB: 0

K: 1 BB: 0

S: 6 P: 6

R: 0 H: 1

E: 1 LOB: 3

K: 0 BB: 1

S: 5 P: 9

R: 0 H: 0

E: 0 LOB: 0

K: 1 BB: 0

S: 5 P: 5

R: 0 H: 1

E: 0 LOB: 3

K: 1 BB: 2

S: 6 P: 14

R: 0 H: 1

E: 0 LOB: 3

K: 1 BB: 2

S: 6 P: 14

R: 0 H: 1

E: 0 LOB: 3

K: 1 BB: 2

S: 6 P: 14

WP: 0 PA: 40

PB: 0

SB: 1

CS: 0

PITCHER IP WLS BF H R ER SO BB IBB HBP BLK WP HR S P ERA WHIP

Ted Gray, L	(1, 1)	9.2		40	6	2	2	8	3	2	0	0	0	1	51	71	1.86	0.931
-------------	--------	-----	--	----	---	---	---	---	---	---	---	---	---	---	----	----	------	-------

PITCHER IP WLS BF H R ER SO BB IBB HBP BLK WP HR S P ERA WHIP

Ted Gray, L	(1, 1)	9.2		40	6	2	2	8	3	2	0	0	0	1	51	71	1.86	0.931
-------------	--------	-----	--	----	---	---	---	---	---	---	---	---	---	---	----	----	------	-------

Dale Mitchell, L

OBP: 0.389, SLG: 0.391

Bob Kennedy, R

OBP: 0.360, SLG: 0.419

Larry Doby, L

OBP: 0.448, SLG: 0.557

Luke Easter, L

OBP: 0.370, SLG: 0.490

Al Rosen, R

OBP: 0.400, SLG: 0.533

Ray Boone, R

OBP: 0.403, SLG: 0.441

Joe Gordon, R

OBP: 0.341, SLG: 0.431

Jim Hegan, R

OBP: 0.290, SLG: 0.373

Bob Lemon, L

OBP: 0.343, SLG: 0.496

Inning Stats

PITCHER IP WLS BF H R ER SO BB IBB HBP BLK WP HR S P ERA WHIP

Ted Gray, L	(1, 1)	9.2		40	6	2	2	8	3	2	0	0	0	1	51	71	1.86	0.931
-------------	--------	-----	--	----	---	---	---	---	---	---	---	---	---	---	----	----	------	-------

Batter	1	2	3	4	5	6	7	8	9	AB R H RBI BB SO LOB	TOP	
Nellie Fox, L (1, 4) OBP: 0.305, SLG: 0.306	0-0 1B 1B		0-0 3-1		0-0 WP 1B			0-0 G1-6-3 1B		4 0 3 0 0 0 0		
Floyd Baker, L (1, 5) OBP: 0.405, SLG: 0.333	0-0 1-2 1B		0-0 F9		0-0 F8			0-0 L4		4 0 1 0 0 0 2		
Dave Philley, S (1, 9) OBP: 0.302, SLG: 0.362	0-3 K			4-0 BB BB		4-0 BB BB		0-0 G1-6-3 1-2f		2 0 0 0 2 1 3		
Eddie Robinson, L (1, 3) OBP: 0.393, SLG: 0.441 Jerry Scala, L (9, PR) OBP: 0.299, SLG: 0.254	0-0 F4		0-0 F6		0-0 F4			0-0 SH1-3 1B 1B		4 0 1 0 0 0 4 0 0 0 0 0 0 0		
Gus Zernial, R (1, 7) OBP: 0.327, SLG: 0.457 Ed McGhee, R (9, PR)	0-3 K		4-0 BB BB		0-3 K			0-0 SH1-3 1B 1B		3 0 1 0 1 2 3 0 0 0 0 0 0 0		
Luke Appling, R (1, 6) OBP: 0.304, SLG: 0.333		0-0 1-3		0-0 F3		0-0 4-3		0-0 SH1-3		3 0 0 0 0 0 3		
Mike McCormick, R (1, 8) OBP: 0.320, SLG: 0.313 Gordon Goldsberry, L (9, PH) OBP: 0.399, SLG: 0.418		0-3 K		0-0 F9			0-0 1-3	0-3 K		3 0 0 0 0 1 2 1 0 0 0 0 1 3		
Gus Niarhos, R (1, 2) OBP: 0.407, SLG: 0.370 Mary Rickert, L (9, PH) OBP: 0.282, SLG: 0.315		0-0 F5			0-0 F7		0-0 5-3	0-3 K		3 0 0 0 0 0 0 1 0 0 0 0 1 3		
Bob Cain, L (1, 1) OBP: 0.234, SLG: 0.230 Luis Aloma, R (8, 1) OBP: 0.071, SLG: 0.071			0-0 1-3		0-0 F8		0-0 F8			3 0 0 0 0 0 0 0 0 0 0 0 0 0		
Inning Stats	R: 0 H: 2 E: 0 LOB: 2 K: 2 BB: 0 S: 9 P: 9	R: 0 H: 0 E: 0 LOB: 0 K: 1 BB: 0 S: 5 P: 5	R: 0 H: 0 E: 0 LOB: 0 K: 0 BB: 0 S: 3 P: 3	R: 0 H: 0 E: 0 LOB: 2 K: 0 BB: 2 S: 3 P: 11	R: 0 H: 1 E: 0 LOB: 1 K: 0 BB: 0 S: 4 P: 4	R: 0 H: 0 E: 0 LOB: 1 K: 1 BB: 1 S: 5 P: 9	R: 0 H: 0 E: 0 LOB: 0 K: 0 BB: 0 S: 3 P: 3	R: 0 H: 1 E: 0 LOB: 0 K: 0 BB: 0 S: 9 P: 3	R: 0 H: 2 E: 0 LOB: 3 K: 2 BB: 0 S: 9 P: 9	1B: 6 SF: 0 2B: 0 SAC: 1 3B: 0 DP: 1 HR: 0 HBP: 0	WP: 1 PA: 35 PB: 0 SB: 0 CS: 0	
PITCHER Early Wynn, R (1, 1) ERA: 3.16	IP WLS BF H R ER SO BB IBB HBP BLK WP HR S P ERA WHIP	9.0 W 35 6 0 0 6 3 0 0 0 1 0 44 56 0.00 1.000										

Chicago White Sox @ Cleveland Indians
Cleveland Municipal Stadium, Cleveland, OH

Tue Sep 26 1950, 3:33 AM EST
Att. 8,870 - Unknown

AB	31
R	0
H	6
RBI	0
BB	3
SO	6
LOB	23



WP: 1	PA: 35
PB: 0	
SB: 0	
CS: 0	

ERA	WHIP

1B	6
2B	0
3B	0
HR	0

SF	0
SAC	1
DP	1
HBP	0

Batter	1	2	3	4	5	6	7	8	9
Dale Mitchell, L (1, 7) OBP: 0.393, SLG: 0.397	0-0 F4		0-0 9-3 1B		4-0 1B 2B BB	0-0 4-3		0-0 1B 1B	
Bob Kennedy, R (1, 9) OBP: 0.360, SLG: 0.416	0-0 L6		0-0 9-3 1-2f		0-0 1B 1B	4-0 BB		0-0 1B 1B	
Larry Doby, L (1, 8) OBP: 0.443, SLG: 0.551	0-3 K			0-0 F4	0-0 1B 2B	0-0 F7		0-0 4-3	
Luke Easter, L (1, 3) OBP: 0.370, SLG: 0.489		0-0 E6 FC6-4		0-0 2B 1B	4-0 1B 7-4 IBB		0-0 F5		
Al Rosen, R (1, 5) OBP: 0.402, SLG: 0.541		0-0 E7 FC6-4 1B		0-0 2B	0-0 1B 7-4 1B		0-0 6-3		
Ray Boone, R (1, 6) OBP: 0.399, SLG: 0.435		0-0 FC6-4 1-2f 3-H		0-3 K	0-0 7-4 1-2f 3-H		0-0 1B		
Bobby Avila, R (1, 4) OBP: 0.372, SLG: 0.351		0-0 F9		0-3 K		0-0 WP 1B 2B		0-3 K	
Jim Hegan, R (1, 2) OBP: 0.290, SLG: 0.372		0-0 F9			0-0 5-3	0-0 4-3 1B 2-H		0-0 F8	
Bob Feller, R (1, 1) OBP: 0.170, SLG: 0.217			0-0 6-3		0-0 1B 1B	0-3 K		0-3 K	

Inning Stats	R: 0	H: 0	E: 0	K: 1	S: 5	R: 1	H: 1	E: 2	K: 0	S: 5	R: 0	H: 1	E: 0	K: 0	S: 3	R: 0	H: 2	E: 0	K: 2	S: 9	R: 5	H: 4	E: 0	K: 0	S: 6	R: 1	H: 2	E: 0	K: 1	S: 7	R: 0	H: 1	E: 0	K: 1	S: 6	R: 0	H: 2	E: 0	K: 1	S: 7	R: 0	H: 2	E: 0	K: 1	S: 7
	LOB: 0	BB: 0	P: 5			LOB: 1	BB: 0	P: 5			LOB: 0	BB: 0	P: 3			LOB: 2	BB: 2	P: 9			LOB: 0	BB: 2	P: 14			LOB: 2	BB: 1	P: 11			LOB: 1	BB: 0	P: 6			LOB: 2	BB: 0	P: 7			LOB: 0	BB: 2	P: 0		

PITCHER	IP	WLS	BF	H	R	ER	SO	BB	IBB	HBP	BLK	WP	HR	S	P	ERA	WHIP
Ray Scarborough, R (1, 1) ERA: 4.94	4.1	L	21	7	5	4	3	1	0	0	0	0	0	26	30	8.31	1.846
Luis Aloma, R (5, 1) ERA: 3.81	2.2		13	4	2	2	2	1	1	0	0	1	0	15	23	6.75	1.875
Howie Judson, R (8, 1) ERA: 4.02	1.0		5	2	0	0	1	0	0	0	0	0	0	7	7	0.00	2.000

BOTTOM

Chicago White Sox @ Cleveland Indians
Cleveland Municipal Stadium, Cleveland, OH

Wed Sep 27 1950, 3:33 AM EST
Att. 5,429 - Unknown

AB	R	H	RBI	BB	SO	LOB
4	1	2	0	1	0	1
4	1	2	1	1	0	1
5	1	1	1	0	1	4
3	2	1	0	1	0	0
4	0	3	2	0	0	0
4	0	1	2	0	1	4
4	1	1	0	0	2	4
4	0	1	1	0	0	1
4	1	1	0	0	2	1

AB	36
R	7
H	13
RBI	7
BB	3
SO	6
LOB	16

C

1B	10	SF	0	WP	1	PA	39
2B	5	SAC	0	PB	0		
3B	0	DP	2	SB	0		
HR	0	HBP	0	CS	0		

PITCHER	IP	WLS	BF	H	R	ER	SO	BB	IBB	HBP	BLK	WP	HR	S	P	ERA	WHIP
Ray Scarborough, R (1, 1) ERA: 4.94	4.1	L	21	7	5	4	3	1	0	0	0	0	0	26	30	8.31	1.846
Luis Aloma, R (5, 1) ERA: 3.81	2.2		13	4	2	2	2	1	1	0	0	1	0	15	23	6.75	1.875
Howie Judson, R (8, 1) ERA: 4.02	1.0		5	2	0	0	1	0	0	0	0	0	0	7	7	0.00	2.000

Batter	1	2	3	4	5	6	7	8	9	AB R H RBI BB SO LOB	TOP											
Dale Mitchell, L OBP: 0.391, SLG: 0.400 (1, 7) (8, 9)	0-0 6-3		4-0 BB		0-0 FC4-5-4 FC5-4		0-0 FC2			3 0 0 1 1 0 3	Cleveland Indians @ Detroit Tigers Briggs Stadium, Detroit, MI Sat Sep 30 1950, 3:33 AM EST Att: 24,178 - Unknown											
Bob Kennedy, R OBP: 0.355, SLG: 0.409 (1, 9) (8, 7)	0-0 F8		0-3 K		0-0 FC5-4		0-0 4-3			4 0 0 0 0 1 6												
Larry Doby, L OBP: 0.441, SLG: 0.546 (1, 8)	0-0 F8		0-3 K			0-0 G3		0-0 F7		4 0 0 0 0 1 3												
Luke Easter, L OBP: 0.372, SLG: 0.486 (1, 3)		0-3 K		0-0 F7		0-0 1B		0-3 K		4 0 1 0 0 2 0												
Al Rosen, R OBP: 0.404, SLG: 0.544 (1, 5)		0-0 F7		0-0 F6		0-0 G5-4-3 1B		0-0 1B		4 0 2 0 0 0 0												
Ray Boone, R OBP: 0.392, SLG: 0.427 (1, 6)		0-0 5-3		0-0 F8		0-0 G5-4-3		0-0 1-3		4 0 0 0 0 0 3												
Bobby Avila, R OBP: 0.383, SLG: 0.382 (1, 4)			4-0 1B BB		0-0 SH1-4 FC4-5-4 1B		0-0 FC2 3B		0-0 6-3	3 1 2 0 1 0 0												
Jim Hegan, R OBP: 0.291, SLG: 0.383 (1, 2)			0-0 F7		0-0 FC4-5-4 SH1-4 1B		0-0 F3		0-0 F9	4 0 1 0 0 0 2												
Mike Garcia, R OBP: 0.224, SLG: 0.231 Joe Gordon, R OBP: 0.340, SLG: 0.429 (9, PH)			0-0 BB 1B		0-0 SH1-4		1-0 FC2 HBP		0-0 F5	1 0 1 0 0 0 0 1 0 0 0 0 0 0												
Inning Stats	R: 0 E: 0 K: 0 S: 3	H: 0 LOB: 0 BB: 0 P: 3	R: 0 E: 0 K: 1 S: 5	H: 0 LOB: 0 BB: 0 P: 5	R: 0 E: 0 K: 2 S: 8	H: 1 LOB: 3 BB: 2 P: 16	R: 0 E: 0 K: 0 S: 3	H: 0 LOB: 0 BB: 0 P: 3	R: 1 E: 0 K: 0 S: 5	H: 2 LOB: 1 BB: 0 P: 5	R: 0 E: 0 K: 0 S: 4	H: 2 LOB: 1 BB: 0 P: 4	R: 0 E: 0 K: 0 S: 4	H: 1 LOB: 2 BB: 0 P: 5	R: 0 E: 0 K: 1 S: 6	H: 1 LOB: 1 BB: 0 P: 6	R: 0 E: 0 K: 0 S: 3	H: 0 LOB: 0 BB: 0 P: 3	1B: 6 2B: 0 3B: 1 HR: 0	SF: 0 SAC: 1 DP: 1 HBP: 1	WP: 0 PB: 0 SB: 0 CS: 0	PA: 36
PITCHER Hal Newhouser, L ERA: 4.34 (1, 1)	IP: 9.0 WLS: W BF: 36 H: 7 R: 1 ER: 1 SO: 4 BB: 2 IBB: 0 HBP: 1 BLK: 0 WP: 0 HR: 0 S: 41 P: 50 ERA: 1.00 WHIP: 1.000											PITCHER	IP: 9.0 WLS: W BF: 36 H: 7 R: 1 ER: 1 SO: 4 BB: 2 IBB: 0 HBP: 1 BLK: 0 WP: 0 HR: 0 S: 41 P: 50 ERA: 1.00 WHIP: 1.000									

AB	32
R	1
H	7
RBI	1
BB	2
SO	4
LOB	17



Batter	1	2	3	4	5	6	7	8	9
Jerry Priddy, R OBP: 0.375, SLG: 0.402 (1, 4)	0-0 L7		0-0 F6			0-0 1-4-3		0-3 K	
George Kell, R OBP: 0.401, SLG: 0.480 (1, 5)	0-3 K			0-0 F2			0-0 SH5-4 1B F9 1B	0-0 1-H 2-H 2B	
Pat Mullin, L OBP: 0.312, SLG: 0.358 (1, 9) (8, 7)	0-0 1-3			0-0 CS 1B			0-0 F9 SH5-4 1-2 1B	0-0 F6	
Hoot Evers, R OBP: 0.409, SLG: 0.556 (1, 7) (8, 8)		0-0 4-3 1B		0-3 K			0-0 SH5-4 1-2 2-3	0-0 6-3	
Johnny Groth, R OBP: 0.407, SLG: 0.453 (1, 8)		0-0 4-3		0-0 CS	0-0 G3		4-0 IBB		
Vic Wertz, L OBP: 0.407, SLG: 0.532 (7, PH)									
Eddie Lake, R (7, PR)									
Dick Kryhoski, L OBP: 0.264, SLG: 0.358 (8, 3)		1-2		1-2					
Don Kolloway, R OBP: 0.333, SLG: 0.388 (1, 3)		0-0 5-3			0-0 F4		0-0 F9		
Charlie Keller, L OBP: 0.453, SLG: 0.569 (7, PH) (8, 9)							2-3 3-H 0-0		
Johnny Lipon, R OBP: 0.380, SLG: 0.370 (1, 6)		0-0 F4			0-0 4-3		0-0 F5		
Joe Ginsberg, L OBP: 0.321, SLG: 0.298 (1, 2)			0-0 6-3			0-0 4-3		0-0 2B 2B	
Neil Berry, R OBP: 0.348, SLG: 0.275 (8, PR)									
Bob Swift, R OBP: 0.350, SLG: 0.303 (9, 2)									
Hal Newhouser, L OBP: 0.228, SLG: 0.203 (1, 1)			0-0 6-3			0-0 5-3		4-0 2B BB	


Inning Stats	R: 0	H: 0	E: 0	K: 1	S: 5	R: 0	H: 1	E: 0	K: 0	S: 4	R: 0	H: 0	E: 0	K: 0	S: 3	R: 0	H: 1	E: 0	K: 1	S: 5	R: 0	H: 0	E: 0	K: 0	S: 3	R: 0	H: 0	E: 0	K: 0	S: 3	R: 1	H: 2	E: 0	K: 0	S: 5	R: 2	H: 2	E: 0	K: 1	S: 7
	LOB: 0	BB: 0	P: 5	LOB: 1	BB: 0	P: 4	LOB: 0	BB: 0	P: 3	LOB: 0	BB: 0	P: 3	LOB: 0	BB: 0	P: 3	LOB: 0	BB: 0	P: 3	LOB: 0	BB: 0	P: 3	LOB: 0	BB: 0	P: 3	LOB: 0	BB: 0	P: 3	LOB: 0	BB: 0	P: 3	LOB: 2	BB: 1	P: 9	LOB: 1	BB: 1	P: 11				

PITCHER	IP	WLS	BF	H	R	ER	SO	BB	IBB	HBP	BLK	WP	HR	S	P	ERA	WHIP
Mike Garcia, R ERA: 3.86 (1, 1)	8.0	L	31	6	3	3	3	1	1	0	0	0	0	35	43	3.38	0.875

BOTTOM

Cleveland Indians @ Detroit Tigers
 Briggs Stadium, Detroit, MI
 Sat Sep 30 1950, 3:33 AM EST
 Att. 24,178 - Unknown

AB	28
R	3
H	6
RBI	3
BB	2
SO	3
LOB	12



1B	4	SF	0	WP	0	PA	32
2B	2	SAC	1	PB	0		
3B	0	DP	0	SB	0		
HR	0	HBP	0	CS	1		

Batter	1	2	3	4	5	6	7	8	9	AB R H RBI BB SO LOB	TOP									
Bobby Avila, R (1, 4) OBP: 0.390, SLG: 0.383	0-0 FC1-6 1B		0-0 F4		0-0 SH5-4		4-0 BB	4-0 BB		2 0 1 0 2 0 0										
Thurman Tucker, L (1, 8) OBP: 0.284, SLG: 0.228	0-0 FC1-6 FC3-6 1-2f BLK		0-0 F8		4-0 BB		0-0 F4	0-0 F7		4 1 0 1 1 0 4										
Allie Clark, R (1, 9) OBP: 0.264, SLG: 0.374	4-0 FC3-6 1-2 BB		0-0 5-3		0-0 F7			4-3		2 0 0 1 1 0 2										
Steve Gromek, S (7, 1) OBP: 0.179, SLG: 0.158								1-3		2 0 0 0 0 0 2										
Herb Conyers, L (1, 3) OBP: 0.400, SLG: 0.667	0-0 FC3-6 BLK 1-2f 2-3			0-3 K	0-0 4-3			0-0 HR	0-0 4-3	5 1 1 1 0 1 4										
Al Rosen, R (1, 5) OBP: 0.405, SLG: 0.543	4-0 BLK 1-2 BB			0-0 5-3		0-0 5-3		0-0 1B 3B 1B	0-0 FC4-6 1B	4 1 2 0 1 0 0										
Ray Boone, R (1, 6) OBP: 0.397, SLG: 0.430	0-0 5-3 1-2 2-3 3-H			0-0 1B		4-0 G6-4-3 BB		0-0 1B 3B 1B	0-0 FC4-6 1B	4 1 3 0 1 0 2										
Jim Lemon, R (1, 7) OBP: 0.243, SLG: 0.294		0-0 G6-4-3 1B		0-3 K		0-0 G6-4-3		0-0 3B 1B	0-0 FC4-6	3 0 1 0 0 1 2										
Luke Easter, L (8, PH) OBP: 0.373, SLG: 0.487								1-2 2-3	1-2f 2-3	1 1 1 0 0 0 0										
Dale Mitchell, L (8, 7) OBP: 0.390, SLG: 0.399										1 0 0 0 0 0 2										
Ray Murray, R (1, 2) OBP: 0.331, SLG: 0.381		0-0 G6-4-3 1-2f			4-0 SH5-4 F7 BB		0-0 5-3	0-0 F7 3B	0-0 F6	4 2 1 3 1 0 3										
Marino Pieretti, R (1, 1) OBP: 0.286, SLG: 0.286							0-3 K	4-0 BB		2 0 1 0 0 0 0										
Larry Doby, L (7, PH) OBP: 0.442, SLG: 0.545			0-0 4-3		0-0 SH5-4 1B			BB		1 0 0 0 1 1 0										
Inning Stats	R: 1 E: 0 K: 0 S: 4	H: 1 LOB: 2 BB: 2 P: 12	R: 0 E: 0 K: 0 S: 3	H: 1 LOB: 0 BB: 0 P: 3	R: 0 E: 0 K: 2 S: 8	H: 1 LOB: 1 BB: 0 P: 8	R: 1 E: 0 K: 0 S: 4	H: 1 LOB: 2 BB: 2 P: 12	R: 0 E: 0 K: 0 S: 2	H: 0 LOB: 0 BB: 1 P: 6	R: 0 E: 0 K: 1 S: 5	H: 0 LOB: 1 BB: 1 P: 9	R: 5 E: 0 K: 0 S: 8	H: 5 LOB: 2 BB: 2 P: 16	R: 0 E: 0 K: 0 S: 5	H: 2 LOB: 2 BB: 0 P: 5	1B: 9 2B: 0 3B: 1 HR: 1	SF: 0 SAC: 1 DP: 2 HBP: 0	WP: 0 PB: 0 SB: 1 CS: 0	PA: 44
PITCHER	IP WLS BF H R ER SO BB IBB HBP BLK WP HR S P ERA WHIP																			
Marlin Stuart, R (1, 1) ERA: 5.56	7.1 L 33 7 5 5 3 6 0 0 0 1 0 1 33 57 6.14 1.773																			
Ray Herbert, R (8, 1) ERA: 3.63	0.0 4 2 1 1 0 2 0 0 0 0 0 0 2 10 ∞ ∞																			
Hal White, R (8, 1) ERA: 4.46	0.2 2 0 1 1 0 0 0 0 0 0 0 0 2 2 13.50 0.000																			
Fred Hutchinson, R (9, 1) ERA: 4.08	1.0 5 2 0 0 0 0 0 0 0 0 0 0 5 5 0.00 2.000																			

Cleveland Indians @ Detroit Tigers
 Briggs Stadium, Detroit, MI
 Sun Oct 01 1950, 3:33 AM EST
 Att: 49,110 - Unknown

livebaseballscorecards.com

AB	35
R	7
H	11
RBI	6
BB	8
SO	3
LOB	21



Batter	1	2	3	4	5	6	7	8	9	AB	R	H	RBI	BB	SO	LOB
Jerry Priddy, R (1, 4) Don Kolloway, R (7, 4) OBP: 0.376, SLG: 0.401 OBP: 0.332, SLG: 0.388	0-0 SH1-3 HR 1B	0-0 F8		0-0 F6		4-0 BB 1-2 BB		0-0 F9		3	1	1	0	1	0	1
George Kell, R (1, 5) Neil Berry, R (7, 5) Joe Ginsberg, L (9, PH) OBP: 0.403, SLG: 0.484 OBP: 0.348, SLG: 0.275 OBP: 0.318, SLG: 0.295	0-0 SH1-3 1-2		0-0 L8 FC6-2 2B		0-0 1B 2B	0-0 F2		0-0 F9		3	1	2	0	0	0	2
Pat Mullin, L (1, 9) OBP: 0.315, SLG: 0.380	0-0 2-H HR		0-0 L8 2-3		0-0 1-3 1B 2-H		0-3 K		0-0 F8	5	1	2	3	0	1	1
Hoot Evers, R (1, 7) OBP: 0.408, SLG: 0.551	4-0 FC1-6 BB		0-0 FC6-2 BB 3-H		0-0 F8 1-2		0-0 F7		0-0 F2	4	0	0	0	1	0	2
Johnny Groth, R (1, 8) OBP: 0.406, SLG: 0.451	0-0 FC1-6 1-2f E		4-0 1-3 BB 1-2		0-0 1-3 1-2		0-0 4-3			3	1	0	0	1	0	2
Dick Kryhoski, L (1, 3) OBP: 0.258, SLG: 0.349	0-0 E7 1-H		0-0 F8		0-0 4-3				0-0 F9	4	0	0	0	0	0	3
Johnny Lipon, R (1, 6) OBP: 0.378, SLG: 0.368	0-0 F4								0-0 F9	4	0	0	0	0	0	1
Frank House, L (1, 2) OBP: 0.400, SLG: 0.600									0-0 F7	4	1	2	0	0	0	0
Marlin Stuart, L (1, 1) Ray Herbert, R (8, 1) Hal White, R (8, 1) Vic Wertz, L (8, PH) Fred Hutchinson, L (9, 1) OBP: 0.154, SLG: 0.083 OBP: 0.286, SLG: 0.286 OBP: 0.121, SLG: 0.182 OBP: 0.408, SLG: 0.533 OBP: 0.407, SLG: 0.400									0-0 F7	3	0	1	0	0	0	1
									0-0 F8	0	0	0	0	0	0	0
									0-0 1B 2B	0	0	0	0	0	0	0
									0-0 1B	1	0	1	1	0	0	0
									0-0 1B	0	0	0	0	0	0	0

Inning Stats	R: 3	H: 2	E: 1	K: 0	S: 6	LOB: 1	BB: 1	P: 10	R: 0	H: 0	E: 0	K: 0	S: 3	LOB: 0	BB: 0	P: 3	R: 0	H: 1	E: 0	K: 0	S: 4	LOB: 2	BB: 1	P: 8	R: 0	H: 1	E: 1	K: 0	S: 4	LOB: 1	BB: 0	P: 4	R: 1	H: 2	E: 0	K: 0	S: 5	LOB: 1	BB: 0	P: 5	R: 0	H: 1	E: 0	K: 0	S: 4	LOB: 2	BB: 1	P: 8	R: 0	H: 0	E: 0	K: 1	S: 5	LOB: 0	BB: 0	P: 5	R: 1	H: 2	E: 0	K: 0	S: 5	LOB: 1	BB: 0	P: 5	R: 0	H: 0	E: 0	K: 0	S: 3	LOB: 0	BB: 0	P: 3	1B: 5	SF: 0	2B: 3	SAC: 1	3B: 0	DP: 0	HR: 1	HBP: 0	WP: 0	PA: 40
--------------	------	------	------	------	------	--------	-------	-------	------	------	------	------	------	--------	-------	------	------	------	------	------	------	--------	-------	------	------	------	------	------	------	--------	-------	------	------	------	------	------	------	--------	-------	------	------	------	------	------	------	--------	-------	------	------	------	------	------	------	--------	-------	------	------	------	------	------	------	--------	-------	------	------	------	------	------	------	--------	-------	------	-------	-------	-------	--------	-------	-------	-------	--------	-------	--------

PITCHER	IP	WLS	BF	H	R	ER	SO	BB	IBB	HBP	BLK	WP	HR	S	P	ERA	WHIP
Marino Pieretti, R (1, 1) ERA: 4.37	6.0		29	7	4	3	0	3	0	0	0	0	1	26	38	4.50	1.667
Steve Gromek, R (7, 1) ERA: 3.65	3.0	W	11	2	1	1	1	0	0	0	0	0	0	13	13	3.00	0.667

BOTTOM

Cleveland Indians @ Detroit Tigers
Briggs Stadium, Detroit, MI
Sun Oct 01 1950, 3:33 AM EST
Att. 49,110 - Unknown

livebaseballscorecards.com

AB	36
R	5
H	9
RBI	4
BB	3
SO	1
LOB	14

