



Cleveland Indians - 1950

Batter	1	2	3	4	5	6	7	8	9	10	AB	R	H	RBI	BB	SO	LOB	TOP	
Johnny Lipon, R OBP: 0.167, SLG: 0.333 (1, 6)	0-0 2B		0-0 F8			0-0 5-3	0-0 1-3	0-0 FC5-4		0-0 F7	6	0	1	1	0	0	4	Detroit Tigers @ Cleveland Indians Cleveland Municipal Stadium, Cleveland, OH Tue Apr 18 1950, 3:33 AM EST Att: 65,744 - Unknown livebaseballscorecards.com AB 41 R 7 H 10 RBI 6 BB 6 SO 3 LOB 20 	
Jerry Priddy, R OBP: 0.333, SLG: 0.200 (1, 4)	0-3 K		0-0 6-3			0-0 2B 4-3 1B		4-0 2B BB	0-0 5-3	0-0 5-3	5	2	1	0	1	1	3		
George Kell, R OBP: 0.400, SLG: 0.500 (1, 5)	4-0 BB					0-0 5-3		0-0 F7	0-0 F8		4	0	1	0	1	0	1		
Vic Wertz, L OBP: 0.400, SLG: 0.500 (1, 9)	0-3 K					0-0 F8		0-0 4-3 E	4-0 BB		4	1	1	2	1	1	3		
Pat Mullin, L (1, 7)	0-0 G3					0-0 F8		0-0 4-3	0-0 5-3		4	0	0	0	1	0	4		
Johnny Groth, R (1, 8)		0-0 6-3				0-0 6-3		0-0 E4 2B		0-0 4-3	5	1	0	0	0	1	2		
Dick Kryhoski, L OBP: 0.600, SLG: 0.800 (1, 3)		0-0 1-3				0-0 1B		0-0 G3	0-0 4-3 E	0-0 1B	5	2	3	1	0	0	0		
Aaron Robinson, L OBP: 0.600, SLG: 1.250 Paul Campbell, L (10, PR) Bob Swift, R (10, 2)		0-0 F9				0-0 1B		4-0 HR	4-0 1B IBB	0-0 E3 BB	4	1	2	1	1	0	1		
Fred Hutchinson, L OBP: 0.250, SLG: 0.250 Art Houtteman, R (8, 1) Charlie Keller, L (10, PH) Paul Calvert, R (10, 1)			0-0 3-1			0-0 G6-4-3		0-0 4-3	0-0 FC5-4	4-0 1-2 BB	4	0	1	1	0	0	2		
						0-0 G6-4-3		0-0 1-2		0-0 1-2 BB	0	0	0	0	0	0	0		
Inning Stats	R: 0 E: 0 K: 2 S: 8	H: 1 LOB: 2 BB: 1 P: 12	R: 0 E: 0 K: 0 S: 3	H: 0 LOB: 0 BB: 0 P: 3	R: 0 E: 0 K: 0 S: 3	H: 0 LOB: 0 BB: 0 P: 3	R: 0 E: 0 K: 0 S: 4	H: 2 LOB: 1 BB: 0 P: 4	R: 1 E: 0 K: 0 S: 7	H: 1 LOB: 0 BB: 0 P: 4	R: 4 E: 1 K: 0 S: 7	H: 3 LOB: 2 BB: 2 P: 15	R: 0 E: 0 K: 0 S: 3	H: 0 LOB: 1 BB: 1 P: 7	R: 1 E: 1 K: 0 S: 5	H: 1 LOB: 2 BB: 1 P: 9	1B: 5 2B: 4 3B: 0 HR: 1	SF: 0 SAC: 0 DP: 1 HBP: 0	WP: 0 PA: 47 PB: 0 SB: 0 CS: 0
PITCHER	IP 7.2	WLS 36	H 9	R 6	ER 3	SO 3	BB 3	IBB 0	HBP 0	BLK 0	WP 0	HR 1	S 38	P 54	ERA 3.52	WHIP 1.565			
PITCHER	IP 2.1	WLS L	H 1	R 1	ER 0	SO 0	BB 2	IBB 0	HBP 0	BLK 0	WP 0	HR 0	S 9	P 17	ERA 0.00	WHIP 1.286			

Batter	1	2	3	4	5	6	7	8	9	10	AB	R	H	RBI	BB	SO	LOB	BOTTOM					
Dale Mitchell, L OBP: 0.633, SLG: 1.333 (1, 7)	0-0 HR 1B			0-0 1B 1B		0-0 3B		0-0 2B		0-0 FC1-6	6	2	5	0	0	0	1	Detroit Tigers @ Cleveland Indians Cleveland Municipal Stadium, Cleveland, OH Tue Apr 18 1950, 3:33 AM EST Att: 65,744 - Unknown livebaseballscorecards.com AB 45 R 6 H 16 RBI 6 BB 3 SO 3 LOB 16 					
Larry Doby, L OBP: 0.500, SLG: 1.000 (1, 8)	0-0 HR	0-0 F7		0-0 1B 1B		0-0 F5		4-0 IBB		0-0 F8	5	1	2	3	1	0	4						
Mickey Vernon, L OBP: 0.167, SLG: 0.167 (1, 3)	0-0 F5		0-0 F6	0-0 1B		0-0 F7		0-0 1-3		0-0 4-3	6	0	1	1	0	0	3						
Luke Easter, L OBP: 0.250, SLG: 0.250 Bob Kennedy, R (8, 9)	0-0 1B		0-0 F4	0-0 F4		0-0 F9		0-0 F9		0-0 F9	4	0	1	0	0	0	2						
Joe Gordon, R (1, 4)	0-3 K		4-0 BB		0-3 K		0-0 F2		0-0 F7		4	0	0	0	1	2	1						
Lou Boudreau, R OBP: 0.400, SLG: 0.600 (1, 6)	0-0 F7		0-0 4-3		0-0 F9		0-0 HR 1B		0-0 2B		5	1	2	0	0	0	2						
Al Rosen, R OBP: 0.400, SLG: 1.000 (1, 5)		0-0 5-3		0-0 F7	0-3 K		0-0 HR 1B		4-0 BB		4	1	1	2	1	1	0						
Jim Hegan, R OBP: 0.400, SLG: 0.600 (1, 2)		0-0 1B 2B		0-0 F8		0-0 1B		0-0 6-3		0-0 F9	5	0	2	0	0	0	2						
Bob Lemon, L OBP: 0.333, SLG: 0.333 Jesse Flores, R (8, 1) Herb Conyers, L (10, PH) Thurman Tucker, L (10, PR)		0-0 F7		0-0 1B 1B		0-0 F8		0-0 6-3		0-0 FC1-6	3	1	1	0	0	0	1						
											1	0	0	0	0	0	0						
Inning Stats	R: 2 E: 0 K: 1 S: 8	H: 3 LOB: 1 BB: 0 P: 8	R: 0 E: 0 K: 0 S: 5	H: 2 LOB: 2 BB: 0 P: 5	R: 0 E: 0 K: 0 S: 3	H: 0 LOB: 1 BB: 1 P: 7	R: 2 E: 0 K: 0 S: 7	H: 4 LOB: 2 BB: 0 P: 7	R: 0 E: 0 K: 2 S: 7	H: 0 LOB: 0 BB: 0 P: 7	R: 0 E: 0 K: 0 S: 4	H: 2 LOB: 1 BB: 0 P: 4	R: 0 E: 0 K: 0 S: 3	H: 0 LOB: 0 BB: 0 P: 3	R: 2 E: 0 K: 0 S: 6	H: 3 LOB: 2 BB: 1 P: 10	R: 0 E: 0 K: 0 S: 4	H: 1 LOB: 2 BB: 1 P: 8	R: 0 E: 0 K: 0 S: 4	H: 1 LOB: 1 BB: 0 P: 4	1B: 10 2B: 3 3B: 1 HR: 2	SF: 0 SAC: 0 DP: 0 HBP: 0	WP: 0 PA: 48 PB: 0 SB: 0 CS: 0
PITCHER	IP 7.0	WLS 34	H 13	R 6	ER 6	SO 3	BB 1	IBB 0	HBP 0	BLK 0	WP 0	HR 2	S 39	P 43	ERA 7.71	WHIP 2.000							
PITCHER	IP 2.0	WLS W	H 2	R 0	ER 0	SO 0	BB 1	IBB 1	HBP 0	BLK 0	WP 0	HR 0	S 8	P 16	ERA 0.00	WHIP 1.500							
PITCHER	IP 1.0	WLS S	H 1	R 0	ER 0	SO 0	BB 0	IBB 0	HBP 0	BLK 0	WP 0	HR 0	S 4	P 4	ERA 0.00	WHIP 1.000							

Batter	1	2	3	4	5	6	7	8	9	AB	R	H	RBI	BB	SO	LOB	TOP					
Johnny Lipon, R OBP: 0.222, SLG: 0.444	F8	SH1-3					F3			3	0	1	2	0	0	0	Detroit Tigers @ Cleveland Indians Cleveland Municipal Stadium, Cleveland, OH Thu Apr 20 1950, 3:33 AM EST Att: 4,964 - Unknown					
Jerry Priddy, R OBP: 0.300, SLG: 0.222	BB 2B	K		K			4-3			4	1	1	0	0	2	2						
George Kell, R OBP: 0.333, SLG: 0.286	BB 2B			F7			1-3		F7	3	1	0	0	1	0	0						
Vic Wertz, L OBP: 0.333, SLG: 0.375	F5			F7			F7			4	0	1	0	0	0	2						
Pat Mullin, L OBP: 0.222, SLG: 0.250	BB 1B			K			F5		L8	4	1	1	2	0	1	1						
Johnny Groth, R OBP: 0.111, SLG: 0.111	BB 1B						E1		5-3	4	0	1	1	0	0	1						
Dick Kryhoski, L OBP: 0.444, SLG: 0.500	K			FC3-6			F2			3	1	0	0	1	1	2						
Joe Ginsberg, L OBP: 0.500, SLG: 0.333				FC3-6			G4-6-3		G3	3	1	1	0	1	0	1						
Ted Gray, S	FC1-6			K			K		F3	4	0	0	0	0	2	3						
Inning Stats	R: 3 E: 0 K: 1 S: 8	H: 3 LOB: 1 BB: 1 P: 12	R: 0 E: 0 K: 1 S: 5	H: 0 LOB: 1 BB: 1 P: 9	R: 0 E: 0 K: 1 S: 5	H: 0 LOB: 0 BB: 0 P: 5	R: 2 E: 1 K: 2 S: 10	H: 2 LOB: 1 BB: 0 P: 10	R: 0 E: 0 K: 0 S: 3	H: 0 LOB: 0 BB: 0 P: 3	R: 0 E: 0 K: 1 S: 5	H: 0 LOB: 0 BB: 0 P: 5	R: 0 E: 0 K: 0 S: 4	H: 1 LOB: 1 BB: 0 P: 4	R: 0 E: 0 K: 0 S: 3	H: 0 LOB: 0 BB: 0 P: 3		1B: 4 2B: 2 3B: 0 HR: 0	SF: 0 SAC: 1 DP: 1 HBP: 0	WP: 0 PB: 0 SB: 0 CS: 0	PA: 36	
PITCHER	IP	WLS	BF	H	R	ER	SO	BB	IBB	HBP	BLK	WP	HR	S	P	ERA	WHIP					
Early Wynn, R ERA: 6.75	(1, 1)	4.0	L	20	5	5	3	5	2	0	0	0	0	0	28	36	6.75	1.750				
Marino Pieretti, R ERA:	(5, 1)	3.0		9	0	0	0	1	1	0	0	0	0	0	10	14	0.00	0.333				
Al Benton, R ERA:	(8, 1)	2.0		7	1	0	0	0	0	0	0	0	0	0	7	7	0.00	0.500				

Batter	1	2	3	4	5	6	7	8	9	AB	R	H	RBI	BB	SO	LOB	BOTTOM				
Dale Mitchell, L OBP: 0.700, SLG: 1.200	F8 4-3		K				4-3			4	1	2	0	0	1	2	Detroit Tigers @ Cleveland Indians Cleveland Municipal Stadium, Cleveland, OH Thu Apr 20 1950, 3:33 AM EST Att: 4,964 - Unknown				
Larry Doby, L OBP: 0.300, SLG: 0.556	BB 2B		G3				4-3			4	0	0	0	0	0	3					
Mickey Vernon, L OBP: 0.100, SLG: 0.100	4-3		6-3				K		G1	4	0	0	1	0	1	1					
Luke Easter, L OBP: 0.250, SLG: 0.375	F7						F5		K	4	0	1	0	0	1	0					
Joe Gordon, R			K				L7		F5	4	0	0	0	0	1	1					
Lou Boudreau, R Ray Boone, R (9, FR)			L9				L4		L4	2	0	0	0	1	0	1					
Al Rosen, R OBP: 0.444, SLG: 1.125			F9				F4		BB	0	1	0	0	0	0	0					
Ray Murray, R OBP: 0.250, SLG: 0.500							BB		HR	4	1	2	2	0	0	1					
Early Wynn, S							WP		HR	4	1	1	0	0	1	2					
Marino Pieretti, R							2B		F2	1	0	0	0	0	1	2					
Allie Clark, R (7, PH)							K		F8	1	0	0	0	0	1	0					
Al Benton, R (8, 1)							G3		F8	1	0	0	0	0	0	1					
Bob Kennedy, R (9, PH)							BB		F8	1	0	0	0	0	0	1					
Inning Stats	R: 1 E: 0 K: 0 S: 4	H: 1 LOB: 0 BB: 0 P: 4	R: 0 E: 0 K: 1 S: 5	H: 0 LOB: 0 BB: 0 P: 5	R: 1 E: 0 K: 1 S: 6	H: 1 LOB: 1 BB: 1 P: 10	R: 0 E: 0 K: 0 S: 3	H: 0 LOB: 1 BB: 1 P: 7	R: 0 E: 0 K: 1 S: 6	H: 1 LOB: 1 BB: 0 P: 6	R: 0 E: 0 K: 1 S: 6	H: 1 LOB: 1 BB: 0 P: 6	R: 0 E: 0 K: 1 S: 5	H: 0 LOB: 0 BB: 0 P: 5	R: 2 E: 0 K: 0 S: 4	H: 1 LOB: 1 BB: 0 P: 5	1B: 1 2B: 4 3B: 0 HR: 1	SF: 0 SAC: 0 DP: 0 HBP: 1	WP: 3 PB: 0 SB: 0 CS: 0	PA: 36	
PITCHER	IP	WLS	BF	H	R	ER	SO	BB	IBB	HBP	BLK	WP	HR	S	P	ERA	WHIP				
Ted Gray, L ERA: 4.0	(1, 1)	9.0	W	36	6	4	4	6	2	0	1	0	1	45	54	4.00	0.889				

Batter	1	2	3	4	5	6	7	8	9	AB	R	H	RBI	BB	SO	LOB	TOP										
Lou Boudreau, R OBP: 0.429, SLG: 0.417 (1, 6)										5	1	2	1	0	0	2	Cleveland Indians @ St. Louis Browns Sportsman's Park, St. Louis, MO Sat Apr 22 1950, 4:33 AM EST Att: 10,166 - Unknown										
Mickey Vernon, L OBP: 0.200, SLG: 0.200 (1, 3)										5	0	2	2	0	0	1											
Dale Mitchell, L OBP: 0.533, SLG: 0.867 (1, 7)										5	0	1	0	0	0	2											
Luke Easter, L OBP: 0.417, SLG: 0.400 Bob Kennedy, R (8, 9)										2	1	1	1	2	0	0											
Joe Gordon, R OBP: 0.154, SLG: 0.083 (1, 4)										4	1	1	0	0	0	4											
Larry Doby, L OBP: 0.429, SLG: 0.583 (1, 8)										3	1	2	2	1	1	0											
Al Rosen, R OBP: 0.462, SLG: 0.909 (1, 5)										3	1	1	0	1	0	1											
Jim Hegan, R OBP: 0.222, SLG: 0.333 (1, 2)										4	0	0	0	0	0	5											
Bob Feller, R (1, 1)										3	1	0	0	1	1	1											
Inning Stats	R: 0 E: 0 K: 0 S: 3	H: 1 LOB: 0 BB: 0 P: 3	R: 5 E: 1 K: 0 S: 9	H: 6 LOB: 3 BB: 2 P: 17	R: 0 E: 0 K: 0 S: 4	H: 1 LOB: 1 BB: 0 P: 4	R: 0 E: 0 K: 0 S: 3	H: 0 LOB: 0 BB: 0 P: 3	R: 0 E: 0 K: 0 S: 4	H: 0 LOB: 0 BB: 0 P: 8	R: 0 E: 0 K: 0 S: 3	H: 0 LOB: 0 BB: 0 P: 3	R: 0 E: 0 K: 0 S: 3	H: 0 LOB: 2 BB: 0 P: 11	R: 1 E: 1 K: 1 S: 6	H: 1 LOB: 0 BB: 0 P: 6		1B: 10 2B: 0 3B: 0 HR: 0	SF: 0 SAC: 0 DP: 3 HBP: 0	WP: 1 PB: 0 SB: 0 CS: 0	PA: 39						
PITCHER	IP	WLS	BF	H	R	ER	SO	BB	IBB	HBP	BLK	WP	HR	S	P	ERA	WHIP										
Stubby Overmire, L ERA: 27.0 (1, 1)	1.0	L	6	4	3	3	0	0	0	0	0	0	0	6	6	27.00	4.000										
Tommy Fine, R ERA: 3.0 (2, 1)	6.0		24	5	2	2	1	3	0	0	0	0	0	23	35	3.00	1.333										
Bill Kennedy, L ERA: (8, 1)	2.0		9	1	1	0	1	2	0	0	0	1	0	9	17	0.00	1.500										
Batter	1	2	3	4	5	6	7	8	9	AB	R	H	RBI	BB	SO	LOB	BOTTOM										
Tom Upton, R OBP: 0.444, SLG: 0.286 (1, 6)										3	0	1	1	1	1	0	Cleveland Indians @ St. Louis Browns Sportsman's Park, St. Louis, MO Sat Apr 22 1950, 4:33 AM EST Att: 10,166 - Unknown										
Dick Kokos, L OBP: 0.214, SLG: 0.385 (1, 7)										3	0	0	0	1	1	2											
Roy Sievers, R OBP: 0.143, SLG: 0.077 (1, 8)										4	0	0	0	0	1	3											
Don Lenhardt, R OBP: 0.571, SLG: 0.909 (1, 3)										2	0	0	0	2	2	1											
Ken Wood, R OBP: 0.429, SLG: 0.545 (1, 9)										3	0	0	0	1	1	3											
Sherm Lollar, R OBP: 0.615, SLG: 1.300 (1, 2)										4	1	2	1	0	0	1											
Frankie Gustine, R OBP: 0.182, SLG: 0.182 (1, 5)										3	0	0	0	0	1	2											
Ray Coleman, L OBP: 1.000, SLG: 1.000 (9, PH)										1	0	1	0	0	0	0											
Owen Friend, R OBP: 0.455, SLG: 0.333 (1, 4)										4	0	0	0	0	0	2											
Stubby Overmire, R (1, 1)										0	0	0	0	0	0	0											
Tommy Fine, S OBP: 0.500, SLG: 1.000 (2, 1)										2	1	1	0	0	1	0											
Hank Arft, L (7, PH)										1	0	0	0	0	0	1											
Bill Kennedy, L (8, 1)										0	0	0	0	0	0	0											
Billy DeMars, R (9, PH)										1	0	0	0	0	0	0											
Inning Stats	R: 0 E: 0 K: 1 S: 5	H: 0 LOB: 1 BB: 1 P: 9	R: 0 E: 0 K: 1 S: 5	H: 0 LOB: 0 BB: 0 P: 5	R: 1 E: 0 K: 0 S: 5	H: 2 LOB: 1 BB: 0 P: 5	R: 0 E: 0 K: 2 S: 7	H: 0 LOB: 1 BB: 1 P: 11	R: 0 E: 0 K: 2 S: 7	H: 0 LOB: 0 BB: 0 P: 7	R: 0 E: 0 K: 1 S: 5	H: 0 LOB: 1 BB: 1 P: 9	R: 0 E: 0 K: 0 S: 4	H: 1 LOB: 1 BB: 0 P: 4	R: 0 E: 0 K: 1 S: 5	H: 0 LOB: 2 BB: 2 P: 13	R: 1 E: 0 K: 0 S: 4	H: 2 LOB: 0 BB: 0 P: 4	1B: 2 2B: 2 3B: 0 HR: 1	SF: 0 SAC: 0 DP: 1 HBP: 0	WP: 0 PB: 0 SB: 0 CS: 0	PA: 36					
PITCHER	IP	WLS	BF	H	R	ER	SO	BB	IBB	HBP	BLK	WP	HR	S	P	ERA	WHIP										
Bob Feller, R ERA: 2.0 (1, 1)	9.0	W	36	5	2	2	8	5	0	0	0	0	1	47	67	2.00	1.111										

AB	34
R	6
H	10
RBI	6
BB	5
SO	2
LOB	16




AB	31
R	2
H	5
RBI	2
BB	5
SO	8
LOB	15



Batter	1	2	3	4	5	6	7	8	9	AB	R	H	RBI	BB	SO	LOB	TOP								
Lou Boudreau, R OBP: 0.400, SLG: 0.389	F8		BB 1B		FC3-6 1B	F9		6-3	F9	6	0	2	1	0	0	2	Cleveland Indians @ St. Louis Browns Sportsman's Park, St. Louis, MO Sun Apr 23 1950, 4:33 AM EST Unknown								
Mickey Vernon, L OBP: 0.200, SLG: 0.158	K		FC6-4 BB		FC3-6 BB E	E6 1B		F9		4	2	0	1	1	1										
Dale Mitchell, L Thurman Tucker, L	6-3		FC6-4		E4 BB BB HBP			G3		5	1	1	1	0	0	3									
Luke Easter, L Bob Kennedy, R					G5-4-3 BB	HBP BB BB			L7	3	1	1	0	2	0	1									
Joe Gordon, R	F7				G5-4-3	BB HBP BB		K		4	0	1	1	1	1	2									
Larry Doby, L					6-3	BB HBP		CS BB		3	1	2	1	1	0	0									
Al Rosen, R	G6-4-3				F7	BB		2B BB		3	2	1	1	2	0	2									
Jim Hegan, R			F7			BB		E BLK 1B		4	1	1	1	1	1	4									
Bob Lemon, L			4-3		1B FC3-6 BB	F5		1-3 BLK 1B		4	1	1	1	1	0	1									
Inning Stats	R: 0 E: 0 K: 1 S: 5	H: 0 LOB: 0 BB: 0 P: 5	R: 0 E: 0 K: 0 S: 4	H: 2 LOB: 1 BB: 0 P: 4	R: 0 E: 0 K: 0 S: 4	H: 1 LOB: 2 BB: 1 P: 8	R: 0 E: 0 K: 0 S: 2	H: 0 LOB: 0 BB: 1 P: 6	R: 5 E: 1 K: 1 S: 7	H: 1 LOB: 3 BB: 5 P: 28	R: 1 E: 0 K: 0 S: 5	H: 1 LOB: 1 BB: 0 P: 5	R: 1 E: 0 K: 1 S: 5	H: 1 LOB: 1 BB: 2 P: 13	R: 0 E: 0 K: 0 S: 3	H: 0 LOB: 0 BB: 0 P: 3		R: 2 E: 1 K: 0 S: 7	H: 4 LOB: 2 BB: 0 P: 7	1B: 9 2B: 1 3B: 0 HR: 0	SF: 0 SAC: 0 DP: 2 HBP: 1	WP: 0 PB: 0 SB: 0 CS: 1	PA: 46		
PITCHER	IP	WLS	BF	H	R	ER	SO	BB	IBB	HBP	BLK	WP	HR	S	P	ERA	WHIP								
Ed Albrecht, R ERA: 3.86	(1, 1)	4.2	23	4	5	2	1	6	0	0	0	0	0	19	43	3.86	2.143								
Lou Kretlow, R ERA:	(5, 1)	0.0	2	0	0	0	0	1	0	1	0	0	0	0	5	∞	∞								
Ribs Raney, R ERA: 4.5	(5, 1)	2.0	L	10	2	2	1	2	0	0	0	0	0	12	20	4.50	2.000								
Tom Ferrick, R ERA:	(7, 1)	2.1		11	4	2	0	0	0	0	2	0	0	11	11	0.00	1.714								

Batter	1	2	3	4	5	6	7	8	9	AB	R	H	RBI	BB	SO	LOB	BOTTOM								
Tom Upton, R OBP: 0.357, SLG: 0.182	FC1-6 1B HR BB	F4			K			K	1-3	4	1	0	0	1	2	1	Cleveland Indians @ St. Louis Browns Sportsman's Park, St. Louis, MO Sun Apr 23 1950, 4:33 AM EST Unknown								
Dick Kokos, L OBP: 0.278, SLG: 0.333	F4		G1-4-3 BB			6-3		FC5-6 BB		2	0	0	0	2	0	1									
Roy Sievers, R OBP: 0.222, SLG: 0.125	FC1-6 1B		G1-4-3			1B HR BB		FC5-6 FC1-4		3	1	1	0	1	0	2									
Hank Arft, L OBP: 0.200, SLG: 0.200	FC1-6		1-3			HR 1B		FC1-4 2B FC		4	2	1	0	0	0	3									
Don Lenhardt, R OBP: 0.571, SLG: 0.909	HR					HR 1B		1-2 FC		0	0	0	0	0	0	0									
Ken Wood, R OBP: 0.500, SLG: 1.067	HR				K	HR		FC 2B		4	2	3	6	0	1	0									
Sherm Lollar, R OBP: 0.529, SLG: 1.000	F9				1-3	HR		FC BB		3	0	0	0	1	0	0									
Frankie Gustine, R OBP: 0.200, SLG: 0.143			CS BB		K			L7 FC		3	0	0	0	1	1	3									
Owen Friend, R OBP: 0.357, SLG: 0.250	F7				1-3			F		3	0	0	0	0	1	1									
Billy DeMars, R	E6				K			F2		1	0	0	0	0	0	0									
Ed Albrecht, R					K					1	0	0	0	0	0	0									
Lou Kretlow, R					K					0	0	0	0	0	0	0									
Ribs Raney, R					K					1	0	0	0	0	1	0									
Tom Ferrick, R					K					1	0	0	0	0	1	0									
Ray Coleman, L OBP: 0.500, SLG: 0.500					K					1	0	0	0	0	0	0									
Inning Stats	R: 3 E: 0 K: 0 S: 5	H: 2 LOB: 0 BB: 1 P: 9	R: 0 E: 1 K: 0 S: 3	H: 0 LOB: 1 BB: 1 P: 7	R: 0 E: 0 K: 0 S: 2	H: 0 LOB: 0 BB: 1 P: 6	R: 0 E: 0 K: 2 S: 7	H: 0 LOB: 0 BB: 0 P: 7	R: 0 E: 0 K: 2 S: 7	H: 0 LOB: 0 BB: 0 P: 7	R: 3 E: 0 K: 0 S: 5	H: 2 LOB: 0 BB: 1 P: 9	R: 0 E: 0 K: 3 S: 9	H: 0 LOB: 0 BB: 0 P: 9	R: 0 E: 0 K: 0 S: 6	H: 1 LOB: 3 BB: 2 P: 14	R: 0 E: 0 K: 0 S: 3	H: 0 LOB: 0 BB: 0 P: 3	1B: 2 2B: 1 3B: 0 HR: 2	SF: 0 SAC: 0 DP: 1 HBP: 0	WP: 0 PB: 0 SB: 0 CS: 1	PA: 37			
PITCHER	IP	WLS	BF	H	R	ER	SO	BB	IBB	HBP	BLK	WP	HR	S	P	ERA	WHIP								
Bob Lemon, R ERA: 4.86	(1, 1)	9.0	W	37	5	6	6	8	6	0	0	0	0	2	47	6.00	1.222								



Batter	1	2	3	4	5	6	7	8	9	AB	R	H	RBI	BB	SO	LOB	TOP			
Dale Mitchell, L OBP: 0.500, SLG: 0.750	3-1		E6 F7 2B			SH 1B	1B			4	1	3	1	0	0	0	Cleveland Indians @ St. Louis Browns Sportsman's Park, St. Louis, MO Sun Apr 23 1950, 4:38 AM EST Att: 18,146 - Unknown			
Mickey Vernon, L OBP: 0.217, SLG: 0.182	F8		F7			SH 1B	1B			3	0	1	1	0	0	0				
Larry Doby, L OBP: 0.478, SLG: 0.579			F4			K	4-3			4	0	1	0	0	1	4				
Luke Easter, L OBP: 0.429, SLG: 0.353 Bob Kennedy, R	4-3			L5	F2			E4 1B 1B		4	0	1	0	0	0	3				
Al Rosen, R OBP: 0.455, SLG: 0.647		2-3		K	K			1B 1B BB		3	1	0	0	1	2	2				
Ray Murray, R OBP: 0.286, SLG: 0.429 Thurman Tucker, L (7, PH)	6-3						F6	K		3	0	1	0	0	0	0				
Jim Hegan, R OBP: 0.286, SLG: 0.385				1B				K		1	0	0	0	0	1	2				
Ray Boone, R OBP: 0.250, SLG: 0.250			K	F5			F4	BB 1B		4	0	1	1	0	1	1				
Bobby Avila, R OBP: 0.750, SLG: 0.667			F6			E 1B 1B	HR 1B	1-2 BB		3	2	2	0	1	0	0				
Sam Zoldak, L OBP: 1.000, SLG: 1.000 Steve Gromek, S					E5 1B	SH 1B		F7		1	1	1	0	0	0	0				
Bob Lemon, L OBP: 0.444, SLG: 0.750 Jesse Flores, R			2B E 1B			1-2 SH 1B	HR			1	1	0	0	0	0	1				
Inning Stats	R: 0 E: 0 K: 0 S: 4	H: 1 LOB: 1 BB: 0 P: 4	R: 0 E: 0 K: 1 S: 5	H: 0 LOB: 0 BB: 0 P: 5	R: 2 E: 1 K: 0 S: 5	H: 2 LOB: 0 BB: 0 P: 5	R: 0 E: 0 K: 1 S: 6	H: 1 LOB: 1 BB: 0 P: 6	R: 2 E: 2 K: 2 S: 11	H: 2 LOB: 2 BB: 0 P: 11	R: 2 E: 0 K: 0 S: 7	H: 4 LOB: 2 BB: 0 P: 7	R: 1 E: 1 K: 1 S: 6	H: 2 LOB: 2 BB: 2 P: 14			WP: 0 PB: 0 SB: 0 CS: 0	PA: 36		
PITCHER	IP	WLS	BF	H	R	ER	SO	BB	IBB	HBP	BLK	WP	HR	S	P	ERA	WHIP			
Ned Garver, R ERA: 4.8	(1, 1)	6.0	L	32	11	7	5	4	1	0	0	0	0	1	39	43	7.50	2.000		
Sid Schacht, R ERA:	(7, 1)	1.0		4	1	0	0	1	1	0	0	0	0	0	5	9	0.00	2.000		

AB	33
R	7
H	12
RBI	5
BB	2
SO	5
LOB	15



Batter	1	2	3	4	5	6	7	8	9	AB	R	H	RBI	BB	SO	LOB	BOTTOM			
Tom Upton, R OBP: 0.444, SLG: 0.286	L4-3 BB		HR 1B				1B		5-3	3	1	2	0	1	0	0	Cleveland Indians @ St. Louis Browns Sportsman's Park, St. Louis, MO Sun Apr 23 1950, 4:38 AM EST Att: 18,146 - Unknown			
Dick Kokos, L OBP: 0.273, SLG: 0.474	K		HR			F8		F8		4	1	1	4	0	1	2				
Roy Sievers, R OBP: 0.190, SLG: 0.105	L4-3		F8			K				3	0	0	0	0	1	2				
Don Lenhardt, R OBP: 0.529, SLG: 0.786		F9	K				1B			3	0	1	0	0	1	0				
Ken Wood, R OBP: 0.476, SLG: 0.944		F6		SH5-3 2B 1B		F7				3	1	1	0	0	0	2				
Les Moss, R		4-3		SH5-3			F3			2	0	0	0	0	0	0				
Frankie Gustine, R OBP: 0.278, SLG: 0.250			1B HR 1B BB		2B		K			2	1	1	1	1	1	0				
Owen Friend, R OBP: 0.294, SLG: 0.200			F3		K		F8			3	0	0	0	0	1	2				
Ned Garver, R OBP: 0.333, SLG: 0.333 Sid Schacht, R					F2				F8	2	1	1	0	0	0	1				
Ray Coleman, L OBP: 0.333, SLG: 0.333			1B HR 1B							1	0	0	0	0	0	0				
Inning Stats	R: 0 E: 0 K: 1 S: 4	H: 0 LOB: 0 BB: 1 P: 8	R: 0 E: 0 K: 0 S: 3	H: 0 LOB: 0 BB: 0 P: 3	R: 4 E: 0 K: 1 S: 8	H: 3 LOB: 0 BB: 1 P: 12	R: 1 E: 0 K: 1 S: 7	H: 2 LOB: 1 BB: 0 P: 7	R: 0 E: 0 K: 1 S: 7	H: 2 LOB: 2 BB: 0 P: 7	R: 0 E: 0 K: 1 S: 5	H: 0 LOB: 0 BB: 0 P: 5	R: 0 E: 0 K: 0 S: 3	H: 0 LOB: 0 BB: 0 P: 3			WP: 0 PB: 0 SB: 0 CS: 0	PA: 29		
PITCHER	IP	WLS	BF	H	R	ER	SO	BB	IBB	HBP	BLK	WP	HR	S	P	ERA	WHIP			
Sam Zoldak, L ERA: 13.5	(1, 1)	3.1		16	5	5	2	2	0	0	0	0	0	1	18	26	13.50	2.100		
Steve Gromek, R ERA:	(4, 1)	1.2	W	7	2	0	0	2	0	0	0	0	0	11	11	0.00	1.200			
Jesse Flores, R ERA:	(6, 1)	2.0	S	6	0	0	0	1	0	0	0	0	0	8	8	0.00	0.000			

AB	26
R	5
H	7
RBI	5
BB	2
SO	5
LOB	9



Batter	1	2	3	4	5	6	7	8	9	AB	R	H	RBI	BB	SO	LOB	TOP					
Dale Mitchell, L (1,7) OBP: 0.483, SLG: 0.679	6-3		6-3		F8			SH1 BB	G4-6-3 1B	4	0	1	1	1	0	1	Cleveland Indians @ Detroit Tigers Briggs Stadium, Detroit, MI Fri Apr 28 1950, 3:33 AM EST Att: 15,155 - Unknown					
Lou Boudreau, R (1,6) OBP: 0.333, SLG: 0.318	6-3			F7		F9		SH1 1-2	G4-6-3 1-2	4	0	0	0	0	0	1						
Luke Easter, L (1,9) OBP: 0.400, SLG: 0.300 Larry Doby, L (8,8) OBP: 0.478, SLG: 0.579	E4			G5-4-3 BB		L4		K		3	0	0	0	1	1	1						
Joe Gordon, R (1,4) OBP: 0.227, SLG: 0.105	F5			G5-4-3 1-2		F9			BB	3	0	0	0	1	0	2						
Bob Kennedy, R (1,8) OBP: 0.333, SLG: 0.200 (8,9)						S BB 1B BB		5-3	L6	3	1	1	0	1	0	2						
Al Rosen, R (1,5) OBP: 0.462, SLG: 0.579						K				2	2	0	0	2	1	2						
Mickey Vernon, L (1,3) OBP: 0.296, SLG: 0.240										3	2	2	0	1	0	0						
Jim Hegan, R (1,2) OBP: 0.333, SLG: 0.471										4	1	2	3	0	1	1						
Bob Feller, R (1,1)										4	0	0	0	0	1	3						
Inning Stats	R: 0 E: 1 K: 0 S: 4	H: 0 LOB: 1 BB: 0 P: 4	R: 0 E: 0 K: 0 S: 3	H: 1 LOB: 0 BB: 0 P: 3	R: 0 E: 0 K: 0 S: 3	H: 0 LOB: 0 BB: 0 P: 3	R: 0 E: 0 K: 0 S: 2	H: 0 LOB: 0 BB: 1 P: 6	R: 2 E: 0 K: 2 S: 8	H: 1 LOB: 2 BB: 2 P: 16	R: 0 E: 0 K: 0 S: 3	H: 0 LOB: 0 BB: 0 P: 3	R: 1 E: 1 K: 1 S: 6	H: 1 LOB: 1 BB: 1 P: 10	R: 0 E: 0 K: 1 S: 5	H: 0 LOB: 2 BB: 2 P: 13	R: 3 E: 0 K: 0 S: 5	H: 3 LOB: 0 BB: 1 P: 9	1B: 5 2B: 1 3B: 0 HR: 0	SF: 0 SAC: 1 DP: 3 HBP: 0	WP: 1 PB: 0 SB: 2 CS: 0	PA: 38
PITCHER	IP WLS BF H R ER SO BB IBB HBP BLK WP HR S P ERA WHIP	7.0 L 27 3 3 2 3 4 0 0 0 0 0 0 29 45 2.57 1.000	1.0 8 2 3 3 1 3 0 0 0 1 0 7 19 27.00 5.000	1.0 3 1 0 0 0 0 0 0 0 0 0 3 3 0.00 1.000											IP WLS BF H R ER SO BB IBB HBP BLK WP HR S P ERA WHIP							
Ted Gray, L (1,1) ERA: 3.38											7.0 L 27 3 3 2 3 4 0 0 0 0 0 0 29 45 2.57 1.000											
Hal White, R (8,1) ERA: 8.23											1.0 8 2 3 3 1 3 0 0 0 1 0 7 19 27.00 5.000											
Paul Calvert, R (9,1) ERA:											1.0 3 1 0 0 0 0 0 0 0 0 0 3 3 0.00 1.000											

Batter	1	2	3	4	5	6	7	8	9	AB	R	H	RBI	BB	SO	LOB	BOTTOM				
Johnny Lipon, R (1,6) OBP: 0.371, SLG: 0.367	FC5-4 1B		F8						F9	3	0	1	0	1	0	2	Cleveland Indians @ Detroit Tigers Briggs Stadium, Detroit, MI Fri Apr 28 1950, 3:33 AM EST Att: 15,155 - Unknown				
Jerry Priddy, R (1,4) OBP: 0.237, SLG: 0.281	K		FC4-6 1-2		F7		6-3		K	5	0	0	0	0	2	6					
George Kell, R (1,5) OBP: 0.417, SLG: 0.387	FC5-4 1-2				FC4-6 1B		F6		E BB G4-6-3 1B	4	1	2	0	0	0	1					
Vic Wertz, L (1,9)	F4				F9		1B		G4-6-3 E BB	3	0	1	0	1	0	2					
Pat Mullin, L (1,7) OBP: 0.286, SLG: 0.207					F2		F6		E4 G4-6-3	4	0	0	0	0	0	4					
Johnny Groth, R (1,8) OBP: 0.455, SLG: 0.633			F8		FC4-6 1-2				G4-6-3 1-2 2-3 3-H	4	0	1	0	0	0	3					
Dick Kryhoski, L (1,3) OBP: 0.194, SLG: 0.233			F2				4-3		4-3	4	0	0	0	0	0	3					
Joe Ginsberg, L (1,2) OBP: 0.316, SLG: 0.250			F3				4-3		F9	3	0	0	0	1	1	0					
Ted Gray, S (1,1) OBP: 0.333, SLG: 0.333 Charlie Keller, L (7, PB) Hal White, R (8, 1) Paul Calvert, R (9, 1) Aaron Robinson, L (9, PB) Neil Berry, R (9, PB)										2	0	2	0	0	0	0	D				
										1	0	0	0	0	0	0					
Inning Stats	R: 0 E: 0 K: 1 S: 6	H: 1 LOB: 1 BB: 0 P: 6	R: 0 E: 0 K: 0 S: 3	H: 0 LOB: 0 BB: 0 P: 3	R: 0 E: 0 K: 0 S: 4	H: 1 LOB: 1 BB: 0 P: 4	R: 0 E: 0 K: 0 S: 4	H: 1 LOB: 1 BB: 0 P: 4	R: 0 E: 0 K: 0 S: 5	H: 2 LOB: 2 BB: 0 P: 5	R: 0 E: 0 K: 0 S: 3	H: 0 LOB: 1 BB: 1 P: 7	R: 1 E: 1 K: 0 S: 4	H: 1 LOB: 1 BB: 1 P: 8	R: 0 E: 0 K: 1 S: 6	H: 1 LOB: 1 BB: 0 P: 6	1B: 8 2B: 0 3B: 0 HR: 0	SF: 0 SAC: 1 DP: 1 HBP: 0	WP: 0 PB: 0 SB: 0 CS: 0	PA: 38	
PITCHER	IP WLS BF H R ER SO BB IBB HBP BLK WP HR S P ERA WHIP	9.0 W 38 8 1 0 3 3 0 0 0 0 0 0 41 53 0.00 1.222											IP WLS BF H R ER SO BB IBB HBP BLK WP HR S P ERA WHIP								
Bob Feller, R (1,1) ERA: 1.0											9.0 W 38 8 1 0 3 3 0 0 0 0 0 0 41 53 0.00 1.222										

Batter	1	2	3	4	5	6	7	8	9	AB	R	H	RBI	BB	SO	LOB	TOP			
Dale Mitchell, L (1.7) OBP: 0.429, SLG: 0.538	0-0 F9 1B 1B		0-0 G3 1B		0-0 6-3		0-0 F4		0-0 FC8-4	5	0	2	0	0	0	4	Cleveland Indians @ Boston Red Sox Fenway Park, Boston, MA Wed May 03 1950, 3:33 AM EDT Att: 14,582 - Unknown			
Lou Boudreau, R (1.6) OBP: 0.270, SLG: 0.257	0-0 1-2 1B		0-3 K		0-0 1B		0-0 G6-4-3		0-0 F6	5	0	2	0	0	1	5				
Luke Easter, L (1.9) OBP: 0.345, SLG: 0.250	0-0 F7		0-0 G3 1-2		0-0 F8				0-0 4-3	4	0	0	0	0	0	4				
Larry Doby, L (1.8) OBP: 0.457, SLG: 0.533	0-0 F9		0-3 K		0-0 F7				0-0 F8	4	0	0	0	0	1	3				
Joe Gordon, R (1.4) OBP: 0.235, SLG: 0.387	0-0 F7			0-0 4-3 F7 2B		0-0 L4			0-0 HR	4	2	2	1	0	0	2				
Al Rosen, R (1.5) OBP: 0.388, SLG: 0.379		0-3 K		0-0 4-3		4-0 FC5-4 BB			0-0 F6	3	0	0	0	1	1	1				
Mickey Vernon, L (1.3) OBP: 0.231, SLG: 0.167		0-0 4-3		0-0 F7		0-0 FC5-4			0-0 F7	4	0	0	1	0	0	1				
Jim Hegan, R (1.2) OBP: 0.414, SLG: 0.480		4-0 BB		0-0 F4					4-0 BB	2	0	1	0	2	0	0				
Bob Feller, R (1.1) Gene Bearden, L (6.1) Thurman Tucker, L (7. PH) Jesse Flores, R (7.1) Herb Conyers, L (9. PH)		0-0 L6			0-0 6-3		4-0 BB 1B		4-0 BB	2	0	0	0	0	0	1				
Inning Stats	R: 0 E: 0 K: 0 S: 5	H: 2 LOB: 2 BB: 0 P: 5	R: 0 E: 0 K: 1 S: 5	H: 0 LOB: 1 BB: 1 P: 9	R: 0 E: 0 K: 2 S: 8	H: 1 LOB: 1 BB: 0 P: 8	R: 1 E: 0 K: 0 S: 4	H: 1 LOB: 0 BB: 0 P: 4	R: 0 E: 0 K: 0 S: 3	H: 0 LOB: 1 BB: 1 P: 7	R: 0 E: 0 K: 0 S: 3	H: 1 LOB: 1 BB: 1 P: 7	R: 1 E: 0 K: 0 S: 4	H: 1 LOB: 0 BB: 0 P: 4	R: 0 E: 0 K: 0 S: 3	H: 0 LOB: 2 BB: 2 P: 11		1B: 5 2B: 1 3B: 0 HR: 1	SF: 0 SAC: 0 DP: 1 HBP: 0	WP: 0 PB: 0 SB: 0 CS: 0
PITCHER Ellis Kinder, R (1.1) ERA: 4.13	IP: 9.0 WLS: W BF: 38 H: 7 R: 2 ER: 2 SO: 3 BB: 5 IBB: 0 HBP: 0 BLK: 0 WP: 0 HR: 1 S: 39 P: 59 ERA: 2.00 WHIP: 1.333															PITCHER				

Batter	1	2	3	4	5	6	7	8	9	AB	R	H	RBI	BB	SO	LOB	BOTTOM			
Dom DiMaggio, R (1.8) OBP: 0.450, SLG: 0.380	0-0 5-3			0-0 SH3-1 2B 1B	0-0 F3		0-0 1-3			4	1	1	0	0	0	0	Cleveland Indians @ Boston Red Sox Fenway Park, Boston, MA Wed May 03 1950, 3:33 AM EDT Att: 14,582 - Unknown			
6 Johnny Pesky, L (1.5) OBP: 0.507, SLG: 0.464	0-0 F8			0-0 SH3-1		0-0 5-3		4-0 BB		2	0	0	0	1	0	0				
Ted Williams, L (1.7) OBP: 0.553, SLG: 0.893	0-0 G3			0-0 F3		0-0 1B 1B		0-0 L7		4	1	1	0	0	0	2				
Vern Stephens, R (1.6) OBP: 0.403, SLG: 0.492		0-0 F8		0-0 2B		0-0 1B 1B		0-0 F8		4	1	2	1	0	0	1				
Bobby Doerr, R (1.4) OBP: 0.309, SLG: 0.333		0-0 F8		0-0 F4		0-0 1B 1B		4-0 BB BB		3	1	1	1	1	0	1				
Tom Wright, L (1.9) OBP: 0.417, SLG: 0.391		0-0 4-3			0-0 HR 1B	0-0 1B 1B		0-0 F7		4	2	2	1	0	0	1				
Walt Dropo, R (1.3) OBP: 1.000, SLG: 2.250			4-0 G4-6-3 BB		0-0 HR 1B	0-0 1B 1B		4-0 BB BB		2	1	2	3	2	0	0				
Birdie Tebbetts, R (1.2) OBP: 0.391, SLG: 0.381			0-0 G4-6-3		0-0 G3	0-0 G6-3 1B		0-0 F5		4	0	1	1	0	0	3				
Ellis Kinder, R (1.1)			0-0 6-3		0-0 F2	0-0 G6-3		0-3 K		4	0	0	0	0	1	4				
Inning Stats	R: 0 E: 0 K: 0 S: 3	H: 0 LOB: 0 BB: 0 P: 3	R: 0 E: 0 K: 0 S: 3	H: 0 LOB: 0 BB: 0 P: 3	R: 0 E: 0 K: 0 S: 2	H: 0 LOB: 1 BB: 1 P: 6	R: 1 E: 0 K: 0 S: 5	H: 2 LOB: 0 BB: 0 P: 5	R: 2 E: 0 K: 0 S: 5	H: 2 LOB: 1 BB: 0 P: 5	R: 4 E: 0 K: 0 S: 8	H: 6 LOB: 1 BB: 0 P: 8	R: 0 E: 0 K: 0 S: 3	H: 0 LOB: 1 BB: 1 P: 7	R: 0 E: 0 K: 1 S: 5	H: 0 LOB: 2 BB: 2 P: 13		1B: 8 2B: 1 3B: 0 HR: 1	SF: 0 SAC: 1 DP: 2 HBP: 0	WP: 0 PB: 0 SB: 1 CS: 0
PITCHER Bob Feller, R (1.1) ERA: 3.47 Gene Bearden, L (6.1) ERA: 3.39 Jesse Flores, R (7.1)	IP: 5.1 WLS: L BF: 25 H: 9 R: 7 ER: 7 SO: 7 BB: 1 IBB: 0 HBP: 0 BLK: 0 WP: 0 HR: 1 S: 24 P: 28 ERA: 11.81 WHIP: 1.875															PITCHER				

Batter	1	2	3	4	5	6	7	8	9	AB	R	H	RBI	BB	SO	LOB	TOP			
Dale Mitchell, L OBP: 0.404, SLG: 0.500 (1, 7)	0-0 4-3		0-0 6-3	0-0 G4-6-3 1B			0-0 5-3		0-0 F7	5	0	1	3	0	0	0				
Lou Boudreau, R OBP: 0.250, SLG: 0.237 Ray Boone, R OBP: 0.143, SLG: 0.143 (7, PH) (7, 6)	0-3 K		0-0 6-3	0-0 G4-6-3 1-2 3H			0-0 F4		0-0 F2	3	0	0	0	0	1	2				
Luke Easter, L OBP: 0.231, SLG: 0.231 Bob Kennedy, R OBP: 0.286, SLG: 0.231 (1, 9) (8, 9)	1-0 HBP		4-0 2B BB		0-0 4-3				0-3 K	2	1	0	0	1	1	0				
Larry Doby, L OBP: 0.462, SLG: 0.588 (1, 8)	0-0 F7		0-0 1-H 2B		0-0 5-3				0-0 1B 2B	4	1	2	1	0	0	1				
Joe Gordon, R OBP: 0.263, SLG: 0.382 (1, 4)		4-0 FC4-6 BB	0-0 F6		0-0 F7				0-0 FC6-4 1B	3	0	1	1	1	0	1				
Al Rosen, R OBP: 0.357, SLG: 0.364 (1, 5)	0-0 L5		0-0 2B 1B			0-3 K			0-0 FC6-4 1-2 2H	4	1	1	0	0	1	2				
Mickey Vernon, L OBP: 0.209, SLG: 0.150 (1, 3)	0-0 FC4-6 1B		0-0 F8		0-0 6-3				0-0 F9	4	0	0	0	0	0	3				
Jim Hegan, R OBP: 0.455, SLG: 0.586 (1, 2)	0-0 1-2 1B		0-0 1-3 1B 2B		0-0 F6				0-0 SH1-4 F7 2B	4	2	3	0	0	0	0				
Bob Lemon, L OBP: 0.357, SLG: 0.500 (1, 1)	0-0 4-3		4-0 1B BB			0-3 K			0-0 SH1-4 2-3	2	0	0	0	1	1	2				
Inning Stats	R: 0 E: 0 K: 1 S: 5	H: 0 LOB: 1 BB: 0 P: 6	R: 0 E: 0 K: 0 S: 4	H: 1 LOB: 2 BB: 1 P: 8	R: 1 E: 0 K: 0 S: 4	H: 1 LOB: 1 BB: 1 P: 8	R: 2 E: 0 K: 0 S: 5	H: 3 LOB: 1 BB: 0 P: 9	R: 0 E: 0 K: 1 S: 5	H: 0 LOB: 0 BB: 0 P: 5	R: 0 E: 0 K: 1 S: 5	H: 0 LOB: 0 BB: 0 P: 5	R: 0 E: 0 K: 1 S: 7	H: 2 LOB: 1 BB: 0 P: 7	R: 1 E: 0 K: 0 S: 4	H: 1 LOB: 0 BB: 0 P: 4	1B: 4 2B: 4 3B: 0 HR: 0	SF: 0 SAC: 1 DP: 1 HBP: 1	WP: 0 PB: 0 SB: 0 CS: 0	PA: 38
PITCHER Mel Parnell, L ERA: 4.31 (1, 1)	IP: 9.0 WLS: L BF: 38 H: 8 R: 5 ER: 5 SO: 4 BB: 3 IBB: 0 HBP: 1 BLK: 0 WP: 0 HR: 0 S: 42 P: 55 ERA: 5.00 WHIP: 1.222															PITCHER				

Cleveland Indians @ Boston Red Sox
Fenway Park, Boston, MA
Thu May 04 1950, 3:33 AM EDT
Att: 13,138 - Unknown

AB 33
R 5
H 8
RBI 5
BB 3
SO 4
LOB 11



Batter	1	2	3	4	5	6	7	8	9	AB	R	H	RBI	BB	SO	LOB	BOTTOM			
Dom DiMaggio, R OBP: 0.462, SLG: 0.389 (1, 8)	0-0 6 2B 4-3 1B	0-0 F2			4-0 BB	0-0 FC5			0-0 6 G6-3 1B	4	1	2	0	1	0	3				
6 Johnny Pesky, L OBP: 0.500, SLG: 0.475 (1, 5)	0-0 4-3 1B 2B	0-3 K			0-0 F9		0-0 1B 1B		0-0 G6-3 1-2 1B	5	1	2	0	0	1	2				
Ted Williams, L OBP: 0.512, SLG: 0.788 (1, 7)	0-0 4-3		0-0 L8		0-0 G3		0-0 F7		0-0 FC5-4 1B	5	0	1	1	0	0	3				
Vern Stephens, R OBP: 0.403, SLG: 0.485 (1, 6)	0-0 6-3		0-0 F6			0-0 1B BB 1B	0-0 FC4-6 1B		0-0 FC5-4 1-2 1B	5	1	2	0	0	0	2				
Bobby Doerr, R OBP: 0.306, SLG: 0.317 (1, 4)	4-0 1B BB		0-0 6-3			0-3 K	0-0 FC4-6 FC6-4			3	1	0	0	1	1	3				
Tom Wright, L OBP: 0.393, SLG: 0.370 (1, 9)	0-0 1B		0-0 F8		0-0 F8	0-3 K	0-0 FC6-4			4	0	1	1	0	1	3				
Walt Dropo, R OBP: 0.833, SLG: 1.375 (1, 3)	0-0 1-3 2H 1B		0-0 F8		0-0 F8	0-0 BB 1B 1B		0-0 F8		4	0	2	1	0	0	0				
Birdie Tebbetts, R OBP: 0.370, SLG: 0.360 (1, 2)	0-3 K		0-3 K		0-0 K	0-0 FC5 BB 1B		0-0 1-3		4	0	1	0	0	2	2				
Mel Parnell, L OBP: 0.400, SLG: 0.182 (1, 1)		0-0 1-3			0-0 1-3	4-0 1-2 2-3 3H BB		0-0 3-1		3	0	0	1	1	0	0				
Inning Stats	R: 3 E: 0 K: 1 S: 9	H: 4 LOB: 2 BB: 1 P: 13	R: 0 E: 0 K: 1 S: 5	H: 0 LOB: 0 BB: 0 P: 5	R: 0 E: 0 K: 0 S: 3	H: 0 LOB: 0 BB: 0 P: 3	R: 0 E: 0 K: 1 S: 5	H: 0 LOB: 0 BB: 0 P: 5	R: 0 E: 0 K: 2 S: 10	H: 3 LOB: 3 BB: 1 P: 14	R: 0 E: 0 K: 0 S: 5	H: 2 LOB: 2 BB: 0 P: 5	R: 0 E: 0 K: 0 S: 3	H: 0 LOB: 0 BB: 0 P: 3	R: 0 E: 0 K: 0 S: 4	H: 2 LOB: 1 BB: 0 P: 4	1B: 10 2B: 1 3B: 0 HR: 0	SF: 0 SAC: 0 DP: 1 HBP: 0	WP: 0 PB: 0 SB: 0 CS: 0	PA: 40
PITCHER Bob Lemon, R ERA: 4.94 (1, 1)	IP: 9.0 WLS: W BF: 40 H: 11 R: 4 ER: 4 SO: 5 BB: 3 IBB: 0 HBP: 0 BLK: 0 WP: 0 HR: 0 S: 47 P: 59 ERA: 4.00 WHIP: 1.556															PITCHER				

Cleveland Indians @ Boston Red Sox
Fenway Park, Boston, MA
Thu May 04 1950, 3:33 AM EDT
Att: 13,138 - Unknown

AB 37
R 4
H 11
RBI 4
BB 3
SO 5
LOB 18



Batter	1	2	3	4	5	6	7	8	9	AB	R	H	RBI	BB	SO	LOB	TOP
Dale Mitchell, L OBP: 0.339, SLG: 0.415 (1, 7)										4	0	0	0	0	0	0	Cleveland Indians @ New York Yankees Yankee Stadium, Bronx, NY Sat May 06 1950, 3:38 AM EDT Att: 34,730 - Unknown
Mickey Vernon, L OBP: 0.231, SLG: 0.149 (1, 3)										3	1	1	0	1	1	0	
Luke Easter, L OBP: 0.415, SLG: 0.500 (1, 9)										3	1	1	2	1	2	1	
Larry Doby, L OBP: 0.447, SLG: 0.537 (1, 8)										4	1	1	0	0	2	2	
Joe Gordon, R OBP: 0.261, SLG: 0.366 (1, 4)										3	1	1	0	1	1	0	
Ray Boone, R OBP: 0.273, SLG: 0.364 (1, 6)										4	0	2	1	0	0	1	
Al Rosen, R OBP: 0.380, SLG: 0.385 (1, 5)										3	0	1	1	1	1	2	
Ray Murray, R OBP: 0.273, SLG: 0.300 (1, 2)										3	0	0	0	1	0	3	
Sam Zoldak, L OBP: 0.300, SLG: 0.500 (1, 1)										1	0	0	0	0	0	1	
Steve Cromeck, S OBP: 0.222, SLG: 0.250 (3, 1)										0	0	0	0	0	0	0	
Bob Lemon, L OBP: 0.333, SLG: 0.452 (4, 1)										0	0	0	0	0	0	0	
Marino Pieretti, R OBP: 0.333, SLG: 0.452 (4, 1)										0	0	0	0	0	0	0	
Herb Conyers, L OBP: 0.447, SLG: 0.500 (6, 1)										0	0	0	0	0	0	0	
Al Benton, R OBP: 0.333, SLG: 0.250 (6, 1)										0	0	0	0	0	0	0	
Gene Bearden, L OBP: 0.333, SLG: 0.250 (7, 1)										0	0	0	0	0	0	0	
Inning Stats	R: 2 E: 0 K: 0 S: 6	H: 3 LOB: 1 BB: 0 P: 6	R: 0 E: 0 K: 0 S: 2	H: 0 LOB: 0 BB: 1 P: 6	R: 0 E: 0 K: 2 S: 7	H: 0 LOB: 1 BB: 1 P: 11	R: 0 E: 0 K: 0 S: 4	H: 1 LOB: 0 BB: 1 P: 8	R: 0 E: 0 K: 1 S: 5	H: 0 LOB: 0 BB: 0 P: 5	R: 2 E: 0 K: 1 S: 7	H: 2 LOB: 1 BB: 1 P: 11	R: 0 E: 0 K: 2 S: 8	H: 0 LOB: 1 BB: 0 P: 8	R: 0 E: 0 K: 2 S: 8	H: 1 LOB: 1 BB: 0 P: 8	1B: 4 2B: 2 3B: 0 HR: 1 SF: 0 SAC: 0 DP: 1 HBP: 0 WP: 0 PB: 0 SB: 0 CS: 0 PA: 35
PITCHER	IP WLS BF H R ER SO BB IBB HBP BLK WP HR S P ERA WHIP																
Fred Sanford, R ERA: 4.5 (1, 1)	6.0 W 27 6 4 4 4 4 4 0 0 0 1 0 1 31 47 6.00 1.667																
Joe Page, L ERA: 2.94 (7, 1)	2.0 S 8 1 0 0 4 1 0 0 0 0 0 0 0 15 19 0.00 1.000																

Batter	1	2	3	4	5	6	7	8	9	AB	R	H	RBI	BB	SO	LOB	BOTTOM
Phil Rizzuto, R OBP: 0.530, SLG: 0.549 (1, 6)										3	0	0	1	1	0	2	Cleveland Indians @ New York Yankees Yankee Stadium, Bronx, NY Sat May 06 1950, 3:38 AM EDT Att: 34,730 - Unknown
Cliff Mapes, L OBP: 0.516, SLG: 0.815 (1, 9)										4	2	2	1	0	0	1	
Tommy Henrich, L OBP: 0.571, SLG: 1.077 (1, 3)										4	3	3	2	0	0	0	
Joe DiMaggio, R OBP: 0.318, SLG: 0.525 (1, 8)										4	0	0	0	0	1	2	
Yogi Berra, L OBP: 0.333, SLG: 0.452 (1, 2)										4	0	2	1	0	0	1	
Billy Johnson, R OBP: 0.486, SLG: 0.429 (1, 5)										3	0	2	1	1	0	1	
Gene Woodling, L OBP: 0.400, SLG: 0.357 (1, 7)										2	0	0	0	1	0	2	
Jerry Coleman, R OBP: 0.380, SLG: 0.435 (1, 4)										3	1	1	0	0	0	3	
Fred Sanford, S OBP: 0.429, SLG: 0.714 ERA: 13.5 (1, 1)										2	1	1	1	0	0	0	
Johnny Mize, L OBP: 0.222, SLG: 0.250 (6, PH)										0	0	0	0	1	0	0	
Jackie Jensen, R OBP: 0.333, SLG: 0.250 (6, PR)										0	0	0	0	0	0	0	
Joe Page, L ERA: 7.36 (7, 1)										0	0	0	0	0	0	0	
Inning Stats	R: 2 E: 0 K: 0 S: 6	H: 3 LOB: 1 BB: 0 P: 6	R: 2 E: 1 K: 0 S: 5	H: 2 LOB: 0 BB: 0 P: 5	R: 1 E: 0 K: 0 S: 5	H: 2 LOB: 2 BB: 1 P: 9	R: 0 E: 0 K: 0 S: 2	H: 0 LOB: 0 BB: 1 P: 6	R: 0 E: 0 K: 1 S: 5	H: 0 LOB: 0 BB: 0 P: 5	R: 0 E: 0 K: 0 S: 3	H: 0 LOB: 2 BB: 2 P: 11	R: 2 E: 0 K: 0 S: 6	H: 4 LOB: 1 BB: 0 P: 6	R: 2 E: 0 K: 0 S: 6	H: 4 LOB: 1 BB: 0 P: 6	1B: 6 2B: 3 3B: 0 HR: 2 SF: 0 SAC: 1 DP: 2 HBP: 0 WP: 0 PB: 0 SB: 0 CS: 0 PA: 34
PITCHER	IP WLS BF H R ER SO BB IBB HBP BLK WP HR S P ERA WHIP																
Sam Zoldak, L ERA: 13.5 (1, 1)	2.0 L 11 5 4 3 0 0 0 0 0 0 0 0 0 5 9 9.00 3.000																
Steve Cromeck, R ERA: 3.38 (3, 1)	1.0 6 2 1 1 0 1 0 0 0 1 0 0 0 5 9 9.00 3.000																
Marino Pieretti, R ERA: (4, 1)	2.0 6 0 0 0 1 1 0 0 0 0 0 0 0 7 11 0.00 0.500																
Al Benton, R ERA: (6, 1)	1.0 5 0 0 0 0 2 0 0 0 0 0 0 0 3 11 0.00 2.000																
Gene Bearden, L ERA: 7.36 (7, 1)	1.0 6 4 2 2 0 0 0 0 0 0 0 1 6 6 18.00 4.000																

Batter	1	2	3	4	5	6	7	8	9	AB	R	H	RBI	BB	SO	LOB	TOP			
Dale Mitchell, L (1, 7) OBP: 0.317, SLG: 0.386	F8		K	K			F9		F9	4	0	0	0	0	1	0	Cleveland Indians @ Washington Senators Griffith Stadium, Washington, DC Sun May 07 1950, 3:33 AM EDT Att: 23,138 - Unknown			
Mickey Vernon, L (1, 3) OBP: 0.214, SLG: 0.137	F9		E6			F7				0	0	0	0	0	0					
Luke Easter, L (1, 9) OBP: 0.400, SLG: 0.528	1B		F4			K		4-3		4	1	1	0	0	1					
Larry Doby, L (1, 8) OBP: 0.471, SLG: 0.545	3B		4-3			6-3			K	3	0	2	1	1	0	0				
Joe Gordon, R (1, 4) OBP: 0.240, SLG: 0.333	S			3-1		G6-4-3				5	0	0	0	0	1	3				
Ray Boone, R (1, 6) OBP: 0.400, SLG: 0.385		K		F5		G6-4-3			F8	2	1	1	0	2	0	0				
Al Rosen, R (1, 5) OBP: 0.389, SLG: 0.535	1-4-3			HR						4	2	2	3	0	0	2				
Jim Hegan, R (1, 2) OBP: 0.463, SLG: 0.649						F9			F6	4	1	1	1	0	0	1				
Mike Garcia, R (1, 1) Jesse Flores, R (4, 1) Bob Lemon, L (7, 1) Sam Zoldak, L (8, 1) Allie Clark, R (9, PH)	F4								F4	2	0	0	0	0	2	0		C		
									5-3	1	0	0	0	0	0	0				
Inning Stats	R: 1 E: 0 K: 0 S: 4	H: 2 LOB: 1 BB: 0 P: 4	R: 1 E: 0 K: 1 S: 6	H: 1 LOB: 0 BB: 0 P: 6	R: 0 E: 1 K: 1 S: 6	H: 0 LOB: 1 BB: 0 P: 6	R: 3 E: 0 K: 1 S: 8	H: 3 LOB: 0 BB: 0 P: 8	R: 0 E: 0 K: 1 S: 5	H: 0 LOB: 0 BB: 0 P: 5	R: 0 E: 0 K: 1 S: 5	H: 0 LOB: 0 BB: 0 P: 5	R: 0 E: 0 K: 1 S: 6	H: 1 LOB: 1 BB: 0 P: 6	R: 0 E: 0 K: 0 S: 3	H: 0 LOB: 1 BB: 1 P: 7	1B: 3 2B: 0 3B: 1 HR: 3	SF: 0 SAC: 0 DP: 1 HBP: 0	WP: 0 PB: 0 SB: 1 CS: 0	PA: 37
PITCHER	IP WLS BF H R ER SO BB IBB HBP BLK WP HR S P ERA WHIP																			
Connie Marrero, R (1, 1) ERA: 3.86	4.0	W	19	6	5	5	3	0	0	0	0	0	0	0	3	24	24	11.25	1.500	
Mickey Harris, L (5, 1) ERA: 4.09	5.0		18	1	0	0	3	3	0	0	0	0	0	0	0	21	33	0.00	0.800	

Batter	1	2	3	4	5	6	7	8	9	AB	R	H	RBI	BB	SO	LOB	BOTTOM			
Eddie Yost, R (1, 5) OBP: 0.410, SLG: 0.442	1B	F6				F7				4	2	2	0	1	0	1	Cleveland Indians @ Washington Senators Griffith Stadium, Washington, DC Sun May 07 1950, 3:33 AM EDT Att: 23,138 - Unknown			
Gil Coan, L (1, 7) OBP: 0.412, SLG: 0.717	K									5	2	3	4	0	2	3				
Irv Noren, L (1, 8) OBP: 0.413, SLG: 0.462	K		F9		F2		F9		F7	5	0	0	0	0	1	5				
Eddie Robinson, L (1, 3) OBP: 0.400, SLG: 0.348	1B					F8		CS	F9	4	1	1	0	1	0	0				
Bud Stewart, L (1, 9) OBP: 0.435, SLG: 0.488						F8				5	1	4	3	0	0	0				
Shery Robertson, L (1, 4) OBP: 0.294, SLG: 0.143	F8								F4	5	1	1	0	0	0	5				
Sam Dente, R (1, 6) OBP: 0.262, SLG: 0.230										5	1	3	0	0	0	2				
Al Evans, R (1, 2) OBP: 0.389, SLG: 0.469	4-3									3	1	2	2	1	0	1				
Connie Marrero, R (1, 1) Clyde Vollmer, R (4, PH) Mickey Harris, L (5, 1)										1	0	0	0	0	1	1				
										1	0	0	0	0	1	1				
										2	1	1	1	0	1	2				
Inning Stats	R: 1 E: 0 K: 2 S: 10	H: 3 LOB: 2 BB: 0 P: 10	R: 0 E: 0 K: 1 S: 6	H: 1 LOB: 1 BB: 0 P: 6	R: 2 E: 0 K: 0 S: 5	H: 2 LOB: 1 BB: 1 P: 9	R: 0 E: 0 K: 2 S: 8	H: 1 LOB: 2 BB: 1 P: 12	R: 1 E: 0 K: 1 S: 8	H: 3 LOB: 0 BB: 0 P: 8	R: 0 E: 0 K: 0 S: 3	H: 1 LOB: 0 BB: 0 P: 3	R: 6 E: 0 K: 0 S: 8	H: 5 LOB: 0 BB: 1 P: 12	R: 0 E: 0 K: 0 S: 4	H: 1 LOB: 1 BB: 0 P: 4	1B: 14 2B: 2 3B: 0 HR: 1	SF: 0 SAC: 0 DP: 0 HBP: 0	WP: 0 PB: 0 SB: 0 CS: 1	PA: 44
PITCHER	IP WLS BF H R ER SO BB IBB HBP BLK WP HR S P ERA WHIP																			
Mike Garcia, R (1, 1) ERA: 8.64	3.1		19	7	3	3	4	2	0	0	0	0	0	0	0	25	33	8.10	2.700	
Jesse Flores, R (4, 1) ERA: 3.97	3.1	L	15	6	3	3	2	0	0	0	0	0	0	0	19	19	8.10	1.800		
Bob Lemon, R (7, 1) ERA: 5.97	0.1		5	3	4	4	0	1	0	0	0	0	0	1	4	8	108.00	12.000		
Sam Zoldak, L (8, 1) ERA: 11.37	1.0		4	1	0	0	0	0	0	0	0	0	0	0	4	4	0.00	1.000		

Batter	1	2	3	4	5	6	7	8	9	AB	R	H	RBI	BB	SO	LOB	TOP																			
Dale Mitchell, L (1, 7) OBP: 0.397, SLG: 0.431	1-3		1B		4-3			1B		4	1	2	3	1	0	1	Cleveland Indians @ Philadelphia Athletics Shibe Park, Philadelphia, PA Tue May 09 1950, 3:33 AM EDT Att: 11,908 - Unknown																			
Thurman Tucker, L (1, 8) Herb Conyers, L (8, PH) Al Benton, R (8, 1)	L7		1B	8-2 HBP	FC6-5-4		L6	L4		3	0	0	0	0	0	2																				
Luke Easter, L (1, 3) OBP: 0.389, SLG: 0.533	FC6-4		1B	1-3	K			F8	K	5	0	2	1	0	2	1																				
Allie Clark, R (1, 9)	FC6-4		8-2	3-H			6-3	2B	K	4	1	0	0	1	1	3																				
Al Rosen, R (1, 5) OBP: 0.397, SLG: 0.615				1B	1B		F7	1B	HR	5	3	4	2	0	0	0																				
Ray Boone, R (1, 6) Joe Gordon, R (9, PH) OBP: 0.222, SLG: 0.306	F5		F4				BB	1B	K	3	1	1	1	1	0	2																				
Johnny Berardino, R (1, 4) OBP: 0.600, SLG: 0.900	F3		1B		5-3			1B		3	1	1	1	1	0	2																				
Jim Hegan, R (1, 2) Ray Murray, R (5, 2) OBP: 0.231, SLG: 0.250	K		L8				F8	F8		2	0	0	0	0	1	1																				
Steve Gromek, S (1, 1) Sam Zoldak, L (5, 1) Marino Pieretti, R (5, 1) Mickey Vernon, L (7, PH) Dick Rozek, L (7, 1) Bob Lemon, R (8, PH) Bob Kennedy, R (8, 8) OBP: 0.333, SLG: 0.333 OBP: 0.500, SLG: 0.500 OBP: 0.222, SLG: 0.222 OBP: 0.222, SLG: 0.222 OBP: 0.222, SLG: 0.222 OBP: 0.222, SLG: 0.222 OBP: 0.222, SLG: 0.222	F7		F7		4-3		L5	1B	1B	2	0	1	0	0	0	0																				
Inning Stats	R: 0 E: 0 K: 0 S: 4	H: 1 LOB: 1 BB: 0 P: 4	R: 0 E: 0 K: 1 S: 6	H: 1 LOB: 1 BB: 0 P: 6	R: 1 E: 0 K: 0 S: 4	H: 2 LOB: 1 BB: 0 P: 5	R: 1 E: 0 K: 0 S: 4	H: 2 LOB: 0 BB: 0 P: 4	R: 0 E: 0 K: 1 S: 6	H: 1 LOB: 1 BB: 0 P: 6	R: 0 E: 0 K: 0 S: 3	H: 0 LOB: 1 BB: 1 P: 7	R: 0 E: 0 K: 0 S: 3	H: 0 LOB: 1 BB: 1 P: 7	R: 5 E: 0 K: 0 S: 6	H: 3 LOB: 1 BB: 3 P: 18		R: 1 E: 0 K: 3 S: 10	H: 1 LOB: 0 BB: 0 P: 10	1B: 7 2B: 3 3B: 1 HR: 1	SF: 0 SAC: 0 DP: 1 HBP: 1	WP: 0 PB: 0 SB: 0 CS: 0	PA: 42													
PITCHER	IP	WLS	BF	H	R	ER	SO	BB	IBB	HBP	BLK	WP	HR	S	P	ERA	WHIP	PITCHER		IP	WLS	BF	H	R	ER	SO	BB	IBB	HBP	BLK	WP	HR	S	P	ERA	WHIP
Hank Wyse, R (1, 1) ERA: 7.36	7.2	W	36	9	7	7	2	5	0	1	0	0	0	34	55	8.22	1.826																			
Carl Scheib, R (8, 1) ERA: 3.86	1.1	S	6	2	1	1	3	0	0	0	0	0	1	12	12	6.75	1.500																			

AB	36
R	8
H	11
RBI	8
BB	5
SO	5
LOB	15




Batter	1	2	3	4	5	6	7	8	9	AB	R	H	RBI	BB	SO	LOB	BOTTOM																			
Eddie Joost, R (1, 6) OBP: 0.424, SLG: 0.442	F8		F7		F2			HR		5	1	1	1	0	1	2	Cleveland Indians @ Philadelphia Athletics Shibe Park, Philadelphia, PA Tue May 09 1950, 3:33 AM EDT Att: 11,908 - Unknown																			
Paul Lehner, L (1, 7) OBP: 0.405, SLG: 0.718	G3		F9		HR		F8	F4		5	1	1	0	0	0	0																				
Elmer Valo, L (1, 9) OBP: 0.333, SLG: 0.320	4-3		4-3		HR		5-3	F4		5	1	1	3	0	0	0																				
Ferris Fain, L (1, 3) OBP: 0.408, SLG: 0.569		HR		F9	1B		1-3			3	2	2	1	1	0	0																				
Bob Dillinger, R (1, 5) OBP: 0.342, SLG: 0.400		SH3-4	BB	FC5-4	F3			F4		4	0	2	0	0	0	1																				
Sam Chapman, R (1, 8) OBP: 0.356, SLG: 0.297		SH3-4	BB	F9	1B		1-4-3			3	1	1	1	1	0	2																				
Pete Suder, R (1, 4) OBP: 0.302, SLG: 0.383		SH3-4		F4	1B			1B	BB	2	1	1	0	1	0	2																				
Mike Guerra, R (1, 2) OBP: 0.333, SLG: 0.486		SH3-4	IBB	FC5-4	E8			F5		3	1	1	1	1	0	3																				
Hank Wyse, R (1, 1) OBP: 0.222, SLG: 0.222		FC1-2-4			HR			F9		3	1	2	1	0	0	3																				
Carl Scheib, R (8, 1) OBP: 0.429, SLG: 0.429										1	0	0	0	0	0	0																				
Inning Stats	R: 0 E: 0 K: 0 S: 3	H: 0 LOB: 0 BB: 0 P: 3	R: 1 E: 0 K: 0 S: 4	H: 2 LOB: 2 BB: 2 P: 12	R: 0 E: 0 K: 0 S: 3	H: 0 LOB: 0 BB: 0 P: 3	R: 0 E: 0 K: 0 S: 4	H: 1 LOB: 2 BB: 1 P: 8	R: 7 E: 0 K: 1 S: 13	H: 8 LOB: 1 BB: 0 P: 13	R: 0 E: 0 K: 0 S: 3	H: 0 LOB: 0 BB: 0 P: 3	R: 0 E: 0 K: 0 S: 3	H: 0 LOB: 1 BB: 1 P: 7	R: 1 E: 0 K: 0 S: 4	H: 1 LOB: 0 BB: 0 P: 4	1B: 8 2B: 1 3B: 0 HR: 3	SF: 0 SAC: 1 DP: 1 HBP: 0	WP: 0 PB: 1 SB: 0 CS: 0	PA: 39																
PITCHER	IP	WLS	BF	H	R	ER	SO	BB	IBB	HBP	BLK	WP	HR	S	P	ERA	WHIP	PITCHER		IP	WLS	BF	H	R	ER	SO	BB	IBB	HBP	BLK	WP	HR	S	P	ERA	WHIP
Steve Gromek, R (1, 1) ERA: 8.59	4.2	L	24	8	6	6	0	2	1	0	0	0	0	21	33	11.57	2.143																			
Sam Zoldak, L (5, 1) ERA: 14.21	0.0		3	3	2	2	0	0	0	0	0	0	0	3	3	∞	∞																			
Marino Pieretti, R (5, 1) ERA:	1.1		4	0	0	0	1	0	0	0	0	0	0	6	6	0.00	0.000																			
Dick Rozek, L (7, 1) ERA: 3.0	1.0		4	0	0	0	0	1	0	0	0	0	0	3	7	0.00	1.000																			
Al Benton, R (8, 1) ERA: 1.8	1.0		4	1	1	1	0	0	0	0	0	1	4	4	9.00	1.000																				

AB	34
R	9
H	12
RBI	8
BB	4
SO	1
LOB	13



Batter	1	2	3	4	5	6	7	8	9	10	AB	R	H	RBI	BB	SO	LOB	TOP			
Dale Mitchell, L OBP: 0.354, SLG: 0.403 Thurman Tucker, L (8, 7)	L4		FC6-4		F8		4-3		K		4	0	0	0	0	0	1	Cleveland Indians @ Philadelphia Athletics Shibe Park, Philadelphia, PA Thu May 11 1950, 3:33 AM EDT Att: 3,035 - Unknown			
Bob Kennedy, R OBP: 0.304, SLG: 0.238 (1, 8)	F3		F8		F8		L5		BB 1B		4	0	1	0	1	0	1				
Luke Easter, L OBP: 0.365, SLG: 0.462 (1, 3)	F8		F9		F5		3-1		BB 1B		4	0	0	0	1	0	2				
Allie Clark, R OBP: 0.250, SLG: 0.357 (1, 9)		F4				F8		L9	BB 1B		5	1	2	1	0	0	0				
Al Rosen, R OBP: 0.375, SLG: 0.607 (1, 5)		2B 1B		4-3		5-3		HR		F8	5	1	2	1	0	0	0				
Joe Gordon, R OBP: 0.270, SLG: 0.351 (1, 4)		F6		F7		1B 2B		HR		1B FC6-4	5	2	3	0	0	0	1				
Lou Boudreau, R OBP: 0.321, SLG: 0.320 (1, 6)		1-3 2B				2B 1B		1B		1B FC6-4	4	0	4	1	1	0	0				
Jim Hegan, R OBP: 0.429, SLG: 0.588 (1, 2)		F7		L7		1-2 BB		F7		1-2 1B	4	0	0	1	1	0	5				
Mike Garcia, R OBP: 0.167, SLG: 0.167 Jesse Flores, R (8, 1)			FC6-4 1B		K		F7		K	1-2 F7	3	0	1	0	0	1	2				
											2	0	0	0	0	1	1				
Inning Stats	R: 0 E: 0 K: 0 S: 3	H: 0 LOB: 0 BB: 0 P: 3	R: 0 E: 0 K: 0 S: 5	H: 2 LOB: 2 BB: 0 P: 5	R: 0 E: 0 K: 0 S: 4	H: 1 LOB: 1 BB: 0 P: 4	R: 1 E: 0 K: 0 S: 4	H: 1 LOB: 1 BB: 1 P: 8	R: 0 E: 0 K: 1 S: 5	H: 0 LOB: 1 BB: 1 P: 9	R: 1 E: 0 K: 0 S: 5	H: 0 LOB: 0 BB: 0 P: 3	R: 1 E: 0 K: 0 S: 5	H: 3 LOB: 1 BB: 0 P: 5	R: 0 E: 0 K: 2 S: 8	H: 2 LOB: 2 BB: 0 P: 12	R: 1 E: 0 K: 0 S: 5	H: 2 LOB: 1 BB: 0 P: 5	1B: 9 2B: 2 3B: 0 HR: 2	SF: 0 SAC: 0 DP: 0 HBP: 0	WP: 0 PA: 45 PB: 0 SB: 0 CS: 1
PITCHER Alex Kellner, L ERA: 3.14 (1, 1)	IP 10.0	WLS L	BF 45	H 13	R 4	ER 4	SO 3	BB 4	IBB 0	HBP 0	BLK 0	WP 0	HR 2	S 47	P 63	ERA 3.60	WHIP 1.700				

Batter	1	2	3	4	5	6	7	8	9	10	AB	R	H	RBI	BB	SO	LOB	BOTTOM			
Eddie Joost, R OBP: 0.429, SLG: 0.417 (1, 6)	BB 1B BB				1B 1B					K	4	2	2	0	2	1	3	Cleveland Indians @ Philadelphia Athletics Shibe Park, Philadelphia, PA Thu May 11 1950, 3:33 AM EDT Att: 3,035 - Unknown			
Paul Lehner, L OBP: 0.423, SLG: 0.667 (1, 7)	F7		3-1		1B 1B		SH3-4 FC1-2 BB	1-2 1B			5	0	2	0	0	0	3				
Elmer Valo, L OBP: 0.364, SLG: 0.368 (1, 9)	F8		F7		G3-6 1B		SH3-4			CS BB	3	0	1	1	1	0	1				
Fernis Fain, L OBP: 0.407, SLG: 0.534 (1, 3)	E 1B BB		4-3		G3-6-1 1-2		FC1-2 IBB			1-2 K 1B	3	0	1	0	2	0	2				
Bob Dillinger, R OBP: 0.354, SLG: 0.430 Kermit Wahl, R OBP: 0.273, SLG: 0.200 (8, 5)	E7			4-3 1B			F3 FC1-2			K	4	0	2	1	0	0	3				
Sam Chapman, R OBP: 0.341, SLG: 0.329 (1, 8)	1-3 2-H 1B						1-2 2-3 S-H			1-2 K	1	0	0	0	0	1	1				
											5	1	1	1	0	0	6				
Pete Suder, R OBP: 0.295, SLG: 0.364 Barney McCosky, L OBP: 0.400, SLG: 0.394 (10, PH)			G5-4-3 1B		F9		F3				4	0	1	0	0	0	1				
Joe Tipton, R OBP: 0.286, SLG: 0.357 (1, 2)			G5-4-3		F5						5	0	2	0	0	1	3				
Alex Kellner, R OBP: 0.294, SLG: 0.294 Wally Moses, L OBP: 0.300, SLG: 0.125 (10, PH)							K			FC1-6 1B	4	0	1	0	0	2	2				
											0	0	0	0	1	0	0				
Inning Stats	R: 1 E: 1 K: 0 S: 4	H: 1 LOB: 2 BB: 2 P: 12	R: 0 E: 0 K: 0 S: 4	H: 2 LOB: 0 BB: 0 P: 4	R: 0 E: 0 K: 0 S: 3	H: 0 LOB: 0 BB: 0 P: 3	R: 0 E: 0 K: 0 S: 4	H: 1 LOB: 1 BB: 0 P: 4	R: 1 E: 0 K: 1 S: 7	H: 2 LOB: 1 BB: 0 P: 7	R: 0 E: 0 K: 0 S: 4	H: 1 LOB: 3 BB: 2 P: 12	R: 0 E: 0 K: 0 S: 5	H: 2 LOB: 2 BB: 0 P: 5	R: 0 E: 0 K: 1 S: 4	H: 1 LOB: 0 BB: 1 P: 8	R: 0 E: 0 K: 2 S: 8	H: 1 LOB: 2 BB: 1 P: 12	1B: 12 2B: 1 3B: 0 HR: 1	SF: 0 SAC: 1 DP: 2 HBP: 0	WP: 0 PA: 46 PB: 0 SB: 0 CS: 1
PITCHER Mike Garcia, R ERA: 6.19 Jesse Flores, R ERA: 3.07 (8, 1)	IP 7.2	WLS 3	BF 37	H 12	R 3	ER 3	SO 2	BB 3	IBB 1	HBP 0	BLK 0	WP 0	HR 1	S 37	P 53	ERA 3.52	WHIP 1.957				

Batter	1	2	3	4	5	6	7	8	9	AB	R	H	RBI	BB	SO	LOB	TOP					
Herb Adams, L (1.8) OBP: 0.220, SLG: 0.211	L5			F7		FC6-4 1B		K		4	0	0	0	0	1	2	Chicago White Sox @ Cleveland Indians Cleveland Municipal Stadium, Cleveland, OH Fri May 12 1950, 3:33 AM EDT Att: 26,932 - Unknown					
Dave Philley, S (1.9) OBP: 0.304, SLG: 0.397	F8			K				F8		4	0	1	1	0	1	0						
Cass Michaels, R (1.4) OBP: 0.421, SLG: 0.537	F4			F2		F3		FC4-6 1B		4	0	1	0	0	0	2						
Hank Majeski, R (1.5) OBP: 0.386, SLG: 0.523		4-3				1-3		FC4-6 1B		4	0	1	0	0	0	3						
Johnny Ostrowski, R (1.7) OBP: 0.455, SLG: 0.654		K								3	0	1	0	1	1	0						
Gordon Goldsberry, L (1.3) OBP: 0.471, SLG: 0.585		K								4	0	1	0	0	1	3						
Phil Masi, R (1.2) OBP: 0.356, SLG: 0.350				K						3	0	0	0	1	1	3						
Chico Carrasquel, R (1.6) OBP: 0.431, SLG: 0.396				K						2	1	1	0	2	1	0						
Bill Wight, L (1.1) Luke Appling, R (6. Ph) Randy Gumpert, R (6.1) Gus Zernial, R (7. Ph) Jack Bruner, L (7.1) Howie Judson, R (8.1) Nellie Fox, L (9. Ph)				4-3						1	0	0	0	0	0	0						
Inning Stats	R: 0 E: 0 K: 0 S: 3	H: 0 LOB: 0 BB: 0 P: 3	R: 0 E: 0 K: 2 S: 7	H: 0 LOB: 0 BB: 0 P: 7	R: 0 E: 0 K: 2 S: 7	H: 0 LOB: 0 BB: 0 P: 7	R: 0 E: 0 K: 1 S: 5	H: 0 LOB: 0 BB: 0 P: 5	R: 0 E: 0 K: 0 S: 3	H: 1 LOB: 1 BB: 1 P: 7	R: 1 E: 0 K: 0 S: 4	H: 1 LOB: 2 BB: 2 P: 12	R: 0 E: 0 K: 0 S: 4	H: 2 LOB: 2 BB: 1 P: 8	R: 0 E: 0 K: 1 S: 6	H: 1 LOB: 1 BB: 0 P: 6		R: 0 E: 0 K: 0 S: 4	H: 1 LOB: 2 BB: 1 P: 8	1B: 5 2B: 1 3B: 0 HR: 0	SF: 0 SAC: 0 DP: 2 HBP: 0	WP: 0 PB: 0 CS: 0
PITCHER	IP WLS BF H R ER SO BB IBB HBP BLK WP HR S P ERA WHIP																					
Early Wynn, R (1.1) ERA: 3.12	6.1 W 26 4 1 1 5 4 0 0 0 0 0 0 32 48 1.42 1.263																					
Marino Pieretti, R (7.1) ERA:	2.2 S 10 2 0 0 1 1 0 0 0 0 0 0 11 15 0.00 1.125																					


Batter	1	2	3	4	5	6	7	8	9	AB	R	H	RBI	BB	SO	LOB	BOTTOM			
Dale Mitchell, L (1.7) OBP: 0.378, SLG: 0.427	FC5-4 1B HR			L9		SH1-4				3	1	3	0	0	0	0	Chicago White Sox @ Cleveland Indians Cleveland Municipal Stadium, Cleveland, OH Fri May 12 1950, 3:33 AM EDT Att: 26,932 - Unknown			
Bob Kennedy, R (1.8) OBP: 0.333, SLG: 0.280			L9					K		4	0	2	0	0	1	2				
Luke Easter, L (1.3) OBP: 0.373, SLG: 0.444	F3					FC4-6 FC6-4		FC1-5 BB		2	0	0	1	2	0	3				
Allie Clark, R (1.9) OBP: 0.211, SLG: 0.294	FC5-4					FC6-4		FC1-5 BB		3	1	0	0	0	0	4				
Larry Doby, L (7.8) OBP: 0.464, SLG: 0.521	HR					FC6-4		FC1-5 BB		0	1	0	0	1	0	0				
Al Rosen, R (1.5) OBP: 0.382, SLG: 0.641						F7		FC1-5 1B		3	1	1	3	1	0	2				
Joe Gordon, R (1.4) OBP: 0.284, SLG: 0.361	HR					F5				4	0	2	1	0	0	0				
Lou Boudreau, R (1.6) OBP: 0.298, SLG: 0.296		6-3				F9		F9		4	0	0	0	0	0	2				
Jim Hegan, R (1.2) OBP: 0.424, SLG: 0.574						F3		K		3	0	1	0	0	1	1				
Early Wynn, S (1.1) OBP: 0.600, SLG: 0.333								F9		1	1	0	0	1	0	1				
Marino Pieretti, R (7.1) ERA:										1	0	0	0	0	0	0				
Inning Stats	R: 3 E: 0 K: 0 S: 6	H: 3 LOB: 0 BB: 0 P: 6	R: 0 E: 0 K: 0 S: 3	H: 1 LOB: 0 BB: 0 P: 3	R: 0 E: 0 K: 0 S: 3	H: 1 LOB: 1 BB: 1 P: 7	R: 0 E: 0 K: 0 S: 3	H: 1 LOB: 1 BB: 1 P: 7	R: 1 E: 0 K: 0 S: 4	H: 1 LOB: 1 BB: 1 P: 8	R: 0 E: 0 K: 0 S: 3	H: 0 LOB: 0 BB: 0 P: 3	R: 0 E: 0 K: 2 S: 8	H: 1 LOB: 1 BB: 0 P: 8	R: 1 E: 0 K: 0 S: 3	H: 1 LOB: 1 BB: 2 P: 11	1B: 8 2B: 0 3B: 0 HR: 1	SF: 0 SAC: 1 DP: 1 HBP: 0	WP: 0 PB: 0 CS: 0	PA: 34
PITCHER	IP WLS BF H R ER SO BB IBB HBP BLK WP HR S P ERA WHIP																			
Bill Wight, L (1.1) ERA: 3.06	5.0 L 22 7 4 4 4 0 0 0 0 0 0 0 19 31 7.20 2.000																			
Randy Gumpert, R (6.1) ERA: 5.54	1.0 3 0 0 0 0 0 0 0 0 0 0 0 3 3 0.00 0.000																			
Jack Bruner, L (7.1) ERA: 1.59	1.0 6 1 1 1 2 2 0 0 0 0 0 0 8 16 9.00 3.000																			
Howie Judson, R (8.1) ERA:	1.0 3 1 0 0 0 0 0 0 0 0 0 0 3 3 0.00 1.000																			

Batter	1	2	3	4	5	6	7	8	9	AB	R	H	RBI	BB	SO	LOB	TOP										
Dave Philey, S (1, 8) OBP: 0.301, SLG: 0.380	4-0 BB L8-3		0-0 6-3		0-0 F4		0-0 6-3			3	0	0	0	1	0	1	Chicago White Sox @ Cleveland Indians Cleveland Municipal Stadium, Cleveland, OH Sat May 13 1950, 3:33 AM EDT Att: 8,547 - Unknown livebaseballscorecards.com										
Luke Appling, R (1, 3) OBP: 0.309, SLG: 0.311	0-0 L8-3		0-0 F8		0-0 F2		0-0 E1			4	0	0	0	0	0	1											
Jim Busby, R (8, PR) OBP: 0.233, SLG: 0.235	0-0 L8-3		0-0 F8		0-0 F2		0-0 E1			0	0	0	0	0	0	0											
Gordon Goldsberry, L (8, 3) OBP: 0.471, SLG: 0.385	1-2		0-0 F8		0-0 F2		0-0 E1			0	0	0	0	0	0	0											
Cass Michaels, R (1, 4) OBP: 0.418, SLG: 0.543	0-0 F2		0-0 2B		0-0 F5		0-0 SH3-4			3	0	1	0	0	0	0											
Gus Zernial, R (1, 7) OBP: 0.258, SLG: 0.322		0-0 1B F8 1B	0-0 F9		0-0 6-3		0-0 L8			4	1	1	0	0	0	3											
Hank Majeski, R (1, 5) OBP: 0.378, SLG: 0.507	0-0 F8 1B 1B		0-0 1-3		0-0 F6		0-0 L8			4	0	1	0	0	0	2											
Johnny Ostrowski, R (1, 9) OBP: 0.486, SLG: 0.655	0-0 1-2 2-3 1B		4-0 1B F7 BB		0-0 F3		0-0 FC5-4 1B			3	1	2	0	1	0	0											
Eddie Malone, R (1, 2) OBP: 0.345, SLG: 0.308	0-0 F8		0-0 FC6-4 1B		4-0 BB		0-0 F2			3	0	1	1	1	0	3											
Chico Carrasquel, R (1, 6) OBP: 0.403, SLG: 0.365	0-0 F8		0-0 F7		0-0 F7		0-0 FC5-4			4	0	0	1	0	0	5											
Bob Cain, L (1, 1) OBP: 0.250, SLG: 0.375	0-0 F7		0-0 FC6-4		0-3 K		0-0 F9			3	0	0	0	0	1	4											
Ken Holcombe, R (8, 1)	0-0 F7		0-0 FC6-4		0-0 K		0-0 F9			0	0	0	0	0	0	0											
Floyd Baker, L (9, PH) OBP: 0.667, SLG: 1.000	0-0 F7		0-0 FC6-4		0-0 K		0-0 F9			1	0	0	0	0	0	1											
Inning Stats	R: 0 E: 0 K: 0 S: 2	H: 0 LOB: 0 BB: 1 P: 6	R: 1 E: 0 K: 0 S: 6	H: 3 LOB: 2 BB: 0 P: 6	R: 0 E: 0 K: 0 S: 4	H: 1 LOB: 1 BB: 0 P: 4	R: 1 E: 0 K: 0 S: 4	H: 1 LOB: 1 BB: 1 P: 8	R: 0 E: 0 K: 0 S: 3	H: 0 LOB: 0 BB: 0 P: 3	R: 0 E: 0 K: 1 S: 5	H: 0 LOB: 1 BB: 1 P: 9	R: 0 E: 1 K: 0 S: 4	H: 0 LOB: 2 BB: 0 P: 4	R: 0 E: 0 K: 0 S: 4	H: 1 LOB: 1 BB: 0 P: 4	1B: 5 2B: 2 3B: 0 HR: 0	SF: 0 SAC: 1 DP: 1 HBP: 0	WP: 0 PB: 0 SB: 0 CS: 0	PA: 36							
PITCHER	IP	WLS	BF	H	R	ER	SO	BB	IBB	HBP	BLK	WP	HR	S	P	ERA	WHIP										
Bob Feller, R (1, 1) ERA: 3.47	7.0		28	5	2	2	1	3	0	0	0	0	0	27	39	2.57	1.143										
Jesse Flores, R (8, 1) ERA: 2.7	2.0	W	8	1	0	0	0	0	0	0	0	0	0	8	8	0.00	0.500										

Batter	1	2	3	4	5	6	7	8	9	AB	R	H	RBI	BB	SO	LOB	BOTTOM										
Dale Mitchell, L (1, 7) OBP: 0.384, SLG: 0.430	0-0 BB G3-6-3 1B		0-0 1B		0-0 FC6-4		0-0 F7			4	0	2	0	0	0	3	Chicago White Sox @ Cleveland Indians Cleveland Municipal Stadium, Cleveland, OH Sat May 13 1950, 3:33 AM EDT Att: 8,547 - Unknown livebaseballscorecards.com										
Bob Kennedy, R (1, 8) OBP: 0.323, SLG: 0.379	0-0 F9		0-0 F3		0-0 F7		0-0 HR			4	1	1	1	0	0	4											
Luke Easter, L (1, 3) OBP: 0.366, SLG: 0.421	0-0 G3-6-3		0-0 F5		4-0 BB G6-4-3		0-0 L9			3	0	0	0	1	0	1											
Mickey Vernon, L (9, 3) OBP: 0.226, SLG: 0.143	1-2		0-0 F5		4-0 BB G6-4-3		0-0 L9			0	0	0	0	0	0	0											
Allie Clark, R (1, 9) OBP: 0.217, SLG: 0.429	0-0 F8		0-0 F4		0-0 G6-4-3		0-0 HR			4	1	1	1	0	0	1											
Larry Doby, L (9, 8) OBP: 0.464, SLG: 0.521	0-0 F8		0-0 F4		0-0 G6-4-3		0-0 HR			0	0	0	0	0	0	0											
Al Rosen, R (1, 5) OBP: 0.400, SLG: 0.647	0-3 K		0-0 1B		0-0 1B		0-0 2B 1B			4	1	3	0	0	1	0											
Joe Gordon, R (1, 4) OBP: 0.282, SLG: 0.369	0-0 5-3		0-0 5-3		0-0 F3		0-0 PB 1B 2B			4	1	1	1	0	0	2											
Lou Boudreau, R (1, 6) OBP: 0.317, SLG: 0.304			0-0 6-3		0-0 FC1-5 1B		4-0 BB E L7 BB			2	0	1	0	1	0	0											
Bobby Avila, R (7, PR) OBP: 0.600, SLG: 0.500			0-0 6-3		4-0 BB FC6-4 FC1-5 BB		0-0 F5			0	1	0	0	0	0	0											
Ray Boone, R (8, 6) OBP: 0.417, SLG: 0.381			0-0 6-3		4-0 BB FC6-4 FC1-5 BB		0-0 F5			1	0	1	1	0	0	0											
Jim Hegan, R (1, 2) OBP: 0.413, SLG: 0.544			0-3 K		4-0 BB FC6-4 FC1-5 BB		0-0 F5			3	0	0	0	1	1	1											
Bob Feller, R (1, 1) OBP: 0.154, SLG: 0.333			0-0 HR		0-0 FC1-5		0-0 L7			2	1	1	1	0	0	2											
Johnny Berardino, R (7, PH) OBP: 0.500, SLG: 0.400			0-0 HR		0-0 FC1-5		0-0 L7			1	0	0	1	0	0	1											
Jesse Flores, R (8, 1)			0-0 HR		0-0 FC1-5		0-0 L7			0	0	0	0	0	0	0											
Inning Stats	R: 0 E: 0 K: 0 S: 3	H: 1 LOB: 0 BB: 0 P: 3	R: 0 E: 0 K: 1 S: 5	H: 0 LOB: 0 BB: 0 P: 5	R: 1 E: 0 K: 1 S: 7	H: 2 LOB: 1 BB: 0 P: 7	R: 0 E: 0 K: 0 S: 4	H: 1 LOB: 1 BB: 0 P: 4	R: 0 E: 0 K: 0 S: 3	H: 1 LOB: 1 BB: 1 P: 7	R: 1 E: 1 K: 0 S: 3	H: 0 LOB: 1 BB: 1 P: 7	R: 4 E: 0 K: 0 S: 7	H: 5 LOB: 0 BB: 0 P: 7	R: 0 E: 0 K: 0 S: 7	H: 0 LOB: 0 BB: 0 P: 7	1B: 7 2B: 1 3B: 0 HR: 3	SF: 0 SAC: 0 DP: 2 HBP: 0	WP: 0 PB: 1 SB: 0 CS: 0	PA: 35							
PITCHER	IP	WLS	BF	H	R	ER	SO	BB	IBB	HBP	BLK	WP	HR	S	P	ERA	WHIP										
Bob Cain, L (1, 1) ERA: 1.54	7.1	L	32	9	5	4	2	3	0	0	0	0	0	3	45	4.91	1.636										
Ken Holcombe, R (8, 1) ERA: 13.5	0.2		3	2	1	1	0	0	0	0	0	0	0	3	3	13.50	3.000										

Batter	1	2	3	4	5	6	7	8	9	AB	R	H	RBI	BB	SO	LOB	TOP			
Herb Adams, L (1, 8) OBP: 0.239, SLG: 0.214	0-0 1B		0-0 4-3		1-0 1B FC1 HBP	0-0 4-3		0-0 FC4-6		4	0	1	0	0	0	4	Chicago White Sox @ Cleveland Indians Cleveland Municipal Stadium, Cleveland, OH Sun May 14 1950, 3:33 AM EDT Unknown			
Dave Philley, S (1, 9) OBP: 0.305, SLG: 0.382	0-0 F8		0-0 F7		0-0 FC1 1B 1B		0-3 K		0-0 SH1-3 1B	5	1	2	1	0	1	2				
Cass Michaels, R (1, 4) OBP: 0.410, SLG: 0.527	0-0 F8			0-0 F8	0-0 FC1 1B		0-0 1B		0-0 SH1-3	4	0	1	0	0	0	3				
Gus Zernial, R (1, 7) OBP: 0.294, SLG: 0.344 Johnny Ostrowski, R (9, 7) OBP: 0.486, SLG: 0.655	0-3 K			0-0 1B	0-0 1B		0-0 1B		0-0 F9	5	0	3	1	0	1	2				
Hank Majeski, R (1, 5) OBP: 0.354, SLG: 0.473 Floyd Baker, L (9, 5) OBP: 0.667, SLG: 1.000		0-3 K		0-3 K	0-0 F5		0-0 F8		0-0 1-3	5	0	0	0	0	0	2				
Gordon Goldsberry, L (1, 3) OBP: 0.476, SLG: 0.533		4-0 CS BB		0-0 G3		4-0 SH5-4 1B BB		0-0 F8		2	0	0	0	2	0	3				
Phil Masi, R (1, 2) OBP: 0.367, SLG: 0.364		0-0 6-3			0-0 3B 1B		0-0 SH5-4 1B		0-0 L4	4	1	2	0	0	0	1				
Chico Carrasquel, R (1, 6) OBP: 0.400, SLG: 0.400			0-0 F7		0-0 1B 3B		0-0 SH5-4		0-0 1-3	3	1	1	1	0	0	0				
Mickey Haefner, L (1, 1) OBP: 0.300, SLG: 0.125			0-0 4-3 1B		0-0 6-3		0-0 5-3		4-0 FC4-6 BB	3	0	1	0	1	0	3				
Inning Stats	R: 0 E: 0 K: 1 S: 6	H: 1 LOB: 1 BB: 0 P: 6	R: 0 E: 0 K: 1 S: 4	H: 0 LOB: 0 BB: 1 P: 8	R: 0 E: 0 K: 0 S: 4	H: 1 LOB: 1 BB: 0 P: 4	R: 0 E: 0 K: 1 S: 6	H: 1 LOB: 1 BB: 0 P: 6	R: 3 E: 0 K: 0 S: 7	H: 4 LOB: 2 BB: 1 P: 8	R: 0 E: 0 K: 1 S: 4	H: 2 LOB: 2 BB: 0 P: 7	R: 0 E: 0 K: 0 S: 3	H: 0 LOB: 1 BB: 1 P: 7	R: 0 E: 0 K: 0 S: 4	H: 1 LOB: 0 BB: 0 P: 4		1B: 10 2B: 0 3B: 1 HR: 0	SF: 0 SAC: 2 DP: 0 HBP: 1	WP: 0 PB: 0 CS: 1
PITCHER Bob Lemon, R (1, 1) ERA: 5.18	IP: 9.0 WLS: L BF: 41	H: 11 R: 3 ER: 3 SO: 4	BB: 3 IBB: 0 HBP: 1 BLK: 0	WP: 0 HR: 0 S: 45 P: 58	ERA: 3.00 WHIP: 1.556	PITCHER										IP: 9.0 WLS: W BF: 38	H: 6 R: 2 ER: 2 SO: 3	BB: 5 IBB: 0 HBP: 2 BLK: 0	WP: 0 HR: 1 S: 37 P: 59	ERA: 2.00 WHIP: 1.222


AB	35
R	3
H	11
RBI	3
BB	3
SO	4
LOB	24




Batter	1	2	3	4	5	6	7	8	9	AB	R	H	RBI	BB	SO	LOB	BOTTOM			
Dale Mitchell, L (1, 7) OBP: 0.396, SLG: 0.434	4-0 HBP 1B L8 BB		0-0 F8		0-0 G6-3 1B		0-0 SH3-4 1B		0-0 6-3	4	1	2	0	1	0	2	Chicago White Sox @ Cleveland Indians Cleveland Municipal Stadium, Cleveland, OH Sun May 14 1950, 3:33 AM EDT Unknown			
Bob Kennedy, R (1, 8) OBP: 0.314, SLG: 0.364	0-0 BB HBP 1B		0-0 F2		0-0 G6-3 1-2		0-0 SH3-4		0-0 5-3	4	0	1	0	0	0	3				
Luke Easter, L (1, 3) OBP: 0.387, SLG: 0.414	1-0 1-2 2-3 BB HBP		4-0 G5-4-3 BB		1-0 HBP		0-0 1-3			1	0	0	0	1	0	1				
Allie Clark, R (1, 9) OBP: 0.185, SLG: 0.360	0-3 K		0-0 G5-4-3 1-2		0-0 F5		0-0 F8			4	0	0	0	0	1	6				
Al Rosen, R (1, 5) OBP: 0.393, SLG: 0.667	0-0 L8		0-0 F7			0-0 HR		0-0 F7		4	1	1	2	0	0	2				
Joe Gordon, R (1, 4) OBP: 0.280, SLG: 0.353	4-0 3-H FC6-4 BB		0-0 F8		0-0 F8		0-0 F4		0-0 F7	3	0	0	0	1	0	0				
Lou Boudreau, R (1, 6) OBP: 0.313, SLG: 0.288	0-0 FC6-4 1-2		0-0 F8		0-0 F8		4-0 BB		0-0 F9	3	0	0	0	1	0	3				
Jim Hegan, R (1, 2) OBP: 0.409, SLG: 0.525 Larry Doby, L (9, PH) OBP: 0.474, SLG: 0.531		0-0 1-3		4-0 BB		0-0 F8		0-0 SH2-4 1B		2	0	0	0	1	0	1				
Bob Lemon, L (1, 1) OBP: 0.417, SLG: 0.571 Bobby Avila, R (9, PH) OBP: 0.600, SLG: 0.500		0-0 1B		0-3 K		0-3 K		0-0 SH2-4		3	0	1	0	0	2	2				
Inning Stats	R: 1 E: 0 K: 1 S: 6	H: 1 LOB: 3 BB: 2 P: 15	R: 0 E: 0 K: 0 S: 4	H: 1 LOB: 0 BB: 0 P: 4	R: 0 E: 0 K: 1 S: 5	H: 0 LOB: 1 BB: 1 P: 9	R: 0 E: 0 K: 1 S: 6	H: 1 LOB: 1 BB: 1 P: 10	R: 0 E: 0 K: 0 S: 4	H: 1 LOB: 1 BB: 0 P: 4	R: 0 E: 0 K: 0 S: 3	H: 0 LOB: 0 BB: 0 P: 3	R: 0 E: 0 K: 0 S: 4	H: 1 LOB: 1 BB: 0 P: 4	R: 0 E: 0 K: 0 S: 4	H: 1 LOB: 0 BB: 0 P: 4		1B: 5 2B: 0 3B: 0 HR: 1	SF: 0 SAC: 2 DP: 2 HBP: 2	WP: 0 PB: 0 CS: 0
PITCHER Mickey Haefner, L (1, 1) ERA: 4.78	IP: 9.0 WLS: W BF: 38	H: 6 R: 2 ER: 2 SO: 3	BB: 5 IBB: 0 HBP: 2 BLK: 0	WP: 0 HR: 1 S: 37 P: 59	ERA: 2.00 WHIP: 1.222	PITCHER										IP: 9.0 WLS: W BF: 38	H: 6 R: 2 ER: 2 SO: 3	BB: 5 IBB: 0 HBP: 2 BLK: 0	WP: 0 HR: 1 S: 37 P: 59	ERA: 2.00 WHIP: 1.222

AB	29
R	2
H	6
RBI	2
BB	5
SO	3
LOB	20



Batter	1	2	3	4	5	6	7	8	9	AB	R	H	RBI	BB	SO	LOB	TOP					
Herb Adams, L (1,8) OBP: 0.265, SLG: 0.250	4-0 S BB		0-0 2B			0-0 F8		0-0 SH1-3		2	0	1	0	1	0	0	Chicago White Sox @ Cleveland Indians Cleveland Municipal Stadium, Cleveland, OH Sun May 14 1950, 3:38 AM EDT Att: 27,968 - Unknown					
Dave Philley, S (1,9) OBP: 0.305, SLG: 0.375	0-3 K		0-0 4-3			0-0 4-3		0-0 CS 1B		4	0	1	1	0	1	2						
Cass Michaels, R (1,4) OBP: 0.391, SLG: 0.500	0-0 G3			0-0 5-3		0-0 1-3		0-0 CS	0-0 F6	4	0	0	0	0	0	1						
Gus Zernial, R (1,7) OBP: 0.268, SLG: 0.324	0-0 1-3			0-0 1-3			0-3 K		0-0 6-3	4	0	0	0	0	1	1						
Hank Majeski, R (1,5) OBP: 0.361, SLG: 0.468		0-3 K		0-3 K			4-0 F8 BB		0-0 BB 1B	3	0	1	0	1	2	0						
Gordon Goldsberry, L (1,3) OBP: 0.500, SLG: 0.553		0-0 CS 1B			4-0 BB		0-0 F8		4-0 BB	2	0	1	0	2	0	1						
Eddie Malone, R (1,2) OBP: 0.303, SLG: 0.267		0-3 K			0-3 K		0-0 F2		0-0 F8	4	0	0	0	0	2	5						
Chico Carrasquel, R (1,6) OBP: 0.382, SLG: 0.379			0-0 F3		0-0 F9			0-0 F7		3	0	0	0	0	0	1						
Billy Pierce, L (1,1) OBP: 0.125, SLG: 0.125			0-0 4-3		0-3 K			0-0 E6 SH1-3 1B		3	1	0	0	0	1	1						
Randy Gumpert, R (8,1)										0	0	0	0	0	0	0						
Inning Stats	R: 0 E: 0 K: 1 S: 5	H: 0 LOB: 1 BB: 1 P: 9	R: 0 E: 0 K: 2 S: 7	H: 1 LOB: 0 BB: 0 P: 7	R: 0 E: 0 K: 0 S: 4	H: 1 LOB: 1 BB: 0 P: 4	R: 0 E: 0 K: 1 S: 5	H: 0 LOB: 0 BB: 0 P: 5	R: 0 E: 0 K: 2 S: 7	H: 0 LOB: 1 BB: 1 P: 11	R: 0 E: 0 K: 0 S: 3	H: 0 LOB: 1 BB: 1 P: 3	R: 0 E: 0 K: 1 S: 5	H: 0 LOB: 1 BB: 1 P: 9	R: 1 E: 1 K: 0 S: 4	H: 1 LOB: 0 BB: 0 P: 4	R: 0 E: 0 K: 0 S: 4	H: 1 LOB: 2 BB: 1 P: 8	1B: 3 2B: 1 3B: 0 HR: 0	SF: 0 SAC: 1 DP: 0 HBP: 0	WP: 0 PB: 0 SB: 1 CS: 2	PA: 35
PITCHER Mike Garcia, R (1,1) ERA: 3.96	IP: 9.0 WLS: W BF: 34 H: 4 R: 1 ER: 0 SO: 7 BB: 4 IBB: 0 HBP: 0 BLK: 0 WP: 0 HR: 0 S: 44 P: 60 ERA: 0.00 WHIP: 0.889															PITCHER						

Batter	1	2	3	4	5	6	7	8	9	AB	R	H	RBI	BB	SO	LOB	BOTTOM			
Dale Mitchell, L (1,7) OBP: 0.379, SLG: 0.414	0-0 1-3		0-0 F2		0-0 1-3		0-0 FC4			4	0	0	0	0	0	3	Chicago White Sox @ Cleveland Indians Cleveland Municipal Stadium, Cleveland, OH Sun May 14 1950, 3:38 AM EDT Att: 27,968 - Unknown			
Allie Clark, R (1,9) OBP: 0.194, SLG: 0.321	0-0 6-3		0-0 4-3			0-0 4-3		4-0 SH1-4 BB		3	0	0	0	1	0	0				
Bobby Avila, R (8, FR) OBP: 0.600, SLG: 0.500								0-0 BB		0	1	0	0	0	0	0				
Bob Kennedy, R (9,9) OBP: 0.314, SLG: 0.364								0-0 BB		0	0	0	0	0	0	0				
Mickey Vernon, L (1,3) OBP: 0.231, SLG: 0.138	0-3 K2-3			0-0 F5		4-0 BB		0-0 SH1-4	0-0 1-2	2	0	0	0	1	1	0				
Larry Doby, L (1,8) OBP: 0.475, SLG: 0.547		0-0 F5		0-0 G5-4-3 1B		0-0 F5		0-0 BB	0-0 2H 1B	4	1	2	1	0	0	1				
Al Rosen, R (1,5) OBP: 0.398, SLG: 0.658		0-0 BB 1B		0-0 G5-4-3		0-0 F8		0-0 BB	0-0 2H 1B	4	0	2	1	0	0	2				
Joe Gordon, R (1,4) OBP: 0.276, SLG: 0.347		0-0 F8			0-0 F2		0-0 6-3	0-0 FC4-6 1B	0-0 1-2 1B	4	0	1	0	0	0	1				
Ray Boone, R (1,6) OBP: 0.464, SLG: 0.391		4-0 BB			4-0 BB		0-0 1B	0-0 F2		2	1	1	0	2	0	2				
Ray Murray, R (1,2) OBP: 0.294, SLG: 0.375		0-3 K			0-0 BB		0-0 1B	0-0 FC4-6	0-0 1-2 1B	4	0	2	1	0	1	4				
Mike Garcia, R (1,1) OBP: 0.111, SLG: 0.111			0-3 K		0-3 K		0-0 F9			3	0	0	0	0	2	3				
Inning Stats	R: 0 E: 0 K: 1 S: 5	H: 0 LOB: 0 BB: 0 P: 5	R: 0 E: 0 K: 1 S: 6	H: 1 LOB: 2 BB: 1 P: 10	R: 0 E: 0 K: 1 S: 5	H: 0 LOB: 0 BB: 0 P: 5	R: 0 E: 0 K: 0 S: 3	H: 1 LOB: 0 BB: 0 P: 3	R: 1 E: 0 K: 1 S: 6	H: 1 LOB: 1 BB: 1 P: 10	R: 0 E: 0 K: 0 S: 3	H: 0 LOB: 1 BB: 1 P: 7	R: 0 E: 0 K: 0 S: 5	H: 2 LOB: 2 BB: 0 P: 5	R: 2 E: 0 K: 0 S: 6	H: 3 LOB: 2 BB: 1 P: 10		1B: 6 2B: 2 3B: 0 HR: 0	SF: 0 SAC: 1 DP: 1 HBP: 0	WP: 0 PB: 0 SB: 0 CS: 0
PITCHER Billy Pierce, L (1,1) ERA: 4.91	IP: 7.1 WLS: L BF: 33 H: 8 R: 3 ER: 3 SO: 4 BB: 4 IBB: 0 HBP: 0 BLK: 0 WP: 0 HR: 0 S: 37 P: 53 ERA: 3.68 WHIP: 1.636															PITCHER				
Randy Gumpert, R (8,1) ERA: 5.27	0.2 L BF: 2 H: 0 R: 0 ER: 0 SO: 0 BB: 0 IBB: 0 HBP: 0 BLK: 0 WP: 0 HR: 0 S: 2 P: 2 ERA: 0.00 WHIP: 0.000															PITCHER				

Batter	1	2	3	4	5	6	7	8	9	AB	R	H	RBI	BB	SO	LOB	TOP					
Eddie Joost, R OBP: 0.404, SLG: 0.373 (1, 6)										5	0	0	0	0	1	1	Philadelphia Athletics @ Cleveland Indians Cleveland Municipal Stadium, Cleveland, OH Tue May 16 1950, 3:33 AM EDT Att: 12,396 - Unknown livebaseballscorecards.com AB 34 R 4 H 5 RBI 3 BB 4 SO 4 LOB 13 					
Paul Lehner, L OBP: 0.394, SLG: 0.567 (1, 7)										5	0	1	0	0	0	0						
Elmer Valo, L OBP: 0.410, SLG: 0.373 (1, 9)										3	0	1	0	1	0	2						
Feris Fain, L OBP: 0.398, SLG: 0.477 (1, 3)										3	0	0	0	1	0	2						
Bob Dillinger, R OBP: 0.358, SLG: 0.457 (1, 5)										4	1	1	0	0	0	2						
Sam Chapman, R OBP: 0.323, SLG: 0.337 (1, 8)										3	1	1	1	1	0	3						
Pete Suder, R OBP: 0.312, SLG: 0.400 (1, 4)										4	1	1	2	0	1	1						
Joe Tipton, R OBP: 0.216, SLG: 0.270 (8, PH)										3	0	0	0	0	1	1						
Wally Moses, L OBP: 0.250, SLG: 0.100 (8, PH)										1	0	0	0	0	0	1						
Mike Guerra, R OBP: 0.354, SLG: 0.465 (8, 2)										0	0	0	0	0	0	0						
Alex Kellner, R OBP: 0.316, SLG: 0.278 (1, 1)										1	1	0	0	1	0	0						
Carl Scheib, R OBP: 0.300, SLG: 0.300 (5, 1)										1	0	0	0	0	0	0						
Bob Hooper, R OBP: 0.222, SLG: 0.125 (6, 1)										0	0	0	0	0	0	0						
Ed Klemman, R OBP: 0.381, SLG: 0.371 (7, 1)										0	0	0	0	0	0	0						
Barney McCosky, L OBP: 0.381, SLG: 0.371 (9, PH)										1	0	0	0	1	0	0						
Inning Stats	R: 0 E: 0 K: 0 S: 4	H: 1 LOB: 1 BB: 0 P: 4	R: 0 E: 0 K: 0 S: 3	H: 0 LOB: 1 BB: 1 P: 7	R: 1 E: 1 K: 0 S: 5	H: 1 LOB: 3 BB: 2 P: 13	R: 0 E: 0 K: 1 S: 5	H: 0 LOB: 0 BB: 0 P: 5	R: 0 E: 0 K: 0 S: 3	H: 0 LOB: 1 BB: 1 P: 7	R: 3 E: 0 K: 2 S: 10	H: 3 LOB: 0 BB: 0 P: 10	R: 0 E: 0 K: 0 S: 3	H: 0 LOB: 0 BB: 0 P: 3	R: 0 E: 1 K: 0 S: 4	H: 0 LOB: 1 BB: 0 P: 4		R: 0 E: 0 K: 1 S: 5	H: 0 LOB: 0 BB: 0 P: 5	1B: 3 2B: 1 3B: 0 HR: 1	SF: 0 SAC: 0 DP: 0 HBP: 0	WP: 0 PB: 0 SB: 0 CS: 0
PITCHER Early Wynn, R ERA: 3.08 (1, 1)	IP: 9.0 WLS: W BF: 38	H: 5 R: 4 ER: 3 SO: 4	BB: 4 IBB: 0 HBP: 0 BLK: 0	WP: 0 HR: 1 S: 42 P: 58	ERA: 3.00 WHIP: 1.000											ERA: 3.00 WHIP: 1.000						

Batter	1	2	3	4	5	6	7	8	9	AB	R	H	RBI	BB	SO	LOB	BOTTOM				
Dale Mitchell, L OBP: 0.386, SLG: 0.441 (1, 7)										6	2	3	3	0	0	2	Philadelphia Athletics @ Cleveland Indians Cleveland Municipal Stadium, Cleveland, OH Tue May 16 1950, 3:33 AM EDT Att: 12,396 - Unknown livebaseballscorecards.com AB 44 R 15 H 20 RBI 14 BB 4 SO 3 LOB 20 				
Bob Kennedy, R OBP: 0.317, SLG: 0.342 (1, 9)										5	2	1	0	1	0	3					
Luke Easter, L OBP: 0.432, SLG: 0.443 (1, 3)										3	3	3	1	2	0	0					
Larry Doby, L OBP: 0.493, SLG: 0.638 (1, 8)										5	2	3	6	1	0	3					
Al Rosen, R OBP: 0.398, SLG: 0.667 (1, 5)										5	1	2	2	0	1	3					
Johnny Berardino, R OBP: 0.500, SLG: 0.400 (8, 5)										0	0	0	0	0	0	0					
Joe Gordon, R OBP: 0.274, SLG: 0.338 (1, 4)										5	0	1	0	0	1	4					
Ray Boone, R OBP: 0.455, SLG: 0.393 (1, 6)										5	1	2	1	0	0	1					
Ray Murray, R OBP: 0.364, SLG: 0.476 (1, 2)										5	2	3	0	0	0	1					
Early Wynn, S OBP: 0.500, SLG: 0.500 (1, 1)										5	2	2	1	0	1	3					
Inning Stats	R: 0 E: 0 K: 0 S: 5	H: 2 LOB: 2 BB: 0 P: 5	R: 0 E: 1 K: 1 S: 7	H: 2 LOB: 2 BB: 0 P: 7	R: 0 E: 0 K: 1 S: 6	H: 1 LOB: 1 BB: 1 P: 10	R: 0 E: 0 K: 0 S: 3	H: 0 LOB: 0 BB: 0 P: 3	R: 4 E: 1 K: 0 S: 7	H: 4 LOB: 1 BB: 1 P: 11	R: 3 E: 0 K: 1 S: 9	H: 4 LOB: 1 BB: 0 P: 9	R: 5 E: 0 K: 0 S: 6	H: 3 LOB: 0 BB: 2 P: 14	R: 3 E: 0 K: 0 S: 7	H: 4 LOB: 2 BB: 0 P: 8		1B: 14 2B: 2 3B: 3 HR: 1	SF: 0 SAC: 0 DP: 0 HBP: 1	WP: 2 PB: 1 SB: 1 CS: 0	PA: 49
PITCHER Alex Kellner, L ERA: 3.61 (1, 1)	IP: 4.1 WLS: L BF: 23	H: 8 R: 4 ER: 3 SO: 2	BB: 2 IBB: 0 HBP: 0 BLK: 0	WP: 0 HR: 0 S: 25 P: 33	ERA: 8.31 WHIP: 2.308											ERA: 8.31 WHIP: 2.308					
Carl Scheib, R ERA: 5.6 (5, 1)	IP: 1.0	H: 5 R: 3 ER: 3 SO: 0	BB: 0 IBB: 0 HBP: 0 BLK: 0	WP: 0 HR: 0 S: 8 P: 8	ERA: 27.00 WHIP: 5.000											ERA: 27.00 WHIP: 5.000					
Bob Hooper, R ERA: 4.66 (6, 1)	IP: 1.1	H: 9 R: 3 ER: 5 SO: 1	BB: 2 IBB: 0 HBP: 0 BLK: 0	WP: 0 HR: 1 S: 9 P: 17	ERA: 33.75 WHIP: 3.750											ERA: 33.75 WHIP: 3.750					
Ed Klemman, R ERA: 20.25 (7, 1)	IP: 1.1	H: 9 R: 4 ER: 3 SO: 0	BB: 0 IBB: 1 HBP: 0 BLK: 0	WP: 1 HR: 0 S: 8 P: 9	ERA: 20.25 WHIP: 3.000											ERA: 20.25 WHIP: 3.000					

Batter	1	2	3	4	5	6	7	8	9	AB	R	H	RBI	BB	SO	LOB	TOP										
Eddie Joost, R OBP: 0.404, SLG: 0.367 (1, 6)										4	1	1	0	1	1	2	Philadelphia Athletics @ Cleveland Indians Cleveland Municipal Stadium, Cleveland, OH Wed May 17 1950, 3:33 AM EDT Att: 12,471 - Unknown										
Paul Lehner, L OBP: 0.395, SLG: 0.569 (1, 7)										5	0	2	2	0	1	0											
Bob Dillinger, R OBP: 0.350, SLG: 0.443 (1, 5)										5	0	1	1	0	0	4											
Sam Chapman, R OBP: 0.320, SLG: 0.366 (1, 8)										4	1	1	1	0	0	2											
Fernis Fain, L OBP: 0.402, SLG: 0.489 (1, 3)										4	1	2	0	0	1	0											
Elmer Valo, L OBP: 0.414, SLG: 0.371 (1, 9)										3	2	1	0	1	0	1											
Pete Suder, R OBP: 0.296, SLG: 0.378 (1, 4)										4	0	0	1	0	1	3											
Mike Guerra, R OBP: 0.346, SLG: 0.435 (1, 2)										3	1	0	0	1	0	2											
Dick Fowler, R OBP: 0.400, SLG: 0.400 (1, 1)										3	1	2	1	0	0	0											
Bobby Shantz, R OBP: 0.400, SLG: 0.250 (7, 1)										1	0	0	0	0	1	2											
Carl Scheib, R OBP: 0.300, SLG: 0.300 (9, 1)										0	0	0	0	0	0	0											
Inning Stats	R: 0 E: 0 K: 1 S: 5	H: 0 LOB: 0 BB: 0 P: 5	R: 2 E: 1 K: 0 S: 6	H: 2 LOB: 2 BB: 1 P: 10	R: 0 E: 0 K: 0 S: 3	H: 1 LOB: 0 BB: 0 P: 3	R: 0 E: 0 K: 1 S: 5	H: 0 LOB: 0 BB: 0 P: 5	R: 2 E: 0 K: 0 S: 6	H: 3 LOB: 1 BB: 0 P: 6	R: 0 E: 0 K: 0 S: 5	H: 1 LOB: 0 BB: 0 P: 5	R: 0 E: 0 K: 0 S: 3	H: 0 LOB: 0 BB: 0 P: 3	R: 0 E: 0 K: 1 S: 5	H: 0 LOB: 0 BB: 0 P: 5	R: 3 E: 1 K: 1 S: 8	H: 3 LOB: 2 BB: 2 P: 16	1B: 7 2B: 2 3B: 0 HR: 1	SF: 0 SAC: 0 DP: 0 HBP: 0	WP: 0 PB: 0 SB: 2 CS: 1	PA: 39					
PITCHER	IP	WLS	BF	H	R	ER	SO	BB	IBB	HBP	BLK	WP	HR	S	P	ERA	WHIP										
Bob Feller, R ERA: 3.61 (1, 1)	6.0		25	7	4	3	3	1	0	0	0	0	1	30	34	4.50	1.333										
Marino Pieretti, R ERA: (7, 1)	1.0		3	0	0	0	0	0	0	0	0	0	0	3	3	0.00	0.000										
Jesse Flores, R ERA: 3.86 (8, 1)	2.0	L	11	3	3	3	2	1	1	0	0	0	0	13	21	13.50	2.000										

AB	36
R	7
H	10
RBI	6
BB	3
SO	5
LOB	16



Batter	1	2	3	4	5	6	7	8	9	AB	R	H	RBI	BB	SO	LOB	BOTTOM										
Dale Mitchell, L OBP: 0.387, SLG: 0.449 (1, 7)										5	0	2	1	0	0	4	Philadelphia Athletics @ Cleveland Indians Cleveland Municipal Stadium, Cleveland, OH Wed May 17 1950, 3:33 AM EDT Att: 12,471 - Unknown										
Bob Kennedy, R OBP: 0.326, SLG: 0.372 (1, 9)										5	1	2	1	0	0	3											
Luke Easter, L OBP: 0.419, SLG: 0.424 (1, 3)										5	0	1	0	0	0	5											
Larry Doby, L OBP: 0.479, SLG: 0.607 (1, 8)										3	0	0	0	1	0	2											
Al Rosen, R OBP: 0.402, SLG: 0.655 (1, 5)										3	0	1	1	1	0	1											
Joe Gordon, R OBP: 0.284, SLG: 0.338 (1, 4)										3	1	1	0	1	0	2											
Ray Boone, R OBP: 0.459, SLG: 0.367 (1, 6)										2	1	0	0	2	0	1											
Ray Murray, R OBP: 0.423, SLG: 0.542 (1, 2)										3	2	2	2	1	0	1											
Bob Feller, R OBP: 0.443, SLG: 0.308 (5, PH)										1	0	0	0	0	1	0											
Thurman Tucker, L OBP: 0.333, SLG: 0.143 (7, 1)										1	0	1	0	0	0	0											
Marino Pieretti, R OBP: 0.333, SLG: 0.143 (7, 1)										0	0	0	0	0	0	0											
Herb Conyers, L OBP: 0.349, SLG: 0.500 (7, PH)										0	0	0	0	0	0	0											
Alie Clark, R OBP: 0.247, SLG: 0.345 (7, PH)										1	0	1	0	0	0	0											
Bob Lemon, R OBP: 0.417, SLG: 0.571 (8, 1)										0	0	0	0	0	0	0											
Jesse Flores, R OBP: 0.287, SLG: 0.571 (8, 1)										0	0	0	0	0	0	0											
Bobby Avila, R OBP: 0.267, SLG: 0.500 (9, PH)										0	0	0	0	0	0	0											
Inning Stats	R: 0 E: 0 K: 0 S: 3	H: 1 LOB: 0 BB: 0 P: 3	R: 0 E: 0 K: 0 S: 2	H: 0 LOB: 0 BB: 1 P: 6	R: 0 E: 0 K: 1 S: 4	H: 0 LOB: 0 BB: 1 P: 8	R: 0 E: 0 K: 0 S: 4	H: 1 LOB: 1 BB: 0 P: 4	R: 0 E: 0 K: 0 S: 2	H: 0 LOB: 0 BB: 1 P: 6	R: 1 E: 0 K: 0 S: 4	H: 2 LOB: 1 BB: 1 P: 8	R: 2 E: 0 K: 0 S: 5	H: 3 LOB: 2 BB: 2 P: 13	R: 0 E: 0 K: 0 S: 5	H: 2 LOB: 1 BB: 0 P: 5	R: 1 E: 0 K: 0 S: 5	H: 2 LOB: 2 BB: 1 P: 9	1B: 8 2B: 3 3B: 0 HR: 0	SF: 0 SAC: 0 DP: 5 HBP: 0	WP: 0 PB: 0 SB: 0 CS: 1	PA: 40					
PITCHER	IP	WLS	BF	H	R	ER	SO	BB	IBB	HBP	BLK	WP	HR	S	P	ERA	WHIP										
Dick Fowler, R ERA: 8.59 (1, 1)	6.2		26	6	3	3	1	6	0	0	0	0	0	10	14	10.80	3.600										
Bobby Shantz, L ERA: 4.5 (7, 1)	1.2	W	11	5	2	2	0	1	0	0	0	0	0	2	2	0.00	0.000										
Carl Scheib, R ERA: 5.4 (9, 1)	0.2	S	2	0	0	0	0	0	0	0	0	0	0	2	2	0.00	0.000										

AB	32
R	5
H	11
RBI	5
BB	7
SO	1
LOB	19



Batter	1	2	3	4	5	6	7	8	9	AB	R	H	RBI	BB	SO	LOB	TOP										
Eddie Joost, R OBP: 0.408, SLG: 0.358 (1, 6)	4-0 1B FC1-5-2-5 BB		0-3 K			0-0 F8		4-0 BB FC5-2 BB		2	0	0	0	2	1	1	Philadelphia Athletics @ Cleveland Indians Cleveland Municipal Stadium, Cleveland, OH Thu May 18 1950, 3:33 AM EDT Att: 5,251 - Unknown										
Paul Lehner, L OBP: 0.400, SLG: 0.566 (1, 7)	0-0 FC1-5-2-5 1B		0-0 F7			0-0 F8		0-0 BB 1B		4	0	2	1	0	0	1											
Bob Dillinger, R OBP: 0.346, SLG: 0.430 (1, 5)	0-0 L6			0-0 6-3		0-0 F9		4-0 BB 1B		3	0	0	1	1	0	2											
Sam Chapman, R OBP: 0.308, SLG: 0.351 (1, 8)	0-0 FC1-5-2-5 1-3 3-H			0-0 F5			0-0 F9	0-3 K		4	0	0	0	0	1	5											
Fernis Fain, L OBP: 0.396, SLG: 0.511 (1, 3)		0-0 F9		0-0 HR		0-0 F3		0-0 FC5-2		4	1	1	1	0	0	3											
Elmer Valo, L OBP: 0.396, SLG: 0.351 (1, 9)		0-0 F8		0-0 F5		0-0 3-1			0-0 5-3	4	0	0	0	0	0	0											
Pete Suder, R OBP: 0.306, SLG: 0.377 (1, 4)		0-0 F7			0-0 F7			0-0 FC1-5 1B 1B	4-0 BB	3	0	1	0	1	0	0											
Mike Guerra, R OBP: 0.357, SLG: 0.440 (1, 2)			0-0 SH1-4 1B		0-0 F9			0-0 BB FC1-5 1B 1B	0-0 F5	4	1	2	0	0	0	1											
Lou Brissie, L (1, 1)			0-0 SH1-4		0-0 F6			0-0 FC1-5 1B BB	0-0 L9	3	1	0	0	0	0	3											
Inning Stats	R: 0 E: 0 K: 0 S: 3	H: 1 LOB: 1 BB: 1 P: 7	R: 0 E: 0 K: 0 S: 3	H: 0 LOB: 0 BB: 0 P: 3	R: 0 E: 0 K: 1 S: 6	H: 1 LOB: 1 BB: 0 P: 6	R: 1 E: 0 K: 0 S: 4	H: 1 LOB: 0 BB: 0 P: 4	R: 0 E: 0 K: 0 S: 3	H: 0 LOB: 0 BB: 0 P: 3	R: 0 E: 0 K: 0 S: 3	H: 0 LOB: 0 BB: 0 P: 3	R: 0 E: 0 K: 1 S: 8	H: 3 LOB: 3 BB: 2 P: 16	R: 0 E: 0 K: 0 S: 3	H: 0 LOB: 1 BB: 1 P: 7	1B: 5 2B: 1 3B: 0 HR: 1	SF: 0 SAC: 1 DP: 1 HBP: 0	WP: 0 PB: 0 SB: 0 CS: 0	PA: 36							
PITCHER	IP	WLS	BF	H	R	ER	SO	BB	IBB	HBP	BLK	WP	HR	S	P	ERA	WHIP										
Steve Gromek, R ERA: 6.14 Al Benton, R ERA: 1.35	(1, 1)	7.1	29	6	3	3	1	2	0	0	0	0	1	29	37	3.68	1.091										
PITCHER	IP	WLS	BF	H	R	ER	SO	BB	IBB	HBP	BLK	WP	HR	S	P	ERA	WHIP										
Al Benton, R ERA: 1.35	(8, 1)	1.2	7	0	0	0	1	2	0	0	0	0	0	7	15	0.00	1.200										

AB 31
R 3
H 6
RBI 3
BB 4
SO 2
LOB 16



Batter	1	2	3	4	5	6	7	8	9	AB	R	H	RBI	BB	SO	LOB	BOTTOM											
Dale Mitchell, L OBP: 0.378, SLG: 0.431 (1, 7)	0-0 L7		0-0 4-3			0-0 1-3	0-0 F7		4-0 BB IBB	4	0	0	1	1	0	2	Philadelphia Athletics @ Cleveland Indians Cleveland Municipal Stadium, Cleveland, OH Thu May 18 1950, 3:33 AM EDT Att: 5,251 - Unknown											
Bob Kennedy, R OBP: 0.353, SLG: 0.489 (1, 9)	0-0 3B			0-0 F2		0-0 HR	0-0 F8		4-0 BB	4	1	2	2	1	0	2												
Luke Easter, L OBP: 0.422, SLG: 0.429 (1, 3)	0-3 K			0-0 2B 1B		0-0 F8		0-0 FC3-6 1B		4	0	2	0	0	1	1												
Larry Doby, L OBP: 0.467, SLG: 0.600 (1, 8)	0-0 4-3			0-0 2B		0-0 F9		0-0 FC3-6 1-2		4	0	1	0	0	0	2												
Al Rosen, R OBP: 0.406, SLG: 0.655 (1, 5)		0-0 F6		4-0 G5-4-3 BB		0-0 S 1B 2B		0-3 K		3	1	1	0	1	1	1												
Joe Gordon, R OBP: 0.283, SLG: 0.325 (1, 4)		0-0 L7		0-0 G5-4-3 1-2		4-0 1B S F7 BB		0-0 F7		3	1	0	0	1	0	4												
Ray Boone, R OBP: 0.463, SLG: 0.364 (1, 6)		0-0 6-3			0-0 F6		4-0 F7 1B BB		0-0 SH5-4 1B BB 1B	3	1	1	0	1	0	0												
Ray Murray, R OBP: 0.400, SLG: 0.500 (1, 2)			0-0 F3		0-3 K		0-0 F7		0-0 BB SH5-4 1B	4	0	1	0	0	1	3												
Steve Gromek, S OBP: 0.333, SLG: 0.333 Al Benton, R ERA: 1.35	(1, 1)	8.1	38	9	4	4	4	4	1	0	0	0	0	0	0	0												
PITCHER	IP	WLS	BF	H	R	ER	SO	BB	IBB	HBP	BLK	WP	HR	S	P	ERA	WHIP											
Lou Brissie, L ERA: 5.02	(1, 1)	8.1	38	9	4	4	4	4	1	0	0	0	0	0	0	0	4.32	1.560										
PITCHER	IP	WLS	BF	H	R	ER	SO	BB	IBB	HBP	BLK	WP	HR	S	P	ERA	WHIP											
Al Benton, R ERA: 1.35	(8, 1)	1.2	7	0	0	0	1	2	0	0	0	0	0	7	15	0.00	1.200											

AB 32
R 4
H 9
RBI 4
BB 5
SO 4
LOB 15



Batter	1	2	3	4	5	6	7	8	9	AB	R	H	RBI	BB	SO	LOB	TOP										
Dom DiMaggio, R OBP: 0.444, SLG: 0.398 (1.8)	4-3		FC 1B		6-3			1-3		4	1	0	0	0	0	1	Boston Red Sox @ Cleveland Indians Cleveland Municipal Stadium, Cleveland, OH Fri May 19 1950, 3:33 AM EDT Att: 34,892 - Unknown										
6 Johnny Pesky, L OBP: 0.496, SLG: 0.462 (1.5)	6-3		1B				3-1 2B	6-3		4	0	2	0	0	0	0											
Ted Williams, L OBP: 0.464, SLG: 0.756 (1.7)	F5		FC5-4 1B				3-1 2-3	F8		4	0	1	1	0	0	1											
Vern Stephens, R OBP: 0.375, SLG: 0.531 (1.6)		F3	FC5-4 1-2				K	F7		4	0	0	0	0	1	3											
Walt Dropo, R OBP: 0.425, SLG: 0.776 (1.3)		2B		K			5-3	1B		4	0	2	0	0	1	1											
Al Zarilla, L OBP: 0.392, SLG: 0.414 (1.9)	6-3			1-3				F9		4	0	1	0	0	0	2											
Bobby Doerr, R OBP: 0.326, SLG: 0.387 (1.4)	1-6-3			F9				FC1-6 1B		4	0	0	0	0	0	3											
Matt Batts, R OBP: 0.309, SLG: 0.300 (1.2)			6-3		F9			F8		3	0	0	0	0	0	1											
Mel Parnell, L OBP: 0.360, SLG: 0.286 (1.1)			FC 1B		K			6-3		3	0	1	0	0	1	1											
Inning Stats	R: 0 E: 0 K: 0 S: 3	H: 0 LOB: 0 BB: 0 P: 3	R: 0 E: 0 K: 0 S: 4	H: 1 LOB: 1 BB: 0 P: 4	R: 1 E: 0 K: 0 S: 6	H: 3 LOB: 2 BB: 0 P: 6	R: 0 E: 0 K: 1 S: 5	H: 0 LOB: 0 BB: 0 P: 5	R: 0 E: 0 K: 1 S: 5	H: 1 LOB: 1 BB: 0 P: 6	R: 0 E: 0 K: 0 S: 4	H: 1 LOB: 1 BB: 0 P: 4	R: 0 E: 0 K: 0 S: 3	H: 0 LOB: 0 BB: 0 P: 3	R: 0 E: 0 K: 0 S: 4	H: 1 LOB: 1 BB: 0 P: 4		1B: 5 2B: 2 3B: 0 HR: 0	SF: 0 SAC: 0 DP: 0 HBP: 0	WP: 0 PB: 0 SB: 0 CS: 0	PA: 34						
PITCHER	IP	WLS	BF	H	R	ER	SO	BB	IBB	HBP	BLK	WP	HR	S	P	ERA	WHIP										
Mike Garcia, R ERA: 3.67 (1.1)	2.0		7	1	0	0	0	0	0	0	0	0	0	7	7	0.00	0.500										
Sam Zoldak, L ERA: 7.43 (3.1)	7.0	W	27	6	1	1	3	0	0	0	0	0	0	33	33	1.29	0.857										


AB	34
R	1
H	7
RBI	1
BB	0
SO	3
LOB	13



Batter	1	2	3	4	5	6	7	8	9	AB	R	H	RBI	BB	SO	LOB	BOTTOM										
Dale Mitchell, L OBP: 0.374, SLG: 0.425 (1.7)	K		1-3					F9		4	0	1	0	0	1	1	Boston Red Sox @ Cleveland Indians Cleveland Municipal Stadium, Cleveland, OH Fri May 19 1950, 3:33 AM EDT Att: 34,892 - Unknown										
Bob Kennedy, R OBP: 0.345, SLG: 0.529 (1.9)	HR		L4		F4			F9		4	1	1	1	0	0	2											
Luke Easter, L OBP: 0.404, SLG: 0.405 (1.3)	4-3			1-3	F5			4-3		4	0	0	0	0	0	1											
Larry Doby, L OBP: 0.456, SLG: 0.580 (1.8)	1-4-3			WP 1B			F7	4-3		4	1	1	0	0	0	0											
Al Rosen, R OBP: 0.400, SLG: 0.637 (1.5)		E1 G3 1B		K			5-3	K		4	0	1	0	0	2	1											
Joe Gordon, R OBP: 0.284, SLG: 0.318 (1.4)		G3		PB 1B			F8			2	1	0	0	1	0	1											
Ray Boone, R OBP: 0.455, SLG: 0.361 (1.6)		F4		BB				E6 SH1-4 1B		3	1	1	2	0	0	1											
Ray Murray, R OBP: 0.375, SLG: 0.467 (1.2)		6-3		FC6-4 1B				SH1-4		2	0	0	0	0	0	2											
Mike Garcia, R OBP: 0.111, SLG: 0.111 (1.1)			5-3							0	0	0	0	0	0	0											
Sam Zoldak, L OBP: 0.400, SLG: 0.400 (3.1)					F8			2H 1B		3	0	1	1	0	0	0											
Inning Stats	R: 1 E: 0 K: 1 S: 6	H: 1 LOB: 0 BB: 0 P: 6	R: 0 E: 1 K: 0 S: 4	H: 1 LOB: 1 BB: 0 P: 4	R: 0 E: 0 K: 0 S: 3	H: 0 LOB: 0 BB: 0 P: 3	R: 2 E: 0 K: 1 S: 7	H: 2 LOB: 1 BB: 1 P: 11	R: 0 E: 0 K: 0 S: 4	H: 1 LOB: 1 BB: 0 P: 4	R: 0 E: 0 K: 0 S: 3	H: 0 LOB: 0 BB: 0 P: 3	R: 1 E: 1 K: 0 S: 5	H: 1 LOB: 1 BB: 0 P: 5	R: 0 E: 0 K: 1 S: 5	H: 0 LOB: 0 BB: 0 P: 5	1B: 5 2B: 0 3B: 0 HR: 1	SF: 0 SAC: 1 DP: 0 HBP: 0	WP: 1 PB: 1 SB: 1 CS: 0	PA: 32							
PITCHER	IP	WLS	BF	H	R	ER	SO	BB	IBB	HBP	BLK	WP	HR	S	P	ERA	WHIP										
Mel Parnell, L ERA: 2.98 (1.1)	8.0	L	32	6	4	2	3	1	0	0	0	1	1	37	41	2.25	0.875										

AB	30
R	4
H	6
RBI	4
BB	1
SO	3
LOB	9



Batter	1	2	3	4	5	6	7	8	9	AB	R	H	RBI	BB	SO	LOB	TOP				
Dom DiMaggio, R OBP: 0.436, SLG: 0.390	0-0 4-3	0-3 K		0-0 F5			0-0 6-3		0-0 6 F9 G7 1B	5	1	1	0	0	1	1	Boston Red Sox @ Cleveland Indians Cleveland Municipal Stadium, Cleveland, OH Sat May 20 1950, 3:33 AM EDT Att: 21,528 - Unknown livebaseballscores.com				
6 Johnny Pesky, L OBP: 0.483, SLG: 0.448	0-0 4-3		0-0 F9	0-0 6-3			0-0 5-3 1B		0-0 F9	5	1	1	0	0	0	1					
Ted Williams, L OBP: 0.461, SLG: 0.730	4-0 BB		4-0 BB 1B				0-0 F9		0-0 5-3 1B	3	1	0	1	2	0	1					
Vern Stephens, R OBP: 0.396, SLG: 0.538	4-0 BB		4-0 BB 1B				0-0 BB		0-0 FC5-4 1B	2	1	2	1	3	0	0					
Walt Dropo, R OBP: 0.410, SLG: 0.736	0-0 6-3		0-0 F4				0-0 K		0-0 FC5-4 1B	5	0	1	0	0	1	6					
Al Zarilla, L OBP: 0.386, SLG: 0.407		0-0 1-3	0-0 1B				0-0 F7		0-0 F8	4	0	1	1	0	0	3					
Bobby Doerr, R OBP: 0.324, SLG: 0.382		0-0 F9	0-0 1B				0-0 4-3		0-0 5-3	4	0	1	1	0	0	0					
Birdie Tebbetts, R OBP: 0.452, SLG: 0.565		0-0 HR	0-3 K				0-0 F5		0-0 6-3	4	1	1	1	0	1	2					
Chuck Stobbs, L OBP: 0.400, SLG: 0.308		0-0 E1					0-0 F5		0-0 4-3	3	0	0	0	0	0	0					
Charley Schanz, R OBP: 0.333, SLG: 0.327							0-0 F7			0	0	0	0	0	0	0					
Tom Wright, L OBP: 0.333, SLG: 0.327										0	0	0	0	0	0	0					
Jim Suचेcki, R OBP: 0.333, SLG: 0.327										0	0	0	0	0	0	0					
Inning Stats	R: 0 E: 0 K: 0 S: 3	H: 0 LOB: 2 BB: 2 P: 11	R: 1 E: 1 K: 1 S: 7	H: 1 LOB: 1 BB: 0 P: 7	R: 2 E: 0 K: 1 S: 7	H: 2 LOB: 2 BB: 2 P: 15	R: 0 E: 0 K: 0 S: 3	H: 0 LOB: 0 BB: 0 P: 3	R: 0 E: 0 K: 1 S: 5	H: 0 LOB: 1 BB: 1 P: 9	R: 0 E: 0 K: 0 S: 3	H: 0 LOB: 0 BB: 0 P: 3	R: 1 E: 0 K: 0 S: 6	H: 3 LOB: 2 BB: 0 P: 6	R: 0 E: 0 K: 0 S: 3	H: 0 LOB: 0 BB: 0 P: 3	R: 1 E: 0 K: 0 S: 5	H: 2 LOB: 1 BB: 0 P: 5	1B: 7 2B: 0 3B: 0 HR: 1	SF: 0 SAC: 0 DP: 0 HBP: 0	WP: 0 PA: 41 PB: 0 SB: 0 CS: 0
PITCHER Bob Lemon, R ERA: 5.15	IP: 9.0 WLS: W BF: 41 H: 8 R: 5 ER: 5 SO: 3 BB: 5 IBB: 0 HBP: 0 BLK: 0 WP: 0 HR: 1 S: 42 P: 62 ERA: 5.00 WHIP: 1.444															PITCHER					

Batter	1	2	3	4	5	6	7	8	9	AB	R	H	RBI	BB	SO	LOB	BOTTOM		
Dale Mitchell, L OBP: 0.392, SLG: 0.445	0-0 SH3-4 1B	4-0 CS BB			0-0 FC6-5 2B		0-0 SH BB 1B	0-3 K		4	2	3	0	1	1	0	Boston Red Sox @ Cleveland Indians Cleveland Municipal Stadium, Cleveland, OH Sat May 20 1950, 3:33 AM EDT Att: 21,528 - Unknown livebaseballscores.com		
Bob Kennedy, R OBP: 0.387, SLG: 0.519	0-0 SH3-4 1B	0-0 CS	0-0 3-1		0-0 FC6-5 HR		4-0 SH BB 1B	4-0 CS BB		3	3	1	0	2	0	1			
Luke Easter, L OBP: 0.423, SLG: 0.453	0-0 SH3-4		4-0 1B		0-0 1H HR		0-0 SH 1B	4-0 FC5-2 BB		1	1	1	2	2	0	0			
Larry Doby, L OBP: 0.464, SLG: 0.581	0-0 2H 3H		0-0 1B		0-0 F8		0-0 FC5-2 1B	0-3 K		5	1	3	4	0	1	2			
Al Rosen, R OBP: 0.385, SLG: 0.611	0-0 F8		0-3 K		0-0 F7		0-0 FC5-2 1B	0-0 2-3		4	0	0	0	0	1	4			
Joe Gordon, R OBP: 0.303, SLG: 0.364	4-0 BB				0-0 HR		0-0 F8			3	1	2	1	1	0	2			
Ray Boone, R OBP: 0.438, SLG: 0.350	0-0 5-3				0-0 5-3		0-0 F7	0-0 1-3 2H		4	0	1	1	0	0	3			
Ray Murray, R OBP: 0.361, SLG: 0.424		0-0 5-3			0-0 G3		0-0 F6	4-0 1-2 BB		3	0	0	0	1	0	1			
Bob Lemon, L OBP: 0.357, SLG: 0.480		0-0 1-3			0-0 F9		0-0 6-3	0-3 K		4	0	0	0	0	1	4			
Inning Stats	R: 2 E: 0 K: 0 S: 6	H: 3 LOB: 2 BB: 1 P: 10	R: 0 E: 0 K: 0 S: 2	H: 0 LOB: 0 BB: 1 P: 6	R: 0 E: 0 K: 1 S: 5	H: 1 LOB: 1 BB: 1 P: 9	R: 1 E: 0 K: 0 S: 4	H: 1 LOB: 0 BB: 0 P: 4	R: 2 E: 0 K: 0 S: 5	H: 2 LOB: 0 BB: 0 P: 5	R: 0 E: 0 K: 0 S: 4	H: 1 LOB: 1 BB: 0 P: 4	R: 3 E: 1 K: 1 S: 9	H: 3 LOB: 3 BB: 2 P: 17	R: 0 E: 0 K: 2 S: 6	H: 0 LOB: 2 BB: 2 P: 14	1B: 8 2B: 2 3B: 0 HR: 2	SF: 0 SAC: 2 DP: 1 HBP: 0	WP: 0 PA: 41 PB: 1 SB: 1 CS: 2
PITCHER Chuck Stobbs, L ERA: 4.58	IP: 6.0 WLS: L BF: 31 H: 10 R: 8 ER: 8 SO: 1 BB: 4 IBB: 0 HBP: 0 BLK: 0 WP: 0 HR: 2 S: 29 P: 45 ERA: 12.00 WHIP: 2.333															PITCHER			
Charley Schanz, R ERA: 9.82	1.0 5 1 0 0 1 1 0 0 0 0 0 6 10 0.00 2.000																		
Jim Suचेcki, R ERA:	1.0 4 0 0 0 2 2 0 0 0 0 0 6 14 0.00 2.000																		

Batter	1	2	3	4	5	6	7	8	9	AB	R	H	RBI	BB	SO	LOB	TOP					
Phil Rizzuto, R OBP: 0.444, SLG: 0.495										5	3	2	0	1	0	2						
Cliff Mapes, L OBP: 0.435, SLG: 0.603										5	1	0	0	1	0	4						
Joe Collins, L OBP: 0.360, SLG: 0.381										4	3	1	0	2	1	2						
Joe DiMaggio, R OBP: 0.367, SLG: 0.539										4	3	3	6	2	0	0						
Yogi Berra, L OBP: 0.403, SLG: 0.523										4	2	2	2	2	0	2						
Bobby Brown, L OBP: 0.276, SLG: 0.294										4	0	0	2	1	0	4						
Gene Woodling, L OBP: 0.411, SLG: 0.393										5	1	3	1	1	0	4						
Jerry Coleman, R OBP: 0.333, SLG: 0.362										5	0	2	2	1	1	3						
Ed Lopat, L OBP: 0.450, SLG: 0.412										6	1	2	1	0	0	5						
Inning Stats	R: 1 E: 0 K: 0 S: 4	H: 1 LOB: 3 BB: 3 P: 16	R: 4 E: 0 K: 1 S: 8	H: 3 LOB: 0 BB: 1 P: 12	R: 0 E: 0 K: 0 S: 3	H: 0 LOB: 1 BB: 1 P: 7	R: 0 E: 0 K: 1 S: 5	H: 0 LOB: 0 BB: 0 P: 5	R: 2 E: 0 K: 0 S: 6	H: 3 LOB: 1 BB: 0 P: 6	R: 3 E: 0 K: 0 S: 5	H: 2 LOB: 2 BB: 3 P: 17	R: 0 E: 1 K: 0 S: 4	H: 0 LOB: 1 BB: 0 P: 4	R: 2 E: 0 K: 0 S: 6	H: 3 LOB: 2 BB: 2 P: 10	R: 2 E: 0 K: 0 S: 6	H: 3 LOB: 3 BB: 2 P: 14	1B: 11 2B: 2 3B: 0 HR: 2	SF: 0 SAC: 1 DP: 0 HBP: 0	WP: 0 PB: 0 SB: 0 CS: 0	PA: 54
PITCHER	IP WLS BF H R ER SO BB IBB HBP BLK WP HR S P ERA WHIP	2.0 L 14 4 5 5 1 4 0 0 0 0 0 1 12 28 22.50 4.000	3.0 13 3 2 2 1 1 0 0 0 0 0 1 14 18 6.00 1.333	0.0 3 1 3 3 0 2 0 0 1 0 0 0 1 9 ∞ ∞	4.0 24 7 4 4 0 3 1 0 0 0 0 0 20 36 9.00 2.500																	
Early Wynn, R ERA: 4.45																						
Gene Bearden, L ERA: 5.19																						
Al Benton, R ERA: 5.4																						
Marino Pieretti, R ERA: 2.3																						

New York Yankees @ Cleveland Indians
Cleveland Municipal Stadium, Cleveland, OH
Sun May 21 1950, 3:33 AM EDT
Unknown

AB 42
R 14
H 15
RBI 14
BB 11
SO 2
LOB 26



Batter	1	2	3	4	5	6	7	8	9	AB	R	H	RBI	BB	SO	LOB	BOTTOM					
Dale Mitchell, L OBP: 0.392, SLG: 0.443										5	0	2	0	0	0	0						
Bob Kennedy, R OBP: 0.338, SLG: 0.475										5	0	0	0	0	0	4						
Luke Easter, L OBP: 0.416, SLG: 0.436										3	1	0	0	1	1	0						
Larry Doby, L OBP: 0.466, SLG: 0.577										4	1	2	0	0	0	1						
Al Rosen, R OBP: 0.398, SLG: 0.622										3	1	2	2	1	1	1						
Joe Gordon, R OBP: 0.304, SLG: 0.396										3	1	1	2	0	0	2						
Bobby Avila, R OBP: 0.714, SLG: 0.600										1	0	1	0	0	0	0						
Ray Boone, R OBP: 0.404, SLG: 0.318										4	0	0	0	0	0	3						
Ray Murray, R OBP: 0.350, SLG: 0.486										4	1	1	1	0	1	1						
Early Wynn, S OBP: 0.500, SLG: 0.500																						
Gene Bearden, L OBP: 0.340, SLG: 0.125																						
Al Benton, R OBP: 0.340, SLG: 0.125																						
Marino Pieretti, R OBP: 0.340, SLG: 0.125																						
Allie Clark, R OBP: 0.340, SLG: 0.125																						
Inning Stats	R: 0 E: 0 K: 1 S: 5	H: 1 LOB: 0 BB: 0 P: 5	R: 0 E: 0 K: 0 S: 3	H: 0 LOB: 1 BB: 1 P: 7	R: 1 E: 0 K: 0 S: 4	H: 1 LOB: 0 BB: 0 P: 4	R: 3 E: 1 K: 0 S: 6	H: 2 LOB: 0 BB: 0 P: 6	R: 0 E: 0 K: 0 S: 3	H: 0 LOB: 0 BB: 0 P: 3	R: 1 E: 0 K: 0 S: 4	H: 2 LOB: 1 BB: 1 P: 8	R: 0 E: 0 K: 1 S: 5	H: 0 LOB: 0 BB: 0 P: 5	R: 0 E: 0 K: 1 S: 6	H: 1 LOB: 1 BB: 0 P: 6	R: 0 E: 1 K: 0 S: 5	H: 2 LOB: 3 BB: 1 P: 9	1B: 6 2B: 1 3B: 0 HR: 2	SF: 0 SAC: 0 DP: 1 HBP: 0	WP: 0 PB: 0 SB: 0 CS: 0	PA: 38
PITCHER	IP WLS BF H R ER SO BB IBB HBP BLK WP HR S P ERA WHIP	9.0 W 38 9 5 4 3 3 0 0 0 0 0 2 41 53 4.00 1.333																				
Ed Lopat, L ERA: 5.7																						

New York Yankees @ Cleveland Indians
Cleveland Municipal Stadium, Cleveland, OH
Sun May 21 1950, 3:33 AM EDT
Unknown

AB 35
R 5
H 9
RBI 5
BB 3
SO 3
LOB 12



Batter	1	2	3	4	5	6	7	8	9	AB	R	H	RBI	BB	SO	LOB	TOP										
Eddie Yost, R OBP: 0.435, SLG: 0.496 (1, 5)										2	1	0	0	3	1	0	Washington Senators @ Cleveland Indians Cleveland Municipal Stadium, Cleveland, OH Wed May 24 1950, 3:33 AM EDT Att: 13,082 - Unknown										
Gil Coan, L OBP: 0.326, SLG: 0.530 Roberto Ortiz, R OBP: 0.289, SLG: 0.314 (1, 7) (9, PH)										4	0	1	1	0	0	1											
Bud Stewart, L OBP: 0.396, SLG: 0.416 (1, 9)										3	0	0	0	2	0	3											
Eddie Robinson, L OBP: 0.351, SLG: 0.294 (1, 3)										5	0	1	0	0	0	5											
Sam Mele, R OBP: 0.506, SLG: 0.587 (1, 8)										4	1	2	0	0	0	1											
Sam Dente, R OBP: 0.294, SLG: 0.270 (1, 4)										4	1	2	0	0	0	1											
Merl Combs, L OBP: 0.411, SLG: 0.289 (1, 6)										3	0	0	1	1	0	3											
Mickey Grasso, R OBP: 0.286, SLG: 0.281 (1, 2)										3	1	1	1	1	0	2											
Steve Nagy, L OBP: 0.266, SLG: 0.417 Joe Haynes, R OBP: 0.300, SLG: 0.700 Mickey Harris, L OBP: 0.333, SLG: 0.200 (1, 1) (4, 1) (6, 1)										2	0	0	0	0	0	3											
Inning Stats	R: 0 E: 0 K: 1 S: 5	H: 0 LOB: 1 BB: 1 P: 9	R: 4 E: 0 K: 0 S: 7	H: 4 LOB: 2 BB: 2 P: 15	R: 0 E: 0 K: 0 S: 4	H: 1 LOB: 3 BB: 1 P: 8	R: 0 E: 0 K: 0 S: 2	H: 0 LOB: 0 BB: 1 P: 6	R: 0 E: 0 K: 0 S: 5	H: 2 LOB: 3 BB: 1 P: 9	R: 0 E: 0 K: 0 S: 3	H: 0 LOB: 0 BB: 0 P: 3	R: 0 E: 0 K: 0 S: 3	H: 0 LOB: 0 BB: 0 P: 3	R: 0 E: 0 K: 0 S: 3	H: 1 LOB: 1 BB: 1 P: 7		1B: 8 2B: 1 3B: 0 HR: 0	SF: 0 SAC: 0 DP: 2 HBP: 0	WP: 1 PB: 0 SB: 0 CS: 0	PA: 40						
PITCHER	IP	WLS	BF	H	R	ER	SO	BB	IBB	HBP	BLK	WP	HR	S	P	ERA	WHIP										
Early Wynn, R ERA: 5.4 Gene Bearden, L ERA: 2.81 (1, 1) (2, 1)	1.2	W	11	4	4	4	1	2	0	0	0	0	0	11	19	21.60	3.600										
	7.1	W	29	4	0	0	0	5	0	0	0	1	0	24	44	0.00	1.227										

Batter	1	2	3	4	5	6	7	8	9	AB	R	H	RBI	BB	SO	LOB	BOTTOM										
Dale Mitchell, L OBP: 0.381, SLG: 0.421 (1, 7)										2	2	1	0	3	0	0	Washington Senators @ Cleveland Indians Cleveland Municipal Stadium, Cleveland, OH Wed May 24 1950, 3:33 AM EDT Att: 13,082 - Unknown										
Bob Kennedy, R OBP: 0.354, SLG: 0.493 (1, 9)										5	1	2	1	0	0	3											
Mickey Vernon, L OBP: 0.253, SLG: 0.176 (1, 3)										5	0	3	0	0	1	2											
Larry Doby, L OBP: 0.485, SLG: 0.596 (1, 8)										3	1	2	0	1	0	1											
Al Rosen, R OBP: 0.381, SLG: 0.578 (1, 5)										3	0	0	2	1	0	4											
Joe Gordon, R OBP: 0.292, SLG: 0.382 (1, 4)										4	0	0	0	0	1	7											
Lou Boudreau, R OBP: 0.324, SLG: 0.292 (1, 6)										3	0	2	2	1	0	0											
Jim Hegan, R OBP: 0.380, SLG: 0.484 (1, 2)										4	0	0	0	0	2	3											
Early Wynn, S OBP: 0.500, SLG: 0.500 Gene Bearden, L (1, 1) (2, 1)										0	0	0	0	0	0	0											
Inning Stats	R: 0 E: 0 K: 0 S: 3	H: 1 LOB: 1 BB: 1 P: 7	R: 0 E: 0 K: 1 S: 5	H: 0 LOB: 1 BB: 1 P: 9	R: 1 E: 0 K: 0 S: 5	H: 2 LOB: 3 BB: 2 P: 13	R: 0 E: 0 K: 0 S: 3	H: 1 LOB: 2 BB: 2 P: 11	R: 2 E: 0 K: 1 S: 8	H: 3 LOB: 1 BB: 1 P: 12	R: 0 E: 0 K: 1 S: 5	H: 0 LOB: 0 BB: 0 P: 5	R: 0 E: 0 K: 1 S: 5	H: 0 LOB: 0 BB: 0 P: 5	R: 0 E: 0 K: 1 S: 5	H: 0 LOB: 0 BB: 0 P: 5		1B: 8 2B: 2 3B: 0 HR: 0	SF: 0 SAC: 0 DP: 1 HBP: 0	WP: 0 PB: 0 SB: 0 CS: 0	PA: 39						
PITCHER	IP	WLS	BF	H	R	ER	SO	BB	IBB	HBP	BLK	WP	HR	S	P	ERA	WHIP										
Steve Nagy, L ERA: 4.55 Joe Haynes, R ERA: 7.83 Mickey Harris, L ERA: 3.5 (1, 1) (4, 1) (6, 1)	3.2	L	19	4	1	1	1	6	0	0	0	0	0	15	39	2.46	2.727										
	1.2	L	10	5	4	4	0	0	0	0	0	0	0	10	10	21.60	3.000										
	2.2		10	1	0	0	3	1	0	0	0	0	0	15	19	0.00	0.750										



Batter	1	2	3	4	5	6	7	8	9	AB	R	H	RBI	BB	SO	LOB	TOP			
Eddie Yost, R OBP: 0.437, SLG: 0.491 (1, 5)										3	0	1	0	1	1	0	Washington Senators @ Cleveland Indians Cleveland Municipal Stadium, Cleveland, OH Thu May 25 1950, 3:33 AM EDT Att: 5,691 - Unknown livebaseballscorecards.com			
Gil Coan, L OBP: 0.323, SLG: 0.512 (1, 7)										3	0	0	0	1	0	3				
Bud Stewart, L OBP: 0.390, SLG: 0.402 (1, 9)										3	0	0	0	1	1	3				
Eddie Robinson, L OBP: 0.348, SLG: 0.286 (1, 3)										3	0	0	0	1	0	1				
Sam Mele, R OBP: 0.494, SLG: 0.582 (1, 8)										4	0	1	0	0	0	2				
Sam Dente, R OBP: 0.293, SLG: 0.264 (1, 6)										3	0	0	0	1	0	1				
Sherry Robertson, L OBP: 0.385, SLG: 0.286 (1, 4)										3	0	0	0	0	2	2				
Al Evans, R OBP: 0.299, SLG: 0.358 (1, 2)										3	0	0	0	0	0	2				
Dick Weik, R OBP: 0.200, SLG: 0.200 (1, 1)										2	0	0	0	0	0	0				
Al Kozar, R OBP: 0.292, SLG: 0.233 (8, PH)										1	0	1	0	0	0	0				
Lloyd Hittie, R OBP: 0.143, SLG: 0.143 (8, 1)										0	0	0	0	0	0	0				
Inning Stats	R: 0 E: 0 K: 0 S: 3	H: 1 LOB: 0 BB: 0 P: 3	R: 0 E: 0 K: 1 S: 6	H: 1 LOB: 2 BB: 1 P: 10	R: 0 E: 0 K: 1 S: 4	H: 0 LOB: 0 BB: 1 P: 8	R: 0 E: 0 K: 1 S: 4	H: 0 LOB: 0 BB: 1 P: 8	R: 0 E: 0 K: 0 S: 3	H: 0 LOB: 0 BB: 0 P: 3	R: 0 E: 0 K: 0 S: 3	H: 0 LOB: 1 BB: 1 P: 7	R: 0 E: 1 K: 1 S: 7	H: 1 LOB: 3 BB: 1 P: 11	R: 0 E: 0 K: 0 S: 3	H: 0 LOB: 0 BB: 0 P: 3	1B: 2 2B: 1 3B: 0 HR: 0	SF: 0 SAC: 0 DP: 2 HBP: 0	WP: 0 PB: 0 SB: 0 CS: 0	PA: 34
PITCHER Bob Lemon, R ERA: 4.46 (1, 1)	IP: 9.0 WLS: W BF: 33 H: 3 R: 0 ER: 0 SO: 4 BB: 5 IBB: 0 HBP: 0 BLK: 0 WP: 0 HR: 0 S: 36 P: 56 ERA: 0.00 WHIP: 0.889															PITCHER				

Batter	1	2	3	4	5	6	7	8	9	AB	R	H	RBI	BB	SO	LOB	BOTTOM			
Dale Mitchell, L OBP: 0.389, SLG: 0.435 (1, 7)										5	1	3	1	0	0	0	Washington Senators @ Cleveland Indians Cleveland Municipal Stadium, Cleveland, OH Thu May 25 1950, 3:33 AM EDT Att: 5,691 - Unknown livebaseballscorecards.com			
Bob Kennedy, R OBP: 0.349, SLG: 0.473 (1, 9)										3	0	0	0	1	0	1				
Mickey Vernon, L OBP: 0.283, SLG: 0.181 (1, 3)										4	0	1	1	1	0	3				
Larry Doby, L OBP: 0.500, SLG: 0.593 (1, 8)										2	1	1	0	3	0	0				
Al Rosen, R OBP: 0.382, SLG: 0.563 (1, 5)										3	0	0	0	2	1	4				
Lou Boudreau, R OBP: 0.329, SLG: 0.290 (1, 6)										4	0	1	1	1	0	5				
Bobby Avila, R OBP: 0.727, SLG: 0.571 (1, 4)										2	1	1	0	2	1	1				
Jim Hegan, R OBP: 0.378, SLG: 0.470 (1, 2)										2	0	0	0	1	1	3				
Bob Lemon, L OBP: 0.303, SLG: 0.400 (1, 1)										4	0	0	0	0	1	7				
Inning Stats	R: 0 E: 0 K: 1 S: 5	H: 0 LOB: 2 BB: 2 P: 13	R: 0 E: 0 K: 1 S: 4	H: 0 LOB: 0 BB: 1 P: 8	R: 0 E: 0 K: 1 S: 5	H: 0 LOB: 0 BB: 0 P: 5	R: 1 E: 0 K: 1 S: 6	H: 1 LOB: 3 BB: 3 P: 18	R: 0 E: 0 K: 0 S: 5	H: 2 LOB: 3 BB: 1 P: 9	R: 1 E: 0 K: 0 S: 5	H: 2 LOB: 2 BB: 1 P: 9	R: 0 E: 1 K: 0 S: 4	H: 0 LOB: 3 BB: 2 P: 12	R: 1 E: 0 K: 0 S: 5	H: 2 LOB: 2 BB: 1 P: 9	1B: 6 2B: 2 3B: 0 HR: 0	SF: 0 SAC: 2 DP: 1 HBP: 0	WP: 0 PB: 0 SB: 3 CS: 1	PA: 42
PITCHER Dick Weik, R ERA: 3.9 (1, 1)	IP: 7.0 WLS: L BF: 36 H: 5 R: 2 ER: 2 SO: 4 BB: 10 IBB: 0 HBP: 0 BLK: 0 WP: 0 HR: 0 S: 34 P: 74 ERA: 2.57 WHIP: 2.143															PITCHER				
Lloyd Hittie, L ERA: 3.96 (8, 1)	IP: 1.0 WLS: L BF: 6 H: 2 R: 1 ER: 1 SO: 0 BB: 1 IBB: 0 HBP: 0 BLK: 0 WP: 0 HR: 0 S: 5 P: 9 ERA: 9.00 WHIP: 3.000															PITCHER				

Batter	1	2	3	4	5	6	7	8	9	AB	R	H	RBI	BB	SO	LOB	TOP			
Dale Mitchell, L (1,7) X OBP: 0.383, SLG: 0.422	F2		F8					6-3	1-3	4	0	0	0	1	0	2	Cleveland Indians @ Chicago White Sox Comiskey Park, Chicago, IL Fri May 26 1950, 4:33 AM EDT Att: 9,879 - Unknown			
Bob Kennedy, R (1,9) X OBP: 0.386, SLG: 0.519	SH2-3 2B				2-4 BB			E7 FC3-6 2B 1B		3	1	3	0	2	0	0				
Mickey Vernon, L (1,3) X OBP: 0.282, SLG: 0.173	SH2-3 2-3		3-1			FC3-6 1-2		FC3-6 BB	F6	3	0	0	0	1	0	5				
Larry Doby, L (1,8) X OBP: 0.491, SLG: 0.579	F1							FC3-6 2B		4	1	1	0	0	0	4				
Al Rosen, R (1,5) X OBP: 0.385, SLG: 0.569										4	0	2	2	0	2	2				
Lou Boudreau, R (1,6) X OBP: 0.325, SLG: 0.278										3	0	0	0	1	0	2				
Bobby Avila, R (1,4) X OBP: 0.600, SLG: 0.455										4	0	1	0	0	0	4				
Jim Hegan, R (1,2) X OBP: 0.372, SLG: 0.471										4	0	1	0	0	0	1				
Bob Feller, R (1,1) X OBP: 0.167, SLG: 0.250										2	0	0	0	1	1	1				
Inning Stats	R: 0 E: 0 K: 0 S: 4	H: 1 LOB: 1 BB: 0 P: 4	R: 0 E: 0 K: 0 S: 3	H: 1 LOB: 0 BB: 3	R: 0 E: 0 K: 0 S: 4	H: 1 LOB: 2 BB: 1 P: 8	R: 0 E: 0 K: 1 S: 6	H: 1 LOB: 1 BB: 0 P: 6	R: 0 E: 0 K: 1 S: 5	H: 0 LOB: 1 BB: 1 P: 9	R: 0 E: 0 K: 1 S: 6	H: 1 LOB: 0 BB: 0 P: 6	R: 2 E: 1 K: 0 S: 5	H: 2 LOB: 2 BB: 2 P: 13	R: 0 E: 0 K: 0 S: 4	H: 1 LOB: 2 BB: 1 P: 8	1B: 4 2B: 5 3B: 0 HR: 0	SF: 0 SAC: 2 DP: 1 HBP: 0	WP: 0 PB: 0 SB: 1 CS: 0	PA: 39
PITCHER Bob Cain, L (1,1) ERA: 2.18	IP: 9.0 WLS: L BF: 40	H: 8 R: 2 ER: 2 SO: 3	BB: 5 IBB: 1 HBP: 0 BLK: 0	WP: 0 HR: 0 S: 39 P: 63	ERA: 2.00 WHIP: 1.444	PITCHER										IP: 9.0 WLS: L BF: 40	H: 8 R: 2 ER: 2 SO: 3	BB: 5 IBB: 1 HBP: 0 BLK: 0	WP: 0 HR: 0 S: 39 P: 63	ERA: 2.00 WHIP: 1.444

Batter	1	2	3	4	5	6	7	8	9	AB	R	H	RBI	BB	SO	LOB	BOTTOM			
Herb Adams, L (1,8) X OBP: 0.274, SLG: 0.286	4-3		F9					FC5-4 2-6		4	0	0	0	0	0	4	Cleveland Indians @ Chicago White Sox Comiskey Park, Chicago, IL Fri May 26 1950, 4:33 AM EDT Att: 9,879 - Unknown			
Dave Philley, S (1,9) X OBP: 0.325, SLG: 0.357	F9		1-3					2-6	G4-3 1B	4	0	1	0	0	1	3				
Cass Michaels, R (1,4) X OBP: 0.379, SLG: 0.450										3	0	1	0	1	0	1				
Hank Majeski, R (1,5) X OBP: 0.386, SLG: 0.479	2-4 1-2	6-3								3	0	0	0	0	0	1				
Gus Zernial, R (1,7) X OBP: 0.283, SLG: 0.407										3	0	0	0	1	2	2				
Jim Busby, R (9, PR) X OBP: 0.233, SLG: 0.214										0	0	0	0	0	0	0				
Gordon Goldsberry, L (1,3) X OBP: 0.478, SLG: 0.565										3	1	1	0	1	0	3				
Eddie Malone, R (1,2) X OBP: 0.319, SLG: 0.262										4	0	1	0	0	0	4				
Chico Carrasquel, R (1,6) X OBP: 0.342, SLG: 0.309										3	0	2	1	0	0	0				
Bob Cain, L (1,1) X OBP: 0.333, SLG: 0.357										2	0	1	0	0	0	1				
Inning Stats	R: 0 E: 0 K: 0 S: 2	H: 0 LOB: 1 BB: 1 P: 6	R: 0 E: 0 K: 1 S: 6	H: 1 LOB: 0 BB: 0 P: 6	R: 0 E: 0 K: 1 S: 5	H: 0 LOB: 0 BB: 0 P: 5	R: 1 E: 0 K: 1 S: 7	H: 2 LOB: 2 BB: 1 P: 11	R: 0 E: 0 K: 0 S: 5	H: 1 LOB: 2 BB: 0 P: 5	R: 0 E: 0 K: 0 S: 3	H: 1 LOB: 0 BB: 0 P: 3	R: 0 E: 0 K: 0 S: 3	H: 1 LOB: 0 BB: 0 P: 3	R: 0 E: 0 K: 0 S: 2	H: 0 LOB: 1 BB: 1 P: 6	1B: 6 2B: 1 3B: 1 HR: 0	SF: 0 SAC: 2 DP: 2 HBP: 0	WP: 0 PB: 0 SB: 0 CS: 0	PA: 34
PITCHER Bob Feller, R (1,1) ERA: 3.3	IP: 9.0 WLS: W BF: 36	H: 7 R: 1 ER: 1 SO: 3	BB: 3 IBB: 0 HBP: 0 BLK: 0	WP: 0 HR: 0 S: 37 P: 49	ERA: 1.00 WHIP: 1.111	PITCHER										IP: 9.0 WLS: W BF: 36	H: 7 R: 1 ER: 1 SO: 3	BB: 3 IBB: 0 HBP: 0 BLK: 0	WP: 0 HR: 0 S: 37 P: 49	ERA: 1.00 WHIP: 1.111

Batter	1	2	3	4	5	6	7	8	9	AB	R	H	RBI	BB	SO	LOB	TOP					
Dale Mitchell, L OBP: 0.390, SLG: 0.424 (1, 7)	6-3	FC6-4		E 1B 1-2		CS 1B			BB	4	0	2	0	1	0	3						
Bob Kennedy, R OBP: 0.376, SLG: 0.500 (1, 9)	K		6-3	E 1B 1-2 2-H		CS	F7		F9	5	0	1	1	0	1	1						
Mickey Vernon, L OBP: 0.273, SLG: 0.190 (1, 3)	1B		BB 1B	E6 1-2 2-3			K			4	0	2	0	0	1	2						
Larry Doby, L OBP: 0.482, SLG: 0.561 (1, 8)	F8		BB	F7			4-3			3	0	0	0	1	0	4						
Al Rosen, R OBP: 0.381, SLG: 0.558 (1, 5)		SH3-4 1B	F4	E5 G4-6-3			F8			4	0	1	0	0	0	2						
Lou Boudreau, R OBP: 0.333, SLG: 0.289 (1, 6)	SH3-4 1B	L5		G4-6-3						4	0	2	0	0	0	3						
Bobby Avila, R OBP: 0.500, SLG: 0.357 (1, 4)	SH3-4			3-1			G4-6-3			3	0	0	0	0	0	1						
Jim Hegan, R OBP: 0.383, SLG: 0.465 (9, PH)				1B BB			F7			1	1	0	0	2	0	0						
Joe Gordon, R OBP: 0.280, SLG: 0.379 (9, PH)				1B BB			F7			1	0	0	0	0	0	0						
Mike Garcia, R OBP: 0.071, SLG: 0.071 (8, 1)	K			F9			F8			3	0	0	0	0	2	4						
Allie Clark, R OBP: 0.235, SLG: 0.333 (9, PH)										0	0	0	0	0	0	0						
										1	0	0	0	0	0	0						
Inning Stats	R: 0 E: 0 K: 1 S: 6	H: 1 LOB: 1 BB: 0 P: 6	R: 0 E: 0 K: 1 S: 7	H: 2 LOB: 3 BB: 1 P: 11	R: 0 E: 0 K: 0 S: 4	H: 1 LOB: 2 BB: 1 P: 8	R: 1 E: 1 K: 0 S: 6	H: 2 LOB: 3 BB: 1 P: 10	R: 0 E: 1 K: 0 S: 3	H: 0 LOB: 0 BB: 0 P: 3	R: 0 E: 0 K: 1 S: 5	H: 1 LOB: 0 BB: 0 P: 5	R: 0 E: 0 K: 0 S: 5	H: 0 LOB: 0 BB: 0 P: 5	R: 0 E: 0 K: 0 S: 3	H: 1 LOB: 0 BB: 0 P: 3	R: 0 E: 0 K: 0 S: 3	H: 0 LOB: 1 BB: 1 P: 7	1B: 8 2B: 0 3B: 0 HR: 0	SF: 0 SAC: 1 DP: 2 HBP: 0	WP: 0 PB: 0 SB: 0 CS: 1	PA: 39
PITCHER Billy Pierce, L ERA: 3.51 (1, 1)	IP: 9.0 WLS: W BF: 38 H: 8 R: 1 ER: 1 SO: 4 BB: 3 IBB: 1 HBP: 0 BLK: 0 WP: 0 HR: 0 S: 42 P: 58 ERA: 1.00 WHIP: 1.222															PITCHER						

Cleveland Indians @ Chicago White Sox
Comiskey Park, Chicago, IL
Sat May 27 1950, 4:33 AM EDT
Att: 2,325 - Unknown

AB	33
R	1
H	8
RBI	1
BB	4
SO	4
LOB	20



Batter	1	2	3	4	5	6	7	8	9	AB	R	H	RBI	BB	SO	LOB	BOTTOM	
Herb Adams, L OBP: 0.270, SLG: 0.280 (1, 8)	6-3		BB 1B			G3	1-3	F3		5	0	1	0	0	0	3		
Dave Philley, S OBP: 0.336, SLG: 0.356 (1, 9)	F6		BB			1B		1-3		3	1	1	0	2	0	0		
Cass Michaels, R OBP: 0.380, SLG: 0.474 (1, 4)	F4		F9			1B		HR	F8	5	1	2	1	0	0	5		
Hank Majeski, R OBP: 0.389, SLG: 0.479 (1, 5)		G3		F9		1B		1B	1B	4	1	2	1	0	0	0		
Gus Zernial, R OBP: 0.291, SLG: 0.411 (1, 7)		FC4-6 1B		F5		F4		E 1B	1B	4	1	2	0	0	0	2		
Gordon Goldsberry, L OBP: 0.408, SLG: 0.537 (1, 3)	FC4-6		G3			F8		1-2 2-3	1B	4	1	1	0	0	0	3		
Phil Masi, R OBP: 0.391, SLG: 0.360 (1, 2)	F4				F7		6-3	E4	1B	4	1	0	1	0	0	3		
Chico Carrasquel, R OBP: 0.339, SLG: 0.307 (1, 6)			5-3		4-3		6-3	1B	1B	4	0	1	2	0	0	0		
Billy Pierce, L OBP: 0.250, SLG: 0.250 (1, 1)			F7		1-3		E6	BB	1B	4	0	2	1	0	0	0		
Inning Stats	R: 0 E: 0 K: 0 S: 3	H: 0 LOB: 0 BB: 0 P: 3	R: 0 E: 0 K: 0 S: 4	H: 1 LOB: 0 BB: 0 P: 4	R: 0 E: 0 K: 0 S: 4	H: 1 LOB: 2 BB: 1 P: 8	R: 0 E: 0 K: 0 S: 3	H: 0 LOB: 0 BB: 0 P: 3	R: 0 E: 0 K: 0 S: 6	H: 3 LOB: 2 BB: 0 P: 6	R: 0 E: 1 K: 0 S: 4	H: 1 LOB: 1 BB: 0 P: 4	R: 5 E: 1 K: 0 S: 10	H: 6 LOB: 3 BB: 1 P: 14	1B: 11 2B: 0 3B: 0 HR: 1	SF: 0 SAC: 0 DP: 0 HBP: 0	WP: 0 PB: 0 SB: 0 CS: 0	PA: 39
PITCHER Mike Garcia, R ERA: 3.61 Jesse Flores, R ERA: 4.22 (8, 1)	IP: 7.1 WLS: L BF: 35 H: 11 R: 6 ER: 5 SO: 0 BB: 1 IBB: 0 HBP: 0 BLK: 0 WP: 0 HR: 1 S: 34 P: 38 ERA: 6.14 WHIP: 1.636															PITCHER		

Cleveland Indians @ Chicago White Sox
Comiskey Park, Chicago, IL
Sat May 27 1950, 4:33 AM EDT
Att: 2,325 - Unknown

AB	37
R	6
H	12
RBI	6
BB	2
SO	0
LOB	16



Batter	1	2	3	4	5	6	7	8	9	AB	R	H	RBI	BB	SO	LOB	TOP			
Dale Mitchell, L (1, 7) OBP: 0.385, SLG: 0.418 Allie Clark, R (3, 7) OBP: 0.250, SLG: 0.344	0-0 6-3		0-3 K			0-0 G5-4-3 1B		0-0 5-3		2	0	0	0	0	1	0	Cleveland Indians @ Chicago White Sox Comiskey Park, Chicago, IL Sun May 28 1950, 4:33 AM EDT Unknown livebaseballscorecards.com			
Bob Kennedy, R (1, 9) OBP: 0.381, SLG: 0.523	0-0 3B		0-0 6-3			0-0 G5-4-3 1-2		0-0 2B FC5-2 1B	4	0	2	0	0	0	1					
Mickey Vernon, L (1, 3) OBP: 0.272, SLG: 0.193	0-0 G3			0-0 5-3 4-3 1B		0-0 4-3		0-0 F9	4	0	1	0	0	0	2					
Larry Doby, L (1, 8) OBP: 0.483, SLG: 0.569	0-3 K			0-0 4-3 1-2		0-0 G5-4-3 1B		0-0 FC5-2 1-3 2B	4	0	2	0	0	1	2					
Al Rosen, R (1, 5) OBP: 0.371, SLG: 0.540		0-0 6-3		0-0 5-3 2-3		0-0 G5-4-3 1-2 2B		0-0 FC5-2 2B	4	0	0	0	0	0	4					
Lou Boudreau, R (1, 6) OBP: 0.330, SLG: 0.300	0-0 1-3			0-0 6-3		0-0 2B		0-0 1-3 3-H	4	0	1	0	0	0	3					
Joe Gordon, R (1, 4) OBP: 0.291, SLG: 0.377		0-0 FC6-4 1B			0-0 5-3		0-0 F8		3	0	1	0	0	0	1					
Jim Hegan, R (1, 2) OBP: 0.381, SLG: 0.459		0-0 FC6-4 1-2			0-0 5-3		0-0 G6-4-3 1B		3	0	1	0	0	0	1					
Early Wynn, S (1, 1) OBP: 0.417, SLG: 0.400 Ray Boone, R (8, PH) OBP: 0.421, SLG: 0.375 Sam Zoldak, L (8, 1) OBP: 0.400, SLG: 0.400			0-0 1-3		0-3 K		0-0 G6-4-3 1-2		2	0	0	0	0	0	1	0	C			
Inning Stats	R: 0 E: 0 K: 1 S: 6	H: 1 LOB: 1 BB: 0 P: 6	R: 0 E: 0 K: 0 S: 4	H: 1 LOB: 1 BB: 0 P: 4	R: 0 E: 0 K: 1 S: 5	H: 0 LOB: 0 BB: 0 P: 5	R: 0 E: 0 K: 0 S: 4	H: 1 LOB: 1 BB: 0 P: 4	R: 0 E: 0 K: 1 S: 5	H: 0 LOB: 0 BB: 0 P: 5	R: 0 E: 0 K: 0 S: 3	H: 2 LOB: 1 BB: 0 P: 4	R: 0 E: 0 K: 0 S: 3	H: 1 LOB: 0 BB: 0 P: 3	R: 0 E: 0 K: 0 S: 5	H: 2 LOB: 2 BB: 0 P: 5		1B: 6 2B: 2 3B: 1 HR: 0	SF: 0 SAC: 0 DP: 3 HBP: 0	WP: 0 PB: 0 SB: 0 CS: 0
PITCHER Bill Wight, L (1, 1) ERA: 4.24	IP: 9.0 WLS: W BF: 33 H: 9 R: 0 ER: 0 SO: 3 BB: 0 IBB: 0 HBP: 0 BLK: 0 WP: 0 HR: 0 S: 39 P: 39 ERA: 0.00 WHIP: 1.000															PITCHER	IP: 9.0 WLS: W BF: 33 H: 9 R: 0 ER: 0 SO: 3 BB: 0 IBB: 0 HBP: 0 BLK: 0 WP: 0 HR: 0 S: 39 P: 39 ERA: 0.00 WHIP: 1.000			

Batter	1	2	3	4	5	6	7	8	9	AB	R	H	RBI	BB	SO	LOB	BOTTOM	
Herb Adams, L (1, 8) OBP: 0.269, SLG: 0.302	0-0 3B	0-0 F8			0-0 G3			0-0 4-3		4	0	1	0	0	0	1	Cleveland Indians @ Chicago White Sox Comiskey Park, Chicago, IL Sun May 28 1950, 4:33 AM EDT Unknown livebaseballscorecards.com	
Dave Philley, S (1, 9) OBP: 0.326, SLG: 0.344	0-0 3-4		0-0 F2		0-0 L6		0-3 K		4	0	0	0	0	1	1			
Cass Michaels, R (1, 4) OBP: 0.376, SLG: 0.462	0-0 F6		0-0 1-3		0-0 5-3		4-0 BB BB		3	0	0	0	1	0	1			
Hank Majeski, R (1, 5) OBP: 0.400, SLG: 0.475	4-0 BB BB		4-0 HR BB		0-0 F9		4-0 BB 1-2 BB		1	1	0	0	3	0	0			
Gus Zernial, R (1, 7) OBP: 0.298, SLG: 0.435	4-0 1-2 BB		0-0 1-H HR		0-0 1-3		0-0 4-3		3	1	1	2	1	0	2			
Gordon Goldsberry, L (1, 3) OBP: 0.392, SLG: 0.539	0-3 K		0-0 F7		0-0 F5				3	0	0	0	0	1	3			
Phil Masi, R (1, 2) OBP: 0.389, SLG: 0.359		0-0 G1 1B		0-3 K		0-0 F4			3	0	1	0	0	1	0			
Chico Carrasquel, R (1, 6) OBP: 0.331, SLG: 0.298	0-0 G1 1-2		0-0 6-3		0-3 K				3	0	0	0	0	1	1			
Bill Wight, L (1, 1)	0-3 K		0-3 K		0-0 F9				3	0	0	0	0	2	1	Sox		
Inning Stats	R: 0 E: 0 K: 1 S: 6	H: 1 LOB: 3 BB: 2 P: 14	R: 0 E: 0 K: 1 S: 6	H: 1 LOB: 0 BB: 0 P: 6	R: 2 E: 0 K: 0 S: 4	H: 1 LOB: 0 BB: 1 P: 8	R: 0 E: 0 K: 2 S: 7	H: 0 LOB: 0 BB: 0 P: 7	R: 0 E: 0 K: 0 S: 3	H: 0 LOB: 0 BB: 0 P: 3	R: 0 E: 0 K: 1 S: 5	H: 0 LOB: 0 BB: 0 P: 5	R: 0 E: 0 K: 1 S: 5	H: 0 LOB: 2 BB: 2 P: 13	1B: 1 2B: 0 3B: 1 HR: 1		SF: 0 SAC: 0 DP: 0 HBP: 0	WP: 0 PB: 0 SB: 0 CS: 0
PITCHER Early Wynn, R (1, 1) ERA: 4.86 Sam Zoldak, L (8, 1) ERA: 10.2	IP: 7.0 WLS: L BF: 27 H: 3 R: 2 ER: 2 SO: 5 BB: 3 IBB: 0 HBP: 0 BLK: 0 WP: 0 HR: 1 S: 34 P: 46 ERA: 2.57 WHIP: 0.857															PITCHER	IP: 7.0 WLS: L BF: 27 H: 3 R: 2 ER: 2 SO: 5 BB: 3 IBB: 0 HBP: 0 BLK: 0 WP: 0 HR: 1 S: 34 P: 46 ERA: 2.57 WHIP: 0.857	

Batter	1	2	3	4	5	6	7	8	9	AB	R	H	RBI	BB	SO	LOB	TOP																					
Lou Boudreau, R OBP: 0.323, SLG: 0.286 (1, 6)										4	2	0	0	1	0	3	Cleveland Indians @ Chicago White Sox Comiskey Park, Chicago, IL Sun May 28 1950, 4:38 AM EDT Att: 23,559 - Unknown																					
Mickey Vernon, L OBP: 0.276, SLG: 0.195 (1, 3)										4	0	1	0	1	0	1																						
Joe Gordon, R OBP: 0.289, SLG: 0.382 (1, 4)										4	0	1	1	0	0	2																						
Allie Clark, R OBP: 0.244, SLG: 0.324 (1, 7)										5	2	1	1	0	0	2																						
Larry Doby, L OBP: 0.480, SLG: 0.607 (1, 8)										5	1	2	3	0	0	0																						
Al Rosen, R OBP: 0.365, SLG: 0.550 (1, 5)										5	2	1	1	0	2	1																						
Bob Kennedy, R OBP: 0.396, SLG: 0.528 (1, 9)										3	0	2	1	1	0	0																						
Jim Hegan, R OBP: 0.386, SLG: 0.447 (1, 2)										2	0	0	0	2	0	1																						
Steve Gromek, S OBP: 0.400, SLG: 0.333 (1, 1)										3	0	1	0	1	1	4																						
Inning Stats	R: 0 E: 0 K: 0 S: 3	H: 0 LOB: 0 BB: 0 P: 3	R: 1 E: 1 K: 1 S: 7	H: 1 LOB: 2 BB: 1 P: 11	R: 0 E: 0 K: 0 S: 3	H: 0 LOB: 0 BB: 0 P: 3	R: 2 E: 1 K: 1 S: 7	H: 1 LOB: 2 BB: 2 P: 15	R: 0 E: 0 K: 0 S: 2	H: 0 LOB: 0 BB: 1 P: 6	R: 1 E: 0 K: 0 S: 4	H: 1 LOB: 0 BB: 0 P: 4	R: 1 E: 0 K: 0 S: 5	H: 2 LOB: 1 BB: 0 P: 5	R: 0 E: 0 K: 0 S: 4	H: 1 LOB: 2 BB: 1 P: 8	R: 2 E: 0 K: 1 S: 7	H: 3 LOB: 1 BB: 1 P: 11	1B: 5 2B: 2 3B: 1 HR: 2	SF: 0 SAC: 1 DP: 2 HBP: 0	WP: 0 PB: 0 SB: 0 CS: 0	PA: 42																
PITCHER	IP	WLS	BF	H	R	ER	SO	BB	IBB	HBP	BLK	WP	HR	S	P	ERA	WHIP	PITCHER		IP	WLS	BF	H	R	ER	SO	BB	IBB	HBP	BLK	WP	HR	S	P	ERA	WHIP		
Mickey Haefner, L ERA: 4.87 (1, 1)	6.0	L	26	3	4	2	2	3	1	0	0	0	2	26	42	3.00	1.000																					
Luis Aloma, R ERA: 5.59 (7, 1)	2.0		10	3	1	1	0	1	0	0	0	0	0	9	13	4.50	2.000																					
Jack Bruner, L ERA: 2.79 (9, 1)	1.0		6	3	2	2	1	1	0	0	0	0	0	7	11	18.00	4.000																					

AB	35
R	7
H	9
RBI	7
BB	6
SO	3
LOB	14




Batter	1	2	3	4	5	6	7	8	9	AB	R	H	RBI	BB	SO	LOB	BOTTOM																				
Herb Adams, L OBP: 0.274, SLG: 0.299 (1, 8)										1	0	0	0	0	0	0	Cleveland Indians @ Chicago White Sox Comiskey Park, Chicago, IL Sun May 28 1950, 4:38 AM EDT Att: 23,559 - Unknown																				
Jim Busby, R OBP: 0.222, SLG: 0.205 (3, FR) (4, 8)										2	0	0	0	0	0	1																					
Dave Philley, S OBP: 0.316, SLG: 0.333 (1, 9)										4	0	0	0	0	0	3																					
Cass Michaels, R OBP: 0.372, SLG: 0.455 (1, 4)										4	0	1	0	0	0	0																					
Hank Majeski, R OBP: 0.388, SLG: 0.460 (1, 5)										4	0	0	0	0	0	3																					
Gus Zernial, R OBP: 0.290, SLG: 0.424 (1, 7)										3	0	0	0	0	0	0																					
Gordon Goldsberry, L OBP: 0.390, SLG: 0.528 (1, 3)										2	0	0	0	1	0	0																					
Eddie Malone, R OBP: 0.300, SLG: 0.244 (1, 2)										3	0	0	0	0	0	1																					
Chico Carrasquel, R OBP: 0.331, SLG: 0.299 (1, 6)										3	0	1	0	0	0	0																					
Mickey Haefner, L OBP: 0.385, SLG: 0.200 (1, 1)										0	0	0	0	0	0	0																					
Floyd Baker, L OBP: 0.371, SLG: 0.667 (6, PH)										1	0	1	0	0	0	0																					
Luis Aloma, R OBP: 0.371, SLG: 0.667 (7, 1)										0	0	0	0	0	0	0																					
Nellie Fox, L OBP: 0.250, SLG: 0.143 (8, PH)										1	0	0	0	0	0	0																					
Jack Bruner, L OBP: 0.250, SLG: 0.143 (9, 1)										0	0	0	0	0	0	0																					
Inning Stats	R: 0 E: 0 K: 0 S: 3	H: 0 LOB: 0 BB: 0 P: 3	R: 0 E: 0 K: 0 S: 3	H: 0 LOB: 0 BB: 0 P: 3	R: 0 E: 0 K: 0 S: 3	H: 0 LOB: 0 BB: 0 P: 3	R: 0 E: 0 K: 0 S: 3	H: 0 LOB: 0 BB: 0 P: 3	R: 0 E: 0 K: 0 S: 3	H: 0 LOB: 0 BB: 0 P: 3	R: 0 E: 0 K: 0 S: 3	H: 0 LOB: 0 BB: 0 P: 3	R: 0 E: 0 K: 0 S: 3	H: 0 LOB: 0 BB: 0 P: 3	R: 0 E: 0 K: 0 S: 3	H: 0 LOB: 0 BB: 0 P: 3	1B: 3 2B: 0 3B: 0 HR: 0	SF: 0 SAC: 1 DP: 2 HBP: 1	WP: 0 PB: 0 SB: 0 CS: 0	PA: 31																	
PITCHER	IP	WLS	BF	H	R	ER	SO	BB	IBB	HBP	BLK	WP	HR	S	P	ERA	WHIP	PITCHER		IP	WLS	BF	H	R	ER	SO	BB	IBB	HBP	BLK	WP	HR	S	P	ERA	WHIP	
Steve Gromek, R ERA: 4.94 (1, 1)	9.0	W	31	3	0	0	0	1	0	1	0	0	0	29	34	0.00	0.444																				



Batter	1	2	3	4	5	6	7	8	9	AB	R	H	RBI	BB	SO	LOB	TOP
Dale Mitchell, L (1, 7) OBP: 0.385, SLG: 0.414	0-0 1-3	0-0 FC6-4 1B		0-0 F7		0-0 4-3			4-0 4-3 SH3-4 BB	4	0	1	0	1	0	2	
Bob Kennedy, R (1, 9) OBP: 0.390, SLG: 0.527	0-0 4-3 2B	0-0 FC6-4 1-2		0-0 4-3			0-0 L7		0-0 SH3-4 1-2	4	0	1	0	0	0	3	
Luke Easter, L (1, 3) OBP: 0.396, SLG: 0.414	0-0 4-3 2-3		0-0 F9		4-0 CS BB		0-0 F5		0-0 4-3 2-3	4	0	0	0	1	0	2	
Larry Doby, L (1, 8) OBP: 0.480, SLG: 0.602 Thurman Tucker, L (3, PR) OBP: 0.357, SLG: 0.250	0-0 F7		1-0 HR HBP		0-0 FC5-4 1B		0-0 1B		0-0 1-3	1	0	0	0	0	0	1	
Al Rosen, R (1, 5) OBP: 0.368, SLG: 0.571		0-0 1B FC6-4 1B	0-0 HR 1-H		0-0 L6		0-0 F9			4	2	2	2	0	0	2	
Lou Boudreau, R (1, 6) OBP: 0.320, SLG: 0.284		0-0 FC6-4 1B 4-3 1B	0-0 F2		0-0 FC5-4 1-2			0-0 F4		4	1	1	0	0	0	2	
Joe Gordon, R (1, 4) OBP: 0.296, SLG: 0.386		0-0 FC6-4 1B 1-2 2-3	0-0 5-3		0-0 F7		0-0 FC5-4 1B			4	0	2	0	0	0	1	
Jim Hegan, R (1, 2) OBP: 0.370, SLG: 0.425		0-0 FC6-4 1B 4-3 1-2 2-3 3-H		0-0 5-3		0-0 5-3		0-0 FC5-4 1-2		4	0	0	1	0	0	3	
Bob Lemon, L (1, 1) OBP: 0.324, SLG: 0.471	0-0 4-3 1-2 3-H			0-0 2B		0-0 2B		0-0 4-3		4	0	2	1	0	0	2	
Inning Stats	R: 0 E: 0 K: 0 S: 4	H: 1 LOB: 1 BB: 0 P: 4	R: 2 E: 0 K: 0 S: 7	H: 4 LOB: 2 BB: 0 P: 7	R: 2 E: 0 K: 0 S: 4	H: 1 LOB: 1 BB: 0 P: 5	R: 0 E: 0 K: 0 S: 3	H: 1 LOB: 1 BB: 0 P: 4	R: 0 E: 0 K: 0 S: 4	H: 1 LOB: 1 BB: 0 P: 4	R: 0 E: 0 K: 0 S: 4	H: 1 LOB: 1 BB: 0 P: 4	R: 0 E: 0 K: 0 S: 3	H: 0 LOB: 1 BB: 1 P: 7	1B: 7 2B: 3 3B: 0 HR: 1	SF: 0 SAC: 1 DP: 0 HBP: 1	WP: 0 PA: 40 PB: 0 SB: 0 CS: 1
PITCHER Art Houtteman, R (1, 1) ERA: 3.07	IP: 9.0 WLS: L BF: 40 H: 11 R: 4 ER: 4 SO: 0 BB: 2 IBB: 0 HBP: 1 BLK: 0 WP: 0 HR: 1 S: 37 P: 46 ERA: 4.00 WHIP: 1.444																

Cleveland Indians @ Detroit Tigers
Briggs Stadium, Detroit, MI
Tue May 30 1950, 4:33 AM EDT
Unknown


AB 36
R 4
H 11
RBI 4
BB 2
SO 0
LOB 19



Batter	1	2	3	4	5	6	7	8	9	AB	R	H	RBI	BB	SO	LOB	BOTTOM		
Johnny Lipon, R (1, 6) OBP: 0.421, SLG: 0.394	0-0 1-3		0-0 1B		0-0 G4-6-3 1B		0-0 6-3			4	0	2	0	0	0	1			
Jerry Priddy, R (1, 4) OBP: 0.310, SLG: 0.284	0-0 E4 2-3		0-0 4-3 1B		0-0 G4-6-3 1-2			0-3 K		4	0	1	0	0	1	1			
George Kell, R (1, 5) OBP: 0.433, SLG: 0.507	0-0 2-3 1-2		0-0 F4		4-0 1B BB		4-0 BB	0-3 K		2	0	0	0	2	0	3			
Vic Wertz, L (1, 9) OBP: 0.359, SLG: 0.541	4-0 BB		0-0 4-3 1-2		0-0 F4		0-0 F4	0-0 G3-6-3 BB		3	0	0	0	1	0	4			
Hoot Evers, R (1, 7) OBP: 0.377, SLG: 0.544	0-0 1-3		0-0 5-3		0-0 1B		0-0 1-3 1B		0-0 2B	4	0	2	0	0	0	4			
Johnny Groh, R (1, 8) OBP: 0.370, SLG: 0.454		0-0 1B		0-0 6-3		0-0 1-3		0-0 5-3		4	0	1	0	0	0	2			
Aaron Robinson, L (1, 2) OBP: 0.403, SLG: 0.469		0-3 K		0-0 F8		0-0 F2		0-0 F7		4	0	0	0	0	1	2			
Dick Kryhoski, L (1, 3) OBP: 0.264, SLG: 0.383 Pat Mullin, L (9, PH) OBP: 0.256, SLG: 0.189		0-3 K		0-0 4-3		0-0 4-3		0-3 K		3	0	0	0	0	1	1			
Art Houtteman, R (1, 1) OBP: 0.292, SLG: 0.273		0-3 K		0-0 L9		0-0 E4 1B				3	0	1	0	0	1	1			
Inning Stats	R: 0 E: 1 K: 0 S: 4	H: 0 LOB: 2 BB: 1 P: 8	R: 0 E: 0 K: 3 S: 10	H: 1 LOB: 1 BB: 0 P: 10	R: 0 E: 0 K: 0 S: 5	H: 2 LOB: 2 BB: 0 P: 5	R: 0 E: 0 K: 0 S: 3	H: 0 LOB: 0 BB: 0 P: 3	R: 0 E: 0 K: 0 S: 3	H: 1 LOB: 1 BB: 0 P: 3	R: 0 E: 1 K: 0 S: 4	H: 1 LOB: 1 BB: 0 P: 4	R: 0 E: 0 K: 1 S: 4	H: 0 LOB: 0 BB: 1 P: 8	R: 0 E: 0 K: 1 S: 6	H: 1 LOB: 1 BB: 0 P: 6	1B: 6 2B: 1 3B: 0 HR: 0	SF: 0 SAC: 0 DP: 2 HBP: 0	WP: 0 PA: 35 PB: 0 SB: 0 CS: 0
PITCHER Bob Lemon, R (1, 1) ERA: 3.93	IP: 9.0 WLS: W BF: 35 H: 7 R: 0 ER: 0 SO: 5 BB: 3 IBB: 0 HBP: 0 BLK: 0 WP: 0 HR: 0 S: 42 P: 54 ERA: 0.00 WHIP: 1.111																		

Cleveland Indians @ Detroit Tigers
Briggs Stadium, Detroit, MI
Tue May 30 1950, 4:33 AM EDT
Unknown

AB 32
R 0
H 7
RBI 0
BB 3
SO 5
LOB 20



Batter	1	2	3	4	5	6	7	8	9	AB	R	H	RBI	BB	SO	LOB	TOP		
Lou Boudreau, R (1,6) OBP: 0.317, SLG: 0.283										4	0	1	0	0	0	0	Cleveland Indians @ Detroit Tigers Briggs Stadium, Detroit, MI Tue May 30 1950, 4:38 AM EDT Att: 55,537 - Unknown		
Mickey Vernon, L (1,3) OBP: 0.287, SLG: 0.191										2	0	0	0	2	0	1			
Joe Gordon, R (1,4) OBP: 0.295, SLG: 0.381										4	1	1	0	0	0	3			
Allie Clark, R (1,7) OBP: 0.244, SLG: 0.317										4	0	1	0	0	0	2			
Al Rosen, R (1,5) OBP: 0.359, SLG: 0.555										4	0	0	0	0	0	3			
Bob Kennedy, R (1,9) OBP: 0.385, SLG: 0.526										4	1	1	1	0	0	0			
Bobby Avila, R (9, PR) OBP: 0.500, SLG: 0.357										0	0	0	0	0	0				
Thurman Tucker, L (1,8) OBP: 0.353, SLG: 0.267										3	0	1	1	0	1	0			
Ray Murray, R (9, PH) OBP: 0.362, SLG: 0.488										1	0	0	0	0	0	2			
Jim Hegan, R (1,2) OBP: 0.354, SLG: 0.405										4	0	0	0	0	2	3			
Gene Bearden, L (1,1)										2	0	0	0	0	2	0			
Mike Garcia, R (7,1) OBP: 0.071, SLG: 0.071										0	0	0	0	0	0	0			
Ray Boone, R (8, PH) OBP: 0.414, SLG: 0.367										1	0	0	0	0	0	0			
Marino Pieretti, R (8,1)										0	0	0	0	0	0	0			
Inning Stats	R: 0 E: 0 K: 0 S: 4	H: 1 LOB: 1 BB: 0 P: 4	R: 0 E: 0 K: 0 S: 3	H: 0 LOB: 0 BB: 0 P: 3	R: 0 E: 0 K: 2 S: 7	H: 0 LOB: 0 BB: 0 P: 7	R: 0 E: 0 K: 0 S: 3	H: 0 LOB: 1 BB: 1 P: 7	R: 0 E: 0 K: 1 S: 5	H: 0 LOB: 1 BB: 1 P: 9	R: 1 E: 1 K: 1 S: 7	H: 1 LOB: 1 BB: 0 P: 7	R: 0 E: 0 K: 0 S: 3	H: 0 LOB: 0 BB: 0 P: 3	R: 1 E: 0 K: 0 S: 6	H: 3 LOB: 2 BB: 0 P: 6	1B: 4 2B: 1 3B: 0 HR: 0	SF: 0 SAC: 0 DP: 0 HBP: 0	WP: 0 PA: 35 PB: 0 SB: 0 CS: 0
PITCHER Hal Newhouser, L (1,1) ERA: 2.7	IP: 9.0 WLS: W BF: 35 H: 5 R: 2 ER: 1 SO: 5 BB: 2 IBB: 0 HBP: 0 BLK: 0 WP: 0 HR: 0 S: 43 P: 51 ERA: 1.00 WHIP: 0.778															PITCHER			

Batter	1	2	3	4	5	6	7	8	9	AB	R	H	RBI	BB	SO	LOB	BOTTOM		
Johnny Lipon, R (1,6) OBP: 0.423, SLG: 0.393										3	2	1	0	1	0	0	Cleveland Indians @ Detroit Tigers Briggs Stadium, Detroit, MI Tue May 30 1950, 4:38 AM EDT Att: 55,537 - Unknown		
Jerry Priddy, R (1,4) OBP: 0.311, SLG: 0.285										3	1	1	0	0	0	0			
George Kell, R (1,5) OBP: 0.438, SLG: 0.518										3	1	2	1	0	0	1			
Vic Wertz, L (1,9) OBP: 0.363, SLG: 0.539										4	0	2	2	0	0	2			
Hoot Evers, R (1,7) OBP: 0.373, SLG: 0.533										4	0	1	0	0	0	3			
Johnny Groth, R (1,8) OBP: 0.380, SLG: 0.493										4	1	3	2	0	1	0			
Don Kolloway, R (1,3) OBP: 0.300, SLG: 0.333										4	0	1	0	0	0	2			
Bob Swift, R (1,2) OBP: 0.286, SLG: 0.174										4	0	1	0	0	0	2			
Hal Newhouser, L (1,1) OBP: 0.182, SLG: 0.182										3	0	0	0	0	0	2			
Inning Stats	R: 2 E: 0 K: 0 S: 5	H: 3 LOB: 2 BB: 1 P: 9	R: 0 E: 0 K: 0 S: 3	H: 0 LOB: 0 BB: 0 P: 3	R: 0 E: 2 K: 0 S: 4	H: 0 LOB: 1 BB: 0 P: 4	R: 0 E: 0 K: 0 S: 4	H: 2 LOB: 1 BB: 0 P: 4	R: 0 E: 0 K: 0 S: 3	H: 0 LOB: 0 BB: 0 P: 3	R: 2 E: 0 K: 0 S: 5	H: 4 LOB: 2 BB: 0 P: 7	R: 1 E: 0 K: 0 S: 5	H: 3 LOB: 1 BB: 0 P: 5	R: 0 E: 0 K: 1 S: 5	H: 0 LOB: 0 BB: 0 P: 5		1B: 9 2B: 2 3B: 0 HR: 1	SF: 0 SAC: 2 DP: 1 HBP: 0
PITCHER Gene Bearden, L (1,1) ERA: 3.97	IP: 6.2 WLS: L BF: 31 H: 12 R: 5 ER: 5 SO: 0 BB: 1 IBB: 0 HBP: 0 BLK: 0 WP: 1 HR: 1 S: 30 P: 34 ERA: 6.75 WHIP: 1.950															PITCHER			
Mike Garcia, R (7,1) ERA: 3.69	0.1	1	0	0	0	0	0	0	0	0	0	0	0	0	0	0	0.00	0.000	
Marino Pieretti, R (8,1) ERA: 2.12	1.0	3	0	0	0	1	0	0	0	0	0	5	5	0.00	0.000				

Batter	1	2	3	4	5	6	7	8	9	AB	R	H	RBI	BB	SO	LOB	TOP					
Dale Mitchell, L OBP: 0.392, SLG: 0.420 (1, 7)	0-0 6-3 1-3 1B		0-0 F5		0-0 FC4-6 1-2 1B		0-0 HR 1B	0-0 L6		5	1	3	1	0	0	3						
Bob Kennedy, R OBP: 0.377, SLG: 0.510 (1, 9)	0-0 1-3 1-2		0-0 1-3		0-0 FC4-6 1-2 2-H 1B		0-0 F8		0-0 G3	5	0	1	1	0	0	3						
Luke Easter, L OBP: 0.388, SLG: 0.435 (1, 3)	0-0 6-3 2-3		0-3 K		0-0 FC4-6 1-2 2-3		0-0 HR		0-0 G3	5	1	1	2	0	1	4						
Larry Doby, L OBP: 0.477, SLG: 0.589 (1, 8)	4-0 FC5-4 BB				0-0 F4		0-0 F7		0-0 G5-4-3 1B	4	0	1	0	1	0	2						
Al Rosen, R OBP: 0.356, SLG: 0.567 (1, 5)	0-0 FC5-4 1-2				0-0 HR		0-0 F7		0-0 G5-4-3	4	1	1	1	0	0	3						
Lou Boudreau, R OBP: 0.314, SLG: 0.274 (1, 6)		0-0 5-3			0-0 F8		0-0 5-3		4-0 FC5-4 BB	3	0	0	0	1	0	0						
Joe Gordon, R OBP: 0.293, SLG: 0.377 (1, 4)		0-0 6-3			0-0 6-3				0-0 F7	4	0	1	0	0	0	1						
Jim Hegan, R OBP: 0.350, SLG: 0.398 (1, 2)		0-0 F7			0-0 1B		0-3 K2-3		0-0 FC5-4 1B	4	0	1	0	0	1	2						
Bob Feller, R Al Benton, R Thurman Lockery, L Dick Rozek, L Allie Clark, R Sam Zoldak, L Bob Lemon, R Marino Pieretti, R (1, 1) (1, 1) (5, PH) (5, PH) (7, PH) (7, 1) (8, PH) (8, 1)			0-0 1-3 1B		0-0 1B		0-0 1B		0-0 1-2 1B	0	0	0	0	0	0	0						
Inning Stats	R: 0 E: 0 K: 0 S: 4	H: 1 LOB: 2 BB: 1 P: 8	R: 0 E: 0 K: 0 S: 3	H: 0 LOB: 0 BB: 0 P: 3	R: 0 E: 0 K: 1 S: 6	H: 1 LOB: 1 BB: 0 P: 6	R: 1 E: 0 K: 0 S: 4	H: 1 LOB: 0 BB: 0 P: 4	R: 1 E: 0 K: 0 S: 6	H: 4 LOB: 2 BB: 0 P: 6	R: 0 E: 0 K: 1 S: 6	H: 1 LOB: 1 BB: 0 P: 6	R: 3 E: 0 K: 0 S: 6	H: 4 LOB: 0 BB: 0 P: 6	R: 0 E: 0 K: 0 S: 4	H: 1 LOB: 2 BB: 1 P: 8	R: 0 E: 0 K: 0 S: 3	H: 0 LOB: 0 BB: 0 P: 3	1B: 10 2B: 1 3B: 0 HR: 2	SF: 0 SAC: 0 DP: 1 HBP: 0	WP: 0 PB: 0 SB: 0 CS: 0	PA: 40
PITCHER Joe Dobson, R ERA: 3.51 (1, 1)	IP: 9.0 WLS: W BF: 40 H: 13 R: 5 ER: 5 SO: 2 BB: 2 IBB: 0 HBP: 0 BLK: 0 WP: 0 HR: 2 S: 42 P: 50 ERA: 5.00 WHIP: 1.667															PITCHER						

Cleveland Indians @ Boston Red Sox
Fenway Park, Boston, MA
Fri Jun 02 1950, 3:33 AM EDT
Att: 35,473 - Unknown

AB	38
R	5
H	13
RBI	5
BB	2
SO	2
LOB	18

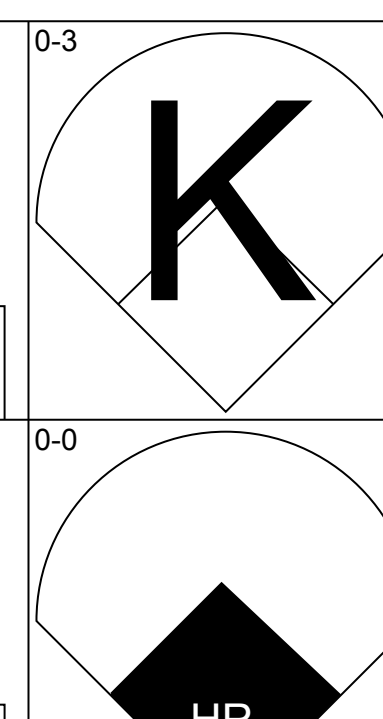
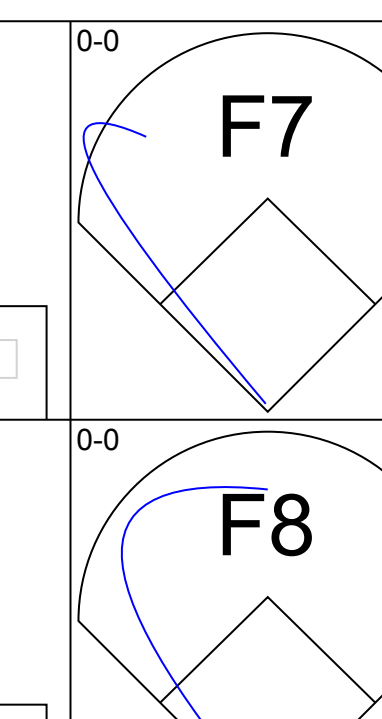
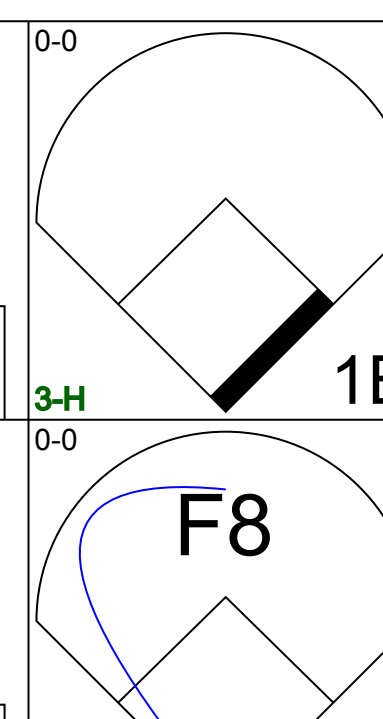
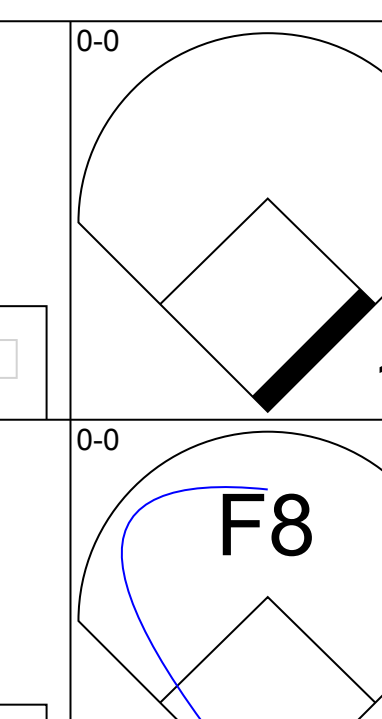
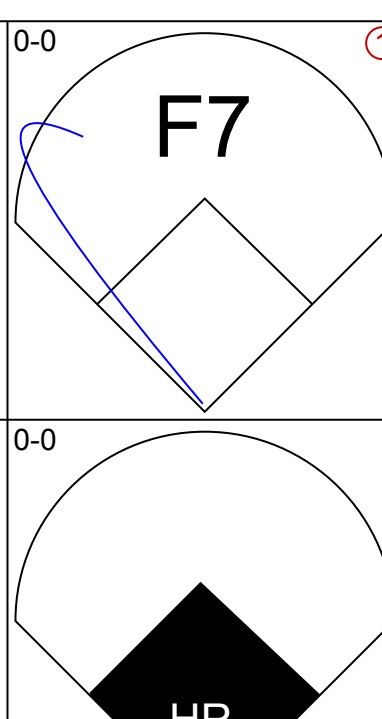
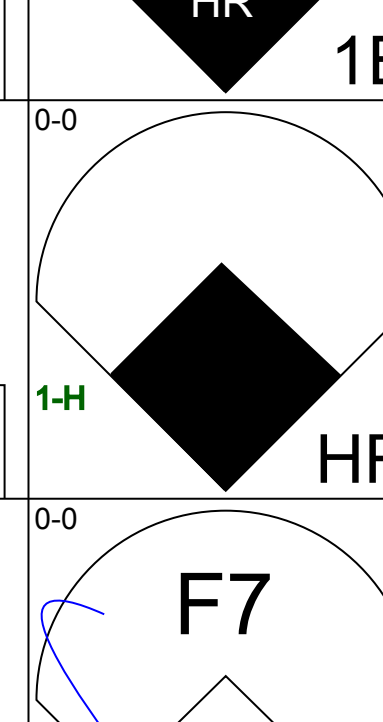

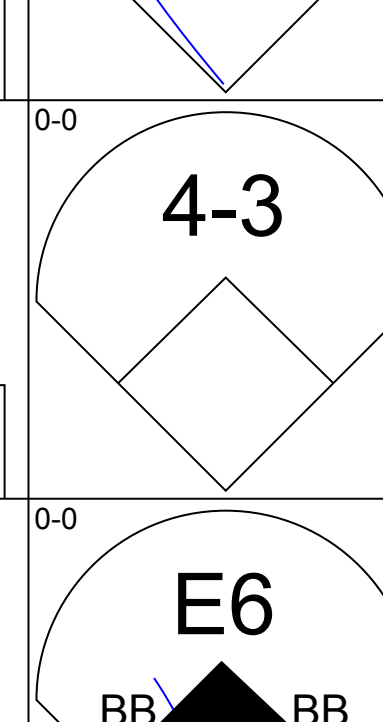
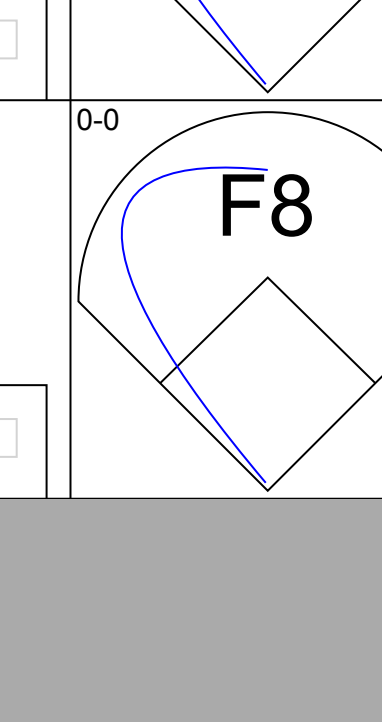
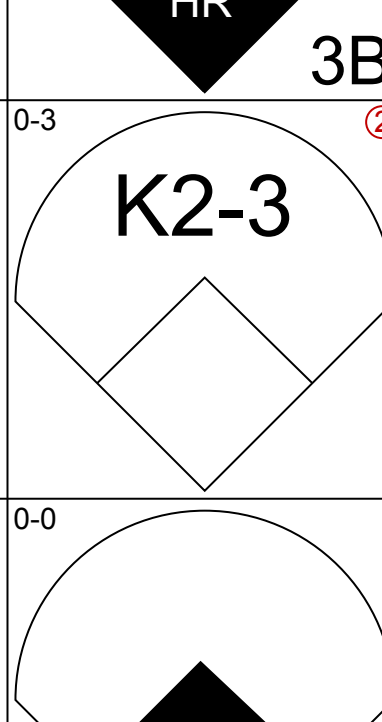
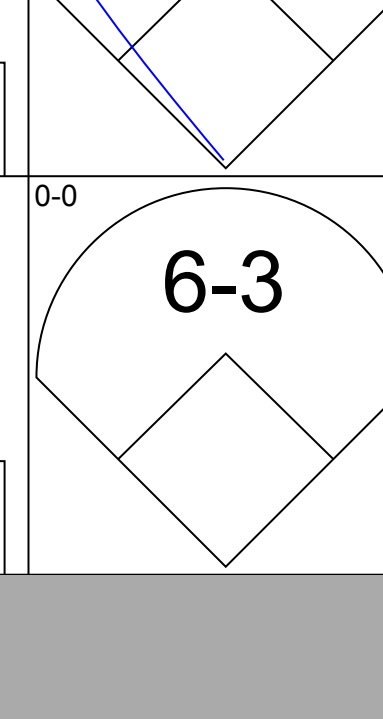
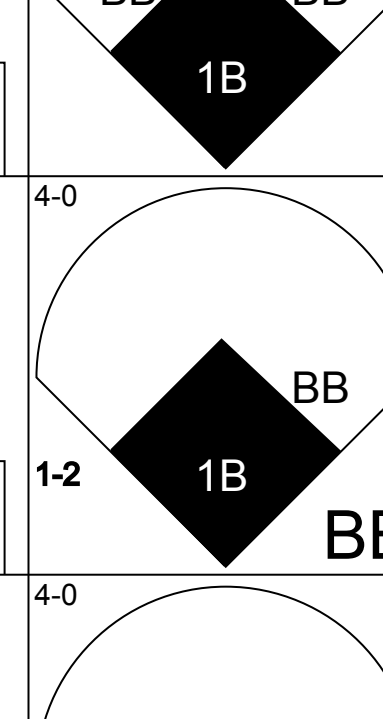
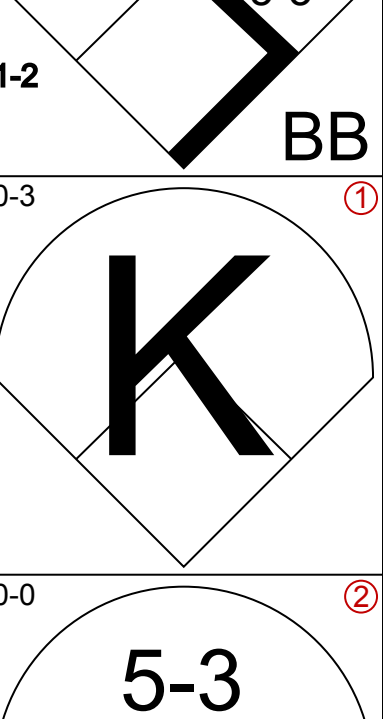

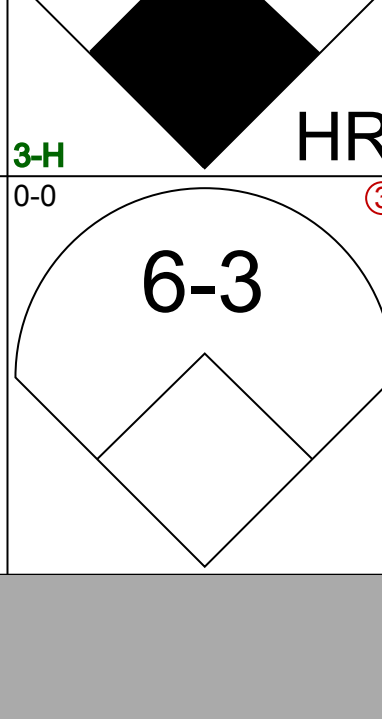

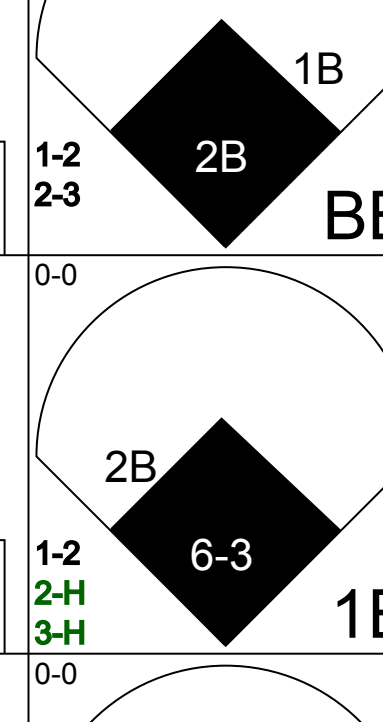
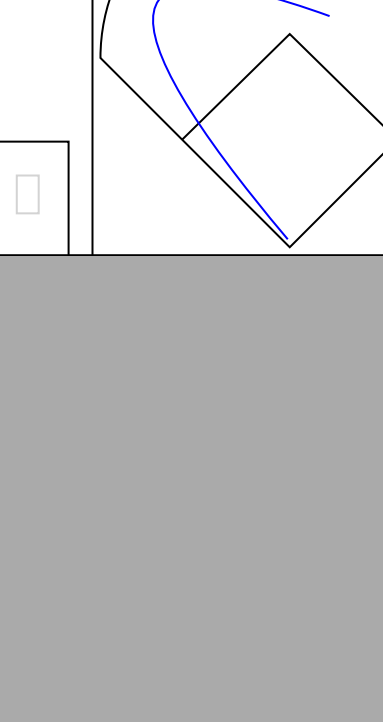
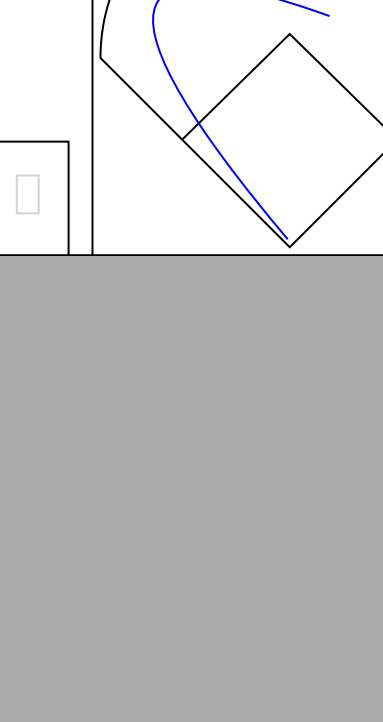


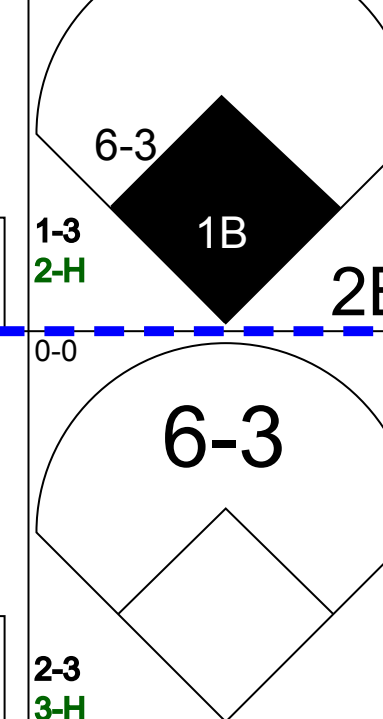



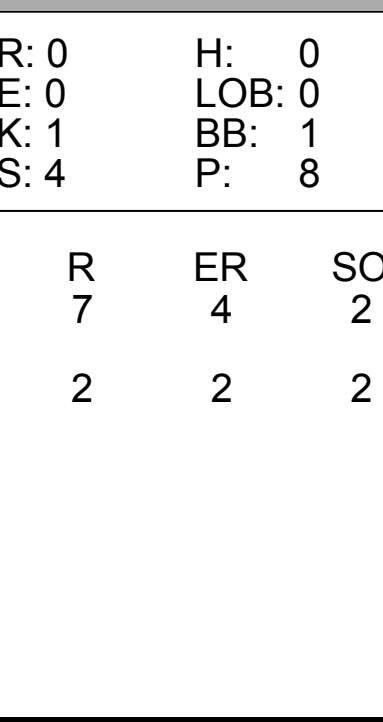

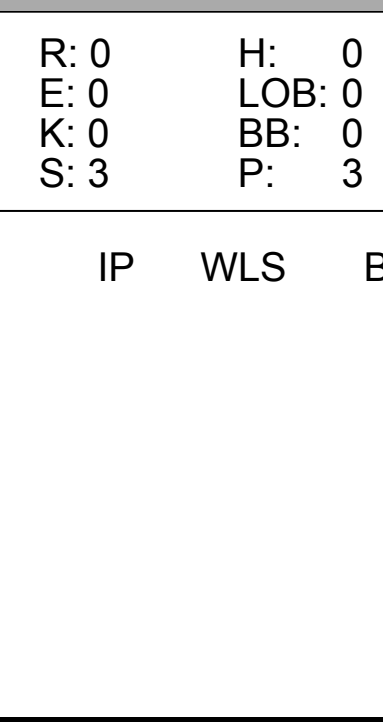
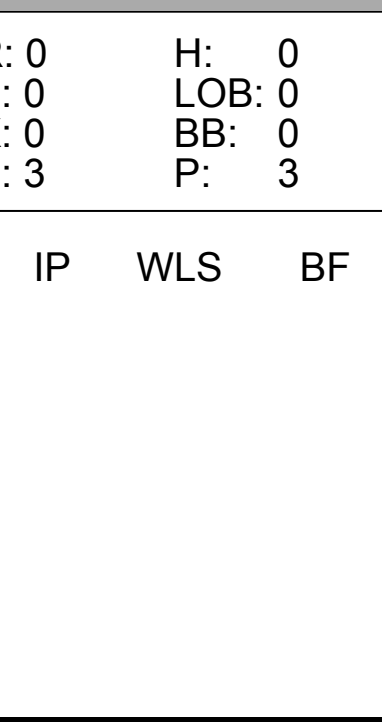
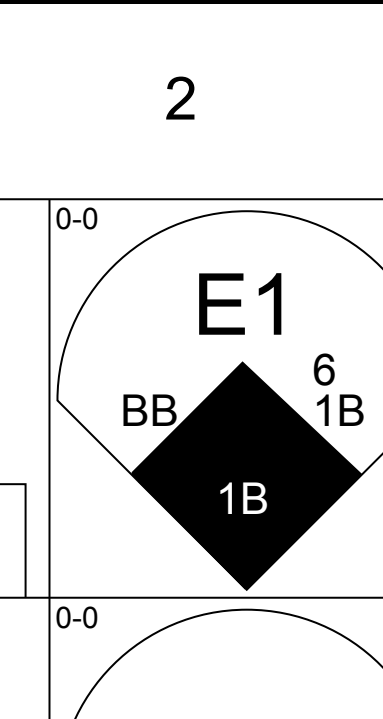


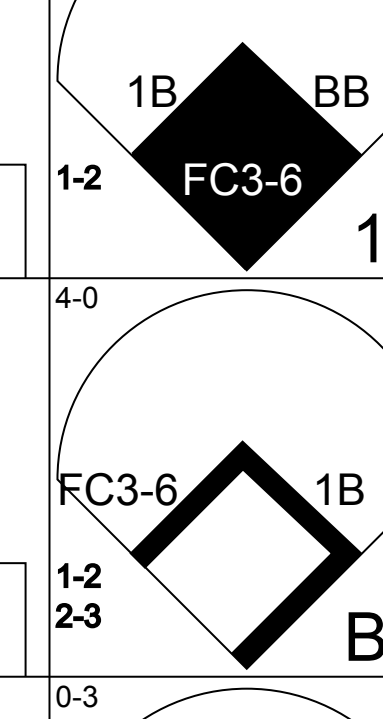

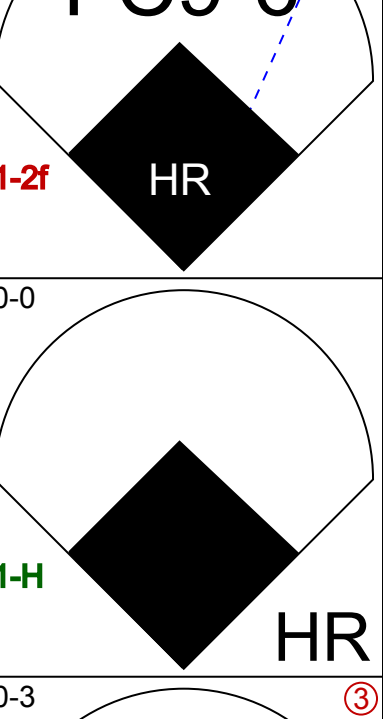

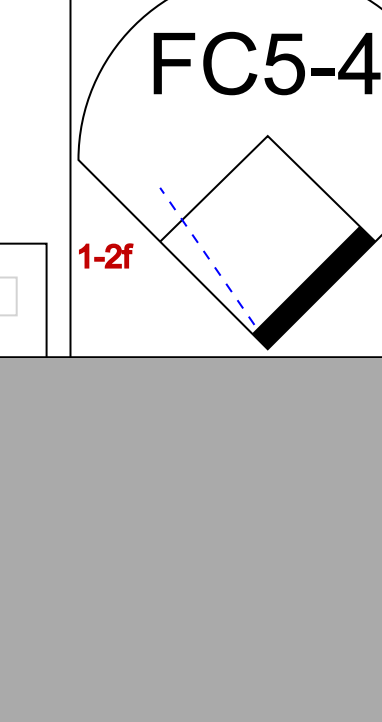
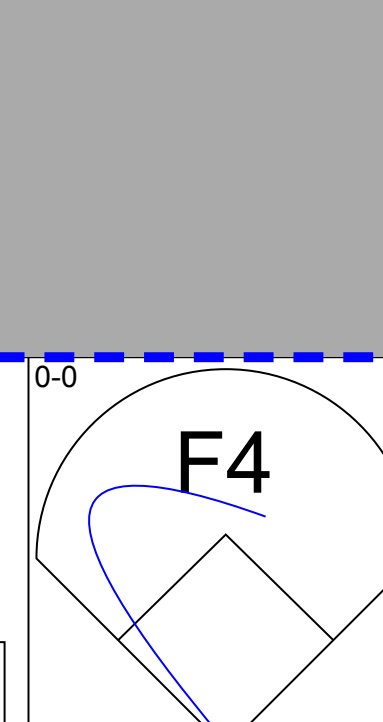
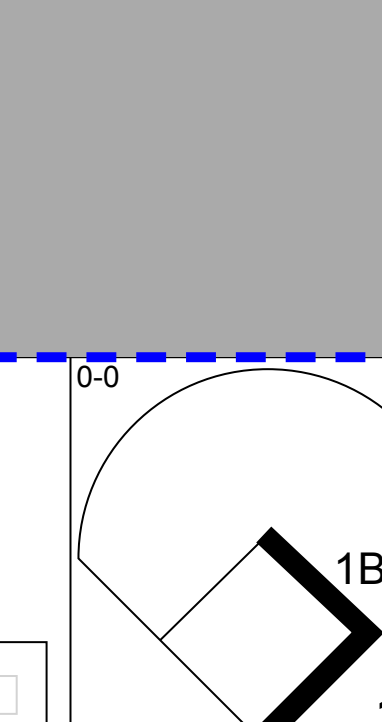
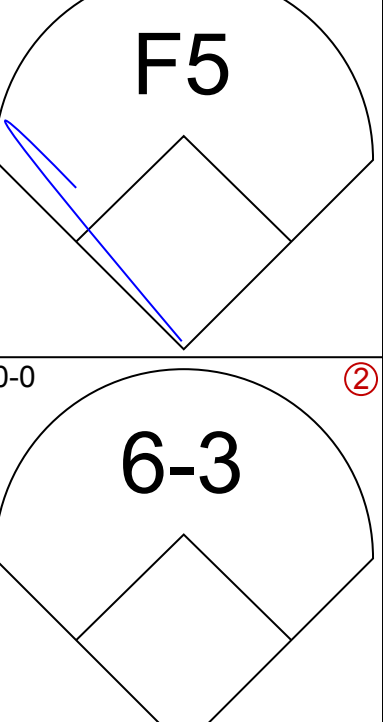


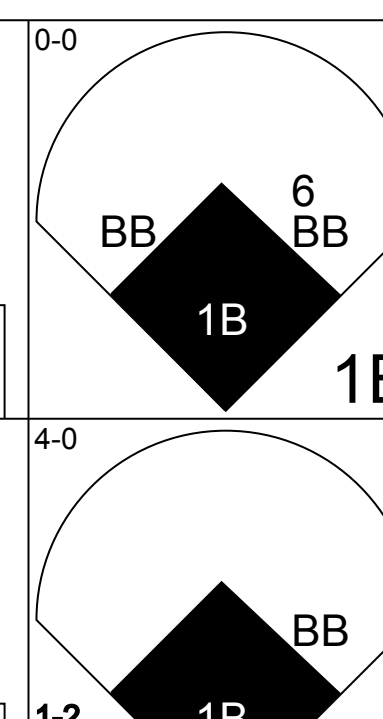
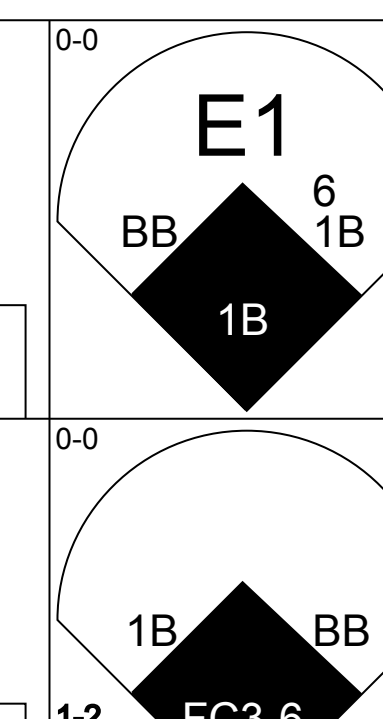
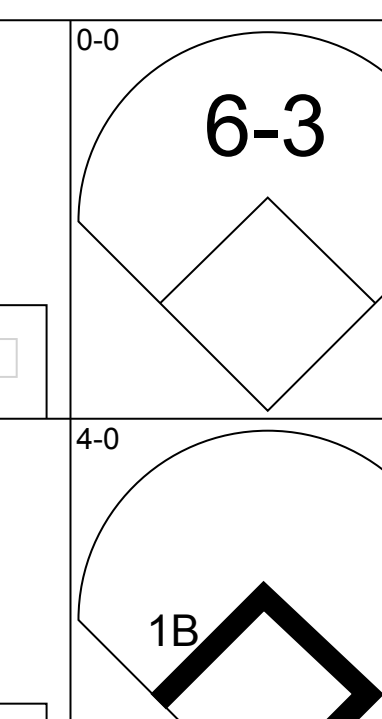
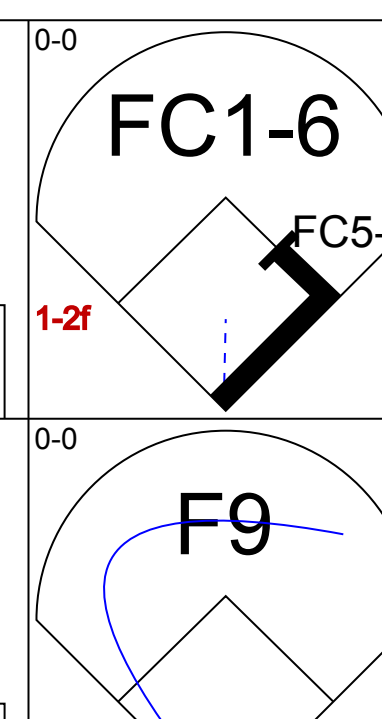
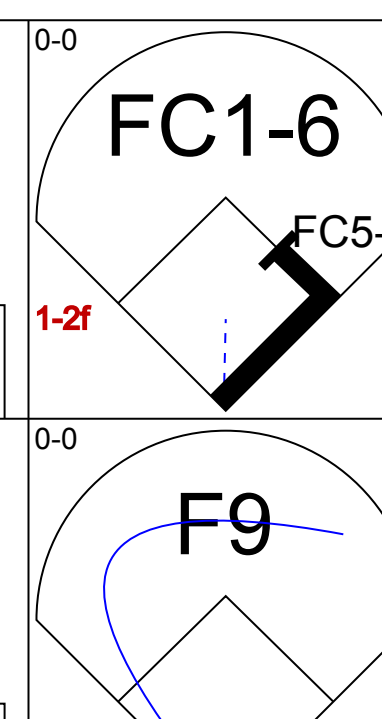
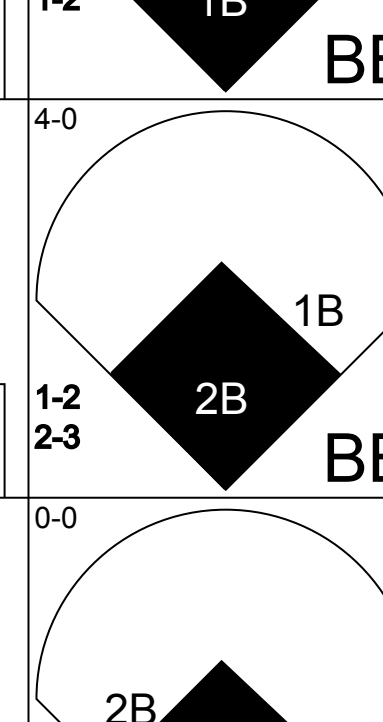
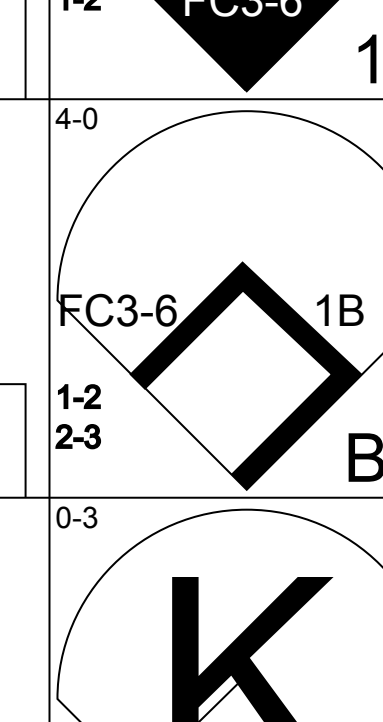
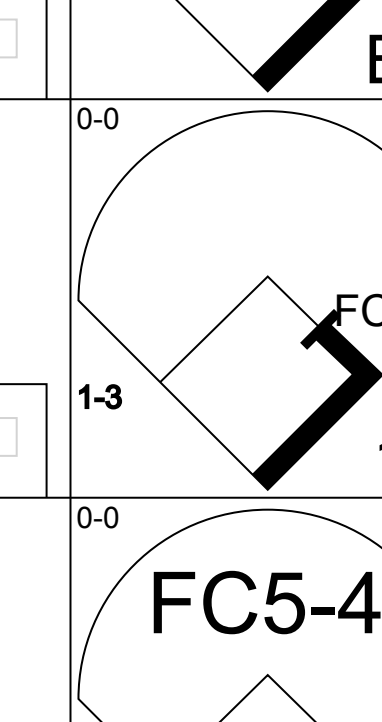
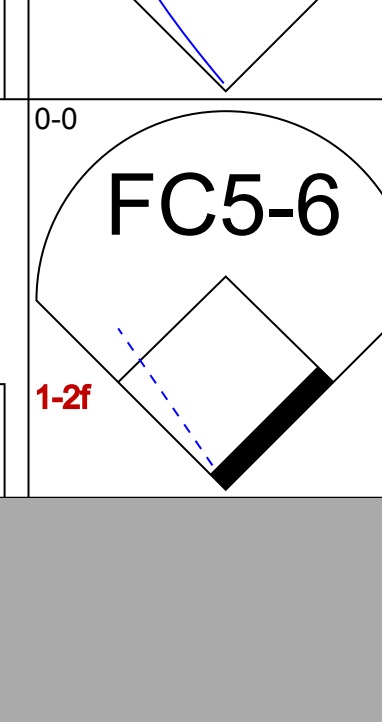
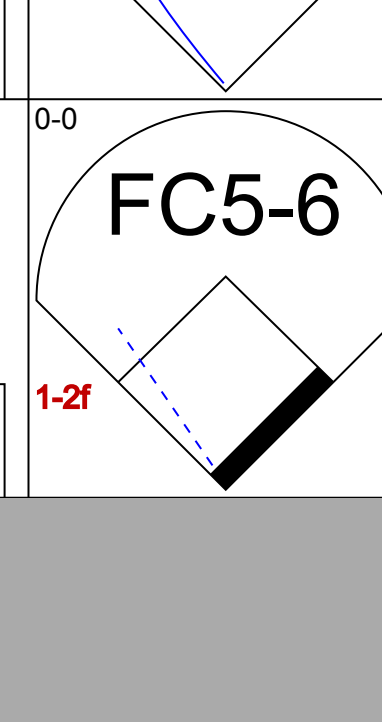
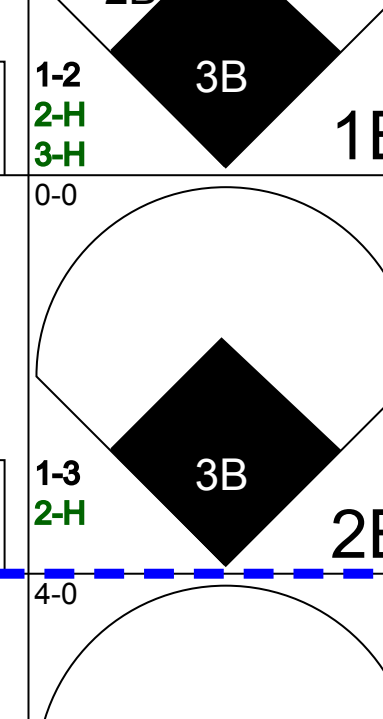
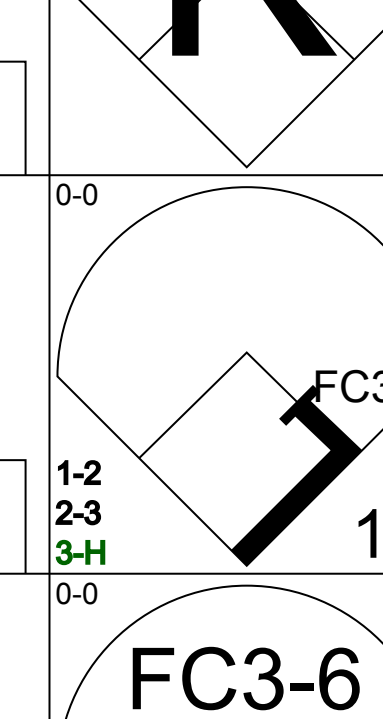



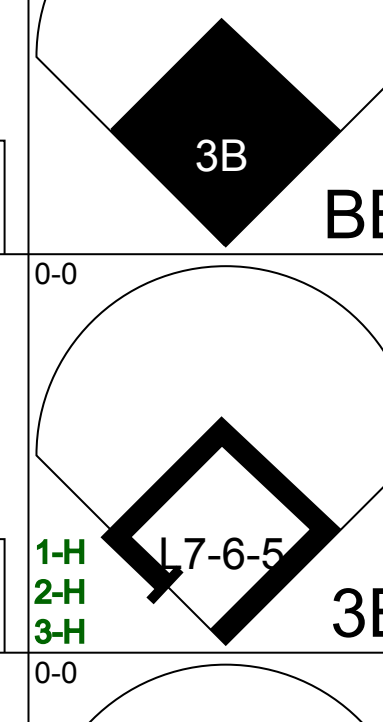
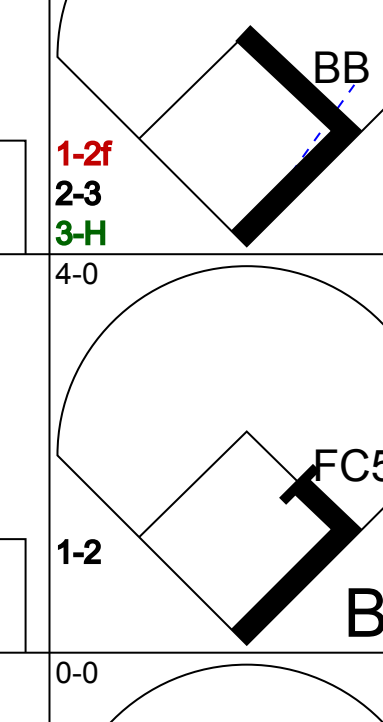

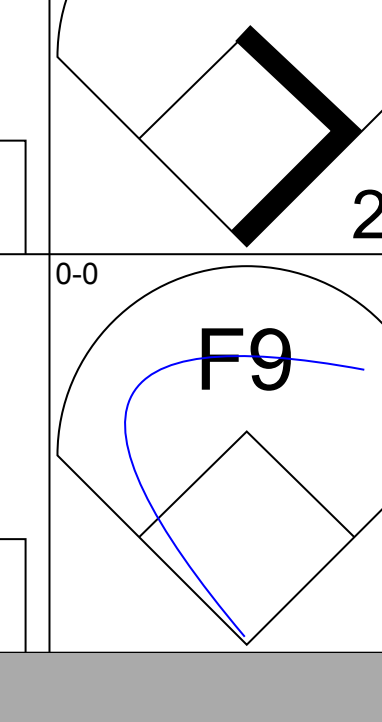
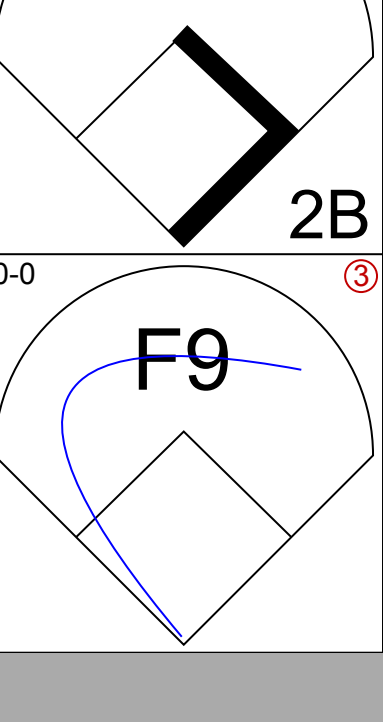
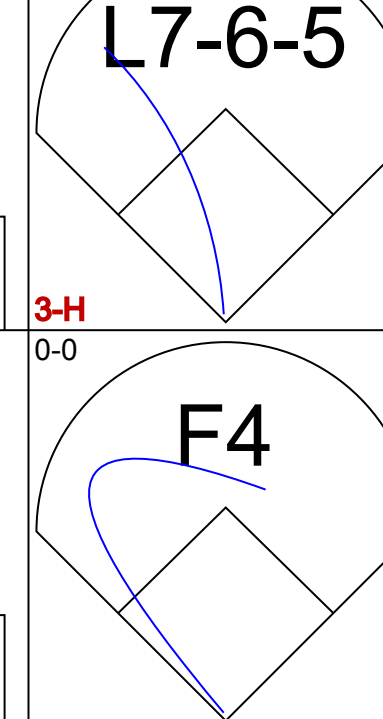
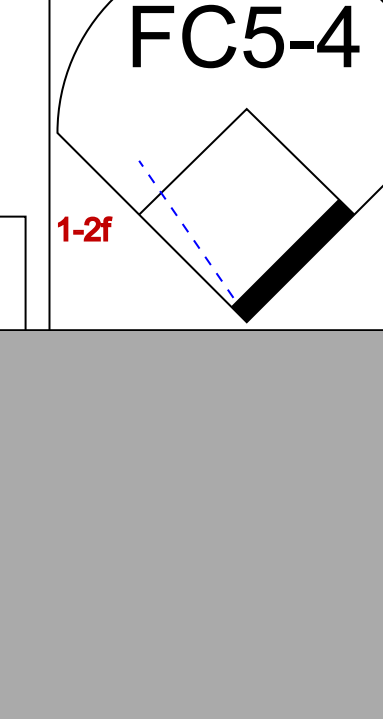
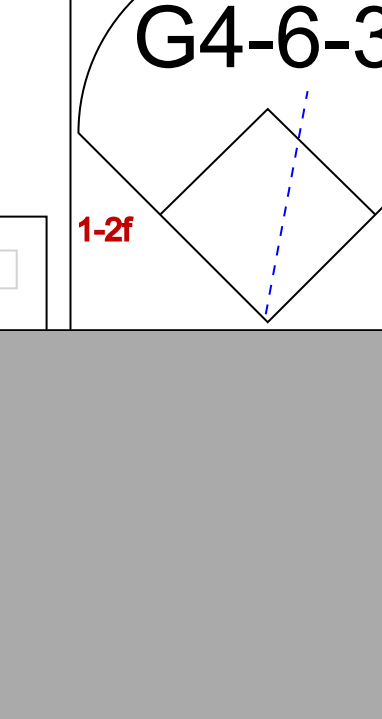
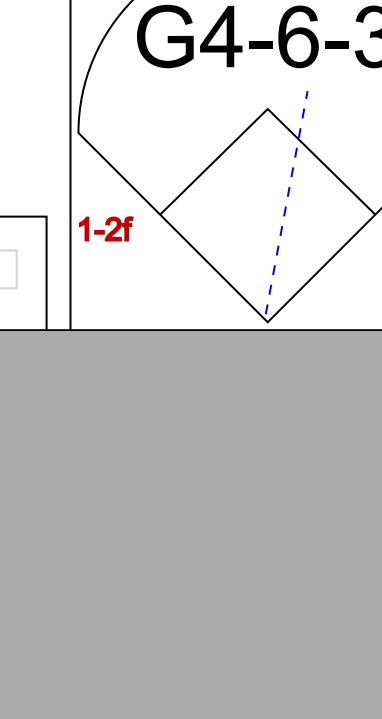

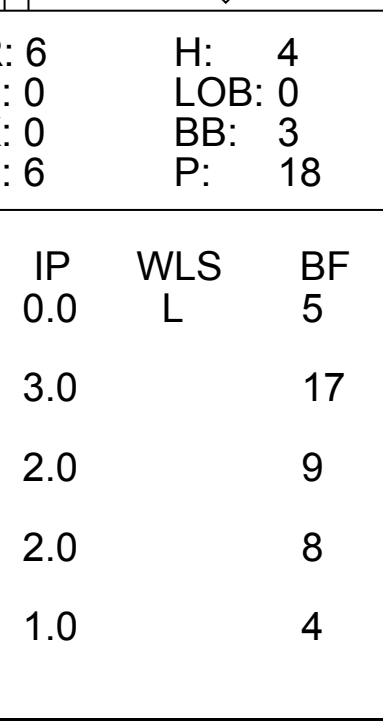
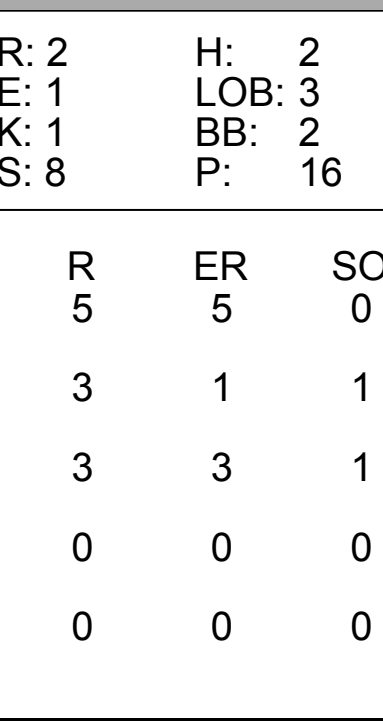
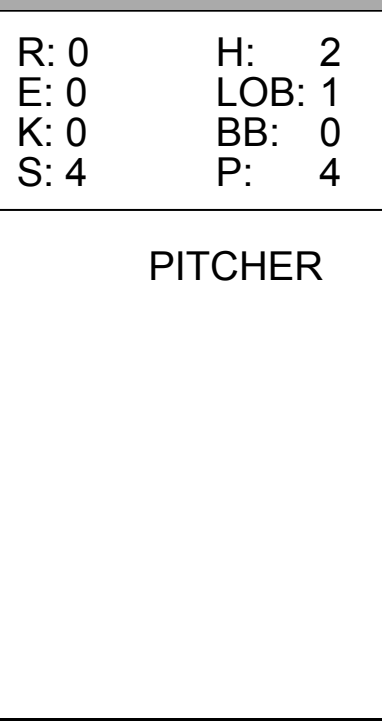
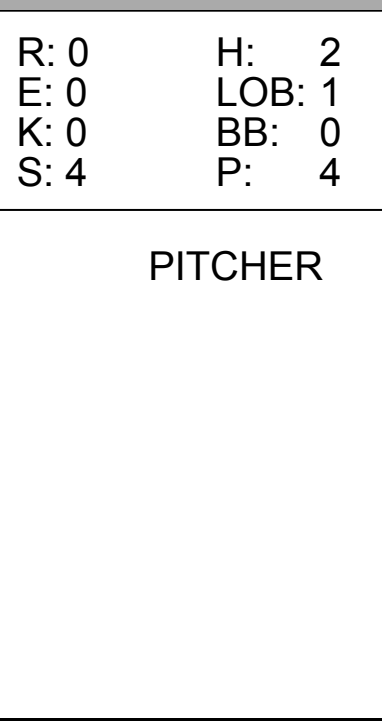
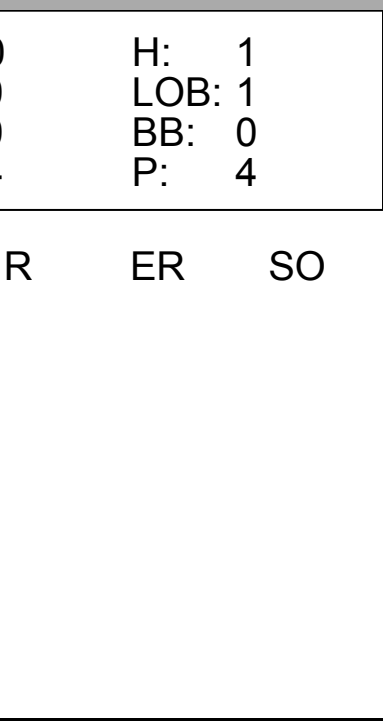
Batter	1	2	3	4	5	6	7	8	9	AB	R	H	RBI	BB	SO	LOB	BOTTOM			
Dom DiMaggio, R OBP: 0.444, SLG: 0.423 (1, 8)			0-3 K		0-0 F3		0-0 F2			4	1	1	2	1	1	3				
6 Johnny Pesky, L OBP: 0.466, SLG: 0.421 (1, 5)					0-0 HR 1B		0-0 4-3		0-0 F9	4	2	1	0	1	0	5				
Ted Williams, L OBP: 0.445, SLG: 0.642 (1, 7)	4-0 2B BB				0-0 F9		0-0 G5-4-3 1B		0-3 K	4	2	2	1	1	1	2				
Vern Stephens, R OBP: 0.361, SLG: 0.530 (1, 6)	0-0 F5		0-3 K		0-0 F5		0-0 G5-4-3		0-0 F5	5	0	0	0	0	1	5				
Walt Dropo, R OBP: 0.408, SLG: 0.683 (1, 3)	0-0 E5 2B BB		0-0 F9		0-0 HR		0-0 1B 1B		0-0 FC5 BB 1B	5	3	3	3	0	0	1				
Al Zarilla, L OBP: 0.412, SLG: 0.470 (1, 9)	0-0 BB 1B		0-0 BB 2B		0-0 4-3		0-0 1B 1B		4-0 FC5 BB	3	2	2	1	2	0	0				
Bobby Doerr, R OBP: 0.325, SLG: 0.356 (1, 4)	4-0 BB 1B IBB		0-0 F2		0-0 F2		0-0 1B		0-0 FC5	4	1	1	2	1	0	3				
Birdie Tebbetts, R OBP: 0.408, SLG: 0.516 (1, 2)	0-3 K		0-0 K 1B		0-0 BB 1B		0-0 F9		0-0 F7	5	0	2	0	0	1	6				
Joe Dobson, R OBP: 0.379, SLG: 0.227 (1, 1)	4-0 1-2 2-3 3-H BB		0-3 K		4-0 1-2 BB		4-0 BB		4-0 BB	1	0	0	1	3	1	1				
Inning Stats	R: 6 E: 1 K: 1 S: 8	H: 2 LOB: 5 BB: 5 P: 28	R: 1 E: 0 K: 1 S: 6	H: 1 LOB: 1 BB: 1 P: 10	R: 0 E: 0 K: 2 S: 7	H: 1 LOB: 0 BB: 0 P: 7	R: 2 E: 0 K: 0 S: 5	H: 2 LOB: 0 BB: 0 P: 5	R: 0 E: 0 K: 0 S: 4	H: 1 LOB: 2 BB: 1 P: 8	R: 2 E: 0 K: 0 S: 6	H: 4 LOB: 1 BB: 0 P: 6	R: 0 E: 0 K: 1 S: 5	H: 0 LOB: 1 BB: 1 P: 9	R: 0 E: 0 K: 0 S: 4	H: 1 LOB: 2 BB: 1 P: 8	1B: 9 2B: 1 3B: 0 HR: 2	SF: 0 SAC: 0 DP: 1 HBP: 0	WP: 0 PB: 0 SB: 0 CS: 0	PA: 44
PITCHER Bob Feller, R Al Benton, R Dick Rozek, L Sam Zoldak, L Marino Pieretti, R (1, 1) (1, 1) (5, 1) (7, 1) (8, 1)	IP: 0.2 WLS: L BF: 10 H: 2 R: 6 ER: 3 SO: 1 BB: 4 IBB: 0 HBP: 0 BLK: 0 WP: 0 HR: 0 S: 7 P: 27 ERA: 40.50 WHIP: 9.000															PITCHER				

Cleveland Indians @ Boston Red Sox
Fenway Park, Boston, MA
Fri Jun 02 1950, 3:33 AM EDT
Att: 35,473 - Unknown

AB	35
R	11
H	12
RBI	10
BB	9
SO	5
LOB	26



Batter	1	2	3	4	5	6	7	8	9	AB	R	H	RBI	BB	SO	LOB	TOP																		
Dale Mitchell, L (1, 7) OBP: 0.392, SLG: 0.419										5	0	2	1	0	1	0	Cleveland Indians @ Boston Red Sox Fenway Park, Boston, MA Sat Jun 03 1950, 3:33 AM EDT Att: 23,612 - Unknown																		
Bob Kennedy, R (1, 9) OBP: 0.378, SLG: 0.523										5	2	2	0	0	0	2																			
Luke Easter, L (1, 3) OBP: 0.388, SLG: 0.464										5	1	2	2	0	1	2																			
Larry Doby, L (1, 8) OBP: 0.474, SLG: 0.603										4	2	1	2	1	0	0																			
Al Rosen, R (1, 5) OBP: 0.352, SLG: 0.552										4	1	0	0	1	1	2																			
Lou Boudreau, R (1, 6) OBP: 0.321, SLG: 0.268										2	1	0	0	2	0	2																			
Joe Gordon, R (1, 4) OBP: 0.299, SLG: 0.376										3	1	1	2	1	1	1																			
Jim Hegan, R (1, 2) OBP: 0.346, SLG: 0.402										4	1	1	1	0	0	4																			
Mike Garcia, R (1, 1) Gene Bearden, L (1, 1) Allie Clark, R (4, PH) Jesse Flores, R (4, 1) Thurman Tucker, L (6, PH) Al Benton, R (6, 1) Bob Lemon, R (6, PH) Sam Zoidak, L (8, 1)										0	0	0	0	0	0	0																			
Inning Stats	R: 2 E: 0 K: 1 S: 7	H: 2 LOB: 0 BB: 0 P: 7	R: 0 E: 0 K: 1 S: 4	H: 0 LOB: 0 BB: 1 P: 8	R: 0 E: 0 K: 0 S: 3	H: 0 LOB: 0 BB: 0 P: 3	R: 5 E: 1 K: 0 S: 7	H: 3 LOB: 1 BB: 2 P: 15	R: 0 E: 0 K: 1 S: 6	H: 1 LOB: 3 BB: 2 P: 14	R: 0 E: 0 K: 0 S: 3	H: 0 LOB: 0 BB: 0 P: 3	R: 0 E: 0 K: 0 S: 3	H: 0 LOB: 0 BB: 0 P: 3	R: 2 E: 0 K: 1 S: 7	H: 2 LOB: 0 BB: 0 P: 7		1B: 5 2B: 1 3B: 1 HR: 2	SF: 0 SAC: 0 DP: 1 HBP: 0	WP: 0 PB: 0 SB: 0 CS: 0	PA: 41														
PITCHER	IP WLS BF H R ER SO BB IBB HBP BLK WP HR S P ERA WHIP	IP WLS BF H R ER SO BB IBB HBP BLK WP HR S P ERA WHIP																																	
Mel Parnell, L (1, 1) ERA: 3.71	3.1	17	4	7	4	2	3	0	0	0	0	0	1	18	30	10.80	2.100																		
Al Papai, R (4, 1) ERA: 4.26	5.2	W	24	5	2	2	2	1	1	0	0	0	0	1	26	34	3.18	1.059																	


Batter	1	2	3	4	5	6	7	8	9	AB	R	H	RBI	BB	SO	LOB	BOTTOM																	
Dom DiMaggio, R (1, 8) OBP: 0.438, SLG: 0.416										5	2	1	0	0	0	2	Cleveland Indians @ Boston Red Sox Fenway Park, Boston, MA Sat Jun 03 1950, 3:33 AM EDT Att: 23,612 - Unknown																	
6 Johnny Pesky, L (1, 5) OBP: 0.470, SLG: 0.419										3	3	1	0	2	0	2																		
Ted Williams, L (1, 7) OBP: 0.455, SLG: 0.664										3	2	2	2	2	0	1																		
Vern Stephens, R (1, 6) OBP: 0.357, SLG: 0.521										5	1	1	2	0	2	5																		
Walt Dropo, R (1, 3) OBP: 0.415, SLG: 0.688										5	1	3	2	0	0	0																		
Al Zarilla, L (1, 9) OBP: 0.419, SLG: 0.479										4	1	2	1	1	0	3																		
Bobby Doerr, R (1, 4) OBP: 0.333, SLG: 0.373										4	0	2	3	1	0	2																		
Birdie Tebbetts, R (1, 2) OBP: 0.402, SLG: 0.537										4	1	1	1	0	0	6																		
Mel Parnell, L (1, 1) ERA: 3.71										2	0	0	0	0	0	0																		
Al Papai, R (4, 1) ERA: 4.26										0	0	0	0	2	0	0																		
Inning Stats	R: 6 E: 0 K: 0 S: 6	H: 4 LOB: 3 BB: 3 P: 18	R: 2 E: 1 K: 1 S: 8	H: 2 LOB: 2 BB: 2 P: 16	R: 0 E: 0 K: 0 S: 4	H: 1 LOB: 2 BB: 1 P: 8	R: 0 E: 0 K: 0 S: 3	H: 1 LOB: 0 BB: 0 P: 3	R: 3 E: 0 K: 1 S: 7	H: 2 LOB: 1 BB: 1 P: 11	R: 0 E: 0 K: 0 S: 4	H: 2 LOB: 1 BB: 0 P: 4	R: 0 E: 0 K: 0 S: 3	H: 0 LOB: 1 BB: 1 P: 7	R: 0 E: 0 K: 0 S: 4	H: 1 LOB: 1 BB: 0 P: 4	1B: 8 2B: 3 3B: 1 HR: 2	SF: 0 SAC: 0 DP: 3 HBP: 0	WP: 0 PB: 0 SB: 0 CS: 0	PA: 43														
PITCHER	IP WLS BF H R ER SO BB IBB HBP BLK WP HR S P ERA WHIP	IP WLS BF H R ER SO BB IBB HBP BLK WP HR S P ERA WHIP																																
Mike Garcia, R (1, 1) ERA: 4.64	0.0	L	5	3	5	0	0	0	0	0	0	0	0	15	31	3.00	2.667																	
Gene Bearden, L (1, 1) ERA: 3.66	3.0	17	4	3	1	1	4	0	0	0	0	0	0	15	31	3.00	2.667																	
Jesse Flores, R (4, 1) ERA: 5.01	2.0	9	3	3	3	1	1	0	0	0	0	0	2	10	14	13.50	2.000																	
Al Benton, R (6, 1) ERA: 5.88	2.0	8	2	0	0	0	1	0	0	0	0	0	0	7	11	0.00	1.500																	
Sam Zoidak, L (8, 1) ERA: 9.0	1.0	4	1	0	0	0	0	0	0	0	0	0	0	4	4	0.00	1.000																	


Batter	1	2	3	4	5	6	7	8	9	AB	R	H	RBI	BB	SO	LOB	TOP			
Dale Mitchell, L (1.7) OBP: 0.389, SLG: 0.415	0-0 4-3		0-0 6-3			0-0 BB 1B		0-0 1-3		4	0	1	0	0	0	0	Cleveland Indians @ New York Yankees Yankee Stadium, Bronx, NY Sun Jun 04 1950, 3:33 AM EDT Att: 44,781 - Unknown			
Bob Kennedy, R (1.9) OBP: 0.386, SLG: 0.505	0-0 6-3			0-0 F5		0-0 F8		0-0 F8		4	0	0	0	0	0	1				
Luke Easter, L (1.3) OBP: 0.384, SLG: 0.455	0-3 K			0-0 1B		0-0 F9		0-0 F9		4	0	1	0	0	1	1				
Larry Doby, L (1.8) OBP: 0.482, SLG: 0.605		0-0 BB 1B		0-0 F9		4-0 FC6-4 BB		0-0 G1-4-3 1B		3	0	2	0	1	0	1				
Al Rosen, R (1.5) OBP: 0.343, SLG: 0.537	0-0 F6			0-0 L6		0-0 FC6-4		0-0 G1-4-3		4	0	0	0	0	0	5				
Joe Gordon, R (1.4) OBP: 0.305, SLG: 0.375	4-0 BB G5-4-3			0-0 FC4-6 1B		0-0 5-3		0-0 5-3		3	0	1	0	1	0	0				
Ray Boone, R (1.6) OBP: 0.410, SLG: 0.365	0-0 G5-4-3			0-0 F8		0-0 1B				3	0	1	0	0	0	3				
Jim Hegan, R (1.2) OBP: 0.336, SLG: 0.389			0-3 K		0-0 FC4-6		0-0 L7			3	0	0	0	0	1	2				
Bob Lemon, L (1.1) OBP: 0.317, SLG: 0.447			0-3 K		0-3 K		0-0 6-3			2	0	0	0	0	2	1				
Al Benton, R (5.1) OBP: 1.000, SLG: 1.000										0	0	0	0	0	0	0				
Bobby Avila, R (7. PH) OBP: 0.474, SLG: 0.333										1	0	0	0	0	0	1				
Steve Gromek, S (7.1) OBP: 0.400, SLG: 0.333										0	0	0	0	0	0	0				
Inning Stats	R: 0 E: 0 K: 1 S: 5	H: 0 LOB: 0 BB: 0 P: 5	R: 0 E: 0 K: 0 S: 3	H: 1 LOB: 1 BB: 1 P: 7	R: 0 E: 0 K: 2 S: 7	H: 0 LOB: 0 BB: 0 P: 7	R: 0 E: 0 K: 0 S: 4	H: 1 LOB: 1 BB: 0 P: 4	R: 0 E: 0 K: 1 S: 6	H: 1 LOB: 0 BB: 0 P: 6	R: 0 E: 0 K: 0 S: 4	H: 1 LOB: 1 BB: 0 P: 8	R: 0 E: 0 K: 0 S: 3	H: 0 LOB: 0 BB: 0 P: 3	R: 0 E: 0 K: 0 S: 3	H: 1 LOB: 0 BB: 0 P: 3	1B: 6 2B: 0 3B: 0 HR: 0	SF: 0 SAC: 0 DP: 2 HBP: 0	WP: 0 PB: 0 SB: 0 CS: 0	PA: 33
PITCHER Ed Lopat, L (1.1) ERA: 3.91	IP: 9.0 WLS: W BF: 33 H: 6 R: 0 ER: 0 SO: 4 BB: 2 IBB: 0 HBP: 0 BLK: 0 WP: 0 HR: 0 S: 39 P: 47 ERA: 0.00 WHIP: 0.889															PITCHER				

Batter	1	2	3	4	5	6	7	8	9	AB	R	H	RBI	BB	SO	LOB	BOTTOM			
Phil Rizzuto, R (1.6) OBP: 0.454, SLG: 0.472	0-0 BB E 1B	0-0 G4-6-3		0-0 F8		0-3 K		0-0 5-3		5	1	1	0	0	1	3	Cleveland Indians @ New York Yankees Yankee Stadium, Bronx, NY Sun Jun 04 1950, 3:33 AM EDT Att: 44,781 - Unknown			
Bobby Brown, L (1.5) OBP: 0.290, SLG: 0.277	0-0 F9	0-0 4-3			0-0 6-3	0-0 1B				4	0	1	0	0	0	1				
Joe Collins, L (1.3) OBP: 0.363, SLG: 0.449	0-3 K		0-0 HR		0-0 BB 1B	0-0 F5				4	2	2	1	0	1	3				
Joe DiMaggio, R (1.8) OBP: 0.388, SLG: 0.503	4-0 BB E 1B BB		0-0 F8		4-0 1B BB	0-0 F7				2	2	0	0	2	0	0				
Yogi Berra, L (1.2) OBP: 0.383, SLG: 0.457	0-0 E6 1B		0-0 F8		0-0 1B FC6-4 1B	0-0 F7				4	1	1	1	0	0	1				
Gene Woodling, L (1.7) OBP: 0.433, SLG: 0.410	0-0 1B		0-3 K		0-0 FC6-4 1B	4-0 BB				3	0	2	2	1	1	0				
Hank Bauer, R (1.9) OBP: 0.370, SLG: 0.447	0-0 L7			0-0 1-4-3 SH1 1B	0-0 FC6-4 CS 1B	0-0 F4				4	0	1	1	0	0	4				
Jerry Coleman, R (1.4) OBP: 0.359, SLG: 0.383		0-0 HR		0-0 SH1	0-0 CS	0-0 1-3		4-0 L4-3 BB		2	1	1	1	1	0	0				
Ed Lopat, L (1.1) OBP: 0.379, SLG: 0.346		0-0 G4-6-3 1B		0-0 1-4-3		0-0 1B		0-0 L4-3		4	0	2	0	0	0	2				
Inning Stats	R: 2 E: 1 K: 1 S: 8	H: 2 LOB: 2 BB: 1 P: 12	R: 1 E: 0 K: 0 S: 4	H: 2 LOB: 0 BB: 0 P: 4	R: 1 E: 0 K: 1 S: 6	H: 1 LOB: 0 BB: 0 P: 6	R: 0 E: 0 K: 0 S: 4	H: 1 LOB: 1 BB: 0 P: 4	R: 3 E: 0 K: 0 S: 5	H: 3 LOB: 0 BB: 1 P: 9	R: 0 E: 0 K: 1 S: 7	H: 2 LOB: 2 BB: 0 P: 7	R: 0 E: 0 K: 0 S: 3	H: 0 LOB: 1 BB: 1 P: 7	R: 0 E: 0 K: 0 S: 2	H: 0 LOB: 0 BB: 1 P: 6		1B: 9 2B: 1 3B: 0 HR: 2	SF: 0 SAC: 1 DP: 2 HBP: 0	WP: 0 PB: 0 SB: 0 CS: 1
PITCHER Bob Lemon, R (1.1) ERA: 4.28	IP: 4.1 WLS: L BF: 24 H: 9 R: 7 ER: 5 SO: 2 BB: 2 IBB: 0 HBP: 0 BLK: 0 WP: 0 HR: 2 S: 26 P: 34 ERA: 10.38 WHIP: 2.538															PITCHER				
Al Benton, R (5.1) ERA: 5.02	1.2 6 2 0 0 1 0 0 0 0 0 0 8 8 0.00 1.200																			
Steve Gromek, R (7.1) ERA: 4.56	2.0 7 0 0 0 0 2 0 0 0 0 0 5 13 0.00 1.000																			

Batter	1	2	3	4	5	6	7	8	9	AB	R	H	RBI	BB	SO	LOB	TOP			
Dale Mitchell, L (1, 7) OBP: 0.380, SLG: 0.405 Thurman Tucker, L (9, 7) OBP: 0.368, SLG: 0.294	F4		F7		F8			F8		4	0	0	0	0	0	0	Cleveland Indians @ New York Yankees Yankee Stadium, Bronx, NY Mon Jun 05 1950, 3:33 AM EDT Att: 57,629 - Unknown			
Bob Kennedy, R (1, 9) OBP: 0.370, SLG: 0.530	1B		F4		HR			5-3		4	2	2	1	0	0					
Luke Easter, L (1, 3) OBP: 0.380, SLG: 0.442	1B		6-3		K			K		3	0	0	0	1	2					
Larry Doby, L (1, 8) OBP: 0.483, SLG: 0.595	K			CS	BB			FC6-4		2	0	0	0	2	1					
Al Rosen, R (1, 5) OBP: 0.353, SLG: 0.536	1B			BB	BB			F3		2	1	1	1	2	0					
Lou Boudreau, R (1, 6) OBP: 0.319, SLG: 0.267	1-3			1-2	BB			FC6-4		4	0	1	0	0	5					
Joe Gordon, R (1, 4) OBP: 0.297, SLG: 0.364		4-3		F9				6-3		4	0	0	0	0	3					
Jim Hegan, R (1, 2) OBP: 0.333, SLG: 0.384		K			5-3			F9		4	0	1	1	0	1					
Bob Feller, R (1, 1) OBP: 0.136, SLG: 0.200		K			K			6-3		4	0	0	0	2	2					
Inning Stats	R: 1 E: 0 K: 1 S: 7	H: 2 LOB: 2 BB: 1 P: 11	R: 0 E: 0 K: 2 S: 7	H: 0 LOB: 0 BB: 0 P: 7	R: 0 E: 0 K: 0 S: 3	H: 0 LOB: 1 BB: 2 P: 10	R: 0 E: 0 K: 1 S: 5	H: 0 LOB: 0 BB: 0 P: 5	R: 1 E: 0 K: 1 S: 6	H: 1 LOB: 1 BB: 1 P: 10	R: 0 E: 0 K: 0 S: 3	H: 0 LOB: 0 BB: 0 P: 3	R: 0 E: 0 K: 1 S: 5	H: 0 LOB: 0 BB: 0 P: 5	R: 1 E: 0 K: 0 S: 5	H: 2 LOB: 2 BB: 1 P: 9	1B: 4 2B: 0 3B: 0 HR: 1	SF: 0 SAC: 0 DP: 0 HBP: 0	WP: 0 PB: 0 SB: 1 CS: 1	PA: 36
PITCHER	IP WLS BF H R ER SO BB IBB HBP BLK WP HR S P ERA WHIP																			
Allie Reynolds, R (1, 1) ERA: 3.82	8.0 L 30 3 2 2 6 4 0 0 0 0 1 38 54 2.25 0.875																			
Joe Page, L (9, 1) ERA: 3.34	1.0 6 2 1 1 0 1 0 0 0 0 0 5 9 9.00 3.000																			

Batter	1	2	3	4	5	6	7	8	9	AB	R	H	RBI	BB	SO	LOB	BOTTOM			
Phil Rizzuto, R (1, 6) OBP: 0.455, SLG: 0.470	G3		BB		4-3			1B		3	0	1	0	1	0	0	Cleveland Indians @ New York Yankees Yankee Stadium, Bronx, NY Mon Jun 05 1950, 3:33 AM EDT Att: 57,629 - Unknown			
Bobby Brown, L (1, 5) OBP: 0.276, SLG: 0.264	F8		K					F8		4	0	0	0	0	1	2				
Joe Collins, L (1, 3) OBP: 0.358, SLG: 0.441	BB		K					K		4	0	1	0	0	2	2				
Joe DiMaggio, R (1, 8) OBP: 0.390, SLG: 0.520	1B				6-3			4-3		3	1	1	1	1	0	0				
Yogi Berra, L (1, 2) OBP: 0.380, SLG: 0.452	BB				F7			1B		4	0	1	0	0	0	2				
Gene Woodling, L (1, 7) OBP: 0.427, SLG: 0.398		L4			E3			F7		3	1	0	0	1	0	1				
Hank Bauer, R (1, 9) OBP: 0.361, SLG: 0.436 Tommy Henrich, L (7, PH) OBP: 0.477, SLG: 0.786 Cliff Mapes, L (8, 9) OBP: 0.396, SLG: 0.528		F9			FC6-4			F9		2	0	0	0	0	0	1				
Jerry Coleman, R (1, 4) OBP: 0.352, SLG: 0.375 Ed Lopat, L (9, PH) OBP: 0.367, SLG: 0.333		F3						4-3		1	0	0	0	0	0	1				
Allie Reynolds, R (1, 1) OBP: 0.304, SLG: 0.286 Jim Deising, L (8, PH) OBP: 0.600, SLG: 0.500 Joe Page, L (9, 1) OBP: 0.333, SLG: 0.400 Tommy Byrne, L (8, PH) OBP: 0.346, SLG: 0.417					F9			F5		2	0	0	0	0	0	0				
Inning Stats	R: 0 E: 0 K: 0 S: 4	H: 1 LOB: 2 BB: 1 P: 8	R: 0 E: 0 K: 0 S: 3	H: 0 LOB: 0 BB: 0 P: 3	R: 0 E: 0 K: 2 S: 7	H: 0 LOB: 1 BB: 1 P: 11	R: 0 E: 1 K: 0 S: 4	H: 0 LOB: 1 BB: 0 P: 4	R: 0 E: 0 K: 0 S: 3	H: 0 LOB: 0 BB: 0 P: 3	R: 0 E: 0 K: 0 S: 3	H: 0 LOB: 0 BB: 0 P: 3	R: 0 E: 0 K: 1 S: 6	H: 1 LOB: 1 BB: 0 P: 6	R: 2 E: 0 K: 1 S: 7	H: 2 LOB: 1 BB: 1 P: 11	1B: 3 2B: 1 3B: 0 HR: 1	SF: 0 SAC: 0 DP: 0 HBP: 0	WP: 0 PB: 0 SB: 0 CS: 0	PA: 36
PITCHER	IP WLS BF H R ER SO BB IBB HBP BLK WP HR S P ERA WHIP																			
Bob Feller, R (1, 1) ERA: 3.49	9.0 W 36 5 2 2 4 3 0 0 0 0 1 41 53 2.00 0.889																			

Batter	1	2	3	4	5	6	7	8	9	AB	R	H	RBI	BB	SO	LOB	TOP										
Dale Mitchell, L OBP: 0.384, SLG: 0.408	1-3	1B	FC4-6				6-3		1B	6	2	3	1	0	0	1	Cleveland Indians @ New York Yankees Yankee Stadium, Bronx, NY Tue Jun 06 1950, 3:33 AM EDT Att: 17,867 - Unknown										
Bob Kennedy, R OBP: 0.383, SLG: 0.537	1B	1B		CS	F8		6-3		1B	6	3	4	3	0	0	1											
Luke Easter, L OBP: 0.400, SLG: 0.486	E9	1B							1B	5	4	4	2	1	0	0											
Larry Doby, L OBP: 0.470, SLG: 0.575	F7	4-3							3B	6	1	1	3	0	1	3											
Al Rosen, R OBP: 0.369, SLG: 0.542	2B	1B							1B	4	1	3	1	2	1	2											
Lou Boudreau, R OBP: 0.311, SLG: 0.271	2B	CS							1B	6	0	1	2	0	0	5											
Joe Gordon, R OBP: 0.307, SLG: 0.397	F7								1B	4	2	2	1	1	1	1											
Jim Hegan, R OBP: 0.336, SLG: 0.413		1B							1B	5	2	2	1	0	0	2											
Mike Garcia, R OBP: 0.158, SLG: 0.158									1B	5	1	2	0	0	3	1											
Inning Stats	R: 3 E: 1 K: 0 S: 7	H: 4 LOB: 1 BB: 0 P: 7	R: 4 E: 0 K: 1 S: 9	H: 5 LOB: 0 BB: 0 P: 9	R: 1 E: 0 K: 1 S: 7	H: 2 LOB: 1 BB: 0 P: 7	R: 0 E: 0 K: 1 S: 5	H: 1 LOB: 2 BB: 2 P: 13	R: 1 E: 0 K: 1 S: 7	H: 2 LOB: 1 BB: 0 P: 7	R: 2 E: 1 K: 1 S: 8	H: 3 LOB: 1 BB: 0 P: 8	R: 0 E: 0 K: 1 S: 5	H: 0 LOB: 0 BB: 0 P: 5	R: 0 E: 0 K: 0 S: 3	H: 0 LOB: 1 BB: 1 P: 7		R: 5 E: 0 K: 0 S: 8	H: 5 LOB: 1 BB: 1 P: 12	1B: 16 2B: 3 3B: 1 HR: 2	SF: 0 SAC: 0 DP: 0 HBP: 0	WP: 0 PB: 0 SB: 0 CS: 2	PA: 52				
PITCHER	IP	WLS	BF	H	R	ER	SO	BB	IBB	HBP	BLK	WP	HR	S	P	ERA	WHIP										
Bob Porterfield, R ERA: 9.87	(1, 1)	2.0	L	14	9	7	1	0	0	0	0	0	0	16	16	31.50	4.500										
Don Johnson, R ERA: 8.0	(3, 1)	7.0		37	13	9	5	4	0	0	0	0	2	43	59	11.57	2.429										

Batter	1	2	3	4	5	6	7	8	9	AB	R	H	RBI	BB	SO	LOB	BOTTOM										
Phil Rizzuto, R OBP: 0.448, SLG: 0.459	5-3		F8				F7		F7	4	0	0	0	1	0	0	Cleveland Indians @ New York Yankees Yankee Stadium, Bronx, NY Tue Jun 06 1950, 3:33 AM EDT Att: 17,867 - Unknown										
Hank Bauer, R OBP: 0.352, SLG: 0.422	K		K				1-3		1B	5	0	1	0	0	2	1											
Joe Collins, L OBP: 0.351, SLG: 0.449	5-3		G3						G3	5	0	1	0	0	0	2											
Joe DiMaggio, R OBP: 0.398, SLG: 0.542		1B					6-3			3	2	2	1	1	0	1											
Yogi Berra, L OBP: 0.382, SLG: 0.453		F9							1B	4	0	2	0	0	0	3											
Gene Woodling, L OBP: 0.438, SLG: 0.406		FC6-4					1-3		F7	3	0	2	0	1	0	1											
Billy Johnson, R OBP: 0.404, SLG: 0.435		FC6-4					1-3		F8	4	0	1	1	0	0	4											
Jerry Coleman, R OBP: 0.350, SLG: 0.367		FC6-4							F9	3	0	0	0	1	1	5											
Bob Porterfield, R OBP: 0.333, SLG: 0.333	(1, 1)								K	0	0	0	0	0	0	0											
Charles Silvera, R (2, PH)										1	0	0	0	0	1	2											
Don Johnson, R (3, 1)										2	0	0	0	0	1	4											
Jackie Jensen, R (8, PH)										1	0	0	0	0	1	0											
Inning Stats	R: 0 E: 0 K: 1 S: 5	H: 0 LOB: 0 BB: 0 P: 5	R: 1 E: 0 K: 1 S: 8	H: 3 LOB: 2 BB: 0 P: 8	R: 0 E: 0 K: 1 S: 5	H: 0 LOB: 0 BB: 0 P: 5	R: 1 E: 0 K: 2 S: 10	H: 3 LOB: 2 BB: 0 P: 10	R: 0 E: 0 K: 0 S: 3	H: 0 LOB: 2 BB: 2 P: 11	R: 0 E: 0 K: 0 S: 2	H: 0 LOB: 1 BB: 2 P: 10	R: 0 E: 0 K: 0 S: 4	H: 1 LOB: 1 BB: 0 P: 4	R: 0 E: 0 K: 0 S: 4	H: 1 LOB: 1 BB: 0 P: 4	R: 0 E: 0 K: 1 S: 6	H: 1 LOB: 1 BB: 0 P: 6	1B: 7 2B: 0 3B: 1 HR: 1	SF: 0 SAC: 0 DP: 1 HBP: 0	WP: 0 PB: 0 SB: 0 CS: 0	PA: 39					
PITCHER	IP	WLS	BF	H	R	ER	SO	BB	IBB	HBP	BLK	WP	HR	S	P	ERA	WHIP										
Mike Garcia, R ERA: 4.18	(1, 1)	9.0	W	39	9	2	2	6	4	0	0	0	1	47	63	2.00	1.444										

Batter	1	2	3	4	5	6	7	8	9	AB	R	H	RBI	BB	SO	LOB	TOP					
Dale Mitchell, L OBP: 0.384, SLG: 0.405	1-3		6-3	BB			BB 1B	F8		4	0	1	0	1	0	2	Cleveland Indians @ Washington Senators Griffith Stadium, Washington, DC Wed Jun 07 1950, 3:33 AM EDT Att: 17,526 - Unknown livebaseballscorecards.com					
Bob Kennedy, R OBP: 0.384, SLG: 0.540			6-3	F8			F8		5	0	2	0	0	0	2	AB 34 R 4 H 10 RBI 3 BB 6 SO 2 LOB 19						
Bobby Avila, R OBP: 0.474, SLG: 0.333	2B							1B	0	0	0	0	0	0	0							
Luke Easter, L OBP: 0.400, SLG: 0.473	K		1B BB		4-3		1-2 BB	F8	3	0	0	0	2	1	2							
Larry Doby, L OBP: 0.474, SLG: 0.569	BB		1-2 1B	FC6-4	4-3 G5-4-3 BB		K	F9	3	0	1	0	2	1	3							
Al Rosen, R OBP: 0.364, SLG: 0.538	F9		FC6-4	1-2	G5-4-3			P5	5	1	1	0	0	0	6							
Lou Boudreau, R OBP: 0.325, SLG: 0.315		1B 2B		E			F2	SH3-4 1B	4	2	3	1	0	0	0							
Joe Gordon, R OBP: 0.307, SLG: 0.396		G4-6-3 1B		6-3			5-3	SH3-4	3	0	1	1	0	0	1							
Jim Hegan, R OBP: 0.325, SLG: 0.398	G4-6-3		P3				F8	L7	4	0	0	0	0	0	3							
Early Wynn, S OBP: 0.438, SLG: 0.538	4-3		E5				F8	BB	3	1	1	1	1	0	0							
Inning Stats	R: 0 E: 0 K: 1 S: 6	H: 1 LOB: 2 BB: 1 P: 10	R: 1 E: 0 K: 0 S: 4	H: 2 LOB: 0 BB: 0 P: 4	R: 0 E: 0 K: 0 S: 4	H: 1 LOB: 1 BB: 1 P: 8	R: 2 E: 1 K: 0 S: 5	H: 2 LOB: 1 BB: 1 P: 9	R: 0 E: 0 K: 0 S: 2	H: 0 LOB: 0 BB: 0 P: 6	R: 0 E: 0 K: 0 S: 3	H: 0 LOB: 0 BB: 0 P: 3	R: 0 E: 1 K: 0 S: 6	H: 1 LOB: 2 BB: 1 P: 10	R: 1 E: 0 K: 0 S: 5	H: 2 LOB: 2 BB: 1 P: 9	R: 0 E: 0 K: 0 S: 4	H: 1 LOB: 1 BB: 0 P: 4	1B: 5 2B: 3 3B: 2 HR: 0	SF: 0 SAC: 1 DP: 2 HBP: 0	WP: 0 PB: 0 CS: 0	PA: 41
PITCHER Sid Hudson, R ERA: 3.47	IP: 9.0 WLS: W BF: 41 H: 10 R: 4 ER: 3 SO: 2 BB: 6 IBB: 0 HBP: 0 BLK: 0 WP: 0 HR: 0 S: 39 P: 63 ERA: 3.00 WHIP: 1.778															PITCHER						

Batter	1	2	3	4	5	6	7	8	9	AB	R	H	RBI	BB	SO	LOB	BOTTOM			
Eddie Yost, R OBP: 0.437, SLG: 0.460	S 1B BB		5-3		SH		E BB		1	1	0	0	2	0	0	Cleveland Indians @ Washington Senators Griffith Stadium, Washington, DC Wed Jun 07 1950, 3:33 AM EDT Att: 17,526 - Unknown livebaseballscorecards.com				
Bud Stewart, L OBP: 0.345, SLG: 0.333	F8		P6		F8		E4 FC4-6		4	0	0	1	0	0	4					
Cass Michaels, R OBP: 0.374, SLG: 0.449	K		BB		F8		FC4-6		3	0	0	1	1	1	4					
Irv Noren, L OBP: 0.411, SLG: 0.505	1B BB		K		P6			HR 1B	3	1	1	0	1	1	2					
Sherry Robertson, L OBP: 0.328, SLG: 0.364	1-3 2-H 1B		4-3		P4		F7		4	0	1	1	0	0	1					
Johnny Ostrowski, R OBP: 0.338, SLG: 0.455	K		L3		F9		HR		4	1	1	2	0	1	2					
Sam Dente, R OBP: 0.267, SLG: 0.253		P6		F9		F8	G3		4	0	0	0	0	0	0					
Al Evans, R OBP: 0.285, SLG: 0.306	F8		SH 1B F8 BB		L8		F3		3	1	0	0	1	0	0					
Sid Hudson, R OBP: 0.267, SLG: 0.333	K		F8 SH F8 1B		4-3				3	1	1	0	0	1	0					
Inning Stats	R: 1 E: 0 K: 2 S: 8	H: 1 LOB: 2 BB: 2 P: 16	R: 0 E: 0 K: 1 S: 5	H: 0 LOB: 0 BB: 0 P: 5	R: 0 E: 0 K: 1 S: 5	H: 0 LOB: 1 BB: 1 P: 9	R: 0 E: 0 K: 0 S: 3	H: 0 LOB: 0 BB: 0 P: 3	R: 0 E: 1 K: 0 S: 4	H: 0 LOB: 2 BB: 1 P: 8	R: 0 E: 0 K: 0 S: 5	H: 0 LOB: 0 BB: 0 P: 5	R: 2 E: 0 K: 0 S: 5	H: 2 LOB: 2 BB: 0 P: 5	R: 2 E: 0 K: 0 S: 5	H: 2 LOB: 0 BB: 0 P: 5	1B: 3 2B: 0 3B: 0 HR: 1	SF: 0 SAC: 1 DP: 0 HBP: 0	WP: 0 PB: 0 CS: 0	PA: 35
PITCHER Early Wynn, R ERA: 4.8	IP: 8.0 WLS: L BF: 35 H: 4 R: 5 ER: 4 SO: 4 BB: 5 IBB: 0 HBP: 0 BLK: 0 WP: 0 HR: 1 S: 38 P: 58 ERA: 4.50 WHIP: 1.125															PITCHER				

Batter	1	2	3	4	5	6	7	8	9	AB	R	H	RBI	BB	SO	LOB	TOP					
Dale Mitchell, L (1.7) X OBP: 0.390, SLG: 0.400	0-0 6-3		0-0 P6			0-0 F7	0-0 1B BB	4-0 BB		4	0	1	2	1	0	0	Cleveland Indians @ Washington Senators Griffith Stadium, Washington, DC Fri Jun 09 1950, 3:33 AM EDT Att: 5,482 - Unknown					
Bob Kennedy, R (1.9) X OBP: 0.385, SLG: 0.526	0-0 5-3		0-3 K			0-0 F7	4-0 1B BB	4-0 BB		3	0	0	1	2	1	0						
Luke Easter, L (1.3) X OBP: 0.400, SLG: 0.492	0-0 HR			0-0 1B		0-0 F9	0-0 1B	4-3 BB		5	1	3	2	0	0	3						
Larry Doby, L (1.8) X OBP: 0.463, SLG: 0.547	0-3 K			0-0 1B		0-0 G4-6-3	4-3 1B	0-0 F9 SH1-3		5	0	2	0	0	1	3						
Al Rosen, R (1.5) X OBP: 0.368, SLG: 0.577		0-0 HR		0-0 F2		0-0 F7	4-0 BB	4-0 SH1-3		3	2	1	1	1	0	2						
Lou Boudreau, R (1.6) X OBP: 0.333, SLG: 0.314		4-0 L6-3 BB		0-0 G4-6-3		0-0 BB BB FC6	1B	0-0 F9		4	1	1	0	1	0	4						
Bobby Avila, R (1.4) X OBP: 0.440, SLG: 0.350		0-0 L6-3			0-0 5-3	4-0 FC6 BB	1B BB	0-0 F8		4	1	0	0	1	0	3						
Jim Hegan, R (1.2) X OBP: 0.310, SLG: 0.377		0-0 6-3			0-0 6-3	4-0 FC6 BB	1B BB			2	0	0	0	0	0	0						
Bob Lemon, L (7, PH) X OBP: 0.349, SLG: 0.447					0-0 6-3	1-2 FC6 BB	1B BB			0	1	0	0	1	0	0						
Ray Murray, R (7, 2) X OBP: 0.375, SLG: 0.488						0-0 FC6				0	1	0	0	1	0	0						
Bob Feller, R (1, 1) X OBP: 0.125, SLG: 0.182			0-3 K			0-0 F5				2	0	0	0	0	1	0						
Mickey Vernon, L (7, PH) X OBP: 0.294, SLG: 0.169										0	1	0	0	0	0	0						
Marino Pieretti, R (7, 1) X OBP: 0.250, SLG: 0.250										1	0	1	1	0	0	0						
Steve Gromek, S (9, 1) X OBP: 0.400, SLG: 0.333										0	0	0	0	0	0	0						
Sam Zoldak, L (9, 1) X OBP: 0.400, SLG: 0.400										0	0	0	0	0	0	0						
Inning Stats	R: 1 E: 0 K: 1 S: 6	H: 1 LOB: 0 BB: 0 P: 6	R: 1 E: 0 K: 0 S: 3	H: 1 LOB: 0 BB: 1 P: 7	R: 0 E: 0 K: 2 S: 7	H: 0 LOB: 0 BB: 0 P: 7	R: 0 E: 0 K: 0 S: 4	H: 2 LOB: 1 BB: 0 P: 4	R: 0 E: 0 K: 0 S: 3	H: 0 LOB: 0 BB: 0 P: 3	R: 0 E: 0 K: 0 S: 3	H: 0 LOB: 0 BB: 0 P: 3	R: 4 E: 0 K: 0 S: 7	H: 3 LOB: 3 BB: 3 P: 19	R: 2 E: 0 K: 0 S: 4	H: 1 LOB: 3 BB: 4 P: 20	R: 0 E: 0 K: 0 S: 4	H: 1 LOB: 1 BB: 0 P: 4	1B: 7 2B: 1 3B: 0 HR: 2	SF: 0 SAC: 1 DP: 2 HBP: 0	WP: 0 PB: 0 SB: 0 CS: 0	PA: 43
PITCHER	IP WLS BF H R ER SO BB IBB HBP BLK WP HR S P ERA WHIP																					
Connie Marrero, R (1, 1) ERA: 3.23	6.2 L 29 6 6 6 3 4 0 0 0 0 0 2 31 47 8.10 1.500																					
Lloyd Hittle, L (7, 1) ERA: 4.53	0.2 4 1 1 1 0 1 0 0 0 0 0 0 3 7 13.50 3.000																					
Dick Weik, R (8, 1) ERA: 4.58	0.1 5 1 1 1 0 3 0 0 0 0 0 0 2 14 27.00 12.000																					
Joe Haynes, R (8, 1) ERA: 7.31	1.1 5 1 0 0 0 0 0 0 0 0 0 0 5 5 0.00 0.750																					

Batter	1	2	3	4	5	6	7	8	9	AB	R	H	RBI	BB	SO	LOB	BOTTOM					
Eddie Yost, R (1, 5) X OBP: 0.437, SLG: 0.474	4-0 BB 1B		0-0 F8	0-0 PO	0-0 HR		0-0 F9		0-0 E 1B F9	4	3	2	2	1	0	0	Cleveland Indians @ Washington Senators Griffith Stadium, Washington, DC Fri Jun 09 1950, 3:33 AM EDT Att: 5,482 - Unknown					
Bud Stewart, L (1, 7) X OBP: 0.351, SLG: 0.350	4-0 1B BB		0-0 FC6-2 3B		0-3 K		0-0 3-1		0-0 E7 F9	4	0	2	1	1	1	0						
Cass Michaels, R (1, 4) X OBP: 0.378, SLG: 0.458	0-0 F8		0-0 FC6-2 BB 2B		0-0 F7		0-0 1B		4-0 FC6-4 BB	4	1	1	0	1	0	3						
Irv Noren, L (1, 3) X OBP: 0.405, SLG: 0.481	0-0 1-3 2-H 1B		4-0 3-H 1-2 2B BB		0-0 F9		0-0 F8		0-0 F9	4	1	1	2	1	0	3						
Sherry Robertson, L (1, 9) X OBP: 0.333, SLG: 0.371	0-3 K		0-0 1-1 2-H 2B			0-0 F9		0-0 P5	0-0 F2	4	0	1	2	0	1	2						
Roberto Ortiz, R (9, PH) X OBP: 0.286, SLG: 0.288										1	0	0	0	0	0	2						
Johnny Ostrowski, R (1, 8) X OBP: 0.314, SLG: 0.405	0-3 K		0-0 F9			0-0 6-3		0-0 6-3	0-0 FC6-4	5	0	0	0	0	1	5						
Sam Dente, R (1, 6) X OBP: 0.273, SLG: 0.259		0-0 P4		0-0 PO 1B		0-0 2B 1B		0-0 F9		4	0	2	0	0	0	0						
Al Evans, R (1, 2) X OBP: 0.298, SLG: 0.322		0-0 L6		0-0 F8		0-0 2B 1B			0-0 BB 1B	4	1	2	0	0	0	1						
Connie Marrero, R (1, 1) ERA: 3.7	6.0 W 27 6 4 4 4 3 0 0 0 0 0 1 32 44 6.00 1.667																					
Lloyd Hittle, L (7, 1) ERA: 2.95	2.0 11 4 3 3 0 1 0 0 0 0 0 0 10 14 13.50 2.500																					
Dick Weik, R (8, 1) ERA: 4.5	0.1 2 0 0 0 0 1 0 0 0 0 0 0 1 5 0.00 3.000																					
Joe Haynes, R (8, 1) ERA: 8.66	0.2 S 2 0 0 0 0 0 0 0 0 0 0 0 2 2 0.00 0.000																					
Inning Stats	R: 1 E: 0 K: 2 S: 8	H: 1 LOB: 2 BB: 2 P: 16	R: 0 E: 0 K: 0 S: 3	H: 0 LOB: 0 BB: 0 P: 3	R: 2 E: 0 K: 0 S: 5	H: 2 LOB: 1 BB: 1 P: 9	R: 0 E: 0 K: 1 S: 5	H: 1 LOB: 0 BB: 0 P: 5	R: 1 E: 0 K: 1 S: 6	H: 1 LOB: 0 BB: 0 P: 6	R: 0 E: 0 K: 0 S: 5	H: 2 LOB: 2 BB: 0 P: 5	R: 0 E: 0 K: 0 S: 4	H: 1 LOB: 1 BB: 0 P: 4	R: 0 E: 0 K: 0 S: 3	H: 0 LOB: 0 BB: 0 P: 3	R: 3 E: 1 K: 0 S: 6	H: 3 LOB: 2 BB: 2 P: 14	1B: 7 2B: 2 3B: 1 HR: 1	SF: 0 SAC: 0 DP: 0 HBP: 0	WP: 0 PB: 0 SB: 0 CS: 0	PA: 43
PITCHER	IP WLS BF H R ER SO BB IBB HBP BLK WP HR S P ERA WHIP																					
Marino Pieretti, R (7, 1) ERA: 2.95	2.0 11 4 3 3 0 1 0 0 0 0 0 0 10 14 13.50 2.500																					
Steve Gromek, R (9, 1) ERA: 4.5	0.1 2 0 0 0 0 1 0 0 0 0 0 0 1 5 0.00 3.000																					
Sam Zoldak, L (9, 1) ERA: 8.66	0.2 S 2 0 0 0 0 0 0 0 0 0 0 0 2 2 0.00 0.000																					

Batter	1	2	3	4	5	6	7	8	9	10	AB	R	H	RBI	BB	SO	LOB	TOP			
Bob Kennedy, R OBP: 0.377, SLG: 0.514 (1, 9)	0-0 4-3		0-0 2B	0-0 6-3			0-0 1B		0-0 1B	0-0 F9	6	1	3	0	0	0	2	Cleveland Indians @ Philadelphia Athletics Shibe Park, Philadelphia, PA Sun Jun 11 1950, 3:33 AM EDT Unknown			
Allie Clark, R OBP: 0.232, SLG: 0.308 Dale Mitchell, L OBP: 0.386, SLG: 0.396 (1, 7)	0-0 L9		0-0 5-3		0-0 5-3		0-0 F9		0-0 F8		4	0	0	0	0	0	2				
Luke Easter, L OBP: 0.406, SLG: 0.504 (1, 3)	4-0 FC6-4 BB		0-0 1B		0-0 F7		0-0 F2		0-0 4-3		4	1	1	1	1	0	3				
Larry Doby, L OBP: 0.457, SLG: 0.544 (1, 8)	0-0 FC6-4		4-0 1B		0-0 1B		0-0 1B		0-3 K	0-3 K	4	0	1	0	1	2	1				
Al Rosen, R OBP: 0.376, SLG: 0.614 (1, 5)		4-0 1B	0-0 1B		0-0 5-3		0-0 F8		0-0 HR		4	2	2	2	1	0	1				
Lou Boudreau, R OBP: 0.336, SLG: 0.328 (1, 6)		0-0 1-3	0-0 L9-3-6		0-0 G3		4-0 FC5-4 BB		0-0 L9 HR	2B	4	1	1	0	1	0	3				
Bobby Avila, R OBP: 0.382, SLG: 0.310 (1, 4)		0-0 6-3		0-0 FC1-6 1B		0-3 K		0-0 FC5-4 1-2r	0-0 L9	2B	5	0	1	0	0	1	3				
Jim Hegan, R OBP: 0.313, SLG: 0.403 (1, 2)		0-0 1B	0-0 FC1-6 1B		0-0 6-3				0-0 F8	HR	5	1	2	3	0	0	1				
Bob Lemon, L OBP: 0.375, SLG: 0.452 Al Benton, R OBP: 1.000, SLG: 1.000 (1, 1)	0-0 1-3		0-0 1B		0-0 1B		0-3 K		0-0 1B	HR	4	0	2	0	0	1	1				
											0	0	0	0	0	0	0				
Inning Stats	R: 0 E: 0 K: 0 S: 3	H: 0 LOB: 1 BB: 1 P: 7	R: 1 E: 0 K: 0 S: 4	H: 1 LOB: 1 BB: 1 P: 8	R: 2 E: 0 K: 0 S: 5	H: 3 LOB: 1 BB: 1 P: 9	R: 0 E: 0 K: 0 S: 4	H: 2 LOB: 1 BB: 0 P: 4	R: 0 E: 0 K: 1 S: 5	H: 1 LOB: 0 BB: 0 P: 5	R: 0 E: 0 K: 1 S: 5	H: 2 LOB: 1 BB: 0 P: 6	R: 0 E: 0 K: 0 S: 5	H: 0 LOB: 1 BB: 1 P: 9	R: 0 E: 0 K: 0 S: 5	H: 2 LOB: 0 BB: 0 P: 5	R: 3 E: 0 K: 1 S: 8	H: 3 LOB: 1 BB: 0 P: 9	1B: 8 2B: 4 3B: 0 HR: 2	SF: 0 SAC: 0 DP: 1 HBP: 1	WP: 0 PA: 46
PITCHER Bobby Shantz, L ERA: 4.13 (1, 1)	IP 10.0	WLS L	BF 46	H 13	R 6	ER 6	SO 4	BB 4	IBB 0	HBP 1	BLK 0	WP 0	HR 2	S 49	P 66	ERA 5.40	WHIP 1.700				

Batter	1	2	3	4	5	6	7	8	9	10	AB	R	H	RBI	BB	SO	LOB	BOTTOM			
Bob Dillinger, R OBP: 0.346, SLG: 0.427 (1, 5)	0-0 5-3		0-3 K		0-0 B5-3		4-0 2B BB		4-0 FC4-6 BB		3	0	0	0	2	1	0	Cleveland Indians @ Philadelphia Athletics Shibe Park, Philadelphia, PA Sun Jun 11 1950, 3:33 AM EDT Unknown			
Wally Moses, L OBP: 0.406, SLG: 0.509 (1, 9)	4-0 1B BB		0-0 HR 1B		4-0 BB		0-0 1-3 2-H 2B		0-0 1-2r		3	1	2	1	2	0	1				
Paul Lehner, L OBP: 0.357, SLG: 0.455 (1, 7)	0-3 K		0-0 F5		0-0 4-3		4-0 IBB		0-0 4-3		4	0	0	0	1	1	4				
Sam Chapman, R OBP: 0.344, SLG: 0.437 (1, 8)	0-0 BB 1B		0-0 HR		0-0 F5		0-0 1B		0-0 5-3		5	1	3	2	0	0	3				
Ferris Fain, L OBP: 0.436, SLG: 0.500 (1, 3)	4-0 1-2 BB		0-0 3-1		4-0 FC6-4 BB		4-0 G3		0-0 4-3 1B		3	0	1	0	2	0	3				
Eddie Joost, R OBP: 0.400, SLG: 0.409 (1, 6)	0-3 K		0-3 K		0-0 FC6-4		4-0 G5-6-4 BB		0-0 4-3 1B		4	0	1	0	1	2	4				
Billy Hitchcock, R OBP: 0.380, SLG: 0.467 Barney McCosky, L OBP: 0.342, SLG: 0.338 (1, 4)		0-0 5-3		4-0 G6-4-3 BB		0-0 L8		0-0 G5-6-4		0-0 4-3	3	0	0	0	1	0	2				
Joe Astroth, R OBP: 0.351, SLG: 0.344 Elmer Valo, L OBP: 0.386, SLG: 0.336 (1, 2)		0-0 6-3		0-0 G6-4-3		0-0 5-3		0-0 5-3		4-0 BB	4	1	1	0	0	0	1				
Bobby Shantz, R OBP: 0.207, SLG: 0.115 Carl Scheib, R OBP: 0.236, SLG: 0.235 (1, 1)	0-3 K		0-3 K		0-3 K		0-0 SH3-4		0-0 5-3	0-0 1-3	3	0	0	0	0	2	0				
											1	0	0	0	0	0	3				
Inning Stats	R: 0 E: 0 K: 2 S: 8	H: 1 LOB: 3 BB: 2 P: 16	R: 0 E: 0 K: 1 S: 5	H: 0 LOB: 0 BB: 0 P: 5	R: 2 E: 0 K: 1 S: 7	H: 2 LOB: 0 BB: 0 P: 7	R: 0 E: 0 K: 1 S: 4	H: 0 LOB: 0 BB: 1 P: 8	R: 0 E: 0 K: 1 S: 5	H: 1 LOB: 1 BB: 1 P: 7	R: 1 E: 0 K: 0 S: 5	H: 2 LOB: 3 BB: 2 P: 13	R: 0 E: 0 K: 0 S: 2	H: 0 LOB: 0 BB: 1 P: 6	R: 0 E: 0 K: 0 S: 3	H: 0 LOB: 1 BB: 1 P: 7	R: 0 E: 0 K: 0 S: 5	H: 2 LOB: 3 BB: 1 P: 9	1B: 6 2B: 1 3B: 0 HR: 1	SF: 0 SAC: 1 DP: 2 HBP: 0	WP: 0 PA: 45
PITCHER Bob Lemon, R ERA: 4.48 (1, 1)	IP 9.2	WLS W	BF 44	H 8	R 3	ER 3	SO 6	BB 9	IBB 1	HBP 0	BLK 0	WP 0	HR 1	S 46	P 86	ERA 2.79	WHIP 1.759				
Al Benton, R ERA: 4.24 (10, 1)	IP 0.1	WLS S	BF 1	H 0	R 0	ER 0	SO 0	BB 0	IBB 0	HBP 0	BLK 0	WP 0	HR 0	S 1	P 1	ERA 0.00	WHIP 0.000				

Batter	1	2	3	4	5	6	7	8	9	AB	R	H	RBI	BB	SO	LOB	TOP		
Bob Kennedy, R OBP: 0.378, SLG: 0.507 (1, 9)										4	1	1	0	1	0	0	Cleveland Indians @ Philadelphia Athletics Shibe Park, Philadelphia, PA Sun Jun 11 1950, 3:38 AM EDT Att: 14,241 - Unknown		
Allie Clark, R OBP: 0.246, SLG: 0.333 (1, 7)										5	1	2	2	0	0				
Luke Easter, L OBP: 0.406, SLG: 0.507 (1, 3)										5	1	2	2	0	1	2			
Larry Doby, L OBP: 0.463, SLG: 0.544 (1, 8)										2	0	1	1	1	0	0			
Al Rosen, R OBP: 0.374, SLG: 0.603 (1, 5)										3	0	0	0	1	1	2			
Lou Boudreau, R OBP: 0.333, SLG: 0.320 (1, 6)										3	1	0	0	1	0	4			
Bobby Avila, R OBP: 0.368, SLG: 0.303 (1, 4)										4	0	1	0	0	0	0			
Jim Hegan, R OBP: 0.311, SLG: 0.393 (1, 2)										3	2	0	1	1	0	1			
Steve Gromek, S OBP: 0.308, SLG: 0.250 (1, 1)										3	0	0	0	0	2	1			
Al Benton, R OBP: 1.000, SLG: 1.000 (7, 1)										0	0	0	0	0	0	0			
Sam Zoldak, L OBP: 0.400, SLG: 0.400 (7, 1)										0	0	0	0	0	0	0			
Joe Gordon, R OBP: 0.302, SLG: 0.382 (9, PH)										1	0	0	0	0	0	1			
Inning Stats	R: 0 E: 0 K: 0 S: 3	H: 0 LOB: 0 BB: 0 P: 3	R: 0 E: 0 K: 0 S: 3	H: 0 LOB: 0 BB: 0 P: 3	R: 3 E: 0 K: 1 S: 7	H: 2 LOB: 3 BB: 4 P: 23	R: 0 E: 0 K: 0 S: 3	H: 0 LOB: 0 BB: 0 P: 3	R: 0 E: 0 K: 1 S: 4	H: 0 LOB: 0 BB: 0 P: 5	R: 0 E: 0 K: 1 S: 5	H: 0 LOB: 0 BB: 0 P: 5	R: 1 E: 0 K: 0 S: 5	H: 2 LOB: 1 BB: 0 P: 5	R: 2 E: 0 K: 1 S: 8	H: 3 LOB: 2 BB: 1 P: 12	1B: 5 2B: 3 3B: 0 HR: 0	SF: 0 SAC: 0 DP: 1 HBP: 1	WP: 1 PA: 39 PB: 0 SB: 0 CS: 0
PITCHER	IP WLS BF H R ER SO BB IBB HBP BLK WP HR S P ERA WHIP	IP WLS BF H R ER SO BB IBB HBP BLK WP HR S P ERA WHIP	IP WLS BF H R ER SO BB IBB HBP BLK WP HR S P ERA WHIP	IP WLS BF H R ER SO BB IBB HBP BLK WP HR S P ERA WHIP	IP WLS BF H R ER SO BB IBB HBP BLK WP HR S P ERA WHIP	IP WLS BF H R ER SO BB IBB HBP BLK WP HR S P ERA WHIP	IP WLS BF H R ER SO BB IBB HBP BLK WP HR S P ERA WHIP	IP WLS BF H R ER SO BB IBB HBP BLK WP HR S P ERA WHIP	IP WLS BF H R ER SO BB IBB HBP BLK WP HR S P ERA WHIP	IP WLS BF H R ER SO BB IBB HBP BLK WP HR S P ERA WHIP	IP WLS BF H R ER SO BB IBB HBP BLK WP HR S P ERA WHIP	IP WLS BF H R ER SO BB IBB HBP BLK WP HR S P ERA WHIP	IP WLS BF H R ER SO BB IBB HBP BLK WP HR S P ERA WHIP	IP WLS BF H R ER SO BB IBB HBP BLK WP HR S P ERA WHIP	IP WLS BF H R ER SO BB IBB HBP BLK WP HR S P ERA WHIP	IP WLS BF H R ER SO BB IBB HBP BLK WP HR S P ERA WHIP	IP WLS BF H R ER SO BB IBB HBP BLK WP HR S P ERA WHIP		
Alex Kellner, L ERA: 5.34 (1, 1)	8.2	W	38	7	6	6	3	5	0	1	0	0	0	0	0	0	0.00	0.000	
Bob Hooper, R ERA: 4.29 (9, 1)	0.1	S	1	0	0	0	1	0	0	0	0	0	0	0	0	0	0.00	0.000	

AB	33
R	6
H	7
RBI	6
BB	5
SO	4
LOB	11



Batter	1	2	3	4	5	6	7	8	9	AB	R	H	RBI	BB	SO	LOB	BOTTOM		
Bob Dillinger, R OBP: 0.344, SLG: 0.424 (1, 5)										4	1	1	1	0	0	0	Cleveland Indians @ Philadelphia Athletics Shibe Park, Philadelphia, PA Sun Jun 11 1950, 3:38 AM EDT Att: 14,241 - Unknown		
Barney McCosky, L OBP: 0.338, SLG: 0.361 (1, 7)										4	1	1	1	0	0	1			
Elmer Valo, L OBP: 0.389, SLG: 0.336 (1, 9)										3	1	1	1	0	1	0			
Sam Chapman, R OBP: 0.359, SLG: 0.469 (1, 8)										4	2	4	3	0	0	0			
Fernis Fain, L OBP: 0.428, SLG: 0.489 (1, 3)										4	1	0	0	0	0	4			
Eddie Joost, R OBP: 0.394, SLG: 0.401 (1, 6)										3	0	0	0	0	1	0			
Pete Suder, R OBP: 0.293, SLG: 0.385 (1, 4)										2	0	0	0	0	0	0			
Paul Lehner, L OBP: 0.360, SLG: 0.455 (7, PH)										0	1	0	0	1	0	0			
Billy Hitchcock, R OBP: 0.373, SLG: 0.457 (8, 4)										1	0	0	0	0	0	0			
Mike Guerra, R OBP: 0.291, SLG: 0.344 (1, 2)										2	0	0	0	0	0	0			
Wally Moses, L OBP: 0.415, SLG: 0.518 (7, PH)										1	1	1	2	0	0	0			
Joe Astroth, R OBP: 0.342, SLG: 0.333 (8, 2)										1	0	0	0	0	0	0			
Alex Kellner, R OBP: 0.300, SLG: 0.310 (1, 1)										3	1	1	1	0	1	0			
Bob Hooper, R OBP: 0.286, SLG: 0.500 (9, 1)										0	0	0	0	0	0	0			
Inning Stats	R: 1 E: 0 K: 0 S: 4	H: 2 LOB: 1 BB: 0 P: 5	R: 0 E: 0 K: 0 S: 3	H: 0 LOB: 0 BB: 0 P: 3	R: 0 E: 0 K: 0 S: 3	H: 0 LOB: 0 BB: 0 P: 3	R: 1 E: 0 K: 1 S: 6	H: 1 LOB: 0 BB: 0 P: 6	R: 0 E: 0 K: 1 S: 5	H: 0 LOB: 0 BB: 0 P: 5	R: 0 E: 0 K: 0 S: 3	H: 0 LOB: 0 BB: 0 P: 3	R: 7 E: 0 K: 0 S: 10	H: 6 LOB: 1 BB: 1 P: 14	R: 0 E: 0 K: 1 S: 5	H: 0 LOB: 0 BB: 0 P: 5	1B: 7 2B: 0 3B: 1 HR: 1	SF: 0 SAC: 1 DP: 0 HBP: 1	WP: 0 PA: 35 PB: 0 SB: 0 CS: 0
PITCHER	IP WLS BF H R ER SO BB IBB HBP BLK WP HR S P ERA WHIP	IP WLS BF H R ER SO BB IBB HBP BLK WP HR S P ERA WHIP	IP WLS BF H R ER SO BB IBB HBP BLK WP HR S P ERA WHIP	IP WLS BF H R ER SO BB IBB HBP BLK WP HR S P ERA WHIP	IP WLS BF H R ER SO BB IBB HBP BLK WP HR S P ERA WHIP	IP WLS BF H R ER SO BB IBB HBP BLK WP HR S P ERA WHIP	IP WLS BF H R ER SO BB IBB HBP BLK WP HR S P ERA WHIP	IP WLS BF H R ER SO BB IBB HBP BLK WP HR S P ERA WHIP	IP WLS BF H R ER SO BB IBB HBP BLK WP HR S P ERA WHIP	IP WLS BF H R ER SO BB IBB HBP BLK WP HR S P ERA WHIP	IP WLS BF H R ER SO BB IBB HBP BLK WP HR S P ERA WHIP	IP WLS BF H R ER SO BB IBB HBP BLK WP HR S P ERA WHIP	IP WLS BF H R ER SO BB IBB HBP BLK WP HR S P ERA WHIP	IP WLS BF H R ER SO BB IBB HBP BLK WP HR S P ERA WHIP	IP WLS BF H R ER SO BB IBB HBP BLK WP HR S P ERA WHIP	IP WLS BF H R ER SO BB IBB HBP BLK WP HR S P ERA WHIP			
Steve Gromek, R ERA: 5.57 (1, 1)	6.1	L	27	6	7	7	2	0	0	0	0	0	0	0	0	0	9.95	0.947	
Al Benton, R ERA: 5.19 (7, 1)	0.1		4	3	2	2	0	0	0	0	0	4	4	0	0	0	54.00	9.000	
Sam Zoldak, L ERA: 8.05 (7, 1)	1.1		4	0	0	0	1	0	0	0	0	6	6	0	0	0	0.00	0.000	



Batter	1	2	3	4	5	6	7	8	9	AB	R	H	RBI	BB	SO	LOB	TOP		
Clyde Vollmer, R OBP: 0.393, SLG: 0.519 (1, 8)	0-0 4-3		0-0 1B		0-0 F8	0-3 K		4-0 6 2B 1B BB		4	1	1	0	1	1	1	Boston Red Sox @ Cleveland Indians Cleveland Municipal Stadium, Cleveland, OH Tue Jun 13 1950, 3:33 AM EDT Att: 25,496 - Unknown livebaseballscorecards.com		
6 Johnny Pesky, L OBP: 0.461, SLG: 0.447 (1, 5)	0-0 F7		0-0 F6		0-0 1B	4-0 1B 2B	1-2 FC4-6 BB	0-0 1B 2B		4	2	2	1	1	0	2			
Ted Williams, L OBP: 0.476, SLG: 0.716 (1, 7)	0-3 K		4-0 IBB		0-0 1B 1B	0-0 FC4-6		4-0 L6-4 1B IBB		3	0	1	1	2	1	2			
Vern Stephens, R OBP: 0.384, SLG: 0.581 (1, 6)		0-0 5-3	0-0 F6		0-0 1B		0-0 F9	0-0 1B		5	0	2	2	0	0	3			
Walt Dropo, R OBP: 0.426, SLG: 0.690 (1, 3)		0-0 F8	0-0 F3		0-0 1B	0-0 G4-6-3	0-0 F8	0-0 L6-4		5	0	1	0	0	0	5			
Al Zarilla, L OBP: 0.447, SLG: 0.519 (1, 9)	4-0 HR BB			0-3 K	0-0 G4-6-3		0-0 F9		0-0 F4	4	1	0	0	1	1	3			
Bobby Doerr, R OBP: 0.396, SLG: 0.528 (1, 4)	0-0 1H HR			4-0 BB		0-0 F7		0-0 HR	0-0 G4-6-3	4	3	4	3	1	0	0			
Matt Batts, R OBP: 0.287, SLG: 0.314 (1, 2)	0-0 F3			0-0 F6	0-0 F7	0-0 F7	0-0 4-3	0-0 G4-6-3		5	0	0	1	0	0	2			
Chuck Stobbs, L OBP: 0.531, SLG: 0.318 (1, 1)			0-0 1B	0-3 K		4-0 6 BB BB		4-0 6 BB BB		2	1	1	0	2	1	1			
Inning Stats	R: 0 E: 0 K: 1 S: 5	H: 0 LOB: 0 BB: 5	R: 2 E: 0 K: 0 S: 4	H: 1 LOB: 0 BB: 1 P: 8	R: 0 E: 0 K: 0 S: 5	H: 2 LOB: 3 BB: 1 P: 9	R: 0 E: 0 K: 2 S: 7	H: 0 LOB: 1 BB: 1 P: 11	R: 1 E: 0 K: 0 S: 6	H: 4 LOB: 2 BB: 0 P: 6	R: 0 E: 0 K: 0 S: 3	H: 0 LOB: 0 BB: 0 P: 3	R: 4 E: 0 K: 0 S: 5	H: 3 LOB: 1 BB: 3 P: 17	R: 0 E: 0 K: 0 S: 3	H: 1 LOB: 0 BB: 0 P: 3	1B: 7 2B: 3 3B: 1 HR: 2	SF: 0 SAC: 0 DP: 3 HBP: 0	WP: 0 PA: 44 PB: 0 SB: 0 CS: 0
PITCHER	IP WLS BF H R ER SO BB IBB HBP BLK WP HR S P ERA WHIP	IP WLS BF H R ER SO BB IBB HBP BLK WP HR S P ERA WHIP																	
Bob Feller, R ERA: 4.26 (1, 1)	7.1 L 38 10 8 8 4																		
Al Benton, R ERA: 5.0 (8, 1)	0.2 3 1 0 0 0																		
Marino Pieretti, R ERA: 2.74 (9, 1)	1.0 3 1 0 0 0																		

Batter	1	2	3	4	5	6	7	8	9	AB	R	H	RBI	BB	SO	LOB	BOTTOM		
Dale Mitchell, L OBP: 0.379, SLG: 0.387 (1, 7)	0-0 1-3		0-0 F7		0-0 F8			0-0 1-3		4	0	0	0	0	0	0	Boston Red Sox @ Cleveland Indians Cleveland Municipal Stadium, Cleveland, OH Tue Jun 13 1950, 3:33 AM EDT Att: 25,496 - Unknown livebaseballscorecards.com		
Bob Kennedy, R OBP: 0.375, SLG: 0.520 (1, 9)	0-0 HR		0-3 K		0-0 F4			0-3 K		4	1	1	1	0	2	0			
Luke Easter, L OBP: 0.402, SLG: 0.496 (1, 3)	0-3 K			4-0 1B BB	0-0 1-3			0-0 6-3		3	0	0	0	1	1	0			
Larry Doby, L OBP: 0.453, SLG: 0.529 (1, 8)	0-0 4-3			0-3 K	0-0 1-3			0-0 1-3		4	0	0	0	0	1	1			
Al Rosen, R OBP: 0.368, SLG: 0.593 (1, 5)		0-0 5-3		0-3 K		0-0 F6				3	0	0	0	0	1	1			
Lou Boudreau, R OBP: 0.340, SLG: 0.323 (1, 6)		4-0 BB		0-0 1B	0-0 6-3					2	0	1	0	1	0	0			
Joe Gordon, R OBP: 0.296, SLG: 0.374 (1, 4)		0-0 F3		0-0 F3	0-0 F2					3	0	0	0	0	0	3			
Jim Hegan, R OBP: 0.304, SLG: 0.384 (1, 2)		0-0 F8			0-0 F9			0-0 F3		3	0	0	0	0	0	1			
Bob Feller, R OBP: 0.115, SLG: 0.167 (1, 1)			0-3 K		0-3 K			0-0 F3		2	0	0	0	0	2	0			
Al Benton, R OBP: 1.000, SLG: 1.000 (8, PH)										0	0	0	0	0	0	0			
Allie Clark, R OBP: 0.242, SLG: 0.328 (9, 1)										1	0	0	0	0	0	0			
Marino Pieretti, R OBP: 0.250, SLG: 0.250 (9, 1)										0	0	0	0	0	0	0			
Inning Stats	R: 1 E: 0 K: 1 S: 6	H: 1 LOB: 0 BB: 0 P: 6	R: 0 E: 0 K: 0 S: 3	H: 0 LOB: 1 BB: 1 P: 7	R: 0 E: 0 K: 2 S: 7	H: 0 LOB: 0 BB: 0 P: 7	R: 0 E: 0 K: 2 S: 8	H: 1 LOB: 2 BB: 1 P: 12	R: 0 E: 0 K: 1 S: 5	H: 0 LOB: 0 BB: 0 P: 5	R: 0 E: 0 K: 0 S: 3	H: 0 LOB: 0 BB: 0 P: 3	R: 0 E: 0 K: 0 S: 3	H: 0 LOB: 0 BB: 0 P: 3	R: 0 E: 0 K: 1 S: 5	H: 0 LOB: 0 BB: 0 P: 5	1B: 1 2B: 0 3B: 0 HR: 1	SF: 0 SAC: 0 DP: 0 HBP: 0	WP: 0 PA: 31 PB: 0 SB: 0 CS: 0
PITCHER	IP WLS BF H R ER SO BB IBB HBP BLK WP HR S P ERA WHIP	IP WLS BF H R ER SO BB IBB HBP BLK WP HR S P ERA WHIP																	
Chuck Stobbs, L ERA: 3.91 (1, 1)	9.0 W 31 2 1 1 7																		

Batter	1	2	3	4	5	6	7	8	9	AB	R	H	RBI	BB	SO	LOB	TOP			
Dom DiMaggio, R OBP: 0.428, SLG: 0.411 (1, 8)	4-3		F8		4-3			K		4	0	0	0	0	1	1	Boston Red Sox @ Cleveland Indians Cleveland Municipal Stadium, Cleveland, OH Wed Jun 14 1950, 3:33 AM EDT Att: 28,368 - Unknown livebaseballscorecards.com			
6 Johnny Pesky, L OBP: 0.457, SLG: 0.440 (1, 5)	G3		HR			3-1		F8		3	1	0	0	1	0	1				
Ted Williams, L OBP: 0.473, SLG: 0.722 (1, 7)	4-3		HR			F8		G3		4	1	1	2	0	0	1				
Vern Stephens, R OBP: 0.382, SLG: 0.588 (1, 6)		HR	F8			F5			F9	4	1	1	1	0	0	0				
Walt Dropo, R OBP: 0.418, SLG: 0.674 (1, 3)	5-3			5-3			6-3		F8	4	0	0	0	0	0	0				
Al Zarilla, L OBP: 0.448, SLG: 0.515 (1, 9)				K			6-3		FC5-4	3	0	1	0	1	1	0				
Bobby Doerr, R OBP: 0.394, SLG: 0.523 (1, 4)	F2			F5					FC5-4	4	0	1	0	0	0	2				
Matt Batts, R OBP: 0.278, SLG: 0.303 (1, 2)	F9				3-1		1-3			3	0	0	0	0	0	2				
Ellis Kinder, R OBP: 0.077, SLG: 0.077 (1, 1)			K							2	0	0	0	0	2	0				
Billy Goodman, L OBP: 0.388, SLG: 0.489 (8, PH)										1	0	1	0	0	0	0				
Earl Johnson, L (8, 1)								1B		0	0	0	0	0	0	0				
Inning Stats	R: 0 E: 0 K: 0 S: 3	H: 0 LOB: 0 BB: 0 P: 3	R: 1 E: 0 K: 0 S: 5	H: 2 LOB: 1 BB: 0 P: 5	R: 2 E: 0 K: 1 S: 6	H: 1 LOB: 0 BB: 1 P: 10	R: 0 E: 0 K: 1 S: 5	H: 0 LOB: 0 BB: 0 P: 5	R: 0 E: 0 K: 0 S: 3	H: 0 LOB: 0 BB: 0 P: 3	R: 0 E: 0 K: 0 S: 4	H: 1 LOB: 1 BB: 0 P: 4	R: 0 E: 0 K: 1 S: 6	H: 1 LOB: 1 BB: 0 P: 6	R: 0 E: 0 K: 0 S: 3	H: 0 LOB: 1 BB: 1 P: 7	1B: 3 2B: 0 3B: 0 HR: 2	SF: 0 SAC: 0 DP: 0 HBP: 0	WP: 0 PB: 0 SB: 0 CS: 0	PA: 34
PITCHER Mike Garcia, R ERA: 3.88 (1, 1)	IP: 9.0 WLS: W BF: 34 H: 5 R: 3 ER: 3 SO: 4 BB: 2 IBB: 0 HBP: 0 BLK: 0 WP: 0 HR: 2 S: 40 P: 48 ERA: 3.00 WHIP: 0.778															PITCHER Mike Garcia, R ERA: 3.88 (1, 1)				

Batter	1	2	3	4	5	6	7	8	9	AB	R	H	RBI	BB	SO	LOB	BOTTOM			
Dale Mitchell, L OBP: 0.376, SLG: 0.384 (1, 7)	F7		SH1-3	1-3			L6			4	1	1	0	0	0	1	Boston Red Sox @ Cleveland Indians Cleveland Municipal Stadium, Cleveland, OH Wed Jun 14 1950, 3:33 AM EDT Att: 28,368 - Unknown livebaseballscorecards.com			
Bob Kennedy, R OBP: 0.374, SLG: 0.516 (1, 9)	1-3		SH1-3			FC5-4	F7			3	0	1	0	0	0	0				
Luke Easter, L OBP: 0.393, SLG: 0.483 (1, 3)	K2-3		1-3			L6		K		4	0	0	0	0	2	2				
Larry Doby, L OBP: 0.459, SLG: 0.558 (1, 8)		E	HR			FC5-4		1B	BB	3	3	2	2	1	0	1				
Al Rosen, R OBP: 0.376, SLG: 0.613 (1, 5)		E9	HR			CS	5-3			4	2	3	1	0	0	0				
Lou Boudreau, R OBP: 0.351, SLG: 0.358 (1, 6)		1B	F2				HR		G5-4-3	4	1	3	2	0	0	0				
Joe Gordon, R OBP: 0.289, SLG: 0.364 (1, 4)	F7			5-3			K		G5-4-3	4	0	0	0	0	1	4				
Jim Hegan, R OBP: 0.312, SLG: 0.391 (1, 2)		1B		SH1-3			F4			3	0	2	1	0	0	0				
Mike Garcia, R OBP: 0.200, SLG: 0.280 (1, 1)	K			SH1-3			6-3			2	0	0	0	0	1	1				
Inning Stats	R: 0 E: 0 K: 1 S: 5	H: 0 LOB: 0 BB: 0 P: 5	R: 2 E: 1 K: 1 S: 8	H: 4 LOB: 1 BB: 0 P: 8	R: 3 E: 0 K: 0 S: 6	H: 3 LOB: 0 BB: 0 P: 6	R: 0 E: 0 K: 0 S: 4	H: 1 LOB: 1 BB: 0 P: 4	R: 0 E: 0 K: 0 S: 3	H: 1 LOB: 0 BB: 0 P: 3	R: 1 E: 0 K: 1 S: 6	H: 1 LOB: 0 BB: 0 P: 6	R: 0 E: 0 K: 0 S: 3	H: 0 LOB: 0 BB: 0 P: 3	R: 1 E: 0 K: 1 S: 6	H: 2 LOB: 1 BB: 1 P: 10		1B: 8 2B: 1 3B: 0 HR: 3	SF: 0 SAC: 2 DP: 1 HBP: 0	WP: 0 PB: 0 SB: 0 CS: 1
PITCHER Ellis Kinder, R ERA: 5.05 (1, 1)	IP: 7.0 WLS: L BF: 29 H: 10 R: 6 ER: 6 SO: 3 BB: 0 IBB: 0 HBP: 0 BLK: 0 WP: 0 HR: 3 S: 35 P: 35 ERA: 7.71 WHIP: 1.429															PITCHER Earl Johnson, L ERA: 9.29 (8, 1)				

Batter	1	2	3	4	5	6	7	8	9	AB	R	H	RBI	BB	SO	LOB	TOP			
Dom DiMaggio, R (1, 8) OBP: 0.425, SLG: 0.404	4-0 BB BB		1-3 2			1-3 1		4-3 2		3	0	0	0	1	0	0	Boston Red Sox @ Cleveland Indians Cleveland Municipal Stadium, Cleveland, OH Thu Jun 15 1950, 3:33 AM EDT Att: 12,684 - Unknown livebaseballscorecards.com			
6 Johnny Pesky, L (1, 5) OBP: 0.456, SLG: 0.436	0-3 K		4-0 BB			0-0 F9		4-0 1B BB		2	0	0	0	2	1	1				
Ted Williams, L (1, 7) OBP: 0.469, SLG: 0.712	0-0 F7		4-3 3			0-0 F9		0-0 FC6-4 1B		4	0	1	0	0	0	2				
Vern Stephens, R (1, 6) OBP: 0.380, SLG: 0.581	4-0 PO BB					0-0 F8		0-3 K		3	0	0	0	1	1	2				
Walt Dropo, R (1, 3) OBP: 0.419, SLG: 0.676	0-0 PO 1-2		0-0 F7			0-0 4-3		0-0 2B		4	0	2	0	0	0	0				
Al Zarilla, L (1, 9) OBP: 0.444, SLG: 0.515			0-0 1B 2B			0-0 4-3		0-0 F7		4	1	1	0	0	0	2				
Bobby Doerr, R (1, 4) OBP: 0.396, SLG: 0.520			0-0 CS 1B			0-0 6-3		4-0 BB		3	0	1	1	1	0	1				
Birdie Tebbetts, R (1, 2) OBP: 0.388, SLG: 0.492			0-0 F4 1-2			0-0 6-3		0-0 6-3		3	0	0	0	0	0	3				
Walt Masterson, R (1, 1) Billy Goodman, L (8, PH) Earl Johnson, L (8, 1)			0-0 F4			0-0 5-3		0-0 F7		2	0	0	0	0	0	0				
Inning Stats	R: 0 E: 0 K: 1 S: 4	H: 0 LOB: 1 BB: 2 P: 12	R: 1 E: 0 K: 0 S: 4	H: 2 LOB: 0 BB: 0 P: 4	R: 0 E: 0 K: 0 S: 3	H: 0 LOB: 1 BB: 1 P: 7	R: 0 E: 0 K: 0 S: 3	H: 0 LOB: 0 BB: 0 P: 3	R: 0 E: 0 K: 0 S: 3	H: 0 LOB: 0 BB: 0 P: 3	R: 0 E: 0 K: 1 S: 6	H: 1 LOB: 2 BB: 1 P: 10	R: 0 E: 0 K: 0 S: 4	H: 1 LOB: 2 BB: 1 P: 8	R: 0 E: 1 K: 0 S: 3	H: 1 LOB: 0 BB: 0 P: 3		1B: 3 2B: 2 3B: 0 HR: 0	SF: 0 SAC: 0 DP: 1 HBP: 0	WP: 0 PB: 0 SB: 0 CS: 1
PITCHER Bob Lemon, R (1, 1) ERA: 4.17	IP: 9.0 WLS: W BF: 34 H: 5 R: 1 ER: 1 SO: 2 BB: 5 IBB: 0 HBP: 0 BLK: 0 WP: 0 HR: 0 S: 33 P: 53 ERA: 1.00 WHIP: 1.111															PITCHER				


Batter	1	2	3	4	5	6	7	8	9	AB	R	H	RBI	BB	SO	LOB	BOTTOM			
Dale Mitchell, L (1, 7) OBP: 0.369, SLG: 0.376	0-0 L8		0-0 4-3			0-0 4-3		0-0 F7		4	0	0	0	0	0	0	Boston Red Sox @ Cleveland Indians Cleveland Municipal Stadium, Cleveland, OH Thu Jun 15 1950, 3:33 AM EDT Att: 12,684 - Unknown livebaseballscorecards.com			
Bob Kennedy, R (1, 9) OBP: 0.371, SLG: 0.509	0-0 4-3		0-0 CS 1B			0-0 6-3		0-0 6-3		4	0	1	0	0	0	0				
Luke Easter, L (1, 3) OBP: 0.384, SLG: 0.469	0-0 4-3		0-3 K			0-0 G3		0-0 F8		4	0	0	0	0	1	1				
Larry Doby, L (1, 8) OBP: 0.455, SLG: 0.556			0-0 F7			0-0 L9		0-0 HR 2B		4	1	1	0	0	0	0				
Al Rosen, R (1, 5) OBP: 0.380, SLG: 0.628			4-0 BB 1B BB			0-0 F4		0-0 HR		2	1	1	2	1	0	0				
Lou Boudreau, R (1, 6) OBP: 0.357, SLG: 0.365			0-0 BB 1B			0-0 1B		0-0 F9		3	0	2	0	0	0	0				
Joe Gordon, R (1, 4) OBP: 0.290, SLG: 0.359			4-0 1-2 2-3 BB			0-0 F7		0-3 K		2	0	0	0	1	1	1				
Jim Hegan, R (1, 2) OBP: 0.306, SLG: 0.382			0-3 K			0-0 F4		0-0 F9		3	0	0	0	0	1	3				
Bob Lemon, L (1, 1) OBP: 0.373, SLG: 0.511			0-0 F7			0-0 HR		0-0 F5		3	1	1	1	0	0	3				
Inning Stats	R: 0 E: 0 K: 0 S: 3	H: 0 LOB: 0 BB: 0 P: 3	R: 0 E: 0 K: 1 S: 6	H: 1 LOB: 3 BB: 2 P: 14	R: 0 E: 0 K: 1 S: 5	H: 1 LOB: 1 BB: 0 P: 5	R: 0 E: 0 K: 0 S: 4	H: 1 LOB: 0 BB: 0 P: 4	R: 1 E: 0 K: 0 S: 4	H: 1 LOB: 0 BB: 0 P: 4	R: 2 E: 0 K: 1 S: 7	H: 2 LOB: 0 BB: 0 P: 7	R: 0 E: 0 K: 0 S: 3	H: 0 LOB: 0 BB: 0 P: 3	R: 0 E: 0 K: 0 S: 3	H: 0 LOB: 0 BB: 0 P: 3		1B: 3 2B: 2 3B: 0 HR: 2	SF: 0 SAC: 0 DP: 1 HBP: 0	WP: 0 PB: 0 SB: 0 CS: 1
PITCHER Walt Masterson, R (1, 1) ERA: 7.92 Earl Johnson, L (8, 1) ERA: 8.49	IP: 7.0 WLS: L BF: 28 H: 6 R: 3 ER: 3 SO: 3 BB: 2 IBB: 0 HBP: 0 BLK: 0 WP: 0 HR: 2 S: 32 P: 40 ERA: 3.86 WHIP: 1.143															PITCHER				

Batter	1	2	3	4	5	6	7	8	9	AB	R	H	RBI	BB	SO	LOB	TOP			
Bob Dillinger, R (1.5) OBP: 0.352, SLG: 0.450	1-3		BB			2H	F8			3	0	1	1	1	0	1	Philadelphia Athletics @ Cleveland Indians Cleveland Municipal Stadium, Cleveland, OH Fri Jun 16 1950, 3:33 AM EDT Att: 26,102 - Unknown			
Wally Moses, L (1.9) OBP: 0.390, SLG: 0.451	F5		F7				F9	G3-6-3	BB	3	0	0	0	1	0	3				
Elmer Valo, L (1.7) OBP: 0.389, SLG: 0.413	F4			CS	BB			G3-6-3	BB	3	1	1	1	1	0	1				
Sam Chapman, R (1.8) OBP: 0.358, SLG: 0.497		G6-3		F8			F4	F9		4	0	1	0	0	0	1				
Fernis Fain, L (1.3) OBP: 0.409, SLG: 0.455		G6-3					G3		6-3	3	0	0	0	1	0	1				
Eddie Joost, R (1.6) OBP: 0.391, SLG: 0.418							F9		K	4	0	0	0	0	3	2				
Kermit Wahl, R (1.4) OBP: 0.348, SLG: 0.318									F8	4	1	2	0	0	0	0				
Mike Guerra, R (1.2) OBP: 0.310, SLG: 0.346										1	0	1	0	0	0	0				
Alex Kellner, R (1.1) OBP: 0.281, SLG: 0.290										2	0	0	0	0	0	2	A			
Carl Scheib, R (5.1) OBP: 0.211, SLG: 0.211										1	0	0	0	0	0	1				
Inning Stats	R: 0 E: 0 K: 0 S: 3	H: 0 LOB: 0 BB: 0 P: 3	R: 0 E: 0 K: 1 S: 5	H: 1 LOB: 0 BB: 0 P: 5	R: 0 E: 0 K: 0 S: 4	H: 1 LOB: 2 BB: 1 P: 8	R: 0 E: 0 K: 1 S: 4	H: 0 LOB: 1 BB: 2 P: 12	R: 1 E: 0 K: 0 S: 5	H: 2 LOB: 1 BB: 0 P: 5	R: 1 E: 0 K: 0 S: 4	H: 1 LOB: 0 BB: 0 P: 4	R: 0 E: 0 K: 0 S: 2	H: 0 LOB: 0 BB: 1 P: 6	R: 0 E: 0 K: 1 S: 5	H: 0 LOB: 0 BB: 0 P: 5	1B: 4 2B: 0 3B: 1 HR: 1	SF: 0 SAC: 2 DP: 2 HBP: 0	WP: 0 PB: 0 SB: 0 CS: 1	PA: 35
PITCHER Early Wynn, R (1.1) ERA: 4.33	IP: 9.0 WLS: W BF: 34 H: 6 R: 2 ER: 2 SO: 3 BB: 4 IBB: 0 HBP: 0 BLK: 0 WP: 0 HR: 1 S: 36 P: 52 ERA: 2.00 WHIP: 1.111															PITCHER				

Batter	1	2	3	4	5	6	7	8	9	AB	R	H	RBI	BB	SO	LOB	BOTTOM			
Dale Mitchell, L (1.7) OBP: 0.367, SLG: 0.379	K		F3				F8			4	0	1	0	0	1	1	Philadelphia Athletics @ Cleveland Indians Cleveland Municipal Stadium, Cleveland, OH Fri Jun 16 1950, 3:33 AM EDT Att: 26,102 - Unknown			
Bob Kennedy, R (1.9) OBP: 0.383, SLG: 0.497	F3		5-3				F9			4	1	0	0	0	0	2				
Luke Easter, L (1.3) OBP: 0.398, SLG: 0.500										3	1	3	2	1	0	0				
Larry Doby, L (1.8) OBP: 0.451, SLG: 0.549	FC3-6						F3			4	0	1	0	0	0	3				
Al Rosen, R (1.5) OBP: 0.373, SLG: 0.615										4	0	0	0	0	1	2				
Lou Boudreau, R (1.6) OBP: 0.350, SLG: 0.357										3	0	0	0	0	0	2				
Ray Boone, R (8.6) OBP: 0.391, SLG: 0.345										1	0	0	0	0	0	1				
Joe Gordon, R (1.4) OBP: 0.301, SLG: 0.381										2	1	1	1	2	0	0				
Jim Hegan, R (1.2) OBP: 0.299, SLG: 0.373										3	0	0	0	0	0	4				
Early Wynn, S (1.1) OBP: 0.421, SLG: 0.467										2	0	0	0	1	0	0	C			
Inning Stats	R: 0 E: 0 K: 1 S: 6	H: 1 LOB: 1 BB: 0 P: 6	R: 1 E: 0 K: 1 S: 6	H: 1 LOB: 0 BB: 0 P: 6	R: 0 E: 0 K: 0 S: 3	H: 0 LOB: 0 BB: 0 P: 3	R: 0 E: 0 K: 0 S: 5	H: 2 LOB: 3 BB: 1 P: 9	R: 2 E: 0 K: 0 S: 3	H: 2 LOB: 0 BB: 0 P: 5	R: 0 E: 0 K: 0 S: 3	H: 0 LOB: 1 BB: 1 P: 7	R: 0 E: 0 K: 0 S: 3	H: 0 LOB: 2 BB: 2 P: 11	R: 0 E: 1 K: 0 S: 3	H: 0 LOB: 0 BB: 0 P: 3		1B: 3 2B: 1 3B: 0 HR: 2	SF: 0 SAC: 0 DP: 0 HBP: 0	WP: 0 PB: 0 SB: 0 CS: 1
PITCHER Alex Kellner, L (1.1) ERA: 5.28	IP: 4.1 WLS: L BF: 19 H: 5 R: 2 ER: 2 SO: 2 BB: 0 IBB: 1 HBP: 0 BLK: 0 WP: 0 HR: 1 S: 22 P: 26 ERA: 4.15 WHIP: 1.154															PITCHER				
Carl Scheib, R (5.1) ERA: 6.91	IP: 3.2 WLS: L BF: 15 H: 1 R: 1 ER: 1 SO: 0 BB: 3 IBB: 0 HBP: 0 BLK: 0 WP: 0 HR: 1 S: 12 P: 24 ERA: 2.46 WHIP: 1.091															PITCHER				

Batter	1	2	3	4	5	6	7	8	9	AB	R	H	RBI	BB	SO	LOB	TOP				
Bob Dillinger, R OBP: 0.351, SLG: 0.444 (1, 5)	F3	6-3		F9		FC3-6 1B	BB	FC6-4		5	0	1	0	1	0	3	Philadelphia Athletics @ Cleveland Indians Cleveland Municipal Stadium, Cleveland, OH Sat Jun 17 1950, 3:33 AM EDT Att: 9,232 - Unknown				
Wally Moses, L OBP: 0.405, SLG: 0.438 (1, 9)	1B	BB		WP		FC3-6 2B	BB		K	2	2	0	0	4	1	2					
Elmer Valo, L OBP: 0.381, SLG: 0.399 (1, 7)	F8	4-3		K		5-3 2B	BB	G5-2-3	K	5	1	0	0	1	2	7					
Sam Chapman, R OBP: 0.357, SLG: 0.497 (1, 8)	BB	1B				F9	5-3		6-3	6	2	2	1	0	1	2					
Fernis Fain, L OBP: 0.422, SLG: 0.466 (1, 3)	1B	BB		E		BB	1B		1B	2	1	2	2	3	0	0					
Eddie Joest, R OBP: 0.400, SLG: 0.422 (1, 6)									F1	3	0	2	2	2	0	2					
Kermit Wahl, R OBP: 0.321, SLG: 0.269 (1, 4)	1B					1B			K	4	0	0	0	1	2	8					
Mike Guerra, R OBP: 0.317, SLG: 0.345 (8, PH)				F4		8-2				3	0	1	0	1	0	5					
Barney McCosky, L OBP: 0.354, SLG: 0.376 (8, PH)										1	0	1	1	0	0	0					
Joe Astroth, R OBP: 0.342, SLG: 0.333 (8, 2)										0	0	0	0	0	0	0					
Bob Hooper, R OBP: 0.295, SLG: 0.435 (5, PH)										2	0	0	0	0	0	1					
Pete Stuber, R OBP: 0.298, SLG: 0.396 (5, PH)										0	1	0	0	0	0	0					
Moe Burtzsch, R OBP: 0.311, SLG: 0.411 (5, PH)										0	0	0	0	0	0	0					
Hank Wyse, R OBP: 0.307, SLG: 0.455 (5, PH)										1	0	0	0	0	0	1					
Paul Lehner, R OBP: 0.287, SLG: 0.443 (5, PH)										0	0	0	0	0	0	0					
Bobby Shantz, R OBP: 0.287, SLG: 0.443 (5, PH)										0	0	0	0	0	0	0					
Carl Scheib, R OBP: 0.291, SLG: 0.211 (5, PH)										0	0	0	0	0	0	0					
Inning Stats	R: 2 E: 0 K: 0 S: 5	H: 2 LOB: 2 BB: 2 P: 13	R: 0 E: 0 K: 0 S: 3	H: 0 LOB: 2 BB: 2 P: 11	R: 0 E: 1 K: 1 S: 5	H: 0 LOB: 2 BB: 2 P: 13	R: 0 E: 0 K: 1 S: 5	H: 0 LOB: 1 BB: 1 P: 9	R: 0 E: 0 K: 0 S: 4	H: 2 LOB: 2 BB: 1 P: 8	R: 3 E: 0 K: 1 S: 7	H: 2 LOB: 2 BB: 3 P: 19	R: 0 E: 0 K: 1 S: 3	H: 1 LOB: 2 BB: 2 P: 11	R: 2 E: 0 K: 1 S: 7	H: 2 LOB: 2 BB: 2 P: 15	R: 0 E: 0 K: 2 S: 7	H: 0 LOB: 0 BB: 0 P: 7	1B: 7 2B: 3 3B: 0 HR: 0	SF: 0 SAC: 0 DP: 2 HBP: 0	WP: 2 PA: 49 PB: 0 SB: 0 CS: 0
PITCHER	IP WLS BF H R ER SO BB IBB HBP BLK WP HR S P ERA WHIP																				
Gene Bearden, L ERA: 4.68 (1, 1)	5.2	32	6	5	5	2	10	0	0	0	1	1	0	26	66	7.94	2.824				
Bob Lemon, R ERA: 4.15 (6, 1)	0.2	6	1	0	0	1	3	0	0	0	0	0	0	5	17	0.00	6.000				
Sam Zoldak, L ERA: 8.69 (7, 1)	0.2	3	1	2	2	0	1	0	0	0	0	0	0	2	6	27.00	3.000				
Steve Gromek, R ERA: 5.45 (8, 1)	0.2	4	1	0	0	1	1	0	0	0	0	0	0	5	9	0.00	3.000				
Dick Weik, R ERA: 4.75 (8, 1)	1.1	W 4	0	0	0	2	0	0	0	0	1	0	8	8	0.00	0.000					

AB 34
R 7
H 9
RBI 6
BB 15
SO 6
LOB 31



Batter	1	2	3	4	5	6	7	8	9	AB	R	H	RBI	BB	SO	LOB	BOTTOM				
Dale Mitchell, L OBP: 0.371, SLG: 0.376 (1, 7)	G5-4-3 1B	FC6-4		F9		FC5	BB	1-3	E	4	0	1	1	2	0	3	Philadelphia Athletics @ Cleveland Indians Cleveland Municipal Stadium, Cleveland, OH Sat Jun 17 1950, 3:33 AM EDT Att: 9,232 - Unknown				
Bob Kennedy, R OBP: 0.370, SLG: 0.503 (1, 9)	G5-4-3					F2			IBB	4	0	2	0	1	0	2					
Lou Boudreau, R OBP: 0.348, SLG: 0.355 (9, PH)	1-2	BB				1B		4-3	E4	1	0	0	1	0	0	1					
Luke Easter, L OBP: 0.387, SLG: 0.484 (1, 3)	L7	6-3		FC6		L7		4-3		5	0	0	0	0	0	7					
Larry Doby, L OBP: 0.465, SLG: 0.570 (1, 8)		BB		1B			HR		BB	1	2	1	1	4	0	0					
Al Rosen, R OBP: 0.373, SLG: 0.607 (1, 5)				F3		E6		FC5		4	1	1	0	1	0	3					
Joe Gordon, R OBP: 0.298, SLG: 0.371 (1, 4)				G4-6-3 1B		F8	L7		BB	4	1	1	0	1	0	6					
Ray Boone, R OBP: 0.406, SLG: 0.367 (1, 6)				1B		L7				5	2	3	2	0	0	2					
Jim Hegan, R OBP: 0.309, SLG: 0.403 (1, 2)				FC6-4		FC4-6			K	5	1	3	2	0	2	2					
Gene Bearden, L ERA: 4.5 (5, PH)										2	0	0	0	1	0	1					
Bob Lemon, L ERA: 4.5 (5, PH)										0	0	0	0	0	0	0					
Sam Zoldak, L ERA: 8.69 (7, 1)										1	0	0	0	0	0	1					
Steve Gromek, R ERA: 5.45 (8, 1)										0	0	0	0	0	0	0					
Dick Weik, R ERA: 4.75 (8, 1)										0	0	0	0	0	0	0					
Thurman Luckert, L OBP: 0.400, SLG: 0.333 (5, PH)										1	1	1	0	0	0	0					
Inning Stats	R: 0 E: 0 K: 0 S: 3	H: 1 LOB: 0 BB: 0 P: 3	R: 3 E: 0 K: 0 S: 5	H: 2 LOB: 3 BB: 4 P: 21	R: 0 E: 0 K: 0 S: 3	H: 1 LOB: 1 BB: 1 P: 7	R: 0 E: 0 K: 0 S: 5	H: 2 LOB: 2 BB: 0 P: 5	R: 3 E: 1 K: 0 S: 6	H: 2 LOB: 0 BB: 0 P: 6	R: 0 E: 0 K: 0 S: 3	H: 0 LOB: 2 BB: 2 P: 11	R: 0 E: 0 K: 1 S: 6	H: 1 LOB: 1 BB: 0 P: 6	R: 0 E: 0 K: 0 S: 4	H: 1 LOB: 3 BB: 2 P: 12	R: 2 E: 2 K: 1 S: 6	H: 2 LOB: 2 BB: 1 P: 10	1B: 9 2B: 1 3B: 0 HR: 2	SF: 0 SAC: 0 DP: 2 HBP: 0	WP: 0 PA: 47 PB: 0 SB: 1 CS: 0
PITCHER	IP WLS BF H R ER SO BB IBB HBP BLK WP HR S P ERA WHIP																				
Bob Hooper, R ERA: 4.5 (1, 1)	5.0	27	8	6	4	0	5	0	0	0	0	2	22	42	7.20	2.600					
Moe Burtzsch, R ERA: 7.38 (6, 1)	0.0	1	0	0	0	0	1	0	0	0	0	0	0	4							
Hank Wyse, R ERA: 7.38 (6, 1)	2.0	8	1	0	0	1	1	0	0	0	0	9	13	0.00	1.000						
Bobby Shantz, L ERA: 4.39 (8, 1)	0.1	2	1	0	0	0	0	0	0	0	0	2	2	0.00	3.000						
Carl Scheib, R ERA: 6.96 (8, 1)	1.0	L 9	2	2	1	1	2	1	0	0	0	8	20	9.00	4.000						

AB 37
R 8
H 12
RBI 7
BB 10
SO 2
LOB 28




Batter	1	2	3	4	5	6	7	8	9	AB	R	H	RBI	BB	SO	LOB	TOP			
Bob Dillinger, R OBP: 0.346, SLG: 0.437 (1, 5)	0-0 4-3		0-0 F9			0-0 F7		0-0 G6-3		4	0	0	0	0	0	1	Philadelphia Athletics @ Cleveland Indians Cleveland Municipal Stadium, Cleveland, OH Sun Jun 18 1950, 3:33 AM EDT Unknown			
Wally Moses, L OBP: 0.402, SLG: 0.429 (1, 9)	0-0 1B			0-0 F8		0-3 K			0-0 F9	4	0	1	0	0	1	0				
Elmer Valo, L OBP: 0.378, SLG: 0.391 (1, 7)	0-0 F7			0-0 F6		0-0 F6			1-0 G6-4-3 HBP	3	0	0	0	0	0	1				
Sam Chapman, R OBP: 0.351, SLG: 0.487 (1, 8)	0-0 4-3			0-0 F8			0-0 6-3		0-0 G6-4-3	4	0	0	0	0	0	2				
Fernis Fain, L OBP: 0.425, SLG: 0.464 (1, 3)		0-3 K			4-0 5-3 E BB		4-0 FC6-4 BB			1	0	0	0	2	1	0				
Eddie Joest, R OBP: 0.395, SLG: 0.415 (1, 6)	0-0 F7			0-0 E8 5-3		0-0 F7				3	0	0	0	0	0	2				
Pete Suder, R OBP: 0.282, SLG: 0.359 (1, 4)	0-0 6-3			0-0 L9		0-0 FC6-4				3	0	0	0	0	0	3				
Mike Guerra, R OBP: 0.317, SLG: 0.345 (1, 2)			0-0 F3		0-0 5-3			0-0 G6-3 1B		3	0	1	0	0	0	2				
Dick Fowler, R OBP: 0.300, SLG: 0.300 Joe Coleman, R (7, 1)			0-0 6-3		0-0 6-3			0-0 F4		2	0	0	0	0	0	2	AB 28 R 0 H 2 RBI 0 BB 2 SO 2 LOB 14			
Inning Stats	R: 0 E: 0 K: 0 S: 4	H: 1 LOB: 1 BB: 0 P: 4	R: 0 E: 0 K: 1 S: 5	H: 0 LOB: 0 BB: 0 P: 5	R: 0 E: 0 K: 0 S: 3	H: 0 LOB: 0 BB: 0 P: 3	R: 0 E: 0 K: 0 S: 3	H: 0 LOB: 0 BB: 1 P: 3	R: 0 E: 1 K: 0 S: 4	H: 0 LOB: 2 BB: 1 P: 8	R: 0 E: 0 K: 1 S: 5	H: 0 LOB: 0 BB: 0 P: 5	R: 0 E: 0 K: 0 S: 3	H: 1 LOB: 0 BB: 0 P: 3	R: 0 E: 0 K: 0 S: 2	H: 0 LOB: 0 BB: 0 P: 3		1B: 2 2B: 0 3B: 0 HR: 0	SF: 0 SAC: 0 DP: 2 HBP: 1	WP: 0 PB: 0 SB: 0 CS: 0
PITCHER Bob Feller, R ERA: 3.83 (1, 1)	IP: 9.0 WLS: W BF: 31	H: 2 R: 0 ER: 0 SO: 2	BB: 2 IBB: 0 HBP: 1 BLK: 0	WP: 0 HR: 0 S: 32 P: 41	ERA: 0.00 WHIP: 0.444	PITCHER IP: 9.0 WLS: W BF: 31 H: 2 R: 0 ER: 0 SO: 2 BB: 2 IBB: 0 HBP: 1 BLK: 0 WP: 0 HR: 0 S: 32 P: 41 ERA: 0.00 WHIP: 0.444														

Batter	1	2	3	4	5	6	7	8	9	AB	R	H	RBI	BB	SO	LOB	BOTTOM				
Dale Mitchell, L OBP: 0.367, SLG: 0.372 (1, 7)	0-0 E3 BB 1B	0-0 3-1		0-0 CS 1B		0-0 F2	0-0 F8			5	1	1	0	0	0	2	Philadelphia Athletics @ Cleveland Indians Cleveland Municipal Stadium, Cleveland, OH Sun Jun 18 1950, 3:33 AM EDT Unknown				
Bob Kennedy, R OBP: 0.376, SLG: 0.500 (1, 9)	0-0 F8		4-0 1B F9 BB	4-0 WP BB		0-0 BB 1B	0-0 FC5-4			3	1	1	0	2	0	3					
Luke Easter, L OBP: 0.393, SLG: 0.484 (1, 3)	4-0 BB 1B 1-2 BB		0-0 1B F9 1B	0-0 F6		0-0 F9		0-0 WP 1B		4	1	2	0	1	0	2					
Larry Doby, L OBP: 0.463, SLG: 0.562 (1, 8)	0-0 BB 1B		0-0 F9		0-0 F3	4-0 BB	0-3 K			4	0	1	2	1	1	2					
Al Rosen, R OBP: 0.378, SLG: 0.615 (1, 5)	0-3 K		0-0 E 1B		0-0 1B 3B	0-0 F7		4-0 G5-4-3 BB		4	1	2	0	1	1	4					
Joe Gordon, R OBP: 0.302, SLG: 0.370 Bobby Avila, R OBP: 0.359, SLG: 0.294 (8, 4)	4-0 1-2 2-3 BB		0-0 F9		0-0 1B F8 1B		0-0 5-3	0-0 G5-4-3		3	1	1	2	1	0	1					
Ray Boone, R OBP: 0.411, SLG: 0.422 (1, 6)	0-0 F8		0-0 6-3		0-0 1B			0-0 HR		4	1	2	1	0	0	4					
Jim Hegan, R OBP: 0.314, SLG: 0.423 (1, 2)		0-3 K		0-0 HR		0-0 F8		4-0 1B BB		3	1	1	2	1	1	1					
Bob Feller, R OBP: 0.133, SLG: 0.179 (1, 1)		0-3 K		0-0 6-3		0-0 L7		0-0 FC5-4 1B		4	0	1	0	0	1	1					
Inning Stats	R: 1 E: 1 K: 1 S: 7	H: 1 LOB: 3 BB: 2 P: 15	R: 0 E: 0 K: 2 S: 7	H: 0 LOB: 0 BB: 0 P: 7	R: 2 E: 1 K: 0 S: 5	H: 2 LOB: 1 BB: 1 P: 9	R: 1 E: 0 K: 0 S: 4	H: 2 LOB: 1 BB: 1 P: 8	R: 2 E: 0 K: 0 S: 6	H: 3 LOB: 1 BB: 0 P: 6	R: 0 E: 0 K: 0 S: 4	H: 1 LOB: 2 BB: 1 P: 8	R: 1 E: 0 K: 0 S: 5	H: 2 LOB: 2 BB: 1 P: 9	R: 0 E: 0 K: 1 S: 5	H: 1 LOB: 1 BB: 1 P: 9		1B: 9 2B: 0 3B: 1 HR: 2	SF: 0 SAC: 0 DP: 1 HBP: 0	WP: 2 PB: 0 SB: 0 CS: 1	PA: 42
PITCHER Dick Fowler, R ERA: 8.13 Joe Coleman, R ERA: 15.43 (7, 1)	IP: 6.0 WLS: L BF: 32	H: 9 R: 6 ER: 5 SO: 3	BB: 5 IBB: 0 HBP: 0 BLK: 0	WP: 1 HR: 1 S: 33 P: 53	ERA: 7.50 WHIP: 2.333	PITCHER IP: 2.0 WLS: L BF: 10 H: 3 R: 1 ER: 1 SO: 1 BB: 2 IBB: 0 HBP: 0 BLK: 0 WP: 1 HR: 1 S: 10 P: 18 ERA: 4.50 WHIP: 2.500															

Batter	1	2	3	4	5	6	7	8	9	AB	R	H	RBI	BB	SO	LOB	TOP				
Bob Dillinger, R (1.5) OBP: 0.343, SLG: 0.440	0-0 6-3		0-0 1-3		0-0 F7		0-0 1-H 3B		0-0 1-3	5	0	1	1	0	0	1	Philadelphia Athletics @ Cleveland Indians Cleveland Municipal Stadium, Cleveland, OH Sun Jun 18 1950, 3:38 AM EDT Att: 35,521 - Unknown				
Barney McCosky, L (1.7) OBP: 0.349, SLG: 0.373 Paul Lehner, L (1.7) OBP: 0.361, SLG: 0.447	0-0 F2		0-0 F9		0-0 F7		0-0 6-3			1	0	0	0	0	0	0					
Elmer Valo, L (1.9) OBP: 0.361, SLG: 0.394	0-0 F4			0-0 FC3-6 1B		0-0 FC6-4 1B		0-0 5-3		4	1	2	0	0	0	0					
Sam Chapman, R (1.8) OBP: 0.353, SLG: 0.487		0-0 1B		0-0 FC3-6 1B		0-0 F3		0-0 F7		4	0	2	0	0	0	1					
Fernis Fain, L (1.3) OBP: 0.422, SLG: 0.464	0-0 F9		0-0 FC3-6 1B		0-0 F9		0-0 2B			4	0	1	0	0	0	4					
Eddie Joest, R (1.6) OBP: 0.392, SLG: 0.411	0-0 FC4-6 1B		0-0 F9		0-0 FC6-4		0-0 F7			4	0	1	0	0	0	4					
Pete Suder, R (1.4) OBP: 0.288, SLG: 0.362	0-0 F2		0-0 1B		0-0 1B		0-0 F6		0-0 E5	4	0	2	1	0	0	2					
Joe Astroth, R (1.2) OBP: 0.310, SLG: 0.297	0-0 FC4-6		0-0 F3		0-0 1-3		0-0 F6		0-0 F6	4	0	0	0	0	0	5					
Lou Brissie, L (1.1) OBP: 0.103, SLG: 0.071 Carl Scheib, R (1.1) OBP: 0.200, SLG: 0.200 Moe Burttschy, R (4.1) OBP: 0.315, SLG: 0.342			0-0 4-3		0-0 L9		4-0 3B BB		0-0 F6	0	0	0	0	0	0	0					
Inning Stats	R: 0 E: 0 K: 0 S: 3	H: 0 LOB: 0 BB: 0 P: 3	R: 0 E: 0 K: 0 S: 5	H: 2 LOB: 2 BB: 0 P: 5	R: 0 E: 0 K: 0 S: 3	H: 0 LOB: 0 BB: 0 P: 3	R: 1 E: 0 K: 0 S: 6	H: 3 LOB: 2 BB: 0 P: 6	R: 0 E: 0 K: 0 S: 3	H: 0 LOB: 0 BB: 0 P: 3	R: 0 E: 0 K: 0 S: 4	H: 1 LOB: 1 BB: 0 P: 4	R: 1 E: 0 K: 0 S: 4	H: 1 LOB: 1 BB: 1 P: 8	R: 0 E: 0 K: 0 S: 4	H: 1 LOB: 1 BB: 0 P: 4		R: 0 E: 1 K: 0 S: 4	H: 1 LOB: 1 BB: 0 P: 4	1B: 7 2B: 1 3B: 1 HR: 0	SF: 0 SAC: 0 DP: 0 HBP: 0
PITCHER Mike Garcia, R (1.1) ERA: 3.66	IP: 9.0 WLS: W BF: 37 H: 9 R: 2 ER: 2 SO: 0 BB: 1 IBB: 0 HBP: 0 BLK: 0 WP: 0 HR: 0 S: 36 P: 40 ERA: 2.00 WHIP: 1.111																				

Batter	1	2	3	4	5	6	7	8	9	AB	R	H	RBI	BB	SO	LOB	BOTTOM		
Dale Mitchell, L (1.7) OBP: 0.379, SLG: 0.387	0-0 2B		0-0 E7		0-0 WP 1B		0-0 E4			5	3	4	0	1	0	0	Philadelphia Athletics @ Cleveland Indians Cleveland Municipal Stadium, Cleveland, OH Sun Jun 18 1950, 3:38 AM EDT Att: 35,521 - Unknown		
Bob Kennedy, R (1.9) OBP: 0.379, SLG: 0.494	0-0 L4		0-0 L6-4		0-0 K		0-0 BB BB			4	2	1	1	2	1	4			
Luke Easter, L (1.3) OBP: 0.401, SLG: 0.481	0-0 BB BB		0-0 G4-6-3		0-0 K2-3		0-0 WP 1B			3	3	1	2	3	1	2			
Larry Doby, L (1.8) OBP: 0.469, SLG: 0.558	0-0 BB BB		0-0 G4-6-3		0-0 K		0-0 F3			3	3	1	1	3	0	3			
Al Rosen, R (1.5) OBP: 0.377, SLG: 0.603	0-0 BB BB		0-0 F7		0-0 F8		0-0 F9			4	2	0	1	2	0	4			
Joe Gordon, R (1.4) OBP: 0.306, SLG: 0.370 Bobby Avila, R (6.4) OBP: 0.390, SLG: 0.294	0-0 BB BB		0-0 WP 1B		0-0 K		0-0 1B			3	2	1	1	1	1	3			
Ray Boone, R (1.6) OBP: 0.430, SLG: 0.471	0-0 BB BB		0-0 HR BB		0-0 K		0-0 1B			0	0	0	0	2	0	0			
Jim Hegan, R (1.2) OBP: 0.321, SLG: 0.448 Ray Murray, R (4.2) OBP: 0.364, SLG: 0.449	0-0 BB BB		0-0 HR 1B		0-0 6-3		0-0 F6			4	3	2	5	2	0	2			
Mike Garcia, R (1.1) OBP: 0.233, SLG: 0.300	0-0 BB BB		0-0 E 1B		0-0 6-3		0-0 K			5	1	2	1	0	1	2			
Inning Stats	R: 14 E: 1 K: 0 S: 10	H: 6 LOB: 0 BB: 7 P: 38	R: 0 E: 0 K: 0 S: 4	H: 2 LOB: 1 BB: 0 P: 4	R: 4 E: 1 K: 0 S: 6	H: 4 LOB: 1 BB: 2 P: 14	R: 0 E: 0 K: 2 S: 7	H: 0 LOB: 1 BB: 1 P: 11	R: 0 E: 0 K: 1 S: 5	H: 1 LOB: 1 BB: 1 P: 9	R: 0 E: 0 K: 1 S: 5	H: 0 LOB: 2 BB: 2 P: 13	R: 3 E: 1 K: 0 S: 5	H: 1 LOB: 2 BB: 3 P: 17	R: 0 E: 2 K: 0 S: 0	H: 2 LOB: 0 BB: 0 P: 0		1B: 11 2B: 2 3B: 0 HR: 2	SF: 0 SAC: 0 DP: 3 HBP: 0
PITCHER Lou Brissie, L (1.1) ERA: 5.17 Carl Scheib, R (1.1) ERA: 7.54 Moe Burttschy, R (4.1) ERA: 3.6	IP: 10 WLS: L BF: 19 H: 9 R: 9 ER: 5 SO: 0 BB: 3 IBB: 0 HBP: 0 BLK: 0 WP: 1 HR: 2 S: 16 P: 28 ERA: 16.88 WHIP: 4.500																		

AB 36
R 2
H 9
RBI 2
BB 1
SO 0
LOB 19



AB 37
R 21
H 14
RBI 18
BB 16
SO 4
LOB 24



Batter	1	2	3	4	5	6	7	8	9	AB	R	H	RBI	BB	SO	LOB	TOP				
Phil Rizzuto, R OBP: 0.413, SLG: 0.439 (1, 6)	F8		E 1B 1-2	G4-6-3 1B			F7	G3		5	1	2	0	0	0	0	New York Yankees @ Cleveland Indians Cleveland Municipal Stadium, Cleveland, OH Tue Jun 20 1950, 3:33 AM EDT Att: 57,733 - Unknown livebaseballscorecards.com				
Gene Woodling, L OBP: 0.426, SLG: 0.457 (1, 7)	4-3		E8 1B 1-3 2-H	G4-6-3 1B			1B	1-3		5	2	2	1	0	0	1					
Joe Collins, L OBP: 0.335, SLG: 0.497 (1, 3)	K		1B 1-2	1B BB			F2		G5-4-3 1B	4	1	1	0	1	2	1					
Joe DiMaggio, R OBP: 0.371, SLG: 0.531 (1, 8)		F3	1B 1B 1-2 2-H 3-H	1B	F4		BB BB 1B	G5-4-3	5	1	2	3	0	0	0	1					
Yogi Berra, L OBP: 0.382, SLG: 0.452 (1, 2)		HR	1B 1-2 2-H	1B	4-3		BB BB 1B	4-3	4	1	2	1	1	0	0	0					
Bobby Brown, L OBP: 0.305, SLG: 0.295 (1, 5)	F8		K			K	BB 1-2 2-3			3	0	0	0	1	2	3					
Cliff Mapes, L OBP: 0.387, SLG: 0.494 (1, 9)		HR	1B 1-2 2-3	1B	4-3		BB 1-2 2-3 3-H	BB	3	1	2	3	1	0	0	0					
Jerry Coleman, R OBP: 0.346, SLG: 0.369 (1, 4)	4-3		F9			1B	K2-3		4	0	1	0	0	1	5						
Ed Lopat, L OBP: 0.359, SLG: 0.353 (1, 1)			E 1B BB		F9		K	6-3	3	1	0	0	1	1	1						
Inning Stats	R: 0 E: 0 K: 1 S: 5	H: 0 LOB: 0 BB: 0 P: 5	R: 2 E: 0 K: 0 S: 5	H: 2 LOB: 0 BB: 0 P: 5	R: 4 E: 1 K: 1 S: 9	H: 5 LOB: 2 BB: 2 P: 17	R: 0 E: 0 K: 0 S: 3	H: 1 LOB: 0 BB: 0 P: 3	R: 0 E: 0 K: 2 S: 8	H: 1 LOB: 1 BB: 0 P: 8	R: 2 E: 0 K: 1 S: 7	H: 2 LOB: 3 BB: 3 P: 19	R: 0 E: 0 K: 0 S: 3	H: 0 LOB: 0 BB: 0 P: 3	R: 0 E: 0 K: 0 S: 3	H: 1 LOB: 0 BB: 0 P: 3	1B: 10 2B: 1 3B: 0 HR: 1	SF: 0 SAC: 0 DP: 2 HBP: 0	WP: 0 PB: 0 SB: 0 CS: 0	PA: 41	
PITCHER	IP WLS BF H R ER SO BB IBB HBP BLK WP HR S P ERA WHIP	IP WLS BF H R ER SO BB IBB HBP BLK WP HR S P ERA WHIP	IP WLS BF H R ER SO BB IBB HBP BLK WP HR S P ERA WHIP	IP WLS BF H R ER SO BB IBB HBP BLK WP HR S P ERA WHIP	IP WLS BF H R ER SO BB IBB HBP BLK WP HR S P ERA WHIP	IP WLS BF H R ER SO BB IBB HBP BLK WP HR S P ERA WHIP	IP WLS BF H R ER SO BB IBB HBP BLK WP HR S P ERA WHIP	IP WLS BF H R ER SO BB IBB HBP BLK WP HR S P ERA WHIP	IP WLS BF H R ER SO BB IBB HBP BLK WP HR S P ERA WHIP	IP WLS BF H R ER SO BB IBB HBP BLK WP HR S P ERA WHIP	IP WLS BF H R ER SO BB IBB HBP BLK WP HR S P ERA WHIP	IP WLS BF H R ER SO BB IBB HBP BLK WP HR S P ERA WHIP	IP WLS BF H R ER SO BB IBB HBP BLK WP HR S P ERA WHIP	IP WLS BF H R ER SO BB IBB HBP BLK WP HR S P ERA WHIP	IP WLS BF H R ER SO BB IBB HBP BLK WP HR S P ERA WHIP	IP WLS BF H R ER SO BB IBB HBP BLK WP HR S P ERA WHIP	IP WLS BF H R ER SO BB IBB HBP BLK WP HR S P ERA WHIP	IP WLS BF H R ER SO BB IBB HBP BLK WP HR S P ERA WHIP	IP WLS BF H R ER SO BB IBB HBP BLK WP HR S P ERA WHIP	IP WLS BF H R ER SO BB IBB HBP BLK WP HR S P ERA WHIP	IP WLS BF H R ER SO BB IBB HBP BLK WP HR S P ERA WHIP
Bob Lemon, R ERA: 4.59 (1, 1)	2.0	L	13	5	6	6	1	2	0	0	0	0	0	0	0	0	27.00	3.500			
Dick Weik, R ERA: 4.39 (3, 1)	4.0		14	4	0	0	4	0	0	0	0	0	0	0	22	22	0.00	1.000			
Marino Pieretti, R ERA: 3.42 (7, 1)	0.2		6	2	2	2	0	2	0	0	0	0	0	0	4	12	27.00	6.000			
Al Benton, R ERA: 4.43 (7, 1)	2.1		8	1	0	0	1	1	0	0	0	0	0	0	9	13	0.00	0.857			

Batter	1	2	3	4	5	6	7	8	9	AB	R	H	RBI	BB	SO	LOB	BOTTOM					
Dale Mitchell, L OBP: 0.379, SLG: 0.387 (1, 7)	4-3		3-1		4-3				G6-4-3 1B	5	0	2	0	0	0	0	New York Yankees @ Cleveland Indians Cleveland Municipal Stadium, Cleveland, OH Tue Jun 20 1950, 3:33 AM EDT Att: 57,733 - Unknown livebaseballscorecards.com					
Bob Kennedy, R OBP: 0.380, SLG: 0.506 (1, 9)	FC6-4 BB		F8		HR		L9	G6-4-3	4	1	1	1	1	0	2							
Luke Easter, L OBP: 0.393, SLG: 0.470 (1, 3)	FC6-4 1-2		F8		F8		F7		4	0	0	0	0	0	2							
Larry Doby, L OBP: 0.474, SLG: 0.557 (1, 8)	K			F7 1B BB		4-3 FC G3 1B	1-2 BB		2	1	1	0	2	1	1							
Al Rosen, R OBP: 0.375, SLG: 0.596 (1, 5)		5-3		1-2 1B		FC G3 4-3	L7		4	0	1	0	0	0	3							
Joe Gordon, R OBP: 0.305, SLG: 0.363 (1, 4)		F8 1B BB		F7		4-3		6-3	3	0	0	0	1	0	4							
Ray Boone, R OBP: 0.446, SLG: 0.479 (1, 6)				F3		G3 BB		G6-4-3 1B	3	0	2	0	1	0	2							
Jim Hegan, R OBP: 0.313, SLG: 0.436 (1, 2)		F8		F7		G3		G6-4-3	4	0	0	1	0	0	7							
Bob Lemon, L OBP: 0.295, SLG: 0.500 (3, 1)									1	0	0	0	0	0	2							
Dick Weik, R OBP: 0.413, SLG: 0.443 (5, PH)									1	0	0	0	0	1	0							
Alie Clark, R OBP: 0.228, SLG: 0.322 (7, 1)									1	0	0	0	0	0	2							
Marino Pieretti, R OBP: 0.350, SLG: 0.329 (7, 1)									0	0	0	0	0	0	0							
Al Benton, R OBP: 0.305, SLG: 1.000 (5, PH)									0	0	0	0	0	0	0							
Ray Murray, R OBP: 0.351, SLG: 0.440 (5, PH)									1	0	0	0	0	0	0							
Inning Stats	R: 0 E: 0 K: 1 S: 5	H: 0 LOB: 1 BB: 1 P: 9	R: 0 E: 0 K: 0 S: 4	H: 1 LOB: 2 BB: 1 P: 8	R: 0 E: 0 K: 0 S: 3	H: 0 LOB: 0 BB: 0 P: 3	R: 0 E: 0 K: 0 S: 4	H: 1 LOB: 2 BB: 1 P: 8	R: 1 E: 0 K: 1 S: 6	H: 1 LOB: 0 BB: 0 P: 6	R: 1 E: 0 K: 0 S: 5	H: 1 LOB: 2 BB: 1 P: 9	R: 0 E: 0 K: 0 S: 4	H: 1 LOB: 2 BB: 1 P: 8	R: 0 E: 0 K: 0 S: 3	H: 1 LOB: 0 BB: 0 P: 3	R: 0 E: 0 K: 0 S: 3	H: 1 LOB: 0 BB: 0 P: 3	1B: 6 2B: 0 3B: 0 HR: 1	SF: 0 SAC: 0 DP: 2 HBP: 0	WP: 0 PB: 0 SB: 0 CS: 0	PA: 38
PITCHER	IP WLS BF H R ER SO BB IBB HBP BLK WP HR S P ERA WHIP	IP WLS BF H R ER SO BB IBB HBP BLK WP HR S P ERA WHIP	IP WLS BF H R ER SO BB IBB HBP BLK WP HR S P ERA WHIP	IP WLS BF H R ER SO BB IBB HBP BLK WP HR S P ERA WHIP	IP WLS BF H R ER SO BB IBB HBP BLK WP HR S P ERA WHIP	IP WLS BF H R ER SO BB IBB HBP BLK WP HR S P ERA WHIP	IP WLS BF H R ER SO BB IBB HBP BLK WP HR S P ERA WHIP	IP WLS BF H R ER SO BB IBB HBP BLK WP HR S P ERA WHIP	IP WLS BF H R ER SO BB IBB HBP BLK WP HR S P ERA WHIP	IP WLS BF H R ER SO BB IBB HBP BLK WP HR S P ERA WHIP	IP WLS BF H R ER SO BB IBB HBP BLK WP HR S P ERA WHIP	IP WLS BF H R ER SO BB IBB HBP BLK WP HR S P ERA WHIP	IP WLS BF H R ER SO BB IBB HBP BLK WP HR S P ERA WHIP	IP WLS BF H R ER SO BB IBB HBP BLK WP HR S P ERA WHIP	IP WLS BF H R ER SO BB IBB HBP BLK WP HR S P ERA WHIP	IP WLS BF H R ER SO BB IBB HBP BLK WP HR S P ERA WHIP	IP WLS BF H R ER SO BB IBB HBP BLK WP HR S P ERA WHIP	IP WLS BF H R ER SO BB IBB HBP BLK WP HR S P ERA WHIP	IP WLS BF H R ER SO BB IBB HBP BLK WP HR S P ERA WHIP	IP WLS BF H R ER SO BB IBB HBP BLK WP HR S P ERA WHIP	IP WLS BF H R ER SO BB IBB HBP BLK WP HR S P ERA WHIP	IP WLS BF H R ER SO BB IBB HBP BLK WP HR S P ERA WHIP
Ed Lopat, L ERA: 4.35 (1, 1)	9.0	W	38	7	2	2	2	5	0	0	0	0	0	0	0	0	2.00	1.333				



Batter	1	2	3	4	5	6	7	8	9	AB	R	H	RBI	BB	SO	LOB	TOP			
Phil Rizzuto, R (1, 6) OBP: 0.407, SLG: 0.432	F2		K			F3		F4		4	0	0	0	0	1	3	New York Yankees @ Cleveland Indians Cleveland Municipal Stadium, Cleveland, OH Wed Jun 21 1950, 3:33 AM EDT Att: 16,737 - Unknown			
Gene Woodling, L (1, 7) OBP: 0.428, SLG: 0.462	K			F2			2B	BB	BB	3	0	1	0	1	1	0				
Joe Collins, L (1, 3) OBP: 0.329, SLG: 0.486	K			F4		K		BB	BB	3	0	0	0	0	2	2				
Johnny Mize, L (6, PH) OBP: 0.333, SLG: 0.300	K			F4				BB	BB	0	0	0	0	1	0	0				
Hank Bauer, R (8, FR) OBP: 0.339, SLG: 0.411	K							BB	BB	0	0	0	0	0	0	0				
Joe Page, L (8, 1) OBP: 0.333, SLG: 0.400								BB	BB	0	0	0	0	0	0	0				
Joe DiMaggio, R (1, 8) OBP: 0.365, SLG: 0.521		5-3		K			6-3	G1-2-3		4	0	0	0	0	1	3				
Yogi Berra, L (1, 2) OBP: 0.376, SLG: 0.444		1-3				F2			F8	4	0	0	0	0	0	0				
Bobby Brown, L (1, 5) OBP: 0.311, SLG: 0.322		1-3				K		1B	HR	3	1	1	1	1	1	0				
Cliff Mapes, L (1, 9) OBP: 0.384, SLG: 0.489			K		G3			1B	F8	4	0	1	0	0	1	0				
Jerry Coleman, R (1, 4) OBP: 0.347, SLG: 0.367							6-3		F8	1	0	0	0	1	0	0				
Tommy Henrich, L (7, PH) OBP: 0.457, SLG: 0.727			SH1-3						F7	1	0	0	0	0	0	2				
Billy Martin, R (7, 4) OBP: 0.571, SLG: 0.667			BB							1	0	0	0	0	0	0				
Vic Raschi, R (1, 1) OBP: 0.212, SLG: 0.161										1	0	1	0	0	0	0				
Billy Johnson, R (8, PH) OBP: 0.402, SLG: 0.444			SH1-3			2B		BB	G1-2-3	0	0	0	0	1	0	0				
Inning Stats	R: 0 E: 0 K: 2 S: 7	H: 0 LOB: 0 BB: 0 P: 7	R: 0 E: 0 K: 0 S: 3	H: 0 LOB: 0 BB: 0 P: 3	R: 0 E: 0 K: 2 S: 7	H: 0 LOB: 1 BB: 1 P: 11	R: 0 E: 0 K: 1 S: 5	H: 0 LOB: 0 BB: 0 P: 5	R: 0 E: 0 K: 1 S: 5	H: 2 LOB: 2 BB: 0 P: 7	R: 0 E: 0 K: 0 S: 4	H: 1 LOB: 2 BB: 1 P: 8	R: 0 E: 0 K: 0 S: 2	H: 0 LOB: 2 BB: 3 P: 14	R: 1 E: 0 K: 0 S: 4	H: 1 LOB: 0 BB: 0 P: 4	1B: 2 2B: 1 3B: 0 HR: 1	SF: 0 SAC: 1 DP: 1 HBP: 0	WP: 0 PB: 0 SB: 0 CS: 0	PA: 35
PITCHER Early Wynn, R (1, 1) ERA: 3.86	IP: 9.0 WLS: W BF: 35	H: 4 R: 1 ER: 1 SO: 7	BB: 5 IBB: 0 HBP: 0 BLK: 0	WP: 0 HR: 1 S: 44 P: 64	ERA: 1.00 WHIP: 1.000	PITCHER										IP: 9.0 WLS: W BF: 35	H: 4 R: 1 ER: 1 SO: 7	BB: 5 IBB: 0 HBP: 0 BLK: 0	WP: 0 HR: 1 S: 44 P: 64	ERA: 1.00 WHIP: 1.000

Batter	1	2	3	4	5	6	7	8	9	AB	R	H	RBI	BB	SO	LOB	BOTTOM			
Dale Mitchell, L (1, 7) OBP: 0.376, SLG: 0.387	F8		F7				FC4-6	L7		5	0	1	1	0	0	4	New York Yankees @ Cleveland Indians Cleveland Municipal Stadium, Cleveland, OH Wed Jun 21 1950, 3:33 AM EDT Att: 16,737 - Unknown			
Bob Kennedy, R (1, 9) OBP: 0.382, SLG: 0.500	F8			BB	1B	BB	BB	BB	BB	2	1	0	0	2	1	1				
Luke Easter, L (1, 3) OBP: 0.395, SLG: 0.467	K			BB	1B	BB	BB	BB	BB	3	1	1	0	1	1	2				
Larry Doby, L (1, 8) OBP: 0.475, SLG: 0.554		F7		BB	1B	BB	BB	BB	BB	3	1	1	0	1	0	2				
Al Rosen, R (1, 5) OBP: 0.377, SLG: 0.592		CS		BB	BB	BB	BB	BB	BB	3	1	1	1	1	1	3				
Ray Boone, R (1, 6) OBP: 0.448, SLG: 0.473	L8			BB	BB	BB	BB	BB	BB	3	0	1	1	1	0	3				
Bobby Avila, R (1, 4) OBP: 0.378, SLG: 0.270	CS			BB	BB	BB	BB	BB	BB	3	0	0	0	1	0	5				
Jim Hegan, R (1, 2) OBP: 0.311, SLG: 0.438			5-3							4	1	1	1	0	1	3				
Early Wynn, S (1, 1) OBP: 0.435, SLG: 0.412			K							2	0	0	0	2	1	2				
Inning Stats	R: 0 E: 0 K: 1 S: 5	H: 0 LOB: 0 BB: 0 P: 5	R: 0 E: 0 K: 0 S: 2	H: 0 LOB: 0 BB: 1 P: 6	R: 0 E: 0 K: 1 S: 5	H: 0 LOB: 1 BB: 1 P: 9	R: 1 E: 0 K: 1 S: 6	H: 1 LOB: 2 BB: 2 P: 14	R: 1 E: 0 K: 0 S: 5	H: 2 LOB: 2 BB: 1 P: 9	R: 0 E: 0 K: 1 S: 5	H: 0 LOB: 1 BB: 1 P: 9	R: 0 E: 0 K: 1 S: 4	H: 0 LOB: 0 BB: 1 P: 8	R: 3 E: 1 K: 0 S: 6	H: 3 LOB: 2 BB: 2 P: 14		1B: 4 2B: 2 3B: 0 HR: 0	SF: 0 SAC: 0 DP: 0 HBP: 0	WP: 0 PB: 0 SB: 0 CS: 2
PITCHER Vic Raschi, R (1, 1) ERA: 3.54	IP: 7.0 WLS: L BF: 29	H: 3 R: 2 ER: 2 SO: 5	BB: 7 IBB: 0 HBP: 0 BLK: 0	WP: 0 HR: 0 S: 32 P: 60	ERA: 2.57 WHIP: 1.429	PITCHER										IP: 7.0 WLS: L BF: 29	H: 3 R: 2 ER: 2 SO: 5	BB: 7 IBB: 0 HBP: 0 BLK: 0	WP: 0 HR: 0 S: 32 P: 60	ERA: 2.57 WHIP: 1.429
Joe Page, L (8, 1) ERA: 4.35	IP: 1.0 WLS: L BF: 8	H: 3 R: 3 ER: 2 SO: 0	BB: 2 IBB: 0 HBP: 0 BLK: 0	WP: 0 HR: 0 S: 6 P: 14	ERA: 18.00 WHIP: 5.000	PITCHER										IP: 1.0 WLS: L BF: 8	H: 3 R: 3 ER: 2 SO: 0	BB: 2 IBB: 0 HBP: 0 BLK: 0	WP: 0 HR: 0 S: 6 P: 14	ERA: 18.00 WHIP: 5.000

Batter	1	2	3	4	5	6	7	8	9	AB	R	H	RBI	BB	SO	LOB	TOP					
Phil Rizzuto, R OBP: 0.404, SLG: 0.429 (1, 6)										4	0	1	0	0	0	3	New York Yankees @ Cleveland Indians Cleveland Municipal Stadium, Cleveland, OH Thu Jun 22 1950, 3:33 AM EDT Att: 18,407 - Unknown livebaseballscorecards.com					
Cliff Mapes, L OBP: 0.382, SLG: 0.483 (1, 9)										4	0	1	0	0	1	4						
Gene Woodling, L OBP: 0.424, SLG: 0.452 (1, 7)										3	0	0	0	1	1	2						
Joe DiMaggio, R OBP: 0.367, SLG: 0.532 (1, 8)										3	1	1	1	1	1	2						
Yogi Berra, L OBP: 0.370, SLG: 0.437 (1, 2)										4	0	0	0	0	0	3						
Johnny Mize, L OBP: 0.313, SLG: 0.500 (1, 3)										4	1	1	1	0	1	3						
Bobby Brown, L OBP: 0.301, SLG: 0.311 (1, 5)										4	0	0	0	0	1	0						
Jerry Coleman, R OBP: 0.350, SLG: 0.370 (1, 4)										4	0	2	0	0	0	0						
Joe Ostrowski, L OBP: 0.400, SLG: 0.400 (1, 1)										2	0	1	0	1	1	1						
Tommy Henrich, L (9, PH) OBP: 0.453, SLG: 0.718 (9, PH)										1	0	0	0	0	0	0						
Inning Stats	R: 0 E: 0 K: 1 S: 5	H: 0 LOB: 0 BB: 0 P: 5	R: 1 E: 0 K: 1 S: 6	H: 1 LOB: 0 BB: 0 P: 6	R: 0 E: 0 K: 2 S: 9	H: 2 LOB: 2 BB: 0 P: 9	R: 1 E: 0 K: 1 S: 6	H: 1 LOB: 0 BB: 0 P: 6	R: 0 E: 0 K: 0 S: 2	H: 0 LOB: 0 BB: 1 P: 6	R: 0 E: 0 K: 0 S: 4	H: 1 LOB: 2 BB: 1 P: 8	R: 0 E: 0 K: 1 S: 7	H: 2 LOB: 2 BB: 0 P: 7	R: 0 E: 0 K: 0 S: 3	H: 0 LOB: 1 BB: 1 P: 7	R: 0 E: 0 K: 0 S: 3	H: 0 LOB: 0 BB: 0 P: 3	1B: 5 2B: 0 3B: 0 HR: 2	SF: 0 SAC: 0 DP: 1 HBP: 0	WP: 0 PB: 0 SB: 0 CS: 0	PA: 36
PITCHER Bob Feller, R ERA: 3.66 (1, 1)	IP: 9.0 WLS: W BF: 36 H: 7 R: 2 ER: 2 SO: 6 BB: 3 IBB: 0 HBP: 0 BLK: 0 WP: 0 HR: 2 S: 45 P: 57 ERA: 2.00 WHIP: 1.111															PITCHER IP: 9.0 WLS: W BF: 36 H: 7 R: 2 ER: 2 SO: 6 BB: 3 IBB: 0 HBP: 0 BLK: 0 WP: 0 HR: 2 S: 45 P: 57 ERA: 2.00 WHIP: 1.111						

Batter	1	2	3	4	5	6	7	8	9	AB	R	H	RBI	BB	SO	LOB	BOTTOM			
Dale Mitchell, L OBP: 0.369, SLG: 0.381 (1, 7)										4	0	0	0	0	0	0	New York Yankees @ Cleveland Indians Cleveland Municipal Stadium, Cleveland, OH Thu Jun 22 1950, 3:33 AM EDT Att: 18,407 - Unknown livebaseballscorecards.com			
Bob Kennedy, R OBP: 0.375, SLG: 0.489 (1, 9)										4	0	0	0	0	1	0				
Luke Easter, L OBP: 0.397, SLG: 0.503 (1, 3)										4	2	2	2	0	1	0				
Larry Doby, L OBP: 0.475, SLG: 0.558 (1, 8)										4	1	2	0	0	1	0				
Al Rosen, R OBP: 0.375, SLG: 0.586 (1, 5)										4	0	1	0	0	0	1				
Ray Boone, R OBP: 0.444, SLG: 0.506 (1, 6)										3	1	1	1	0	0	2				
Bobby Avila, R OBP: 0.354, SLG: 0.250 (1, 4)										3	0	0	1	0	1	1				
Jim Hegan, R OBP: 0.324, SLG: 0.487 (1, 2)										3	2	3	2	0	0	0				
Bob Feller, R OBP: 0.121, SLG: 0.161 (1, 1)										3	0	0	0	0	1	2				
Inning Stats	R: 0 E: 0 K: 1 S: 5	H: 3 LOB: 2 BB: 0 P: 6	R: 1 E: 0 K: 0 S: 6	H: 1 LOB: 0 BB: 0 P: 6	R: 2 E: 0 K: 2 S: 9	H: 2 LOB: 0 BB: 0 P: 9	R: 0 E: 0 K: 0 S: 3	H: 0 LOB: 0 BB: 0 P: 3	R: 1 E: 0 K: 0 S: 4	H: 1 LOB: 0 BB: 0 P: 4	R: 1 E: 0 K: 1 S: 6	H: 2 LOB: 0 BB: 0 P: 6	R: 0 E: 0 K: 0 S: 3	H: 0 LOB: 0 BB: 0 P: 3	R: 0 E: 0 K: 0 S: 6	H: 2 LOB: 0 BB: 0 P: 6	1B: 3 2B: 1 3B: 0 HR: 5	SF: 0 SAC: 0 DP: 1 HBP: 0	WP: 0 PB: 0 SB: 0 CS: 0	PA: 32
PITCHER Joe Ostrowski, L ERA: 2.87 (1, 1)	IP: 8.0 WLS: L BF: 32 H: 9 R: 6 ER: 6 SO: 5 BB: 0 IBB: 0 HBP: 0 BLK: 0 WP: 0 HR: 5 S: 42 P: 42 ERA: 6.75 WHIP: 1.125															PITCHER IP: 8.0 WLS: L BF: 32 H: 9 R: 6 ER: 6 SO: 5 BB: 0 IBB: 0 HBP: 0 BLK: 0 WP: 0 HR: 5 S: 42 P: 42 ERA: 6.75 WHIP: 1.125				

Batter	1	2	3	4	5	6	7	8	9	AB	R	H	RBI	BB	SO	LOB	TOP			
Eddie Yost, R OBP: 0.431, SLG: 0.459 (1, 5)	F8		1B HR	BB			F7		BB 1B	3	2	1	0	2	0	0	Washington Senators @ Cleveland Indians Cleveland Municipal Stadium, Cleveland, OH Sun Jun 25 1950, 3:33 AM EDT Unknown			
Mert Combs, L OBP: 0.453, SLG: 0.313 (1, 6)	1B BB		HR	BB			F9		1B BB	3	1	1	0	2	0	1				
Irv Noren, L OBP: 0.418, SLG: 0.494 (1, 8)	1-2 1B		F7	1B			F2		1-2 2-3 BB	5	0	2	2	0	0	3				
Mickey Vernon, L OBP: 0.311, SLG: 0.242 (1, 3)	K		HR				K		1-3 2-H 3-H BB	0	1	0	0	0	0	0				
Sam Mele, R OBP: 0.382, SLG: 0.500 (1, 9)	F4		HR				K		F8	4	1	1	1	0	1	2				
Bud Stewart, L OBP: 0.352, SLG: 0.370 (1, 7)		F4	F9				4-3		F9	4	0	0	0	0	0	0				
Sam Dente, R OBP: 0.281, SLG: 0.271 (1, 4)		6-3	BB				F8		F9	3	0	0	0	1	0	0				
Al Evans, R OBP: 0.299, SLG: 0.317 (1, 2)	HBP	1-0	K				K		F8	3	0	0	0	0	2	1				
Connie Marrero, R OBP: 0.172, SLG: 0.179 (1, 1)	F7						1-3		BB 1B	3	0	0	0	0	0	1				
Sherry Robertson, L OBP: 0.353, SLG: 0.358 (9, PH)									1B	1	1	1	0	0	0	0				
Inning Stats	R: 0 E: 0 K: 1 S: 6	H: 1 LOB: 2 BB: 1 P: 10	R: 0 E: 0 K: 0 S: 3	H: 0 LOB: 1 BB: 0 P: 4	R: 4 E: 0 K: 1 S: 8	H: 3 LOB: 1 BB: 2 P: 16	R: 0 E: 0 K: 0 S: 3	H: 0 LOB: 0 BB: 0 P: 7	R: 0 E: 0 K: 2 S: 7	H: 0 LOB: 0 BB: 0 P: 7	R: 0 E: 0 K: 0 S: 3	H: 0 LOB: 0 BB: 0 P: 3	R: 0 E: 0 K: 0 S: 3	H: 0 LOB: 0 BB: 0 P: 3	R: 2 E: 0 K: 0 S: 6	H: 3 LOB: 2 BB: 1 P: 10	1B: 5 2B: 0 3B: 0 HR: 2	SF: 0 SAC: 0 DP: 0 HBP: 1	WP: 0 PB: 0 SB: 0 CS: 0	PA: 40
PITCHER	IP	WLS	BF	H	R	ER	SO	BB	IBB	HBP	BLK	WP	HR	S	P	ERA	WHIP			
Early Wynn, R ERA: 4.14 (1, 1)	8.2	W	38	6	6	6	5	5	0	1	0	0	2	42	63	6.23	1.269			
Jesse Flores, R ERA: 4.81 (9, 1)	0.1	S	2	1	0	0	0	0	0	0	0	0	0	2	2	0.00	3.000			

Batter	1	2	3	4	5	6	7	8	9	AB	R	H	RBI	BB	SO	LOB	BOTTOM			
Dale Mitchell, L OBP: 0.365, SLG: 0.372 (1, 7)	G3-6-3 1B		F4				F7		2B HR 1B	4	1	2	0	0	0	0	Washington Senators @ Cleveland Indians Cleveland Municipal Stadium, Cleveland, OH Sun Jun 25 1950, 3:33 AM EDT Unknown			
Bob Kennedy, R OBP: 0.371, SLG: 0.472 (1, 9)	F8			1B BB			F5		F6	3	0	0	0	1	0	2				
Luke Easter, L OBP: 0.401, SLG: 0.533 (1, 3)	G3-6-3 1-2		F8				K		HR 2B	4	1	1	0	0	1	2				
Larry Doby, L OBP: 0.483, SLG: 0.571 (1, 8)		HR		1-2 1B			BB		HR IBB	2	2	2	1	2	0	0				
Al Rosen, R OBP: 0.387, SLG: 0.624 (1, 5)	F5		6-5-4-3				F6		HR	4	1	1	4	0	0	3				
Ray Boone, R OBP: 0.447, SLG: 0.567 (1, 6)	F8			1-2			HR		F5	4	1	1	1	0	0	0				
Bobby Avila, R OBP: 0.367, SLG: 0.333 (1, 4)	L6						F8		1-3	3	0	0	0	0	0	0				
Jim Hegan, R OBP: 0.320, SLG: 0.463 (1, 2)			6-3				F5		F6	3	0	0	0	0	0	0				
Early Wynn, S OBP: 0.423, SLG: 0.550 (1, 1)									F2	3	1	1	1	0	1	0				
Jesse Flores, R OBP: 0.367, SLG: 0.333 (9, 1)			K				HR			0	0	0	0	0	0	0				
Inning Stats	R: 0 E: 0 K: 0 S: 3	H: 1 LOB: 0 BB: 0 P: 3	R: 1 E: 0 K: 0 S: 4	H: 1 LOB: 0 BB: 0 P: 4	R: 0 E: 0 K: 1 S: 5	H: 0 LOB: 0 BB: 0 P: 5	R: 0 E: 0 K: 0 S: 3	H: 1 LOB: 1 BB: 1 P: 7	R: 2 E: 0 K: 0 S: 5	H: 2 LOB: 0 BB: 0 P: 5	R: 0 E: 0 K: 1 S: 5	H: 0 LOB: 1 BB: 1 P: 9	R: 0 E: 0 K: 0 S: 3	H: 0 LOB: 0 BB: 0 P: 3	R: 4 E: 0 K: 0 S: 6	H: 3 LOB: 0 BB: 1 P: 10	1B: 3 2B: 2 3B: 0 HR: 4	SF: 0 SAC: 0 DP: 2 HBP: 0	WP: 0 PB: 0 SB: 0 CS: 0	PA: 33
PITCHER	IP	WLS	BF	H	R	ER	SO	BB	IBB	HBP	BLK	WP	HR	S	P	ERA	WHIP			
Connie Marrero, R ERA: 3.19 (1, 1)	8.0	L	33	8	7	7	2	2	1	0	0	0	4	34	46	7.88	1.250			



Batter	1	2	3	4	5	6	7	8	9	AB	R	H	RBI	BB	SO	LOB	TOP
Dale Mitchell, L (1,7) X OBP: 0.362, SLG: 0.372	0-0 4-3		0-0 2B 1B			0-0 L4		0-0 4-3		4	1	1	0	0	0	0	Cleveland Indians @ St. Louis Browns Sportsman's Park, St. Louis, MO Tue Jun 27 1950, 4:33 AM EDT Att: 4,050 - Unknown
Bob Kennedy, R (1,9) S OBP: 0.374, SLG: 0.485	0-3 K		0-0 2B			0-0 3-1 1B 2B		0-0 6-3		4	1	2	2	0	1	0	
Luke Easter, L (1,3) X OBP: 0.400, SLG: 0.524	0-0 F9		0-0 F8			0-0 3-1			0-0 4-3	4	0	0	0	0	0	2	
Larry Doby, L (1,8) X OBP: 0.479, SLG: 0.576		0-0 L3		0-0 F9		0-0 1B			0-0 3-1	4	0	1	1	0	0	0	
Al Rosen, R (1,5) X OBP: 0.375, SLG: 0.603		0-0 E5 CS		0-0 5-3		0-0 6-3			0-0 E6 1B	4	0	0	0	0	0	1	
Ray Boone, R (1,6) X OBP: 0.441, SLG: 0.577		0-0 F8 1-2		0-0 F8					0-0 1B	4	0	1	0	0	0	1	
Bobby Avila, R (1,4) X OBP: 0.358, SLG: 0.316			0-0 5-3		0-0 F9				0-3 K	3	0	0	0	0	0	0	
Bob Lemon, L (0, PH) X OBP: 0.362, SLG: 0.490										1	0	0	0	0	1	2	
Jim Hegan, R (1,2) X OBP: 0.312, SLG: 0.450			0-0 6-3		0-0 F3					3	0	0	0	0	0	0	
Bob Feller, R (1,1) X OBP: 0.139, SLG: 0.152			4-0 2B BB		0-3 K				0-0 6-3	2	1	0	0	1	1	0	
Inning Stats	R: 0 E: 0 K: 1 S: 5	H: 0 LOB: 0 BB: 0 P: 5	R: 0 E: 1 K: 0 S: 3	H: 0 LOB: 0 BB: 0 P: 3	R: 2 E: 0 K: 0 S: 5	H: 2 LOB: 1 BB: 1 P: 9	R: 0 E: 0 K: 0 S: 3	H: 0 LOB: 0 BB: 0 P: 3	R: 0 E: 0 K: 1 S: 5	H: 2 LOB: 1 BB: 0 P: 5	R: 0 E: 0 K: 0 S: 3	H: 0 LOB: 0 BB: 0 P: 3	R: 0 E: 0 K: 1 S: 7	H: 1 LOB: 2 BB: 0 P: 7	1B: 3 2B: 2 3B: 0 HR: 0	SF: 0 SAC: 0 DP: 0 HBP: 0	WP: 0 PA: 34 PB: 0 SB: 0 CS: 1
PITCHER A Widmar, R (1,1) ERA: 4.89	IP: 9.0 WLS: W BF: 34 H: 5 R: 3 ER: 3 SO: 3 BB: 1 IBB: 0 HBP: 0 BLK: 0 WP: 0 HR: 0 S: 39 P: 43 ERA: 3.00 WHIP: 0.667											PITCHER	IP: 9.0 WLS: W BF: 34 H: 5 R: 3 ER: 3 SO: 3 BB: 1 IBB: 0 HBP: 0 BLK: 0 WP: 0 HR: 0 S: 39 P: 43 ERA: 3.00 WHIP: 0.667				

Batter	1	2	3	4	5	6	7	8	9	AB	R	H	RBI	BB	SO	LOB	BOTTOM	
Don Lenhardt, R (1,3) B OBP: 0.397, SLG: 0.534	4-0 BB		0-3 K		0-0 F3		0-0 HR			3	1	1	2	1	1	1	Cleveland Indians @ St. Louis Browns Sportsman's Park, St. Louis, MO Tue Jun 27 1950, 4:33 AM EDT Att: 4,050 - Unknown	
Jim Delsing, L (1,8) S OBP: 0.425, SLG: 0.343	0-3 K		0-3 K		0-0 1B		0-3 K			4	0	1	0	0	3	2		
Sherm Lollar, R (1,2) X OBP: 0.377, SLG: 0.512	0-0 F9			0-0 HR 1B	0-0 1B		0-0 F7			4	1	2	0	0	0	1		
Dick Kokos, L (1,9) X OBP: 0.414, SLG: 0.516	0-0 F8			0-0 HR	0-0 F9			0-3 K		4	1	1	2	0	1	3		
Ken Wood, R (1,7) X OBP: 0.345, SLG: 0.515		0-0 F7		0-0 5-3		0-0 6-3		0-0 CS 1B		4	0	1	0	0	0	0		
Bill Sommers, R (1,5) S OBP: 0.311, SLG: 0.245	0-3 K			0-0 4-3		0-0 6-3		0-0 F8		4	0	0	0	0	1	1		
Snuffy Stirrweiss, R (1,4) X OBP: 0.389, SLG: 0.342	0-0 F7			0-0 1B		0-0 4-3		0-0 CS		3	0	1	0	0	0	0		
Tom Upton, R (1,6) X OBP: 0.317, SLG: 0.259			0-0 G3	0-0 6-3			0-0 SH3-4 HR 1B			3	1	1	0	0	0	1		
AJ Widmar, R (1,1) X OBP: 0.167, SLG: 0.130			0-0 1B		0-3 K		0-0 SH3-4			2	0	1	0	0	1	0		
Inning Stats	R: 0 E: 0 K: 1 S: 5	H: 0 LOB: 1 BB: 1 P: 9	R: 0 E: 0 K: 1 S: 5	H: 0 LOB: 0 BB: 0 P: 5	R: 0 E: 0 K: 2 S: 8	H: 1 LOB: 1 BB: 0 P: 8	R: 0 E: 0 K: 0 S: 6	H: 3 LOB: 1 BB: 0 P: 6	R: 0 E: 0 K: 1 S: 7	H: 2 LOB: 2 BB: 0 P: 7	R: 0 E: 0 K: 0 S: 3	H: 0 LOB: 0 BB: 0 P: 3	R: 2 E: 0 K: 1 S: 7	H: 2 LOB: 0 BB: 0 P: 7	R: 0 E: 0 K: 1 S: 5	1B: 7 2B: 0 3B: 0 HR: 2		SF: 0 SAC: 1 DP: 0 HBP: 0
PITCHER Bob Feller, R (1,1) ERA: 3.72	IP: 8.0 WLS: L BF: 33 H: 9 R: 4 ER: 4 SO: 7 BB: 1 IBB: 0 HBP: 0 BLK: 0 WP: 0 HR: 2 S: 46 P: 50 ERA: 4.50 WHIP: 1.250											PITCHER	IP: 8.0 WLS: L BF: 33 H: 9 R: 4 ER: 4 SO: 7 BB: 1 IBB: 0 HBP: 0 BLK: 0 WP: 0 HR: 2 S: 46 P: 50 ERA: 4.50 WHIP: 1.250					

Batter	1	2	3	4	5	6	7	8	9	AB	R	H	RBI	BB	SO	LOB	TOP					
Dale Mitchell, L (1.7) OBP: 0.362, SLG: 0.373 Thurman Tucker, L (7.7) OBP: 0.348, SLG: 0.286										5	2	2	0	0	0	0						
Bob Kennedy, R (1.9) OBP: 0.374, SLG: 0.488 Allie Clark, R (7.9) OBP: 0.231, SLG: 0.311										5	2	2	2	0	0	1						
Luke Easter, L (1.3) OBP: 0.398, SLG: 0.533										6	2	2	2	0	1	1						
Larry Doby, L (1.8) OBP: 0.488, SLG: 0.589										4	4	3	2	2	0	0						
Al Rosen, R (1.5) OBP: 0.385, SLG: 0.618										4	3	3	3	2	0	1						
Ray Boone, R (1.6) OBP: 0.444, SLG: 0.569										5	1	2	2	1	0	3						
Joe Gordon, R (1.4) OBP: 0.321, SLG: 0.357 Bobby Avila, R (7.7, PR) OBP: 0.377, SLG: 0.328										3	0	0	1	1	0	2						
Jim Hegan, R (1.2) OBP: 0.321, SLG: 0.474 Ray Murray, R (7.2) OBP: 0.350, SLG: 0.444										4	1	3	3	0	0	0						
Bob Lemon, L (1.1) OBP: 0.365, SLG: 0.473										4	2	1	0	1	0	3						
Inning Stats	R: 4 E: 0 K: 0 S: 7	H: 4 LOB: 0 BB: 0 P: 7	R: 1 E: 2 K: 0 S: 4	H: 1 LOB: 0 BB: 0 P: 4	R: 2 E: 0 K: 0 S: 5	H: 2 LOB: 2 BB: 2 P: 13	R: 0 E: 0 K: 0 S: 3	H: 0 LOB: 0 BB: 0 P: 3	R: 0 E: 0 K: 0 S: 3	H: 0 LOB: 0 BB: 0 P: 7	R: 0 E: 0 K: 0 S: 3	H: 0 LOB: 0 BB: 0 P: 3	R: 11 E: 0 K: 0 S: 13	H: 11 LOB: 1 BB: 2 P: 21	R: 0 E: 0 K: 0 S: 3	H: 1 LOB: 3 BB: 2 P: 7	R: 0 E: 0 K: 1 S: 6	H: 1 LOB: 3 BB: 2 P: 14	1B: 13 2B: 4 3B: 0 HR: 3	SF: 0 SAC: 0 DP: 2 HBP: 0	WP: 0 PB: 0 SB: 1 CS: 1	PA: 54
PITCHER	IP WLS BF H R ER SO BB IBB HBP BLK WP HR S P ERA WHIP	IP WLS BF H R ER SO BB IBB HBP BLK WP HR S P ERA WHIP																				
Harry Dorish, R (1.1) ERA: 6.47	2.0	L	11	5	5	4	0	0	0	0	0	0	0	0	1	11	11	18.00	2.500			
Don Johnson, R (3.1) ERA: 10.95	4.2	25	7	8	8	0	4	0	0	0	0	0	2	21	37	15.43	2.357					
Tommy Fine, R (7.1) ERA: 8.59	0.0	7	6	5	5	0	1	0	0	0	0	0	0	6	10	∞	∞					
Lou Kretlow, R (7.1) ERA: 11.93	2.1	10	2	0	0	1	3	0	0	0	0	0	0	9	21	0.00	2.143					

Cleveland Indians @ St. Louis Browns
Sportsman's Park, St. Louis, MO
Wed Jun 28 1950, 4:33 AM EDT
Att: 2,491 - Unknown

AB 45
R 18
H 20
RBI 17
BB 8
SO 1
LOB 18



Batter	1	2	3	4	5	6	7	8	9	AB	R	H	RBI	BB	SO	LOB	BOTTOM			
Don Lenhardt, R (1.3) OBP: 0.390, SLG: 0.523										4	0	0	1	0	2	2				
Jim Delsing, L (1.8) OBP: 0.409, SLG: 0.333										4	0	1	0	0	1	2				
Sherm Lollar, R (1.2) OBP: 0.379, SLG: 0.512										4	1	2	0	0	0	1				
Dick Kokos, L (1.9) OBP: 0.411, SLG: 0.512										4	0	1	0	0	0	2				
Ken Wood, R (1.7) OBP: 0.342, SLG: 0.505										4	0	1	0	0	1	4				
Owen Friend, R (1.4) OBP: 0.358, SLG: 0.369										3	1	1	1	1	1	1				
Snuffy Stirrweiss, R (1.5) OBP: 0.359, SLG: 0.310										4	0	0	0	0	1	2				
Tom Upton, R (1.6) OBP: 0.327, SLG: 0.267										3	0	2	0	1	0	0				
Harry Dorish, R (1.1) ERA: 6.47 Hank Kurl, L (2.7, PR) OBP: 0.397, SLG: 0.333 Don Johnson, R (3.1) ERA: 10.95 Tommy Fine, S (7.1) OBP: 0.333, SLG: 0.500 Lou Kretlow, R (7.1) ERA: 11.93 Ray Coleman, L (9.7, PR) OBP: 0.314, SLG: 0.413											0	0	0	0	0	0				
Inning Stats	R: 0 E: 0 K: 0 S: 5	H: 2 LOB: 2 BB: 0 P: 5	R: 1 E: 0 K: 1 S: 7	H: 2 LOB: 2 BB: 1 P: 11	R: 1 E: 0 K: 1 S: 7	H: 2 LOB: 1 BB: 0 P: 7	R: 0 E: 0 K: 1 S: 5	H: 1 LOB: 0 BB: 0 P: 5	R: 0 E: 0 K: 0 S: 3	H: 0 LOB: 0 BB: 0 P: 3	R: 0 E: 0 K: 2 S: 7	H: 0 LOB: 0 BB: 0 P: 7	R: 0 E: 0 K: 0 S: 4	H: 1 LOB: 1 BB: 0 P: 4	R: 0 E: 0 K: 1 S: 5	H: 0 LOB: 1 BB: 1 P: 9	1B: 9 2B: 0 3B: 0 HR: 0	SF: 0 SAC: 0 DP: 2 HBP: 0	WP: 0 PB: 0 SB: 0 CS: 0	PA: 36
PITCHER	IP WLS BF H R ER SO BB IBB HBP BLK WP HR S P ERA WHIP	IP WLS BF H R ER SO BB IBB HBP BLK WP HR S P ERA WHIP																		
Bob Lemon, R (1.1) ERA: 4.28	9.0	W	36	9	2	2	7	2	0	0	0	0	0	0	48	56	2.00	1.222		

Cleveland Indians @ St. Louis Browns
Sportsman's Park, St. Louis, MO
Wed Jun 28 1950, 4:33 AM EDT
Att: 2,491 - Unknown

AB 34
R 2
H 9
RBI 2
BB 2
SO 7
LOB 16



Batter	1	2	3	4	5	6	7	8	9	AB	R	H	RBI	BB	SO	LOB	TOP											
Dale Mitchell, L OBP: 0.363, SLG: 0.371 (1, 7)	0-0 4-3 1B	0-0 6-3		0-0 1B			0-0 F7		0-0 BB	4	0	1	0	1	0	0	Cleveland Indians @ St. Louis Browns Sportsman's Park, St. Louis, MO Thu Jun 29 1950, 4:33 AM EDT Att: 2,273 - Unknown											
Bob Kennedy, R OBP: 0.383, SLG: 0.495 (1, 9)	4-0 1B E BB	0-0 1B 2B		0-0 1B			4-0 BB		0-0 F9	3	2	2	0	2	0	1												
Luke Easter, L OBP: 0.400, SLG: 0.532 (1, 3)	0-0 E8 BB 1B	0-0 1B		0-0 F8			0-0 F8			4	1	2	1	0	0	3												
Larry Doby, L OBP: 0.488, SLG: 0.585 (1, 8)	4-0 BB F9 BB	0-3 K			0-0 G5-4-3 1B		0-0 4-3			3	1	1	0	1	1	2												
Al Rosen, R OBP: 0.384, SLG: 0.610 (1, 5)	4-0 F9 BB 1-2 2-3		0-0 F7		0-0 G5-4-3			0-0 L8		3	0	0	0	1	0	1												
Ray Boone, R OBP: 0.438, SLG: 0.552 (1, 6)	4-0 1-2 2-3 3-H BB		0-0 F4		0-0 F9			0-0 F9		3	0	0	1	1	0	0												
Joe Gordon, R OBP: 0.302, SLG: 0.349 (1, 4)	0-0 F9		0-0 F7			0-0 F7		0-0 F7		4	0	0	1	0	0	2												
Jim Hegan, R OBP: 0.314, SLG: 0.463 (1, 2)	0-0 F9			0-0 F6		0-0 L7			0-0 F4	4	0	0	0	0	0	2												
Steve Gromek, S OBP: 0.211, SLG: 0.167 (1, 1)		0-0 6-3		0-0 4-3		0-0 4-3			0-3 K	4	0	0	0	0	1	0	C											
Inning Stats	R: 3 E: 1 K: 0 S: 4	H: 1 LOB: 2 BB: 4 P: 20	R: 1 E: 0 K: 1 S: 7	H: 2 LOB: 1 BB: 0 P: 7	R: 0 E: 0 K: 0 S: 3	H: 0 LOB: 0 BB: 0 P: 3	R: 0 E: 0 K: 0 S: 5	H: 2 LOB: 2 BB: 0 P: 5	R: 0 E: 0 K: 0 S: 3	H: 0 LOB: 0 BB: 0 P: 3	R: 0 E: 0 K: 0 S: 3	H: 0 LOB: 1 BB: 1 P: 7	R: 0 E: 0 K: 0 S: 3	H: 0 LOB: 0 BB: 0 P: 3	R: 0 E: 0 K: 1 S: 5	H: 0 LOB: 1 BB: 1 P: 9		1B: 5 2B: 1 3B: 0 HR: 0	SF: 0 SAC: 0 DP: 1 HBP: 0	WP: 0 PB: 0 SB: 0 CS: 0	PA: 38							
PITCHER	IP	WLS	BF	H	R	ER	SO	BB	IBB	HBP	BLK	WP	HR	S	P	ERA	WHIP											
Duane Pilette, R ERA: 5.48 Cuddles Marshall, R ERA: 11.32	(1, 1)	8.0	L	34	6	4	4	1	5	0	0	0	0	0	31	51	4.50	1.375										

Batter	1	2	3	4	5	6	7	8	9	AB	R	H	RBI	BB	SO	LOB	BOTTOM											
Don Lenhardt, R OBP: 0.388, SLG: 0.518 (1, 3)	0-0 F7			0-0 1B 1B				0-0 F8		4	0	1	0	0	0	0	Cleveland Indians @ St. Louis Browns Sportsman's Park, St. Louis, MO Thu Jun 29 1950, 4:33 AM EDT Att: 2,273 - Unknown											
Jim Delsing, L OBP: 0.396, SLG: 0.326 (1, 8)	0-0 3-1			0-0 1B			0-0 F5		0-0 F4	4	0	1	0	0	0	0												
Sherm Lollar, R OBP: 0.377, SLG: 0.507 (1, 2)	0-0 F7			0-0 G5-4-3 1B			0-0 F6			4	0	1	0	0	0	0												
Dick Kokos, L OBP: 0.413, SLG: 0.509 (1, 7)		0-0 G5-4-3 1B		0-3 K			4-0 2B F7 BB		0-3 K	3	1	1	0	1	2	3												
Ken Wood, R OBP: 0.331, SLG: 0.486 (1, 9)		0-0 G5-4-3		0-0 G5-4-3			0-0 F8		0-0 F9	4	0	0	0	0	0	5												
Owen Friend, R OBP: 0.358, SLG: 0.374 (1, 4)		0-3 K			0-0 F6		0-0 1-3 2B			3	0	1	0	0	1	0												
Snuffy Stirrweiss, R OBP: 0.339, SLG: 0.299 (1, 5)			0-0 6-3		0-0 F2		0-0 F7			3	0	0	1	0	0	1												
Tom Upton, R OBP: 0.327, SLG: 0.275 (1, 6)			0-0 1-3		0-0 2B		0-0 F2			3	0	1	0	0	0	1												
Duane Pilette, R Hank Aft, L OBP: 0.395, SLG: 0.376 Cuddles Marshall, R OBP: 0.500, SLG: 0.500 (1, 1) (8, PH) (9, 1)			0-0 1-3		0-0 F8			0-0 F5		2	0	0	0	0	0	1	C											
Inning Stats	R: 0 E: 0 K: 0 S: 3	H: 0 LOB: 0 BB: 0 P: 3	R: 0 E: 0 K: 1 S: 5	H: 1 LOB: 0 BB: 0 P: 5	R: 0 E: 0 K: 0 S: 3	H: 0 LOB: 0 BB: 0 P: 3	R: 0 E: 0 K: 1 S: 7	H: 3 LOB: 2 BB: 0 P: 7	R: 0 E: 0 K: 0 S: 4	H: 1 LOB: 1 BB: 0 P: 4	R: 0 E: 0 K: 0 S: 3	H: 0 LOB: 0 BB: 0 P: 3	R: 1 E: 0 K: 0 S: 4	H: 1 LOB: 1 BB: 1 P: 8	R: 0 E: 0 K: 0 S: 3	H: 0 LOB: 0 BB: 0 P: 3		R: 0 E: 0 K: 1 S: 5	H: 0 LOB: 0 BB: 0 P: 5	1B: 4 2B: 2 3B: 0 HR: 0	SF: 0 SAC: 0 DP: 2 HBP: 0	WP: 0 PB: 0 SB: 0 CS: 0	PA: 32					
PITCHER	IP	WLS	BF	H	R	ER	SO	BB	IBB	HBP	BLK	WP	HR	S	P	ERA	WHIP											
Steve Gromek, R ERA: 4.05	(1, 1)	9.0	W	32	6	1	1	3	1	0	0	0	0	0	37	41	1.00	0.778										



Batter	1	2	3	4	5	6	7	8	9	AB	R	H	RBI	BB	SO	LOB	TOP			
Johnny Lipon, R OBP: 0.387, SLG: 0.387 (1, 6)										5	0	1	2	0	0	1	Detroit Tigers @ Cleveland Indians Cleveland Municipal Stadium, Cleveland, OH Sun Jul 02 1950, 3:33 AM EDT Unknown livebaseballscorecards.com			
Jerry Priddy, R OBP: 0.375, SLG: 0.371 (1, 4)										4	1	1	0	2	0	0				
George Kell, R OBP: 0.445, SLG: 0.520 (1, 5)										5	1	2	0	1	0	5				
Vic Wertz, L OBP: 0.379, SLG: 0.532 (1, 9)										5	1	4	3	0	0	0				
Hoot Evers, R OBP: 0.421, SLG: 0.677 (1, 7)										3	3	1	0	2	0	3				
Johnny Groth, R OBP: 0.399, SLG: 0.470 (1, 8)										3	0	0	0	2	1	4				
Aaron Robinson, L OBP: 0.462, SLG: 0.479 (1, 2)										5	1	3	2	0	0	1				
Don Kolloway, R OBP: 0.282, SLG: 0.400 (1, 3)										4	1	1	1	1	0	3				
Art Houtteman, R OBP: 0.244, SLG: 0.220 (1, 1)										2	0	0	0	0	0	2				
Pat Mullin, L OBP: 0.240, SLG: 0.205 (7, PH)										1	0	0	0	0	1	0				
Dizzy Trout, R OBP: 0.333, SLG: 0.389 (7, 1)										0	0	0	0	1	0	0				
Hal Newhouse, L OBP: 0.250, SLG: 0.231 (8, 1)										1	0	0	0	0	0	3				
Inning Stats	R: 0 E: 0 K: 1 S: 7	H: 2 LOB: 3 BB: 1 P: 11	R: 0 E: 0 K: 0 S: 4	H: 1 LOB: 1 BB: 0 P: 4	R: 0 E: 0 K: 0 S: 3	H: 0 LOB: 0 BB: 0 P: 3	R: 1 E: 0 K: 0 S: 5	H: 2 LOB: 1 BB: 0 P: 5	R: 0 E: 0 K: 0 S: 4	H: 0 LOB: 0 BB: 0 P: 3	R: 4 E: 0 K: 1 S: 9	H: 4 LOB: 2 BB: 2 P: 17	R: 0 E: 0 K: 0 S: 2	H: 0 LOB: 1 BB: 2 P: 10	R: 3 E: 0 K: 0 S: 6	H: 3 LOB: 3 BB: 3 P: 18	1B: 11 2B: 2 3B: 0 HR: 1	SF: 0 SAC: 1 DP: 1 HBP: 0	WP: 0 PB: 0 SB: 1 CS: 0	PA: 48
PITCHER	IP WLS BF H R ER SO BB IBB HBP BLK WP HR S P ERA WHIP																			
Bob Lemon, R ERA: 4.41 (1, 1)	6.2	34	10	5	5	2	4	0	0	0	0	0	0	0	1	34	50	6.75	2.100	
Al Benton, R ERA: 3.75 (7, 1)	0.1	1	0	0	0	0	0	0	0	0	0	0	0	0	1	1	0.00	0.000		
Dick Weik, R ERA: 5.01 (8, 1)	1.1	L	9	2	3	3	0	3	1	0	0	0	0	0	5	21	20.25	3.750		
Mike Garcia, R ERA: 3.58 (9, 1)	0.1	3	1	0	0	0	1	0	0	0	0	0	0	2	6	0.00	6.000			
Marino Pieretti, R ERA: 3.55 (9, 1)	0.1	1	0	0	0	0	0	0	0	0	0	0	0	1	1	0.00	0.000			

Batter	1	2	3	4	5	6	7	8	9	AB	R	H	RBI	BB	SO	LOB	BOTTOM	
Dale Mitchell, L OBP: 0.365, SLG: 0.368 (1, 7)										5	0	1	1	0	1	3	Detroit Tigers @ Cleveland Indians Cleveland Municipal Stadium, Cleveland, OH Sun Jul 02 1950, 3:33 AM EDT Unknown livebaseballscorecards.com	
Bob Kennedy, R OBP: 0.386, SLG: 0.469 (1, 9)										4	0	0	0	0	1	2		
Luke Easter, L OBP: 0.403, SLG: 0.577 (1, 3)										4	2	2	1	0	1	0		
Larry Doby, L OBP: 0.492, SLG: 0.586 (1, 8)										4	0	1	1	0	2	0		
Al Rosen, R OBP: 0.388, SLG: 0.649 (1, 5)										4	1	1	1	0	1	1		
Ray Boone, R OBP: 0.444, SLG: 0.553 (1, 6)										3	0	0	0	1	0	1		
Joe Gordon, R OBP: 0.303, SLG: 0.337 (1, 4)										3	1	0	0	1	0	1		
Jim Hegan, R OBP: 0.317, SLG: 0.481 (1, 2)										2	1	0	0	1	0	0		
Bob Lemon, L OBP: 0.389, SLG: 0.474 (1, 1)										2	0	1	1	0	0	1		
Al Benton, R OBP: 0.467, SLG: 0.500 (7, PH)										0	0	0	0	0	0	0		
Alie Clark, R OBP: 0.347, SLG: 0.331 (8, 1)										0	0	0	0	0	0	0		
Dick Weik, R OBP: 0.333, SLG: 0.333 (9, 1)										0	0	0	0	0	0	0		
Mike Garcia, R OBP: 0.325, SLG: 0.324 (9, 1)										0	0	0	0	0	0	0		
Marino Pieretti, R OBP: 0.250, SLG: 0.250 (9, PH)										1	0	1	0	0	0	0		
Ray Murray, R OBP: 0.455 (9, PH)										0	0	0	0	0	0	0		
Inning Stats	R: 0 E: 0 K: 0 S: 3	H: 0 LOB: 0 BB: 0 P: 3	R: 0 E: 0 K: 1 S: 5	H: 0 LOB: 1 BB: 1 P: 9	R: 1 E: 0 K: 1 S: 5	H: 1 LOB: 0 BB: 0 P: 6	R: 1 E: 0 K: 0 S: 6	H: 1 LOB: 0 BB: 0 P: 6	R: 0 E: 0 K: 0 S: 3	H: 0 LOB: 1 BB: 1 P: 7	R: 1 E: 0 K: 1 S: 7	H: 2 LOB: 1 BB: 0 P: 7	R: 0 E: 0 K: 1 S: 6	H: 1 LOB: 1 BB: 0 P: 6	1B: 4 2B: 1 3B: 1 HR: 2	SF: 0 SAC: 1 DP: 1 HBP: 0	WP: 0 PB: 0 SB: 0 CS: 1	PA: 37
PITCHER	IP WLS BF H R ER SO BB IBB HBP BLK WP HR S P ERA WHIP																	
Art Houtteman, R ERA: 3.16 (1, 1)	6.0	24	4	4	4	4	3	0	0	0	0	0	0	2	29	41	6.00	1.167
Dizzy Trout, R ERA: 5.72 (7, 1)	1.1	6	1	1	1	0	1	0	0	0	0	0	0	5	9	6.75	1.500	
Hal Newhouse, L ERA: 4.6 (8, 1)	1.2	W	7	2	0	0	2	0	0	0	0	0	0	11	11	0.00	1.200	

Batter	1	2	3	4	5	6	7	8	9	AB	R	H	RBI	BB	SO	LOB	TOP					
Johnny Lipon, R (1, 6) OBP: 0.381, SLG: 0.380	1-3		F9		F3		FC5-4		F9	5	0	0	0	0	0	5	Detroit Tigers @ Cleveland Indians Cleveland Municipal Stadium, Cleveland, OH Sun Jul 02 1950, 3:38 AM EDT Att: 78,187 - Unknown					
Jerry Priddy, R (1, 4) OBP: 0.375, SLG: 0.391	F8			1B 3B		2-3		HR		4	2	2	1	0	0	0						
George Kell, R (1, 5) OBP: 0.449, SLG: 0.535	HR			1B		1B		5-3		4	1	3	2	0	0	0						
Vic Wertz, L (1, 9) OBP: 0.377, SLG: 0.528	F7			3H 1B		1B		F7		4	0	1	0	0	0	1						
Hoot Evers, R (1, 7) OBP: 0.414, SLG: 0.665		F7		K		L5-3		F7		4	0	0	0	0	1	3						
Johnny Groth, R (1, 8) OBP: 0.401, SLG: 0.469		F9		F3				1B		3	0	1	0	1	0	1						
Don Kolloway, R (1, 3) OBP: 0.273, SLG: 0.387								1B		4	0	0	0	0	1	2						
Bob Swift, R (1, 2) OBP: 0.296, SLG: 0.217			5-3		F3					2	0	0	0	0	0	0						
Pat Mullin, L (7, PH) OBP: 0.235, SLG: 0.200										1	0	0	0	0	1	1						
Aaron Robinson, L (7, 2) OBP: 0.465, SLG: 0.483								1B		1	0	1	0	0	0	0						
Ted Gray, S (1, 1) OBP: 0.256, SLG: 0.200										1	0	0	0	1	1	0						
Dick Kryhoski, L (7, PH) OBP: 0.248, SLG: 0.346			K							1	0	1	0	0	0	0						
Paul Calvert, R (7, 1) OBP: 0.467, SLG: 0.333										0	0	0	0	0	0	0						
Charlie Keller, L (9, PH) OBP: 0.467, SLG: 0.333										1	0	0	0	0	0	2						
Inning Stats	R: 1 E: 0 K: 0 S: 4	H: 1 LOB: 0 BB: 0 P: 4	R: 0 E: 0 K: 1 S: 5	H: 0 LOB: 0 BB: 0 P: 5	R: 0 E: 0 K: 1 S: 5	H: 0 LOB: 0 BB: 0 P: 5	R: 1 E: 0 K: 1 S: 7	H: 2 LOB: 1 BB: 0 P: 7	R: 0 E: 0 K: 0 S: 3	H: 0 LOB: 1 BB: 1 P: 7	R: 0 E: 0 K: 0 S: 4	H: 2 LOB: 1 BB: 0 P: 4	R: 0 E: 1 K: 1 S: 6	H: 1 LOB: 2 BB: 1 P: 10	R: 1 E: 0 K: 0 S: 4	H: 1 LOB: 0 BB: 0 P: 4	R: 0 E: 0 K: 0 S: 5	H: 2 LOB: 2 BB: 0 P: 5	1B: 6 2B: 1 3B: 1 HR: 2	SF: 0 SAC: 0 DP: 1 HBP: 0	WP: 0 PB: 0 SB: 0 CS: 0	PA: 37
PITCHER	IP WLS BF H R ER SO BB IBB HBP BLK WP HR S P ERA WHIP																					
Bob Feller, R (1, 1) ERA: 3.69	8.1 W 35 9 3 3 4 2 0 0 0 0 2 41 49 3.24 1.320																					
Al Benton, R (9, 1) ERA: 3.65	0.2 S 2 0 0 0 0 0 0 0 0 0 0 2 2 0.00 0.000																					

Batter	1	2	3	4	5	6	7	8	9	AB	R	H	RBI	BB	SO	LOB	BOTTOM			
Dale Mitchell, L (1, 7) OBP: 0.365, SLG: 0.366	4-3		K		F8		E3 1B HR 1B			4	1	1	0	1	1	6	Detroit Tigers @ Cleveland Indians Cleveland Municipal Stadium, Cleveland, OH Sun Jul 02 1950, 3:38 AM EDT Att: 78,187 - Unknown			
Allie Clark, R (1, 9) OBP: 0.257, SLG: 0.323					F9					4	1	2	0	0	0	0				
Bob Kennedy, R (7, 9) OBP: 0.366, SLG: 0.469							HR 1B		SH3 BB	0	0	0	0	0	0	0				
Luke Easter, L (1, 3) OBP: 0.403, SLG: 0.585	K									4	1	1	3	0	2	2				
Larry Doby, L (1, 8) OBP: 0.485, SLG: 0.575	L8						HBP		6-3	4	0	0	0	0	2	2				
Al Rosen, R (1, 5) OBP: 0.386, SLG: 0.642										3	0	0	0	1	2	1				
Ray Boone, R (1, 6) OBP: 0.445, SLG: 0.556										3	1	1	0	1	1	1				
Bobby Avila, R (1, 4) OBP: 0.397, SLG: 0.355										4	0	3	1	0	0	1				
Jim Hegan, R (1, 2) OBP: 0.325, SLG: 0.481										2	1	1	0	2	0	1				
Bob Feller, R (1, 1) OBP: 0.128, SLG: 0.139										3	0	0	0	0	1	6				
Al Benton, R (9, 1) OBP: 0.667, SLG: 0.500										0	0	0	0	0	0	0				
Inning Stats	R: 0 E: 0 K: 1 S: 6	H: 1 LOB: 1 BB: 0 P: 6	R: 0 E: 1 K: 2 S: 8	H: 0 LOB: 3 BB: 2 P: 16	R: 0 E: 0 K: 2 S: 7	H: 0 LOB: 0 BB: 0 P: 7	R: 0 E: 0 K: 2 S: 8	H: 1 LOB: 3 BB: 2 P: 16	R: 0 E: 0 K: 1 S: 5	H: 0 LOB: 1 BB: 0 P: 6	R: 5 E: 1 K: 1 S: 10	H: 6 LOB: 0 BB: 0 P: 10	R: 0 E: 0 K: 0 S: 4	H: 1 LOB: 1 BB: 0 P: 4	R: 0 E: 0 K: 0 S: 3	H: 0 LOB: 1 BB: 1 P: 7	1B: 7 2B: 1 3B: 0 HR: 1	SF: 0 SAC: 2 DP: 0 HBP: 1	WP: 0 PB: 0 SB: 0 CS: 0	PA: 39
PITCHER	IP WLS BF H R ER SO BB IBB HBP BLK WP HR S P ERA WHIP																			
Ted Gray, L (1, 1) ERA: 3.91	6.0 L 31 5 5 5 9 3 1 0 0 0 0 0 44 61 7.50 1.833																			
Paul Calvert, R (7, 1) ERA: 4.06	2.0 8 1 0 0 0 1 0 0 0 0 0 7 11 0.00 1.000																			

Batter	1	2	3	4	5	6	7	8	9	AB	R	H	RBI	BB	SO	LOB	TOP										
Don Lenhardt, R OBP: 0.393, SLG: 0.505	4-0 BB		0-0 FC4-6 1B		0-0 4-3		0-0 F6			3	0	1	1	1	0	2											
Jim Delsing, L OBP: 0.336, SLG: 0.276 Cuddles Marshall, R OBP: 0.667, SLG: 0.667	0-0 F9		0-0 FC4-6 CS			0-0 5-3	0-3 K			4	0	0	0	0	1	4											
Sherm Lollar, R OBP: 0.377, SLG: 0.507	0-0 F4		0-0 CS	0-0 HR 1B		4-0 BB	0-0 F7			3	1	1	0	1	0	1											
Dick Kokos, L OBP: 0.396, SLG: 0.488	0-0 6-3			0-0 HR		0-0 F9	0-0 F2			4	1	1	2	0	0	2											
Ray Coleman, L OBP: 0.311, SLG: 0.402		0-0 L3		0-0 L6-4 SH1-3 1B		0-3 K	0-0 1-3			4	0	1	0	0	1	1											
Bill Sommers, R OBP: 0.310, SLG: 0.258		0-3 K		0-0 SH1-3			4-0 BB 1B		0-0 5-3	2	1	0	0	1	1	0											
Owen Friend, R OBP: 0.350, SLG: 0.365		0-3 K		0-0 L6-4		0-0 F6	0-0 F7			4	0	0	0	0	1	2											
Tom Upton, R OBP: 0.323, SLG: 0.259			4-0 SH1-4 1B BB		0-0 5-3		4-0 1B BB		0-0 F8	2	1	0	0	2	0	0											
Dick Starr, R OBP: 0.133, SLG: 0.133 Roy Sievers, R OBP: 0.288, SLG: 0.305			0-0 SH1-4		0-3 K		0-0 1-2 2-H 1B			1	0	0	0	0	1	0											
Inning Stats	R: 0 E: 0 K: 0 S: 3	H: 0 LOB: 1 BB: 1 P: 7	R: 0 E: 0 K: 2 S: 7	H: 0 LOB: 0 BB: 0 P: 7	R: 1 E: 0 K: 0 S: 3	H: 1 LOB: 0 BB: 1 P: 7	R: 2 E: 0 K: 0 S: 5	H: 3 LOB: 0 BB: 0 P: 5	R: 0 E: 0 K: 1 S: 5	H: 0 LOB: 1 BB: 1 P: 9	R: 1 E: 0 K: 1 S: 6	H: 1 LOB: 2 BB: 2 P: 14	R: 0 E: 0 K: 0 S: 3	H: 0 LOB: 0 BB: 0 P: 3	R: 0 E: 0 K: 0 S: 3	H: 0 LOB: 0 BB: 0 P: 3	1B: 4 2B: 1 3B: 0 HR: 1	SF: 0 SAC: 2 DP: 1 HBP: 0	WP: 0 PB: 0 SB: 0 CS: 1	PA: 36							
PITCHER	IP	WLS	BF	H	R	ER	SO	BB	IBB	HBP	BLK	WP	HR	S	P	ERA	WHIP										
Steve Gromek, R ERA: 4.26	4.0	L	16	4	3	3	2	2	0	0	0	0	1	18	26	6.75	1.500										
Marino Pieretti, R ERA: 3.59	2.1		11	1	1	1	2	3	0	0	0	0	0	12	24	3.86	1.714										
Sam Zoldak, L ERA: 8.71	0.2		2	0	0	0	1	0	0	0	0	0	0	4	4	0.00	0.000										
Gene Bearden, L ERA: 4.97	2.0		6	0	0	0	0	0	0	0	0	0	0	6	6	0.00	0.000										

St. Louis Browns @ Cleveland Indians
Cleveland Municipal Stadium, Cleveland, OH
Mon Jul 03 1950, 3:33 AM EDT
Att: 11,656 - Unknown

AB 28
R 4
H 5
RBI 4
BB 5
SO 5
LOB 12



Batter	1	2	3	4	5	6	7	8	9	AB	R	H	RBI	BB	SO	LOB	BOTTOM										
Dale Mitchell, L OBP: 0.364, SLG: 0.362 Gene Bearden, L OBP: 0.365, SLG: 0.467	0-0 1-3		4-0 G6-4-3 BB		0-0 F5		0-0 F7		0-0 6-3	3	0	0	0	1	0	1											
Allie Clark, R OBP: 0.253, SLG: 0.314	0-0 F7		0-0 G6-4-3 1-2		0-0 F4		0-0 F8		0-0 1B	5	0	1	0	0	0	2											
Luke Easter, L OBP: 0.407, SLG: 0.590	0-0 1B		0-0 F6		0-0 4-3			0-0 E7 FC4-6 2B	0-0 1B	5	1	3	0	0	0	0											
Larry Doby, L OBP: 0.480, SLG: 0.565	0-0 F8			0-0 F9		0-0 L9		4-0 FC4-6 HBP BB	0-0 F7	4	0	0	0	1	0	3											
Al Rosen, R OBP: 0.395, SLG: 0.656		4-0 CS BB BB		0-0 HR		0-0 1B		1-0 FC4-6 HBP		2	1	2	1	1	0	0											
Ray Boone, R OBP: 0.447, SLG: 0.550		4-0 CS BB		0-0 2B 1B		0-0 F8		0-3 K		3	0	1	0	1	1	4											
Bobby Avila, R OBP: 0.382, SLG: 0.338 Bob Lemon, L OBP: 0.364, SLG: 0.466 Lou Boudreau, R OBP: 0.348, SLG: 0.355		0-0 F5		0-0 F9		0-0 F8		0-0 FC4-6		3	0	0	0	0	0	4											
Jim Hegan, R OBP: 0.329, SLG: 0.484		4-0 IBB		0-0 2B		0-0 F8		1-2 2-3 3-H	0-0 1-3	3	0	1	0	1	0	2											
Steve Gromek, S OBP: 0.200, SLG: 0.156 Joe Gardner, R OBP: 0.200, SLG: 0.300 Marino Pieretti, R OBP: 0.290, SLG: 0.290 Sam Zoldak, L OBP: 0.288, SLG: 0.305 Thurman Tucker, L OBP: 0.360, SLG: 0.364		0-0 1-3		0-0 6-3			0-0 1B		0-0 F8	1	0	0	0	0	0	2											
Inning Stats	R: 0 E: 0 K: 0 S: 4	H: 1 LOB: 1 BB: 0 P: 4	R: 0 E: 0 K: 0 S: 2	H: 0 LOB: 3 BB: 3 P: 14	R: 0 E: 0 K: 0 S: 2	H: 0 LOB: 1 BB: 1 P: 6	R: 1 E: 0 K: 0 S: 6	H: 3 LOB: 2 BB: 0 P: 6	R: 0 E: 0 K: 0 S: 3	H: 0 LOB: 0 BB: 0 P: 3	R: 0 E: 0 K: 0 S: 4	H: 1 LOB: 1 BB: 0 P: 4	R: 0 E: 0 K: 1 S: 6	H: 1 LOB: 2 BB: 1 P: 11	R: 0 E: 0 K: 0 S: 5	H: 2 LOB: 2 BB: 0 P: 5	1B: 6 2B: 2 3B: 0 HR: 1	SF: 0 SAC: 0 DP: 1 HBP: 1	WP: 0 PB: 0 SB: 0 CS: 2	PA: 40							
PITCHER	IP	WLS	BF	H	R	ER	SO	BB	IBB	HBP	BLK	WP	HR	S	P	ERA	WHIP										
Dick Starr, R ERA: 5.2	6.0	W	25	5	1	1	0	3	1	0	0	0	1	21	37	1.50	1.333										
Cuddles Marshall, R ERA: 8.4	3.0	S	15	4	1	1	1	1	0	1	0	0	0	15	20	3.00	1.667										

St. Louis Browns @ Cleveland Indians
Cleveland Municipal Stadium, Cleveland, OH
Mon Jul 03 1950, 3:33 AM EDT
Att: 11,656 - Unknown

AB 34
R 2
H 9
RBI 2
BB 5
SO 1
LOB 22



Batter	1	2	3	4	5	6	7	8	9	AB	R	H	RBI	BB	SO	LOB	TOP										
Don Lenhardt, R OBP: 0.393, SLG: 0.514 (1, 3)	4-0 BB		0-0 F6		0-0 HR		0-0 F7		0-3 K	4	1	1	1	1	1	4	St. Louis Browns @ Cleveland Indians Cleveland Municipal Stadium, Cleveland, OH Tue Jul 04 1950, 3:33 AM EDT Unknown										
Dick Kokos, L OBP: 0.389, SLG: 0.478 (1, 7)	0-0 F5			0-0 F9	0-0 F8		0-0 F8		0-0 F2	5	0	0	0	0	0	5											
Sherm Lollar, R OBP: 0.381, SLG: 0.502 (1, 2)	0-3 K			4-0 2B BB		0-0 E6 1B	1-0 HBP		4-0 HR BB	2	2	0	0	2	1	1											
Ken Wood, R OBP: 0.319, SLG: 0.468 (1, 9)	0-3 K			4-0 2B F4 BB		0-0 F8	0-0 F6		0-0 HR	4	2	1	4	1	1	5											
Roy Sievers, R OBP: 0.291, SLG: 0.314 (1, 8) (9, 5)		0-0 F1		0-0 2B		0-0 1B		0-3 K	0-3 K	5	0	2	1	0	2	0											
Owen Friend, R OBP: 0.348, SLG: 0.363 (1, 4) (9, 6)		0-0 L8		0-0 F4		0-0 F7		0-0 1B		4	0	1	1	0	0	3											
Bill Sommers, R OBP: 0.293, SLG: 0.242 (1, 5) (9, 4)		0-0 6-3		0-0 F7		0-0 F5		0-0 G4-6-3 1B		4	0	0	0	0	0	4											
Tom Upton, R OBP: 0.323, SLG: 0.256 (1, 6)			0-0 F9		0-0 F8		4-0 HBP 1B BB		0-0 2B HR 1B	2	0	0	0	1	0	0											
Jim Delsing, L OBP: 0.346, SLG: 0.288 (9, PH) (9, 8)									0-0 2B HR 1B	1	1	1	0	0	0	0											
Duane Pilette, R Jack Bruner, L Snuffy Stirrweiss, R Cliff Fannin, L Ray Coleman, L Harry Dorish, R (1, 1) (1, 1) (7, PH) (7, 1) (9, PH) (9, 1)			0-3 K		0-3 K		0-0 1-2 1B		0-0 1-3 HR 2B	0	0	0	0	0	0	0											
Inning Stats	R: 0 E: 0 K: 2 S: 7	H: 0 LOB: 1 BB: 1 P: 11	R: 0 E: 0 K: 0 S: 3	H: 0 LOB: 0 BB: 0 P: 3	R: 0 E: 0 K: 1 S: 5	H: 0 LOB: 0 BB: 0 P: 5	R: 2 E: 0 K: 0 S: 4	H: 1 LOB: 1 BB: 2 P: 12	R: 1 E: 0 K: 1 S: 6	H: 1 LOB: 0 BB: 0 P: 6	R: 0 E: 1 K: 0 S: 5	H: 1 LOB: 3 BB: 1 P: 9	R: 0 E: 0 K: 1 S: 5	H: 1 LOB: 0 BB: 0 P: 5	R: 4 E: 0 K: 2 S: 10	H: 3 LOB: 0 BB: 1 P: 14	1B: 4 2B: 2 3B: 0 HR: 2	SF: 0 SAC: 0 DP: 1 HBP: 1	WP: 0 PB: 0 SB: 0 CS: 0	PA: 41							
PITCHER	IP	WLS	BF	H	R	ER	SO	BB	IBB	HBP	BLK	WP	HR	S	P	ERA	WHIP										
Dick Rozek, L ERA: 4.5 (1, 1)	6.0		27	4	3	3	4	4	0	0	0	0	1	31	47	4.50	1.333										
Al Benton, R ERA: 4.81 (7, 1)	2.2		13	4	4	4	2	1	0	1	0	0	1	15	20	13.50	1.875										
Steve Gromek, R ERA: 4.24 (9, 1)	0.1	W	1	0	0	0	1	0	0	0	0	0	0	3	3	0.00	0.000										

AB 35
R 7
H 8
RBI 7
BB 5
SO 7
LOB 22



Batter	1	2	3	4	5	6	7	8	9	AB	R	H	RBI	BB	SO	LOB	BOTTOM										
Thurman Tucker, L OBP: 0.387, SLG: 0.321 (1, 7)	0-0 2B 1B			0-3 K		0-0 6-3		4-0 1B BB	0-0 1B	5	1	2	1	1	2	1	St. Louis Browns @ Cleveland Indians Cleveland Municipal Stadium, Cleveland, OH Tue Jul 04 1950, 3:33 AM EDT Unknown										
Allie Clark, R OBP: 0.283, SLG: 0.333 (1, 9)	0-0 F7 2B	0-0 5-3		0-0 4-3		0-0 6-3		0-0 FC5-4 1B	0-0 1B	5	1	2	1	0	0	0											
Luke Easter, L OBP: 0.407, SLG: 0.582 (1, 3)	1-0 2B HBP	0-0 F4		0-0 4-3		1-0 1B BB HBP		0-0 F3		3	1	0	0	0	0	2											
Larry Doby, L OBP: 0.482, SLG: 0.560 (1, 8)	0-0 F7	4-0 BB		4-0 1B BB		4-0 1B BB		0-0 F9		2	1	0	0	3	0	4											
Al Rosen, R OBP: 0.398, SLG: 0.658 (1, 5)	0-0 S 1B	4-0 BB		0-0 F7		0-0 1B		0-0 FC5-4		4	1	2	2	1	0	3											
Ray Boone, R OBP: 0.445, SLG: 0.544 (1, 6)	0-0 2B 1B	0-0 F5		0-0 1B		0-0 F5		0-0 5-3		5	1	2	1	0	0	5											
Bobby Avila, R OBP: 0.395, SLG: 0.371 (1, 4)	0-0 1B 2B		0-0 F8		0-0 1B		0-0 G1-6-3 1B		0-0 6-3	5	1	3	2	0	0	0											
Ray Murray, R OBP: 0.364, SLG: 0.450 (1, 2)	0-0 SH2-4		0-0 5-3		0-0 F7		0-0 G1-6-3		0-0 1B	5	0	2	1	0	0	3											
Jim Hegan, R OBP: 0.325, SLG: 0.484 (9, PR)	0-0 SH2-4 1B								0-0 1B	0	1	0	0	0	0	0											
Dick Rozek, L (1, 1)	0-0 SH2-4		0-0 K		0-0 K		0-0 K		0-0 1B	2	0	0	0	0	2	2											
Al Benton, R OBP: 0.500, SLG: 0.333 (7, 1)	0-0 SH2-4								0-0 1B	1	0	0	0	0	1	0											
Steve Gromek, S OBP: 0.238, SLG: 0.200 (9, 1)	0-0 SH2-4								0-0 1B	1	0	1	0	0	0	0											
Inning Stats	R: 6 E: 0 K: 1 S: 11	H: 6 LOB: 1 BB: 0 P: 12	R: 0 E: 0 K: 0 S: 3	H: 0 LOB: 2 BB: 2 P: 11	R: 0 E: 0 K: 1 S: 5	H: 0 LOB: 0 BB: 0 P: 5	R: 0 E: 0 K: 1 S: 5	H: 0 LOB: 0 BB: 0 P: 5	R: 1 E: 0 K: 1 S: 7	H: 2 LOB: 1 BB: 1 P: 11	R: 0 E: 0 K: 0 S: 4	H: 1 LOB: 3 BB: 1 P: 9	R: 0 E: 0 K: 1 S: 5	H: 1 LOB: 0 BB: 0 P: 5	R: 0 E: 0 K: 0 S: 4	H: 1 LOB: 2 BB: 1 P: 8	R: 1 E: 0 K: 0 S: 5	H: 3 LOB: 2 BB: 0 P: 5	1B: 11 2B: 3 3B: 0 HR: 0	SF: 0 SAC: 1 DP: 1 HBP: 2	WP: 0 PB: 0 SB: 1 CS: 0	PA: 46					
PITCHER	IP	WLS	BF	H	R	ER	SO	BB	IBB	HBP	BLK	WP	HR	S	P	ERA	WHIP										
Duane Pilette, R ERA: 7.54 (1, 1)	0.1		8	6	6	6	0	0	0	1	0	0	0	28	45	1.59	1.235										
Jack Bruner, L ERA: 3.0 (1, 1)	5.2		25	3	1	1	4	4	0	1	0	0	0	9	13	0.00	1.500										
Cliff Fannin, R ERA: 9.3 (7, 1)	2.0		8	2	0	0	1	1	0	0	0	0	0	9	13	0.00	1.500										
Harry Dorish, R ERA: 6.4 (9, 1)	0.2	L	5	3	1	1	0	0	0	0	0	0	0	5	5	13.50	4.500										

AB 38
R 8
H 14
RBI 8
BB 5
SO 5
LOB 20



Batter	1	2	3	4	5	6	7	8	9	AB	R	H	RBI	BB	SO	LOB	TOP					
Tom Upton, R (1, 6) OBP: 0.332, SLG: 0.263										3	1	2	1	1	0	0	St. Louis Browns @ Cleveland Indians Cleveland Municipal Stadium, Cleveland, OH Tue Jul 04 1950, 3:38 AM EDT Att: 25,799 - Unknown					
Jim Delsing, L (1, 8) OBP: 0.336, SLG: 0.281										5	1	1	0	0	0	6						
Ray Coleman, L (1, 9) OBP: 0.319, SLG: 0.414										5	2	2	0	0	0	0						
Dick Kokos, L (1, 7) OBP: 0.389, SLG: 0.474										4	1	1	1	1	1	0						
Don Lenhardt, R (1, 3) OBP: 0.393, SLG: 0.524										5	1	2	5	0	1	0						
Les Moss, R (1, 2) OBP: 0.353, SLG: 0.368										4	1	1	1	0	0	2						
Owen Friend, R (1, 4) OBP: 0.351, SLG: 0.365										4	1	2	0	0	0	0						
Bill Sommers, R (1, 5) OBP: 0.295, SLG: 0.246										3	0	1	0	0	0	1						
Ken Wood, R (8, PH) OBP: 0.317, SLG: 0.464										1	0	0	0	0	1	1						
Snuffy Stirrweiss, R (8, 5) OBP: 0.342, SLG: 0.259										0	0	0	0	0	0	0						
Don Johnson, R (1, 1) OBP: 0.143, SLG: 0.143										3	0	1	0	0	1	1						
Al Widmar, R (6, 1) OBP: 0.207, SLG: 0.214										1	0	1	0	0	0	0						
Inning Stats	R: 2 E: 1 K: 0 S: 4	H: 2 LOB: 1 BB: 2 P: 12	R: 0 E: 0 K: 0 S: 5	H: 2 LOB: 2 BB: 0 P: 5	R: 0 E: 0 K: 1 S: 5	H: 0 LOB: 0 BB: 0 P: 5	R: 0 E: 0 K: 0 S: 3	H: 1 LOB: 0 BB: 0 P: 3	R: 5 E: 0 K: 0 S: 8	H: 5 LOB: 0 BB: 0 P: 8	R: 0 E: 0 K: 1 S: 6	H: 1 LOB: 1 BB: 0 P: 6	R: 0 E: 0 K: 0 S: 3	H: 0 LOB: 0 BB: 0 P: 3	R: 1 E: 0 K: 1 S: 8	H: 3 LOB: 2 BB: 0 P: 8	R: 0 E: 0 K: 1 S: 5	H: 0 LOB: 0 BB: 0 P: 5	1B: 12 2B: 1 3B: 0 HR: 2	SF: 0 SAC: 1 DP: 2 HBP: 0	WP: 0 PB: 0 SB: 0 CS: 0	PA: 41
PITCHER	IP WLS BF H R ER SO BB IBB HBP BLK WP HR S P ERA WHIP																					
Mike Garcia, R (1, 1) ERA: 4.08	4.2 L 24 10 7 7 1 1 1 0 0 0 2 24 32 13.50 2.357																					
Sam Zoldak, L (5, 1) ERA: 7.53	2.1 8 1 0 0 1 0 0 0 0 0 0 10 10 0.00 0.429																					
Jesse Flores, R (8, 1) ERA: 4.78	2.0 9 3 1 1 2 0 0 0 0 0 0 13 13 4.50 1.500																					

AB	38
R	8
H	14
RBI	8
BB	2
SO	4
LOB	11

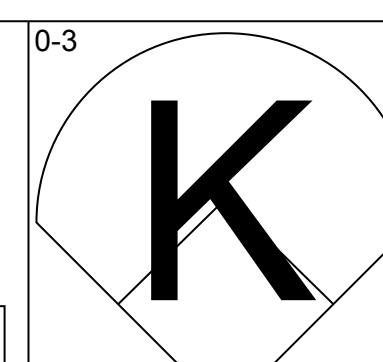
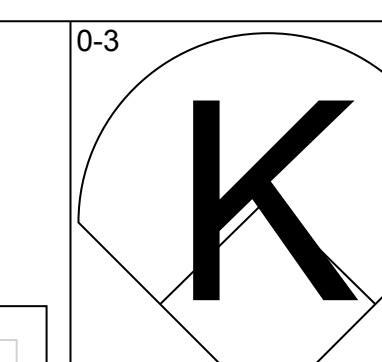
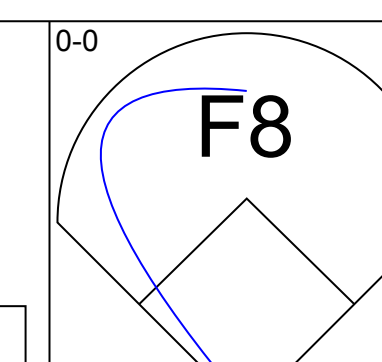
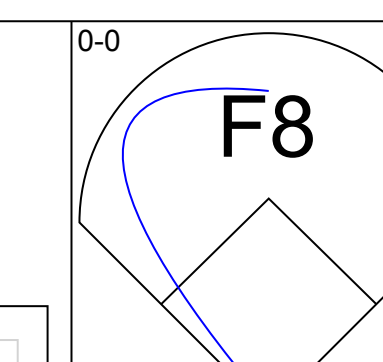
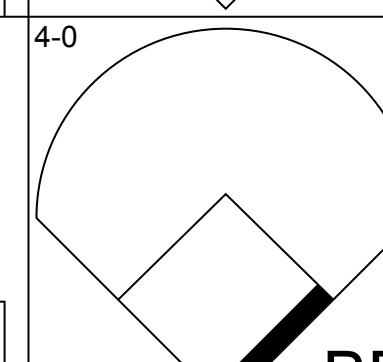
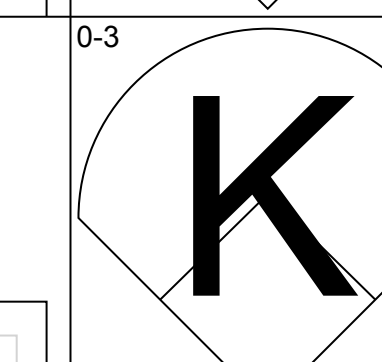
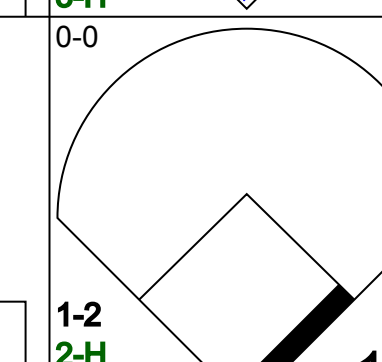
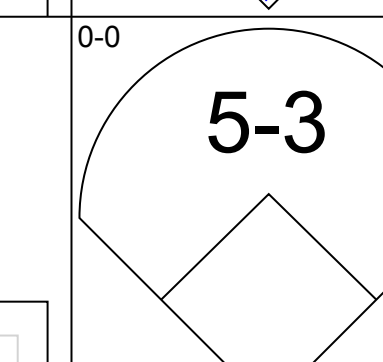

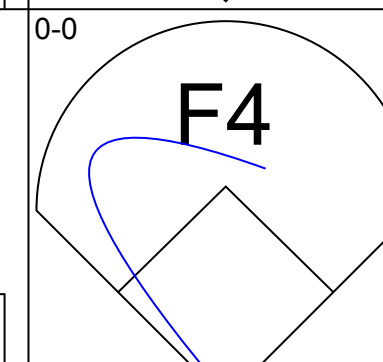
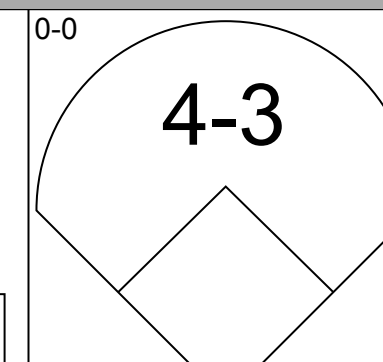
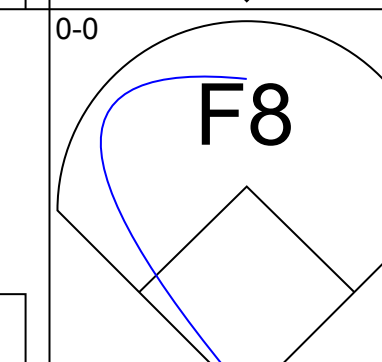


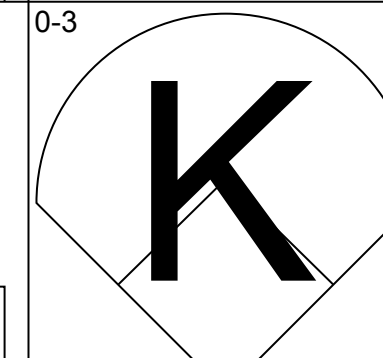
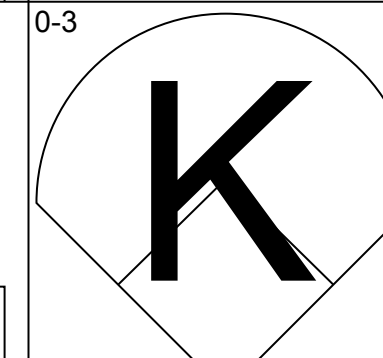


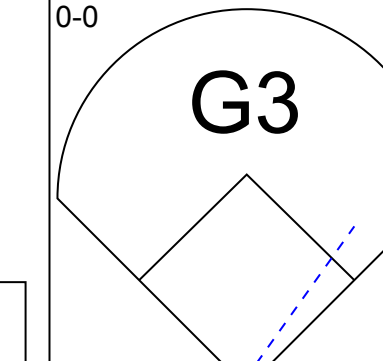
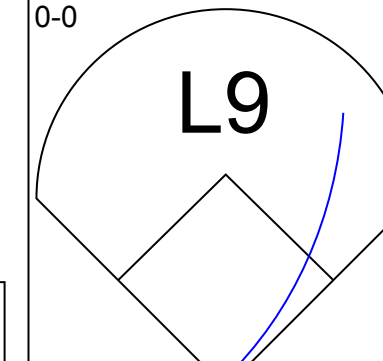


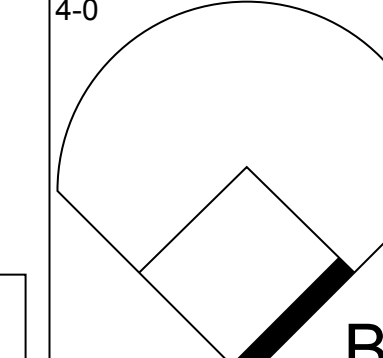
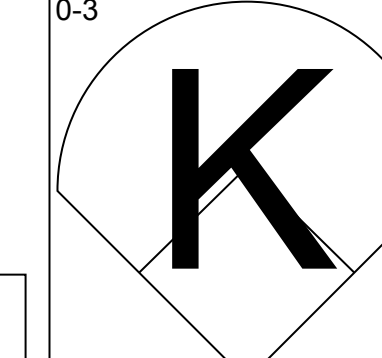
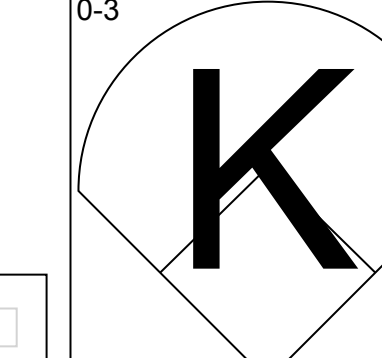

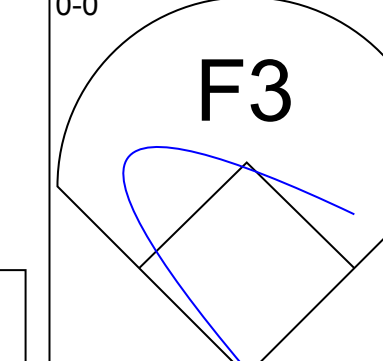
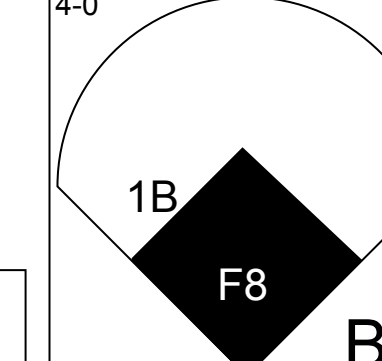
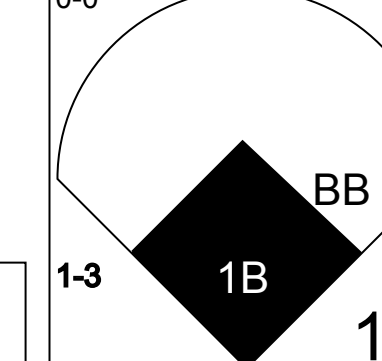

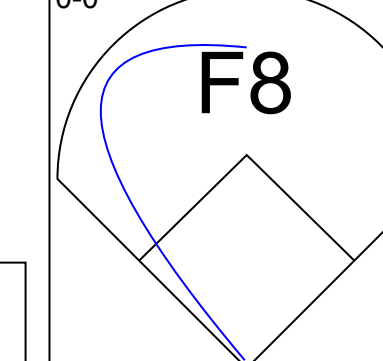
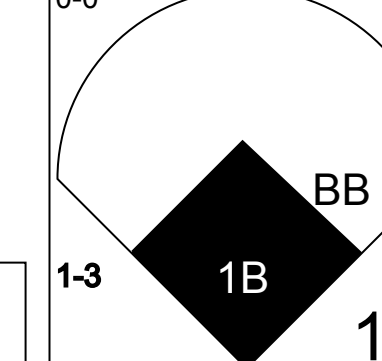
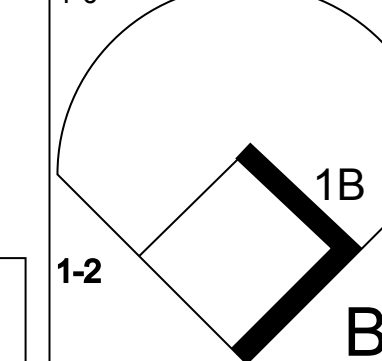
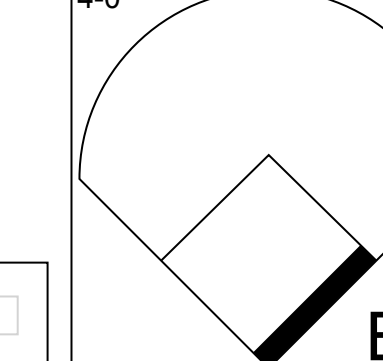
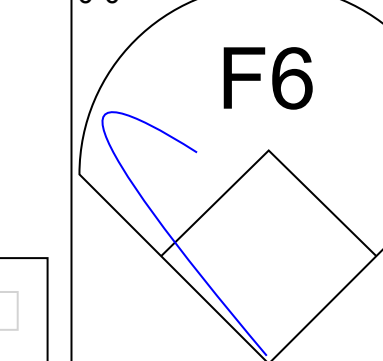
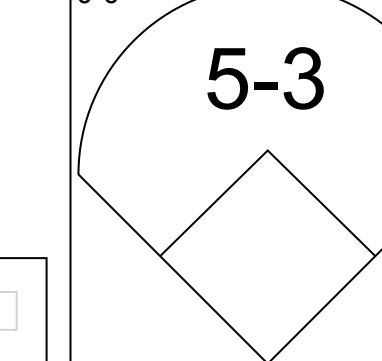
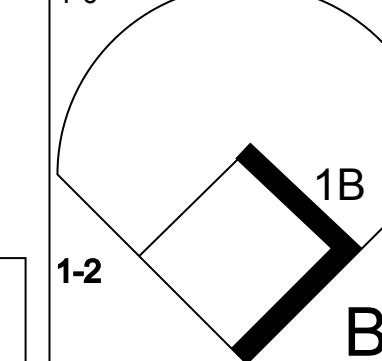
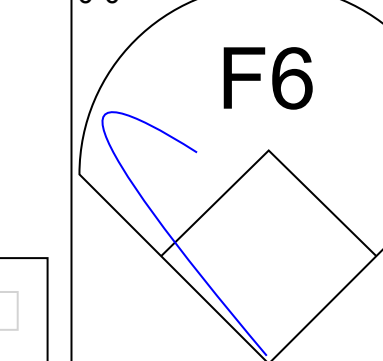
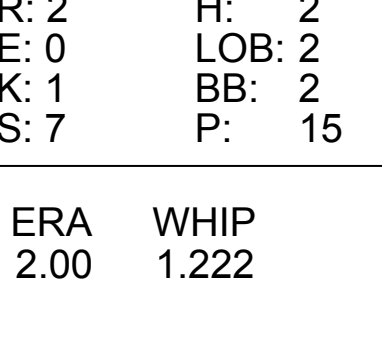


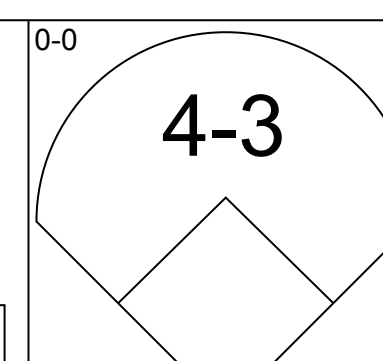
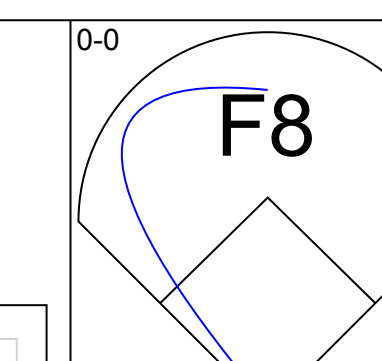
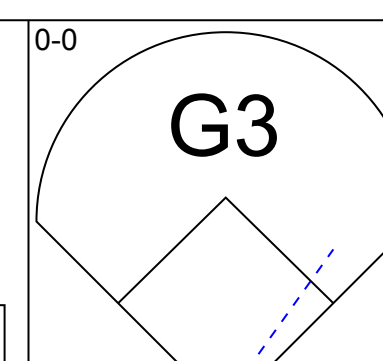

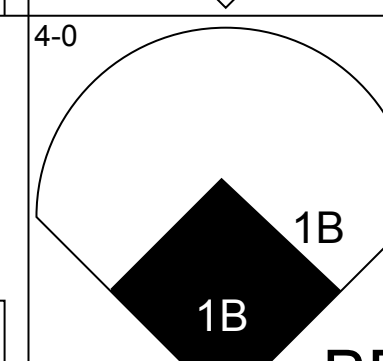
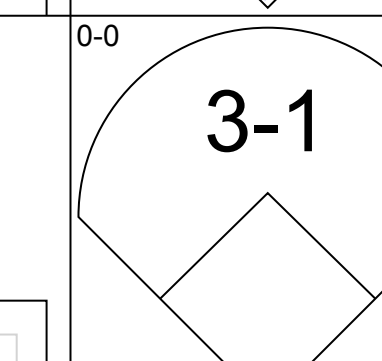
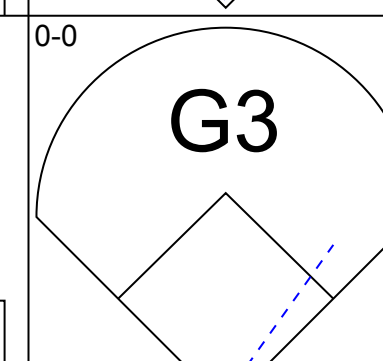
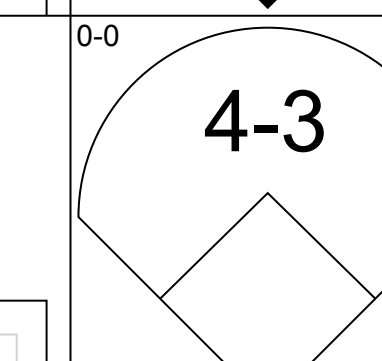


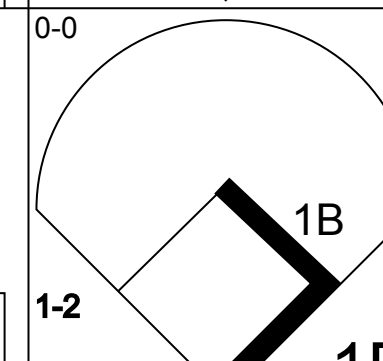
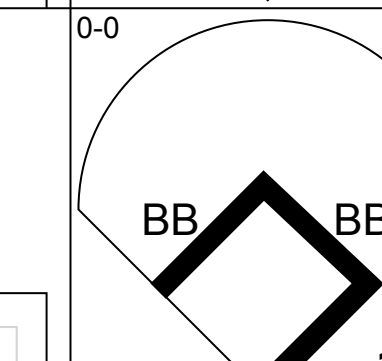

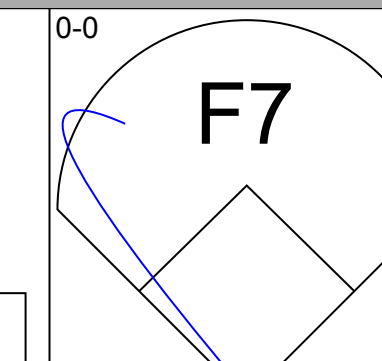


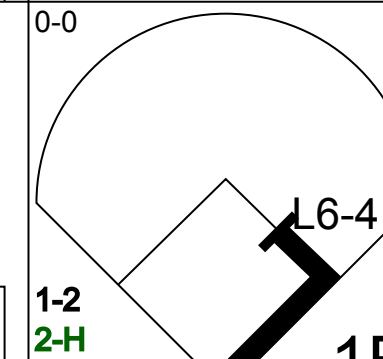
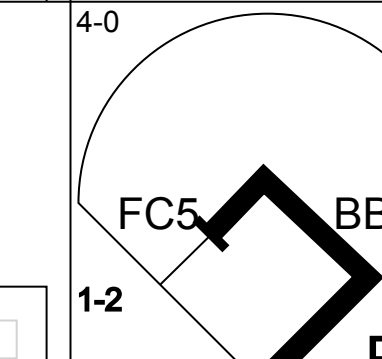

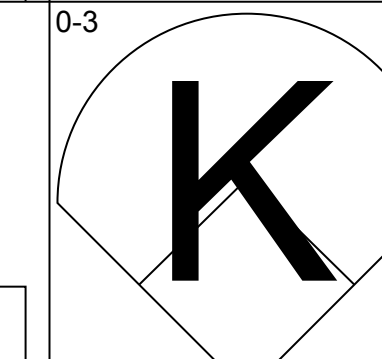



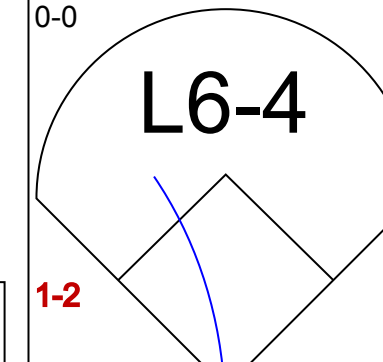
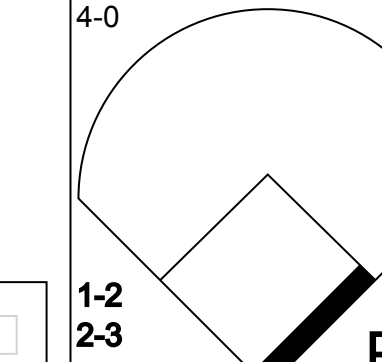

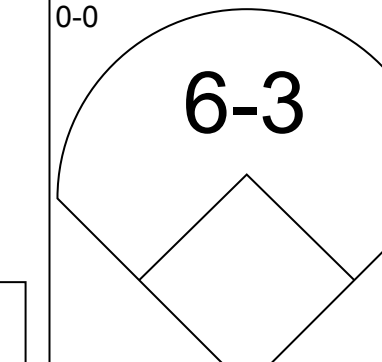



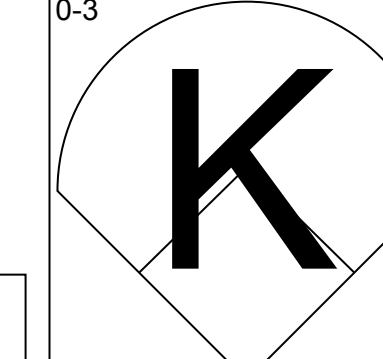
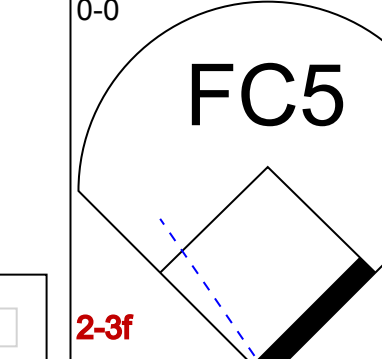
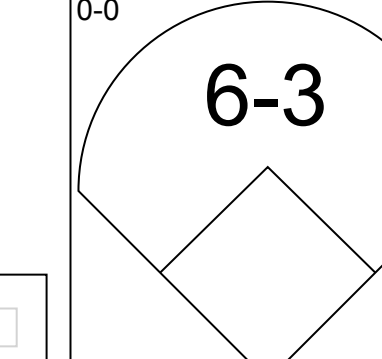
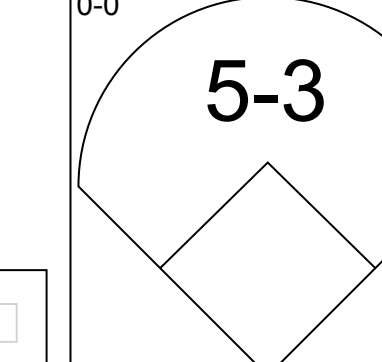

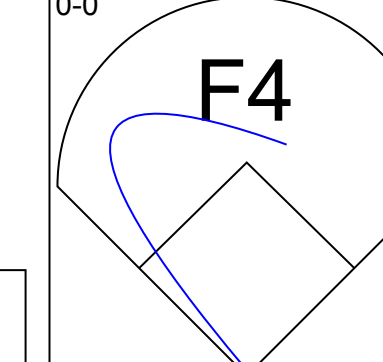
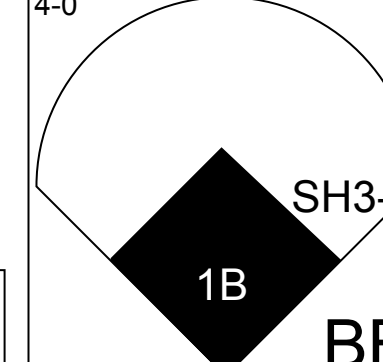
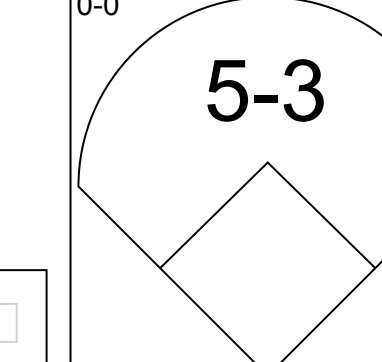
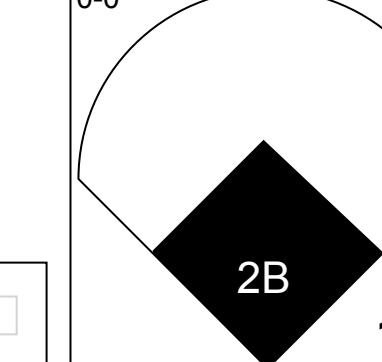
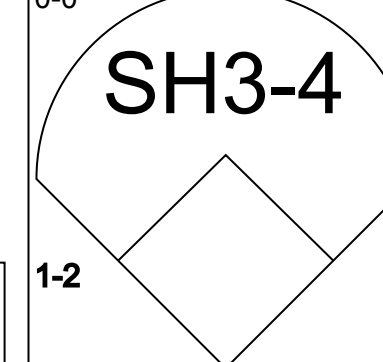
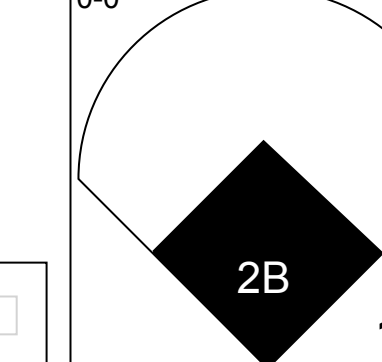

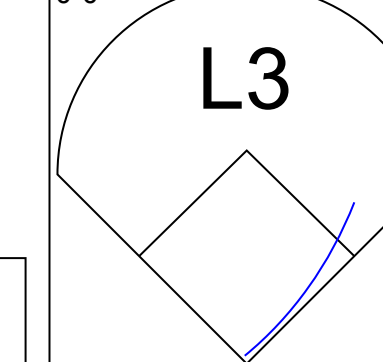
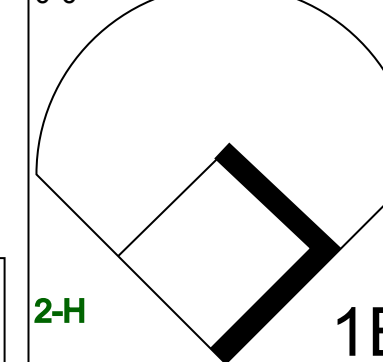
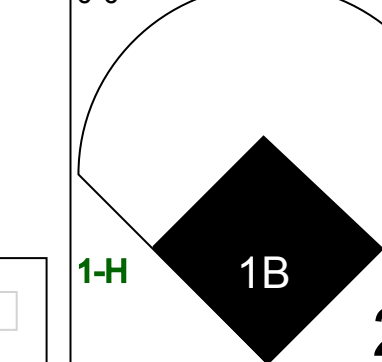

Batter	1	2	3	4	5	6	7	8	9	AB	R	H	RBI	BB	SO	LOB	BOTTOM					
Thurman Tucker, L (1, 7) OBP: 0.361, SLG: 0.303										5	0	1	0	0	1	3	St. Louis Browns @ Cleveland Indians Cleveland Municipal Stadium, Cleveland, OH Tue Jul 04 1950, 3:38 AM EDT Att: 25,799 - Unknown					
Allie Clark, R (1, 9) OBP: 0.282, SLG: 0.367										4	1	1	1	0	0	2						
Luke Easter, L (1, 3) OBP: 0.404, SLG: 0.576										4	0	1	0	0	0	1						
Larry Doby, L (1, 8) OBP: 0.479, SLG: 0.555										4	1	1	0	0	1	2						
Al Rosen, R (1, 5) OBP: 0.399, SLG: 0.655										4	1	2	0	0	0	0						
Ray Boone, R (1, 6) OBP: 0.440, SLG: 0.531										3	0	0	0	1	0	1						
Bobby Avila, R (1, 4) OBP: 0.400, SLG: 0.378										4	0	2	0	0	0	2						
Jim Hegan, R (1, 2) OBP: 0.327, SLG: 0.480										4	0	1	1	0	1	2						
Mike Garcia, R (1, 1) OBP: 0.257, SLG: 0.314										1	0	0	0	0	0	0						
Sam Zoldak, L (5, 1) OBP: 0.286, SLG: 0.286										1	0	0	0	0	1	1						
Bob Lemon, L (7, PH) OBP: 0.358, SLG: 0.458										0	0	0	0	0	0	0						
Jesse Flores, R (8, 1) OBP: 0.358, SLG: 0.458										1	0	1	0	0	0	0						
Dale Mitchell, L (8, PH) OBP: 0.386, SLG: 0.365										1	0	1	0	0	0	0						
Inning Stats	R: 0 E: 0 K: 0 S: 4	H: 1 LOB: 1 BB: 0 P: 4	R: 0 E: 0 K: 0 S: 3	H: 0 LOB: 0 BB: 0 P: 3	R: 0 E: 0 K: 0 S: 3	H: 0 LOB: 0 BB: 0 P: 3	R: 0 E: 0 K: 0 S: 3	H: 0 LOB: 0 BB: 0 P: 3	R: 1 E: 0 K: 0 S: 5	H: 2 LOB: 1 BB: 0 P: 5	R: 2 E: 1 K: 1 S: 8	H: 3 LOB: 2 BB: 1 P: 12	R: 0 E: 0 K: 1 S: 6	H: 1 LOB: 1 BB: 0 P: 6	R: 0 E: 0 K: 1 S: 5	H: 1 LOB: 0 BB: 0 P: 5	R: 0 E: 0 K: 1 S: 7	H: 2 LOB: 2 BB: 0 P: 7	1B: 9 2B: 0 3B: 0 HR: 1	SF: 0 SAC: 0 DP: 0 HBP: 0	WP: 0 PB: 0 SB: 1 CS: 0	PA: 37
PITCHER	IP WLS BF H R ER SO BB IBB HBP BLK WP HR S P ERA WHIP																					
Don Johnson, R (1, 1) ERA: 9.0	5.2 W 23 6 3 2 1 0 0 0 0 0 1 25 25 3.18 1.059																					
Al Widmar, R (6, 1) ERA: 4.52	3.1 S 14 4 0 0 3 1 0 0 0 0 0 19 23 0.00 1.500																					



Batter	1	2	3	4	5	6	7	8	9	AB	R	H	RBI	BB	SO	LOB	TOP					
Nellie Fox, L OBP: 0.346, SLG: 0.354 (1, 4)	0-0 4-3		0-0 G6-4-3			0-0 5-3		0-3 K		4	0	0	0	0	1	1	Chicago White Sox @ Cleveland Indians Cleveland Municipal Stadium, Cleveland, OH Wed Jul 05 1950, 3:33 AM EDT Att: 23,006 - Unknown livebaseballscorecards.com					
Dave Philley, S OBP: 0.307, SLG: 0.356 (1, 8)	0-0 6-3			0-0 F5		0-0 HR		0-3 K		4	1	1	1	0	1	0						
Mary Rickert, L OBP: 0.281, SLG: 0.304 (1, 9)	0-0 E6 1B			0-0 F5		0-0 4-3		0-0 BB 1B		4	0	2	0	0	0	0						
Gus Zernial, R OBP: 0.350, SLG: 0.500 (1, 7)	0-0 6-3			0-0 1B			0-0 E6 HR	4-0 BB 1B		3	0	1	0	1	0	1						
Eddie Robinson, L OBP: 0.387, SLG: 0.412 (1, 3)		0-0 4-3		0-0 F9			0-0 1-2 HR	0-0 F7		4	1	1	1	0	0	3						
Hank Majeski, R OBP: 0.368, SLG: 0.410 (1, 5)		0-0 4-3			0-3 K		0-0 5-3		0-0 G4-3 1B	4	0	1	0	0	1	0						
Phil Masi, R OBP: 0.388, SLG: 0.435 Gus Niarhos, R OBP: 0.444, SLG: 0.444 (1, 2) (4, 2)		0-0 F2			0-0 F8		0-0 3B 1B	0-0 G4-3 1B	0-0 1-2 1B	1	0	0	0	0	0	0						
Chico Carrasquel, R OBP: 0.383, SLG: 0.370 (1, 6)			0-0 G6-4-3 1B		0-3 K		0-0 1-H 3B	0-0 6-3		4	0	2	1	0	1	0						
Billy Pierce, L OBP: 0.324, SLG: 0.265 Floyd Baker, L OBP: 0.405, SLG: 0.394 Howie Judson, R OBP: 0.143, SLG: 0.286 Luis Aloma, R (7, PH) (7, 1) (7, 1)			0-0 F7			0-0 1-3		0-0 L7		2	0	0	0	0	0	1						
Inning Stats	R: 0 E: 1 K: 0 S: 4	H: 1 LOB: 1 BB: 0 P: 4	R: 0 E: 0 K: 0 S: 3	H: 0 LOB: 0 BB: 0 P: 3	R: 0 E: 0 K: 0 S: 3	H: 1 LOB: 0 BB: 0 P: 3	R: 0 E: 0 K: 2 S: 4	H: 1 LOB: 0 BB: 0 P: 4	R: 0 E: 0 K: 2 S: 7	H: 0 LOB: 0 BB: 0 P: 7	R: 1 E: 0 K: 0 S: 4	H: 1 LOB: 0 BB: 0 P: 4	R: 2 E: 1 K: 0 S: 6	H: 3 LOB: 1 BB: 0 P: 6	R: 0 E: 0 K: 2 S: 8	H: 1 LOB: 2 BB: 1 P: 12		R: 0 E: 0 K: 0 S: 3	H: 1 LOB: 0 BB: 0 P: 3	1B: 6 2B: 0 3B: 1 HR: 2	SF: 0 SAC: 0 DP: 2 HBP: 0	WP: 0 PB: 0 CS: 0
PITCHER Bob Lemon, R ERA: 4.31 (1, 1)	IP: 9.0 WLS: W BF: 35 H: 9 R: 3 ER: 3 SO: 4 BB: 1 IBB: 0 HBP: 0 BLK: 0 WP: 0 HR: 2 S: 42 P: 46 ERA: 3.00 WHIP: 1.111															PITCHER	IP: 9.0 WLS: W BF: 35 H: 9 R: 3 ER: 3 SO: 4 BB: 1 IBB: 0 HBP: 0 BLK: 0 WP: 0 HR: 2 S: 42 P: 46 ERA: 3.00 WHIP: 1.111					

Batter	1	2	3	4	5	6	7	8	9	AB	R	H	RBI	BB	SO	LOB	BOTTOM			
Thurman Tucker, L OBP: 0.366, SLG: 0.297 (1, 9)	0-0 BB 4-3			0-0 4-3		0-0 FC5-4 1B		0-0 F9		4	1	1	1	1	0	2	Chicago White Sox @ Cleveland Indians Cleveland Municipal Stadium, Cleveland, OH Wed Jul 05 1950, 3:33 AM EDT Att: 23,006 - Unknown livebaseballscorecards.com			
Allie Clark, R OBP: 0.250, SLG: 0.349 Dale Mitchell, L OBP: 0.365, SLG: 0.363 (1, 7) (8, PH) (9, 7)	0-0 F8	0-0 1-3		0-3 K		0-0 FC5-4 1B		0-0 4-3		4	0	0	0	0	1	2				
Luke Easter, L OBP: 0.404, SLG: 0.577 (1, 3)	0-0 1B 2B	0-0 F7			0-0 F8		0-0 BB 1B	0-0 4-3		5	2	2	0	0	0	0				
Larry Doby, L OBP: 0.479, SLG: 0.552 (1, 8)	0-0 FC5-4 1B	4-0 BB 1B		0-0 4-3		0-0 F7		0-0 4-3		3	0	1	2	1	0	1				
Al Rosen, R OBP: 0.401, SLG: 0.653 (1, 5)	0-0 FC5-4 BB 1B	0-0 F9			0-0 1B		0-0 BB BB F7 1B	0-0 1B		4	2	2	0	0	0	2				
Ray Boone, R OBP: 0.448, SLG: 0.531 (1, 6)	0-0 1B BB 1B		4-0 BB BB G6-4-3 BB		0-0 F6		4-0 BB BB	0-0 BB		2	1	1	0	2	0	1				
Bobby Avila, R OBP: 0.404, SLG: 0.368 (1, 4)	4-0 BB BB 1B BB	0-0 F4		0-0 G6-4-3		0-0 5-3		4-0 BB BB		2	1	0	1	2	0	1				
Jim Hegan, R OBP: 0.330, SLG: 0.480 (1, 2)	0-0 1B 1B		0-0 G6-4-3		0-0 F4		0-0 1B 1B	0-0 F7		4	1	2	2	0	0	3				
Bob Lemon, L OBP: 0.352, SLG: 0.444 (1, 1)	0-0 1B			0-3 K		0-0 F4		0-0 F9		4	0	1	2	0	1	3				
Inning Stats	R: 5 E: 0 K: 0 S: 8	H: 5 LOB: 2 BB: 2 P: 16	R: 0 E: 0 K: 0 S: 3	H: 0 LOB: 1 BB: 1 P: 7	R: 0 E: 0 K: 0 S: 2	H: 0 LOB: 0 BB: 1 P: 6	R: 0 E: 0 K: 2 S: 7	H: 0 LOB: 0 BB: 0 P: 7	R: 0 E: 0 K: 0 S: 4	H: 1 LOB: 1 BB: 0 P: 4	R: 1 E: 0 K: 0 S: 5	H: 2 LOB: 1 BB: 0 P: 5	R: 2 E: 0 K: 0 S: 5	H: 2 LOB: 2 BB: 2 P: 13	R: 0 E: 0 K: 0 S: 3	H: 0 LOB: 0 BB: 0 P: 3		1B: 9 2B: 1 3B: 0 HR: 0	SF: 0 SAC: 0 DP: 1 HBP: 0	WP: 0 PB: 0 CS: 0
PITCHER Billy Pierce, L ERA: 4.72 Howie Judson, R ERA: 4.38 Luis Aloma, R ERA: 4.55 (1, 1) (7, 1) (7, 1)	IP: 6.0 WLS: L BF: 29 H: 8 R: 6 ER: 6 SO: 2 BB: 4 IBB: 0 HBP: 0 BLK: 0 WP: 0 HR: 0 S: 29 P: 45 ERA: 9.00 WHIP: 2.000															PITCHER	IP: 6.0 WLS: L BF: 29 H: 8 R: 6 ER: 6 SO: 2 BB: 4 IBB: 0 HBP: 0 BLK: 0 WP: 0 HR: 0 S: 29 P: 45 ERA: 9.00 WHIP: 2.000			

Batter	1	2	3	4	5	6	7	8	9	AB	R	H	RBI	BB	SO	LOB	TOP					
Nellie Fox, L OBP: 0.335, SLG: 0.342 (1, 4)										5	0	0	1	0	2	5	Chicago White Sox @ Cleveland Indians Cleveland Municipal Stadium, Cleveland, OH Thu Jul 06 1950, 3:33 AM EDT Att: 13,405 - Unknown livebaseballscorecards.com					
Dave Philley, S OBP: 0.302, SLG: 0.355 (1, 8)										4	0	1	1	1	1	3						
Mary Rickert, L OBP: 0.280, SLG: 0.302 (1, 9)										4	0	1	0	0	0	3						
Gus Zernial, R OBP: 0.349, SLG: 0.496 (1, 7)										4	0	1	0	0	3	1						
Eddie Robinson, L OBP: 0.382, SLG: 0.406 (1, 3)										4	0	0	0	0	2	2						
Hank Majeski, R OBP: 0.366, SLG: 0.405 (1, 5)										3	0	0	0	1	3	2						
Chico Carrasquel, R OBP: 0.381, SLG: 0.365 (1, 6)										3	1	0	0	1	0	3						
Gus Niarhos, R OBP: 0.538, SLG: 0.455 (1, 2)										2	1	1	0	2	0	1						
Ray Scarborough, R OBP: 0.196, SLG: 0.163 (7, PH)										1	0	0	0	1	0	0						
Gordon Godfrey, L OBP: 0.449, SLG: 0.882 (7, PH)										0	0	0	0	1	0	0						
Billy Pierce, L OBP: 0.324, SLG: 0.265 (7, PH)										0	0	0	0	0	0	0						
Mickey Haefer, L OBP: 0.347, SLG: 0.271 (7, PH)										0	0	0	0	0	0	0						
Luis Aloma, R OBP: 0.295, SLG: 0.302 (8, PH)										1	0	0	0	0	0	1						
Inning Stats	R: 0 E: 0 K: 2 S: 7	H: 0 LOB: 1 BB: 1 P: 11	R: 0 E: 0 K: 0 S: 3	H: 0 LOB: 1 BB: 1 P: 7	R: 0 E: 0 K: 2 S: 7	H: 0 LOB: 0 BB: 0 P: 7	R: 0 E: 0 K: 1 S: 5	H: 0 LOB: 0 BB: 0 P: 5	R: 2 E: 0 K: 1 S: 7	H: 2 LOB: 2 BB: 2 P: 15	R: 0 E: 0 K: 3 S: 9	H: 0 LOB: 0 BB: 0 P: 9	R: 0 E: 0 K: 0 S: 3	H: 0 LOB: 2 BB: 0 P: 11	R: 0 E: 0 K: 2 S: 9	H: 2 LOB: 2 BB: 1 P: 9	R: 0 E: 0 K: 0 S: 3	H: 0 LOB: 1 BB: 1 P: 7	1B: 4 2B: 0 3B: 0 HR: 0	SF: 0 SAC: 0 DP: 0 HBP: 0	WP: 0 PB: 0 CS: 0	PA: 38
PITCHER Early Wynn, R ERA: 3.87 (1, 1)	IP: 9.0 WLS: W BF: 38 H: 4 R: 2 ER: 2 SO: 11 BB: 7 IBB: 0 HBP: 0 BLK: 0 WP: 0 HR: 0 S: 53 P: 81 ERA: 2.00 WHIP: 1.222																					

Batter	1	2	3	4	5	6	7	8	9	AB	R	H	RBI	BB	SO	LOB	BOTTOM			
Dale Mitchell, L OBP: 0.365, SLG: 0.367 (1, 7)										5	0	2	1	0	0	1	Chicago White Sox @ Cleveland Indians Cleveland Municipal Stadium, Cleveland, OH Thu Jul 06 1950, 3:33 AM EDT Att: 13,405 - Unknown livebaseballscorecards.com			
Thurman Tucker, L OBP: 0.348, SLG: 0.268 (1, 9)										4	1	0	0	1	0	3				
Luke Easter, L OBP: 0.408, SLG: 0.576 (1, 3)										4	0	2	0	1	0	1				
Larry Doby, L OBP: 0.481, SLG: 0.549 (1, 8)										3	1	1	1	2	1	1				
Al Rosen, R OBP: 0.404, SLG: 0.653 (1, 5)										3	0	1	0	2	0	2				
Ray Boone, R OBP: 0.440, SLG: 0.515 (1, 6)										4	0	0	0	1	1	6				
Bobby Avila, R OBP: 0.409, SLG: 0.359 (1, 4)										2	1	0	1	2	0	0				
Jim Hegan, R OBP: 0.335, SLG: 0.483 (1, 2)										3	1	2	0	0	0	3				
Early Wynn, S OBP: 0.424, SLG: 0.538 (1, 1)										4	1	2	2	0	0	4				
Inning Stats	R: 1 E: 0 K: 0 S: 4	H: 2 LOB: 1 BB: 1 P: 8	R: 0 E: 0 K: 1 S: 6	H: 1 LOB: 0 BB: 0 P: 6	R: 0 E: 0 K: 0 S: 4	H: 1 LOB: 3 BB: 2 P: 12	R: 1 E: 0 K: 0 S: 4	H: 1 LOB: 1 BB: 1 P: 8	R: 0 E: 0 K: 1 S: 5	H: 0 LOB: 0 BB: 0 P: 5	R: 2 E: 0 K: 0 S: 6	H: 3 LOB: 1 BB: 0 P: 6	R: 1 E: 0 K: 0 S: 4	H: 1 LOB: 3 BB: 3 P: 16	R: 0 E: 0 K: 0 S: 4	H: 1 LOB: 3 BB: 2 P: 12		1B: 7 2B: 4 3B: 0 HR: 0	SF: 0 SAC: 1 DP: 1 HBP: 0	WP: 0 PB: 0 CS: 0
PITCHER Ray Scarborough, R ERA: 3.69 (1, 1)	IP: 6.0 WLS: L BF: 29 H: 8 R: 4 ER: 4 SO: 2 BB: 4 IBB: 0 HBP: 0 BLK: 0 WP: 0 HR: 0 S: 29 P: 45 ERA: 6.00 WHIP: 2.000																			
Mickey Haefer, L ERA: 5.46 (7, 1)	0.1 5 1 1 1 0 2 1 0 0 0 0 2 14 27.00 9.000																			
Luis Aloma, R ERA: 4.32 (7, 1)	1.2 8 1 0 0 0 1 1 0 0 0 0 6 14 0.00 1.200																			

Batter	1	2	3	4	5	6	7	8	9	AB	R	H	RBI	BB	SO	LOB	TOP					
Dale Mitchell, L (1, 7) OBP: 0.364, SLG: 0.369	0-0 4-3		0-3 K			0-0 F7 2B		0-0 G3		4	0	1	0	0	1	0	Cleveland Indians @ Detroit Tigers Briggs Stadium, Detroit, MI Fri Jul 07 1950, 4:33 AM EDT Att: 55,145 - Unknown					
Bob Kennedy, R (1, 9) OBP: 0.383, SLG: 0.461	0-0 L6		4-0 BB			0-0 6-3		0-0 F7		3	0	0	0	1	0	1						
Luke Easter, L (1, 3) OBP: 0.402, SLG: 0.566	0-3 K		0-0 1-3			0-0 F7 2-3		0-3 K		4	0	0	0	0	2	2						
Larry Doby, L (1, 8) OBP: 0.478, SLG: 0.544		0-0 4-3		0-0 4-3		0-0 F9			0-0 G6-4-3 1B	4	0	1	0	0	0	1						
Al Rosen, R (1, 5) OBP: 0.402, SLG: 0.651		0-0 F2		0-0 6-3			0-0 BB 2B		0-3 K	4	0	1	0	0	1	1						
Ray Boone, R (1, 6) OBP: 0.436, SLG: 0.504		4-0 HR BB		0-0 1-3			0-0 F4		0-0 G6-4-3 1-2	3	1	0	0	1	0	2						
Joe Gordon, R (1, 4) OBP: 0.307, SLG: 0.353		0-0 HR		0-0 F8		4-0 BB BB				2	1	1	2	1	0	0						
Jim Hegan, R (1, 2) OBP: 0.332, SLG: 0.478		0-3 K		0-0 F9		4-0 BB BB				2	0	0	0	0	1	0						
Alie Clark, R (7, PH) OBP: 0.256, SLG: 0.349				0-0 F9						0	0	0	0	1	0	0						
Bobby Avila, R (7, PR) OBP: 0.409, SLG: 0.359				0-0 K						0	0	0	0	0	0	0						
Ray Murray, R (7, 2) OBP: 0.364, SLG: 0.450										0	0	0	0	0	0	0						
Bob Feller, R (1, 1) OBP: 0.122, SLG: 0.132				0-0 F6		0-3 K				2	0	0	0	0	1	0						
Lou Boudreau, R (7, PH) OBP: 0.346, SLG: 0.352										1	0	0	0	0	0	3						
Al Benton, R (7, 1) OBP: 0.500, SLG: 0.333										0	0	0	0	0	0	0						
Inning Stats	R: 0 E: 0 K: 1 S: 5	H: 0 LOB: 0 BB: 0 P: 5	R: 2 E: 0 K: 1 S: 6	H: 1 LOB: 0 BB: 1 P: 10	R: 0 E: 0 K: 1 S: 5	H: 0 LOB: 1 BB: 1 P: 9	R: 0 E: 0 K: 0 S: 3	H: 0 LOB: 0 BB: 0 P: 3	R: 0 E: 0 K: 1 S: 5	H: 0 LOB: 0 BB: 0 P: 5	R: 0 E: 0 K: 0 S: 4	H: 1 LOB: 1 BB: 0 P: 4	R: 0 E: 0 K: 0 S: 3	H: 1 LOB: 3 BB: 2 P: 11	R: 0 E: 0 K: 1 S: 5	H: 0 LOB: 0 BB: 0 P: 5	R: 0 E: 0 K: 1 S: 5	H: 1 LOB: 0 BB: 0 P: 5	1B: 1 2B: 2 3B: 0 HR: 1	SF: 0 SAC: 0 DP: 2 HBP: 0	WP: 0 PB: 0 SB: 0 CS: 0	PA: 33
PITCHER Ted Gray, L (1, 1) ERA: 3.75	IP: 9.0 WLS: W BF: 33 H: 4 R: 2 ER: 2 SO: 6 BB: 4 IBB: 0 HBP: 0 BLK: 0 WP: 0 HR: 1 S: 41 P: 57 ERA: 2.00 WHIP: 0.889															PITCHER	IP: 9.0 WLS: W BF: 33 H: 4 R: 2 ER: 2 SO: 6 BB: 4 IBB: 0 HBP: 0 BLK: 0 WP: 0 HR: 1 S: 41 P: 57 ERA: 2.00 WHIP: 0.889					

Batter	1	2	3	4	5	6	7	8	9	AB	R	H	RBI	BB	SO	LOB	BOTTOM			
Johnny Lipon, R (1, 6) OBP: 0.384, SLG: 0.374	4-0 HR BB	0-0 F8		0-0 G3		0-0 5-3		0-0 F7		4	1	0	0	1	0	2	Cleveland Indians @ Detroit Tigers Briggs Stadium, Detroit, MI Fri Jul 07 1950, 4:33 AM EDT Att: 55,145 - Unknown			
Jerry Priddy, R (1, 4) OBP: 0.377, SLG: 0.398	0-0 HR	0-0 FC5-4 1B		4-0 BB		0-3 K				3	1	2	2	1	1	0				
George Kell, R (1, 5) OBP: 0.443, SLG: 0.525	0-0 1B	0-0 FC5-4 1-2		0-0 1B		1-2 2-3 1B		0-0 F7		4	1	2	0	0	0	1				
Vic Wertz, L (1, 9) OBP: 0.373, SLG: 0.521	0-0 F2	0-0 F8		0-0 F8		0-0 G3		0-0 G3		4	0	0	0	0	0	5				
Hoot Evers, R (1, 7) OBP: 0.412, SLG: 0.659	0-0 F4		0-0 F8		0-0 HR		4-0 FC6 BB			3	1	1	1	1	0	1				
Johnny Groth, R (1, 8) OBP: 0.392, SLG: 0.471	4-0 1B BB		0-0 4-3		0-3 K		0-0 FC6 1-2			3	1	0	0	1	1	1				
Aaron Robinson, L (1, 2) OBP: 0.454, SLG: 0.462	0-0 1B		0-0 F6		0-0 F8		0-0 F8		0-0 F8	4	0	1	1	0	0	0				
Don Kolloway, R (1, 3) OBP: 0.301, SLG: 0.433	0-0 1B			0-0 1B SH1-4		0-0 F8		0-0 SH3-4 1B		4	0	3	1	0	0	0				
Ted Gray, S (1, 1) OBP: 0.244, SLG: 0.189	0-0 1-3			0-0 SH1-4		0-0 F8		0-0 SH3-4		2	0	0	0	0	0	2				
Inning Stats	R: 4 E: 0 K: 0 S: 7	H: 4 LOB: 2 BB: 2 P: 15	R: 0 E: 0 K: 0 S: 4	H: 1 LOB: 0 BB: 0 P: 4	R: 0 E: 0 K: 0 S: 3	H: 0 LOB: 0 BB: 0 P: 3	R: 0 E: 0 K: 0 S: 5	H: 2 LOB: 3 BB: 1 P: 9	R: 1 E: 0 K: 1 S: 6	H: 1 LOB: 0 BB: 0 P: 6	R: 0 E: 0 K: 1 S: 5	H: 0 LOB: 0 BB: 1 P: 7	R: 0 E: 0 K: 0 S: 4	H: 1 LOB: 1 BB: 0 P: 4	R: 0 E: 0 K: 0 S: 4	H: 1 LOB: 0 BB: 0 P: 4		1B: 7 2B: 0 3B: 0 HR: 2	SF: 0 SAC: 2 DP: 0 HBP: 0	WP: 0 PB: 0 SB: 1 CS: 0
PITCHER Bob Feller, R (1, 1) ERA: 3.88	IP: 6.0 WLS: L BF: 29 H: 8 R: 5 ER: 5 SO: 2 BB: 3 IBB: 0 HBP: 0 BLK: 0 WP: 0 HR: 2 S: 30 P: 42 ERA: 7.50 WHIP: 1.833															PITCHER Al Benton, R (7, 1) ERA: 4.3	IP: 2.0 WLS: L BF: 8 H: 1 R: 0 ER: 0 SO: 0 BB: 1 IBB: 0 HBP: 0 BLK: 0 WP: 0 HR: 0 S: 7 P: 11 ERA: 0.00 WHIP: 1.000			

Batter	1	2	3	4	5	6	7	8	9	AB	R	H	RBI	BB	SO	LOB	TOP				
Dale Mitchell, L (1, 7) OBP: 0.361, SLG: 0.364	0-0 1-3	0-0 4-3		0-0 F7			0-0 E6 SH2-4 1B		4-0 BB	4	1	0	0	1	0	1	Cleveland Indians @ Detroit Tigers Briggs Stadium, Detroit, MI Sat Jul 08 1950, 4:33 AM EDT Att: 33,239 - Unknown				
Bob Kennedy, R (1, 9) OBP: 0.383, SLG: 0.457	4-0 BB BB		0-0 3-1		0-0 F7		0-0 SH2-4		0-0 F8	2	0	0	0	1	0	0					
Thurman Tucker, L (9, PH) OBP: 0.340, SLG: 0.262							2-3			1	0	0	0	0	0	1					
Luke Easter, L (1, 3) OBP: 0.402, SLG: 0.575	0-0 F7		0-0		0-0		0-0		0-3 K	5	1	2	2	0	1	2					
Larry Doby, L (1, 8) OBP: 0.483, SLG: 0.556	4-0 BB BB		0-0		0-0		3-H 4-0 1B		0-3 K	2	1	1	1	3	1	1					
Al Rosen, R (1, 5) OBP: 0.400, SLG: 0.644	4-0 BB BB		0-0		0-0		0-0 FC5-4 BB		0-0 K	3	0	0	0	1	0	3					
Ray Boone, R (1, 6) OBP: 0.431, SLG: 0.496	0-0 5-3		0-0		0-0		0-0 G6-4-3 BB			4	0	1	0	0	0	3					
Joe Gordon, R (1, 4) OBP: 0.315, SLG: 0.377		0-0		0-0		0-0	0-0 FC6-4 1B		0-0 F3	4	1	3	1	0	0	1					
Jim Hegan, R (1, 2) OBP: 0.328, SLG: 0.471		0-3 K		0-0		0-0	0-0 F8		0-0 F5	3	0	0	0	0	1	2					
Bob Lemon, L (8, PH) OBP: 0.347, SLG: 0.438				0-0		0-0	0-0 F8			1	0	0	0	0	0	1					
Ray Murray, R (8, 2) OBP: 0.364, SLG: 0.450										0	0	0	0	0	0	0					
Steve Gromek, S (1, 1) OBP: 0.208, SLG: 0.174		0-0		0-0		0-0	0-0 FC6-4		0-0 FC6-4	3	0	0	0	0	1	2					
Jesse Flores, R (7, 1)				0-3 K2-3						0	0	0	0	0	0	0					
Allie Clark, R (8, PH) OBP: 0.256, SLG: 0.345							0-0 FC6-4		0-0 FC6-4	0	0	0	0	0	0	1					
Marino Pieretti, R (8, 1) OBP: 0.250, SLG: 0.250							1-2		1-2	0	0	0	0	0	0	0					
Inning Stats	R: 0 E: 0 K: 0 S: 3	H: 0 LOB: 3 BB: 3 P: 15	R: 0 E: 0 K: 1 S: 6	H: 1 LOB: 1 BB: 0 P: 6	R: 2 E: 0 K: 0 S: 5	H: 2 LOB: 0 BB: 0 P: 5	R: 1 E: 0 K: 1 S: 6	H: 1 LOB: 0 BB: 0 P: 6	R: 0 E: 0 K: 0 S: 3	H: 0 LOB: 1 BB: 1 P: 7	R: 0 E: 0 K: 0 S: 4	H: 1 LOB: 1 BB: 0 P: 4	R: 1 E: 1 K: 0 S: 4	H: 1 LOB: 1 BB: 1 P: 8	R: 0 E: 0 K: 0 S: 4	H: 1 LOB: 1 BB: 0 P: 4	R: 0 E: 0 K: 2 S: 7	H: 0 LOB: 1 BB: 1 P: 11	1B: 4 2B: 0 3B: 0 HR: 3	SF: 0 SAC: 1 DP: 1 HBP: 0	WP: 0 PA: 40 PB: 0 SB: 0 CS: 0
PITCHER	IP WLS BF H R ER SO BB IBB HBP BLK WP HR S P ERA WHIP																				
Hal Newhouser, L (1, 1) ERA: 5.03	7.0 W 32 6 4 3 2 5 0 0 0 0 0 3 31 51 3.86 1.571																				
Dizzy Trout, R (8, 1) ERA: 5.37	2.0 S 8 1 0 0 2 1 0 0 0 0 0 0 11 15 0.00 1.000																				

Batter	1	2	3	4	5	6	7	8	9	AB	R	H	RBI	BB	SO	LOB	BOTTOM		
Johnny Lipon, R (1, 6) OBP: 0.389, SLG: 0.375	0-0 F6		4-0 1-2 BB			4-0 1B	0-0 E3 2B			2	1	1	1	2	0	0	Cleveland Indians @ Detroit Tigers Briggs Stadium, Detroit, MI Sat Jul 08 1950, 4:33 AM EDT Att: 33,239 - Unknown		
Jerry Priddy, R (1, 4) OBP: 0.375, SLG: 0.393	0-0 5-3		0-3 K			0-0 F9	0-0 5-3			4	0	0	0	0	1	4			
George Kell, R (1, 5) OBP: 0.444, SLG: 0.528	0-0 5-3				0-0 F9		0-0			4	0	2	1	0	0	0			
Vic Wertz, L (1, 9) OBP: 0.375, SLG: 0.518		0-0 F8		4-0 G6-4-3 BB		0-0 F2	4-0 2B			2	0	0	0	2	0	2			
Hoot Evers, R (1, 7) OBP: 0.410, SLG: 0.656		0-0 F7		0-0 G6-4-3		1-2 1B	2-H 2B			4	1	1	0	0	0	3			
Johnny Groth, R (1, 8) OBP: 0.393, SLG: 0.475		0-0 4-3			0-0 6-3		0-0 1B	0-0 BB	0-0 BB	4	1	2	1	0	0	0			
Aaron Robinson, L (1, 2) OBP: 0.449, SLG: 0.456			0-3 K		0-0 F3		0-0 BB	4-0 BB	0-0 BB	2	0	0	0	0	1	0			
Bob Swift, R (6, 2) OBP: 0.328, SLG: 0.245							2-H 1B	1-2 BB		1	1	1	1	1	0	0			
Don Kolloway, R (1, 3) OBP: 0.293, SLG: 0.421			0-3 K		0-0 6-3		0-0 F4	0-0 F8		4	0	0	0	0	1	3			
Hal Newhouser, L (1, 1) OBP: 0.273, SLG: 0.233			4-0 BB			0-3 K	4-0 1B	0-0 BB	0-0 FC5-4-2	1	0	0	0	1	1	0			
Charlie Keller, L (7, PH) OBP: 0.471, SLG: 0.300							1-2 E			0	1	0	0	1	0	0			
Dizzy Trout, R (8, 1) OBP: 0.304, SLG: 0.350							1-2 E	1-2 2-H		1	0	0	0	0	0	2			
Inning Stats	R: 0 E: 0 K: 0 S: 3	H: 0 LOB: 0 BB: 0 P: 3	R: 0 E: 0 K: 0 S: 3	H: 0 LOB: 0 BB: 0 P: 3	R: 0 E: 0 K: 3 S: 9	H: 0 LOB: 2 BB: 2 P: 17	R: 0 E: 0 K: 0 S: 2	H: 0 LOB: 0 BB: 1 P: 6	R: 0 E: 0 K: 0 S: 3	H: 0 LOB: 0 BB: 0 P: 3	R: 0 E: 0 K: 1 S: 6	H: 1 LOB: 2 BB: 1 P: 10	R: 5 E: 1 K: 0 S: 8	H: 5 LOB: 2 BB: 2 P: 16	R: 0 E: 0 K: 0 S: 3	H: 1 LOB: 1 BB: 1 P: 7	1B: 4 2B: 4 3B: 0 HR: 0	SF: 0 SAC: 0 DP: 2 HBP: 0	WP: 0 PA: 36 PB: 0 SB: 0 CS: 0
PITCHER	IP WLS BF H R ER SO BB IBB HBP BLK WP HR S P ERA WHIP																		
Steve Gromek, R (1, 1) ERA: 4.4	6.1 L 28 5 5 4 4 0 0 0 0 0 0 0 31 51 5.68 1.579																		
Jesse Flores, R (7, 1) ERA: 4.67	0.2 4 1 0 0 0 0 1 0 0 0 0 0 3 7 0.00 1.500																		
Marino Pieretti, R (8, 1) ERA: 3.45	1.0 4 1 0 0 0 0 1 0 0 0 0 0 0 3 7 0.00 2.000																		

Batter	1	2	3	4	5	6	7	8	9	AB	R	H	RBI	BB	SO	LOB	TOP					
Dale Mitchell, L (1, 7) OBP: 0.363, SLG: 0.364	0-0 4-3	0-0 1B 1B		0-0 SH5-3		0-0 6-3	4-0 BB			3	1	1	0	1	0	1	Cleveland Indians @ Detroit Tigers Briggs Stadium, Detroit, MI Sun Jul 09 1950, 4:33 AM EDT Unknown					
Bob Kennedy, R (1, 9) OBP: 0.397, SLG: 0.460	0-0 BB BB	0-0 1B 1B		0-0 F4		0-0 1B 1B	0-0 F5			5	1	3	1	0	0	2						
Luke Easter, L (1, 3) OBP: 0.409, SLG: 0.578	0-0 F7	0-0 1B 1B		4-0 BB		0-0 1B 1B		0-0 G4-6-3 1B		4	1	3	1	1	0	1						
Larry Doby, L (1, 8) OBP: 0.479, SLG: 0.547	4-0 BB E BB	0-0 F5		0-0 4-3		0-0 FC3-2-5 1B		0-0 G4-6-3 1B		4	0	0	0	1	0	7						
Al Rosen, R (1, 5) OBP: 0.403, SLG: 0.641	4-0 BB BB	0-0 F8			4-0 CS BB	0-0 1B 1B		0-0 5-3		3	0	1	1	2	0	2						
Ray Boone, R (1, 6) OBP: 0.436, SLG: 0.490	4-0 1-2 2-3 3-H BB		4-0 BB		4-0 FC6-4 BB	0-0 F3			0-0 F7	2	0	0	1	3	0	2						
Joe Gordon, R (1, 4) Bobby Avila, R (7, PR) OBP: 0.404, SLG: 0.354	0-3 K		0-0 3		0-3 K		0-0 4-3 SH3-4 S 1B		0-0 6-3	4	0	1	0	0	2	5						
Jim Hegan, R (1, 2) OBP: 0.326, SLG: 0.481		0-0 HR	0-0 F2		0-0 FC6-4		0-0 SH3-4		0-3 K	4	1	1	1	0	1	1						
Bob Lemon, L (1, 1) OBP: 0.355, SLG: 0.441		0-0 G3		0-0 SH5-3 1B		0-0 6-3 E 1B 1B				4	1	2	0	0	0	2						
Inning Stats	R: 1 E: 1 K: 1 S: 6	H: 1 LOB: 3 BB: 3 P: 18	R: 2 E: 0 K: 0 S: 7	H: 4 LOB: 2 BB: 0 P: 7	R: 0 E: 0 K: 0 S: 2	H: 0 LOB: 0 BB: 1 P: 6	R: 0 E: 0 K: 0 S: 4	H: 1 LOB: 2 BB: 1 P: 8	R: 0 E: 0 K: 1 S: 4	H: 0 LOB: 1 BB: 2 P: 12	R: 2 E: 1 K: 0 S: 7	H: 4 LOB: 2 BB: 0 P: 7	R: 1 E: 0 K: 0 S: 4	H: 1 LOB: 1 BB: 1 P: 8	R: 0 E: 0 K: 0 S: 3	H: 1 LOB: 0 BB: 0 P: 3	R: 0 E: 0 K: 1 S: 5	H: 0 LOB: 0 BB: 0 P: 5	1B: 11 2B: 1 3B: 0 HR: 1	SF: 0 SAC: 2 DP: 2 HBP: 0	WP: 0 PB: 0 SB: 1 CS: 1	PA: 44
PITCHER	IP WLS BF H R ER SO BB IBB HBP BLK WP HR S P ERA WHIP	5.2 L 32 10 5 5 2 7 0 0 0 0 1 29 57 7.94 3.000	1.1 6 1 1 1 0 1 0 0 0 0 0 0 5 9 6.75 1.500	2.0 6 1 0 0 1 0 0 0 0 0 0 0 8 8 0.00 0.500	PITCHER										IP WLS BF H R ER SO BB IBB HBP BLK WP HR S P ERA WHIP							
Art Houtteman, R (1, 1) ERA: 3.21	PITCHER										IP WLS BF H R ER SO BB IBB HBP BLK WP HR S P ERA WHIP											
Paul Calvert, R (6, 1) ERA: 3.93	PITCHER										IP WLS BF H R ER SO BB IBB HBP BLK WP HR S P ERA WHIP											
Hal White, R (8, 1) ERA: 6.13	PITCHER										IP WLS BF H R ER SO BB IBB HBP BLK WP HR S P ERA WHIP											

AB 34
R 6
H 12
RBI 5
BB 8
SO 3
LOB 23



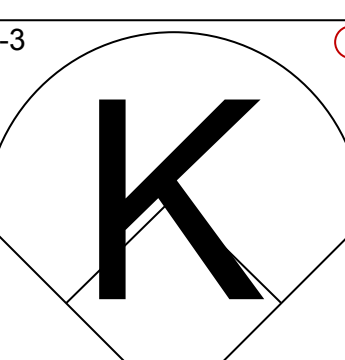
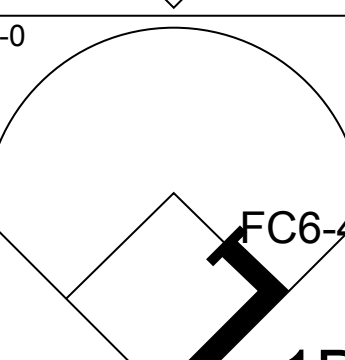
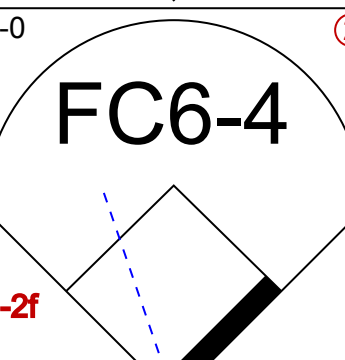
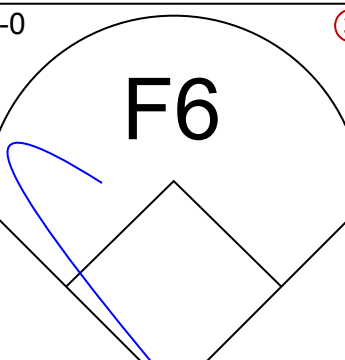

Batter	1	2	3	4	5	6	7	8	9	AB	R	H	RBI	BB	SO	LOB	BOTTOM					
Johnny Lipon, R (1, 6) OBP: 0.384, SLG: 0.370	0-0 3-1		0-0 F9			0-0 F7	0-0 F7			4	0	0	0	0	0	2	Cleveland Indians @ Detroit Tigers Briggs Stadium, Detroit, MI Sun Jul 09 1950, 4:33 AM EDT Unknown					
Jerry Priddy, R (1, 4) OBP: 0.371, SLG: 0.401	0-0 L4		0-0 F3			0-0 HR		0-3 K		4	1	1	1	0	1	0						
George Kell, R (1, 5) OBP: 0.442, SLG: 0.525	0-0 1-3			0-0 F6		0-3 K		0-0 G4-6-3 1B		4	0	1	0	0	1	0						
Vic Wertz, L (1, 9) OBP: 0.371, SLG: 0.511		0-3 K		0-0 4-3		0-3 K		0-0 G4-6-3 1B		4	0	0	0	0	2	1						
Hoot Evers, R (1, 7) OBP: 0.411, SLG: 0.651		4-0 G3 BB BB		0-0 5-3		4-0 1B 1B BB			0-0 F2	2	1	0	0	2	0	0						
Johnny Groth, R (1, 8) OBP: 0.394, SLG: 0.473		4-0 G3 1-2 BB			0-0 6-3	0-0 F8			0-0 2B 1B	3	0	1	0	1	0	1						
Aaron Robinson, L (1, 2) OBP: 0.445, SLG: 0.451		0-0 G3 1-2 2-3			0-0 F9	0-0 1B 1-3 1B			0-3 K	4	0	1	0	0	1	3						
Don Kolloway, R (1, 3) OBP: 0.305, SLG: 0.436		0-3 K			0-0 1B	0-0 1B 1-2 1B			0-0 2B	4	0	3	1	0	1	2						
Art Houtteman, R (1, 1) OBP: 0.216, SLG: 0.191	PITCHER										IP WLS BF H R ER SO BB IBB HBP BLK WP HR S P ERA WHIP											
Paul Calvert, R (6, 1)	PITCHER										IP WLS BF H R ER SO BB IBB HBP BLK WP HR S P ERA WHIP											
Charlie Keller, L (7, PH) OBP: 0.444, SLG: 0.273	PITCHER										IP WLS BF H R ER SO BB IBB HBP BLK WP HR S P ERA WHIP											
Hal White, R (8, 1) OBP: 0.091, SLG: 0.091	PITCHER										IP WLS BF H R ER SO BB IBB HBP BLK WP HR S P ERA WHIP											
Pat Mullin, L (9, PH) OBP: 0.231, SLG: 0.196	PITCHER										IP WLS BF H R ER SO BB IBB HBP BLK WP HR S P ERA WHIP											
Inning Stats	R: 0 E: 0 K: 0 S: 3	H: 0 LOB: 0 BB: 0 P: 3	R: 0 E: 0 K: 2 S: 7	H: 0 LOB: 2 BB: 2 P: 15	R: 0 E: 0 K: 0 S: 3	H: 0 LOB: 0 BB: 0 P: 3	R: 0 E: 0 K: 0 S: 3	H: 0 LOB: 0 BB: 0 P: 3	R: 0 E: 0 K: 1 S: 6	H: 1 LOB: 1 BB: 0 P: 6	R: 1 E: 0 K: 2 S: 8	H: 1 LOB: 0 BB: 0 P: 8	R: 1 E: 0 K: 0 S: 5	H: 2 LOB: 2 BB: 1 P: 9	R: 0 E: 0 K: 1 S: 5	H: 1 LOB: 0 BB: 0 P: 5	R: 0 E: 0 K: 1 S: 7	H: 2 LOB: 2 BB: 0 P: 7	1B: 5 2B: 1 3B: 0 HR: 1	SF: 0 SAC: 0 DP: 1 HBP: 0	WP: 0 PB: 0 SB: 0 CS: 0	PA: 36
PITCHER	IP WLS BF H R ER SO BB IBB HBP BLK WP HR S P ERA WHIP	9.0 W 36 7 2 2 7 3 0 0 0 0 1 47 59 2.00 1.111	PITCHER										IP WLS BF H R ER SO BB IBB HBP BLK WP HR S P ERA WHIP									
Bob Lemon, R (1, 1) ERA: 4.17	PITCHER										IP WLS BF H R ER SO BB IBB HBP BLK WP HR S P ERA WHIP											

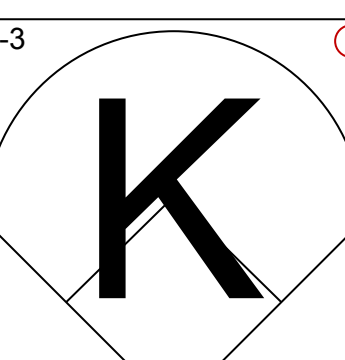
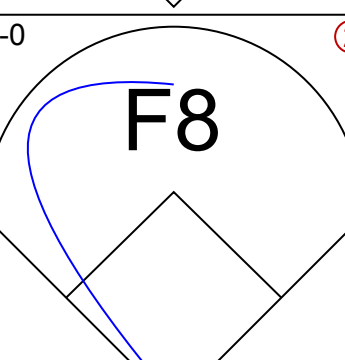
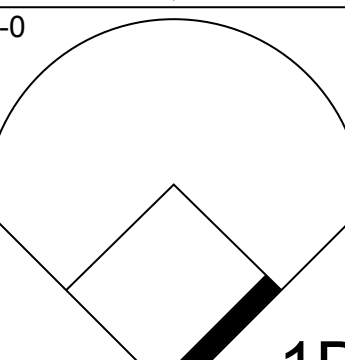
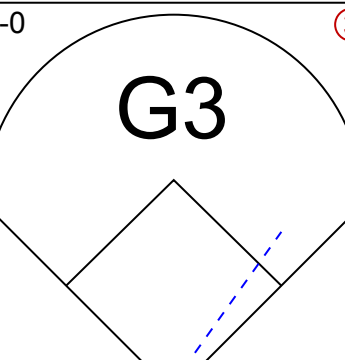


AB 33
R 2
H 7
RBI 2
BB 3
SO 7
LOB 14



Batter	1	2	3	4	5	6	7	8	9	AB	R	H	RBI	BB	SO	LOB	TOP		
Dale Mitchell, L (1, 7) OBP: 0.367, SLG: 0.368										5	2	3	0	0	0	0	Cleveland Indians @ Detroit Tigers Briggs Stadium, Detroit, MI Sun Jul 09 1950, 4:38 AM EDT Att: 54,299 - Unknown		
Bob Kennedy, R (1, 9) OBP: 0.388, SLG: 0.456										4	1	1	0	1	0	1			
Luke Easter, L (1, 3) OBP: 0.409, SLG: 0.573										4	1	1	1	0	0	3			
Larry Doby, L (1, 8) OBP: 0.477, SLG: 0.544										5	1	2	2	0	0	3			
Al Rosen, R (1, 5) OBP: 0.404, SLG: 0.639										4	0	2	0	0	0	1			
Ray Boone, R (1, 6) OBP: 0.438, SLG: 0.497										4	0	2	1	0	0	0			
Joe Gordon, R (1, 4) OBP: 0.308, SLG: 0.367										4	0	0	0	0	1	4			
Jim Hegan, R (1, 2) OBP: 0.325, SLG: 0.477										4	0	1	0	0	0	4			
Mike Garcia, R (1, 1) OBP: 0.250, SLG: 0.306										1	0	0	0	0	0	0			
Lou Boudreau, R (5, PH) OBP: 0.344, SLG: 0.350										1	0	0	0	0	0	2			
Early Wynn, S (5, 1) OBP: 0.400, SLG: 0.500										2	0	0	0	0	0	1			
Inning Stats	R: 0 E: 0 K: 0 S: 3	H: 1 LOB: 1 BB: 1 P: 7	R: 0 E: 0 K: 0 S: 3	H: 0 LOB: 0 BB: 0 P: 3	R: 0 E: 0 K: 0 S: 3	H: 0 LOB: 0 BB: 0 P: 3	R: 0 E: 0 K: 0 S: 5	H: 2 LOB: 2 BB: 0 P: 5	R: 3 E: 1 K: 0 S: 8	H: 5 LOB: 2 BB: 0 P: 8	R: 2 E: 0 K: 0 S: 6	H: 3 LOB: 1 BB: 0 P: 6	R: 0 E: 0 K: 1 S: 6	H: 1 LOB: 1 BB: 0 P: 6	R: 0 E: 0 K: 0 S: 3	H: 0 LOB: 1 BB: 0 P: 4	1B: 11 2B: 1 3B: 0 HR: 0	SF: 0 SAC: 0 DP: 1 HBP: 1	WP: 0 PA: 40
PITCHER	IP WLS BF H R ER SO BB IBB HBP BLK WP HR S P ERA WHIP																		
Saul Rogovin, R (1, 1) ERA: 4.5	5.1 L 23 7 3 3 0 1 0 0 0 0 0 22 26 5.06 1.500																		
Fred Hutchinson, R (6, 1) ERA: 4.93	3.2 17 5 2 2 1 0 0 1 0 0 0 18 19 4.91 1.364																		

Batter	1	2	3	4	5	6	7	8	9	AB	R	H	RBI	BB	SO	LOB	BOTTOM		
Johnny Lipon, R (1, 6) OBP: 0.380, SLG: 0.365										4	0	0	0	0	0	3	Cleveland Indians @ Detroit Tigers Briggs Stadium, Detroit, MI Sun Jul 09 1950, 4:38 AM EDT Att: 54,299 - Unknown		
Jerry Priddy, R (1, 4) OBP: 0.375, SLG: 0.400										3	1	1	0	1	1	0			
George Kell, R (1, 5) OBP: 0.436, SLG: 0.518										4	0	0	0	0	0	2			
Vic Wertz, L (1, 9) OBP: 0.369, SLG: 0.508										4	0	1	1	0	0	1			
Hoot Evers, R (1, 7) OBP: 0.412, SLG: 0.648										3	0	1	0	1	1	0			
Johnny Groth, R (1, 8) OBP: 0.390, SLG: 0.467										4	0	0	0	0	1	4			
Don Kolloway, R (1, 3) OBP: 0.304, SLG: 0.431										4	1	1	0	0	0	0			
Bob Swift, R (1, 2) OBP: 0.344, SLG: 0.255										2	0	1	0	1	0	0			
Pat Mullin, L (9, PH) OBP: 0.226, SLG: 0.191										1	0	0	0	0	1	0			
Saul Rogovin, R (1, 1) OBP: 0.111, SLG: 0.111										2	0	1	1	0	0	1			
Fred Hutchinson, L (6, 1) OBP: 0.368, SLG: 0.373										1	0	0	0	0	0	0			
Charlie Keller, L (9, PH) OBP: 0.421, SLG: 0.250										1	0	0	0	0	0	0			
Inning Stats	R: 1 E: 0 K: 1 S: 8	H: 3 LOB: 2 BB: 0 P: 8	R: 0 E: 0 K: 0 S: 4	H: 1 LOB: 1 BB: 0 P: 4	R: 0 E: 0 K: 0 S: 3	H: 0 LOB: 0 BB: 0 P: 3	R: 1 E: 0 K: 0 S: 5	H: 2 LOB: 2 BB: 1 P: 9	R: 0 E: 0 K: 0 S: 3	H: 0 LOB: 2 BB: 2 P: 11	R: 0 E: 0 K: 1 S: 5	H: 0 LOB: 0 BB: 0 P: 5	R: 0 E: 0 K: 1 S: 5	H: 0 LOB: 0 BB: 0 P: 5	R: 0 E: 0 K: 1 S: 5	H: 0 LOB: 0 BB: 0 P: 5	1B: 6 2B: 0 3B: 0 HR: 0	SF: 0 SAC: 0 DP: 0 HBP: 0	WP: 1 PA: 36
PITCHER	IP WLS BF H R ER SO BB IBB HBP BLK WP HR S P ERA WHIP																		
Mike Garcia, R (1, 1) ERA: 4.1	4.0 W 19 6 2 2 1 1 0 0 0 0 0 20 24 4.50 1.750																		
Early Wynn, R (5, 1) ERA: 3.66	5.0 W 17 0 0 0 3 2 0 0 0 0 0 0 21 29 0.00 0.400																		

Batter	1	2	3	4	5	6	7	8	9	10	AB	R	H	RBI	BB	SO	LOB	TOP					
Dale Mitchell, L OBP: 0.374, SLG: 0.371 (1, 7)			3-1		SH1-4 1B BB		1B SH1-3 1B		FC5-6 1B		4	1	2	0	1	1	0	Cleveland Indians @ New York Yankees Yankee Stadium, Bronx, NY Sat Jul 15 1950, 3:33 AM EDT Att: 26,124 - Unknown					
Bob Kennedy, R OBP: 0.364, SLG: 0.450 (1, 9)			F3		SH1-4		SH1-3		FC5-6		3	0	1	0	0	0	1						
Luke Easter, L OBP: 0.408, SLG: 0.563 (1, 3)			K		F3		1B		F8		5	0	1	0	0	1	3						
Al Rosen, R OBP: 0.402, SLG: 0.627 (1, 5)					6-3		F5		F7		5	0	1	1	0	0	4						
Larry Doby, L OBP: 0.472, SLG: 0.533 (1, 8)					G3		F8				5	0	2	0	0	0	3						
Ray Boone, R OBP: 0.438, SLG: 0.484 (1, 6)					G3		F9																
Joe Gordon, R OBP: 0.316, SLG: 0.369 (1, 4)					2B 3B BB		F8		5-3		3	1	0	0	1	0	1						
Jim Hegan, R OBP: 0.333, SLG: 0.489 (1, 2)					2B		E5 FC5-4		6-3		4	1	1	0	1	0	1						
Bob Feller, R OBP: 0.111, SLG: 0.119 Lou Boudreau, R OBP: 0.342, SLG: 0.347 Early Wynn, S OBP: 0.400, SLG: 0.500 (10, PH)					2B 3B		FC5-4 1-2		6-3		5	0	3	2	0	0	3						
					3B		F8		6-3		4	0	0	0	0	2	5						
					K						1	0	0	0	0	0	2						
					K						0	0	0	0	0	0	0						
Inning Stats	R: 0 E: 0 K: 1 S: 6	H: 1 LOB: 1 BB: 0 P: 6	R: 0 E: 0 K: 1 S: 7	H: 2 LOB: 2 BB: 0 P: 7	R: 0 E: 0 K: 1 S: 5	H: 0 LOB: 0 BB: 5 P: 5	R: 2 E: 0 K: 1 S: 7	H: 2 LOB: 1 BB: 1 P: 11	R: 1 E: 0 K: 0 S: 4	H: 1 LOB: 1 BB: 0 P: 4	R: 0 E: 0 K: 0 S: 5	H: 2 LOB: 2 BB: 0 P: 5	R: 0 E: 0 K: 0 S: 4	H: 1 LOB: 1 BB: 0 P: 4	R: 0 E: 0 K: 0 S: 4	H: 1 LOB: 0 BB: 0 P: 4	R: 0 E: 0 K: 0 S: 4	H: 1 LOB: 2 BB: 1 P: 8	R: 0 E: 0 K: 0 S: 3	H: 1 LOB: 2 BB: 1 P: 8	1B: 8 2B: 2 3B: 1 HR: 0	SF: 0 SAC: 3 DP: 0 HBP: 0	WP: 0 PA: 45
PITCHER Ed Lopat, L ERA: 3.65 (1, 1)	IP: 10.0 WLS: 7 BF: 45 H: 11 R: 3 ER: 3 SO: 4 BB: 3 IBB: 0 HBP: 0 BLK: 0 WP: 0 HR: 0 S: 50 P: 62 ERA: 2.70 WHIP: 1.400																						

Batter	1	2	3	4	5	6	7	8	9	10	AB	R	H	RBI	BB	SO	LOB	BOTTOM			
Gene Woodling, L OBP: 0.408, SLG: 0.430 (1, 7)		4-3		FC6 1-2		K		HBP BB		1B 1B	5	0	1	0	1	2	4	Cleveland Indians @ New York Yankees Yankee Stadium, Bronx, NY Sat Jul 15 1950, 3:33 AM EDT Att: 26,124 - Unknown			
Phil Rizzuto, R OBP: 0.418, SLG: 0.426 (1, 6)			6-3		SH 2B		F8		F8		5	0	2	1	0	0	0				
Cliff Mapes, L OBP: 0.374, SLG: 0.467 (1, 8)			G3		SH 2B		F8		F6		3	0	1	0	1	0	3				
Tommy Henrich, L OBP: 0.417, SLG: 0.660 (1, 3)			BB		FC3-2-5-2 1B		F9		F9		4	1	0	0	1	0	4				
Bobby Brown, L OBP: 0.319, SLG: 0.333 (1, 5)		1B 2B	F8		1B		F9		4-3		5	1	3	1	0	0	1				
Jackie Jensen, R OBP: 0.216, SLG: 0.152 (1, 9)		WP FC5-6 1B		1-3	L9		F9		F7		5	1	1	1	0	0	3				
Jerry Coleman, R OBP: 0.374, SLG: 0.390 (1, 4)		FC5-6 WP BB	F8		F8		F9		G3		4	0	1	0	1	0	0				
Charles Silvera, R OBP: 0.158, SLG: 0.111 Yogi Berra, L OBP: 0.373, SLG: 0.470 Ralph Houk, R OBP: 0.250, SLG: 0.500 (8, PH)				1B		6-3		F7		F5	3	0	1	1	0	0	1				
Ed Lopat, L OBP: 0.426, SLG: 0.364 Billy Martin, R OBP: 0.455, SLG: 0.500 (10, PR)				1B		6-3		SH5-3 1B		1B 1B	1	0	0	0	0	0	0				
				1B		BB					3	0	2	0	1	0	1				
				1B							0	1	0	0	0	0	0				
Inning Stats	R: 0 E: 0 K: 1 S: 6	H: 2 LOB: 1 BB: 1 P: 9	R: 0 E: 0 K: 0 S: 3	H: 0 LOB: 1 BB: 1 P: 7	R: 0 E: 0 K: 0 S: 3	H: 0 LOB: 1 BB: 1 P: 7	R: 2 E: 0 K: 0 S: 5	H: 2 LOB: 2 BB: 0 P: 5	R: 1 E: 0 K: 0 S: 5	H: 2 LOB: 1 BB: 0 P: 5	R: 0 E: 0 K: 0 S: 5	H: 1 LOB: 2 BB: 1 P: 8	R: 0 E: 0 K: 0 S: 4	H: 1 LOB: 3 BB: 1 P: 9	R: 0 E: 0 K: 0 S: 3	H: 0 LOB: 0 BB: 0 P: 3	R: 1 E: 0 K: 0 S: 5	H: 3 LOB: 2 BB: 0 P: 5	1B: 10 2B: 3 3B: 0 HR: 0	SF: 0 SAC: 2 DP: 1 HBP: 1	WP: 1 PA: 47
PITCHER Bob Feller, R ERA: 3.82 Early Wynn, R ERA: 3.64 (10, 1)	IP: 9.0 WLS: 5 BF: 42 H: 9 R: 3 ER: 3 SO: 2 BB: 5 IBB: 0 HBP: 1 BLK: 0 WP: 1 HR: 0 S: 40 P: 61 ERA: 3.00 WHIP: 1.556																				

Batter	1	2	3	4	5	6	7	8	9	AB	R	H	RBI	BB	SO	LOB	TOP					
Ray Boone, R OBP: 0.440, SLG: 0.497 (1, 6)										6	1	3	0	0	1	3	Cleveland Indians @ Boston Red Sox Fenway Park, Boston, MA Sun Jul 16 1950, 3:33 AM EDT Unknown					
Joe Gordon, R OBP: 0.318, SLG: 0.374 (1, 4)										5	1	2	3	0	1	3						
Luke Easter, L OBP: 0.408, SLG: 0.562 (1, 3)										4	2	1	1	1	2	2						
Al Rosen, R OBP: 0.399, SLG: 0.618 (1, 5)										4	0	0	0	1	1	4						
Larry Doby, L OBP: 0.474, SLG: 0.532 (1, 8)										4	1	2	1	1	0	2						
Allie Clark, R OBP: 0.263, SLG: 0.404 (1, 7)										5	2	2	3	0	0	2						
Bob Kennedy, R OBP: 0.365, SLG: 0.465 (1, 9)										5	1	2	2	0	0	2						
Jim Hegan, R OBP: 0.328, SLG: 0.480 (1, 2)										4	0	0	0	0	0	2						
Thurman Tucker, L OBP: 0.333, SLG: 0.256 (9, PH)										1	0	0	0	0	0	0						
Bobby Avila, R OBP: 0.404, SLG: 0.354 (9, FR)										0	0	0	0	0	0	0						
Mike Garcia, R OBP: 0.226, SLG: 0.306 (1, 1)										0	0	0	0	0	0	0						
Gene Bearden, L OBP: 0.267, SLG: 0.385 (6, 1)										3	2	2	0	0	0	1						
Al Benton, R OBP: 0.250, SLG: 0.333 (7, PH)										0	0	0	0	0	0	0						
Bob Lemon, R OBP: 0.316, SLG: 0.479 (7, PH)										1	0	1	0	0	0	0						
Marino Pieretti, R OBP: 0.261, SLG: 0.230 (7, 1)										0	0	0	0	0	0	0						
Dale Mitchell, L OBP: 0.372, SLG: 0.370 (9, PH)										1	0	0	0	0	0	1						
Inning Stats	R: 5 E: 0 K: 0 S: 7	H: 4 LOB: 0 BB: 1 P: 11	R: 1 E: 0 K: 0 S: 4	H: 1 LOB: 2 BB: 2 P: 12	R: 0 E: 0 K: 0 S: 4	H: 1 LOB: 1 BB: 0 P: 4	R: 0 E: 0 K: 1 S: 6	H: 1 LOB: 1 BB: 0 P: 6	R: 0 E: 0 K: 0 S: 4	H: 1 LOB: 1 BB: 0 P: 4	R: 1 E: 0 K: 3 S: 11	H: 2 LOB: 1 BB: 0 P: 11	R: 2 E: 0 K: 1 S: 9	H: 4 LOB: 2 BB: 0 P: 9	R: 1 E: 1 K: 0 S: 5	H: 1 LOB: 1 BB: 0 P: 5	R: 0 E: 1 K: 0 S: 3	H: 0 LOB: 1 BB: 0 P: 3	1B: 5 2B: 7 3B: 2 HR: 2	SF: 0 SAC: 0 DP: 1 HBP: 0	WP: 0 PB: 0 SB: 0 CS: 0	PA: 46
PITCHER	IP	WLS	BF	H	R	ER	SO	BB	IBB	HBP	BLK	WP	HR	S	P	ERA	WHIP					
Mel Parnell, L ERA: 4.46 (1, 1)	0.1		6	4	5	5	0	1	0	0	0	0	1	5	9	135.00	15.000					
Phil Marchildon, R ERA: 6.75 (1, 1)	1.1	7	1	1	1	1	0	2	0	0	0	0	0	5	13	6.75	2.250					
Willard Nixon, R ERA: 5.54 (2, 1)	5.0	W	24	9	3	3	4	0	0	0	0	0	1	32	32	5.40	1.800					
Ellis Kinder, R ERA: 4.85 (7, 1)	2.1	S	9	1	1	1	1	0	0	0	0	0	0	11	11	3.86	0.429					

AB 43
R 10
H 15
RBI 10
BB 3
SO 5
LOB 22



Batter	1	2	3	4	5	6	7	8	9	AB	R	H	RBI	BB	SO	LOB	BOTTOM						
Dom DiMaggio, R OBP: 0.427, SLG: 0.432 (1, 8)										4	3	3	1	1	0	0	Cleveland Indians @ Boston Red Sox Fenway Park, Boston, MA Sun Jul 16 1950, 3:33 AM EDT Unknown						
6 Johnny Pesky, L OBP: 0.424, SLG: 0.397 (1, 5)										3	1	1	2	2	0	3							
Clyde Vollmer, R OBP: 0.376, SLG: 0.510 (1, 7)										4	1	0	0	1	3	5							
Vern Stephens, R OBP: 0.378, SLG: 0.562 (1, 6)										3	2	1	2	2	0	1							
Walt Dropo, R OBP: 0.404, SLG: 0.650 (1, 3)										4	3	3	4	1	1	3							
Bobby Doerr, R OBP: 0.373, SLG: 0.468 (1, 4)										5	2	1	2	0	0	1							
Al Zarilla, L OBP: 0.423, SLG: 0.473 (1, 9)										4	0	1	1	1	0	0							
Matt Batts, R OBP: 0.308, SLG: 0.371 (1, 2)										5	1	3	1	0	0	0							
Mel Parnell, L OBP: 0.283, SLG: 0.265 (1, 1)										0	0	0	0	0	0	0							
Phil Marchildon, R ERA: 4.45 (1, 1)	5.1	L	27	7	7	7	3	4	0	0	0	0	1	29	45	11.81		2.062					
Al Benton, R ERA: 4.55 (6, 1)	0.1		4	3	1	1	0	0	0	0	0	0	0	4	4	27.00		9.000					
Marino Pieretti, R ERA: 3.52 (7, 1)	2.0		9	1	1	1	0	3	0	0	0	0	0	6	18	4.50		2.000					
Inning Stats	R: 4 E: 0 K: 1 S: 8	H: 3 LOB: 0 BB: 1 P: 12	R: 2 E: 1 K: 1 S: 8	H: 3 LOB: 1 BB: 0 P: 8	R: 1 E: 0 K: 0 S: 4	H: 1 LOB: 0 BB: 0 P: 4	R: 0 E: 0 K: 2 S: 8	H: 1 LOB: 3 BB: 2 P: 16	R: 0 E: 0 K: 0 S: 3	H: 0 LOB: 0 BB: 0 P: 3	R: 5 E: 1 K: 0 S: 8	H: 5 LOB: 2 BB: 2 P: 16	R: 0 E: 0 K: 0 S: 2	H: 0 LOB: 0 BB: 1 P: 6	R: 1 E: 0 K: 0 S: 4	H: 1 LOB: 2 BB: 2 P: 12		R: 0 E: 0 K: 0 S: 2	H: 0 LOB: 0 BB: 0 P: 6	1B: 6 2B: 4 3B: 0 HR: 4	SF: 0 SAC: 0 DP: 1 HBP: 0	WP: 0 PB: 0 SB: 0 CS: 0	PA: 45
PITCHER	IP	WLS	BF	H	R	ER	SO	BB	IBB	HBP	BLK	WP	HR	S	P	ERA		WHIP					
Mike Garcia, R ERA: 4.45 (1, 1)	0.1		5	3	4	4	1	1	0	0	0	0	1	6	10	108.00	12.000						
Gene Bearden, L ERA: 5.82 (1, 1)	5.1	L	27	7	7	7	3	4	0	0	0	0	1	29	45	11.81	2.062						
Al Benton, R ERA: 4.55 (6, 1)	0.1		4	3	1	1	0	0	0	0	0	0	0	4	4	27.00	9.000						
Marino Pieretti, R ERA: 3.52 (7, 1)	2.0		9	1	1	1	0	3	0	0	0	0	0	6	18	4.50	2.000						

AB 37
R 13
H 14
RBI 13
BB 8
SO 4
LOB 18



Batter	1	2	3	4	5	6	7	8	9	AB	R	H	RBI	BB	SO	LOB	TOP		
Dale Mitchell, L (1, 7) OBP: 0.373, SLG: 0.371	F7		F8 1B	F8 1B			F8	4-3		5	0	2	2	0	0	1			
Bob Kennedy, R (1, 9) OBP: 0.366, SLG: 0.463	5-3		F8 1B	F5			F8		FC1-5 1B	5	0	2	0	0	0	2			
Luke Easter, L (1, 3) OBP: 0.402, SLG: 0.551	F4		F8		F5		L4		E4 1B	5	1	0	0	0	0	3			
Al Rosen, R (1, 5) OBP: 0.402, SLG: 0.620			F9						FC1-5 1B	4	2	2	0	1	0	4			
Larry Doby, L (1, 8) OBP: 0.473, SLG: 0.530	K				FC4-6				4-3	5	2	2	1	0	1	3			
Ray Boone, R (1, 6) OBP: 0.434, SLG: 0.488	F8			K	F4				FC5-4 1B	5	0	1	2	0	1	4			
Joe Gordon, R (1, 4) OBP: 0.320, SLG: 0.377	L6			FC1-2 2B		F3			FC5-4 1B	4	1	1	1	1	0	2			
Ray Murray, R (1, 2) OBP: 0.371, SLG: 0.444										3	2	1	0	1	0	2			
Jim Hegan, R (8, 2) OBP: 0.326, SLG: 0.480			4-3 1B	FC1-2 1B	FC1-2 1B	6-3		F4		0	0	0	0	0	0	0			
Steve Gromek, S (1, 1) OBP: 0.185, SLG: 0.154										3	0	0	0	0	0	3			
Bob Lemon, L (8, PH) OBP: 0.366, SLG: 0.500			4-3	FC1-2 1B		F7				1	0	1	2	0	0	0			
Inning Stats	R: 0 E: 0 K: 0 S: 3	H: 0 LOB: 0 BB: 0 P: 3	R: 0 E: 0 K: 1 S: 6	H: 1 LOB: 1 BB: 0 P: 6	R: 1 E: 0 K: 0 S: 6	H: 3 LOB: 2 BB: 0 P: 6	R: 2 E: 0 K: 1 S: 8	H: 3 LOB: 2 BB: 1 P: 12	R: 0 E: 0 K: 0 S: 3	H: 0 LOB: 0 BB: 0 P: 3	R: 0 E: 0 K: 0 S: 3	H: 0 LOB: 0 BB: 0 P: 3	R: 3 E: 0 K: 0 S: 6	H: 3 LOB: 1 BB: 0 P: 10	R: 2 E: 2 K: 0 S: 6	H: 2 LOB: 1 BB: 0 P: 6	1B: 9 2B: 3 3B: 0 HR: 0	SF: 0 SAC: 0 DP: 0 HBP: 0	WP: 1 PA: 43 PB: 0 SB: 0 CS: 0
PITCHER	IP WLS BF H R ER SO BB IBB HBP BLK WP HR S P ERA WHIP																		
Walt Masterson, R (1, 1) ERA: 5.35	8.0 L 37 10 6 6 2 2 2 1 0 0 1 0 38 50 6.75 1.500																		
Mel Parnell, L (9, 1) ERA: 4.43	1.0 6 2 2 0 0 0 0 0 0 0 0 6 6 0.00 2.000																		

Cleveland Indians @ Boston Red Sox
Fenway Park, Boston, MA
Sun Jul 16 1950, 3:38 AM EDT
Att: 33,009 - Unknown

AB	40
R	8
H	12
RBI	8
BB	3
SO	2
LOB	24



Batter	1	2	3	4	5	6	7	8	9	AB	R	H	RBI	BB	SO	LOB	BOTTOM				
Billy Goodman, L (1, 7) OBP: 0.385, SLG: 0.442	F8		FC3-6			F8		G4-6-3		4	0	0	0	0	0	2					
6 Johnny Pesky, L (1, 5) OBP: 0.418, SLG: 0.390	F5			4-3		F8		6-3		4	0	0	0	0	0	0					
Dom DiMaggio, R (1, 8) OBP: 0.428, SLG: 0.433	K			L4-3 1B		F8			1B HR	4	1	2	0	0	1	0					
Vern Stephens, R (1, 6) OBP: 0.376, SLG: 0.558		5-3		L4-3			K		1B HR	4	1	1	0	0	1	1					
Walt Dropo, R (1, 3) OBP: 0.405, SLG: 0.662		K				4-3 1B			HR	4	2	2	3	0	1	0					
Bobby Doerr, R (1, 4) OBP: 0.374, SLG: 0.468	F2				F7		1B		G1-4-3 1B	4	0	2	0	0	0	1					
Al Zarilla, L (1, 9) OBP: 0.421, SLG: 0.470			F8		4-3				F8	4	0	1	0	0	0	2					
Birdie Tebbetts, R (1, 2) OBP: 0.409, SLG: 0.508			5-3						G1-4-3	4	0	1	1	0	0	3					
Walt Masterson, R (1, 1) OBP: 0.130, SLG: 0.136										2	0	1	0	0	1	1					
Tom Wright, L (8, PH) OBP: 0.353, SLG: 0.369										1	0	1	0	0	0	0					
Mel Parnell, L (9, 1) OBP: 0.283, SLG: 0.265			FC3-6 1B						G4-6-3 1B	0	0	0	0	0	0	0					
Inning Stats	R: 0 E: 0 K: 1 S: 5	H: 0 LOB: 0 BB: 0 P: 5	R: 0 E: 0 K: 1 S: 5	H: 0 LOB: 0 BB: 0 P: 5	R: 0 E: 0 K: 0 S: 4	H: 1 LOB: 1 BB: 0 P: 4	R: 0 E: 0 K: 0 S: 3	H: 1 LOB: 0 BB: 0 P: 3	R: 1 E: 0 K: 1 S: 7	H: 2 LOB: 1 BB: 0 P: 7	R: 0 E: 0 K: 0 S: 3	H: 0 LOB: 0 BB: 0 P: 3	R: 0 E: 0 K: 1 S: 7	H: 2 LOB: 2 BB: 0 P: 7	R: 0 E: 0 K: 0 S: 3	H: 1 LOB: 0 BB: 0 P: 3	R: 3 E: 0 K: 0 S: 6	H: 4 LOB: 0 BB: 0 P: 6	1B: 9 2B: 2 3B: 0 HR: 1	SF: 0 SAC: 0 DP: 3 HBP: 0	WP: 0 PA: 35 PB: 0 SB: 0 CS: 0
PITCHER	IP WLS BF H R ER SO BB IBB HBP BLK WP HR S P ERA WHIP																				
Steve Gromek, R (1, 1) ERA: 4.06	7.0 W 26 6 1 1 4 0 0 0 0 0 1 9 9 1.29 0.857																				
Bob Lemon, R (8, 1) ERA: 4.11	2.0 S 9 5 3 3 0 0 0 0 0 0 1 9 9 13.50 2.500																				

Cleveland Indians @ Boston Red Sox
Fenway Park, Boston, MA
Sun Jul 16 1950, 3:38 AM EDT
Att: 33,009 - Unknown

AB	35
R	4
H	11
RBI	4
BB	0
SO	4
LOB	10



Batter	1	2	3	4	5	6	7	8	9	AB R H RBI BB SO LOB	TOP									
Dale Mitchell, L (1.7) X OBP: 0.369, SLG: 0.367	0-0 1B HR 1B	0-0 E1 F9		0-0 F5	0-0 F7		0-0 5-3		0-0 F2	6 1 1 1 0 0 3	Cleveland Indians @ Boston Red Sox Fenway Park, Boston, MA Mon Jul 17 1950, 3:33 AM EDT Att: 12,438 - Unknown livebaseballscores.com									
Lou Boudreau, R (1.6) X OBP: 0.331, SLG: 0.336	0-0 F8	0-0 F9		0-0 F8	0-0 F8		0-0 5-3			5 0 0 0 0 0 4										
Luke Easter, L (1.3) X OBP: 0.405, SLG: 0.549	0-0 1-2 HR 1B	0-0 4-3			4-0 BB 1B	4-0 1B BB	0-3 K			3 3 1 0 2 1 1										
Al Rosen, R (1.5) X OBP: 0.405, SLG: 0.628	0-0 1-2 2H HR		0-0 F6		4-0 1B 1B BB	0-0 1-3 1B		0-0 F7		4 2 2 3 1 0 0										
Larry Doby, L (1.8) X OBP: 0.472, SLG: 0.526	0-0 4-3		0-0 1B S BB		0-0 F8	0-0 1B HR 1B		0-0 G3		4 1 1 1 1 0 2										
Bob Kennedy, R (1.9) B OBP: 0.369, SLG: 0.464	4-0 1B BB		0-0 F5		0-0 1-3 2H BB 1B	0-0 1-3 HR 1B		0-0 F3		4 2 2 1 1 0 1										
Joe Gordon, R (1.4) X OBP: 0.333, SLG: 0.405	0-0 1-2 FC5-4 1B		0-0 2-3 1B		0-0 BB BB F7 1B	0-0 1-3 1H HR		0-0 SH1-4 1B		5 2 5 4 0 0 0										
Jim Hegan, R (1.2) X OBP: 0.325, SLG: 0.472	0-0 1-2 FC5-4		0-0 F8		4-0 1-2 2-3 BB	0-3 K		0-0 F7		4 0 0 0 1 1 5										
Early Wynn, S (1.1) X OBP: 0.389, SLG: 0.483		0-0 L6		0-3 K	4-0 1-2 2-3 BB	0-3 K		0-0 SH1-4		1 0 0 0 0 0 0										
Dick Weik, R (2.1) X OBP: 0.125, SLG: 0.125										1 0 0 0 0 1 0										
Bobby Avila, R (5. PH) X OBP: 0.411, SLG: 0.354										0 0 0 1 1 0 0										
Dick Rozek, L (5.1) X OBP: 0.400, SLG: 0.250										0 0 0 0 0 0 0										
Al Benton, R (5.1) X OBP: 0.400, SLG: 0.250										1 0 0 0 0 1 0										
Inning Stats	R: 3 E: 0 K: 0 S: 7	H: 4 LOB: 2 BB: 1 P: 11	R: 0 E: 1 K: 0 S: 4	H: 0 LOB: 1 BB: 0 P: 4	R: 0 E: 0 K: 0 S: 4	H: 1 LOB: 2 BB: 1 P: 8	R: 0 E: 0 K: 1 S: 5	H: 0 LOB: 0 BB: 0 P: 5	R: 4 E: 0 K: 0 S: 5	H: 2 LOB: 2 BB: 4 P: 21	R: 4 E: 0 K: 2 S: 10	H: 4 LOB: 0 BB: 1 P: 14	R: 0 E: 0 K: 0 S: 3	H: 0 LOB: 0 BB: 0 P: 3	R: 0 E: 0 K: 0 S: 4	H: 1 LOB: 1 BB: 0 P: 4	1B: 10 2B: 0 3B: 0 HR: 2	SF: 0 SAC: 1 DP: 0 HBP: 0	WP: 0 PB: 0 SB: 1 CS: 0	PA: 46
PITCHER	IP WLS BF H R ER SO BB IBB HBP BLK WP HR S P ERA WHIP																			
Joe Dobson, R (1.1) ERA: 4.42	4.1 L 25 7 7 7 1 4 0 0 0 0 0 1 23 39 14.54 2.538																			
Dick Littlefield, L (5.1) ERA: 8.68	0.0 2 0 0 0 0 2 0 0 0 0 0 0 0 8 = =																			
Chuck Stobbs, L (5.1) ERA: 6.32	4.2 19 5 4 4 3 1 0 0 0 0 0 1 24 28 7.71 1.286																			

Batter	1	2	3	4	5	6	7	8	9	AB R H RBI BB SO LOB	BOTTOM											
Dom DiMaggio, R (1.8) X OBP: 0.425, SLG: 0.432	0-0 5-3	0-0 6 2B		0-0 F9		0-3 K		0-0 5-3		5 1 1 1 0 1 0	Cleveland Indians @ Boston Red Sox Fenway Park, Boston, MA Mon Jul 17 1950, 3:33 AM EDT Att: 12,438 - Unknown livebaseballscores.com											
6 Johnny Pesky, L (1.5) X OBP: 0.425, SLG: 0.400	0-0 HR 1B	0-0 2B		4-0 BB		0-0 FC6-4 1B		0-0 F8		4 1 3 2 1 0 0												
Clyde Vollmer, R (1.7) X OBP: 0.361, SLG: 0.486	0-3 K	0-0 F2		0-3 K		0-0 FC6-4		0-0 5-3		5 0 0 0 0 2 4												
Vern Stephens, R (1.6) X OBP: 0.377, SLG: 0.564	0-0 1-3 HR	0-0 F4		0-0 2B 1B		0-0 5-3		0-0 F4		5 1 2 2 0 0 1												
Walt Dropo, R (1.3) X OBP: 0.403, SLG: 0.656	0-0 1B	0-3 K		0-0 F4		0-0 5-3		0-0 5-3		4 0 1 0 0 1 2												
Bobby Doerr, R (1.4) X OBP: 0.379, SLG: 0.479	0-0 1-3		0-0 G6-4-3 1B		0-0 1-3 2B		0-0 2B		0-0 F4			4 0 3 0 0 0 1										
Al Zarilla, L (1.9) X OBP: 0.422, SLG: 0.466		1-0 1B E HBP		0-0 F7		4-0 G5-4-3 BB		0-0 6-3		2 1 0 0 1 0 2												
Birdie Tebbetts, R (1.2) X OBP: 0.406, SLG: 0.503		0-0 E8 2B 1B		0-0 G6-4-3		0-0 G5-4-3		0-0 1-3		4 1 1 0 0 0 4												
Joe Dobson, R (1.1) X OBP: 0.308, SLG: 0.186		0-0 E2 2B 6 2B		0-3 K		0-0 F2		0-0 F9		2 1 0 0 0 1 1												
Dick Littlefield, L (5.1) X OBP: 0.465, SLG: 0.303										0 0 0 0 0 0 0												
Chuck Stobbs, L (5.1) X OBP: 0.465, SLG: 0.303										2 0 0 0 0 0 0												
Inning Stats	R: 2 E: 0 K: 1 S: 8	H: 3 LOB: 1 BB: 0 P: 8	R: 4 E: 2 K: 1 S: 9	H: 3 LOB: 1 BB: 0 P: 10	R: 0 E: 0 K: 0 S: 3	H: 1 LOB: 0 BB: 0 P: 3	R: 0 E: 0 K: 2 S: 7	H: 0 LOB: 1 BB: 1 P: 11	R: 0 E: 0 K: 0 S: 4	H: 2 LOB: 2 BB: 1 P: 8	R: 0 E: 0 K: 1 S: 6	H: 1 LOB: 1 BB: 0 P: 6	R: 0 E: 0 K: 0 S: 4	H: 1 LOB: 1 BB: 0 P: 4	R: 0 E: 0 K: 0 S: 3	H: 0 LOB: 0 BB: 0 P: 3	R: 0 E: 0 K: 0 S: 3	H: 0 LOB: 0 BB: 0 P: 3	1B: 6 2B: 4 3B: 0 HR: 1	SF: 0 SAC: 0 DP: 2 HBP: 1	WP: 0 PB: 0 SB: 0 CS: 0	PA: 40
PITCHER	IP WLS BF H R ER SO BB IBB HBP BLK WP HR S P ERA WHIP																					
Early Wynn, R (1.1) ERA: 4.07	1.0 11 6 6 5 1 0 0 0 0 0 0 1 12 13 45.00 6.000																					
Dick Weik, R (2.1) ERA: 4.76	3.0 10 1 0 0 3 1 0 0 0 0 0 0 15 19 0.00 0.667																					
Dick Rozek, L (5.1) ERA: 4.38	0.1 4 2 0 0 0 1 0 0 0 0 0 0 3 7 0.00 9.000																					
Al Benton, R (5.1) ERA: 3.93	4.2 W 15 2 0 0 1 0 0 0 0 0 0 0 17 17 0.00 0.429																					

Batter	1	2	3	4	5	6	7	8	9	AB	R	H	RBI	BB	SO	LOB	TOP								
Lou Boudreau, R OBP: 0.345, SLG: 0.362 (1, 6)	4-0 K2-5 HBP BB		4-0 FC5 WP BB	0-0 FC4-6		0-0 1B 2B		0-0 3B		3	1	2	2	2	0	2									
Joe Gordon, R OBP: 0.331, SLG: 0.400 (1, 4)	0-3 K		0-3 K	0-0 L5		0-0 1B		0-0 6-3		5	0	1	1	0	2	5									
Luke Easter, L OBP: 0.408, SLG: 0.547 (1, 3)	1-0 HBP		4-0 BB FC5 BB	0-0 4-3		0-0 F8			0-0 1B	3	0	1	0	1	0	3									
Al Rosen, R OBP: 0.402, SLG: 0.620 (1, 5)	0-3 K2-5		0-0 FC5 BB		4-0 5-3 BB		0-0 F7		0-3 K	4	0	0	0	1	2	5									
Larry Doby, L OBP: 0.474, SLG: 0.527 (1, 8)		4-0 PB 2B BB	4-0 1-2 2-3 BB		0-3 K		0-0 1B 2B		0-0 F7	3	2	1	0	2	1	2									
Allie Clark, R OBP: 0.280, SLG: 0.394 (1, 7)		0-0 F2	0-0 F3		0-0 5-3		0-0 G4-6-3 1B		0-0 F8	5	0	1	1	0	0	6									
Bob Kennedy, R OBP: 0.375, SLG: 0.468 (1, 9)		0-0 1-H 2B		4-0 BB FC4-6 BB		4-0 5-3 2B BB		0-0 G4-6-3 1B		2	2	1	1	2	0	1									
Jim Hegan, R OBP: 0.324, SLG: 0.468 (1, 2)		0-0 F9		0-0 FC4-6 BB 1B		0-0 F7		0-0 F3		4	0	1	0	0	0	2									
Mike Garcia, R OBP: 0.290, SLG: 0.306 (1, 1)		0-0 5-3		4-0 1-2 2-3 BB		0-0 5-3		0-0 F4		0	0	0	0	0	0	0									
Inning Stats	R: 0 E: 0 K: 2 S: 6	H: 0 LOB: 2 BB: 1 P: 11	R: 1 E: 0 K: 0 S: 4	H: 1 LOB: 1 BB: 1 P: 8	R: 0 E: 0 K: 1 S: 5	H: 0 LOB: 3 BB: 3 P: 17	R: 1 E: 0 K: 0 S: 4	H: 1 LOB: 0 BB: 1 P: 12	R: 0 E: 0 K: 1 S: 5	H: 0 LOB: 0 BB: 1 P: 8	R: 2 E: 0 K: 0 S: 5	H: 2 LOB: 1 BB: 1 P: 9	R: 1 E: 0 K: 0 S: 4	H: 2 LOB: 0 BB: 0 P: 4	R: 0 E: 0 K: 0 S: 4	H: 1 LOB: 1 BB: 0 P: 4	R: 0 E: 0 K: 1 S: 6	H: 1 LOB: 1 BB: 0 P: 6	1B: 4 2B: 4 3B: 1 HR: 0	SF: 0 SAC: 0 DP: 2 HBP: 1	WP: 1 PB: 1 SB: 0 CS: 0	PA: 42			
PITCHER	IP	WLS	BF	H	R	ER	SO	BB	IBB	HBP	BLK	WP	HR	S	P	ERA	WHIP	PITCHER							
Mickey McDermott, L ERA: 5.15 Joe Dobson, R ERA: 4.34	(1, 1)	6.1	33	6	5	5	4	9	0	1	0	1	0	31	68	7.11	2.368								

Cleveland Indians @ Boston Red Sox
Fenway Park, Boston, MA
Mon Jul 17 1950, 3:38 AM EDT
Att: 24,966 - Unknown

AB 32
R 5
H 8
RBI 5
BB 9
SO 5
LOB 28



Batter	1	2	3	4	5	6	7	8	9	AB	R	H	RBI	BB	SO	LOB	BOTTOM								
Billy Goodman, L OBP: 0.386, SLG: 0.450 (1, 7)	0-3 3B			0-3 K		4-0 1-2 BB		0-0 4-3		4	1	1	0	1	1	3									
6 Johnny Pesky, L OBP: 0.426, SLG: 0.399 (1, 5)	4-0 1B BB	0-0 5-3		0-0 FC5-4 1B		0-0 F9				3	1	1	0	1	0	2									
Dom DiMaggio, R OBP: 0.420, SLG: 0.426 (1, 8)	0-0 F8	0-0 1-3		0-0 FC5-4		0-0 F7				4	0	0	1	0	0	3									
Vern Stephens, R OBP: 0.375, SLG: 0.561 (1, 6)	0-0 F5	0-0 F2			0-0 G5-4-3 1B		0-0 1-3			4	0	1	0	0	0	1									
Walt Dropo, R OBP: 0.404, SLG: 0.664 (1, 3)	0-0 1B 2B 1B		0-0 F8		0-3 K		0-0 HR			4	2	2	1	0	1	1									
Bobby Doerr, R OBP: 0.377, SLG: 0.476 (1, 4)	0-0 2B 1B		0-0 F7		0-0 G5-4-3		0-0 6-3			4	1	1	1	0	0	1									
Al Zarilla, L OBP: 0.423, SLG: 0.470 (1, 9)	0-0 1B 2B		0-0 3-1			0-0 CS 1B		0-0 F7		4	1	2	2	0	0	0									
Matt Batts, R OBP: 0.320, SLG: 0.396 (1, 2)	4-0 1B IBB			4-0 FC5-6 BB		0-0 F9		0-0 HR		2	1	1	1	2	0	1									
Mickey McDermott, L OBP: 0.483, SLG: 0.480 Joe Dobson, R ERA: 4.34	(1, 1)	0.2	7	4	5	5	0	1	0	0	0	0	0	0	0	1									
Inning Stats	R: 5 E: 0 K: 0 S: 8	H: 5 LOB: 2 BB: 2 P: 16	R: 0 E: 0 K: 0 S: 3	H: 0 LOB: 0 BB: 0 P: 3	R: 0 E: 0 K: 1 S: 6	H: 1 LOB: 2 BB: 1 P: 10	R: 0 E: 0 K: 1 S: 5	H: 1 LOB: 0 BB: 0 P: 5	R: 0 E: 2 K: 0 S: 4	H: 1 LOB: 2 BB: 1 P: 8	R: 1 E: 0 K: 0 S: 4	H: 1 LOB: 0 BB: 0 P: 4	R: 1 E: 0 K: 1 S: 6	H: 1 LOB: 0 BB: 0 P: 6	1B: 6 2B: 1 3B: 1 HR: 2	SF: 0 SAC: 0 DP: 1 HBP: 0	WP: 0 PB: 0 SB: 0 CS: 1	PA: 37							
PITCHER	IP	WLS	BF	H	R	ER	SO	BB	IBB	HBP	BLK	WP	HR	S	P	ERA	WHIP	PITCHER							
Mike Garcia, R ERA: 4.88 Sam Zoldak, L ERA: 6.59 Marino Pieretti, R ERA: 3.58 Early Wynn, R ERA: 4.13	(1, 1)	4.1	17	3	0	0	2	1	1	0	0	0	0	19	27	0.00	0.923								

Cleveland Indians @ Boston Red Sox
Fenway Park, Boston, MA
Mon Jul 17 1950, 3:38 AM EDT
Att: 24,966 - Unknown

AB 33
R 7
H 10
RBI 7
BB 4
SO 3
LOB 13



Batter	1	2	3	4	5	6	7	8	9	AB	R	H	RBI	BB	SO	LOB	TOP			
Lou Boudreau, R (1,6) OBP: 0.352, SLG: 0.368			6-3		F9		FC5-4			3	1	1	2	2	0	0	Cleveland Indians @ Philadelphia Athletics Shibe Park, Philadelphia, PA Tue Jul 18 1950, 3:33 AM EDT Att: 4,699 - Unknown			
Joe Gordon, R (1,4) OBP: 0.328, SLG: 0.396			HR		6-3		FC5-4	L8		5	2	1	0	0	0	3				
Luke Easter, L (1,3) OBP: 0.405, SLG: 0.541			K		G3			F7	E3	5	1	1	1	0	1	1				
Al Rosen, R (1,5) OBP: 0.402, SLG: 0.625			HR		5-3			F9	F9	4	2	1	3	1	0	2				
Larry Doby, L (1,8) OBP: 0.472, SLG: 0.525			F9		F8			E8	E8	5	1	2	0	0	1	1				
Allie Clark, R (1,7) OBP: 0.276, SLG: 0.408				G4-3				F9	6-3	4	1	2	1	1	0	2				
Bob Kennedy, R (1,9) OBP: 0.372, SLG: 0.463		5-3		G4-3		F7		1B	F9	5	1	1	2	0	0	3				
Jim Hegan, R (1,2) OBP: 0.323, SLG: 0.464		F8				4-3		F9		4	0	1	0	0	0	2				
Bob Lemon, L (1,1) OBP: 0.349, SLG: 0.474		F7		F5		4-1		2B		3	0	0	0	0	0	1				
Bobby Avila, R (8, PH) OBP: 0.417, SLG: 0.363								1B		1	1	1	1	0	0	0				
Al Benton, R (8, 1) OBP: 0.400, SLG: 0.250								2B		0	0	0	0	0	0	0				
Inning Stats	R: 2 E: 2 K: 1 S: 7	H: 1 LOB: 1 BB: 1 P: 11	R: 0 E: 0 K: 0 S: 3	H: 0 LOB: 0 BB: 0 P: 3	R: 2 E: 0 K: 1 S: 7	H: 2 LOB: 1 BB: 0 P: 7	R: 0 E: 0 K: 0 S: 4	H: 2 LOB: 1 BB: 0 P: 4	R: 0 E: 0 K: 0 S: 3	H: 1 LOB: 1 BB: 0 P: 4	R: 0 E: 0 K: 0 S: 3	H: 0 LOB: 1 BB: 1 P: 7	R: 5 E: 1 K: 0 S: 7	H: 4 LOB: 1 BB: 2 P: 15	R: 1 E: 1 K: 0 S: 5	H: 1 LOB: 1 BB: 0 P: 5	1B: 8 2B: 2 3B: 0 HR: 1	SF: 0 SAC: 0 DP: 1 HBP: 0	WP: 0 PB: 0 SB: 0 CS: 0	PA: 43
PITCHER	IP WLS BF H R ER SO BB IBB HBP BLK WP HR S P ERA WHIP																			
Bobby Shantz, L (1,1) ERA: 4.72	7.2 L 37 10 9 8 2 3 1 0 0 0 1 37 53 9.39 1.696																			
Bob Hooper, R (8, 1) ERA: 5.22	0.1 1 0 0 0 0 0 0 0 0 0 0 1 1 0.00 0.000																			
Joe Coleman, R (9, 1) ERA: 9.53	1.0 5 1 1 0 0 0 0 0 0 0 0 5 5 0.00 1.000																			

Batter	1	2	3	4	5	6	7	8	9	AB	R	H	RBI	BB	SO	LOB	BOTTOM					
Bob Dillinger, R (1,5) OBP: 0.370, SLG: 0.449		5-3			1-3	1-3		F9		4	0	0	0	1	0	6	Cleveland Indians @ Philadelphia Athletics Shibe Park, Philadelphia, PA Tue Jul 18 1950, 3:33 AM EDT Att: 4,699 - Unknown					
Elmer Valo, L (1,9) OBP: 0.401, SLG: 0.401			4-3		K		1-3		F6	5	0	0	0	0	1	1						
Paul Lehner, L (1,7) OBP: 0.353, SLG: 0.429			F6		F4		F4		4-3	5	0	0	0	0	0	1						
Sam Chapman, R (1,8) OBP: 0.369, SLG: 0.473			F6		L7		2B	1B	K	5	1	1	0	0	1	1						
Fernis Fain, L (1,3) OBP: 0.438, SLG: 0.414		BB				1B		1B		4	1	4	1	0	0	0						
Billy Hitchcock, R (1,4) OBP: 0.396, SLG: 0.418		BB			K		K		BB	2	0	0	0	2	2	1						
Kermit Wahl, R (1,6) OBP: 0.253, SLG: 0.276		K					1B		1-6-3	4	0	2	0	0	1	4						
Joe Tipton, R (1,2) OBP: 0.273, SLG: 0.352							1B		K	4	0	2	1	0	1	2						
Bobby Shantz, R (1,1) OBP: 0.292, SLG: 0.214									5-3	1	0	0	0	2	0	2						
Bob Hooper, R (8, 1) OBP: 0.171, SLG: 0.275										0	0	0	0	0	0	0						
Barney McCosky, L (8, PH) OBP: 0.341, SLG: 0.364										1	0	0	0	0	0	0						
Joe Coleman, R (9, 1) ERA: 3.72										0	0	0	0	0	0	0						
Inning Stats	R: 0 E: 0 K: 0 S: 3	H: 0 LOB: 1 BB: 2 P: 7	R: 0 E: 0 K: 1 S: 6	H: 1 LOB: 3 BB: 2 P: 14	R: 0 E: 0 K: 0 S: 3	H: 0 LOB: 0 BB: 0 P: 3	R: 0 E: 0 K: 1 S: 7	H: 3 LOB: 2 BB: 0 P: 7	R: 0 E: 0 K: 1 S: 5	H: 0 LOB: 0 BB: 0 P: 5	R: 1 E: 0 K: 1 S: 8	H: 3 LOB: 3 BB: 1 P: 12	R: 1 E: 0 K: 0 S: 5	H: 2 LOB: 2 BB: 1 P: 9	R: 0 E: 0 K: 1 S: 5	H: 0 LOB: 0 BB: 0 P: 5	R: 0 E: 0 K: 1 S: 5	H: 0 LOB: 0 BB: 0 P: 5	1B: 8 2B: 1 3B: 0 HR: 0	SF: 0 SAC: 0 DP: 0 HBP: 0	WP: 0 PB: 0 SB: 0 CS: 0	PA: 40
PITCHER	IP WLS BF H R ER SO BB IBB HBP BLK WP HR S P ERA WHIP																					
Bob Lemon, R (1,1) ERA: 4.04	7.0 W 34 9 2 2 4 5 0 0 0 0 0 37 57 2.57 2.000																					
Al Benton, R (8, 1) ERA: 3.72	2.0 S 6 0 0 0 2 0 0 0 0 0 0 10 10 0.00 0.000																					

Batter	1	2	3	4	5	6	7	8	9	AB	R	H	RBI	BB	SO	LOB	TOP					
Dale Mitchell, L (1.7) OBP: 0.370, SLG: 0.370										5	0	2	1	0	0	2						
Lou Boudreau, R (1.6) OBP: 0.354, SLG: 0.361										3	0	0	0	2	0	2						
Luke Easter, L (1.3) OBP: 0.405, SLG: 0.535										3	0	0	0	2	1	3						
Al Rosen, R (1.5) OBP: 0.402, SLG: 0.619										3	1	0	0	1	1	4						
Larry Doby, L (1.8) OBP: 0.471, SLG: 0.521										2	0	0	0	1	1	1						
Joe Gordon, R (1.4) OBP: 0.335, SLG: 0.412										3	2	2	2	1	0	3						
Bob Kennedy, R (1.9) OBP: 0.373, SLG: 0.464										4	1	2	0	0	0	1						
Jim Hegan, R (1.2) OBP: 0.320, SLG: 0.459										3	0	0	0	0	0	1						
Bob Feller, R (1.1) OBP: 0.102, SLG: 0.109										4	0	0	0	0	3	2						
Inning Stats	R: 0 E: 0 K: 0 S: 3	H: 1 LOB: 0 BB: 0 P: 3	R: 0 E: 0 K: 0 S: 3	H: 0 LOB: 1 BB: 1 P: 7	R: 0 E: 0 K: 1 S: 5	H: 0 LOB: 0 BB: 0 P: 5	R: 0 E: 0 K: 1 S: 4	H: 0 LOB: 2 BB: 3 P: 16	R: 0 E: 0 K: 1 S: 6	H: 1 LOB: 1 BB: 0 P: 6	R: 0 E: 0 K: 1 S: 5	H: 0 LOB: 1 BB: 1 P: 9	R: 2 E: 1 K: 1 S: 8	H: 2 LOB: 2 BB: 1 P: 12	R: 2 E: 0 K: 0 S: 4	H: 1 LOB: 0 BB: 0 P: 5	R: 0 E: 0 K: 1 S: 6	H: 1 LOB: 2 BB: 1 P: 10	1B: 4 2B: 2 3B: 0 HR: 1	SF: 0 SAC: 2 DP: 2 HBP: 1	WP: 0 PB: 0 SB: 2 CS: 0	PA: 40
PITCHER	IP WLS BF H R ER SO BB IBB HBP BLK WP HR S P ERA WHIP																					
Dick Fowler, R (1.1) ERA: 6.44	8.0 L 35 5 4 2 5 6 0 1 0 0 0 1 38 63 2.25 1.375																					
Carl Scheib, R (9.1) ERA: 7.78	1.0 5 1 0 0 1 1 0 0 0 0 0 0 6 10 0.00 2.000																					

Cleveland Indians @ Philadelphia Athletics
Shibe Park, Philadelphia, PA
Wed Jul 19 1950, 3:33 AM EDT
Att. 4,580 - Unknown


AB 30
R 4
H 6
RBI 3
BB 7
SO 6
LOB 19



Batter	1	2	3	4	5	6	7	8	9	AB	R	H	RBI	BB	SO	LOB	BOTTOM					
Bob Dillinger, R (1.5) OBP: 0.366, SLG: 0.444										4	0	0	0	0	2	3						
Elmer Valo, L (1.9) OBP: 0.399, SLG: 0.396										3	0	0	0	1	0	0						
Paul Lehner, L (1.7) OBP: 0.347, SLG: 0.422										4	0	0	0	0	0	3						
Sam Chapman, R (1.8) OBP: 0.367, SLG: 0.470										4	0	1	0	0	1	0						
Ferris Fain, L (1.3) OBP: 0.433, SLG: 0.408										4	0	0	0	0	0	1						
Billy Hitchcock, R (1.4) OBP: 0.389, SLG: 0.410										3	0	0	0	0	1	0						
Kermit Wahl, R (1.6) OBP: 0.256, SLG: 0.278										3	0	1	0	0	0	0						
Mike Guerra, R (1.2) OBP: 0.352, SLG: 0.393										3	0	1	0	0	0	0						
Dick Fowler, R (1.1) OBP: 0.174, SLG: 0.174										2	0	1	0	0	1	2						
Wally Moses, L (8, PH) OBP: 0.390, SLG: 0.428										1	0	0	0	0	0	0						
Carl Scheib, R (9.1) OBP: 0.179, SLG: 0.250										0	0	0	0	0	0	0						
Inning Stats	R: 0 E: 0 K: 0 S: 3	H: 0 LOB: 0 BB: 0 P: 3	R: 0 E: 0 K: 0 S: 3	H: 0 LOB: 0 BB: 0 P: 3	R: 0 E: 0 K: 2 S: 9	H: 2 LOB: 3 BB: 1 P: 13	R: 0 E: 0 K: 1 S: 5	H: 0 LOB: 0 BB: 0 P: 5	R: 0 E: 0 K: 1 S: 6	H: 1 LOB: 1 BB: 0 P: 6	R: 0 E: 0 K: 0 S: 4	H: 1 LOB: 1 BB: 0 P: 4	R: 0 E: 0 K: 1 S: 5	H: 0 LOB: 0 BB: 0 P: 5	R: 0 E: 0 K: 0 S: 3	H: 0 LOB: 0 BB: 0 P: 3	R: 0 E: 0 K: 0 S: 3	H: 0 LOB: 0 BB: 0 P: 3	1B: 3 2B: 1 3B: 0 HR: 0	SF: 0 SAC: 0 DP: 0 HBP: 0	WP: 0 PB: 0 SB: 0 CS: 0	PA: 32
PITCHER	IP WLS BF H R ER SO BB IBB HBP BLK WP HR S P ERA WHIP																					
Bob Feller, R (1.1) ERA: 3.57	9.0 W 32 4 0 0 5 1 0 0 0 0 0 0 41 45 0.00 0.556																					

Cleveland Indians @ Philadelphia Athletics
Shibe Park, Philadelphia, PA
Wed Jul 19 1950, 3:33 AM EDT
Att. 4,580 - Unknown

AB 31
R 0
H 4
RBI 0
BB 1
SO 5
LOB 9



Batter	1	2	3	4	5	6	7	8	9	10	11	AB	R	H	RBI	BB	SO	LOB	TOP													
Lou Boudreau, R (1, 6) OBP: 0.351, SLG: 0.354 Bobby Avila, R (7, PR) OBP: 0.412, SLG: 0.358 (7, 6)	0-0 F7		0-0 F3		0-0 6-3		4-0 BB		0-0 6-3			3	0	0	0	1	0	0														
Joe Gordon, R (1, 4) OBP: 0.328, SLG: 0.403	0-0 5-3		0-0 F7		0-0 L7		0-0 F7		0-0 6-3			5	0	0	0	0	0	2														
Luke Easter, L (1, 3) OBP: 0.408, SLG: 0.536	0-0 BB 1B		0-0 F7						0-0 5-3			5	0	3	0	0	0	0														
Al Rosen, R (1, 5) OBP: 0.405, SLG: 0.621	4-0 BB 1B			0-0 FC3-5 BB 1B		0-3 K			0-0 G5-4-3 1B			4	0	2	0	1	1	1														
Larry Doby, L (1, 8) OBP: 0.467, SLG: 0.514	0-0 BB 4-3			4-0 FC3-5 BB 1B		0-0 3-1			0-0 F8			4	0	0	0	1	0	2														
Allie Clark, R (1, 7) OBP: 0.284, SLG: 0.388		0-0 1-4-3		0-0 FC3-5 1-2 2-3F		0-0 5-3			0-0 F8			5	0	0	0	0	0	2														
Bob Kennedy, R (1, 9) OBP: 0.377, SLG: 0.480		0-0 L5		0-0 F9		0-0 5-3 3B 1B			0-0 HR			5	3	3	1	0	0	2														
Jim Hegan, R (1, 2) OBP: 0.316, SLG: 0.453 Sam Zoidak, L (7, 1) OBP: 0.384, SLG: 0.300		0-0 E5		0-0 L6		0-0 5-3			0-0 4-3			3	0	0	0	0	0	3														
Steve Gromek, S (1, 1) OBP: 0.172, SLG: 0.143 Ray Murray, R (7, PH) OBP: 0.365, SLG: 0.463 (7, 2)		0-0 F7			0-3 K				0-0 L6			2	0	0	0	0	1	1														
												1B: 6	SF: 0	2B: 2	SAC: 0	3B: 1	DP: 1	HBP: 0	WP: 0	PA: 45												
												HR: 1	HBP: 0	CS: 0																		
Inning Stats	R: 0 E: 0 K: 0 S: 4	H: 1 LOB: 2 BB: 1 P: 8	R: 0 E: 1 K: 0 S: 4	H: 0 LOB: 1 BB: 0 P: 4	R: 0 E: 0 K: 0 S: 3	H: 0 LOB: 0 BB: 0 P: 3	R: 0 E: 0 K: 0 S: 4	H: 1 LOB: 2 BB: 1 P: 8	R: 0 E: 0 K: 1 S: 5	H: 0 LOB: 0 BB: 0 P: 5	R: 0 E: 0 K: 0 S: 5	H: 0 LOB: 0 BB: 0 P: 5	R: 1 E: 0 K: 0 S: 5	H: 2 LOB: 2 BB: 1 P: 9	R: 0 E: 0 K: 0 S: 3	H: 1 LOB: 0 BB: 0 P: 3	R: 1 E: 0 K: 0 S: 4	H: 1 LOB: 0 BB: 0 P: 4	R: 0 E: 0 K: 0 S: 4	H: 2 LOB: 2 BB: 0 P: 4	R: 1 E: 0 K: 1 S: 7	H: 2 LOB: 1 BB: 0 P: 7	ERA: 4.75	WHIP: 1.182								

Cleveland Indians @ Philadelphia Athletics
Shibe Park, Philadelphia, PA
Thu Jul 20 1950, 3:33 AM EDT
Att: 2,948 - Unknown


AB 42
R 3
H 10
RBI 3
BB 3
SO 3
LOB 14



Batter	1	2	3	4	5	6	7	8	9	10	11	AB	R	H	RBI	BB	SO	LOB	BOTTOM											
Eddie Joost, R (1, 6) OBP: 0.391, SLG: 0.410	0-0 F9		0-0 6-3		0-0 F9					0-0 F6		5	0	0	0	0	0	1												
Wally Moses, L (1, 9) OBP: 0.365, SLG: 0.420	0-0 F4			0-3 K		0-0 G3				0-0 E4 BB		5	0	1	0	0	1	0												
Elmer Valo, L (1, 7) OBP: 0.399, SLG: 0.394	4-0 BB			0-0 F9		0-0 2B 1B				0-0 F7		4	1	1	0	1	0	2												
Sam Chapman, R (1, 8) OBP: 0.368, SLG: 0.477	0-0 F9			0-0 HR		0-0 F7				4-0 BB		4	1	1	1	1	0	4												
Ferris Fain, L (1, 3) OBP: 0.433, SLG: 0.415		0-0 F9		0-0 2B		0-0 3-1				0-0 1B 2B		5	0	2	1	0	0	2												
Billy Hitchcock, R (1, 4) OBP: 0.389, SLG: 0.405		0-0 5-3		4-0 BB		0-0 1B 2B				0-0 F9		4	0	1	0	1	0	0												
Kermit Wahl, R (1, 5) OBP: 0.241, SLG: 0.262		0-0 1-3		0-0 F8		0-0 1B				0-0 F8		5	0	0	0	0	0	2												
Joe Tipton, R (1, 2) OBP: 0.254, SLG: 0.328			0-0 5-3		0-0 F7					0-0 F6		4	0	0	0	0	0	0												
Alex Kellner, R (1, 1) OBP: 0.250, SLG: 0.255			0-0 6-3		0-0 F7					0-0 3-1		4	0	1	0	0	0	0												
												1B: 4	SF: 0	2B: 2	SAC: 0	3B: 0	DP: 1	HBP: 0	WP: 0	PA: 43										
												HR: 1	HBP: 0	CS: 0																
Inning Stats	R: 0 E: 0 K: 0 S: 3	H: 0 LOB: 0 BB: 0 P: 3	R: 0 E: 0 K: 0 S: 3	H: 0 LOB: 0 BB: 0 P: 3	R: 0 E: 0 K: 0 S: 3	H: 0 LOB: 0 BB: 0 P: 3	R: 1 E: 0 K: 1 S: 7	H: 2 LOB: 1 BB: 1 P: 11	R: 0 E: 0 K: 0 S: 3	H: 0 LOB: 0 BB: 0 P: 3	R: 0 E: 1 K: 0 S: 4	H: 0 LOB: 2 BB: 1 P: 8	R: 0 E: 0 K: 0 S: 3	H: 0 LOB: 0 BB: 0 P: 3	R: 0 E: 1 K: 0 S: 5	H: 2 LOB: 2 BB: 0 P: 5	R: 0 E: 0 K: 0 S: 3	H: 0 LOB: 0 BB: 0 P: 3	R: 0 E: 0 K: 0 S: 3	H: 0 LOB: 0 BB: 0 P: 3	ERA: 3.97	WHIP: 1.167								

Cleveland Indians @ Philadelphia Athletics
Shibe Park, Philadelphia, PA
Thu Jul 20 1950, 3:33 AM EDT
Att: 2,948 - Unknown

AB 40
R 2
H 7
RBI 2
BB 3
SO 1
LOB 11



Batter	1	2	3	4	5	6	7	8	9	AB	R	H	RBI	BB	SO	LOB	TOP			
Dale Mitchell, L (1, 7) OBP: 0.368, SLG: 0.369	0-0 6-3	0-0 F7			0-0 6-3			0-0 F9 1B F7 1B		4	1	1	1	0	0	1	Cleveland Indians @ Washington Senators Griffith Stadium, Washington, DC Fri Jul 21 1950, 3:33 AM EDT Att: 18,735 - Unknown			
Bobby Avila, R (1, 4) OBP: 0.410, SLG: 0.369	0-0	0-0 3-H F6			0-0 F6			0-0 1-2 1B		3	0	1	0	0	0	1				
Bob Lemon, L (8, PH) OBP: 0.356, SLG: 0.481	BB									1	0	1	0	0	0	0				
Joe Gordon, R (8, 4) OBP: 0.328, SLG: 0.403	BB									0	0	0	0	0	0	0				
Larry Doby, L (1, 8) OBP: 0.462, SLG: 0.507	0-0 F5				0-0 F8			0-0 F9		4	0	0	0	0	0	3				
Al Rosen, R (1, 5) OBP: 0.406, SLG: 0.618	BB BB				0-0 6-3			0-0 FC4-6 1B		3	0	1	1	1	0	1				
Luke Easter, L (1, 3) OBP: 0.406, SLG: 0.531	BB BB				0-0 F8			0-0 3-H L4		3	0	0	0	1	0	2				
Lou Boudreau, R (1, 6) OBP: 0.344, SLG: 0.345	FC1-6 1-2 2-3 BB				0-0 FC1-6			0-0 FC4-6 1-2		4	0	0	0	0	0	4				
Bob Kennedy, R (1, 9) OBP: 0.375, SLG: 0.475		4-0 SH2-4 F7 1B BB			0-0 F2			0-0 F9		3	1	0	0	1	0	0				
Jim Hegan, R (1, 2) OBP: 0.316, SLG: 0.452		0-0 F8			0-0 F8			0-0 F8		3	0	1	0	0	0	0				
Ray Murray, R (9, PH) OBP: 0.375, SLG: 0.471		1-2 SH2-4 1B			0-0 F8			0-0 F8		1	0	1	0	0	0	0				
Mike Garcia, R (1, 1) OBP: 0.237, SLG: 0.289		0-0 SH2-4			0-0 F8			0-0 F8		2	0	0	0	0	1	0				
Marino Pieretti, R (8, 1) OBP: 0.250, SLG: 0.250		0-0 SH2-4			0-0 4-3			0-3 K		0	0	0	0	0	0	0				
Early Wynn, S (9, PH) OBP: 0.378, SLG: 0.467	1-2 2-3				0-0 4-3			0-3 K		1	0	0	0	0	1	1				
Inning Stats	R: 0 E: 0 K: 0 S: 4	H: 1 LOB: 3 BB: 2 P: 12	R: 1 E: 0 K: 0 S: 4	H: 1 LOB: 1 BB: 1 P: 8	R: 0 E: 0 K: 0 S: 3	H: 0 LOB: 0 BB: 0 P: 3	R: 0 E: 0 K: 0 S: 3	H: 0 LOB: 0 BB: 0 P: 3	R: 0 E: 0 K: 0 S: 4	H: 1 LOB: 1 BB: 0 P: 4	R: 0 E: 0 K: 1 S: 5	H: 0 LOB: 0 BB: 0 P: 5	R: 1 E: 0 K: 0 S: 5	H: 2 LOB: 1 BB: 0 P: 5	R: 0 E: 0 K: 1 S: 6	H: 1 LOB: 1 BB: 0 P: 6	1B: 5 2B: 1 3B: 0 HR: 0	SF: 0 SAC: 1 DP: 0 HBP: 0	WP: 0 PB: 0 SB: 0 CS: 0	PA: 36
PITCHER Connie Marrero, R (1, 1) ERA: 3.66	IP: 9.0 WLS: W BF: 36 H: 6 R: 2 ER: 2 SO: 2 BB: 3 IBB: 0 HBP: 0 BLK: 0 WP: 0 HR: 0 S: 37 P: 49 ERA: 2.00 WHIP: 1.000															PITCHER				

Batter	1	2	3	4	5	6	7	8	9	AB	R	H	RBI	BB	SO	LOB	BOTTOM			
Eddie Yost, R (1, 5) OBP: 0.419, SLG: 0.433	4-0 BB 1B BB	0-0 2-H 1B		0-3 K				0-0 F8 SH1-3 1B	4-0 1-2 2-3 BB	3	1	2	1	2	1	1	Cleveland Indians @ Washington Senators Griffith Stadium, Washington, DC Fri Jul 21 1950, 3:33 AM EDT Att: 18,735 - Unknown			
Gil Coan, L (1, 7) OBP: 0.317, SLG: 0.431	4-0 1B E BB	0-0 F7			0-3 K			0-0 SH1-3	0-0 F9	3	1	0	0	1	1	4				
Irv Noren, L (1, 8) OBP: 0.390, SLG: 0.462	0-3 K	0-0 F6			0-3 K			0-0 F8		4	0	0	0	0	2	4				
Mickey Vernon, L (1, 3) OBP: 0.380, SLG: 0.330	0-0 1-3 2-H 1B				0-0 F5			0-0 4-3		3	0	1	1	1	0	0				
Bud Stewart, L (1, 9) OBP: 0.370, SLG: 0.402	0-0 E4 BB				0-0 1-3			0-0 1B		4	0	1	1	0	0	3				
Cass Michaels, R (1, 4) OBP: 0.388, SLG: 0.422	4-0 1-2 2-3 BB				0-0 F6			0-0 5-3		3	0	1	0	1	0	0				
Sam Dente, R (1, 6) OBP: 0.297, SLG: 0.293	0-0 G5-4-3 1-2 2-3 BB				0-0 G5-4-3 CS 1B			0-0 F5		4	0	1	0	0	0	5				
Mickey Grasso, R (1, 2) OBP: 0.364, SLG: 0.385		0-0 SH2-4 1B			0-3 K			0-0 F7		4	1	2	0	0	1	3				
Connie Marrero, R (1, 1) OBP: 0.205, SLG: 0.167		0-0 SH2-4			0-0 1-2 BB			0-0 5-3		1	0	0	0	2	0	2				
Inning Stats	R: 2 E: 1 K: 1 S: 6	H: 1 LOB: 2 BB: 3 P: 18	R: 1 E: 0 K: 0 S: 5	H: 2 LOB: 0 BB: 0 P: 5	R: 0 E: 0 K: 0 S: 3	H: 0 LOB: 0 BB: 0 P: 3	R: 0 E: 0 K: 2 S: 7	H: 1 LOB: 1 BB: 1 P: 11	R: 0 E: 0 K: 0 S: 7	H: 0 LOB: 0 BB: 0 P: 7	R: 0 E: 0 K: 0 S: 5	H: 2 LOB: 2 BB: 0 P: 5	R: 0 E: 0 K: 0 S: 4	H: 1 LOB: 1 BB: 1 P: 8	R: 0 E: 0 K: 0 S: 4	H: 1 LOB: 3 BB: 2 P: 12		1B: 8 2B: 0 3B: 0 HR: 0	SF: 0 SAC: 2 DP: 1 HBP: 0	WP: 0 PB: 0 SB: 0 CS: 1
PITCHER Mike Garcia, R (1, 1) ERA: 4.78	IP: 7.2 WLS: L BF: 36 H: 8 R: 3 ER: 3 SO: 5 BB: 6 IBB: 0 HBP: 0 BLK: 0 WP: 0 HR: 0 S: 40 P: 64 ERA: 3.52 WHIP: 1.826															PITCHER Marino Pieretti, R (8, 1) ERA: 3.55				

Batter	1	2	3	4	5	6	7	8	9	10	AB	R	H	RBI	BB	SO	LOB	TOP											
Dale Mitchell, L (1, 7) OBP: 0.368, SLG: 0.366	F9			4-3		F9-4 BB		1B		FC5 K	5	1	1	0	1	1	4												
Lou Boudreau, R (1, 6) OBP: 0.335, SLG: 0.335	6-3			F9		F9-4		F4		F9	5	0	0	2	0	0	4												
Larry Doby, L (1, 8) OBP: 0.467, SLG: 0.522						4-3				SH3 E	5	2	4	0	0	0	0												
Al Rosen, R (1, 5) OBP: 0.404, SLG: 0.612	CS	5-3		F7				K		SH3 1B	3	1	0	0	1	1	1												
Luke Easter, L (1, 3) OBP: 0.406, SLG: 0.527		G3				F7		4-3		E8 1B	4	2	1	2	1	0	0												
Joe Gordon, R (1, 4) OBP: 0.326, SLG: 0.399		6-3				S 1B		F6		2H 1B	5	0	1	1	0	0	3												
Bob Kennedy, R (1, 9) OBP: 0.376, SLG: 0.472			1-3			K				3H 1B	4	0	1	1	1	1	1												
Jim Hegan, R (1, 2) OBP: 0.314, SLG: 0.447			5-3			F9		K		3H 1B	5	0	1	2	0	1	2												
Early Wynn, S (1, 1) OBP: 0.400, SLG: 0.515										1-3 2H 3H	3	1	2	0	0	0	0												
Al Benton, R (9, 1) OBP: 0.400, SLG: 0.250			4-3							CS BB	0	0	0	0	0	0	0												
Sam Zoldak, L (9, 1) OBP: 0.462, SLG: 0.300						PB F9-4 2B				CS BB	0	1	0	0	1	0	0												
Inning Stats	R: 0 E: 0 K: 0 S: 3	H: 1 LOB: 0 BB: 0 P: 3	R: 0 E: 0 K: 0 S: 3	H: 0 LOB: 0 BB: 0 P: 3	R: 0 E: 0 K: 0 S: 3	H: 0 LOB: 0 BB: 0 P: 3	R: 0 E: 0 K: 0 S: 4	H: 1 LOB: 1 BB: 0 P: 4	R: 0 E: 0 K: 1 S: 6	H: 1 LOB: 1 BB: 0 P: 6	R: 1 E: 0 K: 0 S: 3	H: 1 LOB: 0 BB: 1 P: 7	R: 0 E: 0 K: 1 S: 5	H: 0 LOB: 0 BB: 0 P: 5	R: 0 E: 0 K: 1 S: 7	H: 2 LOB: 2 BB: 0 P: 7	R: 2 E: 1 K: 0 S: 6	H: 3 LOB: 1 BB: 0 P: 6	R: 5 E: 1 K: 1 S: 8	H: 2 LOB: 3 BB: 4 P: 25	1B: 8 2B: 3 3B: 1 HR: 0	SF: 0 SAC: 1 DP: 1 HBP: 1	WP: 0 PA: 47						
PITCHER	IP 9.0	WLS L	BF 35	H 9	R 3	ER 2	SO 3	BB 1	IBB 0	HBP 0	BLK 0	WP 0	HR 0	S 40	P 44	ERA 2.00	WHIP 1.111												
Sid Hudson, R (1, 1) ERA: 4.01	0.1	L	3	0	2	2	0	1	0	0	0	0	0	2	6	54.00	3.000												
Elmer Singleton, R (10, 1) ERA: 11.31	0.2		8	2	3	3	1	2	1	1	0	0	0	6	19	40.50	6.000												
Mickey Harris, L (10, 1) ERA: 3.58																													

Cleveland Indians @ Washington Senators
Griffith Stadium, Washington, DC
Sat Jul 22 1950, 3:33 AM EDT
Att: 24,228 - Unknown

AB 39
R 8
H 11
RBI 8
BB 5
SO 4
LOB 15

WP: 0 PA: 47
PB: 1
SB: 1
CS: 1

Batter	1	2	3	4	5	6	7	8	9	10	AB	R	H	RBI	BB	SO	LOB	BOTTOM										
Eddie Yost, R (1, 5) OBP: 0.419, SLG: 0.431	F7				1-3			F7		1-3 2H 3H 1B	4	0	1	2	1	0	1											
Gil Coan, L (1, 7) OBP: 0.315, SLG: 0.425	F9							K		F9	4	0	1	0	0	1	1											
Johnny Ostrowski, R (9, PH) (10, 7) OBP: 0.314, SLG: 0.338			G3								1	0	0	0	0	0	2											
Irv Noren, L (1, 8) OBP: 0.364, SLG: 0.454	F9				5-3			F8		L4	5	0	0	0	0	0	1											
Mickey Vernon, L (1, 3) OBP: 0.392, SLG: 0.341											2	0	2	0	3	0	0											
Bud Stewart, L (1, 9) OBP: 0.363, SLG: 0.384								F6		FC4-6	5	0	0	0	0	0	6											
Cass Michaels, R (1, 4) OBP: 0.382, SLG: 0.414								1-3		F4																		
Sam Dente, R (1, 6) OBP: 0.297, SLG: 0.293								1-3		F9	5	0	0	0	0	0	6											
Mickey Grasso, R (1, 2) OBP: 0.363, SLG: 0.383											4	1	1	1	0	1	1											
Sam Mele, R (9, PH) OBP: 0.352, SLG: 0.450											3	0	1	0	0	1	0											
Sandy Consuegra, R (9, PR) OBP: 0.273, SLG: 0.238											1	0	1	0	0	0	0											
Al Evans, R (10, 2) OBP: 0.302, SLG: 0.296											0	0	0	0	0	0	0											
Sid Hudson, R (1, 1) OBP: 0.268, SLG: 0.291											3	0	0	0	0	1	1											
Sherry Robertson, L (9, PH) OBP: 0.378, SLG: 0.357											0	0	0	0	1	0	0											
Elmer Singleton, R (10, 1) OBP: 0.400, SLG: 2.000											0	0	0	0	0	0	0											
Mickey Harris, L (10, 1) OBP: 0.308, SLG: 0.182											0	0	0	0	0	0	0											
Inning Stats	R: 0 E: 0 K: 0 S: 3	H: 0 LOB: 0 BB: 0 P: 3	R: 0 E: 0 K: 0 S: 3	H: 0 LOB: 1 BB: 1 P: 7	R: 0 E: 0 K: 1 S: 5	H: 0 LOB: 1 BB: 1 P: 9	R: 0 E: 0 K: 0 S: 3	H: 0 LOB: 1 BB: 1 P: 7	R: 0 E: 0 K: 1 S: 6	H: 2 LOB: 2 BB: 0 P: 5	R: 0 E: 0 K: 1 S: 5	H: 0 LOB: 0 BB: 0 P: 5	R: 0 E: 0 K: 1 S: 5	H: 0 LOB: 0 BB: 0 P: 5	R: 0 E: 0 K: 1 S: 7	H: 0 LOB: 2 BB: 1 P: 11	R: 0 E: 0 K: 0 S: 3	H: 4 LOB: 2 BB: 1 P: 7	R: 0 E: 0 K: 0 S: 3	H: 1 LOB: 1 BB: 1 P: 7	1B: 6 2B: 1 3B: 0 HR: 0	SF: 0 SAC: 0 DP: 0 HBP: 0	WP: 0 PA: 42					
PITCHER	IP 8.2	WLS L	BF 36	H 6	R 3	ER 3	SO 4	BB 4	IBB 0	HBP 0	BLK 0	WP 0	HR 0	S 40	P 56	ERA 3.12	WHIP 1.154											
Early Wynn, R (1, 1) ERA: 4.04	0.0		1	1	0	0	0	0	0	0	0	0	0	1	1	∞	∞											
Al Benton, R (9, 1) ERA: 3.72	1.1	W	5	0	0	0	0	1	0	0	0	0	0	4	8	0.00	0.750											

Cleveland Indians @ Washington Senators
Griffith Stadium, Washington, DC
Sat Jul 22 1950, 3:33 AM EDT
Att: 24,228 - Unknown

AB 37
R 2
H 7
RBI 3
BB 5
SO 4
LOB 19


WP: 0 PA: 42
PB: 0
SB: 0
CS: 0

Batter	1	2	3	4	5	6	7	8	9	AB	R	H	RBI	BB	SO	LOB	TOP		
Dale Mitchell, L (1.7) OBP: 0.368, SLG: 0.371										4	2	1	1	1	1	1	Cleveland Indians @ Washington Senators Griffith Stadium, Washington, DC Sun Jul 23 1950, 3:33 AM EDT Att: 19,339 - Unknown		
Lou Boudreau, R (1.6) OBP: 0.342, SLG: 0.345										4	1	2	1	1	0	1			
Larry Doby, L (1.8) OBP: 0.463, SLG: 0.517										5	0	1	1	0	0	2			
Al Rosen, R (1.5) OBP: 0.403, SLG: 0.608										4	0	1	1	0	0	0			
Luke Easter, L (1.3) OBP: 0.401, SLG: 0.520										4	0	0	0	0	0	1			
Joe Gordon, R (1.4) OBP: 0.332, SLG: 0.409										4	2	3	0	0	1	0			
Bob Kennedy, R (1.9) OBP: 0.377, SLG: 0.472										4	1	2	1	0	0	1			
Jim Hegan, R (1.2) OBP: 0.314, SLG: 0.445										3	0	1	0	0	1	1			
Bob Lemon, L (1.1) OBP: 0.352, SLG: 0.470										4	0	1	1	0	0	2			
Inning Stats	R: 2 E: 0 K: 0 S: 4	H: 2 LOB: 0 BB: 1 P: 8	R: 3 E: 0 K: 0 S: 6	H: 4 LOB: 3 BB: 1 P: 10	R: 1 E: 0 K: 1 S: 7	H: 2 LOB: 1 BB: 0 P: 7	R: 0 E: 0 K: 1 S: 6	H: 1 LOB: 1 BB: 0 P: 6	R: 0 E: 0 K: 0 S: 4	H: 1 LOB: 1 BB: 0 P: 4	R: 0 E: 0 K: 0 S: 3	H: 0 LOB: 0 BB: 0 P: 3	R: 0 E: 0 K: 1 S: 6	H: 1 LOB: 1 BB: 0 P: 6	R: 0 E: 0 K: 0 S: 3	H: 0 LOB: 0 BB: 0 P: 3	1B: 9 2B: 2 3B: 1 HR: 0	SF: 0 SAC: 1 DP: 1 HBP: 0	WP: 0 PA: 39 CS: 0
PITCHER	IP WLS BF H R ER SO BB IBB HBP BLK WP HR S P ERA WHIP																		
Bob Kuzava, L (1.1) ERA: 4.17	1.2 L 10 5 5 5 0 1 0 0 0 0 0 0 9 13 27.00 3.600																		
Sandy Consuegra, R (2.1) ERA: 4.4	1.1 7 3 1 1 1 1 0 0 0 0 0 0 8 12 6.75 3.000																		
Al Sima, L (4.1) ERA: 4.35	4.0 15 3 0 0 1 0 0 0 0 0 0 0 17 12 0.00 0.750																		
Elmer Singleton, R (8.1) ERA: 8.59	2.0 7 1 0 0 1 0 0 0 0 0 0 0 9 9 0.00 0.500																		

Batter	1	2	3	4	5	6	7	8	9	AB	R	H	RBI	BB	SO	LOB	BOTTOM		
Eddie Yost, R (1.5) OBP: 0.415, SLG: 0.426										4	0	0	1	0	0	1	Cleveland Indians @ Washington Senators Griffith Stadium, Washington, DC Sun Jul 23 1950, 3:33 AM EDT Att: 19,339 - Unknown		
Gil Coan, L (1.7) OBP: 0.307, SLG: 0.413										4	0	0	0	0	0	2			
Irv Noren, L (1.8) OBP: 0.392, SLG: 0.464										3	0	3	0	1	0	0			
Mickey Vernon, L (1.3) OBP: 0.390, SLG: 0.336										3	0	0	0	1	0	4			
Bud Stewart, L (1.9) OBP: 0.358, SLG: 0.388										4	0	0	0	0	2	5			
Cass Michaels, R (1.4) OBP: 0.383, SLG: 0.413										3	0	1	0	1	1	0			
Sam Dente, R (1.6) OBP: 0.296, SLG: 0.292										4	1	1	0	0	0	3			
Mickey Grasso, R (1.2) OBP: 0.368, SLG: 0.388										4	1	2	0	0	1	0			
Bob Kuzava, S (1.1) OBP: 0.285, SLG: 0.192										0	0	0	0	0	0	0			
Sandy Consuegra, R (2.1) OBP: 0.370, SLG: 0.376										0	0	0	0	0	0	0			
Sheriff Robertson, L (3.9) OBP: 0.349, SLG: 0.398										1	0	1	0	0	0	0			
Al Sima, L (4.1) OBP: 0.349, SLG: 0.398										1	0	0	0	0	0	1			
Sam Dente, R (7.9) OBP: 0.349, SLG: 0.457										1	0	1	1	0	0	0			
Elmer Singleton, R (8.1) OBP: 0.349, SLG: 0.398										0	0	0	0	0	0	0			
Merl Combs, L (9.9) OBP: 0.349, SLG: 0.295										1	0	0	0	0	0	1			
Inning Stats	R: 0 E: 0 K: 0 S: 4	H: 1 LOB: 2 BB: 1 P: 8	R: 0 E: 0 K: 1 S: 5	H: 1 LOB: 0 BB: 0 P: 5	R: 0 E: 0 K: 2 S: 7	H: 0 LOB: 0 BB: 0 P: 7	R: 0 E: 0 K: 0 S: 3	H: 1 LOB: 0 BB: 0 P: 3	R: 0 E: 0 K: 1 S: 6	H: 3 LOB: 1 BB: 0 P: 6	R: 2 E: 0 K: 0 S: 6	H: 3 LOB: 1 BB: 0 P: 6	R: 0 E: 1 K: 0 S: 4	H: 1 LOB: 2 BB: 1 P: 8	R: 0 E: 0 K: 1 S: 5	H: 0 LOB: 0 BB: 0 P: 5	1B: 7 2B: 2 3B: 0 HR: 0	SF: 0 SAC: 1 DP: 3 HBP: 0	WP: 0 PA: 37 CS: 0
PITCHER	IP WLS BF H R ER SO BB IBB HBP BLK WP HR S P ERA WHIP																		
Bob Lemon, R (1.1) ERA: 3.94	9.0 W 37 9 2 2 5 3 0 0 0 0 0 0 44 56 2.00 1.333																		

Batter	1	2	3	4	5	6	7	8	9	AB	R	H	RBI	BB	SO	LOB	TOP					
Eddie Joost, R OBP: 0.384, SLG: 0.394 (1, 6)	F8		F3		F9		BB		1B BB	3	1	0	0	2	0	1	Philadelphia Athletics @ Cleveland Indians Cleveland Municipal Stadium, Cleveland, OH Tue Jul 25 1950, 3:33 AM EDT Att: 22,860 - Unknown					
Wally Moses, L OBP: 0.383, SLG: 0.406 (1, 9)	F5			1B BB	WP BB		F9		F4	3	1	0	0	2	0	3						
Paul Lehner, L OBP: 0.353, SLG: 0.420 (1, 7)	F8			F9	F7		K		BB 1B BB	5	1	1	0	0	1	5						
Sam Chapman, R OBP: 0.369, SLG: 0.477 (1, 8)		HR		2B 1B			F8	K	FC5 BB 1B	5	2	3	2	0	1	2						
Ferris Fain, L OBP: 0.427, SLG: 0.405 (1, 3)	4-3			F8			F9		F8	4	0	1	1	1	0	1						
Elmer Valo, L OBP: 0.401, SLG: 0.399 (9, PR)									1-2 2-3 BB	0	0	0	0	0	0	0						
Billy Hitchcock, R OBP: 0.390, SLG: 0.413 (1, 4)	6-3			3-H 1-H 2B			FC5-4 1B		F8	5	0	2	2	0	0	3						
Kermit Wahl, R OBP: 0.243, SLG: 0.294 (1, 5)	K			F7			FC5-4 1-2 1B		FC5	5	0	0	0	0	1	5						
Mike Guerra, R OBP: 0.350, SLG: 0.386 (1, 2)			F7		5-3		HR		FC5-4 BB	1	0	0	0	0	0	0						
Joe Tipton, R OBP: 0.273, SLG: 0.365 (4, 2)									1-2 2-3 BB	2	1	1	1	1	0	0						
Alex Kellner, R OBP: 0.245, SLG: 0.250 (1, 1)	6-3						WP BB 1B		FC5-4 1-2 BB	1	0	0	0	0	0	0						
Carl Scheib, R OBP: 0.226, SLG: 0.290 (4, 1)									1-2 BB	3	0	2	0	0	0	2						
Inning Stats	R: 0 E: 0 K: 0 S: 3	H: 0 LOB: 0 BB: 0 P: 3	R: 1 E: 0 K: 1 S: 6	H: 1 LOB: 0 BB: 0 P: 6	R: 0 E: 0 K: 0 S: 3	H: 0 LOB: 0 BB: 0 P: 3	R: 2 E: 0 K: 0 S: 5	H: 2 LOB: 1 BB: 1 P: 9	R: 0 E: 0 K: 0 S: 4	H: 1 LOB: 2 BB: 1 P: 8	R: 0 E: 0 K: 0 S: 4	H: 1 LOB: 1 BB: 0 P: 4	R: 1 E: 0 K: 2 S: 9	H: 2 LOB: 2 BB: 1 P: 13	R: 0 E: 0 K: 0 S: 4	H: 1 LOB: 2 BB: 1 P: 8	R: 2 E: 0 K: 0 S: 5	H: 2 LOB: 2 BB: 2 P: 13	1B: 6 2B: 2 3B: 0 HR: 2	SF: 0 SAC: 0 DP: 0 HBP: 0	WP: 1 PB: 0 SB: 0 CS: 0	PA: 43
PITCHER	IP	WLS	BF	H	R	ER	SO	BB	IBB	HBP	BLK	WP	HR	S	P	ERA	WHIP					
Bob Feller, R ERA: 3.73 (1, 1)	8.1	W	40	10	6	6	3	5	0	0	0	1	2	41	61	6.48	1.800					
Bob Lemon, R ERA: 3.92 (9, 1)	0.2	S	3	0	0	0	0	1	0	0	0	0	0	2	6	0.00	1.500					

AB 37
R 6
H 10
RBI 6
BB 6
SO 3
LOB 22



Batter	1	2	3	4	5	6	7	8	9	AB	R	H	RBI	BB	SO	LOB	BOTTOM				
Dale Mitchell, L OBP: 0.364, SLG: 0.367 (1, 7)	K		E6 S BB WP	F7		6-3				4	1	0	0	0	1	1	Philadelphia Athletics @ Cleveland Indians Cleveland Municipal Stadium, Cleveland, OH Tue Jul 25 1950, 3:33 AM EDT Att: 22,860 - Unknown				
Lou Boudreau, R OBP: 0.350, SLG: 0.347 (1, 6)	G6-4-3 BB		WP S BB	FC6-4 1B		F8				2	1	1	1	2	0	0					
Allie Clark, R OBP: 0.254, SLG: 0.374 (1, 9)	G6-4-3 1-2		E5 1-H 2-H HR	FC6-4 1-2		4-3				4	1	0	0	0	0	2					
Al Rosen, R OBP: 0.401, SLG: 0.604 (1, 5)		F7	F6		4-3 1B		5-3			4	0	1	0	0	0	1					
Luke Easter, L OBP: 0.405, SLG: 0.542 (1, 3)		HR	1-H HR		4-3		FC5-4 1B			4	2	3	3	0	0	1					
Joe Gordon, R OBP: 0.335, SLG: 0.420 (1, 4)		HR	FC6-4 BB	L7		FC5-4 1-2 1B				3	1	1	1	1	0	2					
Bob Kennedy, R OBP: 0.376, SLG: 0.468 (1, 8)		F8	FC6-4 1-2		FC6-4 BB		5-3			3	0	0	0	1	0	1					
Jim Hegan, R OBP: 0.314, SLG: 0.442 (1, 2)										2	1	0	0	1	0	2					
Ray Murrays, R OBP: 0.366, SLG: 0.464 (6, 2)		F5		1-3 1B BB	FC6-4 1-2		F9			1	0	0	0	0	0	0					
Bob Feller, R OBP: 0.094, SLG: 0.100 (1, 1)										4	0	0	0	0	0	1					
Bob Lemon, L OBP: 0.352, SLG: 0.470 (9, 1)		F5		1-3		F6		F4		0	0	0	0	0	0	0					
Inning Stats	R: 0 E: 0 K: 1 S: 4	H: 0 LOB: 0 BB: 1 P: 8	R: 2 E: 0 K: 0 S: 5	H: 2 LOB: 0 BB: 0 P: 5	R: 4 E: 2 K: 0 S: 6	H: 1 LOB: 1 BB: 2 P: 14	R: 1 E: 0 K: 0 S: 4	H: 1 LOB: 1 BB: 1 P: 8	R: 0 E: 0 K: 0 S: 4	H: 0 LOB: 0 BB: 0 P: 3	R: 0 E: 0 K: 0 S: 4	H: 1 LOB: 1 BB: 0 P: 4	R: 0 E: 0 K: 0 S: 3	H: 0 LOB: 0 BB: 0 P: 3	R: 0 E: 0 K: 0 S: 3	H: 0 LOB: 0 BB: 0 P: 3	1B: 3 2B: 0 3B: 0 HR: 3	SF: 0 SAC: 0 DP: 1 HBP: 0	WP: 1 PB: 0 SB: 2 CS: 0	PA: 36	
PITCHER	IP	WLS	BF	H	R	ER	SO	BB	IBB	HBP	BLK	WP	HR	S	P	ERA	WHIP				
Alex Kellner, L ERA: 4.78 (1, 1)	3.0	L	16	3	6	2	1	3	0	0	0	0	3	15	27	6.00	2.000				
Carl Scheib, R ERA: 7.29 (4, 1)	5.0		20	3	1	1	0	2	0	0	0	0	0	18	26	1.80	1.000				

AB 31
R 7
H 6
RBI 5
BB 5
SO 1
LOB 11



Batter	1	2	3	4	5	6	7	8	9	AB	R	H	RBI	BB	SO	LOB	TOP										
Eddie Joost, R OBP: 0.383, SLG: 0.392 (1, 6)	F7		FC6-4 1B		F8		F8			4	0	1	0	0	0	0	Philadelphia Athletics @ Cleveland Indians Cleveland Municipal Stadium, Cleveland, OH Wed Jul 26 1950, 3:33 AM EDT Att: 19,025 - Unknown livebaseballscorecards.com										
Wally Moses, L OBP: 0.381, SLG: 0.399 (1, 9)	4-3		FC6-4 1B 1B		F8			BB		3	1	0	1	1	0	1											
Elmer Valo, L OBP: 0.396, SLG: 0.393 (1, 7)	F7		F8		K			F7		4	0	0	0	0	1	2											
Sam Chapman, R OBP: 0.368, SLG: 0.474 (1, 8)		K	1B 1B			F3		F9		4	0	1	0	0	1	1											
Fernis Fain, L OBP: 0.430, SLG: 0.409 (1, 3)		FC6-4 1B	1B		L5			FC4-6 1B		4	0	3	1	0	0	0											
Billy Hitchcock, R OBP: 0.393, SLG: 0.418 (1, 4)		FC6-4 1B	F8					FC4-6 1B		3	0	1	0	1	0	4											
Kermit Wahl, R OBP: 0.239, SLG: 0.288 (6, PH)	FC6-4				5-3					2	0	0	0	0	0	2											
Carl Scheib, R OBP: 0.219, SLG: 0.281 (6, PH)	FC6					F3				1	0	0	0	0	0	1											
Pete Suder, R OBP: 0.296, SLG: 0.355 (6, 5)	FC6									1	0	0	0	0	0	0											
Mike Guerra, R OBP: 0.343, SLG: 0.378 (1, 2)	FC6				F8			5-3		4	0	0	0	0	0	2											
Dick Fowler, R OBP: 0.192, SLG: 0.192 (1, 1)										3	1	1	0	0	0	0											
Joe Tipton, R OBP: 0.269, SLG: 0.359 (9, PH)			1B FC6-4 1B		F9			5-3		1	0	0	0	0	0	0											
Inning Stats	R: 0 E: 0 K: 0 S: 3	H: 0 LOB: 0 BB: 0 P: 3	R: 0 E: 0 K: 1 S: 6	H: 1 LOB: 2 BB: 1 P: 10	R: 2 E: 0 K: 0 S: 7	H: 4 LOB: 2 BB: 0 P: 7	R: 0 E: 0 K: 0 S: 3	H: 0 LOB: 0 BB: 0 P: 3	R: 0 E: 0 K: 1 S: 5	H: 1 LOB: 1 BB: 0 P: 4	R: 0 E: 0 K: 0 S: 3	H: 0 LOB: 0 BB: 0 P: 3	R: 0 E: 0 K: 0 S: 4	H: 1 LOB: 2 BB: 1 P: 8	R: 0 E: 0 K: 0 S: 3	H: 0 LOB: 0 BB: 0 P: 3	1B: 6 2B: 1 3B: 0 HR: 0	SF: 0 SAC: 0 DP: 0 HBP: 0	WP: 0 PB: 0 SB: 0 CS: 0	PA: 36							
PITCHER	IP	WLS	BF	H	R	ER	SO	BB	IBB	HBP	BLK	WP	HR	S	P	ERA	WHIP										
Mike Garcia, R ERA: 4.83 (1, 1)	2.2		14	5	2	2	1	1	0	0	0	0	0	15	19	6.75	2.250										
Sam Zoldak, L ERA: 4.5 (3, 1)	6.1	W	22	2	0	0	1	1	0	0	0	0	0	23	27	0.00	0.474										

Batter	1	2	3	4	5	6	7	8	9	AB	R	H	RBI	BB	SO	LOB	BOTTOM										
Dale Mitchell, L OBP: 0.367, SLG: 0.371 (1, 7)	1B 1B	F5		E 1B 4-3 BB		F7		1B G5-4-3 2B		4	3	2	0	1	0	2	Philadelphia Athletics @ Cleveland Indians Cleveland Municipal Stadium, Cleveland, OH Wed Jul 26 1950, 3:33 AM EDT Att: 19,025 - Unknown livebaseballscorecards.com										
Lou Boudreau, R OBP: 0.356, SLG: 0.354 (1, 6)	F7	FC5-4 1B		E4 4-3 1B		L7		G5-4-3 1B		5	0	3	1	0	0	1											
Allie Clark, R OBP: 0.244, SLG: 0.357 (1, 9)	F8	F7		4-3		6-3		G5-4-3		5	0	0	1	0	0	5											
Al Rosen, R OBP: 0.404, SLG: 0.602 (1, 5)	1B 1B	FC5-4		5-3			G4-6-3 BB	BB 1B		4	0	2	0	1	0	3											
Luke Easter, L OBP: 0.410, SLG: 0.542 (1, 3)	1B		E 1B G6-4-3 BB			G4-6-3	BB BB	BB BB		2	1	1	1	3	0	1											
Joe Gordon, R OBP: 0.339, SLG: 0.419 (1, 4)	BB		G6-4-3 E 1B		F8		1B BB	F7		3	1	1	0	2	0	4											
Bob Kennedy, R OBP: 0.380, SLG: 0.470 (1, 8)	5-3		G6-4-3 BB				1B BB			3	0	2	0	1	0	3											
Ray Murray, R OBP: 0.375, SLG: 0.479 (1, 2)		SH 1B 2B	G6-4-3		8-4		1B 1B			4	1	2	1	0	0	3											
Mike Garcia, R OBP: 0.237, SLG: 0.289 (1, 1)		SH			4-3					0	0	0	0	0	0	0											
Sam Zoldak, L OBP: 0.375, SLG: 0.231 (3, 1)		1B	G3					1-3		3	0	0	0	0	0	3											
Inning Stats	R: 1 E: 0 K: 0 S: 6	H: 3 LOB: 3 BB: 1 P: 10	R: 1 E: 1 K: 0 S: 6	H: 2 LOB: 2 BB: 0 P: 6	R: 1 E: 1 K: 0 S: 3	H: 1 LOB: 1 BB: 2 P: 11	R: 1 E: 1 K: 0 S: 4	H: 1 LOB: 2 BB: 2 P: 12	R: 0 E: 0 K: 0 S: 3	H: 0 LOB: 0 BB: 0 P: 3	R: 1 E: 0 K: 0 S: 4	H: 2 LOB: 2 BB: 2 P: 12	R: 1 E: 0 K: 0 S: 5	H: 3 LOB: 2 BB: 1 P: 9	1B: 11 2B: 3 3B: 0 HR: 0	SF: 0 SAC: 1 DP: 4 HBP: 0	WP: 0 PB: 0 SB: 0 CS: 0	PA: 42									
PITCHER	IP	WLS	BF	H	R	ER	SO	BB	IBB	HBP	BLK	WP	HR	S	P	ERA	WHIP										
Dick Fowler, R ERA: 6.48 (1, 1)	8.0	L	42	13	6	6	0	8	0	0	0	0	0	34	66	6.75	2.625										

Batter	1	2	3	4	5	6	7	8	9	AB	R	H	RBI	BB	SO	LOB	TOP										
Eddie Joost, R OBP: 0.383, SLG: 0.390 (1, 6)										4	1	1	0	1	0	4	Philadelphia Athletics @ Cleveland Indians Cleveland Municipal Stadium, Cleveland, OH Thu Jul 27 1950, 3:33 AM EDT Att: 13,224 - Unknown										
Wally Moses, L OBP: 0.381, SLG: 0.392 (1, 9)										3	1	0	0	2	0	2											
Elmer Valo, L OBP: 0.393, SLG: 0.389 (1, 7)										5	2	1	0	0	0	6											
Sam Chapman, R OBP: 0.368, SLG: 0.485 (1, 8)										5	2	2	4	0	0	4											
Fernis Fain, L OBP: 0.433, SLG: 0.412 (1, 3)										3	1	1	1	2	0	1											
Billy Hitchcock, R OBP: 0.395, SLG: 0.420 (1, 4)										4	0	2	1	0	0	0											
Kermit Wahl, R OBP: 0.241, SLG: 0.283 (1, 5)										2	0	0	0	1	0	1											
Joe Astroth, R OBP: 0.372, SLG: 0.328 (1, 2)										3	0	0	0	1	0	1											
Lou Brissie, L OBP: 0.169, SLG: 0.140 (1, 1)										4	0	2	1	0	0	1											
Inning Stats	R: 2 E: 0 K: 0 S: 5	H: 2 LOB: 0 BB: 0 P: 5	R: 0 E: 0 K: 0 S: 3	H: 0 LOB: 1 BB: 1 P: 7	R: 3 E: 1 K: 0 S: 5	H: 2 LOB: 1 BB: 2 P: 13	R: 0 E: 0 K: 0 S: 3	H: 0 LOB: 0 BB: 0 P: 3	R: 0 E: 0 K: 0 S: 3	H: 0 LOB: 1 BB: 1 P: 7	R: 0 E: 0 K: 0 S: 3	H: 0 LOB: 0 BB: 0 P: 3	R: 0 E: 0 K: 0 S: 4	H: 1 LOB: 2 BB: 1 P: 8	R: 1 E: 0 K: 0 S: 4	H: 2 LOB: 1 BB: 0 P: 4	1B: 6 2B: 2 3B: 0 HR: 1	SF: 0 SAC: 1 DP: 1 HBP: 0	WP: 0 PB: 0 SB: 2 CS: 0	PA: 41							
PITCHER	IP	WLS	BF	H	R	ER	SO	BB	IBB	HBP	BLK	WP	HR	S	P	ERA	WHIP										
Steve Gromek, R ERA: 4.33 (1, 1)	2.1	L	14	3	5	4	0	3	0	0	0	0	1	11	23	15.43	2.571										
Al Benton, R ERA: 3.46 (3, 1)	2.2		9	1	0	0	0	1	0	0	0	0	0	8	12	0.00	0.750										
Dick Weik, R ERA: 4.6 (6, 1)	2.0		8	1	0	0	0	1	0	0	0	0	0	7	11	0.00	1.000										
Gene Bearden, L ERA: 5.96 (8, 1)	2.0		10	4	2	2	0	1	1	0	0	0	0	8	16	9.00	2.500										

Batter	1	2	3	4	5	6	7	8	9	AB	R	H	RBI	BB	SO	LOB	BOTTOM										
Dale Mitchell, L OBP: 0.365, SLG: 0.367 (1, 7)											4	0	0	0	1	0	3										
Lou Boudreau, R OBP: 0.352, SLG: 0.349 (1, 6)											5	0	1	0	0	0	3										
Allie Clark, R OBP: 0.252, SLG: 0.365 (1, 9)											3	0	1	0	1	1	0										
Al Rosen, R OBP: 0.402, SLG: 0.597 (1, 5)											3	0	0	0	1	1	3										
Luke Easter, L OBP: 0.411, SLG: 0.539 (1, 3)											2	1	0	0	2	1	3										
Joe Gordon, R OBP: 0.338, SLG: 0.414 (1, 4)											3	1	0	0	1	0	4										
Bob Kennedy, R OBP: 0.376, SLG: 0.463 (1, 8)											4	0	0	0	0	0	3										
Ray Murray, R OBP: 0.369, SLG: 0.481 (1, 2)											4	0	1	0	0	0	2										
Steve Gromek, S OBP: 0.172, SLG: 0.143 (1, 1)											0	0	0	0	0	0	0										
Al Benton, R OBP: 0.333, SLG: 0.200 (3, 1)											1	0	0	0	0	0	1										
Early Wynn, R OBP: 0.445, SLG: 0.615 (5, PH)											0	0	0	0	0	0	0										
Dick Weik, R OBP: 0.325, SLG: 0.425 (6, 1)											0	0	0	0	0	0	0										
Ray Boone, R OBP: 0.401, SLG: 0.625 (7, PH)											0	0	0	0	0	0	0										
Gene Bearden, L OBP: 0.207, SLG: 0.305 (8, 1)											0	0	0	0	0	0	0										
Bobby Avila, R OBP: 0.416, SLG: 0.388 (9, PH)											1	0	1	1	0	0	0										
Inning Stats	R: 0 E: 0 K: 1 S: 4	H: 0 LOB: 0 BB: 1 P: 8	R: 0 E: 0 K: 1 S: 5	H: 0 LOB: 1 BB: 1 P: 9	R: 0 E: 0 K: 1 S: 5	H: 0 LOB: 0 BB: 0 P: 5	R: 0 E: 0 K: 1 S: 6	H: 1 LOB: 2 BB: 1 P: 10	R: 0 E: 0 K: 0 S: 3	H: 0 LOB: 0 BB: 1 P: 7	R: 0 E: 0 K: 0 S: 3	H: 0 LOB: 0 BB: 0 P: 3	R: 0 E: 0 K: 0 S: 4	H: 1 LOB: 2 BB: 1 P: 8	R: 0 E: 0 K: 0 S: 4	H: 1 LOB: 1 BB: 0 P: 4	R: 2 E: 1 K: 0 S: 5	H: 1 LOB: 2 BB: 2 P: 13	1B: 1 2B: 3 3B: 0 HR: 0	SF: 0 SAC: 0 DP: 1 HBP: 0	WP: 0 PB: 0 SB: 0 CS: 0	PA: 38					
PITCHER	IP	WLS	BF	H	R	ER	SO	BB	IBB	HBP	BLK	WP	HR	S	P	ERA	WHIP										
Lou Brissie, L ERA: 3.99 (1, 1)	9.0	W	38	4	2	1	4	7	0	0	0	0	0	39	67	1.00	1.222										

Batter	1	2	3	4	5	6	7	8	9	AB	R	H	RBI	BB	SO	LOB	TOP
Billy Goodman, L (1, 7) OBP: 0.427, SLG: 0.483	L7			F8		5-3 BLK 1B		6 BB 1B		4	0	2	0	0	0	0	Boston Red Sox @ Cleveland Indians Cleveland Municipal Stadium, Cleveland, OH Fri Jul 28 1950, 3:33 AM EDT Att: 50,349 - Unknown
6 Johnny Pesky, L (1, 5) OBP: 0.444, SLG: 0.417	G6-4-3 1B			F6		4-0 BB		4-0 BB		2	0	1	0	2	0	0	
Dom DiMaggio, R (1, 8) OBP: 0.408, SLG: 0.430	G6-4-3			BB		5-3		5-3		3	0	0	0	1	1	5	
Vern Stephens, R (1, 6) OBP: 0.366, SLG: 0.541		F7		K		0-3 K		0-3 K		4	1	1	0	0	2	3	
Walt Dropo, R (1, 3) OBP: 0.384, SLG: 0.613		F3				6-3		6-3		4	0	0	0	0	0	1	
Bobby Doerr, R (1, 4) OBP: 0.385, SLG: 0.521		F8				F3		K		4	0	0	0	0	1	1	
Tom Wright, L (1, 9) OBP: 0.372, SLG: 0.370				F8		4-0 BB		K		3	0	1	1	1	1	0	
Matt Batts, R (1, 2) OBP: 0.306, SLG: 0.369				F4		F9		L3		4	0	0	0	0	1	2	
Mickey McDermott, L (1, 1) OBP: 0.457, SLG: 0.433				F7				K2-3		1	0	0	0	0	0	0	
Jim McDonald, R (3, 1)										1	0	0	0	0	1	0	
Clyde Volmer, R (8, PH) OBP: 0.338, SLG: 0.482										1	0	0	0	0	1	0	
Dick Littlefield, L (8, 1)										0	0	0	0	0	0	0	
Inning Stats	R: 0 E: 0 K: 0 S: 3	H: 1 LOB: 0 BB: 0 P: 3	R: 0 E: 0 K: 0 S: 3	H: 0 LOB: 0 BB: 0 P: 3	R: 0 E: 0 K: 1 S: 5	H: 0 LOB: 1 BB: 1 P: 9	R: 0 E: 0 K: 2 S: 8	H: 1 LOB: 2 BB: 1 P: 12	R: 0 E: 0 K: 2 S: 7	H: 0 LOB: 0 BB: 0 P: 7	R: 0 E: 0 K: 2 S: 8	H: 1 LOB: 2 BB: 1 P: 12	R: 1 E: 0 K: 1 S: 7	H: 2 LOB: 1 BB: 0 P: 7	1B: 4 2B: 1 3B: 0 HR: 0	SF: 0 SAC: 0 DP: 1 HBP: 0	WP: 0 PA: 35 PB: 0 SB: 0 CS: 0
PITCHER Early Wynn, R (1, 1) ERA: 3.8	IP: 9.0 WLS: W BF: 35 H: 5 R: 1 ER: 1 SO: 8 BB: 4 IBB: 0 HBP: 0 BLK: 1 WP: 0 HR: 0 S: 47 P: 63 ERA: 1.00 WHIP: 1.000											PITCHER	IP: WLS: BF: H: R: ER: SO: BB: IBB: HBP: BLK: WP: HR: S: P: ERA: WHIP:				

AB 31
R 1
H 5
RBI 1
BB 4
SO 8
LOB 12



Batter	1	2	3	4	5	6	7	8	9	AB	R	H	RBI	BB	SO	LOB	BOTTOM		
Dale Mitchell, L (1, 7) OBP: 0.371, SLG: 0.369	SH1-3 HR	BLK BB	3-1 1B		F6			E HR BB		3	2	2	1	2	0	1	Boston Red Sox @ Cleveland Indians Cleveland Municipal Stadium, Cleveland, OH Fri Jul 28 1950, 3:33 AM EDT Att: 50,349 - Unknown		
Allie Clark, R (9, 7) OBP: 0.282, SLG: 0.365	SH1-3 HR	1-2 BB	2-H 1B					HR		0	0	0	0	0	0	0			
Lou Boudreau, R (1, 6) OBP: 0.349, SLG: 0.342	SH1-3 HR	F8	3-1			F3		E6 HR		4	2	0	0	1	0	4			
Larry Doby, L (1, 8) OBP: 0.469, SLG: 0.531	SH1-3	BLK BB						HR		3	1	3	3	1	0	0			
Al Rosen, R (1, 5) OBP: 0.404, SLG: 0.613	HR	BB		G5-4-3 1B		F5		HR		4	2	2	4	1	0	2			
Luke Easter, L (1, 3) OBP: 0.408, SLG: 0.543	2-3	K		F5		F6		HR		5	1	1	1	0	1	4			
Joe Gordon, R (1, 4) OBP: 0.342, SLG: 0.425	BB					1B 4-3 BB		F8		3	2	1	1	2	0	0			
Bob Kennedy, R (1, 9) OBP: 0.378, SLG: 0.465	F7							4-3		3	1	2	0	0	0	1			
Thurman Tucker, L (7, PH) OBP: 0.320, SLG: 0.244								4-3		2	0	0	0	0	0	0			
Jim Hegan, R (1, 2) OBP: 0.315, SLG: 0.438								F2		2	0	0	1	1	0	1			
Early Wynn, S (1, 1) OBP: 0.400, SLG: 0.486		FC5-6						F4		4	2	1	1	0	1	2			
Inning Stats	R: 3 E: 0 K: 0 S: 5	H: 2 LOB: 1 BB: 2 P: 13	R: 1 E: 0 K: 1 S: 5	H: 0 LOB: 3 BB: 4 P: 21	R: 3 E: 1 K: 0 S: 6	H: 4 LOB: 0 BB: 0 P: 6	R: 0 E: 0 K: 0 S: 3	H: 1 LOB: 0 BB: 0 P: 3	R: 1 E: 0 K: 1 S: 6	H: 1 LOB: 1 BB: 1 P: 10	R: 0 E: 0 K: 0 S: 4	H: 1 LOB: 1 BB: 0 P: 4	R: 0 E: 0 K: 0 S: 3	H: 0 LOB: 0 BB: 0 P: 3	R: 5 E: 1 K: 0 S: 7	H: 3 LOB: 0 BB: 1 P: 11	1B: 7 2B: 0 3B: 0 HR: 5	SF: 0 SAC: 2 DP: 1 HBP: 0	WP: 0 PA: 43 PB: 0 SB: 0 CS: 0
PITCHER Mickey McDermott, L (1, 1) ERA: 5.21	IP: 2.0 WLS: L BF: 16 H: 4 R: 6 ER: 6 SO: 1 BB: 6 IBB: 0 HBP: 1 BLK: 1 WP: 0 HR: 2 S: 12 P: 36 ERA: 27.00 WHIP: 5.000											PITCHER	IP: WLS: BF: H: R: ER: SO: BB: IBB: HBP: BLK: WP: HR: S: P: ERA: WHIP:						
Jim McDonald, R (3, 1) ERA: 1.29	5.0	19	5	2	1	1	1	0	0	0	0	20	24	1.80	1.200				
Dick Littlefield, L (8, 1) ERA: 10.22	1.0	8	3	5	4	0	1	0	0	0	0	3	7	36.00	4.000				

AB 33
R 13
H 12
RBI 12
BB 8
SO 2
LOB 15



Batter	1	2	3	4	5	6	7	8	9	AB	R	H	RBI	BB	SO	LOB	TOP																					
Billy Goodman, L (1.7) OBP: 0.424, SLG: 0.479	F7		4-3			4-3		6 1B		4	0	1	1	0	0	1	Boston Red Sox @ Cleveland Indians Cleveland Municipal Stadium, Cleveland, OH Sat Jul 29 1950, 3:33 AM EDT Att: 29,904 - Unknown																					
6 Johnny Pesky, L (1.5) OBP: 0.445, SLG: 0.418	4-3				F3	FC4-6 1B		3-H 1B		4	0	2	0	0	0	0																						
Dom DiMaggio, R (1.8) OBP: 0.405, SLG: 0.425	5-3				K	FC4-6 1-2		G6-4-3 1-2		4	0	0	0	0	1	3																						
Vern Stephens, R (1.6) OBP: 0.362, SLG: 0.536		F5			5-3					4	0	0	0	0	0	0																						
Walt Dropo, R (1.3) OBP: 0.385, SLG: 0.610		4-3				F7		SH1-3 1B		3	0	1	0	1	0	0																						
Bobby Doerr, R (1.4) OBP: 0.384, SLG: 0.526		K						SH1-3 1-2		3	0	1	0	0	1	1																						
Tom Wright, L (1.9) OBP: 0.356, SLG: 0.353			F7			K		F6		4	0	0	0	0	2	3																						
Matt Batts, R (1.2) OBP: 0.313, SLG: 0.380						F8		4-3 1B		3	1	2	0	0	0	1																						
Chuck Stobbs, L (1.1) OBP: 0.447, SLG: 0.278			F6					4-3 2B		2	0	0	0	0	0	1																						
Mickey McDermott, L (6.1) OBP: 0.444, SLG: 0.419						1-3		4-3		1	0	0	0	0	0	1																						
Inning Stats	R: 0 E: 0 K: 0 S: 3	H: 0 LOB: 0 BB: 0 P: 3	R: 0 E: 0 K: 1 S: 5	H: 0 LOB: 0 BB: 0 P: 5	R: 0 E: 0 K: 0 S: 4	H: 1 LOB: 1 BB: 0 P: 4	R: 0 E: 0 K: 1 S: 5	H: 0 LOB: 0 BB: 0 P: 5	R: 0 E: 0 K: 1 S: 6	H: 1 LOB: 1 BB: 0 P: 6	R: 0 E: 0 K: 0 S: 4	H: 1 LOB: 1 BB: 0 P: 4	R: 0 E: 0 K: 0 S: 4	H: 1 LOB: 1 BB: 0 P: 4	R: 1 E: 0 K: 0 S: 5	H: 3 LOB: 1 BB: 0 P: 5	R: 0 E: 0 K: 1 S: 5	H: 0 LOB: 1 BB: 1 P: 9	1B: 5 2B: 1 3B: 1 HR: 0	SF: 0 SAC: 1 DP: 1 HBP: 0	WP: 0 PB: 0 SB: 0 CS: 0	PA: 34																
PITCHER	IP	WLS	BF	H	R	ER	SO	BB	IBB	HBP	BLK	WP	HR	S	P	ERA	WHIP	PITCHER				IP	WLS	BF	H	R	ER	SO	BB	IBB	HBP	BLK	WP	HR	S	P	ERA	WHIP
Bob Lemon, R (1.1) ERA: 3.78	9.0	W	34	7	1	1	4	1	0	0	0	0	0	41	45	1.00	0.889					9.0																

AB 32
R 1
H 7
RBI 1
BB 1
SO 4
LOB 11



Batter	1	2	3	4	5	6	7	8	9	AB	R	H	RBI	BB	SO	LOB	BOTTOM																						
Dale Mitchell, L (1.7) OBP: 0.375, SLG: 0.370	E9 1B		4-0 1B			5-3		4-0 BB 1B		2	1	1	0	2	0	0	Boston Red Sox @ Cleveland Indians Cleveland Municipal Stadium, Cleveland, OH Sat Jul 29 1950, 3:33 AM EDT Att: 29,904 - Unknown																						
Lou Boudreau, R (1.6) OBP: 0.351, SLG: 0.342	9-5		1-2 1B			5-3		1B BB		3	0	1	0	1	0	1																							
Larry Doby, L (1.8) OBP: 0.464, SLG: 0.524	F4		F5			K		K		4	0	0	0	0	2	4																							
Al Rosen, R (1.5) OBP: 0.408, SLG: 0.618		F9 2B			F9	G3-6 1B		1-3 2H 1B		4	1	3	1	0	0	0																							
Luke Easter, L (1.3) OBP: 0.407, SLG: 0.549		F9				G3-6 1-2		K		4	1	1	1	0	1	4																							
Joe Gordon, R (1.4) OBP: 0.339, SLG: 0.420		F7			F9			K		3	0	0	1	0	1	0																							
Bob Kennedy, R (1.9) OBP: 0.375, SLG: 0.461		F8			F5			6-3		3	0	0	0	0	0	0																							
Jim Hegan, R (1.2) OBP: 0.311, SLG: 0.433			F7			F6		5-3		3	0	0	0	0	0	0																							
Bob Lemon, L (1.1) OBP: 0.351, SLG: 0.500			K			HR		K		3	1	1	1	0	2	0																							
Inning Stats	R: 0 E: 1 K: 0 S: 3	H: 1 LOB: 0 BB: 0 P: 3	R: 1 E: 0 K: 0 S: 4	H: 1 LOB: 0 BB: 0 P: 4	R: 0 E: 0 K: 1 S: 6	H: 1 LOB: 2 BB: 1 P: 10	R: 1 E: 0 K: 0 S: 4	H: 1 LOB: 0 BB: 0 P: 4	R: 1 E: 0 K: 1 S: 5	H: 1 LOB: 0 BB: 0 P: 5	R: 0 E: 0 K: 1 S: 5	H: 0 LOB: 0 BB: 0 P: 5	R: 0 E: 0 K: 1 S: 5	H: 0 LOB: 0 BB: 0 P: 5	R: 1 E: 0 K: 3 S: 10	H: 1 LOB: 2 BB: 2 P: 18	R: 0 E: 0 K: 0 S: 2	H: 0 LOB: 0 BB: 0 P: 2	1B: 4 2B: 2 3B: 0 HR: 2	SF: 0 SAC: 0 DP: 2 HBP: 0	WP: 0 PB: 0 SB: 0 CS: 0	PA: 32																	
PITCHER	IP	WLS	BF	H	R	ER	SO	BB	IBB	HBP	BLK	WP	HR	S	P	ERA	WHIP	PITCHER				IP	WLS	BF	H	R	ER	SO	BB	IBB	HBP	BLK	WP	HR	S	P	ERA	WHIP	
Chuck Stobbs, L (1.1) ERA: 5.98	5.1	L	22	6	3	3	2	1	0	0	0	0	0	2	25	29	5.06	1.312					5.1																
Mickey McDermott, L (6.1) ERA: 5.15	2.2		10	1	1	1	4	2	0	0	0	0	0	16	24	3.38	1.125					2.2																	

AB 29
R 4
H 7
RBI 4
BB 3
SO 6
LOB 9



Batter	1	2	3	4	5	6	7	8	9	10	AB	R	H	RBI	BB	SO	LOB	TOP	
Billy Goodman, L OBP: 0.418, SLG: 0.470 (1, 7)											6	1	1	0	0	1	5	Boston Red Sox @ Cleveland Indians Cleveland Municipal Stadium, Cleveland, OH Sun Jul 30 1950, 3:33 AM EDT Unknown livebaseballscorecards.com	
6 Johnny Pesky, L OBP: 0.444, SLG: 0.418 (1, 5)											5	1	2	0	0	0	1		
Dom DiMaggio, R OBP: 0.400, SLG: 0.419 (1, 8)											5	0	0	0	0	0	1		
Vern Stephens, R OBP: 0.365, SLG: 0.535 (1, 6)											4	1	2	0	1	1	2		
Walt Dropo, R OBP: 0.388, SLG: 0.615 (1, 3)											4	1	2	3	1	0	2		
Bobby Doerr, R OBP: 0.385, SLG: 0.527 (1, 4)											5	1	2	1	0	1	3		
Tom Wright, L OBP: 0.358, SLG: 0.367 (1, 9)											5	0	2	1	0	0	2		
Matt Batts, R OBP: 0.309, SLG: 0.375 (1, 2)											5	0	1	0	0	1	3		
Walt Masterson, R OBP: 0.148, SLG: 0.130 Al Zarilla, SLG: 0.488 Lou Springer, SLG: 0.214 Jim McDonald, R Clyde Volmer, R Ellis Kinder, R Joe Dobson, R OBP: 0.281, SLG: 0.167 (7, 9)											1	0	0	0	1	1	1		
Inning Stats	R: 2 E: 0 K: 1 S: 8	H: 3 LOB: 1 BB: 0 P: 7	R: 0 E: 0 K: 0 S: 3	H: 0 LOB: 1 BB: 1 P: 7	R: 0 E: 0 K: 0 S: 4	H: 1 LOB: 1 BB: 0 P: 6	R: 0 E: 0 K: 1 S: 6	H: 1 LOB: 2 BB: 1 P: 10	R: 0 E: 0 K: 0 S: 3	H: 0 LOB: 2 BB: 1 P: 7	R: 3 E: 0 K: 2 S: 13	H: 6 LOB: 3 BB: 0 P: 13	R: 0 E: 0 K: 1 S: 5	H: 0 LOB: 1 BB: 1 P: 9	R: 0 E: 0 K: 0 S: 4	H: 1 LOB: 1 BB: 0 P: 4	1B: 10 2B: 2 3B: 1 HR: 0		SF: 0 SAC: 1 DP: 0 HBP: 0
PITCHER	IP 7.0	WLS 33	BF 9	H 5	R 5	ER 5	SO 4	BB 3	IBB 0	HBP 0	BLK 0	WP 0	HR 0	S 38	P 50	ERA 6.43	WHIP 1.714		
Bob Feller, R ERA: 3.88 (7, 9)																			
Mike Garcia, R ERA: 4.83 (7, 9)	(8, 1)	0.0	2	2	0	0	0	0	0	0	0	0	0	2	2	∞	∞		
Al Benton, R ERA: 3.21 (10, 1)	(8, 1)	3.0	W 12	2	0	0	3	1	0	0	0	0	0	17	21	0.00	1.000		

AB	42
R	5
H	13
RBI	5
BB	4
SO	7
LOB	28



Batter	1	2	3	4	5	6	7	8	9	10	AB	R	H	RBI	BB	SO	LOB	BOTTOM	
Dale Mitchell, L OBP: 0.378, SLG: 0.370 (1, 7)											3	2	1	0	2	0	1	Boston Red Sox @ Cleveland Indians Cleveland Municipal Stadium, Cleveland, OH Sun Jul 30 1950, 3:33 AM EDT Unknown livebaseballscorecards.com	
Lou Boudreau, R OBP: 0.352, SLG: 0.340 (1, 6)											4	1	1	1	1	0	2		
Larry Doby, L OBP: 0.463, SLG: 0.532 (1, 8)											5	1	2	4	0	1	1		
Al Rosen, R OBP: 0.404, SLG: 0.611 (1, 5)											4	0	0	0	0	1	0		
Luke Easter, L OBP: 0.403, SLG: 0.542 (1, 3)											4	0	0	0	0	2	0		
Joe Gordon, R OBP: 0.338, SLG: 0.417 (1, 4)											4	0	1	0	0	0	0		
Bob Kennedy, R OBP: 0.371, SLG: 0.455 (1, 9)											4	0	0	0	0	0	1		
Jim Hegan, R OBP: 0.314, SLG: 0.449 (1, 2)											4	2	2	1	0	0	0		
Bob Feller, R OBP: 0.107, SLG: 0.113 (7, 1)	(1, 1)										3	0	1	0	0	2	1		
Mike Garcia, R OBP: 0.237, SLG: 0.289 (8, 1)	(8, 1)										0	0	0	0	0	0	0		
Al Benton, R OBP: 0.286, SLG: 0.167 (8, 1)	(8, 1)										1	0	0	0	0	1	0		
Inning Stats	R: 0 E: 0 K: 1 S: 4	H: 0 LOB: 0 BB: 1 P: 8	R: 0 E: 0 K: 1 S: 5	H: 0 LOB: 0 BB: 0 P: 5	R: 4 E: 0 K: 1 S: 8	H: 3 LOB: 0 BB: 1 P: 12	R: 0 E: 0 K: 1 S: 5	H: 0 LOB: 0 BB: 0 P: 5	R: 1 E: 0 K: 0 S: 5	H: 2 LOB: 1 BB: 0 P: 5	R: 0 E: 0 K: 0 S: 4	H: 0 LOB: 0 BB: 0 P: 5	R: 0 E: 0 K: 0 S: 3	H: 0 LOB: 0 BB: 0 P: 3	R: 1 E: 0 K: 1 S: 6	H: 2 LOB: 2 BB: 1 P: 10	1B: 5 2B: 1 3B: 0 HR: 2	SF: 0 SAC: 0 DP: 1 HBP: 0	WP: 0 PA: 39
PITCHER	IP 6.0	WLS 25	BF 6	H 5	R 5	ER 5	SO 4	BB 2	IBB 0	HBP 0	BLK 0	WP 0	HR 2	S 31	P 39	ERA 7.50	WHIP 1.333		
Walt Masterson, R ERA: 6.13 (7, 1)																			
Jim McDonald, R ERA: 1.13 (7, 1)	(7, 1)	1.0	3	0	0	0	1	0	0	0	0	0	0	5	5	0.00	0.000		
Ellis Kinder, R ERA: 4.63 (8, 1)	(8, 1)	2.2	L 9	1	1	1	2	0	0	0	0	0	0	13	13	3.38	0.375		
Joe Dobson, R ERA: 4.3 (10, 1)	(10, 1)	0.0	2	1	0	0	0	1	0	0	0	0	0	1	5	∞	∞		





Batter	1	2	3	4	5	6	7	8	9	AB	R	H	RBI	BB	SO	LOB	TOP					
Eddie Yost, R OBP: 0.419, SLG: 0.415 (1, 5)										3	1	1	0	1	1	0	Washington Senators @ Cleveland Indians Cleveland Municipal Stadium, Cleveland, OH Tue Aug 01 1950, 3:33 AM EDT Att: 16,864 - Unknown livebaseballscorecards.com					
Gil Coan, L OBP: 0.328, SLG: 0.416 (1, 7)										5	0	2	0	0	1	2						
Irv Noren, L OBP: 0.388, SLG: 0.474 (1, 8)										5	0	1	0	0	1	3						
Mickey Vernon, L OBP: 0.403, SLG: 0.384 (1, 3)										0	1	0	0	0	0	0						
Sam Mele, R OBP: 0.392, SLG: 0.483 (1, 9)										4	0	0	0	1	0	5						
Cass Michaels, R OBP: 0.391, SLG: 0.409 (1, 4)										4	0	1	0	0	1	3						
Sam Dente, R OBP: 0.294, SLG: 0.291 (1, 6)										4	0	1	0	0	1	4						
Al Evans, R OBP: 0.301, SLG: 0.292 (1, 2)										2	0	0	0	2	1	1						
Sid Hudson, R OBP: 0.246, SLG: 0.267 (1, 1)										2	0	0	0	0	0	3						
Shery Robertson, L OBP: 0.379, SLG: 0.352 (6, PH)										1	0	0	0	0	0	0						
Al Sima, R OBP: 0.286, SLG: 0.286 (6, PH)										0	0	0	0	0	0	0						
Bud Stewart, L OBP: 0.354, SLG: 0.382 (8, PH)										1	0	0	0	0	0	1						
Elmer Singleton, R OBP: 0.353, SLG: 0.667 (8, PH)										0	0	0	0	0	0	0						
Inning Stats	R: 0 E: 0 K: 0 S: 3	H: 0 LOB: 0 BB: 0 P: 3	R: 1 E: 0 K: 1 S: 7	H: 2 LOB: 2 BB: 1 P: 11	R: 0 E: 0 K: 1 S: 7	H: 2 LOB: 2 BB: 0 P: 7	R: 0 E: 0 K: 1 S: 6	H: 1 LOB: 1 BB: 0 P: 6	R: 1 E: 0 K: 2 S: 10	H: 3 LOB: 3 BB: 1 P: 14	R: 0 E: 0 K: 0 S: 3	H: 0 LOB: 1 BB: 1 P: 7	R: 0 E: 0 K: 0 S: 3	H: 1 LOB: 0 BB: 0 P: 3	R: 0 E: 0 K: 0 S: 3	H: 0 LOB: 1 BB: 1 P: 7	R: 0 E: 0 K: 2 S: 8	H: 1 LOB: 2 BB: 0 P: 9	1B: 6 2B: 3 3B: 0 HR: 1	SF: 0 SAC: 0 DP: 1 HBP: 1	WP: 0 PB: 0 SB: 0 CS: 0	PA: 41
PITCHER Early Wynn, R ERA: 3.67 (1, 1)	IP: 9.0 WLS: W BF: 41 H: 10 R: 2 ER: 2 SO: 7 BB: 3 IBB: 1 HBP: 1 BLK: 0 WP: 0 HR: 1 S: 50 P: 67 ERA: 2.00 WHIP: 1.444															PITCHER	IP: 9.0 WLS: W BF: 41 H: 10 R: 2 ER: 2 SO: 7 BB: 3 IBB: 1 HBP: 1 BLK: 0 WP: 0 HR: 1 S: 50 P: 67 ERA: 2.00 WHIP: 1.444					

Batter	1	2	3	4	5	6	7	8	9	AB	R	H	RBI	BB	SO	LOB	BOTTOM					
Dale Mitchell, L OBP: 0.372, SLG: 0.372 (1, 7)										5	0	0	0	0	1	1	Washington Senators @ Cleveland Indians Cleveland Municipal Stadium, Cleveland, OH Tue Aug 01 1950, 3:33 AM EDT Att: 16,864 - Unknown livebaseballscorecards.com					
Lou Boudreau, R OBP: 0.353, SLG: 0.342 (1, 6)										5	0	2	0	0	0	0						
Larry Doby, L OBP: 0.463, SLG: 0.527 (1, 8)										3	1	0	0	2	0	0						
Al Rosen, R OBP: 0.402, SLG: 0.603 (1, 5)										5	1	1	0	0	1	4						
Luke Easter, L OBP: 0.407, SLG: 0.544 (1, 3)										3	1	2	1	1	0	0						
Joe Gordon, R OBP: 0.340, SLG: 0.416 (1, 4)										3	2	1	0	1	0	3						
Bob Kennedy, R OBP: 0.371, SLG: 0.454 (1, 9)										3	1	1	2	1	0	1						
Jim Hegan, R OBP: 0.320, SLG: 0.476 (1, 2)										4	1	3	4	0	0	0						
Early Wynn, S OBP: 0.388, SLG: 0.537 (1, 1)										4	1	1	1	0	1	3						
Inning Stats	R: 0 E: 0 K: 0 S: 3	H: 0 LOB: 0 BB: 0 P: 3	R: 0 E: 0 K: 0 S: 4	H: 1 LOB: 1 BB: 0 P: 4	R: 1 E: 0 K: 2 S: 9	H: 2 LOB: 2 BB: 1 P: 13	R: 2 E: 0 K: 1 S: 8	H: 3 LOB: 1 BB: 0 P: 8	R: 3 E: 0 K: 0 S: 5	H: 2 LOB: 2 BB: 3 P: 17	R: 1 E: 1 K: 0 S: 5	H: 2 LOB: 2 BB: 1 P: 9	R: 1 E: 0 K: 0 S: 4	H: 1 LOB: 0 BB: 0 P: 4	R: 0 E: 0 K: 0 S: 3	H: 0 LOB: 0 BB: 0 P: 3		R: 0 E: 0 K: 0 S: 3	H: 0 LOB: 0 BB: 0 P: 3	1B: 5 2B: 3 3B: 1 HR: 2	SF: 0 SAC: 0 DP: 0 HBP: 0	WP: 0 PB: 0 SB: 0 CS: 0
PITCHER Sid Hudson, R ERA: 4.11 (1, 1)	IP: 5.0 WLS: L BF: 27 H: 8 R: 6 ER: 6 SO: 3 BB: 4 IBB: 0 HBP: 0 BLK: 0 WP: 0 HR: 1 S: 29 P: 45 ERA: 10.80 WHIP: 2.400															PITCHER	IP: 5.0 WLS: L BF: 27 H: 8 R: 6 ER: 6 SO: 3 BB: 4 IBB: 0 HBP: 0 BLK: 0 WP: 0 HR: 1 S: 29 P: 45 ERA: 10.80 WHIP: 2.400					
Al Sima, L ERA: 4.76 (6, 1)	2.0 10 3 2 2 0 1 0 0 0 0 1 9 13 9.00 2.000															PITCHER	IP: 2.0 WLS: L BF: 10 H: 3 R: 2 ER: 2 SO: 0 BB: 1 IBB: 0 HBP: 0 BLK: 0 WP: 0 HR: 1 S: 9 P: 13 ERA: 9.00 WHIP: 2.000					
Elmer Singleton, R ERA: 6.19 (8, 1)	1.0 3 0 0 0 0 0 0 0 0 0 0 3 3 0.00 0.000															PITCHER	IP: 1.0 WLS: L BF: 3 H: 0 R: 0 ER: 0 SO: 0 BB: 0 IBB: 0 HBP: 0 BLK: 0 WP: 0 HR: 0 S: 3 P: 3 ERA: 0.00 WHIP: 0.000					

Batter	1	2	3	4	5	6	7	8	9	AB	R	H	RBI	BB	SO	LOB	TOP					
Gene Woodling, L (1,7) OBP: 0.390, SLG: 0.440	F8		F4		FC3-2 1B				F4	5	1	2	0	0	0	2	New York Yankees @ Cleveland Indians Cleveland Municipal Stadium, Cleveland, OH Fri Aug 04 1950, 3:33 AM EDT Att: 66,743 - Unknown					
Phil Rizzuto, R (1,6) OBP: 0.416, SLG: 0.421	BB HBP		FC6-4 1B		FC3-2 1B		F8			3	0	1	0	0	0	4						
Hank Bauer, R (1,9) OBP: 0.393, SLG: 0.519	G4-6-3 BB		FC6-4 1-2				K			3	0	1	1	1	1	4						
Johnny Mize, L (1,3) OBP: 0.391, SLG: 0.633	G4-6-3 1-2			F3	F6				4-3	4	0	0	0	0	0	4						
Joe Collins, L (8,3) OBP: 0.305, SLG: 0.433										0	0	0	0	0	0	0						
Joe DiMaggio, R (1,8) OBP: 0.373, SLG: 0.553		F8		F2			6-3		F7	4	0	0	0	0	0	0						
Yogi Berra, L (1,2) OBP: 0.389, SLG: 0.513		5-3					F9		F7	4	0	1	0	0	0	0						
Bobby Brown, L (1,5) OBP: 0.332, SLG: 0.327										4	0	1	0	0	0	1						
Jackie Jensen, R (9, PR) OBP: 0.195, SLG: 0.135	F7			6-3			6-3			0	0	0	0	0	0	0						
Billy Johnson, R (9,5) OBP: 0.365, SLG: 0.386									1B	0	0	0	0	0	0	0						
Jerry Coleman, R (1,4) OBP: 0.356, SLG: 0.382			6-3		F2		K		F7	4	0	0	0	0	1	1						
Vic Raschi, R (1,1) OBP: 0.295, SLG: 0.255			1B BB		1B FC3-2 2B		1B BB		F3	2	0	1	0	2	0	1						
Inning Stats	R: 0 E: 0 K: 0 S: 2	H: 0 LOB: 1 BB: 1 P: 7	R: 0 E: 0 K: 0 S: 3	H: 0 LOB: 0 BB: 0 P: 3	R: 0 E: 0 K: 0 S: 4	H: 1 LOB: 2 BB: 1 P: 8	R: 0 E: 0 K: 0 S: 4	H: 1 LOB: 1 BB: 0 P: 4	R: 1 E: 0 K: 0 S: 6	H: 3 LOB: 2 BB: 0 P: 6	R: 0 E: 0 K: 2 S: 3	H: 0 LOB: 0 BB: 1 P: 3	R: 0 E: 0 K: 2 S: 8	H: 1 LOB: 2 BB: 1 P: 12	R: 0 E: 0 K: 0 S: 3	H: 0 LOB: 0 BB: 0 P: 3	R: 0 E: 0 K: 0 S: 4	H: 1 LOB: 1 BB: 0 P: 4	1B: 6 2B: 1 3B: 0 HR: 0	SF: 0 SAC: 0 DP: 1 HBP: 1	WP: 0 PB: 0 SB: 0 CS: 0	PA: 37
PITCHER Bob Feller, R (1,1) ERA: 3.7	IP: 9.0 WLS: L BF: 37	H: 7 R: 1 ER: 1 SO: 2	BB: 3 IBB: 0 HBP: 1 BLK: 0	WP: 0 HR: 0 S: 37 P: 50	ERA: 1.00 WHIP: 1.111	PITCHER																

Batter	1	2	3	4	5	6	7	8	9	AB	R	H	RBI	BB	SO	LOB	BOTTOM					
Dale Mitchell, L (1,7) OBP: 0.368, SLG: 0.373	F7		G6-4-3 1-2						L8	4	0	0	0	0	0	2	New York Yankees @ Cleveland Indians Cleveland Municipal Stadium, Cleveland, OH Fri Aug 04 1950, 3:33 AM EDT Att: 66,743 - Unknown					
Lou Boudreau, R (1,6) OBP: 0.349, SLG: 0.337	K			6-3						3	0	0	0	0	1	1						
Bob Lemon, L (9, PH) OBP: 0.340, SLG: 0.511									K	1	0	0	0	0	1	0						
Larry Doby, L (1,8) OBP: 0.469, SLG: 0.556	BB			CS BB					F8	1	0	0	0	2	0	0						
Al Rosen, R (1,5) OBP: 0.400, SLG: 0.593	L9									3	0	0	0	0	2	2						
Luke Easter, L (1,3) OBP: 0.403, SLG: 0.534									K	3	0	0	0	0	2	0						
Joe Gordon, R (1,4) OBP: 0.340, SLG: 0.425										3	0	0	0	0	1	0						
Bob Kennedy, R (1,9) OBP: 0.370, SLG: 0.452										3	0	1	0	0	0	0						
Jim Hegan, R (1,2) OBP: 0.322, SLG: 0.475										3	0	1	0	0	0	0						
Bob Feller, R (1,1) OBP: 0.121, SLG: 0.127										2	0	1	0	0	1	1						
Thurman Tucker, L (9, PH) OBP: 0.308, SLG: 0.234										1	0	0	0	0	0	0						
Inning Stats	R: 0 E: 0 K: 1 S: 5	H: 0 LOB: 1 BB: 1 P: 9	R: 0 E: 0 K: 1 S: 5	H: 1 LOB: 0 BB: 0 P: 5	R: 0 E: 0 K: 0 S: 3	H: 1 LOB: 0 BB: 0 P: 3	R: 0 E: 0 K: 1 S: 4	H: 0 LOB: 0 BB: 1 P: 8	R: 0 E: 0 K: 2 S: 7	H: 0 LOB: 0 BB: 0 P: 7	R: 0 E: 0 K: 1 S: 6	H: 1 LOB: 1 BB: 0 P: 6	R: 0 E: 0 K: 1 S: 5	H: 0 LOB: 0 BB: 0 P: 5	R: 0 E: 0 K: 0 S: 3	H: 0 LOB: 0 BB: 0 P: 3	R: 0 E: 0 K: 1 S: 5	H: 0 LOB: 0 BB: 0 P: 5	1B: 3 2B: 0 3B: 0 HR: 0	SF: 0 SAC: 0 DP: 1 HBP: 0	WP: 0 PB: 0 SB: 0 CS: 2	PA: 30
PITCHER Vic Raschi, R (1,1) ERA: 4.21	IP: 9.0 WLS: W BF: 29	H: 3 R: 0 ER: 0 SO: 8	BB: 2 IBB: 0 HBP: 0 BLK: 0	WP: 0 HR: 0 S: 43 P: 51	ERA: 0.00 WHIP: 0.556	PITCHER																


Batter	1	2	3	4	5	6	7	8	9	AB	R	H	RBI	BB	SO	LOB	TOP				
Gene Woodling, L (1, 7) OBP: 0.390, SLG: 0.436	3-1		F6			F6	F7		L6	3	0	0	0	2	0	2	<p>New York Yankees @ Cleveland Indians Cleveland Municipal Stadium, Cleveland, OH</p> <p>Sat Aug 05 1950, 3:33 AM EDT Att: 40,987 - Unknown</p> <p>livebaseballscores.com</p> <p>AB 32 R 2 H 4 RBI 2 BB 6 SO 6 LOB 26</p> 				
Phil Rizzuto, R (1, 6) OBP: 0.411, SLG: 0.416	K		K			F6	F7		F2	5	0	0	1	0	2	5					
Hank Bauer, R (1, 9) OBP: 0.390, SLG: 0.513	K		4-3			F6	K			3	0	0	0	1	2	4					
Johnny Mize, L (1, 3) OBP: 0.394, SLG: 0.637 Joe Collins, L (8, PR) OBP: 0.305, SLG: 0.433		G3			F3	F6			1B	4	0	2	0	0	0	2					
Joe DiMaggio, R (1, 8) OBP: 0.369, SLG: 0.547		F5			F8	F8			K	4	0	0	0	0	1	4					
Yogi Berra, L (1, 2) OBP: 0.387, SLG: 0.509		G3			4-3				F9	3	1	0	0	1	0	2					
Bobby Brown, L (1, 5) OBP: 0.335, SLG: 0.330					F5				F8	4	1	2	0	0	0	1					
Jerry Coleman, R (1, 4) OBP: 0.356, SLG: 0.380 Tommy Henrich, L (7, PH) OBP: 0.389, SLG: 0.581 Jackie Jensen, R (7, PR) OBP: 0.195, SLG: 0.135 Billy Martin, R (7, 4) OBP: 0.313, SLG: 0.333		G3			K				E6	2	0	0	0	0	1	2					
Ed Lopat, L (1, 1) OBP: 0.433, SLG: 0.389 Allie Reynolds, R (7, 1) OBP: 0.310, SLG: 0.255 Cliff Mages, L (9, PH) OBP: 0.354, SLG: 0.430					F9				L7	2	0	0	1	1	0	3					
										1B: 3	SF: 0	2B: 1	SAC: 0	3B: 0	DP: 0	HR: 0		WP: 0	PA: 38		
Inning Stats	R: 0 E: 0 K: 2 S: 7	H: 0 LOB: 0 BB: 0 P: 7	R: 0 E: 0 K: 0 S: 5	H: 2 LOB: 2 BB: 0 P: 5	R: 0 E: 0 K: 1 S: 5	H: 0 LOB: 1 BB: 1 P: 9	R: 0 E: 0 K: 0 S: 3	H: 0 LOB: 0 BB: 0 P: 3	R: 0 E: 1 K: 1 S: 5	H: 0 LOB: 0 BB: 0 P: 5	R: 0 E: 0 K: 0 S: 3	H: 0 LOB: 2 BB: 2 P: 11	R: 2 E: 0 K: 1 S: 6	H: 1 LOB: 3 BB: 3 P: 18	R: 0 E: 0 K: 1 S: 6	H: 1 LOB: 1 BB: 0 P: 6	R: 0 E: 1 K: 0 S: 4	H: 0 LOB: 1 BB: 0 P: 4	1B: 3 2B: 1 3B: 0 HR: 0	SF: 0 SAC: 0 DP: 0 HBP: 0	WP: 0 PA: 38 CS: 1
PITCHER	IP WLS BF H R ER SO BB IBB HBP BLK WP HR S P ERA WHIP																				
Early Wynn, R (1, 1) ERA: 3.55	9.0 W 38 4 2 2 6 5 1 0 0 0 0 44 68 2.00 1.000																				

Batter	1	2	3	4	5	6	7	8	9	AB	R	H	RBI	BB	SO	LOB	BOTTOM		
Dale Mitchell, L (1, 7) OBP: 0.365, SLG: 0.369	F8		4-3			6-3			F8	4	0	0	0	0	0	0	<p>New York Yankees @ Cleveland Indians Cleveland Municipal Stadium, Cleveland, OH</p> <p>Sat Aug 05 1950, 3:33 AM EDT Att: 40,987 - Unknown</p> <p>livebaseballscores.com</p> <p>AB 28 R 4 H 6 RBI 4 BB 2 SO 2 LOB 4</p> 		
Al Rosen, R (1, 5) OBP: 0.398, SLG: 0.589	F6				4-3	6-3			HR	4	1	1	0	0	0	0			
Larry Doby, L (1, 8) OBP: 0.469, SLG: 0.573	G1				HR	4-3			HR	4	2	2	3	0	0	0			
Lou Boudreau, R (1, 6) OBP: 0.343, SLG: 0.330		6-3			F4	6-3			F4	4	0	0	0	0	0	0			
Luke Easter, L (1, 3) OBP: 0.400, SLG: 0.530		F7			5-3	4-3				3	0	0	0	0	0	0			
Joe Gordon, R (1, 4) OBP: 0.346, SLG: 0.440						WP			1B	2	1	2	1	1	0	0			
Bob Kennedy, R (1, 9) OBP: 0.373, SLG: 0.452		F7				HR			1B	2	0	1	0	1	0	1			
Jim Hegan, R (1, 2) OBP: 0.320, SLG: 0.471					F7	SH1-4			1B	2	0	0	0	0	0	2			
Early Wynn, S (1, 1) OBP: 0.365, SLG: 0.500					K	4-6			K	3	0	0	0	0	2	1			
										1B: 3	SF: 0	2B: 1	SAC: 1	3B: 0	DP: 1	HR: 3		WP: 1	PA: 31
Inning Stats	R: 0 E: 0 K: 0 S: 3	H: 0 LOB: 0 BB: 1 P: 7	R: 0 E: 0 K: 1 S: 5	H: 0 LOB: 0 BB: 0 P: 5	R: 1 E: 0 K: 0 S: 4	H: 1 LOB: 0 BB: 0 P: 4	R: 1 E: 0 K: 0 S: 4	H: 2 LOB: 0 BB: 0 P: 4	R: 0 E: 0 K: 0 S: 3	H: 0 LOB: 0 BB: 0 P: 3	R: 0 E: 0 K: 0 S: 4	H: 1 LOB: 2 BB: 1 P: 8	R: 2 E: 0 K: 1 S: 7	H: 2 LOB: 0 BB: 0 P: 7	R: 0 E: 0 K: 0 S: 3	H: 0 LOB: 0 BB: 0 P: 4	1B: 3 2B: 1 3B: 0 HR: 3	SF: 0 SAC: 1 DP: 1 HBP: 0	WP: 1 PA: 31 CS: 0
PITCHER	IP WLS BF H R ER SO BB IBB HBP BLK WP HR S P ERA WHIP																		
Ed Lopat, L (1, 1) ERA: 3.77 Allie Reynolds, R (7, 1) ERA: 3.61	6.2 L 6 2 2 2 1 0 0 0 0 1 1 8 8 2.70 1.500																		

Batter	1	2	3	4	5	6	7	8	9	AB	R	H	RBI	BB	SO	LOB	TOP											
Gene Woodling, L (1, 7) OBP: 0.393, SLG: 0.436	1-3		2B 1B BB	3B 1B		F9 SH2-3 1B		K		4	2	2	0	1	1	0	New York Yankees @ Cleveland Indians Cleveland Municipal Stadium, Cleveland, OH Sun Aug 06 1950, 3:33 AM EDT Att: 66,726 - Unknown livebaseballscorecards.com											
Phil Rizzuto, R (1, 6) OBP: 0.416, SLG: 0.432	G4-6-3 1B		1B 2B	3B		SH2-3		2B		4	1	4	4	0	0													
Cliff Mapes, L (1, 9) OBP: 0.351, SLG: 0.425	G4-6-3 1-2		1B CS	K		F9		F7		5	0	1	2	0	1	4												
Tommy Henrich, L (1, 3) OBP: 0.382, SLG: 0.582		G3	3B		6-3	F5		F6		5	0	1	0	0	0	1												
Joe DiMaggio, R (1, 8) OBP: 0.369, SLG: 0.544	5-3		FC4-6 BB		FC6-4 BB HR		K		F6	4	1	1	0	1	1	0												
Yogi Berra, L (1, 2) OBP: 0.385, SLG: 0.504	F7		FC4-6 1-2		FC6-4 BB		K2-3		4-3	4	0	0	0	1	1	2												
Bobby Brown, L (1, 5) OBP: 0.337, SLG: 0.333			FC3-5 1B	4-3	FC6-4 HR		1B			4	1	2	0	0	0	2												
Billy Martin, R (1, 4) OBP: 0.350, SLG: 0.500			BB FC3-5 2B BB	6-3	HR		F5			3	2	1	3	1	0	1												
Tommy Byrne, L (1, 1) OBP: 0.318, SLG: 0.426			FC3-5 2B	E4 1B 3B		F8		K		4	2	0	0	0	1	2												
Inning Stats	R: 0 E: 0 K: 0 S: 3	H: 1 LOB: 0 BB: 0 P: 3	R: 0 E: 0 K: 0 S: 3	H: 0 LOB: 0 BB: 0 P: 3	R: 4 E: 0 K: 0 S: 6	H: 4 LOB: 2 BB: 3 P: 18	R: 2 E: 1 K: 1 S: 8	H: 2 LOB: 1 BB: 0 P: 8	R: 3 E: 0 K: 0 S: 5	H: 2 LOB: 0 BB: 1 P: 9	R: 0 E: 0 K: 2 S: 4	H: 1 LOB: 1 BB: 0 P: 4	R: 0 E: 0 K: 2 S: 8	H: 1 LOB: 1 BB: 0 P: 8	R: 0 E: 0 K: 2 S: 8	H: 1 LOB: 1 BB: 0 P: 8	R: 0 E: 0 K: 0 S: 3	H: 0 LOB: 0 BB: 0 P: 3	1B: 7 2B: 2 3B: 2 HR: 1	SF: 0 SAC: 1 DP: 1 HBP: 0	WP: 0 PB: 0 SB: 1 CS: 1	PA: 42						
PITCHER	IP WLS BF H R ER SO BB IBB HBP BLK WP HR S P ERA WHIP	2.2 L 14 5 4 4 0 3 0 0 0 0 0 11 23 13.50 3.000	3.1 L 13 4 5 3 1 1 0 0 0 0 0 1 14 18 11.57 2.143	6.1 L 8 2 0 0 2 0 0 0 0 0 0 12 12 0.00 1.000	8.1 L 7 1 0 0 2 0 0 0 0 0 0 11 11 0.00 0.500	PITCHER										IP WLS BF H R ER SO BB IBB HBP BLK WP HR S P ERA WHIP												
Bob Lemon, R (1, 1) ERA: 3.74											2.2	L	14	5	4	4	0	3	0	0	0	0	0	11	23	13.50	3.000	
Sam Zoldak, L (3, 1) ERA: 4.94											2.1	L	13	4	5	3	1	1	0	0	0	0	0	1	14	18	11.57	2.143
Marino Pieretti, R (6, 1) ERA: 3.6											2.0	L	8	2	0	0	2	0	0	0	0	0	0	0	12	12	0.00	1.000
Dick Rozek, L (8, 1) ERA: 3.77											2.0	L	7	1	0	0	2	0	0	0	0	0	0	0	11	11	0.00	0.500
Batter	1	2	3	4	5	6	7	8	9	AB	R	H	RBI	BB	SO	LOB	BOTTOM											
Dale Mitchell, L (1, 7) OBP: 0.364, SLG: 0.366	F6	F7			F7			1B BB		3	0	0	0	1	0	3	New York Yankees @ Cleveland Indians Cleveland Municipal Stadium, Cleveland, OH Sun Aug 06 1950, 3:33 AM EDT Att: 66,726 - Unknown livebaseballscorecards.com											
Al Rosen, R (1, 5) OBP: 0.397, SLG: 0.584	PB BB		5-3			K		F6		3	0	0	0	1	1	1												
Larry Doby, L (1, 8) OBP: 0.469, SLG: 0.571	K		K			HBP		1B		3	0	1	0	0	2	1												
Lou Boudreau, R (1, 6) OBP: 0.340, SLG: 0.327	6-3		F7			F9		K		2	0	0	0	0	0	1												
Ray Boone, R (5, 6) OBP: 0.422, SLG: 0.471						F9		K		2	0	0	0	0	1	3												
Luke Easter, L (1, 3) OBP: 0.396, SLG: 0.523		F5			K	F5		K		4	0	0	0	0	2	3												
Joe Gordon, R (1, 4) OBP: 0.347, SLG: 0.439		BB BB BB			K					1	0	0	0	1	1	0												
Bobby Avila, R (6, 4) OBP: 0.417, SLG: 0.385		BB BB BB			K		F9 1B BB		1B	1	0	1	0	1	0	0												
Bob Kennedy, R (1, 9) OBP: 0.371, SLG: 0.450		F9		6-3			G6-4-3 1B		L8	4	0	1	0	0	0	2												
Jim Hegan, R (1, 2) OBP: 0.322, SLG: 0.471		BB BB				K			F9	0	0	0	0	1	0	0												
Ray Murray, R (5, 2) OBP: 0.341, SLG: 0.440		BB BB				K		F9		3	0	0	0	0	1	3												
Bob Lemon, L (1, 1) OBP: 0.347, SLG: 0.511											4.0	L	0	0	0	1	0	0										
Sam Zoldak, L (3, 1) OBP: 0.350, SLG: 0.214											3.1	L	0	0	0	0	0	0										
Early Wynn, R (5, 9) OBP: 0.368, SLG: 0.229											2.0	L	1	0	0	0	1	0										
Marino Pieretti, R (6, 1) OBP: 0.398, SLG: 0.299											2.0	L	0	0	0	0	0	0										
Alle Clark, R (7, 9) OBP: 0.320, SLG: 0.392											1.0	L	0	0	0	0	0	2										
Dick Rozek, L (8, 1) OBP: 0.350, SLG: 0.229											1.0	L	0	0	0	0	0	0										
Thurman Tucker, L (9, 9) OBP: 0.320, SLG: 0.229											1.0	L	0	0	0	0	1	1										
Inning Stats	R: 0 E: 0 K: 1 S: 5	H: 0 LOB: 1 BB: 1 P: 9	R: 0 E: 0 K: 0 S: 3	H: 0 LOB: 3 BB: 3 P: 15	R: 0 E: 0 K: 1 S: 5	H: 0 LOB: 0 BB: 0 P: 5	R: 0 E: 0 K: 2 S: 7	H: 0 LOB: 0 BB: 0 P: 7	R: 0 E: 0 K: 2 S: 5	H: 0 LOB: 1 BB: 0 P: 6	R: 0 E: 0 K: 1 S: 3	H: 1 LOB: 1 BB: 1 P: 7	R: 0 E: 0 K: 2 S: 8	H: 1 LOB: 2 BB: 1 P: 12	R: 0 E: 0 K: 1 S: 6	H: 1 LOB: 1 BB: 0 P: 6	1B: 3 2B: 0 3B: 0 HR: 0	SF: 0 SAC: 0 DP: 1 HBP: 1	WP: 0 PB: 1 SB: 0 CS: 0	PA: 36								
PITCHER	IP WLS BF H R ER SO BB IBB HBP BLK WP HR S P ERA WHIP	9.0 W 36 3 0 0 10 6 0 1 0 0 0 49 74 0.00 1.000	PITCHER										IP WLS BF H R ER SO BB IBB HBP BLK WP HR S P ERA WHIP															
Tommy Byrne, L (1, 1) ERA: 4.49											9.0	W	36	3	0	0	10	6	0	1	0	0	0	49	74	0.00	1.000	

Batter	1	2	3	4	5	6	7	8	9	AB	R	H	RBI	BB	SO	LOB	TOP				
Dale Mitchell, L OBP: 0.363, SLG: 0.364 (1, 7)										3	1	0	0	1	0	3	Cleveland Indians @ St. Louis Browns Sportsman's Park, St. Louis, MO Wed Aug 09 1950, 4:33 AM EDT Unknown				
Bob Kennedy, R OBP: 0.367, SLG: 0.444 (1, 9)										4	0	0	0	0	0	3					
Larry Doby, L OBP: 0.469, SLG: 0.588 (1, 8)										4	2	2	4	0	0	0					
Luke Easter, L OBP: 0.392, SLG: 0.517 (1, 3)										4	0	0	0	0	1	0					
Al Rosen, R OBP: 0.396, SLG: 0.581 (1, 5)										4	0	1	0	0	0	0					
Joe Gordon, R OBP: 0.346, SLG: 0.436 (1, 4)										4	0	1	0	0	0	1					
Lou Boudreau, R OBP: 0.339, SLG: 0.326 (1, 6)										4	0	1	0	0	0	1					
Jim Hegan, R OBP: 0.318, SLG: 0.465 (1, 2)										4	0	0	0	0	1	2					
Bob Feller, R OBP: 0.119, SLG: 0.125 (1, 1)										1	0	0	0	0	1	1					
Al Benton, R OBP: 0.375, SLG: 0.167 Jesse Flores, R (8, 1)										0	1	0	0	1	0	0					
										0	0	0	0	0	0	0					
Inning Stats	R: 2 E: 0 K: 1 S: 7	H: 2 LOB: 1 BB: 1 P: 11	R: 0 E: 0 K: 1 S: 6	H: 1 LOB: 1 BB: 0 P: 6	R: 0 E: 0 K: 0 S: 3	H: 0 LOB: 0 BB: 0 P: 3	R: 0 E: 0 K: 0 S: 3	H: 0 LOB: 0 BB: 0 P: 3	R: 0 E: 1 K: 0 S: 4	H: 0 LOB: 1 BB: 0 P: 4	R: 0 E: 0 K: 0 S: 3	H: 0 LOB: 0 BB: 0 P: 3	R: 0 E: 0 K: 0 S: 3	R: 2 E: 0 K: 0 S: 4	H: 1 LOB: 0 BB: 1 P: 8	R: 0 E: 0 K: 1 S: 6	H: 1 LOB: 1 BB: 0 P: 6	1B: 3 2B: 0 3B: 0 HR: 2	SF: 0 SAC: 1 DP: 0 HBP: 0	WP: 0 PB: 0 SB: 0 CS: 0	PA: 35
PITCHER	IP WLS BF H R ER SO BB IBB HBP BLK WP HR S P ERA WHIP	IP WLS BF H R ER SO BB IBB HBP BLK WP HR S P ERA WHIP																			
Al Widmar, R ERA: 4.7 Cliff Fannin, R ERA: 8.31	(1, 1) 8.0 L 31 4 4 4 2 2 0 0 0 0 2 33 41 4.50 0.750	(9, 1) 1.0 4 1 0 0 1 0 0 0 0 0 0 6 6 0.00 1.000																			

Batter	1	2	3	4	5	6	7	8	9	AB	R	H	RBI	BB	SO	LOB	BOTTOM					
Don Lenhardt, R OBP: 0.411, SLG: 0.536 (1, 3)										3	0	1	0	2	0	0	Cleveland Indians @ St. Louis Browns Sportsman's Park, St. Louis, MO Wed Aug 09 1950, 4:33 AM EDT Unknown					
Snuffy Stirrweiss, R OBP: 0.377, SLG: 0.317 (1, 4)										5	0	0	1	0	2	6						
Dick Kokos, L OBP: 0.378, SLG: 0.439 (1, 7)										4	0	1	0	1	1	2						
Ray Coleman, L OBP: 0.338, SLG: 0.450 (1, 9)										5	0	1	0	0	0	3						
Jim Delsing, L OBP: 0.325, SLG: 0.302 (1, 8)										4	2	3	0	1	1	1						
Les Moss, R OBP: 0.294, SLG: 0.366 (1, 2)										5	0	2	0	0	2	5						
Owen Friend, R OBP: 0.317, SLG: 0.347 (1, 5)										4	0	1	1	1	2	1						
Tom Upton, R OBP: 0.343, SLG: 0.274 Ken Wood, R OBP: 0.293, SLG: 0.396 Billy DeMars, R OBP: 0.343, SLG: 0.288 (8, PH) (9, 6)										3	0	0	1	0	0	4						
Al Widmar, R OBP: 0.204, SLG: 0.191 Sherm Lollar, R OBP: 0.403, SLG: 0.486 Duane Pilette, R OBP: 0.125, SLG: 0.250 Cliff Fannin, L OBP: 0.222, SLG: 0.278 (8, PH) (6, PR) (9, 1)										0	0	0	0	1	0	0						
										0	0	0	0	0	0	0						
Inning Stats	R: 0 E: 0 K: 2 S: 8	H: 1 LOB: 3 BB: 2 P: 16	R: 0 E: 0 K: 1 S: 5	H: 0 LOB: 0 BB: 0 P: 5	R: 0 E: 0 K: 0 S: 4	H: 1 LOB: 1 BB: 0 P: 4	R: 1 E: 0 K: 2 S: 9	H: 2 LOB: 3 BB: 2 P: 17	R: 1 E: 0 K: 0 S: 6	H: 3 LOB: 2 BB: 0 P: 6	R: 0 E: 0 K: 0 S: 3	H: 0 LOB: 0 BB: 0 P: 3	R: 0 E: 0 K: 1 S: 6	H: 1 LOB: 1 BB: 0 P: 6	R: 1 E: 0 K: 0 S: 3	H: 0 LOB: 2 BB: 3 P: 15	R: 0 E: 0 K: 3 S: 10	H: 1 LOB: 1 BB: 0 P: 10	1B: 9 2B: 0 3B: 0 HR: 0	SF: 0 SAC: 0 DP: 0 HBP: 0	WP: 2 PB: 0 SB: 1 CS: 0	PA: 43
PITCHER	IP WLS BF H R ER SO BB IBB HBP BLK WP HR S P ERA WHIP	IP WLS BF H R ER SO BB IBB HBP BLK WP HR S P ERA WHIP																				
Bob Feller, R ERA: 3.7 Al Benton, R ERA: 3.22 Jesse Flores, R ERA: 4.25	(1, 1) 4.2 W 12 1 1 1 1 3 0 0 0 2 0 11 23 3.38 1.500	(8, 1) 1.2 S 6 1 0 0 3 0 0 0 0 0 0 12 12 0.00 0.600																				



Batter	1	2	3	4	5	6	7	8	9	AB	R	H	RBI	BB	SO	LOB	TOP					
Ray Boone, R OBP: 0.422, SLG: 0.472 (1, 6)										5	1	2	0	0	0	2	Cleveland Indians @ St. Louis Browns Sportsman's Park, St. Louis, MO Thu Aug 10 1950, 4:33 AM EDT Att: 4,412 - Unknown					
Bob Kennedy, R OBP: 0.389, SLG: 0.444 (1, 9)										5	1	3	1	0	0	2						
Larry Doby, L OBP: 0.468, SLG: 0.590 (1, 8)										5	1	0	1	0	1	3						
Luke Easter, L OBP: 0.397, SLG: 0.516 (1, 3)										3	0	0	0	1	0	1						
Al Rosen, R OBP: 0.396, SLG: 0.586 (1, 5)										4	0	0	0	0	0	5						
Joe Gordon, R OBP: 0.342, SLG: 0.428 (1, 4)										3	0	1	2	1	1	2						
Allie Clark, R OBP: 0.248, SLG: 0.355 (1, 7)										4	0	1	0	0	1	3						
Jim Hegan, R OBP: 0.314, SLG: 0.455 (1, 2)										4	1	0	0	0	1	2						
Bob Lemon, L OBP: 0.349, SLG: 0.526 (1, 1)										4	1	2	1	0	0	0						
Inning Stats	R: 1 E: 0 K: 0 S: 4	H: 1 LOB: 0 BB: 0 P: 4	R: 0 E: 0 K: 0 S: 4	H: 1 LOB: 1 BB: 0 P: 4	R: 3 E: 1 K: 0 S: 7	H: 3 LOB: 2 BB: 1 P: 11	R: 0 E: 0 K: 1 S: 6	H: 1 LOB: 1 BB: 0 P: 6	R: 0 E: 0 K: 1 S: 5	H: 0 LOB: 0 BB: 0 P: 5	R: 1 E: 0 K: 0 S: 4	H: 1 LOB: 1 BB: 1 P: 8	R: 0 E: 0 K: 1 S: 6	H: 1 LOB: 2 BB: 0 P: 7	R: 0 E: 0 K: 1 S: 5	H: 0 LOB: 0 BB: 0 P: 5	R: 0 E: 0 K: 0 S: 4	H: 1 LOB: 1 BB: 0 P: 4	1B: 6 2B: 3 3B: 0 HR: 0	SF: 0 SAC: 0 DP: 0 HBP: 1	WP: 0 PB: 0 SB: 0 CS: 0	PA: 40
PITCHER	IP WLS BF	H R ER SO	BB IBB HBP BLK	WP HR S P	ERA WHIP	PITCHER	IP WLS BF	H R ER SO	BB IBB HBP BLK	WP HR S P	ERA WHIP											
Stubby Overmire, L ERA: 5.44 (1, 1)	7.0	8	5	3	3	2	0	0	0	0	3.86	1.429										
Jack Bruner, L ERA: 3.95 (8, 1)	2.0	1	0	0	1	0	0	0	0	9	0.00	0.500										

Batter	1	2	3	4	5	6	7	8	9	AB	R	H	RBI	BB	SO	LOB	BOTTOM					
Don Lenhardt, R OBP: 0.413, SLG: 0.530 (1, 3)										3	0	1	0	2	0	1	Cleveland Indians @ St. Louis Browns Sportsman's Park, St. Louis, MO Thu Aug 10 1950, 4:33 AM EDT Att: 4,412 - Unknown					
Snuffy Stirrweiss, R OBP: 0.378, SLG: 0.310 (1, 4)										3	0	0	0	2	0	3						
Dick Kokos, L OBP: 0.375, SLG: 0.431 (1, 7)										4	0	0	0	1	0	3						
Ray Coleman, L OBP: 0.346, SLG: 0.452 (1, 9)										4	2	2	1	1	0	2						
Jim Delsing, L OBP: 0.350, SLG: 0.319 (1, 8)										5	0	2	0	0	0	5						
Les Moss, R OBP: 0.300, SLG: 0.371 (1, 2)										4	0	2	1	0	1	2						
Owen Friend, R OBP: 0.317, SLG: 0.347 (1, 5)										4	0	1	1	0	2	5						
Tom Upton, R OBP: 0.341, SLG: 0.273 (1, 6)										1	0	0	0	0	0	0						
Billy DeMars, R OBP: 0.345, SLG: 0.292 (5, 6)										2	1	1	0	0	1	2						
Ken Wood, R OBP: 0.297, SLG: 0.413 (8, PH)										1	0	0	0	0	0	1						
Bill Sommers, R OBP: 0.357, SLG: 0.263 (9, 5)										0	0	0	0	0	0	0						
Stubby Overmire, R OBP: 0.371, SLG: 0.185 (1, 1)										2	0	1	0	0	0	0						
Roy Sievers, R OBP: 0.306, SLG: 0.382 (7, PH)										1	0	0	0	0	0	0						
Jack Bruner, L OBP: 0.317, SLG: 0.347 (8, 1)										0	0	0	0	0	0	0						
Sherm Lollar, R OBP: 0.403, SLG: 0.485 (9, PH)										1	0	1	0	0	0	0						
Cliff Famin, L OBP: 0.222, SLG: 0.278 (9, PR)										0	1	0	0	0	0	0						
Inning Stats	R: 0 E: 0 K: 0 S: 2	H: 0 LOB: 0 BB: 1 P: 6	R: 0 E: 0 K: 0 S: 4	H: 1 LOB: 1 BB: 0 P: 4	R: 0 E: 0 K: 0 S: 3	H: 0 LOB: 0 BB: 0 P: 3	R: 1 E: 0 K: 1 S: 8	H: 3 LOB: 2 BB: 0 P: 8	R: 1 E: 0 K: 0 S: 4	H: 2 LOB: 1 BB: 1 P: 8	R: 0 E: 0 K: 2 S: 9	H: 2 LOB: 2 BB: 0 P: 9	R: 0 E: 0 K: 0 S: 3	H: 1 LOB: 1 BB: 1 P: 7	R: 1 E: 0 K: 1 S: 6	H: 1 LOB: 1 BB: 1 P: 10	R: 1 E: 0 K: 0 S: 4	H: 1 LOB: 3 BB: 2 P: 12	1B: 10 2B: 1 3B: 0 HR: 0	SF: 0 SAC: 0 DP: 3 HBP: 0	WP: 1 PB: 0 SB: 0 CS: 0	PA: 41
PITCHER	IP WLS BF	H R ER SO	BB IBB HBP BLK	WP HR S P	ERA WHIP	PITCHER	IP WLS BF	H R ER SO	BB IBB HBP BLK	WP HR S P	ERA WHIP											
Bob Lemon, R ERA: 3.75 (1, 1)	9.0	11	4	4	4	6	0	0	0	1	0	4.00	1.889									



Batter	1	2	3	4	5	6	7	8	9	AB	R	H	RBI	BB	SO	LOB	TOP					
Ray Boone, R OBP: 0.421, SLG: 0.470 (1, 6)	0-3 K		0-0 1B		0-0 6-3		0-0 6-3		0-0 1B	5	0	2	1	0	1	0						
Bob Kennedy, R OBP: 0.397, SLG: 0.439 (1, 9)	0-0 F4		0-0 L7			1-0 E HBP		0-0 1-3	0-0 F8	4	1	0	0	0	0	2						
Larry Doby, L OBP: 0.466, SLG: 0.586 (1, 8)	0-3 K			0-3 K		0-0 E1		0-0 1B		4	0	1	0	0	2	1						
Luke Easter, L OBP: 0.393, SLG: 0.510 (1, 3)		0-0 E3 BB		0-0 F8		0-0 F8		0-0 F8		4	0	0	0	0	0	2						
Al Rosen, R OBP: 0.397, SLG: 0.584 (1, 5)		0-3 K		0-0 BB 1B		3-H 4-0 BB		0-0 F7		3	0	1	0	1	1	2						
Joe Gordon, R OBP: 0.347, SLG: 0.426 (1, 4)		4-0 BB G5-4-3		4-0 BB		0-0 F9			4-0 1B BB F7	1	1	0	0	3	0	2						
Allie Clark, R OBP: 0.248, SLG: 0.352 (1, 7)		0-0 G5-4-3		0-0 4-3		0-3 K			0-0 1-3 1B BB F7	4	1	1	0	0	1	6	AB 33					
Jim Hegan, R OBP: 0.311, SLG: 0.449 (1, 2)			0-0 4-3		0-0 4-3		0-0 4-3		0-0 F7	4	0	0	1	0	0	1	R 3					
Mike Garcia, R OBP: 0.214, SLG: 0.262 (1, 1)			0-0 1-3		0-0 6-3		0-0 L9		0-3 K	4	0	0	0	0	1	1	H 5					
Inning Stats	R: 0 E: 0 K: 2 S: 7	H: 0 LOB: 0 BB: 0 P: 7	R: 0 E: 1 K: 1 S: 5	H: 0 LOB: 1 BB: 1 P: 9	R: 0 E: 0 K: 0 S: 4	H: 1 LOB: 0 BB: 0 P: 4	R: 0 E: 0 K: 1 S: 6	H: 1 LOB: 2 BB: 1 P: 10	R: 0 E: 0 K: 0 S: 3	H: 0 LOB: 0 BB: 0 P: 3	R: 1 E: 2 K: 1 S: 6	H: 0 LOB: 2 BB: 1 P: 11	R: 0 E: 0 K: 0 S: 3	H: 0 LOB: 0 BB: 0 P: 3	R: 0 E: 0 K: 0 S: 4	H: 1 LOB: 1 BB: 0 P: 4	R: 2 E: 0 K: 1 S: 7	H: 2 LOB: 1 BB: 1 P: 11	1B: 5 2B: 0 3B: 0 HR: 0	SF: 0 SAC: 0 DP: 1 HBP: 1	WP: 0 PB: 0 CS: 0	PA: 38
PITCHER Billy Pierce, L ERA: 3.94 (1, 1)	IP: 9.0 WLS: L BF: 38	H: 5 R: 3 ER: 2 SO: 6	BB: 4 IBB: 0 HBP: 1 BLK: 0	WP: 0 HR: 0 S: 45 P: 62	ERA: 2.00 WHIP: 1.000	PITCHER IP: 9.0 WLS: L BF: 38 H: 5 R: 3 ER: 2 SO: 6 BB: 4 IBB: 0 HBP: 1 BLK: 0 WP: 0 HR: 0 S: 45 P: 62 ERA: 2.00 WHIP: 1.000																

Cleveland Indians @ Chicago White Sox
Comiskey Park, Chicago, IL
Fri Aug 11 1950, 4:33 AM EDT
Att: 6,554 - Unknown

AB	33
R	3
H	5
RBI	2
BB	4
SO	6
LOB	17



Batter	1	2	3	4	5	6	7	8	9	AB	R	H	RBI	BB	SO	LOB	BOTTOM					
Chico Carrasquel, R OBP: 0.381, SLG: 0.378 (1, 6)	0-3 K		0-0 F3		0-0 5-3		0-0 F2		0-0 1B	5	0	1	0	0	1	2						
Floyd Baker, L OBP: 0.400, SLG: 0.324 (1, 5)	0-0 5-3		4-0 BB 1-2 2-3 BB		0-0 4-3		0-0 F9		0-0 4-3	4	0	0	0	1	0	1						
Dave Philley, S OBP: 0.321, SLG: 0.401 (1, 9)	0-0 F3		4-0 BB 1-2 2-3 3-H BB			0-0 1B 1B 1B		0-0 6-3		3	1	1	1	1	0	0						
Eddie Robinson, L OBP: 0.367, SLG: 0.411 (1, 3)		0-0 F7		0-0 F7		0-0 FC1-5 1-3 1B 1B		0-0 F5		4	0	1	0	0	0	3						
Mary Rickert, L OBP: 0.301, SLG: 0.345 (1, 7)		0-3 K		0-0 6-3		0-0 FC FC1-5 1-2 3-H 1B		0-0 6-3		4	0	1	1	0	1	0						
Phil Masi, R OBP: 0.369, SLG: 0.416 (1, 2)		0-0 6-3		0-0 4-3		0-0 FC1-5 FC1-2 FC				3	0	0	0	1	0	2						
Mike McCormick, R OBP: 0.314, SLG: 0.289 (1, 8)			0-0 F3		4-0 BB		0-0 FC FC1-2		0-0 F9	3	0	0	0	1	0	3						
Nellie Fox, L OBP: 0.320, SLG: 0.302 (1, 4)			0-0 BB BB BB 1B		0-3 K		0-0 FC1-2		0-3 K	4	1	1	0	0	2	4						
Billy Pierce, L OBP: 0.310, SLG: 0.264 Gordon Goldsberry, L OBP: 0.432, SLG: 0.462 (8, PH)			4-0 BB BB 1-2 BB		0-3 K		0-0 1-3		0-3 K	2	0	0	0	1	1	3						
Inning Stats	R: 0 E: 0 K: 1 S: 5	H: 0 LOB: 0 BB: 0 P: 5	R: 0 E: 0 K: 1 S: 5	H: 0 LOB: 0 BB: 0 P: 5	R: 1 E: 0 K: 0 S: 4	H: 1 LOB: 3 BB: 3 P: 16	R: 0 E: 0 K: 1 S: 5	H: 0 LOB: 1 BB: 1 P: 9	R: 0 E: 0 K: 1 S: 5	H: 0 LOB: 0 BB: 0 P: 5	R: 1 E: 0 K: 0 S: 7	H: 3 LOB: 3 BB: 0 P: 7	R: 0 E: 0 K: 0 S: 3	H: 0 LOB: 0 BB: 0 P: 3	R: 0 E: 0 K: 0 S: 3	H: 0 LOB: 1 BB: 1 P: 7	R: 0 E: 0 K: 2 S: 8	H: 1 LOB: 0 BB: 0 P: 8	1B: 5 2B: 0 3B: 0 HR: 0	SF: 0 SAC: 0 DP: 0 HBP: 0	WP: 0 PB: 0 CS: 0	PA: 38
PITCHER Mike Garcia, R ERA: 4.62 (1, 1)	IP: 9.0 WLS: W BF: 38	H: 5 R: 2 ER: 2 SO: 6	BB: 5 IBB: 0 HBP: 0 BLK: 0	WP: 0 HR: 0 S: 45 P: 65	ERA: 2.00 WHIP: 1.111	PITCHER IP: 9.0 WLS: W BF: 38 H: 5 R: 2 ER: 2 SO: 6 BB: 5 IBB: 0 HBP: 0 BLK: 0 WP: 0 HR: 0 S: 45 P: 65 ERA: 2.00 WHIP: 1.111																

Cleveland Indians @ Chicago White Sox
Comiskey Park, Chicago, IL
Fri Aug 11 1950, 4:33 AM EDT
Att: 6,554 - Unknown

AB	33
R	2
H	5
RBI	2
BB	5
SO	6
LOB	18



Batter	1	2	3	4	5	6	7	8	9	AB	R	H	RBI	BB	SO	LOB	TOP					
Dale Mitchell, L OBP: 0.364, SLG: 0.366 (1, 7)	6-3		1B	F5			6-3		2B	5	0	2	0	0	0	2						
Bob Kennedy, R OBP: 0.365, SLG: 0.436 (1, 9)	4-3		1B		K		4-3		F7	5	0	1	0	0	0	1						
Larry Doby, L OBP: 0.466, SLG: 0.594 (1, 8)	4-3		F7		HR					4	1	2	2	0	0	2						
Luke Easter, L OBP: 0.392, SLG: 0.507 (1, 3)		1B	L8		K					4	0	1	0	0	1	3						
Al Rosen, R OBP: 0.394, SLG: 0.578 (1, 5)	G6-4-3			6-3	K				F8	4	0	0	0	0	1	1						
Ray Boone, R OBP: 0.423, SLG: 0.468 (1, 6)	K			BB	HBP				F7	3	1	1	0	1	1	0						
Joe Gordon, R OBP: 0.351, SLG: 0.438 Bobby Avila, R OBP: 0.409, SLG: 0.376 (1, 4) (5, 4)			HR	F9	BB				4-3	1	1	1	1	0	0	0	AB 33					
Jim Hegan, R OBP: 0.315, SLG: 0.449 Ray Murray, R OBP: 0.347, SLG: 0.443 (1, 2) (4, 2)			1B	SH1-4	BB				F2	0	1	0	0	2	0	0	R 4					
Steve Gromek, S OBP: 0.172, SLG: 0.143 Marino Pieretti, R OBP: 0.296, SLG: 0.250 Sam Zoldak, L OBP: 0.353, SLG: 0.214 Dick Rozek, L OBP: 0.422, SLG: 0.520 Jesse Flores, R OBP: 0.248, SLG: 0.340 (1, 1) (3, 1) (4, PH) (4, 1) (8, 1) (9, PH)			SH1-4	F9					F2	0	0	0	0	0	0	0	H 9					
Inning Stats	R: 0 E: 0 K: 0 S: 3	H: 0 LOB: 0 BB: 0 P: 3	R: 0 E: 0 K: 1 S: 5	H: 1 LOB: 0 BB: 0 P: 5	R: 2 E: 0 K: 0 S: 6	H: 3 LOB: 2 BB: 1 P: 10	R: 1 E: 0 K: 0 S: 4	H: 1 LOB: 2 BB: 1 P: 9	R: 1 E: 0 K: 3 S: 10	H: 1 LOB: 0 BB: 0 P: 10	R: 0 E: 0 K: 0 S: 3	H: 1 LOB: 1 BB: 1 P: 7	R: 0 E: 0 K: 0 S: 4	H: 1 LOB: 0 BB: 0 P: 4	R: 0 E: 0 K: 0 S: 3	H: 0 LOB: 0 BB: 0 P: 3	R: 0 E: 0 K: 0 S: 4	H: 1 LOB: 1 BB: 0 P: 4	1B: 6 2B: 1 3B: 0 HR: 2	SF: 0 SAC: 1 DP: 2 HBP: 1	WP: 0 PB: 0 SB: 0 CS: 0	PA: 38
PITCHER	IP	WLS	BF	H	R	ER	SO	BB	IBB	HBP	BLK	WP	HR	S	P	ERA	WHIP					
Howie Judson, R ERA: 4.23 Luis Aloma, R ERA: 4.74 (1, 1) (4, 1)	3.1		17	5	3	3	1	2	0	1	0	0	1	16	25	8.10	2.100					

Cleveland Indians @ Chicago White Sox
Comiskey Park, Chicago, IL
Sat Aug 12 1950, 4:33 AM EDT
Att: 7,259 - Unknown

AB 33
R 4
H 9
RBI 4
BB 3
SO 4
LOB 13



Batter	1	2	3	4	5	6	7	8	9	AB	R	H	RBI	BB	SO	LOB	BOTTOM				
Nellie Fox, L OBP: 0.328, SLG: 0.319 (1, 4)	G3	E3	3B				FC4-6			4	2	3	1	1	0	0					
Dave Philley, S OBP: 0.320, SLG: 0.403 (1, 9)	G3	3B	6-3		F8		FC4-6			5	0	1	1	0	0	4					
Mary Rickert, L OBP: 0.303, SLG: 0.348 (1, 7)	1B	F6		6-3	F4			SH5-3	BB	4	2	1	1	1	0	2					
Eddie Robinson, L OBP: 0.372, SLG: 0.430 (1, 3)	BB			HR	G3			SH5-3	BB	4	2	3	3	1	0	1					
Hank Majeski, R OBP: 0.384, SLG: 0.413 (1, 5)	F9		3B	1B	2B	1B		SH5-3		4	2	3	0	0	0	1					
Mike McCormick, R OBP: 0.397, SLG: 0.354 (1, 8)			1B	3B	1B	CS	F7	1-2	2-3	3	1	2	1	2	0	1					
Chico Carrasquel, R OBP: 0.379, SLG: 0.378 (1, 6)	F4		F4	1B	2B		F7		F7	5	1	1	2	0	0	6	AB 37				
Phil Masi, R OBP: 0.370, SLG: 0.416 (1, 2)		K	SH1-4	3B	1B	CS	F7	F3		5	1	2	2	0	1	2	R 11				
Howie Judson, R OBP: 0.222, SLG: 0.188 Luis Aloma, R OBP: 0.125, SLG: 0.125 (1, 1) (4, 1)		F8	SH1-4	FC4-6			G3			1	0	0	0	0	0	0	H 16				
Inning Stats	R: 2 E: 0 K: 0 S: 6	H: 3 LOB: 2 BB: 1 P: 10	R: 1 E: 1 K: 1 S: 7	H: 1 LOB: 1 BB: 0 P: 7	R: 4 E: 0 K: 0 S: 8	H: 5 LOB: 1 BB: 0 P: 8	R: 3 E: 0 K: 0 S: 7	H: 5 LOB: 1 BB: 0 P: 7	R: 0 E: 0 K: 0 S: 4	H: 1 LOB: 1 BB: 0 P: 4	R: 0 E: 0 K: 0 S: 3	H: 1 LOB: 0 BB: 1 P: 3	R: 0 E: 0 K: 0 S: 3	H: 0 LOB: 1 BB: 1 P: 7	R: 1 E: 0 K: 0 S: 3	H: 0 LOB: 2 BB: 3 P: 15	1B: 7 2B: 4 3B: 3 HR: 2	SF: 0 SAC: 2 DP: 0 HBP: 0	WP: 0 PB: 0 SB: 0 CS: 2	PA: 45	
PITCHER	IP	WLS	BF	H	R	ER	SO	BB	IBB	HBP	BLK	WP	HR	S	P	ERA	WHIP				
Steve Gromek, R ERA: 4.52 Marino Pieretti, R ERA: 4.29 Sam Zoldak, L ERA: 4.91 Dick Rozek, L ERA: 4.22 Jesse Flores, R ERA: 5.04 (1, 1) (3, 1) (3, 1) (4, 1) (8, 1)	2.0		13	5	4	3	0	1	0	0	0	0	0	6	6	40.50	6.000				

Cleveland Indians @ Chicago White Sox
Comiskey Park, Chicago, IL
Sat Aug 12 1950, 4:33 AM EDT
Att: 7,259 - Unknown

AB 37
R 11
H 16
RBI 11
BB 5
SO 1
LOB 18



Batter	1	2	3	4	5	6	7	8	9	AB	R	H	RBI	BB	SO	LOB	TOP					
Ray Boone, R (1.6) OBP: 0.422, SLG: 0.466										5	0	2	0	0	0	2						
Bob Kennedy, R (1.9) OBP: 0.394, SLG: 0.434										4	1	1	0	0	0	3						
Larry Doby, L (1.8) OBP: 0.464, SLG: 0.596										4	1	1	2	0	0	1						
Luke Easter, L (1.3) OBP: 0.390, SLG: 0.504										4	1	1	0	0	1	0						
Al Rosen, R (1.5) OBP: 0.395, SLG: 0.577										4	0	2	0	0	0	0						
Joe Gordon, R (1.4) OBP: 0.350, SLG: 0.436										4	0	1	1	0	0	1						
Allie Clark, R (1.7) Bobby Avila, R (8, PR) Sam Zoldak, L (8, 1) OBP: 0.357, SLG: 0.357 OBP: 0.405, SLG: 0.372 OBP: 0.353, SLG: 0.214										3	0	2	0	0	0	0						
Jim Hegan, R (1.2) OBP: 0.312, SLG: 0.444										3	0	0	0	0	1	2						
Bob Feller, R (1, 1) Lou Boudreau, R (8, PH) Dale Mitchell, L (8, PR) OBP: 0.131, SLG: 0.138 OBP: 0.337, SLG: 0.324 OBP: 0.363, SLG: 0.365										2	0	1	0	0	0	1						
Inning Stats	R: 0 E: 0 K: 0 S: 3	H: 1 LOB: 0 BB: 0 P: 3	R: 0 E: 0 K: 0 S: 3	H: 1 LOB: 0 BB: 0 P: 3	R: 0 E: 0 K: 0 S: 4	H: 1 LOB: 1 BB: 0 P: 4	R: 0 E: 0 K: 1 S: 5	H: 0 LOB: 0 BB: 0 P: 5	R: 0 E: 0 K: 1 S: 6	H: 0 LOB: 1 BB: 0 P: 6	R: 0 E: 0 K: 0 S: 4	H: 2 LOB: 1 BB: 0 P: 4	R: 0 E: 0 K: 0 S: 3	H: 0 LOB: 0 BB: 0 P: 3	R: 5 E: 1 K: 0 S: 10	H: 7 LOB: 2 BB: 0 P: 10	R: 0 E: 0 K: 0 S: 3	H: 0 LOB: 0 BB: 0 P: 3	1B: 11 2B: 1 3B: 1 HR: 0	SF: 0 SAC: 1 DP: 2 HBP: 0	WP: 0 PB: 0 SB: 1 CS: 0	PA: 37
PITCHER	IP WLS BF H R ER SO BB IBB HBP BLK WP HR S P ERA WHIP																					
Bill Wight, L (1, 1) ERA: 3.83	7.2 L 32 11 5 5 2 0 0 0 0 0 0 0 36 36 5.87 1.435																					
Randy Gumpert, R (8, 1) ERA: 4.33	1.1 5 1 0 0 0 0 0 0 0 0 0 0 5 5 0.00 0.750																					

Cleveland Indians @ Chicago White Sox
Comiskey Park, Chicago, IL
Sun Aug 13 1950, 4:33 AM EDT
Unknown

AB 36
R 5
H 12
RBI 4
BB 0
SO 2
LOB 12



Batter	1	2	3	4	5	6	7	8	9	AB	R	H	RBI	BB	SO	LOB	BOTTOM					
Nellie Fox, L (1, 4) OBP: 0.327, SLG: 0.318										4	0	1	0	0	0	0						
Dave Philley, S (1, 9) OBP: 0.319, SLG: 0.402										4	1	1	0	0	0	2						
Mary Rickert, L (1, 7) OBP: 0.306, SLG: 0.351										4	1	2	0	0	0	1						
Eddie Robinson, L (1, 3) OBP: 0.373, SLG: 0.429										3	0	1	1	1	1	2						
Hank Majeski, R (1, 5) OBP: 0.383, SLG: 0.414										4	0	1	1	0	0	2						
Mike McCormick, R (1, 8) OBP: 0.350, SLG: 0.346										4	0	1	0	0	2	3						
Chico Carrasquel, R (1, 6) OBP: 0.376, SLG: 0.374										4	0	0	0	0	0	1						
Phil Masi, R (1, 2) OBP: 0.368, SLG: 0.412										3	0	0	0	0	0	0						
Bill Wight, L (1, 1) Randy Gumpert, R (8, 1) OBP: 0.143, SLG: 0.111										2	0	0	0	0	2	0						
Inning Stats	R: 1 E: 0 K: 1 S: 7	H: 2 LOB: 2 BB: 1 P: 11	R: 0 E: 0 K: 1 S: 5	H: 0 LOB: 0 BB: 0 P: 5	R: 0 E: 0 K: 1 S: 6	H: 1 LOB: 1 BB: 0 P: 6	R: 0 E: 0 K: 0 S: 3	H: 1 LOB: 0 BB: 0 P: 3	R: 0 E: 0 K: 0 S: 3	H: 1 LOB: 1 BB: 0 P: 4	R: 0 E: 0 K: 1 S: 6	H: 1 LOB: 1 BB: 0 P: 6	R: 0 E: 0 K: 1 S: 5	H: 0 LOB: 0 BB: 0 P: 5	R: 1 E: 1 K: 0 S: 5	H: 1 LOB: 1 BB: 0 P: 5	R: 0 E: 0 K: 0 S: 3	H: 0 LOB: 0 BB: 0 P: 3	1B: 6 2B: 1 3B: 0 HR: 0	SF: 0 SAC: 1 DP: 1 HBP: 1	WP: 0 PB: 0 SB: 0 CS: 0	PA: 36
PITCHER	IP WLS BF H R ER SO BB IBB HBP BLK WP HR S P ERA WHIP																					
Bob Feller, R (1, 1) ERA: 3.61	7.0 W 27 6 1 1 5 1 0 0 0 0 0 0 35 40 1.29 1.000																					
Sam Zoldak, L (8, 1) ERA: 4.71	2.0 S 8 1 1 0 0 0 0 0 0 0 0 0 8 8 0.00 0.500																					

Cleveland Indians @ Chicago White Sox
Comiskey Park, Chicago, IL
Sun Aug 13 1950, 4:33 AM EDT
Unknown

AB 32
R 2
H 7
RBI 2
BB 1
SO 5
LOB 11



Batter	1	2	3	4	5	6	7	8	9	AB	R	H	RBI	BB	SO	LOB	TOP								
Dale Mitchell, L OBP: 0.366, SLG: 0.366 (1, 7)	0-0 4-3		0-0 F8			0-0 HBP 1B BB	0-0 4-3		4-0 5-3 1B BB	4	2	2	0	1	0	1	Cleveland Indians @ Chicago White Sox Comiskey Park, Chicago, IL Sun Aug 13 1950, 4:38 AM EDT Att: 37,940 - Unknown								
Bob Kennedy, R OBP: 0.382, SLG: 0.429 (1, 9)	0-3 K			0-0 F8		4-0 HBP 1B BB	0-0 4-3		0-0 5-3	4	1	0	0	1	1	3									
Larry Doby, L OBP: 0.466, SLG: 0.593 (1, 8)	0-3 K			0-0 4-3		1-0 1B G6-4-3 HBP	4-0		0-0 G4-6-3 1B	3	1	1	1	1	1	0									
Luke Easter, L OBP: 0.388, SLG: 0.500 (1, 3)		0-0 L3		0-0 F8		0-0 G6-4-3 1B	0-0 4-3		0-0 G4-6-3	5	0	1	2	0	0	4									
Al Rosen, R OBP: 0.396, SLG: 0.575 (1, 5)		0-0 F7			0-0	BB BB G6-4-3 1B	0-0 G6-4-3		4-0 1B BB	3	1	1	0	1	0	1									
Ray Boone, R OBP: 0.424, SLG: 0.461 (1, 6)		0-0 6-3			4-0	G6-4-3 BB	4-0		0-3 K	2	0	0	0	2	1	1									
Joe Gordon, R OBP: 0.350, SLG: 0.433 Bobby Avila, R OBP: 0.411, SLG: 0.379 (1, 4) (6, 4)			0-0 5-3		4-0	G6-4-3 BB	0-3 K		0-0 1B	2	0	0	0	1	1	1									
Jim Hegan, R OBP: 0.313, SLG: 0.443 Sam Zoldak, L OBP: 0.333, SLG: 0.200 Al Benton, R OBP: 0.375, SLG: 0.167 Bob Lemon, L OBP: 0.343, SLG: 0.515 Marino Pieretti, R OBP: 0.250, SLG: 0.250 (1, 2) (5, 1) (7, 1) (8, PH) (6, 1) (8, 1)			4-0		0-0 G6-4-3		0-0 1-3	0-0 F2		1	0	0	0	1	0	2									
Dick Weik, R OBP: 0.125, SLG: 0.125 Steve Gromek, R OBP: 0.172, SLG: 0.143 Thurman Lockyer, L OBP: 0.246, SLG: 0.235 Jesse Flores, R OBP: 0.311, SLG: 0.440 (1, 1) (1, 1) (3, PH) (3, 1) (5, PH) (5, 2)			0-3 K		0-0 F8		0-0 4-3 1B	0-0 F5		0	0	0	0	0	0	0									
Inning Stats	R: 0 E: 0 K: 2 S: 7	H: 0 LOB: 0 BB: 0 P: 7	R: 0 E: 0 K: 0 S: 3	H: 0 LOB: 0 BB: 0 P: 3	R: 0 E: 0 K: 1 S: 5	H: 0 LOB: 1 BB: 1 P: 9	R: 0 E: 0 K: 0 S: 3	H: 0 LOB: 0 BB: 0 P: 3	R: 1 E: 0 K: 0 S: 3	H: 1 LOB: 1 BB: 2 P: 11	R: 3 E: 0 K: 1 S: 6	H: 2 LOB: 1 BB: 2 P: 15	R: 0 E: 0 K: 0 S: 5	H: 2 LOB: 3 BB: 1 P: 9	R: 0 E: 0 K: 1 S: 6	H: 1 LOB: 2 BB: 1 P: 10		R: 1 E: 0 K: 0 S: 3	H: 1 LOB: 0 BB: 1 P: 7	1B: 7 2B: 0 3B: 0 HR: 0	SF: 0 SAC: 0 DP: 3 HBP: 1	WP: 0 PB: 0 SB: 0 CS: 0	PA: 40		
PITCHER	IP	WLS	BF	H	R	ER	SO	BB	IBB	HBP	BLK	WP	HR	S	P	ERA	WHIP								
Ray Scarborough, R ERA: 4.76 Ken Holcombe, R ERA: 6.16 (1, 1) (6, 1)	5.0	W	22	3	4	4	3	4	0	1	0	0	0	23	40	7.20	1.400								


AB	31
R	5
H	7
RBI	3
BB	8
SO	5
LOB	19




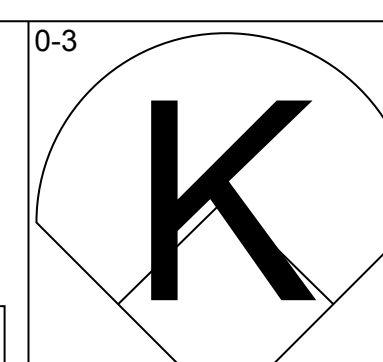
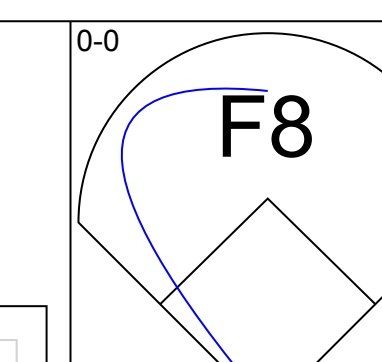
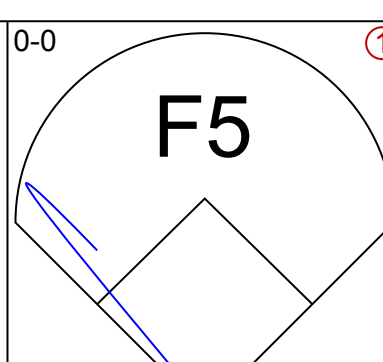
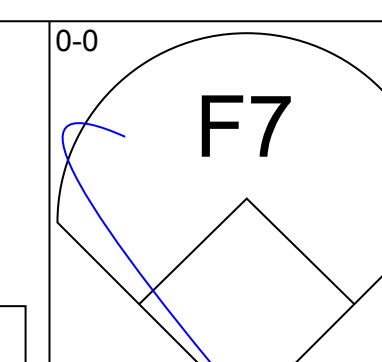
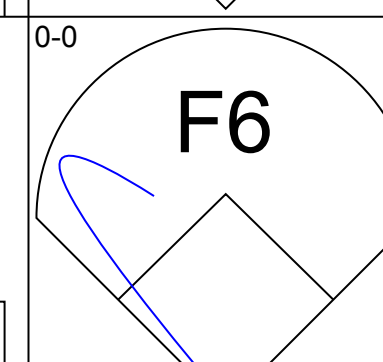
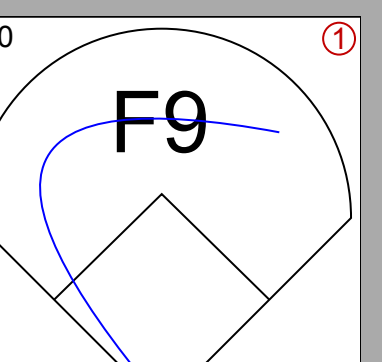
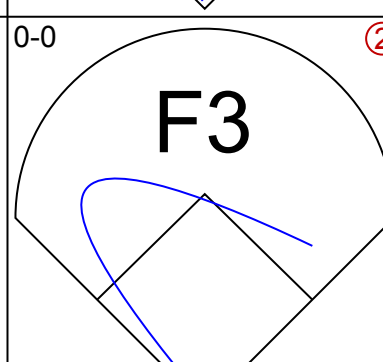
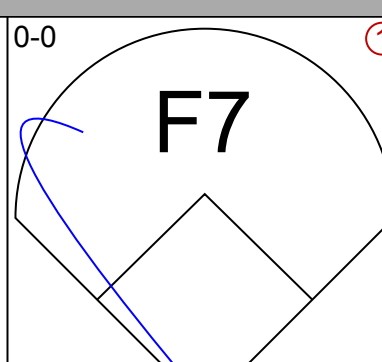
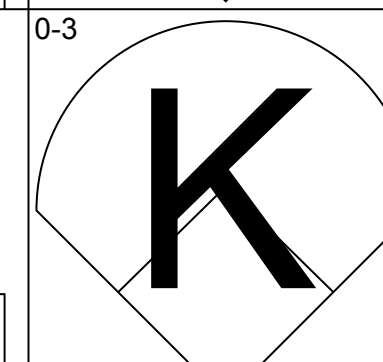
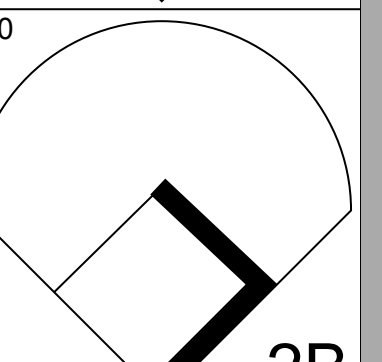
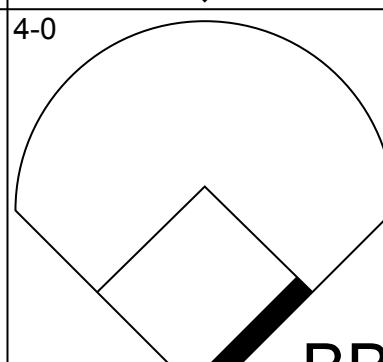
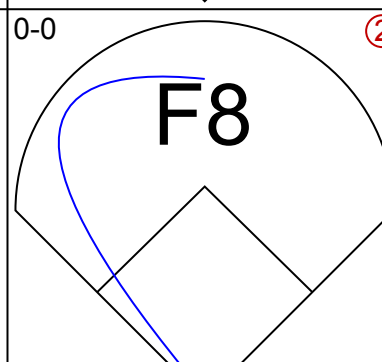
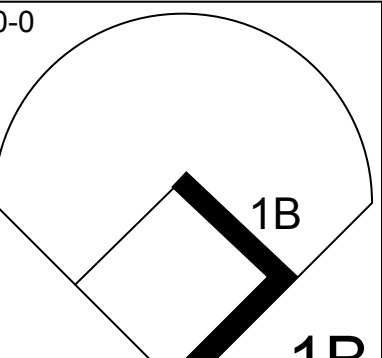
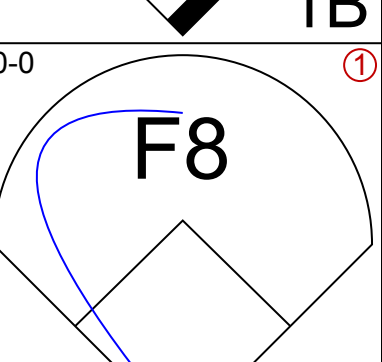
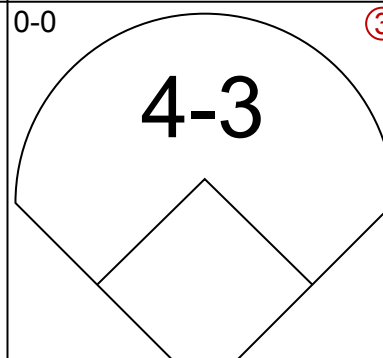
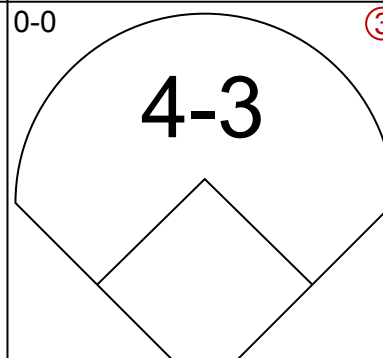
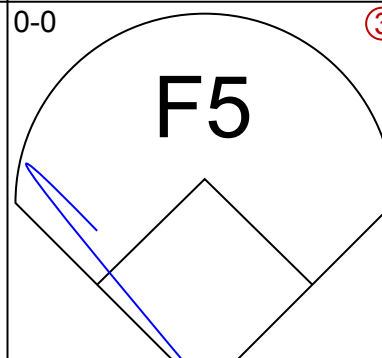
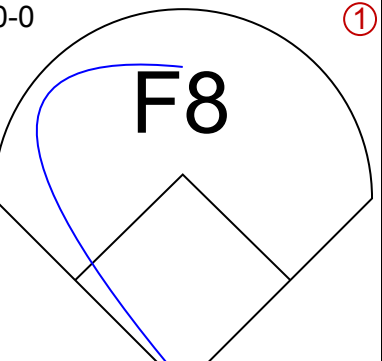
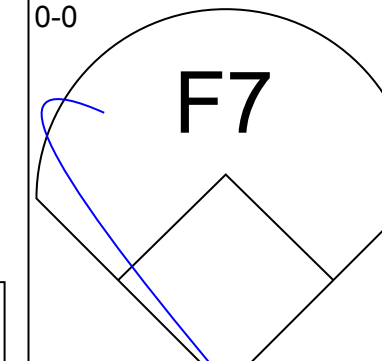
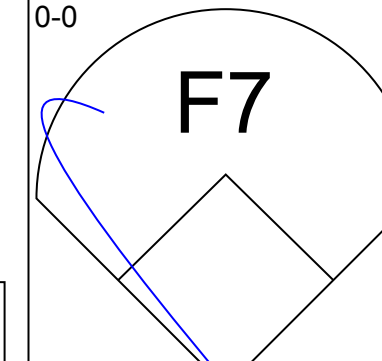
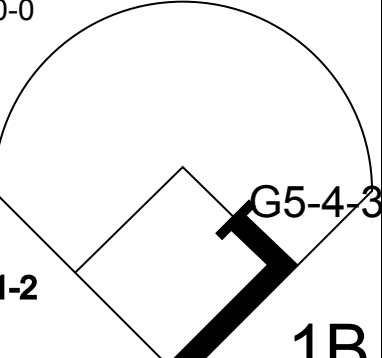
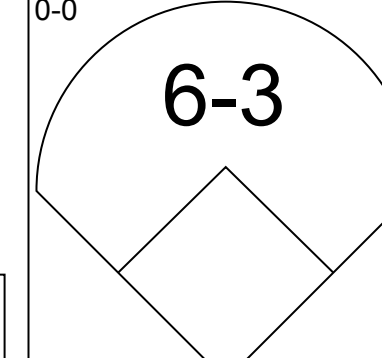
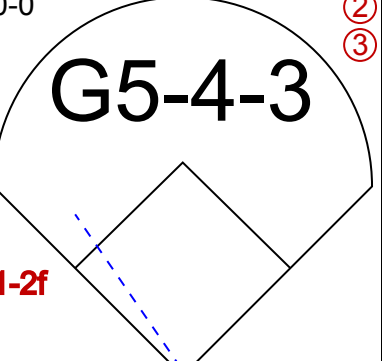
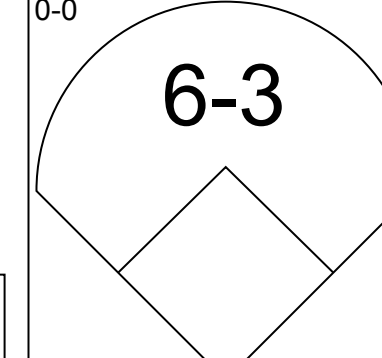
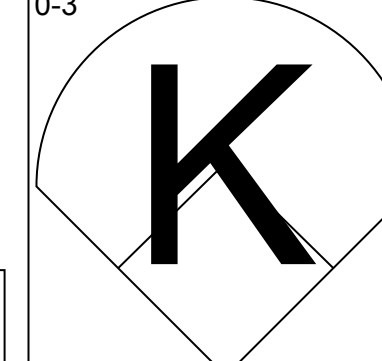

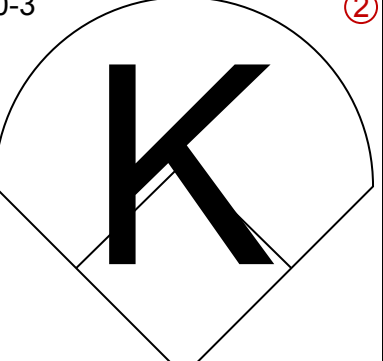
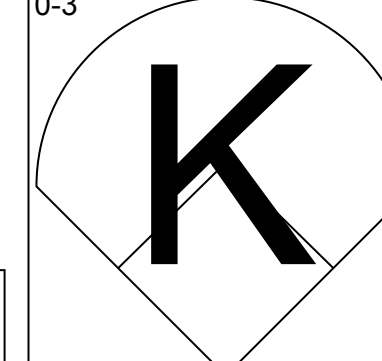
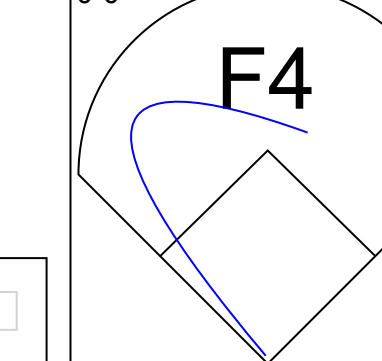
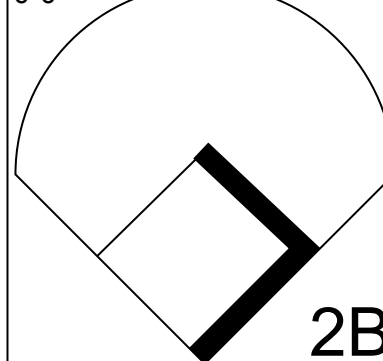
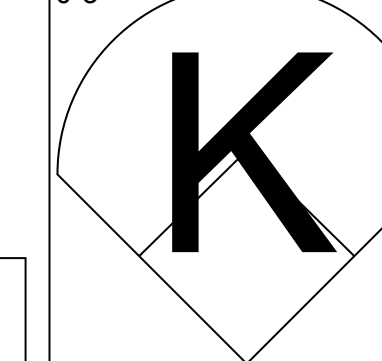
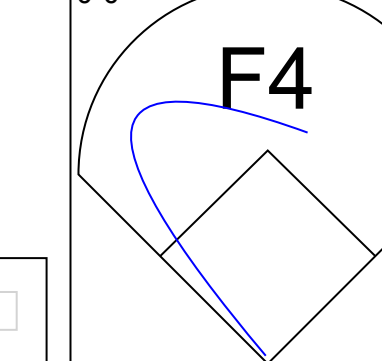
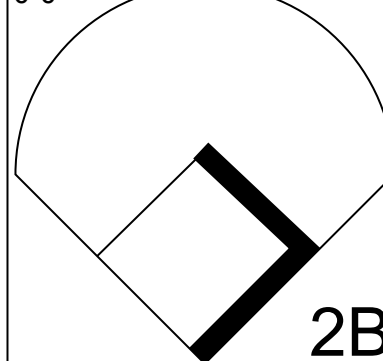
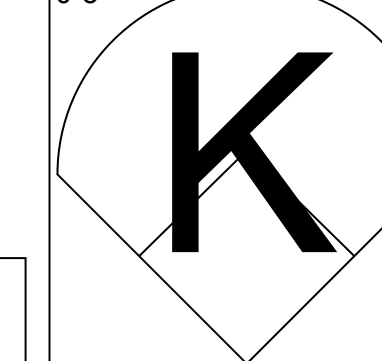
Batter	1	2	3	4	5	6	7	8	9	AB	R	H	RBI	BB	SO	LOB	BOTTOM								
Nellie Fox, L OBP: 0.322, SLG: 0.313 (1, 4)	0-0 F3		0-0 3-1			0-0 F7		0-0 F6		5	0	0	0	0	0	3	Cleveland Indians @ Chicago White Sox Comiskey Park, Chicago, IL Sun Aug 13 1950, 4:38 AM EDT Att: 37,940 - Unknown								
Floyd Baker, L OBP: 0.400, SLG: 0.329 (1, 5)	0-0 6-3	0-0 E 1B L8		0-0 S 1B		0-0 6-3		0-0 F7		5	1	2	0	0	0	0									
Mary Rickert, L OBP: 0.312, SLG: 0.353 (1, 7)	4-0 E BB	0-0 E5		0-0 F8		0-0 1B BB F7		0-0 5-3		4	2	2	0	1	0	1									
Eddie Robinson, L OBP: 0.374, SLG: 0.427 (1, 3)	1-0 E BB HBP	0-0 L8		0-0 F9		4-0 IBB 1B BB				2	1	0	1	1	0	2									
Dave Philley, S OBP: 0.318, SLG: 0.400 (1, 9)	0-0 E6 BB S 2B	0-0 F8		0-0 4-3		0-0 1B BB		1-2 2-3 1B		4	1	1	0	0	0	3									
Mike McCormick, R OBP: 0.365, SLG: 0.352 Gordon Goldsberry, L OBP: 0.429, SLG: 0.458 Jerry Scala, L OBP: 0.274, SLG: 0.203 (1, 8) (7, PH) (8, 8)	4-0 2B BB	0-0 1-3		0-0 G4-6-3 1B		0-0 F7		0-0 F7		2	1	1	0	1	0	1									
Chico Carrasquel, R OBP: 0.377, SLG: 0.373 (1, 6)	4-0 2B BB		0-0 F6		0-0 G4-6-3		0-0 IBB		1-2 2-3 IBB	2	1	0	1	2	0	1									
Gus Niarhos, R OBP: 0.386, SLG: 0.353 Hank Majeski, R OBP: 0.392, SLG: 0.413 Phil Masi, R OBP: 0.368, SLG: 0.412 (1, 2) (7, PH) (8, 2)	0-0 2B		0-0 E1		0-0 F9		0-0 F6			3	0	1	3	0	0	0									
Ray Scarborough, R OBP: 0.208, SLG: 0.163 Ken Holcombe, R OBP: 0.217, SLG: 0.261 (1, 1) (6, 1)	4-0 BB		0-0 SH1-4		0-0 5-3		0-0 G3			0	0	0	0	1	0	0									
Inning Stats	R: 5 E: 1 K: 0 S: 5	H: 1 LOB: 2 BB: 4 P: 22	R: 1 E: 1 K: 0 S: 5	H: 2 LOB: 1 BB: 0 P: 5	R: 0 E: 1 K: 0 S: 4	H: 0 LOB: 1 BB: 0 P: 4	R: 0 E: 0 K: 0 S: 4	H: 1 LOB: 1 BB: 0 P: 4	R: 0 E: 0 K: 0 S: 3	H: 1 LOB: 0 BB: 0 P: 3	R: 0 E: 0 K: 0 S: 3	H: 0 LOB: 0 BB: 0 P: 3	R: 1 E: 0 K: 0 S: 5	H: 2 LOB: 3 BB: 2 P: 13	R: 0 E: 0 K: 0 S: 3	H: 0 LOB: 0 BB: 0 P: 3		1B: 6 2B: 1 3B: 0 HR: 0	SF: 0 SAC: 1 DP: 1 HBP: 1	WP: 1 PB: 0 SB: 2 CS: 0	PA: 39				
PITCHER	IP	WLS	BF	H	R	ER	SO	BB	IBB	HBP	BLK	WP	HR	S	P	ERA	WHIP								
Dick Weik, R ERA: 4.55 Steve Gromek, R ERA: 4.44 Jesse Flores, R ERA: 4.73 Sam Zoldak, L ERA: 4.7 Al Benton, R ERA: 3.47 (1, 1) (1, 1) (3, 1) (5, 1) (7, 1)	0.2	L	9	1	5	0	0	4	0	0	0	0	0	6	6	0.00	1.500								
Marino Pieretti, R ERA: 4.17 (8, 1)	1.0		3	0	0	0	0	0	0	0	0	0	0	8	12	4.50	2.000								

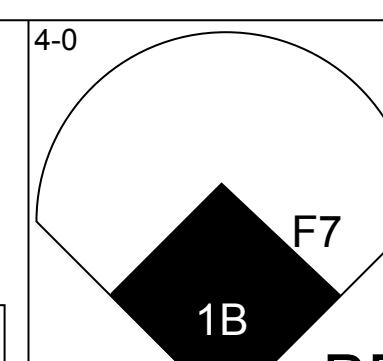
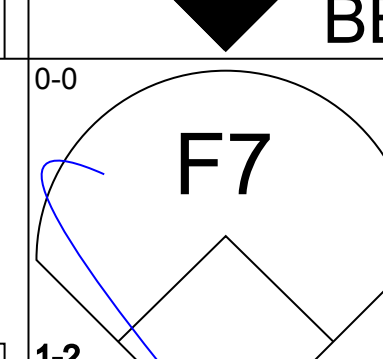
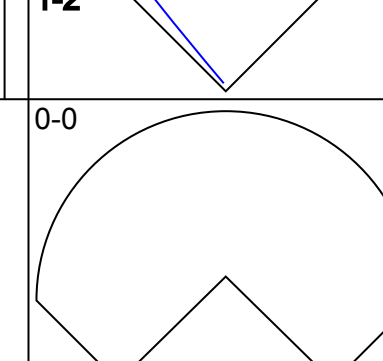
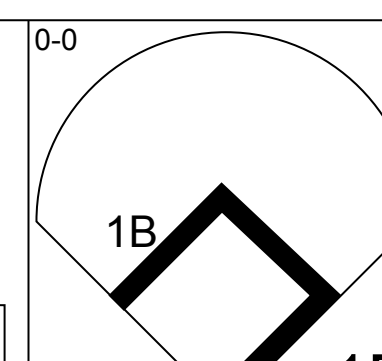
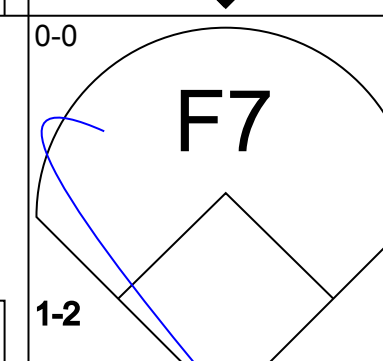
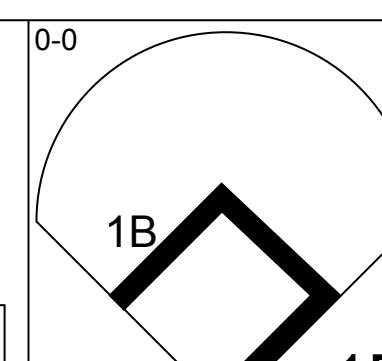
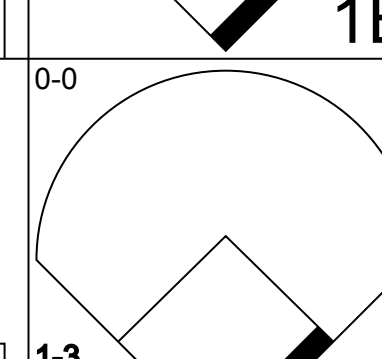
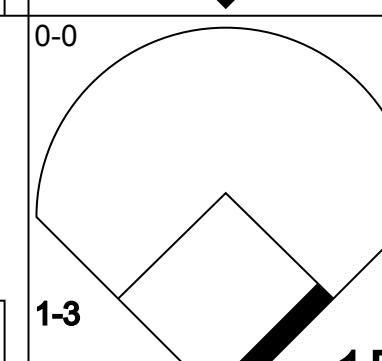
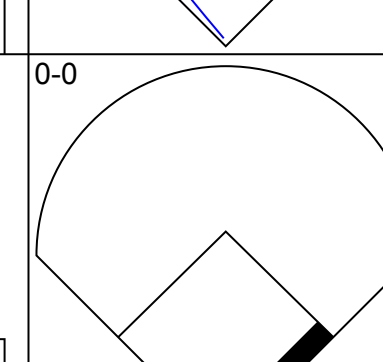
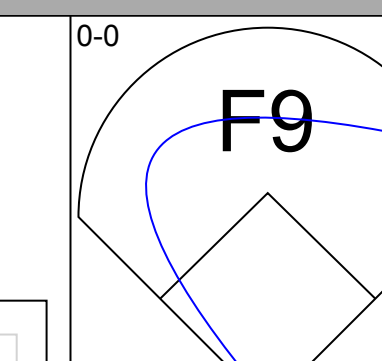
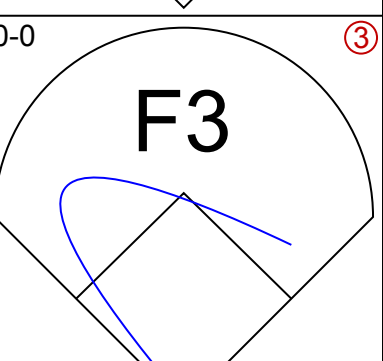
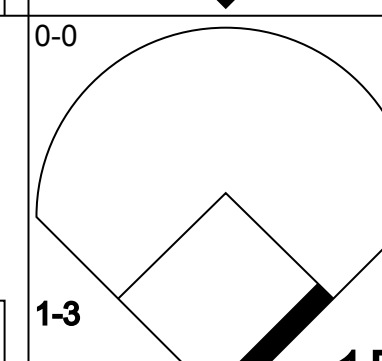
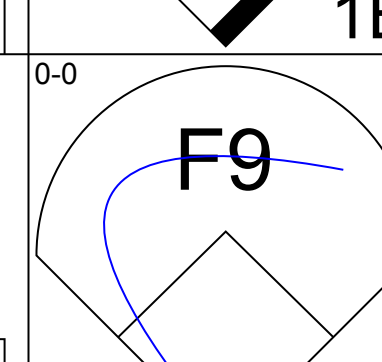
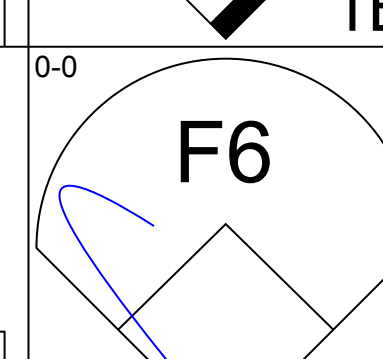
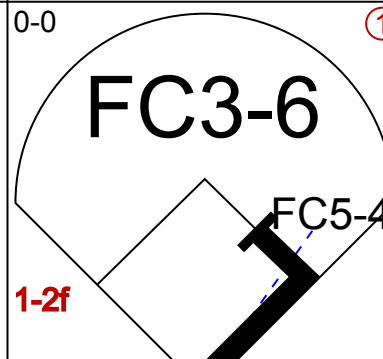

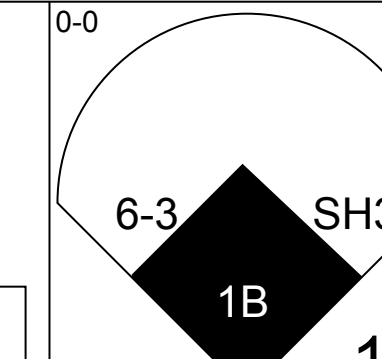
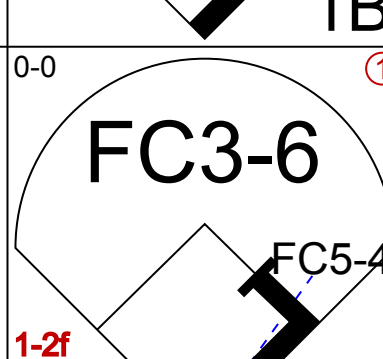
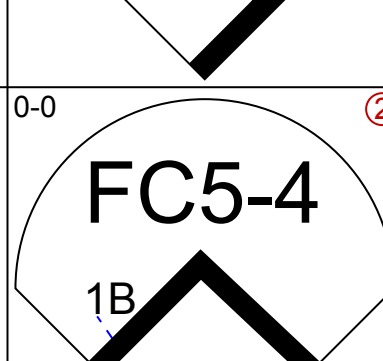
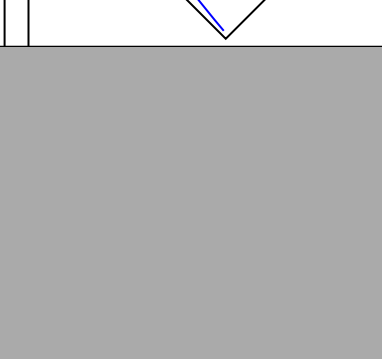
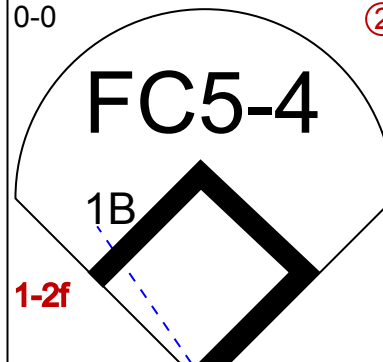
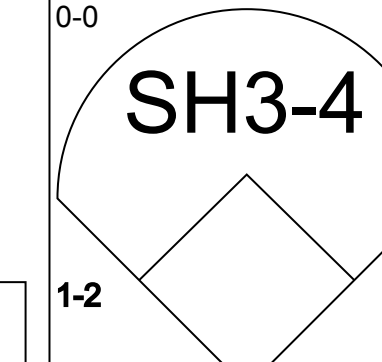
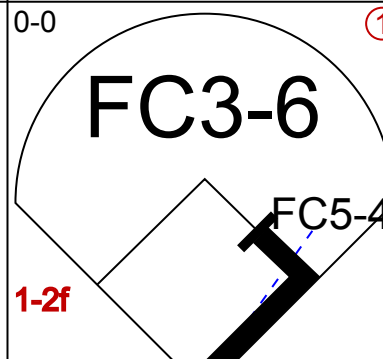
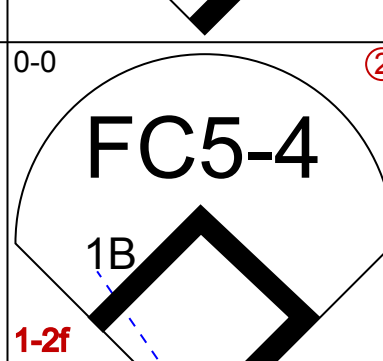
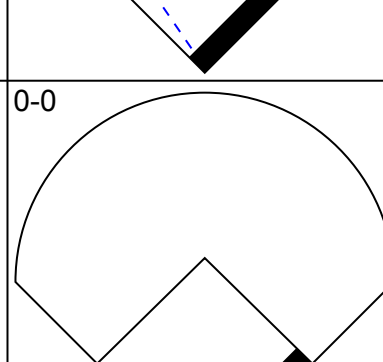
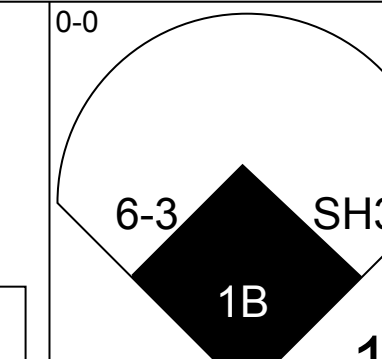
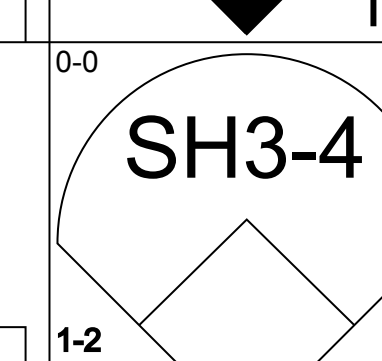
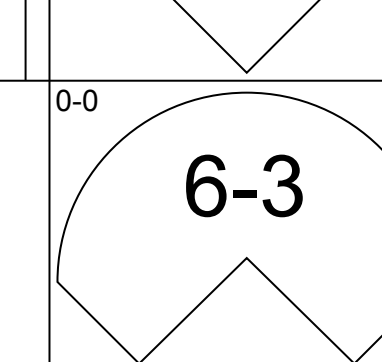
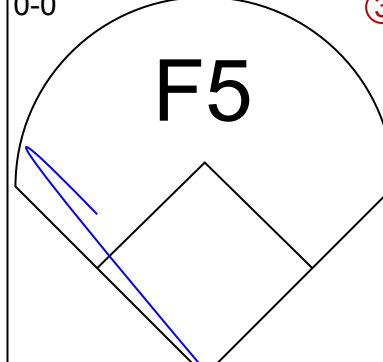
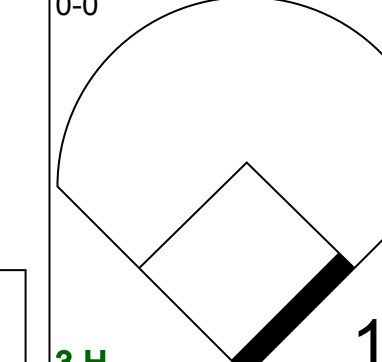
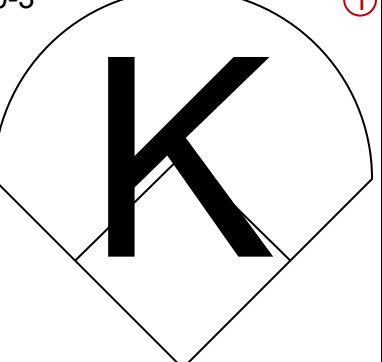
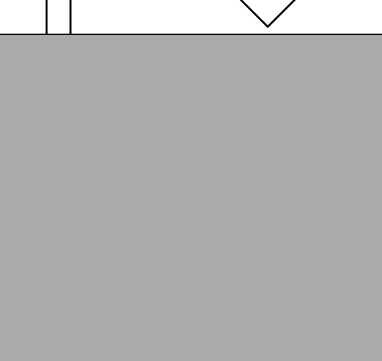
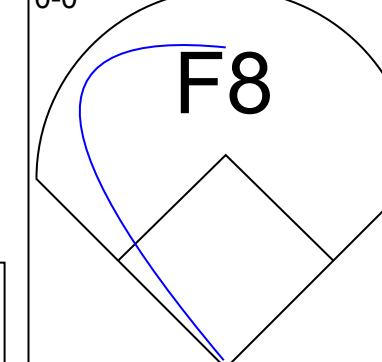
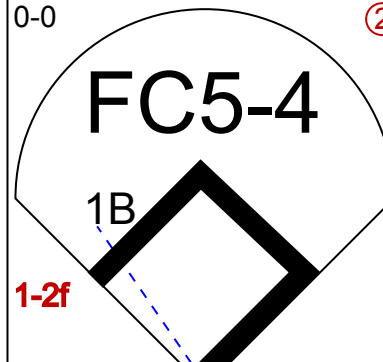
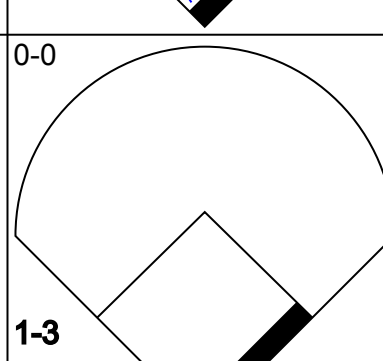
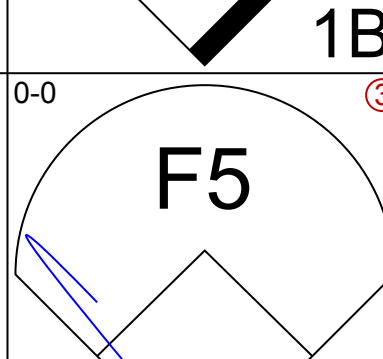
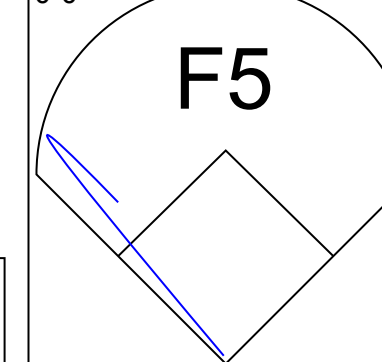
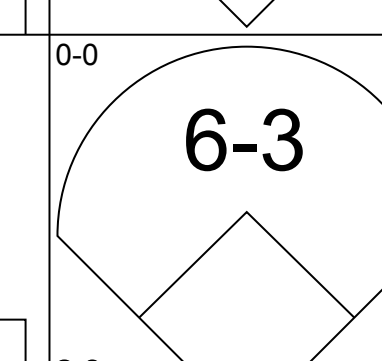
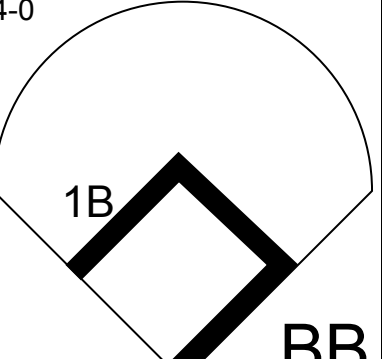
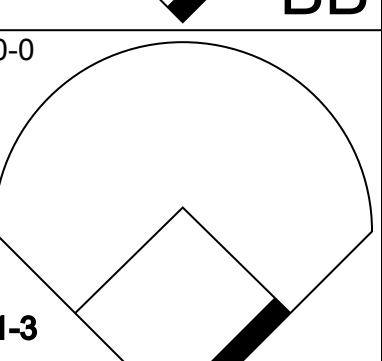

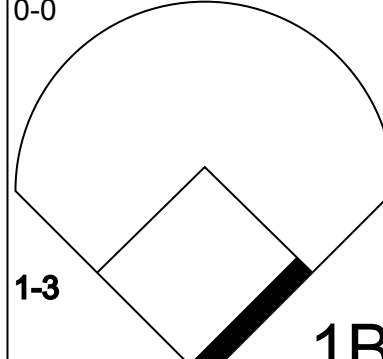
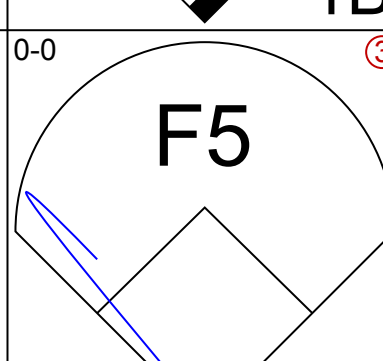
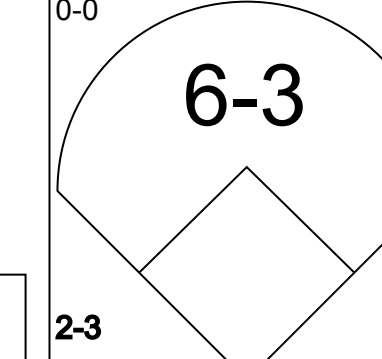
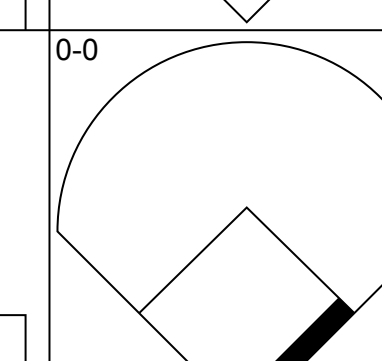
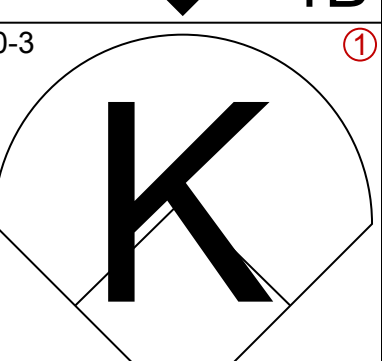
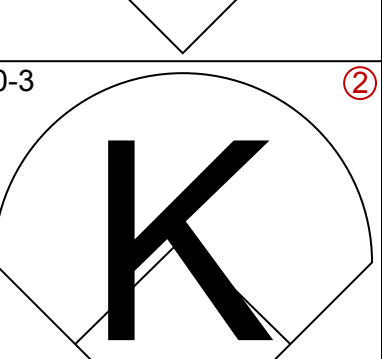
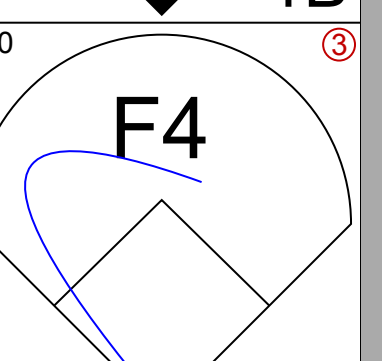
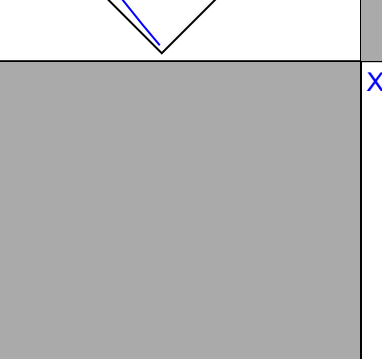

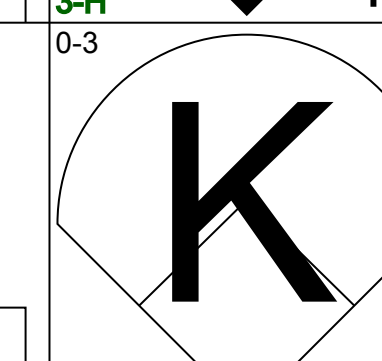
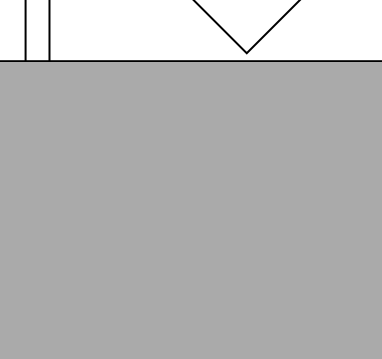
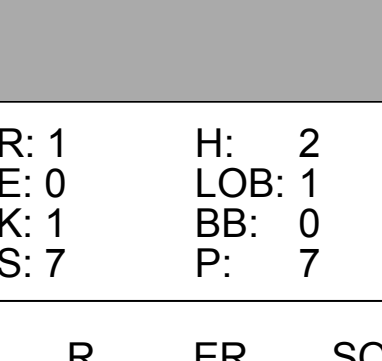
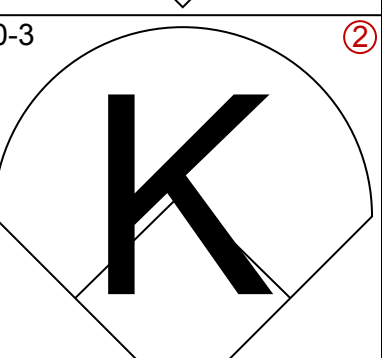

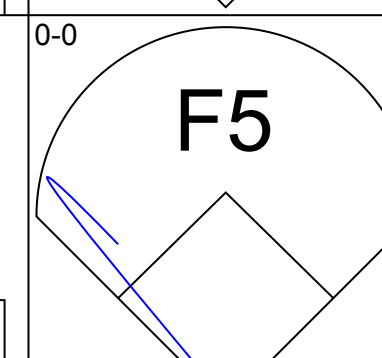

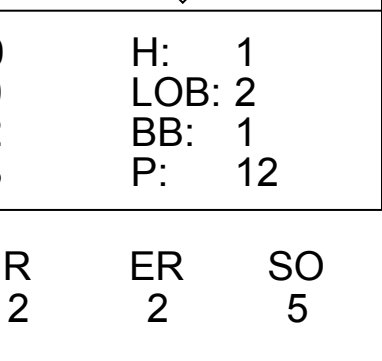
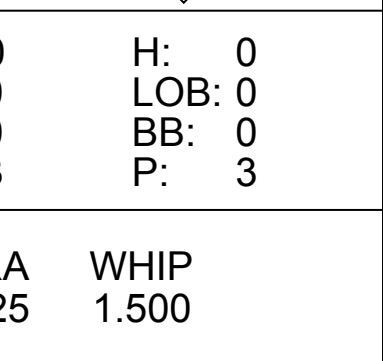
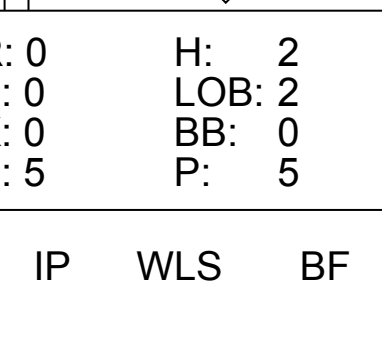
AB	31
R	7
H	7
RBI	6
BB	6
SO	0
LOB	19



Batter	1	2	3	4	5	6	7	8	9	10	AB	R	H	RBI	BB	SO	LOB	TOP	
Jerry Priddy, R OBP: 0.373, SLG: 0.380 (1,4)	F8	5-3			FC6-4 1B			K		SH1-3	4	0	1	0	0	1	1	Detroit Tigers @ Cleveland Indians Cleveland Municipal Stadium, Cleveland, OH Mon Aug 14 1960, 3:33 AM EDT Att: 60,120 - Unknown AB 35 R 2 H 7 RBI 2 BB 3 SO 6 LOB 14 	
Don Kolloway, R OBP: 0.347, SLG: 0.430 (1,3)	BB BB 1B		F7		F2			F8		F7	5	0	1	0	0	0	2		
George Kell, R OBP: 0.419, SLG: 0.503 (1,5)	BB BB 1B		F8		FC6-4 1-2f			L7		K	4	0	0	0	1	1	2		
Vic Wertz, L OBP: 0.400, SLG: 0.573 (1,9)	BB BB 1B							6-3		F7	3	0	1	0	1	0	0		
Hoot Evers, R OBP: 0.405, SLG: 0.575 (1,7)	BB BB 1B							6-3		HR 1B	4	1	1	0	0	2	4		
Johnny Groth, R OBP: 0.407, SLG: 0.466 (1,8)	F3				F8			6-3		HR 1-H	4	1	1	2	0	0	3		
Aaron Robinson, L OBP: 0.413, SLG: 0.375 (1,2)		F9			F4			CS BB 1B		4-3	3	0	0	0	1	0	0		
Neil Berry, R OBP: 0.182, SLG: 0.100 (1,6)					K			K 1-2		4-3	4	0	1	0	0	2	1		
Hal Newhouser, L OBP: 0.292, SLG: 0.250 (1,1)		F6						L8		SH1-3 1B	4	0	1	0	0	0	1		
Inning Stats	R: 0 E: 0 K: 1 S: 6	H: 1 LOB: 3 BB: 2 P: 14	R: 0 E: 0 K: 0 S: 4	H: 1 LOB: 1 BB: 0 P: 4	R: 0 E: 0 K: 1 S: 6	H: 0 LOB: 0 BB: 0 P: 5	R: 0 E: 0 K: 0 S: 5	H: 0 LOB: 0 BB: 0 P: 3	R: 0 E: 0 K: 1 S: 4	H: 0 LOB: 0 BB: 1 P: 8	R: 0 E: 0 K: 1 S: 5	H: 0 LOB: 0 BB: 0 P: 5	R: 2 E: 0 K: 0 S: 5	H: 2 LOB: 0 BB: 0 P: 5	R: 0 E: 0 K: 1 S: 6	H: 1 LOB: 1 BB: 0 P: 6	1B: 6 2B: 1 3B: 0 HR: 1		SF: 0 SAC: 1 DP: 1 HBP: 0
PITCHER Early Wynn, R ERA: 3.64 (1,1)	IP: 10.0 WLS: W BF: 39 H: 7 R: 2 ER: 2 SO: 6 BB: 3 IBB: 0 HBP: 0 BLK: 0 WP: 0 HR: 1 S: 48 P: 60 ERA: 1.80 WHIP: 1.000																		

Batter	1	2	3	4	5	6	7	8	9	10	AB	R	H	RBI	BB	SO	LOB	BOTTOM			
Ray Boone, R OBP: 0.423, SLG: 0.457 (1,6)	6-3		F9		G6-4-3 1B			L6		FC6 IBB	4	0	1	0	1	0	0	Detroit Tigers @ Cleveland Indians Cleveland Municipal Stadium, Cleveland, OH Mon Aug 14 1960, 3:33 AM EDT Att: 60,120 - Unknown AB 35 R 3 H 8 RBI 3 BB 2 SO 1 LOB 13 			
Bob Kennedy, R OBP: 0.360, SLG: 0.427 (1,9)			G3		G6-4-3 1-2f			F7		FC6	4	0	1	0	0	0	1				
Dale Mitchell, L OBP: 0.365, SLG: 0.365 (10, PH)	FC3-6 1B									FC6 1-2 2-3 3-H	1	0	0	1	0	0	2				
Larry Doby, L OBP: 0.461, SLG: 0.587 (1,8)	FC3-6 1-2f		4-3					F7		L8	4	0	0	0	0	0	1				
Luke Easter, L OBP: 0.389, SLG: 0.500 (1,3)	4-3				FC4-6 1B			G5-4-3 1B		K	4	0	2	0	0	1	1				
Al Rosen, R OBP: 0.397, SLG: 0.585 (1,5)			L9 FC 2B		L7			G5-4-3 1-2f		HR	4	2	2	1	0	0	2				
Joe Gordon, R OBP: 0.346, SLG: 0.427 (1,4)		L9 2-3			FC4-6 FC5 1B 1-2f			G3		F8	4	0	0	0	0	0	2				
Allie Clark, R OBP: 0.262, SLG: 0.368 Bobby Avila, R OBP: 0.411, SLG: 0.379 (10, PR)		FC FC4-6						F8		SH5-4 FC6 2B	0	1	0	0	0	0	0				
Jim Hegan, R OBP: 0.312, SLG: 0.439 (1,2)		L9 3-H			FC5 1-2f			F9		FC6 SH5-4 IBB	3	0	0	0	1	0	3				
Early Wynn, S OBP: 0.328, SLG: 0.440 (1,1)		FC4-6 1-2f						3-1		SH5-4 1-2 2-3	3	0	0	0	0	0	1				
Inning Stats	R: 0 E: 0 K: 0 S: 4	H: 1 LOB: 1 BB: 0 P: 4	R: 1 E: 0 K: 0 S: 5	H: 1 LOB: 1 BB: 0 P: 5	R: 0 E: 0 K: 0 S: 3	H: 0 LOB: 0 BB: 0 P: 3	R: 0 E: 0 K: 0 S: 5	H: 2 LOB: 2 BB: 0 P: 5	R: 0 E: 0 K: 0 S: 3	H: 1 LOB: 0 BB: 0 P: 3	R: 0 E: 0 K: 0 S: 3	H: 0 LOB: 0 BB: 0 P: 3	R: 0 E: 0 K: 0 S: 3	H: 0 LOB: 0 BB: 0 P: 3	R: 1 E: 0 K: 0 S: 6	H: 1 LOB: 0 BB: 0 P: 6	R: 1 E: 0 K: 0 S: 3	H: 1 LOB: 3 BB: 2 P: 11	1B: 5 2B: 2 3B: 0 HR: 1	SF: 0 SAC: 1 DP: 2 HBP: 0	WP: 0 PA: 38 PB: 0 SB: 0 CS: 0
PITCHER Hal Newhouser, L ERA: 4.85 (1,1)	IP: 9.1 WLS: L BF: 38 H: 8 R: 3 ER: 3 SO: 1 BB: 0 IBB: 2 HBP: 0 BLK: 0 WP: 0 HR: 1 S: 38 P: 46 ERA: 2.89 WHIP: 0.857																				

Batter	1	2	3	4	5	6	7	8	9	AB	R	H	RBI	BB	SO	LOB	TOP			
Don Lenhardt, R OBP: 0.410, SLG: 0.521 (1, 3)										4	0	0	0	0	1	1	St. Louis Browns @ Cleveland Indians Cleveland Municipal Stadium, Cleveland, OH Wed Aug 16 1950, 3:33 AM EDT Unknown livebaseballscorecards.com			
Snuffy Stirrweiss, R OBP: 0.360, SLG: 0.293 (1, 4)										4	0	0	0	0	0	1				
Sherm Lollar, R OBP: 0.408, SLG: 0.489 (1, 2)											3	0	1	0	1	1				
Ray Coleman, L OBP: 0.339, SLG: 0.443 (1, 7)		 								4	0	1	0	0	0	3				
Jim Delsing, L OBP: 0.356, SLG: 0.317 (1, 8)										3	0	0	0	0	0	2				
Ken Wood, R OBP: 0.295, SLG: 0.404 (1, 9)		 								3	0	1	0	0	0	0				
Owen Friend, R OBP: 0.308, SLG: 0.337 (1, 5)		 								3	0	0	0	0	2	2				
Tom Upton, R OBP: 0.339, SLG: 0.271 (1, 6)										2	0	0	0	0	1	0				
Dick Kokos, L OBP: 0.374, SLG: 0.430 (8, PH)										1	0	0	0	0	1	0				
Billy DeMars, R OBP: 0.336, SLG: 0.282 (8, 6)										0	0	0	0	0	0	0				
AJ Widmar, R OBP: 0.212, SLG: 0.220 (1, 1)										3	0	1	0	0	1	0				
Inning Stats	R: 0 E: 0 K: 2 S: 7	H: 0 LOB: 0 BB: 0 P: 7	R: 0 E: 0 K: 0 S: 4	H: 2 LOB: 1 BB: 0 P: 4	R: 0 E: 0 K: 0 S: 3	H: 0 LOB: 0 BB: 0 P: 3	R: 0 E: 0 K: 0 S: 4	H: 1 LOB: 1 BB: 0 P: 4	R: 0 E: 0 K: 2 S: 7	H: 0 LOB: 0 BB: 0 P: 7	R: 0 E: 0 K: 1 S: 5	H: 0 LOB: 0 BB: 0 P: 5	R: 0 E: 0 K: 2 S: 7	H: 0 LOB: 0 BB: 0 P: 7	R: 0 E: 0 K: 0 S: 3	H: 0 LOB: 0 BB: 0 P: 3	1B: 2 2B: 2 3B: 0 HR: 0	SF: 0 SAC: 0 DP: 1 HBP: 0	WP: 0 PB: 0 SB: 0 CS: 0	PA: 31
PITCHER Jesse Flores, R ERA: 3.7 (1, 1)	IP: 9.0 WLS: W BF: 31 H: 4 R: 0 ER: 0 SO: 7 BB: 1 IBB: 0 HBP: 0 BLK: 0 WP: 0 HR: 0 S: 44 P: 48 ERA: 0.00 WHIP: 0.556																			

Batter	1	2	3	4	5	6	7	8	9	AB	R	H	RBI	BB	SO	LOB	BOTTOM			
Dale Mitchell, L OBP: 0.366, SLG: 0.364 (1, 7)	  						 			3	1	1	0	1	0	2	St. Louis Browns @ Cleveland Indians Cleveland Municipal Stadium, Cleveland, OH Wed Aug 16 1950, 3:33 AM EDT Unknown livebaseballscorecards.com			
Bobby Avila, R OBP: 0.405, SLG: 0.374 (1, 4)	 						 			4	0	1	0	0	0	1				
Larry Doby, L OBP: 0.460, SLG: 0.581 (1, 8)	 		 			 				3	0	2	1	1	0	2				
Luke Easter, L OBP: 0.387, SLG: 0.493 (1, 3)						  		   		4	1	1	0	0	0	3				
Al Rosen, R OBP: 0.393, SLG: 0.576 (1, 5)			 			  		 		3	0	0	0	0	1	2				
Ray Boone, R OBP: 0.430, SLG: 0.455 (1, 6)		 				 		 		3	0	1	0	1	1	1				
Bob Kennedy, R OBP: 0.364, SLG: 0.430 (1, 9)		 		 				  		4	0	3	1	0	0	2				
Jim Hegan, R OBP: 0.308, SLG: 0.434 (1, 2)										4	0	0	0	0	2	4				
Jesse Flores, R (1, 1)										3	0	0	0	0	1	2				
Inning Stats	R: 1 E: 0 K: 1 S: 6	H: 1 LOB: 1 BB: 1 P: 10	R: 0 E: 0 K: 2 S: 8	H: 1 LOB: 2 BB: 1 P: 12	R: 0 E: 0 K: 0 S: 2	H: 0 LOB: 0 BB: 1 P: 6	R: 0 E: 0 K: 1 S: 6	H: 1 LOB: 1 BB: 0 P: 6	R: 0 E: 0 K: 0 S: 3	H: 0 LOB: 0 BB: 0 P: 3	R: 0 E: 0 K: 0 S: 5	H: 2 LOB: 2 BB: 0 P: 5	R: 0 E: 0 K: 0 S: 5	H: 2 LOB: 2 BB: 0 P: 5	R: 1 E: 0 K: 1 S: 7	H: 2 LOB: 1 BB: 0 P: 7		1B: 9 2B: 0 3B: 0 HR: 0	SF: 0 SAC: 1 DP: 0 HBP: 0	WP: 0 PB: 0 SB: 0 CS: 1
PITCHER AJ Widmar, R ERA: 4.56 (1, 1)	IP: 8.0 WLS: L BF: 35 H: 9 R: 2 ER: 2 SO: 5 BB: 3 IBB: 0 HBP: 0 BLK: 0 WP: 0 HR: 0 S: 42 P: 54 ERA: 2.25 WHIP: 1.500																			

Batter	1	2	3	4	5	6	7	8	9	AB	R	H	RBI	BB	SO	LOB	TOP			
Don Lenhardt, R OBP: 0.408, SLG: 0.518 (1, 3)	0-0 4-3 1B		0-3 K		0-0 G6-4-3 1-2			0-0 F7		4	0	1	0	0	1	1	St. Louis Browns @ Cleveland Indians Cleveland Municipal Stadium, Cleveland, OH Wed Aug 16 1950, 3:38 AM EDT Att: 27,016 - Unknown livebaseballscorecards.com			
Snuffy Stirrweiss, R OBP: 0.354, SLG: 0.287 (1, 4)	0-0 4-3 1-2			0-3 K		0-0 F9		0-0 F1		4	0	0	0	0	1	1				
Ray Coleman, L OBP: 0.338, SLG: 0.439 (1, 7)	0-3 K			0-0 1B 1B		0-0 F6		0-0 6-3		4	0	1	0	0	1	1				
Jim Delsing, L OBP: 0.353, SLG: 0.315 (1, 8)	0-0 3-1			0-0 1B 1-2 1B		0-0 F7		0-0 4-3		4	0	1	0	0	0	1				
Ken Wood, R OBP: 0.292, SLG: 0.398 (1, 9)		0-0 F3		0-3 K			0-0 1-3			3	0	0	0	0	1	2				
Les Moss, R OBP: 0.294, SLG: 0.355 (1, 2)		0-3 K		0-0 F5			0-0 F2			3	0	0	0	0	1	2				
Owen Friend, R OBP: 0.309, SLG: 0.337 (1, 5)		0-3 K			0-0 6-3 1B		0-0 F9			3	1	1	0	0	1	0				
Billy DeMars, R OBP: 0.331, SLG: 0.278 (1, 6)					0-0 F9		0-0 6-3		0-0 F7	2	0	0	0	0	0	1				
Dick Kokos, L OBP: 0.373, SLG: 0.429 (8, PH)					1-2					1	0	0	0	0	0	0				
Tom Upton, R OBP: 0.339, SLG: 0.271 (8, 6)										0	0	0	0	0	0	0				
Don Johnson, R OBP: 0.118, SLG: 0.118 (1, 1)				0-0 L4		0-0 G6-4-3 2H 1B		0-0 F4		3	0	1	1	0	0	0				
Inning Stats	R: 0 E: 0 K: 1 S: 6	H: 1 LOB: 1 BB: 0 P: 6	R: 0 E: 0 K: 2 S: 7	H: 0 LOB: 0 BB: 0 P: 7	R: 0 E: 0 K: 1 S: 5	H: 0 LOB: 0 BB: 0 P: 5	R: 0 E: 0 K: 2 S: 9	H: 2 LOB: 2 BB: 0 P: 9	R: 1 E: 0 K: 0 S: 4	H: 2 LOB: 0 BB: 0 P: 4	R: 0 E: 0 K: 0 S: 3	H: 0 LOB: 0 BB: 0 P: 3	R: 0 E: 0 K: 0 S: 3	H: 0 LOB: 0 BB: 0 P: 3	R: 0 E: 0 K: 0 S: 3	H: 0 LOB: 0 BB: 0 P: 3	1B: 5 2B: 0 3B: 0 HR: 0	SF: 0 SAC: 0 DP: 1 HBP: 0	WP: 0 PB: 0 SB: 0 CS: 0	PA: 31
PITCHER Mike Garcia, R ERA: 4.36 (1, 1)	IP: 9.0 WLS: W BF: 31 H: 5 R: 1 ER: 1 SO: 6 BB: 0 IBB: 0 HBP: 0 BLK: 0 WP: 0 HR: 0 S: 43 P: 43 ERA: 1.00 WHIP: 0.556															PITCHER				

Batter	1	2	3	4	5	6	7	8	9	AB	R	H	RBI	BB	SO	LOB	BOTTOM					
Dale Mitchell, L OBP: 0.371, SLG: 0.365 (1, 7)	0-0 SH3 1B		4-0 BB		4-0 BB		0-0 4-3		4-0 1B	2	0	1	0	3	0	0	St. Louis Browns @ Cleveland Indians Cleveland Municipal Stadium, Cleveland, OH Wed Aug 16 1950, 3:38 AM EDT Att: 27,016 - Unknown livebaseballscorecards.com					
Bobby Avila, R OBP: 0.395, SLG: 0.363 (1, 4)	0-0 SH3		0-0 F8		0-0 F6		0-0 1-3		0-0 1B	3	0	0	0	0	0	2						
Lou Boudreau, R OBP: 0.339, SLG: 0.326 (8, PH)	1-2								1-2 2H	1	0	1	1	0	0	0						
Larry Doby, L OBP: 0.460, SLG: 0.579 (1, 8)	0-3 K		0-0 F2		4-0 BB			0-0 SH3-4 1B		3	0	1	0	1	1	2						
Thurman Tucker, L OBP: 0.328, SLG: 0.235 (9, 8)					1-2 BB					0	0	0	0	0	0	0						
Luke Easter, L OBP: 0.386, SLG: 0.491 (1, 3)	0-0 G3			4-0 G6-4-3 BB	0-0 3-1			0-0 SH3-4		2	0	0	0	1	0	3						
Al Rosen, R OBP: 0.394, SLG: 0.583 (1, 5)					0-0 G6-4-3 1-2		0-0 HR		0-0 F8	4	1	2	1	0	0	2						
Ray Boone, R OBP: 0.427, SLG: 0.451 (1, 6)	0-3 K			0-0 1B 1B		0-3 K		0-0 L8		4	0	1	0	0	2	2						
Bob Kennedy, R OBP: 0.365, SLG: 0.430 (1, 9)				0-0 1B		0-0 5-3		0-0 L7		4	0	2	0	0	0	0						
Ray Murray, R OBP: 0.343, SLG: 0.432 (1, 2)	0-3 K			0-0 1B		0-0 5-3		0-0 SH3-4 1B		4	1	1	0	0	1	3						
Mike Garcia, R OBP: 0.200, SLG: 0.244 (1, 1)			0-3 K		0-3 K		0-3 K		0-0 SH3-4	3	0	0	0	0	3	0						
Inning Stats	R: 0 E: 0 K: 1 S: 6	H: 1 LOB: 1 BB: 0 P: 6	R: 0 E: 0 K: 2 S: 8	H: 2 LOB: 1 BB: 0 P: 8	R: 0 E: 0 K: 1 S: 5	H: 0 LOB: 1 BB: 1 P: 9	R: 0 E: 0 K: 0 S: 4	H: 2 LOB: 2 BB: 1 P: 8	R: 0 E: 0 K: 1 S: 5	H: 0 LOB: 0 BB: 0 P: 5	R: 1 E: 0 K: 1 S: 6	H: 1 LOB: 0 BB: 0 P: 6	R: 0 E: 0 K: 1 S: 5	H: 0 LOB: 0 BB: 0 P: 5	R: 0 E: 0 K: 0 S: 4	H: 1 LOB: 1 BB: 0 P: 4	R: 1 E: 0 K: 0 S: 4	H: 2 LOB: 2 BB: 1 P: 8	1B: 8 2B: 1 3B: 0 HR: 1	SF: 0 SAC: 3 DP: 2 HBP: 0	WP: 0 PB: 0 SB: 0 CS: 1	PA: 38
PITCHER Don Johnson, R ERA: 6.87 (1, 1)	IP: 8.2 WLS: L BF: 38 H: 9 R: 2 ER: 2 SO: 7 BB: 4 IBB: 1 HBP: 0 BLK: 0 WP: 0 HR: 1 S: 47 P: 67 ERA: 2.08 WHIP: 1.500															PITCHER						

Batter	1	2	3	4	5	6	7	8	9	AB	R	H	RBI	BB	SO	LOB	TOP					
Nellie Fox, L OBP: 0.319, SLG: 0.308 (1,4)	F3		1B			4-3		6-3		4	0	1	0	0	0	0	Chicago White Sox @ Cleveland Indians Cleveland Municipal Stadium, Cleveland, OH Sat Aug 19 1950, 3:33 AM EDT Att: 13,745 - Unknown livebaseballscorecards.com					
Floyd Baker, L OBP: 0.396, SLG: 0.310 Gordon Goldsberry, L OBP: 0.426, SLG: 0.455 (1,5)	BB		G3			K		F8		2	0	0	0	1	1	1						
Dave Philley, S OBP: 0.315, SLG: 0.393 (1,9)	F2			1-3		F8		6-3		4	0	0	0	0	1							
Eddie Robinson, L OBP: 0.373, SLG: 0.420 (1,3)	F4			L3		F3		F4		4	0	0	0	0	1							
Mary Rickert, L OBP: 0.303, SLG: 0.342 (1,7)		K		K		6-3				3	0	0	0	0	2	0						
Phil Masi, R OBP: 0.367, SLG: 0.409 (1,2)		K			5-3					3	0	1	0	0	1	0						
Mike McCormick, R OBP: 0.342, SLG: 0.349 (1,8)		F4			6-3		1B			3	0	0	0	0	1							
Chico Carrasquel, R OBP: 0.377, SLG: 0.373 (1,6)			F4					G3		3	0	1	0	0	0	0						
Ken Holcombe, R OBP: 0.192, SLG: 0.231 (1,1)			K			F4		6-3		3	0	0	0	0	1							
Inning Stats	R: 0 E: 0 K: 0 S: 3	H: 0 LOB: 1 BB: 1 P: 7	R: 0 E: 0 K: 2 S: 7	H: 0 LOB: 0 BB: 0 P: 7	R: 0 E: 0 K: 1 S: 6	H: 1 LOB: 0 BB: 0 P: 6	R: 0 E: 0 K: 1 S: 5	H: 0 LOB: 0 BB: 0 P: 5	R: 0 E: 0 K: 0 S: 4	H: 1 LOB: 1 BB: 0 P: 4	R: 0 E: 0 K: 1 S: 5	H: 0 LOB: 0 BB: 0 P: 5	R: 0 E: 0 K: 0 S: 4	H: 1 LOB: 1 BB: 0 P: 4	R: 0 E: 0 K: 0 S: 3	H: 0 LOB: 0 BB: 0 P: 3	R: 0 E: 0 K: 0 S: 3	H: 0 LOB: 0 BB: 0 P: 3	1B: 2 2B: 1 3B: 0 HR: 0	SF: 0 SAC: 0 DP: 0 HBP: 0	WP: 0 PB: 0 CS: 0	PA: 31
PITCHER Early Wynn, R ERA: 3.43 (1,1)	IP: 9.0 WLS: W BF: 31 H: 3 R: 0 ER: 0 SO: 5 BB: 1 IBB: 0 HBP: 0 BLK: 0 WP: 0 HR: 0 S: 40 P: 44 ERA: 0.00 WHIP: 0.444															PITCHER						

Batter	1	2	3	4	5	6	7	8	9	AB	R	H	RBI	BB	SO	LOB	BOTTOM			
Dale Mitchell, L OBP: 0.376, SLG: 0.367 (1,7)	G6-3 1B				4-3					3	0	2	0	1	0	1	Chicago White Sox @ Cleveland Indians Cleveland Municipal Stadium, Cleveland, OH Sat Aug 19 1950, 3:33 AM EDT Att: 13,745 - Unknown livebaseballscorecards.com			
Bobby Avila, R OBP: 0.386, SLG: 0.349 (1,4)	G6-3 1-2		F9			F9	FC5			4	0	0	0	0	5					
Thurman Tucker, L OBP: 0.368, SLG: 0.293 (1,8)	BB		4-3					F8		3	0	1	0	1	0	1				
Luke Easter, L OBP: 0.387, SLG: 0.496 (1,3)	3-1			E4 F6		K		HR		4	1	1	1	0	1	2				
Al Rosen, R OBP: 0.394, SLG: 0.575 (1,5)		FC5-4 1B		F6 1-2		F9		6-3		4	0	1	0	0	2					
Ray Boone, R OBP: 0.422, SLG: 0.463 (1,6)		L6		6-3			F3			4	0	1	0	0	1					
Bob Kennedy, R OBP: 0.369, SLG: 0.432 (1,9)		FC5-4 1-2			1B 2B		2B 1B	4-3		4	0	2	0	0	2					
Ray Murray, R OBP: 0.358, SLG: 0.430 (1,2)		F3			1B 2-3		F7			3	0	1	0	0	2					
Early Wynn, S OBP: 0.339, SLG: 0.463 (1,1)			4-3			F8	FC5 1-3			3	0	1	0	0	1					
Inning Stats	R: 0 E: 0 K: 0 S: 3	H: 1 LOB: 1 BB: 1 P: 7	R: 0 E: 0 K: 0 S: 4	H: 1 LOB: 1 BB: 0 P: 4	R: 0 E: 0 K: 0 S: 3	H: 0 LOB: 0 BB: 0 P: 3	R: 0 E: 0 K: 1 S: 6	H: 2 LOB: 1 BB: 0 P: 4	R: 0 E: 0 K: 0 S: 5	H: 1 LOB: 1 BB: 0 P: 6	R: 0 E: 0 K: 0 S: 5	H: 2 LOB: 3 BB: 1 P: 9	R: 1 E: 0 K: 0 S: 5	H: 2 LOB: 1 BB: 0 P: 5	R: 0 E: 0 K: 0 S: 5	H: 0 LOB: 0 BB: 0 P: 5	1B: 5 2B: 4 3B: 0 HR: 1	SF: 0 SAC: 0 DP: 1 HBP: 0	WP: 0 PB: 0 CS: 0	PA: 34
PITCHER Ken Holcombe, R ERA: 5.67 (1,1)	IP: 8.0 WLS: L BF: 34 H: 10 R: 1 ER: 1 SO: 1 BB: 2 IBB: 0 HBP: 0 BLK: 0 WP: 0 HR: 1 S: 34 P: 42 ERA: 1.12 WHIP: 1.500															PITCHER				

Batter	1	2	3	4	5	6	7	8	9	AB	R	H	RBI	BB	SO	LOB	TOP					
Nellie Fox, L OBP: 0.318, SLG: 0.310 (1.4)	F4		FC1-4 BB					4-3		4	0	1	0	0	0	1	Chicago White Sox @ Cleveland Indians Cleveland Municipal Stadium, Cleveland, OH Sun Aug 20 1950, 3:33 AM EDT Unknown livebaseballscores.com					
Floyd Baker, L OBP: 0.390, SLG: 0.299 (1.5)	6-3						1-3	6-3		3	0	0	0	1	0	1						
Dave Philley, S OBP: 0.314, SLG: 0.392 (1.8)	4-3		5-3				K	1B 1B		4	0	1	0	0	1	3						
Eddie Robinson, L OBP: 0.374, SLG: 0.419 (1.3)		F2						1B 1-2 1B		3	1	1	0	1	0	0						
Gus Zernial, R OBP: 0.341, SLG: 0.485 Mike McCormick, R OBP: 0.342, SLG: 0.349 (8.7)				K			F4	K		4	0	1	0	0	2	3						
0 0 0 0 0 0 0										0	0	0	0	0	0	0						
Mary Rickett, L OBP: 0.302, SLG: 0.352 (1.9)	F5						G3			4	1	1	2	0	1	1						
Phil Masi, R OBP: 0.362, SLG: 0.403 (1.2)	F9			F3			K			4	0	0	0	0	1	1						
Chico Carrasquel, R OBP: 0.376, SLG: 0.374 (1.6)			FC2-5 2B	F8			F7	4-3		4	0	1	0	0	0	0						
Bill Wight, L (1.1)			FC2-5 FC1-4 2-3				K			3	0	0	0	0	2	1						
Inning Stats	R: 0 E: 0 K: 0 S: 3	H: 0 LOB: 0 BB: 0 P: 3	R: 0 E: 0 K: 0 S: 4	H: 1 LOB: 1 BB: 0 P: 4	R: 0 E: 0 K: 0 S: 4	H: 1 LOB: 2 BB: 1 P: 8	R: 2 E: 0 K: 1 S: 6	H: 1 LOB: 0 BB: 1 P: 10	R: 0 E: 0 K: 2 S: 8	H: 0 LOB: 1 BB: 0 P: 8	R: 0 E: 0 K: 0 S: 3	H: 0 LOB: 0 BB: 0 P: 3	R: 0 E: 0 K: 2 S: 7	H: 0 LOB: 0 BB: 0 P: 7	R: 0 E: 0 K: 1 S: 5	H: 2 LOB: 2 BB: 0 P: 7	R: 0 E: 0 K: 1 S: 5	H: 0 LOB: 0 BB: 0 P: 5	1B: 3 2B: 2 3B: 0 HR: 1	SF: 0 SAC: 0 DP: 0 HBP: 0	WP: 0 PB: 0 CS: 0	PA: 35
PITCHER Bob Lemon, R ERA: 3.53 (1.1)	IP: 9.0 WLS: L BF: 35 H: 6 R: 2 ER: 2 SO: 7 BB: 2 IBB: 0 HBP: 0 BLK: 0 WP: 0 HR: 1 S: 47 P: 55 ERA: 2.00 WHIP: 0.889															PITCHER						

Batter	1	2	3	4	5	6	7	8	9	AB	R	H	RBI	BB	SO	LOB	BOTTOM					
Thurman Tucker, L OBP: 0.347, SLG: 0.274 (1.8)	6-3		4-3					F7		4	0	0	0	0	0	2	Chicago White Sox @ Cleveland Indians Cleveland Municipal Stadium, Cleveland, OH Sun Aug 20 1950, 3:33 AM EDT Unknown livebaseballscores.com					
Bobby Avila, R OBP: 0.389, SLG: 0.348 (1.4)	1B		E BB				L9	F8		3	0	1	0	1	0	2						
Jim Lemon, R OBP: 0.250, SLG: 0.250 (1.7)	F8		K				4-3 1B	K		4	0	1	0	0	2	2						
Luke Easter, L OBP: 0.385, SLG: 0.494 (1.3)				K			4-3 1-2	F7		4	0	1	0	0	1	1						
Al Rosen, R OBP: 0.393, SLG: 0.571 (1.5)	F4						5-3	F8		3	0	0	0	1	0	3						
Ray Boone, R OBP: 0.418, SLG: 0.464 (1.6)		4-3		F9				2B 2B		4	1	1	0	0	0	1						
Bob Kennedy, R OBP: 0.367, SLG: 0.433 (1.9)		K		F9			FC 2B	F8		4	0	1	1	0	1	1						
Jim Hegan, R OBP: 0.306, SLG: 0.428 (9, PH) Joe Gordon, R OBP: 0.343, SLG: 0.422 (1.2)			L8				F7	FC		3	0	0	0	0	0	1						
1 0 0 0 0 1 0								2-3		1	0	0	0	0	1	0						
Bob Lemon, L OBP: 0.336, SLG: 0.486 (1.1)			K				F3	F4		3	0	0	0	0	1	2						
Inning Stats	R: 0 E: 0 K: 0 S: 5	H: 2 LOB: 2 BB: 0 P: 5	R: 0 E: 0 K: 1 S: 5	H: 0 LOB: 0 BB: 0 P: 5	R: 0 E: 1 K: 2 S: 7	H: 0 LOB: 1 BB: 1 P: 11	R: 0 E: 0 K: 1 S: 5	H: 0 LOB: 1 BB: 1 P: 9	R: 0 E: 0 K: 0 S: 3	H: 0 LOB: 0 BB: 0 P: 3	R: 0 E: 0 K: 0 S: 4	H: 1 LOB: 1 BB: 0 P: 4	R: 1 E: 0 K: 0 S: 6	H: 2 LOB: 2 BB: 0 P: 6	R: 0 E: 0 K: 1 S: 5	H: 0 LOB: 0 BB: 0 P: 5	R: 0 E: 0 K: 1 S: 5	H: 0 LOB: 0 BB: 0 P: 5	1B: 3 2B: 2 3B: 0 HR: 0	SF: 0 SAC: 0 DP: 0 HBP: 0	WP: 0 PB: 0 CS: 0	PA: 35
PITCHER Bill Wight, L ERA: 3.67 (1.1)	IP: 9.0 WLS: W BF: 35 H: 5 R: 1 ER: 1 SO: 6 BB: 2 IBB: 0 HBP: 0 BLK: 0 WP: 0 HR: 0 S: 45 P: 53 ERA: 1.00 WHIP: 0.778															PITCHER						

Batter	1	2	3	4	5	6	7	8	9	AB	R	H	RBI	BB	SO	LOB	TOP					
Dale Mitchell, L (1.7) OBP: 0.376, SLG: 0.365	3-1		F3	FC6-4 1B		5-3		BB BB		4	0	1	1	1	0	0	Cleveland Indians @ Washington Senators Griffith Stadium, Washington, DC Tue Aug 22 1950, 3:33 AM EDT Att: 14,873 - Unknown livebaseballscorecards.com					
Bobby Avila, R (1.4) OBP: 0.404, SLG: 0.365	HBP		1B	FC6-4 1B				BB BB		3	1	2	0	1	0	3						
Larry Doby, L (1.8) OBP: 0.459, SLG: 0.577	K					4-3				3	0	1	1	0	1	1						
Thurman Tucker, L (5.8) OBP: 0.342, SLG: 0.319	K		FC4-6 1B			K		F5		2	0	0	0	0	1	4						
Luke Easter, L (1.3) OBP: 0.380, SLG: 0.485	F4		FC4-6 1B			3-1				5	0	0	0	0	1	2						
Al Rosen, R (1.5) OBP: 0.400, SLG: 0.579		2B BB		E FC5-2 1B		S BB 1B		CS 1B		4	2	3	0	1	1	0						
Ray Boone, R (1.6) OBP: 0.420, SLG: 0.458	K			E9 FC5-2 1B		S BB 1B				4	2	1	0	1	2	2						
Bob Kennedy, R (1.9) OBP: 0.365, SLG: 0.429	F6			6-3				FC6-4 1B		4	0	2	2	0	0	3						
Jim Hegan, R (1.2) OBP: 0.309, SLG: 0.430				1B FC5-2 IBB		F3		FC6-4 BB SH3-4		3	0	1	1	1	0	2						
Bob Feller, R (1.1) OBP: 0.136, SLG: 0.143			5-3	FC5-2 1B		K		SH3-4		3	0	0	0	0	1	3						
Inning Stats	R: 0 E: 0 K: 1 S: 5	H: 0 LOB: 1 BB: 0 P: 6	R: 1 E: 0 K: 1 S: 5	H: 1 LOB: 1 BB: 1 P: 9	R: 1 E: 0 K: 0 S: 5	H: 2 LOB: 1 BB: 0 P: 5	R: 1 E: 1 K: 0 S: 6	H: 3 LOB: 3 BB: 1 P: 10	R: 2 E: 0 K: 2 S: 5	H: 2 LOB: 1 BB: 0 P: 9	R: 0 E: 0 K: 2 S: 8	H: 1 LOB: 1 BB: 0 P: 8	R: 0 E: 0 K: 1 S: 5	H: 1 LOB: 1 BB: 0 P: 5	R: 0 E: 0 K: 2 S: 4	H: 1 LOB: 3 BB: 2 P: 12	R: 0 E: 0 K: 2 S: 7	H: 0 LOB: 0 BB: 0 P: 7	1B: 9 2B: 3 3B: 0 HR: 0	SF: 0 SAC: 1 DP: 1 HBP: 1	WP: 0 PB: 1 SB: 3 CS: 1	PA: 42
PITCHER	IP WLS BF L	WLS BF L	H R ER SO	H R ER SO	BB IBB HBP BLK	WP HR S P	ERA WHIP	PITCHER	IP WLS BF L	H R ER SO	BB IBB HBP BLK	WP HR S P	ERA WHIP									
Gene Bearden, L (1.1) ERA: 5.35	7.0	33	10	5	5	5	2	1	1	0	0	0	0	0	0	0	6.43	1.714				
Al Sima, L (8.1) ERA: 4.79	2.0	9	1	0	0	2	2	0	0	0	0	0	0	0	0	0	0.00	1.500				

Batter	1	2	3	4	5	6	7	8	9	AB	R	H	RBI	BB	SO	LOB	BOTTOM					
Eddie Yost, R (1.5) OBP: 0.423, SLG: 0.405	L5		1B 2B 1B			5-3		F6		4	1	1	0	0	0	0	Cleveland Indians @ Washington Senators Griffith Stadium, Washington, DC Tue Aug 22 1950, 3:33 AM EDT Att: 14,873 - Unknown livebaseballscorecards.com					
Gil Coan, L (1.7) OBP: 0.325, SLG: 0.411	CS S 1B		2B 1B			FC6-4 BB		K		3	0	2	0	1	1	0						
Irv Noren, L (1.8) OBP: 0.382, SLG: 0.458	BB					F7		4-3		3	0	1	1	1	0	1						
Sam Mele, R (1.3) OBP: 0.384, SLG: 0.470	K		F9			FC6-4		F8		4	0	0	0	0	1	4						
Sherry Robertson, L (1.9) OBP: 0.370, SLG: 0.414			1-3			F9		F4		4	0	1	0	0	0	0						
Cass Michaels, R (1.4) OBP: 0.379, SLG: 0.401			F3			G3 BB BB		F9		3	0	1	0	1	0	1						
Sam Dente, R (1.6) OBP: 0.285, SLG: 0.279			F9			G3 BB		F9		3	0	0	0	1	0	2						
Len Okrie, R (1.2) OBP: 0.375, SLG: 0.167			K			G3		K		1	0	0	0	0	1	0						
Bud Stewart, L (4. PH) OBP: 0.343, SLG: 0.360										1	0	0	0	0	0	2						
Al Evans, R (5.2) OBP: 0.298, SLG: 0.290										2	0	0	0	0	1	2						
Gene Bearden, L (1.1) OBP: 0.276, SLG: 0.280										2	0	0	0	0	0	2						
Mickey Vernon, L (7. PH) OBP: 0.332, SLG: 0.372										1	0	0	0	0	1	0						
Al Sima, R (8.1) OBP: 0.187, SLG: 0.167										0	0	0	0	0	0	0						
Johnny Ostrowski, R (9. PH) OBP: 0.330, SLG: 0.378										1	0	0	0	0	0	1						
Inning Stats	R: 0 E: 0 K: 1 S: 5	H: 1 LOB: 1 BB: 1 P: 9	R: 0 E: 0 K: 0 S: 3	H: 0 LOB: 0 BB: 0 P: 3	R: 1 E: 0 K: 1 S: 8	H: 3 LOB: 2 BB: 0 P: 8	R: 0 E: 0 K: 0 S: 3	H: 0 LOB: 2 BB: 2 P: 11	R: 0 E: 0 K: 1 S: 6	H: 1 LOB: 1 BB: 0 P: 6	R: 0 E: 0 K: 2 S: 7	H: 0 LOB: 0 BB: 0 P: 7	R: 0 E: 0 K: 0 S: 3	H: 0 LOB: 0 BB: 0 P: 3	R: 0 E: 0 K: 0 S: 4	H: 1 LOB: 1 BB: 0 P: 4	1B: 5 2B: 1 3B: 0 HR: 0	SF: 0 SAC: 0 DP: 0 HBP: 0	WP: 0 PB: 0 SB: 1 CS: 1	PA: 36		
PITCHER	IP WLS BF W	WLS BF W	H R ER SO	H R ER SO	BB IBB HBP BLK	WP HR S P	ERA WHIP	PITCHER	IP WLS BF W	H R ER SO	BB IBB HBP BLK	WP HR S P	ERA WHIP									
Bob Feller, R (1.1) ERA: 3.57	9.0	36	6	1	1	5	4	0	0	0	0	0	0	0	0	0	1.00	1.111				

Batter	1	2	3	4	5	6	7	8	9	AB	R	H	RBI	BB	SO	LOB	TOP			
Dale Mitchell, L (1, 7) OBP: 0.377, SLG: 0.364	1-3		4-3 SH1-3 1B	IBB		G6-4-3 1-2			F5	4	1	1	0	1	0	1	Cleveland Indians @ Washington Senators Griffith Stadium, Washington, DC Thu Aug 24 1950, 3:33 AM EDT Unknown livebaseballscorecards.com			
Bobby Avila, R (1, 4) OBP: 0.407, SLG: 0.370	1B		SH1-3 1-2	K			K	FC5 1B	4	0	2	0	0	2	3					
Larry Doby, L (1, 8) OBP: 0.461, SLG: 0.585 Thurman Tucker, L (9, PR) OBP: 0.342, SLG: 0.319	F3		4-3		HR		FC5-4 1B	1-2 1B	5	1	3	1	0	0	2					
Luke Easter, L (1, 3) OBP: 0.380, SLG: 0.484	1B		1B		K		FC5-4 FC4	FC5	0	0	0	0	0	0	0					
Al Rosen, R (1, 5) OBP: 0.398, SLG: 0.579	5-3		K		1B		FC4		5	0	2	1	0	1	3					
Ray Boone, R (1, 6) OBP: 0.418, SLG: 0.455		F4			F9			4-3	4	0	1	1	0	0	0					
Bob Kennedy, R (1, 9) OBP: 0.362, SLG: 0.425	5-3		F7		L6			F9	4	0	0	0	0	0	0					
Jim Hegan, R (1, 2) OBP: 0.311, SLG: 0.429	1B		2B	BB		K		F9	3	0	1	0	1	1	0					
Early Wynn, S (1, 1) OBP: 0.358, SLG: 0.483	F7		1-3		2B		G6-4-3 1B	F5	4	0	2	0	0	0	1					
Inning Stats	R: 0 E: 0 K: 0 S: 5	H: 2 LOB: 2 BB: 0 P: 5	R: 0 E: 0 K: 0 S: 4	H: 1 LOB: 1 BB: 0 P: 4	R: 1 E: 0 K: 1 S: 7	H: 2 LOB: 1 BB: 0 P: 7	R: 0 E: 0 K: 1 S: 6	H: 1 LOB: 3 BB: 2 P: 14	R: 2 E: 0 K: 1 S: 7	H: 3 LOB: 0 BB: 0 P: 7	R: 0 E: 0 K: 1 S: 5	H: 1 LOB: 0 BB: 0 P: 5	R: 0 E: 0 K: 0 S: 3	H: 0 LOB: 0 BB: 0 P: 3	R: 0 E: 0 K: 0 S: 5	H: 2 LOB: 2 BB: 0 P: 5		1B: 10 2B: 2 3B: 0 HR: 1	SF: 0 SAC: 1 DP: 1 HBP: 0	WP: 0 PB: 0 SB: 0 CS: 0
PITCHER Sid Hudson, R (1, 1) ERA: 4.09	IP: 9.0 WLS: L BF: 40	H: 13 R: 3 ER: 3 SO: 5	BB: 1 IBB: 1 HBP: 0 BLK: 0	WP: 0 HR: 1 S: 48 P: 56	ERA: 3.00 WHIP: 1.556											ERA: 3.00 WHIP: 1.556				

Batter	1	2	3	4	5	6	7	8	9	AB	R	H	RBI	BB	SO	LOB	BOTTOM			
Eddie Yost, R (1, 5) OBP: 0.423, SLG: 0.404	6-3		SH 1B		1B		5-3			3	0	1	0	0	0	0	Cleveland Indians @ Washington Senators Griffith Stadium, Washington, DC Thu Aug 24 1950, 3:33 AM EDT Unknown livebaseballscorecards.com			
Gil Coan, L (1, 7) OBP: 0.328, SLG: 0.417	F9		1-3 2-H		F8		2B		4	0	2	1	0	0	1					
Irv Noren, L (1, 8) OBP: 0.381, SLG: 0.455	F5		K		1-2 1B		F5		4	0	1	0	0	1	3					
Mickey Vernon, L (1, 3) OBP: 0.391, SLG: 0.368	F8		IBB		F4		F3		3	0	0	0	1	0	1					
Sam Mele, R (1, 9) OBP: 0.383, SLG: 0.467	1B		K		6-3		K		4	0	1	0	0	2	3					
Cass Michaels, R (1, 4) OBP: 0.375, SLG: 0.397	F9		K		K		4-3		4	0	0	0	0	2	1					
Sam Dente, R (1, 6) OBP: 0.284, SLG: 0.278	G3		F7		1B		6-3		4	0	1	0	0	0	1					
Al Evans, R (1, 2) OBP: 0.298, SLG: 0.290 Bud Stewart, L (9, PH) OBP: 0.342, SLG: 0.359	F4		1B		6-3		4-3		3	0	1	0	0	0	1					
Sid Hudson, R (1, 1) OBP: 0.222, SLG: 0.239 Sherry Robertson, L (9, PH) OBP: 0.307, SLG: 0.411	SH 1B		4-3		6-3		F9		3	1	1	0	0	0	1					
Inning Stats	R: 0 E: 0 K: 0 S: 3	H: 0 LOB: 0 BB: 0 P: 3	R: 0 E: 0 K: 0 S: 4	H: 1 LOB: 1 BB: 0 P: 4	R: 1 E: 1 K: 2 S: 10	H: 2 LOB: 3 BB: 1 P: 14	R: 0 E: 0 K: 1 S: 6	H: 1 LOB: 1 BB: 0 P: 6	R: 0 E: 0 K: 0 S: 4	H: 2 LOB: 1 BB: 0 P: 4	R: 0 E: 0 K: 1 S: 6	H: 1 LOB: 1 BB: 0 P: 6	R: 0 E: 0 K: 1 S: 5	H: 0 LOB: 0 BB: 0 P: 5	R: 0 E: 0 K: 0 S: 3	H: 0 LOB: 0 BB: 0 P: 3		1B: 7 2B: 1 3B: 0 HR: 0	SF: 0 SAC: 1 DP: 0 HBP: 0	WP: 0 PB: 0 SB: 0 CS: 0
PITCHER Early Wynn, R (1, 1) ERA: 3.29	IP: 9.0 WLS: W BF: 36	H: 8 R: 1 ER: 1 SO: 5	BB: 0 IBB: 1 HBP: 0 BLK: 0	WP: 0 HR: 0 S: 45 P: 49	ERA: 1.00 WHIP: 0.889											ERA: 1.00 WHIP: 0.889				

Batter	1	2	3	4	5	6	7	8	9	AB	R	H	RBI	BB	SO	LOB	TOP				
Dale Mitchell, L (1.7) OBP: 0.377, SLG: 0.366	E5 1-3 1B		SH1-4 PB 2B		6-3		IBB		F8	4	2	1	0	1	0	1	Cleveland Indians @ Washington Senators Griffith Stadium, Washington, DC Thu Aug 24 1950, 3:38 AM EDT Att: 20,628 - Unknown				
Bobby Avila, R (1.4) OBP: 0.410, SLG: 0.374	1-3 1B		SH1-4			5-3	1-3			4	1	2	0	0	0	3					
Larry Doby, L (1.8) Thurman Tucker, L (8, PR) OBP: 0.584, SLG: 0.584 OBP: 0.338, SLG: 0.314	1-3		K			G1-6-3 1B			3-1	4	0	2	0	0	1	2					
Luke Easter, L (1.3) OBP: 0.384, SLG: 0.492	1-2 2-3 1B		3-H 2B			G1-6-3 1-2 1B			4-3 1-H 2B	4	0	3	3	0	0	1					
Al Rosen, R (1.5) OBP: 0.397, SLG: 0.575	K				F7		FC6-4 BB		4-3	3	0	0	0	1	1	3					
Ray Boone, R (1.6) OBP: 0.412, SLG: 0.447	F8				K		FC6-4 1B 1-2		F4	4	1	0	0	0	1	4					
Bob Kennedy, R (1.9) OBP: 0.361, SLG: 0.423			5-3		F7		2B 1-2 1B		5-3	4	0	1	0	0	0	2					
Jim Hegan, R (1.2) OBP: 0.310, SLG: 0.430			K			K			L6	4	0	1	1	0	2	0					
Bob Lemon, L (1.1) Al Benton, R (8, 1) Sam Zoldak, L (9, 1) OBP: 0.328, SLG: 0.472 OBP: 0.333, SLG: 0.143 OBP: 0.333, SLG: 0.200	F6				4-3		F7		K 1B	3	0	0	0	0	0	2					
Inning Stats	R: 2 E: 1 K: 1 S: 8	H: 2 LOB: 1 BB: 0 P: 8	R: 0 E: 0 K: 1 S: 5	H: 0 LOB: 0 BB: 0 P: 5	R: 1 E: 0 K: 1 S: 6	H: 2 LOB: 1 BB: 0 P: 6	R: 0 E: 0 K: 1 S: 5	H: 0 LOB: 0 BB: 0 P: 5	R: 0 E: 0 K: 0 S: 3	H: 1 LOB: 0 BB: 0 P: 3	R: 1 E: 0 K: 0 S: 5	H: 2 LOB: 2 BB: 2 P: 13	R: 1 E: 0 K: 0 S: 5	H: 2 LOB: 2 BB: 0 P: 5	R: 0 E: 1 K: 1 S: 7	H: 1 LOB: 2 BB: 0 P: 7		1B: 6 2B: 4 3B: 0 HR: 0	SF: 0 SAC: 1 DP: 1 HBP: 0	WP: 0 PB: 1 SB: 0 CS: 0	PA: 39
PITCHER	IP	WLS	BF	H	R	ER	SO	BB	IBB	HBP	BLK	WP	HR	S	P	ERA	WHIP				
Sandy Consuegra, R (1.1) ERA: 4.7	7.0	L	29	7	4	3	5	1	1	0	0	0	0	37	45	3.86	1.143				
Mickey Harris, L (8, 1) ERA: 4.01	1.0		5	2	1	1	0	0	0	0	0	0	0	5	5	9.00	2.000				
Elmer Singleton, R (9, 1) ERA: 4.97	1.0		5	1	0	0	1	0	0	0	0	0	0	7	7	0.00	1.000				

Batter	1	2	3	4	5	6	7	8	9	AB	R	H	RBI	BB	SO	LOB	BOTTOM				
Eddie Yost, R (1.5) OBP: 0.424, SLG: 0.402	FC6-4 BB		K			F7	1B		F8 1B	2	0	0	0	3	1	1	Cleveland Indians @ Washington Senators Griffith Stadium, Washington, DC Thu Aug 24 1950, 3:38 AM EDT Att: 20,628 - Unknown				
Gil Coan, L (1.7) OBP: 0.329, SLG: 0.417	F8		F4			3-1	1-2 2-3 1B		G5-4-3 1B	5	0	2	0	0	0	2					
Irv Noren, L (1.8) OBP: 0.381, SLG: 0.453	F6				FC6-4 BB	FC6-4 1B	F9		F8	4	0	1	0	1	0	6					
Sam Mele, R (1.3) OBP: 0.377, SLG: 0.460	FC6-4 1-2				FC6-4 L4-3	FC6-4 1-2			G5-4-3 1-2	5	0	0	0	0	0	5					
Bud Stewart, L (1.9) OBP: 0.344, SLG: 0.364			F4		L4-3		1B FC1-6 2B		1B 1B	4	2	2	0	0	0	1					
Cass Michaels, R (1.4) OBP: 0.374, SLG: 0.395			6-3			F9	FC1-6 1B		F4	4	0	1	0	0	0	1					
Sam Dente, R (1.6) OBP: 0.284, SLG: 0.278			6-3			5-3	FC1-6 1B		1B 1B	4	1	1	1	0	0	1					
Mickey Grasso, R (1.2) OBP: 0.393, SLG: 0.370			6-3			E5	1B S 1B		1-2 2-H 1B	4	0	2	2	0	0	0					
Sandy Consuegra, R (1.1) Shery Robertson, L (7, PH) Mickey Harris, L (8, 1) Mickey Vernon, L (8, PH) Elmer Singleton, R (9, 1) OBP: 0.233, SLG: 0.207 OBP: 0.354, SLG: 0.457 OBP: 0.389, SLG: 0.287 OBP: 0.389, SLG: 0.367 OBP: 0.260, SLG: 0.400						F9	K		F8	2	0	1	0	0	0	1					
Inning Stats	R: 0 E: 0 K: 0 S: 3	H: 0 LOB: 0 BB: 1 P: 7	R: 0 E: 0 K: 0 S: 3	H: 0 LOB: 0 BB: 0 P: 3	R: 0 E: 0 K: 1 S: 6	H: 1 LOB: 1 BB: 0 P: 6	R: 0 E: 0 K: 0 S: 2	H: 0 LOB: 0 BB: 1 P: 6	R: 0 E: 1 K: 0 S: 4	H: 0 LOB: 1 BB: 0 P: 4	R: 0 E: 0 K: 1 S: 9	H: 4 LOB: 3 BB: 1 P: 13	R: 1 E: 0 K: 0 S: 6	H: 3 LOB: 2 BB: 0 P: 6	R: 0 E: 0 K: 0 S: 3	H: 1 LOB: 1 BB: 1 P: 7		1B: 9 2B: 2 3B: 0 HR: 0	SF: 0 SAC: 0 DP: 2 HBP: 0	WP: 0 PB: 0 SB: 1 CS: 0	PA: 40
PITCHER	IP	WLS	BF	H	R	ER	SO	BB	IBB	HBP	BLK	WP	HR	S	P	ERA	WHIP				
Bob Lemon, R (1.1) ERA: 3.53	7.2		35	9	3	3	2	3	0	0	0	0	0	36	48	3.52	1.565				
Al Benton, R (8, 1) ERA: 3.45	0.1		3	1	0	0	0	1	0	0	0	0	0	2	6	0.00	6.000				
Sam Zoldak, L (9, 1) ERA: 4.39	1.0	S	2	0	0	0	0	0	0	0	0	0	0	2	2	0.00	0.000				

Batter	1	2	3	4	5	6	7	8	9	AB	R	H	RBI	BB	SO	LOB	TOP					
Dale Mitchell, L OBP: 0.376, SLG: 0.364 (1, 7)										5	1	2	0	0	0	2	Cleveland Indians @ Boston Red Sox Fenway Park, Boston, MA Sun Aug 27 1950, 3:33 AM EDT Att: 31,747 - Unknown					
Bobby Avila, R OBP: 0.403, SLG: 0.380 (1, 4)										4	1	0	0	1	0	1						
Larry Doby, L OBP: 0.469, SLG: 0.585 (1, 8)										3	1	2	1	2	0	0						
Luke Easter, L OBP: 0.386, SLG: 0.494 (1, 3)										5	1	2	2	0	3	2						
Al Rosen, R OBP: 0.394, SLG: 0.563 (1, 5)											3	2	0	0	2	1		3				
Ray Boone, R OBP: 0.414, SLG: 0.455 (1, 6)											5	2	3	4	0	1		1				
Bob Kennedy, R OBP: 0.365, SLG: 0.436 (1, 9)											4	0	2	2	0	0		1				
Jim Hegan, R OBP: 0.306, SLG: 0.420 (1, 2)											4	0	1	0	0	1		1				
Bob Feller, R OBP: 0.149, SLG: 0.143 (1, 1)										0	1	0	0	1	0	0		C				
Al Benton, R OBP: 0.273, SLG: 0.111 (3, 1)									1	0	0	0	0	0	0	1						
Thurman Tucker, L OBP: 0.341, SLG: 0.310 (6, PH)									1	0	0	0	0	0	0	0						
Steve Gromek, S OBP: 0.167, SLG: 0.138 (8, 1)									0	0	0	0	0	0	0	0						
Inning Stats	R: 0 E: 0 K: 1 S: 6	H: 2 LOB: 1 BB: 0 P: 6	R: 0 E: 0 K: 1 S: 5	H: 0 LOB: 0 BB: 0 P: 5	R: 7 E: 0 K: 0 S: 8	H: 5 LOB: 2 BB: 4 P: 24	R: 0 E: 0 K: 1 S: 5	H: 0 LOB: 0 BB: 0 P: 5	R: 2 E: 0 K: 0 S: 4	H: 2 LOB: 0 BB: 1 P: 8	R: 0 E: 0 K: 0 S: 5	H: 2 LOB: 2 BB: 0 P: 5	R: 0 E: 0 K: 1 S: 5	H: 1 LOB: 0 BB: 0 P: 5	R: 0 E: 0 K: 0 S: 3	H: 0 LOB: 0 BB: 0 P: 3	R: 0 E: 0 K: 2 S: 7	H: 0 LOB: 1 BB: 1 P: 11	1B: 9 2B: 2 3B: 1 HR: 1	SF: 0 SAC: 1 DP: 3 HBP: 0	WP: 0 PB: 0 SB: 0 CS: 0	PA: 42
PITCHER	IP WLS BF H R ER SO BB IBB HBP BLK WP HR S P ERA WHIP																					
Willard Nixon, R ERA: 6.19 (1, 1)	2.1	14	4	6	6	2	4	0	0	0	0	0	0	14	30	23.14	3.429					
Jim McDonald, R ERA: 2.55 (3, 1)	0.2	5	3	1	1	0	0	0	0	0	0	0	1	5	5	13.50	4.500					
Dick Littlefield, L ERA: 0.68 (4, 1)	1.0	6	2	2	2	1	1	0	0	0	0	0	7	11	18.00	3.000						
Chuck Stobbs, L ERA: 5.24 (5, 1)	3.0	W	10	3	0	0	1	0	0	0	0	0	12	12	0.00	1.000						
Joe Dobson, R ERA: 4.16 (8, 1)	2.0	S	7	0	0	0	2	1	0	0	0	0	10	14	0.00	0.500						

Batter	1	2	3	4	5	6	7	8	9	AB	R	H	RBI	BB	SO	LOB	BOTTOM				
Dom DiMaggio, R OBP: 0.422, SLG: 0.453 (1, 8)										5	1	1	0	0	0	2	Cleveland Indians @ Boston Red Sox Fenway Park, Boston, MA Sun Aug 27 1950, 3:33 AM EDT Att: 31,747 - Unknown				
6 Johnny Pesky, L OBP: 0.438, SLG: 0.400 (1, 5)										4	1	1	0	1	0	1					
Billy Goodman, L OBP: 0.439, SLG: 0.474 (1, 7)										4	2	1	0	1	1	1					
Vern Stephens, R OBP: 0.375, SLG: 0.544 (1, 6)										3	1	1	2	0	0	0					
Lou Stringer, R OBP: 0.315, SLG: 0.375 (7, 6)										2	1	2	0	0	0	0					
Walt Dropo, R OBP: 0.375, SLG: 0.593 (1, 3)										5	1	1	4	0	1	2					
Bobby Doerr, R OBP: 0.388, SLG: 0.511 (1, 4)										2	1	0	0	2	0	0					
Al Zarilla, L OBP: 0.435, SLG: 0.503 (1, 9)										4	1	1	0	0	0	2					
Buddy Rosar, R OBP: 0.349, SLG: 0.300 (1, 2)										4	1	1	0	0	0	4					
Willard Nixon, L OBP: 0.289, SLG: 0.174 (1, 1)										0	0	0	0	0	0	0		Red Sox			
Jim McDonald, R OBP: 0.409, SLG: 0.333 (3, PH)									0	0	0	0	1	0	0	2					
Tom Winget, L OBP: 0.350, SLG: 0.380 (4, 1)									0	0	0	0	0	0	0	0					
Dick Littlefield, L OBP: 0.421, SLG: 0.289 (5, 1)									0	1	1	4	0	0	0	0					
Chuck Stobbs, L OBP: 0.300, SLG: 0.480 (7, PH)									1	1	1	4	0	0	0	0					
Clyde Vollmer, R OBP: 0.300, SLG: 0.480 (8, 1)									0	0	0	0	0	0	0	0					
Inning Stats	R: 0 E: 0 K: 0 S: 2	H: 0 LOB: 0 BB: 1 P: 6	R: 0 E: 0 K: 0 S: 4	H: 1 LOB: 2 BB: 1 P: 8	R: 5 E: 0 K: 0 S: 7	H: 4 LOB: 2 BB: 3 P: 19	R: 0 E: 0 K: 1 S: 5	H: 1 LOB: 0 BB: 0 P: 5	R: 0 E: 0 K: 0 S: 3	H: 0 LOB: 0 BB: 0 P: 3	R: 0 E: 0 K: 0 S: 4	H: 1 LOB: 1 BB: 0 P: 4	R: 6 E: 3 K: 0 S: 9	H: 3 LOB: 0 BB: 0 P: 9	R: 0 E: 0 K: 1 S: 6	H: 1 LOB: 1 BB: 0 P: 6	1B: 7 2B: 2 3B: 0 HR: 2	SF: 0 SAC: 0 DP: 1 HBP: 0	WP: 0 PB: 1 SB: 0 CS: 0	PA: 41	
PITCHER	IP WLS BF H R ER SO BB IBB HBP BLK WP HR S P ERA WHIP																				
Bob Feller, R ERA: 3.76 (1, 1)	2.1	15	4	5	5	0	5	0	0	0	0	0	1	10	30	19.29	3.857				
Al Benton, R ERA: 3.42 (3, 1)	4.2	L	22	6	6	1	1	0	0	0	0	0	1	24	24	1.93	1.286				
Steve Gromek, R ERA: 4.15 (8, 1)	1.0		4	1	0	0	1	0	0	0	0	0	0	6	6	0.00	1.000				

Batter	1	2	3	4	5	6	7	8	9	10	AB	R	H	RBI	BB	SO	LOB	TOP						
Dale Mitchell, L OBP: 0.379, SLG: 0.365 Thurman Tucker, L OBP: 0.341, SLG: 0.311	(1, 7) 0-0 6-3		(1, 3) 0-0 1-3			(1, 1) 0-0 F9	(1, 1) 4-0 1B IBB		(1, 2) 0-0 F9		4 0	0 0	0 0	1 0	0 0	0 0	3 0	Cleveland Indians @ New York Yankees Yankee Stadium, Bronx, NY Tue Aug 29 1950, 3:33 AM EDT Att: 57,871 - Unknown livebaseballscorecards.com						
Bobby Avila, R OBP: 0.414, SLG: 0.408 Joe Gordon, R OBP: 0.342, SLG: 0.427	(1, 4) 0-3 K	(7, PR) 0-3 K	(7, 4) 0-0 G4-3-6 1B			(1, 3) 0-0 1B 2B	(1, 2) 0-0 1-2 2-H 3-H 1B		(1, 3) 0-0 L5		4 1	3 0	2 2	0 0	1 0	1 0	0 2							
Larry Doby, L OBP: 0.467, SLG: 0.578	(1, 8) 0-3 K		(1, 2) 0-0 G4-3-6 1-2			(1, 2) 0-0 L7	(1, 3) 0-0 3-1			(1, 1) 0-0 4-3	5 0	0 0	1 1	0 0	1 1	0 1	4 4							
Luke Easter, L OBP: 0.387, SLG: 0.482	(1, 3) 0-0 F4		(1, 3) 0-3 K			(1, 3) 0-0 FC6-4 1B			(1, 3) 0-0 E4 CS	(1, 3) 0-3 K	5 0	1 1	1 1	0 0	2 2	0 0	2 0							
Al Rosen, R OBP: 0.398, SLG: 0.558	(1, 5) 0-0 1B 1B			(1, 3) 0-3 K		(1, 3) 0-0 FC6-4 1-2			(1, 1) 0-0 K	(1, 3) 0-0 5-3	5 0	1 1	0 0	0 0	2 2	0 0	2 2							
Ray Boone, R OBP: 0.417, SLG: 0.469	(1, 6) 0-0 L4-3 1B			(1, 3) 0-0 1B 3B			(1, 3) 0-0 FC3-6 1B		(1, 2) 0-3 K		4 1	3 0	0 0	1 1	0 0	1 1								
Bob Kennedy, R OBP: 0.364, SLG: 0.432	(1, 9) 0-0 L4-3 1B			(1, 3) 0-0 G6-4-3 1B			(1, 2) 0-0 FC3-6 1B 1B		(1, 1) 0-0 E 1B		4 1	2 1	1 0	0 0	3 3	0 0								
Jim Hegan, R OBP: 0.302, SLG: 0.412	(1, 2) 0-0 5-3			(1, 3) 0-0 G6-4-3 1B			(1, 3) 0-0 1B 1B		(1, 2) 0-0 E3		4 1	1 1	0 0	0 0	2 2	0 0								
Early Wynn, S OBP: 0.352, SLG: 0.488 Bob Lemon, R OBP: 0.336, SLG: 0.486	(1, 1) 0-0 4-3			(1, 3) 0-0 G6-4-3 1B			(1, 3) 0-0 2B L7 1B		(1, 1) 0-0 F4		4 0	1 0	1 0	0 0	0 0	4 0	4 0							
Inning Stats	R: 0 E: 0 K: 2 S: 7	H: 0 LOB: 0 BB: 0 P: 7	R: 0 E: 0 K: 0 S: 4	H: 2 LOB: 1 BB: 0 P: 4	R: 0 E: 0 K: 1 S: 3	H: 0 LOB: 0 BB: 0 P: 3	R: 0 E: 0 K: 1 S: 5	H: 1 LOB: 0 BB: 0 P: 5	R: 1 E: 0 K: 1 S: 6	H: 2 LOB: 0 BB: 0 P: 6	R: 2 E: 0 K: 0 S: 6	H: 3 LOB: 1 BB: 0 P: 6	R: 2 E: 0 K: 0 S: 6	H: 3 LOB: 2 BB: 1 P: 10	R: 0 E: 1 K: 2 S: 7	H: 0 LOB: 1 BB: 0 P: 7	R: 0 E: 1 K: 0 S: 5		H: 1 LOB: 2 BB: 0 P: 5	R: 0 E: 0 K: 1 S: 5	H: 0 LOB: 0 BB: 0 P: 5	1B: 10 2B: 3 3B: 1 HR: 0	SF: 0 SAC: 0 DP: 4 HBP: 0	WP: 0 PB: 0 SB: 0 CS: 1
PITCHER Vic Raschi, R ERA: 4.12	(1, 1)	IP: 10.0 WLS: W BF: 41 H: 12 R: 5 ER: 5 SO: 7 BB: 0 IBB: 1 HBP: 0 BLK: 0 WP: 0 HR: 0 S: 54 P: 58 ERA: 4.50 WHIP: 1.200											PITCHER											

Batter	1	2	3	4	5	6	7	8	9	10	AB	R	H	RBI	BB	SO	LOB	BOTTOM					
Gene Woodling, L OBP: 0.378, SLG: 0.409	(1, 7) 4-0 SH5-3 BB		(1, 3) 0-0 2B			(1, 1) 0-0 F2			(1, 3) 0-3 K		4 0	1 0	1 1	1 0	0 0	0 0	0 0	Cleveland Indians @ New York Yankees Yankee Stadium, Bronx, NY Tue Aug 29 1950, 3:33 AM EDT Att: 57,871 - Unknown livebaseballscorecards.com					
Phil Rizzuto, R OBP: 0.429, SLG: 0.427	(1, 6) 0-0 SH5-3 1-2		(1, 3) 0-0 F7			(1, 3) 0-0 1B			(1, 1) 0-0 HR 1B	(1, 3) 0-0 E4 1B 1B	4 2	2 0	2 0	0 0	0 0	1 1							
Yogi Berra, L OBP: 0.390, SLG: 0.521	(1, 2) 0-0 F9			(1, 3) 0-0 F7	(1, 3) 0-0 F3			(1, 1) 0-0 HR	(1, 3) 0-0 HR	(1, 3) 0-0 1B 1B	5 1	2 2	2 0	0 0	2 2	0 0	2 0						
Joe DiMaggio, R OBP: 0.373, SLG: 0.556	(1, 8) 0-0 F3			(1, 3) 0-0 F2		(1, 1) 0-0 F5			(1, 3) 0-0 5-3	(1, 3) 0-0 1B 1B	4 0	0 0	0 0	1 0	0 1	0 1							
Johnny Mize, L OBP: 0.365, SLG: 0.542 Joe Collins, L OBP: 0.326, SLG: 0.426	(1, 3) 0-0 G6-3 1B			(1, 3) 0-0 F3		(1, 3) 0-0 1B 1B			(1, 2) 0-0 4-3	(1, 3) 0-0 F4	3 0	2 0	0 0	0 0	0 0	0 0	0 0						
Tommy Henrich, L OBP: 0.374, SLG: 0.540	(10, PH) 0-0 G6-3 1B								(1, 3) 0-0 F7	(1, 3) 0-0 1B 1B	1 0	0 0	0 0	0 0	3 3	0 0							
Hank Bauer, R OBP: 0.381, SLG: 0.500	(1, 9) 0-0 F2				(1, 3) 0-0 F6	(1, 3) 0-0 G1-6-3 1B			(1, 3) 0-0 F7	(1, 3) 0-0 1B	5 0	2 1	1 0	0 0	1 1	0 1							
Billy Johnson, R OBP: 0.358, SLG: 0.371	(1, 5) 0-0 G6-3 1-2				(1, 3) 0-0 PB HR BB	(1, 2) 0-0 G1-6-3 1-2			(1, 3) 0-0 F2		3 1	0 0	0 1	0 0	3 3	0 0							
Jerry Coleman, R OBP: 0.362, SLG: 0.388	(1, 4) 0-0 F4				(1, 3) 0-0 HR 1B				(1, 3) 0-0 5-3	(1, 3) 0-0 6-3	4 1	1 1	0 0	0 0	0 0	0 0							
Vic Raschi, R OBP: 0.263, SLG: 0.271	(1, 1) 0-3 K				(1, 3) 0-0 HR				(1, 3) 0-0 4-3	(1, 3) 0-0 F4	4 1	1 1	3 0	1 0	0 0	0 0							
Inning Stats	R: 0 E: 0 K: 0 S: 3	H: 0 LOB: 1 BB: 1 P: 7	R: 0 E: 0 K: 0 S: 3	H: 1 LOB: 0 BB: 0 P: 3	R: 0 E: 0 K: 1 S: 6	H: 1 LOB: 1 BB: 0 P: 6	R: 3 E: 0 K: 0 S: 6	H: 3 LOB: 3 BB: 1 P: 10	R: 0 E: 0 K: 1 S: 5	H: 0 LOB: 0 BB: 0 P: 5	R: 2 E: 0 K: 0 S: 5	H: 2 LOB: 0 BB: 0 P: 5	R: 0 E: 0 K: 0 S: 3	H: 0 LOB: 0 BB: 0 P: 3	R: 1 E: 1 K: 0 S: 5	H: 2 LOB: 3 BB: 1 P: 9	1B: 8 2B: 1 3B: 0 HR: 2	SF: 0 SAC: 1 DP: 2 HBP: 0	WP: 0 PB: 1 SB: 0 CS: 0	PA: 42			
PITCHER Early Wynn, R ERA: 3.38 Bob Lemon, R ERA: 3.79	(1, 1)	IP: 9.1 WLS: L BF: 40 H: 10 R: 6 ER: 5 SO: 2 BB: 2 IBB: 1 HBP: 0 BLK: 0 WP: 0 HR: 2 S: 41 P: 53 ERA: 4.82 WHIP: 1.286											PITCHER										

Batter	1	2	3	4	5	6	7	8	9	AB	R	H	RBI	BB	SO	LOB	TOP
Thurman Tucker, L (1, 8) <small>OBP: 0.341, SLG: 0.303</small> Ray Murray, R (6, FH) <small>OBP: 0.342, SLG: 0.410</small> Dale Mitchell, L (6, 7) <small>OBP: 0.380, SLG: 0.367</small>	 <small>8-4-6 BB BB</small>	 <small>K</small>		 <small>F2</small>		 <small>F2</small>		 <small>4-3</small>	 <small>4-3</small>	2	1	0	0	1	1	1	Cleveland Indians @ New York Yankees Yankee Stadium, Bronx, NY Wed Aug 30 1950, 3:33 AM EDT Unknown livebaseballscorecards.com
Lou Boudreau, R (1, 6) <small>OBP: 0.337, SLG: 0.322</small>	 <small>8-4-6 BB BB 1B</small>		 <small>F9</small>		 <small>F4</small>		 <small>FC2-6 1B</small>	 <small>4-3</small>	 <small>4-3</small>	4	1	1	0	1	0	1	
Allie Clark, R (1, 7) <small>OBP: 0.289, SLG: 0.390</small> Larry Doby, L (9, FH) <small>OBP: 0.466, SLG: 0.576</small>	 <small>8-4-6 BB</small>		 <small>HR</small>		 <small>5-3</small>		 <small>FC2-6 E3 E 1-2</small>	 <small>K</small>	 <small>K</small>	3	1	1	1	1	0	1	
Luke Easter, L (1, 3) <small>OBP: 0.384, SLG: 0.488</small>	 <small>8-4-6 1-2 2-3 3-H</small>		 <small>K</small>		 <small>F8</small>		 <small>E3 FC5-4</small>			4	0	0	1	0	1	3	
Al Rosen, R (1, 5) <small>OBP: 0.398, SLG: 0.560</small>	 <small>1B</small>		 <small>1B</small>			 <small>SH1-4 E 1B</small>	 <small>FC5-4 1-2</small>			4	0	3	1	0	0	1	
Joe Gordon, R (1, 4) <small>OBP: 0.341, SLG: 0.425</small>	 <small>F7</small>		 <small>1B</small>			 <small>E6 SH1-4 1-2</small>		 <small>5-3</small>		4	0	1	0	0	0	2	
Bob Kennedy, R (1, 9) <small>OBP: 0.362, SLG: 0.429</small> Jim Hegan, R (1, 2) <small>OBP: 0.304, SLG: 0.412</small>		 <small>6-3</small>	 <small>6-3</small>		 <small>6-3</small>		 <small>SH1-4 1-2 2-3</small>	 <small>6-3</small>		3	0	0	0	0	0	2	
Bob Feller, R (1, 1) <small>OBP: 0.157, SLG: 0.138</small> Bob Lemon, L (9, FH) <small>OBP: 0.333, SLG: 0.482</small>	 <small>SH3-4 1-2</small>		 <small>SH3-4 1B</small>	 <small>F4</small>		 <small>K</small>		 <small>G3</small>	 <small>G3</small>	2	0	0	0	0	1	3	
Inning Stats	R: 2 H: 1 E: 0 LOB: 1 K: 0 BB: 3 S: 3 P: 15	R: 0 H: 1 E: 0 LOB: 1 K: 1 BB: 0 S: 6 P: 6	R: 1 H: 3 E: 0 LOB: 2 K: 1 BB: 0 S: 8 P: 8	R: 0 H: 0 E: 0 LOB: 0 K: 0 BB: 0 S: 3 P: 3	R: 0 H: 0 E: 0 LOB: 0 K: 0 BB: 0 S: 3 P: 3	R: 0 H: 1 E: 1 LOB: 3 K: 1 BB: 1 S: 7 P: 11	R: 0 H: 1 E: 0 LOB: 0 K: 0 BB: 0 S: 4 P: 4	R: 0 H: 0 E: 0 LOB: 0 K: 0 BB: 0 S: 3 P: 3	R: 0 H: 1 E: 0 LOB: 1 K: 1 BB: 0 S: 6 P: 6	1B: 7 SF: 0 2B: 1 SAC: 2 3B: 0 DP: 1 HR: 1 HBP: 0	WP: 0 PA: 39 SB: 0 CS: 0						
PITCHER	IP WLS BF H R ER SO BB IBB HBP BLK WP HR S P ERA WHIP Whitey Ford, L (1, 1) <small>ERA: 2.79</small> Tom Ferrick, R (8, 1) <small>ERA: 3.5</small>															PITCHER	IP WLS BF H R ER SO BB IBB HBP BLK WP HR S P ERA WHIP


Batter	1	2	3	4	5	6	7	8	9	AB	R	H	RBI	BB	SO	LOB	BOTTOM
Cliff Mapes, L (1, 7) <small>OBP: 0.332, SLG: 0.408</small>	 <small>L9</small>	 <small>K</small>		 <small>G3-6-1 1-2</small>			 <small>6-3</small>	 <small>F7</small>		5	0	0	0	0	1	7	Cleveland Indians @ New York Yankees Yankee Stadium, Bronx, NY Wed Aug 30 1950, 3:33 AM EDT Unknown livebaseballscorecards.com
Phil Rizzuto, R (1, 6) <small>OBP: 0.430, SLG: 0.431</small>	 <small>2B</small>		 <small>F8</small>		 <small>1B 2B</small>		 <small>5-3</small>			4	1	2	0	0	0	0	
Yogi Berra, L (1, 2) <small>OBP: 0.388, SLG: 0.518</small>	 <small>4-3</small>		 <small>F7</small>		 <small>F7</small>		 <small>BB</small>			3	0	0	0	1	0	2	
Joe DiMaggio, R (1, 8) <small>OBP: 0.372, SLG: 0.553</small>	 <small>5-3</small>		 <small>F9</small>		 <small>2H 1B</small>		 <small>F8</small>			4	0	1	1	0	0	2	
Johnny Mize, L (1, 3) <small>OBP: 0.372, SLG: 0.561</small> Joe Collins, L (8, PR) <small>OBP: 0.326, SLG: 0.426</small>		 <small>BB BB FC3-2 1B</small>		 <small>HR</small>	 <small>F3</small>		 <small>S 1B BB</small>			3	1	2	1	1	0	1	
Hank Bauer, R (1, 9) <small>OBP: 0.390, SLG: 0.495</small>		 <small>FC3-2 BB BB</small>		 <small>K</small>	 <small>F8</small>		 <small>F8</small>			3	0	0	0	1	1	2	
Billy Johnson, R (1, 5) <small>OBP: 0.364, SLG: 0.372</small>		 <small>FC3-2 BB BB</small>		 <small>1B 1B</small>		 <small>4-3</small>		 <small>1B IBB</small>		2	1	1	0	2	0	0	
Jerry Coleman, R (1, 4) <small>OBP: 0.362, SLG: 0.368</small> Tommy Henrich, L (8, PH) <small>OBP: 0.378, SLG: 0.543</small> Billy Martin, R (8, PR) <small>OBP: 0.286, SLG: 0.385</small>		 <small>K</small>		 <small>1B 1B</small>		 <small>F7</small>		 <small>1-3 2H 1B</small>		3	0	1	0	0	1	3	
Whitey Ford, L (1, 1) <small>OBP: 0.240, SLG: 0.174</small> Tom Ferrick, R (8, 1) <small>OBP: 0.235, SLG: 0.133</small>	 <small>FC3-2 1-2 2-3 3-H</small>		 <small>G3-6-1 1B</small>	 <small>F9</small>		 <small>K</small>				3	0	1	1	0	0	3	
Inning Stats	R: 0 H: 1 E: 0 LOB: 1 K: 0 BB: 0 S: 4 P: 4	R: 0 H: 1 E: 0 LOB: 3 K: 2 BB: 2 S: 8 P: 16	R: 0 H: 0 E: 0 LOB: 0 K: 0 BB: 0 S: 3 P: 3	R: 2 H: 4 E: 0 LOB: 1 K: 1 BB: 0 S: 8 P: 8	R: 1 H: 2 E: 0 LOB: 1 K: 0 BB: 0 S: 5 P: 5	R: 0 H: 0 E: 0 LOB: 0 K: 0 BB: 0 S: 3 P: 3	R: 0 H: 0 E: 0 LOB: 1 K: 0 BB: 1 S: 3 P: 7	R: 1 H: 1 E: 0 LOB: 2 K: 1 BB: 2 S: 6 P: 14	1B: 6 SF: 0 2B: 2 SAC: 0 3B: 0 DP: 1 HR: 1 HBP: 0	WP: 0 PA: 37 SB: 1 CS: 0							
PITCHER	IP WLS BF H R ER SO BB IBB HBP BLK WP HR S P ERA WHIP Bob Feller, R (1, 1) <small>ERA: 3.88</small>															PITCHER	IP WLS BF H R ER SO BB IBB HBP BLK WP HR S P ERA WHIP



Batter	1	2	3	4	5	6	7	8	9	AB	R	H	RBI	BB	SO	LOB	TOP	
Dale Mitchell, L OBP: 0.377, SLG: 0.364 (1, 7)	0-0 3-1		0-0 6-3			0-0 6-3		0-0 1-3		4	0	0	0	0	0	0		
Lou Boudreau, R OBP: 0.336, SLG: 0.321 (1, 6) (4, 3)	0-0 FC6-4 BB 1B		0-0 4-3			0-0 6-3		0-0 L9		4	0	1	0	0	0	0		
Allie Clark, R OBP: 0.288, SLG: 0.381 (1, 9)	4-0 FC6-4 BB 1-2			0-0 F5		0-0 F6			0-0 F9	3	0	0	0	1	0	0		
Luke Easter, L OBP: 0.385, SLG: 0.488 Ray Boone, R OBP: 0.417, SLG: 0.469 (1, 3) (4, PR) (4, 6)	0-0 FC6-4 1-2 2-3			0-0 1B			0-0 FC5 1B 1B		0-0 5-3	2	0	1	0	0	0	2		
Al Rosen, R OBP: 0.397, SLG: 0.557 (1, 5)	0-0 F7			0-0 F9			0-3 K		0-0 1B	4	0	1	0	0	1	4		
Joe Gordon, R OBP: 0.340, SLG: 0.422 (1, 4)		0-0 1-3		0-0 F8			0-0 1B		0-0 L1	4	0	1	0	0	0	2		
Bob Kennedy, R OBP: 0.362, SLG: 0.429 (1, 8)		0-0 F9			0-0 G5-4-3 1B		0-0 F8			3	0	1	0	0	0	2		
Jim Hegan, R OBP: 0.302, SLG: 0.409 Jim Lemon, R OBP: 0.111, SLG: 0.111 Ray Murray, R OBP: 0.342, SLG: 0.410 (1, 2) (7, PH) (7, 2)		0-0 F5			0-0 G5-4-3 1-2		0-0 FC5 2-3			2	0	0	0	0	0	1		
Mike Garcia, R OBP: 0.226, SLG: 0.250 Thurman Tucker, L OBP: 0.337, SLG: 0.299 Steve Gromek, S OBP: 0.167, SLG: 0.138 (1, 1) (8, PH) (8, 1)			0-0 6-3			0-0 4-3		0-3 K		2	0	0	0	0	0	0		
Inning Stats	R: 0 E: 0 K: 0 S: 4	H: 1 LOB: 2 BB: 1 P: 8	R: 0 E: 0 K: 0 S: 3	H: 0 LOB: 0 BB: 0 P: 3	R: 0 E: 0 K: 0 S: 3	H: 1 LOB: 1 BB: 0 P: 4	R: 0 E: 0 K: 0 S: 3	H: 2 LOB: 2 BB: 0 P: 7	R: 0 E: 0 K: 1 S: 5	H: 0 LOB: 0 BB: 0 P: 5	R: 0 E: 0 K: 0 S: 4	H: 1 LOB: 1 BB: 0 P: 4	1B: 6 2B: 0 3B: 0 HR: 0	SF: 0 SAC: 0 DP: 1 HBP: 0	WP: 0 PB: 0 SB: 0 CS: 0	PA: 33		
PITCHER Ed Lopat, L ERA: 3.53 (1, 1)	IP: 9.0 WLS: W BF: 33	H: 6 R: 0 ER: 0 SO: 2	BB: 1 IBB: 0 HBP: 0 BLK: 0	WP: 0 HR: 0 S: 36 P: 40	ERA: 0.00 WHIP: 0.778	PITCHER											ERA: 0.00 WHIP: 0.778	

Cleveland Indians @ New York Yankees
Yankee Stadium, Bronx, NY
Wed Aug 30 1950, 3:38 AM EDT
Att: 30,516 - Unknown


AB 32
R 0
H 6
RBI 0
BB 1
SO 2
LOB 13



Batter	1	2	3	4	5	6	7	8	9	AB	R	H	RBI	BB	SO	LOB	BOTTOM			
Cliff Mapes, L OBP: 0.329, SLG: 0.403 (1, 7) (7, 8)	0-0 F7		0-0 E4 1B		0-0 3-1		0-0 G3			4	0	0	0	0	0	1				
Phil Rizzuto, R OBP: 0.432, SLG: 0.434 (1, 6)	0-0 CS 1B		0-0 1-3 1B		0-0 E 1B		0-0 F4			4	1	3	0	0	0	1				
Yogi Berra, L OBP: 0.387, SLG: 0.516 (1, 2)	0-0 F8		0-0 G3		0-0 E9 1-H 1B			0-0 F8		4	0	1	0	0	0	2				
Joe DiMaggio, R OBP: 0.374, SLG: 0.552 Jackie Jensen, R OBP: 0.211, SLG: 0.176 (1, 8) (7, 7)	0-0 CS 1-2	0-0 HR 1B		4-0 1B BB	0-0 6-3			0-0 3B		2	1	1	0	1	0	1				
Johnny Mize, L OBP: 0.377, SLG: 0.580 Joe Collins, L OBP: 0.324, SLG: 0.424 (1, 3) (7, 3)		0-0 1-H HR		0-0 1-2 1B		0-0 F9		0-3 K		3	1	2	2	0	0	0				
Hank Bauer, R OBP: 0.385, SLG: 0.489 (1, 9)		0-0 F6		0-3 K		0-0 F4		0-0 F7		4	0	0	0	0	1	3				
Billy Johnson, R OBP: 0.360, SLG: 0.368 (1, 5)		0-0 6-3		0-0 F5		0-0 4-3				3	0	0	0	0	0	2				
Jerry Coleman, R OBP: 0.361, SLG: 0.368 (1, 4)		0-0 4-3		0-0 F8			0-0 SH3 1B			3	0	1	0	0	0	2				
Ed Lopat, L OBP: 0.395, SLG: 0.388 (1, 1)			0-0 6-3		0-0 G3		0-0 SH3 1-2			2	0	0	0	0	0	0				
Inning Stats	R: 0 E: 0 K: 0 S: 3	H: 1 LOB: 0 BB: 0 P: 3	R: 2 E: 0 K: 0 S: 5	H: 2 LOB: 0 BB: 0 P: 5	R: 0 E: 1 K: 0 S: 4	H: 1 LOB: 1 BB: 0 P: 4	R: 0 E: 0 K: 1 S: 6	H: 1 LOB: 2 BB: 1 P: 10	R: 1 E: 1 K: 0 S: 5	H: 2 LOB: 1 BB: 0 P: 5	R: 0 E: 0 K: 0 S: 3	H: 0 LOB: 0 BB: 0 P: 3	R: 0 E: 0 K: 0 S: 4	H: 1 LOB: 1 BB: 0 P: 4	R: 0 E: 0 K: 1 S: 6	H: 1 LOB: 1 BB: 0 P: 6	1B: 7 2B: 0 3B: 1 HR: 1	SF: 0 SAC: 1 DP: 0 HBP: 0	WP: 0 PB: 0 SB: 0 CS: 1	PA: 34
PITCHER Mike Garcia, R ERA: 4.11 Steve Gromek, R ERA: 4.17 (1, 1) (8, 1)	IP: 7.0 WLS: L BF: 29	H: 8 R: 3 ER: 2 SO: 1	BB: 1 IBB: 0 HBP: 0 BLK: 0	WP: 0 HR: 1 S: 30 P: 34	ERA: 2.57 WHIP: 1.286	PITCHER											ERA: 0.00 WHIP: 1.000			

Cleveland Indians @ New York Yankees
Yankee Stadium, Bronx, NY
Wed Aug 30 1950, 3:38 AM EDT
Att: 30,516 - Unknown

AB 31
R 3
H 9
RBI 2
BB 1
SO 2
LOB 13



Batter	1	2	3	4	5	6	7	8	9	AB	R	H	RBI	BB	SO	LOB	TOP			
Dale Mitchell, L (1, 7) OBP: 0.380, SLG: 0.369										5	0	3	1	0	0	0	Cleveland Indians @ St. Louis Browns Sportsman's Park, St. Louis, MO Sat Sep 02 1950, 4:33 AM EDT Att: 2,491 - Unknown			
Bobby Avila, R (1, 4) OBP: 0.402, SLG: 0.395										5	1	0	0	0	0	5				
Larry Doby, L (1, 8) OBP: 0.463, SLG: 0.571										4	1	0	0	1	1					
Luke Easter, L (1, 3) OBP: 0.385, SLG: 0.487										5	0	2	1	0	1	0				
Al Rosen, R (1, 5) OBP: 0.398, SLG: 0.552										3	0	1	0	2	0	1				
Ray Boone, R (1, 6) OBP: 0.414, SLG: 0.462										3	1	1	0	0	0	3				
Bob Kennedy, R (1, 9) OBP: 0.362, SLG: 0.426										4	1	2	0	0	0	2				
Jim Hegan, R (1, 2) OBP: 0.299, SLG: 0.402										4	0	0	0	0	1	4				
Early Wynn, S (1, 1) OBP: 0.347, SLG: 0.455										4	0	1	1	0	1	1				
Inning Stats	R: 0 E: 0 K: 0 S: 3	H: 1 LOB: 0 BB: 3	R: 0 E: 0 K: 1 S: 7	H: 3 LOB: 2 BB: 7	R: 2 E: 2 K: 0 S: 6	H: 1 LOB: 2 BB: 10	R: 0 E: 1 K: 1 S: 7	H: 1 LOB: 2 BB: 0	R: 0 E: 0 K: 0 S: 3	H: 0 LOB: 0 BB: 3	R: 0 E: 0 K: 0 S: 3	H: 0 LOB: 0 BB: 3	R: 2 E: 0 K: 0 S: 6	H: 3 LOB: 2 BB: 10	R: 0 E: 0 K: 1 S: 5	H: 0 LOB: 0 BB: 5	1B: 9 2B: 1 3B: 0 HR: 0	SF: 0 SAC: 1 DP: 1 HBP: 0	WP: 0 PB: 0 SB: 0 CS: 0	PA: 41
PITCHER Stubby Overmire, L (1, 1) ERA: 4.62	IP: 9.0 WLS: L BF: 41	H: 10 R: 4 ER: 2 SO: 4	BB: 3 IBB: 0 HBP: 0 BLK: 0	WP: 0 HR: 0 S: 46 P: 58	ERA: 2.00 WHIP: 1.444	PITCHER										IP: 9.0 WLS: W BF: 37	H: 8 R: 2 ER: 2 SO: 9	BB: 5 IBB: 0 HBP: 0 BLK: 0	WP: 0 HR: 0 S: 50 P: 70	ERA: 2.00 WHIP: 1.444

Batter	1	2	3	4	5	6	7	8	9	AB	R	H	RBI	BB	SO	LOB	BOTTOM			
Don Lenhardt, R (1, 3) OBP: 0.391, SLG: 0.494										4	0	1	0	1	0	0	Cleveland Indians @ St. Louis Browns Sportsman's Park, St. Louis, MO Sat Sep 02 1950, 4:33 AM EDT Att: 2,491 - Unknown			
Snuffy Stirrweiss, R (1, 4) OBP: 0.326, SLG: 0.281										4	1	1	0	0	2	1				
Jim Delsing, L (1, 8) OBP: 0.338, SLG: 0.320										3	1	2	0	1	0	2				
Ray Coleman, L (1, 7) OBP: 0.343, SLG: 0.451										4	0	0	0	0	2	6				
Dick Kokos, L (1, 9) OBP: 0.378, SLG: 0.435										2	0	2	2	2	0	0				
Les Moss, R (1, 2) OBP: 0.359, SLG: 0.444										4	0	2	0	0	1	2				
Ned Garver, R (8, FR) OBP: 0.346, SLG: 0.352										0	0	0	0	0	0	0				
Sherm Lollar, R (9, 2) OBP: 0.394, SLG: 0.462										0	0	0	0	0	0	0				
Roy Stevers, R (1, 5) OBP: 0.298, SLG: 0.383										3	0	0	0	1	2	5				
Billy DeMars, R (1, 6) OBP: 0.311, SLG: 0.273										3	0	0	0	0	1	3				
Hank Arritt, L (9, PH) OBP: 0.385, SLG: 0.361										1	0	0	0	0	1	0				
Stubby Overmire, R (1, 1) OBP: 0.356, SLG: 0.171										3	0	0	0	0	0	0				
Ken Wood, R (9, PH) OBP: 0.286, SLG: 0.371										1	0	0	0	0	0	0				
Inning Stats	R: 2 E: 0 K: 2 S: 9	H: 2 LOB: 1 BB: 1 P: 13	R: 0 E: 0 K: 2 S: 7	H: 0 LOB: 0 BB: 0 P: 7	R: 0 E: 0 K: 1 S: 6	H: 1 LOB: 1 BB: 0 P: 6	R: 0 E: 0 K: 1 S: 5	H: 1 LOB: 1 BB: 1 P: 9	R: 0 E: 0 K: 1 S: 5	H: 1 LOB: 1 BB: 1 P: 10	R: 0 E: 0 K: 0 S: 3	H: 0 LOB: 0 BB: 0 P: 3	R: 0 E: 0 K: 1 S: 6	H: 2 LOB: 3 BB: 1 P: 10	R: 0 E: 0 K: 1 S: 5	H: 0 LOB: 0 BB: 5	1B: 7 2B: 1 3B: 0 HR: 0	SF: 0 SAC: 0 DP: 3 HBP: 0	WP: 0 PB: 0 SB: 0 CS: 0	PA: 37
PITCHER Early Wynn, R (1, 1) ERA: 3.31	IP: 9.0 WLS: W BF: 37	H: 8 R: 2 ER: 2 SO: 9	BB: 5 IBB: 0 HBP: 0 BLK: 0	WP: 0 HR: 0 S: 50 P: 70	ERA: 2.00 WHIP: 1.444	PITCHER										IP: 9.0 WLS: W BF: 37	H: 8 R: 2 ER: 2 SO: 9	BB: 5 IBB: 0 HBP: 0 BLK: 0	WP: 0 HR: 0 S: 50 P: 70	ERA: 2.00 WHIP: 1.444



Batter	1	2	3	4	5	6	7	8	9	AB	R	H	RBI	BB	SO	LOB	TOP										
Dale Mitchell, L OBP: 0.382, SLG: 0.380 (1, 7)										5	2	3	4	0	0	0											
Bobby Avila, R OBP: 0.397, SLG: 0.389 (1, 4)										5	1	1	0	0	0	1											
Larry Doby, L OBP: 0.461, SLG: 0.574 (1, 8)										5	1	1	1	0	0	3											
Luke Easter, L OBP: 0.388, SLG: 0.490 (6, PR)										3	1	2	2	1	0	0											
Lou Boudreau, R OBP: 0.336, SLG: 0.325 (6, 3)										1	0	0	0	0	0	0											
Al Rosen, R OBP: 0.401, SLG: 0.552 (1, 5)										2	0	1	0	3	0	1											
Ray Boone, R OBP: 0.414, SLG: 0.459 (1, 6)										4	0	1	1	0	0	5											
Bob Kennedy, R OBP: 0.364, SLG: 0.428 (1, 9)										5	1	3	0	0	0	4											
Jim Hegan, R OBP: 0.298, SLG: 0.398 (1, 2)										4	1	0	0	1	0	1											
Bob Feller, R OBP: 0.162, SLG: 0.174 (1, 1)										4	1	1	0	0	1	2											
Inning Stats	R: 0 E: 0 K: 0 S: 4	H: 1 LOB: 3 BB: 2 P: 12	R: 3 E: 0 K: 1 S: 7	H: 2 LOB: 0 BB: 1 P: 11	R: 0 E: 0 K: 0 S: 3	H: 1 LOB: 1 BB: 1 P: 7	R: 4 E: 0 K: 0 S: 8	H: 5 LOB: 2 BB: 1 P: 12	R: 0 E: 0 K: 0 S: 3	H: 0 LOB: 0 BB: 0 P: 3	R: 1 E: 0 K: 0 S: 5	H: 2 LOB: 2 BB: 0 P: 6	R: 0 E: 0 K: 0 S: 3	H: 0 LOB: 0 BB: 0 P: 3	R: 0 E: 0 K: 0 S: 4	H: 2 LOB: 1 BB: 0 P: 4	1B: 8 2B: 2 3B: 1 HR: 2	SF: 0 SAC: 0 DP: 0 HBP: 1	WP: 0 PB: 0 SB: 0 CS: 1	PA: 44							
PITCHER	IP	WLS	BF	H	R	ER	SO	BB	IBB	HBP	BLK	WP	HR	S	P	ERA	WHIP										
Don Johnson, R ERA: 7.58 (1, 1)	3.1	L	20	7	6	6	1	4	0	0	0	0	1	18	34	16.20	3.300										
Cuddles Marshall, R ERA: 8.18 (4, 1)	1.2		8	2	1	1	0	1	0	0	0	0	0	7	11	5.40	1.800										
Harry Dorish, R ERA: 6.52 (6, 1)	2.0		9	2	1	1	0	0	0	1	0	0	1	8	9	4.50	1.000										
Jack Bruner, L ERA: 4.46 (8, 1)	2.0		7	2	0	0	0	0	0	0	0	0	0	7	7	0.00	1.000										

Cleveland Indians @ St. Louis Browns
Sportsman's Park, St. Louis, MO
Sun Sep 03 1950, 4:33 AM EDT
Att: 5,163 - Unknown

AB 38
R 8
H 13
RBI 8
BB 5
SO 1
LOB 17

Batter	1	2	3	4	5	6	7	8	9	AB	R	H	RBI	BB	SO	LOB	BOTTOM										
Don Lenhardt, R OBP: 0.390, SLG: 0.491 (1, 3)										3	0	0	0	1	1	4											
Snuffy Stirrweiss, R OBP: 0.325, SLG: 0.278 (1, 4)										3	0	0	0	1	0	0											
Jim Delsing, L OBP: 0.336, SLG: 0.315 (1, 8)										3	0	0	0	1	0	2											
Ray Coleman, L OBP: 0.341, SLG: 0.448 (1, 7)										4	0	1	0	0	1	2											
Dick Kokos, L OBP: 0.377, SLG: 0.436 (1, 9)										4	0	1	0	0	1	1											
Les Moss, R OBP: 0.357, SLG: 0.440 (1, 2)										4	0	1	0	0	1	1											
Roy Stevers, R OBP: 0.295, SLG: 0.379 (1, 5)										4	1	0	0	0	0	2											
Billy DeMars, R OBP: 0.311, SLG: 0.274 (1, 6)										3	0	1	0	0	0	1											
Sherm Lollar, R OBP: 0.393, SLG: 0.460 (9, PH)										1	0	0	0	0	0	0											
Inning Stats	R: 0 E: 0 K: 0 S: 2	H: 0 LOB: 1 BB: 2 P: 10	R: 0 E: 0 K: 1 S: 5	H: 0 LOB: 0 BB: 0 P: 5	R: 0 E: 0 K: 0 S: 3	H: 0 LOB: 0 BB: 0 P: 3	R: 0 E: 0 K: 1 S: 6	H: 1 LOB: 1 BB: 0 P: 6	R: 1 E: 1 K: 1 S: 7	H: 1 LOB: 1 BB: 0 P: 7	R: 0 E: 0 K: 1 S: 5	H: 0 LOB: 0 BB: 0 P: 5	R: 0 E: 0 K: 0 S: 5	H: 2 LOB: 3 BB: 1 P: 9	R: 0 E: 0 K: 0 S: 2	H: 0 LOB: 1 BB: 1 P: 6	R: 0 E: 0 K: 0 S: 4	H: 1 LOB: 1 BB: 0 P: 4	1B: 4 2B: 2 3B: 0 HR: 0	SF: 0 SAC: 0 DP: 2 HBP: 0	WP: 0 PB: 0 SB: 0 CS: 0	PA: 35					
PITCHER	IP	WLS	BF	H	R	ER	SO	BB	IBB	HBP	BLK	WP	HR	S	P	ERA	WHIP										
Bob Feller, R ERA: 3.72 (1, 1)	9.0	W	35	5	1	0	4	4	0	0	0	0	0	39	55	0.00	1.000										

Cleveland Indians @ St. Louis Browns
Sportsman's Park, St. Louis, MO
Sun Sep 03 1950, 4:33 AM EDT
Att: 5,163 - Unknown

AB 31
R 1
H 5
RBI 1
BB 4
SO 4
LOB 14

Batter	1	2	3	4	5	6	7	8	9	AB	R	H	RBI	BB	SO	LOB	TOP					
Dale Mitchell, L OBP: 0.385, SLG: 0.383 Ray Murray, R OBP: 0.336, SLG: 0.402	0-0 SH2-4 1B	0-0 F5			0-0 G6-4-3 1B		0-0 2H 1B		0-0 FC5-4 E	4	0	3	1	0	0	1						
Bobby Avila, R OBP: 0.390, SLG: 0.381 Joe Gordon, R OBP: 0.337, SLG: 0.416	0-0 SH2-4 1-2		0-0 F4		0-0 G6-4-3 1-2		0-0 F9		0-0 F8	3	0	0	0	0	0	3						
Larry Doby, L OBP: 0.460, SLG: 0.571	0-0 4-3 2-3		0-0 G4-6-3 1B			0-0 WP 1B		0-0 F8	0-0 E4 1-2	5	0	2	0	0	0	2						
Luke Easter, L OBP: 0.388, SLG: 0.490	4-0 BB BB		0-0 G4-6-3 1-2			0-0 F8 1-2		0-0 BB 2B	0-0 F7	4	0	1	0	1	0	4						
Al Rosen, R OBP: 0.406, SLG: 0.552	4-0 1-2 BB			4-0 G6-4-3 BB		4-0 G4-6-3 BB		4-0 BB BB		0	0	0	0	4	0	0						
Ray Boone, R OBP: 0.412, SLG: 0.454	0-0 F8			0-0 G6-4-3 1-2		0-0 G4-6-3 1-2		4-0 1-2 2-3 BB		3	0	0	0	1	0	6						
Bob Kennedy, R OBP: 0.363, SLG: 0.427		0-0 F7		0-0 5-3			0-0 1-3 1B		0-0 F8	4	1	1	0	0	0	3						
Jim Hegan, R OBP: 0.296, SLG: 0.396 Jim Lemon, R OBP: 0.182, SLG: 0.182		0-0 F8			0-3 K		0-3 K		0-0 L8	2	0	0	0	0	1	0						
Early Wynn, S OBP: 0.448 Allie Clark, R OBP: 0.273, SLG: 0.382										1	0	0	0	0	0	3						
Bob Lemon, L OBP: 0.354, SLG: 0.483	4-0 BB				0-0 1B		0-0 1-3		4-0 FC5-4 BB	2	0	1	0	2	0	1						
Inning Stats	R: 0 E: 0 K: 0 S: 4	H: 1 LOB: 3 BB: 2 P: 12	R: 0 E: 0 K: 0 S: 3	H: 0 LOB: 1 BB: 1 P: 7	R: 0 E: 0 K: 0 S: 3	H: 1 LOB: 0 BB: 0 P: 3	R: 0 E: 0 K: 0 S: 2	H: 0 LOB: 0 BB: 1 P: 6	R: 0 E: 0 K: 1 S: 6	H: 2 LOB: 1 BB: 0 P: 6	R: 0 E: 0 K: 0 S: 3	H: 1 LOB: 1 BB: 1 P: 7	R: 1 E: 0 K: 1 S: 7	H: 2 LOB: 1 BB: 0 P: 7	R: 0 E: 0 K: 0 S: 4	H: 1 LOB: 3 BB: 2 P: 12	R: 0 E: 1 K: 0 S: 4	H: 0 LOB: 2 BB: 1 P: 8	1B: 7 2B: 1 3B: 0 HR: 0	SF: 0 SAC: 1 DP: 4 HBP: 0	WP: 1 PB: 0 SB: 0 CS: 0	PA: 40
PITCHER	IP WLS BF H R ER SO BB IBB HBP BLK WP HR S P ERA WHIP																					
Bob Cain, L ERA: 4.23 Luis Aloma, R ERA: 3.87	(1, 1) 7.1 W 33 8 1 1 2 7 0 0 0 0 1 0 30 58 1.23 2.045																					

Cleveland Indians @ Chicago White Sox
Comiskey Park, Chicago, IL
Mon Sep 04 1950, 4:33 AM EDT
Unknown


AB 31
R 1
H 8
RBI 1
BB 8
SO 2
LOB 26



Batter	1	2	3	4	5	6	7	8	9	AB	R	H	RBI	BB	SO	LOB	BOTTOM			
Nellie Fox, L OBP: 0.310, SLG: 0.298	0-0 G3		0-0 L9	0-0 2-3 1B		0-0 3-1	0-0 1-3			5	0	1	0	0	0	3				
Floyd Baker, L OBP: 0.385, SLG: 0.326	0-0 5-3		0-3 K	0-3 K			0-0 1B E		0-0 4-3	5	1	1	0	0	2	2				
Dave Philley, S OBP: 0.309, SLG: 0.388	0-0 HR		0-0 HBP 1B		0-0 F7		0-0 F5		4-0 BB	4	1	2	1	1	0	1				
Eddie Robinson, L OBP: 0.383, SLG: 0.428 Jerry Scatena, L OBP: 0.284, SLG: 0.215 Gordon Goldsberry, L OBP: 0.414, SLG: 0.439	4-0 BB BB		1-0 HBP		0-3 K		0-0 E 1B		0-0 F9	2	0	1	0	1	1	0				
Gus Zernial, R OBP: 0.326, SLG: 0.470	4-0 1-2 BB		0-3 K		0-3 K		0-3 K		0-0 F8	4	0	0	0	1	3	5				
Mary Rickert, L OBP: 0.299, SLG: 0.339	0-0 G3			0-3 K		0-0 2B 1B	0-0 E7 1B			4	2	2	1	0	1	2				
Phil Masi, R OBP: 0.374, SLG: 0.404		0-0 F7		4-0 2B F8 BB		0-0 F7	1-3 3H 1B		0-0 2H 3H 1B	3	2	1	2	1	0	1				
Chico Carrasquel, R OBP: 0.376, SLG: 0.379	0-0 F4			0-0 1B 1-3 2B		0-0 1H 2B	0-0 1H 1B			4	0	3	2	0	0	0				
Bob Cain, L OBP: 0.231, SLG: 0.224 Luis Aloma, R OBP: 0.083, SLG: 0.083		0-3 K		0-0 3H F8		0-3 K	0-0 E6			4	0	0	1	0	2	4				
Inning Stats	R: 1 E: 0 K: 0 S: 4	H: 1 LOB: 2 BB: 2 P: 12	R: 0 E: 0 K: 1 S: 5	H: 0 LOB: 0 BB: 0 P: 5	R: 0 E: 0 K: 2 S: 8	H: 1 LOB: 2 BB: 0 P: 9	R: 1 E: 0 K: 2 S: 9	H: 2 LOB: 2 BB: 1 P: 13	R: 0 E: 0 K: 2 S: 7	H: 0 LOB: 0 BB: 0 P: 7	R: 1 E: 0 K: 1 S: 7	H: 2 LOB: 1 BB: 0 P: 7	R: 4 E: 2 K: 1 S: 11	H: 5 LOB: 2 BB: 0 P: 11	R: 0 E: 0 K: 0 S: 3	H: 0 LOB: 1 BB: 1 P: 7	1B: 8 2B: 2 3B: 0 HR: 1	SF: 0 SAC: 0 DP: 0 HBP: 1	WP: 0 PB: 0 SB: 0 CS: 0	PA: 41
PITCHER	IP WLS BF H R ER SO BB IBB HBP BLK WP HR S P ERA WHIP																			
Bob Lemon, R ERA: 3.96	(1, 1) 8.0 L 41 11 7 4 9 4 0 1 0 0 1 54 71 4.50 1.875																			

Cleveland Indians @ Chicago White Sox
Comiskey Park, Chicago, IL
Mon Sep 04 1950, 4:33 AM EDT
Unknown

AB 36
R 7
H 11
RBI 7
BB 4
SO 9
LOB 19



Batter	1	2	3	4	5	6	7	8	9	AB	R	H	RBI	BB	SO	LOB	TOP								
Ray Boone, R OBP: 0.407, SLG: 0.447 (1, 6)										4	0	0	0	0	0	2									
Bob Kennedy, R OBP: 0.384, SLG: 0.427 (1, 9)										4	0	2	1	0	0	1									
Larry Doby, L OBP: 0.457, SLG: 0.566 (1, 8)										4	0	0	0	0	0	2									
Luke Easter, L OBP: 0.385, SLG: 0.486 (1, 3)										4	0	0	0	0	1	1									
Al Rosen, R OBP: 0.403, SLG: 0.547 (1, 5)										4	0	0	0	0	1	0									
Allie Clark, R OBP: 0.274, SLG: 0.381 (1, 7)										3	0	1	0	0	1	0									
Joe Gordon, R OBP: 0.334, SLG: 0.412 (1, 4)										3	0	0	0	0	2	1									
Ray Murray, R OBP: 0.345, SLG: 0.409 (1, 2)										3	1	2	0	0	0	0									
Mike Garcia, R OBP: 0.218, SLG: 0.241 Sam Zoldak, L OBP: 0.316, SLG: 0.188 (1, 1) (6, 1)										2	0	0	0	0	0	1									
										1	0	0	0	0	0	1									
Inning Stats	R: 0 E: 0 K: 0 S: 4	H: 1 LOB: 1 BB: 0 P: 4	R: 0 E: 0 K: 1 S: 5	H: 0 LOB: 0 BB: 0 P: 5	R: 1 E: 0 K: 0 S: 5	H: 2 LOB: 1 BB: 0 P: 5	R: 0 E: 0 K: 2 S: 7	H: 1 LOB: 0 BB: 0 P: 7	R: 0 E: 0 K: 1 S: 5	H: 0 LOB: 0 BB: 0 P: 5	R: 0 E: 0 K: 0 S: 3	H: 0 LOB: 0 BB: 0 P: 3	R: 0 E: 1 K: 1 S: 6	H: 0 LOB: 1 BB: 0 P: 6	R: 0 E: 0 K: 0 S: 4	H: 1 LOB: 1 BB: 0 P: 4	R: 0 E: 0 K: 0 S: 3	H: 0 LOB: 0 BB: 0 P: 3	1B: 5 2B: 0 3B: 0 HR: 0	SF: 0 SAC: 0 DP: 0 HBP: 0	WP: 0 PB: 0 SB: 1 CS: 1	PA: 33			
PITCHER	IP	WLS	BF	H	R	ER	SO	BB	IBB	HBP	BLK	WP	HR	S	P	ERA	WHIP								
Randy Gumpert, R ERA: 5.27 Howie Judson, R ERA: 3.95	(1, 1) (9, 1)	8.0 1.0	L 3	29 0	5 0	1 0	1 0	5 0	0 0	0 0	0 0	0 0	0 0	39 3	39 3	1.12 0.00	0.625 0.000								

Cleveland Indians @ Chicago White Sox
Comiskey Park, Chicago, IL
Mon Sep 04 1950, 4:38 AM EDT
Att: 33,489 - Unknown

AB 32
R 1
H 5
RBI 1
BB 0
SO 5
LOB 9



Batter	1	2	3	4	5	6	7	8	9	AB	R	H	RBI	BB	SO	LOB	BOTTOM								
Nellie Fox, L OBP: 0.310, SLG: 0.297 (1, 4)										4	0	1	0	0	0	1									
Floyd Baker, L OBP: 0.388, SLG: 0.326 Luke Appling, R OBP: 0.281, SLG: 0.299 (1, 5) (9, PH)										3	0	1	0	0	0	1									
Dave Philley, S OBP: 0.307, SLG: 0.385 (1, 8) (6, 9)										4	0	0	0	0	0	2									
Eddie Robinson, L OBP: 0.380, SLG: 0.424 (1, 3)										4	0	0	0	0	1	2									
Gus Zernial, R OBP: 0.326, SLG: 0.470 (1, 7)										3	0	1	0	0	0	0									
Mary Rickert, L OBP: 0.288, SLG: 0.338 Mike McCormick, R OBP: 0.354, SLG: 0.329 (1, 9) (6, 8)										1	0	0	0	0	0	0									
Chico Carrasquel, R OBP: 0.374, SLG: 0.376 (1, 6)										3	0	0	0	0	1	1									
Gus Niarhos, R OBP: 0.413, SLG: 0.357 (1, 2)										2	0	1	0	1	0	0									
Randy Gumpert, R OBP: 0.114, SLG: 0.088 Phil Masi, R OBP: 0.373, SLG: 0.403 Howie Judson, R OBP: 0.200, SLG: 0.167 (1, 1) (8, PH) (9, 1)										1	0	0	0	0	0	2									
										1	0	0	0	0	1	0									
										0	0	0	0	0	0	0									
Inning Stats	R: 0 E: 0 K: 0 S: 3	H: 0 LOB: 0 BB: 0 P: 3	R: 0 E: 0 K: 1 S: 5	H: 0 LOB: 0 BB: 0 P: 5	R: 0 E: 0 K: 0 S: 4	H: 1 LOB: 1 BB: 0 P: 4	R: 0 E: 0 K: 0 S: 3	H: 1 LOB: 0 BB: 0 P: 3	R: 0 E: 0 K: 1 S: 6	H: 1 LOB: 2 BB: 1 P: 10	R: 0 E: 0 K: 0 S: 4	H: 1 LOB: 1 BB: 0 P: 4	R: 0 E: 0 K: 0 S: 3	H: 0 LOB: 0 BB: 0 P: 3	R: 0 E: 0 K: 1 S: 5	H: 0 LOB: 0 BB: 0 P: 5	R: 0 E: 0 K: 0 S: 3	H: 0 LOB: 0 BB: 0 P: 3	1B: 4 2B: 0 3B: 0 HR: 0	SF: 0 SAC: 2 DP: 1 HBP: 0	WP: 0 PB: 0 SB: 0 CS: 0	PA: 31			
PITCHER	IP	WLS	BF	H	R	ER	SO	BB	IBB	HBP	BLK	WP	HR	S	P	ERA	WHIP								
Mike Garcia, R ERA: 3.97 Sam Zoldak, L ERA: 4.07	(1, 1) (6, 1)	5.0 4.0	W S	19 12	4 0	0 0	0 1	0 0	0 0	0 0	0 0	0 0	0 0	22 14	26 14	0.00 0.00	0.800 0.000								

Cleveland Indians @ Chicago White Sox
Comiskey Park, Chicago, IL
Mon Sep 04 1950, 4:38 AM EDT
Att: 33,489 - Unknown

AB 28
R 0
H 4
RBI 0
BB 1
SO 3
LOB 9



Batter	1	2	3	4	5	6	7	8	9	10	AB	R	H	RBI	BB	SO	LOB	TOP					
Ray Boone, R OBP: 0.401, SLG: 0.439 (1, 6)	6-3		5-3		K		6-3		6-3		5	0	0	0	0	1	2						
Bob Kennedy, R OBP: 0.365, SLG: 0.426 (1, 9)	L8		F7			6-3		FC5-4, BB		FC1-6	4	0	1	0	1	0	0						
Larry Doby, L OBP: 0.454, SLG: 0.564 (1, 8)	2B		K			F4		K		FC1-6	5	0	1	0	0	2	2						
Luke Easter, L OBP: 0.365, SLG: 0.484 (8, PH)	K				F5			6-3		FC5-2	2	0	0	0	1	1	1						
Lou Boudreau, R OBP: 0.337, SLG: 0.326 (8, 3)	K					BB		6-3		1B	2	1	1	0	0	0	1						
Al Rosen, R OBP: 0.406, SLG: 0.548 (1, 5)						BB				1B	3	0	2	0	2	0	2						
Allie Clark, R OBP: 0.265, SLG: 0.368 (1, 7)	G6-4-3					BB		1B		FC5-2	5	0	0	0	0	0	7						
Joe Gordon, R OBP: 0.340, SLG: 0.426 (1, 4)						BB		FC6-4		E6	3	2	2	1	2	0	0						
Ray Murray, R OBP: 0.341, SLG: 0.404 (1, 2)						HR		FC5-4		1B	4	0	1	1	0	0	3						
Steve Gromek, S OBP: 0.176, SLG: 0.152 (1, 1)											4	0	1	0	0	2	2						
Inning Stats	R: 0 E: 0 K: 1 S: 6	H: 1 LOB: 1 BB: 0 P: 6	R: 1 E: 0 K: 0 S: 5	H: 3 LOB: 1 BB: 0 P: 5	R: 0 E: 0 K: 1 S: 5	H: 0 LOB: 0 BB: 0 P: 5	R: 0 E: 0 K: 1 S: 3	H: 1 LOB: 0 BB: 0 P: 3	R: 0 E: 0 K: 1 S: 6	H: 1 LOB: 1 BB: 0 P: 6	R: 0 E: 0 K: 0 S: 3	H: 0 LOB: 2 BB: 2 P: 11	R: 1 E: 0 K: 1 S: 6	H: 1 LOB: 0 BB: 0 P: 6	R: 0 E: 0 K: 1 S: 5	H: 0 LOB: 2 BB: 2 P: 13	R: 0 E: 0 K: 1 S: 5	H: 0 LOB: 1 BB: 1 P: 9	R: 1 E: 1 K: 0 S: 6	H: 2 LOB: 3 BB: 1 P: 10	1B: 6 2B: 2 3B: 0 HR: 1	SF: 0 SAC: 1 DP: 2 HBP: 0	WP: 0 PA: 44
PITCHER Billy Pierce, L ERA: 4.19 (1, 1)	IP: 10.0 WLS: L BF: 44 H: 9 R: 3 ER: 2 SO: 6 BB: 4 IBB: 2 HBP: 0 BLK: 0 WP: 0 HR: 1 S: 50 P: 74 ERA: 1.80 WHIP: 1.300																						

Cleveland Indians @ Chicago White Sox
Comiskey Park, Chicago, IL
Tue Sep 05 1950, 4:33 AM EDT
Att: 2,577 - Unknown

AB	37
R	3
H	9
RBI	2
BB	6
SO	6
LOB	20



Batter	1	2	3	4	5	6	7	8	9	10	AB	R	H	RBI	BB	SO	LOB	BOTTOM					
Nellie Fox, L OBP: 0.306, SLG: 0.293 (1, 4)	3-1			F9		6-3		L8		F8	5	0	0	0	0	2							
Floyd Baker, L OBP: 0.362, SLG: 0.316 (1, 5)	F8			F6			SH5-3, BB		F9	F2	4	1	0	0	1	0	1						
Dave Philley, S OBP: 0.308, SLG: 0.388 (1, 8)	4-3			K			SH5-3, BB			3B	3	1	1	0	1	1	0						
Eddie Robinson, L OBP: 0.380, SLG: 0.422 (1, 3)						K		SH5-3		IBB	2	0	0	0	1	1	0						
Gus Zernial, R OBP: 0.329, SLG: 0.471 (1, 7)								1B		IBB	3	0	2	2	1	1	0						
Mary Rickert, L OBP: 0.284, SLG: 0.333 (1, 9)								G4-6-3		IBB	4	0	0	0	0	1	5						
Phil Masi, R OBP: 0.369, SLG: 0.398 (1, 2)								G4-6-3		F7	4	0	0	0	0	1	4						
Chico Carrasquel, R OBP: 0.372, SLG: 0.373 (1, 6)								F7		F9	4	0	0	0	0	0	0						
Billy Pierce, L OBP: 0.324, SLG: 0.303 (10, PH)								F5		F2	3	0	1	0	0	0	0						
Gordon Goldsberry, L OBP: 0.418, SLG: 0.443 (10, PH)								1-3			1	0	1	0	0	0	0						
Inning Stats	R: 0 E: 0 K: 0 S: 3	H: 0 LOB: 0 BB: 0 P: 3	R: 0 E: 0 K: 1 S: 5	H: 0 LOB: 0 BB: 0 P: 5	R: 0 E: 0 K: 0 S: 3	H: 0 LOB: 0 BB: 0 P: 3	R: 0 E: 0 K: 1 S: 5	H: 0 LOB: 0 BB: 0 P: 5	R: 0 E: 0 K: 3 S: 10	H: 1 LOB: 1 BB: 0 P: 10	R: 0 E: 0 K: 0 S: 3	H: 0 LOB: 0 BB: 0 P: 3	R: 2 E: 0 K: 0 S: 3	H: 1 LOB: 2 BB: 2 P: 11	R: 0 E: 0 K: 0 S: 4	H: 1 LOB: 1 BB: 0 P: 4	R: 0 E: 0 K: 0 S: 4	H: 1 LOB: 3 BB: 2 P: 12	R: 0 E: 0 K: 0 S: 4	H: 1 LOB: 1 BB: 0 P: 4	1B: 3 2B: 1 3B: 1 HR: 0	SF: 0 SAC: 1 DP: 1 HBP: 0	WP: 0 PA: 38
PITCHER Steve Gromek, R ERA: 3.88 (1, 1)	IP: 10.0 WLS: W BF: 38 H: 5 R: 2 ER: 2 SO: 5 BB: 2 IBB: 2 HBP: 0 BLK: 0 WP: 0 HR: 0 S: 44 P: 60 ERA: 1.80 WHIP: 0.700																						

Cleveland Indians @ Chicago White Sox
Comiskey Park, Chicago, IL
Tue Sep 05 1950, 4:33 AM EDT
Att: 2,577 - Unknown

AB	33
R	2
H	5
RBI	2
BB	4
SO	5
LOB	12



Batter	1	2	3	4	5	6	7	8	9	AB	R	H	RBI	BB	SO	LOB	TOP			
Ray Boone, R OBP: 0.399, SLG: 0.437 (1, 6)	0-0 6-3		0-0 FC4 1B		0-0 6-3		0-0 F9			4	0	1	0	0	0	0	Cleveland Indians @ Detroit Tigers Briggs Stadium, Detroit, MI Wed Sep 06 1950, 4:33 AM EDT Att: 52,555 - Unknown			
Bob Kennedy, R OBP: 0.366, SLG: 0.426 (1, 9)	0-0 FC4-6 1B		0-0 FC4 1B			0-0 5-3		0-0 F9		4	0	2	0	0	0	0				
Larry Doby, L OBP: 0.452, SLG: 0.560 (1, 8)	0-0 FC4-6 2B		0-0 FC4 1B			4-0 1B BB		0-0 L6		3	2	0	0	1	0	3				
Lou Boudreau, R OBP: 0.339, SLG: 0.333 (1, 3)	0-0 1-H 2B		0-0 F8			0-0 F8 1B		0-0 6-3		4	0	2	1	0	0	2				
Al Rosen, R OBP: 0.405, SLG: 0.546 (1, 5)	0-0 F9			0-0 F2		0-0 FC6-4 1B			0-0 6-3	4	0	1	1	0	0	1				
Joe Gordon, R OBP: 0.339, SLG: 0.424 (1, 4)		0-0 5-3		0-0 G4-6-3 1B		0-0 F8		0-0 F8		4	0	1	0	0	0	2				
Allie Clark, R OBP: 0.265, SLG: 0.385 (1, 7)		0-0 5-3		0-0 G4-6-3 1B		0-0 FC6-4			0-0 HR	4	1	1	1	0	0	3				
Ray Murray, R OBP: 0.331, SLG: 0.390 (1, 2)		0-0 1-3			0-0 5-3		0-0 F4		0-0 F8	4	0	0	0	0	0	0				
Early Wynn, S OBP: 0.329, SLG: 0.429 Marino Pieretti, R OBP: 0.250, SLG: 0.250 (8, 1)			0-0 6-3			0-0 L4		0-0 F4		3	0	0	0	0	0	0				
										0	0	0	0	0	0	0				
Inning Stats	R: 1 E: 0 K: 0 S: 5	H: 2 LOB: 1 BB: 0 P: 5	R: 0 E: 0 K: 0 S: 3	H: 0 LOB: 0 BB: 0 P: 3	R: 0 E: 0 K: 0 S: 5	H: 2 LOB: 2 BB: 0 P: 5	R: 0 E: 0 K: 0 S: 3	H: 1 LOB: 0 BB: 0 P: 3	R: 0 E: 0 K: 0 S: 3	H: 0 LOB: 0 BB: 0 P: 3	R: 1 E: 0 K: 0 S: 4	H: 1 LOB: 0 BB: 0 P: 4	R: 0 E: 0 K: 0 S: 3	H: 0 LOB: 0 BB: 0 P: 3	R: 1 E: 0 K: 0 S: 4	H: 1 LOB: 0 BB: 0 P: 4	1B: 6 2B: 1 3B: 0 HR: 1	SF: 0 SAC: 0 DP: 1 HBP: 0	WP: 0 PB: 0 SB: 0 CS: 0	PA: 35
PITCHER Hal Newhouser, L ERA: 4.61 (1, 1)	IP: 9.0 WLS: W BF: 35 H: 8 R: 3 ER: 3 SO: 0 BB: 1 IBB: 0 HBP: 0 BLK: 0 WP: 0 HR: 1 S: 34 P: 38 ERA: 3.00 WHIP: 1.000															PITCHER				

Batter	1	2	3	4	5	6	7	8	9	AB	R	H	RBI	BB	SO	LOB	BOTTOM			
Don Kolloway, R OBP: 0.330, SLG: 0.390 (1, 3)	0-0 F7		0-0 F3		0-0 F9		4-0 FC2-5 SH BB	0-0 F8		4	0	0	0	1	0	1	Cleveland Indians @ Detroit Tigers Briggs Stadium, Detroit, MI Wed Sep 06 1950, 4:33 AM EDT Att: 52,555 - Unknown			
Johnny Lipon, R OBP: 0.393, SLG: 0.387 (1, 6)	0-0 F3		0-0 4-3				0-0 SH FC2-5 1B	0-0 F4		4	1	1	0	0	0	1				
George Kell, R OBP: 0.409, SLG: 0.498 (1, 5)	0-0 2B			0-0 SH5-3 F9 2B		0-0 F6	0-0 FC2-5 1B 2B	0-0 L6		5	2	2	0	0	0	3				
Vic Wertz, L OBP: 0.399, SLG: 0.544 Pat Mullin, L OBP: 0.294, SLG: 0.269 (9, 9)	0-3 K			4-0 SH5-3 BB		4-0 SH1-4 1B BB	0-3 K			2	0	0	0	2	2	3				
Hoot Evers, R OBP: 0.404, SLG: 0.560 (1, 7)		0-0 6-3		0-0 SH5-3		0-0 SH1-4 1B BB	0-0 2B 1B 1B			3	1	2	1	0	0	0				
Johnny Groth, R OBP: 0.413, SLG: 0.479 (1, 8)		0-0 F9		4-0 IBB		0-0 SH1-4	0-0 1B 2B			2	1	1	1	1	0	0				
Jerry Priddy, R OBP: 0.382, SLG: 0.399 (1, 4)		0-3 K		0-0 F9		4-0 IBB	0-0 1B IBB			2	0	0	1	2	1	2				
Joe Ginsberg, L OBP: 0.250, SLG: 0.196 Charlie Keller, L OBP: 0.514, SLG: 0.480 Bob Swift, R OBP: 0.353, SLG: 0.300 (7, PH)			0-0 SH1-4 1B		0-0 L4		0-3 K	0-0 1B		3	0	1	0	0	1	5				
Hal Newhouser, L OBP: 0.230, SLG: 0.193 (1, 1)			0-0 SH1-4		0-0 G3		0-0 1-3 2B	0-0 F2		3	0	0	0	0	0	5				
Inning Stats	R: 0 E: 0 K: 1 S: 6	H: 1 LOB: 1 BB: 0 P: 6	R: 0 E: 0 K: 1 S: 5	H: 0 LOB: 0 BB: 0 P: 5	R: 0 E: 0 K: 0 S: 4	H: 1 LOB: 1 BB: 0 P: 4	R: 1 E: 0 K: 0 S: 4	H: 1 LOB: 2 BB: 2 P: 12	R: 0 E: 0 K: 1 S: 6	H: 1 LOB: 3 BB: 2 P: 14	R: 4 E: 1 K: 1 S: 9	H: 3 LOB: 2 BB: 2 P: 17	R: 0 E: 0 K: 0 S: 3	H: 0 LOB: 0 BB: 0 P: 3	R: 0 E: 0 K: 0 S: 3	H: 0 LOB: 0 BB: 0 P: 3		1B: 5 2B: 3 3B: 0 HR: 0	SF: 0 SAC: 4 DP: 0 HBP: 0	WP: 0 PB: 0 SB: 0 CS: 0
PITCHER Early Wynn, R ERA: 3.23 Marino Pieretti, R ERA: 4.06 (8, 1)	IP: 7.0 WLS: L BF: 36 H: 8 R: 5 ER: 1 SO: 4 BB: 3 IBB: 0 HBP: 0 BLK: 0 WP: 0 HR: 0 S: 30 P: 62 ERA: 1.29 WHIP: 1.571															PITCHER				

Batter	1	2	3	4	5	6	7	8	9	10	AB	R	H	RBI	BB	SO	LOB	TOP													
Ray Boone, R OBP: 0.398, SLG: 0.433 (1, 6)											5	1	1	0	1	0	2	Cleveland Indians @ Detroit Tigers Briggs Stadium, Detroit, MI Thu Sep 07 1950, 4:33 AM EDT Att: 26,617 - Unknown													
Bob Kennedy, R OBP: 0.367, SLG: 0.430 (1, 9)											6	2	3	0	0	0	4														
Larry Doby, L OBP: 0.455, SLG: 0.567 (1, 8)											5	2	3	4	1	0	1														
Luke Easter, L OBP: 0.362, SLG: 0.480 (1, 3)											6	0	1	1	0	1	7														
Al Rosen, R OBP: 0.408, SLG: 0.553 (1, 5)											6	3	3	2	0	0	3														
Joe Gordon, R OBP: 0.338, SLG: 0.419 (1, 4)											4	2	0	0	1	0	0														
Allie Clark, R OBP: 0.265, SLG: 0.381 Thurman Tucker, L OBP: 0.337, SLG: 0.299 (1, 7)											4	0	1	1	0	0	1														
Jim Hegan, R OBP: 0.299, SLG: 0.395 (1, 2)											3	2	1	0	1	1	0														
Bob Feller, R Jesse Flores, R Al Benton, R Bob Lemon, R Sam Zoldak, L Marino Piretti, R (1, 1), (1, 1), (1, 1), (7, P#), (7, 1), (9, 1)											1	1	1	3	0	0	0														
Inning Stats	R: 7 E: 1 K: 0 S: 10	H: 6 LOB: 0 BB: 0 P: 10	R: 0 E: 0 K: 0 S: 3	H: 1 LOB: 0 BB: 0 P: 3	R: 0 E: 0 K: 1 S: 5	H: 0 LOB: 0 BB: 0 P: 3	R: 0 E: 0 K: 1 S: 5	H: 0 LOB: 0 BB: 0 P: 5	R: 3 E: 2 K: 0 S: 7	H: 2 LOB: 3 BB: 2 P: 15	R: 0 E: 0 K: 0 S: 4	H: 2 LOB: 2 BB: 0 P: 4	R: 0 E: 0 K: 1 S: 5	H: 0 LOB: 0 BB: 0 P: 5	R: 2 E: 1 K: 1 S: 8	H: 2 LOB: 1 BB: 0 P: 8	1B: 9 2B: 2 3B: 0 HR: 3		SF: 0 SAC: 2 DP: 1 HBP: 0	WP: 0 PB: 0 SB: 0 CS: 0	PA: 50										
PITCHER	IP WLS BF H R ER SO BB IBB HBP BLK WP HR S P ERA WHIP																														
Art Houtteman, R ERA: 3.3 Fred Hutchinson, R ERA: 4.36 Hal White, R ERA: 5.01 Hank Borowy, R ERA: 5.67 (1, 1), (1, 1), (6, 1), (8, 1)	0.2 4.1 2.0 3.0	9 17 11 13	6 3 1 4	7 3 1 2	6 2 1 2	0 2 0 2	0 0 3 0	0 0 1 0	0 0 0 0	0 0 0 0	2 21 7 17	9 21 23 17	81.00 2.08 4.50 6.00	9.000 0.692 2.000 1.333																	
Batter	1	2	3	4	5	6	7	8	9	10	AB	R	H	RBI	BB	SO	LOB	BOTTOM													
Don Kolloway, R OBP: 0.332, SLG: 0.386 (1, 3)											4	1	0	0	3	0	3	Cleveland Indians @ Detroit Tigers Briggs Stadium, Detroit, MI Thu Sep 07 1950, 4:33 AM EDT Att: 26,617 - Unknown													
Johnny Lipon, R OBP: 0.392, SLG: 0.387 (1, 6)											6	1	2	0	0	0	5														
George Kell, R OBP: 0.410, SLG: 0.502 (1, 5)											6	3	3	1	0	0	4														
Vic Wertz, L OBP: 0.402, SLG: 0.544 (1, 9)											4	3	2	2	1	0	3														
Hoot Evers, R OBP: 0.409, SLG: 0.581 (1, 7)											6	3	5	6	0	0	0														
Johnny Groth, R OBP: 0.412, SLG: 0.475 (1, 8)											4	1	0	1	2	1	1														
Jerry Priddy, R OBP: 0.380, SLG: 0.402 (1, 4)											6	1	1	1	0	0	7														
Joe Ginsberg, L OBP: 0.258, SLG: 0.196 (1, 2)											5	0	1	1	1	0	3														
Art Houtteman, R Fred Hutchinson, L Hal White, R Pat Mullin, L Hank Borowy, R Charlie Keller, R Newberry, R (1, 1), (1, 1), (6, 1), (7, P#), (8, 1), (10, P#), (10, P#)	0.1 1.2 4.0 2.1 1.2	4 9 20 12 9	4 3 4 2 3	4 2 3 2 2	4 0 1 1 0	0 0 3 1 0	0 0 0 1 0	5 8 31 9 8	108.00 10.80 2.25 7.71 10.80	12.000 2.400 1.750 1.286 2.400																					
PITCHER	IP WLS BF H R ER SO BB IBB HBP BLK WP HR S P ERA WHIP																														
Bob Feller, R ERA: 3.88 Jesse Flores, R ERA: 3.94 Al Benton, R ERA: 3.54 Sam Zoldak, L ERA: 4.21 Marino Piretti, R ERA: 4.35 (1, 1), (1, 1), (6, 1), (7, P#), (8, 1), (10, P#), (10, P#)	0.1 1.2 4.0 2.1 1.2	4 9 20 12 9	4 3 4 2 3	4 2 3 2 2	4 0 1 1 0	0 0 3 1 0	0 0 0 1 0	5 8 31 9 8	108.00 10.80 2.25 7.71 10.80	12.000 2.400 1.750 1.286 2.400																					
Inning Stats	R: 4 E: 1 K: 0 S: 7	H: 4 LOB: 0 BB: 0 P: 7	R: 0 E: 0 K: 0 S: 4	H: 1 LOB: 1 BB: 1 P: 4	R: 2 E: 0 K: 0 S: 5	H: 2 LOB: 1 BB: 1 P: 9	R: 0 E: 0 K: 0 S: 5	H: 2 LOB: 2 BB: 0 P: 5	R: 1 E: 0 K: 1 S: 6	H: 1 LOB: 1 BB: 1 P: 10	R: 2 E: 1 K: 0 S: 5	H: 0 LOB: 2 BB: 2 P: 13	R: 0 E: 0 K: 0 S: 3	H: 0 LOB: 1 BB: 1 P: 7	R: 2 E: 1 K: 0 S: 4	H: 1 LOB: 0 BB: 0 P: 5	R: 0 E: 0 K: 0 S: 4	H: 1 LOB: 2 BB: 1 P: 8	R: 2 E: 0 K: 0 S: 6	H: 3 LOB: 3 BB: 1 P: 10	1B: 9 2B: 3 3B: 2 HR: 2	SF: 0 SAC: 1 DP: 1 HBP: 1	WP: 0 PB: 0 SB: 0 CS: 0	PA: 55							
PITCHER	IP WLS BF H R ER SO BB IBB HBP BLK WP HR S P ERA WHIP																														
Bob Feller, R ERA: 3.88 Jesse Flores, R ERA: 3.94 Al Benton, R ERA: 3.54 Sam Zoldak, L ERA: 4.21 Marino Piretti, R ERA: 4.35 (1, 1), (1, 1), (6, 1), (7, P#), (8, 1), (10, P#), (10, P#)	0.1 1.2 4.0 2.1 1.2	4 9 20 12 9	4 3 4 2 3	4 2 3 2 2	4 0 1 1 0	0 0 3 1 0	0 0 0 1 0	5 8 31 9 8	108.00 10.80 2.25 7.71 10.80	12.000 2.400 1.750 1.286 2.400																					

AB	44
R	13
H	14
RBI	12
BB	4
SO	4
LOB	22

AB	46
R	13
H	16
RBI	13
BB	7
SO	1
LOB	27



Batter	1	2	3	4	5	6	7	8	9	AB	R	H	RBI	BB	SO	LOB	TOP																					
Ken Wood, R OBP: 0.289, SLG: 0.366 (1, 9)										5	0	1	1	0	1	3																						
Ray Coleman, L OBP: 0.338, SLG: 0.442 (1, 8)										5	0	0	0	0	0	4																						
Sherm Lollar, R OBP: 0.401, SLG: 0.476 (1, 2)										4	2	2	1	0	0	0																						
Dick Kokos, L OBP: 0.372, SLG: 0.428 (1, 7)										4	0	0	0	0	0	1																						
Roy Sievers, R OBP: 0.300, SLG: 0.385 (1, 5)										4	1	1	1	0	0	0																						
Hank Arft, L OBP: 0.380, SLG: 0.351 (1, 3)										4	1	2	0	0	0	1																						
Snuffy Stirrweiss, R OBP: 0.322, SLG: 0.278 (1, 4)										3	1	1	1	1	1	2																						
Tom Upton, R OBP: 0.327, SLG: 0.274 (1, 6)										3	0	0	0	0	1	2																						
AJ Widmar, R OBP: 0.210, SLG: 0.203 (7, PH)										1	0	0	0	1	1	0																						
Don Lenhardt, R OBP: 0.392, SLG: 0.494 (7, PR)										1	0	1	1	0	0	0																						
Cliff Fannin, L OBP: 0.185, SLG: 0.222 (7, PR)										0	0	0	0	0	0	0																						
Duane Pilette, R OBP: 0.176, SLG: 0.235 (7, 1)										1	0	0	0	0	0	1																						
Inning Stats	R: 0 E: 0 K: 1 S: 5	H: 0 LOB: 0 BB: 0 P: 5	R: 0 E: 0 K: 1 S: 6	H: 1 LOB: 1 BB: 0 P: 6	R: 0 E: 0 K: 0 S: 3	H: 0 LOB: 1 BB: 1 P: 7	R: 1 E: 0 K: 0 S: 5	H: 2 LOB: 1 BB: 0 P: 5	R: 0 E: 0 K: 1 S: 5	H: 0 LOB: 0 BB: 0 P: 5	R: 0 E: 0 K: 0 S: 3	H: 0 LOB: 0 BB: 0 P: 3	R: 2 E: 1 K: 1 S: 9	H: 3 LOB: 2 BB: 0 P: 9	R: 1 E: 0 K: 0 S: 4	H: 1 LOB: 0 BB: 0 P: 4	R: 1 E: 0 K: 0 S: 4	H: 1 LOB: 1 BB: 1 P: 8	1B: 6 2B: 1 3B: 0 HR: 1	SF: 0 SAC: 1 DP: 0 HBP: 0	WP: 1 PB: 0 SB: 0 CS: 0	PA: 38																
PITCHER	IP WLS BF H R ER SO BB IBB HBP BLK WP HR S P ERA WHIP																																					
Mike Garcia, R ERA: 3.98 Sam Zoldak, L ERA: 4.19	(1, 1) (9, 1)	8.2 0.1	L 1	37 0	8 0	5 0	4 0	4 0	2 0	0 0	0 0	0 0	0 0	1 1	0 1	43 1	51 1	4.15 0.00	1.154 0.000																			

St. Louis Browns @ Cleveland Indians
Cleveland Municipal Stadium, Cleveland, OH
Fri Sep 08 1950, 3:33 AM EDT
Unknown

AB 35
R 5
H 8
RBI 5
BB 2
SO 4
LOB 14



Batter	1	2	3	4	5	6	7	8	9	AB	R	H	RBI	BB	SO	LOB	BOTTOM																				
Thurman Tucker, L OBP: 0.330, SLG: 0.284 (1, 7)										4	0	0	0	1	1	0																					
Bob Kennedy, R OBP: 0.370, SLG: 0.432 (1, 9)										4	1	2	0	1	0	0																					
Larry Doby, L OBP: 0.452, SLG: 0.563 (1, 8)										5	1	1	0	0	1	3																					
Lou Boudreau, R OBP: 0.340, SLG: 0.339 Jim Hegan, R OBP: 0.299, SLG: 0.395 (9, PR)										5	0	2	0	0	1	4																					
Al Rosen, R OBP: 0.408, SLG: 0.552 (1, 5)										3	1	1	0	2	0	2																					
Ray Boone, R OBP: 0.401, SLG: 0.442 (1, 6)										5	1	3	3	0	1	2																					
Joe Gordon, R OBP: 0.339, SLG: 0.420 (1, 4)										4	0	2	1	0	0	4																					
Ray Murray, R OBP: 0.321, SLG: 0.377 (1, 2)										4	0	0	0	0	0	7																					
Mike Garcia, R OBP: 0.203, SLG: 0.224 Sam Zoldak, L OBP: 0.316, SLG: 0.188 (9, 1)										4	0	0	0	0	1	2																					
Inning Stats	R: 4 E: 0 K: 0 S: 7	H: 4 LOB: 1 BB: 1 P: 11	R: 0 E: 0 K: 1 S: 5	H: 0 LOB: 1 BB: 1 P: 9	R: 0 E: 0 K: 0 S: 5	H: 2 LOB: 2 BB: 0 P: 5	R: 0 E: 0 K: 1 S: 6	H: 1 LOB: 2 BB: 1 P: 10	R: 0 E: 0 K: 2 S: 9	H: 2 LOB: 2 BB: 0 P: 9	R: 0 E: 0 K: 0 S: 3	H: 0 LOB: 0 BB: 0 P: 3	R: 0 E: 0 K: 1 S: 6	H: 1 LOB: 2 BB: 1 P: 10	R: 0 E: 0 K: 0 S: 3	H: 0 LOB: 0 BB: 0 P: 3	R: 0 E: 0 K: 0 S: 4	H: 1 LOB: 1 BB: 0 P: 4	R: 0 E: 0 K: 0 S: 4	H: 1 LOB: 1 BB: 0 P: 4	1B: 7 2B: 4 3B: 0 HR: 0	SF: 0 SAC: 0 DP: 0 HBP: 0	WP: 0 PB: 0 SB: 0 CS: 0	PA: 42													
PITCHER	IP WLS BF H R ER SO BB IBB HBP BLK WP HR S P ERA WHIP																																				
AJ Widmar, R ERA: 4.82 Duane Pilette, R ERA: 7.07	(1, 1) (7, 1)	6.0 3.0	L W	30 12	9 2	4 0	4 0	4 0	2 1	0 0	0 0	0 0	0 0	0 0	35 13	47 17	6.00 0.00	1.833 1.000																			


St. Louis Browns @ Cleveland Indians
Cleveland Municipal Stadium, Cleveland, OH
Fri Sep 08 1950, 3:33 AM EDT
Unknown

AB 38
R 4
H 11
RBI 4
BB 4
SO 5
LOB 24




Batter	1	2	3	4	5	6	7	8	9	AB R H RBI BB SO LOB	TOP												
Ken Wood, R OBP: 0.287, SLG: 0.374 (1, 9)	0-0 6-3		0-0 F4			0-0 HR	0-3 K		0-0 F3	5 1 1 1 0 1 2	St. Louis Browns @ Cleveland Indians Cleveland Municipal Stadium, Cleveland, OH Fri Sep 08 1950, 3:38 AM EDT Att: 18,736 - Unknown												
Ray Coleman, L OBP: 0.336, SLG: 0.450 (1, 8)	0-0 F8			0-0 4-3		0-0 HR	0-0 1-3			4 1 1 1 0 0 1													
Les Moss, R OBP: 0.355, SLG: 0.423 (1, 2)	0-0 1B			0-0 F8		0-0 F6		0-0 FC2-5 BB		4 0 2 0 0 0 0													
Dick Kokos, L OBP: 0.373, SLG: 0.430 (1, 7)	0-3 K			0-0 1B 2B		0-0 4-3		4-0 1-3 FC2-5 BB		3 1 1 0 1 1 1													
Roy Sievers, R OBP: 0.302, SLG: 0.389 (1, 5)		0-0 6-3		0-0 CS 1B			0-0 1B 2B	0-0 FC2-5 1-3		4 1 2 1 0 0 2													
Hank Arft, L OBP: 0.373, SLG: 0.344 (1, 3)		0-0 4-3		0-0 CS	0-0 F9		0-0 F7	0-0 1-3		4 0 0 0 0 0 3													
Snuffy Stirrweiss, R OBP: 0.322, SLG: 0.277 (1, 4)					0-0 F7		0-0 1B E	0-0 L9		4 1 1 1 0 1 2													
Tom Upton, R OBP: 0.326, SLG: 0.273 (1, 6)			0-3 K		0-0 G3		0-0 E WP 1B		0-3 K	4 1 1 0 0 2 0													
Don Johnson, R OBP: 0.107, SLG: 0.074 (1, 1)			0-3 K			0-3 K	0-0 E1		0-0 1-3	4 0 0 0 0 2 1													
Inning Stats	R: 0 E: 0 K: 1 S: 6	H: 1 LOB: 1 BB: 0 P: 6	R: 0 E: 0 K: 1 S: 5	H: 0 LOB: 0 BB: 0 P: 5	R: 0 E: 0 K: 2 S: 7	H: 2 LOB: 0 BB: 0 P: 7	R: 1 E: 0 K: 0 S: 4	H: 2 LOB: 0 BB: 0 P: 4	R: 0 E: 0 K: 0 S: 3	H: 0 LOB: 0 BB: 0 P: 3		R: 2 E: 0 K: 1 S: 7	H: 2 LOB: 0 BB: 0 P: 7	R: 3 E: 1 K: 1 S: 9	H: 3 LOB: 1 BB: 0 P: 9	R: 0 E: 0 K: 0 S: 4	H: 1 LOB: 2 BB: 1 P: 8	R: 0 E: 0 K: 1 S: 5	H: 0 LOB: 0 BB: 0 P: 5	1B: 5 2B: 2 3B: 0 HR: 2	SF: 0 SAC: 0 DP: 0 HBP: 0	WP: 1 PB: 0 SB: 0 CS: 1	PA: 38
PITCHER	IP WLS BF H R ER SO BB IBB HBP BLK WP HR S P ERA WHIP											PITCHER	IP WLS BF H R ER SO BB IBB HBP BLK WP HR S P ERA WHIP										
Bob Lemon, R ERA: 4.0 (1, 1)	6.1 L 27 8 6 4 5 0 0 0 0 0 0 2 37 37 5.68 1.263											Dick Weik, R ERA: 4.35 (7, 1)	2.2 10 1 0 0 2 1 0 0 0 1 0 13 17 0.00 0.750										


AB	36
R	6
H	9
RBI	4
BB	1
SO	7
LOB	12



Batter	1	2	3	4	5	6	7	8	9	AB R H RBI BB SO LOB	BOTTOM												
Thurman Tucker, L OBP: 0.316, SLG: 0.271 (1, 7)	0-0 E1 1B		0-0 1-3		0-0 F5		0-0 4-3			4 0 0 0 0 0 1	St. Louis Browns @ Cleveland Indians Cleveland Municipal Stadium, Cleveland, OH Fri Sep 08 1950, 3:38 AM EDT Att: 18,736 - Unknown												
Bob Kennedy, R OBP: 0.373, SLG: 0.435 (1, 9)	0-0 1B		0-0 FC6-4 1B		0-0 F9			0-0 G4-6-3 1B		4 0 3 0 0 0 0													
Larry Doby, L OBP: 0.449, SLG: 0.558 (1, 8)	0-3 K		0-0 FC6-4 1B		0-0 4-3			0-0 G4-6-3 1B		4 0 0 0 0 1 4													
Lou Boudreau, R OBP: 0.343, SLG: 0.341 (1, 3) (7, 5)	0-0 F9		0-0 FC6-4 1B		0-0 F9			0-0 1B		4 0 2 0 0 0 2													
Al Rosen, R OBP: 0.406, SLG: 0.550 (6, PH) Luke Easter, L OBP: 0.381, SLG: 0.478 (7, 3)	0-0 F4		0-0 FC6-4		0-0 F9		0-0 F9	0-0 F5		2 0 0 0 0 0 4 2 0 0 0 0 0 1													
Ray Boone, R OBP: 0.399, SLG: 0.440 (1, 6)		0-0 F6		0-0 SH1-4 1B		0-0 F9			0-0 5-3	4 0 1 0 0 0 0													
Joe Gordon, R OBP: 0.342, SLG: 0.419 (1, 4)		4-0 BB		0-0 SH1-4			0-0 F7		4-0 BB	1 0 0 0 2 0 0													
Jim Hegan, R OBP: 0.296, SLG: 0.391 (1, 2)		0-3 K		0-3 K			0-0 F8		0-3 K	4 0 0 0 0 3 3													
Bob Lemon, L OBP: 0.346, SLG: 0.471 Dick Weik, R OBP: 0.176, SLG: 0.235 Early Wynn, S OBP: 0.325, SLG: 0.423 (9, PH)		0-0 1-3		0-3 K			0-0 2B		0-0 F6	2 0 0 0 0 1 2 1 0 1 0 0 0 0 1 0 0 0 0 0 1													
Inning Stats	R: 0 E: 1 K: 1 S: 7	H: 1 LOB: 2 BB: 0 P: 7	R: 0 E: 0 K: 1 S: 5	H: 0 LOB: 1 BB: 1 P: 9	R: 0 E: 0 K: 0 S: 5	H: 2 LOB: 2 BB: 0 P: 5	R: 0 E: 0 K: 2 S: 8	H: 1 LOB: 1 BB: 0 P: 8	R: 0 E: 0 K: 0 S: 3	H: 0 LOB: 0 BB: 0 P: 3		R: 0 E: 0 K: 0 S: 3	H: 0 LOB: 0 BB: 0 P: 3	R: 0 E: 0 K: 0 S: 4	H: 1 LOB: 1 BB: 0 P: 4	R: 0 E: 0 K: 0 S: 4	H: 2 LOB: 1 BB: 0 P: 4	R: 0 E: 0 K: 1 S: 5	H: 0 LOB: 1 BB: 1 P: 9	1B: 6 2B: 1 3B: 0 HR: 0	SF: 0 SAC: 1 DP: 1 HBP: 0	WP: 0 PB: 0 SB: 0 CS: 0	PA: 36
PITCHER	IP WLS BF H R ER SO BB IBB HBP BLK WP HR S P ERA WHIP											PITCHER	IP WLS BF H R ER SO BB IBB HBP BLK WP HR S P ERA WHIP										
Don Johnson, R ERA: 6.91 (1, 1)	9.0 W 36 7 0 0 5 2 0 0 0 0 0 0 44 52 0.00 1.000																						



Batter	1	2	3	4	5	6	7	8	9	10	AB	R	H	RBI	BB	SO	LOB	TOP									
Ken Wood, R OBP: 0.286, SLG: 0.374 (1, 9)	0-0 4-3		0-0 7-4 2B			0-0 F7	0-3 K			0-0 F7	5	0	1	0	0	1	2	St. Louis Browns @ Cleveland Indians Cleveland Municipal Stadium, Cleveland, OH Sat Sep 09 1950, 3:33 AM EDT Att: 15,867 - Unknown AB 36 R 2 H 8 RBI 2 BB 1 SO 4 LOB 13 									
Ray Coleman, L OBP: 0.340, SLG: 0.459 (1, 8)	0-0 HBP 1B		0-0 7-4 2-3f			0-0 FC3-6 2B		0-0 G2		0-0 2H 2B	5	0	3	1	0	0	1										
Sherm Lollar, R OBP: 0.401, SLG: 0.472 (1, 2)	1-0 HBP			0-0 F4		4-0 FC3-6 BB		0-0 F5		0-0 F8	3	0	0	0	1	0	1										
Dick Kokos, L OBP: 0.370, SLG: 0.425 (1, 7)	0-0 F9			0-0 G3		0-0 FC3-6		0-3 K			4	0	0	0	0	1	4										
Roy Sievers, R OBP: 0.301, SLG: 0.388 (1, 5)	0-3 K			0-0 1B		0-0 F8				0-0 F6	4	0	1	0	0	1	4										
Hank Aft, L OBP: 0.368, SLG: 0.338 (1, 3)		0-3 K		0-0 F5				0-0 4-3		0-0 G3	4	0	0	0	0	1	1										
Snuffy Stirrweiss, R OBP: 0.318, SLG: 0.274 (1, 4)		0-0 F8			0-0 F9			0-0 F7		0-0 F8	4	0	0	0	0	0	0										
Tom Upton, R OBP: 0.328, SLG: 0.286 (1, 6)		0-0 F8			0-0 6-3			0-0 HR		0-0 SH3-4 2B 1B	4	2	2	1	0	0	0										
Ned Garver, R OBP: 0.345, SLG: 0.351 (1, 1)			0-0 6-3			0-0 F7		0-0 1B		0-0 SH3-4 1-2	3	0	1	0	0	0	0										
Inning Stats	R: 0 E: 0 K: 1 S: 6	H: 1 LOB: 2 BB: 0 P: 7	R: 0 E: 0 K: 1 S: 5	H: 0 LOB: 0 BB: 0 P: 5	R: 0 E: 0 K: 0 S: 3	H: 1 LOB: 0 BB: 0 P: 3	R: 0 E: 0 K: 0 S: 4	H: 1 LOB: 1 BB: 0 P: 4	R: 0 E: 0 K: 0 S: 3	H: 0 LOB: 0 BB: 0 P: 3	R: 0 E: 0 K: 1 S: 5	H: 0 LOB: 0 BB: 0 P: 5	R: 0 E: 0 K: 0 S: 3	H: 0 LOB: 0 BB: 0 P: 3	R: 0 E: 0 K: 2 S: 7	H: 0 LOB: 0 BB: 0 P: 5	R: 1 E: 0 K: 0 S: 5		H: 2 LOB: 1 BB: 0 P: 5	1B: 4 2B: 4 3B: 0 HR: 1	SF: 0 SAC: 1 DP: 1 HBP: 1	WP: 0 PB: 0 SB: 0 CS: 0	PA: 39				
PITCHER Steve Gromek, R ERA: 3.69 (1, 1)	IP 10.0	WLS L	BF 39	H 8	R 2	ER 2	SO 4	BB 1	IBB 0	HBP 1	BLK 0	WP 0	HR 1	S 45	P 50	ERA 1.80	WHIP 0.900										

Batter	1	2	3	4	5	6	7	8	9	10	AB	R	H	RBI	BB	SO	LOB	BOTTOM									
Thurman Tucker, L OBP: 0.301, SLG: 0.256 (1, 7)	0-0 1-3		0-0 F7			0-3 K				0-0 F7	5	0	0	0	0	1	2	St. Louis Browns @ Cleveland Indians Cleveland Municipal Stadium, Cleveland, OH Sat Sep 09 1950, 3:33 AM EDT Att: 15,867 - Unknown AB 35 R 1 H 5 RBI 0 BB 3 SO 5 LOB 12 									
Bob Kennedy, R OBP: 0.369, SLG: 0.430 (1, 9)	0-0 4-3		0-0 6-3		0-0 L7			0-0 F8		0-3 K	5	0	0	0	0	1	2										
Larry Doby, L OBP: 0.449, SLG: 0.559 (1, 8)	4-0 BB			0-0 4-3		0-0 E 2B		0-0 4-3			3	1	1	0	1	0	0										
Luke Easter, L OBP: 0.380, SLG: 0.475 (1, 3)	0-3 K			0-0 1-3		0-3 K		4-0 CS 1B BB			3	0	0	0	1	2	2										
Lou Boudreau, R OBP: 0.348, SLG: 0.345 (1, 5)		0-0 F7		0-0 1B		4-0 FC6-4 BB		0-0 1-2 1B			3	0	2	0	1	0	0										
Ray Boone, R OBP: 0.397, SLG: 0.437 (1, 6)		0-0 1B		0-0 F8		0-0 FC6-4 1-2f 2-H		0-0 CS 2-3		0-0 6-3	4	0	1	0	0	0	2										
Bobby Avila, R OBP: 0.382, SLG: 0.372 (1, 4)		0-0 F4			0-0 E6 FC1-6		0-0 F9			0-0 5-3	4	0	0	0	0	0	2										
Jim Hegan, R OBP: 0.293, SLG: 0.386 (1, 2)		0-0 F7			0-0 FC1-6 1B			0-0 6-3		0-0 5-3	4	0	0	0	0	0	2										
Steve Gromek, S OBP: 0.189, SLG: 0.167 Al Rosen, R OBP: 0.408, SLG: 0.549 (10, PH)			0-0 4-3		0-0 1B		0-0 5-3			0-3 K	3	0	1	0	0	0	0										
Inning Stats	R: 0 E: 0 K: 1 S: 5	H: 0 LOB: 1 BB: 1 P: 9	R: 0 E: 0 K: 0 S: 4	H: 1 LOB: 1 BB: 0 P: 4	R: 0 E: 0 K: 0 S: 3	H: 0 LOB: 0 BB: 0 P: 3	R: 0 E: 0 K: 0 S: 4	H: 1 LOB: 1 BB: 0 P: 4	R: 0 E: 1 K: 1 S: 7	H: 1 LOB: 2 BB: 0 P: 7	R: 1 E: 1 K: 0 S: 6	H: 1 LOB: 1 BB: 1 P: 10	R: 0 E: 0 K: 0 S: 3	H: 0 LOB: 0 BB: 0 P: 3	R: 0 E: 0 K: 0 S: 3	H: 0 LOB: 0 BB: 0 P: 3	R: 0 E: 0 K: 2 S: 7		H: 0 LOB: 0 BB: 0 P: 7	1B: 4 2B: 1 3B: 0 HR: 0	SF: 0 SAC: 0 DP: 0 HBP: 0	WP: 0 PB: 0 SB: 0 CS: 1	PA: 39				
PITCHER Ned Garver, R ERA: 3.43 (1, 1)	IP 10.0	WLS W	BF 38	H 5	R 1	ER 0	SO 5	BB 3	IBB 0	HBP 0	BLK 0	WP 0	HR 0	S 45	P 57	ERA 0.00	WHIP 0.800										

Batter	1	2	3	4	5	6	7	8	9	AB	R	H	RBI	BB	SO	LOB	TOP			
Ken Wood, R OBP: 0.285, SLG: 0.376	0-0 6-3 1-4-3 2B		0-0 F8			0-0 E6 1-3	0-0 FC6-4			4	1	1	0	0	0	2	St. Louis Browns @ Cleveland Indians Cleveland Municipal Stadium, Cleveland, OH Sun Sep 10 1950, 3:33 AM EDT Att: 12,885 - Unknown livebaseballscorecards.com			
Ray Coleman, L OBP: 0.336, SLG: 0.453	0-0 6-3 2-3		0-0 F5			0-0 1-3 1-2		0-0 F9		4	0	0	0	0	0	2				
Les Moss, R OBP: 0.353, SLG: 0.419	0-0 1-4-3 3-H		0-0 5-3			0-3 K		0-0 FC5 1B		4	0	1	1	0	1	1				
Dick Kokos, L OBP: 0.371, SLG: 0.425	4-0 BB		0-0 3-1			0-0 F4		0-0 FC5 1B		3	0	1	0	1	0	1				
Roy Sievers, R OBP: 0.301, SLG: 0.389	0-0 F8		0-0 F3			0-0 FC4 2B		0-0 FC5 1B		4	1	1	0	0	0	3				
Hank Ahrf, L OBP: 0.366, SLG: 0.333		1-0 HBP	0-0 F9			0-0 F8		0-0 G3		3	0	0	0	0	0	3				
Snuffy Stirrweiss, R OBP: 0.314, SLG: 0.270		0-0 5-3-7-2 1-H			0-0 F3		0-0 E4 FC4		0-3 K	4	0	0	0	0	1	2				
Tom Upton, R OBP: 0.327, SLG: 0.285		0-0 1B			0-0 6-3		0-0 FC4		0-0 5-3	4	0	1	1	0	0	1				
Stubby Overmire, R OBP: 0.327, SLG: 0.154		0-0 F8			0-0 F9		0-0 FC2-5-6-2 FC6-4		0-0 F8	4	0	0	0	0	0	3				
Inning Stats	R: 1 E: 0 K: 0 S: 4	H: 1 LOB: 1 BB: 1 P: 8	R: 0 E: 0 K: 0 S: 3	H: 1 LOB: 1 BB: 0 P: 4	R: 0 E: 0 K: 0 S: 3	H: 0 LOB: 0 BB: 0 P: 3	R: 0 E: 0 K: 0 S: 3	H: 0 LOB: 0 BB: 0 P: 3	R: 0 E: 1 K: 1 S: 6	H: 0 LOB: 1 BB: 0 P: 6	R: 1 E: 0 K: 0 S: 6	H: 1 LOB: 2 BB: 0 P: 6	R: 0 E: 0 K: 0 S: 5	H: 2 LOB: 2 BB: 0 P: 5	R: 0 E: 0 K: 1 S: 5	H: 0 LOB: 0 BB: 0 P: 5	1B: 3 2B: 3 3B: 0 HR: 0	SF: 0 SAC: 0 DP: 1 HBP: 1	WP: 0 PB: 0 SB: 2 CS: 0	PA: 36
PITCHER Bob Feller, R ERA: 3.76	(1, 1)	IP: 9.0 WLS: L BF: 36	H: 5 R: 2 ER: 1 SO: 2	BB: 1 IBB: 0 HBP: 1 BLK: 0	WP: 0 HR: 0 S: 38 P: 43	ERA: 1.00 WHIP: 0.667	PITCHER										ERA: 1.00 WHIP: 1.111			

Batter	1	2	3	4	5	6	7	8	9	AB	R	H	RBI	BB	SO	LOB	BOTTOM			
Ray Boone, R OBP: 0.397, SLG: 0.440	0-0 2B		0-0 5-3			0-0 5-3 1B	0-0 5-3		0-0 F4	5	0	2	0	0	0	2	St. Louis Browns @ Cleveland Indians Cleveland Municipal Stadium, Cleveland, OH Sun Sep 10 1950, 3:33 AM EDT Att: 12,885 - Unknown livebaseballscorecards.com			
Bob Kennedy, R OBP: 0.370, SLG: 0.431	0-0 L5		0-0 1B			0-0 5-3 1B		0-3 K		4	0	2	0	0	1	1				
Larry Doby, L OBP: 0.448, SLG: 0.556	0-0 F8		0-0 G3			0-3 K		0-0 E 1B		4	0	1	0	0	1	4				
Luke Easter, L OBP: 0.377, SLG: 0.471	0-0 4-3		0-3 K			0-0 5-3		0-0 E4 FC6-4		4	0	0	0	0	1	4				
Al Rosen, R OBP: 0.405, SLG: 0.545		0-0 6-3		4-0 G5-4-3 BB		0-0 4-3		0-3 K		3	0	0	0	1	1	4				
Jim Lemon, R OBP: 0.267, SLG: 0.286		4-0 5-3 BB		0-0 G5-4-3		0-0 1B 2B		0-0 FC6-4		3	1	1	0	1	0	3				
Bobby Avila, R OBP: 0.376, SLG: 0.365		0-0 5-3			0-0 L3		0-0 F3		0-0 F9	3	0	0	0	0	0	2				
Allie Clark, R OBP: 0.263, SLG: 0.379	(9, PH)	0-0 1-2				0-0 L5			0-0 F9	1	0	0	0	0	0	0				
Jim Hegan, R OBP: 0.291, SLG: 0.384	(1, 2)	0-0 F8				0-0 L5			0-0 1B	2	0	0	0	0	0	1				
Joe Gordon, R OBP: 0.341, SLG: 0.418	(7, PH)									1	0	0	0	0	0	1				
Ray Murray, R OBP: 0.326, SLG: 0.382	(8, 2)									1	0	1	0	0	0	0				
Thurman Tucker, L OBP: 0.301, SLG: 0.256	(9, PR)									0	0	0	0	0	0	0				
Bob Feller, R OBP: 0.179, SLG: 0.233	(1, 1)		0-0 6-3			0-0 5-3			0-0 F9	3	0	1	1	0	0	0				
Lou Boudreau, R OBP: 0.347, SLG: 0.344	(9, PH)									1	0	0	0	0	0	1				
Inning Stats	R: 0 E: 0 K: 0 S: 4	H: 1 LOB: 1 BB: 0 P: 4	R: 0 E: 0 K: 0 S: 3	H: 0 LOB: 1 BB: 1 P: 7	R: 0 E: 0 K: 1 S: 4	H: 0 LOB: 0 BB: 1 P: 8	R: 0 E: 0 K: 0 S: 3	H: 0 LOB: 0 BB: 0 P: 3	R: 0 E: 0 K: 1 S: 7	H: 2 LOB: 2 BB: 0 P: 7	R: 1 E: 0 K: 0 S: 5	H: 2 LOB: 1 BB: 0 P: 5	R: 0 E: 1 K: 2 S: 9	H: 1 LOB: 2 BB: 0 P: 9	R: 0 E: 0 K: 0 S: 4	H: 1 LOB: 1 BB: 0 P: 4	1B: 6 2B: 2 3B: 0 HR: 0	SF: 0 SAC: 0 DP: 1 HBP: 0	WP: 0 PB: 0 SB: 0 CS: 0	PA: 37
PITCHER Stubby Overmire, L ERA: 4.38	(1, 1)	IP: 9.0 WLS: W BF: 37	H: 8 R: 1 ER: 1 SO: 4	BB: 2 IBB: 0 HBP: 0 BLK: 0	WP: 0 HR: 0 S: 43 P: 51	ERA: 1.00 WHIP: 1.111	PITCHER										ERA: 1.00 WHIP: 1.111			

Batter	1	2	3	4	5	6	7	8	9	AB	R	H	RBI	BB	SO	LOB	TOP					
Eddie Yost, R OBP: 0.438, SLG: 0.402 (1, 5)										4	0	1	1	0	1	0	Washington Senators @ Cleveland Indians Cleveland Municipal Stadium, Cleveland, OH Fri Sep 15 1950, 3:33 AM EDT Unknown livebaseballscorecards.com					
Cass Michaels, R OBP: 0.382, SLG: 0.376 (1, 4)										4	0	0	0	0	1	2						
Irv Noren, L OBP: 0.381, SLG: 0.454 (1, 8)										2	0	0	0	2	0	0						
Mickey Vernon, L OBP: 0.374, SLG: 0.364 (1, 3)										0	0	0	0	0	0	0						
Sam Mele, R OBP: 0.363, SLG: 0.438 (1, 9)										4	0	0	0	0	1	2						
Johnny Ostrowski, R OBP: 0.336, SLG: 0.360 (1, 7)										4	0	1	0	0	1	0						
Sam Dente, R OBP: 0.283, SLG: 0.279 (1, 6)										4	1	1	0	0	0	1						
Al Evans, R OBP: 0.302, SLG: 0.295 (1, 2)										3	0	2	0	0	0	0						
Julio Moreno, R OBP: 0.167, SLG: 0.167 (1, 1)										2	0	0	0	0	0	2						
Hal Keller, L OBP: 0.667, SLG: 1.000 (8, PH)										0	0	0	0	1	0	0						
Gil Coan, L OBP: 0.350, SLG: 0.420 (8, PR)										0	1	0	0	0	0	0						
Mickey Harris, L OBP: 0.350, SLG: 0.235 (8, 1)										0	0	0	0	0	0	0						
Inning Stats	R: 0 E: 0 K: 0 S: 3	H: 0 LOB: 0 BB: 0 P: 3	R: 0 E: 0 K: 2 S: 7	H: 0 LOB: 0 BB: 0 P: 7	R: 0 E: 0 K: 0 S: 4	H: 2 LOB: 0 BB: 0 P: 4	R: 0 E: 0 K: 0 S: 2	H: 0 LOB: 1 BB: 2 P: 10	R: 0 E: 0 K: 0 S: 4	H: 1 LOB: 1 BB: 0 P: 4	R: 0 E: 0 K: 1 S: 5	H: 0 LOB: 0 BB: 0 P: 5	R: 0 E: 0 K: 0 S: 4	H: 1 LOB: 1 BB: 0 P: 4	R: 1 E: 0 K: 1 S: 6	H: 1 LOB: 2 BB: 2 P: 14	R: 0 E: 0 K: 0 S: 3	H: 0 LOB: 0 BB: 0 P: 3	1B: 4 2B: 1 3B: 0 HR: 0	SF: 0 SAC: 0 DP: 2 HBP: 0	WP: 0 PB: 0 SB: 0 CS: 0	PA: 34
PITCHER	IP WLS BF H R ER SO BB IBB HBP BLK WP HR S P ERA WHIP																					
Al Aber, L ERA: 2.0 (1, 1)	9.0 W 34 5 2 2 4 4 0 0 0 0 0 0 38 54 2.00 1.000																					

Batter	1	2	3	4	5	6	7	8	9	AB	R	H	RBI	BB	SO	LOB	BOTTOM					
Ray Boone, R OBP: 0.398, SLG: 0.434 (1, 6)										3	0	0	0	1	1	1	Washington Senators @ Cleveland Indians Cleveland Municipal Stadium, Cleveland, OH Fri Sep 15 1950, 3:33 AM EDT Unknown livebaseballscorecards.com					
Bob Kennedy, R OBP: 0.385, SLG: 0.426 (1, 9)										4	0	0	0	0	0	2						
Larry Doby, L OBP: 0.446, SLG: 0.557 (1, 8)										3	2	2	0	1	0	0						
Luke Easter, L OBP: 0.379, SLG: 0.496 (1, 3)										4	2	2	3	0	0	2						
Al Rosen, R OBP: 0.404, SLG: 0.540 (1, 5)										2	0	0	1	1	0	2						
Jim Lemon, R OBP: 0.190, SLG: 0.200 (1, 7)										3	0	0	0	0	1	1						
Bobby Avila, R OBP: 0.375, SLG: 0.354 (1, 4)										1	0	0	0	2	0	1						
Ray Murray, R OBP: 0.316, SLG: 0.370 (1, 2)										4	0	0	0	0	1	2						
Al Aber, L (1, 1)										2	0	0	0	1	1	0						
Inning Stats	R: 0 E: 0 K: 0 S: 3	H: 0 LOB: 2 BB: 2 P: 11	R: 0 E: 0 K: 1 S: 4	H: 0 LOB: 0 BB: 1 P: 8	R: 0 E: 0 K: 0 S: 2	H: 0 LOB: 0 BB: 1 P: 6	R: 2 E: 1 K: 0 S: 4	H: 2 LOB: 1 BB: 1 P: 8	R: 0 E: 0 K: 2 S: 7	H: 0 LOB: 0 BB: 0 P: 7	R: 0 E: 0 K: 0 S: 3	H: 0 LOB: 0 BB: 0 P: 3	R: 0 E: 0 K: 0 S: 2	H: 0 LOB: 0 BB: 1 P: 6	R: 0 E: 0 K: 1 S: 5	H: 0 LOB: 0 BB: 0 P: 5		R: 2 E: 0 K: 0 S: 3	H: 2 LOB: 0 BB: 0 P: 3	1B: 2 2B: 1 3B: 0 HR: 1	SF: 0 SAC: 0 DP: 3 HBP: 0	WP: 0 PB: 1 SB: 1 CS: 0
PITCHER	IP WLS BF H R ER SO BB IBB HBP BLK WP HR S P ERA WHIP																					
Julio Moreno, R ERA: 2.81 (1, 1)	7.0 L 26 2 2 1 3 6 0 0 0 0 0 0 25 49 1.29 1.143																					
Mickey Harris, L ERA: 4.25 (8, 1)	1.1 L 6 2 2 2 1 0 0 0 0 0 0 1 8 8 13.50 1.500																					

Batter	1	2	3	4	5	6	7	8	9	AB R H RBI BB SO LOB	TOP															
Eddie Yost, R OBP: 0.439, SLG: 0.400 (1, 5)										2 2 0 0 2 1 0	Washington Senators @ Cleveland Indians Cleveland Municipal Stadium, Cleveland, OH Fri Sep 15 1950, 3:38 AM EDT Att: 11,471 - Unknown livebaseballscorecards.com															
Gil Coan, L OBP: 0.348, SLG: 0.416 (1, 7)										5 0 1 1 0 0 2																
Irv Noren, L OBP: 0.383, SLG: 0.452 (1, 8)										2 0 0 0 3 0 0																
Mickey Vernon, L OBP: 0.378, SLG: 0.369 (1, 3)										0 0 0 0 0 0 0																
Bud Stewart, L OBP: 0.340, SLG: 0.359 Sam Mele, R OBP: 0.361, SLG: 0.436 (5, PH) (5, 9)										2 0 1 0 0 0 2 2 0 0 0 0 0 5																
Cass Michaels, R OBP: 0.286, SLG: 0.373 (1, 4)										4 0 0 0 0 2 2																
Sam Dente, R OBP: 0.285, SLG: 0.287 (1, 6)										4 1 2 1 0 0 2																
Hal Keller, L OBP: 0.286, SLG: 0.333 (1, 2)										4 0 0 0 0 1 1																
Sid Hudson, R OBP: 0.233, SLG: 0.259 (1, 1)										4 1 1 0 0 0 0																
Inning Stats	R: 0 E: 0 K: 1 S: 5	H: 0 LOB: 2 BB: 2 P: 13	R: 0 E: 0 K: 1 S: 5	H: 0 LOB: 0 BB: 0 P: 5	R: 0 E: 0 K: 0 S: 3	H: 0 LOB: 0 BB: 0 P: 3	R: 0 E: 0 K: 1 S: 7	H: 2 LOB: 2 BB: 0 P: 7	R: 2 E: 0 K: 1 S: 6	H: 2 LOB: 3 BB: 3 P: 18		R: 0 E: 0 K: 0 S: 3	H: 1 LOB: 0 BB: 0 P: 3	R: 1 E: 0 K: 0 S: 4	H: 1 LOB: 2 BB: 1 P: 9	R: 1 E: 0 K: 0 S: 4	H: 1 LOB: 0 BB: 0 P: 4	R: 0 E: 0 K: 1 S: 5	H: 0 LOB: 0 BB: 0 P: 5	1B: 5 2B: 1 3B: 0 HR: 1	SF: 0 SAC: 0 DP: 2 HBP: 1	WP: 0 PB: 0 SB: 2 CS: 0	PA: 39			
PITCHER	IP WLS BF H R ER SO BB IBB HBP BLK WP HR S P ERA WHIP											PITCHER	IP WLS BF H R ER SO BB IBB HBP BLK WP HR S P ERA WHIP													
Mike Garcia, R ERA: 3.99 Sam Zoldak, L ERA: 4.1 Jesse Flores, R ERA: 3.88	(1, 1) (5, 1) (6, 1)	4.1 0.2 4.0	L 4 16	19 1 3	3 0 2	2 0 2	4 0 1	3 0 2	4 0 1	0 0 2	0 0 1	0 0 1	0 2 16	36 10 21	4.15 0.00 4.50	1.385 3.000 1.000										

Batter	1	2	3	4	5	6	7	8	9	AB R H RBI BB SO LOB	BOTTOM															
Ray Boone, R OBP: 0.401, SLG: 0.434 (1, 6)										4 0 2 0 1 0 0	Washington Senators @ Cleveland Indians Cleveland Municipal Stadium, Cleveland, OH Fri Sep 15 1950, 3:38 AM EDT Att: 11,471 - Unknown livebaseballscorecards.com															
Bob Kennedy, R OBP: 0.384, SLG: 0.426 (1, 9)										4 0 1 0 0 0 2																
Larry Doby, L OBP: 0.447, SLG: 0.555 (1, 8)										3 0 1 0 1 0 1																
Luke Easter, L OBP: 0.378, SLG: 0.494 (1, 3)										4 0 1 0 0 0 4																
Al Rosen, R OBP: 0.403, SLG: 0.537 (1, 5)										4 1 1 0 0 1 4																
Jim Lemon, R OBP: 0.240, SLG: 0.217 (1, 7)										3 0 1 0 1 1 3																
Bobby Avila, R OBP: 0.369, SLG: 0.348 (1, 4)										3 0 0 1 0 0 1																
Ray Murray, R OBP: 0.307, SLG: 0.359 (1, 2)										4 0 0 0 0 1 3																
Mike Garcia, R OBP: 0.197, SLG: 0.217 Sam Zoldak, L OBP: 0.316, SLG: 0.188 Jesse Flores, R Bob Lemon, L OBP: 0.338, SLG: 0.459 (8, PH)	(1, 1) (5, 1) (6, 1) (8, PH)	0.197 0.316 0.338	0.217 0.188 0.459	0 0 0	0 0 0	0 0 0	0 0 0	0 0 0	0 0 0	0 0 0		0 0 0	0 0 0	0 0 0	0 0 0	0 0 0	0 0 0	0 0 0	0 0 0	0 0 0	0 0 0	0 0 0	0 0 0	0 0 0	0 0 0	0 0 0
Inning Stats	R: 0 E: 0 K: 0 S: 5	H: 2 LOB: 2 BB: 0 P: 5	R: 0 E: 0 K: 0 S: 4	H: 1 LOB: 1 BB: 0 P: 4	R: 0 E: 0 K: 0 S: 3	H: 0 LOB: 0 BB: 0 P: 3	R: 1 E: 2 K: 1 S: 7	H: 0 LOB: 2 BB: 1 P: 11	R: 0 E: 0 K: 1 S: 5	H: 0 LOB: 0 BB: 0 P: 5		R: 0 E: 0 K: 1 S: 6	H: 1 LOB: 2 BB: 1 P: 10	R: 0 E: 0 K: 0 S: 3	H: 0 LOB: 0 BB: 0 P: 3	R: 0 E: 0 K: 0 S: 3	H: 1 LOB: 0 BB: 0 P: 3	R: 0 E: 0 K: 0 S: 3	H: 1 LOB: 0 BB: 0 P: 3	1B: 6 2B: 1 3B: 0 HR: 0	SF: 0 SAC: 2 DP: 1 HBP: 0	WP: 1 PB: 0 SB: 0 CS: 0	PA: 38			
PITCHER	IP WLS BF H R ER SO BB IBB HBP BLK WP HR S P ERA WHIP											PITCHER	IP WLS BF H R ER SO BB IBB HBP BLK WP HR S P ERA WHIP													
Sid Hudson, R ERA: 3.93 (1, 1)	9.0 W 38	7 1 0 4	3 0 0 0	0 0 0 4	3 0 0 0	1 0 43 55	0 0 43 55	0.00 1.111																		



Batter	1	2	3	4	5	6	7	8	9	AB	R	H	RBI	BB	SO	LOB	TOP										
Eddie Yost, R (1, 5) OBP: 0.436, SLG: 0.397										4	0	0	0	0	1	0											
Gil Coan, L (1, 7) OBP: 0.347, SLG: 0.414										4	1	1	0	0	0	0											
Irv Noren, L (1, 8) OBP: 0.382, SLG: 0.450										4	0	1	0	0	1	0											
Mickey Vernon, L (1, 3)										0	0	0	0	0	0	0											
Bud Stewart, L (1, 9) OBP: 0.342, SLG: 0.361										4	0	2	1	0	1	1											
Cass Michaels, R (1, 4) OBP: 0.360, SLG: 0.372										2	0	0	0	1	0	2											
Sam Dente, R (1, 6) OBP: 0.284, SLG: 0.285										3	0	0	0	0	0	5											
Hal Keller, L (1, 2) OBP: 0.200, SLG: 0.222										3	0	0	0	0	0	3											
Sandy Consuegra, R (1, 1) OBP: 0.225, SLG: 0.211										0	0	0	0	0	0	0											
Fred Taylor, L (3, PH)										1	0	0	0	0	0	0											
Al Sima, R (3, PH) OBP: 0.136, SLG: 0.136										1	0	0	0	0	0	0											
Sherry Robertson, L (8, PH) OBP: 0.373, SLG: 0.388										1	0	0	0	0	0	0											
Elmer Singleton, R (8, PH) OBP: 0.429, SLG: 0.971										0	0	0	0	0	0	0											
Inning Stats	R: 0 E: 0 K: 2 S: 7	H: 0 LOB: 0 BB: 0 P: 7	R: 0 E: 0 K: 1 S: 6	H: 1 LOB: 1 BB: 0 P: 6	R: 0 E: 0 K: 0 S: 3	H: 0 LOB: 0 BB: 0 P: 3	R: 0 E: 0 K: 0 S: 3	H: 0 LOB: 0 BB: 0 P: 3	R: 0 E: 0 K: 0 S: 3	H: 0 LOB: 0 BB: 0 P: 3	R: 1 E: 0 K: 0 S: 6	H: 3 LOB: 3 BB: 1 P: 10	R: 0 E: 0 K: 0 S: 3	H: 0 LOB: 0 BB: 0 P: 3	R: 0 E: 0 K: 0 S: 3	H: 0 LOB: 0 BB: 0 P: 3	1B: 5 2B: 0 3B: 0 HR: 0	SF: 0 SAC: 0 DP: 1 HBP: 0	WP: 0 PA: 32 PB: 0 SB: 0 CS: 0								
PITCHER	IP	WLS	BF	H	R	ER	SO	BB	IBB	HBP	BLK	WP	HR	S	P	ERA	WHIP										
Bob Feller, R (1, 1) ERA: 3.66	9.0	W	32	5	1	1	3	1	0	0	0	0	0	37	41	1.00	0.667										

Washington Senators @ Cleveland Indians
Cleveland Municipal Stadium, Cleveland, OH

AB 27
R 1
H 4
RBI 1
BB 1
SO 3
LOB 11



WP: 0 PA: 32
PB: 0
SB: 0
CS: 0

Sat Sep 16 1950, 3:33 AM EDT
Att: 5,705 - Unknown

Batter	1	2	3	4	5	6	7	8	9	AB	R	H	RBI	BB	SO	LOB	BOTTOM										
Ray Boone, R (1, 6) OBP: 0.402, SLG: 0.433										3	2	1	0	1	0	1											
Bob Kennedy, R (1, 9) OBP: 0.383, SLG: 0.425										4	0	1	0	0	0	2											
Larry Doby, L (1, 8) OBP: 0.447, SLG: 0.556										3	1	1	0	1	0	1											
Luke Easter, L (1, 3) OBP: 0.377, SLG: 0.492										4	0	1	0	0	0	3											
Al Rosen, R (1, 5) OBP: 0.402, SLG: 0.541										4	1	1	3	0	0	2											
Jim Lemon, R (1, 7) OBP: 0.250, SLG: 0.346										3	1	1	1	0	0	0											
Bobby Avila, R (1, 4) OBP: 0.369, SLG: 0.348										3	0	1	0	0	0	0											
Jim Hegan, R (1, 2) OBP: 0.291, SLG: 0.380										3	0	1	0	0	0	1											
Bob Feller, R (1, 1) OBP: 0.173, SLG: 0.224										3	0	0	0	0	1	1											
Inning Stats	R: 3 E: 0 K: 0 S: 4	H: 1 LOB: 0 BB: 2 P: 12	R: 0 E: 0 K: 0 S: 3	H: 0 LOB: 0 BB: 0 P: 3	R: 1 E: 0 K: 0 S: 5	H: 2 LOB: 1 BB: 0 P: 5	R: 0 E: 0 K: 0 S: 3	H: 1 LOB: 0 BB: 0 P: 3	R: 0 E: 0 K: 0 S: 3	H: 0 LOB: 0 BB: 0 P: 3	R: 1 E: 0 K: 1 S: 7	H: 2 LOB: 1 BB: 0 P: 7	R: 0 E: 0 K: 0 S: 4	H: 2 LOB: 1 BB: 0 P: 4	R: 0 E: 0 K: 0 S: 4	H: 2 LOB: 1 BB: 0 P: 4	1B: 5 2B: 1 3B: 0 HR: 2	SF: 0 SAC: 0 DP: 2 HBP: 0	WP: 1 PA: 32 PB: 0 SB: 0 CS: 0								
PITCHER	IP	WLS	BF	H	R	ER	SO	BB	IBB	HBP	BLK	WP	HR	S	P	ERA	WHIP										
Sandy Consuegra, R (1, 1) ERA: 4.28	2.0	L	9	1	3	3	0	2	0	0	0	0	1	7	15	13.50	1.500										
Al Sima, L (3, 1) ERA: 4.97	5.0		19	5	2	2	1	0	0	0	0	1	1	21	21	3.60	1.000										
Elmer Singleton, R (8, 1) ERA: 5.01	1.0		4	2	0	0	0	0	0	0	0	0	0	4	4	0.00	2.000										

Washington Senators @ Cleveland Indians
Cleveland Municipal Stadium, Cleveland, OH

AB 30
R 5
H 8
RBI 4
BB 2
SO 1
LOB 11



WP: 1 PA: 32
PB: 0
SB: 0
CS: 0

Sat Sep 16 1950, 3:33 AM EDT
Att: 5,705 - Unknown

Batter	1	2	3	4	5	6	7	8	9	AB	R	H	RBI	BB	SO	LOB	TOP					
Dom DiMaggio, R OBP: 0.415, SLG: 0.451										3	0	1	1	0	1	2	Boston Red Sox @ Cleveland Indians Cleveland Municipal Stadium, Cleveland, OH Wed Sep 20 1950, 3:33 AM EDT Unknown					
Billy Goodman, L OBP: 0.435, SLG: 0.465										4	0	2	2	0	1	3						
Ted Williams, L OBP: 0.467, SLG: 0.681										2	0	0	0	2	1	1						
Vern Stephens, R OBP: 0.368, SLG: 0.530										3	0	0	0	0	1	2						
6 Johnny Pesky, L OBP: 0.434, SLG: 0.390										1	0	0	0	0	0	1						
Walt Dropo, R OBP: 0.379, SLG: 0.600										4	0	1	0	0	1	2						
Bobby Doerr, R OBP: 0.373, SLG: 0.527										4	1	2	0	0	0	2						
Al Zarilla, L OBP: 0.423, SLG: 0.500										4	0	1	0	0	1	1						
Buddy Rosar, R OBP: 0.360, SLG: 0.324										1	1	0	0	1	0	0						
Tom Wright, L OBP: 0.360, SLG: 0.390										1	0	0	0	0	1	2						
Matt Batts, R OBP: 0.320, SLG: 0.382										0	0	0	0	0	0	0						
Fred Hatfield, L OBP: 0.320, SLG: 0.382										1	0	0	0	0	1	0						
Chuck Stobbs, L OBP: 0.385, SLG: 0.264										1	0	0	0	0	0	0						
Mickey McDermott, L OBP: 0.458, SLG: 0.475										0	1	0	0	2	0	0						
Mel Parnell, L OBP: 0.297, SLG: 0.253										0	0	0	0	0	0	0						
Charlie Maxwell, L OBP: 0.297, SLG: 0.253										1	0	0	0	0	1	0						
Inning Stats	R: 0 E: 0 K: 1 S: 5	H: 1 LOB: 0 BB: 0 P: 5	R: 0 E: 0 K: 1 S: 6	H: 1 LOB: 1 BB: 0 P: 6	R: 0 E: 0 K: 1 S: 5	H: 0 LOB: 0 BB: 0 P: 5	R: 0 E: 0 K: 1 S: 5	H: 1 LOB: 0 BB: 0 P: 5	R: 0 E: 0 K: 1 S: 5	H: 0 LOB: 0 BB: 0 P: 5	R: 2 E: 0 K: 0 S: 4	H: 1 LOB: 2 BB: 3 P: 16	R: 1 E: 0 K: 1 S: 7	H: 2 LOB: 2 BB: 1 P: 11	R: 0 E: 0 K: 0 S: 3	H: 1 LOB: 1 BB: 1 P: 7	R: 0 E: 0 K: 3 S: 9	H: 0 LOB: 0 BB: 0 P: 9	1B: 5 2B: 3 3B: 0 HR: 0	SF: 0 SAC: 1 DP: 2 HBP: 0	WP: 0 PB: 0 SB: 0 CS: 2	PA: 36
PITCHER	IP WLS BF H R ER SO BB IBB HBP BLK WP HR S P ERA WHIP																					
Bob Lemon, R ERA: 4.01	(1, 1)	9.0 W 36 7 3 3 9 5 0 0 0 0 0 0 49 69 3.00 1.333																				

AB 30
R 3
H 7
RBI 3
BB 5
SO 9
LOB 16



Batter	1	2	3	4	5	6	7	8	9	AB	R	H	RBI	BB	SO	LOB	BOTTOM			
Dale Mitchell, L OBP: 0.385, SLG: 0.386										4	1	2	1	0	0	0	Boston Red Sox @ Cleveland Indians Cleveland Municipal Stadium, Cleveland, OH Wed Sep 20 1950, 3:33 AM EDT Unknown			
Bob Kennedy, R OBP: 0.380, SLG: 0.424										4	3	2	0	0	0	3				
Larry Doby, L OBP: 0.450, SLG: 0.561										3	0	2	2	1	0	1				
Luke Easter, L OBP: 0.374, SLG: 0.492										4	1	1	2	0	0	5				
Al Rosen, R OBP: 0.402, SLG: 0.543										3	0	0	1	1	0	0				
Ray Boone, R OBP: 0.402, SLG: 0.435										3	0	0	0	1	0	3				
Joe Gordon, R OBP: 0.340, SLG: 0.419										4	0	0	0	0	1	1				
Jim Hegan, R OBP: 0.290, SLG: 0.378										4	1	1	0	0	0	1				
Bob Lemon, L OBP: 0.338, SLG: 0.456										3	0	1	0	0	1	0				
Inning Stats	R: 2 E: 0 K: 0 S: 5	H: 2 LOB: 0 BB: 0 P: 5	R: 0 E: 0 K: 0 S: 3	H: 0 LOB: 0 BB: 0 P: 3	R: 1 E: 0 K: 0 S: 5	H: 2 LOB: 1 BB: 0 P: 5	R: 0 E: 0 K: 0 S: 3	H: 0 LOB: 0 BB: 0 P: 3	R: 2 E: 0 K: 0 S: 6	H: 3 LOB: 1 BB: 0 P: 6	R: 0 E: 0 K: 1 S: 5	H: 0 LOB: 1 BB: 1 P: 9	R: 1 E: 0 K: 0 S: 5	H: 2 LOB: 3 BB: 2 P: 13	R: 0 E: 0 K: 1 S: 5	H: 0 LOB: 0 BB: 0 P: 5		1B: 5 2B: 3 3B: 0 HR: 1	SF: 0 SAC: 1 DP: 0 HBP: 0	WP: 0 PB: 0 SB: 1 CS: 0
PITCHER	IP WLS BF H R ER SO BB IBB HBP BLK WP HR S P ERA WHIP																			
Chuck Stobbs, L ERA: 5.21	(1, 1)	4.2 L 21 7 5 5 0 0 0 0 0 0 0 0 9 17 5.40 2.400																		
Mickey McDermott, L ERA: 5.57	(5, 1)	1.2 9 2 1 1 1 2 0 0 0 0 0 0 9 17 5.40 2.400																		
Mel Parnell, L ERA: 3.67	(7, 1)	1.2 6 0 0 0 0 1 1 0 0 0 0 0 7 11 0.00 0.600																		

AB 32
R 6
H 9
RBI 6
BB 3
SO 2
LOB 14



Batter	1	2	3	4	5	6	7	8	9	AB	R	H	RBI	BB	SO	LOB	TOP									
Dom DiMaggio, R OBP: 0.414, SLG: 0.450	0-0 1B		0-0 F9			0-3 K		0-3 K		4	0	1	0	0	2	0	Boston Red Sox @ Cleveland Indians Cleveland Municipal Stadium, Cleveland, OH Wed Sep 20 1950, 3:38 AM EDT Att: 11,852 - Unknown									
6 Johnny Pesky, L OBP: 0.436, SLG: 0.394	0-0 F5		4-0 BB			0-0 1B		0-0 2B		3	0	2	0	1	0	1										
Ted Williams, L OBP: 0.462, SLG: 0.671	0-0 F7		0-3 K			0-3 K		0-0 5-3		4	0	0	0	0	2	4										
Billy Goodman, L OBP: 0.431, SLG: 0.460	0-0 1-3			0-0 4-3		0-0 6-3			0-0 6-3	4	0	0	0	0	0	2										
Walt Dropo, R OBP: 0.378, SLG: 0.603		0-0 6-3		0-3 K			0-0 HR	0-3 K		4	1	1	1	0	2	0										
Bobby Doerr, R OBP: 0.373, SLG: 0.525		0-0 1B		0-0 F2			0-0 F7	0-3 K		4	0	1	0	0	1	0										
Al Zarilla, L OBP: 0.421, SLG: 0.497		0-0 F3			0-3 K		0-0 1-3			3	0	0	0	0	1	1										
Birdie Tebbetts, R OBP: 0.385, SLG: 0.455		0-3 K			0-0 F7		0-0 F8			3	0	0	0	0	1	1										
Joe Dobson, R OBP: 0.316, SLG: 0.246			0-0 F3					0-0 F5		1	0	0	0	0	0	0										
Ellis Kinder, R OBP: 0.197, SLG: 0.261					0-0 F9					1	0	0	0	0	0	0										
Tom Wright, L OBP: 0.357, SLG: 0.387										1	0	0	0	0	0	0										
Walt Masterson, R OBP: 0.174, SLG: 0.159										0	0	0	0	0	0	0										
Inning Stats	R: 0 E: 0 K: 0 S: 4	H: 1 LOB: 1 BB: 0 P: 4	R: 0 E: 0 K: 1 S: 6	H: 1 LOB: 1 BB: 0 P: 6	R: 0 E: 0 K: 1 S: 5	H: 0 LOB: 1 BB: 1 P: 9	R: 0 E: 0 K: 1 S: 5	H: 0 LOB: 0 BB: 0 P: 5	R: 0 E: 0 K: 1 S: 5	H: 0 LOB: 0 BB: 0 P: 5	R: 1 E: 0 K: 0 S: 4	H: 1 LOB: 1 BB: 0 P: 4	R: 0 E: 0 K: 1 S: 6	H: 1 LOB: 1 BB: 0 P: 6	R: 0 E: 0 K: 2 S: 7	H: 0 LOB: 0 BB: 0 P: 7	1B: 3 2B: 1 3B: 0 HR: 1	SF: 0 SAC: 0 DP: 0 HBP: 0	WP: 0 PB: 0 SB: 0 CS: 0	PA: 33						
PITCHER Early Wynn, R ERA: 3.3	IP: 9.0 WLS: W BF: 33	H: 5 R: 1 ER: 1 SO: 9	BB: 1 IBB: 0 HBP: 0 BLK: 0	WP: 0 HR: 1 S: 50 P: 54	ERA: 1.00 WHIP: 0.667	PITCHER										ERA: 1.00 WHIP: 0.667	PITCHER									


AB	32
R	1
H	5
RBI	1
BB	1
SO	9
LOB	9




Batter	1	2	3	4	5	6	7	8	9	AB	R	H	RBI	BB	SO	LOB	BOTTOM										
Dale Mitchell, L OBP: 0.388, SLG: 0.390	0-0 6-3 2B		0-0 L9				4-0 FC6-4 1B			3	1	2	0	1	0	0	Boston Red Sox @ Cleveland Indians Cleveland Municipal Stadium, Cleveland, OH Wed Sep 20 1950, 3:38 AM EDT Att: 11,852 - Unknown										
Bob Kennedy, R OBP: 0.359, SLG: 0.423	0-0 L8		0-0 F8			0-0 FC6-4 1-2		0-0 1-3 2-H 1B		4	1	1	1	0	0	2											
Larry Doby, L OBP: 0.447, SLG: 0.556	0-0 6-3 2-3		0-0 F7			0-0 4-3		0-0 1-4-3 1-2 3-H		4	0	0	1	0	0	3											
Luke Easter, L OBP: 0.374, SLG: 0.490	0-0 F8			0-0 E3 3B WP			0-0 F3		0-0 2-H 1B	4	1	1	1	0	0	1											
Al Rosen, R OBP: 0.403, SLG: 0.542		4-0 HR 1B BB		0-3 K		0-0 FC5-4 1B		0-3 K		3	0	1	0	1	2	2											
Ray Boone, R OBP: 0.403, SLG: 0.442		0-0 1-2 HR 1B		0-0 F7 2-H 3B		0-0 F1		0-0 6-3		4	2	2	1	0	0	1											
Joe Gordon, R OBP: 0.339, SLG: 0.426		0-0 1-H 2-3 HR		0-0 F7		0-0 FC5-4 1-2		0-0 5-3		4	1	1	3	0	0	1											
Jim Hegan, R OBP: 0.290, SLG: 0.377		0-0 6-3		0-0 5-3			0-0 SH1-4 1B		0-0 1-3	4	1	1	0	0	0	0											
Early Wynn, S OBP: 0.318, SLG: 0.400		0-0 F6			0-0 F9		0-0 SH1-4 1-2			2	0	0	0	0	0	0											
Inning Stats	R: 0 E: 0 K: 0 S: 4	H: 1 LOB: 1 BB: 0 P: 4	R: 2 E: 0 K: 0 S: 4	H: 2 LOB: 0 BB: 1 P: 8	R: 0 E: 0 K: 1 S: 3	H: 0 LOB: 0 BB: 0 P: 3	R: 2 E: 1 K: 1 S: 7	H: 1 LOB: 0 BB: 0 P: 7	R: 0 E: 0 K: 0 S: 4	H: 1 LOB: 1 BB: 0 P: 4	R: 3 E: 0 K: 1 S: 8	H: 3 LOB: 1 BB: 1 P: 12	R: 0 E: 0 K: 0 S: 3	H: 0 LOB: 0 BB: 0 P: 3	1B: 6 2B: 1 3B: 1 HR: 1	SF: 0 SAC: 1 DP: 0 HBP: 0		WP: 1 PB: 0 SB: 0 CS: 0	PA: 35								
PITCHER Joe Dobson, R ERA: 4.15	IP: 3.1 WLS: L	BF: 15	H: 4 R: 4 ER: 2 SO: 1	BB: 1 IBB: 0 HBP: 0 BLK: 0	WP: 1 HR: 1 S: 16 P: 20	ERA: 5.40 WHIP: 1.500	PITCHER										ERA: 5.40 WHIP: 1.500	PITCHER									
Ellis Kinder, R ERA: 4.31	3.2	17	5 3 3 1	1 0 0 0	0 0 18 22	7.36 1.636																					
Walt Masterson, R ERA: 5.56	1.0	3	0 0 0 0	0 0 0 0	0 0 3 3	0.00 0.000																					

AB	32
R	7
H	9
RBI	7
BB	2
SO	2
LOB	10



Batter	1	2	3	4	5	6	7	8	9	AB	R	H	RBI	BB	SO	LOB	TOP					
Johnny Lipon, R (1, 6) OBP: 0.384, SLG: 0.368	4-0 G6-4-3 BB BB		0-0 E8 1B		0-0 6-3			0-0 5-3	0-0 5-3	4	1	1	0	1	0	2	Detroit Tigers @ Cleveland Indians Cleveland Municipal Stadium, Cleveland, OH Fri Sep 22 1950, 3:33 AM EDT Att: 29,909 - Unknown livebaseballscorecards.com					
Jerry Priddy, R (1, 4) OBP: 0.382, SLG: 0.405	4-0 G6-4-3 BB		0-3 K		4-0 BB			0-0 F9		2	0	0	0	2	1	1						
George Kell, R (1, 5) OBP: 0.401, SLG: 0.484	0-0 G6-4-3 1-2 2-3		0-0 1B		0-3 K			0-0 F7		4	0	1	1	0	1	3						
Vic Wertz, L (1, 9) OBP: 0.408, SLG: 0.539	4-0 BB		0-0 F7		0-0 F9			0-3 K		3	0	0	0	1	1	1						
Hoot Evers, R (1, 7) OBP: 0.414, SLG: 0.567	0-0 F2			0-0 6-3				0-0 F4		4	0	1	0	0	0	2						
Johnny Groth, R (1, 8) OBP: 0.410, SLG: 0.455		4-0 CS BB		0-0 F4				0-0 G4-6-3 1-2		3	1	1	0	1	0	1						
Don Kolloway, R (1, 3) OBP: 0.336, SLG: 0.398		0-3 K 1-2		0-0 2B				0-0 L4		4	1	2	2	0	1	1						
Joe Ginsberg, L (1, 2) OBP: 0.315, SLG: 0.293		0-0 4-3		0-0 4-3				0-0 F9		4	0	1	0	0	0	1						
Hal Newhouser, L (1, 1) OBP: 0.216, SLG: 0.200			0-0 6-3		0-0 G3			0-3 K		4	0	1	0	0	1	0						
Inning Stats	R: 0 E: 0 K: 0 S: 2	H: 0 LOB: 2 BB: 3 P: 14	R: 0 E: 0 K: 1 S: 4	H: 0 LOB: 0 BB: 1 P: 8	R: 1 E: 1 K: 1 S: 7	H: 2 LOB: 1 BB: 0 P: 7	R: 0 E: 0 K: 0 S: 4	H: 1 LOB: 1 BB: 0 P: 4	R: 0 E: 0 K: 1 S: 5	H: 0 LOB: 1 BB: 1 P: 9	R: 0 E: 0 K: 0 S: 3	H: 0 LOB: 0 BB: 0 P: 3	R: 0 E: 0 K: 1 S: 5	H: 0 LOB: 0 BB: 0 P: 5	R: 0 E: 0 K: 0 S: 3	H: 0 LOB: 0 BB: 0 P: 3		R: 2 E: 0 K: 1 S: 9	H: 4 LOB: 2 BB: 0 P: 9	1B: 6 2B: 2 3B: 0 HR: 1	SF: 0 SAC: 0 DP: 3 HBP: 0	WP: 0 PB: 0 SB: 0 CS: 1
PITCHER Bob Feller, R (1, 1) ERA: 3.59	IP: 9.0 WLS: W BF: 37 H: 8 R: 3 ER: 2 SO: 5 BB: 5 IBB: 0 HBP: 0 BLK: 0 WP: 0 HR: 1 S: 42 P: 62 ERA: 2.00 WHIP: 1.444															PITCHER						

Batter	1	2	3	4	5	6	7	8	9	AB	R	H	RBI	BB	SO	LOB	BOTTOM			
Dale Mitchell, L (1, 7) OBP: 0.389, SLG: 0.393	0-0 6-3		0-0 F8 1B 2B		0-0 1B SH1-4 1B			0-0 1-3		4	1	2	0	0	0	0	Detroit Tigers @ Cleveland Indians Cleveland Municipal Stadium, Cleveland, OH Fri Sep 22 1950, 3:33 AM EDT Att: 29,909 - Unknown livebaseballscorecards.com			
Bob Kennedy, R (1, 9) OBP: 0.359, SLG: 0.421	0-3 K		0-0 F8		0-0 SH1-4 1-2			4-0 BB		2	0	0	0	1	1	1				
Larry Doby, L (1, 8) OBP: 0.447, SLG: 0.554	4-0 HR BB		0-3 K		0-0 2-3 1B			0-0 4-3		3	1	1	0	1	1	2				
Luke Easter, L (1, 3) OBP: 0.374, SLG: 0.496	0-0 HR		0-0 FC6-4 1B		0-0 F3			0-0 6-3		4	1	2	3	0	0	2				
Al Rosen, R (1, 5) OBP: 0.400, SLG: 0.538	0-0 L9		0-0 FC6-4		0-0 1-3			0-0 6-3		4	0	0	0	0	0	3				
Ray Boone, R (1, 6) OBP: 0.406, SLG: 0.442		4-0 FC5-4 BB		4-0 BB				0-0 F7		2	0	1	0	2	0	0				
Joe Gordon, R (1, 4) OBP: 0.338, SLG: 0.432		0-0 FC5-4 FC4-6 1-2		0-0 F7				0-0 F8		4	1	1	1	0	0	3				
Jim Hegan, R (1, 2) OBP: 0.288, SLG: 0.374		0-0 F9		0-0 F3				0-0 L6-3 1-2		3	0	0	0	0	0	3				
Bob Feller, R (1, 1) OBP: 0.167, SLG: 0.215		0-0 FC4-6		0-3 K				0-3 K		3	0	0	0	0	2	2				
Inning Stats	R: 2 E: 0 K: 1 S: 6	H: 1 LOB: 0 BB: 1 P: 10	R: 0 E: 0 K: 0 S: 3	H: 0 LOB: 1 BB: 1 P: 7	R: 1 E: 0 K: 1 S: 7	H: 2 LOB: 1 BB: 0 P: 7	R: 0 E: 0 K: 1 S: 5	H: 0 LOB: 1 BB: 1 P: 9	R: 0 E: 0 K: 0 S: 3	H: 1 LOB: 0 BB: 0 P: 3	R: 0 E: 0 K: 1 S: 5	H: 0 LOB: 0 BB: 0 P: 9	R: 0 E: 0 K: 0 S: 3	H: 0 LOB: 0 BB: 0 P: 3	R: 1 E: 0 K: 0 S: 1	H: 1 LOB: 0 BB: 0 P: 1		1B: 4 2B: 2 3B: 0 HR: 2	SF: 0 SAC: 1 DP: 1 HBP: 0	WP: 0 PB: 0 SB: 0 CS: 0
PITCHER Hal Newhouser, L (1, 1) ERA: 4.48	IP: 8.0 WLS: L BF: 34 H: 7 R: 4 ER: 4 SO: 4 BB: 4 IBB: 0 HBP: 0 BLK: 0 WP: 0 HR: 2 S: 38 P: 54 ERA: 4.50 WHIP: 1.375															PITCHER				

Batter	1	2	3	4	5	6	7	8	9	AB	R	H	RBI	BB	SO	LOB	TOP		
Johnny Lipon, R (1.6) OBP: 0.383, SLG: 0.367										4	0	1	1	0	0	1	Detroit Tigers @ Cleveland Indians Cleveland Municipal Stadium, Cleveland, OH Sat Sep 23 1950, 3:33 AM EDT Att: 17,315 - Unknown		
Jerry Priddy, R (1.4) OBP: 0.391, SLG: 0.409										4	1	1	1	0	1	1			
George Kell, R (1.5) OBP: 0.401, SLG: 0.482										3	0	0	0	1	0	0			
Vic Wertz, L (1.9) OBP: 0.407, SLG: 0.537										4	0	1	0	0	0	0			
Hoot Evers, R (1.7) OBP: 0.411, SLG: 0.563										4	0	0	0	0	2	2			
Johnny Groth, R (1.8) OBP: 0.410, SLG: 0.453										2	0	0	0	1	0	2			
Don Kolloway, R (1.3) OBP: 0.334, SLG: 0.395										3	0	0	0	0	0	3			
Bob Swift, R (1.2) OBP: 0.348, SLG: 0.300										2	1	1	0	0	0	0			
Aaron Robinson, L (8, PH) OBP: 0.394, SLG: 0.347										1	0	1	0	0	0	0			
Frank House, L (8.2)										0	0	0	0	0	0	0			
Art Houtteman, R (11.1) OBP: 0.198, SLG: 0.220										0	0	0	0	0	0	0			
Hank Borowy, R (4.1) OBP: 0.155, SLG: 0.154										0	0	0	0	0	0	0			
Dick Kuykendall, R (5, PH) OBP: 0.226, SLG: 0.344										1	0	0	0	0	0	0			
Marlin Stuart, L (6.1) OBP: 0.226, SLG: 0.344										0	0	0	0	0	0	0			
Paul Calvert, R (7.1) OBP: 0.226, SLG: 0.344										0	0	0	0	0	0	0			
Pat Mullin, L (8, PH) OBP: 0.226, SLG: 0.344										1	0	0	0	0	1	1			
Ray Herbert, R (8.1) OBP: 0.226, SLG: 0.344										0	0	0	0	0	0	0			
Inning Stats	R: 0 E: 0 K: 0 S: 3	H: 1 LOB: 0 BB: 0 P: 3	R: 0 E: 0 K: 1 S: 5	H: 0 LOB: 1 BB: 1 P: 9	R: 1 E: 0 K: 1 S: 6	H: 1 LOB: 0 BB: 0 P: 6	R: 0 E: 0 K: 0 S: 3	H: 0 LOB: 0 BB: 0 P: 3	R: 0 E: 0 K: 0 S: 3	H: 0 LOB: 0 BB: 0 P: 3	R: 0 E: 0 K: 0 S: 4	H: 1 LOB: 2 BB: 1 P: 8	R: 0 E: 0 K: 1 S: 5	H: 1 LOB: 0 BB: 0 P: 5	R: 1 E: 0 K: 1 S: 6	H: 1 LOB: 0 BB: 0 P: 6	1B: 3 2B: 1 3B: 0 HR: 1	SF: 0 SAC: 1 DP: 2 HBP: 0	WP: 0 PA: 32 PB: 0 SB: 0 CS: 0
PITCHER	IP WLS BF H R ER SO BB IBB HBP BLK WP HR S P ERA WHIP																		
Mike Garcia, R (1.1) ERA: 3.89	9.0 W 32 5 2 2 4 2 0 0 0 0 1 38 46 2.00 0.778																		

Batter	1	2	3	4	5	6	7	8	9	AB	R	H	RBI	BB	SO	LOB	BOTTOM		
Dale Mitchell, L (1.7) OBP: 0.387, SLG: 0.390										4	2	0	0	1	0	5	Detroit Tigers @ Cleveland Indians Cleveland Municipal Stadium, Cleveland, OH Sat Sep 23 1950, 3:33 AM EDT Att: 17,315 - Unknown		
Bob Kennedy, R (1.9) OBP: 0.381, SLG: 0.422										4	2	2	0	1	0	0			
Larry Doby, L (1.8) OBP: 0.448, SLG: 0.559										3	2	1	4	2	0	1			
Luke Easter, L (1.3) OBP: 0.373, SLG: 0.495										5	1	1	3	0	0	1			
Al Rosen, R (1.5) OBP: 0.399, SLG: 0.535										3	0	0	0	1	1	0			
Ray Boone, R (1.6) OBP: 0.405, SLG: 0.443										4	2	1	0	0	0	2			
Joe Gordon, R (1.4) OBP: 0.344, SLG: 0.435										2	1	2	0	2	0	0			
Jim Hegan, R (1.2) OBP: 0.292, SLG: 0.376										3	0	2	2	1	0	1			
Mike Garcia, R (1.1) OBP: 0.200, SLG: 0.219										4	0	1	1	0	1	4			
Inning Stats	R: 0 E: 0 K: 0 S: 3	H: 0 LOB: 0 BB: 0 P: 3	R: 4 E: 0 K: 1 S: 8	H: 3 LOB: 1 BB: 1 P: 12	R: 1 E: 0 K: 0 S: 4	H: 2 LOB: 1 BB: 1 P: 8	R: 0 E: 0 K: 1 S: 6	H: 1 LOB: 0 BB: 0 P: 6	R: 5 E: 0 K: 0 S: 6	H: 3 LOB: 3 BB: 5 P: 26	R: 0 E: 0 K: 0 S: 3	H: 1 LOB: 0 BB: 0 P: 3	R: 0 E: 0 K: 0 S: 3	H: 1 LOB: 0 BB: 0 P: 3	R: 0 E: 0 K: 0 S: 3	H: 1 LOB: 0 BB: 0 P: 3		1B: 7 2B: 2 3B: 0 HR: 1	SF: 0 SAC: 0 DP: 1 HBP: 0
PITCHER	IP WLS BF H R ER SO BB IBB HBP BLK WP HR S P ERA WHIP																		
Art Houtteman, R (1.1) ERA: 3.52	3.1 L 17 5 5 5 1 2 0 0 0 0 0 17 25 13.50 2.100																		
Hank Borowy, R (4.1) ERA: 5.13	1.2 5 0 0 0 0 1 0 0 0 0 0 4 8 0.00 0.600																		
Marlin Stuart, R (6.1) ERA: 5.09	1.1 9 3 4 4 1 2 0 0 0 0 0 9 17 27.00 3.750																		
Paul Calvert, R (7.1) ERA: 5.86	0.2 6 1 1 1 0 3 0 0 0 0 0 3 15 13.50 6.000																		
Ray Herbert, R (8.1) ERA: 3.15	1.0 3 1 0 0 0 0 0 0 0 0 0 3 3 0.00 1.000																		

Batter	1	2	3	4	5	6	7	8	9	10	AB	R	H	RBI	BB	SO	LOB	TOP
Johnny Lipon, R OBP: 0.385, SLG: 0.372 (1, 6)	5-3	5-3			SH3-4 BB		HR		BB		3	1	1	1	2	0	1	Detroit Tigers @ Cleveland Indians Cleveland Municipal Stadium, Cleveland, OH Sun Sep 24 1950, 3:33 AM EST Att: 35,092 - Unknown livebaseballscorecards.com
George Kell, R OBP: 0.400, SLG: 0.480 (1, 5)	BB BB BB		1-3		SH3-4 1-2		6-3		1-3		3	0	0	0	1	0	1	
Pat Mullin, L OBP: 0.302, SLG: 0.306 Hoot Evers, R OBP: 0.411, SLG: 0.563 (1, 7) (10, 7)	BB BB		4-3		F8		F8		FC4-6 SH5-3 1B		4	0	1	0	1	0	1	
Vic Wertz, L OBP: 0.408, SLG: 0.536 (1, 9)	FC6-4 BB 1-2 2-3				4-3		K		SH5-3		3	0	1	0	1	1	1	
Johnny Groth, R OBP: 0.408, SLG: 0.450 (1, 8)	F2		F8		F8		L8		FC4-6 IBB		4	0	0	0	1	0	4	
Jerry Priddy, R OBP: 0.380, SLG: 0.406 (1, 4)	FC6-4 1-2				4-3		1-3 1B BB		K		4	0	0	0	1	1	5	
Don Kolloway, R OBP: 0.335, SLG: 0.395 (1, 3)		3-1			4-3 1B		1-3 1B		1-3		5	0	2	0	0	1	2	
Aaron Robinson, L OBP: 0.393, SLG: 0.343 (1, 2)					K		1-3		L8		3	0	0	0	1	1	3	
Ted Gray, S OBP: 0.208, SLG: 0.184 (1, 1)					K		1-3		F2		4	0	0	0	0	1	4	
Inning Stats	R: 0 E: 0 K: 0 S: 3	H: 0 LOB: 3 BB: 3 P: 15	R: 0 E: 0 K: 1 S: 5	H: 0 LOB: 1 BB: 1 P: 9	R: 0 E: 0 K: 1 S: 4	H: 1 LOB: 1 BB: 0 P: 4	R: 0 E: 0 K: 1 S: 6	H: 1 LOB: 2 BB: 1 P: 6	R: 0 E: 0 K: 1 S: 5	H: 0 LOB: 0 BB: 0 P: 5	R: 0 E: 0 K: 1 S: 6	H: 0 LOB: 1 BB: 1 P: 10	1B: 4 2B: 0 3B: 0 HR: 1	SF: 0 SAC: 2 DP: 0 HBP: 0	WP: 0 PB: 0 SB: 0 CS: 0	PA: 43		
PITCHER Bob Lemon, R ERA: 3.9 (1, 1)	IP: 10.0 WLS: W BF: 43 H: 5 R: 1 ER: 1 SO: 5 BB: 7 IBB: 1 HBP: 0 BLK: 0 WP: 0 HR: 1 S: 45 P: 77 ERA: 0.90 WHIP: 1.200																	

Batter	1	2	3	4	5	6	7	8	9	10	AB	R	H	RBI	BB	SO	LOB	BOTTOM
Dale Mitchell, L OBP: 0.389, SLG: 0.391 (1, 7)	BB BB 1B		FC6-4 1B		L8		F7		G3 IBB IBB		4	0	2	0	1	0	0	Detroit Tigers @ Cleveland Indians Cleveland Municipal Stadium, Cleveland, OH Sun Sep 24 1950, 3:33 AM EST Att: 35,092 - Unknown livebaseballscorecards.com
Bob Kennedy, R OBP: 0.360, SLG: 0.419 (1, 9)	F9		FC6-4 BB E 1-2		5-3		F7		G3 IBB		4	0	0	0	1	0	2	
Larry Doby, L OBP: 0.448, SLG: 0.557 (1, 8)	BB BB 1-2		E4 BB 1-2		G4-6-3 1B		F7		F3		4	0	1	0	1	0	4	
Luke Easter, L OBP: 0.370, SLG: 0.490 (1, 3)	K		F5		G4-6-3 1-2		K		G3		5	0	0	1	0	2	7	
Al Rosen, R OBP: 0.400, SLG: 0.533 (1, 5)	BB BB 1-2 2-3		BB BB 1-2 2-3		F2		F7		F7		2	0	0	0	2	0	0	
Ray Boone, R OBP: 0.403, SLG: 0.441 (1, 6)	F8		F7		S 1B		F7		F7		4	0	1	0	0	0	6	
Joe Gordon, R OBP: 0.341, SLG: 0.431 (1, 4)			K		K		K		K		4	0	0	0	0	4	1	
Jim Hegan, R OBP: 0.290, SLG: 0.373 (1, 2)			5-3		F8		F9		K		4	0	0	0	0	1	1	
Bob Lemon, L OBP: 0.343, SLG: 0.496 (1, 1)	F2				HR		K2-3		G3 3B		4	2	2	1	0	1	0	
Inning Stats	R: 0 E: 0 K: 1 S: 6	H: 1 LOB: 3 BB: 2 P: 14	R: 0 E: 0 K: 1 S: 5	H: 0 LOB: 0 BB: 0 P: 5	R: 0 E: 1 K: 0 S: 5	H: 1 LOB: 3 BB: 1 P: 9	R: 1 E: 0 K: 1 S: 6	H: 1 LOB: 0 BB: 0 P: 6	R: 0 E: 0 K: 0 S: 3	H: 0 LOB: 0 BB: 0 P: 5	R: 0 E: 0 K: 1 S: 5	H: 0 LOB: 0 BB: 0 P: 7	1B: 4 2B: 0 3B: 1 HR: 1	SF: 0 SAC: 0 DP: 1 HBP: 0	WP: 0 PB: 0 SB: 1 CS: 0	PA: 40		
PITCHER Ted Gray, L ERA: 4.23 (1, 1)	IP: 9.2 WLS: L BF: 40 H: 6 R: 2 ER: 2 SO: 8 BB: 3 IBB: 2 HBP: 0 BLK: 0 WP: 0 HR: 1 S: 51 P: 71 ERA: 1.86 WHIP: 0.931																	

Batter	1	2	3	4	5	6	7	8	9	AB	R	H	RBI	BB	SO	LOB	TOP
Nellie Fox, L OBP: 0.305, SLG: 0.306 (1, 4)	0-0 1B		0-0 3-1		0-0 WP 1B			0-0 G1-6-3 1B		4	0	3	0	0	0	0	Chicago White Sox @ Cleveland Indians Cleveland Municipal Stadium, Cleveland, OH Tue Sep 26 1950, 3:33 AM EST Att: 8,870 - Unknown
Floyd Baker, L OBP: 0.495, SLG: 0.333 (1, 5)	0-0 1B		0-0 F9		0-0 F8			0-0 L4		4	0	1	0	0	0	2	
Dave Philley, S OBP: 0.302, SLG: 0.362 (1, 9)	0-3 K			4-0 BB BB		4-0 BB		0-0 G1-6-3 1-2		2	0	0	0	2	1	3	
Eddie Robinson, L OBP: 0.393, SLG: 0.441 Jerry Scala, L OBP: 0.299, SLG: 0.254 (1, 3)	0-0 F4			0-0 F6		0-0 F4			0-0 SH1-3 1B	4	0	1	0	0	0	4	
Gus Zernial, R OBP: 0.327, SLG: 0.457 Ed McGhee, R (9, PR)	0-3 K			4-0 BB		0-3 K			0-0 SH1-3 1B	3	0	1	0	1	2	3	
Luke Appling, R OBP: 0.304, SLG: 0.333 (1, 6)		0-0 1-3		0-0 F3		0-0 4-3			0-0 SH1-3 1-2 2-3	3	0	0	0	0	0	3	
Mike McCormick, R OBP: 0.330, SLG: 0.313 Gordon Goldsberry, L OBP: 0.399, SLG: 0.418 (1, 8)		0-3 K		0-0 F9			0-0 1-3		0-3 K	3	0	0	0	0	1	2	
Gus Niarhos, R OBP: 0.407, SLG: 0.370 Mary Rickert, L OBP: 0.282, SLG: 0.315 (9, PH)		0-0 F5			0-0 F7		0-0 5-3		0-3 K	3	0	0	0	0	0	0	
Bob Cain, L OBP: 0.234, SLG: 0.230 Luis Aloma, R OBP: 0.071, SLG: 0.071 (8, 1)			0-0 1-3		0-0 F8		0-0 F8			3	0	0	0	0	0	0	
Inning Stats	R: 0 E: 0 K: 2 S: 9	H: 2 LOB: 2 BB: 0 P: 9	R: 0 E: 0 K: 1 S: 5	H: 0 LOB: 0 BB: 0 P: 5	R: 0 E: 0 K: 0 S: 3	H: 0 LOB: 2 BB: 2 P: 11	R: 0 E: 0 K: 0 S: 4	H: 1 LOB: 1 BB: 0 P: 4	R: 0 E: 0 K: 1 S: 5	H: 0 LOB: 0 BB: 0 P: 9	R: 0 E: 0 K: 0 S: 3	H: 1 LOB: 0 BB: 0 P: 3	R: 0 E: 0 K: 2 S: 9	H: 2 LOB: 2 BB: 0 P: 9	1B: 6 2B: 0 3B: 0 HR: 0	SF: 0 SAC: 1 DP: 1 HBP: 0	
PITCHER Early Wynn, R ERA: 3.16 (1, 1)	IP: 9.0 WLS: W BF: 35 H: 6 R: 0 ER: 0 SO: 6 BB: 3 IBB: 0 HBP: 0 BLK: 0 WP: 1 HR: 0 S: 44 P: 56 ERA: 0.00 WHIP: 1.000															PITCHER IP: 9.0 WLS: W BF: 35 H: 6 R: 0 ER: 0 SO: 6 BB: 3 IBB: 0 HBP: 0 BLK: 0 WP: 1 HR: 0 S: 44 P: 56 ERA: 0.00 WHIP: 1.000	

Batter	1	2	3	4	5	6	7	8	9	AB	R	H	RBI	BB	SO	LOB	BOTTOM
Dale Mitchell, L OBP: 0.391, SLG: 0.396 (1, 7)	0-0 FC1-4 1B		0-0 4-3		0-0 3B			0-0 SH3-4		3	0	2	0	0	0	1	Chicago White Sox @ Cleveland Indians Cleveland Municipal Stadium, Cleveland, OH Tue Sep 26 1950, 3:33 AM EST Att: 8,870 - Unknown
Bob Kennedy, R OBP: 0.358, SLG: 0.416 (1, 9)	0-0 FC1-4 1-2		0-0 F8		0-3 K			0-0 6-3		4	0	0	0	0	1	4	
Larry Doby, L OBP: 0.445, SLG: 0.552 (1, 8)	0-0 G6-3 1-2			0-3 K		0-0 F8		0-0 4-3		4	0	0	0	0	1	2	
Luke Easter, L OBP: 0.370, SLG: 0.490 (1, 3)		0-0 F5		0-0 1B		0-3 K				3	0	1	0	0	1	0	
Al Rosen, R OBP: 0.399, SLG: 0.537 (1, 5)		0-0 HR		0-3 K		0-0 6-3				3	1	1	1	0	1	1	
Ray Boone, R OBP: 0.400, SLG: 0.437 (1, 6)		0-0 5-3		0-0 F7			0-0 F5			3	0	0	0	0	0	1	
Bobby Avila, R OBP: 0.374, SLG: 0.348 (1, 4)		0-0 F9			4-0 S SH3-4 4-3 BB		0-3 K			2	1	0	0	1	1	0	
Jim Hegan, R OBP: 0.291, SLG: 0.373 (1, 2)			0-0 4-3 SH1-3 1B		0-0 SH3-4		0-0 F6			2	0	1	0	0	0	0	
Early Wynn, S OBP: 0.322, SLG: 0.403 (1, 1)			0-0 SH1-3		0-0 4-3 2H			0-0 SH3-4 1B		2	0	1	1	0	0	0	
Inning Stats	R: 0 E: 0 K: 0 S: 3	H: 1 LOB: 0 BB: 0 P: 3	R: 1 E: 0 K: 0 S: 4	H: 1 LOB: 0 BB: 0 P: 4	R: 0 E: 0 K: 2 S: 8	H: 1 LOB: 1 BB: 0 P: 8	R: 1 E: 0 K: 1 S: 6	H: 1 LOB: 1 BB: 1 P: 10	R: 0 E: 0 K: 1 S: 5	H: 0 LOB: 0 BB: 0 P: 5	R: 0 E: 0 K: 1 S: 5	H: 0 LOB: 0 BB: 0 P: 5	R: 0 E: 0 K: 0 S: 4	H: 1 LOB: 1 BB: 0 P: 4	1B: 4 2B: 0 3B: 1 HR: 1	SF: 0 SAC: 3 DP: 1 HBP: 0	
PITCHER Bob Cain, L ERA: 3.93 Luis Aloma, R ERA: 3.72 (8, 1)	IP: 7.0 WLS: L BF: 27 H: 6 R: 2 ER: 2 SO: 5 BB: 1 IBB: 0 HBP: 0 BLK: 0 WP: 0 HR: 1 S: 36 P: 40 ERA: 2.57 WHIP: 1.000															PITCHER IP: 1.0 WLS: L BF: 3 H: 0 R: 0 ER: 0 SO: 0 BB: 0 IBB: 0 HBP: 0 BLK: 0 WP: 0 HR: 0 S: 3 P: 3 ERA: 0.00 WHIP: 0.000	

Batter	1	2	3	4	5	6	7	8	9	AB	R	H	RBI	BB	SO	LOB	TOP			
Nellie Fox, L OBP: 0.305, SLG: 0.305 (1,4)	F5		6-3						F8	4	0	1	0	0	0	0	Chicago White Sox @ Cleveland Indians Cleveland Municipal Stadium, Cleveland, OH Wed Sep 27 1950, 3:33 AM EST Att: 5,429 - Unknown livebaseballscorecards.com			
Floyd Baker, L OBP: 0.411, SLG: 0.343 (1,5)	E9 1B			G1-6-3 1B		G3				4	0	3	0	0	0	1				
Dave Philley, S OBP: 0.300, SLG: 0.360 (1,9)	4-3			G1-6-3 1-2f			5-3		F5	4	0	0	0	0	0	3				
Eddie Robinson, L OBP: 0.392, SLG: 0.439 (1,3)	4-3			F9					5-3	4	0	1	0	0	0	2				
Gus Zernial, R OBP: 0.325, SLG: 0.455 (1,7)		F7			K				G6-4-3 1B	3	0	0	0	0	1	1				
Luke Appling, R OBP: 0.297, SLG: 0.325 (1,6)	F5				5-3				6-3	3	0	0	0	0	0	0				
Bill Wilson, R (1,8)	5-3				K				F6	3	0	0	0	0	1	0				
Gus Niarhos, R OBP: 0.405, SLG: 0.363 (1,2)			K			K			BB	2	0	0	0	1	2	0				
Ray Scarborough, R OBP: 0.200, SLG: 0.167 (1,1)			1-3			K			F9	1	0	0	0	0	0	0				
Luis Aloma, R OBP: 0.390, SLG: 0.415 (8, PH)										1	0	0	0	0	1	0				
Gordon Goldsberry, L OBP: 0.390, SLG: 0.415 (8, PH)										1	0	0	0	0	0	1				
Howie Judson, R OBP: 0.217, SLG: 0.150 (8,1)										0	0	0	0	0	0	0				
Inning Stats	R: 0 E: 1 K: 0 S: 4	H: 1 LOB: 1 BB: 0 P: 4	R: 0 E: 0 K: 0 S: 3	H: 0 LOB: 0 BB: 0 P: 3	R: 0 E: 0 K: 1 S: 5	H: 0 LOB: 0 BB: 0 P: 5	R: 0 E: 0 K: 0 S: 3	H: 1 LOB: 0 BB: 0 P: 3	R: 0 E: 0 K: 2 S: 7	H: 0 LOB: 0 BB: 0 P: 7	R: 0 E: 0 K: 2 S: 8	H: 1 LOB: 1 BB: 0 P: 8	R: 0 E: 0 K: 0 S: 3	H: 0 LOB: 1 BB: 1 P: 7	R: 0 E: 0 K: 0 S: 3	H: 1 LOB: 1 BB: 0 P: 4	1B: 5 2B: 0 3B: 0 HR: 0	SF: 0 SAC: 0 DP: 2 HBP: 0	WP: 0 PB: 0 CS: 0	PA: 31
PITCHER Bob Feller, R ERA: 3.46 (1,1)	IP: 9.0 WLS: W BF: 31 H: 5 R: 0 ER: 0 SO: 5 BB: 1 IBB: 0 HBP: 0 BLK: 0 WP: 0 HR: 0 S: 40 P: 44 ERA: 0.00 WHIP: 0.667															PITCHER				

Batter	1	2	3	4	5	6	7	8	9	AB	R	H	RBI	BB	SO	LOB	BOTTOM			
Dale Mitchell, L OBP: 0.393, SLG: 0.397 (1,7)	F4					4-3 1B				4	1	2	0	1	0	1	Chicago White Sox @ Cleveland Indians Cleveland Municipal Stadium, Cleveland, OH Wed Sep 27 1950, 3:33 AM EST Att: 5,429 - Unknown livebaseballscorecards.com			
Bob Kennedy, R OBP: 0.380, SLG: 0.416 (1,9)	L6		9-3 1-2f		2B BB					4	1	2	1	1	0	1				
Larry Doby, L OBP: 0.443, SLG: 0.551 (1,8)	K			F4	1-2 2H	1B				5	1	1	1	0	1	4				
Luke Easter, L OBP: 0.370, SLG: 0.489 (1,3)		E6 1B FC6-4			2B	1B 7-4 IBB			F5	3	2	1	0	1	0	0				
Al Rosen, R OBP: 0.402, SLG: 0.541 (1,5)		E7 FC6-4 1B			1B				6-3	4	0	3	2	0	0	0				
Ray Boone, R OBP: 0.399, SLG: 0.435 (1,6)		FC6-4 1-2f			K	7-4 1-2f				4	0	1	2	0	1	4				
Bobby Avila, R OBP: 0.372, SLG: 0.351 (1,4)		F9 3-H		K		WP 1B 2B			K	4	1	1	0	0	2	4				
Jim Hegan, R OBP: 0.290, SLG: 0.372 (1,2)		F9			5-3				F8	4	0	1	1	0	0	1				
Bob Feller, R OBP: 0.170, SLG: 0.217 (1,1)			6-3			BB 1B			K	4	1	1	0	0	2	1				
Inning Stats	R: 0 E: 0 K: 1 S: 5	H: 0 LOB: 0 BB: 0 P: 5	R: 1 E: 2 K: 0 S: 5	H: 1 LOB: 1 BB: 0 P: 5	R: 0 E: 0 K: 0 S: 3	H: 1 LOB: 0 BB: 0 P: 3	R: 0 E: 0 K: 2 S: 9	H: 2 LOB: 2 BB: 0 P: 9	R: 5 E: 0 K: 0 S: 6	H: 4 LOB: 0 BB: 2 P: 14	R: 1 E: 0 K: 1 S: 7	H: 2 LOB: 2 BB: 1 P: 11	R: 0 E: 0 K: 1 S: 6	H: 1 LOB: 1 BB: 0 P: 6	R: 0 E: 0 K: 1 S: 7	H: 2 LOB: 2 BB: 0 P: 7		1B: 10 2B: 5 3B: 0 HR: 0	SF: 0 SAC: 0 DP: 2 HBP: 0	WP: 1 PB: 0 CS: 0
PITCHER Ray Scarborough, R ERA: 4.94 (1,1)	IP: 4.1 WLS: L BF: 21 H: 7 R: 5 ER: 4 SO: 3 BB: 1 IBB: 0 HBP: 0 BLK: 0 WP: 1 HR: 0 S: 26 P: 30 ERA: 8.31 WHIP: 1.846															PITCHER				
Luis Aloma, R ERA: 3.81 (5,1)	2.2 WLS: L BF: 13 H: 4 R: 2 ER: 2 SO: 2 BB: 1 IBB: 1 HBP: 0 BLK: 0 WP: 0 HR: 0 S: 15 P: 23 ERA: 6.75 WHIP: 1.875															PITCHER				
Howie Judson, R ERA: 4.02 (8,1)	1.0 WLS: L BF: 5 H: 2 R: 0 ER: 0 SO: 1 BB: 0 IBB: 0 HBP: 0 BLK: 0 WP: 0 HR: 0 S: 7 P: 7 ERA: 0.00 WHIP: 2.000															PITCHER				

Batter	1	2	3	4	5	6	7	8	9	AB	R	H	RBI	BB	SO	LOB	TOP					
Dale Mitchell, L OBP: 0.392, SLG: 0.402	F7		FC6-4 1B		FC1-6 1B	HR		1-3	F7	6	2	2	2	0	0	2						
Bob Kennedy, R OBP: 0.358, SLG: 0.412	L6		FC6-4		F7	6-3		1B 2B BB	5-3	5	1	0	0	1	0	3						
Larry Doby, L OBP: 0.444, SLG: 0.550	F7			BB 1B	1B 2B		4-3	BB 1B		4	3	2	0	1	0	0						
Luke Easter, L OBP: 0.372, SLG: 0.488		K			F9			2B BB		3	1	1	1	2	1	1						
Al Rosen, R OBP: 0.403, SLG: 0.544		K			1B FC5-2 BB			F3 BB	BB	4	0	2	4	1	1	1						
Ray Boone, R OBP: 0.396, SLG: 0.431		F5			1B FC5-2			F5	K	5	0	1	1	0	1	4						
Bobby Avila, R OBP: 0.377, SLG: 0.367					FC5-2			6-3	E 1B	5	3	3	0	0	0	2						
Jim Hegan, R OBP: 0.291, SLG: 0.384					F7			E4 3B	F5	5	2	2	2	0	1	3						
Bob Lemon, L OBP: 0.345, SLG: 0.493					F8			4-3	2-3 1B	5	0	2	0	0	1	0						
Inning Stats	R: 0 E: 0 K: 0 S: 3	H: 0 LOB: 0 BB: 0 P: 3	R: 0 E: 0 K: 2 S: 7	H: 0 LOB: 0 BB: 0 P: 7	R: 1 E: 1 K: 0 S: 5	H: 2 LOB: 1 BB: 0 P: 5	R: 1 E: 0 K: 1 S: 6	H: 1 LOB: 2 BB: 2 P: 14	R: 3 E: 0 K: 0 S: 7	H: 4 LOB: 1 BB: 0 P: 7	R: 2 E: 0 K: 1 S: 7	H: 2 LOB: 0 BB: 0 P: 7	R: 0 E: 0 K: 0 S: 3	H: 0 LOB: 1 BB: 1 P: 7	R: 4 E: 1 K: 1 S: 9	H: 4 LOB: 2 BB: 2 P: 17	R: 1 E: 0 K: 0 S: 5	H: 2 LOB: 1 BB: 0 P: 5	1B: 8 2B: 4 3B: 1 HR: 2	SF: 0 SAC: 0 DP: 0 HBP: 0	WP: 0 PB: 0 SB: 0 CS: 0	PA: 47
PITCHER	IP	WLS	BF	H	R	ER	SO	BB	IBB	HBP	BLK	WP	HR	S	P	ERA	WHIP					
Ted Gray, L ERA: 4.34	(1, 1)	4.2	L	23	7	5	4	3	2	0	0	0	0	27	35	7.71	1.929					
Marlin Stuart, R ERA: 5.45	(5, 1)	1.0		5	2	2	2	1	0	0	0	0	2	7	7	18.00	2.000					
Ray Herbert, R ERA: 2.82	(6, 1)	1.1		5	0	0	0	0	1	0	0	0	0	4	8	0.00	0.750					
Paul Calvert, R ERA: 6.31	(8, 1)	2.0		14	6	5	5	1	2	0	0	0	0	14	22	22.50	4.000					

Cleveland Indians @ Detroit Tigers
Briggs Stadium, Detroit, MI
Fri Sep 29 1950, 3:33 AM EST
Att: 9,814 - Unknown

AB 42
R 12
H 15
RBI 10
BB 5
SO 5
LOB 16





Batter	1	2	3	4	5	6	7	8	9	AB	R	H	RBI	BB	SO	LOB	BOTTOM					
Jerry Priddy, R OBP: 0.377, SLG: 0.404	HR		K		1-3		5-3			4	1	1	1	0	1	1						
George Kell, R OBP: 0.401, SLG: 0.478	2B		FC3-6 BB			BB		F8		2	0	1	0	2	0	0						
Pat Mullin, L OBP: 0.307, SLG: 0.353	L6		FC3-6 CS		F7			K		4	0	0	0	0	1	3						
Hoot Evers, R OBP: 0.410, SLG: 0.557	F8		CS		6-3 1B		K	4-3		4	0	1	0	0	1	2						
Johnny Groth, R OBP: 0.409, SLG: 0.455	FC6-4 BB				K		F6		F8	3	0	0	0	1	1	2						
Don Kolloway, R OBP: 0.334, SLG: 0.390	FC6-4				6-3			G3 2B 1B	6-3	4	1	1	0	0	0	3						
Johnny Lipon, R OBP: 0.382, SLG: 0.372					6-3			F4	1B	4	0	1	0	0	0	2						
Aaron Robinson, L OBP: 0.388, SLG: 0.350					1-3			G3	4-3	4	0	0	0	0	0	2						
Ted Gray, S OBP: 0.204, SLG: 0.180					K					1	0	0	0	0	1	0						
Marlin Stuart, L ERA: 5.45	(5, 1)				6-3					1	0	0	0	0	0	0						
Ray Herbert, R OBP: 0.286, SLG: 0.286	(6, 1)									0	0	0	0	0	0	0						
Dick Kryhoski, L OBP: 0.264, SLG: 0.358	(7, PH)									1	0	1	1	0	0	0						
Paul Calvert, R ERA: 6.31	(8, 1)							2B		0	0	0	0	0	0	0						
Inning Stats	R: 1 E: 0 K: 0 S: 5	H: 2 LOB: 2 BB: 1 P: 9	R: 0 E: 0 K: 1 S: 5	H: 0 LOB: 0 BB: 0 P: 5	R: 0 E: 0 K: 1 S: 4	H: 0 LOB: 0 BB: 1 P: 8	R: 0 E: 0 K: 1 S: 6	H: 1 LOB: 1 BB: 0 P: 6	R: 0 E: 0 K: 0 S: 3	H: 0 LOB: 0 BB: 0 P: 3	R: 0 E: 0 K: 1 S: 5	H: 0 LOB: 1 BB: 1 P: 9	R: 1 E: 0 K: 0 S: 5	H: 2 LOB: 1 BB: 0 P: 5	R: 0 E: 0 K: 1 S: 5	H: 0 LOB: 0 BB: 0 P: 5	R: 0 E: 0 K: 0 S: 4	H: 1 LOB: 1 BB: 0 P: 4	1B: 3 2B: 2 3B: 0 HR: 1	SF: 0 SAC: 0 DP: 0 HBP: 0	WP: 0 PB: 0 SB: 0 CS: 1	PA: 36
PITCHER	IP	WLS	BF	H	R	ER	SO	BB	IBB	HBP	BLK	WP	HR	S	P	ERA	WHIP					
Bob Lemon, R ERA: 3.84	(1, 1)	9.0	W	35	6	2	2	5	3	0	0	0	1	42	54	2.00	1.000					

Cleveland Indians @ Detroit Tigers
Briggs Stadium, Detroit, MI
Fri Sep 29 1950, 3:33 AM EST
Att: 9,814 - Unknown

AB 32
R 2
H 6
RBI 2
BB 3
SO 5
LOB 15



Batter	1	2	3	4	5	6	7	8	9	AB	R	H	RBI	BB	SO	LOB	TOP			
Dale Mitchell, L (1,7) OBP: 0.391, SLG: 0.400	0-0 6-3		4-0 BB		0-0 FC4-5-4 FC5-4		0-0 FC2			3	0	0	1	1	0	3	Cleveland Indians @ Detroit Tigers Briggs Stadium, Detroit, MI Sat Sep 30 1950, 3:33 AM EST Att: 24,178 - Unknown			
Bob Kennedy, R (1,9) OBP: 0.355, SLG: 0.409	0-0 F8		0-3 K		0-0 FC5-4		0-0 4-3			4	0	0	0	0	1	6				
Larry Doby, L (1,8) OBP: 0.441, SLG: 0.546	0-0 F8		0-3 K			0-0 G3		0-0 F7		4	0	0	0	0	1	3				
Luke Easter, L (1,3)		0-3 K		0-0 F7		0-0 1B		0-3 K		4	0	1	0	0	2	0				
Al Rosen, R (1,5) OBP: 0.404, SLG: 0.544	0-0 F7		0-0 F6		0-0 F6	0-0 1B		0-0 1B		4	0	2	0	0	0	0				
Ray Boone, R (1,6) OBP: 0.392, SLG: 0.427	0-0 5-3		0-0 F8		0-0 F8	0-0 1B		0-0 1B		4	0	0	0	0	0	3				
Bobby Avila, R (1,4) OBP: 0.383, SLG: 0.382			4-0 1B BB		0-0 SH1-4 FC4-5-4 1B		0-0 FC2 3B		0-0 6-3	3	1	2	0	1	0	0		AB 32 R 1 H 7 RBI 1 BB 2 SO 4 LOB 17		
Jim Hegan, R (1,2) OBP: 0.291, SLG: 0.383			0-0 F7		0-0 FC4-5-4 SH1-4 1B		0-0 F3		0-0 F9	4	0	1	0	0	0	2				
Mike Garcia, R (1,1) OBP: 0.224, SLG: 0.231			0-0 BB		0-0 SH1-4		1-0 FC2 HBP		0-0 F5	1	0	1	0	0	0	0				
Joe Gordon, R (9,PH) OBP: 0.340, SLG: 0.429			1-3 1B		1-2 2-3					1	0	0	0	0	0	0				
Inning Stats	R: 0 E: 0 K: 0 S: 3	H: 0 LOB: 0 BB: 0 P: 3	R: 0 E: 0 K: 1 S: 5	H: 0 LOB: 0 BB: 0 P: 5	R: 0 E: 0 K: 2 S: 8	H: 1 LOB: 3 BB: 2 P: 16	R: 0 E: 0 K: 0 S: 3	H: 0 LOB: 0 BB: 0 P: 3	R: 0 E: 0 K: 0 S: 4	H: 2 LOB: 1 BB: 0 P: 4	R: 0 E: 0 K: 0 S: 4	H: 1 LOB: 2 BB: 0 P: 5	R: 0 E: 0 K: 1 S: 6	H: 1 LOB: 1 BB: 0 P: 6	R: 0 E: 0 K: 0 S: 3	H: 0 LOB: 0 BB: 0 P: 3	1B: 6 2B: 0 3B: 1 HR: 0	SF: 0 SAC: 1 DP: 1 HBP: 1	WP: 0 PB: 0 SB: 0 CS: 0	PA: 36
PITCHER Hal Newhouser, L (1,1) ERA: 4.34	IP: 9.0 WLS: W BF: 36 H: 7 R: 1 ER: 1 SO: 4 BB: 2 IBB: 0 HBP: 1 BLK: 0 WP: 0 HR: 0 S: 41 P: 50 ERA: 1.00 WHIP: 1.000																			

Batter	1	2	3	4	5	6	7	8	9	AB	R	H	RBI	BB	SO	LOB	BOTTOM			
Jerry Priddy, R (1,4) OBP: 0.375, SLG: 0.402	0-0 L7		0-0 F6			0-0 1-4-3		0-3 K		4	0	0	0	0	1	2	Cleveland Indians @ Detroit Tigers Briggs Stadium, Detroit, MI Sat Sep 30 1950, 3:33 AM EST Att: 24,178 - Unknown			
George Kell, R (1,5) OBP: 0.401, SLG: 0.480	0-3 K			0-0 F2			0-0 SH5-4 F9 1B	0-0 2B		4	1	2	2	0	1	0				
Pat Mullin, L (1,9) OBP: 0.312, SLG: 0.358	0-0 1-3			0-0 CS 1B			0-0 F9 SH5-4 1B	0-0 F6		4	0	2	0	0	0	1				
Hoot Evers, R (1,7) OBP: 0.409, SLG: 0.556		0-0 4-3 1B		0-3 K			0-0 SH5-4	0-0 6-3		3	0	1	0	0	1	2				
Johnny Groth, R (1,8) OBP: 0.407, SLG: 0.453		0-0 4-3		0-0 CS	0-0 G3		4-0 IBB			2	0	0	0	0	0	1				
Vic Wertz, L (7,PH) OBP: 0.407, SLG: 0.532										0	0	0	0	1	0	0				
Eddie Lake, R (7,PR) Dick Kryhoski, L (8,3) OBP: 0.264, SLG: 0.358		1-2		1-2						0	0	0	0	0	0	0				
Don Kolloway, R (1,3) OBP: 0.333, SLG: 0.388		0-0 5-3		0-0 F4			0-0 F9			2	0	0	0	0	0	1				
Charlie Keller, L (7,PH) OBP: 0.453, SLG: 0.569							2-3 3-H 0-0		0-0 F5	1	0	0	1	0	0	2				
Johnny Lipon, R (1,6) OBP: 0.380, SLG: 0.370		0-0 F4		0-0 4-3						3	0	0	0	0	0	3				
Joe Ginsberg, L (1,2) OBP: 0.321, SLG: 0.298			0-0 6-3							3	0	1	0	0	0	0	AB 28 R 3 H 6 RBI 3 BB 2 SO 3 LOB 12			
Neil Berry, R (8,PR) OBP: 0.348, SLG: 0.275										0	1	0	0	0	0	0				
Bob Swift, R (9,2) OBP: 0.350, SLG: 0.303								0-0 2B		0	0	0	0	0	0	0				
Hal Newhouser, L (1,1) OBP: 0.228, SLG: 0.203			0-0 6-3					4-0 2B		2	1	0	0	1	0	0				
Inning Stats	R: 0 E: 0 K: 1 S: 5	H: 0 LOB: 0 BB: 0 P: 5	R: 0 E: 0 K: 0 S: 4	H: 1 LOB: 1 BB: 0 P: 4	R: 0 E: 0 K: 0 S: 3	H: 0 LOB: 0 BB: 0 P: 3	R: 0 E: 0 K: 1 S: 5	H: 1 LOB: 0 BB: 0 P: 5	R: 0 E: 0 K: 0 S: 3	H: 0 LOB: 0 BB: 0 P: 3	R: 1 E: 0 K: 0 S: 5	H: 2 LOB: 2 BB: 1 P: 9	R: 2 E: 0 K: 1 S: 7	H: 2 LOB: 1 BB: 1 P: 11	R: 0 E: 0 K: 0 S: 3	H: 0 LOB: 0 BB: 0 P: 3	1B: 4 2B: 2 3B: 0 HR: 0	SF: 0 SAC: 1 DP: 0 HBP: 0	WP: 0 PB: 0 SB: 0 CS: 1	PA: 32
PITCHER Mike Garcia, R (1,1) ERA: 3.86	IP: 8.0 WLS: L BF: 31 H: 6 R: 3 ER: 3 SO: 3 BB: 1 IBB: 1 HBP: 0 BLK: 0 WP: 0 HR: 0 S: 35 P: 43 ERA: 3.38 WHIP: 0.875																			

