Cleveland Indians - 1951

Cleveland Indians @ Detroit Tigers

Briggs Stadium, Detroit, MI

Tue Apr 17 1951, 3:33 AM EST

Att. 43,470 - Unknown

TOP

Batter	1	2	3	4	5	6	7	8	9	AB	R	H	RBI	BB	SO	LOB
Dale Mitchell, L (1, 7)	F8		F7		4-3		L8			4	0	0	0	0	0	1
Bobby Avila, R (1, 4) OBP: 0.500, SLG: 0.500	E 1B 1B		F9			1B 1B		4-3		4	1	2	0	0	0	0
Luke Easter, L (1, 3) OBP: 0.667, SLG: 0.667	1B 1B FC1-2-3 1B; 1-H		L3			1-2 1B		5-3		3	0	2	1	0	0	0
Minnie Minoso, R (6, PR) (6, 3)										1	0	0	0	0	0	0
Al Rosen, R (1, 5) OBP: 0.250, SLG: 0.250	1B 1B; 1-2			6-3		F2		F7		4	0	1	0	0	0	2
Larry Doby, L (1, 8) OBP: 0.500, SLG: 0.750	FC1-2-3 1B; 1-2 2-3			L9		F3			SH1-4 E 2B	4	1	2	0	0	0	2
Bob Kennedy, R (1, 9) OBP: 0.333, SLG: 0.333	FC1-2-3; 1-2 3-H			S 1B		L8			SH1-4; 2-3	3	0	1	0	0	0	5
Ray Boone, R (1, 6)		F9		F8; 1-2			K		K	4	0	0	0	0	2	2
Jim Hegan, R (1, 2)		5-3			6-3		BB		E6; 3-H	3	0	0	0	1	0	0
Bob Lemon, L (1, 1)		K			K		K		K	4	0	0	0	0	4	2
Inning Stats	R: 1 E: 1 K: 0 S: 6 H: 4 LOB: 2 BB: 0 P: 6	R: 0 E: 0 K: 1 S: 5 H: 0 LOB: 0 BB: 0 P: 5	R: 0 E: 0 K: 0 S: 3 H: 0 LOB: 0 BB: 0 P: 3	R: 0 E: 0 K: 0 S: 4 H: 1 LOB: 1 BB: 0 P: 4	R: 0 E: 0 K: 1 S: 5 H: 0 LOB: 0 BB: 0 P: 5	R: 0 E: 0 K: 0 S: 5 H: 2 LOB: 2 BB: 0 P: 5	R: 0 E: 0 K: 2 S: 7 H: 0 LOB: 1 BB: 1 P: 11	R: 0 E: 0 K: 0 S: 3 H: 0 LOB: 0 BB: 0 P: 3	R: 1 E: 1 K: 2 S: 9 H: 1 LOB: 1 BB: 0 P: 9	1B: 7 2B: 1 3B: 0 HR: 0	SF: 0 SAC: 1 DP: 1 HBP: 0						

livebaseballscorecards.com

AB	34
R	2
H	8
RBI	1
BB	1
SO	6
LOB	14

WP: 0 PB: 0 SB: 1 CS: 0 PA: 36

PITCHER	IP	WLS	BF	H	R	ER	SO	BB	IBB	HBP	BLK	WP	HR	S	P	ERA	WHIP
Hal Newhouser, L (1, 1)	9.0	L	36	8	2	0	6	1	0	0	0	0	0	47	51	0.00	1.000

ERA:

PITCHER	IP	WLS	BF	H	R	ER	SO	BB	IBB	HBP	BLK	WP	HR	S	P	ERA	WHIP

Cleveland Indians @ Detroit Tigers

Briggs Stadium, Detroit, MI

Tue Apr 17 1951, 3:33 AM EST

Att. 43,470 - Unknown

livebaseballscorecards.com

BOTTOM

Batter	1	2	3	4	5	6	7	8	9	AB	R	H	RBI	BB	SO	LOB
Johnny Lipon, R (1, 6)	F7		6-3			K			6-3	4	0	0	0	0	1	0
Neil Berry, R (1, 5)	5-3			5-3		6-3			4-3	3	0	0	0	0	0	0
Pat Mullin, L (9, PH)										1	0	0	0	0	0	0
Don Kolloway, R (1, 3)	K			6-3		F3			4-3	3	0	0	0	0	1	0
Charlie Keller, L (9, PH)										1	0	0	0	0	0	0
Vic Wertz, L (1, 9)		F8		F9			F8			3	0	0	0	0	0	0
Hoot Evers, R (1, 7)		F4			FC6-4 BB		6-3			2	0	0	0	1	0	0
Johnny Groth, R (1, 8)		K			FC6-4 (FC4-6, 1B) 1-2f		1-3			3	0	0	0	0	1	1
Jerry Priddy, R (1, 4) OBP: 0.667, SLG: 1.000			3-1 S 2B		FC4-6 1B 1-2			6-3		3	1	2	0	0	0	0
Joe Ginsberg, L (1, 2)			3-1 2-3		FC4-6 1-2f 2-3			L9		3	0	0	0	0	0	3
Hal Newhouser, L (1, 1)		K 3-H			L2			1-3		3	0	0	0	0	1	2

	AB	29
	R	1
	H	2
	RBI	0
	BB	1
	SO	4
	LOB	6

Inning Stats										
	R: 0 E: 0 K: 1 S: 5	H: 0 LOB: 0 BB: 0 P: 5	R: 0 E: 0 K: 1 S: 5	H: 0 LOB: 0 BB: 0 P: 5	R: 1 E: 0 K: 1 S: 6	H: 1 LOB: 0 BB: 0 P: 6	R: 0 E: 0 K: 0 S: 3	H: 0 LOB: 0 BB: 0 P: 3	R: 0 E: 0 K: 0 S: 4	H: 1 LOB: 2 BB: 1 P: 8
	R: 0 E: 0 K: 1 S: 5	H: 0 LOB: 0 BB: 0 P: 5	R: 0 E: 0 K: 0 S: 3	H: 0 LOB: 0 BB: 0 P: 3	R: 0 E: 0 K: 0 S: 3	H: 0 LOB: 0 BB: 0 P: 3	R: 0 E: 0 K: 0 S: 3	H: 0 LOB: 0 BB: 0 P: 3	R: 0 E: 0 K: 0 S: 3	H: 0 LOB: 0 BB: 0 P: 3

	1B: 1	SF: 0	WP: 0	PA: 30
	2B: 1	SAC: 0	PB: 0	
	3B: 0	DP: 0	SB: 1	
	HR: 0	HBP: 0	CS: 0	

PITCHER	IP	WLS	BF	H	R	ER	SO	BB	IBB	HBP	BLK	WP	HR	S	P	ERA	WHIP
Bob Lemon, R (1, 1) ERA: 1.0	9.0	W	30	2	1	1	4	1	0	0	0	0	0	37	41	1.00	0.333

PITCHER	IP	WLS	BF	H	R	ER	SO	BB	IBB	HBP	BLK	WP	HR	S	P	ERA	WHIP

Cleveland Indians @ Detroit Tigers

Briggs Stadium, Detroit, MI

Wed Apr 18 1951, 3:33 AM EST

Att. 5,161 - Unknown

livebaseballscorecards.com

Batter	1	2	3	4	5	6	7	8	9	10	AB	R	H	RBI	BB	SO	LOB
Dale Mitchell, L (1, 7)	5-3		BB			BB	F8		F8		3	0	0	0	2	0	1
Bobby Avila, R (1, 4) OBP: 0.333, SLG: 0.333	4-3		F3			K		4-3	S 1B		5	0	1	0	0	1	2
Luke Easter, L (1, 3) OBP: 0.714, SLG: 0.667				F3							3	0	2	0	1	0	0
Minnie Minoso, R (8, PR) (8, 3)	1B					BB		1-3 1B	4-3		1	0	0	0	0	0	1
Al Rosen, R (1, 5) OBP: 0.444, SLG: 0.444	F7			FC1-6 1B		FC5		1-3		FC1-5 1B	5	0	3	0	0	0	3
Larry Doby, L (1, 8) OBP: 0.333, SLG: 0.444		K		FC1-6		1-3		1-3		FC1-5 1B	5	1	1	0	0	1	5
Bob Kennedy, R (1, 9) OBP: 0.375, SLG: 0.429		F9		1-3			1B 2B	IBB		FC1-5 1B E	4	2	1	0	1	0	3
Ray Boone, R (1, 6) OBP: 0.111, SLG: 0.111		4-3			1-3		F8	F9		E7 CS	5	0	1	1	0	0	4
Jim Hegan, R (1, 2) OBP: 0.556, SLG: 0.875			F8		G5-4-3		F8		HR		5	1	4	2	0	0	0
Early Wynn, S (1, 1)			F6		G5-4-3		F8		5-3	F2	5	0	0	0	0	0	3
Inning Stats	R: 0 E: 0 K: 0 S: 4 H: 1 LOB: 1 BB: 0 P: 4	R: 0 E: 0 K: 1 S: 5 H: 0 LOB: 0 BB: 0 P: 5	R: 0 E: 0 K: 0 S: 3 H: 0 LOB: 1 BB: 1 P: 7	R: 0 E: 0 K: 0 S: 4 H: 1 LOB: 1 BB: 0 P: 4	R: 0 E: 0 K: 0 S: 3 H: 1 LOB: 0 BB: 0 P: 3	R: 0 E: 0 K: 1 S: 5 H: 0 LOB: 2 BB: 2 P: 13	R: 1 E: 0 K: 0 S: 5 H: 2 LOB: 1 BB: 0 P: 5	R: 0 E: 0 K: 0 S: 5 H: 2 LOB: 3 BB: 1 P: 9	R: 1 E: 0 K: 0 S: 5 H: 2 LOB: 1 BB: 0 P: 5	R: 2 E: 1 K: 0 S: 6 H: 4 LOB: 1 BB: 0 P: 6	1B: 11 2B: 1 3B: 0 HR: 1 SF: 0 SAC: 0 DP: 1 HBP: 0						

PITCHER	IP	WLS	BF	H	R	ER	SO	BB	IBB	HBP	BLK	WP	HR	S	P	ERA	WHIP
Dizzy Trout, R (1, 1) ERA: 4.0	9.0	L	41	11	4	4	2	3	1	0	0	0	1	41	57	4.00	1.556
Hal White, R (10, 1) ERA:	1.0		4	2	0	0	0	0	0	0	0	0	0	4	4	0.00	2.000

PITCHER	IP	WLS	BF	H	R	ER	SO	BB	IBB	HBP	BLK	WP	HR	S	P	ERA	WHIP

TOP

AB	41
R	4
H	13
RBI	3
BB	4
SO	2
LOB	22

WP: 0 PA: 45
PB: 0
SB: 2
CS: 1

Batter	1	2	3	4	5	6	7	8	9	10	AB	R	H	RBI	BB	SO	LOB
Johnny Lipon, R (1, 6) OBP: 0.111, SLG: 0.111	K		6-3		F6		K			6-3 1B	5	0	1	0	0	2	1
Neil Berry, R (1, 5) Charlie Keller, L (10, PH)	F8		BB 1B		F4			BB SH2-3		F4	3 1	1 0	1 0	0 0	1 0	0 0	0 1
Don Kolloway, R (1, 3) OBP: 0.143, SLG: 0.571	HR		K		F8			SH2-3 1-2		6-3 1-2	4	1	1	1	0	1	2
Vic Wertz, L (1, 9)	BB		BB 1B 1-2			F3		IBB		F9	2	0	0	0	3	0	1
Hoot Evers, R (1, 7) OBP: 0.286, SLG: 0.167 (9, 8)	K		1-3 2-H 1B			K		F2			4	0	1	1	0	2	3
Johnny Groth, R (1, 8) Pat Mullin, L (8, PH) (9, 7)		L5	F5			6-3		1-3			3 1	0 0	0 0	0 0	0 0	0 0	2 2
Jerry Priddy, R (1, 4) OBP: 0.429, SLG: 0.500		6-3		5-3			6-3		BB G5-4-3		3	0	0	0	1	0	0
Joe Ginsberg, L (1, 2)		BB FC6-4		4-3			4-3		F2		3	0	0	0	1	0	1
Dizzy Trout, R (1, 1) Hal White, R (10, 1)		FC6-4 1-2f		K			BB		G5-4-3 1-2f		3 0	0 0	0 0	0 0	1 0	1 0	2 0
Inning Stats	R: 1 H: 1 E: 0 LOB: 1 K: 2 BB: 1 S: 8 P: 12	R: 0 H: 0 E: 0 LOB: 1 K: 0 BB: 1 S: 3 P: 7	R: 1 H: 2 E: 0 LOB: 2 K: 1 BB: 1 S: 7 P: 11	R: 0 H: 0 E: 0 LOB: 0 K: 1 BB: 0 S: 5 P: 5	R: 0 H: 0 E: 0 LOB: 0 K: 0 BB: 0 S: 3 P: 3	R: 0 H: 0 E: 0 LOB: 0 K: 1 BB: 0 S: 5 P: 5	R: 0 H: 0 E: 0 LOB: 1 K: 1 BB: 1 S: 5 P: 9	R: 0 H: 0 E: 0 LOB: 2 K: 0 BB: 2 S: 3 P: 11	R: 0 H: 0 E: 0 LOB: 0 K: 0 BB: 1 S: 2 P: 6	R: 0 H: 1 E: 0 LOB: 1 K: 0 BB: 0 S: 4 P: 4	1B: 3 SF: 0 2B: 0 SAC: 1 3B: 0 DP: 1 HR: 1 HBP: 0						

PITCHER	IP	WLS	BF	H	R	ER	SO	BB	IBB	HBP	BLK	WP	HR	S	P	ERA	WHIP
Early Wynn, R (1, 1) ERA: 1.8	10.0	W	40	4	2	2	6	6	1	0	0	0	1	45	73	1.80	1.000

PITCHER	IP	WLS	BF	H	R	ER	SO	BB	IBB	HBP	BLK	WP	HR	S	P	ERA	WHIP

BOTTOM

Cleveland Indians @ Detroit Tigers

Briggs Stadium, Detroit, MI

Wed Apr 18 1951, 3:33 AM EST

Att. 5,161 - Unknown

livebaseballscorecards.com

AB	32
R	2
H	4
RBI	2
BB	7
SO	6
LOB	15

1B: 3 SF: 0
2B: 0 SAC: 1
3B: 0 DP: 1
HR: 1 HBP: 0

WP: 0 PA: 40
PB: 0
SB: 0
CS: 0

Batter	1	2	3	4	5	6	7	8	9	AB	R	H	RBI	BB	SO	LOB
Bobby Young, L (1, 4) OBP: 0.333, SLG: 0.429	BBBB 4-0 G6-4-3 BB		x 0-0 ① FC6-4 BB BB 1-2f		x 0-0 ② F9		x 0-0 E1 1B		x 0-0 ② 5-3	4	0	0	0	1	0	1
Johnny Berardino, R (1, 5) OBP: 0.429, SLG: 0.333	x 0-0 ① F9		BBBB 4-0 BB 1-2 BB		x 0-0 ③ 6-3		x 0-0 1-2 1B		x 0-0 ③ F8	4	0	1	0	1	0	1
Roy Sievers, R (1, 7) OBP: 0.385, SLG: 0.364	x 0-0 ② ③ G6-4-3 1-2f		BBBB 4-0 1-2 2-3 BB			BBBB 4-0 4-3 1B BB	SSS 0-3 ② K			2	0	0	0	2	1	3
Ken Wood, R (1, 9) OBP: 0.308, SLG: 0.250		x 0-0 ① F4	SSS 0-3 ② K			x 0-0 4-3 1-2 1B	x 0-0 ③ F8			4	0	1	0	0	1	5
Ray Coleman, L (1, 8) OBP: 0.400, SLG: 1.000		x 0-0 E 1B	x 0-0 ③ F7			x 0-0 ① 4-3 1-2 2-3		x 0-0 ① F4		4	0	1	0	0	0	5
Joe Lutz, L (1, 3) OBP: 0.333, SLG: 0.400		x 0-0 ② F7		x 0-0 ① F6		BBBB 4-0 BB		SSS 0-3 ② K		3	0	0	0	1	1	1
Tom Upton, R (1, 6) OBP: 0.083, SLG: 0.083 Johnny Bero, L (8, PH) (8, 6)	x 0-0 E5 1-3		SSS 0-3 ② K	x 0-0 ② K	SSS 0-3 ② K	SSS 0-3 ② K		x 0-0 ③ F7		3 1	0 0	0 0	0 0	0 0	2 0	4 0
Les Moss, R (1, 2) Hank Arft, L (9, PH) OBP: 1.000, SLG: 4.000		SSS 0-3 ③ K		x 0-0 ③ 5-3		SSS 0-3 ③ K			x 0-0 HR	3 1	0 1	0 1	0 1	0 0	2 0	5 0
Dick Starr, R (1, 1) Duane Pillette, R (2, 1) OBP: 0.333, SLG: 0.333 Jim Delsing, L (9, PH)			x 0-0 FC6-4 1B	x 0-0 ① 4-3		x 0-0 ① F3			SSS 0-3 ① K	0 3 1	0 0 0	0 1 0	0 0 0	0 0 0	0 0 1	0 0 0
Inning Stats	R: 0 H: 0 E: 0 LOB: 0 K: 0 BB: 1 S: 2 P: 6	R: 0 H: 1 E: 1 LOB: 2 K: 1 BB: 0 S: 7 P: 7	R: 0 H: 1 E: 0 LOB: 3 K: 1 BB: 2 S: 6 P: 14	R: 0 H: 0 E: 0 LOB: 0 K: 1 BB: 0 S: 5 P: 5	R: 0 H: 0 E: 0 LOB: 0 K: 0 BB: 0 S: 3 P: 3	R: 0 H: 1 E: 0 LOB: 3 K: 2 BB: 2 S: 8 P: 16	R: 0 H: 1 E: 1 LOB: 2 K: 1 BB: 0 S: 7 P: 7	R: 0 H: 0 E: 0 LOB: 0 K: 1 BB: 0 S: 5 P: 5	R: 1 H: 1 E: 0 LOB: 0 K: 1 BB: 0 S: 6 P: 6	1B: 4 SF: 0 2B: 0 SAC: 0 3B: 0 DP: 1 HR: 1 HBP: 0						

PITCHER	IP	WLS	BF	H	R	ER	SO	BB	IBB	HBP	BLK	WP	HR	S	P	ERA	WHIP
Bob Feller, R (1, 1) ERA: 1.0	9.0	W	38	5	1	1	8	5	0	0	0	0	1	49	69	1.00	1.111

PITCHER	IP	WLS	BF	H	R	ER	SO	BB	IBB	HBP	BLK	WP	HR	S	P	ERA	WHIP

TOP

St. Louis Browns @ Cleveland Indians

Cleveland Municipal Stadium, Cleveland, OH

Fri Apr 20 1951, 3:33 AM EST
Att. 48,316 - Unknown

livebaseballscorecards.com

AB	33
R	1
H	5
RBI	1
BB	5
SO	8
LOB	25



BOTTOM

St. Louis Browns @ Cleveland Indians

Cleveland Municipal Stadium, Cleveland, OH

Fri Apr 20 1951, 3:33 AM EST

Att. 48,316 - Unknown

livebaseballscorecards.com

Batter	1	2	3	4	5	6	7	8	9	AB	R	H	RBI	BB	SO	LOB
Dale Mitchell, L (1, 7) OBP: 0.357, SLG: 0.100	BBBB 4-0 CS BB	BBBB 4-0 BB BB 1-2 BB		x 0-0 ② F5		x 0-0 1B		x 0-0 ③ L5		3	0	1	0	2	0	0
Bobby Avila, R (1, 4) OBP: 0.385, SLG: 0.273	SSS 0-3 ① K	BBBB 4-0 BB 1-2 2-3 BB		BBBB 4-0 BB		x 0-0 ① F6				2	0	0	0	2	1	2
Luke Easter, L (1, 3) OBP: 0.545, SLG: 0.444	SSS 0-3 ②③ K 1-2	BBBB 4-0 1-2 2-3 3-H BB		x 0-0 ③ F8		x 0-0 ② F9				3	0	0	1	1	1	3
Al Rosen, R (1, 5) OBP: 0.462, SLG: 0.364		4-0 2B 1B BB 0-3 K			BBBB 4-0 1B BB	x 0-0 ③ F8				2	1	0	0	2	1	4
Larry Doby, L (1, 8) OBP: 0.308, SLG: 0.462		x 0-0 1-3 1B 2B SSS 0-3 ① K2-3			x 0-0 ① F5		x 0-0 ① F7			4	1	1	0	0	1	1
Bob Kennedy, R (1, 9) OBP: 0.500, SLG: 0.500		x 0-0 E F8 2-H 3-H 1B BBBB 4-0 CS BB			x 0-0 1-5-3 1-3 1B		x 0-0 ② F5			3	1	2	1	1	0	0
Ray Boone, R (1, 6) OBP: 0.231, SLG: 0.167		x 0-0 E5 F8 BB 2-3 BBBB 4-0 ② 1-2 BB			x 0-0 ② 1-5-3 1-2		x 0-0 ③ 1B			3	0	1	0	1	0	3
Jim Hegan, R (1, 2) OBP: 0.462, SLG: 0.636		x 0-0 ① F8 2-3 3-H SSS 0-3 ③ K			4-0 IBB			SSS 0-3 ① K		3	0	0	1	1	2	2
Bob Feller, R (1, 1)		BBBB 4-0 ② BB BB BB 3-H BB		SSS 0-3 ① K	x 0-0 ③ F6			x 0-0 ② F8		3	1	0	0	1	1	3

	AB	26
	R	4
	H	5
	RBI	3
	BB	11
	SO	7
	LOB	18

Inning Stats										
	R: 0	H: 0	R: 4	H: 2	R: 0	H: 0	R: 0	H: 0	R: 0	H: 1
	E: 0	LOB: 0	E: 1	LOB: 3	E: 0	LOB: 1	K: 1	LOB: 1	K: 0	LOB: 3
	K: 2	BB: 1	K: 1	BB: 5	K: 2	BB: 2	S: 5	BB: 1	K: 0	BB: 2
	S: 6	P: 10	S: 7	P: 27	S: 6	P: 14		P: 9	S: 4	P: 12

	R: 0	H: 1	R: 0	H: 1	R: 0	H: 0
	E: 0	LOB: 1	E: 0	LOB: 1	E: 0	LOB: 0
	K: 0	BB: 0	K: 0	BB: 0	K: 1	BB: 0
	S: 4	P: 4	S: 3	P: 3	S: 5	P: 5

	1B: 4	SF: 0	WP: 0	PA: 37
	2B: 1	SAC: 0	PB: 0	
	3B: 0	DP: 0	SB: 0	
	HR: 0	HBP: 0	CS: 2	

PITCHER		IP	WLS	BF	H	R	ER	SO	BB	IBB	HBP	BLK	WP	HR	S	P	ERA	WHIP
Dick Starr, R ERA: 21.6	(1, 1)	1.2	L	12	2	4	4	2	6	0	0	0	0	0	10	34	21.60	4.800
Duane Pillette, R ERA:	(2, 1)	6.1		25	3	0	0	5	4	1	0	0	0	0	30	50	0.00	1.105

PITCHER	IP	WLS	BF	H	R	ER	SO	BB	IBB	HBP	BLK	WP	HR	S	P	ERA	WHIP

St. Louis Browns @ Cleveland Indians

Cleveland Municipal Stadium, Cleveland, OH

Sat Apr 21 1951, 3:33 AM EST

Att. 8,560 - Unknown

TOP

Batter	1	2	3	4	5	6	7	8	9	AB	R	H	RBI	BB	SO	LOB
Bobby Young, L (1, 4) OBP: 0.300, SLG: 0.333	BBBB 4-0 2B BB	x 0-0 1-3 ③			x 0-0 SH1-4 ① 1-2	x 0-0 FC6-4 ③ 1-2f	x 0-0 6-3 ③		x 0-0 6-3 ③	4	1	0	0	1	0	5
Johnny Berardino, R (1, 5) OBP: 0.474, SLG: 0.500	x 0-0 1-H 2B		x 0-0 L8 ①		x 0-0 E 2-H 2B		SSS 0-3 K ①	BBBB 4-0 S 1B BB		4	2	2	2	1	1	0
Roy Sievers, R (1, 7) OBP: 0.389, SLG: 0.333	x 0-0 6-3 ①		SSS 0-3 K ②		BBBB 4-0 FC4-6 BB		x 0-0 E 3B 1B	SSS 0-3 K ① 1-2		4	1	1	0	1	2	2
Ken Wood, R (1, 9) OBP: 0.222, SLG: 0.176	SSS 0-3 K ②		SSS 0-3 K ③		x 0-0 FC4-6 ② 1-2f 2-H		x 0-0 E5 1-2 3B	x 0-0 F9		5	1	0	0	0	2	4
Ray Coleman, L (1, 8) OBP: 0.500, SLG: 1.000	x 0-0 F5 ③			x 0-0 4-3 ①	BBBB 4-0 BB		x 0-0 2B 1-H 2-H 3B	x 0-0 S 2-H 1B		4	1	2	3	1	0	1
Les Moss, R (1, 2) OBP: 0.333, SLG: 0.250		x 0-0 BB 1B		x 0-0 1B	x 0-0 F7 ③		BBB 4-0 2B BB	SSS 0-3 K ③ 1-2		4	1	2	0	1	1	3
Joe Lutz, L (1, 3) OBP: 0.294, SLG: 0.333		SSS 0-3 K ①		x 0-0 F3 ②		x 0-0 F9 ① SSS 0-3 K ②			x 0-0 SH1-4 1B	5	0	1	0	0	2	4
Tom Upton, R (1, 6) OBP: 0.188, SLG: 0.250		x 0-0 F9 ②		x 0-0 1-3 ③		x 0-0 FC6-4 1B	x 0-0 1-H 3-H 1B 2B		x 0-0 SH1-4 ① 1-2	4	1	2	2	0	0	2
Ned Garver, R (1, 1) OBP: 0.600, SLG: 0.333		BBBB 4-0 1-2 BB			BBBB 4-0 SH1-4 2B BB	x 0-0 FC6-4 ② 1-2f FC6-4	x 0-0 2-H 1B		x 0-0 F7 ②	3	1	1	1	2	0	2
Inning Stats	R: 1 E: 0 K: 1 S: 6 H: 1 LOB: 1 BB: 1 P: 10	R: 0 E: 0 K: 1 S: 6 H: 1 LOB: 2 BB: 1 P: 10	R: 0 E: 0 K: 2 S: 7 H: 0 LOB: 0 BB: 0 P: 7	R: 0 E: 0 K: 0 S: 4 H: 1 LOB: 1 BB: 0 P: 4	R: 2 E: 1 K: 0 S: 4 H: 1 LOB: 2 BB: 3 P: 16	R: 0 E: 0 K: 0 S: 4 H: 1 LOB: 1 BB: 0 P: 4	R: 5 E: 1 K: 2 S: 12 H: 4 LOB: 1 BB: 1 P: 16	R: 1 E: 0 K: 2 S: 8 H: 1 LOB: 1 BB: 1 P: 12	R: 0 E: 0 K: 0 S: 4 H: 1 LOB: 1 BB: 0 P: 4	1B: 7 2B: 3 3B: 1 HR: 0	SF: 0 SAC: 2 DP: 0 HBP: 0						

	AB	37
	R	9
	H	11
	RBI	8
	BB	7
	SO	8
	LOB	23

WP: 0 PB: 0 SB: 2 CS: 0 PA: 46

livebaseballscorecards.com

PITCHER		IP	WLS	BF	H	R	ER	SO	BB	IBB	HBP	BLK	WP	HR	S	P	ERA	WHIP
Bob Lemon, R ERA: 2.3	(1, 1)	6.2	L	36	9	8	3	6	6	0	0	0	0	0	42	66	4.05	2.250
George Zuverink, R ERA: 6.75	(7, 1)	1.1		6	1	1	1	2	1	0	0	0	0	0	9	13	6.75	1.500
Bob Chakales, R ERA:	(9, 1)	1.0		4	1	0	0	0	0	0	0	0	0	0	4	4	0.00	1.000

PITCHER	IP	WLS	BF	H	R	ER	SO	BB	IBB	HBP	BLK	WP	HR	S	P	ERA	WHIP

BOTTOM

St. Louis Browns @ Cleveland Indians

Cleveland Municipal Stadium, Cleveland, OH

Sat Apr 21 1951, 3:33 AM EST

Att. 8,560 - Unknown

livebaseballscorecards.com

Batter	1	2	3	4	5	6	7	8	9	AB	R	H	RBI	BB	SO	LOB
Dale Mitchell, L (1, 7) OBP: 0.444, SLG: 0.231	2-3		FC4 BB			4-3 1B 1B		BB 1B		3	1	2	0	1	0	0
Bobby Avila, R (1, 4) OBP: 0.353, SLG: 0.214	6-3		FC4 1-2f			4-3 1-2		BB 1-2		3	0	0	0	1	0	3
Luke Easter, L (1, 3) OBP: 0.467, SLG: 0.385	L3			F2		G4-3 2-H 1B		3-1		4	0	1	1	0	0	2
Al Rosen, R (1, 5) OBP: 0.412, SLG: 0.333		G6-4-3 1B		5-3		G4-3 1-2f			K	4	0	1	0	0	1	1
Larry Doby, L (1, 8) OBP: 0.235, SLG: 0.353		F7		F7			L3		F7	4	0	0	0	0	0	1
Bob Kennedy, R (1, 9) OBP: 0.438, SLG: 0.429		G6-4-3 1-2f			E5		L3 1B		6-3	4	0	1	0	0	0	1
Merl Combs, L (1, 6)			L8		F6		L3 1-2			3	0	0	0	0	0	2
Jim Hegan, R (1, 2) OBP: 0.438, SLG: 0.538			1-3 BB		K			K		2	0	0	0	1	2	1
Bob Lemon, L (1, 1) George Zuverink, R (7, 1) Harry Simpson, L (8, PH) Bob Chakales, R (9, 1)			1-3 1-2		L9			F7		2 0 1 0	0 0 0 0	0 0 0 0	0 0 0 0	0 0 0 0	0 0 0 0	2 0 0 0

	AB	30
	R	1
	H	5
	RBI	1
	BB	3
	SO	3
	LOB	13

Inning Stats	1	2	3	4	5	6	7	8	9	1B: 5	SF: 0	WP: 0	PA: 33
R:	0	0	0	0	0	1	0	0	0	2B: 1	SAC: 0	PB: 0	
E:	0	0	0	0	1	0	0	0	0	3B: 0	DP: 3	SB: 0	
K:	0	0	0	0	1	0	0	1	1	HR: 0	HBP: 0	CS: 0	
BB:	0	1	0	0	0	0	0	0	0				
LOB:	0	0	2	0	1	0	0	2	0				
H:	0	1	0	0	0	2	1	1	0				
P:	3	3	11	3	6	4	3	10	5				
S:	3	3	3	3	6	4	3	6	5				

PITCHER		IP	WLS	BF	H	R	ER	SO	BB	IBB	HBP	BLK	WP	HR	S	P	ERA	WHIP
Ned Garver, R ERA: 5.91	(1, 1)	9.0	W	33	5	1	1	3	3	0	0	0	0	0	36	48	1.00	0.889

PITCHER		IP	WLS	BF	H	R	ER	SO	BB	IBB	HBP	BLK	WP	HR	S	P	ERA	WHIP

Batter	1	2	3	4	5	6	7	8	9	AB	R	H	RBI	BB	SO	LOB
Bobby Young, L (1, 4) OBP: 0.292, SLG: 0.318	6-3		CS 1B		E3 2-H			F9		4	0	1	0	0	0	1
Johnny Berardino, R (1, 5) OBP: 0.435, SLG: 0.500	4-3 1B 2B		F7 1-2		1-3			L8		4	1	1	0	0	0	3
Roy Sievers, R (1, 7) OBP: 0.364, SLG: 0.316	4-3 2-3			6-3		6-3		1-3 1B		4	0	1	0	0	0	1
Ken Wood, R (1, 9) OBP: 0.273, SLG: 0.381	3-H 1B			HR		F7		F7		4	1	2	2	0	0	2
Ray Coleman, L (1, 8) OBP: 0.429, SLG: 0.769	F5			G5-4-3 1B		F7			6-3	4	0	1	0	0	0	1
Les Moss, R (1, 2) OBP: 0.308, SLG: 0.182		F6		G5-4-3 1-2f			F3		BB	3	0	0	0	1	0	1
Cliff Fannin, L (9, PR)										0	0	0	0	0	0	0
Joe Lutz, L (1, 3) OBP: 0.286, SLG: 0.278		K			B B B 4-0 E 5-3 BB		F9		F6	3	1	0	0	1	1	1
Tom Upton, R (1, 6) OBP: 0.158, SLG: 0.211		F3			5-3 1-2		F8		K	3	0	0	0	0	0	1
Hank Arft, L (9, PH) OBP: 0.500, SLG: 2.000										1	0	0	0	0	1	1
Stubby Overmire, R (1, 1)			4-3		F7			1B 1B		1	0	0	0	0	0	0
Bill Kennedy, L (3, 1)										0	0	0	0	0	0	0
Sid Schacht, R (4, 1)										0	0	0	0	0	0	0
Jim Delsing, L (5, PH)										1	0	0	0	0	0	1
Irv Medlinger, L (5, 1)										0	0	0	0	0	0	0
Johnny Bero, L (8, PH) OBP: 0.500, SLG: 0.500										1	0	1	0	0	0	0
Duane Pillette, R (8, 1) OBP: 0.333, SLG: 0.333										0	0	0	0	0	0	0
Inning Stats	R: 1 E: 0 K: 0 S: 5 H: 2 LOB: 1 BB: 0 P: 5	R: 0 E: 0 K: 1 S: 5 H: 0 LOB: 0 BB: 0 P: 5	R: 0 E: 0 K: 0 S: 3 H: 1 LOB: 0 BB: 0 P: 3	R: 1 E: 0 K: 0 S: 4 H: 2 LOB: 0 BB: 0 P: 4	R: 1 E: 1 K: 0 S: 4 H: 0 LOB: 1 BB: 1 P: 8	R: 0 E: 0 K: 0 S: 3 H: 0 LOB: 0 BB: 0 P: 3	R: 0 E: 0 K: 0 S: 3 H: 0 LOB: 0 BB: 0 P: 3	R: 0 E: 0 K: 0 S: 5 H: 2 LOB: 2 BB: 0 P: 5	R: 0 E: 0 K: 1 S: 5 H: 0 LOB: 1 BB: 1 P: 9	1B: 5 2B: 1 3B: 0 HR: 1	SF: 0 SAC: 0 DP: 1 HBP: 0					

TOP

St. Louis Browns @ Cleveland Indians

Cleveland Municipal Stadium, Cleveland, OH

Sun Apr 22 1951, 3:33 AM EST

Unknown

livebaseballscorecards.com

AB	33
R	3
H	7
RBI	2
BB	2
SO	2
LOB	13

PITCHER	IP	WLS	BF	H	R	ER	SO	BB	IBB	HBP	BLK	WP	HR	S	P	ERA	WHIP
Early Wynn, R (1, 1) ERA: 1.89	9.0	W	35	7	3	2	2	2	0	0	0	0	1	37	45	2.00	1.000

PITCHER	IP	WLS	BF	H	R	ER	SO	BB	IBB	HBP	BLK	WP	HR	S	P	ERA	WHIP

Batter	1	2	3	4	5	6	7	8	9	AB	R	H	RBI	BB	SO	LOB
Dale Mitchell, L (1, 7) OBP: 0.391, SLG: 0.278	F7		G3 2-3	F7	WP 1B 2-H 3-H 2B		F7			5	1	1	2	0	0	2
Bobby Avila, R (1, 4) OBP: 0.409, SLG: 0.235	F7		BB BB 1B 3-H	1B 2B BB	1B 2-3 BB		K			3	1	1	1	2	1	0
Luke Easter, L (1, 3) OBP: 0.474, SLG: 0.375 Minnie Minoso, R (6, 3)	1-3		BB 1-2 BB	2B 1-3 2-H 1B	F5			F8		3 1	0 0	1 0	1 0	1 0	0 0	2 0
Al Rosen, R (1, 5) OBP: 0.500, SLG: 0.444		F9	BB 1-2 2-3	2B 1-3 3-H	1B 1-3 3-H			HR BB		3	1	2	2	2	0	0
Larry Doby, L (1, 8) OBP: 0.273, SLG: 0.476	E1 1B		K	IBB	L7			HR 1-H		4	1	1	2	1	1	5
Bob Kennedy, R (1, 9) OBP: 0.381, SLG: 0.368	L4-3 1-3 1B		F3	F6				F3		5	0	1	0	0	0	6
Ray Boone, R (1, 6) OBP: 0.250, SLG: 0.143 Bob Lemon, L (5, PR) Merl Combs, L (6, 6)	L4-3 1-2			F3	SH3-4 BB 2B BB		K	4-3		2 0 2	0 1 0	0 0 0	0 0 0	1 0 1	0 0 0	2 0 0
Jim Hegan, R (1, 2) OBP: 0.500, SLG: 0.600			2B 2B	2B BB	SH3-4 1-2 2B BB		K			2	3	1	0	2	1	0
Early Wynn, S (1, 1) OBP: 0.250, SLG: 0.500			G3 2-H 1B 2B	1-H 1B 2B	SH3-4 1-2 2-3		L9			3	2	2	2	0	0	0
Inning Stats	R: 0 E: 0 K: 0 S: 3 H: 0 LOB: 0 BB: 0 P: 3	R: 0 E: 1 K: 0 S: 4 H: 1 LOB: 1 BB: 0 P: 4	R: 2 E: 0 K: 1 S: 8 H: 3 LOB: 3 BB: 2 P: 16	R: 3 E: 0 K: 0 S: 6 H: 3 LOB: 3 BB: 3 P: 18	R: 3 E: 0 K: 0 S: 5 H: 2 LOB: 2 BB: 3 P: 17	R: 0 E: 0 K: 2 S: 7 H: 0 LOB: 0 BB: 0 P: 7	R: 0 E: 0 K: 1 S: 5 H: 0 LOB: 0 BB: 0 P: 5	R: 2 E: 0 K: 0 S: 4 H: 1 LOB: 0 BB: 1 P: 8		1B: 4 2B: 6 3B: 0 HR: 1 SF: 0 SAC: 1 DP: 1 HBP: 0						

PITCHER		IP	WLS	BF	H	R	ER	SO	BB	IBB	HBP	BLK	WP	HR	S	P	ERA	WHIP
Stubby Overmire, L ERA: 7.71	(1, 1)	2.1		13	4	2	2	0	2	0	0	0	0	0	11	19	7.71	2.571
Bill Kennedy, L ERA: 5.87	(3, 1)	1.1	L	9	3	3	3	1	2	0	0	0	0	0	9	17	20.25	3.750
Sid Schacht, R ERA: 16.88	(4, 1)	0.1		2	0	0	0	0	0	1	0	0	0	0	1	5	0.00	0.000
Irv Medlinger, L ERA: 9.82	(5, 1)	3.0		14	2	3	2	3	3	0	0	0	1	0	17	29	6.00	1.667
Duane Pillette, R ERA: 2.45	(8, 1)	1.0		5	1	2	2	0	1	0	0	0	0	1	4	8	18.00	2.000

PITCHER	IP	WLS	BF	H	R	ER	SO	BB	IBB	HBP	BLK	WP	HR	S	P	ERA	WHIP

BOTTOM

St. Louis Browns @ Cleveland Indians

Cleveland Municipal Stadium, Cleveland, OH

Sun Apr 22 1951, 3:33 AM EST

Unknown

livebaseballscorecards.com

AB	33
R	10
H	10
RBI	10
BB	9
SO	4
LOB	17

Batter	1	2	3	4	5	6	7	8	9	AB	R	H	RBI	BB	SO	LOB
Bobby Young, L (1, 4) OBP: 0.310, SLG: 0.407	F8		E6 BB 1B	K			1B 1-H 2B		2B	5	1	2	1	0	1	1
Johnny Berardino, R (1, 5) OBP: 0.429, SLG: 0.458	F9		1B 1-2 BB		5-3		WP 2-3 1B		K	4	0	1	0	1	1	1
Sherm Lollar, R (1, 2) OBP: 0.538, SLG: 0.400	BB		1-3 2-H 1B		K		5-3 1-2		K	4	0	1	1	1	2	3
Ken Wood, R (1, 9) OBP: 0.222, SLG: 0.308	4-3		K		6-3		K		F3	5	0	0	0	0	2	6
Jim Delsing, L (1, 8)		6-3	4-3			F9	F3			4	0	0	0	0	0	4
Don Lenhardt, R (1, 7) OBP: 0.091, SLG: 0.091 Ray Coleman, L (8, PH) OBP: 0.400, SLG: 0.714 (8, 7)		K		F9		K		F7		3 1	0 0	0 0	0 0	0 0	2 0	0 0
Hank Arft, L (1, 3) OBP: 0.667, SLG: 1.200		FC6 1B		3B 1B		FC6-4 BB		L4		3	1	2	0	1	0	0
Tom Upton, R (1, 6) OBP: 0.136, SLG: 0.182 Johnny Bero, L (8, PH) OBP: 0.667, SLG: 0.500 (8, 6)		FC6 1-2f		K		FC6-4 1-2f		BB		3 0	0 0	0 0	0 0	0 1	1 0	3 0
Lou Sleater, L (1, 1) OBP: 0.500, SLG: 1.000		6-3	3B				2B 1B	4-3		4	1	2	1	0	0	1
Inning Stats	R: 0 E: 0 K: 0 S: 3 H: 0 LOB: 1 BB: 1 P: 7	R: 0 E: 0 K: 1 S: 6 H: 1 LOB: 1 BB: 0 P: 6	R: 1 E: 1 K: 1 S: 7 H: 1 LOB: 2 BB: 1 P: 11	R: 1 E: 0 K: 2 S: 9 H: 2 LOB: 1 BB: 0 P: 9	R: 0 E: 0 K: 1 S: 5 H: 0 LOB: 0 BB: 0 P: 5	R: 0 E: 0 K: 1 S: 5 H: 0 LOB: 1 BB: 1 P: 9	R: 1 E: 0 K: 1 S: 8 H: 3 LOB: 2 BB: 0 P: 8	R: 0 E: 0 K: 0 S: 3 H: 0 LOB: 1 BB: 1 P: 7	R: 0 E: 0 K: 2 S: 8 H: 1 LOB: 1 BB: 0 P: 8	1B: 5 2B: 2 3B: 1 HR: 0	SF: 0 SAC: 0 DP: 0 HBP: 0						

TOP

St. Louis Browns @ Cleveland Indians

Cleveland Municipal Stadium, Cleveland, OH

Sun Apr 22 1951, 3:38 AM EST

Att. 13,932 - Unknown

livebaseballscorecards.com

AB	36
R	3
H	8
RBI	3
BB	4
SO	9
LOB	19

WP: 1 PB: 0 SB: 0 CS: 0 PA: 40

PITCHER	IP	WLS	BF	H	R	ER	SO	BB	IBB	HBP	BLK	WP	HR	S	P	ERA	WHIP
Mike Garcia, R (1, 1) ERA: 2.0	9.0	W	40	8	3	2	9	4	0	0	0	1	0	54	70	2.00	1.333

PITCHER	IP	WLS	BF	H	R	ER	SO	BB	IBB	HBP	BLK	WP	HR	S	P	ERA	WHIP

BOTTOM

Batter	1	2	3	4	5	6	7	8	9	AB	R	H	RBI	BB	SO	LOB
Dale Mitchell, L (1, 7) OBP: 0.357, SLG: 0.261	BB, 1B 1B	G3 2-3	F7			1-3		F6		5	1	1	0	0	0	3
Bobby Avila, R (1, 4) OBP: 0.444, SLG: 0.250	BB, 1B 1-2 BB	6-3		G1-6-3 1B		K		FC4-6 BB		3	1	1	0	2	1	1
Luke Easter, L (1, 3) Minnie Minoso, R (8, PR) (9, 3)	BB, BB 1-2 2-H FC3-6 1B	BB		G1-6-3 1-2f		K		FC4-6 1-2f		4 0	1 0	1 0	1 0	1 0	1 0	2 0
Al Rosen, R (1, 5) OBP: 0.481, SLG: 0.381	FC3-6, BB 1-2 2-3 BB	F6		BB			F2	F7		3	0	0	0	2	0	3
Larry Doby, L (1, 8) OBP: 0.308, SLG: 0.458	FC3-6 1-2 2-3 3-H BB		F7	3-1			E, BB 1B			3	0	1	1	1	0	1
Bob Kennedy, R (1, 9) OBP: 0.360, SLG: 0.391	F5		F9 1B 2B		6-3		K			4	1	1	0	0	1	4
Merl Combs, L (1, 6)	FC3-6 1-2f 2-3 3-H		F9 2-3		6-3		E 1-2 BB			3	0	0	1	1	0	3
Birdie Tebbetts, R (1, 2)	K		1B IBB		E6		E6 1-2 2-3			3	0	0	0	1	1	4
Mike Garcia, R (1, 1) OBP: 0.500, SLG: 0.750		G3 2B	1-2 3-H 1B		K		4-3			4	0	2	1	0	1	4
Inning Stats	R: 3 E: 0 K: 1 S: 7 H: 2 LOB: 2 BB: 3 P: 19	R: 0 E: 0 K: 0 S: 4 H: 1 LOB: 2 BB: 1 P: 8	R: 1 E: 0 K: 0 S: 5 H: 2 LOB: 2 BB: 1 P: 9	R: 0 E: 0 K: 0 S: 3 H: 1 LOB: 1 BB: 1 P: 7	R: 0 E: 1 K: 1 S: 6 H: 0 LOB: 1 BB: 0 P: 6	R: 0 E: 0 K: 2 S: 7 H: 0 LOB: 0 BB: 0 P: 7	R: 0 E: 1 K: 1 S: 7 H: 1 LOB: 3 BB: 1 P: 11	R: 0 E: 0 K: 0 S: 3 H: 0 LOB: 1 BB: 1 P: 7		1B: 5 2B: 2 3B: 0 HR: 0 SF: 0 SAC: 0 DP: 1 HBP: 0						

PITCHER	IP	WLS	BF	H	R	ER	SO	BB	IBB	HBP	BLK	WP	HR	S	P	ERA	WHIP
Lou Sleater, L (1, 1) ERA: 4.5	8.0	L	40	7	4	4	5	7	1	0	0	0	0	42	74	4.50	1.750

PITCHER	IP	WLS	BF	H	R	ER	SO	BB	IBB	HBP	BLK	WP	HR	S	P	ERA	WHIP

St. Louis Browns @ Cleveland Indians

Cleveland Municipal Stadium, Cleveland, OH

Sun Apr 22 1951, 3:38 AM EST

Att. 13,932 - Unknown

livebaseballscorecards.com

AB	32
R	4
H	7
RBI	4
BB	8
SO	5
LOB	25

Batter	1	2	3	4	5	6	7	8	9	AB	R	H	RBI	BB	SO	LOB
Chico Carrasquel, R (1, 6) OBP: 0.387, SLG: 0.433	G6-3 1B		BB 2-H 1B		1B 1B		F8 ①		F3 ②	5	0	3	1	0	0	0
Dave Philley, S (1, 7) OBP: 0.300, SLG: 0.222	G6-3 ①② 1-2f		BBBB 4-0 1-2 BB		0-0 1-2 1B		F8 ②		4-3 ③	4	0	1	0	1	0	1
Al Zarilla, L (1, 9) OBP: 0.367, SLG: 0.593	BBBB 4-0 BB		F7 ②		F8 ②		4-3 ③			3	0	0	0	1	0	4
Eddie Robinson, L (1, 3) OBP: 0.579, SLG: 1.067	F8 ③		F4 ③		SSS 0-3 ③ K			F9 ①		4	0	0	0	0	1	5
Hank Majeski, R (1, 5) OBP: 0.455, SLG: 0.636 Joe Demaestri, R (8, PR) (8, 5)		6-3 ①		F9 ①		4-3 1B 2B		1B 1B		4 0	1 0	2 0	0 0	0 0	0 0	0 0
Gus Niarhos, R (1, 2) OBP: 0.364, SLG: 0.125		BBBB 4-0 G4-6-3 BB		0-0 S 1B		4-3 ① 2-3		F2 ②		3	0	1	0	1	0	2
Jim Busby, R (1, 8) OBP: 0.538, SLG: 0.560		G4-6-3 ②③ 1-2f		F9 ② 1-2		S 3-H 1B		1-2 1B		4	0	2	1	0	0	2
Nellie Fox, L (1, 4) OBP: 0.440, SLG: 0.524			F9 ① F9 ③			F9 ② 1-2		F9 ③		4	0	0	0	0	0	4
Bob Cain, L (1, 1) OBP: 0.333, SLG: 0.667 Floyd Baker, L (9, PH) OBP: 0.474, SLG: 0.357			1B 2B		4-3 ①	1-3 ③			F8 ①	3 1	1 0	1 0	0 0	0 0	0 0	1 0
Inning Stats	R: 0 E: 0 K: 0 S: 3 H: 1 LOB: 1 BB: 1 P: 7	R: 0 E: 0 K: 0 S: 2 H: 0 LOB: 0 BB: 1 P: 6	R: 1 E: 0 K: 0 S: 5 H: 2 LOB: 2 BB: 1 P: 9	R: 0 E: 0 K: 0 S: 4 H: 1 LOB: 1 BB: 0 P: 4	R: 0 E: 0 K: 1 S: 7 H: 2 LOB: 2 BB: 0 P: 7	R: 1 E: 0 K: 0 S: 5 H: 2 LOB: 1 BB: 0 P: 5	R: 0 E: 0 K: 0 S: 3 H: 0 LOB: 0 BB: 0 P: 3	R: 0 E: 0 K: 0 S: 5 H: 2 LOB: 2 BB: 0 P: 5	R: 0 E: 0 K: 0 S: 3 H: 0 LOB: 0 BB: 0 P: 3	1B: 8 2B: 2 3B: 0 HR: 0 SF: 0 SAC: 0 DP: 2 HBP: 0						

PITCHER	IP	WLS	BF	H	R	ER	SO	BB	IBB	HBP	BLK	WP	HR	S	P	ERA	WHIP
Bob Feller, R (1, 1) ERA: 1.5	9.0	W	38	10	2	2	1	3	0	0	0	0	0	37	49	2.00	1.444

PITCHER	IP	WLS	BF	H	R	ER	SO	BB	IBB	HBP	BLK	WP	HR	S	P	ERA	WHIP

TOP

Chicago White Sox @ Cleveland Indians

Cleveland Municipal Stadium, Cleveland, OH

Tue Apr 24 1951, 3:33 AM EST
Att. 5,162 - Unknown

livebaseballscorecards.com

AB	35
R	2
H	10
RBI	2
BB	3
SO	1
LOB	19

Batter	1	2	3	4	5	6	7	8	9	AB	R	H	RBI	BB	SO	LOB
Dale Mitchell, L (1, 7) OBP: 0.364, SLG: 0.259	F3	1-2 3-H 1B		6-3		BBBB 4-0 G5-4-3 BB		F9		4	0	1	1	1	0	1
Bobby Avila, R (1, 4) OBP: 0.375, SLG: 0.200	L6	SSS 0-3 K		F8		G5-4-3 1-2f		F7		5	0	0	0	0	1	4
Luke Easter, L (1, 3) OBP: 0.500, SLG: 0.435	BBBB 4-0 BB		4-3		F9 HBP F8 1B	E 2B				3	2	2	0	1	0	0
Al Rosen, R (1, 5) OBP: 0.452, SLG: 0.333	L7		6-3		1-2 F8 F9 HBP	2-H E7				3	0	0	0	0	0	1
Larry Doby, L (1, 8) OBP: 0.333, SLG: 0.481		BBBB 4-0 2B BB	1B 2B		1-2 2-3 F9	G3				3	2	1	0	1	0	3
Bob Kennedy, R (1, 9) OBP: 0.414, SLG: 0.400		F4	2-H 1B		4-0 F8 IBB	BBBB 4-0 B1-6-4 BB				2	0	1	1	2	0	1
Merl Combs, L (1, 6) OBP: 0.182, SLG: 0.200		1B 1-H 1B 2B	F4		1-2 2-3 3-H F8	1-2f B1-6-4				2	1	1	1	0	0	1
Minnie Minoso, R (5, PH)										1	0	0	1	0	0	2
Ray Boone, R (6, 6) OBP: 0.235, SLG: 0.133										1	0	0	0	0	0	1
Jim Hegan, R (1, 2) OBP: 0.500, SLG: 0.611		F2		SH1-4 2B	4-0 IBB	F8				3	0	1	0	1	0	1
Bob Feller, R (1, 1) OBP: 0.286, SLG: 0.167		2-3 1B 1B		2-3 SH1-4	1-3			F6		3	0	1	0	0	0	3
Inning Stats	R: 0 E: 0 K: 0 S: 3 H: 0 LOB: 1 BB: 1 P: 7	R: 2 E: 0 K: 1 S: 8 H: 3 LOB: 2 BB: 1 P: 12	R: 1 E: 0 K: 0 S: 5 H: 2 LOB: 1 BB: 0 P: 5	R: 0 E: 0 K: 0 S: 4 H: 1 LOB: 1 BB: 0 P: 4	R: 1 E: 0 K: 0 S: 4 H: 1 LOB: 3 BB: 2 P: 13	R: 1 E: 1 K: 0 S: 4 H: 1 LOB: 1 BB: 1 P: 8	R: 0 E: 0 K: 0 S: 2 H: 0 LOB: 0 BB: 1 P: 6	R: 0 E: 0 K: 0 S: 3 H: 0 LOB: 0 BB: 0 P: 3		1B: 4 2B: 4 3B: 0 HR: 0 SF: 0 SAC: 1 DP: 2 HBP: 1						

PITCHER	IP	WLS	BF	H	R	ER	SO	BB	IBB	HBP	BLK	WP	HR	S	P	ERA	WHIP
Bob Cain, L (1, 1) ERA: 4.5	8.0	L	38	8	5	4	1	4	2	1	0	0	0	33	58	4.50	1.500

PITCHER	IP	WLS	BF	H	R	ER	SO	BB	IBB	HBP	BLK	WP	HR	S	P	ERA	WHIP

BOTTOM

Chicago White Sox @ Cleveland Indians

Cleveland Municipal Stadium, Cleveland, OH

Tue Apr 24 1951, 3:33 AM EST

Att. 5,162 - Unknown

livebaseballscorecards.com

AB	30
R	5
H	8
RBI	4
BB	6
SO	1
LOB	18

WP: 0	PB: 0	SB: 0	CS: 0
PA: 38			

Batter	1	2	3	4	5	6	7	8	9	AB	R	H	RBI	BB	SO	LOB
Dale Mitchell, L (1, 7) OBP: 0.342, SLG: 0.344	F5	F8		HR 1-H 2-H 3-H		K		F7		5	1	1	4	0	1	1
Bobby Avila, R (1, 4) OBP: 0.378, SLG: 0.233	F3		F3	E7 3B 1B			F9	F4 1B		5	1	2	0	0	0	0
Luke Easter, L (1, 3) OBP: 0.516, SLG: 0.538	1B		G3	3B 2-H			1B E 1B	F4 1-2		3	0	2	1	0	0	0
Minnie Minoso, R (4, 3) OBP: 0.167, SLG: 0.167										2	1	1	0	0	0	1
Al Rosen, R (1, 5) OBP: 0.444, SLG: 0.345	F5		F8	F5			1-3 E 1B		HR 1B	5	2	2	0	0	0	2
Larry Doby, L (1, 8) OBP: 0.400, SLG: 0.600		HR BB		S 1B HR BB	K		E8 1B 1B 2-H 3-H 1B		1-H HR	3	4	2	4	2	1	0
Bob Kennedy, R (1, 9) OBP: 0.441, SLG: 0.517		1-H HR		K	G3		1B 2-3 1B		G6-4-3 BB	4	1	2	2	1	1	1
Ray Boone, R (1, 6) OBP: 0.318, SLG: 0.211		G6-4-3 BB		S HR 1-2 1B	L7		1B 1-2 3-H 1B		G6-4-3 1-2f	4	1	2	1	1	0	1
Jim Hegan, R (1, 2) OBP: 0.483, SLG: 0.545		G6-4-3 1-2f		HR 1-2 2-3 BB		F9	1-2 1B		F4	4	1	1	0	1	0	1
Bob Lemon, L (1, 1)		BB		F2		3-1	F8			3	0	0	0	1	0	5
Inning Stats	R: 0 E: 0 K: 0 S: 4 H: 1 LOB: 1 BB: 0 P: 4	R: 2 E: 0 K: 0 S: 3 H: 1 LOB: 1 BB: 3 P: 15	R: 0 E: 0 K: 0 S: 3 H: 0 LOB: 0 BB: 0 P: 3	R: 5 E: 1 K: 1 S: 9 H: 4 LOB: 1 BB: 2 P: 17	R: 0 E: 0 K: 1 S: 5 H: 0 LOB: 0 BB: 0 P: 5	R: 0 E: 0 K: 1 S: 5 H: 0 LOB: 0 BB: 0 P: 5	R: 3 E: 1 K: 0 S: 8 H: 6 LOB: 2 BB: 0 P: 8	R: 0 E: 0 K: 0 S: 3 H: 1 LOB: 0 BB: 0 P: 3	R: 2 E: 0 K: 0 S: 4 H: 2 LOB: 0 BB: 1 P: 8	1B: 11 2B: 0 3B: 1 HR: 3 SF: 0 SAC: 0 DP: 2 HBP: 0						

PITCHER		IP	WLS	BF	H	R	ER	SO	BB	IBB	HBP	BLK	WP	HR	S	P	ERA	WHIP
Lou Sleater, L ERA: 7.9	(1, 1)	3.2	L	20	5	7	7	1	5	0	0	0	0	2	17	37	17.18	2.727
Bill Kennedy, L ERA: 6.0	(4, 1)	3.1		16	7	3	3	2	0	0	0	0	0	0	20	20	8.10	2.100
Cliff Fannin, R ERA: 9.64	(8, 1)	2.0		8	3	2	2	0	1	0	0	0	0	1	7	11	9.00	2.000

PITCHER	IP	WLS	BF	H	R	ER	SO	BB	IBB	HBP	BLK	WP	HR	S	P	ERA	WHIP

TOP

Cleveland Indians @ St. Louis Browns

Sportsman's Park, St. Louis, MO

Sat Apr 28 1951, 4:33 AM EST

Att. 3,528 - Unknown

livebaseballscorecards.com

AB	38
R	12
H	15
RBI	12
BB	6
SO	3
LOB	12

WP: 0 PA: 44
PB: 0
SB: 2
CS: 0

Cleveland Indians @ St. Louis Browns

Sportsman's Park, St. Louis, MO

Sat Apr 28 1951, 4:33 AM EST

Att. 3,528 - Unknown

livebaseballscorecards.com

BOTTOM

Batter	1	2	3	4	5	6	7	8	9	AB	R	H	RBI	BB	SO	LOB
Bobby Young, L (1, 4) OBP: 0.333, SLG: 0.444	E 3B		BBBB E S BB		4-3 BB 1B		F8		1-3 2-H 1B 2B	4	2	3	1	1	0	0
Johnny Berardino, R (1, 5) OBP: 0.404, SLG: 0.359	L8		SSS K 1-3		BBBB 4-3 1-2 BB		SSS K		2-H 3-H 1B 1B	4	0	1	2	1	2	2
Jim Delsing, L (1, 8) OBP: 0.333, SLG: 0.474	E4 FC6-4 3-H		1-3		4-3 1-2 2-3			4-3	1-2 FC6-4 1B	5	0	1	1	0	0	3
Ray Coleman, L (1, 7) OBP: 0.367, SLG: 0.679	F9			4-3	BBBB BB			1B	F4	4	0	1	0	1	0	3
Ken Wood, R (1, 9) OBP: 0.273, SLG: 0.405	FC6-4 1-2f			BBBB 1B BB	F4			F2	FC6-4 1-2f	4	0	0	0	1	0	7
Sherm Lollar, R (1, 2) OBP: 0.500, SLG: 0.389		F7		1-2 FC6 1B		5-3		F7		4	0	1	0	0	0	1
Hank Arft, L (1, 3) OBP: 0.389, SLG: 0.429		E3 G5-4-3		SSS K		G3			1-3	4	0	0	0	0	1	2
Tom Upton, R (1, 6) OBP: 0.129, SLG: 0.133		G5-4-3 1-2f		FC6 1-2f		F3			1B 2B 1B	3	0	0	0	0	0	3
Johnny Bero, L (9, PH) OBP: 0.500, SLG: 0.500										1	1	1	0	0	0	0
Lou Sleater, L (1, 1) OBP: 0.333, SLG: 0.667			F6		SSS K		SSS K		2B 1B 1-2 1B	1	0	0	0	0	0	0
Bill Kennedy, L (4, 1)										1	0	0	0	0	1	0
Roy Sievers, R (7, PH) OBP: 0.308, SLG: 0.261										1	0	0	0	0	1	0
Cliff Fannin, L (8, 1) OBP: 1.000, SLG: 1.000										0	0	0	0	0	0	0
Joe Lutz, L (9, PH) OBP: 0.333, SLG: 0.304										1	1	1	0	0	0	0
Inning Stats	R: 1 E: 1 K: 0 S: 5 H: 1 LOB: 1 BB: 0 P: 5	R: 0 E: 1 K: 0 S: 3 H: 0 LOB: 0 BB: 0 P: 3	R: 0 E: 0 K: 1 S: 5 H: 0 LOB: 1 BB: 1 P: 9	R: 0 E: 0 K: 1 S: 6 H: 1 LOB: 2 BB: 1 P: 10	R: 0 E: 0 K: 1 S: 6 H: 1 LOB: 3 BB: 2 P: 14	R: 0 E: 0 K: 0 S: 3 H: 0 LOB: 0 BB: 0 P: 3	R: 0 E: 0 K: 2 S: 7 H: 0 LOB: 0 BB: 0 P: 7	R: 0 E: 0 K: 0 S: 4 H: 1 LOB: 1 BB: 0 P: 4	R: 3 E: 0 K: 0 S: 8 H: 5 LOB: 2 BB: 0 P: 8	1B: 7 2B: 1 3B: 1 HR: 0	SF: 0 SAC: 0 DP: 1 HBP: 0						

	AB	37
	R	4
	H	9
	RBI	4
	BB	4
	SO	5
	LOB	21

WP: 0 PB: 0 SB: 1 CS: 0 PA: 41

PITCHER	IP	WLS	BF	H	R	ER	SO	BB	IBB	HBP	BLK	WP	HR	S	P	ERA	WHIP
Bob Lemon, R (1, 1) ERA: 2.92	9.0	W	41	9	4	4	5	4	0	0	0	0	0	47	63	4.00	1.444

PITCHER	IP	WLS	BF	H	R	ER	SO	BB	IBB	HBP	BLK	WP	HR	S	P	ERA	WHIP

Cleveland Indians @ St. Louis Browns

Sportsman's Park, St. Louis, MO

Sun Apr 29 1951, 4:33 AM EDT

Unknown

TOP

livebaseballscorecards.com

Batter	1	2	3	4	5	6	7	8	9	AB	R	H	RBI	BB	SO	LOB
Dale Mitchell, L (1, 7) OBP: 0.302, SLG: 0.297	1-3	4-3		F6		L6			4-3	5	0	0	0	0	0	2
Bobby Avila, R (1, 4) OBP: 0.381, SLG: 0.235	6-3		4-3		2B F8 1B		F9		BB 1B BB	4	1	1	0	1	0	0
Minnie Minoso, R (1, 3) OBP: 0.455, SLG: 0.500	1B HBP		2B 1B		F8 1-3 2B		1-3		BB 1-2 1B	4	1	3	0	0	0	0
Al Rosen, R (1, 5) OBP: 0.439, SLG: 0.382	BB 1-3 1B		E 1-H 2B		F8 2-3 3-H		G3		F8	5	1	2	2	0	0	3
Larry Doby, L (1, 8) OBP: 0.425, SLG: 0.576	FC6-4 1-2 BB		E4 6-3 2-H 1B		F2			4-3	BB 1-2 2-3 BB	3	0	1	0	2	0	1
Bob Kennedy, R (1, 9) OBP: 0.410, SLG: 0.471	FC6-4 1-2f		6-3 2-3		6-3			E 1B	F7	5	0	1	0	0	0	8
Ray Boone, R (1, 6) OBP: 0.269, SLG: 0.174		F5	1-3			F8		E5 1-2		4	0	0	0	0	0	2
Jim Hegan, R (1, 2) OBP: 0.455, SLG: 0.500		1-3		G4-6-3 1B		F8		F3		4	0	1	0	0	0	2
Early Wynn, S (1, 1) OBP: 0.333, SLG: 0.400		BB		G4-6-3 1-2f		BB		L8		2	0	0	0	2	0	3
Inning Stats	R: 0 E: 0 K: 0 S: 4 H: 1 LOB: 3 BB: 1 P: 9	R: 0 E: 0 K: 0 S: 3 H: 0 LOB: 1 BB: 1 P: 7	R: 2 E: 1 K: 0 S: 6 H: 3 LOB: 1 BB: 0 P: 6	R: 0 E: 0 K: 0 S: 3 H: 1 LOB: 0 BB: 0 P: 3	R: 1 E: 0 K: 0 S: 5 H: 2 LOB: 1 BB: 0 P: 5	R: 0 E: 0 K: 0 S: 3 H: 0 LOB: 1 BB: 1 P: 7	R: 0 E: 0 K: 0 S: 3 H: 0 LOB: 0 BB: 0 P: 3	R: 0 E: 1 K: 0 S: 5 H: 1 LOB: 2 BB: 0 P: 5	R: 0 E: 0 K: 0 S: 4 H: 1 LOB: 3 BB: 2 P: 12	1B: 7 2B: 2 3B: 0 HR: 0	SF: 0 SAC: 0 DP: 1 HBP: 1						

	AB	36
	R	3
	H	9
	RBI	2
	BB	5
	SO	0
	LOB	21

PITCHER	IP	WLS	BF	H	R	ER	SO	BB	IBB	HBP	BLK	WP	HR	S	P	ERA	WHIP
Ned Garver, R (1, 1) ERA: 4.76	9.0	W	42	9	3	3	0	5	0	1	0	0	0	36	57	3.00	1.556

PITCHER	IP	WLS	BF	H	R	ER	SO	BB	IBB	HBP	BLK	WP	HR	S	P	ERA	WHIP

WP: 0 PB: 0 SB: 0 CS: 0 PA: 42

Cleveland Indians @ St. Louis Browns

Sportsman's Park, St. Louis, MO

Sun Apr 29 1951, 4:33 AM EDT

Unknown

BOTTOM

livebaseballscorecards.com

Batter	1	2	3	4	5	6	7	8	9	AB	R	H	RBI	BB	SO	LOB
Bobby Young, L (1, 4) OBP: 0.346, SLG: 0.438	B B B B 4-0 2B 4-3 BB		x 0-0 ① 4-3		x 0-0 ② 3-1			x 0-0 SH2-3 1B 1B		3	2	1	0	1	0	0
Johnny Berardino, R (1, 5) OBP: 0.400, SLG: 0.357	S S S 0-3 ① K		x 0-0 ② F6		x 0-0 FC6 1B			x 0-0 ① SH2-3 1-2		3	0	1	0	0	1	1
Jim Delsing, L (1, 8) OBP: 0.320, SLG: 0.478	x 0-0 1-3 2B		x 0-0 ③ F8		x 0-0 ③ FC6 1-2f			x 0-0 ② F8		4	0	1	0	0	0	2
Ray Coleman, L (1, 7) OBP: 0.353, SLG: 0.625	x 0-0 ② 4-3 3-H			x 0-0 ① F7		x 0-0 ① F3		x 0-0 HR 2-H 1B		4	1	1	2	0	0	1
Ken Wood, R (1, 9) OBP: 0.271, SLG: 0.457	x 0-0 ③ F1			S S S 0-3 ② K		S S S 0-3 ② K		x 0-0 HR 1-H		4	1	1	2	0	2	1
Johnny Bero, L (1, 6) OBP: 0.429, SLG: 0.364		x 0-0 ① F8		B B B 4-0 HR BB		S S S 0-3 ③ K		S S S 0-3 ③ K		3	1	0	0	1	2	0
Sherm Lollar, R (1, 2) OBP: 0.520, SLG: 0.550		H 1-0 FC3-6 HBP		x 0-0 1-H HR			S S S 0-3 ① K			2	1	1	2	0	1	0
Joe Lutz, L (1, 3) OBP: 0.300, SLG: 0.269		x 0-0 ② FC3-6 1-2f		x 0-0 ③ 4-3			x 0-0 ② 1-3			3	0	0	0	0	0	1
Ned Garver, R (1, 1) OBP: 0.444, SLG: 0.286		S S S 0-3 ③ K			x 0-0 ① 6-3		x 0-0 ③ 6-3			3	0	0	0	0	1	1
Inning Stats	R: 1 H: 1 E: 0 LOB: 1 K: 1 BB: 1 S: 6 P: 10	R: 0 H: 0 E: 0 LOB: 1 K: 1 BB: 0 S: 5 P: 6	R: 0 H: 0 E: 0 LOB: 0 K: 0 BB: 0 S: 3 P: 3	R: 2 H: 1 E: 0 LOB: 0 K: 1 BB: 1 S: 6 P: 10	R: 0 H: 1 E: 0 LOB: 1 K: 0 BB: 0 S: 4 P: 4	R: 0 H: 0 E: 0 LOB: 0 K: 2 BB: 0 S: 7 P: 7	R: 0 H: 0 E: 0 LOB: 0 K: 1 BB: 0 S: 5 P: 5	R: 3 H: 3 E: 0 LOB: 0 K: 1 BB: 0 S: 8 P: 8		1B: 3 SF: 0 2B: 1 SAC: 1 3B: 0 DP: 0 HR: 2 HBP: 1						

	AB	29
	R	6
	H	6
	RBI	6
	BB	2
	SO	7
	LOB	7

WP: 0 PA: 33
PB: 0
SB: 0
CS: 0

PITCHER	IP	WLS	BF	H	R	ER	SO	BB	IBB	HBP	BLK	WP	HR	S	P	ERA	WHIP
Early Wynn, R (1, 1) ERA: 3.33	8.0	L	33	6	6	6	7	2	0	1	0	0	2	44	53	6.75	1.000

PITCHER	IP	WLS	BF	H	R	ER	SO	BB	IBB	HBP	BLK	WP	HR	S	P	ERA	WHIP

Batter	1	2	3	4	5	6	7	8	9	AB	R	H	RBI	BB	SO	LOB
Dale Mitchell, L (1, 7) OBP: 0.347, SLG: 0.341	F7	1B, 1B; 1B		2B; 2B	HBP, BB; BB		F7		BB; HR; BB	4	2	2	0	2	0	1
Bobby Avila, R (1, 4) OBP: 0.417, SLG: 0.263	F8, BB; 1B; 1B	1-2: 1B; 1B		1-3	1-2: HBP; BB		6-3; 1-2		1-2: HR; BB	4	2	2	0	2	0	2
Minnie Minoso, R (1, 3) OBP: 0.529, SLG: 0.571	FC5, 1B; 1-2: BB	1-2, 2-3: 1B		2-H: 3B; 2B	1-2, 2-3: HBP		F8		K	4	1	2	1	1	1	3
Al Rosen, R (1, 5) OBP: 0.447, SLG: 0.525	F8; 2-3	F9		2-H: FC; 3B	5-3			2B; F9; 1B	1-H, 2-H: HR	6	3	3	4	0	0	8
Larry Doby, L (1, 8) OBP: 0.435, SLG: 0.667	1-2, 3-H: 1B	HR		FC; 3-H		F7		1-3: 1B; 2B	4-3	6	2	3	3	0	0	0
Bob Kennedy, R (1, 9) OBP: 0.378, SLG: 0.425	FC5; 2-3f	L7		L8		1B		5-3	6-3	6	0	1	0	0	0	5
Ray Boone, R (1, 6) OBP: 0.258, SLG: 0.148		1B; G6-4-3; BB	F7	F8		F8		F9; 3-H		4	1	0	1	1	0	3
Birdie Tebbetts, R (1, 2) OBP: 0.429, SLG: 0.333		1-3: G6-4-3; 1B	1B		F7	K		2-H: 1B		3	0	2	0	0	0	0
Bob Lemon, L (6, PH)										1	0	0	0	0	1	1
Ray Murray, R (6, 2) OBP: 1.000, SLG: 1.000										1	0	1	1	0	0	0
Mike Garcia, R (1, 1) OBP: 0.333, SLG: 0.500		G6-4-3; 1-2f; 3-H	F2		F5		6-3; BB	K		2	0	0	0	0	0	2
Steve Gromek, S (4, 1)										0	0	0	0	0	0	0
Milt Nielsen, L (5, PH)										1	0	0	0	0	0	0
George Zuverink, R (5, 1)										0	0	0	0	0	0	0
Harry Simpson, L (7, PH)										0	0	0	0	1	0	0
Jerry Fahr, R (7, 1)										0	0	0	0	0	0	0
Thurman Tucker, L (8, PH)										1	0	0	0	0	1	1
Bob Chakales, R (8, 1)										0	0	0	0	0	0	0
Inning Stats	R: 1 E: 0 K: 0 S: 5 / H: 2 LOB: 2 BB: 1 P: 9	R: 1 E: 0 K: 0 S: 6 / H: 4 LOB: 3 BB: 1 P: 10	R: 1 E: 0 K: 0 S: 5 / H: 2 LOB: 1 BB: 0 P: 5	R: 3 E: 0 K: 0 S: 7 / H: 3 LOB: 1 BB: 0 P: 7	R: 0 E: 0 K: 0 S: 3 / H: 0 LOB: 3 BB: 2 P: 12	R: 0 E: 0 K: 1 S: 6 / H: 1 LOB: 1 BB: 0 P: 6	R: 0 E: 0 K: 0 S: 3 / H: 0 LOB: 1 BB: 1 P: 7	R: 2 E: 0 K: 1 S: 8 / H: 3 LOB: 1 BB: 0 P: 8	R: 3 E: 0 K: 1 S: 6 / H: 1 LOB: 0 BB: 2 P: 14	1B: 10 2B: 3 3B: 1 HR: 2	SF: 0 SAC: 0 DP: 1 HBP: 1			WP: 0 PB: 0 SB: 0 CS: 0		PA: 51	

TOP

Cleveland Indians @ St. Louis Browns

Sportsman's Park, St. Louis, MO

Sun Apr 29 1951, 4:38 AM EDT

Att. 10,116 - Unknown

livebaseballscorecards.com

AB	43
R	11
H	16
RBI	10
BB	7
SO	3
LOB	26

PITCHER		IP	WLS	BF	H	R	ER	SO	BB	IBB	HBP	BLK	WP	HR	S	P	ERA	WHIP
Al Widmar, R	(1, 1)	3.0		19	9	4	4	0	2	0	0	0	0	1	17	25	12.00	3.667
ERA: 15.43																		
Duane Pillette, R	(4, 1)	5.1	W	30	7	7	7	3	5	0	1	0	0	1	30	51	11.81	2.250
ERA: 5.51																		
Sid Schacht, R	(9, 1)	0.2	S	2	0	0	0	0	0	0	0	0	0	0	2	2	0.00	0.000
ERA: 13.5																		

PITCHER	IP	WLS	BF	H	R	ER	SO	BB	IBB	HBP	BLK	WP	HR	S	P	ERA	WHIP

Cleveland Indians @ St. Louis Browns

Sportsman's Park, St. Louis, MO

Sun Apr 29 1951, 4:38 AM EDT

Att. 10,116 - Unknown

BOTTOM

livebaseballscorecards.com

Batter	1	2	3	4	5	6	7	8	9	AB	R	H	RBI	BB	SO	LOB
Bobby Young, L (1, 4) OBP: 0.362, SLG: 0.423	BBBB 4-0 S 1B BB	x 0-0 ③ 6-3		x 0-0 E6 1B 1-2 2-3 E	x 0-0 SH1-4 1-2 1B	III 4-0 IBB		SSS 0-3 ② K		4	2	1	0	2	1	2
Johnny Berardino, R (1, 5) OBP: 0.415, SLG: 0.378 Fred Marsh, R (5, PH) (6, 5)	x 0-0 1-H HR 1B		x 0-0 ① F2	x 0-0 E8 1-H 2-H 3-H 1B	x 0-0 ① SH1-4 1-2 2-3	SSS 0-3 ③ K		x 0-0 ③ G3		3 2	2 0	2 0	3 0	0 0	0 1	0 3
Jim Delsing, L (1, 8) OBP: 0.333, SLG: 0.571	x 0-0 1-H HR		x 0-0 ② F5	x 0-0 ② F2	SSS 0-3 ② K		x 0-0 SH1-3 1B 1B 1B			5	2	2	2	0	1	2
Ray Coleman, L (1, 7) OBP: 0.410, SLG: 0.676	x 0-0 E S 1B		x 0-0 CS 1B	x 0-0 E BB 2B	x 0-0 ③ 5-3		x 0-0 SH1-3 1-2 1B 1B			5	2	4	0	0	0	2
Ken Wood, R (1, 9) OBP: 0.288, SLG: 0.480	SSS 0-3 ① K 1-3		0-0 ③ CS 1-2	x 0-0 2B 1B 1B x 0-0 E6 BB S 2-3		x 0-0 3-1 2B 2B	x 0-0 ① SH1-3 1-2 2-3			4	2	2	0	0	1	2
Johnny Bero, L (1, 6) OBP: 0.474, SLG: 0.429	x 0-0 ② F7			x 0-0 1-3 1B 2B x 4-0 BB 1-2		x 0-0 ① 3-1 2-3 BBBB 4-0 1B CS BB				3	1	1	0	2	0	2
Les Moss, R (1, 2) OBP: 0.385, SLG: 0.333	x 0-0 ③ F8			x 0-0 FC1-5 BB 2-H 3-H 1B 4-0 BB 1-2 2-3 3-H		x 0-0 E 3-H 2B	x 0-0 ② F4			4	0	2	4	1	0	4
Joe Lutz, L (1, 3) OBP: 0.314, SLG: 0.267		x 0-0 ① F5		x 0-0 FC E FC1-5 1-2 1B BB x 0-0 G3		x 0-0 E3 SH1-3 2-3	x 0-0 1-3 2-H 3-H 1B			4	1	1	2	1	0	4
Al Widmar, R (1, 1) Duane Pillette, R (4, 1) OBP: 0.286, SLG: 0.167 Sid Schacht, R (9, 1)		SSS 0-3 ② K		x 0-0 ① FC1-5 E 1-2 2-3f 1B	x 0-0 E3 SH1-4 1B	x 0-0 ② SH1-3 1-2	x 0-0 ③ CS 3-H	SSS 0-3 ① K		1 3 0	0 1 0	0 0 0	0 0 0	0 1 0	1 2 0	0 2 0
Inning Stats	R: 3 H: 3 E: 0 LOB: 1 K: 1 BB: 1 S: 8 P: 12	R: 0 H: 0 E: 0 LOB: 0 K: 1 BB: 0 S: 5 P: 5	R: 0 H: 1 E: 0 LOB: 0 K: 0 BB: 0 S: 3 P: 3	R: 7 H: 5 E: 3 LOB: 3 K: 0 BB: 3 S: 10 P: 22	R: 0 H: 1 E: 1 LOB: 2 K: 1 BB: 0 S: 7 P: 7	R: 1 H: 2 E: 1 LOB: 3 K: 1 BB: 1 S: 8 P: 12	R: 2 H: 3 E: 0 LOB: 1 K: 0 BB: 1 S: 5 P: 9	R: 0 H: 0 E: 0 LOB: 0 K: 2 BB: 0 S: 7 P: 7		1B: 10 SF: 0 2B: 4 SAC: 3 3B: 0 DP: 0 HR: 1 HBP: 0						

	AB	38
	R	13
	H	15
	RBI	11
	BB	6
	SO	6
	LOB	23

WP: 0 PA: 49
PB: 0
SB: 3
CS: 2

PITCHER		IP	WLS	BF	H	R	ER	SO	BB	IBB	HBP	BLK	WP	HR	S	P	ERA	WHIP
Mike Garcia, R ERA: 6.0	(1, 1)	3.0		16	7	6	6	2	1	0	0	0	0	1	19	23	18.00	2.667
Steve Gromek, R ERA:	(4, 1)	1.0	L	10	2	4	0	0	3	0	0	0	0	0	7	19	0.00	5.000
George Zuverink, R ERA: 5.4	(5, 1)	2.0		12	3	1	1	2	0	1	0	0	0	0	15	19	4.50	1.500
Jerry Fahr, R ERA: 18.0	(7, 1)	1.0		6	3	2	2	0	1	0	0	0	0	0	5	9	18.00	4.000
Bob Chakales, R ERA:	(8, 1)	1.0		3	0	0	0	2	0	0	0	0	0	0	7	7	0.00	0.000

PITCHER	IP	WLS	BF	H	R	ER	SO	BB	IBB	HBP	BLK	WP	HR	S	P	ERA	WHIP

Batter	1	2	3	4	5	6	7	8	9	AB	R	H	RBI	BB	SO	LOB
Dom DiMaggio, R (1, 8) OBP: 0.473, SLG: 0.614	S S S 0-3 ① K		x 0-0 ② F8		x 0-0 ③ 5-3			x 0-0 6 6-3 F7 2B		4	1	1	0	0	1	0
6 Johnny Pesky, L (1, 5) OBP: 0.313, SLG: 0.321	x 0-0 L9-3 1B		x 0-0 ③ 4-3			x 0-0 ① 4-3		x 0-0 ① 6-3 2-3		4	0	1	0	0	0	1
Billy Goodman, L (1, 3) OBP: 0.412, SLG: 0.467	x 0-0 ② ③ L9-3 1-2			x 0-0 ① F8		x 0-0 ② L4		x 0-0 ② F7 3-H		4	0	0	1	0	0	1
Ted Williams, L (1, 7) OBP: 0.431, SLG: 0.575		S S S 0-3 ① K		x 0-0 ② G3		B B B 4-0 BB		x 0-0 ③ G3		3	0	0	0	1	1	0
Lou Boudreau, R (1, 6) OBP: 0.351, SLG: 0.611		x 0-0 ② F8		x 0-0 2B		x 0-0 ③ F8			x 0-0 ① F6	4	0	1	0	0	0	1
Tom Wright, L (1, 9) OBP: 0.357, SLG: 0.458		B B B B 4-0 1B BB		B B B B 4-0 FC6-4 BB			x 0-0 ① G3		x 0-0 ② 4-1	2	0	0	0	2	0	0
Bobby Doerr, R (1, 4) OBP: 0.400, SLG: 0.578		x 0-0 FC5-4 1-2 1B		x 0-0 ③ FC6-4 1-2f			x 0-0 ② F5		x 0-0 ③ 6-3	4	0	1	0	0	0	2
Mike Guerra, R (1, 2) OBP: 0.367, SLG: 0.208		x 0-0 ③ FC5-4 1-2f			x 0-0 G1-6-3 1B		x 0-0 1B			3	0	2	0	0	0	2
Bill Wight, L (1, 1)			S S S 0-3 ① K		x 0-0 ① ② G1-6-3 1-2f		x 0-0 ③ L9			1	0	0	0	0	1	0
Ray Scarborough, R (4, 1) OBP: 0.400, SLG: 0.250										1	0	0	0	0	0	1
Charlie Maxwell, L (7, PH)										1	0	0	0	0	0	1
Walt Masterson, R (7, 1)										0	0	0	0	0	0	0
Inning Stats	R: 0 E: 0 K: 1 S: 5 H: 1 LOB: 0 BB: 0 P: 5	R: 0 E: 0 K: 1 S: 6 H: 1 LOB: 2 BB: 1 P: 10	R: 0 E: 0 K: 1 S: 5 H: 0 LOB: 0 BB: 0 P: 5	R: 0 E: 0 K: 0 S: 4 H: 1 LOB: 2 BB: 1 P: 8	R: 0 E: 0 K: 0 S: 3 H: 1 LOB: 0 BB: 0 P: 3	R: 0 E: 0 K: 0 S: 3 H: 0 LOB: 1 BB: 1 P: 7	R: 0 E: 0 K: 0 S: 4 H: 1 LOB: 1 BB: 0 P: 4	R: 1 E: 0 K: 0 S: 4 H: 1 LOB: 0 BB: 0 P: 4	R: 0 E: 0 K: 0 S: 3 H: 0 LOB: 0 BB: 0 P: 3	1B: 4 2B: 3 3B: 0 HR: 0	SF: 0 SAC: 0 DP: 2 HBP: 0						

PITCHER	IP	WLS	BF	H	R	ER	SO	BB	IBB	HBP	BLK	WP	HR	S	P	ERA	WHIP
Bob Feller, R (1, 1) ERA: 1.33	9.0	W	34	6	1	1	3	3	0	0	0	0	0	37	49	1.00	1.000

PITCHER	IP	WLS	BF	H	R	ER	SO	BB	IBB	HBP	BLK	WP	HR	S	P	ERA	WHIP

TOP

Boston Red Sox @ Cleveland Indians

Cleveland Municipal Stadium, Cleveland, OH

Tue May 01 1951, 3:33 AM EDT

Att. 53,462 - Unknown

livebaseballscorecards.com

AB	31
R	1
H	6
RBI	1
BB	3
SO	3
LOB	9

WP: 0	PA: 34																
PB: 0																	
SB: 0																	
CS: 0																	

BOTTOM

Boston Red Sox @ Cleveland Indians

Cleveland Municipal Stadium, Cleveland, OH

Tue May 01 1951, 3:33 AM EDT

Att. 53,462 - Unknown

livebaseballscorecards.com

Batter	1	2	3	4	5	6	7	8	9	AB	R	H	RBI	BB	SO	LOB
Dale Mitchell, L (1, 7) OBP: 0.340, SLG: 0.318	BBBB 4-0 BB 1B BB		SSS 0-3 ① K2-3		X 0-0 ① F4		X 0-0 ① F8			3	1	0	0	1	1	0
Bobby Avila, R (1, 4) OBP: 0.442, SLG: 0.275	BBBB 4-0 1B 1-2 G6-4-3 BB		BBBB 4-0 1B BB		X 0-0 BB E 1B		X 0-0 ② 6-3			2	2	1	0	2	0	0
Harry Simpson, L (1, 3) OBP: 0.667, SLG: 0.500	X 0-0 G6-4-3 1-3 2-H 1B		X 0-0 ② E 1-3 1B		BBBB 4-0 E 1-2 BB		SSS 0-3 ③ K			3	2	2	1	1	1	0
Al Rosen, R (1, 5) OBP: 0.412, SLG: 0.477	X 0-0 ① ② G6-4-3 1-2f 3-H		X 0-0 E5 1-H 1B		X 0-0 ② F6			X 0-0 E5 FC3-5 BB		4	1	0	0	0	0	3
Larry Doby, L (1, 8) OBP: 0.460, SLG: 0.690	SSS 0-3 ③ K		X 0-0 2-H 1B		X 0-0 E6 1-H 2-H 2B			BBBB 4-0 FC3-5 1-2 1B BB		3	1	2	3	1	1	0
Bob Kennedy, R (1, 9) OBP: 0.367, SLG: 0.395		BBB 4-0 E 1B BB	X 0-0 ③ G3		SSS 0-3 ③ K			X 0-0 ① FC3-5 1B 1-2 2-3f		3	0	0	0	1	1	4
Ray Boone, R (1, 6) OBP: 0.257, SLG: 0.161		X 0-0 ① L5 1-3	X 0-0 ① L4		X 0-0 ① F5			X 0-0 1-2 2-H 1B		4	0	1	1	0	0	1
Jim Hegan, R (1, 2) OBP: 0.432, SLG: 0.467		X 0-0 ② 3-H 1B	X 0-0 ② F7		SSS 0-3 ② K			X 0-0 ② F8		4	0	1	0	0	1	2
Bob Feller, R (1, 1) OBP: 0.182, SLG: 0.100		X 0-0 ③ 5-3	X 0-0 ③ 6-3		X 0-0 ③ 6-3			X 0-0 ③ F2		4	0	0	0	0	0	3
Inning Stats	R: 2 E: 0 K: 1 S: 5 H: 1 LOB: 0 BB: 2 P: 13	R: 0 E: 1 K: 0 S: 3 H: 1 LOB: 1 BB: 1 P: 7	R: 2 E: 1 K: 1 S: 7 H: 2 LOB: 1 BB: 1 P: 11	R: 0 E: 0 K: 0 S: 3 H: 0 LOB: 0 BB: 0 P: 3	R: 2 E: 1 K: 1 S: 7 H: 2 LOB: 1 BB: 1 P: 11	R: 0 E: 0 K: 1 S: 5 H: 0 LOB: 0 BB: 0 P: 5	R: 0 E: 0 K: 1 S: 5 H: 0 LOB: 0 BB: 0 P: 5	R: 1 E: 1 K: 0 S: 5 H: 1 LOB: 2 BB: 1 P: 9		1B: 6 2B: 1 3B: 0 HR: 0	SF: 0 SAC: 0 DP: 1 HBP: 0					

	AB	30
	R	7
	H	7
	RBI	5
	BB	6
	SO	5
	LOB	13

WP: 0 PB: 0 SB: 0 CS: 0 PA: 36

PITCHER		IP	WLS	BF	H	R	ER	SO	BB	IBB	HBP	BLK	WP	HR	S	P	ERA	WHIP
Bill Wight, L ERA: 8.16	(1, 1)	3.0	L	15	4	4	2	2	4	0	0	0	0	0	15	31	6.00	2.667
Ray Scarborough, R ERA: 6.75	(4, 1)	3.0		12	2	2	2	2	1	0	0	0	0	0	15	19	6.00	1.000
Walt Masterson, R ERA: 2.08	(7, 1)	2.0		9	1	1	1	1	1	0	0	0	0	0	10	14	4.50	1.000

PITCHER	IP	WLS	BF	H	R	ER	SO	BB	IBB	HBP	BLK	WP	HR	S	P	ERA	WHIP

Boston Red Sox @ Cleveland Indians

Cleveland Municipal Stadium, Cleveland, OH

Wed May 02 1951, 3:33 AM EDT

Att. 11,388 - Unknown

TOP

livebaseballscorecards.com

Batter	1	2	3	4	5	6	7	8	9	AB	R	H	RBI	BB	SO	LOB
Dom DiMaggio, R (1, 8) OBP: 0.433, SLG: 0.551	F7		G3 1-2		F2		F8		5-3	5	0	0	0	0	0	4
6 Johnny Pesky, L (1, 5) OBP: 0.333, SLG: 0.300	4-3		BB		F8			4-3 HR BB		2	1	0	0	2	0	2
Billy Goodman, L (1, 3) OBP: 0.400, SLG: 0.438	1-3		F7			K		1-2 4-3 HR BB		3	1	0	0	1	1	2
Ted Williams, L (1, 7) OBP: 0.418, SLG: 0.535		FC5 WP BB		3-1		F7		4-3 1-2 2-3		3	0	0	0	1	0	2
Lou Boudreau, R (1, 6) OBP: 0.366, SLG: 0.667		F7 1-2		F7		BB		2-H HR 3-H		3	1	1	3	1	0	1
Tom Wright, L (1, 9) OBP: 0.313, SLG: 0.393		F7		4-3		F7		K		4	0	0	0	0	1	2
Bobby Doerr, R (1, 4) OBP: 0.389, SLG: 0.551		FC5 2-3			1B 1B		F2	F3		4	0	1	0	0	0	1
Matt Batts, R (1, 2) OBP: 0.167, SLG: 0.167			5-3		1-2 1B		F4		F2	4	0	1	0	0	0	0
Mel Parnell, L (1, 1) OBP: 0.250, SLG: 0.250			G3 1B		F3		2B		F3	2	0	1	0	0	0	2
Walt Dropo, R (7, PH) OBP: 0.214, SLG: 0.231										1	0	1	0	0	0	0
Ellis Kinder, R (7, 1)										0	0	0	0	0	0	0
Vern Stephens, R (9, PH) OBP: 0.343, SLG: 0.214										1	0	0	0	0	0	0
Inning Stats	R: 0 E: 0 K: 0 S: 3 H: 0 LOB: 0 BB: 0 P: 3	R: 0 E: 0 K: 0 S: 3 H: 0 LOB: 1 BB: 1 P: 7	R: 0 E: 0 K: 0 S: 4 H: 1 LOB: 2 BB: 1 P: 8	R: 0 E: 0 K: 0 S: 3 H: 0 LOB: 0 BB: 0 P: 3	R: 0 E: 0 K: 0 S: 5 H: 2 LOB: 2 BB: 0 P: 5	R: 0 E: 0 K: 1 S: 5 H: 0 LOB: 1 BB: 1 P: 9	R: 0 E: 0 K: 0 S: 4 H: 1 LOB: 1 BB: 0 P: 4	R: 3 E: 0 K: 1 S: 6 H: 1 LOB: 0 BB: 2 P: 14	R: 0 E: 0 K: 0 S: 3 H: 0 LOB: 0 BB: 0 P: 3	1B: 3 2B: 1 3B: 0 HR: 1	SF: 0 SAC: 0 DP: 0 HBP: 0						

	AB	32
	R	3
	H	5
	RBI	3
	BB	5
	SO	2
	LOB	16

WP: 1 PB: 0 SB: 0 CS: 0 PA: 37

PITCHER	IP	WLS	BF	H	R	ER	SO	BB	IBB	HBP	BLK	WP	HR	S	P	ERA	WHIP
Bob Lemon, R (1, 1) ERA: 2.43	5.0	W	20	3	0	0	0	2	0	0	0	1	0	18	26	0.00	1.000
Lou Brissie, L (6, 1) ERA: 6.75	4.0	S	17	2	3	3	2	3	0	0	0	0	1	18	30	6.75	1.250

PITCHER	IP	WLS	BF	H	R	ER	SO	BB	IBB	HBP	BLK	WP	HR	S	P	ERA	WHIP

BOTTOM

Boston Red Sox @ Cleveland Indians

Cleveland Municipal Stadium, Cleveland, OH

Wed May 02 1951, 3:33 AM EDT

Att. 11,388 - Unknown

livebaseballscorecards.com

Batter	1	2	3	4	5	6	7	8	9	AB	R	H	RBI	BB	SO	LOB
Dale Mitchell, L (1, 7) OBP: 0.328, SLG: 0.292	F9	BB			F8	F2		F7		4	0	0	0	1	0	2
Bobby Avila, R (1, 4) OBP: 0.429, SLG: 0.273	6-3	F8			1B	F4				4	0	1	0	0	0	4
Harry Simpson, L (1, 3) OBP: 0.800, SLG: 0.875	1B		G5-4-3 1B		1-3 1B		E 2B			4	0	4	0	0	0	0
Al Rosen, R (1, 5) OBP: 0.400, SLG: 0.447	F8		G5-4-3 1-2f		F7		L6-4 E BB			3	0	0	0	1	0	4
Larry Doby, L (1, 8) OBP: 0.463, SLG: 0.667		2B BB	F8			WP 1B 1B	F5			3	2	1	0	1	0	2
Bob Kennedy, R (1, 9) OBP: 0.358, SLG: 0.404		1-H 2B		F7		K	E5 1-2 2-3			4	1	1	1	0	1	3
Ray Boone, R (1, 6) OBP: 0.256, SLG: 0.171		F7		5-3		1-2 WP 1B	L6-4 2-3			4	1	1	0	0	0	4
Jim Hegan, R (1, 2) OBP: 0.439, SLG: 0.485		2-H 2B		5-3		1-2 2-3 E 1B BB		F4		3	0	1	1	1	0	0
Bob Lemon, L (1, 1)		K			6-3	E7 1-3 2-H 3-H 1B		4-3		1	0	0	0	0	1	1
Lou Klein, R (5, PH)										1	0	0	0	0	0	0
Lou Brissie, L (6, 1) OBP: 0.286, SLG: 0.286										2	0	1	2	0	0	0
Inning Stats	R: 0 E: 0 K: 0 S: 4 H: 1 LOB: 1 BB: 0 P: 4	R: 2 E: 0 K: 1 S: 7 H: 2 LOB: 2 BB: 2 P: 15	R: 0 E: 0 K: 0 S: 3 H: 1 LOB: 0 BB: 0 P: 3	R: 0 E: 0 K: 0 S: 3 H: 0 LOB: 0 BB: 0 P: 3	R: 0 E: 0 K: 0 S: 5 H: 2 LOB: 2 BB: 0 P: 5	R: 2 E: 1 K: 1 S: 8 H: 3 LOB: 2 BB: 1 P: 12	R: 0 E: 1 K: 0 S: 4 H: 1 LOB: 2 BB: 1 P: 8	R: 0 E: 0 K: 0 S: 3 H: 0 LOB: 0 BB: 0 P: 3		1B: 7 2B: 4 3B: 0 HR: 0 SF: 0 SAC: 0 DP: 2 HBP: 0						

	AB	33
	R	4
	H	10
	RBI	4
	BB	4
	SO	2
	LOB	20

WP: 1 PB: 0 SB: 0 CS: 0 PA: 37

PITCHER		IP	WLS	BF	H	R	ER	SO	BB	IBB	HBP	BLK	WP	HR	S	P	ERA	WHIP
Mel Parnell, L ERA: 3.51	(1, 1)	6.0	L	29	9	4	4	2	3	0	0	0	1	0	30	42	6.00	2.000
Ellis Kinder, R ERA: 3.18	(7, 1)	2.0		8	1	0	0	0	1	0	0	0	0	0	7	11	0.00	1.000

PITCHER	IP	WLS	BF	H	R	ER	SO	BB	IBB	HBP	BLK	WP	HR	S	P	ERA	WHIP

Philadelphia Athletics @ Cleveland Indians
Cleveland Municipal Stadium, Cleveland, OH

Fri May 04 1951, 3:33 AM EDT
Att. 12,185 - Unknown

livebaseballscorecards.com

Batter	1	2	3	4	5	6	7	8	9	AB	R	H	RBI	BB	SO	LOB
Eddie Joost, R (1, 6) OBP: 0.368, SLG: 0.455	0-0 CS 1B		0-3 K		0-0 5-3			0-0 E7 1B		4	0	2	0	0	1	0
Elmer Valo, L (1, 9) OBP: 0.347, SLG: 0.305	0-0 F8			0-3 K	0-0 F9			0-0 F9		4	0	0	0	0	1	2
Dave Philley, S (1, 8) OBP: 0.357, SLG: 0.432	4-0 1B 1-2 CS BB			0-0 2B 3B		0-0 G3		0-0 F5		3	1	1	0	1	0	1
Ferris Fain, L (1, 3) OBP: 0.455, SLG: 0.400	0-0 1-3 1B			4-0 BB 2B BB		0-0 1B		0-3 K		3	1	2	0	1	1	1
Gus Zernial, R (1, 7) OBP: 0.231, SLG: 0.130	0-0 CS 3-H	0-3 K		4-0 2B 1-2 F8 BB		0-0 F8			0-3 K	3	1	0	0	1	2	1
Billy Hitchcock, R (1, 5) OBP: 0.344, SLG: 0.231		0-0 5-3		0-0 1-3 2-H 3-H 2B		0-0 6-3			0-0 S 1B	4	0	2	2	0	0	1
Pete Suder, R (1, 4) OBP: 0.360, SLG: 0.348		0-0 L8		0-0 F8 3-H			0-0 F8		0-0 F8 1-2	4	0	0	1	0	0	2
Joe Tipton, R (1, 2) OBP: 0.250, SLG: 0.195			0-0 F6	0-0 F3			0-0 6-3		0-0 6-3	2	0	0	0	0	0	1
Joe Astroth, R (6, 2)										2	0	0	0	0	0	1
Alex Kellner, R (1, 1) OBP: 0.100, SLG: 0.100			0-0 4-3		0-0 F8		0-0 4-3			3	0	0	0	0	0	0
Bob Hooper, R (9, 1) OBP: 0.500, SLG: 0.750										0	0	0	0	0	0	0

Inning Stats	1	2	3	4	5	6	7	8	9	
	R: 0 H: 2 E: 0 LOB: 1 K: 0 BB: 1 S: 3 P: 7	R: 0 H: 0 E: 0 LOB: 0 K: 1 BB: 0 S: 5 P: 5	R: 0 H: 0 E: 0 LOB: 0 K: 1 BB: 0 S: 5 P: 5	R: 3 H: 2 E: 0 LOB: 1 K: 1 BB: 2 S: 7 P: 15	R: 0 H: 0 E: 0 LOB: 0 K: 0 BB: 0 S: 3 P: 3	R: 0 H: 1 E: 0 LOB: 1 K: 0 BB: 0 S: 4 P: 4	R: 0 H: 0 E: 0 LOB: 0 K: 0 BB: 0 S: 3 P: 3	R: 0 H: 1 E: 1 LOB: 1 K: 1 BB: 0 S: 6 P: 6	R: 0 H: 1 E: 0 LOB: 1 K: 1 BB: 0 S: 6 P: 6	1B: 5 SF: 0 2B: 1 SAC: 0 3B: 1 DP: 0 HR: 0 HBP: 0

WP: 0 PA: 36
PB: 0
SB: 1
CS: 2

PITCHER	IP	WLS	BF	H	R	ER	SO	BB	IBB	HBP	BLK	WP	HR	S	P	ERA	WHIP
Early Wynn, R (1, 1) ERA: 3.25	9.0	L	35	7	3	3	5	3	0	0	0	0	0	42	54	3.00	1.111

PITCHER	IP	WLS	BF	H	R	ER	SO	BB	IBB	HBP	BLK	WP	HR	S	P	ERA	WHIP

AB	R	H	RBI	BB	SO	LOB
4	0	2	0	0	1	0
4	0	0	0	0	1	2
3	1	1	0	1	0	1
3	1	2	0	1	1	1
3	1	0	0	1	2	1
4	0	2	2	0	0	1
4	0	0	1	0	0	2
2	0	0	0	0	0	1
2	0	0	0	0	0	1
3	0	0	0	0	0	0
0	0	0	0	0	0	0

AB	32
R	3
H	7
RBI	3
BB	3
SO	5
LOB	10

Philadelphia Athletics @ Cleveland Indians

Cleveland Municipal Stadium, Cleveland, OH

Fri May 04 1951, 3:33 AM EDT

Att. 12,185 - Unknown

BOTTOM

Batter	1	2	3	4	5	6	7	8	9	AB	R	H	RBI	BB	SO	LOB
Dale Mitchell, L (1, 7) OBP: 0.339, SLG: 0.294	G4-6-3 1B			G3		BBB 4-0 PB E 1B BB		4-3		3	1	1	0	1	0	0
Bobby Avila, R (1, 4) OBP: 0.417, SLG: 0.271	F9			FC6-4 1B		E3 1B PB 1-2		F7		4	0	1	0	0	0	2
Harry Simpson, L (1, 3) OBP: 0.571, SLG: 0.583	G4-6-3 1-2f			SSS 0-3 K		F7 1-2 2-3		F6		4	0	0	0	0	1	4
Al Rosen, R (1, 5) OBP: 0.407, SLG: 0.451		6-3		FC6-4 1-2f		2-3 3-H 1B			2B 1B	4	0	2	1	0	0	1
Larry Doby, L (1, 8) OBP: 0.448, SLG: 0.653		4-3			SSS 0-3 K	SSS 0-3 K			1-3 2B	4	0	1	0	0	2	2
Bob Kennedy, R (1, 9) OBP: 0.357, SLG: 0.388		SSS 0-3 K			BBB 4-0 BB	x 0-0 F6			x 0-0 F7	2	0	0	0	1	1	2
Milt Nielsen, L (9, PH)										1	0	0	0	0	0	2
Ray Boone, R (1, 6) OBP: 0.279, SLG: 0.184			6-3		BBB 4-0 1-2 BB		G5-4-3 1B		F6	3	0	1	0	1	0	2
Jim Hegan, R (1, 2) OBP: 0.400, SLG: 0.432			5-3		SSS 0-3 K		SSS 0-3 K		F6	4	0	0	0	0	2	5
Early Wynn, S (1, 1) OBP: 0.267, SLG: 0.308			6-3		3-1		G5-4-3 1-2f			3	0	0	0	0	0	3

Inning Stats	1	2	3	4	5	6	7	8	9
	R: 0 H: 1 E: 0 LOB: 0 K: 0 BB: 0 S: 3 P: 3	R: 0 H: 0 E: 0 LOB: 0 K: 1 BB: 0 S: 5 P: 5	R: 0 H: 0 E: 0 LOB: 0 K: 0 BB: 0 S: 3 P: 3	R: 0 H: 1 E: 0 LOB: 1 K: 1 BB: 0 S: 6 P: 6	R: 0 H: 0 E: 0 LOB: 2 K: 2 BB: 2 S: 7 P: 15	R: 1 H: 1 E: 1 LOB: 2 K: 1 BB: 1 S: 7 P: 11	R: 0 H: 1 E: 0 LOB: 0 K: 1 BB: 0 S: 5 P: 5	R: 0 H: 0 E: 0 LOB: 0 K: 0 BB: 0 S: 3 P: 3	R: 0 H: 2 E: 0 LOB: 2 K: 0 BB: 0 S: 5 P: 5

1B: 5 SF: 0 WP: 0 PA: 35
2B: 1 SAC: 0 PB: 1
3B: 0 DP: 2 SB: 0
HR: 0 HBP: 0 CS: 0

PITCHER		IP	WLS	BF	H	R	ER	SO	BB	IBB	HBP	BLK	WP	HR	S	P	ERA	WHIP
Alex Kellner, L ERA: 4.28	(1, 1)	8.0	W	32	6	1	1	6	3	0	0	0	0	0	41	53	1.12	1.125
Bob Hooper, R ERA: 3.6	(9, 1)	1.0	S	3	0	0	0	0	0	0	0	0	0	0	3	3	0.00	0.000

PITCHER	IP	WLS	BF	H	R	ER	SO	BB	IBB	HBP	BLK	WP	HR	S	P	ERA	WHIP

livebaseballscorecards.com

AB	32
R	1
H	6
RBI	1
BB	3
SO	6
LOB	23

Batter	1	2	3	4	5	6	7	8	9	AB	R	H	RBI	BB	SO	LOB
Eddie Joost, R (1, 6) OBP: 0.363, SLG: 0.486	6-3		K			2-3		HR (2-H)		4	1	1	2	0	1	0
Elmer Valo, L (1, 9) OBP: 0.342, SLG: 0.302	F7			F3		4-3		CS 1B		4	0	1	0	0	0	0
Dave Philley, S (1, 8) OBP: 0.370, SLG: 0.425	E4			1B BB 1B		BB		K (1-2)		3	0	1	0	1	1	1
Ferris Fain, L (1, 3) OBP: 0.457, SLG: 0.397	4-3			1B (1-2) BB		L7			1B	3	0	1	0	1	0	2
Gus Zernial, R (1, 7) OBP: 0.267, SLG: 0.185 Bobby Shantz, R (9, PR) OBP: 0.250, SLG: 0.250		5-3		1B (1-2 2-3)			L8		BB (1-3) 1B	4 0	0 0	2 0	0 0	0 0	0 0	0 0
Billy Hitchcock, R (1, 5) OBP: 0.314, SLG: 0.207 Lou Limmer, L (9, PH) OBP: 0.300, SLG: 1.000		F9		K			K		K	3 1	0 0	0 0	0 0	0 0	2 1	2 2
Pete Suder, R (1, 4) OBP: 0.321, SLG: 0.308 Sam Chapman, R (9, PH) OBP: 0.288, SLG: 0.161		K			K		G3		BB (1-2)	3 0	0 0	0 0	0 0	0 1	2 0	0 0
Ray Murray, R (1, 2) OBP: 0.400, SLG: 0.600			4-3		F9			2B	F3	0	1	0	0	0	0	0
Dick Fowler, R (1, 1) Wally Moses, L (8, PH) Morrie Martin, L (8, 1) Tod Davis, R (9, PH) OBP: 0.154, SLG: 0.083			6-3		4-3			K	F4	2 1 0 1	0 0 0 0	0 0 0 0	0 0 0 0	0 1 0 0	0 0 0 0	0 1 0 3
Inning Stats	R: 0 E: 1 K: 0 S: 4 H: 0 LOB: 1 BB: 0 P: 4	R: 0 E: 0 K: 1 S: 5 H: 0 LOB: 0 BB: 0 P: 5	R: 0 E: 0 K: 1 S: 5 H: 0 LOB: 0 BB: 0 P: 5	R: 0 E: 0 K: 1 S: 6 H: 2 LOB: 2 BB: 1 P: 10	R: 0 E: 0 K: 1 S: 5 H: 0 LOB: 0 BB: 0 P: 5	R: 0 E: 0 K: 0 S: 3 H: 0 LOB: 1 BB: 1 P: 7	R: 0 E: 0 K: 1 S: 5 H: 0 LOB: 0 BB: 0 P: 5	R: 2 E: 0 K: 2 S: 9 H: 3 LOB: 0 BB: 0 P: 9	R: 0 E: 0 K: 1 S: 7 H: 2 LOB: 3 BB: 1 P: 11	1B: 5 2B: 1 3B: 0 HR: 1	SF: 0 SAC: 0 DP: 0 HBP: 0						

TOP

Philadelphia Athletics @ Cleveland Indians
Cleveland Municipal Stadium, Cleveland, OH
Sat May 05 1951, 3:33 AM EDT
Att. 6,884 - Unknown

livebaseballscorecards.com

AB	29
R	2
H	6
RBI	2
BB	3
SO	8
LOB	11

PITCHER		IP	WLS	BF	H	R	ER	SO	BB	IBB	HBP	BLK	WP	HR	S	P	ERA	WHIP
Mike Garcia, R ERA: 4.29	(1, 1)	9.0	W	36	7	2	2	8	3	0	0	0	0	1	49	61	2.00	1.111

PITCHER	IP	WLS	BF	H	R	ER	SO	BB	IBB	HBP	BLK	WP	HR	S	P	ERA	WHIP

Batter	1	2	3	4	5	6	7	8	9	AB	R	H	RBI	BB	SO	LOB
Dale Mitchell, L (1, 7) OBP: 0.348, SLG: 0.283	BBBB 4-0 G5-4-3 BB			BBBB 4-0 F8 E 2B BB	x 0-0 ② F9			x 0-0 ① 1-3		2	1	0	0	2	0	0
Bobby Avila, R (1, 4) OBP: 0.422, SLG: 0.275	x 0-0 ①② G5-4-3 1-2f			x 0-0 E5 F8 2B 1-2	BBBB 4-0 BB			x 0-0 E 1B		3	1	1	0	1	0	2
Harry Simpson, L (1, 3) OBP: 0.444, SLG: 0.438	x 0-0 ③ L4			x 0-0 ① F8 1-2 2-3	x 0-0 ③ 4-3			x 0-0 E6 G5-4-3 1-2		4	0	0	0	0	0	4
Al Rosen, R (1, 5) OBP: 0.397, SLG: 0.455		x 0-0 ① 5-3		x 0-0 F9 1B 2B 2-H 3-H		SSS 0-3 ① K		x 0-0 ②③ G5-4-3 1-2f		4	1	1	2	0	1	2
Larry Doby, L (1, 8) OBP: 0.426, SLG: 0.615		x 0-0 ② F8		x 0-0 ② F9 2-3		x 0-0 ② F8				3	0	0	0	0	0	1
Bob Kennedy, R (1, 9) OBP: 0.356, SLG: 0.385		x 0-0 ③ 6-3		x 0-0 1B 1B 3-H		x 0-0 ③ 5-3				3	0	1	1	0	0	0
Ray Boone, R (1, 6) OBP: 0.283, SLG: 0.195		x 0-0 ① 4-3		x 0-0 1-3 1B			x 0-0 ① F8			3	0	1	0	0	0	0
Jim Hegan, R (1, 2) OBP: 0.375, SLG: 0.400		SSS 0-3 ② K		x 0-0 ③ L8			x 0-0 ② G2			3	0	0	0	0	1	2
Mike Garcia, R (1, 1) OBP: 0.222, SLG: 0.333		x 0-0 ③ 6-3			x 0-0 ① 1-3		x 0-0 ③ F8			3	0	0	0	0	0	0
Inning Stats	R: 0 E: 0 K: 0 S: 2 H: 0 LOB: 0 BB: 1 P: 6	R: 0 E: 0 K: 0 S: 3 H: 0 LOB: 0 BB: 0 P: 3	R: 0 E: 0 K: 1 S: 5 H: 0 LOB: 0 BB: 0 P: 5	R: 3 E: 1 K: 0 S: 7 H: 3 LOB: 2 BB: 1 P: 11	R: 0 E: 0 K: 0 S: 3 H: 0 LOB: 1 BB: 1 P: 7	R: 0 E: 0 K: 1 S: 5 H: 0 LOB: 0 BB: 0 P: 5	R: 0 E: 0 K: 0 S: 3 H: 0 LOB: 0 BB: 0 P: 3	R: 0 E: 1 K: 0 S: 4 H: 1 LOB: 1 BB: 0 P: 4		1B: 3 2B: 1 3B: 0 HR: 0	SF: 0 SAC: 0 DP: 2 HBP: 0					

BOTTOM

Philadelphia Athletics @ Cleveland Indians

Cleveland Municipal Stadium, Cleveland, OH

Sat May 05 1951, 3:33 AM EDT

Att. 6,884 - Unknown

livebaseballscorecards.com

AB	28
R	3
H	4
RBI	3
BB	3
SO	2
LOB	11

WP: 0 PB: 0 SB: 0 CS: 0 PA: 31

PITCHER		IP	WLS	BF	H	R	ER	SO	BB	IBB	HBP	BLK	WP	HR	S	P	ERA	WHIP
Dick Fowler, R ERA: 4.82	(1, 1)	7.0	L	27	3	3	1	2	3	0	0	0	0	0	28	40	1.29	0.857
Morrie Martin, L ERA: 1.8	(8, 1)	1.0		4	1	0	0	0	0	0	0	0	0	0	4	4	0.00	1.000

PITCHER	IP	WLS	BF	H	R	ER	SO	BB	IBB	HBP	BLK	WP	HR	S	P	ERA	WHIP

Washington Senators @ Cleveland Indians

Cleveland Municipal Stadium, Cleveland, OH

Sun May 06 1951, 3:33 AM EDT

Unknown

TOP

livebaseballscorecards.com

Batter	1	2	3	4	5	6	7	8	9	AB	R	H	RBI	BB	SO	LOB
Eddie Yost, R (1, 5) OBP: 0.468, SLG: 0.466	BBBB 4-0 BB		x 0-0 ① L5		x 0-0 1-H 3-H HR		BBBB 4-0 4-3 1B BB	x 0-0 1-2 2-H 1B		3	2	2	4	2	0	0
Mike McCormick, R (1, 7) OBP: 0.423, SLG: 0.275	x 0-0 ① F9		x 0-0 ② F2		x 0-0 E 1B		x 0-0 ② 4-3 1-2	x 0-0 ③ F7		5	0	1	0	0	0	4
Irv Noren, L (1, 8) OBP: 0.385, SLG: 0.403	SSS 0-3 ② K		x 0-0 PO 1B		x 0-0 E1 1-2		x 0-0 BB 2-H 1B		BBBB 4-0 1B 1B BB	4	1	2	1	1	1	2
Mickey Vernon, L (1, 3) OBP: 0.373, SLG: 0.522 Willy Miranda, S (9, 3)	SSS 0-3 ③ K		0-0 ③ PO 1-2	x 0-0 ① 5-3	x 0-0 ② L7		BBBB 4-0 1-2 BB		x 0-0 K 1B 1-3 1B	4 0	0 0	1 0	0 0	1 0	1 0	3 0
Sam Mele, R (1, 9) OBP: 0.356, SLG: 0.369 Sherry Robertson, L (8, 9) OBP: 0.333, SLG: 0.200		BBBB 4-0 1B E BB		x 0-0 ② 1-3	x 0-0 ③ F9		x 0-0 ③ 6-3		x 0-0 1B S 1-2 3-H 1B	3 1	1 0	0 1	0 1	1 0	0 0	4 0
Cass Michaels, R (1, 4) OBP: 0.353, SLG: 0.469		x 0-0 E8 F8 1-H 1B	x 0-0 ③ 5-3			x 0-0 ① F6		x 0-0 ① L8 SSS	0-3 ① ② K 1-2 2-3	5	1	1	0	0	1	2
Sam Dente, R (1, 6) OBP: 0.353, SLG: 0.281		x 0-0 ① F8 3-H			x 0-0 SH5-3 HR 2B	x 0-0 ② 6-3		x 0-0 ② F4	x 0-0 2-3 1B	5	1	2	1	0	0	0
Len Okrie, R (1, 2) OBP: 0.429, SLG: 0.400		x 0-0 ② F6			x 0-0 ① SH5-3 2-3	x 0-0 ③ 5-3		BBBB 4-0 1B 1B BB	x 0-0 ③ F8	3	1	0	0	1	0	2
Julio Moreno, R (1, 1) OBP: 0.500, SLG: 0.333		x 0-0 ③ 6-3			BBBB 4-0 HR BB		x 0-0 ① 5-3	x 0-0 1B 1-2 1B		3	1	1	0	1	0	0
Inning Stats	R: 0 H: 0 E: 0 LOB: 1 K: 2 BB: 1 S: 7 P: 11	R: 2 H: 1 E: 1 LOB: 0 K: 0 BB: 1 S: 4 P: 8	R: 0 H: 1 E: 0 LOB: 0 K: 0 BB: 0 S: 3 P: 3	R: 0 H: 0 E: 0 LOB: 0 K: 0 BB: 0 S: 3 P: 3	R: 3 H: 3 E: 1 LOB: 2 K: 0 BB: 1 S: 7 P: 11	R: 0 H: 0 E: 0 LOB: 0 K: 0 BB: 0 S: 3 P: 3	R: 1 H: 1 E: 0 LOB: 2 K: 0 BB: 2 S: 4 P: 12	R: 1 H: 2 E: 0 LOB: 2 K: 0 BB: 1 S: 5 P: 9	R: 1 H: 3 E: 0 LOB: 2 K: 1 BB: 1 S: 7 P: 11	1B: 9 SF: 0 2B: 1 SAC: 1 3B: 0 DP: 0 HR: 1 HBP: 0						

	AB	36
	R	8
	H	11
	RBI	7
	BB	7
	SO	3
	LOB	17

PITCHER		IP	WLS	BF	H	R	ER	SO	BB	IBB	HBP	BLK	WP	HR	S	P	ERA	WHIP
Lou Brissie, L ERA: 6.85	(1, 1)	5.0	L	23	5	5	4	2	3	0	0	0	0	1	24	36	7.20	1.600
George Zuverink, R ERA: 5.06	(6, 1)	2.0		9	1	1	1	0	2	0	0	0	0	0	7	15	4.50	1.500
Bubba Harris, R ERA: 9.0	(8, 1)	2.0		12	5	2	2	1	2	0	0	0	0	0	12	20	9.00	3.500

PITCHER	IP	WLS	BF	H	R	ER	SO	BB	IBB	HBP	BLK	WP	HR	S	P	ERA	WHIP

WP: 0 PA: 45
PB: 0
SB: 1
CS: 0

Batter	1	2	3	4	5	6	7	8	9	AB	R	H	RBI	BB	SO	LOB
Dale Mitchell, L (1, 7) OBP: 0.357, SLG: 0.298	F7		4-3 2B 1B		1B			4-3		4	1	2	0	0	0	0
Bobby Avila, R (1, 4) OBP: 0.397, SLG: 0.255	5-3		4-3 1-2		L5			6-3		4	0	0	0	0	0	2
Harry Simpson, L (1, 3) OBP: 0.500, SLG: 0.500	2B		BBB 2B PO BB		4-3			BBB 1B BB		2	0	1	0	2	0	1
Al Rosen, R (1, 5) OBP: 0.403, SLG: 0.475	F4		1-3 2-H 2B			F4		1-2 1B		4	0	2	1	0	0	1
Larry Doby, L (1, 8) OBP: 0.431, SLG: 0.600		G3	IIII IBB			G6-4-3 1B		G3		3	0	1	0	1	0	2
Bob Kennedy, R (1, 9) OBP: 0.349, SLG: 0.364		BBBB 1B BB	PO 3-H	F8		G6-4-3 1-2f			5-3	3	0	0	0	1	0	1
Ray Boone, R (1, 6) OBP: 0.280, SLG: 0.200		G1-4-3 1-2 1B		6-3			F2		F2	4	0	1	0	0	0	0
Jim Hegan, R (1, 2) OBP: 0.346, SLG: 0.364		G1-4-3 1-2f		4-3			5-3		F3	4	0	0	0	0	0	2
Lou Brissie, L (1, 1) OBP: 0.250, SLG: 0.250			F9		SSS K		F5			1	0	0	0	0	0	0
Snuffy Stirnweiss, R (5, PH)										1	0	0	0	0	1	0
George Zuverink, R (6, 1)										0	0	0	0	0	0	0
Milt Nielsen, L (7, PH)										1	0	0	0	0	0	0
Bubba Harris, R (8, 1)										0	0	0	0	0	0	0
Inning Stats	R: 0 E: 0 K: 0 S: 4 H: 1 LOB: 1 BB: 0 P: 4	R: 0 E: 0 K: 0 S: 3 H: 1 LOB: 1 BB: 1 P: 7	R: 1 E: 0 K: 0 S: 4 H: 2 LOB: 2 BB: 2 P: 12	R: 0 E: 0 K: 0 S: 3 H: 0 LOB: 0 BB: 0 P: 3	R: 0 E: 0 K: 1 S: 6 H: 1 LOB: 1 BB: 0 P: 6	R: 0 E: 0 K: 0 S: 3 H: 1 LOB: 0 BB: 0 P: 3	R: 0 E: 0 K: 0 S: 3 H: 0 LOB: 0 BB: 0 P: 3	R: 0 E: 0 K: 0 S: 4 H: 1 LOB: 2 BB: 1 P: 8	R: 0 E: 0 K: 0 S: 3 H: 0 LOB: 0 BB: 0 P: 3	1B: 5 2B: 2 3B: 0 HR: 0 SF: 0 SAC: 0 DP: 2 HBP: 0						

PITCHER	IP	WLS	BF	H	R	ER	SO	BB	IBB	HBP	BLK	WP	HR	S	P	ERA	WHIP
Julio Moreno, R (1, 1) ERA: 1.5	9.0	W	35	7	1	1	1	3	1	0	0	0	0	33	49	1.00	1.111

PITCHER	IP	WLS	BF	H	R	ER	SO	BB	IBB	HBP	BLK	WP	HR	S	P	ERA	WHIP

BOTTOM

Washington Senators @ Cleveland Indians

Cleveland Municipal Stadium, Cleveland, OH

Sun May 06 1951, 3:33 AM EDT

Unknown

livebaseballscorecards.com

AB	31
R	1
H	7
RBI	1
BB	4
SO	1
LOB	9
PA	36
WP	0
PB	0
SB	0
CS	0

Washington Senators @ Cleveland Indians

Cleveland Municipal Stadium, Cleveland, OH

Sun May 06 1951, 3:38 AM EDT

Att. 25,944 - Unknown

TOP

livebaseballscorecards.com

Batter	1	2	3	4	5	6	7	8	9	AB	R	H	RBI	BB	SO	LOB
Eddie Yost, R (1, 5) OBP: 0.464, SLG: 0.452	L5	K2-3		BB, FC4-6		F6			BB, 1B	4	0	1	0	1	1	2
Gil Coan, L (1, 7) OBP: 0.405, SLG: 0.735	BB, F8		1B, BB	F8			L4		BB, 1-2	3	1	1	0	2	0	1
Irv Noren, L (1, 8) OBP: 0.373, SLG: 0.380	BB, FC6, 1-2		F7	FC4-6, 1-2f			E6, 5-3, 1B		F5	4	0	0	0	1	0	4
Sam Mele, R (1, 3) OBP: 0.372, SLG: 0.386	F8, 2-3		BB, BB, F9, 1-3		FC1-6		5-3, 1-2		F8	5	1	3	0	0	0	4
Sherry Robertson, L (1, 9) OBP: 0.273, SLG: 0.111	FC6, 1-2f		BB, 1-2		FC1-6, 1-2f		5-3, 1-2, 2-3		K	4	0	0	0	1	1	7
Cass Michaels, R (1, 4) OBP: 0.342, SLG: 0.429		4-3	FC6-4, 1-2, 2-3, 3-H		F8		K			3	0	0	1	1	1	3
Sam Dente, R (1, 6) OBP: 0.347, SLG: 0.267		BB	F9, 3-H		4-3			6-3		3	0	0	1	1	0	3
Len Okrie, R (1, 2) OBP: 0.300, SLG: 0.250 Mike McCormick, R (8, PH) OBP: 0.415, SLG: 0.268 Frank Sacka, R (8, 2) OBP: 0.250, SLG: 0.250		F4	FC6-4, 1-2f			K		4-3		3 1 0	0 0 0	0 0 0	0 0 0	0 0 0	1 0 0	3 0 0
Bob Ross, R (1, 1) Gene Verble, R (8, PH) OBP: 0.239, SLG: 0.209 Joe Haynes, R (8, 1)		BB, 1-2		F9		F9		F8		2 1 0	0 0 0	0 0 0	0 0 0	1 0 0	0 0 0	0 0 0
Inning Stats	R: 0 E: 0 K: 0 S: 3 H: 0 LOB: 2 BB: 2 P: 11	R: 0 E: 0 K: 1 S: 5 H: 0 LOB: 2 BB: 2 P: 13	R: 2 E: 0 K: 0 S: 5 H: 2 LOB: 2 BB: 2 P: 13	R: 0 E: 0 K: 0 S: 3 H: 0 LOB: 1 BB: 1 P: 7	R: 0 E: 0 K: 0 S: 4 H: 1 LOB: 1 BB: 0 P: 4	R: 0 E: 0 K: 1 S: 5 H: 0 LOB: 0 BB: 0 P: 5	R: 0 E: 1 K: 1 S: 7 H: 1 LOB: 2 BB: 0 P: 7	R: 0 E: 0 K: 0 S: 3 H: 0 LOB: 0 BB: 0 P: 3	R: 0 E: 0 K: 1 S: 6 H: 1 LOB: 2 BB: 1 P: 10	1B: 5 2B: 0 3B: 0 HR: 0 SF: 0 SAC: 0 DP: 0 HBP: 0						

AB	33
R	2
H	5
RBI	2
BB	8
SO	4
LOB	27

WP: 0 PB: 0 SB: 0 CS: 0 PA: 41

PITCHER		IP	WLS	BF	H	R	ER	SO	BB	IBB	HBP	BLK	WP	HR	S	P	ERA	WHIP
Bob Chakales, R ERA: 1.8	(1, 1)	8.0	W	38	5	2	2	3	8	0	0	0	0	0	36	68	2.25	1.625
Lou Brissie, L ERA: 6.56	(9, 1)	1.0	S	3	0	0	0	1	0	0	0	0	0	0	5	5	0.00	0.000

PITCHER	IP	WLS	BF	H	R	ER	SO	BB	IBB	HBP	BLK	WP	HR	S	P	ERA	WHIP

BOTTOM

Washington Senators @ Cleveland Indians

Cleveland Municipal Stadium, Cleveland, OH

Sun May 06 1951, 3:38 AM EDT

Att. 25,944 - Unknown

livebaseballscorecards.com

Batter	1	2	3	4	5	6	7	8	9	AB	R	H	RBI	BB	SO	LOB
Dale Mitchell, L (1, 7) OBP: 0.351, SLG: 0.283	5-3	BB		6-3		F7				3	0	0	0	1	0	1
Bobby Avila, R (1, 4) OBP: 0.417, SLG: 0.281	HR	F8		BB		2B				2	1	1	0	2	0	2
Harry Simpson, L (1, 3) OBP: 0.462, SLG: 0.455	K		1B	K			F8			4	1	1	0	0	2	2
Al Rosen, R (1, 5) OBP: 0.394, SLG: 0.508	HR		F8	F3			E5			4	1	1	2	0	0	2
Larry Doby, L (1, 8) OBP: 0.420, SLG: 0.569	BB		F8		F7		G4-6-3			3	0	0	0	1	0	2
Allie Clark, R (1, 9) OBP: 0.500, SLG: 1.000	F4		1B		5-3			L7		2	1	1	0	0	0	1
Bob Kennedy, R (5, 9) OBP: 0.338, SLG: 0.351			2B							2	0	0	0	0	0	0
Ray Boone, R (1, 6) OBP: 0.296, SLG: 0.224		L6	CI 1B		CS 1B			F8		4	0	2	2	0	0	0
Birdie Tebbetts, R (1, 2) OBP: 0.500, SLG: 0.444		SH2-4 1B	CI FC6-4		CS	2B 1B		6-3		3	0	2	0	0	0	0
Bob Chakales, R (1, 1) Lou Brissie, L (9, 1) OBP: 0.250, SLG: 0.250		SH2-4	FC6-4			K				2 0	0 0	0 0	0 0	0 0	1 0	3 0
Inning Stats	R: 2 E: 0 K: 1 S: 6 H: 1 LOB: 1 BB: 2 P: 14	R: 0 E: 0 K: 0 S: 4 H: 1 LOB: 2 BB: 1 P: 8	R: 2 E: 1 K: 0 S: 7 H: 3 LOB: 2 BB: 0 P: 7	R: 0 E: 0 K: 1 S: 5 H: 0 LOB: 1 BB: 1 P: 9	R: 0 E: 0 K: 0 S: 3 H: 1 LOB: 0 BB: 0 P: 3	R: 0 E: 0 K: 1 S: 6 H: 2 LOB: 2 BB: 0 P: 6	R: 0 E: 1 K: 0 S: 3 H: 0 LOB: 0 BB: 0 P: 3	R: 0 E: 0 K: 0 S: 3 H: 0 LOB: 0 BB: 0 P: 3		1B: 5 2B: 2 3B: 0 HR: 1 SF: 0 SAC: 1 DP: 1 HBP: 0				WP: 0 PB: 0 SB: 2 CS: 1 PA: 36	

PITCHER	IP	WLS	BF	H	R	ER	SO	BB	IBB	HBP	BLK	WP	HR	S	P	ERA	WHIP
Bob Ross, L (1, 1) ERA: 3.0	7.0	L	32	8	4	4	3	4	0	0	0	0	1	34	50	5.14	1.714
Joe Haynes, R (8, 1) ERA: 9.64	1.0		3	0	0	0	0	0	0	0	0	0	0	3	3	0.00	0.000

PITCHER	IP	WLS	BF	H	R	ER	SO	BB	IBB	HBP	BLK	WP	HR	S	P	ERA	WHIP

AB	29
R	4
H	8
RBI	4
BB	4
SO	3
LOB	13

Washington Senators @ Cleveland Indians

Cleveland Municipal Stadium, Cleveland, OH

Mon May 07 1951, 3:33 AM EDT

Att. 3,261 - Unknown

TOP

livebaseballscorecards.com

Batter	1	2	3	4	5	6	7	8	9	AB	R	H	RBI	BB	SO	LOB
Eddie Yost, R (1, 5) OBP: 0.472, SLG: 0.446	5-3		1-4-3	1B 1-2 2-3 1B	WP 3B HBP		SH1-4 1-2		BBBB 1B BB	3	1	1	0	1	0	0
Gil Coan, L (1, 7) OBP: 0.442, SLG: 0.718	G4-6-3 1B		1-3	G6-3 1-2 2-3 3-H 1B	BBBB 3B 1-2 3-H BB		F7		1B 1-2 2-3 1B	5	1	3	1	1	0	1
Irv Noren, L (1, 8) OBP: 0.371, SLG: 0.395	G4-6-3 1-2f		1-3	F5 1-H 2-H 3B			BBBB BB		F4	5	0	1	2	1	0	7
Sam Mele, R (1, 3) OBP: 0.381, SLG: 0.378		BBBB 1B 1B BB		1B 1B 1B G6-3 1-2f	BBBB BB		F8		SSS K	4	2	1	0	2	1	8
Mike McCormick, R (1, 9) OBP: 0.414, SLG: 0.283		SSS K		1B 1-2 1B 1B	1B 2B 1B L8			F4		5	2	2	0	0	1	3
Cass Michaels, R (1, 4) OBP: 0.372, SLG: 0.450		1B 1-2 1B		1B 1B 1-2 2-H 1B	1-3 2B 1B	5-3		5-3		5	2	3	1	0	0	0
Sam Dente, R (1, 6) OBP: 0.351, SLG: 0.292		F6		1B 1B 1-2 2-H 1B	G3 WP 2-H 3-H 2B	1-3		F7		5	2	2	3	0	0	2
Frank Sacka, R (1, 2) OBP: 0.444, SLG: 0.444		1-3 2-H 1B		1B 1B 1B 1-3 2-H 1B	SSS K2-3	SSS K			1B 6-3 1B	5	1	3	2	0	2	1
Sandy Consuegra, R (1, 1) OBP: 0.125, SLG: 0.125 Mickey Harris, L (5, 1) OBP: 0.500, SLG: 0.333		SSS K		1B 1B 1-2 3-H 1B	G3 2-3		BBBB SH1-4 BB		1-2	3 1	0 0	1 0	1 0	0 1	1 0	3 1
Inning Stats	R: 0 E: 0 K: 0 S: 3 H: 1 LOB: 0 BB: 0 P: 3	R: 1 E: 0 K: 2 S: 9 H: 2 LOB: 2 BB: 1 P: 13	R: 0 E: 0 K: 0 S: 3 H: 0 LOB: 0 BB: 0 P: 3	R: 5 E: 0 K: 0 S: 10 H: 8 LOB: 2 BB: 0 P: 10	R: 5 E: 0 K: 1 S: 9 H: 4 LOB: 2 BB: 2 P: 18	R: 0 E: 0 K: 1 S: 5 H: 0 LOB: 0 BB: 0 P: 5	R: 0 E: 0 K: 0 S: 3 H: 0 LOB: 2 BB: 2 P: 11	R: 0 E: 0 K: 0 S: 3 H: 0 LOB: 0 BB: 0 P: 3	R: 0 E: 0 K: 1 S: 7 H: 2 LOB: 3 BB: 1 P: 11	1B: 15 2B: 1 3B: 1 HR: 0 SF: 0 SAC: 1 DP: 2 HBP: 1						

	AB	41
	R	11
	H	17
	RBI	10
	BB	6
	SO	5
	LOB	26

		WP: 1	PA: 49
		PB: 0	
		SB: 0	
		CS: 0	

PITCHER		IP	WLS	BF	H	R	ER	SO	BB	IBB	HBP	BLK	WP	HR	S	P	ERA	WHIP
Johnny Vander Meer, L ERA: 18.0	(1, 1)	3.0	L	17	8	6	6	2	1	0	0	0	0	0	20	24	18.00	3.000
Jerry Fahr, R ERA: 9.0	(4, 1)	1.0		5	3	0	0	0	0	0	0	0	0	0	5	5	0.00	3.000
Dick Rozek, L ERA:	(5, 1)	0.0		3	3	3	3	0	0	0	0	0	0	0	3	3	∞	∞
George Zuverink, R ERA: 6.14	(5, 1)	2.0		10	1	2	2	2	2	0	1	0	1	0	11	20	9.00	1.500
Bubba Harris, R ERA: 6.75	(7, 1)	2.0		8	0	0	0	0	2	0	0	0	0	0	6	14	0.00	1.000

PITCHER		IP	WLS	BF	H	R	ER	SO	BB	IBB	HBP	BLK	WP	HR	S	P	ERA	WHIP
Steve Gromek, R ERA:	(9, 1)	1.0		6	2	0	0	1	1	0	0	0	0	0	7	11	0.00	3.000

Batter	1	2	3	4	5	6	7	8	9	AB	R	H	RBI	BB	SO	LOB
Dale Mitchell, L (1, 7) OBP: 0.380, SLG: 0.400	1B		2B	1-H 3-H 3B		F7		1B 3B		5	1	4	2	0	0	1
Bobby Avila, R (1, 4) OBP: 0.416, SLG: 0.290	1-2 1B		5-3		3-4-3	K		3-H 1B		5	0	2	1	0	1	2
Harry Simpson, L (1, 3) OBP: 0.419, SLG: 0.385	F7		6-3		BBBB 1B HR BB	4-3		F5		4	1	0	0	1	0	5
Al Rosen, R (1, 5) OBP: 0.408, SLG: 0.507	K			1B 2B 1B	1-2 HR 1B		BBBB BB BB	F9		4	2	2	0	1	1	3
Larry Doby, L (1, 8) OBP: 0.432, SLG: 0.667	K			1-2 2B 1B	1-H 2-H HR		F6		HR	5	3	3	4	0	1	3
Allie Clark, R (1, 9) OBP: 0.429, SLG: 1.143		F8		F8 1-H 2-H 3B 2B	6-3		SSS K		HR	5	2	2	3	0	1	1
Ray Boone, R (1, 6) OBP: 0.305, SLG: 0.212		L6		6-3	BBBB BB		BBBB 1-2 BB		F4	3	0	0	0	2	0	1
Jim Hegan, R (1, 2) OBP: 0.333, SLG: 0.333		F8		BBBB 3B BB	F7		F3		SSS K	4	1	0	0	1	1	3
Johnny Vander Meer, S (1, 1) Jerry Fahr, R (4, 1) Milt Nielsen, L (4, PH) Dick Rozek, L (5, 1) George Zuverink, R (6, 1) Snuffy Stirnweiss, R (6, PH) Bubba Harris, R (7, 1) Lou Klein, R (8, PH) Steve Gromek, S (9, 1) Birdie Tebbetts, R (9, PH) OBP: 0.400, SLG: 0.400		F8		F8 2-3		BBBB BB		SSS K	F8	1 0 1 0 0 0 0 1 0 1	0 0 0 0 0 0 0 0 0 0	0 0 0 0 0 0 0 0 0 0	0 0 0 0 0 0 0 0 0 0	0 0 0 0 1 0 0 1 0 0	0 0 0 0 0 0 0 0 0 0	0 0 2 0 0 0 0 0 0 1
Inning Stats	R: 0 E: 0 K: 2 S: 9 H: 2 LOB: 2 BB: 0 P: 9	R: 0 E: 0 K: 0 S: 3 H: 0 LOB: 0 BB: 0 P: 3	R: 0 E: 0 K: 0 S: 4 H: 1 LOB: 1 BB: 0 P: 4	R: 4 E: 0 K: 0 S: 6 H: 4 LOB: 1 BB: 1 P: 10	R: 3 E: 0 K: 0 S: 5 H: 2 LOB: 1 BB: 2 P: 13	R: 0 E: 0 K: 1 S: 5 H: 0 LOB: 1 BB: 1 P: 9	R: 0 E: 0 K: 1 S: 5 H: 0 LOB: 2 BB: 2 P: 13	R: 1 E: 0 K: 1 S: 7 H: 2 LOB: 1 BB: 0 P: 7	R: 2 E: 0 K: 1 S: 7 H: 2 LOB: 0 BB: 0 P: 7	1B: 6 2B: 2 3B: 2 HR: 3 SF: 0 SAC: 0 DP: 0 HBP: 0						

PITCHER		IP	WLS	BF	H	R	ER	SO	BB	IBB	HBP	BLK	WP	HR	S	P	ERA	WHIP
Sandy Consuegra, R ERA: 2.87	(1, 1)	4.1		23	9	7	7	2	2	0	0	0	0	1	25	33	14.54	2.538
Mickey Harris, L ERA: 3.14	(5, 1)	4.2	W	22	4	3	3	4	4	0	0	0	0	2	26	42	5.79	1.714

PITCHER	IP	WLS	BF	H	R	ER	SO	BB	IBB	HBP	BLK	WP	HR	S	P	ERA	WHIP

BOTTOM

Washington Senators @ Cleveland Indians

Cleveland Municipal Stadium, Cleveland, OH

Mon May 07 1951, 3:33 AM EDT

Att. 3,261 - Unknown

livebaseballscorecards.com

AB	39
R	10
H	13
RBI	10
BB	6
SO	6
LOB	21

WP: 0	PA: 45		
PB: 0			
SB: 0			
CS: 0			

Batter	1	2	3	4	5	6	7	8	9	AB	R	H	RBI	BB	SO	LOB
Mickey Mantle, S (1, 9) OBP: 0.340, SLG: 0.400	G3		3-1 1-2 2-3		F7 3-H	F7			E1 1B FC4-6	5	1	0	1	0	0	4
Phil Rizzuto, R (1, 6) OBP: 0.386, SLG: 0.467	4-3		6-3		F8	2B			K	5	0	1	0	0	1	4
Gene Woodling, L (1, 7) OBP: 0.421, SLG: 0.333	K			F9	F6	F7			FC4-6 1-3 1B	5	0	1	0	0	1	3
Johnny Mize, L (1, 3) OBP: 0.424, SLG: 0.315 Joe Collins, L (6, PR) OBP: 0.407, SLG: 0.542 (6, 3)	K			BBBB G4-6-3 BB		2B F8 1B	F2		FC4-6 1-2f 3-H	2 2	0 1	1 0	0 1	1 0	1 0	0 1
Yogi Berra, L (1, 2) OBP: 0.429, SLG: 0.519	1-3			G4-6-3 1-2f		1B 1-3 E 2B	F8		F7	5	1	1	0	0	0	2
Bobby Brown, L (1, 5) OBP: 0.385, SLG: 0.500 Gil McDougald, R (7, PH) OBP: 0.417, SLG: 0.564 (7, 5)	4-3				BBBB 1B E 1B BB	IIII 1B HR IBB	F8			1 1	2 0	0 0	0 0	2 0	0 0	0 0
Jackie Jensen, R (1, 8) OBP: 0.402, SLG: 0.618			BBBB 3-1 E BB		E1 1B 1-2 1B	F8 3-H		SSS K		3	1	0	1	1	1	3
Jerry Coleman, R (1, 4) OBP: 0.368, SLG: 0.338			E6 3-1 1-2		1B 1-2 2-3 F7 1B	E6 1-2 2-H HR 1B		F8		4	2	2	0	0	0	1
Ed Lopat, L (1, 1) OBP: 0.421, SLG: 0.706			SSS K		1-3 2-H 3-H 1B	1-H 2-H HR		F8		4	1	2	5	0	1	2
Inning Stats	R: 0 E: 0 K: 1 S: 5 H: 0 LOB: 0 BB: 0 P: 5	R: 0 E: 0 K: 1 S: 5 H: 0 LOB: 0 BB: 0 P: 5	R: 0 E: 1 K: 1 S: 6 H: 0 LOB: 2 BB: 1 P: 10	R: 0 E: 0 K: 0 S: 2 H: 0 LOB: 0 BB: 1 P: 6	R: 3 E: 1 K: 0 S: 6 H: 2 LOB: 1 BB: 1 P: 10	R: 5 E: 1 K: 0 S: 8 H: 5 LOB: 2 BB: 1 P: 12	R: 0 E: 0 K: 0 S: 3 H: 0 LOB: 0 BB: 0 P: 3	R: 0 E: 0 K: 1 S: 5 H: 0 LOB: 0 BB: 0 P: 5	R: 1 E: 1 K: 1 S: 7 H: 1 LOB: 1 BB: 0 P: 7	1B: 5 2B: 2 3B: 0 HR: 1 SF: 0 SAC: 0 DP: 1 HBP: 0						

PITCHER		IP	WLS	BF	H	R	ER	SO	BB	IBB	HBP	BLK	WP	HR	S	P	ERA	WHIP
Bob Lemon, R ERA: 3.6	(1, 1)	5.1	L	27	6	8	6	3	3	1	0	0	0	1	29	45	10.12	1.688
Lou Brissie, L ERA: 6.12	(6, 1)	1.2		6	1	0	0	0	0	0	0	0	0	0	6	6	0.00	0.600
George Zuverink, R ERA: 4.82	(8, 1)	2.0		8	1	1	0	2	0	0	0	0	0	0	12	12	0.00	0.500

PITCHER	IP	WLS	BF	H	R	ER	SO	BB	IBB	HBP	BLK	WP	HR	S	P	ERA	WHIP

New York Yankees @ Cleveland Indians

Cleveland Municipal Stadium, Cleveland, OH

Wed May 09 1951, 3:33 AM EDT

Att. 36,900 - Unknown

TOP

livebaseballscorecards.com

AB	37
R	9
H	8
RBI	8
BB	4
SO	5
LOB	20

BOTTOM

New York Yankees @ Cleveland Indians

Cleveland Municipal Stadium, Cleveland, OH

Wed May 09 1951, 3:33 AM EDT

Att. 36,900 - Unknown

livebaseballscorecards.com

Batter	1	2	3	4	5	6	7	8	9	AB	R	H	RBI	BB	SO	LOB
Dale Mitchell, L (1, 7) OBP: 0.369, SLG: 0.377	0-0 ① F7		0-0 ③ F8		BBB 4-0 6-3 BB		0-0 ②③ L4-3 1-2		0-0 ③ 4-3	4	0	0	0	1	0	1
Bobby Avila, R (1, 4) OBP: 0.420, SLG: 0.318	0-0 ② 6-3			0-0 BB 1B 1B	0-0 ② 6-3 1-2			0-0 FC1-6 2B		4	1	2	0	0	0	1
Harry Simpson, L (1, 3) OBP: 0.400, SLG: 0.345	0-0 ③ 5-3			BBB 4-0 1B 1B 1-2 BB	0-0 ③ 4-3			SSS 0-3 ① K		3	1	0	0	1	1	2
Al Rosen, R (1, 5) OBP: 0.425, SLG: 0.514		0-0 5-3 1B		0-0 1B 1-2 2-H 1B		0-0 ① 6-3		BBBB 4-0 FC1-6 BB		3	0	2	1	1	0	0
Larry Doby, L (1, 8) OBP: 0.436, SLG: 0.657		0-0 ① L6		0-0 1-3 2-H 1B		0-0 FC5-4 1B		0-0 ② FC1-6 BB 1-2f 2-3		4	0	2	1	0	0	3
Allie Clark, R (1, 9) OBP: 0.364, SLG: 0.800		0-0 ② 5-3 1-2		0-0 ① F3	SSS 0-3 ② K			BBB 4-0 1-2 BB		3	0	0	0	1	1	4
Ray Boone, R (1, 6) OBP: 0.286, SLG: 0.196		0-0 ③ L8		SSS 0-3 ② K		0-0 ③ FC5-4 1-2f		0-0 ③ F9		4	0	0	0	0	1	7
Jim Hegan, R (1, 2) OBP: 0.311, SLG: 0.308			0-0 ① F6	0-0 ③ 1-3			0-0 ① F8		0-0 ① F4	4	0	0	0	0	0	2
Bob Lemon, L (1, 1) Lou Brissie, L (6, 1) OBP: 0.250, SLG: 0.250 Snuffy Stirnweiss, R (7, PH) George Zuverink, R (8, 1) Birdie Tebbetts, R (9, PH) OBP: 0.417, SLG: 0.364			SSS 0-3 ② K		SSS 0-3 ① K		BBB 4-0 L4-3 BB		X 0-0 ② F9	2 0 0 0 1	0 0 0 0 0	0 0 0 0 0	0 0 0 0 0	0 0 1 0 0	2 0 0 0 0	0 0 0 0 0
Inning Stats	R: 0 H: 0 E: 0 LOB: 0 K: 0 BB: 0 S: 3 P: 3	R: 0 H: 1 E: 0 LOB: 1 K: 0 BB: 0 S: 4 P: 4	R: 0 H: 0 E: 0 LOB: 0 K: 1 BB: 0 S: 5 P: 5	R: 2 H: 3 E: 0 LOB: 2 K: 1 BB: 1 S: 8 P: 12	R: 0 H: 0 E: 0 LOB: 1 K: 1 BB: 1 S: 5 P: 9	R: 0 H: 1 E: 0 LOB: 1 K: 1 BB: 0 S: 6 P: 6	R: 0 H: 0 E: 0 LOB: 0 K: 0 BB: 1 S: 2 P: 6	R: 0 H: 1 E: 0 LOB: 3 K: 1 BB: 2 S: 6 P: 14	R: 0 H: 0 E: 0 LOB: 0 K: 0 BB: 0 S: 3 P: 3	1B: 5 2B: 2 3B: 0 HR: 0	SF: 0 SAC: 0 DP: 1 HBP: 0					

PITCHER	IP	WLS	BF	H	R	ER	SO	BB	IBB	HBP	BLK	WP	HR	S	P	ERA	WHIP
Ed Lopat, L (1, 1) ERA: 0.6	9.0	W	37	6	2	2	5	5	0	0	0	0	0	42	62	2.00	1.222

PITCHER	IP	WLS	BF	H	R	ER	SO	BB	IBB	HBP	BLK	WP	HR	S	P	ERA	WHIP

AB	32
R	2
H	6
RBI	2
BB	5
SO	5
LOB	20

WP: 0 PA: 37
PB: 0
SB: 0
CS: 0

Cleveland Indians @ Chicago White Sox

Comiskey Park, Chicago, IL

Fri May 11 1951, 4:33 AM EDT

Att. 17,183 - Unknown

TOP

livebaseballscorecards.com

Batter	1	2	3	4	5	6	7	8	9	AB	R	H	RBI	BB	SO	LOB
Dale Mitchell, L (1, 7) OBP: 0.352, SLG: 0.356	F8		F7			F7		4-3		4	0	0	0	0	0	1
Ray Boone, R (1, 6) OBP: 0.284, SLG: 0.186	F4		F8			F7			BB, E, BB	3	1	0	0	1	0	0
Harry Simpson, L (1, 3) OBP: 0.410, SLG: 0.323	K			FC6-4, BB		F6			FC6-4, 1-2, BB	2	0	0	0	2	1	0
Al Rosen, R (1, 5) OBP: 0.405, SLG: 0.486		5-3		FC6-4, FC6-4, 1-2f			F8		FC6-4, 1-2f, 2-H	4	0	0	0	0	0	2
Larry Doby, L (1, 8) OBP: 0.415, SLG: 0.620		E3		K			F8		K	4	0	0	0	0	2	2
Bob Kennedy, R (1, 9) OBP: 0.319, SLG: 0.328		F6		FC6-4, 1-2f			F7		F8	4	0	0	0	0	0	3
Snuffy Stirnweiss, R (1, 4)		BB			FC5-4, BB			5-3		1	0	0	0	2	0	0
Birdie Tebbetts, R (1, 2) OBP: 0.333, SLG: 0.286		5-3			FC5-4, G5-4-3, 1-2f			1-3		3	0	0	0	0	0	3
Early Wynn, S (1, 1) OBP: 0.250, SLG: 0.286			G3		G5-4-3, 1-2f			2B		1	0	0	0	0	0	0
Sam Chapman, R (5, PH) OBP: 0.295, SLG: 0.182										1	0	0	0	0	0	1
Steve Gromek, S (5, 1)										0	0	0	0	0	0	0
Bobby Avila, R (8, PH) OBP: 0.427, SLG: 0.343										1	0	1	0	0	0	0
George Zuverink, R (8, 1)										0	0	0	0	0	0	0

	AB	28
	R	1
	H	1
	RBI	0
	BB	5
	SO	3
	LOB	12

Inning Stats	1	2	3	4	5	6	7	8	9	1B	SF	WP	PA	33
R	0	0	0	0	0	0	0	0	1	0	0	0		
E	0	1	0	0	0	0	0	1	1	2B 1	SAC 0	PB 0		
K	1	0	0	1	0	0	0	0	1	3B 0	DP 1	SB 0		
S	5	4	3	5	2	3	3	4	5	HR 0	HBP 0	CS 0		
H	0	0	0	0	0	0	0	1	0					
LOB	0	2	0	1	0	0	0	1	1					
BB	0	1	0	1	1	0	0	0	2					
P	5	8	3	9	6	3	3	4	13					

PITCHER	IP	WLS	BF	H	R	ER	SO	BB	IBB	HBP	BLK	WP	HR	S	P	ERA	WHIP
Joe Dobson, R (1, 1) ERA: 2.42	9.0	W	33	1	1	0	3	5	0	0	0	0	0	34	54	0.00	0.667

PITCHER	IP	WLS	BF	H	R	ER	SO	BB	IBB	HBP	BLK	WP	HR	S	P	ERA	WHIP

Batter	1	2	3	4	5	6	7	8	9	AB	R	H	RBI	BB	SO	LOB
Chico Carrasquel, R (1, 6) OBP: 0.394, SLG: 0.472	3B		2B	E4 FC 1B 2-3		S 1B	F7 3-H			5	2	3	1	0	0	2
Floyd Baker, L (1, 5) OBP: 0.458, SLG: 0.417	K		F8 1	FC 1B 2-3 3-H		F8 3 1-2	1B 3B 2-H			5	1	1	2	0	1	4
Minnie Minoso, R (1, 7) OBP: 0.537, SLG: 0.791	6-3 2		1B 3B 2-H	F2 2			HR 1B 3-H 1B			5	2	3	2	0	0	3
Eddie Robinson, L (1, 3) OBP: 0.419, SLG: 0.571	BB		1B BB	1B 3			HR F5 3			3	1	2	3	2	0	1
Al Zarilla, L (1, 9) OBP: 0.382, SLG: 0.480	F6 3		FC5-4 1B 1-2 3-H		F6 1		HBP 1B HBP 1-0	1B 1B 0-0		4	1	2	1	0	0	2
Jim Busby, R (1, 8) OBP: 0.407, SLG: 0.413		6-3 1	FC5-4 2 1-2f		K 2 S S		1B FC HBP 1-0 1-2	F9 1		4	1	0	0	0	1	3
Nellie Fox, L (1, 4) OBP: 0.400, SLG: 0.449		SH3-4 3B	F4 3		F3 3		SH3-4 FC F7 1B 1-3 2-H	F2 2		5	2	2	1	0	0	3
Gus Niarhos, R (1, 2) OBP: 0.409, SLG: 0.235		SH3-4 2 3-H		E SH1 FC BB 4-0 B B B		F2 1	FC SH3-4 3B 0-0 1-2 3-H	1-2 1B 0-0		3	2	1	2	1	0	1
Joe Dobson, R (1, 1)		F2 3		SH1 1 1-2		K 2 S S	SH3-4 1 1-2 2-3	1-3 3		3	0	0	0	0	1	2
Inning Stats	R: 0 E: 0 K: 1 S: 6 H: 1 LOB: 2 BB: 1 P: 10	R: 1 E: 0 K: 0 S: 4 H: 1 LOB: 0 BB: 0 P: 4	R: 2 E: 0 K: 0 S: 6 H: 3 LOB: 2 BB: 1 P: 10	R: 2 E: 1 K: 0 S: 5 H: 1 LOB: 3 BB: 1 P: 9	R: 0 E: 0 K: 1 S: 5 H: 0 LOB: 0 BB: 0 P: 5	R: 0 E: 0 K: 1 S: 6 H: 1 LOB: 1 BB: 0 P: 6	R: 7 E: 0 K: 0 S: 9 H: 5 LOB: 1 BB: 0 P: 11	R: 0 E: 0 K: 0 S: 5 H: 2 LOB: 2 BB: 0 P: 5		1B: 8 2B: 1 3B: 4 HR: 1	SF: 0 SAC: 3 DP: 0 HBP: 2					

PITCHER		IP	WLS	BF	H	R	ER	SO	BB	IBB	HBP	BLK	WP	HR	S	P	ERA	WHIP
Early Wynn, R ERA: 3.6	(1, 1)	4.0	L	22	6	5	3	1	3	0	0	0	0	0	21	33	6.75	2.250
Steve Gromek, R ERA: 12.6	(5, 1)	3.0		18	6	7	7	2	0	0	2	0	0	1	20	22	21.00	2.000
George Zuverink, R ERA: 4.35	(8, 1)	1.0		5	2	0	0	0	0	0	0	0	0	0	5	5	0.00	2.000

PITCHER	IP	WLS	BF	H	R	ER	SO	BB	IBB	HBP	BLK	WP	HR	S	P	ERA	WHIP

BOTTOM

Cleveland Indians @ Chicago White Sox

Comiskey Park, Chicago, IL

Fri May 11 1951, 4:33 AM EDT

Att. 17,183 - Unknown

livebaseballscorecards.com

AB	37
R	12
H	14
RBI	12
BB	3
SO	3
LOB	21

WP: 0 PB: 0 SB: 1 CS: 0 PA: 45

Cleveland Indians @ Chicago White Sox

Comiskey Park, Chicago, IL

Sat May 12 1951, 4:33 AM EDT

Att. 10,514 - Unknown

TOP

livebaseballscorecards.com

Batter	1	2	3	4	5	6	7	8	9	AB	R	H	RBI	BB	SO	LOB
Harry Simpson, L (1, 3) OBP: 0.386, SLG: 0.286	x 0-0 ① F7		BBB 4-0 BB 1B BB	x 0-0 ③ FC6-4 1-2f		x 0-0 ③ G3			x 0-0 ① F7	4	0	0	0	1	0	3
Ray Boone, R (1, 6) OBP: 0.278, SLG: 0.188	x 0-0 ② 4-3		x 0-0 BB 1-2 1B		x 0-0 E5 BB		x 0-0 ① 5-3		x 0-0 ② F9	5	0	1	0	0	0	0
Sam Chapman, R (1, 7) OBP: 0.313, SLG: 0.176	x 0-0 ③ L6		BBBB 4-0 1-2 2-3 BB		BBBB 4-0 1-2 BB		BBBB 4-0 S BB		SSS 0-3 ③ K	2	0	0	0	3	1	0
Al Rosen, R (1, 5) OBP: 0.386, SLG: 0.462		x 0-0 ① F7	x 0-0 ③ F8		x 0-0 ① F2		SSS 0-3 ② K 1-2			4	0	0	0	0	1	6
Larry Doby, L (1, 8) OBP: 0.419, SLG: 0.608		BBBB 4-0 6-3 BB		x 0-0 E7 1B 1B	x 0-0 ② F5		SSS 0-3 ③ K			3	1	1	0	1	1	3
Bob Kennedy, R (1, 9) OBP: 0.329, SLG: 0.354		x 0-0 ② 6-3 1-2		x 0-0 BB 3-H 1B	x 0-0 ③ F8			x 0-0 F8 F7 2B		4	1	2	1	0	0	3
Snuffy Stirnweiss, R (1, 4)		x 0-0 ③ F8		BBB 4-0 FC6-4 1-2 BB		x 0-0 ① 5-3		x 0-0 ① F8 2-3		3	0	0	0	1	0	2
Birdie Tebbetts, R (1, 2) OBP: 0.316, SLG: 0.235			x 0-0 ① 4-3	x 0-0 ① F8		BBBB 4-0 BB		x 0-0 ② F7 3-H		3	0	0	1	1	0	2
Mike Garcia, R (1, 1) OBP: 0.167, SLG: 0.250 Bobby Avila, R (8, PH) OBP: 0.422, SLG: 0.338 Lou Brissie, L (8, 1) OBP: 0.250, SLG: 0.250			SSS 0-3 ② K	SSS 0-3 ② K		x 0-0 ② F8		x 0-0 ③ F8		3	0	0	0	0	2	3
										1	0	0	0	0	0	0
										0	0	0	0	0	0	0

	AB	32
	R	2
	H	4
	RBI	2
	BB	7
	SO	5
	LOB	22

Inning Stats	1	2	3	4	5	6	7	8	9
	R: 0 H: 0 E: 0 LOB: 0 K: 0 BB: 0 S: 3 P: 3	R: 0 H: 0 E: 0 LOB: 1 K: 0 BB: 1 S: 3 P: 7	R: 0 H: 1 E: 0 LOB: 3 K: 1 BB: 2 S: 6 P: 14	R: 1 H: 2 E: 1 LOB: 2 K: 1 BB: 1 S: 7 P: 11	R: 0 H: 0 E: 1 LOB: 2 K: 0 BB: 1 S: 4 P: 8	R: 0 H: 0 E: 0 LOB: 1 K: 0 BB: 1 S: 3 P: 7	R: 0 H: 0 E: 0 LOB: 1 K: 2 BB: 1 S: 7 P: 11	R: 1 H: 1 E: 0 LOB: 0 K: 0 BB: 0 S: 4 P: 4	R: 0 H: 0 E: 0 LOB: 0 K: 1 BB: 0 S: 5 P: 5

	1B: 3	SF: 0	WP: 0	PA: 39
	2B: 1	SAC: 0	PB: 0	
	3B: 0	DP: 0	SB: 1	
	HR: 0	HBP: 0	CS: 0	

PITCHER	IP	WLS	BF	H	R	ER	SO	BB	IBB	HBP	BLK	WP	HR	S	P	ERA	WHIP
Billy Pierce, L (1, 1) ERA: 3.83	9.0	W	39	4	2	2	5	7	0	0	0	0	0	42	70	2.00	1.222

PITCHER	IP	WLS	BF	H	R	ER	SO	BB	IBB	HBP	BLK	WP	HR	S	P	ERA	WHIP

Cleveland Indians @ Chicago White Sox

Comiskey Park, Chicago, IL

Sat May 12 1951, 4:33 AM EDT

Att. 10,514 - Unknown

livebaseballscorecards.com

BOTTOM

Batter	1	2	3	4	5	6	7	8	9	AB	R	H	RBI	BB	SO	LOB
Chico Carrasquel, R (1, 6) OBP: 0.388, SLG: 0.462	0-0 ① 1-3	0-0 ② 1-3 2-H 1B			0-0 ① L3		S S S 0-3 ② K2-3			4	0	1	1	0	1	1
Floyd Baker, L (1, 5) OBP: 0.462, SLG: 0.410	B B B B 4-0 4-3 BB	S S S 0-3 ③ K			0-0 1B 1B		0-0 ③ 5-3			3	0	1	0	1	1	2
Minnie Minoso, R (1, 7) OBP: 0.527, SLG: 0.773 Paul Lehner, L (2, 7) OBP: 0.222, SLG: 0.233	0-0 ② 4-3 1-2		0-0 ① F8		0-0 G1-6-3 1-2 1B			0-0 ① 4-3		1 3	0 0	0 1	0 0	0 0	0 0	1 0
Eddie Robinson, L (1, 3) OBP: 0.397, SLG: 0.537	0-0 ③ 6-3		0-0 ② 5-3		0-0 ② ③ G1-6-3 1-2f			0-0 ② 6-3		4	0	0	0	0	0	3
Al Zarilla, L (1, 9) OBP: 0.366, SLG: 0.456		0-0 ① 6-3	0-0 ③ F6			0-0 ① F9		0-0 ③ F9		4	0	0	0	0	0	0
Jim Busby, R (1, 8) OBP: 0.393, SLG: 0.397		0-0 E6 1B 1B		0-0 ① F4		0-0 ② 5-3				3	1	0	0	0	0	0
Nellie Fox, L (1, 4) OBP: 0.422, SLG: 0.472		0-0 1B WP 1-2 1B		0-0 S 1B		0-0 CS 1B				3	1	3	0	0	0	0
Phil Masi, R (1, 2) OBP: 0.487, SLG: 0.448		0-0 S 1B 1-3 2-H 1B		0-0 ② 6-3 1-2		0-0 ③ CS 1-2	0-0 SH1-4 1B			3	1	2	1	0	0	1
Billy Pierce, L (1, 1) OBP: 0.412, SLG: 0.286		B B B B 4-0 1B 1-2 3-H BB		S S S 0-3 ③ K2-3			0-0 ① SH1-4 1-2			1	0	0	0	1	1	1

	AB	29
	R	3
	H	8
	RBI	2
	BB	2
	SO	3
	LOB	9

Inning Stats	1	2	3	4	5	6	7	8	9
	R: 0 H: 0 E: 0 LOB: 1 K: 0 BB: 1 S: 3 P: 7	R: 3 H: 3 E: 1 LOB: 1 K: 1 BB: 1 S: 8 P: 12	R: 0 H: 0 E: 0 LOB: 0 K: 0 BB: 0 S: 3 P: 3	R: 0 H: 1 E: 0 LOB: 1 K: 1 BB: 0 S: 6 P: 6	R: 0 H: 2 E: 0 LOB: 1 K: 0 BB: 0 S: 4 P: 4	R: 0 H: 1 E: 0 LOB: 0 K: 0 BB: 0 S: 3 P: 3	R: 0 H: 1 E: 0 LOB: 1 K: 1 BB: 0 S: 6 P: 6	R: 0 H: 0 E: 0 LOB: 0 K: 0 BB: 0 S: 3 P: 3	

1B: 8	SF: 0	WP: 1	PA: 33
2B: 0	SAC: 1	PB: 0	
3B: 0	DP: 1	SB: 2	
HR: 0	HBP: 0	CS: 1	

PITCHER		IP	WLS	BF	H	R	ER	SO	BB	IBB	HBP	BLK	WP	HR	S	P	ERA	WHIP
Mike Garcia, R ERA: 3.86	(1, 1)	7.0	L	29	8	3	2	3	2	0	0	0	1	0	33	41	2.57	1.429
Lou Brissie, L ERA: 5.88	(8, 1)	1.0		3	0	0	0	0	0	0	0	0	0	0	3	3	0.00	0.000

PITCHER	IP	WLS	BF	H	R	ER	SO	BB	IBB	HBP	BLK	WP	HR	S	P	ERA	WHIP

Batter	1	2	3	4	5	6	7	8	9	AB	R	H	RBI	BB	SO	LOB
Dale Mitchell, L (1, 7) OBP: 0.333, SLG: 0.333	4-3	F7 3-H		6-3		FC4-6 2B 1-2f 2-3 BB	4-3			5	1	0	1	0	0	3
Snuffy Stirnweiss, R (1, 4) OBP: 0.467, SLG: 0.222	K	S BB		K		BB HR 1-3 3-H 2B		6-3		4	1	1	1	1	2	0
Larry Doby, L (1, 8) OBP: 0.440, SLG: 0.649	2B	FC1-4 1-2 BB		F7		BB HR BB		3B		3	1	2	0	2	0	0
Sam Chapman, R (1, 9) OBP: 0.307, SLG: 0.167	F7	FC1-4 1-2f			F8	HR 1-2 2-3 3-H BB		K		4	1	0	1	1	1	4
Al Rosen, R (1, 5) OBP: 0.398, SLG: 0.500		BB 1B 1B	1-3 S 1B BB		E5 G4-6-3	HR 1-H 2-H 3-H		6-3		4	3	2	4	1	0	1
Harry Simpson, L (1, 3) OBP: 0.388, SLG: 0.263		1B E 1-2 BB	1-3 1-3		G4-6-3 1-2f	F8			1-6-3 1B BB	3	1	0	0	2	0	2
Ray Boone, R (1, 6) OBP: 0.299, SLG: 0.206		E E 1-2 2-H 1B	K			FC4-6 BB 2B BB	6-3		1-6-3 1-2 1B	4	2	2	1	1	1	1
Jim Hegan, R (1, 2) OBP: 0.333, SLG: 0.321		E8 SH1-4 F7 1-H 2-H 1B	3-H 1B			FC4-6 1-2 BB	F4		1-6-3 1-2f 2-3f	4	1	2	2	1	0	2
Bob Feller, R (1, 1) OBP: 0.214, SLG: 0.083		SH1-4 2-3	K			K	BB			2	0	0	0	1	2	3

| Inning Stats | | |

Batter	1	2	3	4	5	6	7	8	9	AB	R	H	RBI	BB	SO	LOB
Chico Carrasquel, R (1, 6) OBP: 0.369, SLG: 0.439	F8		L5		3-1		5-3		1-3	5	0	0	0	0	0	2
Floyd Baker, L (1, 5) OBP: 0.456, SLG: 0.409	1-3		G3		4-3		E2		G6-4-3	5	0	2	1	0	0	1
Minnie Minoso, R (1, 7) OBP: 0.500, SLG: 0.708	E6		K			5-3			G6-4-3	4	0	0	0	1	1	1
Eddie Robinson, L (1, 3) OBP: 0.415, SLG: 0.551				F7		G3				2	1	1	0	2	0	0
Al Zarilla, L (1, 9) OBP: 0.351, SLG: 0.434 Marv Rotblatt, S (8, 1)	F8			G3		G3	F8			4 0	0 0	0 0	0 0	0 0	0 0	6 0
Jim Busby, R (1, 8) OBP: 0.409, SLG: 0.427		2B		1B		1B		F8		4	0	3	1	0	0	0
Nellie Fox, L (1, 4) OBP: 0.402, SLG: 0.447		F7		4-3		4-3		F7		4	0	0	0	0	0	3
Gus Niarhos, R (1, 2) OBP: 0.413, SLG: 0.250 Joe Erautt, R (7, 2) OBP: 0.500, SLG: 0.500		F7			3-1		E7	F7		2 2	0 1	1 1	0 0	0 0	0 0	1 0
Ken Holcombe, R (1, 1) OBP: 0.400, SLG: 0.400 Lou Kretlow, R (2, 1) Bud Stewart, L (5, PH) OBP: 0.429, SLG: 0.571 Dick Littlefield, L (6, 1) Bob Mahoney, R (6, 1) Paul Lehner, L (7, PH) OBP: 0.213, SLG: 0.222 (8, 9)	K				F7		F3		F7	0 1 1 0 0 2	0 0 0 0 0 0	0 0 0 0 0 0	0 0 0 0 0 0	0 1 0 0 0 0	0 0 0 0 0 0	0 1 1 0 0 2
Inning Stats	R: 0 E: 1 K: 0 S: 4 H: 0 LOB: 2 BB: 1 P: 8	R: 0 E: 0 K: 1 S: 6 H: 1 LOB: 1 BB: 0 P: 6	R: 0 E: 0 K: 1 S: 5 H: 0 LOB: 0 BB: 0 P: 5	R: 0 E: 0 K: 0 S: 4 H: 1 LOB: 1 BB: 0 P: 4	R: 0 E: 0 K: 0 S: 4 H: 1 LOB: 1 BB: 0 P: 4	R: 1 E: 0 K: 0 S: 5 H: 2 LOB: 1 BB: 0 P: 5	R: 1 E: 2 K: 0 S: 5 H: 1 LOB: 3 BB: 2 P: 13	R: 0 E: 0 K: 0 S: 4 H: 1 LOB: 1 BB: 0 P: 4	R: 0 E: 0 K: 0 S: 3 H: 1 LOB: 0 BB: 0 P: 3	1B: 6 2B: 2 3B: 0 HR: 0 SF: 0 SAC: 0 DP: 1 HBP: 0						

PITCHER		IP	WLS	BF	H	R	ER	SO	BB	IBB	HBP	BLK	WP	HR	S	P	ERA	WHIP
Bob Feller, R ERA: 1.25	(1, 1)	9.0	W	39	8	2	1	2	3	0	0	0	0	0	40	52	1.00	1.222

PITCHER		IP	WLS	BF	H	R	ER	SO	BB	IBB	HBP	BLK	WP	HR	S	P	ERA	WHIP

BOTTOM

Cleveland Indians @ Chicago White Sox

Comiskey Park, Chicago, IL

Sun May 13 1951, 4:33 AM EDT

Unknown

livebaseballscorecards.com

AB	36
R	2
H	8
RBI	2
BB	3
SO	2
LOB	18

1B: 6	SF: 0	WP: 0	PA: 39
2B: 2	SAC: 0	PB: 0	
3B: 0	DP: 1	SB: 0	
HR: 0	HBP: 0	CS: 0	

Batter	1	2	3	4	5	6	7	8	9	AB	R	H	RBI	BB	SO	LOB
Dale Mitchell, L (1, 7) OBP: 0.340, SLG: 0.341	1B F9 1B		BB 1B		F7		F5			4	1	2	0	0	0	0
Bob Kennedy, R (8, 9) OBP: 0.329, SLG: 0.354										0	0	0	0	0	0	0
Snuffy Stirnweiss, R (1, 4) OBP: 0.526, SLG: 0.333	F9 1B 1-3		BBBB 4-0 BB 1-2		F8			1B 1B		3	0	2	0	1	0	0
Larry Doby, L (1, 8) OBP: 0.432, SLG: 0.630	F9 1-2 3-H		F8			F9		G4-3 1B 1-2		4	0	1	1	0	0	3
Sam Chapman, R (1, 9) OBP: 0.315, SLG: 0.184 (8, 7)	5-3			HR 1B		L4 1B 1B		F4		4	1	2	0	0	0	2
Al Rosen, R (1, 5) OBP: 0.402, SLG: 0.535		F4		1-H HR		1-2 1B		G4-3 1-2f		4	1	2	2	0	0	2
Harry Simpson, L (1, 3) OBP: 0.358, SLG: 0.238		SSS 0-3 K		F9		L4 2-3			F9	4	0	0	0	0	1	2
Ray Boone, R (1, 6) OBP: 0.284, SLG: 0.194		F4		5-3			L5		F7	4	0	0	0	0	0	0
Birdie Tebbetts, R (1, 2) OBP: 0.261, SLG: 0.190			F3	F8			F4		6-3	4	0	0	0	0	0	0
Jim Hegan, R (9, 2) OBP: 0.333, SLG: 0.321										0	0	0	0	0	0	0
Bob Chakales, R (1, 1) OBP: 0.200, SLG: 0.800			F7		F7		HR			3	1	1	1	0	0	0
Bob Lemon, L (7, 1)										0	0	0	0	0	0	0
Inning Stats	R: 1 E: 0 K: 0 S: 4 H: 2 LOB: 0 BB: 0 P: 4	R: 0 E: 0 K: 1 S: 5 H: 0 LOB: 0 BB: 0 P: 5	R: 0 E: 0 K: 0 S: 4 H: 1 LOB: 2 BB: 1 P: 8	R: 2 E: 0 K: 0 S: 5 H: 2 LOB: 0 BB: 0 P: 5	R: 0 E: 0 K: 0 S: 3 H: 0 LOB: 0 BB: 0 P: 3	R: 0 E: 0 K: 0 S: 4 H: 2 LOB: 1 BB: 0 P: 4	R: 1 E: 0 K: 0 S: 4 H: 1 LOB: 0 BB: 0 P: 4	R: 0 E: 0 K: 0 S: 4 H: 2 LOB: 1 BB: 0 P: 4	R: 0 E: 0 K: 0 S: 3 H: 0 LOB: 0 BB: 0 P: 3	1B: 8 2B: 1 3B: 0 HR: 2 SF: 0 SAC: 0 DP: 2 HBP: 0						

TOP

Cleveland Indians @ Chicago White Sox

Comiskey Park, Chicago, IL

Sun May 13 1951, 4:38 AM EDT

Att. 37,707 - Unknown

livebaseballscorecards.com

AB	34
R	4
H	10
RBI	4
BB	1
SO	1
LOB	9

PITCHER		IP	WLS	BF	H	R	ER	SO	BB	IBB	HBP	BLK	WP	HR	S	P	ERA	WHIP
Bob Cain, L ERA: 3.76	(1, 1)	7.0		28	8	4	4	1	1	0	0	0	0	2	29	33	5.14	1.286
Harry Dorish, R ERA: 0.73	(8, 1)	2.0		7	2	0	0	0	0	0	0	0	0	0	7	7	0.00	1.000

PITCHER		IP	WLS	BF	H	R	ER	SO	BB	IBB	HBP	BLK	WP	HR	S	P	ERA	WHIP

WP: 0 PB: 0 SB: 0 CS: 0 PA: 35

BOTTOM

Cleveland Indians @ Chicago White Sox

Comiskey Park, Chicago, IL

Sun May 13 1951, 4:38 AM EDT

Att. 37,707 - Unknown

livebaseballscorecards.com

Batter	1	2	3	4	5	6	7	8	9	AB	R	H	RBI	BB	SO	LOB
Chico Carrasquel, R (1, 6) OBP: 0.370, SLG: 0.447	4-3		SH5-3 1B 1-2		K		FC6-5 2B 2-H	6-3		5	0	2	1	0	1	3
Floyd Baker, L (1, 5) OBP: 0.426, SLG: 0.375	1-3		SH5-3 1-2 2-3		FC6-4 1-2f		FC6-5 BB 2-3		K	4	0	0	0	0	1	2
Minnie Minoso, R (1, 7) OBP: 0.500, SLG: 0.725 Harry Dorish, R (8, 1) OBP: 0.250, SLG: 0.250	1-3		K			F7 3B	BB 1-2		6-3	3 1	1 0	1 0	0 0	1 0	1 0	2 0
Eddie Robinson, L (1, 3) OBP: 0.402, SLG: 0.527		F6	4-3			K	4-3		1B	5	0	1	0	0	1	5
Al Zarilla, L (1, 9) OBP: 0.353, SLG: 0.419		S BB		4-3		F7 3-H		FC2-5 1B BB		3	0	0	1	2	0	1
Jim Busby, R (1, 8) OBP: 0.402, SLG: 0.419		K 1-2		4-3		F8		FC2-5 1B 1-2		4	1	1	0	0	1	1
Nellie Fox, L (1, 4) OBP: 0.407, SLG: 0.443		FC6-4 BB		F6			1B G3 1B	FC2-5 G3 1B 1-2 2-3f		3	1	1	0	1	0	2
Phil Masi, R (1, 2) OBP: 0.476, SLG: 0.438 Paul Lehner, L (8, PH) OBP: 0.229, SLG: 0.239 Gus Niarhos, R (9, 2) OBP: 0.413, SLG: 0.250		FC6-4 1-2f			F5		G3 2B 1B 1-3	G3 1-2 2-H		3 1 0	1 0 0	1 1 0	0 1 0	0 0 0	0 0 0	2 0 0
Bob Cain, L (1, 1) OBP: 0.333, SLG: 0.444 Bud Stewart, L (7, PH) OBP: 0.333, SLG: 0.444 (8, 7)			SH5-3 1B		FC6-4 1B		G3 1-2 3-H	G3 1-2 2-3		2 2	0 0	2 0	0 1	0 0	0 0	0 3
Inning Stats	R: 0 H: 0 E: 0 LOB: 0 K: 0 BB: 0 S: 3 P: 3	R: 0 H: 0 E: 0 LOB: 2 K: 1 BB: 2 S: 5 P: 13	R: 0 H: 2 E: 0 LOB: 2 K: 1 BB: 0 S: 7 P: 7	R: 0 H: 0 E: 0 LOB: 0 K: 0 BB: 0 S: 3 P: 3	R: 0 H: 1 E: 0 LOB: 1 K: 1 BB: 0 S: 6 P: 6	R: 1 H: 1 E: 0 LOB: 0 K: 1 BB: 0 S: 6 P: 6	R: 2 H: 3 E: 0 LOB: 2 K: 0 BB: 1 S: 6 P: 10	R: 1 H: 2 E: 0 LOB: 2 K: 0 BB: 1 S: 5 P: 9	R: 0 H: 1 E: 0 LOB: 1 K: 1 BB: 0 S: 6 P: 6	1B: 8 2B: 1 3B: 1 HR: 0	SF: 0 SAC: 1 DP: 0 HBP: 0			WP: 0 PB: 0 SB: 1 CS: 0		PA: 41	

	AB	36
	R	4
	H	10
	RBI	4
	BB	4
	SO	5
	LOB	21

PITCHER	IP	WLS	BF	H	R	ER	SO	BB	IBB	HBP	BLK	WP	HR	S	P	ERA	WHIP
Bob Chakales, R (1, 1) ERA: 2.76	6.1		28	7	3	3	4	2	0	0	0	0	0	34	42	4.26	1.421
Bob Lemon, R (7, 1) ERA: 3.58	2.2		13	3	1	1	1	2	0	0	0	0	0	13	21	3.38	1.875

PITCHER	IP	WLS	BF	H	R	ER	SO	BB	IBB	HBP	BLK	WP	HR	S	P	ERA	WHIP

Batter	1	2	3	4	5	6	7	8	9	AB	R	H	RBI	BB	SO	LOB
Dale Mitchell, L (1, 7) OBP: 0.347, SLG: 0.349	x 0-0 1B		x 0-0 BB FC4-6 2-H 1B		x 0-0 ② L6		x 0-0 ③ 6-3			4	1	2	1	0	0	0
Snuffy Stirnweiss, R (1, 4) OBP: 0.522, SLG: 0.533	x 0-0 ① L7		B B B B 4-0 FC4-6 1-2 BB		x 0-0 HR			S S S 0-3 ① K		3	1	1	1	1	1	1
Larry Doby, L (1, 8) OBP: 0.414, SLG: 0.600	S S S 0-3 ② K		x 0-0 ② FC4-6 1-2f 2-H		S S S 0-3 ③ K2-3			x 0-0 ② 4-3		4	0	0	1	0	2	2
Sam Chapman, R (1, 9) OBP: 0.302, SLG: 0.175	x 0-0 ③ F6		x 0-0 ③ 6-3			x 0-0 ① F9		x 0-0 ③ F8		4	0	0	0	0	0	2
Al Rosen, R (1, 5) OBP: 0.386, SLG: 0.511		x 0-0 ① 5-3		x 0-0 ① F2		x 0-0 ② L5			x 0-0 ① F8	4	0	0	0	0	0	0
Harry Simpson, L (1, 3) OBP: 0.368, SLG: 0.244		S S S 0-3 ② K		x 0-0 SH5-3 1B		x 0-0 ③ 5-3			B B B B 4-0 FC4-6 BB	3	0	1	0	1	1	0
Ray Boone, R (1, 6) OBP: 0.277, SLG: 0.189		x 0-0 ③ F9		x 0-0 ② SH5-3 1-2			x 0-0 ① F7		x 0-0 ② F3	2	0	0	0	0	0	0
Merl Combs, L (7, 6) OBP: 0.167, SLG: 0.182										1	0	0	0	0	0	1
Jim Hegan, R (1, 2) OBP: 0.343, SLG: 0.383			x 0-0 G3 1B 1B	x 0-0 ③ F6			x 0-0 HR		x 0-0 ③ FC4-6 1-2f	4	2	2	1	0	0	2
Lou Brissie, L (1, 1) OBP: 0.200, SLG: 0.200			x 0-0 ① G3 1-2		x 0-0 ① 1-3		x 0-0 ② F8			2	0	0	0	0	0	1
Bobby Avila, R (7, PH) OBP: 0.417, SLG: 0.333										1	0	0	0	0	0	0
Mike Garcia, R (7, 1) OBP: 0.167, SLG: 0.250										0	0	0	0	0	0	0
Dick Rozek, L (8, 1)										0	0	0	0	0	0	0
Inning Stats	R: 0 E: 0 K: 1 S: 6 H: 1 LOB: 1 BB: 0 P: 6	R: 0 E: 0 K: 1 S: 5 H: 0 LOB: 0 BB: 0 P: 5	R: 2 E: 0 K: 0 S: 5 H: 2 LOB: 1 BB: 1 P: 9	R: 0 E: 0 K: 0 S: 4 H: 1 LOB: 1 BB: 0 P: 4	R: 1 E: 0 K: 1 S: 6 H: 1 LOB: 0 BB: 0 P: 6	R: 0 E: 0 K: 0 S: 3 H: 0 LOB: 0 BB: 0 P: 3	R: 1 E: 0 K: 0 S: 4 H: 1 LOB: 0 BB: 0 P: 4	R: 0 E: 0 K: 1 S: 5 H: 0 LOB: 0 BB: 0 P: 5	R: 0 E: 0 K: 0 S: 3 H: 0 LOB: 1 BB: 1 P: 7	1B: 4 2B: 0 3B: 0 HR: 2	SF: 0 SAC: 1 DP: 0 HBP: 0						

PITCHER	IP	WLS	BF	H	R	ER	SO	BB	IBB	HBP	BLK	WP	HR	S	P	ERA	WHIP
Ed Lopat, L (1, 1) ERA: 1.17	9.0	W	35	6	4	4	4	2	0	0	0	0	2	41	49	4.00	0.889

PITCHER	IP	WLS	BF	H	R	ER	SO	BB	IBB	HBP	BLK	WP	HR	S	P	ERA	WHIP

TOP

Cleveland Indians @ New York Yankees

Yankee Stadium, Bronx, NY

Mon May 14 1951, 3:33 AM EDT

Att. 66,265 - Unknown

livebaseballscorecards.com

AB	32
R	4
H	6
RBI	4
BB	2
SO	4
LOB	9

1B: 4	SF: 0	WP: 0	PA: 35
2B: 0	SAC: 1	PB: 0	
3B: 0	DP: 0	SB: 0	
HR: 2	HBP: 0	CS: 0	

Batter	1	2	3	4	5	6	7	8	9	AB	R	H	RBI	BB	SO	LOB
Phil Rizzuto, R (1, 6) OBP: 0.402, SLG: 0.444	FC5-4 1B		G6-4-3 BB		L8-4 S 1B		2B 2B BB	F8 ①		3	1	2	0	2	0	0
Mickey Mantle, S (1, 9) OBP: 0.363, SLG: 0.447	FC5-4 HR 1-2f		G6-4-3 1-2f		L8-4 1-3		1-3 2B 2B	F2 ②		5	2	1	0	0	0	3
Gil McDougald, R (1, 5) OBP: 0.456, SLG: 0.652	1-H HR		F7 ③			1B G5-2-3 1B	2-H 3-H 1B 2B	S S S K ③		5	2	3	4	0	1	0
Joe DiMaggio, R (1, 8) OBP: 0.368, SLG: 0.451	F2 ②			6-3 ①		G5-2-3 BB 1B 1-3	WP E 1B 2-H			4	2	2	1	0	0	0
Yogi Berra, L (1, 2) OBP: 0.426, SLG: 0.565	4-3 ③			HR BB		G5-2-3 2B BB 1-2	F8 ① 1-H			2	2	0	0	2	0	0
Hank Bauer, R (1, 7) OBP: 0.500, SLG: 0.952		F2 ①		1-H HR		G5-2-3 ①② 1-2 2-3 3-Hf	BB 1B			4	1	2	2	0	0	3
Johnny Hopp, L (1, 3) OBP: 0.417, SLG: 0.600		4-3 1B		K ②		2B BB	K ②			3	1	1	0	1	2	1
Jerry Coleman, R (1, 4) OBP: 0.393, SLG: 0.350		4-3 ② 1-2		6-3 ③		1-H 2-H 3-H 2B	1-2 BB			3	0	1	3	1	0	1
Ed Lopat, L (1, 1) OBP: 0.348, SLG: 0.571		S S S K ③			4-3 ①	4-3 ③	G3 ③			4	0	0	0	0	1	4
Inning Stats	R: 2 H: 2 E: 0 LOB: 0 K: 0 BB: 0 S: 5 P: 5	R: 0 H: 1 E: 0 LOB: 1 K: 1 BB: 0 S: 6 P: 6	R: 0 H: 0 E: 0 LOB: 0 K: 0 BB: 1 S: 2 P: 6	R: 2 H: 1 E: 0 LOB: 0 K: 1 BB: 1 S: 6 P: 10	R: 0 H: 1 E: 0 LOB: 0 K: 0 BB: 0 S: 3 P: 3	R: 3 H: 3 E: 0 LOB: 1 K: 0 BB: 2 S: 5 P: 13	R: 4 H: 4 E: 1 LOB: 2 K: 1 BB: 2 S: 9 P: 17	R: 0 H: 0 E: 0 LOB: 0 K: 1 BB: 0 S: 5 P: 5		1B: 7 SF: 0 2B: 4 SAC: 0 3B: 0 DP: 3 HR: 2 HBP: 0					WP: 1 PA: 39 PB: 0 SB: 1 CS: 0	

PITCHER		IP	WLS	BF	H	R	ER	SO	BB	IBB	HBP	BLK	WP	HR	S	P	ERA	WHIP
Lou Brissie, L ERA: 6.75	(1, 1)	6.0	L	27	8	7	7	2	4	0	0	0	0	2	27	43	10.50	2.000
Mike Garcia, R ERA: 4.97	(7, 1)	1.0		9	4	4	4	1	2	0	0	0	1	0	9	17	36.00	6.000
Dick Rozek, L ERA: 27.0	(8, 1)	1.0		3	0	0	0	1	0	0	0	0	0	0	5	5	0.00	0.000

PITCHER	IP	WLS	BF	H	R	ER	SO	BB	IBB	HBP	BLK	WP	HR	S	P	ERA	WHIP

BOTTOM

Cleveland Indians @ New York Yankees

Yankee Stadium, Bronx, NY

Mon May 14 1951, 3:33 AM EDT

Att. 66,265 - Unknown

livebaseballscorecards.com

AB	33
R	11
H	12
RBI	10
BB	6
SO	4
LOB	12

Batter	1	2	3	4	5	6	7	8	9	AB	R	H	RBI	BB	SO	LOB
Dale Mitchell, L (1, 7) OBP: 0.333, SLG: 0.333	E4 S 1B	6-3			K		F7			4	1	0	0	0	1	1
Snuffy Stirnweiss, R (1, 4) OBP: 0.481, SLG: 0.474	F9 1-2		4-3		K			1B		4	0	1	0	0	1	1
Larry Doby, L (1, 8) OBP: 0.417, SLG: 0.591	BB 1B		1B		4-3			K		3	0	1	0	1	1	1
Luke Easter, L (1, 3) OBP: 0.529, SLG: 0.552 Harry Simpson, L (6, 3) OBP: 0.362, SLG: 0.239	1B 1-3 2-H		1B 1-3			K		F4		3 1	0 0	2 0	1 0	0 0	1 0	0 1
Al Rosen, R (1, 5) OBP: 0.371, SLG: 0.489	F8		F4			K		K		4	0	0	0	0	2	4
Sam Chapman, R (1, 9) OBP: 0.310, SLG: 0.226		F8	F8			1B			HR	4	1	2	1	0	0	2
Ray Boone, R (1, 6) OBP: 0.276, SLG: 0.182		BB 2B		K		F7			4-1	3	1	0	0	1	1	1
Jim Hegan, R (1, 2) OBP: 0.338, SLG: 0.391		1-H 2B		F9			K		K	4	0	1	1	0	2	0
Bob Lemon, L (1, 1) Steve Gromek, S (5, 1) George Zuverink, R (5, 1) Bobby Avila, R (7, PH) OBP: 0.412, SLG: 0.329 Dick Rozek, L (7, 1) Bob Kennedy, R (9, PH) OBP: 0.324, SLG: 0.348		K		F9			K		1-3	2 0 0 1 0 1	0 0 0 0 0 0	0 0 0 0 0 0	0 0 0 0 0 0	0 0 0 0 0 0	1 0 0 1 0 0	1 0 0 0 0 0
Inning Stats	R: 1 E: 1 K: 0 S: 4 H: 1 LOB: 1 BB: 1 P: 8	R: 1 E: 0 K: 1 S: 6 H: 1 LOB: 1 BB: 1 P: 10	R: 0 E: 0 K: 0 S: 5 H: 2 LOB: 2 BB: 0 P: 5	R: 0 E: 0 K: 1 S: 5 H: 0 LOB: 0 BB: 0 P: 5	R: 0 E: 0 K: 2 S: 7 H: 0 LOB: 0 BB: 0 P: 7	R: 0 E: 0 K: 2 S: 8 H: 1 LOB: 1 BB: 0 P: 8	R: 0 E: 0 K: 2 S: 7 H: 0 LOB: 0 BB: 0 P: 7	R: 0 E: 0 K: 2 S: 8 H: 1 LOB: 1 BB: 0 P: 8	R: 1 E: 0 K: 1 S: 6 H: 1 LOB: 0 BB: 0 P: 6	1B: 5 2B: 1 3B: 0 HR: 1 SF: 0 SAC: 0 DP: 0 HBP: 0						

PITCHER	IP	WLS	BF	H	R	ER	SO	BB	IBB	HBP	BLK	WP	HR	S	P	ERA	WHIP
Vic Raschi, R (1, 1) ERA: 3.0	8.0	W	32	6	2	1	10	2	0	0	0	0	0	50	58	1.12	1.000
Tom Morgan, R (9, 1) ERA: 4.5	1.0	S	4	1	1	1	1	0	0	0	0	0	1	6	6	9.00	1.000

PITCHER	IP	WLS	BF	H	R	ER	SO	BB	IBB	HBP	BLK	WP	HR	S	P	ERA	WHIP

TOP

Cleveland Indians @ New York Yankees

Yankee Stadium, Bronx, NY

Wed May 16 1951, 3:33 AM EDT

Att. 20,705 - Unknown

livebaseballscorecards.com

AB	34
R	3
H	7
RBI	3
BB	2
SO	11
LOB	12

PA: 36

WP: 0
PB: 0
SB: 1
CS: 0

BOTTOM

Cleveland Indians @ New York Yankees

Yankee Stadium, Bronx, NY

Wed May 16 1951, 3:33 AM EDT

Att. 20,705 - Unknown

Batter	1	2	3	4	5	6	7	8	9	AB	R	H	RBI	BB	SO	LOB
Phil Rizzuto, R (1, 6) OBP: 0.402, SLG: 0.430 Billy Martin, R (9, 4) OBP: 0.333, SLG: 0.333	BBBB 4-0 BB BB 1B BB		x 0-0 ① F4		BBBB 4-0 1B HR 1-2 2-3 BB	SSS 0-3 ② K		x 0-0 E3 HR		3	3	0	0	2	1	0
										0	0	0	0	0	0	0
Mickey Mantle, S (1, 9) OBP: 0.373, SLG: 0.477	BBBB 4-0 BB 1B 1-2 BB		x 0-0 ② 1-3		x 0-0 S HR 1-3 2-H 3-H 1B	x 0-0 ③ F9		x 0-0 1-H HR		4	3	2	4	1	0	0
Bobby Brown, L (1, 5) OBP: 0.424, SLG: 0.593 Gil McDougald, R (8, 5) OBP: 0.448, SLG: 0.638	BBBB 4-0 1B FC4-6 1-2 2-3 BB		x 0-0 ③ G3		x 0-0 1-H 3-H HR		x 0-0 ① F8	x 0-0 ③ 5-3		3	2	1	3	1	0	0
										1	0	0	0	0	0	0
Joe DiMaggio, R (1, 8) OBP: 0.377, SLG: 0.455 Jackie Jensen, R (8, 8) OBP: 0.364, SLG: 0.540	x 0-0 FC4-6 1-3 2-H 3-H 1B			x 0-0 ① 6-3	x 0-0 ② 6-3		x 0-0 E 1B			4	0	2	2	0	0	0
										0	0	0	0	0	0	0
Yogi Berra, L (1, 2) OBP: 0.420, SLG: 0.552	x 0-0 ① FC4-6 G6-4-3 1-2f 3-H			x 0-0 ② G3	x 0-0 BB 1B 1B		x 0-0 ② F8			4	1	1	1	0	0	2
Hank Bauer, R (1, 7) OBP: 0.462, SLG: 0.833	x 0-0 ② ③ G6-4-3 1-2f			x 0-0 ③ F8	BBBB 4-0 1B 1-2 BB		x 0-0 E5 1-2			3	0	0	0	1	0	2
Joe Collins, L (1, 3) OBP: 0.405, SLG: 0.459		x 0-0 ① F8			x BB E 1B 1B x 0-0 1-3 2-H 1B		x 0-0 ③ F6			4	1	2	1	0	0	2
Jerry Coleman, R (1, 4) OBP: 0.376, SLG: 0.333 (9, 6)		x 0-0 ② 5-3			x 0-0 E BB 1-2 1B x 0-0 F8			x 0-0 ① 6-3		4	1	0	0	0	0	3
Vic Raschi, R (1, 1) OBP: 0.263, SLG: 0.278 Gene Woodling, L (8, PH) OBP: 0.406, SLG: 0.327 Tom Morgan, R (9, 1) OBP: 0.222, SLG: 0.333		x 0-0 ③ 1-3			SSS 0-3 ① K	SSS 0-3 ① K		x 0-0 ② F2		3	0	0	0	0	2	2
										1	0	0	0	0	0	0
										0	0	0	0	0	0	0
Inning Stats	R: 3 H: 1 E: 0 LOB: 0 K: 0 BB: 3 S: 3 P: 15	R: 0 H: 0 E: 0 LOB: 0 K: 0 BB: 0 S: 3 P: 3	R: 0 H: 0 E: 0 LOB: 0 K: 0 BB: 0 S: 3 P: 3	R: 0 H: 0 E: 0 LOB: 0 K: 0 BB: 0 S: 3 P: 3	R: 6 H: 5 E: 1 LOB: 2 K: 1 BB: 2 S: 11 P: 19	R: 0 H: 0 E: 0 LOB: 0 K: 2 BB: 0 S: 7 P: 7	R: 0 H: 1 E: 1 LOB: 2 K: 0 BB: 0 S: 5 P: 5	R: 2 H: 1 E: 1 LOB: 0 K: 0 BB: 0 S: 5 P: 5		1B: 6 SF: 0 2B: 0 SAC: 0 3B: 0 DP: 1 HR: 2 HBP: 0						

	AB	34
	R	11
	H	8
	RBI	11
	BB	5
	SO	3
	LOB	11

WP: 0 PA: 39
PB: 0
SB: 1
CS: 0

livebaseballscorecards.com

PITCHER		IP	WLS	BF	H	R	ER	SO	BB	IBB	HBP	BLK	WP	HR	S	P	ERA	WHIP
Bob Lemon, R ERA: 4.5	(1, 1)	4.1	L	20	3	7	6	1	4	0	0	0	0	0	18	34	12.46	1.615
Steve Gromek, R ERA: 13.5	(5, 1)	0.1		5	3	2	1	0	1	0	0	0	0	1	4	8	27.00	12.000
George Zuverink, R ERA: 3.86	(5, 1)	1.1		4	0	0	0	2	0	0	0	0	0	0	8	8	0.00	0.000
Dick Rozek, L ERA: 9.0	(7, 1)	2.0		10	2	2	0	0	0	0	0	0	0	1	10	10	0.00	1.000

PITCHER	IP	WLS	BF	H	R	ER	SO	BB	IBB	HBP	BLK	WP	HR	S	P	ERA	WHIP

Batter	1	2	3	4	5	6	7	8	9	AB	R	H	RBI	BB	SO	LOB
Harry Simpson, L (1, 9) OBP: 0.349, SLG: 0.235	S S S 0-3 ① K		x 0-0 ① F7		x 0-0 BB S 1B		x 0-0 ① F7		S S S 0-3 ① K	5	0	1	0	0	2	0
Bobby Avila, R (1, 4) OBP: 0.411, SLG: 0.324	x 0-0 ② F8		x 0-0 ② 6-3		B B B B 4-0 1-2 BB BB		x 0-0 1B 1B		x 0-0 ② F8	4	0	1	0	1	0	0
Larry Doby, L (1, 8) OBP: 0.426, SLG: 0.582	B B B B 4-0 BB		S S S 0-3 ③ K		B B B B 4-0 1-2 2-3 BB		x 0-0 ② F6		x 0-0 1B	3	0	1	0	2	1	1
Luke Easter, L (1, 3) OBP: 0.513, SLG: 0.529	x 0-0 ③ F4			x 0-0 FC6-4 1B	x 0-0 ③ F2		x 0-0 FC6-4 1-2 1B		x 0-0 ③ F8	5	0	2	0	0	0	5
Al Rosen, R (1, 5) OBP: 0.358, SLG: 0.469		S S S 0-3 ① K		x 0-0 ① FC6-4 1-2f		x 0-0 ① 5-3	x 0-0 ③ FC6-4 1-2f			4	0	0	0	0	1	3
Sam Chapman, R (1, 7) OBP: 0.308, SLG: 0.239		x 0-0 ② F8		x 0-0 ② F9		x 0-0 ② F3		x 0-0 E 7-2 2B		4	0	1	0	0	0	1
Ray Boone, R (1, 6) OBP: 0.286, SLG: 0.188		B B B B 4-0 1B BB		x 0-0 ③ F8		x 0-0 1B 1B		x 0-0 ① F9		3	0	1	0	1	0	2
Birdie Tebbetts, R (1, 2) OBP: 0.296, SLG: 0.240 Jim Hegan, R (8, PR) OBP: 0.338, SLG: 0.391 (8, 2)		x 0-0 1-3 1B			x 0-0 ① 5-3	x 0-0 1-2 1B		x 0-0 E6 2-3		4 0	0 0	2 0	0 0	0 0	0 0	1 0
Early Wynn, S (1, 1) OBP: 0.211, SLG: 0.235 Dale Mitchell, L (8, PH) OBP: 0.330, SLG: 0.330 Lou Brissie, L (8, 1) OBP: 0.200, SLG: 0.200		S S S 0-3 ③ K			x 0-0 ② 4-3	S S S 0-3 ③ K		x 0-0 ② ③ 7-2 3-Hf		3 1 0	0 0 0	0 0 0	0 0 0	0 0 0	2 0 0	4 2 0
Inning Stats	R: 0 E: 0 K: 1 S: 5 H: 0 LOB: 1 BB: 1 P: 9	R: 0 E: 0 K: 2 S: 8 H: 1 LOB: 2 BB: 1 P: 12	R: 0 E: 0 K: 1 S: 5 H: 0 LOB: 0 BB: 0 P: 5	R: 0 E: 0 K: 0 S: 4 H: 1 LOB: 1 BB: 0 P: 4	R: 0 E: 0 K: 0 S: 4 H: 1 LOB: 3 BB: 2 P: 12	R: 0 E: 0 K: 1 S: 7 H: 2 LOB: 2 BB: 0 P: 7	R: 0 E: 0 K: 0 S: 5 H: 2 LOB: 2 BB: 0 P: 5	R: 0 E: 1 K: 0 S: 4 H: 1 LOB: 1 BB: 0 P: 4	R: 0 E: 0 K: 1 S: 6 H: 1 LOB: 1 BB: 0 P: 6	1B: 8 2B: 2 3B: 0 HR: 0	SF: 0 SAC: 0 DP: 1 HBP: 0						

PITCHER	IP	WLS	BF	H	R	ER	SO	BB	IBB	HBP	BLK	WP	HR	S	P	ERA	WHIP
Allie Reynolds, R (1, 1) ERA: 5.3	9.0	W	40	9	0	0	6	4	0	0	0	0	0	48	64	0.00	1.444

PITCHER	IP	WLS	BF	H	R	ER	SO	BB	IBB	HBP	BLK	WP	HR	S	P	ERA	WHIP

Cleveland Indians @ New York Yankees

Yankee Stadium, Bronx, NY

Thu May 17 1951, 3:33 AM EDT

Att. 15,968 - Unknown

TOP

livebaseballscorecards.com

AB	36
R	0
H	9
RBI	0
BB	4
SO	6
LOB	19

WP: 0 PB: 0 SB: 1 CS: 0 PA: 40

Batter	1	2	3	4	5	6	7	8	9	AB	R	H	RBI	BB	SO	LOB
Phil Rizzuto, R (1, 6) OBP: 0.391, SLG: 0.417	6-3		F7			SH1-3 1-2		1-3 3-H		3	0	0	0	0	0	1
Mickey Mantle, S (1, 9) OBP: 0.372, SLG: 0.468	1B BB		K			K				2	0	0	0	1	2	1
Bobby Brown, L (1, 5) OBP: 0.472, SLG: 0.607	1B 1-3			G6-4-3 BB		WP BB				1	1	1	0	2	0	0
Gil McDougald, R (9, 5) OBP: 0.448, SLG: 0.638										0	0	0	0	0	0	0
Joe DiMaggio, R (1, 8) OBP: 0.375, SLG: 0.448	1B 2-H			G6-4-3 1-2f		F3 1-2 2-3				3	0	1	1	0	0	3
Yogi Berra, L (1, 2) OBP: 0.409, SLG: 0.535	F7			1-3			1-3			3	0	0	0	0	0	1
Hank Bauer, R (1, 7) OBP: 0.448, SLG: 0.778		F2			1-3		CS 1B			3	0	1	0	0	0	0
Joe Collins, L (1, 3) OBP: 0.378, SLG: 0.425		F6			F8		F6 1-2			3	0	0	0	0	0	1
Jerry Coleman, R (1, 4) OBP: 0.375, SLG: 0.356		F7			F9			1-3 3B		3	0	1	0	0	0	0
Allie Reynolds, R (1, 1) OBP: 0.231, SLG: 0.091			6-3			WP SH1-3 BB		K		2	0	0	0	1	1	1
Inning Stats	R: 1 E: 0 K: 0 S: 4 H: 2 LOB: 1 BB: 1 P: 8	R: 0 E: 0 K: 0 S: 3 H: 0 LOB: 0 BB: 0 P: 3	R: 0 E: 0 K: 1 S: 5 H: 0 LOB: 0 BB: 0 P: 5	R: 0 E: 0 K: 0 S: 2 H: 0 LOB: 0 BB: 1 P: 6	R: 0 E: 0 K: 0 S: 3 H: 0 LOB: 0 BB: 0 P: 3	R: 0 E: 0 K: 1 S: 5 H: 0 LOB: 2 BB: 2 P: 13	R: 0 E: 0 K: 0 S: 3 H: 1 LOB: 0 BB: 0 P: 3	R: 0 E: 0 K: 1 S: 5 H: 1 LOB: 0 BB: 0 P: 5		1B: 3 2B: 0 3B: 1 HR: 0	SF: 0 SAC: 1 DP: 1 HBP: 0					

PITCHER		IP	WLS	BF	H	R	ER	SO	BB	IBB	HBP	BLK	WP	HR	S	P	ERA	WHIP
Early Wynn, R ERA: 3.26	(1, 1)	7.0	L	25	3	1	1	2	4	0	0	0	1	0	25	41	1.29	1.000
Lou Brissie, L ERA: 6.55	(8, 1)	1.0		3	1	0	0	1	0	0	0	0	0	0	5	5	0.00	1.000

PITCHER	IP	WLS	BF	H	R	ER	SO	BB	IBB	HBP	BLK	WP	HR	S	P	ERA	WHIP

BOTTOM

Cleveland Indians @ New York Yankees

Yankee Stadium, Bronx, NY

Thu May 17 1951, 3:33 AM EDT

Att. 15,968 - Unknown

livebaseballscorecards.com

AB	23
R	1
H	4
RBI	1
BB	4
SO	3
LOB	8

1B: 3 SF: 0 WP: 1 PA: 28
2B: 0 SAC: 1 PB: 0
3B: 1 DP: 1 SB: 0
HR: 0 HBP: 0 CS: 1

Batter	1	2	3	4	5	6	7	8	9	AB	R	H	RBI	BB	SO	LOB
Harry Simpson, L (1, 9) OBP: 0.333, SLG: 0.222	6-3		6-3			1-3		SH1-4		3	0	0	0	0	0	0
Bobby Avila, R (1, 4) OBP: 0.404, SLG: 0.321	K			1B		F8		K		4	0	1	0	0	2	1
Larry Doby, L (1, 8) OBP: 0.446, SLG: 0.587	BB			1-2 1B		BB		CS 2-3	1B 1B BB	1	1	1	0	3	0	0
Luke Easter, L (1, 3) OBP: 0.465, SLG: 0.474	F2			K		K2-3			K	4	0	0	0	0	3	5
Al Rosen, R (1, 5) OBP: 0.363, SLG: 0.465		CS S BB		K			F4		1-3 1B	3	0	1	0	1	1	2
Jim Hegan, R (9, PR) OBP: 0.338, SLG: 0.391										0	0	0	0	0	0	0
Sam Chapman, R (1, 7) OBP: 0.306, SLG: 0.239		K 1-2		F8			6-3		1-2 3-H 1B	4	0	1	1	0	1	3
Ray Boone, R (1, 6) OBP: 0.295, SLG: 0.193		K 2-3			CS 1B		BB		F8	3	0	1	0	1	1	3
Birdie Tebbetts, R (1, 2) OBP: 0.258, SLG: 0.207			1-3		5-3 1-2		F8		F8	4	0	0	0	0	0	4
Mike Garcia, R (1, 1) OBP: 0.200, SLG: 0.267			6-3		K			CS SH1-4 1B		3	0	1	0	0	1	0
Lou Brissie, L (8, 1) OBP: 0.200, SLG: 0.200										0	0	0	0	0	0	0
Jerry Fahr, R (8, 1)										0	0	0	0	0	0	0
Inning Stats	R: 0 E: 0 K: 1 S: 5 H: 0 LOB: 1 BB: 1 P: 9	R: 0 E: 0 K: 2 S: 6 H: 0 LOB: 1 BB: 1 P: 10	R: 0 E: 0 K: 0 S: 3 H: 0 LOB: 0 BB: 0 P: 3	R: 0 E: 0 K: 2 S: 9 H: 2 LOB: 2 BB: 0 P: 9	R: 0 E: 0 K: 1 S: 5 H: 1 LOB: 0 BB: 0 P: 5	R: 0 E: 0 K: 1 S: 5 H: 0 LOB: 1 BB: 1 P: 9	R: 0 E: 0 K: 0 S: 3 H: 0 LOB: 1 BB: 1 P: 7	R: 0 E: 0 K: 1 S: 5 H: 1 LOB: 0 BB: 0 P: 5	R: 1 E: 0 K: 1 S: 7 H: 2 LOB: 2 BB: 1 P: 11	1B: 6 2B: 1 3B: 0 HR: 0	SF: 0 SAC: 1 DP: 1 HBP: 0						

TOP

Cleveland Indians @ Boston Red Sox

Fenway Park, Boston, MA

Fri May 18 1951, 3:33 AM EDT

Att. 4,566 - Unknown

livebaseballscorecards.com

AB	29
R	1
H	6
RBI	1
BB	5
SO	9
LOB	18

WP: 0 PB: 0 SB: 1 CS: 3 PA: 36

PITCHER	IP	WLS	BF	H	R	ER	SO	BB	IBB	HBP	BLK	WP	HR	S	P	ERA	WHIP
Mickey McDermott, L (1, 1) ERA: 0.87	9.0	W	35	6	1	1	9	5	0	0	0	0	0	48	68	1.00	1.222

PITCHER	IP	WLS	BF	H	R	ER	SO	BB	IBB	HBP	BLK	WP	HR	S	P	ERA	WHIP

Cleveland Indians @ Boston Red Sox

Fenway Park, Boston, MA

Fri May 18 1951, 3:33 AM EDT

Att. 4,566 - Unknown

livebaseballscorecards.com

BOTTOM

Batter	1	2	3	4	5	6	7	8	9	AB	R	H	RBI	BB	SO	LOB
Dom DiMaggio, R (1, 8) OBP: 0.392, SLG: 0.447	F8		1-2 1B			G5-4-3 1B		SH 6 1B 1B 1-2		3	1	2	0	0	0	0
6 Johnny Pesky, L (1, 5) OBP: 0.352, SLG: 0.319	F3		G3			F8		4-3 1B 1-2 2-3 1B		4	0	1	0	0	0	2
Billy Goodman, L (1, 9) OBP: 0.393, SLG: 0.362	F8			HBP FC4-6		G5-4-3 1-2f		4-3 1-2 2-H 3-H 1B		1	0	0	0	0	0	0
Tom Wright, L (5, 9) OBP: 0.306, SLG: 0.406										1	0	0	0	0	0	1
Vern Stephens, R (8, PH) OBP: 0.398, SLG: 0.486										1	0	1	2	0	0	0
Fred Hatfield, L (8, PR)										0	0	0	0	0	0	0
Clyde Vollmer, R (9, 9) OBP: 0.308, SLG: 0.545										0	0	0	0	0	0	0
Ted Williams, L (1, 7) OBP: 0.426, SLG: 0.494		F9		FC4-6 FC6-4 1-2f			G6-4-3 1B	4-3 1-2 2-3		4	0	1	0	0	0	3
Lou Boudreau, R (1, 6) OBP: 0.320, SLG: 0.404		F3		F7			G6-4-3 1-2f	G5-4-3 IBB		3	0	0	0	1	0	2
Walt Dropo, R (1, 3) OBP: 0.408, SLG: 0.500		BB		FC6-4 1-2f			1B 1B	G5-4-3 1-2f		3	0	1	0	1	0	4
Bobby Doerr, R (1, 4) OBP: 0.385, SLG: 0.464		F6	6-3				FC6-4 1-2 1B			3	0	1	0	0	0	1
Buddy Rosar, R (1, 2) OBP: 0.440, SLG: 0.222			F8	5-3			FC6-4 1-2f			0	0	0	0	0	0	0
Les Moss, R (3, 2) OBP: 0.250, SLG: 0.260										3	0	0	0	0	0	2
Mickey McDermott, L (1, 1) OBP: 0.400, SLG: 0.400			CS 1B	K				6 1B SH 1B 1B		3	1	2	0	0	1	0
Inning Stats	R: 0 E: 0 K: 0 S: 3 H: 0 LOB: 0 BB: 0 P: 3	R: 0 E: 0 K: 0 S: 3 H: 0 LOB: 1 BB: 1 P: 7	R: 0 E: 0 K: 0 S: 4 H: 2 LOB: 1 BB: 0 P: 4	R: 0 E: 0 K: 0 S: 3 H: 0 LOB: 1 BB: 0 P: 4	R: 0 E: 0 K: 1 S: 5 H: 0 LOB: 0 BB: 0 P: 5	R: 0 E: 0 K: 0 S: 3 H: 1 LOB: 0 BB: 0 P: 3	R: 0 E: 0 K: 0 S: 5 H: 3 LOB: 2 BB: 0 P: 5	R: 2 E: 1 K: 0 S: 6 H: 3 LOB: 3 BB: 1 P: 10		1B: 9 2B: 0 3B: 0 HR: 0	SF: 0 SAC: 1 DP: 3 HBP: 1			WP: 0 PB: 0 SB: 0 CS: 1	PA: 33		

	AB	29
	R	2
	H	9
	RBI	2
	BB	2
	SO	1
	LOB	15

PITCHER		IP	WLS	BF	H	R	ER	SO	BB	IBB	HBP	BLK	WP	HR	S	P	ERA	WHIP
Mike Garcia, R ERA: 4.25	(1, 1)	7.0	L	29	8	2	1	1	1	0	1	0	0	0	29	34	1.29	1.286
Lou Brissie, L ERA: 6.48	(8, 1)	0.1		2	1	0	0	0	0	0	0	0	0	0	2	2	0.00	3.000
Jerry Fahr, R ERA: 6.75	(8, 1)	0.2		2	0	0	0	0	0	1	0	0	0	0	1	5	0.00	0.000

PITCHER	IP	WLS	BF	H	R	ER	SO	BB	IBB	HBP	BLK	WP	HR	S	P	ERA	WHIP

Cleveland Indians @ Boston Red Sox

Fenway Park, Boston, MA

Sat May 19 1951, 3:33 AM EDT

Att. 28,908 - Unknown

TOP

livebaseballscorecards.com

Batter	1	2	3	4	5	6	7	8	9	AB	R	H	RBI	BB	SO	LOB
Bobby Avila, R (1, 4) OBP: 0.404, SLG: 0.325	5-3			1B BB HR 1B	WP 1B		F3		FC6-4 1-2f	5	1	2	0	0	0	1
Ray Boone, R (1, 6) OBP: 0.303, SLG: 0.188	F9			1B 1-2 HR BB	6-3 1-2		BB			2	1	0	0	2	0	1
Larry Doby, L (1, 8) OBP: 0.440, SLG: 0.573	5-3			1-2 2-3 HR 1B	F7		F6			4	1	1	0	0	0	2
Luke Easter, L (1, 3) OBP: 0.447, SLG: 0.439		K		F3	BB			4-3		3	0	0	0	1	1	3
Al Rosen, R (1, 5) OBP: 0.368, SLG: 0.495		6-3		1-H 2-H 3-H HR	K			CS 1B		4	1	2	4	0	1	2
Sam Chapman, R (1, 7) OBP: 0.304, SLG: 0.240		1-3		2B G6-2-3 1B		6-3		K 1-2		4	0	1	0	0	1	1
Bob Kennedy, R (1, 9) OBP: 0.321, SLG: 0.357			F9	1-3 2B		F4			6-3	4	0	1	0	0	0	0
Jim Hegan, R (1, 2) OBP: 0.346, SLG: 0.388			F9	IBB		G1			FC6-4 1B	3	0	1	0	1	0	0
Bob Feller, R (1, 1) OBP: 0.176, SLG: 0.067			6-3	G6-2-3 3-Hf			K		F7	3	0	0	0	0	1	3
Lou Brissie, L (7, 1) OBP: 0.200, SLG: 0.200										0	0	0	0	0	0	0
Steve Gromek, S (8, 1)										0	0	0	0	0	0	0
Dale Mitchell, L (9, PH) OBP: 0.327, SLG: 0.326										1	0	0	0	0	0	1

	AB	33
	R	4
	H	8
	RBI	4
	BB	4
	SO	4
	LOB	14

Inning Stats	1	2	3	4	5	6	7	8	9
	R: 0 E: 0 K: 0 S: 3 H: 0 LOB: 0 BB: 0 P: 3	R: 0 E: 0 K: 1 S: 5 H: 0 LOB: 0 BB: 0 P: 5	R: 0 E: 0 K: 0 S: 3 H: 0 LOB: 0 BB: 0 P: 3	R: 4 E: 0 K: 0 S: 7 H: 5 LOB: 2 BB: 2 P: 15	R: 0 E: 0 K: 1 S: 6 H: 1 LOB: 2 BB: 1 P: 10	R: 0 E: 0 K: 0 S: 3 H: 0 LOB: 0 BB: 0 P: 3	R: 0 E: 0 K: 1 S: 5 H: 0 LOB: 1 BB: 1 P: 9	R: 0 E: 0 K: 1 S: 5 H: 1 LOB: 1 BB: 0 P: 5	R: 0 E: 0 K: 0 S: 4 H: 1 LOB: 1 BB: 0 P: 4

	1B: 6	SF: 0	WP: 1	PA: 37
	2B: 2	SAC: 0	PB: 0	
	3B: 0	DP: 2	SB: 0	
	HR: 1	HBP: 0	CS: 1	

PITCHER		IP	WLS	BF	H	R	ER	SO	BB	IBB	HBP	BLK	WP	HR	S	P	ERA	WHIP
Mel Parnell, L ERA: 3.89	(1, 1)	3.1		16	5	4	4	1	1	0	0	0	0	1	17	21	10.80	1.800
Harry Taylor, R ERA: 4.67	(4, 1)	5.2	W	21	3	0	0	3	2	1	0	0	1	0	24	36	0.00	0.882

PITCHER		IP	WLS	BF	H	R	ER	SO	BB	IBB	HBP	BLK	WP	HR	S	P	ERA	WHIP

Batter	1	2	3	4	5	6	7	8	9	AB	R	H	RBI	BB	SO	LOB
Dom DiMaggio, R (1, 8) OBP: 0.405, SLG: 0.486	BB, 6, 1B, G2-3, 1B	E3, 6, 1B, 1B, 1-2	6, BB, 1-2, 1B		HR		6, 3B, 1-3, 1B	F8		6	3	4	1	0	0	2
6 Johnny Pesky, L (1, 5) OBP: 0.390, SLG: 0.392	G2-3, BB, E, 1-2, 1B	1B, 1-2, 2-3, 1B	B B B B, 1-2, 2-3, BB		F8 ②		F9, 1-H, 3-H, 3B			4	2	3	2	1	0	0
Tom Wright, L (1, 9) OBP: 0.325, SLG: 0.400 Vern Stephens, R (7, PH) OBP: 0.405, SLG: 0.486 Mickey McDermott, L (7, PR) OBP: 0.400, SLG: 0.400 Clyde Vollmer, R (8, 9) OBP: 0.308, SLG: 0.545	B B B B, E, G2-3, 1-2, 2-3, BB	1B, 1-3, 2-H, 3-H, 1B ②	4-3 ③		1-3 ③		B B B B, BB			3 0 0 0	0 0 0 0	1 0 0 0	2 0 0 0	1 1 0 0	0 0 0 0	3 0 0 0
Ted Williams, L (1, 7) OBP: 0.433, SLG: 0.494	G2-3 ① ②, B B B B, 1-2, 2-3, 3-Hf	BB, BB		WP, 6-3, 1B		1B	F9, 3-H ②			4	0	2	1	1	0	4
Lou Boudreau, R (1, 6) OBP: 0.314, SLG: 0.387	E6, 2-3, 3-H	B B B B, 1-2, BB		6-3 ①, 1-2		F7 ①	F8 ③			4	0	0	0	1	0	4
Walt Dropo, R (1, 3) OBP: 0.395, SLG: 0.477	4-3 ③	4-3 ③		S S S, K ②, 2-3		S S S, K ②		SH1-4, BB, F9, 1B		5	1	1	0	0	2	7
Bobby Doerr, R (1, 4) OBP: 0.395, SLG: 0.460		F9 ①, 6, BB, 1B	B B B B, BB			F8 ③		B B B B, SH1-4, 1-2, BB		3	0	1	0	2	0	1
Les Moss, R (1, 2) OBP: 0.267, SLG: 0.333		HR	S S S, K ①, S S S, K ③				FC6-4, 1B	SH1-4 ①, 1-2, 2-3		4	1	2	1	0	2	3
Mel Parnell, L (1, 1) OBP: 0.375, SLG: 0.231 Harry Taylor, R (4, 1) OBP: 0.167, SLG: 0.167		B B B B, 6, 1B, E, 1B, BB	S S S, K ②		S S S, K ①		FC6-4 ①, 1B, 6, 3B, 1-2f	F9 ②, 3-H		1 3	1 1	0 0	0 1	1 0	1 1	1 2
Inning Stats	R: 1 E: 1 K: 0 S: 5 H: 2 LOB: 2 BB: 1 P: 9	R: 3 E: 1 K: 0 S: 6 H: 3 LOB: 3 BB: 3 P: 18	R: 0 E: 0 K: 2 S: 9 H: 2 LOB: 3 BB: 1 P: 13	R: 0 E: 0 K: 2 S: 8 H: 1 LOB: 2 BB: 1 P: 12	R: 1 E: 0 K: 1 S: 6 H: 1 LOB: 0 BB: 0 P: 6	R: 0 E: 0 K: 1 S: 6 H: 1 LOB: 1 BB: 0 P: 6	R: 3 E: 0 K: 0 S: 6 H: 3 LOB: 1 BB: 1 P: 10	R: 1 E: 0 K: 0 S: 4 H: 1 LOB: 1 BB: 1 P: 8		1B: 11 2B: 0 3B: 1 HR: 2 SF: 0 SAC: 1 DP: 1 HBP: 0						

PITCHER		IP	WLS	BF	H	R	ER	SO	BB	IBB	HBP	BLK	WP	HR	S	P	ERA	WHIP
Bob Feller, R ERA: 2.34	(1, 1)	6.1	L	38	13	8	6	6	6	0	0	0	1	2	44	68	8.53	3.000
Lou Brissie, L ERA: 6.62	(7, 1)	0.2		5	1	1	1	0	2	0	0	0	0	0	3	11	13.50	4.500
Steve Gromek, R ERA: 11.37	(8, 1)	1.0		3	0	0	0	0	0	0	0	0	0	0	3	3	0.00	0.000

PITCHER	IP	WLS	BF	H	R	ER	SO	BB	IBB	HBP	BLK	WP	HR	S	P	ERA	WHIP

BOTTOM

Cleveland Indians @ Boston Red Sox

Fenway Park, Boston, MA

Sat May 19 1951, 3:33 AM EDT

Att. 28,908 - Unknown

livebaseballscorecards.com

AB	37
R	9
H	14
RBI	8
BB	8
SO	6
LOB	27

WP: 1 PA: 46
PB: 0
SB: 0
CS: 0

Batter	1	2	3	4	5	6	7	8	9	AB	R	H	RBI	BB	SO	LOB
Bobby Avila, R (1, 4) OBP: 0.398, SLG: 0.314	B B B B 4-0 CS BB			x 0-0 ① L8		x 0-0 ① 6-3		x 0-0 ① FC5-6 G6-4-3 1-2f		3	0	0	0	1	0	2
Ray Boone, R (1, 6) OBP: 0.294, SLG: 0.182 Dale Mitchell, L (8, PH) OBP: 0.324, SLG: 0.323 Merl Combs, L (8, 6) OBP: 0.167, SLG: 0.182	x 0-0 ① F9			x 0-0 ② F7		x 0-0 ② 6-3		x 0-0 ②③ G6-4-3 1-2f		3 1 0	0 0 0	0 0 0	0 0 0	0 0 0	0 0 0	1 2 0
Larry Doby, L (1, 8) OBP: 0.433, SLG: 0.556	S S S 0-3 ②③ K 1-2			x 0-0 ③ 1-4-3		B B B B 4-0 BB			x 0-0 ① F5	3	0	0	0	1	1	1
Al Rosen, R (1, 5) OBP: 0.364, SLG: 0.481		x 0-0 ① F7			B B B B 4-0 E 1B L9 BB	x 0-0 ③ F5			x 0-0 ② 6-3	3	1	0	0	1	0	1
Sam Chapman, R (1, 7) OBP: 0.293, SLG: 0.230		x 0-0 ② F9			x 0-0 ① F3		x 0-0 ① L7		x 0-0 ③ F8	4	0	0	0	0	0	1
Harry Simpson, L (1, 3) OBP: 0.333, SLG: 0.228		x 0-0 ③ 3-1			x 0-0 E9 E 1-3 1B		x 0-0 ② 4-3			3	0	1	0	0	0	0
Bob Kennedy, R (1, 9) OBP: 0.309, SLG: 0.342			x 0-0 ① F9		x 0-0 ② L9 3-H		x 0-0 ③ F7			3	0	0	1	0	0	1
Jim Hegan, R (1, 2) OBP: 0.346, SLG: 0.386			x 0-0 ② 4-3		x 0-0 E5 1-2			x 0-0 1B 1B		3	0	1	0	0	0	1
Bob Lemon, L (1, 1) OBP: 0.105, SLG: 0.056			x 0-0 ③ 4-3		x 0-0 ③ F7			x 0-0 FC5-6 1-2 1B		3	0	1	0	0	0	2
Inning Stats	R: 0 H: 0 E: 0 LOB: 1 K: 1 BB: 1 S: 4 P: 8	R: 0 H: 0 E: 0 LOB: 0 K: 0 BB: 0 S: 3 P: 3	R: 0 H: 0 E: 0 LOB: 0 K: 0 BB: 0 S: 3 P: 3	R: 0 H: 0 E: 0 LOB: 0 K: 0 BB: 0 S: 3 P: 3	R: 1 H: 1 E: 2 LOB: 2 K: 0 BB: 1 S: 5 P: 9	R: 0 H: 0 E: 0 LOB: 1 K: 0 BB: 1 S: 3 P: 7	R: 0 H: 0 E: 0 LOB: 0 K: 0 BB: 0 S: 3 P: 3	R: 0 H: 2 E: 0 LOB: 1 K: 0 BB: 0 S: 4 P: 4	R: 0 H: 0 E: 0 LOB: 0 K: 0 BB: 0 S: 3 P: 3	1B: 3 SF: 0 2B: 1 SAC: 0 3B: 0 DP: 2 HR: 0 HBP: 0					WP: 0 PA: 32 PB: 0 SB: 0 CS: 1	

TOP

Cleveland Indians @ Philadelphia Athletics

Shibe Park, Philadelphia, PA

Sun May 20 1951, 3:33 AM EDT

Unknown

livebaseballscorecards.com

AB	29
R	1
H	3
RBI	1
BB	3
SO	1
LOB	12

PITCHER	IP	WLS	BF	H	R	ER	SO	BB	IBB	HBP	BLK	WP	HR	S	P	ERA	WHIP
Dick Fowler, R (1, 1) ERA: 4.26	9.0	W	32	3	1	0	1	3	0	0	0	0	0	31	43	0.00	0.667

PITCHER	IP	WLS	BF	H	R	ER	SO	BB	IBB	HBP	BLK	WP	HR	S	P	ERA	WHIP

Cleveland Indians @ Philadelphia Athletics

Shibe Park, Philadelphia, PA

Sun May 20 1951, 3:33 AM EDT

Unknown

BOTTOM

Batter	1	2	3	4	5	6	7	8	9	AB	R	H	RBI	BB	SO	LOB
Pete Suder, R (1, 6) OBP: 0.242, SLG: 0.220	0-0 2B 1B	0-0 L1			0-3 K		0-0 FC3-2 1B 2-3			4	1	2	0	0	1	2
Ferris Fain, L (1, 3) OBP: 0.484, SLG: 0.569	0-0 G3 2B 1-H		0-0 E8 1B FC6-5		4-0 FC6-4 BB		0-0 FC3-2 1-2 3-			3	0	2	1	1	0	2
Dave Philley, S (1, 8) OBP: 0.333, SLG: 0.376	0-0 G3 2-3		0-0 F5		0-0 F7		0-0 G3			4	0	0	0	0	0	5
Gus Zernial, R (1, 7) OBP: 0.367, SLG: 0.634	0-3 K		0-0 FC6-5 2-3		0-0 FC6-4 1-2f			0-0 G3 E 2B		4	1	1	0	0	1	3
Elmer Valo, L (1, 9) OBP: 0.336, SLG: 0.327	0-0 F4		0-0 4-3			0-0 4-3		0-0 G3 2-3		4	0	0	0	0	0	3
Kermit Wahl, R (1, 5) OBP: 0.286, SLG: 0.208		0-0 5-3		0-0 5-3		0-0 L5		4-0 1B BB		3	0	0	0	1	0	0
Lou Klein, R (1, 4) OBP: 0.250, SLG: 0.389 Wally Moses, L (8, PH) OBP: 0.333, SLG: 0.111 Billy Hitchcock, R (9, 4) OBP: 0.354, SLG: 0.265		0-0 6-3		0-3 K		0-0 L6		0-0 E8 FC6-4 1B 1-3 3-H		3 1 0	0 0 0	0 1 0	0 0 0	0 0 0	1 0 0	0 0 0
Ray Murray, R (1, 2) OBP: 0.417, SLG: 0.367		4-0 BB		4-0 BB			4-0 BB	0-0 L6		1	0	0	0	3	0	2
Dick Fowler, R (1, 1) OBP: 0.167, SLG: 0.167		0-0 1-2 1B		0-0 1-3			0-0 SH1-4 1B 1-2	0-0 FC6-4 1-2f		3	0	1	0	0	0	3
Inning Stats	R: 1 H: 2 E: 0 LOB: 1 K: 1 BB: 0 S: 7 P: 7	R: 0 H: 1 E: 0 LOB: 2 K: 0 BB: 1 S: 4 P: 8	R: 0 H: 1 E: 1 LOB: 1 K: 0 BB: 0 S: 4 P: 4	R: 0 H: 0 E: 0 LOB: 1 K: 1 BB: 1 S: 5 P: 9	R: 0 H: 0 E: 0 LOB: 1 K: 1 BB: 1 S: 5 P: 9	R: 0 H: 0 E: 0 LOB: 0 K: 0 BB: 0 S: 3 P: 3	R: 0 H: 1 E: 0 LOB: 2 K: 0 BB: 1 S: 4 P: 8	R: 1 H: 2 E: 1 LOB: 2 K: 0 BB: 1 S: 5 P: 9		1B: 5 SF: 0 2B: 2 SAC: 1 3B: 0 DP: 0 HR: 0 HBP: 0						

PITCHER	IP	WLS	BF	H	R	ER	SO	BB	IBB	HBP	BLK	WP	HR	S	P	ERA	WHIP
Bob Lemon, R (1, 1) ERA: 3.96	8.0	L	36	7	2	1	3	5	0	0	0	0	0	37	57	1.12	1.500

PITCHER	IP	WLS	BF	H	R	ER	SO	BB	IBB	HBP	BLK	WP	HR	S	P	ERA	WHIP

AB	30
R	2
H	7
RBI	1
BB	5
SO	3
LOB	20

WP: 0 PA: 36
PB: 0
SB: 0
CS: 0

livebaseballscorecards.com

Cleveland Indians @ Philadelphia Athletics

Shibe Park, Philadelphia, PA

Sun May 20 1951, 3:38 AM EDT

Att. 10,158 - Unknown

TOP

livebaseballscorecards.com

Batter	1	2	3	4	5	6	7	8	9	AB	R	H	RBI	BB	SO	LOB
Dale Mitchell, L (1, 7) OBP: 0.315, SLG: 0.313	L6		FC1-6 BB BB F8 1-2f		F5		F9		FC1-6 CS 1-2f	3	1	0	0	0	0	2
Ray Boone, R (6, 6) OBP: 0.288, SLG: 0.178										2	0	0	0	0	0	1
Snuffy Stirnweiss, R (1, 4) OBP: 0.469, SLG: 0.409	BB 1B BB		BB 1-2 BB		FC5-4 FC3-6 1-2f		5-3		K 1-2	3	1	0	0	2	1	2
Larry Doby, L (1, 8) OBP: 0.435, SLG: 0.545	PB 1B L8-5 1-2 BB		1-2 2-3 BB		FC3-6 1-2f			F7		2	1	0	0	2	0	1
Al Rosen, R (1, 5) OBP: 0.368, SLG: 0.477	L8-5 PB 1-2 2-H 1B		F8 3-H			K		1B 1B BB		3	1	1	2	1	1	2
Harry Simpson, L (1, 3) OBP: 0.342, SLG: 0.246	L8-5 1-3 2-H		F9			BB BB 1B		1B 5-3 1-3 1B		4	1	2	1	0	0	3
Bob Kennedy, R (1, 9) OBP: 0.329, SLG: 0.355		L1-3 1B		L7		BB 1-2 BB		5-3 1-3 3-H 1B		3	0	2	1	1	0	0
Merl Combs, L (1, 6) OBP: 0.143, SLG: 0.154		L1-3 1-2		4-3		L6-3 1-2 2-3 BB		5-3 1-2 3-H		2	0	0	0	0	0	1
Sam Chapman, R (6, PH) OBP: 0.297, SLG: 0.228 (6, 7)										1	0	0	1	1	0	1
Birdie Tebbetts, R (1, 2) OBP: 0.235, SLG: 0.188		F8		F6		L6-3 1-2		K		3	0	0	0	0	0	3
Luke Easter, L (8, PH) OBP: 0.438, SLG: 0.429										1	0	0	0	0	1	1
Jim Hegan, R (8, 2) OBP: 0.346, SLG: 0.386										0	0	0	0	0	0	0
Bob Chakales, R (1, 1) OBP: 0.429, SLG: 0.857			FC1-6 1B		FC5-4 1B		K		FC1-6 1B	2	0	2	0	0	0	0
Mike Garcia, R (5, 1) OBP: 0.235, SLG: 0.294										2	0	1	0	0	1	0

	AB	31
	R	5
	H	8
	RBI	5
	BB	7
	SO	4
	LOB	17

Inning Stats																								
	R: 2	H: 1	R: 0	H: 1	R: 1	H: 1	R: 0	H: 0	R: 0	H: 1	R: 0	H: 1	R: 0	H: 0	R: 2	H: 2	R: 0	H: 1	1B: 8	SF: 0	WP: 0	PA: 38		
	E: 0	LOB: 0	E: 0	LOB: 0	E: 0	LOB: 2	E: 0	LOB: 0	E: 0	LOB: 1	E: 0	LOB: 2	E: 0	LOB: 0	E: 0	LOB: 1	E: 0	LOB: 0	2B: 3	SAC: 0	PB: 1			
	K: 0	BB: 2	K: 0	BB: 0	K: 0	BB: 2	K: 0	BB: 0	K: 1	BB: 2	K: 1	BB: 0	K: 1	BB: 0	K: 1	BB: 1	K: 1	BB: 0	3B: 0	DP: 3	SB: 0			
	S: 3	P: 11	S: 3	P: 3	S: 4	P: 12	S: 3	P: 3	S: 4	P: 4	S: 5	P: 13	S: 5	P: 5	S: 7	P: 11	S: 5	P: 5	HR: 0	HBP: 0	CS: 1			

PITCHER		IP	WLS	BF	H	R	ER	SO	BB	IBB	HBP	BLK	WP	HR	S	P	ERA	WHIP
Morrie Martin, L	(1, 1)	6.0		26	5	3	3	1	6	0	0	0	0	0	22	46	4.50	1.833
ERA: 3.46																		
Carl Scheib, R	(7, 1)	3.0	L	12	3	2	2	3	1	0	0	0	0	0	17	21	6.00	1.333
ERA: 3.49																		

PITCHER	IP	WLS	BF	H	R	ER	SO	BB	IBB	HBP	BLK	WP	HR	S	P	ERA	WHIP

BOTTOM

Cleveland Indians @ Philadelphia Athletics
Shibe Park, Philadelphia, PA
Sun May 20 1951, 3:38 AM EDT
Att. 10,158 - Unknown

Batter	1	2	3	4	5	6	7	8	9	AB	R	H	RBI	BB	SO	LOB
Pete Suder, R (1, 6) OBP: 0.258, SLG: 0.238	S S S 0-3 ① K		x 0-0 ① WP 1-2 1B		x 0-0 ① SH1-4 1-2		x 0-0 FC5-4 1-3 1B		S S S 0-3 ③ K	4	0	2	0	0	2	0
Ferris Fain, L (1, 3) OBP: 0.485, SLG: 0.563	B B B B 4-0 BB		x 0-0 ① F3 1-2 2-3		x 0-0 1B 2-3		x 0-0 ② FC5-4 1-2f			3	0	1	0	1	0	4
Dave Philley, S (1, 8) OBP: 0.320, SLG: 0.360	x 0-0 ② F7		x 0-0 ② F9 3-H		x 0-0 ② F8 3-H		x 0-0 ③ 6-3			4	0	0	2	0	0	5
Gus Zernial, R (1, 7) OBP: 0.361, SLG: 0.608	x 0-0 ③ F2		B B B B 4-0 BB		x 0-0 ③ 6-3			S S S 0-3 ① K		3	0	0	0	1	1	2
Elmer Valo, L (1, 9) OBP: 0.333, SLG: 0.324		x 0-0 1B G4-6-3 1B	x 0-0 ③ F5			x 0-0 ① 1-3		S S S 0-3 ② K		4	1	1	0	0	1	2
Kermit Wahl, R (1, 5) OBP: 0.300, SLG: 0.216		x 0-0 G4-6-3 1-3 1B		x 0-0 ① L6		x 0-0 ② F8		B B B B 4-0 FC4-6 BB		3	0	1	0	1	0	0
Lou Klein, R (1, 4) OBP: 0.217, SLG: 0.333 Lou Limmer, L (8, PH) OBP: 0.294, SLG: 0.667 Billy Hitchcock, R (9, 4) OBP: 0.354, SLG: 0.265		x 0-0 ① ② G4-6-3 1-2f 3-H		x 0-0 ② 5-3		x 0-0 ③ 6-3		x 0-0 ③ FC4-6 1-2f		3 1 0	0 0 0	0 0 0	0 0 0	0 0 0	0 0 0	1 1 0
Joe Astroth, R (1, 2) OBP: 0.133, SLG: 0.071 Allie Clark, R (9, PH) OBP: 0.389, SLG: 0.706		x 0-0 ③ 5-3		x 0-0 ③ F3			x 0-0 ① F1		x 0-0 ① 6-3	3 1	0 0	0 0	0 0	0 0	0 0	0 0
Morrie Martin, L (1, 1) OBP: 0.444, SLG: 0.375 Carl Scheib, R (7, 1) OBP: 0.571, SLG: 0.615 Wally Moses, L (9, PH) OBP: 0.320, SLG: 0.105			x 0-0 WP 1B F9 1B		x 0-0 1B SH1-4 F8 1B		x 0-0 1B 1B		x 0-0 ② F8	2 1 1	2 0 0	2 1 0	0 0 0	0 0 0	0 0 0	0 0 0
Inning Stats	R: 0 H: 0 E: 0 LOB: 1 K: 1 BB: 1 S: 5 P: 9	R: 1 H: 2 E: 0 LOB: 0 K: 0 BB: 0 S: 4 P: 4	R: 1 H: 2 E: 0 LOB: 2 K: 0 BB: 1 S: 5 P: 9	R: 0 H: 0 E: 0 LOB: 0 K: 0 BB: 0 S: 3 P: 3	R: 1 H: 2 E: 0 LOB: 1 K: 0 BB: 0 S: 5 P: 5	R: 0 H: 0 E: 0 LOB: 0 K: 0 BB: 0 S: 3 P: 3	R: 0 H: 2 E: 0 LOB: 2 K: 0 BB: 0 S: 5 P: 5	R: 0 H: 0 E: 0 LOB: 1 K: 2 BB: 1 S: 7 P: 11	R: 0 H: 0 E: 0 LOB: 0 K: 1 BB: 0 S: 5 P: 5	1B: 8 2B: 0 3B: 0 HR: 0	SF: 0 SAC: 1 DP: 1 HBP: 0					

PITCHER	IP	WLS	BF	H	R	ER	SO	BB	IBB	HBP	BLK	WP	HR	S	P	ERA	WHIP
Bob Chakales, R (1, 1) ERA: 3.43	4.2		21	6	3	3	1	2	0	0	0	1	0	21	29	5.79	1.714
Mike Garcia, R (5, 1) ERA: 3.79	4.1	W	16	2	0	0	3	1	0	0	0	0	0	21	25	0.00	0.692

PITCHER	IP	WLS	BF	H	R	ER	SO	BB	IBB	HBP	BLK	WP	HR	S	P	ERA	WHIP

AB	33
R	3
H	8
RBI	2
BB	3
SO	4
LOB	15

WP: 1 PA: 37
PB: 0
SB: 0
CS: 0

livebaseballscorecards.com

TOP

Cleveland Indians @ Philadelphia Athletics

Shibe Park, Philadelphia, PA

Tue May 22 1951, 3:33 AM EDT

Att. 8,541 - Unknown

Batter	1	2	3	4	5	6	7	8	9	AB	R	H	RBI	BB	SO	LOB
Bobby Avila, R (1, 4) OBP: 0.398, SLG: 0.352	0-0 FC5-4 1B	0-0 1-3		0-3 K			0-0 HR	0-0 F7		5	1	2	1	0	1	3
Ray Boone, R (1, 6) OBP: 0.294, SLG: 0.211	0-0 F7		0-0 F9		0-0 F7		0-0 E F8 1B	0-0 1B 3B		5	2	2	0	0	0	1
Larry Doby, L (1, 8) OBP: 0.426, SLG: 0.528	0-0 L8		0-0 F7		0-0 G1		0-0 E2 BB 1-3 1-3	0-0 3-H 1B		5	0	1	1	0	0	2
Al Rosen, R (1, 5) OBP: 0.362, SLG: 0.466	0-0 FC5-4 1-2f		0-0 F7		0-0 1B 1B		0-0 1-3 1-2	0-3 K		5	0	1	0	0	1	4
Sam Chapman, R (1, 7) OBP: 0.301, SLG: 0.229		B B B B 4-0 CS 1B BB		0-3 K	0-0 1-2 1B		0-0 F8 3-H		0-0 6-3	4	0	1	1	1	1	1
Bob Kennedy, R (1, 9) OBP: 0.356, SLG: 0.367		0-0 1B CS 1-2 FC4-6 1B		B B B B 4-0 1B 2B BB	0-0 F8		I I I I 4-0 BB IBB		0-0 FC6-4 1B	3	2	2	0	2	0	2
Harry Simpson, L (1, 3) OBP: 0.359, SLG: 0.262		0-0 FC4-6 1-3 2-3 1B		0-0 2B F9 1-3 1B		0-0 F7	B B B B 4-0 FC5-4 1-2 2-3 BB		0-0 FC6-4 1B 1-2f	4	1	2	0	1	0	1
Jim Hegan, R (1, 2) OBP: 0.349, SLG: 0.400		0-0 FC4-6 1B 1-2f 3-H		0-0 F9 1-3 3-H 2B		0-0 1-6-3	0-0 FC5-4 1-2f		0-0 1-2 1B	5	0	2	2	0	0	4
Early Wynn, S (1, 1) OBP: 0.208, SLG: 0.227		0-0 1-2 1B		0-0 F9 2-3 3-H		0-0 F3		0-0 3-1	0-0 L7	5	0	1	1	0	0	3

Inning Stats																								
	R: 0	H: 1	R: 1	H: 3	R: 0	H: 0	R: 2	H: 2	R: 0	H: 2	R: 0	H: 0	R: 2	H: 2	R: 1	H: 2	R: 0	H: 2	1B: 11	SF: 0	WP: 0	PA: 45		
	E: 0	LOB: 1	E: 0	LOB: 2	E: 0	LOB: 0	E: 0	LOB: 1	E: 0	LOB: 2	E: 0	LOB: 0	E: 1	LOB: 3	E: 0	LOB: 1	E: 0	LOB: 2	2B: 1	SAC: 0	PB: 0			
	K: 0	BB: 0	K: 0	BB: 1	K: 0	BB: 0	K: 2	BB: 1	K: 0	BB: 0	K: 0	BB: 0	K: 0	BB: 2	K: 1	BB: 0	K: 0	BB: 0	3B: 1	DP: 0	SB: 0			
	S: 4	P: 4	S: 5	P: 9	S: 3	P: 3	S: 9	P: 13	S: 5	P: 5	S: 3	P: 3	S: 6	P: 14	S: 7	P: 7	S: 5	P: 5	HR: 1	HBP: 0	CS: 2			

PITCHER	IP	WLS	BF	H	R	ER	SO	BB	IBB	HBP	BLK	WP	HR	S	P	ERA	WHIP
Bobby Shantz, L (1, 1) ERA: 5.54	6.2	L	34	10	5	4	2	3	1	0	0	0	1	34	50	5.40	1.950
Bob Hooper, R (7, 1) ERA: 4.09	1.1		6	2	1	1	1	0	0	0	0	0	0	8	8	6.75	1.500
Sam Zoldak, L (9, 1) ERA: 2.25	1.0		5	2	0	0	0	0	0	0	0	0	0	5	5	0.00	2.000

PITCHER	IP	WLS	BF	H	R	ER	SO	BB	IBB	HBP	BLK	WP	HR	S	P	ERA	WHIP

livebaseballscorecards.com

AB	41
R	6
H	14
RBI	6
BB	4
SO	3
LOB	21

Batter	1	2	3	4	5	6	7	8	9	AB	R	H	RBI	BB	SO	LOB
Pete Suder, R (1, 6) OBP: 0.271, SLG: 0.242	S S S 0-3 ① K		B B B B 4-0 S BB		x 0-0 G6-4-3 1B			x 0-0 ② 4-3		3	0	1	0	1	1	0
Ferris Fain, L (1, 3) OBP: 0.471, SLG: 0.543	x 0-0 ② F7		x 0-0 ② F6 1-2 3-H		x 0-0 ② ③ G6-4-3 1-2f			x 0-0 ③ 1-5-3		4	0	0	1	0	0	2
Dave Philley, S (1, 8) OBP: 0.317, SLG: 0.355	x 0-0 ③ 4-3		x 0-0 ③ F5			x 0-0 G6-4-3 1B			x 0-0 ① F9	4	0	1	0	0	0	1
Gus Zernial, R (1, 7) OBP: 0.356, SLG: 0.584		x 0-0 ① F2		x 0-0 ① 6-3		x 0-0 ① ② G6-4-3 1-2f			B B B B 4-0 BB BB	3	0	0	0	1	0	1
Elmer Valo, L (1, 9) OBP: 0.338, SLG: 0.318		x 0-0 ② F5		B B B B 4-0 1B BB		S S S 0-3 ③ K			B B B B 4-0 1-2 BB	2	0	0	0	2	1	0
Kermit Wahl, R (1, 5) OBP: 0.297, SLG: 0.218		x 0-0 ③ F8		S S S 0-3 ② K			x 0-0 CS 1B		x 0-0 ② F8	4	0	1	0	0	1	3
Lou Klein, R (1, 4) OBP: 0.280, SLG: 0.364 Lou Limmer, L (7, PH) OBP: 0.278, SLG: 0.625 Billy Hitchcock, R (8, 4) OBP: 0.354, SLG: 0.265 Allie Clark, R (9, PH) OBP: 0.368, SLG: 0.667			B B B B 4-0 2B BB	x 0-0 1-3 1B			S S S 0-3 ① ② K 1-2		x 0-0 ③ F7	1 1 0 1	1 0 0 0	1 0 0 0	0 0 0 0	1 1 0 0	0 1 0 0	0 1 0 2
Ray Murray, R (1, 2) OBP: 0.410, SLG: 0.394			x 0-0 1-H ③ 2B	S S S 0-3 ③ K			x 0-0 ③ 5-3			3	0	1	1	0	1	2
Bobby Shantz, R (1, 1) OBP: 0.357, SLG: 0.308 Bob Hooper, R (7, 1) OBP: 0.333, SLG: 0.500 Wally Moses, L (8, PH) OBP: 0.308, SLG: 0.100 Sam Zoldak, L (9, 1)			x 0-0 ① SH3-4 2-3		x 0-0 ① 4-3			x 0-0 ① 5-3		1 0 1 0	0 0 0 0	0 0 0 0	0 0 0 0	0 0 0 0	0 0 0 0	0 0 0 0
Inning Stats	R: 0 E: 0 K: 1 S: 5 H: 0 LOB: 0 BB: 0 P: 5	R: 0 E: 0 K: 0 S: 3 H: 0 LOB: 0 BB: 0 P: 3	R: 2 E: 0 K: 0 S: 4 H: 1 LOB: 1 BB: 2 P: 12	R: 0 E: 0 K: 2 S: 8 H: 1 LOB: 2 BB: 1 P: 12	R: 0 E: 0 K: 0 S: 3 H: 1 LOB: 0 BB: 0 P: 3	R: 0 E: 0 K: 1 S: 5 H: 1 LOB: 0 BB: 0 P: 5	R: 0 E: 0 K: 1 S: 5 H: 1 LOB: 0 BB: 0 P: 5	R: 0 E: 0 K: 0 S: 3 H: 0 LOB: 0 BB: 0 P: 3	R: 0 E: 0 K: 0 S: 3 H: 0 LOB: 2 BB: 2 P: 11	1B: 4 2B: 2 3B: 0 HR: 0	SF: 0 SAC: 1 DP: 3 HBP: 0			WP: 0 PB: 0 SB: 1 CS: 1	PA: 34		

PITCHER		IP	WLS	BF	H	R	ER	SO	BB	IBB	HBP	BLK	WP	HR	S	P	ERA	WHIP
Early Wynn, R ERA: 3.05	(1, 1)	9.0	W	34	5	2	2	5	5	0	0	0	0	0	39	59	2.00	1.111

PITCHER	IP	WLS	BF	H	R	ER	SO	BB	IBB	HBP	BLK	WP	HR	S	P	ERA	WHIP

BOTTOM

Cleveland Indians @ Philadelphia Athletics

Shibe Park, Philadelphia, PA

Tue May 22 1951, 3:33 AM EDT

Att. 8,541 - Unknown

livebaseballscorecards.com

AB	28
R	1
H	5
RBI	2
BB	5
SO	5
LOB	12

Cleveland Indians @ Washington Senators

Griffith Stadium, Washington, DC

Thu May 24 1951, 3:33 AM EDT

Att. 5,442 - Unknown

TOP

livebaseballscorecards.com

Batter	1	2	3	4	5	6	7	8	9	AB	R	H	RBI	BB	SO	LOB
Bobby Avila, R (1, 4) OBP: 0.421, SLG: 0.385	0-0 1B 1B 1B	0-0 ① F7	0-0 HR 1B 1-2 2-H		4-0 FC5-4 BB B B B		0-0 1B 3-H		0-0 1B 2B 1-3 2-H	5	3	4	3	1	0	0
Ray Boone, R (1, 6) OBP: 0.304, SLG: 0.228	0-0 1B E 1B 1-3	0-0 1B	0-0 ② F9		0-0 ① L6		0-0 ② F7		0-0 2B 1B 2-H 3-H	6	2	3	2	0	0	4
Larry Doby, L (1, 8) OBP: 0.422, SLG: 0.545	0-0 S E 3B 1B 1-3 3-H	0-0 ② F5	0-0 HR 1-H 2-H		0-0 ② F7		0-0 ③ 5-3		0-0 ② F3	6	2	2	4	0	0	4
Al Rosen, R (1, 5) OBP: 0.360, SLG: 0.475	0-0 E6 S 3B 1-2 3-H	S S S 0-3 ③ K	0-0 2B		0-0 ③ FC5-4 1-2f			S S S 0-3 ① K	0-0 1-H 2B	6	1	2	2	0	2	3
Sam Chapman, R (1, 7) OBP: 0.302, SLG: 0.231 Dale Mitchell, L (3, 7) OBP: 0.307, SLG: 0.303	S S S 0-3 ① K 1-2 2-3		3B 1B 0-3 K			0-0 ① L7		S S S 0-3 ② K	0-0 ③ 6-3	3 3	1 0	1 0	0 0	0 0	2 1	3 1
Bob Kennedy, R (1, 9) OBP: 0.358, SLG: 0.417	S S S 0-3 ② K		0-0 2B 3B 1-H	0-0 3B		0-0 ② F7		0-0 ③ F2		5	1	2	1	0	1	2
Harry Simpson, L (1, 3) OBP: 0.361, SLG: 0.275	I I I 4-0 3B IBB		0-0 1B 2B 3-H	S S S 0-3 ① K		0-0 ③ 4-3			0-0 ① F2	4	2	1	1	1	1	1
Jim Hegan, R (1, 2) OBP: 0.374, SLG: 0.456	0-0 3B 1-H 2-H 3-H		B B B B 4-0 1B HR BB	0-0 ② F7			0-0 SH5-3 1B 2B		0-0 1B 2B 1B	4	3	3	3	1	0	1
Bob Feller, R (1, 1) OBP: 0.190, SLG: 0.105	S S S 0-3 ③ K		S S S 0-3 ① K	S S S 0-3 ③ K			0-0 ① SH5-3 2-3		0-0 2B 1B 1B 1-2	4	1	1	0	0	3	4
Inning Stats	R: 5 E: 1 K: 3 S: 14 H: 4 LOB: 1 BB: 1 P: 18	R: 0 E: 0 K: 1 S: 6 H: 1 LOB: 1 BB: 0 P: 6	R: 6 E: 0 K: 2 S: 13 H: 6 LOB: 1 BB: 1 P: 17	R: 0 E: 0 K: 2 S: 8 H: 1 LOB: 1 BB: 0 P: 8	R: 0 E: 0 K: 0 S: 3 H: 0 LOB: 1 BB: 1 P: 7	R: 0 E: 0 K: 0 S: 3 H: 0 LOB: 0 BB: 0 P: 3	R: 1 E: 0 K: 0 S: 5 H: 2 LOB: 1 BB: 0 P: 5	R: 0 E: 0 K: 2 S: 7 H: 0 LOB: 0 BB: 0 P: 7	R: 4 E: 0 K: 0 S: 8 H: 5 LOB: 1 BB: 0 P: 8	1B: 10 2B: 5 3B: 3 HR: 1	SF: 0 SAC: 1 DP: 0 HBP: 0						

	AB	46
	R	16
	H	19
	RBI	16
	BB	3
	SO	10
	LOB	23

WP: 0 PB: 0 SB: 2 CS: 0 PA: 50

PITCHER		IP	WLS	BF	H	R	ER	SO	BB	IBB	HBP	BLK	WP	HR	S	P	ERA	WHIP
Sid Hudson, R ERA: 27.0	(1, 1)	2.2	L	22	11	11	8	5	1	1	0	0	0	1	30	38	27.00	4.500
Bob Ross, L ERA: 5.63	(3, 1)	6.1		28	8	5	5	5	1	0	0	0	0	0	37	41	7.11	1.421

PITCHER	IP	WLS	BF	H	R	ER	SO	BB	IBB	HBP	BLK	WP	HR	S	P	ERA	WHIP

Batter	1	2	3	4	5	6	7	8	9	AB	R	H	RBI	BB	SO	LOB
Eddie Yost, R (1, 5) OBP: 0.461, SLG: 0.421	5-3		1-3			1B			F7	4	0	1	0	0	0	0
Gil Coan, L (1, 7) OBP: 0.389, SLG: 0.614	1B			F4		F8			F6	4	0	1	0	0	0	1
Irv Noren, L (1, 8) OBP: 0.357, SLG: 0.353	F8			BBB 4-0 L3 BB			F5			2	0	0	0	1	0	1
Mickey Vernon, L (1, 3) OBP: 0.356, SLG: 0.481	SSS 0-3 K			L3 1-2			F2			3	0	0	0	0	1	2
Sam Mele, R (1, 9) OBP: 0.341, SLG: 0.411		5-3			6-3		L9			3	0	0	0	0	0	0
Cass Michaels, R (1, 4) OBP: 0.322, SLG: 0.366		5-3			SSS 0-3 K			F8		3	0	0	0	0	1	0
Mike Guerra, R (1, 2) OBP: 0.286, SLG: 0.194		F7			F7			6-3		3	0	0	0	0	0	0
Willy Miranda, S (1, 6) OBP: 0.286, SLG: 0.286			F8			4-3		L6		3	0	0	0	0	0	0
Sid Hudson, R (1, 1)										0	0	0	0	0	0	0
Bob Ross, R (3, 1)			L4			SSS 0-3 K			1-3	2	0	0	0	0	1	0
Sherry Robertson, L (9, PH) OBP: 0.294, SLG: 0.077										1	0	0	0	0	0	0
Inning Stats	R: 0 E: 0 K: 1 S: 6 H: 1 LOB: 1 BB: 0 P: 6	R: 0 E: 0 K: 0 S: 3 H: 0 LOB: 0 BB: 0 P: 3	R: 0 E: 0 K: 0 S: 3 H: 0 LOB: 0 BB: 0 P: 3	R: 0 E: 0 K: 0 S: 2 H: 0 LOB: 0 BB: 1 P: 6	R: 0 E: 0 K: 1 S: 5 H: 0 LOB: 0 BB: 0 P: 5	R: 0 E: 0 K: 1 S: 6 H: 1 LOB: 1 BB: 0 P: 6	R: 0 E: 0 K: 0 S: 3 H: 0 LOB: 0 BB: 0 P: 3	R: 0 E: 0 K: 0 S: 3 H: 0 LOB: 0 BB: 0 P: 3	R: 0 E: 0 K: 0 S: 3 H: 0 LOB: 0 BB: 0 P: 3	1B: 2 2B: 1 3B: 0 HR: 0	SF: 0 SAC: 0 DP: 1 HBP: 0						

PITCHER	IP	WLS	BF	H	R	ER	SO	BB	IBB	HBP	BLK	WP	HR	S	P	ERA	WHIP
Bob Feller, R (1, 1) ERA: 1.93	9.0	W	29	2	0	0	3	1	0	0	0	0	0	34	38	0.00	0.333

PITCHER	IP	WLS	BF	H	R	ER	SO	BB	IBB	HBP	BLK	WP	HR	S	P	ERA	WHIP

BOTTOM

Cleveland Indians @ Washington Senators

Griffith Stadium, Washington, DC

Thu May 24 1951, 3:33 AM EDT

Att. 5,442 - Unknown

livebaseballscorecards.com

AB	28
R	0
H	2
RBI	0
BB	1
SO	3
LOB	4

WP: 0 PA: 29
PB: 0
SB: 0
CS: 0

Batter	1	2	3	4	5	6	7	8	9	AB	R	H	RBI	BB	SO	LOB
Nellie Fox, L (1, 4) OBP: 0.406, SLG: 0.548	BBBB 4-0 BB	x 0-0 3-H 1B		x 0-0 ② G1			x 0-0 ① F8		x 0-0 ② 3-1	4	0	1	1	1	0	0
Bud Stewart, L (1, 7) OBP: 0.314, SLG: 0.438	SSS 0-3 ① K	x 0-0 ③ G3		x 0-0 ③ 4-3			x 0-0 ② F7		x 0-0 ③ F7	5	0	0	0	0	1	2
Minnie Minoso, R (1, 5) OBP: 0.480, SLG: 0.600	x 0-0 ② F9		x 0-0 ① 4-3		x 0-0 ① 4-3		x 0-0 E9 1B 2B			4	1	1	0	0	0	1
Eddie Robinson, L (1, 3) OBP: 0.427, SLG: 0.645	x 0-0 ③ F8		x 0-0 HR		x 0-0 ② F6		x 0-0 3-H 1B			4	1	2	2	0	0	1
Al Zarilla, L (1, 9) OBP: 0.338, SLG: 0.390 Jim Busby, R (6, 8) OBP: 0.396, SLG: 0.426		x 0-0 1B 2B	x 0-0 1B 1B		SSS 0-3 ③ K		SSS 0-3 ③ K			3 1	1 0	2 0	0 0	0 0	1 1	0 1
Chico Carrasquel, R (1, 6) OBP: 0.361, SLG: 0.407		x 0-0 1B E 2-H 1B	x 0-0 ② F7			x 0-0 ① F2		x 0-0 ① F3		4	1	1	1	0	0	1
Paul Lehner, L (1, 8) OBP: 0.310, SLG: 0.303 (6, 9)		x 0-0 SH1-3 1B 2-3 1B	x 0-0 1-3 1B			x 0-0 ② 1-3		x 0-0 ② F8		4	1	2	0	0	0	0
Phil Masi, R (1, 2) OBP: 0.509, SLG: 0.548		x 0-0 ① SH1-3 1-3 3-H	x 0-0 ③ F9			x 0-0 HR		x 0-0 ③ 4-3		3	1	1	1	0	0	2
Billy Pierce, L (1, 1) OBP: 0.360, SLG: 0.200		SSS 0-3 ② K		x 0-0 ① 1-3		x 0-0 ③ 4-3			SSS 0-3 ① K	4	0	0	0	0	2	1
Inning Stats	R: 0 E: 0 K: 1 S: 5 H: 0 LOB: 1 BB: 1 P: 9	R: 3 E: 1 K: 1 S: 9 H: 4 LOB: 1 BB: 0 P: 9	R: 1 E: 0 K: 0 S: 6 H: 3 LOB: 2 BB: 0 P: 6	R: 0 E: 0 K: 0 S: 3 H: 0 LOB: 0 BB: 0 P: 3	R: 0 E: 0 K: 1 S: 5 H: 0 LOB: 0 BB: 0 P: 5	R: 1 E: 0 K: 0 S: 4 H: 1 LOB: 0 BB: 0 P: 4	R: 1 E: 1 K: 1 S: 7 H: 2 LOB: 1 BB: 0 P: 7	R: 0 E: 0 K: 0 S: 3 H: 0 LOB: 0 BB: 0 P: 3	R: 0 E: 0 K: 1 S: 5 H: 0 LOB: 0 BB: 0 P: 5	1B: 6 2B: 2 3B: 0 HR: 2 SF: 0 SAC: 1 DP: 0 HBP: 0						

TOP

Chicago White Sox @ Cleveland Indians

Cleveland Municipal Stadium, Cleveland, OH

Fri May 25 1951, 3:33 AM EDT
Att. 20,412 - Unknown

livebaseballscorecards.com

AB	36
R	6
H	10
RBI	5
BB	1
SO	5
LOB	9

PITCHER		IP	WLS	BF	H	R	ER	SO	BB	IBB	HBP	BLK	WP	HR	S	P	ERA	WHIP
Bob Lemon, R ERA: 4.34	(1, 1)	6.0	L	27	8	5	5	3	1	0	0	0	0	2	32	36	7.50	1.500
George Zuverink, R ERA: 3.95	(7, 1)	2.0		8	2	1	1	1	0	0	0	0	0	0	10	10	4.50	1.000
Lou Brissie, L ERA: 6.43	(9, 1)	1.0		3	0	0	0	1	0	0	0	0	0	0	5	5	0.00	0.000

PITCHER	IP	WLS	BF	H	R	ER	SO	BB	IBB	HBP	BLK	WP	HR	S	P	ERA	WHIP

BOTTOM

Chicago White Sox @ Cleveland Indians

Cleveland Municipal Stadium, Cleveland, OH

Fri May 25 1951, 3:33 AM EDT

Att. 20,412 - Unknown

livebaseballscorecards.com

Batter	1	2	3	4	5	6	7	8	9	AB	R	H	RBI	BB	SO	LOB
Bobby Avila, R (1, 4) OBP: 0.412, SLG: 0.376	S S S 0-3 K ①	x 0-0 L8 ③			x 0-0 1B 1B 1B	x 0-0 5-3 ③		x 0-0 F9 ③		5	0	1	0	0	1	4
Ray Boone, R (1, 6) OBP: 0.308, SLG: 0.236	x 0-0 F9 ②		x 0-0 6-3 ①		x 0-0 1B 1-3 1B		x 0-0 F6 ①		x 0-0 G6-4-3 1B	5	0	2	0	0	0	0
Larry Doby, L (1, 8) OBP: 0.429, SLG: 0.543	B B B B 4-0 S BB		x 0-0 F8 ②		x 0-0 1-2 3-H 1B ③		x 0-0 2B 1B		x 0-0 F6 ①	4	1	2	0	1	0	1
Al Rosen, R (1, 5) OBP: 0.362, SLG: 0.476	B B B B 4-0 1-2 BB		x 0-0 F4 ③			x 0-0 F7 ①	x 0-0 1-H 2B		x 0-0 G6-4-3 ② ③ 1-2f	4	0	1	1	1	0	1
Sam Chapman, R (1, 7) OBP: 0.292, SLG: 0.223	x 0-0 1-3 ③			S S S 0-3 K ①		S S S 0-3 K ②	x 0-0 F5 ②			4	0	0	0	0	2	3
Bob Kennedy, R (1, 9) OBP: 0.354, SLG: 0.409		x 0-0 5-3 ①		x 0-0 L5 ②		x 0-0 1B BB 2B 1B	x 0-0 F9 ③			4	1	1	0	0	0	1
Harry Simpson, L (1, 3) OBP: 0.368, SLG: 0.278		x 0-0 E 1B		x 0-0 F4 ③		B B B B 4-0 1-2 1B 2B BB		x 0-0 4-3 ①		3	1	1	0	1	0	0
Jim Hegan, R (1, 2) OBP: 0.379, SLG: 0.458		x 0-0 E5 1-3			x 0-0 F6 ①	x 0-0 1-2 2-3 2B 1B		x 0-0 5-3 1B		4	1	2	0	0	0	1
Bob Lemon, L (1, 1) OBP: 0.095, SLG: 0.050 Birdie Tebbetts, R (6, PH) OBP: 0.257, SLG: 0.242 Milt Nielsen, L (6, PR) George Zuverink, R (7, 1) Snuffy Stirnweiss, R (8, PH) OBP: 0.455, SLG: 0.391 Lou Brissie, L (9, 1) OBP: 0.200, SLG: 0.200	S S S 0-3 K ②				x 0-0 F3 ②	x 0-0 1-H 2-H 3-H 2B		x 0-0 5-3 ② 1-2		2 1 0 0 1 0	0 0 0 0 0 0	0 1 0 0 0 0	0 3 0 0 0 0	0 0 0 0 0 0	1 0 0 0 0 0	2 0 0 0 1 0
Inning Stats	R: 0 E: 0 K: 1 S: 5 H: 0 LOB: 2 BB: 2 P: 13	R: 0 E: 1 K: 1 S: 7 H: 1 LOB: 2 BB: 0 P: 7	R: 0 E: 0 K: 0 S: 3 H: 0 LOB: 0 BB: 0 P: 3	R: 0 E: 0 K: 1 S: 5 H: 0 LOB: 0 BB: 0 P: 5	R: 0 E: 0 K: 0 S: 5 H: 3 LOB: 2 BB: 0 P: 5	R: 3 E: 0 K: 1 S: 8 H: 3 LOB: 1 BB: 1 P: 12	R: 1 E: 0 K: 0 S: 5 H: 2 LOB: 1 BB: 0 P: 5	R: 0 E: 0 K: 0 S: 4 H: 1 LOB: 1 BB: 0 P: 4	R: 0 E: 0 K: 0 S: 3 H: 1 LOB: 0 BB: 0 P: 3	1B: 9 2B: 2 3B: 0 HR: 0	SF: 0 SAC: 0 DP: 1 HBP: 0			WP: 0 PB: 0 SB: 1 CS: 0	PA: 40		

	AB	37
	R	4
	H	11
	RBI	4
	BB	3
	SO	4
	LOB	14

PITCHER		IP	WLS	BF	H	R	ER	SO	BB	IBB	HBP	BLK	WP	HR	S	P	ERA	WHIP
Billy Pierce, L ERA: 3.6	(1, 1)	9.0	W	40	11	4	4	4	3	0	0	0	0	0	45	57	4.00	1.556

PITCHER	IP	WLS	BF	H	R	ER	SO	BB	IBB	HBP	BLK	WP	HR	S	P	ERA	WHIP

Batter	1	2	3	4	5	6	7	8	9	AB	R	H	RBI	BB	SO	LOB
Nellie Fox, L (1, 4) OBP: 0.409, SLG: 0.546	F7		1B FC5-2 1B 1-3 2-H	1B 1-2		F7		SH2-3 2-3		4	0	2	1	0	0	1
Bud Stewart, L (1, 7) OBP: 0.333, SLG: 0.429 Hank Majeski, R (8, PH) OBP: 0.278, SLG: 0.371 Bob Dillinger, R (8, PR) OBP: 0.275, SLG: 0.340 Floyd Baker, L (8, 5) OBP: 0.435, SLG: 0.388	F8		FC5-2 1B 1B 1-3 3-H	F9		BBBB BB 1-2		CS 1B 3-H		3 1 0 0	1 0 0 0	1 1 0 0	1 1 0 0	1 0 0 0	0 0 0 0	2 0 0 0
Minnie Minoso, R (1, 5) OBP: 0.467, SLG: 0.588 (8, 7)	6-3		FC5-2 1B 1-2 3-H		F8	F8		CS 1-2	2B F7 2B	5	1	1	0	0	0	4
Eddie Robinson, L (1, 3) OBP: 0.426, SLG: 0.643		F7	BB 1B 1-3 2-H		F8		F4		2B 2-3	5	0	2	1	0	0	0
Al Zarilla, L (1, 9) OBP: 0.343, SLG: 0.383 Jim Busby, R (7, 8) OBP: 0.392, SLG: 0.421		6-3	BBBB 1B BB 1-2		BBBB 1B BB		F6		F7 3-H	2 1	0 0	0 0	0 1	2 0	0 0	0 1
Chico Carrasquel, R (1, 6) OBP: 0.355, SLG: 0.400		5-3	F5		1B 1-2		6-3		F9	5	0	1	0	0	0	4
Paul Lehner, L (1, 8) OBP: 0.315, SLG: 0.313 (7, 9)			BBBB BB 1B BB	1-3 2B FC1-5-2	3-1			4-3	F7	4	1	1	0	1	0	3
Gus Niarhos, R (1, 2) OBP: 0.394, SLG: 0.250			SSS K	1-3 2-3		6-3		2B 2B		4	1	1	0	0	1	2
Ken Holcombe, R (1, 1) OBP: 0.385, SLG: 0.417			BBBB 1B BB 1-2	FC1-5-2 1B 3-H		BB 1B		SH2-3 1B 2B 2-H		3	2	2	1	1	0	1
Inning Stats	R: 0 E: 0 K: 0 S: 3 H: 0 LOB: 0 BB: 0 P: 3	R: 0 E: 0 K: 0 S: 3 H: 0 LOB: 0 BB: 0 P: 3	R: 3 E: 0 K: 1 S: 8 H: 3 LOB: 3 BB: 3 P: 20	R: 0 E: 0 K: 0 S: 5 H: 2 LOB: 2 BB: 0 P: 5	R: 0 E: 0 K: 0 S: 4 H: 1 LOB: 2 BB: 1 P: 8	R: 0 E: 0 K: 0 S: 4 H: 1 LOB: 2 BB: 1 P: 8	R: 0 E: 0 K: 0 S: 3 H: 0 LOB: 0 BB: 0 P: 3	R: 2 E: 0 K: 0 S: 5 H: 3 LOB: 1 BB: 0 P: 5	R: 1 E: 0 K: 0 S: 5 H: 2 LOB: 1 BB: 0 P: 5	1B: 7 2B: 5 3B: 0 HR: 0 SF: 0 SAC: 1 DP: 0 HBP: 0						

PITCHER	IP	WLS	BF	H	R	ER	SO	BB	IBB	HBP	BLK	WP	HR	S	P	ERA	WHIP
Mike Garcia, R (1, 1) ERA: 3.8	7.0	L	33	7	3	3	1	5	0	0	0	0	0	30	50	3.86	1.714
Lou Brissie, L (8, 1) ERA: 6.81	2.0		10	5	3	3	0	0	0	0	0	0	0	10	10	13.50	2.500

PITCHER	IP	WLS	BF	H	R	ER	SO	BB	IBB	HBP	BLK	WP	HR	S	P	ERA	WHIP

TOP

Chicago White Sox @ Cleveland Indians

Cleveland Municipal Stadium, Cleveland, OH

Sat May 26 1951, 3:33 AM EDT
Att. 8,237 - Unknown

livebaseballscorecards.com

AB	37
R	6
H	12
RBI	6
BB	5
SO	1
LOB	18

PA: 44

WP: 0 PB: 0 SB: 0 CS: 1

Batter	1	2	3	4	5	6	7	8	9	AB	R	H	RBI	BB	SO	LOB
Dale Mitchell, L (1, 7) OBP: 0.297, SLG: 0.291	L6		F7		G4-6-3 1-2f			4-3		4	0	0	0	0	0	1
Ray Boone, R (1, 6) OBP: 0.306, SLG: 0.229	F9		BB 4-0 CS BB			F9		6-3		3	0	0	0	1	0	0
Larry Doby, L (1, 8) OBP: 0.438, SLG: 0.542	BB 4-0		BB 4-0 1-2			1B 0-0		4-3 0-0		2	0	1	0	2	0	0
Al Rosen, R (1, 5) OBP: 0.359, SLG: 0.465	L8 0-0		K 0-3 2-3			F5 0-0			BB 4-3 4-0	3	0	0	0	1	1	4
Harry Simpson, L (1, 3) OBP: 0.352, SLG: 0.263		L4 0-0		6-3 0-0		4-3 0-0			4-3 0-0 1-2	4	0	0	0	0	0	2
Bob Kennedy, R (1, 9) OBP: 0.340, SLG: 0.391		L5 0-0		F4 0-0			F8 0-0		5-3 0-0	4	0	0	0	0	0	1
Bobby Avila, R (1, 4) OBP: 0.407, SLG: 0.371		1B 0-0 1B		6-3 0-0			1-3 0-0		F8 0-0	4	0	1	0	0	0	1
Jim Hegan, R (1, 2) OBP: 0.388, SLG: 0.465		1B 0-0 1-3			1-3 0-0		1B 0-0			3	0	2	0	0	0	0
Mike Garcia, R (1, 1) OBP: 0.263, SLG: 0.316 Milt Nielsen, L (7, PH) Lou Brissie, L (8, 1) OBP: 0.200, SLG: 0.200		4-3 0-0			1B G4-6-3 0-0		K 0-3			2 1 0	0 0 0	1 0 0	0 0 0	0 1 0	0 1 0	2 1 0
Inning Stats	R: 0 E: 0 K: 0 S: 3 H: 0 LOB: 1 BB: 1 P: 7	R: 0 E: 0 K: 0 S: 5 H: 2 LOB: 2 BB: 0 P: 5	R: 0 E: 0 K: 1 S: 4 H: 0 LOB: 2 BB: 2 P: 12	R: 0 E: 0 K: 0 S: 3 H: 0 LOB: 0 BB: 0 P: 3	R: 0 E: 0 K: 0 S: 3 H: 1 LOB: 0 BB: 0 P: 3	R: 0 E: 0 K: 0 S: 4 H: 1 LOB: 1 BB: 0 P: 4	R: 0 E: 0 K: 1 S: 6 H: 1 LOB: 1 BB: 0 P: 6	R: 0 E: 0 K: 0 S: 3 H: 0 LOB: 0 BB: 0 P: 3	R: 0 E: 0 K: 0 S: 3 H: 0 LOB: 1 BB: 1 P: 7	1B: 5 2B: 1 3B: 0 HR: 0 SF: 0 SAC: 0 DP: 2 HBP: 0							

PITCHER	IP	WLS	BF	H	R	ER	SO	BB	IBB	HBP	BLK	WP	HR	S	P	ERA	WHIP
Ken Holcombe, R (1, 1) ERA: 1.91	9.0	W	34	5	0	0	2	4	0	0	0	0	0	34	50	0.00	1.000

PITCHER	IP	WLS	BF	H	R	ER	SO	BB	IBB	HBP	BLK	WP	HR	S	P	ERA	WHIP

BOTTOM

Chicago White Sox @ Cleveland Indians

Cleveland Municipal Stadium, Cleveland, OH

Sat May 26 1951, 3:33 AM EDT

Att. 8,237 - Unknown

livebaseballscorecards.com

AB	30
R	0
H	5
RBI	0
BB	4
SO	2
LOB	12

Chicago White Sox @ Cleveland Indians

Cleveland Municipal Stadium, Cleveland, OH

Sun May 27 1951, 3:33 AM EDT

Unknown

TOP

livebaseballscorecards.com

Batter	1	2	3	4	5	6	7	8	9	AB	R	H	RBI	BB	SO	LOB
Nellie Fox, L (1, 4) OBP: 0.412, SLG: 0.553	F7		1B 2B 2-H			2B 1B 1B	F6 1-2			4	2	2	1	0	0	1
Bud Stewart, L (1, 7) OBP: 0.349, SLG: 0.462	F8		CS 1B 2-H			1B 2B 1-3 2B	F3			4	1	2	1	0	0	1
Minnie Minoso, R (1, 5) OBP: 0.468, SLG: 0.584	FC6-4 1B		K 1-2			2B 1B 2-3 3-H		F3		4	1	2	1	0	1	1
Eddie Robinson, L (1, 3) OBP: 0.414, SLG: 0.621	FC6-4 1-2f			F2		F9		F3		4	0	0	0	0	0	3
Al Zarilla, L (1, 9) OBP: 0.350, SLG: 0.393 Jim Busby, R (6, PR) OBP: 0.388, SLG: 0.417 (6, 8)		G3		G4-6-3 BB		2B 1-H 3-H		5-3		2 1	0 0	1 0	2 0	1 0	0 0	0 0
Chico Carrasquel, R (1, 6) OBP: 0.346, SLG: 0.389		F8		G4-6-3 1-2f		K			F8	4	0	0	0	0	1	2
Paul Lehner, L (1, 8) OBP: 0.301, SLG: 0.298 (6, 9)		4-3			F3	F8			F9	4	0	0	0	0	0	1
Gus Niarhos, R (1, 2) OBP: 0.413, SLG: 0.259			SH3-4 BB 2B		1-3		FC1-6 1B		WP BB	2	1	1	0	2	0	0
Joe Dobson, R (1, 1)			SH3-4 1-2		K		FC1-6 PB 1-2f		K 1-2	3	0	0	0	0	2	2
Inning Stats	R: 0 E: 0 K: 0 S: 4 H: 1 LOB: 1 BB: 0 P: 4	R: 0 E: 0 K: 0 S: 3 H: 0 LOB: 0 BB: 0 P: 3	R: 2 E: 0 K: 1 S: 6 H: 2 LOB: 1 BB: 1 P: 10	R: 0 E: 0 K: 0 S: 2 H: 0 LOB: 0 BB: 1 P: 6	R: 0 E: 0 K: 1 S: 5 H: 0 LOB: 0 BB: 0 P: 5	R: 3 E: 0 K: 1 S: 9 H: 4 LOB: 1 BB: 0 P: 9	R: 0 E: 0 K: 0 S: 4 H: 1 LOB: 1 BB: 0 P: 4	R: 0 E: 0 K: 0 S: 3 H: 0 LOB: 0 BB: 0 P: 3	R: 0 E: 0 K: 1 S: 5 H: 0 LOB: 1 BB: 1 P: 9	1B: 5 2B: 4 3B: 0 HR: 0	SF: 0 SAC: 1 DP: 2 HBP: 0			WP: 1 PB: 1 SB: 0 CS: 1	PA: 36		

	AB	32
	R	5
	H	8
	RBI	5
	BB	3
	SO	4
	LOB	11

PITCHER		IP	WLS	BF	H	R	ER	SO	BB	IBB	HBP	BLK	WP	HR	S	P	ERA	WHIP
Early Wynn, R ERA: 3.52	(1, 1)	5.1	L	23	7	5	5	2	2	0	0	0	0	0	25	33	8.44	1.688
Lou Brissie, L ERA: 6.2	(6, 1)	3.2		13	1	0	0	2	1	0	0	0	1	0	16	20	0.00	0.545

PITCHER	IP	WLS	BF	H	R	ER	SO	BB	IBB	HBP	BLK	WP	HR	S	P	ERA	WHIP

Batter	1	2	3	4	5	6	7	8	9	AB	R	H	RBI	BB	SO	LOB
Dale Mitchell, L (1, 7) OBP: 0.303, SLG: 0.299	4-3		FC4-6 1-2f 1B		2B 1B			1B		4	2	2	0	0	0	1
Bobby Avila, R (1, 4) OBP: 0.413, SLG: 0.389 Snuffy Stirnweiss, R (8, 4) OBP: 0.441, SLG: 0.375	1-3		BB 3-H 1B		1-H 2B			S S S K		3 1	0 0	2 0	2 0	0 0	0 1	0 1
Harry Simpson, L (1, 3) OBP: 0.358, SLG: 0.256	B B B B 4-0 BB BB		B B B 4-0 L4-3 1-2 BB		F5			F8		2	0	0	0	2	0	1
Larry Doby, L (1, 8) OBP: 0.432, SLG: 0.529	B B B B 4-0 1-2 BB		L4-3 1-2			4-3		F8		3	0	0	0	1	0	3
Al Rosen, R (1, 5) OBP: 0.356, SLG: 0.459	L6			CS 1B		5-3			S S S K	4	0	1	0	0	1	2
Ray Boone, R (1, 6) OBP: 0.297, SLG: 0.221		F2		S S S K		F5			6-3	4	0	0	0	0	1	1
Bob Kennedy, R (1, 9) OBP: 0.336, SLG: 0.385		F7		CS 1-2 1B			L5		F9	4	0	1	0	0	0	0
Jim Hegan, R (1, 2) OBP: 0.376, SLG: 0.449		S S S K		6-3 1-2 2-3			S S S K			3	0	0	0	0	2	2
Early Wynn, S (1, 1) OBP: 0.231, SLG: 0.250 Lou Brissie, L (6, 1) OBP: 0.182, SLG: 0.182			FC4-6 1B		4-3		4-3			2 1	0 0	1 0	0 0	0 0	0 0	0 0
Inning Stats	R: 0 H: 0 E: 0 LOB: 2 K: 0 BB: 2 S: 3 P: 11	R: 0 H: 0 E: 0 LOB: 0 K: 1 BB: 0 S: 5 P: 5	R: 1 H: 2 E: 1 LOB: 1 K: 0 BB: 1 S: 4 P: 8	R: 0 H: 2 E: 0 LOB: 1 K: 1 BB: 0 S: 6 P: 6	R: 1 H: 2 E: 0 LOB: 0 K: 0 BB: 0 S: 4 P: 4	R: 0 H: 0 E: 0 LOB: 0 K: 0 BB: 0 S: 3 P: 3	R: 0 H: 0 E: 0 LOB: 0 K: 1 BB: 0 S: 5 P: 5	R: 0 H: 1 E: 0 LOB: 1 K: 1 BB: 0 S: 6 P: 6	R: 0 H: 0 E: 0 LOB: 0 K: 1 BB: 0 S: 5 P: 5	1B: 6 SF: 0 2B: 2 SAC: 0 3B: 0 DP: 1 HR: 0 HBP: 0							

PITCHER		IP	WLS	BF	H	R	ER	SO	BB	IBB	HBP	BLK	WP	HR	S	P	ERA	WHIP
Joe Dobson, R ERA: 3.0	(1, 1)	9.0	W	34	7	2	2	5	3	0	0	0	0	0	41	53	2.00	1.111

PITCHER		IP	WLS	BF	H	R	ER	SO	BB	IBB	HBP	BLK	WP	HR	S	P	ERA	WHIP

BOTTOM

Chicago White Sox @ Cleveland Indians

Cleveland Municipal Stadium, Cleveland, OH

Sun May 27 1951, 3:33 AM EDT

Unknown

livebaseballscorecards.com

AB	31
R	2
H	7
RBI	2
BB	3
SO	5
LOB	11

WP: 0 PA: 34
PB: 0
SB: 0
CS: 2

Chicago White Sox @ Cleveland Indians

Cleveland Municipal Stadium, Cleveland, OH

Sun May 27 1951, 3:38 AM EDT

Att. 16,181 - Unknown

TOP

livebaseballscorecards.com

Batter	1	2	3	4	5	6	7	8	9	AB	R	H	RBI	BB	SO	LOB
Nellie Fox, L (1, 4) OBP: 0.421, SLG: 0.567	0-0 1B 8-2 1B	0-0 1-2 1B		0-0 1B 2B		0-0 ② SH5-3 1-2		0-0 ② F4		4	1	3	0	0	0	0
Bud Stewart, L (1, 7) OBP: 0.354, SLG: 0.442	0-0 1-3 BB 2B 1B	0-0 ③ PO 2-3	0-0 ① 4-3	0-0 ② F4		BBBB 4-0 BB		0-0 ③ F7		4	1	1	0	1	0	1
Minnie Minoso, R (1, 5) OBP: 0.483, SLG: 0.602	BBBB 4-0 1-2 2B BB		0-0 1B 2B	0-0 2-H 1B		0-0 ③ F8			0-0 1B 1B	4	2	3	1	1	0	2
Eddie Robinson, L (1, 3) OBP: 0.420, SLG: 0.617	0-0 ① ② 8-2 3-Hf		0-0 FC5-2-5-4 1B 2-H 1B	0-0 ③ F9			BBBB 4-0 HR BB		0-0 1-3 1B	4	1	2	1	1	0	4
Al Zarilla, L (1, 9) OBP: 0.361, SLG: 0.437 Jim Busby, R (7, 8) OBP: 0.385, SLG: 0.412	0-0 WP 1-H 2-H 2B		0-0 FC5-2-5-4 1-2 1B		0-0 ① F9		0-0 1-H HR	SSS	0-3 ① K	4 1	1 0	3 0	4 0	0 0	0 1	0 2
Chico Carrasquel, R (1, 6) OBP: 0.338, SLG: 0.379 Joe Demaestri, R (8, 6) OBP: 0.250, SLG: 0.250	0-0 ③ F7 2-3		0-0 ② FC5-2-5-4 IBB 1-2f 2-3		0-0 ② F6		0-0 ① 5-3	SSS	0-3 ② K	4 1	0 0	0 0	0 0	0 0	0 1	3 2
Paul Lehner, L (1, 8) OBP: 0.306, SLG: 0.287 (7, 9)		0-0 ① F9	I I I I 4-0 1-2 IBB		0-0 ③ 3-1		BBBB 4-0 G6-4-3 BB		0-0 ③ 4-3	3	0	0	0	2	0	2
Phil Masi, R (1, 2) OBP: 0.492, SLG: 0.511		BBBB 4-0 PO 1B BB	SSS 0-3 ③ K			SSS 0-3 ① K	0-0 ② ③ G6-4-3 1-2f			3	0	0	0	1	2	4
Howie Judson, R (1, 1) Marv Rotblatt, S (7, 1)		SSS 0-3 ② K		SSS 0-3 ① K2-3		BBBB 4-0 SH5-3 BB		SSS 0-3 ① K		2 1	0 0	0 0	0 0	1 0	2 1	1 0
Inning Stats	R: 2 E: 0 K: 0 S: 5 H: 3 LOB: 1 BB: 1 P: 9	R: 0 E: 0 K: 1 S: 5 H: 1 LOB: 1 BB: 1 P: 9	R: 1 E: 0 K: 1 S: 8 H: 3 LOB: 3 BB: 1 P: 12	R: 1 E: 0 K: 1 S: 7 H: 2 LOB: 1 BB: 0 P: 7	R: 0 E: 0 K: 0 S: 3 H: 0 LOB: 0 BB: 0 P: 3	R: 0 E: 0 K: 1 S: 5 H: 0 LOB: 2 BB: 2 P: 13	R: 2 E: 0 K: 0 S: 3 H: 1 LOB: 0 BB: 2 P: 11	R: 0 E: 0 K: 1 S: 5 H: 0 LOB: 0 BB: 0 P: 5	R: 0 E: 0 K: 2 S: 9 H: 2 LOB: 2 BB: 0 P: 9	1B: 8 2B: 4 3B: 0 HR: 1	SF: 0 SAC: 1 DP: 2 HBP: 0						

AB	35
R	6
H	12
RBI	6
BB	7
SO	7
LOB	21

WP: 1 PB: 0 SB: 0 CS: 0 PA: 44

PITCHER		IP	WLS	BF	H	R	ER	SO	BB	IBB	HBP	BLK	WP	HR	S	P	ERA	WHIP
Steve Gromek, R ERA: 9.53	(1, 1)	5.0	L	25	9	4	4	3	2	1	0	0	1	0	28	40	7.20	2.200
George Zuverink, R ERA: 4.6	(6, 1)	2.0		10	1	2	2	1	4	0	0	0	0	1	8	24	9.00	2.500
Lou Brissie, L ERA: 6.05	(8, 1)	1.0		3	0	0	0	1	0	0	0	0	0	0	5	5	0.00	0.000
Bob Lemon, R ERA: 4.26	(9, 1)	1.0		5	2	0	0	2	0	0	0	0	0	0	9	9	0.00	2.000

PITCHER	IP	WLS	BF	H	R	ER	SO	BB	IBB	HBP	BLK	WP	HR	S	P	ERA	WHIP

BOTTOM

Chicago White Sox @ Cleveland Indians

Cleveland Municipal Stadium, Cleveland, OH

Sun May 27 1951, 3:38 AM EDT

Att. 16,181 - Unknown

livebaseballscorecards.com

Batter	1	2	3	4	5	6	7	8	9	AB	R	H	RBI	BB	SO	LOB
Dale Mitchell, L (1, 7) OBP: 0.291, SLG: 0.286	F8	FC6-4 1-2f			F7		L6		4-3 1-2	5	0	0	0	0	0	4
Ray Boone, R (1, 6) OBP: 0.316, SLG: 0.265	HR		F7		BBBB FC5-4 BB		1-2 2B 1B		2-3 1B	4	2	3	1	1	0	0
Sam Chapman, R (1, 8) (8, 9) OBP: 0.289, SLG: 0.231	E5 1B		F5		FC5-4 1-2f		1-H 2-H 2B		SSS K	5	1	1	2	0	1	3
Luke Easter, L (1, 3) OBP: 0.434, SLG: 0.426	0-3 2-H 1B		F9			FC6-4 1B	F7		4-3	5	0	2	1	0	0	3
Al Rosen, R (1, 5) OBP: 0.346, SLG: 0.445	9-3 1-2f			1-3		F7		F8		4	0	0	0	0	0	2
Bob Kennedy, R (1, 9) OBP: 0.327, SLG: 0.374 Lou Brissie, L (8, 1) OBP: 0.182, SLG: 0.182 Jim Hegan, R (8, PH) OBP: 0.373, SLG: 0.444 Bob Lemon, L (9, 1) OBP: 0.095, SLG: 0.050		F8		SSS K		F3		5-3		3 0 1 0	0 0 0 0	0 0 0 0	0 0 0 0	1 0 0 0	1 0 0 0	1 0 0 0
Snuffy Stirnweiss, R (1, 4) OBP: 0.474, SLG: 0.360		BBBB 1B BB		BBBB BB		FC6-4 1-2f		BBBB BB		1	0	0	0	3	0	1
Birdie Tebbetts, R (1, 2) OBP: 0.231, SLG: 0.216		F9		F9			6-3	F7		4	0	0	0	0	0	3
Steve Gromek, S (1, 1) OBP: 1.000, SLG: 1.000 Harry Simpson, L (5, PH) OBP: 0.354, SLG: 0.253 George Zuverink, R (6, 1) Larry Doby, L (7, PH) OBP: 0.440, SLG: 0.529 (8, 8)		1-2 FC6-4 1B			4-3		BBBB 1B 2B BB		BBBB 1B 4-3 BB	1 1 0 0	0 0 0 1	1 0 0 0	0 0 0 2	0 0 0 0	0 0 0 0	0 0 0 0
Inning Stats	R: 2 E: 1 K: 0 S: 5 H: 2 LOB: 0 BB: 0 P: 5	R: 0 E: 0 K: 0 S: 4 H: 1 LOB: 2 BB: 1 P: 8	R: 0 E: 0 K: 0 S: 3 H: 0 LOB: 0 BB: 0 P: 3	R: 0 E: 0 K: 1 S: 5 H: 0 LOB: 1 BB: 1 P: 9	R: 0 E: 0 K: 0 S: 3 H: 0 LOB: 1 BB: 1 P: 7	R: 0 E: 0 K: 0 S: 4 H: 1 LOB: 1 BB: 0 P: 4	R: 2 E: 0 K: 0 S: 5 H: 2 LOB: 1 BB: 1 P: 9	R: 0 E: 0 K: 0 S: 3 H: 0 LOB: 1 BB: 1 P: 7	R: 0 E: 0 K: 1 S: 6 H: 1 LOB: 2 BB: 1 P: 10	1B: 5 2B: 2 3B: 0 HR: 1 SF: 0 SAC: 0 DP: 1 HBP: 0						

	AB	34
	R	4
	H	7
	RBI	4
	BB	6
	SO	2
	LOB	17

PITCHER		IP	WLS	BF	H	R	ER	SO	BB	IBB	HBP	BLK	WP	HR	S	P	ERA	WHIP
Howie Judson, R ERA: 5.27	(1, 1)	6.2	W	30	6	4	3	1	4	0	0	0	0	1	28	44	4.05	1.500
Marv Rotblatt, L ERA: 2.19	(7, 1)	2.1	S	10	1	0	0	1	2	0	0	0	0	0	10	18	0.00	1.286

PITCHER	IP	WLS	BF	H	R	ER	SO	BB	IBB	HBP	BLK	WP	HR	S	P	ERA	WHIP

Cleveland Indians @ Detroit Tigers

Briggs Stadium, Detroit, MI

Mon May 28 1951, 4:33 AM EDT

Att. 28,652 - Unknown

TOP

livebaseballscorecards.com

Batter	1	2	3	4	5	6	7	8	9	AB	R	H	RBI	BB	SO	LOB
Snuffy Stirnweiss, R (1, 4) OBP: 0.477, SLG: 0.387	F9	2-H 1B		FC6-4 1-2 1B		FC4-6 SH1-3 1-2f 2-3		1B 1B	E6 1B 1-2 2-H	6	0	3	1	0	0	3
Ray Boone, R (1, 6) OBP: 0.319, SLG: 0.270	K	F6		FC6-4 1-2f		SH1-3 1-2 3-H		1-2 1B	WP 1-3 2-H 1B	5	0	2	2	0	1	3
Larry Doby, L (1, 8) OBP: 0.449, SLG: 0.520	BB		4-3 BB		4-3	BB		F8	1-2 BB	2	0	0	0	4	0	2
Luke Easter, L (1, 3) OBP: 0.414, SLG: 0.462	K		4-3 1-2		HR	F8		4-3	K	5	1	1	1	0	1	6
Harry Simpson, L (8, 3) OBP: 0.351, SLG: 0.250										1	0	0	0	0	1	3
Al Rosen, R (1, 5) OBP: 0.352, SLG: 0.444		FC1-4 1B	F8		4-3		FC5-4 BB		2B 1B F8	5	1	2	0	1	0	4
Sam Chapman, R (1, 7) OBP: 0.293, SLG: 0.246		FC1-4 1B 1-2f 2B	6-3		1B		FC5-4 FC6-4 1-2f		1-3 1B 2B	5	2	2	0	0	0	3
Bob Kennedy, R (1, 9) OBP: 0.330, SLG: 0.369		1-3 2B 1B		F8	K		FC6-4 1-2f		FC1-5 1B IBB	4	1	1	0	1	1	2
Jim Hegan, R (1, 2) OBP: 0.374, SLG: 0.436		K		6-3		FC4-6 1B SH1-3 BB	K		1-2 2-H 3-H E FC1-5 1B	4	2	1	2	1	2	3
Bob Feller, R (1, 1) OBP: 0.269, SLG: 0.250		1-H 3-H 1B 2B		1B		FC4-6 1-2 1B	K		1-2 2-3f E FC1-5 1B	5	2	3	2	0	1	2
Inning Stats	R: 0 E: 0 K: 2 S: 7 H: 0 LOB: 1 BB: 1 P: 11	R: 3 E: 0 K: 1 S: 9 H: 4 LOB: 1 BB: 0 P: 9	R: 0 E: 0 K: 0 S: 3 H: 0 LOB: 1 BB: 1 P: 7	R: 0 E: 0 K: 0 S: 5 H: 2 LOB: 2 BB: 0 P: 5	R: 1 E: 0 K: 1 S: 7 H: 2 LOB: 1 BB: 0 P: 7	R: 1 E: 0 K: 0 S: 4 H: 1 LOB: 2 BB: 2 P: 12	R: 0 E: 0 K: 1 S: 5 H: 0 LOB: 1 BB: 1 P: 9	R: 0 E: 0 K: 1 S: 7 H: 2 LOB: 2 BB: 0 P: 7	R: 4 E: 1 K: 1 S: 10 H: 4 LOB: 3 BB: 2 P: 18	1B: 12 2B: 2 3B: 0 HR: 1 SF: 0 SAC: 1 DP: 0 HBP: 0							

AB	42
R	9
H	15
RBI	8
BB	7
SO	7
LOB	31

WP: 1 PB: 0 SB: 0 CS: 0 PA: 50

PITCHER		IP	WLS	BF	H	R	ER	SO	BB	IBB	HBP	BLK	WP	HR	S	P	ERA	WHIP
Ted Gray, L ERA: 4.71	(1, 1)	5.0	L	27	9	5	5	4	3	0	0	0	0	1	32	44	9.00	2.400
Marlin Stuart, R ERA:	(6, 1)	3.0		13	2	0	0	2	2	0	0	0	0	0	15	23	0.00	1.333
Gene Bearden, L ERA: 12.98	(9, 1)	1.0		10	4	4	3	1	1	1	0	0	1	0	10	18	27.00	5.000

PITCHER	IP	WLS	BF	H	R	ER	SO	BB	IBB	HBP	BLK	WP	HR	S	P	ERA	WHIP

Batter	1	2	3	4	5	6	7	8	9	AB	R	H	RBI	BB	SO	LOB
Johnny Lipon, R (1, 6) OBP: 0.336, SLG: 0.328	K		F8			6-3		G5-4-3		4	0	1	0	0	1	1
George Kell, R (1, 5) OBP: 0.396, SLG: 0.350	K		F8			1B		G5-4-3		4	0	1	0	0	1	3
Pat Mullin, L (1, 7) OBP: 0.373, SLG: 0.466	F5			2B		F4			2B	4	0	2	0	0	0	1
Vic Wertz, L (1, 9) OBP: 0.404, SLG: 0.504		F3		F8		F8			4-3	4	0	0	0	0	0	3
Joe Ginsberg, L (1, 2) OBP: 0.421, SLG: 0.409 Aaron Robinson, L (9, 2) OBP: 0.500, SLG: 0.429		F8		G3			F8		BB	3 0	0 0	0 0	0 0	0 1	0 0	1 0
Johnny Groth, R (1, 8) OBP: 0.353, SLG: 0.403		1B		5-3			F9		F3	4	0	1	0	0	0	3
Dick Kryhoski, L (1, 3) OBP: 0.412, SLG: 0.545		4-3			F5		F9		F8	4	0	0	0	0	0	3
Jerry Priddy, R (1, 4) OBP: 0.381, SLG: 0.403			SH1-3 BB		F4			1B		2	0	1	0	1	0	0
Ted Gray, S (1, 1) OBP: 0.235, SLG: 0.188 Marlin Stuart, L (6, 1) Steve Souchock, R (8, PH) OBP: 0.333, SLG: 0.688 Gene Bearden, L (9, 1) OBP: 0.500, SLG: 1.500			SH1-3		4-3			K		1 0 1 0	0 0 0 0	0 0 0 0	0 0 0 0	0 0 1 0	0 0 1 0	0 0 1 0
Inning Stats	R: 0 H: 0 E: 0 LOB: 0 K: 2 BB: 0 S: 7 P: 7	R: 0 H: 1 E: 0 LOB: 1 K: 0 BB: 0 S: 4 P: 4	R: 0 H: 0 E: 0 LOB: 1 K: 0 BB: 1 S: 3 P: 7	R: 0 H: 1 E: 0 LOB: 1 K: 0 BB: 0 S: 4 P: 4	R: 0 H: 0 E: 0 LOB: 0 K: 0 BB: 0 S: 3 P: 3	R: 0 H: 1 E: 0 LOB: 1 K: 0 BB: 0 S: 4 P: 4	R: 0 H: 0 E: 0 LOB: 0 K: 0 BB: 0 S: 3 P: 3	R: 0 H: 2 E: 0 LOB: 1 K: 1 BB: 0 S: 6 P: 6	R: 0 H: 1 E: 0 LOB: 2 K: 0 BB: 1 S: 4 P: 8	1B: 4 2B: 2 3B: 0 HR: 0	SF: 0 SAC: 1 DP: 1 HBP: 0						

PITCHER	IP	WLS	BF	H	R	ER	SO	BB	IBB	HBP	BLK	WP	HR	S	P	ERA	WHIP
Bob Feller, R (1, 1) ERA: 1.64	9.0	W	34	6	0	0	3	2	0	0	0	0	0	38	46	0.00	0.889

PITCHER	IP	WLS	BF	H	R	ER	SO	BB	IBB	HBP	BLK	WP	HR	S	P	ERA	WHIP

BOTTOM

Cleveland Indians @ Detroit Tigers

Briggs Stadium, Detroit, MI

Mon May 28 1951, 4:33 AM EDT

Att. 28,652 - Unknown

livebaseballscorecards.com

AB	31
R	0
H	6
RBI	0
BB	2
SO	3
LOB	16

WP: 0 PA: 34
PB: 0
SB: 0
CS: 0

Cleveland Indians @ Detroit Tigers

Briggs Stadium, Detroit, MI

Tue May 29 1951, 4:33 AM EDT

Att. 6,280 - Unknown

TOP

livebaseballscorecards.com

Batter	1	2	3	4	5	6	7	8	9	AB	R	H	RBI	BB	SO	LOB
Snuffy Stirnweiss, R (1, 4) OBP: 0.458, SLG: 0.371	F4		F5			K		2B F8 1B		4	1	1	0	0	1	0
Ray Boone, R (1, 6) OBP: 0.310, SLG: 0.262	F7			F5		5-3		F6		4	0	0	0	0	0	1
Larry Doby, L (1, 8) OBP: 0.456, SLG: 0.532	F8			1B FC5-4 BB		BB 1B		1-3 2B		3	1	2	0	1	0	0
Luke Easter, L (1, 3) OBP: 0.435, SLG: 0.463		F9		FC5-4 1-3 1B		1-2 BB		IBB		2	0	1	0	2	0	0
Harry Simpson, L (8, PR) OBP: 0.351, SLG: 0.250 (8, 3)										0	0	0	0	0	0	0
Al Rosen, R (1, 5) OBP: 0.350, SLG: 0.445		2B		FC5-4 FC5-4 1-2f 3-H		F8		F8 3-H		4	0	1	2	0	0	5
Sam Chapman, R (1, 7) OBP: 0.285, SLG: 0.238		F7		FC5-4 1-2f			F9	F4		4	0	0	0	0	0	4
Bob Kennedy, R (1, 9) OBP: 0.328, SLG: 0.364		6-3			F8		2-3		F3 SH1-4 1B	4	0	1	0	0	0	1
Jim Hegan, R (1, 2) OBP: 0.382, SLG: 0.432			BB CS		F2		BB		SH1-4 1-2	1	0	0	0	2	0	0
Bob Lemon, L (1, 1) OBP: 0.080, SLG: 0.042			F9 1-2		G3		4-1		F3 2-3	4	0	0	0	0	0	3
Inning Stats	R: 0 E: 0 K: 0 S: 3 H: 0 LOB: 0 BB: 0 P: 3	R: 0 E: 0 K: 0 S: 4 H: 1 LOB: 1 BB: 0 P: 4	R: 0 E: 0 K: 0 S: 2 H: 0 LOB: 0 BB: 1 P: 6	R: 1 E: 0 K: 0 S: 4 H: 1 LOB: 1 BB: 1 P: 8	R: 0 E: 0 K: 0 S: 3 H: 0 LOB: 0 BB: 0 P: 3	R: 0 E: 0 K: 1 S: 6 H: 1 LOB: 2 BB: 1 P: 10	R: 0 E: 0 K: 0 S: 3 H: 0 LOB: 1 BB: 1 P: 7	R: 1 E: 0 K: 0 S: 5 H: 2 LOB: 2 BB: 1 P: 9	R: 0 E: 0 K: 0 S: 3 H: 1 LOB: 0 BB: 0 P: 3	1B: 4 2B: 2 3B: 0 HR: 0	SF: 0 SAC: 1 DP: 0 HBP: 0						

	AB	30
	R	2
	H	6
	RBI	2
	BB	5
	SO	1
	LOB	14

WP: 0 PB: 0 SB: 0 CS: 1 PA: 36

PITCHER		IP	WLS	BF	H	R	ER	SO	BB	IBB	HBP	BLK	WP	HR	S	P	ERA	WHIP
Bob Cain, L ERA: 3.53	(1, 1)	7.1	L	31	5	2	2	1	4	1	0	0	0	0	28	48	2.46	1.227
Hal White, R ERA: 1.42	(8, 1)	1.2		5	1	0	0	0	0	0	0	0	0	0	5	5	0.00	0.600

PITCHER	IP	WLS	BF	H	R	ER	SO	BB	IBB	HBP	BLK	WP	HR	S	P	ERA	WHIP

Batter	1	2	3	4	5	6	7	8	9	AB	R	H	RBI	BB	SO	LOB
Johnny Lipon, R (1, 6) OBP: 0.327, SLG: 0.319	6-3			5-3			4-3		F7	4	0	0	0	0	0	0
George Kell, R (1, 5) OBP: 0.387, SLG: 0.342	F8			6-3			F8			3	0	0	0	0	0	0
Pat Mullin, L (1, 7) OBP: 0.357, SLG: 0.443	F8			6-3			4-3			3	0	0	0	0	0	0
Vic Wertz, L (1, 9) OBP: 0.403, SLG: 0.522		K			4-3			HR		3	1	1	1	0	1	0
Dick Kryhoski, L (1, 3) OBP: 0.398, SLG: 0.525		K			K			4-3		3	0	0	0	0	2	0
Johnny Groth, R (1, 8) OBP: 0.338, SLG: 0.385		2-3			1-3			L8		3	0	0	0	0	0	0
Aaron Robinson, L (1, 2) OBP: 0.385, SLG: 0.300			4-3			F8		K		3	0	0	0	0	1	0
Jerry Priddy, R (1, 4) OBP: 0.376, SLG: 0.397			K			4-3			4-3	2	0	0	0	0	1	0
Charlie Keller, L (9, PH) OBP: 0.385, SLG: 0.200										1	0	0	0	0	0	0
Bob Cain, L (1, 1) OBP: 0.214, SLG: 0.286			K			K			4-3	2	0	0	0	0	2	0
Hal White, R (8, 1)										0	0	0	0	0	0	0
Hoot Evers, R (9, PH) OBP: 0.258, SLG: 0.243										1	0	0	0	0	0	0
Inning Stats	R: 0 E: 0 K: 0 S: 3 H: 0 LOB: 0 BB: 0 P: 3	R: 0 E: 0 K: 2 S: 7 H: 0 LOB: 0 BB: 0 P: 7	R: 0 E: 0 K: 2 S: 7 H: 0 LOB: 0 BB: 0 P: 7	R: 0 E: 0 K: 0 S: 3 H: 0 LOB: 0 BB: 0 P: 3	R: 0 E: 0 K: 1 S: 5 H: 0 LOB: 0 BB: 0 P: 5	R: 0 E: 0 K: 1 S: 5 H: 0 LOB: 0 BB: 0 P: 5	R: 0 E: 0 K: 0 S: 3 H: 0 LOB: 0 BB: 0 P: 3	R: 1 E: 0 K: 1 S: 6 H: 1 LOB: 0 BB: 0 P: 6	R: 0 E: 0 K: 0 S: 3 H: 0 LOB: 0 BB: 0 P: 3	1B: 0 2B: 0 3B: 0 HR: 1	SF: 0 SAC: 0 DP: 0 HBP: 0			WP: 0 PB: 0 SB: 0 CS: 0	PA: 28	

PITCHER	IP	WLS	BF	H	R	ER	SO	BB	IBB	HBP	BLK	WP	HR	S	P	ERA	WHIP
Bob Lemon, R (1, 1) ERA: 3.82	9.0	W	28	1	1	1	7	0	0	0	0	0	1	42	42	1.00	0.111

PITCHER	IP	WLS	BF	H	R	ER	SO	BB	IBB	HBP	BLK	WP	HR	S	P	ERA	WHIP

Cleveland Indians @ Detroit Tigers

Briggs Stadium, Detroit, MI

Tue May 29 1951, 4:33 AM EDT

Att. 6,280 - Unknown

BOTTOM

livebaseballscorecards.com

AB	28
R	1
H	1
RBI	1
BB	0
SO	7
LOB	0

Batter	1	2	3	4	5	6	7	8	9	AB	R	H	RBI	BB	SO	LOB
Johnny Lipon, R (1, 6) OBP: 0.336, SLG: 0.324	4-3 BB 1B	F8		BB			6-3		1B 1B	4	0	2	0	1	0	1
George Kell, R (1, 5) OBP: 0.387, SLG: 0.339	4-3 BB 1-2		BLK BB 1B	F7			5-3		F8	4	0	1	0	1	0	2
Pat Mullin, L (1, 7) OBP: 0.347, SLG: 0.415	4-3 1-2 2-3		BLK BB 1-2		F3		4-3		F9	4	0	0	0	1	0	3
Vic Wertz, L (1, 9) OBP: 0.402, SLG: 0.518 Neil Berry, R (9, PR) OBP: 0.333, SLG: 0.286	K		F4 1-2 2-3		F8			2-1 BB 1B 1B	1-3 1B	5 0	1 0	2 0	0 0	0 0	1 0	4 0
Dick Kryhoski, L (1, 3) OBP: 0.419, SLG: 0.524	FC5-4 IBB		BB		1B			1B 2-1 BB 1-2	F6	2	0	1	0	3	0	2
Hoot Evers, R (1, 8) OBP: 0.250, SLG: 0.234	FC5-4 1-2f		K		F9			2-1 1-2 2-3		4	0	0	0	0	1	9
Aaron Robinson, L (1, 2) OBP: 0.412, SLG: 0.357		F8	F7			G4-6-3 1B		2-3 2-3 3-H 1B		4	0	2	1	0	0	3
Jerry Priddy, R (1, 4) OBP: 0.373, SLG: 0.393		1B		G3		G4-6-3 1-2f		2-3 1-2		4	0	1	0	0	0	3
Dizzy Trout, R (1, 1) OBP: 0.240, SLG: 0.174 Charlie Keller, L (8, PH) OBP: 0.357, SLG: 0.182 Hal White, R (8, 1)		F9		5-3		K		F8		3 1 0	0 0 0	0 0 0	0 0 0	0 0 0	1 0 0	1 2 0
Inning Stats	R: 0 H: 1 E: 0 LOB: 3 K: 1 BB: 2 S: 6 P: 14	R: 0 H: 1 E: 0 LOB: 1 K: 0 BB: 0 S: 4 P: 4	R: 0 H: 1 E: 0 LOB: 3 K: 1 BB: 2 S: 6 P: 14	R: 0 H: 0 E: 0 LOB: 1 K: 0 BB: 1 S: 3 P: 7	R: 0 H: 1 E: 0 LOB: 1 K: 0 BB: 0 S: 4 P: 4	R: 0 H: 1 E: 0 LOB: 0 K: 1 BB: 0 S: 5 P: 5	R: 0 H: 0 E: 0 LOB: 0 K: 0 BB: 0 S: 3 P: 3	R: 1 H: 2 E: 0 LOB: 2 K: 0 BB: 1 S: 5 P: 9	R: 0 H: 2 E: 0 LOB: 2 K: 0 BB: 0 S: 5 P: 5	1B: 9 SF: 0 2B: 0 SAC: 0 3B: 0 DP: 1 HR: 0 HBP: 0						

PITCHER	IP	WLS	BF	H	R	ER	SO	BB	IBB	HBP	BLK	WP	HR	S	P	ERA	WHIP
Bob Chakales, R (1, 1) ERA: 2.7	9.0	W	41	9	1	1	3	5	1	0	1	0	0	41	65	1.00	1.556

PITCHER	IP	WLS	BF	H	R	ER	SO	BB	IBB	HBP	BLK	WP	HR	S	P	ERA	WHIP

TOP

Detroit Tigers @ Cleveland Indians

Cleveland Municipal Stadium, Cleveland, OH

Wed May 30 1951, 3:33 AM EDT

Unknown

livebaseballscorecards.com

AB	35
R	1
H	9
RBI	1
BB	6
SO	3
LOB	30

PA: 41

WP: 0
PB: 0
SB: 0
CS: 0

BOTTOM

Detroit Tigers @ Cleveland Indians

Cleveland Municipal Stadium, Cleveland, OH

Wed May 30 1951, 3:33 AM EDT

Unknown

livebaseballscorecards.com

Batter	1	2	3	4	5	6	7	8	9	AB	R	H	RBI	BB	SO	LOB
Dale Mitchell, L (1, 7) OBP: 0.282, SLG: 0.276	E4 FC2-6 BB WP		F7 ①	E1 L4-3 1-2			1-3 ②			4	1	0	0	0	0	1
Sam Chapman, R (9, 7) OBP: 0.285, SLG: 0.238										0	0	0	0	0	0	0
Ray Boone, R (1, 6) OBP: 0.315, SLG: 0.264	BBBB 4-0 FC2-6 1-2 BB		1B 1B	L4-3 ②③ 1-2			6-3 ③			3	0	1	0	1	0	2
Larry Doby, L (1, 8) OBP: 0.445, SLG: 0.515	FC2-6 ① 1-2f 2-3		SSS K ②		6-3 ①			F8 ①		4	0	0	0	0	1	3
Luke Easter, L (1, 3) OBP: 0.424, SLG: 0.448	SSS K ② 3-H		1-3 1B		SSS K ②			F8 ②		4	0	1	0	0	2	1
Bob Kennedy, R (9, 9) OBP: 0.328, SLG: 0.364										0	0	0	0	0	0	0
Al Rosen, R (1, 5) OBP: 0.341, SLG: 0.433	F8 ③		F8 ③		SSS K ③			F7 ③		4	0	0	0	0	1	3
Harry Simpson, L (1, 9) OBP: 0.350, SLG: 0.253		5-3 ①		2B 1B 1B		6-3 ①				3	1	1	0	0	0	0
Snuffy Stirnweiss, R (1, 4) OBP: 0.431, SLG: 0.342		SSS K ②		SSS K ①		3-1 ②				3	0	0	0	0	2	1
Jim Hegan, R (1, 2) OBP: 0.389, SLG: 0.443		BBBB 4-0 BB		1-3 1B 2B		5-3 ③				2	1	1	0	1	0	0
Bob Chakales, R (1, 1) OBP: 0.400, SLG: 0.700		4-3 ③		E 2-H 3-H 1B			F6 ①			3	0	1	2	0	0	1
Inning Stats	R: 1 H: 0 E: 1 LOB: 1 K: 1 BB: 1 S: 6 P: 10	R: 0 H: 0 E: 0 LOB: 1 K: 1 BB: 1 S: 5 P: 9	R: 0 H: 2 E: 0 LOB: 2 K: 1 BB: 0 S: 7 P: 7	R: 2 H: 3 E: 1 LOB: 1 K: 1 BB: 0 S: 8 P: 8	R: 0 H: 0 E: 0 LOB: 0 K: 2 BB: 0 S: 7 P: 7	R: 0 H: 0 E: 0 LOB: 0 K: 0 BB: 0 S: 3 P: 3	R: 0 H: 0 E: 0 LOB: 0 K: 0 BB: 0 S: 3 P: 3	R: 0 H: 0 E: 0 LOB: 0 K: 0 BB: 0 S: 3 P: 3		1B: 4 SF: 0 2B: 2 SAC: 0 3B: 0 DP: 1 HR: 0 HBP: 0						

	AB	30
	R	3
	H	5
	RBI	2
	BB	2
	SO	6
	LOB	12

WP: 1 PA: 32
PB: 0
SB: 0
CS: 0

PITCHER		IP	WLS	BF	H	R	ER	SO	BB	IBB	HBP	BLK	WP	HR	S	P	ERA	WHIP
Dizzy Trout, R ERA: 3.99	(1, 1)	7.0	L	29	5	3	2	6	2	0	0	0	1	0	39	47	2.57	1.000
Hal White, R ERA: 1.32	(8, 1)	1.0		3	0	0	0	0	0	0	0	0	0	0	3	3	0.00	0.000

PITCHER	IP	WLS	BF	H	R	ER	SO	BB	IBB	HBP	BLK	WP	HR	S	P	ERA	WHIP

Batter	1	2	3	4	5	6	7	8	9	AB	R	H	RBI	BB	SO	LOB
Johnny Lipon, R (1, 6) OBP: 0.327, SLG: 0.315	6-3		F6			6-3		5-3		4	0	0	0	0	0	1
George Kell, R (1, 5) OBP: 0.384, SLG: 0.336	F4		FC5-4 1-2f			1B 1B 1B		F8		4	1	1	0	0	0	1
Pat Mullin, L (1, 7) (7, 8) OBP: 0.354, SLG: 0.435	4-3			4-3 FC5-2 2B		1B 1-3 1B			F7	4	0	2	0	0	0	0
Vic Wertz, L (1, 9) OBP: 0.399, SLG: 0.510		K		4-3 2-3		G4-6-3 1-2 3-H 1B			F7	4	0	1	1	0	1	1
Dick Kryhoski, L (1, 3) OBP: 0.402, SLG: 0.500		4-3		FC5-2 3-H		G4-6-3 1-2f			4-3	4	0	0	0	0	0	3
Hoot Evers, R (1, 8) OBP: 0.254, SLG: 0.232 Steve Souchock, R (7, PH) (7, 7) OBP: 0.327, SLG: 0.673		BB		F4			1-3			1 1	0 0	0 0	0 0	1 0	0 0	1 0
Aaron Robinson, L (1, 2) OBP: 0.350, SLG: 0.294		F5			4-3		G3			3	0	0	0	0	0	1
Jerry Priddy, R (1, 4) OBP: 0.366, SLG: 0.385			K		F8		1-3			3	0	0	0	0	1	0
Hal Newhouser, L (1, 1) OBP: 0.375, SLG: 0.250 Don Kolloway, R (8, PH) OBP: 0.296, SLG: 0.329 Hal White, R (8, 1)			FC5-4 1B		L8			4-3		2 1 0	0 0 0	1 0 0	0 0 0	0 0 0	0 0 0	0 0 0
Inning Stats	R: 0 E: 0 K: 0 S: 3 H: 0 LOB: 0 BB: 0 P: 3	R: 0 E: 0 K: 1 S: 5 H: 0 LOB: 1 BB: 1 P: 9	R: 0 E: 0 K: 1 S: 6 H: 1 LOB: 1 BB: 0 P: 6	R: 0 E: 0 K: 0 S: 4 H: 1 LOB: 1 BB: 0 P: 4	R: 0 E: 0 K: 0 S: 3 H: 0 LOB: 0 BB: 0 P: 3	R: 1 E: 0 K: 0 S: 5 H: 3 LOB: 1 BB: 0 P: 5	R: 0 E: 0 K: 0 S: 3 H: 0 LOB: 0 BB: 0 P: 3	R: 0 E: 0 K: 0 S: 3 H: 0 LOB: 0 BB: 0 P: 3	R: 0 E: 0 K: 0 S: 3 H: 0 LOB: 0 BB: 0 P: 3	1B: 4 2B: 1 3B: 0 HR: 0	SF: 0 SAC: 0 DP: 1 HBP: 0					

PITCHER	IP	WLS	BF	H	R	ER	SO	BB	IBB	HBP	BLK	WP	HR	S	P	ERA	WHIP
Mike Garcia, R (1, 1) ERA: 3.36	9.0	W	32	5	1	1	2	1	0	0	0	0	0	35	39	1.00	0.667

PITCHER	IP	WLS	BF	H	R	ER	SO	BB	IBB	HBP	BLK	WP	HR	S	P	ERA	WHIP

TOP

Detroit Tigers @ Cleveland Indians

Cleveland Municipal Stadium, Cleveland, OH

Wed May 30 1951, 3:38 AM EDT

Att. 28,752 - Unknown

livebaseballscorecards.com

AB	31
R	1
H	5
RBI	1
BB	1
SO	2
LOB	8

PA: 32

WP: 0 PB: 0 SB: 0 CS: 0

BOTTOM

Detroit Tigers @ Cleveland Indians

Cleveland Municipal Stadium, Cleveland, OH

Wed May 30 1951, 3:38 AM EDT

Att. 28,752 - Unknown

Batter	1	2	3	4	5	6	7	8	9	AB	R	H	RBI	BB	SO	LOB
Snuffy Stirnweiss, R (1, 4) OBP: 0.418, SLG: 0.333	BLK SH5-3 1B		F7			4-3		5-3		4	0	1	0	0	0	0
Ray Boone, R (1, 6) OBP: 0.315, SLG: 0.288	SH5-3 1-2			F8		F4		HR		3	1	1	1	0	0	0
Larry Doby, L (1, 8) OBP: 0.440, SLG: 0.504	K 2-3			F6		BB		F4		3	0	0	0	1	1	1
Luke Easter, L (1, 3) OBP: 0.429, SLG: 0.443	1-3			BB		F6		BB 1B	1B	3	0	1	0	1	0	2
Harry Simpson, L (8, PR) (9, 3) OBP: 0.350, SLG: 0.253										0	1	0	0	0	0	0
Al Rosen, R (1, 5) OBP: 0.345, SLG: 0.431		L4-3 1B		F4			F9	1B 1-2	BB	3	0	1	0	1	0	1
Sam Chapman, R (1, 7) OBP: 0.291, SLG: 0.246		F8			1-3		HR 1B	1-2 2-H 1B		4	1	2	1	0	0	1
Bob Kennedy, R (1, 9) OBP: 0.317, SLG: 0.351		L4-3 1-2			F9		L5	F8		4	0	0	0	0	0	4
Birdie Tebbetts, R (1, 2) OBP: 0.262, SLG: 0.350			F4		2B		1-H HR			3	1	2	2	0	0	0
Mike Garcia, R (1, 1) OBP: 0.227, SLG: 0.273			4-3		4-3		6-3			3	0	0	0	0	0	1
Inning Stats	R: 0 H: 1 E: 0 LOB: 1 K: 1 BB: 0 S: 6 P: 6	R: 0 H: 1 E: 0 LOB: 0 K: 0 BB: 0 S: 3 P: 3	R: 0 H: 0 E: 0 LOB: 0 K: 0 BB: 0 S: 3 P: 3	R: 0 H: 0 E: 0 LOB: 1 K: 0 BB: 1 S: 3 P: 7	R: 0 H: 1 E: 0 LOB: 1 K: 0 BB: 0 S: 4 P: 4	R: 0 H: 0 E: 0 LOB: 1 K: 0 BB: 1 S: 3 P: 7	R: 2 H: 2 E: 0 LOB: 0 K: 0 BB: 0 S: 5 P: 5	R: 2 H: 3 E: 0 LOB: 2 K: 0 BB: 1 S: 6 P: 10		1B: 5 SF: 0 2B: 2 SAC: 1 3B: 0 DP: 1 HR: 2 HBP: 0						

livebaseballscorecards.com

AB	30
R	4
H	8
RBI	4
BB	3
SO	1
LOB	10

WP: 0 PB: 0 SB: 0 CS: 0 PA: 34

PITCHER		IP	WLS	BF	H	R	ER	SO	BB	IBB	HBP	BLK	WP	HR	S	P	ERA	WHIP
Hal Newhouser, L ERA: 3.12	(1, 1)	7.0	L	27	5	2	2	1	2	0	0	1	0	1	27	35	2.57	1.000
Hal White, R ERA: 2.45	(8, 1)	1.0		7	3	2	2	0	1	0	0	0	0	1	6	10	18.00	4.000

PITCHER	IP	WLS	BF	H	R	ER	SO	BB	IBB	HBP	BLK	WP	HR	S	P	ERA	WHIP

Washington Senators @ Cleveland Indians

Cleveland Municipal Stadium, Cleveland, OH

Fri Jun 01 1951, 3:33 AM EDT

Att. 13,170 - Unknown

TOP

livebaseballscorecards.com

Batter	1	2	3	4	5	6	7	8	9	AB	R	H	RBI	BB	SO	LOB
Eddie Yost, R (1, 5) OBP: 0.433, SLG: 0.369	K		6-3			F8		F7		4	0	0	0	0	1	1
Gil Coan, L (1, 7) OBP: 0.379, SLG: 0.578	F5		F4			K		F5		4	0	0	0	0	1	1
Irv Noren, L (1, 8) OBP: 0.369, SLG: 0.418	G3			F8		BB			F8	3	0	0	0	1	0	0
Mickey Vernon, L (1, 3) OBP: 0.330, SLG: 0.431		4-3 3B		FC6-4 BB		F9			F3	3	1	1	0	1	0	1
Sam Mele, R (1, 9) OBP: 0.341, SLG: 0.401		4-3 3-H		F9			F7		CS 1B	4	0	1	1	0	0	1
Cass Michaels, R (1, 4) OBP: 0.342, SLG: 0.371		6-3		FC6-4 1-2f			F8		CS 1-2	3	0	0	0	0	0	1
Sam Dente, R (1, 6) OBP: 0.315, SLG: 0.279		F9			L6		BB			2	0	0	0	1	0	0
Mike Guerra, R (1, 2) OBP: 0.260, SLG: 0.167			SH1-4 1B		6-3		6-3			3	0	1	0	0	0	1
Julio Moreno, R (1, 1) OBP: 0.250, SLG: 0.182			SH1-4 1-2		6-3			F8		2	0	0	0	0	0	0

	AB	28
	R	1
	H	3
	RBI	1
	BB	3
	SO	2
	LOB	6

Inning Stats	1	2	3	4	5	6	7	8	9
	R: 0 E: 0 K: 1 S: 5	H: 0 LOB: 0 BB: 0 P: 5	R: 1 E: 0 K: 0 S: 4	H: 1 LOB: 0 BB: 0 P: 4	R: 0 E: 0 K: 0 S: 4	H: 1 LOB: 1 BB: 0 P: 4	R: 0 E: 0 K: 0 S: 3	H: 0 LOB: 1 BB: 1 P: 7	R: 0 E: 0 K: 0 S: 3	H: 0 LOB: 0 BB: 0 P: 3	R: 0 E: 0 K: 1 S: 5	H: 0 LOB: 1 BB: 1 P: 9	R: 0 E: 0 K: 0 S: 3	H: 0 LOB: 1 BB: 1 P: 7	R: 0 E: 0 K: 0 S: 3	H: 0 LOB: 0 BB: 0 P: 3	R: 0 E: 0 K: 0 S: 3	H: 1 LOB: 0 BB: 0 P: 3

	1B: 2	SF: 0	WP: 0	PA: 33
	2B: 0	SAC: 1	PB: 0	
	3B: 1	DP: 0	SB: 0	
	HR: 0	HBP: 0	CS: 1	

PITCHER	IP	WLS	BF	H	R	ER	SO	BB	IBB	HBP	BLK	WP	HR	S	P	ERA	WHIP
Early Wynn, R (1, 1) ERA: 3.2	9.0	W	32	3	1	1	2	3	0	0	0	0	0	33	45	1.00	0.667

PITCHER	IP	WLS	BF	H	R	ER	SO	BB	IBB	HBP	BLK	WP	HR	S	P	ERA	WHIP

Batter	1	2	3	4	5	6	7	8	9	AB	R	H	RBI	BB	SO	LOB
Snuffy Stirnweiss, R (1, 4) OBP: 0.407, SLG: 0.311	F7		F3			6-3		BB, 1B, F7		3	1	0	0	1	0	0
Ray Boone, R (1, 6) OBP: 0.316, SLG: 0.284	BB			F8		4-3		1-3, 2-H, 1B		2	0	0	0	1	0	0
Dale Mitchell, L (8, PH) OBP: 0.288, SLG: 0.282										1	0	1	1	0	0	0
Merl Combs, L (9, 6) OBP: 0.143, SLG: 0.154										0	0	0	0	0	0	0
Larry Doby, L (1, 8) OBP: 0.442, SLG: 0.496	BB, G4-6-3, 1-2			G3			BB, FC4-6	F7, 3-H		2	0	0	1	2	0	1
Luke Easter, L (1, 3) OBP: 0.405, SLG: 0.415	G4-6-3, 1-2f			F4			FC4-6, 1B, 1-2f	F8		4	0	0	0	0	0	4
Birdie Tebbetts, R (9, 2) OBP: 0.262, SLG: 0.350										0	0	0	0	0	0	0
Al Rosen, R (1, 5) OBP: 0.351, SLG: 0.442		F8			FC1-4-6, 2B		1-2, 1B			3	0	2	0	0	0	0
Sam Chapman, R (1, 7) OBP: 0.285, SLG: 0.241		F7			F2		L8			3	0	0	0	0	0	3
Bob Kennedy, R (1, 9) OBP: 0.310, SLG: 0.342		F9			FC1-4-5, 2-3		F3			3	0	0	0	0	0	3
Jim Hegan, R (1, 2) OBP: 0.383, SLG: 0.434			5-3		K			SH5-4, 1B		2	0	0	0	0	1	1
Harry Simpson, L (8, PH) OBP: 0.356, SLG: 0.262										1	1	1	0	0	0	0
(9, 3)																
Early Wynn, S (1, 1) OBP: 0.214, SLG: 0.231			F2			K		SH5-4, 1-2		2	0	0	0	0	1	0
Inning Stats	R: 0, E: 0, K: 0, S: 2, H: 0, LOB: 1, BB: 2, P: 10	R: 0, E: 0, K: 0, S: 3, H: 0, LOB: 0, BB: 0, P: 3	R: 0, E: 0, K: 0, S: 3, H: 0, LOB: 0, BB: 0, P: 3	R: 0, E: 0, K: 0, S: 3, H: 0, LOB: 0, BB: 0, P: 3	R: 0, E: 0, K: 1, S: 6, H: 1, LOB: 1, BB: 0, P: 6	R: 0, E: 0, K: 1, S: 5, H: 0, LOB: 0, BB: 0, P: 5	R: 0, E: 0, K: 0, S: 4, H: 1, LOB: 2, BB: 1, P: 8	R: 2, E: 0, K: 0, S: 5, H: 2, LOB: 1, BB: 1, P: 9		1B: 3, 2B: 1, 3B: 0, HR: 0	SF: 0, SAC: 1, DP: 1, HBP: 0					

PITCHER	IP	WLS	BF	H	R	ER	SO	BB	IBB	HBP	BLK	WP	HR	S	P	ERA	WHIP
Julio Moreno, R (1, 1) ERA: 3.89	8.0	L	31	4	2	2	2	4	0	0	0	0	0	31	47	2.25	1.000

PITCHER	IP	WLS	BF	H	R	ER	SO	BB	IBB	HBP	BLK	WP	HR	S	P	ERA	WHIP

BOTTOM

Washington Senators @ Cleveland Indians

Cleveland Municipal Stadium, Cleveland, OH

Fri Jun 01 1951, 3:33 AM EDT

Att. 13,170 - Unknown

livebaseballscorecards.com

AB	26
R	2
H	4
RBI	2
BB	4
SO	2
LOB	12

WP: 0 PA: 31
PB: 0
SB: 0
CS: 0

TOP

Washington Senators @ Cleveland Indians

Cleveland Municipal Stadium, Cleveland, OH

Sat Jun 02 1951, 3:33 AM EDT

Att. 7,114 - Unknown

livebaseballscorecards.com

Batter	1	2	3	4	5	6	7	8	9	AB	R	H	RBI	BB	SO	LOB
Eddie Yost, R (1, 5) OBP: 0.432, SLG: 0.393	FC4-6 1B		HR	F7			F7		1-3 1-2	5	1	2	1	0	0	1
Mike McCormick, R (1, 7) Gil Coan, L (4, PH) (4, 7) OBP: 0.386, SLG: 0.305 OBP: 0.370, SLG: 0.563	FC4-6 1-2f		BB 1B 1B	L4			F3		F4	1 3	0 0	0 0	0 0	1 0	0 0	1 1
Irv Noren, L (1, 8) OBP: 0.370, SLG: 0.417	F4		1B 1B 1-2	F9			1B		F2	5	1	2	0	0	0	2
Mickey Vernon, L (1, 3) OBP: 0.336, SLG: 0.434	F9		BB 1B 2B 1-2 2-H		F3		1-2			4	1	2	0	0	0	1
Sam Mele, R (1, 9) OBP: 0.339, SLG: 0.397		6-3	BB 2B 1-2 2-H		F3		F4			4	1	1	1	0	0	2
Cass Michaels, R (1, 4) OBP: 0.347, SLG: 0.380		2B	2B 1-2 2-3		5-3			F3		3	0	1	0	1	0	0
Sam Dente, R (1, 6) OBP: 0.313, SLG: 0.287		F3	2B 1-3 2-H 3-H			L8		F3		4	0	1	2	0	0	1
Mike Guerra, R (1, 2) OBP: 0.260, SLG: 0.161		F9	BB			F9		5-3		3	0	0	0	1	0	1
Sandy Consuegra, R (1, 1) OBP: 0.105, SLG: 0.105 Gene Verble, R (3, PH) OBP: 0.225, SLG: 0.194 Bob Ross, R (3, 1) Sherry Robertson, L (6, PH) OBP: 0.300, SLG: 0.125 Don Johnson, R (6, 1) OBP: 0.333, SLG: 0.333 Willy Miranda, S (9, PH) OBP: 0.444, SLG: 0.444			6-3 K			F9			1-3 1B	0 2 0 1 0 1	0 0 0 0 0 0	0 0 0 0 0 1	0 0 0 0 0 0	0 1 0 0 0 0	0 3 0 0 0 0	0 0 0 0 0 0
Inning Stats	R: 0 E: 0 K: 0 S: 4 H: 1 LOB: 1 BB: 0 P: 4	R: 0 E: 0 K: 0 S: 4 H: 1 LOB: 1 BB: 0 P: 4	R: 4 E: 0 K: 1 S: 9 H: 5 LOB: 3 BB: 3 P: 21	R: 0 E: 0 K: 0 S: 3 H: 0 LOB: 0 BB: 0 P: 3	R: 0 E: 0 K: 0 S: 3 H: 0 LOB: 0 BB: 0 P: 3	R: 0 E: 0 K: 0 S: 3 H: 0 LOB: 0 BB: 0 P: 3	R: 0 E: 0 K: 0 S: 5 H: 2 LOB: 2 BB: 0 P: 5	R: 0 E: 0 K: 0 S: 3 H: 0 LOB: 0 BB: 0 P: 3	R: 0 E: 0 K: 0 S: 4 H: 1 LOB: 1 BB: 0 P: 4	1B: 7 2B: 2 3B: 0 HR: 1 SF: 0 SAC: 0 DP: 0 HBP: 0						

	AB	36
	R	4
	H	10
	RBI	4
	BB	3
	SO	1
	LOB	13

WP: 0 PB: 0 SB: 0 CS: 0 PA: 39

PITCHER		IP	WLS	BF	H	R	ER	SO	BB	IBB	HBP	BLK	WP	HR	S	P	ERA	WHIP
Lou Brissie, L ERA: 6.5	(1, 1)	2.2		16	7	4	4	0	2	0	0	0	0	1	14	22	13.50	3.375
Steve Gromek, R ERA: 6.11	(3, 1)	6.1	W	23	3	0	0	1	1	0	0	0	0	0	24	28	0.00	0.632

PITCHER		IP	WLS	BF	H	R	ER	SO	BB	IBB	HBP	BLK	WP	HR	S	P	ERA	WHIP

BOTTOM

Washington Senators @ Cleveland Indians

Cleveland Municipal Stadium, Cleveland, OH

Sat Jun 02 1951, 3:33 AM EDT

Att. 7,114 - Unknown

livebaseballscorecards.com

Batter	1	2	3	4	5	6	7	8	9	AB	R	H	RBI	BB	SO	LOB
Snuffy Stirnweiss, R (1, 4) OBP: 0.397, SLG: 0.306	K	F3	K		HR 1B		F4			4	1	1	0	0	2	1
Bobby Avila, R (6, 4) OBP: 0.409, SLG: 0.385										1	0	0	0	0	0	0
Ray Boone, R (1, 6) OBP: 0.333, SLG: 0.316	2B BB	BB HR 1B		FC3-6 BB	1-H HR			G1-6-3 1B		2	3	2	2	2	0	0
Merl Combs, L (6, 6) OBP: 0.200, SLG: 0.214										1	0	1	0	0	0	0
Larry Doby, L (1, 8) OBP: 0.446, SLG: 0.504	4-3 1-H E 2B	1-2 HR BB		K				G1-6-3 1-2f		4	2	2	1	1	1	2
Luke Easter, L (1, 3) OBP: 0.397, SLG: 0.449	4-3 2-3	1-H 2-H HR		FC3-6 BB 1-2f HR	F9					4	2	1	3	0	0	3
Harry Simpson, L (6, 3) OBP: 0.363, SLG: 0.271										1	0	1	0	0	0	0
Al Rosen, R (1, 5) OBP: 0.363, SLG: 0.443	E7 3-H 1B	BB		1-2 HR BB		G6-4-3 BB		F8		2	1	1	1	3	0	1
Sam Chapman, R (1, 7) OBP: 0.284, SLG: 0.263	F4	5-3		1-H 2-H HR		F8				4	1	1	3	0	0	3
Bob Kennedy, R (1, 9) OBP: 0.315, SLG: 0.347		HR 1B	1B	F9		G6-4-3 1-2f				4	1	2	0	0	0	1
Jim Hegan, R (1, 2) OBP: 0.378, SLG: 0.456		1-H HR	F3		L9		F8			4	1	1	2	0	0	1
Lou Brissie, L (1, 1) OBP: 0.167, SLG: 0.167		4-3	K		K		K			1	0	0	0	0	0	0
Steve Gromek, S (3, 1) OBP: 0.250, SLG: 0.250										3	0	0	0	0	3	1
Inning Stats	R: 2 E: 1 K: 1 S: 7 — H: 2 LOB: 1 BB: 1 P: 11	R: 5 E: 0 K: 0 S: 7 — H: 4 LOB: 1 BB: 2 P: 15	R: 0 E: 0 K: 2 S: 8 — H: 1 LOB: 1 BB: 0 P: 8	R: 3 E: 0 K: 1 S: 6 — H: 1 LOB: 0 BB: 2 P: 14	R: 2 E: 0 K: 1 S: 8 — H: 3 LOB: 1 BB: 0 P: 8	R: 0 E: 0 K: 0 S: 2 — H: 0 LOB: 0 BB: 1 P: 6	R: 0 E: 0 K: 1 S: 5 — H: 0 LOB: 0 BB: 0 P: 5	R: 0 E: 0 K: 0 S: 4 — H: 2 LOB: 1 BB: 0 P: 4		1B: 8 2B: 1 3B: 0 HR: 4	SF: 0 SAC: 0 DP: 2 HBP: 0						

	AB	35
	R	12
	H	13
	RBI	12
	BB	6
	SO	6
	LOB	13

PITCHER		IP	WLS	BF	H	R	ER	SO	BB	IBB	HBP	BLK	WP	HR	S	P	ERA	WHIP
Sandy Consuegra, R ERA: 6.39	(1, 1)	2.0	L	15	6	7	7	1	3	0	0	0	0	2	14	26	31.50	4.500
Bob Ross, L ERA: 6.0	(3, 1)	3.0		16	5	5	5	4	2	0	0	0	0	2	22	30	15.00	2.333
Don Johnson, R ERA: 10.5	(6, 1)	3.0		10	2	0	0	1	1	0	0	0	0	0	11	15	0.00	1.000

PITCHER	IP	WLS	BF	H	R	ER	SO	BB	IBB	HBP	BLK	WP	HR	S	P	ERA	WHIP

WP: 0 PB: 0 SB: 0 CS: 0 — PA: 41

New York Yankees @ Cleveland Indians

Cleveland Municipal Stadium, Cleveland, OH

Sun Jun 03 1951, 3:33 AM EDT

Unknown

livebaseballscorecards.com

Batter	1	2	3	4	5	6	7	8	9	AB	R	H	RBI	BB	SO	LOB
Mickey Mantle, S (1, 9) OBP: 0.328, SLG: 0.402	0-0 4-3	0-0 F6			0-3 K		0-0 4-3		0-0 F7 3-H	5	0	0	1	0	1	1
Phil Rizzuto, R (1, 6) OBP: 0.395, SLG: 0.438	0-0 6-3		0-0 F7		0-0 S 1B		0-0 E6		0-0 F7	5	0	1	0	0	0	1
Gene Woodling, L (1, 7) OBP: 0.382, SLG: 0.333	4-0 1B 1B BB		0-0 4-3		0-0 F9 1-2		0-0 F7			3	1	0	0	1	0	2
Joe DiMaggio, R (1, 8) OBP: 0.386, SLG: 0.458	0-0 1B E 1-2 1B		0-0 F6			4-0 4-3 1B BB		0-0 G4-6-3 1B		3	1	2	0	1	0	0
Yogi Berra, L (1, 2) OBP: 0.388, SLG: 0.510	0-0 E 1B 1-3 2-H 1B			0-0 G3		0-0 F6		0-0 F9		4	0	1	1	0	0	2
Johnny Mize, L (1, 3) OBP: 0.442, SLG: 0.361	0-0 E7 1-3 3-H 1B			0-0 FC3-6 1B		0-0 4-3 1-2 1B		0-0 G4-6-3 1-2f		4	0	3	1	0	0	1
Bobby Brown, L (1, 5) OBP: 0.390, SLG: 0.531	0-0 L6			0-0 FC3-6 1-2f		0-0 4-3 1-2 2-3			0-0 3-1	4	0	0	0	0	0	5
Jerry Coleman, R (1, 4) OBP: 0.377, SLG: 0.387		0-3 K		0-0 F8		0-0 4-3			4-0 2B F7 BB	3	1	0	0	1	1	3
Vic Raschi, R (1, 1) OBP: 0.194, SLG: 0.172		0-3 K			0-0 F3		0-0 6-3		0-0 2B 1-3	3	0	0	0	0	1	0
Fred Sanford, S (8, 1)										0	0	0	0	0	0	0
Cliff Mapes, L (9, PH) OBP: 0.231, SLG: 0.538										1	0	1	0	0	0	0

Inning Stats	1	2	3	4	5	6	7	8	9		
	R: 2 H: 3	R: 0 H: 0	R: 0 H: 0	R: 0 H: 1	R: 0 H: 1	R: 0 H: 1	R: 0 H: 0	R: 0 H: 1	R: 1 H: 1	1B: 7 SF: 0	WP: 0 PA: 38
	E: 1 LOB: 2	E: 0 LOB: 0	E: 0 LOB: 0	E: 0 LOB: 1	E: 0 LOB: 1	E: 0 LOB: 2	E: 1 LOB: 1	E: 0 LOB: 0	E: 0 LOB: 1	2B: 1 SAC: 0	PB: 0
	K: 0 BB: 1	K: 2 BB: 0	K: 0 BB: 0	K: 0 BB: 0	K: 1 BB: 0	K: 0 BB: 1	K: 0 BB: 0	K: 0 BB: 0	K: 0 BB: 1	3B: 0 DP: 1	SB: 1
	S: 6 P: 10	S: 7 P: 7	S: 3 P: 3	S: 4 P: 4	S: 6 P: 6	S: 4 P: 8	S: 4 P: 4	S: 3 P: 3	S: 4 P: 8	HR: 0 HBP: 0	CS: 0

PITCHER	IP	WLS	BF	H	R	ER	SO	BB	IBB	HBP	BLK	WP	HR	S	P	ERA	WHIP
Bob Feller, R (1, 1) ERA: 1.82	9.0	W	38	8	3	3	3	3	0	0	0	0	0	41	53	3.00	1.222

PITCHER	IP	WLS	BF	H	R	ER	SO	BB	IBB	HBP	BLK	WP	HR	S	P	ERA	WHIP

New York Yankees @ Cleveland Indians

Cleveland Municipal Stadium, Cleveland, OH

Sun Jun 03 1951, 3:33 AM EDT

Unknown

livebaseballscorecards.com

BOTTOM

Batter	1	2	3	4	5	6	7	8	9	AB	R	H	RBI	BB	SO	LOB
Snuffy Stirnweiss, R (1, 4) OBP: 0.379, SLG: 0.288	F6		F4 1-2 2-3		SH3-4 1-2 3-H		F8			3	0	0	0	0	0	2
Ray Boone, R (1, 6) OBP: 0.325, SLG: 0.307	L7		K		F2		F8			4	0	0	0	0	1	2
Larry Doby, L (1, 8) OBP: 0.459, SLG: 0.511	1B			BB 1B	HR 2-H			HR BB		2	3	2	1	2	0	0
Luke Easter, L (1, 3) OBP: 0.415, SLG: 0.548 Harry Simpson, L (9, 3) OBP: 0.363, SLG: 0.271	4-3			1B 1-3	HR 1-H			HR 1-H		4 0	2 0	3 0	4 0	0 0	0 0	1 0
Al Rosen, R (1, 5) OBP: 0.366, SLG: 0.463		6-3		G5-4-3 1-2 3-H	6-3			HR		4	1	2	2	0	0	0
Sam Chapman, R (1, 7) OBP: 0.283, SLG: 0.262		F6	K		K	K		G6-4-3		4	0	1	0	0	2	2
Bob Kennedy, R (1, 9) OBP: 0.306, SLG: 0.336		5-3		G5-4-3 1-2f	4-3			G6-4-3 1-2f		4	0	0	0	0	0	3
Jim Hegan, R (1, 2) OBP: 0.382, SLG: 0.467			F4 1B		SH E	K		5-3		4	1	2	0	0	1	0
Bob Feller, R (1, 1) OBP: 0.286, SLG: 0.269			F4 1-2		SH E 2-3		K			2	1	1	0	0	1	0
Inning Stats	R: 0 E: 0 K: 0 S: 4 H: 1 LOB: 1 BB: 0 P: 4	R: 0 E: 0 K: 0 S: 3 H: 0 LOB: 0 BB: 0 P: 3	R: 0 E: 0 K: 1 S: 6 H: 2 LOB: 1 BB: 0 P: 6	R: 1 E: 0 K: 1 S: 6 H: 2 LOB: 1 BB: 1 P: 10	R: 4 E: 1 K: 0 S: 7 H: 3 LOB: 0 BB: 0 P: 7	R: 0 E: 0 K: 2 S: 7 H: 0 LOB: 0 BB: 0 P: 7	R: 0 E: 0 K: 1 S: 5 H: 0 LOB: 0 BB: 0 P: 5	R: 3 E: 0 K: 0 S: 5 H: 3 LOB: 0 BB: 1 P: 9		1B: 7 2B: 1 3B: 0 HR: 3 SF: 0 SAC: 2 DP: 2 HBP: 0						

	AB	31
	R	8
	H	11
	RBI	7
	BB	2
	SO	5
	LOB	10

WP: 0 PB: 0 SB: 0 CS: 0 PA: 35

PITCHER		IP	WLS	BF	H	R	ER	SO	BB	IBB	HBP	BLK	WP	HR	S	P	ERA	WHIP
Vic Raschi, R ERA: 3.59	(1, 1)	7.0	L	33	11	8	8	5	2	0	0	0	0	3	41	49	10.29	1.857
Fred Sanford, R ERA: 3.6	(8, 1)	1.0		2	0	0	0	0	0	0	0	0	0	0	2	2	0.00	0.000

PITCHER	IP	WLS	BF	H	R	ER	SO	BB	IBB	HBP	BLK	WP	HR	S	P	ERA	WHIP

Batter	1	2	3	4	5	6	7	8	9	AB	R	H	RBI	BB	SO	LOB
Gene Woodling, L (1, 7) OBP: 0.363, SLG: 0.313	6-3		4-3 1-3		F5			1-3		4	0	0	0	0	0	2
Phil Rizzuto, R (1, 6) OBP: 0.392, SLG: 0.433	F2			F4		FC6-5-4 G3 1B		5-3		4	0	1	0	0	0	0
Bobby Brown, L (1, 5) OBP: 0.397, SLG: 0.510	F7			BBBB 4-0 FC4-6 BB BB		G3 1-2		BBBB 4-0 BB		2	0	0	0	2	0	1
Joe DiMaggio, R (1, 8) OBP: 0.389, SLG: 0.455		1B		BBBB 4-0 FC4-6 1-2 BB		FC6-5-4 2-3		F8		3	0	1	0	1	0	2
Yogi Berra, L (1, 2) OBP: 0.385, SLG: 0.522		F7		FC4-6 1-2f 2-3		F8			HR	4	1	1	1	0	0	4
Johnny Mize, L (1, 3) OBP: 0.422, SLG: 0.342		F8		G3			SSS 0-3 K		F8	4	0	0	0	0	1	3
Cliff Mapes, L (1, 9) OBP: 0.235, SLG: 0.438		F5	4-3				BBBB 4-0 G1 BB		SSS 0-3 K	3	0	0	0	1	1	1
Jerry Coleman, R (1, 4) OBP: 0.378, SLG: 0.384 Mickey Mantle, S (7, PH) OBP: 0.326, SLG: 0.400 Billy Martin, R (7, 4) OBP: 0.286, SLG: 0.167			F8	BBBB 4-0 BB			G1 1-2		SSS 0-3 K	1 1 1	0 0 0	0 0 0	0 0 0	1 0 1	0 1 0	0 1 0
Spec Shea, R (1, 1) OBP: 0.300, SLG: 0.421 Johnny Hopp, L (7, PH) OBP: 0.310, SLG: 0.462 Joe Ostrowski, L (7, 1)			4-3 1B		F2		G3			2 1 0	0 0 0	1 0 0	0 0 0	0 0 0	0 0 0	1 1 0
Inning Stats	R: 0 H: 0 E: 0 LOB: 0 K: 0 BB: 0 S: 3 P: 3	R: 0 H: 1 E: 0 LOB: 1 K: 0 BB: 0 S: 4 P: 4	R: 0 H: 1 E: 0 LOB: 1 K: 0 BB: 0 S: 3 P: 3	R: 0 H: 0 E: 0 LOB: 2 K: 0 BB: 2 S: 3 P: 11	R: 0 H: 0 E: 0 LOB: 1 K: 0 BB: 1 S: 3 P: 7	R: 0 H: 1 E: 0 LOB: 1 K: 0 BB: 0 S: 4 P: 4	R: 0 H: 0 E: 0 LOB: 1 K: 1 BB: 1 S: 5 P: 9	R: 0 H: 0 E: 0 LOB: 1 K: 0 BB: 1 S: 3 P: 7	R: 1 H: 1 E: 0 LOB: 0 K: 2 BB: 0 S: 8 P: 8	1B: 3 SF: 0 2B: 0 SAC: 0 3B: 0 DP: 0 HR: 1 HBP: 0						WP: 0 PA: 35 PB: 0 SB: 0 CS: 0

PITCHER	IP	WLS	BF	H	R	ER	SO	BB	IBB	HBP	BLK	WP	HR	S	P	ERA	WHIP
Bob Lemon, R (1, 1) ERA: 3.48	9.0	W	35	4	1	1	3	5	0	0	0	0	1	36	56	1.00	1.000

PITCHER	IP	WLS	BF	H	R	ER	SO	BB	IBB	HBP	BLK	WP	HR	S	P	ERA	WHIP

TOP

New York Yankees @ Cleveland Indians

Cleveland Municipal Stadium, Cleveland, OH

Sun Jun 03 1951, 3:38 AM EDT

Att. 75,163 - Unknown

livebaseballscorecards.com

AB	30
R	1
H	4
RBI	1
BB	5
SO	3
LOB	16

Batter	1	2	3	4	5	6	7	8	9	AB	R	H	RBI	BB	SO	LOB
Dale Mitchell, L (1, 7) OBP: 0.287, SLG: 0.281	F9		1B		F8		1-3			4	0	1	0	0	0	0
Ray Boone, R (1, 6) OBP: 0.317, SLG: 0.299	F7		F7		L4		F8			4	0	0	0	0	0	1
Larry Doby, L (1, 8) OBP: 0.465, SLG: 0.538	1B			1B		HR	K			4	1	3	1	0	1	0
Luke Easter, L (1, 3) OBP: 0.412, SLG: 0.579	F8			F9		HR		4-3 S		3	1	1	1	0	0	2
Bob Kennedy, R (7, 9) OBP: 0.311, SLG: 0.341								1B		1	0	1	0	0	0	0
Al Rosen, R (1, 5) OBP: 0.364, SLG: 0.458		F7		F7		SH1-4 E F6 1B		K 1-2		4	1	1	0	0	1	2
Harry Simpson, L (1, 9) OBP: 0.368, SLG: 0.281 (7, 3)		PO 1B		1-2 1B		E4 F6 SH1-4 1-2		4-3 2-3		4	0	2	0	0	0	2
Bobby Avila, R (1, 4) OBP: 0.400, SLG: 0.375		F8		F3		SH1-4 1-2 2-3		6-3		3	0	0	0	0	0	4
Birdie Tebbetts, R (1, 2) OBP: 0.244, SLG: 0.326		PO 1-2		F8		F5		F6 2-3 3-H		3	0	0	1	0	0	1
Bob Lemon, L (1, 1) OBP: 0.107, SLG: 0.185				4-3		HR				3	1	1	1	0	0	1
Inning Stats	R: 0 H: 1 E: 0 LOB: 1 K: 0 BB: 0 S: 4 P: 4	R: 0 H: 1 E: 0 LOB: 0 K: 0 BB: 0 S: 3 P: 3	R: 0 H: 1 E: 0 LOB: 1 K: 0 BB: 0 S: 4 P: 4	R: 0 H: 2 E: 0 LOB: 2 K: 0 BB: 0 S: 5 P: 5	R: 1 H: 1 E: 0 LOB: 0 K: 0 BB: 0 S: 4 P: 4	R: 3 H: 3 E: 1 LOB: 1 K: 0 BB: 0 S: 7 P: 7	R: 0 H: 0 E: 0 LOB: 0 K: 1 BB: 0 S: 5 P: 5	R: 0 H: 1 E: 0 LOB: 1 K: 1 BB: 0 S: 6 P: 6		1B: 7 SF: 0 2B: 0 SAC: 1 3B: 0 DP: 0 HR: 3 HBP: 0						WP: 0 PA: 35 PB: 0 SB: 1 CS: 0

PITCHER		IP	WLS	BF	H	R	ER	SO	BB	IBB	HBP	BLK	WP	HR	S	P	ERA	WHIP
Spec Shea, R ERA: 3.68	(1, 1)	6.0	L	27	9	4	3	0	0	0	0	0	0	3	27	27	4.50	1.500
Joe Ostrowski, L ERA: 3.42	(7, 1)	2.0		7	1	0	0	2	0	0	0	0	0	0	11	11	0.00	0.500

PITCHER	IP	WLS	BF	H	R	ER	SO	BB	IBB	HBP	BLK	WP	HR	S	P	ERA	WHIP

BOTTOM

New York Yankees @ Cleveland Indians

Cleveland Municipal Stadium, Cleveland, OH

Sun Jun 03 1951, 3:38 AM EDT

Att. 75,163 - Unknown

livebaseballscorecards.com

AB	33
R	4
H	10
RBI	4
BB	0
SO	2
LOB	13

Batter	1	2	3	4	5	6	7	8	9	AB	R	H	RBI	BB	SO	LOB
Gene Woodling, L (1, 7) OBP: 0.376, SLG: 0.333	0-0 1B 2B 1B	0-0 FC6 1-2f			0-0 BB 1B	0-0 G1			0-0 BB 1B	5	1	3	0	0	0	3
Phil Rizzuto, R (1, 6) OBP: 0.395, SLG: 0.431 Gil McDougald, R (8, 4) OBP: 0.436, SLG: 0.565	0-0 1-2 2B 1B		0-0 F7		0-0 F8		BBBB 4-0 L5-3 BB		BBBB 4-0 1-2 BB	3 0	1 0	1 0	0 0	1 1	0 0	1 0
Bobby Brown, L (1, 5) OBP: 0.382, SLG: 0.500	0-0 1-H 2-H 2B		0-0 F6		0-0 F8		0-0 F2		0-0 G1	5	0	1	2	0	0	4
Joe DiMaggio, R (1, 8) OBP: 0.385, SLG: 0.442	0-0 F8		SSS 0-3 K		BBBB 4-0 1-2 BB		0-0 L5-3 1-2			3	0	0	0	1	1	1
Yogi Berra, L (1, 2) OBP: 0.384, SLG: 0.518 Charles Silvera, R (7, 2)	0-0 1B			0-0 F7	0-0 F9			SSS 0-3 K		3 1	0 0	1 0	0 0	0 0	0 1	2 0
Johnny Mize, L (1, 3) OBP: 0.404, SLG: 0.325	0-0 F7			0-0 6-3		0-0 F2		0-0 1-3		4	0	0	0	0	0	1
Cliff Mapes, L (1, 9) OBP: 0.286, SLG: 0.450		SSS 0-3 K		0-0 BB 1B		0-0 1B 1B		SSS 0-3 K		4	0	2	0	0	2	0
Jerry Coleman, R (1, 4) OBP: 0.380, SLG: 0.381 Billy Martin, R (5, 4) OBP: 0.333, SLG: 0.250 (8, 6)		0-0 6-3		BBBB 4-0 1-2 BB		0-0 1-2 1B			0-0 4-3	1 2	0 0	0 1	0 0	1 0	0 0	0 0
Ed Lopat, L (1, 1) OBP: 0.344, SLG: 0.600 Tommy Byrne, L (3, 1) OBP: 0.143, SLG: 0.571 Mickey Mantle, S (9, PH) OBP: 0.324, SLG: 0.398		0-0 FC6 1B		0-0 F7		SSS 0-3 K			SSS 0-3 K	1 2 1	0 0 0	1 0 0	0 0 0	0 0 0	0 1 1	0 4 0
Inning Stats	R: 2 E: 0 K: 0 S: 6 H: 4 LOB: 1 BB: 0 P: 6	R: 0 E: 0 K: 1 S: 6 H: 1 LOB: 1 BB: 0 P: 6	R: 0 E: 0 K: 1 S: 5 H: 0 LOB: 0 BB: 0 P: 5	R: 0 E: 0 K: 0 S: 4 H: 1 LOB: 2 BB: 1 P: 8	R: 0 E: 0 K: 0 S: 4 H: 1 LOB: 2 BB: 1 P: 8	R: 0 E: 0 K: 1 S: 7 H: 2 LOB: 2 BB: 0 P: 7	R: 0 E: 0 K: 0 S: 2 H: 0 LOB: 0 BB: 1 P: 6	R: 0 E: 0 K: 2 S: 7 H: 0 LOB: 0 BB: 0 P: 7	R: 0 E: 0 K: 1 S: 6 H: 1 LOB: 2 BB: 1 P: 10	1B: 9 2B: 2 3B: 0 HR: 0	SF: 0 SAC: 0 DP: 1 HBP: 0					

PITCHER	IP	WLS	BF	H	R	ER	SO	BB	IBB	HBP	BLK	WP	HR	S	P	ERA	WHIP
Mike Garcia, R (1, 1) ERA: 3.17	9.0	W	39	10	2	2	6	4	0	0	0	0	0	47	63	2.00	1.556

PITCHER	IP	WLS	BF	H	R	ER	SO	BB	IBB	HBP	BLK	WP	HR	S	P	ERA	WHIP

New York Yankees @ Cleveland Indians

Cleveland Municipal Stadium, Cleveland, OH

Mon Jun 04 1951, 3:33 AM EDT

Att. 20,217 - Unknown

TOP

livebaseballscorecards.com

AB	35
R	2
H	10
RBI	2
BB	4
SO	6
LOB	16

WP: 0 PB: 0 SB: 0 CS: 0 PA: 39

BOTTOM

New York Yankees @ Cleveland Indians

Cleveland Municipal Stadium, Cleveland, OH

Mon Jun 04 1951, 3:33 AM EDT

Att. 20,217 - Unknown

livebaseballscorecards.com

Batter	1	2	3	4	5	6	7	8	9	AB	R	H	RBI	BB	SO	LOB
Snuffy Stirnweiss, R (1, 4) OBP: 0.366, SLG: 0.281	F4	F2		K		K		BB, WP 1B		5	0	1	0	0	2	2
Ray Boone, R (1, 6) OBP: 0.325, SLG: 0.304	2B 1B 1B	BB 1B 1B		K 1-2		F6		BB 1-2 HBP		4	2	2	0	0	1	2
Larry Doby, L (1, 8) OBP: 0.479, SLG: 0.551	1B 1-3 1B 2B	B B B B 1B 1-2 BB			1B G5-4-3 1B		B B B B G4-6-3 BB	B B B B 1-2 2-3 BB		2	2	2	0	3	0	0
Luke Easter, L (1, 3) OBP: 0.427, SLG: 0.588 Harry Simpson, L (8, 3) OBP: 0.364, SLG: 0.278	1B HR 2-3 3-H 1B	1-2 2-H 1B			G5-4-3 1-3 1B		G4-6-3 1-2f	K		4 1	1 0	3 0	2 0	0 0	0 1	1 3
Al Rosen, R (1, 5) OBP: 0.366, SLG: 0.456	HR 1-2 3-H 1B	L8			G5-4-3 1-2f 3-H		B B B B BB BB			3	1	1	1	1	0	3
Sam Chapman, R (1, 7) OBP: 0.288, SLG: 0.259	F7	B B B CS BB			3-1		B B B 1-2 BB			2	0	0	0	2	0	2
Bob Kennedy, R (1, 9) OBP: 0.317, SLG: 0.378	1-H 2-H HR	S S S K 1-2				2B 2B	F3			4	2	2	3	0	1	3
Jim Hegan, R (1, 2) OBP: 0.378, SLG: 0.468	S S S K	F2				PB 2-H 2B		6-3		4	0	1	1	0	1	0
Mike Garcia, R (1, 1) OBP: 0.231, SLG: 0.240		F7		B B B CS BB		F4 2-3		F3		3	0	0	0	1	0	1
Inning Stats	R: 5 E: 0 K: 1 S: 10 H: 5 LOB: 0 BB: 0 P: 10	R: 1 E: 0 K: 0 S: 5 H: 2 LOB: 2 BB: 1 P: 9	R: 0 E: 0 K: 1 S: 4 H: 0 LOB: 0 BB: 1 P: 8	R: 0 E: 0 K: 2 S: 6 H: 0 LOB: 1 BB: 1 P: 10	R: 1 E: 0 K: 0 S: 4 H: 2 LOB: 0 BB: 0 P: 4	R: 1 E: 0 K: 1 S: 7 H: 2 LOB: 1 BB: 0 P: 7	R: 0 E: 0 K: 0 S: 2 H: 0 LOB: 2 BB: 3 P: 14	R: 0 E: 0 K: 1 S: 6 H: 1 LOB: 3 BB: 1 P: 11		1B: 8 2B: 5 3B: 0 HR: 1 SF: 0 SAC: 0 DP: 4 HBP: 1						

	AB	32
	R	8
	H	12
	RBI	7
	BB	7
	SO	6
	LOB	17

WP: 1 PB: 1 SB: 0 CS: 2 PA: 40

PITCHER		IP	WLS	BF	H	R	ER	SO	BB	IBB	HBP	BLK	WP	HR	S	P	ERA	WHIP
Ed Lopat, L ERA: 3.01	(1, 1)	2.0	L	14	7	6	6	1	1	0	0	0	0	1	15	19	27.00	4.000
Tommy Byrne, L ERA: 7.56	(3, 1)	6.0		26	5	2	2	5	6	0	1	0	1	0	29	54	3.00	1.833

PITCHER	IP	WLS	BF	H	R	ER	SO	BB	IBB	HBP	BLK	WP	HR	S	P	ERA	WHIP

Batter	1	2	3	4	5	6	7	8	9	AB	R	H	RBI	BB	SO	LOB
Gene Woodling, L (1, 7) OBP: 0.378, SLG: 0.329	K		F8		F6		G3-6-3 1-3 2-H 3-H 1B	BB		4	0	1	2	1	1	1
Phil Rizzuto, R (1, 6) OBP: 0.389, SLG: 0.424	K2-3		1-3 1-2 1B		1-3		F6	F2		5	0	1	0	0	1	4
Bobby Brown, L (1, 5) OBP: 0.370, SLG: 0.525	F7		1-3 1-2 2-3			HR	G3-6-3 1-2f		F7	5	1	1	1	0	0	4
Joe DiMaggio, R (1, 8) OBP: 0.379, SLG: 0.432		F5	F7			K		K	E3 4-3 1B	5	1	1	0	0	2	2
Yogi Berra, L (1, 2) OBP: 0.384, SLG: 0.533		HR		F5		F6		BB 2B 1B	4-3 2-3	5	2	2	1	0	0	1
Joe Collins, L (1, 3) OBP: 0.440, SLG: 0.508		BB		F7		4-3		2B 1-2 2B BB	FC5-4 3-H 1B	3	1	1	1	2	0	0
Cliff Mapes, L (1, 9) OBP: 0.304, SLG: 0.500	K			2B			1B 1B 1B	F8	FC5-4 1-2f	2	0	1	0	0	1	1
Hank Bauer, R (4, PR) OBP: 0.361, SLG: 0.493 (4, 9)										3	1	1	0	0	0	3
Billy Martin, R (1, 4) OBP: 0.385, SLG: 0.417		F8		F8			1B 1-2 1B	2B 1-3 2-H 2B		4	2	2	1	0	0	2
Allie Reynolds, R (1, 1) OBP: 0.200, SLG: 0.174			E5 1-3 1B		K		1B 1-2 2-3 1B	2-H 3-H 2B		4	0	2	2	0	1	0
Inning Stats	R: 0 E: 0 K: 2 S: 7 H: 0 LOB: 0 BB: 0 P: 7	R: 1 E: 0 K: 1 S: 6 H: 1 LOB: 1 BB: 1 P: 10	R: 0 E: 1 K: 0 S: 5 H: 1 LOB: 2 BB: 0 P: 5	R: 0 E: 0 K: 0 S: 4 H: 1 LOB: 1 BB: 0 P: 4	R: 0 E: 0 K: 1 S: 5 H: 0 LOB: 0 BB: 0 P: 5	R: 1 E: 0 K: 1 S: 6 H: 1 LOB: 0 BB: 0 P: 6	R: 2 E: 0 K: 0 S: 6 H: 4 LOB: 1 BB: 0 P: 6	R: 3 E: 0 K: 1 S: 8 H: 3 LOB: 2 BB: 2 P: 16	R: 1 E: 1 K: 0 S: 5 H: 2 LOB: 1 BB: 0 P: 5	1B: 8 2B: 3 3B: 0 HR: 2 SF: 0 SAC: 0 DP: 1 HBP: 0						

PITCHER	IP	WLS	BF	H	R	ER	SO	BB	IBB	HBP	BLK	WP	HR	S	P	ERA	WHIP
Early Wynn, R (1, 1) ERA: 3.68	8.0	L	38	11	7	7	6	3	0	0	0	0	2	47	59	7.88	1.750
George Zuverink, R (9, 1) ERA: 4.32	1.0		5	2	1	0	0	0	0	0	0	0	0	5	5	0.00	2.000

PITCHER	IP	WLS	BF	H	R	ER	SO	BB	IBB	HBP	BLK	WP	HR	S	P	ERA	WHIP

TOP

New York Yankees @ Cleveland Indians

Cleveland Municipal Stadium, Cleveland, OH

Tue Jun 05 1951, 3:33 AM EDT
Att. 10,846 - Unknown

livebaseballscorecards.com

AB	40
R	8
H	13
RBI	8
BB	3
SO	6
LOB	18

WP: 0 PA: 43
PB: 0
SB: 0
CS: 0

BOTTOM

New York Yankees @ Cleveland Indians

Cleveland Municipal Stadium, Cleveland, OH

Tue Jun 05 1951, 3:33 AM EDT

Att. 10,846 - Unknown

livebaseballscorecards.com

Batter	1	2	3	4	5	6	7	8	9	AB	R	H	RBI	BB	SO	LOB
Snuffy Stirnweiss, R (1, 4) OBP: 0.373, SLG: 0.271	BBBB 4-0 G4-6-3 BB		SSS 0-3 ③ K			BBBB 4-0 FC2-6 BB		x 0-0 ② F8		2	0	0	0	2	1	1
Ray Boone, R (1, 6) OBP: 0.318, SLG: 0.296	x 0-0 ① F4			x 0-0 ① F8		x 0-0 ① L7		SSS 0-3 ③ K		4	0	0	0	0	1	2
Larry Doby, L (1, 8) OBP: 0.474, SLG: 0.540	x 0-0 ②③ G4-6-3 1-2f			SSS 0-3 ② K		x 0-0 ② FC2-6 1-2f			BBBB 4-0 BB 1B FC2-4 BB	3	1	0	0	1	1	2
Luke Easter, L (1, 3) OBP: 0.430, SLG: 0.578		BBBB 4-0 G4-6-3 BB		x 0-0 ③ F5		x 0-0 ③ 4-3			x 0-0 FC2-4 BB 1-2 1B	3	0	1	0	1	0	1
Milt Nielsen, L (9, PR)										0	0	0	0	0	0	0
Al Rosen, R (1, 5) OBP: 0.369, SLG: 0.450		x 0-0 ① F9			x 0-0 ① L7		BBBB 4-0 L4-6 1B BB		BBBB 4-0 FC2-4 1-2 2-3 BB	2	0	0	0	2	0	1
Sam Chapman, R (1, 7) OBP: 0.287, SLG: 0.259		x 0-0 ②③ G4-6-3 1-2f			x 0-0 1B E 1B		x 0-0 ① F9		x 0-0 ① FC2-4 1-2f 2-3 3-H	4	1	1	1	0	0	4
Bob Kennedy, R (1, 9) OBP: 0.322, SLG: 0.382			x 0-0 ① F6		x 0-0 E9 5-3 1-H 1B		x 0-0 1-2 1B		x 0-0 ② F8	4	0	2	0	0	0	2
Jim Hegan, R (1, 2) OBP: 0.366, SLG: 0.452			x 0-0 ② 4-3		x 0-0 ② 5-3 2-3		x 0-0 ②③ L4-6 2-3		SSS 0-3 ③ K	4	0	0	0	0	1	5
Early Wynn, S (1, 1) OBP: 0.233, SLG: 0.250			x 0-0 1B		SSS 0-3 ③ K			x 0-0 ① F7		2	0	1	0	0	1	1
Dale Mitchell, L (8, PH) OBP: 0.285, SLG: 0.279										1	0	0	0	0	0	0
George Zuverink, R (9, 1)										0	0	0	0	0	0	0
Inning Stats	R: 0 E: 0 K: 0 S: 2 H: 0 LOB: 0 BB: 1 P: 6	R: 0 E: 0 K: 0 S: 2 H: 0 LOB: 0 BB: 1 P: 6	R: 0 E: 0 K: 1 S: 6 H: 1 LOB: 1 BB: 0 P: 6	R: 0 E: 0 K: 1 S: 5 H: 0 LOB: 0 BB: 0 P: 5	R: 1 E: 1 K: 1 S: 7 H: 2 LOB: 1 BB: 0 P: 7	R: 0 E: 0 K: 0 S: 3 H: 0 LOB: 1 BB: 1 P: 7	R: 0 E: 0 K: 0 S: 3 H: 1 LOB: 1 BB: 1 P: 7	R: 0 E: 0 K: 1 S: 5 H: 0 LOB: 0 BB: 0 P: 5	R: 1 E: 0 K: 1 S: 6 H: 1 LOB: 2 BB: 2 P: 14	1B: 5 2B: 1 3B: 0 HR: 0	SF: 0 SAC: 0 DP: 3 HBP: 0						

	AB	29
	R	2
	H	5
	RBI	1
	BB	6
	SO	5
	LOB	19

PITCHER	IP	WLS	BF	H	R	ER	SO	BB	IBB	HBP	BLK	WP	HR	S	P	ERA	WHIP
Allie Reynolds, R (1, 1) ERA: 3.6	9.0	W	35	5	2	1	5	6	0	0	0	0	0	39	63	1.00	1.222

PITCHER	IP	WLS	BF	H	R	ER	SO	BB	IBB	HBP	BLK	WP	HR	S	P	ERA	WHIP

Batter	1	2	3	4	5	6	7	8	9	AB	R	H	RBI	BB	SO	LOB
Eddie Joost, R (1, 6) OBP: 0.401, SLG: 0.453	SSS 0-3 ① K	x 0-0 1-3 2-H 3-H 1B			x 0-0 ② F5		x 0-0 1B		x 0-0 1B	5	0	3	2	0	1	0
Ferris Fain, L (1, 9) OBP: 0.469, SLG: 0.506	x 0-0 ② F9	x 0-0 ③ G3			x 0-0 ③ 6-3		x 0-0 ② F9		x 0-0 1-3 BB 1B	5	0	1	0	0	0	3
Lou Limmer, L (1, 3) OBP: 0.250, SLG: 0.419	x 0-0 ③ F5		x 0-0 ① 4-3			x 0-0 ① 5-3	x 0-0 ③ F4		BBBB 4-0 1-2 BB	4	0	0	0	1	0	1
Gus Zernial, R (1, 7) OBP: 0.379, SLG: 0.570		x 0-0 1B 1B 1B	x 0-0 ② F3			BBBB 4-0 BB 1B BB		SSS 0-3 ① K	SSS 0-3 ③ K	4	2	1	0	1	2	3
Dave Philley, S (1, 8) OBP: 0.344, SLG: 0.420		x 0-0 BB 1B 1-3 1B 1B	x 0-0 ③ F5			BBBBB 4-0 1B 1-2 BB		x 0-0 ② F7		3	1	1	0	1	0	0
Hank Majeski, R (1, 5) OBP: 0.302, SLG: 0.381		x 0-0 BB 1-2 1B 3-H 1B		x 0-0 ① F4		x 0-0 ② F4		x 0-0 1B		4	1	2	1	0	0	2
Pete Suder, R (1, 4) OBP: 0.336, SLG: 0.330		BBBB 4-0 1B 1-2 2-3 BB		x 0-0 ② F6		x 0-0 1-3 2-H 1B		x 0-0 ③ F8		3	0	1	1	1	0	1
Joe Tipton, R (1, 2) OBP: 0.259, SLG: 0.239		x 0-0 ① F4		SSS 0-3 ③ K		x 0-0 ③ F8			x 0-0 ① 5-3	4	0	0	0	0	1	5
Alex Kellner, R (1, 1) OBP: 0.185, SLG: 0.185		SSS 0-3 ② K			x 0-0 ① 6-3		x 0-0 ① F2		x 0-0 ② F6	4	0	0	0	0	1	3
Inning Stats	R: 0 H: 0 E: 0 LOB: 0 K: 1 BB: 0 S: 5 P: 5	R: 3 H: 4 E: 0 LOB: 2 K: 1 BB: 1 S: 9 P: 13	R: 0 H: 0 E: 0 LOB: 0 K: 0 BB: 0 S: 3 P: 3	R: 0 H: 0 E: 0 LOB: 0 K: 1 BB: 0 S: 5 P: 5	R: 0 H: 0 E: 0 LOB: 0 K: 0 BB: 0 S: 3 P: 3	R: 1 H: 1 E: 0 LOB: 2 K: 0 BB: 2 S: 4 P: 12	R: 0 H: 1 E: 0 LOB: 1 K: 0 BB: 0 S: 4 P: 4	R: 0 H: 1 E: 0 LOB: 1 K: 1 BB: 0 S: 6 P: 6	R: 0 H: 2 E: 0 LOB: 3 K: 1 BB: 1 S: 7 P: 11	1B: 9 SF: 0 2B: 0 SAC: 0 3B: 0 DP: 0 HR: 0 HBP: 0						

TOP

Philadelphia Athletics @ Cleveland Indians
Cleveland Municipal Stadium, Cleveland, OH
Wed Jun 06 1951, 3:33 AM EDT
Att. 10,460 - Unknown

livebaseballscorecards.com

AB	36
R	4
H	9
RBI	4
BB	4
SO	5
LOB	18

WP: 0 PA: 40
PB: 0
SB: 0
CS: 0

PITCHER		IP	WLS	BF	H	R	ER	SO	BB	IBB	HBP	BLK	WP	HR	S	P	ERA	WHIP
Bob Chakales, R ERA: 3.03	(1, 1)	8.2	L	39	9	4	4	4	4	0	0	0	0	0	43	59	4.15	1.500
Bob Lemon, R ERA: 3.46	(9, 1)	0.1		1	0	0	0	1	0	0	0	0	0	0	3	3	0.00	0.000

PITCHER	IP	WLS	BF	H	R	ER	SO	BB	IBB	HBP	BLK	WP	HR	S	P	ERA	WHIP

BOTTOM

Philadelphia Athletics @ Cleveland Indians
Cleveland Municipal Stadium, Cleveland, OH
Wed Jun 06 1951, 3:33 AM EDT
Att. 10,460 - Unknown

livebaseballscorecards.com

Batter	1	2	3	4	5	6	7	8	9	AB	R	H	RBI	BB	SO	LOB
Bobby Avila, R (1, 4) OBP: 0.396, SLG: 0.371	0-0 1B	0-0 1-3			0-0 6-3		0-0 5-3			4	0	1	0	0	0	2
Ray Boone, R (1, 6) OBP: 0.316, SLG: 0.295	0-0 F4		0-0 F7		0-0 5-3			0-0 1B		4	0	1	0	0	0	1
Larry Doby, L (1, 8) OBP: 0.465, SLG: 0.526	S S S 0-3 K		S S S 0-3 K			0-0 6-3		0-0 F3		4	0	0	0	0	2	2
Luke Easter, L (1, 3) OBP: 0.423, SLG: 0.563	0-0 F8		0-0 5-3			0-0 L6-4 BB 1B		S S S 0-3 K		4	0	1	0	0	1	2
Al Rosen, R (1, 5) OBP: 0.372, SLG: 0.445		B B B B 4-0 2B 1B BB		0-0 F7		B B B B 4-0 1-2 BB		0-0 F9		2	1	0	0	2	0	1
Sam Chapman, R (1, 7) OBP: 0.287, SLG: 0.278		0-0 F6		0-0 HR		0-0 L6-4 2-3			0-0 F8	4	1	1	1	0	0	3
Bob Kennedy, R (1, 9) OBP: 0.327, SLG: 0.415		0-0 FC6-5-4 1-3 2B		0-0 F2			0-0 HR		0-0 5-3	4	1	2	1	0	0	0
Birdie Tebbetts, R (1, 2) OBP: 0.245, SLG: 0.304 Milt Nielsen, L (9, PR)	0-0 FC6-5-4 1B 2-3			0-0 6-3			0-0 6-3		B B B B 4-0 BB	3 0	0 0	0 0	0 0	1 0	0 0	2 0
Bob Chakales, R (1, 1) OBP: 0.385, SLG: 0.615 Bob Lemon, L (9, 1) OBP: 0.107, SLG: 0.185 Jim Hegan, R (9, PH) OBP: 0.364, SLG: 0.448	0-0 1-2 3-H 1B				S S S 0-3 K		0-0 5-3		S S S 0-3 K	3 0 1	0 0 0	1 0 0	1 0 1	0 0 0	1 0 1	0 0 1

Inning Stats									
	R: 0	H: 1	R: 1	H: 2	R: 0	H: 0	R: 1	H: 1	R: 0	H: 0
	E: 0	LOB: 1	E: 0	LOB: 2	E: 0	LOB: 0	E: 0	LOB: 0	E: 0	LOB: 0
	K: 1	BB: 0	K: 0	BB: 1	K: 1	BB: 0	K: 0	BB: 0	K: 1	BB: 0
	S: 6	P: 6	S: 5	P: 9	S: 5	P: 5	S: 4	P: 4	S: 5	P: 5

Inning Stats									
	R: 0	H: 1	R: 1	H: 1	R: 0	H: 1	R: 0	H: 1	R: 1	H: 0
	E: 0	LOB: 1	E: 0	LOB: 0	E: 0	LOB: 1	E: 0	LOB: 1	E: 0	LOB: 1
	K: 0	BB: 1	K: 0	BB: 0	K: 0	BB: 1	K: 0	BB: 0	K: 1	BB: 1
	S: 3	P: 7	S: 4	P: 4	S: 6	P: 6	S: 5	P: 9		

PITCHER		IP	WLS	BF	H	R	ER	SO	BB	IBB	HBP	BLK	WP	HR	S	P	ERA	WHIP
Alex Kellner, L ERA: 4.61	(1, 1)	9.0	W	36	7	3	3	5	3	0	0	0	0	2	43	55	3.00	1.111

PITCHER	IP	WLS	BF	H	R	ER	SO	BB	IBB	HBP	BLK	WP	HR	S	P	ERA	WHIP

AB	33
R	3
H	7
RBI	3
BB	3
SO	5
LOB	14

Batter	1	2	3	4	5	6	7	8	9	AB	R	H	RBI	BB	SO	LOB
Eddie Joost, R (1, 6) OBP: 0.396, SLG: 0.446	4-3 S 1B		K	F8		FC6-4 1-2f		5-3		5	0	1	0	0	1	2
Ferris Fain, L (1, 9) OBP: 0.472, SLG: 0.515	4-3 1-3		1B 2B	2-H 1B			E 1B 1B		F7	5	1	3	0	0	0	1
Lou Limmer, L (1, 3) OBP: 0.283, SLG: 0.426	K		FC5-4 2-H 1B		G6-4-3 BB		1-2 E 1B		K	4	0	2	1	1	2	1
Gus Zernial, R (1, 7) OBP: 0.373, SLG: 0.564	F9		FC5-4 1B 1-2f 1B		G6-4-3 1-2f		F2		1B 2B	5	1	1	0	0	0	5
Dave Philley, S (1, 8) OBP: 0.352, SLG: 0.422		L7	1B 1-2 1B 1B		H 1-0 HBP		K		2-3 1B	4	1	2	0	0	1	2
Hank Majeski, R (1, 5) OBP: 0.313, SLG: 0.370		E BB	1B 1-2 2-H 1B 1B		F3		E5 1-2 2-3		6-3	4	0	1	1	1	0	5
Pete Suder, R (1, 4) OBP: 0.333, SLG: 0.328		E3 1-3	1B 1-H 2-H 1B			F9	F9			4	0	1	1	0	0	4
Joe Tipton, R (1, 2) OBP: 0.262, SLG: 0.233 Lou Klein, R (8, PH) OBP: 0.258, SLG: 0.321 Joe Astroth, R (8, 2) OBP: 0.116, SLG: 0.073		F4		SH3-4 1B BB		F4		F8		2 1 0	0 0 0	0 0 0	0 0 0	1 0 0	0 0 0	2 0 0
Bob Hooper, R (1, 1) OBP: 0.308, SLG: 0.385 Billy Hitchcock, R (6, PH) OBP: 0.369, SLG: 0.286 Bobby Shantz, R (6, 1) OBP: 0.389, SLG: 0.412 Allie Clark, R (8, PH) OBP: 0.258, SLG: 0.321 Morrie Martin, L (8, 1) OBP: 0.385, SLG: 0.333		K		SH3-4 1-2		FC6-4 1B		F3		1 1 0 1 0	0 0 0 0 0	0 1 0 0 0	0 0 0 0 0	1 0 0 0 0	0 0 0 0 0	2 0 0 0 0
Inning Stats	R: 0 E: 0 K: 1 S: 6 H: 1 LOB: 1 BB: 0 P: 6	R: 0 E: 1 K: 1 S: 6 H: 0 LOB: 2 BB: 1 P: 10	R: 3 E: 0 K: 1 S: 9 H: 5 LOB: 1 BB: 0 P: 9	R: 0 E: 0 K: 0 S: 3 H: 1 LOB: 2 BB: 1 P: 7	R: 0 E: 0 K: 0 S: 2 H: 0 LOB: 1 BB: 1 P: 7	R: 0 E: 0 K: 0 S: 4 H: 1 LOB: 1 BB: 0 P: 4	R: 0 E: 1 K: 1 S: 8 H: 2 LOB: 3 BB: 0 P: 8	R: 0 E: 0 K: 0 S: 3 H: 0 LOB: 0 BB: 0 P: 3	R: 0 E: 0 K: 1 S: 7 H: 2 LOB: 2 BB: 0 P: 7	1B: 10 2B: 2 3B: 0 HR: 0 SF: 0 SAC: 1 DP: 1 HBP: 1						

TOP

Philadelphia Athletics @ Cleveland Indians

Cleveland Municipal Stadium, Cleveland, OH

Thu Jun 07 1951, 3:33 AM EDT

Att. 9,019 - Unknown

livebaseballscorecards.com

AB	37
R	3
H	12
RBI	3
BB	3
SO	5
LOB	24

WP: 0 PB: 0 SB: 1 CS: 0 PA: 42

PITCHER	IP	WLS	BF	H	R	ER	SO	BB	IBB	HBP	BLK	WP	HR	S	P	ERA	WHIP
Lou Brissie, L (1, 1) ERA: 5.91	9.0	W	42	12	3	3	5	3	0	1	0	0	0	48	61	3.00	1.667

PITCHER	IP	WLS	BF	H	R	ER	SO	BB	IBB	HBP	BLK	WP	HR	S	P	ERA	WHIP

Batter	1	2	3	4	5	6	7	8	9	AB	R	H	RBI	BB	SO	LOB
Dale Mitchell, L (1, 7) OBP: 0.289, SLG: 0.291	FC4-6 1B		6-3		HR 2B 2-H	FC4-6 BB 1-2f 3-H		4-3		5	1	2	2	0	0	1
Bobby Avila, R (1, 4) OBP: 0.399, SLG: 0.370	FC4-6 CS 1-2f			BB 1B	5-3	BBB 1-2 BB				3	0	1	0	1	0	2
Harry Simpson, L (1, 8) OBP: 0.378, SLG: 0.323 (8, 3)	HR 1-2			BB 1B 1-2	BBB HR BB	F4				3	2	2	1	1	0	2
Luke Easter, L (1, 3) OBP: 0.426, SLG: 0.589 Milt Nielsen, L (7, PR) Sam Chapman, R (8, 8) OBP: 0.287, SLG: 0.278	G3			BBB BB 1-2 2-3	1-H 2-H HR		E3 G6-4-3			3 0 0	1 0 0	1 0 0	3 0 0	1 0 0	0 0 0	0 0 0
Al Rosen, R (1, 5) OBP: 0.369, SLG: 0.441		5-3		SSS K	1B		G6-4-3 1-2f			4	0	1	0	0	1	4
Bob Kennedy, R (1, 9) OBP: 0.325, SLG: 0.406		6-3		SSS K	F9		BBB BB			3	0	0	0	1	1	4
Ray Boone, R (1, 6) OBP: 0.315, SLG: 0.294		L7		F6		FC1-6 1B	F9			4	0	1	0	0	0	4
Jim Hegan, R (1, 2) OBP: 0.353, SLG: 0.433			SSS K		F8	FC1-6 FC4-6 1B 1-2f		F5		4	1	0	0	0	1	1
Lou Brissie, L (1, 1) OBP: 0.250, SLG: 0.313			4-3		2B 2B	FC4-6 1B 1-3		F4		4	1	2	0	0	0	0
Inning Stats	R: 1 H: 2 E: 0 LOB: 0 K: 0 BB: 0 S: 4 P: 4	R: 0 H: 0 E: 0 LOB: 0 K: 0 BB: 0 S: 3 P: 3	R: 0 H: 0 E: 0 LOB: 0 K: 1 BB: 0 S: 5 P: 5	R: 0 H: 2 E: 0 LOB: 3 K: 2 BB: 1 S: 9 P: 13	R: 4 H: 4 E: 0 LOB: 1 K: 0 BB: 1 S: 7 P: 11	R: 1 H: 2 E: 0 LOB: 2 K: 0 BB: 1 S: 5 P: 9	R: 0 H: 0 E: 1 LOB: 1 K: 0 BB: 1 S: 3 P: 7	R: 0 H: 0 E: 0 LOB: 0 K: 0 BB: 0 S: 3 P: 3		1B: 6 SF: 0 2B: 2 SAC: 0 3B: 0 DP: 1 HR: 2 HBP: 0						

PITCHER	IP	WLS	BF	H	R	ER	SO	BB	IBB	HBP	BLK	WP	HR	S	P	ERA	WHIP
Bob Hooper, R (1, 1) ERA: 3.83	5.0	L	24	8	5	5	3	2	0	0	0	0	2	28	36	9.00	2.000
Bobby Shantz, L (6, 1) ERA: 5.47	2.0		10	2	1	1	0	2	0	0	0	0	0	8	16	4.50	2.000
Morrie Martin, L (8, 1) ERA: 5.26	1.0		3	0	0	0	0	0	0	0	0	0	0	3	3	0.00	0.000

PITCHER	IP	WLS	BF	H	R	ER	SO	BB	IBB	HBP	BLK	WP	HR	S	P	ERA	WHIP

BOTTOM

Philadelphia Athletics @ Cleveland Indians

Cleveland Municipal Stadium, Cleveland, OH

Thu Jun 07 1951, 3:33 AM EDT

Att. 9,019 - Unknown

livebaseballscorecards.com

AB	33
R	6
H	10
RBI	6
BB	4
SO	3
LOB	18

Boston Red Sox @ Cleveland Indians

Cleveland Municipal Stadium, Cleveland, OH

Fri Jun 08 1951, 3:33 AM EDT

Att. 34,880 - Unknown

TOP

livebaseballscorecards.com

Batter	1	2	3	4	5	6	7	8	9	AB	R	H	RBI	BB	SO	LOB
Dom DiMaggio, R (1, 8) OBP: 0.400, SLG: 0.452	4-3		6-3		F8		F8		1-3	5	0	0	0	0	0	0
Billy Goodman, L (1, 3) OBP: 0.405, SLG: 0.372	4-3		2B 1B		K		1B			4	0	2	0	0	1	0
Ted Williams, L (1, 7) OBP: 0.468, SLG: 0.582	4-3		F8		BB		K			3	0	0	0	1	1	2
Lou Boudreau, R (1, 6) OBP: 0.354, SLG: 0.402		SH3 1B BB	1-3 2B		F4		F7			3	0	1	0	1	0	2
Vern Stephens, R (1, 5) OBP: 0.414, SLG: 0.540		1-2 SH3 1B	6-3			F8		6-3		4	0	1	0	0	0	2
Bobby Doerr, R (1, 4) OBP: 0.402, SLG: 0.445		SH3 1-2 2-3		F7		4-3		F4		3	0	0	0	0	0	0
Tom Wright, L (1, 9) OBP: 0.340, SLG: 0.372		IBB		1B		2B 1B		K		3	1	2	0	1	1	0
Les Moss, R (1, 2) OBP: 0.299, SLG: 0.333		K		F7		1-H 2B			F7	4	0	1	1	0	1	4
Mickey McDermott, L (1, 1) OBP: 0.238, SLG: 0.333 Walt Masterson, R (3, 1) 6 Johnny Pesky, L (6, PH) OBP: 0.349, SLG: 0.342 Willard Nixon, L (6, 1) OBP: 0.455, SLG: 0.600 Fred Hatfield, L (9, PH) OBP: 0.429, SLG: 0.400		F8		K		4-3			4-3	1 1 1 0 1	0 0 0 0 0	0 0 0 0 0	0 0 0 0 0	0 1 0 0 0	0 1 0 0 0	3 1 1 0 0
Inning Stats	R: 0 E: 0 K: 0 S: 3 H: 0 LOB: 0 BB: 0 P: 3	R: 0 E: 0 K: 1 S: 6 H: 1 LOB: 3 BB: 2 P: 14	R: 0 E: 0 K: 0 S: 5 H: 2 LOB: 2 BB: 0 P: 5	R: 0 E: 0 K: 1 S: 6 H: 1 LOB: 1 BB: 0 P: 6	R: 0 E: 0 K: 1 S: 5 H: 0 LOB: 1 BB: 1 P: 9	R: 1 E: 0 K: 0 S: 5 H: 2 LOB: 1 BB: 0 P: 5	R: 0 E: 0 K: 1 S: 6 H: 1 LOB: 1 BB: 0 P: 6	R: 0 E: 0 K: 1 S: 5 H: 0 LOB: 0 BB: 0 P: 5	R: 0 E: 0 K: 0 S: 3 H: 0 LOB: 0 BB: 0 P: 3	1B: 5 2B: 2 3B: 0 HR: 0	SF: 0 SAC: 1 DP: 0 HBP: 0						

	AB	33
	R	1
	H	7
	RBI	1
	BB	3
	SO	5
	LOB	15

WP: 0 PB: 0 SB: 0 CS: 0 PA: 37

PITCHER	IP	WLS	BF	H	R	ER	SO	BB	IBB	HBP	BLK	WP	HR	S	P	ERA	WHIP
Bob Feller, R (1, 1) ERA: 1.72	9.0	W	37	7	1	1	5	2	1	0	0	0	0	44	56	1.00	1.000

PITCHER	IP	WLS	BF	H	R	ER	SO	BB	IBB	HBP	BLK	WP	HR	S	P	ERA	WHIP

BOTTOM

Boston Red Sox @ Cleveland Indians

Cleveland Municipal Stadium, Cleveland, OH

Fri Jun 08 1951, 3:33 AM EDT

Att. 34,880 - Unknown

livebaseballscorecards.com

Batter	1	2	3	4	5	6	7	8	9	AB	R	H	RBI	BB	SO	LOB
Dale Mitchell, L (1, 7) OBP: 0.288, SLG: 0.313	2-1	2-H HR		5-3		6-3				4	1	1	2	0	0	2
Bobby Avila, R (1, 4) OBP: 0.394, SLG: 0.366	K	L7			1-3		G4-6-3 BB 1B			4	0	1	0	0	1	0
Sam Chapman, R (1, 8) OBP: 0.291, SLG: 0.279	F2		5-3		2B 1B		1-2 G4-6-3 BB			3	1	1	0	1	0	0
Luke Easter, L (1, 3) OBP: 0.410, SLG: 0.564		E4 SH1-4 E 2B	3-1		F5		G4-6-3 1-2f 2-3			4	1	0	0	0	0	3
Harry Simpson, L (8, 3) OBP: 0.378, SLG: 0.323										0	0	0	0	0	0	0
Al Rosen, R (1, 5) OBP: 0.367, SLG: 0.442		E5 SH1-4 1-2 2B	5-3		1-H 2B		F8			4	1	1	1	0	0	2
Bob Kennedy, R (1, 9) OBP: 0.331, SLG: 0.407		SH1-4 1-2 2-3		F9 1B BB	F7			5-3 1B		2	0	1	0	1	0	1
Ray Boone, R (1, 6) OBP: 0.319, SLG: 0.294		2B IBB		1-2 1B		F2		5-3 1-2		3	1	1	0	1	0	1
Jim Hegan, R (1, 2) OBP: 0.357, SLG: 0.468		1-H 2-H 3-H HR 2B		F9 2-3		HR		F7		4	2	2	4	0	0	3
Bob Feller, R (1, 1) OBP: 0.250, SLG: 0.233		K		K		K		F9		4	0	0	0	0	3	4
Inning Stats	R: 0 E: 0 K: 1 S: 5 H: 0 LOB: 0 BB: 0 P: 5	R: 5 E: 2 K: 1 S: 9 H: 2 LOB: 0 BB: 1 P: 13	R: 0 E: 0 K: 0 S: 3 H: 0 LOB: 0 BB: 0 P: 3	R: 0 E: 0 K: 1 S: 6 H: 1 LOB: 2 BB: 1 P: 10	R: 1 E: 0 K: 0 S: 5 H: 2 LOB: 1 BB: 0 P: 5	R: 1 E: 0 K: 1 S: 6 H: 1 LOB: 0 BB: 0 P: 6	R: 0 E: 0 K: 0 S: 3 H: 1 LOB: 1 BB: 1 P: 7	R: 0 E: 0 K: 0 S: 4 H: 1 LOB: 1 BB: 0 P: 4		1B: 4 2B: 2 3B: 0 HR: 2	SF: 0 SAC: 1 DP: 1 HBP: 0						

	AB	32
	R	7
	H	8
	RBI	7
	BB	3
	SO	4
	LOB	16

WP: 0 PB: 0 SB: 0 CS: 0 PA: 36

PITCHER		IP	WLS	BF	H	R	ER	SO	BB	IBB	HBP	BLK	WP	HR	S	P	ERA	WHIP
Mickey McDermott, L ERA: 2.61	(1, 1)	2.0	L	11	2	5	0	2	0	1	0	0	0	1	14	18	0.00	1.000
Walt Masterson, R ERA: 4.02	(3, 1)	3.0		13	3	1	1	1	1	0	0	0	0	0	14	18	3.00	1.333
Willard Nixon, R ERA: 4.22	(6, 1)	3.0		12	3	1	1	1	1	0	0	0	0	1	13	17	3.00	1.333

PITCHER	IP	WLS	BF	H	R	ER	SO	BB	IBB	HBP	BLK	WP	HR	S	P	ERA	WHIP

Boston Red Sox @ Cleveland Indians

Cleveland Municipal Stadium, Cleveland, OH

Sat Jun 09 1951, 3:33 AM EDT

Att. 10,412 - Unknown

TOP

livebaseballscorecards.com

Batter	1	2	3	4	5	6	7	8	9	AB	R	H	RBI	BB	SO	LOB
Dom DiMaggio, R (1, 8) OBP: 0.396, SLG: 0.447	F8		G6-4-3 1-2f		5-3		5-3 1B		K	5	0	1	0	0	1	2
Billy Goodman, L (1, 3) OBP: 0.407, SLG: 0.368	6-3		BB		FC4-6 6 S BB		5-3 1-2			2	0	0	0	2	0	1
Ted Williams, L (1, 7) OBP: 0.464, SLG: 0.571	F6		6-3		6 FC4-6 1-2 BB		4-3			3	0	0	0	1	0	2
Lou Boudreau, R (1, 6) OBP: 0.358, SLG: 0.406 6 Johnny Pesky, L (2, 6) OBP: 0.349, SLG: 0.333		FC4-6 1B		1B 1B BB	FC4-6 1-2f 2-3			F8		1 2	0 1	1 0	0 0	0 1	0 0	0 2
Vern Stephens, R (1, 5) OBP: 0.405, SLG: 0.526		FC4-6 FC6-4 1-2f		F7	F9			6-3		4	0	0	0	0	0	4
Bobby Doerr, R (1, 4) OBP: 0.399, SLG: 0.441		FC6-4 BB 1-2f		F7		G1-6-3 1B		F9		4	0	1	0	0	0	2
Tom Wright, L (1, 9) OBP: 0.352, SLG: 0.370		BB 1-2		1B 1-2		G1-6-3 1-2f			6-3	3	0	1	0	1	0	1
Les Moss, R (1, 2) OBP: 0.297, SLG: 0.331		F4		1-2 2-H 1B		F7			F7	4	0	1	1	0	0	2
Mel Parnell, L (1, 1) OBP: 0.500, SLG: 0.440 Fred Hatfield, L (7, PH) OBP: 0.375, SLG: 0.333 Ellis Kinder, R (7, 1) Clyde Vollmer, R (9, PH) OBP: 0.240, SLG: 0.348			G6-4-3 1B	F9			G3		1B	2 1 0 1	0 0 0 0	1 0 0 1	0 0 0 0	0 0 0 0	0 0 0 0	2 0 0 0

	AB	32
	R	1
	H	7
	RBI	1
	BB	5
	SO	1
	LOB	18

Inning Stats	1	2	3	4	5	6	7	8	9	1B: 7	SF: 0	WP: 0	PA: 37
	R: 0 E: 0 K: 0 S: 3	R: 0 E: 0 K: 0 S: 4	R: 0 E: 0 K: 0 S: 3	R: 1 E: 0 K: 0 S: 5	R: 0 E: 0 K: 0 S: 3	R: 0 E: 0 K: 0 S: 3	R: 0 E: 0 K: 0 S: 4	R: 0 E: 0 K: 0 S: 3	R: 0 E: 0 K: 1 S: 6	2B: 0 3B: 0 HR: 0	SAC: 0 DP: 2 HBP: 0	PB: 0 SB: 1 CS: 0	
	H: 0 LOB: 0 BB: 0 P: 3	H: 1 LOB: 2 BB: 1 P: 8	H: 1 LOB: 1 BB: 1 P: 7	H: 2 LOB: 2 BB: 1 P: 9	H: 0 LOB: 2 BB: 2 P: 11	H: 1 LOB: 0 BB: 0 P: 3	H: 1 LOB: 1 BB: 0 P: 4	H: 0 LOB: 0 BB: 0 P: 3	H: 1 LOB: 1 BB: 0 P: 6				

PITCHER	IP	WLS	BF	H	R	ER	SO	BB	IBB	HBP	BLK	WP	HR	S	P	ERA	WHIP
Bob Lemon, R (1, 1) ERA: 3.2	9.0	W	37	7	1	1	1	5	0	0	0	0	0	34	54	1.00	1.333

PITCHER	IP	WLS	BF	H	R	ER	SO	BB	IBB	HBP	BLK	WP	HR	S	P	ERA	WHIP

Batter	1	2	3	4	5	6	7	8	9	AB	R	H	RBI	BB	SO	LOB
Dale Mitchell, L (1, 7) OBP: 0.284, SLG: 0.308	4-3	FC6-4 1-2f 2-3		SH5-3 1-2		SH1-3 1-2				2	0	0	0	0	0	2
Bobby Avila, R (1, 4) OBP: 0.397, SLG: 0.370	1B 1B	E 1-2 3-H		F9		6-3				4	1	2	1	0	0	2
Sam Chapman, R (1, 8) OBP: 0.291, SLG: 0.278	1B 1-3	F7 1-2 2-3			L6	F8				4	1	1	0	0	0	3
Luke Easter, L (1, 3) OBP: 0.404, SLG: 0.551 Harry Simpson, L (8, 3) OBP: 0.378, SLG: 0.323	1B 1-3 3-H	K			G3		F5			4 0	0 0	1 0	1 0	0 0	1 0	0 0
Al Rosen, R (1, 5) OBP: 0.370, SLG: 0.443	G4-6-3 1-2 3-H	5-3			1B		F7			4	0	2	1	0	0	0
Bob Kennedy, R (1, 9) OBP: 0.329, SLG: 0.399	G4-6-3 1-2f	BB			F7		F9			3	0	0	0	1	0	3
Ray Boone, R (1, 6) OBP: 0.323, SLG: 0.299		FC6-4 WP 1B	F9			3B 1B	F7			4	2	2	0	0	0	1
Jim Hegan, R (1, 2) OBP: 0.368, SLG: 0.488		L9 1-2		SH5-3 BB		1B 3B 1-H	CS 1B			3	1	2	1	1	0	1
Bob Lemon, L (1, 1) OBP: 0.156, SLG: 0.200		FC6-4 BB		F7		SH1-3 1B 3-H	F3 1-2			3	0	1	1	1	0	2
Inning Stats	R: 2 E: 0 K: 0 S: 6 H: 4 LOB: 1 BB: 0 P: 6	R: 1 E: 1 K: 0 S: 5 H: 2 LOB: 2 BB: 1 P: 9	R: 0 E: 0 K: 1 S: 5 H: 0 LOB: 1 BB: 1 P: 9	R: 0 E: 0 K: 0 S: 3 H: 0 LOB: 1 BB: 1 P: 7	R: 0 E: 0 K: 0 S: 4 H: 1 LOB: 1 BB: 0 P: 4	R: 2 E: 0 K: 0 S: 6 H: 3 LOB: 1 BB: 0 P: 6	R: 0 E: 0 K: 0 S: 3 H: 0 LOB: 0 BB: 0 P: 3	R: 0 E: 0 K: 0 S: 3 H: 1 LOB: 0 BB: 0 P: 3		1B: 10 2B: 0 3B: 1 HR: 0 SF: 0 SAC: 2 DP: 1 HBP: 0						

PITCHER	IP	WLS	BF	H	R	ER	SO	BB	IBB	HBP	BLK	WP	HR	S	P	ERA	WHIP
Mel Parnell, L (1, 1) ERA: 3.94	6.0	L	30	10	5	5	1	3	0	0	0	1	0	29	41	7.50	2.167
Ellis Kinder, R (7, 1) ERA: 3.91	2.0		6	1	0	0	0	0	0	0	0	0	0	6	6	0.00	0.500

PITCHER	IP	WLS	BF	H	R	ER	SO	BB	IBB	HBP	BLK	WP	HR	S	P	ERA	WHIP

BOTTOM

Boston Red Sox @ Cleveland Indians

Cleveland Municipal Stadium, Cleveland, OH

Sat Jun 09 1951, 3:33 AM EDT

Att. 10,412 - Unknown

livebaseballscorecards.com

AB	31
R	5
H	11
RBI	5
BB	3
SO	1
LOB	14

Batter	1	2	3	4	5	6	7	8	9	AB	R	H	RBI	BB	SO	LOB
Dom DiMaggio, R (1, 8) OBP: 0.407, SLG: 0.466	6 4-3 2B		0-0 F6 ②		0-0 6 SH1-3 E 2B	0-0 BB 6 E 1B 1-2 2-3	0-0 6 BB 1B 2-H 3-H		0-0 6 G3-5-3 1B	6	2	5	2	0	0	1
6 Johnny Pesky, L (1, 6) OBP: 0.352, SLG: 0.321	0-0 4-3 ① 2-3		BBBB 4-0 1-2 BB		0-0 SH1-3 ① 2-3	0-0 E6 BB 1B ① 1-2 2-H 3-H	BBBB 4-0 1-2 BB		0-0 G3-5-3 ① ② 2-3f	3	1	0	0	2	0	3
Tom Wright, L (1, 9) OBP: 0.333, SLG: 0.333	SSS 0-3 K ②		0-0 6-3 ③		0-0 E6 ③ 3-H	BBBB 4-0 1B BB 1-2 2-3	0-0 F9 ③		0-0 F8 ③	5	0	0	0	1	1	5
Ted Williams, L (1, 7) OBP: 0.463, SLG: 0.564	0-0 F6 ③			0-0 F6 ①	0-0 F9 ②	0-0 ① 1-2 2-H 3-H		BBBB 4-0 BB 1B BB		4	0	1	2	1	0	2
Vern Stephens, R (1, 5) OBP: 0.404, SLG: 0.519		0-0 4-3 ①		BBBB 4-0 HR BB	SSS 0-3 K ③	0-0 F9 ③		0-0 BB 1B 1-2		4	1	1	0	1	1	3
Bobby Doerr, R (1, 4) OBP: 0.404, SLG: 0.459		0-0 F8 ②	0-0	0-0 HR 1-H	SSS 0-3 K ①	0-0 SH3-4 1B 1B	BBBB 4-0 BB 1-2 2-3			4	2	2	2	1	1	0
Walt Dropo, R (1, 3) OBP: 0.337, SLG: 0.371		0-0 F8 ③		0-0 6-3 ②	0-0 1B BB 6 E 1B	0-0 SH3-4 1B 1B 1-2	SSS 0-3 K ①			5	2	2	0	0	1	3
Les Moss, R (1, 2) OBP: 0.303, SLG: 0.331			0-0 F6 ①	0-0 1B	BBBB 4-0 1B 6 E BB 1-2	0-0 SH3-4 ① 1-2 2-3	SSS 0-3 K ②			3	1	1	0	1	1	3
Bill Wight, L (1, 1) OBP: 0.176, SLG: 0.125 Fred Hatfield, L (6, PH) OBP: 0.333, SLG: 0.286 Mickey McDermott, L (6, 1) OBP: 0.217, SLG: 0.304			0-0 6 BB 1B	0-0 4-3 ③	0-0 F7 ②	SSS 0-3 K ②		0-0 4-3 ③		2 1 2	0 0 0	1 0 0	0 0 0	0 0 0	0 0 1	1 2 5
Inning Stats	R: 0 H: 1 E: 0 LOB: 1 K: 1 BB: 0 S: 6 P: 6	R: 0 H: 0 E: 0 LOB: 0 K: 0 BB: 0 S: 3 P: 3	R: 0 H: 1 E: 0 LOB: 2 K: 0 BB: 1 S: 4 P: 8	R: 2 H: 2 E: 0 LOB: 1 K: 0 BB: 1 S: 5 P: 9	R: 1 H: 1 E: 1 LOB: 1 K: 1 BB: 0 S: 7 P: 7	R: 4 H: 3 E: 1 LOB: 2 K: 1 BB: 2 S: 9 P: 17	R: 2 H: 3 E: 0 LOB: 2 K: 1 BB: 1 S: 8 P: 12	R: 0 H: 1 E: 0 LOB: 3 K: 2 BB: 2 S: 8 P: 16	R: 0 H: 1 E: 0 LOB: 0 K: 0 BB: 0 S: 3 P: 3	1B: 10 SF: 0 2B: 2 SAC: 2 3B: 0 DP: 1 HR: 1 HBP: 0						

TOP

Boston Red Sox @ Cleveland Indians

Cleveland Municipal Stadium, Cleveland, OH

Sun Jun 10 1951, 3:33 AM EDT

Unknown

livebaseballscorecards.com

AB	39
R	9
H	13
RBI	6
BB	7
SO	6
LOB	28

WP: 0 PA: 48
PB: 0
SB: 0
CS: 0

PITCHER		IP	WLS	BF	H	R	ER	SO	BB	IBB	HBP	BLK	WP	HR	S	P	ERA	WHIP
Early Wynn, R ERA: 3.64	(1, 1)	5.2	L	30	7	7	2	3	4	0	0	0	0	1	32	48	3.18	1.941
Lou Brissie, L ERA: 5.87	(6, 1)	0.1		2	1	0	0	0	0	0	0	0	0	0	2	2	0.00	3.000
Bob Chakales, R ERA: 3.32	(7, 1)	2.0		13	4	2	2	3	3	0	0	0	0	0	16	28	9.00	3.500
Jerry Fahr, R ERA: 4.91	(9, 1)	1.0		3	1	0	0	0	0	0	0	0	0	0	3	3	0.00	1.000

PITCHER	IP	WLS	BF	H	R	ER	SO	BB	IBB	HBP	BLK	WP	HR	S	P	ERA	WHIP

BOTTOM

Boston Red Sox @ Cleveland Indians

Cleveland Municipal Stadium, Cleveland, OH

Sun Jun 10 1951, 3:33 AM EDT

Unknown

livebaseballscorecards.com

Batter	1	2	3	4	5	6	7	8	9	AB	R	H	RBI	BB	SO	LOB
Dale Mitchell, L (1, 7) OBP: 0.294, SLG: 0.319	1B		6-3 SH3-4 2-3 1B 1B		1B F8 1B	5-3 1-2		F5		5	2	3	0	0	0	2
Bobby Avila, R (1, 4) OBP: 0.393, SLG: 0.366	F4		SH3-4 1-2		F8 1-3 1B	1-3 2-3		S S S K		4	1	1	0	0	1	3
Larry Doby, L (1, 8) OBP: 0.458, SLG: 0.513	S S S K		6-3 2-3 3-H		F8 1-2 3-H	F8			B B B B FC6 BB	4	0	0	2	1	1	4
Luke Easter, L (1, 3) OBP: 0.404, SLG: 0.544 Merl Combs, L (9, PR) OBP: 0.200, SLG: 0.214	G2		FC6-4 3-H 1B		BB 1B F8 2-H 1B		4-3		FC6 FC5-4 1-2f	5 0	1 0	2 0	2 0	0 0	0 0	2 0
Al Rosen, R (1, 5) OBP: 0.374, SLG: 0.444 Snuffy Stirnweiss, R (6, 5) OBP: 0.364, SLG: 0.262		B B B B FC2-6 BB	FC6-4 1-2f		F8 BB 1-2 1B		F7		S S S K	2 2	0 0	1 0	0 0	1 0	0 1	1 1
Bob Kennedy, R (1, 9) OBP: 0.325, SLG: 0.388	FC2-6 1-2f	6-3	B B B FC6-4 1-2 2-3 BB		L5			FC5-4 1-2f		4	0	0	0	1	0	2
Ray Boone, R (1, 6) OBP: 0.316, SLG: 0.292	F8	5-3	F8 2-3 3-H				S S S K			4	0	0	1	0	1	3
Jim Hegan, R (1, 2) OBP: 0.372, SLG: 0.496	6-3	FC6-4 1B	FC6-4 1-2f					1B 2B		4	1	2	0	0	0	3
Early Wynn, S (1, 1) OBP: 0.250, SLG: 0.300 Lou Brissie, L (6, 1) OBP: 0.250, SLG: 0.313 Sam Chapman, R (6, PH) OBP: 0.294, SLG: 0.278 Bob Chakales, R (7, 1) OBP: 0.385, SLG: 0.615 Birdie Tebbetts, R (8, PH) OBP: 0.260, SLG: 0.319 Milt Nielsen, L (8, PR) Jerry Fahr, R (9, 1)			1B 6-3 2B	FC6-4 1-2f		B B B 1-3 5-3 BB		2-H 1B		2 0 0 0 1 0 0	1 0 0 0 0 0 0	1 0 0 0 1 0 0	0 0 0 0 0 0 0	0 0 0 0 1 0 0	0 0 0 0 0 0 0	1 0 0 0 0 0 0
Inning Stats	R: 0 H: 1 E: 0 LOB: 1 K: 1 BB: 0 S: 6 P: 6	R: 0 H: 0 E: 0 LOB: 1 K: 0 BB: 1 S: 3 P: 7	R: 2 H: 3 E: 0 LOB: 1 K: 0 BB: 0 S: 6 P: 6	R: 0 H: 1 E: 0 LOB: 1 K: 0 BB: 0 S: 4 P: 4	R: 3 H: 4 E: 0 LOB: 2 K: 0 BB: 1 S: 7 P: 11	R: 0 H: 0 E: 0 LOB: 1 K: 0 BB: 1 S: 3 P: 7	R: 0 H: 0 E: 0 LOB: 0 K: 0 BB: 0 S: 3 P: 3	R: 1 H: 2 E: 0 LOB: 1 K: 2 BB: 0 S: 9 P: 9	R: 0 H: 0 E: 0 LOB: 1 K: 1 BB: 1 S: 5 P: 9	1B: 9 2B: 2 3B: 0 HR: 0	SF: 0 SAC: 1 DP: 0 HBP: 0					

	AB	37
	R	6
	H	11
	RBI	6
	BB	4
	SO	4
	LOB	22

PITCHER		IP	WLS	BF	H	R	ER	SO	BB	IBB	HBP	BLK	WP	HR	S	P	ERA	WHIP
Bill Wight, L ERA: 6.7	(1, 1)	5.0	W	26	9	5	5	1	2	0	0	0	0	0	26	34	9.00	2.200
Mickey McDermott, L ERA: 2.59	(6, 1)	4.0	S	16	2	1	1	3	2	0	0	0	0	0	20	28	2.25	1.000

PITCHER		IP	WLS	BF	H	R	ER	SO	BB	IBB	HBP	BLK	WP	HR	S	P	ERA	WHIP

Batter	1	2	3	4	5	6	7	8	9	AB	R	H	RBI	BB	SO	LOB
Dom DiMaggio, R (1, 8) OBP: 0.401, SLG: 0.456	BBBB 4-0 FC1-5 6 BB BB	x 0-0 ② F9 2-3 3-H			SSS 0-3 ① K	x 0-0 ③ FC6-4 1-2f		x 0-0 ② G3	x 0-0 ③ L8	5	0	0	1	1	1	5
6 Johnny Pesky, L (1, 6) OBP: 0.365, SLG: 0.329	BBBB 4-0 1-3 FC1-5 1-2 BB	x 0-0 ③ F7			x 0-0 E3 1-3		x 0-0 SH1-3 1B 1B	x 0-0 BB HR 1B		4	2	2	0	1	0	2
Tom Wright, L (1, 9) OBP: 0.344, SLG: 0.333	x 0-0 ① FC1-5 1-3 1-2 2-3f		x 0-0 L6-3 1B		x 0-0 ② 1-3 1-2		x 0-0 ① SH1-3 1-2	BBBB 4-0 HR 1-2 BB		3	1	1	0	1	0	3
Ted Williams, L (1, 7) OBP: 0.466, SLG: 0.577	x 0-0 ② 1-3 1-2 2-3		x 0-0 ① F8		4-0 IBB		4-0 WP 1B 1B IBB	x 0-0 1-H 2-H HR		3	2	1	3	2	0	3
Vern Stephens, R (1, 5) OBP: 0.399, SLG: 0.509	x 0-0 ③ 6-3		x 0-0 ②③ L6-3 1-2		x 0-0 ③ F8		x 0-0 WP 1B 1-2 2-H 1B	x 0-0 ③ 5-3		5	1	1	1	0	0	5
Bobby Doerr, R (1, 4) OBP: 0.404, SLG: 0.462		x 0-0 E F9 2B		x 0-0 ① 6-3		SSS 0-3 ① K	x 0-0 ② F4 1-2 2-3		x 0-0 FC5-4 1B	5	1	2	0	0	1	2
Walt Dropo, R (1, 3) OBP: 0.351, SLG: 0.381		BBB 4-0 F9 E BB		x 0-0 FC4-6 1B		x 0-0 E 1B	x 0-0 FC6-4 2-H 3-H 1B		x 0-0 ① FC5-4 1B 1-2f	4	1	3	2	1	0	1
Buddy Rosar, R (1, 2) OBP: 0.394, SLG: 0.231		x 0-0 ① F8		x 0-0 ② FC4-6 1-2f		x 0-0 E6 FC1-6 1-H	x 0-0 ③ FC6-4 1-2f		x 0-0 SH1-4 1-3 1B	5	0	1	0	0	0	4
Ray Scarborough, R (1, 1) OBP: 0.222, SLG: 0.176		x 0-0 E6 1-2 2-3		SSS 0-3 ③ K	x 0-0 ② FC1-6 FC6-4 1-2f			SSS 0-3 ① K	x 0-0 ② SH1-4 1-2	4	0	0	0	0	2	4
Inning Stats	R: 0 E: 0 K: 0 S: 3 H: 0 LOB: 2 BB: 2 P: 11	R: 1 E: 1 K: 0 S: 5 H: 1 LOB: 2 BB: 1 P: 9	R: 0 E: 0 K: 0 S: 3 H: 1 LOB: 0 BB: 0 P: 3	R: 0 E: 0 K: 1 S: 6 H: 1 LOB: 1 BB: 0 P: 6	R: 0 E: 1 K: 1 S: 6 H: 0 LOB: 2 BB: 1 P: 10	R: 1 E: 1 K: 1 S: 7 H: 1 LOB: 1 BB: 0 P: 7	R: 3 E: 0 K: 0 S: 6 H: 3 LOB: 1 BB: 1 P: 10	R: 3 E: 0 K: 1 S: 7 H: 2 LOB: 0 BB: 1 P: 11	R: 0 E: 0 K: 0 S: 5 H: 2 LOB: 2 BB: 0 P: 5	1B: 9 2B: 2 3B: 0 HR: 1 SF: 0 SAC: 2 DP: 1 HBP: 0						

TOP

Boston Red Sox @ Cleveland Indians

Cleveland Municipal Stadium, Cleveland, OH

Sun Jun 10 1951, 3:38 AM EDT

Att. 54,956 - Unknown

livebaseballscorecards.com

AB	38
R	8
H	11
RBI	7
BB	6
SO	4
LOB	29

WP: 1 PB: 0 SB: 0 CS: 0 PA: 46

PITCHER		IP	WLS	BF	H	R	ER	SO	BB	IBB	HBP	BLK	WP	HR	S	P	ERA	WHIP
Mike Garcia, R ERA: 3.36	(1, 1)	7.0	L	35	7	5	4	3	3	2	0	0	1	0	36	56	5.14	1.429
George Zuverink, R ERA: 5.3	(8, 1)	2.0		11	4	3	3	1	1	0	0	0	0	1	12	16	13.50	2.500

PITCHER	IP	WLS	BF	H	R	ER	SO	BB	IBB	HBP	BLK	WP	HR	S	P	ERA	WHIP

BOTTOM

Batter	1	2	3	4	5	6	7	8	9	AB	R	H	RBI	BB	SO	LOB
Dale Mitchell, L (1, 7) OBP: 0.291, SLG: 0.310	BBBB 4-0 1B BB		x 0-0 ② L1		x 0-0 ③ F5		x 0-0 ③ 3-1		x 0-0 ③ F8	4	0	0	0	1	0	5
Bobby Avila, R (1, 4) OBP: 0.383, SLG: 0.356	x 0-0 ① F7		x 0-0 ③ 1-3			x 0-0 ① 6-3		x 0-0 ① 1-3		4	0	0	0	0	0	1
Larry Doby, L (1, 8) OBP: 0.459, SLG: 0.509	x 0-0 1-3 1B			BBBB 4-0 FC3-5 BB BB		x 0-0 ② F7		x 0-0 ② 4-3		3	0	1	0	1	0	0
Harry Simpson, L (1, 3) OBP: 0.374, SLG: 0.313	x 0-0 ② F5			BBBB 4-0 FC3-5 1-2 1B BB		x 0-0 ③ 6-3-4		SSS 0-3 ③ K		3	1	0	0	1	1	2
Ray Boone, R (1, 6) OBP: 0.315, SLG: 0.291	x 0-0 ③ F2			x 0-0 ① FC3-5 1B 1-2 2-3f			x 0-0 1B 1B 1B		x 0-0 ① F5	4	1	1	0	0	0	4
Bob Kennedy, R (1, 9) OBP: 0.323, SLG: 0.384		x 0-0 ① F7		x 0-0 G1-6-3 1-2 2-H 1B			x 0-0 ① L5		SSS 0-3 ② K	4	0	1	1	0	1	1
Snuffy Stirnweiss, R (1, 5) OBP: 0.370, SLG: 0.277		x 0-0 ② 4-3		x 0-0 ② ③ G1-6-3 1-2f			x 0-0 FC4-6 1B 1-3 1B		x 0-0 BB 1B 1B	4	0	2	0	0	0	2
Birdie Tebbetts, R (1, 2) OBP: 0.264, SLG: 0.320 Jim Hegan, R (7, PR) OBP: 0.376, SLG: 0.500 (8, 2)		x 0-0 ③ L4			x 0-0 ① F8		x 0-0 FC4-6 1-2 3-H 1B		x 0-0 BB 1-2 1B	3	0	1	1	0	0	0
										1	0	1	0	0	0	0
Mike Garcia, R (1, 1) OBP: 0.214, SLG: 0.222 Luke Easter, L (7, PH) OBP: 0.400, SLG: 0.538 Milt Nielsen, L (7, PR) George Zuverink, R (8, 1) Sam Chapman, R (9, PH) OBP: 0.298, SLG: 0.278		SSS 0-3 ① K			x 0-0 ② 4-3		x 0-0 ② FC4-6 1-2f 2-3		BBBB 4-0 1-2 2-3 BB	2	0	0	0	0	1	0
										1	0	0	0	0	0	2
										0	0	0	0	0	0	0
										0	0	0	0	0	0	0
										0	0	0	0	1	0	0
Inning Stats	R: 0 E: 0 K: 0 S: 4 H: 1 LOB: 2 BB: 1 P: 8	R: 0 E: 0 K: 0 S: 3 H: 0 LOB: 0 BB: 0 P: 3	R: 0 E: 0 K: 1 S: 5 H: 0 LOB: 0 BB: 0 P: 5	R: 1 E: 0 K: 0 S: 3 H: 1 LOB: 1 BB: 2 P: 11	R: 0 E: 0 K: 0 S: 3 H: 0 LOB: 0 BB: 0 P: 3	R: 0 E: 0 K: 0 S: 3 H: 0 LOB: 0 BB: 0 P: 3	R: 1 E: 0 K: 0 S: 6 H: 3 LOB: 2 BB: 0 P: 6	R: 0 E: 0 K: 1 S: 5 H: 0 LOB: 0 BB: 0 P: 5	R: 0 E: 0 K: 1 S: 7 H: 2 LOB: 3 BB: 1 P: 11	1B: 7 2B: 0 3B: 0 HR: 0	SF: 0 SAC: 0 DP: 1 HBP: 0						

PITCHER	IP	WLS	BF	H	R	ER	SO	BB	IBB	HBP	BLK	WP	HR	S	P	ERA	WHIP
Ray Scarborough, R (1, 1) ERA: 5.51	9.0	W	37	7	2	2	3	4	0	0	0	0	0	39	55	2.00	1.222

PITCHER	IP	WLS	BF	H	R	ER	SO	BB	IBB	HBP	BLK	WP	HR	S	P	ERA	WHIP

Boston Red Sox @ Cleveland Indians

Cleveland Municipal Stadium, Cleveland, OH

Sun Jun 10 1951, 3:38 AM EDT

Att. 54,956 - Unknown

livebaseballscorecards.com

AB	33
R	2
H	7
RBI	2
BB	4
SO	3
LOB	17

1B: 7	SF: 0	WP: 0	PA: 37
2B: 0	SAC: 0	PB: 0	
3B: 0	DP: 1	SB: 0	
HR: 0	HBP: 0	CS: 0	

Batter	1	2	3	4	5	6	7	8	9	AB	R	H	RBI	BB	SO	LOB
Dale Mitchell, L (1, 7) OBP: 0.301, SLG: 0.310	BBBB 4-0 1B 2B BB	x 0-0 1B HR 1-H 1B	BBBB 4-0 1-2 BB		x 0-0 ③ L4			x 0-0 ① F2		3	2	1	1	2	0	0
Bobby Avila, R (1, 4) OBP: 0.384, SLG: 0.357	x 0-0 ① F2	x 0-0 HR 1-2 1B	x 0-0 ③ F2			x 0-0 PB 1B F9 1B		x 0-0 ② F4		5	2	2	0	0	0	3
Sam Chapman, R (1, 8) OBP: 0.301, SLG: 0.278	x 0-0 ② 2B 1-3 1B	x 0-0 F6		BBBB 4-0 SH3-4 HBP WP BB		x 0-0 ① L8		x 0-0 ③ F4		4	1	1	0	1	0	3
Al Rosen, R (1, 5) OBP: 0.384, SLG: 0.471	x 0-0 1-3 3-H 2B	x 0-0 1-H 2-H HR		H 1-0 WP SH3-4 1-2 F8 HBP		x 0-0 PB 1-2 1B			x 0-0 ① 5-3	4	2	3	4	0	0	0
Ray Boone, R (1, 6) OBP: 0.318, SLG: 0.292	x 0-0 ② F2	BBBB 4-0 BB		x 0-0 ① SH3-4 1-2 2-3		x 0-0 ② F9 1-2 2-H			x 0-0 1B	3	0	1	1	1	0	3
Bob Kennedy, R (1, 9) OBP: 0.320, SLG: 0.374	IIII 4-0 IBB	x 0-0 ③ F6		x 0-0 ② F8 2-H 3-H		x 0-0 ③ 6-3			x 0-0 ② F8	4	0	0	1	1	0	3
Harry Simpson, L (1, 3) OBP: 0.367, SLG: 0.307	SSS 0-3 ③ K		x 0-0 FC6-4 1B	x 0-0 ③ 4-1			SSS 0-3 ① K		x 0-0 ③ 4-3	5	0	1	0	0	2	4
Jim Hegan, R (1, 2) OBP: 0.366, SLG: 0.485		SSS 0-3 ① K	x 0-0 ① L4		x 0-0 ① 6-3		x 0-0 ② F4			4	0	0	0	0	1	1
Bob Feller, R (1, 1) OBP: 0.250, SLG: 0.235 Lou Brissie, L (9, 1) OBP: 0.250, SLG: 0.313 Mike Garcia, R (9, 1) OBP: 0.214, SLG: 0.222		x 0-0 WP 1B 1B	x 0-0 ② FC6-4 BB 1-2f		x 0-0 ② F8		x 0-0 ③ F4			4 0 0	1 0 0	1 0 0	0 0 0	0 0 0	0 0 0	1 0 0
Inning Stats	R: 1 E: 0 K: 1 S: 7 H: 2 LOB: 3 BB: 2 P: 15	R: 4 E: 0 K: 1 S: 9 H: 4 LOB: 1 BB: 1 P: 13	R: 0 E: 0 K: 0 S: 4 H: 1 LOB: 2 BB: 1 P: 8	R: 2 E: 0 K: 0 S: 3 H: 0 LOB: 0 BB: 1 P: 8	R: 0 E: 0 K: 0 S: 3 H: 0 LOB: 0 BB: 0 P: 3	R: 1 E: 0 K: 0 S: 5 H: 2 LOB: 1 BB: 0 P: 5	R: 0 E: 0 K: 1 S: 5 H: 0 LOB: 0 BB: 0 P: 5	R: 0 E: 0 K: 0 S: 3 H: 0 LOB: 0 BB: 0 P: 3	R: 0 E: 0 K: 0 S: 4 H: 1 LOB: 1 BB: 0 P: 4	1B: 8 2B: 1 3B: 0 HR: 1	SF: 0 SAC: 1 DP: 0 HBP: 1						

PITCHER		IP	WLS	BF	H	R	ER	SO	BB	IBB	HBP	BLK	WP	HR	S	P	ERA	WHIP
Alex Kellner, L ERA: 5.12	(1, 1)	2.0	L	15	6	5	5	2	2	1	0	0	1	1	16	28	22.50	4.000
Carl Scheib, R ERA: 3.95	(3, 1)	7.0		28	4	3	2	1	2	0	1	0	1	0	27	36	2.57	0.857

PITCHER	IP	WLS	BF	H	R	ER	SO	BB	IBB	HBP	BLK	WP	HR	S	P	ERA	WHIP

TOP

Cleveland Indians @ Philadelphia Athletics
Shibe Park, Philadelphia, PA
Tue Jun 12 1951, 3:33 AM EDT
Att. 8,565 - Unknown

livebaseballscorecards.com

AB	36
R	8
H	10
RBI	7
BB	5
SO	3
LOB	18

BOTTOM

Cleveland Indians @ Philadelphia Athletics
Shibe Park, Philadelphia, PA

Tue Jun 12 1951, 3:33 AM EDT
Att. 8,565 - Unknown

Batter	1	2	3	4	5	6	7	8	9	AB	R	H	RBI	BB	SO	LOB
Eddie Joost, R (1, 6) OBP: 0.392, SLG: 0.462	F8	1B 2B 3-H		HR			F4		F8 2-3	5	2	2	2	0	0	2
Ferris Fain, L (1, 3) OBP: 0.466, SLG: 0.511	FC4-6 HBP	1B HBP		F9			F7		F8 3-H	3	0	0	1	0	0	1
Elmer Valo, L (1, 9) OBP: 0.361, SLG: 0.323	FC4-6 1-2f	1B 1-3 2-H			4-3			E3 BB	BB 1-2	4	0	1	1	1	0	1
Gus Zernial, R (1, 7) OBP: 0.373, SLG: 0.544	K		K		F2			F8	F8	5	0	0	0	0	2	4
Dave Philley, S (1, 8) OBP: 0.341, SLG: 0.405		1B 1B 1B 1B	F2		F6			BB 1-2		3	1	1	0	1	0	0
Hank Majeski, R (1, 5) OBP: 0.354, SLG: 0.444		1B 1-2 1B 1B	1B				G5-4-3 1B	F3		4	1	3	0	0	0	2
Pete Suder, R (1, 4) OBP: 0.331, SLG: 0.321 Lou Limmer, L (8, PH) OBP: 0.262, SLG: 0.351 Lou Klein, R (9, 4) OBP: 0.250, SLG: 0.310		1B 2B 1-2 2-3 1B	F8		F7			K		3 1 0	1 0 0	1 0 0	0 0 0	0 1 0	0 2 0	2 2 0
Joe Astroth, R (1, 2) OBP: 0.157, SLG: 0.122 Billy Hitchcock, R (9, PH) OBP: 0.384, SLG: 0.319		F6 1-3 2-H 3-H 1B		F5	G5-4-3 1-2f				F8 1B F8 1B	3 1	0 1	1 1	2 1	0 0	0 0	1 0
Alex Kellner, R (1, 1) OBP: 0.185, SLG: 0.185 Wally Moses, L (2, PH) OBP: 0.265, SLG: 0.100 Carl Scheib, R (3, 1) OBP: 0.462, SLG: 0.680 Allie Clark, R (9, PH) OBP: 0.270, SLG: 0.333		F6 1-2		6-3			4-3		BB 1-2 1B	0 1 2 1	0 0 0 0	0 0 0 1	0 0 0 0	0 0 0 0	0 0 0 0	0 2 0 0
Inning Stats	R: 0 E: 0 K: 1 S: 5 H: 0 LOB: 1 BB: 0 P: 6	R: 4 E: 0 K: 0 S: 7 H: 6 LOB: 1 BB: 0 P: 8	R: 0 E: 0 K: 1 S: 6 H: 1 LOB: 1 BB: 0 P: 6	R: 1 E: 0 K: 0 S: 4 H: 1 LOB: 0 BB: 0 P: 4	R: 0 E: 0 K: 0 S: 3 H: 0 LOB: 0 BB: 0 P: 3	R: 0 E: 0 K: 0 S: 3 H: 1 LOB: 0 BB: 0 P: 3	R: 0 E: 0 K: 0 S: 3 H: 0 LOB: 0 BB: 0 P: 3	R: 0 E: 1 K: 1 S: 6 H: 0 LOB: 2 BB: 1 P: 10	R: 1 E: 0 K: 0 S: 5 H: 2 LOB: 2 BB: 1 P: 9	1B: 9 2B: 1 3B: 0 HR: 1	SF: 0 SAC: 0 DP: 1 HBP: 2	WP: 0 PB: 0 SB: 0 CS: 0	PA: 40				

livebaseballscorecards.com

	AB	36
	R	6
	H	11
	RBI	6
	BB	2
	SO	3
	LOB	17

PITCHER		IP	WLS	BF	H	R	ER	SO	BB	IBB	HBP	BLK	WP	HR	S	P	ERA	WHIP
Bob Feller, R ERA: 2.18	(1, 1)	8.1	W	37	11	6	6	3	1	0	2	0	0	1	40	46	6.48	1.440
Lou Brissie, L ERA: 5.83	(9, 1)	0.1		2	0	0	0	0	1	0	0	0	0	0	1	5	0.00	3.000
Mike Garcia, R ERA: 3.34	(9, 1)	0.1	S	1	0	0	0	0	0	0	0	0	0	0	1	1	0.00	0.000

PITCHER	IP	WLS	BF	H	R	ER	SO	BB	IBB	HBP	BLK	WP	HR	S	P	ERA	WHIP

Batter	1	2	3	4	5	6	7	8	9	AB	R	H	RBI	BB	SO	LOB
Dale Mitchell, L (1, 7) OBP: 0.304, SLG: 0.313	6-3		1B		1B	F9			1-3	5	0	2	0	0	0	1
Bobby Avila, R (1, 4) OBP: 0.384, SLG: 0.359	1-3		1-H 1B		1-2 1B		6-3		F9	5	0	2	0	0	0	0
Sam Chapman, R (1, 8) OBP: 0.305, SLG: 0.289	6-3			G6-4-3 1B	F6		2B			4	0	2	0	0	0	2
Al Rosen, R (1, 5) OBP: 0.381, SLG: 0.464		F9		G6-4-3 1-2f		F8	BB G6-4-3			3	0	0	0	1	0	1
Ray Boone, R (1, 6) OBP: 0.327, SLG: 0.311		BB		E BB		HR	G6-4-3 1-2f			2	1	1	1	2	0	2
Bob Kennedy, R (1, 9) OBP: 0.313, SLG: 0.365		F8		E5 1-2		6-3		K		4	0	0	0	0	1	2
Harry Simpson, L (1, 3) OBP: 0.363, SLG: 0.305		F7		1-3		HR 1B		K		4	1	1	0	0	1	3
Jim Hegan, R (1, 2) OBP: 0.363, SLG: 0.500			K		F9	HR 1-H		5-3		4	1	1	2	0	1	0
Bob Lemon, L (1, 1) OBP: 0.167, SLG: 0.206			4-3		6-3	1B			K	4	0	1	0	0	1	0
Inning Stats	R: 0 E: 0 K: 0 S: 3 H: 0 LOB: 0 BB: 0 P: 3	R: 0 E: 0 K: 0 S: 3 H: 0 LOB: 1 BB: 1 P: 7	R: 0 E: 0 K: 1 S: 6 H: 2 LOB: 2 BB: 0 P: 6	R: 0 E: 1 K: 0 S: 4 H: 1 LOB: 2 BB: 1 P: 8	R: 0 E: 0 K: 0 S: 5 H: 2 LOB: 2 BB: 0 P: 5	R: 3 E: 0 K: 0 S: 7 H: 4 LOB: 1 BB: 0 P: 7	R: 0 E: 0 K: 0 S: 3 H: 1 LOB: 1 BB: 1 P: 7	R: 0 E: 0 K: 2 S: 7 H: 0 LOB: 0 BB: 0 P: 7	R: 0 E: 0 K: 1 S: 5 H: 0 LOB: 0 BB: 0 P: 5	1B: 7 2B: 1 3B: 0 HR: 2 SF: 0 SAC: 0 DP: 2 HBP: 0	WP: 0 PB: 0 SB: 0 CS: 0 PA: 38					

PITCHER		IP	WLS	BF	H	R	ER	SO	BB	IBB	HBP	BLK	WP	HR	S	P	ERA	WHIP
Sam Zoldak, L ERA: 3.46	(1, 1)	6.0	L	28	9	3	3	1	2	0	0	0	0	2	28	36	4.50	1.833
Morrie Martin, L ERA: 5.04	(7, 1)	3.0		10	1	0	0	3	1	0	0	0	0	0	15	19	0.00	0.667

PITCHER		IP	WLS	BF	H	R	ER	SO	BB	IBB	HBP	BLK	WP	HR	S	P	ERA	WHIP

TOP

Cleveland Indians @ Philadelphia Athletics

Shibe Park, Philadelphia, PA

Thu Jun 14 1951, 3:33 AM EDT

Att. 2,601 - Unknown

livebaseballscorecards.com

AB	35
R	3
H	10
RBI	3
BB	3
SO	4
LOB	11

Batter	1	2	3	4	5	6	7	8	9	AB	R	H	RBI	BB	SO	LOB
Eddie Joost, R (1, 6) OBP: 0.385, SLG: 0.453	6-3	K		F9			L5			4	0	0	0	0	1	4
Ferris Fain, L (1, 3) OBP: 0.466, SLG: 0.511	F7		FC6-4 (F7) 1B 1B		4-3			FC6-4 1B		4	1	2	0	0	0	0
Elmer Valo, L (1, 9) OBP: 0.370, SLG: 0.338	2B		FC6-4 1-2 1B		BBBB G6-4-3 BB			F9		3	0	2	0	1	0	1
Gus Zernial, R (1, 7) OBP: 0.364, SLG: 0.530	SSS K		FC6-4 1-2f 2-3		G6-4-3 1-2f			FC6-4 E 1-2f		4	0	0	0	0	1	5
Dave Philley, S (1, 8) OBP: 0.339, SLG: 0.401		FC1-6 1B	F7 3-H			1-3		E3 1-2		4	0	1	1	0	0	2
Hank Majeski, R (1, 5) OBP: 0.333, SLG: 0.418		FC1-6 BB 1-2f	F4			F6		6-3		4	0	0	0	0	0	4
Pete Suder, R (1, 4) OBP: 0.331, SLG: 0.316 Billy Hitchcock, R (9, PH) OBP: 0.379, SLG: 0.315		BBBB BB BB		F3		4-3			1-3	2 1	0 0	0 0	0 0	1 0	0 0	0 0
Ray Murray, R (1, 2) OBP: 0.358, SLG: 0.326 Wally Moses, L (9, PH) OBP: 0.260, SLG: 0.098		BBBB 1-2 2-3 BB		6-3			6-3		4-3	2 1	0 0	0 0	0 0	1 0	0 0	0 0
Sam Zoldak, L (1, 1) OBP: 0.500, SLG: 1.000 Morrie Martin, L (7, 1) OBP: 0.333, SLG: 0.286 Lou Limmer, L (9, PH) OBP: 0.258, SLG: 0.345		SSS K		2B			4-3		4-3	2 1 1	0 0 0	1 0 0	0 0 0	0 0 0	1 0 0	3 0 0
Inning Stats	R: 0 H: 1 E: 0 LOB: 1 K: 1 BB: 0 S: 6 P: 6	R: 0 H: 1 E: 1 LOB: 3 K: 2 BB: 2 S: 8 P: 16	R: 1 H: 2 E: 0 LOB: 1 K: 0 BB: 0 S: 5 P: 5	R: 0 H: 1 E: 0 LOB: 1 K: 0 BB: 0 S: 4 P: 4	R: 0 H: 0 E: 0 LOB: 0 K: 0 BB: 1 S: 2 P: 6	R: 0 H: 0 E: 0 LOB: 0 K: 0 BB: 0 S: 3 P: 3	R: 0 H: 0 E: 0 LOB: 0 K: 0 BB: 0 S: 3 P: 3	R: 0 H: 1 E: 1 LOB: 2 K: 0 BB: 0 S: 5 P: 5	R: 0 H: 0 E: 0 LOB: 0 K: 0 BB: 0 S: 3 P: 3	1B: 4 SF: 0 2B: 2 SAC: 0 3B: 0 DP: 1 HR: 0 HBP: 0						

PITCHER	IP	WLS	BF	H	R	ER	SO	BB	IBB	HBP	BLK	WP	HR	S	P	ERA	WHIP
Bob Lemon, R (1, 1) ERA: 2.99	9.0	W	36	6	1	1	3	3	0	0	0	0	0	39	51	1.00	1.000

PITCHER	IP	WLS	BF	H	R	ER	SO	BB	IBB	HBP	BLK	WP	HR	S	P	ERA	WHIP

BOTTOM

Cleveland Indians @ Philadelphia Athletics
Shibe Park, Philadelphia, PA
Thu Jun 14 1951, 3:33 AM EDT
Att. 2,601 - Unknown

livebaseballscorecards.com

AB	33
R	1
H	6
RBI	1
BB	3
SO	3
LOB	19

Cleveland Indians @ Washington Senators

Griffith Stadium, Washington, DC

Fri Jun 15 1951, 3:33 AM EDT

Att. 10,268 - Unknown

TOP

livebaseballscorecards.com

Batter	1	2	3	4	5	6	7	8	9	AB	R	H	RBI	BB	SO	LOB
Dale Mitchell, L (1, 7) OBP: 0.302, SLG: 0.307	BBBB 4-0 CS BB BB		x 0-0 F6 ②	SSS 0-3 K ③		x 0-0 F6 ②			3	0	0	0	1	1	0
Bobby Avila, R (1, 4) OBP: 0.381, SLG: 0.351	BBBB 4-0 1-2 CS 1B BB		x 0-0 F5 ③			x 0-0 F8 ①		x 0-0 F9 ③		3	1	0	0	1	0	0
Sam Chapman, R (1, 8) (7, 9) OBP: 0.299, SLG: 0.282	x 0-0 F7 ①② 1-2 2-3			x 0-0 5-3 ①		x 0-0 5-3 ②			SSS 0-3 K ①	4	0	0	0	0	1	2
Al Rosen, R (1, 5) OBP: 0.388, SLG: 0.467	x 0-0 2-H 1B			SSS 0-3 K ②		x 0-0 BLK 1B			BBBB 4-0 S BB	3	0	2	1	1	1	0
Ray Boone, R (1, 6) OBP: 0.325, SLG: 0.306	x 0-0 1-3 ③			BBBB 4-0 BB		SSS 0-3 K ③ 1-2			x 0-0 F7 ② 1-2	3	0	0	0	1	1	3
Bob Kennedy, R (1, 9) Larry Doby, L (7, PH) (7, 8) OBP: 0.309, SLG: 0.360 OBP: 0.455, SLG: 0.503		x 0-0 F9 ①		x 0-0 F3 ③			x 0-0 4-3 ①		x 0-0 F7 ③	2 2	0 0	0 0	0 0	0 0	0 0	1 1
Harry Simpson, L (1, 3) OBP: 0.362, SLG: 0.333		SSS 0-3 K ②	x 0-0 IHR				x 0-0 4-3 ②			3	1	1	1	0	1	0
Jim Hegan, R (1, 2) OBP: 0.356, SLG: 0.490		SSS 0-3 K ③	x 0-0 F3 ①				SSS 0-3 K ③			3	0	0	0	0	2	0
Early Wynn, S (1, 1) Luke Easter, L (8, PH) Lou Brissie, L (8, 1) OBP: 0.235, SLG: 0.281 OBP: 0.397, SLG: 0.533 OBP: 0.250, SLG: 0.313			x 0-0 4-3 ①		x 0-0 F6 ②			x 0-0 F9 ①		2 1 0	0 0 0	0 0 0	0 0 0	0 0 0	0 0 0	0 0 0
Inning Stats	R: 1 E: 0 K: 0 S: 3 H: 1 LOB: 1 BB: 2 P: 11	R: 0 E: 0 K: 2 S: 7 H: 0 LOB: 0 BB: 0 P: 7	R: 0 E: 0 K: 0 S: 3 H: 0 LOB: 0 BB: 0 P: 3	R: 0 E: 0 K: 1 S: 5 H: 0 LOB: 1 BB: 1 P: 9	R: 1 E: 0 K: 1 S: 6 H: 1 LOB: 0 BB: 0 P: 6	R: 0 E: 0 K: 1 S: 6 H: 1 LOB: 1 BB: 0 P: 6	R: 0 E: 0 K: 1 S: 5 H: 0 LOB: 0 BB: 0 P: 5	R: 0 E: 0 K: 0 S: 3 H: 0 LOB: 0 BB: 0 P: 3	R: 0 E: 0 K: 1 S: 5 H: 0 LOB: 1 BB: 1 P: 9	1B: 2 2B: 0 3B: 0 HR: 1	SF: 0 SAC: 0 DP: 0 HBP: 0						

	AB	29
	R	2
	H	3
	RBI	2
	BB	4
	SO	7
	LOB	7

WP: 0 PB: 0 SB: 1 CS: 2 PA: 33

PITCHER		IP	WLS	BF	H	R	ER	SO	BB	IBB	HBP	BLK	WP	HR	S	P	ERA	WHIP
Don Johnson, R ERA: 5.2	(1, 1)	9.0	W	33	3	2	2	7	4	0	0	1	0	0	43	59	2.00	0.778

PITCHER	IP	WLS	BF	H	R	ER	SO	BB	IBB	HBP	BLK	WP	HR	S	P	ERA	WHIP

Cleveland Indians @ Washington Senators

Griffith Stadium, Washington, DC

Fri Jun 15 1951, 3:33 AM EDT

Att. 10,268 - Unknown

livebaseballscorecards.com

BOTTOM

Batter	1	2	3	4	5	6	7	8	9	AB	R	H	RBI	BB	SO	LOB
Gil Coan, L (1, 7) OBP: 0.347, SLG: 0.494	K	FC5-4 1-2f			3B 2B		3-1	4-3		5	1	1	0	0	1	4
Cass Michaels, R (1, 4) OBP: 0.365, SLG: 0.413	3-1		BB 1B		3B BB		BB			2	1	1	0	2	0	0
Irv Noren, L (1, 8) OBP: 0.371, SLG: 0.432	1B 1B		F5		L9 1-H 2-H 3B		F8			4	1	2	2	0	0	2
Mickey Vernon, L (1, 3) OBP: 0.320, SLG: 0.375	1-2 1B		G6-3 1-2 BB		F2		2-3			3	0	1	0	1	0	2
Sam Mele, R (1, 9) OBP: 0.327, SLG: 0.382	5-3		G6-3 1-2f		L9 3-H			SH2-3 1B BB		3	1	0	1	1	0	4
Eddie Yost, R (1, 5) OBP: 0.412, SLG: 0.414		E6 1B		5-3	G3			SH2-3 1-2		3	0	0	0	0	0	0
Clyde Kluttz, R (1, 2) OBP: 0.500, SLG: 0.500		FC5-4 1-2 1B		6-3		K		1B IBB		3	0	1	0	1	1	0
Gene Verble, R (1, 6) OBP: 0.256, SLG: 0.243		F4		1B		G3		1-2 2-H 1B		4	0	2	1	0	0	2
Don Johnson, R (1, 1) OBP: 0.143, SLG: 0.077		K		F4		G3		K		4	0	0	0	0	2	5
Inning Stats	R: 0 E: 0 K: 1 S: 7 H: 2 LOB: 2 BB: 0 P: 7	R: 0 E: 1 K: 1 S: 7 H: 1 LOB: 2 BB: 0 P: 7	R: 0 E: 0 K: 0 S: 3 H: 1 LOB: 1 BB: 1 P: 7	R: 0 E: 0 K: 0 S: 4 H: 1 LOB: 1 BB: 0 P: 4	R: 3 E: 0 K: 0 S: 5 H: 2 LOB: 0 BB: 1 P: 9	R: 0 E: 0 K: 1 S: 5 H: 0 LOB: 0 BB: 0 P: 5	R: 0 E: 0 K: 0 S: 3 H: 0 LOB: 1 BB: 1 P: 7	R: 1 E: 0 K: 1 S: 6 H: 1 LOB: 2 BB: 2 P: 14		1B: 6 2B: 1 3B: 1 HR: 0 SF: 0 SAC: 1 DP: 1 HBP: 0						

	AB	31
	R	4
	H	8
	RBI	4
	BB	5
	SO	4
	LOB	19

WP: 0 PB: 0 SB: 0 CS: 0 PA: 37

PITCHER		IP	WLS	BF	H	R	ER	SO	BB	IBB	HBP	BLK	WP	HR	S	P	ERA	WHIP
Early Wynn, R ERA: 3.66	(1, 1)	7.0	L	31	7	3	3	3	3	0	0	0	0	0	34	46	3.86	1.429
Lou Brissie, L ERA: 5.89	(8, 1)	1.0		6	1	1	1	1	1	1	0	0	0	0	6	14	9.00	2.000

Batter	1	2	3	4	5	6	7	8	9	AB	R	H	RBI	BB	SO	LOB
Dale Mitchell, L (1, 7) OBP: 0.294, SLG: 0.297	F5		6-3		F7		L4		F7	5	0	0	0	0	0	2
Bobby Avila, R (1, 4) OBP: 0.378, SLG: 0.349	1B		6-3			F8	5-3			4	0	1	0	0	0	1
Larry Doby, L (1, 8) OBP: 0.455, SLG: 0.518	F4			K		HR		HR		3	2	1	1	1	1	1
Luke Easter, L (1, 3) OBP: 0.400, SLG: 0.556	K			1B		HR		F8		3	1	1	2	1	1	1
Al Rosen, R (1, 5) OBP: 0.385, SLG: 0.460		F7		F7		PB		K		3	0	0	0	1	1	1
Harry Simpson, L (1, 9) OBP: 0.359, SLG: 0.330		F8		1B		F7		F7		4	0	1	0	0	0	1
Ray Boone, R (1, 6) OBP: 0.333, SLG: 0.308		1B		F8		IBB			BB	2	0	1	0	2	0	2
Milt Nielsen, L (9, PR)										0	0	0	0	0	0	0
Jim Hegan, R (1, 2) OBP: 0.348, SLG: 0.476		6-3			F8	F9			K	4	0	0	0	0	1	4
Mike Garcia, R (1, 1) OBP: 0.200, SLG: 0.207			K		F7		5-3		K	2	0	0	0	0	1	0
Sam Chapman, R (7, PH) OBP: 0.303, SLG: 0.282										0	0	0	0	1	0	0
Bob Lemon, L (7, 1) OBP: 0.167, SLG: 0.206										0	0	0	0	0	0	0
Birdie Tebbetts, R (9, PH) OBP: 0.259, SLG: 0.314										1	0	0	0	0	1	1
Inning Stats	R: 0 E: 0 K: 1 S: 6 H: 1 LOB: 1 BB: 0 P: 6	R: 0 E: 0 K: 0 S: 4 H: 1 LOB: 1 BB: 0 P: 4	R: 0 E: 0 K: 1 S: 5 H: 0 LOB: 0 BB: 0 P: 5	R: 0 E: 0 K: 1 S: 6 H: 1 LOB: 2 BB: 1 P: 10	R: 0 E: 0 K: 0 S: 3 H: 0 LOB: 0 BB: 0 P: 3	R: 2 E: 0 K: 0 S: 4 H: 1 LOB: 2 BB: 3 P: 16	R: 0 E: 0 K: 0 S: 2 H: 0 LOB: 0 BB: 1 P: 6	R: 1 E: 0 K: 1 S: 6 H: 1 LOB: 0 BB: 0 P: 6	R: 0 E: 0 K: 2 S: 7 H: 0 LOB: 1 BB: 1 P: 11	1B: 3 2B: 1 3B: 0 HR: 2 SF: 0 SAC: 0 DP: 1 HBP: 0						

PITCHER		IP	WLS	BF	H	R	ER	SO	BB	IBB	HBP	BLK	WP	HR	S	P	ERA	WHIP
Julio Moreno, R ERA: 4.04	(1, 1)	7.0	W	30	5	3	3	3	4	1	0	0	0	2	31	51	3.86	1.286
Mickey Harris, L ERA: 4.01	(8, 1)	2.0	S	7	0	0	0	3	1	0	0	0	0	0	12	16	0.00	0.500

PITCHER	IP	WLS	BF	H	R	ER	SO	BB	IBB	HBP	BLK	WP	HR	S	P	ERA	WHIP

TOP

Cleveland Indians @ Washington Senators

Griffith Stadium, Washington, DC

Sat Jun 16 1951, 3:33 AM EDT

Att. 12,917 - Unknown

livebaseballscorecards.com

AB	31
R	3
H	5
RBI	3
BB	6
SO	6
LOB	14

PA: 37

WP: 0
PB: 1
SB: 0
CS: 0

BOTTOM

Cleveland Indians @ Washington Senators

Griffith Stadium, Washington, DC

Sat Jun 16 1951, 3:33 AM EDT

Att. 12,917 - Unknown

livebaseballscorecards.com

Batter	1	2	3	4	5	6	7	8	9	AB	R	H	RBI	BB	SO	LOB
Gil Coan, L (1, 7) OBP: 0.350, SLG: 0.497	S S S 0-3 ① K		B B B B 4-0 2B BB		x 0-0 ①② G3-6 1-2f		x 0-0 2-H 2B			3	1	1	1	1	1	1
Cass Michaels, R (1, 4) OBP: 0.363, SLG: 0.415	x 0-0 ② F4		x 0-0 1-H 2B		x 0-0 ③ 1-3		x 0-0 ② F6			4	0	1	1	0	0	1
Irv Noren, L (1, 8) OBP: 0.373, SLG: 0.435	x 0-0 1B 2B		x 0-0 ① F8			B B B B 4-0 2B 1-4 BB	x 0-0 ③ 4-3			3	2	1	0	1	0	2
Mickey Vernon, L (1, 3) OBP: 0.324, SLG: 0.384	x 0-0 2-H 1B		S S S 0-3 ② K			x 0-0 1-4 1-3 2B		x 0-0 ① 6-3		4	0	2	1	0	1	1
Sam Mele, R (1, 9) OBP: 0.321, SLG: 0.374	x 0-0 ③ F9		x 0-0 ③ G3			x 0-0 ① 1-4 2-3 3-H		S S S 0-3 ② K		4	0	0	1	0	1	3
Eddie Yost, R (1, 5) OBP: 0.405, SLG: 0.405		x 0-0 E2 4-3		x 0-0 ① F6		x 0-0 ② F4		x 0-0 ③ 4-3		4	0	0	0	0	0	1
Clyde Kluttz, R (1, 2) OBP: 0.385, SLG: 0.364		x 0-0 ① 4-3 2-3		x 0-0 ② 6-3		x 0-0 ③ F9				3	0	0	0	0	0	2
Gene Verble, R (1, 6) OBP: 0.259, SLG: 0.247		x 0-0 ② 5-3		x 0-0 ③ 4-3			x 0-0 SH2-4 2B 1B			3	1	1	0	0	0	1
Julio Moreno, R (1, 1) OBP: 0.250, SLG: 0.200 Mickey Harris, L (8, 1) OBP: 0.250, SLG: 0.143		S S S 0-3 ③ K			x 0-0 G3-6 1B		x 0-0 ① SH2-4 1-2			2 0	0 0	1 0	0 0	0 0	1 0	1 0
Inning Stats	R: 1 E: 0 K: 1 S: 7 H: 2 LOB: 1 BB: 0 P: 7	R: 0 E: 1 K: 1 S: 6 H: 0 LOB: 1 BB: 0 P: 6	R: 1 E: 0 K: 1 S: 6 H: 1 LOB: 1 BB: 1 P: 10	R: 0 E: 0 K: 0 S: 3 H: 0 LOB: 0 BB: 0 P: 3	R: 0 E: 0 K: 0 S: 3 H: 1 LOB: 0 BB: 0 P: 3	R: 1 E: 0 K: 0 S: 4 H: 1 LOB: 1 BB: 1 P: 8	R: 1 E: 0 K: 0 S: 5 H: 2 LOB: 1 BB: 0 P: 5	R: 0 E: 0 K: 1 S: 5 H: 0 LOB: 0 BB: 0 P: 5		1B: 3 2B: 4 3B: 0 HR: 0	SF: 0 SAC: 1 DP: 1 HBP: 0			WP: 0 PB: 0 SB: 0 CS: 0	PA: 33	

PITCHER		IP	WLS	BF	H	R	ER	SO	BB	IBB	HBP	BLK	WP	HR	S	P	ERA	WHIP
Mike Garcia, R ERA: 3.43	(1, 1)	6.0	L	25	5	3	3	3	2	0	0	0	0	0	29	37	4.50	1.167
Bob Lemon, R ERA: 3.02	(7, 1)	2.0		8	2	1	1	1	0	0	0	0	0	0	10	10	4.50	1.000

PITCHER	IP	WLS	BF	H	R	ER	SO	BB	IBB	HBP	BLK	WP	HR	S	P	ERA	WHIP

AB	30
R	4
H	7
RBI	4
BB	2
SO	4
LOB	13

Batter	1	2	3	4	5	6	7	8	9	AB	R	H	RBI	BB	SO	LOB
Harry Simpson, L (1, 9) OBP: 0.370, SLG: 0.327	BBBB 4-0 BB		BBBB 4-0 BB 1B		x 0-0 ② 3-1			BBBB 4-0 1B BB		1	1	0	0	3	0	0
Bobby Avila, R (1, 4) OBP: 0.381, SLG: 0.348	SSS 0-3 ① K		BBBB 4-0 1B 1-2 FC1-2-5-2 BB		x 0-0 ③ L4			x 0-0 1-2 1B		3	0	1	0	1	1	1
Larry Doby, L (1, 8) OBP: 0.456, SLG: 0.515	BBBB 4-0 1-2 G4-6-3 BB		x 0-0 FC1-2-5-2 1-3 2-H 1B			x 0-0 ① 5-3		x 0-0 ② F7		3	0	1	1	1	0	2
Luke Easter, L (1, 3) OBP: 0.387, SLG: 0.536	x 0-0 ②③ G4-6-3 1-2f		x 0-0 ② FC1-2-5-2 1-3 3-H			x 0-0 ② 4-3		SSS 0-3 ③ K		4	0	0	0	0	1	6
Al Rosen, R (1, 5) OBP: 0.379, SLG: 0.451		SSS 0-3 ① K	x 0-0 ③ F7			x 0-0 ③ F5			x 0-0 ① 5-3	4	0	0	0	0	1	2
Sam Chapman, R (1, 7) OBP: 0.296, SLG: 0.276		x 0-0 ② F5		x 0-0 ① 6-3			x 0-0 ① F8		x 0-0 ② F6	4	0	0	0	0	0	0
Ray Boone, R (1, 6) OBP: 0.336, SLG: 0.309		x 0-0 1B		x 0-0 ② 5-3			x 0-0 ② F3		BBBB 4-0 BB	3	0	1	0	1	0	0
Birdie Tebbetts, R (1, 2) OBP: 0.241, SLG: 0.291		x 0-0 ③ 5-3		x 0-0 ③ 5-3			x 0-0 ③ 6-3		x 0-0 ③ F8	4	0	0	0	0	0	2
Bob Chakales, R (1, 1) OBP: 0.385, SLG: 0.615			x 0-0 ① F7		x 0-0 ① L6			x 0-0 ① F4		0	0	0	0	0	0	0
Milt Nielsen, L (3, PH)										1	0	0	0	0	0	0
George Zuverink, R (3, 1)										0	0	0	0	0	0	0
Dale Mitchell, L (5, PH) OBP: 0.292, SLG: 0.296										1	0	0	0	0	0	0
Lou Brissie, L (5, 1) OBP: 0.250, SLG: 0.313										0	0	0	0	0	0	0
Snuffy Stirnweiss, R (8, PH) OBP: 0.366, SLG: 0.273										1	0	0	0	0	0	0
Early Wynn, S (8, 1) OBP: 0.235, SLG: 0.281										0	0	0	0	0	0	0
Inning Stats	R: 0 E: 0 K: 1 S: 4 H: 0 LOB: 1 BB: 2 P: 12	R: 0 E: 0 K: 1 S: 6 H: 1 LOB: 1 BB: 0 P: 6	R: 1 E: 0 K: 0 S: 4 H: 1 LOB: 2 BB: 2 P: 12	R: 0 E: 0 K: 0 S: 3 H: 0 LOB: 0 BB: 0 P: 3	R: 0 E: 0 K: 0 S: 3 H: 0 LOB: 0 BB: 0 P: 3	R: 0 E: 0 K: 0 S: 3 H: 0 LOB: 0 BB: 0 P: 3	R: 0 E: 0 K: 0 S: 3 H: 0 LOB: 0 BB: 0 P: 3	R: 0 E: 0 K: 1 S: 6 H: 1 LOB: 2 BB: 1 P: 10	R: 0 E: 0 K: 0 S: 3 H: 0 LOB: 1 BB: 1 P: 7	1B: 3 2B: 0 3B: 0 HR: 0	SF: 0 SAC: 0 DP: 1 HBP: 0					

TOP

Cleveland Indians @ Washington Senators

Griffith Stadium, Washington, DC

Sun Jun 17 1951, 3:33 AM EDT

Att. 21,883 - Unknown

livebaseballscorecards.com

AB	29
R	1
H	3
RBI	1
BB	6
SO	3
LOB	13

PITCHER		IP	WLS	BF	H	R	ER	SO	BB	IBB	HBP	BLK	WP	HR	S	P	ERA	WHIP
Fred Sanford, R ERA: 3.18	(1, 1)	7.1	W	29	3	1	1	2	5	0	0	0	0	0	28	48	1.23	1.091
Mickey Harris, L ERA: 3.82	(8, 1)	1.2	S	6	0	0	0	1	1	0	0	0	0	0	7	11	0.00	0.600

PITCHER	IP	WLS	BF	H	R	ER	SO	BB	IBB	HBP	BLK	WP	HR	S	P	ERA	WHIP

Batter	1	2	3	4	5	6	7	8	9	AB	R	H	RBI	BB	SO	LOB
Gil Coan, L (1, 7) OBP: 0.352, SLG: 0.500	G3	BB, S, 2-3, 2B	F4			SH5-3, BB, FC4-2, 1B		S S S, 0-3, K		5	1	2	0	0	1	1
Cass Michaels, R (1, 4) OBP: 0.364, SLG: 0.407	B B B B, 4-0, E, 1B, 1B, BB	F9		6-3		B B B B, 4-0, FC4-2, SH5-3, 1-2, E, BB		5-3		3	2	0	0	2	0	2
Irv Noren, L (1, 8) OBP: 0.375, SLG: 0.434	0-0, E, 1-2, 1B, 1B	L4		F7		SH5-3, 1-2, 2-3		B B B B, 4-0, E, S, BB		3	1	1	0	1	0	2
Mickey Vernon, L (1, 3) OBP: 0.326, SLG: 0.381	E3, 6-3, 1B, 1-2, 2-3	S, BB, IBB	I I I I	1B		FC4-2, FC5, E, 2-3, 3-H		0-0, F9, 1-3		4	0	1	0	1	0	5
Sam Mele, R (1, 9) OBP: 0.324, SLG: 0.374	6-3, 1-2, 2-H, 3-H, 1B	B B B B, S, 1-2, 2-3, 3-H, BB		F6		E6, 1-2, 3-H				3	0	1	3	1	0	2
Eddie Yost, R (1, 5) OBP: 0.398, SLG: 0.397	6-3, 1-2, 2-3	F9, 1-2, 2-3, 3-H			F5	FC5, 2-3f				4	0	0	0	0	0	6
Clyde Kluttz, R (1, 2) OBP: 0.412, SLG: 0.308	I I I I, 4-0, IBB		5-3		B B B B, 4-0, BB		4-3			2	0	0	0	2	0	0
Gene Verble, R (1, 6) OBP: 0.247, SLG: 0.235	6-3	E3, FC5-4			F2		5-3			4	0	0	0	0	0	4
Fred Sanford, S (1, 1) OBP: 0.200, SLG: 0.222 Mickey Harris, L (8, 1) OBP: 0.250, SLG: 0.143		2B, BB, 2B	FC5-4, 1-2f		S S S, 0-3, K		F9			4 0	1 0	1 0	0 0	0 0	1 0	2 0
Inning Stats	R: 2 E: 1 K: 0 S: 6 H: 2 LOB: 3 BB: 2 P: 14	R: 2 E: 0 K: 0 S: 5 H: 2 LOB: 2 BB: 2 P: 13	R: 0 E: 1 K: 0 S: 4 H: 0 LOB: 1 BB: 0 P: 4	R: 0 E: 0 K: 0 S: 4 H: 1 LOB: 1 BB: 0 P: 4	R: 0 E: 0 K: 1 S: 5 H: 0 LOB: 1 BB: 1 P: 9	R: 1 E: 1 K: 0 S: 5 H: 1 LOB: 2 BB: 1 P: 9	R: 0 E: 0 K: 0 S: 3 H: 0 LOB: 0 BB: 0 P: 3	R: 0 E: 0 K: 1 S: 5 H: 0 LOB: 1 BB: 1 P: 9		1B: 4 2B: 2 3B: 0 HR: 0 SF: 0 SAC: 1 DP: 0 HBP: 0				WP: 0 PB: 0 SB: 4 CS: 0 PA: 40		

PITCHER		IP	WLS	BF	H	R	ER	SO	BB	IBB	HBP	BLK	WP	HR	S	P	ERA	WHIP
Bob Chakales, R ERA: 3.38	(1, 1)	2.0	L	15	4	4	1	0	2	2	0	0	0	0	11	27	4.50	3.000
George Zuverink, R ERA: 4.79	(3, 1)	2.0		8	1	0	0	0	0	0	0	0	0	0	8	8	0.00	0.500
Lou Brissie, L ERA: 5.59	(5, 1)	3.0		13	1	1	0	1	2	0	0	0	0	0	13	21	0.00	1.000
Early Wynn, R ERA: 3.62	(8, 1)	1.0		4	0	0	0	1	1	0	0	0	0	0	5	9	0.00	1.000

PITCHER	IP	WLS	BF	H	R	ER	SO	BB	IBB	HBP	BLK	WP	HR	S	P	ERA	WHIP

BOTTOM

Cleveland Indians @ Washington Senators

Griffith Stadium, Washington, DC

Sun Jun 17 1951, 3:33 AM EDT

Att. 21,883 - Unknown

livebaseballscorecards.com

AB	32
R	5
H	6
RBI	3
BB	7
SO	2
LOB	24

Cleveland Indians @ Boston Red Sox

Fenway Park, Boston, MA

Mon Jun 18 1951, 3:33 AM EDT

Att. 12,911 - Unknown

TOP

livebaseballscorecards.com

Batter	1	2	3	4	5	6	7	8	9	AB	R	H	RBI	BB	SO	LOB
Harry Simpson, L (1, 9) OBP: 0.364, SLG: 0.322	L3		FC4-6 1B F7 1-2f	4-3		4-3			SH1-4 1B 1B	5	2	1	0	0	0	2
Bobby Avila, R (1, 4) OBP: 0.383, SLG: 0.352	F6		F7 E4 1-3 1B		G3 1B FC 1B	5-3			SH1-4 1-2	4	1	2	0	0	0	0
Larry Doby, L (1, 8) OBP: 0.450, SLG: 0.506	K		F7 1-2 3-H		FC G3 1B 1-2 1B		1-3		K	5	1	1	1	0	2	2
Luke Easter, L (1, 3) OBP: 0.380, SLG: 0.521		F8	E4 2-H		G3 1-2 2-3		K2-3		WP 2-H 1B	5	0	1	1	0	1	3
Al Rosen, R (1, 5) OBP: 0.379, SLG: 0.469		HR		HR 2B	FC 1B HR 2-3 3-H		K		6-3 1-2	5	3	2	2	0	1	2
Sam Chapman, R (1, 7) OBP: 0.310, SLG: 0.315		S 1B		2-H HR	1-3 3-H 1B			2B		4	1	4	3	0	0	0
Ray Boone, R (1, 6) OBP: 0.335, SLG: 0.323		K 1-2		F7	HR 3-H			5-3		4	1	1	2	0	1	2
Jim Hegan, R (1, 2) OBP: 0.345, SLG: 0.470		L8		SH3-4 1B	K			5-3		4	0	1	0	0	1	2
Bob Feller, R (1, 1) OBP: 0.256, SLG: 0.243			FC4-6 1B	SH3-4 1-2		K		F2		3	0	1	0	0	1	1
Mike Garcia, R (9, 1) OBP: 0.200, SLG: 0.207										0	0	0	0	0	0	0
Lou Brissie, L (9, 1) OBP: 0.250, SLG: 0.313										0	0	0	0	0	0	0

	AB	39
	R	9
	H	14
	RBI	9
	BB	0
	SO	7
	LOB	14

Inning Stats										
	R: 0	H: 0	R: 1	H: 2	R: 1	H: 2	R: 2	H: 3	R: 4	H: 4
	E: 0	LOB: 0	E: 0	LOB: 1	E: 1	LOB: 2	E: 0	LOB: 1	E: 0	LOB: 0
	K: 1	BB: 0	K: 1	BB: 0	K: 0	BB: 0	K: 0	BB: 0	K: 1	BB: 0
	S: 5	P: 5	S: 7	P: 7	S: 5	P: 5	S: 6	P: 6	S: 9	P: 9

	R: 0	H: 0	R: 0	H: 0	R: 0	H: 1	R: 1	H: 2	1B: 9	SF: 0	WP: 1	PA: 41
	E: 0	LOB: 0	E: 0	LOB: 0	E: 0	LOB: 1	E: 0	LOB: 1	2B: 2	SAC: 2	PB: 0	
	K: 1	BB: 0	K: 2	BB: 0	K: 0	BB: 0	K: 1	BB: 0	3B: 0	DP: 0	SB: 1	
	S: 5	P: 5	S: 7	P: 7	S: 4	P: 4	S: 7	P: 7	HR: 3	HBP: 0	CS: 0	

PITCHER		IP	WLS	BF	H	R	ER	SO	BB	IBB	HBP	BLK	WP	HR	S	P	ERA	WHIP
Harry Taylor, R ERA: 5.56	(1, 1)	4.0	L	19	7	4	4	2	0	0	0	0	0	2	23	23	9.00	1.750
Willard Nixon, R ERA: 4.5	(5, 1)	1.0		7	4	4	4	1	0	0	0	0	0	1	9	9	36.00	4.000
Walt Masterson, R ERA: 3.38	(6, 1)	3.0		10	1	0	0	3	0	0	0	0	0	0	16	16	0.00	0.333
Ellis Kinder, R ERA: 3.95	(9, 1)	1.0		5	2	1	1	1	0	0	0	0	1	0	7	7	9.00	2.000

PITCHER		IP	WLS	BF	H	R	ER	SO	BB	IBB	HBP	BLK	WP	HR	S	P	ERA	WHIP

Cleveland Indians @ Boston Red Sox

Fenway Park, Boston, MA

Mon Jun 18 1951, 3:33 AM EDT

Att. 12,911 - Unknown

BOTTOM

Batter	1	2	3	4	5	6	7	8	9	AB	R	H	RBI	BB	SO	LOB
Billy Goodman, L (1, 9) OBP: 0.392, SLG: 0.347	4-3		F8		F7		6 HR BB	K	K	5	1	0	0	1	2	3
6 Johnny Pesky, L (1, 6) OBP: 0.376, SLG: 0.349	BB		1B		4-3 1B 1B		1-H HR	F2	4-3	5	2	3	2	1	0	3
Ted Williams, L (1, 7) OBP: 0.477, SLG: 0.588	F8		F9		4-3 1-2 1B		F8		BB BB 1B BB	4	2	1	0	1	0	2
Vern Stephens, R (1, 5) OBP: 0.400, SLG: 0.537	6-3		F8		4-3 1-2 2-3		K		F9	5	0	0	0	0	1	5
Bobby Doerr, R (1, 4) OBP: 0.410, SLG: 0.471		G3 1B		BB 1B	2-H 3-H 1B		BB 1B BB		1-2 BB 1B BB	3	1	3	2	2	0	0
Clyde Vollmer, R (1, 8) OBP: 0.396, SLG: 0.525		G3 1-2		1-2 BB	6-3		BB 1-2 1B		1B 1-2 2-3 BB	3	1	1	0	2	0	2
Walt Dropo, R (1, 3) OBP: 0.337, SLG: 0.358		5-3		K		F7	1-2 2-3 BB		1B 1-3 2-H 3-H 1B	4	0	1	2	1	1	3
Mickey McDermott, L (9, PR) OBP: 0.222, SLG: 0.269										0	0	0	0	0	0	0
Les Moss, R (1, 2) OBP: 0.314, SLG: 0.333		BB		K		F8	F8		BB 1-3 3-H 1B	4	0	1	1	1	1	5
Mel Parnell, L (9, PR) OBP: 0.469, SLG: 0.407										0	0	0	0	0	0	0
Harry Taylor, R (1, 1) OBP: 0.136, SLG: 0.182										1	0	0	0	0	0	2
Fred Hatfield, L (4, PH) OBP: 0.300, SLG: 0.250										1	0	0	0	0	0	2
Willard Nixon, L (5, 1) OBP: 0.480, SLG: 0.636										0	0	0	0	0	0	0
Walt Masterson, R (6, 1)										1	0	0	0	0	1	0
Tom Wright, L (8, PH) OBP: 0.333, SLG: 0.321										1	0	0	0	0	0	0
Ellis Kinder, R (9, 1)										0	0	0	0	0	0	0
Lou Boudreau, R (9, PH) OBP: 0.359, SLG: 0.404										0	0	0	0	1	0	0
Al Evans, R (9, PR)		5-3		F4		K		L8	1-2 BB	0	0	0	0	0	0	0

Inning Stats	1	2	3	4	5	6	7	8	9
	R: 0 E: 0 K: 0 S: 3	R: 0 E: 0 K: 0 S: 4	R: 0 E: 0 K: 0 S: 4	R: 0 E: 0 K: 2 S: 8	R: 2 E: 0 K: 0 S: 6	R: 0 E: 0 K: 1 S: 5	R: 2 E: 0 K: 1 S: 7	R: 0 E: 0 K: 1 S: 5	R: 3 E: 0 K: 1 S: 7
	H: 0 LOB: 1 BB: 1 P: 7	H: 1 LOB: 2 BB: 1 P: 8	H: 1 LOB: 1 BB: 0 P: 4	H: 1 LOB: 2 BB: 1 P: 12	H: 3 LOB: 1 BB: 0 P: 6	H: 0 LOB: 0 BB: 0 P: 5	H: 2 LOB: 3 BB: 3 P: 19	H: 0 LOB: 0 BB: 0 P: 5	H: 2 LOB: 3 BB: 4 P: 23

1B: 9 2B: 0 3B: 0 HR: 1 | SF: 0 SAC: 0 DP: 0 HBP: 0 | WP: 0 PB: 0 SB: 0 CS: 0 | PA: 47

livebaseballscorecards.com

	AB	37
	R	7
	H	10
	RBI	7
	BB	10
	SO	6
	LOB	27

PITCHER		IP	WLS	BF	H	R	ER	SO	BB	IBB	HBP	BLK	WP	HR	S	P	ERA	WHIP
Bob Feller, R ERA: 2.56	(1, 1)	8.1	W	41	8	6	6	5	8	0	0	0	0	1	43	75	6.48	1.920
Mike Garcia, R ERA: 3.55	(9, 1)	0.0		4	2	1	1	0	2	0	0	0	0	0	2	10	∞	∞
Lou Brissie, L ERA: 5.52	(9, 1)	0.2	S	2	0	0	0	1	0	0	0	0	0	0	4	4	0.00	0.000

PITCHER	IP	WLS	BF	H	R	ER	SO	BB	IBB	HBP	BLK	WP	HR	S	P	ERA	WHIP

Batter	1	2	3	4	5	6	7	8	9	AB	R	H	RBI	BB	SO	LOB
Harry Simpson, L (1, 9) OBP: 0.354, SLG: 0.311	SSS 0-3 ① K		x 0-0 ③ 6-3			x 0-0 ① L7		x 0-0 ③ FC6-4 1-2f		4	0	0	0	0	1	2
Bobby Avila, R (1, 4) OBP: 0.386, SLG: 0.352	x 0-0 ② 1-3			x 0-0 FC6-4 1B		x 0-0 ② F8			BBBB 4-0 FC4-6 BB	3	0	1	0	1	0	1
Larry Doby, L (1, 8) OBP: 0.442, SLG: 0.494	x 0-0 ③ F8			x 0-0 ① FC6-4 1-2f		x 0-0 ③ F8			x 0-0 ① FC4-6 1-2f HR	4	1	0	0	0	0	3
Luke Easter, L (1, 3) OBP: 0.383, SLG: 0.545		x 0-0 FC6-4 1B		SSS 0-3 ② K			x 0-0 ① L7		x 0-0 1-H HR	4	1	2	2	0	1	1
Al Rosen, R (1, 5) OBP: 0.373, SLG: 0.460		x 0-0 ① FC6-4 FC5-4 1-2f		x 0-0 ③ F8			x 0-0 ② F9		x 0-0 ② 5-3	4	0	0	0	0	0	2
Sam Chapman, R (1, 7) OBP: 0.304, SLG: 0.308		x 0-0 ② F6			x 0-0 ① F6		SSS 0-3 ③ K		x 0-0 ③ 5-3	4	0	0	0	0	1	1
Ray Boone, R (1, 6) OBP: 0.335, SLG: 0.323		x 0-0 ③ FC5-4 1-2f			x 0-0 ② 6-3			x 0-0 FC6-4 1B		3	0	1	0	0	0	1
Jim Hegan, R (1, 2) OBP: 0.339, SLG: 0.461			x 0-0 ① F7		x 0-0 ③ F4			SSS 0-3 ① K		3	0	0	0	0	1	1
Bob Lemon, L (1, 1) OBP: 0.162, SLG: 0.200 Snuffy Stirnweiss, R (6, PH) OBP: 0.373, SLG: 0.273 Steve Gromek, S (6, 1) OBP: 0.250, SLG: 0.250 Birdie Tebbetts, R (8, PH) OBP: 0.237, SLG: 0.286 George Zuverink, R (8, 1)			SSS 0-3 ② K			BBBB 4-0 BB		SSS 0-3 ② K		1	0	0	0	0	1	0
										0	0	0	0	1	0	0
										0	0	0	0	0	0	0
										1	0	0	0	0	1	1
										0	0	0	0	0	0	0
Inning Stats	R: 0 E: 0 K: 1 S: 5 H: 0 LOB: 0 BB: 0 P: 5	R: 0 E: 0 K: 0 S: 4 H: 1 LOB: 1 BB: 0 P: 4	R: 0 E: 0 K: 1 S: 5 H: 0 LOB: 0 BB: 0 P: 5	R: 0 E: 0 K: 1 S: 6 H: 1 LOB: 1 BB: 0 P: 6	R: 0 E: 0 K: 0 S: 3 H: 0 LOB: 0 BB: 0 P: 3	R: 0 E: 0 K: 0 S: 3 H: 0 LOB: 1 BB: 1 P: 7	R: 0 E: 0 K: 1 S: 5 H: 0 LOB: 0 BB: 0 P: 5	R: 0 E: 0 K: 2 S: 8 H: 1 LOB: 1 BB: 0 P: 8	R: 2 E: 0 K: 0 S: 4 H: 1 LOB: 0 BB: 1 P: 8	1B: 3 2B: 0 3B: 0 HR: 1	SF: 0 SAC: 0 DP: 0 HBP: 0						

PITCHER	IP	WLS	BF	H	R	ER	SO	BB	IBB	HBP	BLK	WP	HR	S	P	ERA	WHIP
Chuck Stobbs, L (1, 1) ERA: 3.75	9.0	W	33	4	2	2	6	2	0	0	0	0	1	43	51	2.00	0.667

PITCHER	IP	WLS	BF	H	R	ER	SO	BB	IBB	HBP	BLK	WP	HR	S	P	ERA	WHIP

TOP

Cleveland Indians @ Boston Red Sox

Fenway Park, Boston, MA

Tue Jun 19 1951, 3:33 AM EDT

Att. 31,644 - Unknown

livebaseballscorecards.com

AB	31
R	2
H	4
RBI	2
BB	2
SO	6
LOB	13

WP: 0 PB: 0 SB: 0 CS: 0 PA: 33

BOTTOM

Cleveland Indians @ Boston Red Sox

Fenway Park, Boston, MA

Tue Jun 19 1951, 3:33 AM EDT

Att. 31,644 - Unknown

livebaseballscorecards.com

Batter	1	2	3	4	5	6	7	8	9	AB	R	H	RBI	BB	SO	LOB
Billy Goodman, L (1, 9) OBP: 0.396, SLG: 0.359	F7	FC6-4 6 BB 1-2f 2-3		6 3B 1B 2-H	6 2B 2B 1-3		6 S 1B 1B			5	3	3	1	0	0	2
6 Johnny Pesky, L (1, 6) OBP: 0.392, SLG: 0.385	HR BB	1-2 BB		1B 3B 1-H	E 2B 2-H 3-H		F4 1-2			3	3	2	3	2	0	1
Ted Williams, L (1, 7) OBP: 0.483, SLG: 0.606	HR 1-H	3-1		BB 1B 3-H	E 1B IBB		G1-4-3 1B 2-H			4	1	3	4	1	0	3
Vern Stephens, R (1, 5) OBP: 0.395, SLG: 0.528	F4	6-3	K	E7 1-3 2-H 1B			G1-4-3 1-2f			5	0	1	1	0	1	2
Bobby Doerr, R (1, 4) OBP: 0.418, SLG: 0.474	1B	BB BB	BB 1-2	K				G5-4-3 BB 1B		3	0	2	0	2	1	2
Clyde Vollmer, R (1, 8) OBP: 0.415, SLG: 0.535	F8	G6-4-3 BB 1-2	F7			2B		G5-4-3 BB 1-2		3	0	1	0	2	0	3
Walt Dropo, R (1, 3) OBP: 0.333, SLG: 0.354		FC6-4 1-3 1B	G6-4-3 1-2f		6-3	5-3		G5-4-3 1-2f 2-3		5	0	1	0	0	0	5
Les Moss, R (1, 2) OBP: 0.311, SLG: 0.329		1-3 1-2		SH2-3 1B 1B	1-3	L4		4-3		5	1	1	0	0	0	3
Chuck Stobbs, L (1, 1) OBP: 0.250, SLG: 0.269		FC6-4 BB		SH2-3 1-2	2B 6 2B BB	4-3				1	1	0	0	2	0	1
Inning Stats	R: 2 E: 0 K: 0 S: 5 H: 2 LOB: 1 BB: 1 P: 9	R: 0 E: 0 K: 0 S: 4 H: 1 LOB: 3 BB: 2 P: 12	R: 0 E: 0 K: 0 S: 2 H: 0 LOB: 1 BB: 2 P: 10	R: 3 E: 0 K: 1 S: 9 H: 4 LOB: 2 BB: 1 P: 13	R: 3 E: 1 K: 1 S: 8 H: 3 LOB: 2 BB: 2 P: 16	R: 0 E: 0 K: 0 S: 4 H: 1 LOB: 1 BB: 0 P: 4	R: 1 E: 0 K: 0 S: 4 H: 2 LOB: 0 BB: 0 P: 4	R: 0 E: 0 K: 0 S: 3 H: 1 LOB: 1 BB: 1 P: 7		1B: 9 2B: 3 3B: 1 HR: 1	SF: 0 SAC: 1 DP: 3 HBP: 0						

AB	34
R	9
H	14
RBI	9
BB	9
SO	2
LOB	22

PITCHER		IP	WLS	BF	H	R	ER	SO	BB	IBB	HBP	BLK	WP	HR	S	P	ERA	WHIP
Bob Lemon, R ERA: 3.59	(1, 1)	5.0	L	32	10	8	8	2	7	1	0	0	0	1	28	60	14.40	3.400
Steve Gromek, R ERA: 5.95	(6, 1)	2.0		8	3	1	1	0	0	0	0	0	0	0	8	8	4.50	1.500
George Zuverink, R ERA: 4.57	(8, 1)	1.0		4	1	0	0	0	1	0	0	0	0	0	3	7	0.00	2.000

PITCHER	IP	WLS	BF	H	R	ER	SO	BB	IBB	HBP	BLK	WP	HR	S	P	ERA	WHIP

Cleveland Indians @ Boston Red Sox

Fenway Park, Boston, MA

Wed Jun 20 1951, 3:33 AM EDT

Att. 11,397 - Unknown

livebaseballscorecards.com

Batter	1	2	3	4	5	6	7	8	9	AB	R	H	RBI	BB	SO	LOB
Harry Simpson, L (1, 9) (1, 3) OBP: 0.347, SLG: 0.299	K; BB		4-3			F7	L8	4-3		5	0	0	0	1	1	2
Bobby Avila, R (1, 4) OBP: 0.400, SLG: 0.429	HR; F4			1B		BB F8 2B	1-H HR		HR	6	4	5	4	0	0	2
Larry Doby, L (1, 8) OBP: 0.448, SLG: 0.519	1B 2B	HR		F8		BB 2B BB	1B 1B		K	5	3	3	1	1	1	1
Luke Easter, L (1, 3) OBP: 0.388, SLG: 0.549	2-H 1B 2B 1B	F5		K		1-2 2-3 2B BB	1-3 1B		F9	1	1	1	1	0	0	0
Bob Kennedy, R (1, 9) OBP: 0.311, SLG: 0.358										4	0	1	0	1	1	1
Al Rosen, R (1, 5) OBP: 0.368, SLG: 0.452	1-2 2B 1B 1B	K		F2		3-H F8	K		F2	6	1	1	1	0	2	5
Sam Chapman, R (1, 7) OBP: 0.311, SLG: 0.326	1-3 2-H 1B 2B	F3			G3 1B	1-3 2-H 2B		K		5	1	3	2	0	1	0
Ray Boone, R (1, 6) OBP: 0.341, SLG: 0.328	E 1B IBB		G8 4-3 HBP		F4	F4		S 1B 2B		3	3	1	0	1	0	3
Merl Combs, L (9, 6) OBP: 0.200, SLG: 0.214										0	0	0	0	0	0	0
Birdie Tebbetts, R (1, 2) OBP: 0.254, SLG: 0.300	E2 1-H 2-H 3-H 1B		4-3 1-2		G3 1-2		HR 1B	F2 2-3		4	0	2	2	0	0	2
Jim Hegan, R (7, PR) (7, 2) OBP: 0.337, SLG: 0.458										1	1	0	0	0	0	1
Early Wynn, S (1, 1) OBP: 0.231, SLG: 0.270	4-3		G8 2-H		4-3		F7	3-H 1B		5	0	1	2	0	0	3
Inning Stats	R: 6 E: 1 K: 1 S: 11 H: 6 LOB: 2 BB: 2 P: 19	R: 1 E: 0 K: 1 S: 6 H: 1 LOB: 0 BB: 0 P: 6	R: 1 E: 0 K: 0 S: 3 H: 0 LOB: 0 BB: 0 P: 4	R: 0 E: 0 K: 1 S: 6 H: 1 LOB: 1 BB: 0 P: 6	R: 0 E: 0 K: 0 S: 4 H: 1 LOB: 1 BB: 0 P: 4	R: 2 E: 0 K: 0 S: 5 H: 2 LOB: 2 BB: 2 P: 13	R: 2 E: 0 K: 1 S: 9 H: 4 LOB: 2 BB: 0 P: 9	R: 1 E: 0 K: 1 S: 7 H: 2 LOB: 1 BB: 0 P: 7	R: 1 E: 0 K: 1 S: 6 H: 1 LOB: 0 BB: 0 P: 6	1B: 9 2B: 5 3B: 0 HR: 4 SF: 0 SAC: 0 DP: 0 HBP: 1						

AB	45
R	14
H	18
RBI	13
BB	4
SO	6
LOB	20

WP: 0 PB: 0 SB: 1 CS: 0 PA: 50

PITCHER		IP	WLS	BF	H	R	ER	SO	BB	IBB	HBP	BLK	WP	HR	S	P	ERA	WHIP
Bill Wight, L (1, 1) ERA: 6.35		0.1	L	6	5	5	5	1	0	0	0	0	0	1	8	8	135.00	15.000
Willard Nixon, R (1, 1) ERA: 4.59		2.2		13	2	3	2	1	1	1	1	0	0	1	12	21	6.75	1.125
Walt Masterson, R (4, 1) ERA: 3.05		2.0		8	2	0	0	1	0	0	0	0	0	0	10	10	0.00	1.000
Harry Taylor, R (6, 1) ERA: 5.82		0.2		6	2	2	2	0	2	0	0	0	0	0	4	12	27.00	6.000
Ellis Kinder, R (6, 1) ERA: 4.55		2.1		13	6	3	3	2	0	0	0	0	0	1	17	17	11.57	2.571

PITCHER		IP	WLS	BF	H	R	ER	SO	BB	IBB	HBP	BLK	WP	HR	S	P	ERA	WHIP
Paul Hinrichs, R (9, 1) ERA: 30.86		1.0		4	1	1	1	1	0	0	0	0	0	1	6	6	9.00	1.000

Batter	1	2	3	4	5	6	7	8	9	AB	R	H	RBI	BB	SO	LOB
Billy Goodman, L (1, 9) (5, 3) OBP: 0.401, SLG: 0.365	4-3	6 1B 1-2 3-H 1B		BB 6 1B 1-2 1B	F7			6 FC4-6 1B		5	0	3	1	0	0	1
6 Johnny Pesky, L (1, 6) OBP: 0.393, SLG: 0.386	F8	1-3 2-H 1B		BB 1-2 2-H 1B		F9		FC4-6 1-2f		5	0	2	2	0	0	1
Ted Williams, L (1, 7) OBP: 0.481, SLG: 0.597	BBBB FC6-4 BB	F9		BBBB BB 1-2 2-3		3-1		G3		3	0	0	0	2	0	3
Vern Stephens, R (1, 5) OBP: 0.391, SLG: 0.520	FC6-4 1-2f		4-3	F4		F3			HR 1B	5	1	1	0	0	0	4
Bobby Doerr, R (1, 4) OBP: 0.409, SLG: 0.463		F8	SSS K		5-3		SSS K		F7	5	0	0	0	0	2	1
Clyde Vollmer, R (1, 8) OBP: 0.431, SLG: 0.604		2B 1B 1B	F9	1B 1B 1B		5-3		1-H HR		5	3	3	2	0	0	0
Walt Dropo, R (1, 3) OBP: 0.335, SLG: 0.361 Tom Wright, L (5, 9) OBP: 0.348, SLG: 0.339		1B 1-3 1B 2B		SSS K	1B 1-2 4-3 1B			F9		2 3	1 1	1 2	0 0	0 0	1 0	0 0
Les Moss, R (1, 2) OBP: 0.324, SLG: 0.340		6 1B 2-3 3-H 1B		6 1B 1B	4-3 1-3 2-H 1B		F8		BBBB BB	4	2	3	2	1	0	1
Bill Wight, L (1, 1) OBP: 1.000, SLG: 0.105 Willard Nixon, L (1, 1) OBP: 0.400, SLG: 0.609 Walt Masterson, R (4, 1) Fred Hatfield, L (5, PH) OBP: 0.417, SLG: 0.222 Harry Taylor, R (6, 1) OBP: 0.000, SLG: 0.182 Ellis Kinder, R (8, 1) Lou Boudreau, R (9, PH) OBP: 0.500, SLG: 0.401 Paul Hinrichs, R (9, 1) Buddy Rosar, R (9, PH) OBP: 0.375, SLG: 0.233		SSS K		SSS K	4-3 1-2 3-H			F7	F3	0 1 1 1 0 0 0 1 0	0 0 0 0 0 0 0 0 0	0 0 0 1 0 0 0 0 0	0 0 0 0 0 0 0 0 0	0 0 0 0 0 0 0 0 0	0 1 1 0 0 0 0 0 0	0 2 1 1 0 0 0 0 1
Inning Stats	R: 0 E: 0 K: 0 S: 3 H: 0 LOB: 1 BB: 1 P: 7	R: 3 E: 0 K: 1 S: 10 H: 5 LOB: 2 BB: 0 P: 10	R: 0 E: 0 K: 1 S: 5 H: 0 LOB: 0 BB: 0 P: 5	R: 1 E: 0 K: 2 S: 10 H: 3 LOB: 3 BB: 1 P: 14	R: 2 E: 0 K: 0 S: 6 H: 3 LOB: 1 BB: 0 P: 6	R: 0 E: 0 K: 0 S: 3 H: 0 LOB: 0 BB: 0 P: 3	R: 0 E: 0 K: 1 S: 6 H: 1 LOB: 1 BB: 0 P: 6	R: 0 E: 0 K: 0 S: 4 H: 1 LOB: 1 BB: 0 P: 4	R: 2 E: 0 K: 0 S: 5 H: 2 LOB: 1 BB: 1 P: 9	1B: 13 2B: 1 3B: 0 HR: 1	SF: 0 SAC: 0 DP: 0 HBP: 0					

PITCHER	IP	WLS	BF	H	R	ER	SO	BB	IBB	HBP	BLK	WP	HR	S	P	ERA	WHIP
Early Wynn, R (1, 1) ERA: 4.01	9.0	W	45	15	8	8	5	3	0	0	0	0	1	52	64	8.00	2.000

PITCHER	IP	WLS	BF	H	R	ER	SO	BB	IBB	HBP	BLK	WP	HR	S	P	ERA	WHIP

BOTTOM

Cleveland Indians @ Boston Red Sox

Fenway Park, Boston, MA

Wed Jun 20 1951, 3:33 AM EDT

Att. 11,397 - Unknown

livebaseballscorecards.com

AB	42
R	8
H	15
RBI	8
BB	3
SO	5
LOB	16

PA: 45

Cleveland Indians @ Boston Red Sox

Fenway Park, Boston, MA

Thu Jun 21 1951, 3:33 AM EDT

Att. 9,270 - Unknown

livebaseballscorecards.com

Batter	1	2	3	4	5	6	7	8	9	AB	R	H	RBI	BB	SO	LOB
Harry Simpson, L (1, 3) OBP: 0.355, SLG: 0.300	BBBB 4-0 BB, 1B, 2B → BB	SSS 0-3 ② K		x 0-0 ② L9		x 0-0 SH5-3 → 1B		BBBB 4-0 1B → BB		3	1	1	0	2	1	1
Bobby Avila, R (1, 4) OBP: 0.402, SLG: 0.430	x 0-0 BB, 2B; 1-2 → 1B	x 0-0 ③ FC1; 3-H		x 0-0 1B → 1B		x 0-0 ① SH5-3; 1-2		x 0-0 ② F5		4	1	2	0	0	0	2
Larry Doby, L (1, 8) OBP: 0.456, SLG: 0.522	BBBB 4-0 2B; 1-2, 2-3 → BB		BBBB 4-0 1B, 1B → BB	x 0-0 1-3 → 1B		x 0-0 ② F6		x 0-0 1-3 → 1B		3	2	2	0	2	0	1
Al Rosen, R (1, 5) OBP: 0.365, SLG: 0.446	SSS 0-3 ① K		x 0-0 BB, 1B; 1-2, G4-3 → 1B	x 0-0 ③ F8		x 0-0 6-3		x 0-0 1-3		5	1	1	0	0	1	8
Sam Chapman, R (1, 7) OBP: 0.323, SLG: 0.344	x 0-0 S; 1-H, 2-H, 3-H → 2B		x 0-0 G4-3 → BB; 1-2, 2-H → 1B		x 0-0 FC6-4 → 1B		x 0-0 ① 5-3		x 0-0 G6-4-3 → 1B	5	1	4	4	0	0	0
Ray Boone, R (1, 6) OBP: 0.342, SLG: 0.327	SSS 0-3 ② K; 3-H		BBBB 4-0 G4-3 → BB; 1-2, 2-3		x 0-0 ① FC6-4; S, WP, E; 1-2f		x 0-0 ② F5		x 0-0 G6-4-3; 1-2 → 1B	4	1	1	0	1	1	1
Bob Kennedy, R (1, 9) OBP: 0.314, SLG: 0.351	x 0-0 ③ F9		x 0-0 ① ② G4-3; 1-2f, 2-3, 3-H		BBBB 4-0 S; 1-2 → BB		BBBB 4-0 → BB		x 0-0 ① ② G6-4-3; 1-2f, 2-3	3	1	0	0	2	0	4
Jim Hegan, R (1, 2) OBP: 0.339, SLG: 0.453		x 0-0 E5; SH3, FC1 → 1B	x 0-0 ③ F5		x 0-0 ② L8; 1-H, 2-H		x 0-0 ③ F5		4-0 → IBB	4	0	1	1	1	0	2
Mike Garcia, R (1, 1) OBP: 0.176, SLG: 0.182 Bob Lemon, L (9, 1) OBP: 0.162, SLG: 0.200		x 0-0 ① SH3; 2-3		x 0-0 ① F8	x 0-0 ③ F3			x 0-0 ① 6-3	x 0-0 ③ 5-3	4	0	0	0	0	0	2
										0	0	0	0	0	0	0
Inning Stats	R: 4 E: 0 K: 2 S: 9 H: 2 LOB: 0 BB: 2 P: 17	R: 0 E: 1 K: 1 S: 6 H: 1 LOB: 1 BB: 0 P: 6	R: 2 E: 0 K: 0 S: 4 H: 2 LOB: 1 BB: 2 P: 12	R: 0 E: 0 K: 0 S: 5 H: 2 LOB: 2 BB: 0 P: 5	R: 2 E: 0 K: 0 S: 4 H: 1 LOB: 0 BB: 1 P: 8	R: 0 E: 0 K: 0 S: 4 H: 1 LOB: 1 BB: 0 P: 4	R: 0 E: 0 K: 0 S: 3 H: 0 LOB: 1 BB: 1 P: 7	R: 0 E: 0 K: 0 S: 4 H: 1 LOB: 2 BB: 1 P: 8	R: 0 E: 0 K: 0 S: 4 H: 2 LOB: 2 BB: 1 P: 8	1B: 11 2B: 1 3B: 0 HR: 0 SF: 0 SAC: 2 DP: 2 HBP: 0							

	AB	35
	R	8
	H	12
	RBI	5
	BB	8
	SO	3
	LOB	21

WP: 1 PB: 0 SB: 4 CS: 0 PA: 45

PITCHER		IP	WLS	BF	H	R	ER	SO	BB	IBB	HBP	BLK	WP	HR	S	P	ERA	WHIP
Mickey McDermott, L ERA: 3.54	(1, 1)	2.0	L	15	5	6	6	3	4	0	0	0	0	0	17	33	27.00	4.500
Bill Evans, R ERA: 3.52	(3, 1)	3.0		12	3	2	1	0	1	0	0	0	1	0	11	15	3.00	1.333
Ellis Kinder, R ERA: 4.26	(6, 1)	2.0		8	1	0	0	0	1	0	0	0	0	0	7	11	0.00	1.000
Paul Hinrichs, R ERA: 21.6	(8, 1)	1.0		5	1	0	0	0	1	0	0	0	0	0	4	8	0.00	2.000
Willard Nixon, R ERA: 4.52	(9, 1)	1.0		5	2	0	0	0	0	1	0	0	0	0	4	8	0.00	2.000

PITCHER	IP	WLS	BF	H	R	ER	SO	BB	IBB	HBP	BLK	WP	HR	S	P	ERA	WHIP

BOTTOM

Cleveland Indians @ Boston Red Sox

Fenway Park, Boston, MA

Thu Jun 21 1951, 3:33 AM EDT

Att. 9,270 - Unknown

livebaseballscorecards.com

Batter	1	2	3	4	5	6	7	8	9	AB	R	H	RBI	BB	SO	LOB
Billy Goodman, L (1, 9) OBP: 0.401, SLG: 0.371	1-3		K		6 S 1B		6-3		4-3 2B	5	0	2	0	0	1	0
6 Johnny Pesky, L (1, 6) OBP: 0.386, SLG: 0.373	6-3		3-1		F5 1-2		E6 2B		4-3 BB	4	1	0	0	1	0	1
Ted Williams, L (1, 7) OBP: 0.484, SLG: 0.602	FC6 1B			G6-4-3 1B 1B	F8		1-H 1B 2B		4-3 1-2 2-3	5	2	3	1	0	0	3
Vern Stephens, R (1, 5) OBP: 0.391, SLG: 0.517	FC6 1-2f			1-2 G6-4-3 1B		6-3	2-H 1B		E2 G5-4-3	5	0	2	1	0	0	3
Bobby Doerr, R (1, 4) OBP: 0.405, SLG: 0.457		1B		G6-4-3 1-2f 2-3		F4			G5-4-3 1-2f	5	0	1	0	0	1	6
Clyde Vollmer, R (1, 8) OBP: 0.435, SLG: 0.588		F9		1B 3-H 1B		BBBB 2B BB		5-3		3	1	1	1	1	0	1
Walt Dropo, R (1, 3) OBP: 0.339, SLG: 0.371		F3		1-2 1B		1-H 2B		F8		4	0	2	1	0	0	1
Les Moss, R (1, 2) OBP: 0.317, SLG: 0.331		F9		F3		F9		E6		4	0	0	0	0	0	4
Mickey McDermott, L (1, 1) OBP: 0.222, SLG: 0.269			5-3		K		4-3	4-3		0	0	0	0	0	0	0
Bill Evans, R (3, 1)										1	0	0	0	0	0	0
Fred Hatfield, L (5, PH) OBP: 0.250, SLG: 0.200										1	0	0	0	0	1	0
Ellis Kinder, R (6, 1)										0	0	0	0	0	0	0
Tom Wright, L (7, PH) OBP: 0.343, SLG: 0.333										1	0	0	0	0	0	0
Paul Hinrichs, R (8, 1)										0	0	0	0	0	0	0
Lou Boudreau, R (8, PH) OBP: 0.355, SLG: 0.399										1	0	0	0	0	0	1
Willard Nixon, L (9, 1) OBP: 0.462, SLG: 0.609										0	0	0	0	0	0	0
Inning Stats	R: 0 E: 0 K: 0 S: 4 H: 1 LOB: 1 BB: 0 P: 4	R: 0 E: 0 K: 0 S: 4 H: 1 LOB: 1 BB: 0 P: 4	R: 0 E: 0 K: 1 S: 5 H: 0 LOB: 0 BB: 0 P: 5	R: 1 E: 0 K: 0 S: 6 H: 4 LOB: 2 BB: 0 P: 6	R: 0 E: 0 K: 1 S: 6 H: 1 LOB: 1 BB: 0 P: 6	R: 1 E: 0 K: 0 S: 4 H: 1 LOB: 1 BB: 1 P: 8	R: 2 E: 1 K: 1 S: 8 H: 2 LOB: 1 BB: 0 P: 8	R: 0 E: 1 K: 0 S: 4 H: 0 LOB: 1 BB: 0 P: 4	R: 0 E: 1 K: 0 S: 4 H: 1 LOB: 2 BB: 1 P: 8	1B: 8 2B: 3 3B: 0 HR: 0	SF: 0 SAC: 0 DP: 2 HBP: 0						

	AB	39
	R	4
	H	11
	RBI	4
	BB	2
	SO	3
	LOB	20

WP: 0 PB: 0 SB: 1 CS: 0 PA: 41

PITCHER		IP	WLS	BF	H	R	ER	SO	BB	IBB	HBP	BLK	WP	HR	S	P	ERA	WHIP
Mike Garcia, R ERA: 3.43	(1, 1)	8.0	W	38	11	4	2	3	2	0	0	0	0	0	42	50	2.25	1.625
Bob Lemon, R ERA: 3.55	(9, 1)	1.0	S	3	0	0	0	0	0	0	0	0	0	0	3	3	0.00	0.000

PITCHER	IP	WLS	BF	H	R	ER	SO	BB	IBB	HBP	BLK	WP	HR	S	P	ERA	WHIP

Batter	1	2	3	4	5	6	7	8	9	AB	R	H	RBI	BB	SO	LOB
Harry Simpson, L (1, 9) OBP: 0.346, SLG: 0.291	S S S 0-3 ① K		x 0-0 ③ F6			S S S 0-3 ① K		x 0-0 ③ F9		4	0	0	0	0	2	0
Bobby Avila, R (1, 4) OBP: 0.394, SLG: 0.420	x 0-0 ② F4			x 0-0 ① F7		S S S 0-3 ② K			x 0-0 ① F3	4	0	0	0	0	1	0
Larry Doby, L (1, 8) OBP: 0.461, SLG: 0.526	x 0-0 1B			x 0-0 1B 1B		x 0-0 ③ F2			x 0-0 1B	4	0	3	0	0	0	0
Luke Easter, L (1, 3) OBP: 0.377, SLG: 0.532	x 0-0 ③ 4-3			x 0-0 ② L4			x 0-0 ① 3-1		x 0-0 ② L8	4	0	0	0	0	0	3
Al Rosen, R (1, 5) OBP: 0.367, SLG: 0.447		x 0-0 ① F7		x 0-0 1-3 1B			x 0-0 FC6-4 1B		x 0-0 ③ F8	4	0	2	0	0	0	1
Sam Chapman, R (1, 7) OBP: 0.318, SLG: 0.338		x 0-0 ② F6		x 0-0 ③ F7			S S S 0-3 ② K			3	0	0	0	0	1	3
Ray Boone, R (1, 6) OBP: 0.338, SLG: 0.322		x 0-0 ③ 6-3			x 0-0 ① F8		x 0-0 ③ FC6-4 1-2f			3	0	0	0	0	0	1
Jim Hegan, R (1, 2) OBP: 0.339, SLG: 0.451			x 0-0 ① 6-3		S S S 0-3 ② K			x 0-0 G6-4-3 1B		3	0	1	0	0	1	0
Bob Feller, R (1, 1) OBP: 0.244, SLG: 0.231			S S S 0-3 ② K		x 0-0 ③ 6-3			x 0-0 ① ② G6-4-3 1-2f		2	0	0	0	0	1	0
Dale Mitchell, L (8, PH) OBP: 0.291, SLG: 0.294										1	0	0	0	0	0	1
Bob Chakales, R (8, 1) OBP: 0.385, SLG: 0.615										0	0	0	0	0	0	0
Inning Stats	R: 0 H: 1 E: 0 LOB: 1 K: 1 BB: 0 S: 6 P: 6	R: 0 H: 0 E: 0 LOB: 0 K: 0 BB: 0 S: 3 P: 3	R: 0 H: 0 E: 0 LOB: 0 K: 1 BB: 0 S: 5 P: 5	R: 0 H: 2 E: 0 LOB: 2 K: 0 BB: 0 S: 5 P: 5	R: 0 H: 0 E: 0 LOB: 0 K: 1 BB: 0 S: 5 P: 5	R: 0 H: 0 E: 0 LOB: 0 K: 2 BB: 0 S: 7 P: 7	R: 0 H: 1 E: 0 LOB: 1 K: 1 BB: 0 S: 6 P: 6	R: 0 H: 1 E: 0 LOB: 0 K: 0 BB: 0 S: 3 P: 3	R: 0 H: 1 E: 0 LOB: 1 K: 0 BB: 0 S: 4 P: 4	1B: 6 2B: 0 3B: 0 HR: 0	SF: 0 SAC: 0 DP: 1 HBP: 0						

PITCHER		IP	WLS	BF	H	R	ER	SO	BB	IBB	HBP	BLK	WP	HR	S	P	ERA	WHIP
Allie Reynolds, R ERA: 3.11	(1, 1)	9.0	W	32	6	0	0	6	0	0	0	0	0	0	44	44	0.00	0.667

PITCHER	IP	WLS	BF	H	R	ER	SO	BB	IBB	HBP	BLK	WP	HR	S	P	ERA	WHIP

TOP

Cleveland Indians @ New York Yankees

Yankee Stadium, Bronx, NY

Fri Jun 22 1951, 3:33 AM EDT

Att. 47,888 - Unknown

livebaseballscorecards.com

AB	32
R	0
H	6
RBI	0
BB	0
SO	6
LOB	9

Batter	1	2	3	4	5	6	7	8	9	AB	R	H	RBI	BB	SO	LOB
Phil Rizzuto, R (1, 6) OBP: 0.361, SLG: 0.381	L5		F7		SH3-4 (1-2)	L6				3	0	0	0	0	0	2
Hank Bauer, R (1, 7) OBP: 0.364, SLG: 0.450	4-3		K		E5		F2			4	0	0	0	0	1	1
Mickey Mantle, S (1, 9) OBP: 0.329, SLG: 0.413	CS, BB		F9		F9		K			3	0	0	0	1	1	2
Johnny Mize, L (1, 3) OBP: 0.411, SLG: 0.438	CS (1-2)	K		1B, 2B	F9		F6			4	1	1	0	0	1	2
Joe Collins, L (9, 3) OBP: 0.420, SLG: 0.507										0	0	0	0	0	0	0
Yogi Berra, L (1, 2) OBP: 0.364, SLG: 0.521		HR		5-3		F8		F7		4	1	1	1	0	0	1
Gene Woodling, L (1, 8) OBP: 0.402, SLG: 0.357		1B, 1B		2-H 1B		BBBB 4-0 1B, BB		1B, 2B		3	3	3	1	1	0	0
Bobby Brown, L (1, 5) OBP: 0.389, SLG: 0.489		1-3 1B, 1B		F6		1-2 1B, 1B		2-H 1-3, 1B		4	1	3	1	0	0	1
Jerry Coleman, R (1, 4) OBP: 0.354, SLG: 0.342		2-H 3-H G6-4-3, 1B		K		1-2 2-H 1B		1-2 1-3		4	0	2	3	0	1	2
Allie Reynolds, R (1, 1) OBP: 0.206, SLG: 0.133		G6-4-3 (1-2f)			BBBB 4-0 SH3-4, BB	F4		1-3		3	0	0	0	1	0	4
Inning Stats	R: 0 E: 0 K: 0 S: 2 H: 0 LOB: 0 BB: 1 P: 6	R: 3 E: 0 K: 1 S: 8 H: 4 LOB: 0 BB: 0 P: 8	R: 0 E: 0 K: 1 S: 5 H: 0 LOB: 0 BB: 0 P: 5	R: 1 E: 0 K: 1 S: 7 H: 2 LOB: 1 BB: 0 P: 7	R: 0 E: 1 K: 0 S: 4 H: 0 LOB: 2 BB: 1 P: 8	R: 1 E: 0 K: 0 S: 5 H: 2 LOB: 2 BB: 1 P: 9	R: 0 E: 0 K: 1 S: 5 H: 0 LOB: 0 BB: 0 P: 5	R: 1 E: 0 K: 0 S: 5 H: 2 LOB: 1 BB: 0 P: 5		1B: 7 2B: 2 3B: 0 HR: 1 SF: 0 SAC: 1 DP: 1 HBP: 0						

BOTTOM

Cleveland Indians @ New York Yankees

Yankee Stadium, Bronx, NY

Fri Jun 22 1951, 3:33 AM EDT

Att. 47,888 - Unknown

livebaseballscorecards.com

AB	32
R	6
H	10
RBI	6
BB	3
SO	4
LOB	15

PITCHER	IP	WLS	BF	H	R	ER	SO	BB	IBB	HBP	BLK	WP	HR	S	P	ERA	WHIP
Bob Feller, R (1, 1) ERA: 2.82	7.0	L	31	8	5	5	4	3	0	0	0	0	1	36	48	6.43	1.571
Bob Chakales, R (8, 1) ERA: 3.5	1.0		5	2	1	1	0	0	0	0	0	0	0	5	5	9.00	2.000

PITCHER	IP	WLS	BF	H	R	ER	SO	BB	IBB	HBP	BLK	WP	HR	S	P	ERA	WHIP

Cleveland Indians @ New York Yankees

Yankee Stadium, Bronx, NY

Sat Jun 23 1951, 3:33 AM EDT

Att. 15,597 - Unknown

TOP

livebaseballscorecards.com

Batter	1	2	3	4	5	6	7	8	9	AB	R	H	RBI	BB	SO	LOB
Harry Simpson, L (1, 9) OBP: 0.344, SLG: 0.290	K		F8	F2		G4-6-3 1B			K	4	0	1	0	0	1	1
Bob Kennedy, R (9, PH) OBP: 0.312, SLG: 0.349										1	0	0	0	0	1	0
(9, 9)																
Bobby Avila, R (1, 4) OBP: 0.399, SLG: 0.419	G4-6-3 1B		HBP HR BB 1-2	BB		G4-6-3 1-2f			5-3	3	1	1	0	2	0	1
Larry Doby, L (1, 8) OBP: 0.459, SLG: 0.521	G4-6-3 1-2f		HBP HR BB 1-2 2-3	F3		F8			F3	2	1	0	0	1	0	2
Dale Mitchell, L (5, 7) OBP: 0.287, SLG: 0.290										2	0	0	0	0	0	0
Luke Easter, L (1, 3) OBP: 0.373, SLG: 0.519		3-1	HR HBP 1-2 2-3 3-H		4-3		4-3			3	1	0	1	0	0	0
Al Rosen, R (1, 5) OBP: 0.365, SLG: 0.457		K	HR 1-H 2-H 3-H		K		F8			4	1	1	4	0	2	0
Sam Chapman, R (1, 7) OBP: 0.326, SLG: 0.347		1B	FC5-4 1B		BB 1B		F3			4	0	3	0	0	0	0
(5, 8)																
Ray Boone, R (1, 6) OBP: 0.336, SLG: 0.321		K	FC5-4 1-2f		BB 1-2 1B			F7		4	0	1	0	0	1	2
Jim Hegan, R (1, 2) OBP: 0.337, SLG: 0.442			5-3	5-3	BB 1-2 2-3			K		3	0	0	0	1	1	0
Bob Lemon, L (1, 1) OBP: 0.200, SLG: 0.297			BB HBP BB	HR	F7			6-3		2	2	1	1	1	0	3
Lou Brissie, L (6, 1) OBP: 0.235, SLG: 0.294										1	0	0	0	0	0	0
Mike Garcia, R (9, 1) OBP: 0.176, SLG: 0.182										0	0	0	0	0	0	0

	AB	33
	R	6
	H	8
	RBI	6
	BB	5
	SO	6
	LOB	9

Inning Stats	1	2	3	4	5	6	7	8	9
	R: 0 E: 0 K: 1 S: 5	H: 1 LOB: 0 BB: 0 P: 5	R: 0 E: 0 K: 2 S: 8	H: 1 LOB: 1 BB: 0 P: 8	R: 5 E: 0 K: 0 S: 5	H: 2 LOB: 1 BB: 3 P: 18	R: 1 E: 0 K: 0 S: 4	H: 1 LOB: 1 BB: 1 P: 8	R: 0 E: 0 K: 1 S: 7	H: 2 LOB: 3 BB: 1 P: 11	R: 0 E: 0 K: 0 S: 3	H: 1 LOB: 0 BB: 0 P: 3	R: 0 E: 0 K: 0 S: 3	H: 0 LOB: 0 BB: 0 P: 3	R: 0 E: 0 K: 1 S: 5	H: 0 LOB: 0 BB: 0 P: 5	R: 0 E: 0 K: 1 S: 5	H: 0 LOB: 0 BB: 0 P: 5

	1B: 6	SF: 0	WP: 0	PA: 39
	2B: 0	SAC: 0	PB: 0	
	3B: 0	DP: 2	SB: 0	
	HR: 2	HBP: 1	CS: 0	

PITCHER		IP	WLS	BF	H	R	ER	SO	BB	IBB	HBP	BLK	WP	HR	S	P	ERA	WHIP
Stubby Overmire, L ERA: 4.68	(1, 1)	4.0		21	5	6	6	3	4	0	1	0	0	2	22	39	13.50	2.250
Tom Morgan, R ERA: 3.82	(5, 1)	4.0		15	3	0	0	2	1	0	0	0	0	0	18	22	0.00	1.000
Bob Kuzava, L ERA: 5.4	(9, 1)	1.0	W	3	0	0	0	1	0	0	0	0	0	0	5	5	0.00	0.000

PITCHER	IP	WLS	BF	H	R	ER	SO	BB	IBB	HBP	BLK	WP	HR	S	P	ERA	WHIP

Batter	1	2	3	4	5	6	7	8	9	AB	R	H	RBI	BB	SO	LOB
Phil Rizzuto, R (1, 6) OBP: 0.370, SLG: 0.392	S 1B		1B 2B	BB BB BB BB		F8 BB 1B		4-3 ②		4	1	3	0	1	0	0
Hank Bauer, R (1, 7) OBP: 0.357, SLG: 0.435	F7 ① 1-2		L4 ①	BB 1-2 BB		K ①		F2 ③		4	0	0	0	1	1	3
Mickey Mantle, S (1, 9) OBP: 0.339, SLG: 0.413	F9 ②		E 1B 1B 2-H	1-2 2-3 BB		1-2 BB			BB 2B BB	2	2	1	1	3	0	1
Johnny Mize, L (1, 3) OBP: 0.396, SLG: 0.419	F7 ③		E4 F8 1B 1-2	K ③		F8 ② 2-3			F5 ①	5	0	0	0	0	1	8
Yogi Berra, L (1, 2) OBP: 0.373, SLG: 0.530		FC1-5 2B	1-2 2-H FC6-4 1B		HR 1B	F4 ③			2B 1-2 1B BB	4	2	3	1	1	0	2
Gene Woodling, L (1, 8) OBP: 0.397, SLG: 0.379 Joe DiMaggio, R (9, PH) OBP: 0.386, SLG: 0.463		FC1-5 ① FC6-4 2-3	F8 ② 2-3		1-H HR		F9 ①		1-3 2-H 1B 2B	4 1	1 1	1 1	2 1	0 0	0 0	3 0
Bobby Brown, L (1, 5) OBP: 0.381, SLG: 0.469		FC6-4 ② 1B 1-2f	FC6-4 ③ 1-2f		4-3 ①		G3 ②		1B IBB	4	0	0	0	1	0	3
Jerry Coleman, R (1, 4) OBP: 0.354, SLG: 0.342 Billy Martin, R (6, 4) OBP: 0.286, SLG: 0.263 Johnny Hopp, L (9, PH) OBP: 0.320, SLG: 0.372		1-3 1B	F7 ①	F9 ②			5-3 ③		F8 ②	3 1 1	0 0 0	1 0 0	0 0 0	0 0 0	0 0 0	0 0 3
Stubby Overmire, R (1, 1) OBP: 0.263, SLG: 0.133 Cliff Mapes, L (4, PH) OBP: 0.233, SLG: 0.379 Tom Morgan, R (5, 1) OBP: 0.200, SLG: 0.300 Gil McDougald, R (8, PH) OBP: 0.386, SLG: 0.495 Bob Kuzava, S (9, 1) OBP: 0.300, SLG: 0.176 Joe Collins, L (9, PH) OBP: 0.427, SLG: 0.513		4-3 ③		L1 ②	5-3 ③			F9 ①	1-2 2-H 3-H 1B	1 1 1 1 0 1	0 0 0 0 0 0	0 0 0 0 0 1	0 0 0 0 0 2	0 0 0 0 0 0	0 0 0 0 0 0	2 0 0 0 0 0
Inning Stats	R: 0 H: 1 E: 0 LOB: 1 K: 0 BB: 0 S: 4 P: 4	R: 0 H: 2 E: 0 LOB: 2 K: 0 BB: 0 S: 5 P: 5	R: 2 H: 3 E: 1 LOB: 2 K: 0 BB: 0 S: 7 P: 7	R: 0 H: 0 E: 0 LOB: 3 K: 1 BB: 3 S: 5 P: 17	R: 2 H: 2 E: 0 LOB: 0 K: 0 BB: 0 S: 5 P: 5	R: 0 H: 1 E: 0 LOB: 2 K: 1 BB: 1 S: 6 P: 10	R: 0 H: 0 E: 0 LOB: 0 K: 0 BB: 0 S: 3 P: 3	R: 0 H: 0 E: 0 LOB: 0 K: 0 BB: 0 S: 3 P: 3	R: 3 H: 2 E: 0 LOB: 2 K: 0 BB: 3 S: 4 P: 16	1B: 7 2B: 3 3B: 0 HR: 1	SF: 0 SAC: 0 DP: 0 HBP: 0					

PITCHER		IP	WLS	BF	H	R	ER	SO	BB	IBB	HBP	BLK	WP	HR	S	P	ERA	WHIP
Bob Lemon, R ERA: 3.71	(1, 1)	5.1		30	9	4	4	2	4	0	0	0	0	1	30	46	6.75	2.438
Lou Brissie, L ERA: 5.55	(6, 1)	3.0		11	0	2	2	0	2	0	0	0	0	0	9	17	6.00	0.667
Mike Garcia, R ERA: 3.52	(9, 1)	0.1	L	4	2	1	1	0	0	1	0	0	0	0	3	7	27.00	6.000

PITCHER	IP	WLS	BF	H	R	ER	SO	BB	IBB	HBP	BLK	WP	HR	S	P	ERA	WHIP

BOTTOM

Cleveland Indians @ New York Yankees

Yankee Stadium, Bronx, NY

Sat Jun 23 1951, 3:33 AM EDT

Att. 15,597 - Unknown

livebaseballscorecards.com

AB	38
R	7
H	11
RBI	7
BB	7
SO	2
LOB	25

WP: 0 PA: 45
PB: 0
SB: 1
CS: 0

Batter	1	2	3	4	5	6	7	8	9	AB	R	H	RBI	BB	SO	LOB
Dale Mitchell, L (1, 7) OBP: 0.280, SLG: 0.281	F9		F8	1-3		F8 3-H		G6-3 1-2f		5	0	0	1	0	0	3
Bobby Avila, R (1, 4) OBP: 0.399, SLG: 0.415	F7		F9		4-3	3-1 1-2		BB		4	0	1	0	1	0	0
Harry Simpson, L (1, 9) OBP: 0.347, SLG: 0.286 Larry Doby, L (8, PH) OBP: 0.457, SLG: 0.518 Bob Kennedy, R (8, 9) OBP: 0.312, SLG: 0.349	K		1B 1B BB		BB 1B L7 HBP	3-1 1-2 2-3		1-3		2 1 0	2 0 0	0 0 0	0 0 0	1 0 0	1 0 0	2 1 0
Luke Easter, L (1, 3) OBP: 0.381, SLG: 0.519		F5	FC4 1B 1-3		L7 BB 1-2	BB			K	4	0	2	0	1	1	0
Al Rosen, R (1, 5) OBP: 0.369, SLG: 0.455		BB 1B BB	1-2 3-H		1-2 2-3	K			6-3	3	0	1	1	2	1	3
Sam Chapman, R (1, 8) OBP: 0.319, SLG: 0.338		F4	FC4 2-3f		L7 2-3 3-H		F4		6-3	5	0	0	1	0	0	5
Ray Boone, R (1, 6) OBP: 0.335, SLG: 0.319		BB 1-2		F7	FC5-4 1-2f		F8			4	0	1	0	0	0	2
Jim Hegan, R (1, 2) OBP: 0.340, SLG: 0.440		1-2 2-3		1-4-3		1B F8	F7			3	1	1	0	1	0	0
Early Wynn, S (1, 1) OBP: 0.279, SLG: 0.300		F7		1B		3-1 1B 1-3		G6-3 BB		3	0	2	0	1	0	3
Inning Stats	R: 0 E: 0 K: 1 S: 5 H: 0 LOB: 0 BB: 0 P: 5	R: 0 E: 0 K: 0 S: 4 H: 1 LOB: 3 BB: 2 P: 12	R: 1 E: 0 K: 0 S: 5 H: 2 LOB: 2 BB: 1 P: 9	R: 0 E: 0 K: 0 S: 4 H: 1 LOB: 1 BB: 0 P: 4	R: 1 E: 0 K: 0 S: 4 H: 1 LOB: 2 BB: 1 P: 9	R: 1 E: 0 K: 1 S: 8 H: 3 LOB: 3 BB: 1 P: 12	R: 0 E: 0 K: 0 S: 3 H: 0 LOB: 0 BB: 0 P: 3	R: 0 E: 0 K: 0 S: 2 H: 0 LOB: 1 BB: 2 P: 10	R: 0 E: 0 K: 1 S: 5 H: 0 LOB: 0 BB: 0 P: 5	1B: 8 2B: 0 3B: 0 HR: 0 SF: 0 SAC: 0 DP: 1 HBP: 1						

TOP

Cleveland Indians @ New York Yankees

Yankee Stadium, Bronx, NY

Sun Jun 24 1951, 3:33 AM EDT

Att. 47,980 - Unknown

livebaseballscorecards.com

AB	34
R	3
H	8
RBI	3
BB	7
SO	3
LOB	19

PITCHER		IP	WLS	BF	H	R	ER	SO	BB	IBB	HBP	BLK	WP	HR	S	P	ERA	WHIP
Vic Raschi, R ERA: 3.31	(1, 1)	8.0	W	39	8	3	3	2	7	0	1	0	0	0	35	64	3.38	1.875
Allie Reynolds, R ERA: 3.08	(9, 1)	1.0	S	3	0	0	0	1	0	0	0	0	0	0	5	5	0.00	0.000

PITCHER	IP	WLS	BF	H	R	ER	SO	BB	IBB	HBP	BLK	WP	HR	S	P	ERA	WHIP

Batter	1	2	3	4	5	6	7	8	9	AB	R	H	RBI	BB	SO	LOB
Phil Rizzuto, R (1, 6) OBP: 0.368, SLG: 0.390	0-0 1B SH3 BB 1B	0-0 F5		0-0 F6			0-0 6-3			4	1	1	0	0	0	3
Hank Bauer, R (1, 7) OBP: 0.349, SLG: 0.424	0-0 SH3 1-2	0-0 F8		0-0 F6			0-0 F7			3	0	0	0	0	0	3
Mickey Mantle, S (1, 9) OBP: 0.337, SLG: 0.408 Cliff Mapes, L (9, 9) OBP: 0.233, SLG: 0.379	B B B B 4-0 BB 1B 1B BB		0-0 5-3		0-0 F4			S S S 0-3 K		3 0	1 0	0 0	0 0	1 0	1 0	0 0
Johnny Mize, L (1, 3) OBP: 0.384, SLG: 0.405 Joe Collins, L (9, 3) OBP: 0.427, SLG: 0.513	0-0 F9		0-0 3-1		0-0 G3			0-0 F4		4 0	0 0	0 0	0 0	0 0	0 0	2 0
Yogi Berra, L (1, 2) OBP: 0.375, SLG: 0.527	0-0 BB 1B 1-2 2-3 1B		0-0 F7		0-0 F9			B B B B 4-0 HR BB		3	2	1	0	1	0	0
Gene Woodling, L (1, 8) OBP: 0.400, SLG: 0.403	B B B B 4-0 1B 1-2 2-3 3-H BB			0-0 F8		0-0 3-1		0-0 1-H HR		3	1	1	3	1	0	0
Bobby Brown, L (1, 5) OBP: 0.385, SLG: 0.465	0-0 1-3 2-H 3-H 1B			B B B B 4-0 1B 1B BB		S S S 0-3 K		S S S 0-3 K		3	0	1	2	1	2	0
Billy Martin, R (1, 4) OBP: 0.292, SLG: 0.273	S S S 0-3 K			0-0 1-2 1B		0-0 F8				3	0	1	0	0	1	2
Vic Raschi, R (1, 1) OBP: 0.190, SLG: 0.154 Allie Reynolds, R (9, 1) OBP: 0.206, SLG: 0.133		0-0 F2		0-0 1-2 2-3 1B			S S S 0-3 K			3 0	0 0	1 0	0 0	0 0	1 0	0 0
Inning Stats	R: 3 E: 0 K: 1 S: 8 H: 3 LOB: 2 BB: 2 P: 16	R: 0 E: 0 K: 0 S: 3 H: 0 LOB: 0 BB: 0 P: 3	R: 0 E: 0 K: 0 S: 3 H: 0 LOB: 0 BB: 0 P: 3	R: 0 E: 0 K: 0 S: 5 H: 2 LOB: 3 BB: 1 P: 9	R: 0 E: 0 K: 0 S: 3 H: 0 LOB: 0 BB: 0 P: 3	R: 0 E: 0 K: 1 S: 5 H: 0 LOB: 0 BB: 0 P: 5	R: 0 E: 0 K: 1 S: 5 H: 0 LOB: 0 BB: 0 P: 5	R: 2 E: 0 K: 2 S: 8 H: 1 LOB: 0 BB: 1 P: 12		1B: 5 2B: 0 3B: 0 HR: 1	SF: 0 SAC: 1 DP: 0 HBP: 0					

PITCHER	IP	WLS	BF	H	R	ER	SO	BB	IBB	HBP	BLK	WP	HR	S	P	ERA	WHIP
Early Wynn, R (1, 1) ERA: 4.13	8.0	L	34	6	5	5	5	4	0	0	0	0	1	40	56	5.62	1.250

PITCHER	IP	WLS	BF	H	R	ER	SO	BB	IBB	HBP	BLK	WP	HR	S	P	ERA	WHIP

BOTTOM

Cleveland Indians @ New York Yankees

Yankee Stadium, Bronx, NY

Sun Jun 24 1951, 3:33 AM EDT

Att. 47,980 - Unknown

livebaseballscorecards.com

AB	29
R	5
H	6
RBI	5
BB	4
SO	5
LOB	10

1B: 5	SF: 0	WP: 0	PA: 34
2B: 0	SAC: 1	PB: 0	
3B: 0	DP: 0	SB: 0	
HR: 1	HBP: 0	CS: 0	

Batter	1	2	3	4	5	6	7	8	9	10	11	AB	R	H	RBI	BB	SO	LOB
Bobby Young, L (1, 4) OBP: 0.305, SLG: 0.337	F2		FC3-6 CS 1-2f			SH1-3 1B	1-2 1B		F4			5	0	2	0	0	0	3
Paul Lehner, L (1, 8) OBP: 0.256, SLG: 0.257	F5		CS 1-2	F2		SH1-3 1-2	F3			K		4	0	0	0	0	1	2
Ray Coleman, L (1, 7) OBP: 0.352, SLG: 0.475	4-3			F7		L7		F3		F7		5	0	0	0	0	0	1
Sherm Lollar, R (1, 2) OBP: 0.376, SLG: 0.417		5-3		HR		5-3		F3		BB		4	1	1	1	1	0	1
Dale Long, L (1, 3) OBP: 0.310, SLG: 0.385		F8 2B		3-1			HR BB	K		K		4	1	1	0	1	2	1
Ken Wood, R (1, 9) OBP: 0.273, SLG: 0.391		F8 2-3			4-3		HR 1-H		SH1-4 1B		FC5-4 1B	5	1	3	2	0	0	1
Johnny Bero, L (1, 6) OBP: 0.344, SLG: 0.308		K			4-3		F9		SH1-4 1-2		F4	4	0	0	0	0	1	2
Fred Marsh, R (1, 5) OBP: 0.299, SLG: 0.331			FC3-6 1B		HR		5-3		K		FC5-4 1-2f	5	1	2	1	0	1	2
Duane Pillette, R (1, 1) OBP: 0.250, SLG: 0.100 Bobby Hoque, R (7, 1) OBP: 0.600, SLG: 0.333 Matt Batts, R (9, PH) OBP: 0.326, SLG: 0.397 Tom Upton, R (9, PR) OBP: 0.233, SLG: 0.274 Jim Suchecki, R (9, 1) OBP: 0.250, SLG: 0.143 Hank Arft, L (11, PH) OBP: 0.379, SLG: 0.457 Lou Sleater, L (11, 1) OBP: 0.273, SLG: 0.364			F8		5-3		1B BB		IBB		F9	2 0 0 0 0 1	0 0 0 0 0 0	0 0 0 0 0 0	1 0 1 0 0 0	0 0 0 0 0 0	1 0 0 0 0 1	1 0 0 0 0 0
Inning Stats	R: 0 E: 0 K: 0 S: 3 H: 0 LOB: 0 BB: 0 P: 3	R: 0 E: 0 K: 1 S: 6 H: 1 LOB: 1 BB: 0 P: 6	R: 0 E: 0 K: 0 S: 3 H: 1 LOB: 0 BB: 0 P: 3	R: 1 E: 0 K: 0 S: 4 H: 1 LOB: 0 BB: 0 P: 4	R: 1 E: 0 K: 0 S: 4 H: 1 LOB: 0 BB: 0 P: 4	R: 0 E: 0 K: 0 S: 4 H: 1 LOB: 1 BB: 0 P: 4	R: 2 E: 0 K: 0 S: 5 H: 2 LOB: 2 BB: 2 P: 13	R: 0 E: 0 K: 1 S: 5 H: 0 LOB: 0 BB: 0 P: 5	R: 0 E: 0 K: 1 S: 6 H: 1 LOB: 2 BB: 1 P: 10	R: 0 E: 0 K: 2 S: 7 H: 0 LOB: 1 BB: 1 P: 11	R: 0 E: 0 K: 0 S: 4 H: 1 LOB: 1 BB: 0 P: 4	1B: 5 2B: 1 3B: 0 HR: 3	SF: 0 SAC: 2 DP: 0 HBP: 0	WP: 0 PB: 0 SB: 0 CS: 1	PA: 46			

PITCHER		IP	WLS	BF	H	R	ER	SO	BB	IBB	HBP	BLK	WP	HR	S	P	ERA	WHIP
Bob Feller, R ERA: 2.97	(1, 1)	7.0		29	7	4	4	1	2	0	0	0	0	3	29	37	5.14	1.286
Lou Brissie, L ERA: 5.29	(8, 1)	3.0		12	1	0	0	4	1	1	0	0	0	0	18	26	0.00	0.667
Steve Gromek, R ERA: 5.66	(11, 1)	1.0	W	4	1	0	0	0	0	0	0	0	0	0	4	4	0.00	1.000

PITCHER	IP	WLS	BF	H	R	ER	SO	BB	IBB	HBP	BLK	WP	HR	S	P	ERA	WHIP

TOP

St. Louis Browns @ Cleveland Indians

Cleveland Municipal Stadium, Cleveland, OH

Tue Jun 26 1951, 3:33 AM EDT
Att. 10,875 - Unknown

livebaseballscorecards.com

AB	39
R	4
H	9
RBI	4
BB	4
SO	5
LOB	15

Batter	1	2	3	4	5	6	7	8	9	10	11	AB	R	H	RBI	BB	SO	LOB
Dale Mitchell, L (1, 7) OBP: 0.286, SLG: 0.285	BBBB 4-0 FC6-4 BB		x 0-0 G4-6-3 1B		x 0-0 ③ F7		x 0-0 ② L7 3-H		x 0-0 1B 1B		x 0-0 ① 4-3	5	0	2	1	1	0	2
Bobby Avila, R (1, 4) OBP: 0.397, SLG: 0.418	x 0-0 ① F3		x 0-0 ① ② G4-6-3 1-2f			x 0-0 ① F5	x 0-0 1-3 2-H 2B		x 0-0 1-2 1B		SSS 0-3 ② K	6	0	2	1	0	1	2
Harry Simpson, L (1, 9) OBP: 0.341, SLG: 0.276	x 0-0 ② FC6-4 1-2f		x 0-0 ③ 4-3			x 0-0 ② 4-3	x 0-0 ③ 1-3		SSS 0-3 ② K		BBBB 4-0 HR BB	5	1	0	0	1	1	6
Luke Easter, L (1, 3) OBP: 0.379, SLG: 0.540	x 0-0 ③ F2			x 0-0 4-3 E 2B		x 0-0 ③ F3		x 0-0 ① 4-3	x 0-0 ③ 6-3		x 0-0 1-H HR	6	2	2	2	0	0	3
Al Rosen, R (1, 5) OBP: 0.370, SLG: 0.464		SSS 0-3 ① K		x 0-0 ① 4-3 2-3			x 0-0 HR	BBBB 4-0 E 1B BB		x 0-0 ① 6-3		4	1	1	1	1	1	1
Sam Chapman, R (1, 8) OBP: 0.329, SLG: 0.343		x 0-0 1B 1B		x 0-0 ② F4			BBBB 4-0 FC6-4 BB	x 0-0 E 1-2 1B		BBBB 4-0 1B BB		3	0	2	0	2	0	1
Ray Boone, R (1, 6) OBP: 0.336, SLG: 0.321	x 0-0 1-2 1B			x 0-0 ③ E5 3-H			x 0-0 ① FC6-4 BB 1B 1-2f L7	x 0-0 E6 G5-4-3 1-2 2-3		x 0-0 S 1-3 1B		5	1	2	0	0	0	3
Jim Hegan, R (1, 2) OBP: 0.337, SLG: 0.434		SSS 0-3 ② K			x 0-0 ① 4-3		x 0-0 BB 1-2 2B 1B	x 0-0 ② ③ G5-4-3 1-2f		x 0-0 ② 4-3 1-2		5	1	1	0	0	1	7
Bob Feller, R (1, 1) OBP: 0.233, SLG: 0.220 Larry Doby, L (7, PH) OBP: 0.459, SLG: 0.518 Snuffy Stirnweiss, R (7, PR) OBP: 0.373, SLG: 0.273 Lou Brissie, L (8, 1) OBP: 0.222, SLG: 0.278 Bob Lemon, L (10, PH) OBP: 0.196, SLG: 0.289 Steve Gromek, S (11, 1) OBP: 0.250, SLG: 0.250		SSS 0-3 ③ K			x 0-0 ② 6-3		BBBB 4-0 2B 1-2 2-3 BB		x 0-0 ① F8	x 0-0 ③ 4-3		2 0 0 1 1 0 0	0 0 0 0 0 0 0	0 0 0 0 0 0 0	0 1 0 0 0 0 0	1 0 0 0 0 0 0	2 0 0 0 0 2 0
Inning Stats	R: 0 H: 0 E: 0 LOB: 1 K: 0 BB: 1 S: 3 P: 7	R: 0 H: 2 E: 0 LOB: 2 K: 3 BB: 0 S: 11 P: 11	R: 0 H: 1 E: 0 LOB: 0 K: 0 BB: 0 S: 3 P: 3	R: 1 H: 1 E: 1 LOB: 1 K: 0 BB: 0 S: 4 P: 4	R: 0 H: 0 E: 0 LOB: 0 K: 0 BB: 0 S: 3 P: 3	R: 0 H: 0 E: 0 LOB: 0 K: 0 BB: 0 S: 3 P: 3	R: 3 H: 3 E: 0 LOB: 3 K: 0 BB: 2 S: 6 P: 14	R: 0 H: 1 E: 1 LOB: 2 K: 0 BB: 1 S: 4 P: 8	R: 0 H: 2 E: 0 LOB: 2 K: 1 BB: 0 S: 7 P: 7	R: 0 H: 1 E: 0 LOB: 2 K: 0 BB: 1 S: 4 P: 8	R: 2 H: 1 E: 0 LOB: 0 K: 1 BB: 1 S: 5 P: 9	1B: 8 2B: 2 3B: 0 HR: 2	SF: 0 SAC: 0 DP: 2 HBP: 0		WP: 0 PB: 0 SB: 1 CS: 0	PA: 49		

PITCHER		IP	WLS	BF	H	R	ER	SO	BB	IBB	HBP	BLK	WP	HR	S	P	ERA	WHIP
Duane Pillette, R ERA: 4.76	(1, 1)	6.2		29	7	4	3	3	3	0	0	0	0	1	32	44	4.05	1.500
Bobby Hogue, R ERA: 3.55	(7, 1)	1.1		6	1	0	0	0	1	0	0	0	0	0	5	9	0.00	1.500
Jim Suchecki, R ERA: 4.34	(9, 1)	2.0		10	3	0	0	1	1	0	0	0	0	0	11	15	0.00	2.000
Lou Sleater, L ERA: 5.51	(11, 1)	0.2	L	4	1	2	2	1	1	0	0	0	0	1	5	9	27.00	3.000

PITCHER	IP	WLS	BF	H	R	ER	SO	BB	IBB	HBP	BLK	WP	HR	S	P	ERA	WHIP

BOTTOM

St. Louis Browns @ Cleveland Indians

Cleveland Municipal Stadium, Cleveland, OH

Tue Jun 26 1951, 3:33 AM EDT

Att. 10,875 - Unknown

livebaseballscorecards.com

AB	43
R	6
H	12
RBI	5
BB	6
SO	5
LOB	29

Batter	1	2	3	4	5	6	7	8	9	AB	R	H	RBI	BB	SO	LOB
Bobby Young, L (1, 4) OBP: 0.304, SLG: 0.336	F6	4-3			F7		1-2 1B			4	0	1	0	0	0	2
Ray Coleman, L (1, 7) OBP: 0.350, SLG: 0.471	1B 1B		F7		F3		F5			4	0	1	0	0	0	3
Dale Long, L (1, 3) OBP: 0.308, SLG: 0.378	1-3 BB 1B		F7		K			F5		4	0	1	0	0	1	1
Matt Batts, R (1, 2) OBP: 0.322, SLG: 0.383	1-2 BB		6-3			F6		5-3		3	0	0	0	1	0	0
Ken Wood, R (1, 9) OBP: 0.265, SLG: 0.380	K			F8		K		F5		4	0	0	0	0	2	3
Fred Marsh, R (1, 5) OBP: 0.292, SLG: 0.322	4-3			2-3		K			5-3	4	0	0	0	0	1	3
Johnny Bero, L (1, 6) OBP: 0.342, SLG: 0.328		F8		HR			F8		4-3	4	1	1	1	0	0	0
Paul Lehner, L (1, 8) OBP: 0.256, SLG: 0.257		6-3		3-1			FC5-4 1B		F7	4	0	1	0	0	0	0
Al Widmar, R (1, 1) OBP: 0.227, SLG: 0.200		BB			BB					0	0	0	0	2	0	0
Hank Arft, L (7, PH) OBP: 0.377, SLG: 0.453										1	0	0	0	0	0	1
Tommy Byrne, L (7, PR) OBP: 0.273, SLG: 0.636										0	0	0	0	0	0	0
Bill Kennedy, L (7, 1) OBP: 0.125, SLG: 0.125										0	0	0	0	0	0	0
Bob Mahoney, R (8, 1)							FC5-4 1B 1-2f			0	0	0	0	0	0	0
Inning Stats	R: 0 E: 0 K: 1 S: 7 H: 2 LOB: 3 BB: 1 P: 11	R: 0 E: 0 K: 0 S: 3 H: 0 LOB: 1 BB: 1 P: 7	R: 0 E: 0 K: 0 S: 3 H: 0 LOB: 0 BB: 0 P: 3	R: 1 E: 0 K: 0 S: 4 H: 1 LOB: 0 BB: 0 P: 4	R: 0 E: 0 K: 1 S: 5 H: 0 LOB: 1 BB: 1 P: 9	R: 0 E: 0 K: 2 S: 7 H: 0 LOB: 0 BB: 0 P: 7	R: 0 E: 0 K: 0 S: 5 H: 2 LOB: 2 BB: 0 P: 5	R: 0 E: 0 K: 0 S: 3 H: 0 LOB: 0 BB: 0 P: 3	R: 0 E: 0 K: 0 S: 3 H: 0 LOB: 0 BB: 0 P: 3	1B: 4 2B: 0 3B: 0 HR: 1	SF: 0 SAC: 0 DP: 0 HBP: 0						

PITCHER	IP	WLS	BF	H	R	ER	SO	BB	IBB	HBP	BLK	WP	HR	S	P	ERA	WHIP
Mike Garcia, R (1, 1) ERA: 3.28	9.0	W	35	5	1	1	4	3	0	0	0	0	1	40	52	1.00	0.889

PITCHER	IP	WLS	BF	H	R	ER	SO	BB	IBB	HBP	BLK	WP	HR	S	P	ERA	WHIP

St. Louis Browns @ Cleveland Indians

Cleveland Municipal Stadium, Cleveland, OH

Wed Jun 27 1951, 3:33 AM EDT

Att. 7,452 - Unknown

TOP

livebaseballscorecards.com

AB	32
R	1
H	5
RBI	1
BB	3
SO	4
LOB	13

WP: 0	PA: 35
PB: 0	
SB: 0	
CS: 0	

Batter	1	2	3	4	5	6	7	8	9	AB	R	H	RBI	BB	SO	LOB
Dale Mitchell, L (1, 7) OBP: 0.291, SLG: 0.301	L7		1B 3B 2-H		2B 1B 1B		1-3			4	2	2	1	0	0	0
Bobby Avila, R (1, 4) OBP: 0.404, SLG: 0.430	6-3		E SH1-3 1B 1B 3-H		1-3 1B 2B		FC4-6 1B			4	1	3	1	0	0	0
Harry Simpson, L (1, 9) OBP: 0.341, SLG: 0.277	F8		SH1-3 1-2		1B 1B 2-H 3-H		FC4-6 HR 1-2f			3	2	1	1	0	0	1
Luke Easter, L (1, 3) OBP: 0.389, SLG: 0.566		4-3	FC6-4 1B 2-H		1B 2-H		HR 1-H			4	1	3	4	0	0	0
Al Rosen, R (1, 5) OBP: 0.368, SLG: 0.473		5-3	FC6-4 1-2f		F3		HR			4	1	1	1	0	0	2
Sam Chapman, R (1, 8) OBP: 0.328, SLG: 0.341		1B	S S S K		F4		F7			4	0	1	0	0	1	1
Ray Boone, R (1, 6) OBP: 0.335, SLG: 0.320		F7	1B		F8		L7			4	0	1	0	0	0	1
Jim Hegan, R (1, 2) OBP: 0.335, SLG: 0.426			B B B B 3B SH1-4 BB 4-0	S S S K	5-3		5-3			3	1	0	0	1	1	1
Mike Garcia, R (1, 1) OBP: 0.162, SLG: 0.167			SH1-4 1-2	F8	F6		5-3			3	0	0	0	0	0	1
Inning Stats	R: 0 E: 0 K: 0 S: 3 H: 0 LOB: 0 BB: 0 P: 3	R: 0 E: 0 K: 0 S: 4 H: 1 LOB: 1 BB: 0 P: 4	R: 3 E: 1 K: 0 S: 6 H: 3 LOB: 1 BB: 1 P: 10	R: 0 E: 0 K: 2 S: 8 H: 1 LOB: 1 BB: 0 P: 8	R: 2 E: 0 K: 0 S: 6 H: 4 LOB: 1 BB: 0 P: 6	R: 0 E: 0 K: 0 S: 3 H: 0 LOB: 0 BB: 0 P: 3	R: 3 E: 0 K: 0 S: 6 H: 3 LOB: 0 BB: 0 P: 6	R: 0 E: 0 K: 0 S: 3 H: 0 LOB: 0 BB: 0 P: 3		1B: 8 2B: 1 3B: 1 HR: 2	SF: 0 SAC: 2 DP: 0 HBP: 0						

PITCHER		IP	WLS	BF	H	R	ER	SO	BB	IBB	HBP	BLK	WP	HR	S	P	ERA	WHIP
Al Widmar, R ERA: 5.99	(1, 1)	6.0	L	27	9	5	5	2	1	0	0	0	0	0	30	34	7.50	1.667
Bill Kennedy, L ERA: 5.13	(7, 1)	1.0		6	3	3	3	0	0	0	0	0	0	2	6	6	27.00	3.000
Bob Mahoney, R ERA: 6.32	(8, 1)	1.0		3	0	0	0	0	0	0	0	0	0	0	3	3	0.00	0.000

PITCHER	IP	WLS	BF	H	R	ER	SO	BB	IBB	HBP	BLK	WP	HR	S	P	ERA	WHIP

BOTTOM

St. Louis Browns @ Cleveland Indians

Cleveland Municipal Stadium, Cleveland, OH

Wed Jun 27 1951, 3:33 AM EDT

Att. 7,452 - Unknown

livebaseballscorecards.com

AB	33
R	8
H	12
RBI	8
BB	1
SO	2
LOB	7

1B: 8	SF: 0	WP: 0	PA: 36
2B: 1	SAC: 2	PB: 0	
3B: 1	DP: 0	SB: 0	
HR: 2	HBP: 0	CS: 0	

Batter	1	2	3	4	5	6	7	8	9	AB	R	H	RBI	BB	SO	LOB
Johnny Lipon, R (1, 6) OBP: 0.335, SLG: 0.302	L7		SH2-4 1-2		FC5-4 1-2 1B	F9			6-3	4	0	1	0	0	0	3
Jerry Priddy, R (1, 4) OBP: 0.358, SLG: 0.372	K		FC 2-3		K		1-3		FC6-4 BB	4	0	0	0	1	2	3
George Kell, R (1, 5) OBP: 0.406, SLG: 0.360	BB		F3		FC5-4 1-2f		1B		FC6-4 1-2f	4	0	1	0	1	0	5
Vic Wertz, L (1, 9) OBP: 0.407, SLG: 0.534	BB 1-2		F7			K	L8			3	0	0	0	1	1	3
Pat Mullin, L (1, 7) OBP: 0.342, SLG: 0.426	F8			K		K	G3			4	0	0	0	0	2	3
Dick Kryhoski, L (1, 3) OBP: 0.381, SLG: 0.470		4-3		F8		BB 1B BB 1B		G3		4	1	1	0	0	0	0
Hoot Evers, R (1, 8) OBP: 0.311, SLG: 0.336		F6		CS 1B		BB BB 1-2 1B		K		4	0	2	0	0	1	0
Aaron Robinson, L (1, 2) OBP: 0.333, SLG: 0.279 Joe Ginsberg, L (6, PR) OBP: 0.412, SLG: 0.390 (6, 2)		3-1		CS 1-2	FC5-4 1B	BB 1-2 2-3 BB		G3		2 1	0 0	1 0	0 0	1 0	0 0	0 0
Dizzy Trout, R (1, 1) OBP: 0.375, SLG: 0.273 Marlin Stuart, L (4, 1) OBP: 0.250, SLG: 0.250 Charlie Keller, L (6, PH) OBP: 0.391, SLG: 0.222 Gene Bearden, L (6, 1) OBP: 0.250, SLG: 0.750 Johnny Groth, R (9, PH) OBP: 0.345, SLG: 0.367			FC SH2-4 BB		FC5-4 1B 1-2f	BB 1-2 2-3 3-H BB			K	0 1 0 0 1	0 0 0 0 0	0 0 1 0 0	0 0 1 0 0	1 0 1 0 1	0 0 0 0 0	0 1 0 0 0
Inning Stats	R: 0 E: 0 K: 1 S: 5 H: 0 LOB: 2 BB: 2 P: 13	R: 0 E: 0 K: 0 S: 3 H: 0 LOB: 0 BB: 0 P: 3	R: 0 E: 0 K: 0 S: 4 H: 0 LOB: 2 BB: 1 P: 8	R: 0 E: 0 K: 1 S: 5 H: 1 LOB: 0 BB: 0 P: 5	R: 0 E: 0 K: 1 S: 7 H: 2 LOB: 2 BB: 0 P: 7	R: 1 E: 0 K: 2 S: 9 H: 2 LOB: 3 BB: 2 P: 17	R: 0 E: 0 K: 0 S: 4 H: 1 LOB: 1 BB: 0 P: 4	R: 0 E: 0 K: 1 S: 5 H: 0 LOB: 0 BB: 0 P: 5	R: 0 E: 0 K: 1 S: 5 H: 0 LOB: 1 BB: 1 P: 9	1B: 6 2B: 0 3B: 0 HR: 0 SF: 0 SAC: 1 DP: 0 HBP: 0						

PITCHER	IP	WLS	BF	H	R	ER	SO	BB	IBB	HBP	BLK	WP	HR	S	P	ERA	WHIP
Bob Lemon, R (1, 1) ERA: 3.5	9.0	W	39	6	1	1	7	6	0	0	0	0	0	47	71	1.00	1.333

PITCHER	IP	WLS	BF	H	R	ER	SO	BB	IBB	HBP	BLK	WP	HR	S	P	ERA	WHIP

TOP

Detroit Tigers @ Cleveland Indians

Cleveland Municipal Stadium, Cleveland, OH

Fri Jun 29 1951, 3:33 AM EDT
Att. 26,501 - Unknown

livebaseballscorecards.com

AB	32
R	1
H	6
RBI	1
BB	6
SO	7
LOB	18

WP: 0	PB: 0	SB: 0	CS: 1
PA: 40			

BOTTOM

Detroit Tigers @ Cleveland Indians

Cleveland Municipal Stadium, Cleveland, OH

Fri Jun 29 1951, 3:33 AM EDT

Att. 26,501 - Unknown

livebaseballscorecards.com

Batter	1	2	3	4	5	6	7	8	9	AB	R	H	RBI	BB	SO	LOB
Dale Mitchell, L (1, 7) OBP: 0.290, SLG: 0.296	F7		4-3	FC6-4 1-2 BB			F6			3	0	0	0	1	0	0
Bobby Avila, R (1, 4) OBP: 0.405, SLG: 0.426	F9			2B BB FC6-4 1-2f			G6-4-3 BB			2	1	0	0	2	0	3
Larry Doby, L (1, 8) OBP: 0.464, SLG: 0.526 Sam Chapman, R (5, 8) OBP: 0.325, SLG: 0.338	PB BB			E PB 1-H 2B	L6		G6-4-3 1-2f			1 2	1 0	1 0	1 0	1 0	0 0	0 1
Luke Easter, L (1, 3) OBP: 0.379, SLG: 0.551	K 1-2			E6 4-3 PB 2B 2-3	K			4-3		4	1	0	0	0	2	2
Al Rosen, R (1, 5) OBP: 0.363, SLG: 0.466		F3		4-3 1-3 3-H	6-3			F2		4	0	0	0	0	0	1
Harry Simpson, L (1, 9) OBP: 0.339, SLG: 0.283		4-3		1B 2B 3-H		F8		4-3		4	1	1	1	0	0	0
Ray Boone, R (1, 6) OBP: 0.335, SLG: 0.320		K		5-3		1B				3	0	1	0	0	1	1
Jim Hegan, R (1, 2) OBP: 0.340, SLG: 0.436			2B	1B 1B 2-H		F5				3	0	2	1	0	0	1
Bob Lemon, L (1, 1) OBP: 0.205, SLG: 0.293			3-1	BB 1-3 1B		4-3				3	0	1	0	0	0	1
Inning Stats	R: 0 E: 0 K: 1 S: 5 H: 0 LOB: 1 BB: 1 P: 9	R: 0 E: 0 K: 1 S: 5 H: 0 LOB: 0 BB: 0 P: 5	R: 0 E: 0 K: 0 S: 3 H: 1 LOB: 0 BB: 0 P: 3	R: 4 E: 1 K: 0 S: 8 H: 4 LOB: 3 BB: 2 P: 16	R: 0 E: 0 K: 1 S: 5 H: 0 LOB: 0 BB: 0 P: 5	R: 0 E: 0 K: 0 S: 4 H: 1 LOB: 1 BB: 0 P: 4	R: 0 E: 0 K: 0 S: 2 H: 0 LOB: 0 BB: 1 P: 6	R: 0 E: 0 K: 0 S: 3 H: 0 LOB: 0 BB: 0 P: 3		1B: 3 2B: 3 3B: 0 HR: 0 SF: 0 SAC: 0 DP: 1 HBP: 0						

	AB	29
	R	4
	H	6
	RBI	3
	BB	4
	SO	3
	LOB	10

WP: 0 PB: 2 SB: 0 CS: 0 PA: 33

PITCHER		IP	WLS	BF	H	R	ER	SO	BB	IBB	HBP	BLK	WP	HR	S	P	ERA	WHIP
Dizzy Trout, R ERA: 4.13	(1, 1)	3.1	L	15	3	4	2	2	2	0	0	0	0	0	17	25	5.40	1.500
Marlin Stuart, R ERA: 1.93	(4, 1)	1.2		8	2	0	0	1	1	0	0	0	0	0	9	13	0.00	1.800
Gene Bearden, L ERA: 7.01	(6, 1)	3.0		10	1	0	0	0	1	0	0	0	0	0	9	13	0.00	0.667

PITCHER	IP	WLS	BF	H	R	ER	SO	BB	IBB	HBP	BLK	WP	HR	S	P	ERA	WHIP

Detroit Tigers @ Cleveland Indians

Cleveland Municipal Stadium, Cleveland, OH

Sat Jun 30 1951, 3:33 AM EDT

Att. 10,050 - Unknown

livebaseballscorecards.com

Batter	1	2	3	4	5	6	7	8	9	AB	R	H	RBI	BB	SO	LOB
Johnny Lipon, R (1, 6) OBP: 0.330, SLG: 0.298	6-3		E6		F7			5-3		4	0	0	0	0	0	0
Jerry Priddy, R (1, 4) OBP: 0.357, SLG: 0.368	6-3		K			F8		BB		3	0	0	0	1	1	1
George Kell, R (1, 5) OBP: 0.408, SLG: 0.364	2B			K		2B		F2		3	1	1	0	1	1	1
Vic Wertz, L (1, 9) OBP: 0.408, SLG: 0.536	K			1B		1-H 2B		F5		3	0	1	1	1	1	2
Hoot Evers, R (1, 7) OBP: 0.304, SLG: 0.327		L8		F8		K			K	4	0	0	0	0	2	2
Dick Kryhoski, L (1, 3) OBP: 0.378, SLG: 0.465		4-3		1-3 1B		F7			F8	4	0	1	0	0	0	1
Johnny Groth, R (1, 8) OBP: 0.337, SLG: 0.357		G3		K			1-3		F9	4	0	0	0	0	1	2
Joe Ginsberg, L (1, 2) OBP: 0.405, SLG: 0.381			F6		F9		F7			3	0	0	0	0	0	0
Fred Hutchinson, L (1, 1) OBP: 0.222, SLG: 0.206			L9		1-3		6-3			3	0	0	0	0	0	0
Inning Stats	R: 0 E: 0 K: 1 S: 6 H: 1 LOB: 1 BB: 0 P: 6	R: 0 E: 0 K: 0 S: 3 H: 0 LOB: 0 BB: 0 P: 3	R: 0 E: 1 K: 1 S: 6 H: 0 LOB: 1 BB: 0 P: 6	R: 0 E: 0 K: 2 S: 8 H: 1 LOB: 2 BB: 1 P: 12	R: 0 E: 0 K: 0 S: 3 H: 0 LOB: 0 BB: 0 P: 3	R: 1 E: 0 K: 1 S: 6 H: 1 LOB: 1 BB: 1 P: 10	R: 0 E: 0 K: 0 S: 3 H: 0 LOB: 0 BB: 0 P: 3	R: 0 E: 0 K: 0 S: 3 H: 0 LOB: 1 BB: 1 P: 7	R: 0 E: 0 K: 1 S: 5 H: 0 LOB: 0 BB: 0 P: 5	1B: 1 2B: 2 3B: 0 HR: 0 SF: 0 SAC: 0 DP: 0 HBP: 0						

TOP	
AB	31
R	1
H	3
RBI	1
BB	3
SO	6
LOB	9

WP: 0 PB: 0 SB: 0 CS: 0 PA: 34

PITCHER	IP	WLS	BF	H	R	ER	SO	BB	IBB	HBP	BLK	WP	HR	S	P	ERA	WHIP
Early Wynn, R (1, 1) ERA: 3.89	9.0	W	34	3	1	1	6	3	0	0	0	0	0	43	55	1.00	0.667

PITCHER	IP	WLS	BF	H	R	ER	SO	BB	IBB	HBP	BLK	WP	HR	S	P	ERA	WHIP

BOTTOM

Detroit Tigers @ Cleveland Indians

Cleveland Municipal Stadium, Cleveland, OH

Sat Jun 30 1951, 3:33 AM EDT

Att. 10,050 - Unknown

livebaseballscorecards.com

Batter	1	2	3	4	5	6	7	8	9	AB	R	H	RBI	BB	SO	LOB
Dale Mitchell, L (1, 7) OBP: 0.289, SLG: 0.301	F7			G3 1B 2B		4-3		K		4	1	1	0	0	1	0
Bobby Avila, R (1, 4) OBP: 0.404, SLG: 0.424	F7			G3 2-3		CS 1B				3	0	1	0	0	0	1
Larry Doby, L (1, 8) Sam Chapman, R (8, 8) OBP: 0.325, SLG: 0.338	L8			K		CS 1-2	4-3			3 0	0 0	0 0	0 0	0 0	1 0	1 0
Luke Easter, L (1, 3) OBP: 0.384, SLG: 0.573		4-3		1B 3-H			HR			3	1	2	2	0	0	0
Al Rosen, R (1, 5) OBP: 0.363, SLG: 0.476		F8		F8			HR			3	1	1	1	0	0	1
Harry Simpson, L (1, 9) OBP: 0.333, SLG: 0.277		4-3			F8		K			3	0	0	0	0	1	0
Ray Boone, R (1, 6) OBP: 0.331, SLG: 0.316			6-3		F2		F5			3	0	0	0	0	0	0
Jim Hegan, R (1, 2) OBP: 0.335, SLG: 0.429			F7		F2			K		3	0	0	0	0	1	0
Early Wynn, S (1, 1) OBP: 0.261, SLG: 0.279			L8			F6		4-3		3	0	0	0	0	0	0
Inning Stats	R: 0 E: 0 K: 0 S: 3 H: 0 LOB: 0 BB: 0 P: 3	R: 0 E: 0 K: 0 S: 3 H: 0 LOB: 0 BB: 0 P: 3	R: 0 E: 0 K: 0 S: 3 H: 0 LOB: 0 BB: 0 P: 3	R: 1 E: 0 K: 1 S: 7 H: 2 LOB: 1 BB: 0 P: 7	R: 0 E: 0 K: 0 S: 3 H: 0 LOB: 0 BB: 0 P: 3	R: 0 E: 0 K: 0 S: 3 H: 1 LOB: 0 BB: 0 P: 3	R: 2 E: 0 K: 1 S: 7 H: 2 LOB: 0 BB: 0 P: 7	R: 0 E: 0 K: 2 S: 7 H: 0 LOB: 0 BB: 0 P: 7		1B: 2 2B: 1 3B: 0 HR: 2 SF: 0 SAC: 0 DP: 0 HBP: 0						

	AB	28
	R	3
	H	5
	RBI	3
	BB	0
	SO	4
	LOB	3

WP: 0 PA: 29
PB: 0
SB: 0
CS: 1

PITCHER	IP	WLS	BF	H	R	ER	SO	BB	IBB	HBP	BLK	WP	HR	S	P	ERA	WHIP
Fred Hutchinson, R (1, 1) ERA: 3.53	8.0	L	28	5	3	3	4	0	0	0	0	0	2	36	36	3.38	0.625

PITCHER	IP	WLS	BF	H	R	ER	SO	BB	IBB	HBP	BLK	WP	HR	S	P	ERA	WHIP

Batter	1	2	3	4	5	6	7	8	9	AB	R	H	RBI	BB	SO	LOB
Johnny Lipon, R (1, 6) OBP: 0.326, SLG: 0.294	5-3			E6		6-3		F9		3	1	0	0	0	0	0
Fred Hutchinson, L (8, PH) OBP: 0.216, SLG: 0.200										1	0	0	0	0	0	1
Neil Berry, R (8, 6) OBP: 0.333, SLG: 0.286										0	0	0	0	0	0	0
Jerry Priddy, R (1, 4) OBP: 0.353, SLG: 0.364	4-3			K 1-3		5-3			F9	3	0	0	0	0	1	1
Charlie Keller, L (9, PH) OBP: 0.375, SLG: 0.211										1	0	0	0	0	0	0
George Kell, R (1, 5) OBP: 0.401, SLG: 0.357	6-3			F7 3-H		F8			F7	4	0	0	1	0	0	0
Vic Wertz, L (1, 9) OBP: 0.406, SLG: 0.529		K		BB			K		K	3	0	0	0	1	3	0
Hoot Evers, R (1, 7) OBP: 0.298, SLG: 0.320		6-3		F9			5-3			3	0	0	0	0	0	1
Dick Kryhoski, L (1, 3) OBP: 0.371, SLG: 0.456		6-3			F6		4-3			3	0	0	0	0	0	0
Joe Ginsberg, L (1, 2) OBP: 0.398, SLG: 0.373			F6		6-3			5-3		3	0	0	0	0	0	0
Johnny Groth, R (1, 8) OBP: 0.337, SLG: 0.353			K		BB			2-3		2	0	0	0	1	1	0
Bob Cain, L (1, 1) OBP: 0.324, SLG: 0.353			F7		4-3			BB		2	0	0	0	1	0	1
Inning Stats	R: 0 E: 0 K: 0 S: 3	H: 0 LOB: 0 BB: 0 P: 3	R: 0 E: 0 K: 1 S: 5	H: 0 LOB: 0 BB: 0 P: 5	R: 0 E: 0 K: 1 S: 5	H: 0 LOB: 0 BB: 0 P: 5	R: 1 E: 1 K: 1 S: 6	H: 0 LOB: 1 BB: 1 P: 10	R: 0 E: 0 K: 0 S: 3	H: 0 LOB: 1 BB: 1 P: 7	R: 0 E: 0 K: 0 S: 3	H: 0 LOB: 0 BB: 0 P: 3	R: 0 E: 0 K: 1 S: 5	H: 0 LOB: 0 BB: 0 P: 5	R: 0 E: 0 K: 0 S: 3	H: 0 LOB: 1 BB: 1 P: 7	R: 0 E: 0 K: 1 S: 5	H: 0 LOB: 0 BB: 0 P: 5	1B: 0 2B: 0 3B: 0 HR: 0	SF: 0 SAC: 0 DP: 0 HBP: 0	WP: 0 PB: 0 SB: 1 CS: 0	PA: 31

PITCHER	IP	WLS	BF	H	R	ER	SO	BB	IBB	HBP	BLK	WP	HR	S	P	ERA	WHIP
Bob Feller, R (1, 1) ERA: 2.75	9.0	W	31	0	1	0	5	3	0	0	0	0	0	38	50	0.00	0.333

PITCHER	IP	WLS	BF	H	R	ER	SO	BB	IBB	HBP	BLK	WP	HR	S	P	ERA	WHIP

TOP

Detroit Tigers @ Cleveland Indians

Cleveland Municipal Stadium, Cleveland, OH

Sun Jul 01 1951, 3:33 AM EDT

Unknown

livebaseballscorecards.com

AB	28
R	1
H	0
RBI	1
BB	3
SO	5
LOB	4

Detroit Tigers @ Cleveland Indians

Cleveland Municipal Stadium, Cleveland, OH

Sun Jul 01 1951, 3:33 AM EDT

Unknown

livebaseballscorecards.com

BOTTOM

Batter	1	2	3	4	5	6	7	8	9	AB	R	H	RBI	BB	SO	LOB
Dale Mitchell, L (1, 7) OBP: 0.293, SLG: 0.301	0-0 ① 1B 6-3 1B	0-0 ③ L4			B B B 4-0 BLK BB		0-0 ③ 4-3			3	1	1	0	1	0	2
Bobby Avila, R (1, 4) OBP: 0.402, SLG: 0.421	0-0 ① 6-3 F4 1-3 1B		0-0 ① 2-3		0-0 ① F8 1-2			0-0 ① 5-3		4	0	1	0	0	0	1
Sam Chapman, R (1, 8) OBP: 0.324, SLG: 0.346 Milt Nielsen, L (8, PR) Larry Doby, L (9, 8) OBP: 0.458, SLG: 0.518	0-0 ① F4 1-2		0-0 ② F7		0-0 ② F8			0-0 1B 3B		4 0 0	0 1 0	1 0 0	0 0 0	0 0 0	0 0 0	3 0 0
Luke Easter, L (1, 3) OBP: 0.381, SLG: 0.565 Harry Simpson, L (8, PR) OBP: 0.333, SLG: 0.277 (9, 3)	0-0 ② 6-3 2-3 3-H		0-0 ③ F9		0-0 ③ 3-1			0-0 3-H 1B		4 0	0 0	1 0	2 0	0 0	0 0	2 0
Al Rosen, R (1, 5) OBP: 0.358, SLG: 0.469	0-0 ③ F3			0-0 ① 6-3		S S S 0-3 ① K		0-0 ② F7		4	0	0	0	0	1	3
Bob Kennedy, R (1, 9) OBP: 0.306, SLG: 0.341		0-0 ① F9		S S S 0-3 ② K		0-0 ② L6		0-0 ③ F7		4	0	0	0	0	1	2
Ray Boone, R (1, 6) OBP: 0.331, SLG: 0.313		0-0 ② F5		B B B 4-0 1B BB		0-0 ③ 6-3				2	0	0	0	1	0	0
Jim Hegan, R (1, 2) OBP: 0.340, SLG: 0.432		0-0 BB 1B		0-0 1-2 1B			0-0 ① 1-3			3	0	2	0	0	0	0
Bob Feller, R (1, 1) OBP: 0.239, SLG: 0.209		B B B 4-0 1-2 BB		0-0 ③ F7			S S S 0-3 ② K			2	0	0	0	1	1	2

	AB	30
	R	2
	H	6
	RBI	2
	BB	3
	SO	3
	LOB	15

Inning Stats	1	2	3	4	5	6	7	8	9
	R: 1 H: 2 E: 0 LOB: 1 K: 0 BB: 0 S: 5 P: 5	R: 0 H: 1 E: 0 LOB: 2 K: 0 BB: 1 S: 4 P: 8	R: 0 H: 0 E: 0 LOB: 0 K: 0 BB: 0 S: 3 P: 3	R: 0 H: 1 E: 0 LOB: 2 K: 1 BB: 1 S: 6 P: 10	R: 0 H: 0 E: 0 LOB: 1 K: 0 BB: 1 S: 3 P: 7	R: 0 H: 0 E: 0 LOB: 0 K: 1 BB: 0 S: 5 P: 5	R: 0 H: 0 E: 0 LOB: 0 K: 1 BB: 0 S: 5 P: 5	R: 1 H: 2 E: 0 LOB: 2 K: 0 BB: 0 S: 5 P: 5	

	1B	5	SF	0	WP	0	PA	33
	2B	0	SAC	0	PB	0		
	3B	1	DP	0	SB	0		
	HR	0	HBP	0	CS	0		

PITCHER	IP	WLS	BF	H	R	ER	SO	BB	IBB	HBP	BLK	WP	HR	S	P	ERA	WHIP
Bob Cain, L (1, 1) ERA: 3.33	8.0	L	33	6	2	2	3	3	0	0	1	0	0	36	48	2.25	1.125

PITCHER	IP	WLS	BF	H	R	ER	SO	BB	IBB	HBP	BLK	WP	HR	S	P	ERA	WHIP

Batter	1	2	3	4	5	6	7	8	9	AB	R	H	RBI	BB	SO	LOB
Johnny Lipon, R (1, 6) OBP: 0.322, SLG: 0.290	L4		1-3		FC6 1-2f			F2		4	0	0	0	0	0	2
Jerry Priddy, R (1, 4) OBP: 0.352, SLG: 0.362	K		G4-6-3 1B			L3		FC4-6 1-2f		4	0	1	0	0	1	1
George Kell, R (1, 5) OBP: 0.396, SLG: 0.351	F5		G4-6-3 1-2f			K			F5	4	0	0	0	0	1	1
Vic Wertz, L (1, 9) OBP: 0.404, SLG: 0.523		G4-6-3 1B BB		F7		F6			F9	3	0	0	0	1	0	0
Hoot Evers, R (1, 7) OBP: 0.297, SLG: 0.318		G4-6-3 1-2 1B		4-3			L6		F9	4	0	1	0	0	0	0
Dick Kryhoski, L (1, 3) OBP: 0.365, SLG: 0.447		G4-6-3 1-2f 2-3		F8			K			3	0	0	0	0	1	2
Johnny Groth, R (1, 8) OBP: 0.337, SLG: 0.348		BB BB			5-3		F3			2	0	0	0	1	0	0
Aaron Robinson, L (1, 2) OBP: 0.333, SLG: 0.271		1-2 BB			F9			G3		2	0	0	0	1	0	0
Ted Gray, S (1, 1) OBP: 0.229, SLG: 0.182		K			FC6 1B			FC4-6 1B		2	0	1	0	0	1	3
Joe Ginsberg, L (8, PH) OBP: 0.401, SLG: 0.378										1	0	1	0	0	0	0
Virgil Trucks, R (8, 1) OBP: 0.250, SLG: 0.375										0	0	0	0	0	0	0
Inning Stats	R: 0 E: 0 K: 1 S: 5 H: 0 LOB: 0 BB: 0 P: 5	R: 0 E: 0 K: 1 S: 5 H: 1 LOB: 3 BB: 3 P: 17	R: 0 E: 0 K: 0 S: 3 H: 1 LOB: 0 BB: 0 P: 3	R: 0 E: 0 K: 0 S: 3 H: 0 LOB: 0 BB: 0 P: 3	R: 0 E: 0 K: 0 S: 4 H: 1 LOB: 1 BB: 0 P: 4	R: 0 E: 0 K: 1 S: 5 H: 0 LOB: 0 BB: 0 P: 5	R: 0 E: 0 K: 1 S: 5 H: 0 LOB: 0 BB: 0 P: 5	R: 0 E: 0 K: 0 S: 4 H: 1 LOB: 1 BB: 0 P: 4	R: 0 E: 0 K: 0 S: 3 H: 0 LOB: 0 BB: 0 P: 3	1B: 4 2B: 0 3B: 0 HR: 0	SF: 0 SAC: 0 DP: 2 HBP: 0					

PITCHER	IP	WLS	BF	H	R	ER	SO	BB	IBB	HBP	BLK	WP	HR	S	P	ERA	WHIP
Bob Chakales, R (1, 1) ERA: 2.91	9.0	W	32	4	0	0	4	3	0	0	0	0	0	37	49	0.00	0.778

PITCHER	IP	WLS	BF	H	R	ER	SO	BB	IBB	HBP	BLK	WP	HR	S	P	ERA	WHIP

TOP

Detroit Tigers @ Cleveland Indians

Cleveland Municipal Stadium, Cleveland, OH

Sun Jul 01 1951, 3:38 AM EDT

Att. 42,891 - Unknown

livebaseballscorecards.com

AB	29
R	0
H	4
RBI	0
BB	3
SO	4
LOB	9

WP: 0 PA: 32
PB: 0
SB: 0
CS: 0

BOTTOM

Detroit Tigers @ Cleveland Indians

Cleveland Municipal Stadium, Cleveland, OH

Sun Jul 01 1951, 3:38 AM EDT

Att. 42,891 - Unknown

livebaseballscorecards.com

Batter	1	2	3	4	5	6	7	8	9	AB	R	H	RBI	BB	SO	LOB
Dale Mitchell, L (1, 7) OBP: 0.297, SLG: 0.305	L1-3 1B			F5		F8		SH1-4 1B		4	0	2	0	0	0	0
Bobby Avila, R (1, 4) OBP: 0.401, SLG: 0.417	L1-3 1-2			4-3		BBBB 1B 1B BB		SH1-4 1-2		2	1	0	0	1	0	1
Sam Chapman, R (1, 8) OBP: 0.327, SLG: 0.348	4-3			1B		1B 1-3 2B 1B		SSS K		4	1	2	0	0	1	1
Luke Easter, L (1, 3) OBP: 0.390, SLG: 0.567 Harry Simpson, L (8, PR) OBP: 0.333, SLG: 0.277 (9, 3)		1B		F8		1-3 2B 3-H 1B		IBB		3 0	0 0	2 0	1 0	1 0	0 0	1 0
Al Rosen, R (1, 5) OBP: 0.356, SLG: 0.463	6-3				SH1-4 BB	SSS K		F6		3	0	0	0	1	1	4
Bob Kennedy, R (1, 9) OBP: 0.308, SLG: 0.349	4-3				SH1-4 1-2	1-H 3-H 2B				2	0	1	1	0	0	0
Ray Boone, R (1, 6) OBP: 0.327, SLG: 0.309		5-3			F9		5-3			3	0	0	0	0	0	1
Birdie Tebbetts, R (1, 2) OBP: 0.258, SLG: 0.290		F4			FC6-4 IBB		4-3			2	0	0	0	1	0	0
Bob Chakales, R (1, 1) OBP: 0.313, SLG: 0.500		6-3			FC6-4 1-2f		6-3			3	0	0	0	0	0	2
Inning Stats	R: 0 E: 0 K: 0 S: 3 H: 1 LOB: 0 BB: 0 P: 3	R: 0 E: 0 K: 0 S: 3 H: 1 LOB: 0 BB: 0 P: 3	R: 0 E: 0 K: 0 S: 3 H: 0 LOB: 0 BB: 0 P: 3	R: 0 E: 0 K: 0 S: 4 H: 1 LOB: 1 BB: 0 P: 4	R: 0 E: 0 K: 0 S: 3 H: 0 LOB: 2 BB: 2 P: 11	R: 2 E: 0 K: 1 S: 7 H: 3 LOB: 2 BB: 1 P: 11	R: 0 E: 0 K: 0 S: 3 H: 0 LOB: 0 BB: 0 P: 3	R: 0 E: 0 K: 1 S: 6 H: 1 LOB: 2 BB: 1 P: 10		1B: 6 2B: 2 3B: 0 HR: 0 SF: 0 SAC: 2 DP: 1 HBP: 0						

AB	26
R	2
H	7
RBI	2
BB	4
SO	2
LOB	10

WP: 0 PA: 32
PB: 0
SB: 0
CS: 0

PITCHER		IP	WLS	BF	H	R	ER	SO	BB	IBB	HBP	BLK	WP	HR	S	P	ERA	WHIP
Ted Gray, L ERA: 4.19	(1, 1)	7.0	L	27	6	2	2	1	2	1	0	0	0	0	26	38	2.57	1.143
Virgil Trucks, R ERA: 4.35	(8, 1)	1.0		5	1	0	0	1	0	1	0	0	0	0	6	10	0.00	1.000

PITCHER	IP	WLS	BF	H	R	ER	SO	BB	IBB	HBP	BLK	WP	HR	S	P	ERA	WHIP

Cleveland Indians @ Chicago White Sox

Comiskey Park, Chicago, IL

Mon Jul 02 1951, 4:33 AM EDT

Att. 47,966 - Unknown

TOP

livebaseballscorecards.com

Batter	1	2	3	4	5	6	7	8	9	AB	R	H	RBI	BB	SO	LOB
Dale Mitchell, L (1, 7) OBP: 0.300, SLG: 0.304	0-0 ① 6-3		0-0 ① S 2-H 1B		B B B 4-0 E 1B BB	0-0 ③ F4			0-0 ① F7	4	0	1	1	1	0	1
Bob Kennedy, R (9, 9) OBP: 0.308, SLG: 0.349										0	0	0	0	0	0	0
Bobby Avila, R (1, 4) OBP: 0.397, SLG: 0.411	0-0 ② F7		0-0 ③ L7 1-2		0-0 E 1-2 2-H 1B		0-0 ① F8		0-0 ② 1-3	5	0	1	1	0	0	1
Larry Doby, L (1, 8) OBP: 0.459, SLG: 0.527	0-0 ③ F8			0-0 2B	0-0 E3 1-2 2-3		0-0 1B 2B		0-0 ③ L3	4	0	2	0	0	0	2
Milt Nielsen, L (7, PR)										0	0	0	0	0	0	0
Sam Chapman, R (7, 8) OBP: 0.325, SLG: 0.347										1	0	0	0	0	0	0
Luke Easter, L (1, 3) OBP: 0.386, SLG: 0.559		0-0 ① F5		0-0 ① F7	S S S 0-3 ② K		0-0 2-3 1B			4	0	1	0	0	1	4
Al Rosen, R (1, 5) OBP: 0.355, SLG: 0.458	S S S 0-3 ② K			B B B B 4-0 BB	S S S 0-3 ③ K2-3		0-0 ② F6			3	0	0	0	1	2	6
Harry Simpson, L (1, 9) OBP: 0.326, SLG: 0.270	S S S 0-3 ③ K			0-0 ② F7		0-0 ① 4-3	0-0 ③ 4-3			4	0	0	0	0	1	5
(9, 7)																
Ray Boone, R (1, 6) OBP: 0.322, SLG: 0.304			0-0 ① 6-3	0-0 ③ F5		S S S 0-3 ② K		0-0 ① F7		4	0	0	0	0	1	2
Jim Hegan, R (1, 2) OBP: 0.343, SLG: 0.434			0-0 E5 SH3 1B		0-0 SH3-4 1B 1B	0-0 2B 1B		0-0 ② 6-3		4	3	2	0	0	0	0
Mike Garcia, R (1, 1) OBP: 0.184, SLG: 0.216			0-0 ② SH3 1-2		0-0 ① SH3-4 1-2	0-0 1-H 2B		0-0 ③ F7		1	0	1	1	0	0	0
Steve Gromek, S (6, 1) OBP: 0.250, SLG: 0.250										0	0	0	0	0	0	0
Lou Brissie, L (7, 1) OBP: 0.211, SLG: 0.263										1	0	0	0	0	0	0
Inning Stats	R: 0 E: 0 K: 0 S: 3 H: 0 LOB: 0 BB: 0 P: 3	R: 0 E: 0 K: 2 S: 7 H: 0 LOB: 0 BB: 0 P: 7	R: 1 E: 1 K: 0 S: 5 H: 1 LOB: 1 BB: 0 P: 5	R: 0 E: 0 K: 0 S: 4 H: 1 LOB: 2 BB: 1 P: 8	R: 1 E: 1 K: 2 S: 10 H: 2 LOB: 3 BB: 1 P: 14	R: 1 E: 0 K: 1 S: 7 H: 2 LOB: 1 BB: 0 P: 7	R: 0 E: 0 K: 0 S: 5 H: 2 LOB: 3 BB: 0 P: 5	R: 0 E: 0 K: 0 S: 3 H: 0 LOB: 0 BB: 0 P: 3	R: 0 E: 0 K: 0 S: 3 H: 0 LOB: 0 BB: 0 P: 3	1B: 5 2B: 3 3B: 0 HR: 0	SF: 0 SAC: 2 DP: 0 HBP: 0						

	AB	35
	R	3
	H	8
	RBI	3
	BB	2
	SO	5
	LOB	21

WP: 0 PB: 0 SB: 1 CS: 0 PA: 39

PITCHER	IP	WLS	BF	H	R	ER	SO	BB	IBB	HBP	BLK	WP	HR	S	P	ERA	WHIP
Saul Rogovin, R (1, 1) ERA: 3.16	9.0	L	39	8	3	2	5	2	0	0	0	0	0	47	55	2.00	1.111

PITCHER	IP	WLS	BF	H	R	ER	SO	BB	IBB	HBP	BLK	WP	HR	S	P	ERA	WHIP

Cleveland Indians @ Chicago White Sox

Comiskey Park, Chicago, IL

Mon Jul 02 1951, 4:33 AM EDT

Att. 47,966 - Unknown

livebaseballscorecards.com

BOTTOM

Batter	1	2	3	4	5	6	7	8	9	AB	R	H	RBI	BB	SO	LOB
Bob Dillinger, R (1, 5) OBP: 0.354, SLG: 0.385	4-3 ①		6-3 ②		SH5-3 ② 1-2		BBBB 4-0 SH3-1 BB		F3 ③	3	0	0	0	1	0	0
Nellie Fox, L (1, 4) OBP: 0.401, SLG: 0.473	4-3 ②		F8 ③		F6 ③		SH3-1 ① 1-2			3	0	0	0	0	0	1
Minnie Minoso, R (1, 7) (9, 9) OBP: 0.468, SLG: 0.577	BBBB 4-0 CS BB			1B 3B		2B 1B 1B	F9 ②			3	2	2	0	1	0	1
Eddie Robinson, L (1, 3) OBP: 0.395, SLG: 0.566	CS ③ 1-2	F8 ①		F7 ①		1B 1-3 2B	L9 ③			4	0	1	0	0	0	2
Al Zarilla, L (1, 9) OBP: 0.371, SLG: 0.431 Don Lenhardt, R (8, PH) OBP: 0.316, SLG: 0.425 (9, 7)		BBBB 4-0 FC 1B BB		F5 ②		SSS 0-3 K ①		0-0 F3 ①		2 1	0 0	0 0	0 0	1 0	1 0	3 0
Jim Busby, R (1, 8) OBP: 0.390, SLG: 0.399	0-0 FC 1-2 1B			0-0 3-H 1B		H 1-0 1B HBP		0-0 6-3 ②		3	0	2	1	0	0	0
Chico Carrasquel, R (1, 6) OBP: 0.336, SLG: 0.364 Bud Stewart, L (6, PH) OBP: 0.357, SLG: 0.461 Joe Demaestri, R (7, 6) OBP: 0.200, SLG: 0.143 Bert Haas, R (8, PH) Floyd Baker, L (9, 6) OBP: 0.410, SLG: 0.358	0-0 FC G6-4-3 1-2 2-3			0-0 1-3 ③		0-0 1-2 2-3 3-H 1B		0-0 F9 ③		2 1 0 1 0	0 0 0 0 0	0 1 0 0 0	0 1 0 0 0	0 0 0 0 0	0 0 0 0 0	3 0 0 0 0
Phil Masi, R (1, 2) OBP: 0.431, SLG: 0.515	0-0 G6-4-3 ② ③ 1-2f				0-0 SH5-3 1B	SSS 0-3 K ②			SSS 0-3 K ①	4	0	1	0	0	2	6
Saul Rogovin, R (1, 1) OBP: 0.273, SLG: 0.344		0-0 4-3 ①			0-0 F9 ①	0-0 F7 ③			0-0 F9 ②	4	0	0	0	0	0	4

Inning Stats	1	2	3	4	5	6	7	8	9
	R: 0 E: 0 K: 0 S: 2	H: 0 LOB: 0 BB: 1 P: 6	R: 0 E: 0 K: 0 S: 4	H: 1 LOB: 2 BB: 1 P: 8	R: 0 E: 0 K: 0 S: 3	H: 0 LOB: 0 BB: 0 P: 3	R: 1 E: 0 K: 0 S: 5	H: 2 LOB: 1 BB: 0 P: 5	R: 0 E: 0 K: 0 S: 4	H: 1 LOB: 1 BB: 0 P: 4	R: 1 E: 0 K: 2 S: 10	H: 3 LOB: 3 BB: 0 P: 11	R: 0 E: 0 K: 0 S: 3	H: 0 LOB: 1 BB: 1 P: 7	R: 0 E: 0 K: 0 S: 3	H: 0 LOB: 0 BB: 0 P: 3	R: 0 E: 0 K: 1 S: 5	H: 0 LOB: 0 BB: 0 P: 5

1B: 5	SF: 0	WP: 0
2B: 1	SAC: 2	PB: 0
3B: 1	DP: 1	SB: 0
HR: 0	HBP: 1	CS: 1

PA: 38

AB	31
R	2
H	7
RBI	2
BB	3
SO	3
LOB	20

PITCHER		IP	WLS	BF	H	R	ER	SO	BB	IBB	HBP	BLK	WP	HR	S	P	ERA	WHIP
Mike Garcia, R ERA: 3.29	(1, 1)	5.1	W	25	7	2	2	1	2	0	1	0	0	0	24	33	3.38	1.688
Steve Gromek, R ERA: 5.32	(6, 1)	1.1		5	0	0	0	1	1	0	0	0	0	0	6	10	0.00	0.750
Lou Brissie, L ERA: 5.1	(7, 1)	2.1	S	7	0	0	0	1	0	0	0	0	0	0	9	9	0.00	0.000

PITCHER		IP	WLS	BF	H	R	ER	SO	BB	IBB	HBP	BLK	WP	HR	S	P	ERA	WHIP

Batter	1	2	3	4	5	6	7	8	9	AB	R	H	RBI	BB	SO	LOB
Dale Mitchell, L (1, 7) OBP: 0.299, SLG: 0.299	6-3		F8			BBBB 4-0 G6-4-3 BB		5-3		3	0	0	0	1	0	1
Bobby Avila, R (1, 4) OBP: 0.390, SLG: 0.404	SSS 0-3 K		4-3			G6-4-3 1-2f		1-3		4	0	0	0	0	1	2
Sam Chapman, R (1, 8) OBP: 0.324, SLG: 0.342	F3			F5		BBBB 4-0 BB			F8	3	0	0	0	1	0	0
Luke Easter, L (1, 3) OBP: 0.378, SLG: 0.545		SSS 0-3 K		SSS 0-3 K		F8			5-3	4	0	0	0	0	2	1
Al Rosen, R (1, 5) OBP: 0.357, SLG: 0.466		2B		5-3			2B		L6	4	0	2	0	0	0	0
Bob Kennedy, R (1, 9) OBP: 0.308, SLG: 0.360		6-3			F8 3B		6-3			3	1	1	0	0	0	2
Ray Boone, R (1, 6) OBP: 0.319, SLG: 0.300		F7			F9		L1			3	0	0	0	0	0	3
Jim Hegan, R (1, 2) OBP: 0.338, SLG: 0.427			F4		F8 3-H		5-3			3	0	0	1	0	0	1
Bob Lemon, L (1, 1) OBP: 0.217, SLG: 0.286			BBBB 4-0 BB		F3			6-3		1	0	0	0	1	0	0
Snuffy Stirnweiss, R (8, PH) OBP: 0.369, SLG: 0.269										1	0	0	0	0	0	0
Dick Rozek, L (8, 1)										0	0	0	0	0	0	0
Inning Stats	R: 0 E: 0 K: 1 S: 5 H: 0 LOB: 0 BB: 0 P: 5	R: 0 E: 0 K: 1 S: 6 H: 1 LOB: 1 BB: 0 P: 6	R: 0 E: 0 K: 0 S: 3 H: 0 LOB: 1 BB: 1 P: 7	R: 0 E: 0 K: 1 S: 5 H: 0 LOB: 0 BB: 0 P: 5	R: 1 E: 0 K: 0 S: 4 H: 1 LOB: 0 BB: 0 P: 4	R: 0 E: 0 K: 0 S: 2 H: 0 LOB: 1 BB: 2 P: 10	R: 0 E: 0 K: 0 S: 4 H: 1 LOB: 1 BB: 0 P: 4	R: 0 E: 0 K: 0 S: 3 H: 0 LOB: 0 BB: 0 P: 3	R: 0 E: 0 K: 0 S: 3 H: 0 LOB: 0 BB: 0 P: 3	1B: 0 2B: 2 3B: 1 HR: 0	SF: 0 SAC: 0 DP: 1 HBP: 0					

TOP

Cleveland Indians @ Chicago White Sox

Comiskey Park, Chicago, IL

Tue Jul 03 1951, 4:33 AM EDT

Att. 17,227 - Unknown

livebaseballscorecards.com

AB	29
R	1
H	3
RBI	1
BB	3
SO	3
LOB	10

WP: 0 PB: 0 SB: 0 CS: 0 PA: 32

PITCHER	IP	WLS	BF	H	R	ER	SO	BB	IBB	HBP	BLK	WP	HR	S	P	ERA	WHIP
Billy Pierce, L (1, 1) ERA: 3.78	9.0	W	32	3	1	1	3	3	0	0	0	0	0	35	47	1.00	0.667

PITCHER	IP	WLS	BF	H	R	ER	SO	BB	IBB	HBP	BLK	WP	HR	S	P	ERA	WHIP

Batter	1	2	3	4	5	6	7	8	9	AB	R	H	RBI	BB	SO	LOB
Bob Dillinger, R (1, 5) OBP: 0.363, SLG: 0.393	1B	G6-4-3 2-H			SH3-4		L1			4	1	3	1	0	0	0
Nellie Fox, L (1, 4) OBP: 0.401, SLG: 0.470	F6	G6-4-3 1-2f			SH3-4 1-2		BBBB 3			2	0	0	0	1	0	2
Minnie Minoso, R (1, 7) OBP: 0.467, SLG: 0.574 Bud Stewart, L (7, 7) OBP: 0.353, SLG: 0.456	1B 1-3		6-3		F3		3 1-2f			3 1	1 0	1 0	0 0	0 0	0 0	1 1
Eddie Robinson, L (1, 3) OBP: 0.396, SLG: 0.565	FC5-2-5 1-2 3-H		F2		F3			BB		4	0	2	1	0	0	1
Al Zarilla, L (1, 9) OBP: 0.369, SLG: 0.428	FC5-2-5 1-2 2-H		F3			5-3		SSS K		4	0	1	1	0	1	1
Jim Busby, R (1, 8) OBP: 0.391, SLG: 0.405	FC5-2-5 1-2 2-3f			G1-6-3		2B		F3		4	1	2	0	0	0	3
Chico Carrasquel, R (1, 6) OBP: 0.338, SLG: 0.367	SSS K			G1-6-3 1-2f		2-H 2B		BBBB 1-2 BB		3	0	1	1	1	1	3
Gus Niarhos, R (1, 2) OBP: 0.440, SLG: 0.284		SH2-4 1B				F9		F6		4	1	2	0	0	0	3
Billy Pierce, L (1, 1) OBP: 0.268, SLG: 0.167		SH2-4 1-2		1-3		6-3				2	0	0	0	0	0	2
Inning Stats	R: 2 E: 0 K: 1 S: 9 H: 4 LOB: 2 BB: 0 P: 9	R: 1 E: 0 K: 0 S: 4 H: 2 LOB: 0 BB: 0 P: 4	R: 0 E: 0 K: 0 S: 3 H: 0 LOB: 0 BB: 0 P: 3	R: 0 E: 0 K: 0 S: 4 H: 2 LOB: 1 BB: 0 P: 4	R: 0 E: 0 K: 0 S: 4 H: 1 LOB: 1 BB: 0 P: 4	R: 1 E: 0 K: 0 S: 5 H: 2 LOB: 1 BB: 0 P: 5	R: 0 E: 0 K: 0 S: 2 H: 0 LOB: 0 BB: 1 P: 6	R: 0 E: 0 K: 1 S: 6 H: 1 LOB: 2 BB: 1 P: 10								

PITCHER		IP	WLS	BF	H	R	ER	SO	BB	IBB	HBP	BLK	WP	HR	S	P	ERA	WHIP
Bob Lemon, R ERA: 3.6	(1, 1)	7.0	L	30	11	4	4	1	1	0	0	0	0	0	31	35	5.14	1.714
Dick Rozek, L ERA: 6.75	(8, 1)	1.0		5	1	0	0	1	1	0	0	0	0	0	6	10	0.00	2.000

PITCHER	IP	WLS	BF	H	R	ER	SO	BB	IBB	HBP	BLK	WP	HR	S	P	ERA	WHIP

BOTTOM

Cleveland Indians @ Chicago White Sox

Comiskey Park, Chicago, IL

Tue Jul 03 1951, 4:33 AM EDT
Att. 17,227 - Unknown

livebaseballscorecards.com

AB	31
R	4
H	12
RBI	4
BB	2
SO	2
LOB	17

1B: 10	SF: 0	WP: 0	PA: 35
2B: 3	SAC: 2	PB: 0	
3B: 0	DP: 3	SB: 0	
HR: 0	HBP: 0	CS: 0	

Cleveland Indians @ St. Louis Browns

Sportsman's Park, St. Louis, MO

Wed Jul 04 1951, 4:33 AM EDT

Unknown

TOP

livebaseballscorecards.com

Batter	1	2	3	4	5	6	7	8	9	AB	R	H	RBI	BB	SO	LOB
Dale Mitchell, L (1, 7) OBP: 0.296, SLG: 0.297	4-3		3-1			G3	G3	1B 2-3 1B		5	1	1	0	0	0	1
Bob Kennedy, R (9, 9) OBP: 0.308, SLG: 0.360										0	0	0	0	0	0	0
Bobby Avila, R (1, 4) OBP: 0.390, SLG: 0.401	F7		K			F2	1B BB	1B 2-H 3-H 1B		4	0	1	2	1	1	0
Larry Doby, L (1, 8) OBP: 0.469, SLG: 0.556	BB			3-1 8-2 2B		HR	1-3 3-H 1B	1-2 1B		4	1	4	2	1	0	0
Sam Chapman, R (8, 8) OBP: 0.324, SLG: 0.342										0	0	0	0	0	0	0
Luke Easter, L (1, 3) OBP: 0.373, SLG: 0.547	4-1			3-1 2-3		3B	4-3	F2		5	0	1	0	0	0	6
Al Rosen, R (1, 5) OBP: 0.357, SLG: 0.461		F8		BB		BB		5-3	F5	3	0	0	0	2	0	0
Harry Simpson, L (1, 9) OBP: 0.333, SLG: 0.272 (9, 7)		BB		8-2 3-Hf		1-2 BB		2B 2B 1B	F4	3	1	1	0	2	0	2
Ray Boone, R (1, 6) OBP: 0.316, SLG: 0.298		F9 1-2			E6 G1-4-3	F8		1-3 2B 2B	F9	2	0	0	0	0	0	1
Bob Lemon, L (6, PH) OBP: 0.213, SLG: 0.279										1	0	0	0	0	0	3
Merl Combs, L (6, 6) OBP: 0.235, SLG: 0.313										2	1	1	0	0	0	0
Jim Hegan, R (1, 2) OBP: 0.336, SLG: 0.429		F7			G1-4-3 1-2f		4-3 1B 2B	K		4	1	1	0	0	1	4
Early Wynn, S (1, 1) OBP: 0.260, SLG: 0.298			F6		F4		4-3 2-3	1B 1B 2-H 3-H 2B		4	1	1	2	0	0	1
Lou Brissie, L (8, 1) OBP: 0.211, SLG: 0.263										0	0	0	0	0	0	0

| | | | | | | | | | |

BOTTOM

Cleveland Indians @ St. Louis Browns

Sportsman's Park, St. Louis, MO

Wed Jul 04 1951, 4:33 AM EDT

Unknown

livebaseballscorecards.com

Batter	1	2	3	4	5	6	7	8	9	AB	R	H	RBI	BB	SO	LOB
Bobby Young, L (1, 4) OBP: 0.301, SLG: 0.337	F6		1B 2B 1B 1-2		F2		E3 1B 1B 1-3	G6-4-3 1-2f		5	2	2	0	0	0	3
Ray Coleman, L (1, 9) OBP: 0.336, SLG: 0.445 Ken Wood, R (8, 9) OBP: 0.248, SLG: 0.364	L9		2B 1B 1-3 2-H		F9		F5		F7	4 1	1 0	1 0	1 0	0 0	0 0	3 0
Jim Delsing, L (1, 7) OBP: 0.370, SLG: 0.412 (8, 8)	4-3		2B 1-H 3-H			6-3	1B 1-3 3-H		F9	5	0	2	3	0	0	0
Sherm Lollar, R (1, 2) OBP: 0.378, SLG: 0.413		F2	F4			G3 FC 1B	1B 1-2 3-H		F6	5	0	2	1	0	0	1
Hank Arft, L (1, 3) OBP: 0.377, SLG: 0.437		K		F2		FC G3 1-2	F4			4	0	0	0	0	1	3
Paul Lehner, L (1, 8) OBP: 0.249, SLG: 0.256 Johnny Berardino, R (8, 7) OBP: 0.331, SLG: 0.310	CS BB			F9		G3 1-2 2-3	F8			3 0	0 0	0 0	0 0	1 0	0 0	4 0
Fred Marsh, R (1, 5) OBP: 0.286, SLG: 0.307	CS 1-2	F2	K			1B		SH1-4 BB		3	0	1	0	1	1	0
Tom Upton, R (1, 6) OBP: 0.262, SLG: 0.286 Dale Long, L (6, PH) OBP: 0.309, SLG: 0.379 Johnny Bero, L (7, 6) OBP: 0.346, SLG: 0.328		K			BB	K		SH1-4 1-2		1 1 0	0 0 0	0 0 0	0 0 0	1 0 0	1 1 0	0 3 0
Al Widmar, R (1, 1) OBP: 0.250, SLG: 0.227 Bobby Hogue, R (6, 1) OBP: 0.667, SLG: 0.500 Jim Suchecki, R (8, 1) OBP: 0.250, SLG: 0.143 Ned Garver, R (8, PH) OBP: 0.372, SLG: 0.324 Duane Pillette, R (8, PR) OBP: 0.222, SLG: 0.087 Bob Mahoney, R (9, 1) OBP: 0.667, SLG: 0.667			1B 1B 1B		F2		E 1B 1B 1B	G6-4-3 BB		2 1 0 0 0 0	1 1 0 0 0 0	1 1 0 0 0 0	0 0 0 1 0 0	0 0 0 0 0 0	0 0 0 0 0 0	1 0 0 0 0 0
Inning Stats	R: 0 H: 0 E: 0 LOB: 0 K: 0 BB: 0 S: 3 P: 3	R: 0 H: 0 E: 0 LOB: 0 K: 1 BB: 1 S: 4 P: 8	R: 3 H: 4 E: 0 LOB: 1 K: 1 BB: 0 S: 9 P: 9	R: 0 H: 0 E: 0 LOB: 0 K: 1 BB: 0 S: 5 P: 5	R: 0 H: 0 E: 0 LOB: 1 K: 0 BB: 1 S: 3 P: 7	R: 0 H: 2 E: 0 LOB: 3 K: 1 BB: 0 S: 8 P: 8	R: 2 H: 4 E: 1 LOB: 2 K: 0 BB: 0 S: 7 P: 7	R: 0 H: 0 E: 0 LOB: 2 K: 0 BB: 2 S: 2 P: 10	R: 0 H: 0 E: 0 LOB: 0 K: 0 BB: 0 S: 3 P: 3	1B: 9 2B: 1 3B: 0 HR: 0	SF: 0 SAC: 1 DP: 1 HBP: 0						

	AB	35
	R	5
	H	10
	RBI	5
	BB	4
	SO	4
	LOB	18

WP: 0 PA: 41
PB: 0
SB: 0
CS: 1

PITCHER		IP	WLS	BF	H	R	ER	SO	BB	IBB	HBP	BLK	WP	HR	S	P	ERA	WHIP
Early Wynn, R ERA: 3.95	(1, 1)	7.1	W	36	10	5	4	4	4	0	0	0	0	0	40	56	4.91	1.909
Lou Brissie, L ERA: 4.98	(8, 1)	1.2	S	4	0	0	0	0	0	0	0	0	0	0	4	4	0.00	0.000

PITCHER		IP	WLS	BF	H	R	ER	SO	BB	IBB	HBP	BLK	WP	HR	S	P	ERA	WHIP

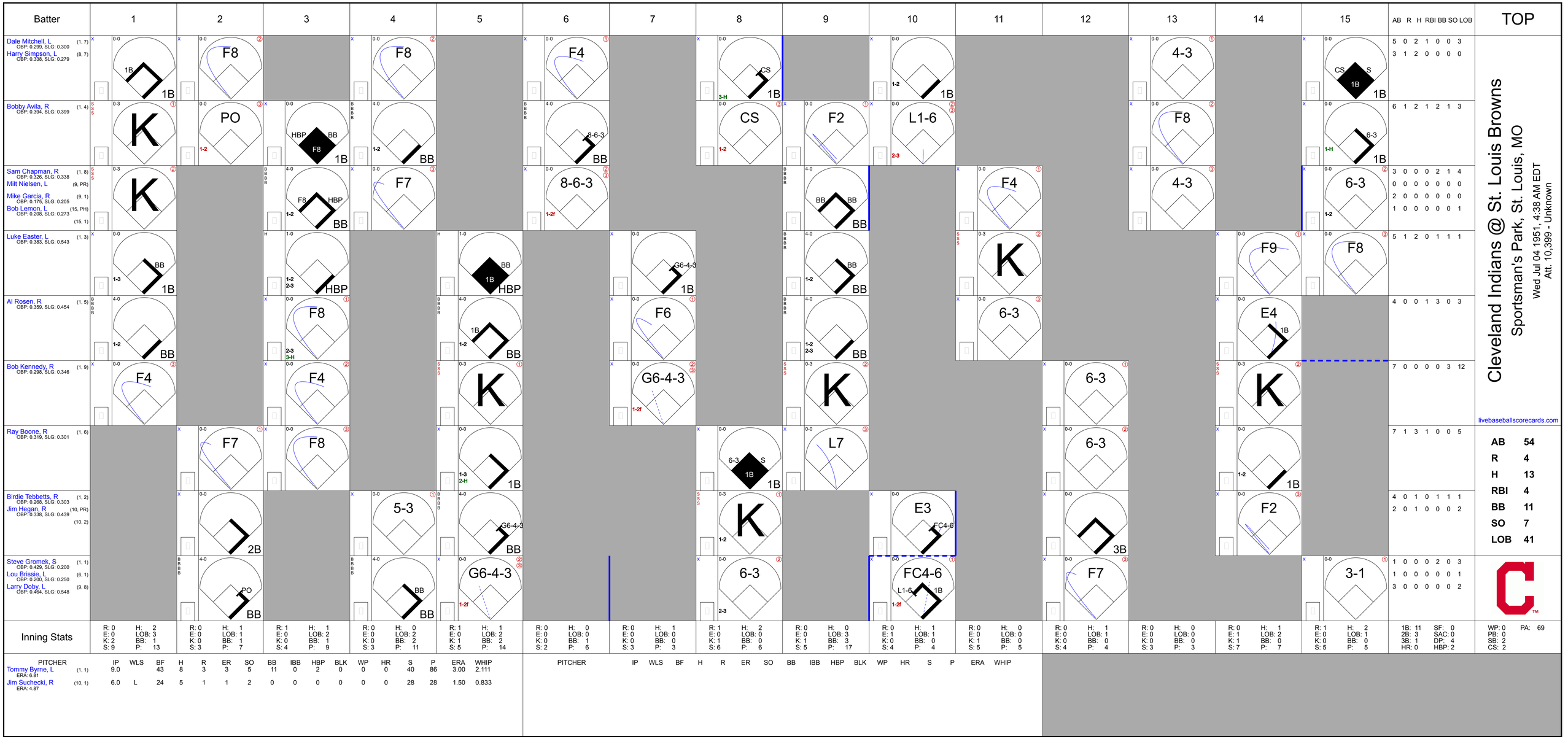
Batter
1
2
3
4
5
6
7
8
9
10
11
12
13
14
15
AB R H RBI BB SO LOB
TOP
Dale Mitchell, L (1, 7)
OBP: 0.299, SLG: 0.300
Harry Simpson, L (8, 7)
OBP: 0.338, SLG: 0.279
Bobby Avila, R (1, 4)
OBP: 0.384, SLG: 0.399
Sam Chapman, R (1, 8)
OBP: 0.326, SLG: 0.338
Milt Nielsen, L (9, PR)
Mike Garcia, R (9, 1)
OBP: 0.175, SLG: 0.205
Bob Lemon, L (15, PH)
OBP: 0.208, SLG: 0.273 (15, 1)
Luke Easter, L (1, 3)
OBP: 0.383, SLG: 0.543
Al Rosen, R (1, 5)
OBP: 0.359, SLG: 0.454
Bob Kennedy, R (1, 9)
OBP: 0.298, SLG: 0.346
Ray Boone, R (1, 6)
OBP: 0.319, SLG: 0.301
Birdie Tebbetts, R (1, 2)
OBP: 0.268, SLG: 0.303
Jim Hegan, R (10, PR)
OBP: 0.338, SLG: 0.439 (10, 2)
Steve Gromek, S (1, 1)
OBP: 0.429, SLG: 0.200
Lou Brissie, L (6, 1)
OBP: 0.200, SLG: 0.250
Larry Doby, L (9, 8)
OBP: 0.464, SLG: 0.548
Inning Stats
PITCHER IP WLS BF H R ER SO BB IBB HBP BLK WP HR S P ERA WHIP
Tommy Byrne, L (1, 1) ERA: 6.81 9.0 43 8 3 3 5 11 0 2 0 0 0 40 86 3.00 2.111
Jim Suchecki, R (10, 1) ERA: 4.87 6.0 L 24 5 1 1 2 0 0 0 0 0 0 28 28 1.50 0.833
PITCHER IP WLS BF H R ER SO BB IBB HBP BLK WP HR S P ERA WHIP
Cleveland Indians @ St. Louis Browns
Sportsman's Park, St. Louis, MO
Wed Jul 04 1951, 4:38 AM EDT
Att. 10,399 - Unknown
livebaseballscorecards.com
AB 54
R 4
H 13
RBI 4
BB 11
SO 7
LOB 41
1B: 11 SF: 0
2B: 3 SAC: 0
3B: 1 DP: 4
HR: 0 HBP: 2
PA: 69
WP: 0
PB: 0
SB: 2
CS: 2

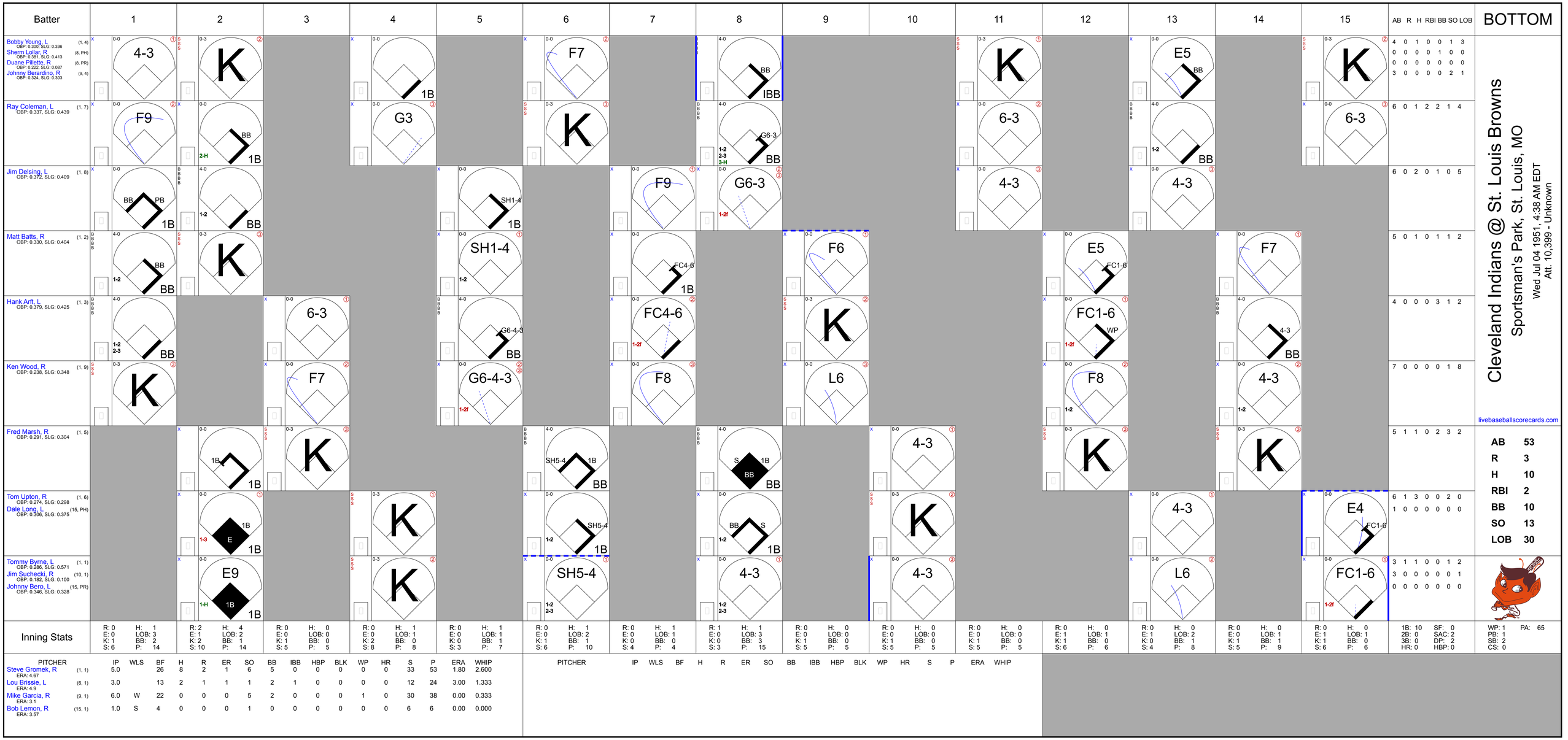
Batter
1
2
3
4
5
6
7
8
9
10
11
12
13
14
15
AB R H RBI BB SO LOB
BOTTOM
Bobby Young, L (1, 4) OBP: 0.300, SLG: 0.336
Sherm Lollar, R (8, PH) OBP: 0.381, SLG: 0.413
Duane Pillette, R (8, PR) OBP: 0.222, SLG: 0.087
Johnny Berardino, R (9, 4) OBP: 0.324, SLG: 0.303
4-3
K
1B
E5
BB
4 0 1 0 0 1 3
0 0 0 0 1 0 0
0 0 0 0 0 0 0
3 0 0 0 0 2 1
Ray Coleman, L (1, 7) OBP: 0.337, SLG: 0.439
F9
BB
G3
F7
K
IBB
G6-3
6-3
BB
6 0 1 2 2 1 4
Jim Delsing, L (1, 8) OBP: 0.372, SLG: 0.409
BB PB
SH1-4
F9
G6-3
4-3
6 0 2 0 1 0 5
Matt Batts, R (1, 2) OBP: 0.330, SLG: 0.404
BB
F6
E5
FC1-6
F7
5 0 1 0 1 1 2
Hank Arft, L (1, 3) OBP: 0.379, SLG: 0.425
6-3
G6-4-3
FC4-6
FC1-6
WP
4-3
4 0 0 0 3 1 2
Ken Wood, R (1, 9) OBP: 0.238, SLG: 0.348
F7
G6-4-3
F8
L6
4-3
7 0 0 0 0 1 8
livebaseballscorecards.com
Fred Marsh, R (1, 5) OBP: 0.291, SLG: 0.304
1B
SH5-4
S
4-3
5 1 1 0 2 3 2
Tom Upton, R (1, 6) OBP: 0.274, SLG: 0.298
Dale Long, L (15, PH) OBP: 0.306, SLG: 0.375
E
SH5-4
BB S
6 1 3 0 0 2 0
1 0 0 0 0 0 0
Tommy Byrne, L (1, 1) OBP: 0.286, SLG: 0.571
Jim Suchecki, R (10, 1) OBP: 0.182, SLG: 0.100
Johnny Bero, L (15, PR) OBP: 0.346, SLG: 0.328
E9
SH5-4
4-3
E4
FC1-6
3 1 1 0 0 1 2
3 0 0 0 0 0 1
0 0 0 0 0 0 0
Cleveland Indians @ St. Louis Browns
Sportsman's Park, St. Louis, MO
Wed Jul 04 1951, 4:38 AM EDT
Att. 10,399 - Unknown
AB 53
R 3
H 10
RBI 2
BB 10
SO 13
LOB 30
Inning Stats
R: 0 H: 1 E: 0 LOB: 3 K: 1 BB: 2 S: 6 P: 14
R: 2 H: 4 E: 1 LOB: 2 K: 2 BB: 1 S: 10 P: 14
R: 0 H: 0 E: 0 LOB: 0 K: 1 BB: 0 S: 5 P: 5
R: 0 H: 1 E: 0 LOB: 1 K: 2 BB: 0 S: 8 P: 8
R: 0 H: 1 E: 0 LOB: 1 K: 0 BB: 0 S: 3 P: 7
R: 0 H: 1 E: 0 LOB: 2 K: 1 BB: 1 S: 6 P: 10
R: 0 H: 1 E: 0 LOB: 1 K: 0 BB: 0 S: 4 P: 4
R: 1 H: 1 E: 0 LOB: 3 K: 0 BB: 3 S: 3 P: 15
R: 0 H: 0 E: 0 LOB: 0 K: 1 BB: 0 S: 5 P: 5
R: 0 H: 0 E: 0 LOB: 0 K: 1 BB: 0 S: 5 P: 5
R: 0 H: 0 E: 0 LOB: 0 K: 1 BB: 0 S: 5 P: 5
R: 0 H: 0 E: 1 LOB: 1 K: 1 BB: 0 S: 6 P: 6
R: 0 H: 0 E: 1 LOB: 2 K: 0 BB: 1 S: 4 P: 8
R: 0 H: 0 E: 0 LOB: 1 K: 1 BB: 1 S: 5 P: 9
R: 0 H: 0 E: 1 LOB: 1 K: 1 BB: 0 S: 6 P: 6
1B: 10 SF: 0 2B: 0 SAC: 2 3B: 0 DP: 2 HR: 0 HBP: 0
WP: 1 PA: 65 PB: 1 SB: 2 CS: 0
PITCHER IP WLS BF H R ER SO BB IBB HBP BLK WP HR S P ERA WHIP
Steve Gromek, R (1, 1) ERA: 4.67 5.0 8 2 1 6 5 0 0 0 0 0 33 53 1.80 2.600
Lou Brissie, L (6, 1) ERA: 4.9 3.0 13 2 1 1 1 2 1 0 0 0 0 12 24 3.00 1.333
Mike Garcia, R (9, 1) ERA: 3.1 6.0 W 22 0 0 0 5 2 0 0 0 1 0 30 38 0.00 0.333
Bob Lemon, R (15, 1) ERA: 3.57 1.0 S 4 0 0 0 1 0 0 0 0 0 0 6 6 0.00 0.000
PITCHER IP WLS BF H R ER SO BB IBB HBP BLK WP HR S P ERA WHIP

Batter	1	2	3	4	5	6	7	8	9	AB	R	H	RBI	BB	SO	LOB
Dale Mitchell, L (1, 7) OBP: 0.305, SLG: 0.303	HR 1B	FC5-4 1-2f		F3			E6 1B 1B	SH1-4 1B BB		4	3	2	0	1	0	2
Bobby Avila, R (1, 4) OBP: 0.391, SLG: 0.396	F9		4-3		F7		2B F7 2-H 1B	SH1-4 1-2		4	1	1	1	0	0	1
Larry Doby, L (1, 8) OBP: 0.466, SLG: 0.568 Sam Chapman, R (8, 8) OBP: 0.326, SLG: 0.338	HR 1-H		BB 1B		F8		2B 1-3 2B	K		5 0	2 0	3 0	2 0	0 0	1 0	1 0
Luke Easter, L (1, 3) OBP: 0.384, SLG: 0.536	K		F9		K		2B IBB	1B 2-H		4	0	1	1	1	2	1
Al Rosen, R (1, 5) OBP: 0.360, SLG: 0.449	3B BB		BB 1-2			K	F4	F6		3	1	0	0	2	1	4
Bob Kennedy, R (1, 9) OBP: 0.303, SLG: 0.358 Harry Simpson, L (7, PH) OBP: 0.335, SLG: 0.275 (7, 9)	PO 1-H 3B		K			5-3 BB	F7 3-H		4-3	2 2	0 0	1 0	1 1	1 0	1 0	2 2
Ray Boone, R (1, 6) OBP: 0.321, SLG: 0.307	PO 3-H	5-3		SH2-4 1B		5-3 1-2	2B 1-3 2-H		6-3	5	0	2	1	0	0	1
Jim Hegan, R (1, 2) OBP: 0.344, SLG: 0.435		FC5-4 BB		F4		IBB	IBB		5-3	2	0	0	0	3	0	1
Bob Feller, R (1, 1) OBP: 0.224, SLG: 0.196 Lou Brissie, L (8, 1) OBP: 0.200, SLG: 0.250		K		SH2-4 1-2		K	K			3 0	0 0	0 0	0 0	0 0	3 0	6 0
Inning Stats	R: 3 E: 0 K: 1 S: 7 H: 3 LOB: 0 BB: 1 P: 11	R: 0 E: 0 K: 1 S: 5 H: 0 LOB: 1 BB: 1 P: 9	R: 0 E: 0 K: 1 S: 6 H: 1 LOB: 2 BB: 1 P: 10	R: 0 E: 0 K: 0 S: 4 H: 1 LOB: 1 BB: 0 P: 4	R: 0 E: 0 K: 1 S: 5 H: 0 LOB: 0 BB: 0 P: 5	R: 0 E: 0 K: 2 S: 7 H: 0 LOB: 2 BB: 2 P: 15	R: 3 E: 1 K: 1 S: 9 H: 4 LOB: 3 BB: 2 P: 17	R: 1 E: 0 K: 1 S: 6 H: 1 LOB: 1 BB: 1 P: 10	R: 0 E: 0 K: 0 S: 3 H: 0 LOB: 0 BB: 0 P: 3	1B: 6 2B: 2 3B: 1 HR: 1 SF: 0 SAC: 2 DP: 0 HBP: 0						

PITCHER		IP	WLS	BF	H	R	ER	SO	BB	IBB	HBP	BLK	WP	HR	S	P	ERA	WHIP
Ted Gray, L ERA: 4.21	(1, 1)	6.0	L	30	8	6	3	6	4	1	0	0	0	1	37	57	4.50	2.000
Virgil Trucks, R ERA: 4.22	(7, 1)	1.0		6	1	0	0	1	0	2	0	0	0	0	6	14	0.00	1.000
Marlin Stuart, R ERA: 2.12	(8, 1)	2.0		8	1	1	1	1	1	0	0	0	0	0	9	13	4.50	1.000

PITCHER	IP	WLS	BF	H	R	ER	SO	BB	IBB	HBP	BLK	WP	HR	S	P	ERA	WHIP

Cleveland Indians @ Detroit Tigers

Briggs Stadium, Detroit, MI

Fri Jul 06 1951, 4:33 AM EDT

Att. 54,562 - Unknown

TOP

livebaseballscorecards.com

AB	34
R	7
H	10
RBI	7
BB	8
SO	8
LOB	21

WP: 0 PB: 0 SB: 0 CS: 0 PA: 45

Cleveland Indians @ Detroit Tigers

Briggs Stadium, Detroit, MI

Fri Jul 06 1951, 4:33 AM EDT

Att. 54,562 - Unknown

BOTTOM

Batter	1	2	3	4	5	6	7	8	9	AB	R	H	RBI	BB	SO	LOB
Jerry Priddy, R (1, 4) OBP: 0.350, SLG: 0.354 Pat Mullin, L (7, PH) OBP: 0.344, SLG: 0.427 Marlin Stuart, L (8, 1) OBP: 0.250, SLG: 0.250 Bob Swift, R (9, PH) OBP: 0.125, SLG: 0.125	BBBB 4-0 1B 1B 4-3 BB	x 0-0 ③ 5-3			x 0-0 ② F3		x 0-0 ① G3 1-2		x 0-0 ① 1-3	2 1 0 1	1 0 0 0	0 0 0 0	0 0 0 0	1 0 0 0	0 0 0 0	1 1 0 0
Dick Kryhoski, L (1, 3) OBP: 0.364, SLG: 0.449	x 0-0 4-3 1B 1-2 1B 1B		x 0-0 ① F7		x 0-0 1-3 1B		x 0-0 ② 4-3		x 0-0 ② F6	5	1	2	0	0	0	1
George Kell, R (1, 5) OBP: 0.391, SLG: 0.361	x 0-0 4-3 1-2 2-3 1B		x 0-0 ② 6-3		x 0-0 ③ F9		x 0-0 ③ F4		x 0-0 2B	5	1	2	0	0	0	3
Vic Wertz, L (1, 9) OBP: 0.407, SLG: 0.535	x 0-0 ① 4-3 1-2 2-3 3-H		x 0-0 ③ F5			x 0-0 SH1-3 1B		x 0-0 HR	x 0-0 ③ 4-3	5	1	2	2	0	0	3
Hoot Evers, R (1, 7) OBP: 0.295, SLG: 0.327	x 0-0 2-H 3-H 1B			S 0-3 ① S S K		x 0-0 ① SH1-3 1-2		x 0-0 ① 6-3		3	0	1	2	0	1	0
Joe Ginsberg, L (1, 2) OBP: 0.397, SLG: 0.396	S 0-3 ② S S K			x 0-0 ② F7		x 0-0 ② F8		x 0-0 ② F6		4	0	0	0	0	1	2
Johnny Groth, R (1, 8) OBP: 0.340, SLG: 0.349	x 0-0 ③ G3			x 0-0 ③ L6		BBBB 4-0 BB		x 0-0 BB 1B		3	0	1	0	1	0	1
Johnny Lipon, R (1, 6) OBP: 0.327, SLG: 0.293		x 0-0 ① F9			x 0-0 1B 1B	x 0-0 ③ 5-3		BBBB 4-0 1-2 BB		3	0	1	0	1	0	2
Ted Gray, S (1, 1) OBP: 0.216, SLG: 0.171 Virgil Trucks, R (7, 1) OBP: 0.250, SLG: 0.375 Fred Hutchinson, L (7, PH) OBP: 0.262, SLG: 0.231 Neil Berry, R (8, 4) OBP: 0.320, SLG: 0.273 Charlie Keller, L (8, PH) OBP: 0.375, SLG: 0.211 Steve Souchock, R (8, PH) OBP: 0.337, SLG: 0.636 Don Kolloway, R (9, 4) OBP: 0.300, SLG: 0.333		S 0-3 ② S S K			x 0-0 ① F3		x 0-0 G3 1B	x 0-0 ③ 5-3		2 0 1 0 0 1 0	0 0 0 0 0 0 0	0 0 1 0 0 0 0	0 0 0 0 0 0 0	1 0 0 0 0 0 0	1 0 0 0 0 2 0	1 0 0 0 0 0 0
Inning Stats	R: 3 H: 3 E: 0 LOB: 1 K: 1 BB: 1 S: 8 P: 12	R: 0 H: 0 E: 0 LOB: 0 K: 1 BB: 0 S: 5 P: 5	R: 0 H: 0 E: 0 LOB: 0 K: 0 BB: 0 S: 3 P: 3	R: 0 H: 0 E: 0 LOB: 0 K: 1 BB: 0 S: 5 P: 5	R: 0 H: 2 E: 0 LOB: 2 K: 0 BB: 0 S: 5 P: 5	R: 0 H: 1 E: 0 LOB: 2 K: 0 BB: 1 S: 4 P: 8	R: 0 H: 1 E: 0 LOB: 1 K: 0 BB: 0 S: 4 P: 4	R: 1 H: 2 E: 0 LOB: 2 K: 0 BB: 1 S: 5 P: 9	R: 0 H: 1 E: 0 LOB: 1 K: 0 BB: 0 S: 4 P: 4	1B: 8 2B: 1 3B: 0 HR: 1	SF: 0 SAC: 1 DP: 0 HBP: 0			WP: 0 PB: 0 SB: 0 CS: 0	PA: 40		

livebaseballscorecards.com

	AB	36
	R	4
	H	10
	RBI	4
	BB	3
	SO	3
	LOB	17

PITCHER		IP	WLS	BF	H	R	ER	SO	BB	IBB	HBP	BLK	WP	HR	S	P	ERA	WHIP
Bob Feller, R ERA: 2.86	(1, 1)	7.2	W	35	9	4	4	3	3	0	0	0	0	1	38	50	4.70	1.565
Lou Brissie, L ERA: 4.81	(8, 1)	1.1	S	5	1	0	0	0	0	0	0	0	0	0	5	5	0.00	0.750

PITCHER	IP	WLS	BF	H	R	ER	SO	BB	IBB	HBP	BLK	WP	HR	S	P	ERA	WHIP

Cleveland Indians @ Detroit Tigers

Briggs Stadium, Detroit, MI

Sat Jul 07 1951, 4:33 AM EDT

Att. 16,049 - Unknown

TOP

livebaseballscorecards.com

Batter	1	2	3	4	5	6	7	8	9	AB	R	H	RBI	BB	SO	LOB
Dale Mitchell, L (1, 7) OBP: 0.313, SLG: 0.326	G4-6-3 1B			SH1-3 1B		4-3		1-H HR		4	1	3	2	0	0	0
Bobby Avila, R (1, 4) OBP: 0.387, SLG: 0.391	F9			SH1-3 1-2		5-3		K		3	0	0	0	0	1	1
Larry Doby, L (1, 8) OBP: 0.461, SLG: 0.560	G4-6-3 1-2f			K			F8		G5-4-3 BB	3	0	0	0	0	1	2
Dick Rozek, L (7, 1)										0	0	0	0	0	0	0
George Zuverink, R (8, 1)										0	0	0	0	0	0	0
Sam Chapman, R (9, PH) OBP: 0.328, SLG: 0.338										0	0	0	0	1	0	0
Luke Easter, L (1, 3) OBP: 0.381, SLG: 0.546		4-3		L3			HR		K	4	1	1	1	0	1	2
Al Rosen, R (1, 5) OBP: 0.355, SLG: 0.442		L7			K		L3		G5-4-3 1-2f	4	0	0	0	0	1	1
Bob Kennedy, R (1, 9) OBP: 0.299, SLG: 0.353		F7			L8		1-3-2			3	0	0	0	0	0	0
Ray Boone, R (1, 6) OBP: 0.321, SLG: 0.307			F8		1B			F6		3	0	1	0	0	0	0
Jim Hegan, R (1, 2) OBP: 0.341, SLG: 0.431			F7		1-3			K		2	0	0	0	0	0	1
Birdie Tebbetts, R (7, 2) OBP: 0.264, SLG: 0.299										1	0	0	0	0	1	0
Bob Lemon, L (1, 1) OBP: 0.204, SLG: 0.267			K			F8		HR BB		1	0	0	0	0	1	0
Snuffy Stirnweiss, R (6, PH) OBP: 0.365, SLG: 0.265										1	0	0	0	0	0	0
Bob Chakales, R (6, 1) OBP: 0.313, SLG: 0.500										0	0	0	0	0	0	0
Harry Simpson, L (7, 8) OBP: 0.338, SLG: 0.275										0	1	0	0	1	0	0
Inning Stats	R: 0 E: 0 K: 0 S: 3	H: 1 LOB: 0 BB: 0 P: 3	R: 0 E: 0 K: 0 S: 3	H: 0 LOB: 0 BB: 0 P: 3	R: 0 E: 0 K: 1 S: 5	H: 0 LOB: 0 BB: 0 P: 5	R: 0 E: 0 K: 1 S: 6	H: 1 LOB: 1 BB: 0 P: 6	R: 0 E: 0 K: 1 S: 6	H: 1 LOB: 1 BB: 0 P: 6	R: 0 E: 0 K: 0 S: 3	H: 0 LOB: 0 BB: 0 P: 3	R: 1 E: 0 K: 0 S: 4	H: 1 LOB: 0 BB: 0 P: 4	R: 2 E: 0 K: 2 S: 8	H: 1 LOB: 0 BB: 1 P: 12	R: 0 E: 0 K: 1 S: 4	H: 0 LOB: 0 BB: 1 P: 8	1B: 3 2B: 0 3B: 0 HR: 2	SF: 0 SAC: 1 DP: 2 HBP: 0	WP: 0 PB: 0 SB: 0 CS: 0	PA: 32

	AB	29
	R	3
	H	5
	RBI	3
	BB	2
	SO	6
	LOB	7

PITCHER	IP	WLS	BF	H	R	ER	SO	BB	IBB	HBP	BLK	WP	HR	S	P	ERA	WHIP
Bob Cain, L (1, 1) ERA: 3.3	9.0	W	32	5	3	3	6	2	0	0	0	0	2	42	50	3.00	0.778

PITCHER	IP	WLS	BF	H	R	ER	SO	BB	IBB	HBP	BLK	WP	HR	S	P	ERA	WHIP

Cleveland Indians @ Detroit Tigers

Briggs Stadium, Detroit, MI

Sat Jul 07 1951, 4:33 AM EDT

Att. 16,049 - Unknown

livebaseballscorecards.com

BOTTOM

Batter	1	2	3	4	5	6	7	8	9	AB	R	H	RBI	BB	SO	LOB
Jerry Priddy, R (1, 4) OBP: 0.354, SLG: 0.356	F7		BBB G6-4-3 BB	SSS K		1B 1B 1B 1-3		SH5-3 1B 1B 1B		4	1	2	0	1	1	1
Neil Berry, R (8, PR) OBP: 0.320, SLG: 0.273 (9, 4)										0	1	0	0	0	0	0
Dick Kryhoski, L (1, 3) OBP: 0.370, SLG: 0.459	2B		G6-4-3 1-2f		4-3	1B 1B 1-2 3-H		1B SH5-3 4-3 1-2		5	1	3	1	0	0	1
George Kell, R (1, 5) OBP: 0.392, SLG: 0.363	6-3		F9		G4-6-3 1B	1B 1-2 2-H		SH5-3 1-2 2-3		4	0	2	1	0	0	1
Vic Wertz, L (1, 9) OBP: 0.407, SLG: 0.531	F6			1B 1B 1B	G4-6-3 1-2f	4-3		BBB 4-3 1B 1B BB		4	2	1	0	1	0	4
Hoot Evers, R (1, 7) OBP: 0.313, SLG: 0.353		E F9 2B		1B E 1-3 1B		WP HR 1B	S 1B 1B	4-3 1-2 1B 2-3 3-H		5	5	5	1	0	0	0
Joe Ginsberg, L (1, 2) OBP: 0.407, SLG: 0.428		E9 1B 2-3 1B		E SH1-4 1-3 1B 3-H		1-H HR	G6-4-3 BB 1-H 1B	4-3 1-2 2-3 3-H		5	2	4	5	0	0	2
Johnny Groth, R (1, 8) OBP: 0.347, SLG: 0.352	F9 3-H			E5 SH1-4 1-3 3-H		BBBB FC6-5 SH1 1B	4-0 G6-4-3 1-2 BB	2-H 1B 3-H		4	0	2	3	1	0	2
Johnny Lipon, R (1, 6) OBP: 0.327, SLG: 0.293		FC6-4 2-H 1B		SH1-4 1-2 3-H		SH1 1-2	G6-4-3 1-2f 2-3	F8		3	0	1	1	0	0	3
Bob Cain, L (1, 1) OBP: 0.293, SLG: 0.316		FC6-4 1-2f		1-3		FC6-5 1B 1B 2-3	F7			4	1	0	0	0	0	4
Inning Stats	R: 0 H: 1 E: 0 LOB: 1 K: 0 BB: 0 S: 4 P: 4	R: 1 H: 3 E: 1 LOB: 1 K: 0 BB: 0 S: 5 P: 5	R: 0 H: 0 E: 0 LOB: 0 K: 0 BB: 1 S: 2 P: 6	R: 3 H: 3 E: 1 LOB: 1 K: 1 BB: 0 S: 9 P: 9	R: 0 H: 1 E: 0 LOB: 0 K: 0 BB: 0 S: 3 P: 3	R: 4 H: 6 E: 0 LOB: 2 K: 0 BB: 0 S: 9 P: 9	R: 1 H: 2 E: 0 LOB: 1 K: 0 BB: 1 S: 4 P: 8	R: 4 H: 4 E: 0 LOB: 1 K: 0 BB: 1 S: 7 P: 11		1B: 17 SF: 0 2B: 2 SAC: 3 3B: 0 DP: 3 HR: 1 HBP: 0						WP: 1 PA: 44 PB: 0 SB: 1 CS: 0	

	AB	R	H	RBI	BB	SO	LOB
AB	38						
R	13						
H	20						
RBI	12						
BB	3						
SO	1						
LOB	18						

PITCHER		IP	WLS	BF	H	R	ER	SO	BB	IBB	HBP	BLK	WP	HR	S	P	ERA	WHIP
Bob Lemon, R ERA: 3.71	(1, 1)	5.0	L	22	8	4	4	1	1	0	0	0	0	0	23	27	7.20	1.800
Bob Chakales, R ERA: 3.52	(6, 1)	1.0		9	6	4	4	0	0	0	0	0	1	1	9	9	36.00	6.000
Dick Rozek, L ERA: 11.81	(7, 1)	1.1		9	4	4	4	0	2	0	0	0	0	0	7	15	27.00	4.500
George Zuverink, R ERA: 4.84	(8, 1)	0.2		4	2	1	1	0	0	0	0	0	0	0	4	4	13.50	3.000

PITCHER		IP	WLS	BF	H	R	ER	SO	BB	IBB	HBP	BLK	WP	HR	S	P	ERA	WHIP

Cleveland Indians @ Detroit Tigers

Briggs Stadium, Detroit, MI

Sun Jul 08 1951, 4:33 AM EDT

Unknown

TOP

livebaseballscorecards.com

Batter	1	2	3	4	5	6	7	8	9	AB	R	H	RBI	BB	SO	LOB
Dale Mitchell, L (1, 7) OBP: 0.310, SLG: 0.323	4-3		FC3-6 WP 1B 1-2f 2B		F4		FC3-6 1B	F7		5	1	1	0	0	0	1
Bobby Avila, R (1, 4) OBP: 0.392, SLG: 0.395 Snuffy Stirnweiss, R (7, 4) OBP: 0.360, SLG: 0.261	E7 S 1B 1B		1-2 WP 2B 1B		BBBB WP 4-3 BB		FC3-6 1-2f 3B	SSS K		3 1	3 0	2 0	0 0	1 0	0 1	1 0
Larry Doby, L (1, 8) OBP: 0.462, SLG: 0.573 Sam Chapman, R (7, 8) OBP: 0.327, SLG: 0.336	SSS K 2-3		1-H 2-H 2B		4-3 1-2		1-H 2B 3B		F8	4 1	1 0	2 0	3 0	0 0	1 0	2 0
Luke Easter, L (1, 3) OBP: 0.386, SLG: 0.551	CS 3-H 1B		SSS K		BBBB BB 2-3 BB		1B 3-H 2B		F9	4	1	2	2	1	1	1
Al Rosen, R (1, 5) OBP: 0.359, SLG: 0.441	CS 1-2	F4		BBBB 5-3 BB	BBBB 1-2 BB		1B 2-H 6-3 1B		F3	3	1	1	1	2	0	0
Bob Kennedy, R (1, 9) OBP: 0.300, SLG: 0.354 Harry Simpson, L (5, PH) OBP: 0.338, SLG: 0.276 (5, 9)		G6-4-3 1B		5-3 1-2	F7		6-3 1-3 WP 1B		5-3	2 3	0 1	1 1	0 0	0 0	0 0	1 3
Ray Boone, R (1, 6) OBP: 0.320, SLG: 0.304		G6-4-3 1-2f		F4		F4	WP 6-3 IBB			3	0	0	0	1	0	2
Jim Hegan, R (1, 2) OBP: 0.343, SLG: 0.429			FC5-6 1B	BBBB BB		SSS K	1-2 2-3 3-H 6-3			3	0	1	1	1	1	2
Early Wynn, S (1, 1) OBP: 0.241, SLG: 0.275			FC5-6 1-2f FC3-6	F9		F6	2-3 3-H K2-3			4	0	0	0	0	1	4
Inning Stats	R: 1 H: 2 E: 1 LOB: 0 K: 1 BB: 0 S: 6 P: 6	R: 0 H: 1 E: 0 LOB: 0 K: 0 BB: 0 S: 3 P: 3	R: 2 H: 3 E: 0 LOB: 1 K: 1 BB: 0 S: 8 P: 8	R: 0 H: 0 E: 0 LOB: 2 K: 0 BB: 2 S: 3 P: 11	R: 0 H: 0 E: 0 LOB: 3 K: 0 BB: 3 S: 3 P: 15	R: 0 H: 0 E: 0 LOB: 0 K: 1 BB: 0 S: 5 P: 5	R: 5 H: 5 E: 0 LOB: 1 K: 1 BB: 1 S: 10 P: 14	R: 0 H: 0 E: 0 LOB: 0 K: 1 BB: 0 S: 5 P: 5	R: 0 H: 0 E: 0 LOB: 0 K: 0 BB: 0 S: 3 P: 3	1B: 8 SF: 0 2B: 2 SAC: 0 3B: 1 DP: 1 HR: 0 HBP: 0						

	AB	36
	R	8
	H	11
	RBI	7
	BB	6
	SO	5
	LOB	17

WP: 3 PA: 43
PB: 0
SB: 1
CS: 1

PITCHER		IP	WLS	BF	H	R	ER	SO	BB	IBB	HBP	BLK	WP	HR	S	P	ERA	WHIP
Gene Bearden, L ERA: 5.94	(1, 1)	4.2		23	6	3	3	2	5	0	0	0	2	0	22	42	5.79	2.357
Virgil Trucks, R ERA: 4.81	(5, 1)	1.2	L	8	3	3	3	1	0	0	0	0	0	0	10	10	16.20	1.800
Dizzy Trout, R ERA: 4.6	(7, 1)	0.2		5	2	2	2	1	0	1	0	0	1	0	6	10	27.00	3.000
Hank Borowy, R ERA: 8.59	(8, 1)	2.0		6	0	0	0	1	0	0	0	0	0	0	8	8	0.00	0.000

PITCHER	IP	WLS	BF	H	R	ER	SO	BB	IBB	HBP	BLK	WP	HR	S	P	ERA	WHIP

Cleveland Indians @ Detroit Tigers

Briggs Stadium, Detroit, MI

Sun Jul 08 1951, 4:33 AM EDT

Unknown

BOTTOM

Batter	1	2	3	4	5	6	7	8	9	AB	R	H	RBI	BB	SO	LOB
Jerry Priddy, R (1, 4) OBP: 0.350, SLG: 0.353	5-3		F9			K	F3			3	0	0	0	0	1	2
Pat Mullin, L (7, PH) OBP: 0.341, SLG: 0.424										1	0	0	0	0	0	1
Neil Berry, R (8, 4) OBP: 0.320, SLG: 0.273										0	0	0	0	0	0	0
Dick Kryhoski, L (1, 3) OBP: 0.368, SLG: 0.455	F7		1-3			HR 1B	F5			4	1	1	0	0	0	3
George Kell, R (1, 5) OBP: 0.394, SLG: 0.365	K			FC6-4 1B		HR 1-2		F7		4	1	2	0	0	1	0
Vic Wertz, L (1, 9) OBP: 0.405, SLG: 0.538		K		FC6-4 1-2f		HR 1-H 2-H		F5		4	1	1	3	0	1	1
Hoot Evers, R (1, 7) OBP: 0.307, SLG: 0.345		6-3		F4		F7		K		4	0	0	0	0	1	1
Joe Ginsberg, L (1, 2) OBP: 0.404, SLG: 0.423		F5		F7		1B			F8	4	0	1	0	0	0	1
Johnny Groth, R (1, 8) OBP: 0.350, SLG: 0.356			1B 1B		6-3	K			G4-6-3 1B	4	0	2	0	0	1	1
Johnny Lipon, R (1, 6) OBP: 0.329, SLG: 0.300			1-3 1B		K		PB 2B		G4-6-3 1-2f	4	0	2	0	0	1	1
Gene Bearden, L (1, 1) OBP: 0.182, SLG: 0.545			K		K		L6 2-3			1	0	0	0	0	1	2
Virgil Trucks, R (5, 1) OBP: 0.222, SLG: 0.333										1	0	0	0	0	1	0
Dizzy Trout, R (7, 1) OBP: 0.375, SLG: 0.273										0	0	0	0	0	0	0
Fred Hutchinson, L (7, PH) OBP: 0.256, SLG: 0.225										1	0	0	0	0	0	1
Hank Borowy, R (8, 1)										0	0	0	0	0	0	0
Inning Stats	R: 0 E: 0 K: 1 S: 5 H: 0 LOB: 0 BB: 0 P: 5	R: 0 E: 0 K: 1 S: 5 H: 0 LOB: 0 BB: 0 P: 5	R: 0 E: 0 K: 1 S: 7 H: 2 LOB: 2 BB: 0 P: 7	R: 0 E: 0 K: 0 S: 4 H: 1 LOB: 1 BB: 0 P: 4	R: 0 E: 0 K: 2 S: 7 H: 0 LOB: 0 BB: 0 P: 7	R: 3 E: 0 K: 2 S: 11 H: 4 LOB: 1 BB: 0 P: 11	R: 0 E: 0 K: 0 S: 4 H: 1 LOB: 1 BB: 0 P: 4	R: 0 E: 0 K: 1 S: 5 H: 0 LOB: 0 BB: 0 P: 5	R: 0 E: 0 K: 0 S: 3 H: 1 LOB: 0 BB: 0 P: 3	1B: 7 2B: 1 3B: 0 HR: 1	SF: 0 SAC: 0 DP: 1 HBP: 0						

PITCHER	IP	WLS	BF	H	R	ER	SO	BB	IBB	HBP	BLK	WP	HR	S	P	ERA	WHIP
Early Wynn, R (1, 1) ERA: 3.89	9.0	W	35	9	3	3	8	0	0	0	0	0	1	51	51	3.00	1.000

PITCHER	IP	WLS	BF	H	R	ER	SO	BB	IBB	HBP	BLK	WP	HR	S	P	ERA	WHIP

livebaseballscorecards.com

AB	35
R	3
H	9
RBI	3
BB	0
SO	8
LOB	14

WP: 0 PB: 1 SB: 0 CS: 0 PA: 35

Batter	1	2	3	4	5	6	7	8	9	AB	R	H	RBI	BB	SO	LOB
Dale Mitchell, L (1, 7) OBP: 0.312, SLG: 0.335	G3		BBBB 4-0 1B BB	3-H 0-0 HR		F4		4-3		4	1	1	2	1	0	1
Snuffy Stirnweiss, R (1, 4) OBP: 0.374, SLG: 0.274	BBBB 4-0 FC4-6 BB		0-0 1-3 1B	0-0 1-6-3			0-0 HR 1B	SSS 0-3 K		4	1	2	0	1	1	0
Larry Doby, L (1, 8) OBP: 0.462, SLG: 0.598 Sam Chapman, R (7, 8) OBP: 0.330, SLG: 0.336	0-0 FC4-6 2B 1B 1-2f		0-0 F6		0-0 HR		0-0 1-H HR	BBBB 4-0 FC6-4 BB		4 0	3 0	2 0	3 0	0 1	0 0	3 0
Luke Easter, L (1, 3) OBP: 0.386, SLG: 0.553 Bob Kennedy, R (5, 9) OBP: 0.302, SLG: 0.361	0-0 1-3 1B 2B		0-0 F9		0-0 F7		0-0 1B 2B	0-0 FC6-4 1-2f		3 2	1 1	1 1	0 0	0 0	0 0	2 1
Al Rosen, R (1, 5) OBP: 0.364, SLG: 0.446	0-0 PO 2-H 3-H 1B			0-0 FC6-4 1B	0-0 1-4-3		0-0 2B 2-H 1B			4	0	3	3	0	0	0
Harry Simpson, L (1, 9) OBP: 0.332, SLG: 0.270 (5, 3)	0-0 PO 2-3	0-0 4-3		0-0 FC6-4 1B 1-2f 1B	0-0 G3		0-0 L7			4	0	0	0	0	0	2
Ray Boone, R (1, 6) OBP: 0.322, SLG: 0.311		0-0 F8		0-0 1B 1-3 3B 1B		0-0 1-3	0-0 1-3 2B			4	1	2	0	0	0	0
Birdie Tebbetts, R (1, 2) OBP: 0.263, SLG: 0.296		0-0 4-3		0-0 1-3 3B 3-H 1B		0-0 F8	SSS 0-3 K			4	1	1	0	0	1	2
Mike Garcia, R (1, 1) OBP: 0.205, SLG: 0.279			0-0 F3	0-0 1-H HR 3-H 3B		0-0 1B	0-0 1-3			4	1	2	2	0	0	2
Inning Stats	R: 2 E: 0 K: 0 S: 4 H: 2 LOB: 0 BB: 1 P: 8	R: 0 E: 0 K: 0 S: 3 H: 0 LOB: 0 BB: 0 P: 3	R: 0 E: 0 K: 0 S: 4 H: 1 LOB: 2 BB: 1 P: 8	R: 4 E: 0 K: 0 S: 7 H: 5 LOB: 0 BB: 0 P: 7	R: 1 E: 0 K: 0 S: 4 H: 1 LOB: 0 BB: 0 P: 4	R: 0 E: 0 K: 0 S: 4 H: 1 LOB: 1 BB: 0 P: 4	R: 3 E: 0 K: 1 S: 10 H: 5 LOB: 2 BB: 0 P: 10	R: 0 E: 0 K: 1 S: 5 H: 0 LOB: 1 BB: 1 P: 9		1B: 8 2B: 3 3B: 1 HR: 3	SF: 0 SAC: 0 DP: 0 HBP: 0					

TOP

Cleveland Indians @ Detroit Tigers

Briggs Stadium, Detroit, MI

Sun Jul 08 1951, 4:38 AM EDT

Att. 41,154 - Unknown

livebaseballscorecards.com

AB	37
R	10
H	15
RBI	10
BB	3
SO	2
LOB	13

WP: 0 PB: 0 SB: 0 CS: 0 PA: 41

PITCHER		IP	WLS	BF	H	R	ER	SO	BB	IBB	HBP	BLK	WP	HR	S	P	ERA	WHIP
Hal White, R ERA: 6.66	(1, 1)	3.2	L	18	7	5	5	0	2	0	0	0	0	0	16	24	12.27	2.455
Hal Newhouser, L ERA: 3.79	(4, 1)	0.0		1	1	1	1	0	0	0	0	0	0	1	1	1	∞	∞
Marlin Stuart, R ERA: 3.72	(4, 1)	2.1		13	6	4	4	0	0	0	0	0	0	2	13	13	15.43	2.571
Hank Borowy, R ERA: 7.56	(7, 1)	1.0		4	1	0	0	1	0	0	0	0	0	0	6	6	0.00	1.000
Dizzy Trout, R ERA: 4.56	(8, 1)	1.0		4	0	0	0	1	1	0	0	0	0	0	5	9	0.00	1.000

PITCHER	IP	WLS	BF	H	R	ER	SO	BB	IBB	HBP	BLK	WP	HR	S	P	ERA	WHIP

Cleveland Indians @ Detroit Tigers

Briggs Stadium, Detroit, MI

Sun Jul 08 1951, 4:38 AM EDT

Att. 41,154 - Unknown

livebaseballscorecards.com

BOTTOM

Batter	1	2	3	4	5	6	7	8	9	AB	R	H	RBI	BB	SO	LOB
Jerry Priddy, R (1, 4) OBP: 0.347, SLG: 0.349	5-3		5-3			4-3		5-3		3	0	0	0	0	0	0
Neil Berry, R (8, 4) OBP: 0.308, SLG: 0.261										1	0	0	0	0	0	0
Dick Kryhoski, L (1, 3) OBP: 0.361, SLG: 0.445	L6			F8		4-3		F5		4	0	0	0	0	0	0
George Kell, R (1, 5) OBP: 0.402, SLG: 0.378	1B			G4-6-3 1B			E 2B	1B 1B		4	1	4	0	0	0	0
Vic Wertz, L (1, 9) OBP: 0.406, SLG: 0.537	G3			G4-6-3 1-2f			E9 BB 1B 2-H 1B	FC5-4 1-3 1B		4	1	2	0	0	0	2
Hoot Evers, R (1, 7) OBP: 0.300, SLG: 0.337		F9			F2		F4	FC5-4 1-2f		4	0	0	0	0	0	3
Johnny Groth, R (1, 8) OBP: 0.345, SLG: 0.350		4-3			F5		F9			3	0	0	0	0	0	1
Aaron Robinson, L (1, 2) OBP: 0.345, SLG: 0.268		F8			BBBBB BB		BBBBB 1B 1-2 BB			1	0	0	0	2	0	0
Johnny Lipon, R (1, 6) OBP: 0.329, SLG: 0.300			5-3		F7		1-2 2-H 1B			3	0	1	1	0	0	1
Hal White, R (1, 1) OBP: 0.333, SLG: 0.333										1	0	0	0	0	0	0
Hal Newhouser, L (4, 1) OBP: 0.424, SLG: 0.321										0	0	0	0	0	0	0
Marlin Stuart, L (4, 1) OBP: 0.200, SLG: 0.200										1	0	0	0	0	0	0
Hank Borowy, R (7, 1)										0	0	0	0	0	0	0
Charlie Keller, L (7, PH) OBP: 0.360, SLG: 0.200										1	0	0	0	0	0	2
Dizzy Trout, R (8, 1) OBP: 0.375, SLG: 0.273			F6			6-3	F8			0	0	0	0	0	0	0
Inning Stats	R: 0 E: 0 K: 0 S: 4 H: 1 LOB: 1 BB: 0 P: 4	R: 0 E: 0 K: 0 S: 3 H: 0 LOB: 0 BB: 0 P: 3	R: 0 E: 0 K: 0 S: 3 H: 0 LOB: 0 BB: 0 P: 3	R: 0 E: 0 K: 0 S: 3 H: 1 LOB: 0 BB: 0 P: 3	R: 0 E: 0 K: 0 S: 3 H: 0 LOB: 1 BB: 1 P: 7	R: 0 E: 0 K: 0 S: 3 H: 0 LOB: 0 BB: 0 P: 3	R: 2 E: 1 K: 0 S: 6 H: 3 LOB: 2 BB: 1 P: 10	R: 0 E: 0 K: 0 S: 5 H: 2 LOB: 2 BB: 0 P: 5		1B: 6 2B: 1 3B: 0 HR: 0 SF: 0 SAC: 0 DP: 1 HBP: 0						

	AB	30
	R	2
	H	7
	RBI	1
	BB	2
	SO	0
	LOB	9

PITCHER		IP	WLS	BF	H	R	ER	SO	BB	IBB	HBP	BLK	WP	HR	S	P	ERA	WHIP	PITCHER	IP	WLS	BF	H	R	ER	SO	BB	IBB	HBP	BLK	WP	HR	S	P	ERA	WHIP
Mike Garcia, R	(1, 1)	8.0	W	32	7	2	2	0	2	0	0	0	0	0	30	38	2.25	1.125																	
ERA: 3.04																																			

Batter	1	2	3	4	5	6	7	8	9	AB	R	H	RBI	BB	SO	LOB
Mickey Mantle, S (1, 9) OBP: 0.343, SLG: 0.427	4-3		BB			2B		F2		3	0	1	0	1	0	0
Phil Rizzuto, R (1, 6) OBP: 0.363, SLG: 0.385	4-3		F2			F9		L4		4	0	0	0	0	0	3
Joe Collins, L (1, 3) OBP: 0.372, SLG: 0.500	F4			G3		G3			F5	4	0	0	0	0	0	1
Yogi Berra, L (1, 2) OBP: 0.365, SLG: 0.512		G3		4-3			F9		1B	4	0	1	0	0	0	0
Gene Woodling, L (1, 8) OBP: 0.389, SLG: 0.443		4-3		1-3			HR		F9	4	1	1	1	0	0	1
Hank Bauer, R (1, 7) OBP: 0.362, SLG: 0.476		F6			G6-4-3 BB		5-3		F2	3	0	0	0	1	0	1
Gil McDougald, R (1, 5) OBP: 0.387, SLG: 0.504			K		G6-4-3 1-2f		1B			3	0	1	0	0	1	1
Jerry Coleman, R (1, 4) OBP: 0.324, SLG: 0.335			G3		K		L3			3	0	0	0	0	1	1
Allie Reynolds, R (1, 1) OBP: 0.239, SLG: 0.195			BB BB			F8		K		2	0	0	0	1	1	0
Inning Stats	R: 0 E: 0 K: 0 S: 3 H: 0 LOB: 0 BB: 0 P: 3	R: 0 E: 0 K: 0 S: 3 H: 0 LOB: 0 BB: 0 P: 3	R: 0 E: 0 K: 1 S: 5 H: 0 LOB: 2 BB: 2 P: 13	R: 0 E: 0 K: 0 S: 3 H: 0 LOB: 0 BB: 0 P: 3	R: 0 E: 0 K: 1 S: 4 H: 0 LOB: 0 BB: 1 P: 8	R: 0 E: 0 K: 0 S: 4 H: 1 LOB: 1 BB: 0 P: 4	R: 1 E: 0 K: 0 S: 5 H: 2 LOB: 1 BB: 0 P: 5	R: 0 E: 0 K: 1 S: 5 H: 0 LOB: 0 BB: 0 P: 5	R: 0 E: 0 K: 0 S: 4 H: 1 LOB: 1 BB: 0 P: 4	1B: 2 2B: 1 3B: 0 HR: 1 SF: 0 SAC: 0 DP: 1 HBP: 0						

TOP

New York Yankees @ Cleveland Indians

Cleveland Municipal Stadium, Cleveland, OH

Thu Jul 12 1951, 3:33 AM EDT
Att. 39,195 - Unknown

livebaseballscorecards.com

AB	30
R	1
H	4
RBI	1
BB	3
SO	3
LOB	8

WP: 0 PB: 0 SB: 0 CS: 0 PA: 33

PITCHER	IP	WLS	BF	H	R	ER	SO	BB	IBB	HBP	BLK	WP	HR	S	P	ERA	WHIP
Bob Feller, R (1, 1) ERA: 2.74	9.0	L	33	4	1	1	3	3	0	0	0	0	1	36	48	1.00	0.778

PITCHER	IP	WLS	BF	H	R	ER	SO	BB	IBB	HBP	BLK	WP	HR	S	P	ERA	WHIP

BOTTOM

New York Yankees @ Cleveland Indians

Cleveland Municipal Stadium, Cleveland, OH

Thu Jul 12 1951, 3:33 AM EDT

Att. 39,195 - Unknown

livebaseballscorecards.com

Batter	1	2	3	4	5	6	7	8	9	AB	R	H	RBI	BB	SO	LOB
Dale Mitchell, L (1, 7) OBP: 0.307, SLG: 0.329	F7		4-3			F7			4-3	4	0	0	0	0	0	0
Bobby Avila, R (1, 4) OBP: 0.387, SLG: 0.388	E6 G6-4-3		5-3			F3			K	4	0	0	0	0	1	0
Larry Doby, L (1, 8) OBP: 0.463, SLG: 0.596	G6-4-3 1-2f			BB K2-4-3-4			F7			1	0	0	0	1	0	1
Sam Chapman, R (5, 8) OBP: 0.328, SLG: 0.335										1	0	0	0	0	0	0
Luke Easter, L (1, 3) OBP: 0.385, SLG: 0.547		BB F8 BB		F7			F7			2	0	0	0	1	0	1
Al Rosen, R (1, 5) OBP: 0.360, SLG: 0.441		F4		K2-4-3-4 1-1f			F8			3	0	0	0	0	1	2
Harry Simpson, L (1, 9) OBP: 0.332, SLG: 0.267		BB FC6-4 1-2			L7			4-3		2	0	0	0	1	0	0
Ray Boone, R (1, 6) OBP: 0.319, SLG: 0.307		F8 2-3			6-3			F7		3	0	0	0	0	0	2
Jim Hegan, R (1, 2) OBP: 0.339, SLG: 0.423		FC6-4 1-2f			5-3			F5		3	0	0	0	0	0	2
Bob Feller, R (1, 1) OBP: 0.216, SLG: 0.188			6-3			K			K	2	0	0	0	0	1	0
Bob Lemon, L (9, PH) OBP: 0.200, SLG: 0.261										1	0	0	0	0	1	0
Inning Stats	R: 0 E: 1 K: 0 S: 3 H: 0 LOB: 0 BB: 0 P: 3	R: 0 E: 0 K: 0 S: 3 H: 0 LOB: 2 BB: 2 P: 11	R: 0 E: 0 K: 0 S: 3 H: 0 LOB: 0 BB: 0 P: 3	R: 0 E: 0 K: 1 S: 4 H: 0 LOB: 1 BB: 1 P: 8	R: 0 E: 0 K: 0 S: 3 H: 0 LOB: 0 BB: 0 P: 3	R: 0 E: 0 K: 1 S: 5 H: 0 LOB: 0 BB: 0 P: 5	R: 0 E: 0 K: 0 S: 3 H: 0 LOB: 0 BB: 0 P: 3	R: 0 E: 0 K: 0 S: 3 H: 0 LOB: 0 BB: 0 P: 3	R: 0 E: 0 K: 2 S: 7 H: 0 LOB: 0 BB: 0 P: 7	1B: 0 2B: 1 3B: 0 HR: 0 SF: 0 SAC: 0 DP: 2 HBP: 0						

	AB	26
	R	0
	H	0
	RBI	0
	BB	3
	SO	4
	LOB	8

WP: 0 PA: 29
PB: 0
SB: 0
CS: 0

PITCHER	IP	WLS	BF	H	R	ER	SO	BB	IBB	HBP	BLK	WP	HR	S	P	ERA	WHIP
Allie Reynolds, R (1, 1) ERA: 3.33	9.0	W	29	0	0	0	4	3	0	0	0	0	0	34	46	0.00	0.333

PITCHER	IP	WLS	BF	H	R	ER	SO	BB	IBB	HBP	BLK	WP	HR	S	P	ERA	WHIP

Batter	1	2	3	4	5	6	7	8	9	AB	R	H	RBI	BB	SO	LOB
Mickey Mantle, S (1, 9) OBP: 0.341, SLG: 0.423	K		F7		K	K		SH1-3 1B		5	0	1	0	0	3	3
Phil Rizzuto, R (1, 6) OBP: 0.364, SLG: 0.390	6-3		HR 1B		1B 2B	G3		SH1-3		4	2	2	0	0	0	1
Joe Collins, L (1, 3) OBP: 0.381, SLG: 0.533	CS 1B		HR		F3		1B 1B	F9		5	1	3	4	0	0	3
Yogi Berra, L (1, 2) OBP: 0.366, SLG: 0.510	CS	3-1	F9		BB 1B		SH5-3 1B		F9	5	0	2	1	0	0	0
Gene Woodling, L (1, 8) OBP: 0.391, SLG: 0.441		6-3		3-1	FC6-4 BB		SH5-3		FC5 E 1B	3	0	1	0	1	0	0
Hank Bauer, R (1, 7) OBP: 0.353, SLG: 0.462		K		E6 HR	FC6-4		F4		E4	5	1	0	0	0	1	5
Gil McDougald, R (1, 5) OBP: 0.388, SLG: 0.521			K	HR		G3 1B 1B	6-3		F8	5	2	2	2	0	1	4
Jerry Coleman, R (1, 4) OBP: 0.323, SLG: 0.333 Johnny Hopp, L (9, PH) OBP: 0.327, SLG: 0.364			1B 1B HR 1B		K	G3		K	FC5	4 1	1 0	1 0	0 0	0 0	2 0	1 2
Vic Raschi, R (1, 1) OBP: 0.245, SLG: 0.220 Spec Shea, R (5, 1) OBP: 0.308, SLG: 0.375 Johnny Mize, L (6, PH) OBP: 0.394, SLG: 0.438 Billy Martin, R (6, PR) OBP: 0.226, SLG: 0.207 Jack Kramer, R (6, 1) OBP: 0.500, SLG: 0.250 Joe Ostrowski, L (7, 1) Bobby Brown, L (8, PH) OBP: 0.375, SLG: 0.421 Tom Morgan, R (8, 1) OBP: 0.214, SLG: 0.286			1B HR 1B	1-3		2-H 1B		SH1-3 1B		2 0 1 0 0 0 0 1 0	1 0 0 0 0 0 0 0 0	1 0 1 0 0 0 0 1 0	0 0 1 0 0 0 0 0 0	0 0 0 0 0 0 0 0 0	0 0 0 0 0 0 0 0 0	0 0 0 0 0 0 0 0 0
Inning Stats	R: 0 E: 0 K: 1 S: 5 H: 1 LOB: 0 BB: 0 P: 5	R: 0 E: 0 K: 1 S: 5 H: 0 LOB: 0 BB: 0 P: 5	R: 4 E: 0 K: 1 S: 9 H: 4 LOB: 0 BB: 0 P: 9	R: 2 E: 1 K: 1 S: 7 H: 1 LOB: 0 BB: 0 P: 7	R: 1 E: 0 K: 1 S: 7 H: 2 LOB: 2 BB: 1 P: 11	R: 1 E: 0 K: 1 S: 7 H: 2 LOB: 2 BB: 0 P: 7	R: 0 E: 0 K: 0 S: 5 H: 2 LOB: 2 BB: 0 P: 5	R: 0 E: 0 K: 1 S: 7 H: 2 LOB: 2 BB: 0 P: 7	R: 0 E: 1 K: 0 S: 5 H: 1 LOB: 2 BB: 0 P: 5	1B: 12 2B: 1 3B: 0 HR: 2	SF: 0 SAC: 2 DP: 0 HBP: 0				WP: 0 PB: 0 SB: 0 CS: 1	PA: 45	

TOP

New York Yankees @ Cleveland Indians

Cleveland Municipal Stadium, Cleveland, OH

Fri Jul 13 1951, 3:33 AM EDT

Att. 45,097 - Unknown

livebaseballscorecards.com

AB	41
R	8
H	15
RBI	8
BB	1
SO	7
LOB	19

PITCHER		IP	WLS	BF	H	R	ER	SO	BB	IBB	HBP	BLK	WP	HR	S	P	ERA	WHIP
Bob Lemon, R ERA: 4.01	(1, 1)	6.0	W	30	11	8	7	6	1	0	0	0	0	2	41	45	10.50	2.000
Lou Brissie, L ERA: 4.79	(7, 1)	0.1		2	1	0	0	0	0	0	0	0	0	0	2	2	0.00	3.000
Mike Garcia, R ERA: 2.97	(7, 1)	2.2	S	12	3	0	0	1	0	0	0	0	0	0	14	14	0.00	1.125

PITCHER	IP	WLS	BF	H	R	ER	SO	BB	IBB	HBP	BLK	WP	HR	S	P	ERA	WHIP

Batter	1	2	3	4	5	6	7	8	9	AB	R	H	RBI	BB	SO	LOB
Dale Mitchell, L (1, 7) OBP: 0.309, SLG: 0.330	F8		L5		SH3-4 1B 1B 1B	6-3 1B 1B	4-3			5	2	2	0	0	0	3
Bobby Avila, R (1, 4) OBP: 0.387, SLG: 0.386	F9			HBP 1B BB	1B SH3-4 1-2 HR 1B	6-3 1-2		K		4	2	1	0	1	1	1
Sam Chapman, R (1, 8) OBP: 0.327, SLG: 0.333	F9			F5	SH3-4 1-2 2-3	2-H 1B		F4		4	0	1	1	0	0	1
Luke Easter, L (1, 3) OBP: 0.390, SLG: 0.546		FC2-4 1B		BB 1B 1-2 F8 HBP	HR 2-3 3-H 1B	4-3		F8		4	2	2	1	0	0	1
Al Rosen, R (1, 5) OBP: 0.365, SLG: 0.454	FC2-4 CS 1-2f			BB HR 1-2 2-H 1B	HR 1-H 3-H		1B 1B BB			3	3	2	4	1	0	1
Harry Simpson, L (1, 9) OBP: 0.335, SLG: 0.268	F7 1-2			HR 1-2 2-3 BB	K	1B 1-2 FC3-2 1B				3	1	1	0	1	1	1
Ray Boone, R (1, 6) OBP: 0.318, SLG: 0.306		L5		F8 3-H	1B		F8			4	0	1	1	0	0	4
Jim Hegan, R (1, 2) OBP: 0.346, SLG: 0.443		1B		HR 1-H 2-H	F7	FC3-2 1-3 2-H 1B				4	1	3	4	0	0	1
Bob Lemon, L (1, 1) OBP: 0.189, SLG: 0.245		F8	K			F8	FC3-2 1-2 3-H			3	0	0	0	0	1	1
Lou Brissie, L (7, 1) OBP: 0.200, SLG: 0.250										0	0	0	0	0	0	0
Mike Garcia, R (7, 1) OBP: 0.200, SLG: 0.273										1	0	0	0	0	0	2
Inning Stats	R: 0 E: 0 K: 0 S: 3 H: 0 LOB: 0 BB: 0 P: 3	R: 0 E: 0 K: 0 S: 3 H: 1 LOB: 0 BB: 0 P: 3	R: 0 E: 0 K: 0 S: 4 H: 1 LOB: 1 BB: 0 P: 4	R: 5 E: 0 K: 1 S: 7 H: 2 LOB: 0 BB: 2 P: 16	R: 4 E: 0 K: 1 S: 10 H: 5 LOB: 1 BB: 0 P: 10	R: 1 E: 0 K: 0 S: 5 H: 2 LOB: 1 BB: 0 P: 5	R: 1 E: 0 K: 0 S: 5 H: 2 LOB: 2 BB: 1 P: 9	R: 0 E: 0 K: 1 S: 5 H: 0 LOB: 0 BB: 0 P: 5		1B: 11 2B: 0 3B: 0 HR: 2 SF: 0 SAC: 1 DP: 0 HBP: 1				WP: 0 PB: 0 SB: 0 CS: 1 PA: 40	

PITCHER		IP	WLS	BF	H	R	ER	SO	BB	IBB	HBP	BLK	WP	HR	S	P	ERA	WHIP
Vic Raschi, R ERA: 3.85	(1, 1)	4.1		21	6	7	7	1	2	0	1	0	0	1	20	29	14.54	1.846
Spec Shea, R ERA: 4.28	(5, 1)	0.2	L	5	3	2	2	1	0	0	0	0	0	1	7	7	27.00	4.500
Jack Kramer, R ERA: 6.07	(6, 1)	1.1		9	4	2	2	0	1	0	0	0	0	0	8	12	13.50	3.750
Joe Ostrowski, L ERA: 3.18	(7, 1)	0.2		2	0	0	0	0	0	0	0	0	0	0	2	2	0.00	0.000
Tom Morgan, R ERA: 3.77	(8, 1)	1.0		3	0	0	0	1	0	0	0	0	0	0	5	5	0.00	0.000

PITCHER	IP	WLS	BF	H	R	ER	SO	BB	IBB	HBP	BLK	WP	HR	S	P	ERA	WHIP

BOTTOM

New York Yankees @ Cleveland Indians

Cleveland Municipal Stadium, Cleveland, OH

Fri Jul 13 1951, 3:33 AM EDT

Att. 45,097 - Unknown

livebaseballscorecards.com

AB	35
R	11
H	13
RBI	11
BB	3
SO	3
LOB	16

New York Yankees @ Cleveland Indians

Cleveland Municipal Stadium, Cleveland, OH

Sat Jul 14 1951, 3:33 AM EDT

Att. 30,893 - Unknown

TOP

livebaseballscorecards.com

Batter	1	2	3	4	5	6	7	8	9	AB	R	H	RBI	BB	SO	LOB
Jackie Jensen, R (1, 8) OBP: 0.362, SLG: 0.504	S S S 0-3 ① K		x 0-0 ③ 5-3			x 0-0 ② 6-3			x 0-0 SH3 1B	4	0	1	0	0	1	0
Phil Rizzuto, R (1, 6) OBP: 0.361, SLG: 0.386	x 0-0 ② F3			x 0-0 ① F4		x 0-0 ③ F5			x 0-0 ① SH3 1-2	3	0	0	0	0	0	0
Gil McDougald, R (1, 5) OBP: 0.390, SLG: 0.517	S S S 0-3 ③ K			x 0-0 1B			B B B B 4-0 BB		x 0-0 ② F2	3	0	1	0	1	1	1
Yogi Berra, L (1, 2) OBP: 0.361, SLG: 0.502		x 0-0 ① L4		x 0-0 ② F6			x 0-0 ① F3		x 0-0 ③ F8	4	0	0	0	0	0	3
Gene Woodling, L (1, 7) OBP: 0.390, SLG: 0.436		B B B B 4-0 FC1-6 BB		x 0-0 ③ F4			x 0-0 ② F3			2	0	0	0	1	0	2
Joe Collins, L (1, 3) OBP: 0.372, SLG: 0.519		x 0-0 ② FC1-6 1-2f			x 0-0 ① F4		x 0-0 ③ F9			3	0	0	0	0	0	2
Hank Bauer, R (1, 9) OBP: 0.347, SLG: 0.455		x 0-0 ③ F7			x 0-0 ② 6-3			x 0-0 ① F8		3	0	0	0	0	0	1
Jerry Coleman, R (1, 4) OBP: 0.321, SLG: 0.331			S S S 0-3 ① K		S S S 0-3 ③ K			S S S 0-3 ② K		2	0	0	0	0	2	0
Johnny Hopp, L (8, PH) OBP: 0.321, SLG: 0.356										1	0	0	0	0	1	0
Billy Martin, R (8, 4) OBP: 0.226, SLG: 0.207										0	0	0	0	0	0	0
Ed Lopat, L (1, 1) OBP: 0.275, SLG: 0.404			x 0-0 ② F8			x 0-0 ① 4-3		S S S 0-3 ③ K		2	0	0	0	0	0	0
Joe Ostrowski, L (6, 1)										0	0	0	0	0	0	0
Stubby Overmire, R (6, 1) OBP: 0.263, SLG: 0.133										0	0	0	0	0	0	0
Bobby Brown, L (8, PH) OBP: 0.373, SLG: 0.417										1	0	0	0	0	1	0
Jack Kramer, R (8, 1) OBP: 0.500, SLG: 0.250										0	0	0	0	0	0	0

Inning Stats										
	R: 0 E: 0 K: 2 S: 7	H: 0 LOB: 0 BB: 0 P: 7	R: 0 E: 0 K: 0 S: 3	H: 0 LOB: 1 BB: 1 P: 7	R: 0 E: 0 K: 1 S: 5	H: 0 LOB: 0 BB: 0 P: 5	R: 0 E: 0 K: 0 S: 4	H: 1 LOB: 1 BB: 0 P: 4	R: 0 E: 0 K: 1 S: 5	H: 0 LOB: 0 BB: 0 P: 5
	R: 0 E: 0 K: 0 S: 3	H: 0 LOB: 0 BB: 0 P: 3	R: 0 E: 0 K: 0 S: 3	H: 0 LOB: 1 BB: 1 P: 7	R: 0 E: 0 K: 2 S: 7	H: 0 LOB: 0 BB: 0 P: 7	R: 0 E: 0 K: 0 S: 4	H: 1 LOB: 1 BB: 0 P: 4	1B: 2 2B: 0 3B: 0 HR: 0	SF: 0 SAC: 1 DP: 0 HBP: 0

	AB	28
	R	0
	H	2
	RBI	0
	BB	2
	SO	6
	LOB	9

WP: 0 PB: 0 SB: 0 CS: 0 PA: 31

PITCHER		IP	WLS	BF	H	R	ER	SO	BB	IBB	HBP	BLK	WP	HR	S	P	ERA	WHIP
Early Wynn, R (1, 1) ERA: 3.64		9.0	W	31	2	0	0	6	2	0	0	0	0	0	41	49	0.00	0.444

PITCHER	IP	WLS	BF	H	R	ER	SO	BB	IBB	HBP	BLK	WP	HR	S	P	ERA	WHIP

Batter	1	2	3	4	5	6	7	8	9	AB	R	H	RBI	BB	SO	LOB
Dale Mitchell, L (1, 7) OBP: 0.314, SLG: 0.346	F8		E3 FC6 SH3 1-2 2-3		HR	1B 2B 1-2		BB G6-4-3 BBBB		4	2	2	1	1	0	2
Bobby Avila, R (1, 4) OBP: 0.388, SLG: 0.396	F8		SH3 1-2 2-3 3-H		2B 1B	2B 1B 1-3 2-H		F7		4	2	2	2	0	0	1
Sam Chapman, R (1, 8) OBP: 0.325, SLG: 0.331	F3		FC6 2-3 3-H		5-3	1B 2-H 3-H		G6-4-3 1-2f		5	0	1	3	0	0	3
Luke Easter, L (1, 3) OBP: 0.387, SLG: 0.540 Harry Simpson, L (7, 3) OBP: 0.335, SLG: 0.268		4-3	F2		1B 2-H	F4				4 0	0 0	1 0	1 0	0 0	0 0	3 0
Al Rosen, R (1, 5) OBP: 0.364, SLG: 0.451		1B	F8		F8		F2			4	0	1	0	0	0	3
Bob Kennedy, R (1, 9) OBP: 0.306, SLG: 0.360		F4		F7		1B FC5-4 BBBB	1B BB			3	1	1	0	1	0	1
Ray Boone, R (1, 6) OBP: 0.324, SLG: 0.313		5-3		G1-6-3 1B		FC5-4 1-3 1B	1B 1-2			4	0	3	0	0	0	1
Jim Hegan, R (1, 2) OBP: 0.344, SLG: 0.437			E BB SH3 BB BBBB	G1-6-3 1-2f		FC5-4 FC1-6 1-2f 3-H	F8			3	1	0	1	1	0	4
Early Wynn, S (1, 1) OBP: 0.241, SLG: 0.259			SH3 E FC6 1-2 BB BBBB		F5	FC1-6 1B 2B 1-2f	L7			3	2	0	0	1	0	3
Inning Stats	R: 0 E: 0 K: 0 S: 3 H: 0 LOB: 0 BB: 0 P: 3	R: 0 E: 0 K: 0 S: 4 H: 1 LOB: 1 BB: 0 P: 4	R: 2 E: 1 K: 0 S: 5 H: 0 LOB: 2 BB: 2 P: 13	R: 0 E: 0 K: 0 S: 3 H: 1 LOB: 0 BB: 0 P: 3	R: 2 E: 0 K: 0 S: 6 H: 3 LOB: 1 BB: 0 P: 6	R: 4 E: 0 K: 0 S: 8 H: 5 LOB: 1 BB: 0 P: 8	R: 0 E: 0 K: 0 S: 4 H: 1 LOB: 2 BB: 1 P: 8	R: 0 E: 0 K: 0 S: 2 H: 0 LOB: 0 BB: 1 P: 6		1B: 8 2B: 2 3B: 0 HR: 1	SF: 0 SAC: 1 DP: 2 HBP: 0					

BOTTOM

New York Yankees @ Cleveland Indians

Cleveland Municipal Stadium, Cleveland, OH

Sat Jul 14 1951, 3:33 AM EDT

Att. 30,893 - Unknown

livebaseballscorecards.com

AB	34
R	8
H	11
RBI	8
BB	4
SO	0
LOB	21

WP: 0 PB: 0 SB: 0 CS: 0 PA: 39

PITCHER		IP	WLS	BF	H	R	ER	SO	BB	IBB	HBP	BLK	WP	HR	S	P	ERA	WHIP
Ed Lopat, L ERA: 3.16	(1, 1)	5.0	L	23	5	4	3	0	2	0	0	0	0	1	21	29	5.40	1.400
Joe Ostrowski, L ERA: 3.91	(6, 1)	0.2		6	4	4	4	0	0	0	0	0	0	0	6	6	54.00	6.000
Stubby Overmire, L ERA: 4.43	(6, 1)	1.1		7	2	0	0	0	1	0	0	0	0	0	6	10	0.00	2.250
Jack Kramer, R ERA: 5.87	(8, 1)	1.0		3	0	0	0	0	1	0	0	0	0	0	2	6	0.00	1.000

PITCHER	IP	WLS	BF	H	R	ER	SO	BB	IBB	HBP	BLK	WP	HR	S	P	ERA	WHIP

Washington Senators @ Cleveland Indians

Cleveland Municipal Stadium, Cleveland, OH

Sun Jul 15 1951, 3:33 AM EDT

Unknown

livebaseballscorecards.com

TOP

Batter	1	2	3	4	5	6	7	8	9	AB	R	H	RBI	BB	SO	LOB
Eddie Yost, R (1, 5) OBP: 0.422, SLG: 0.409	BBBB 4-0 1B F9 BB	x 0-0 ② F6		x 0-0 1B E 2B	x 0-0 1B 1B		x 0-0 ① F7			4	3	2	0	1	0	1
Gil Coan, L (1, 7) OBP: 0.388, SLG: 0.523	x 0-0 ① F9	x 0-0 1B 1B		x 0-0 1B E 2-3 F9 1B	x 0-0 1B 1-3 1B		x 0-0 ② F9			5	1	3	0	0	0	2
Irv Noren, L (1, 8) OBP: 0.382, SLG: 0.481	x 0-0 1-3 HR 1B	x 0-0 1-2 1B		x 0-0 E4 1B 1-2 3-H 1B	x 0-0 ② F8		x 0-0 ③ F9			5	2	2	1	0	0	4
Mickey Vernon, L (1, 3) OBP: 0.330, SLG: 0.394	x 0-0 ② F9 3-H	x 0-0 ③ F5		x 0-0 1B 1-2 2-3 1B	x 0-0 1-3 3-H 1B			x 0-0 ① 6-3		5	0	2	2	0	0	3
Sam Mele, R (1, 9) OBP: 0.308, SLG: 0.361	x 0-0 1-H HR		x 0-0 G3 2B	x 0-0 ① F9 3-H	x 0-0 ③ F7			x 0-0 ② F7		5	1	2	3	0	0	4
Pete Runnels, L (1, 6) OBP: 0.259, SLG: 0.240 Cass Michaels, R (7, 4) OBP: 0.333, SLG: 0.350	BBBB 4-0 1B BB		x 0-0 ① G3 2-3	x 0-0 ② FC5 1-3 2-H 1B		x 0-0 G3-6-3 1B		x 0-0 ③ F9		3 1	0 0	2 0	1 0	1 0	0 0	1 0
Sam Dente, R (1, 4) (7, 6) OBP: 0.332, SLG: 0.305	x 0-0 1-2 1B		x 0-0 ② 6-3	BBBB 4-0 BB		x 0-0 ① F9			x 0-0 ① F4	4	0	1	0	1	0	2
Mike Guerra, R (1, 2) OBP: 0.258, SLG: 0.200	SSS 0-3 ③ K		IIII 4-0 IBB	x 0-0 ③ FC5 2-3f		x 0-0 ②③ G3-6-3 1-2f			x 0-0 ② F9	4	0	0	0	1	1	5
Connie Marrero, R (1, 1) OBP: 0.311, SLG: 0.184		SSS 0-3 ① K	x 0-0 ③ 4-3		x 0-0 ① F9		BBBB 4-0 BB		x 0-0 ③ F9	4	0	0	0	1	1	2
Inning Stats	R: 3 E: 0 K: 1 S: 8 H: 3 LOB: 2 BB: 2 P: 16	R: 0 E: 0 K: 1 S: 7 H: 2 LOB: 2 BB: 0 P: 7	R: 0 E: 0 K: 0 S: 4 H: 1 LOB: 2 BB: 1 P: 8	R: 3 E: 1 K: 0 S: 7 H: 4 LOB: 2 BB: 1 P: 11	R: 1 E: 0 K: 0 S: 6 H: 3 LOB: 2 BB: 0 P: 6	R: 0 E: 0 K: 0 S: 3 H: 1 LOB: 0 BB: 0 P: 3	R: 0 E: 0 K: 0 S: 3 H: 0 LOB: 1 BB: 1 P: 7	R: 0 E: 0 K: 0 S: 3 H: 0 LOB: 0 BB: 0 P: 3	R: 0 E: 0 K: 0 S: 3 H: 0 LOB: 0 BB: 0 P: 3	1B: 11 2B: 2 3B: 0 HR: 1	SF: 0 SAC: 0 DP: 1 HBP: 0						

	AB	40
	R	7
	H	14
	RBI	7
	BB	5
	SO	2
	LOB	24

WP: 0 PB: 0 SB: 0 CS: 0 PA: 45

PITCHER		IP	WLS	BF	H	R	ER	SO	BB	IBB	HBP	BLK	WP	HR	S	P	ERA	WHIP
Bob Chakales, R ERA: 4.13	(1, 1)	3.0	L	22	9	6	5	2	2	1	0	0	0	1	23	35	15.00	3.667
George Zuverink, R ERA: 4.63	(4, 1)	1.0		4	1	0	0	0	1	0	0	0	0	0	3	7	0.00	2.000
Jerry Fahr, R ERA: 4.76	(5, 1)	2.0		9	4	1	1	0	0	0	0	0	0	0	9	9	4.50	2.000
Lou Brissie, L ERA: 4.6	(7, 1)	3.0		10	0	0	0	0	1	0	0	0	0	0	9	13	0.00	0.333

PITCHER	IP	WLS	BF	H	R	ER	SO	BB	IBB	HBP	BLK	WP	HR	S	P	ERA	WHIP

BOTTOM

Washington Senators @ Cleveland Indians

Cleveland Municipal Stadium, Cleveland, OH

Sun Jul 15 1951, 3:33 AM EDT

Unknown

livebaseballscorecards.com

Batter	1	2	3	4	5	6	7	8	9	AB	R	H	RBI	BB	SO	LOB
Dale Mitchell, L (1, 7) OBP: 0.316, SLG: 0.349	2B	L9		F9		BB		G3		4	0	1	0	1	0	4
Bobby Avila, R (1, 4) OBP: 0.389, SLG: 0.400	F7		1B		F6	1-3			F9 6-3 2B	5	1	2	0	0	0	3
Sam Chapman, R (1, 8) OBP: 0.326, SLG: 0.332	F8		FC4-6 1-2 1B		K		1B		F9 2-3	5	0	2	0	0	1	2
Luke Easter, L (1, 3) OBP: 0.379, SLG: 0.527	K		F9		F4		F3		6-3 3-H	5	0	0	1	0	1	4
Al Rosen, R (1, 5) OBP: 0.364, SLG: 0.450		2B 1B 1B	F3			HR 1B	F7		5-3	5	2	2	0	0	0	3
Harry Simpson, L (1, 9) OBP: 0.333, SLG: 0.284		F8	FC4-6 1-2f			1-H HR	F7			4	1	1	2	0	0	4
Ray Boone, R (1, 6) OBP: 0.326, SLG: 0.319		1B 1-3 2B		F6		5-3 1B		F2		4	0	2	0	0	0	0
Birdie Tebbetts, R (1, 2) OBP: 0.263, SLG: 0.293		2-3		1B		5-3 1-2		F3		4	0	1	0	0	0	3
Bob Chakales, R (1, 1) OBP: 0.353, SLG: 0.529 George Zuverink, R (4, 1) Merl Combs, L (4, PH) OBP: 0.222, SLG: 0.294 Jerry Fahr, R (5, 1) Bob Kennedy, R (6, PH) OBP: 0.305, SLG: 0.359 Lou Brissie, L (7, 1) OBP: 0.238, SLG: 0.286		2-3 3-H 1B		P4		F3		1B		1 0 1 0 1 1	0 0 0 0 0 0	1 0 0 0 0 0	1 0 0 0 0 0	0 0 0 0 0 0	0 0 0 0 0 0	0 0 1 0 1 0
Inning Stats	R: 0 E: 0 K: 1 S: 6 H: 1 LOB: 1 BB: 0 P: 6	R: 1 E: 0 K: 0 S: 6 H: 3 LOB: 2 BB: 0 P: 6	R: 0 E: 0 K: 0 S: 5 H: 2 LOB: 2 BB: 0 P: 5	R: 0 E: 0 K: 0 S: 4 H: 1 LOB: 1 BB: 0 P: 4	R: 0 E: 0 K: 1 S: 5 H: 0 LOB: 0 BB: 0 P: 5	R: 2 E: 0 K: 0 S: 6 H: 3 LOB: 2 BB: 1 P: 10	R: 0 E: 0 K: 0 S: 4 H: 1 LOB: 1 BB: 0 P: 4	R: 0 E: 0 K: 0 S: 4 H: 1 LOB: 1 BB: 0 P: 4	R: 1 E: 0 K: 0 S: 4 H: 1 LOB: 0 BB: 0 P: 4	1B: 9 2B: 3 3B: 0 HR: 1 SF: 0 SAC: 0 DP: 0 HBP: 0						

	AB	40
	R	4
	H	13
	RBI	4
	BB	1
	SO	2
	LOB	25

PITCHER	IP	WLS	BF	H	R	ER	SO	BB	IBB	HBP	BLK	WP	HR	S	P	ERA	WHIP
Connie Marrero, R (1, 1) ERA: 3.23	9.0	W	41	13	4	4	2	1	0	0	0	0	1	44	48	4.00	1.556

PITCHER	IP	WLS	BF	H	R	ER	SO	BB	IBB	HBP	BLK	WP	HR	S	P	ERA	WHIP

WP: 0 PB: 0 SB: 0 CS: 0 PA: 41

Batter	1	2	3	4	5	6	7	8	9	AB	R	H	RBI	BB	SO	LOB
Eddie Yost, R (1, 5) OBP: 0.420, SLG: 0.405	F3		FC5-4 2B 1-2f			BBBB 4-0 SH2-3 BB	5-3			3	0	0	0	1	0	2
Gil Coan, L (1, 7) OBP: 0.389, SLG: 0.527	1B		1-3 2B			F9		F8		4	0	2	0	0	0	1
Irv Noren, L (1, 8) OBP: 0.379, SLG: 0.476	F7		4-3			SH2-3 1-2		G3		3	0	0	0	0	0	3
Mickey Vernon, L (1, 3) OBP: 0.325, SLG: 0.388	6-3			3-1		F7		F8		4	0	0	0	0	0	2
Sam Mele, R (1, 9) OBP: 0.308, SLG: 0.360		5-3		5-3			F4		G4-6-3 1B	4	0	1	0	0	0	0
Pete Runnels, L (1, 6) OBP: 0.258, SLG: 0.241		F7		4-3			1B 6-3 1B		F7	4	1	1	0	0	0	1
Cass Michaels, R (1, 4) OBP: 0.332, SLG: 0.349		F3			6-3		6-3 1-3 1B 1B		G4-6-3 1-2f	4	1	1	0	0	0	1
Clyde Kluttz, R (1, 2) OBP: 0.389, SLG: 0.333			FC3-1 1B		4-3		6-3 1-2 3-H			3	0	1	1	0	0	1
Sid Hudson, R (1, 1) OBP: 0.375, SLG: 0.286 Joe Haynes, R (4, 1) OBP: 0.333, SLG: 0.273			FC3-1 FC5-4 1-2f		3-1		2-H 1B			1 2	0 0	0 1	0 1	0 0	0 0	1 0
Inning Stats	R: 0 E: 0 K: 0 S: 4 H: 1 LOB: 1 BB: 0 P: 4	R: 0 E: 0 K: 0 S: 3 H: 0 LOB: 0 BB: 0 P: 3	R: 0 E: 0 K: 0 S: 5 H: 2 LOB: 2 BB: 0 P: 5	R: 0 E: 0 K: 0 S: 3 H: 0 LOB: 0 BB: 0 P: 3	R: 0 E: 0 K: 0 S: 3 H: 0 LOB: 0 BB: 0 P: 3	R: 0 E: 0 K: 0 S: 3 H: 0 LOB: 1 BB: 1 P: 7	R: 2 E: 0 K: 0 S: 6 H: 3 LOB: 1 BB: 0 P: 6	R: 0 E: 0 K: 0 S: 3 H: 0 LOB: 0 BB: 0 P: 3	R: 0 E: 0 K: 0 S: 3 H: 1 LOB: 0 BB: 0 P: 3	1B: 6 2B: 1 3B: 0 HR: 0 SF: 0 SAC: 1 DP: 1 HBP: 0						

PITCHER	IP	WLS	BF	H	R	ER	SO	BB	IBB	HBP	BLK	WP	HR	S	P	ERA	WHIP
Mike Garcia, R (1, 1) ERA: 2.91	9.0	W	34	7	2	2	0	1	0	0	0	0	0	33	37	2.00	0.889

PITCHER	IP	WLS	BF	H	R	ER	SO	BB	IBB	HBP	BLK	WP	HR	S	P	ERA	WHIP

TOP

Washington Senators @ Cleveland Indians

Cleveland Municipal Stadium, Cleveland, OH

Sun Jul 15 1951, 3:38 AM EDT
Att. 28,945 - Unknown

livebaseballscorecards.com

AB	32
R	2
H	7
RBI	2
BB	1
SO	0
LOB	12

WP: 0 PA: 34
PB: 0
SB: 0
CS: 0

Batter	1	2	3	4	5	6	7	8	9	AB	R	H	RBI	BB	SO	LOB
Dale Mitchell, L (1, 7) OBP: 0.319, SLG: 0.348	BBBB 4-0 E 4-3 BB		x 0-0 SH1-3 1B 1B	x 0-0 ② FC4-6 1-2f 2-3 2B		x 0-0 ① 4-3				3	3	1	0	1	0	2
Bobby Avila, R (1, 4) OBP: 0.389, SLG: 0.405 Snuffy Stirnweiss, R (5, 4) OBP: 0.380, SLG: 0.284	x 0-0 E1 4-3 1-3 G3		x 0-0 ② SH1-3 1-2	x 0-0 1-H 3-H 1B 2B		x 0-0 L6-3 1B				2 1	2 0	1 1	2 0	0 0	0 0	1 0
Larry Doby, L (1, 8) OBP: 0.465, SLG: 0.595 Sam Chapman, R (5, 8) OBP: 0.325, SLG: 0.331	x 0-0 ① 4-3 2-3 3-H		x 0-0 BB 2-H 1B	BBBB 4-0 1B BB		x 0-0 ②③ L6-3 1-2				2 1	0 0	1 0	2 0	1 0	0 0	1 1
Luke Easter, L (1, 3) OBP: 0.381, SLG: 0.524	x 0-0 ② G3 3-H		BBBB 4-0 1-2 BB	x 0-0 BB 1-3 2-H 1B			x 0-0 ① 4-3			3	0	1	2	1	0	0
Al Rosen, R (1, 5) OBP: 0.363, SLG: 0.446	x 0-0 ③ F8		x 0-0 ③ 5-6-3	BBBB 4-0 FC6 1-2 BB			x 0-0 ② F7			3	0	0	0	1	0	2
Harry Simpson, L (1, 9) OBP: 0.332, SLG: 0.283	SSS 0-3 ① K			x 0-0 1B 1B 1B x 0-0 ③ FC6 1-2f			x 0-0 ③ F8			4	1	1	0	0	1	3
Ray Boone, R (1, 6) OBP: 0.325, SLG: 0.318	x 0-0 ② L6			x 0-0 FC4-6 1B 1-3 2B 1B	x 0-0 ① L5			x 0-0 ① 6-3		4	1	1	0	0	0	0
Jim Hegan, R (1, 2) OBP: 0.343, SLG: 0.434	x 0-0 ③ 6-3			x 0-0 FC4-6 1-2 3-H 1B	x 0-0 ② 6-3			x 0-0 ② 4-3		4	0	1	1	0	0	0
Mike Garcia, R (1, 1) OBP: 0.184, SLG: 0.250			x 0-0 ① 1-3	SSS 0-3 ① K	x 0-0 ③ F7			x 0-0 ③ L3		4	0	0	0	0	1	2
Inning Stats	R: 2 H: 0 E: 1 LOB: 0 K: 0 BB: 1 S: 4 P: 8	R: 0 H: 0 E: 0 LOB: 0 K: 1 BB: 0 S: 5 P: 5	R: 1 H: 2 E: 0 LOB: 2 K: 0 BB: 1 S: 5 P: 9	R: 4 H: 5 E: 0 LOB: 3 K: 1 BB: 2 S: 10 P: 18	R: 0 H: 0 E: 0 LOB: 0 K: 0 BB: 0 S: 3 P: 3	R: 0 H: 1 E: 0 LOB: 0 K: 0 BB: 0 S: 3 P: 3	R: 0 H: 0 E: 0 LOB: 0 K: 0 BB: 0 S: 3 P: 3	R: 0 H: 0 E: 0 LOB: 0 K: 0 BB: 0 S: 3 P: 3		1B: 7 SF: 0 2B: 2 SAC: 1 3B: 0 DP: 1 HR: 0 HBP: 0						

PITCHER		IP	WLS	BF	H	R	ER	SO	BB	IBB	HBP	BLK	WP	HR	S	P	ERA	WHIP
Sid Hudson, R ERA: 5.92	(1, 1)	3.2	L	22	7	7	5	2	3	0	0	0	0	0	23	35	12.27	2.727
Joe Haynes, R ERA: 4.91	(4, 1)	4.1		14	1	0	0	0	1	0	0	0	0	0	13	17	0.00	0.462

PITCHER	IP	WLS	BF	H	R	ER	SO	BB	IBB	HBP	BLK	WP	HR	S	P	ERA	WHIP

BOTTOM

Washington Senators @ Cleveland Indians

Cleveland Municipal Stadium, Cleveland, OH

Sun Jul 15 1951, 3:38 AM EDT

Att. 28,945 - Unknown

livebaseballscorecards.com

AB	31
R	7
H	8
RBI	7
BB	4
SO	2
LOB	12

Batter	1	2	3	4	5	6	7	8	9	AB	R	H	RBI	BB	SO	LOB
Eddie Yost, R (1, 5) OBP: 0.418, SLG: 0.401	5-3		4-3			F7		BB		3	0	0	0	1	0	0
Gil Coan, L (1, 7) OBP: 0.388, SLG: 0.523	F3		4-3			1B		F9		4	0	1	0	0	0	2
Irv Noren, L (1, 8) OBP: 0.378, SLG: 0.477	1B 2B			L9		3-1			F7	4	1	1	0	0	0	1
Mickey Vernon, L (1, 3) OBP: 0.328, SLG: 0.390	2-H 1B			F2			F9		1B 1B	4	1	2	1	0	0	0
Sam Mele, R (1, 9) OBP: 0.304, SLG: 0.355	F8			5-3			5-3		F3	4	0	0	0	0	0	2
Pete Runnels, L (1, 6) OBP: 0.257, SLG: 0.242		4-3			F8		F8		1-3 1B	4	0	1	0	0	0	0
Sam Dente, R (1, 4) OBP: 0.330, SLG: 0.304		F8			F7			F8	1-3 3-H 1B	4	0	1	1	0	0	0
Mike Guerra, R (1, 2) OBP: 0.252, SLG: 0.195		6-3			F5			F8	F4	4	0	0	0	0	0	2
Julio Moreno, R (1, 1) OBP: 0.227, SLG: 0.190			F6			K		BB 1B		1	0	0	0	0	0	0
Sherry Robertson, L (6, PH) OBP: 0.222, SLG: 0.146										1	0	0	0	0	1	0
Tom Ferrick, R (6, 1) OBP: 0.667, SLG: 0.667										1	0	1	0	0	0	0
Inning Stats	R: 1 E: 0 K: 0 S: 5 H: 2 LOB: 1 BB: 0 P: 5	R: 0 E: 0 K: 0 S: 3 H: 0 LOB: 0 BB: 0 P: 3	R: 0 E: 0 K: 0 S: 3 H: 0 LOB: 0 BB: 0 P: 3	R: 0 E: 0 K: 0 S: 3 H: 0 LOB: 0 BB: 0 P: 3	R: 0 E: 0 K: 0 S: 3 H: 0 LOB: 0 BB: 0 P: 3	R: 0 E: 0 K: 1 S: 6 H: 1 LOB: 1 BB: 0 P: 6	R: 0 E: 0 K: 0 S: 3 H: 0 LOB: 0 BB: 0 P: 3	R: 0 E: 0 K: 0 S: 4 H: 1 LOB: 2 BB: 1 P: 8	R: 1 E: 0 K: 0 S: 6 H: 3 LOB: 2 BB: 0 P: 6	1B: 6 2B: 1 3B: 0 HR: 0 SF: 0 SAC: 0 DP: 0 HBP: 0						

PITCHER	IP	WLS	BF	H	R	ER	SO	BB	IBB	HBP	BLK	WP	HR	S	P	ERA	WHIP
Steve Gromek, R (1, 1) ERA: 4.0	9.0	W	35	7	2	2	1	1	0	0	0	0	0	36	40	2.00	0.889

PITCHER	IP	WLS	BF	H	R	ER	SO	BB	IBB	HBP	BLK	WP	HR	S	P	ERA	WHIP

TOP

Washington Senators @ Cleveland Indians

Cleveland Municipal Stadium, Cleveland, OH

Mon Jul 16 1951, 3:33 AM EDT

Att. 5,933 - Unknown

livebaseballscorecards.com

AB	34
R	2
H	7
RBI	2
BB	1
SO	1
LOB	7

WP: 0 PB: 0 SB: 0 CS: 0 PA: 35

Batter	1	2	3	4	5	6	7	8	9	AB	R	H	RBI	BB	SO	LOB
Dale Mitchell, L (1, 7) OBP: 0.329, SLG: 0.358	SH1-3 HR 2B		BBBB 4-0 L4-3 BB	BBBB 4-0 1-2 2-3 3-H BB		0-0 FC3-6 1-2 1B		0-0 ② F7		2	1	2	1	2	0	0
Bob Kennedy, R (7, 9) OBP: 0.303, SLG: 0.357										1	0	0	0	0	0	0
Bobby Avila, R (1, 4) OBP: 0.384, SLG: 0.398	0-0 ① SH1-3 2-3		0-0 ①② SSS L4-3 1-2	0-3 ③ K		0-0 ① F8		0-0 ③ 5-3		4	0	0	0	0	1	6
Larry Doby, L (1, 8) OBP: 0.462, SLG: 0.589	0-0 ② F5		0-0 FC4-6 1B	SSS 0-3 ① K		0-0 ② FC3-6 1-2f 2-3 HR				4	1	1	0	0	1	3
Sam Chapman, R (7, 8) OBP: 0.325, SLG: 0.331										0	0	0	0	0	0	0
Luke Easter, L (1, 3) OBP: 0.387, SLG: 0.557	0-0 3-H HR		0-0 ③ FC4-6 1-2f		0-0 HR 1B	0-0 1-H 3-H HR				4	3	3	5	0	0	1
Al Rosen, R (1, 5) OBP: 0.364, SLG: 0.454	0-0 ③ 6-3			BBBB 4-0 BB 1B BB BB	0-0 1-H HR	0-0 ③ 1-3				3	2	1	2	1	0	0
Harry Simpson, L (1, 9) OBP: 0.335, SLG: 0.288		0-0 ① 4-3		0-0 ① F8	0-0 1B		0-0 ① 1B			4	0	2	0	0	0	1
(7, 7)																
Ray Boone, R (1, 6) OBP: 0.327, SLG: 0.321		0-0 ② F7		BB BB 1-2 1B	0-0 ② F8		0-0 G1-6-3 1B			4	0	2	0	0	0	1
Jim Hegan, R (1, 2) OBP: 0.341, SLG: 0.430		0-0 1B 1B		0-0 ② F7	0-0 ③ 1-3		0-0 ②③ G1-6-3 1-2f			4	0	1	0	0	0	4
Steve Gromek, S (1, 1) OBP: 0.545, SLG: 0.375		0-0 ③ 1-3 1B		BBB 4-0 BB 1-2 2-3 BB		0-0 FC3-6 HR 1B 1B		0-0 ① 4-3		3	1	2	0	1	0	0
Inning Stats	R: 2 E: 0 K: 0 S: 5 H: 2 LOB: 0 BB: 0 P: 5	R: 0 E: 0 K: 0 S: 4 H: 2 LOB: 2 BB: 0 P: 4	R: 0 E: 0 K: 0 S: 3 H: 1 LOB: 1 BB: 1 P: 7	R: 1 E: 0 K: 1 S: 6 H: 1 LOB: 3 BB: 3 P: 18	R: 2 E: 0 K: 1 S: 8 H: 3 LOB: 1 BB: 0 P: 8	R: 3 E: 0 K: 0 S: 6 H: 3 LOB: 0 BB: 0 P: 6	R: 0 E: 0 K: 0 S: 3 H: 2 LOB: 0 BB: 0 P: 3	R: 0 E: 0 K: 0 S: 3 H: 0 LOB: 0 BB: 0 P: 3		1B: 10 2B: 2 3B: 0 HR: 3	SF: 0 SAC: 1 DP: 2 HBP: 0						

BOTTOM

Washington Senators @ Cleveland Indians

Cleveland Municipal Stadium, Cleveland, OH

Mon Jul 16 1951, 3:33 AM EDT

Att. 5,933 - Unknown

livebaseballscorecards.com

AB	33
R	8
H	14
RBI	8
BB	4
SO	2
LOB	16

WP: 0 PB: 0 SB: 0 CS: 0 PA: 38

PITCHER		IP	WLS	BF	H	R	ER	SO	BB	IBB	HBP	BLK	WP	HR	S	P	ERA	WHIP
Julio Moreno, R ERA: 4.71	(1, 1)	5.0	L	26	9	5	5	2	4	0	0	0	0	2	26	42	9.00	2.600
Tom Ferrick, R ERA: 5.92	(6, 1)	3.0		12	5	3	3	0	0	0	0	0	0	1	12	12	9.00	1.667

PITCHER	IP	WLS	BF	H	R	ER	SO	BB	IBB	HBP	BLK	WP	HR	S	P	ERA	WHIP

Batter	1	2	3	4	5	6	7	8	9	AB	R	H	RBI	BB	SO	LOB
Dom DiMaggio, R (1, 8) OBP: 0.373, SLG: 0.452	6-3		E5 / G4-6-3 / 1-3 2-H / 1B		F5			1B		4	0	2	1	0	0	1
6 Johnny Pesky, L (1, 6) OBP: 0.405, SLG: 0.365	F9		G4-6-3 / 1-2f			G3		F4		4	0	0	0	0	0	3
Ted Williams, L (1, 7) OBP: 0.491, SLG: 0.604	F7			F3		6-3			4-3	4	0	0	0	0	0	0
Vern Stephens, R (1, 5) OBP: 0.372, SLG: 0.526 Fred Hatfield, L (4, 5) OBP: 0.320, SLG: 0.318	K			6-3		6-3			FC1-4 / 1B	2 2	0 0	0 1	0 0	0 0	1 0	0 0
Bobby Doerr, R (1, 4) OBP: 0.372, SLG: 0.434	F9			F9			4-3		FC1-4 / BB / 1-2f / 1B	4	1	0	0	0	0	1
Lou Boudreau, R (1, 3) OBP: 0.356, SLG: 0.424	F9				HR		K		HR / 1-2 / 1B / BB	3	2	1	1	1	1	0
Clyde Vollmer, R (1, 9) OBP: 0.361, SLG: 0.526			6-3		5-3		L6		HR / 1-2 2-H / 1B	4	1	1	1	0	0	0
Les Moss, R (1, 2) OBP: 0.288, SLG: 0.293 Charlie Maxwell, L (9, PH) OBP: 0.269, SLG: 0.304			BB / 1B / E		SH1-3 / 1B			F8	HR / 1-H 2-H	2 1	1 1	1 1	0 3	1 0	0 0	0 0
Mel Parnell, L (1, 1) OBP: 0.354, SLG: 0.302 Walt Masterson, R (4, 1) Willard Nixon, L (6, 1) OBP: 0.412, SLG: 0.516 Mickey McDermott, L (9, PH) OBP: 0.279, SLG: 0.333			E / 1B / 1-2 / 1B		SH1-3 / 1-2			F4	K	1 0 1 1	0 0 0 0	1 0 0 0	0 0 0 0	0 0 0 0	0 0 0 1	0 0 0 0
Inning Stats	R: 0 E: 0 K: 0 S: 3 H: 0 LOB: 0 BB: 0 P: 3	R: 0 E: 0 K: 1 S: 5 H: 0 LOB: 0 BB: 0 P: 5	R: 1 E: 1 K: 0 S: 4 H: 2 LOB: 1 BB: 1 P: 8	R: 0 E: 0 K: 0 S: 3 H: 0 LOB: 0 BB: 0 P: 3	R: 1 E: 0 K: 0 S: 5 H: 2 LOB: 1 BB: 0 P: 5	R: 0 E: 0 K: 0 S: 3 H: 0 LOB: 0 BB: 0 P: 3	R: 0 E: 0 K: 1 S: 5 H: 0 LOB: 0 BB: 0 P: 5	R: 0 E: 0 K: 0 S: 4 H: 1 LOB: 1 BB: 0 P: 4	R: 4 E: 0 K: 1 S: 8 H: 3 LOB: 0 BB: 1 P: 12	1B: 6 2B: 0 3B: 0 HR: 2	SF: 0 SAC: 1 DP: 1 HBP: 0						

PITCHER	IP	WLS	BF	H	R	ER	SO	BB	IBB	HBP	BLK	WP	HR	S	P	ERA	WHIP
Bob Feller, R (1, 1) ERA: 2.94	9.0	W	36	8	6	6	3	2	0	0	0	0	2	40	48	6.00	1.111

PITCHER	IP	WLS	BF	H	R	ER	SO	BB	IBB	HBP	BLK	WP	HR	S	P	ERA	WHIP

TOP

Boston Red Sox @ Cleveland Indians

Cleveland Municipal Stadium, Cleveland, OH

Tue Jul 17 1951, 3:33 AM EDT
Att. 38,154 - Unknown

livebaseballscorecards.com

AB	33
R	6
H	8
RBI	6
BB	2
SO	3
LOB	5

WP: 0 PB: 0 SB: 0 CS: 0 PA: 36

Batter	1	2	3	4	5	6	7	8	9	AB	R	H	RBI	BB	SO	LOB
Dale Mitchell, L (1, 7) OBP: 0.331, SLG: 0.360	F6		SH, PB, 1B, 1-2, 1B	2-H, 1B		1B		F7		4	1	2	1	0	0	0
Bobby Avila, R (1, 4) OBP: 0.382, SLG: 0.396	E6, G4-6-3		PB, 1-2, 2-H, 1B	4-3		L7				4	1	1	1	0	0	2
Larry Doby, L (1, 8) OBP: 0.460, SLG: 0.584 Sam Chapman, R (5, PR) OBP: 0.324, SLG: 0.329 (6, 8)	G4-6-3, 1-2f		K, 1-2, 2-3		BBBB, 1B, 1B, BB	SSS, K				2 1	0 1	0 1	0 0	1 0	1 1	3 1
Luke Easter, L (1, 3) OBP: 0.393, SLG: 0.558		BBBB, FC3-5, 1B, BB	1B, 2-H, 3-H, 1B		1B, BB, 1-3, 1B	4-3				3	2	2	2	1	0	1
Al Rosen, R (1, 5) OBP: 0.369, SLG: 0.456		L6-4, FC3-5, 1-2, 1B	2B, 2-H, 1B		BBBB, E, 1B, 1-2, IBB, BB		F8			3	1	2	1	1	0	0
Bob Kennedy, R (1, 9) OBP: 0.307, SLG: 0.365	FC3-5, 1-2, 2-3f		2B, 1-H		E, 1-2, 2-H, 3-H, 1B		SSS, K			4	0	2	3	0	1	2
Ray Boone, R (1, 6) OBP: 0.326, SLG: 0.317	L6-4, 2-3			BBBB, PB, 1B, BB	1-3, 1-2, 2-3		SSS, K			3	1	0	0	1	1	4
Jim Hegan, R (1, 2) OBP: 0.340, SLG: 0.425			L8	SSS, K, 1-2	IBB, 3-H			SSS, K		3	0	0	0	1	2	1
Bob Feller, R (1, 1) OBP: 0.218, SLG: 0.176			BBBB, SH, 1B, BB	F5	SSS, K			SSS, K		3	1	0	0	1	2	3
Inning Stats	R: 0 H: 0 E: 1 LOB: 0 K: 0 BB: 0 S: 3 P: 3	R: 0 H: 1 E: 0 LOB: 1 K: 0 BB: 1 S: 3 P: 7	R: 5 H: 4 E: 1 LOB: 1 K: 1 BB: 1 S: 9 P: 13	R: 1 H: 1 E: 0 LOB: 1 K: 1 BB: 1 S: 6 P: 10	R: 2 H: 2 E: 1 LOB: 2 K: 1 BB: 3 S: 6 P: 18	R: 0 H: 1 E: 0 LOB: 1 K: 1 BB: 0 S: 6 P: 6	R: 0 H: 0 E: 0 LOB: 0 K: 2 BB: 0 S: 7 P: 7	R: 0 H: 0 E: 0 LOB: 0 K: 2 BB: 0 S: 7 P: 7		1B: 8 SF: 0 2B: 2 SAC: 1 3B: 0 DP: 2 HR: 0 HBP: 0						

PITCHER	IP	WLS	BF	H	R	ER	SO	BB	IBB	HBP	BLK	WP	HR	S	P	ERA	WHIP
Mel Parnell, L (1, 1) ERA: 3.3	3.0	L	15	5	5	0	1	2	0	0	0	0	0	15	23	0.00	2.333
Walt Masterson, R (4, 1) ERA: 2.76	2.0		12	3	3	2	2	3	1	0	0	0	0	12	28	9.00	3.000
Willard Nixon, R (6, 1) ERA: 4.55	3.0		10	1	0	0	5	0	0	0	0	0	0	20	20	0.00	0.333

PITCHER	IP	WLS	BF	H	R	ER	SO	BB	IBB	HBP	BLK	WP	HR	S	P	ERA	WHIP

BOTTOM

Boston Red Sox @ Cleveland Indians

Cleveland Municipal Stadium, Cleveland, OH

Tue Jul 17 1951, 3:33 AM EDT

Att. 38,154 - Unknown

livebaseballscorecards.com

AB	30
R	8
H	9
RBI	8
BB	6
SO	8
LOB	17

WP: 0	PA: 37		
PB: 2			
SB: 0			
CS: 0			

Batter	1	2	3	4	5	6	7	8	9	AB	R	H	RBI	BB	SO	LOB
Dom DiMaggio, R (1, 8) OBP: 0.373, SLG: 0.454	L1		L1		6 1B 1B 1B	6-3			6 1B FC3-2 2B	5	1	2	0	0	0	1
6 Johnny Pesky, L (1, 6) OBP: 0.413, SLG: 0.377	HBP			F8 2B	1B E 1-2 1B		5-3		HBP FC3-2 2-3 1B	4	1	3	0	0	0	0
Ted Williams, L (1, 7) OBP: 0.487, SLG: 0.597	F8			F8 2-3	E 1-3 2-H 1B		3-1		FC3-2 HBP 1-2 3-H	5	0	1	1	0	0	4
Lou Boudreau, R (1, 5) OBP: 0.353, SLG: 0.416	F7			L4	E6 1-2 3-H		K		FC6-4 HBP 1-2 2-3	4	0	0	0	0	1	3
Bobby Doerr, R (1, 4) OBP: 0.370, SLG: 0.429		1-3		FC6-4 BB	F8			F9	K	4	0	0	0	1	1	5
Billy Goodman, L (1, 3) OBP: 0.384, SLG: 0.372		1-3		FC6-4 1-2f	K			2B	FC6-4 1-2f	5	0	1	0	0	1	5
Clyde Vollmer, R (1, 9) OBP: 0.371, SLG: 0.547		F8			HR	E E BB		IBB		2	2	1	1	2	0	0
Buddy Rosar, R (1, 2) OBP: 0.359, SLG: 0.321			F8		F2	E8 4-3 1-H 1B		F9		4	0	1	0	0	0	2
Leo Kiely, L (1, 1) OBP: 0.125, SLG: 0.125			F7		F7	4-3 2-3		K		2	0	0	0	0	0	0
Bill Wight, L (5, 1) OBP: 0.160, SLG: 0.087										1	0	0	0	0	0	1
Ellis Kinder, R (7, 1) OBP: 0.050, SLG: 0.100										1	0	0	0	0	1	2
Inning Stats	R: 0 E: 0 K: 0 S: 3 H: 0 LOB: 1 BB: 0 P: 4	R: 0 E: 0 K: 0 S: 3 H: 0 LOB: 0 BB: 0 P: 3	R: 0 E: 0 K: 0 S: 3 H: 0 LOB: 0 BB: 0 P: 3	R: 0 E: 0 K: 0 S: 4 H: 1 LOB: 2 BB: 1 P: 8	R: 3 E: 1 K: 0 S: 8 H: 4 LOB: 2 BB: 0 P: 8	R: 1 E: 1 K: 1 S: 6 H: 1 LOB: 1 BB: 1 P: 10	R: 0 E: 0 K: 1 S: 5 H: 0 LOB: 0 BB: 0 P: 5	R: 0 E: 0 K: 1 S: 6 H: 1 LOB: 2 BB: 1 P: 10	R: 0 E: 0 K: 1 S: 7 H: 2 LOB: 3 BB: 0 P: 8	1B: 5 2B: 3 3B: 0 HR: 1 SF: 0 SAC: 0 DP: 0 HBP: 2						

PITCHER	IP	WLS	BF	H	R	ER	SO	BB	IBB	HBP	BLK	WP	HR	S	P	ERA	WHIP
Bob Lemon, R (1, 1) ERA: 3.94	7.0	L	31	6	4	2	2	2	0	1	0	0	1	32	41	2.57	1.143
Lou Brissie, L (8, 1) ERA: 4.54	1.0		5	1	0	0	1	0	1	0	0	0	0	6	10	0.00	1.000
Mike Garcia, R (9, 1) ERA: 2.88	1.0		6	2	0	0	1	0	0	1	0	0	0	7	8	0.00	2.000

PITCHER	IP	WLS	BF	H	R	ER	SO	BB	IBB	HBP	BLK	WP	HR	S	P	ERA	WHIP

TOP

Boston Red Sox @ Cleveland Indians

Cleveland Municipal Stadium, Cleveland, OH

Wed Jul 18 1951, 3:33 AM EDT

Att. 37,542 - Unknown

livebaseballscorecards.com

AB	37
R	4
H	9
RBI	2
BB	3
SO	4
LOB	23

BOTTOM

Boston Red Sox @ Cleveland Indians

Cleveland Municipal Stadium, Cleveland, OH

Wed Jul 18 1951, 3:33 AM EDT

Att. 37,542 - Unknown

livebaseballscorecards.com

Batter	1	2	3	4	5	6	7	8	9	AB	R	H	RBI	BB	SO	LOB
Dale Mitchell, L (1, 7) OBP: 0.329, SLG: 0.357	F9		FC6-4 1B		L7		F4		4-3	5	0	1	0	0	0	1
Bobby Avila, R (1, 4) OBP: 0.389, SLG: 0.404	1-3 1B		FC6-4 S 1-2f		2B 1B		BB 2B 1-2 1B		1B	5	1	4	0	0	0	1
Larry Doby, L (1, 8) OBP: 0.459, SLG: 0.582	1-3 1-2		K 1-2		L6-4 1-3 2B		2B BB 1-2 2-3		K	4	1	1	0	1	2	3
Luke Easter, L (1, 3) OBP: 0.398, SLG: 0.560	FC4 BB		FC6-4 BB		L6-4 2-3		2B 1-H 2-H 3-H		K	3	0	1	3	2	1	3
Al Rosen, R (1, 5) OBP: 0.367, SLG: 0.452	FC4 1-2f		FC6-4 1-2f			BB	K			3	0	0	0	1	1	5
Bob Kennedy, R (1, 9) OBP: 0.301, SLG: 0.357		F9		F8		L7	F6			4	0	0	0	0	0	2
Ray Boone, R (1, 6) OBP: 0.322, SLG: 0.313		F9		F8		L4		F8		4	0	0	0	0	0	1
Jim Hegan, R (1, 2) OBP: 0.342, SLG: 0.435		1B		3B		F7		5-3		4	0	2	0	0	0	1
Bob Lemon, L (1, 1) OBP: 0.182, SLG: 0.235		F8		5-3			BB 1B 2B BB	5-3		2	0	0	0	0	0	2
Snuffy Stirnweiss, R (7, PH) OBP: 0.387, SLG: 0.284										0	1	0	0	1	0	0
Lou Brissie, L (8, 1) OBP: 0.238, SLG: 0.286										0	0	0	0	0	0	0
Harry Simpson, L (8, PH) OBP: 0.333, SLG: 0.286										1	0	0	0	0	0	0
Mike Garcia, R (9, 1) OBP: 0.184, SLG: 0.250										0	0	0	0	0	0	0
Inning Stats	R: 0 E: 0 K: 0 S: 4 H: 1 LOB: 2 BB: 1 P: 8	R: 0 E: 0 K: 0 S: 4 H: 1 LOB: 1 BB: 0 P: 4	R: 0 E: 0 K: 1 S: 6 H: 1 LOB: 2 BB: 1 P: 10	R: 0 E: 0 K: 0 S: 4 H: 1 LOB: 1 BB: 0 P: 4	R: 0 E: 0 K: 0 S: 4 H: 2 LOB: 1 BB: 0 P: 4	R: 0 E: 0 K: 0 S: 3 H: 0 LOB: 1 BB: 1 P: 7	R: 3 E: 0 K: 1 S: 7 H: 2 LOB: 1 BB: 2 P: 15	R: 0 E: 0 K: 0 S: 3 H: 0 LOB: 0 BB: 0 P: 3	R: 0 E: 0 K: 2 S: 8 H: 1 LOB: 1 BB: 0 P: 8	1B: 6 2B: 3 3B: 1 HR: 0 SF: 0 SAC: 0 DP: 1 HBP: 0						

AB	35
R	3
H	9
RBI	3
BB	5
SO	4
LOB	19

WP: 0 PB: 0 SB: 1 CS: 0 PA: 40

PITCHER		IP	WLS	BF	H	R	ER	SO	BB	IBB	HBP	BLK	WP	HR	S	P	ERA	WHIP
Leo Kiely, L ERA: 2.7	(1, 1)	4.1		21	6	0	0	1	2	0	0	0	0	0	21	29	0.00	1.846
Bill Wight, L ERA: 6.36	(5, 1)	2.0		10	2	3	3	0	3	0	0	0	0	0	7	19	13.50	2.500
Ellis Kinder, R ERA: 3.57	(7, 1)	2.2	W	9	1	0	0	3	0	0	0	0	0	0	15	15	0.00	0.375

PITCHER	IP	WLS	BF	H	R	ER	SO	BB	IBB	HBP	BLK	WP	HR	S	P	ERA	WHIP

Boston Red Sox @ Cleveland Indians

Cleveland Municipal Stadium, Cleveland, OH

Thu Jul 19 1951, 3:33 AM EDT

Att. 10,502 - Unknown

TOP

livebaseballscorecards.com

Batter	1	2	3	4	5	6	7	8	9	10	11	AB	R	H	RBI	BB	SO	LOB
Dom DiMaggio, R (1, 8) OBP: 0.371, SLG: 0.450	F2		1-3 6 1B FC5-2-5-2 1B		F4			K		F8		5	0	1	0	0	1	0
6 Johnny Pesky, L (1, 6) (7, 4) OBP: 0.416, SLG: 0.379	FC6-4 BB		FC5-2-5-2 1-3 1-2 1B		4-3			1B		4-3		4	0	2	0	1	0	0
Ted Williams, L (1, 7) OBP: 0.483, SLG: 0.589	F9		1-3 1-2 2-3			F8		1-3		FC6-4 BB		4	0	0	0	1	0	4
Lou Boudreau, R (1, 5) (7, 6) OBP: 0.346, SLG: 0.407	FC6-4 1-2f		FC5-2-5-2 S 2-3 3-H			F4			F8	FC6-4 1-2f		5	0	0	0	0	0	4
Bobby Doerr, R (1, 4) OBP: 0.370, SLG: 0.431 Fred Hatfield, L (7, 5) OBP: 0.333, SLG: 0.333		SH1-3 HR 2B	6-3 1-2			F9			1B 1B		6-3	3 2	1 1	1 1	0 0	0 0	0 0	2 0
Billy Goodman, L (1, 3) OBP: 0.382, SLG: 0.370		SH1-3 2-3		4-3			F7		1B 1-2 1B		4-3	4	0	1	0	0	0	0
Clyde Vollmer, R (1, 9) OBP: 0.372, SLG: 0.585		HR 3-H		K			K		F4		HR	5	2	2	3	0	2	2
Buddy Rosar, R (1, 2) OBP: 0.347, SLG: 0.310 Vern Stephens, R (9, PH) OBP: 0.375, SLG: 0.528 Willard Nixon, L (9, PR) OBP: 0.412, SLG: 0.516 Les Moss, R (9, 2) OBP: 0.290, SLG: 0.293		F9		K			5-3		1-3 2-H 1B		BB	3 1 0 0	0 0 0 0	0 1 0 0	0 1 0 1	1 0 0 0	0 0 0 0	0 0 0 0
Mickey McDermott, L (1, 1) OBP: 0.267, SLG: 0.318 Charlie Maxwell, L (8, PH) OBP: 0.259, SLG: 0.292 Harry Taylor, R (8, 1) OBP: 0.148, SLG: 0.154		4-3			K			K	1-3		F4	2 1 2	0 0 0	0 0 0	0 0 0	0 0 0	1 1 0	0 0 3
Inning Stats	R: 0 E: 0 K: 0 S: 3 H: 0 LOB: 1 BB: 1 P: 7	R: 2 E: 0 K: 0 S: 5 H: 2 LOB: 0 BB: 0 P: 5	R: 0 E: 0 K: 0 S: 5 H: 2 LOB: 2 BB: 0 P: 5	R: 0 E: 0 K: 2 S: 7 H: 0 LOB: 0 BB: 0 P: 7	R: 0 E: 0 K: 1 S: 5 H: 0 LOB: 0 BB: 0 P: 5	R: 0 E: 0 K: 0 S: 3 H: 0 LOB: 0 BB: 0 P: 3	R: 0 E: 0 K: 1 S: 5 H: 0 LOB: 0 BB: 0 P: 5	R: 0 E: 0 K: 2 S: 8 H: 1 LOB: 1 BB: 0 P: 8	R: 1 E: 0 K: 0 S: 6 H: 3 LOB: 2 BB: 0 P: 6	R: 0 E: 0 K: 0 S: 3 H: 0 LOB: 1 BB: 1 P: 7	R: 1 E: 0 K: 0 S: 4 H: 1 LOB: 1 BB: 1 P: 8	1B: 6 2B: 1 3B: 0 HR: 2	SF: 0 SAC: 1 DP: 0 HBP: 0					

	AB	41
	R	4
	H	9
	RBI	4
	BB	3
	SO	6
	LOB	15

WP: 0 PB: 0 SB: 1 CS: 0 PA: 45

PITCHER	IP	WLS	BF	H	R	ER	SO	BB	IBB	HBP	BLK	WP	HR	S	P	ERA	WHIP
Early Wynn, R (1, 1) ERA: 3.62	11.0	W	45	9	4	4	6	3	0	0	0	0	2	54	66	3.27	1.091

PITCHER	IP	WLS	BF	H	R	ER	SO	BB	IBB	HBP	BLK	WP	HR	S	P	ERA	WHIP

Batter	1	2	3	4	5	6	7	8	9	10	11	AB	R	H	RBI	BB	SO	LOB
Dale Mitchell, L (1, 7) OBP: 0.328, SLG: 0.353	4-3		BBBB 4-0 1B BB	F4		FC6-4 1-2f			FC1-6 1B 1-2f		SSS 0-3 K	3	0	0	0	1	0	4
Harry Simpson, L (9, 7) OBP: 0.330, SLG: 0.284												2	0	0	0	0	1	2
Bobby Avila, R (1, 4) OBP: 0.398, SLG: 0.411	1B		1-3 1B		6-3		BBBB 4-0 G4-6-3 BB		1-2 1B		1B 1B 3-H 1B	5	1	4	1	1	0	0
Larry Doby, L (1, 8) OBP: 0.453, SLG: 0.573	SSS 0-3 K		SSS 0-3 K		F7		F7		F7		1-H 1B	4	0	0	0	0	2	4
Sam Chapman, R (8, 8) OBP: 0.325, SLG: 0.331												2	0	1	1	0	0	2
Luke Easter, L (1, 3) OBP: 0.394, SLG: 0.556	4-3			5-3 1B 2B	1-3		G4-6-3 1-2f		4-3			5	1	1	0	0	0	4
Al Rosen, R (1, 5) OBP: 0.365, SLG: 0.448		G5-4-3 1B		5-3 2-3		5-3		F6		F3		5	0	1	0	0	0	1
Bob Kennedy, R (1, 9) OBP: 0.303, SLG: 0.355		G5-4-3 1-2f		H 1-0 1B 1B 4-3 HBP		6-3		1B		1-3		4	1	1	0	0	0	1
Ray Boone, R (1, 6) OBP: 0.323, SLG: 0.314	F4			4-3 1B 1-2 3-H 1B		1B 1B		F8		5-3		5	1	2	1	0	0	1
Jim Hegan, R (1, 2) OBP: 0.345, SLG: 0.436			5-3	4-3 1-2 2-3 1B		1B 1-2 1B		G3			SH1-3 1B 2B	4	0	2	0	0	0	1
Bob Lemon, L (11, PH) OBP: 0.196, SLG: 0.269												1	1	1	0	0	0	0
Early Wynn, S (1, 1) OBP: 0.258, SLG: 0.276			1-3	4-3 1-2 2-3 3-H		FC6-4 1-3 2-H 1B			FC1-6 1B		SH1-3 2-3	4	0	2	2	0	0	2

Inning Stats	1	2	3	4	5	6	7	8	9	10	11
	R: 0 H: 1 E: 0 LOB: 1 K: 1 BB: 0 S: 6 P: 6	R: 0 H: 1 E: 0 LOB: 0 K: 0 BB: 0 S: 3 P: 3	R: 0 H: 1 E: 0 LOB: 2 K: 1 BB: 1 S: 6 P: 10	R: 2 H: 3 E: 0 LOB: 2 K: 0 BB: 0 S: 6 P: 7	R: 0 H: 0 E: 0 LOB: 0 K: 0 BB: 0 S: 3 P: 3	R: 1 H: 3 E: 0 LOB: 2 K: 0 BB: 0 S: 6 P: 6	R: 0 H: 0 E: 0 LOB: 0 K: 0 BB: 1 S: 2 P: 6	R: 0 H: 1 E: 0 LOB: 1 K: 0 BB: 0 S: 4 P: 4	R: 0 H: 2 E: 0 LOB: 2 K: 0 BB: 0 S: 5 P: 5	R: 0 H: 0 E: 0 LOB: 0 K: 0 BB: 0 S: 3 P: 3	R: 2 H: 3 E: 0 LOB: 1 K: 1 BB: 0 S: 7 P: 7

PITCHER	IP	WLS	BF	H	R	ER	SO	BB	IBB	HBP	BLK	WP	HR	S	P	ERA	WHIP
Mickey McDermott, L (1, 1) ERA: 2.9	7.0		31	9	3	3	2	2	0	1	0	0	0	32	41	3.86	1.571
Harry Taylor, R (8, 1) ERA: 5.45	3.2	L	17	6	2	2	1	0	0	0	0	0	0	19	19	4.91	1.636

PITCHER	IP	WLS	BF	H	R	ER	SO	BB	IBB	HBP	BLK	WP	HR	S	P	ERA	WHIP

BOTTOM

Boston Red Sox @ Cleveland Indians

Cleveland Municipal Stadium, Cleveland, OH

Thu Jul 19 1951, 3:33 AM EDT

Att. 10,502 - Unknown

livebaseballscorecards.com

AB	44
R	5
H	15
RBI	5
BB	2
SO	3
LOB	22

1B: 13	SF: 0	WP: 0	PA: 48
2B: 2	SAC: 1	PB: 0	
3B: 0	DP: 2	SB: 0	
HR: 0	HBP: 1	CS: 0	

Batter	1	2	3	4	5	6	7	8	9	10	AB	R	H	RBI	BB	SO	LOB
Eddie Joost, R (1, 6) OBP: 0.395, SLG: 0.471	4-3		G4-6-3 1-2f			G3		6-3			4	0	0	0	0	0	1
Elmer Valo, L (1, 9) OBP: 0.400, SLG: 0.449	4-3			4-3		1B 1B			G3		4	0	1	0	0	0	0
Dave Philley, S (1, 8) OBP: 0.326, SLG: 0.348	1-6-3			F5		1-3 1B			4-3		4	0	1	0	0	0	0
Gus Zernial, R (1, 7) OBP: 0.375, SLG: 0.600		K		1B		K			K2-3		4	0	1	0	0	3	2
Lou Limmer, L (1, 3) OBP: 0.299, SLG: 0.341		BB		K			F9			F5	3	0	0	0	1	1	1
Hank Majeski, R (1, 5) OBP: 0.345, SLG: 0.361		F8			K2-3		F7			F9	4	0	0	0	0	1	1
Lou Klein, R (1, 4) OBP: 0.282, SLG: 0.393		5-3			F5		5-3			F8	3	0	0	0	0	0	1
Pete Suder, R (7, 4) OBP: 0.301, SLG: 0.293											1	0	0	0	0	0	0
Ray Murray, R (1, 2) OBP: 0.322, SLG: 0.279			K		K			F3			0	0	0	0	0	0	0
Sam Zoldak, L (1, 1) OBP: 0.333, SLG: 0.381			G4-6-3 1B			F7		F5			3	0	1	0	0	0	0
Inning Stats	R: 0 H: 0 E: 0 LOB: 0 K: 0 BB: 0 S: 3 P: 3	R: 0 H: 0 E: 0 LOB: 1 K: 1 BB: 1 S: 5 P: 9	R: 0 H: 1 E: 0 LOB: 0 K: 1 BB: 0 S: 5 P: 5	R: 0 H: 1 E: 0 LOB: 1 K: 1 BB: 0 S: 6 P: 6	R: 0 H: 0 E: 0 LOB: 0 K: 2 BB: 0 S: 7 P: 7	R: 0 H: 2 E: 0 LOB: 2 K: 1 BB: 0 S: 7 P: 7	R: 0 H: 0 E: 0 LOB: 0 K: 0 BB: 0 S: 3 P: 3	R: 0 H: 0 E: 0 LOB: 0 K: 0 BB: 0 S: 3 P: 3	R: 0 H: 0 E: 0 LOB: 0 K: 1 BB: 0 S: 5 P: 5	R: 0 H: 0 E: 0 LOB: 0 K: 0 BB: 0 S: 3 P: 3	1B: 4 SF: 0 2B: 0 SAC: 0 3B: 0 DP: 1 HR: 0 HBP: 0						

TOP

Philadelphia Athletics @ Cleveland Indians
Cleveland Municipal Stadium, Cleveland, OH
Fri Jul 20 1951, 3:33 AM EDT
Att. 16,519 - Unknown

livebaseballscorecards.com

AB	30
R	0
H	4
RBI	0
BB	1
SO	5
LOB	6

WP: 0 PA: 34
PB: 0
SB: 0
CS: 0

PITCHER	IP	WLS	BF	H	R	ER	SO	BB	IBB	HBP	BLK	WP	HR	S	P	ERA	WHIP
Mike Garcia, R (1, 1) ERA: 2.67	10.0	W	34	4	0	0	7	1	0	0	0	0	0	47	51	0.00	0.500

Batter	1	2	3	4	5	6	7	8	9	10	AB	R	H	RBI	BB	SO	LOB
Dale Mitchell, L (1, 7) OBP: 0.325, SLG: 0.354	4-3		1-3 2B			F9		F3		FC4-3 1-2f 2B	5	1	1	0	0	0	2
Bobby Avila, R (1, 4) OBP: 0.398, SLG: 0.415	1-3		5-3			F7		1-2 S 1B		1-H 2B	5	0	2	1	0	0	2
Larry Doby, L (1, 8) OBP: 0.451, SLG: 0.566	F8			B B B B G6-4-3 E BB		3-1		S S S 1-2 K			3	0	0	0	1	1	1
Luke Easter, L (1, 3) OBP: 0.387, SLG: 0.546		F2		E4 G6-4-3 1-2			F8		4-3		4	0	0	0	0	0	1
Al Rosen, R (1, 5) OBP: 0.361, SLG: 0.442		5-3		G6-4-3 1-2f 2-3			5-3		S S S K		4	0	0	0	0	1	2
Bob Kennedy, R (1, 9) OBP: 0.307, SLG: 0.363		6-3		F6			BB 1B		2B		4	0	2	0	0	0	1
Ray Boone, R (1, 6) OBP: 0.322, SLG: 0.311			F7		F7		B B B B 4-0 1-2 BB		6-3		3	0	0	0	1	0	1
Birdie Tebbetts, R (1, 2) OBP: 0.250, SLG: 0.278			F8		F7		L9			F7	4	0	0	0	0	0	2
Mike Garcia, R (1, 1) OBP: 0.226, SLG: 0.288			2B 1B		F6			1B 1B		FC4-3 1B	4	0	3	0	0	0	0
Inning Stats	R: 0 H: 0 E: 0 LOB: 0 K: 0 BB: 0 S: 3 P: 3	R: 0 H: 0 E: 0 LOB: 0 K: 0 BB: 0 S: 3 P: 3	R: 0 H: 2 E: 0 LOB: 2 K: 0 BB: 0 S: 5 P: 5	R: 0 H: 0 E: 1 LOB: 1 K: 0 BB: 1 S: 3 P: 7	R: 0 H: 0 E: 0 LOB: 0 K: 0 BB: 0 S: 3 P: 3	R: 0 H: 0 E: 0 LOB: 0 K: 0 BB: 0 S: 3 P: 3	R: 0 H: 1 E: 0 LOB: 2 K: 0 BB: 1 S: 4 P: 8	R: 0 H: 2 E: 0 LOB: 1 K: 1 BB: 0 S: 6 P: 6	R: 0 H: 1 E: 0 LOB: 1 K: 1 BB: 0 S: 6 P: 6	R: 1 H: 2 E: 0 LOB: 1 K: 0 BB: 0 S: 4 P: 4	1B: 5 SF: 0 2B: 3 SAC: 0 3B: 0 DP: 1 HR: 0 HBP: 0						

PITCHER	IP	WLS	BF	H	R	ER	SO	BB	IBB	HBP	BLK	WP	HR	S	P	ERA	WHIP
Sam Zoldak, L (1, 1) ERA: 2.67	9.2	L	38	8	1	1	2	2	0	0	0	0	0	40	48	0.93	1.034

PITCHER	IP	WLS	BF	H	R	ER	SO	BB	IBB	HBP	BLK	WP	HR	S	P	ERA	WHIP

BOTTOM

Philadelphia Athletics @ Cleveland Indians

Cleveland Municipal Stadium, Cleveland, OH

Fri Jul 20 1951, 3:33 AM EDT

Att. 16,519 - Unknown

livebaseballscorecards.com

AB	36
R	1
H	8
RBI	1
BB	2
SO	2
LOB	12

WP: 0 PA: 38
PB: 0
SB: 1
CS: 0

Batter	1	2	3	4	5	6	7	8	9	AB	R	H	RBI	BB	SO	LOB
Eddie Joost, R (1, 6) OBP: 0.392, SLG: 0.466	5-3		1-2 1B		6-3			F9	F4	5	0	1	0	0	0	0
Elmer Valo, L (1, 9) OBP: 0.400, SLG: 0.448	F8		4-3			S 1B 1B		1B 1B 1B	F7	5	1	2	0	0	0	2
Dave Philley, S (1, 8) OBP: 0.331, SLG: 0.353	F8			FC6 1B		1-2 S 1B		1-2 BB 1B 1B 1B		4	1	3	0	0	0	0
Gus Zernial, R (1, 7) OBP: 0.376, SLG: 0.597		F6		SSS 0-3 K		BBB 4-0 G4-6-3 1-2 2-3 BB		1B BB F7 1-2 2-H 1B		3	1	1	1	1	1	1
Lou Limmer, L (1, 3) OBP: 0.297, SLG: 0.330		L4		FC6 BB 1-2f		F6		BBBB 4-0 1B 1-2 2-3 BB		3	0	0	0	1	0	4
Hank Majeski, R (1, 5) OBP: 0.348, SLG: 0.361		F9		BBB 4-0 1-2 BB		G4-6-3 1-2f		1-2 2-3 3-H 1B		3	0	1	1	1	0	3
Pete Suder, R (1, 4) OBP: 0.297, SLG: 0.289			F4	1-3			F9	F7 3-H		3	0	0	0	0	0	2
Wally Moses, L (8, PH) OBP: 0.290, SLG: 0.228										1	0	0	1	0	0	2
Johnny Kucab, R (8, 1)										0	0	0	0	0	0	0
Joe Astroth, R (1, 2) OBP: 0.264, SLG: 0.265			F4		F9		F6	F3		4	0	0	0	0	0	2
Bobby Shantz, R (1, 1) OBP: 0.357, SLG: 0.316			1B 1B		F5		F5		L4	3	0	1	0	0	0	0
Billy Hitchcock, R (8, 4) OBP: 0.359, SLG: 0.307										1	0	0	0	0	0	0
Inning Stats	R: 0 E: 0 K: 0 S: 3 H: 0 LOB: 0 BB: 0 P: 3	R: 0 E: 0 K: 0 S: 3 H: 0 LOB: 0 BB: 0 P: 3	R: 0 E: 0 K: 0 S: 5 H: 2 LOB: 2 BB: 0 P: 5	R: 0 E: 0 K: 1 S: 6 H: 1 LOB: 2 BB: 1 P: 10	R: 0 E: 0 K: 0 S: 3 H: 0 LOB: 0 BB: 0 P: 3	R: 0 E: 0 K: 0 S: 4 H: 2 LOB: 2 BB: 1 P: 8	R: 0 E: 0 K: 0 S: 3 H: 0 LOB: 0 BB: 0 P: 3	R: 3 E: 0 K: 0 S: 7 H: 4 LOB: 2 BB: 1 P: 11	R: 0 E: 0 K: 0 S: 3 H: 0 LOB: 0 BB: 0 P: 3	1B: 9 2B: 0 3B: 0 HR: 0	SF: 0 SAC: 0 DP: 1 HBP: 0						

TOP

Philadelphia Athletics @ Cleveland Indians
Cleveland Municipal Stadium, Cleveland, OH
Sat Jul 21 1951, 3:33 AM EDT
Att. 12,700 - Unknown

livebaseballscorecards.com

AB	35
R	3
H	9
RBI	3
BB	3
SO	1
LOB	16

WP: 0 PB: 0 SB: 2 CS: 0 PA: 38

PITCHER	IP	WLS	BF	H	R	ER	SO	BB	IBB	HBP	BLK	WP	HR	S	P	ERA	WHIP
Bob Feller, R (1, 1) ERA: 2.95	9.0	W	38	9	3	3	1	3	0	0	0	0	0	37	49	3.00	1.333

PITCHER	IP	WLS	BF	H	R	ER	SO	BB	IBB	HBP	BLK	WP	HR	S	P	ERA	WHIP

Batter	1	2	3	4	5	6	7	8	9	AB	R	H	RBI	BB	SO	LOB
Dale Mitchell, L (1, 7) OBP: 0.331, SLG: 0.360	F9 1B L9 1B		FC1-4 1B	2-H 1B		5-3				4	1	3	1	0	0	0
Bobby Avila, R (1, 4) OBP: 0.399, SLG: 0.419	S 1-2 1B		FC1-4 1B 1-2f	F4			CS 2B			4	1	2	0	0	0	2
Larry Doby, L (1, 8) OBP: 0.451, SLG: 0.577 Sam Chapman, R (8, 8) OBP: 0.325, SLG: 0.331	F9 2-3		1B 1-3 1B		HR		K			4 0	1 0	2 0	1 0	0 0	1 0	3 0
Luke Easter, L (1, 3) OBP: 0.393, SLG: 0.561	L9 1-2 3-H		FC3-4-6 1-3 3-H 1B		FC5-4 HBP		2-3 HR			3	1	2	3	0	0	1
Al Rosen, R (1, 5) OBP: 0.357, SLG: 0.437	F3		FC3-4-6 1-2f		F3		K			4	0	0	0	0	1	4
Bob Kennedy, R (1, 9) OBP: 0.306, SLG: 0.358		K	F6		K			B B B 4-0 G5-4-3 BB		3	0	0	0	1	2	3
Ray Boone, R (1, 6) OBP: 0.322, SLG: 0.310		F9		FC5-4 1B	FC5-4 1-2f			F5		4	0	1	0	0	0	2
Jim Hegan, R (1, 2) OBP: 0.343, SLG: 0.433		FC5-4 1B		FC5-4 SH3-4 1B 1-2f		F7		G5-4-3 1-2f		4	1	1	0	0	0	2
Bob Feller, R (1, 1) OBP: 0.211, SLG: 0.170		FC5-4 1-2f		SH3-4 1-2		K				2	0	0	0	0	1	1
Inning Stats	R: 1 H: 2 E: 0 LOB: 1 K: 0 BB: 0 S: 5 P: 5	R: 0 H: 1 E: 0 LOB: 1 K: 1 BB: 0 S: 6 P: 6	R: 1 H: 3 E: 0 LOB: 2 K: 0 BB: 0 S: 6 P: 6	R: 1 H: 2 E: 0 LOB: 1 K: 0 BB: 0 S: 5 P: 5	R: 1 H: 1 E: 0 LOB: 1 K: 1 BB: 0 S: 6 P: 7	R: 0 H: 0 E: 0 LOB: 0 K: 1 BB: 0 S: 5 P: 5	R: 1 H: 2 E: 0 LOB: 0 K: 2 BB: 0 S: 8 P: 8	R: 0 H: 0 E: 0 LOB: 0 K: 0 BB: 1 S: 2 P: 6		1B: 8 SF: 0 2B: 1 SAC: 1 3B: 0 DP: 1 HR: 2 HBP: 1						

PITCHER		IP	WLS	BF	H	R	ER	SO	BB	IBB	HBP	BLK	WP	HR	S	P	ERA	WHIP
Bobby Shantz, L ERA: 5.11	(1, 1)	7.0	L	32	11	5	5	5	0	0	1	0	0	2	41	42	6.43	1.571
Johnny Kucab, R ERA: 5.44	(8, 1)	1.0		3	0	0	0	0	1	0	0	0	0	0	2	6	0.00	1.000

PITCHER	IP	WLS	BF	H	R	ER	SO	BB	IBB	HBP	BLK	WP	HR	S	P	ERA	WHIP

BOTTOM

Philadelphia Athletics @ Cleveland Indians

Cleveland Municipal Stadium, Cleveland, OH

Sat Jul 21 1951, 3:33 AM EDT

Att. 12,700 - Unknown

livebaseballscorecards.com

AB	32
R	5
H	11
RBI	5
BB	1
SO	5
LOB	18

Batter	1	2	3	4	5	6	7	8	9	AB	R	H	RBI	BB	SO	LOB
Eddie Joost, R (1, 6) OBP: 0.391, SLG: 0.463	S S S 0-3 ① K			x 0-0 3-1 BB 1B 1B	x 0-0 ② F9		x 0-0 ③ F9			4	1	1	0	0	1	0
Elmer Valo, L (1, 9) OBP: 0.405, SLG: 0.448	x 0-0 ② F9			B B B B 4-0 3-1 1B BB 1-2	x 0-0 1B			B B B B 4-0 3-1 1B BB		2	2	1	0	2	0	0
Dave Philley, S (1, 8) OBP: 0.328, SLG: 0.349	x 0-0 ③ 1-3			x 0-0 ① 3-1 1-2 2-3	x 0-0 ③ G3			x 0-0 ① 3-1 1-2		4	0	0	0	0	0	4
Gus Zernial, R (1, 7) OBP: 0.375, SLG: 0.593		x 0-0 ① 1-3		x 0-0 1B 1B 2-H 3-H 1B		x 0-0 ① 5-3		S S S 0-3 ② K		4	1	1	2	0	1	1
Lou Limmer, L (1, 3) OBP: 0.304, SLG: 0.337		x 0-0 ② F5		x 0-0 1B 1-3 1B		x 0-0 ② 4-3		x 0-0 FC6 2-H 1B		4	0	2	1	0	0	0
Hank Majeski, R (1, 5) OBP: 0.346, SLG: 0.359		x 0-0 ③ F9		x 0-0 ② F2		x 0-0 1B		x 0-0 ③ FC6 1-2f		4	0	1	0	0	0	3
Pete Suder, R (1, 4) OBP: 0.296, SLG: 0.288			x 0-0 ① F9	x 0-0 1-2 3-H 1B		x 0-0 ③ 1-3			x 0-0 ① F2	4	0	1	1	0	0	1
Ray Murray, R (1, 2) OBP: 0.314, SLG: 0.271 Wally Moses, L (9, PH) OBP: 0.287, SLG: 0.226		x 0-0 ② F3	x 0-0 ③ F9				x 0-0 ① 6-3		x 0-0 ② F6	0 1	0 0	0 0	0 0	0 0	0 0	0 0
Dick Fowler, R (1, 1) OBP: 0.286, SLG: 0.250 Carl Scheib, R (3, PH) OBP: 0.405, SLG: 0.625 (3, 1)		x 0-0 ③ F8			S S S 0-3 ① K		x 0-0 ② F7		x 0-0 ③ 6-3	0 4	0 0	0 0	0 0	0 0	0 1	0 0
Inning Stats	R: 0 H: 0 E: 0 LOB: 0 K: 1 BB: 0 S: 5 P: 5	R: 0 H: 0 E: 0 LOB: 0 K: 0 BB: 0 S: 3 P: 3	R: 0 H: 0 E: 0 LOB: 0 K: 0 BB: 0 S: 3 P: 3	R: 3 H: 4 E: 0 LOB: 2 K: 0 BB: 1 S: 7 P: 11	R: 0 H: 1 E: 0 LOB: 1 K: 1 BB: 0 S: 6 P: 6	R: 0 H: 1 E: 0 LOB: 1 K: 0 BB: 0 S: 4 P: 4	R: 0 H: 0 E: 0 LOB: 0 K: 0 BB: 0 S: 3 P: 3	R: 1 H: 1 E: 0 LOB: 1 K: 1 BB: 1 S: 6 P: 10	R: 0 H: 0 E: 0 LOB: 0 K: 0 BB: 0 S: 3 P: 3	1B: 7 SF: 0 2B: 0 SAC: 0 3B: 0 DP: 0 HR: 0 HBP: 0						

TOP

Philadelphia Athletics @ Cleveland Indians
Cleveland Municipal Stadium, Cleveland, OH
Sun Jul 22 1951, 3:33 AM EDT
Unknown

livebaseballscorecards.com

AB	31
R	4
H	7
RBI	4
BB	2
SO	3
LOB	9

WP: 0 PA: 36
PB: 0
SB: 0
CS: 0

PITCHER	IP	WLS	BF	H	R	ER	SO	BB	IBB	HBP	BLK	WP	HR	S	P	ERA	WHIP
Bob Lemon, R (1, 1) ERA: 3.94	9.0	W	36	7	4	4	3	2	0	0	0	0	0	40	48	4.00	1.000

PITCHER	IP	WLS	BF	H	R	ER	SO	BB	IBB	HBP	BLK	WP	HR	S	P	ERA	WHIP

BOTTOM

Batter	1	2	3	4	5	6	7	8	9	AB	R	H	RBI	BB	SO	LOB
Dale Mitchell, L (1, 7) OBP: 0.333, SLG: 0.359	BBBB 4-0 1B HR BB	x 0-0 ② F8		x 0-0 ③ F7		x 0-0 S 1B				3	1	1	0	1	0	2
Bobby Avila, R (1, 4) OBP: 0.401, SLG: 0.424	x 0-0 L3 1-3 1B	x 0-0 ③ FC6-4 1-2f			x 0-0 L3 1B 2B	x 0-0 ③ F8 1-2				4	1	2	0	0	0	2
Larry Doby, L (1, 8) OBP: 0.452, SLG: 0.586 Sam Chapman, R (8, 8) OBP: 0.325, SLG: 0.331	x 0-0 ①② L3 1-2		x 0-0 HR		BBBB 4-0 L3 BB		x 0-0 ① F7			3 0	1 0	1 0	1 0	1 0	0 0	2 0
Luke Easter, L (1, 3) OBP: 0.391, SLG: 0.568	x 0-0 3-H HR		x 0-0 ① 4-3		x 0-0 ①② L3 1-2 2-3		x 0-0 ② 3-1			4	1	1	2	0	0	2
Al Rosen, R (1, 5) OBP: 0.359, SLG: 0.436	x 0-0 ③ 6-3		x 0-0 ② 6-3		x 0-0 1B 3-H 1B		BBBB 4-0 BB			3	0	1	1	1	0	0
Harry Simpson, L (1, 9) OBP: 0.333, SLG: 0.284		BBBB 4-0 SH1-3 3B BB	x 0-0 ③ 1-3		x 0-0 1-3 1B		x 0-0 ③ F9			3	1	1	0	1	0	1
Merl Combs, L (1, 6) OBP: 0.190, SLG: 0.250		x 0-0 ① SH1-3 1-2		x 0-0 ① G1	x 0-0 ③ L4			x 0-0 ① 1-3		3	0	0	0	0	0	2
Jim Hegan, R (1, 2) OBP: 0.346, SLG: 0.440		x 0-0 1B 2-H 3B		BBBB 4-0 BB		x 0-0 E5 G6-4-3		SSS 0-3 ② K		3	1	1	1	1	1	0
Bob Lemon, L (1, 1) OBP: 0.200, SLG: 0.268		x 0-0 FC6-4 3-H 1B		x 0-0 ② F6		x 0-0 ①② G6-4-3 1-2f		x 0-0 ③ F9		4	0	1	1	0	0	2
Inning Stats	R: 2 E: 0 K: 0 S: 4 H: 2 LOB: 0 BB: 1 P: 8	R: 2 E: 0 K: 0 S: 5 H: 2 LOB: 1 BB: 1 P: 9	R: 1 E: 0 K: 0 S: 4 H: 1 LOB: 0 BB: 0 P: 4	R: 0 E: 0 K: 0 S: 3 H: 0 LOB: 1 BB: 1 P: 7	R: 1 E: 0 K: 0 S: 5 H: 3 LOB: 2 BB: 1 P: 9	R: 0 E: 1 K: 0 S: 4 H: 1 LOB: 1 BB: 0 P: 4	R: 0 E: 0 K: 0 S: 3 H: 0 LOB: 1 BB: 1 P: 7	R: 0 E: 0 K: 1 S: 5 H: 0 LOB: 0 BB: 0 P: 5		1B: 5 2B: 3 3B: 1 HR: 2 SF: 0 SAC: 1 DP: 3 HBP: 0						

PITCHER		IP	WLS	BF	H	R	ER	SO	BB	IBB	HBP	BLK	WP	HR	S	P	ERA	WHIP
Dick Fowler, R ERA: 5.52	(1, 1)	2.0	L	11	4	4	4	0	2	0	0	0	0	1	9	17	18.00	3.000
Carl Scheib, R ERA: 5.18	(3, 1)	6.0		25	5	2	2	1	3	0	0	0	0	1	24	36	3.00	1.333

PITCHER	IP	WLS	BF	H	R	ER	SO	BB	IBB	HBP	BLK	WP	HR	S	P	ERA	WHIP

Philadelphia Athletics @ Cleveland Indians
Cleveland Municipal Stadium, Cleveland, OH
Sun Jul 22 1951, 3:33 AM EDT
Unknown

livebaseballscorecards.com

AB	30
R	6
H	9
RBI	6
BB	5
SO	1
LOB	13

WP: 0 PB: 0 SB: 1 CS: 0
PA: 36

Batter	1	2	3	4	5	6	7	8	9	AB	R	H	RBI	BB	SO	LOB
Eddie Joost, R (1, 6) OBP: 0.389, SLG: 0.461	F4		1B		F5			K		4	1	1	0	0	1	0
Elmer Valo, L (1, 9) OBP: 0.406, SLG: 0.449	3-1		1B 1-2		F4			FC5-4 1B		4	0	2	0	0	0	0
Hank Majeski, R (1, 5) OBP: 0.349, SLG: 0.366	2B		S 1-3 2-H 1B		6-3			F6		4	0	2	1	0	0	1
Gus Zernial, R (1, 7) OBP: 0.370, SLG: 0.586	K		F2 1-2			F6		FC5-4 1-2f		4	0	0	0	0	1	4
Lou Limmer, L (1, 3) OBP: 0.303, SLG: 0.327		F9	BB			F4			3-1	3	0	0	0	1	0	0
Pete Suder, R (1, 4) OBP: 0.296, SLG: 0.288		5-3	F2			F8			FC3-6 1B	4	0	1	0	0	0	3
Dave Philley, S (1, 8) OBP: 0.327, SLG: 0.347		FC5-4 1B		G3			F5		FC3-6 1-2f	4	0	1	0	0	0	1
Joe Astroth, R (1, 2) OBP: 0.257, SLG: 0.257		FC5-4 1-2f		F4			5-3		F9	3	0	0	0	0	0	1
Wally Moses, L (9, PH) OBP: 0.284, SLG: 0.223										1	0	0	0	0	0	1
Alex Kellner, R (1, 1) OBP: 0.159, SLG: 0.182			F6	6-3			4-3			3	0	0	0	0	0	0
Inning Stats	R: 0 H: 1 E: 0 LOB: 1 K: 1 BB: 0 S: 6 P: 6	R: 0 H: 1 E: 0 LOB: 1 K: 0 BB: 0 S: 4 P: 4	R: 1 H: 3 E: 0 LOB: 3 K: 0 BB: 1 S: 6 P: 10	R: 0 H: 0 E: 0 LOB: 0 K: 0 BB: 0 S: 3 P: 3	R: 0 H: 0 E: 0 LOB: 0 K: 0 BB: 0 S: 3 P: 3	R: 0 H: 0 E: 0 LOB: 0 K: 0 BB: 0 S: 3 P: 3	R: 0 H: 0 E: 0 LOB: 0 K: 0 BB: 0 S: 3 P: 3	R: 0 H: 1 E: 0 LOB: 1 K: 1 BB: 0 S: 6 P: 6	R: 0 H: 1 E: 0 LOB: 1 K: 0 BB: 0 S: 4 P: 4	1B: 6 SF: 0 2B: 1 SAC: 0 3B: 0 DP: 0 HR: 0 HBP: 0						

TOP

Philadelphia Athletics @ Cleveland Indians

Cleveland Municipal Stadium, Cleveland, OH

Sun Jul 22 1951, 3:38 AM EDT

Att. 27,261 - Unknown

livebaseballscorecards.com

AB	34
R	1
H	7
RBI	1
BB	1
SO	2
LOB	11

PITCHER	IP	WLS	BF	H	R	ER	SO	BB	IBB	HBP	BLK	WP	HR	S	P	ERA	WHIP
Steve Gromek, R (1, 1) ERA: 3.4	9.0	W	35	7	1	1	2	1	0	0	0	0	0	38	42	1.00	0.889

PITCHER	IP	WLS	BF	H	R	ER	SO	BB	IBB	HBP	BLK	WP	HR	S	P	ERA	WHIP

Batter	1	2	3	4	5	6	7	8	9	AB	R	H	RBI	BB	SO	LOB
Dale Mitchell, L (1, 7) OBP: 0.336, SLG: 0.359	S S S 0-3 ① K		B B B B 4-0 ① 1B 1-2 BB		x 0-0 ③ F7		x 0-0 1-2 2-H 1B			3	0	1	1	1	1	0
Bobby Avila, R (1, 4) OBP: 0.399, SLG: 0.422	x 0-0 ② F8		x 0-0 ② S 1-3 1B			x 0-0 ① 5-3	S S S 0-3 ③ K			4	0	1	0	0	1	2
Larry Doby, L (1, 8) OBP: 0.446, SLG: 0.576 Sam Chapman, R (9, 8) OBP: 0.325, SLG: 0.331	x 0-0 ③ F7		x 0-0 ③ F7 1-2			x 0-0 ② F9		S S S 0-3 ① K		4 0	0 0	0 0	0 0	0 0	1 0	1 0
Luke Easter, L (1, 3) OBP: 0.389, SLG: 0.561		B B B B 4-0 BB 1B BB		x 0-0 ① 4-3		x 0-0 ③ F2		x 0-0 ② F4		3	1	0	0	1	0	0
Al Rosen, R (1, 5) OBP: 0.358, SLG: 0.434		x 0-0 ① F5		x 0-0 ② F7			x 0-0 ① F6	x 0-0 1B		4	0	1	0	0	0	1
Bob Kennedy, R (1, 9) OBP: 0.313, SLG: 0.362		B B B B 4-0 1B 1-2 PO BB		x 0-0 FC6-4 1B			x 0-0 SH5-3 1B	x 0-0 ③ L5		3	1	2	0	1	0	1
Ray Boone, R (1, 6) OBP: 0.320, SLG: 0.308		S S S 0-3 ② K		x 0-0 ③ FC6-4 1-2f			x 0-0 ② SH5-3 1-2			2	0	0	0	0	1	3
Birdie Tebbetts, R (1, 2) OBP: 0.264, SLG: 0.284 Jim Hegan, R (7, PR) (8, 2) OBP: 0.346, SLG: 0.440		x 0-0 1-3 2-H 1B			x 0-0 ① F7		4-0 1B 1B IBB			2 0	0 1	1 0	1 0	1 0	0 0	0 0
Steve Gromek, S (1, 1) OBP: 0.571, SLG: 0.400		0-0 ③ PO 3-H	B B B B 4-0 BB BB		S S S 0-3 ② K		x 0-0 1B 1-2 2-H 1B			2	0	1	1	1	1	0
Inning Stats	R: 0 H: 0 E: 0 LOB: 0 K: 1 BB: 0 S: 5 P: 5	R: 1 H: 1 E: 0 LOB: 1 K: 1 BB: 2 S: 5 P: 13	R: 0 H: 1 E: 0 LOB: 1 K: 0 BB: 2 S: 2 P: 10	R: 0 H: 1 E: 0 LOB: 1 K: 0 BB: 0 S: 4 P: 4	R: 0 H: 0 E: 0 LOB: 0 K: 1 BB: 0 S: 5 P: 5	R: 0 H: 0 E: 0 LOB: 0 K: 0 BB: 0 S: 3 P: 3	R: 2 H: 3 E: 0 LOB: 2 K: 1 BB: 1 S: 8 P: 12	R: 0 H: 1 E: 0 LOB: 1 K: 1 BB: 0 S: 6 P: 6		1B: 7 SF: 0 2B: 0 SAC: 1 3B: 0 DP: 0 HR: 0 HBP: 0						

PITCHER		IP	WLS	BF	H	R	ER	SO	BB	IBB	HBP	BLK	WP	HR	S	P	ERA	WHIP
Alex Kellner, L ERA: 5.54	(1, 1)	8.0	L	33	7	3	3	5	4	1	0	0	0	0	38	58	3.38	1.375

PITCHER	IP	WLS	BF	H	R	ER	SO	BB	IBB	HBP	BLK	WP	HR	S	P	ERA	WHIP

BOTTOM

Philadelphia Athletics @ Cleveland Indians

Cleveland Municipal Stadium, Cleveland, OH

Sun Jul 22 1951, 3:38 AM EDT

Att. 27,261 - Unknown

AB	27
R	3
H	7
RBI	3
BB	5
SO	5
LOB	8

livebaseballscorecards.com

Cleveland Indians @ New York Yankees

Yankee Stadium, Bronx, NY

Tue Jul 24 1951, 3:33 AM EDT

Att. 31,811 - Unknown

TOP

livebaseballscorecards.com

Batter	1	2	3	4	5	6	7	8	9	AB	R	H	RBI	BB	SO	LOB
Dale Mitchell, L (1, 7) OBP: 0.337, SLG: 0.360	F8		L8		FC4-6 1-2 1B		K		1B 1B	5	0	2	0	0	1	0
Snuffy Stirnweiss, R (9, PR) OBP: 0.387, SLG: 0.284										0	0	0	0	0	0	0
Bobby Avila, R (1, 4) OBP: 0.402, SLG: 0.425	F8			1B E 1B	F8 2-3		WP 1B		1-2 1B	5	1	3	0	0	0	2
Larry Doby, L (1, 8) OBP: 0.442, SLG: 0.568	K			F5	K		BB 1-2		K	4	0	0	0	1	3	5
Luke Easter, L (1, 3) OBP: 0.389, SLG: 0.556		BB		BB E 1-3 1B	FC4-6 1-2f		4-1		K	4	1	1	0	1	1	6
Al Rosen, R (1, 5) OBP: 0.357, SLG: 0.430		F2		E 1-2 BB		6-3		6-3		3	0	0	0	1	0	1
Harry Simpson, L (1, 9) OBP: 0.336, SLG: 0.285		K		K		BB		FC6-4 1B		3	0	1	0	1	2	4
Ray Boone, R (1, 6) OBP: 0.319, SLG: 0.308		K		E1 1-3 2-H 3-H 1B		F8		FC6-4 FC5-4 1-2f		4	0	1	1	0	1	3
Jim Hegan, R (1, 2) OBP: 0.341, SLG: 0.433		F7		F4		L3		FC5-4 1-2f		4	0	0	0	0	0	4
Early Wynn, S (1, 1) OBP: 0.262, SLG: 0.267		F7			BB F8 1B		K		F2	2	0	0	0	1	1	0
Barney McCosky, L (9, PH) OBP: 0.365, SLG: 0.462										1	0	0	0	0	0	0

	AB	35
	R	2
	H	8
	RBI	1
	BB	5
	SO	9
	LOB	25

Inning Stats	1	2	3	4	5	6	7	8	9
	R: 0 E: 0 K: 1 S: 5	R: 0 E: 0 K: 2 S: 7	R: 0 E: 0 K: 0 S: 3	R: 2 E: 1 K: 1 S: 8	R: 0 E: 0 K: 1 S: 6	R: 0 E: 0 K: 0 S: 3	R: 0 E: 0 K: 2 S: 8	R: 0 E: 0 K: 0 S: 4	R: 0 E: 0 K: 2 S: 9
	H: 0 LOB: 0 BB: 0 P: 5	H: 0 LOB: 1 BB: 1 P: 11	H: 0 LOB: 0 BB: 0 P: 3	H: 3 LOB: 2 BB: 1 P: 12	H: 1 LOB: 2 BB: 1 P: 10	H: 0 LOB: 1 BB: 1 P: 7	H: 1 LOB: 2 BB: 1 P: 12	H: 1 LOB: 1 BB: 0 P: 4	H: 2 LOB: 2 BB: 0 P: 9

	1B: 8	SF: 0	WP: 1	PA: 40
	2B: 0	SAC: 0	PB: 0	
	3B: 0	DP: 0	SB: 0	
	HR: 0	HBP: 0	CS: 0	

PITCHER	IP	WLS	BF	H	R	ER	SO	BB	IBB	HBP	BLK	WP	HR	S	P	ERA	WHIP
Vic Raschi, R (1, 1) ERA: 3.6	9.0	W	40	8	2	1	9	5	0	0	0	1	0	53	73	1.00	1.444

PITCHER	IP	WLS	BF	H	R	ER	SO	BB	IBB	HBP	BLK	WP	HR	S	P	ERA	WHIP

Batter	1	2	3	4	5	6	7	8	9	AB	R	H	RBI	BB	SO	LOB
Phil Rizzuto, R (1, 6) OBP: 0.365, SLG: 0.381	F6		K		F4		1-2 1B			4	0	1	0	0	1	3
Gil McDougald, R (1, 5) OBP: 0.392, SLG: 0.519	K F8			5-3		HR 1B	F8			4	1	1	0	0	1	2
Gene Woodling, L (1, 7) OBP: 0.376, SLG: 0.423	F8 1-2			G5-4-3 1B		1-H HR	6-3			4	1	2	2	0	0	3
Joe DiMaggio, R (1, 8) OBP: 0.362, SLG: 0.428	F6			G5-4-3 1-2f		F8		F4		4	0	0	0	0	0	2
Yogi Berra, L (1, 2) OBP: 0.354, SLG: 0.495		F7			K	F9		L3		4	0	0	0	0	1	0
Johnny Mize, L (1, 3) OBP: 0.382, SLG: 0.441		4-3			BB 2B	2B		HR		3	1	2	1	1	0	0
Joe Collins, L (9, 3) OBP: 0.389, SLG: 0.524										0	0	0	0	0	0	0
Jerry Coleman, R (1, 4) OBP: 0.314, SLG: 0.327		6-3			1-3 2B	F9		F8		4	0	1	0	0	0	1
Cliff Mapes, L (1, 9) OBP: 0.286, SLG: 0.400			1-3		BB		FC1-6 BB			1	0	0	0	2	0	0
Vic Raschi, R (1, 1) OBP: 0.237, SLG: 0.214			K		F9		FC1-6 1B 1-2f			3	0	0	0	0	1	4
Inning Stats	R: 0 H: 0 E: 1 LOB: 1 K: 1 BB: 0 S: 6 P: 6	R: 0 H: 0 E: 0 LOB: 0 K: 0 BB: 0 S: 3 P: 3	R: 0 H: 0 E: 0 LOB: 0 K: 2 BB: 0 S: 7 P: 7	R: 0 H: 1 E: 0 LOB: 0 K: 0 BB: 0 S: 3 P: 3	R: 0 H: 1 E: 0 LOB: 3 K: 1 BB: 2 S: 6 P: 14	R: 2 H: 3 E: 0 LOB: 1 K: 0 BB: 0 S: 6 P: 6	R: 0 H: 1 E: 0 LOB: 2 K: 0 BB: 1 S: 4 P: 8	R: 1 H: 1 E: 0 LOB: 0 K: 0 BB: 0 S: 4 P: 4		1B: 3 SF: 0 2B: 2 SAC: 0 3B: 0 DP: 1 HR: 2 HBP: 0						

PITCHER	IP	WLS	BF	H	R	ER	SO	BB	IBB	HBP	BLK	WP	HR	S	P	ERA	WHIP
Early Wynn, R (1, 1) ERA: 3.6	8.0	L	34	7	3	3	4	3	0	0	0	0	2	39	51	3.38	1.250

PITCHER	IP	WLS	BF	H	R	ER	SO	BB	IBB	HBP	BLK	WP	HR	S	P	ERA	WHIP

BOTTOM

Cleveland Indians @ New York Yankees

Yankee Stadium, Bronx, NY

Tue Jul 24 1951, 3:33 AM EDT

Att. 31,811 - Unknown

livebaseballscorecards.com

AB	31
R	3
H	7
RBI	3
BB	3
SO	4
LOB	15

1B: 3	SF: 0	WP: 0	PA: 34
2B: 2	SAC: 0	PB: 0	
3B: 0	DP: 1	SB: 0	
HR: 2	HBP: 0	CS: 0	

Cleveland Indians @ New York Yankees

Yankee Stadium, Bronx, NY

Wed Jul 25 1951, 3:33 AM EDT

Att. 26,833 - Unknown

TOP

livebaseballscorecards.com

Batter	1	2	3	4	5	6	7	8	9	AB	R	H	RBI	BB	SO	LOB
Dale Mitchell, L (1, 7) OBP: 0.335, SLG: 0.358	F8 1B FC1-6 1B		F9		F9			F9		4	1	1	0	0	0	1
Harry Simpson, L (8, 9) OBP: 0.336, SLG: 0.285										0	0	0	0	0	0	0
Bobby Avila, R (1, 4) OBP: 0.400, SLG: 0.422	FC1-6 1B 1-2		6-3		PO 1-2	4-3			F7	4	0	1	0	0	0	0
Larry Doby, L (1, 8) OBP: 0.437, SLG: 0.559	F8 2-3		K			F3			F4	4	0	0	0	0	1	2
Luke Easter, L (1, 3) OBP: 0.387, SLG: 0.555	FC1-6 1-2f 3-H			K		K2-3			2B	4	0	1	1	0	2	1
Al Rosen, R (1, 5) OBP: 0.358, SLG: 0.429	F5			S 1B			F7		IBB	3	0	1	0	1	0	1
Bob Kennedy, R (1, 9) OBP: 0.312, SLG: 0.357 (8, 7)		G3-6-3 BB		K 1-2			F7		1-3	3	0	0	0	1	1	3
Ray Boone, R (1, 6) OBP: 0.316, SLG: 0.305		G3-6-3 1-2f		5-3			L7			3	0	0	0	0	0	2
Birdie Tebbetts, R (1, 2) OBP: 0.289, SLG: 0.301		FC6-4 1B			PO 1B			B1-6-4 BB		2	0	2	0	1	0	0
Mike Garcia, R (1, 1) OBP: 0.214, SLG: 0.273		FC6-4 1-2f			K			B1-6-4 1-2f		3	0	0	0	0	1	3
Inning Stats	R: 1 E: 0 K: 0 S: 5 H: 2 LOB: 1 BB: 0 P: 5	R: 0 E: 0 K: 0 S: 3 H: 1 LOB: 1 BB: 1 P: 7	R: 0 E: 0 K: 1 S: 5 H: 0 LOB: 0 BB: 0 P: 5	R: 0 E: 0 K: 2 S: 8 H: 1 LOB: 1 BB: 0 P: 8	R: 0 E: 0 K: 1 S: 5 H: 1 LOB: 0 BB: 0 P: 5	R: 0 E: 0 K: 1 S: 5 H: 0 LOB: 0 BB: 0 P: 5	R: 0 E: 0 K: 0 S: 3 H: 0 LOB: 0 BB: 0 P: 3	R: 0 E: 0 K: 0 S: 2 H: 0 LOB: 0 BB: 1 P: 6	R: 0 E: 0 K: 0 S: 4 H: 1 LOB: 2 BB: 1 P: 8	1B: 5 2B: 1 3B: 0 HR: 0	SF: 0 SAC: 0 DP: 2 HBP: 0						

	AB	30
	R	1
	H	6
	RBI	1
	BB	3
	SO	5
	LOB	13

WP: 0 PB: 0 SB: 1 CS: 0 PA: 34

PITCHER	IP	WLS	BF	H	R	ER	SO	BB	IBB	HBP	BLK	WP	HR	S	P	ERA	WHIP
Ed Lopat, L (1, 1) ERA: 2.98	9.0	W	33	6	1	1	5	2	1	0	0	0	0	40	52	1.00	0.889

PITCHER	IP	WLS	BF	H	R	ER	SO	BB	IBB	HBP	BLK	WP	HR	S	P	ERA	WHIP

Cleveland Indians @ New York Yankees

Yankee Stadium, Bronx, NY

Wed Jul 25 1951, 3:33 AM EDT

Att. 26,833 - Unknown

livebaseballscorecards.com

BOTTOM

Batter	1	2	3	4	5	6	7	8	9	AB	R	H	RBI	BB	SO	LOB
Phil Rizzuto, R (1, 6) OBP: 0.361, SLG: 0.376	F9		1-3			4-3 1-2		F1		4	0	0	0	0	0	3
Gil McDougald, R (1, 5) OBP: 0.390, SLG: 0.513	5-3			6-3		6-3			1B 2B 1B	4	1	1	0	0	0	0
Gene Woodling, L (1, 7) OBP: 0.374, SLG: 0.420	4-3			1B			1-3		S S S K	4	0	1	0	0	1	1
Joe DiMaggio, R (1, 8) OBP: 0.360, SLG: 0.424		G4-6-3 1B		S S S K			F9		F9	4	0	1	0	0	1	2
Yogi Berra, L (1, 2) OBP: 0.356, SLG: 0.495		G4-6-3 1-2f		G3			1B		1-3 2B 1B	4	1	2	0	0	0	2
Johnny Mize, L (1, 3) OBP: 0.380, SLG: 0.442		F5			F7		F9		1-H 3-H 2B	4	0	1	2	0	0	1
Jerry Coleman, R (1, 4) OBP: 0.316, SLG: 0.328			S 1B		6-3			6-3		2	0	1	0	0	0	0
Bobby Brown, L (8, PH) OBP: 0.376, SLG: 0.437										1	0	0	0	0	0	0
Billy Martin, R (9, 4) OBP: 0.300, SLG: 0.306										0	0	0	0	0	0	0
Cliff Mapes, L (1, 9) OBP: 0.269, SLG: 0.375			F7 1-2		S S S K			E4 1-3		3	0	0	0	0	1	1
Ed Lopat, L (1, 1) OBP: 0.276, SLG: 0.377			5-3			B B B B 4-0 4-3 BB		1-3 1-2		2	0	0	0	1	0	2
Inning Stats	R: 0 H: 0 E: 0 LOB: 0 K: 0 BB: 0 S: 3 P: 3	R: 0 H: 1 E: 0 LOB: 0 K: 0 BB: 0 S: 3 P: 3	R: 0 H: 1 E: 0 LOB: 1 K: 0 BB: 0 S: 4 P: 4	R: 0 H: 1 E: 0 LOB: 1 K: 1 BB: 0 S: 6 P: 6	R: 0 H: 0 E: 0 LOB: 0 K: 1 BB: 0 S: 5 P: 5	R: 0 H: 0 E: 0 LOB: 0 K: 0 BB: 1 S: 2 P: 6	R: 0 H: 1 E: 0 LOB: 1 K: 0 BB: 0 S: 4 P: 4	R: 0 H: 0 E: 1 LOB: 1 K: 0 BB: 0 S: 4 P: 4	R: 2 H: 3 E: 0 LOB: 1 K: 1 BB: 0 S: 7 P: 7	1B: 6 SF: 0 2B: 1 SAC: 0 3B: 0 DP: 1 HR: 0 HBP: 0						

	AB	32
	R	2
	H	7
	RBI	2
	BB	1
	SO	3
	LOB	12

PITCHER	IP	WLS	BF	H	R	ER	SO	BB	IBB	HBP	BLK	WP	HR	S	P	ERA	WHIP
Mike Garcia, R (1, 1) ERA: 2.64	8.2	L	33	7	2	2	3	1	0	0	0	0	0	38	42	2.08	0.923

PITCHER	IP	WLS	BF	H	R	ER	SO	BB	IBB	HBP	BLK	WP	HR	S	P	ERA	WHIP

Batter	1	2	3	4	5	6	7	8	9	AB	R	H	RBI	BB	SO	LOB
Dale Mitchell, L (1, 7) OBP: 0.341, SLG: 0.374	WP E 1B	F7 3-H		HR		3B 1-2 2-H 1B		F7 3-H		4	2	3	3	0	0	2
Sam Chapman, R (8, PH) OBP: 0.324, SLG: 0.329 (8, 7)										1	0	0	1	0	0	0
Bobby Avila, R (1, 4) OBP: 0.400, SLG: 0.429	F9 1-3	E 1-2 2-3 1B		F4		1-H 2-H 3B		5-3		5	0	2	2	0	0	1
Larry Doby, L (1, 8) OBP: 0.433, SLG: 0.552	K	E4 1-3 2-H 3-H		K		1B			E4 FC4-6	5	0	1	0	0	2	2
Luke Easter, L (1, 3) OBP: 0.380, SLG: 0.544	K	F5			F7	4-3			FC4-6 1B 1-2f	5	0	0	0	0	1	5
Bob Kennedy, R (9, PR) OBP: 0.312, SLG: 0.357 (9, 9)										0	0	0	0	0	0	0
Al Rosen, R (1, 5) OBP: 0.359, SLG: 0.427		K	5-3		G1-6-3 BB		FC4-6 1B		F4	4	0	1	0	1	1	1
Harry Simpson, L (1, 9) OBP: 0.338, SLG: 0.288 (9, 3)		1B 1B	F5		G1-6-3 1-2f		FC4-6 G5-4-3 1-2f		1-3 1B	5	1	2	0	0	0	2
Ray Boone, R (1, 6) OBP: 0.320, SLG: 0.309		E 1B 1-3 F7 1B	1B			5-3 1B 1B	G5-4-3 1-2f		F6	5	2	3	0	0	0	3
Jim Hegan, R (1, 2) OBP: 0.339, SLG: 0.430		1B E 1-2 E 3-H 1B	5-3			5-3 1-2		E5 SH5-4 F7		4	2	1	1	0	0	2
Bob Feller, R (1, 1) OBP: 0.203, SLG: 0.164		E6 1B 1-2 2-3 E		6-3		1B 3B BB		SH5-4 2-3		2	1	0	0	0	0	2
Barney McCosky, L (6, PH) OBP: 0.372, SLG: 0.462										0	1	0	0	1	0	0
Lou Brissie, L (6, 1) OBP: 0.238, SLG: 0.286										0	0	0	0	0	0	0
Inning Stats	R: 0 E: 1 K: 2 S: 8 H: 1 LOB: 1 BB: 0 P: 8	R: 4 E: 2 K: 1 S: 11 H: 4 LOB: 2 BB: 0 P: 11	R: 0 E: 0 K: 0 S: 4 H: 1 LOB: 1 BB: 0 P: 4	R: 1 E: 0 K: 1 S: 6 H: 1 LOB: 0 BB: 0 P: 6	R: 0 E: 0 K: 0 S: 2 H: 0 LOB: 0 BB: 1 P: 6	R: 3 E: 0 K: 0 S: 6 H: 4 LOB: 1 BB: 1 P: 10	R: 0 E: 0 K: 0 S: 3 H: 1 LOB: 0 BB: 0 P: 3	R: 1 E: 1 K: 0 S: 4 H: 0 LOB: 0 BB: 0 P: 4	R: 0 E: 1 K: 0 S: 5 H: 1 LOB: 2 BB: 0 P: 5	1B: 11 2B: 0 3B: 1 HR: 1	SF: 0 SAC: 1 DP: 2 HBP: 0						

PITCHER	IP	WLS	BF	H	R	ER	SO	BB	IBB	HBP	BLK	WP	HR	S	P	ERA	WHIP
Allie Reynolds, R (1, 1) ERA: 3.28	6.0	L	31	11	8	5	4	2	0	0	0	1	1	37	45	7.50	2.167
Stubby Overmire, L (7, 1) ERA: 4.29	3.0		12	2	1	0	0	0	0	0	0	0	0	12	12	0.00	0.667

PITCHER	IP	WLS	BF	H	R	ER	SO	BB	IBB	HBP	BLK	WP	HR	S	P	ERA	WHIP

Cleveland Indians @ New York Yankees

Yankee Stadium, Bronx, NY

Thu Jul 26 1951, 3:33 AM EDT

Att. 33,723 - Unknown

TOP

livebaseballscorecards.com

AB	40
R	9
H	13
RBI	7
BB	2
SO	4
LOB	20

WP: 1 PB: 0 SB: 0 CS: 0 PA: 43

Cleveland Indians @ New York Yankees

Yankee Stadium, Bronx, NY

Thu Jul 26 1951, 3:33 AM EDT

Att. 33,723 - Unknown

BOTTOM

Batter	1	2	3	4	5	6	7	8	9	AB	R	H	RBI	BB	SO	LOB
Phil Rizzuto, R (1, 6) OBP: 0.359, SLG: 0.374	SH2-4 1B	F8		F8		G1-6-3 1-2f			G3	5	0	1	0	0	0	3
Gil McDougald, R (1, 5) OBP: 0.389, SLG: 0.510	SH2-4 1-2		F3		HR 1B		F9			3	1	1	0	0	0	0
Gene Woodling, L (1, 7) OBP: 0.372, SLG: 0.417	K		1B		F7		G3			4	0	1	0	0	1	2
Joe DiMaggio, R (1, 8) OBP: 0.358, SLG: 0.417	BB		K		F9		F7			3	0	0	0	1	1	2
Yogi Berra, L (1, 2) OBP: 0.355, SLG: 0.502	F7		F8		HR 1-H			F4		4	1	1	2	0	0	3
Johnny Mize, L (1, 3) OBP: 0.386, SLG: 0.464		BB 1B		HR	1B			K		4	1	3	1	0	1	0
Cliff Mapes, L (1, 9) OBP: 0.273, SLG: 0.431		F2		HR	F4			F7		3	1	1	1	0	0	2
Jackie Jensen, R (8, PH) OBP: 0.371, SLG: 0.509 (9, 9)										1	0	0	0	0	0	0
Jerry Coleman, R (1, 4) OBP: 0.315, SLG: 0.327		K		F9		5-3			G6-4-3 1B	4	0	1	0	0	1	1
Allie Reynolds, R (1, 1) OBP: 0.236, SLG: 0.184		BB 1-2		6-3		G1-6-3 BB			G6-4-3 1-2f	1	0	0	0	1	0	0
Johnny Hopp, L (6, PH) OBP: 0.317, SLG: 0.333										0	0	0	0	1	0	0
Stubby Overmire, R (7, 1) OBP: 0.263, SLG: 0.133										0	0	0	0	0	0	0
Billy Martin, R (9, PH) OBP: 0.293, SLG: 0.297										1	0	0	0	0	0	1
Inning Stats	R: 0 E: 0 K: 1 S: 6 H: 1 LOB: 2 BB: 1 P: 10	R: 0 E: 0 K: 1 S: 6 H: 1 LOB: 2 BB: 1 P: 10	R: 0 E: 0 K: 1 S: 6 H: 1 LOB: 1 BB: 0 P: 6	R: 2 E: 0 K: 0 S: 5 H: 2 LOB: 0 BB: 0 P: 5	R: 2 E: 0 K: 0 S: 6 H: 3 LOB: 1 BB: 0 P: 6	R: 0 E: 0 K: 0 S: 2 H: 0 LOB: 0 BB: 1 P: 6	R: 0 E: 0 K: 0 S: 3 H: 0 LOB: 0 BB: 0 P: 3	R: 0 E: 0 K: 1 S: 5 H: 0 LOB: 0 BB: 0 P: 5	R: 0 E: 0 K: 0 S: 3 H: 1 LOB: 0 BB: 0 P: 3	1B: 6 2B: 0 3B: 0 HR: 3 SF: 0 SAC: 1 DP: 2 HBP: 0	WP: 0 PB: 0 SB: 0 CS: 0 PA: 37					

livebaseballscorecards.com

AB	33
R	4
H	9
RBI	4
BB	3
SO	4
LOB	14

PITCHER	IP	WLS	BF	H	R	ER	SO	BB	IBB	HBP	BLK	WP	HR	S	P	ERA	WHIP
Bob Feller, R (1, 1) ERA: 3.08	5.0	W	25	8	4	4	3	2	0	0	0	0	3	29	37	7.20	2.000
Lou Brissie, L (6, 1) ERA: 4.32	4.0	S	12	1	0	0	1	1	0	0	0	0	0	13	17	0.00	0.500

PITCHER	IP	WLS	BF	H	R	ER	SO	BB	IBB	HBP	BLK	WP	HR	S	P	ERA	WHIP

Cleveland Indians @ Boston Red Sox

Fenway Park, Boston, MA

Fri Jul 27 1951, 3:33 AM EDT

Att. 34,298 - Unknown

TOP

livebaseballscorecards.com

Batter	1	2	3	4	5	6	7	8	9	AB	R	H	RBI	BB	SO	LOB
Bobby Avila, R (1, 4) OBP: 0.397, SLG: 0.425	FC1-6 BB 1B		F9	F8			5-3	F9		5	0	1	0	0	0	4
Ray Boone, R (1, 6) OBP: 0.327, SLG: 0.333	BBBB FC1-6 BB 1-2		F8 HBP 1B	FC6-4 1-2f			HR		HR	4	2	3	2	1	0	2
Larry Doby, L (1, 8) OBP: 0.433, SLG: 0.548	FC1-6 BB 1-2f 2-3		FC5 BB HBP 1-2		G1-6-3 1B		F7		4-3	4	0	1	0	0	0	2
Luke Easter, L (1, 3) OBP: 0.384, SLG: 0.545 Harry Simpson, L (9, PR) (9, 3) OBP: 0.338, SLG: 0.288	BBBB BB 1-2		F8 2-3		G1-6-3 1-2f		FC6-4 HBP		2B	3 0	0 0	1 0	0 0	1 0	0 0	3 0
Al Rosen, R (1, 5) OBP: 0.359, SLG: 0.434	F6		BBBB BB 1-2		HR		FC6-4 1-2f		F8	4	1	1	1	1	0	5
Sam Chapman, R (1, 7) OBP: 0.322, SLG: 0.327	SSS K		FC5 2-3f		SSS K			FC1-5 BLK 1B	SSS K	5	0	1	0	0	3	7
Bob Kennedy, R (1, 9) OBP: 0.315, SLG: 0.357		F6		E S 1B		F6		BBBB F8 FC1-5 1-2 BB		3	0	1	0	1	0	0
Jim Hegan, R (1, 2) OBP: 0.335, SLG: 0.423		SSS K		F8 1-2		1-4-3		FC1-5 1-2 2-3f		4	0	0	0	0	1	3
Bob Lemon, L (1, 1) OBP: 0.188, SLG: 0.250		G3		E1 FC6-4 2-3		F6		F8 2-3		4	0	0	0	0	0	3
Inning Stats	R: 0 H: 1 E: 0 LOB: 3 K: 1 BB: 2 S: 6 P: 14	R: 0 H: 0 E: 0 LOB: 0 K: 1 BB: 0 S: 5 P: 5	R: 0 H: 1 E: 0 LOB: 3 K: 0 BB: 1 S: 4 P: 9	R: 0 H: 1 E: 1 LOB: 2 K: 0 BB: 0 S: 5 P: 5	R: 1 H: 2 E: 0 LOB: 0 K: 1 BB: 0 S: 6 P: 6	R: 0 H: 0 E: 0 LOB: 0 K: 0 BB: 0 S: 3 P: 3	R: 1 H: 1 E: 0 LOB: 1 K: 0 BB: 0 S: 4 P: 5	R: 0 H: 1 E: 0 LOB: 2 K: 0 BB: 1 S: 4 P: 8	R: 1 H: 2 E: 0 LOB: 1 K: 1 BB: 0 S: 7 P: 7	1B: 5 SF: 0 2B: 1 SAC: 0 3B: 0 DP: 1 HR: 3 HBP: 2						

	AB	36
	R	3
	H	9
	RBI	3
	BB	4
	SO	4
	LOB	29

WP: 0 PA: 42
PB: 0
SB: 1
CS: 0

PITCHER		IP	WLS	BF	H	R	ER	SO	BB	IBB	HBP	BLK	WP	HR	S	P	ERA	WHIP
Ray Scarborough, R ERA: 4.75	(1, 1)	7.0		34	7	2	2	3	4	0	2	1	0	2	34	52	2.57	1.571
Ellis Kinder, R ERA: 3.38	(8, 1)	2.0	L	8	2	1	1	1	0	0	0	0	0	1	10	10	4.50	1.000

PITCHER	IP	WLS	BF	H	R	ER	SO	BB	IBB	HBP	BLK	WP	HR	S	P	ERA	WHIP

Batter	1	2	3	4	5	6	7	8	9	AB	R	H	RBI	BB	SO	LOB
Dom DiMaggio, R (1, 8) OBP: 0.379, SLG: 0.460	0-0 6 3-1 8-2 2B		0-0 5-3 ①		0-0 2B		0-3 K ②			4	0	2	0	0	1	0
6 Johnny Pesky, L (1, 6) OBP: 0.405, SLG: 0.372	0-0 3-1 ① 2-3		0-0 F3 ②		0-0 4-3 ③		0-0 4-3 ③			4	0	0	0	0	0	2
Ted Williams, L (1, 7) OBP: 0.482, SLG: 0.587	BBBB 4-0 BB		0-0 4-3 ③			0-0 FC4-6 1B		0-0 G3 ①		3	0	1	0	1	0	0
Vern Stephens, R (1, 5) OBP: 0.364, SLG: 0.509	0-0 8-2 ②③ 3-Hf			0-0 F5 ①		SSS 0-3 K ①		0-0 5-3 ②		4	0	0	0	0	1	3
Bobby Doerr, R (1, 4) OBP: 0.367, SLG: 0.430		BBBB 4-0 1-3 BB		BBBB 4-0 BB		0-0 FC4-6 FC4-6 ② 1-2f		0-0 1-3 ③		2	0	0	0	2	0	1
Billy Goodman, L (1, 3) OBP: 0.377, SLG: 0.368		0-0 1-3 ① 1-2		0-0 F8 ②		0-0 FC4-6 ③ 1-2f			BBBB 4-0 BB	3	0	0	0	1	0	3
Clyde Vollmer, R (1, 9) OBP: 0.375, SLG: 0.623		0-0 5-3 ②		0-0 F4 ③			0-0 HR 1B		0-0 F8 ①	4	1	1	0	0	0	3
Al Evans, R (1, 2) OBP: 0.273, SLG: 0.211 Charlie Maxwell, L (7, PH) OBP: 0.333, SLG: 0.462 Les Moss, R (8, 2) OBP: 0.289, SLG: 0.292		BBBB 4-0 BB	0-0 5-3 ①			0-0 1-H HR			SSS 0-3 K ②	1 1 1	0 1 0	0 1 0	0 2 0	1 0 0	0 0 1	0 0 1
Ray Scarborough, R (1, 1) OBP: 0.256, SLG: 0.200 Ellis Kinder, R (8, 1) OBP: 0.043, SLG: 0.087 Lou Boudreau, R (9, PH) OBP: 0.347, SLG: 0.399		SSS 0-3 K ③	0-0 5-3 ②			0-0 F8 ①			0-0 L4 ③	3 0 1	0 0 0	0 0 0	0 0 0	1 0 0	2 0 1	2 0 1
Inning Stats	R: 0 H: 1 E: 0 LOB: 1 K: 0 BB: 1 S: 3 P: 7	R: 0 H: 0 E: 0 LOB: 2 K: 1 BB: 2 S: 5 P: 13	R: 0 H: 0 E: 0 LOB: 0 K: 0 BB: 0 S: 3 P: 3	R: 0 H: 0 E: 0 LOB: 1 K: 0 BB: 1 S: 3 P: 7	R: 0 H: 1 E: 0 LOB: 1 K: 0 BB: 0 S: 4 P: 4	R: 0 H: 1 E: 0 LOB: 1 K: 1 BB: 0 S: 6 P: 6	R: 2 H: 2 E: 0 LOB: 0 K: 1 BB: 0 S: 7 P: 7	R: 0 H: 0 E: 0 LOB: 0 K: 0 BB: 0 S: 3 P: 3	R: 0 H: 0 E: 0 LOB: 1 K: 1 BB: 1 S: 5 P: 9	1B: 2 SF: 0 2B: 3 SAC: 0 3B: 0 DP: 1 HR: 1 HBP: 0						WP: 0 PA: 36 PB: 0 SB: 0 CS: 0	

PITCHER	IP	WLS	BF	H	R	ER	SO	BB	IBB	HBP	BLK	WP	HR	S	P	ERA	WHIP
Bob Lemon, R (1, 1) ERA: 3.83	9.0	W	36	5	2	2	4	5	0	0	0	0	1	39	59	2.00	1.111

PITCHER	IP	WLS	BF	H	R	ER	SO	BB	IBB	HBP	BLK	WP	HR	S	P	ERA	WHIP

BOTTOM

Cleveland Indians @ Boston Red Sox

Fenway Park, Boston, MA

Fri Jul 27 1951, 3:33 AM EDT

Att. 34,298 - Unknown

livebaseballscorecards.com

AB	31
R	2
H	5
RBI	2
BB	5
SO	4
LOB	16

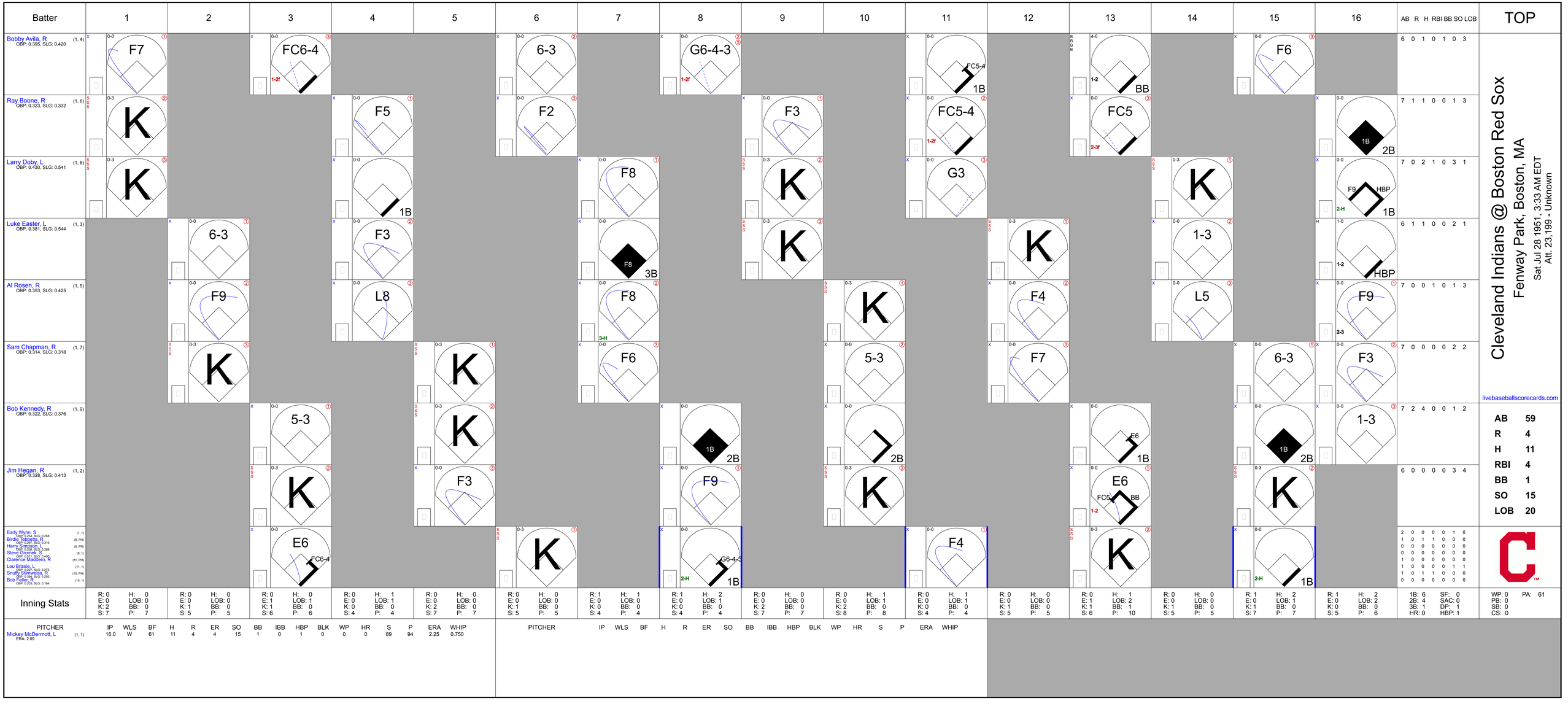

Cleveland Indians @ Boston Red Sox

Fenway Park, Boston, MA

Sat Jul 28 1951, 3:33 AM EDT
Att. 23,199 - Unknown

livebaseballscorecards.com

Batter	1	2	3	4	5	6	7	8	9	10	11	12	13	14	15	16	AB	R	H	RBI	BB	SO	LOB
Bobby Avila, R (1, 4) OBP: 0.395, SLG: 0.420	F7		FC6-4 1-2f			6-3		G6-4-3 1-2f			FC5-4 1B		BB 1-2		F6		6	0	1	0	1	0	3
Ray Boone, R (1, 6) OBP: 0.323, SLG: 0.332	K			F5		F2			F3		FC5-4 1-2f		FC5 2-3f			1B 2B	7	1	1	0	0	1	3
Larry Doby, L (1, 8) OBP: 0.430, SLG: 0.541	K			1B			F8		K		G3			K		F9 HBP 2-H 1B	7	0	2	1	0	3	1
Luke Easter, L (1, 3) OBP: 0.381, SLG: 0.544		6-3		F3			F8 3B		K			K		1-3		HBP 1-2	6	1	1	0	0	2	1
Al Rosen, R (1, 5) OBP: 0.353, SLG: 0.425		F9		L8			F8 3-H			K		F4		L5		F9 2-3	7	0	0	1	0	1	3
Sam Chapman, R (1, 7) OBP: 0.314, SLG: 0.318		K			K		F6			5-3		F7			6-3	F3	7	0	0	0	0	2	2
Bob Kennedy, R (1, 9) OBP: 0.322, SLG: 0.376			5-3		K			1B 2B		2B			E6 1B		1B 2B	1-3	7	2	4	0	0	1	2
Jim Hegan, R (1, 2) OBP: 0.328, SLG: 0.413		K			F3			F9		K			E6 FC5 BB 1-2		K		6	0	0	0	0	3	4
Early Wynn, S (1, 1) OBP: 0.294, SLG: 0.258; Birdie Tebbetts, R (8, PH) OBP: 0.297, SLG: 0.310; Harry Simpson, L (8, PR) OBP: 0.328, SLG: 0.288; Steve Gromek, S (8, 1) OBP: 0.311, SLG: 0.400; Clarence Maddern, R (11, PH) OBP: 0.227, SLG: 0.273; Lou Brissie, L (11, 1) OBP: 0.227, SLG: 0.273; Snuffy Stirnweiss, R (15, PH) OBP: 0.394, SLG: 0.293; Bob Feller, R (15, 1) OBP: 0.203, SLG: 0.164			E6 FC6-4			K		G6-4-3 2-H 1B			F4		K		2-H 1B		2	0	0	0	1	0
Inning Stats	R: 0 E: 0 K: 2 S: 7 H: 0 LOB: 0 BB: 0 P: 7	R: 0 E: 0 K: 1 S: 5 H: 0 LOB: 0 BB: 0 P: 5	R: 0 E: 1 K: 1 S: 6 H: 0 LOB: 1 BB: 0 P: 6	R: 0 E: 0 K: 0 S: 4 H: 1 LOB: 1 BB: 0 P: 4	R: 0 E: 0 K: 2 S: 7 H: 0 LOB: 0 BB: 0 P: 7	R: 0 E: 0 K: 1 S: 5 H: 0 LOB: 0 BB: 0 P: 5	R: 1 E: 0 K: 0 S: 4 H: 1 LOB: 0 BB: 0 P: 4	R: 1 E: 0 K: 0 S: 4 H: 2 LOB: 1 BB: 0 P: 4	R: 0 E: 0 K: 2 S: 7 H: 0 LOB: 0 BB: 0 P: 7	R: 0 E: 0 K: 2 S: 8 H: 1 LOB: 1 BB: 0 P: 8	R: 0 E: 0 K: 0 S: 4 H: 1 LOB: 1 BB: 0 P: 4	R: 0 E: 0 K: 1 S: 5 H: 0 LOB: 0 BB: 0 P: 5	R: 0 E: 1 K: 1 S: 6 H: 1 LOB: 2 BB: 1 P: 10	R: 0 E: 0 K: 1 S: 5 H: 0 LOB: 0 BB: 0 P: 5	R: 1 E: 0 K: 1 S: 7 H: 2 LOB: 1 BB: 0 P: 7	R: 1 E: 0 K: 0 S: 5 H: 2 LOB: 2 BB: 0 P: 6	1B: 6 2B: 4 3B: 1 HR: 0 SF: 0 SAC: 0 DP: 1 HBP: 1	WP: 0 PB: 0 SB: 0 CS: 0 PA: 61

PITCHER	IP	WLS	BF	H	R	ER	SO	BB	IBB	HBP	BLK	WP	HR	S	P	ERA	WHIP
Mickey McDermott, L (1, 1) ERA: 2.89	16.0	W	61	11	4	4	15	1	0	1	0	0	0	89	94	2.25	0.750

PITCHER	IP	WLS	BF	H	R	ER	SO	BB	IBB	HBP	BLK	WP	HR	S	P	ERA	WHIP

AB	59
R	4
H	11
RBI	4
BB	1
SO	15
LOB	20

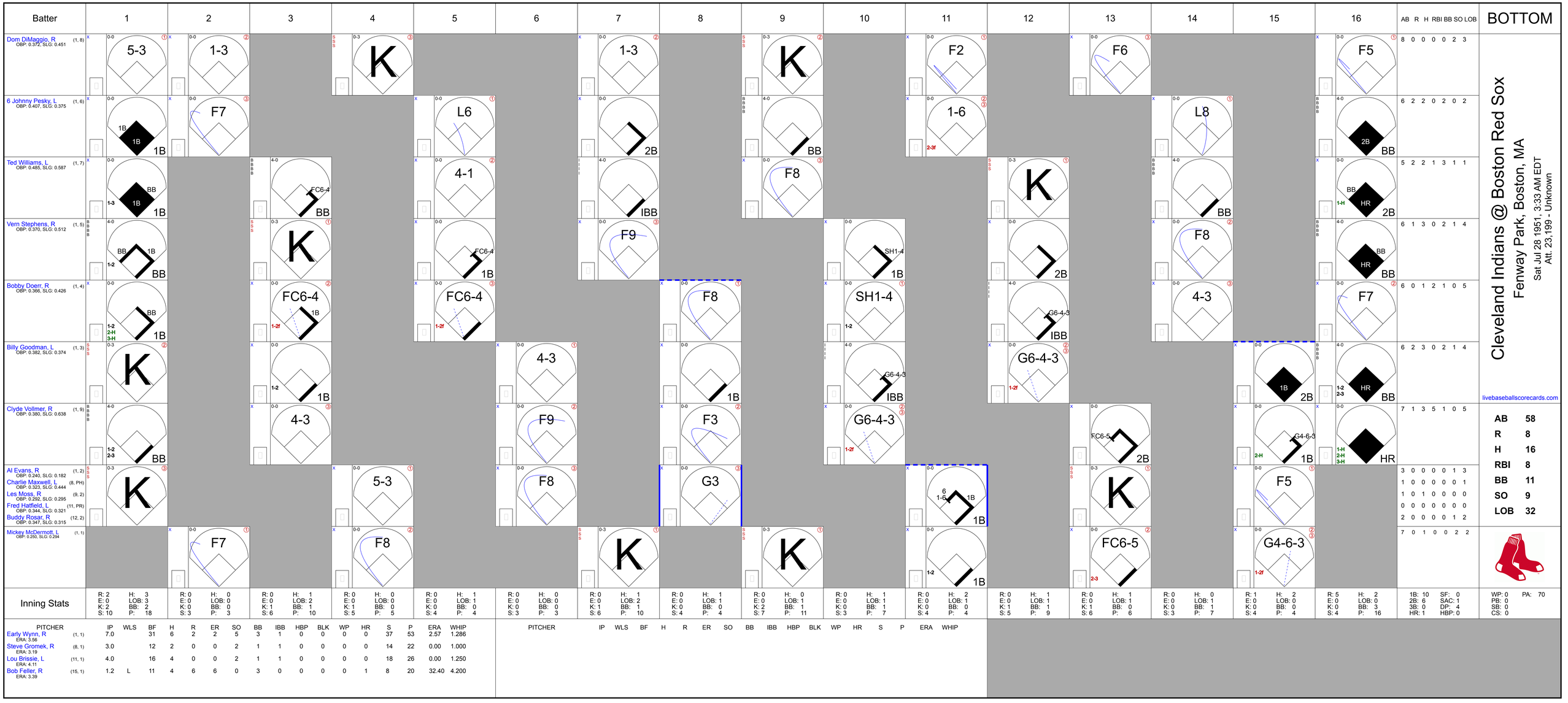
Batter
1
2
3
4
5
6
7
8
9
10
11
12
13
14
15
16
AB R H RBI BB SO LOB
BOTTOM
Dom DiMaggio, R (1, 8) OBP: 0.372, SLG: 0.451
8 0 0 0 0 2 3
6 Johnny Pesky, L (1, 6) OBP: 0.407, SLG: 0.375
6 2 2 0 2 0 2
Ted Williams, L (1, 7) OBP: 0.485, SLG: 0.587
5 2 2 1 3 1 1
Vern Stephens, R (1, 5) OBP: 0.370, SLG: 0.512
6 1 3 0 2 1 4
Bobby Doerr, R (1, 4) OBP: 0.366, SLG: 0.426
6 0 1 2 1 0 5
Billy Goodman, L (1, 3) OBP: 0.382, SLG: 0.374
6 2 3 0 2 1 4
Clyde Vollmer, R (1, 9) OBP: 0.380, SLG: 0.638
7 1 3 5 1 0 5
Al Evans, R (1, 2) OBP: 0.240, SLG: 0.182
3 0 0 0 0 1 3
Charlie Maxwell, L (8, PH) OBP: 0.323, SLG: 0.444
1 0 0 0 0 0 1
Les Moss, R (9, 2) OBP: 0.292, SLG: 0.295
1 0 1 0 0 0 0
Fred Hatfield, L (11, PR) OBP: 0.344, SLG: 0.321
0 0 0 0 0 0 0
Buddy Rosar, R (12, 2) OBP: 0.347, SLG: 0.315
2 0 0 0 0 1 2
Mickey McDermott, L (1, 1) OBP: 0.250, SLG: 0.294
7 0 1 0 0 2 2
Cleveland Indians @ Boston Red Sox
Fenway Park, Boston, MA
Sat Jul 28 1951, 3:33 AM EDT
Att. 23,199 - Unknown
livebaseballscorecards.com
AB 58
R 8
H 16
RBI 8
BB 11
SO 9
LOB 32
Inning Stats
1B: 10 SF: 0
2B: 6 SAC: 1
3B: 0 DP: 4
HR: 1 HBP: 0
WP: 0 PA: 70
PB: 0
SB: 0
CS: 0
PITCHER IP WLS BF H R ER SO BB IBB HBP BLK WP HR S P ERA WHIP
Early Wynn, R (1, 1) ERA: 3.56 7.0 31 6 2 2 5 3 1 0 0 0 0 37 53 2.57 1.286
Steve Gromek, R (8, 1) ERA: 3.19 3.0 12 2 0 0 2 1 1 0 0 0 0 14 22 0.00 1.000
Lou Brissie, L (11, 1) ERA: 4.11 4.0 L 16 4 0 0 2 1 1 0 0 0 0 18 26 0.00 1.250
Bob Feller, R (15, 1) ERA: 3.39 1.2 L 11 4 6 6 0 3 0 0 0 0 1 8 20 32.40 4.200
PITCHER IP WLS BF H R ER SO BB IBB HBP BLK WP HR S P ERA WHIP

Cleveland Indians @ Boston Red Sox

Fenway Park, Boston, MA

Sun Jul 29 1951, 3:33 AM EDT

Att. 32,180 - Unknown

TOP

livebaseballscorecards.com

Batter	1	2	3	4	5	6	7	8	9	AB	R	H	RBI	BB	SO	LOB
Bobby Avila, R (1, 4) OBP: 0.389, SLG: 0.413	F7		F7		6-3		FC5-4 2B 1-2f 2-3		G6-4-3 1-2f	5	0	0	0	0	0	3
Ray Boone, R (1, 6) OBP: 0.324, SLG: 0.336	F6		1B		F3		1-3 3-H 2B		5-3	5	0	2	1	0	0	0
Larry Doby, L (1, 8) OBP: 0.428, SLG: 0.535	F4		K S S S		BB B B B B		K S S S			3	0	0	0	1	2	4
Luke Easter, L (1, 3) OBP: 0.383, SLG: 0.542		2B 5-3 1B		G5-4-3 1B 1B B B B B BB	F6		G3			3	2	1	0	1	0	4
Al Rosen, R (1, 5) OBP: 0.357, SLG: 0.431		G5-3 1-3 2B		G5-4-3 1-2 1B		G5-4-3 1B		F3		4	0	3	0	0	0	0
Sam Chapman, R (1, 7) OBP: 0.310, SLG: 0.313	5-3 3-H			G5-4-3 1-2f 2-3		G5-4-3 1-2f		K S S S		4	0	0	1	0	1	4
Bob Kennedy, R (1, 9) OBP: 0.328, SLG: 0.382	1B			HR 3-H 1B		5-3		1B		4	1	3	1	0	0	0
Birdie Tebbetts, R (1, 2) OBP: 0.309, SLG: 0.356 Jim Hegan, R (7, PR) OBP: 0.326, SLG: 0.412 (7, 2)	G5-3 2-3f			HR 1-H			FC5-4 SH 2B 1B	F6		3 1	1 1	2 0	2 0	0 0	0 0	2 1
Mike Garcia, R (1, 1) OBP: 0.220, SLG: 0.276			6-3	G3			SH FC5-4 1-2		G6-4-3 1B	3	0	1	0	0	0	0

	AB	35
	R	5
	H	12
	RBI	5
	BB	2
	SO	3
	LOB	18

Inning Stats	1	2	3	4	5	6	7	8	9
	R: 0 E: 0 K: 0 S: 3	H: 0 LOB: 0 BB: 0 P: 3	R: 1 E: 0 K: 0 S: 5	H: 3 LOB: 1 BB: 0 P: 5	R: 0 E: 0 K: 1 S: 6	H: 1 LOB: 1 BB: 0 P: 6	R: 3 E: 0 K: 0 S: 5	H: 3 LOB: 0 BB: 1 P: 9	R: 0 E: 0 K: 0 S: 3	H: 0 LOB: 1 BB: 1 P: 7	R: 0 E: 0 K: 0 S: 3	H: 1 LOB: 0 BB: 0 P: 3	R: 1 E: 1 K: 1 S: 8	H: 2 LOB: 3 BB: 0 P: 8	R: 0 E: 0 K: 1 S: 6	H: 1 LOB: 1 BB: 0 P: 6	R: 0 E: 0 K: 0 S: 3	H: 1 LOB: 0 BB: 0 P: 3

1B: 9 SF: 0
2B: 2 SAC: 1
3B: 0 DP: 4
HR: 1 HBP: 0

WP: 0 PA: 38
PB: 0
SB: 0
CS: 0

PITCHER		IP	WLS	BF	H	R	ER	SO	BB	IBB	HBP	BLK	WP	HR	S	P	ERA	WHIP
Leo Kiely, L ERA: 3.5	(1, 1)	7.0	L	31	10	5	5	2	2	0	0	0	0	1	33	41	6.43	1.714
Ellis Kinder, R ERA: 3.29	(8, 1)	2.0		7	2	0	0	1	0	0	0	0	0	0	9	9	0.00	1.000

PITCHER	IP	WLS	BF	H	R	ER	SO	BB	IBB	HBP	BLK	WP	HR	S	P	ERA	WHIP

BOTTOM

Cleveland Indians @ Boston Red Sox

Fenway Park, Boston, MA

Sun Jul 29 1951, 3:33 AM EDT

Att. 32,180 - Unknown

livebaseballscorecards.com

Batter	1	2	3	4	5	6	7	8	9	AB	R	H	RBI	BB	SO	LOB
Dom DiMaggio, R (1, 8) OBP: 0.371, SLG: 0.448	S S S 0-3 ① K		B B B B 4-0 6 FC3-6 1-2 BB	x 0-0 ③ F7			x 0-0 ② 4-3			3	0	0	0	1	1	2
6 Johnny Pesky, L (1, 6) OBP: 0.405, SLG: 0.377	x 0-0 ② F6		x 0-0 ① FC3-6 HR 1-2f 2-3		x 0-0 6-3 1B 2B		x 0-0 ③ 4-3			4	2	1	0	0	0	2
Ted Williams, L (1, 7) OBP: 0.485, SLG: 0.594	B B B B 4-0 FC5-4 BB		x 0-0 1-H 3-H HR		x 0-0 ① 6-3 2-3			x 0-0 ① 4-3		3	1	1	3	1	0	1
Vern Stephens, R (1, 5) OBP: 0.369, SLG: 0.508	x 0-0 ③ FC5-4 1-2f		x 0-0 ② F3		x 0-0 G6-4-3 3-H 1B			x 0-0 ② F8		4	0	1	1	0	0	1
Bobby Doerr, R (1, 4) OBP: 0.362, SLG: 0.421		x 0-0 ① F5	S S S 0-3 ③ K2-3		x 0-0 ② ③ G6-4-3 1-2f			x 0-0 ③ L6		4	0	0	0	0	1	1
Billy Goodman, L (1, 3) OBP: 0.378, SLG: 0.369		x 0-0 ② L6		x 0-0 ① 5-3		x 0-0 ① 1-3			x 0-0 E6 6-4 1B	4	0	0	0	0	0	0
Clyde Vollmer, R (1, 9) OBP: 0.377, SLG: 0.627		B B B B 4-0 BB		x 0-0 ② F4		S S S 0-3 ② K			S S S 0-3 ① K	3	0	0	0	1	2	1
Al Evans, R (1, 2) OBP: 0.250, SLG: 0.167 Walt Dropo, R (9, PH) OBP: 0.340, SLG: 0.372 Fred Hatfield, L (9, PR) OBP: 0.344, SLG: 0.321		x 0-0 ③ F7		B B B B 4-0 BB BB		x 0-0 ③ 6-3			x 0-0 1-2 1B	2	0	0	0	1	0	1
										1	0	1	0	0	0	0
										0	0	0	0	0	0	0
Leo Kiely, L (1, 1) OBP: 0.357, SLG: 0.250 Charlie Maxwell, L (7, PH) OBP: 0.313, SLG: 0.429 Ellis Kinder, R (8, 1) OBP: 0.043, SLG: 0.087 Lou Boudreau, R (9, PH) OBP: 0.346, SLG: 0.397			x 0-0 6 FC3-6 BB HR 1B	B B B B 4-0 1-2 BB			S S S 0-3 ① K		x 0-0 ② ③ 6-4 2-3f	1	1	1	0	1	0	0
										1	0	0	0	0	1	0
										0	0	0	0	0	0	0
										1	0	0	0	0	0	2

	AB	R	H	RBI	BB	SO	LOB
	31	4	5	4	5	5	11

Inning Stats																																
	R: 0	H: 0	E: 0	LOB: 1	K: 1	BB: 1	S: 5	P: 9	R: 0	H: 0	E: 0	LOB: 1	K: 0	BB: 1	S: 3	P: 7	R: 3	H: 2	E: 0	LOB: 0	K: 1	BB: 1	S: 7	P: 11	R: 0	H: 0	E: 0	LOB: 2	K: 0	BB: 2	S: 3	P: 11
	R: 1	H: 2	E: 0	LOB: 0	K: 0	BB: 0	S: 4	P: 4	R: 0	H: 0	E: 0	LOB: 0	K: 1	BB: 0	S: 5	P: 5	R: 0	H: 0	E: 0	LOB: 0	K: 1	BB: 0	S: 5	P: 5	R: 0	H: 0	E: 0	LOB: 0	K: 0	BB: 0	S: 3	P: 3
	R: 0	H: 1	E: 1	LOB: 1	K: 1	BB: 0	S: 6	P: 6	1B: 3	SF: 0	2B: 2	SAC: 0	3B: 0	DP: 2	HR: 1	HBP: 0	WP: 0	PA: 36	PB: 0	SB: 0	CS: 0											

PITCHER		IP	WLS	BF	H	R	ER	SO	BB	IBB	HBP	BLK	WP	HR	S	P	ERA	WHIP
Mike Garcia, R ERA: 2.72	(1, 1)	9.0	W	36	5	4	4	5	5	0	0	0	0	1	41	61	4.00	1.111

PITCHER	IP	WLS	BF	H	R	ER	SO	BB	IBB	HBP	BLK	WP	HR	S	P	ERA	WHIP

Cleveland Indians @ Washington Senators

Griffith Stadium, Washington, DC

Tue Jul 31 1951, 3:33 AM EDT

Att. 25,064 - Unknown

TOP

livebaseballscorecards.com

Batter	1	2	3	4	5	6	7	8	9	AB	R	H	RBI	BB	SO	LOB
Dale Mitchell, L (1, 7) OBP: 0.345, SLG: 0.379	F7		1B 2B		BBB 1B BB		F8		1B 1B	4	1	2	1	1	0	0
Bobby Avila, R (1, 4) OBP: 0.395, SLG: 0.417	F8 1B		BBBB 1B BB		1B		6-3		S 1B	4	0	3	4	1	0	0
Larry Doby, L (1, 8) OBP: 0.425, SLG: 0.530	F8		1B		F7		F4		SSS K	5	0	1	0	0	1	4
Luke Easter, L (1, 3) OBP: 0.377, SLG: 0.532		F9		F8	F8			F2	6-3	5	0	0	0	0	0	3
Al Rosen, R (1, 5) OBP: 0.356, SLG: 0.428		BBBB 6-3 BB		F6	6-3			F9		3	0	0	0	1	0	2
Harry Simpson, L (1, 9) OBP: 0.336, SLG: 0.287		6-3		1B		4-3		4-3		4	0	1	0	0	0	1
Ray Boone, R (1, 6) OBP: 0.321, SLG: 0.332		6-3		F7		F6			F7	4	0	0	0	0	0	2
Jim Hegan, R (1, 2) OBP: 0.332, SLG: 0.424			SSS K		BB 1B 1B	2B			1B 2B	4	2	3	0	0	1	0
Bob Feller, R (1, 1) OBP: 0.210, SLG: 0.172			SSS K		1-2 BB 1B	SSS K			BBBB 1B BB	3	1	1	0	0	2	1
Barney McCosky, L (9, PH) OBP: 0.379, SLG: 0.462										0	1	0	0	1	0	0
Mike Garcia, R (9, 1) OBP: 0.220, SLG: 0.276										0	0	0	0	0	0	0

	AB	36
	R	5
	H	11
	RBI	5
	BB	4
	SO	4
	LOB	13

Inning Stats	1	2	3	4	5	6	7	8	9	1B: 8	SF: 0	WP: 0	PA: 40
	R: 0 E: 0 K: 0 S: 3	R: 0 E: 0 K: 0 S: 3	R: 0 E: 0 K: 2 S: 8	R: 0 E: 0 K: 0 S: 4	R: 2 E: 0 K: 0 S: 6	R: 0 E: 0 K: 1 S: 6	R: 0 E: 0 K: 0 S: 3	R: 0 E: 0 K: 0 S: 3	R: 3 E: 0 K: 1 S: 8	2B: 3	SAC: 0	PB: 0	
	H: 1 LOB: 0 BB: 0 P: 3	H: 0 LOB: 1 BB: 1 P: 7	H: 2 LOB: 2 BB: 1 P: 12	H: 1 LOB: 1 BB: 0 P: 4	H: 3 LOB: 2 BB: 1 P: 10	H: 1 LOB: 1 BB: 0 P: 6	H: 0 LOB: 0 BB: 0 P: 3	H: 0 LOB: 0 BB: 0 P: 3	H: 3 LOB: 1 BB: 1 P: 12	3B: 0 HR: 0	DP: 0 HBP: 0	SB: 1 CS: 0	

PITCHER	IP	WLS	BF	H	R	ER	SO	BB	IBB	HBP	BLK	WP	HR	S	P	ERA	WHIP
Don Johnson, R (1, 1) ERA: 4.43	8.1	L	38	11	5	5	3	4	0	0	0	0	0	40	56	5.40	1.800
Tom Ferrick, R (9, 1) ERA: 5.54	0.2		2	0	0	0	1	0	0	0	0	0	0	4	4	0.00	0.000

PITCHER	IP	WLS	BF	H	R	ER	SO	BB	IBB	HBP	BLK	WP	HR	S	P	ERA	WHIP

Batter	1	2	3	4	5	6	7	8	9	AB	R	H	RBI	BB	SO	LOB
Eddie Yost, R (1, 5) OBP: 0.431, SLG: 0.394	BBBB 4-0 BB		BBBB 4-0 HBP 1-2 BB		SSS 0-3 ① K		x 0-0 ① F8		x 0-0 ③ F5	3	0	0	0	2	1	0
Gil Coan, L (1, 7) OBP: 0.395, SLG: 0.521	SSS 0-3 ① K		H 1-0 1-2 2-3 HBP		SSS 0-3 ② K		H 1-0 CS HBP			2	0	0	0	0	2	1
Irv Noren, L (1, 8) OBP: 0.368, SLG: 0.449	x 0-0 ② F8		x 0-0 ② F9 3-H		x 0-0 2B		x 0-0 ② ③ F6 1-2			4	0	1	1	0	0	4
Mickey Vernon, L (1, 3) OBP: 0.348, SLG: 0.424	x 0-0 ③ F7		x 0-0 ③ 1-3		SSS 0-3 ③ K			x 0-0 SH1-3 1B		4	0	1	0	0	1	4
Sam Mele, R (1, 9) OBP: 0.321, SLG: 0.397		x 0-0 ① 1-3		x 0-0 1-3 2B		x 0-0 2B 1B 1B		x 0-0 ① SH1-3 1-2		3	1	2	0	0	0	0
Pete Runnels, L (1, 6) OBP: 0.320, SLG: 0.319 Sam Dente, R (7, 6) OBP: 0.319, SLG: 0.292		x 0-0 ② 4-3		x 0-0 1-3 1B		x 0-0 1B 1-3 9-2-6 2B		x 0-0 ② F8		3 1	1 0	2 0	0 0	0 0	0 0	0 1
Cass Michaels, R (1, 4) OBP: 0.334, SLG: 0.354		x 0-0 ③ 5-3		x 0-0 ① F2		x 0-0 9-2-6 2-3 3-H 1B		x 0-0 ③ F8		4	0	1	1	0	0	3
Clyde Kluttz, R (1, 2) OBP: 0.373, SLG: 0.322			x 0-0 HBP BB F9 1B	x 0-0 ② 1-3 1-2 2-3		x 0-0 ① ② 9-2-6 1-2f 3-H			x 0-0 ① L8	4	1	1	1	0	0	3
Don Johnson, R (1, 1) OBP: 0.118, SLG: 0.091 Tom Ferrick, R (9, 1) OBP: 0.667, SLG: 0.667 Sherry Robertson, L (9, PH) OBP: 0.224, SLG: 0.222			SSS 0-3 ① K	x 0-0 ③ F9		x 0-0 ③ F9			x 0-0 ② 6-3	3 0 1	0 0 0	0 0 0	0 0 0	1 0 0	3 0 0	3 0 0
Inning Stats	R: 0 H: 0 E: 0 LOB: 1 K: 1 BB: 1 S: 5 P: 9	R: 0 H: 0 E: 0 LOB: 0 K: 0 BB: 0 S: 3 P: 3	R: 1 H: 1 E: 0 LOB: 2 K: 1 BB: 1 S: 6 P: 11	R: 0 H: 2 E: 0 LOB: 2 K: 0 BB: 0 S: 5 P: 5	R: 0 H: 1 E: 0 LOB: 1 K: 3 BB: 0 S: 10 P: 10	R: 2 H: 3 E: 0 LOB: 0 K: 0 BB: 0 S: 5 P: 5	R: 0 H: 0 E: 0 LOB: 0 K: 0 BB: 0 S: 2 P: 3	R: 0 H: 1 E: 0 LOB: 1 K: 0 BB: 0 S: 4 P: 4	R: 0 H: 0 E: 0 LOB: 0 K: 0 BB: 0 S: 3 P: 3	1B: 5 2B: 4 3B: 0 HR: 0	SF: 0 SAC: 1 DP: 1 HBP: 2			WP: 0 PB: 0 SB: 0 CS: 1	PA: 37		

PITCHER	IP	WLS	BF	H	R	ER	SO	BB	IBB	HBP	BLK	WP	HR	S	P	ERA	WHIP
Bob Feller, R (1, 1) ERA: 3.39	8.0	W	34	8	3	3	5	2	0	2	0	0	0	40	50	3.38	1.250
Mike Garcia, R (9, 1) ERA: 2.7	1.0	S	3	0	0	0	0	0	0	0	0	0	0	3	3	0.00	0.000

PITCHER	IP	WLS	BF	H	R	ER	SO	BB	IBB	HBP	BLK	WP	HR	S	P	ERA	WHIP

BOTTOM

Cleveland Indians @ Washington Senators

Griffith Stadium, Washington, DC

Tue Jul 31 1951, 3:33 AM EDT

Att. 25,064 - Unknown

livebaseballscorecards.com

AB	32
R	3
H	8
RBI	3
BB	2
SO	5
LOB	19

Batter	1	2	3	4	5	6	7	8	9	AB	R	H	RBI	BB	SO	LOB
Dale Mitchell, L (1, 7) OBP: 0.345, SLG: 0.383	F5		F7		6-3 2-H 2B		G3-6-3 1-2f		1B 1-2 1B	5	1	2	1	0	0	1
Bobby Avila, R (1, 4) OBP: 0.392, SLG: 0.414	6-3		F8		6-3 2-3		6-3		E2 1-3 2-H 1B	5	1	1	0	0	0	1
Larry Doby, L (1, 8) OBP: 0.421, SLG: 0.524	F8		F9		F3			F9	2-H 3-H 1B	5	0	1	2	0	0	1
Luke Easter, L (1, 3) OBP: 0.374, SLG: 0.537		E4 E F7		SSS K		F5		HR	F8	5	2	1	1	0	1	1
Al Rosen, R (1, 5) OBP: 0.357, SLG: 0.437		E6 F7 1-3 1B		F8		HR		SSS K		4	1	2	1	0	1	0
Harry Simpson, L (1, 9) OBP: 0.339, SLG: 0.288		BBBB F7 BB		3-1		FC6-4 1B		6-3		3	0	1	0	1	0	0
Ray Boone, R (1, 6) OBP: 0.320, SLG: 0.331		F7 1-2 2-3 3-H			BLK 2B 1B	F3			F4	4	1	1	1	0	0	3
Birdie Tebbetts, R (1, 2) OBP: 0.296, SLG: 0.341		1-3			F4 1-2	FC6-4 1-2f			F8	4	0	0	0	0	0	4
Bob Lemon, L (1, 1) OBP: 0.197, SLG: 0.274 Lou Brissie, L (6, 1) OBP: 0.292, SLG: 0.333 Mike Garcia, R (9, 1) OBP: 0.220, SLG: 0.276		4-3			2-H 2B 2B		G3-6-3 1B		1B 1B E 1B	2 2 0	1 1 0	1 2 0	1 0 0	0 0 0	0 0 0	2 0 0
Inning Stats	R: 0 E: 0 K: 0 S: 3 H: 0 LOB: 0 BB: 0 P: 3	R: 1 E: 2 K: 0 S: 5 H: 1 LOB: 2 BB: 1 P: 9	R: 0 E: 0 K: 0 S: 3 H: 0 LOB: 0 BB: 0 P: 3	R: 0 E: 0 K: 1 S: 5 H: 0 LOB: 0 BB: 0 P: 5	R: 2 E: 0 K: 0 S: 6 H: 3 LOB: 1 BB: 0 P: 6	R: 1 E: 0 K: 0 S: 5 H: 2 LOB: 1 BB: 0 P: 5	R: 0 E: 0 K: 0 S: 3 H: 1 LOB: 0 BB: 0 P: 3	R: 1 E: 0 K: 1 S: 6 H: 1 LOB: 0 BB: 0 P: 6	R: 3 E: 1 K: 0 S: 7 H: 4 LOB: 1 BB: 0 P: 7	1B: 8 2B: 2 3B: 0 HR: 2 SF: 0 SAC: 0 DP: 1 HBP: 0						

PITCHER		IP	WLS	BF	H	R	ER	SO	BB	IBB	HBP	BLK	WP	HR	S	P	ERA	WHIP
Dick Starr, R ERA: 7.15	(1, 1)	6.0		26	6	4	3	1	1	0	0	1	0	1	27	31	4.50	1.167
Joe Haynes, R ERA: 4.4	(7, 1)	2.2	L	12	5	4	1	1	0	0	0	0	0	1	14	14	3.38	1.875
Sandy Consuegra, R ERA: 4.08	(9, 1)	0.1		2	1	0	0	0	0	0	0	0	0	0	2	2	0.00	3.000

PITCHER	IP	WLS	BF	H	R	ER	SO	BB	IBB	HBP	BLK	WP	HR	S	P	ERA	WHIP

TOP

Cleveland Indians @ Washington Senators

Griffith Stadium, Washington, DC

Wed Aug 01 1951, 3:33 AM EDT

Unknown

livebaseballscorecards.com

AB	39
R	8
H	12
RBI	7
BB	1
SO	2
LOB	13

PA: 40

WP: 0
PB: 0
SB: 0
CS: 0

BOTTOM

Cleveland Indians @ Washington Senators

Griffith Stadium, Washington, DC

Wed Aug 01 1951, 3:33 AM EDT

Unknown

livebaseballscorecards.com

Batter	1	2	3	4	5	6	7	8	9	AB	R	H	RBI	BB	SO	LOB
Eddie Yost, R (1, 5) OBP: 0.433, SLG: 0.395	6-3		F7		E 1B 1-2	BB 1B 1-2 2-H		BB B B B		4	1	2	1	1	0	0
Gil Coan, L (1, 7) OBP: 0.395, SLG: 0.518	F9		4-3		E9 1-H 2-H	BB B B B 1-2 2-3		F8		4	0	1	1	1	0	1
Irv Noren, L (1, 8) OBP: 0.369, SLG: 0.446	PO BB B B B			G1	F8	F9			F7 1B BB B B B	3	1	0	0	2	0	4
Mickey Vernon, L (1, 3) OBP: 0.346, SLG: 0.426	PO 1-2	1B 3B		G3	4-3		1-3		F7 1-2	5	1	1	0	0	0	2
Sam Mele, R (1, 9) OBP: 0.319, SLG: 0.393		F3		1B BB B B B B		E6 1B F8	F4		K S S S	4	1	0	0	1	1	2
Pete Runnels, L (1, 6) OBP: 0.363, SLG: 0.365		FC6-4 1B 3-H		1-3 1B		1B 1-3 1B	FC6 1B		2-H 1B	5	1	5	2	0	0	0
Cass Michaels, R (1, 4) OBP: 0.330, SLG: 0.349		FC6-4 1-2f	F2			F8 3-H	FC6 1-2f		1-3	5	0	0	1	0	0	6
Clyde Kluttz, R (1, 2) OBP: 0.377, SLG: 0.330		F7			1B E 1B	BB 1B 1-2		F9		4	1	2	0	0	0	1
Dick Starr, R (1, 1) OBP: 0.238, SLG: 0.300			6-3		K S S S	K		6-3		2	0	0	0	0	1	1
Mike McCormick, R (6, PH) OBP: 0.403, SLG: 0.370										1	0	0	0	0	1	2
Joe Haynes, R (7, 1) OBP: 0.357, SLG: 0.308										1	0	0	0	0	0	0
Sandy Consuegra, R (9, 1) OBP: 0.235, SLG: 0.242										0	0	0	0	0	0	0
Inning Stats	R: 0 E: 0 K: 0 S: 2 H: 0 LOB: 0 BB: 1 P: 6	R: 1 E: 0 K: 0 S: 5 H: 2 LOB: 1 BB: 0 P: 5	R: 0 E: 0 K: 0 S: 3 H: 0 LOB: 0 BB: 0 P: 3	R: 0 E: 0 K: 0 S: 4 H: 1 LOB: 2 BB: 1 P: 8	R: 2 E: 1 K: 1 S: 8 H: 3 LOB: 1 BB: 0 P: 8	R: 2 E: 1 K: 1 S: 9 H: 3 LOB: 3 BB: 1 P: 13	R: 0 E: 0 K: 0 S: 4 H: 1 LOB: 1 BB: 0 P: 4	R: 0 E: 0 K: 0 S: 3 H: 0 LOB: 1 BB: 1 P: 7	R: 1 E: 0 K: 1 S: 6 H: 1 LOB: 1 BB: 1 P: 10	1B: 10 2B: 0 3B: 1 HR: 0 SF: 0 SAC: 0 DP: 0 HBP: 0						

	AB	38
	R	6
	H	11
	RBI	5
	BB	5
	SO	3
	LOB	19

WP: 0 PA: 44
PB: 0
SB: 0
CS: 0

PITCHER		IP	WLS	BF	H	R	ER	SO	BB	IBB	HBP	BLK	WP	HR	S	P	ERA	WHIP
Bob Lemon, R ERA: 3.86	(1, 1)	5.2		29	9	5	3	2	3	0	0	0	0	0	30	42	4.76	2.118
Lou Brissie, L ERA: 4.0	(6, 1)	2.1	W	9	1	0	0	0	1	0	0	0	0	0	8	12	0.00	0.857
Mike Garcia, R ERA: 2.74	(9, 1)	1.0	S	5	1	1	1	1	1	0	0	0	0	0	6	10	9.00	2.000

PITCHER		IP	WLS	BF	H	R	ER	SO	BB	IBB	HBP	BLK	WP	HR	S	P	ERA	WHIP

Batter	1	2	3	4	5	6	7	8	9	AB	R	H	RBI	BB	SO	LOB
Dale Mitchell, L (1, 7) OBP: 0.347, SLG: 0.385	F9		1B E 1B		F8			BB 1B		4	1	2	0	0	0	0
Bobby Avila, R (1, 4) OBP: 0.391, SLG: 0.412	F9		E8 1-H 1B		6-3			F9		4	0	1	0	0	0	1
Larry Doby, L (1, 8) OBP: 0.425, SLG: 0.534	HR		BBBB BB			4-3		BBBB 1-2 BB		2	1	1	1	2	0	0
Luke Easter, L (1, 3) OBP: 0.369, SLG: 0.529	SSS K		F4			4-3		F3		4	0	0	0	0	1	4
Al Rosen, R (1, 5) OBP: 0.356, SLG: 0.435		6-3		F8		F4			F8 BLK FC4-6 1B	4	1	1	0	0	0	0
Harry Simpson, L (1, 9) OBP: 0.333, SLG: 0.282		F5		F7			SSS K		F8 1-3	4	0	0	0	0	1	1
Ray Boone, R (1, 6) OBP: 0.322, SLG: 0.331		F7		1B			6-3		H FC4-6 HBP	3	0	1	0	0	0	0
Jim Hegan, R (1, 2) OBP: 0.332, SLG: 0.423 Bob Lemon, L (9, PH) OBP: 0.194, SLG: 0.270			G4-6-3 1B	SSS K			G3		FC4-6 1-2f 3-H	3 1	0 0	1 0	0 1	0 0	1 0	1 1
Early Wynn, S (1, 1) OBP: 0.246, SLG: 0.250 Barney McCosky, L (8, PH) OBP: 0.375, SLG: 0.456 Bob Chakales, R (8, 1) OBP: 0.353, SLG: 0.529 Paul Lehner, L (9, PH) OBP: 0.243, SLG: 0.250			G4-6-3 1-2f	F8				F3	SSS K	2 1 0 1	0 0 0 0	0 0 0 0	0 0 0 0	0 0 0 1	0 0 0 1	1 0 0 1
Inning Stats	R: 1 E: 0 K: 1 S: 6 H: 1 LOB: 0 BB: 0 P: 6	R: 0 E: 0 K: 0 S: 3 H: 0 LOB: 0 BB: 0 P: 3	R: 1 E: 1 K: 0 S: 5 H: 3 LOB: 2 BB: 1 P: 9	R: 0 E: 0 K: 1 S: 6 H: 1 LOB: 1 BB: 0 P: 6	R: 0 E: 0 K: 0 S: 3 H: 0 LOB: 0 BB: 0 P: 3	R: 0 E: 0 K: 0 S: 3 H: 0 LOB: 0 BB: 0 P: 3	R: 0 E: 0 K: 1 S: 5 H: 0 LOB: 0 BB: 0 P: 5	R: 0 E: 0 K: 0 S: 4 H: 1 LOB: 2 BB: 1 P: 8	R: 1 E: 0 K: 1 S: 6 H: 1 LOB: 1 BB: 0 P: 7	1B: 6 2B: 0 3B: 0 HR: 1	SF: 0 SAC: 0 DP: 1 HBP: 1						

PITCHER	IP	WLS	BF	H	R	ER	SO	BB	IBB	HBP	BLK	WP	HR	S	P	ERA	WHIP
Julio Moreno, R (1, 1) ERA: 4.39	9.0	W	36	7	3	2	4	2	0	1	1	0	1	41	50	2.00	1.000

PITCHER	IP	WLS	BF	H	R	ER	SO	BB	IBB	HBP	BLK	WP	HR	S	P	ERA	WHIP

TOP

Cleveland Indians @ Washington Senators

Griffith Stadium, Washington, DC

Wed Aug 01 1951, 3:38 AM EDT

Att. 24,633 - Unknown

livebaseballscorecards.com

AB	33
R	3
H	7
RBI	2
BB	2
SO	4
LOB	10

PA: 36

WP: 0 PB: 0 SB: 0 CS: 0

Batter	1	2	3	4	5	6	7	8	9	AB	R	H	RBI	BB	SO	LOB
Eddie Yost, R (1, 5) OBP: 0.433, SLG: 0.393	BBBB 4-0 1B E BB	BBBB 4-0 BB		SSS 0-3 ③ K		SSS 0-3 ③ K				2	1	0	0	2	2	2
Gil Coan, L (1, 7)	x 0-0 1B E 1-2 1B	x 0-0 ③ G3			x 0-0 1B FC4-6 1B		x 0-0 ① 6-3			4	2	2	0	0	0	1
Irv Noren, L (1, 8)	x 0-0 ① F9		x 0-0 ① F8		x 0-0 FC4-6 1-3 1B		x 0-0 ② 3-1			4	0	1	0	0	0	2
Mickey Vernon, L (1, 3) OBP: 0.350, SLG: 0.429	x 0-0 E9 E 1-H 2-H 1B		BBBB 4-0 BB		x 0-0 ① FC4-6 1-2f 3-H		x 0-0 FC6-4 1B			3	1	2	2	1	0	1
Sam Mele, R (1, 9) OBP: 0.316, SLG: 0.388	x 0-0 ② F8 2-H		x 0-0 ② F5		x 0-0 ② L4		x 0-0 ③ FC6-4 1-2f			4	0	0	0	0	0	3
Pete Runnels, L (1, 6) OBP: 0.369, SLG: 0.364	x 0-0 1B		x 0-0 ③ L7		x 0-0 ③ 5-3			BBBB 4-0 FC1-6 BB		3	0	1	0	1	0	2
Gene Verble, R (1, 4) OBP: 0.278, SLG: 0.262	x 0-0 ③ F7			BBBB 4-0 PB BB		BBBB 4-0 SH5-3 BB		x 0-0 ① FC1-6 1-2f		2	0	0	0	2	0	2
Mike Guerra, R (1, 2) OBP: 0.260, SLG: 0.223		x 0-0 ① F6		SSS 0-3 ① K 1-2		x 0-0 ① F2		SSS 0-3 ② K		4	0	0	0	0	2	3
Julio Moreno, R (1, 1) OBP: 0.207, SLG: 0.214		x 0-0 ② F7		SSS 0-3 ② K		x 0-0 ② SH5-3 1-2		SSS 0-3 ③ K		3	0	0	0	0	2	2
Inning Stats	R: 3 H: 3 E: 2 LOB: 1 K: 0 BB: 1 S: 6 P: 10	R: 0 H: 0 E: 0 LOB: 1 K: 0 BB: 1 S: 3 P: 7	R: 0 H: 0 E: 0 LOB: 1 K: 0 BB: 1 S: 3 P: 7	R: 0 H: 0 E: 0 LOB: 1 K: 3 BB: 1 S: 9 P: 13	R: 1 H: 2 E: 0 LOB: 1 K: 0 BB: 0 S: 5 P: 5	R: 0 H: 0 E: 0 LOB: 1 K: 1 BB: 1 S: 5 P: 9	R: 0 H: 1 E: 0 LOB: 1 K: 0 BB: 0 S: 4 P: 4	R: 0 H: 0 E: 0 LOB: 1 K: 2 BB: 1 S: 7 P: 11		1B: 6 SF: 0 2B: 0 SAC: 1 3B: 0 DP: 0 HR: 0 HBP: 0						

PITCHER		IP	WLS	BF	H	R	ER	SO	BB	IBB	HBP	BLK	WP	HR	S	P	ERA	WHIP
Early Wynn, R ERA: 3.57	(1, 1)	7.0	L	32	6	4	3	4	5	0	0	0	0	0	35	55	3.86	1.571
Bob Chakales, R ERA: 4.06	(8, 1)	1.0		4	0	0	0	2	1	0	0	0	0	0	7	11	0.00	1.000

PITCHER	IP	WLS	BF	H	R	ER	SO	BB	IBB	HBP	BLK	WP	HR	S	P	ERA	WHIP

BOTTOM

Cleveland Indians @ Washington Senators

Griffith Stadium, Washington, DC

Wed Aug 01 1951, 3:38 AM EDT

Att. 24,633 - Unknown

livebaseballscorecards.com

AB	29
R	4
H	6
RBI	2
BB	6
SO	6
LOB	18

Batter	1	2	3	4	5	6	7	8	9	AB	R	H	RBI	BB	SO	LOB
Dale Mitchell, L (1, 7) OBP: 0.352, SLG: 0.385	BBBB 4-0 1B 3B BB		BBBB 4-0 HR BB		x 0-0 1B 1-2 1B 1B		x 0-0 ① FC1-5 G5-4-3 2-3			2	2	1	0	2	0	1
Bobby Avila, R (1, 4) OBP: 0.392, SLG: 0.413	x 0-0 3B 1-3 1B		x 0-0 ① L9		x 0-0 ① 1-H 2-3 1B		x 0-0 ② ③ G5-4-3 1-2f			4	1	2	0	0	0	2
Larry Doby, L (1, 8) OBP: 0.423, SLG: 0.540	SSS 0-3 ① K		x 0-0 1-H HR		x 0-0 ② F6			x 0-0 ① G3		4	1	1	2	0	1	4
Luke Easter, L (1, 3) OBP: 0.367, SLG: 0.532	x 0-0 1-H 6-3 3-H 3B		SSS 0-3 ② K		SSS 0-3 ③ K			x 0-0 ② G3		4	1	1	2	0	2	2
Al Rosen, R (1, 5) OBP: 0.353, SLG: 0.430	x 0-0 ② 6-3 3-H		x 0-0 ③ F8			x 0-0 ① F7		x 0-0 ③ 5-3		4	0	0	1	0	0	0
Harry Simpson, L (1, 9) OBP: 0.328, SLG: 0.277	x 0-0 ③ 4-3			x 0-0 ① 4-3		SSS 0-3 ② K			x 0-0 ① F7	4	0	0	0	0	1	0
Ray Boone, R (1, 6) OBP: 0.324, SLG: 0.331		x 0-0 ① 6-3		x 0-0 ② F9		x 0-0 1B			BBBB 4-0 BB	3	0	1	0	1	0	0
Jim Hegan, R (1, 2) OBP: 0.328, SLG: 0.417		SSS 0-3 ② K		x 0-0 ③ 6-3		SSS 0-3 ③ K			SSS 0-3 ② K	4	0	0	0	0	3	2
Steve Gromek, S (1, 1) OBP: 0.556, SLG: 0.500		SSS 0-3 ③ K			x 0-0 1B 1B 1B		x 0-0 FC1-5 2B		SSS 0-3 ③ K	4	0	2	0	0	2	1
Inning Stats	R: 3 H: 2 E: 0 LOB: 0 K: 1 BB: 1 S: 7 P: 11	R: 0 H: 0 E: 0 LOB: 0 K: 2 BB: 0 S: 7 P: 7	R: 2 H: 1 E: 0 LOB: 0 K: 1 BB: 1 S: 6 P: 10	R: 0 H: 0 E: 0 LOB: 0 K: 0 BB: 0 S: 3 P: 3	R: 0 H: 3 E: 0 LOB: 2 K: 1 BB: 0 S: 7 P: 7	R: 0 H: 1 E: 0 LOB: 1 K: 2 BB: 0 S: 8 P: 8	R: 0 H: 1 E: 0 LOB: 0 K: 0 BB: 0 S: 3 P: 3	R: 0 H: 0 E: 0 LOB: 0 K: 0 BB: 0 S: 3 P: 3	R: 0 H: 0 E: 0 LOB: 1 K: 2 BB: 1 S: 7 P: 11	1B: 5 SF: 0 2B: 1 SAC: 0 3B: 1 DP: 1 HR: 1 HBP: 0						WP: 0 PA: 36 PB: 0 SB: 0 CS: 0	

Cleveland Indians @ Washington Senators

Griffith Stadium, Washington, DC

Thu Aug 02 1951, 3:33 AM EDT

Att. 11,622 - Unknown

TOP

livebaseballscorecards.com

AB	33
R	5
H	8
RBI	5
BB	3
SO	9
LOB	12

PITCHER		IP	WLS	BF	H	R	ER	SO	BB	IBB	HBP	BLK	WP	HR	S	P	ERA	WHIP
Bob Porterfield, R ERA: 5.15	(1, 1)	6.0	L	26	7	5	5	7	2	0	0	0	0	1	38	46	7.50	1.500
Tom Ferrick, R ERA: 5.14	(7, 1)	2.0		6	1	0	0	0	0	0	0	0	0	0	6	6	0.00	0.500
Mickey Harris, L ERA: 4.53	(9, 1)	1.0		4	0	0	0	2	1	0	0	0	0	0	7	11	0.00	1.000

PITCHER	IP	WLS	BF	H	R	ER	SO	BB	IBB	HBP	BLK	WP	HR	S	P	ERA	WHIP

Batter	1	2	3	4	5	6	7	8	9	AB	R	H	RBI	BB	SO	LOB
Eddie Yost, R (1, 5) OBP: 0.431, SLG: 0.389	F9		K			HBP		FC5-4	F6	4	0	0	0	0	1	4
Gil Coan, L (1, 7) OBP: 0.395, SLG: 0.513	BB			F2		F9		K		3	0	0	0	1	1	3
Irv Noren, L (1, 8) OBP: 0.364, SLG: 0.439	FC4-6			K		G3		2-3		4	0	0	1	0	1	3
Mickey Vernon, L (1, 3) OBP: 0.347, SLG: 0.424	F5			6-3		F7			E3	4	1	0	0	0	0	2
Sam Mele, R (1, 9) OBP: 0.318, SLG: 0.390		F9			1B		F7		FC6-4	4	0	2	0	0	0	0
Pete Runnels, L (1, 6) OBP: 0.364, SLG: 0.358		F6			F5		1B		F7	4	0	1	0	0	0	3
Gene Verble, R (1, 4) OBP: 0.272, SLG: 0.255		1-3			F6		F8		FC6-4	4	0	0	0	0	0	4
Mike Guerra, R (1, 2) OBP: 0.259, SLG: 0.224			F3		F8		F9		HBP	4	0	1	1	0	0	2
Bob Porterfield, R (1, 1) OBP: 0.118, SLG: 0.063 Mike McCormick, R (6, PH) OBP: 0.406, SLG: 0.370 Tom Ferrick, R (7, 1) OBP: 0.667, SLG: 0.667 Cass Michaels, R (8, PH) OBP: 0.331, SLG: 0.349 Mickey Harris, L (9, 1) OBP: 0.200, SLG: 0.214 Sherry Robertson, L (9, PH) OBP: 0.240, SLG: 0.222			5-3			F9 HBP G3 BB		FC5-4 BB	HBP	1 0 0 0 0 0 0 0 1 0 0 1 0 0 0 0 0 0 0 0 0 0 0 0 0 1 0 0 0 0 0 0 0 0 0 0 0 0 0 0 0 0						
Inning Stats	R: 0 E: 0 K: 0 S: 3 H: 0 LOB: 1 BB: 1 P: 7	R: 0 E: 0 K: 0 S: 3 H: 0 LOB: 0 BB: 0 P: 3	R: 0 E: 0 K: 1 S: 5 H: 0 LOB: 0 BB: 0 P: 5	R: 0 E: 0 K: 1 S: 5 H: 0 LOB: 0 BB: 0 P: 5	R: 0 E: 0 K: 0 S: 4 H: 1 LOB: 1 BB: 0 P: 4	R: 1 E: 0 K: 0 S: 3 H: 0 LOB: 1 BB: 1 P: 8	R: 0 E: 0 K: 0 S: 4 H: 1 LOB: 1 BB: 0 P: 4	R: 0 E: 0 K: 1 S: 5 H: 0 LOB: 1 BB: 1 P: 9	R: 1 E: 1 K: 0 S: 6 H: 2 LOB: 3 BB: 0 P: 7	1B: 4 2B: 0 3B: 0 HR: 0	SF: 0 SAC: 0 DP: 0 HBP: 2	WP: 0 PB: 0 SB: 0 CS: 0	PA: 37			

PITCHER	IP	WLS	BF	H	R	ER	SO	BB	IBB	HBP	BLK	WP	HR	S	P	ERA	WHIP
Steve Gromek, R (1, 1) ERA: 2.84	9.0	W	37	4	2	1	3	3	0	2	0	0	0	38	52	1.00	0.778

PITCHER	IP	WLS	BF	H	R	ER	SO	BB	IBB	HBP	BLK	WP	HR	S	P	ERA	WHIP

BOTTOM

Cleveland Indians @ Washington Senators

Griffith Stadium, Washington, DC

Thu Aug 02 1951, 3:33 AM EDT

Att. 11,622 - Unknown

livebaseballscorecards.com

AB	32
R	2
H	4
RBI	2
BB	3
SO	3
LOB	21

Batter	1	2	3	4	5	6	7	8	9	AB	R	H	RBI	BB	SO	LOB
Dale Mitchell, L (1, 7) OBP: 0.353, SLG: 0.392	FC4-6 1B		2-H 3B		4-3			F6	F7	5	0	2	1	0	0	1
Bobby Avila, R (1, 4) OBP: 0.389, SLG: 0.408	FC4-6 CS 1-2f		B5-3			L8		BBBB 1B 1B BB	4-3	4	1	0	0	1	0	3
Larry Doby, L (1, 8) OBP: 0.424, SLG: 0.540	L9 1-2			FC6 1B		SSS K		1B 1-3 2B 1B		4	1	2	0	0	1	1
Luke Easter, L (1, 3) OBP: 0.366, SLG: 0.528		4-3		FC6 1B 1-2f		BB 1B		F3		4	0	1	0	0	0	3
Al Rosen, R (1, 5) OBP: 0.354, SLG: 0.429		F8		F4		BBBB 4-0 1-2 BB		2B 1-2 3-H 1B		3	0	1	1	1	0	1
Bob Kennedy, R (1, 9) OBP: 0.331, SLG: 0.388		6-3		1-2 1B		F3		1-3 2-H 2B		4	0	2	1	0	0	2
Ray Boone, R (1, 6) OBP: 0.321, SLG: 0.328			E4 SH2-3 3B	F2			5-3	F2		4	1	0	0	0	0	4
Birdie Tebbetts, R (1, 2) OBP: 0.287, SLG: 0.330 Jim Hegan, R (7, 2) OBP: 0.327, SLG: 0.415			F8		L8		L8		5-3	3 1	0 0	0 0	0 0	0 0	0 0	1 0
Mike Garcia, R (1, 1) OBP: 0.213, SLG: 0.267 Early Wynn, S (8, 1) OBP: 0.257, SLG: 0.277			SH2-3 1-2		6-3		F9		2B	2 1	0 0	0 1	0 0	0 0	0 0	0 0
Inning Stats	R: 0 E: 0 K: 0 S: 3 H: 1 LOB: 0 BB: 0 P: 3	R: 0 E: 0 K: 0 S: 3 H: 0 LOB: 0 BB: 0 P: 3	R: 1 E: 1 K: 0 S: 5 H: 1 LOB: 1 BB: 0 P: 5	R: 0 E: 0 K: 0 S: 5 H: 2 LOB: 2 BB: 0 P: 5	R: 0 E: 0 K: 0 S: 3 H: 0 LOB: 0 BB: 0 P: 3	R: 0 E: 0 K: 1 S: 6 H: 1 LOB: 2 BB: 1 P: 10	R: 0 E: 0 K: 0 S: 3 H: 0 LOB: 0 BB: 0 P: 3	R: 2 E: 0 K: 0 S: 6 H: 3 LOB: 2 BB: 1 P: 10	R: 0 E: 0 K: 0 S: 4 H: 1 LOB: 1 BB: 0 P: 4	1B: 6 2B: 2 3B: 1 HR: 0 SF: 0 SAC: 1 DP: 0 HBP: 0						

PITCHER		IP	WLS	BF	H	R	ER	SO	BB	IBB	HBP	BLK	WP	HR	S	P	ERA	WHIP
Sam Zoldak, L ERA: 3.38	(1, 1)	7.2	L	33	8	3	2	1	2	0	0	0	0	0	33	41	2.35	1.304
Carl Scheib, R ERA: 4.97	(8, 1)	1.1		5	1	0	0	0	0	0	0	0	0	0	5	5	0.00	0.750

PITCHER		IP	WLS	BF	H	R	ER	SO	BB	IBB	HBP	BLK	WP	HR	S	P	ERA	WHIP

TOP

Cleveland Indians @ Philadelphia Athletics

Shibe Park, Philadelphia, PA

Fri Aug 03 1951, 3:33 AM EDT

Att. 21,541 - Unknown

livebaseballscorecards.com

AB	35
R	3
H	9
RBI	3
BB	2
SO	1
LOB	16

WP: 0 PA: 38
PB: 0
SB: 0
CS: 1

Batter	1	2	3	4	5	6	7	8	9	AB	R	H	RBI	BB	SO	LOB
Eddie Joost, R (1, 6) OBP: 0.395, SLG: 0.456	S S S 0-3 ① K		x 0-0 ③ F4		x 0-0 ③ L8			x 0-0 ① F8		4	0	0	0	0	1	2
Elmer Valo, L (1, 8) OBP: 0.387, SLG: 0.422	x 0-0 ② L8			x 0-0 ① F8		x 0-0 ① F9		x 0-0 1B 1B		4	0	1	0	0	0	0
Allie Clark, R (1, 9) OBP: 0.307, SLG: 0.402	x 0-0 ③ F4			x 0-0 ② F6		x 0-0 ② P4		S S S 0-3 ② K		4	0	0	0	0	1	1
Gus Zernial, R (1, 7) OBP: 0.360, SLG: 0.565		x 0-0 1B 1B		x 0-0 ③ L3		x 0-0 ③ F9		x 0-0 1-2 1B		4	0	2	0	0	0	0
Lou Limmer, L (1, 3) OBP: 0.284, SLG: 0.300		x 0-0 ① F4		B B B B 4-0 1B 2B BB		x 0-0 ① F9		x 0-0 ③ 4-3		3	1	0	0	1	0	3
Hank Majeski, R (1, 5) OBP: 0.375, SLG: 0.433		x 0-0 G6-3 1-2 1B		x 0-0 ① L7		x 0-0 1B 2B			x 0-0 ① F7	4	1	2	0	0	0	1
Billy Hitchcock, R (1, 4) OBP: 0.363, SLG: 0.309 Pete Suder, R (9, PR) OBP: 0.289, SLG: 0.286		x 0-0 ② ③ G6-3 1-2f		x 0-0 2B 1-2 1B		x 0-0 2-H 1B			H 1-0 HBP	3 0	0 0	2 0	1 0	0 0	0 0	2 0
Joe Tipton, R (1, 2) OBP: 0.310, SLG: 0.254			x 0-0 ① 5-3		x 0-0 1-3 2-H 2B		x 0-0 ② F7		x 0-0 ② F5	4	0	1	1	0	0	2
Sam Zoldak, L (1, 1) OBP: 0.269, SLG: 0.308 Carl Scheib, R (8, 1) OBP: 0.413, SLG: 0.614 Wally Moses, L (9, PH) OBP: 0.288, SLG: 0.218			x 0-0 ② F9		x 0-0 ② F7		x 0-0 ③ 4-3		x 0-0 ③ F8	3 0 1	0 0 0	0 0 0	0 0 0	0 0 0	0 0 0	3 0 1
Inning Stats	R: 0 H: 0 E: 0 LOB: 0 K: 1 BB: 0 S: 5 P: 5	R: 0 H: 2 E: 0 LOB: 1 K: 0 BB: 0 S: 4 P: 4	R: 0 H: 0 E: 0 LOB: 0 K: 0 BB: 0 S: 3 P: 3	R: 0 H: 0 E: 0 LOB: 0 K: 0 BB: 0 S: 3 P: 3	R: 1 H: 2 E: 0 LOB: 2 K: 0 BB: 1 S: 5 P: 9	R: 0 H: 0 E: 0 LOB: 0 K: 0 BB: 0 S: 3 P: 3	R: 1 H: 2 E: 0 LOB: 1 K: 0 BB: 0 S: 5 P: 5	R: 0 H: 2 E: 0 LOB: 2 K: 1 BB: 0 S: 7 P: 7	R: 0 H: 0 E: 0 LOB: 1 K: 0 BB: 0 S: 3 P: 4	1B: 6 2B: 2 3B: 0 HR: 0	SF: 0 SAC: 0 DP: 1 HBP: 1					WP: 0 PB: 0 SB: 0 CS: 0	PA: 36

PITCHER		IP	WLS	BF	H	R	ER	SO	BB	IBB	HBP	BLK	WP	HR	S	P	ERA	WHIP
Mike Garcia, R ERA: 2.72	(1, 1)	7.2	W	31	8	2	2	2	1	0	0	0	0	0	34	38	2.35	1.174
Early Wynn, R ERA: 3.55	(8, 1)	1.1	S	5	0	0	0	0	0	0	1	0	0	0	4	5	0.00	0.000

PITCHER	IP	WLS	BF	H	R	ER	SO	BB	IBB	HBP	BLK	WP	HR	S	P	ERA	WHIP

BOTTOM

Cleveland Indians @ Philadelphia Athletics

Shibe Park, Philadelphia, PA

Fri Aug 03 1951, 3:33 AM EDT

Att. 21,541 - Unknown

livebaseballscorecards.com

AB	34
R	2
H	8
RBI	2
BB	1
SO	2
LOB	15

Batter	1	2	3	4	5	6	7	8	9	AB	R	H	RBI	BB	SO	LOB
Dale Mitchell, L (1, 7) OBP: 0.356, SLG: 0.399	E 1B	2-H CS 1B		1-3		F8		3B 2B		5	1	3	1	0	0	3
Bobby Avila, R (1, 4) OBP: 0.392, SLG: 0.409	E7 1-3 1B	CS 1-2	K		FC4-6 1B	F2		BBBB 3B BB		4	1	2	0	1	1	1
Larry Doby, L (1, 8) OBP: 0.426, SLG: 0.544	IIII IBB		BBBB BB		FC4-6 1B 1-2f F8		P4	1-H 2-H 3B		3	1	1	2	2	0	1
Luke Easter, L (1, 3) OBP: 0.366, SLG: 0.526	F2		SSS K		HBP 1-3 1B		1B 1B	4-3		5	0	2	0	0	1	5
Al Rosen, R (1, 5) OBP: 0.350, SLG: 0.424	SSS K		1-3		F8 3-H		F8		SSS K	5	0	0	1	0	2	6
Harry Simpson, L (1, 9) OBP: 0.330, SLG: 0.277	F7			3-1	1-2 HBP		1-2 1B		6-3	4	0	1	0	0	0	3
Ray Boone, R (1, 6) OBP: 0.319, SLG: 0.324		6-3		F9	L7		F7		BBBB BB	4	0	0	0	1	0	4
Jim Hegan, R (1, 2) OBP: 0.328, SLG: 0.413		BBBB SH3-4 1B BB		E5 BB		SH3-4 1B		P6	F8	4	1	1	0	1	0	1
Bob Feller, R (1, 1) OBP: 0.219, SLG: 0.169		SH3-4 1-2	BBBB BB 1-2			SH3-4 1-2		6-3		1	0	0	0	1	0	0
Lou Brissie, L (9, 1) OBP: 0.292, SLG: 0.333										0	0	0	0	0	0	0
Inning Stats	R: 0 E: 1 K: 1 S: 7 H: 2 LOB: 3 BB: 1 P: 11	R: 1 E: 0 K: 0 S: 3 H: 1 LOB: 0 BB: 1 P: 7	R: 0 E: 0 K: 2 S: 7 H: 0 LOB: 1 BB: 1 P: 11	R: 0 E: 1 K: 0 S: 4 H: 0 LOB: 2 BB: 1 P: 8	R: 1 E: 0 K: 0 S: 5 H: 2 LOB: 2 BB: 0 P: 6	R: 0 E: 0 K: 0 S: 4 H: 1 LOB: 1 BB: 0 P: 4	R: 0 E: 0 K: 0 S: 5 H: 2 LOB: 2 BB: 0 P: 5	R: 2 E: 0 K: 0 S: 5 H: 2 LOB: 1 BB: 1 P: 9	R: 0 E: 0 K: 1 S: 5 H: 0 LOB: 1 BB: 1 P: 9	1B: 8 2B: 1 3B: 1 HR: 0 SF: 0 SAC: 2 DP: 0 HBP: 1						

PITCHER	IP	WLS	BF	H	R	ER	SO	BB	IBB	HBP	BLK	WP	HR	S	P	ERA	WHIP
Dick Fowler, R (1, 1) ERA: 5.34	9.0	L	44	10	4	4	4	5	1	1	0	0	0	45	70	4.00	1.667

PITCHER	IP	WLS	BF	H	R	ER	SO	BB	IBB	HBP	BLK	WP	HR	S	P	ERA	WHIP

TOP

Cleveland Indians @ Philadelphia Athletics
Shibe Park, Philadelphia, PA
Sat Aug 04 1951, 3:33 AM EDT
Att. 4,518 - Unknown

livebaseballscorecards.com

AB	35
R	4
H	10
RBI	4
BB	6
SO	4
LOB	24

WP: 0 PA: 45
PB: 0
SB: 0
CS: 1

Batter	1	2	3	4	5	6	7	8	9	AB	R	H	RBI	BB	SO	LOB
Eddie Joost, R (1, 6) OBP: 0.395, SLG: 0.454	BBBB 4-0 1B BB	x 0-0 ② F9		x 0-0 ②③ G5-4-3 1-2f			x 0-0 ① F8		x 0-0 1-2 1B	4	0	1	0	1	0	3
Elmer Valo, L (1, 8) OBP: 0.387, SLG: 0.419	x 0-0 ① F8	x 0-0 ③ 1-H 1B			H 1-0 CS HBP		x 0-0 ② P5		SSS 0-3 ③ K	4	0	1	0	0	1	3
Wally Moses, L (1, 9) OBP: 0.295, SLG: 0.229	x 0-0 1-3 1B		x 0-0 WP 1B		x 0-0 ① F8		x 0-0 ③ F2			4	0	2	0	0	0	1
Gus Zernial, R (1, 7) OBP: 0.356, SLG: 0.559	x 0-0 ② F2		SSS 0-3 ① K 1-2		SSS 0-3 ②③ K 1-2			x 0-0 ① F8		4	0	0	0	0	2	4
Lou Limmer, L (1, 3) OBP: 0.277, SLG: 0.292	SSS 0-3 ③ K		SSS 0-3 ② K			x 0-0 ① F9		x 0-0 ② P5		4	0	0	0	0	2	3
Hank Majeski, R (1, 5) OBP: 0.373, SLG: 0.430		x 0-0 3B 1B	x 0-0 ③ 5-3			x 0-0 ② 1-3		SSS 0-3 ③ K		4	1	1	0	0	1	1
Billy Hitchcock, R (1, 4) OBP: 0.376, SLG: 0.347		x 0-0 1-H P6 3B		x 0-0 BB 1B		x 0-0 1B 1B			x 0-0 ① P4	4	1	3	1	0	0	0
Joe Tipton, R (1, 2) OBP: 0.322, SLG: 0.258		BBBBB 4-0 PB 1B BB		BBBBB 4-0 G5-4-3 1-2 BB		x 0-0 1-2 1B			SSS 0-3 ② K	2	0	1	0	2	1	0
Dick Fowler, R (1, 1) OBP: 0.273, SLG: 0.241 Dave Philley, S (9, PH) OBP: 0.338, SLG: 0.347		x 0-0 ① P6 3-H		SSS 0-3 ① K		x 0-0 ③ P4			BBBB 4-0 1B BB	3 0	0 0	0 0	1 0	0 1	1 0	5 0
Inning Stats	R: 0 H: 1 E: 0 LOB: 2 K: 1 BB: 1 S: 6 P: 10	R: 2 H: 3 E: 0 LOB: 2 K: 0 BB: 1 S: 5 P: 9	R: 0 H: 1 E: 0 LOB: 1 K: 2 BB: 0 S: 8 P: 8	R: 0 H: 1 E: 0 LOB: 1 K: 1 BB: 1 S: 5 P: 9	R: 0 H: 0 E: 0 LOB: 1 K: 1 BB: 0 S: 4 P: 5	R: 0 H: 2 E: 0 LOB: 2 K: 0 BB: 0 S: 5 P: 5	R: 0 H: 0 E: 0 LOB: 0 K: 0 BB: 0 S: 3 P: 3	R: 0 H: 0 E: 0 LOB: 0 K: 1 BB: 0 S: 5 P: 5	R: 0 H: 1 E: 0 LOB: 2 K: 2 BB: 1 S: 8 P: 12	1B: 8 SF: 0 2B: 1 SAC: 0 3B: 1 DP: 2 HR: 0 HBP: 1						

PITCHER		IP	WLS	BF	H	R	ER	SO	BB	IBB	HBP	BLK	WP	HR	S	P	ERA	WHIP
Bob Feller, R ERA: 3.32	(1, 1)	8.2	W	37	9	2	2	7	4	0	1	0	1	0	46	63	2.08	1.500
Lou Brissie, L ERA: 3.99	(9, 1)	0.1	S	1	0	0	0	1	0	0	0	0	0	0	3	3	0.00	0.000

PITCHER	IP	WLS	BF	H	R	ER	SO	BB	IBB	HBP	BLK	WP	HR	S	P	ERA	WHIP

BOTTOM

Cleveland Indians @ Philadelphia Athletics

Shibe Park, Philadelphia, PA

Sat Aug 04 1951, 3:33 AM EDT

Att. 4,518 - Unknown

livebaseballscorecards.com

AB	33
R	2
H	9
RBI	2
BB	4
SO	8
LOB	20

Batter	1	2	3	4	5	6	7	8	9	AB	R	H	RBI	BB	SO	LOB
Dale Mitchell, L (1, 7) OBP: 0.360, SLG: 0.405	6-3		1B 2B		CS 1B	1-2 2-H 1B		F4		5	1	3	1	0	0	1
Bobby Avila, R (1, 4) OBP: 0.390, SLG: 0.406	K		FC4-6 2-H 1B		5-3 1-2	G5-3 2-3f		6-3		5	0	1	1	0	1	4
Larry Doby, L (1, 8) OBP: 0.426, SLG: 0.540	K		FC4-6 HBP 1-2f		1B		BBBB E S 1B BB	4-3		4	1	1	0	1	1	2
Luke Easter, L (1, 3) OBP: 0.367, SLG: 0.522		2B G1-2-3 1B	1-0 FC5-4 1-2 HBP		K		K 1-3		F8	4	0	1	0	0	2	2
Al Rosen, R (1, 5) OBP: 0.353, SLG: 0.436		1-3 2B	FC5-4 1-2f			HR	WP 3-H 2B 1B		K	5	2	3	2	0	1	2
Bob Kennedy, R (1, 9) OBP: 0.328, SLG: 0.382		IBB		5-3		L7	K 1-2		F7	4	0	0	0	1	1	1
Ray Boone, R (1, 6) OBP: 0.321, SLG: 0.329		P4		F7		1B 1B 1B	2-H 2B			4	1	2	1	0	0	3
Birdie Tebbetts, R (1, 2) OBP: 0.295, SLG: 0.347		G1-2-3 3-Hf		2B		1-2 1B 1B	K			4	1	2	0	0	1	4
Bob Lemon, L (1, 1) OBP: 0.211, SLG: 0.313			F9	K		G5-3 1-2 2-H 1B		3B		4	0	2	1	0	1	1
Inning Stats	R: 0 E: 0 K: 2 S: 7 H: 0 LOB: 0 BB: 0 P: 7	R: 0 E: 0 K: 0 S: 4 H: 2 LOB: 2 BB: 1 P: 8	R: 1 E: 0 K: 0 S: 5 H: 2 LOB: 2 BB: 0 P: 6	R: 0 E: 0 K: 1 S: 6 H: 1 LOB: 1 BB: 0 P: 6	R: 0 E: 0 K: 1 S: 6 H: 2 LOB: 1 BB: 0 P: 6	R: 3 E: 0 K: 0 S: 7 H: 5 LOB: 1 BB: 0 P: 7	R: 2 E: 0 K: 3 S: 11 H: 2 LOB: 1 BB: 1 P: 15	R: 0 E: 0 K: 0 S: 4 H: 1 LOB: 1 BB: 0 P: 4	R: 0 E: 0 K: 1 S: 5 H: 0 LOB: 0 BB: 0 P: 5	1B: 9 2B: 4 3B: 1 HR: 1	SF: 0 SAC: 0 DP: 2 HBP: 1						

TOP

Cleveland Indians @ Philadelphia Athletics

Shibe Park, Philadelphia, PA

Sun Aug 05 1951, 3:33 AM EDT

Unknown

livebaseballscorecards.com

AB	39
R	6
H	15
RBI	6
BB	2
SO	8
LOB	20

PITCHER		IP	WLS	BF	H	R	ER	SO	BB	IBB	HBP	BLK	WP	HR	S	P	ERA	WHIP	PITCHER	IP	WLS	BF	H	R	ER	SO	BB	IBB	HBP	BLK	WP	HR	S	P	ERA	WHIP
Alex Kellner, L ERA: 5.2	(1, 1)	5.1	L	28	12	4	4	4	0	1	1	0	0	1	34	39	6.75	2.250																	
Carl Scheib, R ERA: 4.97	(6, 1)	3.2		14	3	2	2	4	1	0	0	0	1	0	21	25	4.91	1.091																	

PITCHER		IP	WLS	BF	H	R	ER	SO	BB	IBB	HBP	BLK	WP	HR	S	P	ERA	WHIP	PITCHER	IP	WLS	BF	H	R	ER	SO	BB	IBB	HBP	BLK	WP	HR	S	P	ERA	WHIP

WP: 1 PB: 0 SB: 1 CS: 1 PA: 42

livebaseballscorecards.com

Batter	1	2	3	4	5	6	7	8	9	AB	R	H	RBI	BB	SO	LOB
Eddie Joost, R (1, 6) OBP: 0.393, SLG: 0.451	0-0 1B FC1-4 4-3 1B		0-0 F8 ②		0-0 F8 ③		0-0 F7 ③		0-0 L8 ② 1-2 3-H	5	1	1	1	0	0	4
Elmer Valo, L (1, 8) OBP: 0.387, SLG: 0.417	0-0 4-3 ① 1-2		0-0 L4 ③			0-0 F8 ①		0-0 G4-6-3 1B B B B B	4-0 PO BB	4	0	1	0	1	0	1
Wally Moses, L (1, 9) OBP: 0.302, SLG: 0.239	0-0 FC1-4 2-3 1B			0-0 FC6-4 1B		0-0 4-3 ②		0-0 G4-6-3 ① ② 1-2f	0-0 PO ③ 1-2	4	0	2	0	0	0	1
Gus Zernial, R (1, 7) OBP: 0.355, SLG: 0.556	0-0 FC1-4 ② 1-2f 3-H			0-0 L8 ①		0-0 L8 ③		0-0 1B 1B		4	0	1	1	0	0	2
Hank Majeski, R (1, 5) OBP: 0.371, SLG: 0.427	0-0 1-3 ③			0-0 FC6-4 ② 1-2f			0-0 6-3 ①	0-0 1-3 1B		4	0	1	0	0	0	2
Billy Hitchcock, R (1, 4) OBP: 0.372, SLG: 0.343		0-0 CS 1B		0-0 5-3 ③			0-0 5-3 ② S S S	0-3 K ③		4	0	1	0	0	1	3
Lou Limmer, L (1, 3) OBP: 0.276, SLG: 0.291		0-0 F5 ① ② 1-2			0-0 G3 ①		0-0 1B 1B 1B		0-0 4-3 ①	4	1	1	0	0	0	1
Joe Tipton, R (1, 2) OBP: 0.333, SLG: 0.268		S S S 0-3 K ③			B B B B 4-0 WP BB		0-0 1B 1B 1-2 1B		0-0 1B L8 1B	3	1	2	0	1	1	0
Alex Kellner, R (1, 1) OBP: 0.196, SLG: 0.200 Carl Scheib, R (6, 1) OBP: 0.438, SLG: 0.630			S S S 0-3 K ①		S S S 0-3 K ② 1-2		0-0 1-2 2-H 1B		0-0 L8 1-3 1B	2 2	0 0	0 2	0 1	0 0	2 0	1 0
Inning Stats	R: 1 E: 0 K: 0 S: 5 H: 2 LOB: 1 BB: 0 P: 5	R: 0 E: 0 K: 1 S: 5 H: 1 LOB: 0 BB: 0 P: 5	R: 0 E: 0 K: 1 S: 5 H: 0 LOB: 0 BB: 0 P: 5	R: 0 E: 0 K: 0 S: 4 H: 1 LOB: 1 BB: 0 P: 4	R: 0 E: 0 K: 1 S: 5 H: 0 LOB: 1 BB: 1 P: 9	R: 0 E: 0 K: 0 S: 3 H: 0 LOB: 0 BB: 0 P: 3	R: 1 E: 0 K: 0 S: 6 H: 3 LOB: 2 BB: 0 P: 6	R: 0 E: 0 K: 1 S: 7 H: 3 LOB: 2 BB: 0 P: 7	R: 1 E: 0 K: 0 S: 4 H: 2 LOB: 1 BB: 1 P: 8	1B: 12 2B: 0 3B: 0 HR: 0	SF: 0 SAC: 0 DP: 1 HBP: 0					

PITCHER		IP	WLS	BF	H	R	ER	SO	BB	IBB	HBP	BLK	WP	HR	S	P	ERA	WHIP
Bob Lemon, R ERA: 3.82	(1, 1)	9.0	W	38	12	3	3	4	2	0	0	0	1	0	44	52	3.00	1.556

PITCHER	IP	WLS	BF	H	R	ER	SO	BB	IBB	HBP	BLK	WP	HR	S	P	ERA	WHIP

BOTTOM

Cleveland Indians @ Philadelphia Athletics
Shibe Park, Philadelphia, PA
Sun Aug 05 1951, 3:33 AM EDT
Unknown

livebaseballscorecards.com

AB	36
R	3
H	12
RBI	3
BB	2
SO	4
LOB	15

Batter	1	2	3	4	5	6	7	8	9	AB	R	H	RBI	BB	SO	LOB
Dale Mitchell, L (1, 7) OBP: 0.363, SLG: 0.413	0-0 1B 1B 1B	0-0 F8 2-3 3-H		0-0 1B 3B		BBB 4-0 BB		0-0 F5		4	2	2	1	1	0	3
Bobby Avila, R (1, 4) OBP: 0.393, SLG: 0.409	0-0 1B F7 1B 1-3	BBB 4-0 FC4-6 BB 1-2		0-0 FC1-6 1B 3-H		0-0 F4				3	1	2	1	1	0	1
Larry Doby, L (1, 8) OBP: 0.424, SLG: 0.537	0-0 1B 1-3 3-H	0-0 FC4-6 1-2f 2-3 3-H		0-0 FC1-6 1-2f			SSS 0-3 K			4	0	1	2	0	1	3
Luke Easter, L (1, 3) OBP: 0.363, SLG: 0.515	0-0 F7 3-H	0-0 4-3		SSS 0-3 K			0-0 3-1			4	0	0	1	0	1	4
Al Rosen, R (1, 5) OBP: 0.352, SLG: 0.434	0-0 P4		0-0 FC5-4 1B		0-0 5-3		0-0 F2			4	0	1	0	0	0	1
Bob Kennedy, R (1, 9) OBP: 0.324, SLG: 0.376	SSS 0-3 K		0-0 L8		0-0 F9			0-0 F7		4	0	0	0	0	1	2
Ray Boone, R (1, 6) OBP: 0.323, SLG: 0.336		0-0 FC3 F8 2B	0-0 L8		SSS 0-3 K			0-0 1B 2B		4	2	2	0	0	1	1
Jim Hegan, R (1, 2) OBP: 0.327, SLG: 0.409		BBB 4-0 F8 FC3 FC4-6 BB	0-0 FC5-4 1-2f			SSS 0-3 K		0-0 F7		3	1	0	0	1	1	2
Early Wynn, S (1, 1) OBP: 0.257, SLG: 0.275		0-0 FC3 FC4-6 BB 1-2 2-3		0-0 5-3		0-0 F8		0-0 1B 2-H		4	0	1	1	0	0	2
Inning Stats	R: 2 E: 0 K: 1 S: 8 H: 3 LOB: 1 BB: 0 P: 8	R: 2 E: 0 K: 0 S: 5 H: 1 LOB: 2 BB: 2 P: 13	R: 0 E: 0 K: 0 S: 4 H: 1 LOB: 1 BB: 0 P: 4	R: 1 E: 0 K: 1 S: 7 H: 2 LOB: 1 BB: 0 P: 7	R: 0 E: 0 K: 1 S: 5 H: 0 LOB: 0 BB: 0 P: 5	R: 0 E: 0 K: 1 S: 5 H: 0 LOB: 1 BB: 1 P: 9	R: 0 E: 0 K: 1 S: 5 H: 0 LOB: 0 BB: 0 P: 5	R: 1 E: 0 K: 0 S: 5 H: 2 LOB: 1 BB: 0 P: 5		1B: 6 2B: 2 3B: 1 HR: 0	SF: 0 SAC: 0 DP: 0 HBP: 0					

TOP

Cleveland Indians @ Philadelphia Athletics
Shibe Park, Philadelphia, PA
Sun Aug 05 1951, 3:38 AM EDT
Att. 13,527 - Unknown

livebaseballscorecards.com

AB	34
R	6
H	9
RBI	6
BB	3
SO	5
LOB	19

WP: 0 PB: 0 SB: 0 CS: 0 PA: 37

PITCHER		IP	WLS	BF	H	R	ER	SO	BB	IBB	HBP	BLK	WP	HR	S	P	ERA	WHIP
Morrie Martin, L ERA: 4.45	(1, 1)	1.1	L	11	4	4	4	1	2	0	0	0	0	0	11	19	27.00	4.500
Bobby Shantz, L ERA: 4.71	(2, 1)	5.2		21	3	1	1	4	1	0	0	0	0	0	28	32	1.59	0.706
Johnny Kucab, R ERA: 5.51	(8, 1)	1.0		5	2	1	1	0	0	0	0	0	0	0	5	5	9.00	2.000

PITCHER	IP	WLS	BF	H	R	ER	SO	BB	IBB	HBP	BLK	WP	HR	S	P	ERA	WHIP

Batter	1	2	3	4	5	6	7	8	9	AB	R	H	RBI	BB	SO	LOB
Eddie Joost, R (1, 6) OBP: 0.392, SLG: 0.447	F9		K		BB		F6			3	0	0	0	1	1	2
Elmer Valo, L (1, 8) OBP: 0.386, SLG: 0.418	K		4-3 1-2		F5		2B 3-H			4	0	1	1	0	1	2
Wally Moses, L (1, 9) OBP: 0.292, SLG: 0.230	F5		K			L9	K			4	0	0	0	0	2	2
Gus Zernial, R (1, 7) OBP: 0.357, SLG: 0.556		E BB		F9		2B		F7		3	0	1	0	1	0	0
Hank Majeski, R (1, 5) OBP: 0.369, SLG: 0.422		F8 1-3		SH1-3 BB		L7		K2-3		3	0	0	0	1	1	2
Billy Hitchcock, R (1, 4) OBP: 0.363, SLG: 0.333		F9		SH1-3 1-2		6-3		L8		3	0	0	0	0	0	2
Lou Limmer, L (1, 3) OBP: 0.277, SLG: 0.298		L8		F8			2B 2B			3	1	1	0	0	0	2
Joe Astroth, R (1, 2) OBP: 0.274, SLG: 0.296			FC6 3B		2-3		4-3 2B 2-H 2B			3	2	2	1	0	0	0
Morrie Martin, L (1, 1) OBP: 0.273, SLG: 0.250 Bobby Shantz, R (2, 1) OBP: 0.362, SLG: 0.349 Dave Philley, S (7, PH) OBP: 0.337, SLG: 0.345 Johnny Kucab, R (8, 1)			FC6 4-3 3-H		5-3		4-3 2-3			0 2 1 0	0 0 0 0	0 0 0 0	0 1 0 0	0 0 0 0	0 0 0 0	0 0 1 0
Inning Stats	R: 0 E: 0 K: 1 S: 5 H: 0 LOB: 0 BB: 0 P: 5	R: 0 E: 0 K: 0 S: 3 H: 0 LOB: 1 BB: 1 P: 7	R: 1 E: 0 K: 2 S: 9 H: 1 LOB: 1 BB: 0 P: 9	R: 0 E: 0 K: 0 S: 3 H: 0 LOB: 1 BB: 1 P: 7	R: 0 E: 0 K: 0 S: 3 H: 0 LOB: 1 BB: 1 P: 7	R: 0 E: 0 K: 0 S: 4 H: 1 LOB: 1 BB: 0 P: 4	R: 2 E: 0 K: 1 S: 8 H: 3 LOB: 1 BB: 0 P: 8	R: 0 E: 0 K: 1 S: 5 H: 0 LOB: 0 BB: 0 P: 5		1B: 0 2B: 4 3B: 1 HR: 0	SF: 0 SAC: 1 DP: 0 HBP: 0			WP: 0 PB: 0 SB: 0 CS: 0	PA: 33	

PITCHER	IP	WLS	BF	H	R	ER	SO	BB	IBB	HBP	BLK	WP	HR	S	P	ERA	WHIP
Early Wynn, R (1, 1) ERA: 3.54	8.0	W	33	5	3	3	5	3	0	0	0	0	0	40	52	3.38	1.000

PITCHER	IP	WLS	BF	H	R	ER	SO	BB	IBB	HBP	BLK	WP	HR	S	P	ERA	WHIP

BOTTOM

Cleveland Indians @ Philadelphia Athletics

Shibe Park, Philadelphia, PA

Sun Aug 05 1951, 3:38 AM EDT

Att. 13,527 - Unknown

livebaseballscorecards.com

AB	29
R	3
H	5
RBI	3
BB	3
SO	5
LOB	13

Batter	1	2	3	4	5	6	7	8	9	AB	R	H	RBI	BB	SO	LOB
Bobby Young, L (1, 4) OBP: 0.310, SLG: 0.331	G4-6-3 1B			1B		4-3			4-3 2-3 3-H	4	0	2	1	0	0	1
Jim Delsing, L (1, 8) OBP: 0.359, SLG: 0.383	G4-6-3 1-2f			F9			4-3		3-1	4	0	0	0	0	0	3
Jack Maguire, R (1, 7) OBP: 0.346, SLG: 0.402	1-3			K			F4		6-3	4	0	0	0	0	1	2
Matt Batts, R (1, 2) OBP: 0.331, SLG: 0.448		K		F9			F7			3	0	0	0	0	1	1
Hank Arft, L (1, 3) OBP: 0.362, SLG: 0.417		F7			K			K		3	0	0	0	0	2	0
Ken Wood, R (1, 9) OBP: 0.248, SLG: 0.385		K			F4			F9		3	0	0	0	0	1	0
Fred Marsh, R (1, 5) OBP: 0.289, SLG: 0.317			6-3		F7			4-3		3	0	0	0	0	0	0
Bill Jennings, R (1, 6) OBP: 0.224, SLG: 0.303			4-3		K				2B 4-3 1B	3	1	1	0	0	1	0
Jim McDonald, R (1, 1) OBP: 0.222, SLG: 0.444			6-3		F7				4-3 1-3 2B	2	0	0	0	0	0	0
Frank Saucier, L (9, PH) OBP: 0.300, SLG: 0.250										1	0	1	0	0	0	0
Inning Stats	R: 0 E: 0 K: 0 S: 3	H: 1 LOB: 0 BB: 0 P: 3	R: 0 E: 0 K: 2 S: 7	H: 0 LOB: 0 BB: 0 P: 7	R: 0 E: 0 K: 0 S: 3	H: 0 LOB: 0 BB: 0 P: 3	R: 0 E: 0 K: 1 S: 6	H: 1 LOB: 1 BB: 0 P: 6	R: 0 E: 0 K: 1 S: 5	H: 0 LOB: 0 BB: 0 P: 5	R: 0 E: 0 K: 1 S: 5	H: 0 LOB: 0 BB: 0 P: 5	R: 0 E: 0 K: 0 S: 3	H: 0 LOB: 0 BB: 0 P: 3	R: 0 E: 0 K: 1 S: 5	H: 0 LOB: 0 BB: 0 P: 5	R: 1 E: 0 K: 0 S: 5	H: 2 LOB: 1 BB: 0 P: 5	1B: 3 2B: 1 3B: 0 HR: 0	SF: 0 SAC: 0 DP: 1 HBP: 0	WP: 0 PB: 0 SB: 0 CS: 0	PA: 30

PITCHER	IP	WLS	BF	H	R	ER	SO	BB	IBB	HBP	BLK	WP	HR	S	P	ERA	WHIP
Mike Garcia, R (1, 1) ERA: 2.63	9.0	W	30	4	1	1	6	0	0	0	0	0	0	42	42	1.00	0.444

PITCHER	IP	WLS	BF	H	R	ER	SO	BB	IBB	HBP	BLK	WP	HR	S	P	ERA	WHIP

TOP

St. Louis Browns @ Cleveland Indians

Cleveland Municipal Stadium, Cleveland, OH

Tue Aug 07 1951, 3:33 AM EDT
Att. 14,481 - Unknown

livebaseballscorecards.com

AB	30
R	1
H	4
RBI	1
BB	0
SO	6
LOB	7

BOTTOM

St. Louis Browns @ Cleveland Indians

Cleveland Municipal Stadium, Cleveland, OH

Tue Aug 07 1951, 3:33 AM EDT

Att. 14,481 - Unknown

livebaseballscorecards.com

Batter	1	2	3	4	5	6	7	8	9	AB	R	H	RBI	BB	SO	LOB
Dale Mitchell, L (1, 7) OBP: 0.365, SLG: 0.414	4-3		1B		1B	F6				4	1	2	0	0	0	0
Bobby Avila, R (1, 4) OBP: 0.392, SLG: 0.407	6-3		F9		1-3		F8			4	0	1	0	0	0	1
Larry Doby, L (1, 8) OBP: 0.430, SLG: 0.540	BB		G4-3 1-3				G4-6-3 BB			2	0	2	1	2	0	0
Luke Easter, L (1, 3) OBP: 0.358, SLG: 0.508	4-1		G4-3 1-2f		4-3		G4-6-3 1-2f			4	0	0	0	0	0	5
Al Rosen, R (1, 5) OBP: 0.353, SLG: 0.440		1B 2B		F4		HR 2B		5-3		4	2	2	0	0	0	0
Harry Simpson, L (1, 9) OBP: 0.328, SLG: 0.276		CS 2-H 1B		3-1		F7		4-3		4	0	1	1	0	0	1
Ray Boone, R (1, 6) OBP: 0.322, SLG: 0.333		L8 1-2		BB		F9		E5		3	0	0	0	1	0	2
Jim Hegan, R (1, 2) OBP: 0.329, SLG: 0.408		1B		F6		HR IBB		F7		3	1	1	0	1	0	2
Mike Garcia, R (1, 1) OBP: 0.219, SLG: 0.317		6-3			L9	1-H 2-H HR				3	1	1	3	0	0	1
Inning Stats	R: 0 E: 0 K: 0 S: 3 H: 0 LOB: 1 BB: 1 P: 7	R: 1 E: 0 K: 0 S: 5 H: 3 LOB: 1 BB: 0 P: 5	R: 0 E: 0 K: 0 S: 4 H: 2 LOB: 1 BB: 0 P: 4	R: 0 E: 0 K: 0 S: 3 H: 0 LOB: 1 BB: 1 P: 7	R: 1 E: 0 K: 0 S: 5 H: 3 LOB: 1 BB: 0 P: 5	R: 3 E: 0 K: 0 S: 5 H: 2 LOB: 0 BB: 1 P: 9	R: 0 E: 0 K: 0 S: 2 H: 0 LOB: 0 BB: 1 P: 6	R: 0 E: 1 K: 0 S: 4 H: 0 LOB: 1 BB: 0 P: 4		1B: 7 2B: 2 3B: 0 HR: 1 SF: 0 SAC: 0 DP: 2 HBP: 0						

	AB	31
	R	5
	H	10
	RBI	5
	BB	4
	SO	0
	LOB	12

WP: 0 PB: 0 SB: 0 CS: 1 PA: 35

PITCHER	IP	WLS	BF	H	R	ER	SO	BB	IBB	HBP	BLK	WP	HR	S	P	ERA	WHIP
Jim McDonald, R (1, 1) ERA: 2.55	8.0	L	35	10	5	5	0	3	1	0	0	0	1	31	47	5.62	1.625

PITCHER	IP	WLS	BF	H	R	ER	SO	BB	IBB	HBP	BLK	WP	HR	S	P	ERA	WHIP

Batter	1	2	3	4	5	6	7	8	9	AB	R	H	RBI	BB	SO	LOB
Bobby Young, L (1, 4) OBP: 0.312, SLG: 0.333	F8		1B		1B			4-3		4	0	2	0	0	0	0
Jim Delsing, L (1, 8) OBP: 0.364, SLG: 0.388	S 1B		1-2 1B		1-3 G6-4-3 1B			K		4	0	3	0	0	1	0
Jack Maguire, R (1, 7) OBP: 0.336, SLG: 0.388	K 1-2		F9		G6-4-3 1-2f			6-3		4	0	0	0	0	1	5
Cliff Mapes, L (1, 9) OBP: 0.255, SLG: 0.375	F8		F7			G6-3 1B			L9	4	0	1	0	0	0	3
Ben Taylor, L (1, 3) OBP: 0.286, SLG: 0.462		F8		HR		G6-3 1-2f			K	4	1	1	1	0	1	1
Sherm Lollar, R (1, 2) OBP: 0.384, SLG: 0.427		FC6-4 1B		K		F9			5-3	4	0	1	0	0	1	0
Fred Marsh, R (1, 5) OBP: 0.286, SLG: 0.314		K		F4			4-3			3	0	0	0	0	1	1
Bill Jennings, R (1, 6) OBP: 0.214, SLG: 0.290		FC6-4 1-2f		F4			4-3			3	0	0	0	0	0	1
Tommy Byrne, L (1, 1) OBP: 0.300, SLG: 0.433			F7		L4		L6			3	0	0	0	0	0	0
Inning Stats	R: 0 E: 0 K: 1 S: 6 H: 1 LOB: 1 BB: 0 P: 6	R: 0 E: 0 K: 1 S: 6 H: 1 LOB: 1 BB: 0 P: 6	R: 0 E: 0 K: 0 S: 5 H: 2 LOB: 2 BB: 0 P: 5	R: 1 E: 0 K: 1 S: 6 H: 1 LOB: 0 BB: 0 P: 6	R: 0 E: 0 K: 0 S: 4 H: 2 LOB: 1 BB: 0 P: 4	R: 0 E: 0 K: 0 S: 3 H: 1 LOB: 0 BB: 0 P: 3	R: 0 E: 0 K: 0 S: 3 H: 0 LOB: 0 BB: 0 P: 3	R: 0 E: 0 K: 1 S: 5 H: 0 LOB: 0 BB: 0 P: 5	R: 0 E: 0 K: 1 S: 5 H: 0 LOB: 0 BB: 0 P: 5	1B: 7 2B: 0 3B: 0 HR: 1	SF: 0 SAC: 0 DP: 2 HBP: 0					

PITCHER	IP	WLS	BF	H	R	ER	SO	BB	IBB	HBP	BLK	WP	HR	S	P	ERA	WHIP
Bob Feller, R (1, 1) ERA: 3.21	9.0	W	33	8	1	1	5	0	0	0	0	0	1	43	43	1.00	0.889

PITCHER	IP	WLS	BF	H	R	ER	SO	BB	IBB	HBP	BLK	WP	HR	S	P	ERA	WHIP

TOP

St. Louis Browns @ Cleveland Indians

Cleveland Municipal Stadium, Cleveland, OH

Wed Aug 08 1951, 3:33 AM EDT

Att. 14,287 - Unknown

livebaseballscorecards.com

AB	33
R	1
H	8
RBI	1
BB	0
SO	5
LOB	11



WP: 0 PA: 33
PB: 0
SB: 1
CS: 0

BOTTOM

St. Louis Browns @ Cleveland Indians

Cleveland Municipal Stadium, Cleveland, OH

Wed Aug 08 1951, 3:33 AM EDT

Att. 14,287 - Unknown

livebaseballscorecards.com

Batter	1	2	3	4	5	6	7	8	9	AB	R	H	RBI	BB	SO	LOB
Dale Mitchell, L (1, 7) OBP: 0.368, SLG: 0.413	BBBB 4-0 PB BB BB	x 0-0 ② F9 2-3		x 0-0 BB 2B 1B		BBBB 4-0 1B BB		x 0-0 ③ G3		3	1	1	0	2	0	3
Bobby Avila, R (1, 4) OBP: 0.398, SLG: 0.408	BBBB 4-0 PB 1-2 BB	BBBB 4-0 1-2 BB		BBBB 4-0 1-2 2B BB		x 0-0 ① L4-3 1-3 1B				1	1	1	0	3	0	0
Larry Doby, L (1, 8) OBP: 0.431, SLG: 0.541	BBBB 4-0 FC6-4 1-2 2-3 BB	x 0-0 ③ F4		x 0-0 1-H 2-H 2B		x 0-0 ② ③ L4-3 1-2				3	0	1	2	1	0	4
Luke Easter, L (1, 3) OBP: 0.354, SLG: 0.502	SSS 0-3 ① K	x 0-0 ① F7	x 0-0 ③ F5				x 0-0 ① 5-3			4	0	0	0	0	1	4
Al Rosen, R (1, 5) OBP: 0.355, SLG: 0.442	x 0-0 ② F1	BBBB 4-0 FC4-6 BB		x 0-0 2B			x 0-0 ② 5-3			3	0	1	0	1	0	3
Bob Kennedy, R (1, 9) OBP: 0.319, SLG: 0.370	x 0-0 ③ FC6-4 1-2f	x 0-0 ② FC4-6 1-2f		x 0-0 ① 1-3			x 0-0 ③ 4-3			4	0	0	0	0	0	5
Ray Boone, R (1, 6) OBP: 0.321, SLG: 0.331		x 0-0 ① F2	x 0-0 ③ F9	BBBB 4-0 BB				x 0-0 ① L7		3	0	0	0	1	0	1
Jim Hegan, R (1, 2) OBP: 0.328, SLG: 0.406		x 0-0 F9 BB 1B		SSS 0-3 ① K	x 0-0 ② F9			x 0-0 E6 SH1		4	0	1	0	0	1	2
Bob Feller, R (1, 1) OBP: 0.224, SLG: 0.164		BBBB 4-0 BB 1-2 BB		SSS 0-3 ② K	x 0-0 ③ F9			x 0-0 ② SH1 1-2		2	0	0	0	1	1	2
Inning Stats	R: 0 E: 0 K: 1 S: 5 H: 0 LOB: 3 BB: 3 P: 17	R: 0 E: 0 K: 0 S: 4 H: 1 LOB: 3 BB: 2 P: 12	R: 0 E: 0 K: 0 S: 3 H: 0 LOB: 1 BB: 1 P: 7	R: 2 E: 0 K: 2 S: 9 H: 2 LOB: 1 BB: 1 P: 13	R: 0 E: 0 K: 0 S: 4 H: 1 LOB: 2 BB: 1 P: 8	R: 0 E: 0 K: 0 S: 2 H: 1 LOB: 0 BB: 1 P: 6	R: 0 E: 0 K: 0 S: 3 H: 0 LOB: 0 BB: 0 P: 3	R: 0 E: 1 K: 0 S: 4 H: 0 LOB: 1 BB: 0 P: 4		1B: 3 2B: 3 3B: 0 HR: 0	SF: 0 SAC: 1 DP: 1 HBP: 0					

	AB	27
	R	2
	H	5
	RBI	2
	BB	9
	SO	3
	LOB	24

WP: 0 PB: 1 SB: 0 CS: 0 PA: 37

PITCHER	IP	WLS	BF	H	R	ER	SO	BB	IBB	HBP	BLK	WP	HR	S	P	ERA	WHIP
Tommy Byrne, L (1, 1) ERA: 5.77	8.0	L	37	5	2	2	3	9	0	0	0	0	0	34	70	2.25	1.750

PITCHER	IP	WLS	BF	H	R	ER	SO	BB	IBB	HBP	BLK	WP	HR	S	P	ERA	WHIP

Chicago White Sox @ Cleveland Indians

Cleveland Municipal Stadium, Cleveland, OH

Fri Aug 10 1951, 3:33 AM EDT

Att. 44,990 - Unknown

TOP

livebaseballscorecards.com

Batter	1	2	3	4	5	6	7	8	9	AB	R	H	RBI	BB	SO	LOB
Nellie Fox, L (1, 4) OBP: 0.381, SLG: 0.432	BBBB; 4-0; 1B; 1B; BB	0-0; 1B; 1B			0-0; 4-3 ①		0-0; F7 ①		0-0; F7 ③	4	1	1	0	1	0	1
Bud Stewart, L (1, 7) OBP: 0.365, SLG: 0.475	0-0; F5 ①	0-0; 1-2; 1B			BBBB; 4-0; HR; BB		0-0; G3 ②			3	1	1	0	1	0	1
Minnie Minoso, R (1, 5) OBP: 0.440, SLG: 0.548	0-0; 1B; 1B; 1-3; 1B	SSS; 0-3; K ③			0-0; 1-H; HR		0-0; F8 ③			4	2	2	2	0	1	2
Eddie Robinson, L (1, 3) OBP: 0.381, SLG: 0.500	0-0; 1B; 1-3; FC1-3-5; 3-H; 1B		0-0; F8 ①		BBBB; 4-0; G4-6-3; BB			0-0; 4-3 ①		3	0	1	1	1	0	0
Ray Coleman, L (1, 8) OBP: 0.319, SLG: 0.399	0-0; FC1-3-5; 1-3; 3-H; 1B		0-0; G3 ②		0-0; G4-6-3 ②③; 1-2f			0-0; F8 ②		4	0	1	1	0	0	1
Al Zarilla, L (1, 9) OBP: 0.371, SLG: 0.411	0-0; FC1-3-5 ②; 1-2; 3-H		0-0; F8 ③			BBBB; 4-0; FC6-4; BB		0-0; 1-3 ③		3	0	0	0	1	0	2
Bud Sheely, L (1, 2) OBP: 0.231, SLG: 0.167 Floyd Baker, L (9, PH) OBP: 0.391, SLG: 0.322	0-0; 4-3 ③			0-0; F3 ①		0-0; F3 ①			0-0; 4-3 ①	3 1	0 0	0 0	0 0	0 0	3 0	3 0
Chico Carrasquel, R (1, 6) OBP: 0.333, SLG: 0.350		0-0; F6 ①		0-0; F7 ②		0-0; FC6-4 ②; 1-2f			SSS; 0-3; K ②	4	0	0	0	0	1	1
Ken Holcombe, R (1, 1) OBP: 0.313, SLG: 0.300 Randy Gumpert, R (7, 1) OBP: 0.294, SLG: 0.273 Bert Haas, R (9, PH) OBP: 0.250, SLG: 0.205		0-0; 4-3 ②		SSS; 0-3; K ③		SSS; 0-3; K ③			0-0; 1B	3 0 1	0 0 0	0 0 1	0 0 0	0 0 0	2 0 0	1 0 0
Inning Stats	R: 2 E: 0 K: 0 S: 6 H: 3 LOB: 2 BB: 1 P: 10	R: 0 E: 0 K: 1 S: 7 H: 2 LOB: 2 BB: 0 P: 7	R: 0 E: 0 K: 0 S: 3 H: 0 LOB: 0 BB: 0 P: 3	R: 0 E: 0 K: 1 S: 5 H: 0 LOB: 0 BB: 0 P: 5	R: 2 E: 0 K: 0 S: 3 H: 1 LOB: 0 BB: 2 P: 11	R: 0 E: 0 K: 1 S: 5 H: 0 LOB: 1 BB: 1 P: 9	R: 0 E: 0 K: 0 S: 3 H: 0 LOB: 0 BB: 0 P: 3	R: 0 E: 0 K: 0 S: 3 H: 0 LOB: 0 BB: 0 P: 3	R: 0 E: 0 K: 1 S: 6 H: 1 LOB: 1 BB: 0 P: 6	1B: 6 2B: 0 3B: 0 HR: 1	SF: 0 SAC: 0 DP: 1 HBP: 0						

	AB	33
	R	4
	H	7
	RBI	4
	BB	4
	SO	4
	LOB	12

WP: 0 PB: 0 SB: 0 CS: 0 PA: 37

PITCHER	IP	WLS	BF	H	R	ER	SO	BB	IBB	HBP	BLK	WP	HR	S	P	ERA	WHIP
Bob Lemon, R (1, 1) ERA: 3.83	9.0	W	37	7	4	4	4	4	0	0	0	0	1	41	57	4.00	1.222

PITCHER	IP	WLS	BF	H	R	ER	SO	BB	IBB	HBP	BLK	WP	HR	S	P	ERA	WHIP

Batter	1	2	3	4	5	6	7	8	9	AB	R	H	RBI	BB	SO	LOB
Dale Mitchell, L (1, 7) OBP: 0.366, SLG: 0.410	F8		FC4-6 1-2f		G3 1B 1-2 3-H 1B		6-3	4-3		5	0	1	1	0	0	2
Bobby Avila, R (1, 4) OBP: 0.400, SLG: 0.409	F8		F7		G3 1-2 2-H 1B		S 2B 1B	BBBB 4-0 BB		4	1	2	1	1	0	1
Larry Doby, L (1, 8) OBP: 0.428, SLG: 0.539	F8		4-3		G3 1-2 2-3		1-H E 2B	F8		5	1	1	1	0	0	5
Luke Easter, L (1, 3) OBP: 0.353, SLG: 0.498		F8		4-3	4-3		E4 2-H HR 1B			4	1	1	0	0	0	2
Al Rosen, R (1, 5) OBP: 0.356, SLG: 0.453		2B		6-3		1-3	2-H HR			4	1	2	2	0	0	0
Harry Simpson, L (1, 9) OBP: 0.331, SLG: 0.280		F9	SSS K			1B	S 1B			4	0	2	0	0	1	1
Ray Boone, R (1, 6) OBP: 0.321, SLG: 0.328		BBBB 4-0 BB			F8	F8	F8 1-2			3	0	0	0	1	0	2
Jim Hegan, R (1, 2) OBP: 0.330, SLG: 0.410		F7			1B 1B 1B	F8		F9 2B		4	1	2	0	0	0	3
Bob Lemon, L (1, 1) OBP: 0.227, SLG: 0.314			BBBB 4-0 FC4-6 BB		1B 1-3 1B 1B		1-3	F9 2-3		3	1	1	0	1	0	1
Inning Stats	R: 0 H: 0 E: 0 LOB: 0 K: 0 BB: 0 S: 3 P: 3	R: 0 H: 1 E: 0 LOB: 2 K: 0 BB: 1 S: 4 P: 8	R: 0 H: 0 E: 0 LOB: 1 K: 0 BB: 1 S: 3 P: 7	R: 0 H: 0 E: 0 LOB: 0 K: 1 BB: 0 S: 5 P: 5	R: 2 H: 4 E: 0 LOB: 2 K: 0 BB: 0 S: 7 P: 7	R: 0 H: 1 E: 0 LOB: 1 K: 0 BB: 0 S: 4 P: 4	R: 4 H: 5 E: 1 LOB: 1 K: 0 BB: 0 S: 8 P: 8	R: 0 H: 1 E: 0 LOB: 2 K: 0 BB: 1 S: 4 P: 8		1B: 8 SF: 0 2B: 3 SAC: 0 3B: 0 DP: 0 HR: 1 HBP: 0						

PITCHER		IP	WLS	BF	H	R	ER	SO	BB	IBB	HBP	BLK	WP	HR	S	P	ERA	WHIP
Ken Holcombe, R ERA: 4.05	(1, 1)	6.2	L	32	10	6	6	1	2	0	0	0	0	1	32	40	8.10	1.800
Randy Gumpert, R ERA: 3.53	(7, 1)	1.1		7	2	0	0	0	1	0	0	0	0	0	6	10	0.00	2.250

PITCHER	IP	WLS	BF	H	R	ER	SO	BB	IBB	HBP	BLK	WP	HR	S	P	ERA	WHIP

BOTTOM

Chicago White Sox @ Cleveland Indians

Cleveland Municipal Stadium, Cleveland, OH

Fri Aug 10 1951, 3:33 AM EDT

Att. 44,990 - Unknown

livebaseballscorecards.com

AB	36
R	6
H	12
RBI	5
BB	3
SO	1
LOB	17

Chicago White Sox @ Cleveland Indians

Cleveland Municipal Stadium, Cleveland, OH

Sat Aug 11 1951, 3:33 AM EDT

Att. 58,040 - Unknown

TOP

livebaseballscorecards.com

Batter	1	2	3	4	5	6	7	8	9	AB	R	H	RBI	BB	SO	LOB
Chico Carrasquel, R (1, 6) OBP: 0.331, SLG: 0.347	S S S 0-3 ① K		x 0-0 ② 1-3			x 0-0 ② 6-3		x 0-0 ② 1-4-3		3	0	0	0	0	1	0
Bud Stewart, L (8, PH) OBP: 0.363, SLG: 0.472										1	0	0	0	0	0	0
Joe Demaestri, R (8, 6) OBP: 0.171, SLG: 0.147										0	0	0	0	0	0	0
Nellie Fox, L (1, 4) OBP: 0.379, SLG: 0.430	x 0-0 ② F7		x 0-0 ③ F6			x 0-0 1B		x 0-0 ③ F8		4	0	1	0	0	0	0
Minnie Minoso, R (1, 5) OBP: 0.436, SLG: 0.542	x 0-0 ③ F9			x 0-0 ① F6		x 0-0 ③ F5			x 0-0 ① F7	4	0	0	0	0	0	1
Eddie Robinson, L (1, 3) OBP: 0.383, SLG: 0.509		x 0-0 HR		x 0-0 ② 4-3			x 0-0 1B		x 0-0 ② 6-3	3	1	2	1	0	0	0
Bob Dillinger, R (7, PR) OBP: 0.340, SLG: 0.365										0	0	0	0	0	0	0
Bert Haas, R (7, 3) OBP: 0.244, SLG: 0.200										1	0	0	0	0	0	0
Don Lenhardt, R (1, 7) OBP: 0.337, SLG: 0.450		H 1-0 FC4-6 HBP		x 0-0 ③ 6-3			x 0-0 ① F9		B B B B 4-0 BB	2	0	0	0	1	0	1
Randy Gumpert, R (9, PR) OBP: 0.294, SLG: 0.273										0	0	0	0	0	0	0
Ray Coleman, L (1, 9) OBP: 0.318, SLG: 0.397		x 0-0 ① FC4-6 1-2f			x 0-0 ① 6-3		x 0-0 FC4 1-2 1B		x 0-0 ③ F5	4	0	1	0	0	0	2
Jim Busby, R (1, 8) OBP: 0.360, SLG: 0.375		x 0-0 ② L8			x 0-0 ② F4		x 0-0 ② F8			3	0	0	0	0	0	3
Phil Masi, R (1, 2) OBP: 0.385, SLG: 0.424		x 0-0 ③ F3			x 0-0 ③ F7		x 0-0 ③ FC4 1-2f			3	0	0	0	0	0	3
Joe Dobson, R (1, 1) OBP: 0.073, SLG: 0.098			S S S 0-3 ① K			S S S 0-3 ① K		x 0-0 ① 4-3		2	0	0	0	0	2	0
Floyd Baker, L (8, PH) OBP: 0.387, SLG: 0.319										1	0	0	0	0	0	0
Luis Aloma, R (8, 1) OBP: 0.286, SLG: 0.308										0	0	0	0	0	0	0

	AB	31
	R	1
	H	4
	RBI	1
	BB	1
	SO	3
	LOB	10

Inning Stats	1	2	3	4	5	6	7	8	9
	R: 0 E: 0 K: 1 S: 5	R: 1 E: 0 K: 0 S: 4	R: 0 E: 0 K: 1 S: 5	R: 0 E: 0 K: 0 S: 3	R: 0 E: 0 K: 0 S: 3	R: 0 E: 0 K: 1 S: 6	R: 0 E: 0 K: 0 S: 5	R: 0 E: 0 K: 0 S: 3	R: 0 E: 0 K: 0 S: 3
	H: 0 LOB: 0 BB: 0 P: 5	H: 1 LOB: 1 BB: 0 P: 5	H: 0 LOB: 0 BB: 0 P: 5	H: 0 LOB: 0 BB: 0 P: 3	H: 0 LOB: 0 BB: 0 P: 3	H: 1 LOB: 1 BB: 0 P: 6	H: 2 LOB: 2 BB: 0 P: 5	H: 0 LOB: 0 BB: 0 P: 3	H: 0 LOB: 1 BB: 1 P: 7

1B: 3 2B: 0 3B: 0 HR: 1 SF: 0 SAC: 0 DP: 0 HBP: 1

WP: 0 PB: 0 SB: 0 CS: 0 PA: 33

PITCHER		IP	WLS	BF	H	R	ER	SO	BB	IBB	HBP	BLK	WP	HR	S	P	ERA	WHIP
Early Wynn, R ERA: 3.42	(1, 1)	9.0	W	33	4	1	1	3	1	0	1	0	0	1	37	42	1.00	0.556

PITCHER	IP	WLS	BF	H	R	ER	SO	BB	IBB	HBP	BLK	WP	HR	S	P	ERA	WHIP

Batter	1	2	3	4	5	6	7	8	9	AB	R	H	RBI	BB	SO	LOB
Dale Mitchell, L (1, 7) OBP: 0.367, SLG: 0.409	1B		F7		BB		F3			3	0	1	0	1	0	1
Bobby Avila, R (1, 4) OBP: 0.399, SLG: 0.408	F3		F9		1B			L7		4	0	1	0	0	0	2
Larry Doby, L (1, 8) OBP: 0.426, SLG: 0.535	L9		1B		F8			F7		4	0	1	0	0	0	3
Luke Easter, L (1, 3) OBP: 0.349, SLG: 0.492	L7		G3			4-3		F5		4	0	0	0	0	0	3
Al Rosen, R (1, 5) OBP: 0.356, SLG: 0.459		HR		F7		5-3				3	1	1	1	0	0	0
Harry Simpson, L (1, 9) OBP: 0.327, SLG: 0.277		K		1-3		4-3				3	0	0	0	0	1	0
Ray Boone, R (1, 6) OBP: 0.318, SLG: 0.325		G3		F7			F3			3	0	0	0	0	0	0
Jim Hegan, R (1, 2) OBP: 0.327, SLG: 0.406		F5			6-3		F6			3	0	0	0	0	0	0
Early Wynn, S (1, 1) OBP: 0.273, SLG: 0.333			1B		4-3		HR			3	1	2	1	0	0	0
Inning Stats	R: 0 E: 0 K: 0 S: 4 H: 1 LOB: 1 BB: 0 P: 4	R: 1 E: 0 K: 1 S: 6 H: 1 LOB: 0 BB: 0 P: 6	R: 0 E: 0 K: 0 S: 5 H: 2 LOB: 2 BB: 0 P: 5	R: 0 E: 0 K: 0 S: 3 H: 0 LOB: 0 BB: 0 P: 3	R: 0 E: 0 K: 0 S: 4 H: 1 LOB: 2 BB: 1 P: 8	R: 0 E: 0 K: 0 S: 3 H: 0 LOB: 0 BB: 0 P: 3	R: 1 E: 0 K: 0 S: 4 H: 1 LOB: 0 BB: 0 P: 4	R: 0 E: 0 K: 0 S: 3 H: 0 LOB: 0 BB: 0 P: 3		1B: 4 2B: 0 3B: 0 HR: 2 SF: 0 SAC: 0 DP: 0 HBP: 0						

PITCHER		IP	WLS	BF	H	R	ER	SO	BB	IBB	HBP	BLK	WP	HR	S	P	ERA	WHIP
Joe Dobson, R ERA: 3.57	(1, 1)	7.0	L	28	6	2	2	1	1	0	0	0	0	2	29	33	2.57	1.000
Luis Aloma, R ERA: 1.97	(8, 1)	1.0		3	0	0	0	0	0	0	0	0	0	0	3	3	0.00	0.000

PITCHER	IP	WLS	BF	H	R	ER	SO	BB	IBB	HBP	BLK	WP	HR	S	P	ERA	WHIP

BOTTOM

Chicago White Sox @ Cleveland Indians

Cleveland Municipal Stadium, Cleveland, OH

Sat Aug 11 1951, 3:33 AM EDT

Att. 58,040 - Unknown

livebaseballscorecards.com

AB	30
R	2
H	6
RBI	2
BB	1
SO	1
LOB	9

WP: 0	PA: 31		
PB: 0			
SB: 0			
CS: 0			

Chicago White Sox @ Cleveland Indians

Cleveland Municipal Stadium, Cleveland, OH

Sun Aug 12 1951, 3:33 AM EDT

Att. 48,537 - Unknown

TOP

livebaseballscorecards.com

Batter	1	2	3	4	5	6	7	8	9	AB	R	H	RBI	BB	SO	LOB
Chico Carrasquel, R (1, 6) OBP: 0.332, SLG: 0.345	BBBB 4-0 FC6-4 E F9 BB	x 0-0 ③ FC6-4 1-2f			SSS 0-3 ① K		BBBB 4-0 BB		x 0-0 ③ F7	3	1	0	0	2	1	3
Nellie Fox, L (1, 4) OBP: 0.376, SLG: 0.426	x 0-0 E6 FC6-4 1-2		x 0-0 ① F3		x 0-0 ② 4-3		x 0-0 ③ G3			4	0	0	0	0	0	3
Minnie Minoso, R (1, 5) OBP: 0.435, SLG: 0.542	x 0-0 ① FC6-4 S 1-2f 2-3		SSS 0-3 ② K		x 0-0 ③ F3			x 0-0 2B		4	0	1	0	0	1	2
Eddie Robinson, L (1, 3) OBP: 0.384, SLG: 0.506	III 4-0 CS 1-2 IBB		SSS 0-3 ③ K			BBBB 4-0 G6-4-3 BB		x 0-0 ① F4		2	0	0	0	2	1	1
Don Lenhardt, R (1, 7) OBP: 0.332, SLG: 0.443	x 0-0 ② F9 3-H			x 0-0 ① F8		x 0-0 ①② G6-4-3 1-2f		SSS 0-3 ② K		4	0	0	1	0	1	4
Ray Coleman, L (1, 9) OBP: 0.319, SLG: 0.398 Al Zarilla, L (5, 9) OBP: 0.368, SLG: 0.408	0-0 ③ CS 1-2	x 0-0 ① 6-3		x 0-0 BB 1B		x 0-0 ③ 4-3		x 0-0 ③ F9		2 2	0 0	1 0	0 0	0 0	0 0	0 1
Jim Busby, R (1, 8) OBP: 0.361, SLG: 0.373		x 0-0 ② F2		BBBB 4-0 1-2 BB			BBBB 4-0 SH1-3 BB		x 0-0 ① F3	2	0	0	0	2	0	0
Phil Masi, R (1, 2) OBP: 0.384, SLG: 0.422		x 0-0 1B 1B		x 0-0 ② F6			x 0-0 ① SH1-3 1-2		SSS 0-3 K FC6-4	3	0	1	0	0	1	2
Billy Pierce, L (1, 1) OBP: 0.261, SLG: 0.179 Lou Kretlow, R (6, 1) OBP: 0.111, SLG: 0.077 Floyd Baker, L (7, PH) OBP: 0.384, SLG: 0.315 Howie Judson, R (7, 1) OBP: 0.167, SLG: 0.130 Harry Dorish, R (8, 1) OBP: 0.273, SLG: 0.364 Bob Dillinger, R (9, PH) OBP: 0.339, SLG: 0.364		x 0-0 FC6-4 1-2 1B		x 0-0 ③ F7			x 0-0 ② F7		x 0-0 ② FC6-4 1-2f	2 0 1 0 0 1	0 0 0 0 0 0	1 0 0 0 0 0	0 0 0 0 0 0	0 0 0 0 0 0	0 0 1 0 0 0	2 0 1 0 0 1
Inning Stats	R: 1 E: 1 K: 0 S: 3 H: 0 LOB: 1 BB: 2 P: 11	R: 0 E: 0 K: 0 S: 5 H: 2 LOB: 2 BB: 0 P: 5	R: 0 E: 0 K: 2 S: 7 H: 0 LOB: 0 BB: 0 P: 7	R: 0 E: 0 K: 0 S: 4 H: 1 LOB: 2 BB: 1 P: 8	R: 0 E: 0 K: 1 S: 5 H: 0 LOB: 0 BB: 0 P: 5	R: 0 E: 0 K: 0 S: 2 H: 0 LOB: 0 BB: 1 P: 6	R: 0 E: 0 K: 0 S: 3 H: 0 LOB: 2 BB: 2 P: 11	R: 0 E: 0 K: 1 S: 6 H: 1 LOB: 1 BB: 0 P: 6	R: 0 E: 1 K: 1 S: 6 H: 0 LOB: 1 BB: 0 P: 6	1B: 3 2B: 1 3B: 0 HR: 0	SF: 0 SAC: 1 DP: 1 HBP: 0					

	AB	30
	R	1
	H	4
	RBI	1
	BB	6
	SO	5
	LOB	20

WP: 0 PB: 0 SB: 1 CS: 1 PA: 38

PITCHER	IP	WLS	BF	H	R	ER	SO	BB	IBB	HBP	BLK	WP	HR	S	P	ERA	WHIP
Mike Garcia, R (1, 1) ERA: 2.5	9.0	W	37	4	1	0	5	5	1	0	0	0	0	41	65	0.00	1.000

PITCHER	IP	WLS	BF	H	R	ER	SO	BB	IBB	HBP	BLK	WP	HR	S	P	ERA	WHIP

Batter	1	2	3	4	5	6	7	8	9	AB	R	H	RBI	BB	SO	LOB
Dale Mitchell, L (1, 7) OBP: 0.371, SLG: 0.419	HR 1B	SH3 1-2 2-3		3B		CS 1B		FC3-2 BB 1-2 3-H		4	1	3	0	0	0	2
Bobby Avila, R (1, 4) OBP: 0.397, SLG: 0.413	1-H HR	L5		6-3		F2 1-2		F6		5	1	1	2	0	0	6
Larry Doby, L (1, 8) OBP: 0.431, SLG: 0.544	BBBB FC6-4 BB	IIII IBB			HR		SSS K2-3	BBBB 1-2 2-3 BB		2	1	1	1	3	1	0
Luke Easter, L (1, 3) OBP: 0.347, SLG: 0.487	F8	SSS K			SSS K		FC6 1B	F8		5	0	1	0	0	2	7
Al Rosen, R (1, 5) OBP: 0.355, SLG: 0.459	F2		F7		HR 2B		SSS K			4	1	1	0	0	1	2
Bob Kennedy, R (1, 9) OBP: 0.315, SLG: 0.364	FC6-4 1-2f		F2		F7		FC6 1-2f			4	0	0	0	0	0	3
Ray Boone, R (1, 6) OBP: 0.322, SLG: 0.338		1B 1B 1B	F8		2-H HR			2B 1B		4	3	3	2	0	0	0
Birdie Tebbetts, R (1, 2) OBP: 0.303, SLG: 0.363		SH3 1B 1-2 1B		6-3	F3			1B 1-H FC3-2 2B		4	0	2	1	0	0	0
Mike Garcia, R (1, 1) OBP: 0.235, SLG: 0.328		SH3 1-2 2-H 1B		6-3		L9		BB FC3-2 2-3 1B		4	0	2	1	0	0	0
Inning Stats	R: 2 H: 2 E: 0 LOB: 1 K: 0 BB: 1 S: 5 P: 9	R: 1 H: 3 E: 0 LOB: 3 K: 1 BB: 1 S: 8 P: 12	R: 0 H: 0 E: 0 LOB: 0 K: 0 BB: 0 S: 3 P: 3	R: 0 H: 1 E: 0 LOB: 1 K: 0 BB: 0 S: 4 P: 4	R: 3 H: 3 E: 0 LOB: 0 K: 1 BB: 0 S: 8 P: 8	R: 0 H: 1 E: 0 LOB: 0 K: 0 BB: 0 S: 3 P: 3	R: 0 H: 1 E: 0 LOB: 1 K: 2 BB: 0 S: 8 P: 8	R: 1 H: 3 E: 0 LOB: 3 K: 0 BB: 1 S: 6 P: 10		1B: 8 SF: 0 2B: 2 SAC: 1 3B: 1 DP: 0 HR: 3 HBP: 0						

PITCHER		IP	WLS	BF	H	R	ER	SO	BB	IBB	HBP	BLK	WP	HR	S	P	ERA	WHIP
Billy Pierce, L ERA: 3.54	(1, 1)	5.0	L	26	9	6	6	2	1	1	0	0	0	3	28	36	10.80	2.000
Lou Kretlow, R ERA: 4.58	(6, 1)	1.0		3	1	0	0	0	0	0	0	0	0	0	3	3	0.00	1.000
Howie Judson, R ERA: 4.48	(7, 1)	1.0		7	4	1	1	2	0	0	0	0	0	0	11	11	9.00	4.000
Harry Dorish, R ERA: 2.91	(8, 1)	1.0		4	0	0	0	0	1	0	0	0	0	0	3	7	0.00	1.000

PITCHER	IP	WLS	BF	H	R	ER	SO	BB	IBB	HBP	BLK	WP	HR	S	P	ERA	WHIP

BOTTOM

Chicago White Sox @ Cleveland Indians

Cleveland Municipal Stadium, Cleveland, OH

Sun Aug 12 1951, 3:33 AM EDT

Att. 48,537 - Unknown

livebaseballscorecards.com

AB	36
R	7
H	14
RBI	7
BB	3
SO	4
LOB	20

WP: 0 PA: 40
PB: 0
SB: 0
CS: 1

Detroit Tigers @ Cleveland Indians

Cleveland Municipal Stadium, Cleveland, OH

Mon Aug 13 1951, 3:33 AM EDT

Att. 46,290 - Unknown

TOP

livebaseballscorecards.com

Batter	1	2	3	4	5	6	7	8	9	AB	R	H	RBI	BB	SO	LOB
Jerry Priddy, R (1, 4) OBP: 0.348, SLG: 0.356	1-3		BB		1B			FC5-4 1B		3	1	2	0	1	0	0
Dick Kryhoski, L (1, 3) OBP: 0.330, SLG: 0.407	L3		F4			F7		FC5-4		4	0	1	0	0	0	3
George Kell, R (1, 5) OBP: 0.399, SLG: 0.388	F4		1-3			6-3		FC5-4		4	0	0	1	0	0	4
Vic Wertz, L (1, 9) OBP: 0.387, SLG: 0.488		F6		3-1		3-1		F7		4	0	0	0	0	0	1
Pat Mullin, L (1, 7) OBP: 0.376, SLG: 0.487		F7		F9			1B	BB		3	0	1	0	1	0	0
Joe Ginsberg, L (1, 2) OBP: 0.367, SLG: 0.421		G3		1-3			F9	F8		4	0	0	0	0	0	3
Hoot Evers, R (1, 8) OBP: 0.302, SLG: 0.375			6-3		1B		F8		G1-6-3 BB	3	0	1	0	1	0	1
Neil Berry, R (1, 6) OBP: 0.313, SLG: 0.312 Fred Hutchinson, L (9, PH) OBP: 0.258, SLG: 0.242			BB 2B		F8		1-2 1B		F8	3 1	0 0	2 0	0 0	0 0	0 0	1 1
Marlin Stuart, L (1, 1) OBP: 0.259, SLG: 0.308 Charlie Keller, L (7, PH) OBP: 0.434, SLG: 0.488 Bob Cain, L (7, 1) OBP: 0.292, SLG: 0.318 Don Kolloway, R (9, PH) OBP: 0.311, SLG: 0.335			BB HBP		F9		F9	1-2f G1-6-3		1 1 0 1	0 0 0 0	0 0 0 0	0 0 0 0	0 0 0 0	0 0 0 0	1 2 0 1
Inning Stats	R: 0 E: 0 K: 0 S: 3 H: 0 LOB: 0 BB: 0 P: 3	R: 0 E: 0 K: 0 S: 3 H: 0 LOB: 0 BB: 0 P: 3	R: 0 E: 0 K: 0 S: 4 H: 1 LOB: 3 BB: 1 P: 9	R: 0 E: 0 K: 0 S: 3 H: 0 LOB: 0 BB: 0 P: 3	R: 0 E: 0 K: 0 S: 4 H: 2 LOB: 1 BB: 0 P: 4	R: 0 E: 0 K: 0 S: 3 H: 0 LOB: 0 BB: 0 P: 3	R: 0 E: 0 K: 0 S: 5 H: 2 LOB: 2 BB: 0 P: 5	R: 1 E: 1 K: 0 S: 5 H: 2 LOB: 2 BB: 1 P: 9	R: 0 E: 0 K: 0 S: 2 H: 0 LOB: 0 BB: 1 P: 6	1B: 6 2B: 1 3B: 0 HR: 0	SF: 0 SAC: 0 DP: 1 HBP: 1						

	AB	32
	R	1
	H	7
	RBI	1
	BB	3
	SO	0
	LOB	18

PITCHER	IP	WLS	BF	H	R	ER	SO	BB	IBB	HBP	BLK	WP	HR	S	P	ERA	WHIP
Bob Feller, R (1, 1) ERA: 3.11	9.0	W	36	7	1	1	0	3	0	1	0	0	0	32	45	1.00	1.111

PITCHER	IP	WLS	BF	H	R	ER	SO	BB	IBB	HBP	BLK	WP	HR	S	P	ERA	WHIP

WP: 0 PB: 0 SB: 0 CS: 0 PA: 36

Detroit Tigers @ Cleveland Indians

Cleveland Municipal Stadium, Cleveland, OH

Mon Aug 13 1951, 3:33 AM EDT

Att. 46,290 - Unknown

livebaseballscorecards.com

BOTTOM

Batter	1	2	3	4	5	6	7	8	9	AB	R	H	RBI	BB	SO	LOB
Dale Mitchell, L (1, 7) OBP: 0.371, SLG: 0.418	4-3		BB, 1B		SH		F7			3	0	1	0	0	0	0
Bobby Avila, R (1, 4) OBP: 0.398, SLG: 0.412	S, 1B		BB		F8		4-3			3	0	1	1	1	0	2
Larry Doby, L (1, 8) OBP: 0.429, SLG: 0.541	K		K		F8			FC, 1B, FC5, 1B		4	0	1	0	0	2	5
Luke Easter, L (1, 3) OBP: 0.343, SLG: 0.481	F7			4-3	L9			F9		4	0	0	0	0	0	4
Al Rosen, R (1, 5) OBP: 0.356, SLG: 0.467		L7		HR		6-3		FC, 1B		4	1	2	1	0	0	0
Harry Simpson, L (1, 9) OBP: 0.324, SLG: 0.273		6-3		4-3		F6		FC, FC5		3	0	0	0	0	0	0
Bob Kennedy, R (8, PH) (9, 9) OBP: 0.314, SLG: 0.363										1	0	0	0	0	0	2
Ray Boone, R (1, 6) OBP: 0.322, SLG: 0.337		K		5-3		FC6-4, 1B		FC5		4	0	1	0	0	1	2
Jim Hegan, R (1, 2) OBP: 0.324, SLG: 0.402			5-3		E6, SH, 1B, F8	FC6-4				3	1	0	0	0	0	1
Bob Feller, R (1, 1) OBP: 0.229, SLG: 0.172			6-3		F8, SH, 1B		K			3	0	1	0	0	1	0
Inning Stats	R: 0 E: 0 K: 1 S: 6 H: 1 LOB: 1 BB: 0 P: 6	R: 0 E: 0 K: 1 S: 5 H: 0 LOB: 0 BB: 0 P: 5	R: 0 E: 0 K: 1 S: 6 H: 1 LOB: 2 BB: 1 P: 10	R: 1 E: 0 K: 0 S: 4 H: 1 LOB: 0 BB: 0 P: 4	R: 1 E: 1 K: 0 S: 6 H: 1 LOB: 2 BB: 0 P: 6	R: 0 E: 0 K: 0 S: 4 H: 1 LOB: 1 BB: 0 P: 4	R: 0 E: 0 K: 1 S: 5 H: 0 LOB: 0 BB: 0 P: 5	R: 0 E: 0 K: 0 S: 5 H: 2 LOB: 2 BB: 0 P: 5		1B: 6 2B: 0 3B: 0 HR: 1 SF: 0 SAC: 1 DP: 0 HBP: 0						

	AB	32
	R	2
	H	7
	RBI	2
	BB	1
	SO	4
	LOB	16

PITCHER		IP	WLS	BF	H	R	ER	SO	BB	IBB	HBP	BLK	WP	HR	S	P	ERA	WHIP
Marlin Stuart, R ERA: 3.12	(1, 1)	6.0	L	26	5	2	1	3	1	0	0	0	0	1	31	35	1.50	1.000
Bob Cain, L ERA: 4.52	(7, 1)	2.0		8	2	0	0	1	0	0	0	0	0	0	10	10	0.00	1.000

PITCHER	IP	WLS	BF	H	R	ER	SO	BB	IBB	HBP	BLK	WP	HR	S	P	ERA	WHIP

Batter	1	2	3	4	5	6	7	8	9	10	AB	R	H	RBI	BB	SO	LOB
Jerry Priddy, R (1, 4) OBP: 0.347, SLG: 0.360	1-3		K		2B	2B		F7		G5-4-3 1-2f	6	0	2	1	0	1	4
Dick Kryhoski, L (1, 3) OBP: 0.329, SLG: 0.415	4-3		HR		F8	F9		F9			4	1	1	1	0	0	3
Steve Souchock, R (8, PH) OBP: 0.318, SLG: 0.538 (8, 3)											1	0	0	0	0	0	2
George Kell, R (1, 5) OBP: 0.399, SLG: 0.387	F7		1-3		F8		S 1B		FC5-6 HBP		4	0	1	0	0	0	1
Vic Wertz, L (1, 9) OBP: 0.390, SLG: 0.496		G3 WP 1B		HR		BB 1B E	F9 1-2		FC5-6 1B 1-2f		4	2	2	1	1	0	2
Pat Mullin, L (1, 7) OBP: 0.373, SLG: 0.483		G3 1-3		3-1		E 1B 1-3	F9		G6-4-3 1B 1-2		4	1	1	0	0	0	2
Johnny Groth, R (7, 8) OBP: 0.361, SLG: 0.403											1	0	1	0	0	0	0
Joe Ginsberg, L (1, 2) OBP: 0.364, SLG: 0.416		F5		FC5-4 1B		E5 FC1-5 1B 1-2 3-H	L9		G6-4-3 1-2f		5	0	1	1	0	0	5
Hoot Evers, R (1, 8) OBP: 0.307, SLG: 0.375 (7, 7)		FC6-4 BB		F8		FC1-5 1B 1-2 2-H		SH FC4-2 BB		F7	3	0	1	1	2	0	1
Neil Berry, R (1, 6) OBP: 0.311, SLG: 0.309		FC6-4 1-2f		FC5-4 1-2f		FC1-5 1B 2B 1-2 2-3f		SH FC4-2 1-3		BB 1B	4	1	1	0	0	0	5
Fred Hutchinson, L (1, 1) OBP: 0.257, SLG: 0.242			5-3		F8	2B 1-2 2-H		FC4-2 1-2 3-H		G5-4-3 1-2	4	0	1	0	0	0	2
Gene Bearden, L (9, 1) OBP: 0.211, SLG: 0.632										BB	0	0	0	0	0	0	0
Charlie Keller, L (10, PH) OBP: 0.444, SLG: 0.488											0	0	0	0	1	0	0
Hank Borowy, R (10, 1)											0	0	0	0	0	0	0
Inning Stats	R: 0 E: 0 K: 0 S: 3 H: 0 LOB: 0 BB: 0 P: 3	R: 0 E: 0 K: 0 S: 4 H: 1 LOB: 2 BB: 1 P: 8	R: 1 E: 0 K: 1 S: 6 H: 1 LOB: 0 BB: 0 P: 6	R: 1 E: 0 K: 0 S: 5 H: 2 LOB: 1 BB: 0 P: 5	R: 0 E: 0 K: 0 S: 4 H: 1 LOB: 1 BB: 0 P: 4	R: 3 E: 1 K: 0 S: 7 H: 4 LOB: 2 BB: 1 P: 11	R: 0 E: 0 K: 0 S: 4 H: 1 LOB: 1 BB: 0 P: 4	R: 0 E: 1 K: 0 S: 4 H: 0 LOB: 2 BB: 1 P: 8	R: 0 E: 0 K: 0 S: 3 H: 1 LOB: 1 BB: 0 P: 4	R: 0 E: 0 K: 0 S: 3 H: 1 LOB: 1 BB: 1 P: 7	1B: 8 2B: 2 3B: 0 HR: 2	SF: 0 SAC: 1 DP: 2 HBP: 1					WP: 1 PB: 0 SB: 1 CS: 0	PA: 46

PITCHER		IP	WLS	BF	H	R	ER	SO	BB	IBB	HBP	BLK	WP	HR	S	P	ERA	WHIP
Bob Lemon, R ERA: 3.97	(1, 1)	5.0		25	7	5	5	1	2	0	0	0	1	2	25	33	9.00	1.800
Steve Gromek, R ERA: 2.75	(6, 1)	2.0		8	3	0	0	0	0	0	0	0	0	0	8	8	0.00	1.500
Lou Brissie, L ERA: 3.86	(8, 1)	3.0	W	13	2	0	0	0	2	0	1	0	0	0	10	19	0.00	1.333

PITCHER	IP	WLS	BF	H	R	ER	SO	BB	IBB	HBP	BLK	WP	HR	S	P	ERA	WHIP

TOP

Detroit Tigers @ Cleveland Indians

Cleveland Municipal Stadium, Cleveland, OH

Tue Aug 14 1951, 3:33 AM EDT
Att. 15,505 - Unknown

livebaseballscorecards.com

AB	40
R	5
H	12
RBI	5
BB	4
SO	1
LOB	27

Batter	1	2	3	4	5	6	7	8	9	10	AB	R	H	RBI	BB	SO	LOB
Dale Mitchell, L (1, 7) OBP: 0.369, SLG: 0.415	4-3	G6-4-3 1-2f			F8		F8 3-H	1B	1B		5	0	1	1	0	0	3
Bobby Avila, R (1, 4) OBP: 0.395, SLG: 0.410	L3		L3		F7		1-3		1-2 1B		5	0	1	0	0	0	1
Larry Doby, L (1, 8) OBP: 0.431, SLG: 0.543	2B		BBBB FC6-4 BB		F3			1B L7 1B	SSS K		4	1	2	0	1	1	2
Luke Easter, L (1, 3) OBP: 0.342, SLG: 0.479 Snuffy Stirnweiss, R (8, PR) OBP: 0.394, SLG: 0.293 Bob Kennedy, R (9, 9) OBP: 0.313, SLG: 0.362	G3		L9			4-3		BB 1-3 1B	L6		4 0 1	0 0 0	1 0 0	0 0 0	0 0 0	0 0 0	2 0 2
Al Rosen, R (1, 5) OBP: 0.354, SLG: 0.464		E S HR 1B	FC6-4 1-2f			F8	L7 3-H			SSS K	5	1	1	1	0	1	2
Harry Simpson, L (1, 9) OBP: 0.325, SLG: 0.285 (9, 3)		F9 1-3		HR		4-3		SSS K		BBBB S 1B BB	4	2	1	1	1	1	2
Ray Boone, R (1, 6) OBP: 0.323, SLG: 0.344		HR 3-H		6-3			5-3	BBBB 1-2 BB	SSS K 1-2		4	1	1	2	1	1	1
Jim Hegan, R (1, 2) OBP: 0.328, SLG: 0.405		E 1B 1B		SSS K			1B F8 1B	F8		2-H 1B	5	1	3	1	0	1	2
Bob Lemon, L (1, 1) OBP: 0.234, SLG: 0.319 Steve Gromek, S (6, 1) OBP: 0.556, SLG: 0.500 Barney McCosky, L (7, PH) OBP: 0.382, SLG: 0.463 Lou Brissie, L (8, 1) OBP: 0.280, SLG: 0.320		E7 G6-4-3 1-3 1B		3-1			1-3 1B		1-3		2 0 1 1	0 0 0 0	1 0 1 0	0 0 0 0	0 0 0 0	0 0 0 0	0 0 0 0
Inning Stats	R: 0 H: 1 E: 0 LOB: 1 K: 0 BB: 0 S: 4 P: 4	R: 2 H: 4 E: 1 LOB: 1 K: 0 BB: 0 S: 6 P: 6	R: 0 H: 0 E: 0 LOB: 1 K: 0 BB: 1 S: 3 P: 7	R: 1 H: 1 E: 0 LOB: 0 K: 1 BB: 0 S: 6 P: 6	R: 0 H: 0 E: 0 LOB: 0 K: 0 BB: 0 S: 3 P: 3	R: 0 H: 0 E: 0 LOB: 0 K: 0 BB: 0 S: 3 P: 3	R: 1 H: 2 E: 0 LOB: 1 K: 0 BB: 0 S: 5 P: 5	R: 1 H: 2 E: 0 LOB: 2 K: 1 BB: 1 S: 7 P: 11	R: 0 H: 2 E: 0 LOB: 2 K: 1 BB: 0 S: 7 P: 7	R: 1 H: 1 E: 0 LOB: 1 K: 2 BB: 1 S: 7 P: 11	1B: 10 SF: 0 2B: 1 SAC: 0 3B: 0 DP: 1 HR: 2 HBP: 0						WP: 0 PA: 44 PB: 0 SB: 2 CS: 0

PITCHER		IP	WLS	BF	H	R	ER	SO	BB	IBB	HBP	BLK	WP	HR	S	P	ERA	WHIP
Fred Hutchinson, R ERA: 3.68	(1, 1)	8.0		35	10	5	5	2	2	0	0	0	0	2	37	45	5.62	1.500
Gene Bearden, L ERA: 5.52	(9, 1)	1.0		5	2	0	0	1	0	0	0	0	0	0	7	7	0.00	2.000
Hank Borowy, R ERA: 5.02	(10, 1)	0.2	L	4	1	1	1	2	1	0	0	0	0	0	7	11	13.50	3.000

PITCHER	IP	WLS	BF	H	R	ER	SO	BB	IBB	HBP	BLK	WP	HR	S	P	ERA	WHIP

BOTTOM

Detroit Tigers @ Cleveland Indians

Cleveland Municipal Stadium, Cleveland, OH

Tue Aug 14 1951, 3:33 AM EDT

Att. 15,505 - Unknown

livebaseballscorecards.com

AB	41
R	6
H	13
RBI	6
BB	3
SO	5
LOB	17

Batter	1	2	3	4	5	6	7	8	9	AB	R	H	RBI	BB	SO	LOB
Dale Mitchell, L (1, 7) OBP: 0.369, SLG: 0.415	1B	FC5-4 1B		4-3		F6		L3		5	1	2	2	0	0	0
Bobby Avila, R (1, 4) OBP: 0.393, SLG: 0.407	1B HR 1-2 1B	FC5-4		F9		1-3			6-3	5	1	1	0	0	0	1
Larry Doby, L (1, 8) OBP: 0.438, SLG: 0.556	BB HR 1-3 2-H 1B	CS 3B		BBBB 4-0 BB			F8 2B		BBBB 4-0 E 1B BB	3	2	3	1	2	0	0
Luke Easter, L (1, 3) OBP: 0.340, SLG: 0.473	BBBB 4-0 1-2 HR BB	SSS 0-3 K		4-3			F8 2-3		F8	4	1	0	0	1	1	4
Al Rosen, R (1, 5) OBP: 0.357, SLG: 0.471	0-0 1-H 2-H 3-H HR	BBBB 4-0 BB			F9		5-3		E7 1-H 1B	4	2	2	4	1	0	1
Harry Simpson, L (1, 9) OBP: 0.326, SLG: 0.285	SSS 0-3 K	0-0 F3			SSS 0-3 K		BBBB 4-0 BB		0-0 2-H 1B	4	0	1	1	1	2	2
Ray Boone, R (1, 6) OBP: 0.323, SLG: 0.343	0-0 2B 1B 1B	0-0 CS 3-H	0-0 5-3		BBBB 4-0 BB		1-3		0-0 F2	4	1	1	0	1	0	3
Jim Hegan, R (1, 2) OBP: 0.324, SLG: 0.400	SSS 0-3 K		SSS 0-3 K		0-0 F6			0-0 4-3		4	0	0	0	0	2	2
Early Wynn, S (1, 1) OBP: 0.275, SLG: 0.347	0-0 1-3 1B 2B		0-0 F7			0-0 L4		0-0 5-3		3	1	1	0	0	0	0
Steve Gromek, S (6, 1) OBP: 0.526, SLG: 0.467										1	0	0	0	0	0	0
Inning Stats	R: 7 E: 0 K: 2 S: 14 H: 7 LOB: 1 BB: 1 P: 18	R: 0 E: 0 K: 1 S: 5 H: 1 LOB: 1 BB: 1 P: 9	R: 0 E: 0 K: 1 S: 5 H: 0 LOB: 0 BB: 0 P: 5	R: 0 E: 0 K: 0 S: 3 H: 0 LOB: 1 BB: 1 P: 7	R: 0 E: 0 K: 1 S: 5 H: 0 LOB: 1 BB: 1 P: 9	R: 0 E: 0 K: 0 S: 3 H: 0 LOB: 2 BB: 0 P: 3	R: 0 E: 0 K: 0 S: 4 H: 1 LOB: 2 BB: 1 P: 8	R: 0 E: 0 K: 0 S: 3 H: 0 LOB: 0 BB: 0 P: 3	R: 2 E: 1 K: 0 S: 5 H: 2 LOB: 1 BB: 1 P: 9	1B: 7 2B: 2 3B: 1 HR: 1 SF: 0 SAC: 0 DP: 0 HBP: 0							

TOP

Cleveland Indians @ St. Louis Browns

Sportsman's Park, St. Louis, MO

Wed Aug 15 1951, 4:33 AM EDT

Att. 8,470 - Unknown

livebaseballscorecards.com

AB	37
R	9
H	11
RBI	8
BB	6
SO	5
LOB	13

WP: 0 PB: 0 SB: 0 CS: 1 PA: 44

PITCHER		IP	WLS	BF	H	R	ER	SO	BB	IBB	HBP	BLK	WP	HR	S	P	ERA	WHIP
Ned Garver, R ERA: 3.94	(1, 1)	1.0	L	11	7	7	7	2	1	0	0	0	0	1	14	18	63.00	8.000
Bob Mahoney, R ERA: 3.98	(2, 1)	6.0		23	2	0	0	3	4	0	0	0	0	0	25	41	0.00	1.000
Satchel Paige, R ERA: 6.35	(8, 1)	2.0		9	2	2	1	0	1	0	0	0	0	0	8	12	4.50	1.500

PITCHER	IP	WLS	BF	H	R	ER	SO	BB	IBB	HBP	BLK	WP	HR	S	P	ERA	WHIP

BOTTOM

Cleveland Indians @ St. Louis Browns

Sportsman's Park, St. Louis, MO

Wed Aug 15 1951, 4:33 AM EDT

Att. 8,470 - Unknown

Batter	1	2	3	4	5	6	7	8	9	AB	R	H	RBI	BB	SO	LOB
Bobby Young, L (1, 4) OBP: 0.309, SLG: 0.330	0-0 2B 3B	4-0 FC3-6 BB			0-0 F8 ②		0-0 G3 ③		0-0 4-3 ③	4	1	1	0	1	0	2
Jim Delsing, L (1, 8) OBP: 0.362, SLG: 0.399	4-0 2B 1B BB	0-0 FC3-6 ③ 1-2f			0-0 F3 ③			0-0 F3 ①		3	1	0	0	1	0	1
Sherm Lollar, R (1, 2) OBP: 0.380, SLG: 0.419	0-3 K ①		0-0 F7 ①			4-0 BB 1B BB		0-0 F7 ②		3	0	0	0	1	1	2
Cliff Mapes, L (1, 9) OBP: 0.287, SLG: 0.404	0-0 1B 2B 1-3 3-H		0-0 F8 ②			4-0 1B FC1-2 BB 1-2		0-0 F2 ③		3	1	1	1	1	0	0
Hank Arft, L (1, 3) OBP: 0.365, SLG: 0.420	0-0 PB 1B 2-H 3-H		0-0 F2 ③			0-0 ① FC5 FC1-2 1B 1-3 2-H			0-0 1B 2B	4	1	3	2	0	0	0
Ken Wood, R (1, 7) OBP: 0.244, SLG: 0.374	0-0 ② F2 1-2			0-0 E5 L4-3		0-0 ② FC1-2 1-2 3-H			0-0 E 1B 2-H	4	0	1	1	0	0	3
Fred Marsh, R (1, 5) OBP: 0.278, SLG: 0.299	0-0 ③ F5			0-0 ① ② L4-3 1-2		0-0 ③ FC5 2-3f			0-0 ① F6	4	0	0	0	0	0	5
Bill Jennings, R (1, 6) OBP: 0.216, SLG: 0.282 Matt Batts, R (9, PH) OBP: 0.326, SLG: 0.434		0-0 ① F9		0-0 ③ F8			0-0 ① F7		0-0 E6 1-3	3 1	0 0	0 0	0 0	0 0	0 0	0 1
Ned Garver, R (1, 1) OBP: 0.369, SLG: 0.379 Bob Mahoney, R (2, 1) OBP: 0.273, SLG: 0.200 Frank Saucier, L (7, PH) OBP: 0.273, SLG: 0.222 Satchel Paige, R (8, 1) Jack Maguire, R (9, PH) OBP: 0.321, SLG: 0.369		0-0 ② 4-3			0-3 K ①		0-0 F6 ②		0-0 P3 ②	0 2 1 0 1	0 0 0 0 0	0 0 0 0 0	0 0 0 0 0	0 1 0 0 0	0 0 0 0 0	0 0 0 0 2
Inning Stats	R: 3 H: 3 E: 0 LOB: 1 K: 1 BB: 1 S: 8 P: 12	R: 0 H: 0 E: 0 LOB: 1 K: 0 BB: 1 S: 3 P: 7	R: 0 H: 0 E: 0 LOB: 0 K: 0 BB: 0 S: 3 P: 3	R: 0 H: 0 E: 1 LOB: 0 K: 0 BB: 0 S: 3 P: 3	R: 0 H: 0 E: 0 LOB: 0 K: 1 BB: 0 S: 5 P: 5	R: 0 H: 1 E: 0 LOB: 2 K: 0 BB: 2 S: 3 P: 11	R: 0 H: 0 E: 0 LOB: 0 K: 0 BB: 0 S: 3 P: 3	R: 0 H: 0 E: 0 LOB: 0 K: 0 BB: 0 S: 3 P: 3	R: 1 H: 2 E: 1 LOB: 2 K: 0 BB: 0 S: 6 P: 6	1B: 3 2B: 3 3B: 1 HR: 0	SF: 0 SAC: 0 DP: 1 HBP: 0					

PITCHER	IP	WLS	BF	H	R	ER	SO	BB	IBB	HBP	BLK	WP	HR	S	P	ERA	WHIP
Early Wynn, R (1, 1) ERA: 3.47	5.1	W	23	4	3	3	2	4	0	0	0	0	0	23	39	5.06	1.500
Steve Gromek, R (6, 1) ERA: 2.73	3.2	S	14	2	1	1	0	0	0	0	0	0	0	14	14	2.46	0.545

PITCHER	IP	WLS	BF	H	R	ER	SO	BB	IBB	HBP	BLK	WP	HR	S	P	ERA	WHIP

AB	33
R	4
H	6
RBI	4
BB	4
SO	2
LOB	16

WP: 0 PA: 37
PB: 1
SB: 0
CS: 0

livebaseballscorecards.com

Batter	1	2	3	4	5	6	7	8	9	AB	R	H	RBI	BB	SO	LOB
Dale Mitchell, L (1, 7) OBP: 0.368, SLG: 0.411	4-3		F8			F7		PB HBP		3	0	0	0	0	0	1
Bobby Avila, R (1, 4) OBP: 0.392, SLG: 0.404	F8			F8		BB		4-3		3	0	0	0	1	0	1
Larry Doby, L (1, 8) OBP: 0.439, SLG: 0.560	2B			K		F8		6-3		1	0	1	0	0	0	0
Sam Chapman, R (1, PR) (1, 8) OBP: 0.307, SLG: 0.310										3	0	0	0	0	1	3
Luke Easter, L (1, 3) OBP: 0.336, SLG: 0.467	F8			K		F9		F7		4	0	0	0	0	1	4
Al Rosen, R (1, 5) OBP: 0.356, SLG: 0.468		F4			E5 G5-4-3 1B		BB		K	3	0	0	0	1	1	0
Bob Kennedy, R (1, 9) OBP: 0.316, SLG: 0.363		5-3			G5-4-3 1B		BB		2B	2	0	1	0	1	0	0
Barney McCosky, L (9, PH) OBP: 0.389, SLG: 0.481										1	0	1	0	0	0	0
Ray Boone, R (1, 6) OBP: 0.321, SLG: 0.340		F9			G5-4-3 1-2f 2-3		K		K	3	0	0	0	0	1	4
Paul Lehner, L (9, PH) OBP: 0.242, SLG: 0.249										1	0	0	0	0	1	1
Birdie Tebbetts, R (1, 2) OBP: 0.295, SLG: 0.352			L9		1-3		F9		BB	3	0	0	0	0	0	3
Harry Simpson, L (9, PH) OBP: 0.329, SLG: 0.285										0	0	0	0	1	0	0
Mike Garcia, R (1, 1) OBP: 0.243, SLG: 0.324			4-3			E BB	F9		F8	1	0	0	0	1	0	0
Clarence Maddern, R (7, PH)										1	0	0	0	0	0	2
George Zuverink, R (7, 1)										0	0	0	0	0	0	0
Bob Lemon, L (9, PH) OBP: 0.231, SLG: 0.315										1	0	0	0	0	0	2
Inning Stats	R: 0 E: 0 K: 0 S: 4 H: 1 LOB: 1 BB: 0 P: 4	R: 0 E: 0 K: 0 S: 3 H: 0 LOB: 0 BB: 0 P: 3	R: 0 E: 0 K: 0 S: 3 H: 0 LOB: 0 BB: 0 P: 3	R: 0 E: 0 K: 2 S: 7 H: 0 LOB: 0 BB: 0 P: 7	R: 0 E: 1 K: 0 S: 4 H: 1 LOB: 1 BB: 0 P: 4	R: 0 E: 1 K: 0 S: 3 H: 0 LOB: 2 BB: 2 P: 11	R: 0 E: 0 K: 1 S: 5 H: 0 LOB: 2 BB: 2 P: 13	R: 0 E: 0 K: 0 S: 3 H: 0 LOB: 1 BB: 0 P: 4	R: 0 E: 0 K: 2 S: 8 H: 1 LOB: 2 BB: 1 P: 12	1B: 1 2B: 2 3B: 0 HR: 0	SF: 0 SAC: 0 DP: 1 HBP: 1						

TOP

Cleveland Indians @ St. Louis Browns

Sportsman's Park, St. Louis, MO

Thu Aug 16 1951, 4:33 AM EDT

Att. 2,882 - Unknown

livebaseballscorecards.com

AB	30
R	0
H	3
RBI	0
BB	5
SO	5
LOB	21

WP: 0 PB: 1 SB: 0 CS: 0 PA: 36

PITCHER		IP	WLS	BF	H	R	ER	SO	BB	IBB	HBP	BLK	WP	HR	S	P	ERA	WHIP
Tommy Byrne, L ERA: 5.29	(1, 1)	7.0	W	28	2	0	0	3	4	0	1	0	0	0	29	46	0.00	0.857
Duane Pillette, R ERA: 4.68	(8, 1)	2.0	S	8	1	0	0	2	1	0	0	0	0	0	11	15	0.00	1.000

PITCHER	IP	WLS	BF	H	R	ER	SO	BB	IBB	HBP	BLK	WP	HR	S	P	ERA	WHIP

Batter	1	2	3	4	5	6	7	8	9	AB	R	H	RBI	BB	SO	LOB
Bobby Young, L (1, 4) OBP: 0.307, SLG: 0.327	6-3	FC4-6 1-2f		F7		G1-6-3 1-2f				4	0	0	0	0	0	3
Jim Delsing, L (1, 8) OBP: 0.361, SLG: 0.398	4-3		F8		4-3		4-3 SH1-3 1B			4	0	1	0	0	0	0
Matt Batts, R (1, 2) OBP: 0.326, SLG: 0.432	5-3		6-3		4-3 1B		SH1-3 1-2			3	0	1	0	0	0	0
Cliff Mapes, L (1, 9) OBP: 0.286, SLG: 0.393		K	1B BB		4-3 1-2		4-3 2-3			3	0	0	0	1	1	2
Hank Arft, L (1, 3) OBP: 0.371, SLG: 0.423		BB 1B 1B 1B	1-3 1B		IBB		F9			3	1	2	0	1	0	1
Ken Wood, R (1, 7) OBP: 0.244, SLG: 0.372		BB 1-2 1B 1B	F8		L6			K		4	1	1	0	0	1	4
Fred Marsh, R (1, 5) OBP: 0.278, SLG: 0.302		F9	G3 6-3 2B			6-3		F6		4	1	1	0	0	0	2
Bill Jennings, R (1, 6) OBP: 0.228, SLG: 0.295		1B 1-2 2-3 BB	G3 2-3			1B 2B		1-3		3	1	1	0	1	0	1
Tommy Byrne, L (1, 1) OBP: 0.333, SLG: 0.455 Duane Pillette, R (8, 1) OBP: 0.188, SLG: 0.093		FC4-6 1-2 2-H 3-H 1B	6-3 3-H			G1-6-3 2-H 1B				3 0	0 0	2 0	4 0	0 0	0 0	0 0
Inning Stats	R: 0 E: 0 K: 0 S: 3 H: 0 LOB: 0 BB: 0 P: 3	R: 2 E: 0 K: 1 S: 8 H: 3 LOB: 2 BB: 1 P: 12	R: 0 E: 0 K: 0 S: 4 H: 1 LOB: 2 BB: 1 P: 8	R: 1 E: 0 K: 0 S: 4 H: 1 LOB: 0 BB: 0 P: 4	R: 0 E: 0 K: 0 S: 4 H: 1 LOB: 2 BB: 1 P: 8	R: 1 E: 0 K: 0 S: 4 H: 2 LOB: 0 BB: 0 P: 4	R: 0 E: 0 K: 0 S: 4 H: 1 LOB: 1 BB: 0 P: 4	R: 0 E: 0 K: 1 S: 5 H: 0 LOB: 0 BB: 0 P: 5		1B: 7 2B: 2 3B: 0 HR: 0 SF: 0 SAC: 1 DP: 1 HBP: 0						

PITCHER		IP	WLS	BF	H	R	ER	SO	BB	IBB	HBP	BLK	WP	HR	S	P	ERA	WHIP
Mike Garcia, R ERA: 2.61	(1, 1)	6.0	L	28	8	4	4	1	2	1	0	0	0	0	27	39	6.00	1.667
George Zuverink, R ERA: 4.26	(7, 1)	2.0		7	1	0	0	1	0	0	0	0	0	0	9	9	0.00	0.500

PITCHER	IP	WLS	BF	H	R	ER	SO	BB	IBB	HBP	BLK	WP	HR	S	P	ERA	WHIP

BOTTOM

Cleveland Indians @ St. Louis Browns

Sportsman's Park, St. Louis, MO

Thu Aug 16 1951, 4:33 AM EDT

Att. 2,882 - Unknown

livebaseballscorecards.com

AB	31
R	4
H	9
RBI	4
BB	3
SO	2
LOB	13

Batter	1	2	3	4	5	6	7	8	9	AB	R	H	RBI	BB	SO	LOB
Dale Mitchell, L (1, 7) OBP: 0.367, SLG: 0.409	G1-6-3 1B		6-3		1-3			K		4	0	1	0	0	1	0
Bobby Avila, R (1, 4) OBP: 0.388, SLG: 0.399	G1-6-3 1-2f		4-3			5-3			F5	4	0	0	0	0	0	1
Sam Chapman, R (1, 8) OBP: 0.309, SLG: 0.310	1B		F4			F8			2B BB	3	1	1	0	1	0	0
Luke Easter, L (1, 3) OBP: 0.332, SLG: 0.462	F6			K		L6			F9	4	0	0	0	0	1	2
Al Rosen, R (1, 5) OBP: 0.357, SLG: 0.469		L9 1B BB		K			6-3		1-H 2B	3	0	1	1	1	1	0
Bob Kennedy, R (1, 9) OBP: 0.315, SLG: 0.361		F7		1B			5-3		F3	4	0	1	0	0	0	2
Ray Boone, R (1, 6) OBP: 0.321, SLG: 0.340		1-2 1B		F4			F3			3	0	1	0	0	0	1
Jim Hegan, R (1, 2) OBP: 0.322, SLG: 0.396		L9 2-3			L8			K		3	0	0	0	0	1	2
Bob Feller, R (1, 1) OBP: 0.222, SLG: 0.167 Clarence Maddern, R (8, PH) Dick Rozek, L (8, 1)		K			K			K		2 1 0	0 0 0	0 0 0	0 0 0	0 0 0	2 1 0	2 0 0
Inning Stats	R: 0 E: 0 K: 0 S: 4 H: 2 LOB: 1 BB: 0 P: 4	R: 0 E: 0 K: 1 S: 6 H: 1 LOB: 2 BB: 1 P: 10	R: 0 E: 0 K: 0 S: 3 H: 0 LOB: 0 BB: 0 P: 3	R: 0 E: 0 K: 2 S: 8 H: 1 LOB: 1 BB: 0 P: 8	R: 0 E: 0 K: 1 S: 5 H: 0 LOB: 0 BB: 0 P: 5	R: 0 E: 0 K: 0 S: 3 H: 0 LOB: 0 BB: 0 P: 3	R: 0 E: 0 K: 0 S: 3 H: 0 LOB: 0 BB: 0 P: 3	R: 0 E: 0 K: 3 S: 9 H: 0 LOB: 0 BB: 0 P: 9	R: 1 E: 0 K: 0 S: 4 H: 1 LOB: 1 BB: 1 P: 8	1B: 4 2B: 1 3B: 0 HR: 0 SF: 0 SAC: 0 DP: 1 HBP: 0						

PITCHER	IP	WLS	BF	H	R	ER	SO	BB	IBB	HBP	BLK	WP	HR	S	P	ERA	WHIP
Billy Pierce, L (1, 1) ERA: 3.41	9.0	W	33	5	1	1	7	2	0	0	0	0	0	45	53	1.00	0.778

PITCHER	IP	WLS	BF	H	R	ER	SO	BB	IBB	HBP	BLK	WP	HR	S	P	ERA	WHIP

TOP

Cleveland Indians @ Chicago White Sox

Comiskey Park, Chicago, IL

Fri Aug 17 1951, 4:33 AM EDT

Unknown

livebaseballscorecards.com

AB	31
R	1
H	5
RBI	1
BB	2
SO	7
LOB	10

WP: 0 PB: 0 SB: 0 CS: 0 PA: 33

Batter	1	2	3	4	5	6	7	8	9	AB	R	H	RBI	BB	SO	LOB
Chico Carrasquel, R (1, 6) OBP: 0.332, SLG: 0.343	5-3	2-H 1B		K		L5-4 1-2		F6		5	0	1	1	0	1	3
Nellie Fox, L (1, 4) OBP: 0.371, SLG: 0.422	BB 1B	F8		F8			F9			4	0	1	0	0	0	1
Minnie Minoso, R (1, 5) OBP: 0.431, SLG: 0.537	F7		F7		F7		HR 2B			4	1	1	0	0	0	1
Eddie Robinson, L (1, 3) OBP: 0.389, SLG: 0.504	1-2 BB		FC6-4 1B		G3 HBP		HR BB			1	1	1	0	2	0	0
Ray Coleman, L (1, 7) OBP: 0.317, SLG: 0.399	F9		K		G3 1-2		1-H 2-H HR			4	1	1	3	0	1	4
Jim Busby, R (1, 8) OBP: 0.360, SLG: 0.370		HR 1B	FC6-4 1-2f		F5		F8			4	1	1	0	0	0	2
Al Zarilla, L (1, 9) OBP: 0.370, SLG: 0.422		1-H HR		SH3-4 1B BB		2B	6-3			3	2	2	2	1	0	0
Bud Sheely, L (1, 2) OBP: 0.241, SLG: 0.154		F6		SH3-4 1-2		L5-4 BB		F9		2	0	0	0	1	0	0
Billy Pierce, L (1, 1) OBP: 0.294, SLG: 0.217		1B 2B		2-H 1B		K		6-3		4	1	2	1	0	1	2
Inning Stats	R: 0 E: 0 K: 0 S: 4 H: 1 LOB: 2 BB: 1 P: 8	R: 3 E: 0 K: 0 S: 6 H: 4 LOB: 0 BB: 0 P: 6	R: 0 E: 0 K: 1 S: 6 H: 1 LOB: 1 BB: 0 P: 6	R: 1 E: 0 K: 1 S: 6 H: 1 LOB: 1 BB: 1 P: 10	R: 0 E: 0 K: 0 S: 3 H: 0 LOB: 1 BB: 0 P: 4	R: 0 E: 0 K: 1 S: 5 H: 1 LOB: 1 BB: 1 P: 9	R: 3 E: 0 K: 0 S: 5 H: 2 LOB: 0 BB: 1 P: 9	R: 0 E: 0 K: 0 S: 3 H: 0 LOB: 0 BB: 0 P: 3		1B: 5 2B: 4 3B: 0 HR: 2	SF: 0 SAC: 1 DP: 1 HBP: 1						

BOTTOM

Cleveland Indians @ Chicago White Sox

Comiskey Park, Chicago, IL

Fri Aug 17 1951, 4:33 AM EDT

Unknown

livebaseballscorecards.com

AB	31
R	7
H	10
RBI	7
BB	4
SO	3
LOB	13

WP: 0 PB: 0 SB: 0 CS: 0 PA: 37

PITCHER		IP	WLS	BF	H	R	ER	SO	BB	IBB	HBP	BLK	WP	HR	S	P	ERA	WHIP
Bob Feller, R ERA: 3.31	(1, 1)	7.0	L	34	10	7	7	3	4	0	1	0	0	2	35	52	9.00	2.000
Dick Rozek, L ERA: 9.95	(8, 1)	1.0		3	0	0	0	0	0	0	0	0	0	0	3	3	0.00	0.000

PITCHER	IP	WLS	BF	H	R	ER	SO	BB	IBB	HBP	BLK	WP	HR	S	P	ERA	WHIP

Cleveland Indians @ Chicago White Sox

Comiskey Park, Chicago, IL

Fri Aug 17 1951, 4:38 AM EDT

Att. 30,083 - Unknown

TOP

livebaseballscorecards.com

Batter	1	2	3	4	5	6	7	8	9	AB	R	H	RBI	BB	SO	LOB
Dale Mitchell, L (1, 7) OBP: 0.369, SLG: 0.407	4-3		F7		BBB 4-0 G3 FC3-5 1-2 BB		BBB 4-0 G6-4-3 BB		BBB 4-0 BB	2	0	0	0	3	0	1
Bobby Avila, R (1, 4) OBP: 0.384, SLG: 0.394	F4		6-3		FC3-5 G3 1-2 2-3f		G6-4-3 1-2f		F4	5	0	0	0	0	0	6
Barney McCosky, L (1, 8) OBP: 0.383, SLG: 0.471	F9			E 1B FC 1B	G3 1-2 2-3			F9		4	1	1	0	0	0	2
Harry Simpson, L (1, 9) OBP: 0.328, SLG: 0.284		G3		E1 FC 1-3 1B	SSS K			4-3		4	1	1	0	0	1	3
Al Rosen, R (1, 5) OBP: 0.358, SLG: 0.470		E5 L6 E		FC 8-5 1B 1-2 3-H		1B		1B		4	0	2	1	0	0	1
Luke Easter, L (1, 3) OBP: 0.332, SLG: 0.459		L6 1-3		1B 1-2 2-H		F6		F2		4	0	1	1	0	0	3
Ray Boone, R (1, 6) OBP: 0.323, SLG: 0.342			E8 1B 1B	8-5 2-3f		F8		1-3 1B		4	1	2	0	0	0	3
Birdie Tebbetts, R (1, 2) OBP: 0.284, SLG: 0.339			F7	F7		4-3			F7	4	0	0	0	0	0	4
Bob Chakales, R (1, 1) OBP: 0.389, SLG: 0.556 Paul Lehner, L (5, PH) OBP: 0.246, SLG: 0.249 Snuffy Stirnweiss, R (5, PR) OBP: 0.394, SLG: 0.293 Lou Brissie, L (5, 1) OBP: 0.280, SLG: 0.320 Bob Lemon, L (7, PH) OBP: 0.228, SLG: 0.311 Mike Garcia, R (7, 1) OBP: 0.243, SLG: 0.324 Merl Combs, L (9, PH) OBP: 0.182, SLG: 0.238			2-H 1B		BBB 4-0 FC3-5 BB		F6		1-2	1 0 0 0 1 0 1	0 0 0 0 0 0 0	1 0 0 0 0 0 0	1 1 0 0 0 0 0	0 0 0 0 0 0 0	0 1 0 0 0 0 0	0 0 0 0 0 0 0

Inning Stats	1	2	3	4	5	6	7	8	9	1B: 8	SF: 0	WP: 0	PA: 38
R:	0	0	1	2	0	0	0	0	0	2B: 2	SAC: 0	PB: 0	
E:	0	2	1	1	0	0	0	0	0	3B: 0	DP: 3	SB: 0	
K:	0	0	0	0	1	0	0	0	0	HR: 0	HBP: 0	CS: 0	
S:	3	3	5	6	5	4	2	4	4				
H:	0	0	2	3	0	1	0	1	1				
LOB:	0	0	1	1	3	1	0	1	2				
BB:	0	0	0	0	2	0	1	0	1				
P:	3	3	5	6	13	4	6	4	8				

PITCHER		IP	WLS	BF	H	R	ER	SO	BB	IBB	HBP	BLK	WP	HR	S	P	ERA	WHIP
Randy Gumpert, R ERA: 3.68	(1, 1)	3.0		15	5	3	3	0	0	0	0	0	0	0	15	15	9.00	1.667
Luis Aloma, R ERA: 1.74	(4, 1)	6.0	W	23	3	0	0	1	4	0	0	0	0	0	21	37	0.00	1.167

PITCHER	IP	WLS	BF	H	R	ER	SO	BB	IBB	HBP	BLK	WP	HR	S	P	ERA	WHIP

AB	34
R	3
H	8
RBI	3
BB	4
SO	1
LOB	24

Batter	1	2	3	4	5	6	7	8	9	AB	R	H	RBI	BB	SO	LOB
Chico Carrasquel, R (1, 6) OBP: 0.333, SLG: 0.341	BBBB 4-0 1B FC6-4 BB		SSS 0-3 K ②		x 0-0 FC3-6 E 1-2f ①		BBBB 4-0 1-2 BB			2	1	0	0	2	1	1
Nellie Fox, L (1, 4) OBP: 0.370, SLG: 0.420	x 0-0 FC6-4 1-3 1B		x 0-0 G3 ③		x 0-0 F8 ② 1-3		x 0-0 4-1 ③			4	0	1	0	0	0	3
Minnie Minoso, R (1, 5) OBP: 0.431, SLG: 0.539	x 0-0 FC6-4 E S 1-2f 3-H 1B ①			x 0-0 1B F8 2B	SSS 0-3 K ③			x 0-0 1B 1B		4	3	2	1	0	1	2
Eddie Robinson, L (1, 3) OBP: 0.392, SLG: 0.506 Bob Dillinger, R (8, PR) OBP: 0.339, SLG: 0.361 Bert Haas, R (9, 3) OBP: 0.244, SLG: 0.200	x 0-0 CS 1-H 1B			x 0-0 HR 2-3 1B		x 0-0 4-3 ①		x 0-0 1B E 1-3 1B		4 0 0	1 1 0	3 0 0	1 0 0	0 0 0	0 0 0	0 0 0
Ray Coleman, L (1, 7) OBP: 0.319, SLG: 0.399	x 0-0 F8 ②			x 0-0 F8 ① 3-H		BBBB 4-0 G1-4-3 BB		x 0-0 E F7 1-3 3-H 1B		3	1	1	2	1	0	2
Jim Busby, R (1, 8) OBP: 0.359, SLG: 0.377	0-0 CS ③ 1-2	x 0-0 F4 ①		x 0-0 1-H HR	x 0-0 G1-4-3 ②③ 1-2f			x 0-0 L6 ① 1-3 3-H		4	1	1	2	0	0	2
Al Zarilla, L (1, 9) OBP: 0.369, SLG: 0.417		x 0-0 6-3 ②		BBBB 4-0 F6 BB			SSS 0-3 K ①	x 0-0 F7 ② 3-H		3	0	0	1	1	1	1
Phil Masi, R (1, 2) OBP: 0.373, SLG: 0.405		x 0-0 5-3 ③		x 0-0 F6 ②③ 1-2			x 0-0 F6 ②	x 0-0 F6 ③		4	0	0	0	0	0	2
Randy Gumpert, R (1, 1) OBP: 0.286, SLG: 0.265 Luis Aloma, R (4, 1) OBP: 0.375, SLG: 0.400			SSS 0-3 K ①		x 0-0 FC3-6 1B		x 0-0 BB 1B			1 2	0 0	0 2	0 0	0 0	1 0	0 0
Inning Stats	R: 2 E: 0 K: 0 S: 4 H: 2 LOB: 0 BB: 1 P: 8	R: 0 E: 0 K: 0 S: 3 H: 0 LOB: 0 BB: 0 P: 3	R: 0 E: 0 K: 2 S: 7 H: 0 LOB: 0 BB: 0 P: 7	R: 3 E: 0 K: 0 S: 5 H: 3 LOB: 1 BB: 1 P: 9	R: 0 E: 1 K: 1 S: 6 H: 1 LOB: 1 BB: 0 P: 6	R: 0 E: 0 K: 0 S: 2 H: 0 LOB: 0 BB: 1 P: 6	R: 0 E: 0 K: 1 S: 6 H: 1 LOB: 2 BB: 1 P: 10	R: 3 E: 1 K: 0 S: 6 H: 3 LOB: 1 BB: 0 P: 6		1B: 8 2B: 1 3B: 0 HR: 1 SF: 0 SAC: 0 DP: 1 HBP: 0						

BOTTOM

Cleveland Indians @ Chicago White Sox

Comiskey Park, Chicago, IL

Fri Aug 17 1951, 4:38 AM EDT

Att. 30,083 - Unknown

livebaseballscorecards.com

AB	31
R	8
H	10
RBI	7
BB	4
SO	4
LOB	13

PITCHER		IP	WLS	BF	H	R	ER	SO	BB	IBB	HBP	BLK	WP	HR	S	P	ERA	WHIP
Bob Chakales, R ERA: 4.52	(1, 1)	4.0	L	17	5	5	5	2	2	0	0	0	0	1	19	27	11.25	1.750
Lou Brissie, L ERA: 3.77	(5, 1)	2.0		7	1	0	0	1	1	0	0	0	0	0	8	12	0.00	1.000
Mike Garcia, R ERA: 2.68	(7, 1)	2.0		11	4	3	2	1	1	0	0	0	0	0	12	16	9.00	2.500

PITCHER		IP	WLS	BF	H	R	ER	SO	BB	IBB	HBP	BLK	WP	HR	S	P	ERA	WHIP

Batter	1	2	3	4	5	6	7	8	9	AB	R	H	RBI	BB	SO	LOB
Dale Mitchell, L (1, 7) OBP: 0.377, SLG: 0.430	HR	BBB FC6-4 1-2 BB		0-0 ① G6-4-3 2-3 3-H 1B			0-0 ① FC1-6 1B	0-0 1-H 2-H HR		4	2	4	4	1	0	0
Bobby Avila, R (1, 4) OBP: 0.381, SLG: 0.394	0-0 ① F8	0-0 ③ FC6-4 1-2f		0-0 ②③ G6-4-3 1-2f			0-0 ① FC1-6 5-3 1B 1-2f	0-0 E7 E 2B		5	1	1	0	0	0	6
Barney McCosky, L (1, 8) OBP: 0.392, SLG: 0.471 Sam Chapman, R (5, PR) (5, 8) OBP: 0.310, SLG: 0.311	0-0 ② 4-3		BBBB 4-0 2B BB		0-0 1B		0-0 5-3 1-2 1B	SSS 0-3 ③ K 3-H		2 2	1 0	1 1	0 0	1 0	0 1	0 0
Al Rosen, R (1, 5) OBP: 0.355, SLG: 0.464	0-0 ③ L5		0-0 ① L7		0-0 ① F8		0-0 ② 5-3 1-2 2-3		SSS 0-3 ① K	5	0	0	0	0	1	4
Luke Easter, L (1, 3) OBP: 0.332, SLG: 0.461		0-0 FC4-6 1B	0-0 ② 1-H 2B		SSS 0-3 ② K		0-0 ③ 4-3		0-0 ② 4-3	5	0	2	1	0	1	3
Harry Simpson, L (1, 9) OBP: 0.329, SLG: 0.283		0-0 ① FC4-6 1B 1-2f 1B	0-0 E4		0-0 ③ 1-3			0-0 CS 1B	BBBB 4-0 1B BB	4	1	1	0	1	0	2
Ray Boone, R (1, 6) OBP: 0.326, SLG: 0.345		0-0 1B 1-2 1B	0-0 ③ F6			SSS 0-3 ① K		0-0 ① FC6-4 1-2 1B	0-0 1-2 1B	5	0	3	0	0	1	1
Jim Hegan, R (1, 2) OBP: 0.323, SLG: 0.396		0-0 BB 1-3 2-H 1B		0-0 2B 1B 1B		SSS 0-3 ② K		0-0 ② FC6-4 1B 1-2f HR	0-0 ③ 5-3	5	1	2	1	0	1	3
Bob Lemon, L (1, 1) OBP: 0.241, SLG: 0.333		SSS 0-3 ② K		0-0 1B 1-3 2B		0-0 ③ 1-3		0-0 1-2 HR 1B		4	1	2	0	0	1	2
Inning Stats	R: 1 E: 0 K: 0 S: 4 H: 1 LOB: 0 BB: 0 P: 4	R: 1 E: 0 K: 1 S: 8 H: 3 LOB: 3 BB: 1 P: 12	R: 1 E: 1 K: 0 S: 4 H: 1 LOB: 1 BB: 1 P: 8	R: 0 E: 0 K: 0 S: 4 H: 3 LOB: 1 BB: 0 P: 4	R: 0 E: 0 K: 1 S: 6 H: 1 LOB: 1 BB: 0 P: 6	R: 0 E: 0 K: 2 S: 7 H: 0 LOB: 0 BB: 0 P: 7	R: 0 E: 0 K: 0 S: 5 H: 2 LOB: 2 BB: 0 P: 5	R: 4 E: 2 K: 1 S: 9 H: 5 LOB: 0 BB: 0 P: 9	R: 0 E: 0 K: 1 S: 6 H: 1 LOB: 2 BB: 1 P: 10	1B: 12 2B: 3 3B: 0 HR: 2 SF: 0 SAC: 0 DP: 1 HBP: 0						

PITCHER		IP	WLS	BF	H	R	ER	SO	BB	IBB	HBP	BLK	WP	HR	S	P	ERA	WHIP
Ken Holcombe, R ERA: 4.17	(1, 1)	1.1	L	8	4	2	2	0	0	0	0	0	0	1	8	8	13.50	3.000
Harry Dorish, R ERA: 3.09	(2, 1)	7.2		36	13	5	4	6	3	0	0	0	0	1	45	57	4.70	2.087

PITCHER	IP	WLS	BF	H	R	ER	SO	BB	IBB	HBP	BLK	WP	HR	S	P	ERA	WHIP

TOP

Cleveland Indians @ Chicago White Sox

Comiskey Park, Chicago, IL

Sat Aug 18 1951, 4:33 AM EDT

Att. 22,263 - Unknown

livebaseballscorecards.com

AB	41
R	7
H	17
RBI	6
BB	3
SO	6
LOB	21

Batter	1	2	3	4	5	6	7	8	9	AB	R	H	RBI	BB	SO	LOB
Chico Carrasquel, R (1, 6) OBP: 0.333, SLG: 0.340	5-3		F8		K			1B 4-3 1B		4	0	1	0	0	1	1
Nellie Fox, L (1, 4) OBP: 0.371, SLG: 0.418	BB		G6-4-3 BB		4-3			4-3 1-2		2	0	0	0	2	0	2
Minnie Minoso, R (1, 5) OBP: 0.430, SLG: 0.536	F9		G6-4-3 1-2f			F8		2-3 1B		4	0	1	0	0	0	2
Eddie Robinson, L (1, 3) OBP: 0.389, SLG: 0.501	F4			K		F6		F8		4	0	0	0	0	1	3
Ray Coleman, L (1, 7) OBP: 0.318, SLG: 0.396		4-3		BB		F2			F2	3	0	0	0	1	0	0
Jim Busby, R (1, 8) OBP: 0.356, SLG: 0.373		K		K			4-3		F7	4	0	0	0	0	2	1
Al Zarilla, L (1, 9) OBP: 0.367, SLG: 0.418		2B		F8			F4		K	4	0	1	0	0	1	1
Bud Sheely, L (1, 2) OBP: 0.250, SLG: 0.143		BB			K		K			2	0	0	0	1	2	0
Ken Holcombe, R (1, 1) OBP: 0.313, SLG: 0.300 Harry Dorish, R (2, 1) OBP: 0.240, SLG: 0.320		F4			E3			5-3		0 3	0 0	0 0	0 0	0 0	0 0	0 2
Inning Stats	R: 0 E: 0 K: 0 S: 3 H: 0 LOB: 1 BB: 1 P: 7	R: 0 E: 0 K: 1 S: 6 H: 1 LOB: 2 BB: 1 P: 10	R: 0 E: 0 K: 0 S: 2 H: 0 LOB: 0 BB: 1 P: 6	R: 0 E: 0 K: 2 S: 7 H: 0 LOB: 1 BB: 1 P: 11	R: 0 E: 1 K: 2 S: 8 H: 0 LOB: 1 BB: 0 P: 8	R: 0 E: 0 K: 0 S: 3 H: 0 LOB: 0 BB: 0 P: 3	R: 0 E: 0 K: 1 S: 5 H: 0 LOB: 0 BB: 0 P: 5	R: 0 E: 0 K: 0 S: 5 H: 2 LOB: 2 BB: 0 P: 5	R: 0 E: 0 K: 1 S: 5 H: 0 LOB: 0 BB: 0 P: 5	1B: 2 2B: 1 3B: 0 HR: 0 SF: 0 SAC: 0 DP: 1 HBP: 0						

PITCHER		IP	WLS	BF	H	R	ER	SO	BB	IBB	HBP	BLK	WP	HR	S	P	ERA	WHIP
Bob Lemon, R ERA: 3.79	(1, 1)	9.0	W	34	3	0	0	7	4	0	0	0	0	0	44	60	0.00	0.778

PITCHER	IP	WLS	BF	H	R	ER	SO	BB	IBB	HBP	BLK	WP	HR	S	P	ERA	WHIP

BOTTOM

Cleveland Indians @ Chicago White Sox

Comiskey Park, Chicago, IL

Sat Aug 18 1951, 4:33 AM EDT

Att. 22,263 - Unknown

livebaseballscorecards.com

AB	30
R	0
H	3
RBI	0
BB	4
SO	7
LOB	12

Batter	1	2	3	4	5	6	7	8	9	AB	R	H	RBI	BB	SO	LOB
Dale Mitchell, L (1, 7) OBP: 0.373, SLG: 0.425	F5	G3			6-3		K			4	0	0	0	0	1	1
Bobby Avila, R (1, 4) OBP: 0.378, SLG: 0.391	1-3		F9		5-3		K2-3			4	0	0	0	0	1	0
Larry Doby, L (1, 8) OBP: 0.438, SLG: 0.558	F8		K			1-3 BB 1B		HR		3	0	1	0	0	1	0
Sam Chapman, R (6, PR) (6, 8) OBP: 0.313, SLG: 0.325										1	1	1	1	0	0	0
Al Rosen, R (1, 5) OBP: 0.354, SLG: 0.461		E6 1B F8	5-3			BBBB 1-3 1-2 BB		F6		3	1	0	0	1	0	0
Luke Easter, L (1, 3) OBP: 0.332, SLG: 0.459		1-3 2B 1B		F4		1-3 1-2 2-3		K		4	1	1	0	0	1	2
Harry Simpson, L (1, 9) OBP: 0.331, SLG: 0.281		F8 3-H		BBBB BB		IBB		K		2	0	0	1	2	1	1
Ray Boone, R (1, 6) OBP: 0.325, SLG: 0.346		2B 2-H 2B		F8		F8			F8	4	1	1	1	0	0	4
Jim Hegan, R (1, 2) OBP: 0.319, SLG: 0.391		K		F7		F9			6-3	4	0	0	0	0	1	5
Early Wynn, S (1, 1) OBP: 0.274, SLG: 0.354		2B 2-H	F8				F8		5-3	4	0	1	1	0	0	0
Inning Stats	R: 0 E: 0 K: 0 S: 3 H: 0 LOB: 0 BB: 0 P: 3	R: 3 E: 1 K: 1 S: 9 H: 3 LOB: 1 BB: 0 P: 9	R: 0 E: 0 K: 1 S: 5 H: 0 LOB: 0 BB: 0 P: 5	R: 0 E: 0 K: 0 S: 3 H: 0 LOB: 1 BB: 1 P: 7	R: 0 E: 0 K: 0 S: 3 H: 0 LOB: 0 BB: 0 P: 3	R: 0 E: 0 K: 0 S: 4 H: 1 LOB: 3 BB: 2 P: 12	R: 0 E: 0 K: 2 S: 7 H: 0 LOB: 0 BB: 0 P: 7	R: 1 E: 0 K: 2 S: 8 H: 1 LOB: 0 BB: 0 P: 8	R: 0 E: 0 K: 0 S: 3 H: 0 LOB: 0 BB: 0 P: 3	1B: 2 2B: 2 3B: 0 HR: 1	SF: 0 SAC: 0 DP: 0 HBP: 0						

TOP

Cleveland Indians @ Chicago White Sox

Comiskey Park, Chicago, IL

Sun Aug 19 1951, 4:33 AM EDT

Unknown

livebaseballscorecards.com

AB	33
R	4
H	5
RBI	4
BB	3
SO	6
LOB	13

WP: 0 PB: 0 SB: 0 CS: 0 PA: 36

PITCHER	IP	WLS	BF	H	R	ER	SO	BB	IBB	HBP	BLK	WP	HR	S	P	ERA	WHIP
Howie Judson, R (1, 1) ERA: 4.18	6.0	L	26	4	3	0	2	2	1	0	0	0	0	27	39	0.00	1.000
Joe Dobson, R (7, 1) ERA: 3.48	2.0		7	1	1	1	4	0	0	0	0	0	1	15	15	4.50	0.500
Harry Dorish, R (9, 1) ERA: 3.05	1.0		3	0	0	0	0	0	0	0	0	0	0	3	3	0.00	0.000

PITCHER	IP	WLS	BF	H	R	ER	SO	BB	IBB	HBP	BLK	WP	HR	S	P	ERA	WHIP

Batter	1	2	3	4	5	6	7	8	9	AB	R	H	RBI	BB	SO	LOB
Chico Carrasquel, R (1, 6) OBP: 0.331, SLG: 0.339	5-3		4-1			G3-6-3 1-2f		K		2	0	0	0	0	0	0
Floyd Baker, L (6, PH) OBP: 0.381, SLG: 0.312										1	0	0	0	0	0	1
Joe Demaestri, R (7, 6) OBP: 0.171, SLG: 0.147										0	0	0	0	0	0	0
Bert Haas, R (8, PH) OBP: 0.239, SLG: 0.195										1	0	0	0	0	1	2
Nellie Fox, L (1, 4) OBP: 0.372, SLG: 0.419	CS 1B			4-3		BB 1B		F2		4	0	2	0	0	0	2
Minnie Minoso, R (1, 5) OBP: 0.428, SLG: 0.533 (9, 6)	F7			5-3		4-0 BB 1-2		5-3		3	0	0	0	1	0	3
Eddie Robinson, L (1, 3) OBP: 0.385, SLG: 0.496	CS 1-2	F2		K		F6			F4	4	0	0	0	0	1	2
Ray Coleman, L (1, 7) OBP: 0.320, SLG: 0.399		2B			G4-6-3 1B		K		F7	4	0	2	0	0	1	0
Jim Busby, R (1, 8) OBP: 0.352, SLG: 0.369		F3			G4-6-3 1-2f		4-3		F8	4	0	0	0	0	0	2
Al Zarilla, L (1, 9) OBP: 0.367, SLG: 0.418		F7			1B		4-3			3	0	1	0	0	0	1
Bud Sheely, L (1, 2) OBP: 0.235, SLG: 0.133			F7		F8			3B		2	0	0	0	0	0	1
Don Lenhardt, R (8, PH) OBP: 0.335, SLG: 0.453										1	0	1	0	0	0	0
Phil Masi, R (9, 2) OBP: 0.373, SLG: 0.405										0	0	0	0	0	0	0
Howie Judson, R (1, 1) OBP: 0.160, SLG: 0.125			1-3			G3-6-3 1B		BB		1	0	0	0	0	0	0
Bob Dillinger, R (6, PH) OBP: 0.341, SLG: 0.363										1	0	1	0	0	0	0
Joe Dobson, R (7, 1) OBP: 0.068, SLG: 0.091										0	0	0	0	0	0	0
Bud Stewart, L (8, PH) OBP: 0.366, SLG: 0.472										0	0	0	0	1	0	0
Harry Dorish, R (9, 1) OBP: 0.240, SLG: 0.320										0	0	0	0	0	0	0
Inning Stats	R: 0 E: 0 K: 0 S: 3 H: 1 LOB: 0 BB: 0 P: 3	R: 0 E: 0 K: 0 S: 4 H: 1 LOB: 1 BB: 0 P: 4	R: 0 E: 0 K: 0 S: 3 H: 0 LOB: 0 BB: 0 P: 3	R: 0 E: 0 K: 1 S: 5 H: 0 LOB: 0 BB: 0 P: 5	R: 0 E: 0 K: 0 S: 4 H: 2 LOB: 1 BB: 0 P: 4	R: 0 E: 0 K: 0 S: 4 H: 2 LOB: 2 BB: 1 P: 8	R: 0 E: 0 K: 1 S: 5 H: 0 LOB: 0 BB: 0 P: 5	R: 0 E: 0 K: 1 S: 6 H: 1 LOB: 2 BB: 1 P: 10	R: 0 E: 0 K: 0 S: 3 H: 0 LOB: 0 BB: 0 P: 3	1B: 5 2B: 1 3B: 1 HR: 0	SF: 0 SAC: 0 DP: 2 HBP: 0	WP: 0 PB: 0 SB: 0 CS: 1	PA: 34				

PITCHER	IP	WLS	BF	H	R	ER	SO	BB	IBB	HBP	BLK	WP	HR	S	P	ERA	WHIP
Early Wynn, R (1, 1) ERA: 3.32	9.0	W	33	7	0	0	3	2	0	0	0	0	0	37	45	0.00	1.000

PITCHER	IP	WLS	BF	H	R	ER	SO	BB	IBB	HBP	BLK	WP	HR	S	P	ERA	WHIP

BOTTOM

Cleveland Indians @ Chicago White Sox

Comiskey Park, Chicago, IL

Sun Aug 19 1951, 4:33 AM EDT

Unknown

livebaseballscorecards.com

AB	31
R	0
H	7
RBI	0
BB	2
SO	3
LOB	14

Cleveland Indians @ Chicago White Sox

Comiskey Park, Chicago, IL

Sun Aug 19 1951, 4:38 AM EDT

Att. 46,864 - Unknown

TOP

livebaseballscorecards.com

Batter	1	2	3	4	5	6	7	8	9	AB	R	H	RBI	BB	SO	LOB
Dale Mitchell, L (1, 7) OBP: 0.376, SLG: 0.433	0-0 BB 1B F9 1B	0-0 F7 ③			0-0 F9 ②		0-0 3B	0-0 1-2 3B 3-H 1B		5	2	3	1	0	0	1
Bobby Avila, R (1, 4) OBP: 0.378, SLG: 0.394	0-0 F8 ①		B B B B 4-0 CS BB		0-0 5-3 ③		0-0 1-3 ②	0-0 1-H 2-H 3B		4	0	1	2	1	0	2
Larry Doby, L (1, 8) OBP: 0.440, SLG: 0.559 Sam Chapman, R (1, PR) OBP: 0.312, SLG: 0.321 (1, 8)	0-0 BB 1-2 1B		0-0 F4 ①			B B B B 4-0 G5-4-3 BB	S S S 0-3 K ③	0-0 F4 ③		1 3	0 0	1 0	0 0	0 1	0 1	0 3
Al Rosen, R (1, 5) OBP: 0.354, SLG: 0.458	B B B B 4-0 1-2 2-3 BB		0-0 F8 ②			0-0 G5-4-3 ① ② 1-2f		B B B B 4-0 HR BB	0-0 F8 ①	3	1	0	0	2	0	2
Luke Easter, L (1, 3) OBP: 0.335, SLG: 0.469	0-0 F9 ② 3-H	0-0 CS ③ 1-2		0-0 HBP 1B		0-0 1B 1B		0-0 1-H HR	S S S 0-3 K ②	5	1	3	3	0	1	2
Harry Simpson, L (1, 9) OBP: 0.333, SLG: 0.288 Clarence Maddern, R (9, PH) OBP: 0.250, SLG: 0.250 Snuffy Stirnweiss, R (9, PR) OBP: 0.394, SLG: 0.293	0-0 6-3 ③			0-0 F8 ①		0-0 HBP 1-3 1B		0-0 1B 1B 2B	0-0 1B	4 1 0	1 0 0	2 1 0	0 0 0	0 0 0	0 0 0	3 0 0
Ray Boone, R (1, 6) OBP: 0.326, SLG: 0.344		0-0 F8 ①		H 1-0 G6-4-3 1-2 HBP		H 1-0 1-2 HBP		0-0 6-3 ①	S S S 0-3 K ③	3	0	0	0	0	1	2
Birdie Tebbetts, R (1, 2) OBP: 0.286, SLG: 0.339 Paul Lehner, L (8, PH) OBP: 0.250, SLG: 0.253 Jim Hegan, R (8, 2) OBP: 0.319, SLG: 0.391		0-0 SH2-3 1B		0-0 G6-4-3 ② ③ 1-2f		0-0 5-3 ③		0-0 ② 2-3 1B		3 1 0	0 0 0	1 1 0	0 0 0	0 0 0	0 0 0	5 0 0
Steve Gromek, S (1, 1) OBP: 0.500, SLG: 0.438 Barney McCosky, L (7, PH) OBP: 0.388, SLG: 0.466 Lou Brissie, L (7, 1) OBP: 0.280, SLG: 0.320 Bob Lemon, L (8, PH) OBP: 0.250, SLG: 0.333 (8, 1)		0-0 SH2-3 ② 1-2			S S S 0-3 K ①		S S S 0-3 K ①	B B B B 4-0 1B 3B BB		1 1 0 0	0 0 0 1	0 0 0 0	0 0 0 0	0 0 0 1	1 1 0 0	0 0 0 0

Inning Stats	1	2	3	4	5	6	7	8	9
	R: 1 H: 2 E: 0 LOB: 2 K: 0 BB: 1 S: 5 P: 9	R: 0 H: 1 E: 0 LOB: 1 K: 0 BB: 0 S: 4 P: 4	R: 0 H: 0 E: 0 LOB: 0 K: 0 BB: 1 S: 2 P: 6	R: 0 H: 1 E: 0 LOB: 1 K: 0 BB: 0 S: 3 P: 4	R: 0 H: 0 E: 0 LOB: 0 K: 1 BB: 0 S: 5 P: 5	R: 0 H: 2 E: 0 LOB: 3 K: 0 BB: 1 S: 4 P: 9	R: 0 H: 1 E: 0 LOB: 1 K: 2 BB: 0 S: 8 P: 8	R: 5 H: 5 E: 0 LOB: 1 K: 0 BB: 2 S: 7 P: 15	R: 0 H: 1 E: 0 LOB: 1 K: 2 BB: 0 S: 8 P: 8

AB	35
R	6
H	13
RBI	6
BB	5
SO	5
LOB	20

1B: 9 SF: 0
2B: 1 SAC: 1
3B: 2 DP: 2
HR: 1 HBP: 2

WP: 0 PA: 44
PB: 0
SB: 0
CS: 1

PITCHER		IP	WLS	BF	H	R	ER	SO	BB	IBB	HBP	BLK	WP	HR	S	P	ERA	WHIP
Lou Kretlow, R ERA: 4.63	(1, 1)	7.0	W	33	9	4	4	3	4	0	2	0	0	1	33	51	5.14	1.857
Randy Gumpert, R ERA: 3.82	(8, 1)	0.2		5	3	2	2	0	1	0	0	0	0	0	4	8	27.00	6.000
Billy Pierce, L ERA: 3.39	(8, 1)	1.1	S	5	1	0	0	2	0	0	0	0	0	0	9	9	0.00	0.750

PITCHER	IP	WLS	BF	H	R	ER	SO	BB	IBB	HBP	BLK	WP	HR	S	P	ERA	WHIP

Batter	1	2	3	4	5	6	7	8	9	AB	R	H	RBI	BB	SO	LOB
Nellie Fox, L (1, 4) OBP: 0.370, SLG: 0.416	F3		F4			1-3	1B, BB 1-2, 2-3, 3-H			3	0	0	0	0	0	0
Don Lenhardt, R (7, PH) OBP: 0.337, SLG: 0.453										0	0	0	1	1	0	0
Joe Demaestri, R (7, PR) OBP: 0.171, SLG: 0.147 (8, 4)										0	0	0	0	0	0	0
Bud Stewart, L (1, 7) OBP: 0.366, SLG: 0.470	G3		F9			FC5-4 1B	1B 1-2, 2-3, 3-H			3	0	1	0	0	0	0
Jim Busby, R (7, 8) OBP: 0.354, SLG: 0.371										1	0	1	1	0	0	0
Minnie Minoso, R (1, 5) OBP: 0.427, SLG: 0.530	CS 1B		F8			FC5-4 CS 1-2f	F7 3-H			4	0	1	1	0	0	3
Eddie Robinson, L (1, 3) OBP: 0.387, SLG: 0.497	CS 1-2	HR 1B		G3		CS 1-2	E 1B, BB G3			2	1	1	0	1	0	0
Bob Dillinger, R (7, PR) OBP: 0.340, SLG: 0.362										1	1	0	0	0	0	2
Bert Haas, R (8, 3) OBP: 0.239, SLG: 0.195										0	0	0	0	0	0	0
Ray Coleman, L (1, 8) OBP: 0.319, SLG: 0.398		F8		F8			E 1-2 1B	4-3		4	1	1	0	0	0	1
(7, 7)																
Al Zarilla, L (1, 9) OBP: 0.366, SLG: 0.425	HR 1-H		4-3			E3 1B BB 1-H, 2-H	K			4	2	1	2	0	1	0
Chico Carrasquel, R (1, 6) OBP: 0.333, SLG: 0.340	S 1B		FC5-4 1B			K	6-3			4	0	2	0	0	1	2
Phil Masi, R (1, 2) OBP: 0.373, SLG: 0.401	F7 1-2		FC5-4 B1-6-4 1-2f			BB 1B 1B IBB				2	1	0	0	1	0	2
Lou Kretlow, R (1, 1) OBP: 0.133, SLG: 0.103	K		B1-6-4 1-2f			1B BB F7 1-2, 2-3 1B				3	1	1	0	0	1	2
Randy Gumpert, R (8, 1) OBP: 0.286, SLG: 0.265										0	0	0	0	0	0	0
Billy Pierce, L (8, 1) OBP: 0.294, SLG: 0.217										0	0	0	0	0	0	0
Inning Stats	R: 0 E: 0 K: 0 S: 3 H: 1 LOB: 0 BB: 0 P: 3	R: 2 E: 0 K: 1 S: 8 H: 3 LOB: 1 BB: 0 P: 8	R: 0 E: 0 K: 0 S: 3 H: 0 LOB: 0 BB: 0 P: 3	R: 0 E: 0 K: 0 S: 3 H: 0 LOB: 0 BB: 0 P: 3		R: 0 E: 0 K: 0 S: 3 H: 1 LOB: 0 BB: 0 P: 3	R: 5 E: 1 K: 1 S: 9 H: 3 LOB: 2 BB: 3 P: 21	R: 0 E: 0 K: 1 S: 5 H: 0 LOB: 0 BB: 0 P: 5		1B: 8 2B: 0 3B: 0 HR: 1 SF: 0 SAC: 0 DP: 1 HBP: 0						

PITCHER		IP	WLS	BF	H	R	ER	SO	BB	IBB	HBP	BLK	WP	HR	S	P	ERA	WHIP
Steve Gromek, R ERA: 2.75	(1, 1)	6.0	L	21	6	2	2	1	0	0	0	0	0	1	23	23	3.00	1.000
Lou Brissie, L ERA: 4.02	(7, 1)	1.0		10	3	5	3	1	2	1	0	0	0	0	9	21	27.00	5.000
Bob Lemon, R ERA: 3.77	(8, 1)	1.0		3	0	0	0	1	0	0	0	0	0	0	5	5	0.00	0.000

PITCHER	IP	WLS	BF	H	R	ER	SO	BB	IBB	HBP	BLK	WP	HR	S	P	ERA	WHIP

BOTTOM

Cleveland Indians @ Chicago White Sox

Comiskey Park, Chicago, IL

Sun Aug 19 1951, 4:38 AM EDT

Att. 46,864 - Unknown

livebaseballscorecards.com

AB	31
R	7
H	9
RBI	5
BB	3
SO	3
LOB	12

WP: 0 PB: 0 SB: 1 CS: 2 PA: 36

Batter	1	2	3	4	5	6	7	8	9	AB	R	H	RBI	BB	SO	LOB
Eddie Yost, R (1, 5) OBP: 0.418, SLG: 0.400	0-0 ① 6-3	0-3 ③ K			0-0 ① F7		0-0 HR		0-3 ③ K	5	1	1	1	0	2	4
Gil Coan, L (1, 7) OBP: 0.369, SLG: 0.470	0-0 ② 6-3		0-0 ① F6		0-3 ② K		0-0 ② 4-3			4	0	0	0	0	1	1
Pete Runnels, L (1, 6) OBP: 0.366, SLG: 0.347	0-0 2B 1B		0-0 ② F9		0-0 ③ F5		0-3 ③ K			4	1	1	0	0	1	1
Mickey Vernon, L (1, 3) OBP: 0.355, SLG: 0.442	0-0 1-H 2B		0-0 FC4 1B			0-0 G4-6-3 1B 1B 1B		0-0 G5-4-3 1B		4	1	4	1	0	0	0
Sam Mele, R (1, 8) OBP: 0.319, SLG: 0.391	0-0 ③ F4		0-0 ③ FC4 1-2f			0-0 G4-6-3 1-2 1B		0-0 ① ② G5-4-3 1-2f		4	0	1	0	0	0	3
Sherry Robertson, L (1, 9) OBP: 0.229, SLG: 0.234		0-0 ① F4		0-0 ① 4-3		0-0 ① ② G4-6-3 1-2f 2-3		0-0 ③ F9		4	0	0	0	0	0	2
Cass Michaels, R (1, 4) OBP: 0.343, SLG: 0.358		0-0 1B 1B		0-0 ② F2		0-0 3-H 1B			0-0 ① F8	4	0	2	1	0	0	0
Mickey Grasso, R (1, 2) OBP: 0.296, SLG: 0.262		0-0 1-2 1B		0-0 ③ 5-3		0-0 ③ 1-3			0-0 ② F8	4	0	1	0	0	0	1
Dick Starr, R (1, 1) OBP: 0.310, SLG: 0.280		0-3 ② K			0-0 1B		0-3 ① K		0-0 1B	2	0	1	0	0	1	2
Dan Porter, L (7, PH) OBP: 0.222, SLG: 0.222										1	0	0	0	0	1	0
Sid Hudson, R (7, 1) OBP: 0.333, SLG: 0.241										0	0	0	0	0	0	0
Clyde Klutz, R (9, PH) OBP: 0.378, SLG: 0.352										1	0	1	0	0	0	0
Gene Verble, R (9, PR) OBP: 0.278, SLG: 0.245										0	0	0	0	0	0	0
Inning Stats	R: 1 E: 0 K: 0 S: 5 H: 2 LOB: 1 BB: 0 P: 5	R: 0 E: 0 K: 2 S: 9 H: 2 LOB: 2 BB: 0 P: 9	R: 0 E: 0 K: 0 S: 4 H: 1 LOB: 1 BB: 0 P: 4	R: 0 E: 0 K: 0 S: 3 H: 0 LOB: 0 BB: 0 P: 3	R: 0 E: 0 K: 1 S: 6 H: 1 LOB: 1 BB: 0 P: 6	R: 1 E: 0 K: 0 S: 5 H: 3 LOB: 1 BB: 0 P: 5	R: 1 E: 0 K: 2 S: 8 H: 1 LOB: 0 BB: 0 P: 8	R: 0 E: 0 K: 0 S: 3 H: 1 LOB: 0 BB: 0 P: 3	R: 0 E: 0 K: 1 S: 6 H: 1 LOB: 1 BB: 0 P: 6	1B: 10 2B: 1 3B: 0 HR: 1 SF: 0 SAC: 0 DP: 2 HBP: 0						

PITCHER	IP	WLS	BF	H	R	ER	SO	BB	IBB	HBP	BLK	WP	HR	S	P	ERA	WHIP
Mike Garcia, R (1, 1) ERA: 2.7	9.0	W	37	12	3	3	6	0	0	0	0	0	1	49	49	3.00	1.333

PITCHER	IP	WLS	BF	H	R	ER	SO	BB	IBB	HBP	BLK	WP	HR	S	P	ERA	WHIP

TOP

Washington Senators @ Cleveland Indians

Cleveland Municipal Stadium, Cleveland, OH

Mon Aug 20 1951, 3:33 AM EDT
Att. 18,227 - Unknown

livebaseballscorecards.com

AB	37
R	3
H	12
RBI	3
BB	0
SO	6
LOB	14

Batter	1	2	3	4	5	6	7	8	9	AB	R	H	RBI	BB	SO	LOB
Dale Mitchell, L (1, 7) OBP: 0.375, SLG: 0.439	HR	4-3		FC6 1-2f			F7			4	1	1	1	0	0	2
Bobby Avila, R (1, 4) OBP: 0.379, SLG: 0.405	4-3		HR		F4		2B			4	1	2	1	0	0	0
Larry Doby, L (1, 8) OBP: 0.443, SLG: 0.562 Sam Chapman, R (7, PR) OBP: 0.312, SLG: 0.321 (8, 8)	BBBB HR		BBBB BB		F5		2-3 2B			2 0	1 0	1 0	0 0	2 0	0 0	0 0
Luke Easter, L (1, 3) OBP: 0.332, SLG: 0.464	F8		F3		4-3		4-3			4	0	0	0	0	0	3
Al Rosen, R (1, 5) OBP: 0.356, SLG: 0.464	1-H HR		F7			F7		BBBB BB		3	1	1	2	1	0	1
Harry Simpson, L (1, 9) OBP: 0.332, SLG: 0.299	F5		4-3			HR		F9		4	1	1	1	0	0	2
Ray Boone, R (1, 6) OBP: 0.323, SLG: 0.340		F7		5-3		F7		F7		4	0	0	0	0	0	1
Jim Hegan, R (1, 2) OBP: 0.321, SLG: 0.391		6-3		BBBB FC6 BB		1B		SSS K		3	0	1	0	1	1	1
Mike Garcia, R (1, 1) OBP: 0.247, SLG: 0.338		2B		F8		F2				3	0	1	0	0	0	2
Inning Stats	R: 3 H: 2 E: 0 LOB: 0 K: 0 BB: 1 S: 5 P: 9	R: 0 H: 1 E: 0 LOB: 1 K: 0 BB: 0 S: 4 P: 4	R: 1 H: 1 E: 0 LOB: 1 K: 0 BB: 1 S: 4 P: 8	R: 0 H: 0 E: 0 LOB: 1 K: 0 BB: 1 S: 3 P: 7	R: 0 H: 0 E: 0 LOB: 0 K: 0 BB: 0 S: 3 P: 3	R: 1 H: 2 E: 0 LOB: 1 K: 0 BB: 0 S: 5 P: 5	R: 0 H: 2 E: 0 LOB: 1 K: 0 BB: 0 S: 4 P: 4	R: 0 H: 0 E: 0 LOB: 1 K: 1 BB: 1 S: 5 P: 9		1B: 1 SF: 0 2B: 3 SAC: 0 3B: 0 DP: 0 HR: 4 HBP: 0						

BOTTOM

Washington Senators @ Cleveland Indians

Cleveland Municipal Stadium, Cleveland, OH

Mon Aug 20 1951, 3:33 AM EDT

Att. 18,227 - Unknown

livebaseballscorecards.com

AB	31
R	5
H	8
RBI	5
BB	4
SO	1
LOB	12

PITCHER		IP	WLS	BF	H	R	ER	SO	BB	IBB	HBP	BLK	WP	HR	S	P	ERA	WHIP	PITCHER	IP	WLS	BF	H	R	ER	SO	BB	IBB	HBP	BLK	WP	HR	S	P	ERA	WHIP
Dick Starr, R ERA: 6.68	(1, 1)	6.0	L	27	6	5	5	0	3	0	0	0	0	4	24	36	7.50	1.500																	
Sid Hudson, R ERA: 5.44	(7, 1)	2.0		8	2	0	0	1	1	0	0	0	0	0	9	13	0.00	1.500																	

Batter	1	2	3	4	5	6	7	8	9	AB	R	H	RBI	BB	SO	LOB
Eddie Yost, R (1, 5) OBP: 0.417, SLG: 0.397	BBBB 4-0 G3-6 BB		x 0-0 ① FC5-4 1B SH5-3 1-2f		x 0-0 ③ 5-3			x 0-0 ② F5		3	0	0	0	1	0	1
Gil Coan, L (1, 7) OBP: 0.369, SLG: 0.469	x 0-0 ①② G3-6 1-2f		x 0-0 ② SH5-3 1-2			x 0-0 ① F3		x 0-0 1B 1B		3	0	1	0	0	0	1
Pete Runnels, L (1, 6) OBP: 0.370, SLG: 0.351	SSS 0-3 ③ K		x 0-0 2-3 1B			SSS 0-3 ② K		x 0-0 1-2 1B		4	0	2	0	0	2	0
Mickey Vernon, L (1, 3) OBP: 0.352, SLG: 0.438		x 0-0 ① 4-3	x 0-0 ③ F6			x 0-0 ③ F7		x 0-0 ③ L4		4	0	0	0	0	0	4
Mike McCormick, R (1, 8) OBP: 0.383, SLG: 0.364		x 0-0 ② 6-3		x 0-0 ① 4-3			x 0-0 FC5-4 1B		SSS 0-3 ① K	4	0	1	0	0	1	0
Sherry Robertson, L (1, 9) OBP: 0.230, SLG: 0.235		x 0-0 E4 1B		x 0-0 ② F8			x 0-0 ① F6		x 0-0 ② F8	4	0	1	0	0	0	1
Cass Michaels, R (1, 4) OBP: 0.342, SLG: 0.355	BBBB 4-0 BB			x 0-0 ③ 6-3			x 0-0 ② FC5-4 1-2f		x 0-0 ③ 6-3	3	0	0	0	1	0	1
Mickey Grasso, R (1, 2) OBP: 0.290, SLG: 0.256		x 0-0 ③ F5			SSS 0-3 ① K		x 0-0 ③ F4			3	0	0	0	0	1	3
Don Johnson, R (1, 1) OBP: 0.128, SLG: 0.105			x 0-0 FC5-4 1B		x 0-0 ② F5			SSS 0-3 ① K		1	0	1	0	0	0	0
Dan Porter, L (5, PH) OBP: 0.200, SLG: 0.200										1	0	0	0	0	0	0
Tom Ferrick, R (5, 1) OBP: 0.750, SLG: 0.667										0	0	0	0	0	0	0
Sam Dente, R (8, PH) OBP: 0.312, SLG: 0.286										1	0	0	0	0	1	0
Mickey Harris, L (8, 1) OBP: 0.250, SLG: 0.267										0	0	0	0	0	0	0
Inning Stats	R: 0 E: 0 K: 1 S: 4 H: 0 LOB: 0 BB: 1 P: 8	R: 0 E: 1 K: 0 S: 4 H: 1 LOB: 2 BB: 1 P: 8	R: 0 E: 0 K: 0 S: 5 H: 2 LOB: 2 BB: 0 P: 5	R: 0 E: 0 K: 0 S: 3 H: 0 LOB: 0 BB: 0 P: 3	R: 0 E: 0 K: 1 S: 5 H: 0 LOB: 0 BB: 0 P: 5	R: 0 E: 0 K: 1 S: 5 H: 0 LOB: 0 BB: 0 P: 5	R: 0 E: 0 K: 0 S: 4 H: 1 LOB: 1 BB: 0 P: 4	R: 0 E: 0 K: 1 S: 7 H: 2 LOB: 2 BB: 0 P: 7	R: 0 E: 0 K: 1 S: 5 H: 0 LOB: 0 BB: 0 P: 5	1B: 6 2B: 0 3B: 0 HR: 0	SF: 0 SAC: 1 DP: 1 HBP: 0						

TOP

Washington Senators @ Cleveland Indians

Cleveland Municipal Stadium, Cleveland, OH

Tue Aug 21 1951, 3:33 AM EDT
Att. 18,552 - Unknown

livebaseballscorecards.com

AB	31
R	0
H	6
RBI	0
BB	2
SO	5
LOB	11

WP: 0 PB: 0 SB: 0 CS: 0 PA: 34

PITCHER	IP	WLS	BF	H	R	ER	SO	BB	IBB	HBP	BLK	WP	HR	S	P	ERA	WHIP
Bob Feller, R (1, 1) ERA: 3.17	9.0	W	34	6	0	0	5	2	0	0	0	0	0	42	50	0.00	0.889

PITCHER	IP	WLS	BF	H	R	ER	SO	BB	IBB	HBP	BLK	WP	HR	S	P	ERA	WHIP

Batter	1	2	3	4	5	6	7	8	9	AB	R	H	RBI	BB	SO	LOB
Dale Mitchell, L (1, 7) OBP: 0.371, SLG: 0.435	F7	4-3		F7			6-3			4	0	0	0	0	0	1
Bobby Avila, R (1, 4) OBP: 0.376, SLG: 0.401	F7		F6	E6 CS			6-3			4	0	0	0	0	0	0
Larry Doby, L (1, 8) OBP: 0.443, SLG: 0.570	F9		2B 1B 1B	CS 1-2	F3		HR			4	2	2	1	0	0	0
Sam Chapman, R (8, 8) OBP: 0.312, SLG: 0.321										0	0	0	0	0	0	0
Luke Easter, L (1, 3) OBP: 0.333, SLG: 0.466		BBBB 4-0 BB 2B BB	0-0 1-3 1B 2B		6-3		F4			3	2	1	0	1	0	0
Al Rosen, R (1, 5) OBP: 0.359, SLG: 0.468		BBBB 4-0 2B 1B 1-2 BB	0-0 PB 2-H 3-H 1B		2B			F7		3	1	2	2	1	0	0
Harry Simpson, L (1, 9) OBP: 0.331, SLG: 0.302		0-0 1B 2B 1-3 2-H	0-0 L8 1-2		L4			1-4-3		4	1	1	1	0	0	2
Ray Boone, R (1, 6) OBP: 0.327, SLG: 0.343		0-0 5-3 1B 2-H 3-H	BBBB 4-0 BB			6-3		1B		3	0	2	2	1	0	0
Jim Hegan, R (1, 2) OBP: 0.317, SLG: 0.386		SSS 0-3 K	0-0 4-3			1-3		F7		4	0	0	0	0	1	4
Bob Feller, R (1, 1) OBP: 0.213, SLG: 0.159		0-0 5-3 1-2		SSS 0-3 K		SSS 0-3 K				3	0	0	0	0	2	1
Inning Stats	R: 0 E: 0 K: 0 S: 3 H: 0 LOB: 0 BB: 0 P: 3	R: 3 E: 0 K: 1 S: 7 H: 2 LOB: 1 BB: 2 P: 15	R: 2 E: 0 K: 0 S: 6 H: 3 LOB: 2 BB: 1 P: 10	R: 0 E: 1 K: 1 S: 5 H: 0 LOB: 0 BB: 0 P: 5	R: 0 E: 0 K: 0 S: 4 H: 1 LOB: 1 BB: 0 P: 4	R: 0 E: 0 K: 1 S: 5 H: 0 LOB: 0 BB: 0 P: 5	R: 1 E: 0 K: 0 S: 4 H: 1 LOB: 0 BB: 0 P: 4	R: 0 E: 0 K: 0 S: 4 H: 1 LOB: 1 BB: 0 P: 4		1B: 4 2B: 3 3B: 0 HR: 1	SF: 0 SAC: 0 DP: 0 HBP: 0					

PITCHER		IP	WLS	BF	H	R	ER	SO	BB	IBB	HBP	BLK	WP	HR	S	P	ERA	WHIP
Don Johnson, R ERA: 4.87	(1, 1)	4.0	L	20	5	5	5	2	3	0	0	0	0	0	21	33	11.25	2.000
Tom Ferrick, R ERA: 4.42	(5, 1)	3.0		11	2	1	1	1	0	0	0	0	0	1	13	13	3.00	0.667
Mickey Harris, L ERA: 4.48	(8, 1)	1.0		4	1	0	0	0	0	0	0	0	0	0	4	4	0.00	1.000

PITCHER		IP	WLS	BF	H	R	ER	SO	BB	IBB	HBP	BLK	WP	HR	S	P	ERA	WHIP

BOTTOM

Washington Senators @ Cleveland Indians

Cleveland Municipal Stadium, Cleveland, OH

Tue Aug 21 1951, 3:33 AM EDT

Att. 18,552 - Unknown

livebaseballscorecards.com

AB	32
R	6
H	8
RBI	6
BB	3
SO	3
LOB	8

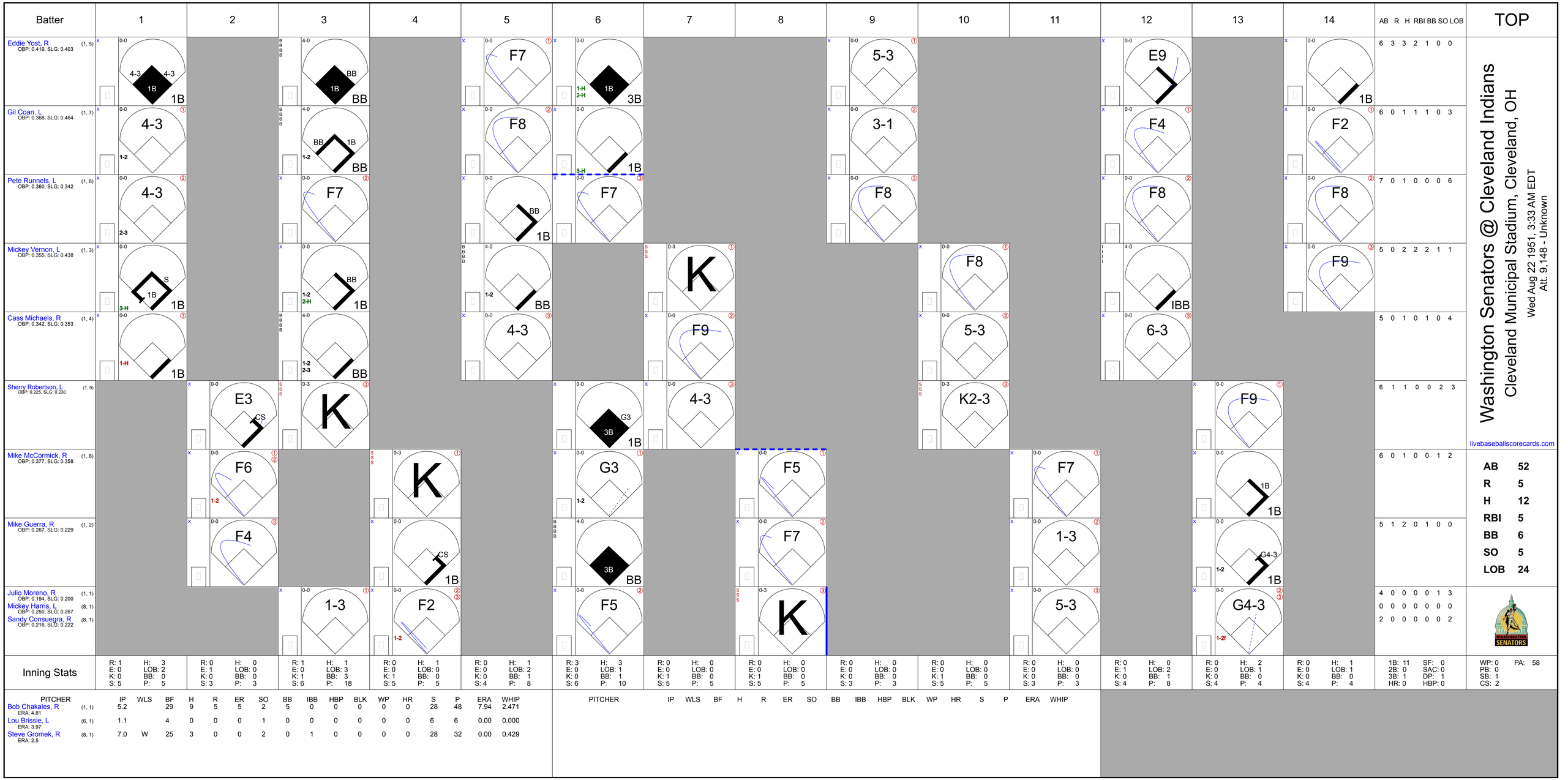
Batter
1
2
3
4
5
6
7
8
9
10
11
12
13
14
AB R H RBI BB SO LOB
TOP
Eddie Yost, R (1, 5) OBP: 0.419, SLG: 0.403
4-3 4-3 1B 1B
BB 1B BB
F7
1-H 2-H 1B 3B
5-3
E9
1B
6 3 3 2 1 0 0
Gil Coan, L (1, 7) OBP: 0.368, SLG: 0.464
4-3 1-2
BB 1B 1-2 BB
F8 3-H 1B
3-1
F4
F2
6 0 1 1 1 0 3
Pete Runnels, L (1, 6) OBP: 0.360, SLG: 0.342
4-3 2-3
F7
BB 1B
F7
F8
F8
F8
7 0 1 0 0 0 6
Mickey Vernon, L (1, 3) OBP: 0.355, SLG: 0.438
S 1B 3-H 1B
BB 1-2 2-H 1B
BB 1-2 BB
K
F8
IBB
F9
5 0 2 2 2 1 1
Cass Michaels, R (1, 4) OBP: 0.342, SLG: 0.353
1-H 1B
1-2 2-3 BB
4-3
F9
5-3
6-3
5 0 1 0 1 0 4
Sherry Robertson, L (1, 9) OBP: 0.225, SLG: 0.230
E3 CS
K
G3 3B 1B
4-3
K2-3
F9
6 1 1 0 0 2 3
Mike McCormick, R (1, 8) OBP: 0.377, SLG: 0.358
F6 1-2
K
G3 1-2
F5
F7
1B 1B
6 0 1 0 0 1 2
Mike Guerra, R (1, 2) OBP: 0.267, SLG: 0.229
F4
CS 1B
3B BB
F7
1-3
G4-3 1-2 1B
5 1 2 0 1 0 0
Julio Moreno, R (1, 1) OBP: 0.194, SLG: 0.200
Mickey Harris, L (8, 1) OBP: 0.250, SLG: 0.267
Sandy Consuegra, R (8, 1) OBP: 0.216, SLG: 0.222
1-3
F2 1-2
F5
K
5-3
G4-3 1-2f
4 0 0 0 0 1 3
0 0 0 0 0 0 0
2 0 0 0 0 0 2
Washington Senators @ Cleveland Indians
Cleveland Municipal Stadium, Cleveland, OH
Wed Aug 22 1951, 3:33 AM EDT
Att. 9,148 - Unknown
livebaseballscorecards.com
AB 52
R 5
H 12
RBI 5
BB 6
SO 5
LOB 24
Inning Stats
R: 1 H: 3 E: 0 LOB: 2 K: 0 BB: 0 S: 5 P: 5
R: 0 H: 0 E: 1 LOB: 0 K: 0 BB: 0 S: 3 P: 3
R: 1 H: 1 E: 0 LOB: 3 K: 1 BB: 3 S: 6 P: 18
R: 0 H: 1 E: 0 LOB: 1 K: 0 BB: 0 S: 5 P: 5
R: 0 H: 1 E: 0 LOB: 2 K: 0 BB: 1 S: 4 P: 8
R: 3 H: 3 E: 0 LOB: 1 K: 0 BB: 1 S: 6 P: 10
R: 0 H: 0 E: 0 LOB: 0 K: 1 BB: 0 S: 5 P: 5
R: 0 H: 0 E: 0 LOB: 0 K: 1 BB: 0 S: 5 P: 5
R: 0 H: 0 E: 0 LOB: 0 K: 0 BB: 0 S: 3 P: 3
R: 0 H: 0 E: 0 LOB: 0 K: 1 BB: 0 S: 5 P: 5
R: 0 H: 0 E: 0 LOB: 0 K: 0 BB: 0 S: 3 P: 3
R: 0 H: 0 E: 1 LOB: 2 K: 0 BB: 1 S: 4 P: 8
R: 0 H: 2 E: 0 LOB: 1 K: 0 BB: 0 S: 4 P: 4
R: 0 H: 1 E: 0 LOB: 1 K: 0 BB: 0 S: 4 P: 4
1B: 11 SF: 0 2B: 0 SAC: 0 3B: 1 DP: 1 HR: 0 HBP: 0
WP: 0 PA: 58 PB: 0 SB: 1 CS: 2
PITCHER IP WLS BF H R ER SO BB IBB HBP BLK WP HR S P ERA WHIP
Bob Chakales, R (1, 1) ERA: 4.81 5.2 29 9 5 5 2 5 0 0 0 0 0 28 48 7.94 2.471
Lou Brissie, L (6, 1) ERA: 3.97 1.1 4 0 0 0 1 0 0 0 0 0 0 6 6 0.00 0.000
Steve Gromek, R (8, 1) ERA: 2.5 7.0 W 25 3 0 0 2 0 1 0 0 0 0 28 32 0.00 0.429

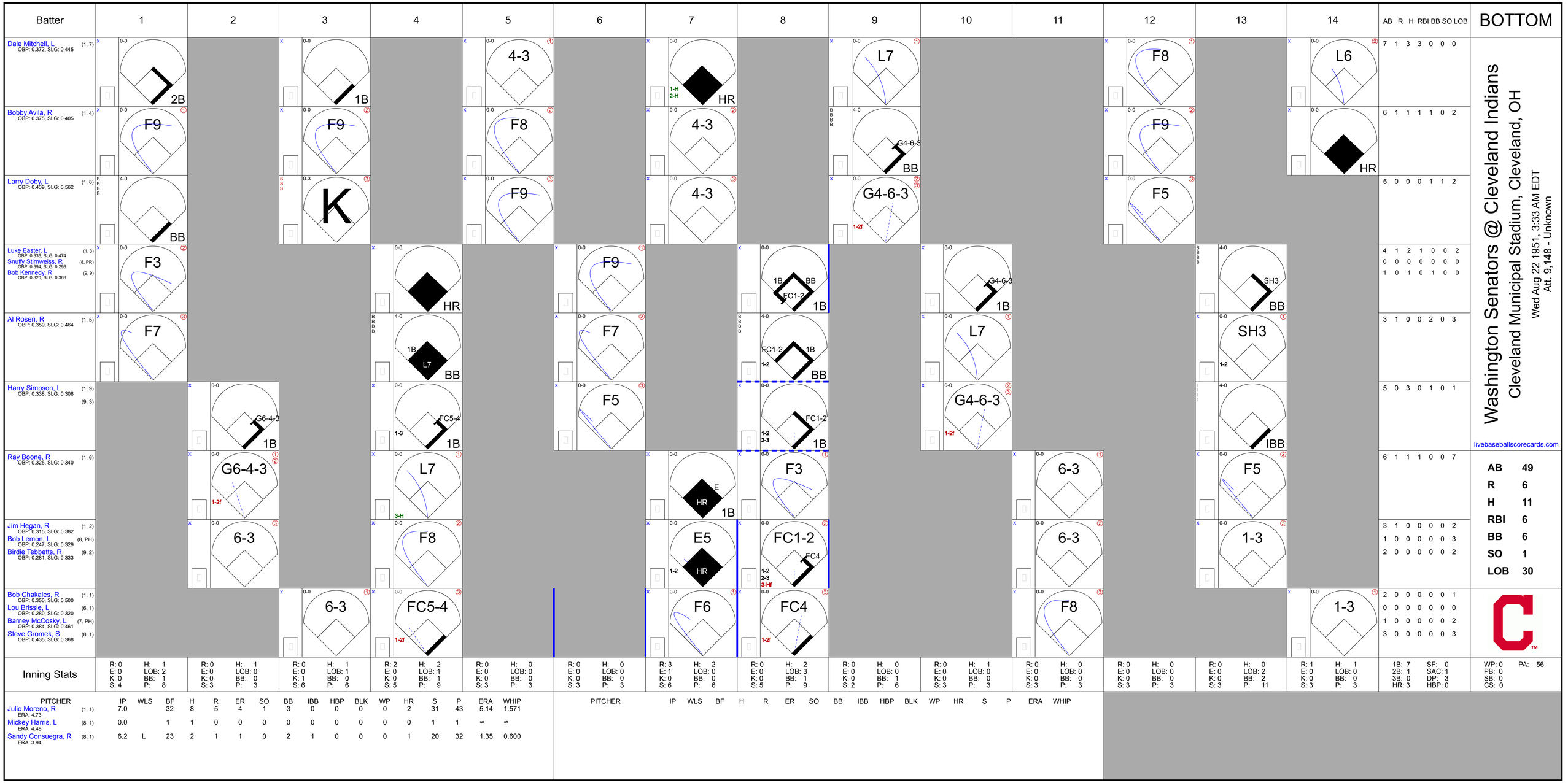
Batter
1
2
3
4
5
6
7
8
9
10
11
12
13
14
AB R H RBI BB SO LOB
BOTTOM
Dale Mitchell, L (1, 7) OBP: 0.372, SLG: 0.445
2B
1B
4-3
1-H 2-H HR
L7
F8
L6
7 1 3 3 0 0 0
Bobby Avila, R (1, 4) OBP: 0.375, SLG: 0.405
F9
F9
F8
4-3
G4-6-3 BB
F9
HR
6 1 1 1 1 0 2
Larry Doby, L (1, 8) OBP: 0.439, SLG: 0.562
BB
K
F9
4-3
G4-6-3 1-2f
F5
5 0 0 0 1 1 2
Luke Easter, L (1, 3) OBP: 0.335, SLG: 0.474
Snuffy Stirnweiss, R (8, PR) OBP: 0.394, SLG: 0.293
Bob Kennedy, R (9, 9) OBP: 0.320, SLG: 0.363
F3
HR
F9
1B BB FC1-2 1B
G4-6-3 1B
SH3 BB
4 1 2 1 0 0 2
0 0 0 0 0 0 0
1 0 1 0 1 0 0
Al Rosen, R (1, 5) OBP: 0.359, SLG: 0.464
F7
1B L7 BB
F7
FC1-2 1B 1-2 BB
L7
SH3 1-2
3 1 0 0 2 0 3
Harry Simpson, L (1, 9) (9, 3) OBP: 0.338, SLG: 0.308
G6-4-3 1B
FC5-4 1-3 1B
F5
FC1-2 1-2 2-3 1B
G4-6-3 1-2f
IBB
5 0 3 0 1 0 1
Ray Boone, R (1, 6) OBP: 0.325, SLG: 0.340
G6-4-3 1-2f
L7 3-H
E HR 1B
F3
6-3
F5
6 1 1 1 0 0 7
Jim Hegan, R (1, 2) OBP: 0.315, SLG: 0.382
Bob Lemon, L (8, PH) OBP: 0.247, SLG: 0.329
Birdie Tebbetts, R (9, 2) OBP: 0.281, SLG: 0.333
6-3
F8
E5 1-2 HR
FC1-2 FC4 1-2 2-3 3-Hf
6-3
1-3
3 1 0 0 0 0 2
1 0 0 0 0 0 3
2 0 0 0 0 0 2
Bob Chakales, R (1, 1) OBP: 0.350, SLG: 0.500
Lou Brissie, L (6, 1) OBP: 0.280, SLG: 0.320
Barney McCosky, L (7, PH) OBP: 0.384, SLG: 0.461
Steve Gromek, S (8, 1) OBP: 0.435, SLG: 0.368
6-3
FC5-4 1-2f
F6
FC4 1-2f
F8
1-3
2 0 0 0 0 0 1
0 0 0 0 0 0 0
1 0 0 0 0 0 2
3 0 0 0 0 0 3
Inning Stats
R: 0 E: 0 K: 0 S: 4 H: 1 LOB: 2 BB: 1 P: 8
R: 0 E: 0 K: 0 S: 3 H: 1 LOB: 0 BB: 0 P: 3
R: 0 E: 0 K: 1 S: 6 H: 1 LOB: 1 BB: 0 P: 6
R: 2 E: 0 K: 0 S: 5 H: 2 LOB: 1 BB: 1 P: 9
R: 0 E: 0 K: 0 S: 3 H: 0 LOB: 0 BB: 0 P: 3
R: 0 E: 0 K: 0 S: 3 H: 0 LOB: 0 BB: 0 P: 3
R: 3 E: 1 K: 0 S: 6 H: 2 LOB: 0 BB: 0 P: 6
R: 0 E: 0 K: 0 S: 5 H: 2 LOB: 3 BB: 1 P: 9
R: 0 E: 0 K: 0 S: 2 H: 0 LOB: 0 BB: 1 P: 6
R: 0 E: 0 K: 0 S: 3 H: 1 LOB: 0 BB: 0 P: 3
R: 0 E: 0 K: 0 S: 3 H: 0 LOB: 0 BB: 0 P: 3
R: 0 E: 0 K: 0 S: 3 H: 0 LOB: 0 BB: 0 P: 3
R: 0 E: 0 K: 0 S: 3 H: 0 LOB: 0 BB: 2 P: 11
R: 1 E: 0 K: 0 S: 3 H: 1 LOB: 0 BB: 0 P: 3
1B: 7 2B: 1 3B: 0 HR: 3
SF: 0 SAC: 1 DP: 3 HBP: 0
WP: 0 PB: 0 SB: 0 CS: 0
PA: 56
PITCHER IP WLS BF H R ER SO BB IBB HBP BLK WP HR S P ERA WHIP
Julio Moreno, R (1, 1) ERA: 4.73 7.0 32 8 5 4 1 3 0 0 0 0 2 31 43 5.14 1.571
Mickey Harris, L (8, 1) ERA: 4.48 0.0 1 1 0 0 0 0 0 0 0 0 0 1 1 ∞ ∞
Sandy Consuegra, R (8, 1) ERA: 3.94 6.2 L 23 2 1 1 0 2 1 0 0 0 1 20 32 1.35 0.600
PITCHER IP WLS BF H R ER SO BB IBB HBP BLK WP HR S P ERA WHIP
Washington Senators @ Cleveland Indians
Cleveland Municipal Stadium, Cleveland, OH
Wed Aug 22 1951, 3:33 AM EDT
Att. 9,148 - Unknown
livebaseballscorecards.com
AB 49
R 6
H 11
RBI 6
BB 6
SO 1
LOB 30

Batter	1	2	3	4	5	6	7	8	9	AB	R	H	RBI	BB	SO	LOB
Phil Rizzuto, R (1, 6) OBP: 0.357, SLG: 0.363	6-3		FC5 FC6-2		F9			BB CS		3	0	0	0	1	0	1
Joe Collins, L (1, 3) OBP: 0.366, SLG: 0.463	1-3		FC6-2 E S 2-3			G3		F3 1-2		4	0	0	0	0	0	3
Bobby Brown, L (1, 5) OBP: 0.388, SLG: 0.403	4-3		K 1-3 3-H			G3			6-3	4	0	0	0	0	1	1
Joe DiMaggio, R (1, 8) OBP: 0.370, SLG: 0.432		4-3		F2		BB			K	3	0	0	0	1	1	0
Yogi Berra, L (1, 2) OBP: 0.358, SLG: 0.505		F5		F8		4-3			1B BB	3	0	0	0	1	0	1
Gene Woodling, L (1, 7) OBP: 0.381, SLG: 0.469		1B		FC6-4 BB			FC6-4 BB		1-3 1B	2	0	2	0	2	0	0
Gil McDougald, R (1, 4) OBP: 0.395, SLG: 0.488		F7		FC6-4 1-2f			FC6-4 G6-4-3 1-2f		F9	3	0	0	0	0	0	3
Johnny Mize, L (9, PH) OBP: 0.360, SLG: 0.423										1	0	0	0	0	0	2
Hank Bauer, R (1, 9) OBP: 0.384, SLG: 0.473			1B S BB		F7		G6-4-3 1-2f			2	1	0	0	1	0	1
Vic Raschi, R (1, 1) OBP: 0.237, SLG: 0.208			1-3 1B		K			F3		2	0	1	0	0	1	0
Johnny Hopp, L (8, PH) OBP: 0.309, SLG: 0.322										1	0	0	0	0	0	0
Bobby Hogue, R (8, 1) OBP: 0.714, SLG: 0.600										0	0	0	0	0	0	0
Inning Stats	R: 0 E: 0 K: 0 S: 3 H: 0 LOB: 0 BB: 0 P: 3	R: 0 E: 0 K: 0 S: 4 H: 1 LOB: 1 BB: 0 P: 4	R: 1 E: 0 K: 1 S: 6 H: 1 LOB: 1 BB: 1 P: 10	R: 0 E: 0 K: 0 S: 3 H: 0 LOB: 1 BB: 1 P: 7	R: 0 E: 0 K: 1 S: 5 H: 0 LOB: 0 BB: 0 P: 5	R: 0 E: 0 K: 0 S: 3 H: 0 LOB: 1 BB: 1 P: 7	R: 0 E: 0 K: 0 S: 2 H: 0 LOB: 0 BB: 1 P: 6	R: 0 E: 0 K: 0 S: 2 H: 0 LOB: 0 BB: 1 P: 6	R: 0 E: 0 K: 1 S: 6 H: 1 LOB: 2 BB: 1 P: 10	1B: 3 2B: 0 3B: 0 HR: 0 SF: 0 SAC: 0 DP: 1 HBP: 0						

TOP

New York Yankees @ Cleveland Indians

Cleveland Municipal Stadium, Cleveland, OH

Thu Aug 23 1951, 3:33 AM EDT
Att. 36,208 - Unknown

livebaseballscorecards.com

AB	28
R	1
H	3
RBI	0
BB	6
SO	3
LOB	12

PITCHER	IP	WLS	BF	H	R	ER	SO	BB	IBB	HBP	BLK	WP	HR	S	P	ERA	WHIP
Bob Lemon, R (1, 1) ERA: 3.65	9.0	W	34	3	1	1	3	6	0	0	0	0	0	34	58	1.00	1.000

PITCHER	IP	WLS	BF	H	R	ER	SO	BB	IBB	HBP	BLK	WP	HR	S	P	ERA	WHIP

Batter	1	2	3	4	5	6	7	8	9	AB	R	H	RBI	BB	SO	LOB
Dale Mitchell, L (1, 7) OBP: 0.376, SLG: 0.449	0-0 CS 1B			BBBB 4-0 G4-6-3 1B 1B BB	0-0 1-3 2-H 2B			0-0 FC3-6 CS 1-2f		3	1	2	1	1	0	1
Bobby Avila, R (1, 4) OBP: 0.376, SLG: 0.406	0-0 CS 1B 1-2			0-0 G4-6-3 1B 1-2	0-0 F5			0-0 5-3 1-2		4	0	2	0	0	0	3
Larry Doby, L (1, 8) OBP: 0.436, SLG: 0.557	0-3 K 1-2			0-0 G4-6-3 1-2f 2-3		0-0 F7				3	0	0	0	0	1	3
Harry Simpson, L (1, 3) OBP: 0.338, SLG: 0.308		0-3 K		0-0 1B 3-H		0-0 L9				3	0	1	1	0	1	0
Al Rosen, R (1, 5) OBP: 0.359, SLG: 0.464		0-0 G6-3 1B		0-3 K		0-0 5-3				3	0	1	0	0	1	1
Bob Kennedy, R (1, 9) OBP: 0.317, SLG: 0.359		0-0 G6-3 1-2f			0-0 1-3		0-3 K			3	0	0	0	0	1	1
Ray Boone, R (1, 6) OBP: 0.323, SLG: 0.338			0-3 K		0-0 F7		0-0 F6			3	0	0	0	0	1	0
Jim Hegan, R (1, 2) OBP: 0.315, SLG: 0.382			0-0 F5		0-0 BB 2B 1B		0-0 5-3			3	1	1	0	0	0	0
Bob Lemon, L (1, 1) OBP: 0.261, SLG: 0.325			0-0 4-3		BBBB 4-0 2B 1-2 BB			BBBB 4-0 FC3-6 BB		1	0	0	0	2	0	0
Inning Stats	R: 0 E: 0 K: 1 S: 5 H: 2 LOB: 1 BB: 0 P: 5	R: 0 E: 0 K: 1 S: 5 H: 1 LOB: 0 BB: 0 P: 5	R: 0 E: 0 K: 1 S: 5 H: 0 LOB: 0 BB: 0 P: 5	R: 1 E: 0 K: 1 S: 6 H: 2 LOB: 1 BB: 1 P: 10	R: 1 E: 0 K: 0 S: 5 H: 2 LOB: 2 BB: 1 P: 9	R: 0 E: 0 K: 0 S: 3 H: 0 LOB: 0 BB: 0 P: 3	R: 0 E: 0 K: 1 S: 5 H: 0 LOB: 0 BB: 0 P: 5	R: 0 E: 0 K: 0 S: 2 H: 0 LOB: 0 BB: 1 P: 6		1B: 6 2B: 2 3B: 0 HR: 0	SF: 0 SAC: 0 DP: 3 HBP: 0					

PITCHER		IP	WLS	BF	H	R	ER	SO	BB	IBB	HBP	BLK	WP	HR	S	P	ERA	WHIP
Vic Raschi, R ERA: 3.55	(1, 1)	7.0	L	26	7	2	2	5	2	0	0	0	0	0	34	42	2.57	1.286
Bobby Hogue, R ERA: 5.0	(8, 1)	1.0		3	0	0	0	0	1	0	0	0	0	0	2	6	0.00	1.000

PITCHER		IP	WLS	BF	H	R	ER	SO	BB	IBB	HBP	BLK	WP	HR	S	P	ERA	WHIP

BOTTOM

New York Yankees @ Cleveland Indians

Cleveland Municipal Stadium, Cleveland, OH

Thu Aug 23 1951, 3:33 AM EDT

Att. 36,208 - Unknown

livebaseballscorecards.com

AB	26
R	2
H	7
RBI	2
BB	3
SO	5
LOB	9

Batter	1	2	3	4	5	6	7	8	9	AB	R	H	RBI	BB	SO	LOB
Phil Rizzuto, R (1, 6) OBP: 0.355, SLG: 0.361	F7		SH5-3 1-2		F9		SH1-4 1-2		F8	3	0	0	0	0	0	0
Mickey Mantle, S (1, 9) OBP: 0.342, SLG: 0.420	1B		BB		F6		K		K	4	0	1	0	1	2	1
Hank Bauer, R (9, 9) OBP: 0.384, SLG: 0.473										0	0	0	0	0	0	0
Gene Woodling, L (1, 7) OBP: 0.386, SLG: 0.480	F9		G1-4-3 1-2 2-3		1B		2-H HR		BB	3	1	2	2	2	0	1
Joe DiMaggio, R (1, 8) OBP: 0.368, SLG: 0.428	6-3		G1-4-3 1-2f		F8		1B		F2	5	0	1	0	0	0	6
Yogi Berra, L (1, 2) OBP: 0.357, SLG: 0.502		1B		K		4-3	F9			4	0	1	0	0	1	1
Johnny Mize, L (1, 3) OBP: 0.359, SLG: 0.418		K		F6		BB		F8		3	0	0	0	1	1	1
Joe Collins, L (8, 3) OBP: 0.366, SLG: 0.463										0	0	0	0	0	0	0
Bobby Brown, L (1, 5) OBP: 0.390, SLG: 0.402		F9		E 1B		F3		CS BB		3	0	1	0	1	0	2
Jerry Coleman, R (8, 4) OBP: 0.313, SLG: 0.324										0	0	0	0	0	0	0
Gil McDougald, R (1, 4) OBP: 0.394, SLG: 0.484 (8, 5)		F7		E4 1-2		F3		1-2 BB		3	0	0	0	1	0	3
Stubby Overmire, R (1, 1) OBP: 0.269, SLG: 0.143			BB SH5-3 BB		1-3		SH1-4 HR 1B		K	1	0	0	0	1	0	2
Joe Ostrowski, L (6, 1) OBP: 0.185, SLG: 0.083										2	1	1	0	0	1	1
Inning Stats	R: 0 E: 0 K: 0 S: 4 H: 1 LOB: 1 BB: 0 P: 4	R: 0 E: 0 K: 1 S: 6 H: 1 LOB: 1 BB: 0 P: 6	R: 0 E: 0 K: 0 S: 2 H: 0 LOB: 2 BB: 3 P: 14	R: 0 E: 1 K: 1 S: 7 H: 1 LOB: 2 BB: 0 P: 7	R: 0 E: 0 K: 0 S: 4 H: 1 LOB: 1 BB: 0 P: 4	R: 0 E: 0 K: 0 S: 3 H: 0 LOB: 1 BB: 1 P: 7	R: 2 E: 0 K: 1 S: 8 H: 3 LOB: 1 BB: 0 P: 8	R: 0 E: 0 K: 1 S: 4 H: 0 LOB: 1 BB: 2 P: 12	R: 0 E: 0 K: 1 S: 5 H: 0 LOB: 1 BB: 1 P: 9	1B: 6 2B: 0 3B: 0 HR: 1 SF: 0 SAC: 2 DP: 1 HBP: 0	WP: 0 PB: 0 SB: 0 CS: 1 PA: 40					

PITCHER		IP	WLS	BF	H	R	ER	SO	BB	IBB	HBP	BLK	WP	HR	S	P	ERA	WHIP
Early Wynn, R ERA: 3.29	(1, 1)	7.0	L	32	7	2	2	3	4	0	0	0	0	1	34	50	2.57	1.571
Lou Brissie, L ERA: 3.88	(8, 1)	2.0		8	0	0	0	2	3	0	0	0	0	0	9	21	0.00	1.500

PITCHER	IP	WLS	BF	H	R	ER	SO	BB	IBB	HBP	BLK	WP	HR	S	P	ERA	WHIP

TOP

New York Yankees @ Cleveland Indians

Cleveland Municipal Stadium, Cleveland, OH

Fri Aug 24 1951, 3:33 AM EDT
Att. 71,768 - Unknown

livebaseballscorecards.com

AB	31
R	2
H	7
RBI	2
BB	7
SO	5
LOB	18

Batter	1	2	3	4	5	6	7	8	9	AB	R	H	RBI	BB	SO	LOB
Dale Mitchell, L (1, 7) OBP: 0.372, SLG: 0.444	4-3		3-1		1-3		FC6 1-2f			4	0	0	0	0	0	1
Bobby Avila, R (1, 4) OBP: 0.375, SLG: 0.403	6-3		BBBB 4-0 BB BB			F9		F6		3	0	0	0	1	0	0
Larry Doby, L (1, 8) OBP: 0.437, SLG: 0.555	6-3		BBBB 4-0 1-2 BB			1B 1B		6-3		3	0	1	0	1	0	0
Al Rosen, R (1, 5) OBP: 0.360, SLG: 0.464		G6-3 1B	6-3			1-3 S 1B		5-3		4	0	2	0	0	0	2
Harry Simpson, L (1, 3) OBP: 0.334, SLG: 0.305 Sam Chapman, R (9, PH) OBP: 0.311, SLG: 0.320		G6-3 1-2f		2-3		F5 1-2			F8	3 1	0 0	0 0	0 0	0 0	0 0	3 0
Bob Kennedy, R (1, 9) OBP: 0.319, SLG: 0.361	1B 1B			F6		SSS 0-3 K			1B 1B	4	0	2	0	0	1	2
Ray Boone, R (1, 6) OBP: 0.322, SLG: 0.337	1-2 1B			6-3			5-3		F7	4	0	1	0	0	0	1
Jim Hegan, R (1, 2) OBP: 0.317, SLG: 0.383	F6				L7		FC6 1B		1-2 FC6-4 1B	4	0	2	0	0	0	2
Early Wynn, S (1, 1) OBP: 0.267, SLG: 0.346 Birdie Tebbetts, R (7, PH) OBP: 0.279, SLG: 0.330 Lou Brissie, L (8, 1) OBP: 0.280, SLG: 0.320 Clarence Maddern, R (9, PH) OBP: 0.200, SLG: 0.200			F5		F9		F3		FC6-4 1-2f	2 1 0 1	0 0 0 0	0 0 0 0	0 0 0 0	0 0 0 0	0 0 0 0	0 1 0 2
Inning Stats	R: 0 H: 0 E: 0 LOB: 0 K: 0 BB: 0 S: 3 P: 3	R: 0 H: 3 E: 0 LOB: 2 K: 0 BB: 0 S: 5 P: 5	R: 0 H: 0 E: 0 LOB: 2 K: 0 BB: 2 S: 3 P: 11	R: 0 H: 0 E: 0 LOB: 0 K: 0 BB: 0 S: 3 P: 3	R: 0 H: 0 E: 0 LOB: 0 K: 0 BB: 0 S: 3 P: 3	R: 0 H: 2 E: 0 LOB: 2 K: 1 BB: 0 S: 7 P: 7	R: 0 H: 1 E: 0 LOB: 1 K: 0 BB: 0 S: 4 P: 4	R: 0 H: 0 E: 0 LOB: 0 K: 0 BB: 0 S: 3 P: 3	R: 0 H: 2 E: 0 LOB: 2 K: 0 BB: 0 S: 5 P: 5	1B: 8 2B: 0 3B: 0 HR: 0	SF: 0 SAC: 0 DP: 1 HBP: 0					

PITCHER	IP	WLS	BF	H	R	ER	SO	BB	IBB	HBP	BLK	WP	HR	S	P	ERA	WHIP
Stubby Overmire, L (1, 1) ERA: 4.21	5.1		22	5	0	0	0	2	0	0	0	0	0	20	28	0.00	1.312
Joe Ostrowski, L (6, 1) ERA: 3.76	3.2	W	14	3	0	0	1	0	0	0	0	0	0	16	16	0.00	0.818

PITCHER	IP	WLS	BF	H	R	ER	SO	BB	IBB	HBP	BLK	WP	HR	S	P	ERA	WHIP

BOTTOM

New York Yankees @ Cleveland Indians

Cleveland Municipal Stadium, Cleveland, OH

Fri Aug 24 1951, 3:33 AM EDT

Att. 71,768 - Unknown

livebaseballscorecards.com

AB	34
R	0
H	8
RBI	0
BB	2
SO	1
LOB	14

WP: 0 PA: 36
PB: 0
SB: 1
CS: 0

Batter	1	2	3	4	5	6	7	8	9	AB	R	H	RBI	BB	SO	LOB
Phil Rizzuto, R (1, 6) OBP: 0.360, SLG: 0.364	BBBB 4-0 4-3 1B BB		x 0-0 HR 1B		x 0-0 2B 1B 1B	x 0-0 ③ 5-3 2-3			x 0-0 1-3 1B 1B	4	4	3	0	1	0	1
Mickey Mantel, S (1, 9) OBP: 0.343, SLG: 0.435	x 0-0 ① 4-3 1-2		x 0-0 1-H HR		x 0-0 1-3 1B 2B		SSS 0-3 ① K		x 0-0 ② 1-3 1-2	5	2	2	2	0	1	2
Gene Woodling, L (1, 7) OBP: 0.392, SLG: 0.482	x 0-0 BB 2-H 1B		BBBB 4-0 BB		x 0-0 2-H 3-H 1B		x 0-0 ② G3		4-0 1B IBB	3	0	2	3	2	0	0
Joe DiMaggio, R (1, 8) OBP: 0.368, SLG: 0.426	BBBB 4-0 G4-6-3 1-2 BB		x 0-0 ② F7		x 0-0 ① F6		x 0-0 ③ F5		x 0-0 1-2 2-H 1B	4	0	1	1	1	0	2
Yogi Berra, L (1, 2) OBP: 0.354, SLG: 0.497	x 0-0 ② ③ G4-6-3 1-2f		SSS 0-3 ③ K		x 0-0 ② F3			x 0-0 ① F9	x 0-0 ③ F8	5	0	0	0	0	1	6
Johnny Mize, L (1, 3) OBP: 0.357, SLG: 0.419 Joe Collins, L (8, 3) OBP: 0.366, SLG: 0.463		x 0-0 ① F7		x 0-0 1-3 F7 2B	x 0-0 ③ G3			x 0-0 ② F6		4 0	1 0	1 0	0 0	0 0	0 0	1 0
Bobby Brown, L (1, 5) OBP: 0.388, SLG: 0.404 Jerry Coleman, R (8, 4) OBP: 0.313, SLG: 0.324		x 0-0 ② F9		x 0-0 ① 1-3 2-3		x 0-0 ① 4-3		x 0-0 2B		4 0	0 0	1 0	0 0	0 0	0 0	1 0
Gil McDougald, R (1, 4) OBP: 0.392, SLG: 0.481 (8, 5)		SSS 0-3 ③ K		x 0-0 ② F7 3-H		x 0-0 S 6-3 1B		SSS 0-3 ③ K		4	0	1	1	0	2	1
Ed Lopat, L (1, 1) OBP: 0.269, SLG: 0.347 Allie Reynolds, R (8, 1) OBP: 0.250, SLG: 0.211			x 0-0 ① 4-3	x 0-0 ③ F6		x 0-0 ② 6-3 1-2			SSS 0-3 ① K	3 1	0 0	0 0	0 0	0 0	0 1	1 0
Inning Stats	R: 1 E: 0 K: 0 S: 3 H: 1 LOB: 1 BB: 2 P: 11	R: 0 E: 0 K: 1 S: 5 H: 0 LOB: 0 BB: 0 P: 5	R: 2 E: 0 K: 1 S: 7 H: 2 LOB: 1 BB: 1 P: 11	R: 1 E: 0 K: 0 S: 4 H: 1 LOB: 0 BB: 0 P: 4	R: 2 E: 0 K: 0 S: 6 H: 3 LOB: 1 BB: 0 P: 6	R: 0 E: 0 K: 0 S: 4 H: 1 LOB: 1 BB: 0 P: 4	R: 0 E: 0 K: 1 S: 5 H: 0 LOB: 0 BB: 0 P: 5	R: 0 E: 0 K: 1 S: 6 H: 1 LOB: 1 BB: 0 P: 6	R: 1 E: 0 K: 1 S: 7 H: 2 LOB: 2 BB: 1 P: 11	1B: 7 2B: 3 3B: 0 HR: 1	SF: 0 SAC: 0 DP: 1 HBP: 0			WP: 0 PB: 0 SB: 1 CS: 0	PA: 41		

PITCHER		IP	WLS	BF	H	R	ER	SO	BB	IBB	HBP	BLK	WP	HR	S	P	ERA	WHIP
Mike Garcia, R ERA: 2.89	(1, 1)	5.0	L	24	7	6	6	2	3	0	0	0	0	1	25	37	10.80	2.000
Lou Brissie, L ERA: 3.81	(6, 1)	2.0		7	1	0	0	1	0	0	0	0	0	0	9	9	0.00	0.500
Steve Gromek, R ERA: 2.55	(8, 1)	2.0		10	3	1	1	2	0	1	0	0	0	0	13	17	4.50	1.500

PITCHER	IP	WLS	BF	H	R	ER	SO	BB	IBB	HBP	BLK	WP	HR	S	P	ERA	WHIP

TOP

New York Yankees @ Cleveland Indians

Cleveland Municipal Stadium, Cleveland, OH

Sat Aug 25 1951, 3:33 AM EDT
Att. 52,155 - Unknown

livebaseballscorecards.com

AB	37
R	7
H	11
RBI	7
BB	4
SO	5
LOB	15

BOTTOM

Batter	1	2	3	4	5	6	7	8	9	AB	R	H	RBI	BB	SO	LOB
Dale Mitchell, L (1, 7) OBP: 0.373, SLG: 0.444	6-3		4-3		HR 1B		1B 1B		F8	5	1	2	0	0	0	0
Bobby Avila, R (1, 4) OBP: 0.378, SLG: 0.413	E7 E 1B 1B		1-3		1-H HR		1-3 1B			4	2	3	2	0	0	0
Larry Doby, L (1, 8) OBP: 0.435, SLG: 0.551	E1 1B 2-3		S S S K		B B B 4-0 FC5-4 BB			F2		3	0	0	0	1	1	1
Al Rosen, R (1, 5) OBP: 0.363, SLG: 0.466	1-2 3-H 1B			FC1-4-6 1B	FC5-4 1-2f			2B 1B		4	0	3	1	0	0	1
Ray Boone, R (1, 6) OBP: 0.322, SLG: 0.339	F6			FC1-4-6 1-2f		5-3		1-3 2B		4	0	1	0	0	0	3
Bob Kennedy, R (1, 9) OBP: 0.316, SLG: 0.357 Barney McCosky, L (8, PH) OBP: 0.380, SLG: 0.456 (9, 9)	F6			F7		6-3		S S S K		3 1	0 0	0 0	0 0	0 0	0 1	3 2
Harry Simpson, L (1, 3) OBP: 0.330, SLG: 0.300		4-3		S S S K		F9		5-3		4	0	0	0	0	1	3
Jim Hegan, R (1, 2) OBP: 0.314, SLG: 0.379		S S S K			F8		6-3		F7	4	0	0	0	0	1	0
Mike Garcia, R (1, 1) OBP: 0.243, SLG: 0.333 Clarence Maddern, R (5, PH) OBP: 0.167, SLG: 0.167 Lou Brissie, L (6, 1) OBP: 0.280, SLG: 0.320 Snuffy Stirnweiss, R (7, PH) OBP: 0.389, SLG: 0.289 Steve Gromek, S (8, 1) OBP: 0.435, SLG: 0.368 Paul Lehner, L (9, PH) OBP: 0.249, SLG: 0.251		4-3			G1		F7		4-3	1 1 0 1 0 0 1	0 0 0 0 0 0 0	0 0 0 0 0 0 0	0 0 0 0 0 0 0	0 0 0 0 0 0 0	0 0 0 0 0 0 0	0 0 0 0 0 0 0
Inning Stats	R: 1 H: 2 E: 2 LOB: 2 K: 0 BB: 0 S: 6 P: 6	R: 0 H: 0 E: 0 LOB: 0 K: 1 BB: 0 S: 5 P: 5	R: 0 H: 0 E: 0 LOB: 0 K: 1 BB: 0 S: 5 P: 5	R: 0 H: 1 E: 0 LOB: 1 K: 1 BB: 0 S: 6 P: 6	R: 2 H: 2 E: 0 LOB: 1 K: 0 BB: 1 S: 5 P: 9	R: 0 H: 0 E: 0 LOB: 0 K: 0 BB: 0 S: 3 P: 3	R: 0 H: 2 E: 0 LOB: 2 K: 0 BB: 0 S: 4 P: 4	R: 0 H: 2 E: 0 LOB: 2 K: 1 BB: 0 S: 7 P: 7	R: 0 H: 0 E: 0 LOB: 0 K: 0 BB: 0 S: 3 P: 3	1B: 7 SF: 0 2B: 1 SAC: 0 3B: 0 DP: 0 HR: 1 HBP: 0						WP: 0 PA: 37 PB: 0 SB: 0 CS: 0

PITCHER		IP	WLS	BF	H	R	ER	SO	BB	IBB	HBP	BLK	WP	HR	S	P	ERA	WHIP
Ed Lopat, L ERA: 3.1	(1, 1)	7.1	W	32	9	3	3	3	1	0	0	0	0	1	37	41	3.68	1.364
Allie Reynolds, R ERA: 3.37	(8, 1)	1.2	S	5	0	0	0	1	0	0	0	0	0	0	7	7	0.00	0.000

PITCHER	IP	WLS	BF	H	R	ER	SO	BB	IBB	HBP	BLK	WP	HR	S	P	ERA	WHIP

New York Yankees @ Cleveland Indians

Cleveland Municipal Stadium, Cleveland, OH

Sat Aug 25 1951, 3:33 AM EDT

Att. 52,155 - Unknown

livebaseballscorecards.com

AB	36
R	3
H	9
RBI	3
BB	1
SO	4
LOB	13

Batter	1	2	3	4	5	6	7	8	9	AB	R	H	RBI	BB	SO	LOB
Dom DiMaggio, R (1, 8) OBP: 0.379, SLG: 0.436	F7		F9		FC4-6 1B		6 BB 1B	FC6-4 1-2f		5	1	2	0	0	0	2
6 Johnny Pesky, L (1, 6) OBP: 0.410, SLG: 0.391	4-3		5-3		F9		BBBB 4-0 1B 1-2 BB		1-3	4	0	0	0	1	0	1
Ted Williams, L (1, 7) OBP: 0.469, SLG: 0.573	1B 2B			2B 2B	FC4-6 BB 1-2f		FC5-4 1-2 2-H 1B		F4	5	2	3	1	0	0	1
Vern Stephens, R (1, 5) OBP: 0.372, SLG: 0.518 Fred Hatfield, L (4, PR) OBP: 0.326, SLG: 0.284 (4, 5)	2-H 1B			1B 2-H 2B	BBBB 4-0 1-2 BB		F5		F9	2 2	0 1	2 0	2 0	0 1	0 0	0 2
Walt Dropo, R (1, 3) OBP: 0.318, SLG: 0.351	F7			G4-6-3 1B 1B 2-H 1B	F5		FC5-4 1-2f			4	1	1	1	0	0	5
Billy Goodman, L (1, 4) OBP: 0.391, SLG: 0.375		G6-4-3 1B		G4-6-3 1-2 1B		G6-4-3 1B		BBBB 4-0 1B BB		3	0	3	0	1	0	0
Clyde Vollmer, R (1, 9) OBP: 0.349, SLG: 0.511	F4			G4-6-3 1-2f 2-3		G6-4-3 1-2f		F8		4	0	0	0	0	0	5
Les Moss, R (1, 2) OBP: 0.296, SLG: 0.294	G6-4-3 1-2f			3-H 1B		SSS K		F6		4	0	1	1	0	1	2
Bill Wight, L (1, 1) OBP: 0.171, SLG: 0.094			6-3	G3			1-3	FC6-4 1-2 1B		4	0	1	0	0	0	2
Inning Stats	R: 1 E: 0 K: 0 S: 5 H: 2 LOB: 1 BB: 0 P: 5	R: 0 E: 0 K: 0 S: 3 H: 1 LOB: 0 BB: 0 P: 3	R: 0 E: 0 K: 0 S: 3 H: 0 LOB: 0 BB: 0 P: 3	R: 3 E: 0 K: 0 S: 7 H: 5 LOB: 2 BB: 0 P: 7	R: 0 E: 0 K: 0 S: 4 H: 1 LOB: 2 BB: 1 P: 8	R: 0 E: 0 K: 1 S: 5 H: 1 LOB: 0 BB: 0 P: 5	R: 1 E: 0 K: 0 S: 5 H: 2 LOB: 2 BB: 1 P: 9	R: 0 E: 0 K: 0 S: 4 H: 1 LOB: 2 BB: 1 P: 8	R: 0 E: 0 K: 0 S: 3 H: 0 LOB: 0 BB: 0 P: 3	1B: 10 2B: 3 3B: 0 HR: 0 SF: 0 SAC: 0 DP: 3 HBP: 0						

PITCHER		IP	WLS	BF	H	R	ER	SO	BB	IBB	HBP	BLK	WP	HR	S	P	ERA	WHIP
Bob Feller, R ERA: 3.25	(1, 1)	6.0	L	26	10	4	4	1	1	0	0	0	0	0	27	31	6.00	1.833
Lou Brissie, L ERA: 3.82	(7, 1)	2.0		11	3	1	1	0	2	0	0	0	0	0	9	17	4.50	2.500
Steve Gromek, R ERA: 2.52	(9, 1)	1.0		3	0	0	0	0	0	0	0	0	0	0	3	3	0.00	0.000

PITCHER	IP	WLS	BF	H	R	ER	SO	BB	IBB	HBP	BLK	WP	HR	S	P	ERA	WHIP

TOP

Boston Red Sox @ Cleveland Indians

Cleveland Municipal Stadium, Cleveland, OH

Sun Aug 26 1951, 3:33 AM EDT

Unknown

livebaseballscorecards.com

AB	37
R	5
H	13
RBI	5
BB	3
SO	1
LOB	20

WP: 0 PA: 40
PB: 0
SB: 0
CS: 0

BOTTOM

Boston Red Sox @ Cleveland Indians

Cleveland Municipal Stadium, Cleveland, OH

Sun Aug 26 1951, 3:33 AM EDT

Unknown

livebaseballscorecards.com

Batter	1	2	3	4	5	6	7	8	9	AB	R	H	RBI	BB	SO	LOB
Dale Mitchell, L (1, 7) OBP: 0.372, SLG: 0.442	1-3		4-3			BB E 1B		G4-6-3 1-2f		4	0	1	0	0	0	1
Bobby Avila, R (1, 4) OBP: 0.377, SLG: 0.410	1-3		F5			E4 1-2 BB		BBBB 4-0 BB		3	0	0	0	1	0	1
Larry Doby, L (1, 8) OBP: 0.434, SLG: 0.550	2B			4-3		F6		G3		4	0	1	0	0	0	3
Al Rosen, R (1, 5) OBP: 0.364, SLG: 0.466	6-3			L3 1B		BBBB 4-0 1-2 2-3 BB			F6	3	0	1	0	1	0	1
Luke Easter, L (1, 3) OBP: 0.334, SLG: 0.472 Harry Simpson, L (9, PR) OBP: 0.330, SLG: 0.300		4-3		L3 1-2		F9			1B	4 0	0 0	1 0	0 0	0 0	0 0	4 0
Sam Chapman, R (1, 9) OBP: 0.307, SLG: 0.316		5-3			5-3		F2		SSS K	4	0	0	0	0	1	1
Ray Boone, R (1, 6) OBP: 0.321, SLG: 0.338		1B			L8		6-3		F7	4	0	1	0	0	0	1
Jim Hegan, R (1, 2) OBP: 0.311, SLG: 0.375		1-3			6-3		4-3			3	0	0	0	0	0	1
Bob Feller, R (1, 1) OBP: 0.211, SLG: 0.157 Snuffy Stirnweiss, R (6, PH) OBP: 0.385, SLG: 0.286 Lou Brissie, L (7, 1) OBP: 0.280, SLG: 0.320 Clarence Maddern, R (8, PH) OBP: 0.143, SLG: 0.143 Steve Gromek, S (9, 1) OBP: 0.435, SLG: 0.368			SSS K			SSS K		E5 G4-6-3		1 1 0 1 0	0 0 0 0 0	0 0 0 0 0	0 0 0 0 0	0 0 0 0 0	1 1 0 0 0	0 0 0 0 0
Inning Stats	R: 0 E: 0 K: 0 S: 4 H: 1 LOB: 1 BB: 0 P: 4	R: 0 E: 0 K: 0 S: 4 H: 1 LOB: 1 BB: 0 P: 4	R: 0 E: 0 K: 1 S: 5 H: 0 LOB: 0 BB: 0 P: 5	R: 0 E: 0 K: 0 S: 3 H: 1 LOB: 0 BB: 0 P: 3	R: 0 E: 0 K: 0 S: 3 H: 0 LOB: 0 BB: 0 P: 3	R: 0 E: 1 K: 1 S: 7 H: 1 LOB: 3 BB: 1 P: 11	R: 0 E: 0 K: 0 S: 3 H: 0 LOB: 0 BB: 0 P: 3	R: 0 E: 1 K: 0 S: 3 H: 0 LOB: 1 BB: 1 P: 7	R: 0 E: 0 K: 1 S: 6 H: 1 LOB: 1 BB: 0 P: 6	1B: 4 2B: 2 3B: 0 HR: 0	SF: 0 SAC: 0 DP: 2 HBP: 0						

PITCHER	IP	WLS	BF	H	R	ER	SO	BB	IBB	HBP	BLK	WP	HR	S	P	ERA	WHIP
Bill Wight, L (1, 1) ERA: 5.05	9.0	W	34	5	0	0	3	2	0	0	0	0	0	38	46	0.00	0.778

PITCHER	IP	WLS	BF	H	R	ER	SO	BB	IBB	HBP	BLK	WP	HR	S	P	ERA	WHIP

AB	32
R	0
H	5
RBI	0
BB	2
SO	3
LOB	13

WP: 0 PB: 0 SB: 0 CS: 0 PA: 34

Boston Red Sox @ Cleveland Indians

Cleveland Municipal Stadium, Cleveland, OH

Sun Aug 26 1951, 3:38 AM EDT

Att. 75,997 - Unknown

livebaseballscorecards.com

Batter	1	2	3	4	5	6	7	8	9	AB	R	H	RBI	BB	SO	LOB
Dom DiMaggio, R (1, 8) OBP: 0.378, SLG: 0.435	0-0 6 G1-6-3 1B			0-0 5-3		0-0 6-3		0-3 K		4	0	1	0	0	1	1
6 Johnny Pesky, L (1, 6) OBP: 0.411, SLG: 0.390	0-0 G1-6-3 1-2f			0-0 F9		0-0 1B 1B		4-0 1B 1-2 BB		3	0	1	0	1	0	1
Ted Williams, L (1, 7) OBP: 0.469, SLG: 0.572	0-3 K			0-0 6-3		0-0 1-2 1B		0-0 G6-4-3 1-3 2-H 1B		4	0	2	1	0	1	0
Walt Dropo, R (1, 3) OBP: 0.314, SLG: 0.346		0-0 F8			0-0 F7	0-3 K		0-0 G6-4-3 1-2f		4	0	0	0	0	1	4
Billy Goodman, L (1, 4) OBP: 0.394, SLG: 0.375		0-0 6-3			4-0 BB BB		0-0 1B		4-0 BB	2	0	1	0	2	0	0
Clyde Vollmer, R (1, 9) OBP: 0.348, SLG: 0.505		0-0 6-3			4-0 BB 1-2		0-0 F6		0-3 K	3	0	0	0	1	1	2
Fred Hatfield, L (1, 5) OBP: 0.312, SLG: 0.269			0-3 K		0-0 F7		0-0 F9		0-3 K	4	0	0	0	0	2	4
Buddy Rosar, R (1, 2) OBP: 0.302, SLG: 0.261			0-0 5-3		0-0 F3		0-0 F6		0-0 F4	4	0	0	0	0	0	4
Leo Kiely, L (1, 1) OBP: 0.367, SLG: 0.208			0-3 K			0-3 K		4-0 6 BB 1B BB		2	0	0	0	0	2	0
Charlie Maxwell, L (8, PH) OBP: 0.292, SLG: 0.419										0	1	0	0	1	0	0
Ellis Kinder, R (8, 1) OBP: 0.036, SLG: 0.071										0	0	0	0	0	0	0

Inning Stats	1	2	3	4	5	6	7	8	9	
	R: 0 H: 1 E: 0 LOB: 0 K: 1 BB: 0 S: 5 P: 5	R: 0 H: 0 E: 0 LOB: 0 K: 0 BB: 0 S: 3 P: 3	R: 0 H: 0 E: 0 LOB: 0 K: 2 BB: 0 S: 7 P: 7	R: 0 H: 0 E: 0 LOB: 0 K: 0 BB: 0 S: 3 P: 3	R: 0 H: 0 E: 0 LOB: 2 K: 0 BB: 2 S: 3 P: 11	R: 0 H: 2 E: 0 LOB: 2 K: 2 BB: 0 S: 9 P: 9	R: 0 H: 1 E: 0 LOB: 1 K: 0 BB: 0 S: 4 P: 4	R: 1 H: 1 E: 0 LOB: 1 K: 1 BB: 2 S: 5 P: 13	R: 0 H: 0 E: 0 LOB: 1 K: 2 BB: 1 S: 7 P: 11	1B: 5 SF: 0 2B: 0 SAC: 0 3B: 0 DP: 2 HR: 0 HBP: 0

WP: 0 PA: 35 PB: 0 SB: 0 CS: 0

PITCHER		IP	WLS	BF	H	R	ER	SO	BB	IBB	HBP	BLK	WP	HR	S	P	ERA	WHIP
Bob Lemon, R ERA: 3.56	(1, 1)	7.1	W	30	5	1	1	6	4	0	0	0	0	0	38	54	1.23	1.227
Mike Garcia, R ERA: 2.87	(8, 1)	1.2	S	5	0	0	0	2	1	0	0	0	0	0	8	12	0.00	0.600

PITCHER	IP	WLS	BF	H	R	ER	SO	BB	IBB	HBP	BLK	WP	HR	S	P	ERA	WHIP

Batter	1	2	3	4	5	6	7	8	9	AB	R	H	RBI	BB	SO	LOB
Dale Mitchell, L (1, 7) OBP: 0.371, SLG: 0.440	F7		K			E6 FC1-4		G6-4-3 1B		4	0	1	0	0	1	0
Bobby Avila, R (1, 4) OBP: 0.374, SLG: 0.406	4-3		6-3			F4		G6-4-3 1-2f		4	0	0	0	0	0	2
Al Rosen, R (1, 5) OBP: 0.364, SLG: 0.464	BB			F7		FC1-4 1-2f				2	0	0	0	1	0	1
Luke Easter, L (1, 3) OBP: 0.334, SLG: 0.479	4-3			HR		K				3	1	1	1	0	1	2
Ray Boone, R (1, 6) OBP: 0.319, SLG: 0.336		F3		F6			5-3			3	0	0	0	0	0	0
Sam Chapman, R (1, 8) OBP: 0.307, SLG: 0.326		F5		6-3			HR			3	1	1	1	0	0	0
Bob Kennedy, R (1, 9) OBP: 0.316, SLG: 0.355		BB			5-3		F8			2	0	0	0	1	0	0
Birdie Tebbetts, R (1, 2) OBP: 0.276, SLG: 0.328 Jim Hegan, R (5, 2) OBP: 0.309, SLG: 0.373		L3			6-3		L8			1 2	0 0	0 0	0 0	0 0	0 0	1 0
Bob Lemon, L (1, 1) OBP: 0.256, SLG: 0.317 Mike Garcia, R (8, 1) OBP: 0.240, SLG: 0.329			K		L7			K		2 1	0 0	0 0	0 0	0 0	1 1	0 0
Inning Stats	R: 0 E: 0 K: 0 S: 3 H: 0 LOB: 1 BB: 1 P: 7	R: 0 E: 0 K: 0 S: 3 H: 0 LOB: 1 BB: 1 P: 7	R: 0 E: 0 K: 2 S: 7 H: 0 LOB: 0 BB: 0 P: 7	R: 1 E: 0 K: 0 S: 4 H: 1 LOB: 0 BB: 0 P: 4	R: 0 E: 0 K: 0 S: 3 H: 0 LOB: 0 BB: 0 P: 3	R: 0 E: 1 K: 1 S: 6 H: 0 LOB: 1 BB: 0 P: 6	R: 1 E: 0 K: 0 S: 4 H: 1 LOB: 0 BB: 0 P: 4	R: 0 E: 0 K: 1 S: 5 H: 1 LOB: 0 BB: 0 P: 5		1B: 1 2B: 0 3B: 0 HR: 2 SF: 0 SAC: 0 DP: 1 HBP: 0					WP: 0 PB: 0 SB: 0 CS: 0 PA: 29	

PITCHER		IP	WLS	BF	H	R	ER	SO	BB	IBB	HBP	BLK	WP	HR	S	P	ERA	WHIP
Leo Kiely, L ERA: 3.03	(1, 1)	7.0	L	26	2	2	2	3	2	0	0	0	0	2	30	38	2.57	0.571
Ellis Kinder, R ERA: 3.05	(8, 1)	1.0		3	1	0	0	1	0	0	0	0	0	0	5	5	0.00	1.000

PITCHER	IP	WLS	BF	H	R	ER	SO	BB	IBB	HBP	BLK	WP	HR	S	P	ERA	WHIP

BOTTOM

Boston Red Sox @ Cleveland Indians

Cleveland Municipal Stadium, Cleveland, OH

Sun Aug 26 1951, 3:38 AM EDT

Att. 75,997 - Unknown

livebaseballscorecards.com

AB	27
R	2
H	3
RBI	2
BB	2
SO	4
LOB	6

Batter	1	2	3	4	5	6	7	8	9	AB	R	H	RBI	BB	SO	LOB
Eddie Joost, R (1, 6) OBP: 0.404, SLG: 0.449	6-3		F9			F2		2B		4	0	1	0	0	0	0
Ferris Fain, L (1, 3) OBP: 0.454, SLG: 0.459	6-3			9-3		F9		2-3 2B		4	0	2	0	0	0	0
Elmer Valo, L (1, 9) OBP: 0.397, SLG: 0.433	1-3			9-3 1-2f		F2		F7		4	0	0	0	0	0	3
Gus Zernial, R (1, 7) OBP: 0.358, SLG: 0.535		F9		6-3			5-3	K		4	0	0	0	0	1	2
Hank Majeski, R (1, 5) OBP: 0.361, SLG: 0.428		BB			F7		PB BB	F8		3	0	1	0	1	0	2
Dave Philley, S (1, 8) OBP: 0.353, SLG: 0.357		G6-3 1-2			1B		PB 1-2		5-3	1	0	0	0	3	0	0
Pete Suder, R (1, 4) OBP: 0.286, SLG: 0.275 Lou Limmer, L (9, PH) OBP: 0.256, SLG: 0.292		G6-3 1-2f			1B 1-2		K 1-2 2-3		F9	3 1	0 0	1 0	0 0	0 0	1 0	4 0
Joe Tipton, R (1, 2) OBP: 0.367, SLG: 0.313 Wally Moses, L (9, PH) OBP: 0.294, SLG: 0.240			5-3		F8		IBB		F9	2 1	0 0	0 0	0 0	1 0	0 0	2 0
Sam Zoldak, L (1, 1) OBP: 0.194, SLG: 0.222			F6		4-3		4-3			3	0	0	0	0	0	5
Inning Stats	R: 0 H: 0 E: 0 LOB: 0 K: 0 BB: 0 S: 3 P: 3	R: 0 H: 1 E: 0 LOB: 1 K: 0 BB: 1 S: 3 P: 7	R: 0 H: 0 E: 0 LOB: 0 K: 0 BB: 0 S: 3 P: 3	R: 0 H: 1 E: 0 LOB: 0 K: 0 BB: 0 S: 3 P: 3	R: 0 H: 1 E: 0 LOB: 2 K: 0 BB: 1 S: 4 P: 8	R: 0 H: 0 E: 0 LOB: 0 K: 0 BB: 0 S: 3 P: 3	R: 0 H: 0 E: 0 LOB: 3 K: 1 BB: 3 S: 5 P: 17	R: 0 H: 2 E: 0 LOB: 2 K: 1 BB: 0 S: 7 P: 7	R: 0 H: 0 E: 0 LOB: 0 K: 0 BB: 0 S: 3 P: 3	1B: 3 SF: 0 2B: 3 SAC: 0 3B: 0 DP: 2 HR: 0 HBP: 0						

PITCHER	IP	WLS	BF	H	R	ER	SO	BB	IBB	HBP	BLK	WP	HR	S	P	ERA	WHIP
Early Wynn, R (1, 1) ERA: 3.16	9.0	W	35	5	0	0	2	4	1	0	0	0	0	34	54	0.00	1.000

PITCHER	IP	WLS	BF	H	R	ER	SO	BB	IBB	HBP	BLK	WP	HR	S	P	ERA	WHIP

TOP

Philadelphia Athletics @ Cleveland Indians
Cleveland Municipal Stadium, Cleveland, OH

Tue Aug 28 1951, 3:33 AM EDT
Att. 23,573 - Unknown

livebaseballscorecards.com

AB	30
R	0
H	5
RBI	0
BB	5
SO	2
LOB	18

WP: 0	PA: 35		
PB: 1			
SB: 0			
CS: 0			

Batter	1	2	3	4	5	6	7	8	9	AB	R	H	RBI	BB	SO	LOB
Dale Mitchell, L (1, 7) OBP: 0.370, SLG: 0.437	S S S 0-3 ① K		x 0-0 ③ 4-3			B B B B 4-0 1B 1-2 BB		x 0-0 ② F2		3	0	0	0	1	1	0
Bobby Avila, R (1, 4) OBP: 0.375, SLG: 0.407	x 0-0 ② 4-3			x 0-0 G6-4-3 1B		x 0-0 1-2 2-3 1B		x 0-0 ③ 5-3		4	0	2	0	0	0	0
Al Rosen, R (1, 5) OBP: 0.362, SLG: 0.461	x 0-0 ③ 6-3			x 0-0 ① ② G6-4-3 1-2f		x 0-0 ② F9				3	0	0	0	0	0	4
Luke Easter, L (1, 3) OBP: 0.332, SLG: 0.475		x 0-0 ① 4-3		x 0-0 ③ F6		x 0-0 ③ F2				3	0	0	0	0	0	3
Ray Boone, R (1, 6) OBP: 0.317, SLG: 0.333		x 0-0 ② F7			x 0-0 ① F7		x 0-0 ① L7			3	0	0	0	0	0	0
Sam Chapman, R (1, 8) OBP: 0.304, SLG: 0.323		x 0-0 E5 1B			x 0-0 ② F8		x 0-0 ② 4-3			3	0	0	0	0	0	0
Bob Kennedy, R (1, 9) OBP: 0.319, SLG: 0.369		x 0-0 PO 1-3 1B			x 0-0 ③ F7		x 0-0 HR			3	1	2	1	0	0	0
Jim Hegan, R (1, 2) OBP: 0.307, SLG: 0.370		0-0 ③ PO 1-2	x 0-0 ① F8			x 0-0 E5 FC5-6	x 0-0 ③ 6-3			3	0	0	0	0	0	0
Early Wynn, S (1, 1) OBP: 0.258, SLG: 0.333			x 0-0 ② F7			x 0-0 ① FC5-6 1B BB 1-2f		x 0-0 ① 5-3		3	0	0	0	0	0	1
Inning Stats	R: 0 H: 0 E: 0 LOB: 0 K: 1 BB: 0 S: 5 P: 5	R: 0 H: 1 E: 1 LOB: 1 K: 0 BB: 0 S: 4 P: 4	R: 0 H: 0 E: 0 LOB: 0 K: 0 BB: 0 S: 3 P: 3	R: 0 H: 1 E: 0 LOB: 0 K: 0 BB: 0 S: 3 P: 3	R: 0 H: 0 E: 0 LOB: 0 K: 0 BB: 0 S: 3 P: 3	R: 0 H: 1 E: 1 LOB: 3 K: 0 BB: 1 S: 5 P: 9	R: 1 H: 1 E: 0 LOB: 0 K: 0 BB: 0 S: 4 P: 4	R: 0 H: 0 E: 0 LOB: 0 K: 0 BB: 0 S: 3 P: 3		1B: 3 SF: 0 2B: 0 SAC: 0 3B: 0 DP: 1 HR: 1 HBP: 0						

PITCHER	IP	WLS	BF	H	R	ER	SO	BB	IBB	HBP	BLK	WP	HR	S	P	ERA	WHIP
Sam Zoldak, L (1, 1) ERA: 3.2	8.0	L	29	4	1	1	1	1	0	0	0	0	1	30	34	1.12	0.625

PITCHER	IP	WLS	BF	H	R	ER	SO	BB	IBB	HBP	BLK	WP	HR	S	P	ERA	WHIP

BOTTOM

Philadelphia Athletics @ Cleveland Indians

Cleveland Municipal Stadium, Cleveland, OH

Tue Aug 28 1951, 3:33 AM EDT

Att. 23,573 - Unknown

livebaseballscorecards.com

AB	28
R	1
H	4
RBI	1
BB	1
SO	1
LOB	8

1B: 3 SF: 0
2B: 0 SAC: 0
3B: 0 DP: 1
HR: 1 HBP: 0

WP: 0 PA: 30
PB: 0
SB: 0
CS: 0

Batter	1	2	3	4	5	6	7	8	9	AB	R	H	RBI	BB	SO	LOB
Eddie Joost, R (1, 6) OBP: 0.407, SLG: 0.452	G4-6-3 1B			CS S 1B		6-3		HBP 1B		4	0	3	0	0	0	0
Ferris Fain, L (1, 3) OBP: 0.449, SLG: 0.453	G4-6-3 1-2f			F7 1-2		4-3		F8		4	0	0	0	0	0	3
Elmer Valo, L (1, 9) OBP: 0.398, SLG: 0.432	F5			HR 2-3 1B		F9		1-2 HBP		3	1	1	0	0	0	0
Allie Clark, R (8, 9) OBP: 0.313, SLG: 0.383										0	0	0	0	0	0	0
Gus Zernial, R (1, 7) OBP: 0.359, SLG: 0.543		5-3		1-H HR			SH 5-3 2B	K		4	2	2	2	0	1	2
Hank Majeski, R (1, 5) OBP: 0.358, SLG: 0.424		K		F4			SH 5-3 2-3	6-3		3	0	0	0	0	1	2
Dave Philley, S (1, 8) OBP: 0.350, SLG: 0.353		6-3			G3		5-3 1-2 3-H		F9	4	0	0	1	0	0	1
Pete Suder, R (1, 4) OBP: 0.288, SLG: 0.276			K		BB		K		1B	3	0	1	0	1	2	1
Joe Tipton, R (1, 2) OBP: 0.369, SLG: 0.309			L1-3 BB		K		IBB		F8	2	0	0	0	2	1	2
Alex Kellner, R (1, 1) OBP: 0.200, SLG: 0.219			L1-3 1-2		1-3		4-3		K	4	0	0	0	0	1	5
Inning Stats	R: 0 E: 0 K: 0 S: 3 H: 1 LOB: 0 BB: 0 P: 3	R: 0 E: 0 K: 1 S: 5 H: 0 LOB: 0 BB: 0 P: 5	R: 0 E: 0 K: 1 S: 4 H: 0 LOB: 0 BB: 1 P: 8	R: 2 E: 0 K: 0 S: 5 H: 3 LOB: 0 BB: 0 P: 5	R: 0 E: 0 K: 1 S: 5 H: 0 LOB: 1 BB: 1 P: 9	R: 0 E: 0 K: 0 S: 3 H: 0 LOB: 0 BB: 0 P: 3	R: 1 E: 1 K: 1 S: 7 H: 1 LOB: 2 BB: 1 P: 11	R: 0 E: 0 K: 1 S: 6 H: 1 LOB: 2 BB: 0 P: 7	R: 0 E: 0 K: 1 S: 6 H: 1 LOB: 1 BB: 0 P: 6	1B: 5 2B: 2 3B: 0 HR: 1 SF: 0 SAC: 1 DP: 2 HBP: 1	WP: 0 PB: 0 SB: 1 CS: 1 PA: 36					

PITCHER		IP	WLS	BF	H	R	ER	SO	BB	IBB	HBP	BLK	WP	HR	S	P	ERA	WHIP
Mike Garcia, R ERA: 2.9	(1, 1)	7.0	L	27	5	3	3	4	2	1	0	0	0	1	32	44	3.86	1.000
Lou Brissie, L ERA: 3.75	(8, 1)	2.0		9	2	0	0	2	0	0	1	0	0	0	12	13	0.00	1.000

PITCHER	IP	WLS	BF	H	R	ER	SO	BB	IBB	HBP	BLK	WP	HR	S	P	ERA	WHIP

TOP

Philadelphia Athletics @ Cleveland Indians

Cleveland Municipal Stadium, Cleveland, OH

Wed Aug 29 1951, 3:33 AM EDT

Att. 12,019 - Unknown

livebaseballscorecards.com

AB	31
R	3
H	7
RBI	3
BB	3
SO	6
LOB	16

BOTTOM

Philadelphia Athletics @ Cleveland Indians
Cleveland Municipal Stadium, Cleveland, OH
Wed Aug 29 1951, 3:33 AM EDT
Att. 12,019 - Unknown

livebaseballscorecards.com

Batter	1	2	3	4	5	6	7	8	9	AB	R	H	RBI	BB	SO	LOB
Dale Mitchell, L (1, 7) OBP: 0.369, SLG: 0.435	SH5-3 1B		F6		FC4-6 1-2f			E6 4-3 1B		4	0	1	0	0	0	1
Bobby Avila, R (1, 4) OBP: 0.374, SLG: 0.407	SH5-3 1-2		L7		F4			4-3 1-2 1B		3	0	1	0	0	0	1
Al Rosen, R (1, 5) OBP: 0.361, SLG: 0.458	5-3			BBBB FC5 1B BB		F7		SSS K		3	0	0	0	1	1	3
Luke Easter, L (1, 3) OBP: 0.331, SLG: 0.472	SSS K			1-2 1B		4-3		4-3 1-2 2-3		4	0	1	0	0	1	3
Ray Boone, R (1, 6) OBP: 0.315, SLG: 0.330		5-3		F8		F8		5-3		4	0	0	0	0	0	4
Sam Chapman, R (1, 8) OBP: 0.304, SLG: 0.322		1B		F6			L7		F6	4	0	1	0	0	0	2
Bob Kennedy, R (1, 9) OBP: 0.319, SLG: 0.365		F7		FC5 2-3f			BBBB BB		L5	3	0	0	0	1	0	3
Jim Hegan, R (1, 2) OBP: 0.304, SLG: 0.366		F4			F7		F3		6-3	4	0	0	0	0	0	2
Mike Garcia, R (1, 1) OBP: 0.247, SLG: 0.333			F2		FC4-6 1B		F9			2	0	1	0	0	0	0
Birdie Tebbetts, R (7, PH) OBP: 0.274, SLG: 0.325										1	0	0	0	0	0	1
Lou Brissie, L (8, 1) OBP: 0.280, SLG: 0.320										0	0	0	0	0	0	0
Inning Stats	R: 0 H: 1 E: 0 LOB: 1 K: 1 BB: 0 S: 6 P: 6	R: 0 H: 1 E: 0 LOB: 1 K: 0 BB: 0 S: 4 P: 4	R: 0 H: 0 E: 0 LOB: 0 K: 0 BB: 0 S: 3 P: 3	R: 0 H: 1 E: 0 LOB: 2 K: 0 BB: 1 S: 4 P: 8	R: 0 H: 1 E: 0 LOB: 1 K: 0 BB: 0 S: 4 P: 4	R: 0 H: 0 E: 0 LOB: 0 K: 0 BB: 0 S: 3 P: 3	R: 0 H: 0 E: 0 LOB: 1 K: 0 BB: 1 S: 3 P: 7	R: 0 H: 1 E: 1 LOB: 2 K: 1 BB: 0 S: 7 P: 7	R: 0 H: 0 E: 0 LOB: 0 K: 0 BB: 0 S: 3 P: 3	1B: 5 SF: 0 2B: 0 SAC: 1 3B: 0 DP: 0 HR: 0 HBP: 0						

PITCHER	IP	WLS	BF	H	R	ER	SO	BB	IBB	HBP	BLK	WP	HR	S	P	ERA	WHIP
Alex Kellner, L (1, 1) ERA: 4.94	9.0	W	35	5	0	0	2	2	0	0	0	0	0	37	45	0.00	0.778

PITCHER	IP	WLS	BF	H	R	ER	SO	BB	IBB	HBP	BLK	WP	HR	S	P	ERA	WHIP

AB	32
R	0
H	5
RBI	0
BB	2
SO	2
LOB	20

WP: 0 PA: 35
PB: 0
SB: 0
CS: 0

Batter	1	2	3	4	5	6	7	8	9	AB	R	H	RBI	BB	SO	LOB
Eddie Joost, R (1, 6) OBP: 0.410, SLG: 0.456	0-0 2B	4-0 1B BB 1-2 2-3	0-0 1B 2-H			0-0 F8 ①		0-0 G3-6-1 1B		4	0	3	1	1	0	0
Ferris Fain, L (1, 3) OBP: 0.446, SLG: 0.449	0-3 K ①	0-0 1B 1-2 2-H 3-H	0-0 3-1 ③			0-0 E7		0-0 G3-6-1 ①② 1-2f		5	0	1	2	0	1	3
Wally Moses, L (1, 9) OBP: 0.291, SLG: 0.233	4-0 BB	0-3 K ③		0-0 3-1 ①		0-0 F6 ②		0-0 F9 ③		4	0	0	0	1	1	3
Gus Zernial, R (1, 7) OBP: 0.358, SLG: 0.539	0-3 K ②		0-0 1B SH3-4 E 1B	0-0 5-3 ②		0-0 F8 ③			0-0 5-3 ①	5	1	1	0	0	1	3
Hank Majeski, R (1, 5) OBP: 0.357, SLG: 0.421	0-0 6-3 ③		0-0 SH3-4 ① 1-2	0-0 F7 ③			0-0 F8 ①		4-0 BB	3	0	0	0	1	0	2
Dave Philley, S (1, 8) OBP: 0.348, SLG: 0.351		0-0 F8 ①	0-0 BB E 1B 2-3		0-0 3-1 ①		0-0 F8 ②		0-0 F4 ②	5	1	1	0	0	0	1
Pete Suder, R (1, 4) OBP: 0.293, SLG: 0.281		0-0 BB 1B BB 1B	4-0 1B E BB 1-2		0-3 K ②		0-0 2B		0-0 F7 ③	4	2	2	0	1	1	1
Joe Tipton, R (1, 2) OBP: 0.372, SLG: 0.305		4-0 BB 1B BB 1-2	0-3 K ②		0-0 E5		4-0 IBB			2	1	0	0	2	1	3
Morrie Martin, L (1, 1) OBP: 0.240, SLG: 0.208 Carl Scheib, R (8, 1) OBP: 0.442, SLG: 0.612		0-0 F6 ②	0-0 E9 1B 1-H 2-H 3-H		0-0 3-1 ③		0-0 F8 ③			4 0	1 0	0 0	0 0	0 0	0 0	5 0
Inning Stats	R: 0 H: 1 E: 0 LOB: 2 K: 2 BB: 1 S: 8 P: 12	R: 2 H: 2 E: 0 LOB: 2 K: 1 BB: 2 S: 7 P: 15	R: 4 H: 3 E: 1 LOB: 1 K: 1 BB: 1 S: 9 P: 13	R: 0 H: 0 E: 0 LOB: 0 K: 0 BB: 0 S: 3 P: 3	R: 0 H: 0 E: 1 LOB: 1 K: 1 BB: 0 S: 6 P: 6	R: 0 H: 0 E: 1 LOB: 2 K: 0 BB: 0 S: 4 P: 4	R: 0 H: 1 E: 0 LOB: 2 K: 0 BB: 1 S: 4 P: 8	R: 0 H: 1 E: 0 LOB: 0 K: 0 BB: 0 S: 3 P: 3	R: 0 H: 0 E: 0 LOB: 1 K: 0 BB: 1 S: 3 P: 7	1B: 6 SF: 0 2B: 2 SAC: 1 3B: 0 DP: 1 HR: 0 HBP: 0						

TOP

Philadelphia Athletics @ Cleveland Indians

Cleveland Municipal Stadium, Cleveland, OH

Thu Aug 30 1951, 3:33 AM EDT

Att. 10,380 - Unknown

livebaseballscorecards.com

AB	36
R	6
H	8
RBI	3
BB	6
SO	5
LOB	21

WP: 0 PA: 43
PB: 0
SB: 0
CS: 0

PITCHER		IP	WLS	BF	H	R	ER	SO	BB	IBB	HBP	BLK	WP	HR	S	P	ERA	WHIP
Bob Feller, R ERA: 3.29	(1, 1)	2.2	L	19	6	6	2	4	4	0	0	0	0	0	23	39	6.75	3.750
Steve Gromek, R ERA: 2.36	(3, 1)	5.1		20	2	0	0	1	0	1	0	0	0	0	21	25	0.00	0.375
Lou Brissie, L ERA: 3.71	(9, 1)	1.0		4	0	0	0	0	1	0	0	0	0	0	3	7	0.00	1.000

PITCHER		IP	WLS	BF	H	R	ER	SO	BB	IBB	HBP	BLK	WP	HR	S	P	ERA	WHIP

BOTTOM

Philadelphia Athletics @ Cleveland Indians
Cleveland Municipal Stadium, Cleveland, OH
Thu Aug 30 1951, 3:33 AM EDT
Att. 10,380 - Unknown

livebaseballscorecards.com

Batter	1	2	3	4	5	6	7	8	9	AB	R	H	RBI	BB	SO	LOB
Bobby Avila, R (1, 4) OBP: 0.376, SLG: 0.408	FC1-4 1B		F9		F7			FC6-4 1B 1-2		4	0	2	0	0	0	0
Ray Boone, R (1, 6) OBP: 0.312, SLG: 0.328	FC1-4 1-2f		F8			F7		FC6-4 BB HBP 1-2f 2-3		4	0	0	0	0	0	3
Larry Doby, L (1, 8) OBP: 0.436, SLG: 0.551	F5			FC5-4 1B		G3-6-3 1B		BB 1-2 HBP		3	0	2	0	0	0	1
Luke Easter, L (1, 3) OBP: 0.330, SLG: 0.469	F3			F4		G3-6-3 1-2f		BBBB G6-4-3 1-2 2-3 3-H BB		3	0	0	1	1	0	3
Al Rosen, R (1, 5) OBP: 0.360, SLG: 0.456		FC6-4 1B		L7			F7	G6-4-3 1-2f		4	0	1	0	0	0	4
Clarence Maddern, R (1, 7) OBP: 0.200, SLG: 0.200 Barney McCosky, L (9, PH) OBP: 0.376, SLG: 0.451		F9		FC5-4 1-2f			1B 1B		F6	3 1	0 0	1 0	0 0	0 0	0 0	2 0
Bob Kennedy, R (1, 9) OBP: 0.322, SLG: 0.378 Dale Mitchell, L (9, PH) OBP: 0.368, SLG: 0.434		F3	HR				G6-4-3 1-2 1B		F5	3 1	1 0	2 0	1 0	0 0	0 0	1 0
Birdie Tebbetts, R (1, 2) OBP: 0.268, SLG: 0.317 Harry Simpson, L (9, PH) OBP: 0.332, SLG: 0.300		FC6-4 1-2f	F8				G6-4-3 1-2f		BBBB BB	3 0	0 0	0 0	0 0	0 1	0 0	3 0
Bob Feller, R (1, 1) OBP: 0.211, SLG: 0.157 Steve Gromek, S (3, 1) OBP: 0.400, SLG: 0.333 Snuffy Stirnweiss, R (8, PH) OBP: 0.392, SLG: 0.286 Lou Brissie, L (9, 1) OBP: 0.280, SLG: 0.320 Paul Lehner, L (9, PH) OBP: 0.247, SLG: 0.250			SSS K		F8			BBBB FC6-4 1B BB BB	3-1	0 2 0 0 1	0 0 1 0 0	0 0 0 0 0	0 0 0 0 0	0 1 1 0 0	0 0 0 0 0	0 0 0 0 1
Inning Stats	R: 0 H: 1 E: 0 LOB: 1 K: 0 BB: 0 S: 4 P: 4	R: 0 H: 1 E: 0 LOB: 1 K: 0 BB: 0 S: 4 P: 4	R: 0 H: 0 E: 0 LOB: 0 K: 1 BB: 0 S: 5 P: 5	R: 0 H: 1 E: 0 LOB: 1 K: 0 BB: 0 S: 4 P: 4	R: 1 H: 1 E: 0 LOB: 0 K: 0 BB: 0 S: 4 P: 4	R: 0 H: 1 E: 0 LOB: 0 K: 0 BB: 0 S: 3 P: 3	R: 0 H: 2 E: 0 LOB: 1 K: 0 BB: 0 S: 4 P: 4	R: 1 H: 1 E: 0 LOB: 2 K: 0 BB: 2 S: 3 P: 12	R: 0 H: 0 E: 0 LOB: 1 K: 0 BB: 1 S: 3 P: 7	1B: 7 SF: 0 2B: 0 SAC: 0 3B: 0 DP: 3 HR: 1 HBP: 1						

	AB	32
	R	2
	H	8
	RBI	2
	BB	3
	SO	1
	LOB	18

PITCHER		IP	WLS	BF	H	R	ER	SO	BB	IBB	HBP	BLK	WP	HR	S	P	ERA	WHIP
Morrie Martin, L ERA: 3.81	(1, 1)	7.1	W	31	8	2	2	1	2	0	1	0	0	1	30	39	2.46	1.364
Carl Scheib, R ERA: 4.57	(8, 1)	1.2	S	5	0	0	0	0	1	0	0	0	0	0	4	8	0.00	0.600

PITCHER	IP	WLS	BF	H	R	ER	SO	BB	IBB	HBP	BLK	WP	HR	S	P	ERA	WHIP

Batter	1	2	3	4	5	6	7	8	9	AB	R	H	RBI	BB	SO	LOB
Bobby Young, L (1, 4) OBP: 0.319, SLG: 0.331	S S S 0-3 ① K		x 0-0 2B F8 1B	B B B B 4-0 BB		x 0-0 G4-6-3 1B		x 0-0 ② FC5-6 WP 1-2f		4	1	2	0	1	1	1
Jim Delsing, L (1, 8) OBP: 0.350, SLG: 0.376	x 0-0 ② 1-3		x 0-0 ① F6	x 0-0 ③ F9		x 0-0 ②③ G4-6-3 1-2f		x 0-0 ③ F7 1-2		5	0	0	0	0	0	5
Matt Batts, R (1, 2) OBP: 0.358, SLG: 0.455	x 0-0 HBP 1B		x 0-0 1-3 1B 2B		x 0-0 ① F8		S S S 0-3 ① K		B B B B 4-0 FC1-6 BB	4	1	2	0	1	1	0
Cliff Mapes, L (1, 9) OBP: 0.313, SLG: 0.376	H 1-0 1-2 HBP		B B B B 4-0 1B BB		x 0-0 ② F9		x 0-0 ② F8		x 0-0 ① FC1-6 1B 1-2f 1B	3	1	0	0	1	0	1
Ken Wood, R (1, 7) OBP: 0.287, SLG: 0.412	x 0-0 ③ F4		x 0-0 ② F8 3-H		B B B B 4-0 HR BB		B B B B 4-0 BB		x 0-0 1B 1-2 1B	3	1	1	1	2	0	4
Hank Arft, L (1, 3) OBP: 0.357, SLG: 0.431		S S S 0-3 ① K	x 0-0 1-3 2-H 1B		x 0-0 1-H HR		x 0-0 ③ G3		x 0-0 G4-6-3 1-2 2-H 1B	5	1	3	4	0	1	1
Fred Marsh, R (1, 5) OBP: 0.284, SLG: 0.309		S S S 0-3 ② K	S S S 0-3 ③ K		S S S 0-3 ③ K			x 0-0 HR	x 0-0 ②③ G4-6-3 1-2f	5	1	1	1	0	3	4
Bill Jennings, R (1, 6) OBP: 0.248, SLG: 0.252		B B B B 4-0 BB		x 0-0 ① 1-3		x 0-0 SH3 1B		S S S 0-3 ① K2-3		3	0	1	0	1	1	0
Jim McDonald, R (1, 1) OBP: 0.217, SLG: 0.273 Satchel Paige, R (9, 1)		x 0-0 ③ 4-3		x 0-0 ② 4-3		x 0-0 ① SH3 1-2		x 0-0 FC5-6 1B		3	0	1	0	0	0	1
										0	0	0	0	0	0	0
Inning Stats	R: 0 H: 1 E: 0 LOB: 2 K: 1 BB: 0 S: 6 P: 7	R: 0 H: 0 E: 0 LOB: 1 K: 2 BB: 1 S: 7 P: 11	R: 2 H: 3 E: 0 LOB: 2 K: 1 BB: 1 S: 8 P: 12	R: 0 H: 0 E: 0 LOB: 1 K: 0 BB: 1 S: 3 P: 7	R: 2 H: 1 E: 0 LOB: 0 K: 1 BB: 1 S: 6 P: 10	R: 0 H: 2 E: 0 LOB: 1 K: 0 BB: 0 S: 4 P: 4	R: 0 H: 0 E: 0 LOB: 1 K: 1 BB: 1 S: 5 P: 9	R: 1 H: 2 E: 0 LOB: 1 K: 1 BB: 0 S: 7 P: 7	R: 1 H: 2 E: 0 LOB: 1 K: 0 BB: 1 S: 4 P: 8	1B: 8 SF: 0 2B: 1 SAC: 1 3B: 0 DP: 2 HR: 2 HBP: 1						

PITCHER		IP	WLS	BF	H	R	ER	SO	BB	IBB	HBP	BLK	WP	HR	S	P	ERA	WHIP
Bob Lemon, R ERA: 3.65	(1, 1)	7.1	L	36	9	5	5	7	5	0	1	0	0	2	44	65	6.14	1.909
Lou Brissie, L ERA: 3.74	(8, 1)	1.2		7	2	1	1	0	1	0	0	0	1	0	6	10	5.40	1.800

PITCHER	IP	WLS	BF	H	R	ER	SO	BB	IBB	HBP	BLK	WP	HR	S	P	ERA	WHIP

TOP

St. Louis Browns @ Cleveland Indians

Cleveland Municipal Stadium, Cleveland, OH

Fri Aug 31 1951, 3:33 AM EDT
Att. 23,088 - Unknown

livebaseballscorecards.com

AB	35
R	6
H	11
RBI	6
BB	6
SO	7
LOB	17

Batter	1	2	3	4	5	6	7	8	9	AB	R	H	RBI	BB	SO	LOB
Dale Mitchell, L (1, 7) OBP: 0.364, SLG: 0.429	4-3		4-3		F8		F7		F6	5	0	0	0	0	0	4
Bobby Avila, R (1, 4) OBP: 0.376, SLG: 0.406	3-1 BB		FC4-6 1B		F7			1-4-3	FC5-4 S 1-2f 2-3 3-H	4	0	1	1	1	0	3
Larry Doby, L (1, 8) OBP: 0.434, SLG: 0.545	3-1 1-2		FC4-6 1-2f			F9		FC3-6 BB	K 1-2	4	0	0	0	1	1	4
Luke Easter, L (1, 3) OBP: 0.327, SLG: 0.464	3-1		4-3			L8		FC3-6 BB 1-2f		4	0	0	0	0	0	3
Al Rosen, R (1, 5) OBP: 0.361, SLG: 0.455		5-3		FC4-6 1B		5-3			BB 1-2	3	0	1	0	1	0	0
Barney McCosky, L (1, 9) OBP: 0.371, SLG: 0.442		E5 BB		FC4-6 G6-4-3 1-2f			L8-6 E 1B	F9		4	0	1	0	0	0	3
Ray Boone, R (1, 6) OBP: 0.313, SLG: 0.327 Paul Lehner, L (7, PH) OBP: 0.246, SLG: 0.249 Birdie Tebbetts, R (8, 2) OBP: 0.273, SLG: 0.322		BB 1-2		G6-4-3 1-2f			E3 1-2 HR		BB 1B FC5-4 1B	1	0	0	0	1	0	1
										1	1	0	0	0	0	1
										1	1	1	0	0	0	0
Jim Hegan, R (1, 2) OBP: 0.305, SLG: 0.365 Harry Simpson, L (7, PH) OBP: 0.331, SLG: 0.299 Merl Combs, L (8, 6) OBP: 0.217, SLG: 0.273		F7			BB		L8-6 2-3		FC5-4 BB 1-2 1B	1	0	0	0	1	0	2
										1	0	0	0	0	0	2
										1	0	1	0	0	0	0
Bob Lemon, L (1, 1) OBP: 0.258, SLG: 0.353 Lou Brissie, L (8, 1) OBP: 0.280, SLG: 0.320 Early Wynn, S (9, PH) OBP: 0.267, SLG: 0.333 Snuffy Stirnweiss, R (9, PR) OBP: 0.392, SLG: 0.286		F2			F5		1-H HR		FC5-4 1-2 2-3 BB	3	1	1	2	0	0	3
										0	0	0	0	0	0	0
										0	0	0	0	1	0	0
										0	0	0	0	0	0	0
Inning Stats	R: 0 E: 0 K: 0 S: 3 H: 0 LOB: 1 BB: 1 P: 7	R: 0 E: 1 K: 0 S: 4 H: 0 LOB: 2 BB: 1 P: 8	R: 0 E: 0 K: 0 S: 4 H: 1 LOB: 1 BB: 0 P: 4	R: 0 E: 0 K: 0 S: 3 H: 1 LOB: 0 BB: 0 P: 3	R: 0 E: 0 K: 0 S: 3 H: 0 LOB: 1 BB: 1 P: 7	R: 0 E: 0 K: 0 S: 3 H: 0 LOB: 0 BB: 0 P: 3	R: 2 E: 1 K: 0 S: 5 H: 2 LOB: 0 BB: 0 P: 5	R: 0 E: 0 K: 0 S: 3 H: 0 LOB: 2 BB: 2 P: 11	R: 1 E: 0 K: 1 S: 7 H: 2 LOB: 3 BB: 1 P: 11	1B: 5 2B: 1 3B: 0 HR: 1 SF: 0 SAC: 0 DP: 2 HBP: 0							

PITCHER		IP	WLS	BF	H	R	ER	SO	BB	IBB	HBP	BLK	WP	HR	S	P	ERA	WHIP
Jim McDonald, R ERA: 4.04	(1, 1)	8.0	W	35	6	3	3	0	5	0	0	0	0	1	30	50	3.38	1.375
Satchel Paige, R ERA: 6.26	(9, 1)	1.0	S	4	0	0	0	1	1	0	0	0	0	0	5	9	0.00	1.000

PITCHER	IP	WLS	BF	H	R	ER	SO	BB	IBB	HBP	BLK	WP	HR	S	P	ERA	WHIP

BOTTOM

St. Louis Browns @ Cleveland Indians

Cleveland Municipal Stadium, Cleveland, OH

Fri Aug 31 1951, 3:33 AM EDT

Att. 23,088 - Unknown

AB	33
R	3
H	6
RBI	3
BB	6
SO	1
LOB	26

PA: 39

WP: 0 PB: 0 SB: 1 CS: 0

livebaseballscorecards.com

Batter	1	2	3	4	5	6	7	8	9	AB	R	H	RBI	BB	SO	LOB
Bobby Young, L (1, 4) OBP: 0.321, SLG: 0.335	4-3		4-3		SH1-3 2-3		BBB 4-0 1-4-6-3 BB		3B	3	0	1	0	1	0	0
Jim Delsing, L (1, 8) OBP: 0.346, SLG: 0.371	F9		F5		FC5-2-5 3-H		G1-4-6-3 1-2f		1-3	5	0	0	0	0	0	3
Sherm Lollar, R (1, 2) OBP: 0.370, SLG: 0.416	K		5-3		F8			BBBB 4-0 G3 BB		3	0	0	0	1	1	1
Cliff Mapes, L (1, 9) OBP: 0.311, SLG: 0.373		2-3 1B 1B		4-3		G3		G3 1-2		4	1	1	0	0	0	1
Ken Wood, R (1, 7) OBP: 0.290, SLG: 0.413		2-3 1-2		2B 1B		1B 1B		F3		4	0	2	0	0	0	2
Hank Arft, L (1, 3) OBP: 0.356, SLG: 0.426		5-3		F7		F7		IBB		3	0	0	0	1	0	3
Fred Marsh, R (1, 5) OBP: 0.289, SLG: 0.317		1B S 2-H 1B		1-3 2B		1-2 1B		F9		4	0	3	1	0	0	2
Bill Jennings, R (1, 6) OBP: 0.250, SLG: 0.254 Matt Batts, R (9, PH) OBP: 0.356, SLG: 0.453		1-3 1B		SSS K		1-3			SSS K	3 1	0 0	1 0	0 0	0 0	1 1	4 0
Tommy Byrne, L (1, 1) OBP: 0.280, SLG: 0.388		L4			SH1-3 FC5-2-5 2B		SSS K		G3	4	0	1	0	0	1	2
Inning Stats	R: 0 E: 0 K: 1 S: 5 H: 0 LOB: 0 BB: 0 P: 5	R: 1 E: 0 K: 0 S: 6 H: 3 LOB: 2 BB: 0 P: 6	R: 0 E: 0 K: 0 S: 3 H: 0 LOB: 0 BB: 0 P: 3	R: 0 E: 0 K: 1 S: 7 H: 2 LOB: 2 BB: 0 P: 7	R: 0 E: 0 K: 0 S: 4 H: 1 LOB: 1 BB: 0 P: 4	R: 0 E: 0 K: 0 S: 5 H: 2 LOB: 2 BB: 0 P: 5	R: 0 E: 0 K: 1 S: 4 H: 0 LOB: 0 BB: 1 P: 8	R: 0 E: 0 K: 0 S: 3 H: 0 LOB: 2 BB: 2 P: 11	R: 0 E: 0 K: 1 S: 6 H: 1 LOB: 1 BB: 0 P: 6	1B: 6 2B: 2 3B: 1 HR: 0	SF: 0 SAC: 1 DP: 1 HBP: 0					

PITCHER	IP	WLS	BF	H	R	ER	SO	BB	IBB	HBP	BLK	WP	HR	S	P	ERA	WHIP
Early Wynn, R (1, 1) ERA: 3.08	9.0	W	38	9	1	1	4	2	1	0	0	0	0	43	55	1.00	1.222

PITCHER	IP	WLS	BF	H	R	ER	SO	BB	IBB	HBP	BLK	WP	HR	S	P	ERA	WHIP

TOP

St. Louis Browns @ Cleveland Indians

Cleveland Municipal Stadium, Cleveland, OH

Sat Sep 01 1951, 3:33 AM EDT
Att. 19,793 - Unknown

livebaseballscorecards.com

AB	34
R	1
H	9
RBI	1
BB	3
SO	4
LOB	18

BOTTOM

St. Louis Browns @ Cleveland Indians

Cleveland Municipal Stadium, Cleveland, OH

Sat Sep 01 1951, 3:33 AM EDT

Att. 19,793 - Unknown

livebaseballscorecards.com

Batter	1	2	3	4	5	6	7	8	9	AB	R	H	RBI	BB	SO	LOB
Dale Mitchell, L (1, 7) OBP: 0.364, SLG: 0.431	6-3	2B			FC5-4 BB 1B		3-1	G6-4-3 1-2f		5	0	2	0	0	0	1
Bobby Avila, R (1, 4) OBP: 0.377, SLG: 0.406	1B 1B BB BB	5-3			F8		1B BB 4-3 1B			3	2	1	0	1	0	2
Larry Doby, L (1, 8) OBP: 0.437, SLG: 0.545	BB 1B 1-2 1B		G3		FC5-4 1-2 BB		4-3 1B 1-2 BB			2	0	1	0	2	0	0
Al Rosen, R (1, 5) OBP: 0.364, SLG: 0.456	BB 1-2 2-3 1B		G3-6-3 BB		FC5-4 1-2f 2-3		4-3 1-2 2-3 1B			3	0	2	0	1	0	2
Luke Easter, L (1, 3) OBP: 0.326, SLG: 0.460	1-2 2-3 3-H BB		G3-6-3 1-2f		K		4-3 1-2 2-3 3-H			3	0	0	2	1	1	5
Barney McCosky, L (1, 9) OBP: 0.376, SLG: 0.433 Bob Kennedy, R (8, 9) OBP: 0.322, SLG: 0.378	F4			SH2-4 BB		4-3	BB			2 0	0 0	0 0	0 0	2 0	0 0	3 0
Ray Boone, R (1, 6) OBP: 0.313, SLG: 0.325	F2			SH2-4 1-2		BB	F3			2	0	0	0	1	0	6
Jim Hegan, R (1, 2) OBP: 0.304, SLG: 0.362		6-3		K		G5-4-3 1-2 BB		K		3	0	0	0	1	2	1
Early Wynn, S (1, 1) OBP: 0.266, SLG: 0.322		F4		1-3		G5-4-3 1-2f		G6-4-3 BB		3	0	0	0	1	0	3
Inning Stats	R: 1 H: 2 E: 0 LOB: 3 K: 0 BB: 2 S: 5 P: 13	R: 0 H: 1 E: 0 LOB: 1 K: 0 BB: 0 S: 4 P: 4	R: 0 H: 0 E: 0 LOB: 0 K: 0 BB: 1 S: 2 P: 6	R: 0 H: 0 E: 0 LOB: 1 K: 1 BB: 1 S: 5 P: 9	R: 0 H: 1 E: 0 LOB: 2 K: 1 BB: 1 S: 6 P: 10	R: 0 H: 0 E: 0 LOB: 1 K: 0 BB: 2 S: 2 P: 10	R: 1 H: 2 E: 0 LOB: 3 K: 0 BB: 2 S: 5 P: 13	R: 0 H: 0 E: 0 LOB: 0 K: 1 BB: 1 S: 4 P: 8		1B: 5 SF: 0 2B: 1 SAC: 1 3B: 0 DP: 3 HR: 0 HBP: 0						

	AB	26
	R	2
	H	6
	RBI	2
	BB	10
	SO	3
	LOB	23

WP: 0 PA: 37
PB: 0
SB: 0
CS: 0

PITCHER	IP	WLS	BF	H	R	ER	SO	BB	IBB	HBP	BLK	WP	HR	S	P	ERA	WHIP
Tommy Byrne, L (1, 1) ERA: 4.55	8.0	L	37	6	2	2	3	10	0	0	0	0	0	33	73	2.25	2.000

PITCHER	IP	WLS	BF	H	R	ER	SO	BB	IBB	HBP	BLK	WP	HR	S	P	ERA	WHIP

Batter	1	2	3	4	5	6	7	8	9	AB	R	H	RBI	BB	SO	LOB
Bobby Young, L (1, 4) OBP: 0.320, SLG: 0.335	FC5-4 1B			5-3		FC3-6 1-2f			K	4	0	1	0	0	1	1
Jim Delsing, L (1, 8) OBP: 0.345, SLG: 0.372	FC5-4 CS 1-2f			F8		4-3			1B WP 2B	4	1	1	0	0	0	2
Matt Batts, R (1, 2) OBP: 0.350, SLG: 0.444	F4 1-2			F7			F5		F9	4	0	0	0	0	0	2
Cliff Mapes, L (1, 9) OBP: 0.316, SLG: 0.376		K			1-3		1B		2-3 1B	4	0	2	0	0	1	0
Ken Wood, R (1, 7) OBP: 0.286, SLG: 0.408		F8			F5		F8		3-H F8	4	0	0	0	0	0	2
Hank Arft, L (1, 3) OBP: 0.359, SLG: 0.429		CS 1B			FC6-4 1B		K			3	0	2	0	0	1	1
Fred Marsh, R (1, 5) OBP: 0.287, SLG: 0.315		CS 1-2	K		FC6-4 1-2f			F7		3	0	0	0	0	1	1
Bill Jennings, R (1, 6) OBP: 0.247, SLG: 0.250 Tommy Byrne, L (8, PH) OBP: 0.275, SLG: 0.380 Bud Thomas, R (8, 6)			K			K		F9		2 1 0	0 0 0	0 0 0	0 0 0	0 0 0	2 0 0	0 0 0
Ned Garver, R (1, 1) OBP: 0.359, SLG: 0.380			6-3			FC3-6 1B		F4		3	0	1	0	0	0	0
Inning Stats	R: 0 E: 0 K: 0 S: 3 H: 1 LOB: 0 BB: 0 P: 3	R: 0 E: 0 K: 1 S: 5 H: 1 LOB: 0 BB: 0 P: 5	R: 0 E: 0 K: 2 S: 7 H: 0 LOB: 0 BB: 0 P: 7	R: 0 E: 0 K: 0 S: 3 H: 0 LOB: 0 BB: 0 P: 3	R: 0 E: 0 K: 0 S: 4 H: 1 LOB: 1 BB: 0 P: 4	R: 0 E: 0 K: 1 S: 6 H: 1 LOB: 1 BB: 0 P: 6	R: 0 E: 0 K: 1 S: 6 H: 1 LOB: 1 BB: 0 P: 6	R: 0 E: 0 K: 0 S: 3 H: 0 LOB: 0 BB: 0 P: 3	R: 1 E: 0 K: 1 S: 7 H: 2 LOB: 1 BB: 0 P: 7	1B: 6 2B: 1 3B: 0 HR: 0 SF: 0 SAC: 0 DP: 0 HBP: 0						

PITCHER	IP	WLS	BF	H	R	ER	SO	BB	IBB	HBP	BLK	WP	HR	S	P	ERA	WHIP
Mike Garcia, R (1, 1) ERA: 2.83	9.0	W	32	7	1	1	6	0	0	0	0	1	0	44	44	1.00	0.778

PITCHER	IP	WLS	BF	H	R	ER	SO	BB	IBB	HBP	BLK	WP	HR	S	P	ERA	WHIP

TOP

St. Louis Browns @ Cleveland Indians

Cleveland Municipal Stadium, Cleveland, OH

Sun Sep 02 1951, 3:33 AM EDT

Att. 21,381 - Unknown

livebaseballscorecards.com

AB	32
R	1
H	7
RBI	0
BB	0
SO	6
LOB	9

WP: 1 PA: 33
PB: 0
SB: 0
CS: 2

Batter	1	2	3	4	5	6	7	8	9	AB	R	H	RBI	BB	SO	LOB
Dale Mitchell, L (1, 7) OBP: 0.361, SLG: 0.427	F7		G1		4-3		F5			4	0	0	0	0	0	0
Bobby Avila, R (1, 4) OBP: 0.378, SLG: 0.413	4-3		HR, 1B		F7		HR			4	2	2	1	0	0	0
Larry Doby, L (1, 8) OBP: 0.438, SLG: 0.546	BB, 1B		1-H, HR		G3		4-3			1	0	1	0	0	0	0
Harry Simpson, L (1, PR) (2, 8) OBP: 0.331, SLG: 0.310										3	1	1	2	0	0	0
Al Rosen, R (1, 5) OBP: 0.367, SLG: 0.464	B B B B, 1-2, BB		HR			G4-6-3, 1B		F6		3	1	2	1	1	0	0
Luke Easter, L (1, 3) OBP: 0.328, SLG: 0.468	L4		HR			1-2f, G4-6-3		1B, 1B		4	1	2	1	0	0	3
Barney McCosky, L (1, 9) OBP: 0.381, SLG: 0.436		3-1	4-3			1B, 1B		1-2, 1B		4	0	2	0	0	0	0
Ray Boone, R (1, 6) OBP: 0.313, SLG: 0.325		6-3	F8			1-2, 1B		S S S, K		4	0	1	0	0	1	2
Jim Hegan, R (1, 2) OBP: 0.301, SLG: 0.358		L6	L5			F5		F5		4	0	0	0	0	0	4
Mike Garcia, R (1, 1) OBP: 0.238, SLG: 0.321			F8				S S S, K			3	0	0	0	0	1	0
Inning Stats	R: 0 E: 0 K: 0 S: 4 H: 1 LOB: 2 P: 8	R: 0 E: 0 K: 0 S: 3 H: 0 LOB: 0 P: 3	R: 4 E: 0 K: 0 S: 7 H: 4 LOB: 0 P: 7	R: 0 E: 0 K: 0 S: 3 H: 0 LOB: 0 P: 3	R: 0 E: 0 K: 0 S: 3 H: 0 LOB: 0 P: 3	R: 0 E: 0 K: 0 S: 5 H: 3 LOB: 2 P: 5	R: 1 E: 0 K: 1 S: 6 H: 1 LOB: 0 P: 6	R: 0 E: 0 K: 1 S: 7 H: 2 LOB: 2 P: 7		1B: 7 2B: 0 3B: 0 HR: 4	SF: 0 SAC: 0 DP: 1 HBP: 0						

PITCHER	IP	WLS	BF	H	R	ER	SO	BB	IBB	HBP	BLK	WP	HR	S	P	ERA	WHIP
Ned Garver, R (1, 1) ERA: 4.16	8.0	L	35	11	5	5	2	1	0	0	0	0	4	38	42	5.62	1.500

PITCHER	IP	WLS	BF	H	R	ER	SO	BB	IBB	HBP	BLK	WP	HR	S	P	ERA	WHIP

BOTTOM

St. Louis Browns @ Cleveland Indians

Cleveland Municipal Stadium, Cleveland, OH

Sun Sep 02 1951, 3:33 AM EDT

Att. 21,381 - Unknown

livebaseballscorecards.com

AB	34
R	5
H	11
RBI	5
BB	1
SO	2
LOB	9

Chicago White Sox @ Cleveland Indians

Cleveland Municipal Stadium, Cleveland, OH

Mon Sep 03 1951, 3:33 AM EDT

Unknown

TOP

livebaseballscorecards.com

Batter	1	2	3	4	5	6	7	8	9	AB	R	H	RBI	BB	SO	LOB
Bob Dillinger, R (1, 5) OBP: 0.334, SLG: 0.350	1B		F9	FC1-5 2-3		F7			4-3	5	0	1	0	0	0	2
Nellie Fox, L (1, 4) OBP: 0.368, SLG: 0.417	F5		BB 1B 2B	F9			F9		1-3	5	1	1	0	0	0	2
Minnie Minoso, R (1, 7) OBP: 0.418, SLG: 0.504	1-3 1B		BBBB BB 1B BB		F9		F8			1	0	1	0	0	0	0
Al Zarilla, L (3, PH) OBP: 0.365, SLG: 0.401 (3, 9)										2	1	0	0	1	0	0
Eddie Robinson, L (1, 3) OBP: 0.380, SLG: 0.493	SSS K		SSS K		G4-6-3 1B		F4			4	0	1	0	0	2	4
Ray Coleman, L (1, 9) OBP: 0.331, SLG: 0.415 (3, 7)	IIII IBB		BBBB 1-2 2-3 1B BB		G4-6-3 1-2f			G3 2B		2	0	1	0	2	0	1
Jim Busby, R (1, 8) OBP: 0.356, SLG: 0.373	SSS K		1-2 2-H 3-H 1B			F3		L5		4	0	1	2	0	1	4
Bud Sheely, L (1, 2) OBP: 0.232, SLG: 0.175		F6	4-3			6-3 1B 2B		G3 2-3		1	0	0	0	0	0	0
Bud Stewart, L (3, PH) OBP: 0.359, SLG: 0.451										1	0	0	0	0	0	2
Gus Niarhos, R (3, 2) OBP: 0.411, SLG: 0.277										2	1	1	0	0	0	1
Chico Carrasquel, R (1, 6) OBP: 0.329, SLG: 0.335		F7		FC1-5 SH1-4 1B		6-3 2-3		F7		4	0	1	0	0	0	2
Lou Kretlow, R (1, 1) OBP: 0.139, SLG: 0.114		4-3		SH1-4 1-2		3-H 1B			5-3	1	0	0	0	0	0	0
Ross Grimsley, L (2, 1)										0	0	0	0	0	0	0
Floyd Baker, L (6, PH) OBP: 0.383, SLG: 0.316										1	0	1	1	0	0	0
Howie Judson, R (6, 1) OBP: 0.192, SLG: 0.125										0	0	0	0	0	0	0
Phil Masi, R (9, PH) OBP: 0.361, SLG: 0.394										1	0	0	0	0	0	0

	AB	R	H	RBI	BB	SO	LOB
	34	3	9	3	3	3	18

Inning Stats	1	2	3	4	5	6	7	8	9
R	0	0	2	0	0	1	0	0	0
E	0	0	0	0	0	0	0	0	0
K	2	0	1	0	0	0	0	0	0
S	9	3	7	4	3	5	3	4	3
H	2	0	2	1	1	2	0	1	0
LOB	3	0	2	1	0	1	0	1	0
BB	1	0	2	0	0	0	0	0	0
P	13	3	15	4	3	5	3	4	3

	1B	SF	WP	PA
	6	0	0	38
	2B	SAC	PB	
	3	1	0	
	3B	DP	SB	
	0	1	0	
	HR	HBP	CS	
	0	0	0	

PITCHER		IP	WLS	BF	H	R	ER	SO	BB	IBB	HBP	BLK	WP	HR	S	P	ERA	WHIP
Bob Feller, R ERA: 3.3	(1, 1)	8.0	W	35	9	3	3	3	2	1	0	0	0	0	38	50	3.38	1.375
Mike Garcia, R ERA: 2.81	(9, 1)	1.0	S	3	0	0	0	0	0	0	0	0	0	0	3	3	0.00	0.000

Batter	1	2	3	4	5	6	7	8	9	AB	R	H	RBI	BB	SO	LOB
Dale Mitchell, L (1, 7) OBP: 0.364, SLG: 0.430	1B 2B	FC4-6 BB 1-2 2-H 3-H 1B		BBBB 9-3 BB	SSS K		F7			4	1	2	2	1	1	3
Bobby Avila, R (1, 4) OBP: 0.380, SLG: 0.413	2-H 1B	BBBB FC4-6 1-2 2-3 BB		9-3 1-2f	F3			BBBB E BB		3	0	1	1	2	0	4
Harry Simpson, L (1, 8) OBP: 0.332, SLG: 0.309	1B	FC4-6 BB 1-2f 2-3		BBBB 1B BB	SSS K			F8		4	0	1	0	1	1	6
Al Rosen, R (1, 5) OBP: 0.367, SLG: 0.462	SSS K	BBBB 1-2 BB		1-2 1B		5-3		SSS K		4	0	1	0	1	2	2
Luke Easter, L (1, 3) OBP: 0.326, SLG: 0.465	F7	F8		F9		1B		E4 1-3		5	0	1	0	0	0	7
Barney McCosky, L (1, 9) OBP: 0.393, SLG: 0.442 Bob Kennedy, R (8, 9) OBP: 0.321, SLG: 0.377		1B 1B 1B 6-3 1B			BBB 1B 1B BB BB	F9		F4		3 1	2 0	2 0	0 0	1 0	0 0	1 2
Ray Boone, R (1, 6) OBP: 0.314, SLG: 0.326	BB 1B 1B 1-2 1B	6-3 1-2			BB 1B 1-2 1B	F8				4	1	2	0	0	0	2
Jim Hegan, R (1, 2) OBP: 0.303, SLG: 0.359		BB 1B 1-2 2-H 1B F3			BB 1-2 2-3 1B		L9			4	1	2	1	0	0	1
Bob Feller, R (1, 1) OBP: 0.225, SLG: 0.153 Mike Garcia, R (9, 1) OBP: 0.238, SLG: 0.321		BBBB BB 1B 1-2 2-3 BB SSS K			BBBB 1-2 2-3 3-H BB		SSS K			2 0	0 0	0 0	1 0	2 0	2 0	1 0
Inning Stats	R: 1 H: 3 E: 0 LOB: 1 K: 1 BB: 0 S: 7 P: 7	R: 3 H: 4 E: 0 LOB: 3 K: 0 BB: 3 S: 6 P: 18	R: 0 H: 1 E: 0 LOB: 1 K: 1 BB: 0 S: 6 P: 6	R: 0 H: 1 E: 0 LOB: 2 K: 0 BB: 2 S: 3 P: 11	R: 1 H: 2 E: 0 LOB: 3 K: 2 BB: 2 S: 9 P: 17	R: 0 H: 1 E: 0 LOB: 1 K: 0 BB: 0 S: 4 P: 4	R: 0 H: 0 E: 0 LOB: 0 K: 1 BB: 0 S: 5 P: 5	R: 0 H: 0 E: 1 LOB: 2 K: 1 BB: 1 S: 6 P: 10		1B: 11 SF: 0 2B: 2 SAC: 0 3B: 0 DP: 1 HR: 0 HBP: 0				WP: 0 PA: 42 PB: 0 SB: 0 CS: 0		

PITCHER		IP	WLS	BF	H	R	ER	SO	BB	IBB	HBP	BLK	WP	HR	S	P	ERA	WHIP
Lou Kretlow, R ERA: 4.37	(1, 1)	1.0	L	9	6	4	4	1	1	0	0	0	0	0	10	14	36.00	7.000
Ross Grimsley, L ERA: 2.25	(2, 1)	4.0		21	5	1	1	3	6	0	0	0	0	0	21	45	2.25	2.750
Howie Judson, R ERA: 3.97	(6, 1)	3.0		12	1	0	0	2	1	0	0	0	0	0	15	19	0.00	0.667

PITCHER	IP	WLS	BF	H	R	ER	SO	BB	IBB	HBP	BLK	WP	HR	S	P	ERA	WHIP

BOTTOM

Chicago White Sox @ Cleveland Indians

Cleveland Municipal Stadium, Cleveland, OH

Mon Sep 03 1951, 3:33 AM EDT

Unknown

livebaseballscorecards.com

AB	34
R	5
H	12
RBI	5
BB	8
SO	6
LOB	29

Batter	1	2	3	4	5	6	7	8	9	AB	R	H	RBI	BB	SO	LOB
Bob Dillinger, R (1, 5) OBP: 0.330, SLG: 0.346	6-3		F8			6-3			F9	4	0	0	0	0	0	1
Nellie Fox, L (1, 4) OBP: 0.366, SLG: 0.414	L3		4-3			F8			F8	4	0	0	0	0	0	1
Jim Busby, R (1, 8) OBP: 0.353, SLG: 0.370	F6			5-3		K2-3			6-3	4	0	0	0	0	1	0
Eddie Robinson, L (1, 3) OBP: 0.378, SLG: 0.490		4-1		F6			F9			3	0	0	0	0	0	0
Ray Coleman, L (1, 7) OBP: 0.331, SLG: 0.421		HR		F3			1-3			3	1	1	1	0	0	0
Al Zarilla, L (1, 9) OBP: 0.362, SLG: 0.398		F6			F8		1-3			3	0	0	0	0	0	0
Gus Niarhos, R (1, 2) OBP: 0.412, SLG: 0.275 Floyd Baker, L (8, PH) OBP: 0.388, SLG: 0.323 Phil Masi, R (8, 2) OBP: 0.361, SLG: 0.394		F7			BB			G4-6-3 1B		1 1 0	0 0 0	0 1 0	0 0 0	1 0 0	0 0 0	0 0 0
Chico Carrasquel, R (1, 6) OBP: 0.328, SLG: 0.333 Bud Stewart, L (8, PH) OBP: 0.357, SLG: 0.449 Joe Demaestri, R (8, 6) OBP: 0.171, SLG: 0.150			F8		F3			G4-6-3 1-2f		2 1 0	0 0 0	0 0 0	0 0 0	0 0 0	0 0 0	1 1 0
Harry Dorish, R (1, 1) OBP: 0.241, SLG: 0.310 Howie Judson, R (1, 1) OBP: 0.207, SLG: 0.148			1B		K			K		0 3	0 0	0 1	0 0	0 0	0 2	0 1
Inning Stats	R: 0 E: 0 K: 0 S: 3	H: 0 LOB: 0 BB: 0 P: 3	R: 1 E: 0 K: 0 S: 4	H: 1 LOB: 0 BB: 0 P: 4	R: 0 E: 0 K: 0 S: 4	H: 1 LOB: 1 BB: 0 P: 4	R: 0 E: 0 K: 0 S: 3	H: 0 LOB: 0 BB: 0 P: 3	R: 0 E: 0 K: 1 S: 5	H: 0 LOB: 0 BB: 1 P: 9	R: 0 E: 0 K: 1 S: 5	H: 0 LOB: 0 BB: 0 P: 5	R: 0 E: 0 K: 0 S: 3	H: 0 LOB: 0 BB: 0 P: 3	R: 0 E: 0 K: 1 S: 5	H: 1 LOB: 0 BB: 0 P: 5	R: 0 E: 0 K: 0 S: 3	H: 0 LOB: 0 BB: 0 P: 3	1B: 2 2B: 0 3B: 0 HR: 1	SF: 0 SAC: 0 DP: 1 HBP: 0	WP: 0 PB: 0 SB: 0 CS: 0	PA: 30

PITCHER	IP	WLS	BF	H	R	ER	SO	BB	IBB	HBP	BLK	WP	HR	S	P	ERA	WHIP
Steve Gromek, R (1, 1) ERA: 2.23	9.0	W	30	3	1	1	3	1	0	0	0	0	1	35	39	1.00	0.444

PITCHER	IP	WLS	BF	H	R	ER	SO	BB	IBB	HBP	BLK	WP	HR	S	P	ERA	WHIP

TOP

Chicago White Sox @ Cleveland Indians

Cleveland Municipal Stadium, Cleveland, OH

Mon Sep 03 1951, 3:38 AM EDT

Att. 37,362 - Unknown

livebaseballscorecards.com

AB	29
R	1
H	3
RBI	1
BB	1
SO	3
LOB	5

BOTTOM

Chicago White Sox @ Cleveland Indians

Cleveland Municipal Stadium, Cleveland, OH

Mon Sep 03 1951, 3:38 AM EDT

Att. 37,362 - Unknown

livebaseballscorecards.com

Batter	1	2	3	4	5	6	7	8	9	AB	R	H	RBI	BB	SO	LOB
Dale Mitchell, L (1, 7) OBP: 0.363, SLG: 0.428	1B	F7		FC3-6 1-2f			L8			4	1	1	0	0	0	2
Bobby Avila, R (1, 4) OBP: 0.379, SLG: 0.411	1B 1-3	6-3		L5			G6-4-3 1-2f			4	1	1	0	0	0	2
Harry Simpson, L (1, 8) OBP: 0.331, SLG: 0.319	K		F7		F8			HR		4	1	1	1	0	1	2
Al Rosen, R (1, 5) OBP: 0.366, SLG: 0.460	1B 1-2 3-H		K		1-3			F7		4	1	1	1	0	1	0
Luke Easter, L (1, 3) OBP: 0.328, SLG: 0.465	1B 1-3 2-H		BB		F3			K		4	1	2	1	0	1	0
Bob Kennedy, R (1, 9) OBP: 0.320, SLG: 0.373	F2		BBB 1-2	BB		5-3		F7		3	0	0	0	1	0	2
Ray Boone, R (1, 6) OBP: 0.314, SLG: 0.326	1B E 1-2 3-H		L8			F8				3	1	1	1	0	0	2
Birdie Tebbetts, R (1, 2) OBP: 0.275, SLG: 0.323	E1 1-H 2-H			F2		6-3				3	0	1	1	0	0	0
Steve Gromek, S (1, 1) OBP: 0.429, SLG: 0.348		4-3		BBB FC3-6			G6-4-3			2	0	1	0	1	0	0
Inning Stats	R: 5 E: 1 K: 1 S: 10 H: 6 LOB: 1 BB: 0 P: 10	R: 0 E: 0 K: 0 S: 3 H: 0 LOB: 0 BB: 0 P: 3	R: 0 E: 0 K: 1 S: 6 H: 1 LOB: 2 BB: 1 P: 10	R: 0 E: 0 K: 0 S: 3 H: 0 LOB: 1 BB: 1 P: 7	R: 0 E: 0 K: 0 S: 3 H: 0 LOB: 0 BB: 0 P: 3	R: 0 E: 0 K: 0 S: 3 H: 0 LOB: 0 BB: 0 P: 3	R: 0 E: 0 K: 0 S: 3 H: 1 LOB: 0 BB: 0 P: 3	R: 1 E: 0 K: 1 S: 6 H: 1 LOB: 0 BB: 0 P: 6		1B: 8 2B: 0 3B: 0 HR: 1 SF: 0 SAC: 0 DP: 1 HBP: 0						

	AB	31
	R	6
	H	9
	RBI	5
	BB	2
	SO	3
	LOB	10

PITCHER		IP	WLS	BF	H	R	ER	SO	BB	IBB	HBP	BLK	WP	HR	S	P	ERA	WHIP
Harry Dorish, R ERA: 3.16	(1, 1)	0.2	L	7	5	5	4	1	0	0	0	0	0	0	9	9	54.00	7.500
Howie Judson, R ERA: 3.79	(1, 1)	7.1		26	4	1	1	2	2	0	0	0	0	1	28	36	1.23	0.818

PITCHER	IP	WLS	BF	H	R	ER	SO	BB	IBB	HBP	BLK	WP	HR	S	P	ERA	WHIP

Batter	1	2	3	4	5	6	7	8	9	10	11	AB	R	H	RBI	BB	SO	LOB
Floyd Baker, L (1, 5) OBP: 0.380, SLG: 0.310	1-6-3		BB 1B		FC4-6-3-5 1-2 2-3		K			4-3		4	0	0	0	1	1	4
Nellie Fox, L (1, 4) OBP: 0.366, SLG: 0.416	4-3		G1-6-3 1-2 1B			5-3		F8			SH2-4 F9 2B	5	1	2	0	0	0	0
Al Zarilla, L (1, 9) OBP: 0.361, SLG: 0.394	BB		G1-6-3 1-2f			F7		F7			SH2-4 2-3	3	0	0	0	1	0	2
Eddie Robinson, L (1, 3) OBP: 0.378, SLG: 0.494	F9			F9		HR		F5			WP 2B IBB	4	2	1	1	1	0	1
Ray Coleman, L (1, 7) OBP: 0.327, SLG: 0.417		F9		K2-3		F9			F6		F9 1-2 3-H	5	0	0	1	0	1	1
Jim Busby, R (1, 8) OBP: 0.356, SLG: 0.372		BB BLK		K			F7		BB G6-3		2B 2-H	3	0	1	1	2	1	0
Gus Niarhos, R (1, 2) OBP: 0.417, SLG: 0.279		BB			FC6-4 1B		6-3		G6-3 1-2f		K	2	0	1	0	1	0	0
Bud Stewart, L (9, PH) OBP: 0.355, SLG: 0.446		G6-3 1-2 BB										1	0	0	0	0	0	1
Phil Masi, R (9, 2) OBP: 0.359, SLG: 0.393												1	0	0	0	0	1	1
Chico Carrasquel, R (1, 6) OBP: 0.327, SLG: 0.331		G6-3 1-2f			FC6-4 1-2f S FC4-6-3-5		BB			F7		3	0	0	0	1	0	3
Saul Rogovin, R (1, 1) OBP: 0.272, SLG: 0.289			K		BB FC4-6-3-5 1-2		BB 1-2			F8		2	0	0	0	2	1	0
Inning Stats	R: 0 E: 0 K: 0 S: 3 H: 0 LOB: 1 BB: 1 P: 7	R: 0 E: 0 K: 0 S: 2 H: 0 LOB: 1 BB: 2 P: 10	R: 0 E: 0 K: 1 S: 5 H: 1 LOB: 1 BB: 1 P: 9	R: 0 E: 0 K: 2 S: 7 H: 0 LOB: 0 BB: 0 P: 7	R: 0 E: 0 K: 0 S: 3 H: 1 LOB: 1 BB: 1 P: 7	R: 1 E: 0 K: 0 S: 4 H: 1 LOB: 0 BB: 0 P: 4	R: 0 E: 0 K: 1 S: 5 H: 0 LOB: 2 BB: 2 P: 13	R: 0 E: 0 K: 0 S: 3 H: 0 LOB: 0 BB: 0 P: 3	R: 0 E: 0 K: 0 S: 2 H: 0 LOB: 0 BB: 1 P: 6	R: 0 E: 0 K: 0 S: 3 H: 0 LOB: 0 BB: 0 P: 3	R: 2 E: 0 K: 1 S: 7 H: 2 LOB: 1 BB: 1 P: 11	1B: 2 2B: 2 3B: 0 HR: 1	SF: 0 SAC: 1 DP: 4 HBP: 0					

PITCHER	IP	WLS	BF	H	R	ER	SO	BB	IBB	HBP	BLK	WP	HR	S	P	ERA	WHIP
Bob Lemon, R (1, 1) ERA: 3.59	11.0	L	43	5	3	3	5	8	1	0	1	1	1	44	80	2.46	1.182

PITCHER	IP	WLS	BF	H	R	ER	SO	BB	IBB	HBP	BLK	WP	HR	S	P	ERA	WHIP

TOP

Chicago White Sox @ Cleveland Indians

Cleveland Municipal Stadium, Cleveland, OH

Tue Sep 04 1951, 3:33 AM EDT

Att. 20,021 - Unknown

livebaseballscorecards.com

AB	33
R	3
H	5
RBI	3
BB	9
SO	5
LOB	13

WP: 1	PA: 43		
PB: 0			
SB: 1			
CS: 0			

Batter	1	2	3	4	5	6	7	8	9	10	11	AB	R	H	RBI	BB	SO	LOB
Dale Mitchell, L (1, 7) OBP: 0.363, SLG: 0.428	1B		F7			G4-3 1B		L9		FC6 1-2f		5	0	2	0	0	0	1
Bobby Avila, R (1, 4) OBP: 0.377, SLG: 0.409	L7		F6			F9		S 1B			F9	5	0	1	0	0	0	2
Harry Simpson, L (1, 8) OBP: 0.329, SLG: 0.320	F8			F4		G4-3 1-2f		F7 1-2			FC 2B	5	0	1	0	0	0	3
Al Rosen, R (1, 5) OBP: 0.365, SLG: 0.458	F5			F9			FC6-4 1B		F4		5-3	5	0	1	0	0	0	2
Luke Easter, L (1, 3) OBP: 0.331, SLG: 0.472		F2		HR			L8		BBBB G4-6-3 BB		BBBB FC BB	3	1	1	1	2	0	1
Snuffy Stirnweiss, R (11, PR) OBP: 0.392, SLG: 0.286												0	0	0	0	0	0	0
Barney McCosky, L (1, 9) OBP: 0.388, SLG: 0.435				F7			FC6-4 WP S 1-2f		G4-6-3 1-2f		FC 1-2 2-3	4	0	1	0	0	0	2
Bob Kennedy, R (11, 9) OBP: 0.320, SLG: 0.373	1B											0	0	0	0	0	0	0
Early Wynn, S (11, PH) OBP: 0.263, SLG: 0.318												1	0	0	0	0	0	2
Doug Hansen, R (11, PR)												0	0	0	0	0	0	0
Ray Boone, R (1, 6) OBP: 0.314, SLG: 0.324	F7		F5			BBBB WP 1-2 BB				F2	F5	3	0	0	0	1	0	1
Paul Lehner, L (11, PH) OBP: 0.245, SLG: 0.247												1	0	0	0	0	0	3
Jim Hegan, R (1, 2) OBP: 0.303, SLG: 0.358	6-3		SSS K			SSS K 1-2 2-3				FC6 1B		4	0	1	0	0	2	3
Bob Lemon, L (1, 1) OBP: 0.247, SLG: 0.337		F8	SSS K					F8		F9		4	0	0	0	0	1	1
Inning Stats	R: 0 H: 1 E: 0 LOB: 1 K: 0 BB: 0 S: 4 P: 4	R: 0 H: 1 E: 0 LOB: 1 K: 0 BB: 0 S: 4 P: 4	R: 0 H: 0 E: 0 LOB: 0 K: 0 BB: 0 S: 3 P: 3	R: 1 H: 1 E: 0 LOB: 0 K: 0 BB: 0 S: 4 P: 4	R: 0 H: 0 E: 0 LOB: 0 K: 2 BB: 0 S: 7 P: 7	R: 0 H: 1 E: 0 LOB: 0 K: 0 BB: 0 S: 3 P: 3	R: 0 H: 1 E: 0 LOB: 2 K: 1 BB: 1 S: 6 P: 10	R: 0 H: 1 E: 0 LOB: 1 K: 0 BB: 0 S: 4 P: 4	R: 0 H: 0 E: 0 LOB: 0 K: 0 BB: 1 S: 2 P: 6	R: 0 H: 1 E: 0 LOB: 1 K: 0 BB: 0 S: 4 P: 4	R: 0 H: 1 E: 0 LOB: 3 K: 0 BB: 1 S: 5 P: 9	1B: 6 SF: 0 2B: 1 SAC: 0 3B: 0 DP: 2 HR: 1 HBP: 0						

PITCHER	IP	WLS	BF	H	R	ER	SO	BB	IBB	HBP	BLK	WP	HR	S	P	ERA	WHIP
Saul Rogovin, R (1, 1) ERA: 2.77	11.0	W	43	8	1	1	3	3	0	0	0	1	1	46	58	0.82	1.000

PITCHER	IP	WLS	BF	H	R	ER	SO	BB	IBB	HBP	BLK	WP	HR	S	P	ERA	WHIP

BOTTOM

Chicago White Sox @ Cleveland Indians

Cleveland Municipal Stadium, Cleveland, OH

Tue Sep 04 1951, 3:33 AM EDT

Att. 20,021 - Unknown

livebaseballscorecards.com

AB	40
R	1
H	8
RBI	1
BB	3
SO	3
LOB	21

WP: 1 PA: 43
PB: 0
SB: 2
CS: 0

Detroit Tigers @ Cleveland Indians

Cleveland Municipal Stadium, Cleveland, OH

Wed Sep 05 1951, 3:33 AM EDT

Att. 31,129 - Unknown

TOP

livebaseballscorecards.com

Batter	1	2	3	4	5	6	7	8	9	AB	R	H	RBI	BB	SO	LOB
Johnny Lipon, R (1, 6) OBP: 0.329, SLG: 0.292	4-0 CS SH1 BB		0-0 4-3			0-0 5-3		0-0 6-3		3	0	0	0	1	0	0
Jerry Priddy, R (1, 4) OBP: 0.344, SLG: 0.378	0-0 SH1 1-2			0-3 K		0-3 K		0-0 1B		3	0	1	0	0	2	0
George Kell, R (1, 5) OBP: 0.396, SLG: 0.411	0-0 L5 2-3			0-0 5-3			0-0 BB 1B 1B	0-0 F2		4	1	1	0	0	0	2
Vic Wertz, L (1, 9) OBP: 0.389, SLG: 0.498		0-3 K		0-0 6-3			0-0 F5		0-0 F8	4	0	0	0	0	1	1
Hoot Evers, R (1, 7) OBP: 0.307, SLG: 0.369		4-0 BB			0-0 F8		0-0 F3		0-0 F3	3	0	0	0	1	0	1
Johnny Groth, R (1, 8) OBP: 0.347, SLG: 0.390		0-0 F5			0-0 6-3		4-0 1B 1-2 BB		0-0 F9	3	0	0	0	1	0	1
Dick Kryhoski, L (1, 3) OBP: 0.334, SLG: 0.434		0-0 F8			0-0 HR		0-0 1-3 2-H 1B			3	1	2	2	0	0	1
Bob Swift, R (1, 2) OBP: 0.237, SLG: 0.184 Joe Ginsberg, L (7, PH) OBP: 0.351, SLG: 0.385 (7, 2)			0-0 F7		0-0 6-3		0-0 F6			2 1	0 0	0 0	0 0	0 0	0 0	0 2
Marlin Stuart, L (1, 1) OBP: 0.263, SLG: 0.351 Bob Cain, L (3, 1) OBP: 0.286, SLG: 0.294 Pat Mullin, L (8, PH) OBP: 0.376, SLG: 0.509 Dizzy Trout, R (8, 1) OBP: 0.390, SLG: 0.347			0-0 F4			0-0 1-3		0-0 F7		1 1 1 0	0 0 0 0	0 0 0 0	0 0 0 0	0 0 0 0	0 0 0 0	0 0 0 0

Inning Stats																																			
	R: 0	E: 0	K: 0	S: 2	H: 0	LOB: 0	BB: 1	P: 6	R: 0	E: 0	K: 1	S: 5	H: 0	LOB: 1	BB: 1	P: 9	R: 0	E: 0	K: 0	S: 3	H: 0	LOB: 0	BB: 0	P: 3	R: 0	E: 0	K: 1	S: 5	H: 0	LOB: 0	BB: 0	P: 5	R: 1	E: 0	K: 0	S: 4	H: 1	LOB: 0	BB: 0	P: 4
	R: 0	E: 0	K: 1	S: 5	H: 0	LOB: 0	BB: 0	P: 5	R: 1	E: 0	K: 0	S: 5	H: 2	LOB: 2	BB: 1	P: 9	R: 0	E: 0	K: 0	S: 4	H: 1	LOB: 1	BB: 0	P: 4	R: 0	E: 0	K: 0	S: 3	H: 0	LOB: 0	BB: 0	P: 3	1B: 3	2B: 0	3B: 0	HR: 1	SF: 0	SAC: 1	DP: 0	HBP: 0	WP: 0	PB: 0	SB: 0	CS: 1	PA: 33

PITCHER	IP	WLS	BF	H	R	ER	SO	BB	IBB	HBP	BLK	WP	HR	S	P	ERA	WHIP
Early Wynn, R (1, 1) ERA: 3.04	9.0	W	33	4	2	2	3	3	0	0	0	0	1	36	48	2.00	0.778

PITCHER	IP	WLS	BF	H	R	ER	SO	BB	IBB	HBP	BLK	WP	HR	S	P	ERA	WHIP

AB	29
R	2
H	4
RBI	2
BB	3
SO	3
LOB	8

Detroit Tigers @ Cleveland Indians

Cleveland Municipal Stadium, Cleveland, OH

Wed Sep 05 1951, 3:33 AM EDT

Att. 31,129 - Unknown

livebaseballscorecards.com

Batter	1	2	3	4	5	6	7	8	9	AB	R	H	RBI	BB	SO	LOB
Dale Mitchell, L (1, 7) OBP: 0.364, SLG: 0.431	4-3		1B 2B		SH3 WP 1B		E6 4-3 S			4	1	2	0	0	0	0
Bobby Avila, R (1, 4) OBP: 0.377, SLG: 0.407	6-3		F8		SH3 1-3		BBBB 4-3 1-2 BB			2	0	0	0	1	0	1
Harry Simpson, L (1, 8) OBP: 0.329, SLG: 0.319	G3		HR 2-H 1B		G3		4-3 1-2 2-3			4	1	1	1	0	0	3
Al Rosen, R (1, 5) OBP: 0.367, SLG: 0.464		BBBB HR BB	1-H HR		5-3		IBB			2	2	1	2	2	0	1
Luke Easter, L (1, 3) OBP: 0.330, SLG: 0.477		1-H HR	F9			F8	SSS K			4	1	1	2	0	1	3
Barney McCosky, L (1, 9) OBP: 0.384, SLG: 0.423		F7	BBB 4-0 PO BB			SSS 0-3 K		4-3		3	0	0	0	1	1	0
Merl Combs, L (1, 6) OBP: 0.259, SLG: 0.280		6-3	PO 1-2	F3		BBBB 4-0 BB		1B		3	0	1	0	1	0	0
Jim Hegan, R (1, 2) OBP: 0.302, SLG: 0.357		1B		F5		F9		SSS 0-3 K		4	0	1	0	0	1	2
Early Wynn, S (1, 1) OBP: 0.253, SLG: 0.304		4-3		F6			F7	1-3		4	0	0	0	0	0	2
Inning Stats	R: 0 H: 0 E: 0 LOB: 0 K: 0 BB: 0 S: 3 P: 3	R: 2 H: 2 E: 0 LOB: 1 K: 0 BB: 1 S: 5 P: 9	R: 3 H: 3 E: 0 LOB: 0 K: 0 BB: 1 S: 5 P: 9	R: 0 H: 0 E: 0 LOB: 0 K: 0 BB: 0 S: 3 P: 3	R: 0 H: 1 E: 0 LOB: 1 K: 0 BB: 0 S: 4 P: 4	R: 0 H: 0 E: 0 LOB: 1 K: 1 BB: 1 S: 5 P: 9	R: 0 H: 0 E: 1 LOB: 3 K: 1 BB: 2 S: 6 P: 14	R: 0 H: 1 E: 0 LOB: 1 K: 1 BB: 0 S: 6 P: 6		1B: 4 SF: 0 2B: 1 SAC: 1 3B: 0 DP: 0 HR: 2 HBP: 0						

PITCHER		IP	WLS	BF	H	R	ER	SO	BB	IBB	HBP	BLK	WP	HR	S	P	ERA	WHIP
Marlin Stuart, R ERA: 3.54	(1, 1)	2.2	L	15	5	5	5	0	2	0	0	0	0	2	13	21	16.88	2.625
Bob Cain, L ERA: 4.39	(3, 1)	4.1		17	1	0	0	2	2	1	0	0	1	0	18	30	0.00	0.692
Dizzy Trout, R ERA: 4.31	(8, 1)	1.0		4	1	0	0	1	0	0	0	0	0	0	6	6	0.00	1.000

PITCHER	IP	WLS	BF	H	R	ER	SO	BB	IBB	HBP	BLK	WP	HR	S	P	ERA	WHIP

AB	30
R	5
H	7
RBI	5
BB	5
SO	3
LOB	12

WP: 1	PA: 37		
PB: 0			
SB: 1			
CS: 0			

Cleveland Indians @ St. Louis Browns

Sportsman's Park, St. Louis, MO

Fri Sep 07 1951, 4:33 AM EDT

Unknown

TOP

livebaseballscorecards.com

Batter	1	2	3	4	5	6	7	8	9	AB	R	H	RBI	BB	SO	LOB
Dale Mitchell, L (1, 7) OBP: 0.365, SLG: 0.430	3-1		BBBB 4-0 G6-3 BB 1-2		0-0 1B 1-3 1B		0-0 F8 3-H			3	0	1	1	1	0	1
Bobby Avila, R (1, 4) OBP: 0.378, SLG: 0.408	0-0 PB 1B		0-0 G6-3 1-2f		0-0 1-2 1B 3-H		0-0 F8			4	0	2	1	0	0	3
Larry Doby, L (1, 8) OBP: 0.436, SLG: 0.543	0-0 F7 1-2			0-0 G5-4-3 1B	0-0 4-3			0-0 3-1		4	0	1	0	0	0	3
Al Rosen, R (1, 5) OBP: 0.365, SLG: 0.460	0-0 L3			0-0 G5-4-3 1-2f		0-0 F7		SSS 0-3 K		4	0	0	0	0	1	2
Luke Easter, L (1, 3) OBP: 0.330, SLG: 0.475		SSS 0-3 K		0-0 1B		SSS 0-3 K		0-0 4-3		4	0	1	0	0	2	0
Barney McCosky, L (1, 9) OBP: 0.372, SLG: 0.409		0-0 G3		0-0 F5		0-0 F5			0-0 F8	4	0	0	0	0	0	1
Ray Boone, R (1, 6) OBP: 0.312, SLG: 0.322		0-0 F8			0-0 L5		0-0 1-3		0-0 4-3	3	0	0	0	0	0	0
Harry Simpson, L (9, PH) OBP: 0.328, SLG: 0.318										1	0	0	0	0	0	0
Birdie Tebbetts, R (1, 2) OBP: 0.276, SLG: 0.323			0-0 F8		0-0 E6 1B 1B		0-0 1B F8 1B		0-0 5-3	3	1	1	0	0	0	0
Doug Hansen, R (7, PR)										0	1	0	0	0	0	0
Jim Hegan, R (7, 2) OBP: 0.301, SLG: 0.356										1	0	0	0	0	0	0
Mike Garcia, R (1, 1) OBP: 0.244, SLG: 0.316			BBBB 4-0 BB BB		SSS 0-3 K		0-0 1-3 1B			1	0	0	0	1	1	1
Bob Lemon, L (7, PH) OBP: 0.255, SLG: 0.344										1	0	1	0	0	0	0
Lou Brissie, L (7, 1) OBP: 0.280, SLG: 0.320										0	0	0	0	0	0	0
Inning Stats	R: 0 E: 0 K: 0 S: 4 H: 1 LOB: 1 BB: 0 P: 4	R: 0 E: 0 K: 1 S: 5 H: 0 LOB: 0 BB: 0 P: 5	R: 0 E: 0 K: 0 S: 2 H: 0 LOB: 1 BB: 2 P: 10	R: 0 E: 0 K: 0 S: 4 H: 2 LOB: 1 BB: 0 P: 4	R: 1 E: 1 K: 1 S: 8 H: 2 LOB: 2 BB: 0 P: 8	R: 0 E: 0 K: 1 S: 5 H: 0 LOB: 0 BB: 0 P: 5	R: 1 E: 0 K: 0 S: 5 H: 2 LOB: 1 BB: 0 P: 5	R: 0 E: 0 K: 1 S: 5 H: 0 LOB: 0 BB: 0 P: 5	R: 0 E: 0 K: 0 S: 3 H: 0 LOB: 0 BB: 0 P: 3	1B: 7 2B: 0 3B: 0 HR: 0 SF: 0 SAC: 0 DP: 2 HBP: 0						

	AB	33
	R	2
	H	7
	RBI	2
	BB	2
	SO	4
	LOB	11

WP: 0 PB: 1 SB: 0 CS: 0 PA: 35

PITCHER	IP	WLS	BF	H	R	ER	SO	BB	IBB	HBP	BLK	WP	HR	S	P	ERA	WHIP
Ned Garver, R (1, 1) ERA: 4.02	9.0	W	35	7	2	1	4	2	0	0	0	0	0	41	49	1.00	1.000

PITCHER	IP	WLS	BF	H	R	ER	SO	BB	IBB	HBP	BLK	WP	HR	S	P	ERA	WHIP

Batter	1	2	3	4	5	6	7	8	9	AB	R	H	RBI	BB	SO	LOB
Bobby Young, L (1, 4) OBP: 0.321, SLG: 0.331	HR 1B	1-3			4-3 2-3		K			4	1	1	0	0	1	1
Cliff Mapes, L (1, 7) OBP: 0.322, SLG: 0.380	1-H HR		4-3		BB			FC1-6 1B		3	1	2	2	1	0	0
Matt Batts, R (1, 2) OBP: 0.347, SLG: 0.436	F3		K		F7 3-H			FC1-6 E G3 1-2f		4	0	0	1	0	1	2
Hank Arft, L (1, 3) OBP: 0.352, SLG: 0.422	4-3 1B 2B		4-3		K			G3 1-2		4	1	1	0	0	1	2
Jim Delsing, L (1, 8) OBP: 0.341, SLG: 0.365	4-3 2-3			4-3		G6-4-3 1B		E BB		3	0	1	0	1	0	1
Earl Rapp, L (1, 9) OBP: 0.292, SLG: 0.150	3-H 1B			FC6-4 1B		G6-4-3 1-2f		E3 FC1-6 1-2 2-3		4	0	2	1	0	0	3
Fred Marsh, R (1, 5) OBP: 0.284, SLG: 0.311	L1			F8		F8		FC1-6 1-2f		4	0	0	0	0	0	5
Bill Jennings, R (1, 6) OBP: 0.252, SLG: 0.240		6-3		FC6-4 1-2f			6-3			3	0	0	0	0	0	1
Ned Garver, R (1, 1) OBP: 0.354, SLG: 0.387		F7			4-3 F7 2B		F9			3	1	1	0	0	0	0
Inning Stats	R: 3 E: 0 K: 0 S: 7 H: 4 LOB: 1 BB: 0 P: 7	R: 0 E: 0 K: 0 S: 3 H: 0 LOB: 0 BB: 0 P: 3	R: 0 E: 0 K: 1 S: 5 H: 0 LOB: 0 BB: 0 P: 5	R: 0 E: 0 K: 0 S: 4 H: 1 LOB: 1 BB: 0 P: 4	R: 1 E: 0 K: 1 S: 6 H: 1 LOB: 1 BB: 1 P: 10	R: 0 E: 0 K: 0 S: 3 H: 1 LOB: 0 BB: 0 P: 3	R: 0 E: 0 K: 1 S: 5 H: 0 LOB: 0 BB: 0 P: 5	R: 0 E: 1 K: 0 S: 5 H: 1 LOB: 3 BB: 1 P: 9		1B: 5 2B: 2 3B: 0 HR: 1 SF: 0 SAC: 0 DP: 1 HBP: 0						

PITCHER		IP	WLS	BF	H	R	ER	SO	BB	IBB	HBP	BLK	WP	HR	S	P	ERA	WHIP
Mike Garcia, R ERA: 2.9	(1, 1)	6.0	L	25	7	4	4	2	1	0	0	0	0	1	28	32	6.00	1.333
Lou Brissie, L ERA: 3.67	(7, 1)	2.0		9	1	0	0	1	1	0	0	0	0	0	10	14	0.00	1.000

PITCHER	IP	WLS	BF	H	R	ER	SO	BB	IBB	HBP	BLK	WP	HR	S	P	ERA	WHIP

BOTTOM

Cleveland Indians @ St. Louis Browns

Sportsman's Park, St. Louis, MO

Fri Sep 07 1951, 4:33 AM EDT

Unknown

livebaseballscorecards.com

AB	32
R	4
H	8
RBI	4
BB	2
SO	3
LOB	15

PA: 34

WP: 0
PB: 0
SB: 0
CS: 0

Batter	1	2	3	4	5	6	7	8	9	AB	R	H	RBI	BB	SO	LOB
Dale Mitchell, L (1, 7) OBP: 0.370, SLG: 0.433	WP 1B 1B 1B	BBB 1-2 2B BB		S 1B		BB 1B		6-3 ①		4	2	3	0	1	0	0
Bobby Avila, R (1, 4) OBP: 0.382, SLG: 0.413	WP 1-2 1B 1B	1-H 2-H 2B		F9 ① 1-2		BBBB 1-2 BB		FC6-4 1B		4	1	3	2	1	0	1
Larry Doby, L (1, 8) OBP: 0.434, SLG: 0.537 Harry Simpson, L (8, 8) OBP: 0.328, SLG: 0.318	BBBB G4-6-3 1B 1-2 2-3 BB	SSS K ③		SSS K ②		F8 ③		F7 ②		4 0	0 0	0 0	0 0	1 0	2 0	5 0
Al Rosen, R (1, 5) OBP: 0.365, SLG: 0.462	G4-6-3 1-2 2-H 3-H 1B	SSS K ① 1B 1B		F2 ③			1B F8 2B	FC6-4 1-2f		5	1	2	2	0	1	2
Luke Easter, L (1, 3) OBP: 0.333, SLG: 0.479 Sam Chapman, R (9, 3) OBP: 0.304, SLG: 0.322	G4-6-3 ① ② 1-2f 2-3	1B 1B	CS 1B				SSS K ① 1B 2-3		1B G6-4-3 2B	5 0	2 0	3 0	0 0	0 0	1 0	3 0
Bob Kennedy, R (1, 9) OBP: 0.324, SLG: 0.377	F7 ③	1B 1-2 1B	SSS K ① ② 1-2				1B 2-3 1B		G6-4-3 2-3 1B	5	0	3	0	0	1	2
Ray Boone, R (1, 6) OBP: 0.311, SLG: 0.321	F8 ① 1-2 2-H 1B	5-3 ③				F8 ② 3-H		G6-4-3 ① ② 1-2f 3-H		5	0	1	2	0	0	2
Jim Hegan, R (1, 2) OBP: 0.302, SLG: 0.355	BBBB BB 2B BB	F9 ②				F3 ① 1-2 1B		SSS K ③		4	1	1	0	1	1	2
Bob Feller, R (1, 1) OBP: 0.214, SLG: 0.145	F9 ②	F2 ③				4-3 ②	SSS K ③			4	0	0	0	0	1	5
Inning Stats	R: 2 E: 0 K: 0 S: 5 H: 3 LOB: 1 BB: 1 P: 9	R: 2 E: 0 K: 1 S: 6 H: 1 LOB: 1 BB: 2 P: 14	R: 1 E: 0 K: 1 S: 8 H: 3 LOB: 2 BB: 0 P: 8	R: 0 E: 0 K: 1 S: 6 H: 1 LOB: 1 BB: 0 P: 6	R: 0 E: 0 K: 1 S: 5 H: 1 LOB: 0 BB: 0 P: 5	R: 0 E: 0 K: 0 S: 4 H: 1 LOB: 2 BB: 1 P: 8	R: 1 E: 0 K: 2 S: 10 H: 3 LOB: 2 BB: 0 P: 10	R: 0 E: 0 K: 0 S: 4 H: 1 LOB: 1 BB: 0 P: 4	R: 1 E: 0 K: 1 S: 6 H: 2 LOB: 0 BB: 0 P: 6	1B: 13 2B: 3 3B: 0 HR: 0 SF: 0 SAC: 0 DP: 2 HBP: 0						

PITCHER		IP	WLS	BF	H	R	ER	SO	BB	IBB	HBP	BLK	WP	HR	S	P	ERA	WHIP
Tommy Byrne, L ERA: 4.84	(1, 1)	2.1	L	16	7	5	5	2	3	0	0	0	1	0	17	29	19.29	4.286
Jim Suchecki, R ERA: 5.95	(3, 1)	4.2		20	6	1	1	4	1	0	0	0	0	0	27	31	1.93	1.500
Al Widmar, R ERA: 6.47	(8, 1)	2.0		8	3	1	1	1	0	0	0	0	0	0	10	10	4.50	1.500

PITCHER	IP	WLS	BF	H	R	ER	SO	BB	IBB	HBP	BLK	WP	HR	S	P	ERA	WHIP

TOP

Cleveland Indians @ St. Louis Browns

Sportsman's Park, St. Louis, MO

Fri Sep 07 1951, 4:38 AM EDT

Att. 8,563 - Unknown

livebaseballscorecards.com

AB	40
R	7
H	16
RBI	6
BB	4
SO	7
LOB	22

WP: 1	PA: 44		
PB: 0			
SB: 1			
CS: 1			

BOTTOM

Cleveland Indians @ St. Louis Browns

Sportsman's Park, St. Louis, MO

Fri Sep 07 1951, 4:38 AM EDT

Att. 8,563 - Unknown

Batter	1	2	3	4	5	6	7	8	9	AB	R	H	RBI	BB	SO	LOB
Bobby Young, L (1, 4) OBP: 0.320, SLG: 0.330	F4		5-3		4-3		1B 1B 1-2		G6-4-3 1-2f	5	0	1	0	0	0	3
Cliff Mapes, L (1, 7) OBP: 0.325, SLG: 0.379	FC5-4 BB		K			F4	1B 1-2 2-3			3	0	1	0	1	1	0
Sherm Lollar, R (1, 2) OBP: 0.365, SLG: 0.412	FC5-4 1-2f			K		F5	F6			4	0	0	0	0	1	4
Hank Arft, L (1, 3) OBP: 0.354, SLG: 0.423	F2			1B		1B		F9		4	0	2	0	0	0	1
Jim Delsing, L (1, 8) OBP: 0.340, SLG: 0.364		1-3		F4		FC3-6 1-2		F9		4	0	1	0	0	0	1
Earl Rapp, L (1, 9) OBP: 0.286, SLG: 0.130		FC5-4 BB		F5		FC3-6 1-2f		6-3		3	0	0	0	1	0	3
Fred Marsh, R (1, 5) OBP: 0.286, SLG: 0.316		FC5-4 1-2f	K				1B 1B 1B		2B	4	0	2	0	0	1	1
Bill Jennings, R (1, 6) OBP: 0.255, SLG: 0.238 Ken Wood, R (7, PH) OBP: 0.284, SLG: 0.410 Bud Thomas, R (8, 6) OBP: 0.333, SLG: 0.333		K	BB				K		K	1 1 1	0 0 0	0 0 0	0 0 0	1 0 0	1 1 1	1 1 1
Tommy Byrne, L (1, 1) OBP: 0.269, SLG: 0.373 Jim Suchecki, R (3, 1) OBP: 0.167, SLG: 0.118 Ben Taylor, L (7, PH) OBP: 0.300, SLG: 0.321 Al Widmar, R (8, 1) OBP: 0.226, SLG: 0.207 Jack Maguire, R (9, PH) OBP: 0.325, SLG: 0.344			K		F8		K		G6-4-3 BB	0 2 1 0 0	0 0 0 0 0	0 0 0 0 0	0 0 0 0 0	0 0 0 0 1	0 1 1 0 0	0 1 1 0 0
Inning Stats	R: 0 E: 0 K: 0 S: 3 H: 0 LOB: 1 BB: 1 P: 7	R: 0 E: 0 K: 1 S: 5 H: 0 LOB: 1 BB: 1 P: 9	R: 0 E: 0 K: 2 S: 7 H: 0 LOB: 0 BB: 0 P: 7	R: 0 E: 0 K: 1 S: 6 H: 1 LOB: 1 BB: 0 P: 6	R: 0 E: 0 K: 1 S: 5 H: 0 LOB: 1 BB: 1 P: 9	R: 0 E: 0 K: 0 S: 5 H: 2 LOB: 2 BB: 0 P: 5	R: 0 E: 0 K: 2 S: 10 H: 3 LOB: 3 BB: 0 P: 10	R: 0 E: 0 K: 0 S: 3 H: 0 LOB: 0 BB: 0 P: 3	R: 0 E: 0 K: 1 S: 5 H: 1 LOB: 1 BB: 1 P: 9	1B: 6 2B: 1 3B: 0 HR: 0	SF: 0 SAC: 0 DP: 1 HBP: 0						

	AB	33
	R	0
	H	7
	RBI	0
	BB	4
	SO	8
	LOB	18

WP: 0 PB: 0 SB: 0 CS: 0 PA: 37

livebaseballscorecards.com

PITCHER	IP	WLS	BF	H	R	ER	SO	BB	IBB	HBP	BLK	WP	HR	S	P	ERA	WHIP
Bob Feller, R (1, 1) ERA: 3.17	9.0	W	37	7	0	0	8	4	0	0	0	0	0	49	65	0.00	1.222

PITCHER	IP	WLS	BF	H	R	ER	SO	BB	IBB	HBP	BLK	WP	HR	S	P	ERA	WHIP

Batter	1	2	3	4	5	6	7	8	9	AB	R	H	RBI	BB	SO	LOB
Dale Mitchell, L (1, 7) OBP: 0.370, SLG: 0.431	F9	FC1-4 BB 1-2f 3-H		1B 1B	L8				BBBB SH1-3 BB	4	0	1	1	1	0	2
Bobby Avila, R (1, 4) OBP: 0.383, SLG: 0.412	F8	BBBB FC5-4 1-2 BB		1-3 1B	6-3				SH1-3 1-2	3	0	1	0	1	0	1
Larry Doby, L (1, 8) OBP: 0.431, SLG: 0.532 Sam Chapman, R (9, PR) OBP: 0.304, SLG: 0.322 (9, 8)	F8	SSS K		4-3			F8		BBBB BB	4 0	0 0	0 0	0 0	1 0	1 0	4 0
Al Rosen, R (1, 5) OBP: 0.364, SLG: 0.461	1B 2B 2B FC5-4 1-2f				SSS K		SSS K		F7	5	1	1	0	0	2	4
Luke Easter, L (1, 3) OBP: 0.332, SLG: 0.476		2B E 1B 2-3	4-3		SSS K		F5			4	1	1	0	0	1	0
Barney McCosky, L (1, 9) OBP: 0.376, SLG: 0.420 Bob Kennedy, R (8, 9) OBP: 0.324, SLG: 0.377		E 1B 2B 1-3 3-H	G6-4-3 1B		SSS K			F8		4 0	1 0	2 0	1 0	0 0	1 0	0 0
Ray Boone, R (1, 6) OBP: 0.309, SLG: 0.318		E5 BB 1B 2-3 3-H	G6-4-3 1-2f			F2		F8		4	1	0	1	0	0	2
Jim Hegan, R (1, 2) OBP: 0.304, SLG: 0.354		BBBB 1B FC1-4 BB 1-2		F7		2B 1B		SSS K2-3		3	2	1	0	1	1	0
Bob Lemon, L (1, 1) OBP: 0.267, SLG: 0.366 Lou Brissie, L (7, 1) OBP: 0.269, SLG: 0.308		FC1-4 1-3 2-H 3-H 1B		SSS K		1-H 2B			L3	3 1	0 0	2 0	3 0	0 0	1 0	0 0
Inning Stats	R: 0 H: 0 E: 0 LOB: 0 K: 0 BB: 0 S: 3 P: 3	R: 5 H: 4 E: 1 LOB: 2 K: 1 BB: 2 S: 10 P: 18	R: 0 H: 1 E: 0 LOB: 0 K: 0 BB: 0 S: 3 P: 3	R: 0 H: 2 E: 0 LOB: 2 K: 1 BB: 0 S: 7 P: 7	R: 0 H: 0 E: 0 LOB: 0 K: 3 BB: 0 S: 9 P: 9	R: 1 H: 2 E: 0 LOB: 1 K: 0 BB: 0 S: 5 P: 5	R: 0 H: 0 E: 0 LOB: 0 K: 1 BB: 0 S: 5 P: 5	R: 0 H: 0 E: 0 LOB: 0 K: 1 BB: 0 S: 5 P: 5	R: 0 H: 0 E: 0 LOB: 2 K: 0 BB: 2 S: 3 P: 11	1B: 6 SF: 0 2B: 3 SAC: 1 3B: 0 DP: 1 HR: 0 HBP: 0						

TOP

Cleveland Indians @ St. Louis Browns

Sportsman's Park, St. Louis, MO

Sat Sep 08 1951, 4:33 AM EDT

Att. 3,021 - Unknown

livebaseballscorecards.com

AB	35
R	6
H	9
RBI	6
BB	4
SO	7
LOB	13

PITCHER		IP	WLS	BF	H	R	ER	SO	BB	IBB	HBP	BLK	WP	HR	S	P	ERA	WHIP
Fred Sanford, R ERA: 6.35	(1, 1)	1.0	L	9	4	5	4	0	1	0	0	0	0	0	8	12	36.00	5.000
Jim McDonald, R ERA: 4.29	(2, 1)	6.0		23	5	1	1	6	1	0	0	0	0	0	34	38	1.50	1.000
Bob Mahoney, R ERA: 4.46	(8, 1)	2.0		8	0	0	0	1	2	0	0	0	0	0	8	16	0.00	1.000

PITCHER	IP	WLS	BF	H	R	ER	SO	BB	IBB	HBP	BLK	WP	HR	S	P	ERA	WHIP

Batter	1	2	3	4	5	6	7	8	9	AB	R	H	RBI	BB	SO	LOB
Bobby Young, L (1, 4) OBP: 0.319, SLG: 0.329	F8			1B	K		F7		F9	5	1	1	0	0	1	1
Cliff Mapes, L (1, 7) OBP: 0.333, SLG: 0.387	G5-4-3 1B			1B	F8		1B			4	1	3	0	0	0	1
Matt Batts, R (1, 2) OBP: 0.354, SLG: 0.439	G5-4-3			G4-6-3 1B		BB 1B				3	0	2	1	1	0	1
Hank Arft, L (1, 3) OBP: 0.353, SLG: 0.421		G3		G4-6-3		F8	F3			4	0	1	1	0	0	3
Jim Delsing, L (1, 8) OBP: 0.340, SLG: 0.363		K		G4-6-3		BB 1B		G3		4	0	1	0	0	1	2
Earl Rapp, L (1, 9) OBP: 0.313, SLG: 0.120		4-3		K		BB		G6-3 BB		2	0	0	0	2	1	1
Fred Marsh, R (1, 5) OBP: 0.283, SLG: 0.312			K		6-3	K		G6-3		4	0	0	0	0	2	4
Bill Jennings, R (1, 6) OBP: 0.257, SLG: 0.248			4-3		2B	K			4-3	2	1	1	0	0	0	0
Ned Garver, R (6, PH) OBP: 0.349, SLG: 0.382										1	0	0	0	0	1	3
Bud Thomas, R (7, 6) OBP: 0.250, SLG: 0.250										1	0	0	0	0	0	0
Fred Sanford, S (1, 1) OBP: 0.233, SLG: 0.154			6-3		2B		6-3		K	0	0	0	0	0	0	0
Jim McDonald, R (2, 1) OBP: 0.240, SLG: 0.333										2	0	1	1	0	0	0
Jack Maguire, R (7, PH) OBP: 0.323, SLG: 0.342										1	0	0	0	0	0	0
Bob Mahoney, R (8, 1) OBP: 0.353, SLG: 0.267										0	0	0	0	0	0	0
Ken Wood, R (9, PH) OBP: 0.284, SLG: 0.409										1	0	0	0	0	1	0
Inning Stats	R: 0 E: 0 K: 0 S: 3 H: 1 LOB: 0 BB: 0 P: 3	R: 0 E: 0 K: 1 S: 5 H: 0 LOB: 0 BB: 0 P: 5	R: 0 E: 0 K: 1 S: 5 H: 0 LOB: 0 BB: 0 P: 5	R: 2 E: 0 K: 1 S: 8 H: 4 LOB: 1 BB: 0 P: 8	R: 1 E: 0 K: 1 S: 7 H: 2 LOB: 1 BB: 0 P: 7	R: 0 E: 0 K: 2 S: 8 H: 1 LOB: 3 BB: 2 P: 16	R: 0 E: 0 K: 0 S: 5 H: 2 LOB: 2 BB: 0 P: 5	R: 0 E: 0 K: 0 S: 2 H: 0 LOB: 0 BB: 1 P: 6	R: 0 E: 0 K: 1 S: 5 H: 0 LOB: 0 BB: 0 P: 5	1B: 8 2B: 2 3B: 0 HR: 0	SF: 0 SAC: 0 DP: 3 HBP: 0				WP: 0 PB: 0 SB: 0 CS: 0	PA: 37	

PITCHER		IP	WLS	BF	H	R	ER	SO	BB	IBB	HBP	BLK	WP	HR	S	P	ERA	WHIP
Bob Lemon, R ERA: 3.61	(1, 1)	6.2	W	30	10	3	3	6	2	0	0	0	0	0	40	48	4.05	1.800
Lou Brissie, L ERA: 3.59	(7, 1)	2.1	S	7	0	0	0	1	1	0	0	0	0	0	8	12	0.00	0.429

PITCHER	IP	WLS	BF	H	R	ER	SO	BB	IBB	HBP	BLK	WP	HR	S	P	ERA	WHIP

BOTTOM

Cleveland Indians @ St. Louis Browns

Sportsman's Park, St. Louis, MO

Sat Sep 08 1951, 4:33 AM EDT

Att. 3,021 - Unknown

livebaseballscorecards.com

AB	34
R	3
H	10
RBI	3
BB	3
SO	7
LOB	16

Cleveland Indians @ St. Louis Browns

Sportsman's Park, St. Louis, MO

Sun Sep 09 1951, 4:33 AM EDT

Att. 4,212 - Unknown

TOP

livebaseballscorecards.com

Batter	1	2	3	4	5	6	7	8	9	AB	R	H	RBI	BB	SO	LOB
Dale Mitchell, L (1, 7) OBP: 0.369, SLG: 0.430	FC5-2 2B 1B		F2		F5		4-3		SH5-4 1-2 2-3	4	0	1	0	0	0	2
Bobby Avila, R (1, 4) OBP: 0.381, SLG: 0.412	FC5-2 1-3 2B		F8		4-3		4-3		F8 3-H	5	0	1	1	0	0	3
Larry Doby, L (1, 8) OBP: 0.433, SLG: 0.538	K			1B 1B		FC6-4 1B 2B		1B 2B	K	5	2	3	0	0	2	3
Al Rosen, R (1, 5) OBP: 0.363, SLG: 0.458	FC5-2 2-3 3-H			L5		FC6-4 BB		F3		3	0	0	0	1	0	4
Luke Easter, L (1, 3) OBP: 0.333, SLG: 0.477	F8			1-3 1B		F8		2-H 1B		4	0	2	1	0	0	4
Barney McCosky, L (1, 9) OBP: 0.365, SLG: 0.407 Bob Kennedy, R (9, 9) OBP: 0.324, SLG: 0.377		F9		4-3		FC6-4 1B 1-2f 2-3 1B		L8		4 0	1 0	0 0	0 0	0 0	0 0	4 0
Ray Boone, R (1, 6) OBP: 0.307, SLG: 0.317 Bob Lemon, L (6, PH) OBP: 0.275, SLG: 0.372 Merl Combs, L (6, 6) OBP: 0.250, SLG: 0.269		F2			1-3	1B 1-2 3-H 1B		K		2 1 1	0 0 0	0 1 0	0 1 0	0 0 0	0 0 1	0 0 1
Jim Hegan, R (1, 2) OBP: 0.309, SLG: 0.359		F9			2B 1B	1-3 2-H 1B			SH5-4 SH F8 1B	4	1	3	1	0	0	0
Early Wynn, S (1, 1) OBP: 0.255, SLG: 0.316 Lou Brissie, L (7, 1) OBP: 0.269, SLG: 0.308 Mike Garcia, R (8, 1) OBP: 0.244, SLG: 0.316			F4		1-3 2B		6-3		SH 1-2 SH5-4	3 0 0	0 0 0	1 0 0	0 0 0	0 0 0	0 0 0	0 0 0
Inning Stats	R: 0 H: 2 E: 0 LOB: 2 K: 1 BB: 0 S: 7 P: 7	R: 0 H: 0 E: 0 LOB: 0 K: 0 BB: 0 S: 3 P: 3	R: 0 H: 0 E: 0 LOB: 0 K: 0 BB: 0 S: 3 P: 3	R: 0 H: 2 E: 0 LOB: 1 K: 0 BB: 0 S: 4 P: 4	R: 0 H: 2 E: 0 LOB: 2 K: 0 BB: 0 S: 5 P: 5	R: 2 H: 3 E: 0 LOB: 2 K: 0 BB: 1 S: 5 P: 9	R: 0 H: 0 E: 0 LOB: 0 K: 0 BB: 0 S: 3 P: 3	R: 1 H: 2 E: 0 LOB: 1 K: 1 BB: 0 S: 7 P: 7	R: 1 H: 1 E: 0 LOB: 1 K: 1 BB: 0 S: 7 P: 7	1B: 8 SF: 0 2B: 4 SAC: 2 3B: 0 DP: 0 HR: 0 HBP: 0						

	AB	36
	R	4
	H	12
	RBI	4
	BB	1
	SO	3
	LOB	21

WP: 0 PA: 39
PB: 0
SB: 0
CS: 0

PITCHER		IP	WLS	BF	H	R	ER	SO	BB	IBB	HBP	BLK	WP	HR	S	P	ERA	WHIP
Duane Pillette, R ERA: 4.95	(1, 1)	7.1		32	11	3	3	1	1	0	0	0	0	0	33	37	3.68	1.636
Satchel Paige, R ERA: 6.11	(8, 1)	1.2	L	7	1	1	1	2	0	0	0	0	0	0	11	11	5.40	0.600

PITCHER	IP	WLS	BF	H	R	ER	SO	BB	IBB	HBP	BLK	WP	HR	S	P	ERA	WHIP

BOTTOM

Cleveland Indians @ St. Louis Browns

Sportsman's Park, St. Louis, MO

Sun Sep 09 1951, 4:33 AM EDT

Att. 4,212 - Unknown

livebaseballscorecards.com

Batter	1	2	3	4	5	6	7	8	9	AB	R	H	RBI	BB	SO	LOB
Bobby Young, L (1, 4) OBP: 0.319, SLG: 0.328	3B 1B	L7		G6-4-3 1-2f			F7		SH3-4 1-2	4	1	1	0	0	0	2
Cliff Mapes, L (1, 7) (7, 8) OBP: 0.330, SLG: 0.382	F9	CS 1B			6-3		K		4-3	5	0	1	0	0	1	4
Earl Rapp, L (1, 9) OBP: 0.324, SLG: 0.233	1-H F8 3B	F6			F7			SH5-4 1B 1B	6-3	5	1	2	1	0	0	3
Hank Arft, L (1, 3) OBP: 0.352, SLG: 0.419	F8 3-H	CS 1-2	4-3		F4			1-2 SH5-4 1B		4	0	1	1	0	0	0
Sherm Lollar, R (1, 2) OBP: 0.365, SLG: 0.415	1B 1B 2B		4-3			L8		SH5-4 1-2 2-3		3	1	1	0	0	0	0
Jim Delsing, L (1, 8) OBP: 0.342, SLG: 0.364	BB 1B 2-3 1B		BB			F8		IBB		2	0	1	0	1	0	0
Ken Wood, R (7, 7) OBP: 0.286, SLG: 0.409										0	0	0	0	1	0	0
Fred Marsh, R (1, 5) OBP: 0.284, SLG: 0.313	BB 1-2 3-H 1B		4-3			1-3		K		3	0	1	1	0	0	1
Matt Batts, R (8, PH) OBP: 0.353, SLG: 0.437										1	0	0	0	0	1	3
Jack Maguire, R (9, 5) OBP: 0.323, SLG: 0.342										0	0	0	0	0	0	0
Bill Jennings, R (1, 6) OBP: 0.265, SLG: 0.252	1-2 2-3 BB			6-3			SH5-4 S 1B	F8		2	0	1	0	1	0	0
Tommy Byrne, L (8, PH) OBP: 0.264, SLG: 0.365										1	0	0	0	0	0	3
Bud Thomas, R (9, 6) OBP: 0.250, SLG: 0.250										0	0	0	0	0	0	0
Duane Pillette, R (1, 1) OBP: 0.207, SLG: 0.115	F2			G6-4-3 1B			SH5-4 1-3		SH3-4 1B	2	0	1	0	0	0	3
Satchel Paige, R (8, 1) OBP: 0.091, SLG: 0.091										0	0	0	0	0	0	0
Ben Taylor, L (9, PH) OBP: 0.311, SLG: 0.333										1	0	1	0	0	0	0
Frank Saucier, L (9, PR) OBP: 0.278, SLG: 0.143										0	0	0	0	0	0	0
Inning Stats	R: 3 E: 0 K: 0 S: 8 H: 5 LOB: 3 BB: 1 P: 12	R: 0 E: 0 K: 0 S: 3 H: 1 LOB: 0 BB: 0 P: 3	R: 0 E: 0 K: 0 S: 3 H: 0 LOB: 1 BB: 1 P: 7	R: 0 E: 0 K: 0 S: 3 H: 1 LOB: 0 BB: 0 P: 3	R: 0 E: 0 K: 0 S: 3 H: 0 LOB: 0 BB: 0 P: 3	R: 0 E: 0 K: 0 S: 3 H: 0 LOB: 0 BB: 0 P: 3	R: 0 E: 0 K: 1 S: 6 H: 1 LOB: 1 BB: 0 P: 6	R: 0 E: 0 K: 1 S: 7 H: 2 LOB: 3 BB: 1 P: 11	R: 0 E: 0 K: 0 S: 4 H: 1 LOB: 2 BB: 0 P: 4	1B: 9 2B: 1 3B: 1 HR: 0	SF: 0 SAC: 3 DP: 1 HBP: 0					

	AB	33
	R	3
	H	11
	RBI	3
	BB	3
	SO	2
	LOB	19

WP: 0 PA: 40
PB: 0
SB: 1
CS: 1

PITCHER		IP	WLS	BF	H	R	ER	SO	BB	IBB	HBP	BLK	WP	HR	S	P	ERA	WHIP
Early Wynn, R ERA: 3.07	(1, 1)	6.1		27	8	3	3	0	2	0	0	0	0	0	25	33	4.26	1.579
Lou Brissie, L ERA: 3.56	(7, 1)	1.0		6	2	0	0	1	0	1	0	0	0	0	7	11	0.00	2.000
Mike Garcia, R ERA: 2.87	(8, 1)	1.2	W	6	1	0	0	1	0	0	0	0	0	0	8	8	0.00	0.600

PITCHER	IP	WLS	BF	H	R	ER	SO	BB	IBB	HBP	BLK	WP	HR	S	P	ERA	WHIP

Batter	1	2	3	4	5	6	7	8	9	10	11	AB	R	H	RBI	BB	SO	LOB
Dale Mitchell, L (1, 7) OBP: 0.369, SLG: 0.431	6-3		E 1B 2-3 1B		F8		1B 2-H 2B		4-3		F7	6	1	2	1	0	0	2
Bobby Avila, R (1, 4) OBP: 0.381, SLG: 0.416	F8		L8 3-H		3B		F9			L6 F8 1B		5	0	2	1	0	0	2
Larry Doby, L (1, 8) OBP: 0.433, SLG: 0.536	K		E8 1-3 1B		4-3		1B 2-H			F8 1-2		5	0	2	1	0	1	2
Al Rosen, R (1, 5) OBP: 0.363, SLG: 0.456		5-3	IBB			F2	L7			IBB		3	0	0	0	2	0	2
Luke Easter, L (1, 3) OBP: 0.330, SLG: 0.471		L3	L9			F9		1-3		L6 2-3		5	0	0	0	0	0	5
Bob Kennedy, R (1, 9) OBP: 0.325, SLG: 0.385 Harry Simpson, L (11, PR) OBP: 0.328, SLG: 0.318 (11, 9)		F9		F2		HR		K			SH1-3 3B BB	4	1	1	1	1	1	0
												0	1	0	0	0	0	0
Ray Boone, R (1, 6) OBP: 0.306, SLG: 0.318			E 5-3 2B	F8		F7		F7			F3	5	1	1	0	0	0	1
Birdie Tebbetts, R (1, 2) OBP: 0.277, SLG: 0.331 Jim Hegan, R (7, PR) OBP: 0.308, SLG: 0.358 (7, 2)			E5 1B L8 2-3	F6			2B 2B		F2		SH1-3 1-2	3	1	1	0	0	0	1
												1	1	0	0	0	0	0
Mike Garcia, R (1, 1) OBP: 0.238, SLG: 0.309 Steve Gromek, S (5, 1) OBP: 0.429, SLG: 0.348 Sam Chapman, R (7, PH) OBP: 0.303, SLG: 0.321 Lou Brissie, L (7, 1) OBP: 0.269, SLG: 0.308 Clarence Maddern, R (9, PH) OBP: 0.182, SLG: 0.182 Early Wynn, S (9, 1) OBP: 0.262, SLG: 0.344			5-3 3-H		F6		F8		P6		2-H 3B	2	0	0	1	0	0	1
												0	0	0	0	0	0	0
												1	0	0	0	0	0	1
												0	0	0	0	0	0	0
												1	0	0	0	0	0	0
												1	0	1	1	0	0	0
Inning Stats	R: 0 E: 0 K: 1 S: 5 H: 0 LOB: 0 P: 5	R: 0 E: 0 K: 0 S: 3 H: 0 LOB: 0 P: 3	R: 2 E: 2 K: 0 S: 7 H: 3 LOB: 3 P: 11	R: 0 E: 0 K: 0 S: 3 H: 0 LOB: 0 P: 3	R: 0 E: 0 K: 0 S: 4 H: 1 LOB: 1 P: 4	R: 1 E: 0 K: 0 S: 4 H: 1 LOB: 0 P: 4	R: 2 E: 0 K: 0 S: 6 H: 3 LOB: 2 P: 6	R: 0 E: 0 K: 1 S: 5 H: 0 LOB: 0 P: 5	R: 0 E: 0 K: 0 S: 3 H: 0 LOB: 0 P: 3	R: 0 E: 0 K: 0 S: 3 H: 1 LOB: 1 P: 7	R: 1 E: 0 K: 0 S: 4 H: 1 LOB: 2 P: 8	1B: 4 2B: 4 3B: 2 HR: 1	SF: 0 SAC: 1 DP: 1 HBP: 0					

PITCHER		IP	WLS	BF	H	R	ER	SO	BB	IBB	HBP	BLK	WP	HR	S	P	ERA	WHIP
Sam Zoldak, L ERA: 3.02	(1, 1)	6.0		26	6	4	2	1	0	1	0	0	0	1	27	31	3.00	1.000
Morrie Martin, L ERA: 3.76	(7, 1)	4.0		15	3	1	1	1	0	1	0	0	0	0	16	20	2.25	0.750
Carl Scheib, R ERA: 4.57	(11, 1)	1.0	L	5	1	1	1	0	1	0	0	0	0	0	4	8	9.00	2.000

PITCHER	IP	WLS	BF	H	R	ER	SO	BB	IBB	HBP	BLK	WP	HR	S	P	ERA	WHIP

TOP

Cleveland Indians @ Philadelphia Athletics

Shibe Park, Philadelphia, PA

Tue Sep 11 1951, 3:33 AM EDT

Unknown

livebaseballscorecards.com

AB	42
R	6
H	10
RBI	6
BB	3
SO	2
LOB	17

WP: 0 PB: 0 SB: 0 CS: 0 PA: 46

Cleveland Indians @ Philadelphia Athletics

Shibe Park, Philadelphia, PA

Tue Sep 11 1951, 3:33 AM EDT

Unknown

livebaseballscorecards.com

BOTTOM

Batter	1	2	3	4	5	6	7	8	9	10	11	AB	R	H	RBI	BB	SO	LOB
Eddie Joost, R (1, 6) OBP: 0.411, SLG: 0.471	G4-6-3 1B		F8		1B 1B 2B	K		K		8-2 1-3 2B		6	1	3	0	0	2	2
Ferris Fain, L (1, 3) OBP: 0.446, SLG: 0.451	G4-6-3 1-2f		FC6-4 BB		BB 1B 2-3 1B		F8	4-3		8-2 BB		4	1	1	0	2	0	3
Elmer Valo, L (1, 9) OBP: 0.407, SLG: 0.447	S 1B		FC6-4 1-2f		1B E 1-2 BB		1B BB		1B 1B	8-2 1-2 2-3 3-Hf		4	1	2	0	2	0	4
Gus Zernial, R (1, 7) OBP: 0.352, SLG: 0.523	BB 1-2			F2	F5		FC6-4 1B 1-2		F3	F5		5	0	1	0	1	0	6
Billy Hitchcock, R (1, 5) OBP: 0.380, SLG: 0.431 (10, 4)	6-3			1B 1B	E8 1-H 2-H 3-H 1B		L8		BB 1-3 1B		5-3	6	1	3	2	0	0	4
Dave Philley, S (1, 8) OBP: 0.344, SLG: 0.347		F7		1B 1-6-3 1-3 1B	G5-4-3 BB		FC6-4 1-2f		G6-4 1-2 BB		F6	4	1	1	0	2	0	2
Pete Suder, R (1, 4) OBP: 0.289, SLG: 0.278 Hank Majeski, R (9, PH) OBP: 0.351, SLG: 0.411 (10, 5)	1-3			1-6-3 1-3 3-H 1B	G5-4-3 1-2f			K	K		K	4 2	0 0	1 0	1 0	0 0	1 2	2 3
Joe Tipton, R (1, 2) OBP: 0.383, SLG: 0.322 Wally Moses, L (8, PR) OBP: 0.287, SLG: 0.229 Ray Murray, R (9, 2) OBP: 0.299, SLG: 0.268	5-3			1-6-3 1-2 3-H		F7		BB 1B	G6-4 1-2f			4 0 1	0 0 0	1 0 0	1 0 0	0 0 0	0 0 3	1 0 3
Sam Zoldak, L (1, 1) OBP: 0.163, SLG: 0.186 Morrie Martin, L (7, 1) OBP: 0.264, SLG: 0.220 Carl Scheib, R (11, 1) OBP: 0.442, SLG: 0.612			F7	G1		F6		BB 1-2		2B 8-2 1B		3 1 0	0 0 0	0 1 0	0 0 0	0 1 0	0 0 0	1 0 0
Inning Stats	R: 0 E: 0 K: 0 S: 4 H: 2 LOB: 2 BB: 1 P: 8	R: 0 E: 0 K: 0 S: 3 H: 0 LOB: 0 BB: 0 P: 3	R: 0 E: 0 K: 0 S: 3 H: 0 LOB: 1 BB: 1 P: 7	R: 2 E: 0 K: 0 S: 6 H: 3 LOB: 1 BB: 0 P: 6	R: 3 E: 1 K: 0 S: 5 H: 3 LOB: 1 BB: 2 P: 13	R: 0 E: 0 K: 1 S: 5 H: 0 LOB: 0 BB: 0 P: 5	R: 0 E: 0 K: 0 S: 4 H: 1 LOB: 2 BB: 1 P: 8	R: 0 E: 0 K: 2 S: 8 H: 1 LOB: 2 BB: 1 P: 12	R: 0 E: 0 K: 1 S: 7 H: 2 LOB: 3 BB: 1 P: 11	R: 0 E: 0 K: 0 S: 4 H: 2 LOB: 2 BB: 1 P: 8	R: 0 E: 0 K: 1 S: 5 H: 0 LOB: 0 BB: 0 P: 5							

	AB	44
	R	5
	H	14
	RBI	4
	BB	8
	SO	5
	LOB	31

	1B: 12	SF: 0	WP: 0	PA: 52
	2B: 3	SAC: 0	PB: 0	
	3B: 0	DP: 3	SB: 1	
	HR: 0	HBP: 0	CS: 0	

PITCHER		IP	WLS	BF	H	R	ER	SO	BB	IBB	HBP	BLK	WP	HR	S	P	ERA	WHIP
Mike Garcia, R ERA: 2.98	(1, 1)	4.0		21	7	5	4	0	3	0	0	0	0	0	18	30	9.00	2.500
Steve Gromek, R ERA: 2.18	(5, 1)	2.0		7	1	0	0	1	1	0	0	0	0	0	8	12	0.00	1.000
Lou Brissie, L ERA: 3.49	(7, 1)	2.0		10	2	0	0	2	2	0	0	0	0	0	12	20	0.00	2.000
Early Wynn, R ERA: 3.03	(9, 1)	3.0	W	14	4	0	0	2	2	0	0	0	0	0	16	24	0.00	2.000

PITCHER	IP	WLS	BF	H	R	ER	SO	BB	IBB	HBP	BLK	WP	HR	S	P	ERA	WHIP

Batter	1	2	3	4	5	6	7	8	9	AB	R	H	RBI	BB	SO	LOB
Dale Mitchell, L (1, 7) OBP: 0.369, SLG: 0.429	F6		4-3			BB, 1B 1B		BBB FC4-6 1-2 BB	4-3	4	0	1	0	1	0	0
Bobby Avila, R (1, 4) OBP: 0.380, SLG: 0.415	K		F3			BB 1-2 1B		FC4-6 1B, WP PB 1-2f 2-3		4	1	1	0	0	1	2
Larry Doby, L (1, 8) OBP: 0.435, SLG: 0.536	1B			BBBB G3-6-3 BB		SSS K		H PB, 1B 2B 1-2 3-H HBP		2	1	1	0	1	1	2
Al Rosen, R (1, 5) OBP: 0.364, SLG: 0.455	K			SSS K		BBBB FC6 1-2 2-3 BB		PB 2B 1-2 2-3 1B		3	1	1	0	1	2	2
Luke Easter, L (1, 3) OBP: 0.329, SLG: 0.471		1-3		G3-6-3 1-2f		FC6 1-2f		1-H 2-H 3-H 2B		4	0	1	2	0	0	4
Bob Kennedy, R (1, 9) OBP: 0.322, SLG: 0.382 Barney McCosky, L (8, PH) OBP: 0.362, SLG: 0.403 Lou Brissie, L (8, 1) OBP: 0.269, SLG: 0.308 Mike Garcia, R (8, 1) OBP: 0.238, SLG: 0.309		SSS K			L3		6-3	F5		3 1 0 0	0 0 0 0	0 0 0 0	0 0 0 0	0 0 0 0	1 0 0 0	0 2 0 0
Ray Boone, R (1, 6) OBP: 0.306, SLG: 0.323		HR			SSS K		5-3	F9		4	1	1	1	0	1	2
Jim Hegan, R (1, 2) OBP: 0.305, SLG: 0.354		L7			L7		SSS K		F7	4	0	0	0	0	1	0
Bob Feller, R (1, 1) OBP: 0.209, SLG: 0.141 Birdie Tebbetts, R (8, PH) OBP: 0.283, SLG: 0.336 Doug Hansen, R (8, PR) Harry Simpson, L (8, 9) OBP: 0.327, SLG: 0.317			F5			P6		FC4-6 BB WP 1B	6-3	2 1 0 1	0 0 1 0	0 1 0 0	0 0 0 0	0 0 0 0	0 0 0 0	0 0 0 0
Inning Stats	R: 0 E: 0 K: 2 S: 8 H: 1 LOB: 1 BB: 0 P: 8	R: 1 E: 0 K: 1 S: 6 H: 1 LOB: 0 BB: 0 P: 6	R: 0 E: 0 K: 0 S: 3 H: 0 LOB: 0 BB: 0 P: 3	R: 0 E: 0 K: 1 S: 4 H: 0 LOB: 0 BB: 1 P: 8	R: 0 E: 0 K: 1 S: 5 H: 0 LOB: 0 BB: 0 P: 5	R: 0 E: 0 K: 1 S: 7 H: 2 LOB: 3 BB: 1 P: 11	R: 0 E: 0 K: 1 S: 5 H: 0 LOB: 0 BB: 0 P: 5	R: 4 E: 0 K: 0 S: 6 H: 3 LOB: 2 BB: 1 P: 11	R: 0 E: 0 K: 0 S: 3 H: 0 LOB: 0 BB: 0 P: 3	1B: 5 2B: 1 3B: 0 HR: 1 SF: 0 SAC: 0 DP: 1 HBP: 1						

PITCHER		IP	WLS	BF	H	R	ER	SO	BB	IBB	HBP	BLK	WP	HR	S	P	ERA	WHIP
Alex Kellner, L ERA: 4.69	(1, 1)	7.1		30	5	4	4	7	3	0	1	0	1	1	40	53	4.91	1.091
Bob Hooper, R ERA: 4.61	(8, 1)	1.2	W	7	2	1	1	0	0	0	0	0	0	0	7	7	5.40	1.200

PITCHER		IP	WLS	BF	H	R	ER	SO	BB	IBB	HBP	BLK	WP	HR	S	P	ERA	WHIP

TOP

Cleveland Indians @ Philadelphia Athletics

Shibe Park, Philadelphia, PA

Tue Sep 11 1951, 3:38 AM EDT

Att. 22,669 - Unknown

livebaseballscorecards.com

AB	33
R	5
H	7
RBI	3
BB	3
SO	7
LOB	14

Batter	1	2	3	4	5	6	7	8	9	AB	R	H	RBI	BB	SO	LOB
Eddie Joost, R (1, 6) OBP: 0.407, SLG: 0.466	6-3		5-3		F8			F9 G6-4-3		5	0	0	0	0	0	4
Ferris Fain, L (1, 3) OBP: 0.444, SLG: 0.449	F7		F5			P4		BB 1B		4	1	1	0	0	0	0
Elmer Valo, L (1, 9) OBP: 0.408, SLG: 0.446	2-3		1-3			L3 1B		BBB 1B 1-2 BB		3	1	1	0	1	0	0
Gus Zernial, R (1, 7) OBP: 0.353, SLG: 0.523		E6 2B 1B		F4		L3 1-2		1B 1-3 2-H 1B		4	2	2	1	0	0	1
Billy Hitchcock, R (1, 5) OBP: 0.383, SLG: 0.439		1B 2-H 2B		L8			F2	1B 1-3 3-H E 1B		4	2	2	2	0	0	0
Dave Philley, S (1, 8) OBP: 0.347, SLG: 0.353		5-3 2-H 1B		F3			HR 2B	E 1-2 3-H 1B		4	2	3	2	0	0	0
Pete Suder, R (1, 4) OBP: 0.289, SLG: 0.286	F9				6-3		2-H HR	E6 1B 1-3 2-H		4	1	1	2	0	0	2
Joe Astroth, R (1, 2) OBP: 0.293, SLG: 0.331	5-3 1-2				1B		F5	1B IBB		3	0	1	0	1	0	1
Alex Kellner, R (1, 1) OBP: 0.216, SLG: 0.233 Bob Hooper, R (8, 1) OBP: 0.237, SLG: 0.328	K				K		6-3	G6-4-3 1-2 2-3 3-H 1B		3 1	0 0	0 1	0 1	0 0	2 0	2 0
Inning Stats	R: 0 E: 0 K: 0 S: 3 H: 0 LOB: 0 BB: 0 P: 3	R: 2 E: 1 K: 1 S: 8 H: 3 LOB: 1 BB: 0 P: 8	R: 0 E: 0 K: 0 S: 3 H: 0 LOB: 0 BB: 0 P: 3	R: 0 E: 0 K: 0 S: 3 H: 0 LOB: 0 BB: 0 P: 3	R: 0 E: 0 K: 1 S: 6 H: 1 LOB: 1 BB: 0 P: 6	R: 0 E: 0 K: 0 S: 3 H: 1 LOB: 0 BB: 0 P: 3	R: 2 E: 0 K: 0 S: 5 H: 2 LOB: 0 BB: 0 P: 5	R: 5 E: 1 K: 0 S: 8 H: 5 LOB: 2 BB: 2 P: 16		1B: 9 2B: 3 3B: 0 HR: 1 SF: 0 SAC: 0 DP: 2 HBP: 0					WP: 0 PB: 0 SB: 0 CS: 0 PA: 37	

PITCHER		IP	WLS	BF	H	R	ER	SO	BB	IBB	HBP	BLK	WP	HR	S	P	ERA	WHIP
Bob Feller, R ERA: 3.23	(1, 1)	7.0		27	7	4	4	2	0	0	0	0	0	1	31	31	5.14	1.000
Lou Brissie, L ERA: 3.64	(8, 1)	0.1	L	3	1	2	2	0	1	0	0	0	0	0	2	6	54.00	6.000
Mike Garcia, R ERA: 3.05	(8, 1)	0.2		7	4	3	2	0	0	1	0	0	0	0	6	10	27.00	6.000

PITCHER	IP	WLS	BF	H	R	ER	SO	BB	IBB	HBP	BLK	WP	HR	S	P	ERA	WHIP

BOTTOM

Cleveland Indians @ Philadelphia Athletics
Shibe Park, Philadelphia, PA
Tue Sep 11 1951, 3:38 AM EDT
Att. 22,669 - Unknown

livebaseballscorecards.com

AB	35
R	9
H	12
RBI	8
BB	2
SO	2
LOB	10

Cleveland Indians @ Washington Senators

Griffith Stadium, Washington, DC

Thu Sep 13 1951, 3:33 AM EDT

Att. 15,219 - Unknown

TOP

livebaseballscorecards.com

Batter	1	2	3	4	5	6	7	8	9	AB	R	H	RBI	BB	SO	LOB
Dale Mitchell, L (1, 7) OBP: 0.366, SLG: 0.426	4-3		FC4-2 3-H			4-3		F8		4	0	0	0	0	0	2
Bobby Avila, R (1, 4) OBP: 0.379, SLG: 0.414	4-3		F4			1B			1-3	4	0	1	0	0	0	2
Larry Doby, L (1, 8) OBP: 0.436, SLG: 0.533	K			BB		L5			1B BB	2	0	0	0	2	1	1
Al Rosen, R (1, 5) OBP: 0.362, SLG: 0.452		F7		K		K			K	4	0	0	0	0	3	3
Luke Easter, L (1, 3) OBP: 0.331, SLG: 0.470 Snuffy Stirnweiss, R (9, PR) OBP: 0.392, SLG: 0.286		F8 BB		F7			4-3		1-3 1B	3 0	0 0	1 0	0 0	1 0	0 0	1 0
Barney McCosky, L (1, 9) OBP: 0.352, SLG: 0.391		F8 1-2		F4			5-3		F8	4	0	0	0	0	0	4
Ray Boone, R (1, 6) OBP: 0.306, SLG: 0.322			SH2-4 1B FC4-2 BB		F7		F8			2	0	0	0	1	0	0
Jim Hegan, R (1, 2) OBP: 0.306, SLG: 0.355 Harry Simpson, L (8, PH) OBP: 0.326, SLG: 0.316 Birdie Tebbetts, R (8, 2) OBP: 0.283, SLG: 0.336			SH2-4 1-2 1B		E5 CS			K		2 1 0	0 0 0	1 0 0	0 0 0	0 1 0	0 0 0	0 0 0
Bob Lemon, L (1, 1) OBP: 0.269, SLG: 0.365			SH2-4 1-2 2-3		K 1-2			1-3		2	0	0	0	0	1	1

AB	28
R	0
H	3
RBI	0
BB	4
SO	6
LOB	14

Inning Stats	1	2	3	4	5	6	7	8	9
	R: 0 E: 0 K: 1 S: 5	R: 0 E: 0 K: 0 S: 2	R: 0 E: 0 K: 0 S: 4	R: 0 E: 0 K: 1 S: 5	R: 0 E: 1 K: 1 S: 5	R: 0 E: 0 K: 1 S: 6	R: 0 E: 0 K: 0 S: 3	R: 0 E: 0 K: 1 S: 5	R: 0 E: 0 K: 1 S: 6
	H: 0 LOB: 0 BB: 0 P: 5	H: 0 LOB: 0 BB: 1 P: 6	H: 1 LOB: 2 BB: 1 P: 8	H: 0 LOB: 1 BB: 1 P: 9	H: 0 LOB: 0 BB: 0 P: 5	H: 1 LOB: 1 BB: 0 P: 6	H: 0 LOB: 0 BB: 0 P: 3	H: 0 LOB: 0 BB: 0 P: 5	H: 1 LOB: 2 BB: 1 P: 10

1B: 3	SF: 0
2B: 0	SAC: 1
3B: 0	DP: 0
HR: 0	HBP: 0

WP: 0	PA: 33
PB: 0	
SB: 0	
CS: 1	

PITCHER	IP	WLS	BF	H	R	ER	SO	BB	IBB	HBP	BLK	WP	HR	S	P	ERA	WHIP
Bob Porterfield, R (1, 1) ERA: 4.03	9.0	W	33	3	0	0	6	4	0	0	0	0	0	41	57	0.00	0.778

PITCHER	IP	WLS	BF	H	R	ER	SO	BB	IBB	HBP	BLK	WP	HR	S	P	ERA	WHIP

Batter	1	2	3	4	5	6	7	8	9	AB	R	H	RBI	BB	SO	LOB
Eddie Yost, R (1, 5) OBP: 0.422, SLG: 0.410	0-0 ① 5-3	0-0 1-2 1B			0-0 ① F4		SSS 0-3 ② K			4	0	1	0	0	1	0
Gil Coan, L (1, 7) OBP: 0.372, SLG: 0.452	0-0 ② 4-3	0-0 ③ 4-3			0-0 ② F5		0-0 1B 1B 1B			4	0	1	0	0	0	2
Irv Noren, L (1, 8) OBP: 0.358, SLG: 0.428	0-0 1B 1B		0-0 E4 1B		0-0 ③ 4-3		0-0 ③ 1-H 1B			4	1	2	0	0	0	0
Mickey Vernon, L (1, 3) OBP: 0.359, SLG: 0.426	0-0 BB 1-3 1B		0-0 G1-6-3 2-H 1B			0-0 1B 1B		BBBB 4-0 CS BB		3	0	3	1	1	0	0
Pete Runnels, L (1, 6) OBP: 0.337, SLG: 0.317	BBBB 4-0 1-2 BB		0-0 ①② G1-6-3 1-2f			0-0 ① F2		0-0 ①② 4-3 1-2		3	0	0	0	1	0	3
Frank Campos, L (1, 9) OBP: 0.500, SLG: 0.667	0-0 ③ 4-3		0-0 ③ F8			0-0 1-2 1B		0-0 1B		4	0	2	0	0	0	3
Cass Michaels, R (1, 4) OBP: 0.347, SLG: 0.354		0-0 ① 4-3		0-0 ① 4-3		SSS 0-3 ② K		0-0 ③ 5-3		4	0	0	0	0	1	3
Mickey Grasso, R (1, 2) OBP: 0.277, SLG: 0.253		0-0 1B 1B		0-0 ② 5-3		0-0 ③ 1-3				3	0	1	0	0	0	2
Bob Porterfield, R (1, 1) OBP: 0.179, SLG: 0.111		SSS 0-3 ② K		0-0 ③ F9			0-0 ① 5-3			3	0	0	0	0	1	1
Inning Stats	R: 0 H: 2 E: 0 LOB: 3 K: 0 BB: 1 S: 5 P: 9	R: 0 H: 2 E: 0 LOB: 2 K: 1 BB: 0 S: 7 P: 7	R: 1 H: 1 E: 1 LOB: 0 K: 0 BB: 0 S: 4 P: 4	R: 0 H: 0 E: 0 LOB: 0 K: 0 BB: 0 S: 3 P: 3	R: 0 H: 0 E: 0 LOB: 0 K: 0 BB: 0 S: 3 P: 3	R: 0 H: 2 E: 0 LOB: 2 K: 1 BB: 0 S: 7 P: 7	R: 0 H: 2 E: 0 LOB: 2 K: 1 BB: 0 S: 6 P: 6	R: 0 H: 1 E: 0 LOB: 1 K: 0 BB: 1 S: 3 P: 7		1B: 10 SF: 0 2B: 0 SAC: 0 3B: 0 DP: 1 HR: 0 HBP: 0						

PITCHER	IP	WLS	BF	H	R	ER	SO	BB	IBB	HBP	BLK	WP	HR	S	P	ERA	WHIP
Bob Lemon, R (1, 1) ERA: 3.49	8.0	L	34	10	1	0	3	2	0	0	0	0	0	38	46	0.00	1.500

PITCHER	IP	WLS	BF	H	R	ER	SO	BB	IBB	HBP	BLK	WP	HR	S	P	ERA	WHIP

BOTTOM

Cleveland Indians @ Washington Senators

Griffith Stadium, Washington, DC

Thu Sep 13 1951, 3:33 AM EDT

Att. 15,219 - Unknown

livebaseballscorecards.com

AB	32
R	1
H	10
RBI	1
BB	2
SO	3
LOB	14

WP: 0 PA: 34
PB: 0
SB: 0
CS: 1

Batter	1	2	3	4	5	6	7	8	9	AB	R	H	RBI	BB	SO	LOB
Dale Mitchell, L (1, 7) OBP: 0.363, SLG: 0.422	F7	4-3			4-3		4-3		F7	4	0	0	0	0	0	0
Sam Chapman, R (7, 7) OBP: 0.302, SLG: 0.320										1	0	0	0	0	0	0
Bobby Avila, R (1, 4) OBP: 0.378, SLG: 0.412	F8		FC1-6 1B		F8			F7		4	0	1	0	0	0	0
Larry Doby, L (1, 8) OBP: 0.438, SLG: 0.543	E 1B 1B		FC1-6 8-3 1-2f		1B			HR		4	2	3	1	0	0	1
Luke Easter, L (1, 3) OBP: 0.332, SLG: 0.471	1B 1B 1-H 1B		8-3 1-2f		4-3			5-3 BB 1B		4	1	2	1	0	0	2
Al Rosen, R (1, 5) OBP: 0.366, SLG: 0.456	1B 1-3 1B			1-3 1B 2B		B B B B 4-0 G4-6-3 BB		B B B B 4-0 5-3 1-2 BB		2	1	2	0	2	0	0
Harry Simpson, L (1, 9) OBP: 0.325, SLG: 0.315	1-2 3-H 1B			1-3 2-3		G4-6-3 1-2f		5-3 1-2 2-3		4	0	1	1	0	0	4
Ray Boone, R (1, 6) OBP: 0.306, SLG: 0.321	F7			3-H 1B		F9		F8		4	0	1	1	0	0	4
Jim Hegan, R (1, 2) OBP: 0.303, SLG: 0.351		F4		S S S K			5-3		S S S K	4	0	0	0	0	2	1
Early Wynn, S (1, 1) OBP: 0.252, SLG: 0.330		4-3		F7			F4		F7	4	0	0	0	0	0	1
Inning Stats	R: 2 E: 1 K: 0 S: 7 H: 4 LOB: 2 BB: 0 P: 7	R: 0 E: 0 K: 0 S: 3 H: 0 LOB: 0 BB: 0 P: 3	R: 0 E: 0 K: 0 S: 3 H: 1 LOB: 0 BB: 0 P: 3	R: 1 E: 0 K: 1 S: 7 H: 2 LOB: 1 BB: 0 P: 7	R: 0 E: 0 K: 0 S: 4 H: 1 LOB: 1 BB: 0 P: 4	R: 0 E: 0 K: 0 S: 2 H: 0 LOB: 0 BB: 1 P: 6	R: 0 E: 0 K: 0 S: 3 H: 0 LOB: 0 BB: 0 P: 3	R: 1 E: 0 K: 0 S: 5 H: 2 LOB: 2 BB: 1 P: 9	R: 0 E: 0 K: 1 S: 5 H: 0 LOB: 0 BB: 0 P: 5	1B: 8 2B: 2 3B: 0 HR: 1 SF: 0 SAC: 0 DP: 2 HBP: 0						

TOP

Cleveland Indians @ Washington Senators

Griffith Stadium, Washington, DC

Sat Sep 15 1951, 3:33 AM EDT

Unknown

livebaseballscorecards.com

AB	35
R	4
H	10
RBI	4
BB	2
SO	2
LOB	13

WP: 0 PA: 37
PB: 0
SB: 0
CS: 0

PITCHER		IP	WLS	BF	H	R	ER	SO	BB	IBB	HBP	BLK	WP	HR	S	P	ERA	WHIP
Don Johnson, R ERA: 4.75	(1, 1)	7.1	L	32	10	4	4	1	2	0	0	0	0	1	32	40	4.91	1.636
Sandy Consuegra, R ERA: 4.04	(8, 1)	0.2		2	0	0	0	0	0	0	0	0	0	0	2	2	0.00	0.000
Al Sima, L ERA: 4.99	(9, 1)	1.0		3	0	0	0	1	0	0	0	0	0	0	5	5	0.00	0.000

PITCHER		IP	WLS	BF	H	R	ER	SO	BB	IBB	HBP	BLK	WP	HR	S	P	ERA	WHIP

BOTTOM

Cleveland Indians @ Washington Senators

Griffith Stadium, Washington, DC

Sat Sep 15 1951, 3:33 AM EDT

Unknown

livebaseballscorecards.com

Batter	1	2	3	4	5	6	7	8	9	AB	R	H	RBI	BB	SO	LOB
Eddie Yost, R (1, 5) OBP: 0.422, SLG: 0.410	F9	5-3		1B		1B			6-3	5	0	2	0	0	0	0
Gil Coan, L (1, 7) OBP: 0.374, SLG: 0.451	BB		BB	3-1		4-3			L3	3	1	1	0	2	0	4
Irv Noren, L (1, 8) OBP: 0.357, SLG: 0.425	1B		F9		F8		F9		L3	5	1	1	0	0	0	2
Mickey Vernon, L (1, 3) OBP: 0.358, SLG: 0.426	2B		F6		6-3		F9			4	0	1	1	0	0	1
Pete Runnels, L (1, 6) OBP: 0.344, SLG: 0.319	IBB		1B		E4		BB			2	0	1	0	2	0	0
Frank Campos, L (1, 9) OBP: 0.300, SLG: 0.400	F7		F4		F5		FC6-4			4	0	0	1	0	0	6
Cass Michaels, R (1, 4) OBP: 0.344, SLG: 0.351	FC6-4			F8		L3		5-3		4	0	0	0	0	0	2
Mickey Grasso, R (1, 2) OBP: 0.282, SLG: 0.260		F8		1B		FC1-6		F7		4	0	2	0	0	0	0
Don Johnson, R (1, 1) OBP: 0.125, SLG: 0.128		F6		K		FC1-6		K		3	0	0	0	0	1	2
Sandy Consuegra, R (8, 1) OBP: 0.250, SLG: 0.256										0	0	0	0	0	0	0
Fred Taylor, L (8, PH)										1	0	0	0	0	1	0
Al Sima, R (9, 1) OBP: 0.250, SLG: 0.429										0	0	0	0	0	0	0
Inning Stats	R: 2 E: 0 K: 0 S: 5 H: 2 LOB: 2 BB: 2 P: 13	R: 0 E: 0 K: 0 S: 3 H: 0 LOB: 0 BB: 0 P: 3	R: 0 E: 0 K: 0 S: 4 H: 1 LOB: 2 BB: 1 P: 8	R: 0 E: 0 K: 1 S: 7 H: 2 LOB: 2 BB: 0 P: 7	R: 0 E: 1 K: 0 S: 4 H: 0 LOB: 1 BB: 0 P: 4	R: 0 E: 0 K: 0 S: 5 H: 2 LOB: 2 BB: 0 P: 5	R: 0 E: 0 K: 0 S: 3 H: 0 LOB: 1 BB: 1 P: 7	R: 0 E: 0 K: 1 S: 5 H: 0 LOB: 0 BB: 0 P: 5	R: 0 E: 0 K: 0 S: 3 H: 1 LOB: 0 BB: 0 P: 3	1B: 7 2B: 2 3B: 0 HR: 0 SF: 0 SAC: 0 DP: 1 HBP: 0	WP: 0 PB: 0 SB: 0 CS: 0 PA: 39					

	AB	35
	R	2
	H	8
	RBI	2
	BB	4
	SO	2
	LOB	17

PITCHER	IP	WLS	BF	H	R	ER	SO	BB	IBB	HBP	BLK	WP	HR	S	P	ERA	WHIP
Early Wynn, R (1, 1) ERA: 3.0	9.0	W	39	8	2	2	2	3	1	0	0	0	0	39	55	2.00	1.222

PITCHER	IP	WLS	BF	H	R	ER	SO	BB	IBB	HBP	BLK	WP	HR	S	P	ERA	WHIP

Cleveland Indians @ Washington Senators

Griffith Stadium, Washington, DC

Sat Sep 15 1951, 3:38 AM EDT

Att. 20,056 - Unknown

TOP

livebaseballscorecards.com

Batter	1	2	3	4	5	6	7	8	9	AB	R	H	RBI	BB	SO	LOB
Dale Mitchell, L (1, 7) OBP: 0.365, SLG: 0.422	B B B B		F6		E 1B 1-3 2-H		F7	F8		2	1	1	1	1	0	0
Sam Chapman, R (5, 7) OBP: 0.300, SLG: 0.318	4-0 G4-6-3 BB									2	0	0	0	0	0	2
Bobby Avila, R (1, 4) OBP: 0.379, SLG: 0.412	0-0 G4-6-3 1-2f			FC4-6 BB F9 1B	F8 3-H		1B 1B	F8		5	1	2	1	0	0	4
Larry Doby, L (1, 8) OBP: 0.442, SLG: 0.550	0-0 3B			B B B B 4-0 FC4-6 1-2 BB	E8 1-3 1B		FC5 1-3 1B		0-0 F6	4	1	3	0	1	0	0
Luke Easter, L (1, 3) OBP: 0.331, SLG: 0.468	0-0 G3			0-0 FC4-6 1-2f 2-3	0-0 2-H 3-H 1B		F5		0-0 3-1	5	0	1	2	0	0	5
Al Rosen, R (1, 5) OBP: 0.365, SLG: 0.452		0-0 F7		0-0 F9 3-H	5-3		4-0 IBB		0-0 4-3	4	0	0	1	1	0	1
Harry Simpson, L (1, 9) OBP: 0.322, SLG: 0.312		0-0 F5		0-0 4-3		0-0 F8	0-0 FC5 2-3f			3	0	0	0	0	0	1
Bob Kennedy, R (7, PH) OBP: 0.322, SLG: 0.380 (7, 9)										1	0	0	0	0	0	3
Ray Boone, R (1, 6) OBP: 0.305, SLG: 0.321		0-0 F7			E6 1B 1B	0-0 F8		0-0 SH 1B		4	1	1	0	0	0	0
Birdie Tebbetts, R (1, 2) OBP: 0.289, SLG: 0.341			0-0 4-3		0-0 1B 1B 1-3 1B	0-0 1B		0-0 F3		4	1	2	0	0	0	1
Steve Gromek, S (1, 1) OBP: 0.419, SLG: 0.346			0-0 3-1		0-0 1B F8 1-2 3-H 1B	0-0 F3		0-0 SH 1-2		3	1	1	1	0	0	1
Lou Brissie, L (7, 1) OBP: 0.269, SLG: 0.308										0	0	0	0	0	0	0
Mike Garcia, R (7, 1) OBP: 0.238, SLG: 0.309										0	0	0	0	0	0	0
Inning Stats	R: 0 E: 0 K: 0 S: 3 H: 1 LOB: 1 BB: 1 P: 7	R: 0 E: 0 K: 0 S: 3 H: 0 LOB: 0 BB: 0 P: 3	R: 0 E: 0 K: 0 S: 3 H: 0 LOB: 0 BB: 0 P: 3	R: 1 E: 0 K: 0 S: 4 H: 1 LOB: 1 BB: 1 P: 8	R: 5 E: 2 K: 0 S: 8 H: 5 LOB: 0 BB: 0 P: 8	R: 0 E: 0 K: 0 S: 4 H: 1 LOB: 1 BB: 0 P: 4	R: 0 E: 0 K: 0 S: 5 H: 2 LOB: 3 BB: 1 P: 9	R: 0 E: 1 K: 0 S: 5 H: 1 LOB: 2 BB: 0 P: 5	R: 0 E: 0 K: 0 S: 3 H: 0 LOB: 0 BB: 0 P: 3	1B: 10 2B: 0 3B: 1 HR: 0 SF: 0 SAC: 1 DP: 1 HBP: 0						

	AB	37
	R	6
	H	11
	RBI	6
	BB	3
	SO	0
	LOB	18

WP: 0 PB: 0 SB: 0 CS: 0 PA: 41

PITCHER		IP	WLS	BF	H	R	ER	SO	BB	IBB	HBP	BLK	WP	HR	S	P	ERA	WHIP
Julio Moreno, R ERA: 4.9	(1, 1)	4.1		21	6	6	4	0	2	0	0	0	0	0	19	27	8.31	1.846
Mickey Harris, L ERA: 4.03	(5, 1)	2.1		11	4	0	0	0	0	1	0	0	0	0	10	14	0.00	1.714
Tom Ferrick, R ERA: 3.52	(7, 1)	2.1	W	9	1	0	0	0	0	0	0	0	0	0	9	9	0.00	0.429

PITCHER	IP	WLS	BF	H	R	ER	SO	BB	IBB	HBP	BLK	WP	HR	S	P	ERA	WHIP

BOTTOM

Cleveland Indians @ Washington Senators

Griffith Stadium, Washington, DC

Sat Sep 15 1951, 3:38 AM EDT

Att. 20,056 - Unknown

livebaseballscorecards.com

Batter	1	2	3	4	5	6	7	8	9	AB	R	H	RBI	BB	SO	LOB
Eddie Yost, R (1, 5) OBP: 0.422, SLG: 0.414	E 2B		5-3	K			FC5-2 1B 2B 1-3	FC5-4 E 1-2f 2-3		5	2	2	0	0	1	3
Gil Coan, L (1, 7) OBP: 0.374, SLG: 0.451	E3 1B 3-4-1 2-H		1B		F6		FC5-2 1B 1B 1B 2-3 3-H	E5 1-3 3-H		5	1	2	0	0	0	3
Irv Noren, L (1, 8) OBP: 0.357, SLG: 0.424	3-4-1 1-2		F2	K			1B 1B 3-1 1B 1-2 3-H	IBB		4	1	1	1	1	1	2
Mickey Vernon, L (1, 3) OBP: 0.357, SLG: 0.424	F7		G3		4-3		3-1 1B 1B 1-2 2-3	F9		5	0	1	0	0	0	5
Pete Runnels, L (1, 6) OBP: 0.341, SLG: 0.316	F9			5-3		F4	3-1 1B 1-2 2-3 3-H	L5		5	0	1	1	0	0	4
Frank Campos, L (1, 9) OBP: 0.308, SLG: 0.462 Sam Mele, R (7, PH) OBP: 0.310, SLG: 0.380 (8, 9)		2B		F3		K	3-1 1-2 2-3 3-H			3 1	0 0	1 0	0 1	0 0	1 0	0 2
Cass Michaels, R (1, 4) OBP: 0.341, SLG: 0.348	5-3			E6 1B 2B		E5	4-3			4	1	0	0	0	0	3
Mike Guerra, R (1, 2) OBP: 0.258, SLG: 0.221	F7			2B 1B 1-2		4-3		FC5-4 E SH 1B		4	2	2	0	0	0	2
Julio Moreno, R (1, 1) OBP: 0.211, SLG: 0.243 Mickey Harris, L (5, 1) OBP: 0.278, SLG: 0.250 Tom Ferrick, R (7, 1) OBP: 0.571, SLG: 0.500	K			2B 1-H 2-H			2B FC5-2 1B	SH FC5-4 1-2		2 0 1	0 0 0	1 0 1	2 0 0	0 0 0	1 0 0	1 0 0
Inning Stats	R: 1 H: 2 E: 1 LOB: 1 K: 0 BB: 0 S: 5 P: 5	R: 0 H: 1 E: 0 LOB: 1 K: 1 BB: 0 S: 6 P: 6	R: 0 H: 1 E: 0 LOB: 1 K: 0 BB: 0 S: 4 P: 4	R: 2 H: 2 E: 1 LOB: 1 K: 1 BB: 0 S: 8 P: 8	R: 0 H: 0 E: 0 LOB: 0 K: 1 BB: 0 S: 5 P: 5	R: 0 H: 0 E: 1 LOB: 1 K: 1 BB: 0 S: 6 P: 6	R: 3 H: 5 E: 0 LOB: 2 K: 0 BB: 0 S: 8 P: 8	R: 1 H: 1 E: 1 LOB: 3 K: 0 BB: 1 S: 6 P: 10		1B: 8 SF: 0 2B: 4 SAC: 1 3B: 0 DP: 0 HR: 0 HBP: 0				WP: 0 PA: 41 PB: 0 SB: 0 CS: 0		

	AB	39
	R	7
	H	12
	RBI	5
	BB	1
	SO	4
	LOB	25

PITCHER		IP	WLS	BF	H	R	ER	SO	BB	IBB	HBP	BLK	WP	HR	S	P	ERA	WHIP
Steve Gromek, R ERA: 2.32	(1, 1)	6.0		28	8	5	3	4	0	0	0	0	0	0	36	36	4.50	1.333
Lou Brissie, L ERA: 3.71	(7, 1)	0.1		4	3	0	0	0	0	0	0	0	0	0	4	4	0.00	9.000
Mike Garcia, R ERA: 3.03	(7, 1)	1.2	L	9	1	2	1	0	0	1	0	0	0	0	8	12	5.40	0.600

PITCHER	IP	WLS	BF	H	R	ER	SO	BB	IBB	HBP	BLK	WP	HR	S	P	ERA	WHIP

Batter	1	2	3	4	5	6	7	8	9	AB	R	H	RBI	BB	SO	LOB
Barney McCosky, L (1, 9) OBP: 0.356, SLG: 0.397	K		BB FC6-4		2B 1-3 2-H			F5		3	0	1	1	1	1	0
Bobby Avila, R (1, 4) OBP: 0.378, SLG: 0.410	4-3		FC6-4 1-2f		BB G4-6-3			5-3		3	0	0	0	1	0	1
Larry Doby, L (1, 8) OBP: 0.438, SLG: 0.544	K			F8	G4-6-3 1-2f			3-1		4	0	0	0	0	1	3
Luke Easter, L (1, 3) OBP: 0.332, SLG: 0.467		K		K		BB 4-3			FC5-4 1B	3	0	1	0	1	2	0
Al Rosen, R (1, 5) OBP: 0.366, SLG: 0.454		1B		2B		K			FC5-4 BB 1-2f	4	0	2	0	0	1	2
Sam Chapman, R (1, 7) OBP: 0.297, SLG: 0.314 Dale Mitchell, L (9, PH) OBP: 0.364, SLG: 0.421		K		F4		4-3 1-2f			F2	3	0	0	0	0	1	3
										1	0	0	0	0	0	1
Ray Boone, R (1, 6) OBP: 0.306, SLG: 0.320 Harry Simpson, L (9, PH) OBP: 0.324, SLG: 0.312		F8			BB FC1-5 1B		F8		BB 1-2	2	0	0	0	1	0	1
										0	0	0	0	1	0	0
Jim Hegan, R (1, 2) OBP: 0.303, SLG: 0.351 Early Wynn, S (9, PH) OBP: 0.250, SLG: 0.327			F8		2B FC1-5 1-2 1B		4-3		K	3	1	1	0	0	0	0
										1	0	0	0	0	1	2
Bob Feller, R (1, 1) OBP: 0.205, SLG: 0.138 Lou Brissie, L (5, 1) OBP: 0.259, SLG: 0.296			K		2B FC1-5 1-2 2-3f		4-3			2	0	0	0	0	1	2
										1	0	0	0	0	0	0
Inning Stats	R: 0 E: 0 K: 2 S: 7 H: 0 LOB: 0 BB: 0 P: 7	R: 0 E: 0 K: 2 S: 8 H: 1 LOB: 1 BB: 0 P: 8	R: 0 E: 0 K: 1 S: 5 H: 0 LOB: 1 BB: 1 P: 9	R: 0 E: 0 K: 1 S: 6 H: 1 LOB: 1 BB: 0 P: 6	R: 1 E: 0 K: 0 S: 4 H: 2 LOB: 2 BB: 2 P: 12	R: 0 E: 0 K: 1 S: 4 H: 0 LOB: 0 BB: 1 P: 8	R: 0 E: 0 K: 0 S: 3 H: 0 LOB: 0 BB: 0 P: 3	R: 0 E: 0 K: 0 S: 3 H: 0 LOB: 0 BB: 0 P: 3	R: 0 E: 0 K: 1 S: 6 H: 1 LOB: 2 BB: 1 P: 10	1B: 3 2B: 3 3B: 0 HR: 0 SF: 0 SAC: 0 DP: 2 HBP: 0						

TOP

Cleveland Indians @ New York Yankees

Yankee Stadium, Bronx, NY

Sun Sep 16 1951, 3:33 AM EDT

Att. 68,760 - Unknown

livebaseballscorecards.com

AB	30
R	1
H	5
RBI	1
BB	5
SO	8
LOB	15

WP: 0 PB: 0 SB: 0 CS: 0 PA: 35

PITCHER	IP	WLS	BF	H	R	ER	SO	BB	IBB	HBP	BLK	WP	HR	S	P	ERA	WHIP
Allie Reynolds, R (1, 1) ERA: 3.28	9.0	W	35	5	1	1	8	5	0	0	0	0	0	46	66	1.00	1.111

PITCHER	IP	WLS	BF	H	R	ER	SO	BB	IBB	HBP	BLK	WP	HR	S	P	ERA	WHIP

Batter	1	2	3	4	5	6	7	8	9	AB	R	H	RBI	BB	SO	LOB
Mickey Mantle, S (1, 9) OBP: 0.345, SLG: 0.451	F8	F7 3-H			SH3-4 3B 1B	K				4	1	1	1	0	1	2
Hank Bauer, R (8, 9) OBP: 0.370, SLG: 0.457										0	0	0	0	0	0	0
Joe Collins, L (1, 3) OBP: 0.355, SLG: 0.433	S 3B BB	F5			SH3-4 1-2	4-3				2	1	0	0	1	0	2
Gil McDougald, R (1, 4) OBP: 0.406, SLG: 0.493	K 1-2		G6-4-3 1B		L7		F5			4	0	1	0	0	1	2
Yogi Berra, L (1, 2) OBP: 0.361, SLG: 0.517	3B 2-H		F2		3B IBB		F8			3	1	1	1	1	0	1
Joe DiMaggio, R (1, 8) OBP: 0.370, SLG: 0.431	1-3		G6-4-3 1-2f		3B 1-H 2-H		2B			4	0	2	2	0	0	2
Gene Woodling, L (1, 7) OBP: 0.378, SLG: 0.464		4-3 1B 1B		F9	BB		K			3	1	1	0	1	1	1
Bobby Brown, L (1, 5) OBP: 0.374, SLG: 0.394		4-3 1-2		K	5-3			G3		4	0	0	0	0	1	3
Phil Rizzuto, R (1, 6) OBP: 0.353, SLG: 0.350		1B F7 BB			2B	4-3		F7		3	1	1	0	1	0	0
Allie Reynolds, R (1, 1) OBP: 0.282, SLG: 0.232		1-3 2-H 1B		1-3			1B			4	0	2	1	0	0	1
Inning Stats	R: 1 E: 0 K: 1 S: 6 H: 1 LOB: 1 BB: 1 P: 10	R: 2 E: 0 K: 0 S: 5 H: 2 LOB: 1 BB: 1 P: 9	R: 0 E: 0 K: 0 S: 3 H: 1 LOB: 0 BB: 0 P: 3	R: 0 E: 0 K: 1 S: 6 H: 1 LOB: 1 BB: 0 P: 6	R: 2 E: 0 K: 0 S: 5 H: 2 LOB: 2 BB: 2 P: 13	R: 0 E: 0 K: 1 S: 6 H: 1 LOB: 1 BB: 0 P: 6	R: 0 E: 0 K: 1 S: 6 H: 1 LOB: 1 BB: 0 P: 6	R: 0 E: 0 K: 0 S: 3 H: 0 LOB: 0 BB: 0 P: 3		1B: 5 2B: 2 3B: 2 HR: 0 SF: 0 SAC: 1 DP: 1 HBP: 0						

PITCHER	IP	WLS	BF	H	R	ER	SO	BB	IBB	HBP	BLK	WP	HR	S	P	ERA	WHIP
Bob Feller, R (1, 1) ERA: 3.35	4.2	L	24	7	5	5	2	3	1	0	0	0	0	24	40	9.64	2.143
Lou Brissie, L (5, 1) ERA: 3.61	3.1		12	2	0	0	2	0	0	0	0	0	0	16	16	0.00	0.600

PITCHER	IP	WLS	BF	H	R	ER	SO	BB	IBB	HBP	BLK	WP	HR	S	P	ERA	WHIP

BOTTOM

Cleveland Indians @ New York Yankees

Yankee Stadium, Bronx, NY

Sun Sep 16 1951, 3:33 AM EDT

Att. 68,760 - Unknown

livebaseballscorecards.com

AB	31
R	5
H	9
RBI	5
BB	4
SO	4
LOB	14

WP: 0 PB: 0 SB: 1 CS: 0 PA: 36

Batter	1	2	3	4	5	6	7	8	9	AB	R	H	RBI	BB	SO	LOB
Dale Mitchell, L (1, 7) OBP: 0.362, SLG: 0.418	F4			4-3		1-4-3			K	4	0	0	0	0	1	1
Bob Kennedy, R (9, 7) OBP: 0.322, SLG: 0.380										0	0	0	0	0	0	0
Bobby Avila, R (1, 4) OBP: 0.377, SLG: 0.408	K			F2		1B			F5	4	0	1	1	0	1	0
Larry Doby, L (1, 8) OBP: 0.435, SLG: 0.539	K			L8		K			4-3	4	0	0	0	0	2	1
Luke Easter, L (1, 3) OBP: 0.332, SLG: 0.466		G3			F5		FC3-6 1B			3	0	1	0	0	0	0
Al Rosen, R (1, 5) OBP: 0.364, SLG: 0.452		6-3			1-3		FC3-6 CS			3	0	0	0	0	0	1
Ray Boone, R (1, 6) OBP: 0.306, SLG: 0.320		1-3			1B		F7			3	0	1	0	0	0	1
Barney McCosky, L (1, 9) OBP: 0.351, SLG: 0.391			4-3		1-3			BB 3-1		2	0	0	0	0	0	1
Sam Chapman, R (8, PH) OBP: 0.299, SLG: 0.314										0	0	0	0	1	0	0
Harry Simpson, L (8, PR) OBP: 0.324, SLG: 0.312										0	0	0	0	0	0	0
(8, 9)																
Jim Hegan, R (1, 2) OBP: 0.301, SLG: 0.348			F9			E6 1-4-3 1B			K	3	1	0	0	0	1	1
Bob Lemon, L (1, 1) OBP: 0.262, SLG: 0.354			4-3			K			3-1	3	0	0	0	0	1	2

TOP

Cleveland Indians @ New York Yankees

Yankee Stadium, Bronx, NY

Mon Sep 17 1951, 3:33 AM EDT

Att. 42,072 - Unknown

livebaseballscorecards.com

AB	29
R	1
H	3
RBI	1
BB	1
SO	6
LOB	8

Inning Stats									
	R: 0 E: 0 K: 2 S: 7	H: 0 LOB: 0 BB: 0 P: 7	R: 0 E: 0 K: 0 S: 3	H: 0 LOB: 0 BB: 0 P: 3	R: 0 E: 0 K: 0 S: 3	H: 0 LOB: 0 BB: 0 P: 3	R: 0 E: 0 K: 0 S: 3	H: 0 LOB: 0 BB: 0 P: 3	R: 0 E: 0 K: 0 S: 4	H: 1 LOB: 1 BB: 0 P: 4
	R: 1 E: 1 K: 2 S: 9	H: 1 LOB: 1 BB: 0 P: 9	R: 0 E: 0 K: 0 S: 3	H: 1 LOB: 0 BB: 0 P: 3	R: 0 E: 0 K: 1 S: 4	H: 0 LOB: 1 BB: 1 P: 8	R: 0 E: 0 K: 1 S: 5	H: 0 LOB: 0 BB: 0 P: 5	1B: 3 2B: 0 3B: 0 HR: 0	SF: 0 SAC: 0 DP: 0 HBP: 0
	WP: 0 PB: 0 SB: 0 CS: 1	PA: 30								

PITCHER	IP	WLS	BF	H	R	ER	SO	BB	IBB	HBP	BLK	WP	HR	S	P	ERA	WHIP
Ed Lopat, L (1, 1) ERA: 2.92	9.0	W	30	3	1	0	6	1	0	0	0	0	0	41	45	0.00	0.444

PITCHER	IP	WLS	BF	H	R	ER	SO	BB	IBB	HBP	BLK	WP	HR	S	P	ERA	WHIP

BOTTOM

Cleveland Indians @ New York Yankees

Yankee Stadium, Bronx, NY

Mon Sep 17 1951, 3:33 AM EDT

Att. 42,072 - Unknown

livebaseballscorecards.com

Batter	1	2	3	4	5	6	7	8	9	AB	R	H	RBI	BB	SO	LOB
Mickey Mantle, S (1, 9) OBP: 0.344, SLG: 0.447	4-3		K			3-1		2-3 IBB		3	0	0	0	1	1	0
Joe Collins, L (1, 3) OBP: 0.355, SLG: 0.429	4-3 BB			K		K		2-3 1-2 2-3		2	0	0	0	1	2	0
Johnny Mize, L (8, PH) (9, 3) OBP: 0.343, SLG: 0.399										1	0	0	0	0	0	2
Gil McDougald, R (1, 4) OBP: 0.405, SLG: 0.489	4-3 1-2			K		BB		K		3	0	0	0	1	2	3
Yogi Berra, L (1, 2) OBP: 0.360, SLG: 0.515	3-1			FC6-4 1B		F9			4-3	4	0	1	0	0	0	2
Joe DiMaggio, R (1, 8) OBP: 0.369, SLG: 0.429		F9		FC6-4 1-2f			6-3		1B 1B	4	1	1	0	0	0	1
Gene Woodling, L (1, 7) OBP: 0.377, SLG: 0.462		K			F8		4-3		1B IBB 1-3	4	0	1	0	0	1	0
Bobby Brown, L (1, 5) OBP: 0.375, SLG: 0.397		G3			1B 2B		6-3		1B 1-2	3	1	1	0	1	0	0
Phil Rizzuto, R (1, 6) OBP: 0.356, SLG: 0.353			F9		G4-6-3 2-H			2-3 SH3-4	1B 1-2 2-3 3-H	4	0	3	2	0	0	0
Ed Lopat, L (1, 1) OBP: 0.250, SLG: 0.309			K		G4-6-3 1-2f			SH3-4 1-2		2	0	0	0	0	1	1
Inning Stats	R: 0 H: 0 E: 0 LOB: 1 K: 0 BB: 1 S: 3 P: 7	R: 0 H: 0 E: 0 LOB: 0 K: 1 BB: 0 S: 5 P: 5	R: 0 H: 0 E: 0 LOB: 0 K: 2 BB: 0 S: 7 P: 7	R: 0 H: 1 E: 0 LOB: 1 K: 2 BB: 0 S: 8 P: 8	R: 1 H: 2 E: 0 LOB: 0 K: 0 BB: 0 S: 4 P: 4	R: 0 H: 0 E: 0 LOB: 1 K: 1 BB: 1 S: 5 P: 9	R: 0 H: 0 E: 0 LOB: 0 K: 0 BB: 0 S: 3 P: 3	R: 0 H: 1 E: 0 LOB: 2 K: 1 BB: 1 S: 6 P: 10	R: 1 H: 3 E: 0 LOB: 3 K: 0 BB: 1 S: 4 P: 8	1B: 6 SF: 0 2B: 1 SAC: 1 3B: 0 DP: 1 HR: 0 HBP: 0						

	AB	30
	R	2
	H	7
	RBI	2
	BB	4
	SO	7
	LOB	9

WP: 0 PA: 35
PB: 0
SB: 0
CS: 0

PITCHER	IP	WLS	BF	H	R	ER	SO	BB	IBB	HBP	BLK	WP	HR	S	P	ERA	WHIP
Bob Lemon, R (1, 1) ERA: 3.45	8.1	L	35	7	2	2	7	2	2	0	0	0	0	45	61	2.16	1.080

PITCHER	IP	WLS	BF	H	R	ER	SO	BB	IBB	HBP	BLK	WP	HR	S	P	ERA	WHIP

Batter	1	2	3	4	5	6	7	8	9	AB	R	H	RBI	BB	SO	LOB
Bobby Avila, R (1, 4) OBP: 0.374, SLG: 0.405	5-3		F7			F9 2-3 3-H	L7			4	0	0	1	0	0	1
Ray Boone, R (1, 6) OBP: 0.305, SLG: 0.321	F3			5-3		4-3 2B 3-H 2B		F4		4	1	1	1	0	0	0
Larry Doby, L (1, 8) OBP: 0.432, SLG: 0.534	F5			4-3		4-3 2-3		K		4	0	0	0	0	1	1
Al Rosen, R (1, 5) OBP: 0.363, SLG: 0.452		5-3		5-3		1B 3-H 2B		K		4	1	1	1	0	1	0
Luke Easter, L (1, 3) OBP: 0.333, SLG: 0.473		G3			K	BB 2-H 1B			HR	4	1	2	2	0	1	0
Sam Chapman, R (1, 7) OBP: 0.299, SLG: 0.311		5-3			F8	4-0 BB 1-2			5-3	3	0	0	0	1	0	0
Bob Kennedy, R (1, 9) OBP: 0.321, SLG: 0.388			HR		5-3	K			F7	4	1	1	1	0	1	2
Jim Hegan, R (1, 2) OBP: 0.301, SLG: 0.347			F9			2B F9 1B	F5		5-3	4	1	1	0	0	0	0
Mike Garcia, R (1, 1) OBP: 0.241, SLG: 0.321			F9			F9 1-3 2B 2B	5-3			3	1	1	0	0	0	0
Inning Stats	R: 0 E: 0 K: 0 S: 3 H: 0 LOB: 0 BB: 0 P: 3	R: 0 E: 0 K: 0 S: 3 H: 0 LOB: 0 BB: 0 P: 3	R: 1 E: 0 K: 0 S: 4 H: 1 LOB: 0 BB: 0 P: 4	R: 0 E: 0 K: 0 S: 3 H: 0 LOB: 0 BB: 0 P: 3	R: 0 E: 0 K: 1 S: 5 H: 0 LOB: 0 BB: 0 P: 5	R: 4 E: 0 K: 1 S: 10 H: 5 LOB: 2 BB: 1 P: 14	R: 0 E: 0 K: 0 S: 3 H: 0 LOB: 0 BB: 0 P: 3	R: 0 E: 0 K: 2 S: 7 H: 0 LOB: 0 BB: 0 P: 7	R: 1 E: 0 K: 0 S: 4 H: 1 LOB: 0 BB: 0 P: 4	1B: 2 2B: 3 3B: 0 HR: 2 SF: 0 SAC: 0 DP: 0 HBP: 0							

Cleveland Indians @ Boston Red Sox

Fenway Park, Boston, MA

Tue Sep 18 1951, 3:33 AM EDT

Att. 20,824 - Unknown

TOP

livebaseballscorecards.com

AB	34
R	6
H	7
RBI	6
BB	1
SO	4
LOB	4

PITCHER		IP	WLS	BF	H	R	ER	SO	BB	IBB	HBP	BLK	WP	HR	S	P	ERA	WHIP
Bill Wight, L ERA: 4.92	(1, 1)	5.2	L	23	6	5	5	1	0	0	0	0	0	1	25	25	7.94	1.059
Ellis Kinder, R ERA: 2.53	(6, 1)	2.1		8	0	0	0	3	1	0	0	0	0	0	13	17	0.00	0.429
Willard Nixon, R ERA: 4.92	(9, 1)	1.0		4	1	1	1	0	0	0	0	0	0	1	4	4	9.00	1.000

PITCHER	IP	WLS	BF	H	R	ER	SO	BB	IBB	HBP	BLK	WP	HR	S	P	ERA	WHIP

Batter	1	2	3	4	5	6	7	8	9	AB	R	H	RBI	BB	SO	LOB
Dom DiMaggio, R (1, 8) OBP: 0.376, SLG: 0.432	F8			6 4-3 2B 1B		5-3		F8		4	1	1	0	0	0	0
6 Johnny Pesky, L (1, 6) OBP: 0.422, SLG: 0.408	4-3			4-3 1-2		1-3		1B		4	0	1	0	0	0	1
Ted Williams, L (1, 7) OBP: 0.474, SLG: 0.574	F7			4-3 2-H 2B		1B		6-3		4	0	2	1	0	0	1
Clyde Vollmer, R (1, 9) OBP: 0.361, SLG: 0.484		F7		4-3 2-3		F7			1B G3 1B 1B	4	1	1	0	0	0	2
Billy Goodman, L (1, 4) OBP: 0.388, SLG: 0.372		2-3		F7			4-1		G3 1B 6-3 1-2 1B	4	1	1	0	0	0	1
Walt Dropo, R (1, 3) OBP: 0.318, SLG: 0.367		6-3			6-3		HR		6-3 G3 1-2 2-3 1B	4	1	2	1	0	0	0
Fred Hatfield, L (1, 5) OBP: 0.297, SLG: 0.302			1-3		FC4 1B		K2-3		G3 1-2 2-3 3-H	4	0	1	1	0	1	2
Buddy Rosar, R (1, 2) OBP: 0.305, SLG: 0.286 Vern Stephens, R (9, PH) OBP: 0.364, SLG: 0.504			K		L6		4-3		6-3 2-3 3-H	3 1	0 0	0 0	0 1	0 0	1 0	1 1
Bill Wight, L (1, 1) OBP: 0.140, SLG: 0.075 Ellis Kinder, R (6, 1) OBP: 0.118, SLG: 0.147 Charlie Maxwell, L (8, PH) OBP: 0.279, SLG: 0.361 Willard Nixon, L (9, 1) OBP: 0.348, SLG: 0.442 Lou Boudreau, R (9, PH) OBP: 0.352, SLG: 0.399			K		FC4 1-2f			6-3	G1	2 0 1 0 1	0 0 0 0 0	0 0 0 0 0	0 0 0 0 0	1 0 0 0 0	1 0 0 0 1	1 0 0 0 1
Inning Stats	R: 0 H: 0 E: 0 LOB: 0 K: 0 BB: 0 S: 3 P: 3	R: 0 H: 0 E: 0 LOB: 0 K: 0 BB: 0 S: 3 P: 3	R: 0 H: 0 E: 0 LOB: 0 K: 2 BB: 0 S: 7 P: 7	R: 1 H: 2 E: 0 LOB: 1 K: 0 BB: 0 S: 5 P: 5	R: 0 H: 1 E: 0 LOB: 1 K: 0 BB: 0 S: 4 P: 4	R: 0 H: 1 E: 0 LOB: 1 K: 0 BB: 0 S: 4 P: 4	R: 1 H: 1 E: 0 LOB: 0 K: 1 BB: 0 S: 6 P: 6	R: 0 H: 1 E: 0 LOB: 1 K: 0 BB: 0 S: 4 P: 4	R: 2 H: 3 E: 0 LOB: 1 K: 0 BB: 0 S: 6 P: 6	1B: 7 SF: 0 2B: 1 SAC: 0 3B: 0 DP: 0 HR: 1 HBP: 0						WP: 0 PA: 36 PB: 0 SB: 0 CS: 0

PITCHER	IP	WLS	BF	H	R	ER	SO	BB	IBB	HBP	BLK	WP	HR	S	P	ERA	WHIP
Mike Garcia, R (1, 1) ERA: 3.06	9.0	W	36	9	4	4	3	0	0	0	0	0	1	42	42	4.00	1.000

PITCHER	IP	WLS	BF	H	R	ER	SO	BB	IBB	HBP	BLK	WP	HR	S	P	ERA	WHIP

BOTTOM

Cleveland Indians @ Boston Red Sox

Fenway Park, Boston, MA

Tue Sep 18 1951, 3:33 AM EDT

Att. 20,824 - Unknown

livebaseballscorecards.com

AB	36
R	4
H	9
RBI	4
BB	0
SO	3
LOB	11

Batter	1	2	3	4	5	6	7	8	9	AB	R	H	RBI	BB	SO	LOB
Bobby Avila, R (1, 4) OBP: 0.376, SLG: 0.412	B B B B 4-0 HR BB	x 0-0 ① F7		x 0-0 ② 5-3	x 0-0 HR		x 0-0 BB BB F7 1B	B B B B 4-0 FC6-4 BB		4	3	2	1	1	0	0
Snuffy Stirnweiss, R (7, 4) OBP: 0.398, SLG: 0.286										0	0	0	0	1	0	0
Ray Boone, R (1, 6) OBP: 0.307, SLG: 0.330	x 0-0 1-H HR	S S S 0-3 ② K		x 0-0 BB HBP 2B	x 0-0 ③ 5-3		B B B B 4-0 F7 BB E 1-2 BB	x 0-0 ① FC6-4 G3-6-3 1-2f		5	3	2	2	1	1	1
Larry Doby, L (1, 8) OBP: 0.437, SLG: 0.534	B B B B 4-0 E 1B 4-3 BB	B B B 4-0 BB		B B B 4-0 HBP BB 2B BB		B B B B 4-0 2B BB BB	B B B 4-0 E 1B 1-2 2-3 BB	x 0-0 ② ③ G3-6-3 1-2f		0	4	0	0	5	0	0
Barney McCosky, L (7, 7) OBP: 0.349, SLG: 0.388										1	0	0	0	0	0	1
Al Rosen, R (1, 5) OBP: 0.366, SLG: 0.455	x 0-0 E7 4-3 1-3 1B	x 0-0 ③ F7		B B B 4-0 HBP 2B 1-2 2-3 BB		x 0-0 BB FC6-4 1-3 2B	x 0-0 ① F7 2-3 3-H		x 0-0 FC3-6 1B	5	2	3	1	1	0	3
Luke Easter, L (1, 3) OBP: 0.338, SLG: 0.479	I I I 4-0 4-3 IBB		x 0-0 HR	H 1-0 2B 1-2 2-3 3-H HBP		I I I 4-0 FC6-4 BB IBB	x 0-0 E4 1B F8 1-2 3-H		x 0-0 ① FC3-6 1-2f	2	1	1	3	2	0	1
Harry Simpson, L (7, PR) OBP: 0.323, SLG: 0.311										1	1	0	0	0	0	1
Sam Chapman, R (1, 7) OBP: 0.302, SLG: 0.316	S S S 0-3 ① K	x 0-0 ① F7		x 0-0 1-3 2-H 3-H 2B		B B B B 4-0 FC6-4 1-2 2-3 3-H BB	x 0-0 1-3 2-H 2B 1B		x 0-0 ② F8	5	1	2	4	1	1	4
(7, 8)																
Bob Kennedy, R (1, 9) OBP: 0.315, SLG: 0.381	x 0-0 ② 4-3 1-2 2-3 3-H	x 0-0 ② 5-3		x 0-0 ③ 6-3		S S S 0-3 ① K	x 0-0 F8 3-H		x 0-0 ③ 4-3	6	0	0	2	0	1	9
Jim Hegan, R (1, 2) OBP: 0.302, SLG: 0.349	B B B B 4-0 BB	x 0-0 ③ F8			S S S 0-3 ① K	x 0-0 ② FC6-4 1-2f 2-3 3-H	x 0-0 1-H 2B			4	0	1	2	1	1	2
Early Wynn, S (1, 1) OBP: 0.239, SLG: 0.311	S S S 0-3 ③ K			x 0-0 ① G3	x 0-0 ② 5-3	x 0-0 ③ F7	x 0-0 ③ 1-3			5	0	0	0	0	1	7
Inning Stats	R: 3 H: 2 E: 1 LOB: 3 K: 2 BB: 4 S: 9 P: 25	R: 0 H: 0 E: 0 LOB: 1 K: 1 BB: 1 S: 5 P: 9	R: 1 H: 1 E: 0 LOB: 0 K: 0 BB: 0 S: 4 P: 4	R: 3 H: 2 E: 0 LOB: 2 K: 0 BB: 2 S: 5 P: 14	R: 1 H: 1 E: 0 LOB: 0 K: 1 BB: 0 S: 6 P: 6	R: 2 H: 1 E: 0 LOB: 2 K: 1 BB: 3 S: 6 P: 18	R: 5 H: 3 E: 1 LOB: 2 K: 0 BB: 2 S: 7 P: 15	R: 0 H: 0 E: 0 LOB: 0 K: 0 BB: 1 S: 2 P: 6	R: 0 H: 1 E: 0 LOB: 1 K: 0 BB: 0 S: 4 P: 4	1B: 4 SF: 0 2B: 4 SAC: 0 3B: 0 DP: 1 HR: 3 HBP: 1						

TOP

Cleveland Indians @ Boston Red Sox

Fenway Park, Boston, MA

Wed Sep 19 1951, 3:33 AM EDT

Att. 23,321 - Unknown

livebaseballscorecards.com

AB	38
R	15
H	11
RBI	15
BB	13
SO	5
LOB	29

PITCHER		IP	WLS	BF	H	R	ER	SO	BB	IBB	HBP	BLK	WP	HR	S	P	ERA	WHIP
Mickey McDermott, L ERA: 3.37	(1, 1)	0.0	L	3	1	3	3	0	2	0	0	0	0	1	1	9	∞	∞
Walt Masterson, R ERA: 3.34	(1, 1)	3.2		19	3	4	4	3	4	1	0	0	0	1	20	40	9.82	1.909
Chuck Stobbs, L ERA: 4.54	(4, 1)	0.0		2	1	0	0	0	0	0	1	0	0	0	1	2	∞	∞
Harry Taylor, R ERA: 6.45	(4, 1)	1.1		9	2	3	3	1	2	1	0	0	0	1	8	20	20.25	3.000
Willard Nixon, R ERA: 5.1	(6, 1)	1.1		9	2	5	3	1	2	0	0	0	0	0	9	17	20.25	3.000

PITCHER		IP	WLS	BF	H	R	ER	SO	BB	IBB	HBP	BLK	WP	HR	S	P	ERA	WHIP
Ray Scarborough, R ERA: 4.72	(7, 1)	2.2		10	2	0	0	0	1	0	0	0	0	0	9	13	0.00	1.125

Batter	1	2	3	4	5	6	7	8	9	AB	R	H	RBI	BB	SO	LOB
Dom DiMaggio, R (1, 8) OBP: 0.375, SLG: 0.431	1-3		1B			F8		F9		4	0	1	0	0	0	0
6 Johnny Pesky, L (1, 6) OBP: 0.421, SLG: 0.406	1-6-3		F8			1-3		1B		4	0	1	0	0	0	1
Ted Williams, L (1, 7) OBP: 0.471, SLG: 0.569	F5			F6		F7		G3		4	0	0	0	0	0	1
Clyde Vollmer, R (1, 9) OBP: 0.358, SLG: 0.478		F4		5-3			6-3		K	4	0	0	0	0	1	0
Billy Goodman, L (1, 4) OBP: 0.390, SLG: 0.379		2B		4-3			HR 1B		2B	4	1	3	0	0	0	0
Walt Dropo, R (1, 3) OBP: 0.317, SLG: 0.375		F2			K		1-H HR		F6	4	1	1	2	0	1	2
Fred Hatfield, L (1, 5) OBP: 0.289, SLG: 0.292		F8			F3		F6		G3	4	0	0	0	0	0	2
Buddy Rosar, R (1, 2) OBP: 0.307, SLG: 0.288			F5		1B		F7			2	0	1	0	0	0	0
Aaron Robinson, L (5, PR) OBP: 0.352, SLG: 0.313 (6, 2)										1	0	0	0	0	0	0
Mickey McDermott, L (1, 1) OBP: 0.313, SLG: 0.365			K		K			F9		0	0	0	0	0	0	0
Walt Masterson, R (1, 1) OBP: 0.182, SLG: 0.182										1	0	0	0	0	1	0
Chuck Stobbs, L (4, 1) OBP: 0.262, SLG: 0.232										0	0	0	0	0	0	0
Harry Taylor, R (4, 1) OBP: 0.138, SLG: 0.143										1	0	0	0	0	1	1
Willard Nixon, L (6, 1) OBP: 0.348, SLG: 0.442										0	0	0	0	0	0	0
Ray Scarborough, R (7, 1) OBP: 0.243, SLG: 0.212										1	0	0	0	0	0	0
Inning Stats	R: 0 E: 0 K: 0 S: 3 — H: 0 LOB: 0 BB: 0 P: 3	R: 0 E: 0 K: 0 S: 4 — H: 1 LOB: 1 BB: 0 P: 4	R: 0 E: 0 K: 1 S: 6 — H: 1 LOB: 1 BB: 0 P: 6	R: 0 E: 0 K: 0 S: 3 — H: 0 LOB: 0 BB: 0 P: 3	R: 0 E: 0 K: 2 S: 8 — H: 1 LOB: 1 BB: 0 P: 8	R: 0 E: 0 K: 0 S: 3 — H: 0 LOB: 0 BB: 0 P: 3	R: 2 E: 0 K: 0 S: 5 — H: 2 LOB: 0 BB: 0 P: 5	R: 0 E: 0 K: 0 S: 4 — H: 1 LOB: 1 BB: 0 P: 4	R: 0 E: 0 K: 1 S: 6 — H: 1 LOB: 1 BB: 0 P: 6	1B: 4 2B: 2 3B: 0 HR: 1 — SF: 0 SAC: 0 DP: 0 HBP: 0						

PITCHER		IP	WLS	BF	H	R	ER	SO	BB	IBB	HBP	BLK	WP	HR	S	P	ERA	WHIP
Early Wynn, R ERA: 2.96	(1, 1)	9.0	W	34	7	2	2	4	0	0	0	0	0	1	42	42	2.00	0.778

PITCHER	IP	WLS	BF	H	R	ER	SO	BB	IBB	HBP	BLK	WP	HR	S	P	ERA	WHIP

BOTTOM

Cleveland Indians @ Boston Red Sox

Fenway Park, Boston, MA

Wed Sep 19 1951, 3:33 AM EDT

Att. 23,321 - Unknown

livebaseballscorecards.com

AB	34
R	2
H	7
RBI	2
BB	0
SO	4
LOB	7

WP: 0 PA: 34
PB: 0
SB: 0
CS: 0

Cleveland Indians @ Detroit Tigers

Briggs Stadium, Detroit, MI

Fri Sep 21 1951, 4:33 AM EDT

Att. 10,146 - Unknown

TOP

livebaseballscorecards.com

Batter	1	2	3	4	5	6	7	8	9	AB	R	H	RBI	BB	SO	LOB
Bobby Avila, R (1, 4) OBP: 0.375, SLG: 0.412	6-3	HR 2B (1-3, 3-H)		K (S S S)			6-3 (2-3)			4	1	1	1	0	1	1
Ray Boone, R (1, 6) OBP: 0.309, SLG: 0.337	1B 1B	HR (2-H, 3-H)		K (S S S)			F9 (3-H)			4	1	2	4	0	1	0
Larry Doby, L (1, 8) OBP: 0.436, SLG: 0.531	1B (1-2)	L9			3-1		F3			4	0	1	0	0	0	0
Al Rosen, R (1, 5) OBP: 0.364, SLG: 0.452	F5	F8			6-3			F5		4	0	0	0	0	0	2
Luke Easter, L (1, 3) OBP: 0.335, SLG: 0.475	F8		3-1		K (S S S)			F5		4	0	0	0	0	1	2
Sam Chapman, R (1, 7) OBP: 0.302, SLG: 0.313		SH3 E 1B BB (B B B B)	4-3			F7		F7		3	1	0	0	1	0	0
Bob Kennedy, R (1, 9) OBP: 0.318, SLG: 0.384		E SH3 2B 1B (1-2)	E7			F5			1-3	3	1	2	0	0	0	0
Barney McCosky, L (9, PH) OBP: 0.347, SLG: 0.385										1	0	0	0	0	0	0
Jim Hegan, R (1, 2) OBP: 0.300, SLG: 0.347		SH3 (1-2, 2-3)	6-3			F2			F2	2	0	0	0	0	0	1
Early Wynn, S (9, PH) OBP: 0.237, SLG: 0.308										1	0	0	0	0	0	0
Bob Feller, R (1, 1) OBP: 0.202, SLG: 0.136		E2 2B HR (2-3, 3-H)		F6			6-3 F9 2B		4-3	1	1	0	0	0	0	1
Steve Gromek, S (3, 1) OBP: 0.406, SLG: 0.333										1	0	0	0	0	0	0
Dale Mitchell, L (7, PH) OBP: 0.363, SLG: 0.421										1	1	1	0	0	0	0
Lou Brissie, L (7, 1) OBP: 0.259, SLG: 0.296										0	0	0	0	0	0	0
Bob Lemon, L (9, PH) OBP: 0.259, SLG: 0.350										1	0	0	0	0	0	0

AB	34
R	6
H	7
RBI	5
BB	1
SO	3
LOB	7

Inning Stats	1	2	3	4	5	6	7	8	9
	R: 0 E: 0 K: 0 S: 5	R: 5 E: 1 K: 0 S: 7	R: 0 E: 1 K: 0 S: 4	R: 0 E: 0 K: 2 S: 7	R: 0 E: 0 K: 1 S: 5	R: 0 E: 0 K: 0 S: 3	R: 1 E: 0 K: 0 S: 4	R: 0 E: 0 K: 0 S: 3	R: 0 E: 0 K: 0 S: 3
	H: 2 LOB: 2 BB: 0 P: 5	H: 3 LOB: 0 BB: 1 P: 11	H: 1 LOB: 1 BB: 0 P: 4	H: 0 LOB: 0 BB: 0 P: 7	H: 0 LOB: 0 BB: 0 P: 5	H: 0 LOB: 0 BB: 0 P: 3	H: 1 LOB: 0 BB: 0 P: 4	H: 0 LOB: 0 BB: 0 P: 3	H: 0 LOB: 0 BB: 0 P: 3

1B: 4 2B: 2 3B: 0 HR: 1 — SF: 0 SAC: 1 DP: 0 HBP: 0 — WP: 0 PB: 0 SB: 0 CS: 0 — PA: 36

PITCHER		IP	WLS	BF	H	R	ER	SO	BB	IBB	HBP	BLK	WP	HR	S	P	ERA	WHIP
Ted Gray, L ERA: 4.21	(1, 1)	1.1		11	5	5	4	0	1	0	0	0	0	1	10	14	27.00	4.500
Fred Hutchinson, R ERA: 3.54	(2, 1)	7.2	W	25	2	1	1	3	0	0	0	0	0	0	31	31	1.17	0.261

PITCHER	IP	WLS	BF	H	R	ER	SO	BB	IBB	HBP	BLK	WP	HR	S	P	ERA	WHIP

Cleveland Indians @ Detroit Tigers

Briggs Stadium, Detroit, MI

Fri Sep 21 1951, 4:33 AM EDT

Att. 10,146 - Unknown

BOTTOM

Batter	1	2	3	4	5	6	7	8	9	AB	R	H	RBI	BB	SO	LOB
Johnny Lipon, R (1, 6)	K		BB FC5-4	5-3		K		6-3		3	0	0	0	1	2	0
Neil Berry, R (7, 6)										1	0	0	0	0	0	0
George Kell, R (1, 5)	5-3		FC5-4 1B 2B 1-2f		BB FC4-6 1B	2B				4	2	2	0	0	0	1
Pat Mullin, L (1, 7)	1B		E 2B 1-2 1B		BB FC4-6 1B 1-2	K				3	1	2	0	1	1	1
Vic Wertz, L (1, 9)	F7		E 4-3 1-3 2-H 2B		FC4-6 1-2 2-3 1B	F6				4	1	2	1	0	0	1
Hoot Evers, R (1, 8)		HR BB	E6 4-3 2-3 3-H		K	F2				3	1	0	1	1	1	4
Dick Kryhoski, L (1, 3)		1-H HR	4-3 1-2 3-H		FC4-6 1-2f 2-3 3-H	E6				3	1	1	4	0	0	3
Don Kolloway, R (7, PH) (8, 3)										1	0	0	0	0	0	0
Jerry Priddy, R (1, 4)	5-3		K		6-3		F8			4	0	0	0	0	1	4
Frank House, L (1, 2)	6-3			F9		HR		4-3		4	1	1	1	0	0	0
Ted Gray, S (1, 1)	4-3			3-1		4-3		6-3		0	0	0	0	0	0	0
Fred Hutchinson, L (2, 1)										4	0	0	0	0	0	0
Inning Stats	R: 0 E: 0 K: 1 S: 6	H: 1 LOB: 1 BB: 0 P: 6	R: 2 E: 0 K: 0 S: 4	H: 1 LOB: 0 BB: 1 P: 8	R: 3 E: 1 K: 1 S: 8	H: 2 LOB: 1 BB: 1 P: 12	R: 0 E: 0 K: 0 S: 3	H: 0 LOB: 0 BB: 0 P: 3	R: 1 E: 0 K: 1 S: 7	H: 2 LOB: 2 BB: 1 P: 11	R: 1 E: 0 K: 2 S: 9	H: 2 LOB: 1 BB: 0 P: 9	R: 0 E: 1 K: 0 S: 4	H: 0 LOB: 1 BB: 0 P: 4	R: 0 E: 0 K: 0 S: 3	H: 0 LOB: 0 BB: 0 P: 3	1B: 4 2B: 2 3B: 0 HR: 2	SF: 0 SAC: 0 DP: 0 HBP: 0	WP: 0 PB: 0 SB: 0 CS: 0	PA: 37

livebaseballscorecards.com

	AB	34
	R	7
	H	8
	RBI	7
	BB	3
	SO	5
	LOB	14

PITCHER		IP	WLS	BF	H	R	ER	SO	BB	IBB	HBP	BLK	WP	HR	S	P	ERA	WHIP
Bob Feller, R (1, 1)		2.1		13	4	5	4	1	2	0	0	0	0	1	13	21	15.43	2.571
ERA: 3.46																		
Steve Gromek, R (3, 1)		3.2	L	17	4	2	2	4	1	0	0	0	0	1	24	28	4.91	1.364
ERA: 2.41																		
Lou Brissie, L (7, 1)		2.0		7	0	0	0	0	0	0	0	0	0	0	7	7	0.00	0.000
ERA: 3.54																		

PITCHER	IP	WLS	BF	H	R	ER	SO	BB	IBB	HBP	BLK	WP	HR	S	P	ERA	WHIP

Cleveland Indians @ Detroit Tigers

Briggs Stadium, Detroit, MI

Sat Sep 22 1951, 4:33 AM EDT

Att. 15,714 - Unknown

TOP

Batter	1	2	3	4	5	6	7	8	9	AB	R	H	RBI	BB	SO	LOB
Dale Mitchell, L (1, 7) OBP: 0.363, SLG: 0.429	4-3		1-H HR		4-3		F9 4-3 2B		F5	5	2	2	2	0	0	0
Bobby Avila, R (1, 4) OBP: 0.373, SLG: 0.409	5-3		F3		1-3		F9 2-3			4	0	0	0	0	0	1
Larry Doby, L (1, 8) OBP: 0.434, SLG: 0.528	BB		4-3			F9	4-3 3-H			3	0	0	1	1	0	0
Al Rosen, R (1, 5) OBP: 0.361, SLG: 0.449	F8			5-3		E5 BB BB HBP	F7			4	1	0	0	0	0	1
Luke Easter, L (1, 3) OBP: 0.335, SLG: 0.472		F2		G3		F5		BB FC5-6-4		3	0	0	0	1	0	1
Bob Kennedy, R (1, 9) OBP: 0.320, SLG: 0.383		L5		1B 1B		HBP BB 1-2 BB		FC5-6-4 G6-4-3 1-2f		3	0	1	0	1	0	1
Ray Boone, R (1, 6) OBP: 0.310, SLG: 0.336		F8		1-2 1B		HBP 1-2 2-3 BB		G6-4-3 1-2f		3	0	1	0	1	0	1
Jim Hegan, R (1, 2) OBP: 0.299, SLG: 0.345 Birdie Tebbetts, R (6, PH) OBP: 0.299, SLG: 0.341 (6, 2)			K	F7		FC5-4 1-2 2-3 3-H HBP			G5-4-3 BB	2 0	0 0	0 0	0 1	0 1	1 0	2 0
Bob Lemon, L (1, 1) OBP: 0.264, SLG: 0.347 Lou Brissie, L (5, 1) OBP: 0.259, SLG: 0.296 Sam Chapman, R (6, PH) OBP: 0.301, SLG: 0.312 Steve Gromek, S (6, 1) OBP: 0.406, SLG: 0.333 Sam Jones, R (8, 1) OBP: 0.394, SLG: 0.282 Snuffy Stirnweiss, R (9, PH)			HR BB		4-3	FC5-4 1-2f			G5-4-3 1-2f	1 0 1 0 0 1	1 0 0 0 0 0	0 0 0 0 0 0	0 0 0 0 0 0	1 0 0 0 0 0	0 0 3 0 0 1	0 0 0 0 0 0
Inning Stats	R: 0 E: 0 K: 0 S: 3 H: 0 LOB: 1 BB: 1 P: 7	R: 0 E: 0 K: 0 S: 3 H: 0 LOB: 0 BB: 0 P: 3	R: 2 E: 0 K: 1 S: 6 H: 1 LOB: 0 BB: 1 P: 10	R: 0 E: 0 K: 0 S: 5 H: 2 LOB: 2 BB: 0 P: 5	R: 0 E: 0 K: 0 S: 3 H: 0 LOB: 0 BB: 0 P: 3	R: 1 E: 1 K: 0 S: 4 H: 0 LOB: 3 BB: 2 P: 13	R: 1 E: 0 K: 0 S: 4 H: 1 LOB: 0 BB: 0 P: 4	R: 0 E: 0 K: 0 S: 2 H: 0 LOB: 0 BB: 1 P: 6	R: 0 E: 0 K: 0 S: 2 H: 0 LOB: 0 BB: 1 P: 6	1B: 2 2B: 1 3B: 0 HR: 1	SF: 0 SAC: 0 DP: 2 HBP: 1					

livebaseballscorecards.com

AB	30
R	4
H	4
RBI	4
BB	6
SO	1
LOB	11

PITCHER	IP	WLS	BF	H	R	ER	SO	BB	IBB	HBP	BLK	WP	HR	S	P	ERA	WHIP
Bob Cain, L (1, 1) ERA: 4.33	9.0	W	37	4	4	3	1	6	0	1	0	0	1	32	57	3.00	1.111

PITCHER	IP	WLS	BF	H	R	ER	SO	BB	IBB	HBP	BLK	WP	HR	S	P	ERA	WHIP

Batter	1	2	3	4	5	6	7	8	9	AB	R	H	RBI	BB	SO	LOB
Johnny Lipon, R (1, 6) OBP: 0.339, SLG: 0.306	5-3		BBB G3 BB	4-3 1-2 2-3 1B		F7	1-H 2-H 2B			4	0	2	2	1	0	0
George Kell, R (1, 5) OBP: 0.382, SLG: 0.396	1-3		F3	4-3 1-2 2-3 3-H		F8	1-3			5	0	0	1	0	0	4
Pat Mullin, L (1, 7) OBP: 0.366, SLG: 0.484	F9		G3 1-2	K		1B		F9		5	0	1	0	0	1	3
Vic Wertz, L (1, 9) OBP: 0.392, SLG: 0.525		F7	F8		BBB 1B F9 BB	F2		HR		4	2	1	1	1	0	2
Dick Kryhoski, L (1, 3) OBP: 0.329, SLG: 0.444		F8		4-3	E5 F9 1-3 1B		SH1-4 1B 2B	1B		5	1	3	0	0	0	0
Hoot Evers, R (1, 8) OBP: 0.298, SLG: 0.363		2B 1B 1B		1B 1B	SSS K		SH1-4 2-3	SSS K		4	2	2	0	0	2	3
Joe Ginsberg, L (1, 2) OBP: 0.356, SLG: 0.394		1-3 1B 2B		1B 1-2 1B 1B	F9 1-2 3-H		5-3	F9		2	1	2	0	0	0	0
Johnny Groth, R (5, PH) OBP: 0.345, SLG: 0.387										1	0	0	1	0	0	1
Bob Swift, R (6, 2) OBP: 0.276, SLG: 0.192										0	0	0	0	0	0	0
Fred Hutchinson, L (7, PH) OBP: 0.244, SLG: 0.205										1	0	0	0	0	0	1
Frank House, L (8, 2) OBP: 0.361, SLG: 0.387										1	0	0	0	0	0	1
Jerry Priddy, R (1, 4) OBP: 0.335, SLG: 0.358		1B IBB		1B 1B 4-3 1-3 2-H 1B	E5 IBB		1B 2B IBB			1	2	1	1	3	0	0
Bob Cain, L (1, 1) OBP: 0.302, SLG: 0.310		1-3 2-H 3-H 1B		4-3 1B 1-2 3-H 1B	E5 1-2 2-3		2B 1-2 3-H 1B			4	1	3	3	0	0	2
Inning Stats	R: 0 E: 0 K: 0 S: 3 H: 0 LOB: 0 BB: 0 P: 3	R: 1 E: 0 K: 0 S: 5 H: 3 LOB: 2 BB: 1 P: 9	R: 0 E: 0 K: 0 S: 3 H: 0 LOB: 1 BB: 1 P: 7	R: 3 E: 0 K: 1 S: 10 H: 5 LOB: 2 BB: 0 P: 10	R: 1 E: 1 K: 1 S: 6 H: 1 LOB: 2 BB: 2 P: 14	R: 0 E: 0 K: 0 S: 4 H: 1 LOB: 1 BB: 0 P: 4	R: 3 E: 0 K: 0 S: 6 H: 3 LOB: 1 BB: 1 P: 10	R: 1 E: 0 K: 1 S: 7 H: 2 LOB: 1 BB: 0 P: 7		1B: 11 2B: 3 3B: 0 HR: 1 SF: 0 SAC: 1 DP: 0 HBP: 0					

BOTTOM

Cleveland Indians @ Detroit Tigers

Briggs Stadium, Detroit, MI

Sat Sep 22 1951, 4:33 AM EDT

Att. 15,714 - Unknown

livebaseballscorecards.com

AB	37
R	9
H	15
RBI	9
BB	5
SO	3
LOB	17

WP: 0 PA: 43
PB: 0
SB: 0
CS: 0

PITCHER		IP	WLS	BF	H	R	ER	SO	BB	IBB	HBP	BLK	WP	HR	S	P	ERA	WHIP
Bob Lemon, R ERA: 3.56	(1, 1)	4.1	L	24	9	5	5	2	2	1	0	0	0	0	25	37	10.38	2.538
Lou Brissie, L ERA: 3.53	(5, 1)	0.2		3	0	0	0	0	0	1	0	0	0	0	2	6	0.00	0.000
Steve Gromek, R ERA: 2.69	(6, 1)	2.1		14	6	4	4	0	0	1	0	0	0	1	13	17	15.43	2.571
Sam Jones, R ERA:	(8, 1)	0.2		2	0	0	0	1	0	0	0	0	0	0	4	4	0.00	0.000

PITCHER		IP	WLS	BF	H	R	ER	SO	BB	IBB	HBP	BLK	WP	HR	S	P	ERA	WHIP

Cleveland Indians @ Detroit Tigers

Briggs Stadium, Detroit, MI

Sun Sep 23 1951, 4:33 AM EDT

Att. 42,623 - Unknown

TOP

livebaseballscorecards.com

Batter	1	2	3	4	5	6	7	8	9	AB	R	H	RBI	BB	SO	LOB
Dale Mitchell, L (1, 7) OBP: 0.362, SLG: 0.427	F7	FC6-4 1-2f		F7			BB 1B		F7	5	0	1	0	0	0	5
Bobby Avila, R (1, 4) OBP: 0.374, SLG: 0.409 Snuffy Stirnweiss, R (7, PR) OBP: 0.390, SLG: 0.278 (7, 4)	6-3		S 1B		F8		1-2 BB		K	3 1	0 0	1 0	0 0	1 0	0 1	0 2
Larry Doby, L (1, 8) OBP: 0.432, SLG: 0.523	BB		K 1-2		K		F5		K	4	0	0	0	1	3	5
Luke Easter, L (1, 3) OBP: 0.332, SLG: 0.468	K		K		K			F3		4	0	0	0	0	3	2
Al Rosen, R (1, 5) OBP: 0.362, SLG: 0.450		F8 E 2B	BB			F4		K		3	1	1	0	1	1	0
Harry Simpson, L (1, 9) OBP: 0.322, SLG: 0.310		F8 2-3	F8			K		1B		4	0	1	0	0	1	3
Ray Boone, R (1, 6) OBP: 0.308, SLG: 0.334		K		F8		G3		F5		4	0	0	0	0	1	2
Jim Hegan, R (1, 2) OBP: 0.302, SLG: 0.347 Barney McCosky, L (7, PH) OBP: 0.344, SLG: 0.382 Birdie Tebbetts, R (7, 2) OBP: 0.303, SLG: 0.346 Clarence Maddern, R (9, PR) OBP: 0.182, SLG: 0.182		E IBB		SH1-3 1B			G3		1B 1B	1 1 1 0	0 0 0 0	1 0 1 0	0 0 0 0	1 0 0 0	0 0 0 0	0 0 0 0
Mike Garcia, R (1, 1) OBP: 0.239, SLG: 0.318 Paul Lehner, L (7, PH) OBP: 0.244, SLG: 0.246 Lou Brissie, L (7, 1) OBP: 0.259, SLG: 0.296 Hal Naragon, L (9, PH) OBP: 1.000, SLG: 1.000		E4 FC6-4 1-2 3-H		SH1-3 1-2			F8		1B 1-2	1 1 0 1	0 0 0 0	0 0 0 1	0 0 0 0	0 0 0 0	0 0 0 0	1 0 0 0

Inning Stats	1	2	3	4	5	6	7	8	9
	R: 0 E: 0 K: 1 S: 5	R: 1 E: 1 K: 1 S: 7	R: 0 E: 0 K: 2 S: 8	R: 0 E: 0 K: 0 S: 4	R: 0 E: 0 K: 2 S: 7	R: 0 E: 0 K: 1 S: 5	R: 0 E: 0 K: 0 S: 4	R: 0 E: 0 K: 1 S: 6	R: 0 E: 0 K: 2 S: 9
	H: 0 LOB: 1 BB: 1 P: 9	H: 1 LOB: 2 BB: 1 P: 11	H: 1 LOB: 2 BB: 1 P: 12	H: 1 LOB: 1 BB: 0 P: 4	H: 0 LOB: 0 BB: 0 P: 7	H: 0 LOB: 0 BB: 0 P: 5	H: 1 LOB: 2 BB: 1 P: 8	H: 1 LOB: 1 BB: 0 P: 6	H: 2 LOB: 2 BB: 0 P: 9

AB	34
R	1
H	7
RBI	0
BB	4
SO	10
LOB	20

1B: 6	SF: 0	WP: 0	PA: 39
2B: 1	SAC: 1	PB: 0	
3B: 0	DP: 0	SB: 1	
HR: 0	HBP: 0	CS: 0	

PITCHER	IP	WLS	BF	H	R	ER	SO	BB	IBB	HBP	BLK	WP	HR	S	P	ERA	WHIP
Virgil Trucks, R (1, 1) ERA: 4.35	9.0	W	39	7	1	0	10	3	1	0	0	0	0	55	71	0.00	1.111

PITCHER	IP	WLS	BF	H	R	ER	SO	BB	IBB	HBP	BLK	WP	HR	S	P	ERA	WHIP

Cleveland Indians @ Detroit Tigers

Briggs Stadium, Detroit, MI

Sun Sep 23 1951, 4:33 AM EDT

Att. 42,623 - Unknown

BOTTOM

Batter	1	2	3	4	5	6	7	8	9	AB	R	H	RBI	BB	SO	LOB
Johnny Lipon, R (1, 6) OBP: 0.339, SLG: 0.305	6-3	F4		F6		HR 1B 1-3	BB 1-2 3-H			4	1	1	0	1	0	4
George Kell, R (1, 5) OBP: 0.382, SLG: 0.396	FC6 1B	5-3			F8	HR 1B 1-2 3-H	F3			5	1	2	1	0	0	5
Pat Mullin, L (1, 7) OBP: 0.367, SLG: 0.485 Johnny Groth, R (8, 8) OBP: 0.344, SLG: 0.386	F6		1B		1-4-3 1B	F6		3-1		4 1	0 0	2 0	0 0	0 0	0 0	3 0
Vic Wertz, L (1, 9) OBP: 0.392, SLG: 0.530	FC6 1-2f		K		1-4-3 1-2	HR 1-H 2-H		2B F8 1B		5	2	2	3	0	1	3
Dick Kryhoski, L (1, 3) OBP: 0.333, SLG: 0.446		SH5-4 1B BB	F7		IBB	4-3		F8 1B 1-3		3	2	1	0	2	0	1
Hoot Evers, R (1, 8) OBP: 0.299, SLG: 0.362 (8, 7)		1B SH5-4 1B 1-2	F9		K		K	1B IBB		4	0	1	0	1	2	3
Frank House, L (1, 2) OBP: 0.333, SLG: 0.353 Steve Souchock, R (8, PH) OBP: 0.321, SLG: 0.505 Joe Ginsberg, L (9, 2) OBP: 0.356, SLG: 0.394	SH5-4 1-2 2-3			K	F9	6-3		F8 2-3 3-H		3 1 0	0 0 0	0 0 0	0 1 0	0 0 0	1 0 0	0 2 0
Jerry Priddy, R (1, 4) OBP: 0.340, SLG: 0.364	1B IBB			BB	1B 3B	1B WP 1B 1-2 3-H				3	2	3	1	2	0	0
Virgil Trucks, R (1, 1) OBP: 0.231, SLG: 0.288	1-2 2-3 3-H 1B			K	1B 1B 1B 3-H	WP 1B 1-3	K			5	1	3	2	0	2	3
Inning Stats	R: 0 E: 0 K: 0 S: 4 H: 1 LOB: 1 BB: 0 P: 4	R: 1 E: 0 K: 0 S: 5 H: 2 LOB: 3 BB: 2 P: 13	R: 0 E: 0 K: 1 S: 6 H: 1 LOB: 1 BB: 0 P: 6	R: 0 E: 0 K: 2 S: 7 H: 0 LOB: 1 BB: 1 P: 11	R: 0 E: 0 K: 1 S: 6 H: 1 LOB: 2 BB: 1 P: 10	R: 5 E: 0 K: 0 S: 8 H: 5 LOB: 0 BB: 0 P: 8	R: 1 E: 0 K: 1 S: 7 H: 2 LOB: 2 BB: 1 P: 11	R: 2 E: 0 K: 1 S: 8 H: 3 LOB: 2 BB: 1 P: 12		1B: 12 2B: 1 3B: 1 HR: 1 SF: 0 SAC: 1 DP: 0 HBP: 0						

livebaseballscorecards.com

AB	38
R	9
H	15
RBI	8
BB	6
SO	6
LOB	24

WP: 1 PA: 45
PB: 0
SB: 0
CS: 0

PITCHER		IP	WLS	BF	H	R	ER	SO	BB	IBB	HBP	BLK	WP	HR	S	P	ERA	WHIP
Mike Garcia, R ERA: 3.2	(1, 1)	6.0	L	32	10	6	6	4	2	2	0	0	0	1	36	52	9.00	2.000
Lou Brissie, L ERA: 3.69	(7, 1)	2.0		13	5	3	3	2	1	1	0	0	1	0	15	23	13.50	3.000

PITCHER	IP	WLS	BF	H	R	ER	SO	BB	IBB	HBP	BLK	WP	HR	S	P	ERA	WHIP

Batter	1	2	3	4	5	6	7	8	9	AB	R	H	RBI	BB	SO	LOB
Dale Mitchell, L (1, 7) OBP: 0.362, SLG: 0.429	4-3 1B		F8		F5			1-3 1B 2B	L1-3 1-2	5	1	2	0	0	0	4
Snuffy Stirnweiss, R (1, 4) OBP: 0.375, SLG: 0.265	K		K			F4		F3		4	0	0	0	0	2	4
Larry Doby, L (1, 8) OBP: 0.431, SLG: 0.519	4-3 1-2			F5		F6		BBBB 1B BB		3	0	0	0	1	0	1
Al Rosen, R (1, 5) OBP: 0.363, SLG: 0.450	F6			2-3 1B		F3		1-3 2-H 3-H 1B		4	0	2	2	0	0	1
Luke Easter, L (1, 3) OBP: 0.330, SLG: 0.464		L7		2-3 1-2			SSS K	F5		4	0	0	0	0	1	2
Ray Boone, R (1, 6) OBP: 0.307, SLG: 0.333		6-3		F7			F2		BB BB 1B	4	0	1	0	0	0	1
Harry Simpson, L (1, 9) OBP: 0.327, SLG: 0.314		1B			4-3 1B		1B		BBBB BB 1-2 BB	3	0	2	0	1	0	0
Jim Hegan, R (1, 2) OBP: 0.302, SLG: 0.346		5-3			1B		5-3		F3	4	0	1	0	0	0	4
Early Wynn, S (1, 1) OBP: 0.235, SLG: 0.306			6-3		F1			2B 1B 1B	BBBB L1-3 1-2 2-3 BB	1	0	0	0	0	0	0
Clarence Maddern, R (5, PH) OBP: 0.167, SLG: 0.167										1	0	0	0	0	0	1
Bob Lemon, L (5, 1) OBP: 0.264, SLG: 0.347										0	0	0	0	0	0	0
Birdie Tebbetts, R (8, PH) OBP: 0.308, SLG: 0.350										1	0	1	0	0	0	0
Paul Lehner, L (8, PR) OBP: 0.244, SLG: 0.246										0	1	0	0	0	0	0
Mike Garcia, R (8, 1) OBP: 0.239, SLG: 0.318										0	0	0	0	0	0	0
Bobby Avila, R (9, PH) OBP: 0.375, SLG: 0.409										0	0	0	0	1	0	0
Barney McCosky, L (9, PR) OBP: 0.344, SLG: 0.382										0	0	0	0	0	0	0
Inning Stats	R: 0 E: 0 K: 1 S: 6 H: 1 LOB: 1 BB: 0 P: 6	R: 0 E: 0 K: 0 S: 4 H: 1 LOB: 1 BB: 0 P: 4	R: 0 E: 0 K: 1 S: 5 H: 0 LOB: 0 BB: 0 P: 5	R: 0 E: 0 K: 0 S: 4 H: 1 LOB: 1 BB: 0 P: 4	R: 0 E: 0 K: 0 S: 4 H: 1 LOB: 1 BB: 0 P: 4	R: 0 E: 0 K: 0 S: 3 H: 0 LOB: 0 BB: 0 P: 3	R: 0 E: 0 K: 1 S: 6 H: 1 LOB: 1 BB: 0 P: 6	R: 2 E: 0 K: 0 S: 5 H: 3 LOB: 1 BB: 1 P: 9	R: 0 E: 0 K: 0 S: 3 H: 1 LOB: 3 BB: 2 P: 11	1B: 8 2B: 2 3B: 0 HR: 0 SF: 0 SAC: 0 DP: 1 HBP: 0						

PITCHER	IP	WLS	BF	H	R	ER	SO	BB	IBB	HBP	BLK	WP	HR	S	P	ERA	WHIP
Billy Pierce, L (1, 1) ERA: 3.03	9.0	W	37	9	2	2	3	3	0	0	0	0	0	40	52	2.00	1.333

PITCHER	IP	WLS	BF	H	R	ER	SO	BB	IBB	HBP	BLK	WP	HR	S	P	ERA	WHIP

TOP

Cleveland Indians @ Chicago White Sox

Comiskey Park, Chicago, IL

Tue Sep 25 1951, 4:33 AM EDT

Att. 24,959 - Unknown

livebaseballscorecards.com

AB	34
R	2
H	9
RBI	2
BB	3
SO	3
LOB	18

WP: 0 PA: 37
PB: 0
SB: 0
CS: 0

Batter	1	2	3	4	5	6	7	8	9	AB	R	H	RBI	BB	SO	LOB
Nellie Fox, L (1, 4) OBP: 0.372, SLG: 0.414	G4-6-3 1B		F7	1-2 2-H 1B		FC1-4 1-2f				4	0	2	0	0	0	2
Bud Stewart, L (1, 7) OBP: 0.352, SLG: 0.456	G4-6-3 1-2f		F3		K	4-3				4	0	0	0	0	1	3
Minnie Minoso, R (1, 5) OBP: 0.422, SLG: 0.500	CS 1B		F7		L4		HR			4	1	2	1	0	0	0
Eddie Robinson, L (1, 3) OBP: 0.372, SLG: 0.490	CS 1-2	BB 1B 1B		4-3	BB 1B BB		5-3			3	1	1	0	1	0	0
Ray Coleman, L (1, 9) OBP: 0.329, SLG: 0.410		F7		1B FC3-2 2B	1-2 1B		F7			4	0	2	0	0	0	1
Jim Busby, R (1, 8) OBP: 0.341, SLG: 0.352		1B 1-2 BB		FC3-2 1B 2-3 1B	4-3		G3			3	1	1	0	1	0	2
Gus Niarhos, R (1, 2) OBP: 0.419, SLG: 0.310		K		FC3-2 1B 1-2 1B 3-H		1-3		E5 G1-6-3		4	1	0	0	0	1	4
Chico Carrasquel, R (1, 6) OBP: 0.328, SLG: 0.331		1-3 2-H 1B		1-3 2-H 1B 1B		1B S BB		G1-6-3 1-2f		3	0	2	2	1	0	1
Billy Pierce, L (1, 1) OBP: 0.284, SLG: 0.215		K		1B 1-2 3-H 1B		FC1-4 1-3 1B		5-3		4	0	2	1	0	1	2
Inning Stats	R: 0 E: 0 K: 0 S: 3 H: 2 LOB: 0 BB: 0 P: 3	R: 1 E: 0 K: 2 S: 9 H: 2 LOB: 2 BB: 1 P: 13	R: 0 E: 0 K: 0 S: 3 H: 0 LOB: 0 BB: 0 P: 3	R: 2 E: 0 K: 0 S: 7 H: 5 LOB: 2 BB: 0 P: 7	R: 0 E: 0 K: 1 S: 6 H: 1 LOB: 2 BB: 1 P: 10	R: 0 E: 0 K: 0 S: 4 H: 1 LOB: 2 BB: 1 P: 8	R: 1 E: 0 K: 0 S: 4 H: 1 LOB: 0 BB: 0 P: 4	R: 0 E: 1 K: 0 S: 3 H: 0 LOB: 0 BB: 0 P: 3		1B: 10 2B: 1 3B: 0 HR: 1 SF: 0 SAC: 0 DP: 2 HBP: 0						

PITCHER		IP	WLS	BF	H	R	ER	SO	BB	IBB	HBP	BLK	WP	HR	S	P	ERA	WHIP
Early Wynn, R ERA: 3.02	(1, 1)	4.0	L	19	9	3	3	2	1	0	0	0	0	0	22	26	6.75	2.500
Bob Lemon, R ERA: 3.55	(5, 1)	3.0		14	3	1	1	1	2	0	0	0	0	1	14	22	3.00	1.667
Mike Garcia, R ERA: 3.19	(8, 1)	1.0		3	0	0	0	0	0	0	0	0	0	0	3	3	0.00	0.000

PITCHER	IP	WLS	BF	H	R	ER	SO	BB	IBB	HBP	BLK	WP	HR	S	P	ERA	WHIP

BOTTOM

Cleveland Indians @ Chicago White Sox

Comiskey Park, Chicago, IL

Tue Sep 25 1951, 4:33 AM EDT

Att. 24,959 - Unknown

livebaseballscorecards.com

AB	33
R	4
H	12
RBI	4
BB	3
SO	3
LOB	15

WP: 0 PB: 0 SB: 1 CS: 1 PA: 37

Detroit Tigers @ Cleveland Indians

Cleveland Municipal Stadium, Cleveland, OH

Sat Sep 29 1951, 3:33 AM EDT

Att. 10,037 - Unknown

TOP

livebaseballscorecards.com

Batter	1	2	3	4	5	6	7	8	9	10	11	12	13	AB	R	H	RBI	BB	SO	LOB
Johnny Lipon, R (1, 6) OBP: 0.337, SLG: 0.302	BBBB 4-0 E 1B BB	x 0-0 F8 ③			BBBB 4-0 4-3 6-3 BB	SSS 0-3 K ③		x 0-0 F5 ②		x 0-0 G3 ③			x 0-0 F2 ①	5	1	0	0	2	1	5
George Kell, R (1, 5) OBP: 0.387, SLG: 0.399	x 0-0 E G4-6-3 1-2 1B		x 0-0 PB 1B		x 0-0 6-3 ① 1-2		H 1-0 1B F9 HBP	x 0-0 F9 ③			x 0-0 F4 ①		x 0-0 S 1-3 1B	6	2	3	0	0	0	3
Johnny Groth, R (1, 8) OBP: 0.349, SLG: 0.393	x 0-0 E1 G4-6-3 1-3 2-H		BBBB 4-0 1-2 BB		x 0-0 4-3 ② 2-3		x 0-0 G5-4-3 1-3 1B		x 0-0 FC5-4 1B		x 0-0 F9 ②		SSS 0-3 K ② 1-2	6	0	2	0	1	1	4
Vic Wertz, L (1, 9) OBP: 0.381, SLG: 0.511	x 0-0 G4-6-3 ① ② 1-2f 3-H		x 0-0 F8 ①		x 0-0 F9 ③		x 0-0 F9 ① 3-H		x 0-0 F4 ①		x 0-0 F6 ③		x 0-0 F5 ③	7	0	0	1	0	0	8
Hoot Evers, R (1, 7) OBP: 0.299, SLG: 0.359	x 0-0 BB 1B		x 0-0 F7 ②		BBBB 4-0 FC3-6 E 1-3 BB	x 0-0 G5-4-3 ② ③ 1-2f		x 0-0 FC5-4 ② 1-2f			x 0-0 6-3 ①			5	1	1	0	1	0	4
Dick Kryhoski, L (1, 3) OBP: 0.336, SLG: 0.440	BBBB 4-0 1-2 BB		x 0-0 G3 ③		x 0-0 1-3 ① 1-2			x 0-0 F8 ①	x 0-0 G3 ③			BBBB 4-0 BB		4	0	0	0	2	0	4
Jerry Priddy, R (1, 4) OBP: 0.340, SLG: 0.360	x 0-0 6-3 ③			BBBB 4-0 G4-6-3 BB	BBBB 4-0 FC3-6 BB			BBBB 4-0 E 1B BB		x 0-0 6-3 ①		x 0-0 F6 ②		3	1	0	0	3	0	3
Joe Ginsberg, L (1, 2) OBP: 0.355, SLG: 0.385		x 0-0 1-3 ①		x 0-0 G4-6-3 ① ② 1-2f	x 0-0 FC3-6 ② E 1B 1-2f 2-3			x 0-0 E9 1B 1-H 1B		BBBB 4-0 BB		x 0-0 F3 ③		5	1	1	0	1	0	4
Bob Cain, L (1, 1) OBP: 0.313, SLG: 0.323 Dizzy Trout, R (8, 1) OBP: 0.406, SLG: 0.346		SSS 0-3 K ②		SSS 0-3 K ③	x 0-0 1-H 3-H 1B			x 0-0 2-3 1B		SSS 0-3 K ②			BBBB 4-0 1B BB	4 1	0 0	2 0	1 0	0 1	2 1	0 1
Inning Stats	R: 2 H: 2 E: 1 LOB: 2 K: 0 BB: 2 S: 5 P: 13	R: 0 H: 0 E: 0 LOB: 0 K: 1 BB: 0 S: 5 P: 5	R: 0 H: 1 E: 0 LOB: 2 K: 0 BB: 1 S: 4 P: 8	R: 0 H: 0 E: 0 LOB: 0 K: 1 BB: 1 S: 4 P: 8	R: 0 H: 0 E: 0 LOB: 1 K: 0 BB: 1 S: 3 P: 7	R: 2 H: 1 E: 1 LOB: 1 K: 1 BB: 2 S: 6 P: 14	R: 1 H: 1 E: 0 LOB: 0 K: 0 BB: 0 S: 3 P: 4	R: 1 H: 2 E: 1 LOB: 2 K: 0 BB: 1 S: 5 P: 9	R: 0 H: 1 E: 0 LOB: 1 K: 0 BB: 0 S: 4 P: 4	R: 0 H: 0 E: 0 LOB: 1 K: 1 BB: 1 S: 5 P: 9	R: 0 H: 0 E: 0 LOB: 0 K: 0 BB: 0 S: 3 P: 3	R: 0 H: 0 E: 0 LOB: 1 K: 0 BB: 1 S: 3 P: 7	R: 0 H: 1 E: 0 LOB: 2 K: 1 BB: 1 S: 6 P: 10	1B: 9 2B: 0 3B: 0 HR: 0	SF: 0 SAC: 0 DP: 3 HBP: 1		WP: 0 PB: 1 SB: 1 CS: 0	PA: 58	

	AB	46
	R	6
	H	9
	RBI	2
	BB	11
	SO	5
	LOB	36

PITCHER		IP	WLS	BF	H	R	ER	SO	BB	IBB	HBP	BLK	WP	HR	S	P	ERA	WHIP
Dick Rozek, L ERA: 5.28	(1, 1)	9.0		42	8	6	2	3	8	0	1	0	0	0	39	72	2.00	1.778
Lou Brissie, L ERA: 3.57	(10, 1)	4.0	W	16	1	0	0	2	3	0	0	0	0	0	17	29	0.00	1.000

PITCHER	IP	WLS	BF	H	R	ER	SO	BB	IBB	HBP	BLK	WP	HR	S	P	ERA	WHIP

Batter	1	2	3	4	5	6	7	8	9	10	11	12	13	AB	R	H	RBI	BB	SO	LOB
Dale Mitchell, L (1, 7) OBP: 0.358, SLG: 0.424	K		4-3		5-3		K		FC5-6 1-2f S		6-3			6	0	0	0	0	2	2
Snuffy Stirnweiss, R (1, 4) OBP: 0.373, SLG: 0.261	FC6-4 BB		K			1B HR BB	K		K 1-2			F3		5	1	1	0	1	3	1
Larry Doby, L (1, 8) OBP: 0.430, SLG: 0.515	F9			F7		1B HR 1-2 BB	G3		IBB			4-3		4	1	0	0	2	0	1
Al Rosen, R (1, 5) OBP: 0.363, SLG: 0.449	FC6-4 1-2f			1B		HR 1-2 2-3 1B		5-3	K			K		6	1	2	0	0	2	3
Luke Easter, L (1, 3) OBP: 0.333, SLG: 0.483		4-3 3B		F8		HR 1-H 2-H 3-H		HR		L5-3 1B			K	6	3	4	5	0	1	1
Harry Simpson, L (1, 9) OBP: 0.327, SLG: 0.314		4-3 3-H		1-3		F9		FC4-6 1B		L5-3 1-2			E S 1B	6	1	2	1	0	0	2
Ray Boone, R (1, 6) OBP: 0.306, SLG: 0.331		6-3			K	F8		FC4-6 1-2f FC6-4		4-3			K 1-3	3	0	0	0	0	1	0
Barney McCosky, L (8, PH) OBP: 0.342, SLG: 0.380														1	0	0	0	0	0	1
Merl Combs, L (9, 6) OBP: 0.233, SLG: 0.250														2	0	0	0	0	1	1
Hal Naragon, L (1, 2) OBP: 0.429, SLG: 0.333		G3			F9	F8		FC6-4 1-2f		L9			1B IBB	5	0	1	0	1	0	1
Dick Rozek, L (1, 1) OBP: 0.333, SLG: 0.333	K				1B	K			FC5-6 1B	3-1-3			1-2 3-H 1B	3	0	1	0	0	2	1
Bob Lemon, L (9, PH) OBP: 0.270, SLG: 0.353														1	0	1	0	0	0	0
Lou Brissie, L (10, 1) OBP: 0.250, SLG: 0.286														1	0	0	0	0	0	0
Paul Lehner, L (13, PH) OBP: 0.247, SLG: 0.250														1	0	1	1	0	0	0
Inning Stats	R: 0 E: 0 K: 1 S: 5 H: 0 LOB: 1 BB: 1 P: 9	R: 1 E: 0 K: 0 S: 4 H: 1 LOB: 0 BB: 0 P: 4	R: 0 E: 0 K: 2 S: 7 H: 0 LOB: 0 BB: 0 P: 7	R: 0 E: 0 K: 0 S: 4 H: 1 LOB: 1 BB: 0 P: 4	R: 0 E: 0 K: 1 S: 6 H: 1 LOB: 1 BB: 0 P: 6	R: 4 E: 0 K: 1 S: 9 H: 4 LOB: 1 BB: 1 P: 13	R: 0 E: 0 K: 2 S: 7 H: 0 LOB: 0 BB: 0 P: 7	R: 1 E: 0 K: 0 S: 5 H: 2 LOB: 1 BB: 0 P: 5	R: 0 E: 0 K: 2 S: 8 H: 1 LOB: 2 BB: 1 P: 12	R: 0 E: 0 K: 0 S: 3 H: 1 LOB: 0 BB: 0 P: 3	R: 0 E: 0 K: 0 S: 3 H: 0 LOB: 0 BB: 0 P: 3	R: 0 E: 0 K: 1 S: 5 H: 0 LOB: 0 BB: 0 P: 5	R: 1 E: 0 K: 2 S: 8 H: 2 LOB: 2 BB: 1 P: 12	1B: 10 2B: 1 3B: 1 HR: 2	SF: 0 SAC: 0 DP: 1 HBP: 0	WP: 0 PB: 0 SB: 2 CS: 0	PA: 54				

PITCHER		IP	WLS	BF	H	R	ER	SO	BB	IBB	HBP	BLK	WP	HR	S	P	ERA	WHIP
Bob Cain, L	(1, 1)	7.1		33	9	6	6	7	2	0	0	0	0	2	45	53	7.36	1.500
ERA: 4.46																		
Dizzy Trout, R	(8, 1)	5.1	L	21	4	1	1	5	0	2	0	0	0	0	29	37	1.69	0.750
ERA: 4.04																		

PITCHER	IP	WLS	BF	H	R	ER	SO	BB	IBB	HBP	BLK	WP	HR	S	P	ERA	WHIP

BOTTOM

Detroit Tigers @ Cleveland Indians

Cleveland Municipal Stadium, Cleveland, OH

Sat Sep 29 1951, 3:33 AM EDT

Att. 10,037 - Unknown

livebaseballscorecards.com

AB	50
R	7
H	13
RBI	7
BB	4
SO	12
LOB	14

Detroit Tigers @ Cleveland Indians

Cleveland Municipal Stadium, Cleveland, OH

Sun Sep 30 1951, 3:33 AM EST
Att. 18,587 - Unknown

livebaseballscorecards.com

Batter	1	2	3	4	5	6	7	8	9	AB	R	H	RBI	BB	SO	LOB
Johnny Lipon, R (1, 6) OBP: 0.335, SLG: 0.300	F4			4-3		5-3	FC4 1-2f			4	0	0	0	0	0	2
George Kell, R (1, 5) OBP: 0.386, SLG: 0.400	6-3			F5		2B		6-3		4	0	1	0	0	0	0
Russ Sullivan, L (1, 7) OBP: 0.250, SLG: 0.346	F5			1B BB		K		4-1 1B		3	0	1	0	1	1	1
Vic Wertz, L (1, 9) OBP: 0.384, SLG: 0.511		CS BB		1-2 1B			SH1-4 BB 1B BB	4-1 1-2		2	1	1	0	2	0	1
Dick Kryhoski, L (1, 3) OBP: 0.335, SLG: 0.437		K 1-2		K			SH1-4 1B 1-2 BB	F7		3	1	0	0	1	2	4
Hoot Evers, R (1, 8) OBP: 0.297, SLG: 0.356		F4			F5		SH1-4 1-2 2-3		1-3	3	0	0	0	0	0	0
Frank House, L (1, 2) OBP: 0.319, SLG: 0.341			F6		F4		1B IBB		F2	3	0	0	0	1	0	0
Jerry Priddy, R (1, 4) OBP: 0.340, SLG: 0.360			F3		F9		F2		4-3	0	0	0	0	0	0	0
Al Federoff, R (2, 4)										4	0	0	0	0	0	3
Virgil Trucks, R (1, 1) OBP: 0.236, SLG: 0.291			F9			4-3	FC4 1-3 2-H 3-H 1B			3	0	1	2	0	0	0

Inning Stats	1	2	3	4	5	6	7	8	9		
	R: 0 H: 0	R: 0 H: 0	R: 0 H: 0	R: 0 H: 1	R: 0 H: 0	R: 0 H: 1	R: 2 H: 1	R: 0 H: 1	R: 0 H: 0	1B: 3 SF: 0	WP: 0 PA: 35
	E: 0 LOB: 0	E: 0 LOB: 0	E: 0 LOB: 0	E: 0 LOB: 2	E: 0 LOB: 0	E: 0 LOB: 1	E: 0 LOB: 2	E: 0 LOB: 1	E: 0 LOB: 0	2B: 2 SAC: 1	PB: 0
	K: 0 BB: 0	K: 1 BB: 1	K: 0 BB: 0	K: 1 BB: 1	K: 0 BB: 0	K: 1 BB: 0	K: 0 BB: 3	K: 0 BB: 0	K: 0 BB: 0	3B: 0 DP: 1	SB: 0
	S: 3 P: 3	S: 4 P: 8	S: 3 P: 3	S: 6 P: 10	S: 3 P: 3	S: 6 P: 6	S: 4 P: 16	S: 4 P: 4	S: 3 P: 3	HR: 0 HBP: 0	CS: 1

PITCHER		IP	WLS	BF	H	R	ER	SO	BB	IBB	HBP	BLK	WP	HR	S	P	ERA	WHIP
Sam Jones, R ERA: 2.08	(1, 1)	8.0	L	32	4	2	2	3	4	1	0	0	0	0	33	53	2.25	1.000
Bob Chakales, R ERA: 4.74	(9, 1)	1.0		3	0	0	0	0	0	0	0	0	0	0	3	3	0.00	0.000

PITCHER	IP	WLS	BF	H	R	ER	SO	BB	IBB	HBP	BLK	WP	HR	S	P	ERA	WHIP

AB	29
R	2
H	4
RBI	2
BB	5
SO	3
LOB	11

Batter	1	2	3	4	5	6	7	8	9	AB	R	H	RBI	BB	SO	LOB
Paul Lehner, L (1, 7) OBP: 0.247, SLG: 0.250	F8		6-3			1-2 1B		F8		4	0	1	0	0	0	1
Bobby Avila, R (1, 4) OBP: 0.374, SLG: 0.410	F8 2B			F8		K		4-3		4	0	1	0	0	1	3
Larry Doby, L (1, 8) OBP: 0.428, SLG: 0.512	F8 2-3			F8		L3			1B FC3-6 1B	4	1	1	0	0	0	3
Al Rosen, R (1, 5) OBP: 0.362, SLG: 0.447	K			6-3			4-3 BLK BB		F4	3	0	0	0	1	1	2
Luke Easter, L (1, 3) OBP: 0.333, SLG: 0.481 Jim Hegan, R (9, PR) OBP: 0.302, SLG: 0.346		4-3			F9		F8 1-2		FC3-6 1-3 1B	4 0	0 0	1 0	0 0	0 0	0 0	1 0
Harry Simpson, L (1, 9) OBP: 0.326, SLG: 0.313		4-3			CS 1B		4-3 2-3		FC3-6 FC5-4 1-2f 3-H	4	0	1	1	0	0	2
Ray Boone, R (1, 6) OBP: 0.304, SLG: 0.329		4-3			F9		6-3		FC5-4 1-2f	4	0	0	0	0	0	3
Hal Naragon, L (1, 2) OBP: 0.400, SLG: 0.250			L9		CS 1-2	F7		3-1 HBP		2	0	0	0	0	0	0
Sam Jones, R (1, 1) Barney McCosky, L (8, PH) OBP: 0.340, SLG: 0.377 Bob Chakales, R (9, 1) OBP: 0.350, SLG: 0.500			F4			E4 1B		3-1 1-2		2 1 0	0 0 0	0 0 0	0 0 0	0 0 0	0 0 0	0 1 0
Inning Stats	R: 0 H: 1 E: 0 LOB: 1 K: 1 BB: 0 S: 6 P: 6	R: 0 H: 0 E: 0 LOB: 0 K: 0 BB: 0 S: 3 P: 3	R: 0 H: 0 E: 0 LOB: 0 K: 0 BB: 0 S: 3 P: 3	R: 0 H: 0 E: 0 LOB: 0 K: 0 BB: 0 S: 3 P: 3	R: 0 H: 1 E: 0 LOB: 0 K: 0 BB: 0 S: 3 P: 3	R: 0 H: 1 E: 1 LOB: 2 K: 1 BB: 0 S: 7 P: 7	R: 0 H: 0 E: 0 LOB: 1 K: 0 BB: 1 S: 3 P: 7	R: 0 H: 0 E: 0 LOB: 1 K: 0 BB: 0 S: 3 P: 4	R: 1 H: 2 E: 0 LOB: 1 K: 0 BB: 0 S: 5 P: 5	1B: 4 SF: 0 2B: 1 SAC: 0 3B: 0 DP: 0 HR: 0 HBP: 1						WP: 0 PA: 35 PB: 0 SB: 0 CS: 1	

PITCHER	IP	WLS	BF	H	R	ER	SO	BB	IBB	HBP	BLK	WP	HR	S	P	ERA	WHIP
Virgil Trucks, R (1, 1) ERA: 4.16	9.0	W	34	5	1	1	2	1	0	1	1	0	0	36	41	1.00	0.667

PITCHER	IP	WLS	BF	H	R	ER	SO	BB	IBB	HBP	BLK	WP	HR	S	P	ERA	WHIP

BOTTOM

Detroit Tigers @ Cleveland Indians

Cleveland Municipal Stadium, Cleveland, OH

Sun Sep 30 1951, 3:33 AM EST

Att. 18,587 - Unknown

livebaseballscorecards.com

AB	32
R	1
H	5
RBI	1
BB	1
SO	2
LOB	16