


Cleveland Indians - 1951

Batter	1	2	3	4	5	6	7	8	9	AB	R	H	RBI	BB	SO	LOB	TOP
Dale Mitchell, L (1,7)										4	0	0	0	0	0	1	
Bobby Avila, R (1,4) OBP: 0.500, SLG: 0.500										4	1	2	0	0	0	0	
Luke Easter, L (1,3) OBP: 0.667, SLG: 0.667 Minnie Minoso, R (6, PR) (6, 3)										3	0	2	1	0	0	0	
Al Rosen, R (1,5) OBP: 0.250, SLG: 0.250										4	0	1	0	0	0	2	
Larry Doby, L (1,8) OBP: 0.500, SLG: 0.750										4	1	2	0	0	0	2	
Bob Kennedy, R (1,9) OBP: 0.333, SLG: 0.333										3	0	1	0	0	0	5	
Ray Boone, R (1,6)										4	0	0	0	0	2	2	AB 34
Jim Hegan, R (1,2)										3	0	0	0	1	0	0	R 2
Bob Lemon, L (1,1)										4	0	0	0	0	4	2	H 8
Inning Stats	R: 1 E: 1 K: 0 S: 6	H: 4 LOB: 2 BB: 0 P: 6	R: 0 E: 0 K: 1 S: 5	H: 0 LOB: 0 BB: 0 P: 5	R: 0 E: 0 K: 0 S: 3	H: 1 LOB: 1 BB: 0 P: 4	R: 0 E: 0 K: 0 S: 4	H: 0 LOB: 0 BB: 0 P: 5	R: 0 E: 0 K: 2 S: 7	H: 2 LOB: 1 BB: 1 P: 11	R: 0 E: 0 K: 0 S: 3	H: 0 LOB: 0 BB: 0 P: 3	R: 1 E: 1 K: 2 S: 9	H: 1 LOB: 1 BB: 0 P: 9	1B: 7 2B: 1 3B: 0 HR: 0	SF: 0 SAC: 1 DP: 1 HBP: 0	WP: 0 PA: 36 PB: 0 SB: 1 CS: 0
PITCHER Hal Newhouser, L (1,1) ERA:	IP 9.0 WLS L BF 36 H 8 R 2 ER 0 SO 6 BB 1 IBB 0 HBP 0 BLK 0 WP 0 HR 0 S 47 P 51 ERA 0.00 WHIP 1.000								PITCHER	IP WLS BF H R ER SO BB IBB HBP BLK WP HR S P ERA WHIP							

Cleveland Indians @ Detroit Tigers
Briggs Stadium, Detroit, MI
Tue Apr 17 1951, 3:33 AM EST
Att: 43,470 - Unknown


AB 34
R 2
H 8
RBI 1
BB 1
SO 6
LOB 14



Batter	1	2	3	4	5	6	7	8	9	AB	R	H	RBI	BB	SO	LOB	BOTTOM
Johnny Lipon, R (1,6)										4	0	0	0	0	1	0	
Neil Berry, R (1,5) Pat Mullin, L (9, PH)										3	0	0	0	0	0	0	
Don Kolloway, R (1,3) Charlie Keller, L (9, PH)										3	0	0	0	0	1	0	
Vic Wertz, L (1,9)										3	0	0	0	0	0	0	
Hoot Evers, R (1,7)										2	0	0	0	1	0	0	
Johnny Groth, R (1,8)										3	0	0	0	0	1	1	
Jerry Priddy, R (1,4) OBP: 0.667, SLG: 1.000										3	1	2	0	0	0	0	AB 29
Joe Ginsberg, L (1,2)										3	0	0	0	0	0	3	R 1
Hal Newhouser, L (1,1)										3	0	0	0	0	1	2	H 2
Inning Stats	R: 0 E: 0 K: 1 S: 5	H: 0 LOB: 0 BB: 0 P: 5	R: 0 E: 0 K: 1 S: 5	H: 0 LOB: 0 BB: 0 P: 5	R: 1 E: 0 K: 1 S: 6	H: 1 LOB: 0 BB: 0 P: 6	R: 0 E: 0 K: 0 S: 3	H: 0 LOB: 0 BB: 0 P: 3	R: 0 E: 0 K: 0 S: 3	H: 0 LOB: 0 BB: 0 P: 3	R: 0 E: 0 K: 0 S: 3	H: 0 LOB: 0 BB: 0 P: 3	R: 0 E: 0 K: 0 S: 3	H: 0 LOB: 0 BB: 0 P: 3	1B: 1 2B: 1 3B: 0 HR: 0	SF: 0 SAC: 0 DP: 0 HBP: 0	WP: 0 PA: 30 PB: 0 SB: 1 CS: 0
PITCHER Bob Lemon, R (1,1) ERA: 1.0	IP 9.0 WLS W BF 30 H 2 R 1 ER 1 SO 4 BB 1 IBB 0 HBP 0 BLK 0 WP 0 HR 0 S 37 P 41 ERA 1.00 WHIP 0.333								PITCHER	IP WLS BF H R ER SO BB IBB HBP BLK WP HR S P ERA WHIP							

Cleveland Indians @ Detroit Tigers
Briggs Stadium, Detroit, MI
Tue Apr 17 1951, 3:33 AM EST
Att: 43,470 - Unknown

AB 29
R 1
H 2
RBI 0
BB 1
SO 4
LOB 6



Batter	1	2	3	4	5	6	7	8	9	10	AB	R	H	RBI	BB	SO	LOB								
Dale Mitchell, L (1, 7)	0-0 5-3		4-0 BB			4-0 FC5 S BB	0-0 F8		0-0 F8		3	0	0	0	2	0	1								
Bobby Avila, R (1, 4) OBP: 0.333, SLG: 0.333	0-0 4-3		0-0 F3			0-3 K		0-0 4-3	0-0 S 1B		5	0	1	0	0	1	2								
Luke Easter, L (1, 3) OBP: 0.714, SLG: 0.667 Minnie Minoso, R (8, PR) (8, 3)	0-0 1B			0-0 F3		4-0 FC5 BB		0-0 1-3 1B	0-0 4-3		3	0	2	0	1	0	0								
Al Rosen, R (1, 5) OBP: 0.444, SLG: 0.444	0-0 F7			0-0 FC1-6 1B		0-0 FC5		0-0 1-3 1B		0-0 FC1-5 1B	5	0	3	0	0	0	3								
Larry Doby, L (1, 8) OBP: 0.333, SLG: 0.444		0-3 K		0-0 FC1-6 1-2		0-0 1-3		0-0 1-3		0-0 FC1-5 1B	5	1	1	0	0	1	5								
Bob Kennedy R (1, 9) OBP: 0.375, SLG: 0.429		0-0 F9		0-0 1-3			0-0 1B	4-0 1B		0-0 FC1-5 1B	4	2	1	0	1	0	3								
Ray Boone, R (1, 6) OBP: 0.111, SLG: 0.111		0-0 4-3			0-0 1-3		0-0 F8	0-0 F9		0-0 E7 CS 1B	5	0	1	1	0	0	4								
Jim Hegan, R (1, 2) OBP: 0.556, SLG: 0.875			0-0 F8		0-0 G5-4-3 1B		0-0 2H 1B		0-0 HR	0-0 1B	5	1	4	2	0	0	0								
Early Wynn, S (1, 1)			0-0 F6		0-0 G5-4-3 1-2		0-0 F8	0-0 5-3		0-0 F2	5	0	0	0	0	0	3								
Inning Stats	R: 0 E: 0 K: 0 S: 4	H: 1 LOB: 1 BB: 0 P: 4	R: 0 E: 0 K: 1 S: 5	H: 0 LOB: 0 BB: 0 P: 5	R: 0 E: 0 K: 0 S: 3	H: 0 LOB: 1 BB: 1 P: 7	R: 0 E: 0 K: 0 S: 4	H: 1 LOB: 1 BB: 0 P: 4	R: 0 E: 0 K: 0 S: 3	H: 1 LOB: 0 BB: 0 P: 3	R: 0 E: 0 K: 1 S: 5	H: 0 LOB: 2 BB: 2 P: 13	R: 1 E: 0 K: 0 S: 5	H: 2 LOB: 1 BB: 0 P: 5	R: 0 E: 0 K: 0 S: 5	H: 2 LOB: 3 BB: 1 P: 9	R: 1 E: 0 K: 0 S: 5	H: 2 LOB: 1 BB: 0 P: 5	R: 2 E: 1 K: 0 S: 6	H: 4 LOB: 1 BB: 0 P: 6	1B: 11 2B: 0 3B: 0 HR: 1	SF: 0 SAC: 0 DP: 1 HBP: 0	WP: 0 PB: 0 SB: 2 CS: 1	PA: 45	
PITCHER	IP 9.0	WLS L	BF 41	H 11	R 4	ER 4	SO 2	BB 3	IBB 1	HBP 0	BLK 0	WP 0	HR 1	S 41	P 57	ERA 4.00	WHIP 1.556								
Dizzy Trout, R (1, 1) ERA: 4.0																									
Hal White, R (10, 1) ERA:																									

Cleveland Indians @ Detroit Tigers
Briggs Stadium, Detroit, MI
Wed Apr 18 1951, 3:33 AM EST
Att: 5,161 - Unknown

AB	41
R	4
H	13
RBI	3
BB	4
SO	2
LOB	22

C

Batter	1	2	3	4	5	6	7	8	9	10	AB	R	H	RBI	BB	SO	LOB								
Johnny Lipon, R (1, 6) OBP: 0.111, SLG: 0.111	0-3 K		0-0 6-3		0-0 F6		0-3 K			0-0 6-3 1B	5	0	1	0	0	2	1								
Neil Berry, R (1, 5) OBP: 0.286, SLG: 0.167 Charlie Keller, L (10, PH)	0-0 F8		0-0 BB 1B		0-0 F4		4-0 SH2-3 BB		0-0 F4	0-0 6-3	3	1	1	0	1	0	0								
Don Kolloway, R (1, 3) OBP: 0.143, SLG: 0.571	0-0 HR		0-3 K		0-0 F8		0-0 SH2-3		0-0 6-3	0-0 6-3	4	1	1	1	0	1	2								
Vic Wertz, L (1, 9) OBP: 0.000, SLG: 0.000	4-0 BB		4-0 1B BB		0-0 F3		4-0 F3		4-0 F9		2	0	0	0	3	0	1								
Hoot Evers, R (1, 7) OBP: 0.286, SLG: 0.167 (9, 8)	0-3 K		0-0 1-3 2-H 1B		0-3 K		0-0 K		0-0 F2		4	0	1	1	0	2	3								
Johnny Groth, R (1, 8) Pat Mullin, L (8, PH) (9, 7)		0-0 L5	0-0 F5		0-0 6-3		0-0 6-3		0-0 1-3		3	0	0	0	0	0	2								
Jerry Priddy, R (1, 4) OBP: 0.429, SLG: 0.500		0-0 6-3		0-0 5-3		0-0 6-3		0-0 6-3	4-0 G5-4-3 BB		3	0	0	0	1	0	0								
Joe Ginsberg, L (1, 2)		4-0 FC6-4 BB		0-0 4-3		0-0 4-3		0-0 4-3	0-0 F2		3	0	0	0	1	0	1								
Dizzy Trout, R (1, 1) Hal White, R (10, 1)	0-0 FC6-4		0-0 K		0-3 K		4-0 K		0-0 G5-4-3	0-0 1-2	3	0	0	0	1	1	2								
Inning Stats	R: 1 E: 0 K: 2 S: 8	H: 1 LOB: 1 BB: 1 P: 12	R: 0 E: 0 K: 0 S: 3	H: 0 LOB: 1 BB: 1 P: 7	R: 0 E: 0 K: 1 S: 5	H: 0 LOB: 0 BB: 0 P: 5	R: 0 E: 0 K: 0 S: 5	H: 0 LOB: 0 BB: 0 P: 5	R: 0 E: 0 K: 1 S: 5	H: 0 LOB: 1 BB: 1 P: 9	R: 0 E: 0 K: 0 S: 3	H: 0 LOB: 2 BB: 2 P: 11	R: 0 E: 0 K: 0 S: 2	H: 0 LOB: 0 BB: 1 P: 6	R: 0 E: 0 K: 0 S: 4	H: 1 LOB: 1 BB: 0 P: 4	1B: 3 2B: 0 3B: 0 HR: 1	SF: 0 SAC: 1 DP: 1 HBP: 0	WP: 0 PB: 0 SB: 0 CS: 0	PA: 40					
PITCHER	IP 10.0	WLS W	BF 40	H 4	R 2	ER 2	SO 6	BB 6	IBB 1	HBP 0	BLK 0	WP 0	HR 1	S 45	P 73	ERA 1.80	WHIP 1.000								
Early Wynn, R (1, 1) ERA: 1.8																									

Cleveland Indians @ Detroit Tigers
Briggs Stadium, Detroit, MI
Wed Apr 18 1951, 3:33 AM EST
Att: 5,161 - Unknown



AB	32
R	2
H	4
RBI	2
BB	7
SO	6
LOB	15

D

Batter	1	2	3	4	5	6	7	8	9	AB	R	H	RBI	BB	SO	LOB	TOP			
Bobby Young, L OBP: 0.333, SLG: 0.429										4	0	0	0	1	0	1	St. Louis Browns @ Cleveland Indians Cleveland Municipal Stadium, Cleveland, OH Fri Apr 20 1951, 3:33 AM EST Att: 48,316 - Unknown			
Johnny Berardino, R OBP: 0.429, SLG: 0.333										4	0	1	0	1	0	1				
Roy Sievers, R OBP: 0.385, SLG: 0.364										2	0	0	0	2	1	3				
Ken Wood, R OBP: 0.308, SLG: 0.250										4	0	1	0	0	1	5				
Ray Coleman, L OBP: 0.400, SLG: 1.000										4	0	1	0	0	0	5				
Joe Lutz, L OBP: 0.333, SLG: 0.400										3	0	0	0	1	1	1				
Tom Upton, R OBP: 0.083, SLG: 0.083 Johnny Bero, L (8, PH) (8, 6)										3	0	0	0	0	2	4				
Les Moss, R Hank Arft, L OBP: 1.000, SLG: 4.000 (9, PH)										3	0	0	0	0	2	5				
Dick Starr, R Duane Pilette, R OBP: 0.333, SLG: 0.333 Jim Delsing, L (9, PH)										0	0	0	0	0	0	0				
Inning Stats	R: 0 E: 0 K: 0 S: 2	H: 0 LOB: 0 BB: 1 P: 6	R: 0 E: 1 K: 1 S: 7	H: 1 LOB: 2 BB: 0 P: 7	R: 0 E: 0 K: 1 S: 6	H: 1 LOB: 3 BB: 2 P: 14	R: 0 E: 0 K: 1 S: 5	H: 0 LOB: 0 BB: 0 P: 5	R: 0 E: 0 K: 2 S: 8	H: 1 LOB: 2 BB: 0 P: 16	R: 0 E: 1 K: 1 S: 7	H: 1 LOB: 2 BB: 0 P: 7	R: 0 E: 0 K: 1 S: 5	H: 0 LOB: 0 BB: 0 P: 5	R: 1 E: 0 K: 1 S: 6	H: 1 LOB: 0 BB: 0 P: 6		1B: 4 2B: 0 3B: 0 HR: 1	SF: 0 SAC: 0 DP: 1 HBP: 0	WP: 0 PB: 0 SB: 0 CS: 0
PITCHER Bob Feller, R ERA: 1.0	IP: 9.0 WLS: W BF: 38 H: 5 R: 1 ER: 1 SO: 8 BB: 5 IBB: 0 HBP: 0 BLK: 0 WP: 0 HR: 1 S: 49 P: 69 ERA: 1.00 WHIP: 1.111															PITCHER IP: WLS: BF: H: R: ER: SO: BB: IBB: HBP: BLK: WP: HR: S: P: ERA: WHIP:				

Batter	1	2	3	4	5	6	7	8	9	AB	R	H	RBI	BB	SO	LOB	BOTTOM			
Dale Mitchell, L OBP: 0.357, SLG: 0.100										3	0	1	0	2	0	0	St. Louis Browns @ Cleveland Indians Cleveland Municipal Stadium, Cleveland, OH Fri Apr 20 1951, 3:33 AM EST Att: 48,316 - Unknown			
Bobby Avila, R OBP: 0.385, SLG: 0.273										2	0	0	0	2	1	2				
Luke Easter, L OBP: 0.545, SLG: 0.444										3	0	0	1	1	1	3				
Al Rosen, R OBP: 0.462, SLG: 0.364										2	1	0	0	2	1	4				
Larry Doby, L OBP: 0.308, SLG: 0.462										4	1	1	0	0	1	1				
Bob Kennedy, R OBP: 0.500, SLG: 0.500										3	1	2	1	1	0	0				
Ray Boone, R OBP: 0.231, SLG: 0.167										3	0	1	0	1	0	3				
Jim Hegan, R OBP: 0.462, SLG: 0.636										3	0	0	1	1	2	2				
Bob Feller, R										3	1	0	0	1	1	3				
Inning Stats	R: 0 E: 0 K: 2 S: 6	H: 2 LOB: 3 BB: 5 P: 10	R: 4 E: 1 K: 1 S: 7	H: 2 LOB: 1 BB: 2 P: 27	R: 0 E: 0 K: 2 S: 6	H: 0 LOB: 1 BB: 2 P: 14	R: 0 E: 0 K: 1 S: 5	H: 0 LOB: 1 BB: 1 P: 9	R: 0 E: 0 K: 0 S: 4	H: 1 LOB: 3 BB: 2 P: 12	R: 0 E: 0 K: 0 S: 4	H: 1 LOB: 1 BB: 0 P: 4	R: 0 E: 0 K: 0 S: 3	H: 1 LOB: 1 BB: 0 P: 3	R: 0 E: 0 K: 1 S: 5	H: 0 LOB: 0 BB: 0 P: 5		1B: 4 2B: 1 3B: 0 HR: 0	SF: 0 SAC: 0 DP: 0 HBP: 0	WP: 0 PB: 0 SB: 0 CS: 2
PITCHER Dick Starr, R ERA: 21.6 Duane Pilette, R ERA:	IP: 1.2 WLS: L BF: 25 H: 3 R: 0 ER: 0 SO: 5 BB: 4 IBB: 1 HBP: 0 BLK: 0 WP: 0 HR: 0 S: 30 P: 50 ERA: 0.00 WHIP: 1.105															PITCHER IP: WLS: BF: H: R: ER: SO: BB: IBB: HBP: BLK: WP: HR: S: P: ERA: WHIP:				

AB 33
R 1
H 5
RBI 1
BB 5
SO 8
LOB 25



WP: 0
PB: 0
SB: 0
CS: 0

Batter	1	2	3	4	5	6	7	8	9	AB	R	H	RBI	BB	SO	LOB	TOP					
Bobby Young, L (1.4) OBP: 0.300, SLG: 0.333	4-0 2B BB	1-3				SH1-4 1-2	FC6-4 1-2	6-3	6-3	4	1	0	0	1	0	5						
Johnny Berardino, R (1.5) OBP: 0.474, SLG: 0.500	0-0 2B		L8			E 2B	K	1B BB		4	2	2	2	1	1	0						
Roy Sievers, R (1.7) OBP: 0.389, SLG: 0.333	6-3		K			FC4-6 BB	E 3B 1B	K		4	1	1	0	1	2	2						
Ken Wood, R (1.9) OBP: 0.222, SLG: 0.176	K		K			FC4-6 2H	E5 3B	F9		5	1	0	0	0	2	4						
Ray Coleman, L (1.8) OBP: 0.500, SLG: 1.000	F5				4-3		2B 3B	S 1B		4	1	2	3	1	0	1						
Les Moss, R (1.2) OBP: 0.333, SLG: 0.250		BB 1B			1B	F7	2B BB	K		4	1	2	0	1	1	3						
Joe Lutz, L (1.3) OBP: 0.294, SLG: 0.333		K			F3		F9	K		5	0	1	0	0	2	4						
Tom Upton, R (1.6) OBP: 0.188, SLG: 0.250		F9			1-3		FC6-4 1B	SH1-4 1B		4	1	2	2	0	0	2						
Ned Garver, R (1.1) OBP: 0.600, SLG: 0.333		BB			SH1-4 2B BB	FC6-4 1-2	FC6-4 2H	F7		3	1	1	1	2	0	2						
Inning Stats	R: 1 E: 0 K: 1 S: 6	H: 1 LOB: 1 BB: 1 P: 10	R: 0 E: 0 K: 1 S: 6	H: 1 LOB: 2 BB: 1 P: 10	R: 0 E: 0 K: 2 S: 7	H: 0 LOB: 0 BB: 0 P: 7	R: 0 E: 0 K: 0 S: 4	H: 1 LOB: 1 BB: 0 P: 4	R: 2 E: 1 K: 0 S: 4	H: 1 LOB: 2 BB: 3 P: 16	R: 0 E: 0 K: 0 S: 4	H: 1 LOB: 1 BB: 0 P: 4	R: 5 E: 1 K: 2 S: 12	H: 4 LOB: 1 BB: 1 P: 16	R: 1 E: 0 K: 2 S: 8	H: 1 LOB: 1 BB: 1 P: 12	R: 0 E: 0 K: 0 S: 4	H: 1 LOB: 1 BB: 0 P: 4	1B: 7 2B: 3 3B: 1 HR: 0	SF: 0 SAC: 2 DP: 0 HBP: 0	WP: 0 PB: 0 SB: 2 CS: 0	PA: 46
PITCHER	IP	WLS	BF	H	R	ER	SO	BB	IBB	HBP	BLK	WP	HR	S	P	ERA	WHIP					
Bob Lemon, R (1.1) ERA: 2.3	6.2	L	36	9	8	3	6	6	0	0	0	0	0	42	66	4.05	2.250					
George Zuverink, R (7.1) ERA: 6.75	1.1		6	1	1	1	2	1	0	0	0	0	0	9	13	6.75	1.500					
Bob Chakales, R (9.1) ERA:	1.0		4	1	0	0	0	0	0	0	0	0	0	4	4	0.00	1.000					

St. Louis Browns @ Cleveland Indians
Cleveland Municipal Stadium, Cleveland, OH

AB 37
R 9
H 11
RBI 8
BB 7
SO 8
LOB 23



Sat Apr 21 1951, 3:33 AM EST
Att: 8,560 - Unknown


Batter	1	2	3	4	5	6	7	8	9	AB	R	H	RBI	BB	SO	LOB	BOTTOM					
Dale Mitchell, L (1.7) OBP: 0.444, SLG: 0.231	2-3		FC4 BB			4-3 1B		BB 1B		3	1	2	0	1	0	0						
Bobby Avila, R (1.4) OBP: 0.353, SLG: 0.214	6-3		FC4 1-2			4-3		BB		3	0	0	0	1	0	3						
Luke Easter, L (1.3) OBP: 0.467, SLG: 0.385	L3				F2	G4-3 1B		3-1		4	0	1	1	0	0	2						
Al Rosen, R (1.5) OBP: 0.412, SLG: 0.333			G6-4-3 1B		5-3	G4-3 1-2		K		4	0	1	0	0	1	1						
Larry Doby, L (1.8) OBP: 0.235, SLG: 0.353	F7				F7			L3		4	0	0	0	0	0	1						
Bob Kennedy, R (1.9) OBP: 0.438, SLG: 0.429	G6-4-3 1-2				E5			L3 1B		4	0	1	0	0	0	1						
Merl Combs, L (1.6)			L8			F6		L3		3	0	0	0	0	0	2						
Jim Hegan, R (1.2) OBP: 0.438, SLG: 0.538			1-3 BB			K		K		2	0	0	0	1	2	1						
Bob Lemon, L (1.1) George Zuverink, R (7.1) Harry Simpson, L (8. PH) Bob Chakales, R (9.1)			1-3			L9		F7		2	0	0	0	0	0	0						
Inning Stats	R: 0 E: 0 K: 0 S: 3	H: 0 LOB: 0 BB: 0 P: 3	R: 0 E: 0 K: 0 S: 3	H: 1 LOB: 0 BB: 0 P: 3	R: 0 E: 0 K: 0 S: 3	H: 0 LOB: 2 BB: 2 P: 11	R: 0 E: 0 K: 0 S: 3	H: 0 LOB: 0 BB: 0 P: 3	R: 0 E: 1 K: 1 S: 6	H: 0 LOB: 1 BB: 0 P: 6	R: 1 E: 0 K: 0 S: 4	H: 2 LOB: 0 BB: 0 P: 4	R: 0 E: 0 K: 0 S: 3	H: 1 LOB: 1 BB: 0 P: 3	R: 0 E: 0 K: 1 S: 6	H: 1 LOB: 2 BB: 1 P: 10	R: 0 E: 0 K: 1 S: 5	H: 0 LOB: 0 BB: 0 P: 5	1B: 5 2B: 1 3B: 0 HR: 0	SF: 0 SAC: 0 DP: 3 HBP: 0	WP: 0 PB: 0 SB: 0 CS: 0	PA: 33
PITCHER	IP	WLS	BF	H	R	ER	SO	BB	IBB	HBP	BLK	WP	HR	S	P	ERA	WHIP					
Ned Garver, R (1.1) ERA: 5.91	9.0	W	33	5	1	1	3	3	0	0	0	0	0	36	48	1.00	0.889					


St. Louis Browns @ Cleveland Indians
Cleveland Municipal Stadium, Cleveland, OH

AB 30
R 1
H 5
RBI 1
BB 3
SO 3
LOB 13



Sat Apr 21 1951, 3:33 AM EST
Att: 8,560 - Unknown

Batter	1	2	3	4	5	6	7	8	9	AB	R	H	RBI	BB	SO	LOB	TOP			
Bobby Young, L OBP: 0.292, SLG: 0.318 (1, 4)	0-0 6-3		0-0 CS 1B		0-0 E3			0-0 F9		4	0	1	0	0	0	1	St. Louis Browns @ Cleveland Indians Cleveland Municipal Stadium, Cleveland, OH Sun Apr 22 1951, 3:33 AM EST Unknown 			
Johnny Berardino, R OBP: 0.436, SLG: 0.500 (1, 5)	0-0 4-3 1B 2B		0-0 F7		0-0 1-3			0-0 L8		4	1	1	0	0	0	3				
Roy Sievers, R OBP: 0.364, SLG: 0.316 (1, 7)	0-0 4-3			0-0 6-3				0-0 1-3 1B		4	0	1	0	0	0	1				
Ken Wood, R OBP: 0.273, SLG: 0.381 (1, 9)	0-0 1B			0-0 HR			0-0 F7	0-0 F7		4	1	2	2	0	0	2				
Ray Coleman, L OBP: 0.428, SLG: 0.769 (1, 8)	0-0 F5			0-0 G5-4-3 1B			0-0 F7		0-0 6-3	4	0	1	0	0	0	1				
Les Moss, R OBP: 0.308, SLG: 0.182 Cliff Fannin, L (9, PR)		0-0 F6		0-0 G5-4-3			0-0 F3		4-0 BB	3	0	0	0	1	0	1				
Joe Lutz, L OBP: 0.286, SLG: 0.278 (1, 3)	0-3 K				4-0 E 5-3 BB		0-0 F9		0-0 F6	3	1	0	0	1	1	1				
Tom Upton, R OBP: 0.158, SLG: 0.211 Hank Arr, L (9, PH)		0-0 F3			0-0 5-3		0-0 F8		0-3 K	3	0	0	0	0	0	1				
Stubby Overmire, R Bill Kennedy, L Sid Schacht, R Jim Delsing, L Irv Medlinger, L Johnny Bero, L Duane Pillette, R			0-0 4-3		0-0 F7			0-0 1B 1B		1	0	0	0	0	0	0				
Inning Stats	R: 1 E: 0 K: 0 S: 5	H: 2 LOB: 1 BB: 0 P: 5	R: 0 E: 0 K: 1 S: 5	H: 0 LOB: 0 BB: 0 P: 5	R: 0 E: 0 K: 0 S: 3	H: 1 LOB: 0 BB: 0 P: 3	R: 1 E: 0 K: 0 S: 4	H: 2 LOB: 0 BB: 0 P: 4	R: 1 E: 0 K: 0 S: 4	H: 0 LOB: 1 BB: 1 P: 8	R: 0 E: 0 K: 0 S: 3	H: 0 LOB: 0 BB: 0 P: 3	R: 0 E: 0 K: 1 S: 5	H: 2 LOB: 2 BB: 0 P: 5	R: 0 E: 0 K: 1 S: 5	H: 0 LOB: 1 BB: 1 P: 9		1B: 5 2B: 1 3B: 0 HR: 1	SF: 0 SAC: 0 DP: 1 HBP: 0	WP: 0 PB: 0 SB: 0 CS: 1
PITCHER Early Wynn, R ERA: 1.89 (1, 1)	IP: 9.0 WLS: W BF: 35 H: 7 R: 3 ER: 2 SO: 2 BB: 2 IBB: 0 HBP: 0 BLK: 0 WP: 0 HR: 1 S: 37 P: 45 ERA: 2.00 WHIP: 1.000																			

Batter	1	2	3	4	5	6	7	8	9	AB	R	H	RBI	BB	SO	LOB	BOTTOM			
Dale Mitchell, L OBP: 0.391, SLG: 0.278 (1, 7)	0-0 F7		0-0 G3	0-0 F7	0-0 WP 1B 2B		0-0 F7			5	1	1	2	0	0	2	St. Louis Browns @ Cleveland Indians Cleveland Municipal Stadium, Cleveland, OH Sun Apr 22 1951, 3:33 AM EST Unknown 			
Bobby Avila, R OBP: 0.409, SLG: 0.235 (1, 4)	0-0 F7		0-0 BB BB	0-0 1B 2B	0-0 1B BB		0-3 K			3	1	1	1	2	1	0				
Luke Easter, L OBP: 0.474, SLG: 0.375 Minnie Minoso, R (6, 3)	0-0 1-3		0-0 BB	0-0 2B 1B	0-0 F5		0-0 F8			3	0	1	1	1	0	2				
Al Rosen, R OBP: 0.500, SLG: 0.444 (1, 5)		0-0 F9	0-0 1-2 2-3 BB	0-0 1-3 2-3 2B	0-0 1-3 3-H 1B		0-0 HR BB			3	1	2	2	2	0	0				
Larry Doby, L OBP: 0.273, SLG: 0.476 (1, 8)		0-0 E1 1B	0-3 K	0-0 IBB	0-0 L7		0-0 HR			4	1	1	2	1	1	5				
Bob Kennedy, R OBP: 0.381, SLG: 0.368 (1, 9)		0-0 L4-3 1B	0-0 F3	0-0 F6		0-0 F3		0-0 F3		5	0	1	0	0	0	6				
Ray Boone, R OBP: 0.250, SLG: 0.143 Bob Lemon, L Merl Combs, L		0-0 L4-3		0-0 F3	0-0 SH3-4 2B BB		0-3 K		0-0 4-3	2	0	0	0	1	0	2				
Jim Hegan, R OBP: 0.500, SLG: 0.600 (1, 2)			0-0 2B	0-0 2B	0-0 SH3-4 2B BB		0-3 K			2	3	1	0	2	1	0				
Early Wynn, S OBP: 0.250, SLG: 0.500 (1, 1)			0-0 G3 1B 2B	0-0 1B 2B	0-0 SH3-4		0-0 L9			3	2	2	2	0	0	0				
Inning Stats	R: 0 E: 0 K: 0 S: 3	H: 0 LOB: 0 BB: 0 P: 3	R: 0 E: 1 K: 0 S: 4	H: 1 LOB: 1 BB: 0 P: 4	R: 2 E: 0 K: 1 S: 8	H: 3 LOB: 3 BB: 2 P: 16	R: 3 E: 0 K: 0 S: 6	H: 3 LOB: 3 BB: 3 P: 18	R: 3 E: 0 K: 2 S: 7	H: 0 LOB: 0 BB: 0 P: 7	R: 0 E: 0 K: 1 S: 5	H: 0 LOB: 0 BB: 0 P: 5	R: 2 E: 0 K: 0 S: 4	H: 1 LOB: 0 BB: 1 P: 8	R: 0 E: 0 K: 0 S: 4	H: 0 LOB: 0 BB: 0 P: 8		1B: 4 2B: 6 3B: 0 HR: 1	SF: 0 SAC: 1 DP: 1 HBP: 0	WP: 1 PB: 0 SB: 0 CS: 0
PITCHER Stubby Overmire, L ERA: 7.71 Bill Kennedy, L ERA: 5.87 Sid Schacht, R ERA: 16.88 Irv Medlinger, L ERA: 9.82 Duane Pillette, R ERA: 2.45	IP: 2.1 WLS: L BF: 9 H: 4 R: 2 ER: 2 SO: 0 BB: 2 IBB: 0 HBP: 0 BLK: 0 WP: 0 HR: 0 S: 11 P: 19 ERA: 7.71 WHIP: 2.571																			

Batter	1	2	3	4	5	6	7	8	9	AB	R	H	RBI	BB	SO	LOB	TOP					
Bobby Young, L OBP: 0.310, SLG: 0.407 (1, 4)	F8		E6 BB 1B	K			1B 1-H 2B		2B	5	1	2	1	0	1	1	St. Louis Browns @ Cleveland Indians Cleveland Municipal Stadium, Cleveland, OH Sun Apr 22 1951, 3:38 AM EST Att: 13,932 - Unknown livebaseballscorecards.com					
Johnny Berardino, R OBP: 0.429, SLG: 0.458 (1, 5)	F9		1B 1-2 BB		5-3		WP 1B		K	4	0	1	0	1	1	1						
Sherm Lollar, R OBP: 0.538, SLG: 0.400 (1, 2)	BB		1-3 2-H 1B		K		5-3		K	4	0	1	1	1	2	3						
Ken Wood, R OBP: 0.222, SLG: 0.308 (1, 9)	4-3		K		6-3		K		F3	5	0	0	0	0	2	6						
Jim Delsing, L (1, 8)		6-3	4-3				F9		F3	4	0	0	0	0	0	4						
Don Lenhardt, R OBP: 0.091, SLG: 0.091 Ray Coleman, L OBP: 0.400, SLG: 0.714 (8, PH) (8, 7)	K				F9		K		F7	3	0	0	0	0	2	0						
Hank Arft, L OBP: 0.667, SLG: 1.200 (1, 3)	FC6 1B				FC6-4 BB		L4			3	1	2	0	1	0	0						
Tom Upton, R OBP: 0.136, SLG: 0.182 Johnny Bero, L OBP: 0.697, SLG: 0.500 (8, PH) (8, 6)	FC6 1-2				FC6-4 1-2				BB	3	0	0	0	0	1	3						
Lou Slesater, L OBP: 0.500, SLG: 1.000 (1, 1)			6-3		1-H 3B				2B 1B	4	1	2	1	0	0	1						
Inning Stats	R: 0 E: 0 K: 0 S: 3	H: 0 LOB: 1 BB: 1 P: 7	R: 0 E: 0 K: 1 S: 6	H: 1 LOB: 1 BB: 0 P: 6	R: 1 E: 1 K: 1 S: 7	H: 1 LOB: 2 BB: 1 P: 11	R: 1 E: 0 K: 2 S: 9	H: 2 LOB: 1 BB: 0 P: 9	R: 0 E: 0 K: 1 S: 5	H: 0 LOB: 0 BB: 0 P: 5	R: 0 E: 0 K: 1 S: 5	H: 0 LOB: 1 BB: 1 P: 9	R: 1 E: 0 K: 1 S: 8	H: 3 LOB: 2 BB: 0 P: 8	R: 0 E: 0 K: 0 S: 3	H: 0 LOB: 1 BB: 1 P: 7		R: 0 E: 0 K: 2 S: 8	H: 1 LOB: 1 BB: 0 P: 8	1B: 5 2B: 2 3B: 1 HR: 0	SF: 0 SAC: 0 DP: 0 HBP: 0	WP: 1 PB: 0 SB: 0 CS: 0
PITCHER Mike Garcia, R ERA: 2.0 (1, 1)	IP: 9.0 WLS: W BF: 40 H: 8 R: 3 ER: 2 SO: 9 BB: 4 IBB: 0 HBP: 0 BLK: 0 WP: 1 HR: 0 S: 54 P: 70 ERA: 2.00 WHIP: 1.333															PITCHER Mike Garcia, R ERA: 2.0 (1, 1)	IP: 9.0 WLS: W BF: 40 H: 8 R: 3 ER: 2 SO: 9 BB: 4 IBB: 0 HBP: 0 BLK: 0 WP: 1 HR: 0 S: 54 P: 70 ERA: 2.00 WHIP: 1.333					

Batter	1	2	3	4	5	6	7	8	9	AB	R	H	RBI	BB	SO	LOB	BOTTOM			
Dale Mitchell, L OBP: 0.357, SLG: 0.261 (1, 7)	BB 1B	G3	F7			1-3		F6		5	1	1	0	0	0	3	St. Louis Browns @ Cleveland Indians Cleveland Municipal Stadium, Cleveland, OH Sun Apr 22 1951, 3:38 AM EST Att: 13,932 - Unknown livebaseballscorecards.com			
Bobby Avila, R OBP: 0.444, SLG: 0.250 (1, 4)	BB 1B BB	6-3		G1-6-3 1B		K		FC4-6 BB		3	1	1	0	2	1	1				
Luke Easter, L OBP: 0.458, SLG: 0.350 Minnie Minoso, R (8, PR) (9, 3)	BB BB FC3-6 1B			G1-6-3 1-2		K		FC4-6 1-2		4	1	1	1	1	1	2				
Al Rosen, R OBP: 0.481, SLG: 0.381 (1, 5)	FC3-6 BB 1-2 2-3 BB	F6				F2		F7		3	0	0	0	2	0	3				
Larry Doby, L OBP: 0.308, SLG: 0.458 (1, 8)	FC3-6 BB 1-2 2-3 3-H BB		F7	3-1			E BB 1B			3	0	1	1	1	0	1				
Bob Kennedy, R OBP: 0.380, SLG: 0.391 (1, 9)	F5		F9 BB 2B		6-3		K			4	1	1	0	0	1	4				
Merl Combs, L (1, 6)	FC3-6 1-2 2-3 3-H		F9		6-3			E BB		3	0	0	1	1	0	3				
Birdie Tebbetts, R (1, 2)	K			1B IBB		E6		E6 1-2 2-3		3	0	0	0	1	1	4				
Mike Garcia, R OBP: 0.500, SLG: 0.750 (1, 1)		G3 2B		1-2 3-H 1B		K		4-3		4	0	2	1	0	1	4				
Inning Stats	R: 3 E: 0 K: 1 S: 7	H: 2 LOB: 2 BB: 3 P: 19	R: 0 E: 0 K: 0 S: 4	H: 1 LOB: 1 BB: 1 P: 8	R: 0 E: 0 K: 0 S: 5	H: 2 LOB: 2 BB: 1 P: 9	R: 0 E: 0 K: 0 S: 3	H: 1 LOB: 1 BB: 1 P: 7	R: 0 E: 0 K: 2 S: 7	H: 0 LOB: 0 BB: 0 P: 7	R: 0 E: 1 K: 1 S: 7	H: 1 LOB: 3 BB: 1 P: 11	R: 0 E: 0 K: 0 S: 3	H: 0 LOB: 1 BB: 1 P: 7	R: 0 E: 0 K: 2 S: 8	H: 1 LOB: 1 BB: 0 P: 8		1B: 5 2B: 2 3B: 0 HR: 0	SF: 0 SAC: 0 DP: 1 HBP: 0	WP: 0 PB: 0 SB: 0 CS: 0
PITCHER Lou Slesater, L ERA: 4.5 (1, 1)	IP: 8.0 WLS: L BF: 40 H: 7 R: 4 ER: 4 SO: 5 BB: 7 IBB: 1 HBP: 0 BLK: 0 WP: 0 HR: 0 S: 42 P: 74 ERA: 4.50 WHIP: 1.750															PITCHER Lou Slesater, L ERA: 4.5 (1, 1)	IP: 8.0 WLS: L BF: 40 H: 7 R: 4 ER: 4 SO: 5 BB: 7 IBB: 1 HBP: 0 BLK: 0 WP: 0 HR: 0 S: 42 P: 74 ERA: 4.50 WHIP: 1.750			

Batter	1	2	3	4	5	6	7	8	9	AB	R	H	RBI	BB	SO	LOB	TOP					
Chico Carrasquel, R (1, 6) OBP: 0.387, SLG: 0.433	0-0 G6-3 1B		0-0 BB 1B		0-0 1B		0-0 F8		0-0 F3	5	0	3	1	0	0	0	Chicago White Sox @ Cleveland Indians Cleveland Municipal Stadium, Cleveland, OH Tue Apr 24 1951, 3:33 AM EST Att: 5,162 - Unknown					
Dave Philley, S (1, 7) OBP: 0.300, SLG: 0.222	0-0 G6-3 1-2		4-0 BB 1B		0-0 1B		0-0 F8		0-0 4-3	4	0	1	0	1	0	1						
Al Zarilla, L (1, 9) OBP: 0.367, SLG: 0.593	4-0 BB		0-0 F7		0-0 F8		0-0 4-3			3	0	0	0	1	0	4						
Eddie Robinson, L (1, 3) OBP: 0.579, SLG: 1.067	0-0 F8		0-0 F4		0-3 K				0-0 F9	4	0	0	0	0	1	5						
Hank Majeski, R (1, 5) OBP: 0.455, SLG: 0.636 Joe Demaestri, R (8, PR) (8, 5)		0-0 6-3		0-0 F9		0-0 4-3 1B 2B		0-0 1B 1B		4	1	2	0	0	0	0						
Gus Niarhos, R (1, 2) OBP: 0.384, SLG: 0.125	4-0 G4-6-3 BB		0-0 S 1B		0-0 4-3		0-0 F2			3	0	1	0	1	0	2						
Jim Busby, R (1, 8) OBP: 0.538, SLG: 0.560	0-0 G4-6-3 1-2		0-0 F9		0-0 S 1B		0-0 F9		0-0 F9	4	0	2	1	0	0	2						
Nellie Fox, L (1, 4) OBP: 0.440, SLG: 0.524			0-0 F9		0-0 F9		0-0 F9		0-0 F9	4	0	0	0	0	0	4						
Bob Cain, L (1, 1) OBP: 0.333, SLG: 0.667 Floyd Baker, L (9, PH) (9, PH)			0-0 1B 2B		0-0 4-3		0-0 1-3		0-0 F8	3	1	1	0	0	0	1						
										1	0	0	0	0	0	0						
Inning Stats	R: 0 E: 0 K: 0 S: 3	H: 1 LOB: 1 BB: 1 P: 7	R: 0 E: 0 K: 0 S: 2	H: 0 LOB: 0 BB: 1 P: 6	R: 1 E: 0 K: 0 S: 5	H: 2 LOB: 2 BB: 1 P: 9	R: 0 E: 0 K: 0 S: 4	H: 1 LOB: 1 BB: 0 P: 4	R: 0 E: 0 K: 1 S: 7	H: 2 LOB: 2 BB: 0 P: 7	R: 1 E: 0 K: 0 S: 5	H: 2 LOB: 1 BB: 0 P: 5	R: 0 E: 0 K: 0 S: 3	H: 0 LOB: 0 BB: 0 P: 3	R: 0 E: 0 K: 0 S: 5	H: 2 LOB: 2 BB: 0 P: 5	R: 0 E: 0 K: 0 S: 3	H: 0 LOB: 0 BB: 0 P: 3	1B: 8 2B: 2 3B: 0 HR: 0	SF: 0 SAC: 0 DP: 2 HBP: 0	WP: 0 PB: 0 SB: 0 CS: 2	PA: 38
PITCHER Bob Feller, R (1, 1) ERA: 1.5	IP: 9.0 WLS: W BF: 38 H: 10 R: 2 ER: 2 SO: 1 BB: 3 IBB: 0 HBP: 0 BLK: 0 WP: 0 HR: 0 S: 37 P: 49 ERA: 2.00 WHIP: 1.444															PITCHER						

AB 35
R 2
H 10
RBI 2
BB 3
SO 1
LOB 19




Batter	1	2	3	4	5	6	7	8	9	AB	R	H	RBI	BB	SO	LOB	BOTTOM			
Dale Mitchell, L (1, 7) OBP: 0.364, SLG: 0.259	0-0 F3		0-0 1-2 3H 1B		0-0 6-3		4-0 G5-4-3 BB		0-0 F9	4	0	1	1	1	0	1	Chicago White Sox @ Cleveland Indians Cleveland Municipal Stadium, Cleveland, OH Tue Apr 24 1951, 3:33 AM EST Att: 5,162 - Unknown			
Bobby Avila, R (1, 4) OBP: 0.375, SLG: 0.200	0-0 L6		0-3 K		0-0 F8		0-0 G5-4-3 1-2		0-0 F7	5	0	0	0	0	1	4				
Luke Easter, L (1, 3) OBP: 0.500, SLG: 0.435	4-0 BB		0-0 4-3		0-0 F9 HBP 1B		0-0 E 2B			3	2	2	0	1	0	0				
Al Rosen, R (1, 5) OBP: 0.452, SLG: 0.333	0-0 L7		0-0 6-3		1-0 F8 F9 HBP		0-0 E7 2H			3	0	0	0	0	0	1				
Larry Doby, L (1, 8) OBP: 0.333, SLG: 0.481		4-0 2B BB	0-0 1B 2B		0-0 F9		0-0 G3			3	2	1	0	1	0	3				
Bob Kennedy, R (1, 9) OBP: 0.414, SLG: 0.400	0-0 F4		0-0 F4		4-0 F8 IBB		4-0 B1-6-4 BB			2	0	1	1	2	0	1				
Mel Combs, L (1, 6) OBP: 0.182, SLG: 0.200 Minnie Minoso, R (5, PH) (5, PH) Ray Boone, R (6, 6) (6, 6)		0-0 1B 2B	0-0 F4		0-0 F8		0-0 B1-6-4 1-2			2	1	1	1	0	0	1				
Jim Hegan, R (1, 2) OBP: 0.500, SLG: 0.611	0-0 F2		0-0 SH1-4 2B		0-0 IBB		0-0 F8			3	0	1	0	1	0	1				
Bob Feller, R (1, 1) OBP: 0.286, SLG: 0.167	0-0 1B 2-3		0-0 SH1-4 2-3		0-0 1-3				0-0 F6	3	0	1	0	0	0	3				
Inning Stats	R: 0 E: 0 K: 0 S: 3	H: 0 LOB: 1 BB: 1 P: 7	R: 2 E: 0 K: 1 S: 8	H: 3 LOB: 2 BB: 1 P: 12	R: 1 E: 0 K: 0 S: 5	H: 2 LOB: 1 BB: 0 P: 5	R: 0 E: 0 K: 0 S: 4	H: 1 LOB: 1 BB: 0 P: 4	R: 1 E: 0 K: 0 S: 4	H: 1 LOB: 3 BB: 2 P: 13	R: 1 E: 1 K: 0 S: 4	H: 1 LOB: 1 BB: 1 P: 8	R: 0 E: 0 K: 0 S: 2	H: 0 LOB: 0 BB: 1 P: 6	R: 0 E: 0 K: 0 S: 3	H: 0 LOB: 0 BB: 0 P: 3	1B: 4 2B: 4 3B: 0 HR: 0	SF: 0 SAC: 1 DP: 2 HBP: 1	WP: 0 PB: 0 SB: 0 CS: 0	PA: 38
PITCHER Bob Cain, L (1, 1) ERA: 4.5	IP: 8.0 WLS: L BF: 38 H: 8 R: 5 ER: 4 SO: 1 BB: 4 IBB: 2 HBP: 1 BLK: 0 WP: 0 HR: 0 S: 33 P: 58 ERA: 4.50 WHIP: 1.500															PITCHER				

AB 30
R 5
H 8
RBI 4
BB 6
SO 1
LOB 18



Batter	1	2	3	4	5	6	7	8	9	AB	R	H	RBI	BB	SO	LOB	TOP				
Dale Mitchell, L OBP: 0.342, SLG: 0.344 (1, 7)	F5	F8		HR		K		F7		5	1	1	4	0	1	1	Cleveland Indians @ St. Louis Browns Sportsman's Park, St. Louis, MO Sat Apr 28 1951, 4:33 AM EST Att: 3,528 - Unknown				
Bobby Avila, R OBP: 0.378, SLG: 0.233 (1, 4)	F3		F3	E7 3B			F9	F4 1B		5	1	2	0	0	0	0					
Luke Easter, L OBP: 0.516, SLG: 0.538 Minnie Minoso, R OBP: 0.167, SLG: 0.167 (1, 3) (4, 3)			G3					F4 1-2		3	0	2	1	0	0	0					
Al Rosen, R OBP: 0.444, SLG: 0.345 (1, 5)	F5		F8	F5			E	HR		5	2	2	0	0	0	2					
Larry Doby, L OBP: 0.400, SLG: 0.600 (1, 8)		HR		S HR 1B	K		E8 1B	HR		3	4	2	4	2	1	0					
Bob Kennedy, R OBP: 0.441, SLG: 0.517 (1, 9)		HR		K	G3		1B	G6-4-3 BB		4	1	2	2	1	1	1					
Ray Boone, R OBP: 0.318, SLG: 0.211 (1, 6)				S HR 1B	L7		1B	G6-4-3 1-2		4	1	2	1	1	0	1					
Jim Hegan, R OBP: 0.483, SLG: 0.545 (1, 2)	G6-4-3			HR BB	F9			F4		4	1	1	0	1	0	1					
Bob Lemon, L (1, 1)				F2		3-1		F8		3	0	0	0	1	0	5					
Inning Stats	R: 0 E: 0 K: 0 S: 4	H: 1 LOB: 1 BB: 0 P: 4	R: 2 E: 0 K: 0 S: 3	H: 1 LOB: 1 BB: 3 P: 15	R: 0 E: 0 K: 1 S: 3	H: 0 LOB: 0 BB: 0 P: 3	R: 5 E: 1 K: 1 S: 9	H: 4 LOB: 1 BB: 2 P: 17	R: 0 E: 0 K: 1 S: 5	H: 0 LOB: 0 BB: 0 P: 5	R: 3 E: 1 K: 0 S: 8	H: 6 LOB: 2 BB: 0 P: 8	R: 0 E: 0 K: 0 S: 3	H: 1 LOB: 0 BB: 0 P: 3	R: 2 E: 0 K: 0 S: 4	H: 2 LOB: 0 BB: 1 P: 8	1B: 11 2B: 0 3B: 1 HR: 3	SF: 0 SAC: 0 DP: 2 HBP: 0	WP: 0 PB: 0 SB: 2 CS: 0	PA: 44	
PITCHER	IP WLS BF H R ER SO BB IBB HBP BLK WP HR S P ERA WHIP	IP WLS BF H R ER SO BB IBB HBP BLK WP HR S P ERA WHIP	IP WLS BF H R ER SO BB IBB HBP BLK WP HR S P ERA WHIP	IP WLS BF H R ER SO BB IBB HBP BLK WP HR S P ERA WHIP	IP WLS BF H R ER SO BB IBB HBP BLK WP HR S P ERA WHIP	IP WLS BF H R ER SO BB IBB HBP BLK WP HR S P ERA WHIP	IP WLS BF H R ER SO BB IBB HBP BLK WP HR S P ERA WHIP	IP WLS BF H R ER SO BB IBB HBP BLK WP HR S P ERA WHIP	IP WLS BF H R ER SO BB IBB HBP BLK WP HR S P ERA WHIP	IP WLS BF H R ER SO BB IBB HBP BLK WP HR S P ERA WHIP	IP WLS BF H R ER SO BB IBB HBP BLK WP HR S P ERA WHIP	IP WLS BF H R ER SO BB IBB HBP BLK WP HR S P ERA WHIP	IP WLS BF H R ER SO BB IBB HBP BLK WP HR S P ERA WHIP	IP WLS BF H R ER SO BB IBB HBP BLK WP HR S P ERA WHIP	IP WLS BF H R ER SO BB IBB HBP BLK WP HR S P ERA WHIP	IP WLS BF H R ER SO BB IBB HBP BLK WP HR S P ERA WHIP	IP WLS BF H R ER SO BB IBB HBP BLK WP HR S P ERA WHIP	IP WLS BF H R ER SO BB IBB HBP BLK WP HR S P ERA WHIP	IP WLS BF H R ER SO BB IBB HBP BLK WP HR S P ERA WHIP	IP WLS BF H R ER SO BB IBB HBP BLK WP HR S P ERA WHIP	IP WLS BF H R ER SO BB IBB HBP BLK WP HR S P ERA WHIP
Lou Sleater, L ERA: 7.9 (1, 1)	3.2 L	20 5	7 7	1 1	5 0	0 0	0 0	0 0	0 0	2 17	37	17.18	2.727								
Bill Kennedy, L ERA: 6.0 (4, 1)	3.1	16 7	3 3	2 2	0 0	0 0	0 0	0 0	0 0	20 20	20	8.10	2.100								
Cliff Fannin, R ERA: 9.64 (8, 1)	2.0	8 3	2 2	0 0	1 0	0 0	0 0	0 0	0 0	1 7	11	9.00	2.000								

Batter	1	2	3	4	5	6	7	8	9	AB	R	H	RBI	BB	SO	LOB	BOTTOM				
Bobby Young, L OBP: 0.333, SLG: 0.444 (1, 4)	E 3B		E S BB		4-3 BB 1B		F8		1B 2B	4	2	3	1	1	0	0	Cleveland Indians @ St. Louis Browns Sportsman's Park, St. Louis, MO Sat Apr 28 1951, 4:33 AM EST Att: 3,528 - Unknown				
Johnny Berardino, R OBP: 0.404, SLG: 0.359 (1, 5)	L8		K		4-3 BB		K		1B	4	0	1	2	1	2	2					
Jim Delsing, L OBP: 0.333, SLG: 0.474 (1, 8)	E4 FC6-4		1-3		4-3				4-3 FC6-4 1B	5	0	1	1	0	0	3					
Ray Coleman, L OBP: 0.367, SLG: 0.679 (1, 7)	F9			4-3					F4	4	0	1	0	1	0	3					
Ken Wood, R OBP: 0.273, SLG: 0.405 (1, 9)	FC6-4			1B BB	F4				F2 FC6-4	4	0	0	0	1	0	7					
Sherm Lollar, R OBP: 0.500, SLG: 0.389 (1, 2)		F7		FC6 1B			5-3		F7	4	0	1	0	0	0	1					
Hank Arft, L OBP: 0.389, SLG: 0.429 (1, 3)	E3 G5-4-3			K			G3		1-3	4	0	0	0	0	1	2					
Tom Upton, R OBP: 0.129, SLG: 0.133 Johnny Bero, L OBP: 0.500, SLG: 0.500 (9, PH) (9, PH)	G5-4-3			FC6			F3		1B 2B 1B	3	0	0	0	0	0	3					
Lou Sleater, L OBP: 0.333, SLG: 0.667 Bill Kennedy, L (4, 1) Roy Sievers, R OBP: 0.308, SLG: 0.261 Cliff Fannin, L OBP: 1.000, SLG: 1.000 Joe Lutz, L OBP: 0.333, SLG: 0.304 (9, PH)	F6						K		2B 1B 1B	1	0	0	0	0	0	0					
Inning Stats	R: 1 E: 1 K: 0 S: 5	H: 1 LOB: 0 BB: 0 P: 5	R: 0 E: 1 K: 0 S: 3	H: 0 LOB: 0 BB: 0 P: 3	R: 0 E: 0 K: 1 S: 5	H: 0 LOB: 1 BB: 1 P: 9	R: 0 E: 0 K: 1 S: 6	H: 1 LOB: 2 BB: 1 P: 10	R: 0 E: 0 K: 1 S: 6	H: 1 LOB: 3 BB: 2 P: 14	R: 0 E: 0 K: 2 S: 7	H: 0 LOB: 0 BB: 0 P: 7	R: 0 E: 0 K: 0 S: 4	H: 1 LOB: 1 BB: 0 P: 4	R: 3 E: 0 K: 0 S: 8	H: 5 LOB: 2 BB: 0 P: 8	1B: 7 2B: 1 3B: 1 HR: 0	SF: 0 SAC: 0 DP: 1 HBP: 0	WP: 0 PB: 0 SB: 1 CS: 0	PA: 41	
PITCHER	IP WLS BF H R ER SO BB IBB HBP BLK WP HR S P ERA WHIP	IP WLS BF H R ER SO BB IBB HBP BLK WP HR S P ERA WHIP	IP WLS BF H R ER SO BB IBB HBP BLK WP HR S P ERA WHIP	IP WLS BF H R ER SO BB IBB HBP BLK WP HR S P ERA WHIP	IP WLS BF H R ER SO BB IBB HBP BLK WP HR S P ERA WHIP	IP WLS BF H R ER SO BB IBB HBP BLK WP HR S P ERA WHIP	IP WLS BF H R ER SO BB IBB HBP BLK WP HR S P ERA WHIP	IP WLS BF H R ER SO BB IBB HBP BLK WP HR S P ERA WHIP	IP WLS BF H R ER SO BB IBB HBP BLK WP HR S P ERA WHIP	IP WLS BF H R ER SO BB IBB HBP BLK WP HR S P ERA WHIP	IP WLS BF H R ER SO BB IBB HBP BLK WP HR S P ERA WHIP	IP WLS BF H R ER SO BB IBB HBP BLK WP HR S P ERA WHIP	IP WLS BF H R ER SO BB IBB HBP BLK WP HR S P ERA WHIP	IP WLS BF H R ER SO BB IBB HBP BLK WP HR S P ERA WHIP	IP WLS BF H R ER SO BB IBB HBP BLK WP HR S P ERA WHIP	IP WLS BF H R ER SO BB IBB HBP BLK WP HR S P ERA WHIP	IP WLS BF H R ER SO BB IBB HBP BLK WP HR S P ERA WHIP	IP WLS BF H R ER SO BB IBB HBP BLK WP HR S P ERA WHIP	IP WLS BF H R ER SO BB IBB HBP BLK WP HR S P ERA WHIP	IP WLS BF H R ER SO BB IBB HBP BLK WP HR S P ERA WHIP	IP WLS BF H R ER SO BB IBB HBP BLK WP HR S P ERA WHIP
Bob Lemon, R ERA: 2.92 (1, 1)	9.0 W	41 9	4 4	4 5	4 0	0 0	0 0	0 0	0 0	47 63	63	4.00	1.444								



Batter	1	2	3	4	5	6	7	8	9	AB	R	H	RBI	BB	SO	LOB	TOP			
Dale Mitchell, L OBP: 0.302, SLG: 0.297	1-3	4-3		F6		L6			4-3	5	0	0	0	0	0	2	Cleveland Indians @ St. Louis Browns Sportsman's Park, St. Louis, MO Sun Apr 29 1951, 4:33 AM EDT Unknown			
Bobby Avila, R OBP: 0.381, SLG: 0.235	6-3		4-3		2B	F8	F9		BB	4	1	1	0	1	0	0				
Minnie Minoso, R OBP: 0.455, SLG: 0.500	1B			2B		F8	1-3		BB	4	1	3	0	0	0	0				
Al Rosen, R OBP: 0.439, SLG: 0.382	HBP			2B		F8			BB	5	1	2	2	0	0	3				
Larry Doby, L OBP: 0.425, SLG: 0.576	1B			E		2-3	F2		BB	3	0	1	0	2	0	1				
Bob Kennedy, R OBP: 0.410, SLG: 0.471	FC6-4		6-3			6-3			BB	5	0	1	0	0	0	8				
Ray Boone, R OBP: 0.269, SLG: 0.174			F5	1-3			F8			4	0	0	0	0	0	2				
Jim Hegan, R OBP: 0.455, SLG: 0.500	1-3						F8			4	0	1	0	0	0	2				
Early Wynn, S OBP: 0.333, SLG: 0.400				G4-6-3					L8	2	0	0	0	2	0	3				
Inning Stats	R: 0 E: 0 K: 0 S: 4	H: 1 LOB: 3 BB: 1 P: 9	R: 0 E: 0 K: 0 S: 3	H: 0 LOB: 1 BB: 7 P: 7	R: 2 E: 1 K: 0 S: 6	H: 3 LOB: 1 BB: 0 P: 6	R: 0 E: 0 K: 0 S: 3	H: 1 LOB: 0 BB: 0 P: 3	R: 1 E: 0 K: 0 S: 5	H: 2 LOB: 1 BB: 0 P: 5	R: 0 E: 0 K: 0 S: 3	H: 0 LOB: 0 BB: 0 P: 3	R: 0 E: 1 K: 0 S: 5	H: 1 LOB: 2 BB: 0 P: 5	R: 0 E: 0 K: 0 S: 4	H: 1 LOB: 3 BB: 2 P: 12	1B: 7 2B: 2 3B: 0 HR: 0	SF: 0 SAC: 0 DP: 1 HBP: 1	WP: 0 PB: 0 SB: 0 CS: 0	PA: 42
PITCHER Ned Garver, R ERA: 4.76	IP: 9.0 WLS: W BF: 42	H: 9 R: 3 ER: 3 SO: 0	BB: 5 IBB: 0 HBP: 1 BLK: 0	WP: 0 HR: 0 S: 36 P: 57	ERA: 3.00 WHIP: 1.556	PITCHER										IP: 9.0 WLS: W BF: 42	H: 9 R: 3 ER: 3 SO: 0	BB: 5 IBB: 0 HBP: 1 BLK: 0	WP: 0 HR: 0 S: 36 P: 57	ERA: 3.00 WHIP: 1.556

Batter	1	2	3	4	5	6	7	8	9	AB	R	H	RBI	BB	SO	LOB	BOTTOM			
Bobby Young, L OBP: 0.346, SLG: 0.438	2B		4-3		3-1			SH2-3		3	2	1	0	1	0	0	Cleveland Indians @ St. Louis Browns Sportsman's Park, St. Louis, MO Sun Apr 29 1951, 4:33 AM EDT Unknown			
Johnny Berardino, R OBP: 0.400, SLG: 0.357	K		F6		FC6		SH2-3		3	0	1	0	0	1	1	1				
Jim Delsing, L OBP: 0.320, SLG: 0.478	2B		F8		FC6		F8		4	0	1	0	0	0	2	2				
Ray Coleman, L OBP: 0.353, SLG: 0.625	4-3			F7		F3		HR	4	1	1	2	0	0	1	1				
Ken Wood, R OBP: 0.271, SLG: 0.457	F1			K		K		HR	4	1	1	2	0	2	1	1				
Johnny Bero, L OBP: 0.425, SLG: 0.364			F8		HR		K		3	1	0	0	1	2	0	0				
Sherm Lollar, R OBP: 0.520, SLG: 0.550			FC3-6		HR		K		2	1	1	2	0	1	0	0				
Joe Lutz, L OBP: 0.300, SLG: 0.269	FC3-6		1-2		4-3		1-3		3	0	0	0	0	0	1	1				
Ned Garver, R OBP: 0.444, SLG: 0.286	K				6-3		6-3		3	0	0	0	0	1	1	1				
Inning Stats	R: 1 E: 0 K: 1 S: 6	H: 1 LOB: 1 BB: 1 P: 10	R: 0 E: 0 K: 1 S: 5	H: 0 LOB: 0 BB: 0 P: 6	R: 0 E: 0 K: 0 S: 3	H: 0 LOB: 0 BB: 0 P: 3	R: 2 E: 0 K: 1 S: 6	H: 1 LOB: 1 BB: 1 P: 10	R: 0 E: 0 K: 2 S: 7	H: 0 LOB: 0 BB: 0 P: 7	R: 0 E: 0 K: 1 S: 5	H: 0 LOB: 0 BB: 0 P: 5	R: 3 E: 0 K: 1 S: 8	H: 3 LOB: 0 BB: 0 P: 8	R: 3 E: 0 K: 1 S: 8	H: 3 LOB: 0 BB: 0 P: 8	1B: 3 2B: 1 3B: 0 HR: 2	SF: 0 SAC: 1 DP: 0 HBP: 1	WP: 0 PB: 0 SB: 0 CS: 0	PA: 33
PITCHER Early Wynn, R ERA: 3.33	IP: 8.0 WLS: L BF: 33	H: 6 R: 6 ER: 6 SO: 7	BB: 2 IBB: 0 HBP: 1 BLK: 0	WP: 0 HR: 2 S: 44 P: 53	ERA: 6.75 WHIP: 1.000	PITCHER										IP: 8.0 WLS: L BF: 33	H: 6 R: 6 ER: 6 SO: 7	BB: 2 IBB: 0 HBP: 1 BLK: 0	WP: 0 HR: 2 S: 44 P: 53	ERA: 6.75 WHIP: 1.000

Batter	1	2	3	4	5	6	7	8	9	AB	R	H	RBI	BB	SO	LOB	TOP																		
Dale Mitchell, L OBP: 0.347, SLG: 0.341	F7	1B		2B	HBP		F7		HR	4	2	2	0	2	0	1	Cleveland Indians @ St. Louis Browns Sportsman's Park, St. Louis, MO Sun Apr 29 1951, 4:38 AM EDT Att: 10,116 - Unknown																		
Bobby Avila, R OBP: 0.417, SLG: 0.263	F8	1B		1-3	HBP		6-3		HR	4	2	2	0	2	0	2																			
Minnie Minoso, R OBP: 0.529, SLG: 0.571	FC5	1B		3B	HBP		F8		K	4	1	2	1	1	1	3																			
Al Rosen, R OBP: 0.447, SLG: 0.525	F8	F9		FC	5-3				2B	6	3	3	4	0	0	8																			
Larry Doby, L OBP: 0.435, SLG: 0.667	1-2			HR	FC		F7		1B	6	2	3	3	0	0	0																			
Bob Kennedy, R OBP: 0.378, SLG: 0.425	FC5			L7	L8				5-3	6	0	1	0	0	0	5																			
Ray Boone, R OBP: 0.258, SLG: 0.148		1B		F7	F8		F8		F9	4	1	0	1	1	0	3																			
Birdie Tebbetts, R OBP: 0.429, SLG: 0.333							F7			3	0	2	0	0	0	0																			
Bob Lemon, L OBP: 1.000, SLG: 1.000		G6-4-3					K			1	0	0	0	0	1	1																			
Mike Garcia, R OBP: 0.333, SLG: 0.500		G6-4-3		F2			F5		K	2	0	0	0	0	0	0																			
Inning Stats	R: 1 E: 0 K: 0 S: 5	H: 2 LOB: 2 BB: 1 P: 9	R: 1 E: 0 K: 0 S: 6	H: 4 LOB: 3 BB: 1 P: 10	R: 1 E: 0 K: 0 S: 5	H: 2 LOB: 1 BB: 0 P: 5	R: 3 E: 0 K: 0 S: 7	H: 3 LOB: 1 BB: 0 P: 7	R: 0 E: 0 K: 1 S: 6	H: 1 LOB: 1 BB: 0 P: 6	R: 0 E: 0 K: 0 S: 3	H: 0 LOB: 1 BB: 1 P: 7	R: 2 E: 0 K: 1 S: 8	H: 3 LOB: 1 BB: 2 P: 8	R: 3 E: 0 K: 1 S: 6	H: 1 LOB: 0 BB: 2 P: 14	1B: 10 2B: 3 3B: 1 HR: 2	SF: 0 SAC: 0 DP: 1 HBP: 1	WP: 0 PB: 0 SB: 0 CS: 0	PA: 51															
PITCHER	IP WLS BF H R ER SO BB IBB HBP BLK WP HR S P ERA WHIP																																		
Al Widmar, R ERA: 15.43	(1, 1)	3.0	19	9	4	4	0	2	0	0	0	0	0	0	1	17	25	12.00	3.667																
Duane Pilette, R ERA: 5.51	(4, 1)	5.1	W	30	7	7	7	3	5	0	1	0	0	0	1	30	51	11.81	2.250																
Sid Schacht, R ERA: 13.5	(9, 1)	0.2	S	2	0	0	0	0	0	0	0	0	0	0	0	2	2	0.00	0.000																

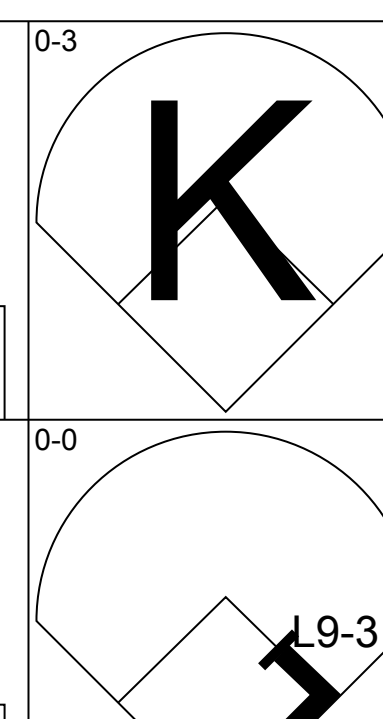
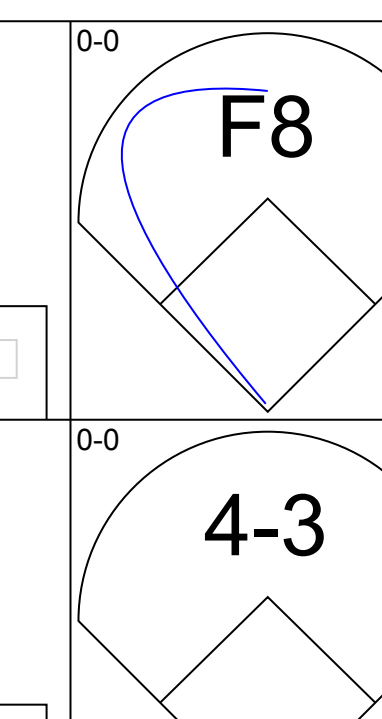
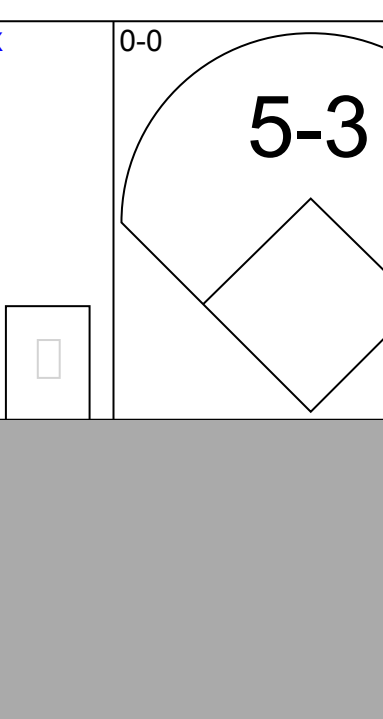
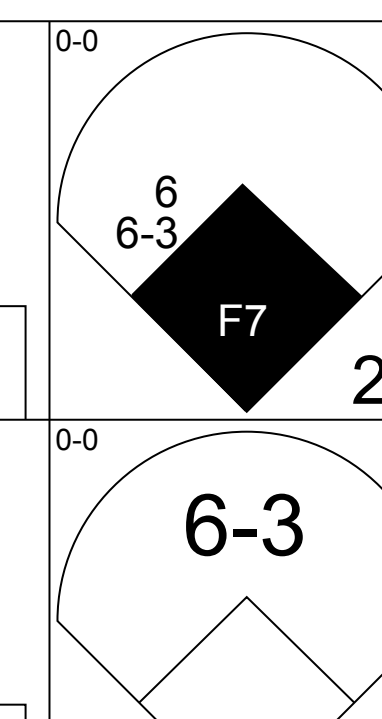
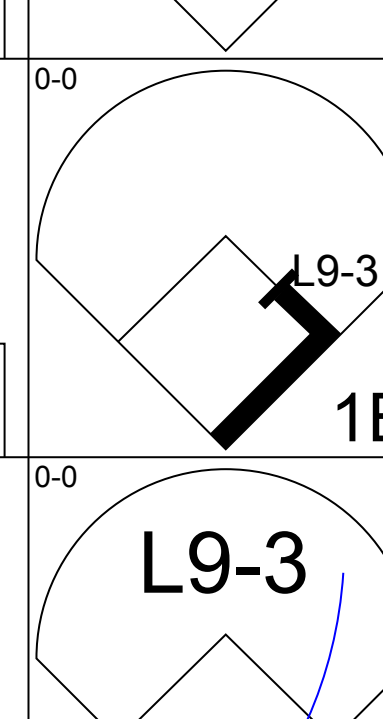
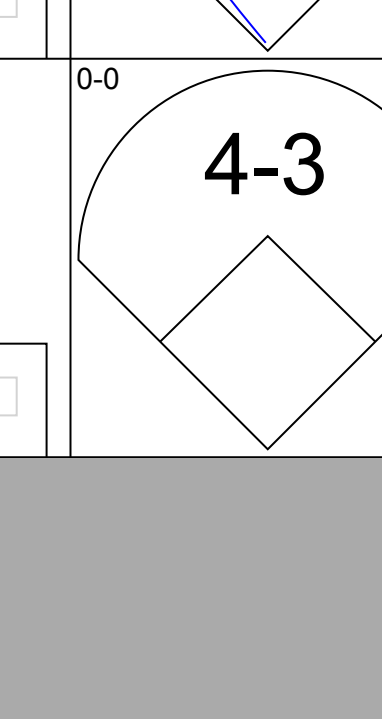
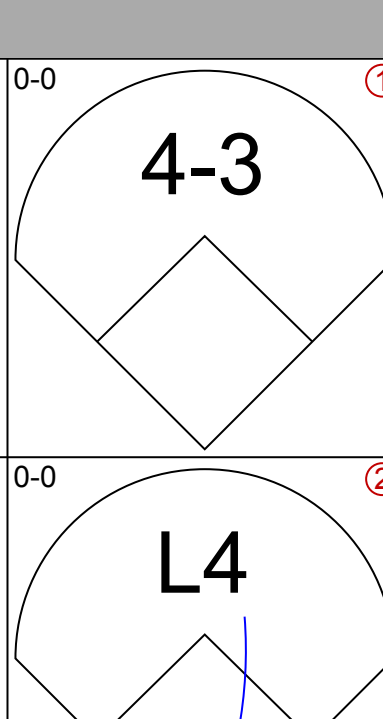
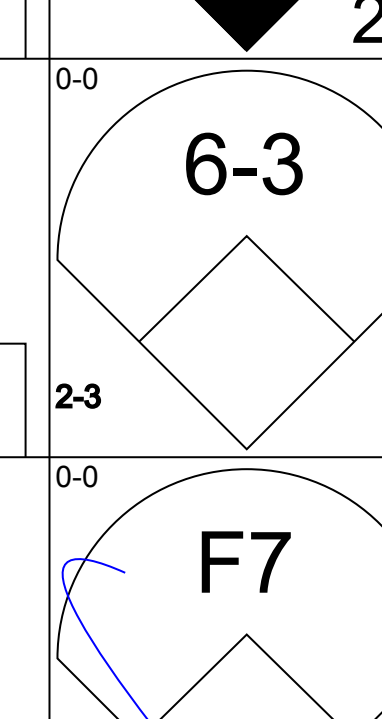
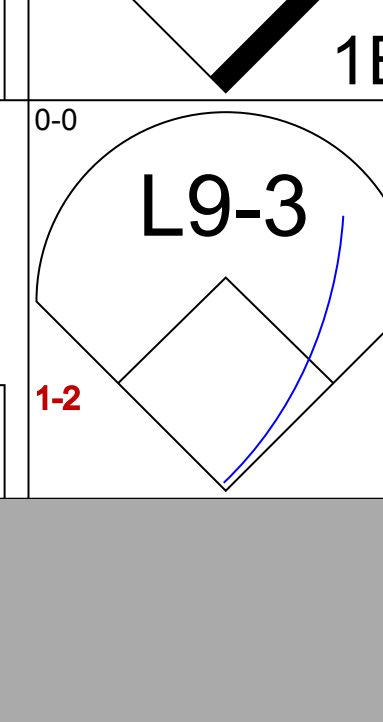
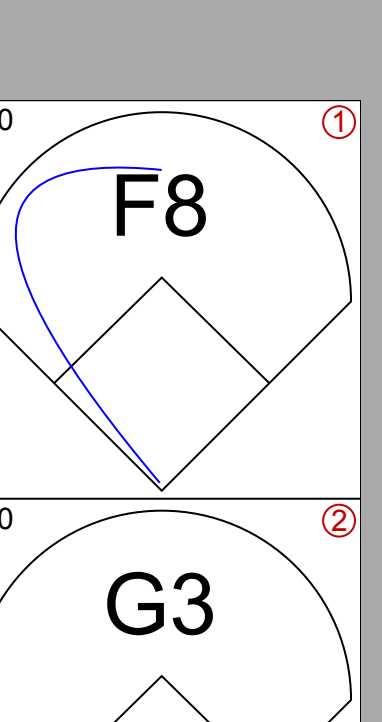
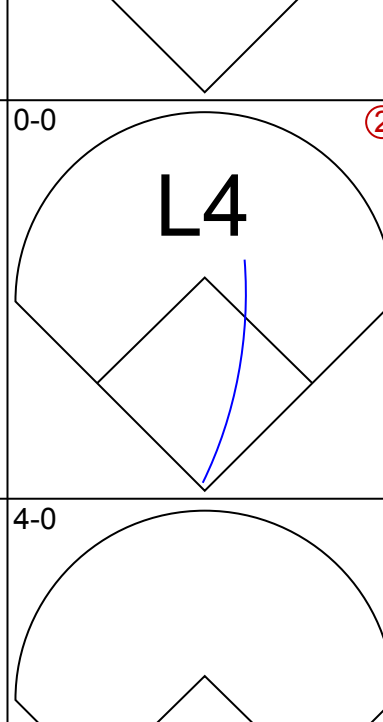
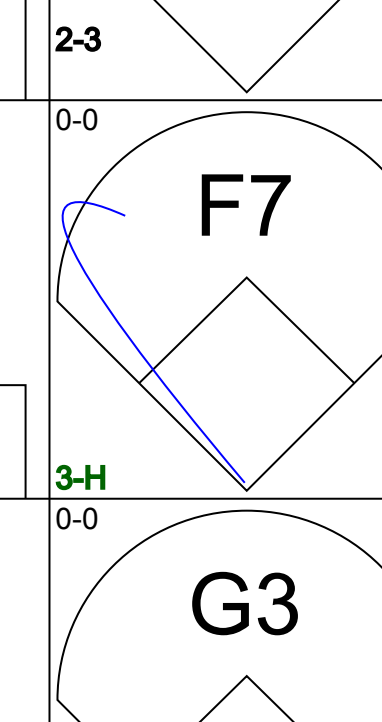
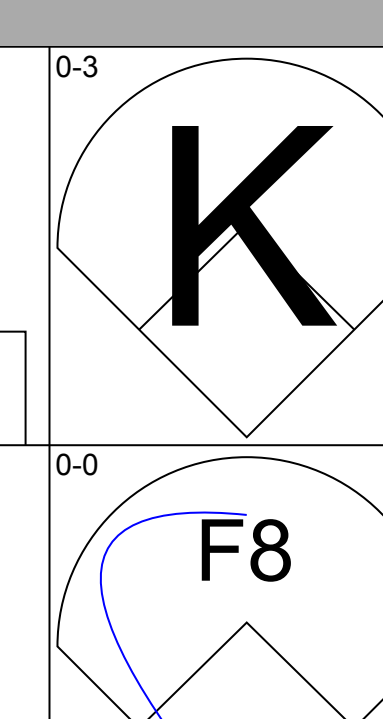
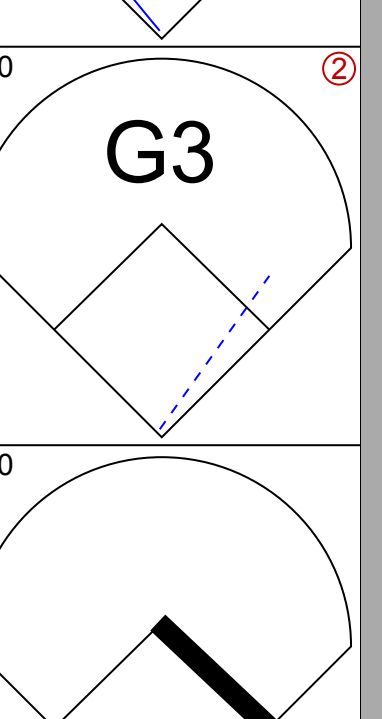
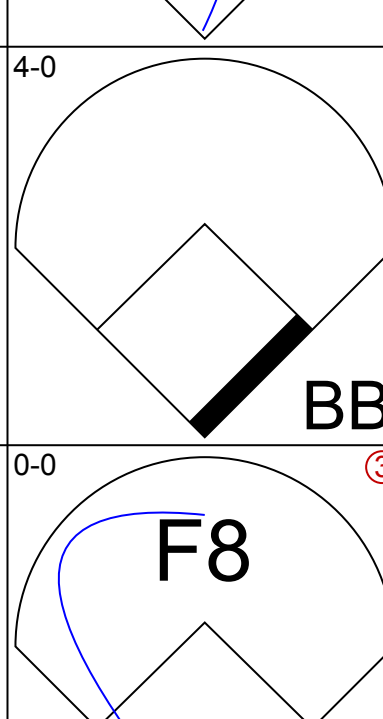
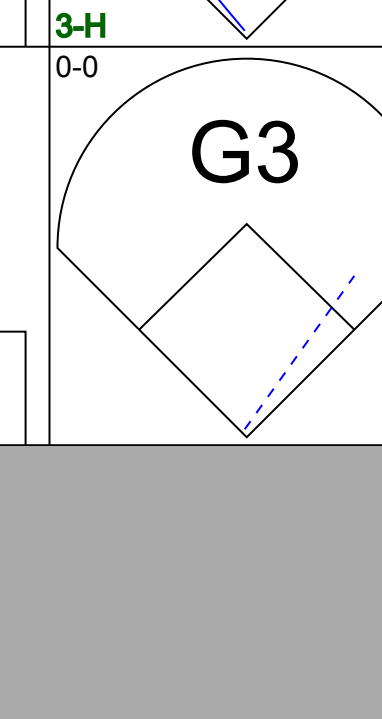
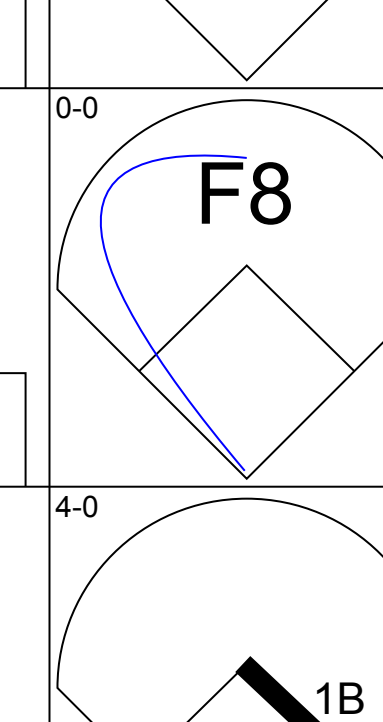
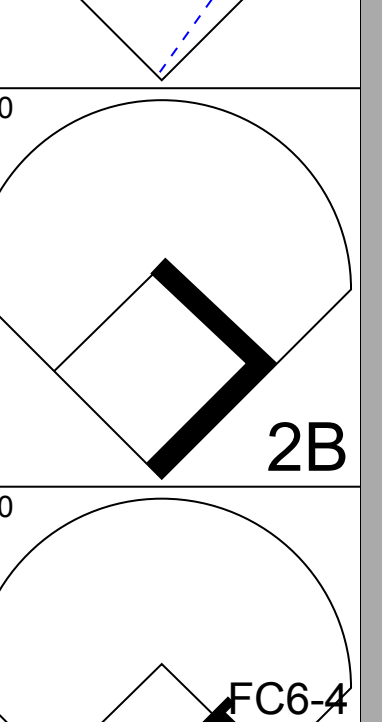
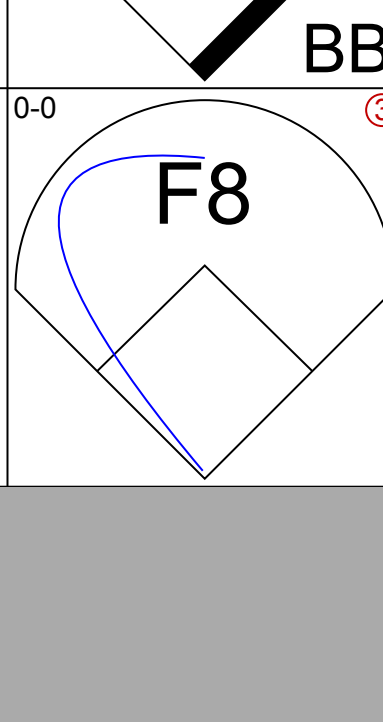
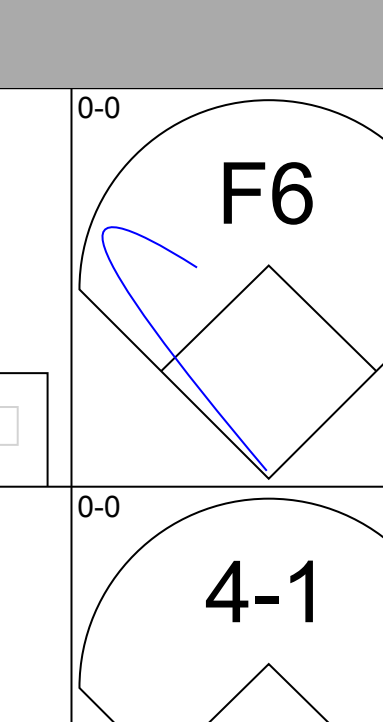
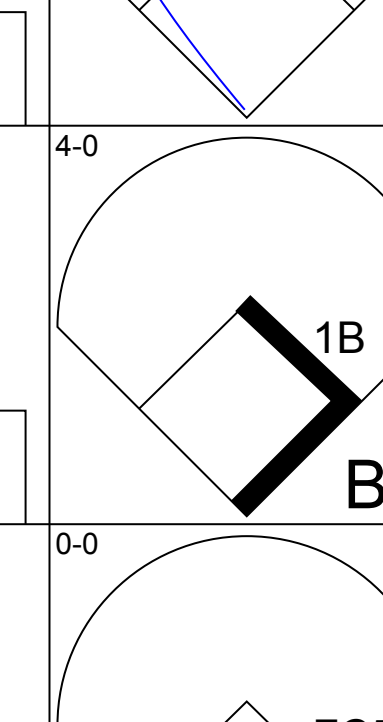
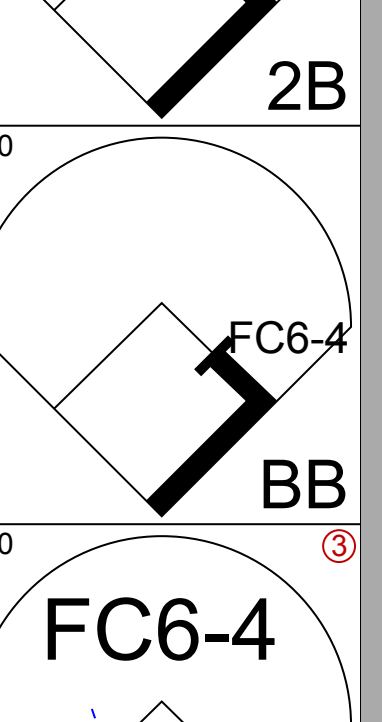
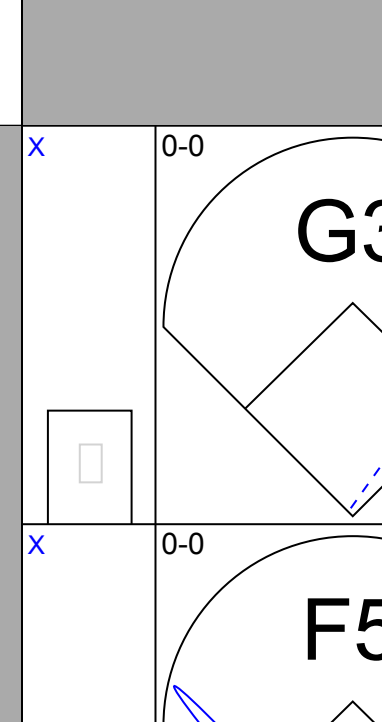
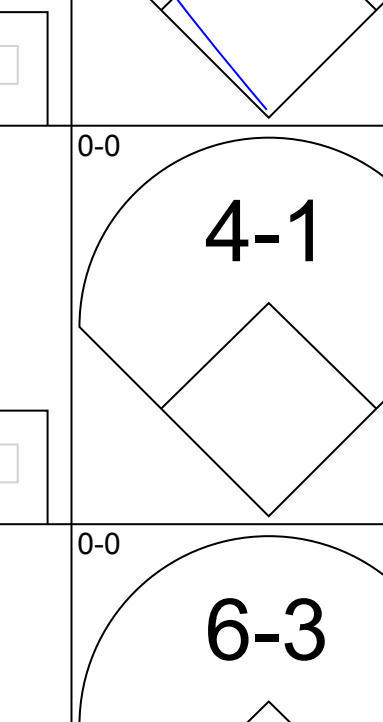
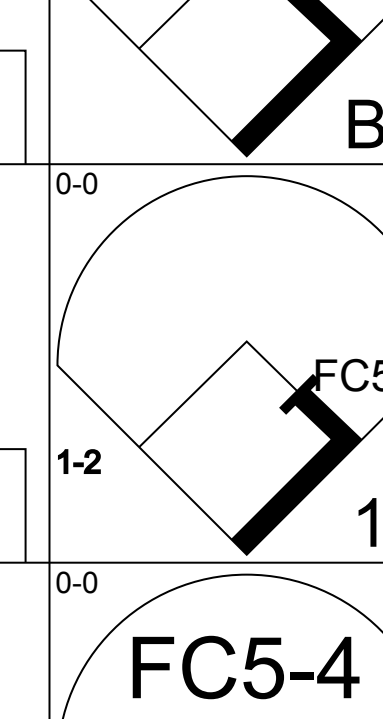
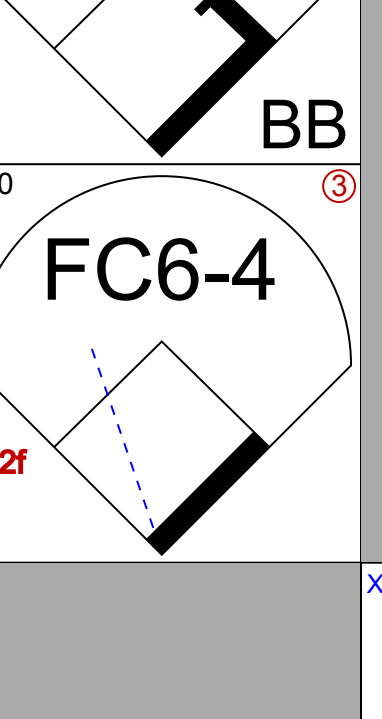
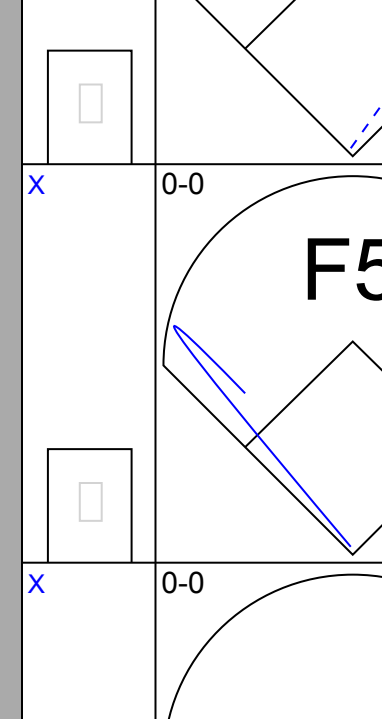
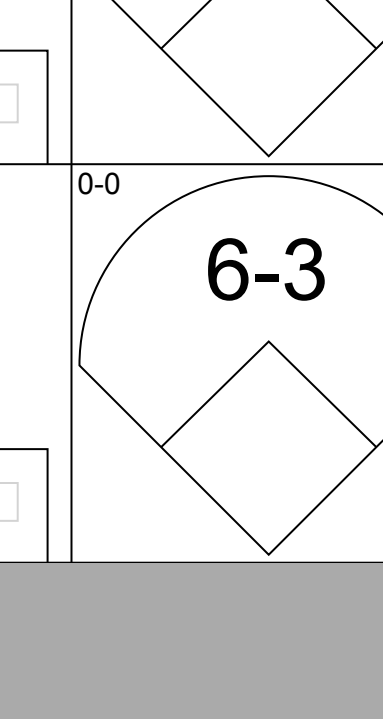
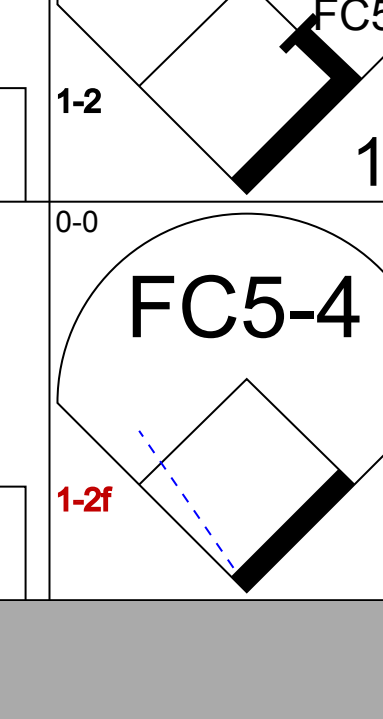
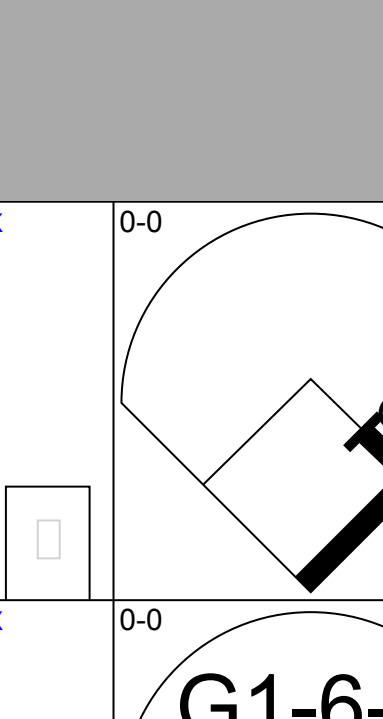
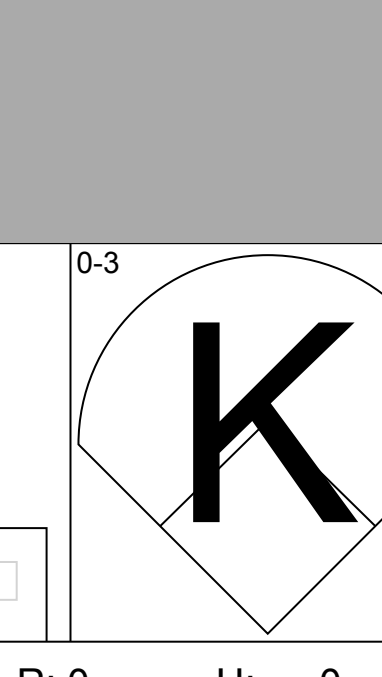
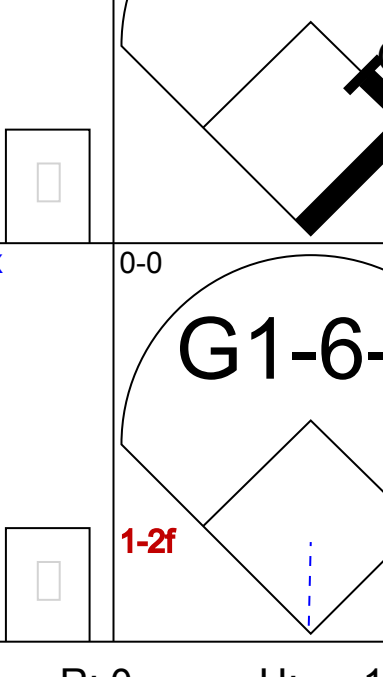
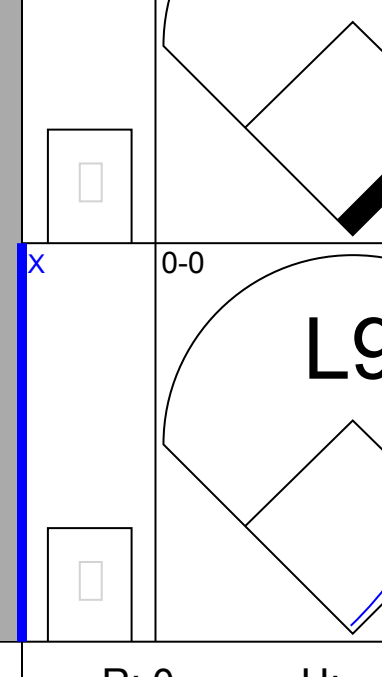
AB	43
R	11
H	16
RBI	10
BB	7
SO	3
LOB	26



Batter	1	2	3	4	5	6	7	8	9	AB	R	H	RBI	BB	SO	LOB	BOTTOM																		
Bobby Young, L OBP: 0.362, SLG: 0.423	S	6-3		E6	SH1-4				K	4	2	1	0	2	1	2	Cleveland Indians @ St. Louis Browns Sportsman's Park, St. Louis, MO Sun Apr 29 1951, 4:38 AM EDT Att: 10,116 - Unknown																		
Johnny Berardino, R OBP: 0.419, SLG: 0.378				F2	E8		SH1-4		G3	3	2	2	3	0	0	0																			
Fred Marsh, R				1B	1B					2	0	0	0	0	1	3																			
Jim Delsing, L OBP: 0.333, SLG: 0.571				F5	F2				SH1-3	5	2	2	2	0	1	2																			
Ray Coleman, L OBP: 0.410, SLG: 0.676				HR	CS		5-3		1B	5	2	4	0	0	0	2																			
Ken Wood, R OBP: 0.288, SLG: 0.480				K	CS				SH1-3	4	2	2	0	0	1	2																			
Johnny Bero, L OBP: 0.474, SLG: 0.429					E6				SH1-3	3	1	1	0	2	0	2																			
Les Moss, R OBP: 0.385, SLG: 0.333					2B				CS	4	0	2	4	1	0	4																			
Joe Lutz, L OBP: 0.314, SLG: 0.267					FC1-5				F4	4	1	1	2	1	0	4																			
Al Widmar, R ERA: 6.0	(1, 1)	3.0	16	7	6	6	2	1	0	0	0	0	0	0	0	0		0																	
Steve Gromek, R ERA: 5.4	(4, 1)	1.0	L	10	2	4	0	0	3	0	0	0	0	0	7	19	0.00	5.000																	
George Zuverink, R ERA: 5.4	(5, 1)	2.0		12	3	1	1	2	0	1	0	0	0	0	15	19	4.50	1.500																	
Jerry Fahr, R ERA: 18.0	(7, 1)	1.0		6	3	2	2	0	1	0	0	0	0	0	5	9	18.00	4.000																	
Bob Chakales, R ERA: 18.0	(8, 1)	1.0		3	0	0	0	2	0	0	0	0	0	0	7	7	0.00	0.000																	
Inning Stats	R: 3 E: 0 K: 1 S: 8	H: 3 LOB: 1 BB: 1 P: 12	R: 0 E: 0 K: 1 S: 5	H: 0 LOB: 0 BB: 0 P: 5	R: 0 E: 0 K: 0 S: 3	H: 1 LOB: 0 BB: 0 P: 3	R: 7 E: 3 K: 0 S: 10	H: 5 LOB: 3 BB: 3 P: 22	R: 0 E: 1 K: 1 S: 7	H: 1 LOB: 2 BB: 0 P: 7	R: 1 E: 1 K: 1 S: 8	H: 2 LOB: 3 BB: 1 P: 12	R: 2 E: 0 K: 0 S: 5	H: 3 LOB: 1 BB: 1 P: 9	R: 0 E: 0 K: 2 S: 7	H: 0 LOB: 0 BB: 0 P: 7	1B: 10 2B: 4 3B: 0 HR: 1	SF: 0 SAC: 3 DP: 0 HBP: 0	WP: 0 PB: 0 SB: 3 CS: 2	PA: 49															
PITCHER	IP WLS BF H R ER SO BB IBB HBP BLK WP HR S P ERA WHIP																																		
Mike Garcia, R ERA: 6.0	(1, 1)	3.0	16	7	6	6	2	1	0	0	0	0	0	0	0	0	0	0.00	5.000																
Steve Gromek, R ERA: 5.4	(4, 1)	1.0	L	10	2	4	0	0	3	0	0	0	0	0	7	19	0.00	5.000																	
George Zuverink, R ERA: 5.4	(5, 1)	2.0		12	3	1	1	2	0	1	0	0	0	0	15	19	4.50	1.500																	
Jerry Fahr, R ERA: 18.0	(7, 1)	1.0		6	3	2	2	0	1	0	0	0	0	0	5	9	18.00	4.000																	
Bob Chakales, R ERA: 18.0	(8, 1)	1.0		3	0	0	0	2	0	0	0	0	0	0	7	7	0.00	0.000																	

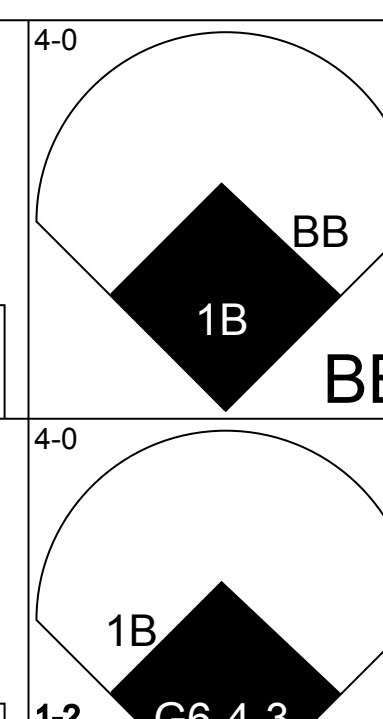
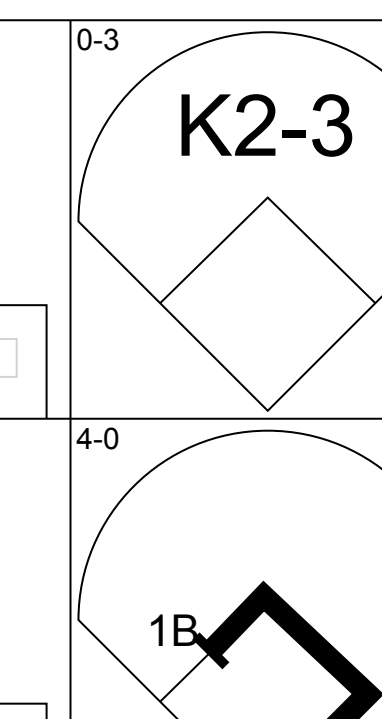
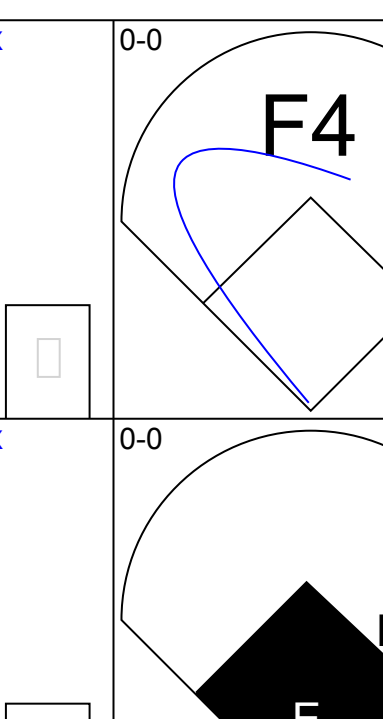
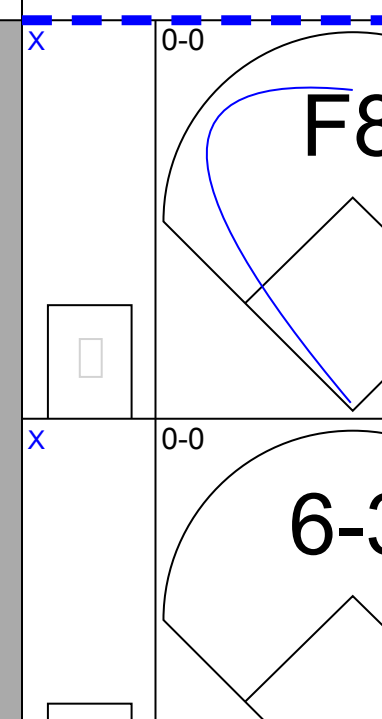
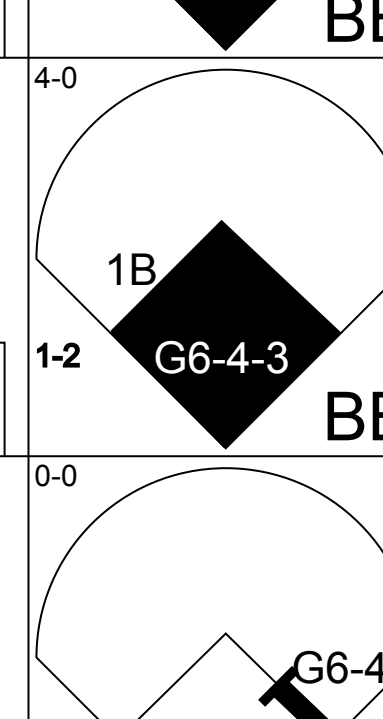
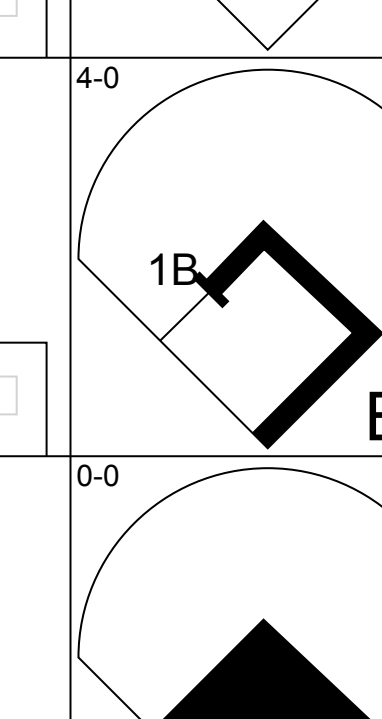
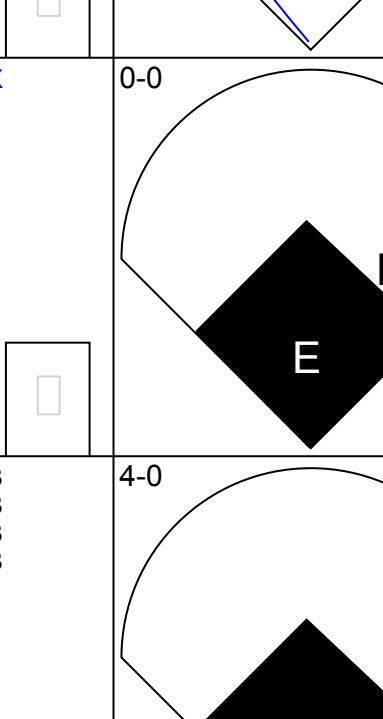
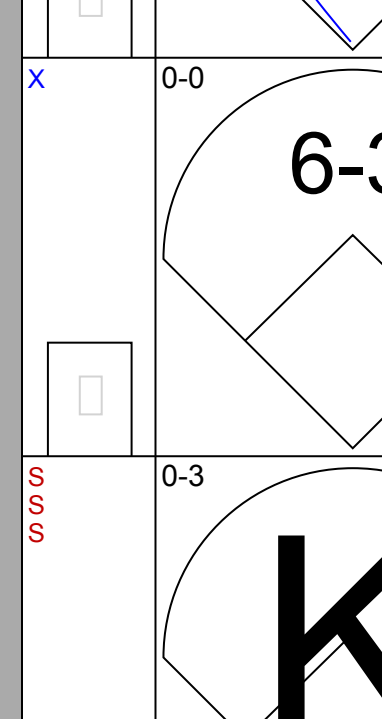
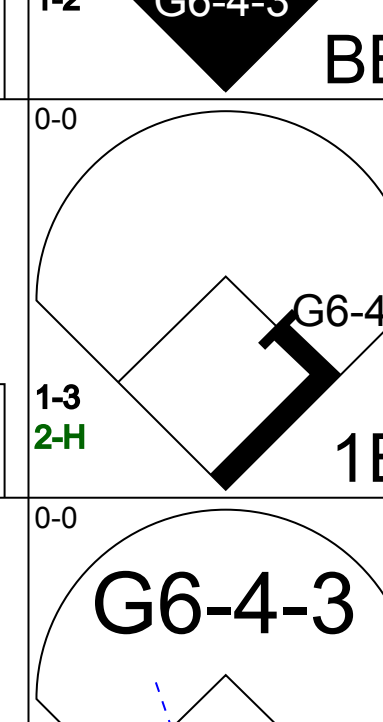
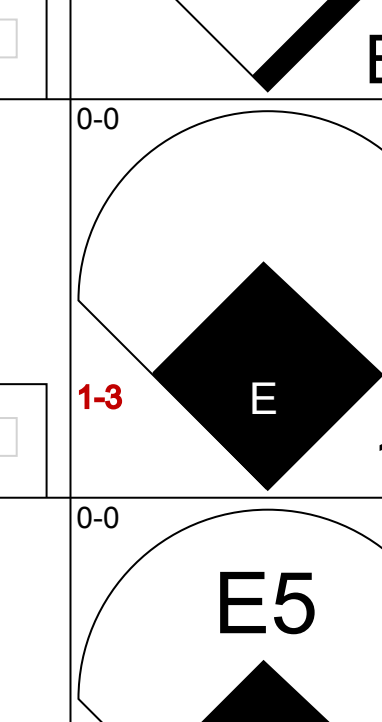
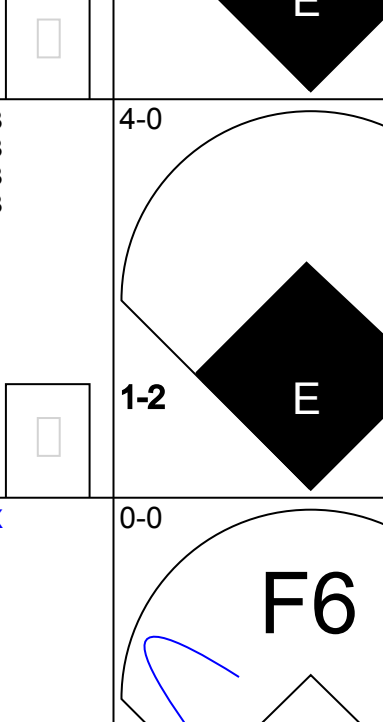
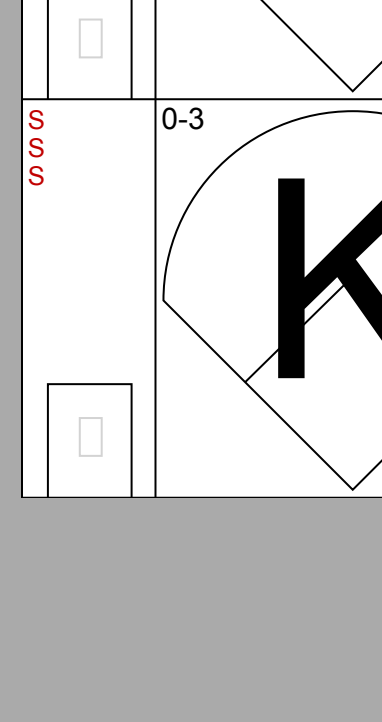
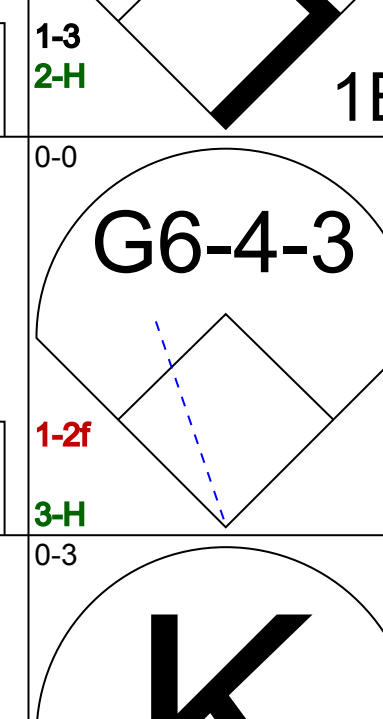
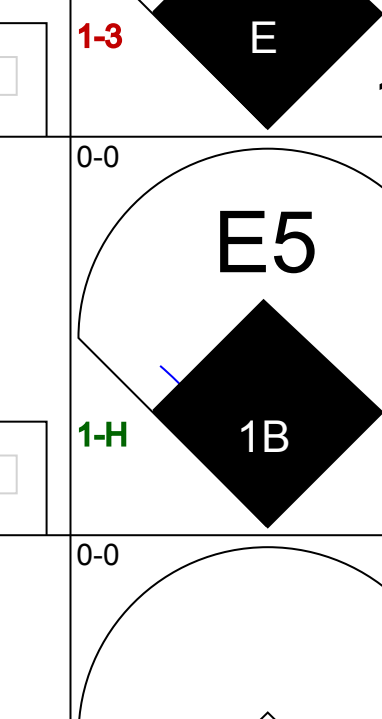
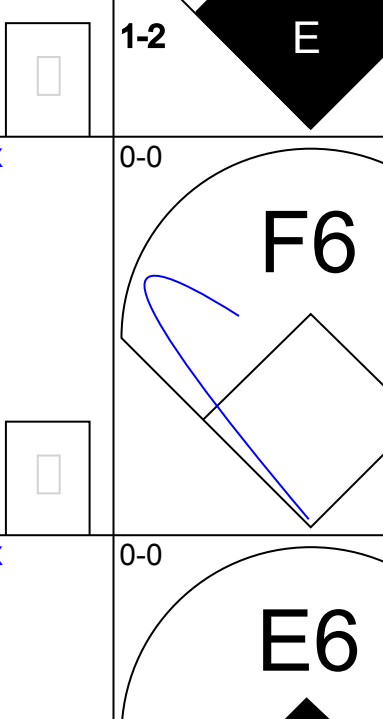

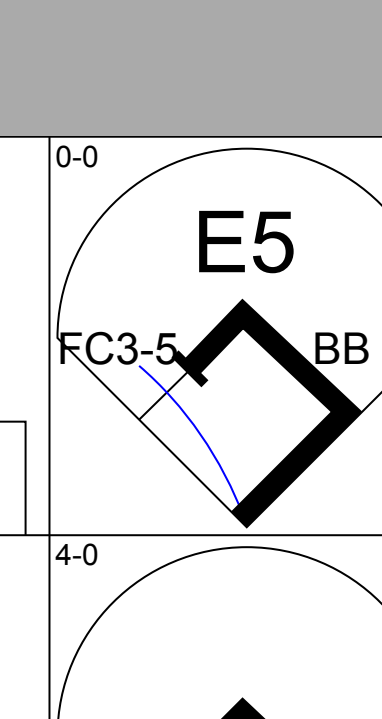
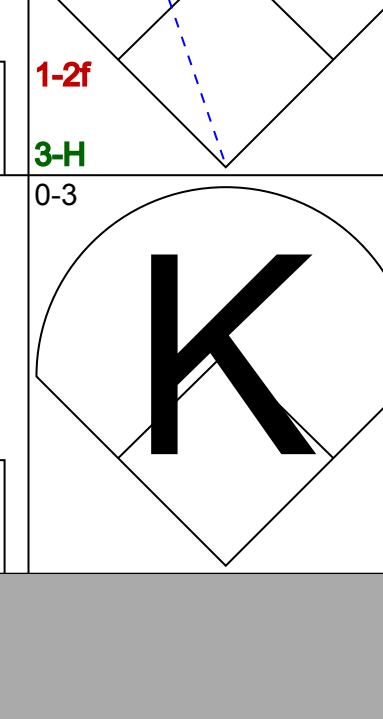
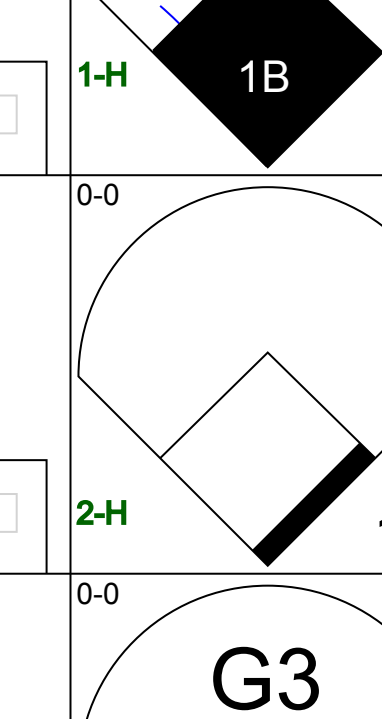
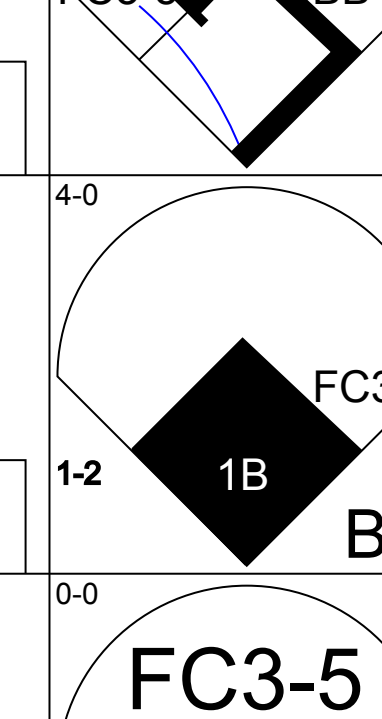

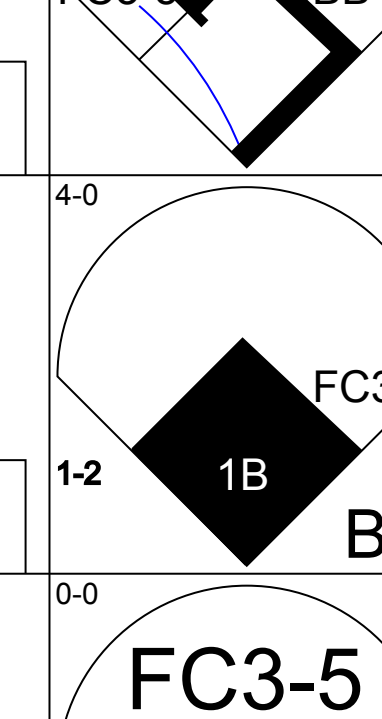
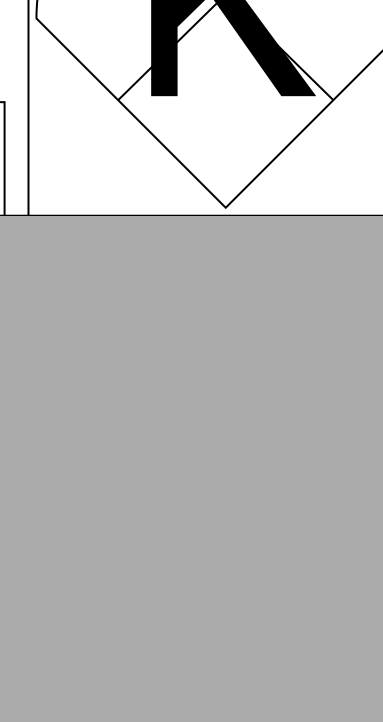
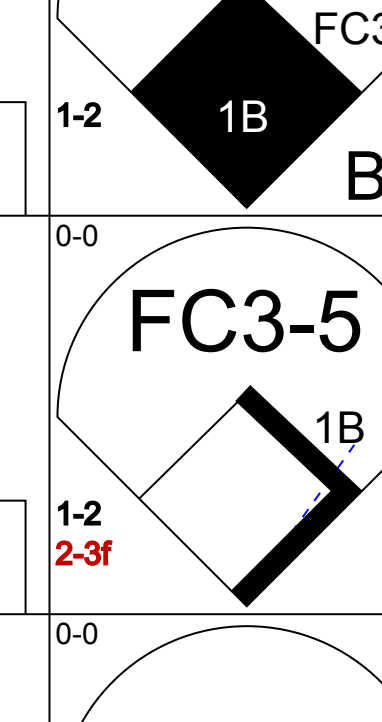


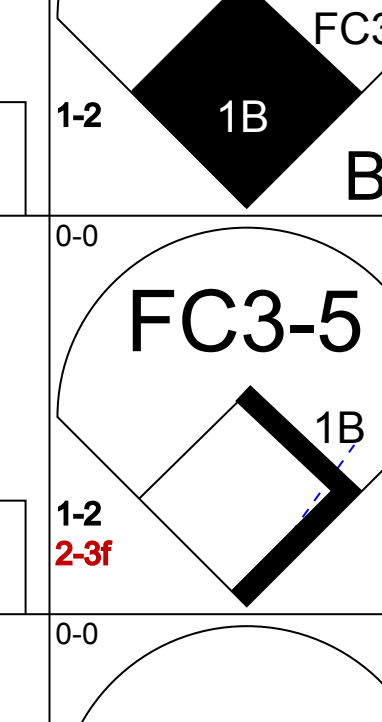
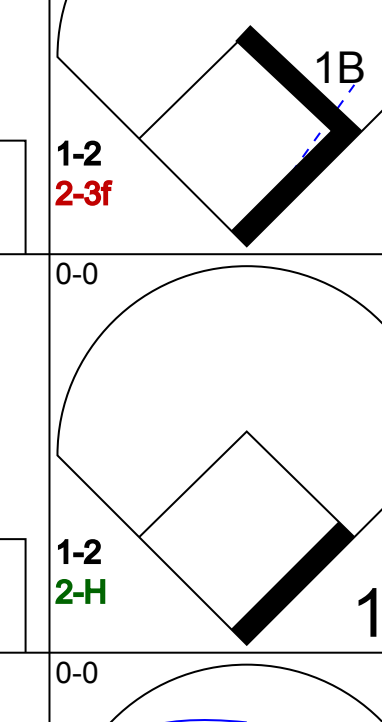



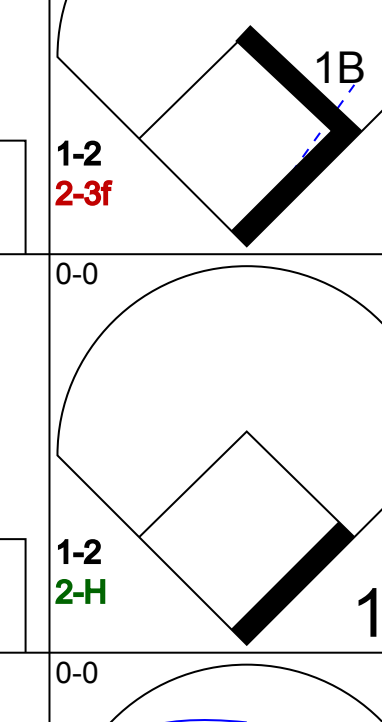




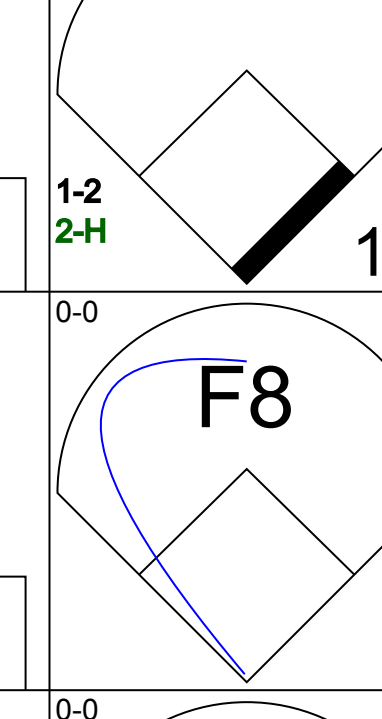




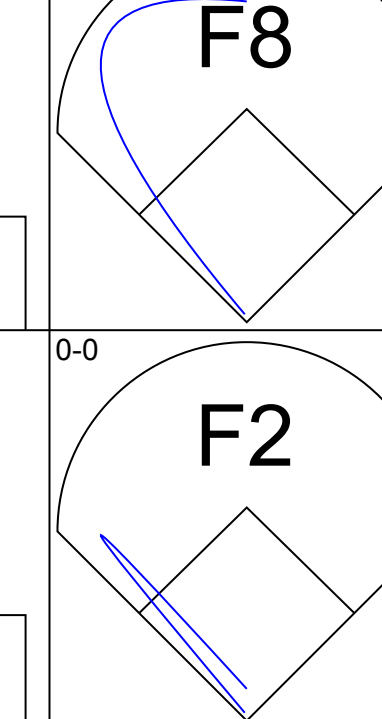
AB	38
R	13
H	15
RBI	11
BB	6
SO	6
LOB	23



Batter	1	2	3	4	5	6	7	8	9	AB	R	H	RBI	BB	SO	LOB	TOP			
Dom DiMaggio, R (1.8) OBP: 0.475, SLG: 0.614										4	1	1	0	0	1	0	Boston Red Sox @ Cleveland Indians Cleveland Municipal Stadium, Cleveland, OH Tue May 01 1951, 3:33 AM EDT Att: 53,462 - Unknown			
6 Johnny Pesky, L (1.5) OBP: 0.313, SLG: 0.321										4	0	1	0	0	0	1				
Billy Goodman, L (1.3) OBP: 0.412, SLG: 0.467										4	0	0	1	0	0	1				
Ted Williams, L (1.7) OBP: 0.431, SLG: 0.575										3	0	0	0	1	1	0				
Lou Boudreau, R (1.6) OBP: 0.351, SLG: 0.611										4	0	1	0	0	0	1				
Tom Wright, L (1.9) OBP: 0.357, SLG: 0.458										2	0	0	0	2	0	0				
Bobby Doerr, R (1.4) OBP: 0.400, SLG: 0.578										4	0	1	0	0	0	2				
Mike Guerra, R (1.2) OBP: 0.367, SLG: 0.208										3	0	2	0	0	0	2				
Bill Wight, L (1.1) Ray Scarborough, R (4.1) Charlie Maxwell, L (7. PH) Walt Masterson, R (7.1)										1	0	0	0	0	1	0				
Inning Stats	R: 0 E: 0 K: 1 S: 5	H: 1 LOB: 0 BB: 0 P: 5	R: 0 E: 0 K: 1 S: 6	H: 1 LOB: 2 BB: 1 P: 10	R: 0 E: 0 K: 1 S: 5	H: 0 LOB: 0 BB: 0 P: 5	R: 0 E: 0 K: 0 S: 4	H: 1 LOB: 2 BB: 1 P: 8	R: 0 E: 0 K: 0 S: 3	H: 0 LOB: 1 BB: 1 P: 7	R: 0 E: 0 K: 0 S: 4	H: 1 LOB: 1 BB: 0 P: 4	R: 1 E: 0 K: 0 S: 4	H: 1 LOB: 0 BB: 0 P: 4	R: 0 E: 0 K: 0 S: 3	H: 0 LOB: 0 BB: 0 P: 3	1B: 4 2B: 3 3B: 0 HR: 0	SF: 0 SAC: 0 DP: 2 HBP: 0	WP: 0 PB: 0 SB: 0 CS: 0	PA: 34
PITCHER	IP WLS BF H R ER SO BB IBB HBP BLK WP HR S P ERA WHIP																			
Bob Feller, R (1.1) ERA: 1.33	9.0 W 34 6 1 1 3 3 0 0 0 0 0 0 0 0 0 1.00 1.000																			


AB	31
R	1
H	6
RBI	1
BB	3
SO	3
LOB	9




Batter	1	2	3	4	5	6	7	8	9	AB	R	H	RBI	BB	SO	LOB	BOTTOM			
Dale Mitchell, L (1.7) OBP: 0.340, SLG: 0.318										3	1	0	0	1	1	0	Boston Red Sox @ Cleveland Indians Cleveland Municipal Stadium, Cleveland, OH Tue May 01 1951, 3:33 AM EDT Att: 53,462 - Unknown			
Bobby Avila, R (1.4) OBP: 0.442, SLG: 0.275										2	2	1	0	2	0	0				
Harry Simpson, L (1.3) OBP: 0.667, SLG: 0.500										3	2	2	1	1	1	0				
Al Rosen, R (1.5) OBP: 0.412, SLG: 0.477										4	1	0	0	0	0	3				
Larry Doby, L (1.8) OBP: 0.460, SLG: 0.690										3	1	2	3	1	1	0				
Bob Kennedy, R (1.9) OBP: 0.367, SLG: 0.395										3	0	0	0	1	1	4				
Ray Boone, R (1.6) OBP: 0.257, SLG: 0.161										4	0	1	1	0	0	1				
Jim Hegan, R (1.2) OBP: 0.432, SLG: 0.467										4	0	1	0	0	1	2				
Bob Feller, R (1.1) OBP: 0.182, SLG: 0.100										4	0	0	0	0	0	3				
Inning Stats	R: 2 E: 0 K: 1 S: 5	H: 1 LOB: 0 BB: 2 P: 13	R: 0 E: 1 K: 0 S: 3	H: 1 LOB: 1 BB: 1 P: 7	R: 2 E: 1 K: 1 S: 7	H: 2 LOB: 1 BB: 1 P: 11	R: 0 E: 0 K: 0 S: 3	H: 0 LOB: 0 BB: 0 P: 3	R: 2 E: 1 K: 1 S: 7	H: 2 LOB: 1 BB: 1 P: 11	R: 0 E: 0 K: 1 S: 5	H: 0 LOB: 0 BB: 0 P: 5	R: 0 E: 0 K: 0 S: 5	H: 0 LOB: 0 BB: 0 P: 5	R: 1 E: 1 K: 0 S: 5	H: 1 LOB: 2 BB: 1 P: 9	1B: 6 2B: 1 3B: 0 HR: 0	SF: 0 SAC: 0 DP: 1 HBP: 0	WP: 0 PB: 0 SB: 0 CS: 0	PA: 36
PITCHER	IP WLS BF H R ER SO BB IBB HBP BLK WP HR S P ERA WHIP																			
Bill Wight, L (1.1) ERA: 8.16	3.0 L 15 4 4 2 2 1 0 0 0 0 0 0 0 0 15 3 6.00 2.667																			
Ray Scarborough, R (4.1) ERA: 6.75	3.0 12 2 2 2 2 1 0 0 0 0 0 0 0 15 19 6.00 1.000																			
Walt Masterson, R (7.1) ERA: 2.08	2.0 9 1 1 1 1 1 0 0 0 0 0 0 0 10 14 4.50 1.000																			

AB	30
R	7
H	7
RBI	5
BB	6
SO	5
LOB	13




Batter	1	2	3	4	5	6	7	8	9	AB	R	H	RBI	BB	SO	LOB	TOP					
Dom DiMaggio, R (1, 8) OBP: 0.435, SLG: 0.551	F7		G3		F2		F8		5-3	5	0	0	0	0	0	4	Boston Red Sox @ Cleveland Indians Cleveland Municipal Stadium, Cleveland, OH Wed May 02 1951, 3:33 AM EDT Att: 11,388 - Unknown AB 32 R 3 H 5 RBI 3 BB 5 SO 2 LOB 16 					
6 Johnny Pesky, L (1, 5) OBP: 0.333, SLG: 0.300	4-3				F8			4-3 BB HR BB		2	1	0	0	2	0	2						
Billy Goodman, L (1, 3) OBP: 0.400, SLG: 0.438	1-3		F7			K		4-3 HR BB		3	1	0	0	1	1	2						
Ted Williams, L (1, 7) OBP: 0.418, SLG: 0.535		FC5 WP BB		3-1		F7		4-3		3	0	0	0	1	0	2						
Lou Boudreau, R (1, 6) OBP: 0.366, SLG: 0.667	F7			F7				1-2 2-3		3	1	1	3	1	0	1						
Tom Wright, L (1, 9) OBP: 0.313, SLG: 0.393	F7			4-3		F7		2-H 3-H 0-3	K	4	0	0	0	0	1	2						
Bobby Doerr, R (1, 4) OBP: 0.389, SLG: 0.551	FC5				1B		F2	F3		4	0	1	0	0	0	1						
Matt Batts, R (1, 2) OBP: 0.167, SLG: 0.167			5-3				F4		F2	4	0	1	0	0	0	0						
Mel Parnell, L (1, 1) OBP: 0.250, SLG: 0.250									F3	2	0	1	0	0	0	2						
Walt Dropo, R (7, PH) OBP: 0.214, SLG: 0.231										1	0	1	0	0	0	0						
Ellis Kinder, R (7, 1)										0	0	0	0	0	0	0						
Vern Stephens, R (9, PH) OBP: 0.343, SLG: 0.214										1	0	0	0	0	0	0						
Inning Stats	R: 0 E: 0 K: 0 S: 3	H: 0 LOB: 0 BB: 0 P: 3	R: 0 E: 0 K: 0 S: 3	H: 0 LOB: 1 BB: 1 P: 7	R: 0 E: 0 K: 0 S: 4	H: 1 LOB: 2 BB: 1 P: 8	R: 0 E: 0 K: 0 S: 3	H: 0 LOB: 0 BB: 0 P: 3	R: 0 E: 0 K: 0 S: 5	H: 2 LOB: 2 BB: 0 P: 5	R: 0 E: 0 K: 1 S: 5	H: 0 LOB: 1 BB: 1 P: 9	R: 0 E: 0 K: 0 S: 4	H: 1 LOB: 1 BB: 0 P: 4	R: 3 E: 0 K: 1 S: 6	H: 1 LOB: 0 BB: 2 P: 14	R: 0 E: 0 K: 0 S: 3	H: 0 LOB: 0 BB: 0 P: 3	1B: 3 2B: 1 3B: 0 HR: 1	SF: 0 SAC: 0 DP: 0 HBP: 0	WP: 1 PB: 0 SB: 0 CS: 0	PA: 37
PITCHER	IP WLS BF H R ER SO BB IBB HBP BLK WP HR S P ERA WHIP																					
Bob Lemon, R (1, 1) ERA: 2.43	5.0 W 20 3 0 0 0 2 0 0 0 1 0 18 26 0.00 1.000																					
Lou Brisse, L (6, 1) ERA: 6.75	4.0 S 17 2 3 3 2 3 0 0 0 0 1 18 30 6.75 1.250																					

Batter	1	2	3	4	5	6	7	8	9	AB	R	H	RBI	BB	SO	LOB	BOTTOM			
Dale Mitchell, L (1, 7) OBP: 0.328, SLG: 0.292	F9				F8	F2		F7		4	0	0	0	1	0	2	Boston Red Sox @ Cleveland Indians Cleveland Municipal Stadium, Cleveland, OH Wed May 02 1951, 3:33 AM EDT Att: 11,388 - Unknown AB 33 R 4 H 10 RBI 4 BB 4 SO 2 LOB 20 			
Bobby Avila, R (1, 4) OBP: 0.429, SLG: 0.273	6-3				1B	F4				4	0	1	0	0	0	4				
Harry Simpson, L (1, 3) OBP: 0.800, SLG: 0.875										4	0	4	0	0	0	0				
Al Rosen, R (1, 5) OBP: 0.400, SLG: 0.447	F8									3	0	0	0	1	0	4				
Larry Doby, L (1, 8) OBP: 0.463, SLG: 0.667		2B BB			F8					3	2	1	0	1	0	2				
Bob Kennedy, R (1, 9) OBP: 0.358, SLG: 0.404					F7					4	1	1	1	0	1	3				
Ray Boone, R (1, 6) OBP: 0.256, SLG: 0.171	F7				5-3					4	1	1	0	0	0	4				
Jim Hegan, R (1, 2) OBP: 0.439, SLG: 0.485					5-3					3	0	1	1	1	0	0				
Bob Lemon, L (1, 1) ERA: 3.51										1	0	0	0	0	1	1				
Lou Klein, R (5, PH) ERA: 3.16										1	0	0	0	0	0	0				
Lou Brisse, L (6, 1) OBP: 0.286, SLG: 0.286										2	0	1	2	0	0	0				
Inning Stats	R: 0 E: 0 K: 0 S: 4	H: 1 LOB: 1 BB: 0 P: 4	R: 2 E: 0 K: 1 S: 7	H: 2 LOB: 2 BB: 2 P: 15	R: 0 E: 0 K: 0 S: 3	H: 1 LOB: 0 BB: 0 P: 3	R: 0 E: 0 K: 0 S: 3	H: 0 LOB: 0 BB: 0 P: 3	R: 0 E: 0 K: 0 S: 5	H: 2 LOB: 2 BB: 0 P: 5	R: 2 E: 1 K: 1 S: 8	H: 3 LOB: 2 BB: 1 P: 12	R: 0 E: 1 K: 0 S: 4	H: 1 LOB: 2 BB: 1 P: 8	R: 0 E: 0 K: 0 S: 3	H: 0 LOB: 0 BB: 0 P: 3	1B: 7 2B: 4 3B: 0 HR: 0	SF: 0 SAC: 0 DP: 2 HBP: 0	WP: 1 PB: 0 SB: 0 CS: 0	PA: 37
PITCHER	IP WLS BF H R ER SO BB IBB HBP BLK WP HR S P ERA WHIP																			
Mel Parnell, L (1, 1) ERA: 3.51	6.0 L 29 9 4 4 2 3 0 0 0 0 0 0 30 42 6.00 2.000																			
Ellis Kinder, R (7, 1) ERA: 3.16	2.0 8 1 0 0 0 1 0 0 0 0 0 0 7 11 0.00 1.000																			

Batter	1	2	3	4	5	6	7	8	9	AB	R	H	RBI	BB	SO	LOB	TOP			
Eddie Joost, R OBP: 0.368, SLG: 0.455 (1, 6)										4	0	2	0	0	1	0	Philadelphia Athletics @ Cleveland Indians Cleveland Municipal Stadium, Cleveland, OH Fri May 04 1951, 3:33 AM EDT Att: 12,185 - Unknown			
Elmer Vato, L OBP: 0.347, SLG: 0.305 (1, 9)										4	0	0	0	0	1	2				
Dave Philley, S OBP: 0.357, SLG: 0.432 (1, 8)										3	1	1	0	1	0	1				
Ferris Fain, L OBP: 0.455, SLG: 0.400 (1, 3)										3	1	2	0	1	1	1				
Gus Zernial, R OBP: 0.231, SLG: 0.130 (1, 7)											3	1	0	0	1	2				
Billy Hitchcock, R OBP: 0.344, SLG: 0.231 (1, 5)											4	0	2	2	0	1				
Pete Suder, R OBP: 0.360, SLG: 0.348 (1, 4)											4	0	0	1	0	2				
Joe Tipton, R OBP: 0.250, SLG: 0.195 (1, 2)											2	0	0	0	0	1				
Joe Astroth, R (6, 2)											2	0	0	0	0	1				
Alex Kellner, R OBP: 0.100, SLG: 0.100 (1, 1)										3	0	0	0	0	0	0				
Bob Hooper, R OBP: 0.500, SLG: 0.750 (9, 1)										0	0	0	0	0	0	0				
Inning Stats	R: 0 E: 0 K: 0 S: 3	H: 2 LOB: 1 BB: 1 P: 7	R: 0 E: 0 K: 1 S: 5	H: 0 LOB: 0 BB: 0 P: 5	R: 0 E: 0 K: 1 S: 5	H: 0 LOB: 0 BB: 0 P: 5	R: 3 E: 0 K: 1 S: 7	H: 2 LOB: 1 BB: 2 P: 15	R: 0 E: 0 K: 0 S: 4	H: 1 LOB: 0 BB: 0 P: 4	R: 0 E: 0 K: 0 S: 3	H: 0 LOB: 0 BB: 0 P: 3	R: 0 E: 1 K: 1 S: 6	H: 1 LOB: 1 BB: 0 P: 6	R: 0 E: 0 K: 1 S: 6	H: 1 LOB: 1 BB: 0 P: 6	1B: 5 2B: 1 3B: 1 HR: 0	SF: 0 SAC: 0 DP: 0 HBP: 0	WP: 0 PB: 0 SB: 1 CS: 2	PA: 36
PITCHER Early Wynn, R ERA: 3.25 (1, 1)	IP: 9.0 WLS: L BF: 35 H: 7 R: 3 ER: 3 SO: 5 BB: 3 IBB: 0 HBP: 0 BLK: 0 WP: 0 HR: 0 S: 42 P: 54 ERA: 3.00 WHIP: 1.111															PITCHER				

AB 32
R 3
H 7
RBI 3
BB 3
SO 5
LOB 10



Batter	1	2	3	4	5	6	7	8	9	AB	R	H	RBI	BB	SO	LOB	BOTTOM			
Dale Mitchell, L OBP: 0.339, SLG: 0.294 (1, 7)										3	1	1	0	1	0	0	Philadelphia Athletics @ Cleveland Indians Cleveland Municipal Stadium, Cleveland, OH Fri May 04 1951, 3:33 AM EDT Att: 12,185 - Unknown			
Bobby Avila, R OBP: 0.417, SLG: 0.271 (1, 4)										4	0	1	0	0	0	2				
Harry Simpson, L OBP: 0.571, SLG: 0.583 (1, 3)										4	0	0	0	0	1	4				
Al Rosen, R OBP: 0.407, SLG: 0.451 (1, 5)											4	0	2	1	0	0		1		
Larry Doby, L OBP: 0.448, SLG: 0.653 (1, 8)											4	0	1	0	0	2				
Bob Kennedy, R OBP: 0.357, SLG: 0.388 (1, 9)											2	0	0	0	1	1				
Milt Nielsen, L (9, FH)											1	0	0	0	0	2				
Ray Boone, R OBP: 0.279, SLG: 0.184 (1, 6)										3	0	1	0	1	0	2				
Jim Hegan, R OBP: 0.400, SLG: 0.432 (1, 2)										4	0	0	0	0	2	5				
Early Wynn, S OBP: 0.267, SLG: 0.308 (1, 1)										3	0	0	0	0	0	3				
Inning Stats	R: 0 E: 0 K: 0 S: 3	H: 1 LOB: 0 BB: 0 P: 3	R: 0 E: 0 K: 1 S: 5	H: 0 LOB: 0 BB: 0 P: 5	R: 0 E: 0 K: 1 S: 3	H: 0 LOB: 0 BB: 0 P: 3	R: 0 E: 0 K: 2 S: 7	H: 1 LOB: 1 BB: 0 P: 15	R: 1 E: 1 K: 1 S: 7	H: 1 LOB: 2 BB: 1 P: 11	R: 0 E: 0 K: 1 S: 5	H: 1 LOB: 0 BB: 0 P: 5	R: 0 E: 0 K: 0 S: 3	H: 0 LOB: 2 BB: 0 P: 3	R: 0 E: 0 K: 0 S: 5	H: 2 LOB: 2 BB: 0 P: 5	1B: 5 2B: 1 3B: 0 HR: 0	SF: 0 SAC: 0 DP: 2 HBP: 0	WP: 0 PB: 1 SB: 0 CS: 0	PA: 35
PITCHER Alex Kellner, L ERA: 4.28 (1, 1)	IP: 8.0 WLS: W BF: 32 H: 6 R: 1 ER: 1 SO: 6 BB: 3 IBB: 0 HBP: 0 BLK: 0 WP: 0 HR: 0 S: 41 P: 53 ERA: 1.12 WHIP: 1.125															PITCHER				
Bob Hooper, R ERA: 3.6 (9, 1)	IP: 1.0 WLS: S BF: 3 H: 0 R: 0 ER: 0 SO: 0 BB: 0 IBB: 0 HBP: 0 BLK: 0 WP: 0 HR: 0 S: 3 P: 3 ERA: 0.00 WHIP: 0.000															PITCHER				


AB 32
R 1
H 6
RBI 1
BB 3
SO 6
LOB 23



Batter	1	2	3	4	5	6	7	8	9	AB	R	H	RBI	BB	SO	LOB	TOP	
Eddie Joost, R OBP: 0.363, SLG: 0.486 (1, 6)	6-3		K			2-3		HR		4	1	1	2	0	1	0	Philadelphia Athletics @ Cleveland Indians Cleveland Municipal Stadium, Cleveland, OH Sat May 05 1951, 3:33 AM EDT Att: 6,884 - Unknown	
Elmer Vato, L OBP: 0.342, SLG: 0.302 (1, 9)	F7			F3		4-3		CS 1B		4	0	1	0	0	0	0		
Dave Philley, S OBP: 0.370, SLG: 0.425 (1, 8)	E4			1B BB 1B		BB		K		3	0	1	0	1	1	1		
Ferris Fain, L OBP: 0.457, SLG: 0.397 (1, 3)	4-3			1B BB		L7		1B		3	0	1	0	1	0	2		
Gus Zernial, R OBP: 0.321, SLG: 0.185 Bobby Shantz, R OBP: 0.250, SLG: 0.250 (9, PR)	5-3			1-2 2-3 1B		L8		BB 1B		4	0	2	0	0	0	0		
Billy Hitchcock, R OBP: 0.314, SLG: 0.207 Lou Limmer, L OBP: 0.300, SLG: 1.000 (9, PH)	F9			K		K		K		3	0	0	0	0	2	2		
Pete Suder, R OBP: 0.321, SLG: 0.308 Sam Chapman, R OBP: 0.288, SLG: 0.161 (9, PH)	K			K		G3		BB		3	0	0	0	0	2	0		
Ray Murray, R OBP: 0.400, SLG: 0.600 (1, 2)			4-3			F9				0	1	0	0	0	0	0		
Dick Fowler, R Wally Moses, L (8, PH) Morrie Martin, L (8, 1) Tod Davis, R (9, PH) OBP: 0.154, SLG: 0.083	6-3			4-3				K		2	0	0	0	0	0	0		
Inning Stats	R: 0 E: 1 K: 0 S: 4	H: 0 LOB: 1 BB: 0 P: 4	R: 0 E: 0 K: 1 S: 5	H: 0 LOB: 0 BB: 0 P: 5	R: 0 E: 0 K: 1 S: 5	H: 2 LOB: 2 BB: 1 P: 10	R: 0 E: 0 K: 1 S: 5	H: 0 LOB: 1 BB: 1 P: 5	R: 0 E: 0 K: 1 S: 5	H: 0 LOB: 0 BB: 0 P: 5	R: 2 E: 0 K: 2 S: 9	H: 3 LOB: 0 BB: 0 P: 9	R: 0 E: 0 K: 1 S: 7	H: 2 LOB: 3 BB: 1 P: 11	1B: 5 2B: 1 3B: 0 HR: 1	SF: 0 SAC: 0 DP: 0 HBP: 0		WP: 0 PB: 0 SB: 0 CS: 1
PITCHER Mike Garcia, R ERA: 4.29 (1, 1)	IP: 9.0 WLS: W BF: 36 H: 7 R: 2 ER: 2 SO: 8 BB: 3 IBB: 0 HBP: 0 BLK: 0 WP: 0 HR: 1 S: 49 P: 61 ERA: 2.00 WHIP: 1.111											PITCHER	IP: 9.0 WLS: W BF: 36 H: 7 R: 2 ER: 2 SO: 8 BB: 3 IBB: 0 HBP: 0 BLK: 0 WP: 0 HR: 1 S: 49 P: 61 ERA: 2.00 WHIP: 1.111					

Batter	1	2	3	4	5	6	7	8	9	AB	R	H	RBI	BB	SO	LOB	BOTTOM	
Dale Mitchell, L OBP: 0.348, SLG: 0.283 (1, 7)	G5-4-3 BB			F8 E 2B BB	F9			1-3		2	1	0	0	2	0	0	Philadelphia Athletics @ Cleveland Indians Cleveland Municipal Stadium, Cleveland, OH Sat May 05 1951, 3:33 AM EDT Att: 6,884 - Unknown	
Bobby Avila, R OBP: 0.422, SLG: 0.275 (1, 4)	G5-4-3 1-2			E5 F8 2B				E 1B		3	1	1	0	1	0	2		
Harry Simpson, L OBP: 0.444, SLG: 0.438 (1, 3)	L4			F8 1-2 2-3	4-3			E6 G5-4-3		4	0	0	0	0	4			
Al Rosen, R OBP: 0.397, SLG: 0.455 (1, 5)		5-3		F9 1B 2B		K		G5-4-3		4	1	1	2	0	1	2		
Larry Doby, L OBP: 0.426, SLG: 0.615 (1, 8)		F8		F9 2-3		F8				3	0	0	0	0	1			
Bob Kennedy, R OBP: 0.356, SLG: 0.385 (1, 9)		6-3		1B 1B		5-3				3	0	1	1	0	0			
Ray Boone, R OBP: 0.283, SLG: 0.195 (1, 6)			4-3	1B 1B				F8		3	0	1	0	0	0			
Jim Hegan, R OBP: 0.375, SLG: 0.400 (1, 2)			K	L8				G2		3	0	0	0	0	1	2		
Mike Garcia, R OBP: 0.222, SLG: 0.333 (1, 1)			6-3		1-3			F8		3	0	0	0	0	0			
Inning Stats	R: 0 E: 0 K: 0 S: 2	H: 0 LOB: 0 BB: 1 P: 6	R: 0 E: 0 K: 0 S: 3	H: 0 LOB: 0 BB: 0 P: 3	R: 0 E: 0 K: 1 S: 5	H: 3 LOB: 2 BB: 1 P: 11	R: 0 E: 0 K: 0 S: 3	H: 0 LOB: 1 BB: 1 P: 7	R: 0 E: 0 K: 1 S: 5	H: 0 LOB: 0 BB: 0 P: 5	R: 0 E: 1 K: 0 S: 4	H: 1 LOB: 1 BB: 0 P: 4	R: 0 E: 0 K: 0 S: 4	H: 0 LOB: 0 BB: 0 P: 4	1B: 3 2B: 1 3B: 0 HR: 0	SF: 0 SAC: 0 DP: 2 HBP: 0		WP: 0 PB: 0 SB: 0 CS: 0
PITCHER Dick Fowler, R ERA: 4.82 Morrie Martin, L ERA: 1.6 (8, 1)	IP: 7.0 WLS: L BF: 27 H: 3 R: 3 ER: 1 SO: 2 BB: 3 IBB: 0 HBP: 0 BLK: 0 WP: 0 HR: 0 S: 28 P: 40 ERA: 1.29 WHIP: 0.857											PITCHER	IP: 1.0 WLS: L BF: 4 H: 1 R: 0 ER: 0 SO: 0 BB: 0 IBB: 0 HBP: 0 BLK: 0 WP: 0 HR: 0 S: 4 P: 4 ERA: 0.00 WHIP: 1.000					

AB 29
R 2
H 6
RBI 2
BB 3
SO 8
LOB 11



AB 28
R 3
H 4
RBI 3
BB 3
SO 2
LOB 11





WP: 0
PB: 0
SB: 0
CS: 1

WP: 0
PB: 0
SB: 0
CS: 0

livebaseballscores.com

livebaseballscores.com

Batter	1	2	3	4	5	6	7	8	9	AB	R	H	RBI	BB	SO	LOB	TOP								
Eddie Yost, R OBP: 0.468, SLG: 0.466 (1, 5)	4-0 BB		0-0 L5		0-0 HR		4-0 1B BB	0-0 1B		3	2	4	2	0	0		Washington Senators @ Cleveland Indians Cleveland Municipal Stadium, Cleveland, OH Sun May 06 1951, 3:33 AM EDT Unknown 								
Mike McCormick, R OBP: 0.423, SLG: 0.275 (1, 7)	0-0 F9		0-0 F2		0-0 1B		0-0 4-3	0-0 F7		5	0	1	0	0	0	4									
Irv Noren, L OBP: 0.385, SLG: 0.403 (1, 8)	0-3 K		0-0 1B		0-0 E1		0-0 1B		4-0 1B BB	4	1	2	1	1	1	2									
Mickey Vernon, L OBP: 0.373, SLG: 0.522 Willy Miranda, S (9, 3)	0-3 K		0-0 PO	0-0 5-3	0-0 L7		4-0 1B		0-0 1B BB	4	0	1	0	1	1	3									
Sam Mele, R OBP: 0.356, SLG: 0.369 Shery Robertson, L OBP: 0.333, SLG: 0.200 (8, 9)		4-0 1B BB		0-0 1-3	0-0 F9		0-0 6-3		0-0 1B S	3	1	0	0	1	0	4									
Cass Michaels, R OBP: 0.353, SLG: 0.469 (1, 4)		0-0 E8 F8 1B		0-0 5-3		0-0 F6		0-0 L8	0-3 K	5	1	1	0	0	1	2									
Sam Dente, R OBP: 0.353, SLG: 0.281 (1, 6)		0-0 F8			0-0 SH5-3 HR 2B		0-0 6-3		0-0 F4	5	1	2	1	0	0	0									
Len Okrie, R OBP: 0.429, SLG: 0.400 (1, 2)		0-0 F6			0-0 SH5-3		0-0 5-3		4-0 1B BB	3	1	0	0	1	0	2									
Julio Moreno, R OBP: 0.500, SLG: 0.333 (1, 1)		0-0 6-3			4-0 HR BB		0-0 5-3		0-0 1B	3	1	1	0	1	0	0									
Inning Stats	R: 0 E: 0 K: 2 S: 7	H: 0 LOB: 1 BB: 1 P: 11	R: 2 E: 1 K: 0 S: 4	H: 1 LOB: 0 BB: 1 P: 8	R: 0 E: 0 K: 0 S: 3	H: 1 LOB: 0 BB: 0 P: 3	R: 0 E: 0 K: 0 S: 3	H: 0 LOB: 0 BB: 0 P: 3	R: 3 E: 1 K: 0 S: 7	H: 3 LOB: 2 BB: 1 P: 11	R: 0 E: 0 K: 0 S: 3	H: 0 LOB: 0 BB: 0 P: 3	R: 1 E: 0 K: 0 S: 4	H: 1 LOB: 2 BB: 2 P: 12	R: 1 E: 0 K: 0 S: 5	H: 2 LOB: 2 BB: 1 P: 9		R: 1 E: 0 K: 1 S: 7	H: 3 LOB: 2 BB: 1 P: 11	1B: 9 2B: 1 3B: 0 HR: 1	SF: 0 SAC: 1 DP: 0 HBP: 0	WP: 0 PB: 0 SB: 1 CS: 0	PA: 45		
PITCHER	IP	WLS	BF	H	R	ER	SO	BB	IBB	HBP	BLK	WP	HR	S	P	ERA	WHIP								
Lou Brissie, L ERA: 8.85 (1, 1)	5.0	L	23	5	5	4	2	3	0	0	0	0	1	24	36	7.20	1.600								
George Zuverink, R ERA: 5.05 (6, 1)	2.0		9	1	1	1	0	2	0	0	0	0	0	7	15	4.50	1.500								
Bubba Harris, R ERA: 9.0 (8, 1)	2.0		12	5	2	2	1	2	0	0	0	0	0	12	20	9.00	3.500								

Batter	1	2	3	4	5	6	7	8	9	AB	R	H	RBI	BB	SO	LOB	BOTTOM								
Dale Mitchell, L OBP: 0.357, SLG: 0.298 (1, 7)	0-0 F7		0-0 2B 1B		0-0 1B			0-0 4-3		4	1	2	0	0	0	0	Washington Senators @ Cleveland Indians Cleveland Municipal Stadium, Cleveland, OH Sun May 06 1951, 3:33 AM EDT Unknown 								
Bobby Avila, R OBP: 0.397, SLG: 0.255 (1, 4)	0-0 5-3		0-0 4-3		0-0 L5			0-0 6-3		4	0	0	0	0	0	2									
Harry Simpson, L OBP: 0.500, SLG: 0.500 (1, 3)	0-0 2B		4-0 2B PO BB		0-0 4-3			4-0 1B BB		2	0	1	0	2	0	1									
Al Rosen, R OBP: 0.403, SLG: 0.475 (1, 5)	0-0 F4		0-0 2B		0-0 F4			0-0 1B		4	0	2	1	0	0	1									
Larry Doby, L OBP: 0.431, SLG: 0.600 (1, 8)		0-0 G3	4-0 IBB		0-0 G6-4-3 1B			0-0 G3		3	0	1	0	1	0	2									
Bob Kennedy, R OBP: 0.349, SLG: 0.364 (1, 9)		4-0 1B BB	0-0 PO	0-0 F8	0-0 G6-4-3			0-0 5-3		3	0	0	0	1	0	1									
Ray Boone, R OBP: 0.280, SLG: 0.200 (1, 6)		0-0 G1-4-3 1B		0-0 6-3				0-0 F2		4	0	1	0	0	0	0									
Jim Hegan, R OBP: 0.346, SLG: 0.364 (1, 2)		0-0 G1-4-3		0-0 4-3				0-0 F3		4	0	0	0	0	0	2									
Lou Brissie, L OBP: 0.250, SLG: 0.250 Snuffy Stirrweiss, R (6, PH)			0-0 F9		0-3 K			0-0 F5		1	0	0	0	0	0	0									
George Zuverink, R Mitt Nielsen, L Bubba Harris, R (8, 1)										1	0	0	0	0	0	0									
Inning Stats	R: 0 E: 0 K: 0 S: 4	H: 1 LOB: 1 BB: 0 P: 4	R: 0 E: 0 K: 0 S: 3	H: 1 LOB: 1 BB: 1 P: 7	R: 1 E: 0 K: 0 S: 4	H: 2 LOB: 2 BB: 2 P: 12	R: 0 E: 0 K: 0 S: 3	H: 0 LOB: 0 BB: 0 P: 3	R: 0 E: 0 K: 1 S: 6	H: 1 LOB: 1 BB: 0 P: 6	R: 0 E: 0 K: 0 S: 3	H: 1 LOB: 0 BB: 0 P: 3	R: 0 E: 0 K: 0 S: 4	H: 1 LOB: 2 BB: 1 P: 8	R: 0 E: 0 K: 0 S: 3	H: 0 LOB: 0 BB: 0 P: 3	1B: 5 2B: 2 3B: 0 HR: 0	SF: 0 SAC: 0 DP: 2 HBP: 0	WP: 0 PB: 0 SB: 0 CS: 0	PA: 36					
PITCHER	IP	WLS	BF	H	R	ER	SO	BB	IBB	HBP	BLK	WP	HR	S	P	ERA	WHIP								
Julio Moreno, R ERA: 1.5 (1, 1)	9.0	W	35	7	1	1	1	3	1	0	0	0	0	33	49	1.00	1.111								

Batter	1	2	3	4	5	6	7	8	9	AB	R	H	RBI	BB	SO	LOB	TOP										
Eddie Yost, R OBP: 0.472, SLG: 0.446 (1.5)	5-3		1-4-3	1B	WP 3B HBP		SH1-4		1B BB	3	1	1	0	1	0	0	Washington Senators @ Cleveland Indians Cleveland Municipal Stadium, Cleveland, OH Mon May 07 1951, 3:33 AM EDT Att: 3,261 - Unknown livebaseballscorecards.com										
Gil Coan, L OBP: 0.442, SLG: 0.718 (1.7)	G4-6-3 1B		1-3	1B	3B BB		F7		1B	5	1	3	1	1	0	1											
Irv Noren, L OBP: 0.371, SLG: 0.395 (1.8)	G4-6-3 1-2		1-3	F5	3B				F4	5	0	1	2	1	0	7											
Sam Mele, R OBP: 0.381, SLG: 0.378 (1.3)		1B BB		1B	BB		F8		K	4	2	1	0	2	1	8											
Mike McCormick, R OBP: 0.414, SLG: 0.283 (1.9)	K			1B	1B				F4	5	2	2	0	0	1	3											
Cass Michaels, R OBP: 0.372, SLG: 0.450 (1.4)	1B			1B	1B		5-3		5-3	5	2	3	1	0	0	0											
Sam Dente, R OBP: 0.351, SLG: 0.292 (1.6)	F6			1B	2B		1-3		F7	5	2	2	3	0	0	2											
Frank Sacka, R OBP: 0.444, SLG: 0.444 (1.2)				1B	2B		K2-3		1B 6-3 1B	5	1	3	2	0	2	1											
Sandy Consuegra, R OBP: 0.125, SLG: 0.125 (1.1)	K			1B	G3				6-3	3	0	1	1	0	1	3											
Mickey Harris, L OBP: 0.500, SLG: 0.333 (5.1)				1B	G3		SH1-4 BB			1	0	0	0	1	0	1											
Inning Stats	R: 0 E: 0 K: 0 S: 3	H: 1 LOB: 0 BB: 0 P: 3	R: 1 E: 0 K: 2 S: 9	H: 2 LOB: 2 BB: 1 P: 13	R: 0 E: 0 K: 0 S: 3	H: 0 LOB: 0 BB: 0 P: 3	R: 5 E: 0 K: 0 S: 10	H: 8 LOB: 2 BB: 0 P: 10	R: 5 E: 0 K: 1 S: 9	H: 4 LOB: 2 BB: 2 P: 18	R: 0 E: 0 K: 1 S: 5	H: 0 LOB: 0 BB: 0 P: 5	R: 0 E: 0 K: 0 S: 3	H: 0 LOB: 2 BB: 2 P: 11	R: 0 E: 0 K: 0 S: 3	H: 2 LOB: 3 BB: 1 P: 11	1B: 15 2B: 1 3B: 1 HR: 0	SF: 0 SAC: 1 DP: 2 HBP: 1	WP: 1 PB: 0 CS: 0 SB: 0	PA: 49							
PITCHER	IP	WLS	BF	H	R	ER	SO	BB	IBB	HBP	BLK	WP	HR	S	P	ERA	WHIP										
Johnny Vander Meer, L ERA: 18.0 (1.1)	3.0	L	17	8	6	6	2	1	0	0	0	0	0	20	24	18.00	3.000										
Jerry Fahr, R ERA: 9.0 (4.1)	1.0		5	3	0	0	0	0	0	0	0	0	0	5	5	0.00	3.000										
Dick Rozek, L ERA: 6.14 (5.1)	0.0		3	3	3	3	0	0	0	0	0	0	0	3	3	∞	∞										
George Zuverink, R ERA: 6.14 (5.1)	2.0		10	1	2	2	2	2	0	1	0	1	0	11	20	9.00	1.500										
Bubba Harris, R ERA: 6.75 (7.1)	2.0		8	0	0	0	0	2	0	0	0	0	0	6	14	0.00	1.000										

Batter	1	2	3	4	5	6	7	8	9	AB	R	H	RBI	BB	SO	LOB	BOTTOM										
Dale Mitchell, L OBP: 0.380, SLG: 0.400 (1.7)	1B			1B			F7			5	1	4	2	0	0	1	Washington Senators @ Cleveland Indians Cleveland Municipal Stadium, Cleveland, OH Mon May 07 1951, 3:33 AM EDT Att: 3,261 - Unknown livebaseballscorecards.com										
Bobby Avila, R OBP: 0.416, SLG: 0.290 (1.4)	1B		5-3	2B	3B		K		1B	5	0	2	1	0	1	2											
Harry Simpson, L OBP: 0.419, SLG: 0.385 (1.3)	F7		6-3		HR BB		4-3		F5	4	1	0	0	1	0	5											
Al Rosen, R OBP: 0.408, SLG: 0.507 (1.5)	K			1B	HR 1B		BB		F9	4	2	2	0	1	1	3											
Larry Doby, L OBP: 0.432, SLG: 0.667 (1.8)	K			2B	HR		F6		HR	5	3	3	4	0	1	3											
Allie Clark, R OBP: 0.426, SLG: 1.143 (1.9)	F8			3B	2B		K		HR	5	2	2	3	0	1	1											
Ray Boone, R OBP: 0.305, SLG: 0.212 (1.6)	L6			6-3	BB		BB		F4	3	0	0	0	2	0	1											
Jim Hegan, R OBP: 0.333, SLG: 0.333 (1.2)	F8			3B	BB		F7		K	4	1	0	0	1	1	3											
Johnny Vander Meer, S ERA: 18.0 (1.1)				F8					F8	1	0	0	0	0	0	0											
Jerry Fahr, R ERA: 9.0 (4.1)				F8						0	0	0	0	0	0	0											
Dick Rozek, L ERA: 6.14 (5.1)										0	0	0	0	0	0	0											
George Zuverink, R ERA: 6.14 (5.1)										0	0	0	0	0	0	0											
Sandy Consuegra, R ERA: 6.14 (5.1)										0	0	0	0	0	0	0											
Bubba Harris, R ERA: 6.75 (7.1)										0	0	0	0	0	0	0											
Lou Klein, R ERA: 6.75 (7.1)										0	0	0	0	0	0	0											
Steve Gromek, S ERA: 6.75 (7.1)										0	0	0	0	0	0	0											
Birdie Toboals, R ERA: 6.75 (7.1)										0	0	0	0	0	0	0											
Inning Stats	R: 0 E: 0 K: 2 S: 9	H: 2 LOB: 0 BB: 0 P: 9	R: 0 E: 0 K: 0 S: 3	H: 0 LOB: 0 BB: 0 P: 3	R: 0 E: 0 K: 0 S: 4	H: 1 LOB: 1 BB: 0 P: 4	R: 4 E: 0 K: 0 S: 6	H: 4 LOB: 1 BB: 1 P: 10	R: 3 E: 0 K: 0 S: 5	H: 2 LOB: 1 BB: 2 P: 13	R: 0 E: 0 K: 1 S: 5	H: 0 LOB: 1 BB: 1 P: 9	R: 0 E: 0 K: 1 S: 5	H: 0 LOB: 2 BB: 2 P: 13	R: 1 E: 0 K: 1 S: 7	H: 2 LOB: 1 BB: 0 P: 7	R: 2 E: 0 K: 1 S: 7	H: 2 LOB: 0 BB: 0 P: 7	1B: 6 2B: 2 3B: 2 HR: 3	SF: 0 SAC: 0 DP: 0 HBP: 0	WP: 0 PB: 0 CS: 0 SB: 0	PA: 45					
PITCHER	IP	WLS	BF	H	R	ER	SO	BB	IBB	HBP	BLK	WP	HR	S	P	ERA	WHIP										
Sandy Consuegra, R ERA: 2.87 (1.1)	4.1		23	9	7	7	2	2	0	0	0	0	0	25	33	14.54	2.538										
Mickey Harris, L ERA: 3.14 (5.1)	4.2	W	22	4	3	3	4	4	0	0	0	0	2	26	42	5.79	1.714										



Batter	1	2	3	4	5	6	7	8	9	AB	R	H	RBI	BB	SO	LOB	TOP					
Mickey Mantle, S OBP: 0.340, SLG: 0.400 (1, 9)	G3		3-1		F7	F7			E1 1B FC4-6	5	1	0	1	0	0	4	New York Yankees @ Cleveland Indians Cleveland Municipal Stadium, Cleveland, OH Wed May 09 1951, 3:33 AM EDT Att: 36,900 - Unknown livebaseballscorecards.com					
Phil Rizzuto, R OBP: 0.396, SLG: 0.467 (1, 6)	4-3		6-3		F8				K	5	0	1	0	0	1	4						
Gene Woodling, L OBP: 0.421, SLG: 0.333 (1, 7)	K				F9	F6	F7			5	0	1	0	0	1	3						
Johnny Mize, L OBP: 0.424, SLG: 0.315 (6, PR) Joe Collins, L OBP: 0.407, SLG: 0.542 (6, 3)		K			G4-6-3 BB				FC4-6	2	0	1	0	1	1	0						
Yogi Berra, L OBP: 0.429, SLG: 0.519 (1, 2)	1-3				G4-6-3					5	1	1	0	0	0	2						
Bobby Brown, L OBP: 0.385, SLG: 0.500 (7, PH) Gil McDougald, R OBP: 0.417, SLG: 0.564 (7, 5)	4-3									1	2	0	0	2	0	0						
Jackie Jensen, R OBP: 0.402, SLG: 0.618 (1, 8)										1	0	0	0	0	0	0						
Jerry Coleman, R OBP: 0.366, SLG: 0.338 (1, 4)										3	1	0	1	1	1	3						
Ed Lopat, L OBP: 0.421, SLG: 0.706 (1, 1)										4	2	2	0	0	0	1						
Inning Stats	R: 0 E: 0 K: 1 S: 5	H: 0 LOB: 0 BB: 0 P: 5	R: 0 E: 0 K: 1 S: 5	H: 0 LOB: 0 BB: 0 P: 5	R: 0 E: 1 K: 1 S: 6	H: 0 LOB: 2 BB: 1 P: 10	R: 0 E: 0 K: 0 S: 2	H: 0 LOB: 0 BB: 1 P: 6	R: 3 E: 1 K: 0 S: 6	H: 2 LOB: 1 BB: 1 P: 10	R: 5 E: 1 K: 0 S: 8	H: 5 LOB: 2 BB: 1 P: 12	R: 0 E: 0 K: 0 S: 3	H: 0 LOB: 0 BB: 0 P: 3	R: 0 E: 0 K: 1 S: 5	H: 0 LOB: 0 BB: 0 P: 5		R: 1 E: 1 K: 1 S: 7	H: 1 LOB: 1 BB: 0 P: 7	1B: 5 2B: 2 3B: 0 HR: 1	SF: 0 SAC: 0 DP: 1 HBP: 0	WP: 0 PB: 0 SB: 0 CS: 0
PITCHER	IP	WLS	BF	H	R	ER	SO	BB	IBB	HBP	BLK	WP	HR	S	P	ERA	WHIP					
Bob Lemon, R ERA: 3.6 (1, 1)	5.1	L	27	6	8	6	3	3	1	0	0	0	1	29	45	10.12	1.688					
Lou Brissie, L ERA: 6.12 (6, 1)	1.2		6	1	0	0	0	0	0	0	0	0	0	6	6	0.00	0.600					
George Zuverink, R ERA: 4.82 (8, 1)	2.0		8	1	1	0	2	0	0	0	0	0	0	12	12	0.00	0.500					

Batter	1	2	3	4	5	6	7	8	9	AB	R	H	RBI	BB	SO	LOB	BOTTOM					
Dale Mitchell, L OBP: 0.369, SLG: 0.377 (1, 7)	F7		F8				L4-3		4-3	4	0	0	0	1	0	1	New York Yankees @ Cleveland Indians Cleveland Municipal Stadium, Cleveland, OH Wed May 09 1951, 3:33 AM EDT Att: 36,900 - Unknown livebaseballscorecards.com					
Bobby Avila, R OBP: 0.420, SLG: 0.318 (1, 4)	6-3				BB					4	1	2	0	0	0	1						
Harry Simpson, L OBP: 0.400, SLG: 0.345 (1, 3)	5-3									3	1	0	0	1	1	2						
Al Rosen, R OBP: 0.425, SLG: 0.514 (1, 5)										3	0	2	1	1	0	0						
Larry Doby, L OBP: 0.436, SLG: 0.657 (1, 8)	L6									4	0	2	1	0	0	3						
Allie Clark, R OBP: 0.384, SLG: 0.800 (1, 9)	5-3									3	0	0	0	1	1	4						
Ray Boone, R OBP: 0.286, SLG: 0.196 (1, 6)	L8									4	0	0	0	0	1	7						
Jim Hegan, R OBP: 0.311, SLG: 0.308 (1, 2)			F6	1-3						4	0	0	0	0	0	2						
Bob Lemon, L (1, 1) Lou Brissie, L (6, 1) Snuffy Stirrweiss, R (7, PH) George Zuverink, R (8, 1) Birdie Tabbettes, R (9, PH)			K							2	0	0	0	0	2	0						
Inning Stats	R: 0 E: 0 K: 0 S: 3	H: 1 LOB: 1 BB: 0 P: 4	R: 0 E: 0 K: 1 S: 5	H: 0 LOB: 0 BB: 0 P: 5	R: 2 E: 0 K: 1 S: 8	H: 3 LOB: 2 BB: 1 P: 12	R: 0 E: 0 K: 1 S: 5	H: 0 LOB: 1 BB: 1 P: 9	R: 0 E: 0 K: 1 S: 6	H: 1 LOB: 1 BB: 0 P: 6	R: 0 E: 0 K: 0 S: 2	H: 0 LOB: 0 BB: 1 P: 6	R: 0 E: 0 K: 1 S: 6	H: 1 LOB: 3 BB: 2 P: 14	R: 0 E: 0 K: 0 S: 3	H: 0 LOB: 0 BB: 0 P: 3		1B: 5 2B: 2 3B: 0 HR: 0	SF: 0 SAC: 0 DP: 1 HBP: 0	WP: 0 PB: 0 SB: 0 CS: 0	PA: 37	
PITCHER	IP	WLS	BF	H	R	ER	SO	BB	IBB	HBP	BLK	WP	HR	S	P	ERA	WHIP					
Ed Lopat, L ERA: 0.6 (1, 1)	9.0	W	37	6	2	2	5	5	0	0	0	0	0	42	62	2.00	1.222					

Batter	1	2	3	4	5	6	7	8	9	AB	R	H	RBI	BB	SO	LOB	TOP			
Dale Mitchell, L (1, 7) OBP: 0.352, SLG: 0.356	F8		F7			F7		4-3		4	0	0	0	0	0	1				
Ray Boone, R (1, 6) OBP: 0.284, SLG: 0.186	F4		F8			F7			BB E BB	3	1	0	0	1	0	0				
Harry Simpson, L (1, 3) OBP: 0.410, SLG: 0.323	K					F6			BB FC6-4 BB	2	0	0	0	2	1	0				
Al Rosen, R (1, 5) OBP: 0.405, SLG: 0.486		5-3				F8			FC6-4 BB	4	0	0	0	0	0	2				
Larry Doby, L (1, 8) OBP: 0.415, SLG: 0.620	E3					F8			K	4	0	0	0	0	2	2				
Bob Kennedy, R (1, 9) OBP: 0.319, SLG: 0.328	F6					F7			F8	4	0	0	0	0	0	3				
Snuffy Stirrweiss, R (1, 4)									5-3 BB	1	0	0	0	2	0	0				
Birdie Tebbetts, R (1, 2) OBP: 0.333, SLG: 0.286		5-3				FC5-4 G5-4-3			1-3	3	0	0	0	0	0	3				
Early Wynn, S (1, 1) OBP: 0.250, SLG: 0.286 (5, PH)										1	0	0	0	0	0	0				
Sam Chapman, R (5, PH) OBP: 0.295, SLG: 0.162										1	0	0	0	0	0	1				
Steve Gromek, S (5, 1)										0	0	0	0	0	0	0				
Bobby Avila, R (8, PH) OBP: 0.427, SLG: 0.343										1	0	1	0	0	0	0				
George Zuverink, R (8, 1)									2B	0	0	0	0	0	0	0				
Inning Stats	R: 0 E: 0 K: 1 S: 5	H: 0 LOB: 0 BB: 0 P: 5	R: 0 E: 1 K: 0 S: 4	H: 0 LOB: 2 BB: 1 P: 8	R: 0 E: 0 K: 0 S: 3	H: 0 LOB: 0 BB: 0 P: 3	R: 0 E: 0 K: 1 S: 5	H: 0 LOB: 1 BB: 1 P: 9	R: 0 E: 0 K: 0 S: 2	H: 0 LOB: 0 BB: 1 P: 6	R: 0 E: 0 K: 0 S: 3	H: 0 LOB: 0 BB: 0 P: 3	R: 0 E: 0 K: 0 S: 4	H: 1 LOB: 1 BB: 0 P: 4	R: 1 E: 1 K: 1 S: 5	H: 0 LOB: 1 BB: 2 P: 13	1B: 0 2B: 1 3B: 0 HR: 0	SF: 0 SAC: 0 DP: 1 HBP: 0	WP: 0 PB: 0 SB: 0 CS: 0	PA: 33
PITCHER Joe Dobson, R (1, 1) ERA: 2.42	IP: 9.0 WLS: W BF: 33 H: 1 R: 1 ER: 0 SO: 3 BB: 5 IBB: 0 HBP: 0 BLK: 0 WP: 0 HR: 0 S: 34 P: 54 ERA: 0.00 WHIP: 0.667											PITCHER	IP: 9.0 WLS: W BF: 33 H: 1 R: 1 ER: 0 SO: 3 BB: 5 IBB: 0 HBP: 0 BLK: 0 WP: 0 HR: 0 S: 34 P: 54 ERA: 0.00 WHIP: 0.667							

Cleveland Indians @ Chicago White Sox
Comiskey Park, Chicago, IL
Fri May 11 1951, 4:33 AM EDT
Att: 17,183 - Unknown

AB	28
R	1
H	1
RBI	0
BB	5
SO	3
LOB	12



Batter	1	2	3	4	5	6	7	8	9	AB	R	H	RBI	BB	SO	LOB	BOTTOM			
Chico Carrasquel, R (1, 6) OBP: 0.384, SLG: 0.472				E4 FC 1B			F7			5	2	3	1	0	0	2				
Floyd Baker, L (1, 5) OBP: 0.458, SLG: 0.417	K		F8	FC 1B		F8			BB 1B 3B	5	1	1	2	0	1	4				
Minnie Minoso, R (1, 7) OBP: 0.537, SLG: 0.791	6-3			F2					BB 1B HR	5	2	3	2	0	0	3				
Eddie Robinson, L (1, 3) OBP: 0.419, SLG: 0.571				1B BB					BB HR F5	3	1	2	3	2	0	1				
Al Zarilla, L (1, 9) OBP: 0.382, SLG: 0.480	F6			FC5-4 1B		F6			BB HBP 1B HBP	4	1	2	1	0	0	2				
Jim Busby, R (1, 8) OBP: 0.407, SLG: 0.413		6-3		FC5-4 1B		K			BB HBP 1B HBP	4	1	0	0	0	1	3				
Nellie Fox, L (1, 4) OBP: 0.400, SLG: 0.449				F4		F3			BB FC F7 1B	5	2	2	1	0	0	3				
Gus Niarhos, R (1, 2) OBP: 0.409, SLG: 0.235		SH3-4				F2			FC SH3-4 3B	3	2	1	2	1	0	1				
Joe Dobson, R (1, 1)				SH1 BB		K			SH3-4 1B	3	0	0	0	0	1	2				
Inning Stats	R: 0 E: 0 K: 1 S: 6	H: 1 LOB: 2 BB: 1 P: 10	R: 1 E: 0 K: 0 S: 4	H: 1 LOB: 0 BB: 0 P: 4	R: 2 E: 0 K: 0 S: 6	H: 3 LOB: 2 BB: 1 P: 10	R: 2 E: 1 K: 0 S: 5	H: 1 LOB: 3 BB: 1 P: 9	R: 0 E: 0 K: 1 S: 5	H: 0 LOB: 0 BB: 0 P: 5	R: 0 E: 0 K: 1 S: 6	H: 1 LOB: 1 BB: 0 P: 6	R: 7 E: 0 K: 0 S: 9	H: 5 LOB: 1 BB: 0 P: 11	R: 0 E: 0 K: 0 S: 5	H: 2 LOB: 2 BB: 0 P: 5	1B: 8 2B: 1 3B: 4 HR: 1	SF: 0 SAC: 3 DP: 0 HBP: 2	WP: 0 PB: 0 SB: 1 CS: 0	PA: 45
PITCHER Early Wynn, R (1, 1) ERA: 3.6	IP: 4.0 WLS: L BF: 22 H: 6 R: 7 ER: 7 SO: 2 BB: 0 IBB: 0 HBP: 2 BLK: 0 WP: 0 HR: 1 S: 20 P: 22 ERA: 21.00 WHIP: 2.250											PITCHER	IP: 4.0 WLS: L BF: 22 H: 6 R: 7 ER: 7 SO: 2 BB: 0 IBB: 0 HBP: 2 BLK: 0 WP: 0 HR: 1 S: 20 P: 22 ERA: 21.00 WHIP: 2.250							
PITCHER Steve Gromek, R (5, 1) ERA: 12.6	IP: 3.0 WLS: 18 BF: 6 H: 7 R: 7 ER: 7 SO: 2 BB: 0 IBB: 0 HBP: 2 BLK: 0 WP: 0 HR: 1 S: 20 P: 22 ERA: 21.00 WHIP: 2.000											PITCHER	IP: 3.0 WLS: 18 BF: 6 H: 7 R: 7 ER: 7 SO: 2 BB: 0 IBB: 0 HBP: 2 BLK: 0 WP: 0 HR: 1 S: 20 P: 22 ERA: 21.00 WHIP: 2.000							
PITCHER George Zuverink, R (8, 1) ERA: 4.35	IP: 1.0 WLS: 5 BF: 2 H: 0 R: 0 ER: 0 SO: 0 BB: 0 IBB: 0 HBP: 0 BLK: 0 WP: 0 HR: 0 S: 5 P: 5 ERA: 0.00 WHIP: 2.000											PITCHER	IP: 1.0 WLS: 5 BF: 2 H: 0 R: 0 ER: 0 SO: 0 BB: 0 IBB: 0 HBP: 0 BLK: 0 WP: 0 HR: 0 S: 5 P: 5 ERA: 0.00 WHIP: 2.000							

Cleveland Indians @ Chicago White Sox
Comiskey Park, Chicago, IL
Fri May 11 1951, 4:33 AM EDT
Att: 17,183 - Unknown

AB	37
R	12
H	14
RBI	12
BB	3
SO	3
LOB	21

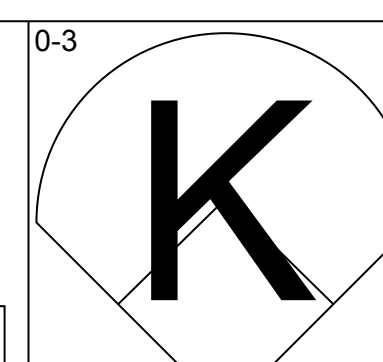
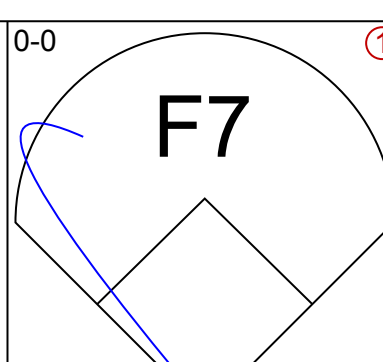
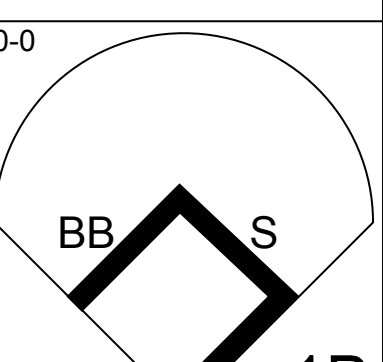
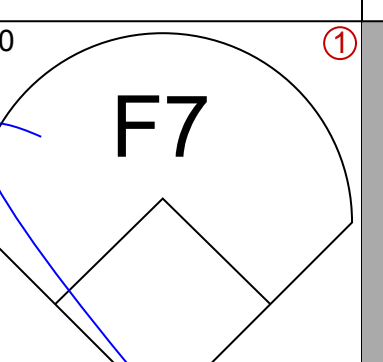
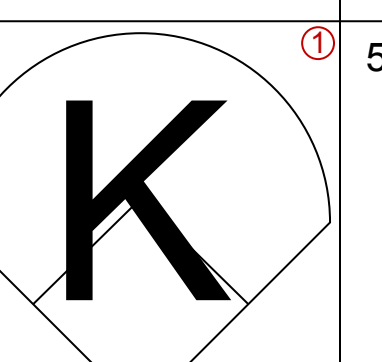
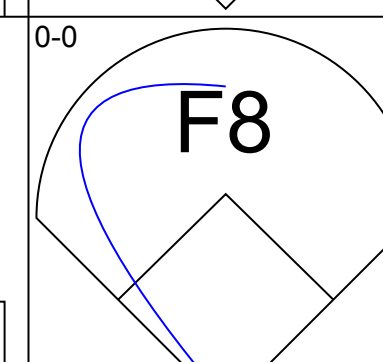
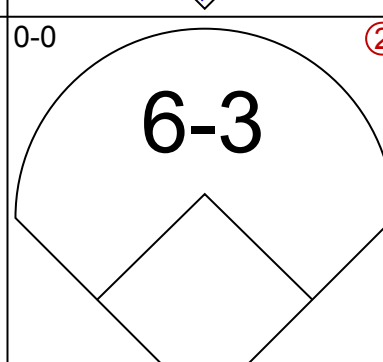
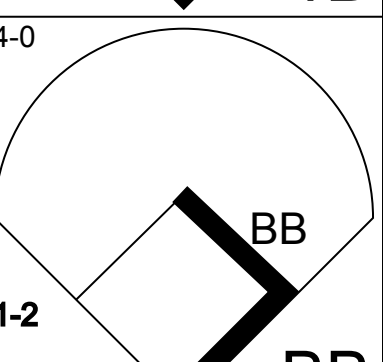
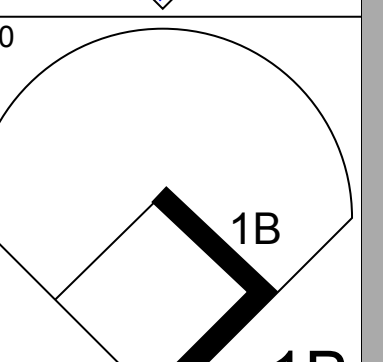
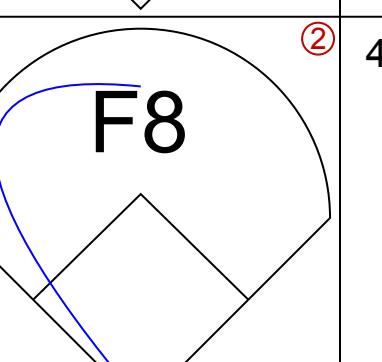
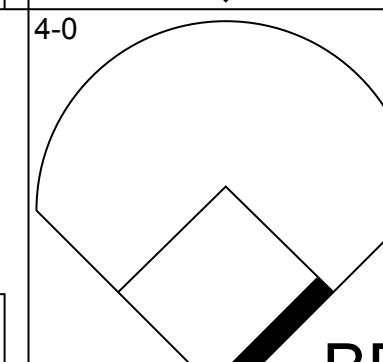
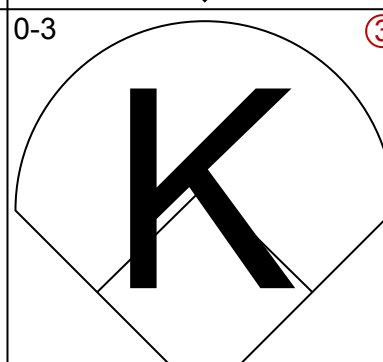
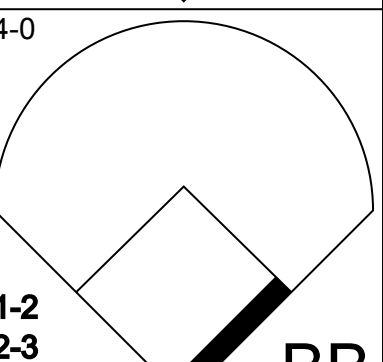
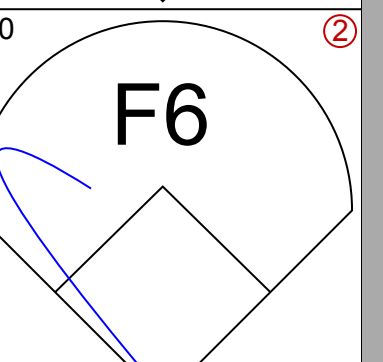
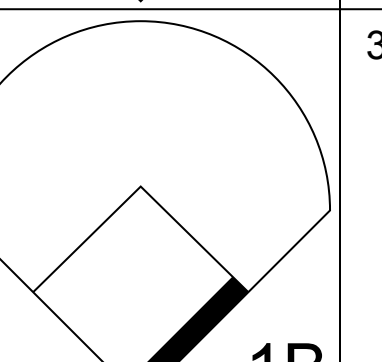
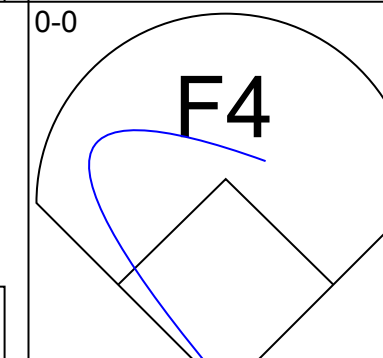
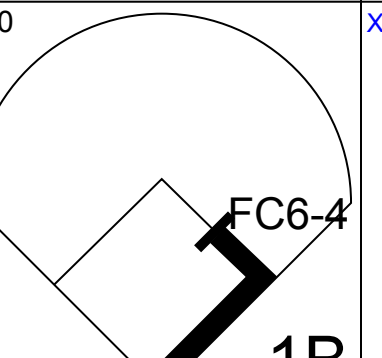
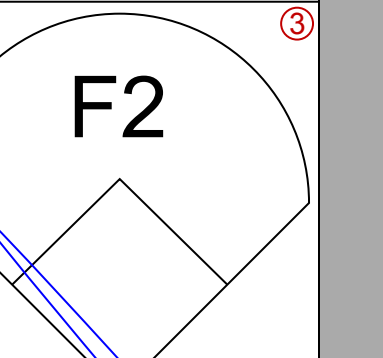
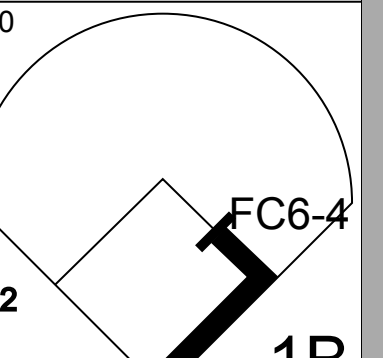
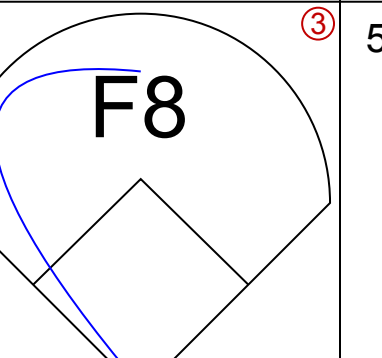
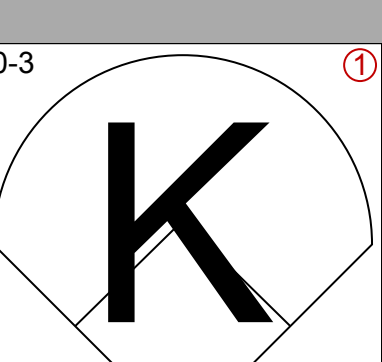
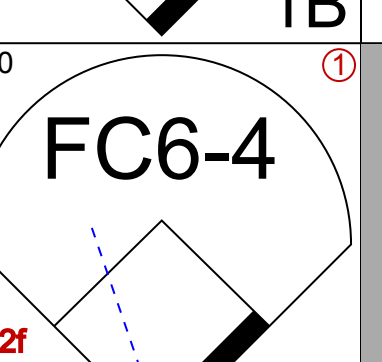
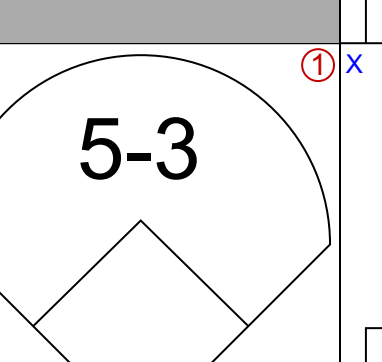
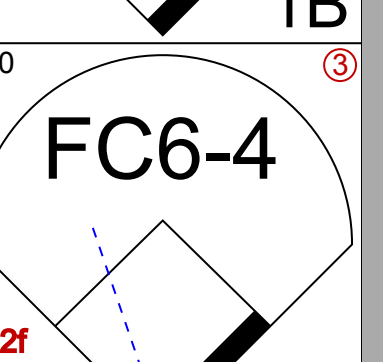
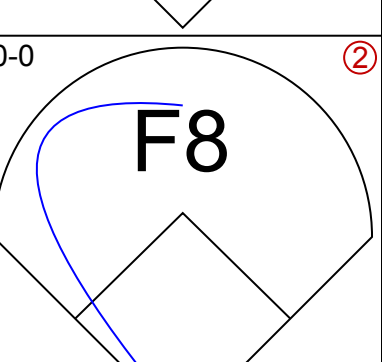
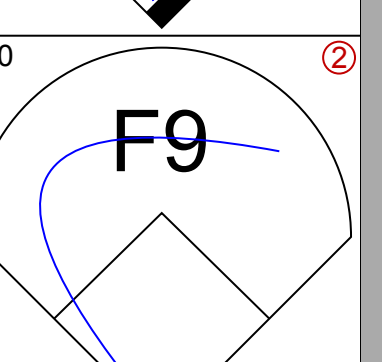
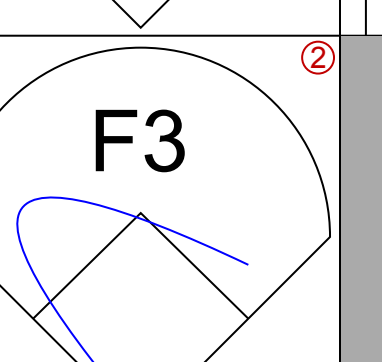
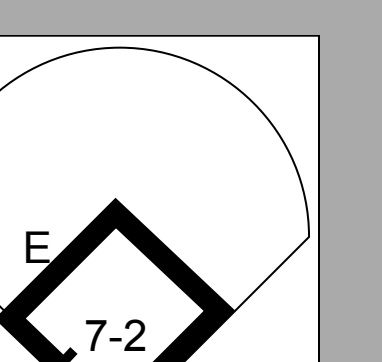
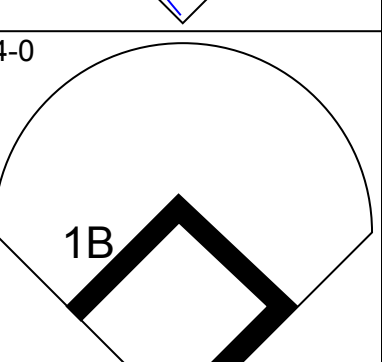
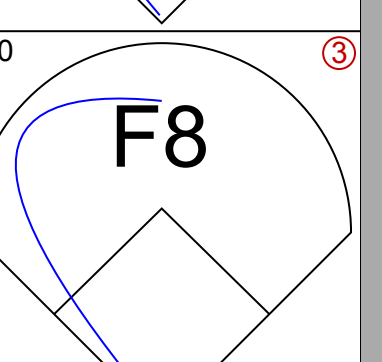
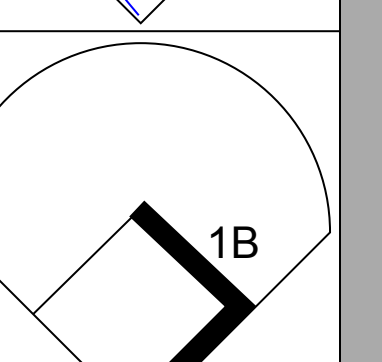
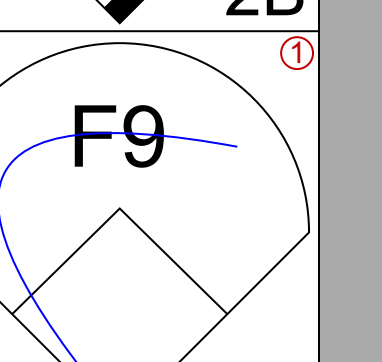
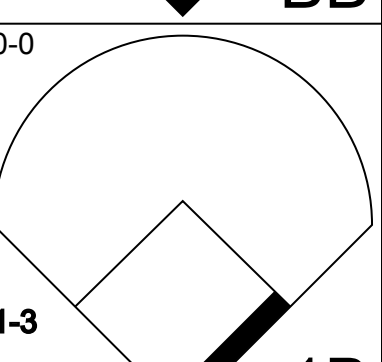
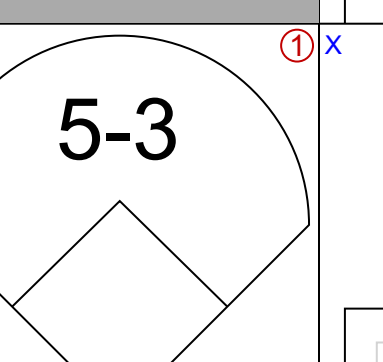
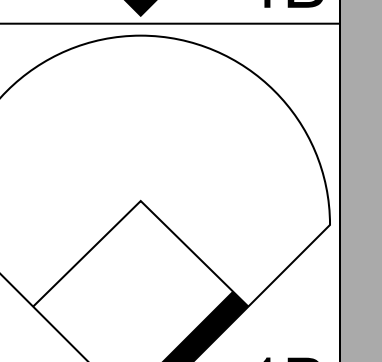
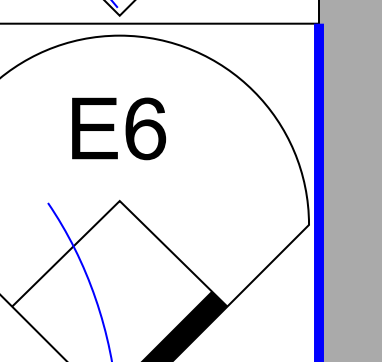
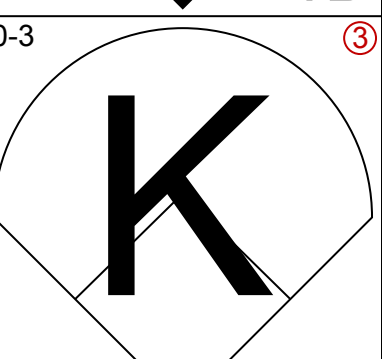
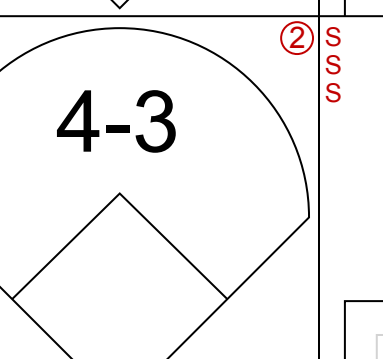
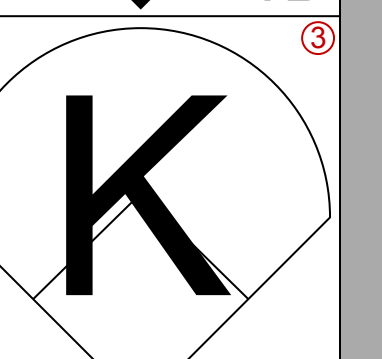
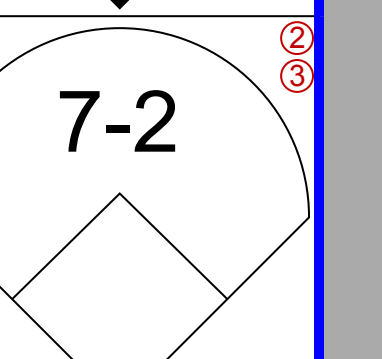
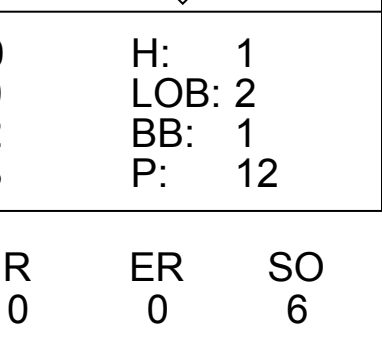


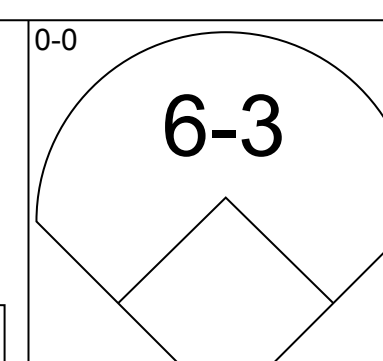
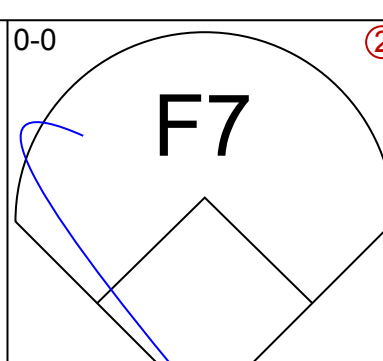
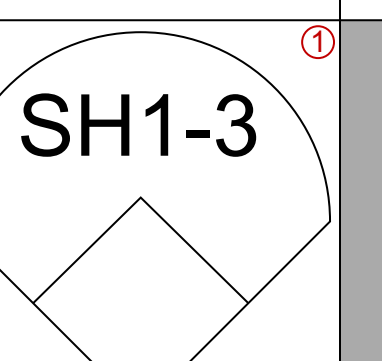
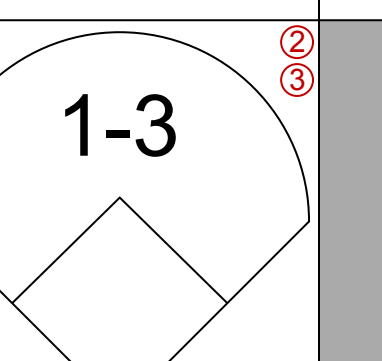
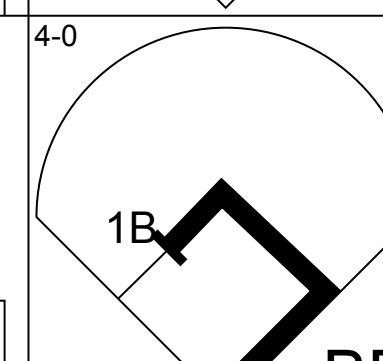
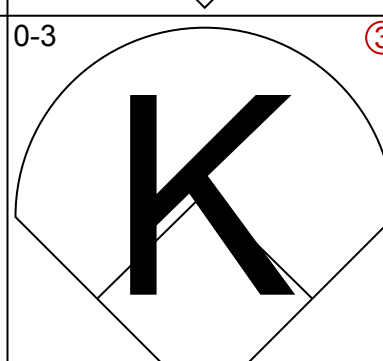
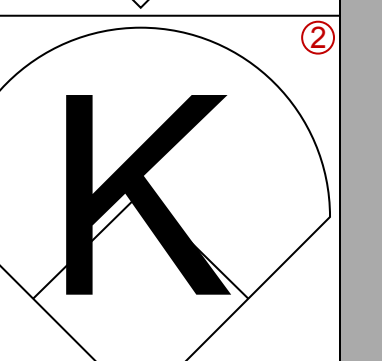
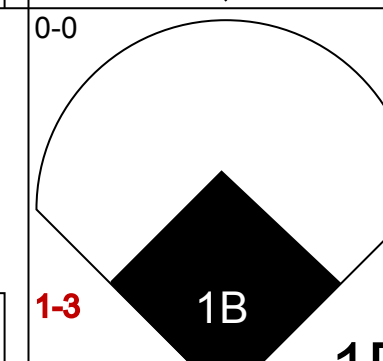
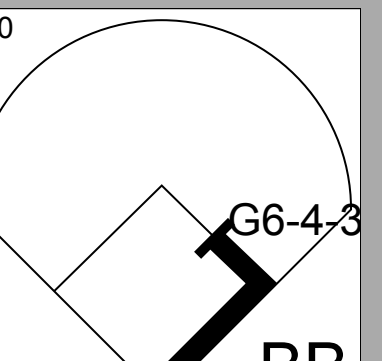
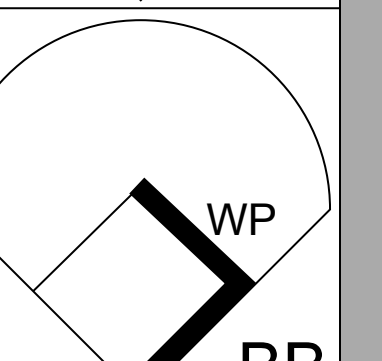
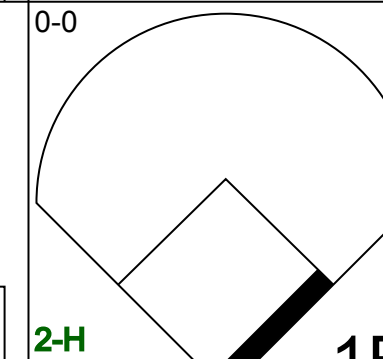
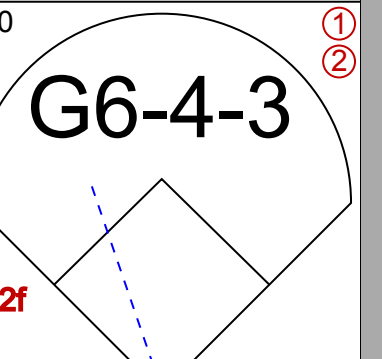
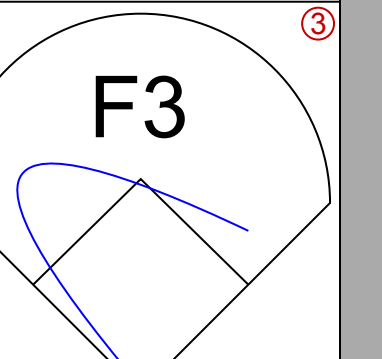
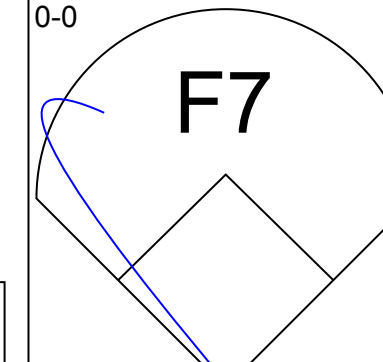
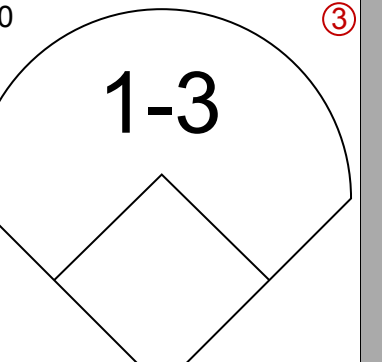


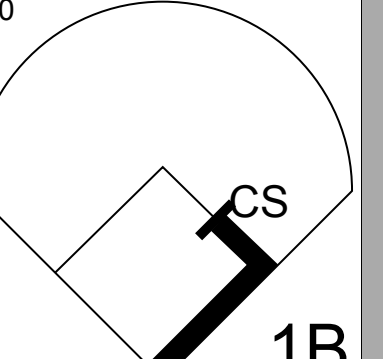
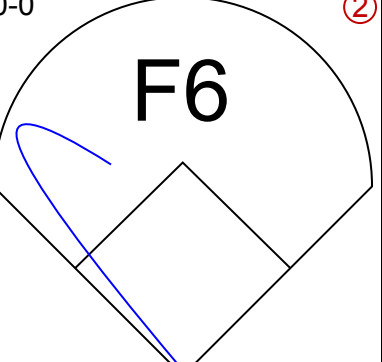
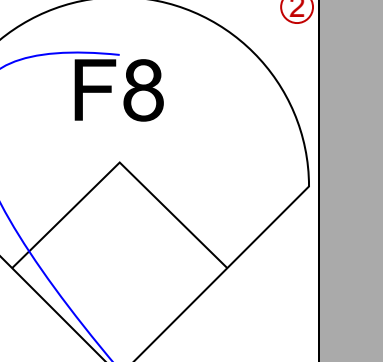
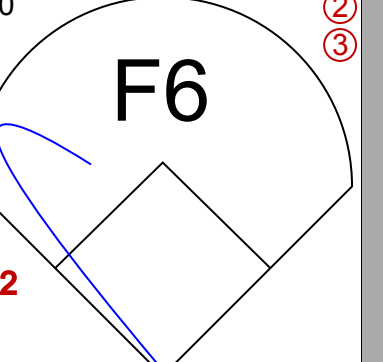
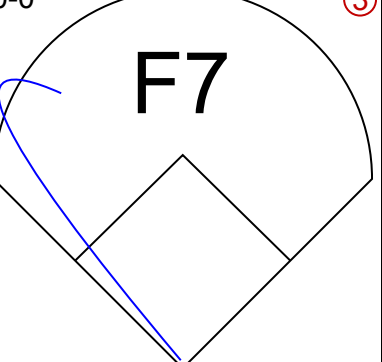
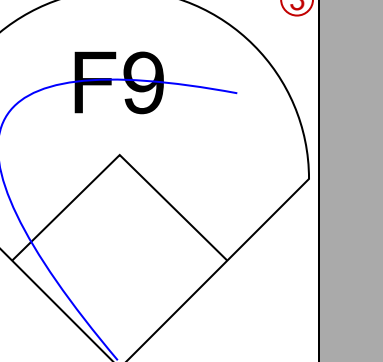




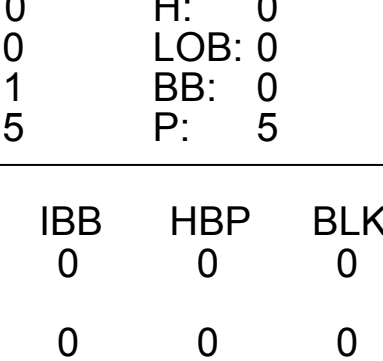
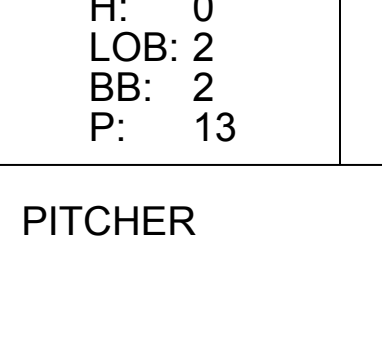
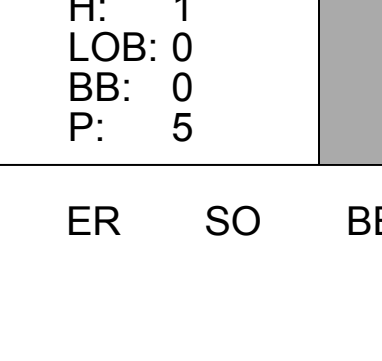
Batter	1	2	3	4	5	6	7	8	9	AB	R	H	RBI	BB	SO	LOB	TOP			
Harry Simpson, L (1, 3) OBP: 0.386, SLG: 0.286	F7		FC6-4			G3			F7	4	0	0	0	1	0	3	Cleveland Indians @ Chicago White Sox Comiskey Park, Chicago, IL Sat May 12 1951, 4:33 AM EDT Att: 10,514 - Unknown			
Ray Boone, R (1, 6) OBP: 0.278, SLG: 0.188	4-3				E5		5-3		F9	5	0	1	0	0	0	0				
Sam Chapman, R (1, 7) OBP: 0.313, SLG: 0.176	L6								K	2	0	0	0	3	1	0				
Al Rosen, R (1, 5) OBP: 0.386, SLG: 0.462		F7	F8		F2		K			4	0	0	0	0	1	6				
Larry Doby, L (1, 8) OBP: 0.419, SLG: 0.608				E7	F5		K			3	1	1	0	1	1	3				
Bob Kennedy, R (1, 9) OBP: 0.329, SLG: 0.354	6-3				F8				F8	4	1	2	1	0	0	3				
Snuffy Stirrweiss, R (1, 4) OBP: 0.329, SLG: 0.354										3	0	0	0	1	0	2				
Birdie Tebbetts, R (1, 2) OBP: 0.316, SLG: 0.235			4-3	F8					F7	3	0	0	1	1	0	2				
Mike Garcia, R (1, 1) OBP: 0.167, SLG: 0.250									F8	3	0	0	0	0	2	3				
Bobby Avila, R (8, PH) OBP: 0.422, SLG: 0.338			K	K					F8	1	0	0	0	0	0	0				
Lou Brissie, L (8, 1) OBP: 0.250, SLG: 0.250									F8	0	0	0	0	0	0	0				
Inning Stats	R: 0 E: 0 K: 0 S: 3	H: 0 LOB: 0 BB: 0 P: 3	R: 0 E: 0 K: 0 S: 3	H: 0 LOB: 1 BB: 1 P: 7	R: 0 E: 0 K: 1 S: 6	H: 1 LOB: 3 BB: 2 P: 14	R: 1 E: 1 K: 1 S: 7	H: 2 LOB: 2 BB: 1 P: 11	R: 0 E: 0 K: 0 S: 4	H: 0 LOB: 1 BB: 1 P: 8	R: 0 E: 0 K: 2 S: 7	H: 0 LOB: 1 BB: 1 P: 11	R: 1 E: 0 K: 0 S: 4	H: 1 LOB: 0 BB: 0 P: 4	R: 0 E: 0 K: 1 S: 5	H: 0 LOB: 0 BB: 0 P: 5	1B: 3 2B: 1 3B: 0 HR: 0	SF: 0 SAC: 0 DP: 0 HBP: 0	WP: 0 PB: 0 SB: 1 CS: 0	PA: 39
PITCHER Billy Pierce, L (1, 1) ERA: 3.83	IP: 9.0 WLS: W BF: 39 H: 4 R: 2 ER: 2 SO: 5 BB: 7 IBB: 0 HBP: 0 BLK: 0 WP: 0 HR: 0 S: 42 P: 70 ERA: 2.00 WHIP: 1.222																			

Batter	1	2	3	4	5	6	7	8	9	AB	R	H	RBI	BB	SO	LOB	BOTTOM			
Chico Carrasquel, R (1, 6) OBP: 0.389, SLG: 0.462	1-3				L3		K2-3			4	0	1	1	0	1	1	Cleveland Indians @ Chicago White Sox Comiskey Park, Chicago, IL Sat May 12 1951, 4:33 AM EDT Att: 10,514 - Unknown			
Floyd Baker, L (1, 5) OBP: 0.482, SLG: 0.410		1-3 2H								3	0	1	0	1	1	2				
Minnie Minoza, R (1, 7) OBP: 0.527, SLG: 0.773										1	0	0	0	0	0	1				
Paul Lehner, L (2, 7) OBP: 0.222, SLG: 0.233	4-3		F8						4-3	3	0	1	0	0	0	0				
Eddie Robinson, L (1, 3) OBP: 0.397, SLG: 0.537	6-3									4	0	0	0	0	0	3				
Al Zarilla, L (1, 9) OBP: 0.366, SLG: 0.456		6-3		F6					F9	4	0	0	0	0	0	0				
Jim Busby, R (1, 8) OBP: 0.393, SLG: 0.397					F4		5-3			3	1	0	0	0	0	0				
Nellie Fox, L (1, 4) OBP: 0.422, SLG: 0.472										3	1	3	0	0	0	0				
Phil Masi, R (1, 2) OBP: 0.487, SLG: 0.448										3	1	2	1	0	0	1				
Billy Pierce, L (1, 1) OBP: 0.412, SLG: 0.286										1	0	0	0	1	1	1				
Inning Stats	R: 0 E: 0 K: 0 S: 3	H: 0 LOB: 1 BB: 1 P: 7	R: 3 E: 1 K: 1 S: 8	H: 3 LOB: 1 BB: 1 P: 12	R: 0 E: 0 K: 0 S: 3	H: 0 LOB: 0 BB: 0 P: 3	R: 0 E: 0 K: 1 S: 6	H: 1 LOB: 1 BB: 0 P: 6	R: 0 E: 0 K: 0 S: 4	H: 2 LOB: 1 BB: 0 P: 4	R: 0 E: 0 K: 0 S: 3	H: 1 LOB: 1 BB: 0 P: 3	R: 0 E: 0 K: 1 S: 6	H: 1 LOB: 1 BB: 0 P: 6	R: 0 E: 0 K: 0 S: 3	H: 0 LOB: 0 BB: 0 P: 3	1B: 8 2B: 0 3B: 0 HR: 0	SF: 0 SAC: 1 DP: 1 HBP: 0	WP: 1 PB: 0 SB: 2 CS: 1	PA: 33
PITCHER Mike Garcia, R (1, 1) ERA: 3.86	IP: 7.0 WLS: L BF: 29 H: 8 R: 3 ER: 2 SO: 3 BB: 2 IBB: 0 HBP: 0 BLK: 0 WP: 0 HR: 0 S: 33 P: 41 ERA: 2.57 WHIP: 1.429																			
Lou Brissie, L (8, 1) ERA: 5.99	IP: 1.0 WLS: L BF: 3 H: 0 R: 0 ER: 0 SO: 0 BB: 0 IBB: 0 HBP: 0 BLK: 0 WP: 0 HR: 0 S: 3 P: 3 ERA: 0.00 WHIP: 0.000																			

Batter	1	2	3	4	5	6	7	8	9	AB	R	H	RBI	BB	SO	LOB	TOP	
Dale Mitchell, L OBP: 0.333, SLG: 0.333	E4 1B	6-3			K		F7			4	1	0	0	0	1	1	Cleveland Indians @ New York Yankees Yankee Stadium, Bronx, NY Wed May 16 1951, 3:33 AM EDT Att: 20,705 - Unknown	
Snuffy Stirrweiss, R OBP: 0.481, SLG: 0.474	F9		4-3		K			1B		4	0	1	0	0	1	1		
Larry Doby, L OBP: 0.417, SLG: 0.591	1B BB		1B		4-3			K		3	0	1	0	1	1	1		
Luke Easter, L OBP: 0.529, SLG: 0.552								F4		3	0	2	1	0	1	0		
Harry Simpson, L OBP: 0.362, SLG: 0.239	1B		1B							1	0	0	0	0	0	1		
Al Rosen, R OBP: 0.371, SLG: 0.489	F8		F4		K			K		4	0	0	0	0	2	4		
Sam Chapman, R OBP: 0.310, SLG: 0.226		F8	F8							4	1	2	1	0	0	2		
Ray Boone, R OBP: 0.276, SLG: 0.182	2B BB				K		F7			3	1	0	0	1	1	1		
Jim Hegan, R OBP: 0.336, SLG: 0.391	1-H 2B		F9				K			4	0	1	1	0	2	0		
Bob Lemon, L Steve Gromek, S George Zuverink, R Bobby Avila, R Dick Rozek, L Bob Kennedy, R	K		F9				K		1-3	2	0	0	0	0	1	1		
Inning Stats	R: 1 E: 1 K: 0 S: 4	H: 1 LOB: 1 BB: 1 P: 8	R: 0 E: 0 K: 1 S: 6	H: 2 LOB: 2 BB: 0 P: 5	R: 0 E: 0 K: 1 S: 5	H: 0 LOB: 0 BB: 0 P: 5	R: 0 E: 0 K: 2 S: 8	H: 1 LOB: 1 BB: 0 P: 8	R: 0 E: 0 K: 2 S: 7	H: 0 LOB: 0 BB: 0 P: 7	R: 0 E: 0 K: 2 S: 8	H: 1 LOB: 1 BB: 0 P: 8	R: 1 E: 0 K: 1 S: 6	H: 1 LOB: 0 BB: 0 P: 6	1B: 5 2B: 1 3B: 0 HR: 1	SF: 0 SAC: 0 DP: 0 HBP: 0	WP: 0 PB: 0 SB: 1 CS: 0	PA: 36
PITCHER	IP WLS BF H R ER SO BB IBB HBP BLK WP HR S P ERA WHIP																	
Vic Raschi, R ERA: 3.0	(1, 1) 8.0 W 32 6 2 1 10 2 0 0 0 0 0 0 50 58 1.12 1.000																	
Tom Morgan, R ERA: 4.5	(9, 1) 1.0 S 4 1 1 1 1 0 0 0 0 0 0 1 6 6 9.00 1.000																	

Batter	1	2	3	4	5	6	7	8	9	AB	R	H	RBI	BB	SO	LOB	BOTTOM			
Phil Rizzuto, R OBP: 0.402, SLG: 0.430	BB 1B BB		F4		1B HR BB	K		E3 HR		3	3	0	0	2	1	0	Cleveland Indians @ New York Yankees Yankee Stadium, Bronx, NY Wed May 16 1951, 3:33 AM EDT Att: 20,705 - Unknown			
Billy Martin, R OBP: 0.333, SLG: 0.333										0	0	0	0	0	0	0				
Mickey Mantle, S OBP: 0.373, SLG: 0.477	1B BB		1-3		HR S	F9		HR		4	3	2	4	1	0	0				
Bobby Brown, L OBP: 0.424, SLG: 0.593	1B BB				HR S					3	2	1	3	1	0	0				
Gil McDougald, R OBP: 0.448, SLG: 0.638	1B FC4-6 BB		G3		HR			5-3		1	0	0	0	0	0	0				
Joe DiMaggio, R OBP: 0.377, SLG: 0.455										4	0	2	2	0	0	0				
Jackie Jensen, R OBP: 0.364, SLG: 0.540	FC4-6 1B				6-3	6-3		E 1B		0	0	0	0	0	0	0				
Yogi Berra, L OBP: 0.420, SLG: 0.552	FC4-6 BB		G3		BB 1B			F8		4	1	1	1	0	0	2				
Hank Bauer, R OBP: 0.482, SLG: 0.833	G6-4-3				F8	1B BB		E5		3	0	0	0	1	0	2				
Joe Collins, L OBP: 0.405, SLG: 0.459			F8					F6		4	1	2	1	0	0	2				
Jerry Coleman, R OBP: 0.376, SLG: 0.333			5-3		E1 BB 1B					4	1	0	0	0	0	3				
Vic Raschi, R OBP: 0.263, SLG: 0.278										3	0	0	0	0	2	2				
Gene Woodling, L OBP: 0.406, SLG: 0.327			1-3		K	K		F2		1	0	0	0	0	0	0				
Tom Morgan, R OBP: 0.222, SLG: 0.333										0	0	0	0	0	0	0				
Inning Stats	R: 3 E: 0 K: 0 S: 3	H: 1 LOB: 0 BB: 3 P: 15	R: 0 E: 0 K: 0 S: 3	H: 0 LOB: 0 BB: 0 P: 3	R: 0 E: 0 K: 0 S: 3	H: 0 LOB: 0 BB: 0 P: 3	R: 0 E: 0 K: 0 S: 3	H: 0 LOB: 0 BB: 0 P: 3	R: 6 E: 1 K: 1 S: 11	H: 5 LOB: 2 BB: 2 P: 19	R: 0 E: 0 K: 2 S: 7	H: 0 LOB: 0 BB: 0 P: 7	R: 0 E: 1 K: 0 S: 5	H: 1 LOB: 2 BB: 0 P: 5	R: 2 E: 1 K: 0 S: 5	H: 1 LOB: 0 BB: 0 P: 5	1B: 6 2B: 0 3B: 0 HR: 2	SF: 0 SAC: 0 DP: 1 HBP: 0	WP: 0 PB: 0 SB: 1 CS: 0	PA: 39
PITCHER	IP WLS BF H R ER SO BB IBB HBP BLK WP HR S P ERA WHIP																			
Bob Lemon, R ERA: 4.5	(1, 1) 4.1 L 20 3 7 6 1 4 0 0 0 0 0 0 1 8 34 27.00 12.000																			
Steve Gromek, R ERA: 13.5	(5, 1) 0.1 5 3 2 1 0 1 0 0 0 0 0 0 4 8 27.00 12.000																			
George Zuverink, R ERA: 3.86	(5, 1) 1.1 4 0 0 0 2 0 0 0 0 0 0 0 8 8 0.00 0.000																			
Dick Rozek, L ERA: 9.0	(7, 1) 2.0 10 2 2 0 0 0 0 0 0 0 1 10 10 0.00 1.000																			

Batter	1	2	3	4	5	6	7	8	9	AB	R	H	RBI	BB	SO	LOB	TOP					
Harry Simpson, L (1, 9) OBP: 0.348, SLG: 0.235										5	0	1	0	0	2	0	<p>Cleveland Indians @ New York Yankees Yankee Stadium, Bronx, NY Thu May 17 1951, 3:33 AM EDT Att: 15,968 - Unknown</p>					
Bobby Avila, R (1, 4) OBP: 0.411, SLG: 0.324										4	0	1	0	1	0	0						
Larry Doby, L (1, 8) OBP: 0.426, SLG: 0.582										3	0	1	0	2	1	1						
Luke Easter, L (1, 3) OBP: 0.513, SLG: 0.529										5	0	2	0	0	0	5						
Al Rosen, R (1, 5) OBP: 0.358, SLG: 0.469										4	0	0	0	0	1	3						
Sam Chapman, R (1, 7) OBP: 0.308, SLG: 0.239										4	0	1	0	0	0	1						
Ray Boone, R (1, 6) OBP: 0.286, SLG: 0.188										3	0	1	0	1	0	2						
Birdie Tebbetts, R (1, 2) OBP: 0.296, SLG: 0.240 (8, FR)										4	0	2	0	0	0	1						
Jim Hegan, R (8, 2) OBP: 0.336, SLG: 0.391 (8, 2)										0	0	0	0	0	0	0						
Early Wynn, S (1, 1) OBP: 0.211, SLG: 0.235 (8, PH)										3	0	0	0	0	2	4						
Dale Mitchell, L (8, 1) OBP: 0.330, SLG: 0.330 (8, 1)										1	0	0	0	0	0	2						
Lou Brissie, L (8, 1) OBP: 0.200, SLG: 0.200 (8, 1)										0	0	0	0	0	0	0						
Inning Stats	R: 0 E: 0 K: 1 S: 5	H: 0 LOB: 1 BB: 1 P: 9	R: 0 E: 0 K: 2 S: 8	H: 1 LOB: 2 BB: 1 P: 12	R: 0 E: 0 K: 1 S: 5	H: 0 LOB: 0 BB: 0 P: 5	R: 0 E: 0 K: 0 S: 4	H: 1 LOB: 1 BB: 0 P: 4	R: 0 E: 0 K: 0 S: 4	H: 1 LOB: 3 BB: 2 P: 12	R: 0 E: 0 K: 1 S: 7	H: 2 LOB: 2 BB: 0 P: 7	R: 0 E: 0 K: 0 S: 5	H: 2 LOB: 2 BB: 0 P: 5	R: 0 E: 0 K: 0 S: 4	H: 1 LOB: 1 BB: 0 P: 4	R: 0 E: 0 K: 1 S: 6	H: 1 LOB: 1 BB: 0 P: 6	1B: 8 2B: 2 3B: 0 HR: 0	SF: 0 SAC: 0 DP: 1 HBP: 0	WP: 0 PB: 0 SB: 1 CS: 0	PA: 40
PITCHER Allie Reynolds, R (1, 1) ERA: 5.3	IP: 9.0 WLS: W BF: 40	H: 9 R: 0 ER: 0 SO: 6	BB: 4 IBB: 0 HBP: 0 BLK: 0	WP: 0 HR: 0 S: 48 P: 64	ERA: 0.00 WHIP: 1.444	PITCHER										IP: 9.0 WLS: W BF: 40	H: 9 R: 0 ER: 0 SO: 6	BB: 4 IBB: 0 HBP: 0 BLK: 0	WP: 0 HR: 0 S: 48 P: 64	ERA: 0.00 WHIP: 1.444		

Batter	1	2	3	4	5	6	7	8	9	AB	R	H	RBI	BB	SO	LOB	BOTTOM			
Phil Rizzuto, R (1, 6) OBP: 0.391, SLG: 0.417										3	0	0	0	0	0	1	<p>Cleveland Indians @ New York Yankees Yankee Stadium, Bronx, NY Thu May 17 1951, 3:33 AM EDT Att: 15,968 - Unknown</p>			
Mickey Mantle, S (1, 9) OBP: 0.372, SLG: 0.468										2	0	0	0	1	2	1				
Bobby Brown, L (1, 5) OBP: 0.472, SLG: 0.607 (9, 5)										1	1	1	0	2	0	0				
Gil McDougald, R (9, 5) OBP: 0.448, SLG: 0.638										0	0	0	0	0	0	0				
Joe DiMaggio, R (1, 8) OBP: 0.375, SLG: 0.448										3	0	1	1	0	0	3				
Yogi Berra, L (1, 2) OBP: 0.409, SLG: 0.535										3	0	0	0	0	0	1				
Hank Bauer, R (1, 7) OBP: 0.448, SLG: 0.778										3	0	1	0	0	0	0				
Joe Collins, L (1, 3) OBP: 0.378, SLG: 0.425										3	0	0	0	0	0	1				
Jerry Coleman, R (1, 4) OBP: 0.375, SLG: 0.356										3	0	1	0	0	0	0				
Allie Reynolds, R (1, 1) OBP: 0.231, SLG: 0.091										2	0	0	0	1	1	1				
Inning Stats	R: 1 E: 0 K: 0 S: 4	H: 2 LOB: 1 BB: 1 P: 8	R: 0 E: 0 K: 0 S: 3	H: 0 LOB: 0 BB: 0 P: 3	R: 0 E: 0 K: 1 S: 5	H: 0 LOB: 0 BB: 0 P: 5	R: 0 E: 0 K: 0 S: 2	H: 0 LOB: 0 BB: 1 P: 6	R: 0 E: 0 K: 0 S: 3	H: 0 LOB: 0 BB: 0 P: 3	R: 0 E: 0 K: 1 S: 5	H: 0 LOB: 2 BB: 2 P: 13	R: 0 E: 0 K: 0 S: 3	H: 1 LOB: 0 BB: 0 P: 3	R: 0 E: 0 K: 1 S: 5	H: 1 LOB: 0 BB: 0 P: 5	1B: 3 2B: 0 3B: 1 HR: 0	SF: 0 SAC: 1 DP: 1 HBP: 0	WP: 1 PB: 0 SB: 0 CS: 1	PA: 28
PITCHER Early Wynn, R (1, 1) ERA: 3.26	IP: 7.0 WLS: L BF: 25	H: 3 R: 1 ER: 1 SO: 2	BB: 4 IBB: 0 HBP: 0 BLK: 0	WP: 0 HR: 0 S: 25 P: 41	ERA: 1.29 WHIP: 1.000	PITCHER										IP: 7.0 WLS: L BF: 25	H: 3 R: 1 ER: 1 SO: 2	BB: 4 IBB: 0 HBP: 0 BLK: 0	WP: 0 HR: 0 S: 25 P: 41	ERA: 1.29 WHIP: 1.000
Lou Brissie, L (8, 1) ERA: 6.55	IP: 1.0 WLS: 3 BF: 3	H: 1 R: 0 ER: 0 SO: 1	BB: 0 IBB: 0 HBP: 0 BLK: 0	WP: 0 HR: 0 S: 5 P: 5	ERA: 0.00 WHIP: 1.000	PITCHER										IP: 1.0 WLS: 3 BF: 3	H: 1 R: 0 ER: 0 SO: 1	BB: 0 IBB: 0 HBP: 0 BLK: 0	WP: 0 HR: 0 S: 5 P: 5	ERA: 0.00 WHIP: 1.000

Batter	1	2	3	4	5	6	7	8	9	AB	R	H	RBI	BB	SO	LOB	TOP								
Harry Simpson, L OBP: 0.333, SLG: 0.222	6-3		6-3			1-3		SH1-4		3	0	0	0	0	0	0	Cleveland Indians @ Boston Red Sox Fenway Park, Boston, MA Fri May 18 1951, 3:33 AM EDT Att: 4,566 - Unknown								
Bobby Avila, R OBP: 0.404, SLG: 0.321	K			1B		F8		K		4	0	1	0	0	2	1									
Larry Doby, L OBP: 0.446, SLG: 0.587					1B			CS	1B	1	1	1	0	3	0	0									
Luke Easter, L OBP: 0.465, SLG: 0.474	F2			K		K2-3			K	4	0	0	0	0	3	5									
Al Rosen, R OBP: 0.363, SLG: 0.465		CS								3	0	1	0	1	1	2									
Jim Hegan, R OBP: 0.338, SLG: 0.391		BB		K					1B	0	0	0	0	0	0	0									
Sam Chapman, R OBP: 0.306, SLG: 0.239	K			F8					1B	4	0	1	1	0	1	3									
Ray Boone, R OBP: 0.295, SLG: 0.193	K								1B	3	0	1	0	1	1	3									
Birdie Tebbetts, R OBP: 0.258, SLG: 0.207			1-3						F8	4	0	0	0	0	0	4									
Mike Garcia, R OBP: 0.200, SLG: 0.267										3	0	1	0	0	1	0									
Lou Brissie, L OBP: 0.200, SLG: 0.200			6-3							0	0	0	0	0	0	0									
Jerry Fahr, R OBP: 0.200, SLG: 0.200					K					0	0	0	0	0	0	0									
								CS	SH1-4																
Inning Stats	R: 0 E: 0 K: 1 S: 5	H: 0 LOB: 1 BB: 1 P: 9	R: 0 E: 0 K: 2 S: 6	H: 0 LOB: 1 BB: 1 P: 10	R: 0 E: 0 K: 0 S: 3	H: 0 LOB: 0 BB: 0 P: 3	R: 0 E: 0 K: 2 S: 9	H: 2 LOB: 2 BB: 0 P: 9	R: 0 E: 0 K: 1 S: 5	H: 1 LOB: 0 BB: 0 P: 5	R: 0 E: 0 K: 1 S: 5	H: 0 LOB: 1 BB: 1 P: 9	R: 0 E: 0 K: 0 S: 3	H: 0 LOB: 1 BB: 1 P: 7	R: 0 E: 0 K: 1 S: 5	H: 1 LOB: 0 BB: 0 P: 5	R: 1 E: 0 K: 1 S: 7	H: 2 LOB: 2 BB: 1 P: 11	1B: 6 2B: 1 3B: 0 HR: 0	SF: 0 SAC: 1 DP: 1 HBP: 0	WP: 0 PB: 0 SB: 1 CS: 3	PA: 36			
PITCHER	IP	WLS	BF	H	R	ER	SO	BB	IBB	HBP	BLK	WP	HR	S	P	ERA	WHIP								
Mickey McDermott, L ERA: 0.87	9.0	W	35	6	1	1	9	5	0	0	0	0	0	48	68	1.00	1.222								

Batter	1	2	3	4	5	6	7	8	9	AB	R	H	RBI	BB	SO	LOB	BOTTOM								
Dom DiMaggio, R OBP: 0.392, SLG: 0.447	F8							SH		3	1	2	0	0	0	0	Cleveland Indians @ Boston Red Sox Fenway Park, Boston, MA Fri May 18 1951, 3:33 AM EDT Att: 4,566 - Unknown								
Johnny Pesky, L OBP: 0.352, SLG: 0.319	F3		G3			F8		1B		4	0	1	0	0	0	2									
Billy Goodman, L OBP: 0.393, SLG: 0.362										1	0	0	0	0	0	0									
Tom Wright, L OBP: 0.306, SLG: 0.406	F8									1	0	0	0	0	0	1									
Vern Stephens, R OBP: 0.398, SLG: 0.486										1	0	1	2	0	0	0									
Fred Hatfield, L OBP: 0.308, SLG: 0.545										0	0	0	0	0	0	0									
Clyde Vollmer, R OBP: 0.308, SLG: 0.545										0	0	0	0	0	0	0									
Ted Williams, L OBP: 0.426, SLG: 0.494		F9								4	0	1	0	0	0	3									
Lou Boudreau, R OBP: 0.320, SLG: 0.404										3	0	0	0	1	0	2									
Walt Dropo, R OBP: 0.408, SLG: 0.500										3	0	1	0	1	0	4									
Bobby Doerr, R OBP: 0.385, SLG: 0.464										3	0	1	0	0	0	1									
Buddy Rosar, R OBP: 0.440, SLG: 0.222										0	0	0	0	0	0	0									
Les Moss, R OBP: 0.250, SLG: 0.260										3	0	0	0	0	0	2									
Mickey McDermott, L OBP: 0.400, SLG: 0.400										3	1	2	0	0	1	0									
Inning Stats	R: 0 E: 0 K: 0 S: 3	H: 0 LOB: 0 BB: 0 P: 3	R: 0 E: 0 K: 0 S: 3	H: 0 LOB: 1 BB: 1 P: 7	R: 0 E: 0 K: 0 S: 4	H: 2 LOB: 1 BB: 0 P: 4	R: 0 E: 0 K: 0 S: 3	H: 0 LOB: 1 BB: 0 P: 4	R: 0 E: 0 K: 1 S: 5	H: 0 LOB: 0 BB: 0 P: 5	R: 0 E: 0 K: 0 S: 3	H: 1 LOB: 0 BB: 0 P: 3	R: 0 E: 0 K: 0 S: 5	H: 3 LOB: 2 BB: 0 P: 5	R: 2 E: 1 K: 0 S: 6	H: 3 LOB: 3 BB: 1 P: 10	1B: 9 2B: 0 3B: 0 HR: 0	SF: 0 SAC: 1 DP: 3 HBP: 1	WP: 0 PB: 0 SB: 0 CS: 1	PA: 33					
PITCHER	IP	WLS	BF	H	R	ER	SO	BB	IBB	HBP	BLK	WP	HR	S	P	ERA	WHIP								
Mike Garcia, R ERA: 4.25	7.0	L	29	8	2	1	1	0	0	0	0	0	0	2	2	0.00	3.000								
Lou Brissie, L ERA: 6.45	0.1		2	1	0	0	0	0	0	0	0	0	0	2	2	0.00	3.000								
Jerry Fahr, R ERA: 6.75	0.2		2	0	0	0	0	0	1	0	0	0	0	1	5	0.00	0.000								

Batter	1	2	3	4	5	6	7	8	9	AB	R	H	RBI	BB	SO	LOB	TOP
Bobby Avila, R OBP: 0.398, SLG: 0.314 (1, 4)	4-0 CS BB			0-0 L8		0-0 6-3		0-0 FC5-6 1-2		3	0	0	0	1	0	2	Cleveland Indians @ Philadelphia Athletics Shibe Park, Philadelphia, PA Sun May 20 1951, 3:33 AM EDT Unknown
Ray Boone, R OBP: 0.294, SLG: 0.182 (1, 6)	0-0 F9			0-0 F7		0-0 6-3		0-0 G6-4-3 1-2		3	0	0	0	0	0	1	
Dale Mitchell, L OBP: 0.324, SLG: 0.323 (8, PH)										1	0	0	0	0	0	2	
Merl Combs, L OBP: 0.167, SLG: 0.182 (8, 6)										0	0	0	0	0	0	0	
Larry Doby, L OBP: 0.433, SLG: 0.556 (1, 8)	0-3 K 1-2			0-0 1-4-3		4-0 BB				3	0	0	0	1	1	1	
Al Rosen, R OBP: 0.364, SLG: 0.481 (1, 5)				0-0 F7		4-0 E 1B L9 BB		0-0 F5		3	1	0	0	1	0	1	
Sam Chapman, R OBP: 0.293, SLG: 0.230 (1, 7)				0-0 F9		0-0 F3		0-0 L7		4	0	0	0	0	0	1	
Harry Simpson, L OBP: 0.333, SLG: 0.228 (1, 3)				0-0 3-1		0-0 E9 1-3 1B		0-0 4-3		3	0	1	0	0	0	0	
Bob Kennedy, R OBP: 0.309, SLG: 0.342 (1, 9)				0-0 F9		0-0 L9		0-0 F7		3	0	0	1	0	0	1	
Jim Hegan, R OBP: 0.346, SLG: 0.386 (1, 2)				0-0 4-3		0-0 E5 1-2		0-0 1B 1B		3	0	1	0	0	0	1	
Bob Lemon, L OBP: 0.105, SLG: 0.056 (1, 1)				0-0 4-3		0-0 F7		0-0 FC5-6 1-2 1B		3	0	1	0	0	0	2	
Inning Stats	R: 0 E: 0 K: 1 S: 4	H: 0 LOB: 1 BB: 1 P: 8	R: 0 E: 0 K: 0 S: 3	H: 0 LOB: 0 BB: 0 P: 3	R: 0 E: 0 K: 0 S: 3	H: 0 LOB: 0 BB: 0 P: 3	R: 0 E: 0 K: 0 S: 3	H: 0 LOB: 1 BB: 1 P: 7	R: 0 E: 0 K: 0 S: 3	H: 0 LOB: 0 BB: 0 P: 3	R: 0 E: 0 K: 0 S: 4	H: 2 LOB: 1 BB: 0 P: 4	R: 0 E: 0 K: 0 S: 3	H: 0 LOB: 0 BB: 0 P: 3	1B: 3 2B: 1 3B: 0 HR: 0	SF: 0 SAC: 0 DP: 2 HBP: 0	WP: 0 PA: 32 PB: 0 SB: 0 CS: 1
PITCHER Dick Fowler, R ERA: 4.26 (1, 1)	IP: 9.0 WLS: W BF: 32 H: 3 R: 1 ER: 0 SO: 1 BB: 3 IBB: 0 HBP: 0 BLK: 0 WP: 0 HR: 0 S: 31 P: 43 ERA: 0.00 WHIP: 0.667																

Batter	1	2	3	4	5	6	7	8	9	AB	R	H	RBI	BB	SO	LOB	BOTTOM
Pete Suder, R OBP: 0.242, SLG: 0.220 (1, 6)	0-0 2B 1B	0-0 L1			0-3 K			0-0 FC3-2 1B		4	1	2	0	0	1	2	Cleveland Indians @ Philadelphia Athletics Shibe Park, Philadelphia, PA Sun May 20 1951, 3:33 AM EDT Unknown
Fernis Fain, L OBP: 0.484, SLG: 0.569 (1, 3)	0-0 G3 1-H 2B			0-0 E8 FC6-5 1B	4-0 FC6-4 BB		0-0 FC3-2 1-2 3			3	0	2	1	1	0	2	
Dave Philley, S OBP: 0.333, SLG: 0.376 (1, 8)	0-0 G3			0-0 F5	0-0 F7		0-0 G3			4	0	0	0	0	0	5	
Gus Zernial, R OBP: 0.367, SLG: 0.634 (1, 7)	0-3 K			0-0 FC6-5 2-3	0-0 FC6-4 1-2			0-0 G3 E 2B		4	1	1	0	0	1	3	
Elmer Valo, L OBP: 0.336, SLG: 0.327 (1, 9)	0-0 F4			0-0 4-3				0-0 G3		4	0	0	0	0	0	3	
Kermit Wahl, R OBP: 0.286, SLG: 0.208 (1, 5)				0-0 5-3	0-0 5-3		0-0 L5	4-0 1B BB		3	0	0	0	1	0	0	
Lou Klein, R OBP: 0.250, SLG: 0.389 (1, 4)				0-0 6-3	0-3 K		0-0 L6	0-0 E8 FC6-4 1-3 3-H 1B		3	0	0	0	0	1	0	
Wally Moses, L OBP: 0.333, SLG: 0.111 (8, PH)										1	0	1	0	0	0	0	
Billy Hitchcock, R OBP: 0.354, SLG: 0.265 (9, 4)										0	0	0	0	0	0	0	
Ray Murray, R OBP: 0.417, SLG: 0.367 (1, 2)										1	0	0	0	3	0	2	
Dick Fowler, R OBP: 0.167, SLG: 0.167 (1, 1)				0-0 1-2 1B	0-0 1-3			0-0 SH1-4 1-2	0-0 FC6-4 1-2	3	0	1	0	0	0	3	
Inning Stats	R: 1 E: 0 K: 1 S: 7	H: 2 LOB: 1 BB: 0 P: 7	R: 0 E: 0 K: 0 S: 4	H: 1 LOB: 2 BB: 1 P: 8	R: 0 E: 1 K: 0 S: 4	H: 1 LOB: 1 BB: 0 P: 4	R: 0 E: 0 K: 1 S: 5	H: 0 LOB: 1 BB: 1 P: 9	R: 0 E: 0 K: 0 S: 3	H: 0 LOB: 0 BB: 0 P: 3	R: 0 E: 0 K: 0 S: 4	H: 1 LOB: 2 BB: 1 P: 8	R: 1 E: 1 K: 0 S: 5	H: 2 LOB: 2 BB: 1 P: 9	1B: 5 2B: 2 3B: 0 HR: 0	SF: 0 SAC: 1 DP: 0 HBP: 0	WP: 0 PA: 36 PB: 0 SB: 0 CS: 0
PITCHER Bob Lemon, R ERA: 3.96 (1, 1)	IP: 8.0 WLS: L BF: 36 H: 7 R: 2 ER: 1 SO: 3 BB: 5 IBB: 0 HBP: 0 BLK: 0 WP: 0 HR: 0 S: 37 P: 57 ERA: 1.12 WHIP: 1.500																

AB 29
R 1
H 3
RBI 1
BB 3
SO 1
LOB 12



AB 30
R 2
H 7
RBI 1
BB 5
SO 3
LOB 20




Batter	1	2	3	4	5	6	7	8	9	AB	R	H	RBI	BB	SO	LOB	TOP									
Dale Mitchell, L (1, 7) OBP: 0.315, SLG: 0.313 Ray Boone, R (6, 6) OBP: 0.288, SLG: 0.178	L6		FC1-6 BB F8		F5		F9		FC1-6 CS	3	1	0	0	0	0	2	Cleveland Indians @ Philadelphia Athletics Shibe Park, Philadelphia, PA Sun May 20 1951, 3:38 AM EDT Att: 10,158 - Unknown									
Snuffy Stirrweiss, R (1, 4) OBP: 0.469, SLG: 0.409	BB 1B BB		BB 1-2 BB		FC5-4 FC3-6		5-3		K	3	1	0	0	2	1	2										
Larry Doby, L (1, 8) OBP: 0.435, SLG: 0.545	4-0 PB 1B L8-5 BB		BB 1-2 2-3 BB		FC3-6			F7		2	1	0	0	2	0	1										
Al Rosen, R (1, 5) OBP: 0.368, SLG: 0.477	0-0 L8-5 PB 1-2 2H 1B		F8			0-3 K		4-0 1B BB		3	1	1	2	1	1	2										
Harry Simpson, L (1, 3) OBP: 0.342, SLG: 0.246	0-0 L8-5		F9			0-0 BB BB 1B		0-0 1B BB		4	1	2	1	0	0	3										
Bob Kennedy, R (1, 9) OBP: 0.329, SLG: 0.355		0-0 L1-3 1B		0-0 L7		4-0 BB 1-2 BB 1B		0-0 1B BB		3	0	2	1	1	0	0										
Merl Combs, L (1, 6) OBP: 0.143, SLG: 0.154 Sam Chapman, R (6, PH) OBP: 0.297, SLG: 0.228	L1-3		L1-3		4-3			4-0 L6-3 BB 1-2 2-3 BB		2	0	0	0	0	0	1										
Birdie Tebbetts, R (1, 2) OBP: 0.235, SLG: 0.188 Luke Easter, L (6, PH) OBP: 0.438, SLG: 0.429 Jim Hegan, R (8, 2) OBP: 0.346, SLG: 0.386	F8		F8		F6		L6-3		5-3	3	0	0	0	0	0	3										
Bob Chakales, R (1, 1) OBP: 0.429, SLG: 0.857 Mike Garcia, R (5, 1) OBP: 0.235, SLG: 0.294			FC1-6 1B				K		FC1-6 1B	2	0	2	0	0	0	0										
Inning Stats	R: 2 E: 0 K: 0 S: 3	H: 1 LOB: 0 BB: 2 P: 11	R: 0 E: 0 K: 0 S: 3	H: 1 LOB: 0 BB: 3	R: 1 E: 0 K: 0 S: 4	H: 1 LOB: 2 BB: 2 P: 12	R: 0 E: 0 K: 0 S: 3	H: 0 LOB: 0 BB: 0 P: 3	R: 0 E: 0 K: 1 S: 5	H: 1 LOB: 2 BB: 0 P: 4	R: 0 E: 0 K: 1 S: 5	H: 0 LOB: 0 BB: 0 P: 5	R: 2 E: 0 K: 1 S: 7	H: 2 LOB: 1 BB: 1 P: 11	R: 0 E: 0 K: 1 S: 5	H: 1 LOB: 0 BB: 0 P: 5		1B: 8 2B: 3 3B: 0 HR: 0	SF: 0 SAC: 0 DP: 3 HBP: 0	WP: 0 PB: 1 SB: 0 CS: 1	PA: 38					
PITCHER	IP	WLS	BF	H	R	ER	SO	BB	IBB	HBP	BLK	WP	HR	S	P	ERA		WHIP								
Morrie Martin, L (1, 1) ERA: 3.46 Carl Scheib, R (7, 1) ERA: 3.49	6.0	L	26	5	3	3	1	6	0	0	0	0	0	22	46	4.50		1.833								

Batter	1	2	3	4	5	6	7	8	9	AB	R	H	RBI	BB	SO	LOB	BOTTOM									
Pete Suder, R (1, 6) OBP: 0.258, SLG: 0.238	K		WP 1-2 1B		SH1-4		FC5-4 1-3 1B		K	4	0	2	0	0	2	0	Cleveland Indians @ Philadelphia Athletics Shibe Park, Philadelphia, PA Sun May 20 1951, 3:38 AM EDT Att: 10,158 - Unknown									
Ferns Fain, L (1, 3) OBP: 0.485, SLG: 0.563	BB		F3 1-2 2-3		1B		FC5-4 1-2			3	0	1	0	1	0	4										
Dave Philley, S (1, 8) OBP: 0.320, SLG: 0.360	F7		F9 3-H		F8 3-H		6-3			4	0	0	2	0	0	5										
Gus Zernial, R (1, 7) OBP: 0.361, SLG: 0.608	F2		BB		6-3			0-3 K		3	0	0	0	1	1	2										
Elmer Valo, L (1, 9) OBP: 0.333, SLG: 0.324		1B G4-6-3 1B		F5		1-3 K		0-3 K		4	1	1	0	0	1	2										
Kermit Wahl, R (1, 5) OBP: 0.300, SLG: 0.216		1B G4-6-3 1B		L6		F8		4-0 FC4-6 BB		3	0	1	0	1	0	0										
Lou Klein, R (1, 4) OBP: 0.271, SLG: 0.333 Lou Limmer, L (6, PH) OBP: 0.294, SLG: 0.667 Billy Hitchcock, R (9, 4) OBP: 0.354, SLG: 0.265	G4-6-3		G4-6-3		5-3		6-3		FC4-6	3	0	0	0	0	0	1										
Joe Astroth, R (1, 2) OBP: 0.133, SLG: 0.071 Allie Clark, R (9, PH) OBP: 0.389, SLG: 0.706	5-3		5-3		F3			0-0 F1		1	0	0	0	0	0	0										
Morrie Martin, L (1, 1) OBP: 0.444, SLG: 0.375 Carl Scheib, R (7, 1) OBP: 0.371, SLG: 0.615 Wally Moses, L (9, PH) OBP: 0.320, SLG: 0.105			WP 1B F9 1B		1B SH1-4 F8 1B		1B		F8	2	2	2	0	0	0	0										
Inning Stats	R: 0 E: 0 K: 1 S: 5	H: 0 LOB: 1 BB: 1 P: 9	R: 1 E: 0 K: 0 S: 4	H: 2 LOB: 0 BB: 0 P: 4	R: 1 E: 0 K: 0 S: 5	H: 2 LOB: 2 BB: 1 P: 9	R: 0 E: 0 K: 0 S: 3	H: 0 LOB: 0 BB: 0 P: 3	R: 1 E: 0 K: 0 S: 5	H: 2 LOB: 1 BB: 0 P: 5	R: 0 E: 0 K: 0 S: 3	H: 0 LOB: 2 BB: 0 P: 5	R: 0 E: 0 K: 2 S: 7	H: 0 LOB: 1 BB: 1 P: 11	R: 0 E: 0 K: 1 S: 5	H: 0 LOB: 0 BB: 0 P: 5		1B: 8 2B: 0 3B: 0 HR: 0	SF: 0 SAC: 1 DP: 1 HBP: 0	WP: 1 PB: 0 SB: 0 CS: 0	PA: 37					
PITCHER	IP	WLS	BF	H	R	ER	SO	BB	IBB	HBP	BLK	WP	HR	S	P	ERA		WHIP								
Bob Chakales, R (1, 1) ERA: 3.43 Mike Garcia, R (5, 1) ERA: 3.79	4.2	W	16	2	0	0	3	1	0	0	0	0	0	21	29	0.00		0.692								

Batter	1	2	3	4	5	6	7	8	9	AB	R	H	RBI	BB	SO	LOB	TOP			
Bobby Avila, R OBP: 0.398, SLG: 0.352 (1, 4)										5	1	2	1	0	1	3				
Ray Boone, R OBP: 0.294, SLG: 0.211 (1, 6)										5	2	2	0	0	0	1				
Larry Doby, L OBP: 0.426, SLG: 0.528 (1, 8)										5	0	1	1	0	0	2				
Al Rosen, R OBP: 0.362, SLG: 0.466 (1, 5)										5	0	1	0	0	1	4				
Sam Chapman, R OBP: 0.301, SLG: 0.229 (1, 7)										4	0	1	1	1	1	1				
Bob Kennedy, R OBP: 0.356, SLG: 0.367 (1, 9)										3	2	2	0	2	0	2				
Harry Simpson, L OBP: 0.359, SLG: 0.262 (1, 3)										4	1	2	0	1	0	1				
Jim Hegan, R OBP: 0.349, SLG: 0.400 (1, 2)										5	0	2	2	0	0	4				
Early Wynn, S OBP: 0.208, SLG: 0.227 (1, 1)										5	0	1	1	0	0	3				
Inning Stats	R: 0 E: 0 K: 0 S: 4	H: 1 LOB: 1 BB: 0 P: 4	R: 1 E: 0 K: 0 S: 5	H: 3 LOB: 2 BB: 1 P: 9	R: 0 E: 0 K: 0 S: 3	H: 0 LOB: 0 BB: 0 P: 3	R: 2 E: 0 K: 2 S: 9	H: 2 LOB: 1 BB: 1 P: 13	R: 0 E: 0 K: 0 S: 5	H: 0 LOB: 0 BB: 0 P: 3	R: 2 E: 1 K: 0 S: 6	H: 2 LOB: 3 BB: 2 P: 14	R: 1 E: 0 K: 1 S: 7	H: 2 LOB: 1 BB: 0 P: 7	R: 0 E: 0 K: 0 S: 5	H: 2 LOB: 2 BB: 0 P: 5	1B: 11 2B: 1 3B: 1 HR: 1	SF: 0 SAC: 0 DP: 0 HBP: 0	WP: 0 PB: 0 SB: 0 CS: 2	PA: 45
PITCHER	IP	WLS	BF	H	R	ER	SO	BB	IBB	HBP	BLK	WP	HR	S	P	ERA	WHIP			
Bobby Shantz, L ERA: 5.54 (1, 1)	6.2	L	34	10	5	4	2	3	1	0	0	0	1	34	50	5.40	1.950			
Bob Hooper, R ERA: 4.09 (7, 1)	1.1		6	2	1	1	1	0	0	0	0	0	0	8	8	6.75	1.500			
Sam Zoldak, L ERA: 2.25 (9, 1)	1.0		5	2	0	0	0	0	0	0	0	0	0	5	5	0.00	2.000			

Cleveland Indians @ Philadelphia Athletics
Shibe Park, Philadelphia, PA
Tue May 22 1951, 3:33 AM EDT
Att: 8,541 - Unknown


AB 41
R 6
H 14
RBI 6
BB 4
SO 3
LOB 21



Batter	1	2	3	4	5	6	7	8	9	AB	R	H	RBI	BB	SO	LOB	BOTTOM			
Pete Suder, R OBP: 0.271, SLG: 0.242 (1, 6)										3	0	1	0	1	1	0				
Ferns Fain, L OBP: 0.471, SLG: 0.543 (1, 3)										4	0	0	1	0	0	2				
Dave Philley, S OBP: 0.317, SLG: 0.355 (1, 8)										4	0	1	0	0	0	1				
Gus Zernial, R OBP: 0.356, SLG: 0.584 (1, 7)										3	0	0	0	1	0	1				
Elmer Valo, L OBP: 0.338, SLG: 0.318 (1, 9)										2	0	0	0	2	1	0				
Kermit Wahl, R OBP: 0.297, SLG: 0.218 (1, 5)										4	0	1	0	0	1	3				
Lou Klein, R OBP: 0.280, SLG: 0.364 (1, 4)										1	1	1	0	1	0	0				
Lou Limmer, L OBP: 0.278, SLG: 0.625 (7, PH)										1	0	0	0	0	1	1				
Billy Hitchcock, R OBP: 0.354, SLG: 0.265 (8, 4)										0	0	0	0	0	0	0				
Allie Clark, R OBP: 0.368, SLG: 0.667 (9, PH)										1	0	0	0	0	0	2				
Ray Murray, R OBP: 0.410, SLG: 0.394 (1, 2)										3	0	1	1	0	1	2				
Bobby Shantz, R OBP: 0.357, SLG: 0.308 (1, 1)										1	0	0	0	0	0	0				
Bob Hooper, R OBP: 0.333, SLG: 0.500 (7, 1)										0	0	0	0	0	0	0				
Wally Moses, L OBP: 0.308, SLG: 0.100 (6, PH)										1	0	0	0	0	0	0				
Sam Zoldak, L ERA: 3.05 (9, 1)										0	0	0	0	0	0	0				
Inning Stats	R: 0 E: 0 K: 1 S: 5	H: 0 LOB: 0 BB: 0 P: 5	R: 0 E: 0 K: 0 S: 3	H: 0 LOB: 0 BB: 0 P: 3	R: 2 E: 0 K: 0 S: 4	H: 1 LOB: 1 BB: 2 P: 12	R: 0 E: 0 K: 2 S: 8	H: 1 LOB: 2 BB: 1 P: 12	R: 0 E: 0 K: 0 S: 3	H: 1 LOB: 0 BB: 0 P: 3	R: 0 E: 0 K: 1 S: 5	H: 1 LOB: 0 BB: 0 P: 5	R: 0 E: 0 K: 0 S: 3	H: 0 LOB: 0 BB: 0 P: 3	R: 0 E: 0 K: 0 S: 3	H: 0 LOB: 2 BB: 2 P: 11	1B: 4 2B: 2 3B: 0 HR: 0	SF: 0 SAC: 1 DP: 3 HBP: 0	WP: 0 PB: 0 SB: 1 CS: 1	PA: 34
PITCHER	IP	WLS	BF	H	R	ER	SO	BB	IBB	HBP	BLK	WP	HR	S	P	ERA	WHIP			
Early Wynn, R ERA: 3.05 (1, 1)	9.0	W	34	5	2	2	5	5	0	0	0	0	0	39	59	2.00	1.111			

Cleveland Indians @ Philadelphia Athletics
Shibe Park, Philadelphia, PA
Tue May 22 1951, 3:33 AM EDT
Att: 8,541 - Unknown

AB 28
R 1
H 5
RBI 2
BB 5
SO 5
LOB 12



Batter	1	2	3	4	5	6	7	8	9	AB	R	H	RBI	BB	SO	LOB	TOP					
Bobby Avila, R OBP: 0.421, SLG: 0.385 (1, 4)										5	3	4	3	1	0	0	Cleveland Indians @ Washington Senators Griffith Stadium, Washington, DC Thu May 24 1951, 3:33 AM EDT Att: 5,442 - Unknown					
Ray Boone, R OBP: 0.394, SLG: 0.228 (1, 6)										6	2	3	2	0	0	4						
Larry Doby, L OBP: 0.422, SLG: 0.545 (1, 8)										6	2	2	4	0	0	4						
Al Rosen, R OBP: 0.360, SLG: 0.475 (1, 5)										6	1	2	2	0	2	3						
Sam Chapman, R OBP: 0.302, SLG: 0.231 (1, 7)										3	1	1	0	0	2	3						
Dale Mitchell, L OBP: 0.307, SLG: 0.303 (3, 7)										3	0	0	0	0	1	1						
Bob Kennedy, R OBP: 0.358, SLG: 0.417 (1, 9)										5	1	2	1	0	1	2						
Harry Simpson, L OBP: 0.361, SLG: 0.275 (1, 3)										4	2	1	1	1	1	1						
Jim Hegan, R OBP: 0.374, SLG: 0.456 (1, 2)										4	3	3	3	1	0	1						
Bob Feller, R OBP: 0.190, SLG: 0.105 (1, 1)										4	1	1	0	0	3	4						
Inning Stats	R: 5 E: 1 K: 3 S: 14	H: 4 LOB: 1 BB: 1 P: 18	R: 0 E: 0 K: 1 S: 6	H: 1 LOB: 1 BB: 0 P: 6	R: 6 E: 0 K: 2 S: 13	H: 6 LOB: 1 BB: 1 P: 17	R: 0 E: 0 K: 2 S: 8	H: 1 LOB: 1 BB: 0 P: 8	R: 0 E: 0 K: 0 S: 3	H: 0 LOB: 1 BB: 1 P: 7	R: 0 E: 0 K: 0 S: 3	H: 0 LOB: 0 BB: 0 P: 3	R: 1 E: 0 K: 0 S: 5	H: 2 LOB: 1 BB: 0 P: 5	R: 0 E: 0 K: 2 S: 7	H: 0 LOB: 0 BB: 0 P: 7	R: 4 E: 0 K: 0 S: 8	H: 5 LOB: 1 BB: 0 P: 8	1B: 10 2B: 5 3B: 3 HR: 1	SF: 0 SAC: 1 DP: 0 HBP: 0	WP: 0 PB: 0 SB: 2 CS: 0	PA: 50
PITCHER	IP WLS BF H R ER SO BB IBB HBP BLK WP HR S P ERA WHIP																					
Sid Hudson, R ERA: 27.0 (1, 1)	2.2 L 22 11 11 8 5 1 1 0 0 0 0 1 30 38 27.00 4.500																					
Bob Ross, L ERA: 5.63 (3, 1)	6.1 28 8 5 5 5 1 0 0 0 0 0 0 37 41 7.11 1.421																					

Batter	1	2	3	4	5	6	7	8	9	AB	R	H	RBI	BB	SO	LOB	BOTTOM					
Eddie Yost, R OBP: 0.461, SLG: 0.421 (1, 5)										4	0	1	0	0	0	0	Cleveland Indians @ Washington Senators Griffith Stadium, Washington, DC Thu May 24 1951, 3:33 AM EDT Att: 5,442 - Unknown					
Gil Coan, L OBP: 0.389, SLG: 0.614 (1, 7)										4	0	1	0	0	0	1						
Irv Noren, L OBP: 0.357, SLG: 0.353 (1, 8)										2	0	0	0	1	0	1						
Mickey Vernon, L OBP: 0.356, SLG: 0.481 (1, 3)										3	0	0	0	0	1	2						
Sam Mele, R OBP: 0.341, SLG: 0.411 (1, 9)										3	0	0	0	0	0	0						
Cass Michaels, R OBP: 0.322, SLG: 0.366 (1, 4)										3	0	0	0	0	1	0						
Mike Guerra, R OBP: 0.286, SLG: 0.194 (1, 2)										3	0	0	0	0	0	0						
Willy Miranda, S OBP: 0.286, SLG: 0.286 (1, 6)										3	0	0	0	0	0	0						
Sid Hudson, R ERA: 1.93 (1, 1)	R: 0 E: 0 K: 1 S: 6	H: 1 LOB: 0 BB: 0 P: 6	R: 0 E: 0 K: 0 S: 3	H: 0 LOB: 0 BB: 0 P: 3	R: 0 E: 0 K: 0 S: 3	H: 0 LOB: 0 BB: 0 P: 3	R: 0 E: 0 K: 0 S: 2	H: 0 LOB: 0 BB: 1 P: 6	R: 0 E: 0 K: 1 S: 5	H: 0 LOB: 0 BB: 0 P: 5	R: 0 E: 0 K: 1 S: 6	H: 1 LOB: 1 BB: 0 P: 6	R: 0 E: 0 K: 0 S: 3	H: 0 LOB: 0 BB: 0 P: 3	R: 0 E: 0 K: 0 S: 3	H: 0 LOB: 0 BB: 0 P: 3	R: 0 E: 0 K: 0 S: 3	H: 0 LOB: 0 BB: 0 P: 3	1B: 2 2B: 1 3B: 0 HR: 0	SF: 0 SAC: 0 DP: 1 HBP: 0	WP: 0 PB: 0 SB: 0 CS: 0	PA: 29
PITCHER	IP WLS BF H R ER SO BB IBB HBP BLK WP HR S P ERA WHIP																					
Bob Feller, R ERA: 1.93 (1, 1)	9.0 W 29 2 0 0 3 1 0 0 0 0 0 0 34 38 0.00 0.333																					



Batter	1	2	3	4	5	6	7	8	9	AB	R	H	RBI	BB	SO	LOB	TOP										
Nellie Fox, L OBP: 0.406, SLG: 0.548 (1, 4)	4-0 BB	0-0 1B		0-0 G1			0-0 F8		0-0 3-1	4	0	1	1	1	0	0											
Bud Stewart, L OBP: 0.314, SLG: 0.438 (1, 7)	0-3 K	0-0 G3		0-0 4-3			0-0 F7		0-0 F7	5	0	0	0	0	1	2											
Minnie Minoso, R OBP: 0.480, SLG: 0.600 (1, 5)	0-0 F9		0-0 4-3		0-0 4-3		0-0 E9 1B			4	1	1	0	0	0	1											
Eddie Robinson, L OBP: 0.427, SLG: 0.645 (1, 3)	0-0 F8			HR		0-0 F6		0-0 1B		4	1	2	2	0	0	1											
Al Zarilla, L OBP: 0.338, SLG: 0.390 Jim Busby, R OBP: 0.396, SLG: 0.426 (6, 8)		0-0 1B 2B	0-0 1B		0-0 K		0-0 K			3	1	2	0	0	1	0											
Chico Carrasquel, R OBP: 0.361, SLG: 0.467 (1, 6)		0-0 1B E 1B	0-0 F7		0-0 F2		0-0 F3			4	1	1	1	0	0	1											
Paul Lehner, L OBP: 0.310, SLG: 0.303 (6, 9)		0-0 SH1-3 1B	0-0 1-3 1B		0-0 1-3		0-0 F8			4	1	2	0	0	0	0											
Phil Masi, R OBP: 0.509, SLG: 0.548 (1, 2)		0-0 SH1-3	0-0 F9		0-0 HR		0-0 4-3			3	1	1	1	0	0	2											
Billy Pierce, L OBP: 0.360, SLG: 0.200 (1, 1)	0-3 K			0-0 1-3		0-0 4-3			0-3 K	4	0	0	0	0	2	1											
Inning Stats	R: 0 E: 0 K: 1 S: 5	H: 0 LOB: 1 BB: 1 P: 9	R: 3 E: 1 K: 1 S: 9	H: 4 LOB: 1 BB: 0 P: 9	R: 1 E: 0 K: 0 S: 6	H: 3 LOB: 2 BB: 0 P: 6	R: 0 E: 0 K: 0 S: 3	H: 0 LOB: 0 BB: 0 P: 3	R: 0 E: 0 K: 1 S: 5	H: 0 LOB: 0 BB: 0 P: 5	R: 1 E: 0 K: 0 S: 4	H: 1 LOB: 0 BB: 0 P: 4	R: 1 E: 1 K: 1 S: 7	H: 2 LOB: 1 BB: 0 P: 7	R: 0 E: 0 K: 0 S: 3	H: 0 LOB: 0 BB: 0 P: 3	R: 0 E: 0 K: 1 S: 5	H: 0 LOB: 0 BB: 0 P: 5	1B: 6 2B: 2 3B: 0 HR: 2	SF: 0 SAC: 1 DP: 0 HBP: 0	WP: 0 PB: 0 CS: 0	PA: 38					
PITCHER	IP	WLS	BF	H	R	ER	SO	BB	IBB	HBP	BLK	WP	HR	S	P	ERA	WHIP										
Bob Lemon, R ERA: 4.34 (1, 1)	6.0	L	27	8	5	5	3	1	0	0	0	0	2	32	36	7.50	1.500										
George Zuverink, R ERA: 3.95 (7, 1)	2.0		8	2	1	1	1	0	0	0	0	0	0	10	10	4.50	1.000										
Lou Brissie, L ERA: 6.43 (9, 1)	1.0		3	0	0	0	1	0	0	0	0	0	0	5	5	0.00	0.000										

Chicago White Sox @ Cleveland Indians
Cleveland Municipal Stadium, Cleveland, OH
Fri May 25 1951, 3:33 AM EDT
Att: 20,412 - Unknown

AB 36
R 6
H 10
RBI 5
BB 1
SO 5
LOB 9



Batter	1	2	3	4	5	6	7	8	9	AB	R	H	RBI	BB	SO	LOB	BOTTOM										
Bobby Avila, R OBP: 0.412, SLG: 0.376 (1, 4)	0-3 K	0-0 L8			0-0 1B 1B	0-0 5-3		0-0 F9		5	0	1	0	0	1	4											
Ray Boone, R OBP: 0.308, SLG: 0.236 (1, 6)	0-0 F9		0-0 6-3		0-0 1B 1B		0-0 F6		0-0 G6-4-3 1B	5	0	2	0	0	0	0											
Larry Doby, L OBP: 0.429, SLG: 0.543 (1, 8)	4-0 BB		0-0 F8		0-0 1-2 1B		0-0 2B 1B		0-0 F6	4	1	2	0	1	0	1											
Al Rosen, R OBP: 0.362, SLG: 0.476 (1, 5)	4-0 BB		0-0 F4		0-0 F7	0-0 F5	0-0 2B		0-0 G6-4-3	4	0	1	1	1	0	1											
Sam Chapman, R OBP: 0.292, SLG: 0.223 (1, 7)	0-0 1-3			0-3 K	0-3 K	0-0 F5				4	0	0	0	0	2	3											
Bob Kennedy, R OBP: 0.354, SLG: 0.409 (1, 9)		0-0 5-3		0-0 L5	0-0 1B 2B 1B	0-0 F9				4	1	1	0	0	0	1											
Harry Simpson, L OBP: 0.368, SLG: 0.278 (1, 3)		0-0 E 1B		0-0 F4	0-0 1-2 2B BB	0-0 4-3				3	1	1	0	1	0	0											
Jim Hegan, R OBP: 0.379, SLG: 0.458 (1, 2)		0-0 E5			0-0 F6	0-0 2B 1B				4	1	2	0	0	0	1											
Bob Lemon, L OBP: 0.406, SLG: 0.550 Birdie Tophams, R OBP: 0.297, SLG: 0.242 Milt Niekirk, L OBP: 0.362, SLG: 0.476 George Zuverink, R OBP: 0.362, SLG: 0.476 Snuffy Stirrweis, R OBP: 0.456, SLG: 0.399 Lou Brissie, L OBP: 0.200, SLG: 0.200 (1, 1)	0-3 K		0-0 F3		0-0 1-2 2-3 2B	0-0 5-3		0-0 5-3		2	0	0	0	0	1	2											
Inning Stats	R: 0 E: 0 K: 1 S: 5	H: 0 LOB: 2 BB: 2 P: 13	R: 0 E: 1 K: 1 S: 7	H: 1 LOB: 2 BB: 0 P: 7	R: 0 E: 0 K: 0 S: 3	H: 0 LOB: 0 BB: 0 P: 3	R: 0 E: 0 K: 1 S: 5	H: 0 LOB: 0 BB: 0 P: 5	R: 0 E: 0 K: 0 S: 5	H: 3 LOB: 2 BB: 0 P: 5	R: 3 E: 0 K: 1 S: 8	H: 3 LOB: 1 BB: 1 P: 12	R: 1 E: 0 K: 0 S: 5	H: 2 LOB: 1 BB: 0 P: 5	R: 0 E: 0 K: 0 S: 4	H: 1 LOB: 1 BB: 0 P: 4	R: 0 E: 0 K: 0 S: 3	H: 1 LOB: 0 BB: 0 P: 3	1B: 9 2B: 2 3B: 0 HR: 0	SF: 0 SAC: 0 DP: 1 HBP: 0	WP: 0 PB: 0 CS: 0	PA: 40					
PITCHER	IP	WLS	BF	H	R	ER	SO	BB	IBB	HBP	BLK	WP	HR	S	P	ERA	WHIP										
Billy Pierce, L ERA: 3.6 (1, 1)	9.0	W	40	11	4	4	4	3	0	0	0	0	0	45	57	4.00	1.556										

Chicago White Sox @ Cleveland Indians
Cleveland Municipal Stadium, Cleveland, OH
Fri May 25 1951, 3:33 AM EDT
Att: 20,412 - Unknown

AB 37
R 4
H 11
RBI 4
BB 3
SO 4
LOB 14



Batter	1	2	3	4	5	6	7	8	9	AB	R	H	RBI	BB	SO	LOB	TOP			
Nellie Fox, L OBP: 0.409, SLG: 0.546 (1, 4)	F7		F7			F7		SH2-3		4	0	2	1	0	0	1	Chicago White Sox @ Cleveland Indians Cleveland Municipal Stadium, Cleveland, OH Sat May 26 1951, 3:33 AM EDT Att: 8,237 - Unknown			
Bud Stewart, L OBP: 0.333, SLG: 0.429 Hank Majeski, R OBP: 0.278, SLG: 0.371 Bob Dillinger, R OBP: 0.275, SLG: 0.340 Floyd Baker, L OBP: 0.435, SLG: 0.388 (1, 7)	F8		FC5-2							3	1	1	1	1	0	2				
Minnie Minoso, R OBP: 0.467, SLG: 0.588 (8, 7)	6-3		FC5-2			F8		CS		5	1	1	0	0	0	4				
Eddie Robinson, L OBP: 0.426, SLG: 0.643 (1, 3)		F7	BB			F8				5	0	2	1	0	0	0				
Al Zarilla, L OBP: 0.343, SLG: 0.383 Jim Busby, R OBP: 0.392, SLG: 0.421 (7, 8)	6-3		BB			BB		F6		2	0	0	0	2	0	0				
Chico Carrasquel, R OBP: 0.355, SLG: 0.400 (1, 6)	5-3		F5			BB		6-3		5	0	1	0	0	0	4				
Paul Lehner, L OBP: 0.315, SLG: 0.313 (7, 9)			BB			3-1				4	1	1	0	1	0	3				
Gus Niarhos, R OBP: 0.394, SLG: 0.250 (1, 2)			K			1-3		6-3		4	1	1	0	0	1	2				
Ken Holcombe, R OBP: 0.385, SLG: 0.417 (1, 1)			BB			FC1-5-2		SH2-3		3	2	2	1	1	0	1				
Inning Stats	R: 0 E: 0 K: 0 S: 3	H: 0 LOB: 0 BB: 0 P: 3	R: 0 E: 0 K: 0 S: 3	H: 0 LOB: 0 BB: 0 P: 3	R: 3 E: 0 K: 1 S: 8	H: 3 LOB: 3 BB: 3 P: 20	R: 0 E: 0 K: 0 S: 5	H: 2 LOB: 2 BB: 0 P: 5	R: 0 E: 0 K: 0 S: 4	H: 1 LOB: 2 BB: 1 P: 8	R: 0 E: 0 K: 0 S: 3	H: 0 LOB: 0 BB: 0 P: 3	R: 2 E: 0 K: 0 S: 5	H: 3 LOB: 1 BB: 0 P: 5	R: 1 E: 0 K: 0 S: 5	H: 2 LOB: 1 BB: 0 P: 5		1B: 7 2B: 5 3B: 0 HR: 0	SF: 0 SAC: 1 DP: 0 HBP: 0	WP: 0 PB: 0 SB: 0 CS: 1
PITCHER	IP	WLS	BF	H	R	ER	SO	BB	IBB	HBP	BLK	WP	HR	S	P	ERA	WHIP			
Mike Garcia, R ERA: 3.8 Lou Brissie, L ERA: 6.61	(1, 1)	7.0	L	33	7	3	3	1	5	0	0	0	0	30	50	3.86	1.714			
	(8, 1)	2.0		10	5	3	3	0	0	0	0	0	0	10	10	13.50	2.500			

Batter	1	2	3	4	5	6	7	8	9	AB	R	H	RBI	BB	SO	LOB	BOTTOM			
Dale Mitchell, L OBP: 0.297, SLG: 0.291 (1, 7)	L6		F7			G4-6-3		4-3		4	0	0	0	0	0	1	Chicago White Sox @ Cleveland Indians Cleveland Municipal Stadium, Cleveland, OH Sat May 26 1951, 3:33 AM EDT Att: 8,237 - Unknown			
Ray Boone, R OBP: 0.306, SLG: 0.229 (1, 6)	F9		CS			F9		6-3		3	0	0	0	1	0	0				
Larry Doby, L OBP: 0.438, SLG: 0.542 (1, 8)	BB		BB			BB		4-3		2	0	1	0	2	0	0				
Al Rosen, R OBP: 0.359, SLG: 0.465 (1, 5)	L8		K			F5				3	0	0	0	1	1	4				
Harry Simpson, L OBP: 0.352, SLG: 0.263 (1, 3)	L4					4-3		4-3		4	0	0	0	0	0	2				
Bob Kennedy, R OBP: 0.340, SLG: 0.391 (1, 9)	L5					F8		5-3		4	0	0	0	0	0	1				
Bobby Avila, R OBP: 0.407, SLG: 0.371 (1, 4)	BB					1-3		F8		4	0	1	0	0	0	1				
Jim Hegan, R OBP: 0.388, SLG: 0.465 (1, 2)	BB					1-3				3	0	2	0	0	0	0				
Mike Garcia, R OBP: 0.263, SLG: 0.316 Mitt Nielsen, L Lou Brissie, L OBP: 0.200, SLG: 0.200 (7, PH)	4-3					G4-6-3		K		2	0	1	0	0	0	2				
Inning Stats	R: 0 E: 0 K: 0 S: 3	H: 0 LOB: 1 BB: 1 P: 7	R: 0 E: 0 K: 0 S: 5	H: 2 LOB: 2 BB: 0 P: 5	R: 0 E: 0 K: 1 S: 4	H: 0 LOB: 2 BB: 2 P: 12	R: 0 E: 0 K: 0 S: 3	H: 0 LOB: 0 BB: 0 P: 3	R: 0 E: 0 K: 0 S: 4	H: 1 LOB: 1 BB: 0 P: 4	R: 0 E: 0 K: 1 S: 6	H: 1 LOB: 1 BB: 0 P: 6	R: 0 E: 0 K: 0 S: 3	H: 0 LOB: 0 BB: 0 P: 3	R: 0 E: 0 K: 0 S: 3	H: 0 LOB: 1 BB: 1 P: 7		1B: 5 2B: 1 3B: 0 HR: 0	SF: 0 SAC: 0 DP: 2 HBP: 0	WP: 0 PB: 0 SB: 0 CS: 1
PITCHER	IP	WLS	BF	H	R	ER	SO	BB	IBB	HBP	BLK	WP	HR	S	P	ERA	WHIP			
Ken Holcombe, R ERA: 1.91	(1, 1)	9.0	W	34	5	0	0	2	4	0	0	0	0	34	50	0.00	1.000			

Batter	1	2	3	4	5	6	7	8	9	AB	R	H	RBI	BB	SO	LOB	TOP								
Snuffy Stirnweiss, R OBP: 0.477, SLG: 0.387 (1, 4)	F9				FC6-4	FC4-6 SH1-3		1B	E6	6	0	3	1	0	0	3	Cleveland Indians @ Detroit Tigers Briggs Stadium, Detroit, MI Mon May 28 1951, 4:33 AM EDT Att: 28,652 - Unknown								
Ray Boone, R OBP: 0.318, SLG: 0.270 (1, 6)	K	F6		FC6-4		SH1-3		1B		5	0	2	2	0	1	3									
Larry Doby, L OBP: 0.449, SLG: 0.520 (1, 8)					4-3			F8		2	0	0	0	4	0	2									
Luke Easter, L OBP: 0.414, SLG: 0.462 Harry Simpson, L OBP: 0.351, SLG: 0.250 (8, 3)	K		4-3			F8		4-3	K	5	1	1	1	0	1	6									
Al Rosen, R OBP: 0.352, SLG: 0.444 (1, 5)			F8		4-3					5	1	2	0	1	0	4									
Sam Chapman, R OBP: 0.293, SLG: 0.246 (1, 7)		FC1-4	6-3				FC5-4	FC5-4		5	2	2	0	0	0	3									
Bob Kennedy, R OBP: 0.330, SLG: 0.369 (1, 9)				F8		K	FC6-4		2B	4	1	1	0	1	1	2									
Jim Hegan, R OBP: 0.374, SLG: 0.436 (1, 2)	K		6-3			FC4-6	SH1-3		1B	4	2	1	2	1	2	3									
Bob Feller, R OBP: 0.269, SLG: 0.250 (1, 1)								K	FC1-5	5	2	3	2	0	1	2									
Inning Stats	R: 0 E: 0 K: 2 S: 7	H: 0 LOB: 1 BB: 1 P: 11	R: 3 E: 0 K: 1 S: 9	H: 4 LOB: 1 BB: 0 P: 9	R: 0 E: 0 K: 0 S: 3	H: 0 LOB: 1 BB: 1 P: 7	R: 0 E: 0 K: 0 S: 5	H: 2 LOB: 2 BB: 0 P: 5	R: 1 E: 0 K: 1 S: 4	H: 2 LOB: 1 BB: 0 P: 7	R: 1 E: 0 K: 0 S: 4	H: 1 LOB: 2 BB: 2 P: 12	R: 0 E: 0 K: 1 S: 5	H: 0 LOB: 1 BB: 1 P: 9	R: 0 E: 0 K: 1 S: 7	H: 2 LOB: 2 BB: 0 P: 7		R: 4 E: 1 K: 1 S: 10	H: 4 LOB: 3 BB: 2 P: 18	1B: 12 2B: 2 3B: 0 HR: 1	SF: 0 SAC: 1 DP: 0 HBP: 0	WP: 1 PB: 0 SB: 0 CS: 0	PA: 50		
PITCHER	IP	WLS	BF	H	R	ER	SO	BB	IBB	HBP	BLK	WP	HR	S	P	ERA	WHIP								
Ted Gray, L ERA: 4.71 (1, 1)	5.0	L	27	9	5	5	4	3	0	0	0	0	1	32	44	9.00	2.400								
Marlin Stuart, R ERA: (6, 1)	3.0		13	2	0	0	2	2	0	0	0	0	0	15	23	0.00	1.333								
Gene Bearden, L ERA: 12.98 (9, 1)	1.0		10	4	4	3	1	1	1	0	0	1	0	10	18	27.00	5.000								


Batter	1	2	3	4	5	6	7	8	9	AB	R	H	RBI	BB	SO	LOB	BOTTOM								
Johnny Lipon, R OBP: 0.336, SLG: 0.328 (1, 6)	K		F8			6-3		G5-4-3		4	0	1	0	0	1	1	Cleveland Indians @ Detroit Tigers Briggs Stadium, Detroit, MI Mon May 28 1951, 4:33 AM EDT Att: 28,652 - Unknown								
George Kell, R OBP: 0.396, SLG: 0.350 (1, 5)	K		F8					G5-4-3		4	0	1	0	0	1	3									
Pat Mullin, L OBP: 0.373, SLG: 0.466 (1, 7)	F5					F4			2B	4	0	2	0	0	0	1									
Vic Wertz, L OBP: 0.404, SLG: 0.504 (1, 9)		F3		F8		F8			4-3	4	0	0	0	0	0	3									
Joe Ginsberg, L OBP: 0.421, SLG: 0.409 Aaron Robinson, L OBP: 0.500, SLG: 0.429 (9, 2)		F8		G3			F8		BB	3	0	0	0	0	0	1									
Johnny Groth, R OBP: 0.353, SLG: 0.403 (1, 8)				5-3			F9		F3	4	0	1	0	0	0	3									
Dick Kryhoski, L OBP: 0.412, SLG: 0.545 (1, 3)			4-3			F5		F9	F8	4	0	0	0	0	0	3									
Jerry Priddy, R OBP: 0.381, SLG: 0.403 (1, 4)					SH1-3	F4			1B	2	0	1	0	1	0	0									
Ted Gray, S OBP: 0.235, SLG: 0.188 Marlin Stuart, L (6, 1)			SH1-3			4-3				1	0	0	0	0	0	0									
Steve Souchock, R OBP: 0.333, SLG: 0.688 Gene Bearden, L OBP: 0.500, SLG: 1.500 (9, 1)								K		1	0	0	0	0	1	1									
Inning Stats	R: 0 E: 0 K: 2 S: 7	H: 0 LOB: 0 BB: 0 P: 7	R: 0 E: 0 K: 0 S: 4	H: 1 LOB: 1 BB: 0 P: 4	R: 0 E: 0 K: 0 S: 3	H: 0 LOB: 1 BB: 1 P: 7	R: 0 E: 0 K: 0 S: 4	H: 1 LOB: 1 BB: 0 P: 4	R: 0 E: 0 K: 0 S: 3	H: 0 LOB: 0 BB: 0 P: 3	R: 0 E: 0 K: 0 S: 4	H: 1 LOB: 1 BB: 0 P: 4	R: 0 E: 0 K: 1 S: 6	H: 2 LOB: 1 BB: 0 P: 6	R: 0 E: 0 K: 0 S: 4	H: 1 LOB: 2 BB: 1 P: 8	1B: 4 2B: 2 3B: 0 HR: 0	SF: 0 SAC: 1 DP: 1 HBP: 0	WP: 0 PB: 0 SB: 0 CS: 0	PA: 34					
PITCHER	IP	WLS	BF	H	R	ER	SO	BB	IBB	HBP	BLK	WP	HR	S	P	ERA	WHIP								
Bob Feller, R ERA: 1.64 (1, 1)	9.0	W	34	6	0	0	3	2	0	0	0	0	0	38	46	0.00	0.889								


Batter	1	2	3	4	5	6	7	8	9	AB	R	H	RBI	BB	SO	LOB	TOP					
Johnny Lipon, R OBP: 0.336, SLG: 0.324 (1, 6)										4	0	2	0	1	0	1	Detroit Tigers @ Cleveland Indians Cleveland Municipal Stadium, Cleveland, OH Wed May 30 1951, 3:33 AM EDT Unknown livebaseballscorecards.com					
George Kell, R OBP: 0.337, SLG: 0.339 (1, 5)										4	0	1	0	1	0	2						
Pat Mullin, L OBP: 0.347, SLG: 0.415 (1, 7)										4	0	0	0	1	0	3						
Vic Wertz, L OBP: 0.402, SLG: 0.518 Neil Berry, R OBP: 0.333, SLG: 0.286 (9, PR)										5	1	2	0	0	1	4						
Dick Kryhoski, L OBP: 0.419, SLG: 0.524 (1, 3)										2	0	1	0	3	0	2						
Hoot Evers, R OBP: 0.250, SLG: 0.234 (1, 8)										4	0	0	0	0	1	9						
Aaron Robinson, L OBP: 0.412, SLG: 0.357 (1, 2)										4	0	2	1	0	0	3						
Jerry Priddy, R OBP: 0.373, SLG: 0.393 (1, 4)										4	0	1	0	0	0	3						
Dizzy Trout, R OBP: 0.240, SLG: 0.174 Charlie Keller, L OBP: 0.357, SLG: 0.182 Hal White, R (8, 1)										3	0	0	0	0	1	1						
Inning Stats	R: 0 E: 0 K: 1 S: 6	H: 1 LOB: 3 BB: 2 P: 14	R: 0 E: 0 K: 0 S: 4	H: 1 LOB: 1 BB: 0 P: 4	R: 0 E: 0 K: 1 S: 6	H: 1 LOB: 3 BB: 2 P: 14	R: 0 E: 0 K: 0 S: 3	H: 0 LOB: 1 BB: 1 P: 7	R: 0 E: 0 K: 0 S: 4	H: 1 LOB: 1 BB: 0 P: 4	R: 0 E: 0 K: 1 S: 5	H: 1 LOB: 0 BB: 0 P: 5	R: 0 E: 0 K: 0 S: 3	H: 0 LOB: 0 BB: 0 P: 3	R: 1 E: 0 K: 0 S: 5	H: 2 LOB: 2 BB: 1 P: 9	R: 0 E: 0 K: 0 S: 5	H: 2 LOB: 2 BB: 0 P: 5	1B: 9 2B: 0 3B: 0 HR: 0	SF: 0 SAC: 0 DP: 1 HBP: 0	WP: 0 PB: 0 SB: 0 CS: 0	PA: 41
PITCHER Bob Chakales, R ERA: 2.7 (1, 1)	IP: 9.0 WLS: W BF: 41	H: 9 R: 1 ER: 1 SO: 3	BB: 5 IBB: 1 HBP: 0 BLK: 1	WP: 0 HR: 0 S: 41 P: 65	ERA: 1.00 WHIP: 1.556	PITCHER										IP: 9.0 WLS: W BF: 41	H: 9 R: 1 ER: 1 SO: 3	BB: 5 IBB: 1 HBP: 0 BLK: 1	WP: 0 HR: 0 S: 41 P: 65	ERA: 1.00 WHIP: 1.556		


Batter	1	2	3	4	5	6	7	8	9	AB	R	H	RBI	BB	SO	LOB	BOTTOM			
Dale Mitchell, L OBP: 0.282, SLG: 0.276 Sam Chapman, R OBP: 0.285, SLG: 0.238 (9, 7)										4	1	0	0	0	0	1	Detroit Tigers @ Cleveland Indians Cleveland Municipal Stadium, Cleveland, OH Wed May 30 1951, 3:33 AM EDT Unknown livebaseballscorecards.com			
Ray Boone, R OBP: 0.315, SLG: 0.264 (1, 6)										3	0	1	0	1	0	2				
Larry Doby, L OBP: 0.445, SLG: 0.515 (1, 8)										4	0	0	0	0	1	3				
Luke Easter, L OBP: 0.424, SLG: 0.448 Bob Kennedy, R OBP: 0.326, SLG: 0.364 (9, 9)										4	0	1	0	0	2	1				
Al Rosen, R OBP: 0.341, SLG: 0.433 (1, 5)										4	0	0	0	0	1	3				
Harry Simpson, L OBP: 0.350, SLG: 0.253 (9, 3)										3	1	1	0	0	0	0				
Snuffy Stirrweiss, R OBP: 0.431, SLG: 0.342 (1, 4)										3	0	0	0	0	2	1				
Jim Hegan, R OBP: 0.389, SLG: 0.443 (1, 2)										2	1	1	0	1	0	0				
Bob Chakales, R OBP: 0.400, SLG: 0.700 (1, 1)										3	0	1	2	0	0	1				
Inning Stats	R: 1 E: 1 K: 1 S: 6	H: 0 LOB: 1 BB: 1 P: 10	R: 0 E: 0 K: 1 S: 5	H: 0 LOB: 1 BB: 1 P: 9	R: 0 E: 0 K: 1 S: 7	H: 2 LOB: 2 BB: 0 P: 7	R: 2 E: 1 K: 1 S: 8	H: 3 LOB: 1 BB: 0 P: 8	R: 0 E: 0 K: 2 S: 7	H: 0 LOB: 0 BB: 0 P: 7	R: 0 E: 0 K: 0 S: 3	H: 0 LOB: 0 BB: 0 P: 3	R: 0 E: 0 K: 0 S: 3	H: 0 LOB: 0 BB: 0 P: 3	R: 0 E: 0 K: 0 S: 3	H: 0 LOB: 0 BB: 0 P: 3	1B: 4 2B: 2 3B: 0 HR: 0	SF: 0 SAC: 0 DP: 1 HBP: 0	WP: 1 PB: 0 SB: 0 CS: 0	PA: 32
PITCHER Dizzy Trout, R ERA: 3.99 Hal White, R ERA: 1.32 (8, 1)	IP: 7.0 WLS: L BF: 29	H: 5 R: 3 ER: 2 SO: 6	BB: 2 IBB: 0 HBP: 0 BLK: 0	WP: 1 HR: 0 S: 39 P: 47	ERA: 2.57 WHIP: 1.000	PITCHER										IP: 1.0 WLS: 3 BF: 0	H: 0 R: 0 ER: 0 SO: 0	BB: 0 IBB: 0 HBP: 0 BLK: 0	WP: 0 HR: 0 S: 3 P: 3	ERA: 0.00 WHIP: 0.000


Batter	1	2	3	4	5	6	7	8	9	AB	R	H	RBI	BB	SO	LOB	TOP			
Johnny Lipon, R OBP: 0.327, SLG: 0.315 (1, 6)	0-0 6-3		0-0 F6			0-0 6-3		0-0 5-3		4	0	0	0	0	0	1	Detroit Tigers @ Cleveland Indians Cleveland Municipal Stadium, Cleveland, OH Wed May 30 1951, 3:38 AM EDT Att: 28,752 - Unknown			
George Kell, R OBP: 0.384, SLG: 0.336 (1, 5)	0-0 F4		0-0 FC5-4			0-0 1B		0-0 F8		4	1	1	0	0	0	1				
Pat Mullin, L OBP: 0.354, SLG: 0.435 (1, 7) (7, 8)	0-0 4-3			0-0 FC5-2		0-0 1B			0-0 F7	4	0	2	0	0	0	0				
Vic Wertz, L OBP: 0.399, SLG: 0.510 (1, 9)		0-3 K		0-0 4-3		0-0 1B		0-0 F7	4	0	1	1	0	1	1					
Dick Kryhoski, L OBP: 0.402, SLG: 0.500 (1, 3)	0-0 4-3		0-0 FC5-2			0-0 G4-6-3		0-0 4-3	4	0	0	0	0	0	3					
Hoot Evers, R OBP: 0.254, SLG: 0.232 Steve Souchock, R OBP: 0.327, SLG: 0.673 (7, PH) (7, 7)	4-0 BB		0-0 F4			0-0 1-3			1	0	0	0	1	0	1					
Aaron Robinson, L OBP: 0.350, SLG: 0.294 (1, 2)	0-0 F5			0-0 4-3		0-0 G3			3	0	0	0	0	0	1					
Jerry Priddy, R OBP: 0.366, SLG: 0.385 (1, 4)		0-3 K		0-0 F8		0-0 1-3			3	0	0	0	0	1	0					
Hal Newhouser, L OBP: 0.375, SLG: 0.250 Don Kolloway, R OBP: 0.286, SLG: 0.329 Hal White, R (8, PH) (8, 1)	0-0 FC5-4		0-0 L8			0-0 4-3			2	0	1	0	0	0	0					
Inning Stats	R: 0 E: 0 K: 0 S: 3	H: 0 LOB: 0 BB: 0 P: 3	R: 0 E: 0 K: 1 S: 5	H: 0 LOB: 1 BB: 1 P: 9	R: 0 E: 0 K: 1 S: 6	H: 1 LOB: 1 BB: 0 P: 6	R: 0 E: 0 K: 0 S: 4	H: 1 LOB: 1 BB: 0 P: 4	R: 0 E: 0 K: 0 S: 3	H: 0 LOB: 0 BB: 0 P: 3	R: 1 E: 0 K: 0 S: 5	H: 3 LOB: 1 BB: 0 P: 5	R: 0 E: 0 K: 0 S: 3	H: 0 LOB: 0 BB: 0 P: 3	R: 0 E: 0 K: 0 S: 3	H: 0 LOB: 0 BB: 0 P: 3		1B: 4 2B: 1 3B: 0 HR: 0	SF: 0 SAC: 0 DP: 1 HBP: 0	WP: 0 PB: 0 SB: 0 CS: 0
PITCHER Mike Garcia, R ERA: 3.36 (1, 1)	IP: 9.0 WLS: W BF: 32 H: 5 R: 1 ER: 1 SO: 2 BB: 1 IBB: 0 HBP: 0 BLK: 0 WP: 0 HR: 0 S: 35 P: 39 ERA: 1.00 WHIP: 0.667																			

Batter	1	2	3	4	5	6	7	8	9	AB	R	H	RBI	BB	SO	LOB	BOTTOM			
Snuffy Stirrweiss, R OBP: 0.418, SLG: 0.333 (1, 4)	0-0 BLK SH5-3		0-0 F7			0-0 4-3		0-0 5-3		4	0	1	0	0	0	0	Detroit Tigers @ Cleveland Indians Cleveland Municipal Stadium, Cleveland, OH Wed May 30 1951, 3:38 AM EDT Att: 28,752 - Unknown			
Ray Boone, R OBP: 0.315, SLG: 0.288 (1, 6)	0-0 SH5-3			0-0 F8		0-0 F4		0-0 HR		3	1	1	1	0	0	0				
Larry Doby, L OBP: 0.440, SLG: 0.504 (1, 8)	0-3 K			0-0 F6		4-0 BB		0-0 F4	3	0	0	0	1	1	1					
Luke Easter, L OBP: 0.429, SLG: 0.443 Harry Simpson, L OBP: 0.350, SLG: 0.253 (8, PR) (9, 3)	0-0 1-3			0-0 BB		0-0 F6		0-0 BB	3	0	1	0	1	0	2					
Al Rosen, R OBP: 0.345, SLG: 0.431 (1, 5)		0-0 L4-3		0-0 F4			0-0 F9	4-0 1B	3	0	1	0	1	0	1					
Sam Chapman, R OBP: 0.291, SLG: 0.246 (1, 7)	0-0 F8				0-0 1-3		0-0 HR	0-0 1B	4	1	2	1	0	0	1					
Bob Kennedy, R OBP: 0.317, SLG: 0.351 (1, 9)	0-0 L4-3				0-0 F9		0-0 L5	0-0 F8	4	0	0	0	0	0	4					
Birdie Tebbetts, R OBP: 0.262, SLG: 0.350 (1, 2)			0-0 F4				0-0 HR		3	1	2	2	0	0	0					
Mike Garcia, R OBP: 0.227, SLG: 0.273 (1, 1)	0-0 4-3		0-0 4-3			0-0 6-3			3	0	0	0	0	0	1					
Inning Stats	R: 0 E: 0 K: 1 S: 6	H: 1 LOB: 0 BB: 0 P: 6	R: 0 E: 0 K: 0 S: 3	H: 1 LOB: 0 BB: 0 P: 3	R: 0 E: 0 K: 0 S: 3	H: 0 LOB: 0 BB: 0 P: 3	R: 0 E: 0 K: 0 S: 3	H: 0 LOB: 1 BB: 1 P: 7	R: 0 E: 0 K: 0 S: 3	H: 0 LOB: 1 BB: 1 P: 7	R: 2 E: 0 K: 0 S: 5	H: 2 LOB: 0 BB: 0 P: 5	R: 2 E: 0 K: 0 S: 6	H: 3 LOB: 2 BB: 1 P: 10	R: 2 E: 0 K: 0 S: 6	H: 3 LOB: 2 BB: 1 P: 10		1B: 5 2B: 2 3B: 0 HR: 2	SF: 0 SAC: 1 DP: 1 HBP: 0	WP: 0 PB: 0 SB: 0 CS: 0
PITCHER Hal Newhouser, L ERA: 3.12 Hal White, R ERA: 2.45 (8, 1)	IP: 7.0 WLS: L BF: 27 H: 5 R: 2 ER: 2 SO: 1 BB: 2 IBB: 0 HBP: 0 BLK: 1 WP: 0 HR: 1 S: 27 P: 35 ERA: 2.57 WHIP: 1.000																			

Batter	1	2	3	4	5	6	7	8	9	AB	R	H	RBI	BB	SO	LOB	TOP			
Eddie Yost, R OBP: 0.433, SLG: 0.369 (1, 5)	0-3 K		0-0 6-3			0-0 F8		0-0 F7		4	0	0	0	0	1	1	Washington Senators @ Cleveland Indians Cleveland Municipal Stadium, Cleveland, OH Fri Jun 01 1951, 3:33 AM EDT Att: 13,170 - Unknown 			
Gil Coan, L OBP: 0.379, SLG: 0.578 (1, 7)	0-0 F5		0-0 F4			0-3 K		0-0 F5		4	0	0	0	0	1	1				
Irv Noren, L OBP: 0.369, SLG: 0.418 (1, 8)	0-0 G3				0-0 F8	4-0 BB		0-0 F8		3	0	0	0	1	0	0				
Mickey Vernon, L OBP: 0.330, SLG: 0.431 (1, 3)		0-0 4-3 3B		4-0 FC6-4 BB	0-0 F9	0-0 F9		0-0 F3		3	1	1	0	1	0	1				
Sam Mele, R OBP: 0.341, SLG: 0.401 (1, 9)		0-0 4-3		0-0 F9			0-0 F7		0-0 CS 1B	4	0	1	1	0	0	1				
Cass Michaels, R OBP: 0.342, SLG: 0.371 (1, 4)	3-H 0-0 6-3		0-0 FC6-4 1-2				0-0 F8		0-0 CS	3	0	0	0	0	0	1				
Sam Dente, R OBP: 0.315, SLG: 0.279 (1, 6)		0-0 F9			0-0 L6	4-0 BB				2	0	0	0	1	0	0				
Mike Guerra, R OBP: 0.260, SLG: 0.167 (1, 2)			0-0 SH1-4 1B		0-0 6-3	0-0 6-3				3	0	1	0	0	0	1				
Julio Moreno, R OBP: 0.250, SLG: 0.182 (1, 1)			0-0 SH1-4 1-2		0-0 6-3			0-0 F8		2	0	0	0	0	0	0				
Inning Stats	R: 0 E: 0 K: 1 S: 5	H: 0 LOB: 0 BB: 0 P: 5	R: 1 E: 0 K: 0 S: 4	H: 1 LOB: 0 BB: 0 P: 4	R: 0 E: 0 K: 0 S: 4	H: 1 LOB: 1 BB: 0 P: 4	R: 0 E: 0 K: 0 S: 3	H: 0 LOB: 0 BB: 0 P: 7	R: 0 E: 0 K: 1 S: 5	H: 0 LOB: 1 BB: 1 P: 9	R: 0 E: 0 K: 0 S: 3	H: 0 LOB: 1 BB: 1 P: 7	R: 0 E: 0 K: 0 S: 3	H: 0 LOB: 0 BB: 0 P: 3	R: 0 E: 0 K: 0 S: 3	H: 1 LOB: 0 BB: 0 P: 3	1B: 2 2B: 0 3B: 1 HR: 0	SF: 0 SAC: 1 DP: 0 HBP: 0	WP: 0 PB: 0 SB: 0 CS: 1	PA: 33
PITCHER Early Wynn, R ERA: 3.2 (1, 1)	IP: 9.0 WLS: W BF: 32 H: 3 R: 1 ER: 1 SO: 2 BB: 3 IBB: 0 HBP: 0 BLK: 0 WP: 0 HR: 0 S: 33 P: 45 ERA: 1.00 WHIP: 0.667															PITCHER				

Batter	1	2	3	4	5	6	7	8	9	AB	R	H	RBI	BB	SO	LOB	BOTTOM	
Snuffy Stirrweiss, R OBP: 0.407, SLG: 0.311 (1, 4)	0-0 F7		0-0 F3			0-0 6-3		4-0 1B F7 BB		3	1	0	0	1	0	0	Washington Senators @ Cleveland Indians Cleveland Municipal Stadium, Cleveland, OH Fri Jun 01 1951, 3:33 AM EDT Att: 13,170 - Unknown 	
Ray Boone, R OBP: 0.316, SLG: 0.284 (1, 6)	4-0 BB				0-0 F8	0-0 4-3		0-0 1B		2	0	0	0	1	0	0		
Dale Mitchell, L OBP: 0.288, SLG: 0.282 (8, PH)								1-3 2-H BB		1	0	1	1	0	0	0		
Merl Combs, L OBP: 0.143, SLG: 0.154 (9, 6)								1B		0	0	0	0	0	0	0		
Larry Doby, L OBP: 0.442, SLG: 0.496 (1, 8)	4-0 BB				0-0 G3	4-0 FC4-6 BB		0-0 F7		2	0	0	1	2	0	1		
Luke Easter, L OBP: 0.405, SLG: 0.415 (1, 3)	0-0 G4-6-3 BB				0-0 F4	0-0 FC4-6 1B		0-0 F8		4	0	0	0	0	0	4		
Birdie Tebbetts, R OBP: 0.292, SLG: 0.350 (9, 2)						1-2				0	0	0	0	0	0	0		
Al Rosen, R OBP: 0.351, SLG: 0.442 (1, 5)			0-0 F8		0-0 FC1-4 2B	0-0 1B				3	0	2	0	0	0	0		
Sam Chapman, R OBP: 0.285, SLG: 0.241 (1, 7)			0-0 F7		0-0 F2	0-0 L8				3	0	0	0	0	0	3		
Bob Kennedy, R OBP: 0.310, SLG: 0.342 (1, 9)			0-0 F9		0-0 FC1-4-5 2-3	0-0 F3				3	0	0	0	0	0	3		
Jim Hegan, R OBP: 0.383, SLG: 0.434 (1, 2)			0-0 5-3		0-3 K			0-0 SH5-4 1B		2	0	0	0	0	1	1		
Harry Simpson, L OBP: 0.356, SLG: 0.262 (8, PH)								0-0 SH5-4 1B		1	1	1	0	0	0	0		
Early Wynn, S OBP: 0.214, SLG: 0.231 (1, 1)			0-0 F2			0-3 K		0-0 SH5-4 1-2		2	0	0	0	0	1	0		
Inning Stats	R: 0 E: 0 K: 0 S: 2	H: 0 LOB: 2 BB: 2 P: 10	R: 0 E: 0 K: 0 S: 3	H: 0 LOB: 0 BB: 0 P: 3	R: 0 E: 0 K: 0 S: 3	H: 0 LOB: 0 BB: 0 P: 3	R: 0 E: 0 K: 1 S: 6	H: 1 LOB: 1 BB: 0 P: 6	R: 0 E: 0 K: 1 S: 5	H: 0 LOB: 0 BB: 0 P: 5	R: 0 E: 0 K: 0 S: 4	H: 1 LOB: 2 BB: 1 P: 8	R: 2 E: 0 K: 0 S: 5	H: 2 LOB: 1 BB: 1 P: 9	1B: 3 2B: 1 3B: 0 HR: 0	SF: 0 SAC: 1 DP: 1 HBP: 0	WP: 0 PB: 0 SB: 0 CS: 0	PA: 31
PITCHER Julio Moreno, R ERA: 3.89 (1, 1)	IP: 8.0 WLS: L BF: 31 H: 4 R: 2 ER: 2 SO: 2 BB: 4 IBB: 0 HBP: 0 BLK: 0 WP: 0 HR: 0 S: 31 P: 47 ERA: 2.25 WHIP: 1.000															PITCHER		

Batter	1	2	3	4	5	6	7	8	9	AB	R	H	RBI	BB	SO	LOB	TOP				
Eddie Yost, R OBP: 0.432, SLG: 0.393 (1, 5)	0-0 FC4-6 1B		0-0 HR	0-0 F7			0-0 F7		0-0 1-3	5	1	2	1	0	0	1	Washington Senators @ Cleveland Indians Cleveland Municipal Stadium, Cleveland, OH Sat Jun 02 1951, 3:33 AM EDT Att: 7,114 - Unknown 				
Mike McCormick, R OBP: 0.386, SLG: 0.305 Gil Coan, L OBP: 0.370, SLG: 0.563 (4, FH) (4, 7)	0-0 FC4-6 1-2		4-0 1B BB	0-0 L4			0-0 F3		0-0 F4	1	0	0	0	1	0	1					
Irv Noren, L OBP: 0.370, SLG: 0.417 (1, 8)	0-0 F4		0-0 1B 1B	0-0 F9			0-0 1B		0-0 F2	5	1	2	0	0	0	2					
Mickey Vernon, L OBP: 0.336, SLG: 0.434 (1, 3)	0-0 F9		0-0 BB 2B 1B	0-0 F3			0-0 1B			4	1	2	0	0	0	1					
Sam Mele, R OBP: 0.339, SLG: 0.397 (1, 9)		0-0 6-3	0-0 1-2 2B 1B	0-0 F3			0-0 F4			4	1	1	1	0	0	2					
Cass Michaels, R OBP: 0.347, SLG: 0.380 (1, 4)		0-0 2B	4-0 1-2 2-3 BB	0-0 5-3					0-0 F3	3	0	1	0	1	0	0					
Sam Dente, R OBP: 0.313, SLG: 0.287 (1, 6)		0-0 F3	0-0 1-3 2-H 3-H 4-0 2B	0-0 L8			0-0 F3			4	0	1	2	0	0	1					
Mike Guerra, R OBP: 0.260, SLG: 0.161 (1, 2)		0-0 F9	0-0 F9	0-0 F9			0-0 5-3			3	0	0	0	1	0	1					
Sandy Consuegra, R OBP: 0.105, SLG: 0.105 (3, PH) Gene Verble, R OBP: 0.222, SLG: 0.194 (3, 1) Bob Ross, R (6, PH) Sherry Robertson, L OBP: 0.336, SLG: 0.175 Don Johnson, R OBP: 0.332, SLG: 0.323 Willy Miranda, S OBP: 0.444, SLG: 0.444 (6, PH)			0-0 6-3 K	0-0 F9			0-0 F9		0-0 1-3 1B	0	0	0	0	0	0	0					
Inning Stats	R: 0 E: 0 K: 0 S: 4	H: 1 LOB: 1 BB: 0 P: 4	R: 0 E: 0 K: 0 S: 4	H: 1 LOB: 1 BB: 0 P: 4	R: 4 E: 0 K: 1 S: 9	H: 5 LOB: 3 BB: 3 P: 21	R: 0 E: 0 K: 0 S: 3	H: 0 LOB: 0 BB: 0 P: 3	R: 0 E: 0 K: 0 S: 3	H: 0 LOB: 0 BB: 0 P: 3	R: 0 E: 0 K: 0 S: 5	H: 2 LOB: 2 BB: 0 P: 5	R: 0 E: 0 K: 0 S: 3	H: 0 LOB: 0 BB: 0 P: 3	R: 0 E: 0 K: 0 S: 4	H: 1 LOB: 1 BB: 0 P: 4		1B: 7 2B: 2 3B: 0 HR: 1	SF: 0 SAC: 0 DP: 0 HBP: 0	WP: 0 PB: 0 SB: 0 CS: 0	PA: 39
PITCHER	IP	WLS	BF	H	R	ER	SO	BB	IBB	HBP	BLK	WP	HR	S	P	ERA	WHIP				
Lou Brissie, L ERA: 6.5 (1, 1)	2.2		16	7	4	4	0	2	0	0	0	0	1	14	22	13.50	3.375				
Steve Gromek, R ERA: 6.11 (3, 1)	6.1	W	23	3	0	0	1	1	0	0	0	0	0	24	28	0.00	0.632				

Batter	1	2	3	4	5	6	7	8	9	AB	R	H	RBI	BB	SO	LOB	BOTTOM				
Snuffy Stirrweiss, R OBP: 0.397, SLG: 0.306 Bobby Avila, R OBP: 0.400, SLG: 0.385 (1, 4) (6, 4)	0-3 K	0-0 F3	0-3 K		0-0 HR 1B		0-0 F4			4	1	1	0	0	2	1	Washington Senators @ Cleveland Indians Cleveland Municipal Stadium, Cleveland, OH Sat Jun 02 1951, 3:33 AM EDT Att: 7,114 - Unknown 				
Ray Boone, R OBP: 0.333, SLG: 0.316 Merl Combs, L OBP: 0.200, SLG: 0.214 (1, 6) (6, 6)	4-0 2B BB	0-0 HR 1B		4-0 FC3-6 BB	0-0 1-H HR			0-0 G1-6-3 1B		2	3	2	2	2	0	0					
Larry Doby, L OBP: 0.446, SLG: 0.504 (1, 8)	0-0 4-3 1-H E 2B	4-0 1-2 HR BB		0-3 K	0-0 1B		0-0 G1-6-3 1-2			4	2	2	1	1	1	2					
Luke Easter, L OBP: 0.397, SLG: 0.449 Harry Simpson, L OBP: 0.363, SLG: 0.271 (1, 3) (6, 3)	0-0 4-3	0-0 HR		0-0 FC3-6 BB 1-2 HR	0-0 F9		0-0 1B		0-0 1B	4	2	1	3	0	0	3					
Al Rosen, R OBP: 0.363, SLG: 0.443 (1, 5)	0-0 E7 1B	4-0 BB		4-0 1-2 HR BB		4-0 G6-4-3 BB		0-0 F8		2	1	1	1	3	0	1					
Sam Chapman, R OBP: 0.284, SLG: 0.263 (1, 7)	0-0 F4	0-0 5-3		0-0 1-H 2-H HR	0-0 F8		0-0 F8			4	1	1	3	0	0	3					
Bob Kennedy, R OBP: 0.315, SLG: 0.347 (1, 9)		0-0 HR 1B	0-0 1B	0-0 F9		0-0 G6-4-3 1-2				4	1	2	0	0	0	1					
Jim Hegan, R OBP: 0.378, SLG: 0.456 (1, 2)		0-0 1-H HR	0-0 F3		0-0 L9		0-0 F8			4	1	1	2	0	0	1					
Lou Brissie, L OBP: 0.167, SLG: 0.167 Steve Gromek, S OBP: 0.250, SLG: 0.250 (1, 1) (3, 1)		0-0 4-3	0-3 K		0-3 K		0-3 K			1	0	0	0	0	0	0					
Inning Stats	R: 2 E: 1 K: 1 S: 7	H: 2 LOB: 1 BB: 1 P: 11	R: 5 E: 0 K: 0 S: 7	H: 4 LOB: 1 BB: 2 P: 15	R: 0 E: 0 K: 2 S: 8	H: 1 LOB: 1 BB: 0 P: 8	R: 3 E: 0 K: 1 S: 6	H: 1 LOB: 0 BB: 2 P: 14	R: 2 E: 0 K: 1 S: 8	H: 3 LOB: 1 BB: 0 P: 8	R: 0 E: 0 K: 0 S: 2	H: 0 LOB: 0 BB: 1 P: 6	R: 0 E: 0 K: 1 S: 5	H: 0 LOB: 0 BB: 0 P: 5	R: 0 E: 0 K: 0 S: 4	H: 2 LOB: 1 BB: 0 P: 4		1B: 8 2B: 1 3B: 0 HR: 4	SF: 0 SAC: 0 DP: 2 HBP: 0	WP: 0 PB: 0 SB: 0 CS: 0	PA: 41
PITCHER	IP	WLS	BF	H	R	ER	SO	BB	IBB	HBP	BLK	WP	HR	S	P	ERA	WHIP				
Sandy Consuegra, R ERA: 6.39 (1, 1)	2.0	L	15	6	7	7	1	3	0	0	0	0	2	14	26	31.50	4.500				
Bob Ross, L ERA: 6.0 (3, 1)	3.0		16	5	5	5	4	2	0	0	0	0	2	22	30	15.00	2.333				
Don Johnson, R ERA: 10.5 (6, 1)	3.0		10	2	0	0	1	1	0	0	0	0	0	11	15	0.00	1.000				

Batter	1	2	3	4	5	6	7	8	9	AB	R	H	RBI	BB	SO	LOB	TOP					
Mickey Mantle, S OBP: 0.328, SLG: 0.402	4-3	F6			K		4-3		F7	5	0	0	1	0	1	1	New York Yankees @ Cleveland Indians Cleveland Municipal Stadium, Cleveland, OH Sun Jun 03 1951, 3:33 AM EDT Unknown livebaseballscorecards.com					
Phil Rizzuto, R OBP: 0.395, SLG: 0.438	6-3		F7		S 1B		E6		F7	5	0	1	0	0	0	1						
Gene Woodling, L OBP: 0.382, SLG: 0.333	1B BB		4-3		F9		F7			3	1	0	0	1	0	2						
Joe DiMaggio, R OBP: 0.386, SLG: 0.458	1B E 1B		F6			4-3 1B BB			G4-6-3 1B	3	1	2	0	1	0	0						
Yogi Berra, L OBP: 0.388, SLG: 0.510	E 1B 1-3 2-H 1B			G3		F6			F9	4	0	1	1	0	0	2						
Johnny Mize, L OBP: 0.442, SLG: 0.361	E7			FC3-6 1B		4-3 1B			G4-6-3	4	0	3	1	0	0	1						
Bobby Brown, L OBP: 0.390, SLG: 0.531	L6			FC3-6 1-2		4-3			3-1	4	0	0	0	0	0	5						
Jerry Coleman, R OBP: 0.377, SLG: 0.387			K		F8		4-3		2B F7 BB	3	1	0	0	1	1	3						
Vic Raschi, R OBP: 0.194, SLG: 0.172			K		F3		6-3			3	0	0	0	0	1	0						
Fred Sanford, S OBP: 0.231, SLG: 0.538									1-3 2B	0	0	0	0	0	0	0						
Inning Stats	R: 2 E: 1 K: 0 S: 6	H: 3 LOB: 2 BB: 1 P: 10	R: 0 E: 0 K: 2 S: 7	H: 0 LOB: 0 BB: 0 P: 7	R: 0 E: 0 K: 0 S: 3	H: 0 LOB: 0 BB: 0 P: 3	R: 0 E: 0 K: 0 S: 4	H: 1 LOB: 1 BB: 0 P: 4	R: 0 E: 0 K: 1 S: 6	H: 1 LOB: 1 BB: 0 P: 6	R: 0 E: 0 K: 0 S: 4	H: 0 LOB: 2 BB: 1 P: 8	R: 0 E: 1 K: 0 S: 4	H: 0 LOB: 0 BB: 0 P: 4	R: 0 E: 0 K: 0 S: 3	H: 1 LOB: 0 BB: 1 P: 3	R: 1 E: 0 K: 0 S: 4	H: 1 LOB: 1 BB: 1 P: 8	1B: 7 2B: 1 3B: 0 HR: 0	SF: 0 SAC: 0 DP: 1 HBP: 0	WP: 0 PB: 0 SB: 1 CS: 0	PA: 38
PITCHER Bob Feller, R ERA: 1.82	IP: 9.0 WLS: W BF: 38 H: 8 R: 3 ER: 3 SO: 3 BB: 3 IBB: 0 HBP: 0 BLK: 0 WP: 0 HR: 0 S: 41 P: 53 ERA: 3.00 WHIP: 1.222															PITCHER						

Batter	1	2	3	4	5	6	7	8	9	AB	R	H	RBI	BB	SO	LOB	BOTTOM			
Snuffy Stirrweiss, R OBP: 0.379, SLG: 0.288	F6		F4		SH3-4		F8			3	0	0	0	0	0	2	New York Yankees @ Cleveland Indians Cleveland Municipal Stadium, Cleveland, OH Sun Jun 03 1951, 3:33 AM EDT Unknown livebaseballscorecards.com			
Ray Boone, R OBP: 0.325, SLG: 0.307	L7		K		F2		F8			4	0	0	0	0	1	2				
Larry Doby, L OBP: 0.459, SLG: 0.511				1B BB	HR 1B				HR BB	2	3	2	1	2	0	0				
Luke Easter, L OBP: 0.415, SLG: 0.548	4-3			1B	HR				HR	4	2	3	4	0	0	1				
Harry Simpson, L OBP: 0.363, SLG: 0.271				1-3 1B	1-H HR				HR	0	0	0	0	0	0	0				
Al Rosen, R OBP: 0.366, SLG: 0.463		6-3		1-2 3-H 1B	G5-4-3 1B		6-3		HR	4	1	2	2	0	0	0				
Sam Chapman, R OBP: 0.283, SLG: 0.262		F6		K		K			G6-4-3 1B	4	0	1	0	0	2	2				
Bob Kennedy, R OBP: 0.306, SLG: 0.336		5-3		G5-4-3 1-2		4-3			G6-4-3 1-2	4	0	0	0	0	0	3				
Jim Hegan, R OBP: 0.382, SLG: 0.467			F4 1B		SH E 2B		K		5-3	4	1	2	0	0	1	0				
Bob Feller, R OBP: 0.286, SLG: 0.269			F4 1B		SH E 1B		K			2	1	1	0	0	1	0				
Inning Stats	R: 0 E: 0 K: 0 S: 4	H: 1 LOB: 1 BB: 0 P: 4	R: 0 E: 0 K: 0 S: 3	H: 0 LOB: 0 BB: 0 P: 3	R: 0 E: 0 K: 1 S: 6	H: 2 LOB: 1 BB: 0 P: 6	R: 1 E: 0 K: 1 S: 6	H: 2 LOB: 1 BB: 1 P: 10	R: 4 E: 1 K: 0 S: 7	H: 3 LOB: 0 BB: 0 P: 7	R: 0 E: 0 K: 2 S: 7	H: 0 LOB: 0 BB: 0 P: 7	R: 0 E: 1 K: 1 S: 5	H: 0 LOB: 0 BB: 0 P: 5	R: 3 E: 0 K: 0 S: 5	H: 3 LOB: 0 BB: 1 P: 9	1B: 7 2B: 1 3B: 0 HR: 3	SF: 0 SAC: 2 DP: 2 HBP: 0	WP: 0 PB: 0 SB: 0 CS: 0	PA: 35
PITCHER Vic Raschi, R ERA: 3.59 Fred Sanford, R ERA: 3.6	IP: 7.0 WLS: L BF: 33 H: 11 R: 8 ER: 8 SO: 5 BB: 2 IBB: 0 HBP: 0 BLK: 0 WP: 0 HR: 3 S: 41 P: 49 ERA: 10.29 WHIP: 1.857															PITCHER				

Batter	1	2	3	4	5	6	7	8	9	AB	R	H	RBI	BB	SO	LOB	TOP			
Gene Woodling, L (1,7) OBP: 0.393, SLG: 0.313	0-0 6-3		0-0 4-3		0-0 F5			0-0 1-3		4	0	0	0	0	0	2	New York Yankees @ Cleveland Indians Cleveland Municipal Stadium, Cleveland, OH Sun Jun 03 1951, 3:38 AM EDT Att: 75,163 - Unknown			
Phil Rizzuto, R (1,6) OBP: 0.392, SLG: 0.433	0-0 F2			0-0 F4		0-0 G3 1B		0-0 5-3		4	0	1	0	0	0	0				
Bobby Brown, L (1,5) OBP: 0.397, SLG: 0.510	0-0 F7			4-0 FC4-6 BB		0-0 G3		4-0 BB		2	0	0	0	2	0	1				
Joe DiMaggio, R (1,8)		0-0 1B		4-0 FC4-6 BB		0-0 FC6-5-4		0-0 F8		3	0	1	0	1	0	2				
Yogi Berra, L (1,2) OBP: 0.385, SLG: 0.522	0-0 F7		0-0 FC4-6		0-0 F8			0-0 HR		4	1	1	1	0	0	4				
Johnny Mize, L (1,3) OBP: 0.422, SLG: 0.342	0-0 F8		0-0 G3			0-3 K		0-0 F8		4	0	0	0	0	1	3				
Cliff Mapes, L (1,9) OBP: 0.235, SLG: 0.438	0-0 F5			0-0 4-3		4-0 G1 BB		0-3 K		3	0	0	0	1	1	1				
Jerry Coleman, R (1,4) OBP: 0.378, SLG: 0.384			0-0 F8		4-0 BB	0-0 G1		0-3 K		1	0	0	0	1	0	0				
Mickey Mantle, S (7,PH) OBP: 0.325, SLG: 0.400						1-2 BB				1	0	0	0	0	0	1				
Billy Martin, R (7,4) OBP: 0.286, SLG: 0.167						1-2 BB				1	0	0	0	0	1	0				
Spec Shea, R (1,1) OBP: 0.300, SLG: 0.421						0-0 F2		0-0 G3		2	0	1	0	0	0	1				
Johnny Hopp, L (7,PH) OBP: 0.310, SLG: 0.462			4-3 1B							1	0	0	0	0	0	1				
Joe Ostrowski, L (7,1)										0	0	0	0	0	0	0				
Inning Stats	R: 0 E: 0 K: 0 S: 3	H: 0 LOB: 0 BB: 0 P: 3	R: 0 E: 0 K: 0 S: 4	H: 1 LOB: 1 BB: 0 P: 4	R: 0 E: 0 K: 0 S: 3	H: 1 LOB: 1 BB: 0 P: 3	R: 0 E: 0 K: 0 S: 3	H: 0 LOB: 2 BB: 2 P: 11	R: 0 E: 0 K: 0 S: 4	H: 1 LOB: 1 BB: 1 P: 7	R: 0 E: 0 K: 1 S: 5	H: 0 LOB: 1 BB: 1 P: 9	R: 0 E: 0 K: 0 S: 3	H: 0 LOB: 1 BB: 1 P: 7	R: 1 E: 0 K: 2 S: 8	H: 1 LOB: 0 BB: 0 P: 8	1B: 3 2B: 0 3B: 0 HR: 1	SF: 0 SAC: 0 DP: 0 HBP: 0	WP: 0 PB: 0 SB: 0 CS: 0	PA: 35
PITCHER Bob Lemon, R (1,1) ERA: 3.48	IP: 9.0 WLS: W BF: 35 H: 4 R: 1 ER: 1 SO: 3 BB: 5 IBB: 0 HBP: 0 BLK: 0 WP: 0 HR: 1 S: 36 P: 56 ERA: 1.00 WHIP: 1.000															PITCHER				

Batter	1	2	3	4	5	6	7	8	9	AB	R	H	RBI	BB	SO	LOB	BOTTOM			
Dale Mitchell, L (1,7) OBP: 0.287, SLG: 0.281	0-0 F9		0-0 1B		0-0 F8		0-0 1-3			4	0	1	0	0	0	0	New York Yankees @ Cleveland Indians Cleveland Municipal Stadium, Cleveland, OH Sun Jun 03 1951, 3:38 AM EDT Att: 75,163 - Unknown			
Ray Boone, R (1,6) OBP: 0.317, SLG: 0.299	0-0 F7		0-0 F7		0-0 L4		0-0 F8			4	0	0	0	0	0	1				
Larry Doby, L (1,8) OBP: 0.465, SLG: 0.538	0-0 1B			0-0 1B		0-0 HR	0-3 K			4	1	3	1	0	1	0				
Luke Easter, L (1,3) OBP: 0.412, SLG: 0.579	0-0 F8			0-0 F9		0-0 HR		0-0 4-3 S 1B		3	1	1	1	0	0	2				
Bob Kennedy, R (7,9) OBP: 0.311, SLG: 0.341						0-0 HR				1	0	1	0	0	0	0				
Al Rosen, R (1,5) OBP: 0.364, SLG: 0.458		0-0 F7		0-0 F7		0-0 SH1-4 F6 1B		0-3 K		4	1	1	0	0	1	2				
Harry Simpson, L (1,9) OBP: 0.388, SLG: 0.281		0-0 PO 1B		0-0 1B		0-0 E4 F6 SH1-4		0-0 4-3		4	0	2	0	0	0	2				
Bobby Avila, R (1,4) OBP: 0.400, SLG: 0.375	0-0 F8		0-0 F3		0-0 SH1-4		0-0 6-3			3	0	0	0	0	0	4				
Birdie Tebbetts, R (1,2) OBP: 0.244, SLG: 0.326	0-0 PO		0-0 F8		0-0 F5		0-0 F6			3	0	0	1	0	0	1				
Bob Lemon, L (1,1) OBP: 0.107, SLG: 0.185			0-0 4-3		0-0 HR		0-0 F8			3	1	1	1	0	0	1				
Inning Stats	R: 0 E: 0 K: 0 S: 4	H: 1 LOB: 0 BB: 0 P: 4	R: 0 E: 0 K: 0 S: 3	H: 1 LOB: 0 BB: 0 P: 3	R: 0 E: 0 K: 0 S: 5	H: 2 LOB: 2 BB: 0 P: 5	R: 1 E: 0 K: 0 S: 4	H: 1 LOB: 0 BB: 0 P: 4	R: 3 E: 1 K: 0 S: 7	H: 3 LOB: 1 BB: 0 P: 7	R: 0 E: 0 K: 1 S: 5	H: 0 LOB: 0 BB: 0 P: 5	R: 0 E: 0 K: 1 S: 6	H: 1 LOB: 1 BB: 0 P: 6	R: 0 E: 0 K: 1 S: 6	H: 1 LOB: 1 BB: 0 P: 6	1B: 7 2B: 0 3B: 0 HR: 3	SF: 0 SAC: 1 DP: 0 HBP: 0	WP: 0 PB: 0 SB: 1 CS: 0	PA: 35
PITCHER Spec Shea, R (1,1) ERA: 3.68	IP: 6.0 WLS: L BF: 27 H: 9 R: 4 ER: 3 SO: 3 BB: 0 IBB: 0 HBP: 0 BLK: 0 WP: 0 HR: 3 S: 27 P: 27 ERA: 4.50 WHIP: 1.500															PITCHER				
Joe Ostrowski, L (7,1) ERA: 3.42	IP: 2.0 WLS: 7 BF: 7 H: 1 R: 0 ER: 0 SO: 2 BB: 0 IBB: 0 HBP: 0 BLK: 0 WP: 0 HR: 0 S: 11 P: 11 ERA: 0.00 WHIP: 0.500															PITCHER				



Batter	1	2	3	4	5	6	7	8	9	AB	R	H	RBI	BB	SO	LOB	TOP			
Gene Woodling, L (1,7) OBP: 0.376, SLG: 0.333										5	1	3	0	0	0	3				
Phil Rizzuto, R (1,6) OBP: 0.395, SLG: 0.431 Gil McDougald, R (8,4) OBP: 0.436, SLG: 0.565										3	1	1	0	1	0	1				
Bobby Brown, L (1,5) OBP: 0.382, SLG: 0.500										5	0	1	2	0	0	4				
Joe DiMaggio, R (1,8) OBP: 0.385, SLG: 0.442										3	0	0	0	1	1					
Yogi Berra, L (1,2) OBP: 0.384, SLG: 0.518 Charles Silvera, R (7,2)										3	0	1	0	0	0	2				
Johnny Mize, L (1,3) OBP: 0.404, SLG: 0.325										4	0	0	0	0	0	1				
Cliff Mapes, L (1,9) OBP: 0.286, SLG: 0.450										4	0	2	0	0	2	0				
Jerry Coleman, R (1,4) OBP: 0.380, SLG: 0.381 Billy Martin, R (5,4) OBP: 0.333, SLG: 0.250										1	0	0	0	1	0	0				
Ed Lopat, L (1,1) OBP: 0.344, SLG: 0.600 Tommy Byrne, L (3,1) OBP: 0.143, SLG: 0.571 Mickey Mantle, S (9, PH) OBP: 0.324, SLG: 0.398										1	0	1	0	0	0	0				
Inning Stats	R: 2 E: 0 K: 0 S: 6	H: 4 LOB: 1 BB: 0 P: 6	R: 0 E: 0 K: 1 S: 6	H: 1 LOB: 1 BB: 0 P: 6	R: 0 E: 0 K: 1 S: 5	H: 0 LOB: 0 BB: 0 P: 5	R: 0 E: 0 K: 0 S: 4	H: 1 LOB: 2 BB: 1 P: 8	R: 0 E: 0 K: 1 S: 7	H: 2 LOB: 0 BB: 0 P: 7	R: 0 E: 0 K: 0 S: 2	H: 0 LOB: 0 BB: 1 P: 6	R: 0 E: 0 K: 2 S: 7	H: 0 LOB: 0 BB: 1 P: 7	R: 0 E: 0 K: 1 S: 6	H: 1 LOB: 2 BB: 1 P: 10	1B: 9 2B: 2 3B: 0 HR: 0	SF: 0 SAC: 0 DP: 1 HBP: 0	WP: 0 PB: 0 SB: 0 CS: 0	PA: 39
PITCHER Mike Garcia, R (1,1) ERA: 3.17	IP: 9.0 WLS: W BF: 39 H: 10 R: 2 ER: 2 SO: 6 BB: 4 IBB: 0 HBP: 0 BLK: 0 WP: 0 HR: 0 S: 47 P: 63 ERA: 2.00 WHIP: 1.556															PITCHER				

New York Yankees @ Cleveland Indians
Cleveland Municipal Stadium, Cleveland, OH
Mon Jun 04 1951, 3:33 AM EDT
Att: 20,217 - Unknown

AB 35
R 2
H 10
RBI 2
BB 4
SO 6
LOB 16

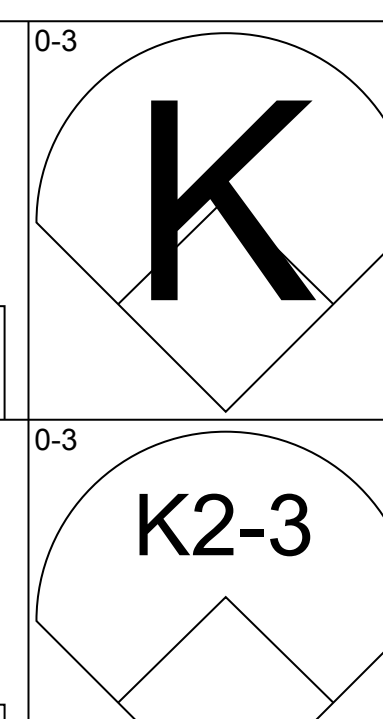
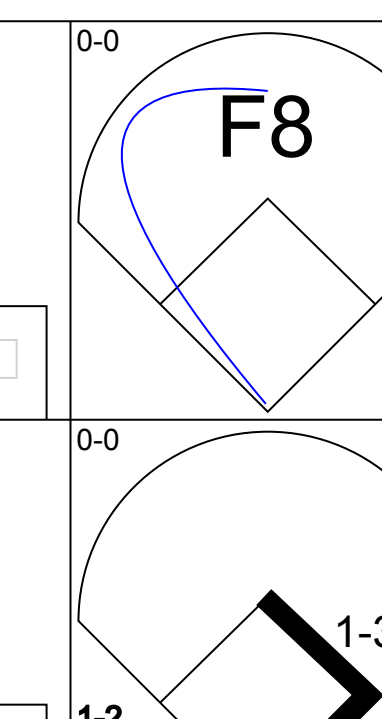
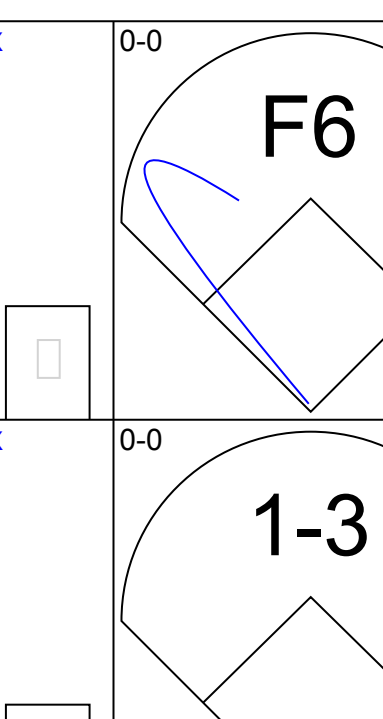
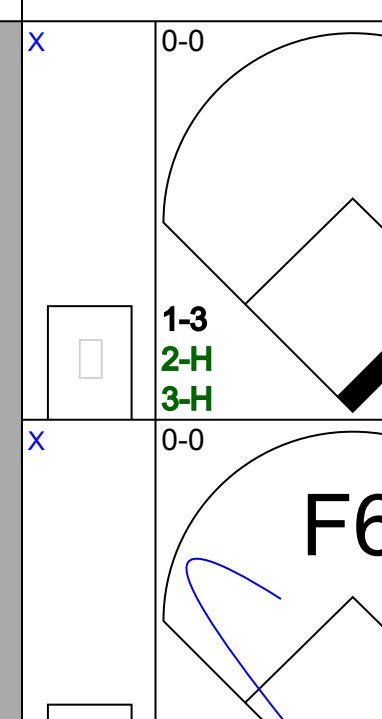
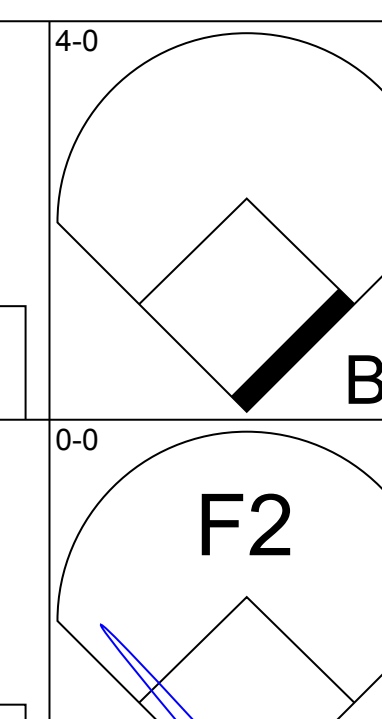
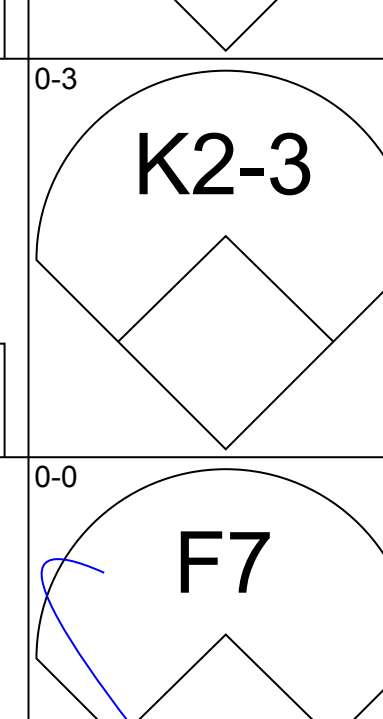
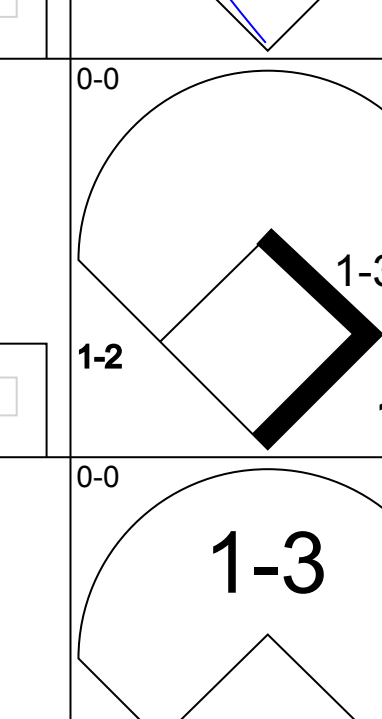
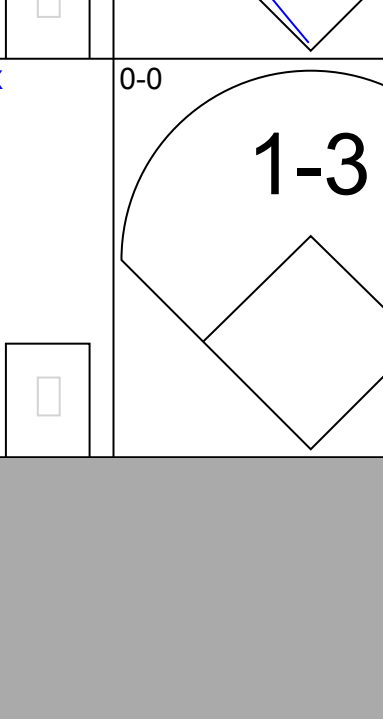
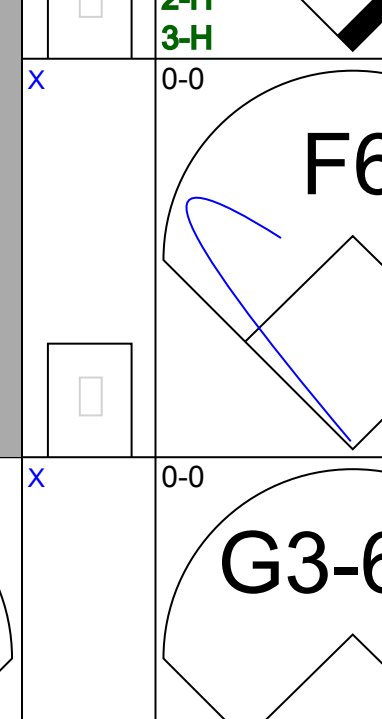
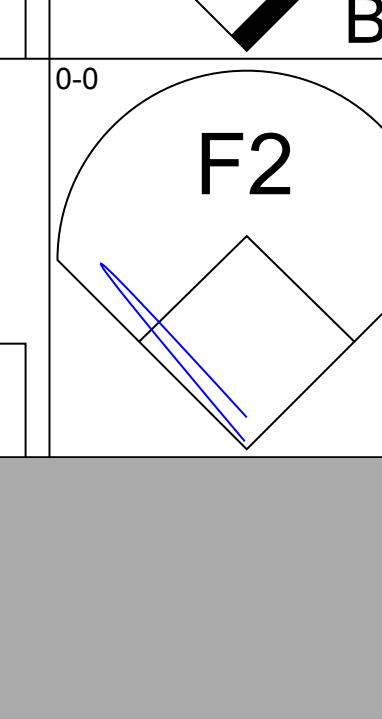
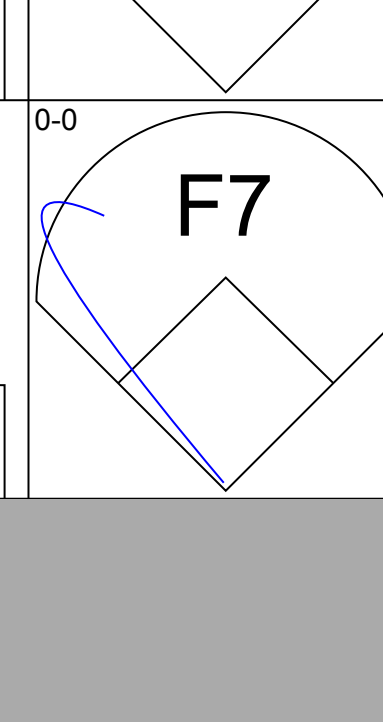
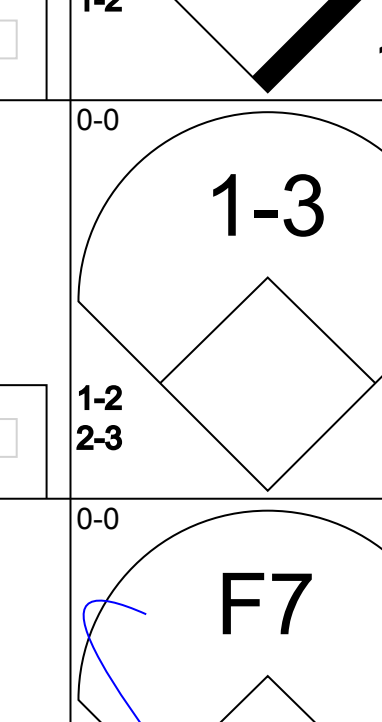

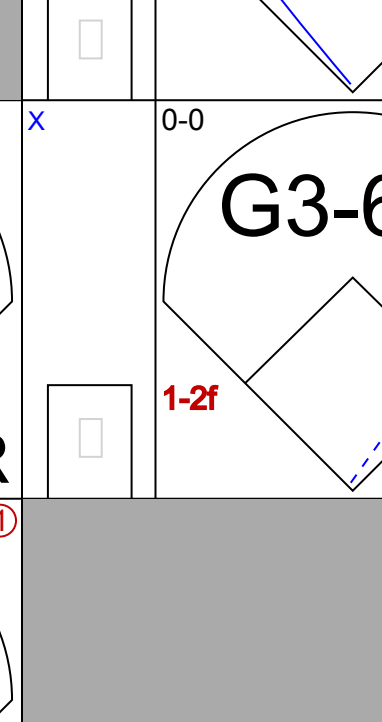
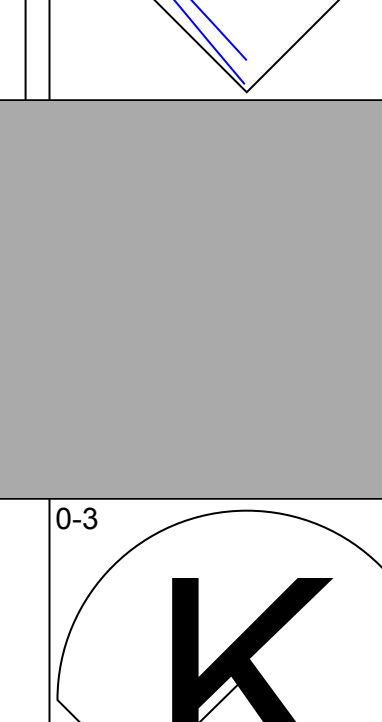
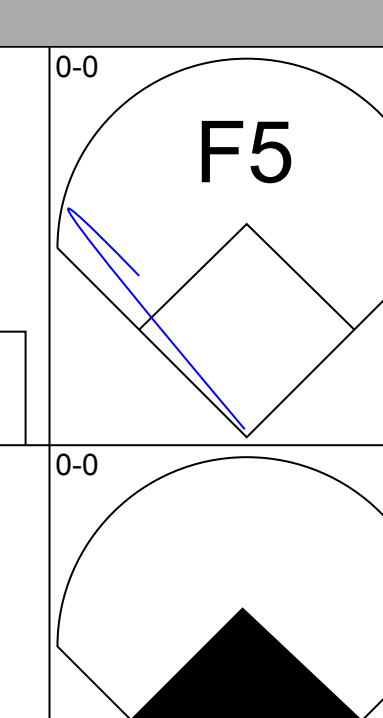
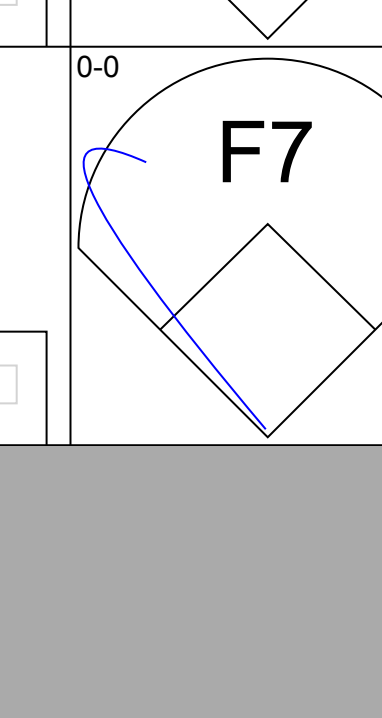

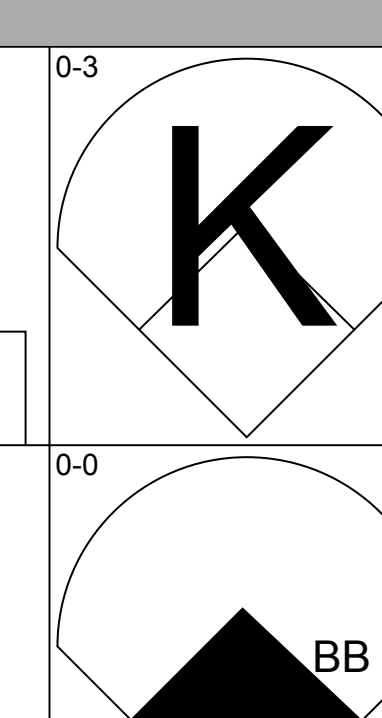
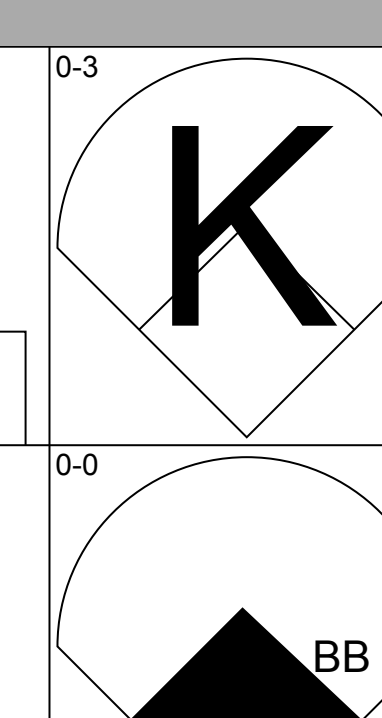
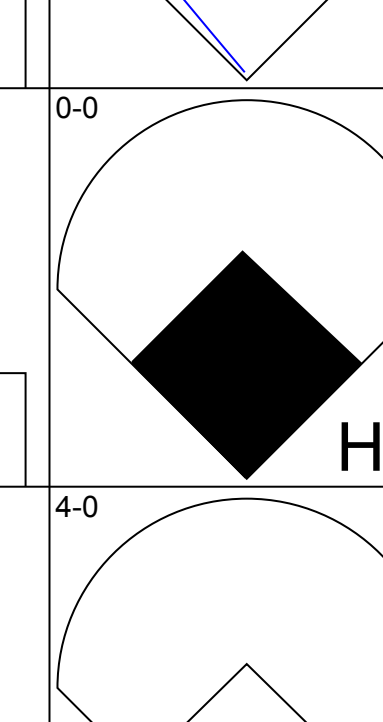


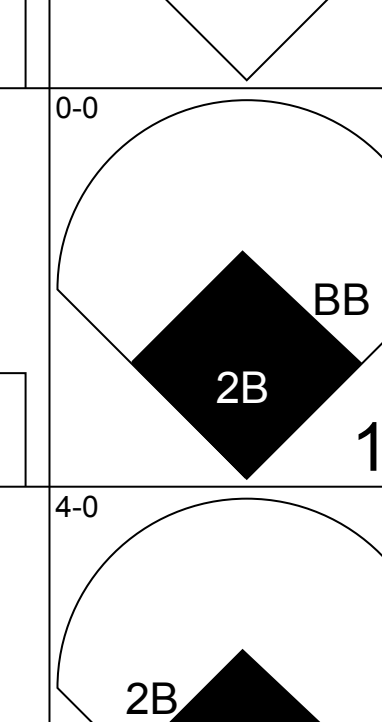
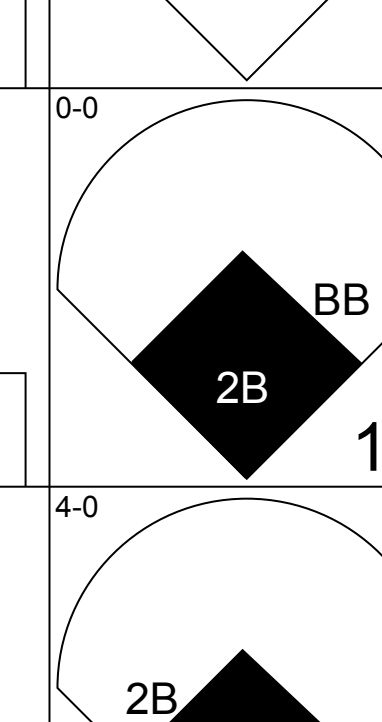
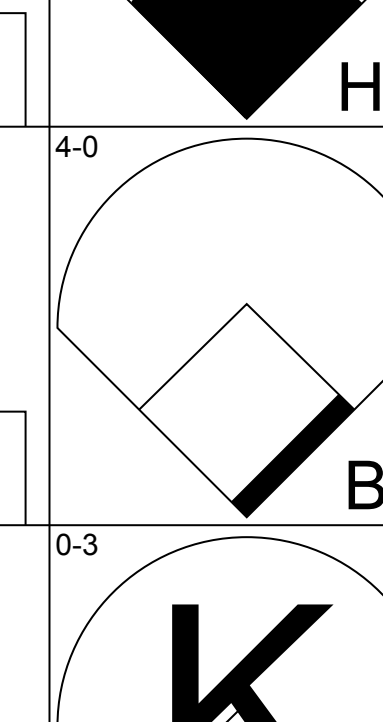


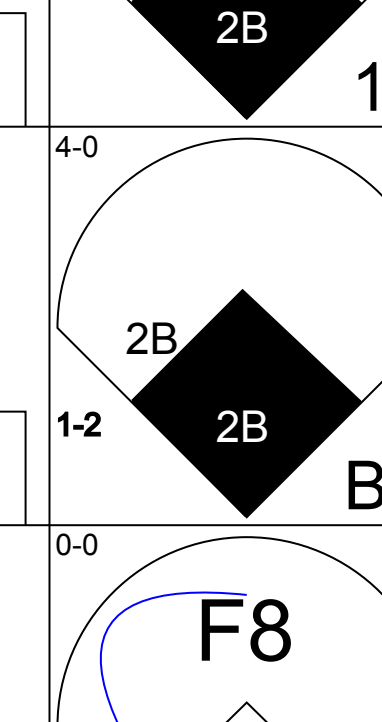
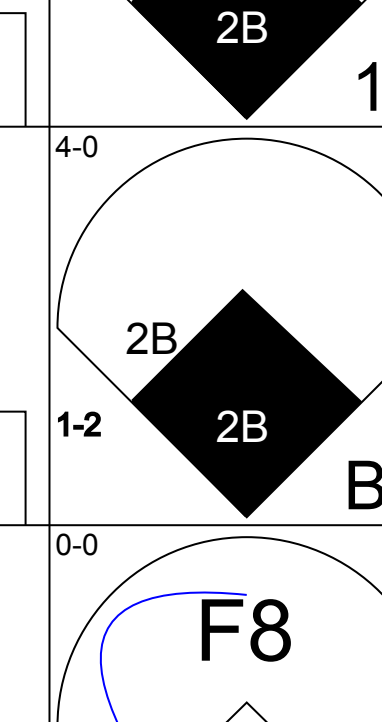



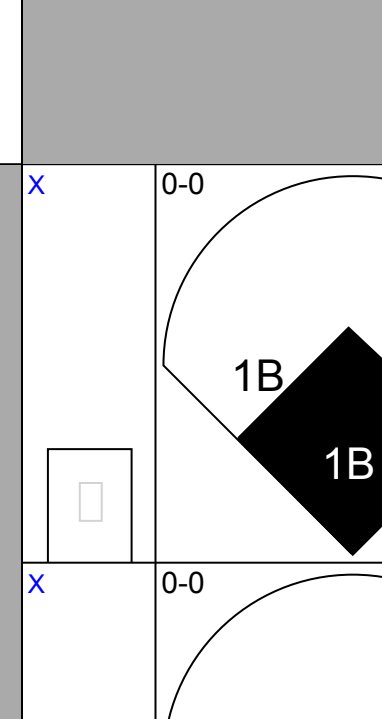
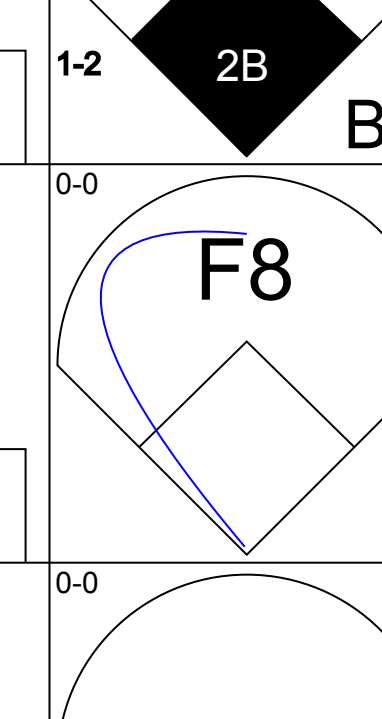
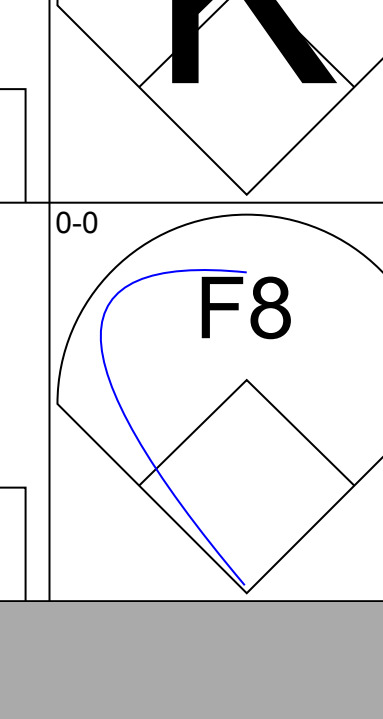


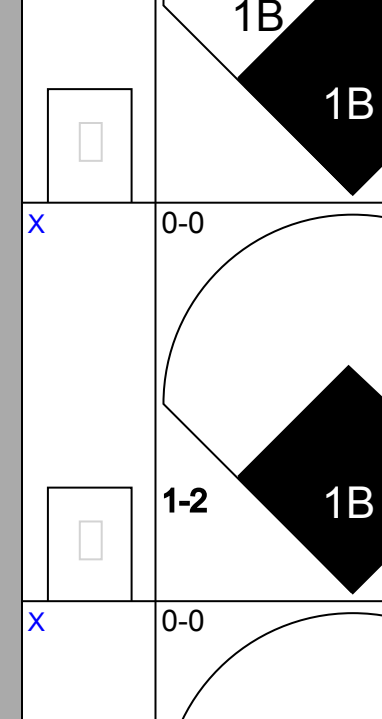
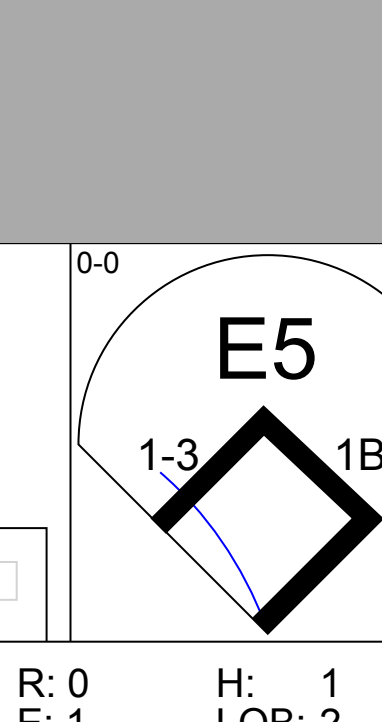
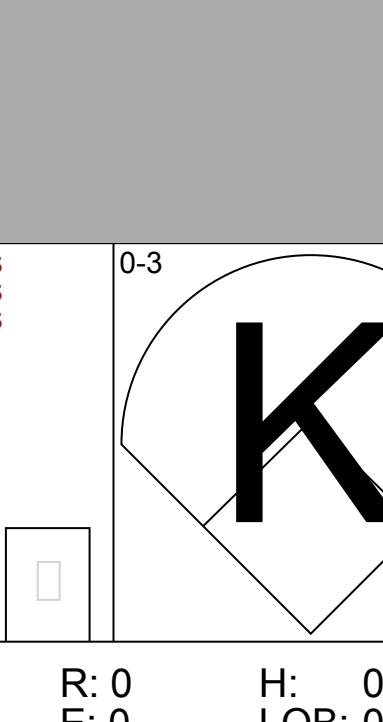
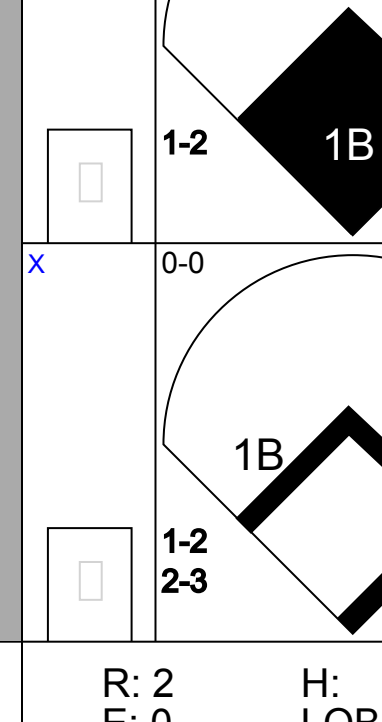
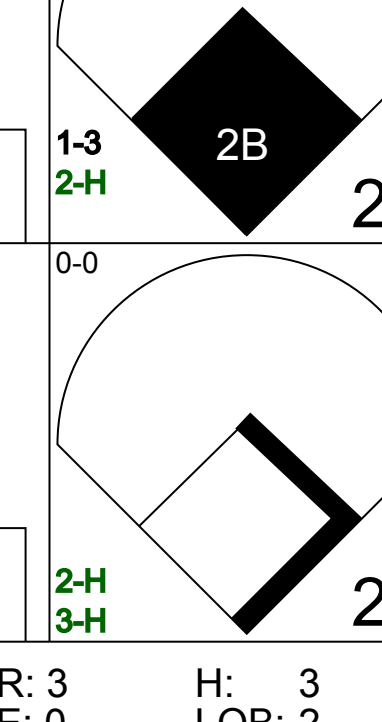


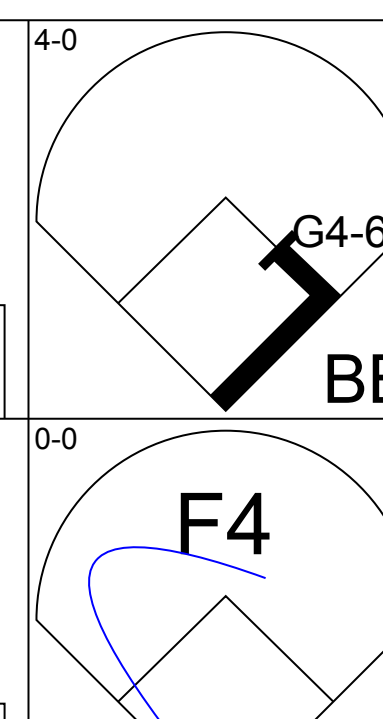
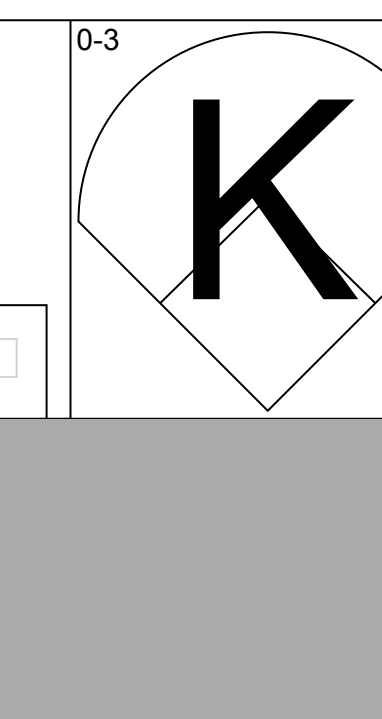


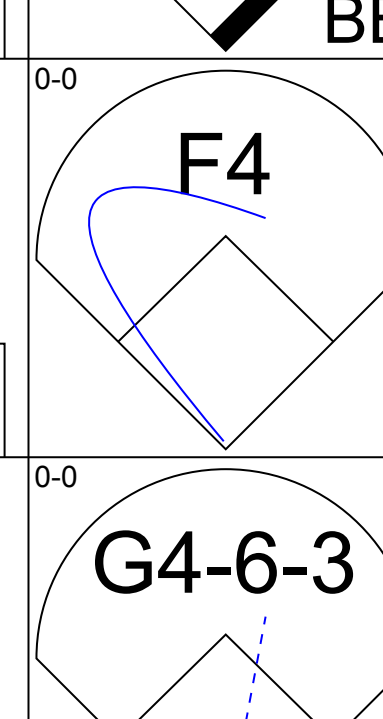



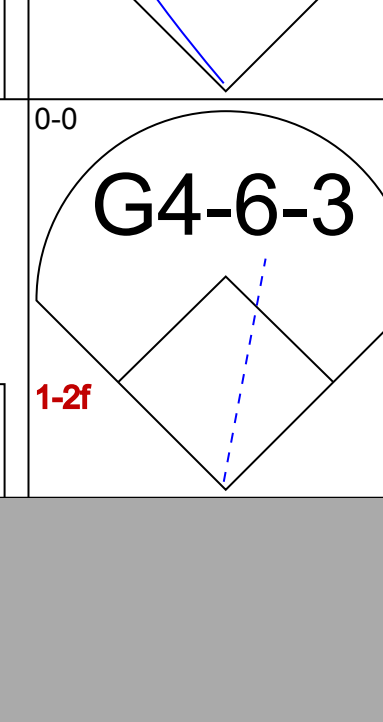



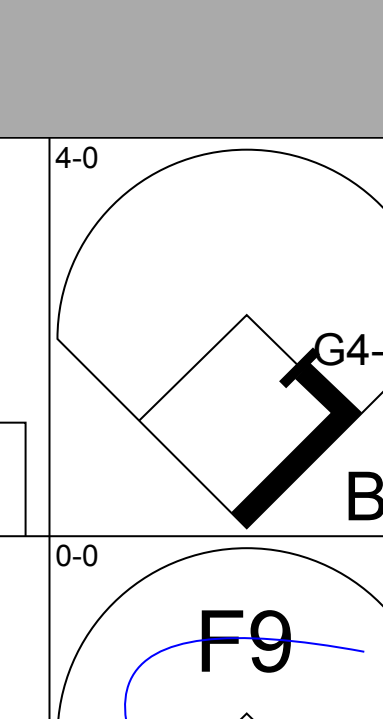



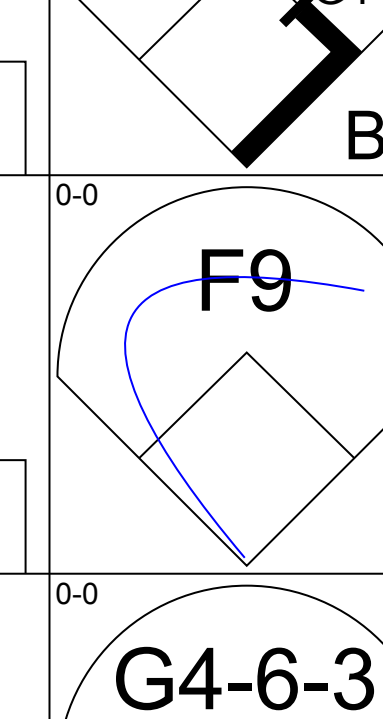

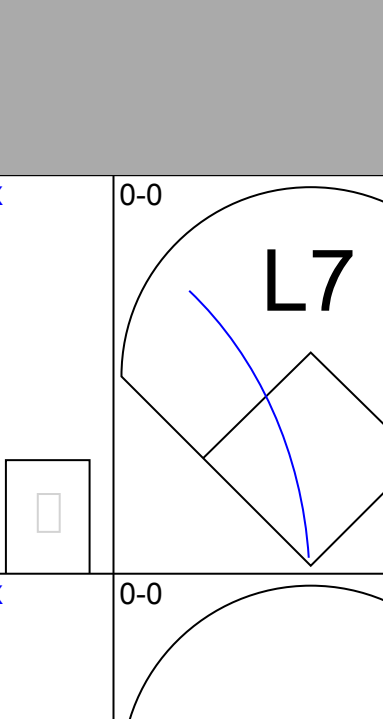
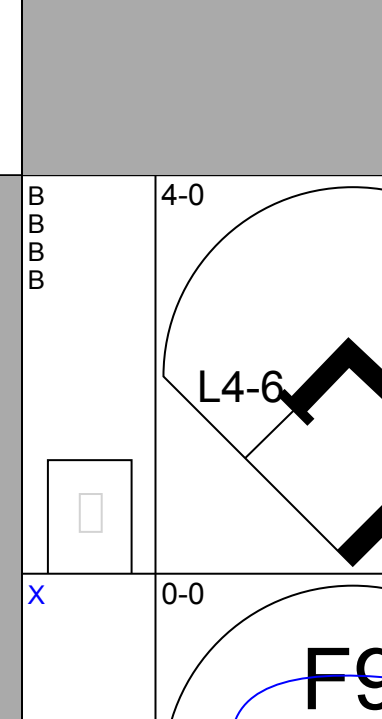



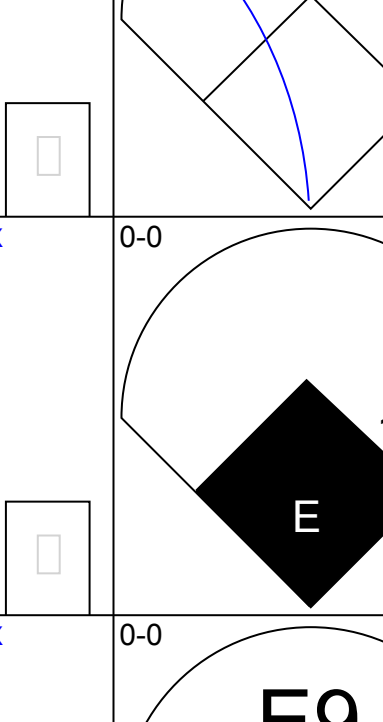
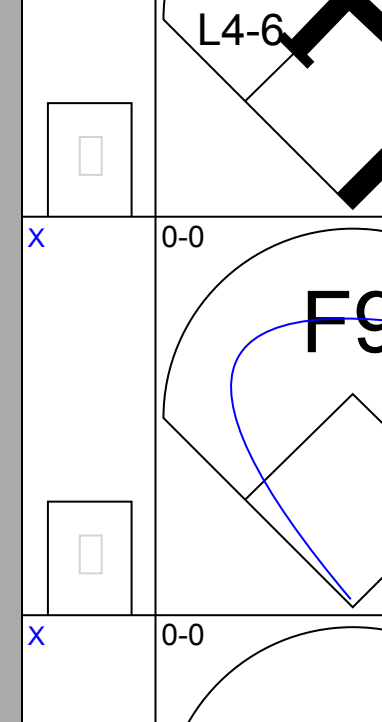

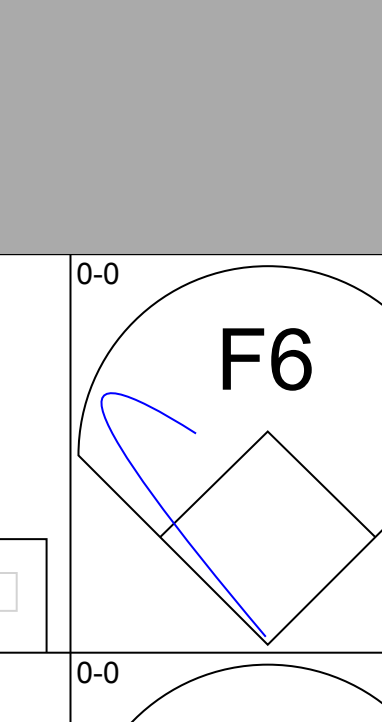
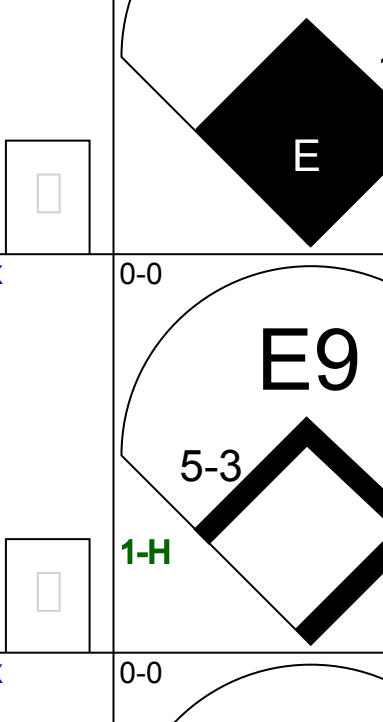
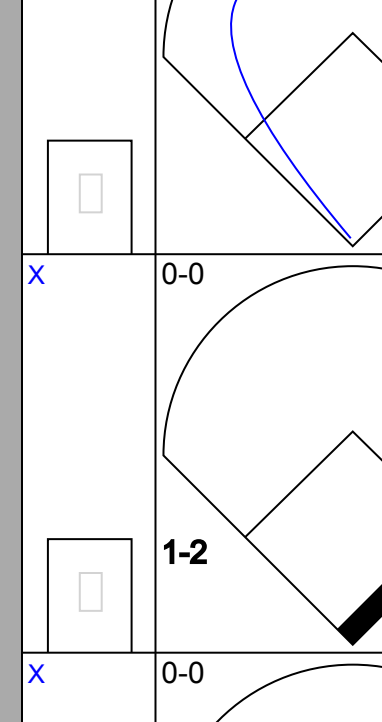

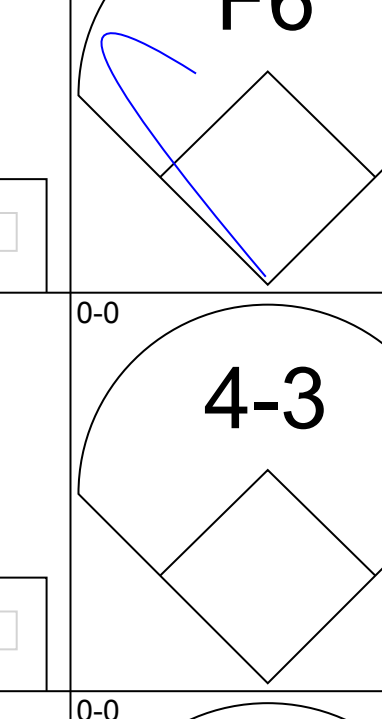
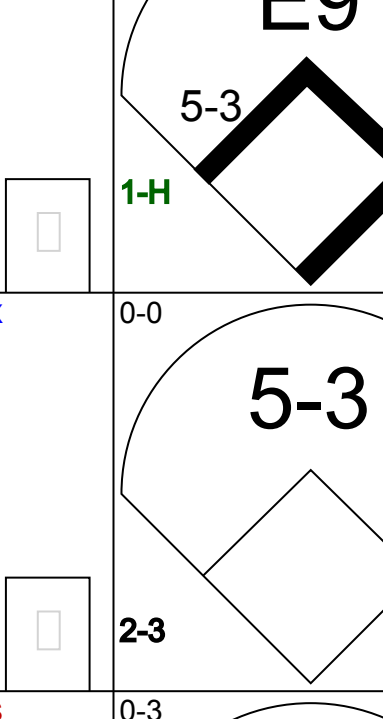
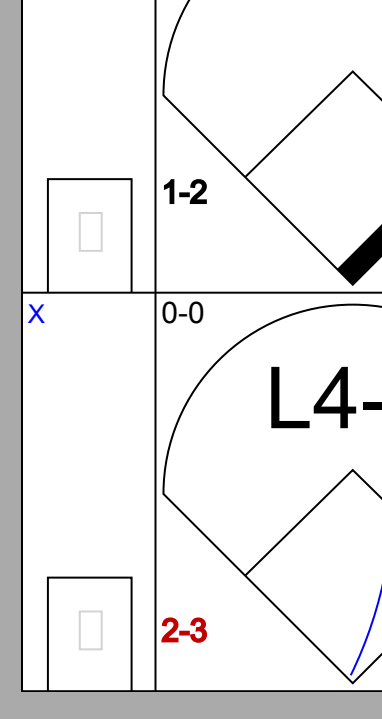

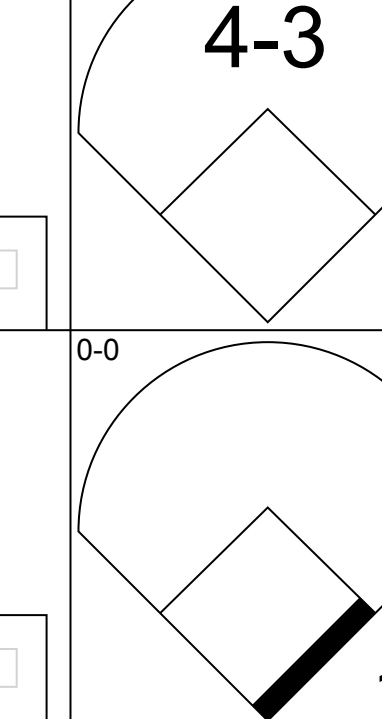
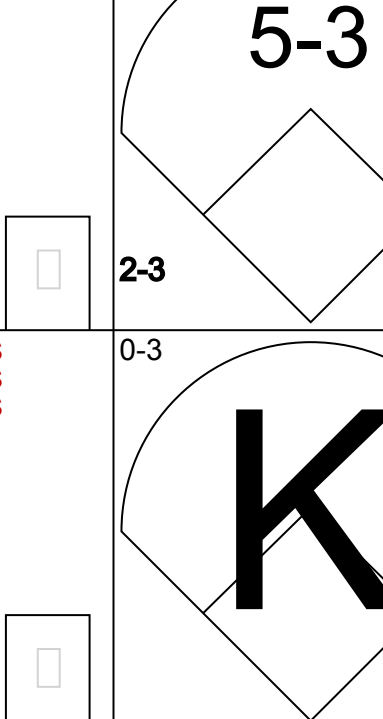
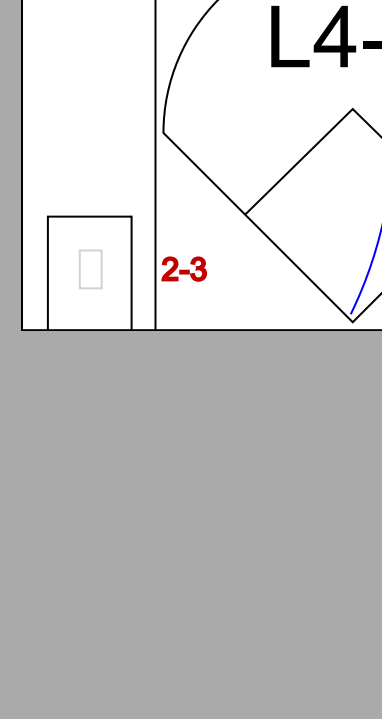
Batter	1	2	3	4	5	6	7	8	9	AB	R	H	RBI	BB	SO	LOB	BOTTOM			
Snuffy Stirrweiss, R (1,4) OBP: 0.366, SLG: 0.281										5	0	1	0	0	2	2				
Ray Boone, R (1,6) OBP: 0.325, SLG: 0.304										4	2	2	0	0	1	2				
Larry Doby, L (1,8) OBP: 0.479, SLG: 0.551										2	2	2	0	3	0	0				
Luke Easter, L (1,3) OBP: 0.427, SLG: 0.588 Harry Simpson, L (8,3) OBP: 0.364, SLG: 0.278										4	1	3	2	0	0	1				
Al Rosen, R (1,5) OBP: 0.366, SLG: 0.456										3	1	1	1	1	0	3				
Sam Chapman, R (1,7) OBP: 0.288, SLG: 0.259										2	0	0	0	2	0	2				
Bob Kennedy, R (1,9) OBP: 0.317, SLG: 0.378										4	2	2	3	0	1	3				
Jim Hegan, R (1,2) OBP: 0.378, SLG: 0.468										4	0	1	1	0	1	0				
Mike Garcia, R (1,1) OBP: 0.231, SLG: 0.240										3	0	0	0	1	0	1				
Inning Stats	R: 5 E: 0 K: 1 S: 10	H: 5 LOB: 0 BB: 0 P: 10	R: 1 E: 0 K: 0 S: 5	H: 2 LOB: 2 BB: 1 P: 9	R: 0 E: 0 K: 1 S: 4	H: 0 LOB: 0 BB: 1 P: 8	R: 0 E: 0 K: 2 S: 6	H: 0 LOB: 1 BB: 1 P: 10	R: 1 E: 0 K: 0 S: 4	H: 2 LOB: 0 BB: 0 P: 4	R: 1 E: 0 K: 1 S: 7	H: 2 LOB: 1 BB: 0 P: 7	R: 0 E: 0 K: 0 S: 2	H: 0 LOB: 2 BB: 3 P: 14	R: 0 E: 0 K: 1 S: 6	H: 1 LOB: 3 BB: 1 P: 11	1B: 8 2B: 5 3B: 0 HR: 1	SF: 0 SAC: 0 DP: 4 HBP: 1	WP: 1 PB: 1 SB: 0 CS: 2	PA: 40
PITCHER Ed Lopat, L (1,1) ERA: 3.01 Tommy Byrne, L (3,1) ERA: 7.56	IP: 2.0 WLS: L BF: 14 H: 7 R: 6 ER: 6 SO: 1 BB: 7 IBB: 0 HBP: 0 BLK: 0 WP: 1 HR: 1 S: 15 P: 19 ERA: 27.00 WHIP: 4.000															PITCHER				

New York Yankees @ Cleveland Indians
Cleveland Municipal Stadium, Cleveland, OH
Mon Jun 04 1951, 3:33 AM EDT
Att: 20,217 - Unknown

AB 32
R 8
H 12
RBI 7
BB 7
SO 6
LOB 17



Batter	1	2	3	4	5	6	7	8	9	AB	R	H	RBI	BB	SO	LOB	TOP				
Gene Woodling, L (1, 7) OBP: 0.378, SLG: 0.329										4	0	1	2	1	1	1	<p>New York Yankees @ Cleveland Indians Cleveland Municipal Stadium, Cleveland, OH</p> <p>Tue Jun 05 1951, 3:33 AM EDT Att: 10,846 - Unknown</p>				
Phil Rizzuto, R (1, 6) OBP: 0.389, SLG: 0.424										5	0	1	0	0	1	4					
Bobby Brown, L (1, 5) OBP: 0.370, SLG: 0.525										5	1	1	1	0	0	4					
Joe DiMaggio, R (1, 8) OBP: 0.379, SLG: 0.432										5	1	1	0	0	2	2					
Yogi Berra, L (1, 2) OBP: 0.384, SLG: 0.533										5	2	2	1	0	0	1					
Joe Collins, L (1, 3) OBP: 0.440, SLG: 0.508										3	1	1	1	2	0	0					
Cliff Mapes, L (1, 9) Hank Bauer, R (4, PR) OBP: 0.361, SLG: 0.493										2	0	1	0	0	1	1					
Billy Martin, R (1, 4) OBP: 0.385, SLG: 0.417										4	2	2	1	0	0	2					
Allie Reynolds, R (1, 1) OBP: 0.200, SLG: 0.174										4	0	2	2	0	1	0					
Inning Stats	R: 0 E: 0 K: 2 S: 7	H: 0 LOB: 0 BB: 0 P: 7	R: 1 E: 0 K: 1 S: 6	H: 1 LOB: 1 BB: 1 P: 10	R: 0 E: 1 K: 0 S: 5	H: 1 LOB: 2 BB: 0 P: 5	R: 0 E: 0 K: 0 S: 4	H: 1 LOB: 0 BB: 0 P: 4	R: 0 E: 0 K: 1 S: 5	H: 0 LOB: 0 BB: 0 P: 5	R: 1 E: 0 K: 0 S: 6	H: 1 LOB: 1 BB: 0 P: 6	R: 2 E: 0 K: 0 S: 6	H: 4 LOB: 1 BB: 0 P: 6	R: 3 E: 0 K: 1 S: 8	H: 3 LOB: 2 BB: 2 P: 16		R: 1 E: 1 K: 0 S: 5	H: 2 LOB: 1 BB: 0 P: 5	1B: 8 2B: 3 3B: 0 HR: 2	SF: 0 SAC: 0 DP: 1 HBP: 0
PITCHER	IP WLS BF H R ER SO BB IBB HBP BLK WP HR S P ERA WHIP																				
Early Wynn, R (1, 1) ERA: 3.68	8.0 L 38 11 7 7 6 3 0 0 0 0 0 2 47 59 7.88 1.750																				
George Zuverink, R (9, 1) ERA: 4.32	1.0 5 2 1 0 0 0 0 0 0 0 0 0 5 5 0.00 2.000																				

Batter	1	2	3	4	5	6	7	8	9	AB	R	H	RBI	BB	SO	LOB	BOTTOM				
Snuffy Stirrweiss, R (1, 4) OBP: 0.373, SLG: 0.271										2	0	0	0	2	1	1	<p>New York Yankees @ Cleveland Indians Cleveland Municipal Stadium, Cleveland, OH</p> <p>Tue Jun 05 1951, 3:33 AM EDT Att: 10,846 - Unknown</p>				
Ray Boone, R (1, 6) OBP: 0.318, SLG: 0.296										4	0	0	0	0	1	2					
Larry Doby, L (1, 8) OBP: 0.474, SLG: 0.540										3	1	0	0	1	1	2					
Luke Easter, L (1, 3) Milt Nielsen, L (9, PR) OBP: 0.430, SLG: 0.578										3	0	1	0	1	0	1					
Al Rosen, R (1, 5) OBP: 0.369, SLG: 0.450										2	0	0	0	2	0	1					
Sam Chapman, R (1, 7) OBP: 0.287, SLG: 0.259										4	1	1	1	0	0	4					
Bob Kennedy, R (1, 9) OBP: 0.322, SLG: 0.382										4	0	2	0	0	0	2					
Jim Hegan, R (1, 2) OBP: 0.366, SLG: 0.452										4	0	0	0	0	1	5					
Early Wynn, S (1, 1) Dale Mitchell, L (8, PH) George Zuverink, R (9, 1) OBP: 0.233, SLG: 0.250										2	0	1	0	0	1	1					
Inning Stats	R: 0 E: 0 K: 0 S: 2	H: 0 LOB: 0 BB: 1 P: 6	R: 0 E: 0 K: 0 S: 2	H: 0 LOB: 0 BB: 1 P: 6	R: 0 E: 1 K: 1 S: 6	H: 1 LOB: 0 BB: 0 P: 6	R: 0 E: 0 K: 1 S: 5	H: 0 LOB: 0 BB: 0 P: 5	R: 1 E: 0 K: 1 S: 7	H: 2 LOB: 1 BB: 0 P: 7	R: 0 E: 0 K: 0 S: 3	H: 0 LOB: 1 BB: 1 P: 7	R: 0 E: 0 K: 0 S: 3	H: 1 LOB: 1 BB: 1 P: 7	R: 0 E: 0 K: 1 S: 5	H: 0 LOB: 0 BB: 0 P: 5		R: 1 E: 0 K: 1 S: 6	H: 1 LOB: 2 BB: 2 P: 14	1B: 5 2B: 1 3B: 0 HR: 0	SF: 0 SAC: 0 DP: 3 HBP: 0
PITCHER	IP WLS BF H R ER SO BB IBB HBP BLK WP HR S P ERA WHIP																				
Allie Reynolds, R (1, 1) ERA: 3.6	9.0 W 35 5 2 1 5 6 0 0 0 0 0 0 39 63 1.00 1.222																				

AB 40
R 8
H 13
RBI 8
BB 3
SO 6
LOB 18




Batter	1	2	3	4	5	6	7	8	9	AB	R	H	RBI	BB	SO	LOB	TOP								
Eddie Joost, R OBP: 0.491, SLG: 0.453 (1, 6)	0-3 K	0-0 1B							0-0 1B	5	0	3	2	0	1	0	Philadelphia Athletics @ Cleveland Indians Cleveland Municipal Stadium, Cleveland, OH Wed Jun 06 1951, 3:33 AM EDT Att: 10,460 - Unknown livebaseballscorecards.com AB 36 R 4 H 9 RBI 4 BB 4 SO 5 LOB 18 A								
Ferns Fain, L OBP: 0.469, SLG: 0.506 (1, 9)	0-0 F9	0-0 G3							0-0 1B	5	0	1	0	0	0	3									
Lou Limmer, L OBP: 0.250, SLG: 0.419 (1, 3)	0-0 F5								0-0 1B	4	0	0	0	1	0	1									
Gus Zernial, R OBP: 0.379, SLG: 0.570 (1, 7)		0-0 1B							0-3 K	4	2	1	0	1	2	3									
Dave Philley, S OBP: 0.344, SLG: 0.420 (1, 8)		0-0 1B							0-0 K	3	1	1	0	1	0	0									
Hank Majeski, R OBP: 0.302, SLG: 0.381 (1, 5)		0-0 1B							0-0 1B	4	1	2	1	0	0	2									
Pete Suder, R OBP: 0.336, SLG: 0.330 (1, 4)		0-0 1B							0-0 F8	3	0	1	1	1	0	1									
Joe Tipton, R OBP: 0.259, SLG: 0.239 (1, 2)		0-0 F4							0-0 5-3	4	0	0	0	0	1	5									
Alex Kellner, R OBP: 0.185, SLG: 0.185 (1, 1)	0-3 K								0-0 F6	4	0	0	0	0	1	3									
Inning Stats	R: 0 E: 0 K: 1 S: 5	H: 0 LOB: 0 BB: 0 P: 5	R: 3 E: 0 K: 1 S: 9	H: 4 LOB: 2 BB: 1 P: 13	R: 0 E: 0 K: 0 S: 3	H: 0 LOB: 0 BB: 0 P: 3	R: 0 E: 0 K: 1 S: 5	H: 0 LOB: 0 BB: 0 P: 5	R: 0 E: 0 K: 0 S: 3	H: 0 LOB: 0 BB: 0 P: 3	R: 1 E: 0 K: 0 S: 4	H: 1 LOB: 2 BB: 2 P: 12	R: 0 E: 0 K: 1 S: 4	H: 1 LOB: 1 BB: 0 P: 4	R: 0 E: 0 K: 1 S: 6	H: 1 LOB: 3 BB: 1 P: 6	R: 0 E: 0 K: 1 S: 7	H: 2 LOB: 3 BB: 1 P: 11	1B: 9 2B: 0 3B: 0 HR: 0	SF: 0 SAC: 0 DP: 0 HBP: 0	WP: 0 PB: 0 SB: 0 CS: 0	PA: 40			
PITCHER	IP	WLS	BF	H	R	ER	SO	BB	IBB	HBP	BLK	WP	HR	S	P	ERA	WHIP								
Bob Chakales, R ERA: 3.03 (1, 1)	8.2	L	39	9	4	4	4	4	0	0	0	0	0	43	59	4.15	1.500								
Bob Lemon, R ERA: 3.46 (9, 1)	0.1		1	0	0	0	1	0	0	0	0	0	0	3	3	0.00	0.000								

Batter	1	2	3	4	5	6	7	8	9	AB	R	H	RBI	BB	SO	LOB	BOTTOM								
Bobby Avila, R OBP: 0.396, SLG: 0.371 (1, 4)	0-0 1B	1-3								4	0	1	0	0	0	2	Philadelphia Athletics @ Cleveland Indians Cleveland Municipal Stadium, Cleveland, OH Wed Jun 06 1951, 3:33 AM EDT Att: 10,460 - Unknown livebaseballscorecards.com AB 33 R 3 H 7 RBI 3 BB 3 SO 5 LOB 14 C								
Ray Boone, R OBP: 0.316, SLG: 0.295 (1, 6)	0-0 F4								0-0 1B	4	0	1	0	0	0	1									
Larry Doby, L OBP: 0.465, SLG: 0.526 (1, 8)	0-3 K								0-0 F3	4	0	0	0	0	2	2									
Luke Easter, L OBP: 0.423, SLG: 0.563 (1, 3)	0-0 F8								0-3 K	4	0	1	0	0	1	2									
Al Rosen, R OBP: 0.372, SLG: 0.445 (1, 5)		4-0 2B							0-0 F9	2	1	0	0	2	0	1									
Sam Chapman, R OBP: 0.287, SLG: 0.278 (1, 7)		0-0 F6							0-0 F8	4	1	1	1	0	0	3									
Bob Kennedy, R OBP: 0.327, SLG: 0.415 (1, 9)		0-0 2B							0-0 5-3	4	1	2	1	0	0	0									
Birdie Tebbetts, R OBP: 0.245, SLG: 0.304 (1, 2)		0-0 FC6-5-4							4-0 1B	3	0	0	0	1	0	2									
Milt Nielsen, L (9, PR)		2-3 1B							0-0 K	0	0	0	0	0	0	0									
Bob Chakales, R OBP: 0.385, SLG: 0.615 (1, 1)		0-0 1B							0-3 K	3	0	1	1	0	1	0									
Bob Lemon, L OBP: 0.107, SLG: 0.185 (9, 1)		0-0 1B							0-0 K	0	0	0	0	0	0	0									
Jim Hagan, R OBP: 0.364, SLG: 0.448 (9, PH)		1-2 1B							0-0 K	1	0	0	0	0	1	1									
Inning Stats	R: 0 E: 0 K: 1 S: 6	H: 1 LOB: 1 BB: 0 P: 6	R: 1 E: 0 K: 0 S: 5	H: 2 LOB: 2 BB: 1 P: 9	R: 0 E: 0 K: 1 S: 5	H: 0 LOB: 0 BB: 0 P: 5	R: 1 E: 0 K: 0 S: 4	H: 1 LOB: 0 BB: 0 P: 4	R: 0 E: 0 K: 1 S: 6	H: 1 LOB: 1 BB: 0 P: 6	R: 1 E: 0 K: 1 S: 4	H: 1 LOB: 0 BB: 0 P: 4	R: 0 E: 0 K: 1 S: 6	H: 1 LOB: 1 BB: 0 P: 6	R: 0 E: 0 K: 1 S: 5	H: 0 LOB: 1 BB: 1 P: 9	1B: 4 2B: 2 3B: 0 HR: 2	SF: 0 SAC: 0 DP: 1 HBP: 0	WP: 0 PB: 0 SB: 0 CS: 0	PA: 36					
PITCHER	IP	WLS	BF	H	R	ER	SO	BB	IBB	HBP	BLK	WP	HR	S	P	ERA	WHIP								
Alex Kellner, L ERA: 4.61 (1, 1)	9.0	W	36	7	3	3	5	3	0	0	0	0	0	2	43	3.00	1.111								

Batter	1	2	3	4	5	6	7	8	9	AB	R	H	RBI	BB	SO	LOB	TOP					
Eddie Joost, R OBP: 0.396, SLG: 0.446 (1, 6)	0-0 4-3 S 1B		0-3 K	0-0 F8		0-0 FC6-4		0-0 5-3		5	0	1	0	0	1	2						
Feris Fain, L OBP: 0.472, SLG: 0.515 (1, 9)	0-0 4-3		0-0 1B	0-0 1B			0-0 1B		0-0 F7	5	1	3	0	0	0	1						
Lou Limmer, L OBP: 0.283, SLG: 0.426 (1, 3)	0-3 K		0-0 FC5-4 1B		4-0 G6-4-3 BB		0-0 1B		0-3 K	4	0	2	1	1	2	1						
Gus Zernial, R OBP: 0.373, SLG: 0.564 (1, 7)	0-0 F9		0-0 FC5-4 1B		0-0 G6-4-3		0-0 F2		0-0 1B 2B	5	1	1	0	0	0	5						
Dave Philleary, S OBP: 0.352, SLG: 0.422 (1, 8)		0-0 L7	0-0 1B		1-0 HBP		0-3 K		0-0 1B	4	1	2	0	0	1	2						
Hank Majeski, R OBP: 0.313, SLG: 0.370 (1, 5)		4-0 E BB	0-0 1B		0-0 F3		0-0 E5		0-0 6-3	4	0	1	1	1	0	5						
Pete Suder, R OBP: 0.333, SLG: 0.328 (1, 4)		0-0 E3					0-0 F9		0-0 F9	4	0	1	1	0	0	4						
Joe Tipton, R OBP: 0.262, SLG: 0.233 (1, 2)		0-0 F4					0-0 F4		0-0 F8	2	0	0	0	1	0	2						
Lou Klein, R OBP: 0.256, SLG: 0.321 (8, PH)										1	0	0	0	0	0	0						
Joe Astroth, R OBP: 0.116, SLG: 0.073 (8, 2)										0	0	0	0	0	0	0						
Bob Hooper, R OBP: 0.308, SLG: 0.385 (1, 1)										1	0	0	0	0	1	2						
Billy Hitchcock, R OBP: 0.369, SLG: 0.286 (6, PH)										1	0	1	0	0	0	0						
Bobby Shantz, R OBP: 0.389, SLG: 0.412 (6, 1)										0	0	0	0	0	0	0						
Allie Clark, R OBP: 0.258, SLG: 0.321 (8, PH)										1	0	0	0	0	0	0						
Morrie Martin, L OBP: 0.395, SLG: 0.333 (8, 1)										0	0	0	0	0	0	0						
Inning Stats	R: 0 E: 0 K: 1 S: 6	H: 1 LOB: 1 BB: 0 P: 6	R: 0 E: 1 K: 1 S: 6	H: 0 LOB: 2 BB: 1 P: 10	R: 3 E: 0 K: 1 S: 9	H: 5 LOB: 1 BB: 0 P: 9	R: 0 E: 0 K: 0 S: 3	H: 1 LOB: 2 BB: 1 P: 7	R: 0 E: 0 K: 0 S: 2	H: 0 LOB: 1 BB: 1 P: 7	R: 0 E: 0 K: 0 S: 4	H: 1 LOB: 1 BB: 0 P: 4	R: 0 E: 1 K: 1 S: 8	H: 2 LOB: 3 BB: 0 P: 8	R: 0 E: 0 K: 0 S: 3	H: 0 LOB: 0 BB: 0 P: 3	R: 0 E: 0 K: 1 S: 7	H: 2 LOB: 2 BB: 0 P: 7	1B: 10 2B: 2 3B: 0 HR: 0	SF: 0 SAC: 1 DP: 1 HBP: 1	WP: 0 PB: 0 SB: 1 CS: 0	PA: 42
PITCHER Lou Brissie, L ERA: 5.91 (1, 1)	IP: 9.0 WLS: W BF: 42	H: 12 R: 3 ER: 3 SO: 5	BB: 3 IBB: 0 HBP: 1 BLK: 0	WP: 0 HR: 0 S: 48 P: 61	ERA: 3.00 WHIP: 1.667	PITCHER	IP: 9.0 WLS: W BF: 42	H: 12 R: 3 ER: 3 SO: 5	BB: 3 IBB: 0 HBP: 1 BLK: 0	WP: 0 HR: 0 S: 48 P: 61	ERA: 3.00 WHIP: 1.667	PITCHER	IP: 9.0 WLS: W BF: 42	H: 12 R: 3 ER: 3 SO: 5	BB: 3 IBB: 0 HBP: 1 BLK: 0	WP: 0 HR: 0 S: 48 P: 61	ERA: 3.00 WHIP: 1.667					

Philadelphia Athletics @ Cleveland Indians
Cleveland Municipal Stadium, Cleveland, OH
Thu Jun 07 1951, 3:33 AM EDT
Att: 9,019 - Unknown

AB 37
R 3
H 12
RBI 3
BB 3
SO 5
LOB 24



Batter	1	2	3	4	5	6	7	8	9	AB	R	H	RBI	BB	SO	LOB	BOTTOM					
Dale Mitchell, L OBP: 0.289, SLG: 0.291 (1, 7)	0-0 FC4-6 1B		0-0 6-3		0-0 HR 2B		0-0 FC4-6 BB		0-0 4-3	5	1	2	2	0	0	1						
Bobby Avila, R OBP: 0.399, SLG: 0.370 (1, 4)	0-0 FC4-6 CS			0-0 BB 1B	0-0 5-3		0-0 BB			3	0	1	0	1	0	2						
Harry Simpson, L OBP: 0.378, SLG: 0.323 (1, 8)	0-0 1-2 HR			0-0 BB 1B	4-0 HR BB		0-0 F4			3	2	2	1	1	0	2						
Luke Easter, L OBP: 0.426, SLG: 0.589 (1, 3)	0-0 G3			4-0 BB 1B	0-0 HR		0-0 E3			3	1	1	3	1	0	0						
Milt Nielsen, L (7, PR)				1-2 2-3 BB	1-1 2-H HR		0-0 G6-4-3			0	0	0	0	0	0	0						
Sam Chapman, R OBP: 0.287, SLG: 0.278 (8, 8)				0-3 K	0-0 1B		0-0 G6-4-3			4	0	1	0	0	1	4						
Al Rosen, R OBP: 0.369, SLG: 0.441 (1, 5)				0-3 K	0-0 1B		0-0 G6-4-3			3	0	0	0	1	1	4						
Bob Kennedy, R OBP: 0.325, SLG: 0.406 (1, 9)				0-3 K	0-0 F9		4-0 BB			4	0	1	0	0	0	4						
Ray Boone, R OBP: 0.315, SLG: 0.294 (1, 6)				0-0 L7			0-0 F6		0-0 FC1-6 1B	4	0	1	0	0	0	4						
Jim Hegan, R OBP: 0.353, SLG: 0.433 (1, 2)				0-3 K			0-0 F8		0-0 FC1-6 1B	4	1	0	0	0	1	1						
Lou Brissie, L OBP: 0.250, SLG: 0.313 (1, 1)				0-0 4-3			0-0 2B		0-0 FC4-6 1B	4	1	2	0	0	0	0						
Inning Stats	R: 1 E: 0 K: 0 S: 4	H: 2 LOB: 0 BB: 0 P: 4	R: 0 E: 0 K: 0 S: 3	H: 0 LOB: 0 BB: 0 P: 3	R: 0 E: 0 K: 1 S: 5	H: 0 LOB: 0 BB: 0 P: 5	R: 0 E: 0 K: 2 S: 9	H: 2 LOB: 3 BB: 1 P: 13	R: 4 E: 0 K: 0 S: 7	H: 4 LOB: 1 BB: 1 P: 11	R: 1 E: 0 K: 0 S: 5	H: 2 LOB: 2 BB: 1 P: 9	R: 0 E: 1 K: 0 S: 3	H: 0 LOB: 1 BB: 1 P: 7	R: 0 E: 0 K: 0 S: 3	H: 0 LOB: 0 BB: 0 P: 3	R: 0 E: 0 K: 0 S: 3	H: 0 LOB: 0 BB: 0 P: 3	1B: 6 2B: 2 3B: 0 HR: 2	SF: 0 SAC: 0 DP: 1 HBP: 0	WP: 0 PB: 0 SB: 0 CS: 1	PA: 37
PITCHER Bob Hooper, R ERA: 3.83 (1, 1)	IP: 5.0 WLS: L BF: 24	H: 8 R: 5 ER: 5 SO: 3	BB: 2 IBB: 0 HBP: 0 BLK: 0	WP: 0 HR: 2 S: 28 P: 36	ERA: 9.00 WHIP: 2.000	PITCHER	IP: 5.0 WLS: L BF: 24	H: 8 R: 5 ER: 5 SO: 3	BB: 2 IBB: 0 HBP: 0 BLK: 0	WP: 0 HR: 2 S: 28 P: 36	ERA: 9.00 WHIP: 2.000	PITCHER	IP: 5.0 WLS: L BF: 24	H: 8 R: 5 ER: 5 SO: 3	BB: 2 IBB: 0 HBP: 0 BLK: 0	WP: 0 HR: 2 S: 28 P: 36	ERA: 9.00 WHIP: 2.000					
Bobby Shantz, L ERA: 5.47 (6, 1)	IP: 2.0 WLS: 10 BF: 2	H: 2 R: 1 ER: 1 SO: 0	BB: 2 IBB: 0 HBP: 0 BLK: 0	WP: 0 HR: 0 S: 8 P: 16	ERA: 4.50 WHIP: 2.000	PITCHER	IP: 2.0 WLS: 10 BF: 2	H: 2 R: 1 ER: 1 SO: 0	BB: 2 IBB: 0 HBP: 0 BLK: 0	WP: 0 HR: 0 S: 8 P: 16	ERA: 4.50 WHIP: 2.000	PITCHER	IP: 2.0 WLS: 10 BF: 2	H: 2 R: 1 ER: 1 SO: 0	BB: 2 IBB: 0 HBP: 0 BLK: 0	WP: 0 HR: 0 S: 8 P: 16	ERA: 4.50 WHIP: 2.000					
Morrie Martin, L ERA: 5.26 (8, 1)	IP: 1.0 WLS: 3 BF: 0	H: 0 R: 0 ER: 0 SO: 0	BB: 0 IBB: 0 HBP: 0 BLK: 0	WP: 0 HR: 0 S: 3 P: 3	ERA: 0.00 WHIP: 0.000	PITCHER	IP: 1.0 WLS: 3 BF: 0	H: 0 R: 0 ER: 0 SO: 0	BB: 0 IBB: 0 HBP: 0 BLK: 0	WP: 0 HR: 0 S: 3 P: 3	ERA: 0.00 WHIP: 0.000	PITCHER	IP: 1.0 WLS: 3 BF: 0	H: 0 R: 0 ER: 0 SO: 0	BB: 0 IBB: 0 HBP: 0 BLK: 0	WP: 0 HR: 0 S: 3 P: 3	ERA: 0.00 WHIP: 0.000					

Philadelphia Athletics @ Cleveland Indians
Cleveland Municipal Stadium, Cleveland, OH
Thu Jun 07 1951, 3:33 AM EDT
Att: 9,019 - Unknown

AB 33
R 6
H 10
RBI 6
BB 4
SO 3
LOB 18



Batter	1	2	3	4	5	6	7	8	9	AB	R	H	RBI	BB	SO	LOB	TOP					
Dom DiMaggio, R OBP: 0.400, SLG: 0.452	0-0 4-3		0-0 6-3		0-0 F8		0-0 F8		0-0 1-3	5	0	0	0	0	0	0	Boston Red Sox @ Cleveland Indians Cleveland Municipal Stadium, Cleveland, OH Fri Jun 08 1951, 3:33 AM EDT Att: 34,880 - Unknown					
Billy Goodman, L OBP: 0.405, SLG: 0.372	0-0 4-3		0-0 2B 1B		0-3 K		0-0 1B			4	0	2	0	0	1	0						
Ted Williams, L OBP: 0.468, SLG: 0.582	0-0 4-3		0-0 F8		4-0 BB		0-3 K			3	0	0	0	1	1	2						
Lou Boudreau, R OBP: 0.354, SLG: 0.402		4-0 SH3 1B BB	0-0 1-3 2B		0-0 F4		0-0 F7			3	0	1	0	1	0	2						
Vern Stephens, R OBP: 0.414, SLG: 0.540		0-0 SH3 1B	0-0 6-3		0-0 F8		0-0 6-3			4	0	1	0	0	0	2						
Bobby Doerr, R OBP: 0.402, SLG: 0.445		0-0 SH3		0-0 F7		0-0 4-3		0-0 F4		3	0	0	0	0	0	0						
Tom Wright, L OBP: 0.340, SLG: 0.372		4-0 IBB		0-0 1B		0-0 2B 1B		0-3 K		3	1	2	0	1	1	0						
Les Moss, R OBP: 0.299, SLG: 0.333		0-3 K		0-0 F7		0-0 1-H 2B		0-0 F7		4	0	1	1	0	1	4						
Mickey McDermott, L OBP: 0.238, SLG: 0.333		0-0 F8		0-3 K		0-0 4-3		0-0 4-3		1	0	0	0	0	0	3						
Walt Masterson, R OBP: 0.349, SLG: 0.342										1	0	0	0	0	1	1						
6 Johnny Pesky, L OBP: 0.455, SLG: 0.600										1	0	0	0	0	0	1						
Willard Nixon, L OBP: 0.455, SLG: 0.600										0	0	0	0	0	0	0						
Fred Hatfield, L OBP: 0.409, SLG: 0.400										1	0	0	0	0	0	0						
Inning Stats	R: 0 E: 0 K: 0 S: 3	H: 0 LOB: 0 BB: 0 P: 3	R: 0 E: 0 K: 1 S: 6	H: 1 LOB: 3 BB: 2 P: 14	R: 0 E: 0 K: 0 S: 5	H: 2 LOB: 2 BB: 0 P: 5	R: 0 E: 0 K: 1 S: 6	H: 1 LOB: 1 BB: 0 P: 6	R: 0 E: 0 K: 0 S: 5	H: 0 LOB: 1 BB: 1 P: 9	R: 1 E: 0 K: 0 S: 5	H: 2 LOB: 1 BB: 0 P: 5	R: 0 E: 0 K: 1 S: 6	H: 1 LOB: 0 BB: 0 P: 6	R: 0 E: 0 K: 1 S: 5	H: 0 LOB: 0 BB: 0 P: 5	R: 0 E: 0 K: 0 S: 3	H: 0 LOB: 0 BB: 0 P: 3	1B: 5 2B: 2 3B: 0 HR: 0	SF: 0 SAC: 1 DP: 0 HBP: 0	WP: 0 PB: 0 SB: 0 CS: 0	PA: 37
PITCHER Bob Feller, R ERA: 1.72	IP: 9.0 WLS: W BF: 37 H: 7 R: 1 ER: 1 SO: 5 BB: 2 IBB: 1 HBP: 0 BLK: 0 WP: 0 HR: 0 S: 44 P: 56 ERA: 1.00 WHIP: 1.000															PITCHER	IP: 9.0 WLS: W BF: 37 H: 7 R: 1 ER: 1 SO: 5 BB: 2 IBB: 1 HBP: 0 BLK: 0 WP: 0 HR: 0 S: 44 P: 56 ERA: 1.00 WHIP: 1.000					

AB	33
R	1
H	7
RBI	1
BB	3
SO	5
LOB	15



Batter	1	2	3	4	5	6	7	8	9	AB	R	H	RBI	BB	SO	LOB	BOTTOM			
Dale Mitchell, L OBP: 0.288, SLG: 0.313	0-0 2-1			0-0 5-3		0-0 6-3				4	1	1	2	0	0	2	Boston Red Sox @ Cleveland Indians Cleveland Municipal Stadium, Cleveland, OH Fri Jun 08 1951, 3:33 AM EDT Att: 34,880 - Unknown			
Bobby Avila, R OBP: 0.394, SLG: 0.366	0-3 K	2-H HR			0-0 1-3		0-0 G4-6-3 1B			4	0	1	0	0	1	0				
Sam Chapman, R OBP: 0.291, SLG: 0.279	0-0 F2		0-0 5-3		0-0 2B 1B		4-0 G4-6-3 1B BB			3	1	1	0	1	0	0				
Luke Easter, L OBP: 0.410, SLG: 0.564		0-0 E4	0-0 3-1		0-0 F5		0-0 G4-6-3			4	1	0	0	0	0	3				
Harry Simpson, L OBP: 0.376, SLG: 0.323		SH1-4 2B					1-2 2-3			0	0	0	0	0	0	0				
Al Rosen, R OBP: 0.367, SLG: 0.442		0-0 E5	0-0 5-3		0-0 1-H 2B		0-0 F8			4	1	1	1	0	0	2				
Bob Kennedy, R OBP: 0.331, SLG: 0.407		0-0 SH1-4		4-0 F9 1B BB	0-0 F7		0-0 5-3 1B			2	0	1	0	1	0	1				
Ray Boone, R OBP: 0.319, SLG: 0.294		4-0 2B IBB		0-0 1-2 1B		0-0 F2		0-0 5-3		3	1	1	0	1	0	1				
Jim Hegan, R OBP: 0.357, SLG: 0.468		0-0 1-H 2-H 3-H HR		0-0 F9		0-0 HR		0-0 F7		4	2	2	4	0	0	3				
Bob Feller, R OBP: 0.250, SLG: 0.233		0-3 K		0-3 K		0-3 K		0-0 F9		4	0	0	0	0	3	4				
Inning Stats	R: 0 E: 0 K: 1 S: 5	H: 0 LOB: 0 BB: 0 P: 5	R: 5 E: 2 K: 1 S: 9	H: 2 LOB: 0 BB: 1 P: 13	R: 0 E: 0 K: 0 S: 3	H: 0 LOB: 0 BB: 0 P: 3	R: 0 E: 0 K: 1 S: 6	H: 1 LOB: 2 BB: 1 P: 10	R: 1 E: 0 K: 0 S: 5	H: 2 LOB: 1 BB: 0 P: 5	R: 1 E: 0 K: 1 S: 6	H: 1 LOB: 0 BB: 0 P: 6	R: 0 E: 0 K: 0 S: 3	H: 1 LOB: 1 BB: 1 P: 7	R: 0 E: 0 K: 0 S: 4	H: 1 LOB: 1 BB: 0 P: 4	1B: 4 2B: 2 3B: 0 HR: 2	SF: 0 SAC: 1 DP: 1 HBP: 0	WP: 0 PB: 0 SB: 0 CS: 0	PA: 36
PITCHER Mickey McDermott, L ERA: 2.91	IP: 2.0 WLS: L BF: 11 H: 2 R: 5 ER: 0 SO: 2 BB: 0 IBB: 0 HBP: 0 BLK: 0 WP: 0 HR: 1 S: 14 P: 18 ERA: 0.00 WHIP: 1.000															PITCHER	IP: 3.0 WLS: L BF: 13 H: 3 R: 1 ER: 1 SO: 1 BB: 1 IBB: 0 HBP: 0 BLK: 0 WP: 0 HR: 0 S: 14 P: 18 ERA: 3.00 WHIP: 1.333			
Walt Masterson, R ERA: 4.02	IP: 3.0 WLS: L BF: 13 H: 3 R: 1 ER: 1 SO: 1 BB: 1 IBB: 0 HBP: 0 BLK: 0 WP: 0 HR: 0 S: 14 P: 18 ERA: 3.00 WHIP: 1.333															PITCHER	IP: 3.0 WLS: L BF: 12 H: 3 R: 1 ER: 1 SO: 1 BB: 1 IBB: 0 HBP: 0 BLK: 0 WP: 0 HR: 0 S: 13 P: 17 ERA: 3.00 WHIP: 1.333			



Batter	1	2	3	4	5	6	7	8	9	AB	R	H	RBI	BB	SO	LOB	TOP				
Dom DiMaggio, R OBP: 0.491, SLG: 0.456 (1, 8)										5	0	0	1	1	1	5					
6 Johnny Pesky, L OBP: 0.365, SLG: 0.329 (1, 6)										4	2	2	0	1	0	2					
Tom Wright, L OBP: 0.344, SLG: 0.333 (1, 9)										3	1	1	0	1	0	3					
Ted Williams, L OBP: 0.466, SLG: 0.577 (1, 7)										3	2	1	3	2	0	3					
Vern Stephens, R OBP: 0.399, SLG: 0.509 (1, 5)										5	1	1	1	0	0	5					
Bobby Doerr, R OBP: 0.404, SLG: 0.462 (1, 4)										5	1	2	0	0	1	2					
Walt Dropo, R OBP: 0.351, SLG: 0.381 (1, 3)										4	1	3	2	1	0	1					
Buddy Rosar, R OBP: 0.394, SLG: 0.231 (1, 2)										5	0	1	0	0	0	4					
Ray Scarborough, R OBP: 0.222, SLG: 0.176 (1, 1)										4	0	0	0	0	2	4					
Inning Stats	R: 0 E: 0 K: 0 S: 3	H: 0 LOB: 2 BB: 2 P: 11	R: 1 E: 1 K: 0 S: 5	H: 1 LOB: 2 BB: 1 P: 9	R: 0 E: 0 K: 1 S: 3	H: 1 LOB: 0 BB: 0 P: 3	R: 0 E: 0 K: 1 S: 6	H: 1 LOB: 1 BB: 0 P: 6	R: 0 E: 1 K: 1 S: 6	H: 0 LOB: 2 BB: 1 P: 10	R: 3 E: 0 K: 0 S: 6	H: 3 LOB: 1 BB: 1 P: 10	R: 3 E: 0 K: 1 S: 7	H: 2 LOB: 0 BB: 0 P: 11	R: 0 E: 0 K: 0 S: 5	H: 2 LOB: 2 BB: 0 P: 5	1B: 9 2B: 2 3B: 0 HR: 1	SF: 0 SAC: 2 DP: 1 HBP: 0	WP: 1 PB: 0 SB: 0 CS: 0	PA: 46	
PITCHER	IP	WLS	BF	H	R	ER	SO	BB	IBB	HBP	BLK	WP	HR	S	P	ERA	WHIP				
Mike Garcia, R ERA: 3.36 (1, 1)	7.0	L	35	7	5	4	3	3	2	0	0	1	0	36	56	5.14	1.429				
George Zuverink, R ERA: 5.3 (8, 1)	2.0		11	4	3	3	1	1	0	0	0	0	1	12	16	13.50	2.500				

Boston Red Sox @ Cleveland Indians
Cleveland Municipal Stadium, Cleveland, OH
Sun Jun 10 1951, 3:38 AM EDT
Att: 54,956 - Unknown

AB 38
R 8
H 11
RBI 7
BB 6
SO 4
LOB 29



Batter	1	2	3	4	5	6	7	8	9	AB	R	H	RBI	BB	SO	LOB	BOTTOM					
Dale Mitchell, L OBP: 0.291, SLG: 0.310 (1, 7)										4	0	0	0	1	0	5						
Bobby Avila, R OBP: 0.383, SLG: 0.356 (1, 4)										4	0	0	0	0	0	1						
Larry Doby, L OBP: 0.459, SLG: 0.509 (1, 8)										3	0	1	0	1	0	0						
Harry Simpson, L OBP: 0.374, SLG: 0.313 (1, 3)										3	1	0	0	1	1	2						
Ray Boone, R OBP: 0.315, SLG: 0.291 (1, 6)										4	1	1	0	0	0	4						
Bob Kennedy, R OBP: 0.323, SLG: 0.384 (1, 9)										4	0	1	1	0	1	1						
Snuffy Stirrweiss, R OBP: 0.370, SLG: 0.277 (1, 5)										4	0	2	0	0	0	2						
Birdie Tebbetts, R OBP: 0.264, SLG: 0.320 (1, 2)										3	0	1	1	0	0	0						
Jim Hegam, R OBP: 0.376, SLG: 0.500 (7, PR) (8, 2)										1	0	1	0	0	0	0						
Mike Garcia, R OBP: 0.214, SLG: 0.222 (1, 1)										2	0	0	0	0	1	0						
Luke Easter, L OBP: 0.400, SLG: 0.538 (7, PR)										1	0	0	0	0	0	2						
Milt Nielsen, L (7, PR)										0	0	0	0	0	0	0						
George Zuverink, R (8, 1)										0	0	0	0	0	0	0						
Sam Chapman, R OBP: 0.398, SLG: 0.278 (9, PH)										0	0	0	0	1	0	0						
Inning Stats	R: 0 E: 0 K: 0 S: 4	H: 1 LOB: 2 BB: 1 P: 8	R: 0 E: 0 K: 0 S: 3	H: 0 LOB: 0 BB: 0 P: 3	R: 0 E: 0 K: 1 S: 5	H: 0 LOB: 0 BB: 0 P: 5	R: 1 E: 0 K: 0 S: 3	H: 1 LOB: 1 BB: 2 P: 11	R: 0 E: 0 K: 0 S: 3	H: 0 LOB: 0 BB: 0 P: 3	R: 0 E: 0 K: 0 S: 3	H: 0 LOB: 0 BB: 0 P: 3	R: 1 E: 0 K: 0 S: 6	H: 3 LOB: 2 BB: 0 P: 6	R: 0 E: 0 K: 1 S: 5	H: 0 LOB: 0 BB: 0 P: 5	R: 0 E: 0 K: 1 S: 7	H: 2 LOB: 3 BB: 1 P: 11	1B: 7 2B: 0 3B: 0 HR: 0	SF: 0 SAC: 0 DP: 1 HBP: 0	WP: 0 PB: 0 SB: 0 CS: 0	PA: 37
PITCHER	IP	WLS	BF	H	R	ER	SO	BB	IBB	HBP	BLK	WP	HR	S	P	ERA	WHIP					
Ray Scarborough, R ERA: 5.51 (1, 1)	9.0	W	37	7	2	2	3	4	0	0	0	0	0	39	55	2.00	1.222					

Boston Red Sox @ Cleveland Indians
Cleveland Municipal Stadium, Cleveland, OH
Sun Jun 10 1951, 3:38 AM EDT
Att: 54,956 - Unknown

AB 33
R 2
H 7
RBI 2
BB 4
SO 3
LOB 17



Batter	1	2	3	4	5	6	7	8	9	AB	R	H	RBI	BB	SO	LOB	TOP			
Dale Mitchell, L (1,7) X OBP: 0.304, SLG: 0.313	0-0 6-3		0-0 1B		0-0 1B	0-0 F9		0-0 1-3	0-0 1-3	5	0	2	0	0	0	1	Cleveland Indians @ Philadelphia Athletics Shibe Park, Philadelphia, PA Thu Jun 14 1951, 3:33 AM EDT Att: 2,601 - Unknown			
Bobby Avila, R (1,4) X OBP: 0.384, SLG: 0.359	0-0 1-3		0-0 1B		0-0 1B		0-0 6-3	0-0 F9	0-0 F9	5	0	2	0	0	0	0				
Sam Chapman, R (1,8) X OBP: 0.305, SLG: 0.289	0-0 6-3			0-0 G6-4-3 1B	0-0 F6		0-0 2B			4	0	2	0	0	0	2				
Al Rosen, R (1,5) X OBP: 0.381, SLG: 0.464		0-0 F9		0-0 G6-4-3 1-2		0-0 F8	4-0 G6-4-3 BB			3	0	0	0	1	0	1				
Ray Boone, R (1,6) X OBP: 0.327, SLG: 0.311		4-0 BB		4-0 BB		0-0 HR	0-0 G6-4-3 1-2			2	1	1	1	2	0	2				
Bob Kennedy, R (1,9) X OBP: 0.313, SLG: 0.365		0-0 F8 BB		0-0 E5 1-2		0-0 6-3		0-3 K		4	0	0	0	0	1	2				
Harry Simpson, L (1,3) X OBP: 0.363, SLG: 0.305		0-0 F7		0-0 1-3		0-0 HR 1B		0-3 K		4	1	1	0	0	1	3				
Jim Hegan, R (1,2) X OBP: 0.363, SLG: 0.500			0-3 K		0-0 F9	0-0 HR		0-0 5-3		4	1	1	2	0	1	0				
Bob Lemon, L (1,1) X OBP: 0.167, SLG: 0.206			0-0 4-3		0-0 6-3	0-0 1B		0-3 K		4	0	1	0	0	1	0				
Inning Stats	R: 0 E: 0 K: 0 S: 3	H: 0 LOB: 0 BB: 0 P: 3	R: 0 E: 0 K: 0 S: 3	H: 0 LOB: 1 BB: 1 P: 7	R: 0 E: 0 K: 1 S: 6	H: 2 LOB: 2 BB: 0 P: 6	R: 0 E: 1 K: 0 S: 4	H: 1 LOB: 2 BB: 1 P: 8	R: 0 E: 0 K: 0 S: 5	H: 2 LOB: 0 BB: 0 P: 5	R: 3 E: 0 K: 0 S: 7	H: 4 LOB: 1 BB: 0 P: 7	R: 0 E: 0 K: 2 S: 7	H: 0 LOB: 0 BB: 0 P: 7	R: 0 E: 0 K: 1 S: 5	H: 0 LOB: 0 BB: 0 P: 5	1B: 7 2B: 1 3B: 0 HR: 2	SF: 0 SAC: 0 DP: 2 HBP: 0	WP: 0 PB: 0 SB: 0 CS: 0	PA: 38
PITCHER	IP WLS BF H R ER SO BB IBB HBP BLK WP HR S P ERA WHIP	IP WLS BF H R ER SO BB IBB HBP BLK WP HR S P ERA WHIP																		
Sam Zoldak, L (1,1) ERA: 3.46	6.0	L	28	9	3	3	1	2	0	0	0	0	0	0	2	28	36	4.50	1.833	
Morne Martin, L (7,1) ERA: 5.04	3.0		10	1	0	0	3	1	0	0	0	0	0	0	0	15	19	0.00	0.667	

Batter	1	2	3	4	5	6	7	8	9	AB	R	H	RBI	BB	SO	LOB	BOTTOM					
Eddie Joost, R (1,6) X OBP: 0.385, SLG: 0.453	0-0 6-3		0-3 K		0-0 F9			0-0 L5		4	0	0	0	0	1	4	Cleveland Indians @ Philadelphia Athletics Shibe Park, Philadelphia, PA Thu Jun 14 1951, 3:33 AM EDT Att: 2,601 - Unknown					
Feris Fain, L (1,3) X OBP: 0.466, SLG: 0.511	0-0 F7		0-0 FC6-4 F7 1B		0-0 4-3			0-0 FC6-4 1B		4	1	2	0	0	0	0						
Elmer Valo, L (1,9) X OBP: 0.370, SLG: 0.338			0-0 FC6-4 1B		4-0 G6-4-3 BB			0-0 F9		3	0	2	0	1	0	1						
Gus Zernial, R (1,7) X OBP: 0.364, SLG: 0.530	0-3 K		0-0 FC6-4 1-2 2-3		0-0 G6-4-3 1-2			0-0 FC6-4 E		4	0	0	0	0	1	5						
Dave Philley, S (1,8) X OBP: 0.339, SLG: 0.401		0-0 FC1-6 1B		0-0 F7 3H		0-0 1-3		0-0 E3 1-2		4	0	1	1	0	0	2						
Hank Majeski, R (1,5) X OBP: 0.333, SLG: 0.418		0-0 FC1-6 BB		0-0 F4		0-0 F6		0-0 6-3		4	0	0	0	0	0	4						
Pete Suder, R (1,4) X OBP: 0.331, SLG: 0.316		4-0 BB BB		0-0 F3		0-0 4-3			0-0 1-3	2	0	0	0	1	0	0						
Billy Hitchcock, R (9, PH) X OBP: 0.379, SLG: 0.315									0-0 1-3	1	0	0	0	0	0	0						
Ray Murray, R (1,2) X OBP: 0.358, SLG: 0.326		4-0 BB BB		0-0 6-3			0-0 6-3		0-0 4-3	2	0	0	0	1	0	0						
Wally Moses, L (9, PH) X OBP: 0.260, SLG: 0.098		1-2 2-3 BB							0-0 4-3	1	0	0	0	0	0	0						
Sam Zoldak, L (1,1) X OBP: 0.500, SLG: 1.000		0-3 K					0-0 4-3		0-0 4-3	2	0	1	0	0	1	3						
Morne Martin, L (7,1) X OBP: 0.333, SLG: 0.286									0-0 4-3	1	0	0	0	0	0	0						
Lou Limmer, L (9, PH) X OBP: 0.258, SLG: 0.345									0-0 4-3	1	0	0	0	0	0	0						
Inning Stats	R: 0 E: 0 K: 1 S: 6	H: 1 LOB: 1 BB: 0 P: 6	R: 0 E: 1 K: 2 S: 8	H: 1 LOB: 3 BB: 2 P: 16	R: 1 E: 0 K: 0 S: 5	H: 2 LOB: 1 BB: 0 P: 5	R: 0 E: 0 K: 0 S: 4	H: 1 LOB: 0 BB: 0 P: 4	R: 0 E: 0 K: 0 S: 2	H: 0 LOB: 0 BB: 1 P: 6	R: 0 E: 0 K: 0 S: 3	H: 0 LOB: 0 BB: 0 P: 3	R: 0 E: 1 K: 0 S: 5	H: 0 LOB: 2 BB: 0 P: 5	R: 0 E: 0 K: 0 S: 3	H: 0 LOB: 0 BB: 0 P: 3	R: 0 E: 0 K: 0 S: 3	H: 0 LOB: 0 BB: 0 P: 3	1B: 4 2B: 2 3B: 0 HR: 0	SF: 0 SAC: 0 DP: 1 HBP: 0	WP: 0 PB: 0 SB: 0 CS: 0	PA: 36
PITCHER	IP WLS BF H R ER SO BB IBB HBP BLK WP HR S P ERA WHIP	IP WLS BF H R ER SO BB IBB HBP BLK WP HR S P ERA WHIP																				
Bob Lemon, R (1,1) ERA: 2.99	9.0	W	36	6	1	1	3	3	0	0	0	0	0	0	0	39	51	1.00	1.000			

AB 35
R 3
H 10
RBI 3
BB 3
SO 4
LOB 11



AB 33
R 1
H 6
RBI 1
BB 3
SO 3
LOB 19



Batter	1	2	3	4	5	6	7	8	9	AB	R	H	RBI	BB	SO	LOB	TOP			
Dale Mitchell, L (1, 7) OBP: 0.302, SLG: 0.307	4-0 CS BB BB		0-0 F6		0-3 K			0-0 F6		3	0	0	0	1	1	0				
Bobby Avila, R (1, 4) OBP: 0.381, SLG: 0.351	4-0 CS 1B BB		0-0 F5					0-0 F8		3	1	0	0	1	0	0				
Sam Chapman, R (1, 8) OBP: 0.299, SLG: 0.282	0-0 F7				0-0 5-3			0-0 5-3		4	0	0	0	0	1	2				
Al Rosen, R (1, 5) OBP: 0.388, SLG: 0.467	0-0 2H 1B				0-3 K			0-0 BLK 1B		3	0	2	1	1	1	0				
Ray Boone, R (1, 6) OBP: 0.325, SLG: 0.306	0-0 1-3				4-0 BB			0-3 K		3	0	0	0	1	1	3				
Bob Kennedy, R (1, 9) OBP: 0.309, SLG: 0.360		0-0 F9			0-0 F3					2	0	0	0	0	0	1				
Larry Doby, L (7, PH) OBP: 0.455, SLG: 0.503										2	0	0	0	0	0	1				
Harry Simpson, L (1, 3) OBP: 0.362, SLG: 0.333			0-3 K					0-0 4-3		3	1	1	1	0	1	0				
Jim Hegan, R (1, 2) OBP: 0.356, SLG: 0.490			0-3 K					0-0 F3		3	0	0	0	0	2	0				
Early Wynn, S (1, 1) OBP: 0.235, SLG: 0.281					0-0 4-3					2	0	0	0	0	0	0				
Luke Easter, L (8, PH) OBP: 0.397, SLG: 0.533								0-0 F6		1	0	0	0	0	0	0				
Lou Brissie, L (8, 1) OBP: 0.250, SLG: 0.313								0-0 F9		0	0	0	0	0	0	0				
Inning Stats	R: 1 E: 0 K: 0 S: 3	H: 1 LOB: 1 BB: 2 P: 11	R: 0 E: 0 K: 2 S: 7	H: 0 LOB: 0 BB: 0 P: 7	R: 0 E: 0 K: 0 S: 3	H: 0 LOB: 0 BB: 0 P: 3	R: 0 E: 0 K: 1 S: 5	H: 0 LOB: 1 BB: 1 P: 9	R: 1 E: 0 K: 1 S: 6	H: 1 LOB: 0 BB: 0 P: 6	R: 0 E: 0 K: 1 S: 5	H: 0 LOB: 0 BB: 0 P: 5	R: 0 E: 0 K: 0 S: 3	H: 0 LOB: 1 BB: 1 P: 9	R: 0 E: 0 K: 1 S: 5	H: 0 LOB: 1 BB: 1 P: 9	1B: 2 2B: 0 3B: 0 HR: 1	SF: 0 SAC: 0 DP: 0 HBP: 0	WP: 0 PB: 0 SB: 1 CS: 2	PA: 33
PITCHER Don Johnson, R (1, 1) ERA: 5.2	IP: 9.0 WLS: W BF: 33 H: 3 R: 2 ER: 2 SO: 7 BB: 4 IBB: 0 HBP: 0 BLK: 1 WP: 0 HR: 0 S: 43 P: 59 ERA: 2.00 WHIP: 0.778																			

Cleveland Indians @ Washington Senators
Griffith Stadium, Washington, DC
Fri Jun 15 1951, 3:33 AM EDT
Att: 10,268 - Unknown


AB 29
R 2
H 3
RBI 2
BB 4
SO 7
LOB 7



Batter	1	2	3	4	5	6	7	8	9	AB	R	H	RBI	BB	SO	LOB	BOTTOM			
Gil Coan, L (1, 7) OBP: 0.347, SLG: 0.494	0-3 K	0-0 FC5-4 1-2F			0-0 3B 2B			0-0 4-3		5	1	1	0	0	1	4				
Cass Michaels, R (1, 4) OBP: 0.365, SLG: 0.413	0-0 3-1				4-0 BB BB			4-0 BB BB		2	1	1	0	2	0	0				
Irv Noren, L (1, 8) OBP: 0.371, SLG: 0.432	0-0 1B 1B				0-0 F5			0-0 F8		4	1	2	2	0	0	2				
Mickey Vernon, L (1, 3) OBP: 0.320, SLG: 0.375	0-0 1-2 1B				4-0 G6-3 BB			0-0 F2		3	0	1	0	1	0	2				
Sam Mele, R (1, 9) OBP: 0.327, SLG: 0.382	0-0 5-3				0-0 G6-3 1-2F			0-0 L9		3	1	0	1	1	0	4				
Eddie Yost, R (1, 5) OBP: 0.412, SLG: 0.414		0-0 E6 1B			0-0 5-3			0-0 G3		3	0	0	0	0	0	0				
Clyde Klutz, R (1, 2) OBP: 0.500, SLG: 0.500		0-0 FC5-4 1-2 1B			0-0 6-3			0-3 K		3	0	1	0	1	1	0				
Gene Verble, R (1, 6) OBP: 0.256, SLG: 0.243		0-0 F4			0-0 1B			0-0 G3		4	0	2	1	0	0	2				
Don Johnson, R (1, 1) OBP: 0.143, SLG: 0.077		0-3 K			0-0 F4			0-0 G3		4	0	0	0	0	2	5				
Inning Stats	R: 0 E: 0 K: 1 S: 7	H: 2 LOB: 2 BB: 0 P: 7	R: 0 E: 1 K: 1 S: 7	H: 1 LOB: 2 BB: 0 P: 7	R: 0 E: 0 K: 0 S: 3	H: 1 LOB: 1 BB: 1 P: 7	R: 0 E: 0 K: 0 S: 4	H: 1 LOB: 0 BB: 0 P: 4	R: 3 E: 0 K: 0 S: 5	H: 2 LOB: 0 BB: 1 P: 9	R: 0 E: 0 K: 1 S: 5	H: 0 LOB: 0 BB: 0 P: 5	R: 0 E: 0 K: 0 S: 3	H: 0 LOB: 1 BB: 1 P: 7	R: 1 E: 0 K: 1 S: 6	H: 1 LOB: 2 BB: 2 P: 14	1B: 6 2B: 1 3B: 1 HR: 0	SF: 0 SAC: 1 DP: 1 HBP: 0	WP: 0 PB: 0 SB: 0 CS: 0	PA: 37
PITCHER Early Wynn, R (1, 1) ERA: 3.66 Lou Brissie, L (8, 1) ERA: 5.89	IP: 7.0 WLS: L BF: 31 H: 7 R: 3 ER: 3 SO: 3 BB: 3 IBB: 0 HBP: 0 BLK: 0 WP: 0 HR: 0 S: 34 P: 46 ERA: 3.86 WHIP: 1.429																			

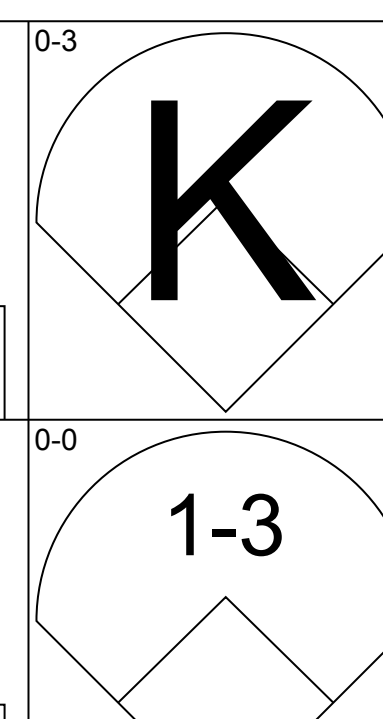
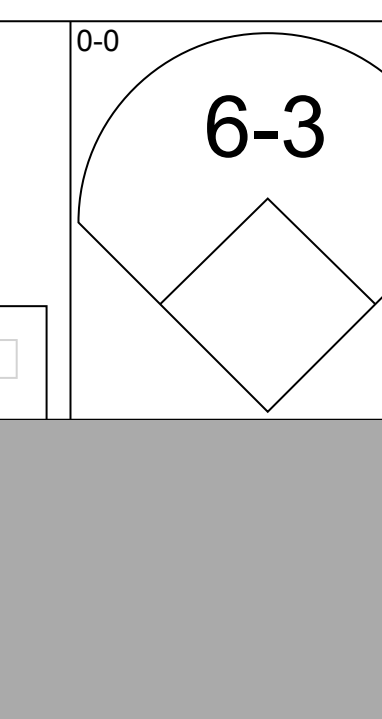
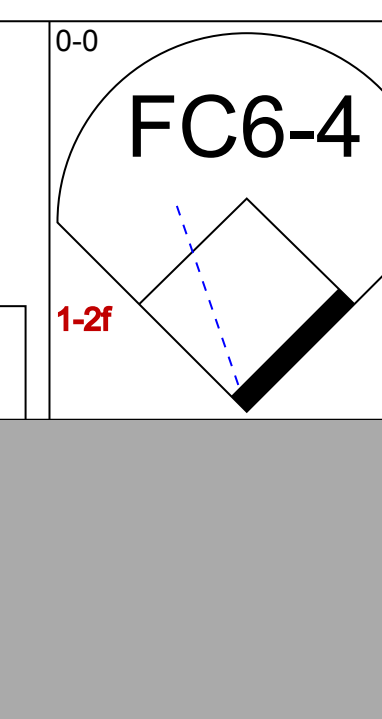
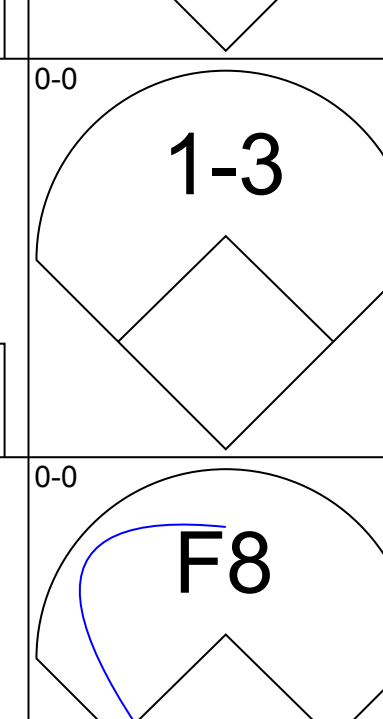
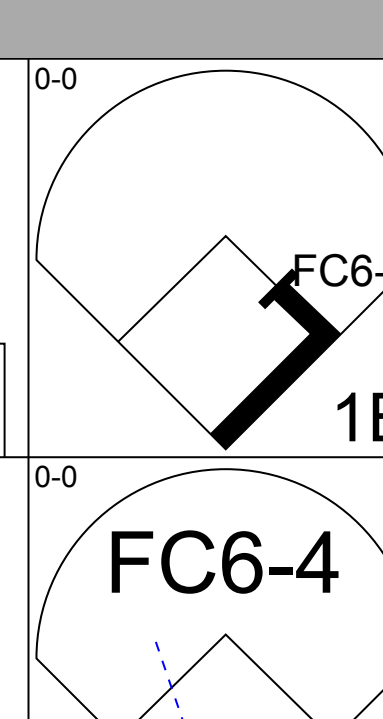
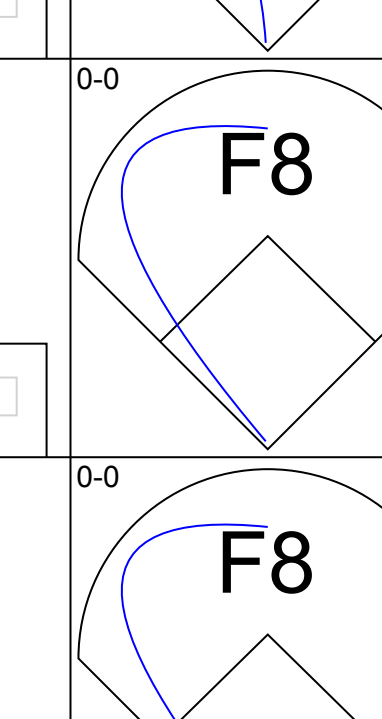
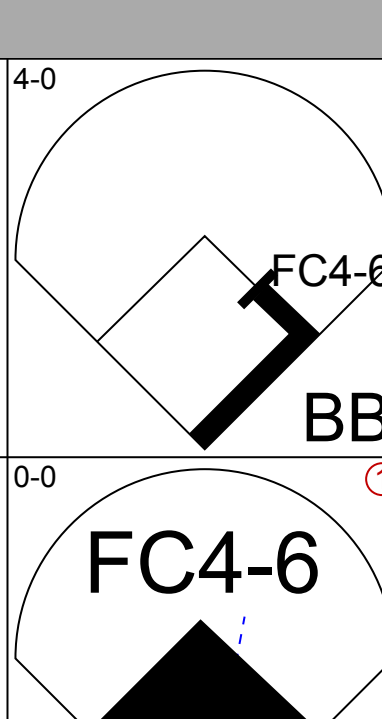
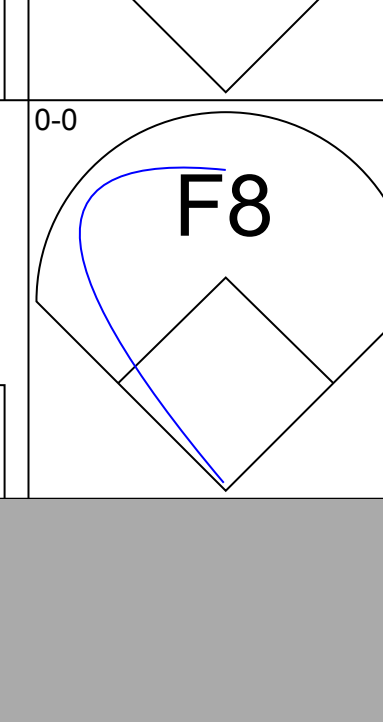
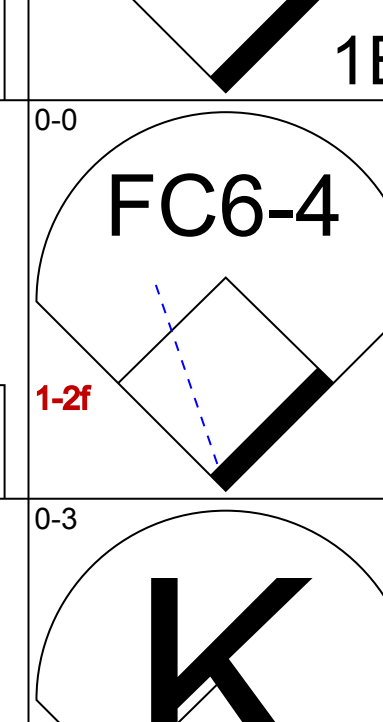
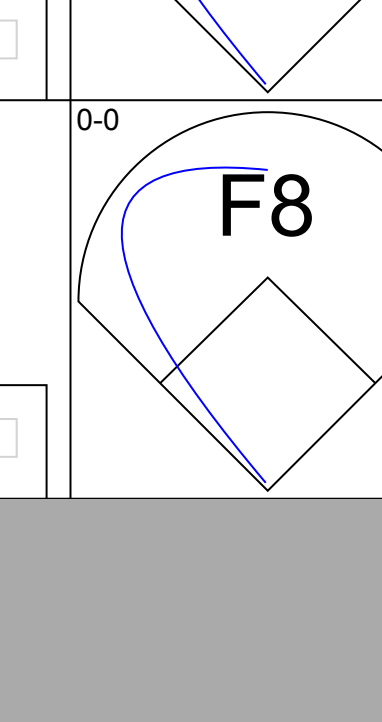
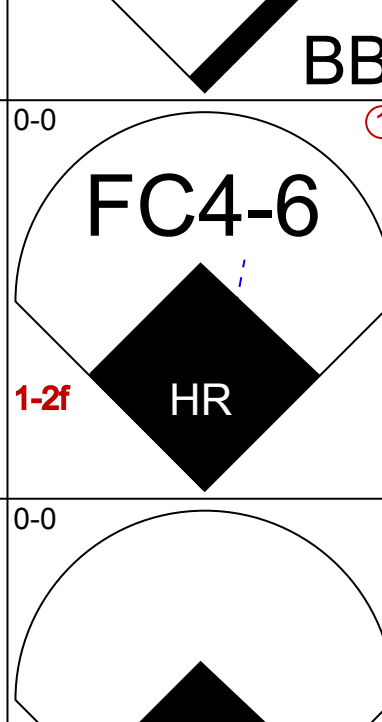
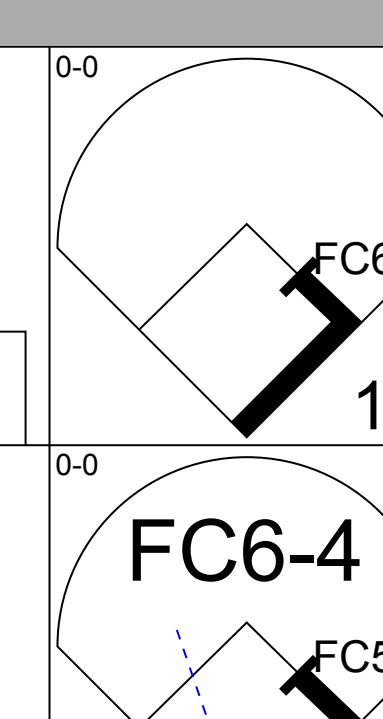
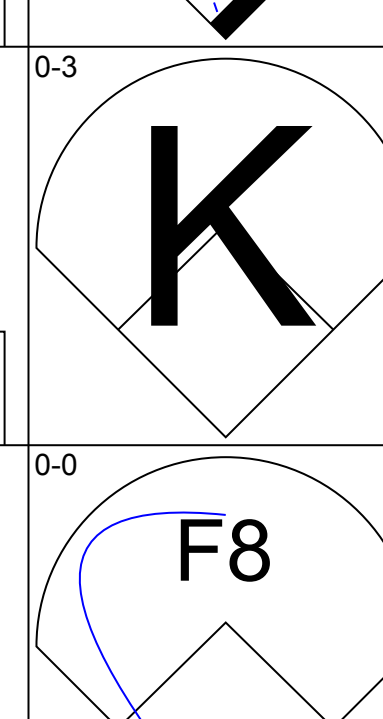
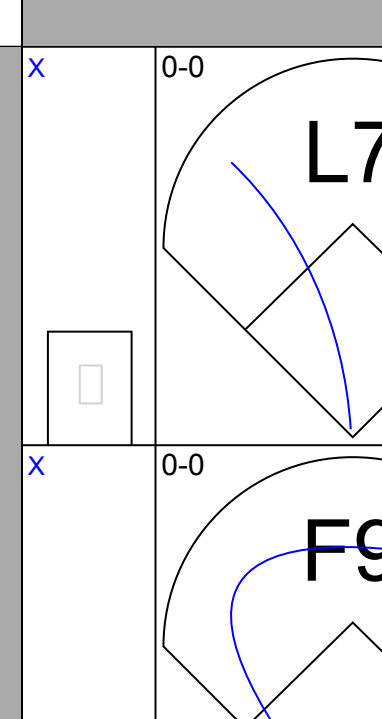
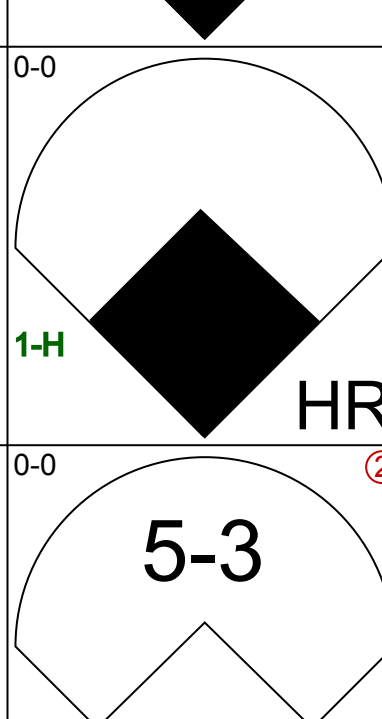
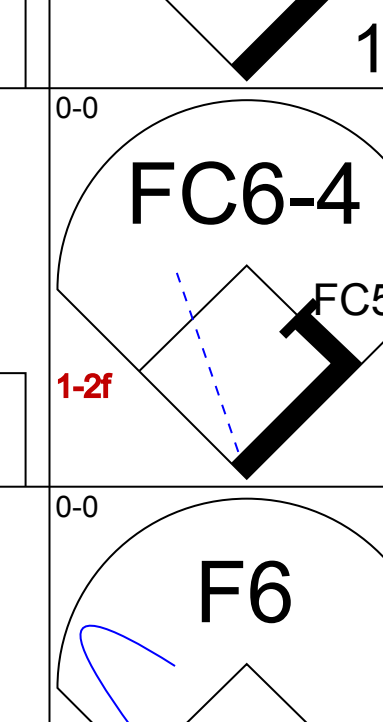
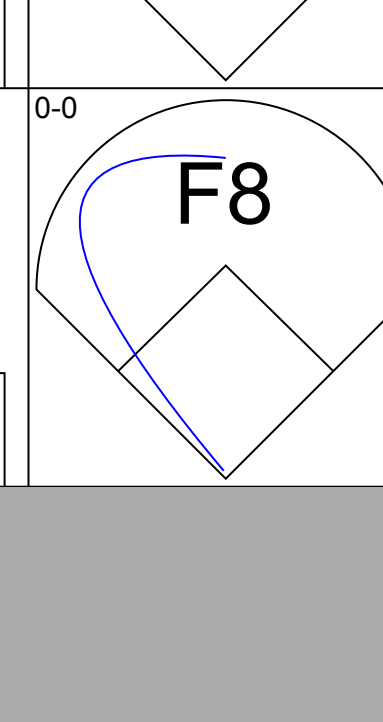
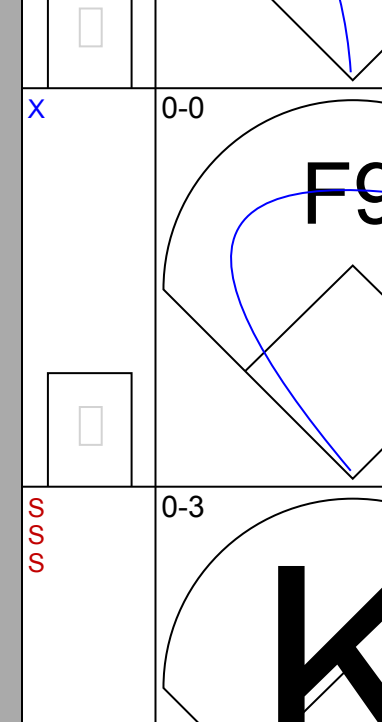
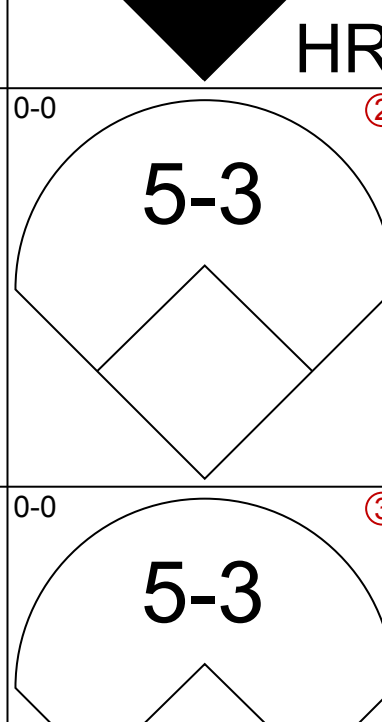
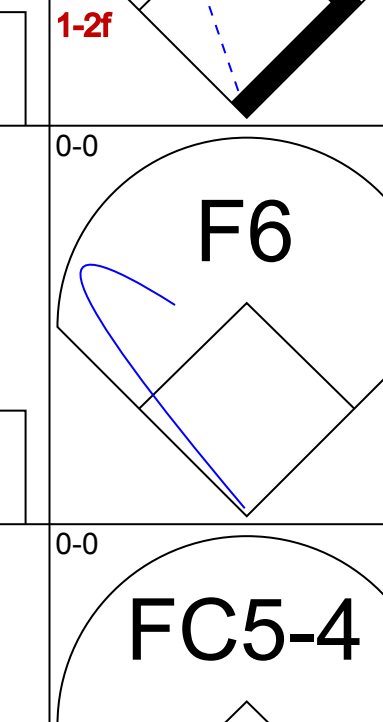
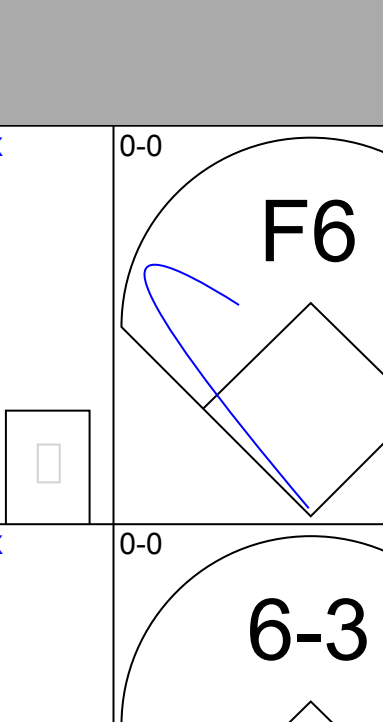
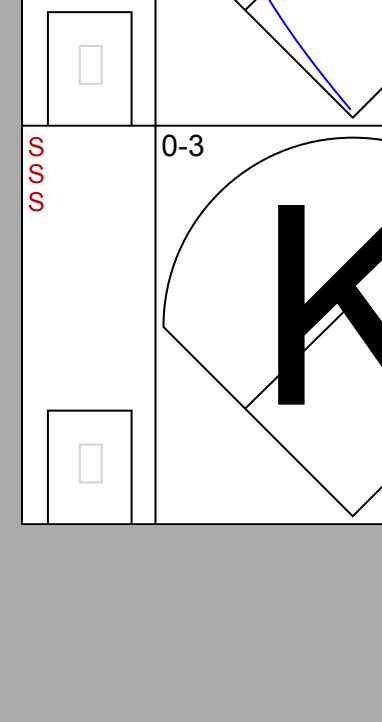
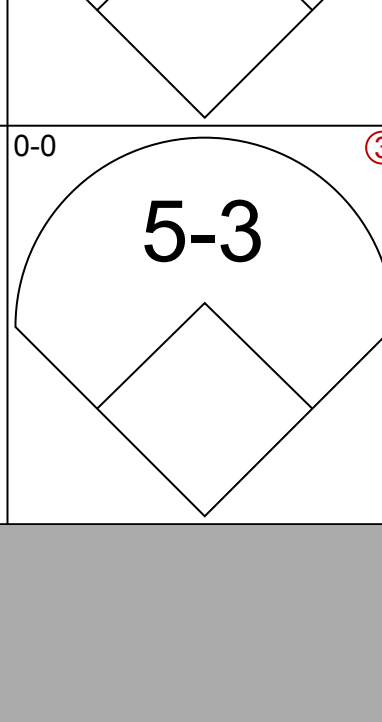
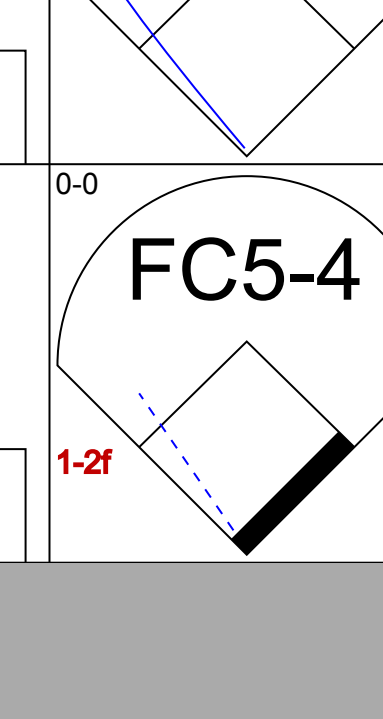
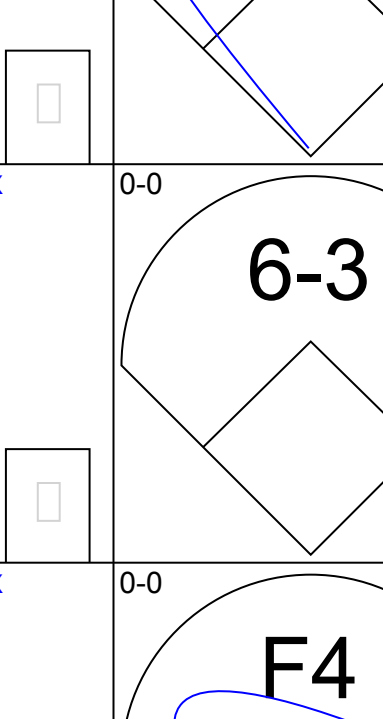
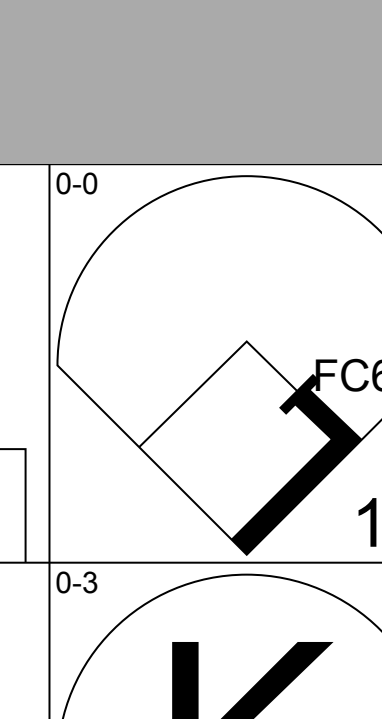
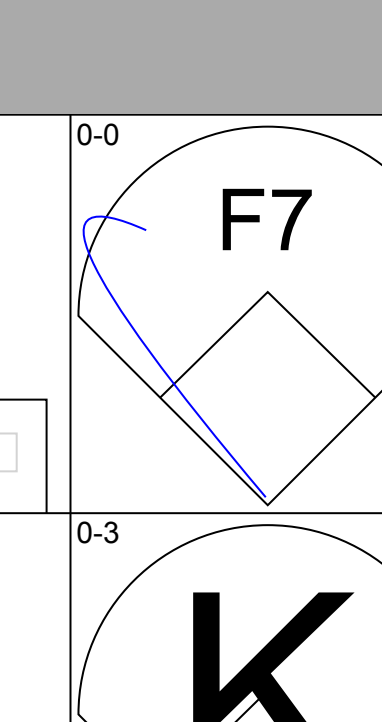
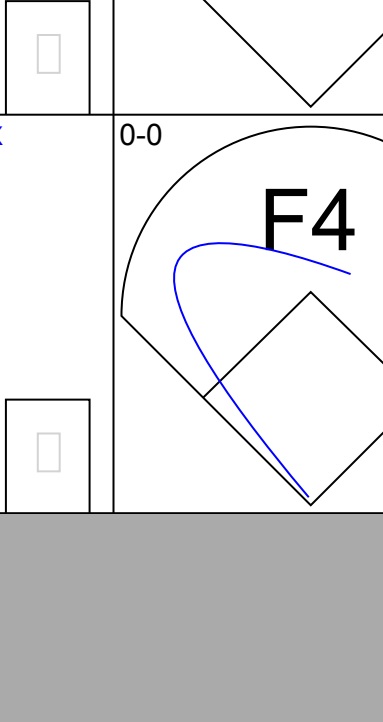
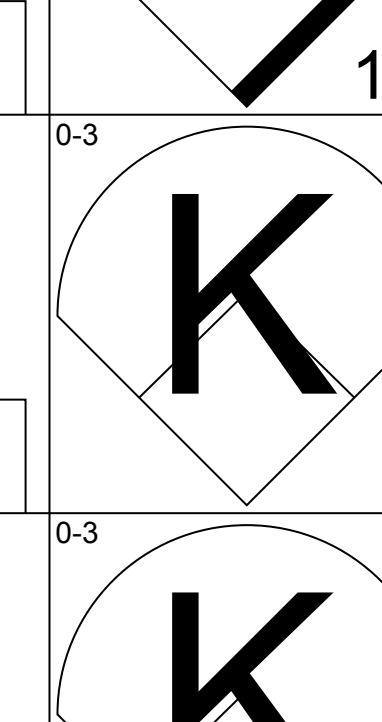
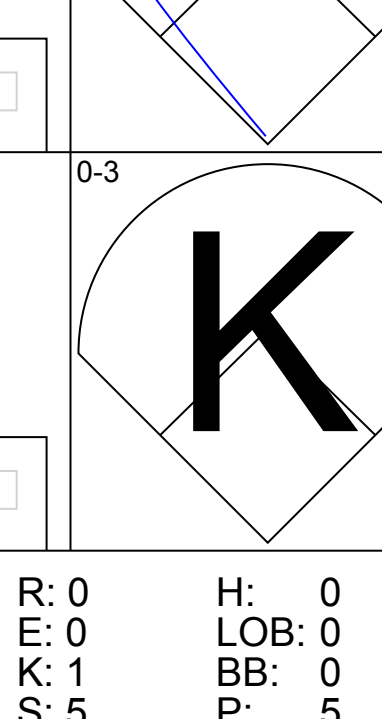
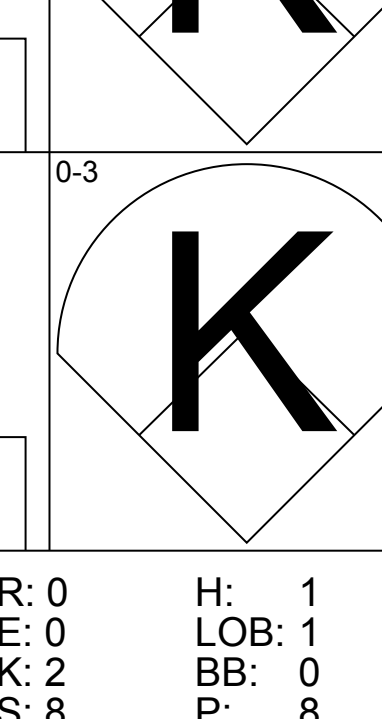
Cleveland Indians @ Washington Senators
Griffith Stadium, Washington, DC
Fri Jun 15 1951, 3:33 AM EDT
Att: 10,268 - Unknown

AB 31
R 4
H 8
RBI 4
BB 5
SO 4
LOB 19



Batter	1	2	3	4	5	6	7	8	9	AB	R	H	RBI	BB	SO	LOB	TOP			
Harry Simpson, L (1, 9) OBP: 0.370, SLG: 0.327	4-0 BB BB		4-0 BB 1B BB		0-0 3-1			4-0 1B BB		1	1	0	0	3	0	0	Cleveland Indians @ Washington Senators Griffith Stadium, Washington, DC Sun Jun 17 1951, 3:33 AM EDT Att: 21,863 - Unknown			
Bobby Avila, R (1, 4) OBP: 0.381, SLG: 0.348	0-3 K		4-0 1B BB		0-0 L4			0-0 1B		3	0	1	0	1	1					
Larry Doby, L (1, 8) OBP: 0.456, SLG: 0.515	4-0 G4-6-3 BB		0-0 1B		0-0 5-3			0-0 F7		3	0	1	1	1	0	2				
Luke Easter, L (1, 3) OBP: 0.387, SLG: 0.536	0-0 G4-6-3 1-2		0-0 FC1-2-5-2 1B		0-0 4-3			0-3 K		4	0	0	0	0	1	6				
Al Rosen, R (1, 5) OBP: 0.379, SLG: 0.451		0-3 K	0-0 F7		0-0 5-3			0-0 5-3		4	0	0	0	0	1	2				
Sam Chapman, R (1, 7) OBP: 0.296, SLG: 0.276		0-0 F5		0-0 6-3			0-0 F8	0-0 F6		4	0	0	0	0	0	0				
Ray Boone, R (1, 6) OBP: 0.336, SLG: 0.309		0-0 1B		0-0 5-3			0-0 F3	4-0 BB		3	0	1	0	1	0	0				
Birdie Tebbetts, R (1, 2) OBP: 0.241, SLG: 0.291		0-0 5-3		0-0 5-3			0-0 6-3	0-0 F8		4	0	0	0	0	0	2				
Bob Chakales, R (1, 1) OBP: 0.385, SLG: 0.615			0-0 F7		0-0 L6			0-0 F4		0	0	0	0	0	0	0				
Milt Niekirk, L (3, Ph)										0	0	0	0	0	0	0				
George Zuverink, R (3, 1)										0	0	0	0	0	0	0				
Dale Mitchell, L (5, Ph)										0	0	0	0	0	0	0				
Lou Brissie, L (5, 1)										0	0	0	0	0	0	0				
Snuffy Stirrweiss, R (5, Ph)										0	0	0	0	0	0	0				
Early Wynn, R (8, 1)										0	0	0	0	0	0	0				
Inning Stats	R: 0 E: 0 K: 1 S: 4	H: 0 LOB: 1 BB: 2 P: 12	R: 0 E: 0 K: 1 S: 6	H: 1 LOB: 1 BB: 0 P: 6	R: 1 E: 0 K: 0 S: 4	H: 1 LOB: 2 BB: 2 P: 12	R: 0 E: 0 K: 0 S: 3	H: 0 LOB: 0 BB: 0 P: 3	R: 0 E: 0 K: 0 S: 3	H: 0 LOB: 0 BB: 0 P: 3	R: 0 E: 0 K: 0 S: 3	H: 0 LOB: 0 BB: 0 P: 3	R: 0 E: 0 K: 1 S: 6	H: 1 LOB: 2 BB: 1 P: 10	R: 0 E: 0 K: 0 S: 3	H: 0 LOB: 1 BB: 1 P: 7	1B: 3 2B: 0 3B: 0 HR: 0	SF: 0 SAC: 0 DP: 1 HBP: 0	WP: 0 PB: 0 SB: 0 CS: 0	PA: 35
PITCHER	IP WLS BF H R ER SO BB IBB HBP BLK WP HR S P ERA WHIP																			
Fred Sanford, R (1, 1) ERA: 3.18	7.1 W 29 3 1 1 2 5 0 0 0 0 0 0 28 48 1.23 1.091																			
Mickey Harris, L (8, 1) ERA: 3.82	1.2 S 6 0 0 0 1 1 0 0 0 0 0 0 7 11 0.00 0.600																			

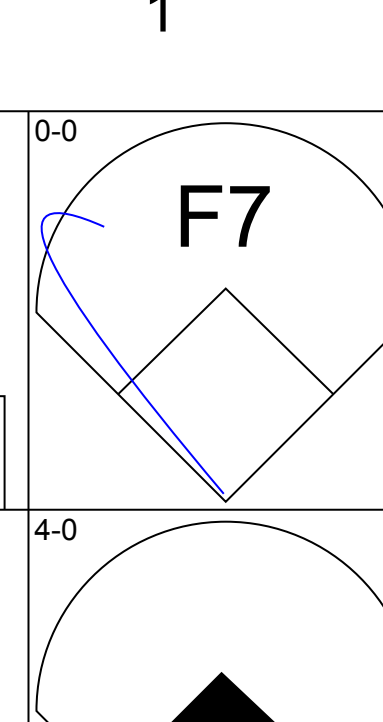
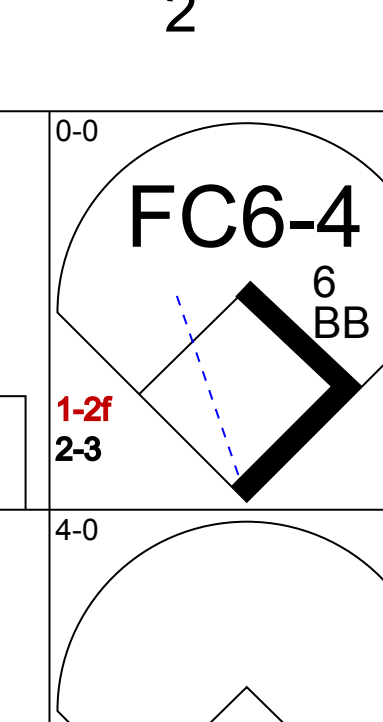
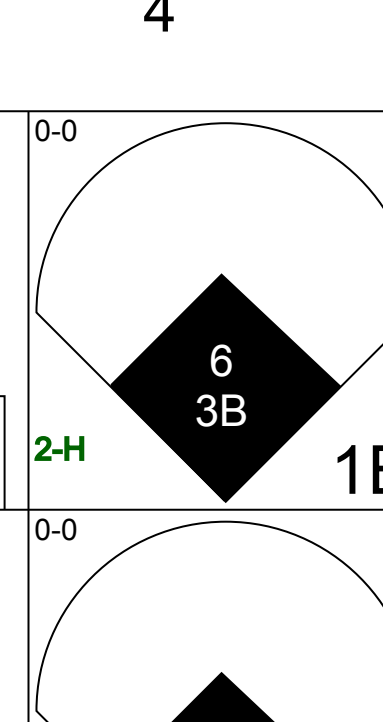
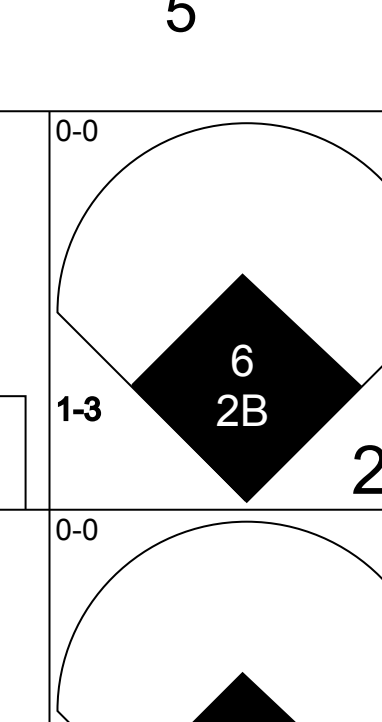
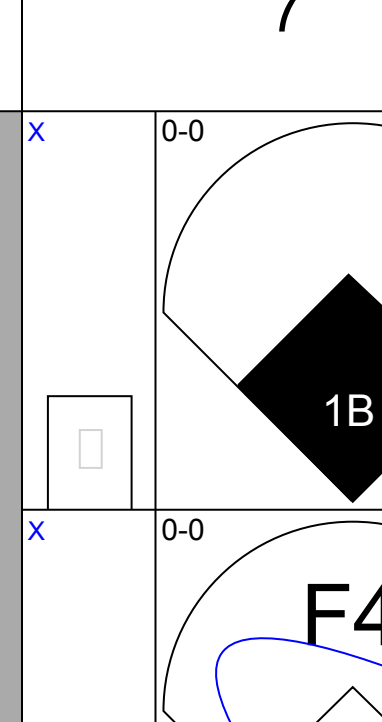
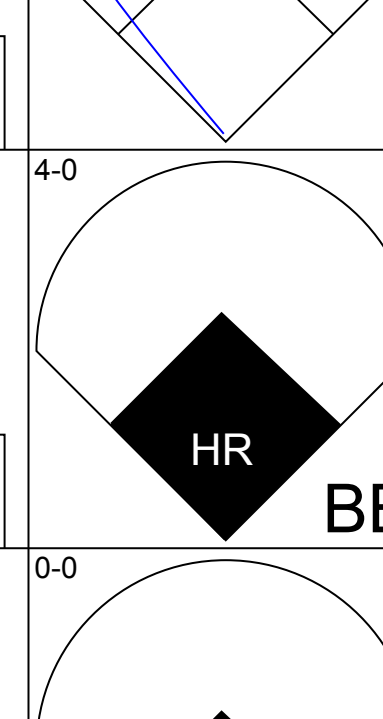
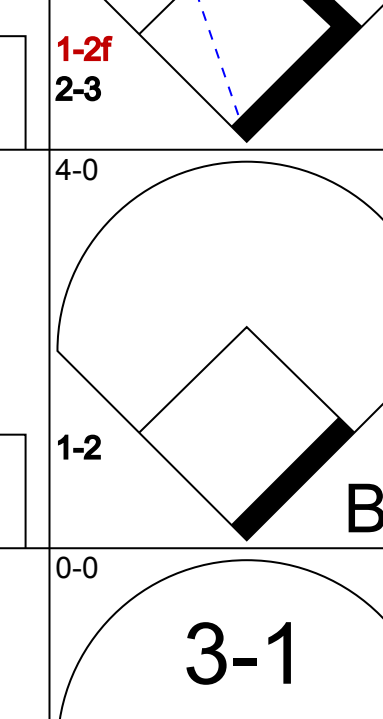
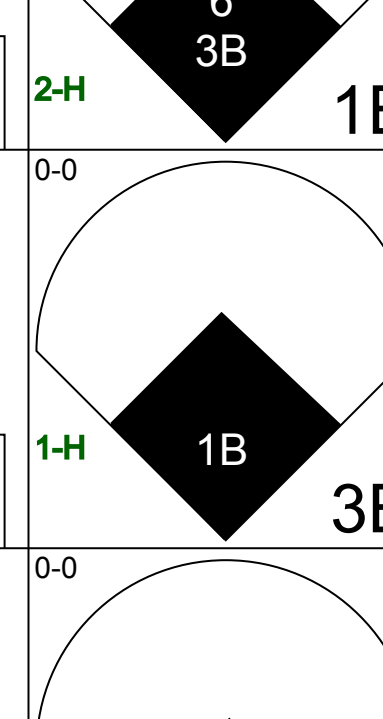
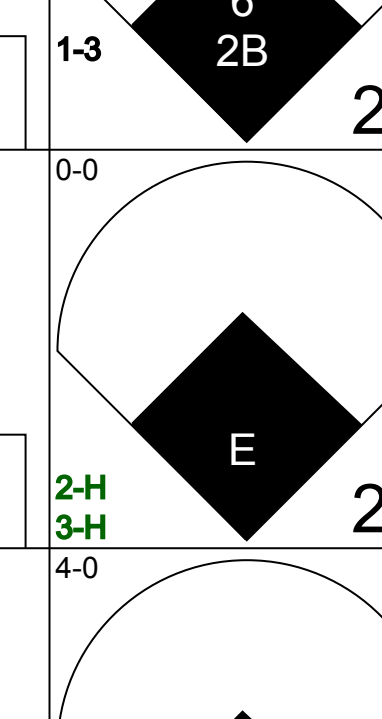
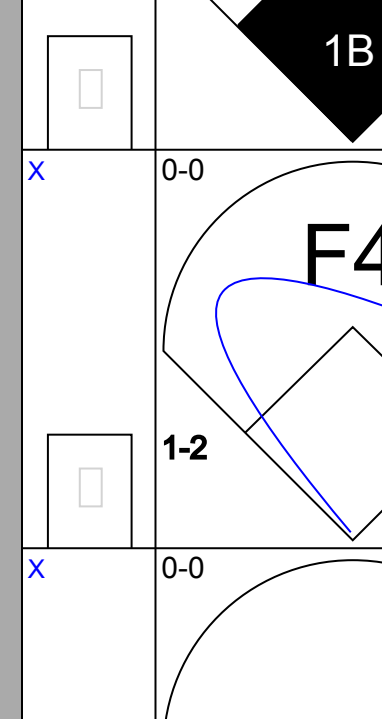
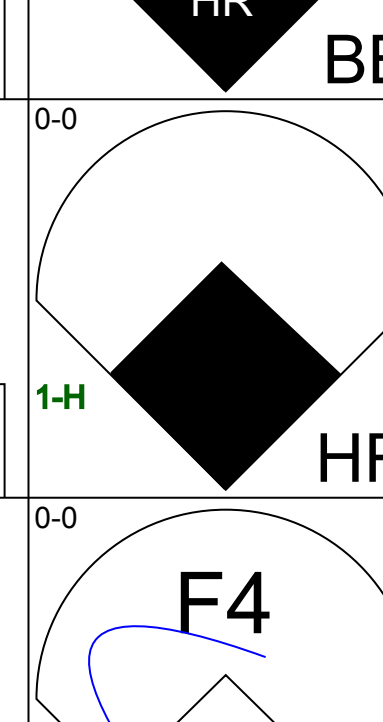
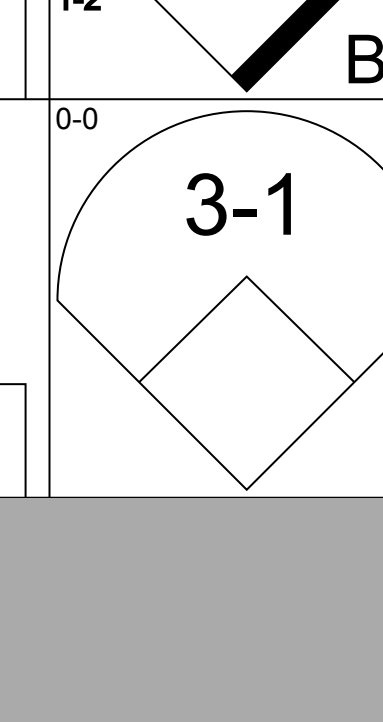
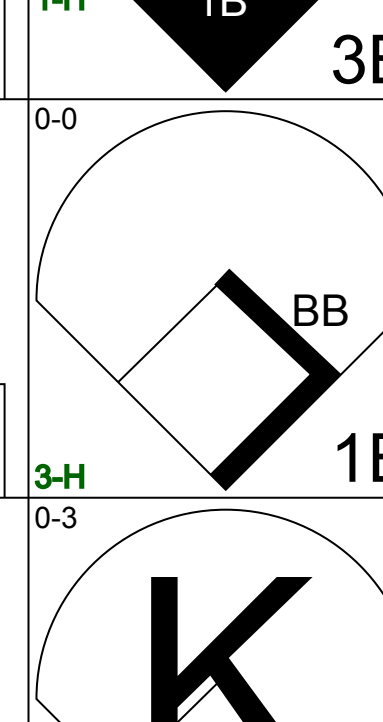
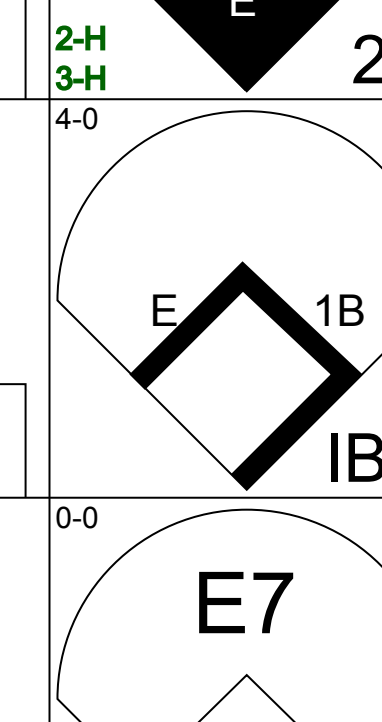
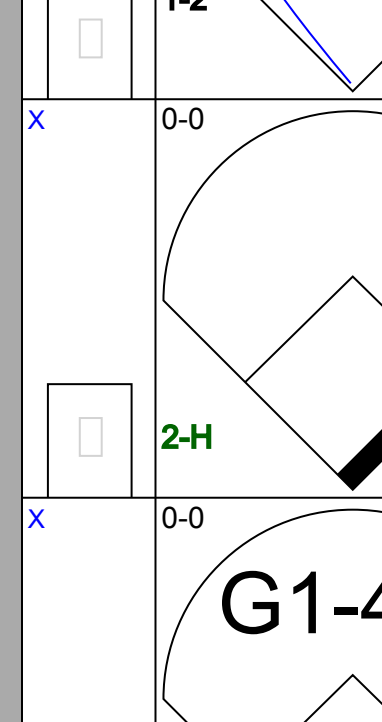
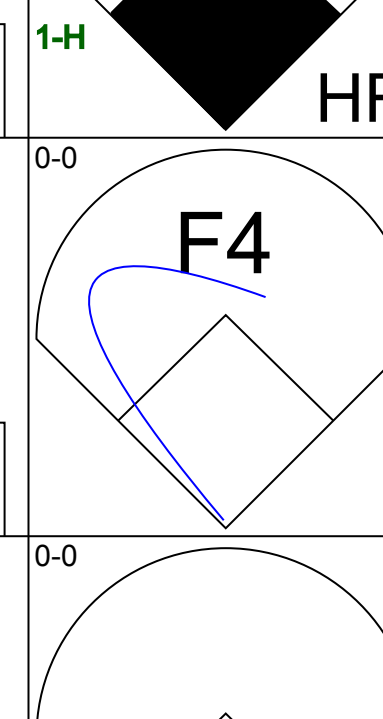
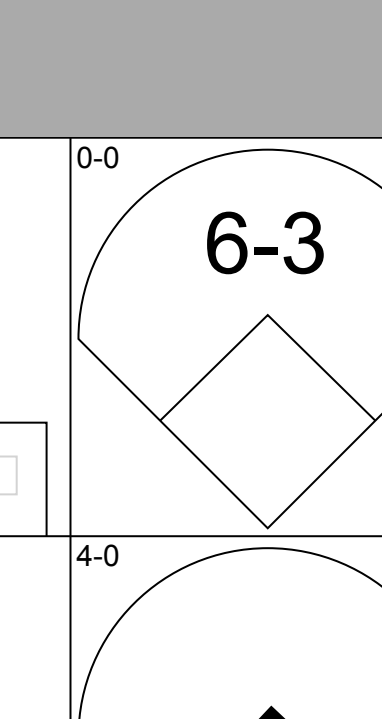
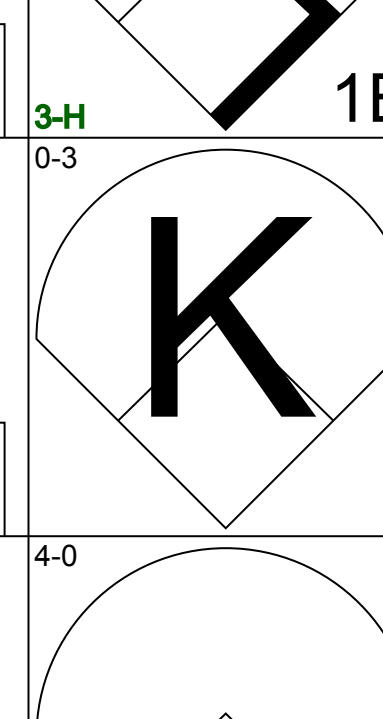
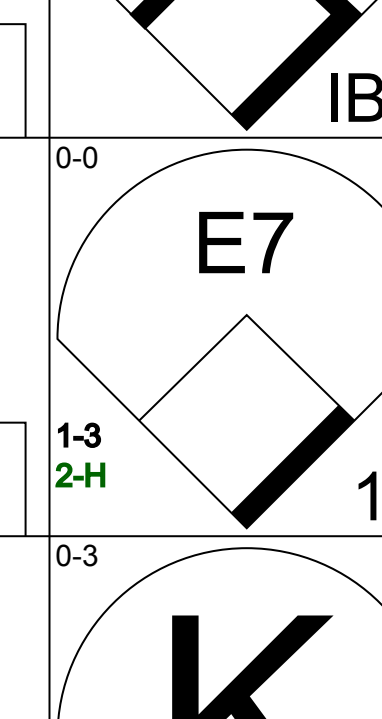
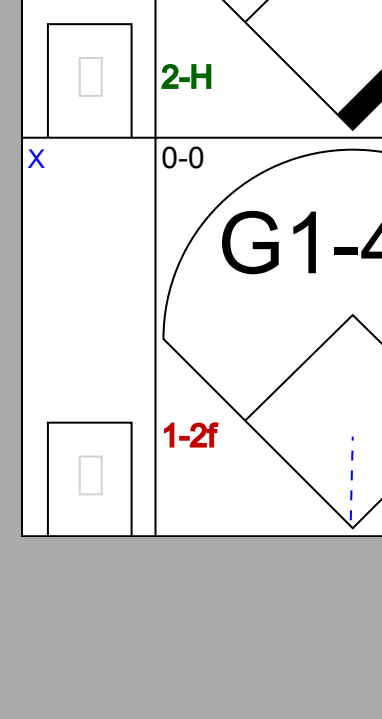
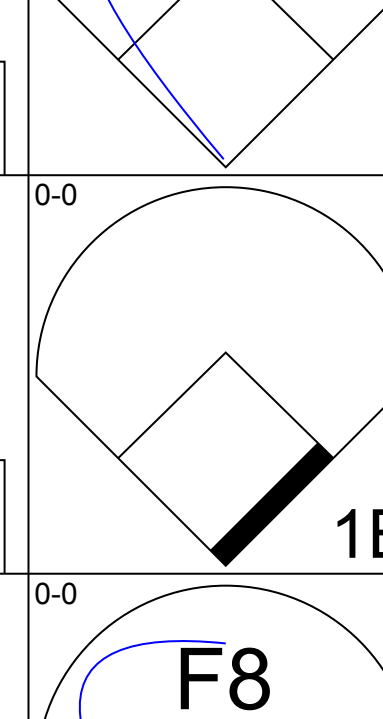
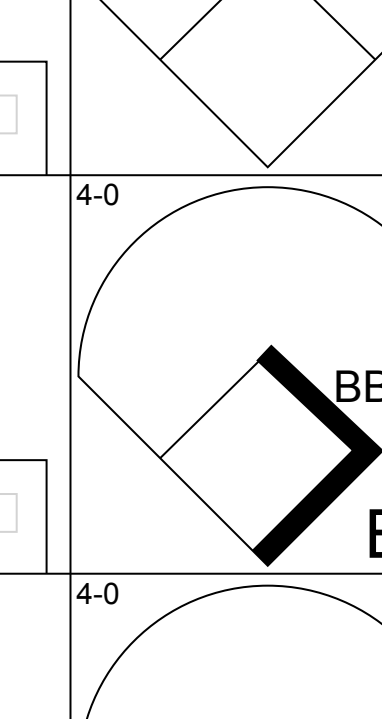
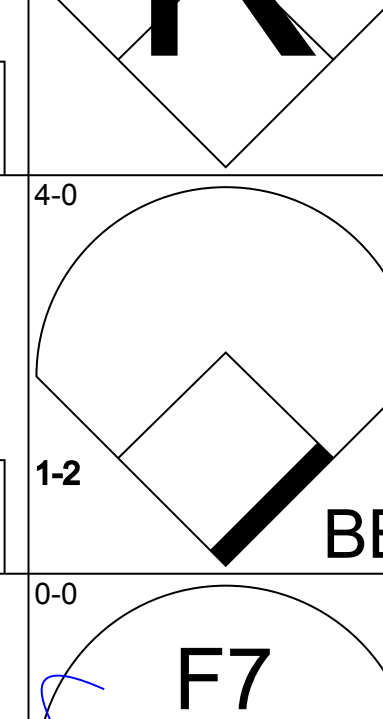
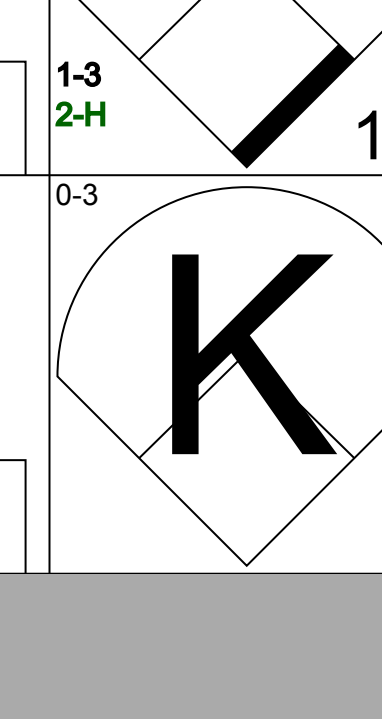
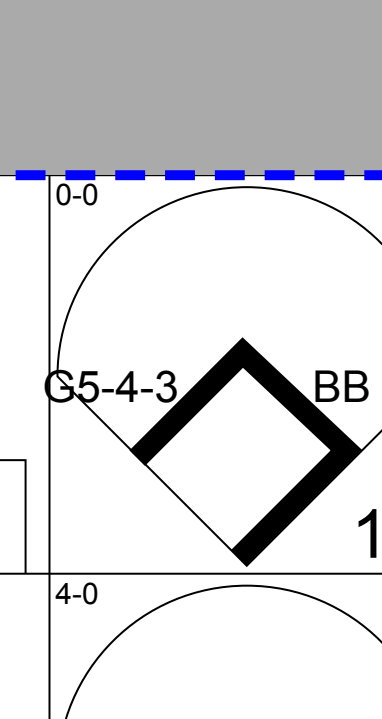
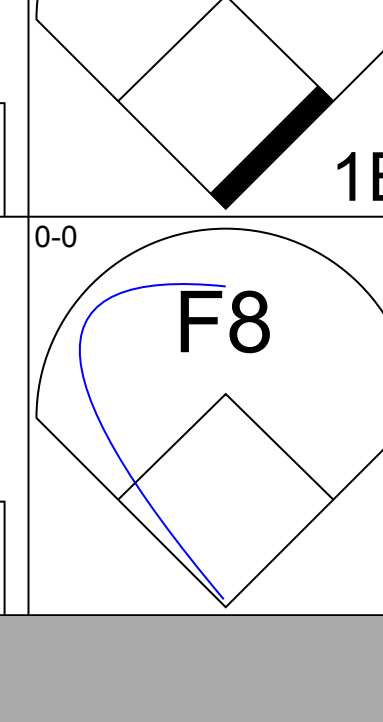
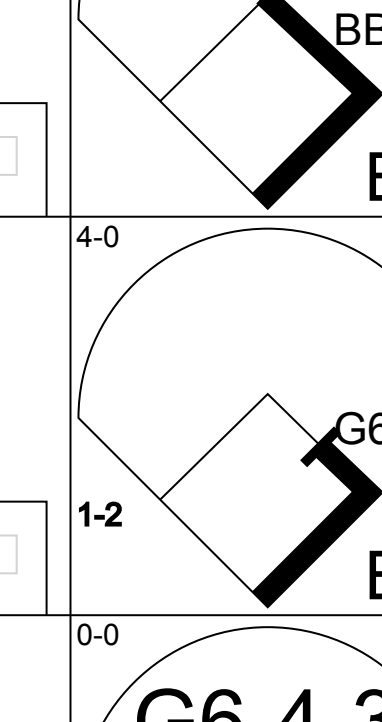
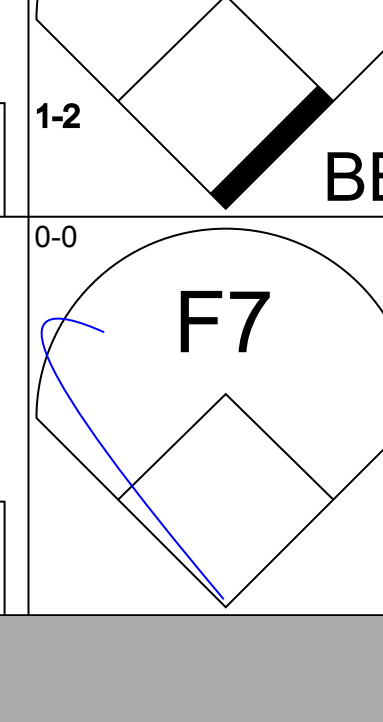
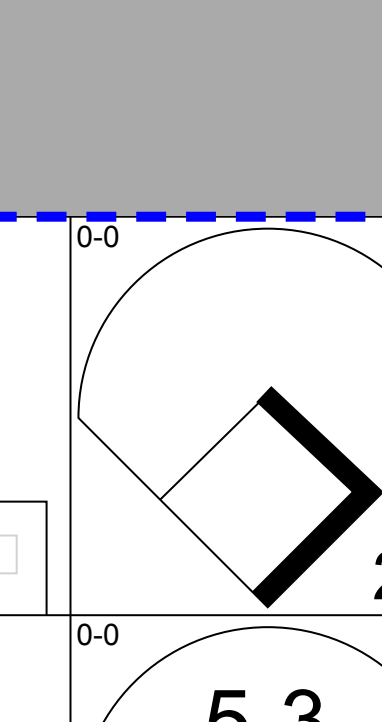
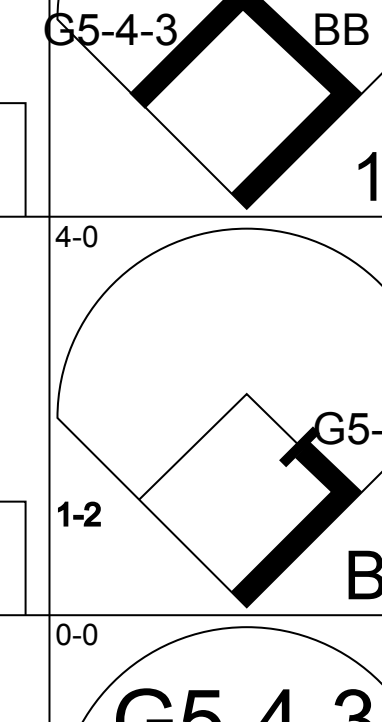
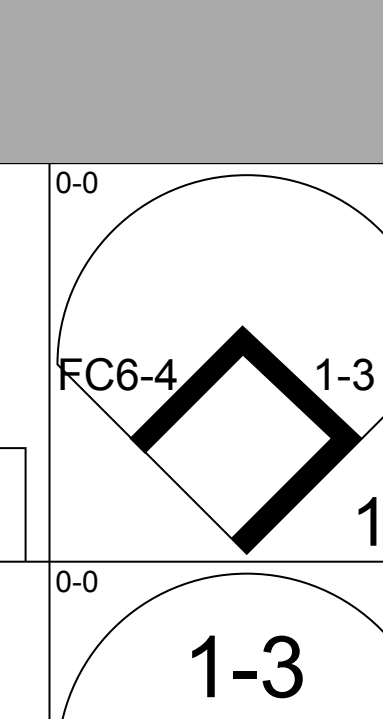
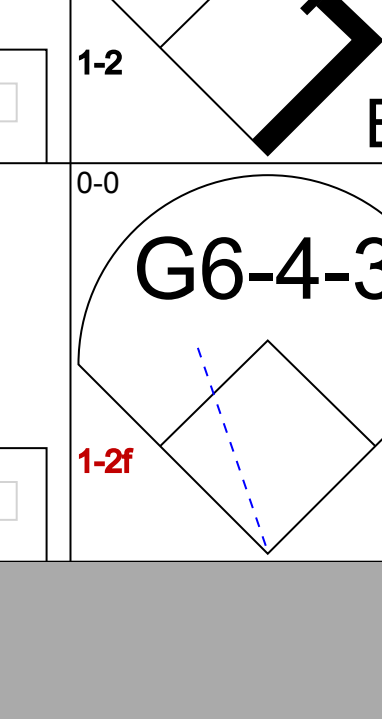
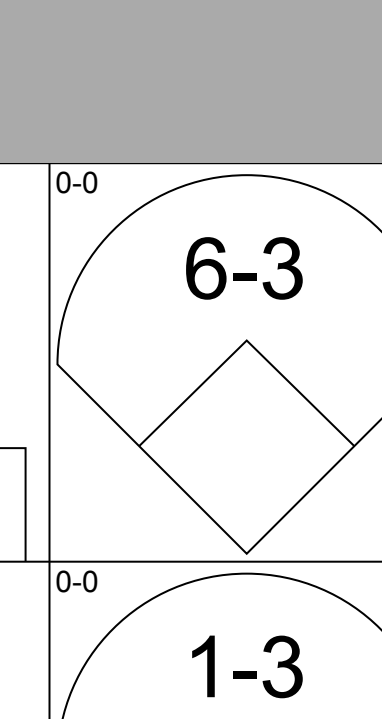
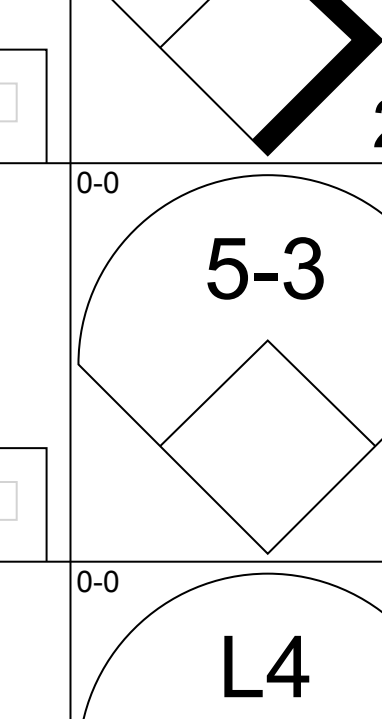
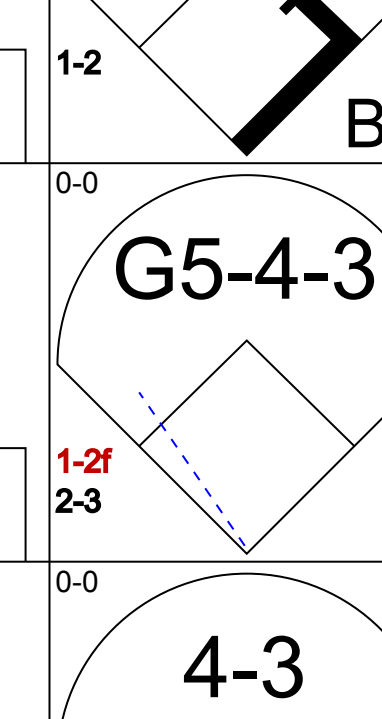
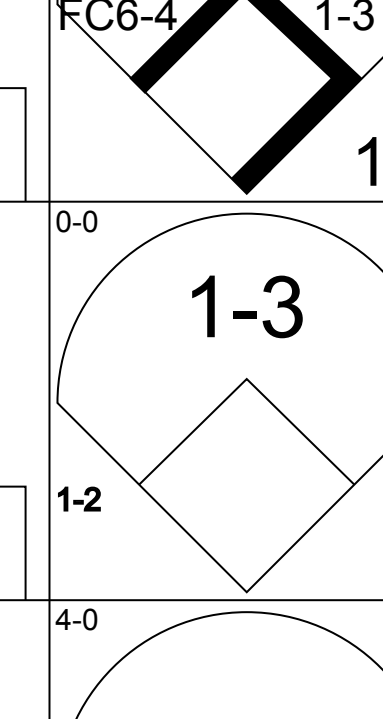
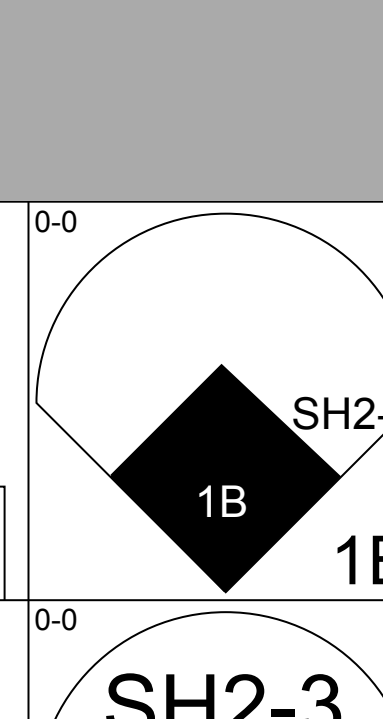
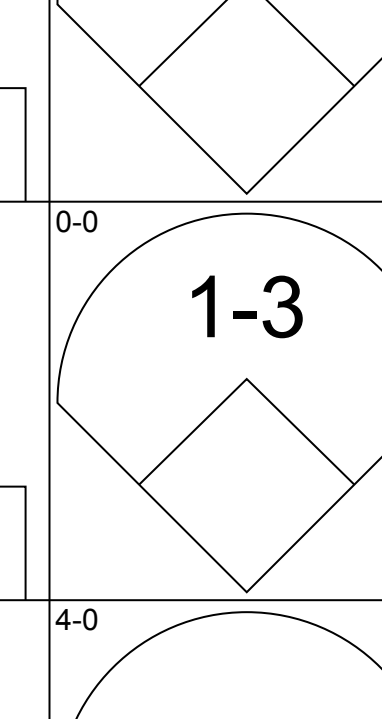
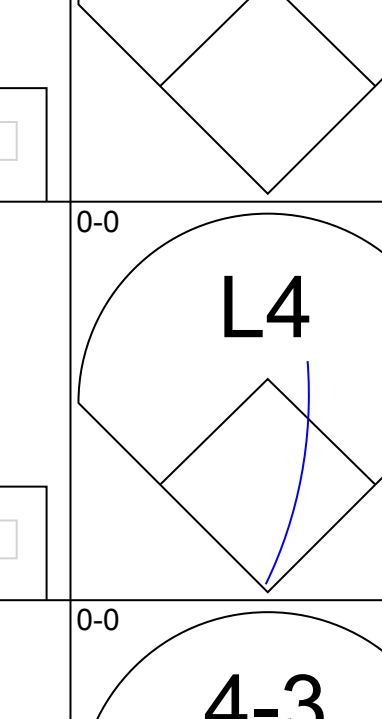
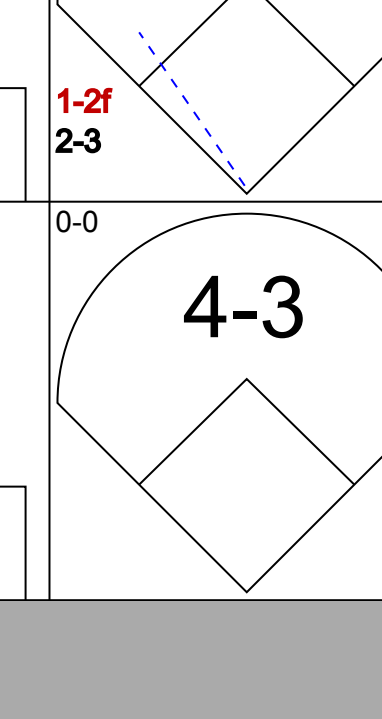
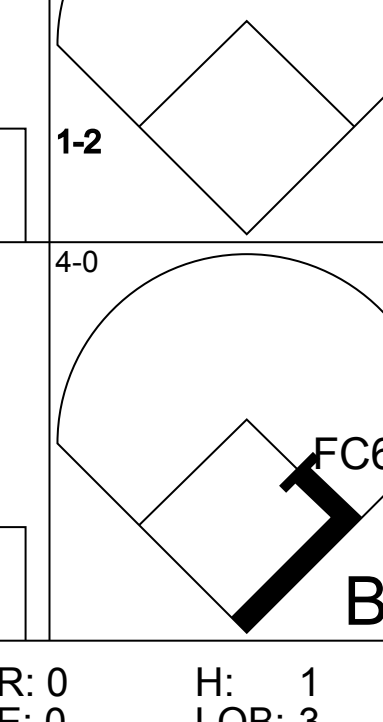
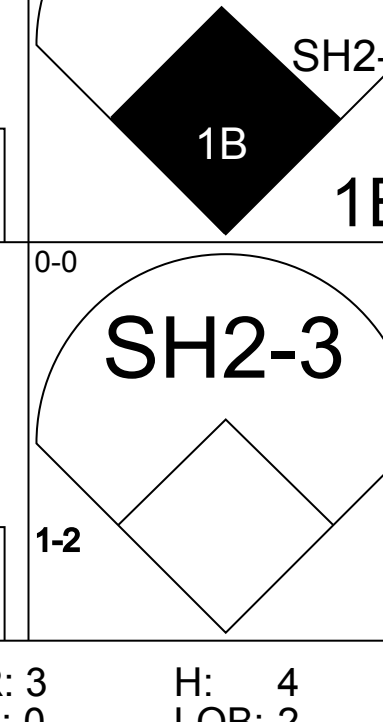
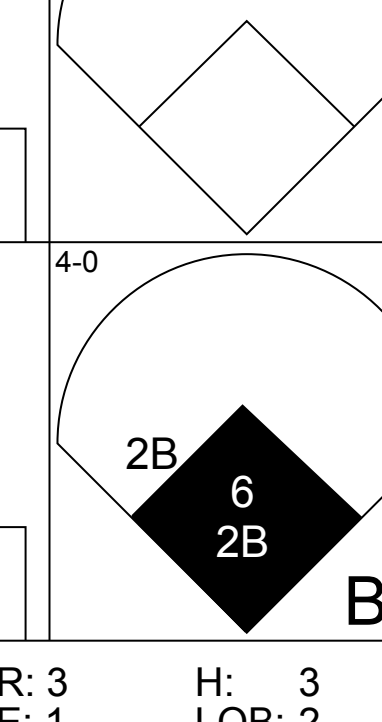
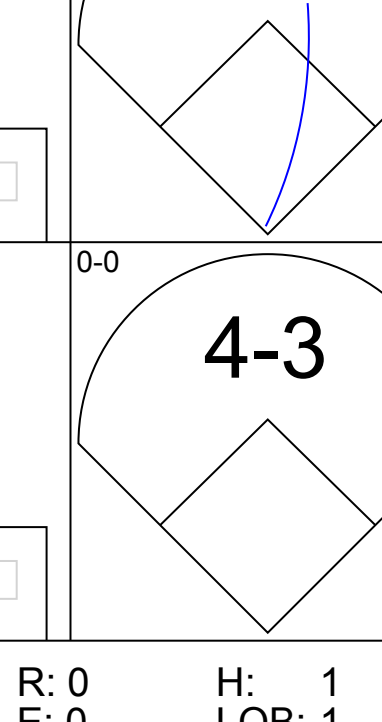
Batter	1	2	3	4	5	6	7	8	9	AB	R	H	RBI	BB	SO	LOB	BOTTOM			
Gil Coan, L (1, 7) OBP: 0.352, SLG: 0.500	0-0 G3	0-0 BB 2B	0-0 F4			0-0 SH5-3 BB FC4-2 1B		0-3 K		5	1	2	0	0	1	1	Cleveland Indians @ Washington Senators Griffith Stadium, Washington, DC Sun Jun 17 1951, 3:33 AM EDT Att: 21,863 - Unknown			
Cass Michaels, R (1, 4) OBP: 0.364, SLG: 0.407	4-0 E 1B BB	0-0 F9		0-0 6-3		4-0 FC4-2 SH5-3 BB		0-0 5-3		3	2	0	0	2	0	2				
Irv Noren, L (1, 8) OBP: 0.375, SLG: 0.434	0-0 1B E	0-0 L4		0-0 F7		0-0 SH5-3		4-0 E S BB		3	1	1	0	1	0	2				
Mickey Vernon, L (1, 3) OBP: 0.326, SLG: 0.381	0-0 E3 6-3 1B	4-0 S BB		0-0 1B		0-0 FC4-2 FC5 E		0-0 F9		4	0	1	0	1	0	5				
Sam Mele, R (1, 9) OBP: 0.324, SLG: 0.374	0-0 6-3 1B	4-0 S BB		0-0 F6		0-0 E6		0-0 F9		3	0	1	3	1	0	2				
Eddie Yost, R (1, 5) OBP: 0.398, SLG: 0.397	0-0 6-3 1-2 2-3	0-0 F9 1-2 2-3 3-H		0-0 F5		0-0 FC5 2-3 3-H		0-0 FC5		4	0	0	0	0	0	6				
Clyde Kluttz, R (1, 2) OBP: 0.412, SLG: 0.308	4-0 IBB		0-0 5-3		4-0 BB		0-0 4-3			2	0	0	0	2	0	0				
Gene Verble, R (1, 6) OBP: 0.247, SLG: 0.235	0-0 6-3		0-0 E3 FC5-4		0-0 F2		0-0 5-3			4	0	0	0	0	0	4				
Fred Sanford, S (1, 1) OBP: 0.200, SLG: 0.222		0-0 2B BB 2B	0-0 FC5-4 1-2		0-3 K		0-0 F9			4	1	1	0	0	1	2				
Mickey Harris, L (8, 1) OBP: 0.250, SLG: 0.143										0	0	0	0	0	0	0				
Inning Stats	R: 2 E: 1 K: 0 S: 6	H: 2 LOB: 3 BB: 2 P: 14	R: 2 E: 0 K: 0 S: 5	H: 2 LOB: 2 BB: 2 P: 13	R: 0 E: 1 K: 0 S: 4	H: 0 LOB: 1 BB: 0 P: 4	R: 0 E: 0 K: 0 S: 4	H: 1 LOB: 1 BB: 0 P: 4	R: 0 E: 1 K: 0 S: 5	H: 0 LOB: 2 BB: 1 P: 9	R: 0 E: 0 K: 0 S: 3	H: 0 LOB: 0 BB: 0 P: 3	R: 0 E: 0 K: 1 S: 5	H: 0 LOB: 1 BB: 1 P: 9	R: 0 E: 0 K: 1 S: 5	H: 0 LOB: 1 BB: 1 P: 9	1B: 4 2B: 2 3B: 0 HR: 0	SF: 0 SAC: 1 DP: 0 HBP: 0	WP: 0 PB: 0 SB: 4 CS: 0	PA: 40
PITCHER	IP WLS BF H R ER SO BB IBB HBP BLK WP HR S P ERA WHIP																			
Bob Chakales, R (1, 1) ERA: 3.38	2.0 L 15 4 4 1 0 0 2 0 0 0 0 0 0 8 8 4.50 3.000																			
George Zuverink, R (3, 1) ERA: 4.79	2.0 8 1 0 0 0 0 0 0 0 0 0 0 0 8 8 0.00 0.500																			
Lou Brissie, L (5, 1) ERA: 5.59	3.0 13 1 1 0 1 2 0 0 0 0 0 0 0 13 21 0.00 1.000																			
Early Wynn, R (8, 1) ERA: 3.62	1.0 4 0 0 0 0 1 1 0 0 0 0 0 0 5 9 0.00 1.000																			

Batter	1	2	3	4	5	6	7	8	9	AB	R	H	RBI	BB	SO	LOB	TOP		
Harry Simpson, L (1,9) OBP: 0.354, SLG: 0.311										4	0	0	0	0	1	2			
Bobby Avila, R (1,4) OBP: 0.386, SLG: 0.352										3	0	1	0	1	0	1			
Larry Doby, L (1,8) OBP: 0.442, SLG: 0.494										4	1	0	0	0	0	3			
Luke Easter, L (1,3) OBP: 0.383, SLG: 0.545										4	1	2	2	0	1	1			
Al Rosen, R (1,5) OBP: 0.373, SLG: 0.460										4	0	0	0	0	0	2			
Sam Chapman, R (1,7) OBP: 0.304, SLG: 0.308										4	0	0	0	0	1	1			
Ray Boone, R (1,6) OBP: 0.335, SLG: 0.323										3	0	1	0	0	0	1			
Jim Hegan, R (1,2) OBP: 0.339, SLG: 0.461										3	0	0	0	0	1	1			
Bob Lemon, L (1,1) OBP: 0.162, SLG: 0.200										1	0	0	0	0	1	0			
Snuffy Stirrweiss, R (6, PH) OBP: 0.373, SLG: 0.273										0	0	0	0	1	0	0			
Steve Gromek, S (6, 1) OBP: 0.250, SLG: 0.250										0	0	0	0	0	0	0			
Birdie Tebbetts, R (8, PH) OBP: 0.237, SLG: 0.286										1	0	0	0	0	1	1			
George Zuverink, R (8, 1) OBP: 0.237, SLG: 0.286										0	0	0	0	0	0	0			
Inning Stats	R: 0 E: 0 K: 1 S: 5	H: 0 LOB: 0 BB: 0 P: 5	R: 0 E: 0 K: 0 S: 4	H: 1 LOB: 1 BB: 0 P: 4	R: 0 E: 0 K: 1 S: 5	H: 0 LOB: 0 BB: 0 P: 5	R: 0 E: 0 K: 1 S: 6	H: 1 LOB: 1 BB: 0 P: 6	R: 0 E: 0 K: 0 S: 3	H: 0 LOB: 1 BB: 1 P: 7	R: 0 E: 0 K: 1 S: 5	H: 0 LOB: 0 BB: 0 P: 5	R: 0 E: 0 K: 2 S: 8	H: 1 LOB: 1 BB: 0 P: 8	R: 2 E: 0 K: 0 S: 4	H: 1 LOB: 0 BB: 1 P: 8	1B: 3 2B: 0 3B: 0 HR: 1	SF: 0 SAC: 0 DP: 0 HBP: 0	WP: 0 PA: 33 PB: 0 SB: 0 CS: 0
PITCHER Chuck Stobbs, L (1,1) ERA: 3.75	IP: 9.0 WLS: W BF: 33 H: 4 R: 2 ER: 2 SO: 6 BB: 2 IBB: 0 HBP: 0 BLK: 0 WP: 0 HR: 1 S: 43 P: 51 ERA: 2.00 WHIP: 0.667																		

Cleveland Indians @ Boston Red Sox
Fenway Park, Boston, MA
Tue Jun 19 1951, 3:33 AM EDT
Att: 31,644 - Unknown

AB 31
R 2
H 4
RBI 2
BB 2
SO 6
LOB 13



Batter	1	2	3	4	5	6	7	8	9	AB	R	H	RBI	BB	SO	LOB	BOTTOM		
Billy Goodman, L (1,9) OBP: 0.396, SLG: 0.359										5	3	3	1	0	0	2			
6 Johnny Pesky, L (1,6) OBP: 0.392, SLG: 0.385										3	3	2	3	2	0	1			
Ted Williams, L (1,7) OBP: 0.483, SLG: 0.606										4	1	3	4	1	0	3			
Vern Stephens, R (1,5) OBP: 0.395, SLG: 0.528										5	0	1	1	0	1	2			
Bobby Doerr, R (1,4) OBP: 0.418, SLG: 0.474										3	0	2	0	2	1	2			
Clyde Volmer, R (1,8) OBP: 0.415, SLG: 0.535										3	0	1	0	2	0	3			
Walt Dropo, R (1,3) OBP: 0.333, SLG: 0.354										5	0	1	0	0	0	5			
Les Moss, R (1,2) OBP: 0.311, SLG: 0.329										5	1	1	0	0	0	3			
Chuck Stobbs, L (1,1) OBP: 0.250, SLG: 0.269										1	1	0	0	2	0	1			
Inning Stats	R: 2 E: 0 K: 0 S: 5	H: 2 LOB: 1 BB: 1 P: 9	R: 0 E: 0 K: 0 S: 4	H: 1 LOB: 3 BB: 2 P: 12	R: 0 E: 0 K: 0 S: 2	H: 0 LOB: 1 BB: 2 P: 10	R: 3 E: 0 K: 1 S: 9	H: 4 LOB: 2 BB: 1 P: 13	R: 3 E: 0 K: 1 S: 8	H: 3 LOB: 2 BB: 2 P: 16	R: 0 E: 0 K: 0 S: 4	H: 1 LOB: 1 BB: 0 P: 4	R: 1 E: 0 K: 0 S: 4	H: 2 LOB: 0 BB: 0 P: 4	R: 0 E: 0 K: 0 S: 3	H: 1 LOB: 1 BB: 1 P: 7	1B: 9 2B: 3 3B: 1 HR: 1	SF: 0 SAC: 1 DP: 3 HBP: 0	WP: 0 PA: 44 PB: 0 SB: 1 CS: 0
PITCHER Bob Lemon, R (1,1) ERA: 3.59	IP: 5.0 WLS: L BF: 32 H: 10 R: 8 ER: 8 SO: 2 BB: 7 IBB: 0 HBP: 0 BLK: 0 WP: 0 HR: 1 S: 28 P: 60 ERA: 14.40 WHIP: 3.400																		
PITCHER Steve Gromek, R (6, 1) ERA: 5.95	IP: 2.0 WLS: L BF: 8 H: 3 R: 1 ER: 1 SO: 0 BB: 0 IBB: 0 HBP: 0 BLK: 0 WP: 0 HR: 0 S: 8 P: 8 ERA: 4.50 WHIP: 1.500																		
PITCHER George Zuverink, R (8, 1) ERA: 4.57	IP: 1.0 WLS: L BF: 4 H: 1 R: 0 ER: 0 SO: 0 BB: 1 IBB: 0 HBP: 0 BLK: 0 WP: 0 HR: 0 S: 3 P: 7 ERA: 0.00 WHIP: 2.000																		

Cleveland Indians @ Boston Red Sox
Fenway Park, Boston, MA
Tue Jun 19 1951, 3:33 AM EDT
Att: 31,644 - Unknown

AB 34
R 9
H 14
RBI 9
BB 9
SO 2
LOB 22



Batter	1	2	3	4	5	6	7	8	9	AB	R	H	RBI	BB	SO	LOB	TOP					
Harry Simpson, L OBP: 0.347, SLG: 0.299			4-3			F7	L8	4-3		5	0	0	0	1	1	2						
Bobby Avila, R OBP: 0.400, SLG: 0.429					1B	F8	2B	HR	HR	6	4	5	4	0	0	2						
Larry Doby, L OBP: 0.448, SLG: 0.519	1B	2B	HR	F8	2B	BB	1B	1B	K	5	3	3	1	1	1	1						
Luke Easter, L OBP: 0.388, SLG: 0.549	1B	F5		K		2B			F9	1	1	1	1	0	0	0						
Bob Kennedy, R OBP: 0.311, SLG: 0.358	2B	1B		K		BB			F9	4	0	1	0	1	1	1						
Al Rosen, R OBP: 0.368, SLG: 0.452	2B	1B		F2		F8			F2	6	1	1	1	0	2	5						
Sam Chapman, R OBP: 0.311, SLG: 0.326	1B	F3			G3			K		5	1	3	2	0	1	0						
Ray Boone, R OBP: 0.254, SLG: 0.328	1B				1B	F4				3	3	1	0	1	0	3						
Merl Combs, L OBP: 0.200, SLG: 0.214	1B			G8		F4		S		0	0	0	0	0	0	0						
Birdie Tebbetts, R OBP: 0.254, SLG: 0.300	E2		4-3		G3			F2		4	0	2	2	0	0	2						
Jim Hegan, R OBP: 0.337, SLG: 0.458	1B		4-3				HR	1B	F2	1	1	0	0	0	0	1						
Early Wynn, S OBP: 0.231, SLG: 0.270	4-3		G8		4-3		F7			5	0	1	2	0	0	3						
Inning Stats	R: 6 E: 1 K: 1 S: 11	H: 6 LOB: 2 BB: 2 P: 19	R: 1 E: 0 K: 1 S: 6	H: 1 LOB: 0 BB: 0 P: 6	R: 1 E: 0 K: 0 S: 3	H: 0 LOB: 0 BB: 0 P: 4	R: 0 E: 0 K: 1 S: 6	H: 1 LOB: 1 BB: 0 P: 6	R: 0 E: 0 K: 0 S: 4	H: 1 LOB: 1 BB: 0 P: 4	R: 2 E: 0 K: 0 S: 5	H: 2 LOB: 2 BB: 2 P: 13	R: 2 E: 0 K: 1 S: 9	H: 4 LOB: 2 BB: 0 P: 9	R: 1 E: 0 K: 1 S: 7	H: 2 LOB: 1 BB: 0 P: 7	R: 1 E: 0 K: 1 S: 6	H: 1 LOB: 0 BB: 0 P: 6	1B: 9 2B: 5 3B: 0 HR: 4	SF: 0 SAC: 0 DP: 0 HBP: 1	WP: 0 PB: 0 SB: 1 CS: 0	PA: 50
PITCHER	IP: 0.1 WLS: L BF: 6 H: 5 R: 5 ER: 5 SO: 1 BB: 0 IBB: 0 HBP: 0 BLK: 0 WP: 0 HR: 1 S: 8 P: 8 ERA: 135.00 WHIP: 15.000	IP: 2.2 WLS: L BF: 13 H: 2 R: 3 ER: 2 SO: 1 BB: 1 IBB: 1 HBP: 1 BLK: 0 WP: 0 HR: 1 S: 12 P: 21 ERA: 6.75 WHIP: 1.125	IP: 4.1 WLS: L BF: 8 H: 2 R: 0 ER: 0 SO: 1 BB: 0 IBB: 0 HBP: 0 BLK: 0 WP: 0 HR: 1 S: 10 P: 10 ERA: 0.00 WHIP: 1.000	IP: 6.1 WLS: L BF: 6 H: 2 R: 2 ER: 2 SO: 0 BB: 2 IBB: 0 HBP: 0 BLK: 0 WP: 0 HR: 4 S: 12 P: 12 ERA: 27.00 WHIP: 6.000	IP: 6.1 WLS: L BF: 13 H: 6 R: 3 ER: 3 SO: 2 BB: 0 IBB: 0 HBP: 0 BLK: 0 WP: 0 HR: 1 S: 17 P: 17 ERA: 11.57 WHIP: 2.571	IP: 9.1 WLS: L BF: 4 H: 1 R: 1 ER: 1 SO: 1 BB: 0 IBB: 0 HBP: 0 BLK: 0 WP: 0 HR: 1 S: 6 P: 6 ERA: 9.00 WHIP: 1.000																

Cleveland Indians @ Boston Red Sox
Fenway Park, Boston, MA
Wed Jun 20 1951, 3:33 AM EDT
Att: 11,397 - Unknown

AB 45
R 14
H 18
RBI 13
BB 4
SO 6
LOB 20



Batter	1	2	3	4	5	6	7	8	9	AB	R	H	RBI	BB	SO	LOB	BOTTOM					
Billy Goodman, L OBP: 0.401, SLG: 0.365	4-3				F7					5	0	3	1	0	0	1						
6 Johnny Pesky, L OBP: 0.393, SLG: 0.386	F8	1B				F9		FC4-6		5	0	2	2	0	0	1						
Ted Williams, L OBP: 0.481, SLG: 0.597	FC6-4	F9				3-1		G3		3	0	0	0	2	0	3						
Vern Stephens, R OBP: 0.391, SLG: 0.520	FC6-4		4-3		F4	F3			HR	5	1	1	0	0	0	4						
Bobby Doerr, R OBP: 0.409, SLG: 0.463		F8	K		5-3		K		F7	5	0	0	0	0	2	1						
Clyde Volmer, R OBP: 0.431, SLG: 0.604		2B	F9			5-3				5	3	3	2	0	0	0						
Walt Dropo, R OBP: 0.335, SLG: 0.361		1B							F9	2	1	1	0	0	1	0						
Tom Wright, L OBP: 0.348, SLG: 0.339		1B		K	1B					3	1	2	0	0	0	0						
Les Moss, R OBP: 0.324, SLG: 0.340		1B			1B			F8		4	2	3	2	1	0	1						
Inning Stats	R: 0 E: 0 K: 0 S: 3	H: 0 LOB: 1 BB: 1 P: 7	R: 3 E: 0 K: 1 S: 10	H: 5 LOB: 2 BB: 0 P: 10	R: 0 E: 0 K: 1 S: 5	H: 0 LOB: 0 BB: 0 P: 5	R: 1 E: 0 K: 2 S: 10	H: 3 LOB: 3 BB: 1 P: 14	R: 2 E: 0 K: 0 S: 6	H: 3 LOB: 1 BB: 0 P: 6	R: 0 E: 0 K: 0 S: 3	H: 0 LOB: 0 BB: 0 P: 3	R: 0 E: 0 K: 1 S: 6	H: 1 LOB: 1 BB: 0 P: 6	R: 0 E: 0 K: 0 S: 4	H: 1 LOB: 1 BB: 0 P: 4	R: 2 E: 0 K: 0 S: 5	H: 2 LOB: 1 BB: 1 P: 9	1B: 13 2B: 1 3B: 0 HR: 1	SF: 0 SAC: 0 DP: 0 HBP: 0	WP: 0 PB: 0 SB: 0 CS: 0	PA: 45
PITCHER	IP: 9.0 WLS: W BF: 45 H: 15 R: 8 ER: 8 SO: 5 BB: 3 IBB: 0 HBP: 0 BLK: 0 WP: 0 HR: 1 S: 52 P: 64 ERA: 8.00 WHIP: 2.000	IP: 1.0 WLS: L BF: 4 H: 1 R: 1 ER: 1 SO: 1 BB: 0 IBB: 0 HBP: 0 BLK: 0 WP: 0 HR: 1 S: 6 P: 6 ERA: 9.00 WHIP: 1.000																				

Cleveland Indians @ Boston Red Sox
Fenway Park, Boston, MA
Wed Jun 20 1951, 3:33 AM EDT
Att: 11,397 - Unknown

AB 42
R 8
H 15
RBI 8
BB 3
SO 5
LOB 16



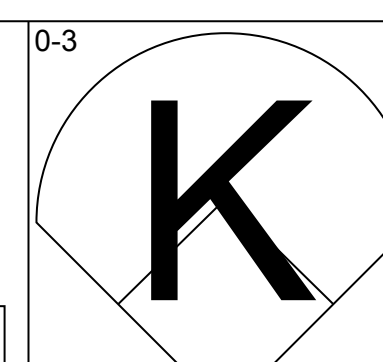
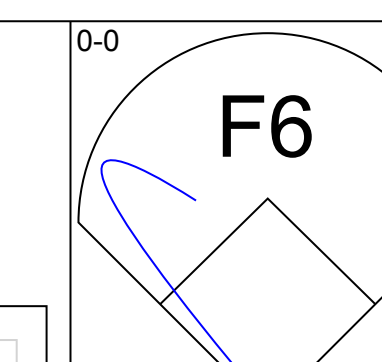
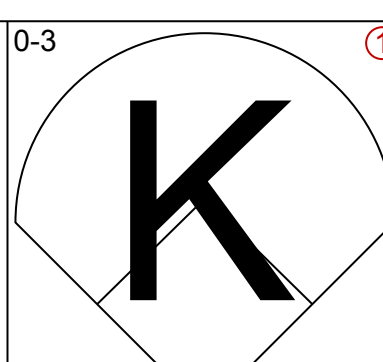
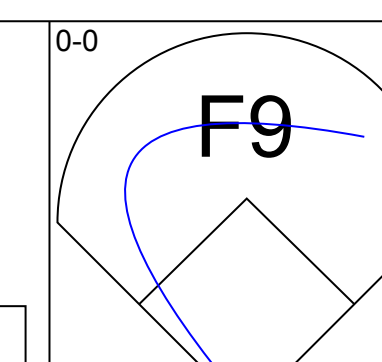
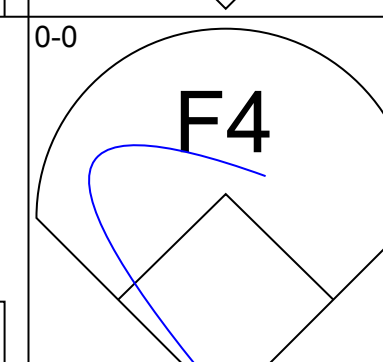
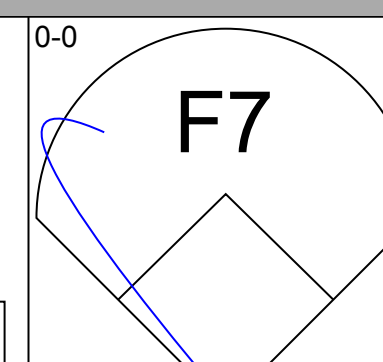
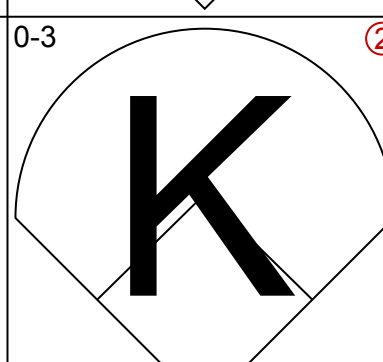
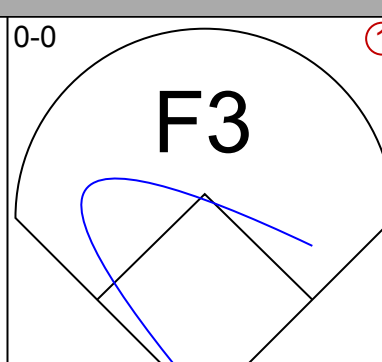
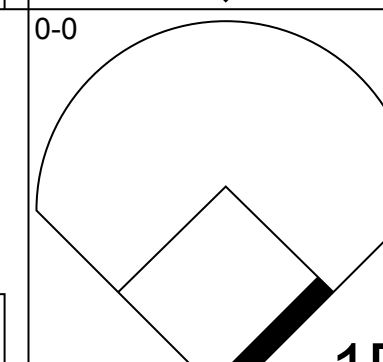
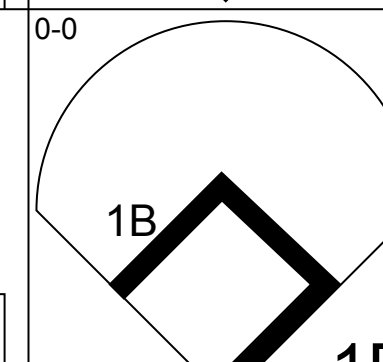
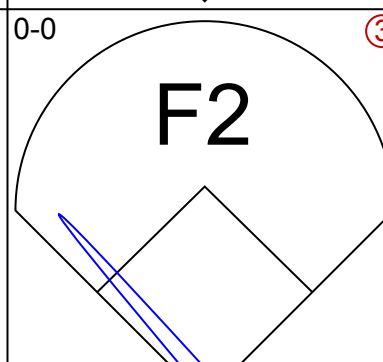
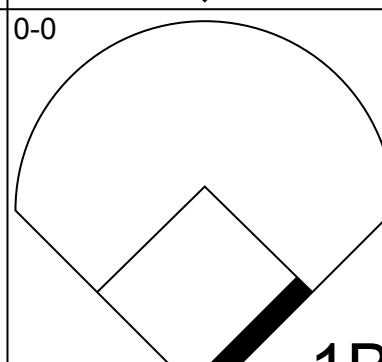
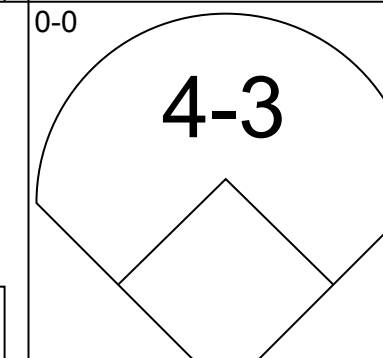
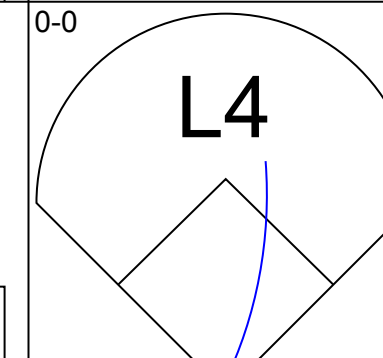
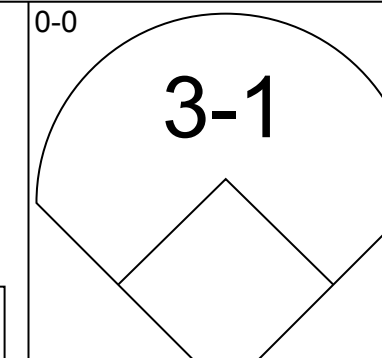
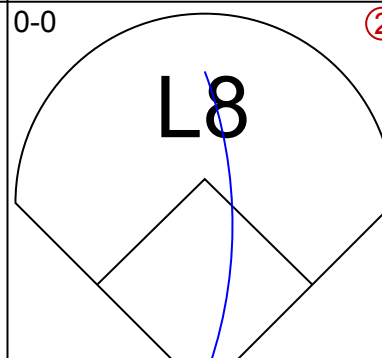
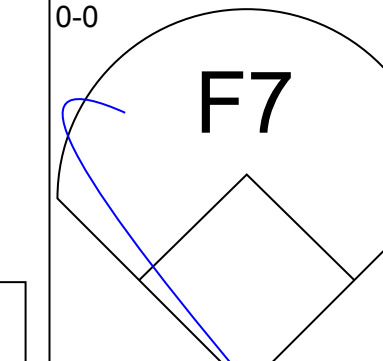
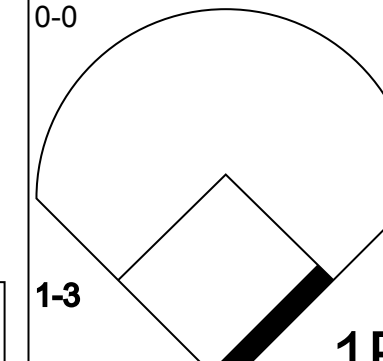
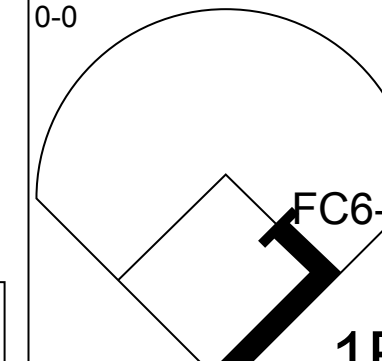
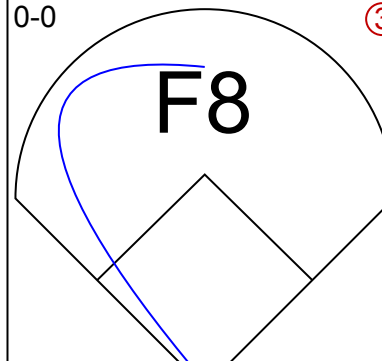
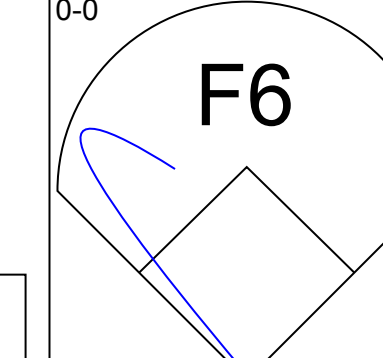
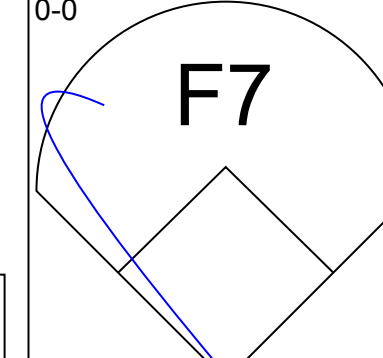
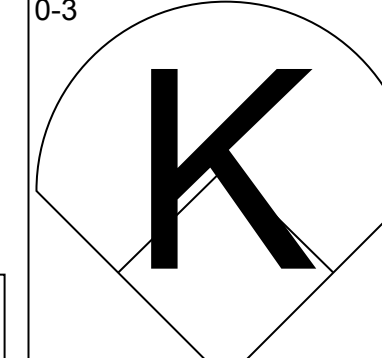
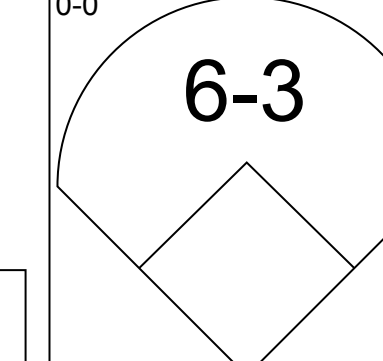
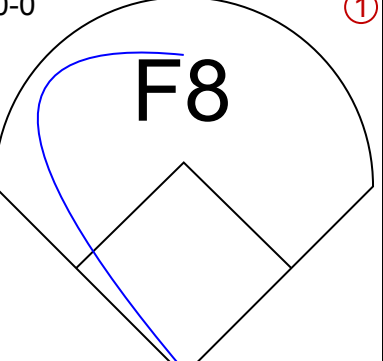
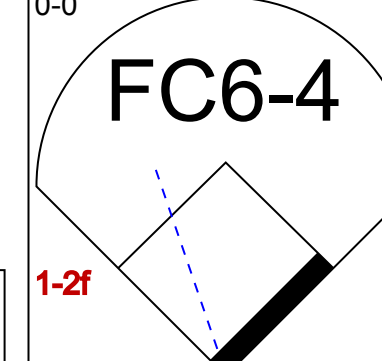
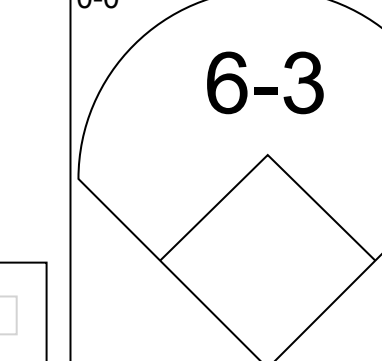
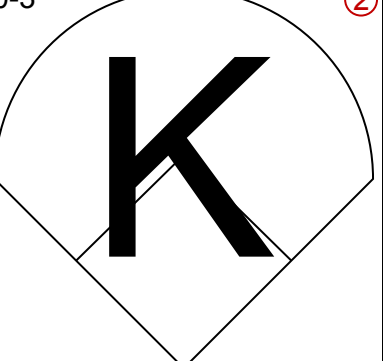
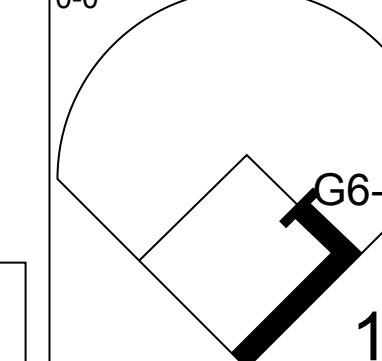
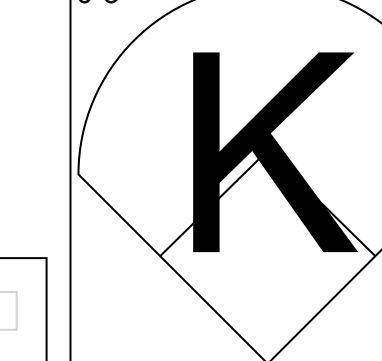
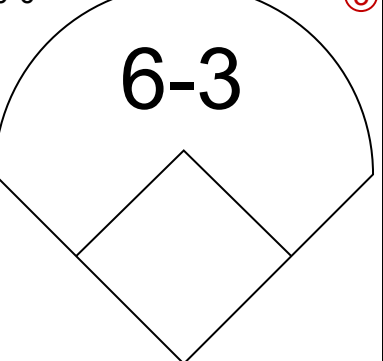
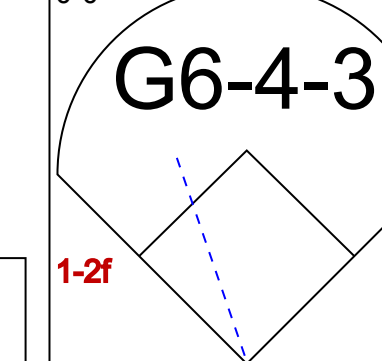
Batter	1	2	3	4	5	6	7	8	9	AB	R	H	RBI	BB	SO	LOB	TOP										
Harry Simpson, L OBP: 0.355, SLG: 0.300 (1, 3)	4-0 BB 1B 2B BB	0-3 K		0-0 L9		0-0 SH5-3 1B		4-0 1B BB		3	1	1	0	2	1	1	Cleveland Indians @ Boston Red Sox Fenway Park, Boston, MA Thu Jun 21 1951, 3:33 AM EDT Att: 9,270 - Unknown										
Bobby Avila, R OBP: 0.402, SLG: 0.430 (1, 4)	0-0 BB 1-2 2B 1B	0-0 FC1		0-0 1B 1B		0-0 SH5-3		0-0 F5		4	1	2	0	0	0	2											
Larry Doby, L OBP: 0.456, SLG: 0.522 (1, 8)	4-0 2B 1-2 2-3 BB		4-0 1B BB	0-0 1B 1B		0-0 F6		0-0 1B 1-3		3	2	2	0	2	0	1											
Al Rosen, R OBP: 0.365, SLG: 0.446 (1, 5)	0-3 K		0-0 BB 1B 1-2 G4-3 1B	0-0 F8		0-0 6-3		0-0 1-3		5	1	1	0	0	1	8											
Sam Chapman, R OBP: 0.323, SLG: 0.344 (1, 7)	0-0 S 1-H 2H 2-3H 2B		0-0 G4-3 BB 1-2 2-H 1B	0-0 FC6-4 1B		0-0 5-3		0-0 G6-4-3 1B		5	1	4	4	0	0	0											
Ray Boone, R OBP: 0.342, SLG: 0.327 (1, 6)	0-3 K		4-0 G4-3 BB 1-2 2-3 BB	0-0 FC6-4 S WP E 1-2		0-0 F5		0-0 G6-4-3 1B		4	1	1	0	1	1	1											
Bob Kennedy, R OBP: 0.314, SLG: 0.351 (1, 9)	0-0 F9		0-0 G4-3	4-0 S 1-2 BB L8		4-0 BB		0-0 G6-4-3		3	1	0	0	2	0	4											
Jim Hegan, R OBP: 0.339, SLG: 0.453 (1, 2)		0-0 E5 SH3 FC1 1B	0-0 F5	0-0 L8		0-0 F5		4-0 IBB		4	0	1	1	1	0	2											
Mike Garcia, R OBP: 0.176, SLG: 0.182 Bob Lemon, L OBP: 0.162, SLG: 0.200 (9, 1)		0-0 SH3		0-0 F8		0-0 F3		0-0 6-3		4	0	0	0	0	0	2											
								0-0 5-3		0	0	0	0	0	0	0											
Inning Stats	R: 4 E: 0 K: 2 S: 9	H: 2 LOB: 0 BB: 2 P: 17	R: 0 E: 1 K: 1 S: 6	H: 1 LOB: 1 BB: 0 P: 6	R: 2 E: 0 K: 0 S: 4	H: 2 LOB: 1 BB: 2 P: 12	R: 0 E: 0 K: 0 S: 5	H: 2 LOB: 2 BB: 0 P: 5	R: 2 E: 0 K: 0 S: 4	H: 1 LOB: 0 BB: 1 P: 8	R: 0 E: 0 K: 0 S: 4	H: 1 LOB: 1 BB: 0 P: 4	R: 0 E: 0 K: 0 S: 3	H: 0 LOB: 1 BB: 1 P: 7	R: 0 E: 0 K: 0 S: 4	H: 1 LOB: 2 BB: 1 P: 8	R: 0 E: 0 K: 0 S: 4	H: 2 LOB: 2 BB: 1 P: 8	1B: 11 2B: 1 3B: 0 HR: 0	SF: 0 SAC: 2 DP: 2 HBP: 0	WP: 1 PB: 0 SB: 4 CS: 0	PA: 45					
PITCHER	IP	WLS	BF	H	R	ER	SO	BB	IBB	HBP	BLK	WP	HR	S	P	ERA	WHIP										
Mickey McDermott, L ERA: 3.54 Bill Evans, R ERA: 3.52 Ellis Kinder, R ERA: 4.26 Paul Hinrichs, R ERA: 21.6 Willard Nixon, R ERA: 4.52	(1, 1)	(3, 1)	(6, 1)	(8, 1)	(9, 1)																						
Batter	1	2	3	4	5	6	7	8	9	AB	R	H	RBI	BB	SO	LOB	BOTTOM										
Billy Goodman, L OBP: 0.401, SLG: 0.371 (1, 9)	0-0 1-3		0-3 K		0-0 6 S 1B		0-0 6-3		0-0 4-3 2B	5	0	2	0	0	1	0	Cleveland Indians @ Boston Red Sox Fenway Park, Boston, MA Thu Jun 21 1951, 3:33 AM EDT Att: 9,270 - Unknown										
6 Johnny Pesky, L OBP: 0.386, SLG: 0.373 (1, 6)	0-0 6-3		0-0 3-1		0-0 F5		0-0 E6 2B		4-0 4-3 BB	4	1	0	0	1	0	1											
Ted Williams, L OBP: 0.484, SLG: 0.602 (1, 7)	0-0 FC6 1B			0-0 G6-4-3 1B 1B	0-0 F8		0-0 1B 2B		0-0 4-3	5	2	3	1	0	0	3											
Vern Stephens, R OBP: 0.391, SLG: 0.517 (1, 5)	0-0 FC6			0-0 G6-4-3 1B		0-0 6-3		0-0 1B		5	0	2	1	0	0	3											
Bobby Doerr, R OBP: 0.405, SLG: 0.457 (1, 4)		0-0 1B		0-0 G6-4-3		0-0 F4		0-3 K		5	0	1	0	0	1	6											
Clyde Vollmer, R OBP: 0.435, SLG: 0.588 (1, 8)		0-0 F9		0-0 1B 1B		4-0 2B BB		0-0 5-3		3	1	1	1	1	0	1											
Walt Dropo, R OBP: 0.339, SLG: 0.371 (1, 3)		0-0 F3		0-0 1B 1B		0-0 2B		0-0 F8		4	0	2	1	0	0	1											
Les Moss, R OBP: 0.317, SLG: 0.331 (1, 2)		0-0 F9		0-0 F3		0-0 F9		0-0 E6		4	0	0	0	0	0	4											
Mickey McDermott, L ERA: 3.54 Bill Evans, R ERA: 3.52 Fred Hatfield, L ERA: 4.26 Ellis Kinder, R ERA: 21.6 Tom Wright, L ERA: 4.52 Paul Hinrichs, R ERA: 21.6 Lou Bourdreau, L ERA: 4.52 Willard Nixon, R ERA: 4.52	(1, 1)	(3, 1)	(6, 1)	(8, 1)	(9, 1)																						
Inning Stats	R: 0 E: 0 K: 0 S: 4	H: 1 LOB: 1 BB: 0 P: 4	R: 0 E: 0 K: 0 S: 4	H: 1 LOB: 0 BB: 0 P: 4	R: 0 E: 0 K: 1 S: 5	H: 0 LOB: 0 BB: 0 P: 5	R: 1 E: 0 K: 0 S: 6	H: 4 LOB: 2 BB: 0 P: 6	R: 0 E: 0 K: 1 S: 6	H: 1 LOB: 1 BB: 0 P: 6	R: 1 E: 0 K: 0 S: 4	H: 1 LOB: 1 BB: 1 P: 8	R: 2 E: 1 K: 1 S: 8	H: 2 LOB: 1 BB: 0 P: 8	R: 0 E: 1 K: 0 S: 4	H: 0 LOB: 2 BB: 0 P: 4		R: 0 E: 1 K: 0 S: 4	H: 1 LOB: 2 BB: 1 P: 8	1B: 8 2B: 3 3B: 0 HR: 0	SF: 0 SAC: 0 DP: 2 HBP: 0	WP: 0 PB: 0 SB: 1 CS: 0	PA: 41				
PITCHER	IP	WLS	BF	H	R	ER	SO	BB	IBB	HBP	BLK	WP	HR	S	P	ERA	WHIP										
Mike Garcia, R ERA: 3.43 Bob Lemon, R ERA: 3.55	(1, 1)	(9, 1)																									

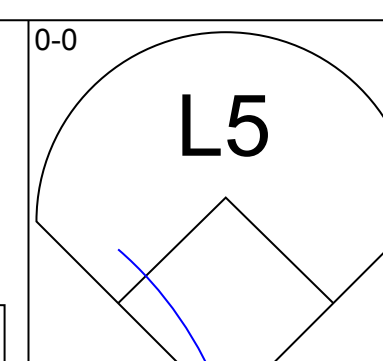
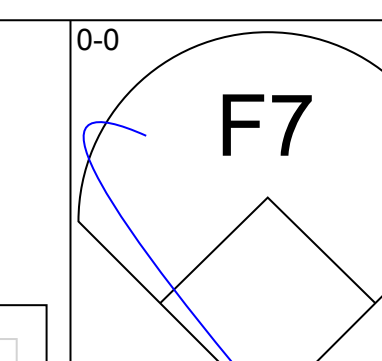
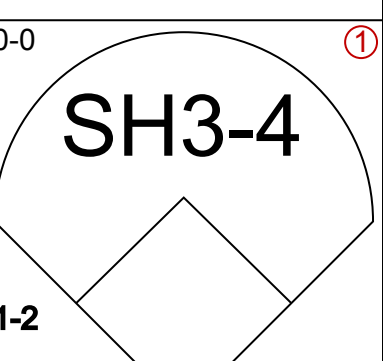
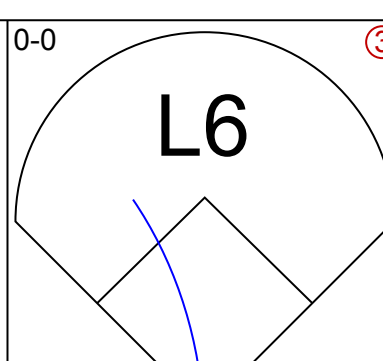
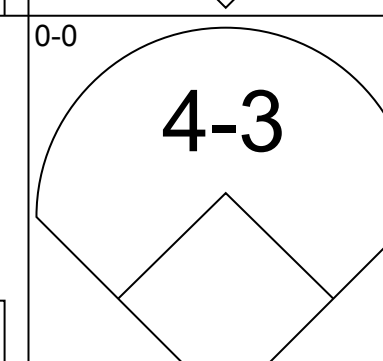
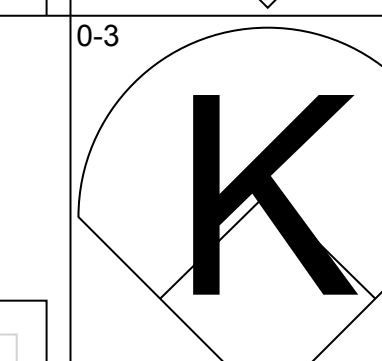
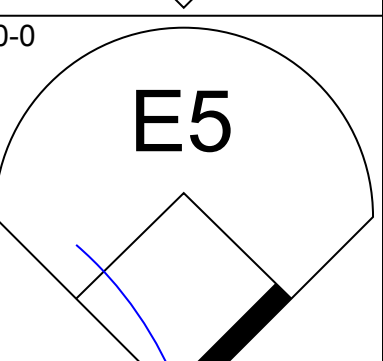
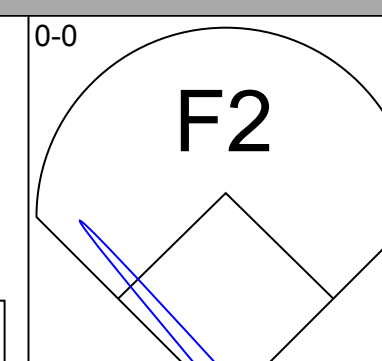
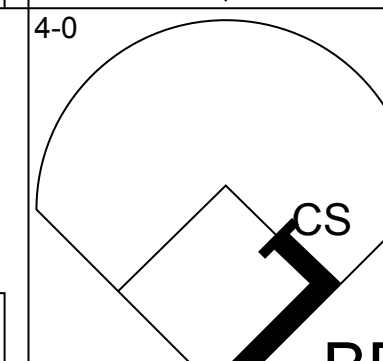
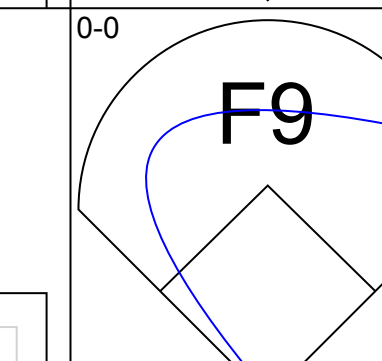
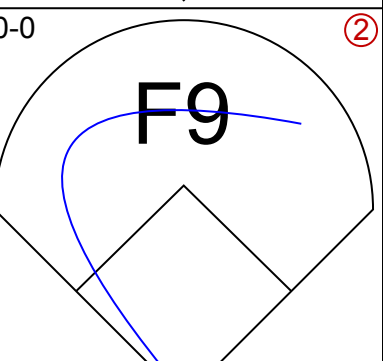
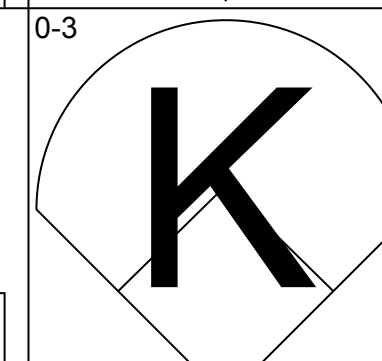
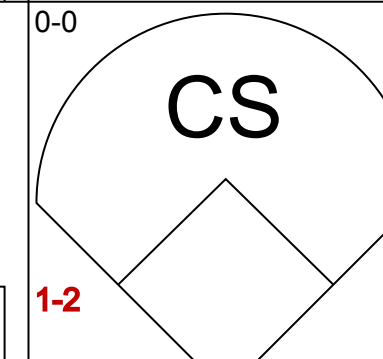
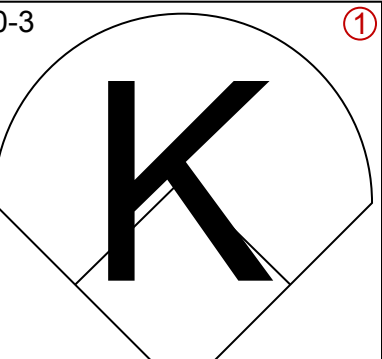
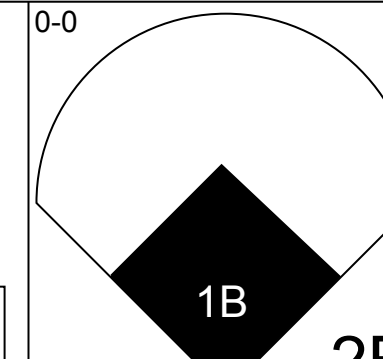
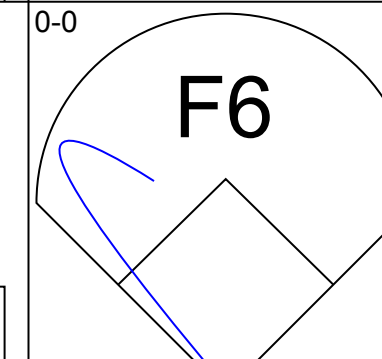
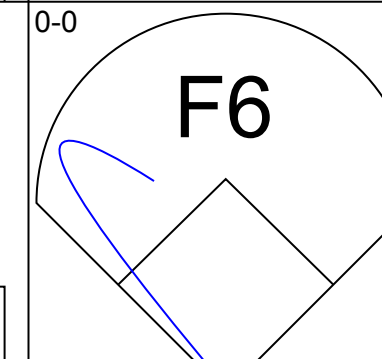

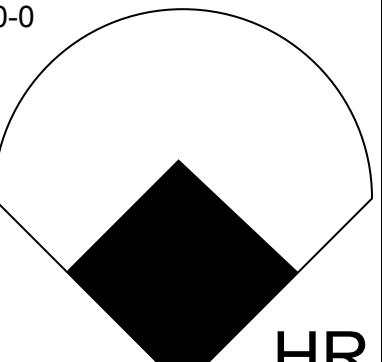
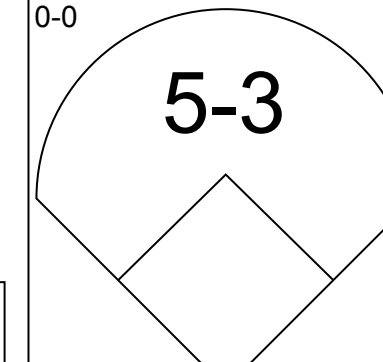

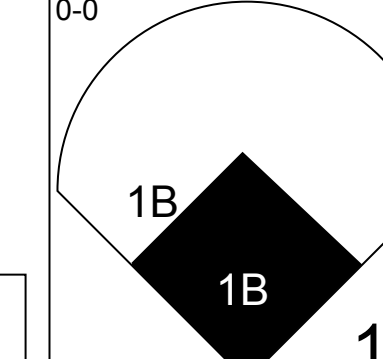
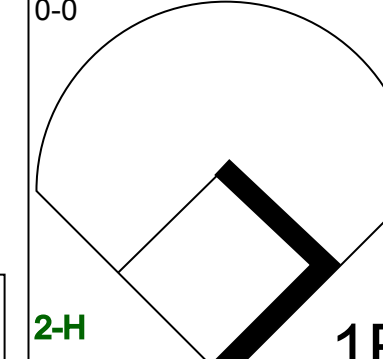
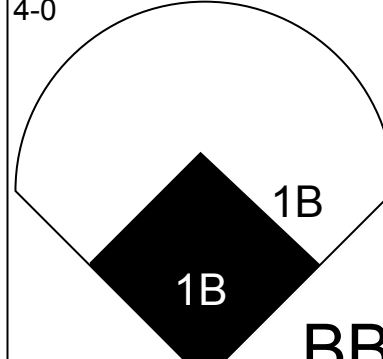
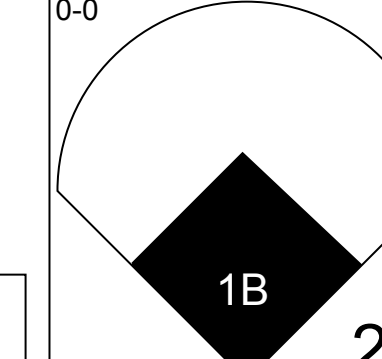
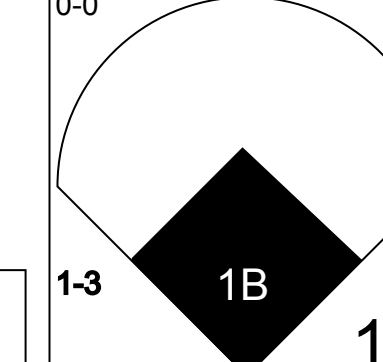
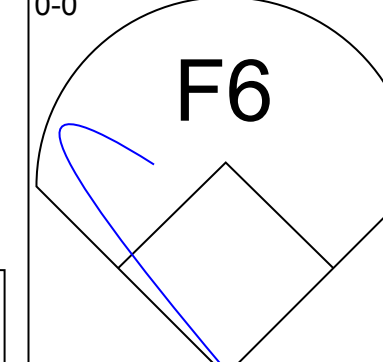
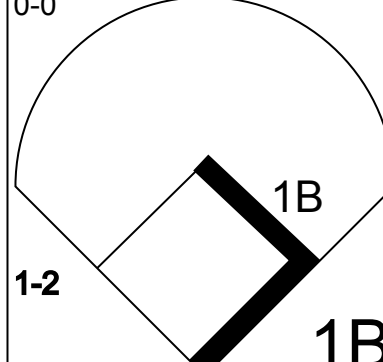
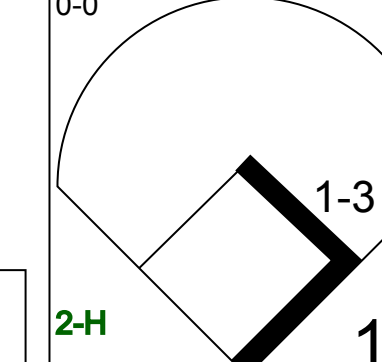
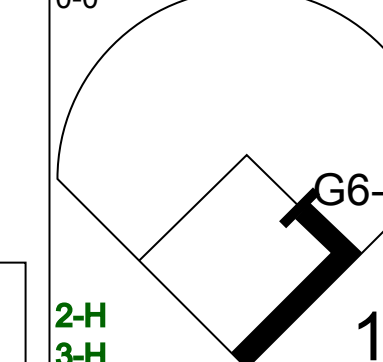
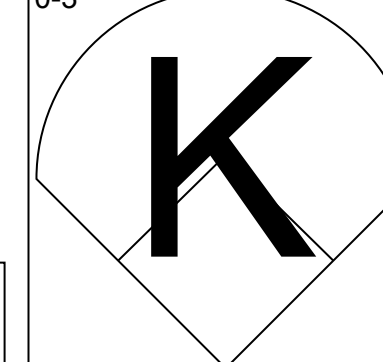
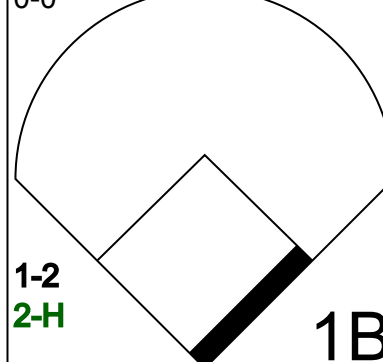
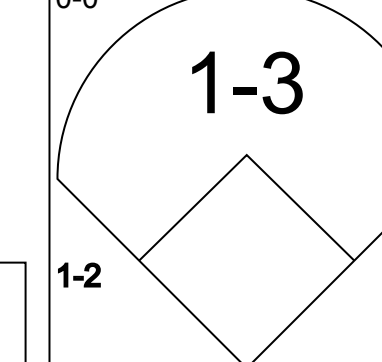
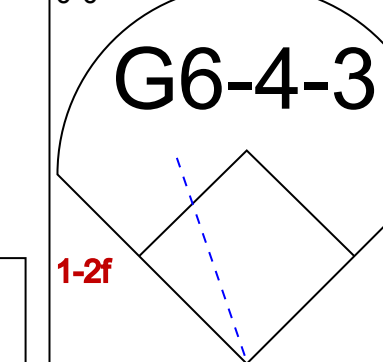

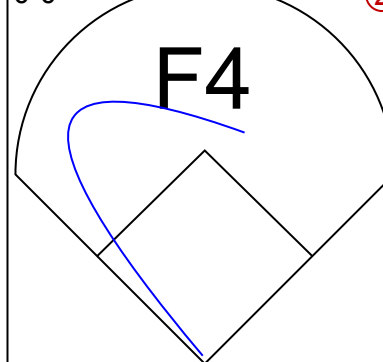
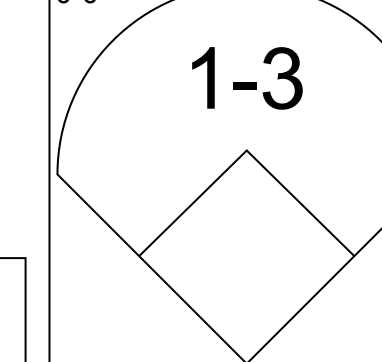
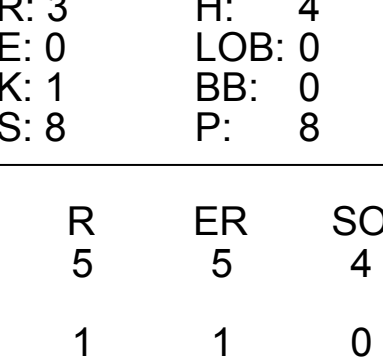
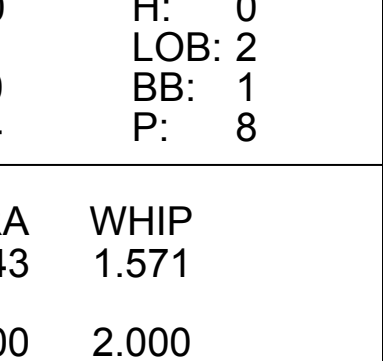
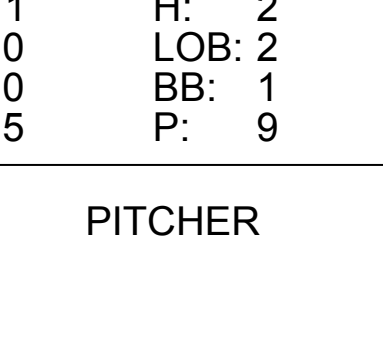
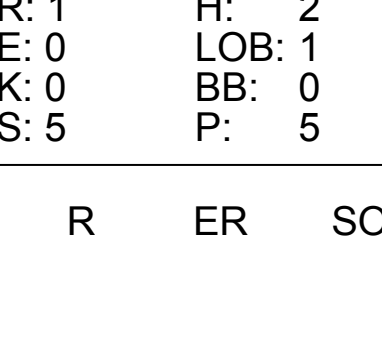
AB 35
R 8
H 12
RBI 5
BB 8
SO 3
LOB 21



AB 39
R 4
H 11
RBI 4
BB 2
SO 3
LOB 20



Batter	1	2	3	4	5	6	7	8	9	AB	R	H	RBI	BB	SO	LOB	TOP			
Harry Simpson, L (1, 9) OBP: 0.346, SLG: 0.291										4	0	0	0	0	2	0	Cleveland Indians @ New York Yankees Yankee Stadium, Bronx, NY Fri Jun 22 1951, 3:33 AM EDT Att: 47,888 - Unknown			
Bobby Avila, R (1, 4) OBP: 0.394, SLG: 0.420										4	0	0	0	0	1	0				
Larry Doby, L (1, 8) OBP: 0.461, SLG: 0.526										4	0	3	0	0	0	0				
Luke Easter, L (1, 3) OBP: 0.377, SLG: 0.532											4	0	0	0	0	3				
Al Rosen, R (1, 5) OBP: 0.367, SLG: 0.447										4	0	2	0	0	0	1				
Sam Chapman, R (1, 7) OBP: 0.318, SLG: 0.338										3	0	0	0	0	1	3				
Ray Boone, R (1, 6) OBP: 0.338, SLG: 0.322										3	0	0	0	0	0	1				
Jim Hegan, R (1, 2) OBP: 0.339, SLG: 0.451										3	0	1	0	0	1	0				
Bob Feller, R (1, 1) OBP: 0.244, SLG: 0.231										2	0	0	0	0	1	0				
Dale Mitchell, L (8, PH) OBP: 0.291, SLG: 0.294										1	0	0	0	0	0	1				
Bob Chakales, R (8, 1) OBP: 0.385, SLG: 0.615										0	0	0	0	0	0	0				
Inning Stats	R: 0 E: 0 K: 1 S: 6	H: 1 LOB: 1 BB: 0 P: 6	R: 0 E: 0 K: 0 S: 3	H: 0 LOB: 0 BB: 0 P: 3	R: 0 E: 0 K: 1 S: 5	H: 0 LOB: 0 BB: 0 P: 5	R: 0 E: 0 K: 0 S: 5	H: 2 LOB: 2 BB: 0 P: 5	R: 0 E: 0 K: 1 S: 7	H: 0 LOB: 0 BB: 0 P: 7	R: 0 E: 0 K: 1 S: 6	H: 1 LOB: 1 BB: 0 P: 6	R: 0 E: 0 K: 0 S: 3	H: 1 LOB: 0 BB: 0 P: 3	R: 0 E: 0 K: 0 S: 4	H: 1 LOB: 1 BB: 0 P: 4	1B: 6 2B: 0 3B: 0 HR: 0	SF: 0 SAC: 0 DP: 1 HBP: 0	WP: 0 PB: 0 SB: 0 CS: 0	PA: 32
PITCHER Allie Reynolds, R (1, 1) ERA: 3.11	IP: 9.0 WLS: W BF: 32 H: 6 R: 0 ER: 0 SO: 6 BB: 0 IBB: 0 HBP: 0 BLK: 0 WP: 0 HR: 0 S: 44 P: 44 ERA: 0.00 WHIP: 0.667															PITCHER Allie Reynolds, R (1, 1) ERA: 3.11	IP: 9.0 WLS: W BF: 32 H: 6 R: 0 ER: 0 SO: 6 BB: 0 IBB: 0 HBP: 0 BLK: 0 WP: 0 HR: 0 S: 44 P: 44 ERA: 0.00 WHIP: 0.667			

Batter	1	2	3	4	5	6	7	8	9	AB	R	H	RBI	BB	SO	LOB	BOTTOM			
Phil Rizzuto, R (1, 6) OBP: 0.361, SLG: 0.381										3	0	0	0	0	0	2	Cleveland Indians @ New York Yankees Yankee Stadium, Bronx, NY Fri Jun 22 1951, 3:33 AM EDT Att: 47,888 - Unknown			
Hank Bauer, R (1, 7) OBP: 0.364, SLG: 0.450										4	0	0	0	0	1	1				
Mickey Mantle, S (1, 9) OBP: 0.329, SLG: 0.413										3	0	0	0	1	1	2				
Johnny Mize, L (1, 3) OBP: 0.411, SLG: 0.438										4	1	1	0	0	1	2				
Joe Collins, L (9, 3) OBP: 0.420, SLG: 0.507										0	0	0	0	0	0	0				
Yogi Berra, L (1, 2) OBP: 0.364, SLG: 0.521										4	1	1	1	0	0	1				
Gene Woodling, L (1, 8) OBP: 0.402, SLG: 0.357										3	3	3	1	1	0	0				
Bobby Brown, L (1, 5) OBP: 0.389, SLG: 0.489										4	1	3	1	0	0	1				
Jerry Coleman, R (1, 4) OBP: 0.354, SLG: 0.342										4	0	2	3	0	1	2				
Allie Reynolds, R (1, 1) OBP: 0.206, SLG: 0.133										3	0	0	0	1	0	4				
Inning Stats	R: 0 E: 0 K: 0 S: 2	H: 0 LOB: 0 BB: 1 P: 6	R: 3 E: 0 K: 1 S: 8	H: 4 LOB: 0 BB: 0 P: 8	R: 0 E: 0 K: 1 S: 5	H: 0 LOB: 0 BB: 0 P: 5	R: 1 E: 0 K: 1 S: 7	H: 2 LOB: 1 BB: 0 P: 7	R: 0 E: 0 K: 0 S: 4	H: 0 LOB: 2 BB: 1 P: 8	R: 1 E: 0 K: 0 S: 5	H: 2 LOB: 1 BB: 0 P: 9	R: 0 E: 0 K: 0 S: 5	H: 0 LOB: 0 BB: 0 P: 5	R: 1 E: 0 K: 0 S: 5	H: 2 LOB: 1 BB: 0 P: 5	1B: 7 2B: 2 3B: 0 HR: 1	SF: 0 SAC: 1 DP: 1 HBP: 0	WP: 0 PB: 0 SB: 0 CS: 1	PA: 37
PITCHER Bob Feller, R (1, 1) ERA: 2.82	IP: 7.0 WLS: L BF: 31 H: 8 R: 5 ER: 5 SO: 4 BB: 3 IBB: 0 HBP: 0 BLK: 0 WP: 0 HR: 1 S: 36 P: 48 ERA: 6.43 WHIP: 1.571															PITCHER Bob Chakales, R (8, 1) ERA: 3.5	IP: 1.0 WLS: L BF: 5 H: 2 R: 1 ER: 1 SO: 0 BB: 0 IBB: 0 HBP: 0 BLK: 0 WP: 0 HR: 0 S: 5 P: 5 ERA: 9.00 WHIP: 2.000			

Batter	1	2	3	4	5	6	7	8	9	AB	R	H	RBI	BB	SO	LOB	TOP
Harry Simpson, L (1, 9) OBP: 0.344, SLG: 0.290 Bob Kennedy, R (9, FH) OBP: 0.312, SLG: 0.349	K		F8	F2		G4-6-3 1B			K	4	0	1	0	0	1	1	Cleveland Indians @ New York Yankees Yankee Stadium, Bronx, NY Sat Jun 23 1951, 3:33 AM EDT Att: 15,597 - Unknown
Bobby Avila, R (1, 4) OBP: 0.399, SLG: 0.419	G4-6-3 1B		HBP BB 1-2	BB		G4-6-3 1-2			5-3	3	1	1	0	2	0	1	
Larry Doby, L (1, 8) OBP: 0.459, SLG: 0.521 Dale Mitchell, L (5, 7) OBP: 0.287, SLG: 0.290	G4-6-3 1-2		HBP HR 1-2 2-3	BB		F8			F3	2	1	0	0	1	0	2	
Luke Easter, L (1, 3) OBP: 0.373, SLG: 0.519		3-1	HBP HR 1-2 2-3 3-H			4-3				3	1	0	1	0	0	0	
Al Rosen, R (1, 5) OBP: 0.365, SLG: 0.457	K		HBP HR 1-H 2-H 3-H			K			F8	4	1	1	4	0	2	0	
Sam Chapman, R (1, 7) OBP: 0.326, SLG: 0.347			HR FC5-4			BB 1B			F3	4	0	3	0	0	0	0	
Ray Boone, R (1, 6) OBP: 0.336, SLG: 0.321	K		HR FC5-4 1-2			BB 1B			F7	4	0	1	0	0	1	2	
Jim Hegan, R (1, 2) OBP: 0.337, SLG: 0.442			5-3	5-3		BB 1-2 2-3			K	3	0	0	0	1	1	0	
Bob Lemon, L (1, 1) OBP: 0.200, SLG: 0.297 Lou Brissie, L (6, 1) OBP: 0.235, SLG: 0.294 Mike Garcia, R (9, 1) OBP: 0.176, SLG: 0.182			HBP BB BB	HR		F7			6-3	2	2	1	1	1	0	3	
Inning Stats	R: 0 E: 0 K: 1 S: 5	H: 1 LOB: 0 BB: 0 P: 5	R: 0 E: 0 K: 2 S: 8	H: 1 LOB: 1 BB: 0 P: 8	R: 5 E: 0 K: 0 S: 5	H: 2 LOB: 1 BB: 3 P: 18	R: 1 E: 0 K: 0 S: 4	H: 1 LOB: 1 BB: 1 P: 8	R: 0 E: 0 K: 1 S: 7	H: 2 LOB: 3 BB: 1 P: 11	R: 0 E: 0 K: 0 S: 3	H: 0 LOB: 0 BB: 0 P: 3	R: 0 E: 0 K: 1 S: 5	H: 0 LOB: 0 BB: 0 P: 5	R: 0 E: 0 K: 1 S: 5	H: 0 LOB: 0 BB: 0 P: 5	
PITCHER Stubby Overmire, L (1, 1) ERA: 4.68 Tom Morgan, R (5, 1) ERA: 3.52 Bob Kuzava, L (9, 1) ERA: 5.4	IP: 4.0 WLS: 21 BF: 5 H: 6 R: 6 ER: 6 SO: 3	IP: 4.0 WLS: 15 BF: 3 H: 0 R: 0 ER: 0 SO: 2	IP: 1.0 WLS: 3 BF: 0 H: 0 R: 0 ER: 0 SO: 1	IP: 0.0 WLS: 0 BF: 0 H: 0 R: 0 ER: 0 SO: 0	IP: 0.0 WLS: 0 BF: 0 H: 0 R: 0 ER: 0 SO: 0	IP: 0.0 WLS: 0 BF: 0 H: 0 R: 0 ER: 0 SO: 0	IP: 0.0 WLS: 0 BF: 0 H: 0 R: 0 ER: 0 SO: 0	IP: 0.0 WLS: 0 BF: 0 H: 0 R: 0 ER: 0 SO: 0	IP: 0.0 WLS: 0 BF: 0 H: 0 R: 0 ER: 0 SO: 0	IP: 0.0 WLS: 0 BF: 0 H: 0 R: 0 ER: 0 SO: 0	IP: 0.0 WLS: 0 BF: 0 H: 0 R: 0 ER: 0 SO: 0	IP: 0.0 WLS: 0 BF: 0 H: 0 R: 0 ER: 0 SO: 0	IP: 0.0 WLS: 0 BF: 0 H: 0 R: 0 ER: 0 SO: 0	IP: 0.0 WLS: 0 BF: 0 H: 0 R: 0 ER: 0 SO: 0	IP: 0.0 WLS: 0 BF: 0 H: 0 R: 0 ER: 0 SO: 0	IP: 0.0 WLS: 0 BF: 0 H: 0 R: 0 ER: 0 SO: 0	ERA: 13.50 WHIP: 2.250 ERA: 0.00 WHIP: 1.000 ERA: 0.00 WHIP: 0.000

Batter	1	2	3	4	5	6	7	8	9	AB	R	H	RBI	BB	SO	LOB	BOTTOM	
Phil Rizzuto, R (1, 6) OBP: 0.370, SLG: 0.392	S 1B		1B 2B	BB BB		F8 BB 1B			4-3	4	1	3	0	1	0	0	Cleveland Indians @ New York Yankees Yankee Stadium, Bronx, NY Sat Jun 23 1951, 3:33 AM EDT Att: 15,597 - Unknown	
Hank Bauer, R (1, 7) OBP: 0.357, SLG: 0.435	F7 1-2		L4	BB BB		K			F2	4	0	0	0	1	1	3		
Mickey Mantle, S (1, 9) OBP: 0.339, SLG: 0.413	F9		1B E 2-H	BB		BB 1-2 2-3			BB 2B BB	2	2	1	1	3	0	1		
Johnny Mize, L (1, 3) OBP: 0.396, SLG: 0.419	F7		E4 F8 1B	K		F8 2-3			F5	5	0	0	0	0	1	8		
Yogi Berra, L (1, 2) OBP: 0.373, SLG: 0.530		FC1-5 2B	FC6-4 1-2 2-H 1B	HR 1B		F4			2B 1B BB	4	2	3	1	1	0	2		
Gene Woodling, L (1, 8) OBP: 0.397, SLG: 0.379 Joe DiMaggio, R (9, FH) OBP: 0.386, SLG: 0.463	FC1-5 FC6-4	FC1-5 FC6-4	F8	HR		F9			1B 2B	4	1	1	2	0	0	3		
Bobby Brown, L (1, 5) OBP: 0.381, SLG: 0.469	FC6-4 1B	FC6-4 1-2	FC6-4 1-2	4-3		G3			1B IBB	4	0	0	0	1	0	3		
Jerry Coleman, R (1, 4) OBP: 0.354, SLG: 0.342 Billy Martin, R (6, 4) OBP: 0.286, SLG: 0.263 Johnny Hopp, L (9, FH) OBP: 0.320, SLG: 0.372			F7	F9		5-3			F8	3	0	1	0	0	0	0		
Stubby Overmire, R (1, 1) ERA: 5.4 Cliff Maples, L (4, PH) OBP: 0.230, SLG: 0.379 Tom Morgan, R (5, 1) ERA: 3.52 Gil McDougald, R (8, PH) OBP: 0.290, SLG: 0.300 Bob Kuzava, L (9, 1) ERA: 5.4 Joe Collins, L (9, PH) ERA: 4.07, SLG: 0.513	4-3		L1	5-3		F9			1-2 2-H 1B	1	0	0	0	0	0	2		
Inning Stats	R: 0 E: 0 K: 0 S: 4	H: 1 LOB: 1 BB: 0 P: 4	R: 0 E: 0 K: 0 S: 5	H: 2 LOB: 2 BB: 0 P: 5	R: 2 E: 0 K: 0 S: 7	H: 3 LOB: 2 BB: 0 P: 7	R: 0 E: 0 K: 1 S: 5	H: 0 LOB: 3 BB: 3 P: 17	R: 2 E: 0 K: 0 S: 5	H: 2 LOB: 0 BB: 0 P: 5	R: 0 E: 0 K: 1 S: 6	H: 1 LOB: 2 BB: 1 P: 10	R: 0 E: 0 K: 0 S: 3	H: 0 LOB: 0 BB: 0 P: 3	R: 0 E: 0 K: 0 S: 3	R: 3 E: 0 K: 0 S: 4		H: 2 LOB: 2 BB: 3 P: 16
PITCHER Bob Lemon, R (1, 1) ERA: 3.71 Lou Brissie, L (6, 1) ERA: 5.55 Mike Garcia, R (9, 1) ERA: 3.52	IP: 5.1 WLS: 30 BF: 9 H: 4 R: 4 ER: 4 SO: 2	IP: 3.0 WLS: 11 BF: 0 H: 2 R: 2 ER: 2 SO: 0	IP: 0.1 WLS: 4 BF: 2 H: 1 R: 1 ER: 1 SO: 0	IP: 0.0 WLS: 0 BF: 0 H: 0 R: 0 ER: 0 SO: 0	IP: 0.0 WLS: 0 BF: 0 H: 0 R: 0 ER: 0 SO: 0	IP: 0.0 WLS: 0 BF: 0 H: 0 R: 0 ER: 0 SO: 0	IP: 0.0 WLS: 0 BF: 0 H: 0 R: 0 ER: 0 SO: 0	IP: 0.0 WLS: 0 BF: 0 H: 0 R: 0 ER: 0 SO: 0	IP: 0.0 WLS: 0 BF: 0 H: 0 R: 0 ER: 0 SO: 0	IP: 0.0 WLS: 0 BF: 0 H: 0 R: 0 ER: 0 SO: 0	IP: 0.0 WLS: 0 BF: 0 H: 0 R: 0 ER: 0 SO: 0	IP: 0.0 WLS: 0 BF: 0 H: 0 R: 0 ER: 0 SO: 0	IP: 0.0 WLS: 0 BF: 0 H: 0 R: 0 ER: 0 SO: 0	IP: 0.0 WLS: 0 BF: 0 H: 0 R: 0 ER: 0 SO: 0	IP: 0.0 WLS: 0 BF: 0 H: 0 R: 0 ER: 0 SO: 0	IP: 0.0 WLS: 0 BF: 0 H: 0 R: 0 ER: 0 SO: 0	ERA: 6.75 WHIP: 2.438 ERA: 6.00 WHIP: 0.667 ERA: 27.00 WHIP: 6.000	

Batter	1	2	3	4	5	6	7	8	9	AB	R	H	RBI	BB	SO	LOB	TOP					
Dale Mitchell, L OBP: 0.280, SLG: 0.281 (1, 7)	F9		F8	1-3		F8		G6-3		5	0	0	1	0	0	3	Cleveland Indians @ New York Yankees Yankee Stadium, Bronx, NY Sun Jun 24 1951, 3:33 AM EDT Att: 47,980 - Unknown					
Bobby Avila, R OBP: 0.399, SLG: 0.415 (1, 4)	F7		F9		4-3	3-1 1B		BB		4	0	1	0	1	0	0						
Harry Simpson, L OBP: 0.347, SLG: 0.286 Larry Doby, L OBP: 0.457, SLG: 0.518 Bob Kennedy, R OBP: 0.312, SLG: 0.349 (1, 9)	K		1B	1B	BB	3-1		1-3		2	2	0	0	1	1	2						
Luke Easter, L OBP: 0.381, SLG: 0.519 (1, 3)		F5	FC4 1B		L7 BB				K	4	0	2	0	1	1	0						
Al Rosen, R OBP: 0.369, SLG: 0.455 (1, 5)		BB 1B			L7 BB			6-3		3	0	1	1	2	1	3						
Sam Chapman, R OBP: 0.319, SLG: 0.338 (1, 8)		BB 1B			FC5-4 BB			K		5	0	0	1	0	0	5						
Ray Boone, R OBP: 0.335, SLG: 0.319 (1, 6)		F4	FC4		L7			F4		4	0	1	0	0	0	2						
Jim Hegan, R OBP: 0.340, SLG: 0.440 (1, 2)		BB 1B			FC5-4 BB			F8		3	1	1	0	1	0	0						
Early Wynn, S OBP: 0.279, SLG: 0.300 (1, 1)		F4	FC4		L7			F4		3	0	2	0	1	0	3						
Inning Stats	R: 0 E: 0 K: 1 S: 5	H: 0 LOB: 0 BB: 0 P: 5	R: 0 E: 0 K: 0 S: 4	H: 1 LOB: 3 BB: 2 P: 12	R: 1 E: 0 K: 0 S: 5	H: 2 LOB: 2 BB: 1 P: 9	R: 0 E: 0 K: 0 S: 4	H: 1 LOB: 0 BB: 0 P: 4	R: 1 E: 0 K: 1 S: 8	H: 3 LOB: 3 BB: 1 P: 12	R: 0 E: 0 K: 0 S: 3	H: 0 LOB: 0 BB: 0 P: 3	R: 0 E: 0 K: 1 S: 2	H: 0 LOB: 1 BB: 2 P: 10	R: 0 E: 0 K: 1 S: 5	H: 0 LOB: 0 BB: 0 P: 5		1B: 8 2B: 0 3B: 0 HR: 0	SF: 0 SAC: 0 DP: 1 HBP: 1	WP: 0 PB: 0 SB: 0 CS: 0	PA: 42	
PITCHER	IP	WLS	BF	H	R	ER	SO	BB	IBB	HBP	BLK	WP	HR	S	P	ERA	WHIP					
Vic Raschi, R ERA: 3.31 Allie Reynolds, R ERA: 3.08	(1, 1)	8.0	W	39	8	3	3	2	7	0	1	0	0	0	35	64	3.38	1.875				
(9, 1)	1.0	S	3	0	0	0	1	0	0	0	0	0	0	5	5	0.00	0.000					

Batter	1	2	3	4	5	6	7	8	9	AB	R	H	RBI	BB	SO	LOB	BOTTOM					
Phil Rizzuto, R OBP: 0.368, SLG: 0.390 (1, 6)	1B SH3 BB	F5		F6			6-3			4	1	1	0	0	0	3	Cleveland Indians @ New York Yankees Yankee Stadium, Bronx, NY Sun Jun 24 1951, 3:33 AM EDT Att: 47,980 - Unknown					
Hank Bauer, R OBP: 0.349, SLG: 0.424 (1, 7)	SH3	F8		F6			F7			3	0	0	0	0	0	3						
Mickey Mantle, S OBP: 0.337, SLG: 0.408 Cliff Mages, L OBP: 0.233, SLG: 0.379 (1, 9)	BB 1B		5-3		F4			K		3	1	0	0	1	1	0						
Johnny Mize, L OBP: 0.384, SLG: 0.405 Joe Collins, L OBP: 0.427, SLG: 0.513 (1, 3)	F9		3-1		G3			F4		4	0	0	0	0	0	2						
Yogi Berra, L OBP: 0.375, SLG: 0.527 (1, 2)	BB 1B		F7		F9			HR		3	2	1	0	1	0	0						
Gene Woodling, L OBP: 0.400, SLG: 0.403 (1, 8)	1B BB			F8		3-1		HR		3	1	1	3	1	0	0						
Bobby Brown, L OBP: 0.385, SLG: 0.465 (1, 5)	1B			1B BB		K		K		3	0	1	2	1	2	0						
Billy Martin, R OBP: 0.292, SLG: 0.273 (1, 4)	K			1B BB		F8		K		3	0	1	0	0	1	2						
Vic Raschi, R OBP: 0.190, SLG: 0.154 Allie Reynolds, R OBP: 0.206, SLG: 0.133 (1, 1)		F2		1-2 2-3				K		3	0	1	0	0	1	0						
Inning Stats	R: 3 E: 0 K: 1 S: 8	H: 3 LOB: 2 BB: 2 P: 16	R: 0 E: 0 K: 0 S: 3	H: 0 LOB: 0 BB: 0 P: 3	R: 0 E: 0 K: 0 S: 3	H: 0 LOB: 0 BB: 0 P: 3	R: 0 E: 0 K: 0 S: 5	H: 2 LOB: 3 BB: 1 P: 9	R: 0 E: 0 K: 0 S: 3	H: 0 LOB: 0 BB: 0 P: 3	R: 0 E: 0 K: 1 S: 5	H: 0 LOB: 0 BB: 0 P: 5	R: 0 E: 0 K: 1 S: 5	H: 0 LOB: 0 BB: 0 P: 5	R: 2 E: 0 K: 2 S: 8	H: 1 LOB: 1 BB: 1 P: 12		1B: 5 2B: 0 3B: 0 HR: 1	SF: 0 SAC: 1 DP: 0 HBP: 0	WP: 0 PB: 0 SB: 0 CS: 0	PA: 34	
PITCHER	IP	WLS	BF	H	R	ER	SO	BB	IBB	HBP	BLK	WP	HR	S	P	ERA	WHIP					
Early Wynn, R ERA: 4.13	(1, 1)	8.0	L	34	6	5	5	5	4	0	0	0	0	1	40	56	5.62	1.250				

Batter	1	2	3	4	5	6	7	8	9	10	11	AB	R	H	RBI	BB	SO	LOB	TOP			
Bobby Young, L OBP: 0.305, SLG: 0.337 (1, 4)	F2		FC3-6			SH1-3 1B			F4			5	0	2	0	0	0	3				
Paul Lehner, L OBP: 0.256, SLG: 0.257 (1, 8)	F5		CS	F2		SH1-3 1-2	F3			K		4	0	0	0	0	1	2				
Ray Coleman, L OBP: 0.352, SLG: 0.475 (1, 7)	4-3			F7		L7		F3		F7		5	0	0	0	0	0	1				
Sherm Lollar, R OBP: 0.376, SLG: 0.417 (1, 2)		5-3			HR	5-3		F3			BB	4	1	1	1	1	0	1				
Dale Long, L OBP: 0.310, SLG: 0.385 (1, 3)		F8 2B		3-1			HR BB	K		K		4	1	1	0	1	2	1				
Ken Wood, R OBP: 0.273, SLG: 0.391 (1, 9)	F8				4-3		HR			SH1-4 1B		5	1	3	2	0	0	1				
Johnny Bero, L OBP: 0.344, SLG: 0.308 (1, 6)	K				4-3		F9			SH1-4		4	0	0	0	0	1	2				
Fred Marsh, R OBP: 0.299, SLG: 0.331 (1, 5)			FC3-6 1B		HR		5-3		K		FC5-4	5	1	2	1	0	1	2				
Duane Pilette, R OBP: 0.200, SLG: 0.100 (7, 1) Bobby Hogue, R OBP: 0.200, SLG: 0.100 (7, 1) Sam Chapman, R OBP: 0.329, SLG: 0.343 (8, 1) Ray Boone, R OBP: 0.336, SLG: 0.321 (1, 6) Jim Hegan, R OBP: 0.337, SLG: 0.434 (1, 2) Bob Feller, R OBP: 0.250, SLG: 0.220 (7, 1) Larry Lundy, R OBP: 0.200, SLG: 0.100 (7, 1) Smitty Strimling, R OBP: 0.273, SLG: 0.273 (8, 1) Lou Brissie, L OBP: 0.252, SLG: 0.278 (8, 1) Bob Lemmon, L OBP: 0.250, SLG: 0.289 (11, 1) Steve Gromek, S OBP: 0.250, SLG: 0.250 (11, 1)	F8				5-3		1B BB		4-0 1BB		F9	2	0	0	0	1	0	1				
Inning Stats	R: 0 E: 0 K: 0 S: 3	H: 0 LOB: 0 BB: 0 P: 3	R: 0 E: 0 K: 1 S: 6	H: 1 LOB: 1 BB: 0 P: 6	R: 0 E: 0 K: 0 S: 3	H: 1 LOB: 0 BB: 0 P: 3	R: 1 E: 0 K: 0 S: 4	H: 1 LOB: 0 BB: 0 P: 4	R: 1 E: 0 K: 0 S: 4	H: 1 LOB: 1 BB: 0 P: 4	R: 2 E: 0 K: 0 S: 5	H: 2 LOB: 2 BB: 2 P: 13	R: 0 E: 0 K: 1 S: 5	H: 0 LOB: 0 BB: 0 P: 5	R: 0 E: 0 K: 2 S: 7	H: 0 LOB: 1 BB: 1 P: 11	R: 0 E: 0 K: 0 S: 4	H: 1 LOB: 1 BB: 1 P: 4	1B: 5 2B: 1 3B: 0 HR: 3	SF: 0 SAC: 2 DP: 0 HBP: 0	WP: 0 PB: 0 SB: 0 CS: 1	PA: 46
PITCHER	IP 7.0	WLS 29	BF 7	H 4	R 4	ER 4	SO 1	BB 2	IBB 0	HBP 0	BLK 0	WP 0	HR 3	S 29	P 37	ERA 5.14	WHIP 1.286					
Bob Feller, R ERA: 2.97 (1, 1)																						
Lou Brissie, L ERA: 5.29 (8, 1)	3.0	12	1	0	0	4	1	1	0	0	0	0	0	18	26	0.00	0.667					
Steve Gromek, R ERA: 5.66 (11, 1)	1.0	W	4	1	0	0	0	0	0	0	0	0	0	4	4	0.00	1.000					

St. Louis Browns @ Cleveland Indians
Cleveland Municipal Stadium, Cleveland, OH
Tue Jun 26 1951, 3:33 AM EDT
Att: 10,875 - Unknown


AB 39
R 4
H 9
RBI 4
BB 4
SO 5
LOB 15



Batter	1	2	3	4	5	6	7	8	9	10	11	AB	R	H	RBI	BB	SO	LOB	BOTTOM	
Dale Mitchell, L OBP: 0.286, SLG: 0.285 (1, 7)	FC6-4 BB		G4-6-3 1B		F7		L7		1B 1B		4-3	5	0	2	1	1	0	2		
Bobby Avila, R OBP: 0.307, SLG: 0.418 (1, 4)	F3		G4-6-3 1-2f			F5	3H 1-3 2-H 2B		1-2 1B		K	6	0	2	1	0	1	2		
Harry Simpson, L OBP: 0.341, SLG: 0.276 (1, 9)	FC6-4 1-2f		4-3			4-3	1-3		K		HR BB	5	1	0	0	1	1	6		
Luke Easter, L OBP: 0.379, SLG: 0.540 (1, 3)	F2			4-3 E 2B		F3		4-3	6-3		HR HR	6	2	2	2	0	0	3		
Al Rosen, R OBP: 0.370, SLG: 0.464 (1, 5)		K		4-3			HR	E 1B BB		6-3		4	1	1	1	1	1	1		
Sam Chapman, R OBP: 0.329, SLG: 0.343 (1, 8)		1B 1B		F4		FC6-4 BB	E 1B		1B BB			3	0	2	0	2	0	1		
Ray Boone, R OBP: 0.336, SLG: 0.321 (1, 6)		1B		E5		FC6-4 L7	E6 G5-4-3		S 1B			5	1	2	0	0	0	3		
Jim Hegan, R OBP: 0.337, SLG: 0.434 (1, 2)		K			4-3		2B 1B		G5-4-3		4-3	5	1	1	0	0	1	7		
Bob Feller, R OBP: 0.250, SLG: 0.220 (7, 1) Larry Lundy, R OBP: 0.200, SLG: 0.100 (7, 1) Smitty Strimling, R OBP: 0.273, SLG: 0.273 (8, 1) Lou Brissie, L OBP: 0.252, SLG: 0.278 (8, 1) Bob Lemmon, L OBP: 0.250, SLG: 0.289 (11, 1) Steve Gromek, S OBP: 0.250, SLG: 0.250 (11, 1)		K			6-3		2B 1B BB		F8		4-3	2	0	0	0	0	1	2		
Inning Stats	R: 0 E: 0 K: 0 S: 3	H: 0 LOB: 1 BB: 1 P: 7	R: 0 E: 0 K: 3 S: 11	H: 2 LOB: 2 BB: 0 P: 11	R: 0 E: 0 K: 0 S: 3	H: 1 LOB: 0 BB: 0 P: 3	R: 1 E: 1 K: 0 S: 4	H: 1 LOB: 1 BB: 0 P: 4	R: 0 E: 0 K: 0 S: 3	H: 0 LOB: 2 BB: 1 P: 8	R: 1 E: 1 K: 0 S: 4	H: 1 LOB: 2 BB: 1 P: 8	R: 0 E: 0 K: 0 S: 4	H: 1 LOB: 2 BB: 1 P: 8	R: 0 E: 0 K: 1 S: 5	H: 1 LOB: 0 BB: 1 P: 9	1B: 8 2B: 2 3B: 0 HR: 2	SF: 0 SAC: 0 DP: 2 HBP: 0	WP: 0 PB: 0 SB: 0 CS: 1	PA: 49
PITCHER	IP 6.2	WLS 29	BF 7	H 4	R 4	ER 3	SO 3	BB 3	IBB 0	HBP 0	BLK 0	WP 0	HR 1	S 32	P 44	ERA 4.05	WHIP 1.500			
Duane Pilette, R ERA: 4.76 (7, 1)																				
Bobby Hogue, R ERA: 3.95 (7, 1)	1.1	6	1	0	0	0	1	0	0	0	0	0	0	5	9	0.00	1.500			
Jim Suचेcki, R ERA: 4.34 (9, 1)	2.0	10	3	0	0	1	1	0	0	0	0	0	0	11	15	0.00	2.000			
Lou Slesater, L ERA: 5.51 (11, 1)	0.2	L	4	1	2	2	1	1	0	0	0	0	1	5	9	27.00	3.000			

St. Louis Browns @ Cleveland Indians
Cleveland Municipal Stadium, Cleveland, OH
Tue Jun 26 1951, 3:33 AM EDT
Att: 10,875 - Unknown

AB 43
R 6
H 12
RBI 5
BB 6
SO 5
LOB 29



Batter	1	2	3	4	5	6	7	8	9	AB	R	H	RBI	BB	SO	LOB	TOP					
Bobby Young, L OBP: 0.304, SLG: 0.336 (1, 4)	F6	4-3			F7		1-2 1B			4	0	1	0	0	0	2	St. Louis Browns @ Cleveland Indians Cleveland Municipal Stadium, Cleveland, OH Wed Jun 27 1951, 3:33 AM EDT Att: 7,452 - Unknown livebaseballscorecards.com					
Ray Coleman, L OBP: 0.350, SLG: 0.471 (1, 7)	1B		F7		F3		F5			4	0	1	0	0	0	3						
Dale Long, L OBP: 0.308, SLG: 0.378 (1, 3)	1-3 1B		F7		K			F5		4	0	1	0	0	1	1						
Matt Batts, R OBP: 0.322, SLG: 0.383 (1, 2)	1-2 BB		6-3			F6		5-3		3	0	0	0	1	0	0						
Ken Wood, R OBP: 0.265, SLG: 0.380 (1, 9)	K			F8		K		F5		4	0	0	0	0	2	3						
Fred Marsh, R OBP: 0.292, SLG: 0.322 (1, 5)	4-3			2-3		K			5-3	4	0	0	0	0	1	3						
Johnny Bero, L OBP: 0.342, SLG: 0.328 (1, 6)		F8			HR		F8		4-3	4	1	1	1	0	0	0						
Paul Lehner, L OBP: 0.256, SLG: 0.257 (1, 8)		6-3		3-1			FC5-4 1B		F7	4	0	1	0	0	0	0						
AJ Widmar, R OBP: 0.227, SLG: 0.200 (7, PH)							FC5-4 1B			0	0	0	0	2	0	0						
Hank Arft, L OBP: 0.377, SLG: 0.453 (7, PR)										1	0	0	0	0	0	1						
Tommy Byrne, L OBP: 0.273, SLG: 0.636 (7, PR)										0	0	0	0	0	0	0						
Bill Kennedy, L OBP: 0.125, SLG: 0.125 (7, 1)										0	0	0	0	0	0	0						
Bob Mahoney, R (8, 1)										0	0	0	0	0	0	0						
Inning Stats	R: 0 E: 0 K: 1 S: 7	H: 2 LOB: 3 BB: 1 P: 11	R: 0 E: 0 K: 0 S: 3	H: 0 LOB: 1 BB: 1 P: 7	R: 0 E: 0 K: 0 S: 3	H: 0 LOB: 0 BB: 0 P: 3	R: 1 E: 0 K: 0 S: 4	H: 1 LOB: 0 BB: 0 P: 4	R: 0 E: 0 K: 1 S: 5	H: 0 LOB: 1 BB: 1 P: 9	R: 0 E: 0 K: 2 S: 7	H: 0 LOB: 0 BB: 0 P: 7	R: 0 E: 0 K: 0 S: 5	H: 2 LOB: 2 BB: 0 P: 5	R: 0 E: 0 K: 0 S: 3	H: 0 LOB: 0 BB: 0 P: 3	R: 0 E: 0 K: 0 S: 3	H: 0 LOB: 0 BB: 0 P: 3	1B: 4 2B: 0 3B: 0 HR: 1	SF: 0 SAC: 0 DP: 0 HBP: 0	WP: 0 PB: 0 SB: 0 CS: 0	PA: 35
PITCHER Mike Garcia, R ERA: 3.28 (1, 1)	IP: 9.0 WLS: W BF: 35 H: 5 R: 1 ER: 1 SO: 4 BB: 3 IBB: 0 HBP: 0 BLK: 0 WP: 0 HR: 1 S: 40 P: 52 ERA: 1.00 WHIP: 0.889															PITCHER Mike Garcia, R ERA: 3.28 (1, 1)	IP: 9.0 WLS: W BF: 35 H: 5 R: 1 ER: 1 SO: 4 BB: 3 IBB: 0 HBP: 0 BLK: 0 WP: 0 HR: 1 S: 40 P: 52 ERA: 1.00 WHIP: 0.889					

Batter	1	2	3	4	5	6	7	8	9	AB	R	H	RBI	BB	SO	LOB	BOTTOM			
Dale Mitchell, L OBP: 0.291, SLG: 0.301 (1, 7)	L7		1B		2B 1B		1-3			4	2	2	1	0	0	0	St. Louis Browns @ Cleveland Indians Cleveland Municipal Stadium, Cleveland, OH Wed Jun 27 1951, 3:33 AM EDT Att: 7,452 - Unknown livebaseballscorecards.com			
Bobby Avila, R OBP: 0.404, SLG: 0.430 (1, 4)	6-3		2H 1B		1-3 1B		FC4-6 1B			4	1	3	1	0	0	0				
Harry Simpson, L OBP: 0.341, SLG: 0.277 (1, 9)	F8		3H SH1-3		2H 1B		FC4-6 HR			3	2	1	1	0	0	1				
Luke Easter, L OBP: 0.389, SLG: 0.566 (1, 3)		4-3	2H FC6-4 1B		2H 1B		1H HR			4	1	3	4	0	0	0				
Al Rosen, R OBP: 0.368, SLG: 0.473 (1, 5)		5-3	1-2 FC6-4		F3		HR			4	1	1	1	0	0	2				
Sam Chapman, R OBP: 0.328, SLG: 0.341 (1, 8)				K		F4		F7		4	0	1	0	0	1	1				
Ray Boone, R OBP: 0.335, SLG: 0.320 (1, 6)	F7					F8		L7		4	0	1	0	0	0	1				
Jim Hegan, R OBP: 0.335, SLG: 0.426 (1, 2)			4-0 SH1-4 3B		0-3 K		5-3		5-3	3	1	0	0	1	1	1				
Mike Garcia, R OBP: 0.162, SLG: 0.167 (1, 1)			1-2 SH1-4		F8		F6		5-3	3	0	0	0	0	0	1				
Inning Stats	R: 0 E: 0 K: 0 S: 3	H: 0 LOB: 0 BB: 0 P: 3	R: 0 E: 0 K: 0 S: 4	H: 1 LOB: 1 BB: 0 P: 4	R: 3 E: 1 K: 0 S: 6	H: 3 LOB: 1 BB: 1 P: 10	R: 0 E: 0 K: 2 S: 8	H: 1 LOB: 1 BB: 0 P: 8	R: 2 E: 0 K: 0 S: 6	H: 4 LOB: 1 BB: 0 P: 6	R: 0 E: 0 K: 0 S: 3	H: 0 LOB: 0 BB: 0 P: 3	R: 3 E: 0 K: 0 S: 6	H: 3 LOB: 0 BB: 0 P: 6	R: 0 E: 0 K: 0 S: 3	H: 0 LOB: 0 BB: 0 P: 3		1B: 8 2B: 1 3B: 1 HR: 2	SF: 0 SAC: 2 DP: 0 HBP: 0	WP: 0 PB: 0 SB: 0 CS: 0
PITCHER AJ Widmar, R ERA: 5.99 (7, 1)	IP: 6.0 WLS: L BF: 27 H: 9 R: 5 ER: 5 SO: 2 BB: 1 IBB: 0 HBP: 0 BLK: 0 WP: 0 HR: 0 S: 30 P: 34 ERA: 7.50 WHIP: 1.667															PITCHER Bill Kennedy, L ERA: 5.13 (7, 1)	IP: 1.0 WLS: 6 BF: 3 H: 3 R: 3 ER: 3 SO: 0 BB: 0 IBB: 0 HBP: 0 BLK: 0 WP: 0 HR: 2 S: 6 P: 6 ERA: 27.00 WHIP: 3.000			
Bob Mahoney, R ERA: 6.32 (8, 1)	IP: 1.0 WLS: 3 BF: 0 H: 0 R: 0 ER: 0 SO: 0 BB: 0 IBB: 0 HBP: 0 BLK: 0 WP: 0 HR: 3 S: 3 P: 3 ERA: 0.00 WHIP: 0.000															PITCHER Bob Mahoney, R ERA: 6.32 (8, 1)	IP: 1.0 WLS: 3 BF: 0 H: 0 R: 0 ER: 0 SO: 0 BB: 0 IBB: 0 HBP: 0 BLK: 0 WP: 0 HR: 3 S: 3 P: 3 ERA: 0.00 WHIP: 0.000			

Batter	1	2	3	4	5	6	7	8	9	AB	R	H	RBI	BB	SO	LOB	TOP			
Johnny Lipon, R OBP: 0.335, SLG: 0.302 (1, 6)	L7		SH2-4		FC5-4 1B	F9			6-3	4	0	1	0	0	0	3	Detroit Tigers @ Cleveland Indians Cleveland Municipal Stadium, Cleveland, OH Fri Jun 29 1951, 3:33 AM EDT Att: 26,501 - Unknown livebaseballscorecards.com			
Jerry Priddy, R OBP: 0.356, SLG: 0.372 (1, 4)	K		FC		K		1-3		FC6-4 BB	4	0	0	0	1	2	3				
George Kell, R OBP: 0.406, SLG: 0.360 (1, 5)	BB		F3		FC5-4 1-2				FC6-4 1-2	4	0	1	0	1	0	5				
Vic Wertz, L OBP: 0.407, SLG: 0.534 (1, 9)	BB		F7			K			L8	3	0	0	0	1	1	3				
Pat Mullin, L OBP: 0.342, SLG: 0.426 (1, 7)	F8			K		K			G3	4	0	0	0	0	2	3				
Dick Kryhoski, L OBP: 0.381, SLG: 0.470 (1, 3)		4-3		F8		BB 1B			G3	4	1	1	0	0	0	0				
Hoot Evers, R OBP: 0.311, SLG: 0.336 (1, 8)	F6			CS 1B		BB BB 1B			K	4	0	2	0	0	1	0				
Aaron Robinson, L OBP: 0.333, SLG: 0.279 (6, PR)				CS		FC5-4 1B			G3	2	0	1	0	1	0	0				
Joe Ginsberg, L OBP: 0.412, SLG: 0.390 (6, 2)	3-1			CS		BB BB			G3	1	0	0	0	0	0	0				
Dizzy Trout, R OBP: 0.375, SLG: 0.273 (1, 1)				FC SH2-4 BB		FC5-4 1B			K	0	0	0	0	1	0	0				
Marlin Stuart, L OBP: 0.250, SLG: 0.250 (4, 1)						1-2 2-3 3-H BB				1	0	0	0	0	0	1				
Charlie Keller, L OBP: 0.391, SLG: 0.222 (6, PH)										0	0	0	1	1	0	0				
Gene Bearden, L OBP: 0.250, SLG: 0.750 (6, 1)										0	0	0	0	0	0	0				
Johnny Groth, R OBP: 0.345, SLG: 0.367 (9, PH)										1	0	0	0	0	1	0				
Inning Stats	R: 0 E: 0 K: 1 S: 5	H: 0 LOB: 2 BB: 2 P: 13	R: 0 E: 0 K: 0 S: 3	H: 0 LOB: 0 BB: 0 P: 3	R: 0 E: 0 K: 0 S: 4	H: 1 LOB: 2 BB: 1 P: 8	R: 0 E: 0 K: 1 S: 5	H: 2 LOB: 2 BB: 0 P: 5	R: 0 E: 0 K: 1 S: 7	H: 2 LOB: 3 BB: 2 P: 7	R: 0 E: 0 K: 0 S: 4	H: 1 LOB: 1 BB: 0 P: 4	R: 0 E: 0 K: 1 S: 5	H: 0 LOB: 0 BB: 0 P: 5	R: 0 E: 0 K: 1 S: 5	H: 0 LOB: 1 BB: 1 P: 9	1B: 6 2B: 0 3B: 0 HR: 0	SF: 0 SAC: 1 DP: 0 HBP: 0	WP: 0 PB: 0 SB: 0 CS: 1	PA: 40
PITCHER Bob Lemon, R ERA: 3.5 (1, 1)	IP: 9.0 WLS: W BF: 39 H: 6 R: 1 ER: 1 SO: 7 BB: 6 IBB: 0 HBP: 0 BLK: 0 WP: 0 HR: 0 S: 47 P: 71 ERA: 1.00 WHIP: 1.333															PITCHER				

Batter	1	2	3	4	5	6	7	8	9	AB	R	H	RBI	BB	SO	LOB	BOTTOM			
Dale Mitchell, L OBP: 0.290, SLG: 0.296 (1, 7)	F7		4-3	FC6-4 BB			F6			3	0	0	0	1	0	0	Detroit Tigers @ Cleveland Indians Cleveland Municipal Stadium, Cleveland, OH Fri Jun 29 1951, 3:33 AM EDT Att: 26,501 - Unknown livebaseballscorecards.com			
Bobby Avila, R OBP: 0.405, SLG: 0.426 (1, 4)	F9			BB		FC6-4			G6-4-3 BB	2	1	0	0	2	0	3				
Larry Doby, L OBP: 0.664, SLG: 0.526 (1, 8)				E PB 2B		L6			G6-4-3	1	1	1	1	1	0	0				
Sam Chapman, R OBP: 0.325, SLG: 0.338 (5, 8)	BB			1-H PB 2B					1-2	2	0	0	0	0	0	1				
Luke Easter, L OBP: 0.379, SLG: 0.551 (1, 3)	K			E6 4-3 PB 2B		K			4-3	4	1	0	0	0	2	2				
Al Rosen, R OBP: 0.363, SLG: 0.466 (1, 5)				4-3		6-3			F2	4	0	0	0	0	0	1				
Harry Simpson, L OBP: 0.338, SLG: 0.283 (1, 9)	4-3			1B 2B			F8		4-3	4	1	1	1	0	0	0				
Ray Boone, R OBP: 0.335, SLG: 0.320 (1, 6)	K			3-H 2B						3	0	1	0	0	1	1				
Jim Hegan, R OBP: 0.340, SLG: 0.436 (1, 2)				1B 2B			F5			3	0	2	1	0	0	1				
Bob Lemon, L OBP: 0.205, SLG: 0.293 (1, 1)				3-1			4-3			3	0	1	0	0	0	1				
Inning Stats	R: 0 E: 0 K: 1 S: 5	H: 0 LOB: 1 BB: 1 P: 9	R: 0 E: 0 K: 1 S: 5	H: 0 LOB: 0 BB: 0 P: 5	R: 0 E: 0 K: 0 S: 3	H: 1 LOB: 0 BB: 0 P: 3	R: 4 E: 1 K: 0 S: 8	H: 4 LOB: 3 BB: 2 P: 16	R: 0 E: 0 K: 1 S: 5	H: 0 LOB: 0 BB: 0 P: 5	R: 0 E: 0 K: 0 S: 4	H: 1 LOB: 1 BB: 0 P: 4	R: 0 E: 0 K: 0 S: 2	H: 0 LOB: 0 BB: 1 P: 6	R: 0 E: 0 K: 0 S: 3	H: 0 LOB: 0 BB: 0 P: 3	1B: 3 2B: 3 3B: 0 HR: 0	SF: 0 SAC: 0 DP: 1 HBP: 0	WP: 0 PB: 2 SB: 0 CS: 0	PA: 33
PITCHER Dizzy Trout, R ERA: 4.13 (1, 1)	IP: 3.1 WLS: L BF: 15 H: 3 R: 4 ER: 2 SO: 2 BB: 2 IBB: 0 HBP: 0 BLK: 0 WP: 0 HR: 0 S: 17 P: 25 ERA: 5.40 WHIP: 1.500															PITCHER				
Marlin Stuart, R ERA: 1.93 (4, 1)	1.2 8 2 0 0 1 1 0 0 0 0 0 9 13 0.00 1.800																			
Gene Bearden, L ERA: 7.01 (6, 1)	3.0 10 1 0 0 0 1 0 0 0 0 0 9 13 0.00 0.667																			

Batter	1	2	3	4	5	6	7	8	9	AB	R	H	RBI	BB	SO	LOB	TOP			
Johnny Lipon, R OBP: 0.330, SLG: 0.298	0-0 6-3		0-0 E6		0-0 F7			0-0 5-3		4	0	0	0	0	0	0	Detroit Tigers @ Cleveland Indians Cleveland Municipal Stadium, Cleveland, OH Sat Jun 30 1951, 3:33 AM EDT Att: 10,050 - Unknown			
Jerry Priddy, R OBP: 0.357, SLG: 0.368	0-0 6-3		0-3 K			0-0 F8		4-0 BB		3	0	0	0	1	1					
George Kell, R OBP: 0.408, SLG: 0.364	0-0 2B			0-3 K		4-0 2B BB		0-0 F2		3	1	1	0	1	1					
Vic Wertz, L OBP: 0.408, SLG: 0.536	0-3 K			4-0 1B BB		0-0 2B		0-0 F5		3	0	1	1	1	2					
Hoot Evers, R OBP: 0.304, SLG: 0.327		0-0 L8		0-0 F8		0-3 K			0-3 K	4	0	0	0	0	2					
Dick Kryhoski, L OBP: 0.378, SLG: 0.465		0-0 4-3		0-0 1B		0-0 F7			0-0 F8	4	0	1	0	0	0					
Johnny Groth, R OBP: 0.337, SLG: 0.357		0-0 G3		0-3 K			0-0 1-3		0-0 F9	4	0	0	0	0	1					
Joe Ginsberg, L OBP: 0.405, SLG: 0.381			0-0 F6		0-0 F9		0-0 F7			3	0	0	0	0	0					
Fred Hutchinson, L OBP: 0.222, SLG: 0.206		0-0 L9		0-0 1-3		0-0 1-3		0-0 6-3		3	0	0	0	0	0					
Inning Stats	R: 0 E: 0 K: 1 S: 6	H: 1 LOB: 1 BB: 0 P: 6	R: 0 E: 0 K: 0 S: 3	H: 0 LOB: 0 BB: 0 P: 3	R: 0 E: 1 K: 2 S: 6	H: 0 LOB: 1 BB: 0 P: 6	R: 0 E: 0 K: 0 S: 8	H: 1 LOB: 2 BB: 1 P: 12	R: 0 E: 0 K: 0 S: 3	H: 0 LOB: 0 BB: 0 P: 3	R: 1 E: 0 K: 0 S: 6	H: 1 LOB: 1 BB: 1 P: 10	R: 0 E: 0 K: 0 S: 3	H: 0 LOB: 0 BB: 0 P: 3	R: 0 E: 0 K: 1 S: 5	H: 0 LOB: 1 BB: 1 P: 5	1B: 1 2B: 2 3B: 0 HR: 0	SF: 0 SAC: 0 DP: 0 HBP: 0	WP: 0 PB: 0 SB: 0 CS: 0	PA: 34
PITCHER Early Wynn, R ERA: 3.89	IP: 9.0 WLS: W BF: 34 H: 3 R: 1 ER: 1 SO: 6 BB: 3 IBB: 0 HBP: 0 BLK: 0 WP: 0 HR: 0 S: 43 P: 55 ERA: 1.00 WHIP: 0.667															PITCHER				

Batter	1	2	3	4	5	6	7	8	9	AB	R	H	RBI	BB	SO	LOB	BOTTOM			
Dale Mitchell, L OBP: 0.289, SLG: 0.301	0-0 F7			0-0 G3 1B 2B		0-0 4-3		0-3 K		4	1	1	0	0	1	0	Detroit Tigers @ Cleveland Indians Cleveland Municipal Stadium, Cleveland, OH Sat Jun 30 1951, 3:33 AM EDT Att: 10,050 - Unknown			
Bobby Avila, R OBP: 0.404, SLG: 0.424	0-0 F7			0-0 G3		0-0 CS 1B				3	0	1	0	0	0					
Larry Doby, L OBP: 0.556, SLG: 0.518	0-0 L8			0-3 K		0-0 CS	0-0 4-3			3	0	0	0	0	1					
Sam Chapman, R OBP: 0.325, SLG: 0.338						1-2				0	0	0	0	0	0					
Luke Easter, L OBP: 0.384, SLG: 0.573		0-0 4-3		0-0 1B			0-0 HR			3	1	2	2	0	0					
Al Rosen, R OBP: 0.363, SLG: 0.476		0-0 F8		0-0 F8			0-0 HR			3	1	1	1	0	0					
Harry Simpson, L OBP: 0.333, SLG: 0.277		0-0 4-3			0-0 F8		0-3 K			3	0	0	0	0	1					
Ray Boone, R OBP: 0.331, SLG: 0.316			0-0 6-3		0-0 F2		0-0 F5			3	0	0	0	0	0					
Jim Hegan, R OBP: 0.335, SLG: 0.429			0-0 F7		0-0 F2			0-3 K		3	0	0	0	0	1					
Early Wynn, S OBP: 0.261, SLG: 0.279		0-0 L8			0-0 F6			0-0 4-3		3	0	0	0	0	0					
Inning Stats	R: 0 E: 0 K: 0 S: 3	H: 0 LOB: 0 BB: 0 P: 3	R: 0 E: 0 K: 0 S: 3	H: 0 LOB: 0 BB: 0 P: 3	R: 1 E: 0 K: 1 S: 7	H: 2 LOB: 1 BB: 0 P: 7	R: 0 E: 0 K: 0 S: 3	H: 0 LOB: 0 BB: 0 P: 3	R: 0 E: 0 K: 0 S: 3	H: 1 LOB: 0 BB: 0 P: 3	R: 2 E: 0 K: 1 S: 7	H: 2 LOB: 2 BB: 0 P: 7	R: 0 E: 0 K: 2 S: 7	H: 0 LOB: 0 BB: 0 P: 7	R: 0 E: 0 K: 0 S: 3	H: 0 LOB: 0 BB: 0 P: 7	1B: 2 2B: 1 3B: 0 HR: 2	SF: 0 SAC: 0 DP: 0 HBP: 0	WP: 0 PB: 0 SB: 0 CS: 1	PA: 29
PITCHER Fred Hutchinson, R ERA: 3.53	IP: 8.0 WLS: L BF: 28 H: 5 R: 3 ER: 3 SO: 4 BB: 0 IBB: 0 HBP: 0 BLK: 0 WP: 0 HR: 2 S: 36 P: 36 ERA: 3.38 WHIP: 0.625															PITCHER				

Batter	1	2	3	4	5	6	7	8	9	AB	R	H	RBI	BB	SO	LOB	TOP			
Johnny Lipon, R (1, 6) OBP: 0.326, SLG: 0.294 Fred Hutchinson, L (8, PH) OBP: 0.216, SLG: 0.200 Neil Berry, R (8, 6) OBP: 0.333, SLG: 0.286	0-0 5-3			0-0 E6 F7		0-0 6-3		0-0 F9		3	1	0	0	0	0	0				
Jerry Priddy, R (1, 4) OBP: 0.353, SLG: 0.364 Charlie Keller, L (9, PH) OBP: 0.375, SLG: 0.211	0-0 4-3			0-3 K		0-0 5-3		0-0 F9	0-0 F9	3	0	0	0	0	1	1				
George Kell, R (1, 5) OBP: 0.401, SLG: 0.357	0-0 6-3			0-0 F7		0-0 F8		0-0 F7	0-0 F7	4	0	0	1	0	0	0				
Vic Wertz, L (1, 9) OBP: 0.406, SLG: 0.529		0-3 K		3-H 4-0 BB		0-3 K		0-3 K	0-3 K	3	0	0	0	1	3	0				
Hoot Evers, R (1, 7) OBP: 0.298, SLG: 0.320	0-0 6-3			0-0 F9		0-0 5-3				3	0	0	0	0	0	1				
Dick Kryhoski, L (1, 3) OBP: 0.371, SLG: 0.456	0-0 6-3				0-0 F6		0-0 4-3			3	0	0	0	0	0	0				
Joe Ginsberg, L (1, 2) OBP: 0.398, SLG: 0.373			0-0 F6		0-0 6-3			0-0 5-3		3	0	0	0	0	0	0				
Johnny Groth, R (1, 8) OBP: 0.337, SLG: 0.353			0-3 K		4-0 BB		0-0 2-3			2	0	0	0	1	1	0				
Bob Cain, L (1, 1) OBP: 0.324, SLG: 0.353			0-0 F7		0-0 4-3		4-0 BB			2	0	0	0	1	0	1				
Inning Stats	R: 0 E: 0 K: 0 S: 3	H: 0 LOB: 0 BB: 0 P: 3	R: 0 E: 0 K: 1 S: 5	H: 0 LOB: 0 BB: 0 P: 5	R: 0 E: 0 K: 1 S: 5	H: 0 LOB: 1 BB: 1 P: 10	R: 0 E: 0 K: 0 S: 3	H: 0 LOB: 0 BB: 0 P: 3	R: 0 E: 0 K: 1 S: 5	H: 0 LOB: 1 BB: 0 P: 5	R: 0 E: 0 K: 0 S: 3	H: 0 LOB: 1 BB: 1 P: 7	R: 0 E: 0 K: 1 S: 5	H: 0 LOB: 0 BB: 0 P: 5	R: 0 E: 0 K: 1 S: 5	H: 0 LOB: 0 BB: 0 P: 5	1B: 0 2B: 0 3B: 0 HR: 0	SF: 0 SAC: 0 DP: 0 HBP: 0	WP: 0 PB: 0 SB: 1 CS: 0	PA: 31
PITCHER Bob Feller, R (1, 1) ERA: 2.75	IP: 9.0 WLS: W BF: 31 H: 0 R: 1 ER: 0 SO: 5 BB: 3 IBB: 0 HBP: 0 BLK: 0 WP: 0 HR: 0 S: 38 P: 50 ERA: 0.00 WHIP: 0.333															PITCHER				

Detroit Tigers @ Cleveland Indians
Cleveland Municipal Stadium, Cleveland, OH

AB 28
R 1
H 0
RBI 1
BB 3
SO 5
LOB 4



WP: 0 PA: 31
PB: 0
SB: 1
CS: 0

Sun Jul 01 1951, 3:33 AM EDT
Unknown

Batter	1	2	3	4	5	6	7	8	9	AB	R	H	RBI	BB	SO	LOB	BOTTOM			
Dale Mitchell, L (1, 7) OBP: 0.293, SLG: 0.301	0-0 1B 6-3	0-0 L4		4-0 BLK BB			0-0 4-3			3	1	1	0	1	0	2				
Bobby Avila, R (1, 4) OBP: 0.402, SLG: 0.421	0-0 6-3 1B F4		0-0 2-3		0-0 F8			0-0 5-3		4	0	1	0	0	0	1				
Sam Chapman, R (1, 8) OBP: 0.324, SLG: 0.346 Milt Nielsen, L (8, PR) Larry Doby, L (9, 8) OBP: 0.458, SLG: 0.518	0-0 F4		0-0 F7		0-0 F8			0-0 1B 3B		4	0	1	0	0	0	3				
Luke Easter, L (1, 3) OBP: 0.381, SLG: 0.565 Harry Simpson, L (8, PR) OBP: 0.333, SLG: 0.277	0-0 6-3		0-0 F9		0-0 3-1			0-0 1B		4	0	1	2	0	0	2				
Al Rosen, R (1, 5) OBP: 0.358, SLG: 0.469	0-0 F3			0-0 6-3		0-3 K		0-0 F7		4	0	0	0	0	1	3				
Bob Kennedy, R (1, 9) OBP: 0.306, SLG: 0.341		0-0 F9		0-3 K		0-0 L6		0-0 F7		4	0	0	0	0	1	2				
Ray Boone, R (1, 6) OBP: 0.331, SLG: 0.313		0-0 F5		4-0 1B BB		0-0 6-3				2	0	0	0	1	0	0				
Jim Hegan, R (1, 2) OBP: 0.340, SLG: 0.432		0-0 BB 1B		0-0 BB 1B		1-2 1B		0-0 1-3		3	0	2	0	0	0	0				
Bob Feller, R (1, 1) OBP: 0.239, SLG: 0.209		4-0 BB		0-0 F7		0-3 K				2	0	0	0	1	1	2				
Inning Stats	R: 1 E: 0 K: 0 S: 5	H: 2 LOB: 1 BB: 0 P: 5	R: 0 E: 0 K: 0 S: 4	H: 1 LOB: 2 BB: 1 P: 8	R: 0 E: 0 K: 1 S: 3	H: 0 LOB: 0 BB: 0 P: 3	R: 0 E: 0 K: 1 S: 6	H: 1 LOB: 2 BB: 1 P: 10	R: 0 E: 0 K: 0 S: 3	H: 0 LOB: 1 BB: 1 P: 7	R: 0 E: 0 K: 1 S: 5	H: 0 LOB: 0 BB: 0 P: 5	R: 0 E: 0 K: 1 S: 5	H: 0 LOB: 2 BB: 0 P: 5	R: 1 E: 0 K: 0 S: 5	H: 2 LOB: 2 BB: 0 P: 5	1B: 5 2B: 0 3B: 1 HR: 0	SF: 0 SAC: 0 DP: 0 HBP: 0	WP: 0 PB: 0 SB: 0 CS: 0	PA: 33
PITCHER Bob Cain, L (1, 1) ERA: 3.33	IP: 8.0 WLS: L BF: 33 H: 6 R: 2 ER: 2 SO: 3 BB: 3 IBB: 0 HBP: 0 BLK: 1 WP: 0 HR: 0 S: 36 P: 48 ERA: 2.25 WHIP: 1.125															PITCHER				

Detroit Tigers @ Cleveland Indians
Cleveland Municipal Stadium, Cleveland, OH

AB 30
R 2
H 6
RBI 2
BB 3
SO 3
LOB 15



WP: 0 PA: 33
PB: 0
SB: 0
CS: 0

Sun Jul 01 1951, 3:33 AM EDT
Unknown

Batter	1	2	3	4	5	6	7	8	9	AB	R	H	RBI	BB	SO	LOB	TOP					
Johnny Lipon, R (1,6) OBP: 0.322, SLG: 0.290	L4		1-3		FC6			F2		4	0	0	0	0	0	2	Detroit Tigers @ Cleveland Indians Cleveland Municipal Stadium, Cleveland, OH Sun Jul 01 1951, 3:38 AM EDT Att: 42,891 - Unknown livebaseballscorecards.com					
Jerry Priddy, R (1,4) OBP: 0.352, SLG: 0.362	K		G4-6-3 1B		L3			FC4-6		4	0	1	0	0	1	1						
George Kell, R (1,5) OBP: 0.396, SLG: 0.351	F5		G4-6-3		K			F5		4	0	0	0	0	1	1						
Vic Wertz, L (1,9) OBP: 0.404, SLG: 0.523		G4-6-3 1B BB		F7		F6		F9		3	0	0	0	1	0	0						
Hoot Evers, R (1,7) OBP: 0.297, SLG: 0.318		G4-6-3 1-2 1B		4-3		L6		F9		4	0	1	0	0	0	0						
Dick Kryhoski, L (1,3) OBP: 0.365, SLG: 0.447		G4-6-3 1-2 2-3		F8		K				3	0	0	0	0	1	2						
Johnny Groth, R (1,8) OBP: 0.337, SLG: 0.348		BB BB		5-3		F3				2	0	0	0	1	0	0						
Aaron Robinson, L (1,2) OBP: 0.333, SLG: 0.271		BB BB		F9				G3		2	0	0	0	1	0	0						
Ted Gray, S (1,1) OBP: 0.229, SLG: 0.182		BB								2	0	1	0	0	1	3						
Joe Ginsberg, L (8, PH) OBP: 0.401, SLG: 0.378	K									1	0	1	0	0	0	0						
Virgil Trucks, R (8,1) OBP: 0.250, SLG: 0.375					FC6 1B			FC4-6 1B		0	0	0	0	0	0	0						
Inning Stats	R: 0 E: 0 K: 1 S: 5	H: 0 LOB: 0 BB: 0 P: 5	R: 0 E: 0 K: 1 S: 5	H: 1 LOB: 3 BB: 3 P: 17	R: 0 E: 0 K: 0 S: 3	H: 1 LOB: 0 BB: 0 P: 3	R: 0 E: 0 K: 0 S: 3	H: 0 LOB: 0 BB: 0 P: 3	R: 0 E: 0 K: 1 S: 4	H: 1 LOB: 1 BB: 0 P: 4	R: 0 E: 0 K: 1 S: 5	H: 0 LOB: 0 BB: 0 P: 5	R: 0 E: 0 K: 1 S: 5	H: 0 LOB: 0 BB: 0 P: 5	R: 0 E: 0 K: 0 S: 4	H: 1 LOB: 1 BB: 0 P: 4	R: 0 E: 0 K: 0 S: 3	H: 0 LOB: 0 BB: 0 P: 3	1B: 4 2B: 0 3B: 0 HR: 0	SF: 0 SAC: 0 DP: 2 HBP: 0	WP: 0 PB: 0 SB: 0 CS: 0	PA: 32
PITCHER Bob Chakales, R (1,1) ERA: 2.91	IP: 9.0 WLS: W BF: 32 H: 4 R: 0 ER: 0 SO: 4 BB: 3 IBB: 0 HBP: 0 BLK: 0 WP: 0 HR: 0 S: 37 P: 49 ERA: 0.00 WHIP: 0.778															PITCHER						

Batter	1	2	3	4	5	6	7	8	9	AB	R	H	RBI	BB	SO	LOB	BOTTOM			
Dale Mitchell, L (1,7) OBP: 0.297, SLG: 0.305	L1-3 1B			F5		F8		SH1-4 1B		4	0	2	0	0	0	0	Detroit Tigers @ Cleveland Indians Cleveland Municipal Stadium, Cleveland, OH Sun Jul 01 1951, 3:38 AM EDT Att: 42,891 - Unknown livebaseballscorecards.com			
Bobby Avila, R (1,4) OBP: 0.401, SLG: 0.417	L1-3 1-2			4-3		BB 1B		SH1-4		2	1	0	0	1	0	1				
Sam Chapman, R (1,8) OBP: 0.327, SLG: 0.348	4-3			1B		BB 1B		K		4	1	2	0	0	1	1				
Luke Easter, L (1,3) OBP: 0.390, SLG: 0.567				F8		BB 1B				3	0	2	1	1	0	1				
Harry Simpson, L (8, PR) OBP: 0.333, SLG: 0.277						BB 1B		IBB		0	0	0	0	0	0	0				
Al Rosen, R (1,5) OBP: 0.356, SLG: 0.463		6-3		SH1-4 BB		K		F6		3	0	0	0	1	1	4				
Bob Kennedy, R (1,9) OBP: 0.308, SLG: 0.349		4-3		SH1-4 1-2		1-1 2B				2	0	1	1	0	0	0				
Ray Boone, R (1,6) OBP: 0.327, SLG: 0.309				5-3		F9		5-3		3	0	0	0	0	0	1				
Birdie Tebbetts, R (1,2) OBP: 0.258, SLG: 0.290				F4		FC6-4 IBB		4-3		2	0	0	0	1	0	0				
Bob Chakales, R (1,1) OBP: 0.313, SLG: 0.500				6-3		FC6-4 1-2		6-3		3	0	0	0	0	0	2				
Inning Stats	R: 0 E: 0 K: 0 S: 3	H: 1 LOB: 0 BB: 0 P: 3	R: 0 E: 0 K: 0 S: 3	H: 1 LOB: 0 BB: 0 P: 3	R: 0 E: 0 K: 0 S: 4	H: 1 LOB: 1 BB: 0 P: 4	R: 0 E: 0 K: 1 S: 7	H: 3 LOB: 2 BB: 1 P: 11	R: 0 E: 0 K: 1 S: 6	H: 1 LOB: 2 BB: 1 P: 10	R: 0 E: 0 K: 0 S: 3	H: 0 LOB: 0 BB: 0 P: 3	R: 0 E: 0 K: 1 S: 6	H: 1 LOB: 2 BB: 1 P: 10	R: 0 E: 0 K: 0 S: 3	H: 0 LOB: 0 BB: 0 P: 3	1B: 6 2B: 2 3B: 0 HR: 0	SF: 0 SAC: 2 DP: 1 HBP: 0	WP: 0 PB: 0 SB: 0 CS: 0	PA: 32
PITCHER Ted Gray, L (1,1) ERA: 4.19	IP: 7.0 WLS: L BF: 27 H: 6 R: 2 ER: 2 SO: 2 BB: 2 IBB: 0 HBP: 0 BLK: 0 WP: 0 HR: 0 S: 26 P: 38 ERA: 2.57 WHIP: 1.143															PITCHER				
Virgil Trucks, R (8,1) ERA: 4.35	IP: 1.0 WLS: 5 BF: 1 H: 0 R: 0 ER: 0 SO: 1 BB: 0 IBB: 1 HBP: 0 BLK: 0 WP: 0 HR: 0 S: 6 P: 10 ERA: 0.00 WHIP: 1.000															PITCHER				

Batter	1	2	3	4	5	6	7	8	9	AB	R	H	RBI	BB	SO	LOB	TOP					
Dale Mitchell, L (1, 7) OBP: 0.300, SLG: 0.304 Bob Kennedy, R (9, 9) OBP: 0.308, SLG: 0.349	6-3		S 1B		E 1B BB	F4			F7	4	0	1	1	1	0	1	Cleveland Indians @ Chicago White Sox Comiskey Park, Chicago, IL Mon Jul 02 1951, 4:33 AM EDT Att: 47,966 - Unknown					
Bobby Avila, R (1, 4) OBP: 0.397, SLG: 0.411	F7		L7		E 1B			F8	5	0	1	1	0	0	1							
Larry Doby, L (1, 8) OBP: 0.459, SLG: 0.527 Milt Nielsen, L (7, PR) Sam Chapman, R (7, 8) OBP: 0.325, SLG: 0.347	F8				E3				L3	4	0	2	0	0	0	2						
Luke Easter, L (1, 3) OBP: 0.386, SLG: 0.559		F5			F7	K				4	0	1	0	0	1	4						
Al Rosen, R (1, 5) OBP: 0.355, SLG: 0.458		K				K2-3			F6	3	0	0	0	1	2	6						
Harry Simpson, L (1, 9) OBP: 0.326, SLG: 0.270		K			F7					4	0	0	0	0	1	5						
Ray Boone, R (1, 6) OBP: 0.322, SLG: 0.304			6-3		F5	K			F7	4	0	0	0	0	1	2						
Jim Hegan, R (1, 2) OBP: 0.343, SLG: 0.434			E5 1B SH3						6-3	4	3	2	0	0	0	0						
Mike Garcia, R (1, 1) OBP: 0.184, SLG: 0.216 Steve Gromek, S (6, 1) OBP: 0.250, SLG: 0.250 Lou Brissie, L (7, 1) OBP: 0.211, SLG: 0.263			SH3		SH3-4				F7	1	0	1	1	0	0	0						
					SH3-4					0	0	0	0	0	0	0						
										1	0	0	0	0	0	0						
Inning Stats	R: 0 E: 0 K: 0 S: 3	H: 0 LOB: 0 BB: 0 P: 3	R: 0 E: 0 K: 2 S: 7	H: 0 LOB: 0 BB: 0 P: 7	R: 1 E: 1 K: 0 S: 5	H: 1 LOB: 1 BB: 0 P: 5	R: 0 E: 0 K: 0 S: 4	H: 1 LOB: 2 BB: 1 P: 8	R: 1 E: 1 K: 2 S: 10	H: 2 LOB: 3 BB: 1 P: 14	R: 1 E: 0 K: 1 S: 7	H: 2 LOB: 1 BB: 0 P: 7	R: 0 E: 0 K: 0 S: 5	H: 2 LOB: 0 BB: 0 P: 5	R: 0 E: 0 K: 0 S: 3	H: 0 LOB: 0 BB: 0 P: 3	R: 0 E: 0 K: 0 S: 3	H: 0 LOB: 0 BB: 0 P: 3	1B: 5 2B: 3 3B: 0 HR: 0	SF: 0 SAC: 2 DP: 0 HBP: 0	WP: 0 PB: 0 SB: 1 CS: 0	PA: 39
PITCHER Saul Rogovin, R (1, 1) ERA: 3.16	IP: 9.0 WLS: L BF: 39 H: 8 R: 3 ER: 2 SO: 5 BB: 2 IBB: 0 HBP: 0 BLK: 0 WP: 0 HR: 0 S: 47 P: 55 ERA: 2.00 WHIP: 1.111															PITCHER						

Batter	1	2	3	4	5	6	7	8	9	AB	R	H	RBI	BB	SO	LOB	BOTTOM					
Bob Dillinger, R (1, 5) OBP: 0.354, SLG: 0.385	4-3		6-3		SH5-3				F3	3	0	0	0	1	0	0	Cleveland Indians @ Chicago White Sox Comiskey Park, Chicago, IL Mon Jul 02 1951, 4:33 AM EDT Att: 47,966 - Unknown					
Nellie Fox, L (1, 4) OBP: 0.401, SLG: 0.473	4-3		F8		F6					3	0	0	0	0	1							
Minnie Minoso, R (1, 7) OBP: 0.468, SLG: 0.577										3	2	2	0	1	0	1						
Eddie Robinson, L (1, 3) OBP: 0.395, SLG: 0.566	CS	F8			F7				L9	4	0	1	0	0	0	2						
Al Zarilla, L (1, 9) OBP: 0.371, SLG: 0.431 Don Lenhardt, R (8, PH) OBP: 0.316, SLG: 0.425		FC 1B BB			F5				F3	2	0	0	0	1	1	3						
Jim Busby, R (1, 8) OBP: 0.390, SLG: 0.399										1	0	0	0	0	0	0						
Chico Carrasquel, R (1, 6) OBP: 0.336, SLG: 0.364 Bud Stewart, L (6, PH) OBP: 0.357, SLG: 0.461 Joe Demaestri, R (7, 6) OBP: 0.200, SLG: 0.143 Bert Haas, R (8, PH) Floyd Baker, L (9, 6) OBP: 0.410, SLG: 0.358		FC 1B			1-3				F9	2	0	0	0	0	0	3						
Phil Masi, R (1, 2) OBP: 0.431, SLG: 0.515		G6-4-3								1	0	1	1	0	0	0						
										0	0	0	0	0	0	0						
										0	0	0	0	0	0	0						
Inning Stats	R: 0 E: 0 K: 0 S: 2	H: 0 LOB: 0 BB: 1 P: 6	R: 0 E: 0 K: 0 S: 4	H: 1 LOB: 2 BB: 1 P: 8	R: 0 E: 0 K: 0 S: 3	H: 0 LOB: 0 BB: 0 P: 3	R: 1 E: 0 K: 0 S: 5	H: 2 LOB: 1 BB: 0 P: 5	R: 0 E: 0 K: 0 S: 4	H: 1 LOB: 1 BB: 0 P: 4	R: 1 E: 0 K: 2 S: 10	H: 3 LOB: 3 BB: 0 P: 11	R: 0 E: 0 K: 0 S: 3	H: 0 LOB: 1 BB: 1 P: 7	R: 0 E: 0 K: 0 S: 3	H: 0 LOB: 0 BB: 0 P: 3	R: 0 E: 0 K: 1 S: 5	H: 0 LOB: 0 BB: 0 P: 5	1B: 5 2B: 1 3B: 1 HR: 0	SF: 0 SAC: 2 DP: 1 HBP: 1	WP: 0 PB: 0 SB: 0 CS: 1	PA: 38
PITCHER Mike Garcia, R (1, 1) ERA: 3.29 Steve Gromek, R (6, 1) ERA: 5.32 Lou Brissie, L (7, 1) ERA: 5.1	IP: 5.1 WLS: W BF: 25 H: 7 R: 2 ER: 2 SO: 1 BB: 2 IBB: 0 HBP: 1 BLK: 0 WP: 0 HR: 0 S: 24 P: 33 ERA: 3.38 WHIP: 1.688															PITCHER						

Batter	1	2	3	4	5	6	7	8	9	AB	R	H	RBI	BB	SO	LOB	TOP					
Dale Mitchell, L OBP: 0.299, SLG: 0.299 (1, 7)	0-0 6-3		0-0 F8			4-0 G6-4-3 BB		0-0 5-3		3	0	0	0	1	0	1	Cleveland Indians @ Chicago White Sox Comiskey Park, Chicago, IL Tue Jul 03 1951, 4:33 AM EDT Att: 17,227 - Unknown livebaseballscorecards.com					
Bobby Avila, R OBP: 0.390, SLG: 0.404 (1, 4)	0-3 K		0-0 4-3			0-0 G6-4-3 1-2		0-0 1-3		4	0	0	0	0	1	2						
Sam Chapman, R OBP: 0.324, SLG: 0.342 (1, 8)	0-0 F3			0-0 F5		4-0 BB			0-0 F8	3	0	0	0	1	0	0						
Luke Easter, L OBP: 0.378, SLG: 0.545 (1, 3)		0-3 K		0-3 K		0-0 F8			0-0 5-3	4	0	0	0	0	2	1						
Al Rosen, R OBP: 0.357, SLG: 0.466 (1, 5)		0-0 2B		0-0 5-3					0-0 L6	4	0	2	0	0	0	0						
Bob Kennedy, R OBP: 0.308, SLG: 0.360 (1, 9)		0-0 6-3			0-0 F8 3B				0-0 6-3	3	1	1	0	0	0	2						
Ray Boone, R OBP: 0.319, SLG: 0.300 (1, 6)			0-0 F7		0-0 F9				0-0 L1	3	0	0	0	0	0	3						
Jim Hegan, R OBP: 0.338, SLG: 0.427 (1, 2)			0-0 F4		0-0 F8				0-0 5-3	3	0	0	1	0	0	1						
Bob Lemon, L OBP: 0.217, SLG: 0.286 Snuffy Stirrweiss, R OBP: 0.359, SLG: 0.299 Dick Rozek, L (8, 1)			4-0 BB		0-0 F3				0-0 6-3	1	0	0	0	1	0	0						
										1	0	0	0	1	0	0						
										1	0	0	0	0	0	0						
										0	0	0	0	0	0	0						
Inning Stats	R: 0 E: 0 K: 1 S: 5	H: 0 LOB: 0 BB: 0 P: 5	R: 0 E: 0 K: 1 S: 6	H: 1 LOB: 1 BB: 0 P: 6	R: 0 E: 0 K: 0 S: 3	H: 0 LOB: 1 BB: 1 P: 7	R: 0 E: 0 K: 1 S: 5	H: 0 LOB: 0 BB: 0 P: 5	R: 1 E: 0 K: 0 S: 4	H: 1 LOB: 0 BB: 0 P: 4	R: 0 E: 0 K: 0 S: 2	H: 0 LOB: 1 BB: 2 P: 10	R: 0 E: 0 K: 0 S: 4	H: 1 LOB: 1 BB: 0 P: 4	R: 0 E: 0 K: 0 S: 3	H: 0 LOB: 0 BB: 0 P: 3	R: 0 E: 0 K: 0 S: 3	H: 0 LOB: 0 BB: 0 P: 3	1B: 0 2B: 2 3B: 1 HR: 0	SF: 0 SAC: 0 DP: 1 HBP: 0	WP: 0 PB: 0 SB: 0 CS: 0	PA: 32
PITCHER Billy Pierce, L ERA: 3.78 (1, 1)	IP: 9.0 WLS: W BF: 32 H: 3 R: 1 ER: 1 SO: 3 BB: 3 IBB: 0 HBP: 0 BLK: 0 WP: 0 HR: 0 S: 35 P: 47 ERA: 1.00 WHIP: 0.667															PITCHER						

Batter	1	2	3	4	5	6	7	8	9	AB	R	H	RBI	BB	SO	LOB	BOTTOM	
Bob Dillinger, R OBP: 0.363, SLG: 0.393 (1, 5)	0-0 1B	0-0 G6-4-3 1B			0-0 SH3-4 1B		0-0 L1			4	1	3	1	0	0	0	Cleveland Indians @ Chicago White Sox Comiskey Park, Chicago, IL Tue Jul 03 1951, 4:33 AM EDT Att: 17,227 - Unknown livebaseballscorecards.com	
Nellie Fox, L OBP: 0.401, SLG: 0.470 (1, 4)	0-0 F6	0-0 G6-4-3 1-2			0-0 SH3-4 1-2		4-0 BB			2	0	0	0	1	0	2		
Minnie Minoso, R OBP: 0.467, SLG: 0.574 Bud Stewart, L OBP: 0.353, SLG: 0.456 (1, 7) (7, 7)	0-0 1B		0-0 6-3		0-0 F3		0-0 3			3	1	1	0	0	0	1		
Eddie Robinson, L OBP: 0.396, SLG: 0.565 (1, 3)	0-0 FCS-2 1-2 3-H 1B		0-0 F2		0-0 F3			0-0 BB 1B		4	0	2	1	0	0	1		
Al Zarilla, L OBP: 0.369, SLG: 0.428 (1, 9)	0-0 FCS-2-5 1-2 2-H 1B		0-0 F3			0-0 5-3		0-3 K		4	0	1	1	0	1	1		
Jim Busby, R OBP: 0.391, SLG: 0.405 (1, 8)	0-0 FC5-2-5 1-2 2-3F 1B			0-0 G1-6-3 1B		0-0 2B		0-0 F3		4	1	2	0	0	0	3		
Chico Carrasquel, R OBP: 0.339, SLG: 0.367 (1, 6)	0-3 K			0-0 G1-6-3 1-2		0-0 2B		4-0 BB		3	0	1	1	1	1	3		
Gus Niarhos, R OBP: 0.440, SLG: 0.284 (1, 2)		0-0 SH2-4 1B			0-0 1B		0-0 F9		0-0 F6	4	1	2	0	0	0	3		
Billy Pierce, L OBP: 0.268, SLG: 0.167 (1, 1)		0-0 SH2-4 1-2		0-0 1-3		0-0 6-3				2	0	0	0	0	0	2		
										1B: 10 2B: 3 3B: 0 HR: 0	SF: 0 SAC: 2 DP: 3 HBP: 0	WP: 0 PB: 0 SB: 0 CS: 0	PA: 35					
Inning Stats	R: 2 E: 0 K: 1 S: 9	H: 4 LOB: 2 BB: 0 P: 9	R: 1 E: 0 K: 0 S: 4	H: 2 LOB: 0 BB: 0 P: 4	R: 0 E: 0 K: 0 S: 3	H: 0 LOB: 0 BB: 0 P: 3	R: 0 E: 0 K: 0 S: 4	H: 2 LOB: 1 BB: 0 P: 4	R: 0 E: 0 K: 0 S: 5	H: 1 LOB: 1 BB: 0 P: 5	R: 0 E: 0 K: 0 S: 2	H: 0 LOB: 0 BB: 1 P: 6	R: 0 E: 0 K: 1 S: 6	H: 1 LOB: 2 BB: 1 P: 10	1B: 10 2B: 3 3B: 0 HR: 0	SF: 0 SAC: 2 DP: 3 HBP: 0	WP: 0 PB: 0 SB: 0 CS: 0	PA: 35
PITCHER Bob Lemon, R ERA: 3.6 Dick Rozek, L ERA: 6.75 (8, 1)	IP: 7.0 WLS: L BF: 30 H: 11 R: 4 ER: 4 SO: 1 BB: 1 IBB: 0 HBP: 0 BLK: 0 WP: 0 HR: 0 S: 31 P: 35 ERA: 5.14 WHIP: 1.714															PITCHER		

Batter	1	2	3	4	5	6	7	8	9	AB	R	H	RBI	BB	SO	LOB	TOP					
Dale Mitchell, L (1, 7) OBP: 0.296, SLG: 0.297	0-0 4-3		0-0 3-1			0-0 G3	0-0 G3	0-0 1B		5	1	1	0	0	0	1	Cleveland Indians @ St. Louis Browns Sportsman's Park, St. Louis, MO Wed Jul 04 1951, 4:33 AM EDT Unknown					
Bob Kennedy, R (9, 9) OBP: 0.308, SLG: 0.360								2-3 1B		0	0	0	0	0	0	0						
Bobby Avila, R (1, 4) OBP: 0.390, SLG: 0.401	0-0 F7		0-3 K			0-0 F2	4-0 1B	0-0 1B		4	0	1	2	1	1	0						
Larry Doby, L (1, 8) OBP: 0.469, SLG: 0.556	4-0 BB					0-0 HR	0-0 1B	0-0 1B		4	1	4	2	1	0	0						
Sam Chapman, R (8, 8) OBP: 0.324, SLG: 0.342							1-3 1B	0-0 1B		0	0	0	0	0	0	0						
Luke Easter, L (1, 3) OBP: 0.373, SLG: 0.547	0-0 4-1					0-0 3-1	0-0 3B	0-0 F2		5	0	1	0	0	0	6						
Al Rosen, R (1, 5) OBP: 0.357, SLG: 0.461						4-0 BB		0-0 5-3		3	0	0	0	2	0	0						
Harry Simpson, L (1, 9) OBP: 0.333, SLG: 0.272	4-0 BB					0-0 8-2	4-0 BB	0-0 F4		3	1	1	0	2	0	2						
Ray Boone, R (1, 6) OBP: 0.298, SLG: 0.298	0-0 F9					0-0 E6		0-0 F9		2	0	0	0	0	0	1						
Bob Lemon, L (6, PH) OBP: 0.213, SLG: 0.279	1-2 BB					0-0 G1-4-3		0-0 F8		1	0	0	0	0	0	3						
Merl Combs, L (6, 6) OBP: 0.235, SLG: 0.313						1-2 BB		1-3 2B		2	1	1	0	0	0	0						
Jim Hegan, R (1, 2) OBP: 0.336, SLG: 0.429	0-0 F7					0-0 G1-4-3		0-0 F9		4	1	1	0	0	1	4						
Early Wynn, S (1, 1) OBP: 0.260, SLG: 0.298						0-0 F4		0-0 F9		2	0	0	0	0	0	1						
Lou Brissie, L (8, 1) OBP: 0.211, SLG: 0.263						0-0 F6		0-0 F4		0	0	0	0	0	0	0						
Inning Stats	R: 0 E: 0 K: 0 S: 3	H: 0 LOB: 1 BB: 1 P: 7	R: 0 E: 0 K: 0 S: 3	H: 0 LOB: 1 BB: 1 P: 7	R: 0 E: 0 K: 1 S: 5	H: 0 LOB: 0 BB: 0 P: 5	R: 0 E: 0 K: 0 S: 3	H: 1 LOB: 1 BB: 1 P: 7	R: 0 E: 1 K: 0 S: 3	H: 0 LOB: 0 BB: 0 P: 3	R: 1 E: 0 K: 0 S: 5	H: 2 LOB: 3 BB: 2 P: 13	R: 1 E: 0 K: 0 S: 5	H: 2 LOB: 2 BB: 1 P: 9	R: 4 E: 0 K: 1 S: 11	H: 6 LOB: 2 BB: 0 P: 11	R: 0 E: 0 K: 0 S: 3	H: 0 LOB: 0 BB: 0 P: 3	1B: 5 2B: 5 3B: 1 HR: 1	SF: 0 SAC: 0 DP: 2 HBP: 0	WP: 0 PB: 0 SB: 1 CS: 0	PA: 43
PITCHER	IP WLS BF H R ER SO BB IBB HBP BLK WP HR S P ERA WHIP																					
Al Widmar, R (1, 1) ERA: 5.67	5.2	L	24	3	1	1	1	5	0	0	0	0	0	0	1	21	41	1.59	1.412			
Bobby Hogue, R (6, 1) ERA: 4.89	2.0	L	14	7	5	5	1	1	0	0	0	0	0	0	0	15	19	22.50	4.000			
Jim Suchecki, R (8, 1) ERA: 5.4	0.1		2	1	0	0	0	0	0	0	0	0	0	0	2	2	0.00	3.000				
Bob Mahoney, R (9, 1) ERA: 5.01	1.0		3	0	0	0	0	0	0	0	0	0	0	0	3	3	0.00	0.000				

AB	37
R	6
H	11
RBI	6
BB	6
SO	2
LOB	18



Batter	1	2	3	4	5	6	7	8	9	AB	R	H	RBI	BB	SO	LOB	BOTTOM					
Bobby Young, L (1, 4) OBP: 0.301, SLG: 0.337	0-0 F6		0-0 1B			0-0 F2		0-0 E3		5	2	2	0	0	0	3	Cleveland Indians @ St. Louis Browns Sportsman's Park, St. Louis, MO Wed Jul 04 1951, 4:33 AM EDT Unknown					
Ray Coleman, L (1, 9) OBP: 0.336, SLG: 0.445			0-0 1B					0-0 1B		4	1	1	1	0	0	3						
Ken Wood, R (8, 9) OBP: 0.248, SLG: 0.364	0-0 L9					0-0 F9		0-0 F5		1	0	0	0	0	0	0						
Jim Delsing, L (1, 7) OBP: 0.370, SLG: 0.412	0-0 4-3		0-0 1B					0-0 F9		5	0	2	3	0	0	0						
Sherm Lollar, R (1, 2) OBP: 0.378, SLG: 0.413			0-0 F2			0-0 F4		0-0 F6		5	0	2	1	0	0	1						
Hank Arft, L (1, 3) OBP: 0.377, SLG: 0.437	0-3 K					0-0 F2		0-0 F4		4	0	0	0	0	1	3						
Paul Lehner, L (1, 8) OBP: 0.249, SLG: 0.256	4-0 BB					0-0 F9		0-0 F8		3	0	0	0	1	0	4						
Johnny Berardino, R (8, 7) OBP: 0.331, SLG: 0.310						0-0 CS		0-0 BB		0	0	0	0	0	0	0						
Fred Marsh, R (1, 5) OBP: 0.286, SLG: 0.307	0-0 CS		0-0 F2			0-3 K		0-0 1B		3	0	1	0	1	1	0						
Tom Upton, R (1, 6) OBP: 0.262, SLG: 0.286			0-3 K					0-0 SH1-4		1	0	0	0	1	1	0						
Dale Long, L (6, PH) OBP: 0.303, SLG: 0.379						4-0 BB		0-0 SH1-4		1	0	0	0	0	1	3						
Johnny Bero, L (7, 6) OBP: 0.346, SLG: 0.328								1-2 BB		0	0	0	0	0	0	0						
Al Widmar, R (1, 1) OBP: 0.296, SLG: 0.297			0-0 1B					4-0 BB		2	1	1	0	0	0	1						
Bobby Hogue, R (8, 1) ERA: 4.89								0-0 F2		1	1	0	0	0	0	0						
Jim Suchecki, R (8, 1) ERA: 5.4								0-0 F2		0	0	0	0	0	0	0						
Ned Garver, R (8, PH) OBP: 0.226, SLG: 0.143								0-0 E		0	0	0	0	1	0	0						
Duane Pilette, R (8, PH) OBP: 0.222, SLG: 0.287								0-0 1B		0	0	0	0	0	0	0						
Bob Mahoney, R (9, 1) ERA: 5.01								0-0 1B		0	0	0	0	0	0	0						
Inning Stats	R: 0 E: 0 K: 0 S: 3	H: 0 LOB: 0 BB: 0 P: 3	R: 0 E: 0 K: 1 S: 4	H: 0 LOB: 0 BB: 1 P: 8	R: 3 E: 0 K: 1 S: 9	H: 4 LOB: 1 BB: 0 P: 9	R: 0 E: 0 K: 1 S: 5	H: 0 LOB: 0 BB: 0 P: 5	R: 0 E: 0 K: 0 S: 3	H: 0 LOB: 1 BB: 1 P: 7	R: 2 E: 0 K: 0 S: 7	H: 4 LOB: 2 BB: 0 P: 7	R: 2 E: 1 K: 0 S: 7	H: 4 LOB: 2 BB: 0 P: 7	R: 0 E: 0 K: 0 S: 2	H: 0 LOB: 2 BB: 2 P: 10	R: 0 E: 0 K: 0 S: 3	H: 0 LOB: 0 BB: 0 P: 3	1B: 9 2B: 1 3B: 0 HR: 0	SF: 0 SAC: 1 DP: 1 HBP: 0	WP: 0 PB: 0 SB: 0 CS: 1	PA: 41
PITCHER	IP WLS BF H R ER SO BB IBB HBP BLK WP HR S P ERA WHIP																					
Early Wynn, R (1, 1) ERA: 3.95	7.1	W	36	10	8	4	4	4	0	0	0	0	0	0	4	4	0.00	0.000				
Lou Brissie, L (8, 1) ERA: 4.99	1.2	S	4	0	0	0	0	0	0	0	0	0	0	4	4	0.00	0.000					



Batter	1	2	3	4	5	6	7	8	9	10	11	12	13	14	15	AB	R	H	RBI	BB	SO	LOB	TOP									
Dale Mitchell, L OBP: 0.299, SLG: 0.300 Harry Simpson, L OBP: 0.338, SLG: 0.279	1B	F8		F8		F4		CS 1B		1B			4-3		CS 1B	5	0	2	1	0	0	3										
Bobby Avila, R OBP: 0.394, SLG: 0.399	K	PO	HBP F8	BB		BB		CS	F2	L1-6			F8		BB	6	1	2	1	2	1	3										
Sam Chapman, R OBP: 0.328, SLG: 0.338 Mit Nielsen, L OBP: 0.175, SLG: 0.205 Mike Garcia, R OBP: 0.336, SLG: 0.273 Bob Lemon, L OBP: 0.336, SLG: 0.273	K		F8 HBP	F7		BB			BB	BB			4-3		BB	3	0	0	0	2	1	4										
Luke Easter, L OBP: 0.383, SLG: 0.543	BB					BB			BB						F9	5	1	2	0	1	1	1										
Al Rosen, R OBP: 0.359, SLG: 0.454	BB		F8			HBP		F6					6-3		E4 1B	4	0	0	1	3	0	3										
Bob Kennedy, R OBP: 0.298, SLG: 0.346	F4		F4			K		G6-4-3		K			6-3		K	7	0	0	0	3	12											
Ray Boone, R OBP: 0.319, SLG: 0.301			F7	F8				BB		L7			6-3			7	1	3	1	0	0	5										
Birdie Tobbetts, R OBP: 0.268, SLG: 0.303 Jim Hegan, R OBP: 0.293, SLG: 0.239				5-3		BB		K		E3					F2	4	0	1	0	1	1	1										
Steve Gromek, S OBP: 0.429, SLG: 0.200 Lou Brissie, L OBP: 0.293, SLG: 0.250 Larry Doby, L OBP: 0.404, SLG: 0.548		2B				BB		6-3		FC4-6			F7			1	0	0	0	2	0	3										
Inning Stats	R: 0 E: 0 K: 2 S: 9	H: 2 LOB: 3 BB: 1 P: 13	R: 0 E: 0 K: 0 S: 3	H: 1 LOB: 1 BB: 1 P: 7	R: 1 E: 0 K: 0 S: 4	H: 1 LOB: 2 BB: 1 P: 9	R: 0 E: 0 K: 0 S: 3	H: 0 LOB: 0 BB: 2 P: 11	R: 1 E: 0 K: 1 S: 5	H: 1 LOB: 2 BB: 2 P: 14	R: 0 E: 0 K: 0 S: 2	H: 0 LOB: 0 BB: 1 P: 6	R: 0 E: 0 K: 0 S: 3	H: 1 LOB: 0 BB: 0 P: 3	R: 1 E: 0 K: 1 S: 6	H: 2 LOB: 0 BB: 6	R: 0 E: 0 K: 1 S: 5	H: 0 LOB: 0 BB: 3 P: 17	R: 0 E: 0 K: 1 S: 4	H: 1 LOB: 1 BB: 0 P: 4	R: 0 E: 0 K: 1 S: 5	H: 0 LOB: 0 BB: 0 P: 5	R: 0 E: 1 K: 1 S: 7	H: 0 LOB: 0 BB: 0 P: 3	R: 0 E: 1 K: 1 S: 7	H: 1 LOB: 2 BB: 0 P: 7	R: 1 E: 0 K: 0 S: 5	H: 2 LOB: 1 BB: 1 P: 5	1B: 11 2B: 3 3B: 1 HR: 0	SF: 0 SAC: 0 DP: 4 HBP: 2	WP: 0 PB: 0 CS: 2	PA: 69
PITCHER	IP 9.0	WLS 8	BF 43	H 8	R 3	ER 3	SO 5	BB 11	IBB 0	HBP 2	BLK 0	WP 0	HR 0	S 40	P 86	ERA 3.00	WHIP 2.111															
Tommy Byrne, L ERA: 6.81 Jim Suचेcki, R ERA: 4.87	(1, 1)	(10, 1)	6.0	L	24	5	1	1	2	0	0	0	0	0	0	28	28	1.50	0.833													

Cleveland Indians @ St. Louis Browns
Sportsman's Park, St. Louis, MO
Wed Jul 04 1951, 4:38 AM EDT
Att: 10,399 - Unknown

AB 54
R 4
H 13
RBI 4
BB 11
SO 7
LOB 41



Batter	1	2	3	4	5	6	7	8	9	10	11	12	13	14	15	AB	R	H	RBI	BB	SO	LOB	BOTTOM													
Bobby Young, L OBP: 0.302, SLG: 0.338 Sherm Lollar, R OBP: 0.381, SLG: 0.413 Duane Pillette, R OBP: 0.222, SLG: 0.087 Johnny Berardino, R OBP: 0.324, SLG: 0.333	4-3	K				F7		BB					E5		K	4	0	1	0	0	1	3														
Ray Coleman, L OBP: 0.337, SLG: 0.439	F9	BB		G3		K		BB		6-3					6-3	6	0	1	2	2	1	4														
Jim Delsing, L OBP: 0.372, SLG: 0.409	BB	BB						F9		G6-3			4-3			6	0	2	0	1	0	5														
Matt Batts, R OBP: 0.330, SLG: 0.404	BB	BB				SH1-4		FC4-6		1B			E5		F7	5	0	1	0	1	1	2														
Hank Art, L OBP: 0.379, SLG: 0.425						6-3		FC4-6		K			FC1-6			4	0	0	0	3	1	2														
Ken Wood, R OBP: 0.238, SLG: 0.348	K					F7		G6-4-3		BB			F8		4-3	7	0	0	0	1	8															
Fred Marsh, R OBP: 0.291, SLG: 0.304						K		SH5-4		BB			K		K	5	1	1	0	2	3	2														
Tom Upton, R OBP: 0.274, SLG: 0.298 Dale Long, L OBP: 0.306, SLG: 0.375								BB					4-3			6	1	3	0	0	2	0														
Tommy Byrne, L OBP: 0.286, SLG: 0.571 Jim Suचेcki, R OBP: 0.182, SLG: 0.100 Johnny Bero, L OBP: 0.346, SLG: 0.328								SH5-4		1B			4-3		E4	1	0	0	0	0	0	0														
Inning Stats	R: 0 E: 0 K: 1 S: 6	H: 1 LOB: 3 BB: 2 P: 14	R: 2 E: 1 K: 2 S: 10	H: 4 LOB: 2 BB: 1 P: 14	R: 0 E: 0 K: 1 S: 5	H: 0 LOB: 0 BB: 1 P: 5	R: 0 E: 0 K: 2 S: 8	H: 1 LOB: 1 BB: 0 P: 8	R: 0 E: 0 K: 0 S: 3	H: 1 LOB: 1 BB: 1 P: 7	R: 0 E: 0 K: 0 S: 3	H: 1 LOB: 2 BB: 1 P: 10	R: 0 E: 0 K: 1 S: 4	H: 1 LOB: 1 BB: 0 P: 4	R: 1 E: 0 K: 0 S: 3	H: 1 LOB: 3 BB: 3 P: 15	R: 0 E: 0 K: 1 S: 5	H: 0 LOB: 0 BB: 0 P: 5	R: 0 E: 0 K: 1 S: 5	H: 0 LOB: 0 BB: 0 P: 5	R: 0 E: 0 K: 1 S: 5	H: 0 LOB: 0 BB: 0 P: 5	R: 0 E: 1 K: 1 S: 6	H: 0 LOB: 1 BB: 0 P: 6	R: 0 E: 1 K: 0 S: 4	H: 0 LOB: 2 BB: 1 P: 8	R: 0 E: 0 K: 1 S: 5	H: 0 LOB: 1 BB: 1 P: 9	R: 0 E: 1 K: 1 S: 6	H: 0 LOB: 1 BB: 0 P: 6	R: 0 E: 1 K: 1 S: 6	H: 0 LOB: 1 BB: 0 P: 6	1B: 10 2B: 0 3B: 0 HR: 0	SF: 0 SAC: 2 DP: 2 HBP: 0	WP: 1 PB: 1 CS: 0	PA: 65
PITCHER	IP 5.0	WLS 13	BF 26	H 2	R 2	ER 1	SO 6	BB 5	IBB 0	HBP 0	BLK 0	WP 0	HR 0	S 33	P 53	ERA 1.80	WHIP 2.600																			
Steve Gromek, R ERA: 4.67 Lou Brissie, L ERA: 4.9 Mike Garcia, R ERA: 3.1 Bob Lemon, R ERA: 3.57	(1, 1)	(6, 1)	3.0	W	22	0	1	0	0	1	0	0	0	0	0	12	24	3.00	1.333																	
	(15, 1)		1.0	S	4	0	0	0	1	0	0	0	0	0	0	6	6	0.00	0.000																	

Cleveland Indians @ St. Louis Browns
Sportsman's Park, St. Louis, MO
Wed Jul 04 1951, 4:38 AM EDT
Att: 10,399 - Unknown

AB 53
R 3
H 10
RBI 2
BB 10
SO 13
LOB 30



Batter	1	2	3	4	5	6	7	8	9	AB	R	H	RBI	BB	SO	LOB	TOP			
Dale Mitchell, L (1,7) OBP: 0.313, SLG: 0.326										4	1	3	2	0	0	0	Cleveland Indians @ Detroit Tigers Briggs Stadium, Detroit, MI Sat Jul 07 1951, 4:33 AM EDT Att: 16,049 - Unknown			
Bobby Avila, R (1,4) OBP: 0.387, SLG: 0.391										3	0	0	0	0	1	1				
Larry Doby, L (1,8) Dick Rozek, L (7,1) George Zuverink, R (8,1) Sam Chapman, R (9,PH) OBP: 0.328, SLG: 0.338										3	0	0	0	0	1	2				
Luke Easter, L (1,3) OBP: 0.381, SLG: 0.546										4	1	1	1	0	1	2				
Al Rosen, R (1,5) OBP: 0.355, SLG: 0.442										4	0	0	0	0	1	1				
Bob Kennedy, R (1,9) OBP: 0.299, SLG: 0.353										3	0	0	0	0	0	0				
Ray Boone, R (1,6) OBP: 0.321, SLG: 0.307										3	0	1	0	0	0	0				
Jim Hegan, R (1,2) Birdie Tebbetts, R (7,2) OBP: 0.341, SLG: 0.431 OBP: 0.294, SLG: 0.299										2	0	0	0	0	0	1				
Bob Lemon, L (1,1) Snuffy Stirrweiss, R (6,PH) Bob Chakales, R (6,1) Harry Simpson, L (7,8) OBP: 0.204, SLG: 0.267 OBP: 0.355, SLG: 0.255 OBP: 0.313, SLG: 0.500 OBP: 0.338, SLG: 0.275										1	0	0	0	0	1	0				
Inning Stats	R: 0 E: 0 K: 0 S: 3	H: 1 LOB: 0 BB: 0 P: 3	R: 0 E: 0 K: 0 S: 3	H: 0 LOB: 0 BB: 0 P: 3	R: 0 E: 0 K: 1 S: 5	H: 0 LOB: 0 BB: 0 P: 5	R: 0 E: 0 K: 1 S: 6	H: 1 LOB: 1 BB: 0 P: 6	R: 0 E: 0 K: 0 S: 3	H: 0 LOB: 0 BB: 0 P: 3	R: 1 E: 0 K: 0 S: 4	H: 1 LOB: 0 BB: 0 P: 4	R: 2 E: 0 K: 2 S: 8	H: 1 LOB: 0 BB: 1 P: 12	R: 0 E: 0 K: 1 S: 4	H: 0 LOB: 0 BB: 1 P: 8		1B: 3 2B: 0 3B: 0 HR: 2	SF: 0 SAC: 1 DP: 2 HBP: 0	WP: 0 PB: 0 SB: 0 CS: 0
PITCHER Bob Cain, L (1,1) ERA: 3.3	IP: 9.0 WLS: W BF: 32 H: 5 R: 3 ER: 3 SO: 6 BB: 2 IBB: 0 HBP: 0 BLK: 0 WP: 0 HR: 2 S: 42 P: 50 ERA: 3.00 WHIP: 0.778															PITCHER				

Batter	1	2	3	4	5	6	7	8	9	AB	R	H	RBI	BB	SO	LOB	BOTTOM			
Jerry Priddy, R (1,4) Neil Berry, R (8,FR) OBP: 0.354, SLG: 0.356 OBP: 0.320, SLG: 0.273										4	1	2	0	1	1	1	Cleveland Indians @ Detroit Tigers Briggs Stadium, Detroit, MI Sat Jul 07 1951, 4:33 AM EDT Att: 16,049 - Unknown			
Dick Kryhoski, L (1,3) OBP: 0.370, SLG: 0.459										5	1	3	1	0	0	1				
George Kell, R (1,5) OBP: 0.392, SLG: 0.363										4	0	2	1	0	0	1				
Vic Wertz, L (1,9) OBP: 0.407, SLG: 0.531										4	2	1	0	1	0	4				
Hoot Evers, R (1,7) OBP: 0.313, SLG: 0.353										5	5	5	1	0	0	0				
Joe Ginsberg, L (1,2) OBP: 0.407, SLG: 0.428										5	2	4	5	0	0	2				
Johnny Groth, R (1,8) OBP: 0.347, SLG: 0.352										4	0	2	3	1	0	2				
Johnny Lipon, R (1,6) OBP: 0.327, SLG: 0.293										3	0	1	1	0	0	3				
Bob Cain, L (1,1) OBP: 0.293, SLG: 0.316										4	1	0	0	0	0	4				
Inning Stats	R: 0 E: 0 K: 0 S: 4	H: 1 LOB: 1 BB: 0 P: 4	R: 1 E: 1 K: 0 S: 5	H: 3 LOB: 1 BB: 0 P: 5	R: 0 E: 0 K: 0 S: 2	H: 0 LOB: 0 BB: 1 P: 6	R: 3 E: 1 K: 1 S: 9	H: 3 LOB: 1 BB: 0 P: 9	R: 0 E: 0 K: 0 S: 3	H: 1 LOB: 0 BB: 0 P: 3	R: 4 E: 0 K: 0 S: 9	H: 6 LOB: 2 BB: 0 P: 9	R: 1 E: 0 K: 0 S: 4	H: 2 LOB: 1 BB: 1 P: 8	R: 4 E: 0 K: 0 S: 7	H: 4 LOB: 1 BB: 1 P: 11		1B: 17 2B: 2 3B: 0 HR: 1	SF: 0 SAC: 3 DP: 3 HBP: 0	WP: 1 PB: 0 SB: 1 CS: 0
PITCHER Bob Lemon, R (1,1) ERA: 3.71 Bob Chakales, R (6,1) ERA: 3.52 Dick Rozek, L (7,1) ERA: 11.81 George Zuverink, R (8,1) ERA: 4.84	IP: 5.0 WLS: L BF: 22 H: 8 R: 4 ER: 4 SO: 4 BB: 0 IBB: 0 HBP: 0 BLK: 0 WP: 1 HR: 1 S: 23 P: 27 ERA: 7.20 WHIP: 1.800															PITCHER				

Batter	1	2	3	4	5	6	7	8	9	AB	R	H	RBI	BB	SO	LOB	TOP					
Dale Mitchell, L (1, 7) OBP: 0.310, SLG: 0.323	0-0 4-3		0-0 FC3-6 WP 1B 1-2 2B		0-0 F4		0-0 FC3-6 1B	0-0 F7		5	1	1	0	0	0	1	Cleveland Indians @ Detroit Tigers Briggs Stadium, Detroit, MI Sun Jul 08 1951, 4:33 AM EDT Unknown					
Bobby Avila, R (1, 4) OBP: 0.392, SLG: 0.395 Snuffy Stirrweiss, R (7, 4) OBP: 0.360, SLG: 0.261	0-0 E7 S 1B 1B		0-0 WP 2B 1-2 1B		4-0 WP 4-3 BB		0-0 FC3-6 1-2 3B	0-3 K		3	3	2	0	1	0	1						
Larry Doby, L (1, 8) OBP: 0.462, SLG: 0.573 Sam Chapman, R (7, 8) OBP: 0.327, SLG: 0.336	0-3 K 2-3		0-0 1-2 2B		0-0 4-3 1-2		0-0 1-H 2B 3B	0-0 F8		4	1	2	3	0	1	2						
Luke Easter, L (1, 3) OBP: 0.386, SLG: 0.551	0-0 CS 1B		0-3 K		4-0 2-3 BB		0-0 3B 1B 2B	0-0 F9		4	1	2	2	1	1	1						
Al Rosen, R (1, 5) OBP: 0.359, SLG: 0.441	0-0 CS 1-2		0-0 F4		4-0 5-3 BB		0-0 3-H 0-0 1B 6-3 1B	0-0 F3		3	1	1	1	2	0	0						
Bob Kennedy, R (1, 9) OBP: 0.300, SLG: 0.354 Harry Simpson, L (5, PH) OBP: 0.338, SLG: 0.276			0-0 G6-4-3 1B		0-0 5-3 1-2		0-0 0-0 F7 1-3 WP 1B	0-0 5-3		2	0	1	0	0	0	1						
Ray Boone, R (1, 6) OBP: 0.320, SLG: 0.304			0-0 G6-4-3 1-2		0-0 F4		0-0 F4 WP 6-3 IBB			3	0	0	0	1	0	2						
Jim Hegan, R (1, 2) OBP: 0.343, SLG: 0.429			0-0 FC5-6 1B		4-0 K BB		0-3 K 6-3			3	0	1	1	1	1	2						
Early Wynn, S (1, 1) OBP: 0.241, SLG: 0.275			0-0 FC5-6 FC3-6 1-2		0-0 F9		0-0 F6 2-3 3-H	0-3 K2-3		4	0	0	0	0	1	4						
Inning Stats	R: 1 E: 1 K: 1 S: 6	H: 2 LOB: 0 BB: 0 P: 6	R: 0 E: 0 K: 0 S: 3	H: 1 LOB: 0 BB: 0 P: 3	R: 2 E: 0 K: 1 S: 8	H: 3 LOB: 1 BB: 0 P: 8	R: 0 E: 0 K: 0 S: 3	H: 0 LOB: 2 BB: 2 P: 11	R: 0 E: 0 K: 1 S: 5	H: 0 LOB: 3 BB: 3 P: 5	R: 5 E: 0 K: 1 S: 10	H: 5 LOB: 1 BB: 1 P: 14	R: 0 E: 0 K: 1 S: 5	H: 0 LOB: 0 BB: 0 P: 5	R: 0 E: 0 K: 0 S: 3	H: 0 LOB: 0 BB: 0 P: 3		1B: 8 2B: 2 3B: 1 HR: 0	SF: 0 SAC: 0 DP: 1 HBP: 0	WP: 3 PB: 0 SB: 1 CS: 1	PA: 43	
PITCHER	IP WLS BF H R ER SO BB IBB HBP BLK WP HR S P ERA WHIP	4.2 L 8 3 3 3 2 5 0 0 0 0 0 0 22 42 5.79 2.357	1.2 L 5 2 2 2 1 0 1 0 0 0 1 0 6 10 16.20 1.800	0.2 L 2 0 0 0 1 0 0 0 0 0 0 0 8 8 27.00 3.000	2.0 L 6 0 0 0 1 0 0 0 0 0 0 0 8 8 0.00 0.000																	

AB	36
R	8
H	11
RBI	7
BB	6
SO	5
LOB	17



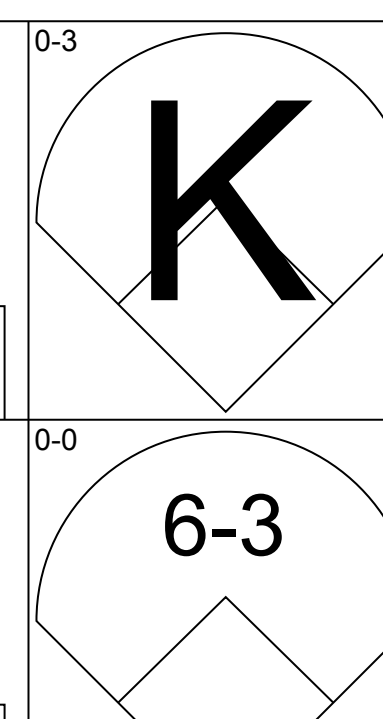
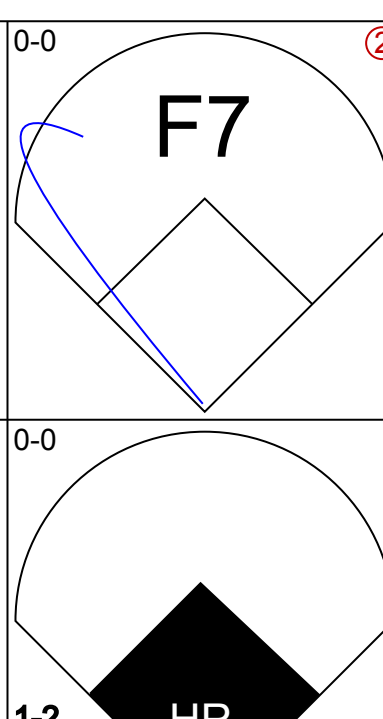
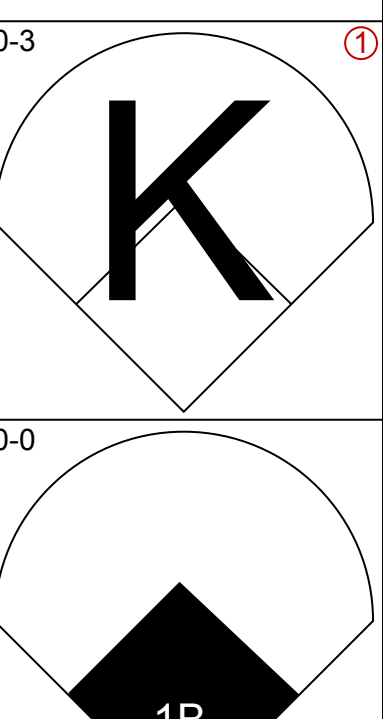
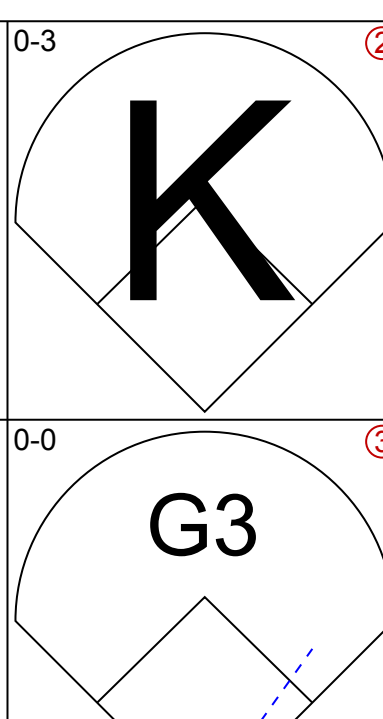
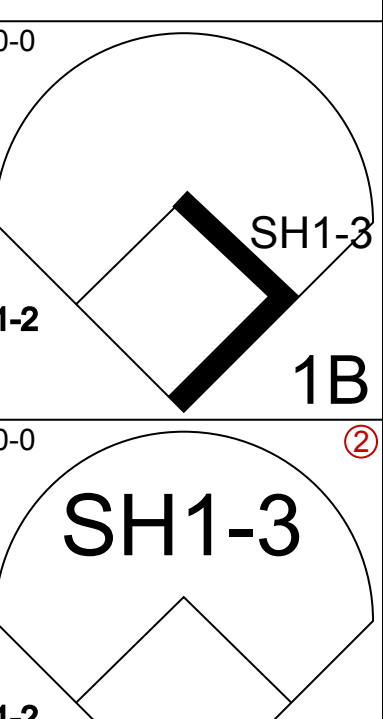
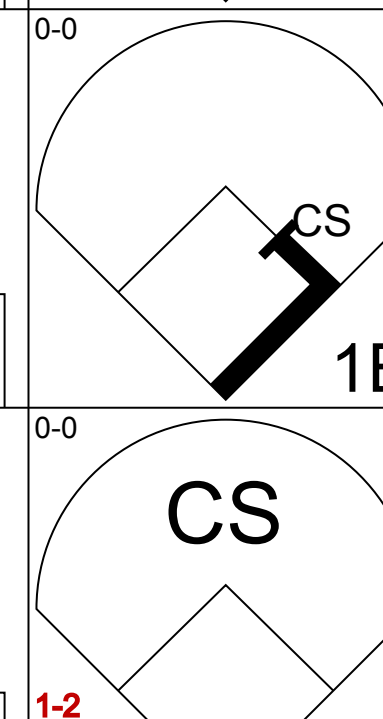
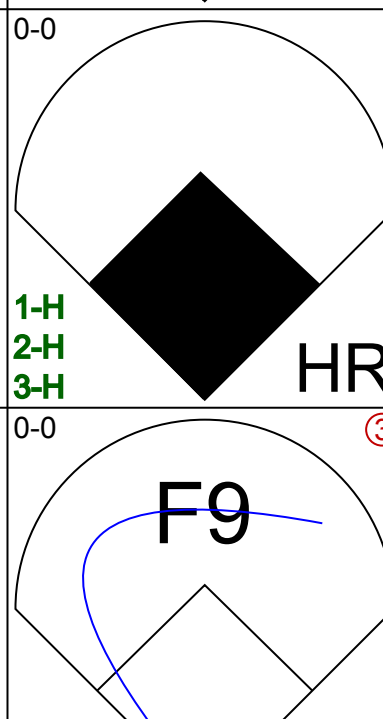
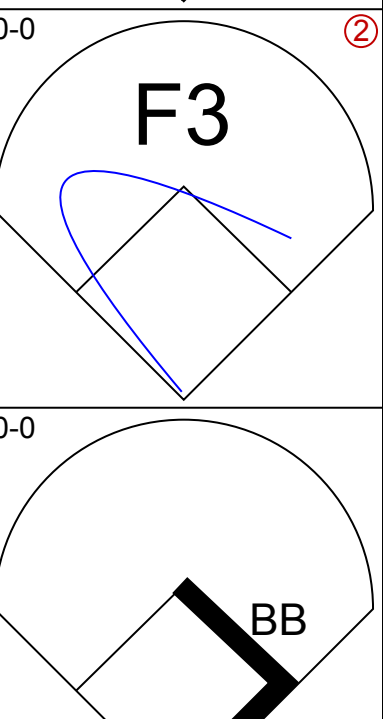

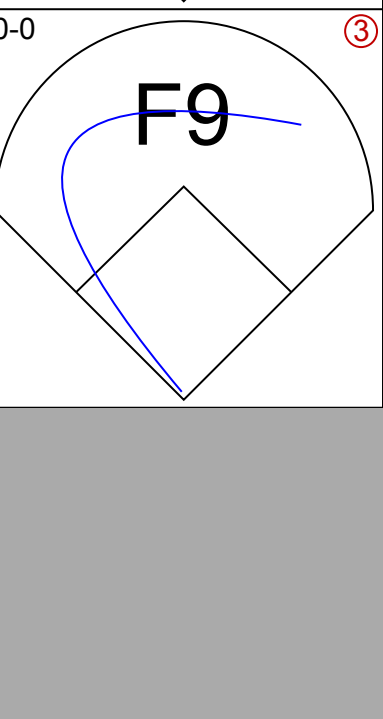


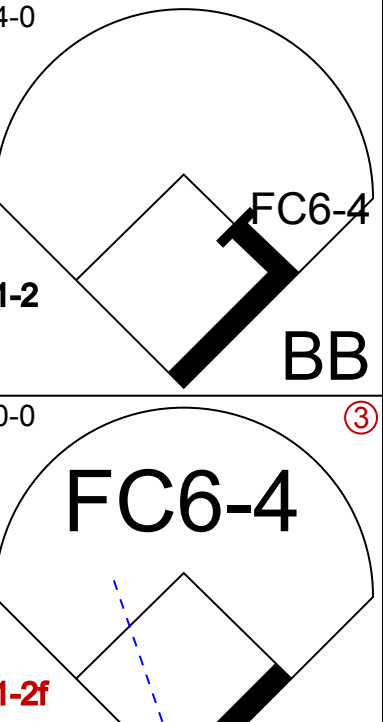




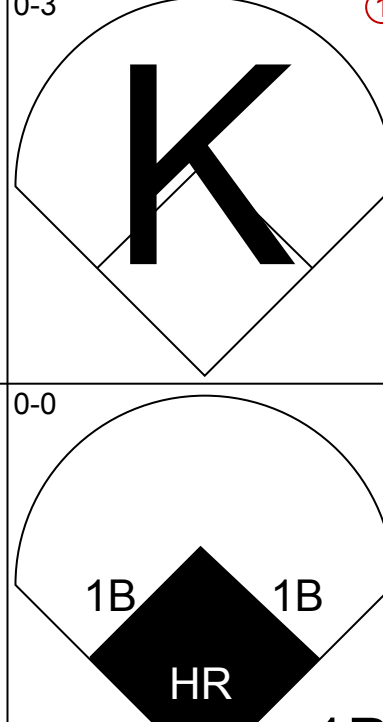

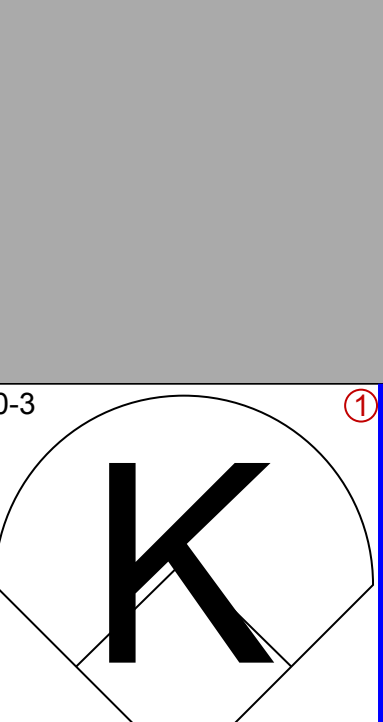
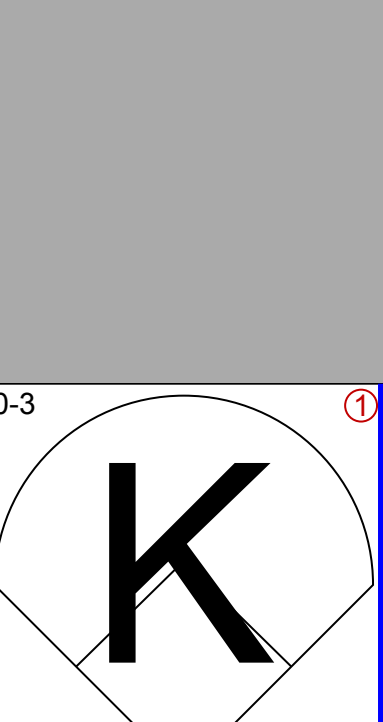

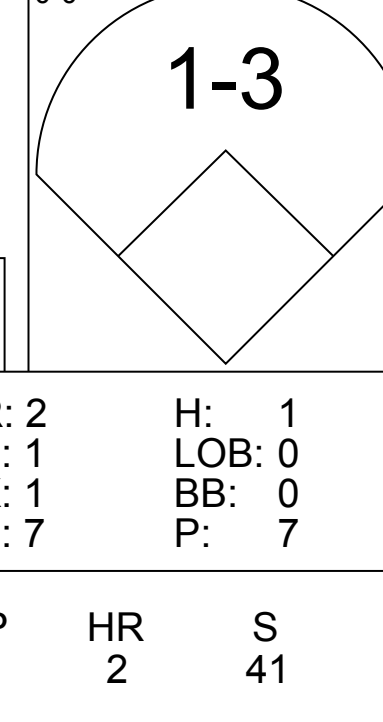
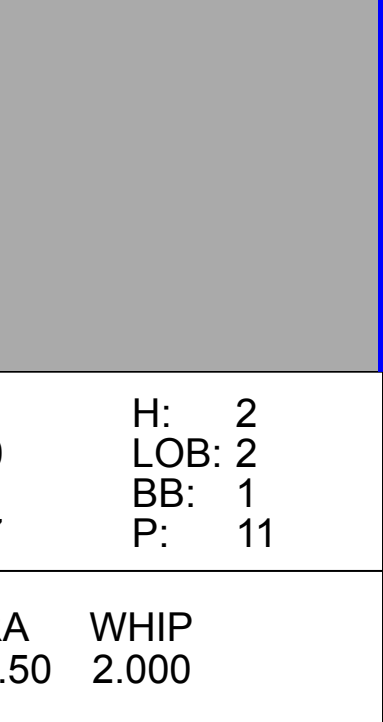
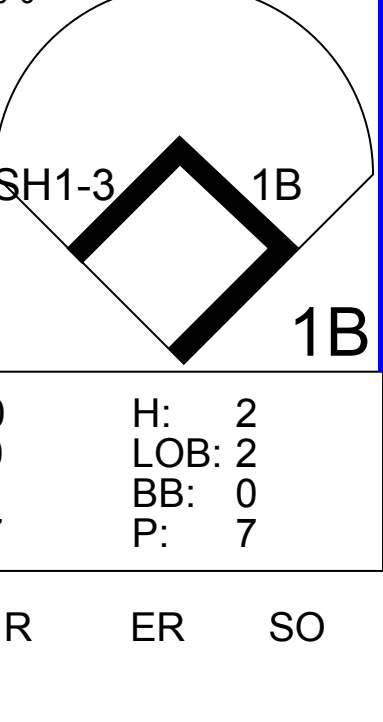
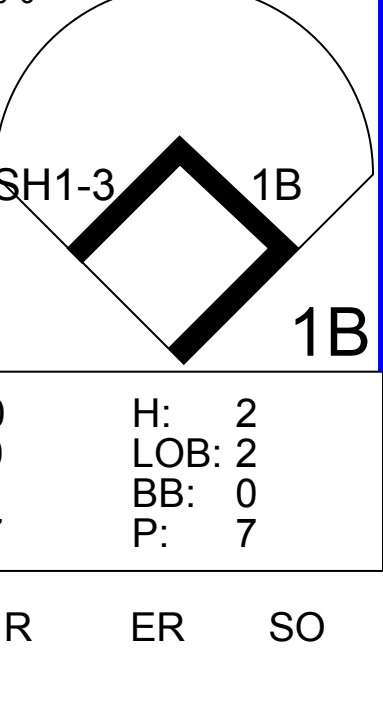
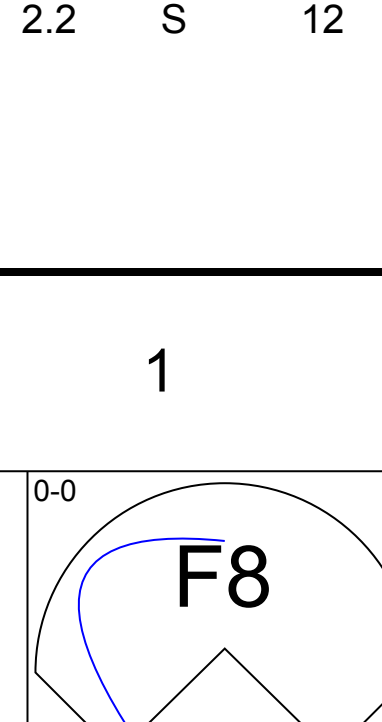
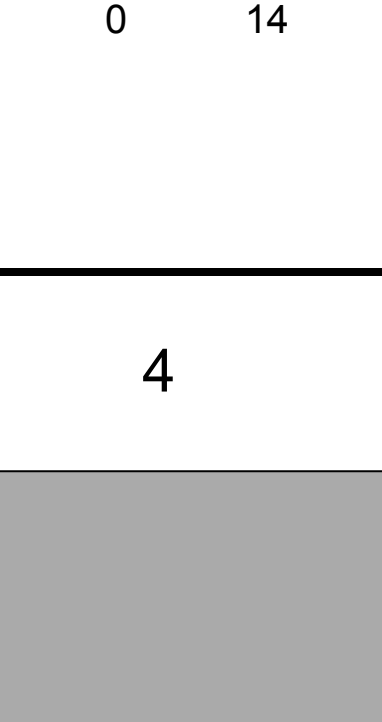
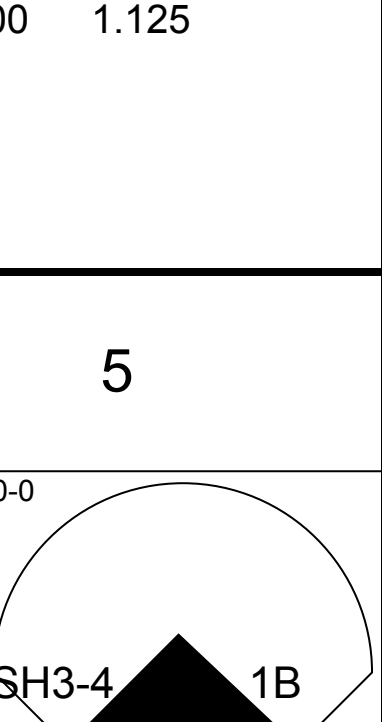
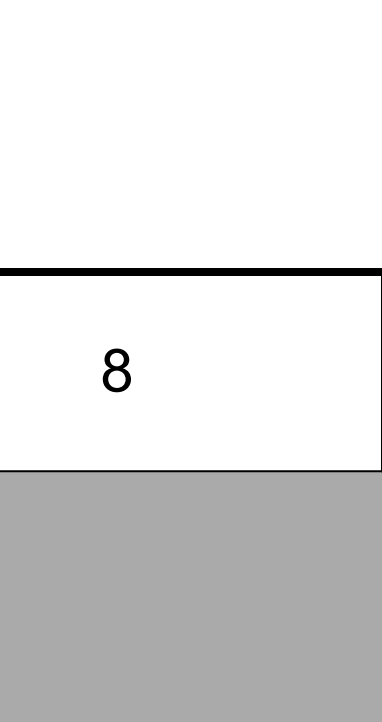
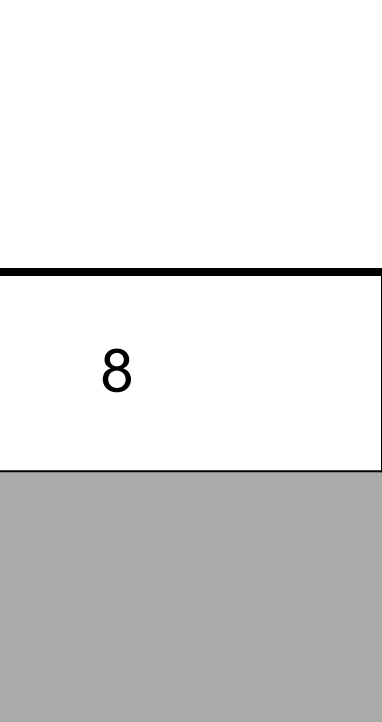

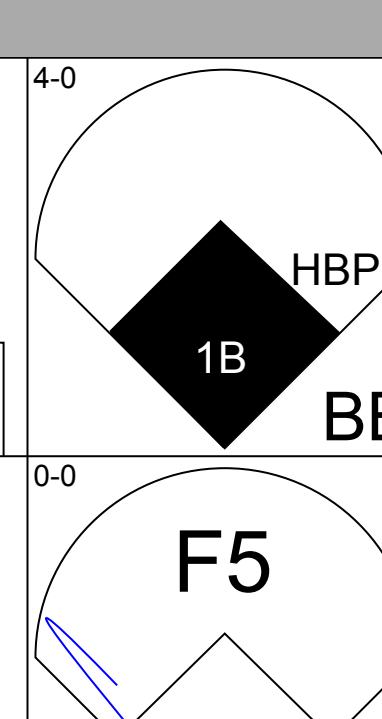
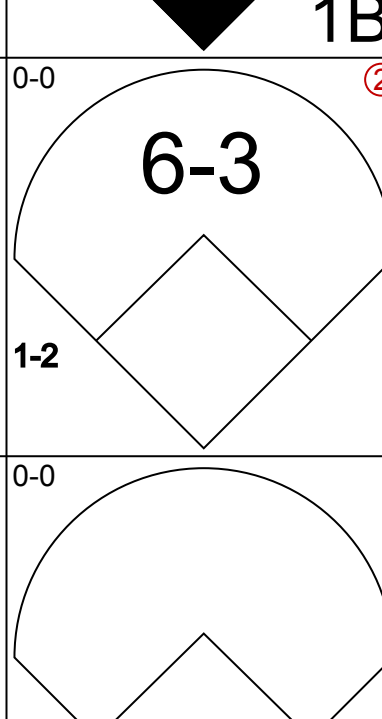
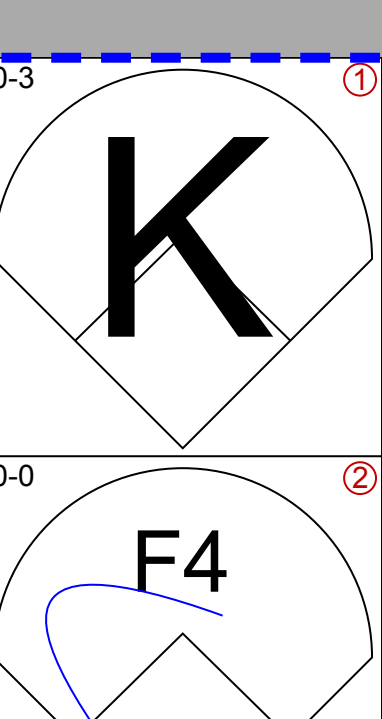

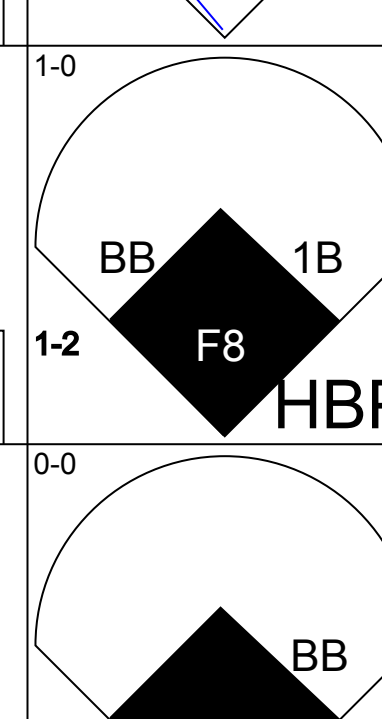
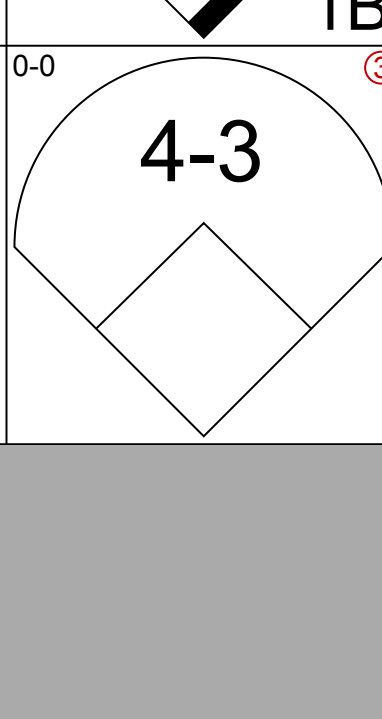
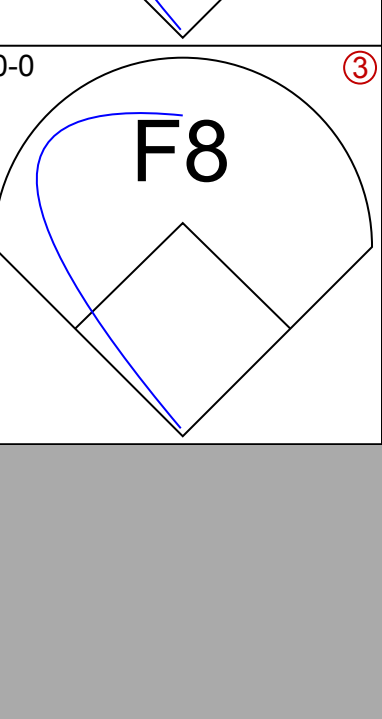

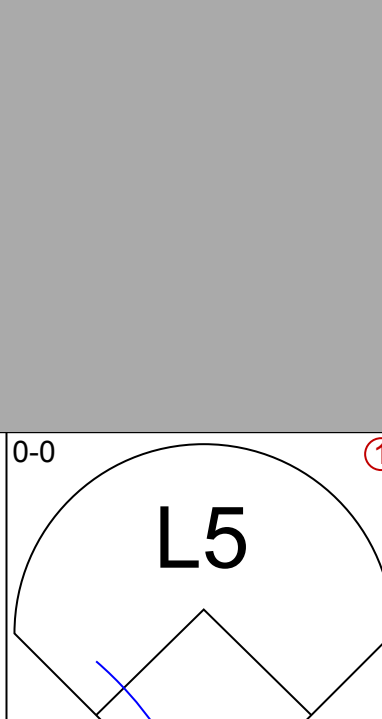


Batter	1	2	3	4	5	6	7	8	9	AB	R	H	RBI	BB	SO	LOB	BOTTOM					
Jerry Priddy, R (1, 4) OBP: 0.350, SLG: 0.353 Pat Mullin, L (7, PH) OBP: 0.341, SLG: 0.424 Neil Berry, R (8, 4) OBP: 0.320, SLG: 0.273	0-0 5-3		0-0 F9		0-3 K		0-0 F3			3	0	0	0	0	1	2	Cleveland Indians @ Detroit Tigers Briggs Stadium, Detroit, MI Sun Jul 08 1951, 4:33 AM EDT Unknown					
Dick Kryhoski, L (1, 3) OBP: 0.398, SLG: 0.455	0-0 F7		0-0 1-3		0-0 1B HR 1B		0-0 F5			4	1	1	0	0	0	3						
George Kell, R (1, 5) OBP: 0.394, SLG: 0.365	0-3 K		0-0 FC6-4 1B		0-0 1-2 HR 1B		0-0 F7			4	1	2	0	0	1	0						
Vic Wertz, L (1, 9) OBP: 0.405, SLG: 0.538		0-3 K		0-0 FC6-4 1-2		0-0 1-H 2-H HR		0-0 F5		4	1	1	3	0	1	1						
Hoot Evers, R (1, 7) OBP: 0.307, SLG: 0.345		0-0 6-3		0-0 F4		0-0 F7		0-3 K		4	0	0	0	0	1	1						
Joe Ginsberg, L (1, 2) OBP: 0.404, SLG: 0.423		0-0 F5		0-0 F7		0-0 1B		0-0 F8		4	0	1	0	0	0	1						
Johnny Groth, R (1, 8) OBP: 0.350, SLG: 0.356			0-0 1B 1B		0-0 6-3		0-3 K			4	0	2	0	0	1	1						
Johnny Lipon, R (1, 6) OBP: 0.329, SLG: 0.300			0-0 1-3 1B		0-3 K		0-0 PB 2B		0-0 G4-6-3	4	0	2	0	0	1	1						
Gene Bearden, L (1, 1) OBP: 0.182, SLG: 0.545 Virgil Trucks, R (5, 1) OBP: 0.222, SLG: 0.333 Dizzy Trout, R (7, 1) OBP: 0.375, SLG: 0.273 Fred Hutchinson, L (7, PH) OBP: 0.256, SLG: 0.225 Hank Borowy, R (8, 1)		0-3 K		0-3 K		0-3 K		0-0 L6		1	0	0	0	0	1	2						
Inning Stats	R: 0 E: 0 K: 1 S: 5	H: 0 LOB: 0 BB: 0 P: 5	R: 0 E: 0 K: 1 S: 5	H: 0 LOB: 0 BB: 0 P: 5	R: 0 E: 0 K: 1 S: 7	H: 2 LOB: 2 BB: 0 P: 7	R: 0 E: 0 K: 0 S: 4	H: 1 LOB: 1 BB: 0 P: 4	R: 0 E: 0 K: 2 S: 7	H: 0 LOB: 0 BB: 0 P: 7	R: 3 E: 0 K: 2 S: 11	H: 4 LOB: 1 BB: 0 P: 11	R: 0 E: 0 K: 0 S: 4	H: 1 LOB: 1 BB: 0 P: 4	R: 0 E: 0 K: 1 S: 5	H: 0 LOB: 0 BB: 0 P: 5		R: 0 E: 0 K: 0 S: 3	H: 1 LOB: 0 BB: 0 P: 3	1B: 7 2B: 1 3B: 0 HR: 1	SF: 0 SAC: 0 DP: 1 HBP: 0	WP: 0 PB: 1 SB: 0 CS: 0
PITCHER	IP WLS BF H R ER SO BB IBB HBP BLK WP HR S P ERA WHIP	9.0 W 35 9 3 3 8 0 0 0 0 0 1 51 51 3.00 1.000																				



Batter	1	2	3	4	5	6	7	8	9	AB	R	H	RBI	BB	SO	LOB	TOP
Dale Mitchell, L OBP: 0.312, SLG: 0.335 (1, 7)	G3		1B	HR		F4		4-3		4	1	2	1	0	1		Cleveland Indians @ Detroit Tigers Briggs Stadium, Detroit, MI Sun Jul 08 1951, 4:38 AM EDT Att: 41,154 - Unknown
Snuffy Stirrweiss, R OBP: 0.374, SLG: 0.274 (1, 4)	FC4-6 BB		1-6-3				HR	K		4	1	2	0	1	1	0	
Larry Doby, L OBP: 0.462, SLG: 0.598 Sam Chapman, R OBP: 0.330, SLG: 0.336 (7, 8)	FC4-6 2B 1B 1-2		F6		HR		HR	FC6-4 BB		4	3	2	3	0	0	3	
Luke Easter, L OBP: 0.386, SLG: 0.553 Bob Kennedy, R OBP: 0.302, SLG: 0.361 (1, 3)	1B 2B		F9		F7		1B 2B	FC6-4		3	1	1	0	0	0	2	
Al Rosen, R OBP: 0.364, SLG: 0.446 (1, 5)	PO 2H 3H			FC6-4 1B	1-4-3		2B 1B			4	0	3	3	0	0	0	
Harry Simpson, L OBP: 0.332, SLG: 0.270 (1, 9)	PO 2-3	4-3		FC6-4 1B 1-2	G3		L7			4	0	0	0	0	2		
Ray Boone, R OBP: 0.322, SLG: 0.311 (1, 6)			F8	1B 3B 1B		1-3		1-3 2B		4	1	2	0	0	0	0	
Birdie Tebbetts, R OBP: 0.263, SLG: 0.296 (1, 2)		4-3		1-3 3B 1B		F8		K		4	1	1	0	0	1	2	
Mike Garcia, R OBP: 0.205, SLG: 0.279 (1, 1)			F3	1-3 HR 3B				1-3		4	1	2	2	0	2		
Inning Stats	R: 2 E: 0 K: 0 S: 4	H: 2 LOB: 0 BB: 1 P: 8	R: 0 E: 0 K: 0 S: 3	H: 0 LOB: 0 BB: 0 P: 3	R: 0 E: 0 K: 0 S: 4	H: 1 LOB: 2 BB: 1 P: 8	R: 4 E: 0 K: 0 S: 7	H: 5 LOB: 0 BB: 0 P: 7	R: 1 E: 0 K: 0 S: 4	H: 1 LOB: 0 BB: 0 P: 4	R: 0 E: 0 K: 0 S: 4	H: 1 LOB: 1 BB: 0 P: 4	R: 3 E: 0 K: 1 S: 10	H: 5 LOB: 2 BB: 0 P: 10	R: 0 E: 0 K: 1 S: 5	H: 0 LOB: 1 BB: 1 P: 9	
PITCHER	IP WLS BF H R ER SO BB IBB HBP BLK WP HR S P ERA WHIP																
Hal White, R ERA: 6.66 (1, 1)	3.2 L 18 7 5 5 0 2 0 0 0 0 0 0 16 24 12.27 2.455																
Hal Newhouser, L ERA: 3.79 (4, 1)	0.0 1 1 1 1 0 0 0 0 0 0 0 0 1 1 1 ∞ ∞																
Marlin Stuart, R ERA: 3.72 (4, 1)	2.1 13 6 4 4 0 0 0 0 0 0 0 0 2 13 13 15.43 2.571																
Hank Borowy, R ERA: 7.56 (7, 1)	1.0 4 1 0 0 1 0 0 0 0 0 0 0 6 6 0.00 1.000																
Dizzy Trout, R ERA: 4.66 (8, 1)	1.0 4 0 0 0 1 1 0 0 0 0 0 0 5 9 0.00 1.000																
Batter	1	2	3	4	5	6	7	8	9	AB	R	H	RBI	BB	SO	LOB	BOTTOM
Jerry Priddy, R OBP: 0.347, SLG: 0.349 Neil Berry, R OBP: 0.308, SLG: 0.261 (1, 4)	5-3		5-3			4-3		5-3		3	0	0	0	0	0	0	Cleveland Indians @ Detroit Tigers Briggs Stadium, Detroit, MI Sun Jul 08 1951, 4:38 AM EDT Att: 41,154 - Unknown
Dick Kryhoski, L OBP: 0.361, SLG: 0.445 (1, 3)	L6			F8		4-3		F5		4	0	0	0	0	0	0	
George Kell, R OBP: 0.402, SLG: 0.378 (1, 5)				G4-6-3 1B			E	1B 1B		4	1	4	0	0	0	0	
Vic Wertz, L OBP: 0.406, SLG: 0.537 (1, 9)	G3			G4-6-3 1-2			E9 BB	FC5-4 1B		4	1	2	0	0	2	2	
Hoot Evers, R OBP: 0.300, SLG: 0.337 (1, 7)		F9			F2		F4	FC5-4		4	0	0	0	0	3	3	
Johnny Groth, R OBP: 0.345, SLG: 0.350 (1, 8)		4-3			F5		F9			3	0	0	0	0	1	1	
Aaron Robinson, L OBP: 0.345, SLG: 0.268 (1, 2)		F8						1B BB		1	0	0	0	2	0	0	
Johnny Lipon, R OBP: 0.329, SLG: 0.300 (1, 6)			5-3		F7			1-2 2H 1B		3	0	1	1	0	1	1	
Hal White, R OBP: 0.333, SLG: 0.333 Hal Newhouser, L OBP: 0.424, SLG: 0.321 Marlin Stuart, L OBP: 0.205, SLG: 0.290 Hank Borowy, R OBP: 0.399, SLG: 0.290 Charlie Keller, L OBP: 0.309, SLG: 0.290 Dizzy Trout, R OBP: 0.375, SLG: 0.273 (1, 1)			F6			6-3		F8		1	0	0	0	0	0	0	
Inning Stats	R: 0 E: 0 K: 0 S: 4	H: 1 LOB: 1 BB: 0 P: 4	R: 0 E: 0 K: 0 S: 3	H: 0 LOB: 0 BB: 0 P: 3	R: 0 E: 0 K: 0 S: 3	H: 0 LOB: 0 BB: 0 P: 3	R: 0 E: 0 K: 0 S: 3	H: 1 LOB: 0 BB: 0 P: 3	R: 0 E: 0 K: 0 S: 3	H: 0 LOB: 1 BB: 1 P: 7	R: 0 E: 0 K: 0 S: 3	H: 0 LOB: 0 BB: 0 P: 3	R: 2 E: 1 K: 0 S: 6	H: 3 LOB: 2 BB: 1 P: 10	R: 0 E: 0 K: 0 S: 5	H: 2 LOB: 2 BB: 0 P: 5	
PITCHER	IP WLS BF H R ER SO BB IBB HBP BLK WP HR S P ERA WHIP																
Mike Garcia, R ERA: 3.04 (1, 1)	8.0 W 32 7 2 2 0 2 0 0 0 0 0 0 30 38 2.25 1.125																

Batter	1	2	3	4	5	6	7	8	9	AB	R	H	RBI	BB	SO	LOB	TOP					
Mickey Mantle, S OBP: 0.343, SLG: 0.427 (1, 9)	0-0 4-3		4-0 BB			0-0 2B		0-0 F2		3	0	1	0	1	0	0	New York Yankees @ Cleveland Indians Cleveland Municipal Stadium, Cleveland, OH Thu Jul 12 1951, 3:33 AM EDT Att: 39,195 - Unknown livebaseballscorecards.com					
Phil Rizzuto, R OBP: 0.363, SLG: 0.385 (1, 6)	0-0 4-3		0-0 F2			0-0 F9		0-0 L4		4	0	0	0	0	0	3						
Joe Collins, L OBP: 0.372, SLG: 0.500 (1, 3)	0-0 F4			0-0 G3		0-0 G3			0-0 F5	4	0	0	0	0	0	1						
Yogi Berra, L OBP: 0.365, SLG: 0.512 (1, 2)		0-0 G3		0-0 4-3			0-0 F9		0-0 1B	4	0	1	0	0	0	0						
Gene Woodling, L OBP: 0.389, SLG: 0.443 (1, 8)		0-0 4-3		0-0 1-3			0-0 HR		0-0 F9	4	1	1	1	0	0	1						
Hank Bauer, R OBP: 0.362, SLG: 0.476 (1, 7)		0-0 F6			4-0 G6-4-3 BB		0-0 5-3		0-0 F2	3	0	0	0	1	0	1						
Gil McDougald, R OBP: 0.387, SLG: 0.504 (1, 5)			0-3 K		0-0 G6-4-3 1-2		0-0 1B			3	0	1	0	0	1	1						
Jerry Coleman, R OBP: 0.324, SLG: 0.335 (1, 4)			0-0 G3		0-3 K		0-0 L3			3	0	0	0	0	1	1						
Allie Reynolds, R OBP: 0.239, SLG: 0.195 (1, 1)			4-0 BB BB			0-0 F8		0-3 K		2	0	0	0	1	1	0						
Inning Stats	R: 0 E: 0 K: 0 S: 3	H: 0 LOB: 0 BB: 0 P: 3	R: 0 E: 0 K: 0 S: 3	H: 0 LOB: 0 BB: 0 P: 3	R: 0 E: 0 K: 1 S: 5	H: 0 LOB: 2 BB: 2 P: 13	R: 0 E: 0 K: 0 S: 3	H: 0 LOB: 0 BB: 0 P: 3	R: 0 E: 0 K: 1 S: 4	H: 0 LOB: 0 BB: 1 P: 8	R: 0 E: 0 K: 0 S: 5	H: 1 LOB: 1 BB: 0 P: 4	R: 1 E: 0 K: 0 S: 5	H: 2 LOB: 1 BB: 0 P: 5	R: 0 E: 0 K: 1 S: 5	H: 0 LOB: 0 BB: 0 P: 5	R: 0 E: 0 K: 0 S: 4	H: 1 LOB: 1 BB: 0 P: 4	1B: 2 2B: 1 3B: 0 HR: 1	SF: 0 SAC: 0 DP: 1 HBP: 0	WP: 0 PB: 0 SB: 0 CS: 0	PA: 33
PITCHER Bob Feller, R ERA: 2.74 (1, 1)	IP: 9.0 WLS: L BF: 33	H: 4 R: 1 ER: 1 SO: 3	BB: 3 IBB: 0 HBP: 0 BLK: 0	WP: 0 HR: 1 S: 36 P: 48	ERA: 1.00 WHIP: 0.778	PITCHER										IP: 9.0 WLS: L BF: 33	H: 4 R: 1 ER: 1 SO: 3	BB: 3 IBB: 0 HBP: 0 BLK: 0	WP: 0 HR: 1 S: 36 P: 48	ERA: 1.00 WHIP: 0.778		

Batter	1	2	3	4	5	6	7	8	9	AB	R	H	RBI	BB	SO	LOB	BOTTOM					
Dale Mitchell, L OBP: 0.307, SLG: 0.329 (1, 7)	0-0 F7		0-0 4-3			0-0 F7			0-0 4-3	4	0	0	0	0	0	0	New York Yankees @ Cleveland Indians Cleveland Municipal Stadium, Cleveland, OH Thu Jul 12 1951, 3:33 AM EDT Att: 39,195 - Unknown livebaseballscorecards.com					
Bobby Avila, R OBP: 0.387, SLG: 0.388 (1, 4)	0-0 E6		0-0 5-3			0-0 F3		0-3 K		4	0	0	0	0	1	0						
Larry Doby, L OBP: 0.463, SLG: 0.596 Sam Chapman, R OBP: 0.328, SLG: 0.335 (1, 8) (5, 8)	0-0 G6-4-3			4-0 BB		0-0 F7				1	0	0	0	1	0	1						
Luke Easter, L OBP: 0.385, SLG: 0.547 (1, 3)		4-0 F8 BB BB		0-0 F7		0-0 F7				2	0	0	0	1	0	1						
Al Rosen, R OBP: 0.360, SLG: 0.441 (1, 5)		0-0 F4		0-3 K2-4-3-4 1-1f		0-0 F8				3	0	0	0	0	1	2						
Harry Simpson, L OBP: 0.332, SLG: 0.267 (1, 9)		4-0 FC6-4 1-2 BB			0-0 L7			0-0 4-3		2	0	0	0	1	0	0						
Ray Boone, R OBP: 0.319, SLG: 0.307 (1, 6)		0-0 F8			0-0 6-3			0-0 F7		3	0	0	0	0	0	2						
Jim Hegan, R OBP: 0.339, SLG: 0.423 (1, 2)		0-0 FC6-4			0-0 5-3			0-0 F5		3	0	0	0	0	0	2						
Bob Feller, R OBP: 0.216, SLG: 0.188 Bob Lemon, L OBP: 0.200, SLG: 0.261 (1, 1) (9, PH)			0-0 6-3			0-3 K		0-3 K		2	0	0	0	0	1	0						
Inning Stats	R: 0 E: 1 K: 0 S: 3	H: 0 LOB: 0 BB: 0 P: 3	R: 0 E: 0 K: 0 S: 3	H: 0 LOB: 2 BB: 2 P: 11	R: 0 E: 0 K: 1 S: 4	H: 0 LOB: 0 BB: 0 P: 3	R: 0 E: 0 K: 1 S: 4	H: 0 LOB: 1 BB: 1 P: 8	R: 0 E: 0 K: 0 S: 3	H: 0 LOB: 0 BB: 0 P: 3	R: 0 E: 0 K: 1 S: 5	H: 0 LOB: 0 BB: 0 P: 5	R: 0 E: 0 K: 0 S: 3	H: 0 LOB: 0 BB: 0 P: 3	R: 0 E: 0 K: 0 S: 3	H: 0 LOB: 0 BB: 0 P: 3	R: 0 E: 0 K: 2 S: 7	H: 0 LOB: 0 BB: 0 P: 7	1B: 0 2B: 1 3B: 0 HR: 0	SF: 0 SAC: 0 DP: 2 HBP: 0	WP: 0 PB: 0 SB: 0 CS: 0	PA: 29
PITCHER Allie Reynolds, R ERA: 3.33 (1, 1)	IP: 9.0 WLS: W BF: 29	H: 0 R: 0 ER: 0 SO: 4	BB: 3 IBB: 0 HBP: 0 BLK: 0	WP: 0 HR: 0 S: 34 P: 46	ERA: 0.00 WHIP: 0.333	PITCHER										IP: 9.0 WLS: W BF: 29	H: 0 R: 0 ER: 0 SO: 4	BB: 3 IBB: 0 HBP: 0 BLK: 0	WP: 0 HR: 0 S: 34 P: 46	ERA: 0.00 WHIP: 0.333		

Batter	1	2	3	4	5	6	7	8	9	AB	R	H	RBI	BB	SO	LOB	TOP			
Mickey Mantle, S OBP: 0.341, SLG: 0.423 (1, 9)											5	0	1	0	0	3	3			
Phil Rizzuto, R OBP: 0.394, SLG: 0.390 (1, 6)											4	2	2	0	0	0	1			
Joe Collins, L OBP: 0.381, SLG: 0.533 (1, 3)											5	1	3	4	0	0	3			
Yogi Berra, L OBP: 0.366, SLG: 0.510 (1, 2)											5	0	2	1	0	0	0			
Gene Woodling, L OBP: 0.391, SLG: 0.441 (1, 8)											3	0	1	0	1	0	0			
Hank Bauer, R OBP: 0.353, SLG: 0.462 (1, 7)											5	1	0	0	0	1	5			
Gil McDougald, R OBP: 0.388, SLG: 0.521 (1, 5)											5	2	2	2	0	1	4			
Jerry Coleman, R OBP: 0.323, SLG: 0.333 (9, PH)											4	1	1	0	0	2	1			
Vic Raschi, R Spec Shea, R Johnny Aliza Billy Martin Jack Kramer Joe Ostrowski Bobby Brown Tom Morgan (1, 1) (5, 1) (6, PH) (6, PH) (8, 1) (7, 1) (8, PH) (8, 1)											2	1	1	0	0	0	0			
Inning Stats	R: 0 E: 0 K: 1 S: 5	H: 1 LOB: 0 BB: 0 P: 5	R: 0 E: 0 K: 1 S: 5	H: 0 LOB: 0 BB: 0 P: 5	R: 4 E: 0 K: 1 S: 9	H: 4 LOB: 0 BB: 0 P: 9	R: 2 E: 1 K: 1 S: 7	H: 1 LOB: 2 BB: 0 P: 7	R: 1 E: 0 K: 1 S: 7	H: 2 LOB: 1 BB: 0 P: 11	R: 0 E: 0 K: 0 S: 5	H: 2 LOB: 2 BB: 0 P: 5	R: 0 E: 1 K: 0 S: 5	H: 1 LOB: 2 BB: 0 P: 5	R: 0 E: 0 K: 0 S: 5	H: 0 LOB: 0 BB: 0 P: 5	1B: 12 2B: 1 3B: 0 HR: 2	SF: 0 SAC: 2 DP: 0 HBP: 0	WP: 0 PB: 0 SB: 0 CS: 1	PA: 45
PITCHER	IP WLS BF H R ER SO BB IBB HBP BLK WP HR S P ERA WHIP																			
Bob Lemon, R ERA: 4.01 (1, 1)	6.0 W 30 11 8 7 6 1 0 0 0 0 2 41 45 10.50 2.000																			
Lou Brissie, L ERA: 4.73 (7, 1)	0.1 2 1 0 0 0 0 0 0 0 0 0 2 2 0.00 3.000																			
Mike Garcia, R ERA: 2.97 (7, 1)	2.2 S 12 3 0 0 1 0 0 0 0 0 0 0 14 14 0.00 1.125																			

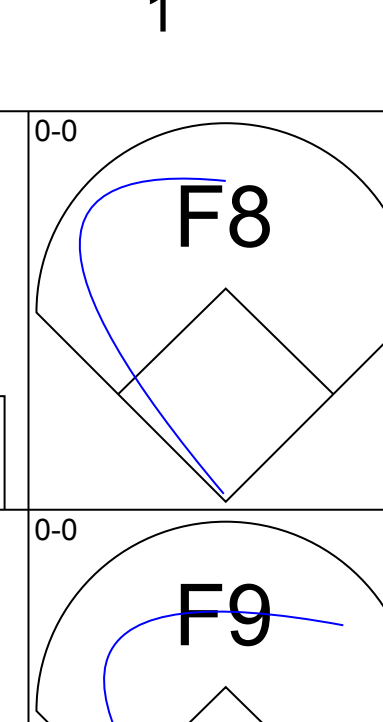
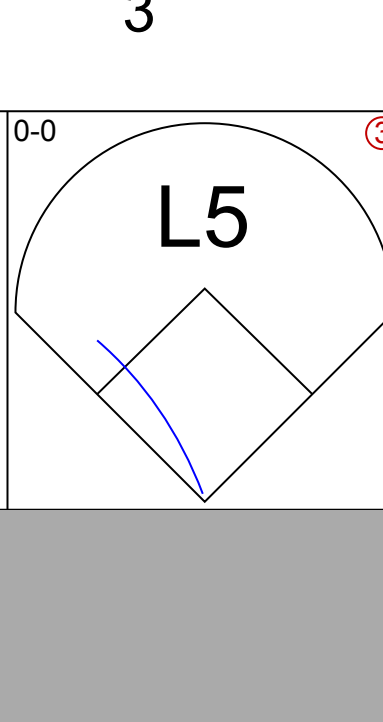
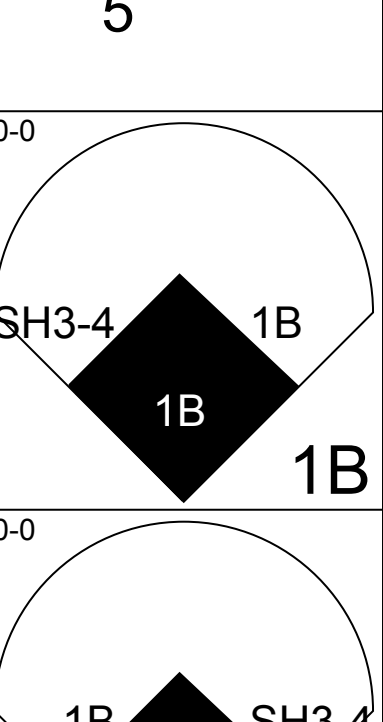
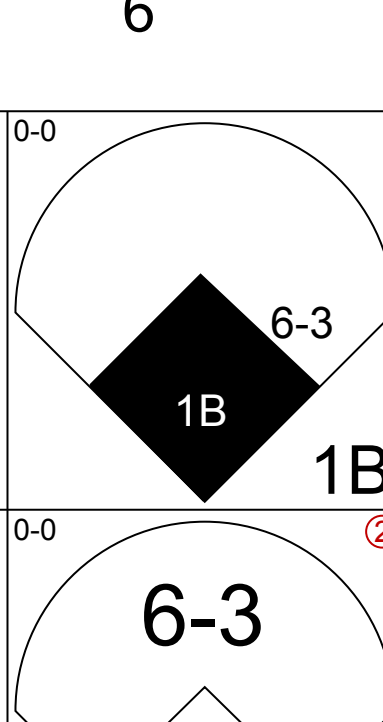
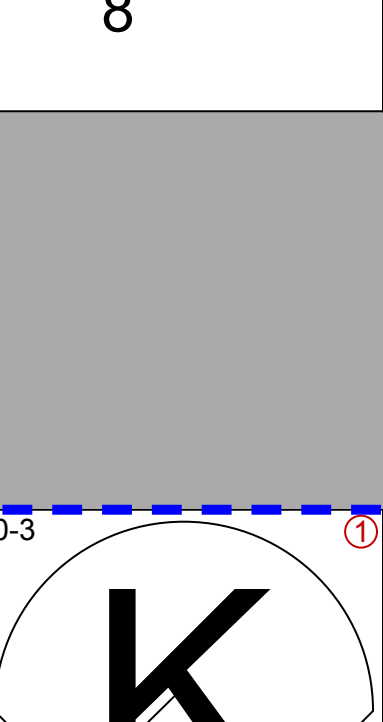
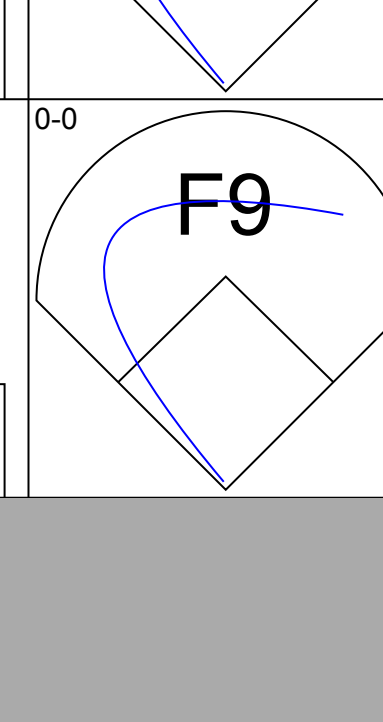
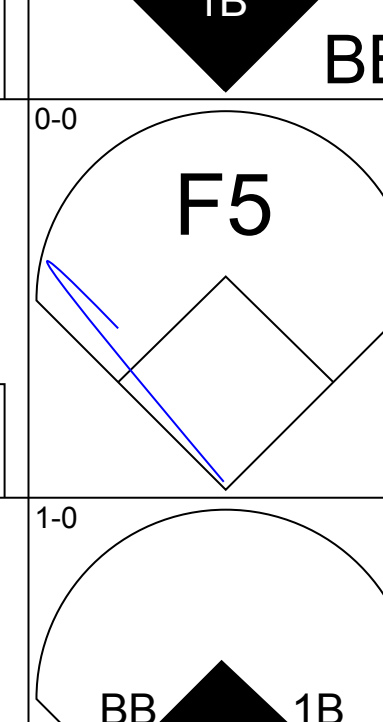
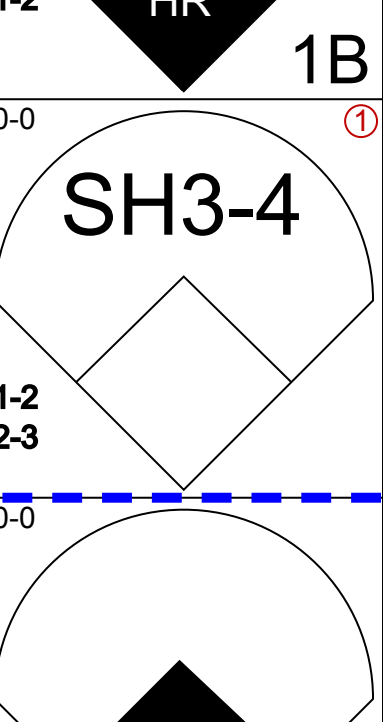
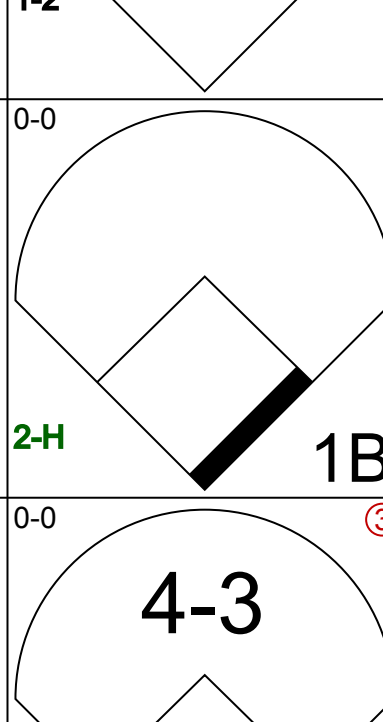
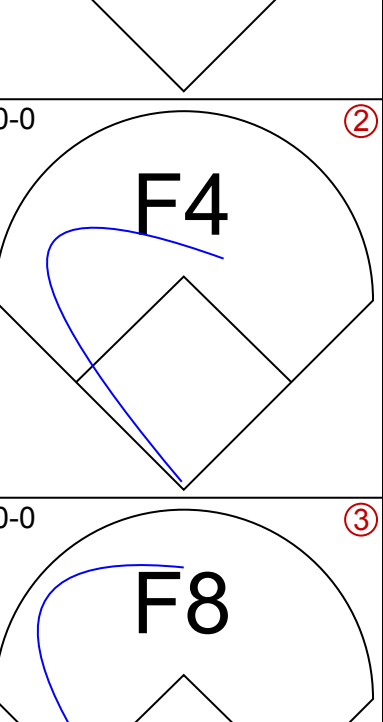

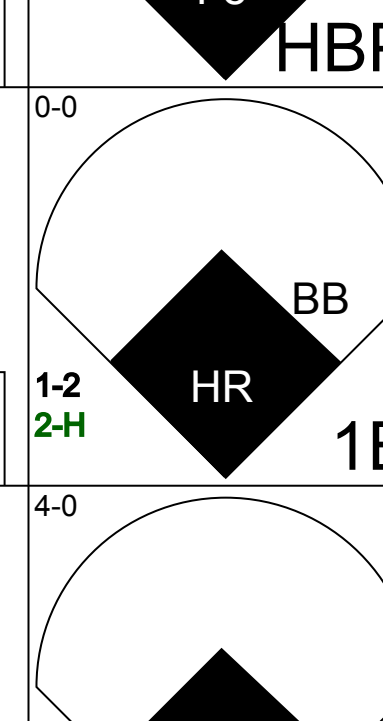
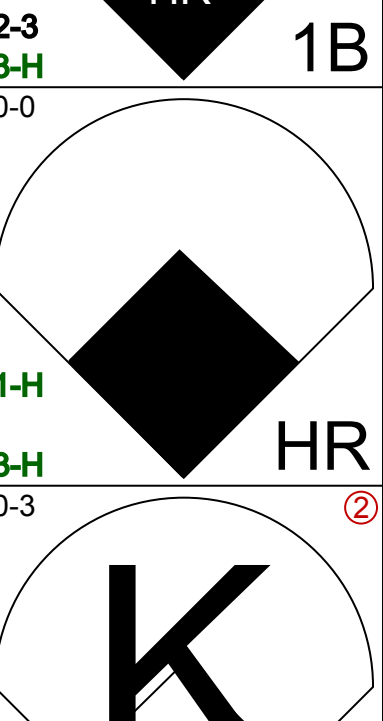


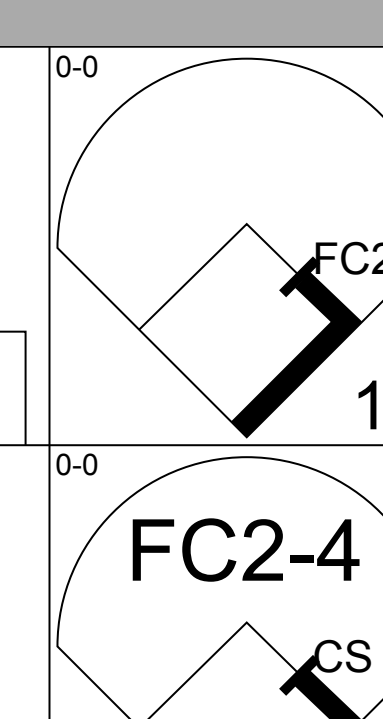
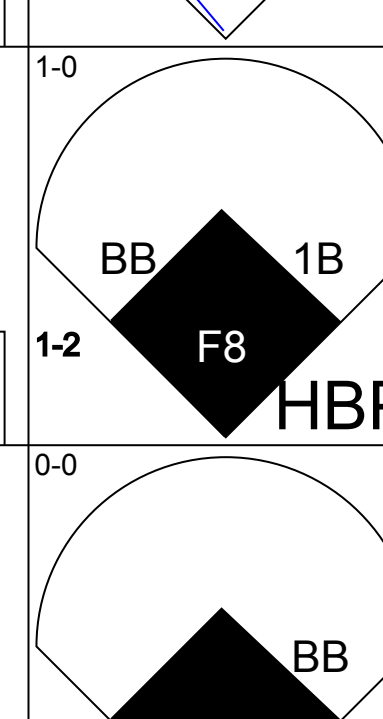
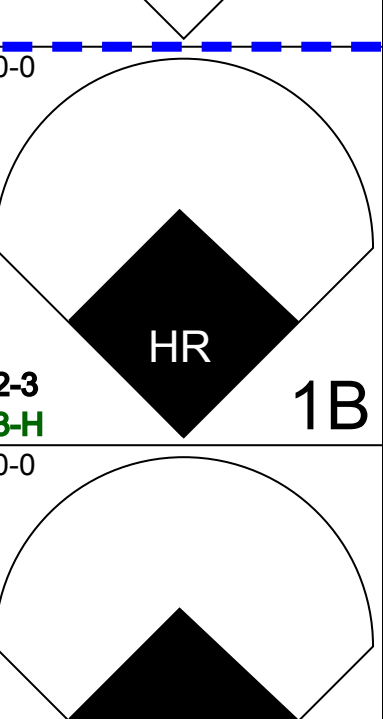
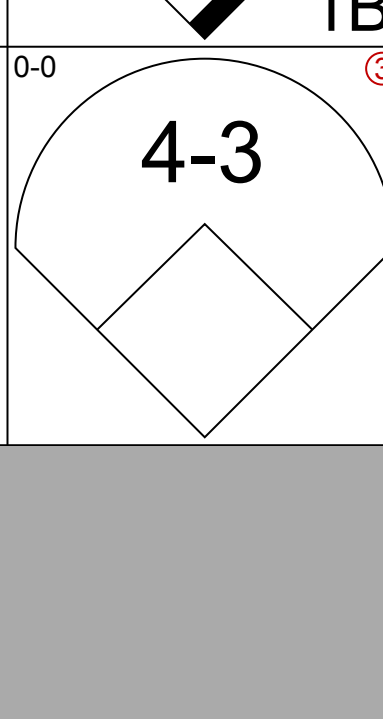
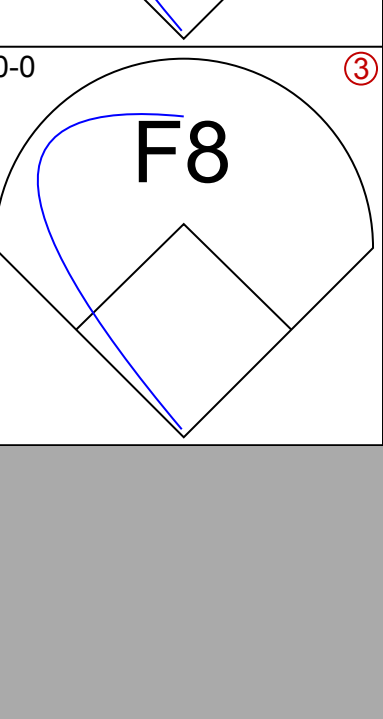
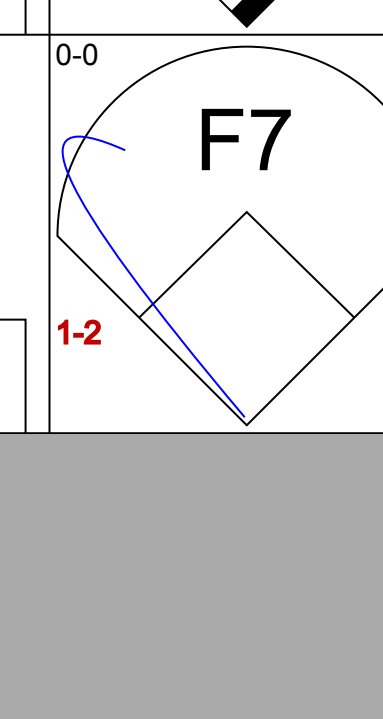
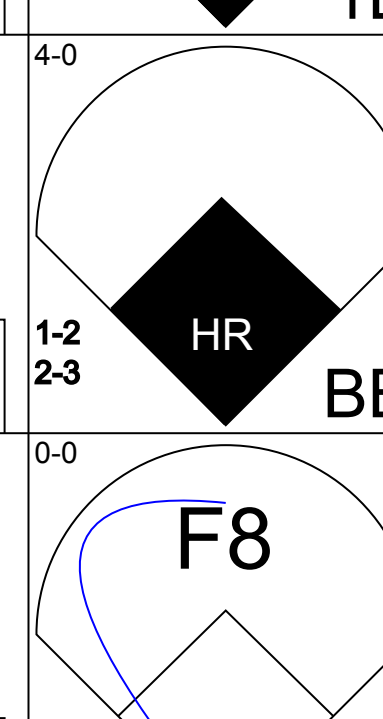
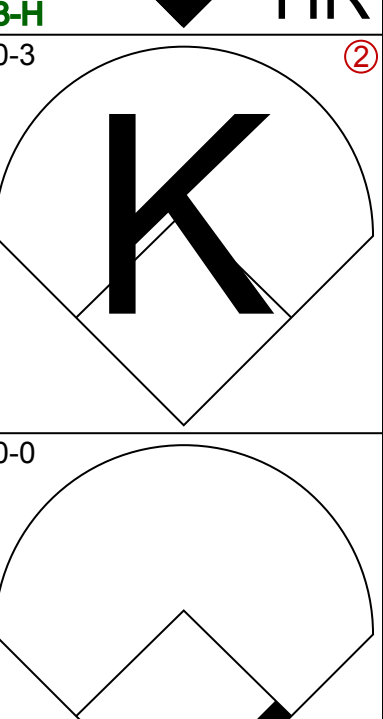



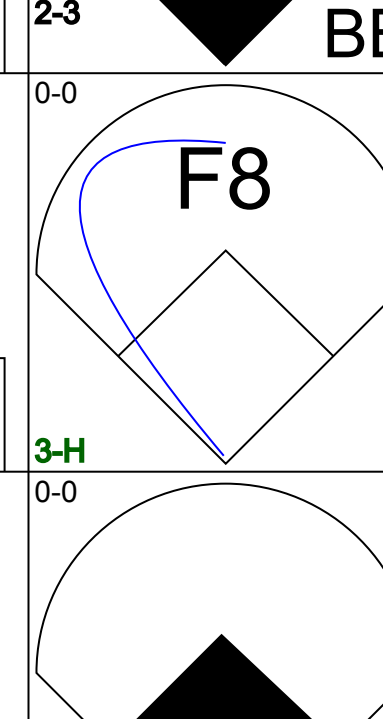
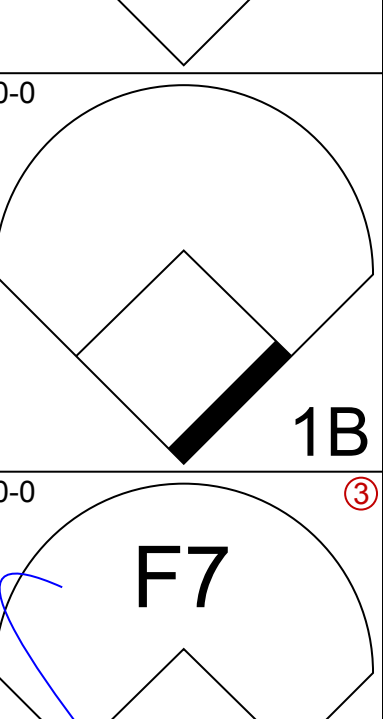


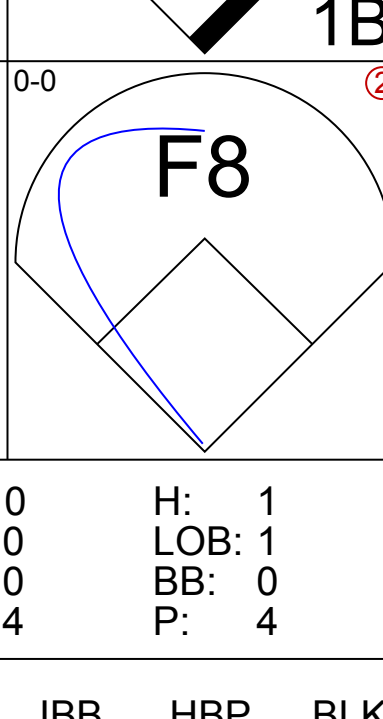
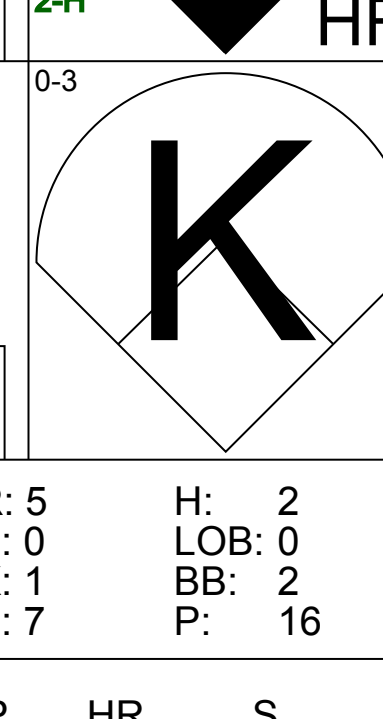
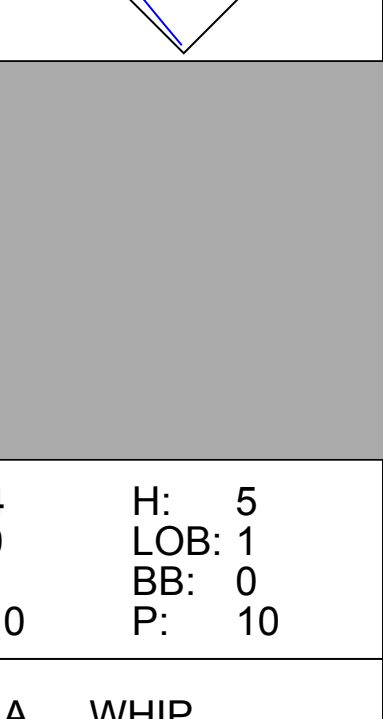
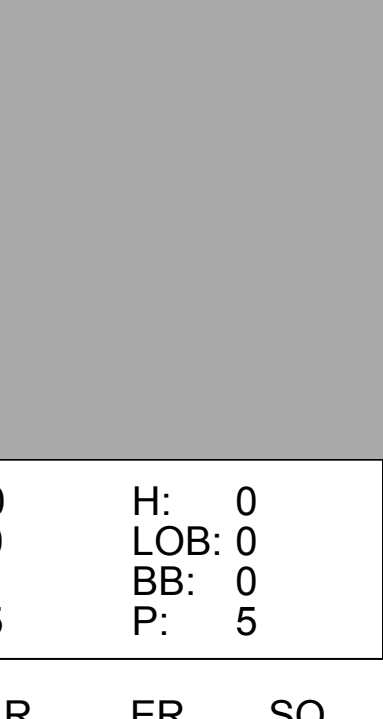



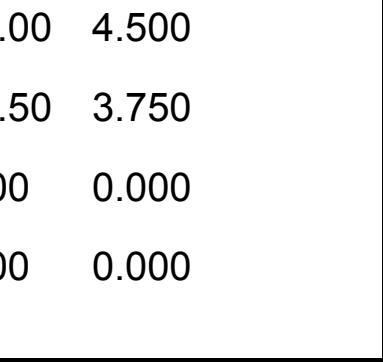


New York Yankees @ Cleveland Indians
Cleveland Municipal Stadium, Cleveland, OH

AB 41
R 8
H 15
RBI 8
BB 1
SO 7
LOB 19



WP: 0 PA: 45
PB: 0
SB: 0
CS: 1

Fri Jul 13 1951, 3:33 AM EDT
Att: 45,097 - Unknown

Batter	1	2	3	4	5	6	7	8	9	AB	R	H	RBI	BB	SO	LOB	BOTTOM			
Dale Mitchell, L OBP: 0.309, SLG: 0.330 (1, 7)											5	2	2	0	0	3				
Bobby Avila, R OBP: 0.387, SLG: 0.386 (1, 4)										4	2	1	0	1	1	1				
Sam Chapman, R OBP: 0.327, SLG: 0.333 (1, 8)										4	0	1	1	0	0	1				
Luke Easter, L OBP: 0.390, SLG: 0.546 (1, 3)										4	2	2	1	0	0	1				
Al Rosen, R OBP: 0.365, SLG: 0.454 (1, 5)										3	3	2	4	1	0	1				
Harry Simpson, L OBP: 0.335, SLG: 0.268 (1, 9)											3	1	1	0	1	1				
Ray Boone, R OBP: 0.318, SLG: 0.306 (1, 6)											4	0	1	1	0	4				
Jim Hegan, R OBP: 0.346, SLG: 0.443 (1, 2)											4	1	3	4	0	0	1			
Bob Lemon, L OBP: 0.189, SLG: 0.245 (1, 1)										3	0	0	0	0	1	1				
Lou Brissie, L OBP: 0.200, SLG: 0.250 (7, 1)											0	0	0	0	0	0				
Mike Garcia, R OBP: 0.200, SLG: 0.273 (7, 1)										1	0	0	0	0	0	2				
Inning Stats	R: 0 E: 0 K: 0 S: 3	H: 0 LOB: 0 BB: 0 P: 3	R: 0 E: 0 K: 0 S: 3	H: 1 LOB: 0 BB: 0 P: 3	R: 0 E: 0 K: 0 S: 4	H: 1 LOB: 1 BB: 0 P: 4	R: 5 E: 0 K: 1 S: 7	H: 2 LOB: 2 BB: 0 P: 16	R: 4 E: 0 K: 1 S: 10	H: 5 LOB: 1 BB: 0 P: 10	R: 1 E: 0 K: 0 S: 5	H: 2 LOB: 1 BB: 0 P: 5	R: 0 E: 0 K: 0 S: 5	H: 0 LOB: 0 BB: 1 P: 9	R: 0 E: 0 K: 1 S: 5	H: 0 LOB: 0 BB: 0 P: 5	1B: 11 2B: 0 3B: 0 HR: 2	SF: 0 SAC: 1 DP: 0 HBP: 1	WP: 0 PB: 0 SB: 0 CS: 1	PA: 40
PITCHER	IP WLS BF H R ER SO BB IBB HBP BLK WP HR S P ERA WHIP																			
Vic Raschi, R ERA: 3.85 (5, 1)	0.2 L 5 3 2 2 1 0 0 0 0 0 0 1 7 7 27.00 4.500																			
Jack Kramer, R ERA: 6.07 (6, 1)	1.1 9 4 2 2 0 1 0 0 0 0 0 0 8 12 13.50 3.750																			
Joe Ostrowski, L ERA: 3.18 (7, 1)	0.2 2 0 0 0 0 0 0 0 0 0 0 0 2 2 0.00 0.000																			
Tom Morgan, R ERA: 3.77 (8, 1)	1.0 3 0 0 0 1 0 0 0 0 0 0 0 5 5 0.00 0.000																			

New York Yankees @ Cleveland Indians
Cleveland Municipal Stadium, Cleveland, OH

AB 35
R 11
H 13
RBI 11
BB 3
SO 3
LOB 16



WP: 0 PA: 40
PB: 0
SB: 0
CS: 1

Fri Jul 13 1951, 3:33 AM EDT
Att: 45,097 - Unknown

Batter	1	2	3	4	5	6	7	8	9	AB	R	H	RBI	BB	SO	LOB	TOP			
Jackie Jensen, R OBP: 0.362, SLG: 0.504 (1, 8)										4	0	1	0	0	1	0	New York Yankees @ Cleveland Indians Cleveland Municipal Stadium, Cleveland, OH Sat Jul 14 1951, 3:33 AM EDT Att: 30,893 - Unknown livebaseballscorecards.com			
Phil Rizzuto, R OBP: 0.361, SLG: 0.386 (1, 6)										3	0	0	0	0	0	0				
Gil McDougald, R OBP: 0.390, SLG: 0.517 (1, 5)										3	0	1	0	1	1	1				
Yogi Berra, L OBP: 0.361, SLG: 0.502 (1, 2)										4	0	0	0	0	0	3				
Gene Woodling, L OBP: 0.390, SLG: 0.436 (1, 7)										2	0	0	0	1	0	2				
Joe Collins, L OBP: 0.372, SLG: 0.519 (1, 3)										3	0	0	0	0	0	2				
Hank Bauer, R OBP: 0.347, SLG: 0.455 (1, 9)										3	0	0	0	0	0	1				
Jerry Coleman, R OBP: 0.321, SLG: 0.331 (8, PH)										2	0	0	0	0	2	0				
Johnny Hopp, L OBP: 0.321, SLG: 0.356 (8, 4)										1	0	0	0	0	1	0				
Billy Martin, R OBP: 0.226, SLG: 0.207 (8, 4)										0	0	0	0	0	0	0				
Ed Lopat, L OBP: 0.275, SLG: 0.404 (6, 1)										2	0	0	0	0	0	0				
Stubby Overmire, R OBP: 0.263, SLG: 0.133 (8, PH)										0	0	0	0	0	0	0				
Bobby Brown, L OBP: 0.373, SLG: 0.417 (8, 1)										1	0	0	0	0	1	0				
Jack Kramer, R OBP: 0.500, SLG: 0.250 (8, 1)										0	0	0	0	0	0	0				
Inning Stats	R: 0 E: 0 K: 2 S: 7	H: 0 LOB: 0 BB: 0 P: 7	R: 0 E: 0 K: 0 S: 3	H: 0 LOB: 1 BB: 1 P: 7	R: 0 E: 0 K: 1 S: 5	H: 0 LOB: 0 BB: 0 P: 5	R: 0 E: 0 K: 0 S: 4	H: 1 LOB: 1 BB: 0 P: 4	R: 0 E: 0 K: 1 S: 5	H: 0 LOB: 0 BB: 0 P: 5	R: 0 E: 0 K: 0 S: 3	H: 0 LOB: 1 BB: 1 P: 7	R: 0 E: 0 K: 2 S: 7	H: 0 LOB: 0 BB: 0 P: 7	R: 0 E: 0 K: 0 S: 4	H: 1 LOB: 1 BB: 4 P: 4	1B: 2 2B: 0 3B: 0 HR: 0	SF: 0 SAC: 1 DP: 0 HBP: 0	WP: 0 PB: 0 SB: 0 CS: 0	PA: 31
PITCHER Early Wynn, R ERA: 3.64 (1, 1)	IP: 9.0 WLS: W BF: 31 H: 2 R: 0 ER: 0 SO: 6 BB: 2 IBB: 0 HBP: 0 BLK: 0 WP: 0 HR: 0 S: 41 P: 49 ERA: 0.00 WHIP: 0.444															PITCHER				

Batter	1	2	3	4	5	6	7	8	9	AB	R	H	RBI	BB	SO	LOB	BOTTOM			
Dale Mitchell, L OBP: 0.314, SLG: 0.346 (1, 7)										4	2	2	1	1	0	2	New York Yankees @ Cleveland Indians Cleveland Municipal Stadium, Cleveland, OH Sat Jul 14 1951, 3:33 AM EDT Att: 30,893 - Unknown livebaseballscorecards.com			
Bobby Avila, R OBP: 0.388, SLG: 0.396 (1, 4)										4	2	2	2	0	0	1				
Sam Chapman, R OBP: 0.325, SLG: 0.331 (1, 8)										5	0	1	3	0	0	3				
Luke Easter, L OBP: 0.387, SLG: 0.540 (1, 3)										4	0	1	1	0	0	3				
Harry Simpson, L OBP: 0.335, SLG: 0.268 (7, 3)										0	0	0	0	0	0	0				
Al Rosen, R OBP: 0.364, SLG: 0.451 (1, 5)										4	0	1	0	0	0	3				
Bob Kennedy, R OBP: 0.306, SLG: 0.360 (1, 9)										3	1	1	0	1	0	1				
Ray Boone, R OBP: 0.324, SLG: 0.313 (1, 6)										4	0	3	0	0	0	1				
Jim Hegan, R OBP: 0.344, SLG: 0.437 (1, 2)										3	1	0	1	1	0	4				
Early Wynn, S OBP: 0.241, SLG: 0.259 (1, 1)										3	2	0	0	1	0	3				
Inning Stats	R: 0 E: 0 K: 0 S: 3	H: 0 LOB: 0 BB: 0 P: 3	R: 0 E: 0 K: 0 S: 4	H: 1 LOB: 1 BB: 0 P: 4	R: 2 E: 1 K: 0 S: 5	H: 0 LOB: 2 BB: 2 P: 13	R: 0 E: 0 K: 0 S: 3	H: 1 LOB: 0 BB: 0 P: 3	R: 2 E: 0 K: 0 S: 6	H: 3 LOB: 1 BB: 0 P: 6	R: 4 E: 0 K: 0 S: 8	H: 5 LOB: 1 BB: 0 P: 8	R: 0 E: 0 K: 0 S: 4	H: 1 LOB: 2 BB: 1 P: 8	R: 0 E: 0 K: 0 S: 2	H: 0 LOB: 0 BB: 1 P: 6	1B: 8 2B: 2 3B: 0 HR: 1	SF: 0 SAC: 1 DP: 2 HBP: 0	WP: 0 PB: 0 SB: 0 CS: 0	PA: 39
PITCHER Ed Lopat, L ERA: 3.16 (1, 1)	IP: 5.0 WLS: L BF: 23 H: 5 R: 4 ER: 4 SO: 3 BB: 0 IBB: 0 HBP: 0 BLK: 0 WP: 0 HR: 1 S: 21 P: 29 ERA: 5.40 WHIP: 1.400															PITCHER				
Joe Ostrowski, L ERA: 3.91 (6, 1)	0.2	6	4	4	4	0	0	0	0	0	0	6	6	54.00	6.000					
Stubby Overmire, L ERA: 4.43 (6, 1)	1.1	7	2	0	0	0	1	0	0	0	0	6	10	0.00	2.250					
Jack Kramer, R ERA: 5.87 (8, 1)	1.0	3	0	0	0	0	1	0	0	0	0	2	6	0.00	1.000					

Batter	1	2	3	4	5	6	7	8	9	AB	R	H	RBI	BB	SO	LOB	TOP			
Eddie Yost, R OBP: 0.422, SLG: 0.409 (1, 5)										4	3	2	0	1	0	1	Washington Senators @ Cleveland Indians Cleveland Municipal Stadium, Cleveland, OH Sun Jul 15 1951, 3:33 AM EDT Unknown livebaseballscorecards.com			
Gil Coan, L OBP: 0.388, SLG: 0.523 (1, 7)										5	1	3	0	0	0	2				
Irv Noren, L OBP: 0.382, SLG: 0.481 (1, 8)										5	2	2	1	0	0	4				
Mickey Vernon, L OBP: 0.330, SLG: 0.394 (1, 3)										5	0	2	2	0	0	3				
Sam Mele, R OBP: 0.308, SLG: 0.361 (1, 9)										5	1	2	3	0	0	4				
Pete Runnels, L OBP: 0.259, SLG: 0.240 (1, 6)										3	0	2	1	1	0	1				
Cass Michaels, R OBP: 0.333, SLG: 0.350 (7, 4)										1	0	0	0	0	0	0				
Sam Dente, R OBP: 0.332, SLG: 0.305 (1, 4)										4	0	1	0	1	0	2				
Mike Guerra, R OBP: 0.258, SLG: 0.200 (1, 2)										4	0	0	0	1	1	5				
Connie Marrero, R OBP: 0.311, SLG: 0.184 (1, 1)										4	0	0	0	1	1	2				
Inning Stats	R: 3 E: 0 K: 1 S: 8	H: 3 LOB: 2 BB: 2 P: 16	R: 0 E: 0 K: 1 S: 7	H: 2 LOB: 2 BB: 7 P: 7	R: 0 E: 0 K: 0 S: 4	H: 1 LOB: 2 BB: 1 P: 8	R: 3 E: 1 K: 0 S: 7	H: 4 LOB: 2 BB: 1 P: 11	R: 1 E: 0 K: 0 S: 6	H: 3 LOB: 2 BB: 0 P: 6	R: 0 E: 0 K: 0 S: 3	H: 1 LOB: 1 BB: 1 P: 7	R: 0 E: 0 K: 0 S: 3	H: 0 LOB: 0 BB: 0 P: 3	R: 0 E: 0 K: 0 S: 3	H: 0 LOB: 0 BB: 0 P: 3	1B: 11 2B: 2 3B: 0 HR: 1	SF: 0 SAC: 0 DP: 1 HBP: 0	WP: 0 PB: 0 SB: 0 CS: 0	PA: 45
PITCHER	IP WLS BF H R ER SO BB IBB HBP BLK WP HR S P ERA WHIP																			
Bob Chakales, R ERA: 4.13 (1, 1)	3.0 L 22 9 6 5 2 2 1 0 0 0 0 1 23 35 15.00 3.667																			
George Zuverink, R ERA: 4.53 (4, 1)	1.0 4 1 0 0 0 1 0 0 0 0 0 0 3 7 0.00 2.000																			
Jerry Fahr, R ERA: 4.76 (5, 1)	2.0 9 4 1 1 0 0 0 0 0 0 0 0 9 9 4.50 2.000																			
Lou Brissie, L ERA: 4.6 (7, 1)	3.0 10 0 0 0 0 1 0 0 0 0 0 0 9 13 0.00 0.333																			

Batter	1	2	3	4	5	6	7	8	9	AB	R	H	RBI	BB	SO	LOB	BOTTOM					
Dale Mitchell, L OBP: 0.316, SLG: 0.349 (1, 7)										4	0	1	0	1	0	4	Washington Senators @ Cleveland Indians Cleveland Municipal Stadium, Cleveland, OH Sun Jul 15 1951, 3:33 AM EDT Unknown livebaseballscorecards.com					
Bobby Avila, R OBP: 0.389, SLG: 0.400 (1, 4)										5	1	2	0	0	0	3						
Sam Chapman, R OBP: 0.326, SLG: 0.332 (1, 8)										5	0	2	0	0	1	2						
Luke Easter, L OBP: 0.379, SLG: 0.527 (1, 3)										5	0	0	1	0	1	4						
Al Rosen, R OBP: 0.364, SLG: 0.450 (1, 5)										5	2	2	0	0	0	3						
Harry Simpson, L OBP: 0.333, SLG: 0.284 (1, 9)										4	1	1	2	0	0	4						
Ray Boone, R OBP: 0.326, SLG: 0.319 (1, 6)										4	0	2	0	0	0	0						
Birdie Tebbetts, R OBP: 0.263, SLG: 0.293 (1, 2)										4	0	1	0	0	0	3						
Bob Chakales, R OBP: 0.333, SLG: 0.350 (1, 1)										1	0	1	1	0	0	0						
Merl Combs, L OBP: 0.295, SLG: 0.294 (4, PH)										0	0	0	0	0	0	0						
Jerry Fahr, R OBP: 0.333, SLG: 0.350 (5, PH)										0	0	0	0	0	0	0						
Bob Kennedy, R OBP: 0.329, SLG: 0.359 (6, PH)										1	0	0	0	0	0	1						
Lou Brissie, L OBP: 0.238, SLG: 0.296 (7, 1)										1	0	1	0	0	0	0						
Inning Stats	R: 0 E: 0 K: 1 S: 6	H: 1 LOB: 1 BB: 0 P: 6	R: 0 E: 0 K: 0 S: 6	H: 3 LOB: 2 BB: 0 P: 6	R: 0 E: 0 K: 0 S: 5	H: 2 LOB: 2 BB: 0 P: 5	R: 0 E: 0 K: 0 S: 4	H: 1 LOB: 1 BB: 0 P: 4	R: 0 E: 0 K: 0 S: 5	H: 0 LOB: 0 BB: 0 P: 5	R: 2 E: 0 K: 0 S: 6	H: 3 LOB: 2 BB: 1 P: 10	R: 0 E: 0 K: 0 S: 4	H: 1 LOB: 1 BB: 0 P: 4	R: 0 E: 0 K: 0 S: 4	H: 1 LOB: 1 BB: 0 P: 4	R: 1 E: 0 K: 0 S: 4	H: 1 LOB: 0 BB: 0 P: 4	1B: 9 2B: 3 3B: 0 HR: 1	SF: 0 SAC: 0 DP: 0 HBP: 0	WP: 0 PB: 0 SB: 0 CS: 0	PA: 41
PITCHER	IP WLS BF H R ER SO BB IBB HBP BLK WP HR S P ERA WHIP																					
Connie Marrero, R ERA: 3.23 (1, 1)	9.0 W 41 13 4 4 2 1 0 0 0 0 0 1 44 48 4.00 1.556																					

Batter	1	2	3	4	5	6	7	8	9	AB	R	H	RBI	BB	SO	LOB	TOP			
Eddie Yost, R OBP: 0.420, SLG: 0.405 (1, 5)	F3		FC5-4 2B 1-2			SH2-3 BB	5-3			3	0	0	0	1	0	2	Washington Senators @ Cleveland Indians Cleveland Municipal Stadium, Cleveland, OH Sun Jul 15 1951, 3:38 AM EDT Att: 28,945 - Unknown livebaseballscorecards.com			
Gil Coan, L OBP: 0.389, SLG: 0.527 (1, 7)	1B		2B			F9		F8		4	0	2	0	0	0	1				
Irv Noren, L OBP: 0.379, SLG: 0.476 (1, 8)	F7		4-3			SH2-3 1-2		G3		3	0	0	0	0	0	3				
Mickey Vernon, L OBP: 0.325, SLG: 0.388 (1, 3)	6-3					F7		F8		4	0	0	0	0	0	2				
Sam Mele, R OBP: 0.308, SLG: 0.360 (1, 9)		5-3					F4		G4-6-3 1B	4	0	1	0	0	0	0				
Pete Runnels, L OBP: 0.258, SLG: 0.241 (1, 6)	F7					1B 6-3		F7		4	1	1	0	0	0	1				
Cass Michaels, R OBP: 0.332, SLG: 0.349 (1, 4)	F3					1B 6-3		G4-6-3 1B 1-2		4	1	1	0	0	0	1				
Clyde Kluttz, R OBP: 0.389, SLG: 0.333 (1, 2)			FC3-1 1B			6-3 1-2 3-H				3	0	1	1	0	0	1				
Sid Hudson, R OBP: 0.375, SLG: 0.286 (1, 1)			FC3-1							1	0	0	0	0	0	1				
Joe Haynes, R OBP: 0.333, SLG: 0.273 (4, 1)			FC5-4							2	0	1	1	0	0	0				
Inning Stats	R: 0 E: 0 K: 0 S: 4	H: 1 LOB: 1 BB: 0 P: 4	R: 0 E: 0 K: 0 S: 3	H: 0 LOB: 0 BB: 0 P: 3	R: 0 E: 0 K: 0 S: 5	H: 2 LOB: 2 BB: 0 P: 5	R: 0 E: 0 K: 0 S: 3	H: 0 LOB: 0 BB: 0 P: 3	R: 0 E: 0 K: 0 S: 3	H: 0 LOB: 1 BB: 1 P: 7	R: 2 E: 0 K: 0 S: 6	H: 3 LOB: 1 BB: 0 P: 6	R: 0 E: 0 K: 0 S: 3	H: 0 LOB: 0 BB: 0 P: 3	R: 0 E: 0 K: 0 S: 3	H: 1 LOB: 0 BB: 0 P: 3	1B: 6 2B: 1 3B: 0 HR: 0	SF: 0 SAC: 1 DP: 1 HBP: 0	WP: 0 PB: 0 SB: 0 CS: 0	PA: 34
PITCHER Mike Garcia, R ERA: 2.91 (1, 1)	IP: 9.0 WLS: W BF: 34 H: 7 R: 2 ER: 2 SO: 0 BB: 1 IBB: 0 HBP: 0 BLK: 0 WP: 0 HR: 0 S: 33 P: 37 ERA: 2.00 WHIP: 0.889																			

Batter	1	2	3	4	5	6	7	8	9	AB	R	H	RBI	BB	SO	LOB	BOTTOM			
Dale Mitchell, L OBP: 0.319, SLG: 0.348 (1, 7)	E 4-3 BB		SH1-3 1B	FC4-6 2B 1-2 2-3		4-3				3	3	1	0	1	0	2	Washington Senators @ Cleveland Indians Cleveland Municipal Stadium, Cleveland, OH Sun Jul 15 1951, 3:38 AM EDT Att: 28,945 - Unknown livebaseballscorecards.com			
Bobby Avila, R OBP: 0.389, SLG: 0.405 (1, 4)	E1 4-3 G3		SH1-3	1B 1-2 1-H 3-H 4-0		L6-3 1B				2	2	1	2	0	0	1				
Snuffy Stirrweiss, R OBP: 0.380, SLG: 0.284 (5, 4)										1	0	1	0	0	0	0				
Larry Doby, L OBP: 0.465, SLG: 0.595 (1, 8)	4-3			1B BB		L6-3 1B				2	0	1	2	1	0	1				
Sam Chapman, R OBP: 0.325, SLG: 0.331 (5, 8)				1B BB						1	0	0	0	0	0	1				
Luke Easter, L OBP: 0.381, SLG: 0.524 (1, 3)	G3		2-H 3-H	1B BB		4-3				3	0	1	2	1	0	0				
Al Rosen, R OBP: 0.363, SLG: 0.446 (1, 5)	F8		BB	1B FC6 BB		F7				3	0	0	0	1	0	2				
Harry Simpson, L OBP: 0.332, SLG: 0.283 (1, 9)		K		1B FC6		F8				4	1	1	0	0	1	3				
Ray Boone, R OBP: 0.325, SLG: 0.318 (1, 6)	L6			FC4-6 1B 1-3		L5				4	1	1	0	0	0	0				
Jim Hegan, R OBP: 0.343, SLG: 0.434 (1, 2)	6-3			FC4-6 1B 1-2 3-H		6-3				4	0	1	1	0	0	0				
Mike Garcia, R OBP: 0.184, SLG: 0.250 (1, 1)			1-3	K		F7		L3		4	0	0	0	0	1	2				
Inning Stats	R: 2 E: 1 K: 0 S: 4	H: 0 LOB: 0 BB: 1 P: 8	R: 0 E: 0 K: 1 S: 5	H: 0 LOB: 0 BB: 0 P: 5	R: 1 E: 0 K: 0 S: 5	H: 2 LOB: 2 BB: 1 P: 9	R: 4 E: 0 K: 1 S: 10	H: 5 LOB: 3 BB: 2 P: 18	R: 0 E: 0 K: 0 S: 3	H: 0 LOB: 0 BB: 0 P: 3	R: 0 E: 0 K: 0 S: 3	H: 0 LOB: 0 BB: 0 P: 3	R: 0 E: 0 K: 0 S: 3	H: 0 LOB: 0 BB: 0 P: 3	R: 0 E: 0 K: 0 S: 3	H: 0 LOB: 0 BB: 0 P: 3	1B: 7 2B: 2 3B: 0 HR: 0	SF: 0 SAC: 1 DP: 1 HBP: 0	WP: 0 PB: 0 SB: 0 CS: 0	PA: 36
PITCHER Sid Hudson, R ERA: 5.92 (1, 1)	IP: 3.2 WLS: L BF: 22 H: 7 R: 7 ER: 5 SO: 2 BB: 3 IBB: 0 HBP: 0 BLK: 0 WP: 0 HR: 0 S: 23 P: 35 ERA: 12.27 WHIP: 2.727																			
Joe Haynes, R ERA: 4.91 (4, 1)	IP: 4.1 WLS: L BF: 14 H: 1 R: 0 ER: 0 SO: 0 BB: 1 IBB: 0 HBP: 0 BLK: 0 WP: 0 HR: 0 S: 13 P: 17 ERA: 0.00 WHIP: 0.462																			

Batter	1	2	3	4	5	6	7	8	9	AB	R	H	RBI	BB	SO	LOB	TOP		
Eddie Yost, R OBP: 0.418, SLG: 0.401 (1.5)	0-0 5-3		0-0 4-3			0-0 F7		0-0 BB		3	0	0	0	1	0	0	Washington Senators @ Cleveland Indians Cleveland Municipal Stadium, Cleveland, OH Mon Jul 16 1951, 3:33 AM EDT Att: 5,933 - Unknown livebaseballscorecards.com		
Gil Coan, L OBP: 0.388, SLG: 0.523 (1.7)	0-0 F3		0-0 4-3			0-0 1B		0-0 F9		4	0	1	0	0	0	2			
Irv Noren, L OBP: 0.378, SLG: 0.477 (1.8)	0-0 1B 2B			0-0 L9		0-0 3-1			0-0 F7	4	1	1	0	0	0	1			
Mickey Vernon, L OBP: 0.328, SLG: 0.390 (1.3)	0-0 2H 1B			0-0 F2			0-0 F9		0-0 1B 1B	4	1	2	1	0	0	0			
Sam Mele, R OBP: 0.304, SLG: 0.355 (1.9)	0-0 F8			0-0 5-3			0-0 5-3		0-0 F3	4	0	0	0	0	0	2			
Pete Runnels, L OBP: 0.257, SLG: 0.242 (1.6)		0-0 4-3			0-0 F8			0-0 F8		4	0	1	0	0	0	0			
Sam Dente, R OBP: 0.330, SLG: 0.304 (1.4)		0-0 F8			0-0 F7			0-0 F8	0-0 1B	4	0	1	1	0	0	0			
Mike Guerra, R OBP: 0.252, SLG: 0.195 (1.2)		0-0 6-3			0-0 F5			0-0 F8	0-0 F4	4	0	0	0	0	0	2			
Julio Moreno, R OBP: 0.227, SLG: 0.190 (1.1)			0-0 F6			0-3 K				1	0	0	0	0	0	0			
Shery Robertson, L OBP: 0.222, SLG: 0.146 (6. PH)										1	0	0	0	0	1	0			
Tom Ferrick, R OBP: 0.667, SLG: 0.667 (6.1)										1	0	1	0	0	0	0			
Inning Stats	R: 1 E: 0 K: 0 S: 5	H: 2 LOB: 1 BB: 0 P: 5	R: 0 E: 0 K: 0 S: 3	H: 0 LOB: 0 BB: 0 P: 3	R: 0 E: 0 K: 0 S: 3	H: 0 LOB: 0 BB: 0 P: 3	R: 0 E: 0 K: 0 S: 3	H: 0 LOB: 0 BB: 0 P: 3	R: 0 E: 0 K: 1 S: 6	H: 1 LOB: 1 BB: 0 P: 6	R: 0 E: 0 K: 0 S: 3	H: 0 LOB: 0 BB: 0 P: 3	R: 0 E: 0 K: 0 S: 4	H: 1 LOB: 2 BB: 1 P: 8	R: 1 E: 0 K: 0 S: 6	H: 3 LOB: 2 BB: 0 P: 6	1B: 6 2B: 1 3B: 0 HR: 0	SF: 0 SAC: 0 DP: 0 HBP: 0	WP: 0 PA: 35 PB: 0 SB: 0 CS: 0
PITCHER Steve Gromek, R ERA: 4.0 (1.1)	IP: 9.0 WLS: W BF: 35 H: 7 R: 2 ER: 2 SO: 1 BB: 1 IBB: 0 HBP: 0 BLK: 0 WP: 0 HR: 0 S: 36 P: 40 ERA: 2.00 WHIP: 0.889															PITCHER IP: WLS: BF: H: R: ER: SO: BB: IBB: HBP: BLK: WP: HR: S: P: ERA: WHIP			

Batter	1	2	3	4	5	6	7	8	9	AB	R	H	RBI	BB	SO	LOB	BOTTOM		
Dale Mitchell, L OBP: 0.329, SLG: 0.358 (1.7)	0-0 SH1-3 HR		4-0 L4-3 BB	4-0 1-2 2-3 3H BB		0-0 FC3-6 1B		0-0 F7		2	1	2	1	2	0	0	Washington Senators @ Cleveland Indians Cleveland Municipal Stadium, Cleveland, OH Mon Jul 16 1951, 3:33 AM EDT Att: 5,933 - Unknown livebaseballscorecards.com		
Bob Kennedy, R OBP: 0.303, SLG: 0.357 (7.9)										1	0	0	0	0	0	0			
Bobby Avila, R OBP: 0.384, SLG: 0.398 (1.4)	0-0 SH1-3 2-3		0-0 L4-3 1-2	0-3 K		0-0 F8		0-0 5-3		4	0	0	0	0	1	6			
Larry Doby, L OBP: 0.462, SLG: 0.589 (1.8)	0-0 F5		0-0 FC4-6 1B		0-3 K	0-0 FC3-6 HR				4	1	1	0	0	1	3			
Sam Chapman, R OBP: 0.325, SLG: 0.331 (7.8)										0	0	0	0	0	0	0			
Luke Easter, L OBP: 0.387, SLG: 0.557 (1.3)	0-0 HR		0-0 FC4-6 1-2		0-0 HR	0-0 HR		0-0 HR		4	3	3	5	0	0	1			
Al Rosen, R OBP: 0.364, SLG: 0.454 (1.5)	0-0 6-3			4-0 BB 1B BB	0-0 HR	0-0 1-3				3	2	1	2	1	0	0			
Harry Simpson, L OBP: 0.335, SLG: 0.288 (1.9)		0-0 4-3		0-0 F8	0-0 1B			0-0 1B		4	0	2	0	0	0	1			
Ray Boone, R OBP: 0.327, SLG: 0.321 (1.6)		0-0 F7		0-0 BB 1B	0-0 F8			0-0 G1-6-3 1B		4	0	2	0	0	0	1			
Jim Hegan, R OBP: 0.341, SLG: 0.430 (1.2)		0-0 1B 1B		0-0 F7	0-0 1-3			0-0 G1-6-3 1-2		4	0	1	0	0	0	4			
Steve Gromek, S OBP: 0.545, SLG: 0.375 (1.1)		0-0 1-3 1B		4-0 BB BB	0-0 FC3-6 HR 1B			0-0 4-3		3	1	2	0	1	0	0			
Inning Stats	R: 2 E: 0 K: 0 S: 5	H: 2 LOB: 0 BB: 0 P: 5	R: 0 E: 0 K: 0 S: 4	H: 2 LOB: 2 BB: 0 P: 4	R: 0 E: 0 K: 0 S: 3	H: 1 LOB: 1 BB: 1 P: 7	R: 1 E: 0 K: 1 S: 6	H: 1 LOB: 3 BB: 3 P: 18	R: 2 E: 0 K: 1 S: 8	H: 3 LOB: 1 BB: 0 P: 8	R: 3 E: 0 K: 0 S: 6	H: 3 LOB: 0 BB: 0 P: 6	R: 0 E: 0 K: 0 S: 3	H: 2 LOB: 2 BB: 0 P: 3	R: 0 E: 0 K: 0 S: 3	H: 0 LOB: 0 BB: 0 P: 3	1B: 10 2B: 2 3B: 0 HR: 3	SF: 0 SAC: 1 DP: 2 HBP: 0	WP: 0 PA: 38 PB: 0 SB: 0 CS: 0
PITCHER Julio Moreno, R ERA: 4.71 (1.1)	IP: 5.0 WLS: L BF: 26 H: 9 R: 5 ER: 5 SO: 2 BB: 4 IBB: 0 HBP: 0 BLK: 0 WP: 0 HR: 2 S: 26 P: 42 ERA: 9.00 WHIP: 2.600															PITCHER IP: WLS: BF: H: R: ER: SO: BB: IBB: HBP: BLK: WP: HR: S: P: ERA: WHIP			
Tom Ferrick, R ERA: 5.92 (6.1)	3.0 12 5 3 3 0 0 0 0 0 0 1 12 12 9.00 1.667																		


Batter	1	2	3	4	5	6	7	8	9	AB	R	H	RBI	BB	SO	LOB	TOP													
Dom DiMaggio, R (1, 8) OBP: 0.375, SLG: 0.452	6-3		E5 6 G4-6-3		F5			1B		4	0	2	1	0	0	1	Boston Red Sox @ Cleveland Indians Cleveland Municipal Stadium, Cleveland, OH Tue Jul 17 1951, 3:33 AM EDT Att: 38,154 - Unknown													
6 Johnny Pesky, L (1, 6) OBP: 0.405, SLG: 0.365	F9		G4-6-3			G3		F4		4	0	0	0	0	0	3														
Ted Williams, L (1, 7) OBP: 0.491, SLG: 0.604	F7			F3		6-3			4-3	4	0	0	0	0	0	0														
Vern Stephens, R (1, 5) OBP: 0.372, SLG: 0.526		K		6-3		6-3			FC1-4 1B	2	0	0	0	0	1	0														
Fred Hatfield, L (4, 5) OBP: 0.320, SLG: 0.318										2	0	1	0	0	0	0														
Bobby Doerr, R (1, 4) OBP: 0.372, SLG: 0.434	F9			F9			4-3		FC1-4 BB 1B	4	1	0	0	0	0	1														
Lou Boudreau, R (1, 3) OBP: 0.356, SLG: 0.424	F9				HR		K		1B HR BB	3	2	1	1	1	1	0														
Clyde Vollmer, R (1, 9) OBP: 0.361, SLG: 0.526			6-3		5-3		L6		HR 1B	4	1	1	1	0	0	0														
Les Moss, R (1, 2) OBP: 0.288, SLG: 0.293			1B E BB		SH1-3 1B			F8	1B HR	2	1	1	0	1	0	0														
Charlie Maxwell, L (9, PH) OBP: 0.209, SLG: 0.304					SH1-3			F4	K	1	1	1	3	0	0	0														
Mel Parnell, L (1, 1) OBP: 0.354, SLG: 0.302										1	0	1	0	0	0	0														
Walt Masterson, R (4, 1) OBP: 0.412, SLG: 0.516										0	0	0	0	0	0	0														
Willard Nixon, L (6, 1) OBP: 0.279, SLG: 0.333										1	0	0	0	0	0	0														
Mickey McDermott, L (9, PH) OBP: 0.279, SLG: 0.333										1	0	0	0	0	1	0														
Inning Stats	R: 0 E: 0 K: 0 S: 3	H: 0 LOB: 0 BB: 0 P: 3	R: 0 E: 0 K: 1 S: 5	H: 0 LOB: 0 BB: 0 P: 5	R: 1 E: 1 K: 0 S: 4	H: 2 LOB: 1 BB: 1 P: 8	R: 0 E: 0 K: 0 S: 3	H: 0 LOB: 0 BB: 0 P: 3	R: 1 E: 0 K: 0 S: 5	H: 2 LOB: 1 BB: 0 P: 5	R: 0 E: 0 K: 1 S: 5	H: 0 LOB: 0 BB: 0 P: 5	R: 0 E: 0 K: 1 S: 5	H: 0 LOB: 0 BB: 0 P: 5	R: 0 E: 0 K: 1 S: 4	H: 1 LOB: 1 BB: 0 P: 4	R: 4 E: 0 K: 1 S: 8	H: 3 LOB: 0 BB: 1 P: 12	1B: 6 2B: 0 3B: 0 HR: 2	SF: 0 SAC: 1 DP: 1 HBP: 0	WP: 0 PA: 36 PB: 0 SB: 0 CS: 0									
PITCHER Bob Feller, R (1, 1) ERA: 2.94	IP: 9.0 WLS: W BF: 36 H: 8 R: 6 ER: 6 SO: 3	IP: 9.0 WLS: W BF: 36 H: 8 R: 6 ER: 6 SO: 3	IP: 9.0 WLS: W BF: 36 H: 8 R: 6 ER: 6 SO: 3	IP: 9.0 WLS: W BF: 36 H: 8 R: 6 ER: 6 SO: 3	IP: 9.0 WLS: W BF: 36 H: 8 R: 6 ER: 6 SO: 3	IP: 9.0 WLS: W BF: 36 H: 8 R: 6 ER: 6 SO: 3	IP: 9.0 WLS: W BF: 36 H: 8 R: 6 ER: 6 SO: 3	IP: 9.0 WLS: W BF: 36 H: 8 R: 6 ER: 6 SO: 3	IP: 9.0 WLS: W BF: 36 H: 8 R: 6 ER: 6 SO: 3	IP: 9.0 WLS: W BF: 36 H: 8 R: 6 ER: 6 SO: 3	IP: 9.0 WLS: W BF: 36 H: 8 R: 6 ER: 6 SO: 3	IP: 9.0 WLS: W BF: 36 H: 8 R: 6 ER: 6 SO: 3	IP: 9.0 WLS: W BF: 36 H: 8 R: 6 ER: 6 SO: 3	IP: 9.0 WLS: W BF: 36 H: 8 R: 6 ER: 6 SO: 3	IP: 9.0 WLS: W BF: 36 H: 8 R: 6 ER: 6 SO: 3	IP: 9.0 WLS: W BF: 36 H: 8 R: 6 ER: 6 SO: 3	IP: 9.0 WLS: W BF: 36 H: 8 R: 6 ER: 6 SO: 3	ERA: 6.00 WHIP: 1.111	PITCHER	IP: 9.0 WLS: W BF: 36 H: 8 R: 6 ER: 6 SO: 3	IP: 9.0 WLS: W BF: 36 H: 8 R: 6 ER: 6 SO: 3	IP: 9.0 WLS: W BF: 36 H: 8 R: 6 ER: 6 SO: 3	IP: 9.0 WLS: W BF: 36 H: 8 R: 6 ER: 6 SO: 3	IP: 9.0 WLS: W BF: 36 H: 8 R: 6 ER: 6 SO: 3	IP: 9.0 WLS: W BF: 36 H: 8 R: 6 ER: 6 SO: 3	IP: 9.0 WLS: W BF: 36 H: 8 R: 6 ER: 6 SO: 3	IP: 9.0 WLS: W BF: 36 H: 8 R: 6 ER: 6 SO: 3	IP: 9.0 WLS: W BF: 36 H: 8 R: 6 ER: 6 SO: 3	IP: 9.0 WLS: W BF: 36 H: 8 R: 6 ER: 6 SO: 3	ERA: 6.00 WHIP: 1.111

AB	33
R	6
H	8
RBI	6
BB	2
SO	3
LOB	5



Batter	1	2	3	4	5	6	7	8	9	AB	R	H	RBI	BB	SO	LOB	BOTTOM												
Dale Mitchell, L (1, 7) OBP: 0.331, SLG: 0.360	F6		SH PB 1B	1B				F7		4	1	2	1	0	0	0	Boston Red Sox @ Cleveland Indians Cleveland Municipal Stadium, Cleveland, OH Tue Jul 17 1951, 3:33 AM EDT Att: 38,154 - Unknown												
Bobby Avila, R (1, 4) OBP: 0.382, SLG: 0.396	E6 G4-6-3		1B PB	4-3		L7				4	1	1	1	0	0	2													
Lary Doby, L (1, 8) OBP: 0.460, SLG: 0.584	G4-6-3		1B PB							2	0	0	0	1	1	3													
Sam Chapman, R (5, PR) OBP: 0.324, SLG: 0.329			K			K				1	1	0	0	0	1	1													
Luke Easter, L (1, 3) OBP: 0.393, SLG: 0.558		FC3-5 1B BB	1B		1B BB	4-3				3	2	2	2	1	0	1													
Al Rosen, R (1, 5) OBP: 0.369, SLG: 0.456		L6-4 FC3-5 1B	2B 1B		E 1B BB		F8			3	1	2	1	1	0	0													
Bob Kennedy, R (1, 9) OBP: 0.307, SLG: 0.365		FC3-5	1B		E 1B		K			4	0	2	3	0	1	2													
Ray Boone, R (1, 6) OBP: 0.326, SLG: 0.317	L6-4		1B PB BB		1-3		K			3	1	0	0	1	1	4													
Jim Hegan, R (1, 2) OBP: 0.340, SLG: 0.425			L8		K			K		3	0	0	0	1	2	1													
Bob Feller, R (1, 1) OBP: 0.218, SLG: 0.176			SH 1B BB		F5		K			3	1	0	0	1	2	3													
Inning Stats	R: 0 E: 1 K: 0 S: 3	H: 0 LOB: 0 BB: 0 P: 3	R: 0 E: 0 K: 0 S: 3	H: 1 LOB: 1 BB: 1 P: 7	R: 5 E: 1 K: 1 S: 9	H: 4 LOB: 1 BB: 1 P: 13	R: 1 E: 0 K: 1 S: 6	H: 1 LOB: 1 BB: 1 P: 10	R: 2 E: 1 K: 1 S: 6	H: 2 LOB: 2 BB: 3 P: 18	R: 0 E: 0 K: 1 S: 6	H: 1 LOB: 1 BB: 0 P: 6	R: 0 E: 0 K: 2 S: 7	H: 0 LOB: 0 BB: 0 P: 7	R: 0 E: 0 K: 2 S: 7	H: 0 LOB: 0 BB: 0 P: 7	1B: 8 2B: 2 3B: 0 HR: 0	SF: 0 SAC: 1 DP: 2 HBP: 0	WP: 0 PA: 37 PB: 2 SB: 0 CS: 0										
PITCHER Mel Parnell, L (1, 1) ERA: 3.3	IP: 3.0 WLS: L BF: 15 H: 5 R: 5 ER: 5 SO: 1	IP: 3.0 WLS: L BF: 15 H: 5 R: 5 ER: 5 SO: 1	IP: 3.0 WLS: L BF: 15 H: 5 R: 5 ER: 5 SO: 1	IP: 3.0 WLS: L BF: 15 H: 5 R: 5 ER: 5 SO: 1	IP: 3.0 WLS: L BF: 15 H: 5 R: 5 ER: 5 SO: 1	IP: 3.0 WLS: L BF: 15 H: 5 R: 5 ER: 5 SO: 1	IP: 3.0 WLS: L BF: 15 H: 5 R: 5 ER: 5 SO: 1	IP: 3.0 WLS: L BF: 15 H: 5 R: 5 ER: 5 SO: 1	IP: 3.0 WLS: L BF: 15 H: 5 R: 5 ER: 5 SO: 1	IP: 3.0 WLS: L BF: 15 H: 5 R: 5 ER: 5 SO: 1	IP: 3.0 WLS: L BF: 15 H: 5 R: 5 ER: 5 SO: 1	IP: 3.0 WLS: L BF: 15 H: 5 R: 5 ER: 5 SO: 1	IP: 3.0 WLS: L BF: 15 H: 5 R: 5 ER: 5 SO: 1	IP: 3.0 WLS: L BF: 15 H: 5 R: 5 ER: 5 SO: 1	IP: 3.0 WLS: L BF: 15 H: 5 R: 5 ER: 5 SO: 1	IP: 3.0 WLS: L BF: 15 H: 5 R: 5 ER: 5 SO: 1	IP: 3.0 WLS: L BF: 15 H: 5 R: 5 ER: 5 SO: 1	ERA: 0.00 WHIP: 2.333	PITCHER	IP: 3.0 WLS: L BF: 15 H: 5 R: 5 ER: 5 SO: 1	IP: 3.0 WLS: L BF: 15 H: 5 R: 5 ER: 5 SO: 1	IP: 3.0 WLS: L BF: 15 H: 5 R: 5 ER: 5 SO: 1	IP: 3.0 WLS: L BF: 15 H: 5 R: 5 ER: 5 SO: 1	IP: 3.0 WLS: L BF: 15 H: 5 R: 5 ER: 5 SO: 1	IP: 3.0 WLS: L BF: 15 H: 5 R: 5 ER: 5 SO: 1	IP: 3.0 WLS: L BF: 15 H: 5 R: 5 ER: 5 SO: 1	IP: 3.0 WLS: L BF: 15 H: 5 R: 5 ER: 5 SO: 1	IP: 3.0 WLS: L BF: 15 H: 5 R: 5 ER: 5 SO: 1	ERA: 0.00 WHIP: 0.333



Batter	1	2	3	4	5	6	7	8	9	AB	R	H	RBI	BB	SO	LOB	TOP			
Dom DiMaggio, R OBP: 0.375, SLG: 0.454	L1		L1		6-3 1B	6-3			6-3 2B	5	1	2	0	0	0	1				
6 Johnny Pesky, L OBP: 0.413, SLG: 0.377	HBP			F8 2B	1B E		5-3		HBP FC3-2 1B	4	1	3	0	0	0	0				
Ted Williams, L OBP: 0.487, SLG: 0.597	F8			F8 2-3	E 1B		3-1		FC3-2 HBP	5	0	1	1	1	0	0	4			
Lou Boudreau, R OBP: 0.353, SLG: 0.416	F7			L4	E6		K		FC6-4 HBP	4	0	0	0	0	1	3				
Bobby Doerr, R OBP: 0.370, SLG: 0.429		1-3		FC6-4 BB	F8			F9	K	4	0	0	0	1	1	5				
Billy Goodman, L OBP: 0.384, SLG: 0.372	1-3			FC6-4		K			FC6-4	5	0	1	0	0	1	5				
Clyde Vollmer, R OBP: 0.371, SLG: 0.547	F8				HR	E BB			IBB	2	2	1	1	2	0	0				
Buddy Rosar, R OBP: 0.359, SLG: 0.321			F8		F2	E8 4-3 1B		F9		4	0	1	0	0	0	2				
Leo Kiely, L OBP: 0.125, SLG: 0.125			F7		F7	4-3		K		2	0	0	0	0	0	0				
Bill Wright, L OBP: 0.160, SLG: 0.087										1	0	0	0	0	0	1				
Ellis Kinder, R OBP: 0.050, SLG: 0.100										1	0	0	0	0	1	2				
Inning Stats	R: 0 E: 0 K: 0 S: 3	H: 0 LOB: 1 BB: 0 P: 4	R: 0 E: 0 K: 0 S: 3	H: 0 LOB: 0 BB: 0 P: 3	R: 0 E: 0 K: 0 S: 3	H: 1 LOB: 2 BB: 1 P: 8	R: 3 E: 1 K: 0 S: 8	H: 4 LOB: 2 BB: 0 P: 8	R: 1 E: 1 K: 1 S: 6	H: 1 LOB: 1 BB: 1 P: 10	R: 0 E: 0 K: 1 S: 5	H: 0 LOB: 0 BB: 0 P: 5	R: 0 E: 0 K: 1 S: 6	H: 1 LOB: 2 BB: 1 P: 10	R: 0 E: 0 K: 1 S: 7	H: 2 LOB: 3 BB: 0 P: 8	1B: 5 2B: 3 3B: 0 HR: 1	SF: 0 SAC: 0 DP: 0 HBP: 2	WP: 0 PB: 0 SB: 0 CS: 0	PA: 42
PITCHER	IP WLS BF H R ER SO BB IBB HBP BLK WP HR S P ERA WHIP																			
Bob Lemon, R ERA: 3.94	(1, 1) 7.0 L 31 6 4 2 2 2 2 0 1 0 0 0 1 32 41 2.57 1.143																			
Lou Brisse, L ERA: 4.54	(8, 1) 1.0 5 1 0 0 1 0 1 0 0 0 0 6 10 0.00 1.000																			
Mike Garcia, R ERA: 2.88	(9, 1) 1.0 6 2 0 0 1 0 0 1 0 0 0 7 8 0.00 2.000																			

Boston Red Sox @ Cleveland Indians
Cleveland Municipal Stadium, Cleveland, OH
Wed Jul 18 1951, 3:33 AM EDT
Att: 37,542 - Unknown

AB 37
R 4
H 9
RBI 2
BB 3
SO 4
LOB 23



Batter	1	2	3	4	5	6	7	8	9	AB	R	H	RBI	BB	SO	LOB	BOTTOM			
Dale Mitchell, L OBP: 0.329, SLG: 0.357	F9		FC6-4 1B		L7		F4		4-3	5	0	1	0	0	0	1				
Bobby Avila, R OBP: 0.389, SLG: 0.404	1-3 1B		FC6-4 S 1-2f		2B 1B		2B 1B		1B	5	1	4	0	0	0	1				
Larry Doby, L OBP: 0.459, SLG: 0.582	1-3 1-2		K		L6-4 1-3 2B		2B BB		K	4	1	1	0	1	2	3				
Luke Easter, L OBP: 0.398, SLG: 0.560	FC4 BB		FC6-4 BB		L6-4		2B		K	3	0	1	3	2	1	3				
Al Rosen, R OBP: 0.367, SLG: 0.452	FC4 1-2f		FC6-4 1-2f			BB	K			3	0	0	0	1	1	5				
Bob Kennedy, R OBP: 0.301, SLG: 0.357		F9		F8		L7	F6			4	0	0	0	0	0	2				
Ray Boone, R OBP: 0.322, SLG: 0.313		F9		F8		L4		F8		4	0	0	0	0	0	1				
Jim Hegan, R OBP: 0.342, SLG: 0.435						F7		5-3		4	0	2	0	0	0	1				
Bob Lemon, L OBP: 0.182, SLG: 0.235		F8			5-3			5-3		2	0	0	0	0	0	2				
Snuity Stirmweiss, R OBP: 0.337, SLG: 0.294										0	1	0	0	1	0	0				
Lou Brisse, L OBP: 0.238, SLG: 0.286										0	0	0	0	0	0	0				
Harry Simpson, L OBP: 0.333, SLG: 0.286										1	0	0	0	0	0	0				
Mike Garcia, R OBP: 0.194, SLG: 0.250							BB 1B 2B BB			0	0	0	0	0	0	0				
Inning Stats	R: 0 E: 0 K: 0 S: 4	H: 1 LOB: 2 BB: 1 P: 8	R: 0 E: 0 K: 0 S: 4	H: 1 LOB: 1 BB: 0 P: 4	R: 0 E: 0 K: 1 S: 6	H: 1 LOB: 2 BB: 1 P: 10	R: 0 E: 0 K: 0 S: 4	H: 1 LOB: 1 BB: 0 P: 4	R: 0 E: 0 K: 0 S: 3	H: 0 LOB: 1 BB: 1 P: 7	R: 3 E: 0 K: 1 S: 7	H: 2 LOB: 1 BB: 2 P: 15	R: 0 E: 0 K: 0 S: 3	H: 0 LOB: 0 BB: 0 P: 3	R: 0 E: 0 K: 2 S: 8	H: 1 LOB: 1 BB: 0 P: 8	1B: 6 2B: 3 3B: 1 HR: 0	SF: 0 SAC: 0 DP: 1 HBP: 0	WP: 0 PB: 0 SB: 1 CS: 0	PA: 40
PITCHER	IP WLS BF H R ER SO BB IBB HBP BLK WP HR S P ERA WHIP																			
Leo Kiely, L ERA: 2.7	(1, 1) 4.1 21 2 3 3 0 3 0 0 0 0 0 0 7 19 13.50 2.500																			
Bill Wright, L ERA: 6.36	(5, 1) 2.0 10 2 3 3 0 3 0 0 0 0 0 0 7 19 13.50 2.500																			
Ellis Kinder, R ERA: 3.57	(7, 1) 2.2 W 9 1 0 0 3 0 0 0 0 0 0 0 15 15 0.00 0.375																			

Boston Red Sox @ Cleveland Indians
Cleveland Municipal Stadium, Cleveland, OH
Wed Jul 18 1951, 3:33 AM EDT
Att: 37,542 - Unknown

AB 35
R 3
H 9
RBI 3
BB 5
SO 4
LOB 19




Batter	1	2	3	4	5	6	7	8	9	10	11	AB	R	H	RBI	BB	SO	LOB	TOP						
Dom DiMaggio, R OBP: 0.371, SLG: 0.450 (1, 8)	F2		1-3 1B		F4			K		F8		5	0	1	0	0	1	0							
6 Johnny Pesky, L OBP: 0.416, SLG: 0.379 (7, 4)	FC6-4 BB		1-3 1B		4-3					4-3		4	0	2	0	1	0	0							
Ted Williams, L OBP: 0.483, SLG: 0.589 (1, 7)	F9		1-3					1-3		1-3		4	0	0	0	1	0	4							
Lou Boudreau, R OBP: 0.346, SLG: 0.407 (7, 6)	FC6-4		FC5-2-5-2					F4		F8		5	0	0	0	0	0	4							
Bobby Doerr, R OBP: 0.370, SLG: 0.431 Fred Hatfield, L OBP: 0.333, SLG: 0.333 (7, 5)		SH1-3 HR 2B	6-3					F9				3	1	1	0	0	0	2							
Billy Goodman, L OBP: 0.382, SLG: 0.370 (1, 3)		SH1-3			4-3							4	0	1	0	0	0	0							
Clyde Vollmer, R OBP: 0.372, SLG: 0.585 (1, 9)		HR			K			K		F4		5	2	2	3	0	2	2							
Buddy Rosar, R OBP: 0.347, SLG: 0.310 Vern Stephens, R OBP: 0.375, SLG: 0.528 Willard Nixon, L OBP: 0.412, SLG: 0.516 Les Moss, R OBP: 0.290, SLG: 0.293 (1, 2)		F9			K			5-3				3	0	0	0	0	1	0							
Mickey McDermott, L OBP: 0.259, SLG: 0.318 Charlie Maxwell, L OBP: 0.292, SLG: 0.292 Harry Taylor, R OBP: 0.148, SLG: 0.154 (8, PH) (8, 1)		4-3			K					1-3		2	0	0	0	0	1	0							
Inning Stats	R: 0 E: 0 K: 1 S: 3	H: 0 LOB: 1 BB: 0 P: 7	R: 2 E: 0 K: 0 S: 5	H: 2 LOB: 0 BB: 0 P: 5	R: 0 E: 0 K: 1 S: 5	H: 2 LOB: 2 BB: 0 P: 5	R: 0 E: 0 K: 2 S: 7	H: 0 LOB: 0 BB: 0 P: 7	R: 0 E: 0 K: 1 S: 5	H: 0 LOB: 0 BB: 0 P: 5	R: 0 E: 0 K: 2 S: 8	H: 1 LOB: 1 BB: 0 P: 8	R: 1 E: 0 K: 0 S: 6	H: 3 LOB: 2 BB: 1 P: 6	R: 0 E: 0 K: 0 S: 3	H: 0 LOB: 1 BB: 1 P: 7	R: 1 E: 0 K: 0 S: 4	H: 1 LOB: 1 BB: 1 P: 8	1B: 6 2B: 1 3B: 0 HR: 2	SF: 0 SAC: 1 DP: 0 HBP: 0	WP: 0 PB: 0 SB: 1 CS: 0	PA: 45			
PITCHER Early Wynn, R ERA: 3.62 (1, 1)	IP: 11.0 WLS: 7 BF: 45	H: 9 R: 4 ER: 4 SO: 6	BB: 3 IBB: 0 HBP: 0 BLK: 0	WP: 0 HR: 2 S: 54 P: 66	ERA: 3.27 WHIP: 1.091																				

Boston Red Sox @ Cleveland Indians
Cleveland Municipal Stadium, Cleveland, OH
Thu Jul 19 1951, 3:33 AM EDT
Att: 10,502 - Unknown

livebaseballscores.com

AB 41
R 4
H 9
RBI 4
BB 3
SO 6
LOB 15




Batter	1	2	3	4	5	6	7	8	9	10	11	AB	R	H	RBI	BB	SO	LOB	BOTTOM						
Dale Mitchell, L OBP: 0.328, SLG: 0.353 Harry Simpson, L OBP: 0.330, SLG: 0.284 (1, 7) (9, 7)	4-3		1B BB	F4		FC6-4			FC1-6 1B		K	3	0	0	0	1	0	4							
Bobby Avila, R OBP: 0.388, SLG: 0.411 (1, 4)					6-3							5	1	4	1	1	0	0							
Larry Doby, L OBP: 0.453, SLG: 0.573 Sam Chapman, R OBP: 0.325, SLG: 0.331 (1, 8) (8, 8)					F7			F7		F7		4	0	0	0	0	2	4							
Luke Easter, L OBP: 0.394, SLG: 0.556 (1, 3)	4-3				1-3			G4-6-3		4-3		5	1	1	1	0	0	4							
Al Rosen, R OBP: 0.365, SLG: 0.448 (1, 5)					5-3					F6		5	0	1	0	0	0	1							
Bob Kennedy, R OBP: 0.383, SLG: 0.355 (1, 9)		G5-4-3 1B			6-3					1-3		4	1	1	0	0	0	1							
Ray Boone, R OBP: 0.323, SLG: 0.314 (1, 6)		F4			4-3 1B					F8		5	1	2	1	0	0	1							
Jim Hegan, R OBP: 0.345, SLG: 0.436 Bob Lemon, L OBP: 0.196, SLG: 0.269 (1, 2) (11, PH)					5-3					G3		4	0	2	0	0	0	1							
Early Wynn, S OBP: 0.298, SLG: 0.276 (1, 1)					1-3							4	0	2	2	0	0	2							
Inning Stats	R: 0 E: 0 K: 1 S: 6	H: 1 LOB: 1 BB: 0 P: 6	R: 0 E: 0 K: 0 S: 3	H: 1 LOB: 0 BB: 0 P: 3	R: 0 E: 0 K: 1 S: 6	H: 1 LOB: 1 BB: 1 P: 10	R: 2 E: 0 K: 0 S: 6	H: 3 LOB: 2 BB: 0 P: 7	R: 0 E: 0 K: 0 S: 3	H: 0 LOB: 0 BB: 1 P: 3	R: 1 E: 0 K: 0 S: 4	H: 1 LOB: 1 BB: 0 P: 4	R: 0 E: 0 K: 0 S: 5	H: 2 LOB: 2 BB: 0 P: 5	R: 0 E: 0 K: 0 S: 3	H: 0 LOB: 0 BB: 0 P: 3	R: 2 E: 0 K: 1 S: 7	H: 3 LOB: 1 BB: 0 P: 7	1B: 13 2B: 2 3B: 0 HR: 0	SF: 0 SAC: 1 DP: 2 HBP: 1	WP: 0 PB: 0 SB: 0 CS: 0	PA: 48			
PITCHER Mickey McDermott, L ERA: 2.9 Harry Taylor, R ERA: 5.45 (1, 1) (8, 1)	IP: 7.0 WLS: 3 BF: 31	H: 9 R: 2 ER: 2 SO: 2	BB: 2 IBB: 0 HBP: 0 BLK: 0	WP: 0 HR: 0 S: 32 P: 41	ERA: 3.86 WHIP: 1.571																				

Boston Red Sox @ Cleveland Indians
Cleveland Municipal Stadium, Cleveland, OH
Thu Jul 19 1951, 3:33 AM EDT
Att: 10,502 - Unknown

livebaseballscores.com

AB 44
R 5
H 15
RBI 5
BB 2
SO 3
LOB 22



Batter	1	2	3	4	5	6	7	8	9	10	AB	R	H	RBI	BB	SO	LOB	TOP			
Eddie Joost, R OBP: 0.395, SLG: 0.471 (1.6)	4-3		G4-6-3			G3		6-3			4	0	0	0	0	0	1	Philadelphia Athletics @ Cleveland Indians Cleveland Municipal Stadium, Cleveland, OH Fri Jul 20 1951, 3:33 AM EDT Att: 16,519 - Unknown livebaseballscorecards.com			
Elmer Valo, L OBP: 0.400, SLG: 0.449 (1.9)	4-3			4-3		1B		G3			4	0	1	0	0	0	0				
Dave Philley, S OBP: 0.326, SLG: 0.348 (1.8)	1-6-3			F5		1B		4-3			4	0	1	0	0	0	0				
Gus Zernial, R OBP: 0.375, SLG: 0.600 (1.7)		K				K				K2-3	4	0	1	0	0	3	2				
Lou Limmer, L OBP: 0.299, SLG: 0.341 (1.3)		BB				1B		F9		F5	3	0	0	0	1	1	1				
Hank Majeski, R OBP: 0.345, SLG: 0.361 (1.5)		F8				K2-3		F7		F9	4	0	0	0	0	1	1				
Lou Klein, R OBP: 0.282, SLG: 0.393 (1.4) Pete Suder, R OBP: 0.301, SLG: 0.293 (7.4)		5-3				F5		5-3		F8	3	0	0	0	0	1	1				
Ray Murray, R OBP: 0.322, SLG: 0.279 (1.2)						K				F3	0	0	0	0	0	0	0				
Sam Zoldak, L OBP: 0.333, SLG: 0.381 (1.1)						F7		F5			3	0	1	0	0	0	0				
Inning Stats	R: 0 E: 0 K: 0 S: 3	H: 0 LOB: 0 BB: 0 P: 3	R: 0 E: 0 K: 1 S: 5	H: 0 LOB: 1 BB: 1 P: 9	R: 0 E: 0 K: 1 S: 5	H: 1 LOB: 0 BB: 0 P: 5	R: 0 E: 0 K: 1 S: 6	H: 1 LOB: 1 BB: 0 P: 6	R: 0 E: 0 K: 2 S: 7	H: 0 LOB: 0 BB: 0 P: 7	R: 0 E: 0 K: 0 S: 3	H: 0 LOB: 0 BB: 0 P: 3	R: 0 E: 0 K: 1 S: 5	H: 0 LOB: 0 BB: 0 P: 5	R: 0 E: 0 K: 0 S: 3	H: 0 LOB: 0 BB: 0 P: 3	1B: 4 2B: 0 3B: 0 HR: 0		SF: 0 SAC: 0 DP: 1 HBP: 0	WP: 0 PA: 34 PB: 0 SB: 0 CS: 0	
PITCHER Mike Garcia, R ERA: 2.67 (1.1)	IP: 10.0 W: 7 L: 10	WLS: 34 BF: 4	H: 4 R: 0 ER: 0 SO: 7	BB: 1 IBB: 0 HBP: 0 BLK: 0	WP: 0 HR: 0 S: 47 P: 51	ERA: 0.00 WHIP: 0.500															

Batter	1	2	3	4	5	6	7	8	9	10	AB	R	H	RBI	BB	SO	LOB	BOTTOM			
Dale Mitchell, L OBP: 0.325, SLG: 0.354 (1.7)	4-3					F9		F3		FC4-3	5	1	1	0	0	0	2	Philadelphia Athletics @ Cleveland Indians Cleveland Municipal Stadium, Cleveland, OH Fri Jul 20 1951, 3:33 AM EDT Att: 16,519 - Unknown livebaseballscorecards.com			
Bobby Avila, R OBP: 0.398, SLG: 0.415 (1.4)	1-3		5-3			F7		S		2B	5	0	2	1	0	0	2				
Larry Doby, L OBP: 0.451, SLG: 0.566 (1.8)	F8					3-1		K			3	0	0	0	1	1	1				
Luke Easter, L OBP: 0.387, SLG: 0.546 (1.3)		F2				E4		F8		4-3	4	0	0	0	0	0	1				
Al Rosen, R OBP: 0.351, SLG: 0.442 (1.5)		5-3				G6-4-3		5-3		K	4	0	0	0	0	1	2				
Bob Kennedy, R OBP: 0.307, SLG: 0.363 (1.9)		6-3				F6				2B	4	0	2	0	0	0	1				
Ray Boone, R OBP: 0.322, SLG: 0.311 (1.6)						F7				6-3	3	0	0	0	1	0	1				
Birdie Tebbetts, R OBP: 0.250, SLG: 0.278 (1.2)						F8		F7		F7	4	0	0	0	0	0	2				
Mike Garcia, R OBP: 0.226, SLG: 0.288 (1.1)						F6				FC4-3	4	0	3	0	0	0	0				
Inning Stats	R: 0 E: 0 K: 0 S: 3	H: 0 LOB: 0 BB: 0 P: 3	R: 0 E: 0 K: 0 S: 3	H: 0 LOB: 0 BB: 0 P: 3	R: 0 E: 0 K: 0 S: 5	H: 2 LOB: 2 BB: 0 P: 5	R: 0 E: 1 K: 0 S: 3	H: 0 LOB: 1 BB: 1 P: 7	R: 0 E: 0 K: 0 S: 3	H: 0 LOB: 0 BB: 0 P: 3	R: 0 E: 0 K: 0 S: 4	H: 1 LOB: 2 BB: 1 P: 8	R: 0 E: 0 K: 1 S: 6	H: 2 LOB: 1 BB: 0 P: 6	R: 0 E: 0 K: 1 S: 6	H: 1 LOB: 1 BB: 0 P: 6	R: 1 E: 0 K: 0 S: 4		H: 2 LOB: 1 BB: 0 P: 4	1B: 5 2B: 3 3B: 0 HR: 0	SF: 0 SAC: 0 DP: 1 HBP: 0
PITCHER Sam Zoldak, L ERA: 2.67 (1.1)	IP: 9.2 W: 9 L: 9	WLS: 38 BF: 8	H: 8 R: 1 ER: 1 SO: 2	BB: 2 IBB: 0 HBP: 0 BLK: 0	WP: 0 HR: 0 S: 40 P: 48	ERA: 0.93 WHIP: 1.034															

Batter	1	2	3	4	5	6	7	8	9	AB	R	H	RBI	BB	SO	LOB	TOP					
Eddie Joost, R OBP: 0.392, SLG: 0.466 (1, 6)	0-0 5-3		0-0 1-2 1B		0-0 6-3			0-0 F9	0-0 F4	5	0	1	0	0	0	0	Philadelphia Athletics @ Cleveland Indians Cleveland Municipal Stadium, Cleveland, OH Sat Jul 21 1951, 3:33 AM EDT Att: 12,700 - Unknown livebaseballscorecards.com					
Elmer Valo, L OBP: 0.400, SLG: 0.448 (1, 9)	0-0 F8		0-0 4-3			0-0 S 1B 1B		0-0 1B 1B	0-0 F7	5	1	2	0	0	0	2						
Dave Philley, S OBP: 0.331, SLG: 0.353 (1, 8)	0-0 F8			0-0 FC6 1B		0-0 S 1B		0-0 BB 1B 1B		4	1	3	0	0	0	0						
Gus Zernial, R OBP: 0.376, SLG: 0.597 (1, 7)		0-0 F6		0-3 K		4-0 G4-6-3 BB		0-0 1B BB F7 1B		3	1	1	1	1	1	1						
Lou Limmer, L OBP: 0.297, SLG: 0.330 (1, 3)		0-0 L4		0-0 FC6 BB 1-2		0-0 F6		4-0 1B BB F7 1B		3	0	0	0	1	0	4						
Hank Majeski, R OBP: 0.348, SLG: 0.361 (1, 5)		0-0 F9		4-0 BB 1-2		0-0 G4-6-3		0-0 1B BB		3	0	1	1	1	0	3						
Pete Suder, R OBP: 0.297, SLG: 0.289 (8, PH) Wally Moses, L OBP: 0.290, SLG: 0.228 (8, 1) Johnny Kucab, R OBP: 0.359, SLG: 0.307 (8, 1)			0-0 F4	0-0 1-3			0-0 F9	0-0 F7		3	0	0	0	0	0	2						
Joe Astroth, R OBP: 0.264, SLG: 0.265 (1, 2)			0-0 F4		0-0 F9		0-0 F6	0-0 F3		4	0	0	0	0	0	2						
Bobby Shantz, R OBP: 0.357, SLG: 0.316 (1, 1) Billy Hitchcock, R OBP: 0.359, SLG: 0.307 (8, 4)					0-0 F5		0-0 F5		0-0 L4	3	0	1	0	0	0	0						
Inning Stats	R: 0 E: 0 K: 0 S: 3	H: 0 LOB: 0 BB: 0 P: 3	R: 0 E: 0 K: 0 S: 3	H: 0 LOB: 0 BB: 0 P: 3	R: 0 E: 0 K: 1 S: 5	H: 2 LOB: 2 BB: 0 P: 5	R: 0 E: 0 K: 1 S: 6	H: 1 LOB: 1 BB: 1 P: 10	R: 0 E: 0 K: 0 S: 3	H: 0 LOB: 0 BB: 0 P: 3	R: 0 E: 0 K: 0 S: 4	H: 2 LOB: 2 BB: 1 P: 8	R: 0 E: 0 K: 0 S: 3	H: 0 LOB: 0 BB: 0 P: 3	R: 3 E: 0 K: 0 S: 7	H: 4 LOB: 2 BB: 1 P: 11		R: 0 E: 0 K: 0 S: 3	H: 0 LOB: 0 BB: 0 P: 3	1B: 9 2B: 0 3B: 0 HR: 0	SF: 0 SAC: 0 DP: 1 HBP: 0	WP: 0 PB: 0 SB: 2 CS: 0
PITCHER Bob Feller, R ERA: 2.95 (1, 1)	IP: 9.0 WLS: W BF: 38 H: 9 R: 3 ER: 3 SO: 1 BB: 3 IBB: 0 HBP: 0 BLK: 0 WP: 0 HR: 0 S: 37 P: 49 ERA: 3.00 WHIP: 1.333															PITCHER						

Batter	1	2	3	4	5	6	7	8	9	AB	R	H	RBI	BB	SO	LOB	BOTTOM			
Dale Mitchell, L OBP: 0.331, SLG: 0.360 (1, 7)	0-0 F9 1B L9 1B		0-0 FC1-4 1B	0-0 2-H 1B		0-0 5-3				4	1	3	1	0	0	0	Philadelphia Athletics @ Cleveland Indians Cleveland Municipal Stadium, Cleveland, OH Sat Jul 21 1951, 3:33 AM EDT Att: 12,700 - Unknown livebaseballscorecards.com			
Bobby Avila, R OBP: 0.399, SLG: 0.419 (1, 4)	0-0 S 1B		0-0 FC1-4 1B 1-2	0-0 F4			0-0 CS 2B			4	1	2	0	0	0	2				
Larry Doby, L OBP: 0.451, SLG: 0.577 (1, 8) Sam Chapman, R OBP: 0.325, SLG: 0.331 (8, 8)	0-0 F9		0-0 1B 1-3		0-0 HR		0-0 K			4	1	2	1	0	1	3				
Luke Easter, L OBP: 0.393, SLG: 0.561 (1, 3)	0-0 L9		0-0 FC3-4-6 1B	0-0 FC5-4 HBP		0-0 HR		0-0 K		3	1	2	3	0	0	1				
Al Rosen, R OBP: 0.357, SLG: 0.437 (1, 5)	0-0 F3		0-0 FC3-4-6 1-2	0-0 F3		0-0 K		0-0 K		4	0	0	0	0	1	4				
Bob Kennedy, R OBP: 0.306, SLG: 0.358 (1, 9)		0-3 K	0-0 F6		0-3 K		4-0 G5-4-3 BB			3	0	0	0	1	2	3				
Ray Boone, R OBP: 0.322, SLG: 0.310 (1, 6)	0-0 F9		0-0 FC5-4 1B	0-0 FC5-4 1-2		0-0 F5				4	0	1	0	0	0	2				
Jim Hegan, R OBP: 0.343, SLG: 0.433 (1, 2)	0-0 FC5-4 1B		0-0 FC5-4 SH3-4 1B	0-0 F7		0-0 G5-4-3				4	1	1	0	0	0	2				
Bob Feller, R OBP: 0.211, SLG: 0.170 (1, 1)	0-0 FC5-4 1-2		0-0 SH3-4		0-3 K					2	0	0	0	0	1	1				
Inning Stats	R: 1 E: 0 K: 0 S: 5	H: 2 LOB: 1 BB: 0 P: 5	R: 0 E: 0 K: 1 S: 6	H: 1 LOB: 1 BB: 0 P: 6	R: 1 E: 0 K: 0 S: 5	H: 3 LOB: 3 BB: 0 P: 6	R: 1 E: 0 K: 0 S: 5	H: 2 LOB: 1 BB: 0 P: 5	R: 1 E: 0 K: 1 S: 6	H: 1 LOB: 1 BB: 0 P: 7	R: 0 E: 0 K: 1 S: 5	H: 0 LOB: 0 BB: 0 P: 5	R: 1 E: 0 K: 2 S: 8	H: 2 LOB: 0 BB: 0 P: 8	R: 0 E: 0 K: 0 S: 2	H: 0 LOB: 0 BB: 1 P: 6		1B: 8 2B: 1 3B: 0 HR: 2	SF: 0 SAC: 1 DP: 1 HBP: 1	WP: 0 PB: 0 SB: 1 CS: 1
PITCHER Bobby Shantz, L ERA: 5.11 (1, 1) Johnny Kucab, R ERA: 5.44 (8, 1)	IP: 7.0 WLS: L BF: 32 H: 11 R: 5 ER: 5 SO: 5 BB: 0 IBB: 1 HBP: 1 BLK: 0 WP: 0 HR: 2 S: 41 P: 42 ERA: 6.43 WHIP: 1.571															PITCHER				

Batter	1	2	3	4	5	6	7	8	9	AB	R	H	RBI	BB	SO	LOB	TOP					
Eddie Joost, R OBP: 0.391, SLG: 0.463 (1, 6)										4	1	1	0	0	1	0	Philadelphia Athletics @ Cleveland Indians Cleveland Municipal Stadium, Cleveland, OH Sun Jul 22 1951, 3:33 AM EDT Unknown					
Elmer Valo, L OBP: 0.405, SLG: 0.448 (1, 9)										2	2	1	0	2	0	0						
Dave Philley, S OBP: 0.328, SLG: 0.349 (1, 8)										4	0	0	0	0	0	4						
Gus Zernial, R OBP: 0.375, SLG: 0.593 (1, 7)										4	1	1	2	0	1	1						
Lou Limmer, L OBP: 0.304, SLG: 0.337 (1, 3)										4	0	2	1	0	0	0						
Hank Majeski, R OBP: 0.346, SLG: 0.359 (1, 5)										4	0	1	0	0	0	3						
Pete Suder, R OBP: 0.296, SLG: 0.288 (1, 4)										4	0	1	1	0	0	1						
Ray Murray, R OBP: 0.314, SLG: 0.271 (1, 2)										0	0	0	0	0	0	0						
Wally Moses, L OBP: 0.287, SLG: 0.226 (9, PH)										1	0	0	0	0	0	0						
Dick Fowler, R OBP: 0.286, SLG: 0.250 (1, 1)										0	0	0	0	0	0	0						
Carl Scheib, R OBP: 0.405, SLG: 0.625 (3, PH)										4	0	0	0	0	1	0						
Inning Stats	R: 0 E: 0 K: 1 S: 5	H: 0 LOB: 0 BB: 0 P: 5	R: 0 E: 0 K: 0 S: 3	H: 0 LOB: 0 BB: 0 P: 3	R: 0 E: 0 K: 0 S: 3	H: 0 LOB: 0 BB: 0 P: 3	R: 3 E: 0 K: 0 S: 7	H: 4 LOB: 2 BB: 1 P: 11	R: 0 E: 0 K: 0 S: 6	H: 1 LOB: 1 BB: 0 P: 6	R: 0 E: 0 K: 0 S: 4	H: 1 LOB: 1 BB: 0 P: 4	R: 0 E: 0 K: 0 S: 3	H: 0 LOB: 0 BB: 0 P: 3	R: 1 E: 0 K: 1 S: 6	H: 1 LOB: 1 BB: 0 P: 10	R: 0 E: 0 K: 0 S: 3	H: 0 LOB: 0 BB: 0 P: 3	1B: 7 2B: 0 3B: 0 HR: 0	SF: 0 SAC: 0 DP: 0 HBP: 0	WP: 0 PB: 0 SB: 0 CS: 0	PA: 36
PITCHER Bob Lemon, R ERA: 3.94 (1, 1)	IP: 9.0 WLS: W BF: 36 H: 7 R: 4 ER: 4 SO: 3 BB: 2 IBB: 0 HBP: 0 BLK: 0 WP: 0 HR: 0 S: 40 P: 48 ERA: 4.00 WHIP: 1.000															PITCHER						

Batter	1	2	3	4	5	6	7	8	9	AB	R	H	RBI	BB	SO	LOB	BOTTOM			
Dale Mitchell, L OBP: 0.333, SLG: 0.359 (1, 7)										3	1	1	0	1	0	2	Philadelphia Athletics @ Cleveland Indians Cleveland Municipal Stadium, Cleveland, OH Sun Jul 22 1951, 3:33 AM EDT Unknown			
Bobby Avila, R OBP: 0.401, SLG: 0.424 (1, 4)										4	1	2	0	0	0	2				
Lary Doby, L OBP: 0.452, SLG: 0.586 (1, 8)										3	1	1	1	1	0	2				
Sam Chapman, R OBP: 0.325, SLG: 0.331 (8, 8)										0	0	0	0	0	0	0				
Luke Easter, L OBP: 0.391, SLG: 0.568 (1, 3)										4	1	1	2	0	0	2				
Al Rosen, R OBP: 0.359, SLG: 0.436 (1, 5)										3	0	1	1	1	0	0				
Harry Simpson, L OBP: 0.333, SLG: 0.284 (1, 9)										3	1	1	0	1	0	1				
Merl Combs, L OBP: 0.190, SLG: 0.250 (1, 6)										3	0	0	0	0	0	2				
Jim Hegan, R OBP: 0.346, SLG: 0.440 (1, 2)										3	1	1	1	1	1	0				
Bob Lemon, L OBP: 0.200, SLG: 0.268 (1, 1)										4	0	1	1	0	0	2				
Inning Stats	R: 2 E: 0 K: 0 S: 4	H: 2 LOB: 0 BB: 1 P: 8	R: 2 E: 0 K: 0 S: 5	H: 2 LOB: 1 BB: 1 P: 9	R: 1 E: 0 K: 0 S: 4	H: 1 LOB: 0 BB: 0 P: 4	R: 0 E: 0 K: 0 S: 3	H: 0 LOB: 1 BB: 1 P: 7	R: 1 E: 0 K: 0 S: 5	H: 3 LOB: 2 BB: 1 P: 9	R: 0 E: 1 K: 0 S: 4	H: 1 LOB: 1 BB: 0 P: 4	R: 0 E: 0 K: 0 S: 3	H: 0 LOB: 1 BB: 1 P: 7	R: 0 E: 0 K: 1 S: 5	H: 0 LOB: 0 BB: 0 P: 5	1B: 5 2B: 3 3B: 1 HR: 2	SF: 0 SAC: 1 DP: 3 HBP: 0	WP: 0 PB: 0 SB: 1 CS: 0	PA: 36
PITCHER Dick Fowler, R ERA: 5.52 (1, 1)	IP: 2.0 WLS: L BF: 11 H: 4 R: 4 ER: 4 SO: 0 BB: 2 IBB: 0 HBP: 0 BLK: 0 WP: 0 HR: 1 S: 9 P: 17 ERA: 18.00 WHIP: 3.000															PITCHER				
Carl Scheib, R ERA: 5.18 (3, 1)	IP: 6.0 WLS: L BF: 25 H: 5 R: 2 ER: 2 SO: 1 BB: 3 IBB: 0 HBP: 0 BLK: 0 WP: 0 HR: 1 S: 24 P: 36 ERA: 3.00 WHIP: 1.333															PITCHER				

Batter	1	2	3	4	5	6	7	8	9	AB	R	H	RBI	BB	SO	LOB	TOP	
Eddie Joost, R OBP: 0.389, SLG: 0.461 (1, 6)	F4		1B		F5			K		4	1	1	0	0	1	0	Philadelphia Athletics @ Cleveland Indians Cleveland Municipal Stadium, Cleveland, OH Sun Jul 22 1951, 3:38 AM EDT Att: 27,261 - Unknown AB 34 R 1 H 7 RBI 1 BB 1 SO 2 LOB 11 A	
Elmer Vato, L OBP: 0.406, SLG: 0.449 (1, 9)	3-1		1B		F4			FC5-4		4	0	2	0	0	0	0		
Hank Majeski, R OBP: 0.349, SLG: 0.366 (1, 5)			1B		6-3			F6		4	0	2	1	0	0	1		
Gus Zernial, R OBP: 0.370, SLG: 0.586 (1, 7)	K		F2					FC5-4		4	0	0	0	0	1	4		
Lou Limmer, L OBP: 0.303, SLG: 0.327 (1, 3)		F9			F4			3-1		3	0	0	0	1	0	0		
Pete Suder, R OBP: 0.296, SLG: 0.288 (1, 4)		5-3	F2		F8			FC3-6		4	0	1	0	0	0	3		
Dave Philley, S OBP: 0.327, SLG: 0.347 (1, 8)		FC5-4			G3			FC3-6		4	0	1	0	0	0	1		
Joe Astroth, R OBP: 0.257, SLG: 0.257 (1, 2)	FC5-4				F4			F9		3	0	0	0	0	0	1		
Wally Moses, L OBP: 0.294, SLG: 0.223 (9, PH)										1	0	0	0	0	0	1		
Alex Kellner, R OBP: 0.159, SLG: 0.182 (1, 1)			F6		6-3			4-3		3	0	0	0	0	0	0		
Inning Stats	R: 0 E: 0 K: 1 S: 6	H: 1 LOB: 1 BB: 0 P: 6	R: 0 E: 0 K: 0 S: 4	H: 1 LOB: 1 BB: 0 P: 4	R: 1 E: 0 K: 0 S: 6	H: 3 LOB: 3 BB: 1 P: 10	R: 0 E: 0 K: 0 S: 3	H: 0 LOB: 0 BB: 0 P: 3	R: 0 E: 0 K: 0 S: 3	H: 0 LOB: 0 BB: 0 P: 3	R: 0 E: 0 K: 0 S: 6	H: 1 LOB: 1 BB: 0 P: 6	R: 0 E: 0 K: 0 S: 4	H: 1 LOB: 1 BB: 0 P: 4	1B: 6 2B: 1 3B: 0 HR: 0	SF: 0 SAC: 0 DP: 0 HBP: 0	WP: 0 PB: 0 SB: 1 CS: 0	PA: 35
PITCHER Steve Gromek, R ERA: 3.4 (1, 1)	IP: 9.0 WLS: W BF: 35 H: 7 R: 1 ER: 1 SO: 2 BB: 1 IBB: 0 HBP: 0 BLK: 0 WP: 0 HR: 0 S: 38 P: 42 ERA: 1.00 WHIP: 0.889											PITCHER Steve Gromek, R ERA: 3.4 (1, 1)	IP: 9.0 WLS: W BF: 35 H: 7 R: 1 ER: 1 SO: 2 BB: 1 IBB: 0 HBP: 0 BLK: 0 WP: 0 HR: 0 S: 38 P: 42 ERA: 1.00 WHIP: 0.889					

Batter	1	2	3	4	5	6	7	8	9	AB	R	H	RBI	BB	SO	LOB	BOTTOM	
Dale Mitchell, L OBP: 0.336, SLG: 0.359 (1, 7)	K		1B		F7					3	0	1	1	1	1	0	Philadelphia Athletics @ Cleveland Indians Cleveland Municipal Stadium, Cleveland, OH Sun Jul 22 1951, 3:38 AM EDT Att: 27,261 - Unknown AB 27 R 3 H 7 RBI 3 BB 5 SO 5 LOB 8 C	
Bobby Avila, R OBP: 0.399, SLG: 0.422 (1, 4)	F8		BB					1B		4	0	1	0	0	1	2		
Lary Doby, L OBP: 0.446, SLG: 0.576 (1, 8)	F7		F7					F9		4	0	0	0	0	1	1		
Sam Chapman, R OBP: 0.325, SLG: 0.331 (9, 8)								K		0	0	0	0	0	0	0		
Luke Easter, L OBP: 0.389, SLG: 0.561 (1, 3)		BB			4-3			F4		3	1	0	0	1	0	0		
Al Rosen, R OBP: 0.358, SLG: 0.434 (1, 5)		BB			F7			F6		4	0	1	0	0	0	1		
Bob Kennedy, R OBP: 0.313, SLG: 0.362 (1, 9)		BB			FC6-4			1B		3	1	2	0	1	0	1		
Ray Boone, R OBP: 0.320, SLG: 0.308 (1, 6)		K			FC6-4			SH5-3		2	0	0	0	0	1	3		
Birdie Tebbetts, R OBP: 0.264, SLG: 0.284 (1, 2)					F7			1B		2	0	1	1	1	0	0		
Jim Hegan, R OBP: 0.346, SLG: 0.440 (7, PR) (8, 2)		1B						1B		0	1	0	0	0	0	0		
Steve Gromek, S OBP: 0.571, SLG: 0.400 (1, 1)	PO		BB		K			1B		2	0	1	1	1	1	0		
Inning Stats	R: 0 E: 0 K: 1 S: 5	H: 0 LOB: 0 BB: 0 P: 5	R: 1 E: 0 K: 1 S: 5	H: 1 LOB: 2 BB: 2 P: 13	R: 0 E: 0 K: 0 S: 2	H: 1 LOB: 1 BB: 2 P: 10	R: 0 E: 0 K: 0 S: 4	H: 1 LOB: 1 BB: 0 P: 4	R: 0 E: 0 K: 1 S: 5	H: 0 LOB: 0 BB: 0 P: 5	R: 2 E: 0 K: 1 S: 8	H: 3 LOB: 2 BB: 1 P: 12	R: 0 E: 0 K: 1 S: 6	H: 1 LOB: 1 BB: 0 P: 6	1B: 7 2B: 0 3B: 0 HR: 0	SF: 0 SAC: 1 DP: 0 HBP: 0	WP: 0 PB: 0 SB: 1 CS: 0	PA: 34
PITCHER Alex Kellner, L ERA: 5.54 (1, 1)	IP: 8.0 WLS: L BF: 33 H: 7 R: 3 ER: 3 SO: 5 BB: 4 IBB: 1 HBP: 0 BLK: 0 WP: 0 HR: 0 S: 38 P: 58 ERA: 3.38 WHIP: 1.375											PITCHER Alex Kellner, L ERA: 5.54 (1, 1)	IP: 8.0 WLS: L BF: 33 H: 7 R: 3 ER: 3 SO: 5 BB: 4 IBB: 1 HBP: 0 BLK: 0 WP: 0 HR: 0 S: 38 P: 58 ERA: 3.38 WHIP: 1.375					

Batter	1	2	3	4	5	6	7	8	9	AB	R	H	RBI	BB	SO	LOB	TOP					
Dale Mitchell, L (1,7) Snuffy Stirrweiss, R (9,PH) OBP: 0.337, SLG: 0.360 OBP: 0.387, SLG: 0.264	F8		L8		FC4-6 1B		K		1B	5	0	2	0	0	1	0	Cleveland Indians @ New York Yankees Yankee Stadium, Bronx, NY Tue Jul 24 1951, 3:33 AM EDT Att: 31,811 - Unknown					
Bobby Avila, R (1,4) OBP: 0.402, SLG: 0.425	F8			1B E	F8		WP 1B		1B	5	1	3	0	0	0	2						
Larry Doby, L (1,8) OBP: 0.442, SLG: 0.568	K			F5	K		BB		K	4	0	0	0	1	3	5						
Luke Easter, L (1,3) OBP: 0.389, SLG: 0.556		BB		BB E	FC4-6		4-1		K	4	1	1	0	1	1	6						
Al Rosen, R (1,5) OBP: 0.357, SLG: 0.430	F2			E BB	6-3		6-3			3	0	0	0	1	0	1						
Harry Simpson, L (1,9) OBP: 0.336, SLG: 0.285	K			K	BB		FC6-4 1B			3	0	1	0	1	2	4						
Ray Boone, R (1,6) OBP: 0.319, SLG: 0.308	K			E1 1B	F8		FC6-4 FC5-4			4	0	1	1	0	1	3						
Jim Hegan, R (1,2) OBP: 0.341, SLG: 0.433			F7	F4	L3		FC5-4			4	0	0	0	0	0	4						
Early Wynn, S (1,1) Barney McCosky, L (9,PH) OBP: 0.262, SLG: 0.267 OBP: 0.365, SLG: 0.462	F7			F8 1B BB			K		F2	2	0	0	0	1	1	0	C					
Inning Stats	R: 0 E: 0 K: 1 S: 5	H: 0 LOB: 0 BB: 0 P: 5	R: 0 E: 0 K: 2 S: 7	H: 0 LOB: 1 BB: 1 P: 11	R: 0 E: 0 K: 0 S: 3	H: 0 LOB: 0 BB: 0 P: 3	R: 2 E: 1 K: 1 S: 8	H: 3 LOB: 2 BB: 1 P: 12	R: 0 E: 0 K: 0 S: 6	H: 1 LOB: 2 BB: 1 P: 10	R: 0 E: 0 K: 0 S: 3	H: 0 LOB: 1 BB: 1 P: 7	R: 0 E: 0 K: 2 S: 8	H: 1 LOB: 2 BB: 1 P: 12	R: 0 E: 0 K: 0 S: 4	H: 1 LOB: 1 BB: 0 P: 4		R: 0 E: 0 K: 2 S: 9	H: 2 LOB: 2 BB: 0 P: 9	1B: 8 2B: 0 3B: 0 HR: 0	SF: 0 SAC: 0 DP: 0 HBP: 0	WP: 1 PB: 0 SB: 0 CS: 0
PITCHER Vic Raschi, R (1,1) ERA: 3.6	IP: 9.0 WLS: W BF: 40 H: 8 R: 2 ER: 1 SO: 9 BB: 5 IBB: 0 HBP: 0 BLK: 0 WP: 1 HR: 0 S: 53 P: 73 ERA: 1.00 WHIP: 1.444															PITCHER	IP: 9.0 WLS: W BF: 40 H: 8 R: 2 ER: 1 SO: 9 BB: 5 IBB: 0 HBP: 0 BLK: 0 WP: 1 HR: 0 S: 53 P: 73 ERA: 1.00 WHIP: 1.444					

Batter	1	2	3	4	5	6	7	8	9	AB	R	H	RBI	BB	SO	LOB	BOTTOM			
Phil Rizzuto, R (1,6) OBP: 0.365, SLG: 0.381	F6		K		F4		1B			4	0	1	0	0	1	3	Cleveland Indians @ New York Yankees Yankee Stadium, Bronx, NY Tue Jul 24 1951, 3:33 AM EDT Att: 31,811 - Unknown			
Gil McDougald, R (1,5) OBP: 0.392, SLG: 0.519	K F8			5-3		HR 1B	F8			4	1	1	0	0	1	2				
Gene Woodling, L (1,7) OBP: 0.376, SLG: 0.423	F8			G5-4-3 1B		HR	6-3			4	1	2	2	0	0	3				
Joe DiMaggio, R (1,8) OBP: 0.362, SLG: 0.428	F6			G5-4-3		F8			F4	4	0	0	0	0	0	2				
Yogi Berra, L (1,2) OBP: 0.354, SLG: 0.495		F7			K	F9			L3	4	0	0	0	0	1	0				
Johnny Mize, L (1,3) Joe Collins, L (9,3) OBP: 0.382, SLG: 0.441 OBP: 0.389, SLG: 0.524		4-3			2B BB		2B		HR	3	1	2	1	1	0	0				
Jerry Coleman, R (1,4) OBP: 0.314, SLG: 0.327		6-3			1-3 2B		F9		F8	4	0	1	0	0	0	1				
Cliff Mapes, L (1,9) OBP: 0.286, SLG: 0.400			1-3				FC1-6 BB			1	0	0	0	2	0	0				
Vic Raschi, R (1,1) OBP: 0.237, SLG: 0.214			K		F9		FC1-6 1B			3	0	0	0	0	1	4	Yankees			
Inning Stats	R: 0 E: 1 K: 1 S: 6	H: 0 LOB: 1 BB: 0 P: 6	R: 0 E: 0 K: 0 S: 3	H: 0 LOB: 0 BB: 0 P: 3	R: 0 E: 0 K: 2 S: 7	H: 0 LOB: 0 BB: 0 P: 7	R: 0 E: 0 K: 0 S: 3	H: 1 LOB: 0 BB: 0 P: 3	R: 0 E: 0 K: 1 S: 6	H: 1 LOB: 3 BB: 2 P: 14	R: 2 E: 0 K: 0 S: 6	H: 3 LOB: 1 BB: 0 P: 6	R: 0 E: 0 K: 0 S: 4	H: 1 LOB: 2 BB: 1 P: 8	R: 1 E: 0 K: 0 S: 4	H: 1 LOB: 0 BB: 0 P: 4		1B: 3 2B: 2 3B: 0 HR: 2	SF: 0 SAC: 0 DP: 1 HBP: 0	WP: 0 PB: 0 SB: 0 CS: 0
PITCHER Early Wynn, R (1,1) ERA: 3.6	IP: 8.0 WLS: L BF: 34 H: 7 R: 3 ER: 3 SO: 4 BB: 3 IBB: 0 HBP: 0 BLK: 0 WP: 0 HR: 2 S: 39 P: 51 ERA: 3.38 WHIP: 1.250															PITCHER	IP: 8.0 WLS: L BF: 34 H: 7 R: 3 ER: 3 SO: 4 BB: 3 IBB: 0 HBP: 0 BLK: 0 WP: 0 HR: 2 S: 39 P: 51 ERA: 3.38 WHIP: 1.250			

Batter	1	2	3	4	5	6	7	8	9	AB	R	H	RBI	BB	SO	LOB	TOP			
Dale Mitchell, L (1, 7) OBP: 0.335, SLG: 0.358 Harry Simpson, L (8, 9) OBP: 0.336, SLG: 0.285										4	1	1	0	0	0	1				
Bobby Avila, R (1, 4) OBP: 0.400, SLG: 0.422										4	0	1	0	0	0	0				
Larry Doby, L (1, 8) OBP: 0.437, SLG: 0.559										4	0	0	0	0	1	2				
Luke Easter, L (1, 3) OBP: 0.387, SLG: 0.555										4	0	1	1	0	2	1				
Al Rosen, R (1, 5) OBP: 0.358, SLG: 0.429										3	0	1	0	1	0	1				
Bob Kennedy, R (1, 9) OBP: 0.312, SLG: 0.357										3	0	0	0	1	1	3				
Ray Boone, R (1, 6) OBP: 0.316, SLG: 0.305										3	0	0	0	0	0	2				
Birdie Tebbetts, R (1, 2) OBP: 0.289, SLG: 0.301										2	0	2	0	1	0	0				
Mike Garcia, R (1, 1) OBP: 0.214, SLG: 0.273										3	0	0	0	0	1	3				
Inning Stats	R: 1 E: 0 K: 0 S: 5	H: 2 LOB: 1 BB: 0 P: 5	R: 0 E: 0 K: 0 S: 3	H: 1 LOB: 1 BB: 1 P: 7	R: 0 E: 0 K: 1 S: 5	H: 0 LOB: 0 BB: 0 P: 5	R: 0 E: 0 K: 2 S: 8	H: 1 LOB: 1 BB: 0 P: 8	R: 0 E: 0 K: 1 S: 5	H: 0 LOB: 0 BB: 0 P: 5	R: 0 E: 0 K: 0 S: 3	H: 0 LOB: 0 BB: 0 P: 3	R: 0 E: 0 K: 0 S: 2	H: 0 LOB: 0 BB: 1 P: 6	R: 0 E: 0 K: 0 S: 4	H: 1 LOB: 2 BB: 1 P: 8	1B: 5 2B: 1 3B: 0 HR: 0	SF: 0 SAC: 0 DP: 2 HBP: 0	WP: 0 PB: 0 SB: 1 CS: 0	PA: 34
PITCHER Ed Lopat, L (1, 1) ERA: 2.98	IP: 9.0 WLS: W BF: 33 H: 6 R: 1 ER: 1 SO: 5 BB: 2 IBB: 1 HBP: 0 BLK: 0 WP: 0 HR: 0 S: 40 P: 52 ERA: 1.00 WHIP: 0.889															PITCHER				

Cleveland Indians @ New York Yankees
Yankee Stadium, Bronx, NY
Wed Jul 25 1951, 3:33 AM EDT
Att: 26,833 - Unknown

AB	30
R	1
H	6
RBI	1
BB	3
SO	5
LOB	13



Batter	1	2	3	4	5	6	7	8	9	AB	R	H	RBI	BB	SO	LOB	BOTTOM					
Phil Rizzuto, R (1, 6) OBP: 0.361, SLG: 0.376										4	0	0	0	0	0	3						
Gil McDougald, R (1, 5) OBP: 0.390, SLG: 0.513										4	1	1	0	0	0	0						
Gene Woodling, L (1, 7) OBP: 0.374, SLG: 0.420										4	0	1	0	0	1	1						
Joe DiMaggio, R (1, 8) OBP: 0.360, SLG: 0.424										4	0	1	0	0	1	2						
Yogi Berra, L (1, 2) OBP: 0.356, SLG: 0.495										4	1	2	0	0	0	2						
Johnny Mize, L (1, 3) OBP: 0.380, SLG: 0.442										4	0	1	2	0	0	1						
Jerry Coleman, R (1, 4) OBP: 0.316, SLG: 0.328 Bobby Brown, L (6, PH) OBP: 0.376, SLG: 0.437 Billy Martin, R (9, 4) OBP: 0.300, SLG: 0.306										2	0	1	0	0	0	0						
Cliff Mapes, L (1, 9) OBP: 0.269, SLG: 0.375										3	0	0	0	0	1	1						
Ed Lopat, L (1, 1) OBP: 0.276, SLG: 0.377										2	0	0	0	1	0	2						
Inning Stats	R: 0 E: 0 K: 0 S: 3	H: 0 LOB: 0 BB: 0 P: 3	R: 0 E: 0 K: 0 S: 3	H: 1 LOB: 0 BB: 0 P: 3	R: 0 E: 0 K: 0 S: 4	H: 1 LOB: 1 BB: 0 P: 4	R: 0 E: 0 K: 1 S: 6	H: 1 LOB: 1 BB: 0 P: 6	R: 0 E: 0 K: 1 S: 5	H: 0 LOB: 0 BB: 0 P: 5	R: 0 E: 0 K: 0 S: 2	H: 0 LOB: 0 BB: 1 P: 6	R: 0 E: 0 K: 0 S: 4	H: 1 LOB: 1 BB: 0 P: 4	R: 0 E: 1 K: 0 S: 4	H: 0 LOB: 1 BB: 0 P: 4	R: 2 E: 0 K: 1 S: 7	H: 3 LOB: 1 BB: 0 P: 7	1B: 6 2B: 1 3B: 0 HR: 0	SF: 0 SAC: 0 DP: 1 HBP: 0	WP: 0 PB: 0 SB: 1 CS: 0	PA: 33
PITCHER Mike Garcia, R (1, 1) ERA: 2.64	IP: 8.2 WLS: L BF: 33 H: 7 R: 2 ER: 2 SO: 3 BB: 1 IBB: 0 HBP: 0 BLK: 0 WP: 0 HR: 0 S: 38 P: 42 ERA: 2.08 WHIP: 0.923															PITCHER						

Cleveland Indians @ New York Yankees
Yankee Stadium, Bronx, NY
Wed Jul 25 1951, 3:33 AM EDT
Att: 26,833 - Unknown

AB	32
R	2
H	7
RBI	2
BB	1
SO	3
LOB	12



Batter	1	2	3	4	5	6	7	8	9	AB	R	H	RBI	BB	SO	LOB	TOP										
Bobby Avila, R OBP: 0.397, SLG: 0.425 (1, 4)										5	0	1	0	0	0	4	Cleveland Indians @ Boston Red Sox Fenway Park, Boston, MA Fri Jul 27 1951, 3:33 AM EDT Att: 34,298 - Unknown										
Ray Boone, R OBP: 0.327, SLG: 0.333 (1, 6)										4	2	3	2	1	0	2											
Larry Doby, L OBP: 0.433, SLG: 0.548 (1, 8)										4	0	1	0	0	0	2											
Luke Easter, L OBP: 0.384, SLG: 0.545 (1, 3)										3	0	1	0	1	0	3											
Harry Simpson, L OBP: 0.336, SLG: 0.288 (9, PR)										0	0	0	0	0	0	0											
Al Rosen, R OBP: 0.359, SLG: 0.434 (1, 5)										4	1	1	1	1	0	5											
Sam Chapman, R OBP: 0.322, SLG: 0.327 (1, 7)										5	0	1	0	0	3	7											
Bob Kennedy, R OBP: 0.315, SLG: 0.357 (1, 9)										3	0	1	0	1	0	0	AB 36 R 3 H 9 RBI 3 BB 4 SO 4 LOB 29										
Jim Hegan, R OBP: 0.335, SLG: 0.423 (1, 2)										4	0	0	0	0	1	3											
Bob Lemon, L OBP: 0.188, SLG: 0.250 (1, 1)										4	0	0	0	0	0	3											
Inning Stats	R: 0 E: 0 K: 1 S: 6	H: 1 LOB: 3 BB: 2 P: 14	R: 0 E: 0 K: 1 S: 5	H: 0 LOB: 0 BB: 0 P: 5	R: 0 E: 0 K: 0 S: 4	H: 1 LOB: 3 BB: 1 P: 9	R: 0 E: 1 K: 0 S: 5	H: 1 LOB: 2 BB: 0 P: 5	R: 1 E: 0 K: 0 S: 6	H: 2 LOB: 0 BB: 0 P: 6	R: 0 E: 0 K: 0 S: 3	H: 0 LOB: 0 BB: 0 P: 3	R: 1 E: 0 K: 0 S: 4	H: 1 LOB: 1 BB: 0 P: 5	R: 0 E: 0 K: 0 S: 4	H: 1 LOB: 2 BB: 1 P: 8	R: 1 E: 0 K: 1 S: 7	H: 2 LOB: 1 BB: 0 P: 7	1B: 5 2B: 1 3B: 0 HR: 3	SF: 0 SAC: 0 DP: 1 HBP: 2	WP: 0 PB: 0 SB: 1 CS: 0	PA: 42					
PITCHER	IP	WLS	BF	H	R	ER	SO	BB	IBB	HBP	BLK	WP	HR	S	P	ERA	WHIP										
Ray Scarborough, R ERA: 4.75 (1, 1)	7.0		34	7	2	2	3	4	0	2	1	0	2	34	52	2.57	1.571										
Ellis Kinder, R ERA: 3.95 (8, 1)	2.0	L	8	2	1	1	1	0	0	0	0	0	1	10	10	4.50	1.000										

Batter	1	2	3	4	5	6	7	8	9	AB	R	H	RBI	BB	SO	LOB	BOTTOM										
Dom DiMaggio, R OBP: 0.375, SLG: 0.460 (1, 8)										4	0	2	0	0	1	0	Cleveland Indians @ Boston Red Sox Fenway Park, Boston, MA Fri Jul 27 1951, 3:33 AM EDT Att: 34,298 - Unknown										
6 Johnny Pesky, L OBP: 0.405, SLG: 0.372 (1, 6)										4	0	0	0	0	0	2											
Ted Williams, L OBP: 0.482, SLG: 0.587 (1, 7)										3	0	1	0	1	0	0											
Vern Stephens, R OBP: 0.364, SLG: 0.509 (1, 5)										4	0	0	0	0	1	3											
Bobby Doerr, R OBP: 0.367, SLG: 0.430 (1, 4)										2	0	0	0	2	0	1											
Billy Goodman, L OBP: 0.377, SLG: 0.368 (1, 3)										3	0	0	0	1	0	3											
Clyde Vollmer, R OBP: 0.375, SLG: 0.623 (1, 9)										4	1	1	0	0	0	3											
Al Evans, R OBP: 0.273, SLG: 0.211 (1, 2)										1	0	0	0	1	0	0											
Charlie Maxwell, L OBP: 0.333, SLG: 0.462 (7, PH)										1	1	1	2	0	0	0											
Les Moss, R OBP: 0.289, SLG: 0.292 (8, 2)										1	0	0	0	0	1	1											
Ray Scarborough, R OBP: 0.256, SLG: 0.200 (1, 1)										3	0	0	0	0	1	2											
Ellis Kinder, R OBP: 0.043, SLG: 0.087 (8, 1)										0	0	0	0	0	0	0											
Lou Boudreau, R OBP: 0.347, SLG: 0.399 (9, PH)										1	0	0	0	0	0	1											
Inning Stats	R: 0 E: 0 K: 0 S: 3	H: 1 LOB: 1 BB: 1 P: 7	R: 0 E: 0 K: 1 S: 5	H: 0 LOB: 2 BB: 2 P: 13	R: 0 E: 0 K: 0 S: 3	H: 0 LOB: 0 BB: 0 P: 3	R: 0 E: 0 K: 0 S: 3	H: 0 LOB: 1 BB: 1 P: 7	R: 0 E: 0 K: 0 S: 4	H: 1 LOB: 1 BB: 0 P: 4	R: 0 E: 0 K: 1 S: 6	H: 1 LOB: 1 BB: 0 P: 6	R: 2 E: 0 K: 1 S: 7	H: 2 LOB: 0 BB: 0 P: 7	R: 0 E: 0 K: 0 S: 3	H: 0 LOB: 0 BB: 0 P: 3	R: 0 E: 0 K: 1 S: 5	H: 0 LOB: 1 BB: 1 P: 9	1B: 2 2B: 3 3B: 0 HR: 1	SF: 0 SAC: 0 DP: 1 HBP: 0	WP: 0 PB: 0 SB: 0 CS: 0	PA: 36					
PITCHER	IP	WLS	BF	H	R	ER	SO	BB	IBB	HBP	BLK	WP	HR	S	P	ERA	WHIP										
Bob Lemon, R ERA: 3.83 (1, 1)	9.0	W	36	5	2	2	4	5	0	0	0	0	1	39	59	2.00	1.111										

Batter	1	2	3	4	5	6	7	8	9	10	11	12	13	14	15	16	AB	R	H	RBI	BB	SO	LOB	TOP	
Bobby Avila, R OBP: 0.395, SLG: 0.420 (1, 4)	F7		FC6-4			6-3		G6-4-3			FC5-4 1B		F6				6	0	1	0	1	0	3		
Ray Boone, R OBP: 0.323, SLG: 0.332 (1, 6)	K				F5	F2		F3		FC5-4 1-2F		FC5				1B	7	1	1	0	0	1	3		
Larry Doby, L OBP: 0.430, SLG: 0.541 (1, 8)	K				1B			F8		K		G3			K		7	0	2	1	0	3	1		
Luke Easter, L OBP: 0.381, SLG: 0.544 (1, 3)		6-3		F3				1B					K		1-3		6	1	1	0	0	2	1		
Al Rosen, R OBP: 0.383, SLG: 0.425 (1, 5)	F9			L8				F8					F4												
Sam Chapman, R OBP: 0.314, SLG: 0.318 (1, 7)	K							F6		5-3			F7												
Bob Kennedy, R OBP: 0.322, SLG: 0.376 (1, 9)			5-3					1B																	
Jim Hegan, R OBP: 0.328, SLG: 0.413 (1, 2)	K			F3				2B					E6 FC5 BB			1B	6	0	0	0	0	3	4		
Earl Wynn, S OBP: 0.328, SLG: 0.298 (1, 1)			E6					1B					F4												
Clarence Maddox, R OBP: 0.337, SLG: 0.493 (1, 1)								2B																	
Bob Feller, S OBP: 0.323, SLG: 0.184 (1, 1)								1B																	
Inning Stats	R: 0 E: 0 K: 2 S: 7	H: 0 LOB: 0 BB: 0 P: 7	R: 0 E: 0 K: 1 S: 5	H: 0 LOB: 0 BB: 0 P: 5	R: 0 E: 0 K: 1 S: 6	H: 1 LOB: 1 BB: 0 P: 6	R: 0 E: 0 K: 0 S: 4	H: 1 LOB: 1 BB: 0 P: 4	R: 0 E: 0 K: 2 S: 7	H: 0 LOB: 0 BB: 0 P: 7	R: 0 E: 0 K: 2 S: 6	H: 1 LOB: 1 BB: 0 P: 6	R: 0 E: 0 K: 1 S: 5	H: 0 LOB: 0 BB: 0 P: 5	R: 0 E: 0 K: 1 S: 5	H: 0 LOB: 0 BB: 0 P: 5	R: 1 E: 0 K: 0 S: 5	H: 2 LOB: 2 BB: 0 P: 6	R: 1 E: 0 K: 0 S: 5	H: 2 LOB: 2 BB: 0 P: 6	1B: 6 2B: 4 3B: 1 HR: 0	SF: 0 SAC: 0 DP: 1 HBP: 1	WP: 0 PB: 0 SB: 0 CS: 0	PA: 61	
PITCHER Mickey McDermott, L ERA: 2.57	IP: 7.0 WLS: 3 BF: 31 H: 6 R: 2 ER: 2 SO: 5	IP: 6.2 WLS: 2 BF: 28 H: 6 R: 2 ER: 2 SO: 5	IP: 6.0 WLS: 2 BF: 24 H: 4 R: 0 ER: 0 SO: 6	IP: 6.0 WLS: 2 BF: 24 H: 4 R: 0 ER: 0 SO: 6	IP: 6.0 WLS: 2 BF: 24 H: 4 R: 0 ER: 0 SO: 6	IP: 6.0 WLS: 2 BF: 24 H: 4 R: 0 ER: 0 SO: 6	IP: 6.0 WLS: 2 BF: 24 H: 4 R: 0 ER: 0 SO: 6	IP: 6.0 WLS: 2 BF: 24 H: 4 R: 0 ER: 0 SO: 6	IP: 6.0 WLS: 2 BF: 24 H: 4 R: 0 ER: 0 SO: 6	IP: 6.0 WLS: 2 BF: 24 H: 4 R: 0 ER: 0 SO: 6	IP: 6.0 WLS: 2 BF: 24 H: 4 R: 0 ER: 0 SO: 6	IP: 6.0 WLS: 2 BF: 24 H: 4 R: 0 ER: 0 SO: 6	IP: 6.0 WLS: 2 BF: 24 H: 4 R: 0 ER: 0 SO: 6	IP: 6.0 WLS: 2 BF: 24 H: 4 R: 0 ER: 0 SO: 6	IP: 6.0 WLS: 2 BF: 24 H: 4 R: 0 ER: 0 SO: 6	IP: 6.0 WLS: 2 BF: 24 H: 4 R: 0 ER: 0 SO: 6	IP: 6.0 WLS: 2 BF: 24 H: 4 R: 0 ER: 0 SO: 6	IP: 6.0 WLS: 2 BF: 24 H: 4 R: 0 ER: 0 SO: 6	IP: 6.0 WLS: 2 BF: 24 H: 4 R: 0 ER: 0 SO: 6	IP: 6.0 WLS: 2 BF: 24 H: 4 R: 0 ER: 0 SO: 6	IP: 6.0 WLS: 2 BF: 24 H: 4 R: 0 ER: 0 SO: 6	IP: 6.0 WLS: 2 BF: 24 H: 4 R: 0 ER: 0 SO: 6	IP: 6.0 WLS: 2 BF: 24 H: 4 R: 0 ER: 0 SO: 6	IP: 6.0 WLS: 2 BF: 24 H: 4 R: 0 ER: 0 SO: 6	ERA: 2.25 WHIP: 0.750

Cleveland Indians @ Boston Red Sox
Fenway Park, Boston, MA
Sat Jul 28 1951, 3:33 AM EDT
Att. 23,199 - Unknown

AB	59
R	4
H	11
RBI	4
BB	1
SO	15
LOB	20



Batter	1	2	3	4	5	6	7	8	9	10	11	12	13	14	15	16	AB	R	H	RBI	BB	SO	LOB	BOTTOM		
Dom DiMaggio, R OBP: 0.372, SLG: 0.451 (1, 6)	5-3	1-3		K			1-3			K			F6			F5	8	0	0	0	0	2	3			
Johnny Pesky, L OBP: 0.407, SLG: 0.375 (1, 6)	1B	F7			L6						1-6			L8		2B	6	2	2	0	2	0	2			
Ted Williams, L OBP: 0.485, SLG: 0.587 (1, 7)	1B				4-1				F8				K			BB	5	2	2	1	3	1	1			
Vern Stephens, R OBP: 0.370, SLG: 0.512 (1, 5)	BB	1B				FC6-4 BB										BB	6	1	3	0	2	1	4			
Bobby Doerr, R OBP: 0.366, SLG: 0.426 (1, 4)	BB	1B			FC6-4	FC6-4		F8		SH1-4 1B			2B			F7	6	0	1	2	1	0	5			
Billy Goodman, L OBP: 0.382, SLG: 0.374 (1, 3)	K					4-3					SH1-4 1B		G6-4-3				6	2	3	0	2	1	4			
Clyde Volmer, R OBP: 0.380, SLG: 0.638 (1, 9)	BB			4-3				F9		F3		G6-4-3					7	1	3	5	1	0	5			
Al Evans, R OBP: 0.240, SLG: 0.182 (1, 2)					5-3								FC6-5 2B													
Charlie Maxwell, L OBP: 0.323, SLG: 0.444 (1, 1)																										
Les Moss, R OBP: 0.344, SLG: 0.295 (1, 1)																										
Fred Hatfield, L OBP: 0.344, SLG: 0.321 (1, 1)																										
Buddy Rosar, R OBP: 0.347, SLG: 0.315 (1, 2)																										
Mickey McDermott, L ERA: 2.57 (1, 1)	F7			F8				K		K			FC6-5		G4-6-3		7	0	1	0	0	2	2			
Inning Stats	R: 2 E: 0 K: 2 S: 10	H: 3 LOB: 3 BB: 2 P: 18	R: 0 E: 0 K: 0 S: 3	H: 0 LOB: 0 BB: 0 P: 3	R: 0 E: 0 K: 1 S: 6	H: 1 LOB: 2 BB: 1 P: 10	R: 0 E: 0 K: 1 S: 6	H: 1 LOB: 2 BB: 1 P: 10	R: 0 E: 0 K: 0 S: 4	H: 1 LOB: 1 BB: 0 P: 4	R: 0 E: 0 K: 2 S: 7	H: 0 LOB: 0 BB: 0 P: 11	R: 0 E: 0 K: 1 S: 3	H: 1 LOB: 1 BB: 1 P: 7	R: 0 E: 0 K: 1 S: 5	H: 0 LOB: 0 BB: 0 P: 9	R: 0 E: 0 K: 0 S: 3	H: 0 LOB: 0 BB: 0 P: 7	R: 1 E: 0 K: 0 S: 4	H: 2 LOB: 0 BB: 0 P: 4	R: 5 E: 0 K: 0 S: 4	H: 2 LOB: 0 BB: 3 P: 16	1B: 10 2B: 6 3B: 0 HR: 1	SF: 0 SAC: 1 DP: 4 HBP: 0	WP: 0 PB: 0 SB: 0 CS: 0	PA: 70
PITCHER Early Wynn, R ERA: 3.06	IP: 7.0 WLS: 3 BF: 31 H: 6 R: 2 ER: 2 SO: 5	IP: 6.2 WLS: 2 BF: 28 H: 6 R: 2 ER: 2 SO: 5	IP: 6.0 WLS: 2 BF: 24 H: 4 R: 0 ER: 0 SO: 6	IP: 6.0 WLS: 2 BF: 24 H: 4 R: 0 ER: 0 SO: 6	IP: 6.0 WLS: 2 BF: 24 H: 4 R: 0 ER: 0 SO: 6	IP: 6.0 WLS: 2 BF: 24 H: 4 R: 0 ER: 0 SO: 6	IP: 6.0 WLS: 2 BF: 24 H: 4 R: 0 ER: 0 SO: 6	IP: 6.0 WLS: 2 BF: 24 H: 4 R: 0 ER: 0 SO: 6	IP: 6.0 WLS: 2 BF: 24 H: 4 R: 0 ER: 0 SO: 6	IP: 6.0 WLS: 2 BF: 24 H: 4 R: 0 ER: 0 SO: 6	IP: 6.0 WLS: 2 BF: 24 H: 4 R: 0 ER: 0 SO: 6	IP: 6.0 WLS: 2 BF: 24 H: 4 R: 0 ER: 0 SO: 6	IP: 6.0 WLS: 2 BF: 24 H: 4 R: 0 ER: 0 SO: 6	IP: 6.0 WLS: 2 BF: 24 H: 4 R: 0 ER: 0 SO: 6	IP: 6.0 WLS: 2 BF: 24 H: 4 R: 0 ER: 0 SO: 6	IP: 6.0 WLS: 2 BF: 24 H: 4 R: 0 ER: 0 SO: 6	IP: 6.0 WLS: 2 BF: 24 H: 4 R: 0 ER: 0 SO: 6	IP: 6.0 WLS: 2 BF: 24 H: 4 R: 0 ER: 0 SO: 6	IP: 6.0 WLS: 2 BF: 24 H: 4 R: 0 ER: 0 SO: 6	IP: 6.0 WLS: 2 BF: 24 H: 4 R: 0 ER: 0 SO: 6	IP: 6.0 WLS: 2 BF: 24 H: 4 R: 0 ER: 0 SO: 6	IP: 6.0 WLS: 2 BF: 24 H: 4 R: 0 ER: 0 SO: 6	IP: 6.0 WLS: 2 BF: 24 H: 4 R: 0 ER: 0 SO: 6	IP: 6.0 WLS: 2 BF: 24 H: 4 R: 0 ER: 0 SO: 6	ERA: 2.57 WHIP: 1.286	
Steve Gromek, R ERA: 3.19 (8, 1)	3.0	12	2	0	0	2	1	1	0	0	0	0	14	22	0.00	1.000										
Lou Brissie, L ERA: 4.11 (11, 1)	4.0	16	4	0	0	2	1	1	0	0	0	0	18	26	0.00	1.250										
Bob Feller, R ERA: 3.39 (15, 1)	1.2	L	11	4	6	6	0	3	0	0	0	0	1	8	20	32.40	4.200									

Cleveland Indians @ Boston Red Sox
Fenway Park, Boston, MA
Sat Jul 28 1951, 3:33 AM EDT
Att. 23,199 - Unknown

AB	58
R	8
H	16
RBI	8
BB	11
SO	9
LOB	32



Batter	1	2	3	4	5	6	7	8	9	AB	R	H	RBI	BB	SO	LOB	TOP			
Bobby Avila, R OBP: 0.389, SLG: 0.413 (1, 4)	F7		F7		6-3		FC5-4 2B		G6-4-3	5	0	0	0	0	0	3	Cleveland Indians @ Boston Red Sox Fenway Park, Boston, MA Sun Jul 29 1951, 3:33 AM EDT Att: 32,180 - Unknown			
Ray Boone, R OBP: 0.324, SLG: 0.336 (1, 6)	F6				F3				5-3	5	0	2	1	0	0	0				
Larry Doby, L OBP: 0.428, SLG: 0.535 (1, 8)	F4		K				K			3	0	0	0	1	2	4				
Luke Easter, L OBP: 0.383, SLG: 0.542 (1, 3)					F6					3	2	1	0	1	0	4				
Al Rosen, R OBP: 0.357, SLG: 0.431 (1, 5)									F3	4	0	3	0	0	0	0				
Sam Chapman, R OBP: 0.310, SLG: 0.313 (1, 7)										4	0	0	1	0	1	4				
Bob Kennedy, R OBP: 0.328, SLG: 0.382 (1, 9)										4	1	3	1	0	0	0				
Birdie Tebbetts, R OBP: 0.309, SLG: 0.356 (7, PR)										3	1	2	2	0	0	2				
Jim Hegan, R OBP: 0.326, SLG: 0.412 (7, 2)										1	1	0	0	0	0	1				
Mike Garcia, R OBP: 0.220, SLG: 0.276 (1, 1)										3	0	1	0	0	0	0				
Inning Stats	R: 0 E: 0 K: 0 S: 3	H: 0 LOB: 0 BB: 0 P: 3	R: 1 E: 0 K: 0 S: 5	H: 3 LOB: 1 BB: 0 P: 5	R: 0 E: 0 K: 1 S: 6	H: 1 LOB: 1 BB: 0 P: 6	R: 3 E: 0 K: 0 S: 5	H: 3 LOB: 0 BB: 1 P: 9	R: 0 E: 0 K: 0 S: 3	H: 0 LOB: 1 BB: 1 P: 7	R: 1 E: 1 K: 1 S: 8	H: 2 LOB: 3 BB: 0 P: 8	R: 0 E: 0 K: 1 S: 6	H: 1 LOB: 1 BB: 0 P: 6	R: 0 E: 0 K: 0 S: 3	H: 1 LOB: 0 BB: 0 P: 3	1B: 9 2B: 2 3B: 0 HR: 1	SF: 0 SAC: 1 DP: 4 HBP: 0	WP: 0 PB: 0 SB: 0 CS: 0	PA: 38
PITCHER	IP	WLS	BF	H	R	ER	SO	BB	IBB	HBP	BLK	WP	HR	S	P	ERA	WHIP			
Leo Kiely, L ERA: 3.5 (1, 1)	7.0	L	31	10	5	5	2	2	0	0	0	0	1	33	41	6.43	1.714			
Ellis Kinder, R ERA: 3.29 (8, 1)	2.0		7	2	0	0	1	0	0	0	0	0	0	9	9	0.00	1.000			

AB 35
R 5
H 12
RBI 5
BB 2
SO 3
LOB 18



Batter	1	2	3	4	5	6	7	8	9	AB	R	H	RBI	BB	SO	LOB	BOTTOM					
Dom DiMaggio, R OBP: 0.371, SLG: 0.448 (1, 8)	K				F7					3	0	0	0	1	1	2	Cleveland Indians @ Boston Red Sox Fenway Park, Boston, MA Sun Jul 29 1951, 3:33 AM EDT Att: 32,180 - Unknown					
6 Johnny Pesky, L OBP: 0.405, SLG: 0.377 (1, 6)	F6		FC3-6 HR							4	2	1	0	0	0	2						
Ted Williams, L OBP: 0.485, SLG: 0.594 (1, 7)										3	1	1	3	1	0	1						
Vern Stephens, R OBP: 0.369, SLG: 0.508 (1, 5)	FC5-4		F3							4	0	1	1	0	0	1						
Bobby Doerr, R OBP: 0.362, SLG: 0.421 (1, 4)			F5	K2-3						4	0	0	0	0	1	1						
Billy Goodman, L OBP: 0.378, SLG: 0.369 (1, 3)										4	0	0	0	0	0	0						
Clyde Vollmer, R OBP: 0.377, SLG: 0.627 (1, 9)										3	0	0	0	1	2	1						
Al Evans, R OBP: 0.250, SLG: 0.167 (1, 2)										2	0	0	0	1	0	1						
Watt Droop, R OBP: 0.340, SLG: 0.372 (9, PH)										1	0	1	0	0	0	0						
Fred Hatfield, L OBP: 0.344, SLG: 0.321 (9, PR)										0	0	0	0	0	0	0						
Leo Kiely, L OBP: 0.357, SLG: 0.250 (1, 1)										1	1	1	0	1	0	0						
Charlie Maxwell, L OBP: 0.313, SLG: 0.429 (7, PH)										1	0	0	0	0	1	0						
Ellis Kinder, R OBP: 0.043, SLG: 0.087 (8, 1)										0	0	0	0	0	0	0						
Lou Boudreau, R OBP: 0.346, SLG: 0.397 (9, PH)										1	0	0	0	0	0	2						
Inning Stats	R: 0 E: 0 K: 1 S: 5	H: 0 LOB: 1 BB: 1 P: 9	R: 0 E: 0 K: 0 S: 3	H: 0 LOB: 1 BB: 1 P: 7	R: 3 E: 0 K: 1 S: 7	H: 2 LOB: 0 BB: 1 P: 11	R: 0 E: 0 K: 0 S: 3	H: 0 LOB: 2 BB: 2 P: 11	R: 1 E: 0 K: 0 S: 4	H: 2 LOB: 0 BB: 0 P: 4	R: 0 E: 0 K: 1 S: 5	H: 0 LOB: 0 BB: 0 P: 5	R: 0 E: 0 K: 1 S: 5	H: 0 LOB: 0 BB: 0 P: 5	R: 0 E: 0 K: 0 S: 3	H: 0 LOB: 0 BB: 0 P: 3	R: 0 E: 1 K: 1 S: 6	H: 1 LOB: 1 BB: 0 P: 6	1B: 3 2B: 2 3B: 0 HR: 1	SF: 0 SAC: 0 DP: 2 HBP: 0	WP: 0 PB: 0 SB: 0 CS: 0	PA: 36
PITCHER	IP	WLS	BF	H	R	ER	SO	BB	IBB	HBP	BLK	WP	HR	S	P	ERA	WHIP					
Mike Garcia, R ERA: 2.72 (1, 1)	9.0	W	36	5	4	4	5	5	0	0	0	0	1	41	61	4.00	1.111					

AB 31
R 4
H 5
RBI 4
BB 5
SO 5
LOB 11



Batter	1	2	3	4	5	6	7	8	9	AB	R	H	RBI	BB	SO	LOB	TOP								
Dale Mitchell, L (1.7) OBP: 0.345, SLG: 0.379										4	1	2	1	1	0	0	Cleveland Indians @ Washington Senators Griffith Stadium, Washington, DC Tue Jul 31 1951, 3:33 AM EDT Att: 25,064 - Unknown								
Bobby Avila, R (1.4) OBP: 0.395, SLG: 0.417										4	0	3	4	1	0	0									
Larry Doby, L (1.8) OBP: 0.425, SLG: 0.530										5	0	1	0	0	1	4									
Luke Easter, L (1.3) OBP: 0.377, SLG: 0.532										5	0	0	0	0	0	3									
Al Rosen, R (1.5) OBP: 0.356, SLG: 0.428										3	0	0	0	1	0	2									
Harry Simpson, L (1.9) OBP: 0.336, SLG: 0.287										4	0	1	0	0	0	1									
Ray Boone, R (1.6) OBP: 0.321, SLG: 0.332										4	0	0	0	0	0	2									
Jim Hegan, R (1.2) OBP: 0.332, SLG: 0.424										4	2	3	0	0	1	0									
Bob Feller, R (1.1) OBP: 0.210, SLG: 0.172										3	1	1	0	0	2	1									
Barney McCosky, L (9, PH) OBP: 0.379, SLG: 0.462										0	1	0	0	1	0	0									
Mike Garcia, R (9, 1) OBP: 0.220, SLG: 0.276										0	0	0	0	0	0	0									
Inning Stats	R: 0 E: 0 K: 0 S: 3	H: 1 LOB: 0 BB: 0 P: 3	R: 0 E: 0 K: 0 S: 3	H: 0 LOB: 1 BB: 1 P: 7	R: 0 E: 0 K: 2 S: 8	H: 2 LOB: 2 BB: 1 P: 12	R: 0 E: 0 K: 0 S: 4	H: 1 LOB: 1 BB: 0 P: 4	R: 2 E: 0 K: 0 S: 6	H: 3 LOB: 2 BB: 1 P: 10	R: 0 E: 0 K: 1 S: 6	H: 1 LOB: 1 BB: 0 P: 6	R: 0 E: 0 K: 0 S: 3	H: 0 LOB: 0 BB: 0 P: 3	R: 0 E: 0 K: 0 S: 3	H: 0 LOB: 0 BB: 0 P: 3	R: 3 E: 0 K: 1 S: 8	H: 3 LOB: 1 BB: 1 P: 12	1B: 8 2B: 3 3B: 0 HR: 0	SF: 0 SAC: 0 DP: 0 HBP: 0	WP: 0 PB: 0 SB: 1 CS: 0	PA: 40			
PITCHER	IP	WLS	BF	H	R	ER	SO	BB	IBB	HBP	BLK	WP	HR	S	P	ERA	WHIP								
Don Johnson, R (1.1) ERA: 4.43	8.1	L	38	11	5	5	3	4	0	0	0	0	0	40	56	5.40	1.800								
Tom Ferrick, R (9, 1) ERA: 5.54	0.2	S	2	0	0	0	1	0	0	0	0	0	0	4	4	0.00	0.000								

Batter	1	2	3	4	5	6	7	8	9	AB	R	H	RBI	BB	SO	LOB	BOTTOM								
Eddie Yost, R (1.5) OBP: 0.431, SLG: 0.394										3	0	0	0	2	1	0	Cleveland Indians @ Washington Senators Griffith Stadium, Washington, DC Tue Jul 31 1951, 3:33 AM EDT Att: 25,064 - Unknown								
Gil Coan, L (1.7) OBP: 0.395, SLG: 0.521										2	0	0	0	0	2	1									
Irv Noren, L (1.8) OBP: 0.368, SLG: 0.449										4	0	1	1	0	0	4									
Mickey Vernon, L (1.3) OBP: 0.348, SLG: 0.424										4	0	1	0	0	1	4									
Sam Mele, R (1.9) OBP: 0.321, SLG: 0.397										3	1	2	0	0	0	0									
Pete Runnels, L (1.6) OBP: 0.320, SLG: 0.319										3	1	2	0	0	0	0									
Sam Dente, R (7, 6) OBP: 0.319, SLG: 0.292										1	0	0	0	0	0	1									
Cass Michaels, R (1.4) OBP: 0.334, SLG: 0.354										4	0	1	1	0	0	3									
Clyde Kluttz, R (1.2) OBP: 0.373, SLG: 0.322										4	1	1	1	0	0	3									
Don Johnson, R (1.1) OBP: 0.118, SLG: 0.091										3	0	0	0	0	1	3									
Tom Ferrick, R (9, 1) OBP: 0.667, SLG: 0.667										0	0	0	0	0	0	0									
Sherry Robertson, L (9, PH) OBP: 0.224, SLG: 0.222										1	0	0	0	0	0	0									
Inning Stats	R: 0 E: 0 K: 1 S: 5	H: 0 LOB: 1 BB: 1 P: 9	R: 0 E: 0 K: 0 S: 3	H: 0 LOB: 0 BB: 0 P: 3	R: 1 E: 0 K: 1 S: 6	H: 1 LOB: 2 BB: 1 P: 11	R: 0 E: 0 K: 0 S: 5	H: 2 LOB: 2 BB: 0 P: 5	R: 0 E: 0 K: 3 S: 10	H: 1 LOB: 1 BB: 0 P: 10	R: 2 E: 0 K: 0 S: 5	H: 3 LOB: 0 BB: 0 P: 5	R: 0 E: 0 K: 0 S: 2	H: 0 LOB: 0 BB: 0 P: 3	R: 0 E: 0 K: 0 S: 4	H: 1 LOB: 1 BB: 0 P: 4	R: 0 E: 0 K: 0 S: 3	H: 0 LOB: 0 BB: 0 P: 3	1B: 5 2B: 4 3B: 0 HR: 0	SF: 0 SAC: 1 DP: 1 HBP: 2	WP: 0 PB: 0 SB: 0 CS: 1	PA: 37			
PITCHER	IP	WLS	BF	H	R	ER	SO	BB	IBB	HBP	BLK	WP	HR	S	P	ERA	WHIP								
Bob Feller, R (1.1) ERA: 3.39	8.0	W	34	8	3	3	5	2	0	0	0	0	0	40	50	3.38	1.250								
Mike Garcia, R (9, 1) ERA: 2.7	1.0	S	3	0	0	0	0	0	0	0	0	0	0	3	3	0.00	0.000								

Batter	1	2	3	4	5	6	7	8	9	AB	R	H	RBI	BB	SO	LOB	TOP			
Dale Mitchell, L (1,7) X	0-0 F9		0-0 E 1B		0-0 F8			0-0 BB 1B		4	1	2	0	0	0	0	Cleveland Indians @ Washington Senators Griffith Stadium, Washington, DC Wed Aug 01 1951, 3:38 AM EDT Att: 24,633 - Unknown			
Bobby Avila, R (1,4) X	0-0 F9		0-0 E8 1B		0-0 6-3			0-0 F9		4	0	1	0	0	0	1				
Larry Doby, L (1,8) X	0-0 HR		4-0 BB		0-0 4-3			4-0 BB		2	1	1	1	2	0	0				
Luke Easter, L (1,3) X	0-3 K		0-0 F4		0-0 4-3			0-0 F3		4	0	0	0	0	1	4				
Al Rosen, R (1,5) X		0-0 6-3		0-0 F8				0-0 F4		4	1	1	0	0	0	0				
Harry Simpson, L (1,9) X		0-0 F5		0-0 F7			0-3 K		0-0 F8	4	0	0	0	0	1	1				
Ray Boone, R (1,6) X		0-0 F7					0-0 6-3		1-0 FC4-6 HBP	3	0	1	0	0	0	0				
Jim Hegan, R (1,2) X			0-0 G4-6-3 1B		0-3 K			0-0 FC4-6		3	0	1	0	0	1	1				
Bob Lemon, L (9, PH) X							0-0 G3		0-0 FC4-6	1	0	0	1	0	0	1				
Early Wynn, S (1,1) X			0-0 G4-6-3 1B		0-0 F8			0-0 F3	0-3 K	2	0	0	0	0	0	1				
Barney McCosky, L (8, PH) X										1	0	0	0	0	0	0				
Bob Chakales, R (8, PH) X										0	0	0	0	0	0	0				
Paul Lehner, L (9, PH) X										1	0	0	0	0	1	1				
Inning Stats	R: 1 E: 0 K: 1 S: 6	H: 1 LOB: 0 BB: 0 P: 6	R: 0 E: 0 K: 0 S: 3	H: 0 LOB: 0 BB: 0 P: 3	R: 1 E: 1 K: 0 S: 5	H: 3 LOB: 2 BB: 1 P: 9	R: 0 E: 0 K: 1 S: 6	H: 1 LOB: 1 BB: 0 P: 6	R: 0 E: 0 K: 0 S: 3	H: 0 LOB: 0 BB: 0 P: 3	R: 0 E: 0 K: 1 S: 5	H: 0 LOB: 0 BB: 0 P: 5	R: 0 E: 0 K: 0 S: 4	H: 1 LOB: 2 BB: 1 P: 8	R: 1 E: 0 K: 1 S: 6	H: 1 LOB: 1 BB: 0 P: 7	1B: 6 2B: 0 3B: 0 HR: 1	SF: 0 SAC: 0 DP: 1 HBP: 1	WP: 0 PB: 0 SB: 0 CS: 0	PA: 36
PITCHER	IP WLS BF H R ER SO BB IBB HBP BLK WP HR S P ERA WHIP																			
Julio Moreno, R (1,1) ERA: 4.39	9.0 W 36 7 3 2 4 2 0 1 1 0 1 41 50 2.00 1.000																			

Batter	1	2	3	4	5	6	7	8	9	AB	R	H	RBI	BB	SO	LOB	BOTTOM	
Eddie Yost, R (1,5) B B B	4-0 E 1B	4-0 BB		0-3 K		0-3 K				2	1	0	0	2	2	2	Cleveland Indians @ Washington Senators Griffith Stadium, Washington, DC Wed Aug 01 1951, 3:38 AM EDT Att: 24,633 - Unknown	
Gil Coan, L (1,7) X	0-0 E 1B	0-0 G3			0-0 1B FC4-6			0-0 6-3		4	2	2	0	0	1			
Irv Noren, L (1,8) X	0-0 F9		0-0 F8		0-0 FC4-6 1B			0-0 3-1		4	0	1	0	0	2			
Mickey Vernon, L (1,3) X	0-0 E9 1B		4-0 BB		0-0 FC4-6			0-0 FC6-4 1B		3	1	2	2	1	0			
Sam Mele, R (1,9) X	0-0 F8		0-0 F5		0-0 L4			0-0 FC6-4		4	0	0	0	0	3			
Pete Runnels, L (1,6) X	0-0 BB 1B		0-0 L7		0-0 5-3			4-0 FC1-6 BB		3	0	1	0	1	0			
Gene Verble, R (1,4) X	0-0 F7			4-0 PB BB		4-0 SH5-3 BB		0-0 FC1-6		2	0	0	0	2	2			
Mike Guerra, R (1,2) X		0-0 F6		0-3 K		0-0 F2		0-3 K		4	0	0	0	2	3			
Julio Moreno, R (1,1) X		0-0 F7		0-3 K		0-0 SH5-3		0-3 K		3	0	0	0	2	2			
Inning Stats	R: 3 E: 2 K: 0 S: 6	H: 3 LOB: 1 BB: 1 P: 10	R: 0 E: 0 K: 0 S: 3	H: 0 LOB: 1 BB: 1 P: 7	R: 0 E: 0 K: 3 S: 9	H: 0 LOB: 1 BB: 1 P: 13	R: 1 E: 0 K: 0 S: 5	H: 2 LOB: 1 BB: 0 P: 5	R: 0 E: 0 K: 1 S: 5	H: 0 LOB: 1 BB: 1 P: 9	R: 0 E: 0 K: 0 S: 4	H: 1 LOB: 1 BB: 0 P: 4	R: 0 E: 0 K: 2 S: 7	H: 0 LOB: 1 BB: 1 P: 11	1B: 6 2B: 0 3B: 0 HR: 0	SF: 0 SAC: 1 DP: 0 HBP: 0		WP: 0 PB: 1 SB: 0 CS: 0
PITCHER	IP WLS BF H R ER SO BB IBB HBP BLK WP HR S P ERA WHIP																	
Early Wynn, R (1,1) ERA: 3.57	7.0 L 32 6 4 3 4 5 0 0 0 0 0 0 7 11 3.86 1.571																	
Bob Chakales, R (8,1) ERA: 4.00	1.0 4 0 0 0 2 1 0 0 0 0 0 0 7 11 0.00 1.000																	

Batter	1	2	3	4	5	6	7	8	9	AB	R	H	RBI	BB	SO	LOB	TOP			
Dale Mitchell, L (1, 7) OBP: 0.353, SLG: 0.392	0-0 FC4-6 1B		0-0 2H 3B		0-0 4-3			0-0 F6	0-0 F7	5	0	2	1	0	0	1				
Bobby Avila, R (1, 4) OBP: 0.389, SLG: 0.408	0-0 FC4-6 CS 1-2		0-0 B5-3				0-0 L8	4-0 1B BB	0-0 4-3	4	1	0	0	1	0	3				
Larry Doby, L (1, 8) OBP: 0.424, SLG: 0.540	0-0 L9 1-2			0-0 FC6 1B		0-3 K		0-0 1B 2B 1B		4	1	2	0	0	1	1				
Luke Easter, L (1, 3) OBP: 0.366, SLG: 0.528		0-0 4-3		0-0 FC6 1B 1-2		0-0 BB 1B		0-0 F3		4	0	1	0	0	0	3				
Al Rosen, R (1, 5) OBP: 0.354, SLG: 0.429		0-0 F8		0-0 F4		4-0 BB 1B		0-0 2B 1B		3	0	1	1	1	0	1				
Bob Kennedy, R (1, 9) OBP: 0.331, SLG: 0.388		0-0 6-3		0-0 1B		0-0 BB		0-0 3H 1B		4	0	2	1	0	0	2				
Ray Boone, R (1, 6) OBP: 0.321, SLG: 0.328			0-0 E4 SH2-3 3B		0-0 F2		0-0 5-3	0-0 F2		4	1	0	0	0	0	4				
Birdie Tebbetts, R (1, 2) OBP: 0.287, SLG: 0.330			0-0 F8		0-0 L8		0-0 L8		0-0 5-3	3	0	0	0	0	0	1				
Jim Hegan, R (7, 2) OBP: 0.327, SLG: 0.415										1	0	0	0	0	0	0				
Mike Garcia, R (1, 1) OBP: 0.213, SLG: 0.267			0-0 SH2-3		0-0 6-3		0-0 F9			2	0	0	0	0	0	0				
Early Wynn, S (8, 1) OBP: 0.257, SLG: 0.277			1-2						0-0 2B	1	0	1	0	0	0	0				
Inning Stats	R: 0 E: 0 K: 0 S: 3	H: 1 LOB: 0 BB: 0 P: 3	R: 0 E: 0 K: 0 S: 3	H: 0 LOB: 0 BB: 0 P: 3	R: 1 E: 1 K: 0 S: 5	H: 1 LOB: 1 BB: 0 P: 5	R: 0 E: 0 K: 0 S: 5	H: 2 LOB: 2 BB: 0 P: 5	R: 0 E: 0 K: 1 S: 6	H: 1 LOB: 2 BB: 1 P: 10	R: 0 E: 0 K: 0 S: 3	H: 0 LOB: 0 BB: 0 P: 3	R: 2 E: 0 K: 0 S: 6	H: 3 LOB: 2 BB: 0 P: 10	R: 0 E: 0 K: 0 S: 4	H: 1 LOB: 1 BB: 0 P: 4	1B: 6 2B: 2 3B: 1 HR: 0	SF: 0 SAC: 1 DP: 0 HBP: 0	WP: 0 PB: 0 SB: 0 CS: 1	PA: 38
PITCHER	IP WLS BF H R ER SO BB IBB HBP BLK WP HR S P ERA WHIP																			
Sam Zoldak, L (1, 1) ERA: 3.38	7.2 L 33 8 3 2 1 2 0 0 0 0 0 0 33 41 2.35 1.304																			
Carl Scheib, R (8, 1) ERA: 4.97	1.1 5 1 0 0 0 0 0 0 0 0 0 0 5 5 0.00 0.750																			

Cleveland Indians @ Philadelphia Athletics
Shibe Park, Philadelphia, PA
Fri Aug 03 1951, 3:33 AM EDT
Att: 21,541 - Unknown


AB 35
R 3
H 9
RBI 3
BB 2
SO 1
LOB 16



Batter	1	2	3	4	5	6	7	8	9	AB	R	H	RBI	BB	SO	LOB	BOTTOM			
Eddie Joost, R (1, 6) OBP: 0.395, SLG: 0.456	0-3 K		0-0 F4		0-0 L8			0-0 F8		4	0	0	0	0	1	2				
Elmer Valo, L (1, 8) OBP: 0.387, SLG: 0.422	0-0 L8			0-0 F8		0-0 F9		0-0 1B 1B		4	0	1	0	0	0	0				
Allie Clark, R (1, 9) OBP: 0.307, SLG: 0.402	0-0 F4			0-0 F6		0-0 P4		0-3 K		4	0	0	0	0	1	1				
Gus Zernial, R (1, 7) OBP: 0.360, SLG: 0.565		0-0 1B 1B		0-0 L3		0-0 F9		0-0 1B 1B		4	0	2	0	0	0	0				
Lou Limmer, L (1, 3) OBP: 0.284, SLG: 0.300		0-0 F4			4-0 1B 2B BB		0-0 F9	0-0 4-3		3	1	0	0	1	0	3				
Hank Majeski, R (1, 5) OBP: 0.375, SLG: 0.433		0-0 G6-3 1B		0-0 L7		0-0 1B 2B		0-0 F7		4	1	2	0	0	0	1				
Billy Hitchcock, R (1, 4) OBP: 0.363, SLG: 0.309		0-0 G6-3			0-0 2B 1B				1-0	3	0	2	1	0	0	2				
Pete Suder, R (9, PR) OBP: 0.289, SLG: 0.286		1-2			1-2 2B 1B		2H 1B			0	0	0	0	0	0	0				
Joe Tipton, R (1, 2) OBP: 0.310, SLG: 0.254			0-0 5-3		0-0 1B 2B		0-0 F7		0-0 F5	4	0	1	1	0	0	2				
Sam Zoldak, L (1, 1) OBP: 0.269, SLG: 0.308					0-0 F9		0-0 F7		0-0 F8	3	0	0	0	0	0	3				
Carl Scheib, R (8, 1) OBP: 0.413, SLG: 0.614										0	0	0	0	0	0	0				
Wally Moses, L (9, PH) OBP: 0.288, SLG: 0.218										1	0	0	0	0	0	1				
Inning Stats	R: 0 E: 0 K: 1 S: 5	H: 0 LOB: 0 BB: 0 P: 5	R: 0 E: 0 K: 0 S: 4	H: 2 LOB: 1 BB: 0 P: 4	R: 0 E: 0 K: 0 S: 3	H: 0 LOB: 0 BB: 0 P: 3	R: 0 E: 0 K: 0 S: 3	H: 0 LOB: 0 BB: 0 P: 3	R: 1 E: 0 K: 0 S: 5	H: 2 LOB: 2 BB: 1 P: 9	R: 0 E: 0 K: 0 S: 3	H: 0 LOB: 0 BB: 0 P: 3	R: 1 E: 0 K: 1 S: 7	H: 2 LOB: 1 BB: 0 P: 7	R: 0 E: 0 K: 0 S: 3	H: 0 LOB: 1 BB: 0 P: 4	1B: 6 2B: 2 3B: 0 HR: 0	SF: 0 SAC: 0 DP: 1 HBP: 1	WP: 0 PB: 0 SB: 0 CS: 0	PA: 36
PITCHER	IP WLS BF H R ER SO BB IBB HBP BLK WP HR S P ERA WHIP																			
Mike Garcia, R (1, 1) ERA: 2.72	7.2 W 31 8 2 2 2 2 1 0 0 0 0 0 34 38 2.35 1.174																			
Early Wynn, R (8, 1) ERA: 3.55	1.1 S 5 0 0 0 0 0 0 0 1 0 0 0 4 5 0.00 0.000																			

Cleveland Indians @ Philadelphia Athletics
Shibe Park, Philadelphia, PA
Fri Aug 03 1951, 3:33 AM EDT
Att: 21,541 - Unknown

AB 34
R 2
H 8
RBI 2
BB 1
SO 2
LOB 15



Batter	1	2	3	4	5	6	7	8	9	AB	R	H	RBI	BB	SO	LOB	TOP					
Dale Mitchell, L (1, 7) OBP: 0.356, SLG: 0.399										5	1	3	1	0	0	3	Cleveland Indians @ Philadelphia Athletics Shibe Park, Philadelphia, PA Sat Aug 04 1951, 3:33 AM EDT Att. 4,518 - Unknown					
Bobby Avila, R (1, 4) OBP: 0.392, SLG: 0.409										4	1	2	0	1	1	1						
Larry Doby, L (1, 8) OBP: 0.426, SLG: 0.544										3	1	1	2	2	0	1						
Luke Easter, L (1, 3) OBP: 0.366, SLG: 0.526										5	0	2	0	0	1	5						
Al Rosen, R (1, 5) OBP: 0.350, SLG: 0.424										5	0	0	1	0	2	6						
Harry Simpson, L (1, 9) OBP: 0.330, SLG: 0.277										4	0	1	0	0	0	3						
Ray Boone, R (1, 6) OBP: 0.319, SLG: 0.324										4	0	0	0	1	0	4						
Jim Hegan, R (1, 2) OBP: 0.328, SLG: 0.413										4	1	1	0	1	0	1						
Bob Feller, R (1, 1) OBP: 0.219, SLG: 0.169										1	0	0	0	1	0	0						
Lou Brissie, L (9, 1) OBP: 0.292, SLG: 0.333										0	0	0	0	0	0	0						
Inning Stats	R: 0 E: 1 K: 1 S: 7	H: 2 LOB: 3 BB: 1 P: 11	R: 1 E: 0 K: 0 S: 3	H: 1 LOB: 0 BB: 1 P: 7	R: 0 E: 0 K: 2 S: 7	H: 0 LOB: 1 BB: 1 P: 11	R: 0 E: 1 K: 0 S: 4	H: 0 LOB: 2 BB: 0 P: 8	R: 1 E: 0 K: 0 S: 5	H: 2 LOB: 2 BB: 0 P: 6	R: 0 E: 0 K: 0 S: 4	H: 1 LOB: 1 BB: 0 P: 4	R: 0 E: 0 K: 0 S: 5	H: 2 LOB: 2 BB: 0 P: 5	R: 2 E: 0 K: 0 S: 5	H: 2 LOB: 1 BB: 1 P: 9	R: 0 E: 0 K: 1 S: 5	H: 0 LOB: 1 BB: 1 P: 9	1B: 8 2B: 1 3B: 1 HR: 0	SF: 0 SAC: 2 DP: 0 HBP: 1	WP: 0 PB: 0 SB: 0 CS: 1	PA: 45
PITCHER Dick Fowler, R (1, 1) ERA: 5.34	IP: 9.0 WLS: L BF: 44 H: 10 R: 4 ER: 4 SO: 4 BB: 5 IBB: 1 HBP: 1 BLK: 0 WP: 0 HR: 0 S: 45 P: 70 ERA: 4.00 WHIP: 1.667															PITCHER	IP: WLS: BF: H: R: ER: SO: BB: IBB: HBP: BLK: WP: HR: S: P: ERA: WHIP:					

Batter	1	2	3	4	5	6	7	8	9	AB	R	H	RBI	BB	SO	LOB	BOTTOM								
Eddie Joost, R (1, 6) OBP: 0.395, SLG: 0.454										4	0	1	0	1	0	3	Cleveland Indians @ Philadelphia Athletics Shibe Park, Philadelphia, PA Sat Aug 04 1951, 3:33 AM EDT Att. 4,518 - Unknown								
Elmer Valo, L (1, 8) OBP: 0.387, SLG: 0.419										4	0	1	0	0	1	3									
Wally Moses, L (1, 9) OBP: 0.295, SLG: 0.229										4	0	2	0	0	0	1									
Gus Zernial, R (1, 7) OBP: 0.356, SLG: 0.559										4	0	0	0	0	2	4									
Lou Limmer, L (1, 3) OBP: 0.277, SLG: 0.292										4	0	0	0	0	2	3									
Hank Majeski, R (1, 5) OBP: 0.373, SLG: 0.430										4	1	1	0	0	1	1									
Billy Hitchcock, R (1, 4) OBP: 0.376, SLG: 0.347										4	1	3	1	0	0	0									
Joe Tipton, R (1, 2) OBP: 0.322, SLG: 0.258										2	0	1	0	2	1	0									
Dick Fowler, R (1, 1) OBP: 0.273, SLG: 0.241										3	0	0	1	0	1	5									
Dave Philley, S (9, PH) OBP: 0.336, SLG: 0.347										0	0	0	0	1	0	0									
Inning Stats	R: 0 E: 0 K: 1 S: 6	H: 1 LOB: 2 BB: 1 P: 10	R: 2 E: 0 K: 0 S: 5	H: 3 LOB: 2 BB: 1 P: 9	R: 0 E: 0 K: 2 S: 8	H: 1 LOB: 1 BB: 0 P: 8	R: 0 E: 0 K: 1 S: 5	H: 1 LOB: 1 BB: 1 P: 9	R: 0 E: 0 K: 0 S: 4	H: 0 LOB: 1 BB: 0 P: 5	R: 0 E: 0 K: 0 S: 5	H: 2 LOB: 2 BB: 0 P: 5	R: 0 E: 0 K: 0 S: 3	H: 0 LOB: 0 BB: 0 P: 3	R: 0 E: 0 K: 1 S: 5	H: 0 LOB: 0 BB: 0 P: 5	R: 0 E: 0 K: 2 S: 8	H: 1 LOB: 2 BB: 1 P: 12	1B: 8 2B: 1 3B: 1 HR: 0	SF: 0 SAC: 0 DP: 2 HBP: 1	WP: 1 PB: 1 SB: 0 CS: 1	PA: 38			
PITCHER Bob Feller, R (1, 1) ERA: 3.32	IP: 8.2 WLS: W BF: 37 H: 9 R: 2 ER: 2 SO: 7 BB: 4 IBB: 0 HBP: 1 BLK: 0 WP: 1 HR: 0 S: 46 P: 63 ERA: 2.08 WHIP: 1.500															PITCHER	IP: WLS: BF: H: R: ER: SO: BB: IBB: HBP: BLK: WP: HR: S: P: ERA: WHIP:								
Lou Brissie, L (9, 1) ERA: 3.99	0.1 S	1 0	0 0	0 0	1 0	0 0	0 0	0 0	3 3	0.00	0.000														

Batter	1	2	3	4	5	6	7	8	9	AB	R	H	RBI	BB	SO	LOB	TOP					
Dale Mitchell, L (1.7) OBP: 0.360, SLG: 0.405	0-0 6-3		0-0 1B 2B		0-0 CS 1B	0-0 1-2 2-H 1B		0-0 F4		5	1	3	1	0	0	1	Cleveland Indians @ Philadelphia Athletics Shibe Park, Philadelphia, PA Sun Aug 05 1951, 3:33 AM EDT Unknown					
Bobby Avila, R (1.4) OBP: 0.390, SLG: 0.406	0-3 K		0-0 FC4-6 1B		0-0 1-2 1B	0-0 G5-3		0-0 6-3		5	0	1	1	0	1	4						
Larry Doby, L (1.8) OBP: 0.426, SLG: 0.540	0-3 K		0-0 FC4-6 1B		0-0 1B		4-0 E S 1B BB	0-0 4-3		4	1	1	0	1	1	2						
Luke Easter, L (1.3) OBP: 0.367, SLG: 0.522		0-0 2B G1-2-3 1B	1-0 FC5-4 1B		0-3 K		0-3 K	0-0 F8		4	0	1	0	0	2	2						
Al Rosen, R (1.5) OBP: 0.353, SLG: 0.436		0-0 1-3 2B	0-0 FC5-4 1B			0-0 HR 2B 1B	0-0 WP 2B 1B	0-3 K	0-3 K	5	2	3	2	0	1	2						
Bob Kennedy, R (1.9) OBP: 0.328, SLG: 0.382		4-0 IBB		0-0 5-3		0-0 L7	0-3 K	0-0 F7		4	0	0	0	1	1	1						
Ray Boone, R (1.6) OBP: 0.321, SLG: 0.329	0-0 P4			0-0 F7		0-0 1B 1B	0-0 2B			4	1	2	1	0	0	3						
Birdie Tebbetts, R (1.2) OBP: 0.295, SLG: 0.347	0-0 G1-2-3					0-0 1B 1B	0-3 K			4	1	2	0	0	1	4						
Bob Lemon, L (1.1) OBP: 0.211, SLG: 0.313			0-0 F9	0-3 K		0-0 G5-3 1B 1B		0-0 3B		4	0	2	1	0	1	1						
Inning Stats	R: 0 E: 0 K: 2 S: 7	H: 0 LOB: 0 BB: 0 P: 7	R: 0 E: 0 K: 0 S: 4	H: 2 LOB: 2 BB: 1 P: 8	R: 1 E: 0 K: 0 S: 5	H: 2 LOB: 2 BB: 0 P: 6	R: 0 E: 0 K: 1 S: 6	H: 1 LOB: 1 BB: 0 P: 6	R: 0 E: 0 K: 1 S: 6	H: 2 LOB: 1 BB: 0 P: 6	R: 3 E: 0 K: 0 S: 7	H: 5 LOB: 1 BB: 0 P: 7	R: 2 E: 0 K: 3 S: 11	H: 2 LOB: 1 BB: 1 P: 15	R: 0 E: 0 K: 0 S: 4	H: 1 LOB: 0 BB: 0 P: 4	R: 0 E: 0 K: 1 S: 5	H: 0 LOB: 0 BB: 0 P: 5	1B: 9 2B: 4 3B: 1 HR: 1	SF: 0 SAC: 0 DP: 2 HBP: 1	WP: 1 PB: 0 SB: 0 CS: 1	PA: 42
PITCHER	IP WLS BF H R ER SO BB IBB HBP BLK WP HR S P ERA WHIP																					
Alex Kellner, L (1.1) ERA: 5.2	5.1 L 28 12 4 4 4 4 0 1 1 0 0 0 1 0 1 34 39 6.75 2.250																					
Carl Scheib, R (6.1) ERA: 4.97	3.2 14 3 2 2 4 1 0 0 0 1 0 21 25 4.91 1.091																					

Batter	1	2	3	4	5	6	7	8	9	AB	R	H	RBI	BB	SO	LOB	BOTTOM					
Eddie Joost, R (1.6) OBP: 0.393, SLG: 0.451	0-0 1B 4-3 FC1-4 1B		0-0 F8		0-0 F8		0-0 F7		0-0 L8	5	1	1	1	0	0	4	Cleveland Indians @ Philadelphia Athletics Shibe Park, Philadelphia, PA Sun Aug 05 1951, 3:33 AM EDT Unknown					
Elmer Valo, L (1.8) OBP: 0.387, SLG: 0.417	0-0 4-3		0-0 L4			0-0 F8		0-0 G4-6-3 1B	4-0 PO BB	4	0	1	0	1	0	1						
Wally Moses, L (1.9) OBP: 0.302, SLG: 0.239	0-0 FC1-4 1B			0-0 FC6-4 1B		0-0 4-3		0-0 G4-6-3 1B	0-0 PO	4	0	2	0	0	0	1						
Gus Zernial, R (1.7) OBP: 0.355, SLG: 0.556	0-0 FC1-4			0-0 L8		0-0 L8		0-0 1B		4	0	1	1	0	0	2						
Hank Majeski, R (1.5) OBP: 0.371, SLG: 0.427	0-0 1-3			0-0 FC6-4		0-0 6-3		0-0 1B		4	0	1	0	0	0	2						
Billy Hitchcock, R (1.4) OBP: 0.372, SLG: 0.343		0-0 CS 1B		0-0 5-3		0-0 5-3		0-3 K		4	0	1	0	0	1	3						
Lou Limmer, L (1.3) OBP: 0.276, SLG: 0.291	0-0 F5				0-0 G3		0-0 1B 1B		0-0 4-3	4	1	1	0	0	0	1						
Joe Tipton, R (1.2) OBP: 0.333, SLG: 0.268	0-3 K				4-0 WP BB		0-0 1B 1B		0-0 1B 1B	3	1	2	0	1	1	0						
Alex Kellner, R (1.1) OBP: 0.196, SLG: 0.200			0-3 K				0-0 1B		0-0 L8	2	0	0	0	0	2	1						
Carl Scheib, R (6.1) OBP: 0.438, SLG: 0.630					0-0 K		0-0 1B		0-0 L8	2	0	2	1	0	0	0						
Inning Stats	R: 1 E: 0 K: 0 S: 5	H: 2 LOB: 0 BB: 0 P: 5	R: 0 E: 0 K: 1 S: 5	H: 1 LOB: 0 BB: 0 P: 5	R: 0 E: 0 K: 1 S: 5	H: 0 LOB: 0 BB: 0 P: 5	R: 0 E: 0 K: 0 S: 4	H: 1 LOB: 1 BB: 0 P: 4	R: 0 E: 0 K: 1 S: 5	H: 0 LOB: 1 BB: 1 P: 9	R: 0 E: 0 K: 0 S: 3	H: 0 LOB: 0 BB: 0 P: 3	R: 1 E: 0 K: 0 S: 6	H: 3 LOB: 2 BB: 0 P: 6	R: 0 E: 0 K: 1 S: 7	H: 3 LOB: 2 BB: 0 P: 7	R: 1 E: 0 K: 0 S: 4	H: 2 LOB: 1 BB: 1 P: 8	1B: 12 2B: 0 3B: 0 HR: 0	SF: 0 SAC: 0 DP: 1 HBP: 0	WP: 1 PB: 0 SB: 0 CS: 1	PA: 39
PITCHER	IP WLS BF H R ER SO BB IBB HBP BLK WP HR S P ERA WHIP																					
Bob Lemon, R (1.1) ERA: 3.82	9.0 W 38 12 3 3 3 4 2 0 0 0 1 0 44 52 3.00 1.556																					

Batter	1	2	3	4	5	6	7	8	9	AB	R	H	RBI	BB	SO	LOB	TOP			
Dale Mitchell, L (1, 7) OBP: 0.363, SLG: 0.413										4	2	2	1	1	0	3	Cleveland Indians @ Philadelphia Athletics Shibe Park, Philadelphia, PA Sun Aug 05 1951, 3:38 AM EDT Att: 13,527 - Unknown			
Bobby Avila, R (1, 4) OBP: 0.393, SLG: 0.409										3	1	2	1	1	0	1				
Larry Doby, L (1, 8) OBP: 0.424, SLG: 0.537										4	0	1	2	0	1	3				
Luke Easter, L (1, 3) OBP: 0.363, SLG: 0.515										4	0	0	1	0	1	4				
Al Rosen, R (1, 5) OBP: 0.352, SLG: 0.434										4	0	1	0	0	0	1				
Bob Kennedy, R (1, 9) OBP: 0.324, SLG: 0.376										4	0	0	0	0	1	2				
Ray Boone, R (1, 6) OBP: 0.323, SLG: 0.336										4	2	2	0	0	1	1				
Jim Hegan, R (1, 2) OBP: 0.327, SLG: 0.409										3	1	0	0	1	1	2				
Early Wynn, S (1, 1) OBP: 0.257, SLG: 0.275										4	0	1	1	0	0	2				
Inning Stats	R: 2 E: 0 K: 1 S: 8	H: 3 LOB: 1 BB: 0 P: 8	R: 2 E: 0 K: 0 S: 5	H: 1 LOB: 2 BB: 2 P: 13	R: 0 E: 0 K: 0 S: 4	H: 1 LOB: 1 BB: 0 P: 4	R: 1 E: 0 K: 1 S: 7	H: 2 LOB: 1 BB: 0 P: 7	R: 0 E: 0 K: 1 S: 5	H: 0 LOB: 0 BB: 0 P: 5	R: 0 E: 0 K: 1 S: 5	H: 0 LOB: 1 BB: 1 P: 9	R: 0 E: 0 K: 1 S: 5	H: 0 LOB: 0 BB: 0 P: 5	R: 1 E: 0 K: 0 S: 5	H: 2 LOB: 1 BB: 0 P: 5		1B: 6 2B: 2 3B: 1 HR: 0	SF: 0 SAC: 0 DP: 0 HBP: 0	WP: 0 PB: 0 SB: 0 CS: 0
PITCHER	IP WLS BF H R ER SO BB IBB HBP BLK WP HR S P ERA WHIP	IP WLS BF H R ER SO BB IBB HBP BLK WP HR S P ERA WHIP																		
Morrie Martin, L (1, 1) ERA: 4.45	1.1 L 11 4 4 4 1 2 0 0 0 0 0 0 11 19 27.00 4.500																			
Bobby Shantz, L (2, 1) ERA: 4.71	5.2 21 3 1 1 4 1 0 0 0 0 0 0 28 32 1.59 0.706																			
Johnny Kucab, R (8, 1) ERA: 5.51	1.0 5 2 1 1 0 0 0 0 0 0 0 0 5 5 9.00 2.000																			

Batter	1	2	3	4	5	6	7	8	9	AB	R	H	RBI	BB	SO	LOB	BOTTOM			
Eddie Joost, R (1, 6) OBP: 0.392, SLG: 0.447										3	0	0	0	1	1	2	Cleveland Indians @ Philadelphia Athletics Shibe Park, Philadelphia, PA Sun Aug 05 1951, 3:38 AM EDT Att: 13,527 - Unknown			
Elmer Valo, L (1, 8) OBP: 0.386, SLG: 0.418										4	0	1	1	0	1	2				
Wally Moses, L (1, 9) OBP: 0.292, SLG: 0.230										4	0	0	0	0	2	2				
Gus Zernial, R (1, 7) OBP: 0.357, SLG: 0.556										3	0	1	0	1	0	0				
Hank Majeski, R (1, 5) OBP: 0.369, SLG: 0.422										3	0	0	0	1	1	2				
Billy Hitchcock, R (1, 4) OBP: 0.383, SLG: 0.333										3	0	0	0	0	0	2				
Lou Limmer, L (1, 3) OBP: 0.277, SLG: 0.298										3	1	1	0	0	0	2				
Joe Astroth, R (1, 2) OBP: 0.274, SLG: 0.296										3	2	2	1	0	0	0				
Morrie Martin, L (1, 1) OBP: 0.273, SLG: 0.250										0	0	0	0	0	0	0				
Bobby Shantz, R (2, 1) OBP: 0.362, SLG: 0.349										2	0	0	1	0	0	0				
Dave Philley, S (7, PH) OBP: 0.337, SLG: 0.345										1	0	0	0	0	0	1				
Johnny Kucab, R (8, 1)										0	0	0	0	0	0	0				
Inning Stats	R: 0 E: 0 K: 1 S: 5	H: 0 LOB: 0 BB: 0 P: 5	R: 0 E: 0 K: 0 S: 3	H: 0 LOB: 1 BB: 1 P: 7	R: 1 E: 0 K: 2 S: 9	H: 1 LOB: 0 BB: 0 P: 9	R: 0 E: 0 K: 0 S: 3	H: 0 LOB: 1 BB: 1 P: 7	R: 0 E: 0 K: 0 S: 4	H: 1 LOB: 1 BB: 0 P: 4	R: 2 E: 0 K: 1 S: 8	H: 3 LOB: 1 BB: 0 P: 8	R: 0 E: 0 K: 1 S: 5	H: 0 LOB: 0 BB: 0 P: 5	R: 0 E: 0 K: 1 S: 5	H: 0 LOB: 0 BB: 0 P: 5	1B: 0 2B: 4 3B: 1 HR: 0	SF: 0 SAC: 1 DP: 0 HBP: 0	WP: 0 PB: 0 SB: 0 CS: 0	PA: 33
PITCHER	IP WLS BF H R ER SO BB IBB HBP BLK WP HR S P ERA WHIP	IP WLS BF H R ER SO BB IBB HBP BLK WP HR S P ERA WHIP																		
Early Wynn, R (1, 1) ERA: 3.54	8.0 W 33 5 3 3 5 3 0 0 0 0 0 0 40 52 3.38 1.000																			


Batter	1	2	3	4	5	6	7	8	9	AB	R	H	RBI	BB	SO	LOB	TOP			
Bobby Young, L OBP: 0.310, SLG: 0.331										4	0	2	1	0	0	1	St. Louis Browns @ Cleveland Indians Cleveland Municipal Stadium, Cleveland, OH Tue Aug 07 1951, 3:33 AM EDT Att: 14,481 - Unknown AB 30 R 1 H 4 RBI 1 BB 0 SO 6 LOB 7			
Jim Delsing, L OBP: 0.359, SLG: 0.383										4	0	0	0	0	0	3				
Jack Maguire, R OBP: 0.346, SLG: 0.402										4	0	0	0	0	1	2				
Matt Batts, R OBP: 0.331, SLG: 0.448										3	0	0	0	0	1	1				
Hank Arft, L OBP: 0.362, SLG: 0.417										3	0	0	0	0	2	0				
Ken Wood, R OBP: 0.248, SLG: 0.385										3	0	0	0	0	1	0				
Fred Marsh, R OBP: 0.289, SLG: 0.317										3	0	0	0	0	0	0				
Bill Jennings, R OBP: 0.224, SLG: 0.303										3	1	1	0	0	1	0				
Jim McDonald, R OBP: 0.222, SLG: 0.444 Frank Saucier, L (9, PH) OBP: 0.300, SLG: 0.250									2	0	0	0	0	0	0	0				
Inning Stats	R: 0 E: 0 K: 0 S: 3	H: 1 LOB: 0 BB: 0 P: 3	R: 0 E: 0 K: 2 S: 7	H: 0 LOB: 0 BB: 0 P: 7	R: 0 E: 0 K: 0 S: 3	H: 0 LOB: 0 BB: 0 P: 3	R: 0 E: 0 K: 1 S: 6	H: 1 LOB: 1 BB: 0 P: 6	R: 0 E: 0 K: 1 S: 5	H: 0 LOB: 0 BB: 0 P: 5	R: 0 E: 0 K: 0 S: 3	H: 0 LOB: 0 BB: 0 P: 3	R: 0 E: 0 K: 1 S: 5	H: 0 LOB: 0 BB: 0 P: 5	R: 1 E: 0 K: 0 S: 5	H: 2 LOB: 1 BB: 0 P: 5	1B: 3 2B: 1 3B: 0 HR: 0	SF: 0 SAC: 0 DP: 1 HBP: 0	WP: 0 PB: 0 SB: 0 CS: 0	PA: 30
PITCHER Mike Garcia, R ERA: 2.63	IP: 9.0 WLS: W BF: 30 H: 4 R: 1 ER: 1 SO: 6 BB: 0 IBB: 0 HBP: 0 BLK: 0 WP: 0 HR: 0 S: 42 P: 42 ERA: 1.00 WHIP: 0.444															PITCHER				

Batter	1	2	3	4	5	6	7	8	9	AB	R	H	RBI	BB	SO	LOB	BOTTOM			
Dale Mitchell, L OBP: 0.365, SLG: 0.414										4	1	2	0	0	0	0	St. Louis Browns @ Cleveland Indians Cleveland Municipal Stadium, Cleveland, OH Tue Aug 07 1951, 3:33 AM EDT Att: 14,481 - Unknown AB 31 R 5 H 10 RBI 5 BB 4 SO 0 LOB 12			
Bobby Avila, R OBP: 0.392, SLG: 0.407										4	0	1	0	0	0	1				
Larry Doby, L OBP: 0.430, SLG: 0.540										2	0	2	1	2	0	0				
Luke Easter, L OBP: 0.358, SLG: 0.508										4	0	0	0	0	0	5				
Al Rosen, R OBP: 0.353, SLG: 0.440										4	2	2	0	0	0	0				
Harry Simpson, L OBP: 0.328, SLG: 0.276										4	0	1	1	0	0	1				
Ray Boone, R OBP: 0.322, SLG: 0.333										3	0	0	0	1	0	2				
Jim Hegan, R OBP: 0.329, SLG: 0.408										3	1	1	0	1	0	2				
Mike Garcia, R OBP: 0.219, SLG: 0.317										3	1	1	3	0	0	1				
Inning Stats	R: 0 E: 0 K: 0 S: 3	H: 0 LOB: 1 BB: 1 P: 7	R: 1 E: 0 K: 0 S: 5	H: 3 LOB: 1 BB: 0 P: 5	R: 0 E: 0 K: 0 S: 4	H: 2 LOB: 1 BB: 0 P: 4	R: 0 E: 0 K: 0 S: 3	H: 0 LOB: 1 BB: 1 P: 7	R: 1 E: 0 K: 0 S: 5	H: 3 LOB: 1 BB: 0 P: 5	R: 3 E: 0 K: 0 S: 5	H: 2 LOB: 0 BB: 1 P: 9	R: 0 E: 0 K: 0 S: 2	H: 0 LOB: 0 BB: 1 P: 6	R: 0 E: 1 K: 0 S: 4	H: 0 LOB: 1 BB: 0 P: 4	1B: 7 2B: 2 3B: 0 HR: 1	SF: 0 SAC: 0 DP: 2 HBP: 0	WP: 0 PB: 0 SB: 0 CS: 1	PA: 35
PITCHER Jim McDonald, R ERA: 2.55	IP: 8.0 WLS: L BF: 35 H: 10 R: 5 ER: 5 SO: 0 BB: 3 IBB: 1 HBP: 0 BLK: 0 WP: 0 HR: 1 S: 31 P: 47 ERA: 5.62 WHIP: 1.625															PITCHER				

Batter	1	2	3	4	5	6	7	8	9	AB	R	H	RBI	BB	SO	LOB	TOP			
Bobby Young, L OBP: 0.312, SLG: 0.333 (1,4)										4	0	2	0	0	0	0	St. Louis Browns @ Cleveland Indians Cleveland Municipal Stadium, Cleveland, OH Wed Aug 08 1951, 3:33 AM EDT Att: 14,287 - Unknown			
Jim Delsing, L OBP: 0.394, SLG: 0.388 (1,8)										4	0	3	0	0	1	0				
Jack Maguire, R OBP: 0.336, SLG: 0.388 (1,7)										4	0	0	0	0	1	5				
Cliff Mapes, L OBP: 0.255, SLG: 0.375 (1,9)										4	0	1	0	0	0	3				
Ben Taylor, L OBP: 0.286, SLG: 0.462 (1,3)										4	1	1	1	0	1	1				
Sherm Lollar, R OBP: 0.384, SLG: 0.427 (1,2)										4	0	1	0	0	1	0				
Fred Marsh, R OBP: 0.286, SLG: 0.314 (1,5)										3	0	0	0	0	1	1				
Bill Jennings, R OBP: 0.214, SLG: 0.290 (1,6)										3	0	0	0	0	0	1				
Tommy Byrne, L OBP: 0.300, SLG: 0.433 (1,1)										3	0	0	0	0	0	0				
Inning Stats	R: 0 E: 0 K: 1 S: 6	H: 1 LOB: 1 BB: 0 P: 6	R: 0 E: 0 K: 1 S: 6	H: 1 LOB: 1 BB: 0 P: 6	R: 0 E: 0 K: 0 S: 5	H: 2 LOB: 2 BB: 0 P: 5	R: 1 E: 0 K: 1 S: 6	H: 1 LOB: 1 BB: 0 P: 6	R: 0 E: 0 K: 0 S: 4	H: 2 LOB: 1 BB: 0 P: 4	R: 0 E: 0 K: 0 S: 3	H: 0 LOB: 0 BB: 0 P: 3	R: 0 E: 0 K: 1 S: 5	H: 0 LOB: 0 BB: 0 P: 5	R: 0 E: 0 K: 1 S: 5	H: 0 LOB: 0 BB: 0 P: 5	1B: 7 2B: 0 3B: 0 HR: 1	SF: 0 SAC: 0 DP: 2 HBP: 0	WP: 0 PB: 0 SB: 1 CS: 0	PA: 33
PITCHER Bob Feller, R ERA: 3.21 (1,1)	IP: 9.0 WLS: W BF: 33	H: 8 R: 1 ER: 1 SO: 5	BB: 0 IBB: 0 HBP: 0 BLK: 0	WP: 0 HR: 1 S: 43 P: 43	ERA: 1.00 WHIP: 0.889															

Batter	1	2	3	4	5	6	7	8	9	AB	R	H	RBI	BB	SO	LOB	BOTTOM			
Dale Mitchell, L OBP: 0.368, SLG: 0.413 (1,7)										3	1	1	0	2	0	3	St. Louis Browns @ Cleveland Indians Cleveland Municipal Stadium, Cleveland, OH Wed Aug 08 1951, 3:33 AM EDT Att: 14,287 - Unknown			
Bobby Avila, R OBP: 0.398, SLG: 0.408 (1,4)										1	1	1	0	3	0	0				
Larry Doby, L OBP: 0.431, SLG: 0.541 (1,8)										3	0	1	2	1	0	4				
Luke Easter, L OBP: 0.354, SLG: 0.502 (1,3)										4	0	0	0	0	1	4				
Al Rosen, R OBP: 0.355, SLG: 0.442 (1,5)										3	0	1	0	1	0	3				
Bob Kennedy, R OBP: 0.319, SLG: 0.370 (1,9)										4	0	0	0	0	0	5				
Ray Boone, R OBP: 0.321, SLG: 0.331 (1,6)										3	0	0	0	1	0	1				
Jim Hegan, R OBP: 0.328, SLG: 0.406 (1,2)										4	0	1	0	0	1	2				
Bob Feller, R OBP: 0.224, SLG: 0.164 (1,1)										2	0	0	0	1	1	2				
Inning Stats	R: 0 E: 0 K: 1 S: 5	H: 0 LOB: 3 BB: 3 P: 17	R: 0 E: 0 K: 0 S: 4	H: 1 LOB: 2 BB: 2 P: 12	R: 0 E: 0 K: 0 S: 3	H: 0 LOB: 1 BB: 1 P: 7	R: 2 E: 0 K: 2 S: 9	H: 2 LOB: 1 BB: 1 P: 13	R: 0 E: 0 K: 0 S: 4	H: 1 LOB: 2 BB: 1 P: 8	R: 0 E: 0 K: 0 S: 2	H: 1 LOB: 0 BB: 1 P: 6	R: 0 E: 0 K: 0 S: 3	H: 0 LOB: 0 BB: 0 P: 3	R: 0 E: 1 K: 0 S: 4	H: 0 LOB: 1 BB: 0 P: 4	1B: 3 2B: 3 3B: 0 HR: 0	SF: 0 SAC: 1 DP: 1 HBP: 0	WP: 0 PB: 1 SB: 0 CS: 0	PA: 37
PITCHER Tommy Byrne, L ERA: 5.77 (1,1)	IP: 8.0 WLS: L BF: 37	H: 5 R: 2 ER: 2 SO: 3	BB: 9 IBB: 0 HBP: 0 BLK: 0	WP: 0 HR: 0 S: 34 P: 70	ERA: 2.25 WHIP: 1.750															

AB	33
R	1
H	8
RBI	1
BB	0
SO	5
LOB	11



Batter	1	2	3	4	5	6	7	8	9	AB	R	H	RBI	BB	SO	LOB	TOP
Nellie Fox, L OBP: 0.381, SLG: 0.432 (1,4)										4	1	1	0	1	0	1	Chicago White Sox @ Cleveland Indians Cleveland Municipal Stadium, Cleveland, OH Fri Aug 10 1951, 3:33 AM EDT Att: 44,990 - Unknown livebaseballscorecards.com
Bud Stewart, L OBP: 0.365, SLG: 0.475 (1,7)										3	1	1	0	1	0	1	
Minnie Minoso, R OBP: 0.440, SLG: 0.548 (1,5)										4	2	2	2	0	1	2	
Eddie Robinson, L OBP: 0.381, SLG: 0.500 (1,3)										3	0	1	1	1	0	0	
Ray Coleman, L OBP: 0.319, SLG: 0.399 (1,8)										4	0	1	1	0	0	1	
Al Zarilla, L OBP: 0.371, SLG: 0.411 (1,9)										3	0	0	0	1	0	2	
Bud Shively, L OBP: 0.231, SLG: 0.167 (1,2)										3	0	0	0	0	0	3	
Floyd Baker, L OBP: 0.391, SLG: 0.322 (9, PH)										1	0	0	0	0	0	0	
Chico Carrasquel, R OBP: 0.333, SLG: 0.350 (1,6)										4	0	0	0	0	1	1	
Ken Holcombe, R OBP: 0.313, SLG: 0.300 (1,1)										3	0	0	0	0	2	1	
Randy Gumpert, R OBP: 0.294, SLG: 0.273 (7,1)										0	0	0	0	0	0	0	
Bert Haas, R OBP: 0.250, SLG: 0.205 (9, PH)										1	0	1	0	0	0	0	
Inning Stats	R: 2 E: 0 K: 0 S: 6	H: 3 LOB: 2 BB: 1 P: 10	R: 0 E: 0 K: 1 S: 7	H: 2 LOB: 2 BB: 0 P: 7	R: 0 E: 0 K: 1 S: 3	H: 0 LOB: 0 BB: 0 P: 3	R: 0 E: 0 K: 1 S: 5	H: 0 LOB: 1 BB: 1 P: 9	R: 0 E: 0 K: 0 S: 3	H: 0 LOB: 0 BB: 0 P: 3	R: 0 E: 0 K: 1 S: 6	H: 1 LOB: 1 BB: 0 P: 6	1B: 6 2B: 0 3B: 0 HR: 1	SF: 0 SAC: 0 DP: 1 HBP: 0	WP: 0 PB: 0 SB: 0 CS: 0	PA: 37	
PITCHER Bob Lemon, R ERA: 3.83 (1,1)	IP: 9.0 WLS: W BF: 37 H: 7 R: 4 ER: 4 SO: 4 BB: 4 IBB: 0 HBP: 0 BLK: 0 WP: 0 HR: 1 S: 41 P: 57 ERA: 4.00 WHIP: 1.222																

Batter	1	2	3	4	5	6	7	8	9	AB	R	H	RBI	BB	SO	LOB	BOTTOM			
Dale Mitchell, L OBP: 0.366, SLG: 0.410 (1,7)										5	0	1	1	0	0	2	Chicago White Sox @ Cleveland Indians Cleveland Municipal Stadium, Cleveland, OH Fri Aug 10 1951, 3:33 AM EDT Att: 44,990 - Unknown livebaseballscorecards.com			
Bobby Avila, R OBP: 0.400, SLG: 0.409 (1,4)										4	1	2	1	1	0	1				
Larry Doby, L OBP: 0.428, SLG: 0.539 (1,8)										5	1	1	1	0	0	5				
Luke Easter, L OBP: 0.353, SLG: 0.498 (1,3)										4	1	1	0	0	0	2				
Al Rosen, R OBP: 0.356, SLG: 0.453 (1,5)										4	1	2	2	0	0	0				
Harry Simpson, L OBP: 0.331, SLG: 0.280 (1,9)										4	0	2	0	0	1	1				
Ray Boone, R OBP: 0.321, SLG: 0.328 (1,6)										3	0	0	0	1	0	2				
Jim Hegan, R OBP: 0.330, SLG: 0.410 (1,2)										4	1	2	0	0	0	3				
Bob Lemon, L OBP: 0.227, SLG: 0.314 (1,1)										3	1	1	0	1	0	1				
Inning Stats	R: 0 E: 0 K: 0 S: 3	H: 0 LOB: 0 BB: 0 P: 3	R: 0 E: 0 K: 0 S: 4	H: 1 LOB: 2 BB: 1 P: 8	R: 0 E: 0 K: 0 S: 3	H: 0 LOB: 1 BB: 1 P: 7	R: 0 E: 0 K: 1 S: 5	H: 0 LOB: 0 BB: 0 P: 5	R: 2 E: 0 K: 0 S: 7	H: 4 LOB: 2 BB: 0 P: 7	R: 0 E: 0 K: 0 S: 4	H: 1 LOB: 1 BB: 0 P: 4	R: 4 E: 1 K: 0 S: 8	H: 5 LOB: 1 BB: 0 P: 8	R: 0 E: 0 K: 0 S: 4	H: 1 LOB: 2 BB: 1 P: 8		1B: 8 2B: 3 3B: 0 HR: 1	SF: 0 SAC: 0 DP: 0 HBP: 0	WP: 0 PB: 0 SB: 2 CS: 0
PITCHER Ken Holcombe, R ERA: 4.05 (1,1)	IP: 6.2 WLS: L BF: 32 H: 10 R: 6 ER: 6 SO: 1 BB: 2 IBB: 0 HBP: 0 BLK: 0 WP: 0 HR: 1 S: 32 P: 40 ERA: 8.10 WHIP: 1.800																			
Randy Gumpert, R ERA: 3.53 (7,1)	IP: 1.1 WLS: 7 BF: 2 H: 2 R: 0 ER: 0 SO: 0 BB: 1 IBB: 0 HBP: 0 BLK: 0 WP: 0 HR: 0 S: 6 P: 10 ERA: 0.00 WHIP: 2.250																			

Batter	1	2	3	4	5	6	7	8	9	AB	R	H	RBI	BB	SO	LOB	TOP			
Chico Carrasquel, R (1,6) Bud Stewart, L (8,PH) Joe Demaestri, R (8,6) OBP: 0.331, SLG: 0.347 OBP: 0.363, SLG: 0.472 OBP: 0.171, SLG: 0.147	0-3 K		0-0 1-3			0-0 6-3		0-0 1-4-3		3	0	0	0	0	1	0	Chicago White Sox @ Cleveland Indians Cleveland Municipal Stadium, Cleveland, OH Sat Aug 11 1951, 3:33 AM EDT Att: 58,040 - Unknown			
Nelle Fox, L (1,4) OBP: 0.379, SLG: 0.430	0-0 F7		0-0 F6			0-0 1B		0-0 F8		4	0	1	0	0	0	0				
Minnie Minoso, R (1,5) OBP: 0.436, SLG: 0.542	0-0 F9			0-0 F6		0-0 F5			0-0 F7	4	0	0	0	0	0	1				
Eddie Robinson, L (1,3) Bob Dillinger, R (7,PR) Bert Haas, R (7,3) OBP: 0.383, SLG: 0.509 OBP: 0.340, SLG: 0.365 OBP: 0.244, SLG: 0.200		0-0 HR		0-0 4-3			0-0 1B 1B		0-0 6-3	3	1	2	1	0	0	0				
Don Lenhardt, R (1,7) Randy Gumpert, R (9,PR) OBP: 0.337, SLG: 0.450 OBP: 0.294, SLG: 0.273		1-0 FC4-6 HBP		0-0 6-3			0-0 F9		4-0 BB BB BB	2	0	0	0	1	0	1				
Ray Coleman, L (1,9) OBP: 0.318, SLG: 0.397		0-0 FC4-6 1-2			0-0 6-3		0-0 FC4 1B		0-0 F5	4	0	1	0	0	0	2				
Jim Busby, R (1,8) OBP: 0.360, SLG: 0.375		0-0 L8			0-0 F4		0-0 F8			3	0	0	0	0	0	3				
Phil Masi, R (1,2) OBP: 0.385, SLG: 0.424		0-0 F3			0-0 F7		0-0 FC4 1-2			3	0	0	0	0	0	3				
Joe Dobson, R (1,1) Floyd Baker, L (8,PH) Luis Aloma, R (8,1) OBP: 0.073, SLG: 0.098 OBP: 0.387, SLG: 0.319 OBP: 0.286, SLG: 0.308			0-3 K			0-3 K		0-0 4-3		2	0	0	0	0	2	0				
Inning Stats	R: 0 E: 0 K: 1 S: 5	H: 0 LOB: 0 BB: 0 P: 5	R: 1 E: 0 K: 0 S: 4	H: 1 LOB: 1 BB: 0 P: 5	R: 0 E: 0 K: 1 S: 5	H: 0 LOB: 0 BB: 0 P: 5	R: 0 E: 0 K: 0 S: 3	H: 0 LOB: 0 BB: 0 P: 3	R: 0 E: 0 K: 1 S: 6	H: 1 LOB: 1 BB: 0 P: 6	R: 0 E: 0 K: 0 S: 5	H: 2 LOB: 2 BB: 0 P: 5	R: 0 E: 0 K: 0 S: 3	H: 0 LOB: 0 BB: 1 P: 3	R: 0 E: 0 K: 0 S: 3	H: 0 LOB: 1 BB: 1 P: 7		1B: 3 2B: 0 3B: 0 HR: 1	SF: 0 SAC: 0 DP: 0 HBP: 1	WP: 0 PB: 0 CS: 0
PITCHER Early Wynn, R (1,1) ERA: 3.42	IP: 9.0 WLS: W BF: 33 H: 4 R: 1 ER: 1 SO: 3 BB: 1 IBB: 0 HBP: 1 BLK: 0 WP: 0 HR: 1 S: 37 P: 42 ERA: 1.00 WHIP: 0.556																			

Batter	1	2	3	4	5	6	7	8	9	AB	R	H	RBI	BB	SO	LOB	BOTTOM			
Dale Mitchell, L (1,7) OBP: 0.367, SLG: 0.409	0-0 1B		0-0 F7			4-0 1B BB		0-0 F3		3	0	1	0	1	0	1	Chicago White Sox @ Cleveland Indians Cleveland Municipal Stadium, Cleveland, OH Sat Aug 11 1951, 3:33 AM EDT Att: 58,040 - Unknown			
Bobby Avila, R (1,4) OBP: 0.399, SLG: 0.408	0-0 F3		0-0 F9					0-0 L7		4	0	1	0	0	0	2				
Larry Doby, L (1,8) OBP: 0.426, SLG: 0.535	0-0 L9		0-0 1-2 1B		0-0 F8			0-0 F7		4	0	1	0	0	0	3				
Luke Easter, L (1,3) OBP: 0.349, SLG: 0.492	0-0 L7		0-0 G3			0-0 4-3		0-0 F5		4	0	0	0	0	0	3				
Al Rosen, R (1,5) OBP: 0.356, SLG: 0.459		0-0 HR		0-0 F7		0-0 5-3				3	1	1	1	0	0	0				
Harry Simpson, L (1,9) OBP: 0.327, SLG: 0.277		0-3 K		0-0 1-3		0-0 4-3				3	0	0	0	0	1	0				
Ray Boone, R (1,6) OBP: 0.318, SLG: 0.325		0-0 G3		0-0 F7			0-0 F3			3	0	0	0	0	0	0				
Jim Hegan, R (1,2) OBP: 0.327, SLG: 0.406		0-0 F5			0-0 6-3		0-0 F6			3	0	0	0	0	0	0				
Early Wynn, S (1,1) OBP: 0.273, SLG: 0.333					0-0 4-3		0-0 HR			3	1	2	1	0	0	0				
Inning Stats	R: 0 E: 0 K: 0 S: 4	H: 1 LOB: 1 BB: 0 P: 4	R: 1 E: 0 K: 1 S: 6	H: 1 LOB: 0 BB: 0 P: 6	R: 0 E: 0 K: 0 S: 5	H: 2 LOB: 2 BB: 0 P: 5	R: 0 E: 0 K: 0 S: 3	H: 0 LOB: 0 BB: 0 P: 3	R: 1 E: 0 K: 0 S: 4	H: 1 LOB: 0 BB: 0 P: 4	R: 0 E: 0 K: 0 S: 3	H: 0 LOB: 0 BB: 0 P: 3	R: 0 E: 0 K: 0 S: 3	H: 0 LOB: 0 BB: 0 P: 3	R: 0 E: 0 K: 0 S: 3	H: 0 LOB: 0 BB: 0 P: 3		1B: 4 2B: 0 3B: 0 HR: 2	SF: 0 SAC: 0 DP: 0 HBP: 0	WP: 0 PB: 0 CS: 0
PITCHER Joe Dobson, R (1,1) Luis Aloma, R (8,1) ERA: 3.57 ERA: 1.97	IP: 7.0 WLS: L BF: 28 H: 6 R: 2 ER: 2 SO: 2 BB: 1 IBB: 0 HBP: 0 BLK: 0 WP: 0 HR: 2 S: 29 P: 33 ERA: 2.57 WHIP: 1.000																			


Batter	1	2	3	4	5	6	7	8	9	AB	R	H	RBI	BB	SO	LOB	TOP					
Chico Carrasquel, R OBP: 0.332, SLG: 0.345 (1, 6)										3	1	0	0	2	1	3	Chicago White Sox @ Cleveland Indians Cleveland Municipal Stadium, Cleveland, OH Sun Aug 12 1951, 3:33 AM EDT Att: 48,537 - Unknown					
Nelle Fox, L OBP: 0.376, SLG: 0.426 (1, 4)										4	0	0	0	0	0	3						
Minnie Minoso, R OBP: 0.435, SLG: 0.542 (1, 5)										4	0	1	0	0	1	2						
Eddie Robinson, L OBP: 0.384, SLG: 0.506 (1, 3)										2	0	0	0	2	1	1						
Don Lenhardt, R OBP: 0.332, SLG: 0.443 (1, 7)										4	0	0	1	0	1	4						
Ray Coleman, L OBP: 0.318, SLG: 0.398 Al Zarilla, L OBP: 0.368, SLG: 0.408 (5, 9)										2	0	1	0	0	0	0						
Jim Busby, R OBP: 0.361, SLG: 0.373 (1, 8)										2	0	0	0	2	0	0						
Phil Masi, R OBP: 0.384, SLG: 0.422 (1, 2)										3	0	1	0	0	1	2						
Billy Pierce, L OBP: 0.281, SLG: 0.179 Lou Kretlow, R OBP: 0.111, SLG: 0.077 Floyd Baker, R OBP: 0.386, SLG: 0.315 Howie Judson, R OBP: 0.372, SLG: 0.138 Harry Dorish, R OBP: 0.372, SLG: 0.364 Bob Billinger, R OBP: 0.305, SLG: 0.304 (8, 9)										2	0	1	0	0	0	2						
Inning Stats	R: 1 E: 1 K: 0 S: 3	H: 0 LOB: 1 BB: 2 P: 11	R: 0 E: 0 K: 0 S: 5	H: 2 LOB: 2 BB: 0 P: 5	R: 0 E: 0 K: 2 S: 7	H: 0 LOB: 0 BB: 0 P: 7	R: 0 E: 0 K: 0 S: 4	H: 1 LOB: 2 BB: 1 P: 8	R: 0 E: 0 K: 1 S: 5	H: 0 LOB: 0 BB: 0 P: 5	R: 0 E: 0 K: 0 S: 2	H: 0 LOB: 2 BB: 1 P: 6	R: 0 E: 0 K: 0 S: 3	H: 0 LOB: 1 BB: 2 P: 11	R: 0 E: 1 K: 1 S: 6	H: 0 LOB: 1 BB: 0 P: 6		R: 0 E: 1 K: 1 S: 6	H: 0 LOB: 1 BB: 0 P: 6	1B: 3 2B: 1 3B: 0 HR: 0	SF: 0 SAC: 1 DP: 1 HBP: 0	WP: 0 PB: 0 SB: 1 CS: 1
PITCHER Mike Garcia, R ERA: 2.5 (1, 1)	IP: 9.0 WLS: W BF: 37 H: 4 R: 1 ER: 0 SO: 5 BB: 5 IBB: 1 HBP: 0 BLK: 0 WP: 0 HR: 0 S: 41 P: 65 ERA: 0.00 WHIP: 1.000															PITCHER						

Batter	1	2	3	4	5	6	7	8	9	AB	R	H	RBI	BB	SO	LOB	BOTTOM			
Dale Mitchell, L OBP: 0.371, SLG: 0.419 (1, 7)										4	1	3	0	0	0	2	Chicago White Sox @ Cleveland Indians Cleveland Municipal Stadium, Cleveland, OH Sun Aug 12 1951, 3:33 AM EDT Att: 48,537 - Unknown			
Bobby Avila, R OBP: 0.397, SLG: 0.413 (1, 4)										5	1	1	2	0	0	6				
Larry Doby, L OBP: 0.431, SLG: 0.544 (1, 8)										2	1	1	1	3	1	0				
Luke Easter, L OBP: 0.347, SLG: 0.487 (1, 3)										5	0	1	0	0	2	7				
Al Rosen, R OBP: 0.355, SLG: 0.459 (1, 5)										4	1	1	0	0	1	2				
Bob Kennedy, R OBP: 0.315, SLG: 0.364 (1, 9)										4	0	0	0	0	0	3				
Ray Boone, R OBP: 0.322, SLG: 0.338 (1, 6)										4	3	3	2	0	0	0				
Birdie Tebbetts, R OBP: 0.303, SLG: 0.363 (1, 2)										4	0	2	1	0	0	0				
Mike Garcia, R OBP: 0.235, SLG: 0.328 (1, 1)										4	0	2	1	0	0	0				
Inning Stats	R: 2 E: 0 K: 0 S: 5	H: 2 LOB: 1 BB: 1 P: 9	R: 1 E: 0 K: 1 S: 8	H: 3 LOB: 3 BB: 1 P: 12	R: 0 E: 0 K: 0 S: 3	H: 0 LOB: 0 BB: 0 P: 3	R: 0 E: 0 K: 0 S: 4	H: 1 LOB: 1 BB: 0 P: 4	R: 3 E: 0 K: 1 S: 8	H: 3 LOB: 0 BB: 0 P: 8	R: 0 E: 0 K: 0 S: 3	H: 1 LOB: 0 BB: 0 P: 3	R: 0 E: 0 K: 2 S: 8	H: 1 LOB: 1 BB: 0 P: 8	R: 1 E: 0 K: 0 S: 6	H: 3 LOB: 3 BB: 1 P: 10		1B: 8 2B: 2 3B: 1 HR: 3	SF: 0 SAC: 1 DP: 0 HBP: 0	WP: 0 PB: 0 SB: 0 CS: 1
PITCHER Billy Pierce, L ERA: 3.54 (1, 1) Lou Kretlow, R ERA: 4.58 (6, 1) Howie Judson, R ERA: 4.48 (7, 1) Harry Dorish, R ERA: 2.91 (8, 1)	IP: 5.0 WLS: L BF: 26 H: 9 R: 6 ER: 6 SO: 2 BB: 1 IBB: 0 HBP: 0 BLK: 0 WP: 0 HR: 3 S: 28 P: 36 ERA: 10.80 WHIP: 2.000															PITCHER				

Batter	1	2	3	4	5	6	7	8	9	AB	R	H	RBI	BB	SO	LOB	TOP					
Jerry Priddy, R OBP: 0.348, SLG: 0.356 (1, 4)	0-0 1-3		4-0 BB		0-0 1B			0-0 1B FC5-4		3	1	2	0	1	0	0						
Dick Knyhoski, L OBP: 0.338, SLG: 0.407 (1, 3)	0-0 L3		0-0 F4			0-0 F7		0-0 1B FC5-4		4	0	1	0	0	0	3						
George Kell, R OBP: 0.399, SLG: 0.388 (1, 5)	0-0 F4		0-0 1-3			0-0 6-3		0-0 FC5-4		4	0	0	1	0	0	4						
Vic Wertz, L OBP: 0.387, SLG: 0.488 (1, 9)		0-0 F6		0-0 3-1		0-0 3-1		0-0 F7		4	0	0	0	0	0	1						
Pat Mullin, L OBP: 0.376, SLG: 0.487 (1, 7)		0-0 F7		0-0 F9			0-0 1B 1B	4-0 BB		3	0	1	0	1	0	0						
Joe Ginsberg, L OBP: 0.367, SLG: 0.421 (1, 2)		0-0 G3		0-0 1-3			0-0 F9	0-0 F8		4	0	0	0	0	0	3						
Hoot Evers, R OBP: 0.302, SLG: 0.375 (1, 8)			0-0 6-3		0-0 1B 1B		0-0 F8	4-0 G1-6-3 BB		3	0	1	0	1	0	1						
Neil Berry, R OBP: 0.313, SLG: 0.312 (1, 6)			0-0 BB		0-0 F8		0-0 F8	0-0 F8		3	0	2	0	0	0	1						
Fred Hutchinson, L OBP: 0.256, SLG: 0.242 (9, PH)			1-0 2B		0-0 F8		1-2 1B	0-0 F8		1	0	0	0	0	0	1						
Marlin Stuart, L OBP: 0.259, SLG: 0.308 (7, PH)			1-0 HBP		0-0 F9		0-0 F9	0-0 G1-6-3		1	0	0	0	0	0	1						
Charlie Keller, L OBP: 0.434, SLG: 0.488 (7, PH)										1	0	0	0	0	0	2						
Bob Cain, L OBP: 0.292, SLG: 0.318 (9, PH)										0	0	0	0	0	0	0						
Don Kolloway, R OBP: 0.311, SLG: 0.335 (9, PH)										1	0	0	0	0	0	1						
Inning Stats	R: 0 E: 0 K: 0 S: 3	H: 0 LOB: 0 BB: 0 P: 3	R: 0 E: 0 K: 0 S: 3	H: 0 LOB: 0 BB: 0 P: 3	R: 0 E: 0 K: 0 S: 4	H: 1 LOB: 3 BB: 1 P: 9	R: 0 E: 0 K: 0 S: 3	H: 0 LOB: 0 BB: 0 P: 3	R: 0 E: 0 K: 0 S: 4	H: 2 LOB: 1 BB: 0 P: 4	R: 0 E: 0 K: 0 S: 3	H: 0 LOB: 0 BB: 0 P: 3	R: 0 E: 0 K: 0 S: 5	H: 2 LOB: 2 BB: 0 P: 5	R: 1 E: 1 K: 0 S: 5	H: 2 LOB: 2 BB: 1 P: 9	R: 0 E: 0 K: 0 S: 2	H: 0 LOB: 0 BB: 1 P: 6	1B: 6 2B: 1 3B: 0 HR: 0	SF: 0 SAC: 0 DP: 1 HBP: 1	WP: 0 PB: 0 SB: 0 CS: 0	PA: 36
PITCHER Bob Feller, R ERA: 3.11 (1, 1)	IP: 9.0 WLS: W BF: 36 H: 7 R: 1 ER: 1 SO: 0 BB: 3 IBB: 0 HBP: 1 BLK: 0 WP: 0 HR: 0 S: 32 P: 45 ERA: 1.00 WHIP: 1.111															PITCHER	IP: 9.0 WLS: W BF: 36 H: 7 R: 1 ER: 1 SO: 0 BB: 3 IBB: 0 HBP: 1 BLK: 0 WP: 0 HR: 0 S: 32 P: 45 ERA: 1.00 WHIP: 1.111					

Detroit Tigers @ Cleveland Indians
Cleveland Municipal Stadium, Cleveland, OH
Mon Aug 13 1951, 3:33 AM EDT
Att: 46,290 - Unknown


AB 32
R 1
H 7
RBI 1
BB 3
SO 0
LOB 18



Batter	1	2	3	4	5	6	7	8	9	AB	R	H	RBI	BB	SO	LOB	BOTTOM					
Dale Mitchell, L OBP: 0.371, SLG: 0.418 (1, 7)	0-0 4-3		0-0 BB 1B		0-0 SH		0-0 F7			3	0	1	0	0	0	0						
Bobby Avila, R OBP: 0.398, SLG: 0.412 (1, 4)	0-0 S 1B		4-0 BB		0-0 F8		0-0 4-3			3	0	1	1	1	0	2						
Larry Doby, L OBP: 0.429, SLG: 0.541 (1, 8)	0-3 K		0-3 K		0-0 F8			0-0 FC 1B FC5 1B		4	0	1	0	0	2	5						
Luke Easter, L OBP: 0.343, SLG: 0.481 (1, 3)	0-0 F7			0-0 4-3	0-0 L9			0-0 F9		4	0	0	0	0	0	4						
Al Rosen, R OBP: 0.356, SLG: 0.467 (1, 5)		0-0 L7		0-0 HR		0-0 6-3		0-0 FC 1B		4	1	2	1	0	0	0						
Harry Simpson, L OBP: 0.324, SLG: 0.273 (1, 9)		0-0 6-3		0-0 4-3		0-0 F6		0-0 FC FC5		3	0	0	0	0	0	0						
Bob Kennedy, R OBP: 0.314, SLG: 0.363 (8, PH)								1-2 2-3		1	0	0	0	0	0	2						
Ray Boone, R OBP: 0.322, SLG: 0.337 (1, 6)	0-3 K			0-0 5-3		0-0 FC6-4 1B		0-0 FC5		4	0	1	0	0	1	2						
Jim Hegan, R OBP: 0.324, SLG: 0.402 (1, 2)			0-0 5-3		0-0 E6 SH 1B F8	0-0 FC6-4				3	1	0	0	0	0	1						
Bob Feller, R OBP: 0.229, SLG: 0.172 (1, 1)			0-0 6-3		0-0 F8 SH 1B		0-3 K			3	0	1	0	0	1	0						
Inning Stats	R: 0 E: 0 K: 1 S: 6	H: 1 LOB: 1 BB: 0 P: 6	R: 0 E: 0 K: 1 S: 5	H: 0 LOB: 0 BB: 0 P: 5	R: 0 E: 0 K: 1 S: 6	H: 1 LOB: 2 BB: 1 P: 10	R: 1 E: 0 K: 0 S: 4	H: 1 LOB: 0 BB: 0 P: 4	R: 1 E: 1 K: 0 S: 6	H: 1 LOB: 2 BB: 0 P: 6	R: 0 E: 0 K: 0 S: 4	H: 1 LOB: 1 BB: 0 P: 4	R: 0 E: 0 K: 1 S: 5	H: 0 LOB: 0 BB: 0 P: 5	R: 0 E: 0 K: 0 S: 5	H: 2 LOB: 2 BB: 0 P: 5	R: 0 E: 0 K: 0 S: 5	H: 2 LOB: 2 BB: 0 P: 5	1B: 6 2B: 0 3B: 0 HR: 1	SF: 0 SAC: 1 DP: 0 HBP: 0	WP: 0 PB: 0 SB: 1 CS: 0	PA: 34
PITCHER Marlin Stuart, R ERA: 3.12 (1, 1)	IP: 6.0 WLS: L BF: 26 H: 5 R: 2 ER: 2 SO: 1 BB: 1 IBB: 0 HBP: 0 BLK: 0 WP: 0 HR: 1 S: 31 P: 35 ERA: 1.50 WHIP: 1.000															PITCHER	IP: 6.0 WLS: L BF: 26 H: 5 R: 2 ER: 2 SO: 1 BB: 1 IBB: 0 HBP: 0 BLK: 0 WP: 0 HR: 1 S: 31 P: 35 ERA: 1.50 WHIP: 1.000					
PITCHER Bob Cain, L ERA: 4.52 (7, 1)	IP: 2.0 WLS: L BF: 8 H: 2 R: 0 ER: 0 SO: 1 BB: 0 IBB: 0 HBP: 0 BLK: 0 WP: 0 HR: 0 S: 10 P: 10 ERA: 0.00 WHIP: 1.000															PITCHER	IP: 2.0 WLS: L BF: 8 H: 2 R: 0 ER: 0 SO: 1 BB: 0 IBB: 0 HBP: 0 BLK: 0 WP: 0 HR: 0 S: 10 P: 10 ERA: 0.00 WHIP: 1.000					

Detroit Tigers @ Cleveland Indians
Cleveland Municipal Stadium, Cleveland, OH
Mon Aug 13 1951, 3:33 AM EDT
Att: 46,290 - Unknown

AB 32
R 2
H 7
RBI 2
BB 1
SO 4
LOB 16



Batter	1	2	3	4	5	6	7	8	9	10	AB	R	H	RBI	BB	SO	LOB	TOP							
Jerry Piddy, R OBP: 0.347, SLG: 0.360 (1, 4)	1-3		K					F7		G5-4-3	6	0	2	1	0	1	4								
Dick Kryhoski, L OBP: 0.329, SLG: 0.415 Steve Souchock, R OBP: 0.318, SLG: 0.538 (8, PH) (8, 3)	4-3							F9			4	1	1	1	0	0	3								
George Kell, R OBP: 0.399, SLG: 0.387 (1, 5)	F7		1-3								4	0	1	0	0	0	1								
Vic Wertz, L OBP: 0.390, SLG: 0.496 (1, 9)		G3 WP 1B						F9		FC5-6 1B	4	2	2	1	1	0	2								
Pat Mullin, L OBP: 0.273, SLG: 0.483 Johnny Groth, R OBP: 0.361, SLG: 0.403 (7, 8)	G3			3-1				F9			4	1	1	0	0	0	2								
Joe Ginsberg, L OBP: 0.364, SLG: 0.416 (1, 2)	F5									G6-4-3 1B	1	0	1	0	0	0	0								
Hoot Evers, R OBP: 0.307, SLG: 0.375 (7, 7)											5	0	1	1	0	0	5								
Neil Berry, R OBP: 0.311, SLG: 0.309 (1, 6)											3	0	1	1	2	0	1								
Fred Hutchinson, L OBP: 0.257, SLG: 0.242 Gene Bearden, L OBP: 0.211, SLG: 0.632 Charlie Keller, L OBP: 0.444, SLG: 0.488 Hank Borowy, R (10, 1)			5-3								4	0	1	0	0	0	2								
											0	0	0	0	0	0	0								
											0	0	0	0	1	0	0								
											0	0	0	0	0	0	0								
Inning Stats	R: 0 E: 0 K: 0 S: 3	H: 0 LOB: 0 BB: 0 P: 3	R: 0 E: 0 K: 0 S: 4	H: 1 LOB: 2 BB: 1 P: 8	R: 1 E: 0 K: 1 S: 6	H: 1 LOB: 0 BB: 0 P: 6	R: 1 E: 0 K: 0 S: 5	H: 2 LOB: 1 BB: 0 P: 5	R: 0 E: 0 K: 0 S: 4	H: 1 LOB: 1 BB: 0 P: 4	R: 3 E: 1 K: 0 S: 7	H: 4 LOB: 2 BB: 1 P: 11	R: 0 E: 0 K: 0 S: 4	H: 1 LOB: 1 BB: 0 P: 4	R: 0 E: 0 K: 0 S: 3	H: 1 LOB: 1 BB: 0 P: 4	R: 0 E: 0 K: 0 S: 3	H: 1 LOB: 1 BB: 1 P: 7	1B: 8 2B: 2 3B: 0 HR: 2	SF: 0 SAC: 1 DP: 2 HBP: 1	WP: 1 PB: 0 SB: 1 CS: 0	PA: 46			
PITCHER	IP 5.0	WLS 2.0	BF 8	H 3	R 0	ER 0	SO 0	BB 0	IBB 0	HBP 0	BLK 0	WP 0	HR 0	S 8	P 8	ERA 9.00	WHIP 1.800								
Bob Lemon, R ERA: 3.97 Steve Gromek, R ERA: 2.75 Lou Brissie, L ERA: 3.86																									

Detroit Tigers @ Cleveland Indians
Cleveland Municipal Stadium, Cleveland, OH
Tue Aug 14 1951, 3:33 AM EDT
Att: 15,505 - Unknown


AB 40
R 5
H 12
RBI 5
BB 4
SO 1
LOB 27



Batter	1	2	3	4	5	6	7	8	9	10	AB	R	H	RBI	BB	SO	LOB	BOTTOM							
Dale Mitchell, L OBP: 0.369, SLG: 0.415 (1, 7)	4-3	G6-4-3									5	0	1	1	0	0	3								
Bobby Avila, R OBP: 0.395, SLG: 0.410 (1, 4)	L3		L3								5	0	1	0	0	0	1								
Larry Doby, L OBP: 0.431, SLG: 0.543 (1, 8)											4	1	2	0	1	1	2								
Luke Easter, L OBP: 0.342, SLG: 0.479 Snuffy Stirrweiss, R OBP: 0.394, SLG: 0.293 Bob Kennedy, R OBP: 0.313, SLG: 0.362 (8, PR) (8, 9)	G3		L9								4	0	1	0	0	0	2								
Al Rosen, R OBP: 0.354, SLG: 0.464 (1, 5)											0	0	0	0	0	0	0								
Harry Simpson, L OBP: 0.325, SLG: 0.285 (9, 3)											1	0	0	0	0	0	2								
Ray Boone, R OBP: 0.323, SLG: 0.344 (1, 6)											4	1	1	2	1	1	1								
Jim Hegan, R OBP: 0.328, SLG: 0.405 (1, 2)											5	1	3	1	0	1	2								
Bob Lemon, L OBP: 0.234, SLG: 0.319 Steve Gromek, S OBP: 0.556, SLG: 0.500 Barney McCosky, L OBP: 0.382, SLG: 0.463 Lou Brissie, L OBP: 0.280, SLG: 0.320 (6, 1) (7, PH) (8, 1)											2	0	1	0	0	0	0								
											0	0	0	0	0	0	0								
											1	0	1	0	0	0	0								
											1	0	0	0	0	0	0								
Inning Stats	R: 0 E: 0 K: 0 S: 4	H: 1 LOB: 1 BB: 0 P: 4	R: 2 E: 1 K: 0 S: 6	H: 4 LOB: 1 BB: 0 P: 6	R: 0 E: 0 K: 0 S: 3	H: 0 LOB: 1 BB: 1 P: 7	R: 1 E: 0 K: 1 S: 6	H: 1 LOB: 0 BB: 0 P: 6	R: 0 E: 0 K: 0 S: 3	H: 0 LOB: 0 BB: 0 P: 3	R: 1 E: 0 K: 0 S: 5	H: 2 LOB: 1 BB: 0 P: 5	R: 1 E: 0 K: 1 S: 7	H: 2 LOB: 2 BB: 1 P: 11	R: 0 E: 0 K: 1 S: 7	H: 2 LOB: 2 BB: 0 P: 7	R: 1 E: 0 K: 2 S: 7	H: 1 LOB: 1 BB: 1 P: 11	1B: 10 2B: 1 3B: 0 HR: 2	SF: 0 SAC: 0 DP: 1 HBP: 0	WP: 0 PB: 0 SB: 2 CS: 0	PA: 44			
PITCHER	IP 8.0	WLS 1.0	BF 5	H 2	R 0	ER 0	SO 2	BB 2	IBB 0	HBP 0	BLK 0	WP 0	HR 0	S 37	P 45	ERA 5.62	WHIP 1.500								
Fred Hutchinson, R ERA: 3.68 Gene Bearden, L ERA: 5.50 Hank Borowy, R ERA: 5.02																									

Detroit Tigers @ Cleveland Indians
Cleveland Municipal Stadium, Cleveland, OH
Tue Aug 14 1951, 3:33 AM EDT
Att: 15,505 - Unknown

AB 41
R 6
H 13
RBI 6
BB 3
SO 5
LOB 17



Batter	1	2	3	4	5	6	7	8	9	AB	R	H	RBI	BB	SO	LOB	TOP			
Dale Mitchell, L OBP: 0.369, SLG: 0.415 (1, 7)										5	1	2	2	0	0	0	Cleveland Indians @ St. Louis Browns Sportsman's Park, St. Louis, MO Wed Aug 15 1951, 4:33 AM EDT Att: 8,470 - Unknown			
Bobby Avila, R OBP: 0.393, SLG: 0.407 (1, 4)										5	1	1	0	0	0	1				
Larry Doby, L OBP: 0.438, SLG: 0.556 (1, 8)										3	2	3	1	2	0	0				
Luke Easter, L OBP: 0.340, SLG: 0.473 (1, 3)										4	1	0	0	1	1	4				
Al Rosen, R OBP: 0.357, SLG: 0.471 (1, 5)										4	2	2	4	1	0	1				
Harry Simpson, L OBP: 0.326, SLG: 0.285 (1, 9)										4	0	1	1	1	2	2				
Ray Boone, R OBP: 0.323, SLG: 0.343 (1, 6)										4	1	1	0	1	0	3				
Jim Hegan, R OBP: 0.324, SLG: 0.400 (1, 2)										4	0	0	0	0	2	2				
Early Wynn, S OBP: 0.275, SLG: 0.347 Steve Gromek, S OBP: 0.526, SLG: 0.467 (6, 1)										3	1	1	0	0	0	0				
										1	0	0	0	0	0	0				
Inning Stats	R: 7 E: 0 K: 2 S: 14	H: 7 LOB: 1 BB: 1 P: 18	R: 0 E: 0 K: 1 S: 5	H: 1 LOB: 1 BB: 1 P: 9	R: 0 E: 0 K: 1 S: 5	H: 0 LOB: 0 BB: 0 P: 5	R: 0 E: 0 K: 0 S: 3	H: 0 LOB: 1 BB: 1 P: 7	R: 0 E: 0 K: 1 S: 5	H: 0 LOB: 0 BB: 0 P: 3	R: 0 E: 0 K: 0 S: 4	H: 1 LOB: 2 BB: 1 P: 8	R: 0 E: 0 K: 0 S: 3	H: 0 LOB: 0 BB: 0 P: 3	R: 2 E: 1 K: 0 S: 5	H: 2 LOB: 1 BB: 1 P: 9	1B: 7 2B: 2 3B: 1 HR: 1	SF: 0 SAC: 0 DP: 0 HBP: 0	WP: 0 PB: 0 SB: 0 CS: 1	PA: 44
PITCHER	IP WLS BF H R ER SO BB IBB HBP BLK WP HR S P ERA WHIP																			
Ned Garver, R ERA: 3.94 (1, 1)	1.0 L 11 7 7 7 2 1 0 0 0 0 1 14 18 63.00 8.000																			
Bob Mahoney, R ERA: 3.99 (2, 1)	6.0 23 2 0 0 3 4 0 0 0 0 0 25 41 0.00 1.000																			
Satchel Paige, R ERA: 6.35 (8, 1)	2.0 9 2 2 1 0 1 0 0 0 0 0 8 12 4.50 1.500																			
Batter	1	2	3	4	5	6	7	8	9	AB	R	H	RBI	BB	SO	LOB	BOTTOM			
Bobby Young, L OBP: 0.309, SLG: 0.330 (1, 4)										4	1	1	0	1	0	2	Cleveland Indians @ St. Louis Browns Sportsman's Park, St. Louis, MO Wed Aug 15 1951, 4:33 AM EDT Att: 8,470 - Unknown			
Jim Delsing, L OBP: 0.362, SLG: 0.399 (1, 8)										3	1	0	0	1	0	1				
Sherm Lollar, R OBP: 0.380, SLG: 0.419 (1, 2)										3	0	0	0	1	1	2				
Cliff Mapes, L OBP: 0.287, SLG: 0.404 (1, 9)										3	1	1	1	1	0	0				
Hank Arft, L OBP: 0.365, SLG: 0.420 (1, 3)										4	1	3	2	0	0	0				
Ken Wood, R OBP: 0.244, SLG: 0.374 (1, 7)										4	0	1	1	0	0	3				
Fred Marsh, R OBP: 0.278, SLG: 0.299 (1, 5)										4	0	0	0	0	0	5				
Bill Jennings, R OBP: 0.216, SLG: 0.282 Matt Betts, R OBP: 0.325, SLG: 0.434 (9, PH)										3	0	0	0	0	0	0				
										1	0	0	0	0	0	1				
Ned Garver, R OBP: 0.369, SLG: 0.379 (1, 1)										0	0	0	0	0	0	0				
Bob Mahoney, R OBP: 0.273, SLG: 0.200 (7, PH)										2	0	0	0	0	1	0				
Frank Saucier, L OBP: 0.273, SLG: 0.222 (8, 1)										1	0	0	0	0	0	0				
Satchel Paige, R (8, 1)										0	0	0	0	0	0	0				
Jack Maguire, R OBP: 0.321, SLG: 0.369 (9, PH)										1	0	0	0	0	2	0				
Inning Stats	R: 3 E: 0 K: 1 S: 8	H: 3 LOB: 1 BB: 1 P: 12	R: 0 E: 0 K: 0 S: 3	H: 0 LOB: 1 BB: 1 P: 7	R: 0 E: 0 K: 0 S: 3	H: 0 LOB: 0 BB: 0 P: 3	R: 0 E: 1 K: 0 S: 3	H: 0 LOB: 0 BB: 0 P: 3	R: 0 E: 0 K: 0 S: 3	H: 1 LOB: 2 BB: 2 P: 11	R: 0 E: 0 K: 0 S: 3	H: 0 LOB: 0 BB: 0 P: 3	R: 0 E: 0 K: 0 S: 3	H: 0 LOB: 0 BB: 0 P: 3	R: 1 E: 1 K: 0 S: 6	H: 2 LOB: 2 BB: 0 P: 6	1B: 3 2B: 3 3B: 1 HR: 0	SF: 0 SAC: 0 DP: 1 HBP: 0	WP: 0 PB: 1 SB: 0 CS: 0	PA: 37
PITCHER	IP WLS BF H R ER SO BB IBB HBP BLK WP HR S P ERA WHIP																			
Early Wynn, R ERA: 3.47 (1, 1)	5.1 W 23 4 3 3 2 4 0 0 0 0 0 23 39 5.06 1.500																			
Steve Gromek, R ERA: 2.73 (6, 1)	3.2 S 14 2 1 1 0 0 0 0 0 0 0 14 14 2.46 0.545																			

Batter	1	2	3	4	5	6	7	8	9	AB	R	H	RBI	BB	SO	LOB	TOP	
Dale Mitchell, L (1,7) OBP: 0.368, SLG: 0.411	4-3		F8			F7		PB HBP		3	0	0	0	0	0	1	Cleveland Indians @ St. Louis Browns Sportsman's Park, St. Louis, MO Thu Aug 16 1951, 4:33 AM EDT Att: 2,882 - Unknown	
Bobby Avila, R (1,4) OBP: 0.392, SLG: 0.404	F8			F8		BB		4-3		3	0	0	0	1	0	1		
Larry Doby, L (1,8) OBP: 0.321, SLG: 0.560 Sam Chapman, R (1,PR) OBP: 0.307, SLG: 0.310	2B			K		F8		6-3		1	0	1	0	0	0	0		
Luke Easter, L (1,3) OBP: 0.336, SLG: 0.467	F8			K		F9		F7		4	0	0	0	0	1	4		
Al Rosen, R (1,5) OBP: 0.356, SLG: 0.468		F4			E5 G5-4-3 1B		BB BB		K		3	0	0	0	1	1		0
Bob Kennedy, R (1,9) OBP: 0.316, SLG: 0.363 Barney McCosky, L (9,PH) OBP: 0.389, SLG: 0.481	5-3					1B	BB	2B		2	0	1	0	1	0	0		
Ray Boone, R (1,6) OBP: 0.295, SLG: 0.340 Paul Lehner, L (9,PH) OBP: 0.242, SLG: 0.249	F9				G5-4-3 1B		BB	2B		1	0	1	0	0	0	0		
Birdie Tebbetts, R (1,2) OBP: 0.295, SLG: 0.352 Harry Simpson, L (9,PH) OBP: 0.329, SLG: 0.285			L9		1-3		F9			3	0	0	0	0	0	3		
Mike Garcia, R (1,1) OBP: 0.243, SLG: 0.324 Clarence Maddern, R (7,PH) George Zuverink, R (7,1) Bob Lemon, L (9,PH) OBP: 0.231, SLG: 0.315	4-3						E BB	F9		1	0	0	0	1	0	0		
Inning Stats	R: 0 E: 0 K: 0 S: 4	H: 1 LOB: 1 BB: 0 P: 4	R: 0 E: 0 K: 0 S: 3	H: 0 LOB: 0 BB: 0 P: 3	R: 0 E: 0 K: 2 S: 7	H: 0 LOB: 0 BB: 0 P: 7	R: 0 E: 1 K: 0 S: 4	H: 1 LOB: 1 BB: 0 P: 4	R: 0 E: 0 K: 1 S: 5	H: 0 LOB: 2 BB: 2 P: 13	R: 0 E: 0 K: 0 S: 3	H: 0 LOB: 1 BB: 0 P: 4	R: 0 E: 0 K: 2 S: 8	H: 1 LOB: 2 BB: 1 P: 12	1B: 1 2B: 2 3B: 0 HR: 0	SF: 0 SAC: 0 DP: 1 HBP: 1		WP: 0 PB: 1 SB: 0 CS: 0
PITCHER	IP WLS BF H R ER SO BB IBB HBP BLK WP HR S P ERA WHIP																	
Tommy Byrne, L (1,1) ERA: 5.29	7.0 W 28 2 0 0 3 4 0 0 0 0 0 0 29 46 0.00 0.857																	
Duane Pilette, R (8,1) ERA: 4.68	2.0 S 8 1 0 0 2 1 0 0 0 0 0 0 11 15 0.00 1.000																	

Batter	1	2	3	4	5	6	7	8	9	AB	R	H	RBI	BB	SO	LOB	BOTTOM	
Bobby Young, L (1,4) OBP: 0.307, SLG: 0.327	6-3	FC4-6		F7		G1-6-3				4	0	0	0	0	0	3	Cleveland Indians @ St. Louis Browns Sportsman's Park, St. Louis, MO Thu Aug 16 1951, 4:33 AM EDT Att: 2,882 - Unknown	
Jim Delsing, L (1,8) OBP: 0.361, SLG: 0.398	4-3		F8		4-3		4-3 SH1-3 1B			4	0	1	0	0	0	0		
Matt Batts, R (1,2) OBP: 0.326, SLG: 0.432	5-3		6-3		4-3 1B		SH1-3			3	0	1	0	0	0	0		
Cliff Mapes, L (1,9) OBP: 0.286, SLG: 0.393		K	1B BB	4-3	4-3		4-3			3	0	0	0	1	1	2		
Hank Arft, L (1,3) OBP: 0.371, SLG: 0.423		BB 1B 1B	1B	1-3 1B	1B		F9			3	1	2	0	1	0	1		
Ken Wood, R (1,7) OBP: 0.244, SLG: 0.372		BB 1B	F8		L6			K		4	1	1	0	0	1	4		
Fred Marsh, R (1,5) OBP: 0.276, SLG: 0.302	F9				G3 6-3 2B		6-3		F6	4	1	1	0	0	0	2		
Bill Jennings, R (1,6) OBP: 0.228, SLG: 0.295		1B BB		G3		1B 2B		1-3		3	1	1	0	1	0	1		
Tommy Byrne, L (1,1) OBP: 0.333, SLG: 0.455 Duane Pilette, R (8,1) OBP: 0.188, SLG: 0.093		FC4-6 1B		6-3		G1-6-3 1B				3	0	2	4	0	0	0		
Inning Stats	R: 2 E: 0 K: 1 S: 3	H: 3 LOB: 2 BB: 1 P: 12	R: 0 E: 0 K: 0 S: 4	H: 1 LOB: 2 BB: 1 P: 8	R: 0 E: 0 K: 0 S: 4	H: 1 LOB: 0 BB: 0 P: 4	R: 0 E: 0 K: 0 S: 4	H: 1 LOB: 2 BB: 1 P: 8	R: 1 E: 0 K: 0 S: 4	H: 2 LOB: 0 BB: 0 P: 4	R: 0 E: 0 K: 0 S: 3	H: 0 LOB: 1 BB: 0 P: 4	R: 0 E: 0 K: 1 S: 5	H: 0 LOB: 0 BB: 0 P: 5	1B: 7 2B: 2 3B: 0 HR: 0	SF: 0 SAC: 1 DP: 1 HBP: 0		WP: 0 PB: 0 SB: 0 CS: 0
PITCHER	IP WLS BF H R ER SO BB IBB HBP BLK WP HR S P ERA WHIP																	
Mike Garcia, R (1,1) ERA: 2.61	6.0 L 28 8 4 4 1 0 0 0 0 0 0 0 27 39 6.00 1.667																	
George Zuverink, R (7,1) ERA: 4.25	2.0 7 1 0 0 1 0 0 0 0 0 0 0 9 9 0.00 0.500																	

Batter	1	2	3	4	5	6	7	8	9	AB	R	H	RBI	BB	SO	LOB	TOP			
Dale Mitchell, L (1,7) OBP: 0.367, SLG: 0.409										4	0	1	0	0	1	0	Cleveland Indians @ Chicago White Sox Comiskey Park, Chicago, IL Fri Aug 17 1951, 4:33 AM EDT Unknown			
Bobby Avila, R (1,4) OBP: 0.388, SLG: 0.399										4	0	0	0	0	0	1				
Sam Chapman, R (1,8) OBP: 0.309, SLG: 0.310										3	1	1	0	1	0	0				
Luke Easter, L (1,3) OBP: 0.332, SLG: 0.462										4	0	0	0	0	1	2				
Al Rosen, R (1,5) OBP: 0.357, SLG: 0.469										3	0	1	1	1	1	0				
Bob Kennedy, R (1,9) OBP: 0.315, SLG: 0.361										4	0	1	0	0	0	2				
Ray Boone, R (1,6) OBP: 0.321, SLG: 0.340										3	0	1	0	0	0	1				
Jim Hegan, R (1,2) OBP: 0.322, SLG: 0.396										3	0	0	0	0	1	2				
Bob Feller, R (1,1) OBP: 0.222, SLG: 0.167 Clarence Maddern, R (8, Ph) Dick Rozek, L (8, 1)										2	0	0	0	0	2	2	C			
Inning Stats	R: 0 E: 0 K: 0 S: 4	H: 2 LOB: 1 BB: 0 P: 4	R: 0 E: 0 K: 1 S: 6	H: 1 LOB: 2 BB: 1 P: 10	R: 0 E: 0 K: 2 S: 3	H: 0 LOB: 0 BB: 0 P: 3	R: 0 E: 0 K: 1 S: 8	H: 1 LOB: 1 BB: 0 P: 8	R: 0 E: 0 K: 0 S: 5	H: 0 LOB: 0 BB: 0 P: 5	R: 0 E: 0 K: 0 S: 3	H: 0 LOB: 0 BB: 0 P: 3	R: 0 E: 0 K: 3 S: 9	H: 0 LOB: 0 BB: 0 P: 9	R: 1 E: 0 K: 0 S: 4	H: 1 LOB: 1 BB: 1 P: 8		1B: 4 2B: 1 3B: 0 HR: 0	SF: 0 SAC: 0 DP: 1 HBP: 0	WP: 0 PB: 0 SB: 0 CS: 0
PITCHER Billy Pierce, L (1,1) ERA: 3.41	IP: 9.0 WLS: W BF: 33 H: 5 R: 1 ER: 1 SO: 7 BB: 2 IBB: 0 HBP: 0 BLK: 0 WP: 0 HR: 0 S: 45 P: 53 ERA: 1.00 WHIP: 0.778															PITCHER	IP: 9.0 WLS: W BF: 33 H: 5 R: 1 ER: 1 SO: 7 BB: 2 IBB: 0 HBP: 0 BLK: 0 WP: 0 HR: 0 S: 45 P: 53 ERA: 1.00 WHIP: 0.778			


Batter	1	2	3	4	5	6	7	8	9	AB	R	H	RBI	BB	SO	LOB	BOTTOM			
Chico Carrasquel, R (1,6) OBP: 0.332, SLG: 0.343										5	0	1	1	0	1	3	Cleveland Indians @ Chicago White Sox Comiskey Park, Chicago, IL Fri Aug 17 1951, 4:33 AM EDT Unknown			
Nellie Fox, L (1,4) OBP: 0.371, SLG: 0.422										4	0	1	0	0	0	1				
Minnie Minoso, R (1,5) OBP: 0.431, SLG: 0.537										4	1	1	0	0	0	1				
Eddie Robinson, L (1,3) OBP: 0.389, SLG: 0.504										1	1	1	0	2	0	0				
Ray Coleman, L (1,7) OBP: 0.317, SLG: 0.399										4	1	1	3	0	1	4				
Jim Busby, R (1,8) OBP: 0.360, SLG: 0.370										4	1	1	0	0	0	2				
Al Zarilla, L (1,9) OBP: 0.370, SLG: 0.422										3	2	2	2	1	0	0				
Bud Sheely, L (1,2) OBP: 0.241, SLG: 0.154										2	0	0	0	1	0	0				
Billy Pierce, L (1,1) OBP: 0.294, SLG: 0.217										4	1	2	1	0	1	2	Sox			
Inning Stats	R: 0 E: 0 K: 0 S: 4	H: 1 LOB: 2 BB: 1 P: 8	R: 3 E: 0 K: 0 S: 6	H: 4 LOB: 0 BB: 0 P: 6	R: 0 E: 0 K: 1 S: 6	H: 1 LOB: 1 BB: 0 P: 6	R: 1 E: 0 K: 1 S: 6	H: 1 LOB: 1 BB: 1 P: 10	R: 0 E: 0 K: 0 S: 3	H: 0 LOB: 1 BB: 0 P: 4	R: 0 E: 0 K: 1 S: 5	H: 1 LOB: 1 BB: 1 P: 9	R: 3 E: 0 K: 0 S: 5	H: 2 LOB: 0 BB: 1 P: 9	R: 0 E: 0 K: 0 S: 3	H: 0 LOB: 0 BB: 0 P: 3		1B: 5 2B: 4 3B: 0 HR: 2	SF: 0 SAC: 1 DP: 1 HBP: 1	WP: 0 PB: 0 SB: 0 CS: 0
PITCHER Bob Feller, R (1,1) ERA: 3.31 Dick Rozek, L (8, 1) ERA: 9.95	IP: 7.0 WLS: L BF: 34 H: 10 R: 7 ER: 7 SO: 3 BB: 4 IBB: 0 HBP: 1 BLK: 0 WP: 0 HR: 2 S: 35 P: 52 ERA: 9.00 WHIP: 2.000															PITCHER	IP: 7.0 WLS: L BF: 34 H: 10 R: 7 ER: 7 SO: 3 BB: 4 IBB: 0 HBP: 1 BLK: 0 WP: 0 HR: 2 S: 35 P: 52 ERA: 9.00 WHIP: 2.000			


Batter	1	2	3	4	5	6	7	8	9	AB	R	H	RBI	BB	SO	LOB	TOP										
Dale Mitchell, L OBP: 0.369, SLG: 0.407 (1, 7)	0-0 4-3		0-0 F7		4-0 G3 FC3-5 BB		4-0 G6-4-3 BB		4-0 BB	2	0	0	0	3	0	1	Cleveland Indians @ Chicago White Sox Comiskey Park, Chicago, IL Fri Aug 17 1951, 4:38 AM EDT Att: 30,083 - Unknown										
Bobby Avila, R OBP: 0.384, SLG: 0.394 (1, 4)	0-0 F4		0-0 6-3		0-0 FC3-5 G3 1-2 2-3f		0-0 G6-4-3		0-0 F4	5	0	0	0	0	0	6											
Barney McCosky, L OBP: 0.383, SLG: 0.471 (1, 8)	0-0 F9			0-0 E FC 1B	0-0 G3				0-0 F9	4	1	1	0	0	0	2											
Harry Simpson, L OBP: 0.328, SLG: 0.284 (1, 9)		0-0 G3		0-0 E1 FC 1B	0-3 K				0-0 4-3	4	1	1	0	0	1	3											
Al Rosen, R OBP: 0.358, SLG: 0.470 (1, 5)	0-0 E5 L6 E		0-0 FC 8-5 1B			0-0 1B			0-0 1B	4	0	2	1	0	0	1											
Luke Easter, L OBP: 0.332, SLG: 0.459 (1, 3)	0-0 L6		0-0 1B		0-0 F6				0-0 F2	4	0	1	1	0	0	3											
Ray Boone, R OBP: 0.323, SLG: 0.342 (1, 6)			0-0 E8 1B	0-0 8-5		0-0 F8			0-0 1-3 1B	4	1	2	0	0	0	3											
Birdie Tebbetts, R OBP: 0.284, SLG: 0.339 (1, 2)			0-0 F7	0-0 F7		0-0 4-3			0-0 F7	4	0	0	0	0	0	4											
Bob Chakales, R Paul Lettner, L Snuffy Summers, R Lou Brissie, L Bob Lemmon, R Mike Garcia, R Merl Combs, L (1, 1) (5, PH) (5, PH) (5, 1) (7, PH) (7, 1) (9, PH)			0-0 1B		4-0 FC3-5 BB		0-0 F6		0-0 1-3	1	0	1	1	0	0	0		C									
Inning Stats	R: 0 E: 0 K: 0 S: 3	H: 0 LOB: 0 BB: 0 P: 3	R: 1 E: 1 K: 0 S: 5	H: 2 LOB: 1 BB: 0 P: 5	R: 2 E: 1 K: 0 S: 6	H: 3 LOB: 1 BB: 2 P: 6	R: 0 E: 0 K: 0 S: 4	H: 1 LOB: 1 BB: 0 P: 4	R: 0 E: 0 K: 0 S: 2	H: 0 LOB: 0 BB: 1 P: 6	R: 0 E: 0 K: 0 S: 4	H: 1 LOB: 1 BB: 0 P: 4	R: 0 E: 0 K: 0 S: 4	H: 1 LOB: 2 BB: 1 P: 8	1B: 8 2B: 2 3B: 0 HR: 0	SF: 0 SAC: 0 DP: 3 HBP: 0			WP: 0 PB: 0 SB: 0 CS: 0	PA: 38							
PITCHER	IP	WLS	BF	H	R	ER	SO	BB	IBB	HBP	BLK	WP	HR	S	P	ERA	WHIP										
Randy Gumpert, R ERA: 3.68 (1, 1)	3.0		15	5	3	3	0	0	0	0	0	0	0	15	15	9.00	1.667										
Luis Aloma, R ERA: 1.74 (4, 1)	6.0	W	23	3	0	0	1	4	0	0	0	0	0	21	37	0.00	1.167										

Batter	1	2	3	4	5	6	7	8	9	AB	R	H	RBI	BB	SO	LOB	BOTTOM										
Chico Carrasquel, R OBP: 0.333, SLG: 0.341 (1, 6)	4-0 1B FC6-4 BB		0-3 K		0-0 FC3-6 E 1-2f		4-0 1-2 BB			2	1	0	0	2	1	1	Cleveland Indians @ Chicago White Sox Comiskey Park, Chicago, IL Fri Aug 17 1951, 4:38 AM EDT Att: 30,083 - Unknown										
Nellie Fox, L OBP: 0.370, SLG: 0.420 (1, 4)	0-0 FC6-4 1B		0-0 G3		0-0 F8		0-0 4-1			4	0	1	0	0	0	3											
Minnie Minoso, R OBP: 0.431, SLG: 0.539 (1, 5)	0-0 FC6-4 E S 1-2f 3-H		0-0 1B F8 2B		0-3 K				0-0 1B 1B	4	3	2	1	0	1	2											
Eddie Robinson, L OBP: 0.392, SLG: 0.506 (1, 3)	0-0 CS			0-0 HR 1B		0-0 4-3			0-0 1B E 1B	4	1	3	1	0	0	0											
Bob Dillinger, R OBP: 0.359, SLG: 0.361 (8, PR)										0	1	0	0	0	0	0											
Bert Haas, R OBP: 0.244, SLG: 0.200 (9, 3)	1-H 1B								1-3 E 1B	0	0	0	0	0	0	0											
Ray Coleman, L OBP: 0.319, SLG: 0.399 (1, 7)	0-0 F8		0-0 F8		0-0 F8		4-0 G1-4-3 BB		0-0 E F7 1B	3	1	1	2	1	0	2											
Jim Busby, R OBP: 0.359, SLG: 0.377 (1, 8)	0-0 CS	0-0 F4		0-0 HR		0-0 G1-4-3			0-0 L6	4	1	1	2	0	0	2											
Al Zarilla, L OBP: 0.369, SLG: 0.417 (1, 9)		0-0 6-3		4-0 F6 BB			0-3 K		0-0 F7	3	0	0	1	1	1	1											
Phil Masi, R OBP: 0.373, SLG: 0.405 (1, 2)		0-0 5-3		0-0 F6			0-0 F6		0-0 F6	4	0	0	0	0	0	2											
Randy Gumpert, R OBP: 0.286, SLG: 0.265 (1, 1)			0-3 K		0-0 FC3-6 1B					1	0	0	0	0	1	0	Sox										
Luis Aloma, R OBP: 0.375, SLG: 0.400 (4, 1)										2	0	2	0	0	0	0											
Inning Stats	R: 2 E: 0 K: 0 S: 4	H: 2 LOB: 0 BB: 1 P: 8	R: 0 E: 0 K: 0 S: 3	H: 0 LOB: 0 BB: 0 P: 3	R: 0 E: 0 K: 2 S: 7	H: 0 LOB: 0 BB: 0 P: 7	R: 3 E: 0 K: 0 S: 5	H: 3 LOB: 1 BB: 1 P: 9	R: 0 E: 1 K: 1 S: 6	H: 1 LOB: 1 BB: 0 P: 6	R: 0 E: 0 K: 0 S: 2	H: 0 LOB: 0 BB: 1 P: 6	R: 0 E: 0 K: 1 S: 6	H: 1 LOB: 1 BB: 1 P: 10	R: 3 E: 1 K: 0 S: 6	H: 3 LOB: 1 BB: 0 P: 6	1B: 8 2B: 1 3B: 0 HR: 1	SF: 0 SAC: 0 DP: 1 HBP: 0	WP: 0 PB: 0 SB: 1 CS: 1	PA: 36							
PITCHER	IP	WLS	BF	H	R	ER	SO	BB	IBB	HBP	BLK	WP	HR	S	P	ERA	WHIP										
Bob Chakales, R ERA: 4.52 (1, 1)	4.0	L	17	5	5	5	2	2	0	0	0	0	0	19	27	11.25	1.750										
Lou Brissie, L ERA: 3.77 (5, 1)	2.0		7	1	0	0	1	1	0	0	0	0	0	8	12	0.00	1.000										
Mike Garcia, R ERA: 2.68 (7, 1)	2.0		11	4	3	2	1	1	0	0	0	0	0	12	16	9.00	2.500										

Batter	1	2	3	4	5	6	7	8	9	AB	R	H	RBI	BB	SO	LOB	TOP								
Dale Mitchell, L (1, 7) OBP: 0.377, SLG: 0.430	0-0 HR	4-0 FC6-4 BB		0-0 G6-4-3 1B			0-0 FC1-6 1B	0-0 HR		4	2	4	4	1	0	0	Cleveland Indians @ Chicago White Sox Comiskey Park, Chicago, IL Sat Aug 18 1951, 4:33 AM EDT Att: 22,263 - Unknown								
Bobby Avila, R (1, 4) OBP: 0.381, SLG: 0.394	0-0 F8	0-0 FC6-4		0-0 G6-4-3 1B			0-0 FC1-6 1B	0-0 E7 2B		5	1	1	0	0	0	6									
Barney McCosky, L (1, 8) OBP: 0.392, SLG: 0.471 Sam Chapman, R (5, PR) OBP: 0.310, SLG: 0.311	0-0 4-3			4-0 2B BB			0-0 1B	0-3 K		2	1	1	0	1	0	0									
Al Rosen, R (1, 5) OBP: 0.355, SLG: 0.464	0-0 L5			0-0 L7			0-0 F8	0-3 K		5	0	0	0	0	1	4									
Luke Easter, L (1, 3) OBP: 0.332, SLG: 0.461		0-0 FC4-6 1B		0-0 1H 2B			0-3 K	0-0 4-3		5	0	2	1	0	1	3									
Harry Simpson, L (1, 9) OBP: 0.328, SLG: 0.283		0-0 FC4-6 1B		0-0 E4			0-0 1-3	0-0 CS 1B	4-0 1B BB	4	1	1	0	1	0	2									
Ray Boone, R (1, 6) OBP: 0.326, SLG: 0.345		0-0 1B		0-0 F6			0-3 K	0-0 FC6-4 1B	0-0 1-2 1B	5	0	3	0	0	1	1									
Jim Hegan, R (1, 2) OBP: 0.323, SLG: 0.396		0-0 BB		0-0 2B 1B 1B			0-3 K	0-0 FC6-4 1B	0-0 5-3	5	1	2	1	0	1	3									
Bob Lemon, L (1, 1) OBP: 0.241, SLG: 0.333		0-3 K		0-0 1B 2B			0-0 1-3	0-0 1-2 HR 1B		4	1	2	0	0	1	2									
Inning Stats	R: 1 E: 0 K: 0 S: 4	H: 1 LOB: 0 BB: 0 P: 4	R: 1 E: 0 K: 1 S: 8	H: 3 LOB: 3 BB: 1 P: 12	R: 1 E: 1 K: 0 S: 4	H: 1 LOB: 1 BB: 0 P: 8	R: 0 E: 0 K: 0 S: 4	H: 3 LOB: 1 BB: 0 P: 4	R: 0 E: 0 K: 1 S: 6	H: 1 LOB: 1 BB: 0 P: 6	R: 0 E: 0 K: 2 S: 7	H: 0 LOB: 0 BB: 0 P: 7	R: 0 E: 0 K: 0 S: 5	H: 2 LOB: 2 BB: 0 P: 5	R: 4 E: 2 K: 1 S: 9	H: 5 LOB: 0 BB: 0 P: 9	R: 0 E: 0 K: 1 S: 6	H: 1 LOB: 2 BB: 1 P: 10	1B: 12 2B: 3 3B: 0 HR: 2	SF: 0 SAC: 0 DP: 1 HBP: 0	WP: 0 PB: 0 SB: 0 CS: 1	PA: 44			
PITCHER	IP	WLS	BF	H	R	ER	SO	BB	IBB	HBP	BLK	WP	HR	S	P	ERA	WHIP								
Ken Holcombe, R (1, 1) ERA: 4.17	1.1	L	8	4	2	2	0	0	0	0	0	0	1	8	8	13.50	3.000								
Harry Dorish, R (2, 1) ERA: 3.09	7.2		36	13	5	4	6	3	0	0	0	0	1	45	57	4.70	2.087								

Batter	1	2	3	4	5	6	7	8	9	AB	R	H	RBI	BB	SO	LOB	BOTTOM								
Chico Carrasquel, R (1, 6) OBP: 0.333, SLG: 0.340	0-0 5-3		0-0 F8		0-3 K			0-0 1B 4-3 1B		4	0	1	0	0	1	1	Cleveland Indians @ Chicago White Sox Comiskey Park, Chicago, IL Sat Aug 18 1951, 4:33 AM EDT Att: 22,263 - Unknown								
Nellie Fox, L (1, 4) OBP: 0.371, SLG: 0.418	4-0 BB		4-0 G6-4-3 BB		0-0 4-3			0-0 4-3		2	0	0	0	2	0	2									
Minnie Minoso, R (1, 5) OBP: 0.430, SLG: 0.536	0-0 F9		0-0 G6-4-3				0-0 F8	0-0 1B		4	0	1	0	0	0	2									
Eddie Robinson, L (1, 3) OBP: 0.389, SLG: 0.501	0-0 F4			0-3 K			0-0 F6	0-0 F8		4	0	0	0	0	1	3									
Ray Coleman, L (1, 7) OBP: 0.318, SLG: 0.396		0-0 4-3		4-0 BB			0-0 F2	0-0 F2		3	0	0	0	1	0	0									
Jim Busby, R (1, 8) OBP: 0.356, SLG: 0.373		0-3 K		0-3 K			0-0 4-3	0-0 F7		4	0	0	0	0	2	1									
Al Zarilla, L (1, 9) OBP: 0.367, SLG: 0.418		0-0 2B		0-0 F8			0-0 F4	0-3 K		4	0	1	0	0	1	1									
Bud Sheely, L (1, 2) OBP: 0.250, SLG: 0.143		4-0 BB			0-3 K		0-3 K			2	0	0	0	1	2	0									
Ken Holcombe, R (1, 1) OBP: 0.313, SLG: 0.300 Harry Dorish, R (2, 1) OBP: 0.240, SLG: 0.320		0-0 F4		0-0 E3			0-0 5-3			0	0	0	0	0	0	0									
Inning Stats	R: 0 E: 0 K: 0 S: 3	H: 0 LOB: 1 BB: 1 P: 7	R: 0 E: 0 K: 1 S: 6	H: 1 LOB: 2 BB: 1 P: 10	R: 0 E: 0 K: 2 S: 2	H: 0 LOB: 0 BB: 1 P: 6	R: 0 E: 0 K: 2 S: 7	H: 0 LOB: 1 BB: 1 P: 11	R: 0 E: 1 K: 2 S: 8	H: 0 LOB: 1 BB: 0 P: 8	R: 0 E: 0 K: 0 S: 3	H: 0 LOB: 0 BB: 0 P: 3	R: 0 E: 0 K: 1 S: 5	H: 0 LOB: 0 BB: 0 P: 5	R: 0 E: 0 K: 0 S: 5	H: 2 LOB: 2 BB: 0 P: 5	R: 0 E: 0 K: 1 S: 5	H: 0 LOB: 0 BB: 0 P: 5	1B: 2 2B: 1 3B: 0 HR: 0	SF: 0 SAC: 0 DP: 1 HBP: 0	WP: 0 PB: 0 SB: 0 CS: 0	PA: 34			
PITCHER	IP	WLS	BF	H	R	ER	SO	BB	IBB	HBP	BLK	WP	HR	S	P	ERA	WHIP								
Bob Lemon, R (1, 1) ERA: 3.79	9.0	W	34	3	0	0	7	4	0	0	0	0	0	44	60	0.00	0.778								

Batter	1	2	3	4	5	6	7	8	9	AB	R	H	RBI	BB	SO	LOB	TOP										
Dale Mitchell, L (1, 7) OBP: 0.373, SLG: 0.425	F5	G3			6-3		K			4	0	0	0	0	1	1	Cleveland Indians @ Chicago White Sox Comiskey Park, Chicago, IL Sun Aug 19 1951, 4:33 AM EDT Unknown										
Bobby Avila, R (1, 4) OBP: 0.378, SLG: 0.391	1-3		F9		5-3		K2-3			4	0	0	0	0	1	0											
Larry Doby, L (1, 8) OBP: 0.536, SLG: 0.558 Sam Chapman, R (6, PR) OBP: 0.313, SLG: 0.325	F8		K			1-3 BB		HR		3	0	1	0	0	1	0											
Al Rosen, R (1, 5) OBP: 0.354, SLG: 0.461		E6 1B F8	5-3			1-2 BB		F6		3	1	0	0	1	0	0											
Luke Easter, L (1, 3) OBP: 0.332, SLG: 0.459		2B 1B			F4	1-3 BB		K		4	1	1	0	0	1	2											
Harry Simpson, L (1, 9) OBP: 0.331, SLG: 0.281	F8			BB		4-0 IBB		K		2	0	0	1	2	1	1											
Ray Boone, R (1, 6) OBP: 0.325, SLG: 0.346	2B 2B				F8		F8		F8	4	1	1	1	0	0	4											
Jim Hegan, R (1, 2) OBP: 0.319, SLG: 0.391	K				F7		F9		6-3	4	0	0	0	0	1	5											
Early Wynn, S (1, 1) OBP: 0.274, SLG: 0.354		2B			F8		F8		5-3	4	0	1	1	0	0	0											
Inning Stats	R: 0 E: 0 K: 0 S: 3	H: 0 LOB: 0 BB: 0 P: 3	R: 3 E: 1 K: 1 S: 9	H: 3 LOB: 1 BB: 0 P: 9	R: 0 E: 0 K: 1 S: 5	H: 0 LOB: 0 BB: 0 P: 5	R: 0 E: 0 K: 0 S: 3	H: 0 LOB: 1 BB: 1 P: 7	R: 0 E: 0 K: 0 S: 4	H: 1 LOB: 0 BB: 2 P: 12	R: 0 E: 0 K: 2 S: 7	H: 0 LOB: 0 BB: 0 P: 7	R: 1 E: 0 K: 2 S: 8	H: 1 LOB: 0 BB: 0 P: 8	R: 0 E: 0 K: 0 S: 3	H: 0 LOB: 0 BB: 0 P: 3		1B: 2 2B: 2 3B: 0 HR: 1	SF: 0 SAC: 0 DP: 0 HBP: 0	WP: 0 PB: 0 SB: 0 CS: 0	PA: 36						
PITCHER	IP	WLS	BF	H	R	ER	SO	BB	IBB	HBP	BLK	WP	HR	S	P	ERA	WHIP										
Howie Judson, R (1, 1) ERA: 4.18	6.0	L	26	4	3	0	2	2	1	0	0	0	0	27	39	0.00	1.000										
Joe Dobson, R (7, 1) ERA: 3.48	2.0		7	1	1	1	4	0	0	0	0	0	1	15	15	4.50	0.500										
Harry Dorish, R (9, 1) ERA: 3.05	1.0		3	0	0	0	0	0	0	0	0	0	0	3	3	0.00	0.000										

Batter	1	2	3	4	5	6	7	8	9	AB	R	H	RBI	BB	SO	LOB	BOTTOM										
Chico Carrasquel, R (1, 6) OBP: 0.331, SLG: 0.339	5-3		4-1			G3-6-3		K		2	0	0	0	0	0	0	Cleveland Indians @ Chicago White Sox Comiskey Park, Chicago, IL Sun Aug 19 1951, 4:33 AM EDT Unknown										
Floyd Baker, L (6, PH) OBP: 0.381, SLG: 0.312						1-2		F2		4	0	2	0	0	0	2											
Joe Demaestri, R (7, 6) OBP: 0.171, SLG: 0.147						BB				3	0	0	0	1	0	3											
Bert Hase, R (8, PH) OBP: 0.239, SLG: 0.195						1B		5-3		4	0	0	0	0	1	2											
Nellie Fox, L (1, 4) OBP: 0.372, SLG: 0.419				4-3		BB				4	0	2	0	0	0	2											
Minnie Minoso, R (1, 5) OBP: 0.428, SLG: 0.533					5-3	BB				3	0	0	0	1	0	3											
Eddie Robinson, L (1, 3) OBP: 0.385, SLG: 0.496	CS	F2				BB				4	0	0	0	0	1	2											
Ray Coleman, L (1, 7) OBP: 0.320, SLG: 0.399						BB				4	0	2	0	0	1	0											
Jim Busby, R (1, 8) OBP: 0.352, SLG: 0.369						G4-6-3				4	0	0	0	0	0	2											
Al Zarilla, L (1, 9) OBP: 0.367, SLG: 0.418						1B				3	0	1	0	0	0	1											
Bud Sheely, L (1, 2) OBP: 0.235, SLG: 0.133										2	0	0	0	0	0	1											
Don Lenhardt, R (8, PH) OBP: 0.335, SLG: 0.453										1	0	1	0	0	0	0											
Phil Masi, R (9, 2) OBP: 0.373, SLG: 0.405										0	0	0	0	0	0	0											
Howie Judson, R (1, 1) OBP: 0.160, SLG: 0.125										1	0	0	0	0	0	0											
Bob Dillinger, R (6, PH) OBP: 0.341, SLG: 0.363										1	0	1	0	0	0	0											
Joe Dobson, R (7, 1) OBP: 0.068, SLG: 0.091										0	0	0	0	0	0	0											
Bud Stewart, L (8, PH) OBP: 0.366, SLG: 0.472										0	0	0	0	1	0	0											
Harry Dorish, R (9, 1) OBP: 0.240, SLG: 0.320										0	0	0	0	0	0	0											
Inning Stats	R: 0 E: 0 K: 0 S: 3	H: 1 LOB: 0 BB: 0 P: 3	R: 0 E: 0 K: 0 S: 4	H: 1 LOB: 1 BB: 0 P: 4	R: 0 E: 0 K: 0 S: 3	H: 0 LOB: 0 BB: 0 P: 3	R: 0 E: 0 K: 1 S: 5	H: 0 LOB: 0 BB: 0 P: 5	R: 0 E: 0 K: 0 S: 4	H: 2 LOB: 1 BB: 1 P: 8	R: 0 E: 0 K: 1 S: 5	H: 0 LOB: 0 BB: 0 P: 5	R: 0 E: 0 K: 1 S: 6	H: 1 LOB: 2 BB: 1 P: 10	R: 0 E: 0 K: 0 S: 3	H: 0 LOB: 0 BB: 0 P: 3	1B: 5 2B: 1 3B: 1 HR: 0	SF: 0 SAC: 0 DP: 2 HBP: 0	WP: 0 PB: 0 SB: 0 CS: 1	PA: 34							
PITCHER	IP	WLS	BF	H	R	ER	SO	BB	IBB	HBP	BLK	WP	HR	S	P	ERA	WHIP										
Early Wynn, R (1, 1) ERA: 3.32	9.0	W	33	7	0	0	3	2	0	0	0	0	0	37	45	0.00	1.000										

Batter	1	2	3	4	5	6	7	8	9	AB	R	H	RBI	BB	SO	LOB	TOP			
Dale Mitchell, L (1, 7) OBP: 0.376, SLG: 0.433										5	2	3	1	0	0	1	Cleveland Indians @ Chicago White Sox Comiskey Park, Chicago, IL Sun Aug 19 1951, 4:38 AM EDT Att: 46,864 - Unknown			
Bobby Avila, R (1, 4) OBP: 0.378, SLG: 0.394										4	0	1	2	1	0	2				
Larry Doby, L (1, 8) OBP: 0.440, SLG: 0.559										1	0	1	0	0	0	0				
Sam Chapman, R (1, PR) OBP: 0.312, SLG: 0.321										3	0	0	0	1	1	3				
Al Rosen, R (1, 5) OBP: 0.354, SLG: 0.458										3	1	0	0	2	0	2				
Luke Easter, L (1, 3) OBP: 0.335, SLG: 0.469										5	1	3	3	0	1	2				
Harry Simpson, L (1, 9) OBP: 0.333, SLG: 0.288										4	1	2	0	0	0	3				
Clarence Maddern, R (9, PH) OBP: 0.250, SLG: 0.250										1	0	1	0	0	0	0				
Snuffy Stirrweiss, R (9, PR) OBP: 0.394, SLG: 0.293										0	0	0	0	0	0	0				
Ray Boone, R (1, 6) OBP: 0.326, SLG: 0.344										3	0	0	0	0	1	2				
Birdie Tebbetts, R (1, 2) OBP: 0.286, SLG: 0.339										3	0	1	0	0	0	5				
Paul Lehner, L (8, PH) OBP: 0.250, SLG: 0.253										1	0	1	0	0	0	0				
Jim Hegan, R (8, 2) OBP: 0.319, SLG: 0.391										0	0	0	0	0	0	0				
Steve Gromek, S (1, 1) OBP: 0.500, SLG: 0.438										1	0	0	0	0	1	0				
Barney McCosky, L (7, PH) OBP: 0.398, SLG: 0.466										1	0	0	0	0	1	0				
Lou Brissie, L (7, 1) OBP: 0.280, SLG: 0.320										0	0	0	0	0	0	0				
Bob Lemon, L (8, PH) OBP: 0.250, SLG: 0.333										0	1	0	0	1	0	0				
Inning Stats	R: 1 E: 0 K: 0 S: 5	H: 2 LOB: 2 BB: 1 P: 9	R: 0 E: 0 K: 0 S: 4	H: 1 LOB: 1 BB: 0 P: 4	R: 0 E: 0 K: 0 S: 2	H: 0 LOB: 0 BB: 1 P: 6	R: 0 E: 0 K: 0 S: 3	H: 1 LOB: 1 BB: 0 P: 4	R: 0 E: 0 K: 1 S: 5	H: 2 LOB: 3 BB: 0 P: 9	R: 0 E: 0 K: 2 S: 8	H: 1 LOB: 1 BB: 0 P: 8	R: 5 E: 0 K: 0 S: 7	H: 5 LOB: 1 BB: 2 P: 15	R: 0 E: 0 K: 2 S: 8	H: 1 LOB: 1 BB: 0 P: 8	1B: 9 2B: 1 3B: 2 HR: 1	SF: 0 SAC: 1 DP: 2 HBP: 2	WP: 0 PB: 0 SB: 0 CS: 1	PA: 44
PITCHER	IP WLS BF H R ER SO BB IBB HBP BLK WP HR S P ERA WHIP	7.0 W 33 9 4 4 3 4 0 0 2 0 0 1 33 51 5.14 1.857	0.2 5 3 2 2 0 1 0 0 0 0 0 0 4 8 27.00 6.000	1.1 S 5 1 0 0 2 0 0 0 0 0 0 0 9 9 0.00 0.750																

Batter	1	2	3	4	5	6	7	8	9	AB	R	H	RBI	BB	SO	LOB	BOTTOM			
Nellie Fox, L (1, 4) OBP: 0.370, SLG: 0.416										3	0	0	0	0	0	0	Cleveland Indians @ Chicago White Sox Comiskey Park, Chicago, IL Sun Aug 19 1951, 4:38 AM EDT Att: 46,864 - Unknown			
Don Lenhardt, R (7, PH) OBP: 0.337, SLG: 0.453										0	0	0	1	1	0	0				
Joe Demasestri, R (7, PR) OBP: 0.171, SLG: 0.147										0	0	0	0	0	0	0				
Bud Stewart, L (1, 7) OBP: 0.386, SLG: 0.470										3	0	1	0	0	0	0				
Jim Busby, R (7, 8) OBP: 0.354, SLG: 0.371										1	0	1	1	0	0	0				
Minnie Minoso, R (1, 5) OBP: 0.427, SLG: 0.530										4	0	1	1	0	0	3				
Eddie Robinson, L (1, 3) OBP: 0.387, SLG: 0.497										2	1	1	0	1	0	0				
Bob Dillinger, R (7, PR) OBP: 0.340, SLG: 0.362										1	1	0	0	0	0	2				
Bert Haas, R (8, 3) OBP: 0.239, SLG: 0.195										0	0	0	0	0	0	0				
Ray Coleman, L (1, 8) OBP: 0.319, SLG: 0.398										4	1	1	0	0	0	1				
Al Zarilla, L (1, 9) OBP: 0.386, SLG: 0.425										4	2	1	2	0	1	0				
Chico Carrasquel, R (1, 6) OBP: 0.333, SLG: 0.340										4	0	2	0	0	1	2				
Phil Masi, R (1, 2) OBP: 0.373, SLG: 0.401										2	1	0	0	1	0	2				
Lou Kretlow, R (1, 1) OBP: 0.133, SLG: 0.103										3	1	1	0	0	1	2				
Randy Gumpert, R (8, 1) OBP: 0.286, SLG: 0.265										0	0	0	0	0	0	0				
Billy Pierce, L (8, 1) OBP: 0.294, SLG: 0.217										0	0	0	0	0	0	0				
Inning Stats	R: 0 E: 0 K: 0 S: 3	H: 1 LOB: 0 BB: 0 P: 3	R: 2 E: 0 K: 1 S: 8	H: 3 LOB: 1 BB: 0 P: 8	R: 0 E: 0 K: 0 S: 3	H: 0 LOB: 0 BB: 0 P: 3	R: 0 E: 0 K: 0 S: 3	H: 0 LOB: 0 BB: 0 P: 3	R: 0 E: 0 K: 0 S: 3	H: 1 LOB: 0 BB: 0 P: 3	R: 5 E: 1 K: 1 S: 9	H: 3 LOB: 2 BB: 3 P: 21	R: 0 E: 0 K: 1 S: 5	H: 0 LOB: 0 BB: 0 P: 5	1B: 8 2B: 0 3B: 0 HR: 1	SF: 0 SAC: 0 DP: 1 HBP: 0	WP: 0 PB: 0 SB: 1 CS: 2	PA: 36		
PITCHER	IP WLS BF H R ER SO BB IBB HBP BLK WP HR S P ERA WHIP	6.0 L 21 6 2 2 1 0 0 0 0 0 0 1 23 23 3.00 1.000	1.0 10 3 5 3 1 2 1 0 0 0 0 0 9 21 27.00 5.000	1.0 3 0 0 0 1 0 0 0 0 0 0 0 5 5 0.00 0.000																

Batter	1	2	3	4	5	6	7	8	9	AB	R	H	RBI	BB	SO	LOB	TOP										
Eddie Yost, R (1, 5) OBP: 0.418, SLG: 0.400	6-3	K			F7		HR		K	5	1	1	1	0	2	4	Washington Senators @ Cleveland Indians Cleveland Municipal Stadium, Cleveland, OH Mon Aug 20 1951, 3:33 AM EDT Att: 18,227 - Unknown livebaseballscorecards.com										
Gil Coan, L (1, 7) OBP: 0.369, SLG: 0.470	6-3		F6		K		4-3			4	0	0	0	0	1												
Pete Runnels, L (1, 6) OBP: 0.366, SLG: 0.347	2B	1B	F9		F5		K			4	1	1	0	0	1												
Mickey Vernon, L (1, 3) OBP: 0.355, SLG: 0.442	1-H	2B	FC4	1B		G4-6-3	1B	1B	G5-4-3	4	1	4	1	0	0												
Sam Mele, R (1, 8) OBP: 0.319, SLG: 0.391	F4		FC4	1-2		1-2	1B	G4-6-3	G5-4-3	4	0	1	0	0	0	3											
Shery Robertson, L (1, 9) OBP: 0.229, SLG: 0.234		F4		4-3		G4-6-3	1B	F9		4	0	0	0	0	2												
Cass Michaels, R (1, 4) OBP: 0.343, SLG: 0.358		1B	1B	F2			1B	F8		4	0	2	1	0	0	0											
Mickey Grasso, R (1, 2) OBP: 0.296, SLG: 0.262	1-2	1B		5-3		1-3		F8		4	0	1	0	0	0	1											
Dick Starr, R (1, 1) OBP: 0.310, SLG: 0.280										2	0	1	0	0	1	2											
Dan Porter, L (7, PH) OBP: 0.222, SLG: 0.222										1	0	0	0	0	1	0											
Sid Hudson, R (7, 1) OBP: 0.333, SLG: 0.241										0	0	0	0	0	0	0											
Clyde Klutzz, R (9, PH) OBP: 0.378, SLG: 0.352										1	0	1	0	0	0	0											
Gene Verble, R (9, PR) OBP: 0.276, SLG: 0.245										0	0	0	0	0	0	0											
Inning Stats	R: 1 E: 0 K: 0 S: 5	H: 2 LOB: 1 BB: 0 P: 5	R: 0 E: 0 K: 2 S: 9	H: 2 LOB: 2 BB: 0 P: 9	R: 0 E: 0 K: 0 S: 4	H: 1 LOB: 1 BB: 0 P: 4	R: 0 E: 0 K: 0 S: 3	H: 0 LOB: 0 BB: 0 P: 3	R: 0 E: 0 K: 1 S: 6	H: 1 LOB: 1 BB: 0 P: 6	R: 1 E: 0 K: 0 S: 5	H: 3 LOB: 1 BB: 0 P: 5	R: 1 E: 0 K: 2 S: 8	H: 1 LOB: 0 BB: 0 P: 8	R: 0 E: 0 K: 0 S: 3	H: 1 LOB: 0 BB: 0 P: 3	R: 0 E: 0 K: 1 S: 6	H: 1 LOB: 1 BB: 0 P: 6	1B: 10 2B: 1 3B: 0 HR: 1	SF: 0 SAC: 0 DP: 2 HBP: 0	WP: 0 PB: 0 SB: 0 CS: 0	PA: 37					
PITCHER	IP	WLS	BF	H	R	ER	SO	BB	IBB	HBP	BLK	WP	HR	S	P	ERA	WHIP										
Mike Garcia, R (1, 1) ERA: 2.7	9.0	W	37	12	3	3	6	0	0	0	0	0	1	49	49	3.00	1.333										

Batter	1	2	3	4	5	6	7	8	9	AB	R	H	RBI	BB	SO	LOB	BOTTOM										
Dale Mitchell, L (1, 7) OBP: 0.375, SLG: 0.439	HR	4-3		FC6			F7			4	1	1	1	0	0	2	Washington Senators @ Cleveland Indians Cleveland Municipal Stadium, Cleveland, OH Mon Aug 20 1951, 3:33 AM EDT Att: 18,227 - Unknown livebaseballscorecards.com										
Bobby Avila, R (1, 4) OBP: 0.379, SLG: 0.405	4-3			HR		F4	2B			4	1	2	1	0	0	0											
Larry Doby, L (1, 8) OBP: 0.443, SLG: 0.562	4-0					F5				2	1	1	0	2	0	0											
Sam Chapman, R (7, PR) OBP: 0.312, SLG: 0.321	HR	BB					2B			0	0	0	0	0	0	0											
Luke Easter, L (1, 3) OBP: 0.332, SLG: 0.464	F8			F3		4-3				4	0	0	0	0	0	3											
Al Rosen, R (1, 5) OBP: 0.356, SLG: 0.464	1-H	HR		F7			F7		BB	3	1	1	2	1	0	1											
Harry Simpson, L (1, 9) OBP: 0.332, SLG: 0.299	F5			4-3			HR		F9	4	1	1	1	0	0	2											
Ray Boone, R (1, 6) OBP: 0.323, SLG: 0.340				F7		5-3			F7	4	0	0	0	0	0	1											
Jim Hegan, R (1, 2) OBP: 0.321, SLG: 0.391		6-3		FC6	BB				K	3	0	1	0	1	1	1											
Mike Garcia, R (1, 1) OBP: 0.247, SLG: 0.338		2B		F8			F2			3	0	1	0	0	0	2											
Inning Stats	R: 3 E: 0 K: 0 S: 5	H: 2 LOB: 0 BB: 1 P: 9	R: 0 E: 0 K: 0 S: 4	H: 1 LOB: 1 BB: 0 P: 4	R: 1 E: 0 K: 0 S: 4	H: 1 LOB: 1 BB: 1 P: 8	R: 0 E: 0 K: 0 S: 3	H: 0 LOB: 1 BB: 1 P: 7	R: 0 E: 0 K: 0 S: 5	H: 2 LOB: 1 BB: 0 P: 5	R: 0 E: 0 K: 0 S: 4	H: 2 LOB: 1 BB: 0 P: 4	R: 0 E: 0 K: 1 S: 5	H: 0 LOB: 1 BB: 1 P: 9	R: 0 E: 0 K: 0 S: 3	H: 0 LOB: 1 BB: 1 P: 9	1B: 1 2B: 3 3B: 0 HR: 4	SF: 0 SAC: 0 DP: 0 HBP: 0	WP: 0 PB: 0 SB: 0 CS: 0	PA: 35							
PITCHER	IP	WLS	BF	H	R	ER	SO	BB	IBB	HBP	BLK	WP	HR	S	P	ERA	WHIP										
Dick Starr, R (1, 1) ERA: 6.68	6.0	L	27	6	5	5	0	3	0	0	0	0	4	24	36	7.50	1.500										
Sid Hudson, R (7, 1) ERA: 5.44	2.0		8	2	0	0	1	1	0	0	0	0	0	9	13	0.00	1.500										

Batter	1	2	3	4	5	6	7	8	9	AB	R	H	RBI	BB	SO	LOB	TOP			
Eddie Yost, R OBP: 0.417, SLG: 0.397 (1, 5)										3	0	0	0	1	0	1	Washington Senators @ Cleveland Indians Cleveland Municipal Stadium, Cleveland, OH Tue Aug 21 1951, 3:33 AM EDT Att: 18,552 - Unknown livebaseballscores.com			
Gil Coan, L OBP: 0.369, SLG: 0.469 (1, 7)										3	0	1	0	0	0	1				
Pete Runnels, L OBP: 0.370, SLG: 0.351 (1, 6)										4	0	2	0	0	2	0				
Mickey Vernon, L OBP: 0.352, SLG: 0.438 (1, 3)										4	0	0	0	0	0	4				
Mike McCormick, R OBP: 0.383, SLG: 0.364 (1, 8)										4	0	1	0	0	1	0				
Shery Robertson, L OBP: 0.230, SLG: 0.235 (1, 9)										4	0	1	0	0	0	1				
Cass Michaels, R OBP: 0.342, SLG: 0.355 (1, 4)										3	0	0	0	1	0	1				
Mickey Grasso, R OBP: 0.290, SLG: 0.256 (1, 2)										3	0	0	0	0	1	3				
Don Johnson, R OBP: 0.128, SLG: 0.105 (1, 1)										1	0	1	0	0	0	0				
Dan Porter, L OBP: 0.200, SLG: 0.200 (5, PH)										1	0	0	0	0	0	0				
Tom Ferrick, R OBP: 0.750, SLG: 0.667 (5, 1)										0	0	0	0	0	0	0				
Sam Dente, R OBP: 0.312, SLG: 0.286 (8, PH)										1	0	0	0	0	1	0				
Mickey Harris, L OBP: 0.250, SLG: 0.267 (8, 1)										0	0	0	0	0	0	0				
Inning Stats	R: 0 E: 0 K: 1 S: 4	H: 0 LOB: 0 BB: 1 P: 8	R: 0 E: 1 K: 0 S: 4	H: 1 LOB: 2 BB: 1 P: 8	R: 0 E: 0 K: 0 S: 5	H: 2 LOB: 2 BB: 0 P: 5	R: 0 E: 0 K: 0 S: 3	H: 0 LOB: 0 BB: 0 P: 3	R: 0 E: 0 K: 1 S: 5	H: 0 LOB: 0 BB: 0 P: 5	R: 0 E: 0 K: 0 S: 4	H: 1 LOB: 1 BB: 0 P: 4	R: 0 E: 0 K: 1 S: 7	H: 2 LOB: 2 BB: 0 P: 7	R: 0 E: 0 K: 1 S: 5	H: 0 LOB: 0 BB: 0 P: 5	1B: 6 2B: 0 3B: 0 HR: 0	SF: 0 SAC: 1 DP: 1 HBP: 0	WP: 0 PB: 0 SB: 0 CS: 0	PA: 34
PITCHER Bob Feller, R ERA: 3.17 (1, 1)	IP: 9.0 WLS: W BF: 34 H: 6 R: 0 ER: 0 SO: 5 BB: 2 IBB: 0 HBP: 0 BLK: 0 WP: 0 HR: 0 S: 42 P: 50 ERA: 0.00 WHIP: 0.889																			

Batter	1	2	3	4	5	6	7	8	9	AB	R	H	RBI	BB	SO	LOB	BOTTOM				
Dale Mitchell, L OBP: 0.371, SLG: 0.435 (1, 7)										4	0	0	0	0	0	1	Washington Senators @ Cleveland Indians Cleveland Municipal Stadium, Cleveland, OH Tue Aug 21 1951, 3:33 AM EDT Att: 18,552 - Unknown livebaseballscores.com				
Bobby Avila, R OBP: 0.376, SLG: 0.401 (1, 4)										4	0	0	0	0	0	0					
Larry Doby, L OBP: 0.443, SLG: 0.570 (1, 8)										4	2	2	1	0	0	0					
Sam Chapman, R OBP: 0.312, SLG: 0.321 (8, 8)										0	0	0	0	0	0	0					
Luke Easter, L OBP: 0.333, SLG: 0.466 (1, 3)										3	2	1	0	1	0	0					
Al Rosen, R OBP: 0.359, SLG: 0.468 (1, 5)										3	1	2	2	1	0	0					
Harry Simpson, L OBP: 0.331, SLG: 0.302 (1, 9)										4	1	1	1	0	0	2					
Ray Boone, R OBP: 0.327, SLG: 0.343 (1, 6)										3	0	2	2	1	0	0					
Jim Hegan, R OBP: 0.317, SLG: 0.386 (1, 2)										4	0	0	0	0	1	4					
Bob Feller, R OBP: 0.213, SLG: 0.159 (1, 1)										3	0	0	0	0	2	1					
Inning Stats	R: 0 E: 0 K: 0 S: 3	H: 0 LOB: 0 BB: 0 P: 3	R: 3 E: 0 K: 1 S: 7	H: 2 LOB: 1 BB: 2 P: 15	R: 2 E: 0 K: 0 S: 6	H: 3 LOB: 2 BB: 1 P: 10	R: 0 E: 1 K: 1 S: 5	H: 0 LOB: 0 BB: 0 P: 5	R: 0 E: 0 K: 0 S: 4	H: 1 LOB: 1 BB: 0 P: 4	R: 0 E: 0 K: 0 S: 4	H: 0 LOB: 0 BB: 0 P: 5	R: 1 E: 0 K: 0 S: 4	H: 1 LOB: 0 BB: 0 P: 4	R: 0 E: 0 K: 0 S: 4	H: 1 LOB: 1 BB: 0 P: 4		1B: 4 2B: 3 3B: 0 HR: 1	SF: 0 SAC: 0 DP: 0 HBP: 0	WP: 0 PB: 1 SB: 0 CS: 1	PA: 36
PITCHER Don Johnson, R ERA: 4.87 (1, 1)	IP: 4.0 WLS: L BF: 20 H: 5 R: 5 ER: 5 SO: 2 BB: 3 IBB: 0 HBP: 0 BLK: 0 WP: 0 HR: 0 S: 21 P: 33 ERA: 11.25 WHIP: 2.000																				
Tom Ferrick, R ERA: 4.42 (5, 1)	IP: 3.0 WLS: L BF: 11 H: 2 R: 1 ER: 1 SO: 1 BB: 0 IBB: 0 HBP: 0 BLK: 0 WP: 0 HR: 1 S: 13 P: 13 ERA: 3.00 WHIP: 0.667																				
Mickey Harris, L ERA: 4.48 (8, 1)	IP: 1.0 WLS: L BF: 4 H: 1 R: 0 ER: 0 SO: 0 BB: 0 IBB: 0 HBP: 0 BLK: 0 WP: 0 HR: 0 S: 4 P: 4 ERA: 0.00 WHIP: 1.000																				

Batter	1	2	3	4	5	6	7	8	9	10	11	12	13	14	AB	R	H	RBI	BB	SO	LOB	TOP
Eddie Yost, R OBP: 0.419, SLG: 0.403 (1, 5)															6	3	3	2	1	0	0	
Gl Coan, L OBP: 0.368, SLG: 0.464 (1, 7)															6	0	1	1	1	1	0	3
Pete Runnels, L OBP: 0.360, SLG: 0.342 (1, 6)															7	0	1	0	0	0	6	
Mickey Vernon, L OBP: 0.355, SLG: 0.438 (1, 3)															5	0	2	2	2	1	1	
Cass Michaels, R OBP: 0.342, SLG: 0.353 (1, 4)															5	0	1	0	1	0	4	
Shery Robertson, L OBP: 0.228, SLG: 0.230 (1, 9)															6	1	1	0	0	2	3	
Mike McCormick, R OBP: 0.377, SLG: 0.358 (1, 8)															6	0	1	0	0	1	2	
Mike Guerra, R OBP: 0.267, SLG: 0.229 (1, 2)															5	1	2	0	1	0	0	
Julio Moreno, R OBP: 0.194, SLG: 0.200 (1, 1)															4	0	0	0	0	1	3	
Mickey Harris, L OBP: 0.250, SLG: 0.267 (8, 1)															0	0	0	0	0	0	0	
Sandy Consuegra, R OBP: 0.216, SLG: 0.222 (8, 1)															2	0	0	0	0	0	2	
Inning Stats	R: 1 E: 0 K: 0 S: 5	H: 3 LOB: 2 BB: 0 P: 5	R: 0 E: 1 K: 0 S: 3	H: 0 LOB: 0 BB: 0 P: 3	R: 1 E: 0 K: 1 S: 6	H: 1 LOB: 3 BB: 3 P: 18	R: 0 E: 0 K: 1 S: 5	H: 1 LOB: 0 BB: 0 P: 5	R: 0 E: 0 K: 1 S: 5	H: 0 LOB: 0 BB: 0 P: 5	R: 0 E: 0 K: 1 S: 5	H: 0 LOB: 0 BB: 0 P: 3	R: 0 E: 0 K: 1 S: 4	H: 0 LOB: 2 BB: 1 P: 8	R: 0 E: 0 K: 0 S: 4	H: 2 LOB: 1 BB: 0 P: 4	R: 0 E: 0 K: 0 S: 4	H: 1 LOB: 1 BB: 0 P: 4	1B: 11 2B: 0 3B: 1 HR: 0	SF: 0 SAC: 0 DP: 1 HBP: 0	WP: 0 PB: 1 CS: 2	PA: 58
PITCHER	IP	WLS	BF	H	R	ER	SO	BB	IBB	HBP	BLK	WP	HR	S	P	ERA	WHIP					
Bob Chakales, R ERA: 4.81	5.2		29	9	5	5	2	0	0	0	0	0	0	6	6	0.00	0.000					
Lou Brissie, L ERA: 3.97	1.1		4	0	0	0	1	0	0	0	0	0	0	6	6	0.00	0.000					
Steve Gromek, R ERA: 2.5	7.0	W	25	3	0	0	2	0	1	0	0	0	0	28	32	0.00	0.429					

Washington Senators @ Cleveland Indians
Cleveland Municipal Stadium, Cleveland, OH
Wed Aug 22 1951, 3:33 AM EDT
Att. 9,148 - Unknown

AB: 52
R: 5
H: 12
RBI: 5
BB: 6
SO: 5
LOB: 24

Batter	1	2	3	4	5	6	7	8	9	10	11	12	13	14	AB	R	H	RBI	BB	SO	LOB	BOTTOM		
Dale Mitchell, L OBP: 0.372, SLG: 0.445 (1, 7)															7	1	3	3	0	0	0			
Bobby Avila, R OBP: 0.375, SLG: 0.405 (1, 4)															6	1	1	1	1	0	2			
Larry Doby, L OBP: 0.430, SLG: 0.562 (1, 8)															5	0	0	0	1	1	2			
Luke Easter, L OBP: 0.335, SLG: 0.474 (8, PH)															4	1	2	1	0	0	2			
Al Rosen, R OBP: 0.359, SLG: 0.464 (1, 5)															3	1	0	0	2	0	3			
Harry Simpson, L OBP: 0.338, SLG: 0.308 (1, 9)															5	0	3	0	1	0	1			
Ray Boone, R OBP: 0.325, SLG: 0.340 (1, 6)															6	1	1	1	0	0	7			
Jim Hegan, R OBP: 0.315, SLG: 0.382 (1, 2)															3	1	0	0	0	0	2			
Bob Lemmon, L OBP: 0.247, SLG: 0.329 (8, PH)															1	0	0	0	0	0	3			
Birdie Tebbetts, R OBP: 0.281, SLG: 0.333 (8, 2)															2	0	0	0	0	0	2			
Bob Chakales, R OBP: 0.350, SLG: 0.500 (1, 1)															2	0	0	0	0	0	1			
Lou Brissie, L OBP: 0.280, SLG: 0.320 (6, PH)															0	0	0	0	0	0	0			
Barney McCoskey, L OBP: 0.384, SLG: 0.461 (7, PH)															1	0	0	0	0	0	2			
Steve Gromek, S OBP: 0.439, SLG: 0.368 (8, 1)															3	0	0	0	0	0	3			
Inning Stats	R: 0 E: 0 K: 0 S: 4	H: 1 LOB: 2 BB: 1 P: 8	R: 0 E: 0 K: 0 S: 3	H: 1 LOB: 0 BB: 0 P: 3	R: 0 E: 0 K: 1 S: 6	H: 1 LOB: 1 BB: 1 P: 6	R: 2 E: 0 K: 0 S: 5	H: 2 LOB: 1 BB: 1 P: 9	R: 0 E: 0 K: 0 S: 3	H: 0 LOB: 0 BB: 0 P: 3	R: 3 E: 1 K: 0 S: 6	H: 2 LOB: 0 BB: 0 P: 6	R: 0 E: 0 K: 0 S: 2	H: 1 LOB: 0 BB: 0 P: 3	R: 0 E: 0 K: 0 S: 3	H: 0 LOB: 0 BB: 0 P: 3	R: 0 E: 0 K: 0 S: 3	H: 0 LOB: 2 BB: 2 P: 11	R: 0 E: 0 K: 0 S: 3	H: 1 LOB: 0 BB: 0 P: 3	1B: 7 2B: 1 3B: 0 HR: 3	SF: 0 SAC: 1 DP: 3 HBP: 0	WP: 0 PB: 0 CS: 0	PA: 56
PITCHER	IP	WLS	BF	H	R	ER	SO	BB	IBB	HBP	BLK	WP	HR	S	P	ERA	WHIP							
Julio Moreno, R ERA: 4.73	7.0		32	8	5	4	1	0	0	0	0	0	0	1	1	5.14	1.571							
Mickey Harris, L ERA: 4.46	0.0		1	1	0	0	0	0	0	0	0	0	0	1	1	∞	∞							
Sandy Consuegra, R ERA: 3.94	6.2	L	23	2	1	1	0	2	1	0	0	0	1	20	32	1.35	0.600							

Washington Senators @ Cleveland Indians
Cleveland Municipal Stadium, Cleveland, OH
Wed Aug 22 1951, 3:33 AM EDT
Att. 9,148 - Unknown

AB: 49
R: 6
H: 11
RBI: 6
BB: 6
SO: 1
LOB: 30

Batter	1	2	3	4	5	6	7	8	9	AB	R	H	RBI	BB	SO	LOB	TOP			
Phil Rizzuto, R (1,6) OBP: 0.357, SLG: 0.363	0-0 6-3		0-0 FC5 FC6-2		0-0 F9			4-0 CS BB		3	0	0	0	1	0	1	New York Yankees @ Cleveland Indians Cleveland Municipal Stadium, Cleveland, OH Thu Aug 23 1951, 3:33 AM EDT Att: 36,208 - Unknown livebaseballscorecards.com			
Joe Collins, L (1,3) OBP: 0.366, SLG: 0.463	0-0 1-3		0-0 FC6-2 E S 2-3			0-0 G3		0-0 F3 1-2		4	0	0	0	0	0	3				
Bobby Brown, L (1,5) OBP: 0.388, SLG: 0.403	0-0 4-3		0-3 K 1-3 3-H			0-0 G3			0-0 6-3	4	0	0	0	0	1	1				
Joe DiMaggio, R (1,8) OBP: 0.370, SLG: 0.432		0-0 4-3		0-0 F2		4-0 BB			0-3 K	3	0	0	0	1	1	0				
Yogi Berra, L (1,2) OBP: 0.358, SLG: 0.505		0-0 F5		0-0 F8		0-0 4-3			4-0 1B BB	3	0	0	0	1	0	1				
Gene Woodling, L (1,7) OBP: 0.381, SLG: 0.469		0-0 1B		4-0 FC6-4 BB			4-0 FC6-4 BB		0-0 1-3 1B	2	0	2	0	2	0	0				
Gil McDougald, R (1,4) Johnny Mize, L (8, PH) OBP: 0.369, SLG: 0.322	0-0 F7		0-0 FC6-4 1-2			0-0 FC6-4 G6-4-3			0-0 F9	3	0	0	0	0	0	3				
Hank Bauer, R (1,9) OBP: 0.384, SLG: 0.473			4-0 1B S BB		0-0 F7		0-0 G6-4-3			2	1	0	0	1	0	1				
Vic Raschi, R (1,1) Johnny Hopp, L (8, PH) Bobby Hogue, R (8, 1) OBP: 0.714, SLG: 0.600			0-0 1-3 1B		0-3 K			0-0 F3		2	0	1	0	0	1	0				
										1	0	0	0	0	0	0				
										0	0	0	0	0	0	0				
Inning Stats	R: 0 E: 0 K: 0 S: 3	H: 0 LOB: 0 BB: 0 P: 3	R: 0 E: 0 K: 0 S: 4	H: 1 LOB: 1 BB: 0 P: 4	R: 1 E: 0 K: 1 S: 6	H: 1 LOB: 1 BB: 1 P: 10	R: 0 E: 0 K: 0 S: 3	H: 0 LOB: 0 BB: 1 P: 7	R: 0 E: 0 K: 1 S: 5	H: 0 LOB: 0 BB: 0 P: 5	R: 0 E: 0 K: 0 S: 3	H: 0 LOB: 1 BB: 1 P: 7	R: 0 E: 0 K: 0 S: 2	H: 0 LOB: 0 BB: 1 P: 6	R: 0 E: 0 K: 1 S: 6	H: 0 LOB: 2 BB: 1 P: 10	1B: 3 2B: 0 3B: 0 HR: 0	SF: 0 SAC: 0 DP: 1 HBP: 0	WP: 0 PB: 0 SB: 2 CS: 1	PA: 34
PITCHER Bob Lemon, R (1,1) ERA: 3.65	IP: 9.0 WLS: W BF: 34 H: 3 R: 1 ER: 1 SO: 3 BB: 6 IBB: 0 HBP: 0 BLK: 0 WP: 0 HR: 0 S: 34 P: 58 ERA: 1.00 WHIP: 1.000															PITCHER				

Batter	1	2	3	4	5	6	7	8	9	AB	R	H	RBI	BB	SO	LOB	BOTTOM			
Dale Mitchell, L (1,7) OBP: 0.376, SLG: 0.449	0-0 CS 1B			4-0 G4-6-3 1B BB	0-0 1-3 2-H 2B			0-0 FC3-6 CS		3	1	2	1	1	0	1	New York Yankees @ Cleveland Indians Cleveland Municipal Stadium, Cleveland, OH Thu Aug 23 1951, 3:33 AM EDT Att: 36,208 - Unknown livebaseballscorecards.com			
Bobby Avila, R (1,4) OBP: 0.376, SLG: 0.406	0-0 CS 1B 1-2			0-0 G4-6-3 1B 1-2	0-0 F5			0-0 5-3 1-2		4	0	2	0	0	0	3				
Larry Doby, L (1,8) OBP: 0.436, SLG: 0.557	0-3 K 1-2			0-0 G4-6-3 1-2 2-3		0-0 F7				3	0	0	0	0	1	3				
Harry Simpson, L (1,3) OBP: 0.338, SLG: 0.308		0-3 K		0-0 1B 3-H		0-0 L9				3	0	1	1	0	1	0				
Al Rosen, R (1,5) OBP: 0.359, SLG: 0.464		0-0 G6-3 1B		0-3 K		0-0 5-3				3	0	1	0	0	1	1				
Bob Kennedy, R (1,9) OBP: 0.317, SLG: 0.359		0-0 G6-3 1-2			0-0 1-3		0-3 K			3	0	0	0	0	1	1				
Ray Boone, R (1,6) OBP: 0.323, SLG: 0.338			0-3 K		0-0 F7		0-0 F6			3	0	0	0	0	1	0				
Jim Hegan, R (1,2) OBP: 0.315, SLG: 0.382				0-0 F5		0-0 BB 2B 1B		0-0 5-3		3	1	1	0	0	0	0				
Bob Lemon, L (1,1) OBP: 0.261, SLG: 0.325				0-0 4-3		4-0 2B 1-2 BB		4-0 FC3-6 BB		1	0	0	0	2	0	0				
Inning Stats	R: 0 E: 0 K: 1 S: 5	H: 2 LOB: 1 BB: 0 P: 5	R: 0 E: 0 K: 1 S: 5	H: 1 LOB: 0 BB: 0 P: 5	R: 0 E: 0 K: 1 S: 5	H: 0 LOB: 0 BB: 0 P: 5	R: 1 E: 0 K: 1 S: 6	H: 2 LOB: 1 BB: 1 P: 10	R: 1 E: 0 K: 0 S: 5	H: 2 LOB: 2 BB: 1 P: 9	R: 0 E: 0 K: 0 S: 3	H: 0 LOB: 0 BB: 0 P: 3	R: 0 E: 0 K: 1 S: 5	H: 0 LOB: 0 BB: 0 P: 5	R: 0 E: 0 K: 0 S: 2	H: 0 LOB: 1 BB: 1 P: 6	1B: 6 2B: 2 3B: 0 HR: 0	SF: 0 SAC: 0 DP: 3 HBP: 0	WP: 0 PB: 0 SB: 0 CS: 3	PA: 29
PITCHER Vic Raschi, R (1,1) ERA: 3.55	IP: 7.0 WLS: L BF: 26 H: 7 R: 2 ER: 2 SO: 5 BB: 2 IBB: 0 HBP: 0 BLK: 0 WP: 0 HR: 0 S: 34 P: 42 ERA: 2.57 WHIP: 1.286															PITCHER				
PITCHER Bobby Hogue, R (8, 1) ERA: 5.0	IP: 1.0 WLS: L BF: 3 H: 0 R: 0 ER: 0 SO: 0 BB: 1 IBB: 0 HBP: 0 BLK: 0 WP: 0 HR: 0 S: 6 P: 6 ERA: 0.00 WHIP: 1.000															PITCHER				

Batter	1	2	3	4	5	6	7	8	9	AB	R	H	RBI	BB	SO	LOB	TOP										
Phil Rizzuto, R OBP: 0.395, SLG: 0.361 (1, 6)	F7		SH5-3		F9		SH1-4		F8	3	0	0	0	0	0	0	New York Yankees @ Cleveland Indians Cleveland Municipal Stadium, Cleveland, OH Fri Aug 24 1951, 3:33 AM EDT Att: 71,768 - Unknown livebaseballscores.com										
Mickey Mantle, S OBP: 0.342, SLG: 0.420 Hank Bauer, R OBP: 0.384, SLG: 0.473 (1, 9) (9, 9)	1B		BB		F6		K		K	4	0	1	0	1	2	1											
Gene Woodling, L OBP: 0.386, SLG: 0.480 (1, 7)	F9		G1-4-3		1B		HR		BB	3	1	2	2	2	0	1											
Joe DiMaggio, R OBP: 0.368, SLG: 0.428 (1, 8)	6-3		G1-4-3		F8		1B		F2	5	0	1	0	0	0	6											
Yogi Berra, L OBP: 0.357, SLG: 0.502 (1, 2)					K		4-3		F9	4	0	1	0	0	1	1											
Johnny Mize, L OBP: 0.356, SLG: 0.418 Joe Collins, L OBP: 0.366, SLG: 0.463 (1, 3) (8, 3)	K				F6		BB		F8	3	0	0	0	1	1	1											
Bobby Brown, L Jerry Coleman, R OBP: 0.313, SLG: 0.324 (1, 5) (8, 4)	F9				F3				CS	3	0	1	0	1	0	2											
Gil McDougald, R OBP: 0.394, SLG: 0.484 (1, 4) (8, 5)	F7				E4		F3		BB	3	0	0	0	1	0	3											
Stubby Overmire, R OBP: 0.269, SLG: 0.143 Joe Ostrowski, L OBP: 0.185, SLG: 0.083 (1, 1) (6, 1)			BB		1-3		HR		K	1	0	0	0	1	0	2											
			BB				1B			2	1	1	0	0	1	1											
Inning Stats	R: 0 E: 0 K: 0 S: 4	H: 1 LOB: 1 BB: 0 P: 4	R: 0 E: 0 K: 1 S: 6	H: 1 LOB: 1 BB: 0 P: 6	R: 0 E: 0 K: 0 S: 2	H: 0 LOB: 2 BB: 3 P: 14	R: 0 E: 1 K: 1 S: 7	H: 1 LOB: 2 BB: 0 P: 7	R: 0 E: 0 K: 0 S: 3	H: 0 LOB: 1 BB: 1 P: 7	R: 2 E: 0 K: 1 S: 8	H: 3 LOB: 1 BB: 0 P: 8	R: 0 E: 0 K: 1 S: 4	H: 0 LOB: 1 BB: 2 P: 12	R: 0 E: 0 K: 1 S: 5	H: 0 LOB: 1 BB: 1 P: 9	1B: 6 2B: 0 3B: 0 HR: 1	SF: 0 SAC: 2 DP: 1 HBP: 0	WP: 0 PB: 0 SB: 0 CS: 1	PA: 40							
PITCHER	IP	WLS	BF	H	R	ER	SO	BB	IBB	HBP	BLK	WP	HR	S	P	ERA	WHIP										
Early Wynn, R ERA: 3.29 Lou Brissie, L ERA: 3.88 (1, 1) (8, 1)	7.0	L	32	7	2	2	3	4	0	0	0	0	1	34	50	2.57	1.571										

Batter	1	2	3	4	5	6	7	8	9	AB	R	H	RBI	BB	SO	LOB	BOTTOM										
Dale Mitchell, L OBP: 0.372, SLG: 0.444 (1, 7)	4-3		3-1		1-3		FC6			4	0	0	0	0	0	1	New York Yankees @ Cleveland Indians Cleveland Municipal Stadium, Cleveland, OH Fri Aug 24 1951, 3:33 AM EDT Att: 71,768 - Unknown livebaseballscores.com										
Bobby Avila, R OBP: 0.375, SLG: 0.403 (1, 4)	6-3		BB				F9		F6	3	0	0	0	1	0	0											
Larry Doby, L OBP: 0.437, SLG: 0.555 (1, 8)	6-3		BB				1B		6-3	3	0	1	0	1	0	0											
Al Rosen, R OBP: 0.360, SLG: 0.464 (1, 5)			G6-3		6-3		S		5-3	4	0	2	0	0	0	2											
Harry Simpson, L OBP: 0.334, SLG: 0.305 Sam Chapman, R OBP: 0.311, SLG: 0.320 (1, 3) (9, PH)	G6-3				2-3		F5		F8	3	0	0	0	0	0	3											
Bob Kennedy, R OBP: 0.319, SLG: 0.361 (1, 9)	1B				F6		K		1B	4	0	2	0	0	1	2											
Ray Boone, R OBP: 0.322, SLG: 0.337 (1, 6)	1B				6-3				5-3	4	0	1	0	0	0	1											
Jim Hegan, R OBP: 0.317, SLG: 0.383 (1, 2)	F6						L7		FC6	4	0	2	0	0	0	2											
Early Wynn, S OBP: 0.267, SLG: 0.346 Birdie Tebbetts, R OBP: 0.279, SLG: 0.330 Lou Brissie, L OBP: 0.290, SLG: 0.320 Clarence Maddern, R OBP: 0.200, SLG: 0.200 (1, 1) (7, PH) (8, 1) (9, PH)	F5				F9		F3		FC6-4	2	0	0	0	0	0	0											
									1B	1	0	0	0	0	0	1											
									1B	0	0	0	0	0	0	0											
									1B	1	0	0	0	0	0	2											
Inning Stats	R: 0 E: 0 K: 0 S: 3	H: 0 LOB: 0 BB: 0 P: 3	R: 0 E: 0 K: 0 S: 5	H: 3 LOB: 2 BB: 0 P: 5	R: 0 E: 0 K: 0 S: 3	H: 0 LOB: 0 BB: 2 P: 11	R: 0 E: 0 K: 0 S: 3	H: 0 LOB: 0 BB: 0 P: 3	R: 0 E: 0 K: 1 S: 7	H: 2 LOB: 2 BB: 0 P: 7	R: 0 E: 0 K: 0 S: 4	H: 1 LOB: 1 BB: 0 P: 4	R: 0 E: 0 K: 0 S: 3	H: 0 LOB: 0 BB: 0 P: 3	R: 0 E: 0 K: 0 S: 5	H: 2 LOB: 2 BB: 0 P: 5	1B: 8 2B: 0 3B: 0 HR: 0	SF: 0 SAC: 0 DP: 1 HBP: 0	WP: 0 PB: 0 SB: 1 CS: 0	PA: 36							
PITCHER	IP	WLS	BF	H	R	ER	SO	BB	IBB	HBP	BLK	WP	HR	S	P	ERA	WHIP										
Stubby Overmire, L ERA: 4.21 Joe Ostrowski, L ERA: 3.76 (1, 1) (6, 1)	5.1	W	22	5	0	0	1	2	0	0	0	0	0	20	28	0.00	1.312										

Batter	1	2	3	4	5	6	7	8	9	AB	R	H	RBI	BB	SO	LOB	TOP								
Phil Rizzuto, R OBP: 0.360, SLG: 0.364 (1, 6)	4-0 1B BB		0-0 HR 1B		0-0 2B 1B	0-0 5-3			0-0 1B 1B	4	4	3	0	1	0	1	New York Yankees @ Cleveland Indians Cleveland Municipal Stadium, Cleveland, OH Sat Aug 25 1951, 3:33 AM EDT Att: 52,155 - Unknown AB 37 R 7 H 11 RBI 7 BB 4 SO 5 LOB 15								
Mickey Mantle, S OBP: 0.343, SLG: 0.435 (1, 9)	0-0 4-3		0-0 HR		0-0 1B 2B		0-3 K	0-0 1-3	5	2	2	2	0	1	2										
Gene Woodling, L OBP: 0.392, SLG: 0.482 (1, 7)	0-0 BB 1B		4-0 BB		0-0 1B		0-0 G3	4-0 1B IBB	3	0	2	3	2	0	0										
Joe DiMaggio, R OBP: 0.368, SLG: 0.426 (1, 8)	4-0 BB 1B		0-0 F7		0-0 F6		0-0 F5	0-0 1B	4	0	1	1	1	0	2										
Yogi Berra, L OBP: 0.354, SLG: 0.497 (1, 2)	0-0 G4-6-3		0-3 K		0-0 F3			0-0 F9	0-0 F8	5	0	0	0	0	1	6									
Johnny Mize, L OBP: 0.357, SLG: 0.419 (1, 3)		0-0 F7		0-0 1-3 F7 2B		0-0 G3		0-0 F6		4	1	1	0	0	0	1									
Joe Collins, L OBP: 0.366, SLG: 0.463 (8, 3)										0	0	0	0	0	0	0									
Bobby Brown, L OBP: 0.388, SLG: 0.404 (1, 5)		0-0 F9		0-0 1-3		0-0 4-3		0-0 2B		4	0	1	0	0	0	1									
Jerry Coleman, R OBP: 0.313, SLG: 0.324 (8, 4)										0	0	0	0	0	0	0									
Gil McDougald, R OBP: 0.392, SLG: 0.481 (1, 4)		0-3 K		0-0 F7		0-0 S 6-3 1B		0-3 K		4	0	1	1	0	2	1									
Ed Lopat, L OBP: 0.269, SLG: 0.347 (1, 1)			0-0 4-3		0-0 F6		0-0 6-3		0-3 K	3	0	0	0	0	0	1									
Allie Reynolds, R OBP: 0.250, SLG: 0.211 (8, 1)										1	0	0	0	0	1	0									
Inning Stats	R: 1 E: 0 K: 0 S: 3	H: 1 LOB: 1 BB: 2 P: 11	R: 0 E: 0 K: 1 S: 5	H: 0 LOB: 0 BB: 0 P: 5	R: 2 E: 0 K: 1 S: 7	H: 2 LOB: 1 BB: 1 P: 11	R: 1 E: 0 K: 0 S: 4	H: 1 LOB: 0 BB: 0 P: 4	R: 2 E: 0 K: 0 S: 6	H: 3 LOB: 1 BB: 0 P: 6	R: 0 E: 0 K: 0 S: 4	H: 1 LOB: 1 BB: 0 P: 4	R: 0 E: 0 K: 1 S: 5	H: 0 LOB: 0 BB: 0 P: 5	R: 0 E: 0 K: 1 S: 6	H: 1 LOB: 1 BB: 0 P: 6	R: 1 E: 0 K: 1 S: 7	H: 2 LOB: 2 BB: 1 P: 11	1B: 7 2B: 3 3B: 0 HR: 1	SF: 0 SAC: 0 DP: 1 HBP: 0	WP: 0 PB: 0 SB: 1 CS: 0	PA: 41			
PITCHER	IP	WLS	BF	H	R	ER	SO	BB	IBB	HBP	BLK	WP	HR	S	P	ERA	WHIP								
Mike Garcia, R ERA: 2.89 (1, 1)	5.0	L	24	7	6	6	2	3	0	0	0	0	1	25	37	10.80	2.000								
Lou Brisse, L ERA: 3.51 (6, 1)	2.0		7	1	0	0	1	0	0	0	0	0	0	9	9	0.00	0.500								
Steve Gromek, R ERA: 2.55 (8, 1)	2.0		10	3	1	1	2	0	1	0	0	0	0	13	17	4.50	1.500								

Batter	1	2	3	4	5	6	7	8	9	AB	R	H	RBI	BB	SO	LOB	BOTTOM								
Dale Mitchell, L OBP: 0.373, SLG: 0.444 (1, 7)	0-0 6-3		0-0 4-3		0-0 HR 1B		0-0 1B 1B		0-0 F8	5	1	2	0	0	0	0	New York Yankees @ Cleveland Indians Cleveland Municipal Stadium, Cleveland, OH Sat Aug 25 1951, 3:33 AM EDT Att: 52,155 - Unknown AB 36 R 3 H 9 RBI 3 BB 1 SO 4 LOB 13								
Bobby Avila, R OBP: 0.378, SLG: 0.413 (1, 4)	0-0 E7 1B		0-0 1-3		0-0 HR		0-0 1B			4	2	3	2	0	0	0									
Larry Doby, L OBP: 0.435, SLG: 0.551 (1, 8)	0-0 E1 1B		0-3 K		4-0 FC5-4 BB			0-0 F2		3	0	0	0	1	1	1									
Al Rosen, R OBP: 0.363, SLG: 0.466 (1, 5)	0-0 1-2 3-H 1B			0-0 FC1-4-6 1B	0-0 FC5-4			0-0 2B 1B		4	0	3	1	0	0	1									
Ray Boone, R OBP: 0.322, SLG: 0.339 (1, 6)	0-0 F6			0-0 FC1-4-6 1B		0-0 5-3		0-0 2B		4	0	1	0	0	0	3									
Bob Kennedy, R OBP: 0.316, SLG: 0.357 (1, 9)	0-0 F6			0-0 F7		0-0 6-3		0-3 K		3	0	0	0	0	0	3									
Barney McCosky, L OBP: 0.380, SLG: 0.456 (8, PH) (9, 9)				0-0 F7		0-0 6-3		0-3 K		1	0	0	0	0	1	2									
Harry Simpson, L OBP: 0.330, SLG: 0.300 (1, 3)		0-0 4-3		0-3 K		0-0 F9		0-0 5-3		4	0	0	0	0	1	3									
Jim Hegan, R OBP: 0.314, SLG: 0.379 (1, 2)		0-3 K			0-0 F8		0-0 6-3		0-0 F7	4	0	0	0	0	1	0									
Mike Garcia, R ERA: 2.89 (1, 1)		0-0 4-3			0-0 G1		0-0 F7		0-0 4-3	1	0	0	0	0	0	0									
Clarence Maddern, R ERA: 1.67 (5, PH)										1	0	0	0	0	0	0									
Lou Brisse, L ERA: 3.51 (6, 1)										0	0	0	0	0	0	0									
Snuffy Struweiss, R ERA: 2.26 (7, PH)										1	0	0	0	0	0	0									
Steve Gromek, S ERA: 2.55 (8, 1)										0	0	0	0	0	0	0									
Paul Lehner, L ERA: 3.37 (9, PH)										1	0	0	0	0	0	0									
Inning Stats	R: 1 E: 2 K: 0 S: 6	H: 2 LOB: 2 BB: 0 P: 6	R: 0 E: 0 K: 1 S: 5	H: 0 LOB: 0 BB: 0 P: 5	R: 0 E: 0 K: 1 S: 6	H: 1 LOB: 1 BB: 0 P: 6	R: 2 E: 0 K: 0 S: 5	H: 2 LOB: 1 BB: 1 P: 9	R: 0 E: 0 K: 0 S: 3	H: 0 LOB: 0 BB: 0 P: 3	R: 0 E: 0 K: 0 S: 4	H: 2 LOB: 2 BB: 0 P: 4	R: 0 E: 0 K: 1 S: 7	H: 2 LOB: 2 BB: 0 P: 7	R: 0 E: 0 K: 0 S: 3	H: 0 LOB: 0 BB: 0 P: 3	R: 1 E: 0 K: 1 S: 7	H: 0 LOB: 0 BB: 0 P: 3	1B: 7 2B: 1 3B: 0 HR: 1	SF: 0 SAC: 0 DP: 0 HBP: 0	WP: 0 PB: 0 SB: 0 CS: 0	PA: 37			
PITCHER	IP	WLS	BF	H	R	ER	SO	BB	IBB	HBP	BLK	WP	HR	S	P	ERA	WHIP								
Ed Lopat, L ERA: 3.1 (1, 1)	7.1	W	32	9	3	3	3	1	0	0	0	0	0	37	41	3.68	1.364								
Allie Reynolds, R ERA: 3.37 (8, 1)	1.2	S	5	0	0	0	1	0	0	0	0	0	0	7	7	0.00	0.000								



Batter	1	2	3	4	5	6	7	8	9	AB	R	H	RBI	BB	SO	LOB	TOP				
Dom DiMaggio, R (1.8) OBP: 0.376, SLG: 0.436	F7		F9		FC4-6 1B		6 BB 1B	FC6-4		5	1	2	0	0	0	2	Boston Red Sox @ Cleveland Indians Cleveland Municipal Stadium, Cleveland, OH Sun Aug 26 1951, 3:33 AM EDT Unknown				
6 Johnny Pesky, L (1.6) OBP: 0.410, SLG: 0.391	4-3		5-3		F9		1B	1-3		4	0	0	0	1	0	1					
Ted Williams, L (1.7) OBP: 0.469, SLG: 0.573	1B 2B			2B 2B	FC4-6 BB		FC5-4 1B	F4		5	2	3	1	0	0	1					
Vern Stephens, R (1.5) OBP: 0.372, SLG: 0.518 Fred Hatfield, L (4, PR) OBP: 0.326, SLG: 0.284	2H 1B			1B 2B	BB		F5	F9		2	0	2	2	0	0	0					
Walt Dropo, R (1.3) OBP: 0.318, SLG: 0.351	F7			G4-6-3 1B 2H	F5		FC5-4			2	1	0	0	1	0	2					
Billy Goodman, L (1.4) OBP: 0.391, SLG: 0.375				G4-6-3 1B						4	1	1	1	0	0	5					
Clyde Vollmer, R (1.9) OBP: 0.349, SLG: 0.511	F4			G4-6-3				F8		4	0	0	0	0	0	5					
Les Moss, R (1.2) OBP: 0.296, SLG: 0.294	G6-4-3							F6		4	0	1	1	0	1	2					
Bill Wight, L (1.1) OBP: 0.171, SLG: 0.094			6-3	G3				1-3		4	0	1	0	0	0	2					
Inning Stats	R: 1 E: 0 K: 0 S: 5	H: 2 LOB: 1 BB: 0 P: 5	R: 0 E: 0 K: 0 S: 3	H: 1 LOB: 0 BB: 0 P: 3	R: 0 E: 0 K: 0 S: 3	H: 0 LOB: 0 BB: 0 P: 3	R: 3 E: 0 K: 0 S: 7	H: 5 LOB: 2 BB: 0 P: 7	R: 0 E: 0 K: 1 S: 5	H: 1 LOB: 0 BB: 0 P: 5	R: 1 E: 0 K: 0 S: 5	H: 2 LOB: 2 BB: 1 P: 9	R: 0 E: 0 K: 0 S: 4	H: 1 LOB: 2 BB: 1 P: 8	R: 0 E: 0 K: 0 S: 3	H: 0 LOB: 0 BB: 0 P: 3	1B: 10 2B: 3 3B: 0 HR: 0	SF: 0 SAC: 0 DP: 3 HBP: 0	WP: 0 PB: 0 SB: 0 CS: 0	PA: 40	
PITCHER	IP	WLS	BF	H	R	ER	SO	BB	IBB	HBP	BLK	WP	HR	S	P	ERA	WHIP				
Bob Feller, R (1.1) ERA: 3.25	6.0	L	26	10	4	4	1	1	0	0	0	0	0	27	31	6.00	1.833				
Lou Brissie, L (7.1) ERA: 3.52	2.0		11	3	1	1	0	2	0	0	0	0	0	9	17	4.50	2.500				
Steve Gromek, R (9.1) ERA: 2.52	1.0		3	0	0	0	0	0	0	0	0	0	0	3	3	0.00	0.000				



AB	37
R	5
H	13
RBI	5
BB	3
SO	1
LOB	20




Batter	1	2	3	4	5	6	7	8	9	AB	R	H	RBI	BB	SO	LOB	BOTTOM				
Dale Mitchell, L (1.7) OBP: 0.372, SLG: 0.442	1-3		4-3			BB E 1B		G4-6-3		4	0	1	0	0	0	1	Boston Red Sox @ Cleveland Indians Cleveland Municipal Stadium, Cleveland, OH Sun Aug 26 1951, 3:33 AM EDT Unknown				
Bobby Avila, R (1.4) OBP: 0.377, SLG: 0.410	1-3		F5			E4 BB				3	0	0	0	1	0	1					
Larry Doby, L (1.8) OBP: 0.434, SLG: 0.550				4-3		F6		G3		4	0	1	0	0	0	3					
Al Rosen, R (1.5) OBP: 0.364, SLG: 0.466	6-3			L3 1B						3	0	1	0	1	0	1					
Luke Easter, L (1.3) OBP: 0.334, SLG: 0.472 Harry Simpson, L (9, PR) OBP: 0.330, SLG: 0.300	4-3			L3		F9				4	0	1	0	0	0	4					
Sam Chapman, R (1.9) OBP: 0.307, SLG: 0.316	5-3									0	0	0	0	0	0	0					
Ray Boone, R (1.6) OBP: 0.321, SLG: 0.338					5-3					4	0	1	0	0	0	1					
Jim Hegan, R (1.2) OBP: 0.311, SLG: 0.375	1-3				6-3					3	0	0	0	0	0	1					
Bob Feller, R (1.1) OBP: 0.211, SLG: 0.157 Snuffy Stirrweiss, R (6, PH) OBP: 0.335, SLG: 0.296 Lou Brissie, L (7.1) OBP: 0.330, SLG: 0.320 Clarence Maddern, R (8, PH) OBP: 0.143, SLG: 0.143 Steve Gromek, S (9.1) OBP: 0.405, SLG: 0.368										1	0	0	0	0	1	0					
Inning Stats	R: 0 E: 0 K: 0 S: 4	H: 1 LOB: 1 BB: 0 P: 4	R: 0 E: 0 K: 0 S: 4	H: 1 LOB: 1 BB: 0 P: 4	R: 0 E: 0 K: 1 S: 5	H: 0 LOB: 0 BB: 0 P: 5	R: 0 E: 0 K: 0 S: 3	H: 1 LOB: 0 BB: 0 P: 3	R: 0 E: 1 K: 1 S: 7	H: 1 LOB: 3 BB: 1 P: 11	R: 0 E: 0 K: 0 S: 3	H: 0 LOB: 0 BB: 0 P: 3	R: 0 E: 0 K: 0 S: 3	H: 0 LOB: 1 BB: 1 P: 7	R: 0 E: 0 K: 1 S: 6	H: 1 LOB: 1 BB: 0 P: 6	1B: 4 2B: 2 3B: 0 HR: 0	SF: 0 SAC: 0 DP: 2 HBP: 0	WP: 0 PB: 0 SB: 0 CS: 0	PA: 34	
PITCHER	IP	WLS	BF	H	R	ER	SO	BB	IBB	HBP	BLK	WP	HR	S	P	ERA	WHIP				
Bill Wight, L (1.1) ERA: 5.05	9.0	W	34	5	0	0	3	2	0	0	0	0	0	38	46	0.00	0.778				

AB	32
R	0
H	5
RBI	0
BB	2
SO	3
LOB	13



Batter	1	2	3	4	5	6	7	8	9	AB	R	H	RBI	BB	SO	LOB	TOP	
Dom DiMaggio, R (1, 8) OBP: 0.376, SLG: 0.435	0-0 G1-6-3 1B			0-0 5-3		0-0 6-3		0-3 K		4	0	1	0	0	1	1	Boston Red Sox @ Cleveland Indians Cleveland Municipal Stadium, Cleveland, OH Sun Aug 26 1951, 3:38 AM EDT Att: 75,997 - Unknown AB 30 R 1 H 5 RBI 1 BB 5 SO 8 LOB 16 	
6 Johnny Pesky, L (1, 6) OBP: 0.411, SLG: 0.390	0-0 G1-6-3 1-2			0-0 F9		0-0 1B		4-0 1B BB		3	0	1	0	1	0	1		
Ted Williams, L (1, 7) OBP: 0.469, SLG: 0.572	0-3 K			0-0 6-3		0-0 1B		0-0 1B G6-4-3 1-3 2-H		4	0	2	1	0	1	0		
Walt Dropo, R (1, 3) OBP: 0.314, SLG: 0.346		0-0 F8			0-0 F7		0-3 K		0-0 G6-4-3 1-2		4	0	0	0	1	4		
Billy Goodman, L (1, 4) OBP: 0.394, SLG: 0.375		0-0 6-3			4-0 BB BB		0-0 1B		4-0 BB		2	0	1	0	2	0		0
Clyde Vollmer, R (1, 9) OBP: 0.348, SLG: 0.505		0-0 6-3			4-0 BB 1-2		0-0 F6		0-3 K		3	0	0	0	1	1		2
Fred Hatfield, L (1, 5) OBP: 0.312, SLG: 0.269			0-3 K		0-0 F7		0-0 F9		0-3 K		4	0	0	0	0	2		4
Buddy Rosar, R (1, 2) OBP: 0.302, SLG: 0.261			0-0 5-3		0-0 F3		0-0 F6		0-0 F4		4	0	0	0	0	0		4
Leo Kiely, L (1, 1) OBP: 0.367, SLG: 0.208			0-3 K			0-3 K		4-0 BB BB		2	0	0	0	0	2	0		
Charlie Maxwell, L (8, PH) OBP: 0.292, SLG: 0.419										0	1	0	0	1	0	0		
Ellis Kinder, R (8, 1) OBP: 0.036, SLG: 0.071										0	0	0	0	0	0	0		
Inning Stats	R: 0 E: 0 K: 1 S: 5	H: 1 LOB: 0 BB: 0 P: 5	R: 0 E: 0 K: 0 S: 3	H: 0 LOB: 0 BB: 0 P: 3	R: 0 E: 0 K: 2 S: 7	H: 0 LOB: 0 BB: 0 P: 7	R: 0 E: 0 K: 0 S: 3	H: 0 LOB: 2 BB: 2 P: 11	R: 0 E: 0 K: 0 S: 4	H: 1 LOB: 1 BB: 0 P: 4	R: 1 E: 0 K: 1 S: 5	H: 1 LOB: 1 BB: 2 P: 13	R: 0 E: 0 K: 2 S: 7	H: 0 LOB: 1 BB: 1 P: 11	1B: 5 2B: 0 3B: 0 HR: 0	SF: 0 SAC: 0 DP: 2 HBP: 0	WP: 0 PA: 35 PB: 0 SB: 0 CS: 0	
PITCHER	IP WLS BF H R ER SO BB IBB HBP BLK WP HR S P ERA WHIP																	
Bob Lemon, R (1, 1) ERA: 3.56	7.1 W 30 5 1 1 6 4 0 0 0 0 0 0 38 54 1.23 1.227																	
Mike Garcia, R (8, 1) ERA: 2.87	1.2 S 5 0 0 0 2 1 0 0 0 0 0 0 8 12 0.00 0.600																	


Batter	1	2	3	4	5	6	7	8	9	AB	R	H	RBI	BB	SO	LOB	BOTTOM
Dale Mitchell, L (1, 7) OBP: 0.371, SLG: 0.440	0-0 F7		0-3 K			0-0 E6 FC1-4		0-0 1B G6-4-3		4	0	1	0	0	1	0	Boston Red Sox @ Cleveland Indians Cleveland Municipal Stadium, Cleveland, OH Sun Aug 26 1951, 3:38 AM EDT Att: 75,997 - Unknown AB 27 R 2 H 3 RBI 2 BB 2 SO 4 LOB 6 
Bobby Avila, R (1, 4) OBP: 0.374, SLG: 0.406	0-0 4-3		0-0 6-3			0-0 F4		0-0 G6-4-3 1-2		4	0	0	0	0	0	2	
Al Rosen, R (1, 5) OBP: 0.364, SLG: 0.464	4-0 BB			0-0 F7		0-0 FC1-4 1-2		0-3 K		2	0	0	0	1	0	1	
Luke Easter, L (1, 3) OBP: 0.334, SLG: 0.479	0-0 4-3			0-0 HR		0-3 K				3	1	1	1	0	1	2	
Ray Boone, R (1, 6) OBP: 0.319, SLG: 0.336		0-0 F3		0-0 F6		0-0 5-3				3	0	0	0	0	0	0	
Sam Chapman, R (1, 8) OBP: 0.307, SLG: 0.326		0-0 F5		0-0 6-3		0-0 HR				3	1	1	1	0	0	0	
Bob Kennedy, R (1, 9) OBP: 0.316, SLG: 0.355		4-0 BB			0-0 5-3		0-0 F8			2	0	0	0	1	0	0	
Birdie Tebbetts, R (1, 2) OBP: 0.276, SLG: 0.328		0-0 L3			0-0 6-3		0-0 L8			1	0	0	0	0	0	1	
Jim Hegan, R (5, 2) OBP: 0.305, SLG: 0.373					0-0 6-3					2	0	0	0	0	0	0	
Bob Lemon, L (1, 1) OBP: 0.256, SLG: 0.317			0-3 K			0-0 L7		0-3 K		2	0	0	0	0	1	0	
Mike Garcia, R (8, 1) OBP: 0.240, SLG: 0.329										1	0	0	0	0	1	0	
Inning Stats	R: 0 E: 0 K: 0 S: 3	H: 0 LOB: 1 BB: 1 P: 7	R: 0 E: 0 K: 0 S: 3	H: 0 LOB: 1 BB: 1 P: 7	R: 0 E: 0 K: 2 S: 7	H: 0 LOB: 0 BB: 0 P: 7	R: 1 E: 0 K: 0 S: 4	H: 1 LOB: 0 BB: 0 P: 4	R: 0 E: 1 K: 1 S: 6	H: 0 LOB: 1 BB: 0 P: 6	R: 1 E: 0 K: 0 S: 4	H: 1 LOB: 0 BB: 0 P: 4	R: 0 E: 0 K: 1 S: 5	H: 1 LOB: 0 BB: 0 P: 5	1B: 1 2B: 0 3B: 0 HR: 2	SF: 0 SAC: 0 DP: 1 HBP: 0	WP: 0 PA: 29 PB: 0 SB: 0 CS: 0
PITCHER	IP WLS BF H R ER SO BB IBB HBP BLK WP HR S P ERA WHIP																
Leo Kiely, L (1, 1) ERA: 3.03	7.0 L 26 2 2 2 3 2 0 0 0 0 0 0 30 38 2.57 0.571																
Ellis Kinder, R (8, 1) ERA: 3.05	1.0 3 1 0 0 1 0 0 0 0 0 0 0 5 5 0.00 1.000																

Batter	1	2	3	4	5	6	7	8	9	AB	R	H	RBI	BB	SO	LOB	TOP										
Eddie Joost, R OBP: 0.407, SLG: 0.452 (1, 6)										4	0	3	0	0	0	0	Philadelphia Athletics @ Cleveland Indians Cleveland Municipal Stadium, Cleveland, OH Wed Aug 29 1951, 3:33 AM EDT Att: 12,019 - Unknown										
Fernis Fain, L OBP: 0.449, SLG: 0.453 (1, 3)									4	0	0	0	0	0	3												
Elmer Valo, L OBP: 0.398, SLG: 0.432 Allie Clark, R OBP: 0.313, SLG: 0.383 (1, 9) (8, 9)									3	1	1	0	0	0	0												
Gus Zernial, R OBP: 0.359, SLG: 0.543 (1, 7)										4	2	2	2	0	1	2											
Hank Majeski, R OBP: 0.358, SLG: 0.424 (1, 5)										3	0	0	0	0	1	2											
Dave Philley, S OBP: 0.350, SLG: 0.353 (1, 8)											4	0	0	1	0	1											
Pete Suder, R OBP: 0.288, SLG: 0.276 (1, 4)											3	0	1	0	1	2											
Joe Tipton, R OBP: 0.369, SLG: 0.309 (1, 2)											2	0	0	0	2	1		AB 31 R 3 H 7 RBI 3 BB 3 SO 6 LOB 16									
Alex Kellner, R OBP: 0.200, SLG: 0.219 (1, 1)											4	0	0	0	1	5	A										
Inning Stats	R: 0 E: 0 K: 0 S: 3	H: 1 LOB: 0 BB: 0 P: 3	R: 0 E: 0 K: 1 S: 5	H: 0 LOB: 0 BB: 0 P: 5	R: 0 E: 0 K: 1 S: 4	H: 0 LOB: 0 BB: 1 P: 8	R: 2 E: 0 K: 0 S: 5	H: 3 LOB: 0 BB: 0 P: 5	R: 0 E: 0 K: 1 S: 5	H: 0 LOB: 1 BB: 1 P: 9	R: 0 E: 0 K: 0 S: 3	H: 0 LOB: 0 BB: 0 P: 3	R: 1 E: 1 K: 1 S: 7	H: 1 LOB: 2 BB: 1 P: 11	R: 0 E: 0 K: 1 S: 6	H: 1 LOB: 2 BB: 0 P: 7	R: 0 E: 0 K: 1 S: 6	H: 1 LOB: 1 BB: 0 P: 6	1B: 5 2B: 2 3B: 0 HR: 1	SF: 0 SAC: 1 DP: 2 HBP: 1	WP: 0 PB: 0 SB: 1 CS: 1	PA: 36					
PITCHER	IP	WLS	BF	H	R	ER	SO	BB	IBB	HBP	BLK	WP	HR	S	P	ERA	WHIP										
Mike Garcia, R ERA: 2.9 Lou Brisse, L ERA: 3.75	(1, 1) (8, 1)	7.0 L	27 27	5 2	3 0	3 0	4 2	2 0	1 0	0 1	0 0	0 0	1 0	12 13	44 13	3.86 0.00	1.000 1.000										

Batter	1	2	3	4	5	6	7	8	9	AB	R	H	RBI	BB	SO	LOB	BOTTOM										
Dale Mitchell, L OBP: 0.369, SLG: 0.435 (1, 7)										4	0	1	0	0	0	1	Philadelphia Athletics @ Cleveland Indians Cleveland Municipal Stadium, Cleveland, OH Wed Aug 29 1951, 3:33 AM EDT Att: 12,019 - Unknown										
Bobby Avila, R OBP: 0.374, SLG: 0.407 (1, 4)										3	0	1	0	0	0	1											
Al Rosen, R OBP: 0.361, SLG: 0.458 (1, 5)										3	0	0	0	1	1	3											
Luke Easter, L OBP: 0.331, SLG: 0.472 (1, 3)										4	0	1	0	0	1	3											
Ray Boone, R OBP: 0.315, SLG: 0.330 (1, 6)										4	0	0	0	0	0	4											
Sam Chapman, R OBP: 0.304, SLG: 0.322 (1, 8)											4	0	1	0	0	2											
Bob Kennedy, R OBP: 0.319, SLG: 0.365 (1, 9)										3	0	0	0	1	0	3		AB 32 R 0 H 5 RBI 0 BB 2 SO 2 LOB 20									
Jim Hegan, R OBP: 0.304, SLG: 0.366 (1, 2)											4	0	0	0	0	2											
Mike Garcia, R OBP: 0.247, SLG: 0.333 Birdie Tebbetts, R OBP: 0.274, SLG: 0.325 Lou Brisse, L OBP: 0.280, SLG: 0.320 (1, 1) (7, PH) (8, 1)											2	0	1	0	0	0	WP 0 PB 0 SB 0 CS 0										
Inning Stats	R: 0 E: 0 K: 1 S: 6	H: 1 LOB: 1 BB: 0 P: 6	R: 0 E: 0 K: 0 S: 4	H: 1 LOB: 0 BB: 0 P: 4	R: 0 E: 0 K: 0 S: 3	H: 0 LOB: 0 BB: 0 P: 3	R: 0 E: 0 K: 0 S: 4	H: 1 LOB: 2 BB: 1 P: 8	R: 0 E: 0 K: 0 S: 3	H: 1 LOB: 1 BB: 0 P: 4	R: 0 E: 0 K: 0 S: 3	H: 0 LOB: 0 BB: 0 P: 3	R: 0 E: 1 K: 1 S: 7	H: 0 LOB: 2 BB: 1 P: 7	R: 0 E: 1 K: 1 S: 7	H: 1 LOB: 2 BB: 0 P: 7	R: 0 E: 0 K: 0 S: 3	H: 0 LOB: 0 BB: 0 P: 3	1B: 5 2B: 0 3B: 0 HR: 0	SF: 0 SAC: 1 DP: 0 HBP: 0	WP: 0 PB: 0 SB: 0 CS: 0	PA: 35					
PITCHER	IP	WLS	BF	H	R	ER	SO	BB	IBB	HBP	BLK	WP	HR	S	P	ERA	WHIP										
Alex Kellner, L ERA: 4.94	(1, 1)	9.0 W	35 35	5 5	0 0	0 0	2 2	2 2	0 0	0 0	0 0	0 0	0 0	37 37	45 45	0.00 0.00	0.778 0.778										

Batter	1	2	3	4	5	6	7	8	9	AB	R	H	RBI	BB	SO	LOB	TOP																			
Eddie Joost, R OBP: 0.410, SLG: 0.456 (1, 6)	0-0 2B	4-0 1B BB	0-0 1B			0-0 F8		0-0 1B G3-6-1		4	0	3	1	1	0	0	Philadelphia Athletics @ Cleveland Indians Cleveland Municipal Stadium, Cleveland, OH Thu Aug 30 1951, 3:33 AM EDT Att: 10,380 - Unknown																			
Ferns Fain, L OBP: 0.446, SLG: 0.449 (1, 3)	0-3 K	0-0 1B	0-0 3-1			0-0 E7		0-0 G3-6-1 1-2f		5	0	1	2	0	1	3																				
Wally Moses, L OBP: 0.291, SLG: 0.233 (1, 9)	4-0 BB	0-3 K		0-0 3-1		0-0 F6		0-0 F9		4	0	0	0	1	1	3																				
Gus Zernial, R OBP: 0.358, SLG: 0.539 (1, 7)	0-3 K		0-0 1B SH3-4 E	0-0 5-3		0-0 F8		0-0 5-3		5	1	1	0	0	1	3																				
Hank Majeski, R OBP: 0.357, SLG: 0.421 (1, 5)	0-0 6-3		0-0 SH3-4 1-2	0-0 F7		0-0 F8		4-0 BB		3	0	0	0	1	0	2																				
Dave Philley, S OBP: 0.348, SLG: 0.351 (1, 8)		0-0 F8	0-0 BB E	0-0 3-1		0-0 F8		0-0 F4		5	1	1	0	0	0	1																				
Pete Suder, R OBP: 0.293, SLG: 0.281 (1, 4)		0-0 BB 1B	4-0 E	0-3 K		0-0 2B		0-0 F7		4	2	2	0	1	1	1																				
Joe Tipton, R OBP: 0.372, SLG: 0.305 (1, 2)		4-0 BB 1B	0-3 K	0-0 E5		4-0 IBB				2	1	0	0	2	1	3																				
Morrie Martin, L OBP: 0.240, SLG: 0.208 Carl Scheib, R OBP: 0.442, SLG: 0.612 (8, 1)		0-0 F6	0-0 E9 1B	0-0 3-1		0-0 F8				4	1	0	0	0	0	5																				
Inning Stats	R: 0 E: 0 K: 2 S: 8	H: 1 LOB: 2 BB: 1 P: 12	R: 2 E: 0 K: 1 S: 7	H: 2 LOB: 2 BB: 2 P: 15	R: 4 E: 1 K: 1 S: 9	H: 3 LOB: 1 BB: 1 P: 13	R: 0 E: 0 K: 0 S: 3	H: 0 LOB: 0 BB: 0 P: 3	R: 0 E: 1 K: 0 S: 4	H: 0 LOB: 1 BB: 0 P: 4	R: 0 E: 0 K: 0 S: 4	H: 1 LOB: 2 BB: 1 P: 8	R: 0 E: 0 K: 0 S: 3	H: 1 LOB: 0 BB: 1 P: 3	R: 0 E: 0 K: 0 S: 3	H: 0 LOB: 1 BB: 1 P: 7	1B: 6 2B: 2 3B: 0 HR: 0	SF: 0 SAC: 1 DP: 1 HBP: 0	WP: 0 PB: 0 SB: 0 CS: 0	PA: 43																
PITCHER	IP	WLS	BF	H	R	ER	SO	BB	IBB	HBP	BLK	WP	HR	S	P	ERA	WHIP	PITCHER		IP	WLS	BF	H	R	ER	SO	BB	IBB	HBP	BLK	WP	HR	S	P	ERA	WHIP
Bob Feller, R ERA: 3.29 Steve Gromek, R ERA: 2.39 Lou Brissie, L ERA: 3.71	(1, 1) 2.2	L 19	6	6	2	4	4	4	0	0	0	0	0	23	39	6.75	3.750																			
Bob Feller, R OBP: 0.211, SLG: 0.157 Steve Gromek, S OBP: 0.400, SLG: 0.333 Snuffy Stirrweiss, R OBP: 0.392, SLG: 0.288 Lou Brissie, L OBP: 0.280, SLG: 0.320 Paul Lehner, R OBP: 0.217, SLG: 0.250	(1, 1) 3 (1) 8 (PH) 9 (1) 9 (PH)	7.1 S	31 5	8	2	2	1	2	0	0	0	0	0	30	39	2.46	1.364																			

AB 36
R 6
H 8
RBI 3
BB 6
SO 5
LOB 21



Batter	1	2	3	4	5	6	7	8	9	AB	R	H	RBI	BB	SO	LOB	BOTTOM																			
Bobby Avila, R OBP: 0.376, SLG: 0.408 (1, 4)	0-0 FC1-4 1B		0-0 F9		0-0 F7			0-0 FC6-4 1B		4	0	2	0	0	0	0	Philadelphia Athletics @ Cleveland Indians Cleveland Municipal Stadium, Cleveland, OH Thu Aug 30 1951, 3:33 AM EDT Att: 10,380 - Unknown																			
Ray Boone, R OBP: 0.312, SLG: 0.328 (1, 6)	0-0 FC1-4 1-2f		0-0 F8		0-0 F7		0-0 FC6-4 BB HBP			4	0	0	0	0	0	3																				
Larry Doby, L OBP: 0.436, SLG: 0.551 (1, 8)	0-0 F5			0-0 FC5-4 1B		0-0 G3-6-3 1B		1-0 BB HBP		3	0	2	0	0	0	1																				
Luke Easter, L OBP: 0.330, SLG: 0.469 (1, 3)	0-0 F3			0-0 F4		0-0 G3-6-3 1-2f		4-0 BB G6-4-3		3	0	0	1	1	0	3																				
Al Rosen, R OBP: 0.360, SLG: 0.456 (1, 5)		0-0 FC6-4 1B		0-0 L7		0-0 F7		0-0 G6-4-3 1-2f		4	0	1	0	0	0	4																				
Clarence Matfield, R OBP: 0.200, SLG: 0.200 Barney McCosky, L OBP: 0.370, SLG: 0.451 (9, PH)		0-0 F9		0-0 FC5-4 1-2f		0-0 1B		0-0 F6		3	0	1	0	0	0	2																				
Bob Kennedy, R OBP: 0.322, SLG: 0.378 Dale Mitchell, L OBP: 0.368, SLG: 0.434 (9, PH)		0-0 F3			0-0 HR		0-0 G6-4-3 1B		0-0 F5	3	1	2	1	0	0	1																				
Birdie Tebbetts, R OBP: 0.268, SLG: 0.317 Harry Simpson, L OBP: 0.332, SLG: 0.300 (9, PH)		0-0 FC6-4 1-2f			0-0 F8		0-0 G6-4-3 1-2f		4-0 BB	0	0	0	0	1	0	0																				
Bob Feller, R OBP: 0.211, SLG: 0.157 Steve Gromek, S OBP: 0.400, SLG: 0.333 Snuffy Stirrweiss, R OBP: 0.392, SLG: 0.288 Lou Brissie, L OBP: 0.280, SLG: 0.320 Paul Lehner, R OBP: 0.217, SLG: 0.250	(1, 1) 3 (1) 8 (PH) 9 (1) 9 (PH)	7.1 S	31 5	8	2	2	1	2	0	0	0	0	0	30	39	2.46	1.364																			
Inning Stats	R: 0 E: 0 K: 0 S: 4	H: 1 LOB: 0 BB: 0 P: 4	R: 0 E: 0 K: 0 S: 4	H: 1 LOB: 0 BB: 0 P: 4	R: 0 E: 0 K: 1 S: 5	H: 0 LOB: 0 BB: 0 P: 5	R: 0 E: 0 K: 0 S: 4	H: 1 LOB: 1 BB: 0 P: 4	R: 1 E: 0 K: 0 S: 3	H: 1 LOB: 0 BB: 0 P: 3	R: 0 E: 0 K: 0 S: 4	H: 2 LOB: 1 BB: 0 P: 4	R: 1 E: 0 K: 0 S: 3	H: 1 LOB: 2 BB: 2 P: 12	R: 0 E: 0 K: 0 S: 3	H: 0 LOB: 1 BB: 1 P: 7	1B: 7 2B: 0 3B: 0 HR: 1	SF: 0 SAC: 0 DP: 3 HBP: 1	WP: 0 PB: 0 SB: 0 CS: 0	PA: 36																
PITCHER	IP	WLS	BF	H	R	ER	SO	BB	IBB	HBP	BLK	WP	HR	S	P	ERA	WHIP	PITCHER		IP	WLS	BF	H	R	ER	SO	BB	IBB	HBP	BLK	WP	HR	S	P	ERA	WHIP
Morrie Martin, L ERA: 3.81 Carl Scheib, R ERA: 4.57	(1, 1) 8 (1)	1.2 S	5 5	0	0	0	0	1	0	0	0	0	0	4	8	0.00	0.600																			

AB 32
R 2
H 8
RBI 2
BB 3
SO 1
LOB 18



Batter	1	2	3	4	5	6	7	8	9	AB	R	H	RBI	BB	SO	LOB	TOP											
Bobby Young, L OBP: 0.319, SLG: 0.331 (1, 4)										4	1	2	0	1	1	1	St. Louis Browns @ Cleveland Indians Cleveland Municipal Stadium, Cleveland, OH Fri Aug 31 1951, 3:33 AM EDT Att: 23,088 - Unknown livebaseballscorecards.com											
Jim Delsing, L OBP: 0.350, SLG: 0.376 (1, 8)										5	0	0	0	0	0	5												
Matt Batts, R OBP: 0.358, SLG: 0.455 (1, 2)										4	1	2	0	1	1	0												
Cliff Mapes, L OBP: 0.313, SLG: 0.376 (1, 9)										3	1	0	0	1	0	1												
Ken Wood, R OBP: 0.287, SLG: 0.412 (1, 7)										3	1	1	1	2	0	4												
Hank Arft, L OBP: 0.357, SLG: 0.431 (1, 3)										5	1	3	4	0	1	1												
Fred Marsh, R OBP: 0.284, SLG: 0.309 (1, 5)										5	1	1	1	0	3	4												
Bill Jennings, R OBP: 0.248, SLG: 0.252 (1, 6)										3	0	1	0	1	1	0												
Jim McDonald, R OBP: 0.217, SLG: 0.273 Satchel Paige, R (9, 1)										3	0	1	0	0	0	1												
Inning Stats	R: 0 E: 0 K: 1 S: 6	H: 1 LOB: 2 BB: 0 P: 7	R: 0 E: 0 K: 2 S: 7	H: 0 LOB: 1 BB: 1 P: 11	R: 2 E: 0 K: 1 S: 8	H: 3 LOB: 2 BB: 1 P: 12	R: 0 E: 0 K: 0 S: 3	H: 0 LOB: 1 BB: 1 P: 7	R: 2 E: 0 K: 1 S: 6	H: 1 LOB: 0 BB: 1 P: 10	R: 0 E: 0 K: 0 S: 4	H: 2 LOB: 1 BB: 0 P: 4	R: 0 E: 0 K: 1 S: 5	H: 0 LOB: 1 BB: 1 P: 9	R: 1 E: 0 K: 1 S: 7	H: 2 LOB: 1 BB: 0 P: 7		R: 1 E: 0 K: 0 S: 4	H: 2 LOB: 1 BB: 1 P: 8	1B: 8 2B: 1 3B: 0 HR: 2	SF: 0 SAC: 1 DP: 2 HBP: 1	WP: 1 PB: 0 SB: 0 CS: 0	PA: 43					
PITCHER	IP	WLS	BF	H	R	ER	SO	BB	IBB	HBP	BLK	WP	HR	S	P	ERA	WHIP											
Bob Lemon, R ERA: 3.65 Lou Brnsie, L ERA: 3.74	(1, 1) (8, 1)	7.1 1.2	L 7	36 2	9 1	5 1	5 0	7 1	0	0	0	0	1	0	6	10	5.40	1.800										

Batter	1	2	3	4	5	6	7	8	9	AB	R	H	RBI	BB	SO	LOB	BOTTOM										
Dale Mitchell, L OBP: 0.364, SLG: 0.429 (1, 7)										5	0	0	0	0	0	4	St. Louis Browns @ Cleveland Indians Cleveland Municipal Stadium, Cleveland, OH Fri Aug 31 1951, 3:33 AM EDT Att: 23,088 - Unknown livebaseballscorecards.com										
Bobby Avila, R OBP: 0.376, SLG: 0.406 (1, 4)										4	0	1	1	1	0	3											
Larry Doby, L OBP: 0.434, SLG: 0.545 (1, 8)										4	0	0	0	1	1	4											
Luke Easter, L OBP: 0.327, SLG: 0.464 (1, 3)										4	0	0	0	0	0	3											
Al Rosen, R OBP: 0.361, SLG: 0.455 (1, 5)										3	0	1	0	1	0	0											
Barney McCosky, L OBP: 0.371, SLG: 0.442 (1, 9)										4	0	1	0	0	0	3											
Ray Boone, R OBP: 0.313, SLG: 0.327 Paul Lehner, L OBP: 0.246, SLG: 0.249 Birdie Tebbetts, R OBP: 0.273, SLG: 0.322 (7, PH) (8, 2)										1	1	0	0	0	0	1											
Jim Hegan, R OBP: 0.305, SLG: 0.365 Harry Simpson, L OBP: 0.331, SLG: 0.299 Merl Combs, L OBP: 0.217, SLG: 0.273 (1, 2) (7, PH) (8, 6)										1	0	0	0	1	0	2											
Bob Lemon, L OBP: 0.258, SLG: 0.353 Lou Brnsie, L OBP: 0.250, SLG: 0.320 Early Wynn, S OBP: 0.267, SLG: 0.333 Snuffy Stirrweiss, R OBP: 0.392, SLG: 0.286 (1, 1) (8, 1) (9, PH) (9, PR)										3	1	1	2	0	0	3											
Inning Stats	R: 0 E: 0 K: 0 S: 3	H: 0 LOB: 2 BB: 1 P: 7	R: 0 E: 1 K: 0 S: 4	H: 0 LOB: 2 BB: 1 P: 8	R: 0 E: 0 K: 0 S: 3	H: 1 LOB: 0 BB: 0 P: 3	R: 0 E: 0 K: 0 S: 3	H: 0 LOB: 0 BB: 0 P: 3	R: 2 E: 1 K: 0 S: 5	H: 2 LOB: 0 BB: 0 P: 5	R: 0 E: 0 K: 0 S: 3	H: 0 LOB: 2 BB: 2 P: 11	R: 1 E: 0 K: 1 S: 7	H: 2 LOB: 3 BB: 1 P: 11	1B: 5 2B: 1 3B: 0 HR: 1	SF: 0 SAC: 0 DP: 2 HBP: 0		WP: 0 PB: 0 SB: 1 CS: 0	PA: 39								
PITCHER	IP	WLS	BF	H	R	ER	SO	BB	IBB	HBP	BLK	WP	HR	S	P	ERA	WHIP										
Jim McDonald, R ERA: 4.04 Satchel Paige, R ERA: 6.26	(1, 1) (9, 1)	1.0 S	4 4	0 0	0 0	0 0	1 1	1 0	0 0	0 0	0 0	0 0	0 5	9	0.00	1.000											




Batter	1	2	3	4	5	6	7	8	9	AB	R	H	RBI	BB	SO	LOB	TOP					
Bobby Young, L OBP: 0.321, SLG: 0.335 (1, 4)	0-0 4-3		0-0 4-3		0-0 SH1-3		4-0 BB	0-0 3B	3 0 1 0 1 0 0								St. Louis Browns @ Cleveland Indians Cleveland Municipal Stadium, Cleveland, OH Sat Sep 01 1951, 3:33 AM EDT Att: 19,793 - Unknown					
Jim Delsing, L OBP: 0.346, SLG: 0.371 (1, 8)	0-0 F9		0-0 F5		0-0 FC5-2-5		0-0 G1-4-6-3	0-0 1-3	5 0 0 0 0 0 3													
Sherm Lollar, R OBP: 0.370, SLG: 0.416 (1, 2)	0-3 K		0-0 5-3		0-0 F8			4-0 G3 BB	3 0 0 0 1 1 1													
Cliff Mapes, L OBP: 0.311, SLG: 0.373 (1, 9)		0-0 1B 2-3		0-0 4-3		0-0 G3		0-0 G3	4 1 1 0 0 0 1													
Ken Wood, R OBP: 0.290, SLG: 0.413 (1, 7)		0-0 2-3		0-0 2B 1B		0-0 1B 1B		0-0 F3	4 0 2 0 0 0 2													
Hank Arft, L OBP: 0.356, SLG: 0.426 (1, 3)		0-0 5-3		0-0 F7		0-0 F7		4-0 IBB	3 0 0 0 1 0 3													
Fred Marsh, R OBP: 0.289, SLG: 0.317 (1, 5)		0-0 1B S 2-H		0-0 2B		0-0 1B		0-0 F9	4 0 3 1 0 0 2													
Bill Jennings, R OBP: 0.250, SLG: 0.254 (9, PH)		0-0 1-3		0-3 K		0-0 1-3		0-3 K	3 0 1 0 0 1 4													
Matt Batts, R OBP: 0.356, SLG: 0.453 (9, PH)		0-0 1-3		0-0 1B		0-0 1-3		0-0 K	1 0 0 0 0 1 0													
Tommy Byrne, L OBP: 0.280, SLG: 0.388 (1, 1)		0-0 L4		0-0 SH1-3 2B		0-0 K		0-0 G3	4 0 1 0 0 1 2													
Inning Stats	R: 0 E: 0 K: 1 S: 5	H: 0 LOB: 0 BB: 0 P: 5	R: 1 E: 0 K: 0 S: 6	H: 3 LOB: 2 BB: 0 P: 6	R: 0 E: 0 K: 0 S: 3	H: 0 LOB: 0 BB: 0 P: 3	R: 0 E: 0 K: 1 S: 7	H: 2 LOB: 2 BB: 0 P: 7	R: 0 E: 0 K: 0 S: 4	H: 1 LOB: 1 BB: 0 P: 4	R: 0 E: 0 K: 0 S: 5	H: 2 LOB: 2 BB: 0 P: 5	R: 0 E: 0 K: 1 S: 4	H: 0 LOB: 0 BB: 1 P: 8	R: 0 E: 0 K: 0 S: 3	H: 0 LOB: 2 BB: 2 P: 11	R: 0 E: 0 K: 1 S: 6	H: 1 LOB: 1 BB: 0 P: 6	1B: 6 2B: 2 3B: 1 HR: 0	SF: 0 SAC: 1 DP: 1 HBP: 0	WP: 0 PB: 0 SB: 1 CS: 0	PA: 38
PITCHER Early Wynn, R ERA: 3.08 (1, 1)	IP: 9.0 WLS: W BF: 38 H: 9 R: 1 ER: 1 SO: 4 BB: 2 IBB: 1 HBP: 0 BLK: 0 WP: 0 HR: 0 S: 43 P: 55 ERA: 1.00 WHIP: 1.222															PITCHER	IP: WLS: BF: H: R: ER: SO: BB: IBB: HBP: BLK: WP: HR: S: P: ERA: WHIP:					

Batter	1	2	3	4	5	6	7	8	9	AB	R	H	RBI	BB	SO	LOB	BOTTOM					
Dale Mitchell, L OBP: 0.364, SLG: 0.431 (1, 7)	0-0 6-3	0-0 2B			0-0 FC5-4 BB 1B		0-0 3-1	0-0 G6-4-3	5 0 2 0 0 0 1								St. Louis Browns @ Cleveland Indians Cleveland Municipal Stadium, Cleveland, OH Sat Sep 01 1951, 3:33 AM EDT Att: 19,793 - Unknown					
Bobby Avila, R OBP: 0.377, SLG: 0.406 (1, 4)	4-0 1B BB BB	0-0 5-3			0-0 F8		0-0 1B BB 4-3	1B	3 2 1 0 1 0 2													
Larry Doby, L OBP: 0.437, SLG: 0.545 (1, 8)	0-0 BB 1B 1-2	0-0 1B			4-0 FC5-4 BB		4-0 4-3 BB	BB	2 0 1 0 2 0 0													
Al Rosen, R OBP: 0.364, SLG: 0.456 (1, 5)	0-0 BB	0-0 1B			0-0 FC5-4		0-0 4-3	BB	3 0 2 0 1 0 2													
Luke Easter, L OBP: 0.326, SLG: 0.460 (1, 3)	4-0 1-2 2-3	0-0 BB			0-0 K		0-0 4-3	BB	3 0 0 2 1 1 5													
Barney McCosky, L OBP: 0.376, SLG: 0.433 (1, 9)	0-0 F4				4-0 SH2-4 BB		0-0 4-3	BB	2 0 0 0 2 0 3													
Bob Kennedy, R OBP: 0.322, SLG: 0.378 (8, 9)					0-0 SH2-4 BB		0-0 BB	BB	0 0 0 0 0 0 0													
Ray Boone, R OBP: 0.313, SLG: 0.325 (1, 6)	0-0 F2				0-0 SH2-4		4-0 BB	F3	2 0 0 0 1 0 6													
Jim Hegan, R OBP: 0.304, SLG: 0.362 (1, 2)		0-0 6-3			0-3 K		4-0 G5-4-3 BB	0-3 K	3 0 0 0 1 2 1													
Early Wynn, S OBP: 0.266, SLG: 0.322 (1, 1)		0-0 F4			0-0 1-3		0-0 G5-4-3	4-0 G6-4-3 BB	3 0 0 0 1 0 3													
Inning Stats	R: 1 E: 0 K: 0 S: 5	H: 2 LOB: 3 BB: 2 P: 13	R: 0 E: 0 K: 0 S: 4	H: 1 LOB: 1 BB: 0 P: 4	R: 0 E: 0 K: 0 S: 2	H: 0 LOB: 0 BB: 1 P: 6	R: 0 E: 0 K: 1 S: 5	H: 0 LOB: 1 BB: 1 P: 9	R: 0 E: 0 K: 1 S: 6	H: 1 LOB: 2 BB: 1 P: 10	R: 0 E: 0 K: 0 S: 2	H: 0 LOB: 2 BB: 2 P: 10	R: 1 E: 0 K: 0 S: 5	H: 2 LOB: 3 BB: 2 P: 13	R: 0 E: 0 K: 1 S: 4	H: 0 LOB: 0 BB: 1 P: 8	R: 0 E: 0 K: 1 S: 4	H: 0 LOB: 0 BB: 1 P: 8	1B: 5 2B: 1 3B: 0 HR: 0	SF: 0 SAC: 1 DP: 3 HBP: 0	WP: 0 PB: 0 SB: 0 CS: 0	PA: 37
PITCHER Tommy Byrne, L ERA: 4.55 (1, 1)	IP: 8.0 WLS: L BF: 37 H: 6 R: 2 ER: 2 SO: 3 BB: 10 IBB: 0 HBP: 0 BLK: 0 WP: 0 HR: 0 S: 33 P: 73 ERA: 2.25 WHIP: 2.000															PITCHER	IP: WLS: BF: H: R: ER: SO: BB: IBB: HBP: BLK: WP: HR: S: P: ERA: WHIP:					



Batter	1	2	3	4	5	6	7	8	9	AB	R	H	RBI	BB	SO	LOB	TOP					
Bob Dillinger, R (1.5) OBP: 0.334, SLG: 0.350										5	0	1	0	0	0	2	Chicago White Sox @ Cleveland Indians Cleveland Municipal Stadium, Cleveland, OH Mon Sep 03 1951, 3:33 AM EDT Unknown livebaseballscorecards.com					
Nelle Fox, L (1.4) OBP: 0.366, SLG: 0.417										5	1	1	0	0	0	2						
Minnie Minoso, R (1.7) OBP: 0.418, SLG: 0.504 Al Zarilla, L (3.9) OBP: 0.365, SLG: 0.401										1	0	1	0	0	0	0						
Eddie Robinson, L (1.3) OBP: 0.380, SLG: 0.493										4	0	1	0	0	2	4						
Ray Coleman, L (1.9) OBP: 0.331, SLG: 0.415										2	0	1	0	2	0	1						
Jim Busby, R (1.8) OBP: 0.356, SLG: 0.373										4	0	1	2	0	1	4						
Bud Sheely, L (1.2) OBP: 0.232, SLG: 0.175 Bud Stewart, L (3.9) OBP: 0.359, SLG: 0.451 Gus Niarhos, R (3.2) OBP: 0.411, SLG: 0.277										1	0	0	0	0	0	0						
Chico Carrasquel, R (1.6) OBP: 0.329, SLG: 0.335										4	0	1	0	0	0	2						
Lou Kretlow, R (1.1) OBP: 0.139, SLG: 0.114 Ross Grimsley, L (2.1) Floyd Baker, L (6.9) OBP: 0.383, SLG: 0.316 Howie Judson, R (6.1) OBP: 0.192, SLG: 0.125 Phil Masi, R (9.9) OBP: 0.361, SLG: 0.394										1	0	0	0	0	0	0						
Inning Stats	R: 0 E: 0 K: 2 S: 9	H: 2 LOB: 3 BB: 1 P: 13	R: 0 E: 0 K: 0 S: 3	H: 0 LOB: 0 BB: 0 P: 3	R: 2 E: 0 K: 1 S: 7	H: 2 LOB: 2 BB: 2 P: 15	R: 0 E: 0 K: 0 S: 4	H: 1 LOB: 1 BB: 0 P: 4	R: 0 E: 0 K: 0 S: 3	H: 1 LOB: 0 BB: 0 P: 3	R: 1 E: 0 K: 0 S: 5	H: 2 LOB: 1 BB: 0 P: 5	R: 0 E: 0 K: 0 S: 3	H: 0 LOB: 0 BB: 0 P: 3	R: 0 E: 0 K: 0 S: 4	H: 1 LOB: 1 BB: 0 P: 4		R: 0 E: 0 K: 0 S: 3	H: 0 LOB: 0 BB: 0 P: 3	1B: 6 2B: 3 3B: 0 HR: 0	SF: 0 SAC: 1 DP: 1 HBP: 0	WP: 0 PB: 0 SB: 0 CS: 0
PITCHER	IP WLS BF H R ER SO BB IBB HBP BLK WP HR S P ERA WHIP																					
Bob Feller, R (1.1) ERA: 3.3	8.0 W 35 9 3 3 3 2 1 0 0 0 0 0 38 50 3.38 1.375																					
Mike Garcia, R (9.1) ERA: 2.61	1.0 S 3 0 0 0 0 0 0 0 0 0 0 0 3 3 0.00 0.000																					

Batter	1	2	3	4	5	6	7	8	9	AB	R	H	RBI	BB	SO	LOB	BOTTOM			
Dale Mitchell, L (1.7) OBP: 0.364, SLG: 0.430										4	1	2	2	1	1	3	Chicago White Sox @ Cleveland Indians Cleveland Municipal Stadium, Cleveland, OH Mon Sep 03 1951, 3:33 AM EDT Unknown livebaseballscorecards.com			
Bobby Avila, R (1.4) OBP: 0.380, SLG: 0.413										3	0	1	1	2	0	4				
Harry Simpson, L (1.8) OBP: 0.332, SLG: 0.309										4	0	1	0	1	1	6				
Al Rosen, R (1.5) OBP: 0.367, SLG: 0.462										4	0	1	0	1	2	2				
Luke Easter, L (1.3) OBP: 0.326, SLG: 0.465										5	0	1	0	0	0	7				
Barney McCosky, L (1.9) OBP: 0.393, SLG: 0.442 Bob Kennedy, R (8.9) OBP: 0.321, SLG: 0.377										3	2	0	1	0	1	1				
Ray Boone, R (1.6) OBP: 0.314, SLG: 0.326										4	1	2	0	0	0	2				
Jim Hegan, R (1.2) OBP: 0.303, SLG: 0.359										4	1	2	1	0	0	1				
Bob Feller, R (1.1) OBP: 0.225, SLG: 0.153 Mike Garcia, R (9.1) OBP: 0.238, SLG: 0.321										2	0	0	1	2	2	1				
Inning Stats	R: 1 E: 0 K: 1 S: 7	H: 3 LOB: 1 BB: 0 P: 7	R: 3 E: 0 K: 0 S: 6	H: 4 LOB: 3 BB: 3 P: 18	R: 0 E: 0 K: 1 S: 6	H: 1 LOB: 1 BB: 0 P: 6	R: 0 E: 0 K: 0 S: 3	H: 1 LOB: 2 BB: 2 P: 11	R: 1 E: 0 K: 2 S: 9	H: 2 LOB: 3 BB: 2 P: 17	R: 0 E: 0 K: 0 S: 4	H: 1 LOB: 1 BB: 0 P: 4	R: 0 E: 0 K: 1 S: 5	H: 0 LOB: 0 BB: 0 P: 5	R: 0 E: 1 K: 1 S: 6	H: 0 LOB: 2 BB: 1 P: 10		1B: 11 2B: 2 3B: 0 HR: 0	SF: 0 SAC: 0 DP: 1 HBP: 0	WP: 0 PB: 0 SB: 0 CS: 0
PITCHER	IP WLS BF H R ER SO BB IBB HBP BLK WP HR S P ERA WHIP																			
Lou Kretlow, R (1.1) ERA: 4.37	1.0 L 9 6 4 4 4 1 0 0 0 0 0 0 10 14 36.00 7.000																			
Ross Grimsley, L (2.1) ERA: 2.25	4.0 21 5 1 1 3 6 0 0 0 0 0 0 21 45 2.25 2.750																			
Howie Judson, R (6.1) ERA: 3.97	3.0 12 1 0 0 2 1 0 0 0 0 0 0 15 19 0.00 0.667																			

Batter	1	2	3	4	5	6	7	8	9	AB	R	H	RBI	BB	SO	LOB	TOP	
Bob Dillinger, R OBP: 0.330, SLG: 0.346 (1, 5)	0-0 6-3		0-0 F8			0-0 6-3		0-0 F9	4 0 0 0 0 0 1								Chicago White Sox @ Cleveland Indians Cleveland Municipal Stadium, Cleveland, OH Mon Sep 03 1951, 3:38 AM EDT Att: 37,362 - Unknown livebaseballscorecards.com	
Nelle Fox, L OBP: 0.366, SLG: 0.414 (1, 4)	0-0 L3		0-0 4-3			0-0 F8		0-0 F8	4 0 0 0 0 0 1									
Jim Busby, R OBP: 0.353, SLG: 0.370 (1, 8)	0-0 F6			0-0 5-3		0-3 K2-3		0-0 6-3	4 0 0 0 0 1 0									
Eddie Robinson, L OBP: 0.378, SLG: 0.490 (1, 3)		0-0 4-1		0-0 F6			0-0 F9		3 0 0 0 0 0 0									
Ray Coleman, L OBP: 0.331, SLG: 0.421 (1, 7)		0-0 HR		0-0 F3			0-0 1-3		3 1 1 1 0 0 0									
Al Zarilla, L OBP: 0.362, SLG: 0.398 (1, 9)		0-0 F6				0-0 F8		0-0 1-3	3 0 0 0 0 0 0									
Gus Niarhos, R OBP: 0.412, SLG: 0.275 Floyd Baker, L OBP: 0.388, SLG: 0.323 Phil Masi, R OBP: 0.361, SLG: 0.394 (8, PH) (8, 2)		0-0 F7				4-0 BB		0-0 G4-6-3 1B	1 0 0 0 1 0 0 1 0 1 0 0 0 0 0 0 0 0 0 0 0									AB 29 R 1 H 3 RBI 1 BB 1 SO 3 LOB 5
Chico Carrasquel, R OBP: 0.328, SLG: 0.333 Bird Stewart, L OBP: 0.357, SLG: 0.449 Joe Demaestri, R OBP: 0.171, SLG: 0.150 (8, PH) (8, 6)			0-0 F8			0-0 F3		0-0 G4-6-3 1-2	2 0 0 0 0 0 1 1 0 0 0 0 0 1 0 0 0 0 0 0 0									
Harry Dorish, R OBP: 0.241, SLG: 0.310 Howie Judson, R OBP: 0.207, SLG: 0.148 (1, 1) (1, 1)						0-3 K		0-3 K	0 0 0 0 0 0 0 3 0 1 0 0 2 1									
Inning Stats	R: 0 E: 0 K: 0 S: 3	H: 0 LOB: 0 BB: 0 P: 3	R: 1 E: 0 K: 0 S: 4	H: 1 LOB: 0 BB: 0 P: 4	R: 0 E: 0 K: 0 S: 4	H: 1 LOB: 1 BB: 0 P: 4	R: 0 E: 0 K: 0 S: 3	H: 0 LOB: 0 BB: 0 P: 3	R: 0 E: 0 K: 1 S: 5	H: 0 LOB: 0 BB: 0 P: 5	R: 0 E: 0 K: 0 S: 3	H: 0 LOB: 0 BB: 0 P: 3	R: 0 E: 0 K: 1 S: 5	H: 1 LOB: 0 BB: 0 P: 5	R: 0 E: 0 K: 0 S: 3	H: 0 LOB: 0 BB: 0 P: 3		1B: 2 SF: 0 2B: 0 3B: 0 HR: 1 WP: 0 PA: 30 ERA: 1.00 WHIP: 0.444
PITCHER Steve Gromek, R ERA: 2.23 (1, 1)	IP: 9.0 WLS: W BF: 30 H: 3 R: 1 ER: 1 SO: 3 BB: 1 IBB: 0 HBP: 0 BLK: 0 WP: 0 HR: 1 S: 35 P: 39 ERA: 1.00 WHIP: 0.444																	

Batter	1	2	3	4	5	6	7	8	9	AB	R	H	RBI	BB	SO	LOB	BOTTOM	
Dale Mitchell, L OBP: 0.363, SLG: 0.428 (1, 7)	0-0 1B 1B	0-0 F7		0-0 FC3-6			0-0 L8		4 1 1 0 0 0 2								Chicago White Sox @ Cleveland Indians Cleveland Municipal Stadium, Cleveland, OH Mon Sep 03 1951, 3:38 AM EDT Att: 37,362 - Unknown livebaseballscorecards.com	
Bobby Avila, R OBP: 0.379, SLG: 0.411 (1, 4)	0-0 1B 1-3	0-0 6-3		0-0 L5			0-0 G6-4-3		4 1 1 0 0 0 2									
Harry Simpson, L OBP: 0.331, SLG: 0.319 (1, 8)	0-3 K		0-0 F7			0-0 F8		0-0 HR	4 1 1 1 0 1 2									
Al Rosen, R OBP: 0.366, SLG: 0.460 (1, 5)	0-0 1B 1-2 3-H		0-3 K			0-0 1-3		0-0 F7	4 1 1 1 0 1 0									
Luke Easter, L OBP: 0.328, SLG: 0.465 (1, 3)	0-0 1B 1-3 2-H		0-0 BB			0-0 F3		0-3 K	4 1 2 1 0 1 0									
Bob Kennedy, R OBP: 0.320, SLG: 0.373 (1, 9)	0-0 F2		4-0 BB			0-0 5-3		0-0 F7	3 0 0 0 1 0 2									
Ray Boone, R OBP: 0.314, SLG: 0.326 (1, 6)	0-0 1B 1-2 3-H		0-0 L8			0-0 F8			3 1 1 1 0 0 2									AB 31 R 6 H 9 RBI 5 BB 2 SO 3 LOB 10
Birdie Tebbetts, R OBP: 0.275, SLG: 0.323 (1, 2)	0-0 E1 1-H 2-H			0-0 F2			0-0 6-3		3 0 1 1 0 0 0									
Steve Gromek, S OBP: 0.429, SLG: 0.348 (1, 1)		0-0 4-3		4-0 FC3-6 BB			0-0 G6-4-3 1B		2 0 1 0 1 0 0									
Inning Stats	R: 5 E: 1 K: 1 S: 10	H: 6 LOB: 1 BB: 0 P: 10	R: 0 E: 0 K: 0 S: 3	H: 0 LOB: 0 BB: 0 P: 3	R: 0 E: 0 K: 1 S: 6	H: 1 LOB: 2 BB: 1 P: 10	R: 0 E: 0 K: 0 S: 3	H: 0 LOB: 1 BB: 1 P: 7	R: 0 E: 0 K: 0 S: 3	H: 0 LOB: 0 BB: 0 P: 3	R: 0 E: 0 K: 0 S: 3	H: 1 LOB: 0 BB: 0 P: 3	R: 0 E: 0 K: 1 S: 6	H: 1 LOB: 0 BB: 0 P: 6	R: 1 E: 0 K: 1 S: 6	H: 1 LOB: 0 BB: 0 P: 6		1B: 8 SF: 0 2B: 0 3B: 0 HR: 1 WP: 0 PA: 33 ERA: 1.23 WHIP: 0.818
PITCHER Harry Dorish, R ERA: 3.16 Howie Judson, R ERA: 3.79 (1, 1) (1, 1)	IP: 7.1 WLS: L BF: 26 H: 4 R: 1 ER: 1 SO: 2 BB: 2 IBB: 0 HBP: 0 BLK: 0 WP: 0 HR: 1 S: 28 P: 36 ERA: 1.23 WHIP: 0.818																	

Batter	1	2	3	4	5	6	7	8	9	AB	R	H	RBI	BB	SO	LOB	TOP							
Johnny Lipon, R OBP: 0.329, SLG: 0.292 (1, 6)	4-0 CS SH1 BB		4-3			5-3		6-3		3	0	0	0	1	0	0	Detroit Tigers @ Cleveland Indians Cleveland Municipal Stadium, Cleveland, OH Wed Sep 05 1951, 3:33 AM EDT Att: 31,129 - Unknown							
Jerry Priddy, R OBP: 0.344, SLG: 0.378 (1, 4)	0-0 SH1			0-3 K		0-3 K		0-0		3	0	1	0	0	2	0								
George Kell, R OBP: 0.396, SLG: 0.411 (1, 5)	0-0 L5			0-0 5-3			0-0 BB 1B	0-0 F2		4	1	1	0	0	0	2								
Vic Wertz, L OBP: 0.389, SLG: 0.498 (1, 9)		0-3 K		0-0 6-3			0-0 F5 1B		0-0 F8	4	0	0	0	0	1	1								
Hoot Evers, R OBP: 0.307, SLG: 0.369 (1, 7)		4-0 BB			0-0 F8		0-0 F3		0-0 F3	3	0	0	0	1	0	1								
Johnny Groth, R OBP: 0.347, SLG: 0.390 (1, 8)		0-0 F5			0-0 6-3		4-0 1B BB		0-0 F9	3	0	0	0	1	0	1								
Dick Kryhoski, L OBP: 0.334, SLG: 0.434 (1, 3)		0-0 F8			0-0 HR		0-0 1-3 2-H 1B			3	1	2	2	0	0	1								
Bob Swift, R OBP: 0.237, SLG: 0.184 (7, PH)			0-0 F7		0-0 6-3		0-0 F6			2	0	0	0	0	0	0								
Joe Ginsberg, L OBP: 0.351, SLG: 0.385 (7, 2)										1	0	0	0	0	0	2								
Marlin Stuart, L OBP: 0.263, SLG: 0.351 (1, 1)			0-0 F4			0-0 1-3		0-0 F7		1	0	0	0	0	0	0								
Bob Cain, L OBP: 0.286, SLG: 0.294 (6, PH)										1	0	0	0	0	0	0								
Pat Mullin, L OBP: 0.376, SLG: 0.509 (8, 1)										1	0	0	0	0	0	0								
Dizzy Trout, R OBP: 0.390, SLG: 0.347 (8, 1)										0	0	0	0	0	0	0								
Inning Stats	R: 0 E: 0 K: 0 S: 2	H: 0 LOB: 0 BB: 1 P: 6	R: 0 E: 0 K: 1 S: 5	H: 0 LOB: 1 BB: 1 P: 9	R: 0 E: 0 K: 0 S: 3	H: 0 LOB: 0 BB: 0 P: 3	R: 0 E: 0 K: 1 S: 5	H: 0 LOB: 0 BB: 0 P: 5	R: 1 E: 0 K: 0 S: 4	H: 1 LOB: 0 BB: 0 P: 4	R: 0 E: 0 K: 1 S: 5	H: 0 LOB: 0 BB: 0 P: 5	R: 1 E: 0 K: 0 S: 5	H: 2 LOB: 2 BB: 1 P: 9	R: 0 E: 0 K: 0 S: 4	H: 1 LOB: 1 BB: 0 P: 4	R: 0 E: 0 K: 0 S: 3	H: 0 LOB: 0 BB: 0 P: 3	1B: 3 2B: 0 3B: 0 HR: 1	SF: 0 SAC: 1 DP: 0 HBP: 0	WP: 0 PB: 0 SB: 0 CS: 1	PA: 33		
PITCHER Early Wynn, R ERA: 3.04 (1, 1)	IP: 9.0 WLS: W BF: 33	H: 4 R: 2 ER: 2 SO: 3	BB: 3 IBB: 0 HBP: 0 BLK: 0	WP: 0 HR: 1 S: 36 P: 48	ERA: 2.00 WHIP: 0.778	PITCHER														IP: 9.0 WLS: W BF: 33	H: 4 R: 2 ER: 2 SO: 3	BB: 3 IBB: 0 HBP: 0 BLK: 0	WP: 0 HR: 1 S: 36 P: 48	ERA: 2.00 WHIP: 0.778

Batter	1	2	3	4	5	6	7	8	9	AB	R	H	RBI	BB	SO	LOB	BOTTOM												
Dale Mitchell, L OBP: 0.364, SLG: 0.431 (1, 7)	0-0 4-3		0-0 1B 2B		0-0 SH3 WP 1B		0-0 E6 4-3 S			4	1	2	0	0	0	0	Detroit Tigers @ Cleveland Indians Cleveland Municipal Stadium, Cleveland, OH Wed Sep 05 1951, 3:33 AM EDT Att: 31,129 - Unknown												
Bobby Avila, R OBP: 0.377, SLG: 0.407 (1, 4)	0-0 6-3		0-0 F8		0-0 SH3		4-0 1-3 BB			2	0	0	0	1	0	1													
Harry Simpson, L OBP: 0.329, SLG: 0.319 (1, 8)	0-0 G3		0-0 HR 1B		0-0 G3		0-0 4-3			4	1	1	1	0	0	3													
Al Rosen, R OBP: 0.367, SLG: 0.464 (1, 5)		4-0 HR BB	0-0 1-H HR		0-0 5-3		4-0 1B			2	2	1	2	2	0	1													
Luke Easter, L OBP: 0.330, SLG: 0.477 (1, 3)		0-0 1-H HR	0-0 F9		0-0 F8		0-3 K			4	1	1	2	0	1	3													
Barney McCosky, L OBP: 0.394, SLG: 0.423 (1, 9)		0-0 F7	4-0 PO BB		0-0 K		0-0 4-3			3	0	0	0	1	1	0													
Merl Combs, L OBP: 0.259, SLG: 0.280 (1, 6)		0-0 6-3	0-0 PO		0-0 F3		4-0 BB		0-0 1B	3	0	1	0	1	0	0													
Jim Hegan, R OBP: 0.302, SLG: 0.357 (1, 2)		0-0 1B			0-0 F5		0-0 F9		0-3 K	4	0	1	0	0	1	2													
Early Wynn, S OBP: 0.253, SLG: 0.304 (1, 1)		0-0 4-3			0-0 F6		0-0 F7		0-0 1-3	4	0	0	0	0	0	2													
Inning Stats	R: 0 E: 0 K: 0 S: 3	H: 0 LOB: 0 BB: 0 P: 3	R: 2 E: 0 K: 0 S: 5	H: 2 LOB: 1 BB: 1 P: 9	R: 3 E: 0 K: 0 S: 5	H: 3 LOB: 0 BB: 1 P: 9	R: 0 E: 0 K: 0 S: 3	H: 0 LOB: 0 BB: 0 P: 3	R: 0 E: 0 K: 0 S: 4	H: 1 LOB: 1 BB: 0 P: 4	R: 0 E: 0 K: 1 S: 5	H: 0 LOB: 1 BB: 1 P: 9	R: 0 E: 1 K: 1 S: 6	H: 0 LOB: 3 BB: 2 P: 14	R: 0 E: 0 K: 1 S: 6	H: 1 LOB: 1 BB: 0 P: 6		R: 0 E: 0 K: 1 S: 6	H: 1 LOB: 1 BB: 0 P: 6	1B: 4 2B: 1 3B: 0 HR: 2	SF: 0 SAC: 1 DP: 0 HBP: 0	WP: 1 PB: 0 SB: 1 CS: 0	PA: 37						
PITCHER Marlin Stuart, R ERA: 3.54 (1, 1)	IP: 2.2 WLS: L BF: 15	H: 5 R: 5 ER: 5 SO: 0	BB: 2 IBB: 0 HBP: 0 BLK: 0	WP: 0 HR: 2 S: 13 P: 21	ERA: 16.88 WHIP: 2.625	PITCHER														IP: 2.2 WLS: L BF: 15	H: 5 R: 5 ER: 5 SO: 0	BB: 2 IBB: 0 HBP: 0 BLK: 0	WP: 0 HR: 2 S: 13 P: 21	ERA: 16.88 WHIP: 2.625					
Bob Cain, L ERA: 4.39 (3, 1)	4.1	1	0	0	2	2	1	0	0	1	0	18	30	0.00	0.692														
Dizzy Trout, R ERA: 4.31 (8, 1)	1.0	1	0	0	1	0	0	0	0	0	0	6	6	0.00	1.000														

Batter	1	2	3	4	5	6	7	8	9	AB	R	H	RBI	BB	SO	LOB	TOP			
Dale Mitchell, L (1, 7) OBP: 0.365, SLG: 0.430	0-0 3-1		4-0 BB		0-0 1B		0-0 F8			3	0	1	1	1	0	1	Cleveland Indians @ St. Louis Browns Sportsman's Park, St. Louis, MO Fri Sep 07 1951, 4:33 AM EDT Unknown			
Bobby Avila, R (1, 4) OBP: 0.378, SLG: 0.408	0-0 1B		0-0 G6-3		0-0 1B		0-0 F8			4	0	2	1	0	0	3				
Larry Doby, L (1, 8) OBP: 0.436, SLG: 0.543	0-0 F7			0-0 1B	0-0 4-3			0-0 3-1		4	0	1	0	0	0	3				
Al Rosen, R (1, 5) OBP: 0.365, SLG: 0.460	0-0 L3			0-0 G5-4-3		0-0 F7		0-3 K		4	0	0	0	0	1	2				
Luke Easter, L (1, 3) OBP: 0.330, SLG: 0.475		0-3 K		0-0 1B		0-3 K		0-0 4-3		4	0	1	0	0	2	0				
Barney McCosky, L (1, 9) OBP: 0.372, SLG: 0.409		0-0 G3		0-0 F5		0-0 F5		0-0 F8		4	0	0	0	0	0	1				
Ray Boone, R (1, 6) Harry Simpson, L (0, PH) OBP: 0.328, SLG: 0.318	0-0 F8				0-0 L5		0-0 1-3		0-0 4-3	3	0	0	0	0	0	0				
Birdie Tebbetts, R (1, 2) Doug Hansen, R (7, PR) Jim Hegan, R (7, 2) OBP: 0.301, SLG: 0.356			0-0 F8		0-0 E6		0-0 1B		0-0 5-3	3	1	1	0	0	0	0				
Mike Garcia, R (1, 1) Bob Lemon, L (7, PH) Lou Brissie, L (7, 1) OBP: 0.280, SLG: 0.320			4-0 BB		0-3 K		0-0 1B			1	0	0	0	1	1	1				
Inning Stats	R: 0 E: 0 K: 0 S: 4	H: 1 LOB: 1 BB: 0 P: 4	R: 0 E: 0 K: 1 S: 5	H: 0 LOB: 0 BB: 0 P: 5	R: 0 E: 0 K: 0 S: 2	H: 0 LOB: 1 BB: 2 P: 10	R: 0 E: 0 K: 0 S: 4	H: 2 LOB: 1 BB: 0 P: 4	R: 1 E: 0 K: 1 S: 8	H: 2 LOB: 2 BB: 0 P: 8	R: 0 E: 0 K: 0 S: 5	H: 0 LOB: 0 BB: 0 P: 5	R: 1 E: 0 K: 0 S: 5	H: 2 LOB: 1 BB: 0 P: 5	R: 0 E: 0 K: 0 S: 3	H: 0 LOB: 0 BB: 0 P: 3		1B: 7 2B: 0 3B: 0 HR: 0	SF: 0 SAC: 0 DP: 2 HBP: 0	WP: 0 PB: 1 SB: 0 CS: 0
PITCHER Ned Garver, R (1, 1) ERA: 4.02	IP: 9.0 WLS: W BF: 35 H: 7 R: 2 ER: 1 SO: 4 BB: 2 IBB: 0 HBP: 0 BLK: 0 WP: 0 HR: 0 S: 41 P: 49 ERA: 1.00 WHIP: 1.000																			


Batter	1	2	3	4	5	6	7	8	9	AB	R	H	RBI	BB	SO	LOB	BOTTOM			
Bobby Young, L (1, 4) OBP: 0.321, SLG: 0.331	0-0 HR				0-0 4-3				0-3 K	4	1	1	0	0	1	1	Cleveland Indians @ St. Louis Browns Sportsman's Park, St. Louis, MO Fri Sep 07 1951, 4:33 AM EDT Unknown			
Cliff Mapes, L (1, 7) OBP: 0.322, SLG: 0.380	0-0 HR		0-0 4-3		4-0 BB			0-0 FC1-6		3	1	2	2	1	0	0				
Matt Batts, R (1, 2) OBP: 0.347, SLG: 0.436	0-0 F3		0-3 K		0-0 F7			0-0 FC1-6		4	0	0	1	0	1	2				
Hank Artt, L (1, 3) OBP: 0.352, SLG: 0.422	0-0 4-3		0-0 4-3		0-0 K			0-0 G3		4	1	1	0	0	1	2				
Jim Delsing, L (1, 8) OBP: 0.341, SLG: 0.365	0-0 4-3			0-0 4-3		0-0 G6-4-3		4-0 E		3	0	1	0	1	0	1				
Earl Rapp, L (1, 9) OBP: 0.292, SLG: 0.150	0-0 1B			0-0 FC6-4		0-0 G6-4-3		0-0 E3		4	0	2	1	0	0	3				
Fred Marsh, R (1, 5) OBP: 0.284, SLG: 0.311	0-0 L1			0-0 F8		0-0 F8		0-0 FC1-6		4	0	0	0	0	0	5				
Bill Jennings, R (1, 6) OBP: 0.252, SLG: 0.240		0-0 6-3		0-0 FC6-4			0-0 6-3			3	0	0	0	0	0	1				
Ned Garver, R (1, 1) OBP: 0.354, SLG: 0.387	0-0 F7				0-0 4-3		0-0 F9			3	1	1	0	0	0	0				
Inning Stats	R: 3 E: 0 K: 0 S: 7	H: 4 LOB: 1 BB: 0 P: 7	R: 0 E: 0 K: 0 S: 3	H: 0 LOB: 0 BB: 0 P: 3	R: 0 E: 0 K: 1 S: 5	H: 0 LOB: 0 BB: 0 P: 5	R: 0 E: 0 K: 0 S: 4	H: 1 LOB: 1 BB: 0 P: 4	R: 1 E: 0 K: 1 S: 6	H: 1 LOB: 1 BB: 1 P: 10	R: 0 E: 0 K: 0 S: 3	H: 1 LOB: 0 BB: 0 P: 3	R: 0 E: 1 K: 0 S: 5	H: 0 LOB: 0 BB: 0 P: 5	R: 0 E: 1 K: 0 S: 5	H: 1 LOB: 3 BB: 1 P: 9		1B: 5 2B: 2 3B: 0 HR: 1	SF: 0 SAC: 0 DP: 1 HBP: 0	WP: 0 PB: 0 SB: 0 CS: 0
PITCHER Mike Garcia, R (1, 1) ERA: 2.9 Lou Brissie, L (7, 1) ERA: 3.67	IP: 6.0 WLS: L BF: 25 H: 7 R: 4 ER: 4 SO: 2 BB: 1 IBB: 0 HBP: 0 BLK: 0 WP: 0 HR: 1 S: 28 P: 32 ERA: 6.00 WHIP: 1.333																			

Batter	1	2	3	4	5	6	7	8	9	AB	R	H	RBI	BB	SO	LOB	TOP				
Dale Mitchell, L OBP: 0.370, SLG: 0.433 (1, 7)	0-0 WP 1B 1B	4-0 1-2 2B BB		0-0 S 1B		0-0 BB 1B		0-0 6-3		4	2	3	0	1	0	0					
Bobby Avila, R OBP: 0.382, SLG: 0.413 (1, 4)	0-0 WP 1B 1B	0-0 1-H 2-H 2B		0-0 F9		4-0 1-2 BB		0-0 FC6-4 1B		4	1	3	2	1	0	1					
Larry Doby, L OBP: 0.434, SLG: 0.537 Harry Simpson, L OBP: 0.328, SLG: 0.318 (8, 8)	4-0 G4-6-3 1-2 2-3 1B BB	0-3 K		0-3 K		0-0 F8		0-0 F7		4	0	0	0	1	2	5					
Al Rosen, R OBP: 0.365, SLG: 0.462 (1, 5)	0-0 G4-6-3 1-2 2-H 3-H 1B		0-3 K	0-0 F2		0-0 1B F8 2B		0-0 FC6-4		5	1	2	2	0	1	2					
Luke Easter, L OBP: 0.333, SLG: 0.479 Sam Chapman, R OBP: 0.304, SLG: 0.322 (9, 3)	0-0 G4-6-3 1-2 2-3 1B		0-0 1B 1B		0-0 CS 1B		0-3 K		0-0 1B G6-4-3 2B	5	2	3	0	0	1	3					
Bob Kennedy, R OBP: 0.324, SLG: 0.377 (1, 9)	0-0 F7		0-0 1B 1B		0-3 K		0-0 1B		0-0 G6-4-3 1B	5	0	3	0	0	1	2					
Ray Boone, R OBP: 0.311, SLG: 0.321 (1, 6)		0-0 F8		0-0 1-2 2-H 1B		0-0 5-3		0-0 F8		5	0	1	2	0	0	2					
Jim Hegan, R OBP: 0.302, SLG: 0.355 (1, 2)		4-0 BB 2B BB		0-0 F9		0-0 F3		0-0 1-2 1B		4	1	1	0	1	1	2					
Bob Feller, R OBP: 0.214, SLG: 0.145 (1, 1)		0-0 F9		0-0 F2		0-0 4-3		0-3 K		4	0	0	0	0	1	5					
Inning Stats	R: 2 E: 0 K: 0 S: 5	H: 3 LOB: 1 BB: 1 P: 9	R: 2 E: 0 K: 1 S: 6	H: 1 LOB: 1 BB: 2 P: 14	R: 1 E: 0 K: 1 S: 8	H: 3 LOB: 2 BB: 0 P: 8	R: 0 E: 0 K: 1 S: 6	H: 1 LOB: 1 BB: 0 P: 6	R: 0 E: 0 K: 0 S: 4	H: 1 LOB: 2 BB: 1 P: 8	R: 1 E: 0 K: 2 S: 10	H: 3 LOB: 3 BB: 0 P: 10	R: 0 E: 0 K: 0 S: 4	H: 1 LOB: 1 BB: 0 P: 4	R: 1 E: 0 K: 1 S: 6	H: 2 LOB: 0 BB: 0 P: 6	1B: 13 2B: 3 3B: 0 HR: 0	SF: 0 SAC: 0 DP: 2 HBP: 0	WP: 1 PB: 0 SB: 1 CS: 1	PA: 44	
PITCHER	IP WLS BF H R ER SO BB IBB HBP BLK WP HR S P ERA WHIP	IP WLS BF H R ER SO BB IBB HBP BLK WP HR S P ERA WHIP	IP WLS BF H R ER SO BB IBB HBP BLK WP HR S P ERA WHIP	IP WLS BF H R ER SO BB IBB HBP BLK WP HR S P ERA WHIP	IP WLS BF H R ER SO BB IBB HBP BLK WP HR S P ERA WHIP	IP WLS BF H R ER SO BB IBB HBP BLK WP HR S P ERA WHIP	IP WLS BF H R ER SO BB IBB HBP BLK WP HR S P ERA WHIP	IP WLS BF H R ER SO BB IBB HBP BLK WP HR S P ERA WHIP	IP WLS BF H R ER SO BB IBB HBP BLK WP HR S P ERA WHIP	IP WLS BF H R ER SO BB IBB HBP BLK WP HR S P ERA WHIP	IP WLS BF H R ER SO BB IBB HBP BLK WP HR S P ERA WHIP	IP WLS BF H R ER SO BB IBB HBP BLK WP HR S P ERA WHIP	IP WLS BF H R ER SO BB IBB HBP BLK WP HR S P ERA WHIP	IP WLS BF H R ER SO BB IBB HBP BLK WP HR S P ERA WHIP	IP WLS BF H R ER SO BB IBB HBP BLK WP HR S P ERA WHIP	IP WLS BF H R ER SO BB IBB HBP BLK WP HR S P ERA WHIP	IP WLS BF H R ER SO BB IBB HBP BLK WP HR S P ERA WHIP	IP WLS BF H R ER SO BB IBB HBP BLK WP HR S P ERA WHIP	IP WLS BF H R ER SO BB IBB HBP BLK WP HR S P ERA WHIP	IP WLS BF H R ER SO BB IBB HBP BLK WP HR S P ERA WHIP	IP WLS BF H R ER SO BB IBB HBP BLK WP HR S P ERA WHIP

Cleveland Indians @ St. Louis Browns
Sportsman's Park, St. Louis, MO
Fri Sep 07 1951, 4:38 AM EDT
Att: 8,563 - Unknown

livebaseballscorecards.com

AB 40
R 7
H 16
RBI 6
BB 4
SO 7
LOB 22




Batter	1	2	3	4	5	6	7	8	9	AB	R	H	RBI	BB	SO	LOB	BOTTOM				
Bobby Young, L OBP: 0.320, SLG: 0.330 (1, 4)	0-0 F4		0-0 5-3		0-0 4-3		0-0 1B 1B		0-0 G6-4-3 1-2	5	0	1	0	0	0	3					
Cliff Mapes, L OBP: 0.325, SLG: 0.379 (1, 7)	4-0 FC5-4 BB		0-3 K		0-0 F4		0-0 1-2 2-3 1B			3	0	1	0	1	1	0					
Sherm Lollar, R OBP: 0.365, SLG: 0.412 (1, 2)	0-0 FC5-4 1-2		0-3 K		0-0 F5		0-0 F6			4	0	0	0	0	1	4					
Hank Artt, L OBP: 0.354, SLG: 0.423 (1, 3)	0-0 F2		0-0 1B		0-0 1B		0-0 1B 1B		0-0 F9	4	0	2	0	0	0	1					
Jim Delsing, L OBP: 0.340, SLG: 0.364 (1, 8)		0-0 1-3		0-0 F4		0-0 FC3-6 1B		0-0 F9		4	0	1	0	0	0	1					
Earl Rapp, L OBP: 0.286, SLG: 0.130 (1, 9)		4-0 FC5-4 BB		0-0 F5		0-0 FC3-6 1-2		0-0 6-3		3	0	0	0	1	0	3					
Fred Marsh, R OBP: 0.286, SLG: 0.316 (1, 5)		0-0 FC5-4 1-2		0-3 K		0-0 1B 1B 1B				4	0	2	0	0	1	1					
Bill Jennings, R OBP: 0.255, SLG: 0.238 Ken Wood, R OBP: 0.284, SLG: 0.410 Bud Thomas, R OBP: 0.333, SLG: 0.333 (7, PH) (8, 6)		0-3 K		0-0 BB		0-0 K		0-3 K		1	0	0	0	1	1	1					
Tommy Byrne, L OBP: 0.269, SLG: 0.373 Jim Sucecki, R OBP: 0.167, SLG: 0.118 Ben Taylor, L OBP: 0.300, SLG: 0.321 Al Widmar, R OBP: 0.226, SLG: 0.207 Jack Maguire, R OBP: 0.325, SLG: 0.344 (8, PH)		0-3 K		0-0 K		0-0 F8		0-3 K		0	0	0	0	0	0	0					
Inning Stats	R: 0 E: 0 K: 0 S: 3	H: 0 LOB: 1 BB: 1 P: 7	R: 0 E: 0 K: 1 S: 5	H: 0 LOB: 1 BB: 1 P: 9	R: 0 E: 0 K: 2 S: 7	H: 0 LOB: 0 BB: 0 P: 7	R: 0 E: 0 K: 1 S: 6	H: 1 LOB: 1 BB: 0 P: 6	R: 0 E: 0 K: 0 S: 5	H: 2 LOB: 2 BB: 0 P: 5	R: 0 E: 0 K: 2 S: 10	H: 3 LOB: 3 BB: 0 P: 10	R: 0 E: 0 K: 0 S: 3	H: 0 LOB: 0 BB: 0 P: 3	R: 0 E: 0 K: 1 S: 5	H: 1 LOB: 1 BB: 1 P: 9	1B: 6 2B: 1 3B: 0 HR: 0	SF: 0 SAC: 0 DP: 1 HBP: 0	WP: 0 PB: 0 SB: 0 CS: 0	PA: 37	
PITCHER	IP WLS BF H R ER SO BB IBB HBP BLK WP HR S P ERA WHIP	IP WLS BF H R ER SO BB IBB HBP BLK WP HR S P ERA WHIP	IP WLS BF H R ER SO BB IBB HBP BLK WP HR S P ERA WHIP	IP WLS BF H R ER SO BB IBB HBP BLK WP HR S P ERA WHIP	IP WLS BF H R ER SO BB IBB HBP BLK WP HR S P ERA WHIP	IP WLS BF H R ER SO BB IBB HBP BLK WP HR S P ERA WHIP	IP WLS BF H R ER SO BB IBB HBP BLK WP HR S P ERA WHIP	IP WLS BF H R ER SO BB IBB HBP BLK WP HR S P ERA WHIP	IP WLS BF H R ER SO BB IBB HBP BLK WP HR S P ERA WHIP	IP WLS BF H R ER SO BB IBB HBP BLK WP HR S P ERA WHIP	IP WLS BF H R ER SO BB IBB HBP BLK WP HR S P ERA WHIP	IP WLS BF H R ER SO BB IBB HBP BLK WP HR S P ERA WHIP	IP WLS BF H R ER SO BB IBB HBP BLK WP HR S P ERA WHIP	IP WLS BF H R ER SO BB IBB HBP BLK WP HR S P ERA WHIP	IP WLS BF H R ER SO BB IBB HBP BLK WP HR S P ERA WHIP	IP WLS BF H R ER SO BB IBB HBP BLK WP HR S P ERA WHIP	IP WLS BF H R ER SO BB IBB HBP BLK WP HR S P ERA WHIP	IP WLS BF H R ER SO BB IBB HBP BLK WP HR S P ERA WHIP	IP WLS BF H R ER SO BB IBB HBP BLK WP HR S P ERA WHIP	IP WLS BF H R ER SO BB IBB HBP BLK WP HR S P ERA WHIP	IP WLS BF H R ER SO BB IBB HBP BLK WP HR S P ERA WHIP

Cleveland Indians @ St. Louis Browns
Sportsman's Park, St. Louis, MO
Fri Sep 07 1951, 4:38 AM EDT
Att: 8,563 - Unknown


livebaseballscorecards.com

AB 33
R 0
H 7
RBI 0
BB 4
SO 8
LOB 18



Batter	1	2	3	4	5	6	7	8	9	AB	R	H	RBI	BB	SO	LOB	TOP										
Dale Mitchell, L (1,7) OBP: 0.370, SLG: 0.431	F9	FC1-4		1B		L8			SH1-3	4	0	1	1	1	0	2	Cleveland Indians @ St. Louis Browns Sportsman's Park, St. Louis, MO Sat Sep 08 1951, 4:33 AM EDT Att: 3,021 - Unknown										
Bobby Avila, R (1,4) OBP: 0.383, SLG: 0.412	F8			1B		6-3			SH1-3	3	0	1	0	1	0	1											
Larry Doby, L (1,8) OBP: 0.431, SLG: 0.532	F8			1B						4	0	0	0	1	1	4											
Sam Chapman, R (9, PR) OBP: 0.304, SLG: 0.322	F8	K		4-3					BB	0	0	0	0	0	0	0											
Al Rosen, R (1,5) OBP: 0.364, SLG: 0.461						K			F7	5	1	1	0	0	2	4											
Luke Easter, L (1,3) OBP: 0.332, SLG: 0.476						K				4	1	1	0	0	1	0											
Barney McCosky, L (1,9) OBP: 0.376, SLG: 0.420						K				4	1	2	1	0	1	0											
Bob Kennedy, R (8,9) OBP: 0.324, SLG: 0.377						K			F8	0	0	0	0	0	0	0											
Ray Boone, R (1,6) OBP: 0.309, SLG: 0.318									F8	4	1	0	1	0	0	2											
Jim Hegan, R (1,2) OBP: 0.304, SLG: 0.354									K2-3	3	2	1	0	1	1	0											
Bob Lemon, L (1,1) OBP: 0.267, SLG: 0.366										3	0	2	3	0	1	0											
Lou Brissie, L (7,1) OBP: 0.269, SLG: 0.308									L3	1	0	0	0	0	0	0											
Inning Stats	R: 0 E: 0 K: 0 S: 3	H: 0 LOB: 0 BB: 0 P: 3	R: 5 E: 1 K: 1 S: 10	H: 4 LOB: 2 BB: 2 P: 18	R: 0 E: 0 K: 0 S: 3	H: 1 LOB: 0 BB: 0 P: 3	R: 0 E: 0 K: 1 S: 7	H: 2 LOB: 2 BB: 0 P: 7	R: 0 E: 0 K: 3 S: 9	H: 0 LOB: 0 BB: 0 P: 9	R: 1 E: 0 K: 0 S: 5	H: 2 LOB: 1 BB: 0 P: 5	R: 0 E: 0 K: 1 S: 5	H: 0 LOB: 0 BB: 0 P: 5	R: 0 E: 0 K: 0 S: 5	H: 0 LOB: 0 BB: 0 P: 5	R: 0 E: 0 K: 0 S: 3	H: 0 LOB: 2 BB: 2 P: 11	1B: 6 2B: 3 3B: 0 HR: 0	SF: 0 SAC: 1 DP: 1 HBP: 0	WP: 0 PB: 0 SB: 0 CS: 0	PA: 40					
PITCHER	IP	WLS	BF	H	R	ER	SO	BB	IBB	HBP	BLK	WP	HR	S	P	ERA	WHIP										
Fred Sanford, R (1,1) ERA: 6.35	1.0	L	9	4	5	4	0	1	0	0	0	0	0	8	12	36.00	5.000										
Jim McDonald, R (2,1) ERA: 4.29	6.0		23	5	1	1	6	1	0	0	0	0	0	34	38	1.50	1.000										
Bob Mahoney, R (8,1) ERA: 4.46	2.0		8	0	0	0	1	2	0	0	0	0	0	8	16	0.00	1.000										

Batter	1	2	3	4	5	6	7	8	9	AB	R	H	RBI	BB	SO	LOB	BOTTOM										
Bobby Young, L (1,4) OBP: 0.319, SLG: 0.329	F8			1B	K				F9	5	1	1	0	0	1	1	Cleveland Indians @ St. Louis Browns Sportsman's Park, St. Louis, MO Sat Sep 08 1951, 4:33 AM EDT Att: 3,021 - Unknown										
Cliff Mapes, L (1,7) OBP: 0.333, SLG: 0.387				1B	F8					4	1	3	0	0	0	1											
Matt Batts, R (1,2) OBP: 0.354, SLG: 0.439				1B						3	0	2	1	1	0	1											
Hank Artt, L (1,3) OBP: 0.353, SLG: 0.421									F8	4	0	1	1	0	0	3											
Jim Delsing, L (1,8) OBP: 0.340, SLG: 0.363									F3	4	0	1	0	0	1	2											
Earl Ragn, L (1,9) OBP: 0.313, SLG: 0.120									G3	4	0	1	0	0	1	2											
Fred Marsh, R (1,5) OBP: 0.283, SLG: 0.312										2	0	0	0	2	1	1											
Fred Marsh, R (1,5) OBP: 0.283, SLG: 0.312									G6-3	4	0	0	0	0	2	4											
Bill Jennings, R (1,6) OBP: 0.257, SLG: 0.248										2	1	1	0	0	0	0											
Ned Garver, R (6, PH) OBP: 0.349, SLG: 0.382										1	0	0	0	0	1	3											
Bud Thomas, R (7,6) OBP: 0.250, SLG: 0.250										1	0	0	0	0	0	0											
Fred Sanford, S (1,1) OBP: 0.233, SLG: 0.154										0	0	0	0	0	0	0											
Jim McDonald, R (2,1) OBP: 0.249, SLG: 0.333										2	0	1	1	0	0	0											
Jack Maguire, R (7, PH) OBP: 0.323, SLG: 0.342										1	0	0	0	0	0	0											
Bob Mahoney, R (8,1) OBP: 0.353, SLG: 0.267										0	0	0	0	0	0	0											
Ken Wood, R (9, PH) OBP: 0.284, SLG: 0.409										1	0	0	0	0	1	0											
Inning Stats	R: 0 E: 0 K: 0 S: 3	H: 1 LOB: 0 BB: 0 P: 3	R: 0 E: 0 K: 1 S: 5	H: 0 LOB: 0 BB: 0 P: 5	R: 0 E: 0 K: 1 S: 8	H: 4 LOB: 1 BB: 0 P: 8	R: 2 E: 0 K: 1 S: 8	H: 4 LOB: 1 BB: 0 P: 8	R: 1 E: 0 K: 1 S: 7	H: 2 LOB: 1 BB: 0 P: 7	R: 0 E: 0 K: 2 S: 8	H: 1 LOB: 3 BB: 2 P: 16	R: 0 E: 0 K: 0 S: 5	H: 2 LOB: 2 BB: 0 P: 5	R: 0 E: 0 K: 0 S: 2	H: 0 LOB: 0 BB: 1 P: 6	R: 0 E: 0 K: 1 S: 5	H: 0 LOB: 0 BB: 0 P: 5	1B: 8 2B: 2 3B: 0 HR: 0	SF: 0 SAC: 0 DP: 3 HBP: 0	WP: 0 PB: 0 SB: 0 CS: 0	PA: 37					
PITCHER	IP	WLS	BF	H	R	ER	SO	BB	IBB	HBP	BLK	WP	HR	S	P	ERA	WHIP										
Bob Lemon, R (1,1) ERA: 3.61	6.2	W	30	10	3	3	6	2	0	0	0	0	0	40	48	4.05	1.800										
Lou Brissie, L (7,1) ERA: 3.59	2.1	S	7	0	0	0	1	1	0	0	0	0	0	8	12	0.00	0.429										



Batter	1	2	3	4	5	6	7	8	9	10	11	AB	R	H	RBI	BB	SO	LOB	TOP								
Dale Mitchell, L OBP: 0.369, SLG: 0.431 (1, 7)	6-3		F8		F8				4-3		F7	6	1	2	1	0	0	2									
Bobby Avila, R OBP: 0.361, SLG: 0.416 (1, 4)	F8		L8				F9			L6	F8	5	0	2	1	0	0	2									
Larry Doby, L OBP: 0.433, SLG: 0.536 (1, 8)	K		E8		4-3					F8		5	0	2	1	0	1	2									
Al Rosen, R OBP: 0.363, SLG: 0.456 (1, 5)		5-3					F2				L7	3	0	0	0	2	0	2									
Luke Easter, L OBP: 0.330, SLG: 0.471 (1, 3)		L3					F9				L6	5	0	0	0	0	0	5									
Bob Kennedy, R OBP: 0.352, SLG: 0.385 Harry Simpson, L OBP: 0.328, SLG: 0.318 (11, PR)		F9			F2							4	1	1	1	1	1	0									
Ray Boone, R OBP: 0.306, SLG: 0.318 (1, 6)							F7					0	1	0	0	0	0	0									
Birdie Tebbetts, R OBP: 0.277, SLG: 0.331 Jim Heegan, R OBP: 0.308, SLG: 0.358 (7, PR)												5	1	1	0	0	0	1									
Mike Garcia, R OBP: 0.268, SLG: 0.309 Steve Gromek, R OBP: 0.289, SLG: 0.348 Lou Brissie, L OBP: 0.299, SLG: 0.321 Claremont, M OBP: 0.299, SLG: 0.321 Early Wynn, R OBP: 0.262, SLG: 0.344 (8, PH)												2	0	0	1	0	0	1									
Inning Stats	R: 0 E: 0 K: 1 S: 5	H: 0 LOB: 0 BB: 0 P: 5	R: 0 E: 0 K: 0 S: 3	H: 0 LOB: 0 BB: 0 P: 3	R: 2 E: 2 K: 0 S: 7	H: 3 LOB: 3 BB: 1 P: 11	R: 0 E: 0 K: 0 S: 3	H: 0 LOB: 0 BB: 0 P: 3	R: 0 E: 0 K: 0 S: 4	H: 1 LOB: 1 BB: 0 P: 4	R: 1 E: 0 K: 0 S: 4	H: 1 LOB: 0 BB: 0 P: 4	R: 2 E: 0 K: 0 S: 6	H: 3 LOB: 2 BB: 0 P: 6	R: 0 E: 0 K: 1 S: 5	H: 0 LOB: 0 BB: 0 P: 5	R: 0 E: 0 K: 0 S: 3	H: 0 LOB: 0 BB: 0 P: 3	R: 0 E: 0 K: 0 S: 3	H: 1 LOB: 1 BB: 1 P: 7	R: 1 E: 0 K: 0 S: 4	H: 1 LOB: 2 BB: 1 P: 8	1B: 4 2B: 4 3B: 2 HR: 1	SF: 0 SAC: 1 DP: 1 HBP: 0	WP: 0 PB: 0 SB: 0 CS: 0	PA: 46	
PITCHER	IP ERA WHIP	WLS BF H R ER SO	BF H R ER SO	IP WLS BF H R ER SO	IP WLS BF H R ER SO	IP WLS BF H R ER SO	IP WLS BF H R ER SO	IP WLS BF H R ER SO	IP WLS BF H R ER SO	IP WLS BF H R ER SO	IP WLS BF H R ER SO	IP WLS BF H R ER SO	IP WLS BF H R ER SO	IP WLS BF H R ER SO	IP WLS BF H R ER SO	IP WLS BF H R ER SO	IP WLS BF H R ER SO	IP WLS BF H R ER SO	IP WLS BF H R ER SO	IP WLS BF H R ER SO	IP WLS BF H R ER SO	IP WLS BF H R ER SO	ERA WHIP	ERA WHIP			
Sam Zoldak, L ERA: 3.02 Morrie Martin, L ERA: 3.76 Carl Scheib, R ERA: 4.57	(1, 1) (7, 1) (11, 1)	6.0 4.0 1.0	26 15 5	6 3 1	4 1 1	2 1 1	1 1 0	0 0 0	0 0 0	0 0 0	0 0 0	0 0 0	0 0 0	0 0 0	0 0 0	0 0 0	0 0 0	0 0 0	0 0 0	0 0 0	0 0 0	0 0 0	0 0 0	9.00 2.25 9.00	2.000 0.750 2.000		

Cleveland Indians @ Philadelphia Athletics
Shibe Park, Philadelphia, PA
Tue Sep 11 1951, 3:33 AM EDT
Unknown


AB 42
R 6
H 10
RBI 6
BB 3
SO 2
LOB 17



Batter	1	2	3	4	5	6	7	8	9	10	11	AB	R	H	RBI	BB	SO	LOB	BOTTOM								
Eddie Joost, R OBP: 0.411, SLG: 0.471 (1, 6)	G4-6-3		F8		1B							6	1	3	0	0	2	2									
Feris Fain, L OBP: 0.446, SLG: 0.451 (1, 3)	G4-6-3											4	1	1	0	2	0	3									
Elmer Valo, L OBP: 0.407, SLG: 0.447 (1, 9)												4	1	2	0	2	0	4									
Gus Zernial, R OBP: 0.352, SLG: 0.523 (1, 7)												5	0	1	0	1	0	6									
Billy Hitchcock, R OBP: 0.380, SLG: 0.431 (10, 4)	6-3											6	1	3	2	0	0	4									
Dave Philley, S OBP: 0.344, SLG: 0.347 (1, 8)												4	1	1	0	2	0	2									
Pete Suder, R OBP: 0.289, SLG: 0.278 Hank Maleski, R OBP: 0.351, SLG: 0.411 (9, PH)												4	0	1	1	0	1	2									
Joe Tipton, R OBP: 0.383, SLG: 0.322 Wally Moses, L OBP: 0.287, SLG: 0.229 Ray Murray, R OBP: 0.299, SLG: 0.268 (9, 2)												2	0	0	0	0	2	3									
Sam Zoldak, L OBP: 0.163, SLG: 0.186 Morrie Martin, L OBP: 0.264, SLG: 0.220 Carl Scheib, R OBP: 0.442, SLG: 0.612 (11, 1)												3	0	0	0	0	0	1									
Inning Stats	R: 0 E: 0 K: 0 S: 4	H: 2 LOB: 2 BB: 1 P: 8	R: 0 E: 0 K: 0 S: 3	H: 0 LOB: 0 BB: 0 P: 3	R: 0 E: 0 K: 0 S: 3	H: 1 LOB: 1 BB: 1 P: 7	R: 2 E: 0 K: 0 S: 6	H: 3 LOB: 1 BB: 0 P: 6	R: 3 E: 1 K: 0 S: 5	H: 3 LOB: 1 BB: 2 P: 13	R: 0 E: 0 K: 1 S: 5	H: 0 LOB: 0 BB: 1 P: 5	R: 0 E: 0 K: 0 S: 4	H: 1 LOB: 2 BB: 1 P: 8	R: 0 E: 0 K: 2 S: 8	H: 2 LOB: 2 BB: 1 P: 12	R: 0 E: 0 K: 1 S: 7	H: 2 LOB: 3 BB: 1 P: 11	R: 0 E: 0 K: 0 S: 4	H: 2 LOB: 2 BB: 1 P: 8	R: 0 E: 0 K: 1 S: 5	H: 0 LOB: 0 BB: 0 P: 5	1B: 12 2B: 3 3B: 0 HR: 0	SF: 0 SAC: 0 DP: 3 HBP: 0	WP: 0 PB: 0 SB: 1 CS: 0	PA: 52	
PITCHER	IP ERA WHIP	WLS BF H R ER SO	BF H R ER SO	IP WLS BF H R ER SO	IP WLS BF H R ER SO	IP WLS BF H R ER SO	IP WLS BF H R ER SO	IP WLS BF H R ER SO	IP WLS BF H R ER SO	IP WLS BF H R ER SO	IP WLS BF H R ER SO	IP WLS BF H R ER SO	IP WLS BF H R ER SO	IP WLS BF H R ER SO	IP WLS BF H R ER SO	IP WLS BF H R ER SO	IP WLS BF H R ER SO	IP WLS BF H R ER SO	IP WLS BF H R ER SO	IP WLS BF H R ER SO	IP WLS BF H R ER SO	IP WLS BF H R ER SO	ERA WHIP	ERA WHIP			
Mike Garcia, R ERA: 2.98 Steve Gromek, R ERA: 2.18 Lou Brissie, L ERA: 3.49 Early Wynn, R ERA: 3.03	(1, 1) (5, 1) (7, 1) (9, 1)	4.0 2.0 2.0 3.0	21 7 10 14	7 1 2 4	5 0 0 0	4 1 0 0	1 0 0 0	1 0 0 0	2 2 0 2	0 0 0 0	0 0 0 0	0 0 0 0	0 0 0 0	0 0 0 0	0 0 0 0	0 0 0 0	0 0 0 0	0 0 0 0	0 0 0 0	0 0 0 0	0 0 0 0	0 0 0 0	9.00 2.500 0.00 2.000 0.00 2.000				

Cleveland Indians @ Philadelphia Athletics
Shibe Park, Philadelphia, PA
Tue Sep 11 1951, 3:33 AM EDT
Unknown

AB 44
R 5
H 14
RBI 4
BB 8
SO 5
LOB 31



Batter	1	2	3	4	5	6	7	8	9	AB	R	H	RBI	BB	SO	LOB	TOP			
Dale Mitchell, L OBP: 0.366, SLG: 0.426	0-0 4-3		0-0 FC4-2			0-0 4-3		0-0 F8		4	0	0	0	0	0	2	Cleveland Indians @ Washington Senators Griffith Stadium, Washington, DC Thu Sep 13 1951, 3:33 AM EDT Att: 15,219 - Unknown livebaseballscorecards.com			
Bobby Avila, R OBP: 0.379, SLG: 0.414	0-0 4-3		0-0 F4			0-0 1B		0-0 1-3		4	0	1	0	0	0	2				
Larry Doby, L OBP: 0.436, SLG: 0.533	0-3 K			4-0 BB		0-0 L5		4-0 1B BB		2	0	0	0	2	1	1				
Al Rosen, R OBP: 0.362, SLG: 0.452		0-0 F7		0-3 K		0-3 K		0-3 K		4	0	0	0	0	3	3				
Luke Easter, L OBP: 0.331, SLG: 0.470		4-0 F8 BB		0-0 F7			0-0 4-3		0-0 1-3 1B	3	0	1	0	1	0	1				
Snuffy Stirrweiss, R OBP: 0.352, SLG: 0.296										0	0	0	0	0	0	0				
Barney McCosky, L OBP: 0.352, SLG: 0.391		0-0 F8 1-2		0-0 F4			0-0 5-3		0-0 F8	4	0	0	0	0	0	4				
Ray Boone, R OBP: 0.306, SLG: 0.322			4-0 SH2-4 FC4-2 1B BB			0-0 F7		0-0 F8		2	0	0	0	1	0	0				
Jim Hegan, R OBP: 0.306, SLG: 0.355								0-3 K		2	0	1	0	0	0	0				
Harry Simpson, L OBP: 0.326, SLG: 0.316			0-0 SH2-4 1-2 1B		0-0 E5 CS					1	0	0	0	0	1	0				
Birdie Tebbetts, R OBP: 0.283, SLG: 0.336								0-0 K		0	0	0	0	0	0	0				
Bob Lemon, L OBP: 0.269, SLG: 0.365			0-0 SH2-4 1-2 2-3		0-3 K			0-0 1-3		2	0	0	0	0	1	1				
Inning Stats	R: 0 E: 0 K: 1 S: 5	H: 0 LOB: 0 BB: 0 P: 5	R: 0 E: 0 K: 0 S: 2	H: 0 LOB: 0 BB: 1 P: 6	R: 0 E: 0 K: 0 S: 4	H: 1 LOB: 2 BB: 1 P: 8	R: 0 E: 0 K: 1 S: 5	H: 0 LOB: 1 BB: 1 P: 9	R: 0 E: 1 K: 1 S: 5	H: 0 LOB: 0 BB: 0 P: 5	R: 0 E: 0 K: 0 S: 3	H: 0 LOB: 0 BB: 0 P: 3	R: 0 E: 0 K: 1 S: 5	H: 0 LOB: 0 BB: 0 P: 5	R: 0 E: 0 K: 1 S: 6	H: 1 LOB: 2 BB: 1 P: 10	1B: 3 2B: 0 3B: 0 HR: 0	SF: 0 SAC: 1 DP: 0 HBP: 0	WP: 0 PB: 0 SB: 0 CS: 1	PA: 33
PITCHER Bob Porterfield, R ERA: 4.03	IP: 9.0 WLS: W BF: 33 H: 3 R: 0 ER: 0 SO: 6 BB: 4 IBB: 0 HBP: 0 BLK: 0 WP: 0 HR: 0 S: 41 P: 57 ERA: 0.00 WHIP: 0.778																			

Batter	1	2	3	4	5	6	7	8	9	AB	R	H	RBI	BB	SO	LOB	BOTTOM	
Eddie Yost, R OBP: 0.422, SLG: 0.410	0-0 5-3				0-0 F4		0-3 K			4	0	1	0	0	1	0	Cleveland Indians @ Washington Senators Griffith Stadium, Washington, DC Thu Sep 13 1951, 3:33 AM EDT Att: 15,219 - Unknown livebaseballscorecards.com	
Gil Coan, L OBP: 0.372, SLG: 0.452	0-0 4-3	1-2 1B			0-0 F5		0-0 1B 1B			4	0	1	0	0	0	2		
Irv Noren, L OBP: 0.358, SLG: 0.428	0-0 1B		0-0 E4 1B		0-0 4-3		0-0 1B 1-H			4	1	2	0	0	0	0		
Mickey Vernon, L OBP: 0.359, SLG: 0.426	0-0 BB		0-0 G1-6-3 2H 1B			0-0 1B 1B		4-0 CS BB		3	0	3	1	1	0	0		
Pete Runnels, L OBP: 0.337, SLG: 0.317	4-0 1B		0-0 G1-6-3 1-2		0-0 F2		0-0 4-3			3	0	0	0	1	0	3		
Frank Campos, L OBP: 0.500, SLG: 0.667	0-0 4-3		0-0 F8		0-0 1B		0-0 1B			4	0	2	0	0	0	3		
Cass Michaels, R OBP: 0.347, SLG: 0.354		0-0 4-3		0-0 4-3		0-3 K		0-0 5-3		4	0	0	0	0	1	3		
Mickey Grasso, R OBP: 0.277, SLG: 0.253		0-0 1B 1B		0-0 5-3		0-0 1-3				3	0	1	0	0	0	2		
Bob Porterfield, R OBP: 0.179, SLG: 0.111		0-3 K		0-0 F9		0-0 5-3				3	0	0	0	0	1	1		
Inning Stats	R: 0 E: 0 K: 0 S: 5	H: 2 LOB: 3 BB: 1 P: 9	R: 0 E: 0 K: 1 S: 7	H: 2 LOB: 2 BB: 0 P: 7	R: 1 E: 1 K: 0 S: 4	H: 1 LOB: 0 BB: 0 P: 4	R: 0 E: 0 K: 0 S: 3	H: 0 LOB: 0 BB: 0 P: 3	R: 0 E: 0 K: 1 S: 7	H: 2 LOB: 2 BB: 0 P: 7	R: 0 E: 0 K: 1 S: 6	H: 2 LOB: 2 BB: 0 P: 6	R: 0 E: 0 K: 0 S: 3	H: 1 LOB: 1 BB: 1 P: 7	1B: 10 2B: 0 3B: 0 HR: 0	SF: 0 SAC: 0 DP: 1 HBP: 0		WP: 0 PB: 0 SB: 0 CS: 1
PITCHER Bob Lemon, R ERA: 3.49	IP: 8.0 WLS: L BF: 34 H: 10 R: 1 ER: 0 SO: 3 BB: 2 IBB: 0 HBP: 0 BLK: 0 WP: 0 HR: 0 S: 38 P: 46 ERA: 0.00 WHIP: 1.500																	

Batter	1	2	3	4	5	6	7	8	9	AB	R	H	RBI	BB	SO	LOB	TOP											
Dale Mitchell, L OBP: 0.363, SLG: 0.422 Sam Chapman, R OBP: 0.302, SLG: 0.320	F7	4-3			4-3		4-3		F7	4	0	0	0	0	0	0	Cleveland Indians @ Washington Senators Griffith Stadium, Washington, DC Sat Sep 15 1951, 3:33 AM EDT Unknown											
Bobby Avila, R OBP: 0.376, SLG: 0.412	F8			FC1-6 1B	F8			F7	4	0	1	0	0	0	0													
Larry Doby, L OBP: 0.438, SLG: 0.543			FC1-6 1B						4	2	3	1	0	0	1													
Luke Easter, L OBP: 0.332, SLG: 0.471			8-3		4-3			HR	4	1	2	1	0	0	2													
Al Rosen, R OBP: 0.366, SLG: 0.456				1-3 1B		4-0 BB		5-3 1B	2	1	2	0	2	0	0													
Harry Simpson, L OBP: 0.325, SLG: 0.315				1-3 1B		G4-6-3 BB		5-3 BB	4	0	1	1	0	0	4													
Ray Boone, R OBP: 0.306, SLG: 0.321	F7							F8	4	0	1	1	0	0	4													
Jim Hegan, R OBP: 0.303, SLG: 0.351		F4		K			5-3		4	0	0	0	0	2	1													
Early Wynn, S OBP: 0.252, SLG: 0.330		4-3		F7			F4		4	0	0	0	0	0	1													
Inning Stats	R: 2 E: 1 K: 0 S: 7	H: 4 LOB: 2 BB: 0 P: 7	R: 0 E: 0 K: 0 S: 3	H: 0 LOB: 0 BB: 0 P: 3	R: 0 E: 0 K: 0 S: 3	H: 1 LOB: 1 BB: 0 P: 3	R: 1 E: 0 K: 1 S: 7	H: 2 LOB: 1 BB: 0 P: 7	R: 0 E: 0 K: 0 S: 4	H: 1 LOB: 1 BB: 0 P: 4	R: 0 E: 0 K: 0 S: 2	H: 0 LOB: 0 BB: 1 P: 6	R: 0 E: 0 K: 0 S: 3	H: 0 LOB: 0 BB: 1 P: 3	R: 1 E: 0 K: 0 S: 5	H: 2 LOB: 2 BB: 1 P: 9		R: 0 E: 0 K: 1 S: 5	H: 0 LOB: 0 BB: 0 P: 5	1B: 8 2B: 2 3B: 0 HR: 1	SF: 0 SAC: 0 DP: 2 HBP: 0	WP: 0 PB: 0 SB: 0 CS: 0	PA: 37					
PITCHER	IP	WLS	BF	H	R	ER	SO	BB	IBB	HBP	BLK	WP	HR	S	P	ERA	WHIP											
Don Johnson, R ERA: 4.75	(1, 1)	7.1	L	32	10	4	4	1	2	0	0	0	0	1	32	40	4.91	1.636										
Sandy Consuegra, R ERA: 4.04	(8, 1)	0.2		2	0	0	0	0	0	0	0	0	0	2	2	0.00	0.000											
Al Sima, L ERA: 4.99	(9, 1)	1.0		3	0	0	0	1	0	0	0	0	0	5	5	0.00	0.000											

AB	35
R	4
H	10
RBI	4
BB	2
SO	2
LOB	13



Batter	1	2	3	4	5	6	7	8	9	AB	R	H	RBI	BB	SO	LOB	BOTTOM										
Eddie Yost, R OBP: 0.422, SLG: 0.410	F9	5-3							6-3	5	0	2	0	0	0	0	Cleveland Indians @ Washington Senators Griffith Stadium, Washington, DC Sat Sep 15 1951, 3:33 AM EDT Unknown										
Gil Coan, L OBP: 0.374, SLG: 0.451				1B		1B		4-3	3	1	1	0	2	0	4												
Irv Noren, L OBP: 0.357, SLG: 0.425									5	1	1	0	0	0	2												
Mickey Vernon, L OBP: 0.358, SLG: 0.426									4	0	1	1	0	0	1												
Pete Runnels, L OBP: 0.344, SLG: 0.319									2	0	1	0	2	0	0												
Frank Campos, L OBP: 0.300, SLG: 0.400									4	0	0	1	0	0	6												
Cass Michaels, R OBP: 0.344, SLG: 0.351									4	0	0	0	0	0	2												
Mickey Grasso, R OBP: 0.282, SLG: 0.260									4	0	2	0	0	0	0												
Don Johnson, R OBP: 0.125, SLG: 0.128 Sandy Consuegra, R OBP: 0.250, SLG: 0.256 Fred Taylor, L (8, PH) Al Sima, R OBP: 0.250, SLG: 0.429									3	0	0	0	0	1	2												
Inning Stats	R: 2 E: 0 K: 0 S: 5	H: 2 LOB: 2 BB: 2 P: 13	R: 0 E: 0 K: 0 S: 3	H: 0 LOB: 0 BB: 0 P: 3	R: 0 E: 0 K: 0 S: 4	H: 1 LOB: 2 BB: 1 P: 8	R: 0 E: 0 K: 1 S: 7	H: 2 LOB: 2 BB: 0 P: 7	R: 0 E: 1 K: 0 S: 4	H: 0 LOB: 1 BB: 0 P: 4	R: 0 E: 0 K: 0 S: 5	H: 2 LOB: 2 BB: 0 P: 5	R: 0 E: 0 K: 0 S: 3	H: 0 LOB: 1 BB: 1 P: 7	R: 0 E: 0 K: 1 S: 5	H: 0 LOB: 0 BB: 0 P: 5		R: 0 E: 0 K: 0 S: 3	H: 1 LOB: 0 BB: 0 P: 3	1B: 7 2B: 2 3B: 0 HR: 0	SF: 0 SAC: 0 DP: 1 HBP: 0	WP: 0 PB: 0 SB: 0 CS: 0	PA: 39				
PITCHER	IP	WLS	BF	H	R	ER	SO	BB	IBB	HBP	BLK	WP	HR	S	P	ERA	WHIP										
Early Wynn, R ERA: 3.0	(1, 1)	9.0	W	39	8	2	2	2	3	1	0	0	0	39	55	2.00	1.222										



Batter	1	2	3	4	5	6	7	8	9	AB	R	H	RBI	BB	SO	LOB	TOP					
Dale Mitchell, L (1, 7) OBP: 0.365, SLG: 0.422 Sam Chapman, R (5, 7) OBP: 0.300, SLG: 0.318	G4-6-3 BB		F6		E		F7	F8		2	1	1	1	1	0	0	Cleveland Indians @ Washington Senators Griffith Stadium, Washington, DC Sat Sep 15 1951, 3:38 AM EDT Att: 20,056 - Unknown					
Bobby Avila, R (1, 4) OBP: 0.379, SLG: 0.412	G4-6-3			FC4-6 BB	F8		1B	F8		5	1	2	1	0	0	4						
Larry Doby, L (1, 8) OBP: 0.442, SLG: 0.550				FC4-6 BB	E8		1B			4	1	3	0	1	0	0						
Luke Easter, L (1, 3) OBP: 0.331, SLG: 0.468	G3			FC4-6			F5			5	0	1	2	0	0	5						
Al Rosen, R (1, 5) OBP: 0.365, SLG: 0.452		F7		F9	5-3					4	0	0	1	1	0	1						
Harry Simpson, L (1, 9) OBP: 0.322, SLG: 0.312 Bob Kennedy, R (7, PH) OBP: 0.322, SLG: 0.380	F5			4-3			F8	FC5		3	0	0	0	0	0	1						
Ray Boone, R (1, 6) OBP: 0.305, SLG: 0.321	F7						F8			4	1	1	0	0	0	0						
Birdie Tebbetts, R (1, 2) OBP: 0.289, SLG: 0.341			4-3					F3		4	1	2	0	0	0	1						
Steve Gromek, S (1, 1) OBP: 0.419, SLG: 0.346 Lou Brissie, L (7, 1) OBP: 0.269, SLG: 0.308 Mike Garcia, R (7, 1) OBP: 0.238, SLG: 0.309	3-1						F3	SH		3	1	1	1	0	0	1						
										0	0	0	0	0	0	0						
										0	0	0	0	0	0	0						
Inning Stats	R: 0 E: 0 K: 0 S: 3	H: 1 LOB: 1 BB: 1 P: 7	R: 0 E: 0 K: 0 S: 3	H: 0 LOB: 0 BB: 0 P: 3	R: 0 E: 0 K: 0 S: 3	H: 0 LOB: 0 BB: 0 P: 3	R: 1 E: 0 K: 0 S: 4	H: 1 LOB: 1 BB: 0 P: 8	R: 5 E: 2 K: 0 S: 8	H: 5 LOB: 0 BB: 0 P: 8	R: 0 E: 0 K: 0 S: 4	H: 1 LOB: 1 BB: 0 P: 4	R: 0 E: 0 K: 0 S: 5	H: 2 LOB: 3 BB: 1 P: 9	R: 0 E: 1 K: 0 S: 5	H: 1 LOB: 2 BB: 0 P: 5	R: 0 E: 0 K: 0 S: 3	H: 0 LOB: 0 BB: 0 P: 3	1B: 10 2B: 0 3B: 1 HR: 0	SF: 0 SAC: 1 DP: 1 HBP: 0	WP: 0 PB: 0 SB: 0 CS: 0	PA: 41
PITCHER	IP	WLS	BF	H	R	ER	SO	BB	IBB	HBP	BLK	WP	HR	S	P	ERA	WHIP					
Julio Moreno, R (1, 1) ERA: 4.9	4.1		21	6	6	4	0	2	0	0	0	0	0	19	27	8.31	1.846					
Mickey Harris, L (5, 1) ERA: 4.03	2.1		11	4	0	0	0	0	1	0	0	0	0	10	14	0.00	1.714					
Tom Ferrick, R (7, 1) ERA: 3.52	2.1	W	9	1	0	0	0	0	0	0	0	0	0	9	9	0.00	0.429					

Batter	1	2	3	4	5	6	7	8	9	AB	R	H	RBI	BB	SO	LOB	BOTTOM					
Eddie Yost, R (1, 5) OBP: 0.422, SLG: 0.414	E		5-3	K			FC5-2 1B	FC5-4 E		5	2	2	0	0	1	3	Cleveland Indians @ Washington Senators Griffith Stadium, Washington, DC Sat Sep 15 1951, 3:38 AM EDT Att: 20,056 - Unknown					
Gil Coan, L (1, 7) OBP: 0.374, SLG: 0.451	E3 3-4-1 2H			1B			FC5-2 1B	E5		5	1	2	0	0	0	3						
Irv Noren, L (1, 8) OBP: 0.357, SLG: 0.424	3-4-1			F2			1B			4	1	1	1	1	1	2						
Mickey Vernon, L (1, 3) OBP: 0.357, SLG: 0.424	F7		G3		4-3		1B	F9		5	0	1	0	0	0	5						
Pete Runnels, L (1, 6) OBP: 0.341, SLG: 0.316	F9			5-3			F4	L5		5	0	1	1	0	0	4						
Frank Campos, L (1, 9) OBP: 0.308, SLG: 0.462 Sam Mele, R (7, PH) OBP: 0.310, SLG: 0.380				F3			K			3	0	1	0	0	1	0						
Cass Michaels, R (1, 4) OBP: 0.341, SLG: 0.348		5-3		E6 1B			E5	4-3		4	1	0	0	0	0	3						
Mike Guerra, R (1, 2) OBP: 0.258, SLG: 0.221		F7			2B		4-3	FC5-4 SH		4	2	2	0	0	0	2						
Julio Moreno, R (1, 1) OBP: 0.211, SLG: 0.243 Mickey Harris, L (5, 1) OBP: 0.278, SLG: 0.250 Tom Ferrick, R (7, 1) OBP: 0.571, SLG: 0.500				K			2B	SH		2	0	1	2	0	1	1						
										0	0	0	0	0	0	0						
										1	0	1	0	0	0	0						
Inning Stats	R: 1 E: 1 K: 0 S: 5	H: 2 LOB: 1 BB: 0 P: 5	R: 0 E: 0 K: 1 S: 6	H: 1 LOB: 1 BB: 0 P: 6	R: 0 E: 0 K: 0 S: 4	H: 1 LOB: 1 BB: 0 P: 4	R: 2 E: 1 K: 1 S: 8	H: 2 LOB: 1 BB: 0 P: 8	R: 0 E: 0 K: 1 S: 5	H: 0 LOB: 0 BB: 0 P: 5	R: 0 E: 1 K: 1 S: 6	H: 0 LOB: 1 BB: 0 P: 6	R: 3 E: 0 K: 0 S: 8	H: 5 LOB: 2 BB: 0 P: 8	R: 1 E: 1 K: 0 S: 6	H: 1 LOB: 3 BB: 1 P: 10	R: 0 E: 0 K: 0 S: 3	H: 0 LOB: 0 BB: 0 P: 3	1B: 8 2B: 4 3B: 0 HR: 0	SF: 0 SAC: 1 DP: 0 HBP: 0	WP: 0 PB: 0 SB: 0 CS: 0	PA: 41
PITCHER	IP	WLS	BF	H	R	ER	SO	BB	IBB	HBP	BLK	WP	HR	S	P	ERA	WHIP					
Steve Gromek, R (1, 1) ERA: 2.32	6.0		28	8	5	3	4	0	0	0	0	0	0	36	36	4.50	1.333					
Lou Brissie, L (7, 1) ERA: 3.1	0.1		4	3	0	0	0	0	0	0	0	0	0	4	4	0.00	9.000					
Mike Garcia, R (7, 1) ERA: 3.03	1.2	L	9	1	2	1	0	0	1	0	0	0	0	8	12	5.40	0.600					

Batter	1	2	3	4	5	6	7	8	9	AB	R	H	RBI	BB	SO	LOB	TOP			
Barney McCosky, L (1, 9) OBP: 0.356, SLG: 0.397	0-3 K		4-0 FC6-4 BB		0-0 2B			0-0 F5		3	0	1	1	1	1	0	Cleveland Indians @ New York Yankees Yankee Stadium, Bronx, NY Sun Sep 16 1951, 3:33 AM EDT Att: 68,760 - Unknown			
Bobby Avila, R (1, 4) OBP: 0.378, SLG: 0.410	0-0 4-3		0-0 FC6-4		4-0 BB			0-0 5-3		3	0	0	0	1	0	1				
Larry Doby, L (1, 8) OBP: 0.438, SLG: 0.544	0-3 K			0-0 F8	0-0 G4-6-3			0-0 3-1		4	0	0	0	0	1	3				
Luke Easter, L (1, 3) OBP: 0.332, SLG: 0.467		0-3 K		0-3 K		4-0 BB		0-0 FC5-4 1B		3	0	1	0	1	2	0				
Al Rosen, R (1, 5) OBP: 0.366, SLG: 0.454		0-0 1B		0-0 2B		0-3 K		0-0 FC5-4 BB		4	0	2	0	0	1	2				
Sam Chapman, R (1, 7) OBP: 0.297, SLG: 0.314		0-3 K		0-0 F4		0-0 4-3		0-0 F2		3	0	0	0	0	1	3				
Dale Mitchell, L (9, PH) OBP: 0.364, SLG: 0.421						1-2 4-3				1	0	0	0	0	0	1				
Ray Boone, R (1, 6) OBP: 0.306, SLG: 0.320										2	0	0	0	1	0	1				
Harry Simpson, L (9, PH) OBP: 0.324, SLG: 0.312										0	0	0	0	1	0	0				
Jim Hegan, R (1, 2) OBP: 0.303, SLG: 0.351										3	1	1	0	0	0	0				
Early Wynn, S (9, PH) OBP: 0.250, SLG: 0.327										1	0	0	0	0	1	2				
Bob Feller, R (1, 1) OBP: 0.205, SLG: 0.138										2	0	0	0	0	1	2				
Lou Brissie, L (5, 1) OBP: 0.259, SLG: 0.296										1	0	0	0	0	0	0				
Inning Stats	R: 0 E: 0 K: 2 S: 7	H: 0 LOB: 0 BB: 0 P: 7	R: 0 E: 0 K: 2 S: 8	H: 1 LOB: 1 BB: 0 P: 8	R: 0 E: 0 K: 1 S: 5	H: 0 LOB: 1 BB: 1 P: 9	R: 0 E: 0 K: 1 S: 6	H: 1 LOB: 1 BB: 0 P: 6	R: 1 E: 0 K: 0 S: 4	H: 2 LOB: 2 BB: 2 P: 12	R: 0 E: 0 K: 1 S: 4	H: 0 LOB: 0 BB: 0 P: 8	R: 0 E: 0 K: 0 S: 3	H: 0 LOB: 0 BB: 0 P: 3	R: 0 E: 0 K: 1 S: 6	H: 1 LOB: 2 BB: 1 P: 10	1B: 3 2B: 3 3B: 0 HR: 0	SF: 0 SAC: 0 DP: 2 HBP: 0	WP: 0 PB: 0 CS: 0	PA: 35
PITCHER	IP WLS BF H R ER SO BB IBB HBP BLK WP HR S P ERA WHIP																			
Allie Reynolds, R (1, 1) ERA: 3.28	9.0 W 35 5 1 1 8 5 0 0 0 0 0 0 46 66 1.00 1.111																			

Batter	1	2	3	4	5	6	7	8	9	AB	R	H	RBI	BB	SO	LOB	BOTTOM			
Mickey Mantle, S (1, 9) OBP: 0.345, SLG: 0.451	0-0 F8	0-0 F7			0-0 SH3-4 3B	0-3 K				4	1	1	1	0	1	2	Cleveland Indians @ New York Yankees Yankee Stadium, Bronx, NY Sun Sep 16 1951, 3:33 AM EDT Att: 68,760 - Unknown			
Hank Bauer, R (8, 9) OBP: 0.370, SLG: 0.457		3-H F5			0-0 SH3-4 1B	0-0 4-3				0	0	0	0	0	0	0				
Joe Collins, L (1, 3) OBP: 0.355, SLG: 0.433	4-0 S 3B	0-0 F5			0-0 SH3-4 1B	0-0 4-3				2	1	0	0	1	0	2				
Gil McDougald, R (1, 4) OBP: 0.406, SLG: 0.493	0-3 K		0-0 G6-4-3 1B		0-0 L7		0-0 F5			4	0	1	0	0	1	2				
Yogi Berra, L (1, 2) OBP: 0.361, SLG: 0.517	0-0 3B		0-0 F2		4-0 3B	0-0 F8		0-0 F8		3	1	1	1	1	0	1				
Joe DiMaggio, R (1, 8) OBP: 0.370, SLG: 0.431	0-0 1-3		0-0 G6-4-3		0-0 3B	0-0 2B		0-0 2B		4	0	2	2	0	0	2				
Gene Woodling, L (1, 7) OBP: 0.378, SLG: 0.464		0-0 4-3 1B		0-0 F9	4-0 BB		0-3 K			3	1	1	0	1	1	1				
Bobby Brown, L (1, 5) OBP: 0.374, SLG: 0.394		0-0 4-3		0-3 K	0-0 5-3			0-0 G3		4	0	0	0	0	1	3				
Phil Rizzuto, R (1, 6) OBP: 0.353, SLG: 0.350		4-0 1B		0-0 2B		0-0 4-3		0-0 F7		3	1	1	0	1	0	0				
Allie Reynolds, R (1, 1) OBP: 0.282, SLG: 0.232		0-0 1B		0-0 1-3		0-0 1B		0-0 F5		4	0	2	1	0	0	1				
Inning Stats	R: 1 E: 0 K: 1 S: 6	H: 1 LOB: 1 BB: 1 P: 10	R: 2 E: 0 K: 0 S: 5	H: 2 LOB: 1 BB: 1 P: 9	R: 0 E: 0 K: 0 S: 3	H: 1 LOB: 0 BB: 0 P: 3	R: 0 E: 0 K: 1 S: 6	H: 1 LOB: 1 BB: 0 P: 6	R: 2 E: 0 K: 0 S: 5	H: 2 LOB: 2 BB: 2 P: 13	R: 0 E: 0 K: 1 S: 6	H: 1 LOB: 1 BB: 0 P: 6	R: 0 E: 0 K: 0 S: 6	H: 0 LOB: 0 BB: 0 P: 3	R: 0 E: 0 K: 0 S: 3	H: 0 LOB: 0 BB: 0 P: 3	1B: 5 2B: 2 3B: 2 HR: 0	SF: 0 SAC: 1 DP: 1 HBP: 0	WP: 0 PB: 0 CS: 0	PA: 36
PITCHER	IP WLS BF H R ER SO BB IBB HBP BLK WP HR S P ERA WHIP																			
Bob Feller, R (1, 1) ERA: 3.35	4.2 L 24 7 5 5 2 3 1 0 0 0 0 0 24 40 9.64 2.143																			
Lou Brissie, L (5, 1) ERA: 3.61	3.1 12 2 0 0 2 0 0 0 0 0 0 0 16 16 0.00 0.600																			

Batter	1	2	3	4	5	6	7	8	9	AB	R	H	RBI	BB	SO	LOB	TOP			
Dale Mitchell, L (1,7) OBP: 0.362, SLG: 0.418 Bob Kennedy, R (9,7) OBP: 0.322, SLG: 0.380	0-0 F4			0-0 4-3		0-0 1-4-3		0-3 K	4 0 0 0 0 1 1 0 0 0 0 0 0 0								Cleveland Indians @ New York Yankees Yankee Stadium, Bronx, NY Mon Sep 17 1951, 3:33 AM EDT Att: 42,072 - Unknown livebaseballscorecards.com			
Bobby Avila, R (1,4) OBP: 0.377, SLG: 0.408	0-3 K			0-0 F2		0-0 1-2		0-0 F5	4 0 1 1 0 1 0											
Larry Doby, L (1,8) OBP: 0.435, SLG: 0.539	0-3 K			0-0 L8		0-3 K		0-0 4-3	4 0 0 0 0 2 1											
Luke Easter, L (1,3) OBP: 0.332, SLG: 0.466		0-0 G3			0-0 F5		0-0 FC3-6 1B		3 0 1 0 0 0 0											
Al Rosen, R (1,5) OBP: 0.364, SLG: 0.452		0-0 6-3			0-0 1-3		0-0 FC3-6 CS		3 0 0 0 0 0 1											
Ray Boone, R (1,6) OBP: 0.306, SLG: 0.320		0-0 1-3			0-0 1B		0-0 F7		3 0 1 0 0 0 1											
Barney McCosky, L (1,9) OBP: 0.351, SLG: 0.391 Sam Chapman, R (8, PH) OBP: 0.299, SLG: 0.314 Harry Simpson, L (8, FR) OBP: 0.324, SLG: 0.312			0-0 4-3		0-0 1-3		4-0 3-1 BB		2 0 0 0 0 0 1 0 0 0 0 1 0 0 0 0 0 0 0 0 0									AB 29 R 1 H 3 RBI 1 BB 1 SO 6 LOB 8		
Jim Hegan, R (1,2) OBP: 0.301, SLG: 0.348			0-0 F9			0-0 E6 1-4-3 1B		0-3 K	3 1 0 0 0 1 1											
Bob Lemon, L (1,1) OBP: 0.262, SLG: 0.354			0-0 4-3			0-3 K		0-0 3-1	3 0 0 0 0 1 2											
Inning Stats	R: 0 E: 0 K: 2 S: 7	H: 0 LOB: 0 BB: 7 P: 7	R: 0 E: 0 K: 0 S: 3	H: 0 LOB: 0 BB: 0 P: 3	R: 0 E: 0 K: 0 S: 3	H: 0 LOB: 0 BB: 0 P: 3	R: 0 E: 0 K: 0 S: 3	H: 0 LOB: 1 BB: 0 P: 3	R: 1 E: 1 K: 2 S: 9	H: 1 LOB: 1 BB: 0 P: 9	R: 0 E: 0 K: 0 S: 3	H: 1 LOB: 0 BB: 0 P: 3	R: 0 E: 0 K: 1 S: 4	H: 0 LOB: 1 BB: 1 P: 8	R: 0 E: 0 K: 1 S: 5	H: 0 LOB: 0 BB: 0 P: 5		1B: 3 2B: 0 3B: 0 HR: 0	SF: 0 SAC: 0 DP: 0 HBP: 0	WP: 0 PB: 0 SB: 0 CS: 1
PITCHER Ed Lopat, L (1,1) ERA: 2.92	IP: 9.0 WLS: W BF: 30 H: 3 R: 1 ER: 0 SO: 6 BB: 1 IBB: 0 HBP: 0 BLK: 0 WP: 0 HR: 0 S: 41 P: 45 ERA: 0.00 WHIP: 0.444																			

Batter	1	2	3	4	5	6	7	8	9	AB	R	H	RBI	BB	SO	LOB	BOTTOM					
Mickey Mantle, S (1,9) OBP: 0.344, SLG: 0.447	0-0 4-3		0-3 K			0-0 3-1		4-0 2-3 IBB	3 0 0 0 1 1 0								Cleveland Indians @ New York Yankees Yankee Stadium, Bronx, NY Mon Sep 17 1951, 3:33 AM EDT Att: 42,072 - Unknown livebaseballscorecards.com					
Joe Collins, L (1,3) OBP: 0.355, SLG: 0.429 Johnny Mize, L (8, PH) OBP: 0.343, SLG: 0.399	4-0 4-3 BB			0-3 K		0-3 K		0-0 2-3	2 0 0 0 1 2 0 1 0 0 0 0 0 2													
Gil McDougald, R (1,4) OBP: 0.405, SLG: 0.489	0-0 4-3 1-2			0-3 K		4-0 K BB		0-3 K	3 0 0 0 1 2 3													
Yogi Berra, L (1,2) OBP: 0.360, SLG: 0.515	0-0 3-1			0-0 FC6-4 1B		0-0 F9		0-0 4-3	4 0 1 0 0 0 2													
Joe DiMaggio, R (1,8) OBP: 0.369, SLG: 0.429		0-0 F9		0-0 FC6-4		0-0 6-3		0-0 1B 1B	4 1 1 0 0 0 1													
Gene Woodling, L (1,7) OBP: 0.377, SLG: 0.462		0-3 K			0-0 F8		0-0 4-3		0-0 1B IBB 1B	4 0 1 0 0 1 0												
Bobby Brown, L (1,5) OBP: 0.375, SLG: 0.397		0-0 G3			0-0 1B 2B		0-0 6-3		4-0 1B IBB 1B	3 1 1 0 1 0 0								AB 30 R 2 H 7 RBI 2 BB 4 SO 7 LOB 9				
Phil Rizzuto, R (1,6) OBP: 0.356, SLG: 0.353			0-0 F9		0-0 G4-6-3 1B		0-0 2-3 SH3-4 1B		0-0 1B	4 0 3 2 0 0 0												
Ed Lopat, L (1,1) OBP: 0.250, SLG: 0.309			0-3 K		0-0 G4-6-3		0-0 SH3-4		0-0 1-2 2-3 3-H	2 0 0 0 0 1 1												
Inning Stats	R: 0 E: 0 K: 0 S: 3	H: 0 LOB: 1 BB: 1 P: 7	R: 0 E: 0 K: 1 S: 5	H: 0 LOB: 0 BB: 0 P: 5	R: 0 E: 0 K: 2 S: 7	H: 0 LOB: 0 BB: 0 P: 7	R: 0 E: 0 K: 2 S: 8	H: 1 LOB: 1 BB: 0 P: 8	R: 1 E: 0 K: 0 S: 4	H: 2 LOB: 0 BB: 0 P: 4	R: 0 E: 0 K: 1 S: 5	H: 0 LOB: 1 BB: 1 P: 9	R: 0 E: 0 K: 0 S: 3	H: 0 LOB: 0 BB: 0 P: 3	R: 0 E: 0 K: 1 S: 6	H: 1 LOB: 2 BB: 1 P: 10		R: 1 E: 0 K: 0 S: 4	H: 3 LOB: 3 BB: 1 P: 8	1B: 6 2B: 1 3B: 0 HR: 0	SF: 0 SAC: 1 DP: 1 HBP: 0	WP: 0 PB: 0 SB: 0 CS: 0
PITCHER Bob Lemon, R (1,1) ERA: 3.45	IP: 8.1 WLS: L BF: 35 H: 7 R: 2 ER: 2 SO: 7 BB: 2 IBB: 2 HBP: 0 BLK: 0 WP: 0 HR: 0 S: 45 P: 61 ERA: 2.16 WHIP: 1.080																					

Batter	1	2	3	4	5	6	7	8	9	AB	R	H	RBI	BB	SO	LOB	TOP								
Bobby Avila, R OBP: 0.374, SLG: 0.405 (1,4)	5-3		F7			F9	L7			4	0	1	0	0	1		Cleveland Indians @ Boston Red Sox Fenway Park, Boston, MA Tue Sep 18 1951, 3:33 AM EDT Att: 20,824 - Unknown								
Ray Boone, R OBP: 0.395, SLG: 0.321 (1,6)	F3			5-3		4-3 2B		F4		4	1	1	1	0	0										
Larry Doby, L OBP: 0.432, SLG: 0.534 (1,8)	F5			4-3		4-3		K		4	0	0	0	0	1										
Al Rosen, R OBP: 0.363, SLG: 0.452 (1,5)		5-3		5-3		1B		K		4	1	1	1	0	1										
Luke Easter, L OBP: 0.333, SLG: 0.473 (1,3)		G3				2B		HR		4	1	2	2	0	1										
Sam Chapman, R OBP: 0.299, SLG: 0.311 (1,7)		5-3				1B		5-3		3	0	0	0	1	0										
Bob Kennedy, R OBP: 0.321, SLG: 0.388 (1,9)						HR		F7		4	1	1	1	0	1										
Jim Hegan, R OBP: 0.301, SLG: 0.347 (1,2)								5-3		4	1	1	0	0	0										
Mike Garcia, R OBP: 0.241, SLG: 0.321 (1,1)										3	1	1	0	0	0										
Inning Stats	R: 0 E: 0 K: 0 S: 3	H: 0 LOB: 0 BB: 0 P: 3	R: 0 E: 0 K: 0 S: 3	H: 0 LOB: 0 BB: 0 P: 3	R: 1 E: 0 K: 0 S: 4	H: 1 LOB: 0 BB: 0 P: 4	R: 0 E: 0 K: 0 S: 3	H: 0 LOB: 0 BB: 0 P: 3	R: 0 E: 0 K: 1 S: 5	H: 0 LOB: 0 BB: 0 P: 5	R: 4 E: 0 K: 1 S: 10	H: 5 LOB: 2 BB: 1 P: 14	R: 0 E: 0 K: 0 S: 3	H: 0 LOB: 0 BB: 0 P: 3	R: 0 E: 0 K: 2 S: 7	H: 0 LOB: 0 BB: 0 P: 7	R: 1 E: 0 K: 0 S: 4	H: 1 LOB: 0 BB: 0 P: 4	1B: 2 2B: 3 3B: 0 HR: 2	SF: 0 SAC: 0 DP: 0 HBP: 0	WP: 0 PB: 0 SB: 0 CS: 0	PA: 35			
PITCHER	IP	WLS	BF	H	R	ER	SO	BB	IBB	HBP	BLK	WP	HR	S	P	ERA	WHIP								
Bill Wight, L ERA: 4.92 (1,1)	5.2	L	23	6	5	5	1	0	0	0	0	0	1	25	25	7.94	1.059								
Ellis Kinder, R ERA: 2.53 (6,1)	2.1		8	0	0	0	3	1	0	0	0	0	0	13	17	0.00	0.429								
Willard Nixon, R ERA: 4.92 (9,1)	1.0		4	1	1	1	0	0	0	0	0	0	1	4	4	9.00	1.000								

AB 34
R 6
H 7
RBI 6
BB 1
SO 4
LOB 4



Batter	1	2	3	4	5	6	7	8	9	AB	R	H	RBI	BB	SO	LOB	BOTTOM								
Dom DiMaggio, R OBP: 0.376, SLG: 0.432 (1,8)	F8			6 4-3 2B		5-3		F8		4	1	1	0	0	0		Cleveland Indians @ Boston Red Sox Fenway Park, Boston, MA Tue Sep 18 1951, 3:33 AM EDT Att: 20,824 - Unknown								
6 Johnny Pesky, L OBP: 0.422, SLG: 0.408 (1,6)	4-3			4-3		1-3				4	0	1	0	0	0										
Ted Williams, L OBP: 0.474, SLG: 0.574 (1,7)	F7			4-3 2B				1B		4	0	2	1	0	0										
Clyde Vollmer, R OBP: 0.361, SLG: 0.484 (1,9)		F7		4-3		F7				4	1	1	0	0	2										
Billy Goodman, L OBP: 0.388, SLG: 0.372 (1,4)		2-3		F7				1B G3		4	1	1	0	0	0										
Walt Dropo, R OBP: 0.318, SLG: 0.367 (1,3)		6-3				6-3		1B G3		4	1	2	1	0	0										
Fred Hatfield, L OBP: 0.297, SLG: 0.302 (1,5)				1-3				1B G3		4	0	1	1	0	1										
Buddy Rosar, R OBP: 0.305, SLG: 0.286 (1,2)								1B		3	0	0	0	0	1										
Vern Stephens, R OBP: 0.394, SLG: 0.504 (9, PH)				K				6-3		1	0	0	1	0	0										
Bill Wight, L OBP: 0.140, SLG: 0.075 (1,1)										2	0	0	0	0	1										
Ellis Kinder, R OBP: 0.118, SLG: 0.147 (6,1)										0	0	0	0	0	0										
Charlie Maxwell, L OBP: 0.279, SLG: 0.361 (6, PH)										1	0	0	0	0	0										
Willard Nixon, L OBP: 0.348, SLG: 0.442 (9,1)										0	0	0	0	0	0										
Lou Boudreau, R OBP: 0.352, SLG: 0.399 (9, PH)										1	0	0	0	0	1										
Inning Stats	R: 0 E: 0 K: 0 S: 3	H: 0 LOB: 0 BB: 0 P: 3	R: 0 E: 0 K: 0 S: 3	H: 0 LOB: 0 BB: 0 P: 3	R: 0 E: 0 K: 2 S: 7	H: 0 LOB: 0 BB: 0 P: 7	R: 1 E: 0 K: 0 S: 5	H: 2 LOB: 1 BB: 0 P: 5	R: 0 E: 0 K: 0 S: 4	H: 1 LOB: 1 BB: 0 P: 4	R: 0 E: 0 K: 0 S: 4	H: 1 LOB: 1 BB: 0 P: 4	R: 1 E: 0 K: 1 S: 6	H: 1 LOB: 0 BB: 0 P: 6	R: 0 E: 0 K: 0 S: 4	H: 1 LOB: 1 BB: 0 P: 4	R: 2 E: 0 K: 0 S: 6	H: 3 LOB: 1 BB: 0 P: 6	1B: 7 2B: 1 3B: 0 HR: 1	SF: 0 SAC: 0 DP: 0 HBP: 0	WP: 0 PB: 0 SB: 0 CS: 0	PA: 36			
PITCHER	IP	WLS	BF	H	R	ER	SO	BB	IBB	HBP	BLK	WP	HR	S	P	ERA	WHIP								
Mike Garcia, R ERA: 3.06 (1,1)	9.0	W	36	9	4	4	3	0	0	0	0	0	1	42	42	4.00	1.000								

AB 36
R 4
H 9
RBI 4
BB 0
SO 3
LOB 11



Batter	1	2	3	4	5	6	7	8	9	AB	R	H	RBI	BB	SO	LOB	TOP					
Bobby Avila, R OBP: 0.375, SLG: 0.412 (1,4)	0-0 6-3	0-0 HR 2B		0-3 K			0-0 6-3			4	1	1	1	0	1	1	Cleveland Indians @ Detroit Tigers Briggs Stadium, Detroit, MI Fri Sep 21 1951, 4:33 AM EDT Att: 10,146 - Unknown					
Ray Boone, R OBP: 0.309, SLG: 0.337 (1,6)	0-0 1B	0-0 HR		0-3 K			0-0 F9			4	1	2	4	0	1	0						
Larry Doby, L OBP: 0.436, SLG: 0.531 (1,8)	0-0 1B	0-0 L9			0-0 3-1		0-0 F3			4	0	1	0	0	0	0						
Al Rosen, R OBP: 0.364, SLG: 0.452 (1,5)	0-0 F5	0-0 F8			0-0 6-3			0-0 F5		4	0	0	0	0	0	2						
Luke Easter, L OBP: 0.335, SLG: 0.475 (1,3)	0-0 F8				0-3 K			0-0 F5		4	0	0	0	0	1	2						
Sam Chapman, R OBP: 0.302, SLG: 0.313 (1,7)		4-0 SH3 1B E BB		0-0 4-3			0-0 F7			3	1	0	0	1	0	0						
Bob Kennedy, R OBP: 0.318, SLG: 0.384 (1,9)		0-0 E SH3 2B 1B		0-0 E7			0-0 F5		0-0 1-3	3	1	2	0	0	0	0						
Barney McCosky, L OBP: 0.347, SLG: 0.385 (9, PH)		1-2 2B 1B		0-0 1B						1	0	0	0	0	0	0						
Jim Hegan, R OBP: 0.300, SLG: 0.347 (1,2)		0-0 SH3		0-0 6-3			0-0 F2		0-0 F2	2	0	0	0	0	0	1						
Early Wynn, S OBP: 0.237, SLG: 0.308 (9, PH)		1-2 2-3								1	0	0	0	0	0	0						
Bob Feller, R OBP: 0.202, SLG: 0.136 (1,1)		0-0 E2 2B HR			0-0 F6				0-0 4-3	1	1	0	0	0	0	1						
Steve Gromek, S OBP: 0.406, SLG: 0.333 (3,1)										1	0	0	0	0	0	0						
Dale Mitchell, L OBP: 0.363, SLG: 0.421 (7, PH)										1	1	1	0	0	0	0						
Lou Brissie, L OBP: 0.259, SLG: 0.296 (7,1)										0	0	0	0	0	0	0						
Bob Lemon, L OBP: 0.259, SLG: 0.350 (9, PH)		2-3 3-H					0-0 6-3 F9 2B			1	0	0	0	0	0	0						
Inning Stats	R: 0 E: 0 K: 0 S: 5	H: 2 LOB: 2 BB: 0 P: 5	R: 5 E: 1 K: 0 S: 7	H: 3 LOB: 0 BB: 1 P: 11	R: 0 E: 1 K: 0 S: 4	H: 1 LOB: 1 BB: 0 P: 4	R: 0 E: 0 K: 2 S: 7	H: 0 LOB: 0 BB: 0 P: 7	R: 0 E: 0 K: 1 S: 5	H: 0 LOB: 0 BB: 0 P: 5	R: 0 E: 0 K: 0 S: 3	H: 0 LOB: 0 BB: 0 P: 3	R: 1 E: 0 K: 0 S: 4	H: 1 LOB: 0 BB: 0 P: 4	R: 0 E: 0 K: 0 S: 3	H: 0 LOB: 0 BB: 0 P: 3	R: 0 E: 0 K: 0 S: 3	H: 0 LOB: 0 BB: 0 P: 3	1B: 4 2B: 2 3B: 0 HR: 1	SF: 0 SAC: 1 DP: 0 HBP: 0	WP: 0 PB: 0 SB: 0 CS: 0	PA: 36
PITCHER	IP	WLS	BF	H	R	ER	SO	BB	IBB	HBP	BLK	WP	HR	S	P	ERA	WHIP					
Ted Gray, L ERA: 4.21 (1,1)	1.1		11	5	5	4	0	1	0	0	0	0	1	10	14	27.00	4.500					
Fred Hutchinson, R ERA: 3.54 (2,1)	7.2	W	25	2	1	1	3	0	0	0	0	0	0	31	31	1.17	0.261					

AB 34
R 6
H 7
RBI 5
BB 1
SO 3
LOB 7



Batter	1	2	3	4	5	6	7	8	9	AB	R	H	RBI	BB	SO	LOB	BOTTOM				
Johnny Lipon, R OBP: 0.336, SLG: 0.302 (1,6)	0-3 K		4-0 FC5-4 BB	0-0 5-3		0-3 K		0-0 6-3		3	0	0	0	1	2	0	Cleveland Indians @ Detroit Tigers Briggs Stadium, Detroit, MI Fri Sep 21 1951, 4:33 AM EDT Att: 10,146 - Unknown				
Neil Berry, R OBP: 0.275, SLG: 0.287 (7,6)										1	0	0	0	0	0	0					
George Kell, R OBP: 0.385, SLG: 0.399 (1,5)	0-0 5-3		0-0 FC5-4 1B 2B		0-0 1B BB FC4-6 1B	0-0 2B				4	2	2	0	0	1	1					
Pat Mullin, L OBP: 0.368, SLG: 0.489 (1,7)	0-0 1B		0-0 2B E 1B		4-0 FC4-6 1B BB	0-3 K				3	1	2	0	1	1	1					
Vic Wertz, L OBP: 0.392, SLG: 0.521 (1,9)	0-0 F7		0-0 E 4-3 2B		0-0 FC4-6 1B	0-0 F6				4	1	2	1	0	0	1					
Hoot Evers, R OBP: 0.296, SLG: 0.362 (1,8)		4-0 HR BB	0-0 E6 4-3		0-3 K	0-0 F2				3	1	0	1	1	1	4					
Dick Kryhoski, L OBP: 0.326, SLG: 0.440 (1,3)		0-0 BB	0-0 4-3		0-0 FC4-6	0-0 E6				3	1	1	4	0	0	3					
Don Kolloway, R OBP: 0.299, SLG: 0.300 (7, PH)		0-0 HR	0-0 4-3		0-0 FC4-6	0-0 E6				1	0	0	0	0	0	0					
Jerry Priddy, R OBP: 0.331, SLG: 0.356 (1,4)		0-0 5-3	0-0 K		0-0 6-3	0-0 F8				4	0	0	0	0	1	4					
Frank House, L OBP: 0.371, SLG: 0.400 (1,2)		0-0 6-3		0-0 F9		0-0 HR		0-0 4-3		4	1	1	1	0	0	0					
Ted Gray, S OBP: 0.200, SLG: 0.150 (1,1)		0-0 4-3		0-0 3-1		0-0 4-3		0-0 6-3		0	0	0	0	0	0	0					
Fred Hutchinson, L OBP: 0.247, SLG: 0.207 (2,1)										4	0	0	0	0	0	0					
Inning Stats	R: 0 E: 0 K: 1 S: 6	H: 1 LOB: 1 BB: 0 P: 6	R: 2 E: 0 K: 0 S: 4	H: 1 LOB: 0 BB: 1 P: 8	R: 3 E: 1 K: 1 S: 8	H: 2 LOB: 1 BB: 1 P: 12	R: 0 E: 0 K: 0 S: 3	H: 0 LOB: 0 BB: 0 P: 3	R: 1 E: 0 K: 1 S: 7	H: 2 LOB: 2 BB: 1 P: 11	R: 1 E: 0 K: 2 S: 9	H: 2 LOB: 1 BB: 0 P: 9	R: 0 E: 1 K: 0 S: 4	H: 0 LOB: 1 BB: 0 P: 4	R: 0 E: 0 K: 0 S: 3	H: 0 LOB: 0 BB: 0 P: 3	1B: 4 2B: 2 3B: 0 HR: 2	SF: 0 SAC: 0 DP: 0 HBP: 0	WP: 0 PB: 0 SB: 0 CS: 0	PA: 37	
PITCHER	IP	WLS	BF	H	R	ER	SO	BB	IBB	HBP	BLK	WP	HR	S	P	ERA	WHIP				
Bob Feller, R ERA: 3.46 (1,1)	2.1		13	4	5	4	1	2	0	0	0	0	1	13	21	15.43	2.571				
Steve Gromek, R ERA: 2.41 (3,1)	3.2	L	17	4	2	2	4	1	0	0	0	0	1	24	28	4.91	1.364				
Lou Brissie, L ERA: 3.54 (7,1)	2.0		7	0	0	0	0	0	0	0	0	0	0	7	7	0.00	0.000				



Batter	1	2	3	4	5	6	7	8	9	AB	R	H	RBI	BB	SO	LOB	TOP				
Dale Mitchell, L OBP: 0.363, SLG: 0.429 (1, 7)	0-0 4-3		0-0 HR		0-0 4-3		0-0 F9 4-3 2B		0-0 F5	5	2	2	2	0	0	0					
Bobby Avila, R OBP: 0.373, SLG: 0.409 (1, 4)	0-0 5-3		0-0 F3		0-0 1-3		0-0 F9			4	0	0	0	0	0	1					
Larry Doby, L OBP: 0.434, SLG: 0.528 (1, 8)	4-0 BB		0-0 4-3			0-0 F9	0-0 4-3			3	0	0	1	1	0	0					
Al Rosen, R OBP: 0.361, SLG: 0.449 (1, 5)	0-0 F8			0-0 5-3		0-0 E5 BB HBP	0-0 F7			4	1	0	0	0	0	1					
Luke Easter, L OBP: 0.335, SLG: 0.472 (1, 3)		0-0 F2		0-0 G3		0-0 F5		4-0 BB		3	0	0	0	1	0	1					
Bob Kennedy, R OBP: 0.320, SLG: 0.383 (1, 9)	0-0 L5			0-0 1B		4-0 HBP BB	0-0 FC5-6-4 G6-4-3			3	0	1	0	1	0	1					
Ray Boone, R OBP: 0.310, SLG: 0.336 (1, 6)	0-0 F8			0-0 1B		4-0 HBP BB	0-0 G6-4-3			3	0	1	0	1	0	1					
Jim Hegan, R OBP: 0.299, SLG: 0.345 (6, PH)			0-3 K	0-0 F7		1-0 FC5-4 HBP		4-0 BB		2	0	0	0	0	1	2					
Birdie Tebbetts, R OBP: 0.299, SLG: 0.341 (6, 2)										0	0	0	1	1	0	0					
Bob Lemon, L OBP: 0.284, SLG: 0.347 (5, 1)			4-0 HR BB							1	1	0	0	1	0	0					
Lou Brisse, L OBP: 0.280, SLG: 0.296 (5, 1)										0	0	0	0	0	0	0					
Sam Gromek, R OBP: 0.269, SLG: 0.312 (6, PH)										0	0	0	0	0	0	3					
Steve Gromek, R OBP: 0.269, SLG: 0.312 (6, 1)										0	0	0	0	0	0	0					
Sam Jones, R OBP: 0.269, SLG: 0.312 (6, 1)										0	0	0	0	0	0	0					
Snuffy Stirrweiss, R OBP: 0.269, SLG: 0.312 (6, PH)										1	0	0	0	0	0	1					
Inning Stats	R: 0 E: 0 K: 0 S: 3	H: 0 LOB: 1 BB: 1 P: 7	R: 0 E: 0 K: 0 S: 3	H: 0 LOB: 0 BB: 0 P: 3	R: 2 E: 0 K: 1 S: 6	H: 1 LOB: 0 BB: 1 P: 10	R: 0 E: 0 K: 0 S: 5	H: 2 LOB: 2 BB: 0 P: 5	R: 0 E: 0 K: 0 S: 3	H: 0 LOB: 0 BB: 0 P: 3	R: 1 E: 0 K: 0 S: 4	H: 0 LOB: 3 BB: 2 P: 13	R: 1 E: 0 K: 0 S: 4	H: 1 LOB: 0 BB: 0 P: 4	R: 0 E: 0 K: 0 S: 2	H: 0 LOB: 0 BB: 1 P: 6	R: 0 E: 0 K: 0 S: 2	H: 0 LOB: 0 BB: 1 P: 6	1B: 2 2B: 1 3B: 0 HR: 1	SF: 0 SAC: 0 DP: 2 HBP: 1	WP: 0 PA: 37 PB: 0 SB: 0 CS: 0
PITCHER Bob Cain, L ERA: 4.33 (1, 1)	IP: 9.0 WLS: W BF: 37 H: 4 R: 4 ER: 3 SO: 1 BB: 6 IBB: 0 HBP: 1 BLK: 0 WP: 0 HR: 1 S: 32 P: 57 ERA: 3.00 WHIP: 1.111															PITCHER					

Cleveland Indians @ Detroit Tigers
Briggs Stadium, Detroit, MI
Sat Sep 22 1951, 4:33 AM EDT
Att: 15,714 - Unknown

AB 30
R 4
H 4
RBI 4
BB 6
SO 1
LOB 11



Batter	1	2	3	4	5	6	7	8	9	AB	R	H	RBI	BB	SO	LOB	BOTTOM		
Johnny Lipon, R OBP: 0.339, SLG: 0.306 (1, 6)	0-0 5-3		4-0 G3 BB	0-0 4-3 1B		0-0 F7	0-0 1-1 2-H 2B			4	0	2	2	1	0	0			
George Kell, R OBP: 0.382, SLG: 0.396 (1, 5)	0-0 1-3		0-0 F3	0-0 4-3		0-0 F8	0-0 1-3			5	0	0	1	0	0	4			
Pat Mullin, L OBP: 0.366, SLG: 0.484 (1, 7)	0-0 F9		0-0 G3	0-3 K		0-0 1B		0-0 F9		5	0	1	0	0	1	3			
Vic Wertz, L OBP: 0.392, SLG: 0.525 (1, 9)		0-0 F7	0-0 F8		4-0 1B F9 BB	0-0 F2		0-0 HR		4	2	1	1	1	0	2			
Dick Kryhoski, L OBP: 0.329, SLG: 0.444 (1, 3)	0-0 F8			0-0 4-3	0-0 E5 F9 1B		0-0 SH1-4 1B 2B	0-0 1B		5	1	3	0	0	0	0			
Hoot Evers, R OBP: 0.298, SLG: 0.363 (1, 8)	0-0 2B 1B			0-0 1B	0-3 K		0-0 SH1-4	0-3 K		4	2	2	0	0	2	3			
Joe Ginsberg, L OBP: 0.356, SLG: 0.394 (1, 2)					0-0 F9		0-0 5-3	0-0 F9		2	1	2	0	0	0	0			
Johnny Groth, R OBP: 0.345, SLG: 0.387 (6, PH)										1	0	0	1	0	0	1			
Bob Swift, R OBP: 0.276, SLG: 0.192 (6, 2)										0	0	0	0	0	0	0			
Fred Hutchinson, L OBP: 0.244, SLG: 0.205 (7, PH)										1	0	0	0	0	0	1			
Frank House, L OBP: 0.361, SLG: 0.387 (8, 2)	1-3 1B 2B			1-2 1B 1B	1-2 3-H					1	0	0	0	0	0	1			
Jerry Priddy, R OBP: 0.335, SLG: 0.358 (1, 4)	4-0 1B IBB			0-0 1B 1B 4-3 1B	0-0 E5 IBB		4-0 1B IBB			1	2	1	1	3	0	0			
Bob Cain, L OBP: 0.302, SLG: 0.310 (1, 1)	0-0 1-3 2-H 3-H 1B			0-0 4-3 1B	0-0 E5		0-0 2B 1B			4	1	3	3	0	0	2			
Inning Stats	R: 0 E: 0 K: 0 S: 3	H: 0 LOB: 0 BB: 0 P: 3	R: 1 E: 0 K: 0 S: 5	H: 3 LOB: 2 BB: 1 P: 9	R: 0 E: 0 K: 0 S: 3	H: 0 LOB: 1 BB: 1 P: 7	R: 3 E: 0 K: 1 S: 10	H: 5 LOB: 2 BB: 0 P: 10	R: 1 E: 1 K: 1 S: 6	H: 1 LOB: 2 BB: 2 P: 14	R: 0 E: 0 K: 0 S: 4	H: 1 LOB: 1 BB: 0 P: 4	R: 3 E: 0 K: 0 S: 6	H: 3 LOB: 1 BB: 1 P: 10	R: 1 E: 0 K: 1 S: 7	H: 2 LOB: 1 BB: 0 P: 7	1B: 11 2B: 3 3B: 0 HR: 1	SF: 0 SAC: 1 DP: 0 HBP: 0	WP: 0 PA: 43 PB: 0 SB: 0 CS: 0
PITCHER Bob Lemon, R ERA: 3.56 (1, 1)	IP: 4.1 WLS: L BF: 24 H: 9 R: 5 ER: 5 SO: 2 BB: 2 IBB: 1 HBP: 0 BLK: 0 WP: 0 HR: 0 S: 25 P: 37 ERA: 10.38 WHIP: 2.538															PITCHER			
Lou Brisse, L ERA: 3.53 (5, 1)	0.2	3	0	0	0	0	0	0	0	0	0	2	6	0.00	0.000				
Steve Gromek, R ERA: 2.69 (6, 1)	2.1	14	6	4	4	0	0	1	0	0	0	1	13	15.43	2.571				
Sam Jones, R ERA: (8, 1)	0.2	2	0	0	0	1	0	0	0	0	0	0	4	4	0.00	0.000			

Cleveland Indians @ Detroit Tigers
Briggs Stadium, Detroit, MI
Sat Sep 22 1951, 4:33 AM EDT
Att: 15,714 - Unknown

AB 37
R 9
H 15
RBI 9
BB 5
SO 3
LOB 17



Batter	1	2	3	4	5	6	7	8	9	AB	R	H	RBI	BB	SO	LOB	TOP					
Dale Mitchell, L (1, 7) OBP: 0.362, SLG: 0.427	F7	FC6-4		F7					F7	5	0	1	0	0	0	5	Cleveland Indians @ Detroit Tigers Briggs Stadium, Detroit, MI Sun Sep 23 1951, 4:33 AM EDT Att: 42,623 - Unknown					
Bobby Avila, R (1, 4) OBP: 0.374, SLG: 0.409 Snuffy Stirrweiss, R (7, PR) OBP: 0.390, SLG: 0.278	6-3				F8				K	3	0	1	0	1	0	0						
Larry Doby, L (1, 8) OBP: 0.432, SLG: 0.523					K				K	4	0	0	0	1	3							
Luke Easter, L (1, 3) OBP: 0.332, SLG: 0.468	K				K					4	0	0	0	0	3							
Al Rosen, R (1, 5) OBP: 0.362, SLG: 0.450										3	1	1	0	1	1							
Harry Simpson, L (1, 9) OBP: 0.322, SLG: 0.310										4	0	1	0	0	1							
Ray Boone, R (1, 6) OBP: 0.308, SLG: 0.334										4	0	0	0	0	1							
Jim Hegan, R (1, 2) OBP: 0.302, SLG: 0.347 Barney McCosky, L (7, PH) OBP: 0.344, SLG: 0.382 Birdie Tebbetts, R (7, 2) OBP: 0.363, SLG: 0.346 Clarence Maddern, R (9, PR) OBP: 0.182, SLG: 0.182										1	0	1	0	1	0	0						
Mike Garcia, R (1, 1) OBP: 0.239, SLG: 0.318 Paul Lehner, L (7, PH) OBP: 0.244, SLG: 0.246 Lou Brisse, L (7, 1) OBP: 0.259, SLG: 0.296 Hal Naragon, L (9, PH) OBP: 1.000, SLG: 1.000										1	0	0	0	0	0	1						
Inning Stats	R: 0 E: 0 K: 1 S: 5	H: 0 LOB: 1 BB: 1 P: 9	R: 1 E: 1 K: 1 S: 7	H: 1 LOB: 2 BB: 1 P: 11	R: 0 E: 0 K: 2 S: 8	H: 1 LOB: 2 BB: 1 P: 12	R: 0 E: 0 K: 0 S: 4	H: 1 LOB: 1 BB: 0 P: 4	R: 0 E: 0 K: 2 S: 7	H: 0 LOB: 0 BB: 0 P: 7	R: 0 E: 0 K: 1 S: 5	H: 0 LOB: 2 BB: 0 P: 5	R: 0 E: 0 K: 0 S: 4	H: 1 LOB: 1 BB: 1 P: 8	R: 0 E: 0 K: 1 S: 6	H: 1 LOB: 1 BB: 0 P: 6		R: 0 E: 0 K: 2 S: 9	H: 2 LOB: 2 BB: 0 P: 9	1B: 6 2B: 1 3B: 0 HR: 0	SF: 0 SAC: 1 DP: 0 HBP: 0	WP: 0 PB: 0 SB: 1 CS: 0
PITCHER Virgil Trucks, R (1, 1) ERA: 4.35	IP: 9.0 WLS: W BF: 39 H: 7 R: 1 ER: 0 SO: 10 BB: 3 IBB: 1 HBP: 0 BLK: 0 WP: 0 HR: 0 S: 55 P: 71 ERA: 0.00 WHIP: 1.111											PITCHER	IP: 9.0 WLS: W BF: 39 H: 7 R: 1 ER: 0 SO: 10 BB: 3 IBB: 1 HBP: 0 BLK: 0 WP: 0 HR: 0 S: 55 P: 71 ERA: 0.00 WHIP: 1.111									

Batter	1	2	3	4	5	6	7	8	9	AB	R	H	RBI	BB	SO	LOB	BOTTOM			
Johnny Lipon, R (1, 6) OBP: 0.339, SLG: 0.305	6-3	F4		F6						4	1	1	0	1	0	4	Cleveland Indians @ Detroit Tigers Briggs Stadium, Detroit, MI Sun Sep 23 1951, 4:33 AM EDT Att: 42,623 - Unknown			
George Kell, R (1, 5) OBP: 0.382, SLG: 0.396										5	1	2	1	0	0	5				
Pat Mullin, L (1, 7) OBP: 0.367, SLG: 0.485 Johnny Groth, R (8, 8) OBP: 0.344, SLG: 0.386										4	0	2	0	0	0	3				
Vic Wertz, L (1, 9) OBP: 0.392, SLG: 0.530										5	2	2	3	0	1	3				
Dick Kryhoski, L (1, 3) OBP: 0.333, SLG: 0.446										3	2	1	0	2	0	1				
Hoot Evers, R (1, 8) OBP: 0.299, SLG: 0.362										4	0	1	0	1	2	3				
Frank House, L (1, 2) OBP: 0.333, SLG: 0.353 Steve Souchock, R (8, PH) OBP: 0.321, SLG: 0.505 Joe Ginsberg, L (9, 2) OBP: 0.356, SLG: 0.394										3	0	0	0	0	1	0				
Jerry Priddy, R (1, 4) OBP: 0.340, SLG: 0.364										3	2	3	1	2	0	0				
Virgil Trucks, R (1, 1) OBP: 0.231, SLG: 0.288										5	1	3	2	0	2	3				
Inning Stats	R: 0 E: 0 K: 0 S: 4	H: 1 LOB: 1 BB: 0 P: 4	R: 1 E: 0 K: 0 S: 5	H: 2 LOB: 3 BB: 2 P: 13	R: 0 E: 0 K: 1 S: 6	H: 1 LOB: 1 BB: 0 P: 6	R: 0 E: 0 K: 2 S: 7	H: 0 LOB: 1 BB: 1 P: 11	R: 0 E: 0 K: 1 S: 6	H: 1 LOB: 2 BB: 1 P: 10	R: 5 E: 0 K: 0 S: 8	H: 5 LOB: 0 BB: 0 P: 8	R: 1 E: 0 K: 1 S: 7	H: 2 LOB: 2 BB: 1 P: 11	R: 2 E: 0 K: 1 S: 8	H: 3 LOB: 2 BB: 1 P: 12		1B: 12 2B: 1 3B: 1 HR: 1	SF: 0 SAC: 1 DP: 0 HBP: 0	WP: 1 PB: 0 SB: 0 CS: 0
PITCHER Mike Garcia, R (1, 1) ERA: 3.2 Lou Brisse, L (7, 1) ERA: 3.69	IP: 6.0 WLS: L BF: 32 H: 10 R: 6 ER: 6 SO: 4 BB: 2 IBB: 2 HBP: 0 BLK: 0 WP: 1 HR: 1 S: 36 P: 52 ERA: 9.00 WHIP: 2.000											PITCHER	IP: 6.0 WLS: L BF: 32 H: 10 R: 6 ER: 6 SO: 4 BB: 2 IBB: 2 HBP: 0 BLK: 0 WP: 1 HR: 1 S: 36 P: 52 ERA: 9.00 WHIP: 2.000							

Batter	1	2	3	4	5	6	7	8	9	AB	R	H	RBI	BB	SO	LOB	TOP		
Dale Mitchell, L OBP: 0.362, SLG: 0.429 (1, 7)	0-0 4-3 1B		0-0 F8		0-0 F5			0-0 1B 2B	0-0 L1-3	5	1	2	0	0	0	4			
Snuffy Stirrweiss, R OBP: 0.375, SLG: 0.285 (1, 4)	0-3 K		0-3 K			0-0 F4		0-0 F3		4	0	0	0	0	2	4			
Larry Doby, L OBP: 0.431, SLG: 0.519 (1, 8)	0-0 4-3 1-2			0-0 F5		0-0 F6		4-0 1B BB		3	0	0	0	1	0	1			
Al Rosen, R OBP: 0.363, SLG: 0.450 (1, 5)	0-0 F6			0-0 2-3 1B		0-0 F3		0-0 1B		4	0	2	2	0	0	1			
Luke Easter, L OBP: 0.330, SLG: 0.464 (1, 3)		0-0 L7		0-0 2-3 1-2			0-3 K	0-0 F5		4	0	0	0	0	1	2			
Ray Boone, R OBP: 0.307, SLG: 0.333 (1, 6)	0-0 6-3			0-0 F7			0-0 F2		0-0 BB BB 1B	4	0	1	0	0	0	1			
Harry Simpson, L OBP: 0.327, SLG: 0.314 (1, 9)	0-0 1B			0-0 4-3			0-0 1B		4-0 1-2 BB BB	3	0	2	0	1	0	0			
Jim Hegan, R OBP: 0.302, SLG: 0.346 (1, 2)	0-0 5-3			0-0 1B			0-0 5-3		0-0 F3	4	0	1	0	0	0	4			
Early Wynn, S OBP: 0.235, SLG: 0.390 (5, PH) Clarence Knicker, R OBP: 0.167, SLG: 0.167 (5, PH) Bob Lemon, L OBP: 0.346, SLG: 0.347 (5, PH) Birdie Tebbels, L OBP: 0.350, SLG: 0.350 (5, PH) Paul Lehner, L OBP: 0.244, SLG: 0.246 (5, PH) Mike Garcia, R OBP: 0.225, SLG: 0.318 (5, PH) Bobby Avila, R OBP: 0.295, SLG: 0.409 (5, PH) Barney McCosky, L OBP: 0.344, SLG: 0.322 (5, PH)		0-0 6-3		0-0 F1				0-0 2B 1B 1B	4-0 L1-3 BB	1	0	0	0	0	0	0			
Inning Stats	R: 0 E: 0 K: 1 S: 6	H: 1 LOB: 1 BB: 0 P: 6	R: 0 E: 0 K: 0 S: 4	H: 1 LOB: 1 BB: 0 P: 4	R: 0 E: 0 K: 1 S: 5	H: 0 LOB: 0 BB: 0 P: 5	R: 0 E: 0 K: 0 S: 4	H: 1 LOB: 1 BB: 0 P: 4	R: 0 E: 0 K: 0 S: 3	H: 0 LOB: 0 BB: 0 P: 3	R: 0 E: 0 K: 1 S: 6	H: 1 LOB: 1 BB: 0 P: 6	R: 2 E: 0 K: 0 S: 5	H: 3 LOB: 1 BB: 1 P: 9	R: 0 E: 0 K: 0 S: 3	H: 1 LOB: 3 BB: 2 P: 11	1B: 8 2B: 2 3B: 0 HR: 0	SF: 0 SAC: 0 DP: 1 HBP: 0	WP: 0 PA: 37 PB: 0 SB: 0 CS: 0
PITCHER Billy Pierce, L ERA: 3.03 (1, 1)	IP: 9.0 WLS: W BF: 37 H: 9 R: 2 ER: 2 SO: 3 BB: 3 IBB: 0 HBP: 0 BLK: 0 WP: 0 HR: 0 S: 40 P: 52 ERA: 2.00 WHIP: 1.333															PITCHER IP: WLS: BF: H: R: ER: SO: BB: IBB: HBP: BLK: WP: HR: S: P: ERA: WHIP			

Cleveland Indians @ Chicago White Sox
Comiskey Park, Chicago, IL
Tue Sep 25 1951, 4:33 AM EDT
Att: 24,959 - Unknown

AB 34
R 2
H 9
RBI 2
BB 3
SO 3
LOB 18



Batter	1	2	3	4	5	6	7	8	9	AB	R	H	RBI	BB	SO	LOB	BOTTOM		
Nellie Fox, L OBP: 0.372, SLG: 0.414 (1, 4)	0-0 G4-6-3 1B		0-0 F7	0-0 1-2 2H 1B		0-0 FC1-4				4	0	2	0	0	0	2			
Bud Stewart, L OBP: 0.352, SLG: 0.456 (1, 7)	0-0 G4-6-3 1-2		0-0 F3		0-3 K	0-0 4-3				4	0	0	0	0	1	3			
Minnie Minoso, R OBP: 0.422, SLG: 0.500 (1, 5)	0-0 CS 1B		0-0 F7		0-0 L4		0-0 HR			4	1	2	1	0	0	0			
Eddie Robinson, L OBP: 0.372, SLG: 0.490 (1, 3)	0-0 CS 1-2	0-0 BB 1B 1B		0-0 4-3	4-0 1B BB		0-0 5-3			3	1	1	0	1	0	0			
Ray Coleman, L OBP: 0.328, SLG: 0.410 (1, 9)		0-0 F7		0-0 1B FC3-2 2B	1-2 1B		0-0 F7			4	0	2	0	0	0	1			
Jim Busby, R OBP: 0.341, SLG: 0.352 (1, 8)	4-0 1B 1-2 BB		0-0 F7	0-0 FC3-2 1B 1B	0-0 4-3		0-0 G3			3	1	1	0	1	0	2			
Gus Niarhos, R OBP: 0.419, SLG: 0.310 (1, 2)	0-3 K		0-0 FC3-2 1B 1B			0-0 1-3		0-0 E5 G1-6-3		4	1	0	0	0	1	4			
Chico Carrasquel, R OBP: 0.328, SLG: 0.331 (1, 6)	0-0 1-3 2H 1B		0-0 1B 1B 1B	1-3 2H 1B 1B		4-0 1B S BB		0-0 G1-6-3 1-2		3	0	2	2	1	0	1			
Billy Pierce, L OBP: 0.284, SLG: 0.215 (1, 1)	0-3 K		0-0 1B	1-2 3H 1B		0-0 FC1-4 1B		0-0 5-3		4	0	2	1	0	1	2			
Inning Stats	R: 0 E: 0 K: 0 S: 3	H: 2 LOB: 0 BB: 0 P: 3	R: 1 E: 0 K: 2 S: 9	H: 2 LOB: 1 BB: 1 P: 13	R: 0 E: 0 K: 0 S: 3	H: 0 LOB: 0 BB: 0 P: 3	R: 2 E: 0 K: 0 S: 7	H: 5 LOB: 2 BB: 0 P: 7	R: 0 E: 0 K: 1 S: 6	H: 1 LOB: 2 BB: 1 P: 10	R: 0 E: 0 K: 0 S: 4	H: 1 LOB: 1 BB: 1 P: 8	R: 1 E: 0 K: 0 S: 4	H: 1 LOB: 0 BB: 0 P: 4	R: 0 E: 1 K: 0 S: 3	H: 0 LOB: 0 BB: 0 P: 3	1B: 10 2B: 1 3B: 0 HR: 1	SF: 0 SAC: 0 DP: 2 HBP: 0	WP: 0 PA: 37 PB: 0 SB: 1 CS: 1
PITCHER Early Wynn, R ERA: 3.02 (5, 1) Bob Lemon, R ERA: 3.55 (8, 1) Mike Garcia, R ERA: 3.19 (1, 1)	IP: 4.0 WLS: L BF: 19 H: 9 R: 3 ER: 3 SO: 3 BB: 1 IBB: 0 HBP: 0 BLK: 0 WP: 0 HR: 1 S: 22 P: 26 ERA: 6.75 WHIP: 2.500															PITCHER IP: WLS: BF: H: R: ER: SO: BB: IBB: HBP: BLK: WP: HR: S: P: ERA: WHIP			

Cleveland Indians @ Chicago White Sox
Comiskey Park, Chicago, IL
Tue Sep 25 1951, 4:33 AM EDT
Att: 24,959 - Unknown

AB 33
R 4
H 12
RBI 4
BB 3
SO 3
LOB 15



Batter	1	2	3	4	5	6	7	8	9	10	11	12	13	AB	R	H	RBI	BB	SO	LOB	TOP									
Johnny Lipon, R OBP: 0.337, SLG: 0.302														5	1	0	0	2	1	5										
George Kell, R OBP: 0.387, SLG: 0.389														6	2	3	0	0	0	3										
Johnny Groth, R OBP: 0.349, SLG: 0.393														6	0	2	0	1	1	4										
Vic Wertz, L OBP: 0.381, SLG: 0.511														7	0	0	1	0	0	8										
Hoot Evers, R OBP: 0.299, SLG: 0.359														5	1	1	0	1	0	4										
Dick Kryhoski, L OBP: 0.336, SLG: 0.440														4	0	0	0	2	0	4										
Jerry Priddy, R OBP: 0.340, SLG: 0.360														3	1	0	0	3	0	3										
Joe Ginsberg, L OBP: 0.356, SLG: 0.385														5	1	1	0	1	0	4										
Bob Cain, L OBP: 0.313, SLG: 0.323														4	0	2	1	0	2	0										
Dizzy Trout, R OBP: 0.406, SLG: 0.346														1	0	0	0	1	1	1										
Inning Stats	R: 2 E: 1 K: 0 S: 5	H: 2 LOB: 2 BB: 2 P: 13	R: 0 E: 0 K: 1 S: 5	H: 0 LOB: 0 BB: 0 P: 5	R: 0 E: 0 K: 0 S: 4	H: 1 LOB: 2 BB: 1 P: 8	R: 0 E: 0 K: 1 S: 4	H: 0 LOB: 0 BB: 1 P: 8	R: 0 E: 0 K: 0 S: 3	H: 0 LOB: 1 BB: 1 P: 7	R: 0 E: 1 K: 1 S: 6	H: 1 LOB: 1 BB: 2 P: 14	R: 1 E: 1 K: 0 S: 5	H: 2 LOB: 2 BB: 1 P: 9	R: 0 E: 0 K: 0 S: 4	H: 1 LOB: 1 BB: 0 P: 4	R: 0 E: 0 K: 1 S: 5	H: 0 LOB: 0 BB: 1 P: 9	R: 0 E: 0 K: 0 S: 3	H: 0 LOB: 0 BB: 1 P: 7	R: 0 E: 0 K: 1 S: 6	H: 1 LOB: 2 BB: 1 P: 10	1B: 9 2B: 0 3B: 0 HR: 0	SF: 0 SAC: 0 DP: 3 HBP: 1	W/P: 0 PB: 1 SB: 1 CS: 0	PA: 58				
PITCHER	IP 9.0	WLS 42	BF 8	H 6	R 2	ER 3	SO 3	BB 8	IBB 0	HBP 1	BLK 0	WP 0	HR 0	S 39	P 72	ERA 2.00	WHIP 1.778													
Dick Rozek, L ERA: 5.28																														
Lou Brissie, L ERA: 3.57																														

Detroit Tigers @ Cleveland Indians
Cleveland Municipal Stadium, Cleveland, OH

AB 46
R 6
H 9
RBI 2
BB 11
SO 5
LOB 36



livebaseballscorecards.com

Sat Sep 29 1951, 3:33 AM EDT
Att: 10,037 - Unknown

Batter	1	2	3	4	5	6	7	8	9	10	11	12	13	AB	R	H	RBI	BB	SO	LOB	BOTTOM									
Dale Mitchell, L OBP: 0.368, SLG: 0.424														6	0	0	0	0	2	2										
Snuffy Struweiss, R OBP: 0.270, SLG: 0.261														5	1	1	0	1	3	1										
Larry Doby, L OBP: 0.430, SLG: 0.515														4	1	0	0	2	0	1										
Al Rosen, R OBP: 0.363, SLG: 0.449														6	1	2	0	0	2	3										
Luke Easter, L OBP: 0.333, SLG: 0.483														6	3	4	5	0	1	1										
Harry Simpson, L OBP: 0.327, SLG: 0.314														6	1	2	1	0	0	2										
Ray Boone, R OBP: 0.306, SLG: 0.331														3	0	0	0	0	1	0										
Barney McCosky, L OBP: 0.342, SLG: 0.380														1	0	0	0	0	0	1										
Merl Combs, L OBP: 0.233, SLG: 0.250														3	0	1	0	0	2	1										
Hal Naragon, L OBP: 0.420, SLG: 0.333														1	0	1	0	0	0	0										
Dick Rozek, L OBP: 0.333, SLG: 0.333														3	0	1	0	0	2	1										
Bob Lemon, L OBP: 0.270, SLG: 0.353														1	0	1	0	0	0	0										
Lou Brissie, L OBP: 0.260, SLG: 0.286														1	0	0	0	0	0	0										
Paul Lehner, L OBP: 0.247, SLG: 0.250														1	0	1	1	0	0	0										
Inning Stats	R: 0 E: 0 K: 1 S: 5	H: 0 LOB: 1 BB: 1 P: 9	R: 1 E: 0 K: 0 S: 4	H: 1 LOB: 0 BB: 0 P: 4	R: 0 E: 0 K: 0 S: 4	H: 1 LOB: 1 BB: 0 P: 4	R: 0 E: 0 K: 1 S: 6	H: 1 LOB: 1 BB: 1 P: 6	R: 0 E: 0 K: 2 S: 7	H: 0 LOB: 0 BB: 0 P: 7	R: 1 E: 0 K: 0 S: 5	H: 2 LOB: 1 BB: 0 P: 5	R: 0 E: 0 K: 2 S: 8	H: 1 LOB: 2 BB: 1 P: 12	R: 0 E: 0 K: 0 S: 3	H: 1 LOB: 0 BB: 0 P: 3	R: 0 E: 0 K: 1 S: 5	H: 0 LOB: 0 BB: 0 P: 5	R: 0 E: 0 K: 1 S: 5	H: 0 LOB: 0 BB: 0 P: 5	R: 1 E: 0 K: 2 S: 8	H: 2 LOB: 2 BB: 1 P: 12	1B: 10 2B: 1 3B: 1 HR: 2	SF: 0 SAC: 0 DP: 1 HBP: 0	W/P: 0 PB: 0 SB: 2 CS: 0	PA: 54				
PITCHER	IP 7.1	WLS 33	BF 9	H 9	R 6	ER 6	SO 7	BB 2	IBB 0	HBP 0	BLK 0	WP 0	HR 2	S 45	P 53	ERA 7.36	WHIP 1.500													
Bob Cain, L ERA: 4.46																														
Dizzy Trout, R ERA: 4.04																														

Detroit Tigers @ Cleveland Indians
Cleveland Municipal Stadium, Cleveland, OH

AB 50
R 7
H 13
RBI 7
BB 4
SO 12
LOB 14



livebaseballscorecards.com

Sat Sep 29 1951, 3:33 AM EDT
Att: 10,037 - Unknown

