Cleveland Indians - 1952

Cleveland Indians @ Chicago White Sox

Comiskey Park, Chicago, IL

Tue Apr 15 1952, 4:33 AM EST

Att. 25,037 - Unknown

TOP

Batter	1	2	3	4	5	6	7	8	9	AB	R	H	RBI	BB	SO	LOB
Harry Simpson, L (1, 9) OBP: 0.400, SLG: 0.250	BBB 4-0 SH3-1 WP BB		x 0-0 1-3 ①		SSS 0-3 K ①		x 0-0 SH1-4 1B 2-3 1B		x 0-0 1-3 ②	4	1	1	0	1	1	0
Bobby Avila, R (1, 4)	x 0-0 SH3-1 1-3 ①		x 0-0 F9 ②		x 0-0 F7 ②		x 0-0 SH1-4 1-2 3-H ②		x 0-0 P6 ③	3	0	0	1	0	0	0
Larry Doby, L (1, 8) OBP: 0.500, SLG: 0.333	x 0-0 F5 ②		BBB 4-0 BB		x 0-0 F8 ③		x 0-0 2-H 1B			3	0	1	1	1	0	1
Luke Easter, L (1, 3)	SSS 0-3 K ③		x 0-0 G3 ③			x 0-0 F7 ①	x 0-0 G3 ③			4	0	0	0	0	1	3
Al Rosen, R (1, 5) OBP: 0.500, SLG: 0.500		x 0-0 F8 ①		x 0-0 F8 ①		x 0-0 S 1B		x 0-0 FC5-4 1B		4	0	2	0	0	0	0
Jim Fridley, R (1, 7)		BBB 4-0 HBP BB		x 0-0 F3 ②		SSS 0-3 K ②		x 0-0 FC5-4 FC6-4 1-2f ①		3	0	0	0	1	1	2
Ray Boone, R (1, 6)		H 1-0 HBP 1-2		BBB 4-0 2B BB		x 0-0 F2 1-2 ③		x 0-0 FC6-4 FC6-4 1-2f ②		2	1	0	0	1	0	2
Jim Hegan, R (1, 2) OBP: 0.500, SLG: 0.750		x 0-0 F8 ②		x 0-0 2B 1-H			x 0-0 SH3-4 SH1-4 1B	x 0-0 FC6-4 1-2f ③		4	1	2	1	0	0	3
Early Wynn, S (1, 1)		x 0-0 F8 ③		SSS 0-3 K ③			x 0-0 SH3-4 1-2 ①		x 0-0 F9 ①	3	0	0	0	0	1	3

livebaseballscorecards.com

	AB	R	H	RBI	BB	SO	LOB
	30	3	6	3	4	4	14

Inning Stats																																
	R: 0	H: 0		R: 0	H: 0		R: 0	H: 0		R: 1	H: 1		R: 0	H: 0		R: 0	H: 1		R: 2	H: 3		R: 0	H: 1		R: 0	H: 0		1B: 5	SF: 0		WP: 1	PA: 38	
	E: 0	LOB: 1		E: 0	LOB: 2		E: 0	LOB: 1		E: 0	LOB: 1		E: 0	LOB: 0		E: 0	LOB: 1		E: 0	LOB: 1		E: 0	LOB: 1		E: 0	LOB: 0		2B: 1	SAC: 3		PB: 0		
	K: 1	BB: 1		K: 0	BB: 1		K: 0	BB: 1		K: 1	BB: 1		K: 1	BB: 0		S: 6	BB: 0		K: 0	BB: 0		K: 0	BB: 0		K: 0	BB: 0		3B: 0	DP: 0		SB: 1		
	S: 5	P: 9		S: 3	P: 8		S: 3	P: 7		S: 6	P: 10		S: 5	P: 5			P: 6		S: 6	P: 6		S: 4	P: 4		S: 3	P: 3		HR: 0	HBP: 1		CS: 0		

PITCHER		IP	WLS	BF	H	R	ER	SO	BB	IBB	HBP	BLK	WP	HR	S	P	ERA	WHIP
Billy Pierce, L ERA: 3.38	(1, 1)	8.0	L	35	6	3	3	4	4	0	1	0	1	0	38	55	3.38	1.250
Chuck Stobbs, L ERA:	(9, 1)	1.0		3	0	0	0	0	0	0	0	0	0	0	3	3	0.00	0.000

PITCHER		IP	WLS	BF	H	R	ER	SO	BB	IBB	HBP	BLK	WP	HR	S	P	ERA	WHIP

Batter	1	2	3	4	5	6	7	8	9	AB	R	H	RBI	BB	SO	LOB
Chico Carrasquel, R (1, 6)	F8		F8			5-3		E5 2-3		4	0	0	0	0	0	1
Nellie Fox, L (1, 4) OBP: 0.250, SLG: 0.250	1-3			G4-6-3 1B		F8		P4		4	0	1	0	0	0	2
Minnie Minoso, R (1, 7) OBP: 0.750, SLG: 0.500	BBBB CS BB			0-0 G4-6-3 1-2			BBBB 1B 1B BB	F5		2	1	1	0	2	0	2
Eddie Robinson, L (1, 3) OBP: 0.250, SLG: 0.250	CS 1-2	F8		G4-6-3 1-2f 2-3			FC2-5 1B 1-2		6-3	4	0	1	0	0	0	2
Ray Coleman, L (1, 9) (8, 8) OBP: 0.250, SLG: 0.250		1-3		3-1			FC2-5 1-2 2-H		F7	4	0	1	1	0	0	1
Sherm Lollar, R (1, 2) OBP: 0.500, SLG: 1.333		BBBB BB			L5		FC2-5 2-3 1-2 2-3f		HR	3	1	1	1	1	0	2
Jim Busby, R (1, 8) Bud Stewart, L (7, PH) (8, 9)		F8			1-3		2-3 1-2f		F9	2 2	0 0	0 0	0 0	0 0	0 0	1 2
Hector Rodriguez, R (1, 5) OBP: 0.333, SLG: 0.667		5-3			F4			S 2B		3	0	1	0	0	0	0
Billy Pierce, L (1, 1) George Wilson, L (8, PH) Chuck Stobbs, L (9, 1)		4-3				F8		SSS K		2 1 0	0 0 0	0 0 0	0 0 0	0 1 0	0 1 0	0 1 0
Inning Stats	R: 0 E: 0 K: 0 S: 2 H: 0 LOB: 0 BB: 1 P: 6	R: 0 E: 0 K: 0 S: 3 H: 0 LOB: 1 BB: 1 P: 7	R: 0 E: 0 K: 0 S: 3 H: 0 LOB: 0 BB: 0 P: 3	R: 0 E: 0 K: 0 S: 4 H: 2 LOB: 1 BB: 0 P: 4	R: 0 E: 0 K: 0 S: 3 H: 0 LOB: 0 BB: 0 P: 3	R: 0 E: 0 K: 0 S: 3 H: 0 LOB: 0 BB: 0 P: 3	R: 1 E: 0 K: 0 S: 4 H: 2 LOB: 1 BB: 1 P: 8	R: 0 E: 1 K: 1 S: 7 H: 1 LOB: 2 BB: 0 P: 7	R: 1 E: 0 K: 0 S: 4 H: 1 LOB: 0 BB: 0 P: 4	1B: 4 2B: 2 3B: 0 HR: 1	SF: 0 SAC: 0 DP: 2 HBP: 0						

PITCHER	IP	WLS	BF	H	R	ER	SO	BB	IBB	HBP	BLK	WP	HR	S	P	ERA	WHIP
Early Wynn, R (1, 1) ERA: 2.0	9.0	W	34	6	2	2	1	3	0	0	0	0	1	33	45	2.00	1.000

PITCHER	IP	WLS	BF	H	R	ER	SO	BB	IBB	HBP	BLK	WP	HR	S	P	ERA	WHIP

BOTTOM

Cleveland Indians @ Chicago White Sox

Comiskey Park, Chicago, IL

Tue Apr 15 1952, 4:33 AM EST

Att. 25,037 - Unknown

livebaseballscorecards.com

AB	31
R	2
H	6
RBI	2
BB	3
SO	1
LOB	14

Batter	1	2	3	4	5	6	7	8	9	AB	R	H	RBI	BB	SO	LOB
Harry Simpson, L (1, 9) OBP: 0.444, SLG: 0.375	1B		5-3			1B		F8		4	0	2	0	0	0	0
Bobby Avila, R (1, 4)	F9		F3			F5			F9	4	0	0	0	0	0	2
Larry Doby, L (1, 8) OBP: 0.250, SLG: 0.143	K			4-3		F6			4-3	4	0	0	0	0	1	2
Luke Easter, L (1, 3) OBP: 0.125, SLG: 0.250	F8			F5		F8			BB, FC5 2B	4	0	1	0	0	0	2
Al Rosen, R (1, 5) OBP: 0.375, SLG: 0.286		F2		6-3			F9		FC5, BB BB	3	0	0	0	1	0	0
Jim Fridley, R (1, 7) OBP: 0.500, SLG: 0.800		HR			G6-4-3 BB		K		FC5 1-2 2-3 BB	2	1	1	1	2	1	0
Ray Boone, R (1, 6)		4-3			G6-4-3 1-2f		F8		FC5 1-2 2-3 3-H	4	0	0	0	0	0	4
Jim Hegan, R (1, 2) OBP: 0.429, SLG: 0.500		K			BB			F8		2	0	0	0	1	1	0
Bob Lemon, L (1, 1)			4-3		G3			6-3		3	0	0	0	0	0	1
Inning Stats	R: 0 E: 0 K: 1 S: 6 H: 1 LOB: 1 BB: 0 P: 6	R: 1 E: 0 K: 1 S: 6 H: 1 LOB: 0 BB: 0 P: 6	R: 0 E: 0 K: 0 S: 3 H: 0 LOB: 0 BB: 0 P: 3	R: 0 E: 0 K: 0 S: 3 H: 0 LOB: 0 BB: 0 P: 3	R: 0 E: 0 K: 0 S: 2 H: 0 LOB: 1 BB: 2 P: 10	R: 0 E: 0 K: 0 S: 4 H: 1 LOB: 1 BB: 0 P: 4	R: 0 E: 0 K: 1 S: 5 H: 0 LOB: 0 BB: 0 P: 5	R: 0 E: 0 K: 0 S: 3 H: 0 LOB: 0 BB: 0 P: 3	R: 0 E: 0 K: 0 S: 4 H: 1 LOB: 3 BB: 2 P: 12	1B: 2 2B: 1 3B: 0 HR: 1 SF: 0 SAC: 0 DP: 1 HBP: 0						

PITCHER	IP	WLS	BF	H	R	ER	SO	BB	IBB	HBP	BLK	WP	HR	S	P	ERA	WHIP
Joe Dobson, R (1, 1) ERA: 1.0	9.0	L	34	4	1	1	3	4	0	0	0	0	1	36	52	1.00	0.889

PITCHER	IP	WLS	BF	H	R	ER	SO	BB	IBB	HBP	BLK	WP	HR	S	P	ERA	WHIP

TOP

Cleveland Indians @ Chicago White Sox

Comiskey Park, Chicago, IL

Wed Apr 16 1952, 4:33 AM EST

Att. 8,897 - Unknown

livebaseballscorecards.com

AB	30
R	1
H	4
RBI	1
BB	4
SO	3
LOB	11

Batter	1	2	3	4	5	6	7	8	9	AB	R	H	RBI	BB	SO	LOB
Chico Carrasquel, R (1, 6) Bud Stewart, L (8, PH) Willy Miranda, S (9, 6)	BBBB 4-0 FC5-4 BB		x 0-0 ③ 6-3		x 0-0 E5 FC1-4 1-2			x 0-0 ① 4-3		2 0 0 0 1 0 1 1 0 0 0 0 0 0 0 0 0 0 0 0 0						
Nellie Fox, L (1, 4) OBP: 0.125, SLG: 0.125	x 0-0 ① FC5-4 G3-6-3 1-2f			x 0-0 ① F8	x 0-0 ② FC1-4 1-2f 2-3			x 0-0 ② F7		4 0 0 0 0 0 3						
Minnie Minoso, R (1, 7) OBP: 0.500, SLG: 0.200	x 0-0 ②③ G3-6-3 1-2f			BBBB 4-0 1B FC1-2 BB	x 0-0 ③ F4			x 0-0 ③ F8		3 0 0 0 1 0 3						
Eddie Robinson, L (1, 3) OBP: 0.500, SLG: 0.571 Don Nicholas, L (9, PR)		x 0-0 2B		x 0-0 BB FC1-2 1-3 1B		x 0-0 ① 4-3			BBBB 4-0 G4-6-3 BB	3 0 2 0 1 0 0 0 0 0 0 0 0 0						
Ray Coleman, L (1, 9) OBP: 0.125, SLG: 0.125		x 0-0 ① F6		x 0-0 ② FC1-2 BB 1-2 3-H		x 0-0 ② 4-3			x 0-0 ①② G4-6-3 1-2f	4 0 0 0 0 0 4						
Sherm Lollar, R (1, 2) OBP: 0.375, SLG: 0.667		x 0-0 ② 5-3		BBBB 4-0 FC6-4 BB 1-2 2-3		x 0-0 ③ L7			x 0-0 ③ P3	3 0 0 0 1 0 2						
Jim Busby, R (1, 8)		SSS 0-3 ③ K		x 0-0 ③ FC6-4 1-2f			x 0-0 ① L7			3 0 0 0 0 1 4						
Hector Rodriguez, R (1, 5) OBP: 0.167, SLG: 0.333			x 0-0 ① F4		x 0-0 ① 4-3		x 0-0 ② F4			3 0 0 0 0 0 0						
Joe Dobson, R (1, 1) OBP: 0.333, SLG: 0.333			x 0-0 ② 1-3		x 0-0 FC1-4 E 1B		SSS 0-3 ③ K			3 0 1 0 0 1 0						
Inning Stats	R: 0 H: 0 E: 0 LOB: 0 K: 0 BB: 1 S: 2 P: 6	R: 0 H: 1 E: 0 LOB: 1 K: 1 BB: 0 S: 6 P: 6	R: 0 H: 0 E: 0 LOB: 0 K: 0 BB: 0 S: 3 P: 3	R: 0 H: 1 E: 0 LOB: 3 K: 0 BB: 2 S: 4 P: 12	R: 0 H: 1 E: 1 LOB: 2 K: 0 BB: 0 S: 5 P: 5	R: 0 H: 0 E: 0 LOB: 0 K: 0 BB: 0 S: 3 P: 3	R: 0 H: 0 E: 0 LOB: 0 K: 1 BB: 0 S: 5 P: 5	R: 0 H: 0 E: 0 LOB: 0 K: 0 BB: 0 S: 3 P: 3	R: 0 H: 0 E: 0 LOB: 1 K: 0 BB: 1 S: 2 P: 6	1B: 2 SF: 0 2B: 1 SAC: 0 3B: 0 DP: 2 HR: 0 HBP: 0							WP: 0 PA: 33 PB: 0 SB: 0 CS: 0

PITCHER	IP	WLS	BF	H	R	ER	SO	BB	IBB	HBP	BLK	WP	HR	S	P	ERA	WHIP
Bob Lemon, R (1, 1) ERA:	9.0	W	33	3	0	0	2	4	0	0	0	0	0	33	49	0.00	0.778

PITCHER	IP	WLS	BF	H	R	ER	SO	BB	IBB	HBP	BLK	WP	HR	S	P	ERA	WHIP

BOTTOM

Cleveland Indians @ Chicago White Sox

Comiskey Park, Chicago, IL

Wed Apr 16 1952, 4:33 AM EST

Att. 8,897 - Unknown

livebaseballscorecards.com

AB	29
R	0
H	3
RBI	0
BB	4
SO	2
LOB	17

Cleveland Indians @ Chicago White Sox

Comiskey Park, Chicago, IL

Thu Apr 17 1952, 4:33 AM EST

Att. 9,570 - Unknown

TOP

livebaseballscorecards.com

Batter	1	2	3	4	5	6	7	8	9	AB	R	H	RBI	BB	SO	LOB
Harry Simpson, L (1, 9) OBP: 0.357, SLG: 0.308	4-3	1B 1-3 3-H 1B		K		4-3		FC4-6 1-2f		5	0	1	1	0	1	1
Bobby Avila, R (1, 4) OBP: 0.417, SLG: 0.455	BBBB 1B BB	BB 2-3 1B		2B		CS 1B			E BB 1B	4	1	4	0	1	0	0
Larry Doby, L (1, 8) OBP: 0.385, SLG: 0.273	G4-6-3 1-3 1B	BBBB 1-2 BB		4-3		CS 1-2	F2		E9 BB 1-3 1B	4	0	2	0	1	0	1
Luke Easter, L (1, 3) OBP: 0.231, SLG: 0.538	G4-6-3 1-2f	F8			HR		1B		F2	5	1	2	1	0	0	7
Al Rosen, R (1, 5) OBP: 0.462, SLG: 0.364		6-3	G4-6-3 1B		G4-3-5 1B		K		BBBB BB	4	0	2	0	1	1	1
Dale Mitchell, L (1, 7) OBP: 0.250, SLG: 0.250 Jim Fridley, R (9, PH) OBP: 0.444, SLG: 0.667 (9, 7)		1B S 1B 1B	G4-6-3 1-2f		G4-3-5 1-2f		F4		F2	4 1	1 0	1 0	0 0	0 0	0 0	3 3
Ray Boone, R (1, 6) OBP: 0.462, SLG: 0.300	1B 1-3 1B 1B			1B		1B		F8	BBBB 1-2 2-3 3-H BB	4	1	3	1	1	0	0
Jim Hegan, R (1, 2) OBP: 0.333, SLG: 0.364	1B 1-3 3-H 1B	K		K		F9		F8	5	1	1	1	0	2	5
Mike Garcia, R (1, 1) OBP: 0.250, SLG: 0.250	1B 1-3 3-H 1B		L6		K			E5 FC4-6		4	0	1	1	0	1	0

	AB	40
	R	5
	H	17
	RBI	5
	BB	4
	SO	5
	LOB	21

Inning Stats																																		
	R: 0	E: 0	K: 0	S: 3	H: 1	LOB: 1	BB: 1	P: 7	R: 3	E: 0	K: 0	S: 8	H: 6	LOB: 3	BB: 1	P: 12	R: 0	E: 0	K: 1	S: 6	H: 2	LOB: 1	BB: 0	P: 6	R: 0	E: 0	K: 1	S: 6	H: 1	LOB: 1	BB: 0	P: 6	R: 1	E: 0	K: 1	S: 7	H: 3	LOB: 1	BB: 0	P: 7
	R: 0	E: 0	K: 1	S: 5	H: 1	LOB: 0	BB: 0	P: 5	R: 0	E: 0	K: 1	S: 6	H: 1	LOB: 1	BB: 0	P: 6	R: 0	E: 1	K: 0	S: 4	H: 0	LOB: 1	BB: 0	P: 4	R: 1	E: 1	K: 0	S: 5	H: 2	LOB: 3	BB: 2	P: 13	1B: 15	2B: 1	3B: 0	HR: 1	SF: 0	SAC: 0	DP: 3	HBP: 0	WP: 0	PB: 0	SB: 1	CS: 1	PA: 45

PITCHER		IP	WLS	BF	H	R	ER	SO	BB	IBB	HBP	BLK	WP	HR	S	P	ERA	WHIP
Marv Grissom, R ERA: 20.25	(1, 1)	1.1	L	8	4	3	3	0	1	0	0	0	0	0	7	11	20.25	3.750
Hal Brown, R ERA:	(2, 1)	1.2		9	5	0	0	1	1	0	0	0	0	0	10	14	0.00	3.600
Al Widmar, R ERA: 4.5	(4, 1)	2.0		9	4	1	1	2	0	0	0	0	0	1	13	13	4.50	2.000
Howie Judson, R ERA:	(6, 1)	2.0		7	2	0	0	2	0	0	0	0	0	0	11	11	0.00	1.000
Bill Kennedy, L ERA: 4.5	(8, 1)	2.0		11	2	1	1	0	2	0	0	0	0	0	9	17	4.50	2.000

PITCHER	IP	WLS	BF	H	R	ER	SO	BB	IBB	HBP	BLK	WP	HR	S	P	ERA	WHIP

Cleveland Indians @ Chicago White Sox

Comiskey Park, Chicago, IL

Thu Apr 17 1952, 4:33 AM EST

Att. 9,570 - Unknown

livebaseballscorecards.com

BOTTOM

Batter	1	2	3	4	5	6	7	8	9	AB	R	H	RBI	BB	SO	LOB
Chico Carrasquel, R (1, 6) OBP: 0.167, SLG: 0.091	S S S 0-3 K ①		x 0-0 FC4 ③ 1-2f		x 0-0 FC6-4 1B 1-2 2-3 3-H		x 0-0 E6 G1 E 1-2		x 0-0 F8 ③	5	1	1	1	0	1	2
Al Zarilla, L (1, 9) OBP: 0.250, SLG: 0.250	x 0-0 4-3 ②			x 0-0 G4-6-3 1B	x 0-0 FC6-4 ③ 1-2f		x 0-0 G1 ② 1-2 2-3			4	0	1	0	0	0	5
Minnie Minoso, R (1, 7) OBP: 0.417, SLG: 0.222	x 0-0 6-3 ③			S S S 0-3 K ①		x 0-0 4-3 1B	x 0-0 E4 2-H 3-H			4	0	1	0	0	1	1
Eddie Robinson, L (1, 3) OBP: 0.333, SLG: 0.364		x 0-0 1-4-3 ①		x 0-0 G4-6-3 ② ③ 1-2f		x 0-0 4-3 ① 1-2	x 0-0 4-3 ③			4	0	0	0	0	0	3
Nellie Fox, L (1, 4) OBP: 0.083, SLG: 0.083		x 0-0 6-3 ②			x 0-0 F3 ①	x 0-0 E5		x 0-0 F8 ①		4	0	0	0	0	0	1
Sherm Lollar, R (1, 2) OBP: 0.333, SLG: 0.444		x 0-0 F7 ③			B B B B 4-0 1B 1B 1B BB	x 0-0 F8 ②		S S S 0-3 K ②		3	1	0	0	1	1	2
Jim Busby, R (1, 8) OBP: 0.222, SLG: 0.222			x 0-0 1B 1B		x 0-0 1B 1B 1-2 1B	x 0-0 1-3 ③		S S S 0-3 K ③		4	0	2	0	0	1	2
Hector Rodriguez, R (1, 5) OBP: 0.400, SLG: 0.444			x 0-0 FC4 ① 1-3 1B		x 0-0 1B 1-2 2-3 1B		B B B B 4-0 G1 E E BB		S S S 0-3 K ①	3	1	2	0	1	1	0
Marv Grissom, R (1, 1) Hal Brown, R (2, 1) George Wilson, L (3, PH) Al Widmar, R (4, 1) Bud Stewart, L (5, PH) Howie Judson, R (6, 1) Don Nicholas, L (7, PH) Bill Kennedy, L (8, 1) Ray Coleman, L (9, PH) OBP: 0.111, SLG: 0.111		x 0-0 L7 ②			x 0-0 F6 ②		x 0-0 F4 ①		S S S 0-3 K ②	0 0 0 0 0 0 0 0 0 0 0 0 0 0 1 0 0 0 0 0 1 0 0 0 0 0 0 0 1 0 0 0 0 0 3 0 0 0 0 0 0 0 1 0 0 0 0 0 1 0 0 0 0 0 0 0 1 0 0 0 0 1 0						
Inning Stats	R: 0 E: 0 K: 1 S: 5 H: 0 LOB: 0 BB: 0 P: 5	R: 0 E: 0 K: 0 S: 3 H: 0 LOB: 0 BB: 0 P: 3	R: 0 E: 0 K: 0 S: 4 H: 2 LOB: 1 BB: 0 P: 4	R: 0 E: 0 K: 1 S: 5 H: 1 LOB: 0 BB: 0 P: 5	R: 1 E: 0 K: 0 S: 6 H: 3 LOB: 3 BB: 1 P: 10	R: 0 E: 1 K: 0 S: 5 H: 1 LOB: 2 BB: 0 P: 5	R: 2 E: 2 K: 0 S: 5 H: 0 LOB: 1 BB: 1 P: 9	R: 0 E: 0 K: 2 S: 7 H: 0 LOB: 0 BB: 0 P: 7	R: 0 E: 0 K: 2 S: 7 H: 0 LOB: 0 BB: 0 P: 7	1B: 7 2B: 0 3B: 0 HR: 0	SF: 0 SAC: 0 DP: 1 HBP: 0			WP: 0 PB: 0 SB: 0 CS: 0	PA: 37		

	AB	35
	R	3
	H	7
	RBI	1
	BB	2
	SO	6
	LOB	21

PITCHER	IP	WLS	BF	H	R	ER	SO	BB	IBB	HBP	BLK	WP	HR	S	P	ERA	WHIP
Mike Garcia, R (1, 1) ERA: 1.0	9.0	W	37	7	3	1	6	2	0	0	0	0	0	47	55	1.00	1.000

PITCHER	IP	WLS	BF	H	R	ER	SO	BB	IBB	HBP	BLK	WP	HR	S	P	ERA	WHIP

Detroit Tigers @ Cleveland Indians

Cleveland Municipal Stadium, Cleveland, OH

Fri Apr 18 1952, 3:33 AM EST

Att. 56,068 - Unknown

livebaseballscorecards.com

Batter	1	2	3	4	5	6	7	8	9	AB	R	H	RBI	BB	SO	LOB
Jerry Priddy, R (1, 4) OBP: 0.267, SLG: 0.333	FC5-6 1B		K			E6 SH5-3		L4		4	0	1	0	0	1	0
George Kell, R (1, 5) OBP: 0.200, SLG: 0.267	FC5-6 K 1B 1-2f			K		SH5-3 1-2		F2		3	0	0	0	0	1	1
Ben Taylor, L (1, 3) OBP: 0.375, SLG: 0.375	1B 1-2			F5		F8		1B		4	0	2	0	0	0	1
Vic Wertz, L (1, 9) Johnny Groth, R (8, 8) OBP: 0.375, SLG: 0.286	K 2-3			K		F7		K		4 0	0 0	0 0	0 0	0 0	3 0	4 0
Pat Mullin, L (1, 7) OBP: 0.625, SLG: 0.714		BB L3			F7 2B		1B 1B		F8	3	0	2	0	1	0	0
Cliff Mapes, L (1, 8) (8, 9) OBP: 0.250, SLG: 0.143		L3 1-2			F7 2-3		F3		BB BB BB	3	0	0	0	1	0	3
Matt Batts, R (1, 2) OBP: 0.286, SLG: 0.231		1-3			F6		1B 1-2		BB 1-2	3	0	1	0	1	0	1
Neil Berry, R (1, 6) Joe Ginsberg, L (7, PH) Johnny Lipon, R (7, 6)			F9		BB		K		G6-4-3 1-2 2-3	1 1 0	0 0 0	0 0 0	0 0 0	1 0 1	0 1 0	0 2 0
Ted Gray, S (1, 1) George Lerchen, S (5, PH) Dick Littlefield, L (5, 1) Fred Hutchinson, L (7, PH) (7, 1) Billy Hoeft, L (7, 1) Steve Souchock, R (9, PH) OBP: 0.444, SLG: 0.667			1-3		F9		4-3		G6-4-3 1-2f	1 1 0 1 0 1	0 0 0 0 0 0	0 0 0 0 0 0	0 0 0 0 0 0	0 0 0 0 0 0	0 0 0 0 0 0	0 2 0 2 0 3
Inning Stats	R: 0 H: 2 E: 0 LOB: 1 K: 1 BB: 0 S: 6 P: 6	R: 0 H: 0 E: 0 LOB: 0 K: 0 BB: 1 S: 2 P: 6	R: 0 H: 0 E: 0 LOB: 0 K: 1 BB: 0 S: 5 P: 5	R: 0 H: 0 E: 0 LOB: 0 K: 2 BB: 0 S: 7 P: 7	R: 0 H: 1 E: 0 LOB: 2 K: 0 BB: 1 S: 4 P: 8	R: 0 H: 0 E: 1 LOB: 1 K: 0 BB: 0 S: 4 P: 4	R: 0 H: 2 E: 0 LOB: 2 K: 1 BB: 0 S: 7 P: 7	R: 0 H: 1 E: 0 LOB: 1 K: 1 BB: 0 S: 6 P: 6	R: 0 H: 0 E: 0 LOB: 2 K: 0 BB: 3 S: 2 P: 14	1B: 5 SF: 0 2B: 2 SAC: 1 3B: 0 DP: 2 HR: 0 HBP: 0						WP: 0 PA: 36 PB: 0 SB: 0 CS: 0

	AB	30
	R	0
	H	6
	RBI	0
	BB	5
	SO	6
	LOB	19

PITCHER		IP	WLS	BF	H	R	ER	SO	BB	IBB	HBP	BLK	WP	HR	S	P	ERA	WHIP
Bob Feller, R	(1, 1)	8.1	W	35	6	0	0	6	5	0	0	0	0	0	42	62	0.00	1.320
ERA:																		
Bob Lemon, R	(9, 1)	0.2	S	1	0	0	0	0	0	0	0	0	0	0	1	1	0.00	0.000
ERA:																		

PITCHER	IP	WLS	BF	H	R	ER	SO	BB	IBB	HBP	BLK	WP	HR	S	P	ERA	WHIP

Batter	1	2	3	4	5	6	7	8	9	AB	R	H	RBI	BB	SO	LOB
Harry Simpson, L (1, 9) OBP: 0.500, SLG: 0.400	BBBB 4-0 PB 1B BB	x 0-0 E8 1-H 2-H 1B			BBBB 4-0 6-3 BB		x 0-0 1-2 2-H 3-H 1B			2	1	2	3	2	0	0
Bobby Avila, R (1, 4) OBP: 0.375, SLG: 0.400	x 0-0 FC4-6 1-H 1B	x 0-0 ③ F9			x 0-0 ② 6-3 1-2		x 0-0 ① F8			4	0	1	1	0	0	4
Larry Doby, L (1, 8) OBP: 0.294, SLG: 0.200	x 0-0 ① FC4-6 FC5-4 1-2f		x 0-0 ① F3		x 0-0 ③ F7		SSS 0-3 ② K			4	0	0	0	0	1	4
Luke Easter, L (1, 3) OBP: 0.176, SLG: 0.412	x 0-0 ② F4		x 0-0 ② 1-3			x 0-0 ① 3-1	x 0-0 ③ 1-3			4	0	0	0	0	0	3
Al Rosen, R (1, 5) OBP: 0.412, SLG: 0.286	x 0-0 ③ FC5-4 1-2f		x 0-0 ③ 6-3			x 0-0 ② F8		BBBB 4-0 G1-6-3 BB		3	0	0	0	1	0	1
Jim Fridley, R (1, 7) OBP: 0.308, SLG: 0.400		x 0-0 ① F3		x 0-0 ① F4		SSS 0-3 ③ K		x 0-0 ①② G1-6-3 1-2f		4	0	0	0	0	1	1
Ray Boone, R (1, 6) OBP: 0.471, SLG: 0.357		x 0-0 BB 1B 1B		SSS 0-3 ② K			x 0-0 E4 1B 1B 1B	x 0-0 1B		4	2	2	0	0	1	0
Jim Hegan, R (1, 2) OBP: 0.375, SLG: 0.357		BBBB 4-0 1B 1-2 E BB		x 0-0 ③ 6-3			x 0-0 1B 1-2 1B	SSS 0-3 ③ K		3	2	1	0	1	1	1
Bob Feller, R (1, 1) OBP: 0.333, SLG: 0.333 Bob Lemon, L (9, 1)		x 0-0 ② F8			SSS 0-3 ① K		x 0-0 1B 1-2 2-3 1B			3 0	0 0	1 0	0 0	0 0	1 0	2 0
Inning Stats	R: 1 E: 0 K: 0 S: 4 H: 1 LOB: 1 BB: 1 P: 8	R: 2 E: 1 K: 0 S: 5 H: 2 LOB: 1 BB: 1 P: 9	R: 0 E: 0 K: 0 S: 3 H: 0 LOB: 0 BB: 0 P: 3	R: 0 E: 0 K: 1 S: 5 H: 0 LOB: 0 BB: 0 P: 5	R: 0 E: 0 K: 1 S: 5 H: 0 LOB: 1 BB: 1 P: 9	R: 0 E: 0 K: 1 S: 5 H: 0 LOB: 0 BB: 0 P: 5	R: 2 E: 1 K: 1 S: 9 H: 3 LOB: 2 BB: 0 P: 9	R: 0 E: 0 K: 1 S: 5 H: 1 LOB: 1 BB: 1 P: 9		1B: 7 2B: 0 3B: 0 HR: 0 SF: 0 SAC: 0 DP: 1 HBP: 0						

PITCHER		IP	WLS	BF	H	R	ER	SO	BB	IBB	HBP	BLK	WP	HR	S	P	ERA	WHIP
Ted Gray, L ERA: 4.5	(1, 1)	4.0	L	17	3	3	2	1	2	0	0	0	0	0	17	25	4.50	1.250
Dick Littlefield, L ERA:	(5, 1)	2.0		7	0	0	0	2	1	0	0	0	0	0	10	14	0.00	0.500
Fred Hutchinson, R ERA:	(7, 1)	0.0		4	3	2	1	0	0	0	0	0	0	0	4	4	∞	∞
Billy Hoeft, L ERA:	(7, 1)	2.0		7	1	0	0	2	1	0	0	0	0	0	10	14	0.00	1.000

PITCHER	IP	WLS	BF	H	R	ER	SO	BB	IBB	HBP	BLK	WP	HR	S	P	ERA	WHIP

BOTTOM

Detroit Tigers @ Cleveland Indians

Cleveland Municipal Stadium, Cleveland, OH

Fri Apr 18 1952, 3:33 AM EST

Att. 56,068 - Unknown

livebaseballscorecards.com

AB	31
R	5
H	7
RBI	4
BB	4
SO	5
LOB	16

Detroit Tigers @ Cleveland Indians

Cleveland Municipal Stadium, Cleveland, OH

Sat Apr 19 1952, 3:33 AM EST

Att. 11,829 - Unknown

TOP

livebaseballscorecards.com

Batter	1	2	3	4	5	6	7	8	9	AB	R	H	RBI	BB	SO	LOB
Jerry Priddy, R (1, 4) OBP: 0.350, SLG: 0.333	F5		BB		5-3		BB		1B	3	1	1	0	2	0	0
George Kell, R (1, 5) OBP: 0.250, SLG: 0.263	5-3		K		G1-6-3 BB		1B		F2	4	0	1	2	1	1	4
Ben Taylor, L (1, 3) OBP: 0.273, SLG: 0.273	G3		F3		G1-6-3		F7		F5	3	0	0	0	0	0	3
Steve Souchock, R (7, PH) OBP: 0.400, SLG: 0.600										1	0	0	0	0	0	1
Wayne McLeland, R (7, 1)										0	0	0	0	0	0	0
Dick Littlefield, L (7, 1)										0	0	0	0	0	0	0
George Lerchen, S (9, PH)										1	0	0	0	0	0	2
Vic Wertz, L (1, 9) OBP: 0.200, SLG: 0.235		HR		BB		F6	F8			3	2	1	1	1	0	1
Pat Mullin, L (1, 7) OBP: 0.500, SLG: 0.545		F4		1B		F6		F9		4	0	1	0	0	0	0
Cliff Mapes, L (1, 8) OBP: 0.167, SLG: 0.091		G3		F9		F8		K		4	0	0	1	0	1	1
Matt Batts, R (1, 2) OBP: 0.278, SLG: 0.235		F7		1B			F2	F6		4	0	1	0	0	0	0
Neil Berry, R (1, 6)			BB	K			E6		F7	2	1	0	0	1	1	2
Joe Ginsberg, L (9, PH)			BB				1B			1	0	0	0	0	0	0
Virgil Trucks, R (1, 1)			K	F8					1B	1	0	0	0	0	1	1
Marlin Stuart, L (3, 1)										1	0	0	0	0	0	2
Don Kolloway, R (7, PH) OBP: 0.500, SLG: 0.500 (7, 3)							WP BB 1B		1B	2	1	2	1	0	0	0

	AB	34
	R	5
	H	7
	RBI	5
	BB	5
	SO	4
	LOB	17

Inning Stats	1	2	3	4	5	6	7	8	9
	R: 0 E: 0 K: 0 S: 3	H: 0 LOB: 0 BB: 0 P: 3	R: 1 E: 0 K: 0 S: 4	H: 1 LOB: 0 BB: 0 P: 4	R: 0 E: 0 K: 2 S: 7	H: 0 LOB: 2 BB: 2 P: 15	R: 1 E: 0 K: 1 S: 7	H: 2 LOB: 2 BB: 1 P: 11	R: 0 E: 0 K: 0 S: 2	H: 0 LOB: 0 BB: 1 P: 6	R: 0 E: 0 K: 0 S: 3	H: 0 LOB: 0 BB: 0 P: 3	R: 3 E: 1 K: 0 S: 6	H: 2 LOB: 1 BB: 1 P: 10	R: 0 E: 0 K: 1 S: 5	H: 0 LOB: 0 BB: 0 P: 5	R: 0 E: 0 K: 0 S: 5	H: 2 LOB: 2 BB: 0 P: 5

1B: 6	SF: 0	WP: 1	PA: 39
2B: 0	SAC: 0	PB: 0	
3B: 0	DP: 1	SB: 0	
HR: 1	HBP: 0	CS: 0	

PITCHER		IP	WLS	BF	H	R	ER	SO	BB	IBB	HBP	BLK	WP	HR	S	P	ERA	WHIP
Early Wynn, R ERA: 3.52	(1, 1)	6.1	W	29	5	5	4	3	5	0	0	0	1	1	30	50	5.68	1.579
Lou Brissie, L ERA:	(7, 1)	0.2		2	0	0	0	0	0	0	0	0	0	0	2	2	0.00	0.000
Mike Garcia, R ERA: 0.82	(8, 1)	2.0	S	8	2	0	0	1	0	0	0	0	0	0	10	10	0.00	1.000

PITCHER		IP	WLS	BF	H	R	ER	SO	BB	IBB	HBP	BLK	WP	HR	S	P	ERA	WHIP

Detroit Tigers @ Cleveland Indians

Cleveland Municipal Stadium, Cleveland, OH

Sat Apr 19 1952, 3:33 AM EST

Att. 11,829 - Unknown

livebaseballscorecards.com

BOTTOM

Batter	1	2	3	4	5	6	7	8	9	AB	R	H	RBI	BB	SO	LOB
Harry Simpson, L (1, 9) OBP: 0.545, SLG: 0.474	0-0 1B 4-3 1B	0-0 F7 3-H		0-0 SH2-3 1-2 2-3		0-0 SH2-3 F9 1B	0-0 1-2 2-H 1B			4	2	3	1	0	0	0
Bobby Avila, R (1, 4) OBP: 0.400, SLG: 0.421	0-0 4-3 1-3 1B	0-0 F7		0-0 F3		0-0 SH2-3 1-3		0-0 1B		4	0	2	0	0	0	2
Larry Doby, L (1, 8) OBP: 0.318, SLG: 0.368	0-0 4-3 1-2 3-H		0-0 HR	B B B 4-0 BB		0-0 F9 3-H		0-0 F2		4	1	1	3	1	0	2
Luke Easter, L (1, 3) OBP: 0.182, SLG: 0.500	0-0 F7		0-0 HR	0-0 G3		0-0 4-3		S S S 0-3 K		5	1	1	1	0	1	5
Al Rosen, R (1, 5) OBP: 0.409, SLG: 0.278	B B B B 4-0 FC6-4 BB		0-0 G5-4-3 1B		0-0 L5		0-0 F6	S S S 0-3 K		4	0	1	0	1	1	1
Jim Fridley, R (1, 7) OBP: 0.353, SLG: 0.429	0-0 FC6-4 1-2f		S S S 0-3 K		0-0 S 1B		0-0 BB BB F7 1B			4	1	2	0	0	1	3
Ray Boone, R (1, 6) OBP: 0.476, SLG: 0.313		B B B B 4-0 2B BB	0-0 G5-4-3 1-2f		0-0 F8 1-2		B B B B 4-0 BB 1-2 1B BB			2	1	0	0	2	0	2
Jim Hegan, R (1, 2) OBP: 0.500, SLG: 0.467		0-0 4-3 1-H F7 2B		B B B B 4-0 SH2-3 1B BB	B B B B 4-0 BB		B B B B 4-0 1B 1-2 2-3 BB			1	1	1	1	3	0	0
Early Wynn, S (1, 1) OBP: 0.167, SLG: 0.167		0-0 4-3 2-3		0-0 SH2-3 1-2 1B	S S S 0-3 K		0-0 F7 3-H			3	0	1	0	0	1	3
Lou Brissie, L (7, 1)										0	0	0	0	0	0	0
Bob Kennedy, R (7, PH)										1	0	0	1	0	0	2
Mike Garcia, R (8, 1) OBP: 0.250, SLG: 0.250										0	0	0	0	0	0	0
Inning Stats	R: 1 E: 0 K: 0 S: 5 H: 2 LOB: 2 BB: 1 P: 9	R: 2 E: 0 K: 0 S: 4 H: 1 LOB: 0 BB: 1 P: 8	R: 2 E: 0 K: 1 S: 7 H: 3 LOB: 0 BB: 0 P: 7	R: 0 E: 0 K: 0 S: 4 H: 1 LOB: 3 BB: 2 P: 12	R: 0 E: 0 K: 1 S: 6 H: 1 LOB: 2 BB: 1 P: 10	R: 1 E: 0 K: 0 S: 4 H: 1 LOB: 0 BB: 0 P: 4	R: 1 E: 0 K: 0 S: 4 H: 2 LOB: 3 BB: 2 P: 12	R: 0 E: 0 K: 2 S: 8 H: 1 LOB: 1 BB: 0 P: 8		1B: 9 2B: 1 3B: 0 HR: 2	SF: 0 SAC: 2 DP: 1 HBP: 0					

	AB	32
	R	7
	H	12
	RBI	7
	BB	7
	SO	4
	LOB	20

		WP: 0	PA: 41
		PB: 0	
		SB: 1	
		CS: 0	

PITCHER		IP	WLS	BF	H	R	ER	SO	BB	IBB	HBP	BLK	WP	HR	S	P	ERA	WHIP
Virgil Trucks, R ERA: 13.5	(1, 1)	2.0	L	14	6	5	5	0	2	0	0	0	0	2	12	20	22.50	4.000
Marlin Stuart, R ERA: 1.5	(3, 1)	4.0		17	3	1	1	2	3	0	0	0	0	0	18	30	2.25	1.500
Wayne McLeland, R ERA: 27.0	(7, 1)	0.1		4	1	1	1	0	2	0	0	0	0	0	2	10	27.00	9.000
Dick Littlefield, L ERA:	(7, 1)	1.2		6	2	0	0	2	0	0	0	0	0	0	10	10	0.00	1.200

PITCHER		IP	WLS	BF	H	R	ER	SO	BB	IBB	HBP	BLK	WP	HR	S	P	ERA	WHIP

TOP

Detroit Tigers @ Cleveland Indians

Cleveland Municipal Stadium, Cleveland, OH

Sun Apr 20 1952, 3:33 AM EST

Unknown

livebaseballscorecards.com

Batter	1	2	3	4	5	6	7	8	9	AB	R	H	RBI	BB	SO	LOB
Jerry Priddy, R (1, 4) OBP: 0.375, SLG: 0.381	0-0 2B	BBB 4-0 BB		x 0-0 6-3 ③			x 0-0 1-3 ②			3	1	1	0	1	0	1
George Kell, R (1, 5) OBP: 0.250, SLG: 0.227	BBB 4-0 2B BB	x 0-0 6-3 ③			x 0-0 F5 ①		x 0-0 6-3 ③			3	0	0	0	1	0	2
Ben Taylor, L (1, 3) OBP: 0.200, SLG: 0.200	0-0 F8 ①		x 0-0 G3 ①		SSS 0-3 K ②			x 0-0 F5 ①		4	0	0	0	0	1	2
Vic Wertz, L (1, 9) OBP: 0.208, SLG: 0.286	0-0 1-3 2-H 2B		x 0-0 G3 ②		x 0-0 F7 ③			x 0-0 G3 ②		4	0	1	1	0	0	0
Pat Mullin, L (1, 7) OBP: 0.467, SLG: 0.462 Johnny Groth, R (7, 7) OBP: 0.333, SLG: 0.250	0-0 F3 ②		BBB 4-0 S BB			x 0-0 F9 ①		x 0-0 G3 ③		2 1	0 0	0 0	0 0	1 0	0 0	2 0
Cliff Mapes, L (1, 8) OBP: 0.250, SLG: 0.400	0-0 6-3 ③		SSS 0-3 K ③ 1-2			x 0-0 HR			x 0-0 1B L6-5 1B	4	1	2	1	0	1	3
Joe Ginsberg, L (1, 2) OBP: 0.143, SLG: 0.143		x 0-0 F9 ①		x 0-0 G3 ①		x 0-0 F8 ②			x 0-0 1-3 1B	4	0	1	0	0	0	0
Neil Berry, R (1, 6) OBP: 0.278, SLG: 0.267 George Lerchen, S (9, PH) Johnny Lipon, R (9, 6)		x 0-0 6-3 1B		x 0-0 3B		x 0-0 F8 ③			x 0-0 ①② L6-5 3-H	3 1 0	0 0 0	2 0 0	0 0 0	0 0 0	0 2 0	0 0 0
Art Houtteman, R (1, 1)		x 0-0 6-3 ② 1-2		SSS 0-3 K ②			x 0-0 6-3 ①		x 0-0 F6 ③	4	0	0	0	0	1	3

| | | |

BOTTOM

Batter	1	2	3	4	5	6	7	8	9	AB	R	H	RBI	BB	SO	LOB
Harry Simpson, L (1, 9) OBP: 0.462, SLG: 0.391	5-3		F8			4-3		1-3		4	0	0	0	0	0	0
Bobby Avila, R (1, 4) OBP: 0.375, SLG: 0.478	F9			2B 3B		F9		4-3		4	1	1	0	0	0	0
Larry Doby, L (1, 8) OBP: 0.375, SLG: 0.476 Pete Reiser, L (5, 8)	1B			F7 3-H 2B		4-3			F7	2 2	0 0	2 0	1 0	0 0	0 0	0 0
Luke Easter, L (1, 3) OBP: 0.231, SLG: 0.615	6-3			F7 2-3			1B FC6 1B		HR	4	2	2	1	0	0	2
Al Rosen, R (1, 5) OBP: 0.360, SLG: 0.238		K2-3		6-3			K			3	0	0	0	0	2	2
Jim Fridley, R (1, 7) OBP: 0.350, SLG: 0.412		K		5-3			FC6 1-3 1B			3	0	1	0	0	1	1
Ray Boone, R (1, 6) OBP: 0.435, SLG: 0.278 Dale Mitchell, L (7, PH) OBP: 0.200, SLG: 0.200 Merl Combs, L (8, 6)	F9				L5		FC6 1-2f 3-H			2 1 0	0 0 0	0 0 0	0 1 0	0 0 0	0 0 0	0 1 0
Jim Hegan, R (1, 2) OBP: 0.435, SLG: 0.389			K		F9		K			3	0	0	0	0	2	1
Bob Lemon, L (1, 1)			F2		4-3			4-3		3	0	0	0	0	0	0

Inning Stats	1	2	3	4	5	6	7	8	9	1B: 3	SF: 0	WP: 0	PA: 31
R:	0	0	0	1	0	0	1	0	1	2B: 1	SAC: 0	PB: 0	
E:	0	0	0	0	0	0	0	0	0	3B: 1	DP: 0	SB: 0	
K:	0	2	1	0	0	0	2	0	0	HR: 1	HBP: 0	CS: 0	
S:	4	7	5	5	3	3	9	3	2				
H:	1	0	0	2	0	0	2	0	1				
LOB:	1	0	0	1	0	0	1	0	0				
BB:	0	0	0	0	0	0	0	0	0				
P:	4	7	5	5	3	3	9	3	2				

PITCHER	IP	WLS	BF	H	R	ER	SO	BB	IBB	HBP	BLK	WP	HR	S	P	ERA	WHIP
Art Houtteman, R (1, 1) ERA: 4.5	8.1	L	31	6	3	3	5	0	0	0	0	0	1	41	41	3.24	0.720

PITCHER	IP	WLS	BF	H	R	ER	SO	BB	IBB	HBP	BLK	WP	HR	S	P	ERA	WHIP

Detroit Tigers @ Cleveland Indians

Cleveland Municipal Stadium, Cleveland, OH

Sun Apr 20 1952, 3:33 AM EST

Unknown

livebaseballscorecards.com

AB	31
R	3
H	6
RBI	3
BB	0
SO	5
LOB	7

Detroit Tigers @ Cleveland Indians

Cleveland Municipal Stadium, Cleveland, OH

Sun Apr 20 1952, 3:38 AM EST

Att. 35,549 - Unknown

TOP

livebaseballscorecards.com

Batter	1	2	3	4	5	6	7	8	9	AB	R	H	RBI	BB	SO	LOB
Jerry Priddy, R (1, 4) OBP: 0.321, SLG: 0.320	K		K		6-3			F5		4	0	0	0	0	2	0
George Kell, R (1, 5) OBP: 0.250, SLG: 0.231	G4-6-3 1B		F9			5-3		5-3		4	0	1	0	0	0	0
Pat Mullin, L (1, 7) OBP: 0.368, SLG: 0.353	G4-6-3 1-2f			F6		F9			F8	4	0	0	0	0	0	1
Vic Wertz, L (1, 9) OBP: 0.179, SLG: 0.240		K		F8		4-3			1-3	4	0	0	0	0	1	0
Don Kolloway, R (1, 3) OBP: 0.429, SLG: 0.429		F1		6-3			1B		F9	4	0	1	0	0	0	0
Cliff Mapes, L (1, 8) OBP: 0.263, SLG: 0.389		WP 1B			3-1		K			3	0	1	0	0	1	1
Matt Batts, R (1, 2) OBP: 0.350, SLG: 0.278 Bob Swift, R (6, 2)		FC6-4 1-2 BB			3B 1B		K			1 1	1 0	1 0	0 0	1 0	0 1	0 1
Neil Berry, R (1, 6) OBP: 0.278, SLG: 0.267 Johnny Lipon, R (1, 6) OBP: 0.600, SLG: 1.000		FC6-4 1-2f			F8 1-H 3B					0 3	0 1	0 1	0 1	0 0	0 0	0 3
Dizzy Trout, R (1, 1) Hal White, R (3, 1) Joe Ginsberg, L (5, PH) OBP: 0.125, SLG: 0.125 Billy Hoeft, L (5, 1) Ben Taylor, L (8, PH) OBP: 0.188, SLG: 0.188 Dick Littlefield, L (8, 1)			4-3		F8 3-H			K		1 0 1 0 1 0	0 0 0 0 0 0	0 0 0 0 0 0	0 0 1 0 0 0	0 0 0 0 1 0	0 0 0 0 0 0	0 0 0 0 0 0

	AB	31
	R	2
	H	5
	RBI	2
	BB	1
	SO	6
	LOB	6

Inning Stats	1	2	3	4	5	6	7	8	9
R	0	0	0	0	2	0	0	0	0
E	0	0	0	0	0	0	0	0	0
K	1	1	1	0	0	0	2	1	0
S	5	6	5	3	5	3	8	5	3
H	1	1	0	0	2	0	1	0	0
LOB	0	2	0	0	0	0	1	0	0
BB	0	1	0	0	0	0	0	0	0
P	5	10	5	3	5	3	8	5	3

1B	4
2B	0
3B	1
HR	0
SF	0
SAC	0
DP	1
HBP	0
WP	1
PB	0
SB	0
CS	0
PA	32

PITCHER		IP	WLS	BF	H	R	ER	SO	BB	IBB	HBP	BLK	WP	HR	S	P	ERA	WHIP
Steve Gromek, R ERA: 2.0	(1, 1)	9.0	W	32	5	2	2	6	1	0	0	0	1	0	43	47	2.00	0.667

PITCHER	IP	WLS	BF	H	R	ER	SO	BB	IBB	HBP	BLK	WP	HR	S	P	ERA	WHIP

Batter	1	2	3	4	5	6	7	8	9	AB	R	H	RBI	BB	SO	LOB
Harry Simpson, L (1, 9) OBP: 0.400, SLG: 0.333	K	6-3		K			1-3			4	0	0	0	0	2	2
Bobby Avila, R (1, 4) OBP: 0.357, SLG: 0.444	F6		HR 1B		K		K			4	1	1	0	0	2	0
Pete Reiser, L (1, 8) OBP: 0.333, SLG: 0.833	1B 1B		1-H HR		K		K			4	1	2	2	0	2	0
Luke Easter, L (1, 3) OBP: 0.233, SLG: 0.567	1-2 1B		1-3		K			K		4	0	1	0	0	2	0
Al Rosen, R (1, 5) OBP: 0.379, SLG: 0.520	K		HR			HR		F6		4	2	2	2	0	1	2
Jim Fridley, R (1, 7) OBP: 0.458, SLG: 0.500		1B FC6-4 1B	CS 1B			BBBB 4-0 CS BB		HR 1B		3	2	3	0	1	0	0
Ray Boone, R (1, 6) OBP: 0.444, SLG: 0.455		FC6-4 1-3 1B	6-3 1-2			SSS K		1-H HR		4	1	2	2	0	1	2
Birdie Tebbetts, R (1, 2) OBP: 0.750, SLG: 0.667		FC6-4 SH3-1 1-2f 3-H		K 1B		BBBB 4-0 FC4-6 1-2 BB		1B		3	0	2	1	1	0	1
Steve Gromek, S (1, 1)		SH3-1 1-2		K		FC4-6 1-2f		F9		3	0	0	0	0	1	3
Inning Stats	R: 0 E: 0 K: 2 S: 9 H: 2 LOB: 2 BB: 0 P: 9	R: 1 E: 0 K: 0 S: 5 H: 2 LOB: 1 BB: 0 P: 5	R: 3 E: 0 K: 0 S: 6 H: 4 LOB: 0 BB: 0 P: 6	R: 0 E: 0 K: 2 S: 7 H: 1 LOB: 0 BB: 0 P: 7	R: 0 E: 0 K: 3 S: 9 H: 0 LOB: 0 BB: 0 P: 9	R: 1 E: 0 K: 1 S: 5 H: 1 LOB: 1 BB: 2 P: 13	R: 0 E: 0 K: 2 S: 7 H: 0 LOB: 0 BB: 0 P: 7	R: 2 E: 0 K: 1 S: 8 H: 3 LOB: 1 BB: 0 P: 8		1B: 9 2B: 0 3B: 0 HR: 4	SF: 0 SAC: 1 DP: 0 HBP: 0			WP: 0 PB: 0 SB: 0 CS: 2	PA: 36		

PITCHER		IP	WLS	BF	H	R	ER	SO	BB	IBB	HBP	BLK	WP	HR	S	P	ERA	WHIP
Dizzy Trout, R ERA: 5.23	(1, 1)	2.1	L	14	7	4	4	2	0	0	0	0	0	2	18	18	15.43	3.000
Hal White, R ERA:	(3, 1)	1.2		5	2	0	0	2	0	0	0	0	0	0	9	9	0.00	1.200
Billy Hoeft, L ERA: 1.8	(5, 1)	3.0		11	1	1	1	6	2	0	0	0	0	1	21	29	3.00	1.000
Dick Littlefield, L ERA: 3.86	(8, 1)	1.0		6	3	2	2	1	0	0	0	0	0	1	8	8	18.00	3.000

PITCHER	IP	WLS	BF	H	R	ER	SO	BB	IBB	HBP	BLK	WP	HR	S	P	ERA	WHIP

BOTTOM

Detroit Tigers @ Cleveland Indians

Cleveland Municipal Stadium, Cleveland, OH

Sun Apr 20 1952, 3:38 AM EST

Att. 35,549 - Unknown

livebaseballscorecards.com

AB	33
R	7
H	13
RBI	7
BB	2
SO	11
LOB	10

Batter	1	2	3	4	5	6	7	8	9	AB	R	H	RBI	BB	SO	LOB
Harry Simpson, L (1, 9) OBP: 0.382, SLG: 0.323	6-3 1B		K			3-1		K		4	0	1	0	0	2	0
Bobby Avila, R (1, 4) OBP: 0.344, SLG: 0.419	6-3 1-2		F8			F7		1B		4	0	1	0	0	0	1
Pete Reiser, L (1, 8) OBP: 0.200, SLG: 0.500	F3			K			F1	F8		4	0	0	0	0	1	2
Luke Easter, L (1, 3) OBP: 0.235, SLG: 0.515	4-3			F5			HR HBP	K		3	1	0	0	0	1	2
Al Rosen, R (1, 5) OBP: 0.424, SLG: 0.759		3B		5-3			1-H HR		1B 2B	4	2	3	2	0	0	0
Jim Fridley, R (1, 7) OBP: 0.464, SLG: 0.478		K			F4		BB		G5-4-3 2-H 1B	3	0	1	1	1	1	1
Ray Boone, R (1, 6) OBP: 0.452, SLG: 0.462		L6			G6-4-3 1B		1-2 1B		F8	4	0	2	0	0	0	2
Birdie Tebbetts, R (1, 2) OBP: 0.375, SLG: 0.286		K			G6-4-3 1-2f		F9		G5-4-3 1-2f	4	0	0	0	0	1	5
Mike Garcia, R (1, 1) OBP: 0.200, SLG: 0.200			K			F6	F4			1	0	0	0	0	1	0
Johnny Berardino, R (6, PH)										1	0	0	0	0	0	0
Bob Chakales, R (6, 1)										0	0	0	0	0	0	0
Bob Kennedy, R (7, PH)										1	0	0	0	0	0	2
Lou Brissie, L (7, 1)										0	0	0	0	0	0	0
George Zuverink, R (7, 1)										0	0	0	0	0	0	0
Inning Stats	R: 0 E: 0 K: 0 S: 4 H: 1 LOB: 1 BB: 0 P: 4	R: 0 E: 0 K: 2 S: 8 H: 1 LOB: 1 BB: 0 P: 8	R: 0 E: 0 K: 2 S: 7 H: 0 LOB: 0 BB: 0 P: 7	R: 0 E: 0 K: 1 S: 5 H: 0 LOB: 0 BB: 0 P: 5	R: 0 E: 0 K: 0 S: 3 H: 1 LOB: 0 BB: 0 P: 3	R: 0 E: 0 K: 0 S: 3 H: 0 LOB: 0 BB: 0 P: 3	R: 2 E: 0 K: 0 S: 5 H: 2 LOB: 2 BB: 1 P: 10	R: 0 E: 0 K: 2 S: 8 H: 1 LOB: 1 BB: 0 P: 8	R: 1 E: 0 K: 0 S: 4 H: 2 LOB: 0 BB: 0 P: 4	1B: 5 2B: 1 3B: 1 HR: 1 SF: 0 SAC: 0 DP: 2 HBP: 1						

PITCHER	IP	WLS	BF	H	R	ER	SO	BB	IBB	HBP	BLK	WP	HR	S	P	ERA	WHIP
Tommy Byrne, L (1, 1) ERA: 3.0	9.0	W	35	8	3	3	7	1	0	1	0	0	1	47	52	3.00	1.000

PITCHER	IP	WLS	BF	H	R	ER	SO	BB	IBB	HBP	BLK	WP	HR	S	P	ERA	WHIP

TOP

Cleveland Indians @ St. Louis Browns

Sportsman's Park, St. Louis, MO

Tue Apr 22 1952, 4:33 AM EST

Att. 15,119 - Unknown

livebaseballscorecards.com

AB	33
R	3
H	8
RBI	3
BB	1
SO	7
LOB	15

PA: 35

WP: 0
PB: 0
SB: 0
CS: 0

BOTTOM

Cleveland Indians @ St. Louis Browns

Sportsman's Park, St. Louis, MO

Tue Apr 22 1952, 4:33 AM EST

Att. 15,119 - Unknown

Batter	1	2	3	4	5	6	7	8	9	AB	R	H	RBI	BB	SO	LOB
Bobby Young, L (1, 4) OBP: 0.190, SLG: 0.150	K		1-3		SH1-3		BB WP 1B	1-3		4	1	1	0	0	1	0
Marty Marion, R (1, 6) OBP: 0.276, SLG: 0.357	BB SH FC6-4 1B		BLK 1B		F5		K	6-3		5	2	2	0	0	1	3
Jim Rivera, L (1, 8) OBP: 0.375, SLG: 0.500	SH BB E		K		K		BB 1B			3	2	1	0	0	2	2
Tom Wright, L (1, 7) OBP: 0.238, SLG: 0.350	FC6-4 BB		CS 1B			K	1B 1B BB			2	0	1	1	1	1	0
Bob Nieman, R (7, PH) (8, 9) OBP: 0.538, SLG: 0.800										0	1	0	1	1	0	0
Earl Rapp, L (1, 9) Jim Dyck, R (7, PH) (8, 7) OBP: 0.364, SLG: 0.222	FC6-4		CS	E4 1B		K	1B			3	0	0	1	0	1	1
										1	1	1	2	0	0	0
Gordon Goldsberry, L (1, 3) OBP: 0.500, SLG: 0.600	F9			F8		1B 1B BB	3-4			3	0	0	0	1	0	4
Leo Thomas, R (1, 5) OBP: 0.469, SLG: 0.464		G6-3 1B		F7 1B		1B	S 1B			4	0	4	2	0	0	0
Clint Courtney, L (1, 2) OBP: 0.286, SLG: 0.350		G6-3		F7			K			4	0	1	0	0	1	4
Tommy Byrne, L (1, 1) OBP: 0.333, SLG: 0.444		1-3			SH1-3 1B		WP 1B BB 1B	4-3		4	1	2	0	0	0	0
Inning Stats	R: 2 E: 2 K: 1 S: 7 H: 1 LOB: 1 BB: 1 P: 11		R: 0 E: 0 K: 0 S: 3 H: 1 LOB: 0 BB: 0 P: 3	R: 1 E: 0 K: 1 S: 6 H: 2 LOB: 0 BB: 0 P: 6	R: 0 E: 1 K: 0 S: 4 H: 1 LOB: 1 BB: 0 P: 4	R: 0 E: 0 K: 1 S: 6 H: 1 LOB: 1 BB: 0 P: 6	R: 0 E: 0 K: 2 S: 8 H: 2 LOB: 2 BB: 1 P: 12	R: 5 E: 0 K: 2 S: 12 H: 5 LOB: 1 BB: 1 P: 16	R: 0 E: 0 K: 0 S: 3 H: 0 LOB: 0 BB: 0 P: 3	1B: 13 2B: 0 3B: 0 HR: 0	SF: 0 SAC: 2 DP: 1 HBP: 0						

	AB	33
	R	8
	H	13
	RBI	7
	BB	3
	SO	7
	LOB	14

WP: 1 PB: 0 SB: 1 CS: 1 PA: 39

PITCHER		IP	WLS	BF	H	R	ER	SO	BB	IBB	HBP	BLK	WP	HR	S	P	ERA	WHIP
Mike Garcia, R ERA: 1.13	(1, 1)	5.0	L	21	6	3	1	3	1	0	0	1	0	0	26	30	1.80	1.400
Bob Chakales, R ERA:	(6, 1)	1.0		5	2	0	0	2	1	0	0	0	0	0	8	12	0.00	3.000
Lou Brissie, L ERA: 33.75	(7, 1)	0.2		7	4	5	5	1	1	0	0	0	1	0	8	12	67.50	7.500
George Zuverink, R ERA:	(7, 1)	1.1		5	1	0	0	1	0	0	0	0	0	0	7	7	0.00	0.750

PITCHER	IP	WLS	BF	H	R	ER	SO	BB	IBB	HBP	BLK	WP	HR	S	P	ERA	WHIP

livebaseballscorecards.com

Batter	1	2	3	4	5	6	7	8	9	AB	R	H	RBI	BB	SO	LOB
Harry Simpson, L (1, 9) OBP: 0.342, SLG: 0.286	S S S 0-3 ① K			x 0-0 ① F9		x 0-0 ③ F8			S S S 0-3 ③ K	4	0	0	0	0	2	0
Johnny Berardino, R (1, 4)	S S S 0-3 ② K			B B B B 4-0 G6-4-3 BB			x 0-0 ① 5-3			2	0	0	0	1	1	0
Pete Reiser, L (1, 8) OBP: 0.154, SLG: 0.385	S S S 0-3 ③ K			x 0-0 ②③ G6-4-3 1-2f			x 0-0 ② 4-3			3	0	0	0	0	1	1
Luke Easter, L (1, 3) OBP: 0.243, SLG: 0.500		x 0-0 ① F8			x 0-0 BB 1B		x 0-0 ③ 4-3			3	0	1	0	0	0	0
Al Rosen, R (1, 5) OBP: 0.417, SLG: 0.710		x 0-0 ② F2			B B B B 4-0 G6-4-3 1-2 BB			x 0-0 ① L7		2	0	0	0	1	0	0
Jim Fridley, R (1, 7) OBP: 0.419, SLG: 0.423		x 0-0 ③ 5-3			x 0-0 ① F6			x 0-0 ② 5-3		3	0	0	0	0	0	2
Ray Boone, R (1, 6) OBP: 0.441, SLG: 0.429			B B B B 4-0 CS BB		x 0-0 ②③ G6-4-3 1-2f			x 0-0 ③ F8		2	0	0	0	1	0	2
Birdie Tebbetts, R (1, 2) OBP: 0.273, SLG: 0.200			S S S 0-3 ①② K 1-2			S S S 0-3 ① K			x 0-0 ① 6-3	3	0	0	0	0	2	1
Bob Feller, R (1, 1) OBP: 0.200, SLG: 0.200 Bobby Avila, R (9, PH) OBP: 0.333, SLG: 0.406			S S S 0-3 ③ K			x 0-0 ② F5			x 0-0 ② F8	2	0	0	0	0	1	0
										1	0	0	0	0	0	0
Inning Stats	R: 0 H: 0 E: 0 LOB: 0 K: 3 BB: 0 S: 9 P: 9	R: 0 H: 0 E: 0 LOB: 0 K: 0 BB: 0 S: 3 P: 3	R: 0 H: 0 E: 0 LOB: 0 K: 2 BB: 1 S: 6 P: 10	R: 0 H: 0 E: 0 LOB: 0 K: 0 BB: 1 S: 2 P: 6	R: 0 H: 1 E: 0 LOB: 1 K: 0 BB: 1 S: 3 P: 7	R: 0 H: 0 E: 0 LOB: 0 K: 1 BB: 0 S: 5 P: 5	R: 0 H: 0 E: 0 LOB: 0 K: 0 BB: 0 S: 3 P: 3	R: 0 H: 0 E: 0 LOB: 0 K: 0 BB: 0 S: 3 P: 3	R: 0 H: 0 E: 0 LOB: 0 K: 1 BB: 0 S: 5 P: 5	1B: 1 SF: 0 2B: 1 SAC: 0 3B: 0 DP: 3 HR: 0 HBP: 0						

PITCHER	IP	WLS	BF	H	R	ER	SO	BB	IBB	HBP	BLK	WP	HR	S	P	ERA	WHIP
Bob Cain, L (1, 1) ERA: 0.5	9.0	W	28	1	0	0	7	3	0	0	0	0	0	39	51	0.00	0.444

PITCHER	IP	WLS	BF	H	R	ER	SO	BB	IBB	HBP	BLK	WP	HR	S	P	ERA	WHIP

TOP

Cleveland Indians @ St. Louis Browns

Sportsman's Park, St. Louis, MO

Wed Apr 23 1952, 4:33 AM EST

Att. 7,110 - Unknown

livebaseballscorecards.com

AB	25
R	0
H	1
RBI	0
BB	3
SO	7
LOB	6

Batter	1	2	3	4	5	6	7	8	9	AB	R	H	RBI	BB	SO	LOB
Bobby Young, L (1, 4) OBP: 0.200, SLG: 0.250	E 3B		G3			4-3		1-3		4	1	1	0	0	0	0
Marty Marion, R (1, 6) OBP: 0.281, SLG: 0.333	E5 3-H		4-3			BB BB				2	0	0	1	1	0	0
Jim Rivera, L (1, 8) OBP: 0.371, SLG: 0.469	F1			F8		1-2 BB				2	0	0	0	1	0	1
Tom Wright, L (1, 7) OBP: 0.208, SLG: 0.304	F4			K		K				3	0	0	0	0	2	3
Earl Rapp, L (1, 9) Jim Delsing, L (8, 9) OBP: 0.500, SLG: 0.500	G3			4-3			6-3			3 0	0 0	0 0	0 0	0 0	0 0	1 0
Gordon Goldsberry, L (1, 3) OBP: 0.400, SLG: 0.462		4-3			F7		K			3	0	0	0	0	1	0
Leo Thomas, R (1, 5) OBP: 0.429, SLG: 0.419		K			F9		F7			3	0	0	0	0	1	0
Clint Courtney, L (1, 2) OBP: 0.250, SLG: 0.304		F8			F7			4-3		3	0	0	0	0	0	0
Bob Cain, L (1, 1) OBP: 0.333, SLG: 0.200			6-3			L8		K		3	0	0	0	0	1	0
Inning Stats	R: 1 E: 1 K: 0 S: 5 H: 1 LOB: 1 BB: 0 P: 5	R: 0 E: 0 K: 1 S: 5 H: 0 LOB: 0 BB: 0 P: 5	R: 0 E: 0 K: 0 S: 3 H: 0 LOB: 0 BB: 0 P: 3	R: 0 E: 0 K: 1 S: 5 H: 0 LOB: 0 BB: 0 P: 5	R: 0 E: 0 K: 0 S: 3 H: 0 LOB: 0 BB: 0 P: 3	R: 0 E: 0 K: 1 S: 5 H: 0 LOB: 2 BB: 2 P: 13	R: 0 E: 0 K: 1 S: 5 H: 0 LOB: 0 BB: 0 P: 5	R: 0 E: 0 K: 1 S: 5 H: 0 LOB: 0 BB: 0 P: 5		1B: 0 2B: 0 3B: 1 HR: 0 SF: 0 SAC: 0 DP: 0 HBP: 0						

PITCHER	IP	WLS	BF	H	R	ER	SO	BB	IBB	HBP	BLK	WP	HR	S	P	ERA	WHIP
Bob Feller, R (1, 1) ERA: 0.55	8.0	L	28	1	1	1	5	2	0	0	0	0	0	36	44	1.12	0.375

PITCHER	IP	WLS	BF	H	R	ER	SO	BB	IBB	HBP	BLK	WP	HR	S	P	ERA	WHIP

BOTTOM

Cleveland Indians @ St. Louis Browns

Sportsman's Park, St. Louis, MO

Wed Apr 23 1952, 4:33 AM EST

Att. 7,110 - Unknown

livebaseballscorecards.com

AB	26
R	1
H	1
RBI	1
BB	2
SO	5
LOB	5

PA: 28

Chicago White Sox @ Cleveland Indians

Cleveland Municipal Stadium, Cleveland, OH

Fri Apr 25 1952, 3:33 AM EST

Att. 4,677 - Unknown

TOP

livebaseballscorecards.com

Batter	1	2	3	4	5	6	7	8	9	AB	R	H	RBI	BB	SO	LOB
Nellie Fox, L (1, 4) OBP: 0.308, SLG: 0.410	1-3		S, 2-H, 1B		F5		F9		F9	5	0	1	1	0	0	2
Bud Stewart, L (1, 7) OBP: 0.412, SLG: 0.538	F8		K, 1-2		FC6-4, 1-2, BB		1B, BB		E, 1B	3	1	1	0	2	1	1
Jim Busby, R (9, 8) OBP: 0.150, SLG: 0.105										0	0	0	0	0	0	0
Minnie Minoso, R (1, 8) (9, 7) OBP: 0.333, SLG: 0.273	1B		K2-3		FC6-4, 1-2f		1-2, 2-3, 1B		E6, 1-H, 3B	5	1	3	1	0	1	3
Eddie Robinson, L (1, 3) OBP: 0.342, SLG: 0.412	F8			6-3	F3		F5		3-1	5	0	0	0	0	0	4
Ray Coleman, L (1, 9) OBP: 0.136, SLG: 0.095		4-3		G1	F9			K		4	0	0	0	0	1	0
Sherm Lollar, R (1, 2) OBP: 0.294, SLG: 0.321		K		F7	FC6-4, BB			K		3	0	0	0	1	2	0
Chico Carrasquel, R (1, 6) OBP: 0.263, SLG: 0.229		4-3			1B, 2B		FC6-4, 1-2f		1B	4	1	2	0	0	0	1
Hector Rodriguez, R (1, 5) OBP: 0.438, SLG: 0.393			SH1-4, 1B, 1B		FC1-5, 2-H, 1B		1B, S, BB		4-3	3	1	2	1	1	0	1
Billy Pierce, L (1, 1) OBP: 0.333, SLG: 0.143			SH1-4, 1-2		FC1-5, BB, 2-3		F7, 1-2		6-3	3	0	0	0	0	0	2
Luis Aloma, R (9, 1)										0	0	0	0	0	0	0
Bill Kennedy, L (9, 1)										0	0	0	0	0	0	0

	AB	35
	R	4
	H	9
	RBI	3
	BB	4
	SO	5
	LOB	14

Inning Stats										
	R: 0	H: 1	R: 0	H: 0	R: 1	H: 2	R: 0	H: 0	R: 1	H: 2
	E: 0	LOB: 1	E: 0	LOB: 0	E: 0	LOB: 1	E: 0	LOB: 2	E: 0	LOB: 2
	K: 0	BB: 0	K: 1	BB: 0	K: 2	BB: 0	K: 0	BB: 1	K: 0	BB: 1
	S: 4	P: 4	S: 5	P: 5	S: 9	P: 9	S: 3	P: 3	S: 5	P: 9

	R: 0	H: 0	R: 0	H: 1	R: 0	H: 1	R: 2	H: 2	1B: 7	SF: 0	WP: 0	PA: 40
	E: 0	LOB: 0	E: 0	LOB: 3	E: 0	LOB: 1	E: 1	LOB: 0	2B: 1	SAC: 1	PB: 0	
	K: 0	BB: 1	K: 0	BB: 2	K: 2	BB: 0	K: 0	BB: 0	3B: 1	DP: 0	SB: 2	
	S: 3	P: 7	S: 4	P: 12	S: 8	P: 8	S: 5	P: 5	HR: 0	HBP: 0	CS: 0	

PITCHER	IP	WLS	BF	H	R	ER	SO	BB	IBB	HBP	BLK	WP	HR	S	P	ERA	WHIP
Early Wynn, R (1, 1) ERA: 3.33	9.0	W	40	9	4	3	5	4	0	0	0	0	0	46	62	3.00	1.444

PITCHER	IP	WLS	BF	H	R	ER	SO	BB	IBB	HBP	BLK	WP	HR	S	P	ERA	WHIP

BOTTOM

Batter	1	2	3	4	5	6	7	8	9	AB	R	H	RBI	BB	SO	LOB
Harry Simpson, L (1, 9) (8, 8) OBP: 0.372, SLG: 0.350	1B	1B		FC6-4 1-2f			F6		BB F8 2-H 3-H 2B	5	1	3	2	0	0	1
Bobby Avila, R (1, 4) OBP: 0.342, SLG: 0.389	1B 1B 1-2 1B	F7			F9			F4	BB IBB	4	1	1	0	1	0	1
Pete Reiser, L (1, 8) OBP: 0.188, SLG: 0.375 Bob Kennedy, R (8, 9) Barney McCosky, L (9, PH) Johnny Berardino, R (9, PH)	1B 1-2 1B		K		K			6-3	BB 1-2 2-3 BB	3 1 0 0	0 0 0 0	1 0 0 0	0 0 0 0	0 0 0 1	2 0 0 0	0 0 0 0
Luke Easter, L (1, 3) OBP: 0.238, SLG: 0.450	K		K		K			WP BB	F8 3-H	4	0	0	1	1	3	4
Al Rosen, R (1, 5) OBP: 0.450, SLG: 0.697	1B 1-2 2-H		BB			6-3		IBB 1-2		2	0	1	1	2	0	0
Jim Fridley, R (1, 7) OBP: 0.371, SLG: 0.367	F8		F3			5-3		K		4	0	0	0	0	1	5
Ray Boone, R (1, 6) OBP: 0.447, SLG: 0.531		HR		F3		K			SH5-4 BB 2B 1B	4	2	2	1	0	1	0
Jim Hegan, R (1, 2) OBP: 0.407, SLG: 0.333		K		K			6-3		SH5-4 1-2 2B BB	3	1	0	0	1	2	0
Early Wynn, S (1, 1) OBP: 0.222, SLG: 0.222		F9		FC6-4 1B			K		SH5-4 1-2 2-3	3	0	1	0	0	1	0
Inning Stats	R: 1 E: 0 K: 1 S: 8 H: 4 LOB: 2 BB: 0 P: 8	R: 1 E: 0 K: 1 S: 7 H: 2 LOB: 1 BB: 0 P: 7	R: 0 E: 0 K: 2 S: 7 H: 0 LOB: 1 BB: 1 P: 11	R: 0 E: 0 K: 1 S: 6 H: 1 LOB: 1 BB: 0 P: 6	R: 0 E: 0 K: 2 S: 7 H: 0 LOB: 0 BB: 0 P: 7	R: 0 E: 0 K: 1 S: 5 H: 0 LOB: 0 BB: 0 P: 5	R: 0 E: 0 K: 1 S: 5 H: 0 LOB: 0 BB: 0 P: 5	R: 0 E: 0 K: 1 S: 5 H: 0 LOB: 2 BB: 2 P: 13	R: 3 E: 0 K: 0 S: 4 H: 2 LOB: 3 BB: 3 P: 16	1B: 7 2B: 1 3B: 0 HR: 1	SF: 0 SAC: 1 DP: 0 HBP: 0						

PITCHER		IP	WLS	BF	H	R	ER	SO	BB	IBB	HBP	BLK	WP	HR	S	P	ERA	WHIP
Billy Pierce, L ERA: 3.86	(1, 1)	8.1	L	37	9	5	5	10	3	1	0	0	1	1	53	69	5.40	1.440
Luis Aloma, R ERA: 18.0	(9, 1)	0.0		1	0	0	0	0	0	1	0	0	0	0	0	4	∞	∞
Bill Kennedy, L ERA: 9.0	(9, 1)	0.1		2	0	0	0	0	1	0	0	0	0	0	1	5	0.00	3.000

PITCHER	IP	WLS	BF	H	R	ER	SO	BB	IBB	HBP	BLK	WP	HR	S	P	ERA	WHIP

Chicago White Sox @ Cleveland Indians

Cleveland Municipal Stadium, Cleveland, OH

Fri Apr 25 1952, 3:33 AM EST

Att. 4,677 - Unknown

livebaseballscorecards.com

AB	33
R	5
H	9
RBI	5
BB	6
SO	10
LOB	11

WP: 1	PA: 40		
PB: 0			
SB: 0			
CS: 0			

Batter	1	2	3	4	5	6	7	8	9	AB	R	H	RBI	BB	SO	LOB
Harry Simpson, L (1, 8) OBP: 0.362, SLG: 0.341	1-3		4-3			F9			1B	4	0	1	0	0	0	0
Bobby Avila, R (1, 4) OBP: 0.310, SLG: 0.350	4-3			6-3			4-3		F4	4	0	0	0	0	0	1
Dale Mitchell, L (1, 7) OBP: 0.125, SLG: 0.125	3-1			F9			F7			3	0	0	0	0	0	0
Luke Easter, L (1, 3) OBP: 0.244, SLG: 0.429		FC6-4 BB		4-3			F7			2	0	0	0	1	0	0
Al Rosen, R (1, 5) OBP: 0.419, SLG: 0.639		FC6-4 E 1-2f			K			5-3		3	0	0	0	0	1	1
Jim Fridley, R (1, 9) OBP: 0.342, SLG: 0.333		E5 G4-3 1-2			F2			K		3	0	0	0	0	1	1
Ray Boone, R (1, 6) OBP: 0.415, SLG: 0.486		G4-3 1-2f			F9			1-3		3	0	0	0	0	0	2
Jim Hegan, R (1, 2) OBP: 0.367, SLG: 0.292			K			K			F7	3	0	0	0	0	2	0
Bob Lemon, L (1, 1)			K			F8			4-3	2	0	0	0	0	1	0
Lou Brissie, L (6, 1)										0	0	0	0	0	0	0
Bob Chakales, R (7, 1)										0	0	0	0	0	0	0
Barney McCosky, L (9, PH)										1	0	0	0	0	0	0
Inning Stats	R: 0 E: 0 K: 0 S: 3 H: 0 LOB: 0 BB: 0 P: 3	R: 0 E: 1 K: 0 S: 3 H: 0 LOB: 1 BB: 1 P: 7	R: 0 E: 0 K: 2 S: 7 H: 0 LOB: 0 BB: 0 P: 7	R: 0 E: 0 K: 0 S: 3 H: 0 LOB: 0 BB: 0 P: 3	R: 0 E: 0 K: 1 S: 5 H: 0 LOB: 0 BB: 0 P: 5	R: 0 E: 0 K: 1 S: 5 H: 0 LOB: 0 BB: 0 P: 5	R: 0 E: 0 K: 0 S: 3 H: 0 LOB: 0 BB: 0 P: 3	R: 0 E: 0 K: 1 S: 5 H: 0 LOB: 0 BB: 0 P: 5	R: 0 E: 0 K: 0 S: 4 H: 1 LOB: 1 BB: 0 P: 4	1B: 1 2B: 0 3B: 0 HR: 0 SF: 0 SAC: 0 DP: 1 HBP: 0						

PITCHER	IP	WLS	BF	H	R	ER	SO	BB	IBB	HBP	BLK	WP	HR	S	P	ERA	WHIP
Art Houtteman, R (1, 1) ERA: 2.88	9.0	W	29	1	0	0	5	1	0	0	0	0	0	38	42	0.00	0.222

PITCHER	IP	WLS	BF	H	R	ER	SO	BB	IBB	HBP	BLK	WP	HR	S	P	ERA	WHIP

TOP

Cleveland Indians @ Detroit Tigers

Briggs Stadium, Detroit, MI

Sat Apr 26 1952, 3:33 AM EST

Att. 17,922 - Unknown

livebaseballscorecards.com

AB	28
R	0
H	1
RBI	0
BB	1
SO	5
LOB	5

PA: 29

WP: 0
PB: 0
SB: 0
CS: 0

Cleveland Indians @ Detroit Tigers

Briggs Stadium, Detroit, MI

Sat Apr 26 1952, 3:33 AM EST

Att. 17,922 - Unknown

BOTTOM

Batter	1	2	3	4	5	6	7	8	9	AB	R	H	RBI	BB	SO	LOB
Jerry Priddy, R (1, 4) OBP: 0.405, SLG: 0.419	1-6-3 2B		F8		4-3 3B BB	F8 1B 1-2 F8 BB		1B 1B BB		2	3	1	0	3	0	0
George Kell, R (1, 5) OBP: 0.333, SLG: 0.353	F4		1B		4-3 1-2	1-2 2-3 3-H 1B		1B 1-2 1B 1B		5	1	3	1	0	0	2
Pat Mullin, L (1, 7) OBP: 0.423, SLG: 0.455 Johnny Groth, R (6, 7) OBP: 0.364, SLG: 0.300	BBBB 1-6-3 BB		F6		HR 2-H 3B	F8 2-3 3-H		FC 1-3 1B 1B 2-H		2 2	1 1	1 1	1 2	1 0	0 0	1 2
Vic Wertz, L (1, 9) OBP: 0.162, SLG: 0.294	1-6-3 1-2 2-3			F8	HR 3-H	F8 3-H		FC 1-2 1B HR		5	2	1	3	0	0	5
Cliff Mapes, L (1, 8) OBP: 0.250, SLG: 0.308	SSS K			FC5 BB 1B	BBBB BB	F6		F7		4	0	1	0	1	1	6
Don Kolloway, R (1, 3) OBP: 0.304, SLG: 0.304		L9		SSS K	SSS K		F9	1-2 2-H 3-H HR 1B		5	1	1	2	0	2	2
Joe Ginsberg, L (1, 2) OBP: 0.308, SLG: 0.500		F5		BBBB 1-2 BB		2B 1B 1B	F4	1-H 2-H HR		4	2	2	3	1	0	0
Johnny Lipon, R (1, 6) OBP: 0.385, SLG: 0.545		F9		FC5 2-3f		1B 1-3 1B 2B	1-3	F4		5	1	1	0	0	0	2
Art Houtteman, R (1, 1) OBP: 0.091, SLG: 0.091			4-3		SSS K	1B BB 2-3 F8 3-H 1B		SSS K		4	1	1	1	0	2	0
Inning Stats	R: 0 H: 1 E: 0 LOB: 2 K: 1 BB: 1 S: 6 P: 10	R: 0 H: 0 E: 0 LOB: 0 K: 0 BB: 0 S: 3 P: 3	R: 0 H: 1 E: 0 LOB: 1 K: 0 BB: 0 S: 4 P: 4	R: 0 H: 1 E: 0 LOB: 2 K: 1 BB: 1 S: 6 P: 10	R: 3 H: 2 E: 0 LOB: 1 K: 2 BB: 2 S: 9 P: 17	R: 4 H: 4 E: 0 LOB: 1 K: 0 BB: 1 S: 7 P: 11	R: 0 H: 0 E: 0 LOB: 0 K: 0 BB: 0 S: 3 P: 3	R: 6 H: 4 E: 0 LOB: 0 K: 1 BB: 1 S: 10 P: 14		1B: 8 SF: 0 2B: 2 SAC: 0 3B: 1 DP: 0 HR: 2 HBP: 0						

livebaseballscorecards.com

AB	38
R	13
H	13
RBI	13
BB	6
SO	5
LOB	20

WP: 0 PA: 44
PB: 0
SB: 0
CS: 0

PITCHER		IP	WLS	BF	H	R	ER	SO	BB	IBB	HBP	BLK	WP	HR	S	P	ERA	WHIP
Bob Lemon, R ERA: 3.42	(1, 1)	5.0	L	29	9	7	7	4	5	0	0	0	0	1	32	52	12.60	2.800
Lou Brissie, L ERA: 19.29	(6, 1)	1.0		3	0	0	0	0	0	0	0	0	0	0	3	3	0.00	0.000
Bob Chakales, R ERA: 18.0	(7, 1)	2.0		12	4	6	6	1	1	0	0	0	0	1	13	17	27.00	2.500

PITCHER	IP	WLS	BF	H	R	ER	SO	BB	IBB	HBP	BLK	WP	HR	S	P	ERA	WHIP

Cleveland Indians @ Detroit Tigers

Briggs Stadium, Detroit, MI

Sun Apr 27 1952, 4:33 AM EDT

Att. 42,831 - Unknown

livebaseballscorecards.com

Batter	1	2	3	4	5	6	7	8	9	AB	R	H	RBI	BB	SO	LOB
Harry Simpson, L (1, 8) OBP: 0.346, SLG: 0.327	S S S 0-3 ① K		x 0-0 ② F7		x 0-0 1B		x 0-0 ② 1-3		x 0-0 ② 6-3	5	0	1	0	0	1	0
Bobby Avila, R (1, 4) OBP: 0.340, SLG: 0.432	B B B B 4-0 BB		x 0-0 3B		S S S 0-3 ① K		x 0-0 WP 2B		x 0-0 ③ F9	4	0	2	0	1	1	1
Jim Fridley, R (1, 7) (8, 9) OBP: 0.310, SLG: 0.297	S S S 0-3 ② K		x 0-0 ③ F2		x 0-0 ② F3		x 0-0 ③ F3 2-3			4	0	0	0	0	1	4
Luke Easter, L (1, 3) OBP: 0.224, SLG: 0.391	x 0-0 ③ F8			x 0-0 ① F8	x 0-0 ③ 4-3			x 0-0 ① 4-3		4	0	0	0	0	0	2
Al Rosen, R (1, 5) OBP: 0.426, SLG: 0.615		x 0-0 ① F2		x 0-0 2B 1B		B B B B 4-0 BB		x 0-0 ② 1-3		3	0	1	0	1	0	0
Bob Kennedy, R (1, 9) OBP: 0.143, SLG: 0.143 Pete Reiser, L (8, PR) OBP: 0.188, SLG: 0.375 Dale Mitchell, L (8, 7) OBP: 0.125, SLG: 0.125		x 0-0 ② F5		x 0-0 ② F2		x 0-0 ① F8		x 0-0 BB 1B		4 0 0	0 0 0	1 0 0	0 0 0	0 0 0	0 0 0	2 0 0
Ray Boone, R (1, 6) OBP: 0.444, SLG: 0.514		B B B B 4-0 BB		x 0-0 1-3 2B		x 0-0 ② F7		B B B B 4-0 1-2 BB		2	0	1	0	2	0	1
Jim Hegan, R (1, 2) OBP: 0.353, SLG: 0.259	S S S 0-3 ③ K			4-0 IBB		S S S 0-3 ③ K		x 0-0 ③ F7		3	0	0	0	1	2	4
Mike Garcia, R (1, 1) OBP: 0.125, SLG: 0.125 Birdie Tebbetts, R (9, PH) OBP: 0.250, SLG: 0.182			S S S 0-3 ① K	S S S 0-3 ③ K			x 0-0 ① 6-3		x 0-0 ① F9	3 1	0 0	0 0	0 0	0 0	2 0	3 0

TOP	
AB	33
R	0
H	6
RBI	0
BB	5
SO	7
LOB	17

Inning Stats	1	2	3	4	5	6	7	8	9	1B	SF	WP	PA
R	0	0	0	0	0	0	0	0	0	3	0	1	38
E	0	0	0	0	0	0	0	0	0	2B 2	SAC 0	PB 0	
K	2	1	1	1	1	1	0	0	0	3B 1	DP 0	SB 0	
S	7	5	6	7	6	5	4	4	3	HR 0	HBP 0	CS 0	
H	0	0	1	2	1	0	1	1	0				
LOB	1	1	0	3	1	1	1	2	0				
BB	1	1	0	1	0	1	0	1	0				
P	11	9	6	11	6	9	4	8	3				

PITCHER	IP	WLS	BF	H	R	ER	SO	BB	IBB	HBP	BLK	WP	HR	S	P	ERA	WHIP
Ted Gray, L (1, 1) ERA: 1.33	9.0	W	38	6	0	0	7	4	1	0	0	1	0	47	67	0.00	1.111

PITCHER	IP	WLS	BF	H	R	ER	SO	BB	IBB	HBP	BLK	WP	HR	S	P	ERA	WHIP

Batter	1	2	3	4	5	6	7	8	9	AB	R	H	RBI	BB	SO	LOB
Jerry Priddy, R (1, 4) OBP: 0.425, SLG: 0.441	L3 1B		1-3		SH3 1-2		1B			3	0	2	0	0	0	0
George Kell, R (1, 5) OBP: 0.325, SLG: 0.324	L3 1-2		BBBB 1B BB		5-3		1-3			3	0	0	0	1	0	3
Pat Mullin, L (1, 7) OBP: 0.467, SLG: 0.500	E 1B 1B		1-3 1B		F9			BB 4-3 1B		4	1	3	0	0	0	1
Vic Wertz, L (1, 9) OBP: 0.195, SLG: 0.316	E8 1-H 1B		SSS K			G6-4-3 1B		4-3 1-2		4	0	2	0	0	1	3
Cliff Mapes, L (1, 8) OBP: 0.250, SLG: 0.276	4-3			SSS K		G6-4-3 1-2f		IIII BB IBB		3	0	0	0	1	1	2
Don Kolloway, R (1, 3) OBP: 0.333, SLG: 0.333		8-4 1B		6-3		1B		SSS K		4	0	2	0	0	1	2
Joe Ginsberg, L (1, 2) OBP: 0.353, SLG: 0.429		8-4 1-2f		BBBB BB		F8		BBBB FC6-4 1-2 2-3 BB		2	0	0	0	2	0	2
Johnny Lipon, R (1, 6) OBP: 0.294, SLG: 0.400		6-3		F5			1-3	FC6-4 1-2f		4	0	0	0	0	0	4
Ted Gray, S (1, 1) OBP: 0.143, SLG: 0.143			6-3		SH3 1B		1-3			3	0	1	0	0	0	0
Inning Stats	R: 1 E: 1 K: 0 S: 5 / H: 3 LOB: 1 BB: 0 P: 5	R: 0 E: 0 K: 0 S: 3 / H: 1 LOB: 0 BB: 0 P: 3	R: 0 E: 0 K: 1 S: 6 / H: 1 LOB: 2 BB: 1 P: 10	R: 0 E: 0 K: 1 S: 5 / H: 0 LOB: 1 BB: 1 P: 9	R: 0 E: 0 K: 0 S: 4 / H: 1 LOB: 1 BB: 0 P: 4	R: 0 E: 0 K: 0 S: 4 / H: 2 LOB: 1 BB: 0 P: 4	R: 0 E: 0 K: 0 S: 4 / H: 1 LOB: 1 BB: 0 P: 4	R: 0 E: 0 K: 1 S: 6 / H: 1 LOB: 3 BB: 2 P: 14		1B: 10 2B: 2 3B: 0 HR: 0	SF: 0 SAC: 1 DP: 3 HBP: 0					

PITCHER	IP	WLS	BF	H	R	ER	SO	BB	IBB	HBP	BLK	WP	HR	S	P	ERA	WHIP
Mike Garcia, R (1, 1) ERA: 0.75	8.0	L	35	10	1	0	3	3	1	0	0	0	0	37	53	0.00	1.625

PITCHER	IP	WLS	BF	H	R	ER	SO	BB	IBB	HBP	BLK	WP	HR	S	P	ERA	WHIP

BOTTOM

Cleveland Indians @ Detroit Tigers

Briggs Stadium, Detroit, MI

Sun Apr 27 1952, 4:33 AM EDT

Att. 42,831 - Unknown

livebaseballscorecards.com

AB	30
R	1
H	10
RBI	0
BB	4
SO	3
LOB	17

WP: 0 PB: 0 SB: 0 CS: 0 PA: 35

Cleveland Indians @ Philadelphia Athletics

Shibe Park, Philadelphia, PA

Tue Apr 29 1952, 3:33 AM EDT

Att. 7,858 - Unknown

TOP

livebaseballscorecards.com

Batter	1	2	3	4	5	6	7	8	9	AB	R	H	RBI	BB	SO	LOB
Harry Simpson, L (1, 8) (3, 3) OBP: 0.390, SLG: 0.364	E 1B / 1-3		FC2-6 1B 1-2	G5-4-3 1B 1-3 2-H 3-H		6-3		1B HR 1B	1B BB	6	2	4	2	1	0	2
Bobby Avila, R (1, 4) OBP: 0.333, SLG: 0.412	K / 5-3		FC2-6 HR 1-2f 2-3	G5-4-3 1-2f			F9	HR 1B 1-2	1B 1-2 2-3	7	2	2	0	0	1	7
Al Rosen, R (1, 5) OBP: 0.463, SLG: 0.822	E E 1B 1-3	HR	HR 1-H 3-H		5-3		G1-4-3 BB	HR 1-H 2-H	F9	6	4	4	7	1	0	3
Luke Easter, L (1, 3) OBP: 0.231, SLG: 0.375	E4 E 1B 1-3 3-H	L8	CS BB		FC5 1B		G1-4-3 1-2f	1B	F7	2	1	0	1	1	0	1
Dale Mitchell, L (3, PR) (3, 7) OBP: 0.250, SLG: 0.250								1B BB / F8		4	0	2	0	0	0	4
Ray Boone, R (1, 6) OBP: 0.431, SLG: 0.476	E3 1B 1-3 3-H	6-3	F8		F8			1B HR 1B / 1B		5	2	1	1	1	0	3
Jim Fridley, R (1, 7) (3, 9) OBP: 0.396, SLG: 0.395	BB 2B 2-H 3-H	2B	CS 1-2	1B E 1B	1-2				F8 / 1B 1-2	6	4	6	2	0	0	0
Bob Kennedy, R (1, 9) (3, 8) OBP: 0.308, SLG: 0.333	BB 2B 1-2	E6 1-H		FC6 1B 1-2	FC5 2-3f			HR 1B 1-2 2-H / F7		5	4	2	2	1	0	5
Jim Hegan, R (1, 2) OBP: 0.378, SLG: 0.333	1-3 1-H 2-H 2B	F3		1B 1-2 2-3		F8		HR 1-H 2-H	1B 2B	3	0	2	2	0	0	0
Birdie Tebbetts, R (5, 2) OBP: 0.333, SLG: 0.571										3	1	2	3	0	0	0
Bob Feller, R (1, 1) OBP: 0.273, SLG: 0.111	1-3 BB		FC2-6 1B HR BB	K		K		K	6-3	4	1	0	0	2	3	4

	AB	51
	R	21
	H	25
	RBI	20
	BB	7
	SO	4
	LOB	29

Inning Stats										
	R: 6 E: 2 K: 1 S: 11	H: 5 LOB: 2 BB: 2 P: 19	R: 3 E: 1 K: 0 S: 6	H: 3 LOB: 0 BB: 0 P: 6	R: 3 E: 0 K: 0 S: 4	H: 2 LOB: 1 BB: 2 P: 12	R: 2 E: 1 K: 1 S: 8	H: 3 LOB: 1 BB: 0 P: 8	R: 0 E: 0 K: 0 S: 5	H: 2 LOB: 2 BB: 0 P: 5
	R: 0 E: 0 K: 1 S: 5	H: 0 LOB: 0 BB: 0 P: 5	R: 0 E: 0 K: 0 S: 2	H: 0 LOB: 0 BB: 1 P: 6	R: 7 E: 0 K: 1 S: 13	H: 8 LOB: 2 BB: 1 P: 17	R: 0 E: 0 K: 0 S: 5	H: 2 LOB: 3 BB: 1 P: 9	1B: 18 2B: 3 3B: 0 HR: 4	SF: 0 SAC: 0 DP: 2 HBP: 0
	WP: 0 PB: 0 SB: 0 CS: 1	PA: 59								

PITCHER		IP	WLS	BF	H	R	ER	SO	BB	IBB	HBP	BLK	WP	HR	S	P	ERA	WHIP
Alex Kellner, L (1, 1) ERA: 7.71		2.0	L	17	8	9	7	1	2	0	0	0	0	1	17	25	31.50	5.000
Harry Byrd, R (3, 1) ERA: 7.5		4.0		20	7	5	4	2	2	0	0	0	0	1	22	30	9.00	2.250
Johnny Kucab, R (7, 1) ERA: 3.0		1.0		3	0	0	0	0	1	0	0	0	0	0	2	6	0.00	1.000
Tex Hoyle, R (8, 1) ERA: 27.0		0.1		9	7	7	7	1	1	0	0	0	0	2	10	14	189.00	24.000
Dick Fowler, R (8, 1) ERA: 9.35		1.2		9	3	0	0	0	1	0	0	0	0	0	8	12	0.00	2.400

PITCHER	IP	WLS	BF	H	R	ER	SO	BB	IBB	HBP	BLK	WP	HR	S	P	ERA	WHIP

BOTTOM

Cleveland Indians @ Philadelphia Athletics

Shibe Park, Philadelphia, PA

Tue Apr 29 1952, 3:33 AM EDT

Att. 7,858 - Unknown

livebaseballscorecards.com

Batter	1	2	3	4	5	6	7	8	9	AB	R	H	RBI	BB	SO	LOB
Eddie Joost, R (1, 6) OBP: 0.425, SLG: 0.417	1-3	BB		F8		BB	E 1B		FC4-6 1B	4	0	2	0	2	0	0
Elmer Valo, L (1, 9) OBP: 0.512, SLG: 0.629	E 3B	L1		1B		1-2	E5		FC4-6 1B	6	1	4	2	0	0	5
Dave Philley, S (1, 8) OBP: 0.304, SLG: 0.350	5-3		E5 1B	1-3		F6	F8		1B	6	1	2	1	0	0	6
Gus Zernial, R (1, 7) OBP: 0.359, SLG: 0.294	E4		F4		F8		1B 1B	HR 1B	L8	6	2	2	0	0	0	3
Ferris Fain, L (1, 3) OBP: 0.350, SLG: 0.167	F9		BB 1B		2B		1B 1B	F8	F8	5	1	2	0	1	0	4
Hank Majeski, R (1, 5) OBP: 0.417, SLG: 0.476		BB 1B		6-3			E 1B	HR		4	2	3	4	1	0	1
Skeeter Kell, R (1, 4) OBP: 0.286, SLG: 0.286		BB 1B	K	F2			E 1B	F9		5	1	2	1	0	1	3
Joe Tipton, R (1, 2) OBP: 0.318, SLG: 0.294		F6	F7			G6-3	F8	F5		4	0	0	0	1	0	6
Alex Kellner, R (1, 1) Kite Thomas, R (2, PH) Harry Byrd, R (3, 1) Carl Scheib, R (6, PH) Johnny Kucab, R (7, 1) Jack Littrell, R (7, PH) Tex Hoyle, R (8, 1) Dick Fowler, R (8, 1) Ray Murray, R (9, PH) OBP: 0.500, SLG: 0.500	K			F9		G6-3	K		FC4-6 1B							
Inning Stats	R: 1 E: 1 K: 0 S: 5 H: 1 LOB: 1 BB: 0 P: 5	R: 0 E: 0 K: 1 S: 6 H: 1 LOB: 3 BB: 2 P: 14	R: 1 E: 1 K: 1 S: 7 H: 2 LOB: 2 BB: 1 P: 11	R: 0 E: 0 K: 0 S: 4 H: 1 LOB: 1 BB: 0 P: 4	R: 0 E: 0 K: 0 S: 4 H: 1 LOB: 1 BB: 0 P: 4	R: 0 E: 0 K: 0 S: 3 H: 1 LOB: 2 BB: 2 P: 11	R: 4 E: 1 K: 1 S: 11 H: 6 LOB: 2 BB: 0 P: 11	R: 2 E: 0 K: 0 S: 5 H: 2 LOB: 0 BB: 0 P: 5	R: 1 E: 0 K: 0 S: 6 H: 3 LOB: 2 BB: 0 P: 6	1B: 15 2B: 1 3B: 1 HR: 1 SF: 0 SAC: 0 DP: 1 HBP: 0						

AB	45
R	9
H	18
RBI	8
BB	5
SO	3
LOB	33

WP: 0 PA: 50
PB: 0
SB: 0
CS: 0

PITCHER	IP	WLS	BF	H	R	ER	SO	BB	IBB	HBP	BLK	WP	HR	S	P	ERA	WHIP
Bob Feller, R (1, 1) ERA: 2.84	9.0	W	50	18	9	7	3	5	0	0	0	0	1	51	71	7.00	2.556

PITCHER	IP	WLS	BF	H	R	ER	SO	BB	IBB	HBP	BLK	WP	HR	S	P	ERA	WHIP

Batter	1	2	3	4	5	6	7	8	9	AB	R	H	RBI	BB	SO	LOB
Harry Simpson, L (1, 9) OBP: 0.365, SLG: 0.339	3-1		K		K		6-3			4	0	0	0	0	2	2
Bobby Avila, R (1, 4) OBP: 0.345, SLG: 0.418	F8		6-3		1B 1-3 2-H		1B			4	0	2	1	0	0	0
Al Rosen, R (1, 5) OBP: 0.483, SLG: 0.804	BB			FC4-6 1B BB	IBB		F9			1	0	0	0	3	0	1
Larry Doby, L (1, 8) OBP: 0.321, SLG: 0.400	K			K	3-1			3-1		4	0	0	0	0	2	5
Luke Easter, L (1, 3) OBP: 0.232, SLG: 0.365		L5		FC4-6 1-2 1B		L6		K		4	0	1	0	0	1	0
Jim Fridley, R (1, 7) OBP: 0.404, SLG: 0.391		BB CS		FC4-6 1-2f 2-3		FC5-4 1B		6-3		3	0	1	0	1	0	2
Ray Boone, R (1, 6) OBP: 0.418, SLG: 0.457		FC6-4 1-2 1B			6-3	FC5-4 1-2f			5-3	4	0	1	0	0	0	1
Jim Hegan, R (1, 2) OBP: 0.385, SLG: 0.344		FC6-4 1-2f			E 1B 1B	F8			1-3	2	0	1	0	0	0	1
Barney McCosky, L (5, PR)										0	1	0	0	0	0	0
Quincy Trouppe, S (5, 2)										2	0	0	0	0	0	1
Early Wynn, S (1, 1) OBP: 0.182, SLG: 0.182			F3		E4 1B 1-2		F2		5-3	2	0	0	0	0	0	1
Johnny Berardino, R (7, PH)										1	0	0	0	0	0	0
Steve Gromek, S (7, 1)										0	0	0	0	0	0	0
Bob Kennedy, R (9, PH) OBP: 0.286, SLG: 0.308										1	0	0	0	0	0	0
Inning Stats	R: 0 E: 0 K: 1 S: 5 H: 0 LOB: 1 BB: 1 P: 9	R: 0 E: 0 K: 0 S: 3 H: 1 LOB: 1 BB: 1 P: 7	R: 0 E: 0 K: 1 S: 5 H: 0 LOB: 0 BB: 0 P: 5	R: 0 E: 0 K: 1 S: 5 H: 1 LOB: 1 BB: 1 P: 9	R: 1 E: 1 K: 1 S: 8 H: 2 LOB: 3 BB: 1 P: 12	R: 0 E: 0 K: 0 S: 4 H: 1 LOB: 1 BB: 0 P: 4	R: 0 E: 0 K: 0 S: 4 H: 1 LOB: 1 BB: 0 P: 4	R: 0 E: 0 K: 1 S: 5 H: 0 LOB: 0 BB: 0 P: 5	R: 0 E: 0 K: 0 S: 3 H: 0 LOB: 0 BB: 0 P: 3	1B: 6 2B: 0 3B: 0 HR: 0 SF: 0 SAC: 0 DP: 0 HBP: 0						

TOP

Cleveland Indians @ Philadelphia Athletics

Shibe Park, Philadelphia, PA

Wed Apr 30 1952, 3:33 AM EDT

Att. 5,807 - Unknown

livebaseballscorecards.com

AB	32
R	1
H	6
RBI	1
BB	4
SO	5
LOB	14

WP: 0 PB: 0 SB: 0 CS: 1 PA: 36

PITCHER	IP	WLS	BF	H	R	ER	SO	BB	IBB	HBP	BLK	WP	HR	S	P	ERA	WHIP
Bobby Shantz, L (1, 1) ERA: 1.13	9.0	W	36	6	1	0	5	3	1	0	0	0	0	42	58	0.00	1.000

PITCHER	IP	WLS	BF	H	R	ER	SO	BB	IBB	HBP	BLK	WP	HR	S	P	ERA	WHIP

Batter	1	2	3	4	5	6	7	8	9	AB	R	H	RBI	BB	SO	LOB
Eddie Joost, R (1, 6) OBP: 0.409, SLG: 0.385	1-3		BB		K			F8		3	0	0	0	1	1	2
Elmer Valo, L (1, 9) OBP: 0.489, SLG: 0.667	P4		F7		HR (2-H, 3-H)			P4		4	1	1	3	0	0	1
Dave Philley, S (1, 8) OBP: 0.296, SLG: 0.304	4-3			BB (S)	4-3			F2		3	0	0	0	1	0	0
Gus Zernial, R (1, 7) OBP: 0.357, SLG: 0.297		6-3 (1B)		K (1-2)		F8				3	0	1	0	0	1	1
Ferris Fain, L (1, 3) OBP: 0.326, SLG: 0.152		6-3 (1-2)		L6		G3				3	0	0	0	0	0	2
Hank Majeski, R (1, 5) OBP: 0.407, SLG: 0.435		G6-3 BB		F2		5-3				2	0	0	0	1	0	1
Skeeter Kell, R (1, 4) OBP: 0.300, SLG: 0.222 Pete Suder, R (8, 4) OBP: 0.231, SLG: 0.208	G6-3 (1-2f)				1B HR BB		F7			2 0	1 0	0 0	0 0	1 0	0 0	2 0
Joe Astroth, R (1, 2) OBP: 0.267, SLG: 0.357			5-3		S HR 1B (1-3)		L5			3	1	1	0	0	0	0
Bobby Shantz, R (1, 1) OBP: 0.125, SLG: 0.125			6-3		K (1-2)		K			3	0	0	0	0	2	2
Inning Stats	R: 0 E: 0 K: 0 S: 3 H: 0 LOB: 0 BB: 0 P: 3	R: 0 E: 0 K: 0 S: 3 H: 1 LOB: 1 BB: 1 P: 7	R: 0 E: 0 K: 0 S: 3 H: 0 LOB: 1 BB: 1 P: 7	R: 0 E: 0 K: 1 S: 5 H: 0 LOB: 1 BB: 1 P: 9	R: 3 E: 0 K: 2 S: 9 H: 2 LOB: 0 BB: 1 P: 13	R: 0 E: 0 K: 0 S: 3 H: 0 LOB: 0 BB: 0 P: 3	R: 0 E: 0 K: 1 S: 5 H: 0 LOB: 0 BB: 0 P: 5	R: 0 E: 0 K: 0 S: 3 H: 0 LOB: 0 BB: 0 P: 3		1B: 2 2B: 0 3B: 0 HR: 1 SF: 0 SAC: 0 DP: 1 HBP: 0						

PITCHER		IP	WLS	BF	H	R	ER	SO	BB	IBB	HBP	BLK	WP	HR	S	P	ERA	WHIP
Early Wynn, R ERA: 3.56	(1, 1)	6.0	L	24	3	3	3	3	4	0	0	0	0	1	26	42	4.50	1.167
Steve Gromek, R ERA: 1.64	(7, 1)	2.0		6	0	0	0	1	0	0	0	0	0	0	8	8	0.00	0.000

PITCHER	IP	WLS	BF	H	R	ER	SO	BB	IBB	HBP	BLK	WP	HR	S	P	ERA	WHIP

BOTTOM

Cleveland Indians @ Philadelphia Athletics

Shibe Park, Philadelphia, PA

Wed Apr 30 1952, 3:33 AM EDT

Att. 5,807 - Unknown

livebaseballscorecards.com

AB	26
R	3
H	3
RBI	3
BB	4
SO	4
LOB	11

WP: 0 PA: 30
PB: 0
SB: 2
CS: 0

Batter	1	2	3	4	5	6	7	8	9	10	11	12	13	AB	R	H	RBI	BB	SO	LOB
Harry Simpson, L (1, 3) OBP: 0.407, SLG: 0.415	K	F8			1B		4-3			3B		F8 3B		6	0	3	0	0	1	1
Bobby Avila, R (1, 4) OBP: 0.328, SLG: 0.393	F8		K		FC6-4 1B		L6			F3		F8 3-H		6	0	1	0	0	1	2
Al Rosen, R (1, 5) OBP: 0.484, SLG: 0.769	BB 1B 1B		G4-6-3 1B		FC6-4 1-2f			G4-6-3 1B		6-3			E5 FC5-6	6	1	3	0	0	0	3
Larry Doby, L (1, 8) OBP: 0.324, SLG: 0.345	1B 1-2 BB		G4-6-3 1-2f	4-3				G4-6-3 1-2f			6-3 SH1-3 BB		FC5-6 1B 1-2f	4	0	0	0	2	0	3
Dale Mitchell, L (1, 7) OBP: 0.294, SLG: 0.294 Bob Kennedy, R (13, 9) OBP: 0.286, SLG: 0.308	1-3 2-H 1B			F9		1B 1B		1-3			SH1-3 1-2		F8	5 0	0 0	2 0	1 0	0 0	0 0	1 0
Jim Fridley, R (1, 9) OBP: 0.397, SLG: 0.385 (13, 7)	P4			K		1-2 1B			4-3		6-3 2-3		1B 1-3	6	0	2	0	0	1	3
Ray Boone, R (1, 6) OBP: 0.407, SLG: 0.440 Luke Easter, L (11, PH) OBP: 0.246, SLG: 0.365 Pete Reiser, L (11, PR) OBP: 0.188, SLG: 0.375 Merl Combs, L (11, 6)		SH1-3 1B		F8		F7			6-3		BB		4-3	4 0 0 1	0 0 0 0	1 0 0 0	0 0 0 0	0 1 0 0	0 0 0 0	2 0 0 2
Birdie Tebbetts, R (1, 2) OBP: 0.333, SLG: 0.500 Barney McCosky, L (11, PH) Quincy Trouppe, S (11, 2)	SH1-3 1-2				G3-6-3 BB	1-3			F2		4-3			2 1 0	0 0 0	0 0 0	0 0 0	1 0 0	0 0 0	2 2 0
Bob Lemon, L (1, 1)	F2				G3-6-3 1-2f		1-3			5-3		F8		5	0	0	0	0	0	2
Inning Stats	R: 1 E: 0 K: 1 S: 7 H: 2 LOB: 2 BB: 1 P: 11	R: 0 E: 0 K: 0 S: 4 H: 1 LOB: 1 BB: 0 P: 4	R: 0 E: 0 K: 1 S: 5 H: 1 LOB: 0 BB: 0 P: 5	R: 0 E: 0 K: 1 S: 5 H: 0 LOB: 0 BB: 0 P: 5	R: 0 E: 0 K: 0 S: 4 H: 2 LOB: 2 BB: 1 P: 8	R: 0 E: 0 K: 0 S: 5 H: 2 LOB: 2 BB: 0 P: 5	R: 0 E: 0 K: 0 S: 3 H: 0 LOB: 0 BB: 0 P: 3	R: 0 E: 0 K: 0 S: 3 H: 1 LOB: 0 BB: 0 P: 3	R: 0 E: 0 K: 0 S: 3 H: 0 LOB: 0 BB: 0 P: 3	R: 0 E: 0 K: 0 S: 4 H: 1 LOB: 1 BB: 0 P: 4	R: 0 E: 0 K: 0 S: 3 H: 0 LOB: 2 BB: 2 P: 11	R: 0 E: 0 K: 0 S: 3 H: 1 LOB: 0 BB: 0 P: 3	R: 0 E: 1 K: 0 S: 5 H: 1 LOB: 2 BB: 0 P: 5	1B: 10 2B: 0 3B: 2 HR: 0	SF: 0 SAC: 2 DP: 3 HBP: 0					

PITCHER		IP	WLS	BF	H	R	ER	SO	BB	IBB	HBP	BLK	WP	HR	S	P	ERA	WHIP
Sid Hudson, R ERA: 3.0	(1, 1)	13.0	W	52	12	1	1	3	4	0	0	0	0	0	54	70	0.69	1.231

PITCHER		IP	WLS	BF	H	R	ER	SO	BB	IBB	HBP	BLK	WP	HR	S	P	ERA	WHIP

TOP

Cleveland Indians @ Washington Senators

Griffith Stadium, Washington, DC

Thu May 01 1952, 3:33 AM EDT

Att. 10,698 - Unknown

livebaseballscorecards.com

AB	46
R	1
H	12
RBI	1
BB	4
SO	3
LOB	23
PA:	52
WP:	0
PB:	0
SB:	0
CS:	0

Batter	1	2	3	4	5	6	7	8	9	10	11	12	13	AB	R	H	RBI	BB	SO	LOB
Eddie Yost, R (1, 5) OBP: 0.321, SLG: 0.227	0-0 6-3 6-3 1B		4-0 BBBBB 1B BB		0-0 6-3 ③			0-0 FC1 2-H 2B		0-0 6-3 ③		0-0 F9 ③		5	0	2	1	1	0	1
Gil Coan, L (1, 7) OBP: 0.283, SLG: 0.217	0-0 6-3 ① 1-2		0-0 1-2 1B			0-0 1-3 ①		0-0 FC1 1B ② 2-3			0-0 F8 ①		0-0 1B 2B	6	1	2	0	0	0	2
Irv Noren, L (1, 8) OBP: 0.314, SLG: 0.311	0-0 6-3 ② 2-3		0-0 1-3 ③			0-0 4-3 ②		0-0 1-2 1B			4-0 BBBBB 1B BB		0-0 P3 ①	5	0	1	0	1	0	4
Frank Campos, L (1, 9) OBP: 0.357, SLG: 0.407	0-0 1-3 ③			0-0 P6 ①		0-0 4-3 ③		0-0 1-3 ③			0-0 F9 ②		0-0 2-H 1B	6	0	1	1	0	0	4
Mickey Vernon, L (1, 3) OBP: 0.313, SLG: 0.395		0-0 F8 ①		4-0 BBBBB 1B BB			0-0 F8 ①		0-0 1-3 ①		0-0 1-3 1B			4	0	1	0	1	0	0
Pete Runnels, L (1, 6) OBP: 0.389, SLG: 0.154		0-0 1-3 ②		0-0 1-2 G5-4-3 1B			0-0 F7 ②		0-0 1-3 ②		0-0 1-3 ③			5	0	1	0	0	0	2
Cass Michaels, R (1, 4) OBP: 0.229, SLG: 0.244		0-0 4-3 ③		0-0 G5-4-3 ② ③ 1-2f			0-0 5-3 ③		0-0 F7 ③			0-0 F9 ①		5	0	0	0	0	0	2
Mickey Grasso, R (1, 2) OBP: 0.385, SLG: 0.333			0-0 6-3 ①		0-0 6-3 ①			0-0 2B SH5-6-3 1B		0-0 5-3 ①		0-0 1B		5	1	2	0	0	0	0
Sid Hudson, R (1, 1) OBP: 0.125, SLG: 0.250			0-0 4-3 ②		SSS 0-3 K ②			0-0 SH5-6-3 ① 1-2		0-0 1-3 ②		0-0 F8 ②		4	0	0	0	0	1	1
Inning Stats	R: 0 E: 0 K: 0 S: 4 H: 1 LOB: 1 BB: 0 P: 4	R: 0 E: 0 K: 0 S: 3 H: 0 LOB: 0 BB: 0 P: 3	R: 0 E: 0 K: 0 S: 4 H: 1 LOB: 2 BB: 1 P: 8	R: 0 E: 0 K: 0 S: 3 H: 1 LOB: 1 BB: 1 P: 7	R: 0 E: 0 K: 1 S: 5 H: 0 LOB: 0 BB: 0 P: 5	R: 0 E: 0 K: 0 S: 3 H: 0 LOB: 0 BB: 0 P: 3	R: 0 E: 0 K: 0 S: 3 H: 0 LOB: 0 BB: 0 P: 3	R: 1 E: 0 K: 0 S: 6 H: 3 LOB: 2 BB: 0 P: 6	R: 0 E: 0 K: 0 S: 3 H: 0 LOB: 0 BB: 0 P: 3	R: 0 E: 0 K: 0 S: 3 H: 0 LOB: 0 BB: 0 P: 3	R: 0 E: 0 K: 0 S: 4 H: 1 LOB: 2 BB: 1 P: 8	R: 0 E: 0 K: 0 S: 4 H: 1 LOB: 1 BB: 0 P: 4	R: 1 E: 0 K: 0 S: 3 H: 2 LOB: 1 BB: 0 P: 3	1B: 8 2B: 2 3B: 0 HR: 0	SF: 0 SAC: 1 DP: 1 HBP: 0	WP: 0 PB: 0 SB: 0 CS: 0	PA: 49			

PITCHER	IP	WLS	BF	H	R	ER	SO	BB	IBB	HBP	BLK	WP	HR	S	P	ERA	WHIP
Bob Lemon, R (1, 1) ERA: 2.75	12.1	L	49	10	2	2	1	3	0	0	0	0	0	48	60	1.46	1.054

PITCHER IP WLS BF H R ER SO BB IBB HBP BLK WP HR S P ERA WHIP

Cleveland Indians @ Washington Senators

Griffith Stadium, Washington, DC

Thu May 01 1952, 3:33 AM EDT

Att. 10,698 - Unknown

livebaseballscorecards.com

BOTTOM

AB	45
R	2
H	10
RBI	2
BB	3
SO	1
LOB	16

Batter	1	2	3	4	5	6	7	8	9	AB	R	H	RBI	BB	SO	LOB
Harry Simpson, L (1, 8) OBP: 0.378, SLG: 0.443	4-3		K		6-3		HR 3B	1-2 1B		5	1	2	0	0	1	0
Bobby Avila, R (1, 4) OBP: 0.333, SLG: 0.385	K		FC6 1B		F9		HR BB	2-3		4	1	1	0	1	1	2
Al Rosen, R (1, 5) OBP: 0.478, SLG: 0.789	1B		F2			1-3	1-H 3-H HR		F8	5	1	2	3	0	0	1
Luke Easter, L (1, 3) OBP: 0.258, SLG: 0.368	4-3		FC6 1-2f			F8 1B 1B	4-3		FC4-6 1B	5	1	2	0	0	0	2
Dale Mitchell, L (1, 7) OBP: 0.318, SLG: 0.455		HR		F8		1-2 BB 1B	F7		FC4-6 1-2f 1B	5	2	2	1	0	0	1
Jim Fridley, R (1, 9) OBP: 0.381, SLG: 0.368		F7		F8		2-3 F8	1-3		1-2 1B	5	0	1	0	0	0	2
Ray Boone, R (1, 6) OBP: 0.422, SLG: 0.444		1B 1B		1B		1-2 1B BB		5-3	1-3	4	0	2	0	1	0	2
Birdie Tebbetts, R (1, 2) OBP: 0.350, SLG: 0.500 Larry Doby, L (6, PH) OBP: 0.343, SLG: 0.367 Johnny Berardino, R (6, PR) Quincy Trouppe, S (6, 2)		1-2 FC6-4 1B		5-3		1-3 2-H 3-H 1B		K		2 1 0 1	0 0 0 0	1 1 0 0	0 2 0 0	0 0 0 0	0 0 0 1	1 0 0 0
Mike Garcia, R (1, 1) OBP: 0.167, SLG: 0.167		1-2f FC6-4			6-3			1B		4	0	1	0	0	1	3

TOP

Cleveland Indians @ Washington Senators

Griffith Stadium, Washington, DC

Fri May 02 1952, 3:33 AM EDT

Att. 12,246 - Unknown

livebaseballscorecards.com

AB	41
R	6
H	15
RBI	6
BB	2
SO	4
LOB	14

Inning Stats	1	2	3	4	5	6	7	8	9	1B: 12	SF: 0	WP: 0	PA: 43
R	0	1	0	0	0	2	3	0	0	2B: 0	SAC: 0	PB: 0	
E	0	0	0	0	0	0	0	0	0	3B: 1	DP: 0	SB: 0	
K	1	0	1	0	0	1	0	1	0	HR: 2	HBP: 0	CS: 0	
S	6	5	6	4	3	8	5	7	5				
H	1	3	1	1	0	3	2	2	2				
LOB		1	1	1	0	2	0	2	2				
BB	0	0	0	0	0	1	1	0	0				
P	6	5	6	4	3	12	9	7	5				

PITCHER		IP	WLS	BF	H	R	ER	SO	BB	IBB	HBP	BLK	WP	HR	S	P	ERA	WHIP
Julio Moreno, R ERA: 3.0	(1, 1)	7.0	L	33	11	6	6	3	2	0	0	0	0	2	37	45	7.71	1.857
Tom Ferrick, R ERA:	(8, 1)	2.0		10	4	0	0	1	0	0	0	0	0	0	12	12	0.00	2.000

PITCHER		IP	WLS	BF	H	R	ER	SO	BB	IBB	HBP	BLK	WP	HR	S	P	ERA	WHIP

Batter	1	2	3	4	5	6	7	8	9	AB	R	H	RBI	BB	SO	LOB
Eddie Yost, R (1, 5) OBP: 0.316, SLG: 0.213	L6		K		4-3 WP 1B HBP		F7			3	1	0	0	0	1	0
Gil Coan, L (1, 7) OBP: 0.298, SLG: 0.240	2B 1B		F8		WP 4-3 1-2 1B			3-1		4	1	2	0	0	0	0
Irv Noren, L (1, 8) OBP: 0.327, SLG: 0.347	1-H 2B			1B 1B FC3-2 1B	4-3 1-2 2-3			F7		4	0	2	1	0	0	2
Frank Campos, L (1, 9) OBP: 0.344, SLG: 0.387	F9			FC3-2 1B 1-2 1B	4-3 2-3 3-H			G3		4	0	1	0	0	0	2
Mickey Vernon, L (1, 3) OBP: 0.308, SLG: 0.383	F7			FC3-2 1-2 2-3 1B		L8			4-3	4	0	1	0	0	0	1
Pete Runnels, L (1, 6) OBP: 0.364, SLG: 0.176		K		K		K			BB 1B	4	0	1	0	0	3	3
Cass Michaels, R (1, 4) OBP: 0.231, SLG: 0.229		L3		FC3-2 FC1-4 1-2 2-3 3-Hf		K			4-0 G6-4-3 1-2 BB	3	0	0	0	1	1	3
Mickey Grasso, R (1, 2) OBP: 0.333, SLG: 0.286		P6		FC1-4 1-2f			5-3		G6-4-3 1-2f	4	0	0	0	0	0	5
Julio Moreno, R (1, 1)			G3		5-3					2	0	0	0	0	0	0
Floyd Baker, L (7, PH) OBP: 0.414, SLG: 0.370										1	0	0	0	0	1	0
Tom Ferrick, R (8, 1)							K			0	0	0	0	0	0	0
Inning Stats	R: 1 E: 0 K: 0 S: 5 H: 2 LOB: 1 BB: 0 P: 5	R: 0 E: 0 K: 1 S: 5 H: 0 LOB: 0 BB: 0 P: 5	R: 0 E: 0 K: 1 S: 5 H: 0 LOB: 0 BB: 0 P: 5	R: 0 E: 0 K: 1 S: 8 H: 3 LOB: 3 BB: 0 P: 8	R: 1 E: 0 K: 0 S: 4 H: 1 LOB: 1 BB: 0 P: 5	R: 0 E: 0 K: 2 S: 7 H: 0 LOB: 0 BB: 0 P: 7	R: 0 E: 0 K: 1 S: 5 H: 0 LOB: 0 BB: 0 P: 5	R: 0 E: 0 K: 0 S: 3 H: 0 LOB: 0 BB: 0 P: 3	R: 0 E: 0 K: 0 S: 3 H: 1 LOB: 1 BB: 1 P: 7	1B: 6 2B: 1 3B: 0 HR: 0	SF: 0 SAC: 0 DP: 1 HBP: 1					

PITCHER	IP	WLS	BF	H	R	ER	SO	BB	IBB	HBP	BLK	WP	HR	S	P	ERA	WHIP
Mike Garcia, R (1, 1) ERA: 1.09	9.0	W	35	7	2	2	6	1	0	1	0	1	0	45	50	2.00	0.889

PITCHER	IP	WLS	BF	H	R	ER	SO	BB	IBB	HBP	BLK	WP	HR	S	P	ERA	WHIP

BOTTOM

Cleveland Indians @ Washington Senators

Griffith Stadium, Washington, DC

Fri May 02 1952, 3:33 AM EDT

Att. 12,246 - Unknown

livebaseballscorecards.com

AB	33
R	2
H	7
RBI	1
BB	1
SO	6
LOB	16

1B: 6	SF: 0	WP: 1	PA: 35
2B: 1	SAC: 0	PB: 0	
3B: 0	DP: 1	SB: 0	
HR: 0	HBP: 1	CS: 0	

Cleveland Indians @ Washington Senators

Griffith Stadium, Washington, DC

Sat May 03 1952, 3:33 AM EDT

Att. 10,257 - Unknown

livebaseballscorecards.com

Batter	1	2	3	4	5	6	7	8	9	AB	R	H	RBI	BB	SO	LOB
Harry Simpson, L (1, 8) (4, 3) (7, 8) OBP: 0.380, SLG: 0.467	F7		1B			3-1	1-H 1B 3B		G3	5	1	2	1	0	0	0
Bobby Avila, R (1, 4) OBP: 0.365, SLG: 0.406	S 1B		F7			2B 1B	BB BB 1B		B B B B 1B E BB	4	2	3	1	1	0	1
Al Rosen, R (1, 5) (7, 3) OBP: 0.459, SLG: 0.758	6-3 1-2		G3			1-H 1B 2B	P3		F8	5	1	1	1	0	0	4
Luke Easter, L (1, 3) OBP: 0.266, SLG: 0.362 Bob Kennedy, R (4, 8) OBP: 0.267, SLG: 0.286 Larry Doby, L (7, PH) OBP: 0.361, SLG: 0.367 Johnny Berardino, R (7, PR) (7, 5) Early Wynn, S (9, PH) OBP: 0.250, SLG: 0.250 George Zuverink, R (9, PR) Snuffy Stirnweiss, R (9, 5)	B B B B BB			S S S K		F7	BB 1-2 BB		1-2 E 1B	1 1 0 0 1 0 1	0 0 0 0 0 1 0	0 0 0 0 1 0 0	0 0 0 0 0 0 0	1 0 1 0 0 0 0	1 0 0 0 0 0 0	0 1 0 0 0 0 0
Dale Mitchell, L (1, 7) OBP: 0.407, SLG: 0.520	F7			L4-6 WP 1B		1B IBB	B B B B 1-2 2-3 BB		1-H 2-H 2B E4	3	0	2	2	2	0	2
Jim Fridley, R (1, 9) OBP: 0.368, SLG: 0.355		F9		L4-6 1-3		1-2 2-H 1B	P3		F9	5	0	1	1	0	0	6
Ray Boone, R (1, 6) OBP: 0.412, SLG: 0.421		S S S K			B B B 4-0 G6-4-3 BB	6-3		S S S K		3	0	0	0	1	2	2
Birdie Tebbetts, R (1, 2) OBP: 0.318, SLG: 0.450 Barney McCosky, L (7, PH) Quincy Trouppe, S (7, 2)		F8			G6-4-3 1-2f		B B B B 3B BB		F9	2 0 1	0 1 0	0 0 0	0 0 0	0 1 0	0 0 0	1 0 0
Bob Feller, R (1, 1) OBP: 0.231, SLG: 0.091 Steve Gromek, S (6, 1) Pete Reiser, L (7, PH) OBP: 0.176, SLG: 0.353 Lou Brissie, L (7, 1) Sam Jones, R (7, 1) Bob Lemon, L (8, PH) Bob Chakales, R (8, 1)			S S S K		6-3		S S S K		F7	2 0 1 0 0 1 0	0 0 0 0 0 0 0	0 0 0 0 0 0 0	0 0 0 0 0 0 0	1 0 1 0 0 0 0	0 0 0 0 0 0 0	0 0 1 0 0 0 0
Inning Stats	R: 0 E: 0 K: 0 S: 4 H: 1 LOB: 2 BB: 1 P: 8	R: 0 E: 0 K: 1 S: 5 H: 0 LOB: 0 BB: 0 P: 5	R: 0 E: 0 K: 1 S: 6 H: 1 LOB: 1 BB: 0 P: 6	R: 0 E: 0 K: 1 S: 5 H: 1 LOB: 0 BB: 0 P: 5	R: 0 E: 0 K: 0 S: 2 H: 0 LOB: 0 BB: 1 P: 6	R: 2 E: 0 K: 0 S: 6 H: 3 LOB: 2 BB: 1 P: 10	R: 2 E: 0 K: 1 S: 7 H: 2 LOB: 3 BB: 3 P: 19	R: 0 E: 0 K: 1 S: 5 H: 0 LOB: 0 BB: 0 P: 5	R: 2 E: 1 K: 0 S: 5 H: 2 LOB: 2 BB: 1 P: 9	1B: 7 2B: 3 3B: 1 HR: 0	SF: 0 SAC: 0 DP: 2 HBP: 0						

TOP	
AB	35
R	6
H	10
RBI	6
BB	7
SO	5
LOB	18

WP: 1 PB: 0 SB: 1 CS: 0 PA: 42

PITCHER		IP	WLS	BF	H	R	ER	SO	BB	IBB	HBP	BLK	WP	HR	S	P	ERA	WHIP
Don Johnson, R ERA: 7.24	(1, 1)	6.1		29	8	4	4	4	3	1	0	0	1	0	33	49	5.68	1.737
Bobo Newsom, R ERA: 4.76	(7, 1)	2.2	W	13	2	2	2	1	3	0	0	0	0	0	12	24	6.75	1.875

PITCHER	IP	WLS	BF	H	R	ER	SO	BB	IBB	HBP	BLK	WP	HR	S	P	ERA	WHIP

Batter	1	2	3	4	5	6	7	8	9	AB	R	H	RBI	BB	SO	LOB
Eddie Yost, R (1, 5) OBP: 0.323, SLG: 0.231	FC6-4 1B		F8		L3	FC6-4 1-2f		CS 1B		5	0	2	0	0	0	2
Gil Coan, L (1, 7) OBP: 0.306, SLG: 0.241	FC6-4 G3 1-2f		G3		K		1B F7 1B	CS 1-2	SH2-4 1B BB	4	2	1	0	1	1	1
Frank Campos, L (1, 9) OBP: 0.361, SLG: 0.400	G3 1-2			6-3		3-1 1B BB 1B	BB 1-3 1B		SH2-4 1-2	4	1	2	0	0	0	1
Mickey Vernon, L (1, 3) OBP: 0.333, SLG: 0.431	4-3			1B 3B		BB 3-1 1B 1-2 1B	K		1B IBB	4	2	2	0	1	1	3
Sam Mele, R (1, 8) OBP: 0.452, SLG: 0.724		HR		1B 3-H 1B		3-1 1-2 2-3	BB 1-2 BB		F8	4	1	2	2	1	0	4
Pete Runnels, L (1, 6) OBP: 0.407, SLG: 0.238		CS 1B	K			BB 1B IBB	F7 3-H		1-2 2-H 1B	4	1	2	2	1	1	3
Cass Michaels, R (1, 4) OBP: 0.250, SLG: 0.235	K 1-2			1-2 1B		1B 1-2 2-3 3-H BB	K			3	0	1	1	1	2	3
Mickey Grasso, R (1, 2) OBP: 0.324, SLG: 0.281		F7		L6		FC6-4 1-3 2-H 3-H 1B		F9		4	0	1	2	0	0	2
Don Johnson, R (1, 1) OBP: 0.250, SLG: 0.250 Bobo Newsom, R (7, 1)			F7		F3	K		K		3 1	0 0	0 0	0 0	0 0	1 1	2 0
Inning Stats	R: 0 E: 0 K: 0 S: 4 H: 1 LOB: 1 BB: 0 P: 4	R: 1 E: 0 K: 1 S: 6 H: 2 LOB: 0 BB: 0 P: 6	R: 0 E: 0 K: 0 S: 3 H: 0 LOB: 0 BB: 0 P: 3	R: 1 E: 0 K: 1 S: 8 H: 3 LOB: 2 BB: 0 P: 8	R: 0 E: 0 K: 1 S: 5 H: 0 LOB: 0 BB: 0 P: 5	R: 3 E: 0 K: 1 S: 8 H: 3 LOB: 2 BB: 2 P: 16	R: 1 E: 0 K: 2 S: 9 H: 2 LOB: 2 BB: 1 P: 13	R: 0 E: 0 K: 1 S: 5 H: 1 LOB: 0 BB: 0 P: 5	R: 1 E: 0 K: 0 S: 3 H: 1 LOB: 2 BB: 2 P: 11	1B: 11 2B: 0 3B: 1 HR: 1 SF: 0 SAC: 1 DP: 0 HBP: 0						

PITCHER		IP	WLS	BF	H	R	ER	SO	BB	IBB	HBP	BLK	WP	HR	S	P	ERA	WHIP
Bob Feller, R ERA: 3.82	(1, 1)	5.1		25	8	5	5	3	1	1	0	0	0	1	29	37	8.44	1.688
Steve Gromek, R ERA: 1.54	(6, 1)	0.2		3	1	0	0	1	0	0	0	0	0	0	5	5	0.00	1.500
Lou Brissie, L ERA: 20.25	(7, 1)	0.1		3	2	1	1	1	0	0	0	0	0	0	5	5	27.00	6.000
Sam Jones, R ERA:	(7, 1)	0.2		3	0	0	0	1	1	0	0	0	0	0	4	8	0.00	1.500
Bob Chakales, R ERA: 13.5	(8, 1)	1.2	L	8	2	1	1	1	1	1	0	0	0	0	8	16	5.40	1.800

PITCHER	IP	WLS	BF	H	R	ER	SO	BB	IBB	HBP	BLK	WP	HR	S	P	ERA	WHIP

BOTTOM

Cleveland Indians @ Washington Senators

Griffith Stadium, Washington, DC

Sat May 03 1952, 3:33 AM EDT

Att. 10,257 - Unknown

livebaseballscorecards.com

AB	36
R	7
H	13
RBI	7
BB	5
SO	7
LOB	21

WP: 0 PA: 43
PB: 0
SB: 0
CS: 2

Cleveland Indians @ Boston Red Sox

Fenway Park, Boston, MA

Sun May 04 1952, 3:33 AM EDT

Att. 32,571 - Unknown

livebaseballscorecards.com

Batter	1	2	3	4	5	6	7	8	9	AB	R	H	RBI	BB	SO	LOB
Harry Simpson, L (1, 8) OBP: 0.388, SLG: 0.463	BB FC5-4 BB BB		6-3 ①		1-3 ②	FC5-4 1-2 1B	1-3 2-H 1B		F1 ③	5	1	2	1	1	0	0
Bobby Avila, R (1, 4) OBP: 0.380, SLG: 0.403	FC5-4 1-2 BB BB		4-3 ②		2B BB	FC5-4 1-2f ③	1-2 3-H 1B			3	1	1	1	2	0	2
Al Rosen, R (1, 5) OBP: 0.456, SLG: 0.761	F4 ①		3B 2B		1-H 1B 2B		K F9			5	2	2	1	0	1	4
Ray Boone, R (1, 6) OBP: 0.452, SLG: 0.483	FC5-4 1-2 2-3 BB		2-H 3B		2-H BB 1B		BB 1B BB	6-3 SH3 1B		3	1	3	2	2	0	0
Dale Mitchell, L (1, 7) OBP: 0.419, SLG: 0.481	FC5-4 ② 1-2f 2-3 3-H		6-3 ③		1-2 BB		1B 1-2 2B BB	SH3 ① 1-2		2	1	0	1	2	0	3
Jim Fridley, R (1, 9) OBP: 0.356, SLG: 0.343	F8 ③			5-3 ①	K ③		1-3 2-H 2B 1B	6-3 ② 2-3		5	1	1	1	0	1	5
Luke Easter, L (1, 3) OBP: 0.261, SLG: 0.365		K ①		L8 ②		F5 ①	1-H 3-H 1B 2B	K ③		5	1	1	2	0	2	1
Quincy Trouppe, S (1, 2)		K ②		K ③		1B BB	1B 1B BB		4-3 ①	2	0	0	0	1	2	0
Pete Reiser, L (7, PH) OBP: 0.222, SLG: 0.353										0	1	0	0	1	0	0
Birdie Tebbetts, R (7, 2) OBP: 0.304, SLG: 0.429										1	0	0	0	0	0	0
Early Wynn, S (1, 1) OBP: 0.231, SLG: 0.231		K ③			K ①	F1 ②	F5 ②		1-3 ②	1	0	0	0	0	1	0
Steve Gromek, S (3, 1)										0	0	0	0	0	0	0
Johnny Berardino, R (5, PH)										1	0	0	0	0	1	0
Sam Jones, R (5, 1)										1	0	0	0	0	0	1
Larry Doby, L (7, PH) OBP: 0.351, SLG: 0.355										1	0	0	0	0	0	2
Mike Garcia, R (7, 1) OBP: 0.154, SLG: 0.154										1	0	0	0	0	0	0

TOP

AB	36
R	9
H	10
RBI	9
BB	9
SO	8
LOB	18

Inning Stats	1	2	3	4	5	6	7	8	9
	R: 1 E: 0 K: 0 S: 3	R: 0 E: 0 K: 3 S: 9	R: 1 E: 0 K: 0 S: 5	R: 0 E: 0 K: 1 S: 5	R: 2 E: 0 K: 2 S: 9	R: 0 E: 0 K: 0 S: 4	R: 5 E: 0 K: 1 S: 9	R: 0 E: 0 K: 1 S: 6	R: 0 E: 0 K: 0 S: 3
	H: 0 LOB: 2 BB: 3 P: 15	H: 0 LOB: 0 BB: 0 P: 9	H: 2 LOB: 1 BB: 0 P: 5	H: 0 LOB: 0 BB: 0 P: 5	H: 2 LOB: 2 BB: 2 P: 17	H: 1 LOB: 2 BB: 1 P: 8	H: 4 LOB: 2 BB: 3 P: 21	H: 1 LOB: 1 BB: 0 P: 6	H: 0 LOB: 0 BB: 0 P: 3

| | | | | | | | | | |

BOTTOM

Cleveland Indians @ Boston Red Sox

Fenway Park, Boston, MA

Sun May 04 1952, 3:33 AM EDT

Att. 32,571 - Unknown

livebaseballscorecards.com

Batter	1	2	3	4	5	6	7	8	9	AB	R	H	RBI	BB	SO	LOB
Dom DiMaggio, R (1, 8) OBP: 0.421, SLG: 0.456	0-0 1B 2B		BBBB 4-0 E FC1-2 WP BB	0-0 1-2 1B		SSS 0-3 ③ K		SSS 0-3 K 1-2 2-3		4	2	2	0	1	2	3
Jim Piersall, R (1, 6) OBP: 0.423, SLG: 0.397	SSS 0-3 ① K		0-0 ① FC1-2 WP E HR 1-2 3-H	0-0 ② F9			BBBB 4-0 FC5-4 BB	0-0 ③ F7		3	1	0	0	1	1	5
Billy Goodman, L (8, PH) OBP: 0.417, SLG: 0.818										1	0	0	0	0	0	3
Harry Taylor, R (9, 1) OBP: 0.250, SLG: 0.250										0	0	0	0	0	0	0
Don Lenhardt, R (1, 7) OBP: 0.393, SLG: 0.500	0-0 FC5-4 2-H 1B		SSS 0-3 ② K 1-2 2-3	0-0 ③ F5			0-0 ① FC5-4 1-2f		0-0 2B 1B	5	0	2	1	0	1	5
Vern Stephens, R (1, 5) OBP: 0.440, SLG: 0.452	0-0 ② FC5-4 1-2f		BBBB 4-0 WP HR BB		SSS 0-3 ① K		0-0 ② F7		0-0 ① F7	4	1	0	0	1	1	3
Walt Dropo, R (1, 3) OBP: 0.358, SLG: 0.483	SSS 0-3 ③ K		BBBB 4-0 HR 1-2 2-3 3-H BB		SSS 0-3 ② K		0-0 ③ F1		0-0 L6 1-3 2B	4	1	1	0	1	2	2
Faye Throneberry, L (1, 9) OBP: 0.322, SLG: 0.418		0-0 ① F7	0-0 1-H 2-H 3-H HR		SSS 0-3 ③ K			0-0 FC1-6 1B	0-0 ② ③ L6 2-3	5	1	2	4	0	1	2
Ted Lepcio, R (1, 4) OBP: 0.397, SLG: 0.608		0-0 ② 5-3	SSS 0-3 ③ K			0-0 ① F7		0-0 ① FC1-6 K 1B 1-2f		4	0	0	0	0	1	1
Sammy White, R (1, 2) OBP: 0.286, SLG: 0.390	0-0 ③ F7			0-0 ① F7		0-0 1B		0-0 K 1-2 1B		4	0	2	0	0	0	0
Mickey McDermott, L (1, 1) OBP: 0.364, SLG: 0.444			0-0 FC1-2 3B	0-0 1B 1B		SSS 0-3 ② K		0-0 ② F8		3	0	2	0	0	1	1
Ike Delock, R (7, 1)										0	0	0	0	0	0	0
Ralph Brickner, R (7, 1)										0	0	0	0	0	0	0
6 Johnny Pesky, L (8, PH) OBP: 0.261, SLG: 0.056										1	0	0	0	0	0	2
(9, 6)																

Inning Stats	1	2	3	4	5	6	7	8	9
	R: 1 H: 2 E: 0 LOB: 1 K: 2 BB: 0 S: 9 P: 9	R: 0 H: 0 E: 0 LOB: 0 K: 0 BB: 0 S: 3 P: 3	R: 5 H: 2 E: 1 LOB: 0 K: 2 BB: 3 S: 9 P: 21	R: 0 H: 2 E: 0 LOB: 2 K: 0 BB: 0 S: 5 P: 5	R: 0 H: 0 E: 0 LOB: 0 K: 3 BB: 0 S: 9 P: 9	R: 0 H: 1 E: 0 LOB: 1 K: 2 BB: 0 S: 8 P: 8	R: 0 H: 0 E: 1 LOB: 1 K: 0 BB: 1 S: 3 P: 7	R: 0 H: 2 E: 1 LOB: 3 K: 1 BB: 0 S: 8 P: 8	R: 0 H: 2 E: 0 LOB: 1 K: 0 BB: 0 S: 4 P: 4

AB	38
R	6
H	11
RBI	5
BB	4
SO	10
LOB	27

1B: 7	SF: 0	WP: 1	PA: 42
2B: 3	SAC: 0	PB: 0	
3B: 1	DP: 1	SB: 0	
HR: 1	HBP: 0	CS: 0	

PITCHER		IP	WLS	BF	H	R	ER	SO	BB	IBB	HBP	BLK	WP	HR	S	P	ERA	WHIP
Early Wynn, R ERA: 4.91	(1, 1)	2.2		15	4	6	6	3	3	0	0	0	1	1	18	30	20.25	2.625
Steve Gromek, R ERA: 1.38	(3, 1)	1.1		6	2	0	0	1	0	0	0	0	0	0	8	8	0.00	1.500
Sam Jones, R ERA:	(5, 1)	2.0	W	7	1	0	0	5	0	0	0	0	0	0	17	17	0.00	0.500
Mike Garcia, R ERA: 1.0	(7, 1)	3.0	S	14	4	0	0	1	1	0	0	0	0	0	15	19	0.00	1.667

PITCHER	IP	WLS	BF	H	R	ER	SO	BB	IBB	HBP	BLK	WP	HR	S	P	ERA	WHIP

Batter	1	2	3	4	5	6	7	8	9	10	AB	R	H	RBI	BB	SO	LOB
Harry Simpson, L (1, 8) OBP: 0.389, SLG: 0.459	4-3 1B		2-H 1B		1-3			K		L3	5	0	2	0	0	1	2
Bobby Avila, R (1, 4) OBP: 0.393, SLG: 0.440	4-3 1-2		6-3			FC1-6 E BB		1B FC BB		HR	3	2	1	1	2	0	2
Al Rosen, R (1, 5) OBP: 0.452, SLG: 0.764	G6-4-3 1B			6-3		E6 FC1-6 1-2		FC 1B 1-2		3B 3B	5	1	2	0	0	0	2
Ray Boone, R (1, 6) OBP: 0.462, SLG: 0.516	G6-4-3 1-2f			G4-6-3 BB		FC1-6 G6-4-3 1-2f 2-3		1-3 2-H 1B		1B 3B 3-H	4	1	2	2	1	0	4
Dale Mitchell, L (1, 7) OBP: 0.389, SLG: 0.438		K		G4-6-3 1-2f		G6-4-3 1-2f		F8		BB 1B 3-H	5	0	1	1	0	1	5
Jim Fridley, R (1, 9) OBP: 0.346, SLG: 0.324		1-3			F7		F8		6-3	BB 1-2	4	0	0	0	1	0	0
Luke Easter, L (1, 3) OBP: 0.243, SLG: 0.338		F8			1-3		1-3		F8	K	5	0	0	0	0	1	2
Birdie Tebbetts, R (1, 2) OBP: 0.333, SLG: 0.417 Jim Hegan, R (9, 2) OBP: 0.385, SLG: 0.344			SH1-3 1B BB		E 1B		4-3		6-3		3 0	0 0	1 0	0 0	1 0	0 0	0 0
Bob Lemon, L (1, 1) Bob Kennedy, R (8, PH) OBP: 0.250, SLG: 0.267 Early Wynn, S (8, 1) OBP: 0.214, SLG: 0.214			SH1-3 1-2		E4 1-2			F3		4-3	1 1 1	0 0 0	0 0 0	0 0 0	0 0 0	0 0 0	1 0 0
Inning Stats	R: 0 E: 0 K: 0 S: 4 H: 2 LOB: 1 BB: 0 P: 4	R: 0 E: 0 K: 1 S: 5 H: 0 LOB: 0 BB: 0 P: 5	R: 0 E: 0 K: 0 S: 3 H: 1 LOB: 1 BB: 1 P: 7	R: 0 E: 0 K: 0 S: 2 H: 0 LOB: 0 BB: 1 P: 6	R: 0 E: 1 K: 0 S: 5 H: 1 LOB: 2 BB: 0 P: 5	R: 0 E: 1 K: 0 S: 3 H: 0 LOB: 1 BB: 1 P: 7	R: 0 E: 0 K: 0 S: 3 H: 0 LOB: 0 BB: 0 P: 3	R: 1 E: 0 K: 1 S: 7 H: 1 LOB: 2 BB: 1 P: 11	R: 0 E: 0 K: 0 S: 3 H: 0 LOB: 0 BB: 0 P: 3	R: 3 E: 0 K: 1 S: 9 H: 4 LOB: 2 BB: 1 P: 13	1B: 6 2B: 0 3B: 2 HR: 1	SF: 0 SAC: 1 DP: 3 HBP: 0						

PITCHER		IP	WLS	BF	H	R	ER	SO	BB	IBB	HBP	BLK	WP	HR	S	P	ERA	WHIP
Mel Parnell, L ERA: 2.45	(1, 1)	9.2	L	39	7	3	3	2	4	0	0	0	0	1	39	55	2.79	1.138
Ellis Kinder, R ERA: 2.19	(10, 1)	0.0		2	2	1	1	0	0	0	0	0	0	0	2	2	∞	∞
Ike Delock, R ERA: 2.84	(10, 1)	0.1		2	0	0	0	1	1	0	0	0	0	0	3	7	0.00	3.000

PITCHER	IP	WLS	BF	H	R	ER	SO	BB	IBB	HBP	BLK	WP	HR	S	P	ERA	WHIP

TOP

Cleveland Indians @ Boston Red Sox

Fenway Park, Boston, MA

Mon May 05 1952, 3:33 AM EDT

Att. 8,523 - Unknown

livebaseballscorecards.com

AB	37
R	4
H	9
RBI	4
BB	5
SO	3
LOB	18

WP: 0 PA: 43
PB: 0
SB: 0
CS: 0

Cleveland Indians @ Boston Red Sox

Fenway Park, Boston, MA

Mon May 05 1952, 3:33 AM EDT

Att. 8,523 - Unknown

livebaseballscorecards.com

Batter	1	2	3	4	5	6	7	8	9	10	AB	R	H	RBI	BB	SO	LOB
Dom DiMaggio, R (1, 8) OBP: 0.420, SLG: 0.466	SH1-3 S F8 1B		6-3		F6			5-3		2B	5	1	2	0	0	0	0
Jim Piersall, R (1, 6) OBP: 0.432, SLG: 0.400	SH1-3 1-3		WP 3-1 1B		1-3			BBBB 4-0 S BB		SSS 0-3 K	2	0	1	0	1	0	0
Don Lenhardt, R (10, PH) OBP: 0.387, SLG: 0.491											1	0	0	0	0	1	1
Gene Stephens, L (1, 7) OBP: 0.333, SLG: 0.500	F8 3-H		3-1 1-2			F5		F6 1-2		SSS 0-3 K	4	0	0	1	0	0	2
Walt Dropo, R (10, PH) OBP: 0.353, SLG: 0.475											1	0	0	0	0	1	1
Vern Stephens, R (1, 5) OBP: 0.462, SLG: 0.452	BBBB 4-0 BB		BBBB 4-0 2-3 BB			5-3			F8		0	0	0	0	2	0	0
Fred Hatfield, L (6, PH) (7, 5)											2	0	0	0	0	0	0
Billy Goodman, L (1, 3) OBP: 0.375, SLG: 0.667	F8		6-3			CS 1B			SSS 0-3 K		4	0	1	0	0	1	3
Faye Throneberry, L (1, 9) OBP: 0.333, SLG: 0.424		FC5-4 1B		4-3		CS 1-2	4-3		F8	1B	4	0	2	0	0	0	0
Ken Wood, R (10, 9)											0	0	0	0	0	0	0
Ted Lepcio, R (1, 4) OBP: 0.371, SLG: 0.564	SSS K		SSS K				F5		SSS K		4	0	0	0	0	3	2
Sammy White, R (1, 2) OBP: 0.267, SLG: 0.364	FC5-4 1-2f		5-3				F5			SSS K	3	0	0	0	0	0	1
6 Johnny Pesky, L (10, PH) OBP: 0.250, SLG: 0.053											1	0	0	0	0	1	0
Mel Parnell, L (1, 1)	F8				SSS K			F5		HR	3	0	0	0	0	1	1
Ellis Kinder, R (10, 1)											0	0	0	0	0	0	0
Ike Delock, R (10, 1)											0	0	0	0	0	0	0
Clyde Vollmer, R (10, PH) OBP: 0.417, SLG: 0.636											1	1	1	1	0	0	0
Inning Stats	R: 1 E: 0 K: 0 S: 4 H: 1 LOB: 1 BB: 1 P: 8		R: 0 E: 0 K: 1 S: 6 H: 1 LOB: 1 BB: 0 P: 6	R: 0 E: 0 K: 0 S: 4 H: 1 LOB: 2 BB: 1 P: 8	R: 0 E: 0 K: 0 S: 5 H: 0 LOB: 0 BB: 0 P: 5	R: 0 E: 0 K: 1 S: 5 H: 0 LOB: 0 BB: 0 P: 5	R: 0 E: 0 K: 0 S: 3 H: 1 LOB: 0 BB: 0 P: 3	R: 0 E: 0 K: 0 S: 3 H: 0 LOB: 0 BB: 0 P: 3	R: 0 E: 0 K: 0 S: 3 H: 0 LOB: 1 BB: 1 P: 7	R: 0 E: 0 K: 2 S: 8 H: 1 LOB: 1 BB: 0 P: 8	R: 1 E: 0 K: 3 S: 11 H: 2 LOB: 1 BB: 0 P: 11	1B: 5 2B: 1 3B: 0 HR: 1	SF: 0 SAC: 1 DP: 0 HBP: 0		WP: 1 PB: 0 SB: 2 CS: 1	PA: 40			

PITCHER	IP	WLS	BF	H	R	ER	SO	BB	IBB	HBP	BLK	WP	HR	S	P	ERA	WHIP
Bob Lemon, R (1, 1) ERA: 2.51	7.0		26	4	1	1	3	2	0	0	0	1	0	30	38	1.29	0.857
Early Wynn, R (8, 1) ERA: 4.75	3.0	W	13	3	1	1	5	1	0	0	0	0	1	22	26	3.00	1.333

PITCHER	IP	WLS	BF	H	R	ER	SO	BB	IBB	HBP	BLK	WP	HR	S	P	ERA	WHIP

BOTTOM	
AB	35
R	2
H	7
RBI	2
BB	3
SO	8
LOB	11

Batter	1	2	3	4	5	6	7	8	9	AB	R	H	RBI	BB	SO	LOB
Harry Simpson, L (1, 8) OBP: 0.372, SLG: 0.438	S S S 0-3 ① K	x 0-0 ③ G3			S S S 0-3 ② K		x 0-0 ③ 4-3			4	0	0	0	0	2	4
Bobby Avila, R (1, 4) OBP: 0.386, SLG: 0.423	B B B B 4-0 BB		x 0-0 ① F7		x 0-0 ③ 5-3			x 0-0 ① F7		3	0	0	0	1	0	0
Al Rosen, R (1, 5) OBP: 0.443, SLG: 0.737	S S S 0-3 ② K		x 0-0 1B			x 0-0 ① F7		x 0-0 ② 6-3		4	0	1	0	0	1	1
Luke Easter, L (1, 3) OBP: 0.231, SLG: 0.319	x 0-0 ③ L6		x 0-0 ② F7			x 0-0 ② F8		S S S 0-3 ③ K		4	0	0	0	0	1	2
Dale Mitchell, L (1, 7) OBP: 0.400, SLG: 0.444		x 0-0 1B 1B 1B	x 0-0 ③ F5			x 0-0 ③ F4			x 0-0 FC6-5 SH3-4 1B	4	1	2	0	0	0	1
Jim Fridley, R (1, 9) OBP: 0.333, SLG: 0.311		S S S 0-3 ① K		x 0-0 ① F3			S S S 0-3 ① K		x 0-0 ① SH3-4 1-2	3	0	0	0	0	2	1
Ray Boone, R (1, 6) OBP: 0.451, SLG: 0.500		x 0-0 1B 1-2 1B		x 0-0 ② F9			x 0-0 ② 5-3		x 0-0 ② FC6-5 2-3	4	0	1	0	0	0	1
Birdie Tebbetts, R (1, 2) OBP: 0.355, SLG: 0.407		x 0-0 1-3 2-H 1B		x 0-0 ③ F7			B B B B 4-0 BB 1-2 BB		x 0-0 ③ 2-3	3	0	1	1	1	0	1
Steve Gromek, S (1, 1)		x 0-0 ② F3			S S S 0-3 ① K		B B B B 4-0 1-2 BB			2	0	0	0	1	1	2
Inning Stats	R: 0 E: 0 K: 2 S: 7 H: 0 LOB: 1 BB: 1 P: 11	R: 1 E: 0 K: 1 S: 8 H: 3 LOB: 2 BB: 0 P: 8	R: 0 E: 0 K: 0 S: 4 H: 1 LOB: 1 BB: 0 P: 4	R: 0 E: 0 K: 0 S: 3 H: 0 LOB: 0 BB: 0 P: 3	R: 0 E: 0 K: 2 S: 7 H: 0 LOB: 0 BB: 0 P: 7	R: 0 E: 0 K: 0 S: 3 H: 0 LOB: 0 BB: 0 P: 3	R: 0 E: 0 K: 1 S: 5 H: 0 LOB: 2 BB: 2 P: 13	R: 0 E: 0 K: 1 S: 5 H: 0 LOB: 0 BB: 0 P: 5	R: 0 E: 0 K: 0 S: 4 H: 1 LOB: 1 BB: 0 P: 4	1B: 5 2B: 0 3B: 0 HR: 0	SF: 0 SAC: 1 DP: 0 HBP: 0						

PITCHER	IP	WLS	BF	H	R	ER	SO	BB	IBB	HBP	BLK	WP	HR	S	P	ERA	WHIP
Allie Reynolds, R (1, 1) ERA: 2.06	9.0	L	35	5	1	1	7	3	0	0	0	0	0	46	58	1.00	0.889

PITCHER	IP	WLS	BF	H	R	ER	SO	BB	IBB	HBP	BLK	WP	HR	S	P	ERA	WHIP

TOP

Cleveland Indians @ New York Yankees

Yankee Stadium, Bronx, NY

Tue May 06 1952, 3:33 AM EDT

Att. 35,914 - Unknown

livebaseballscorecards.com

AB	31
R	1
H	5
RBI	1
BB	3
SO	7
LOB	13

WP: 0	PB: 0	SB: 0	CS: 0
PA: 35			

Batter	1	2	3	4	5	6	7	8	9	AB	R	H	RBI	BB	SO	LOB
Phil Rizzuto, R (1, 6) OBP: 0.370, SLG: 0.442	1-3		E 1B 1-2		F9			F4		4	0	1	0	0	0	1
Joe Collins, L (1, 3) OBP: 0.333, SLG: 0.333	4-3		E6 1-2 2-3			F9		4-3		4	0	0	0	0	0	3
Irv Noren, L (1, 8) OBP: 0.309, SLG: 0.339	6-3		6-3			F8			1B	4	0	1	0	0	0	3
Yogi Berra, L (1, 2) OBP: 0.265, SLG: 0.214		5-3		F8		F8			F3	4	0	0	0	0	0	1
Gil McDougald, R (1, 4) OBP: 0.324, SLG: 0.311		5-3		K SSS			5-3		F7	4	0	0	0	0	1	1
Gene Woodling, L (1, 7) OBP: 0.400, SLG: 0.438		6-3		1B			F8		K SSS	4	0	1	0	0	1	1
Bobby Brown, L (1, 5) OBP: 0.167, SLG: 0.063			F7	F7			G3			3	0	0	0	0	0	1
Hank Bauer, R (1, 9) OBP: 0.310, SLG: 0.407			K SSS		5-3			1B		3	0	1	0	0	1	0
Allie Reynolds, R (1, 1) OBP: 0.308, SLG: 0.182			BB 1B E BBB		F6			K SSS		2	0	0	0	1	1	1
Inning Stats	R: 0 H: 0 E: 0 LOB: 0 K: 0 BB: 0 S: 3 P: 3	R: 0 H: 0 E: 0 LOB: 0 K: 0 BB: 0 S: 3 P: 3	R: 0 H: 1 E: 1 LOB: 3 K: 1 BB: 1 S: 7 P: 11	R: 0 H: 1 E: 0 LOB: 1 K: 1 BB: 0 S: 6 P: 6	R: 0 H: 0 E: 0 LOB: 0 K: 0 BB: 0 S: 3 P: 3	R: 0 H: 0 E: 0 LOB: 0 K: 0 BB: 0 S: 3 P: 3	R: 0 H: 0 E: 0 LOB: 0 K: 0 BB: 0 S: 3 P: 3	R: 0 H: 1 E: 0 LOB: 1 K: 1 BB: 0 S: 6 P: 6	R: 0 H: 1 E: 0 LOB: 1 K: 1 BB: 0 S: 6 P: 6	1B: 4 SF: 0 2B: 0 SAC: 0 3B: 0 DP: 0 HR: 0 HBP: 0						WP: 0 PA: 33 PB: 0 SB: 0 CS: 0	

PITCHER	IP	WLS	BF	H	R	ER	SO	BB	IBB	HBP	BLK	WP	HR	S	P	ERA	WHIP
Steve Gromek, R (1, 1) ERA: 0.82	9.0	W	33	4	0	0	4	1	0	0	0	0	0	40	44	0.00	0.556

PITCHER	IP	WLS	BF	H	R	ER	SO	BB	IBB	HBP	BLK	WP	HR	S	P	ERA	WHIP

BOTTOM

Cleveland Indians @ New York Yankees

Yankee Stadium, Bronx, NY

Tue May 06 1952, 3:33 AM EDT

Att. 35,914 - Unknown

livebaseballscorecards.com

AB	32
R	0
H	4
RBI	0
BB	1
SO	4
LOB	12

Cleveland Indians @ New York Yankees

Yankee Stadium, Bronx, NY

Wed May 07 1952, 3:33 AM EDT

Att. 12,644 - Unknown

TOP

livebaseballscorecards.com

Batter	1	2	3	4	5	6	7	8	9	AB	R	H	RBI	BB	SO	LOB
Harry Simpson, L (1, 8) OBP: 0.374, SLG: 0.436	4-3	K		4-3		G4-6-3 1B			FC4-6 BB 1B 1B	5	1	2	0	0	1	2
Bobby Avila, R (1, 4) OBP: 0.398, SLG: 0.434	S 1B 1B		K	S 1B		G4-6-3 1-2f			FC4-6 BB 1-2 1B	5	2	3	1	0	1	1
Al Rosen, R (1, 5) OBP: 0.452, SLG: 0.763	1B F9 1-H 1B		HR	5-3 1-2			5-3		FC4-6 BBBB 1-2 2-3 BB	4	2	2	2	1	0	1
Luke Easter, L (1, 3) OBP: 0.253, SLG: 0.342	F9 1-3 1B		BBBB 1B BB		2B 2B		1-3		FC4-6 1-2f 2-H 3-H	4	1	2	2	1	0	1
Dale Mitchell, L (1, 7) OBP: 0.378, SLG: 0.439	F9 1-2 3-H		F9		SH1-4 2-H 2B		1-3		G3	5	0	1	2	0	0	3
Jim Fridley, R (1, 9) OBP: 0.333, SLG: 0.312 Bob Kennedy, R (8, 9) OBP: 0.250, SLG: 0.267	P3		1-2 1B		SH1-4 2-3			F8		3 0	0 0	1 0	0 0	0 0	0 0	1 0
Ray Boone, R (1, 6) OBP: 0.430, SLG: 0.472		SSS K	F2		1-3			6-3		4	0	0	0	0	1	3
Birdie Tebbetts, R (1, 2) OBP: 0.371, SLG: 0.379		BBBB SH3-4 BB		H 4-3 SH1-6-4 1B HBP	5-3			SSS K		2	1	0	0	1	1	1
Mike Garcia, R (1, 1) OBP: 0.133, SLG: 0.133		SH3-4 1-2		SH1-6-4 1-2		1-3			SSS K	2	0	0	0	0	1	0
Inning Stats	R: 2 E: 0 K: 0 S: 6 H: 3 LOB: 1 BB: 0 P: 6	R: 0 E: 0 K: 2 S: 7 H: 0 LOB: 1 BB: 1 P: 11	R: 1 E: 0 K: 1 S: 7 H: 2 LOB: 2 BB: 1 P: 11	R: 1 E: 0 K: 0 S: 4 H: 1 LOB: 1 BB: 0 P: 5	R: 1 E: 0 K: 0 S: 5 H: 2 LOB: 1 BB: 0 P: 5	R: 0 E: 0 K: 0 S: 3 H: 1 LOB: 0 BB: 0 P: 3	R: 0 E: 0 K: 0 S: 3 H: 0 LOB: 0 BB: 0 P: 3	R: 0 E: 0 K: 1 S: 5 H: 0 LOB: 0 BB: 0 P: 5	R: 2 E: 0 K: 1 S: 7 H: 2 LOB: 1 BB: 1 P: 11	1B: 8 2B: 2 3B: 0 HR: 1	SF: 0 SAC: 3 DP: 1 HBP: 1						

	AB	34
	R	7
	H	11
	RBI	7
	BB	3
	SO	5
	LOB	13

PITCHER		IP	WLS	BF	H	R	ER	SO	BB	IBB	HBP	BLK	WP	HR	S	P	ERA	WHIP
Vic Raschi, R ERA: 4.25	(1, 1)	5.0	L	26	8	5	5	3	2	0	1	0	0	1	29	38	9.00	2.000
Jim McDonald, R ERA: 3.0	(6, 1)	3.0		9	1	0	0	1	0	0	0	0	0	0	11	11	0.00	0.333
Art Schallock, L ERA: 9.0	(9, 1)	1.0		6	2	2	2	1	1	0	0	0	0	0	7	11	18.00	3.000

PITCHER	IP	WLS	BF	H	R	ER	SO	BB	IBB	HBP	BLK	WP	HR	S	P	ERA	WHIP

Cleveland Indians @ New York Yankees

Yankee Stadium, Bronx, NY

Wed May 07 1952, 3:33 AM EDT

Att. 12,644 - Unknown

livebaseballscorecards.com

BOTTOM

Batter	1	2	3	4	5	6	7	8	9	AB	R	H	RBI	BB	SO	LOB
Phil Rizzuto, R (1, 6) OBP: 0.365, SLG: 0.432	F7		SH, 1B, F8 2-3		5-3	K			G5-4-3, 1B	4	0	1	0	0	1	2
Gil McDougald, R (1, 4) OBP: 0.301, SLG: 0.288	F8		F8 1-2 3-H		6-3		6-3		G5-4-3 1-2f	5	0	0	1	0	0	2
Irv Noren, L (1, 8) OBP: 0.315, SLG: 0.343	E6		S, 1B 2-3		2B, 1B		F7		F5	5	1	2	0	0	0	0
Yogi Berra, L (1, 2) OBP: 0.289, SLG: 0.281		F3	K 1-2		1-H, 2B		1B			4	0	2	1	0	1	2
Gene Woodling, L (1, 7) OBP: 0.385, SLG: 0.417		BB, 1B	6-3		2-3		L7			4	0	1	0	0	0	4
Bobby Brown, L (1, 5) OBP: 0.182, SLG: 0.100		L9		4-3		F7		G4-6-3, 1B		4	0	1	0	0	0	1
Joe Collins, L (1, 3) OBP: 0.364, SLG: 0.333		1-2 BB		P5		FC5-4, 1B		G4-6-3 1-2f		3	0	1	0	1	0	1
Hank Bauer, R (1, 9) OBP: 0.323, SLG: 0.414		6-3		FC4-6, 1B		FC5-4, 1B 1-2f		1B		4	0	2	0	0	0	3
Vic Raschi, R (1, 1) OBP: 0.200, SLG: 0.300			SH, F8, 2B	FC4-6 1-2f		1-2, 1B		L9		2	1	1	0	0	0	1
Jim McDonald, R (6, 1) OBP: 1.000, SLG: 1.000										1	0	1	0	0	0	0
Johnny Mize, L (8, PH) OBP: 0.366, SLG: 0.361										1	0	0	0	0	0	1
Art Schallock, L (9, 1)										0	0	0	0	0	0	0

Inning Stats	1	2	3	4	5	6	7	8	9
	R: 0 E: 1 K: 0 S: 3	H: 0 LOB: 1 BB: 0 P: 3	R: 0 E: 0 K: 0 S: 4	H: 1 LOB: 2 BB: 1 P: 8	R: 1 E: 1 K: 1 S: 8	H: 2 LOB: 2 BB: 0 P: 8	R: 0 E: 0 K: 0 S: 4	H: 1 LOB: 1 BB: 0 P: 4	R: 1 E: 0 K: 0 S: 5	H: 2 LOB: 1 BB: 0 P: 5	R: 0 E: 0 K: 1 S: 7	H: 2 LOB: 2 BB: 0 P: 7	R: 0 E: 0 K: 0 S: 4	H: 1 LOB: 1 BB: 0 P: 4	R: 0 E: 0 K: 0 S: 4	H: 2 LOB: 1 BB: 0 P: 4	R: 0 E: 0 K: 0 S: 3	H: 1 LOB: 0 BB: 0 P: 3

1B: 10	SF: 0
2B: 2	SAC: 1
3B: 0	DP: 2
HR: 0	HBP: 0
WP: 0	PA: 39
PB: 0	
SB: 1	
CS: 0	

AB	37
R	2
H	12
RBI	2
BB	1
SO	2
LOB	17

PITCHER	IP	WLS	BF	H	R	ER	SO	BB	IBB	HBP	BLK	WP	HR	S	P	ERA	WHIP
Mike Garcia, R (1, 1) ERA: 1.2	9.0	W	39	12	2	2	2	1	0	0	0	0	0	42	46	2.00	1.444

PITCHER	IP	WLS	BF	H	R	ER	SO	BB	IBB	HBP	BLK	WP	HR	S	P	ERA	WHIP

Batter	1	2	3	4	5	6	7	8	9	AB	R	H	RBI	BB	SO	LOB
Harry Simpson, L (1, 3) OBP: 0.379, SLG: 0.469	IHR		F8		F8		SH5-4 1-2		F9 1-2 2-3 1B	4	2	2	1	0	0	0
Bobby Avila, R (1, 4) OBP: 0.388, SLG: 0.420	F2		6-3		S HR 1B		F9 2-3		F9 1-2 2-3 3-H	5	1	1	1	0	0	3
Al Rosen, R (1, 5) OBP: 0.459, SLG: 0.771	4-3		1B 3B		B B B B 4-0 1-2 HR BB		P7		I I I I 1B E IBB	3	3	1	0	2	0	1
Ray Boone, R (1, 6) OBP: 0.429, SLG: 0.506	6-3		3-H 1B		1-H 2-H HR			F3	F8 3-H	5	1	2	5	0	0	2
Dale Mitchell, L (1, 7) OBP: 0.400, SLG: 0.457		3B 1B	F9		S S S 0-3 K			1B	2B 1-3 2-H 1B	5	2	3	1	0	1	1
Jim Fridley, R (1, 9) OBP: 0.315, SLG: 0.293		P4		S S S 0-3 K		S S S 0-3 K		P4	E5 3-H 2B	5	1	0	0	0	2	4
Bob Kennedy, R (1, 8) OBP: 0.333, SLG: 0.500	1-H 3B			S S S 0-3 K		L3 1B		S S S 0-3 K	1-H 2-H 2B	5	0	3	3	0	2	1
Birdie Tebbetts, R (1, 2) OBP: 0.359, SLG: 0.364 Pete Reiser, L (9, PR) OBP: 0.211, SLG: 0.333 Jim Hegan, R (9, 2) OBP: 0.385, SLG: 0.344	5-3		6-3		L3 1-2				1B SH F9 1B 0-3 K	4 1 0	0 1 0	1 0 0	0 0 0	0 1 0	0 2 0	2 2 0
Bob Feller, R (1, 1) OBP: 0.200, SLG: 0.077 Bob Lemon, L (6, 1) OBP: 0.063, SLG: 0.063	S S S 0-3 K				S S S 0-3 K		F9 SH5-4 1B		SH F9 1B 1-2 F8	2 1	0 1	0 1	0 0	0 0	2 0	1 0

| Inning Stats | | | |

BOTTOM

Cleveland Indians @ New York Yankees

Yankee Stadium, Bronx, NY

Thu May 08 1952, 3:33 AM EDT

Att. 12,851 - Unknown

livebaseballscorecards.com

Batter	1	2	3	4	5	6	7	8	9	AB	R	H	RBI	BB	SO	LOB
Gene Woodling, L (1, 7) OBP: 0.409, SLG: 0.512	0-0 F8 1B 1B 1B	0-0 E3 1B 1B 1B 1-2		0-0 4-3 ③		0-0 1B 1B			0-0 HR	5	3	3	1	0	0	1
Phil Rizzuto, R (1, 6) OBP: 0.367, SLG: 0.430	0-0 F9 ①	0-0 1B 1B 1-3 2-H			0-0 P3 ①	0-0 1B 1-2			0-0 P4 ①	5	0	2	1	0	0	1
Irv Noren, L (1, 8) OBP: 0.333, SLG: 0.352	0-0 1B 1B 1-2	0-0 1B 1-3 3-H			0-0 F7 ②	0-0 L9 ③			H 1-0 FC6-4 E HBP	4	0	2	1	0	0	2
Yogi Berra, L (1, 2) OBP: 0.302, SLG: 0.297	0-0 FC5-4 1B 1-2 2-3	0-0 F8 ③			0-0 1B 1B 1B		0-0 G3 ①		0-0 E4 FC6-4 1-2	5	1	2	0	0	0	3
Bobby Brown, L (1, 5) OBP: 0.259, SLG: 0.167	0-0 F8 ② 3-H		0-0 CS 1B		0-0 BLK 1B 1B 1-2		B B B B 4-0 G6-4-3 BB		0-0 FC6-4 ② FC6-4 1-2f 2-3	4	0	2	1	1	0	4
Gil McDougald, R (1, 4) OBP: 0.299, SLG: 0.286 Johnny Mize, L (9, PH) OBP: 0.357, SLG: 0.351	0-0 FC5-4 ③ 1-2f		0-0 P4 ① ② 1-2		0-0 BLK 1B 1-2 2-H		0-0 G6-4-3 ② ③ 1-2f		0-0 FC6-4 ③ 1-2f	4	0	1	1	0	0	4
										1	0	0	0	0	0	2
Joe Collins, L (1, 3) OBP: 0.308, SLG: 0.273		S S S 0-3 K ①	S S S 0-3 K ③		S S S 0-3 K ③ 1-2 2-3			0-0 F9 ①		4	0	0	0	0	3	2
Hank Bauer, R (1, 9) OBP: 0.318, SLG: 0.403		0-0 FC6-4 1B		0-0 4-3 ①		0-0 1-3 ①		0-0 5-3 ②		4	0	1	0	0	0	0
Ed Lopat, L (1, 1) OBP: 0.167, SLG: 0.091 Bobby Hogue, R (6, 1) Johnny Hopp, L (8, PH) OBP: 0.217, SLG: 0.100 Bob Kuzava, S (9, 1) Joe Ostrowski, L (9, 1)	0-0 FC6-4 ② E 1B 1-2f			0-0 4-3 ②	S S S 0-3 K ②			0-0 P4 ③		2	1	0	0	0	0	1
										1	0	0	0	0	1	0
										1	0	0	0	0	0	0
										0	0	0	0	0	0	0
										0	0	0	0	0	0	0
Inning Stats	R: 1 E: 0 K: 0 S: 6 H: 3 LOB: 2 BB: 0 P: 6	R: 2 E: 1 K: 1 S: 9 H: 3 LOB: 2 BB: 0 P: 9	R: 0 E: 0 K: 1 S: 5 H: 1 LOB: 0 BB: 0 P: 5	R: 0 E: 0 K: 0 S: 3 H: 0 LOB: 0 BB: 0 P: 3	R: 1 E: 0 K: 1 S: 8 H: 3 LOB: 2 BB: 0 P: 8	R: 0 E: 0 K: 1 S: 7 H: 2 LOB: 2 BB: 0 P: 7	R: 0 E: 0 K: 0 S: 2 H: 0 LOB: 0 BB: 1 P: 6	R: 0 E: 0 K: 0 S: 3 H: 0 LOB: 0 BB: 0 P: 3	R: 1 E: 1 K: 0 S: 5 H: 1 LOB: 2 BB: 0 P: 6	1B: 12 2B: 0 3B: 0 HR: 1	SF: 0 SAC: 0 DP: 1 HBP: 1						

AB	40
R	5
H	13
RBI	5
BB	1
SO	4
LOB	20

WP: 0 PB: 0 SB: 0 CS: 1 PA: 42

PITCHER		IP	WLS	BF	H	R	ER	SO	BB	IBB	HBP	BLK	WP	HR	S	P	ERA	WHIP
Bob Feller, R ERA: 3.72	(1, 1)	5.2	W	29	12	4	2	4	0	0	0	1	0	0	37	37	3.18	2.118
Bob Lemon, R ERA: 2.53	(6, 1)	3.1	S	13	1	1	1	0	1	0	1	0	0	1	11	16	2.70	0.600

PITCHER	IP	WLS	BF	H	R	ER	SO	BB	IBB	HBP	BLK	WP	HR	S	P	ERA	WHIP

Batter	1	2	3	4	5	6	7	8	9	AB	R	H	RBI	BB	SO	LOB
Fred Marsh, R (1, 6) OBP: 0.346, SLG: 0.238	6-3			F9	BB		F7		E 1B 1B	4	1	1	0	1	0	1
Jim Delsing, L (1, 7) OBP: 0.440, SLG: 0.636	6-3			F9	1-H 1B		2-H 1B		FC4 1-2 1B	5	0	2	1	0	0	1
Jim Rivera, L (1, 8) OBP: 0.300, SLG: 0.425	CS 1B			1B 1B BB		HR	F8		G5-4-3 1-2 2-H 1B	4	2	3	2	1	0	1
Bob Nieman, R (1, 9) OBP: 0.455, SLG: 0.536	CS 1-2	F4		1B 1-3 1B		SH1-3 BB		HR	G5-4-3 1-2f	4	1	2	1	1	0	2
Gordon Goldsberry, L (1, 3) OBP: 0.314, SLG: 0.290		F8		1-3 3-H 1B		SH1-3 1-2		4-3		3	0	1	1	0	0	0
Clint Courtney, L (1, 2) OBP: 0.309, SLG: 0.349		F6		K		G6-4-3 BB		F9		3	0	0	0	1	1	2
Leo Thomas, R (1, 5) OBP: 0.365, SLG: 0.353			G3		5-3 3B	G6-4-3 1-2f		FC4 BB		3	1	1	0	1	0	2
Bobby Young, L (1, 4) OBP: 0.370, SLG: 0.317			G6-3 BB		5-3 3-H	F5		FC4 1-2f		3	0	0	1	1	0	1
Tommy Byrne, L (1, 1) OBP: 0.333, SLG: 0.421			G6-3 1-2f		F9	1B 2B			F8	4	1	1	0	0	0	1
Inning Stats	R: 0 E: 0 K: 0 S: 3 H: 1 LOB: 0 BB: 0 P: 3	R: 0 E: 0 K: 0 S: 3 H: 0 LOB: 0 BB: 0 P: 3	R: 0 E: 0 K: 0 S: 2 H: 0 LOB: 0 BB: 1 P: 6	R: 1 E: 0 K: 1 S: 7 H: 2 LOB: 2 BB: 1 P: 11	R: 1 E: 0 K: 0 S: 4 H: 2 LOB: 1 BB: 1 P: 8	R: 1 E: 0 K: 0 S: 3 H: 1 LOB: 1 BB: 2 P: 11	R: 1 E: 0 K: 0 S: 5 H: 2 LOB: 1 BB: 0 P: 5	R: 1 E: 0 K: 0 S: 4 H: 1 LOB: 1 BB: 1 P: 8	R: 1 E: 1 K: 0 S: 5 H: 2 LOB: 1 BB: 0 P: 5	1B: 7 2B: 1 3B: 1 HR: 2 SF: 0 SAC: 1 DP: 3 HBP: 0						

PITCHER		IP	WLS	BF	H	R	ER	SO	BB	IBB	HBP	BLK	WP	HR	S	P	ERA	WHIP
Early Wynn, R ERA: 4.85	(1, 1)	6.2	L	29	8	4	4	1	5	0	0	0	0	1	26	46	5.40	1.950
Lou Brissie, L ERA: 12.6	(7, 1)	2.1		11	3	2	1	0	1	0	0	0	0	1	10	14	3.86	1.714

PITCHER	IP	WLS	BF	H	R	ER	SO	BB	IBB	HBP	BLK	WP	HR	S	P	ERA	WHIP

TOP

St. Louis Browns @ Cleveland Indians

Cleveland Municipal Stadium, Cleveland, OH

Sat May 10 1952, 3:33 AM EDT
Att. 14,179 - Unknown

livebaseballscorecards.com

AB	33
R	6
H	11
RBI	6
BB	6
SO	1
LOB	11

BOTTOM

St. Louis Browns @ Cleveland Indians

Cleveland Municipal Stadium, Cleveland, OH

Sat May 10 1952, 3:33 AM EDT

Att. 14,179 - Unknown

livebaseballscorecards.com

Batter	1	2	3	4	5	6	7	8	9	AB	R	H	RBI	BB	SO	LOB
Harry Simpson, L (1, 3) OBP: 0.361, SLG: 0.447	F5		FC3-6 1B BB 1-2f 2-3		FC5-6 F9 1-2f		F9		F9	5	1	0	0	0	0	5
Bobby Avila, R (1, 4) OBP: 0.382, SLG: 0.413	F1		BB BB 1B 2-3 3-H		F9 1-2			F7		4	0	1	1	0	0	1
Al Rosen, R (1, 5) OBP: 0.461, SLG: 0.756	5-3		BB 1-2 BB			SH1 1B		6-3		3	0	1	0	1	0	0
Ray Boone, R (1, 6) OBP: 0.432, SLG: 0.500		G4-6-3 1B	BB 1-2 2-3 3-H BB			F8		5-3		3	0	1	1	1	0	1
Dale Mitchell, L (1, 7) OBP: 0.396, SLG: 0.438		G4-6-3 1-2f	4-3			SH1 1-2			2B 1B BB	2	1	0	0	1	0	4
Jim Fridley, R (1, 9) OBP: 0.312, SLG: 0.302		F8		6-3		1-3			1-3 1B 2B	4	1	1	0	0	0	1
Bob Kennedy, R (1, 8) OBP: 0.400, SLG: 0.500			5-3	G6-4-3 BB			L5-3 BB		2-H 3-H 1B	2	0	1	2	2	0	0
Quincy Trouppe, S (1, 2) OBP: 0.182, SLG: 0.100			FC3-6 BB 1B 1B	G6-4-3 1-2f			L5-3 1-2		F4	4	1	1	0	0	0	3
Early Wynn, S (1, 1) OBP: 0.313, SLG: 0.214			FC3-6 1-2 BB		FC5-6 BB		BB		F7	0	0	0	0	2	0	0
Lou Brissie, L (7, 1)										0	0	0	0	1	0	0
Pete Reiser, L (9, PH) OBP: 0.200, SLG: 0.316										1	0	0	0	0	0	1

	AB	28
	R	4
	H	6
	RBI	4
	BB	8
	SO	0
	LOB	16

Inning Stats	1	2	3	4	5	6	7	8	9
	R: 0 E: 0 K: 0 S: 3	H: 0 LOB: 0 BB: 0 P: 3	R: 0 E: 0 K: 0 S: 3	H: 1 LOB: 0 BB: 0 P: 3	R: 2 E: 1 K: 0 S: 5	H: 2 LOB: 3 BB: 3 P: 17	R: 0 E: 0 K: 0 S: 2	H: 0 LOB: 0 BB: 1 P: 6	R: 0 E: 0 K: 0 S: 2	H: 0 LOB: 1 BB: 1 P: 6	R: 0 E: 0 K: 0 S: 4	H: 1 LOB: 1 BB: 0 P: 4	R: 0 E: 0 K: 0 S: 2	H: 0 LOB: 1 BB: 2 P: 10	R: 0 E: 0 K: 0 S: 3	H: 0 LOB: 0 BB: 0 P: 3	R: 2 E: 0 K: 0 S: 5	H: 2 LOB: 1 BB: 1 P: 9

	1B: 5	SF: 0	WP: 0	PA: 37
	2B: 2	SAC: 1	PB: 0	
	3B: 0	DP: 3	SB: 0	
	HR: 0	HBP: 0	CS: 0	

PITCHER	IP	WLS	BF	H	R	ER	SO	BB	IBB	HBP	BLK	WP	HR	S	P	ERA	WHIP
Tommy Byrne, L (1, 1) ERA: 3.77	9.0	W	37	6	4	4	0	8	0	0	0	0	0	29	61	4.00	1.556

PITCHER	IP	WLS	BF	H	R	ER	SO	BB	IBB	HBP	BLK	WP	HR	S	P	ERA	WHIP

Batter	1	2	3	4	5	6	7	8	9	AB	R	H	RBI	BB	SO	LOB
Jim Delsing, L (1, 7) OBP: 0.407, SLG: 0.583	SSS 0-3 ① K			x 0-0 ① G3		x 0-0 ② F6		x 0-0 ② 4-3		4	0	0	0	0	1	0
Marty Marion, R (1, 6) OBP: 0.317, SLG: 0.373	x 0-0 ② 5-3			x 0-0 ② 4-3		x 0-0 ③ F3		x 0-0 ③ F3		4	0	0	0	0	0	0
Jim Rivera, L (1, 8) OBP: 0.298, SLG: 0.408	SSS 0-3 ③ K			BBBB 4-0 WP BB			x 0-0 ① F7		x 0-0 ① G3	3	0	0	0	1	1	0
Bob Nieman, R (1, 9) OBP: 0.443, SLG: 0.508 George Schmees, L (9, 9) OBP: 0.231, SLG: 0.270		SSS 0-3 ① K		x 0-0 ③ F8 1-2			BBBB 4-0 BB BB BB		x 0-0 ② F3	3 0	0 0	0 0	0 0	1 0	1 0	1 0
Gordon Goldsberry, L (1, 3) OBP: 0.308, SLG: 0.286		x 0-0 ② G3			x 0-0 ① 1-3		SSS 0-3 ② K		x 0-0 1B	4	0	1	0	0	1	1
Clint Courtney, L (1, 2) OBP: 0.319, SLG: 0.348		x 0-0 ③ F9			x 0-0 1B		BBBB 4-0 1-2 BB		x 0-0 ③ 4-3	3	0	1	0	1	0	1
Leo Thomas, R (1, 5) OBP: 0.364, SLG: 0.345			x 0-0 ① F9		x 0-0 ② F7		BBBB 4-0 1-2 2-3 BB			2	0	0	0	1	0	1
Bobby Young, L (1, 4) OBP: 0.360, SLG: 0.306 Dick Kryhoski, L (7, PH) OBP: 0.259, SLG: 0.269 Fred Marsh, R (7, 4) OBP: 0.346, SLG: 0.238			x 0-0 ② 4-3		x 0-0 ③ 1-3		x 0-0 ③ 3-1			2 1 0	0 0 0	0 0 0	0 0 0	0 0 0	0 0 0	1 3 0
Ned Garver, R (1, 1) OBP: 0.400, SLG: 0.333			SSS 0-3 ③ K			x 0-0 ① L5		x 0-0 ① 6-3		3	0	0	0	0	1	0
Inning Stats	R: 0 H: 0 E: 0 LOB: 0 K: 2 BB: 0 S: 7 P: 7	R: 0 H: 0 E: 0 LOB: 0 K: 1 BB: 0 S: 5 P: 5	R: 0 H: 0 E: 0 LOB: 0 K: 1 BB: 0 S: 5 P: 5	R: 0 H: 0 E: 0 LOB: 1 K: 0 BB: 1 S: 3 P: 7	R: 0 H: 1 E: 0 LOB: 1 K: 0 BB: 0 S: 4 P: 4	R: 0 H: 0 E: 0 LOB: 0 K: 0 BB: 0 S: 3 P: 3	R: 0 H: 0 E: 0 LOB: 3 K: 1 BB: 3 S: 5 P: 17	R: 0 H: 0 E: 0 LOB: 0 K: 0 BB: 0 S: 3 P: 3	R: 0 H: 1 E: 0 LOB: 1 K: 0 BB: 0 S: 4 P: 4	1B: 2 SF: 0 2B: 0 SAC: 0 3B: 0 DP: 0 HR: 0 HBP: 0						WP: 1 PA: 33 PB: 0 SB: 0 CS: 0

PITCHER	IP	WLS	BF	H	R	ER	SO	BB	IBB	HBP	BLK	WP	HR	S	P	ERA	WHIP
Bob Lemon, R (1, 1) ERA: 2.11	9.0	W	33	2	0	0	5	4	0	0	0	1	0	39	55	0.00	0.667

PITCHER	IP	WLS	BF	H	R	ER	SO	BB	IBB	HBP	BLK	WP	HR	S	P	ERA	WHIP

TOP

St. Louis Browns @ Cleveland Indians

Cleveland Municipal Stadium, Cleveland, OH

Sun May 11 1952, 3:33 AM EDT

Unknown

livebaseballscorecards.com

AB	29
R	0
H	2
RBI	0
BB	4
SO	5
LOB	8

Batter	1	2	3	4	5	6	7	8	9	AB	R	H	RBI	BB	SO	LOB
Harry Simpson, L (1, 3) OBP: 0.357, SLG: 0.439	4-3		F9			G4-6-3 1B			FC1-6 1B 1-2f	4	1	1	0	0	0	1
Bobby Avila, R (1, 4) OBP: 0.387, SLG: 0.411	BBBB F2 BB			4-3		G4-6-3 1-2f			1B IBB 1-3 1B	3	0	1	0	1	0	1
Al Rosen, R (1, 5) OBP: 0.453, SLG: 0.730	F2 1-2			F8			6-3		1B IBB 1-2	3	0	0	0	1	0	1
Ray Boone, R (1, 6) OBP: 0.418, SLG: 0.482 Larry Doby, L (9, PH) OBP: 0.342, SLG: 0.344		F8		6-3			F8		SSS K	3 1	0 0	0 0	0 0	0 0	0 1	0 3
Dale Mitchell, L (1, 7) OBP: 0.404, SLG: 0.431		BBBB FC2-6 BB			L8		4-3		1-2 2-3 3-H 1B	3	0	1	1	1	0	0
Jim Fridley, R (1, 9) OBP: 0.302, SLG: 0.292		FC2-6 1-2f			E5			SSS K		3	0	0	0	0	1	1
Bob Kennedy, R (1, 8) OBP: 0.357, SLG: 0.440		F7			F7			5-3		3	0	0	0	0	0	2
Jim Hegan, R (1, 2) OBP: 0.357, SLG: 0.314			SSS K		F8			SSS K		3	0	0	0	0	2	1
Bob Lemon, L (1, 1) OBP: 0.105, SLG: 0.105			4-3			F2			FC1-6 1B	3	0	1	0	0	0	0
Inning Stats	R: 0 H: 0 E: 0 LOB: 0 K: 0 BB: 1 S: 2 P: 6	R: 0 H: 0 E: 0 LOB: 1 K: 0 BB: 1 S: 3 P: 7	R: 0 H: 0 E: 0 LOB: 0 K: 1 BB: 0 S: 5 P: 5	R: 0 H: 0 E: 0 LOB: 0 K: 0 BB: 0 S: 3 P: 3	R: 0 H: 0 E: 1 LOB: 1 K: 0 BB: 0 S: 4 P: 4	R: 0 H: 1 E: 0 LOB: 0 K: 0 BB: 0 S: 3 P: 3	R: 0 H: 0 E: 0 LOB: 0 K: 0 BB: 0 S: 3 P: 3	R: 0 H: 0 E: 0 LOB: 0 K: 2 BB: 0 S: 7 P: 7	R: 1 H: 3 E: 0 LOB: 3 K: 1 BB: 1 S: 7 P: 11	1B: 4 SF: 0 2B: 0 SAC: 0 3B: 0 DP: 1 HR: 0 HBP: 0						

PITCHER	IP	WLS	BF	H	R	ER	SO	BB	IBB	HBP	BLK	WP	HR	S	P	ERA	WHIP
Ned Garver, R (1, 1) ERA: 3.76	8.2	L	32	4	1	1	4	2	1	0	0	0	0	37	49	1.04	0.692

PITCHER	IP	WLS	BF	H	R	ER	SO	BB	IBB	HBP	BLK	WP	HR	S	P	ERA	WHIP

BOTTOM

St. Louis Browns @ Cleveland Indians

Cleveland Municipal Stadium, Cleveland, OH

Sun May 11 1952, 3:33 AM EDT

Unknown

livebaseballscorecards.com

AB	29
R	1
H	4
RBI	1
BB	3
SO	4
LOB	10

1B: 4 SF: 0
2B: 0 SAC: 0
3B: 0 DP: 1
HR: 0 HBP: 0

WP: 0 PA: 32
PB: 0
SB: 0
CS: 0

Batter	1	2	3	4	5	6	7	8	9	AB	R	H	RBI	BB	SO	LOB
Fred Marsh, R (1, 6) OBP: 0.345, SLG: 0.250	FC6-5 1B 1B		6-3	5-3			K		K	3	0	1	0	0	0	2
Tom Wright, L (7, PH) OBP: 0.256, SLG: 0.278										1	0	0	0	0	1	0
Joe Demaestri, R (7, 6) OBP: 0.333, SLG: 0.400										0	0	0	0	0	0	0
George Schmees, L (9, PH) OBP: 0.225, SLG: 0.263										1	0	0	0	0	1	1
Jim Delsing, L (1, 7) OBP: 0.407, SLG: 0.558	5-3 FC6-5 1-2 1B		4-3		4-3		F9		BB 1-2	4	0	1	0	1	0	0
Jim Rivera, L (1, 8) OBP: 0.303, SLG: 0.420	FC6-5 5-3 1-2 2-3f		1B		6-3		2B		K	5	0	2	0	0	1	4
Bob Nieman, R (1, 9) OBP: 0.413, SLG: 0.469	5-3 1-2 2-3		F8		K		6-3		F3	5	0	0	0	0	1	6
Gordon Goldsberry, L (1, 3) OBP: 0.326, SLG: 0.289	F7			E 1B 4-3 1B		6-3		HBP BB		3	1	1	0	1	0	2
Clint Courtney, L (1, 2) OBP: 0.316, SLG: 0.343		F7		4-3 E 1-2 1B		F4		F7		4	0	1	0	0	0	1
Leo Thomas, R (1, 5) OBP: 0.369, SLG: 0.344		G3		E4 4-3 1-2 2-3		BB 1B		G1-6-3 1-2 HBP		3	0	1	0	0	0	2
Bobby Young, L (1, 4) OBP: 0.372, SLG: 0.313		1B		4-3 1-2 2-3 3-H		BB 1-2		G1-6-3 1-2f		2	0	1	1	1	0	2
Hank Arft, L (8, PH) OBP: 0.158, SLG: 0.368										1	0	0	0	0	0	2
Stan Rojek, R (8, 4) OBP: 0.250, SLG: 0.143										0	0	0	0	0	0	0
Bob Cain, L (1, 1) OBP: 0.167, SLG: 0.091		5-3		K		F7			BB	1	0	0	0	0	0	1
Dick Kryhoski, L (4, PH) OBP: 0.255, SLG: 0.264										1	0	0	0	0	1	2
Earl Harrist, R (4, 1)										0	0	0	0	0	0	0
Earl Rapp, L (6, PH) OBP: 0.050, SLG: 0.100										1	0	0	0	0	0	2
Gene Bearden, L (6, 1)										0	0	0	0	0	0	0
Darrell Johnson, R (9, PH) OBP: 0.500, SLG: 0.375										0	0	0	0	1	0	0
Inning Stats	R: 0 H: 2 E: 0 LOB: 2 K: 0 BB: 0 S: 5 P: 5	R: 0 H: 1 E: 0 LOB: 1 K: 0 BB: 0 S: 4 P: 4	R: 0 H: 1 E: 0 LOB: 1 K: 0 BB: 0 S: 4 P: 4	R: 1 H: 2 E: 1 LOB: 2 K: 1 BB: 0 S: 8 P: 8	R: 0 H: 0 E: 0 LOB: 0 K: 1 BB: 0 S: 5 P: 5	R: 0 H: 1 E: 0 LOB: 2 K: 0 BB: 1 S: 4 P: 8	R: 0 H: 1 E: 0 LOB: 1 K: 1 BB: 0 S: 6 P: 6	R: 0 H: 0 E: 0 LOB: 1 K: 0 BB: 1 S: 2 P: 7	R: 0 H: 0 E: 0 LOB: 2 K: 2 BB: 2 S: 7 P: 15	1B: 7 SF: 0 2B: 1 SAC: 0 3B: 0 DP: 1 HR: 0 HBP: 1						WP: 0 PA: 40 PB: 0 SB: 0 CS: 0

PITCHER	IP	WLS	BF	H	R	ER	SO	BB	IBB	HBP	BLK	WP	HR	S	P	ERA	WHIP
Mike Garcia, R (1, 1) ERA: 1.17	9.0	W	40	8	1	1	5	4	0	1	0	0	0	45	62	1.00	1.333

PITCHER	IP	WLS	BF	H	R	ER	SO	BB	IBB	HBP	BLK	WP	HR	S	P	ERA	WHIP

TOP

St. Louis Browns @ Cleveland Indians

Cleveland Municipal Stadium, Cleveland, OH

Sun May 11 1952, 3:38 AM EDT
Att. 27,172 - Unknown

livebaseballscorecards.com

AB	35
R	1
H	8
RBI	1
BB	4
SO	5
LOB	27

BOTTOM

St. Louis Browns @ Cleveland Indians

Cleveland Municipal Stadium, Cleveland, OH

Sun May 11 1952, 3:38 AM EDT

Att. 27,172 - Unknown

livebaseballscorecards.com

Batter	1	2	3	4	5	6	7	8	9	AB	R	H	RBI	BB	SO	LOB
Harry Simpson, L (1, 3) OBP: 0.345, SLG: 0.423	K		G4-6-3 1-2f		4-3		F9			4	0	0	0	0	1	1
Bobby Avila, R (1, 4) OBP: 0.391, SLG: 0.402	BB G6-4-3		BB S 1B		L7		5-3			2	1	0	0	2	0	0
Al Rosen, R (1, 5) OBP: 0.445, SLG: 0.710	G6-4-3 1-2f		S 1B 1-H		K			F7		4	0	1	1	0	1	1
Ray Boone, R (1, 6) OBP: 0.412, SLG: 0.471		1B SH3 1B	4-3 1-2			5-3		F4		4	1	1	0	0	0	1
Dale Mitchell, L (1, 7) OBP: 0.417, SLG: 0.453		SH3 1-2		F9 1B 2B		4-3		BB		2	1	1	0	1	0	0
Jim Fridley, R (1, 9) OBP: 0.300, SLG: 0.283		6-3		F9 2-3		BB E		K		3	0	0	0	1	1	3
Bob Kennedy, R (1, 8) OBP: 0.387, SLG: 0.444		1B 2-H		BB 1B		E5 1-2				2	0	1	1	1	0	1
Birdie Tebbetts, R (1, 2) OBP: 0.357, SLG: 0.361		6-3		G4-6-3 1B 1-3 3-H		F9				3	0	1	1	0	0	3
Mike Garcia, R (1, 1) OBP: 0.167, SLG: 0.118			BB G4-6-3	G4-6-3 1-2f			K			2	0	0	0	1	1	2
Inning Stats	R: 0 H: 0 E: 0 LOB: 0 K: 1 BB: 1 S: 4 P: 8	R: 1 H: 2 E: 0 LOB: 1 K: 0 BB: 0 S: 5 P: 5	R: 1 H: 1 E: 0 LOB: 1 K: 0 BB: 2 S: 3 P: 11	R: 1 H: 2 E: 0 LOB: 1 K: 0 BB: 1 S: 4 P: 8	R: 0 H: 0 E: 0 LOB: 0 K: 1 BB: 0 S: 5 P: 5	R: 0 H: 0 E: 1 LOB: 2 K: 0 BB: 1 S: 4 P: 8	R: 0 H: 0 E: 0 LOB: 0 K: 1 BB: 0 S: 5 P: 5	R: 0 H: 0 E: 0 LOB: 1 K: 1 BB: 1 S: 5 P: 9		1B: 4 SF: 0 2B: 1 SAC: 1 3B: 0 DP: 3 HR: 0 HBP: 0						

	AB	26
	R	3
	H	5
	RBI	3
	BB	6
	SO	4
	LOB	12

WP: 0 PB: 0 SB: 2 CS: 0 PA: 33

PITCHER		IP	WLS	BF	H	R	ER	SO	BB	IBB	HBP	BLK	WP	HR	S	P	ERA	WHIP
Bob Cain, L (1, 1) ERA: 3.52		3.0	L	13	3	2	2	1	3	0	0	0	0	0	12	24	6.00	2.000
Earl Harrist, R (4, 1) ERA: 3.42		2.0		8	2	1	1	1	1	0	0	0	0	0	9	13	4.50	1.500
Gene Bearden, L (6, 1) ERA: 5.87		3.0		12	0	0	0	2	2	0	0	0	0	0	14	22	0.00	0.667

PITCHER	IP	WLS	BF	H	R	ER	SO	BB	IBB	HBP	BLK	WP	HR	S	P	ERA	WHIP

Batter	1	2	3	4	5	6	7	8	9	AB	R	H	RBI	BB	SO	LOB
Hank Bauer, R (1, 9) OBP: 0.372, SLG: 0.531	F5		F7		5-3		FC3-6 1B	2-H 1B		5	1	2	1	0	0	0
Phil Rizzuto, R (1, 6) OBP: 0.409, SLG: 0.441	BB 1B		WP S 1B		4-3		FC3-6 K 1B 1-2	F6		5	1	3	0	0	0	1
Irv Noren, L (1, 8) OBP: 0.327, SLG: 0.318	F9		F7 1-3			1-3	FC3-6 1B 1-2 2-3		BBBB G6-3 BB	4	0	1	0	1	0	2
Yogi Berra, L (1, 2) OBP: 0.355, SLG: 0.321	BBBB 1-2 BB		BBBB BB			2B 3-1 1B	FC3-6 E 1-2f 2-3 3-H		F4	3	1	1	1	2	0	3
Johnny Mize, L (1, 3) OBP: 0.340, SLG: 0.375	F7		F2			3-1 HR 2B 1-3 SSS	K 1-2 3-H		G6-3 1-2f	3	1	1	0	0	0	4
Bobby Hogue, R (6, 1) OBP: 0.200, SLG: 0.200										0	0	0	0	0	0	0
Bob Cerv, R (7, PH) OBP: 0.259, SLG: 0.280										1	0	0	0	0	1	1
Joe Ostrowski, L (7, 1)										0	0	0	0	0	0	0
Johnny Hopp, L (9, PH) OBP: 0.250, SLG: 0.160										1	0	0	0	0	0	1
Gene Woodling, L (1, 7) OBP: 0.382, SLG: 0.451		FC6-4 1B		G3		3-1 2-3 3-H	6-3			4	0	1	1	0	0	2
Gil McDougald, R (1, 4) OBP: 0.316, SLG: 0.318		SSS K		6-3		HR 3-H		F8		4	1	1	2	0	1	1
Bobby Brown, L (1, 5) OBP: 0.241, SLG: 0.154		FC6-4 1-2f		G3		1B		G3 1B 1B		2	0	0	0	0	0	1
Mickey Mantle, S (5, 5) OBP: 0.368, SLG: 0.448										2	1	2	0	0	0	0
Bill Miller, L (1, 1) OBP: 0.200, SLG: 0.200					4-3	F5		G3 1-2		1	0	0	0	0	0	1
Bob Kuzava, S (3, 1)										1	0	0	0	0	0	0
Joe Collins, L (6, PH) OBP: 0.300, SLG: 0.240										2	0	0	0	0	0	2
(6, 3)																
Inning Stats	R: 0 E: 0 K: 0 S: 4 H: 1 LOB: 2 BB: 1 P: 8	R: 0 E: 0 K: 1 S: 6 H: 1 LOB: 1 BB: 0 P: 6	R: 0 E: 0 K: 0 S: 4 H: 1 LOB: 2 BB: 1 P: 8	R: 0 E: 0 K: 0 S: 3 H: 0 LOB: 0 BB: 0 P: 3	R: 0 E: 0 K: 0 S: 3 H: 0 LOB: 0 BB: 0 P: 3	R: 3 E: 0 K: 0 S: 7 H: 4 LOB: 1 BB: 0 P: 7	R: 2 E: 0 K: 1 S: 8 H: 3 LOB: 1 BB: 0 P: 8	R: 1 E: 0 K: 0 S: 5 H: 2 LOB: 1 BB: 0 P: 5	R: 0 E: 0 K: 0 S: 2 H: 0 LOB: 0 BB: 1 P: 6	1B: 10 2B: 1 3B: 0 HR: 1	SF: 0 SAC: 0 DP: 1 HBP: 0						

PITCHER		IP	WLS	BF	H	R	ER	SO	BB	IBB	HBP	BLK	WP	HR	S	P	ERA	WHIP
Steve Gromek, R ERA: 1.93	(1, 1)	6.0	W	30	10	5	4	1	2	0	0	0	1	1	30	38	6.00	2.000
Lou Brissie, L ERA: 10.5	(7, 1)	1.0		3	0	0	0	1	0	0	0	0	0	0	5	5	0.00	0.000
Early Wynn, R ERA: 4.84	(8, 1)	2.0	S	8	2	1	1	0	1	0	0	0	0	0	7	11	4.50	1.500

PITCHER	IP	WLS	BF	H	R	ER	SO	BB	IBB	HBP	BLK	WP	HR	S	P	ERA	WHIP

TOP

New York Yankees @ Cleveland Indians

Cleveland Municipal Stadium, Cleveland, OH

Tue May 13 1952, 3:33 AM EDT

Att. 21,576 - Unknown

livebaseballscorecards.com

AB	38
R	6
H	12
RBI	5
BB	3
SO	2
LOB	19

WP: 1	PA: 41		
PB: 0			
SB: 1			
CS: 0			

Batter	1	2	3	4	5	6	7	8	9	AB	R	H	RBI	BB	SO	LOB
Harry Simpson, L (1, 3) OBP: 0.344, SLG: 0.436	S S S 0-3 ① K		x 0-0 ① 4-3	x 0-0 F3 1B 2B	x 0-0 2B		S S S 0-3 ② K	x 0-0 ③ L8		6	1	2	0	0	2	4
Bobby Avila, R (1, 4) OBP: 0.400, SLG: 0.410	x 0-0 2B		B B B B 4-0 6-3 HR BB	x 0-0 ① F3 2-3	B B B B 4-0 G6-4-3 BB		x 0-0 ③ F8			3	1	1	0	2	0	3
Al Rosen, R (1, 5) OBP: 0.426, SLG: 0.673	x 0-0 ② 6-3		x 0-0 ② 6-3 1-2	x 0-0 ② F3	x 0-0 ② ③ G6-4-3 1-2f			x 0-0 ① F8		5	0	0	0	0	0	5
Larry Doby, L (1, 8) OBP: 0.372, SLG: 0.459	x 0-0 ③ F7		x 0-0 2-H HR	x 0-0 1B E 3-H 1B		x 0-0 ① F6		x 0-0 BB HR 1B		5	3	3	3	0	0	1
Dale Mitchell, L (1, 7) OBP: 0.431, SLG: 0.509		x 0-0 ① F2	x 0-0 HR	x 0-0 E 1B 1-2 1B 1B		x 0-0 ② 4-3		B B B B 4-0 1-2 HR BB		4	3	2	1	1	0	0
Jim Fridley, R (1, 9) OBP: 0.314, SLG: 0.292		B B B B 4-0 BB BB BB	x 0-0 1B 1B 1B	x 0-0 E3 1B 1-3 2-H 1B		x 0-0 ③ 6-3		x 0-0 ② F7		4	1	2	0	1	0	2
Ray Boone, R (1, 6) OBP: 0.439, SLG: 0.538		B B B B 4-0 BB 1-2 BB	x 0-0 1B 1-2 1B	x 0-0 1-2 3-H 1B			x 0-0 SH5-4 2B	x 0-0 1-H 2-H HR		4	1	4	4	1	0	0
Birdie Tebbetts, R (1, 2) OBP: 0.378, SLG: 0.368 Jim Hegan, R (8, 2) OBP: 0.372, SLG: 0.314		B B B B 4-0 G4-3 1-2 2-3 BB	x 0-0 1-2 2-H 1B	x 0-0 ③ G3			x 0-0 ① SH5-4 2-3	B B B B x 4-0 E BB		2 0	0 0	1 0	1 0	1 1	0 0	2 0
Steve Gromek, S (1, 1) Lou Brissie, L (7, 1) Bob Kennedy, R (7, PH) OBP: 0.375, SLG: 0.429 Early Wynn, S (8, 1) OBP: 0.294, SLG: 0.200		x 0-0 ②③ G4-3 1-2f	S S S 0-3 ③ K		x 0-0 ① F5		x 0-0 E5	x 0-0 E5 1-2		3 0 1 1	0 0 0 0	0 0 0 0	0 0 0 0	1 0 0 0	5 0 1 1	
Inning Stats	R: 0 E: 0 K: 1 S: 6 H: 1 LOB: 1 BB: 0 P: 6	R: 0 E: 0 K: 0 S: 2 H: 0 LOB: 2 BB: 3 P: 14	R: 4 E: 0 K: 1 S: 10 H: 5 LOB: 2 BB: 1 P: 14	R: 3 E: 1 K: 0 S: 8 H: 5 LOB: 2 BB: 0 P: 8	R: 0 E: 0 K: 0 S: 3 H: 1 LOB: 1 BB: 1 P: 7	R: 0 E: 0 K: 0 S: 3 H: 0 LOB: 0 BB: 0 P: 3	R: 0 E: 1 K: 1 S: 7 H: 1 LOB: 2 BB: 0 P: 7	R: 3 E: 1 K: 0 S: 6 H: 2 LOB: 2 BB: 2 P: 14		1B: 8 2B: 4 3B: 0 HR: 3	SF: 0 SAC: 1 DP: 2 HBP: 0					

BOTTOM

New York Yankees @ Cleveland Indians

Cleveland Municipal Stadium, Cleveland, OH

Tue May 13 1952, 3:33 AM EDT

Att. 21,576 - Unknown

livebaseballscorecards.com

AB	38
R	10
H	15
RBI	9
BB	7
SO	3
LOB	24

WP: 0 PB: 0 SB: 0 CS: 0 PA: 46

PITCHER		IP	WLS	BF	H	R	ER	SO	BB	IBB	HBP	BLK	WP	HR	S	P	ERA	WHIP
Bill Miller, L ERA: 4.5	(1, 1)	2.2	L	17	6	4	4	1	4	0	0	0	0	2	15	31	13.50	3.750
Bob Kuzava, L ERA: 10.24	(3, 1)	2.1		13	6	3	3	1	1	0	0	0	0	0	14	18	11.57	3.000
Bobby Hogue, R ERA: 2.25	(6, 1)	1.0		3	0	0	0	0	0	0	0	0	0	0	3	3	0.00	0.000
Joe Ostrowski, L ERA: 4.76	(7, 1)	2.0		13	3	3	3	1	2	0	0	0	0	1	13	21	13.50	2.500

PITCHER	IP	WLS	BF	H	R	ER	SO	BB	IBB	HBP	BLK	WP	HR	S	P	ERA	WHIP

New York Yankees @ Cleveland Indians

Cleveland Municipal Stadium, Cleveland, OH

Wed May 14 1952, 3:33 AM EDT

Att. 26,028 - Unknown

TOP

livebaseballscorecards.com

Batter	1	2	3	4	5	6	7	8	9	AB	R	H	RBI	BB	SO	LOB
Hank Bauer, R (1, 9) OBP: 0.385, SLG: 0.576	F7		HR (2-H, 3-H)		FC5-4 (WP, S; 1-2f)		F8 (1-H) 2B		BB (FC5-4)	4	1	2	4	1	0	1
Phil Rizzuto, R (1, 6) OBP: 0.391, SLG: 0.421	F8		4-3		5-3 (1-3)		K		FC5-4 (S; 1-2f)	5	0	0	0	0	1	3
Irv Noren, L (1, 8) (6, 3) OBP: 0.311, SLG: 0.301	F8		F8		F5		F8 (2-3)		6-3 (1-2)	5	0	0	0	0	0	3
Yogi Berra, L (1, 2) OBP: 0.364, SLG: 0.309		F9		BB (FC3-6)		F4	IBB			2	0	0	0	2	0	0
Johnny Mize, L (1, 3) OBP: 0.339, SLG: 0.360 Johnny Hopp, L (6, PR) OBP: 0.250, SLG: 0.160 Jim Brideweser, R (6, PR) Bob Cerv, R (6, 8) OBP: 0.250, SLG: 0.269		4-3		FC3-6 (HBP, BB; 1-2f)		BB (1B, WP)	F8			2 0 0 1	0 0 1 0	0 0 0 0	0 0 0 0	1 0 0 0	0 0 0 0	1 0 0 2
Gene Woodling, L (1, 7) OBP: 0.390, SLG: 0.444		F4		BB (HBP; 1-2)		1B (WP; 1-3)		1-3		3	0	1	0	1	0	0
Gil McDougald, R (1, 5) OBP: 0.323, SLG: 0.318			HR (SH5-4, 1B) 1B	HBP (G5-4-3; 1-2, 2-3)		F9 (1-2, 3-H)		K		3	1	1	0	0	1	1
Billy Martin, R (1, 4) OBP: 0.250, SLG: 0.250			HR (SH5-4; 1-2) 1B	G5-4-3 (1-2f)		F7		F9		4	1	1	0	0	0	6
Johnny Sain, R (1, 1) OBP: 0.385, SLG: 0.636			SH5-4 (1-2, 2-3)		BB (FC5-4)		2B 1B		F8	2	1	1	0	1	0	0
Inning Stats	R: 0 E: 0 K: 0 S: 3 H: 0 LOB: 0 BB: 0 P: 3	R: 0 E: 0 K: 0 S: 3 H: 0 LOB: 0 BB: 0 P: 3	R: 3 E: 0 K: 0 S: 6 H: 3 LOB: 0 BB: 0 P: 6	R: 0 E: 0 K: 0 S: 2 H: 0 LOB: 2 BB: 2 P: 11	R: 0 E: 0 K: 0 S: 3 H: 0 LOB: 1 BB: 1 P: 7	R: 1 E: 0 K: 0 S: 4 H: 1 LOB: 3 BB: 1 P: 8	R: 1 E: 0 K: 1 S: 7 H: 2 LOB: 2 BB: 1 P: 11	R: 0 E: 0 K: 1 S: 5 H: 0 LOB: 0 BB: 0 P: 5	R: 0 E: 0 K: 0 S: 3 H: 0 LOB: 1 BB: 1 P: 7	1B: 4 2B: 1 3B: 0 HR: 1 SF: 0 SAC: 1 DP: 1 HBP: 1						

	AB	31
	R	5
	H	6
	RBI	4
	BB	6
	SO	2
	LOB	17

WP: 2 PB: 0 SB: 2 CS: 0 PA: 39

PITCHER		IP	WLS	BF	H	R	ER	SO	BB	IBB	HBP	BLK	WP	HR	S	P	ERA	WHIP
Bob Feller, R ERA: 4.1	(1, 1)	5.1	L	24	4	4	4	0	4	0	1	0	1	1	19	36	6.75	1.500
Sam Jones, R ERA: 2.08	(6, 1)	1.2		8	2	1	1	1	0	1	0	0	1	0	9	13	5.40	1.200
Lou Brissie, L ERA: 7.88	(8, 1)	2.0		7	0	0	0	1	1	0	0	0	0	0	8	12	0.00	0.500

PITCHER	IP	WLS	BF	H	R	ER	SO	BB	IBB	HBP	BLK	WP	HR	S	P	ERA	WHIP

New York Yankees @ Cleveland Indians

Cleveland Municipal Stadium, Cleveland, OH

Wed May 14 1952, 3:33 AM EDT

Att. 26,028 - Unknown

livebaseballscorecards.com

BOTTOM

Batter	1	2	3	4	5	6	7	8	9	AB	R	H	RBI	BB	SO	LOB
Harry Simpson, L (1, 9) OBP: 0.349, SLG: 0.433	0-0 ① 6-3	0-0 ③ PO 1-2	0-0 6-3 1B		B B B B 4-0 1B 1B BB		x 0-0 ② 3-1			3	1	1	0	1	0	0
Bobby Avila, R (1, 4) OBP: 0.395, SLG: 0.413	0-0 G3 1B 2B		S S S 0-3 ① K		x 0-0 ② F3		x 0-0 ③ 6-3			4	1	1	0	0	1	2
Al Rosen, R (1, 5) OBP: 0.429, SLG: 0.663	B B B B 4-0 G3 1B BB		x 0-0 ② 6-3 1-2		x 0-0 1B 1-2 1B			x 0-0 ① F8		3	1	1	0	1	0	1
Larry Doby, L (1, 8) OBP: 0.362, SLG: 0.439	x 0-0 ② G3 1-2 2-3		x 0-0 ③ F8		x 0-0 1-2 2-H 1B			x 0-0 ② F4		4	0	1	1	0	0	3
Dale Mitchell, L (1, 7) OBP: 0.435, SLG: 0.508	x 0-0 2-H 3-H 1B			x 0-0 PO 4-3 1B	x 0-0 ③ 1-3			x 0-0 ③ 4-3		4	0	2	2	0	0	2
Luke Easter, L (1, 3) OBP: 0.264, SLG: 0.363 Bob Kennedy, R (9, PR) OBP: 0.375, SLG: 0.429	x 0-0 ③ F7			x 0-0 ① 4-3 1-2		x 0-0 ① 2B			x 0-0 G5-4-3 1B	4 0	0 0	2 0	0 0	0 0	0 0	2 0
Ray Boone, R (1, 6) OBP: 0.423, SLG: 0.516		x 0-0 ① F3		x 0-0 ② 5-3		x 0-0 ② F8			x 0-0 ① ② G5-4-3 1-2f	4	0	0	0	0	0	2
Birdie Tebbetts, R (1, 2) OBP: 0.388, SLG: 0.366		x 0-0 PO 1B		4-0 IBB		x 0-0 ③ F4			x 0-0 ③ 6-3	3	0	1	0	1	0	1
Bob Feller, R (1, 1) OBP: 0.176, SLG: 0.067 Sam Jones, R (6, 1) Pete Reiser, L (7, PH) OBP: 0.190, SLG: 0.300 Lou Brissie, L (8, 1)		S S S 0-3 ② K		0-0 ③ PO 2-3	S S S 0-3 ① K		x 0-0 ① F2			2 0 1 0	0 0 0 0	0 0 0 0	0 0 0 0	2 0 0 0	1 0 0 0	
Inning Stats	R: 2 H: 2 E: 0 LOB: 1 K: 0 BB: 1 S: 5 P: 9	R: 0 H: 1 E: 0 LOB: 0 K: 1 BB: 0 S: 5 P: 5	R: 0 H: 1 E: 0 LOB: 1 K: 1 BB: 0 S: 6 P: 6	R: 0 H: 1 E: 0 LOB: 1 K: 0 BB: 1 S: 3 P: 7	R: 1 H: 2 E: 0 LOB: 2 K: 1 BB: 1 S: 7 P: 11	R: 0 H: 1 E: 0 LOB: 0 K: 0 BB: 0 S: 3 P: 3	R: 0 H: 0 E: 0 LOB: 0 K: 0 BB: 0 S: 3 P: 3	R: 0 H: 0 E: 0 LOB: 0 K: 0 BB: 0 S: 3 P: 3	R: 0 H: 1 E: 0 LOB: 1 K: 0 BB: 0 S: 3 P: 3	1B: 7 2B: 2 3B: 0 HR: 0	SF: 0 SAC: 0 DP: 1 HBP: 0					

	AB	32
	R	3
	H	9
	RBI	3
	BB	3
	SO	3
	LOB	14

PITCHER		IP	WLS	BF	H	R	ER	SO	BB	IBB	HBP	BLK	WP	HR	S	P	ERA	WHIP
Johnny Sain, R ERA: 2.52	(1, 1)	9.0	W	35	9	3	3	3	2	1	0	0	0	0	38	50	3.00	1.222

PITCHER	IP	WLS	BF	H	R	ER	SO	BB	IBB	HBP	BLK	WP	HR	S	P	ERA	WHIP

Batter	1	2	3	4	5	6	7	8	9	AB	R	H	RBI	BB	SO	LOB
Eddie Yost, R (1, 5) OBP: 0.336, SLG: 0.248	S 1B		K			1B 2B		BB G6-4-3		3	1	2	0	1	1	0
Jim Busby, R (1, 8) OBP: 0.265, SLG: 0.211	K 1-2			F8		K		G6-4-3 1-2f		4	0	0	0	0	2	4
Jackie Jensen, R (1, 9) OBP: 0.393, SLG: 0.400	P6			BB		BB 2-H 3-H 1B			K	3	0	1	2	1	1	1
Mickey Vernon, L (1, 3) OBP: 0.333, SLG: 0.392	K			F9		1-2 BB			4-3	3	0	0	0	1	1	2
Pete Runnels, L (1, 6) OBP: 0.386, SLG: 0.310		1-3		6-3		F9			BB	3	0	0	0	1	0	2
Gil Coan, L (1, 7) OBP: 0.286, SLG: 0.240		4-3			G3		G4-3 1B		4-3	4	0	1	0	0	0	1
Fred Marsh, R (1, 4) OBP: 0.233, SLG: 0.158		6-3			F5		G4-3 1-2f			3	0	0	0	0	0	1
Mickey Grasso, R (1, 2) OBP: 0.276, SLG: 0.191			P6		F8		L7			3	0	0	0	0	0	0
Spec Shea, R (1, 1) OBP: 0.300, SLG: 0.400			F9			2B 1B 1B		K		3	1	1	0	0	1	0
Inning Stats	R: 0 E: 0 K: 2 S: 8 H: 1 LOB: 1 BB: 0 P: 8	R: 0 E: 0 K: 0 S: 3 H: 0 LOB: 0 BB: 0 P: 3	R: 0 E: 0 K: 1 S: 5 H: 0 LOB: 0 BB: 0 P: 5	R: 0 E: 0 K: 0 S: 3 H: 0 LOB: 1 BB: 1 P: 7	R: 0 E: 0 K: 0 S: 3 H: 0 LOB: 1 BB: 0 P: 3	R: 2 E: 0 K: 1 S: 7 H: 3 LOB: 1 BB: 1 P: 11	R: 0 E: 0 K: 0 S: 3 H: 1 LOB: 0 BB: 0 P: 3	R: 0 E: 0 K: 1 S: 4 H: 0 LOB: 0 BB: 1 P: 8	R: 0 E: 0 K: 1 S: 5 H: 0 LOB: 1 BB: 1 P: 9	1B: 4 2B: 1 3B: 0 HR: 0	SF: 0 SAC: 0 DP: 2 HBP: 0					

PITCHER		IP	WLS	BF	H	R	ER	SO	BB	IBB	HBP	BLK	WP	HR	S	P	ERA	WHIP
Early Wynn, R ERA: 4.44	(1, 1)	8.0	L	29	5	2	2	5	3	0	0	0	0	0	36	48	2.25	1.000
Lou Brissie, L ERA: 7.0	(9, 1)	1.0		4	0	0	0	1	1	0	0	0	0	0	5	9	0.00	1.000

PITCHER	IP	WLS	BF	H	R	ER	SO	BB	IBB	HBP	BLK	WP	HR	S	P	ERA	WHIP

TOP

Washington Senators @ Cleveland Indians

Cleveland Municipal Stadium, Cleveland, OH

Fri May 16 1952, 3:33 AM EDT
Att. 36,590 - Unknown

livebaseballscorecards.com

AB	29
R	2
H	5
RBI	2
BB	4
SO	6
LOB	11

BOTTOM

Washington Senators @ Cleveland Indians

Cleveland Municipal Stadium, Cleveland, OH

Fri May 16 1952, 3:33 AM EDT

Att. 36,590 - Unknown

livebaseballscorecards.com

Batter	1	2	3	4	5	6	7	8	9	AB	R	H	RBI	BB	SO	LOB
Harry Simpson, L (1, 9) OBP: 0.338, SLG: 0.419	x 0-0 F3 ①		x 0-0 L8 ③			x 0-0 F8 ②		x 0-0 F7 ②		4	0	0	0	0	0	0
Bobby Avila, R (1, 4) OBP: 0.390, SLG: 0.402	S S S 0-3 K ②			x 0-0 P3 ①		B B B 4-0 BB 1B BB		S S S 0-3 K ③		3	0	0	0	1	2	0
Al Rosen, R (1, 5) OBP: 0.431, SLG: 0.654	S S S 0-3 K ③			x 0-0 5-3 ②		x 0-0 1-2 BB 1B			B B B B 4-0 BB BB	3	0	1	0	1	1	0
Larry Doby, L (1, 8) OBP: 0.353, SLG: 0.409		S S S 0-3 K ①		S S S 0-3 K ③		B B B B 4-0 1-2 2-3 BB			S S S 0-3 K ①	3	0	0	0	1	3	1
Dale Mitchell, L (1, 7) OBP: 0.425, SLG: 0.484		B B B B 4-0 PB BB			x 0-0 P6 ①	x 0-0 F8 ③			x 0-0 F7 ②	3	0	0	0	1	0	4
Luke Easter, L (1, 3) OBP: 0.264, SLG: 0.349		S S S 0-3 K ② 1-2			x 0-0 F7 ②		x 0-0 P6 ①		B B B B 4-0 1-2 BB	3	0	0	0	1	1	1
Jim Fridley, R (9, PR) OBP: 0.314, SLG: 0.292										0	0	0	0	0	0	0
Ray Boone, R (1, 6) OBP: 0.421, SLG: 0.510	x 0-0 6-3 ③				x 0-0 1B		x 0-0 5-3 ②		S S S 0-3 K ③	3	0	1	0	0	0	1
Pete Reiser, L (9, PH) OBP: 0.182, SLG: 0.286										1	0	0	0	0	1	2
Jim Hegan, R (1, 2) OBP: 0.348, SLG: 0.289			x 0-0 F8 ①		x 0-0 L8 ③		x 0-0 P3 ③			3	0	0	0	0	0	1
Early Wynn, S (1, 1) OBP: 0.263, SLG: 0.176			S S S 0-3 K ②			x 0-0 F8 ①		x 0-0 G3 ①		2	0	0	0	0	1	0
Barney McCosky, L (8, PH)										1	0	0	0	0	0	0
Lou Brissie, L (9, 1)										0	0	0	0	0	0	0
Inning Stats	R: 0 H: 0 E: 0 LOB: 0 K: 2 BB: 0 S: 7 P: 7	R: 0 H: 0 E: 0 LOB: 1 K: 2 BB: 1 S: 7 P: 11	R: 0 H: 0 E: 0 LOB: 0 K: 1 BB: 0 S: 5 P: 5	R: 0 H: 0 E: 0 LOB: 0 K: 1 BB: 0 S: 5 P: 5	R: 0 H: 1 E: 0 LOB: 1 K: 0 BB: 0 S: 4 P: 4	R: 0 H: 1 E: 0 LOB: 3 K: 0 BB: 2 S: 4 P: 12	R: 0 H: 0 E: 0 LOB: 0 K: 0 BB: 0 S: 3 P: 3	R: 0 H: 0 E: 0 LOB: 0 K: 1 BB: 0 S: 5 P: 5	R: 0 H: 0 E: 0 LOB: 2 K: 2 BB: 2 S: 7 P: 15	1B: 2 SF: 0 2B: 0 SAC: 0 3B: 0 DP: 0 HR: 0 HBP: 0						

	AB	29
	R	0
	H	2
	RBI	0
	BB	5
	SO	9
	LOB	10

WP: 0 PA: 34
PB: 1
SB: 0
CS: 0

PITCHER	IP	WLS	BF	H	R	ER	SO	BB	IBB	HBP	BLK	WP	HR	S	P	ERA	WHIP
Spec Shea, R (1, 1) ERA: 0.71	9.0	W	34	2	0	0	9	5	0	0	0	0	0	47	67	0.00	0.778

PITCHER	IP	WLS	BF	H	R	ER	SO	BB	IBB	HBP	BLK	WP	HR	S	P	ERA	WHIP

Batter	1	2	3	4	5	6	7	8	9	AB	R	H	RBI	BB	SO	LOB
Eddie Yost, R (1, 5) OBP: 0.333, SLG: 0.240	6-3		F5			F8		BB, E		3	0	0	0	1	0	0
Jim Busby, R (1, 8) OBP: 0.255, SLG: 0.202	4-3			6-3		F8		E6, 1-2, 2-3		4	0	0	0	0	0	2
Jackie Jensen, R (1, 9) OBP: 0.386, SLG: 0.392	4-3			G3-6-1, 1B		F8		SSS, K		4	0	1	0	0	1	3
Mickey Vernon, L (1, 3) OBP: 0.331, SLG: 0.396		6-3		G3-6-1, 1-2f			4-3		4-3, WP, 2B	4	1	1	0	0	0	1
Pete Runnels, L (1, 6) OBP: 0.379, SLG: 0.307		FC5-4, 1B			1-4-3		3-1		4-3, 2-3	4	0	1	0	0	0	1
Gil Coan, L (1, 7) OBP: 0.284, SLG: 0.241		FC5-4, 1-2f			BB, 1B		F7		F7, 3-H	4	1	1	0	0	0	1
Fred Marsh, R (1, 4) OBP: 0.255, SLG: 0.171		1-3			BBB, 1B, 1-2, BB			E, 3-1, 1B	SSS, K	3	0	1	0	1	1	1
Clyde Kluttz, R (1, 2) OBP: 0.367, SLG: 0.407			5-3		1-3, 2-H, 1B			3-1, 1-2		3	0	1	1	0	0	1
Julio Moreno, R (1, 1) OBP: 0.071, SLG: 0.071			5-3		SSS, K			F3		0	0	0	0	0	0	0
Sandy Consuegra, R (1, 1)										2	0	0	0	0	1	1
Frank Campos, L (8, PH) OBP: 0.342, SLG: 0.378										1	0	0	0	0	0	1
Bobo Newsom, R (8, 1)										0	0	0	0	0	0	0
Inning Stats	R: 0 E: 0 K: 0 S: 3 H: 0 LOB: 0 BB: 0 P: 3	R: 0 E: 0 K: 0 S: 4 H: 1 LOB: 1 BB: 0 P: 4	R: 0 E: 0 K: 0 S: 3 H: 0 LOB: 0 BB: 0 P: 3	R: 0 E: 0 K: 0 S: 3 H: 1 LOB: 0 BB: 0 P: 3	R: 1 E: 0 K: 1 S: 6 H: 2 LOB: 1 BB: 1 P: 10	R: 0 E: 0 K: 0 S: 3 H: 0 LOB: 0 BB: 0 P: 3	R: 0 E: 0 K: 0 S: 3 H: 0 LOB: 0 BB: 0 P: 3	R: 0 E: 1 K: 1 S: 7 H: 1 LOB: 3 BB: 1 P: 11	R: 1 E: 0 K: 1 S: 6 H: 1 LOB: 0 BB: 0 P: 6	1B: 5 2B: 1 3B: 0 HR: 0 SF: 0 SAC: 0 DP: 1 HBP: 0						

PITCHER	IP	WLS	BF	H	R	ER	SO	BB	IBB	HBP	BLK	WP	HR	S	P	ERA	WHIP
Bob Lemon, R (1, 1) ERA: 2.1	9.0	W	34	6	2	2	3	2	0	0	0	1	0	38	46	2.00	0.889

PITCHER	IP	WLS	BF	H	R	ER	SO	BB	IBB	HBP	BLK	WP	HR	S	P	ERA	WHIP

TOP

Washington Senators @ Cleveland Indians

Cleveland Municipal Stadium, Cleveland, OH

Sat May 17 1952, 3:33 AM EDT
Att. 15,202 - Unknown

livebaseballscorecards.com

AB	32
R	2
H	6
RBI	1
BB	2
SO	3
LOB	12

WP: 1 PA: 34
PB: 0
SB: 0
CS: 0

Batter	1	2	3	4	5	6	7	8	9	AB	R	H	RBI	BB	SO	LOB
Harry Simpson, L (1, 9) OBP: 0.348, SLG: 0.426	0-0 3B 1B	0-0 ② F6		x 0-0 CS 1B			S S S 0-3 ① K	x 0-0 1-2 1B		5	1	3	0	0	1	0
Bobby Avila, R (1, 4) OBP: 0.398, SLG: 0.429	0-0 1-H 1B 3B	0-0 CS 1B		0-0 ③ CS 1-2	x 0-0 PB 1B 1B		x 0-0 ② 6-3	x 0-0 ③ F9		5	2	3	1	0	0	2
Al Rosen, R (1, 5) OBP: 0.435, SLG: 0.657 Johnny Berardino, R (1, PR) (2, 5)	0-0 3-H HR 1B	0-0 ③ CS 1-2	x 0-0 ① F4		x 0-0 ① F4 1-2		S S S 0-3 ③ K			1 3	0 1	1 0	1 0	0 0	0 1	0 1
Larry Doby, L (1, 8) OBP: 0.364, SLG: 0.500	0-0 1-H HR		x 0-0 ② 4-3		x 0-0 ② F4			x 0-0 1B HR 2B		4	2	2	2	0	0	1
Dale Mitchell, L (1, 7) OBP: 0.455, SLG: 0.515	0-0 G6-4-3 BB 1B		x 0-0 1B		x 0-0 2-H 1B			x 0-0 2-3 HR 1B		4	1	4	1	0	0	0
Luke Easter, L (1, 3) OBP: 0.274, SLG: 0.384	B B B B 4-0 1-2 G6-4-3 BB		x 0-0 ③ F6		x 0-0 ③ F6			x 0-0 1-H 3-H HR		3	1	1	3	1	0	2
Ray Boone, R (1, 6) OBP: 0.407, SLG: 0.490	0-0 ① ② G6-4-3 1-2f 2-3			x 0-0 ① F8		x 0-0 ① F8		x 0-0 ① F8		4	0	0	0	0	0	2
Jim Hegan, R (1, 2) OBP: 0.340, SLG: 0.357	0-0 ③ 6-3			x 0-0 HR		x 0-0 ② F3		x 0-0 ② F9		4	1	1	1	0	0	2
Bob Lemon, L (1, 1) OBP: 0.130, SLG: 0.130		x 0-0 ① F5		x 0-0 ② F7		x 0-0 ③ F7		x 0-0 1B 1B		4	0	1	0	0	0	0
Inning Stats	R: 4 E: 0 K: 0 S: 7 H: 5 LOB: 2 BB: 1 P: 11	R: 0 E: 0 K: 0 S: 3 H: 1 LOB: 0 BB: 0 P: 3	R: 0 E: 0 K: 0 S: 4 H: 1 LOB: 1 BB: 0 P: 4	R: 1 E: 0 K: 0 S: 4 H: 2 LOB: 0 BB: 0 P: 4	R: 1 E: 0 K: 0 S: 5 H: 2 LOB: 1 BB: 0 P: 5	R: 0 E: 0 K: 0 S: 3 H: 0 LOB: 0 BB: 0 P: 3	R: 0 E: 0 K: 2 S: 7 H: 0 LOB: 0 BB: 0 P: 7	R: 3 E: 0 K: 0 S: 8 H: 5 LOB: 2 BB: 0 P: 8		1B: 11 2B: 1 3B: 1 HR: 3	SF: 0 SAC: 0 DP: 1 HBP: 0					

PITCHER		IP	WLS	BF	H	R	ER	SO	BB	IBB	HBP	BLK	WP	HR	S	P	ERA	WHIP
Julio Moreno, R ERA: 3.72	(1, 1)	0.0	L	5	5	4	4	0	0	0	0	0	0	1	5	5	∞	∞
Sandy Consuegra, R ERA: 6.92	(1, 1)	7.0		25	6	2	1	2	1	0	0	0	0	1	28	32	1.29	1.000
Bobo Newsom, R ERA: 5.79	(8, 1)	1.0		8	5	3	3	0	0	0	0	0	0	1	8	8	27.00	5.000

PITCHER	IP	WLS	BF	H	R	ER	SO	BB	IBB	HBP	BLK	WP	HR	S	P	ERA	WHIP

BOTTOM

Washington Senators @ Cleveland Indians

Cleveland Municipal Stadium, Cleveland, OH

Sat May 17 1952, 3:33 AM EDT

Att. 15,202 - Unknown

livebaseballscorecards.com

AB	37
R	9
H	16
RBI	9
BB	1
SO	2
LOB	10

Batter	1	2	3	4	5	6	7	8	9	AB	R	H	RBI	BB	SO	LOB
Eddie Joost, R (1, 6) OBP: 0.435, SLG: 0.485	F8		HR		BB		F8			3	1	1	1	1	0	1
Elmer Valo, L (1, 9) OBP: 0.421, SLG: 0.441	F4		5-3 S 1B		K 2-3			F2		4	0	1	0	0	1	2
Dave Philley, S (1, 8) OBP: 0.337, SLG: 0.381	E3		5-3 1-3			F9		F9		4	0	0	0	0	0	1
Gus Zernial, R (1, 7) OBP: 0.405, SLG: 0.422	F9		F7			HR		BB		3	1	1	1	1	0	2
Hank Majeski, R (1, 5) OBP: 0.398, SLG: 0.371		SH5-3 1B		5-3		5-3		F8		4	0	1	0	0	0	1
Billy Hitchcock, R (1, 3) OBP: 0.235, SLG: 0.313		SH5-3 1-2		4-3		F4			6-3	3	0	0	0	0	0	0
Skeeter Kell, R (1, 4) OBP: 0.348, SLG: 0.403		5-3		F8			F4		F8	4	0	0	0	0	0	1
Joe Astroth, R (1, 2) OBP: 0.267, SLG: 0.246		F9			CS SH2-4 1B		SH3-4 1B		1B	4	0	3	0	0	0	1
Bobby Shantz, R (1, 1) OBP: 0.238, SLG: 0.429			F8		SH2-4 1-2		SH3-4 1-2		4-3	2	0	0	0	0	0	1
Inning Stats	R: 0 E: 1 K: 0 S: 4 H: 0 LOB: 1 BB: 0 P: 4	R: 0 E: 0 K: 0 S: 4 H: 1 LOB: 1 BB: 0 P: 4	R: 1 E: 0 K: 0 S: 5 H: 2 LOB: 1 BB: 0 P: 5	R: 0 E: 0 K: 0 S: 3 H: 0 LOB: 0 BB: 0 P: 3	R: 0 E: 0 K: 1 S: 5 H: 1 LOB: 2 BB: 1 P: 9	R: 1 E: 0 K: 0 S: 4 H: 1 LOB: 0 BB: 0 P: 4	R: 0 E: 0 K: 0 S: 4 H: 1 LOB: 1 BB: 0 P: 4	R: 0 E: 0 K: 0 S: 3 H: 0 LOB: 1 BB: 1 P: 7	R: 0 E: 0 K: 0 S: 4 H: 1 LOB: 1 BB: 0 P: 4	1B: 5 2B: 1 3B: 0 HR: 2	SF: 0 SAC: 3 DP: 1 HBP: 0						

TOP

Philadelphia Athletics @ Cleveland Indians

Cleveland Municipal Stadium, Cleveland, OH

Sun May 18 1952, 3:33 AM EDT

Unknown

livebaseballscorecards.com

AB	31
R	2
H	7
RBI	2
BB	2
SO	1
LOB	10

WP: 0 PA: 36
PB: 0
SB: 1
CS: 1

PITCHER		IP	WLS	BF	H	R	ER	SO	BB	IBB	HBP	BLK	WP	HR	S	P	ERA	WHIP
Bob Feller, R ERA: 3.81	(1, 1)	8.0	L	32	6	2	2	1	2	0	0	0	0	2	32	40	2.25	1.000
Steve Gromek, R ERA: 1.86	(9, 1)	1.0		4	1	0	0	0	0	0	0	0	0	0	4	4	0.00	1.000

PITCHER	IP	WLS	BF	H	R	ER	SO	BB	IBB	HBP	BLK	WP	HR	S	P	ERA	WHIP

BOTTOM

Philadelphia Athletics @ Cleveland Indians
Cleveland Municipal Stadium, Cleveland, OH
Sun May 18 1952, 3:33 AM EDT
Unknown

livebaseballscorecards.com

Batter	1	2	3	4	5	6	7	8	9	AB	R	H	RBI	BB	SO	LOB
Harry Simpson, L (1, 9) OBP: 0.338, SLG: 0.414	6-3		K	4-3		G2	F3	F9		4	0	0	0	0	1	0
Bobby Avila, R (1, 4) OBP: 0.402, SLG: 0.426	1B, BB		K	4-3		FC6-4, 1B	L8		6-3	3	0	1	0	1	1	0
Ray Boone, R (1, 6) OBP: 0.402, SLG: 0.481	F8		F3			FC6-4			E, 1B	4	0	1	0	0	0	2
Larry Doby, L (1, 8) OBP: 0.356, SLG: 0.481	FC6-4, 1B			4-3		K			F9	4	0	1	0	0	1	2
Dale Mitchell, L (1, 7) OBP: 0.432, SLG: 0.486	FC6-4			4-3			F3		E4, FC4-6	4	0	0	0	0	0	3
Luke Easter, L (1, 3) OBP: 0.273, SLG: 0.371		BB		F9			L8		FC4-6	3	0	0	0	1	0	2
Bob Kennedy, R (1, 5) OBP: 0.343, SLG: 0.387		K			L5		K			3	0	0	0	0	2	1
Jim Hegan, R (1, 2) OBP: 0.321, SLG: 0.333		F8			F4			F8		3	0	0	0	0	0	1
Bob Feller, R (1, 1) OBP: 0.158, SLG: 0.059		F2			F8			K		2	0	0	0	0	0	1
Birdie Tebbetts, R (8, PH) OBP: 0.380, SLG: 0.357										1	0	0	0	0	1	0
Steve Gromek, S (9, 1)										0	0	0	0	0	0	0

Inning Stats	1	2	3	4	5	6	7	8	9
	R: 0 H: 1 E: 0 LOB: 2 K: 0 BB: 1 S: 4 P: 8	R: 0 H: 0 E: 0 LOB: 1 K: 1 BB: 1 S: 5 P: 9	R: 0 H: 0 E: 0 LOB: 0 K: 2 BB: 0 S: 7 P: 7	R: 0 H: 0 E: 0 LOB: 0 K: 0 BB: 0 S: 3 P: 3	R: 0 H: 0 E: 0 LOB: 0 K: 0 BB: 0 S: 3 P: 3	R: 0 H: 1 E: 0 LOB: 1 K: 1 BB: 0 S: 6 P: 6	R: 0 H: 0 E: 0 LOB: 0 K: 1 BB: 0 S: 5 P: 5	R: 0 H: 0 E: 0 LOB: 0 K: 1 BB: 0 S: 5 P: 5	R: 0 H: 1 E: 1 LOB: 2 K: 0 BB: 0 S: 5 P: 5

	AB	31
	R	0
	H	3
	RBI	0
	BB	2
	SO	6
	LOB	12

	1B: 3	SF: 0	WP: 0	PA: 33
	2B: 0	SAC: 0	PB: 0	
	3B: 0	DP: 0	SB: 0	
	HR: 0	HBP: 0	CS: 0	

PITCHER	IP	WLS	BF	H	R	ER	SO	BB	IBB	HBP	BLK	WP	HR	S	P	ERA	WHIP
Bobby Shantz, L (1, 1) ERA: 1.8	9.0	W	33	3	0	0	6	2	0	0	0	0	0	43	51	0.00	0.556

PITCHER	IP	WLS	BF	H	R	ER	SO	BB	IBB	HBP	BLK	WP	HR	S	P	ERA	WHIP

Batter	1	2	3	4	5	6	7	8	9	AB	R	H	RBI	BB	SO	LOB
Eddie Joost, R (1, 6) OBP: 0.417, SLG: 0.461	S S S 0-3 ① K		x 0-0 ② 4-3		x 0-0 ② F3		S S S 0-3 ③ K		x 0-0 ③ 5-3	5	0	0	0	0	2	3
Elmer Valo, L (1, 9) OBP: 0.432, SLG: 0.448	x 0-0 ② F8		x 0-0 S 1B		x 0-0 1B			B B B B 4-0 4-3 BB		3	0	2	0	1	0	0
Dave Philley, S (1, 8) OBP: 0.333, SLG: 0.375	x 0-0 E3		x 0-0 1-2 1B		x 0-0 ③ 5-3			x 0-0 ① 4-3 1-2		4	0	1	0	0	0	2
Gus Zernial, R (1, 7) OBP: 0.391, SLG: 0.404	x 0-0 ③ F4		x 0-0 ③ F9			S S S 0-3 ① K		x 0-0 ② 5-3		4	0	0	0	0	1	4
Hank Majeski, R (1, 5) OBP: 0.391, SLG: 0.365		x 0-0 ① 5-3		x 0-0 ① 5-3		x 0-0 G6-4-3 1B		x 0-0 ③ 6-3		4	0	1	0	0	0	1
Billy Hitchcock, R (1, 3) OBP: 0.237, SLG: 0.306		x 0-0 1B		x 0-0 ② F4		x 0-0 ② ③ G6-4-3 1-2f			x 0-0 ① 4-3	4	0	1	0	0	0	1
Skeeter Kell, R (1, 4) OBP: 0.356, SLG: 0.409		S S S 0-3 ② K		x 0-0 1B			x 0-0 ① F6		x 0-0 1B 1B	4	0	2	0	0	1	1
Ray Murray, R (1, 2) OBP: 0.333, SLG: 0.333		S S S 0-3 ③ K		x 0-0 ③ 5-3			x 0-0 1-4-3 1B		x 0-0 ② F7	4	0	1	0	0	1	3
Sam Zoldak, L (1, 1) Kite Thomas, R (7, PH) Carl Scheib, R (7, 1) OBP: 0.167, SLG: 0.167			S S S 0-3 ① K		x 0-0 ① 1-3		x 0-0 ② 1-4-3 1-2		x 0-0 1-2 1B	2 1 1	0 0 0	0 0 1	0 0 0	0 0 0	1 0 0	0 1 0
Inning Stats	R: 0 H: 0 E: 1 LOB: 1 K: 1 BB: 0 S: 6 P: 6	R: 0 H: 1 E: 0 LOB: 1 K: 2 BB: 0 S: 8 P: 8	R: 0 H: 2 E: 0 LOB: 2 K: 1 BB: 0 S: 7 P: 7	R: 0 H: 1 E: 0 LOB: 1 K: 0 BB: 0 S: 4 P: 4	R: 0 H: 1 E: 0 LOB: 1 K: 0 BB: 0 S: 4 P: 4	R: 0 H: 1 E: 0 LOB: 0 K: 1 BB: 0 S: 5 P: 5	R: 0 H: 1 E: 0 LOB: 1 K: 1 BB: 0 S: 6 P: 6	R: 0 H: 0 E: 0 LOB: 1 K: 0 BB: 1 S: 3 P: 7	R: 0 H: 2 E: 0 LOB: 2 K: 0 BB: 0 S: 5 P: 5	1B: 9 SF: 0 2B: 0 SAC: 0 3B: 0 DP: 1 HR: 0 HBP: 0						WP: 0 PA: 37 PB: 0 SB: 1 CS: 0	

PITCHER	IP	WLS	BF	H	R	ER	SO	BB	IBB	HBP	BLK	WP	HR	S	P	ERA	WHIP
Mike Garcia, R (1, 1) ERA: 1.0	9.0	W	37	9	0	0	6	1	0	0	0	0	0	48	52	0.00	1.111

PITCHER	IP	WLS	BF	H	R	ER	SO	BB	IBB	HBP	BLK	WP	HR	S	P	ERA	WHIP

TOP

Philadelphia Athletics @ Cleveland Indians

Cleveland Municipal Stadium, Cleveland, OH

Sun May 18 1952, 3:38 AM EDT

Att. 20,200 - Unknown

livebaseballscorecards.com

AB	36
R	0
H	9
RBI	0
BB	1
SO	6
LOB	16

Batter	1	2	3	4	5	6	7	8	9	AB	R	H	RBI	BB	SO	LOB
Harry Simpson, L (1, 9) OBP: 0.336, SLG: 0.416	F8	F8			F6			WP, E, 2B		4	1	1	0	0	0	2
Bobby Avila, R (1, 4) OBP: 0.397, SLG: 0.420	L5		F7		5-3-6, 1B			6-3		4	0	1	0	0	0	1
Ray Boone, R (1, 6) OBP: 0.389, SLG: 0.464	F2		5-3		5-3-6 1-2f			E9, 1B 2-H		4	1	0	1	0	0	1
Larry Doby, L (1, 8) OBP: 0.365, SLG: 0.500		1B, 2B	K			K		BB, 2B, 1B 2-H		4	2	2	1	0	2	0
Dale Mitchell, L (1, 7) OBP: 0.435, SLG: 0.480		F2		1B, F8, 1B		4-3		BBBBB, 2B, BB 1-2		3	1	1	0	1	0	1
Luke Easter, L (1, 3) OBP: 0.282, SLG: 0.376		E, 1B, F8, 1B 2-H		FC5-4, 1B 1-3		F8		F4		4	1	2	1	0	0	2
Bob Kennedy, R (1, 5) OBP: 0.359, SLG: 0.429		F8, E, 1B 1-2		F8 3-H		F6		2B 1-3 2-H		4	0	2	2	0	0	1
Birdie Tebbetts, R (1, 2) OBP: 0.352, SLG: 0.326		E7 1-2 2-3		F8		F3		F7		4	0	0	0	0	0	5
Mike Garcia, R (1, 1) OBP: 0.143, SLG: 0.100		F8 2-3 3-H		FC5-4 1-2f		6-3				3	0	0	1	0	0	3
Inning Stats	R: 0 E: 0 K: 0 S: 3 H: 0 LOB: 0 BB: 0 P: 3	R: 2 E: 1 K: 0 S: 7 H: 3 LOB: 2 BB: 0 P: 7	R: 0 E: 0 K: 1 S: 5 H: 0 LOB: 0 BB: 0 P: 5	R: 1 E: 0 K: 0 S: 5 H: 2 LOB: 1 BB: 0 P: 5	R: 0 E: 0 K: 0 S: 3 H: 1 LOB: 0 BB: 0 P: 3	R: 0 E: 0 K: 1 S: 5 H: 0 LOB: 0 BB: 0 P: 5	R: 0 E: 0 K: 0 S: 3 H: 0 LOB: 0 BB: 0 P: 3	R: 3 E: 1 K: 0 S: 7 H: 3 LOB: 2 BB: 1 P: 11		1B: 6 2B: 4 3B: 0 HR: 0 SF: 0 SAC: 0 DP: 1 HBP: 0						

PITCHER		IP	WLS	BF	H	R	ER	SO	BB	IBB	HBP	BLK	WP	HR	S	P	ERA	WHIP
Sam Zoldak, L ERA: 5.06	(1, 1)	6.0	L	24	6	3	2	2	0	0	0	0	0	0	28	28	3.00	1.000
Carl Scheib, R ERA: 7.11	(7, 1)	2.0		11	3	3	1	0	1	0	0	0	1	0	10	14	4.50	2.000

PITCHER	IP	WLS	BF	H	R	ER	SO	BB	IBB	HBP	BLK	WP	HR	S	P	ERA	WHIP

BOTTOM

Philadelphia Athletics @ Cleveland Indians

Cleveland Municipal Stadium, Cleveland, OH

Sun May 18 1952, 3:38 AM EDT

Att. 20,200 - Unknown

livebaseballscorecards.com

AB	34
R	6
H	9
RBI	6
BB	1
SO	2
LOB	16

WP: 1	PA: 35		
PB: 0			
SB: 0			
CS: 0			

Batter	1	2	3	4	5	6	7	8	9	AB	R	H	RBI	BB	SO	LOB
6 Johnny Pesky, L (1, 5) OBP: 0.265, SLG: 0.140	B B B B 4-0 BB		B B B B 4-0 E6 BB BB		x 0-0 1B		B B B B 4-0 1B 1-2 BB		x 0-0 ① 6-3	2	0	1	0	3	0	0
Faye Throneberry, L (1, 9) OBP: 0.313, SLG: 0.350	S S S 0-3 ① K		B B B B 4-0 E6 1-2 BB		x 0-0 ② F8		x 0-0 ① FC5-4 1-3 2-3 1B		x 0-0 ② F6	4	0	1	0	1	1	2
Don Lenhardt, R (1, 7) OBP: 0.385, SLG: 0.507	S S S 0-3 ② K		x 0-0 ② ③ E6 1-3 2-3		x 0-0 ③ F9		S S S 0-3 ② K		x 0-0 ③ F8	5	0	0	0	0	2	6
Vern Stephens, R (1, 6) OBP: 0.388, SLG: 0.429	x 0-0 ③ F8			x 0-0 2B		S S S 0-3 ① K	x 0-0 ③ FC5-4 1-2f			4	0	1	0	0	1	3
Clyde Vollmer, R (1, 8) OBP: 0.406, SLG: 0.552		x 0-0 ① F5		x 0-0 ① F7		S S S 0-3 ② K		x 0-0 1B G6-4-3 1B		4	1	1	0	0	1	1
Billy Goodman, L (1, 4) OBP: 0.371, SLG: 0.429		x 0-0 2B		B B B B 4-0 BB		B B B B 4-0 BB		x 0-0 G6-4-3 BB 1-3 1B		2	0	2	0	2	0	0
Walt Dropo, R (1, 3) OBP: 0.352, SLG: 0.479		x 0-0 ② F8		x 0-0 ② F5		B B B B 4-0 1-2 BB		B B B B 4-0 G6-4-3 1-2 BB		2	0	0	0	2	0	3
Del Wilber, R (1, 2) OBP: 0.222, SLG: 0.188		x 0-0 ③ 5-3		x 0-0 ③ 1-3		x 0-0 ③ F9		x 0-0 ① ② G6-4-3 1-2f 2-3 3-H		4	0	0	0	0	0	7
Ray Scarborough, R (1, 1) OBP: 0.125, SLG: 0.125 Jim Piersall, R (7, PH) OBP: 0.376, SLG: 0.327 Willard Nixon, L (7, 1) Bill Wight, L (7, 1) OBP: 0.286, SLG: 0.167 Ken Wood, R (8, PH) OBP: 0.182, SLG: 0.182 Ike Delock, R (8, 1)			x 0-0 ① F8		S S S 0-3 ① K		B B B B 4-0 1B 6 S BB	x 0-0 ③ F8		2 0 0 0 1 0	0 0 0 0 0 0	0 0 0 0 0 0	0 1 0 0 0 0	0 0 0 0 0 0	1 0 0 0 0 0	0 0 0 0 1 0
Inning Stats	R: 0 H: 0 E: 0 LOB: 1 K: 2 BB: 1 S: 7 P: 11	R: 0 H: 1 E: 0 LOB: 1 K: 0 BB: 0 S: 4 P: 4	R: 0 H: 0 E: 1 LOB: 2 K: 0 BB: 2 S: 2 P: 10	R: 0 H: 1 E: 0 LOB: 2 K: 0 BB: 1 S: 4 P: 8	R: 0 H: 1 E: 0 LOB: 1 K: 1 BB: 0 S: 6 P: 6	R: 0 H: 0 E: 0 LOB: 2 K: 2 BB: 2 S: 7 P: 15	R: 0 H: 1 E: 0 LOB: 2 K: 1 BB: 2 S: 5 P: 13	R: 1 H: 2 E: 0 LOB: 1 K: 0 BB: 1 S: 4 P: 8	R: 0 H: 0 E: 0 LOB: 0 K: 0 BB: 0 S: 3 P: 3	1B: 4 2B: 2 3B: 0 HR: 0	SF: 0 SAC: 0 DP: 1 HBP: 0					

PITCHER		IP	WLS	BF	H	R	ER	SO	BB	IBB	HBP	BLK	WP	HR	S	P	ERA	WHIP
Early Wynn, R ERA: 4.07	(1, 1)	7.0	W	34	6	1	1	6	9	0	0	0	0	0	37	73	1.29	2.143
Mike Garcia, R ERA: 0.97	(8, 1)	2.0	S	5	0	0	0	0	0	0	0	0	0	0	5	5	0.00	0.000

PITCHER	IP	WLS	BF	H	R	ER	SO	BB	IBB	HBP	BLK	WP	HR	S	P	ERA	WHIP

TOP

Boston Red Sox @ Cleveland Indians

Cleveland Municipal Stadium, Cleveland, OH

Wed May 21 1952, 3:33 AM EDT

Att. 22,737 - Unknown

livebaseballscorecards.com

AB	30
R	1
H	6
RBI	0
BB	9
SO	6
LOB	23

Batter	1	2	3	4	5	6	7	8	9	AB	R	H	RBI	BB	SO	LOB
Bobby Avila, R (1, 4) OBP: 0.397, SLG: 0.415	E9 1B		F2		F9		FC4-6 HBP	F3		4	0	1	0	0	0	1
Ray Boone, R (1, 6) OBP: 0.385, SLG: 0.451	K		F3		FC5-4 BB		FC4-6 1B			3	1	0	0	1	1	3
Al Rosen, R (1, 5) OBP: 0.430, SLG: 0.642 Johnny Berardino, R (7, PR) (8, 5)	F7		K		FC5-4		1B F7 1B			4 0	0 1	1 0	1 0	0 0	1 0	2 0
Larry Doby, L (1, 8) OBP: 0.373, SLG: 0.517	F8			WP 2B		3-1	1B			4	0	2	1	0	0	1
Dale Mitchell, L (1, 7) OBP: 0.416, SLG: 0.456		4-3		L6		4-3	F7			4	0	0	1	0	0	2
Luke Easter, L (1, 3) OBP: 0.280, SLG: 0.371		K		F7		WP 1B	1-3			4	0	1	0	0	1	2
Bob Kennedy, R (1, 9) OBP: 0.395, SLG: 0.417		HR BB		S BB		BB		K		1	1	0	0	3	1	0
Jim Hegan, R (1, 2) OBP: 0.333, SLG: 0.408		HR		K		K2-3		FC1-6 1B		4	1	2	2	0	2	4
Early Wynn, S (1, 1) OBP: 0.273, SLG: 0.200 Mike Garcia, R (8, 1) OBP: 0.136, SLG: 0.095		6-3			K		FC4-6 HBP 1B	FC1-6 PB		3 1	1 0	1 0	0 0	0 0	1 0	0 1
Inning Stats	R: 0 E: 1 K: 1 S: 6 H: 1 LOB: 1 BB: 0 P: 6	R: 2 E: 0 K: 1 S: 6 H: 1 LOB: 0 BB: 1 P: 10	R: 0 E: 0 K: 1 S: 5 H: 0 LOB: 0 BB: 0 P: 5	R: 0 E: 0 K: 1 S: 6 H: 1 LOB: 2 BB: 1 P: 10	R: 0 E: 0 K: 1 S: 5 H: 0 LOB: 1 BB: 1 P: 9	R: 0 E: 0 K: 1 S: 6 H: 1 LOB: 2 BB: 1 P: 10	R: 3 E: 0 K: 0 S: 6 H: 3 LOB: 1 BB: 0 P: 7	R: 0 E: 0 K: 1 S: 6 H: 1 LOB: 1 BB: 0 P: 6		1B: 6 2B: 1 3B: 0 HR: 1 SF: 0 SAC: 0 DP: 0 HBP: 1						

PITCHER		IP	WLS	BF	H	R	ER	SO	BB	IBB	HBP	BLK	WP	HR	S	P	ERA	WHIP
Ray Scarborough, R ERA: 2.39	(1, 1)	6.0	L	26	4	2	2	6	4	0	0	0	2	1	34	50	3.00	1.333
Willard Nixon, R ERA: 4.5	(7, 1)	0.1		5	3	3	3	0	0	0	1	0	0	0	4	5	81.00	9.000
Bill Wight, L ERA: 3.05	(7, 1)	0.2		2	0	0	0	0	0	0	0	0	0	0	2	2	0.00	0.000
Ike Delock, R ERA: 3.77	(8, 1)	1.0		4	1	0	0	1	0	0	0	0	0	0	6	6	0.00	1.000

PITCHER	IP	WLS	BF	H	R	ER	SO	BB	IBB	HBP	BLK	WP	HR	S	P	ERA	WHIP

BOTTOM

Boston Red Sox @ Cleveland Indians

Cleveland Municipal Stadium, Cleveland, OH

Wed May 21 1952, 3:33 AM EDT

Att. 22,737 - Unknown

livebaseballscorecards.com

AB	32
R	5
H	8
RBI	5
BB	4
SO	7
LOB	16

Batter	1	2	3	4	5	6	7	8	9	AB	R	H	RBI	BB	SO	LOB
6 Johnny Pesky, L (1, 5) OBP: 0.288, SLG: 0.164	4-3		SH 6-3 1B	G3-6-3 1-2f			BBB 4-0 1B BB		1B 1-2 1B	4	1	2	0	1	0	1
Fred Hatfield, L (9, 5)										0	0	0	0	0	0	0
Billy Goodman, L (1, 4) OBP: 0.394, SLG: 0.441	BBBB 4-0 1B E BB		SH BB 6-3 1-3		6-3		1-2 1B		BB 1-3 2-H 1B	3	1	2	1	1	0	0
Don Lenhardt, R (1, 7) OBP: 0.373, SLG: 0.486	E 1-2 1B		SSS K		5-3		F9		F3	5	0	1	0	0	1	6
Vern Stephens, R (1, 6) OBP: 0.376, SLG: 0.405	F9		6-3 1-2 3-H		SSS K		6-3		BBBB BB 1-2	4	0	0	1	1	1	5
Clyde Vollmer, R (1, 8) OBP: 0.392, SLG: 0.516	E6 1-3 2-H		BBBB BB			F3		F5	5-4-3	4	0	0	0	1	0	4
Ken Wood, R (1, 9) OBP: 0.267, SLG: 0.154	F3		BBBB 1-2 2-3 BB			BBBB BB		F9		2	0	0	0	2	0	2
Walt Dropo, R (1, 3) OBP: 0.339, SLG: 0.459		SSS K	F8			F7		6-3		4	0	0	0	0	1	4
Gus Niarhos, R (1, 2)		F7	BBBB 4-0 FC3-6 BB			1-3			SSS K	3	0	0	0	1	1	1
Mickey McDermott, L (1, 1) OBP: 0.286, SLG: 0.474		F9	FC3-6 6 G3-6-3 1-2f			F2			6 1B 1B 1B	4	1	1	0	0	0	1
Inning Stats	R: 1 E: 1 K: 0 S: 5 H: 1 LOB: 2 BB: 1 P: 9	R: 0 E: 0 K: 1 S: 5 H: 0 LOB: 0 BB: 0 P: 5	R: 1 E: 1 K: 1 S: 7 H: 1 LOB: 3 BB: 2 P: 15	R: 0 E: 0 K: 0 S: 2 H: 0 LOB: 0 BB: 1 P: 6	R: 0 E: 0 K: 1 S: 5 H: 0 LOB: 0 BB: 0 P: 5	R: 0 E: 0 K: 0 S: 3 H: 0 LOB: 1 BB: 1 P: 7	R: 0 E: 0 K: 0 S: 4 H: 1 LOB: 2 BB: 1 P: 8	R: 0 E: 0 K: 0 S: 3 H: 0 LOB: 0 BB: 0 P: 3	R: 1 E: 0 K: 1 S: 8 H: 3 LOB: 3 BB: 1 P: 12	1B: 6 2B: 0 3B: 0 HR: 0 SF: 0 SAC: 1 DP: 1 HBP: 0							

PITCHER	IP	WLS	BF	H	R	ER	SO	BB	IBB	HBP	BLK	WP	HR	S	P	ERA	WHIP
Bob Lemon, R (1, 1) ERA: 1.96	9.0	L	41	6	3	1	4	7	0	0	0	0	0	42	70	1.00	1.444

PITCHER	IP	WLS	BF	H	R	ER	SO	BB	IBB	HBP	BLK	WP	HR	S	P	ERA	WHIP

TOP

Boston Red Sox @ Cleveland Indians

Cleveland Municipal Stadium, Cleveland, OH

Thu May 22 1952, 3:33 AM EDT

Att. 5,394 - Cloudy

livebaseballscorecards.com

AB	33
R	3
H	6
RBI	2
BB	7
SO	4
LOB	24

WP: 0 PB: 0 SB: 0 CS: 0 PA: 41

BOTTOM

Boston Red Sox @ Cleveland Indians

Cleveland Municipal Stadium, Cleveland, OH

Thu May 22 1952, 3:33 AM EDT

Att. 5,394 - Cloudy

livebaseballscorecards.com

Batter	1	2	3	4	5	6	7	8	9	AB	R	H	RBI	BB	SO	LOB
Bobby Avila, R (1, 4) OBP: 0.397, SLG: 0.409	BBBB 4-0 F8 BB 1B BB		x 0-0 ① F3	x 0-0 FC6-4 1-2 1B			x 0-0 ② F8		x 0-0 ③ 1-3	4	1	1	0	1	0	0
Ray Boone, R (1, 6) OBP: 0.388, SLG: 0.443	BBBB 4-0 1B 1-2 BB		BBBB 4-0 1-4-3 1B BB	x 0-0 ③ FC6-4 1-2f			x 0-0 ③ 6-3			2	1	0	0	2	0	2
Al Rosen, R (1, 5) OBP: 0.424, SLG: 0.628 Pete Reiser, L (8, PR) OBP: 0.182, SLG: 0.286 Johnny Berardino, R (9, 5)	x 0-0 ① F9		x 0-0 ② 1-4-3 1-2		x 0-0 ① 4-3			x 0-0 1B 1B		4 0 0	0 0 0	1 0 0	0 0 0	0 0 0	0 0 0	3 0 0
Larry Doby, L (1, 8) OBP: 0.366, SLG: 0.492	x 0-0 ② F8 2-3		BBBB 4-0 1B BB		x 0-0 ② F8			SSS 0-3 ① K		3	0	0	0	1	1	3
Dale Mitchell, L (1, 7) OBP: 0.430, SLG: 0.470	x 0-0 FC4-6 1-3 3-H 1B		x 0-0 1-3 2-H 1B		SSS 0-3 ③ K			x 0-0 1-2 1B		4	0	3	2	0	1	0
Luke Easter, L (1, 3) OBP: 0.270, SLG: 0.356	x 0-0 ③ FC4-6 1-2f		x 0-0 ③ F6			x 0-0 ① F6		x 0-0 ② F7		4	0	0	0	0	0	6
Bob Kennedy, R (1, 9) OBP: 0.426, SLG: 0.421		BBBB 4-0 G4-3 BB		BBBB 4-0 G6-4-3 BB		x 0-0 G6-4-3 1B		x 0-0 F8		2	0	1	0	2	0	2
Jim Hegan, R (1, 2) OBP: 0.311, SLG: 0.377		x 0-0 ① ② G4-3 1-2f		x 0-0 ① ② G6-4-3 1-2f		x 0-0 ② ③ G6-4-3 1-2f			x 0-0 ① 4-3	4	0	0	0	0	0	3
Bob Lemon, L (1, 1) OBP: 0.154, SLG: 0.154 Jim Fridley, R (9, PH) OBP: 0.311, SLG: 0.289		SSS 0-3 ③ K		x 0-0 1B 1B			SSS 0-3 ① K		x 0-0 ② 4-3	3 1	0 0	1 0	0 0	0 0	2 0	0 0
Inning Stats	R: 1 H: 1 E: 0 LOB: 2 K: 0 BB: 2 S: 4 P: 12	R: 0 H: 0 E: 0 LOB: 0 K: 1 BB: 1 S: 4 P: 8	R: 1 H: 1 E: 0 LOB: 2 K: 0 BB: 2 S: 4 P: 12	R: 0 H: 2 E: 0 LOB: 2 K: 0 BB: 1 S: 4 P: 8	R: 0 H: 0 E: 0 LOB: 0 K: 1 BB: 0 S: 5 P: 5	R: 0 H: 1 E: 0 LOB: 0 K: 0 BB: 0 S: 3 P: 3	R: 0 H: 0 E: 0 LOB: 0 K: 1 BB: 0 S: 5 P: 5	R: 0 H: 2 E: 0 LOB: 2 K: 1 BB: 0 S: 7 P: 7	R: 0 H: 0 E: 0 LOB: 0 K: 0 BB: 0 S: 3 P: 3	1B: 7 SF: 0 2B: 0 SAC: 0 3B: 0 DP: 3 HR: 0 HBP: 0						

	AB	31
	R	2
	H	7
	RBI	2
	BB	6
	SO	4
	LOB	19

PITCHER	IP	WLS	BF	H	R	ER	SO	BB	IBB	HBP	BLK	WP	HR	S	P	ERA	WHIP
Mickey McDermott, L (1, 1) ERA: 3.49	9.0	W	37	7	2	2	4	6	0	0	0	0	0	39	63	2.00	1.444

PITCHER	IP	WLS	BF	H	R	ER	SO	BB	IBB	HBP	BLK	WP	HR	S	P	ERA	WHIP

Cleveland Indians @ St. Louis Browns

Sportsman's Park, St. Louis, MO

Fri May 23 1952, 4:33 AM EDT

Att. 9,126 - Unknown

TOP

livebaseballscorecards.com

Batter	1	2	3	4	5	6	7	8	9	AB	R	H	RBI	BB	SO	LOB
Harry Simpson, L (1, 9) OBP: 0.324, SLG: 0.401	4-3		4-3		K		K		4-3	5	0	0	0	0	2	1
Bobby Avila, R (1, 4) OBP: 0.391, SLG: 0.409	5-3			F7		1B 2B	1-3		F3	5	1	1	0	0	0	0
Al Rosen, R (1, 5) OBP: 0.423, SLG: 0.641	F3			3B HBP		K		HR	F7	4	2	1	1	0	1	1
Larry Doby, L (1, 8) OBP: 0.373, SLG: 0.537		3-1		1-H 2B 3B		F8		2B		4	2	2	1	0	0	1
Dale Mitchell, L (1, 7) OBP: 0.433, SLG: 0.477		F7		3-H 2B		BB 1B BB		L1		3	0	1	1	1	0	1
Luke Easter, L (1, 3) OBP: 0.270, SLG: 0.352		4-3		1-3		1-2 2-H BB 1B		K		4	0	1	1	0	1	2
Ray Boone, R (1, 6) OBP: 0.399, SLG: 0.453			G3 BB	F2		1-2 2-3 BB		2-H 1B 2B		2	1	1	1	2	0	1
Birdie Tebbetts, R (1, 2) OBP: 0.345, SLG: 0.320			F3		F7	K		2-H 1B		4	0	1	1	0	1	4
Mike Garcia, R (1, 1) OBP: 0.115, SLG: 0.080			G3 1-2		3-1		1-3	F8		4	0	0	0	0	0	2
Bob Lemon, L (8, 1) OBP: 0.154, SLG: 0.154										0	0	0	0	0	0	0
Inning Stats	R: 0 H: 0 E: 0 LOB: 0 K: 0 BB: 0 S: 3 P: 3	R: 0 H: 0 E: 0 LOB: 0 K: 0 BB: 0 S: 3 P: 3	R: 0 H: 0 E: 0 LOB: 1 K: 0 BB: 1 S: 3 P: 7	R: 2 H: 2 E: 0 LOB: 1 K: 0 BB: 0 S: 5 P: 6	R: 0 H: 0 E: 0 LOB: 0 K: 1 BB: 0 S: 5 P: 5	R: 1 H: 2 E: 0 LOB: 3 K: 2 BB: 2 S: 9 P: 17	R: 0 H: 0 E: 0 LOB: 0 K: 1 BB: 0 S: 5 P: 5	R: 3 H: 4 E: 0 LOB: 1 K: 1 BB: 0 S: 9 P: 9	R: 0 H: 0 E: 0 LOB: 0 K: 0 BB: 0 S: 3 P: 3	1B: 2 SF: 0 2B: 4 SAC: 0 3B: 1 DP: 0 HR: 1 HBP: 1						

	AB	35
	R	6
	H	8
	RBI	6
	BB	3
	SO	5
	LOB	13

WP: 0 PB: 0 SB: 0 CS: 0 PA: 39

PITCHER	IP	WLS	BF	H	R	ER	SO	BB	IBB	HBP	BLK	WP	HR	S	P	ERA	WHIP
Ned Garver, R (1, 1) ERA: 3.81	8.0	L	36	8	6	6	5	3	0	1	0	0	1	42	55	6.75	1.375
Dave Madison, R (9, 1) ERA:	1.0		3	0	0	0	0	0	0	0	0	0	0	3	3	0.00	0.000

PITCHER	IP	WLS	BF	H	R	ER	SO	BB	IBB	HBP	BLK	WP	HR	S	P	ERA	WHIP

Cleveland Indians @ St. Louis Browns

Sportsman's Park, St. Louis, MO

Fri May 23 1952, 4:33 AM EDT

Att. 9,126 - Unknown

BOTTOM

livebaseballscorecards.com

Batter	1	2	3	4	5	6	7	8	9	AB	R	H	RBI	BB	SO	LOB
Bobby Young, L (1, 4) OBP: 0.369, SLG: 0.297	F8			4-3		F7		3-1 BB 1-2 BB		3	0	0	0	1	0	0
Hank Arft, L (1, 3) OBP: 0.273, SLG: 0.321	K			4-3		4-3		3-1 1-2 2-3 3-H BB		3	0	0	1	1	1	0
Jim Delsing, L (1, 8) OBP: 0.356, SLG: 0.443	K			FC6-4 1B			G3	3-1 1-2 2-3 3-H		4	0	1	1	0	1	2
Bob Nieman, R (1, 9) OBP: 0.385, SLG: 0.481		K		FC6-4 1-2f			F8	F9		4	0	0	0	0	1	3
Clint Courtney, L (1, 2) OBP: 0.345, SLG: 0.353		4-3			3-1		1-3		1-4-3	4	0	0	0	0	0	0
Tom Wright, L (1, 7) OBP: 0.273, SLG: 0.275		F7			1B			2B 6-3 1B	K	4	1	2	0	0	1	0
Cass Michaels, R (1, 5) OBP: 0.295, SLG: 0.296			6-3		K			6-3 1-3 BB 2B	6-3	2	0	0	0	0	1	1
Earl Rapp, L (8, PH) OBP: 0.097, SLG: 0.194										1	1	1	0	0	0	0
Leo Thomas, R (9, 5) OBP: 0.350, SLG: 0.314										1	0	0	0	0	0	0
Marty Marion, R (1, 6) OBP: 0.279, SLG: 0.337			6-3		4-3			6-3 2-3 3-H		2	0	0	0	0	0	1
Dick Kryhoski, L (8, PH) OBP: 0.233, SLG: 0.254										1	0	0	1	0	0	1
Joe Demaestri, R (9, 6) OBP: 0.304, SLG: 0.391										0	0	0	0	0	0	0
Ned Garver, R (1, 1) OBP: 0.368, SLG: 0.375			F9			5-3		BB BB 3-1 BB		2	0	0	0	0	0	0
Jim Rivera, L (8, PH) OBP: 0.307, SLG: 0.345										0	1	0	0	1	0	0
Dave Madison, R (9, 1)										0	0	0	0	0	0	0
Inning Stats	R: 0 E: 0 K: 2 S: 7 H: 0 LOB: 0 BB: 0 P: 7	R: 0 E: 0 K: 1 S: 5 H: 0 LOB: 0 BB: 0 P: 5	R: 0 E: 0 K: 0 S: 3 H: 0 LOB: 0 BB: 0 P: 3	R: 0 E: 0 K: 0 S: 4 H: 1 LOB: 1 BB: 0 P: 4	R: 0 E: 0 K: 1 S: 6 H: 1 LOB: 1 BB: 0 P: 6	R: 0 E: 0 K: 0 S: 3 H: 0 LOB: 0 BB: 0 P: 3	R: 0 E: 0 K: 0 S: 3 H: 0 LOB: 0 BB: 0 P: 3	R: 3 E: 0 K: 0 S: 5 H: 2 LOB: 2 BB: 3 P: 17	R: 0 E: 0 K: 1 S: 5 H: 0 LOB: 0 BB: 0 P: 5	1B: 3 2B: 1 3B: 0 HR: 0 SF: 0 SAC: 0 DP: 0 HBP: 0						

	AB	31
	R	3
	H	4
	RBI	3
	BB	3
	SO	5
	LOB	8

WP: 0 PA: 34
PB: 0
SB: 0
CS: 0

PITCHER		IP	WLS	BF	H	R	ER	SO	BB	IBB	HBP	BLK	WP	HR	S	P	ERA	WHIP
Mike Garcia, R ERA: 1.24	(1, 1)	7.1	W	29	4	3	3	4	3	0	0	0	0	0	34	46	3.68	0.955
Bob Lemon, R ERA: 1.92	(8, 1)	1.2	S	5	0	0	0	1	0	0	0	0	0	0	7	7	0.00	0.000

PITCHER	IP	WLS	BF	H	R	ER	SO	BB	IBB	HBP	BLK	WP	HR	S	P	ERA	WHIP

Batter	1	2	3	4	5	6	7	8	9	AB	R	H	RBI	BB	SO	LOB
Harry Simpson, L (1, 9) OBP: 0.314, SLG: 0.388	F6	K		FC4-6 1-2f		4-3			K	5	0	0	0	0	2	2
Bobby Avila, R (1, 4) OBP: 0.397, SLG: 0.416	HR 1B 1B		6-3		G5-4-3 1B		5-3		1B	5	1	3	0	0	0	0
Al Rosen, R (1, 5) OBP: 0.423, SLG: 0.631	1-2 HR 1B		1B		G5-4-3 1-2f		F7		K	5	1	2	0	0	1	2
Larry Doby, L (1, 8) OBP: 0.380, SLG: 0.577	1-H 2-H HR		F6		1B		K			4	1	2	3	0	1	1
Dale Mitchell, L (1, 7) OBP: 0.416, SLG: 0.456	F9		F4		4-3			G3		4	0	0	0	0	0	2
Luke Easter, L (1, 3) OBP: 0.277, SLG: 0.385	FC5-4 1B			HR		K		F7		4	1	2	1	0	1	0
Ray Boone, R (1, 6) OBP: 0.394, SLG: 0.446	FC5-4 1-2f			F3		E E 1B		E5 FC4		4	1	1	0	0	0	1
Jim Hegan, R (1, 2) OBP: 0.308, SLG: 0.368		F2		FC4-6 1B		E5 SH5-4 1-H		FC4 1-2f		4	0	1	0	0	0	1
Bob Feller, R (1, 1) OBP: 0.136, SLG: 0.050		K		K		SH5-4 1-2			F9	3	0	0	0	0	2	1
Inning Stats	R: 3 H: 4 E: 0 LOB: 1 K: 0 BB: 0 S: 7 P: 7	R: 0 H: 0 E: 0 LOB: 0 K: 2 BB: 0 S: 7 P: 7	R: 0 H: 1 E: 0 LOB: 1 K: 0 BB: 0 S: 4 P: 4	R: 1 H: 2 E: 0 LOB: 1 K: 1 BB: 0 S: 7 P: 7	R: 0 H: 2 E: 0 LOB: 1 K: 0 BB: 0 S: 4 P: 4	R: 1 H: 1 E: 1 LOB: 1 K: 1 BB: 0 S: 7 P: 7	R: 0 H: 0 E: 0 LOB: 0 K: 1 BB: 0 S: 5 P: 5	R: 0 H: 0 E: 1 LOB: 1 K: 0 BB: 0 S: 4 P: 4	R: 0 H: 1 E: 0 LOB: 1 K: 2 BB: 0 S: 8 P: 8	1B: 9 SF: 0 2B: 0 SAC: 1 3B: 0 DP: 1 HR: 2 HBP: 0						

TOP

Cleveland Indians @ St. Louis Browns

Sportsman's Park, St. Louis, MO

Sat May 24 1952, 4:33 AM EDT

Att. 5,947 - Unknown

livebaseballscorecards.com

AB	38
R	5
H	11
RBI	4
BB	0
SO	7
LOB	10

PITCHER		IP	WLS	BF	H	R	ER	SO	BB	IBB	HBP	BLK	WP	HR	S	P	ERA	WHIP
Bob Cain, L ERA: 4.74	(1, 1)	4.0	L	19	7	4	4	3	0	0	0	0	0	2	25	25	9.00	1.750
Gene Bearden, L ERA: 5.01	(5, 1)	3.0		12	3	1	0	2	0	0	0	0	0	0	16	16	0.00	1.000
Dave Madison, R ERA:	(8, 1)	2.0		8	1	0	0	2	0	0	0	0	0	0	12	12	0.00	0.500

PITCHER	IP	WLS	BF	H	R	ER	SO	BB	IBB	HBP	BLK	WP	HR	S	P	ERA	WHIP

Cleveland Indians @ St. Louis Browns

Sportsman's Park, St. Louis, MO

Sat May 24 1952, 4:33 AM EDT

Att. 5,947 - Unknown

BOTTOM

Batter	1	2	3	4	5	6	7	8	9	AB	R	H	RBI	BB	SO	LOB
Bobby Young, L (1, 4) OBP: 0.370, SLG: 0.302	F8		FC3-6 1-2 1B		F8		F7		1-2 2B 1B	5	1	2	0	0	0	0
Jim Delsing, L (1, 9) OBP: 0.370, SLG: 0.464	1B 1B		F6		1B 1B		L9		1B 1-H 2-H F7 2B	5	1	3	2	0	0	2
Jim Rivera, L (1, 8) OBP: 0.311, SLG: 0.348	F7		FC3-6 1-2f 2-3		1-2 1B			4-3	2-3 1B	5	0	2	0	0	0	3
Jim Dyck, R (1, 5) OBP: 0.361, SLG: 0.473	1-2 1B		F8		F7			F4	F7 3-H	5	0	1	1	0	0	5
Clint Courtney, L (1, 2) OBP: 0.339, SLG: 0.346	F9			F8	1-3			1B 1B	3-1	5	0	1	0	0	0	5
Tom Wright, L (1, 7) OBP: 0.271, SLG: 0.273		F9		G3		4-3		1-2 1B		4	0	1	0	0	0	0
Dick Kryhoski, L (1, 3) OBP: 0.234, SLG: 0.253		4-3		BB 1B		F7		F7		4	0	1	0	0	0	2
Marty Marion, R (1, 6) OBP: 0.281, SLG: 0.330 Bob Nieman, R (9, PH) OBP: 0.390, SLG: 0.486		4-3	B B B B 1-2 BB			F3			1B 2B 1B	2	0	0	0	1	0	0
										1	1	1	0	0	0	0
Bob Cain, L (1, 1) OBP: 0.214, SLG: 0.154 Earl Rapp, L (4, PH) OBP: 0.094, SLG: 0.188 Gene Bearden, L (5, 1) OBP: 0.429, SLG: 0.571 George Schmees, L (7, PH) OBP: 0.209, SLG: 0.244 Dave Madison, R (8, 1) Tommy Byrne, L (9, PH) OBP: 0.321, SLG: 0.360			FC3-6 1B 1B	F8			F7		S S S K	1	0	1	0	0	0	0
										1	0	0	0	0	0	2
										0	0	0	0	0	0	0
										1	0	0	0	0	0	0
										0	0	0	0	0	0	0
										1	0	0	0	0	1	1
Inning Stats	R: 0 E: 0 K: 0 S: 5 H: 2 LOB: 2 BB: 0 P: 5	R: 0 E: 0 K: 0 S: 3 H: 0 LOB: 0 BB: 0 P: 3	R: 0 E: 0 K: 0 S: 5 H: 2 LOB: 2 BB: 0 P: 5	R: 0 E: 0 K: 0 S: 4 H: 1 LOB: 2 BB: 1 P: 8	R: 0 E: 0 K: 0 S: 5 H: 2 LOB: 2 BB: 0 P: 5	R: 0 E: 0 K: 0 S: 3 H: 0 LOB: 0 BB: 0 P: 3	R: 0 E: 0 K: 0 S: 3 H: 0 LOB: 0 BB: 0 P: 3	R: 0 E: 0 K: 0 S: 5 H: 2 LOB: 2 BB: 0 P: 5	R: 3 E: 0 K: 1 S: 9 H: 4 LOB: 1 BB: 0 P: 9	1B: 12 2B: 1 3B: 0 HR: 0 SF: 0 SAC: 0 DP: 0 HBP: 0						

PITCHER	IP	WLS	BF	H	R	ER	SO	BB	IBB	HBP	BLK	WP	HR	S	P	ERA	WHIP
Bob Feller, R (1, 1) ERA: 3.68	9.0	W	41	13	3	3	1	1	0	0	0	0	0	42	46	3.00	1.556

PITCHER	IP	WLS	BF	H	R	ER	SO	BB	IBB	HBP	BLK	WP	HR	S	P	ERA	WHIP

livebaseballscorecards.com

AB	40
R	3
H	13
RBI	3
BB	1
SO	1
LOB	20

WP: 0 PA: 41
PB: 0
SB: 0
CS: 0

Batter	1	2	3	4	5	6	7	8	9	AB	R	H	RBI	BB	SO	LOB
Harry Simpson, L (1, 9) OBP: 0.316, SLG: 0.408	G3		HR		F5		FC4-6 BB 1-2f 2-3		1B 1B	5	2	2	1	0	0	2
Bobby Avila, R (1, 4) OBP: 0.398, SLG: 0.411	F9		G3		F5		BBBB 4-0 1-2 BB		G3 1B 1-2	4	0	1	0	1	0	0
Al Rosen, R (1, 5) OBP: 0.421, SLG: 0.632 Bob Kennedy, R (6, PR) OBP: 0.429, SLG: 0.425 (6, 5)	F8			F7		4-3 F9 2B	F2		G3 1B 1-2 2-H	3 2	0 1	1 1	0 1	0 0	0 0	0 3
Larry Doby, L (1, 8) OBP: 0.381, SLG: 0.605		F7		BB 1B		4-3 2-3		HR	G3 1-2 2-3	5	1	2	1	0	0	3
Dale Mitchell, L (1, 7) OBP: 0.396, SLG: 0.432		F8		F6		F9 3-H		4-3	F9	5	0	0	1	0	0	4
Luke Easter, L (1, 3) OBP: 0.285, SLG: 0.416		HR		BB 1B 1-2		4-3		L8		4	1	2	1	0	0	1
Ray Boone, R (1, 6) OBP: 0.397, SLG: 0.444		L8		BBBB 4-0 BB 1-2 2-3			F5	1B		3	0	1	0	1	0	0
Birdie Tebbetts, R (1, 2) OBP: 0.344, SLG: 0.321 Johnny Berardino, R (7, PR) Jim Hegan, R (7, 2) OBP: 0.303, SLG: 0.362			F9 F2				SSS FC4-6 E 1B	K		3 0 1	0 0 0	1 0 0	0 0 0	0 0 0	0 0 1	3 0 1
Steve Gromek, S (1, 1) Lou Brissie, L (5, 1) Barney McCosky, L (7, PH) Mickey Harris, L (7, 1) Pete Reiser, L (9, PH) OBP: 0.174, SLG: 0.273		F7			SSS K		E3 FC4-6 1-2		F9	2 0 1 0 1	0 0 0 0 0	0 0 0 0 0	0 0 0 0 0	1 0 0 0 0	0 0 1 0 0	0 0 1 0 0
Inning Stats	R: 0 E: 0 K: 0 S: 3 H: 0 LOB: 0 BB: 0 P: 3	R: 1 E: 0 K: 0 S: 4 H: 1 LOB: 0 BB: 0 P: 4	R: 1 E: 0 K: 0 S: 4 H: 1 LOB: 0 BB: 0 P: 4	R: 0 E: 0 K: 0 S: 5 H: 2 LOB: 3 BB: 1 P: 9	R: 0 E: 0 K: 1 S: 5 H: 0 LOB: 0 BB: 0 P: 5	R: 1 E: 0 K: 0 S: 4 H: 1 LOB: 1 BB: 0 P: 4	R: 0 E: 1 K: 0 S: 5 H: 1 LOB: 3 BB: 1 P: 9	R: 1 E: 0 K: 1 S: 7 H: 2 LOB: 1 BB: 0 P: 7	R: 1 E: 0 K: 0 S: 6 H: 3 LOB: 2 BB: 0 P: 6	1B: 7 2B: 1 3B: 0 HR: 3 SF: 0 SAC: 0 DP: 0 HBP: 0				WP: 0 PB: 0 SB: 0 CS: 0	PA: 41	

PITCHER		IP	WLS	BF	H	R	ER	SO	BB	IBB	HBP	BLK	WP	HR	S	P	ERA	WHIP
Duane Pillette, R ERA: 2.67	(1, 1)	8.1	W	39	11	5	5	2	2	0	0	0	0	3	41	49	5.40	1.560
Satchel Paige, R ERA: 2.89	(9, 1)	0.2	S	2	0	0	0	0	0	0	0	0	0	0	2	2	0.00	0.000

PITCHER	IP	WLS	BF	H	R	ER	SO	BB	IBB	HBP	BLK	WP	HR	S	P	ERA	WHIP

TOP

Cleveland Indians @ St. Louis Browns

Sportsman's Park, St. Louis, MO

Sun May 25 1952, 4:33 AM EDT

Unknown

livebaseballscorecards.com

AB	39
R	5
H	11
RBI	5
BB	2
SO	2
LOB	18

Cleveland Indians @ St. Louis Browns

Sportsman's Park, St. Louis, MO

Sun May 25 1952, 4:33 AM EDT

Unknown

BOTTOM

livebaseballscorecards.com

Batter	1	2	3	4	5	6	7	8	9	AB	R	H	RBI	BB	SO	LOB
Bobby Young, L (1, 4) OBP: 0.371, SLG: 0.294	F7	BB 1-2 2-3		BB		4-3		F8		3	0	0	0	2	0	1
Jim Delsing, L (1, 9) (6, 7) OBP: 0.351, SLG: 0.438	4-3	F9		F9		4-3		F2		5	0	0	0	0	0	5
Jim Rivera, L (1, 8) OBP: 0.321, SLG: 0.347	3-1		6-3		2B HBP 1B	1B S BB		1-2 BB		3	2	1	0	2	0	0
Jim Dyck, R (1, 5) OBP: 0.364, SLG: 0.458		K	F9		2B BB 1-2 HBP	FC6 1-H 1B		F7		4	1	1	1	0	1	2
Clint Courtney, L (1, 2) OBP: 0.352, SLG: 0.373		HR BB	2B		BB FC5 1-3 2-H 2B	FC6 1-2f				3	2	2	1	1	0	1
Tom Wright, L (1, 7) OBP: 0.262, SLG: 0.263		K	F5		FC5 BB IBB		K			2	0	0	0	0	1	2
Bob Nieman, R (5, PH) (6, 9) OBP: 0.392, SLG: 0.481										1	0	0	0	1	1	0
Dick Kryhoski, L (1, 3) OBP: 0.259, SLG: 0.346		HR 1-H		HR	FC5 BB 1-2 2-3 3-H		K			3	2	2	4	1	1	0
Gordon Goldsberry, L (9, 3) OBP: 0.269, SLG: 0.234										0	0	0	0	0	0	0
Marty Marion, R (1, 6) OBP: 0.280, SLG: 0.327		BB 1B 1B		K	FC5 G5-6-3 1-2 2-3f 3-H		3-1			4	0	1	1	0	1	2
Duane Pillette, R (1, 1) OBP: 0.238, SLG: 0.286		BB 1-2 1B		2-3	G5-6-3 1-2f			BB 1B		4	0	2	0	0	0	2
Satchel Paige, R (9, 1)										0	0	0	0	0	0	0
Inning Stats	R: 0 E: 0 K: 0 S: 3 H: 0 LOB: 0 BB: 0 P: 3	R: 2 E: 0 K: 2 S: 10 H: 3 LOB: 3 BB: 2 P: 18	R: 0 E: 0 K: 0 S: 4 H: 1 LOB: 1 BB: 0 P: 4	R: 1 E: 0 K: 1 S: 6 H: 1 LOB: 1 BB: 1 P: 10	R: 3 E: 0 K: 0 S: 4 H: 2 LOB: 1 BB: 2 P: 13	R: 1 E: 0 K: 0 S: 4 H: 1 LOB: 1 BB: 1 P: 8	R: 0 E: 0 K: 2 S: 7 H: 0 LOB: 0 BB: 0 P: 7	R: 0 E: 0 K: 0 S: 4 H: 1 LOB: 2 BB: 1 P: 8		1B: 5 2B: 2 3B: 0 HR: 2	SF: 0 SAC: 0 DP: 1 HBP: 1						

	AB	32
	R	7
	H	9
	RBI	7
	BB	7
	SO	5
	LOB	15

WP: 0 PB: 0 SB: 1 CS: 0 PA: 40

PITCHER		IP	WLS	BF	H	R	ER	SO	BB	IBB	HBP	BLK	WP	HR	S	P	ERA	WHIP
Steve Gromek, R ERA: 3.27	(1, 1)	4.0	L	23	7	6	6	3	3	0	1	0	0	2	25	38	13.50	2.500
Lou Brissie, L ERA: 6.55	(5, 1)	2.0		9	1	1	1	0	2	1	0	0	0	0	6	18	4.50	1.500
Mickey Harris, L ERA: 3.0	(7, 1)	2.0		8	1	0	0	2	1	0	0	0	0	0	11	15	0.00	1.000

PITCHER	IP	WLS	BF	H	R	ER	SO	BB	IBB	HBP	BLK	WP	HR	S	P	ERA	WHIP

Batter	1	2	3	4	5	6	7	8	9	AB	R	H	RBI	BB	SO	LOB
Harry Simpson, L (1, 9) OBP: 0.313, SLG: 0.408	4-3	1-3 2B			F8		F6	4-3		5	0	1	0	0	0	2
Bobby Avila, R (1, 4) OBP: 0.404, SLG: 0.417	BBBB 4-0 1B 1B BB	6-3			F9		BBBB 4-0 HR BB		1B S 2B	3	3	1	0	2	0	2
Al Rosen, R (1, 5) OBP: 0.427, SLG: 0.654	1B 1-3 1B		FC6-4 1B		F8		1-H 2-H HR		F7	5	1	3	3	0	0	1
Larry Doby, L (1, 8) OBP: 0.360, SLG: 0.568	SSS K		F5			F8	F9		L4	5	0	0	0	0	1	5
Dale Mitchell, L (1, 7) OBP: 0.405, SLG: 0.434	1-3 3-H 1B		FC6-4 1-2f			BBBB 4-0 S BB	SSS 0-3 K		2-3 BB 1B	4	0	2	1	1	1	2
Luke Easter, L (1, 3) OBP: 0.281, SLG: 0.402	F8		SSS K			F7 1-2		BBBB 1-3	1-2 3-H BB	4	0	0	0	1	1	4
Ray Boone, R (1, 6) OBP: 0.404, SLG: 0.441		2B 1B		F8		BBBB 4-0 FC6-4 BB		BBBB 4-0 2B BB	F3	3	1	1	0	2	0	2
Jim Hegan, R (1, 2) OBP: 0.300, SLG: 0.371		F3		F9		FC6-4 1-2f		4-3 1-H 2B		4	0	1	1	0	0	3
Sam Jones, R (1, 1) Birdie Tebbetts, R (7, PH) OBP: 0.355, SLG: 0.352 Johnny Berardino, R (7, PR) Lou Brissie, L (7, 1)		F8	SSS K				HR 2B	4-3 2-3		2 1 0 1	0 0 1 0	0 1 0 0	0 0 0 0	0 0 0 0	1 0 0 0	1 0 0 1
Inning Stats	R: 1 E: 0 K: 1 S: 7 H: 2 LOB: 2 BB: 1 P: 11	R: 0 E: 0 K: 0 S: 5 H: 2 LOB: 2 BB: 0 P: 5	R: 0 E: 0 K: 1 S: 6 H: 1 LOB: 1 BB: 0 P: 6	R: 0 E: 0 K: 1 S: 5 H: 0 LOB: 0 BB: 0 P: 5	R: 0 E: 0 K: 0 S: 3 H: 0 LOB: 0 BB: 0 P: 3	R: 0 E: 0 K: 0 S: 3 H: 0 LOB: 2 BB: 2 P: 11	R: 3 E: 0 K: 1 S: 7 H: 2 LOB: 1 BB: 1 P: 11	R: 1 E: 0 K: 0 S: 4 H: 1 LOB: 1 BB: 1 P: 8	R: 1 E: 0 K: 0 S: 5 H: 2 LOB: 2 BB: 1 P: 9	1B: 5 2B: 4 3B: 0 HR: 1 SF: 0 SAC: 0 DP: 0 HBP: 0						

PITCHER		IP	WLS	BF	H	R	ER	SO	BB	IBB	HBP	BLK	WP	HR	S	P	ERA	WHIP
Tommy Byrne, L ERA: 3.84	(1, 1)	7.0	L	32	7	4	4	4	4	0	0	0	0	1	36	52	5.14	1.571
Dave Madison, R ERA: 1.13	(8, 1)	2.0		11	3	2	2	0	2	0	0	0	0	0	9	17	9.00	2.500

PITCHER	IP	WLS	BF	H	R	ER	SO	BB	IBB	HBP	BLK	WP	HR	S	P	ERA	WHIP

TOP

Cleveland Indians @ St. Louis Browns

Sportsman's Park, St. Louis, MO

Sun May 25 1952, 4:38 AM EDT

Att. 23,536 - Unknown

livebaseballscorecards.com

AB	37
R	6
H	10
RBI	5
BB	6
SO	4
LOB	23

Cleveland Indians @ St. Louis Browns

Sportsman's Park, St. Louis, MO

Sun May 25 1952, 4:38 AM EDT

Att. 23,536 - Unknown

BOTTOM

Batter	1	2	3	4	5	6	7	8	9	AB	R	H	RBI	BB	SO	LOB
Bobby Young, L (1, 4) OBP: 0.365, SLG: 0.289	K		F8		G3		1-3		1-2 1B	5	0	1	0	0	1	1
Jim Delsing, L (1, 9) OBP: 0.340, SLG: 0.424	K		F8		F9		F3		L6	3	0	0	0	0	1	0
Bob Nieman, R (7, PH) OBP: 0.385, SLG: 0.472 (8, 9)										2	0	0	0	0	0	3
Jim Rivera, L (1, 8) OBP: 0.326, SLG: 0.372	F5			HR	CS BB			5-3		3	1	1	1	1	0	0
Jim Dyck, R (1, 5) OBP: 0.371, SLG: 0.443		BB BB		1B BB E BB	CS 1-2	F7		E3		2	1	0	0	2	0	0
Clint Courtney, L (1, 2) OBP: 0.341, SLG: 0.360		K		K		G3		K		4	0	0	0	0	3	3
Tom Wright, L (1, 7) OBP: 0.292, SLG: 0.271		1-2 FC6-4 BB		1-2 E4 1B BB		1B		K		2	0	1	0	2	1	1
Dick Kryhoski, L (1, 3) OBP: 0.271, SLG: 0.346		F8		1-2 2-3 E 1B		4-3			1B BB	3	0	1	0	1	0	3
Joe Demaestri, R (1, 6) OBP: 0.280, SLG: 0.360		1-2f FC6-4		1-2 2-H 3-H E4				2B	F8	2	0	0	0	0	0	4
Leo Thomas, R (7, PH) OBP: 0.353, SLG: 0.327 (8, 6)										2	0	1	0	0	0	1
Tommy Byrne, L (1, 1) OBP: 0.300, SLG: 0.333			K	F8			F8		F5	2	0	0	0	0	1	2
Les Moss, R (7, PH) OBP: 0.323, SLG: 0.483										1	0	0	0	0	0	1
Dave Madison, R (8, 1)										0	0	0	0	0	0	0
Cass Michaels, R (9, PH) OBP: 0.292, SLG: 0.293										1	0	0	0	0	0	1
Inning Stats	R: 0 E: 0 K: 2 S: 7 H: 0 LOB: 0 BB: 0 P: 7	R: 0 E: 0 K: 1 S: 5 H: 0 LOB: 2 BB: 2 P: 13	R: 0 E: 0 K: 1 S: 5 H: 0 LOB: 0 BB: 0 P: 5	R: 2 E: 1 K: 1 S: 7 H: 2 LOB: 2 BB: 2 P: 15	R: 0 E: 0 K: 0 S: 2 H: 0 LOB: 0 BB: 1 P: 6	R: 0 E: 0 K: 0 S: 4 H: 1 LOB: 1 BB: 0 P: 4	R: 0 E: 0 K: 0 S: 4 H: 1 LOB: 1 BB: 0 P: 4	R: 0 E: 1 K: 2 S: 8 H: 0 LOB: 1 BB: 0 P: 8	R: 0 E: 0 K: 0 S: 4 H: 1 LOB: 2 BB: 1 P: 8	1B: 3 2B: 1 3B: 0 HR: 1	SF: 0 SAC: 0 DP: 0 HBP: 0						

	AB	32
	R	2
	H	5
	RBI	1
	BB	6
	SO	7
	LOB	20

WP: 0 PB: 0 SB: 0 CS: 1 PA: 39

livebaseballscorecards.com

PITCHER		IP	WLS	BF	H	R	ER	SO	BB	IBB	HBP	BLK	WP	HR	S	P	ERA	WHIP
Sam Jones, R ERA: 1.74	(1, 1)	6.0	W	25	3	2	1	5	5	0	0	0	0	1	30	50	1.50	1.333
Lou Brissie, L ERA: 5.14	(7, 1)	3.0	S	13	2	0	0	2	1	0	0	0	0	0	16	20	0.00	1.000

PITCHER	IP	WLS	BF	H	R	ER	SO	BB	IBB	HBP	BLK	WP	HR	S	P	ERA	WHIP

Detroit Tigers @ Cleveland Indians

Cleveland Municipal Stadium, Cleveland, OH

Tue May 27 1952, 3:33 AM EDT

Att. 15,615 - Unknown

livebaseballscorecards.com

Batter	1	2	3	4	5	6	7	8	9	AB	R	H	RBI	BB	SO	LOB
Jerry Priddy, R (1, 4) OBP: 0.328, SLG: 0.333	F6			G6-4-3 BB		WP 1-3 2-H 1B 2B		BB		2	1	1	1	2	0	0
Don Kolloway, R (1, 3) OBP: 0.358, SLG: 0.371	F5			K		1B HR 2-3 3-H BB		F6		2	0	0	0	0	1	1
Steve Souchock, R (4, 3) OBP: 0.265, SLG: 0.372										1	1	0	0	1	0	1
George Kell, R (1, 5) OBP: 0.393, SLG: 0.418	6-3			G6-4-3 1-2f		HR 1-3 3-H 1B		F6		4	1	1	1	0	0	2
Vic Wertz, L (1, 9) OBP: 0.264, SLG: 0.495		F8			4-3	HR 1-H 3-H		F4		4	1	1	3	0	0	1
Johnny Groth, R (8, 8) OBP: 0.348, SLG: 0.329										0	0	0	0	0	0	0
Pat Mullin, L (1, 7) OBP: 0.351, SLG: 0.434		G3			F4	F8			1-3	4	0	0	0	0	0	0
Cliff Mapes, L (1, 8) OBP: 0.250, SLG: 0.293 (8, 9)		K			K	4-3			6-3 1B	4	0	1	0	0	2	0
Joe Ginsberg, L (1, 2) OBP: 0.264, SLG: 0.256			4-3			1B 2B BB	F8		6-3 1-2	1	1	0	0	1	0	0
Matt Batts, R (7, PH) OBP: 0.340, SLG: 0.327 (7, 2)										2	0	0	0	0	0	1
Johnny Lipon, R (1, 6) OBP: 0.298, SLG: 0.294			F8			2B WP 1-2 1B	5-3		IBB	3	1	1	0	1	0	0
Marlin Stuart, L (1, 1)			1-3			F4	5-3		K	0	0	0	0	0	0	0
Hal Newhouser, L (1, 1) OBP: 0.143, SLG: 0.143										1	0	0	0	0	0	0
George Lerchen, S (6, PH) OBP: 0.308, SLG: 0.281										1	0	0	0	0	0	2
Billy Hoeft, L (6, 1)										2	0	0	0	0	1	2
Hal White, R (9, 1) OBP: 1.000, SLG: 1.000										0	0	0	0	0	0	0
Inning Stats	R: 0 E: 0 K: 0 S: 3 H: 0 LOB: 0 BB: 0 P: 3	R: 0 E: 0 K: 1 S: 5 H: 0 LOB: 0 BB: 0 P: 5	R: 0 E: 0 K: 0 S: 3 H: 0 LOB: 0 BB: 0 P: 3	R: 0 E: 0 K: 1 S: 4 H: 0 LOB: 0 BB: 1 P: 8	R: 0 E: 0 K: 1 S: 5 H: 0 LOB: 0 BB: 0 P: 5	R: 6 E: 0 K: 0 S: 7 H: 4 LOB: 0 BB: 2 P: 15	R: 0 E: 0 K: 0 S: 3 H: 0 LOB: 0 BB: 0 P: 3	R: 0 E: 0 K: 0 S: 3 H: 0 LOB: 1 BB: 1 P: 7	R: 0 E: 0 K: 1 S: 6 H: 1 LOB: 2 BB: 1 P: 10	1B: 3 2B: 1 3B: 0 HR: 1	SF: 0 SAC: 0 DP: 1 HBP: 0					

TOP

AB	31
R	6
H	5
RBI	5
BB	5
SO	4
LOB	10

WP: 1 PB: 0 SB: 0 CS: 0 PA: 36

PITCHER		IP	WLS	BF	H	R	ER	SO	BB	IBB	HBP	BLK	WP	HR	S	P	ERA	WHIP
Bob Lemon, R ERA: 2.35	(1, 1)	5.1	L	21	3	5	5	3	3	0	0	0	1	0	24	36	8.44	1.125
Lou Brissie, L ERA: 4.86	(6, 1)	2.2		10	1	1	1	0	1	0	0	0	0	1	9	13	3.38	0.750
Mickey Harris, L ERA: 2.25	(9, 1)	1.0		5	1	0	0	1	0	1	0	0	0	0	6	10	0.00	1.000

PITCHER	IP	WLS	BF	H	R	ER	SO	BB	IBB	HBP	BLK	WP	HR	S	P	ERA	WHIP

Batter	1	2	3	4	5	6	7	8	9	AB	R	H	RBI	BB	SO	LOB
Harry Simpson, L (1, 9) (8, 3) OBP: 0.327, SLG: 0.429	BBBB 4-0 1B FC4-6 BB	x 0-0 ③ 2B		x 0-0 ② F5 2-H 3-H			x 0-0 BB BB 1B		x 0-0 2B	4	1	3	0	1	0	0
Bobby Avila, R (1, 4) OBP: 0.404, SLG: 0.416	x 0-0 FC4-6 BB 1-3 1B		x 0-0 ① 6-3	x 0-0 FC6-4 1B			x 0-0 ① L7		x 0-0 ① F5	5	0	2	0	0	0	2
Al Rosen, R (1, 5) OBP: 0.426, SLG: 0.639	BBBB 4-0 FC4-6 1-2 BB		x 0-0 ② F8	x 0-0 ③ FC6-4 1-2f			BBBB 4-0 BB 1-2 BB		x 0-0 ② F8	3	0	0	0	2	0	2
Larry Doby, L (1, 8) OBP: 0.362, SLG: 0.553	x 0-0 ① FC4-6 BB 1-2f 2-3 3-H		x 0-0 1B		x 0-0 ① F7		BBBB 4-0 1-2 2-3 BB		x 0-0 ③ G3	4	0	1	1	1	0	3
Dale Mitchell, L (1, 7) OBP: 0.400, SLG: 0.422	BBBB 4-0 1-2 BB		x 0-0 ③ 4-3		x 0-0 ② 4-3		SSS 0-3 ② K			3	0	0	0	1	1	4
Luke Easter, L (1, 3) OBP: 0.280, SLG: 0.421 Bob Kennedy, R (8, 9) OBP: 0.429, SLG: 0.425	SSS 0-3 ② K			x 0-0 HR	x 0-0 ③ 4-3		SSS 0-3 ③ K			4	1	1	1	0	2	6
										0	0	0	0	0	0	0
Ray Boone, R (1, 6) OBP: 0.400, SLG: 0.431	SSS 0-3 ③ K			BBBB 4-0 SH5-4 WP E BB		SSS 0-3 ① K		x 0-0 ① F6		3	1	0	0	1	2	3
Jim Hegan, R (1, 2) OBP: 0.297, SLG: 0.354		x 0-0 ① F6		BBBB 4-0 1-2 SH5-4 E BB		x 0-0 ② F8		x 0-0 ② F7		3	1	0	0	1	0	0
Bob Lemon, L (1, 1) OBP: 0.148, SLG: 0.148 Lou Brissie, L (6, 1) Birdie Tebbetts, R (8, PH) OBP: 0.349, SLG: 0.345 Mickey Harris, L (9, 1)		SSS 0-3 ② K		x 0-0 ① SH5-4 1-2 2-3		x 0-0 ③ 6-3		x 0-0 ③ F3		1	0	0	0	0	1	0
										1	0	0	0	0	0	0
										1	0	0	0	0	0	0
										0	0	0	0	0	0	0
Inning Stats	R: 1 H: 1 E: 0 LOB: 3 K: 2 BB: 3 S: 8 P: 20	R: 0 H: 1 E: 0 LOB: 1 K: 1 BB: 0 S: 5 P: 5	R: 0 H: 1 E: 0 LOB: 1 K: 0 BB: 0 S: 4 P: 4	R: 3 H: 2 E: 1 LOB: 1 K: 0 BB: 2 S: 5 P: 13	R: 0 H: 0 E: 0 LOB: 0 K: 0 BB: 0 S: 3 P: 3	R: 0 H: 0 E: 0 LOB: 0 K: 1 BB: 0 S: 5 P: 5	R: 0 H: 1 E: 0 LOB: 3 K: 2 BB: 2 S: 8 P: 16	R: 0 H: 0 E: 0 LOB: 0 K: 0 BB: 0 S: 3 P: 3	R: 0 H: 1 E: 0 LOB: 1 K: 0 BB: 0 S: 4 P: 4	1B: 4 SF: 0 2B: 2 SAC: 1 3B: 0 DP: 0 HR: 1 HBP: 0						WP: 1 PA: 40 PB: 0 SB: 0 CS: 0	

Detroit Tigers @ Cleveland Indians

Cleveland Municipal Stadium, Cleveland, OH

Tue May 27 1952, 3:33 AM EDT

Att. 15,615 - Unknown

BOTTOM

livebaseballscorecards.com

AB	32
R	4
H	7
RBI	2
BB	7
SO	6
LOB	20

PITCHER		IP	WLS	BF	H	R	ER	SO	BB	IBB	HBP	BLK	WP	HR	S	P	ERA	WHIP
Marlin Stuart, R ERA: 2.32	(1, 1)	0.0		3	1	1	1	0	2	0	0	0	0	0	1	9	∞	∞
Hal Newhouser, L ERA: 6.43	(1, 1)	5.0	W	21	4	3	3	3	3	0	0	0	1	1	24	36	5.40	1.400
Billy Hoeft, L ERA: 2.0	(6, 1)	3.0		13	2	0	0	3	2	0	0	0	0	0	17	25	0.00	1.333
Hal White, R ERA:	(9, 1)	1.0	S	3	0	0	0	0	0	0	0	0	0	0	3	3	0.00	0.000

PITCHER	IP	WLS	BF	H	R	ER	SO	BB	IBB	HBP	BLK	WP	HR	S	P	ERA	WHIP

Batter	1	2	3	4	5	6	7	8	9	AB	R	H	RBI	BB	SO	LOB
Harry Simpson, L (1, 9) OBP: 0.320, SLG: 0.418	4-3		4-3			K			F9	4	0	0	0	0	1	0
Bobby Avila, R (1, 4) OBP: 0.400, SLG: 0.412	4-3			F8			5-3 HR 1B		F7	4	1	1	0	0	0	0
Al Rosen, R (1, 5) OBP: 0.428, SLG: 0.635	1B			F9			5-3 1-2		1B	4	0	2	0	0	0	1
Larry Doby, L (1, 8) OBP: 0.357, SLG: 0.573	F8			4-3			2-H HR		K	4	1	1	2	0	1	2
Dale Mitchell, L (1, 7) OBP: 0.390, SLG: 0.410		K			4-3		K			3	0	0	0	0	2	0
Luke Easter, L (1, 3) OBP: 0.274, SLG: 0.411		F2			F7		K			3	0	0	0	0	1	0
Ray Boone, R (1, 6) OBP: 0.392, SLG: 0.421		F8			F9			F8		3	0	0	0	0	0	0
Jim Hegan, R (1, 2) OBP: 0.286, SLG: 0.338			F3			F4		K		3	0	0	0	0	1	0
Mike Garcia, R (1, 1) OBP: 0.107, SLG: 0.074			F9			F8		K		2	0	0	0	0	0	0
Jim Fridley, R (8, PH) OBP: 0.308, SLG: 0.286										1	0	0	0	0	1	0
Mickey Harris, L (8, 1)										0	0	0	0	0	0	0
Inning Stats	R: 0 E: 0 K: 0 S: 4 H: 1 LOB: 1 BB: 0 P: 4	R: 0 E: 0 K: 1 S: 5 H: 0 LOB: 0 BB: 0 P: 5	R: 0 E: 0 K: 0 S: 3 H: 0 LOB: 0 BB: 0 P: 3	R: 0 E: 0 K: 0 S: 3 H: 0 LOB: 0 BB: 0 P: 3	R: 0 E: 0 K: 0 S: 3 H: 0 LOB: 0 BB: 0 P: 3	R: 0 E: 0 K: 1 S: 5 H: 0 LOB: 0 BB: 0 P: 5	R: 2 E: 0 K: 2 S: 9 H: 2 LOB: 0 BB: 0 P: 9	R: 0 E: 0 K: 2 S: 7 H: 0 LOB: 0 BB: 0 P: 7	R: 0 E: 0 K: 1 S: 6 H: 1 LOB: 1 BB: 0 P: 6	1B: 3 2B: 0 3B: 0 HR: 1	SF: 0 SAC: 0 DP: 0 HBP: 0					

PITCHER	IP	WLS	BF	H	R	ER	SO	BB	IBB	HBP	BLK	WP	HR	S	P	ERA	WHIP
Ted Gray, L (1, 1) ERA: 2.19	9.0	W	31	4	2	2	7	0	0	0	0	0	1	45	45	2.00	0.444

PITCHER	IP	WLS	BF	H	R	ER	SO	BB	IBB	HBP	BLK	WP	HR	S	P	ERA	WHIP

TOP

Cleveland Indians @ Detroit Tigers

Briggs Stadium, Detroit, MI

Wed May 28 1952, 4:33 AM EDT

Att. 38,662 - Unknown

livebaseballscorecards.com

AB	31
R	2
H	4
RBI	2
BB	0
SO	7
LOB	3

Cleveland Indians @ Detroit Tigers

Briggs Stadium, Detroit, MI

Wed May 28 1952, 4:33 AM EDT

Att. 38,662 - Unknown

BOTTOM

livebaseballscorecards.com

Batter	1	2	3	4	5	6	7	8	9	AB	R	H	RBI	BB	SO	LOB
Jerry Priddy, R (1, 4) OBP: 0.338, SLG: 0.339	S S S 0-3 K ①	x 0-0 F7 ②		x 0-0 CS 1B 2-H			B B B B 4-0 FC5-4 E 1B BB	x 0-0 1B 2-H		4	1	2	2	1	1	1
Don Kolloway, R (1, 3) OBP: 0.350, SLG: 0.362	x 0-0 F4 ②	x 0-0 F8 ③		0-0 CS ③ 1-2	x 0-0 SH 1B		x 0-0 E3 FC5-4 1-2	x 0-0 F9 ③		5	0	1	0	0	0	3
George Kell, R (1, 5) OBP: 0.391, SLG: 0.416	x 0-0 1B 2B 1B		x 0-0 5-3 ①		x 0-0 SH ① 1-2		x 0-0 FC5-4 1B ① 1-2f 2-3			3	1	1	0	0	0	2
Vic Wertz, L (1, 9) OBP: 0.272, SLG: 0.495	x 0-0 2B 1B 1-2		x 0-0 4-3 ②		S S S 0-3 K ①		x 0-0 FC3-6 1B 1-2 3-H			4	1	2	1	0	1	2
Pat Mullin, L (1, 7) OBP: 0.348, SLG: 0.437	x 0-0 2B 1-H 2-H		x 0-0 G3 ③		x 0-0 F2 ②		x 0-0 FC3-6 ② 1-2f			4	0	1	2	0	0	4
Cliff Mapes, L (1, 8) OBP: 0.265, SLG: 0.295	B B B B 4-0 BB			x 0-0 1B E 1B	S S S 0-3 K ③		x 0-0 1-3 ③			3	1	1	0	1	1	4
Joe Ginsberg, L (1, 2) OBP: 0.286, SLG: 0.296	x 0-0 F7 ③			x 0-0 E2 1B 1B 1-H		x 0-0 CS 3B		B B B B 4-0 SH3-4 1B BB		3	2	2	0	1	0	2
Johnny Lipon, R (1, 6) OBP: 0.296, SLG: 0.292		x 0-0 SH3-4 1B		x 0-0 F3 ①		x 0-0 6-3 ①		x 0-0 F5 ①		4	0	1	0	0	0	3
Ted Gray, S (1, 1) OBP: 0.105, SLG: 0.105		x 0-0 SH3-4 ① 1-2		S S S 0-3 K ② 2-H		x 0-0 F3 ② ③ 3-H		x 0-0 SH3-4 ② 1-2		2	0	0	0	0	1	2
Inning Stats	R: 2 E: 0 K: 1 S: 8 H: 3 LOB: 2 BB: 1 P: 12	R: 0 E: 0 K: 0 S: 4 H: 1 LOB: 1 BB: 0 P: 4	R: 0 E: 0 K: 0 S: 3 H: 0 LOB: 0 BB: 0 P: 3	R: 2 E: 1 K: 1 S: 7 H: 3 LOB: 0 BB: 0 P: 7	R: 0 E: 1 K: 2 S: 9 H: 1 LOB: 2 BB: 0 P: 9	R: 0 E: 0 K: 0 S: 3 H: 1 LOB: 0 BB: 0 P: 3	R: 1 E: 1 K: 0 S: 5 H: 1 LOB: 2 BB: 1 P: 9	R: 1 E: 0 K: 0 S: 4 H: 1 LOB: 1 BB: 1 P: 8		1B: 9 2B: 1 3B: 1 HR: 0 SF: 0 SAC: 3 DP: 0 HBP: 0						

	AB	32
	R	6
	H	11
	RBI	5
	BB	3
	SO	4
	LOB	23

WP: 0 PB: 0 SB: 0 CS: 2 PA: 39

PITCHER		IP	WLS	BF	H	R	ER	SO	BB	IBB	HBP	BLK	WP	HR	S	P	ERA	WHIP
Mike Garcia, R ERA: 1.47	(1, 1)	7.0	L	33	10	5	3	4	2	0	0	0	0	0	39	47	3.86	1.714
Mickey Harris, L ERA: 3.6	(8, 1)	1.0		5	1	1	1	0	1	0	0	0	0	0	4	8	9.00	2.000

PITCHER	IP	WLS	BF	H	R	ER	SO	BB	IBB	HBP	BLK	WP	HR	S	P	ERA	WHIP

Batter	1	2	3	4	5	6	7	8	9	AB	R	H	RBI	BB	SO	LOB
Harry Simpson, L (1, 9) OBP: 0.333, SLG: 0.447	S S S 0-3 ① K			x 0-0 G5-4-3 1B	x 0-0 1-3 1-2 2-H 1B		x 0-0 BB 2B 1B	x 0-0 1-H 2-H 3-H HR		5	3	4	5	0	1	0
Bobby Avila, R (1, 4) OBP: 0.400, SLG: 0.408	S S S 0-3 ② K			x 0-0 ① ② G5-4-3 1-2f	x 0-0 ② 1-3 1-2 2-3		B B B B 4-0 1-2 2B BB	x 0-0 ② 1B		4	1	1	0	1	1	3
Al Rosen, R (1, 5) OBP: 0.439, SLG: 0.652	x 0-0 ③ F8			x 0-0 1B 2B	x 0-0 2-H 3-H 1B		x 0-0 1-H 2-H 2B	B B B B 4-0 1B BB		4	1	3	4	1	0	0
Larry Doby, L (1, 8) OBP: 0.359, SLG: 0.564		x 0-0 ① L7		x 0-0 1B 2-H 1B	x 0-0 ③ F8		S S S 0-3 ③ K	x 0-0 FC5-4 1-2 1B		5	0	2	1	0	1	2
Dale Mitchell, L (1, 7) OBP: 0.392, SLG: 0.411		x 0-0 ② 4-3		x 0-0 FC4-6 1-2 1B		S S S 0-3 ① K		B B BB WP BB 1B 0-0 ③ FC5-4 1-2f		2	0	1	0	0	0	0
Jim Fridley, R (5, 7) OBP: 0.309, SLG: 0.287										3	1	1	0	0	1	2
Luke Easter, L (1, 3) OBP: 0.264, SLG: 0.395		x 0-0 ③ F8		x 0-0 ③ FC4-6 1-2f		x 0-0 ② F2		x 0-0 ① F6 1-2	S S S 0-3 ① K	5	0	0	0	0	1	3
Ray Boone, R (1, 6) OBP: 0.390, SLG: 0.418			x 0-0 ① F8		x 0-0 BB 1B 1B	S S S 0-3 ③ K		B B B B 4-0 BB HR BB	x 0-0 ② F7	1	0	0	0	0	0	0
Merl Combs, L (4, 6) OBP: 0.400, SLG: 0.250										3	2	1	0	1	1	0
Jim Hegan, R (1, 2) OBP: 0.280, SLG: 0.319			x 0-0 ② F7		x 0-0 ① F9		x 0-0 ① 6-3	B B B B 4-0 1-2 2-3 BB HR BB	x 0-0 ③ 6-3	4	1	0	0	1	0	1
Bob Feller, R (1, 1) OBP: 0.192, SLG: 0.045			S S S 0-3 ③ K		B B B B 4-0 1-3 1B 1-2 1B BB		S S S 0-3 ② K	B B B B 4-0 1-2 2-3 3-H HR BB		2	2	0	1	2	2	0
Inning Stats	R: 0 H: 0 E: 0 LOB: 0 K: 2 BB: 0 S: 7 P: 7	R: 0 H: 0 E: 0 LOB: 0 K: 0 BB: 0 S: 3 P: 3	R: 0 H: 0 E: 0 LOB: 0 K: 1 BB: 0 S: 5 P: 5	R: 1 H: 4 E: 0 LOB: 2 K: 0 BB: 0 S: 6 P: 6	R: 3 H: 3 E: 0 LOB: 1 K: 0 BB: 1 S: 6 P: 10	R: 0 H: 0 E: 0 LOB: 0 K: 2 BB: 0 S: 7 P: 7	R: 2 H: 2 E: 0 LOB: 1 K: 2 BB: 1 S: 9 P: 13	R: 5 H: 4 E: 0 LOB: 2 K: 0 BB: 4 S: 6 P: 22	R: 0 H: 0 E: 0 LOB: 0 K: 1 BB: 0 S: 5 P: 5	1B: 10 SF: 0 2B: 2 SAC: 0 3B: 0 DP: 1 HR: 1 HBP: 0						

PITCHER		IP	WLS	BF	H	R	ER	SO	BB	IBB	HBP	BLK	WP	HR	S	P	ERA	WHIP
Art Houtteman, R ERA: 3.46	(1, 1)	4.2		21	7	4	4	3	1	0	0	0	0	0	26	30	7.71	1.714
Dick Littlefield, L ERA: 2.87	(5, 1)	2.1	L	10	2	2	2	4	1	0	0	0	0	0	17	21	7.71	1.286
Hal White, R ERA: 3.48	(8, 1)	0.1		5	1	4	4	0	3	0	0	0	1	0	2	14	108.00	12.000
Ken Johnson, L ERA: 5.4	(8, 1)	1.2		8	3	1	1	1	1	0	0	0	0	1	9	13	5.40	2.400

PITCHER	IP	WLS	BF	H	R	ER	SO	BB	IBB	HBP	BLK	WP	HR	S	P	ERA	WHIP

TOP

Cleveland Indians @ Detroit Tigers

Briggs Stadium, Detroit, MI

Thu May 29 1952, 4:33 AM EDT

Att. 6,870 - Unknown

livebaseballscorecards.com

AB	38
R	11
H	13
RBI	11
BB	6
SO	8
LOB	11

WP: 1	PA: 44					
PB: 0						
SB: 0						
CS: 0						

Cleveland Indians @ Detroit Tigers

Briggs Stadium, Detroit, MI

Thu May 29 1952, 4:33 AM EDT

Att. 6,870 - Unknown

BOTTOM

livebaseballscorecards.com

Batter	1	2	3	4	5	6	7	8	9	AB	R	H	RBI	BB	SO	LOB
Jerry Priddy, R (1, 4) OBP: 0.354, SLG: 0.352	CS 1B	FC5-4 1-2f			SH3-4 BB	5-4-3 1B		FC4 1B		4	0	3	0	1	0	2
Don Kolloway, R (1, 3) OBP: 0.337, SLG: 0.347	K 1-2	F2			SH3-4 1-2	5-4-3 1-2		F9		4	0	0	0	0	1	3
George Kell, R (1, 5) OBP: 0.385, SLG: 0.408	3-1	3-1 HR 1B			F9	K		FC4 1-2f		5	1	1	0	0	1	3
Vic Wertz, L (1, 9) OBP: 0.280, SLG: 0.500		1B 1B BB	3-1 1-2		K			2B		3	1	1	0	1	1	2
Pat Mullin, L (1, 7) OBP: 0.353, SLG: 0.462		F7	HR 2-H			F7		BB		3	1	1	2	1	0	1
Cliff Mapes, L (1, 8) OBP: 0.264, SLG: 0.292		1B 1B 1-2 1B	4-3			K		K		4	1	1	0	0	2	2
Joe Ginsberg, L (1, 2) OBP: 0.295, SLG: 0.298		1B 1-3 2-H 1B		L4		BB		F2		3	0	1	1	1	0	2
Johnny Lipon, R (1, 6) OBP: 0.295, SLG: 0.291		FC5-4 1-3 3-H 1B		F7		K		F7		4	0	1	1	0	1	3
Art Houtteman, R (1, 1) OBP: 0.077, SLG: 0.077 Dick Littlefield, L (5, 1) OBP: 1.000, SLG: 1.000 Steve Souchock, R (7, PH) OBP: 0.262, SLG: 0.367 Hal White, R (8, 1) OBP: 1.000, SLG: 1.000 Ken Johnson, L (8, 1) Johnny Groth, R (9, PH) OBP: 0.344, SLG: 0.325		F3			K	K			5-3	2 0 1 0 0 1	0 0 0 0 0 0	0 0 0 0 0 0	0 0 0 0 0 0	0 0 0 0 0 0	1 0 1 0 0 0	2 0 0 0 0 0
Inning Stats	R: 0 E: 0 K: 1 S: 5 H: 1 LOB: 0 BB: 0 P: 5	R: 2 E: 0 K: 0 S: 6 H: 3 LOB: 2 BB: 1 P: 10	R: 2 E: 0 K: 0 S: 5 H: 2 LOB: 0 BB: 0 P: 5	R: 0 E: 0 K: 1 S: 5 H: 0 LOB: 0 BB: 0 P: 5	R: 0 E: 0 K: 1 S: 5 H: 0 LOB: 1 BB: 1 P: 9	R: 0 E: 0 K: 2 S: 7 H: 0 LOB: 1 BB: 1 P: 11	R: 0 E: 0 K: 2 S: 8 H: 1 LOB: 1 BB: 0 P: 8	R: 0 E: 0 K: 1 S: 6 H: 1 LOB: 2 BB: 1 P: 10	R: 0 E: 0 K: 0 S: 4 H: 1 LOB: 1 BB: 0 P: 4	1B: 7 2B: 1 3B: 0 HR: 1 SF: 0 SAC: 1 DP: 0 HBP: 0						

	AB	34
	R	4
	H	9
	RBI	4
	BB	4
	SO	8
	LOB	20

		WP: 0	PA: 39
		PB: 0	
		SB: 0	
		CS: 1	

PITCHER		IP	WLS	BF	H	R	ER	SO	BB	IBB	HBP	BLK	WP	HR	S	P	ERA	WHIP
Bob Feller, R ERA: 3.72	(1, 1)	9.0	W	39	9	4	4	8	4	0	0	0	0	1	51	67	4.00	1.444

PITCHER		IP	WLS	BF	H	R	ER	SO	BB	IBB	HBP	BLK	WP	HR	S	P	ERA	WHIP

Chicago White Sox @ Cleveland Indians

Cleveland Municipal Stadium, Cleveland, OH

Fri May 30 1952, 3:33 AM EDT

Unknown

TOP

livebaseballscorecards.com

Batter	1	2	3	4	5	6	7	8	9	AB	R	H	RBI	BB	SO	LOB
Nellie Fox, L (1, 4) OBP: 0.324, SLG: 0.345	F9		1B (2-3)		FC6-4, G3-6-3 (1-2f)		HR (1-2, 3-H), 1-3, 1B		SH3-4, 1B	5	2	3	1	0	0	1
Al Zarilla, L (1, 7) S S S Ray Coleman, L (7, 8) OBP: 0.323, SLG: 0.341 OBP: 0.165, SLG: 0.159	K		F4		G3-6-3 (1-2f)		1-3 (1-2, 2-3)		SH3-4 (1-2)	4 0	0 0	0 0	0 0	0 0	1 0	5 0
Minnie Minoso, R (1, 8) (7, 7) OBP: 0.324, SLG: 0.421	6-3		F9			F2	HR (2-H, 3-H)		F6	5	1	1	3	0	0	3
Eddie Robinson, L (1, 3) OBP: 0.411, SLG: 0.487		F8		FC6-4, 1B		1B (B B B B)	BB (4-0)		IBB (1B, 1B) (I I I I)	3	0	2	0	2	0	0
Sam Mele, R (1, 9) OBP: 0.343, SLG: 0.451		1-3		FC6-4, 1B (1-2f)		1B (S S S)	K		1B (1-2, 2-H)	5	0	2	1	0	1	2
Sherm Lollar, R (1, 2) OBP: 0.336, SLG: 0.390		F7		F3		F5		HR	1B (1-2, 2-H)	5	1	2	1	0	0	2
Hector Rodriguez, R (1, 5) OBP: 0.384, SLG: 0.313			SH5-4, E, 1B	1-3, 1B			BB (B B B B, 4-0), 1B, SH1-4	K (S S S)		3	2	2	0	1	1	0
Willy Miranda, S (1, 6) OBP: 0.400, SLG: 0.250			SH5-4 (1-2)	F9			SH1-4 (1-2)	F6		2	0	0	0	0	0	2
Billy Pierce, L (1, 1) OBP: 0.241, SLG: 0.154			E7, 1B (2-H)		BB (B B B B, 4-0), FC6-4		HR (2-3), 1-3, 1B	1-3		3	1	2	0	1	0	0
Inning Stats	R: 0 E: 0 K: 1 S: 5 H: 0 LOB: 0 BB: 0 P: 5	R: 0 E: 0 K: 0 S: 3 H: 0 LOB: 0 BB: 0 P: 3	R: 1 E: 1 K: 0 S: 6 H: 3 LOB: 2 BB: 0 P: 6	R: 0 E: 0 K: 0 S: 5 H: 2 LOB: 2 BB: 0 P: 5	R: 0 E: 0 K: 0 S: 2 H: 0 LOB: 0 BB: 1 P: 6	R: 0 E: 0 K: 0 S: 4 H: 2 LOB: 1 BB: 0 P: 4	R: 4 E: 0 K: 1 S: 8 H: 3 LOB: 1 BB: 2 P: 16	R: 1 E: 0 K: 1 S: 6 H: 1 LOB: 0 BB: 0 P: 6	R: 1 E: 0 K: 0 S: 5 H: 3 LOB: 3 BB: 1 P: 9	1B: 12 2B: 0 3B: 0 HR: 2 SF: 0 SAC: 3 DP: 1 HBP: 0						

AB	35
R	7
H	14
RBI	6
BB	4
SO	3
LOB	15

WP: 0 PB: 0 SB: 0 CS: 0 PA: 42

PITCHER		IP	WLS	BF	H	R	ER	SO	BB	IBB	HBP	BLK	WP	HR	S	P	ERA	WHIP
Early Wynn, R ERA: 4.35	(1, 1)	8.2	L	41	13	7	6	3	3	1	0	0	0	2	43	59	6.23	1.846
Mickey Harris, L ERA: 3.38	(9, 1)	0.1		1	1	0	0	0	0	0	0	0	0	0	1	1	0.00	3.000

PITCHER		IP	WLS	BF	H	R	ER	SO	BB	IBB	HBP	BLK	WP	HR	S	P	ERA	WHIP

Batter	1	2	3	4	5	6	7	8	9	AB	R	H	RBI	BB	SO	LOB
Harry Simpson, L (1, 9) OBP: 0.335, SLG: 0.443	4-3		BB	F8		3-1			G6-4-3	4	0	1	0	1	0	2
Bobby Avila, R (1, 4) OBP: 0.400, SLG: 0.404	6-3		BB 1-2 2-3		5-3		1B		G6-4-3 1-2f	4	0	1	0	1	0	1
Al Rosen, R (1, 5) OBP: 0.435, SLG: 0.641	4-3		K		E F7 1B		F6			4	1	1	0	0	1	4
Larry Doby, L (1, 8) OBP: 0.355, SLG: 0.551		F9	K		E8 1-3 1B		K			4	0	1	0	0	2	4
Jim Fridley, R (1, 7) OBP: 0.307, SLG: 0.279		E5 FC5-4		F9	FC4-6 IBB		K			3	0	0	0	1	1	1
Luke Easter, L (1, 3) OBP: 0.264, SLG: 0.386		FC5-4 1-2f		6-3 1B BB	F7 3-H			F8		3	1	0	1	1	0	3
Merl Combs, L (1, 6) OBP: 0.222, SLG: 0.125		F2		6-3 1-2	FC4-6 1-2f			K		4	0	0	0	0	1	4
Jim Hegan, R (1, 2) OBP: 0.291, SLG: 0.311			BB SH1-4 BB	1B BB		6-3		6-3		2	0	0	0	2	0	0
Early Wynn, S (1, 1) OBP: 0.292, SLG: 0.227			SH1-4 1-2	1-2 2-H 1B		F7			F6	2	0	1	1	0	0	0
Mickey Harris, L (9, 1)										0	0	0	0	0	0	0
Ray Boone, R (9, PH) OBP: 0.388, SLG: 0.415										1	0	0	0	0	0	0
Inning Stats	R: 0 E: 0 K: 0 S: 3 H: 0 LOB: 0 BB: 0 P: 3	R: 0 E: 1 K: 0 S: 4 H: 0 LOB: 1 BB: 0 P: 4	R: 0 E: 0 K: 2 S: 7 H: 0 LOB: 3 BB: 3 P: 19	R: 1 E: 0 K: 0 S: 4 H: 1 LOB: 2 BB: 2 P: 12	R: 1 E: 1 K: 0 S: 5 H: 2 LOB: 2 BB: 1 P: 9	R: 0 E: 0 K: 0 S: 3 H: 0 LOB: 0 BB: 0 P: 3	R: 0 E: 0 K: 2 S: 8 H: 1 LOB: 1 BB: 0 P: 8	R: 0 E: 0 K: 1 S: 5 H: 0 LOB: 0 BB: 0 P: 5	R: 0 E: 0 K: 0 S: 3 H: 1 LOB: 0 BB: 0 P: 3	1B: 5 2B: 0 3B: 0 HR: 0 SF: 0 SAC: 1 DP: 1 HBP: 0	WP: 0 PB: 0 SB: 0 CS: 0 PA: 38					

PITCHER	IP	WLS	BF	H	R	ER	SO	BB	IBB	HBP	BLK	WP	HR	S	P	ERA	WHIP
Billy Pierce, L (1, 1) ERA: 3.23	9.0	W	38	5	2	2	5	5	1	0	0	0	0	42	66	2.00	1.111

PITCHER	IP	WLS	BF	H	R	ER	SO	BB	IBB	HBP	BLK	WP	HR	S	P	ERA	WHIP

Chicago White Sox @ Cleveland Indians

Cleveland Municipal Stadium, Cleveland, OH

Fri May 30 1952, 3:33 AM EDT

Unknown

livebaseballscorecards.com

AB	31
R	2
H	5
RBI	2
BB	6
SO	5
LOB	19

Chicago White Sox @ Cleveland Indians

Cleveland Municipal Stadium, Cleveland, OH

Fri May 30 1952, 3:38 AM EDT

Att. 36,064 - Unknown

TOP

livebaseballscorecards.com

Batter	1	2	3	4	5	6	7	8	9	AB	R	H	RBI	BB	SO	LOB
Nellie Fox, L (1, 4) OBP: 0.321, SLG: 0.341	4-3 1B 1B	4-3 2-3		F8		E6 1-2			F8	5	1	1	0	0	0	3
Bud Stewart, L (1, 7) OBP: 0.400, SLG: 0.467	F7	BB		G3		K			2B	3	0	0	0	1	1	4
Ray Coleman, L (7, 8) OBP: 0.174, SLG: 0.181										1	0	1	0	0	0	0
Minnie Minoso, R (1, 8) OBP: 0.326, SLG: 0.468	4-3 1-2	F6			HR		HR		K	5	2	2	2	0	1	4
Eddie Robinson, L (1, 3) OBP: 0.411, SLG: 0.478	BB 1B HBP		F2		4-3		G3		IBB	3	0	0	0	1	0	0
Sam Mele, R (1, 9) OBP: 0.346, SLG: 0.442	BB 1-2 2-H 1B		FC6 BB		F7		5-3		F3	4	0	1	1	1	0	2
Bud Sheely, L (1, 2) OBP: 0.308, SLG: 0.227	 1-2 2-3 BB		K		4-3		4-3			3	0	0	0	1	1	1
Hector Rodriguez, R (1, 5) OBP: 0.381, SLG: 0.306	L7		FC6 1-2f			CS BB		K		3	0	0	0	1	1	4
Willy Miranda, S (1, 6) OBP: 0.444, SLG: 0.286		4-3 SH1-4 1B		F3		E 1-2 BB		F7		3	0	1	0	1	0	0
Joe Dobson, R (1, 1) OBP: 0.292, SLG: 0.227		SH1-4 1-2		1B		F2		K		3	0	1	0	0	1	1
Inning Stats	R: 1 E: 0 K: 0 S: 5 H: 2 LOB: 3 BB: 1 P: 10	R: 0 E: 0 K: 0 S: 4 H: 1 LOB: 2 BB: 1 P: 8	R: 0 E: 0 K: 1 S: 5 H: 0 LOB: 1 BB: 1 P: 9	R: 0 E: 0 K: 0 S: 4 H: 1 LOB: 1 BB: 0 P: 4	R: 1 E: 0 K: 0 S: 4 H: 1 LOB: 0 BB: 0 P: 4	R: 0 E: 1 K: 1 S: 5 H: 0 LOB: 2 BB: 2 P: 13	R: 1 E: 0 K: 0 S: 4 H: 1 LOB: 0 BB: 0 P: 4	R: 0 E: 0 K: 2 S: 7 H: 0 LOB: 0 BB: 0 P: 7	R: 0 E: 0 K: 1 S: 6 H: 1 LOB: 2 BB: 1 P: 10	1B: 4 2B: 1 3B: 0 HR: 2 SF: 0 SAC: 1 DP: 0 HBP: 1	WP: 0 PB: 0 SB: 0 CS: 1 PA: 41					

	AB	33
	R	3
	H	7
	RBI	3
	BB	6
	SO	5
	LOB	19

PITCHER		IP	WLS	BF	H	R	ER	SO	BB	IBB	HBP	BLK	WP	HR	S	P	ERA	WHIP
Sam Jones, R ERA: 2.6	(1, 1)	7.0	L	33	6	3	3	2	5	0	1	0	0	2	31	52	3.86	1.571
Steve Gromek, R ERA: 3.09	(8, 1)	2.0		8	1	0	0	3	0	1	0	0	0	0	13	17	0.00	0.500

PITCHER	IP	WLS	BF	H	R	ER	SO	BB	IBB	HBP	BLK	WP	HR	S	P	ERA	WHIP

Batter	1	2	3	4	5	6	7	8	9	AB	R	H	RBI	BB	SO	LOB
Harry Simpson, L (1, 9) OBP: 0.332, SLG: 0.453	F7		K		G4-6-3 1-2f			HR	4-3	5	1	1	1	0	1	3
Bobby Avila, R (1, 4) OBP: 0.392, SLG: 0.394	F9		4-3			L5		F8		4	0	0	0	0	0	0
Al Rosen, R (1, 5) OBP: 0.430, SLG: 0.628	BB			6-3		F7		F7		3	0	0	0	1	0	0
Larry Doby, L (1, 8) OBP: 0.360, SLG: 0.545	K			BB		5-3		BB 1B		3	0	1	0	1	1	1
Dale Mitchell, L (1, 7) OBP: 0.395, SLG: 0.404		4-3		F9			1B BB	1-2 BB		2	0	0	0	2	0	1
Luke Easter, L (1, 3) OBP: 0.257, SLG: 0.375		F7		K			F5	6-3		4	0	0	0	0	1	4
Merl Combs, L (1, 6) OBP: 0.308, SLG: 0.250		1B			6-3		1-2 1B		6-3	4	0	2	0	0	0	0
Jim Hegan, R (1, 2) OBP: 0.292, SLG: 0.312		F7			1B		F3		1B	3	0	1	0	0	0	3
Barney McCosky, L (9, PH) OBP: 0.333, SLG: 0.200										1	0	1	0	0	0	0
Sam Jones, R (1, 1) OBP: 0.200, SLG: 0.200			F8		G4-6-3 1-2 1B		F6		F9	2	0	1	0	0	0	0
Pete Reiser, L (7, PH) OBP: 0.167, SLG: 0.261										1	0	0	0	0	0	2
Steve Gromek, S (8, 1)										0	0	0	0	0	0	0
Jim Fridley, R (9, PH) OBP: 0.304, SLG: 0.276										1	0	0	0	0	0	1
Inning Stats	R: 0 E: 0 K: 1 S: 5 H: 0 LOB: 1 BB: 1 P: 9	R: 0 E: 0 K: 0 S: 4 H: 1 LOB: 1 BB: 0 P: 4	R: 0 E: 0 K: 1 S: 5 H: 0 LOB: 0 BB: 0 P: 5	R: 0 E: 0 K: 1 S: 5 H: 0 LOB: 1 BB: 1 P: 9	R: 0 E: 0 K: 0 S: 4 H: 2 LOB: 1 BB: 0 P: 4	R: 0 E: 0 K: 0 S: 3 H: 0 LOB: 0 BB: 0 P: 3	R: 0 E: 0 K: 0 S: 4 H: 1 LOB: 2 BB: 1 P: 8	R: 1 E: 0 K: 0 S: 5 H: 2 LOB: 2 BB: 1 P: 9	R: 0 E: 0 K: 0 S: 4 H: 1 LOB: 1 BB: 0 P: 4	1B: 6 2B: 0 3B: 0 HR: 1	SF: 0 SAC: 0 DP: 1 HBP: 0						

PITCHER	IP	WLS	BF	H	R	ER	SO	BB	IBB	HBP	BLK	WP	HR	S	P	ERA	WHIP
Joe Dobson, R (1, 1) ERA: 1.69	9.0	W	37	7	1	1	3	4	0	0	0	0	1	39	55	1.00	1.222

PITCHER	IP	WLS	BF	H	R	ER	SO	BB	IBB	HBP	BLK	WP	HR	S	P	ERA	WHIP

BOTTOM

Chicago White Sox @ Cleveland Indians

Cleveland Municipal Stadium, Cleveland, OH

Fri May 30 1952, 3:38 AM EDT

Att. 36,064 - Unknown

livebaseballscorecards.com

AB	33
R	1
H	7
RBI	1
BB	4
SO	3
LOB	15

Cleveland Indians @ New York Yankees

Yankee Stadium, Bronx, NY

Mon Jun 02 1952, 3:33 AM EDT

Att. 17,793 - Unknown

TOP

livebaseballscorecards.com

Batter	1	2	3	4	5	6	7	8	9	AB	R	H	RBI	BB	SO	LOB
Harry Simpson, L (1, 9) OBP: 0.325, SLG: 0.443	K		K		L3			K		4	0	0	0	0	3	1
Bobby Avila, R (1, 4) OBP: 0.383, SLG: 0.385	5-3		6-3			F4		K		4	0	0	0	0	1	0
Al Rosen, R (1, 5) OBP: 0.432, SLG: 0.620	BB			1-3 1-3 BB		F6		G3		2	0	0	0	2	0	0
Larry Doby, L (1, 8) OBP: 0.348, SLG: 0.524	K			1-3 (1-2)		G3			K	4	0	0	0	0	2	2
Dale Mitchell, L (1, 7) OBP: 0.391, SLG: 0.407		L9-6-4 2B		1-3 (2-3)			4-3		6-3	4	0	1	0	0	0	1
Luke Easter, L (1, 3) OBP: 0.257, SLG: 0.371		L9-6-4 (2-3)		F7			2B 1B		4-3	4	0	1	0	0	0	2
Merl Combs, L (1, 6) OBP: 0.333, SLG: 0.429					4-3					2	0	1	0	0	0	0
Pete Reiser, L (7, PH) OBP: 0.200, SLG: 0.333		3B					1-3 2B			1	0	1	0	0	0	0
Ray Boone, R (7, 6) OBP: 0.388, SLG: 0.415										0	0	0	0	0	0	0
Jim Hegan, R (1, 2) OBP: 0.286, SLG: 0.304		L8			4-3		K			2	0	0	0	0	0	1
Barney McCosky, L (7, PH) OBP: 0.286, SLG: 0.167										1	0	0	0	0	1	2
Birdie Tebbetts, R (7, 2) OBP: 0.349, SLG: 0.345										0	0	0	0	0	0	0
Bob Lemon, L (1, 1) OBP: 0.167, SLG: 0.138			4-3		BB		K			2	0	0	0	1	1	2
Inning Stats	R: 0 E: 0 K: 2 S: 7 H: 0 LOB: 1 BB: 1 P: 11	R: 0 E: 0 K: 0 S: 4 H: 2 LOB: 1 BB: 0 P: 4	R: 0 E: 0 K: 1 S: 5 H: 0 LOB: 0 BB: 0 P: 5	R: 0 E: 0 K: 0 S: 3 H: 0 LOB: 1 BB: 1 P: 7	R: 0 E: 0 K: 0 S: 3 H: 0 LOB: 1 BB: 1 P: 7	R: 0 E: 0 K: 0 S: 3 H: 0 LOB: 0 BB: 0 P: 3	R: 0 E: 0 K: 2 S: 9 H: 2 LOB: 2 BB: 0 P: 9	R: 0 E: 0 K: 2 S: 7 H: 0 LOB: 0 BB: 0 P: 7	R: 0 E: 0 K: 1 S: 5 H: 0 LOB: 0 BB: 0 P: 5	1B: 1 2B: 3 3B: 1 HR: 0 SF: 0 SAC: 0 DP: 1 HBP: 0	WP: 0 PB: 0 SB: 0 CS: 0 PA: 33					

	AB	30
	R	0
	H	4
	RBI	0
	BB	3
	SO	8
	LOB	11

PITCHER	IP	WLS	BF	H	R	ER	SO	BB	IBB	HBP	BLK	WP	HR	S	P	ERA	WHIP
Allie Reynolds, R (1, 1) ERA: 1.35	9.0	W	33	4	0	0	8	3	0	0	0	0	0	46	58	0.00	0.778

PITCHER	IP	WLS	BF	H	R	ER	SO	BB	IBB	HBP	BLK	WP	HR	S	P	ERA	WHIP

Batter	1	2	3	4	5	6	7	8	9	AB	R	H	RBI	BB	SO	LOB
Mickey Mantle, S (1, 9) OBP: 0.385, SLG: 0.505	F8		5-3			F8		2B (2-H)		4	0	1	1	0	0	0
Phil Rizzuto, R (1, 6) OBP: 0.361, SLG: 0.377	F9			F7		F9		6-3		4	0	0	0	0	0	1
Irv Noren, L (1, 8) OBP: 0.291, SLG: 0.348	2B			F8			4-3			3	0	1	0	0	0	0
Yogi Berra, L (1, 2) OBP: 0.368, SLG: 0.412	K			F9			HBP (S)			2	0	0	0	0	1	1
Gil McDougald, R (1, 5) OBP: 0.336, SLG: 0.370		F8			WP, 1B		K (1-2)			3	1	1	0	0	1	1
Gene Woodling, L (1, 7) OBP: 0.347, SLG: 0.457		4-3			G3-6-1 (1-H)		1-3			3	0	1	1	0	0	1
Joe Collins, L (1, 3) OBP: 0.273, SLG: 0.211		F9			G3-6-1 (1-2f)			G3		3	0	0	0	0	0	1
Billy Martin, R (1, 4) OBP: 0.311, SLG: 0.268			F9		F8			SH3-4, 2B, BB		2	1	0	0	1	0	0
Allie Reynolds, R (1, 1) OBP: 0.259, SLG: 0.280			4-3			6-3		SH3-4 (1-2)		2	0	0	0	0	0	0
Inning Stats	R: 0 E: 0 K: 1 S: 6 H: 1 LOB: 1 BB: 0 P: 6	R: 0 E: 0 K: 0 S: 3 H: 0 LOB: 0 BB: 0 P: 3	R: 0 E: 0 K: 0 S: 3 H: 0 LOB: 0 BB: 0 P: 3	R: 0 E: 0 K: 0 S: 3 H: 0 LOB: 0 BB: 0 P: 3	R: 1 E: 0 K: 0 S: 4 H: 2 LOB: 0 BB: 0 P: 4	R: 0 E: 0 K: 0 S: 3 H: 0 LOB: 0 BB: 0 P: 3	R: 0 E: 0 K: 1 S: 5 H: 0 LOB: 1 BB: 0 P: 6	R: 1 E: 0 K: 0 S: 4 H: 1 LOB: 1 BB: 1 P: 8		1B: 2 2B: 2 3B: 0 HR: 0 SF: 0 SAC: 1 DP: 1 HBP: 1						

PITCHER	IP	WLS	BF	H	R	ER	SO	BB	IBB	HBP	BLK	WP	HR	S	P	ERA	WHIP
Bob Lemon, R (1, 1) ERA: 2.34	8.0	L	29	4	2	2	2	1	0	1	0	1	0	31	36	2.25	0.625

PITCHER	IP	WLS	BF	H	R	ER	SO	BB	IBB	HBP	BLK	WP	HR	S	P	ERA	WHIP

BOTTOM

Cleveland Indians @ New York Yankees

Yankee Stadium, Bronx, NY

Mon Jun 02 1952, 3:33 AM EDT

Att. 17,793 - Unknown

livebaseballscorecards.com

AB	26
R	2
H	4
RBI	2
BB	1
SO	2
LOB	5

1B: 2 SF: 0 WP: 2 PA: 29
2B: 2 SAC: 1 PB: 0
3B: 0 DP: 1 SB: 1
HR: 0 HBP: 1 CS: 0

Batter	1	2	3	4	5	6	7	8	9	AB	R	H	RBI	BB	SO	LOB
Bobby Avila, R (1, 4) OBP: 0.386, SLG: 0.393	0-0 2B		0-0 E E 1B		0-0 ① F9	0-0 ② SH5-3 1-2		0-0 ③ 5-3		4	1	2	0	0	0	1
Ray Boone, R (1, 6) OBP: 0.394, SLG: 0.417	0-3 ① K		0-0 E6 1-H 1B 1B		0-0 BB 1B 1B 1B	0-0 ③ 5-3			B B B B 4-0 1B BB	4	2	2	0	1	1	2
Al Rosen, R (1, 5) OBP: 0.431, SLG: 0.613	0-0 ② 6-3		0-0 ① 3-H 1B		0-0 BB 1-2 1B 1B		0-0 E5 BB		0-0 ① F8	5	1	2	1	0	0	2
Larry Doby, L (1, 8) OBP: 0.358, SLG: 0.519	0-3 ③ K		0-0 ② 1-3		B B B B 4-0 1B 1-2 2-3 BB		B B B B 4-0 G4-6-3 1-2 BB		0-0 G4-6-3 1-2 1B	3	0	1	0	2	1	1
Jim Fridley, R (1, 7) OBP: 0.308, SLG: 0.290 Dale Mitchell, L (5, PH) (5, 7) OBP: 0.382, SLG: 0.397		0-0 4-3 2B 2B	S S S 0-3 ③ K		0-0 ② F4		0-0 ① F8		0-0 ② ③ G4-6-3 1-2f	2 3	1 0	1 0	0 0	0 0	1 0	0 7
Luke Easter, L (1, 3) OBP: 0.263, SLG: 0.396		0-0 ① 4-3 2-3		0-0 HR	0-0 1-3 2-H 3-H 1B		0-0 ② ③ G4-6-3 1-2f			4	1	2	3	0	0	3
Harry Simpson, L (1, 9) OBP: 0.328, SLG: 0.449		0-0 3-H 2B	S S S 0-3 ① K		0-0 ③ 1-3			0-0 S 1B		4	0	2	1	0	1	2
Jim Hegan, R (1, 2) OBP: 0.284, SLG: 0.301		0-0 ② F8	0-0 ② F8			0-0 FC3-6 1B		S S S 0-3 ① K 1-2		4	0	1	0	0	1	2
Mike Garcia, R (1, 1) OBP: 0.094, SLG: 0.065		S S S 0-3 ③ K	S S S 0-3 ③ K			0-0 ① FC3-6 SH5-3 1-2f		0-0 ② F1		4	0	0	0	0	2	3
Inning Stats	R: 0 E: 0 K: 2 S: 8	H: 1 LOB: 1 BB: 0 P: 8	R: 1 E: 0 K: 1 S: 7	H: 2 LOB: 1 BB: 0 P: 7	R: 2 E: 1 K: 1 S: 7	H: 3 LOB: 0 BB: 0 P: 7	R: 1 E: 0 K: 2 S: 8	H: 1 LOB: 0 BB: 0 P: 8	R: 2 E: 0 K: 0 S: 6	H: 3 LOB: 2 BB: 1 P: 10	R: 0 E: 0 K: 0 S: 4	H: 1 LOB: 1 BB: 0 P: 4	R: 0 E: 1 K: 0 S: 3	H: 0 LOB: 1 BB: 1 P: 7	R: 0 E: 0 K: 1 S: 6	H: 1 LOB: 1 BB: 0 P: 6	R: 0 E: 0 K: 0 S: 3	H: 1 LOB: 1 BB: 1 P: 7	1B: 9 2B: 3 3B: 0 HR: 1	SF: 0 SAC: 1 DP: 2 HBP: 0	WP: 0 PB: 0 SB: 1 CS: 0	PA: 41							

TOP

Cleveland Indians @ Boston Red Sox

Fenway Park, Boston, MA

Tue Jun 03 1952, 3:33 AM EDT

Att. 34,904 - Unknown

livebaseballscorecards.com

AB	37
R	6
H	13
RBI	5
BB	3
SO	7
LOB	23

PITCHER		IP	WLS	BF	H	R	ER	SO	BB	IBB	HBP	BLK	WP	HR	S	P	ERA	WHIP
Mickey McDermott, L ERA: 3.47	(1, 1)	4.1	L	22	9	6	5	6	1	0	0	0	0	1	33	37	10.38	2.308
Randy Gumpert, R ERA: 6.08	(5, 1)	2.2		11	2	0	0	0	1	0	0	0	0	0	10	14	0.00	1.125
Ray Scarborough, R ERA: 3.38	(8, 1)	2.0		8	2	0	0	1	1	0	0	0	0	0	9	13	0.00	1.500

PITCHER	IP	WLS	BF	H	R	ER	SO	BB	IBB	HBP	BLK	WP	HR	S	P	ERA	WHIP

Batter	1	2	3	4	5	6	7	8	9	AB	R	H	RBI	BB	SO	LOB
Dom DiMaggio, R (1, 8) OBP: 0.425, SLG: 0.453	F8		1B			1B		2B		4	0	3	0	0	0	0
Billy Goodman, L (1, 3) OBP: 0.353, SLG: 0.391	4-3		4-3			K		F7		4	0	0	0	0	1	3
Hoot Evers, R (1, 7) OBP: 0.400, SLG: 0.400	1B			4-3		K		F3		4	0	1	0	0	1	2
Vern Stephens, R (1, 5) OBP: 0.350, SLG: 0.352	K			F3		1-3 1B		F8		2	0	0	0	0	1	1
Jim Piersall, R (6, PH) OBP: 0.372, SLG: 0.324 (7, 5)										2	0	1	0	0	0	1
Clyde Vollmer, R (1, 9) OBP: 0.388, SLG: 0.482		F9		F4		F9			K	2	0	0	0	0	0	0
Faye Throneberry, L (6, 9) OBP: 0.311, SLG: 0.333										2	0	0	0	0	1	2
Johnny Lipon, R (1, 6) OBP: 0.297, SLG: 0.279		F4			6-3		FC6-4 1B		5-3	4	0	1	0	0	0	0
Ted Lepcio, R (1, 4) OBP: 0.321, SLG: 0.396		F4			F7		FC6-4 1-2f FC6-4		6-3	4	0	0	0	0	0	1
Gus Niarhos, R (1, 2) OBP: 0.200, SLG: 0.030			L5		1B		K			3	0	1	0	0	1	1
Mickey McDermott, L (1, 1) OBP: 0.231, SLG: 0.375			L8		1-3		FC6-4 1-2f			1	0	0	0	0	0	0
Randy Gumpert, R (5, 1)										1	0	0	0	0	0	1
Del Wilber, R (7, PH) OBP: 0.303, SLG: 0.241										1	0	0	0	0	0	1
Ray Scarborough, R (8, 1) OBP: 0.182, SLG: 0.182										0	0	0	0	0	0	0
Inning Stats	R: 0 H: 1 E: 0 LOB: 1 K: 1 BB: 0 S: 6 P: 6	R: 0 H: 0 E: 0 LOB: 0 K: 0 BB: 0 S: 3 P: 3	R: 0 H: 1 E: 0 LOB: 1 K: 0 BB: 0 S: 4 P: 4	R: 0 H: 0 E: 0 LOB: 0 K: 0 BB: 0 S: 3 P: 3	R: 0 H: 1 E: 0 LOB: 1 K: 0 BB: 0 S: 4 P: 4	R: 0 H: 2 E: 0 LOB: 2 K: 2 BB: 0 S: 9 P: 9	R: 0 H: 1 E: 0 LOB: 1 K: 1 BB: 0 S: 6 P: 6	R: 0 H: 1 E: 0 LOB: 1 K: 0 BB: 0 S: 4 P: 4	R: 0 H: 0 E: 0 LOB: 0 K: 1 BB: 0 S: 5 P: 5	1B: 6 SF: 0 2B: 1 SAC: 0 3B: 0 DP: 0 HR: 0 HBP: 0						

PITCHER		IP	WLS	BF	H	R	ER	SO	BB	IBB	HBP	BLK	WP	HR	S	P	ERA	WHIP
Mike Garcia, R ERA: 1.32	(1, 1)	9.0	W	34	7	0	0	5	0	0	0	0	0	0	44	44	0.00	0.778

PITCHER	IP	WLS	BF	H	R	ER	SO	BB	IBB	HBP	BLK	WP	HR	S	P	ERA	WHIP

BOTTOM

Cleveland Indians @ Boston Red Sox

Fenway Park, Boston, MA

Tue Jun 03 1952, 3:33 AM EDT

Att. 34,904 - Unknown

livebaseballscorecards.com

AB	34
R	0
H	7
RBI	0
BB	0
SO	5
LOB	13

Cleveland Indians @ Boston Red Sox

Fenway Park, Boston, MA

Wed Jun 04 1952, 3:33 AM EDT

Att. 12,351 - Unknown

TOP

livebaseballscorecards.com

Batter	1	2	3	4	5	6	7	8	9	AB	R	H	RBI	BB	SO	LOB
Bobby Avila, R (1, 4) OBP: 0.386, SLG: 0.390	K		2B BB / 1B		2B BB / FC5-4			F4		4	2	1	0	1	1	4
Ray Boone, R (1, 6) OBP: 0.406, SLG: 0.430	HR BB		1-2 2B BB		E 3B 2B	FC6-4 1B		K		3	3	2	2	2	1	1
Al Rosen, R (1, 5) OBP: 0.419, SLG: 0.594	L5		K		E9 3B 2-3	F6		F8		5	1	0	0	0	1	6
Larry Doby, L (1, 8) OBP: 0.376, SLG: 0.584	1-H HR		1-H 2-H 2B		2-H 3-H 3B	F6			2B 4-3 1B	5	3	4	6	0	0	1
Jim Fridley, R (1, 7) OBP: 0.303, SLG: 0.284	K		F3		2B BB	FC6-4 1-2f			4-3 1-3 4-3 2B	2	0	0	0	0	1	1
Dale Mitchell, L (5, PH) (5, 7) OBP: 0.388, SLG: 0.407										2	1	1	0	1	0	1
Luke Easter, L (1, 3) OBP: 0.255, SLG: 0.383		L8		4-3	K		F7		4-3 2-3 3-H	5	0	0	1	0	1	3
Harry Simpson, L (1, 9) OBP: 0.325, SLG: 0.448		F8		5-3	1-3 3-H 2B		1-3		4-3 3-H	5	0	1	2	0	0	0
Jim Hegan, R (1, 2) OBP: 0.290, SLG: 0.299		K		F4	FC5-4 IBB		6-3		1B	4	0	1	0	1	1	0
Bob Feller, R (1, 1) OBP: 0.192, SLG: 0.045			L5		BB / K			BB	L7	0	0	0	0	0	0	0
Sam Jones, R (2, 1) OBP: 0.200, SLG: 0.200										0	0	0	0	0	0	0
Johnny Berardino, R (3, PH)										1	0	0	0	0	0	0
Steve Gromek, S (3, 1)										1	1	0	0	1	1	3
Barney McCosky, L (8, PH) OBP: 0.375, SLG: 0.167										0	0	0	0	1	0	0
Mickey Harris, L (8, 1)										0	0	0	0	0	0	0
Pete Reiser, L (9, PH) OBP: 0.192, SLG: 0.320										1	0	0	0	0	0	1

Inning Stats										
	R: 2	H: 1	R: 0	H: 0	R: 2	H: 2	R: 0	H: 0	R: 5	H: 3
	E: 0	LOB: 0	E: 0	LOB: 0	E: 0	LOB: 1	E: 0	LOB: 0	E: 1	LOB: 3
	K: 2	BB: 1	K: 1	BB: 0	K: 1	BB: 1	K: 0	BB: 0	K: 2	BB: 4
	S: 8	P: 12	S: 5	P: 5	S: 7	P: 11	S: 3	P: 3	S: 11	P: 27

Inning Stats										
	R: 0	H: 1	R: 0	H: 0	R: 2	H: 3	1B: 4	SF: 0	WP: 0	PA: 45
	E: 0	LOB: 1	E: 0	LOB: 1	E: 0	LOB: 1	2B: 4	SAC: 0	PB: 0	
	K: 0	BB: 0	K: 1	BB: 1	K: 0	BB: 0	3B: 1	DP: 0	SB: 0	
	S: 4	P: 4	S: 5	P: 9	S: 6	P: 6	HR: 1	HBP: 0	CS: 0	

PITCHER		IP	WLS	BF	H	R	ER	SO	BB	IBB	HBP	BLK	WP	HR	S	P	ERA	WHIP
Mel Parnell, L (1, 1) ERA: 3.1		4.0		20	4	7	7	4	4	0	0	0	0	1	24	40	15.75	2.000
Dizzy Trout, R (5, 1) ERA: 5.34		5.0	W	25	6	4	3	3	2	1	0	0	0	0	28	40	5.40	1.600

PITCHER	IP	WLS	BF	H	R	ER	SO	BB	IBB	HBP	BLK	WP	HR	S	P	ERA	WHIP

AB	38
R	11
H	10
RBI	11
BB	7
SO	7
LOB	21

Batter	1	2	3	4	5	6	7	8	9	AB	R	H	RBI	BB	SO	LOB
Dom DiMaggio, R (1, 8) OBP: 0.424, SLG: 0.458	0-0 1B 2B 1B	0-0 1B WP 2B 1-3	0-0 ② F9		0-0 ① F2	0-0 ② F2				5	2	2	0	0	0	2
Billy Goodman, L (1, 4) OBP: 0.383, SLG: 0.423	0-0 S 2B 1B 1-3	0-0 WP 2B 1B 2-3 3-H	0-0 E 1B 1B		0-0 HR 1B	0-0 E2 2-H 3-H 1B				5	4	5	3	0	0	0
George Kell, R (1, 5) OBP: 0.360, SLG: 0.395	0-0 FC 2B F8 1-2	0-0 HR 2B 1-H 3-H	0-0 E9 1B 1-3		0-0 HR 1-H	0-0 ③ F9				5	3	2	3	0	0	4
Vern Stephens, R (1, 6) OBP: 0.352, SLG: 0.363	0-0 2B 1-3 2-H 3-H	0-0 ① 5-3	0-0 1B 1-2 3-H		S S S 0-3 ② K		S S S 0-3 ① K			5	0	2	3	0	2	1
Hoot Evers, R (1, 7) OBP: 0.400, SLG: 0.667	0-0 ① F8 3-H	0-0 HR 2-H	0-0 ③ L7		B B B B 4-0 FC6-4 BB		S S S 0-3 ② K			4	1	1	3	1	1	3
Ken Wood, R (1, 9) OBP: 0.217, SLG: 0.100	S S S 0-3 ② K	B B B 4-0 FC6-4 BB		S S S 0-3 ① K	0-0 ③ FC6-4 1-2f		0-0 ③ F7			4	0	0	0	1	2	2
Dick Gernert, R (1, 3) OBP: 0.444, SLG: 0.286	B B B B 4-0 BB	0-0 ② FC6-4 PB 1-2f		0-0 1B	H 1-0 2B E HBP			0-0 ① F3		3	1	1	0	1	0	1
Del Wilber, R (1, 2) OBP: 0.289, SLG: 0.265	0-0 ③ 4-3	0-0 ③ F6 1-2		S S S 0-3 ② K	0-0 E 1-3 2B			0-0 ② F9		5	1	1	0	0	1	4
Mel Parnell, L (1, 1) OBP: 0.069, SLG: 0.036		0-0 2B 1B 1B	0-0 ① F9	0-0 ③ 4-3		S S S 0-3 ① K		S S S 0-3 ③ K		3	1	1	0	0	0	1
Dizzy Trout, R (5, 1) OBP: 0.273, SLG: 0.273										2	0	0	0	0	2	2
Inning Stats	R: 3 E: 0 K: 1 S: 9 H: 3 LOB: 2 BB: 1 P: 13	R: 5 E: 0 K: 0 S: 8 H: 5 LOB: 1 BB: 1 P: 12	R: 1 E: 1 K: 0 S: 6 H: 2 LOB: 2 BB: 0 P: 6	R: 0 E: 0 K: 2 S: 8 H: 1 LOB: 1 BB: 0 P: 8	R: 2 E: 0 K: 1 S: 7 H: 2 LOB: 1 BB: 1 P: 11	R: 2 E: 1 K: 1 S: 7 H: 2 LOB: 1 BB: 0 P: 8	R: 0 E: 0 K: 2 S: 7 H: 0 LOB: 0 BB: 0 P: 7	R: 0 E: 0 K: 1 S: 5 H: 0 LOB: 0 BB: 0 P: 5		1B: 9 2B: 4 3B: 0 HR: 2	SF: 0 SAC: 0 DP: 0 HBP: 1					

PITCHER		IP	WLS	BF	H	R	ER	SO	BB	IBB	HBP	BLK	WP	HR	S	P	ERA	WHIP
Bob Feller, R ERA: 4.46	(1, 1)	1.0		11	6	6	6	1	1	0	0	0	0	0	12	16	54.00	7.000
Sam Jones, R ERA: 3.44	(2, 1)	1.0		6	2	2	2	0	1	0	0	0	1	1	5	9	18.00	3.000
Steve Gromek, R ERA: 3.6	(3, 1)	5.0	L	25	7	5	4	6	1	0	1	0	0	1	35	40	7.20	1.600
Mickey Harris, L ERA: 2.84	(8, 1)	1.0		3	0	0	0	1	0	0	0	0	0	0	5	5	0.00	0.000

PITCHER	IP	WLS	BF	H	R	ER	SO	BB	IBB	HBP	BLK	WP	HR	S	P	ERA	WHIP

BOTTOM

Cleveland Indians @ Boston Red Sox

Fenway Park, Boston, MA

Wed Jun 04 1952, 3:33 AM EDT

Att. 12,351 - Unknown

livebaseballscorecards.com

AB	41
R	13
H	15
RBI	12
BB	3
SO	8
LOB	20

WP: 1 PA: 45
PB: 1
SB: 1
CS: 0

Cleveland Indians @ Boston Red Sox

Fenway Park, Boston, MA

Thu Jun 05 1952, 3:33 AM EDT

Att. 9,607 - Unknown

TOP

livebaseballscorecards.com

Batter	1	2	3	4	5	6	7	8	9	AB	R	H	RBI	BB	SO	LOB
Bobby Avila, R (1, 4) OBP: 0.377, SLG: 0.379	6-3		6-3		L3		1-3		F9	5	0	0	0	0	0	1
Ray Boone, R (1, 6) OBP: 0.406, SLG: 0.429	1-3		5-3		FC6-4 1B		1B 1B 3-H		E5 2B	5	2	2	1	0	0	0
Al Rosen, R (1, 5) OBP: 0.424, SLG: 0.600	1B		F9		FC6-4 1-2f		BB 1B 1-3		F8 2B 2-H	5	1	3	1	0	0	1
Larry Doby, L (1, 8) OBP: 0.377, SLG: 0.573	F5			BBBB F8 4-3 1B		G3	BB 1-2 3-H		F8 2-3	4	1	1	1	1	0	2
Dale Mitchell, L (1, 7) OBP: 0.396, SLG: 0.418		1B		4-3 1-2		F8	BBBB 1-2 2-3 BB		2B 3-H	4	0	2	1	1	0	1
Luke Easter, L (1, 3) OBP: 0.259, SLG: 0.379		SSS K		F8 2-3		1B	F5		BBBB BB	4	0	1	0	1	1	5
Harry Simpson, L (1, 9) OBP: 0.327, SLG: 0.447		1-3 1B		3-H 1B		L4		G3	F7	5	0	2	1	0	0	3
Jim Hegan, R (1, 2) OBP: 0.279, SLG: 0.286		F7		SSS K			E6 1-3 4-3 1B			4	1	0	0	0	1	3
Early Wynn, S (1, 1) OBP: 0.250, SLG: 0.192		F8			4-3		4-3 1-2		F9	4	0	0	0	0	0	3

Inning Stats	R: 0	H: 1	R: 0	H: 2	R: 0	H: 0	R: 1	H: 1	R: 0	H: 1	R: 0	H: 1	R: 2	H: 3	R: 0	H: 0	R: 2	H: 2	1B: 9	SF: 0	WP: 0	PA: 43
	E: 0	LOB: 1	E: 0	LOB: 2	E: 0	LOB: 0	E: 0	LOB: 1	E: 0	LOB: 1	E: 0	LOB: 1	E: 1	LOB: 3	E: 0	LOB: 0	E: 1	LOB: 2	2B: 2	SAC: 0	PB: 0	
	K: 0	BB: 0	K: 1	BB: 0	K: 0	BB: 0	K: 1	BB: 1	K: 0	BB: 0	K: 0	BB: 0	K: 0	BB: 1	K: 0	BB: 0	K: 0	BB: 1	3B: 0	DP: 0	SB: 0	
	S: 4	P: 4	S: 7	P: 7	S: 3	P: 3	S: 6	P: 10	S: 4	P: 4	S: 4	P: 4	S: 7	P: 11	S: 3	P: 3	S: 6	P: 10	HR: 0	HBP: 0	CS: 0	

PITCHER		IP	WLS	BF	H	R	ER	SO	BB	IBB	HBP	BLK	WP	HR	S	P	ERA	WHIP
Ellis Kinder, R ERA: 2.08	(1, 1)	7.0	L	33	9	3	1	2	2	0	0	0	0	0	35	43	1.29	1.571
Randy Gumpert, R ERA: 5.28	(8, 1)	2.0		10	2	2	0	0	1	0	0	0	0	0	9	13	0.00	1.500

PITCHER	IP	WLS	BF	H	R	ER	SO	BB	IBB	HBP	BLK	WP	HR	S	P	ERA	WHIP

AB	40
R	5
H	11
RBI	5
BB	3
SO	2
LOB	19

Batter	1	2	3	4	5	6	7	8	9	AB	R	H	RBI	BB	SO	LOB
Dom DiMaggio, R (1, 8) OBP: 0.420, SLG: 0.448	5-3		K			K		SH1-3 BB		3	0	0	0	1	2	0
Billy Goodman, L (1, 4) OBP: 0.373, SLG: 0.410	L6		4-3			L7		SH1-3 1-2		3	0	0	0	0	0	0
George Kell, R (1, 5) OBP: 0.369, SLG: 0.406	2B			BB		E6 1B		E5 G5-4-3		3	0	2	0	1	0	1
Vern Stephens, R (1, 6) OBP: 0.356, SLG: 0.357	FC6-4 BB			L7		1B BB		G5-4-3 1-2f		2	0	0	0	2	0	3
Hoot Evers, R (1, 7) OBP: 0.357, SLG: 0.538	FC6-4 1-2f			F9		1-2 2-3 1B			K	4	0	1	0	0	1	3
Dick Gernert, R (1, 3) OBP: 0.308, SLG: 0.182		L1		F5			K		6-3	4	0	0	0	0	1	1
Jim Piersall, R (1, 9) OBP: 0.360, SLG: 0.311		K			K		5-3		K	4	0	0	0	0	3	0
Sammy White, R (1, 2) OBP: 0.274, SLG: 0.338		L5			K		1B			3	0	1	0	0	1	0
Ellis Kinder, R (1, 1)			5-3		1-3		F7			2	0	0	0	0	0	0
Del Wilber, R (7, PH) OBP: 0.282, SLG: 0.257										1	0	0	0	0	0	1
Randy Gumpert, R (8, 1)										0	0	0	0	0	0	0
Inning Stats	R: 0 H: 1 E: 0 LOB: 2 K: 0 BB: 1 S: 4 P: 8	R: 0 H: 0 E: 0 LOB: 0 K: 1 BB: 0 S: 5 P: 5	R: 0 H: 0 E: 0 LOB: 0 K: 1 BB: 0 S: 5 P: 5	R: 0 H: 0 E: 0 LOB: 1 K: 0 BB: 1 S: 3 P: 7	R: 0 H: 0 E: 0 LOB: 0 K: 2 BB: 0 S: 7 P: 7	R: 0 H: 2 E: 1 LOB: 2 K: 1 BB: 1 S: 6 P: 10	R: 0 H: 1 E: 0 LOB: 1 K: 1 BB: 0 S: 6 P: 6	R: 0 H: 0 E: 1 LOB: 1 K: 0 BB: 1 S: 3 P: 7	R: 0 H: 0 E: 0 LOB: 0 K: 2 BB: 0 S: 7 P: 7	1B: 3 SF: 0 2B: 1 SAC: 1 3B: 0 DP: 1 HR: 0 HBP: 0						

PITCHER	IP	WLS	BF	H	R	ER	SO	BB	IBB	HBP	BLK	WP	HR	S	P	ERA	WHIP
Early Wynn, R (1, 1) ERA: 3.84	9.0	W	34	4	0	0	8	4	0	0	0	0	0	46	62	0.00	0.889

PITCHER	IP	WLS	BF	H	R	ER	SO	BB	IBB	HBP	BLK	WP	HR	S	P	ERA	WHIP

BOTTOM

Cleveland Indians @ Boston Red Sox

Fenway Park, Boston, MA

Thu Jun 05 1952, 3:33 AM EDT

Att. 9,607 - Unknown

livebaseballscorecards.com

AB	29
R	0
H	4
RBI	0
BB	4
SO	8
LOB	9

WP: 0 PA: 34
PB: 0
SB: 0
CS: 0

Cleveland Indians @ Philadelphia Athletics

Shibe Park, Philadelphia, PA

Fri Jun 06 1952, 3:33 AM EDT

Att. 24,431 - Unknown

TOP

livebaseballscorecards.com

Batter	1	2	3	4	5	6	7	8	9	AB	R	H	RBI	BB	SO	LOB
Harry Simpson, L (1, 9) OBP: 0.329, SLG: 0.443	0-0 1B	1-0 2B 1-2 2-3 HBP		0-0 G3 1-2		0-0 G3		0-0 5-3		4	1	1	0	0	0	1
Bobby Avila, R (1, 4) OBP: 0.387, SLG: 0.412	0-0 CS 1-3 1B	0-0 S 1-H 2-H 3-H 2B		0-0 HR 2-H 1B		0-0 5-3			0-0 HR	5	2	4	5	0	0	0
Al Rosen, R (1, 5) OBP: 0.423, SLG: 0.609	B B B 4-0 CS 1-2 BB	0-0 F7 2-3		0-0 HR 2-H		0-0 E6			0-0 F9	4	1	1	2	1	0	1
Larry Doby, L (1, 8) OBP: 0.370, SLG: 0.574	0-0 CS 1-2	0-0 E3 3-1 BB F7	0-0 4-3	0-3 K		0-3 K			0-0 1B 3B	5	2	1	0	0	2	1
Dale Mitchell, L (1, 7) OBP: 0.403, SLG: 0.421		B B B B 4-0 3-1 1-2 1B BB	0-0 F5		0-0 F6		0-0 FC1-4-6 1B		0-0 G6-4-3 3-H 1B	4	1	2	1	1	0	0
Luke Easter, L (1, 3) OBP: 0.263, SLG: 0.376	0-0 3-1 1-2 2-3	0-0 1B		B B B B 4-0 1B FC6-4 BB		0-0 FC1-4-6 1-2f CS			0-0 G6-4-3 1-2f	4	1	1	0	1	0	4
Ray Boone, R (1, 6) OBP: 0.404, SLG: 0.427 Merl Combs, L (5, PR) OBP: 0.313, SLG: 0.400 (5, 6)	0-0 F7 3-H	0-3 K		0-0 FC6-4 1-3 1B		0-3 K 1-2				3 1	0 0	1 0	1 0	0 0	1 1	2 1
Jim Hegan, R (1, 2) OBP: 0.278, SLG: 0.284	0-0 HBP 1B 2-H 2B 1B		0-0 5-3	0-0 FC6-4 1-2f 3-H				0-0 F8		4	1	1	2	0	0	1
Bob Lemon, L (1, 1) OBP: 0.206, SLG: 0.182	0-0 HBP 1-2 2B 1B		0-0 G3 1B	0-0 L4				0-0 4-3		4	2	2	0	0	0	1

	AB	38
	R	11
	H	14
	RBI	11
	BB	3
	SO	4
	LOB	12

Inning Stats	1	2	3	4	5	6	7	8	9
	R: 0 H: 2 E: 0 LOB: 0 K: 0 BB: 1 S: 2 P: 6	R: 5 H: 3 E: 1 LOB: 1 K: 0 BB: 1 S: 7 P: 12	R: 0 H: 1 E: 0 LOB: 1 K: 1 BB: 0 S: 6 P: 6	R: 3 H: 3 E: 0 LOB: 0 K: 1 BB: 0 S: 8 P: 8	R: 1 H: 1 E: 0 LOB: 1 K: 0 BB: 1 S: 4 P: 8	R: 0 H: 0 E: 1 LOB: 1 K: 1 BB: 0 S: 6 P: 6	R: 0 H: 1 E: 0 LOB: 1 K: 1 BB: 0 S: 5 P: 5	R: 0 H: 0 E: 0 LOB: 0 K: 0 BB: 0 S: 3 P: 3	R: 2 H: 3 E: 0 LOB: 0 K: 0 BB: 0 S: 5 P: 5

	1B	10	SF	0	WP	0	PA	43
	2B	2	SAC	0	PB	0		
	3B	1	DP	2	SB	1		
	HR	2	HBP	1	CS	3		

PITCHER		IP	WLS	BF	H	R	ER	SO	BB	IBB	HBP	BLK	WP	HR	S	P	ERA	WHIP
Harry Byrd, R ERA: 3.53	(1, 1)	1.2	L	11	5	5	0	0	2	0	1	0	0	0	8	17	0.00	4.200
Ed Wright, R ERA: 11.57	(2, 1)	3.1		16	5	4	4	2	1	0	0	0	0	1	19	23	10.80	1.800
Sam Zoldak, L ERA: 4.82	(6, 1)	3.0		10	1	0	0	2	0	0	0	0	0	0	14	14	0.00	0.333
Carl Scheib, R ERA: 7.71	(9, 1)	1.0		5	3	2	2	0	0	0	0	0	0	1	5	5	18.00	3.000

PITCHER		IP	WLS	BF	H	R	ER	SO	BB	IBB	HBP	BLK	WP	HR	S	P	ERA	WHIP

Batter	1	2	3	4	5	6	7	8	9	AB	R	H	RBI	BB	SO	LOB
Eddie Joost, R (1, 6) OBP: 0.404, SLG: 0.470	3-1 SH1-3 1B		5-3			K		1B 2B		4	1	2	0	0	1	0
Skeeter Kell, R (1, 4) OBP: 0.328, SLG: 0.374	SH1-3 1-2			F8		L1		2-H 1B		3	0	1	1	0	0	0
Dave Philley, S (1, 8) OBP: 0.324, SLG: 0.360	3-1 2-3			5-3		F9		F9		4	0	0	0	0	0	2
Gus Zernial, R (1, 7) OBP: 0.409, SLG: 0.450	K			6-3			3B 1B	F8		4	1	1	0	0	1	2
Elmer Valo, L (1, 9) OBP: 0.428, SLG: 0.472		4-3			HR 1B		F8		F9	4	1	1	0	0	0	1
Hank Majeski, R (1, 5) OBP: 0.347, SLG: 0.361		6-3			F2		1-H 3B		6-3	4	0	1	1	0	0	1
Billy Hitchcock, R (1, 3) OBP: 0.221, SLG: 0.247 Kite Thomas, R (9, PH) OBP: 0.333, SLG: 0.313		1-3			K		K		K	3 1	0 0	0 0	0 0	0 0	2 1	2 0
Joe Tipton, R (1, 2) OBP: 0.340, SLG: 0.333			G6-4-3 1B		1-H HR		F8			3	1	2	2	0	0	1
Harry Byrd, R (1, 1) Ed Wright, R (2, 1) Sherry Robertson, L (5, PH) Sam Zoldak, L (6, 1) OBP: 0.167, SLG: 0.167 Ferris Fain, L (8, PH) OBP: 0.380, SLG: 0.293 Carl Scheib, R (9, 1) OBP: 0.167, SLG: 0.167			G6-4-3 1-2f		F2			6-3		0 1 1 0 1 0	0 0 0 0 0 0	0 0 0 0 0 0	0 0 0 0 0 0	0 0 0 0 0 0	0 1 0 0 0 0	0 1 0 0 0 0
Inning Stats	R: 0 E: 0 K: 1 S: 6 H: 1 LOB: 1 BB: 0 P: 6	R: 0 E: 0 K: 0 S: 3 H: 0 LOB: 0 BB: 0 P: 3	R: 0 E: 0 K: 0 S: 3 H: 1 LOB: 0 BB: 0 P: 3	R: 0 E: 0 K: 0 S: 3 H: 0 LOB: 0 BB: 0 P: 3	R: 2 E: 0 K: 1 S: 7 H: 2 LOB: 0 BB: 0 P: 7	R: 0 E: 0 K: 1 S: 5 H: 0 LOB: 0 BB: 0 P: 5	R: 1 E: 0 K: 1 S: 7 H: 2 LOB: 1 BB: 0 P: 7	R: 1 E: 0 K: 0 S: 5 H: 2 LOB: 1 BB: 0 P: 5	R: 0 E: 0 K: 1 S: 5 H: 0 LOB: 0 BB: 0 P: 5	1B: 5 2B: 1 3B: 1 HR: 1	SF: 0 SAC: 1 DP: 1 HBP: 0						

PITCHER	IP	WLS	BF	H	R	ER	SO	BB	IBB	HBP	BLK	WP	HR	S	P	ERA	WHIP
Bob Lemon, R (1, 1) ERA: 2.5	9.0	W	34	8	4	4	5	0	0	0	0	0	1	44	44	4.00	0.889

PITCHER	IP	WLS	BF	H	R	ER	SO	BB	IBB	HBP	BLK	WP	HR	S	P	ERA	WHIP

BOTTOM

Cleveland Indians @ Philadelphia Athletics
Shibe Park, Philadelphia, PA
Fri Jun 06 1952, 3:33 AM EDT
Att. 24,431 - Unknown

livebaseballscorecards.com

AB	33
R	4
H	8
RBI	4
BB	0
SO	5
LOB	10

WP: 0 PB: 0 SB: 0 CS: 0 PA: 34

Cleveland Indians @ Philadelphia Athletics

Shibe Park, Philadelphia, PA

Sat Jun 07 1952, 3:33 AM EDT

Att. 4,573 - Unknown

livebaseballscorecards.com

Batter	1	2	3	4	5	6	7	8	9	AB	R	H	RBI	BB	SO	LOB
Harry Simpson, L (1, 9) (7, 3) OBP: 0.324, SLG: 0.435	K K		4-3		G4-6-3 1-2f		1B 2-H 3-H		F8	6	0	1	2	0	2	1
Bobby Avila, R (1, 4) OBP: 0.391, SLG: 0.418	1B 2B	2B BB	6-3			F6	F7		4-3	2	2	1	0	1	0	0
Johnny Berardino, R (4, 4)										3	0	0	0	0	0	1
Al Rosen, R (1, 5) OBP: 0.428, SLG: 0.613	1B HR 2-H 1B	1-H 1B 2B	6-3			5-3 2B		2B 1B BB		4	3	2	2	1	0	0
Larry Doby, L (1, 8) OBP: 0.386, SLG: 0.595	BB HR 1-3 1B	1B 1B BB		F2		2B		1B F9 1-3 2B		4	3	3	0	1	0	0
Dale Mitchell, L (1, 7) OBP: 0.399, SLG: 0.411	HR 1-2 BB	F2		L8		4-3		FC6-4 2-3 3-H 1B		3	1	0	0	1	0	3
Jim Fridley, R (6, 7) OBP: 0.308, SLG: 0.291										1	0	1	1	0	0	0
Luke Easter, L (1, 3) OBP: 0.280, SLG: 0.403	1-H 2-H 3-H HR	1B 1-3 3-H 1B		BB			2B 1B HBP		F9 3-H	2	2	2	5	1	0	0
Barney McCosky, L (7, 9) OBP: 0.333, SLG: 0.143										1	0	0	1	0	0	1
Ray Boone, R (1, 6) OBP: 0.411, SLG: 0.430	3B BB	1-2 3-H 1B		4-3			F7	P4		1	1	1	1	1	0	0
Merl Combs, L (2, PR} OBP: 0.263, SLG: 0.333										3	0	0	0	0	0	3
(2, 6)																
Jim Hegan, R (1, 2) OBP: 0.283, SLG: 0.320	1-H SH1-4 3B	F9			K		1-3 1B 2B	1-2f FC6-4		5	2	2	1	0	1	3
Mike Garcia, R (1, 1) OBP: 0.114, SLG: 0.088	SH1-4 3-H	F5			G4-6-3 1B		K		G3	3	0	1	1	0	1	4
Lou Brissie, L (8, 1)										1	0	0	0	0	0	0

TOP

AB	39
R	14
H	14
RBI	14
BB	6
SO	4
LOB	16

Inning Stats	1	2	3	4	5	6	7	8	9	1B: 7	SF: 0	WP: 0	PA: 47
R:	7	3	0	0	0	0	2	2	0	2B: 5	SAC: 1	PB: 0	
E:	0	0	0	0	0	0	0	0	0	3B: 1	DP: 1	SB: 0	
K:	2	0	0	0	1	0	1	0	0	HR: 1	HBP: 1	CS: 0	
S:	12	6	3	3	5	4	7	5	3				
H:	5	3	0	0	1	1	2	2	0				
LOB:	0	2	0	1	1	1	1	1	0				
BB:	2	2	0	1	0	0	0	1	0				
P:	20	14	3	7	5	4	8	9	3				

PITCHER		IP	WLS	BF	H	R	ER	SO	BB	IBB	HBP	BLK	WP	HR	S	P	ERA	WHIP
Alex Kellner, L	(1, 1)	0.1	L	8	5	7	7	1	2	0	0	0	0	1	8	16	189.00	21.000
ERA: 3.49																		
Dick Fowler, R	(1, 1)	8.2		39	9	7	7	3	4	0	1	0	0	0	40	57	7.27	1.500
ERA: 7.0																		

PITCHER	IP	WLS	BF	H	R	ER	SO	BB	IBB	HBP	BLK	WP	HR	S	P	ERA	WHIP

Batter	1	2	3	4	5	6	7	8	9	AB	R	H	RBI	BB	SO	LOB
Eddie Joost, R (1, 6) OBP: 0.401, SLG: 0.464	S S S 0-3 ① K		S S S 0-3 ① K		x 0-0 BB 1B		x 0-0 ② 6-3			4	0	1	0	0	2	0
Sherry Robertson, L (8, 4)										0	0	0	0	0	0	0
Ferris Fain, L (1, 3) OBP: 0.368, SLG: 0.282	x 0-0 ② 4-3		x 0-0 ② 6-3		x 0-0 ① L9		x 0-0 ③ 6-3			4	0	0	0	0	0	1
Dave Philley, S (1, 8) OBP: 0.336, SLG: 0.367	x 0-0 FC5 1B 1B		x 0-0 E 1B 1B		B B B 4-0 1-2 BB			x 0-0 ① F9		3	0	2	0	1	0	0
Gus Zernial, R (1, 7) OBP: 0.411, SLG: 0.451	x 0-0 1-2 1B		x 0-0 E 1-2 1B		x 0-0 ② F4			x 0-0 ② F8		4	0	2	0	0	0	2
Elmer Valo, L (1, 9) OBP: 0.423, SLG: 0.461	x 0-0 ③ FC5 2-3f		x 0-0 E4 1-2 2-3		x 0-0 ③ F5			B B B B 4-0 BB		3	0	0	0	1	0	6
Hank Majeski, R (1, 5) OBP: 0.339, SLG: 0.351	x 0-0 ① F8	x 0-0 ③ F8				x 0-0 ① 6-3		x 0-0 ③ F8		3	0	0	0	0	0	3
Hal Bevan, R (7, 5)										1	0	0	0	0	0	1
Pete Suder, R (1, 4) OBP: 0.200, SLG: 0.179	x 0-0 ② F4		x 0-0 ① 1-3			S S S 0-3 ② K			x 0-0 ① 5-3	4	0	0	0	0	1	0
(8, 6)																
Joe Astroth, R (1, 2) OBP: 0.255, SLG: 0.231	x 0-0 FC6-4 1B		x 0-0 ② 5-3			x 0-0 ③ F7			x 0-0 ② F9	4	0	1	0	0	0	0
Alex Kellner, R (1, 1) OBP: 0.292, SLG: 0.304	x 0-0 ③ FC6-4 1-2f		x 0-0 ③ 5-3				S S S 0-3 ① K		x 0-0 ③ F3	0	0	0	0	0	0	0
Dick Fowler, R (1, 1)										3	0	0	0	0	1	1
Kite Thomas, R (9, PH) OBP: 0.318, SLG: 0.294										1	0	0	0	0	0	0
Inning Stats	R: 0 E: 0 K: 1 S: 7 H: 2 LOB: 2 BB: 0 P: 7	R: 0 E: 0 K: 0 S: 4 H: 1 LOB: 1 BB: 0 P: 4	R: 0 E: 1 K: 1 S: 8 H: 2 LOB: 3 BB: 0 P: 8	R: 0 E: 0 K: 0 S: 3 H: 0 LOB: 0 BB: 0 P: 3	R: 0 E: 0 K: 0 S: 4 H: 1 LOB: 2 BB: 1 P: 8	R: 0 E: 0 K: 1 S: 5 H: 0 LOB: 0 BB: 0 P: 5	R: 0 E: 0 K: 1 S: 5 H: 0 LOB: 0 BB: 0 P: 5	R: 0 E: 0 K: 0 S: 3 H: 0 LOB: 1 BB: 1 P: 7	R: 0 E: 0 K: 0 S: 3 H: 0 LOB: 0 BB: 0 P: 3	1B: 6 2B: 0 3B: 0 HR: 0	SF: 0 SAC: 0 DP: 0 HBP: 0						

PITCHER		IP	WLS	BF	H	R	ER	SO	BB	IBB	HBP	BLK	WP	HR	S	P	ERA	WHIP
Mike Garcia, R ERA: 1.23	(1, 1)	7.0	W	29	6	0	0	4	1	0	0	0	0	0	36	40	0.00	1.000
Lou Brissie, L ERA: 4.34	(8, 1)	2.0	S	7	0	0	0	0	1	0	0	0	0	0	6	10	0.00	0.500

PITCHER	IP	WLS	BF	H	R	ER	SO	BB	IBB	HBP	BLK	WP	HR	S	P	ERA	WHIP

BOTTOM

Cleveland Indians @ Philadelphia Athletics
Shibe Park, Philadelphia, PA
Sat Jun 07 1952, 3:33 AM EDT
Att. 4,573 - Unknown

livebaseballscorecards.com

AB	34
R	0
H	6
RBI	0
BB	2
SO	4
LOB	14

WP: 0 PB: 0 SB: 0 CS: 0 PA: 36

Cleveland Indians @ Philadelphia Athletics

Shibe Park, Philadelphia, PA

Sun Jun 08 1952, 3:33 AM EDT

Unknown

TOP

livebaseballscorecards.com

Batter	1	2	3	4	5	6	7	8	9	AB	R	H	RBI	BB	SO	LOB
Harry Simpson, L (1, 9) (8, 3) OBP: 0.323, SLG: 0.441	K		F8			1B 3B	F2			4	1	1	1	0	1	2
Bobby Avila, R (1, 4) OBP: 0.388, SLG: 0.415	4-3		F7			1B 1B		F8		4	0	1	1	0	0	1
Al Rosen, R (1, 5) OBP: 0.424, SLG: 0.605	K			6-3		G4-6-3 1B		6-3		4	0	1	0	0	1	0
Larry Doby, L (1, 8) OBP: 0.375, SLG: 0.577		4-3		K		K		1-3		4	0	0	0	0	2	2
Dick Rozek, L (8, 1)										0	0	0	0	0	0	0
Dale Mitchell, L (1, 7) OBP: 0.388, SLG: 0.398		L8		4-3		G4-6-3			F9	4	0	0	0	0	0	2
Luke Easter, L (1, 3) OBP: 0.275, SLG: 0.395		F8			3-1		F2		BB	3	0	0	0	0	0	0
Pete Reiser, L (8, 8) OBP: 0.222, SLG: 0.320										0	0	0	0	1	0	0
Ray Boone, R (1, 6) OBP: 0.410, SLG: 0.425			5-3		F8		FC5-4 BB		K	2	0	0	0	1	0	0
Merl Combs, L (7, 6) OBP: 0.250, SLG: 0.316										1	0	0	0	0	1	1
Jim Hegan, R (1, 2) OBP: 0.282, SLG: 0.327			1B 2B		K		FC5-4 1B E		F3	4	2	1	0	0	1	2
Sam Jones, R (1, 1) OBP: 0.200, SLG: 0.200			1B			3B BB	E9 1B			0	0	0	0	0	0	0
Jim Fridley, R (3, PH) OBP: 0.314, SLG: 0.297										1	0	1	1	0	0	0
Steve Gromek, S (3, 1)										0	0	0	0	0	0	0
Johnny Berardino, R (6, PH)										0	1	0	0	1	0	0
Lou Brissie, L (6, 1)										0	0	0	0	0	0	0
Birdie Tebbetts, R (7, PH) OBP: 0.359, SLG: 0.357										1	0	1	0	0	0	0
Mickey Harris, L (7, 1)										0	0	0	0	0	0	0
Barney McCosky, L (8, 9) OBP: 0.333, SLG: 0.143										0	0	0	0	0	0	0
Inning Stats	R: 0 E: 0 K: 2 S: 7 H: 0 LOB: 0 BB: 0 P: 7	R: 0 E: 0 K: 0 S: 3 H: 0 LOB: 0 BB: 0 P: 3	R: 1 E: 0 K: 0 S: 5 H: 2 LOB: 1 BB: 0 P: 5	R: 0 E: 0 K: 1 S: 5 H: 0 LOB: 0 BB: 0 P: 5	R: 0 E: 0 K: 1 S: 5 H: 0 LOB: 0 BB: 0 P: 5	R: 2 E: 0 K: 1 S: 7 H: 3 LOB: 1 BB: 1 P: 11	R: 1 E: 1 K: 0 S: 4 H: 1 LOB: 1 BB: 1 P: 8	R: 0 E: 0 K: 0 S: 3 H: 0 LOB: 0 BB: 0 P: 3	R: 0 E: 0 K: 1 S: 5 H: 0 LOB: 1 BB: 1 P: 9	1B: 4 2B: 1 3B: 1 HR: 0	SF: 0 SAC: 0 DP: 1 HBP: 0						

AB	32
R	4
H	6
RBI	3
BB	3
SO	6
LOB	10

WP: 0 PB: 0 SB: 0 CS: 0 PA: 35

PITCHER		IP	WLS	BF	H	R	ER	SO	BB	IBB	HBP	BLK	WP	HR	S	P	ERA	WHIP
Bobby Shantz, L ERA: 1.69	(1, 1)	9.0	W	35	6	4	3	6	3	0	0	0	0	0	44	56	3.00	1.000

PITCHER	IP	WLS	BF	H	R	ER	SO	BB	IBB	HBP	BLK	WP	HR	S	P	ERA	WHIP

Batter	1	2	3	4	5	6	7	8	9	AB	R	H	RBI	BB	SO	LOB
Eddie Joost, R (1, 6) OBP: 0.406, SLG: 0.503	BBBB 4-0 2B BB BB	x 0-0 ② F7	SSS 0-3 ③ K		x 0-0 2-H 3-H HR		x 0-0 1-H HR			4	3	2	5	1	1	2
Ferris Fain, L (1, 3) OBP: 0.385, SLG: 0.318	x 0-0 BB 1-3 2B	x 0-0 1-3 1B 2B		x 0-0 ① 1-3	x 0-0 1B		BBBB 4-0 BB 2B BB			4	2	3	0	1	0	0
Dave Philley, S (1, 8) OBP: 0.344, SLG: 0.366	BBBB 4-0 BB BB	x 0-0 2-H 3-H 1B		x 0-0 ② 3-1	x 0-0 ③ F7		BBBB 4-0 1-2 2B BB			3	1	1	2	2	0	1
Gus Zernial, R (1, 7) OBP: 0.411, SLG: 0.453	SSS 0-3 ① K	BBBB 4-0 BB		SSS 0-3 ③ K		SSS 0-3 ① K	x 0-0 1-H 2-H 2B			4	0	1	2	1	3	3
Elmer Valo, L (1, 9) OBP: 0.422, SLG: 0.450	BBBB 4-0 1-2 2-3 3-H BB	x 0-0 ③ L4			BBBB 4-0 1B 2B BB	x 0-0 ② F9	SSS 0-3 ③ K			3	1	0	1	2	1	3
Hank Majeski, R (1, 5) OBP: 0.348, SLG: 0.351	x 0-0 ② F6		BBBB 4-0 5-3 2B BB		x 0-0 2B 1-2 HR 1B	x 0-0 ③ F8		BBBB 4-0 BB		3	2	1	0	2	0	3
Skeeter Kell, R (1, 4) OBP: 0.315, SLG: 0.358	x 0-0 ③ L8		x 0-0 ① 5-3 1-2		x 0-0 ① F6		x 0-0 ① 4-3	x 0-0 ① F5		5	0	0	0	0	0	7
Joe Astroth, R (1, 2) OBP: 0.272, SLG: 0.271		x 0-0 ① F4	x 0-0 2-H 2B		x 0-0 1-3 2-H HR 2B		x 0-0 FC1-6 1B	x 0-0 ② F7		5	1	3	2	0	0	1
Bobby Shantz, R (1, 1) OBP: 0.222, SLG: 0.314		BBBB 4-0 2B 1B BB	x 0-0 ② 5-3		x 0-0 ② 6-3		x 0-0 ② FC1-6 1-2f HR	x 0-0 ③ 1-3		4	2	0	0	1	0	5
Inning Stats	R: 1 E: 0 K: 1 S: 6 H: 1 LOB: 3 BB: 3 P: 18	R: 2 E: 0 K: 0 S: 5 H: 2 LOB: 2 BB: 2 P: 13	R: 1 E: 0 K: 1 S: 6 H: 1 LOB: 1 BB: 1 P: 10	R: 0 E: 0 K: 1 S: 5 H: 0 LOB: 0 BB: 0 P: 5	R: 4 E: 0 K: 0 S: 7 H: 4 LOB: 1 BB: 1 P: 11	R: 0 E: 0 K: 1 S: 5 H: 0 LOB: 0 BB: 0 P: 5	R: 4 E: 0 K: 1 S: 8 H: 3 LOB: 1 BB: 2 P: 16	R: 0 E: 0 K: 0 S: 3 H: 0 LOB: 1 BB: 1 P: 7								

PITCHER		IP	WLS	BF	H	R	ER	SO	BB	IBB	HBP	BLK	WP	HR	S	P	ERA	WHIP
Sam Jones, R ERA: 4.43	(1, 1)	2.0	L	14	3	3	3	1	5	0	0	0	0	0	11	31	13.50	4.000
Steve Gromek, R ERA: 4.4	(3, 1)	3.0		16	5	5	5	2	2	0	0	0	0	1	18	26	15.00	2.333
Lou Brissie, L ERA: 4.12	(6, 1)	1.0		3	0	0	0	1	0	0	0	0	0	0	5	5	0.00	0.000
Mickey Harris, L ERA: 7.36	(7, 1)	1.0		8	3	4	4	1	2	0	0	0	0	1	8	16	36.00	5.000
Dick Rozek, L ERA:	(8, 1)	1.0		4	0	0	0	0	1	0	0	0	0	0	3	7	0.00	1.000

PITCHER	IP	WLS	BF	H	R	ER	SO	BB	IBB	HBP	BLK	WP	HR	S	P	ERA	WHIP

BOTTOM

Cleveland Indians @ Philadelphia Athletics

Shibe Park, Philadelphia, PA

Sun Jun 08 1952, 3:33 AM EDT

Unknown

livebaseballscorecards.com

AB	35
R	12
H	11
RBI	12
BB	10
SO	5
LOB	25

1B: 4	SF: 0	WP: 0	PA: 45
2B: 5	SAC: 0	PB: 0	
3B: 0	DP: 0	SB: 0	
HR: 2	HBP: 0	CS: 0	

Batter	1	2	3	4	5	6	7	8	9	AB	R	H	RBI	BB	SO	LOB
Harry Simpson, L (1, 9) OBP: 0.320, SLG: 0.435	SSS 0-3 ① K	x 0-0 ③ F7			x 0-0 ③ 6-3		x 0-0 ③ 1-3		x 0-0 1B	5	0	1	0	0	1	4
Bobby Avila, R (1, 4) Merl Combs, L (6, 4) OBP: 0.387, SLG: 0.429 OBP: 0.227, SLG: 0.286	x 0-0 ② L9		x 0-0 ① 4-3			x 0-0 HR		x 0-0 ① F4	x 0-0 ③ F2	3 2	1 0	1 0	1 0	0 0	0 0	0 1
Al Rosen, R (1, 5) OBP: 0.426, SLG: 0.600	x 0-0 1B		x 0-0 ② 6-3			BBBB 4-0 BB		x 0-0 ② 6-3		3	0	1	0	1	0	0
Larry Doby, L (1, 8) OBP: 0.372, SLG: 0.567	x 0-0 ③ F8		SSS 0-3 ③ K			SSS 0-3 ① K		x 0-0 1B 2B		4	1	1	0	0	2	2
Dale Mitchell, L (1, 7) OBP: 0.385, SLG: 0.394		x 0-0 ① L4		x 0-0 ① G3		x 0-0 ② F7		x 0-0 1-3 2B 1B		4	1	1	0	0	0	1
Luke Easter, L (1, 3) OBP: 0.280, SLG: 0.404		x 0-0 BB 1B 1B		SSS 0-3 ② K		x 0-0 ③ F9		x 0-0 1-H 3-H 2B		4	0	2	2	0	1	1
Ray Boone, R (1, 6) OBP: 0.406, SLG: 0.420		x 0-0 BB 1-2 1B		x 0-0 ③ F8			x 0-0 ① F9	x 0-0 ③ F9		4	0	1	0	0	0	1
Birdie Tebbetts, R (1, 2) OBP: 0.353, SLG: 0.350		x 0-0 ② F9			x 0-0 ① F9		x 0-0 1B		x 0-0 ① 6-3	4	0	1	0	0	0	2
Bob Feller, R (1, 1) OBP: 0.182, SLG: 0.045 Sam Jones, R (1, 1) OBP: 0.429, SLG: 0.200 Jim Fridley, L (2, PH) OBP: 0.214, SLG: 0.357 Lou Brissie, L (3, 1) Johnny Berardino, R (5, PH) Steve Gromek, S (5, 1) Pete Reiser, L (7, PH) OBP: 0.214, SLG: 0.308 Mickey Harris, L (7, 1) Jim Hegan, R (8, PH) OBP: 0.280, SLG: 0.324		BBBB 4-0 1-2 2-3 BB			x 0-0 ② F3		SSS 0-3 ② K		x 0-0 ② L6	0 0 0 0 1 0 0 1 0 1	0 0 0 0 0 0 0 0 0 0	0 0 0 1 0 0 0 0 0 0	0 0 0 0 0 0 0 0 0 0	0 0 0 0 0 0 0 0 0 0	0 0 0 0 0 0 0 0 1 0	0 0 0 0 0 0 0 1 0 0
Inning Stats	R: 0 H: 1 E: 0 LOB: 1 K: 1 BB: 0 S: 6 P: 6	R: 0 H: 2 E: 0 LOB: 3 K: 0 BB: 1 S: 5 P: 9	R: 0 H: 0 E: 0 LOB: 0 K: 1 BB: 0 S: 5 P: 5	R: 0 H: 0 E: 0 LOB: 0 K: 1 BB: 0 S: 5 P: 5	R: 0 H: 0 E: 0 LOB: 0 K: 0 BB: 0 S: 3 P: 3	R: 1 H: 1 E: 0 LOB: 1 K: 1 BB: 1 S: 6 P: 10	R: 0 H: 1 E: 0 LOB: 1 K: 1 BB: 0 S: 6 P: 6	R: 2 H: 3 E: 0 LOB: 1 K: 0 BB: 0 S: 6 P: 6	R: 0 H: 1 E: 0 LOB: 1 K: 0 BB: 0 S: 4 P: 4	1B: 7 SF: 0 2B: 1 SAC: 0 3B: 0 DP: 0 HR: 1 HBP: 0						

PITCHER	IP	WLS	BF	H	R	ER	SO	BB	IBB	HBP	BLK	WP	HR	S	P	ERA	WHIP
Alex Kellner, L (1, 1) ERA: 3.43	9.0	W	38	9	3	3	5	2	0	0	0	0	1	46	54	3.00	1.222

PITCHER	IP	WLS	BF	H	R	ER	SO	BB	IBB	HBP	BLK	WP	HR	S	P	ERA	WHIP

TOP

Cleveland Indians @ Philadelphia Athletics
Shibe Park, Philadelphia, PA
Sun Jun 08 1952, 3:38 AM EDT
Att. 21,949 - Unknown

livebaseballscorecards.com

AB	36
R	3
H	9
RBI	3
BB	2
SO	5
LOB	13

Batter	1	2	3	4	5	6	7	8	9	AB	R	H	RBI	BB	SO	LOB
Eddie Joost, R (1, 6) OBP: 0.409, SLG: 0.497	BB BB		5-3		4-3		1B 2B 1B	G6-4-3 1-2f 2-3		4	2	1	0	2	0	3
Ferris Fain, L (1, 3) OBP: 0.400, SLG: 0.327	BB F9		3-H 1B		BB		1-2 2B 1B			3	2	2	1	2	0	3
Dave Philley, S (1, 8) OBP: 0.335, SLG: 0.356	SH1-4 1-2 2-3	F2	5-3		F8		B1			4	0	0	0	0	0	4
Gus Zernial, R (1, 7) OBP: 0.411, SLG: 0.458	F6	L8		F8		FC4-6 1B	1-H 2-H 2B			5	0	2	2	0	0	2
Elmer Valo, L (1, 9) OBP: 0.422, SLG: 0.440	BB BB BB IBB	BB BB		F9		FC4-6 S 1-2f 1B	4-3			3	2	0	0	2	0	2
Hank Majeski, R (1, 5) OBP: 0.365, SLG: 0.359	BB BB 1B 1-2 2-3 3-H BB	FC6-4 1-2 BB		1B		1-H 1B	F8			3	1	2	2	2	0	1
Skeeter Kell, R (1, 4) OBP: 0.319, SLG: 0.350	BB 1B 1-2 2-3 3-H BB	FC6-4 1-2f		F7		F8		G6-4-3 1B BB		3	1	0	1	2	0	4
Joe Tipton, R (1, 2) OBP: 0.364, SLG: 0.442	BB 1B 1-2 2-3 3-H BB		SH3 1B 2B		HR	K		L6		4	2	2	2	1	1	2
Alex Kellner, R (1, 1) OBP: 0.357, SLG: 0.481	BB 1-2 2-H 3-H 1B		SH3 2-3		4-3		HR	G6-4-3 1-2 1B		4	1	3	3	0	0	0
Inning Stats	R: 5 E: 0 K: 0 S: 4 H: 1 LOB: 3 BB: 7 P: 32	R: 0 E: 0 K: 0 S: 3 H: 0 LOB: 2 BB: 2 P: 11	R: 1 E: 0 K: 0 S: 5 H: 2 LOB: 1 BB: 0 P: 5	R: 0 E: 0 K: 0 S: 4 H: 1 LOB: 1 BB: 0 P: 4	R: 1 E: 0 K: 0 S: 4 H: 1 LOB: 1 BB: 1 P: 8	R: 1 E: 0 K: 1 S: 7 H: 2 LOB: 1 BB: 0 P: 7	R: 3 E: 0 K: 0 S: 7 H: 4 LOB: 1 BB: 0 P: 7	R: 0 E: 0 K: 0 S: 3 H: 1 LOB: 1 BB: 1 P: 7		1B: 8 2B: 2 3B: 0 HR: 2 SF: 0 SAC: 2 DP: 1 HBP: 0						

PITCHER		IP	WLS	BF	H	R	ER	SO	BB	IBB	HBP	BLK	WP	HR	S	P	ERA	WHIP
Bob Feller, R ERA: 5.06	(1, 1)	0.2	L	10	1	5	5	0	6	1	0	0	0	0	3	31	67.50	10.500
Sam Jones, R ERA: 4.35	(1, 1)	0.1		1	0	0	0	0	0	0	0	0	0	0	1	1	0.00	0.000
Lou Brissie, L ERA: 3.97	(2, 1)	3.0		14	3	1	1	0	2	0	0	0	0	0	12	20	3.00	1.667
Steve Gromek, R ERA: 4.6	(5, 1)	2.0		10	3	2	2	1	1	0	0	0	0	1	11	15	9.00	2.000
Mickey Harris, L ERA: 8.68	(7, 1)	2.0		11	5	3	3	0	1	0	0	0	0	1	10	14	13.50	3.000

PITCHER	IP	WLS	BF	H	R	ER	SO	BB	IBB	HBP	BLK	WP	HR	S	P	ERA	WHIP

BOTTOM

Cleveland Indians @ Philadelphia Athletics

Shibe Park, Philadelphia, PA

Sun Jun 08 1952, 3:38 AM EDT

Att. 21,949 - Unknown

livebaseballscorecards.com

AB	33
R	11
H	12
RBI	11
BB	11
SO	1
LOB	21

WP: 0 PA: 46
PB: 0
SB: 1
CS: 0

Batter	1	2	3	4	5	6	7	8	9	AB	R	H	RBI	BB	SO	LOB
Harry Simpson, L (1, 9) OBP: 0.330, SLG: 0.445	2B 1B	2B		FC6-4 IBB		1B			3-1	4	1	3	0	1	0	0
Bobby Avila, R (1, 4) OBP: 0.385, SLG: 0.430	F8 1-H 2B	K		FC6-4 1-2f			K			4	1	1	1	0	2	3
Al Rosen, R (1, 5) OBP: 0.418, SLG: 0.587	F8 2-3		1-3		6-3		F9			4	0	0	0	0	0	1
Larry Doby, L (1, 8) OBP: 0.368, SLG: 0.580	F3		F7		HR		K			4	1	1	1	0	1	1
Dale Mitchell, L (1, 7) OBP: 0.388, SLG: 0.404	2B		P6		FC4-6 1B			F8		4	0	2	1	0	0	0
Jim Fridley, R (8, 7) OBP: 0.320, SLG: 0.297	3-H									0	0	0	0	0	0	0
Luke Easter, L (1, 3) OBP: 0.280, SLG: 0.396	FC6-4 IBB			F7	FC4-6 1-2f			F7		3	0	0	0	1	0	1
Ray Boone, R (1, 6) OBP: 0.403, SLG: 0.416	FC6-4 1-2f			2B F8 1B	F3			F8		4	1	1	0	0	0	3
Jim Hegan, R (1, 2) OBP: 0.287, SLG: 0.349		2B		1-3 2B		F9			F8	4	0	2	0	0	0	0
Early Wynn, S (1, 1) OBP: 0.219, SLG: 0.167		F8		F8 3-H		K			K	4	0	0	1	0	2	1
Lou Brissie, L (9, 1)										0	0	0	0	0	0	0
Mike Garcia, R (9, 1) OBP: 0.114, SLG: 0.088										0	0	0	0	0	0	0
Inning Stats	R: 2 E: 0 K: 0 S: 6 H: 3 LOB: 2 BB: 1 P: 10	R: 0 E: 0 K: 1 S: 6 H: 2 LOB: 1 BB: 0 P: 6	R: 0 E: 0 K: 0 S: 3 H: 0 LOB: 0 BB: 0 P: 3	R: 1 E: 0 K: 0 S: 5 H: 2 LOB: 2 BB: 1 P: 9	R: 1 E: 0 K: 0 S: 5 H: 2 LOB: 1 BB: 0 P: 5	R: 0 E: 0 K: 1 S: 5 H: 1 LOB: 1 BB: 0 P: 5	R: 0 E: 0 K: 2 S: 7 H: 0 LOB: 0 BB: 0 P: 7	R: 0 E: 0 K: 0 S: 3 H: 0 LOB: 0 BB: 0 P: 3	R: 0 E: 0 K: 1 S: 5 H: 0 LOB: 0 BB: 0 P: 5	1B: 4 2B: 5 3B: 0 HR: 1	SF: 0 SAC: 0 DP: 0 HBP: 0						

PITCHER	IP	WLS	BF	H	R	ER	SO	BB	IBB	HBP	BLK	WP	HR	S	P	ERA	WHIP
Connie Marrero, R (1, 1) ERA: 2.61	9.0	L	37	10	4	4	5	0	2	0	0	0	1	45	53	4.00	1.111

PITCHER	IP	WLS	BF	H	R	ER	SO	BB	IBB	HBP	BLK	WP	HR	S	P	ERA	WHIP

TOP

Cleveland Indians @ Washington Senators

Griffith Stadium, Washington, DC

Tue Jun 10 1952, 3:33 AM EDT

Att. 16,580 - Unknown

livebaseballscorecards.com

AB	35
R	4
H	10
RBI	4
BB	2
SO	5
LOB	10

PA: 37

WP: 0 PB: 0 SB: 0 CS: 0

BOTTOM

Cleveland Indians @ Washington Senators

Griffith Stadium, Washington, DC

Tue Jun 10 1952, 3:33 AM EDT

Att. 16,580 - Unknown

livebaseballscorecards.com

Batter	1	2	3	4	5	6	7	8	9	AB	R	H	RBI	BB	SO	LOB
Eddie Yost, R (1, 5) OBP: 0.364, SLG: 0.294	BBBB 4-0 F7 1B 1B BB	BBBB 4-0 BB			SSS 0-3 ① K		x 0-0 ② F3		BBBB 4-0 BB	2	1	0	0	3	1	0
Frank Campos, L (1, 8) (4, 7) OBP: 0.341, SLG: 0.398	x 0-0 1B 1B 1-2 1B	x 0-0 ③ F8			SSS 0-3 ② K		x 0-0 1B 2B		x 0-0 ② P4	5	1	2	0	0	1	3
Jackie Jensen, R (1, 9) OBP: 0.368, SLG: 0.405	x 0-0 ① F7 2-3	x 0-0 ① 6-3			x 0-0 ③ F8		x 0-0 CS 2-3 1B		x 0-0 ③ P4	5	0	1	0	0	0	4
Mickey Vernon, L (1, 3) OBP: 0.328, SLG: 0.376	x 0-0 1B 1-3 3-H 1B	BBBB 4-0 BB				SSS 0-3 ① K	0-0 ③ CS 1-2	x 0-0 ① 6-3		3	0	1	1	1	1	0
Pete Runnels, L (1, 6) OBP: 0.357, SLG: 0.297	x 0-0 FC4-6 1-3 3-H 1B		SSS 0-3 ② K			x 0-0 ② F7		x 0-0 2B		4	0	2	1	0	1	1
Ken Wood, R (1, 7) (4, 8) OBP: 0.222, SLG: 0.167	x 0-0 ② P3	x 0-0 ③ F9				x 0-0 1B 2B		x 0-0 ② F9		4	1	1	0	0	0	4
Floyd Baker, L (1, 4) OBP: 0.371, SLG: 0.329	x 0-0 ③ FC4-6 1-2f			SSS 0-3 ① K		x 0-0 2-H 1B		x 0-0 ③ 4-3		4	0	1	1	0	1	3
Mickey Grasso, R (1, 2) OBP: 0.248, SLG: 0.154 Mel Hoderlein, S (9, PH) OBP: 0.323, SLG: 0.367 Gil Coan, L (9, PR) OBP: 0.262, SLG: 0.215		x 0-0 ① P4		x 0-0 ② 5-3		x 0-0 ③ F9			x 0-0 3B	3 1 0	0 0 0	0 1 0	0 0 0	0 0 0	0 0 0	1 0 0
Connie Marrero, R (1, 1) OBP: 0.077, SLG: 0.077 Clyde Kluttz, R (9, PH) OBP: 0.373, SLG: 0.356		x 0-0 ② 3-1		x 0-0 ③ 1-6-3			x 0-0 ① L1		x 0-0 ① P1	3 1	0 0	0 0	0 0	0 0	0 1	0 1
Inning Stats	R: 2 E: 0 K: 0 S: 6 H: 3 LOB: 2 BB: 1 P: 10	R: 0 E: 0 K: 0 S: 3 H: 0 LOB: 1 BB: 1 P: 7	R: 0 E: 0 K: 1 S: 5 H: 0 LOB: 1 BB: 1 P: 9	R: 0 E: 0 K: 1 S: 5 H: 0 LOB: 0 BB: 0 P: 5	R: 0 E: 0 K: 2 S: 7 H: 0 LOB: 0 BB: 0 P: 7	R: 1 E: 0 K: 1 S: 7 H: 2 LOB: 1 BB: 0 P: 7	R: 0 E: 0 K: 0 S: 4 H: 2 LOB: 1 BB: 0 P: 4	R: 0 E: 0 K: 0 S: 4 H: 1 LOB: 1 BB: 0 P: 4	R: 0 E: 0 K: 0 S: 4 H: 1 LOB: 2 BB: 1 P: 8	1B: 5 2B: 3 3B: 1 HR: 0	SF: 0 SAC: 0 DP: 0 HBP: 0			WP: 0 PB: 0 SB: 0 CS: 1	PA: 40		

	AB	35
	R	3
	H	9
	RBI	3
	BB	4
	SO	5
	LOB	17

PITCHER		IP	WLS	BF	H	R	ER	SO	BB	IBB	HBP	BLK	WP	HR	S	P	ERA	WHIP
Early Wynn, R ERA: 3.78	(1, 1)	8.1	W	37	9	3	3	5	4	0	0	0	0	0	43	59	3.24	1.560
Lou Brissie, L ERA: 3.91	(9, 1)	0.1		1	0	0	0	0	0	0	0	0	0	0	1	1	0.00	0.000
Mike Garcia, R ERA: 1.22	(9, 1)	0.1	S	1	0	0	0	0	0	0	0	0	0	0	1	1	0.00	0.000

PITCHER		IP	WLS	BF	H	R	ER	SO	BB	IBB	HBP	BLK	WP	HR	S	P	ERA	WHIP

Batter	1	2	3	4	5	6	7	8	9	AB	R	H	RBI	BB	SO	LOB
Harry Simpson, L (1, 9) OBP: 0.325, SLG: 0.438	F7		4-3			4-3		4-3		4	0	0	0	0	0	2
Bobby Avila, R (1, 4) OBP: 0.378, SLG: 0.422	F9			6-3			5-3		L4	4	0	0	0	0	0	0
Al Rosen, R (1, 5) OBP: 0.419, SLG: 0.583	1B			4-3			HBP		6-3	3	0	1	0	0	0	0
Larry Doby, L (1, 8) OBP: 0.359, SLG: 0.563		K		F7			F7		F7	4	0	0	0	0	1	1
Dale Mitchell, L (1, 7) OBP: 0.387, SLG: 0.410		F5			1-3		2B			3	0	1	0	0	0	0
Luke Easter, L (1, 3) OBP: 0.275, SLG: 0.390		F7			F5		F5			3	0	0	0	0	0	2
Merl Combs, L (1, 6) OBP: 0.250, SLG: 0.304			1B		4-3			F9		2	0	1	0	0	0	0
Pete Reiser, L (8, PH) OBP: 0.207, SLG: 0.296										1	0	0	0	0	0	0
Ray Boone, R (8, 6) OBP: 0.403, SLG: 0.416										0	0	0	0	0	0	0
Jim Hegan, R (1, 2) OBP: 0.280, SLG: 0.339			P3			5-3		L6		3	0	0	0	0	0	1
Bob Lemon, L (1, 1) OBP: 0.216, SLG: 0.194			F7			6-3		1B		3	0	1	0	0	0	1
Inning Stats	R: 0 E: 0 K: 0 S: 3 H: 1 LOB: 1 BB: 0 P: 3	R: 0 E: 0 K: 1 S: 5 H: 0 LOB: 0 BB: 0 P: 5	R: 0 E: 0 K: 0 S: 4 H: 1 LOB: 1 BB: 0 P: 4	R: 0 E: 0 K: 0 S: 3 H: 0 LOB: 0 BB: 0 P: 3	R: 0 E: 0 K: 0 S: 3 H: 0 LOB: 0 BB: 0 P: 3	R: 0 E: 0 K: 0 S: 3 H: 0 LOB: 0 BB: 0 P: 3	R: 0 E: 0 K: 0 S: 4 H: 1 LOB: 2 BB: 0 P: 5	R: 0 E: 0 K: 0 S: 4 H: 1 LOB: 1 BB: 0 P: 4	R: 0 E: 0 K: 0 S: 3 H: 0 LOB: 0 BB: 0 P: 3	1B: 3 2B: 1 3B: 0 HR: 0 SF: 0 SAC: 0 DP: 0 HBP: 1	WP: 0 PB: 0 SB: 0 CS: 0 PA: 31					

PITCHER	IP	WLS	BF	H	R	ER	SO	BB	IBB	HBP	BLK	WP	HR	S	P	ERA	WHIP
Bob Porterfield, R (1, 1) ERA: 2.07	9.0	W	31	4	0	0	1	0	0	1	0	0	0	32	33	0.00	0.444

PITCHER	IP	WLS	BF	H	R	ER	SO	BB	IBB	HBP	BLK	WP	HR	S	P	ERA	WHIP

TOP

Cleveland Indians @ Washington Senators

Griffith Stadium, Washington, DC

Wed Jun 11 1952, 3:33 AM EDT

Att. 14,284 - Unknown

livebaseballscorecards.com

AB	30
R	0
H	4
RBI	0
BB	0
SO	1
LOB	7

Batter	1	2	3	4	5	6	7	8	9	AB	R	H	RBI	BB	SO	LOB
Eddie Yost, R (1, 5) OBP: 0.359, SLG: 0.289	5-3		K			K				3	0	0	0	0	2	2
Frank Campos, L (1, 7) OBP: 0.341, SLG: 0.388	G6-3, HBP			K		G4-6-3, 1-2f				2	0	0	0	0	1	1
Jackie Jensen, R (1, 9) OBP: 0.362, SLG: 0.397	G6-3, 1-2f			F2			E5, G1-6-3			3	0	0	0	0	0	1
Mickey Vernon, L (1, 3) OBP: 0.324, SLG: 0.370		F9		K			G1-6-3, 1-2f			3	0	0	0	0	1	1
Pete Runnels, L (1, 6) OBP: 0.357, SLG: 0.305		L1			K		1B, 2B			3	1	1	0	0	1	0
Ken Wood, R (1, 8) OBP: 0.267, SLG: 0.192		1-3			FC1-6, BB		2-H, 1B			2	0	1	1	1	0	0
Floyd Baker, L (1, 4) OBP: 0.370, SLG: 0.329			S, 1B		FC1-6, FC5-4, 1-2f			4-3		3	0	1	0	0	0	1
Clyde Kluttz, R (1, 2) OBP: 0.357, SLG: 0.339			P5, 1-2		FC5-4, 1-2f			6-3		3	0	0	0	0	0	2
Bob Porterfield, R (1, 1) OBP: 0.231, SLG: 0.308			F8			G4-6-3, 1B		K		3	0	1	0	0	1	1
Inning Stats	R: 0 E: 0 K: 0 S: 2 H: 0 LOB: 0 BB: 0 P: 3	R: 0 E: 0 K: 0 S: 3 H: 0 LOB: 0 BB: 0 P: 3	R: 0 E: 0 K: 1 S: 6 H: 1 LOB: 1 BB: 0 P: 6	R: 0 E: 0 K: 2 S: 7 H: 0 LOB: 0 BB: 0 P: 7	R: 0 E: 0 K: 1 S: 5 H: 0 LOB: 1 BB: 1 P: 9	R: 0 E: 0 K: 1 S: 5 H: 1 LOB: 0 BB: 0 P: 5	R: 1 E: 1 K: 0 S: 4 H: 2 LOB: 1 BB: 0 P: 4	R: 0 E: 0 K: 1 S: 5 H: 0 LOB: 0 BB: 0 P: 5		1B: 3 2B: 1 3B: 0 HR: 0	SF: 0 SAC: 0 DP: 3 HBP: 1					

PITCHER	IP	WLS	BF	H	R	ER	SO	BB	IBB	HBP	BLK	WP	HR	S	P	ERA	WHIP
Bob Lemon, R (1, 1) ERA: 2.39	8.0	L	27	4	1	1	6	1	0	1	0	0	0	37	42	1.12	0.625

PITCHER	IP	WLS	BF	H	R	ER	SO	BB	IBB	HBP	BLK	WP	HR	S	P	ERA	WHIP

BOTTOM

Cleveland Indians @ Washington Senators

Griffith Stadium, Washington, DC

Wed Jun 11 1952, 3:33 AM EDT

Att. 14,284 - Unknown

livebaseballscorecards.com

AB	25
R	1
H	4
RBI	1
BB	1
SO	6
LOB	9

WP: 0 PA: 27
PB: 0
SB: 1
CS: 0

Batter	1	2	3	4	5	6	7	8	9	AB	R	H	RBI	BB	SO	LOB
Harry Simpson, L (1, 9) OBP: 0.331, SLG: 0.443	CS 1B		E 2B 1-H 2-H	K		FC1-6 FC1-2 1-2f 2-3		BB		4	1	2	2	1	1	2
Bobby Avila, R (1, 4) OBP: 0.374, SLG: 0.416	F8 1-2		E8 1B HR 1B 2-H	F8		FC1-2 1-2 3-H		K		5	1	1	1	0	1	4
Hank Majeski, R (1, 5) OBP: 0.373, SLG: 0.364	BB		HR 1B 2-3		F8	F8			L3 1B	4	1	2	0	1	0	2
Larry Doby, L (1, 8) OBP: 0.348, SLG: 0.544	P4		K		F2		K		K	5	0	0	0	0	3	4
Dale Mitchell, L (1, 7) OBP: 0.384, SLG: 0.407 Pete Reiser, L (3, PH) OBP: 0.242, SLG: 0.400 (3, 7)		4-3	HR 1-H 3-H		2B BB		3-1		L3 1-2	1 3	0 2	0 1	0 3	0 1	0 0	0 1
Luke Easter, L (1, 3) OBP: 0.285, SLG: 0.403		F8	FC5-4 1B		2B 1-H		1B			4	0	3	1	0	0	0
Merl Combs, L (1, 6) OBP: 0.214, SLG: 0.259		G3	F2		P5		F9			4	0	0	0	0	0	3
Jim Hegan, R (1, 2) OBP: 0.287, SLG: 0.345			SH 2B 1B FC5-4			FC1-6 BB FC1-2 1B		K		4	1	2	0	0	1	1
Bob Feller, R (1, 1) OBP: 0.207, SLG: 0.042			SH 2B 1-2	P3		FC1-6 BB 1-2		K		2	1	0	0	1	1	0
Inning Stats	R: 0 E: 0 K: 0 S: 3 H: 1 LOB: 1 BB: 1 P: 7	R: 0 E: 0 K: 0 S: 3 H: 0 LOB: 0 BB: 0 P: 3	R: 6 E: 1 K: 1 S: 12 H: 6 LOB: 1 BB: 0 P: 12	R: 0 E: 0 K: 1 S: 5 H: 0 LOB: 0 BB: 0 P: 5	R: 1 E: 0 K: 0 S: 4 H: 1 LOB: 1 BB: 1 P: 8	R: 0 E: 0 K: 0 S: 4 H: 1 LOB: 2 BB: 1 P: 8	R: 0 E: 0 K: 1 S: 6 H: 1 LOB: 1 BB: 0 P: 6	R: 0 E: 0 K: 3 S: 9 H: 0 LOB: 1 BB: 1 P: 13	R: 0 E: 0 K: 1 S: 5 H: 1 LOB: 0 BB: 0 P: 5	1B: 8 2B: 3 3B: 0 HR: 1 SF: 0 SAC: 1 DP: 1 HBP: 0						

TOP

Cleveland Indians @ Washington Senators

Griffith Stadium, Washington, DC

Thu Jun 12 1952, 3:33 AM EDT

Att. 8,383 - Unknown

livebaseballscorecards.com

AB	36
R	7
H	11
RBI	7
BB	4
SO	7
LOB	17

WP: 0 PB: 0 SB: 0 CS: 1 PA: 41

PITCHER		IP	WLS	BF	H	R	ER	SO	BB	IBB	HBP	BLK	WP	HR	S	P	ERA	WHIP
Spec Shea, R ERA: 2.11	(1, 1)	2.1	L	14	6	6	6	1	1	0	0	0	0	1	15	19	23.14	3.000
Don Johnson, R ERA: 6.11	(3, 1)	1.2		6	1	0	0	1	0	0	0	0	0	0	8	8	0.00	0.600
Joe Haynes, R ERA: 4.91	(5, 1)	3.0		14	3	1	1	1	2	0	0	0	0	0	14	22	3.00	1.667
Walt Masterson, R ERA: 10.45	(8, 1)	1.0		4	0	0	0	3	1	0	0	0	0	0	9	13	0.00	1.000
Tom Ferrick, R ERA: 1.64	(9, 1)	1.0		3	1	0	0	1	0	0	0	0	0	0	5	5	0.00	1.000

BOTTOM

Cleveland Indians @ Washington Senators

Griffith Stadium, Washington, DC

Thu Jun 12 1952, 3:33 AM EDT

Att. 8,383 - Unknown

livebaseballscorecards.com

Batter	1	2	3	4	5	6	7	8	9	AB	R	H	RBI	BB	SO	LOB
Eddie Yost, R (1, 5) OBP: 0.356, SLG: 0.287	FC4-6 1B	F2		FC5 2-3f			K		P4	5	0	1	0	0	1	5
Frank Campos, L (1, 7) OBP: 0.323, SLG: 0.367	FC4-6 BB 1-2f	3-1		F7			G3		F9	5	0	0	0	0	0	2
Jackie Jensen, R (1, 9) OBP: 0.363, SLG: 0.394	FC6-4 1-2 BB	F2		F9				4-3	1B	4	0	1	0	1	0	0
Mickey Vernon, L (1, 3) OBP: 0.321, SLG: 0.381	F9	5-3		P6				HR	F7	5	1	1	1	0	0	3
Pete Runnels, L (1, 6) OBP: 0.366, SLG: 0.331	FC6-4 1-2f			1-3 3B		G5-4-3 BB		3B 2B		3	2	2	0	1	0	2
Ken Wood, R (1, 8) OBP: 0.265, SLG: 0.267		P3		1-3 3-H		G5-4-3 1-2f		4-3 2-H 3B		4	1	1	2	0	0	1
Floyd Baker, L (1, 4) OBP: 0.365, SLG: 0.326		FC4-5 1B 1B		4-3		G1		4-3 3-H		4	0	1	1	0	0	0
Mickey Grasso, R (1, 2) OBP: 0.273, SLG: 0.178		E 1-2 1B		FC5 BB BB			1B	1B		3	0	3	0	1	0	0
Spec Shea, R (1, 1) OBP: 0.313, SLG: 0.375		FC4-5 1-2 2-3f		1-2 BB			K	L4		1	0	0	0	0	0	2
Don Johnson, R (3, 1) OBP: 0.167, SLG: 0.167										0	0	0	0	0	0	0
Earl Rapp, L (4, PH) OBP: 0.160, SLG: 0.224										0	0	0	0	1	0	0
Joe Haynes, R (5, 1) OBP: 0.500, SLG: 0.333										0	0	0	0	0	0	0
Gil Coan, L (7, PH) OBP: 0.260, SLG: 0.213										1	0	0	0	0	1	1
Walt Masterson, R (8, 1)										0	0	0	0	0	0	0
Mel Hoderlein, S (8, PH) OBP: 0.313, SLG: 0.355										1	0	0	0	0	0	1
Tom Ferrick, R (9, 1) OBP: 0.333, SLG: 0.667										0	0	0	0	0	0	0

Inning Stats	1	2	3	4	5	6	7	8	9
	R: 0 H: 1 E: 0 LOB: 2 K: 0 BB: 1 S: 4 P: 8	R: 0 H: 2 E: 1 LOB: 2 K: 0 BB: 0 S: 5 P: 5	R: 0 H: 0 E: 0 LOB: 0 K: 0 BB: 0 S: 3 P: 3	R: 1 H: 1 E: 0 LOB: 2 K: 0 BB: 2 S: 4 P: 12	R: 0 H: 0 E: 0 LOB: 0 K: 0 BB: 0 S: 3 P: 3	R: 0 H: 0 E: 0 LOB: 0 K: 0 BB: 1 S: 2 P: 6	R: 0 H: 1 E: 0 LOB: 1 K: 2 BB: 0 S: 8 P: 8	R: 3 H: 4 E: 0 LOB: 1 K: 0 BB: 0 S: 7 P: 7	R: 0 H: 1 E: 0 LOB: 1 K: 0 BB: 0 S: 4 P: 4

1B: 6	SF: 0
2B: 1	SAC: 0
3B: 2	DP: 1
HR: 1	HBP: 0

WP: 0	PA: 40
PB: 0	
SB: 0	
CS: 0	

AB	36
R	4
H	10
RBI	4
BB	4
SO	2
LOB	17

PITCHER	IP	WLS	BF	H	R	ER	SO	BB	IBB	HBP	BLK	WP	HR	S	P	ERA	WHIP
Bob Feller, R (1, 1) ERA: 4.94	9.0	W	40	10	4	4	2	4	0	0	0	0	1	40	56	4.00	1.556

PITCHER	IP	WLS	BF	H	R	ER	SO	BB	IBB	HBP	BLK	WP	HR	S	P	ERA	WHIP

Batter	1	2	3	4	5	6	7	8	9	AB	R	H	RBI	BB	SO	LOB
Mickey Mantle, S (1, 8) OBP: 0.360, SLG: 0.438	6-3		K			K		4-3		4	0	0	0	0	2	1
Phil Rizzuto, R (1, 6) OBP: 0.329, SLG: 0.339	K		K			K			K	3	0	0	0	0	3	1
Johnny Mize, L (9, PH) OBP: 0.315, SLG: 0.333										1	0	0	0	0	1	0
Hank Bauer, R (1, 9) OBP: 0.372, SLG: 0.518	1B			F7		6-3			BB	3	0	1	0	1	0	0
Yogi Berra, L (1, 2) OBP: 0.340, SLG: 0.458	F5			F8			HR		G5-4-3	3	1	1	1	1	0	1
Gil McDougald, R (1, 5) OBP: 0.337, SLG: 0.353		F3		P4			P6		G5-4-3	4	0	0	0	0	0	2
Billy Martin, R (1, 4) OBP: 0.326, SLG: 0.321		K			F8		K			3	0	0	0	0	2	0
Gene Woodling, L (1, 7) OBP: 0.328, SLG: 0.423		K			6-3		1-3			3	0	0	0	0	1	0
Joe Collins, L (1, 3) OBP: 0.357, SLG: 0.426			1B		2B			F9		3	0	2	0	0	0	0
Allie Reynolds, R (1, 1) OBP: 0.212, SLG: 0.226			K		4-3			6-3		3	0	0	0	0	1	2
Inning Stats	R: 0 E: 0 K: 1 S: 6 H: 1 LOB: 1 BB: 0 P: 6	R: 0 E: 0 K: 2 S: 7 H: 0 LOB: 0 BB: 0 P: 7	R: 0 E: 0 K: 3 S: 10 H: 1 LOB: 1 BB: 0 P: 10	R: 0 E: 0 K: 0 S: 3 H: 0 LOB: 0 BB: 0 P: 3	R: 0 E: 0 K: 0 S: 4 H: 1 LOB: 1 BB: 0 P: 4	R: 0 E: 0 K: 2 S: 7 H: 0 LOB: 0 BB: 0 P: 7	R: 1 E: 0 K: 1 S: 6 H: 1 LOB: 0 BB: 0 P: 6	R: 0 E: 0 K: 0 S: 3 H: 0 LOB: 0 BB: 0 P: 3	R: 0 E: 0 K: 1 S: 4 H: 0 LOB: 1 BB: 2 P: 12	1B: 2 2B: 1 3B: 0 HR: 1 SF: 0 SAC: 0 DP: 1 HBP: 0						

PITCHER		IP	WLS	BF	H	R	ER	SO	BB	IBB	HBP	BLK	WP	HR	S	P	ERA	WHIP
Mike Garcia, R ERA: 1.2	(1, 1)	9.0	W	32	4	1	1	10	2	0	0	0	0	1	50	58	1.00	0.667

PITCHER	IP	WLS	BF	H	R	ER	SO	BB	IBB	HBP	BLK	WP	HR	S	P	ERA	WHIP

TOP

New York Yankees @ Cleveland Indians

Cleveland Municipal Stadium, Cleveland, OH

Fri Jun 13 1952, 3:33 AM EDT

Att. 46,103 - Unknown

livebaseballscorecards.com

AB	30
R	1
H	4
RBI	1
BB	2
SO	10
LOB	7

Batter	1	2	3	4	5	6	7	8	9	AB	R	H	RBI	BB	SO	LOB
Harry Simpson, L (1, 9) OBP: 0.340, SLG: 0.446	BBBB 4-0 G4-6-3 S BB		x 0-0 FC5-4 WP 1-2 1B	x 0-0 ③ 4-3			BBBB 4-0 FC6-4 BB	x 0-0 2-H 1B		3	0	2	1	2	0	2
Bobby Avila, R (1, 4) OBP: 0.375, SLG: 0.418	x 0-0 E5 G4-6-3 1-2		BBBB 4-0 FC5-4 1-2 2-3 BB		x 0-0 FC8-5 2B		x 0-0 ② FC6-4 CS 1-2f	x 0-0 ③ F5		4	0	1	0	1	0	3
Al Rosen, R (1, 5) OBP: 0.412, SLG: 0.571	x 0-0 ①② G4-6-3 1-2f 2-3		x 0-0 ② FC5-4 1-2f 2-3 3-H		x 0-0 ①② FC8-5 2-3		0-0 ③ CS 1-2	x 0-0 ① 6-3		4	0	0	1	0	0	5
Larry Doby, L (1, 8) OBP: 0.352, SLG: 0.540	x 0-0 ③ F5		SSS 0-3 ③ K		BBBB 4-0 BB			x 0-0 FC4 1B		3	0	1	0	1	1	3
Pete Reiser, L (1, 7) OBP: 0.243, SLG: 0.471		SSS 0-3 ① K	x 0-0 HR	SSS 0-3 ③ K				x 0-0 ② FC4 BB HBP 1-2f 1B		4	2	1	1	0	2	2
Luke Easter, L (1, 3) OBP: 0.284, SLG: 0.397		SSS 0-3 ② K	SSS 0-3 ① K			x 0-0 ① L4		H 1-0 BB 1-2 1B HBP		3	1	0	0	0	2	0
Ray Boone, R (1, 6) OBP: 0.405, SLG: 0.415		x 0-0 ③ 5-3	x 0-0 1B FC3-2 1B			x 0-0 ② F8		BBBB 4-0 1B 1-2 2-3 2B BB		3	1	1	0	1	0	0
Jim Hegan, R (1, 2) OBP: 0.293, SLG: 0.350			x 0-0 ① 6-3	x 0-0 FC3-2 1-3 1B		x 0-0 ③ F8		x 0-0 1-3 2-H 3-H 2B 1B		4	1	2	2	0	0	0
Mike Garcia, R (1, 1) OBP: 0.154, SLG: 0.158			x 0-0 WP 1B FC5-4 1B	x 0-0 ② FC3-2 1-2 3-H			x 0-0 ① F9	x 0-0 1B 2-H 3-H 2B		4	2	2	2	0	0	2
Inning Stats	R: 0 E: 1 K: 0 S: 3 H: 0 LOB: 1 BB: 1 P: 7	R: 0 E: 0 K: 2 S: 7 H: 0 LOB: 0 BB: 0 P: 7	R: 1 E: 0 K: 1 S: 7 H: 2 LOB: 2 BB: 1 P: 11	R: 1 E: 0 K: 1 S: 8 H: 3 LOB: 2 BB: 0 P: 8	R: 0 E: 0 K: 1 S: 5 H: 1 LOB: 1 BB: 1 P: 9	R: 0 E: 0 K: 0 S: 3 H: 0 LOB: 0 BB: 0 P: 3	R: 0 E: 0 K: 0 S: 2 H: 0 LOB: 0 BB: 1 P: 6	R: 5 E: 0 K: 0 S: 7 H: 4 LOB: 1 BB: 1 P: 12		1B: 7 2B: 3 3B: 0 HR: 1	SF: 0 SAC: 0 DP: 2 HBP: 1					

PITCHER	IP	WLS	BF	H	R	ER	SO	BB	IBB	HBP	BLK	WP	HR	S	P	ERA	WHIP
Allie Reynolds, R (1, 1) ERA: 1.86	8.0	L	38	10	7	7	5	5	0	1	0	1	1	42	63	7.88	1.875

PITCHER	IP	WLS	BF	H	R	ER	SO	BB	IBB	HBP	BLK	WP	HR	S	P	ERA	WHIP

BOTTOM

New York Yankees @ Cleveland Indians

Cleveland Municipal Stadium, Cleveland, OH

Fri Jun 13 1952, 3:33 AM EDT

Att. 46,103 - Unknown

livebaseballscorecards.com

AB	32
R	7
H	10
RBI	7
BB	5
SO	5
LOB	17

1B: 7	SF: 0	WP: 1	PA: 39
2B: 3	SAC: 0	PB: 0	
3B: 0	DP: 2	SB: 1	
HR: 1	HBP: 1	CS: 1	

Batter	1	2	3	4	5	6	7	8	9	AB	R	H	RBI	BB	SO	LOB
Phil Rizzuto, R (1, 6) OBP: 0.329, SLG: 0.332 Jim Brideweser, R (9, 6)	F9	F7		BB		F2			SH4-3, BB, 1B BB K	4 0	1 0	0 0	0 0	2 0	1 0	3 0
Mickey Mantel, S (1, 8) OBP: 0.378, SLG: 0.447	HR, 1B 1B	1B		1-2 BB			BB, G6-4-3, 1B 1B		SH4-3, 1B BB F6	4	3	3	0	2	0	3
Hank Bauer, R (1, 9) OBP: 0.374, SLG: 0.518	1-2 HR 1B	K		F6			G6-4-3, BB 1-2 1B		SH4-3 1-2 2-3	4	1	2	0	0	1	3
Yogi Berra, L (1, 2) OBP: 0.347, SLG: 0.480	1-H 2-H HR		L8	F7			G6-4-3 1-2 2-3 BB		BB 1B 2-H 3-H 1B	4	2	2	5	1	0	2
Gil McDougald, R (1, 5) OBP: 0.343, SLG: 0.362	6-3 2B		HR 1B		F7		G6-4-3 1-2f 2-3 3-H		1B 1B 1-2 BB	4	2	2	0	1	0	2
Gene Woodling, L (1, 7) OBP: 0.339, SLG: 0.452	6-3 2-3		1-H HR		CS BB		L6		1B 1B 1-3 2-H 1B	4	2	2	3	1	0	2
Joe Collins, L (1, 3) OBP: 0.360, SLG: 0.415	BB	F6			6-3 1-2			F8	BB 1B 1-3 3-H 1B	4	0	1	1	1	0	1
Billy Martin, R (1, 4) OBP: 0.319, SLG: 0.314	F9	F5				F8		5-3	BB 1-2 3-H 1B	5	0	1	1	0	0	2
Vic Raschi, R (1, 1) OBP: 0.308, SLG: 0.238		F7		K		K		K	1-2 2-3 BB	4	0	0	0	1	3	0
Inning Stats	R: 3 E: 0 K: 0 S: 7 H: 4 LOB: 2 BB: 1 P: 11	R: 0 E: 0 K: 1 S: 6 H: 1 LOB: 1 BB: 0 P: 6	R: 2 E: 0 K: 0 S: 5 H: 2 LOB: 0 BB: 0 P: 5	R: 0 E: 0 K: 1 S: 5 H: 0 LOB: 2 BB: 2 P: 13	R: 0 E: 0 K: 0 S: 2 H: 0 LOB: 0 BB: 1 P: 6	R: 0 E: 0 K: 1 S: 5 H: 0 LOB: 0 BB: 0 P: 5	R: 1 E: 0 K: 0 S: 4 H: 2 LOB: 1 BB: 1 P: 8	R: 0 E: 0 K: 1 S: 5 H: 0 LOB: 0 BB: 0 P: 5	R: 5 E: 0 K: 1 S: 9 H: 4 LOB: 3 BB: 4 P: 25	1B: 10 2B: 1 3B: 0 HR: 2 SF: 0 SAC: 1 DP: 1 HBP: 0	WP: 0 PB: 0 SB: 0 CS: 1 PA: 47					

New York Yankees @ Cleveland Indians

Cleveland Municipal Stadium, Cleveland, OH

Sat Jun 14 1952, 3:33 AM EDT
Att. 20,914 - Unknown

TOP

livebaseballscorecards.com

AB	37
R	11
H	13
RBI	10
BB	9
SO	5
LOB	18

PITCHER		IP	WLS	BF	H	R	ER	SO	BB	IBB	HBP	BLK	WP	HR	S	P	ERA	WHIP
Early Wynn, R ERA: 4.16	(1, 1)	3.0	L	17	7	5	5	1	1	0	0	0	0	2	18	22	15.00	2.667
Sam Jones, R ERA: 4.01	(4, 1)	4.0		16	2	1	1	2	4	0	0	0	0	0	16	32	2.25	1.500
Mickey Harris, L ERA: 11.81	(8, 1)	1.1		11	4	5	5	1	3	0	0	0	0	0	10	22	33.75	5.250
Dick Rozek, L ERA:	(9, 1)	0.2		3	0	0	0	1	1	0	0	0	0	0	4	8	0.00	1.500

PITCHER	IP	WLS	BF	H	R	ER	SO	BB	IBB	HBP	BLK	WP	HR	S	P	ERA	WHIP

New York Yankees @ Cleveland Indians

Cleveland Municipal Stadium, Cleveland, OH

Sat Jun 14 1952, 3:33 AM EDT

Att. 20,914 - Unknown

livebaseballscorecards.com

BOTTOM

Batter	1	2	3	4	5	6	7	8	9	AB	R	H	RBI	BB	SO	LOB
Barney McCosky, L (1, 9) OBP: 0.231, SLG: 0.091	6-3		F8			4-3		F8		4	0	0	0	0	0	0
Bobby Avila, R (1, 4) OBP: 0.377, SLG: 0.417	5-3		6-3			2B BB		2B 1B		3	0	1	0	1	0	0
Al Rosen, R (1, 5) OBP: 0.418, SLG: 0.582	BB BB			F9		1-3 2B		1-3 2B		3	0	2	0	1	0	0
Larry Doby, L (1, 8) OBP: 0.349, SLG: 0.529	1-2 BB			K		K		F5		3	0	0	0	1	2	4
Pete Reiser, L (1, 7) OBP: 0.244, SLG: 0.432	F2			BB		F9			F3	3	0	0	0	1	0	4
Luke Easter, L (1, 3) OBP: 0.284, SLG: 0.393		F7		4-3			K		1B	4	0	1	0	0	1	1
Ray Boone, R (1, 6) OBP: 0.403, SLG: 0.412 Sam Jones, R (4, 1) OBP: 0.167, SLG: 0.167 Jim Fridley, R (7, PH) OBP: 0.317, SLG: 0.295 Mickey Harris, L (8, 1) Dick Rozek, L (9, 1) Hank Majeski, R (9, PH) OBP: 0.371, SLG: 0.361		6-3			F3		K		F4	1 1 1 0 0 1	0 0 0 0 0 0	0 0 0 0 0 0	0 0 0 0 0 0	0 0 1 0 0 0	0 0 0 0 0 0	0 0 0 0 0 1
Jim Hegan, R (1, 2) OBP: 0.285, SLG: 0.339		F2			K		K		5-3	4	0	0	0	0	2	1
Early Wynn, S (1, 1) OBP: 0.219, SLG: 0.167 Merl Combs, L (3, PH) OBP: 0.194, SLG: 0.233 (4, 6)			K		K			G3		0 3	0 0	0 0	0 0	0 0	0 2	0 0
Inning Stats	R: 0 E: 0 K: 0 S: 3 H: 0 LOB: 2 BB: 2 P: 11	R: 0 E: 0 K: 0 S: 3 H: 0 LOB: 0 BB: 0 P: 3	R: 0 E: 0 K: 1 S: 5 H: 0 LOB: 0 BB: 0 P: 5	R: 0 E: 0 K: 1 S: 5 H: 0 LOB: 1 BB: 1 P: 9	R: 0 E: 0 K: 2 S: 7 H: 0 LOB: 0 BB: 0 P: 7	R: 0 E: 0 K: 1 S: 6 H: 1 LOB: 2 BB: 1 P: 10	R: 0 E: 0 K: 3 S: 9 H: 0 LOB: 0 BB: 0 P: 9	R: 0 E: 0 K: 0 S: 5 H: 2 LOB: 2 BB: 0 P: 5	R: 0 E: 0 K: 0 S: 4 H: 1 LOB: 1 BB: 0 P: 4	1B: 2 2B: 2 3B: 0 HR: 0 SF: 0 SAC: 0 DP: 0 HBP: 0						

PITCHER	IP	WLS	BF	H	R	ER	SO	BB	IBB	HBP	BLK	WP	HR	S	P	ERA	WHIP
Vic Raschi, R (1, 1) ERA: 2.4	9.0	W	35	4	0	0	8	4	0	0	0	0	0	47	63	0.00	0.889

PITCHER	IP	WLS	BF	H	R	ER	SO	BB	IBB	HBP	BLK	WP	HR	S	P	ERA	WHIP

AB	31
R	0
H	4
RBI	0
BB	4
SO	8
LOB	11

WP: 0 PB: 0 SB: 0 CS: 0 PA: 35

Batter	1	2	3	4	5	6	7	8	9	AB	R	H	RBI	BB	SO	LOB
Phil Rizzuto, R (1, 6) OBP: 0.336, SLG: 0.340	G4-6-3 1B	HR 1-2 2-H 3-H 1B		S 1B		SH3 2-H		F9		4	1	3	3	0	0	0
Mickey Mantle, S (1, 8) OBP: 0.373, SLG: 0.459	G4-6-3 1-2f	HR 1-H 2-H		K 1-2		5-3		F8		5	1	1	3	0	1	2
Hank Bauer, R (1, 9) OBP: 0.375, SLG: 0.512	5-3	K			CS 1B		SH1-4 E FC5-2 BB		K	4	0	1	0	1	2	0
Yogi Berra, L (1, 2) OBP: 0.337, SLG: 0.464		3-1	3-1		F7		E3 FC5-2 SH1-4 1-2		F3	5	0	0	0	0	0	2
Gil McDougald, R (1, 5) OBP: 0.351, SLG: 0.381		G3 1B 1B	1-6-3		1B 1-2 3B		SH1-4 1-2 2-3		1B 1B	4	2	3	0	0	0	0
Gene Woodling, L (1, 7) OBP: 0.357, SLG: 0.458		G3 1-2	BB		1B 3-H		FC5-2 IBB		1B 1-3	3	0	2	1	2	0	1
Joe Collins, L (1, 3) OBP: 0.350, SLG: 0.400		2B 1B 1B 2-H	4-3		F8		FC5-2 1-2 2-3 3-Hf		6-3	5	1	1	1	0	0	7
Billy Martin, R (1, 4) OBP: 0.316, SLG: 0.322		1B 1-3 2B		6-3	E3 WP SH3-4 SH3		F4			4	2	1	0	0	0	3
Ed Lopat, L (1, 1) OBP: 0.208, SLG: 0.136		1B HR BB		4-3	SH3-4 1-2			3-1		2	1	0	0	1	0	0
Inning Stats	R: 0 E: 0 K: 0 S: 3 H: 1 LOB: 0 BB: 0 P: 3	R: 6 E: 0 K: 1 S: 10 H: 5 LOB: 0 BB: 1 P: 14	R: 0 E: 0 K: 0 S: 3 H: 0 LOB: 1 BB: 1 P: 7	R: 0 E: 0 K: 1 S: 6 H: 1 LOB: 1 BB: 0 P: 6	R: 1 E: 0 K: 0 S: 5 H: 3 LOB: 1 BB: 0 P: 5	R: 1 E: 1 K: 0 S: 4 H: 0 LOB: 0 BB: 0 P: 4	R: 0 E: 1 K: 0 S: 4 H: 0 LOB: 3 BB: 2 P: 12	R: 0 E: 0 K: 0 S: 3 H: 0 LOB: 0 BB: 0 P: 3	R: 0 E: 0 K: 1 S: 7 H: 2 LOB: 2 BB: 0 P: 7	1B: 9 2B: 1 3B: 1 HR: 1 SF: 0 SAC: 3 DP: 1 HBP: 0						

TOP

New York Yankees @ Cleveland Indians

Cleveland Municipal Stadium, Cleveland, OH

Sun Jun 15 1952, 3:33 AM EDT

Unknown

livebaseballscorecards.com

AB	36
R	8
H	12
RBI	8
BB	4
SO	3
LOB	15

WP: 1 PB: 0 SB: 1 CS: 1 PA: 43

PITCHER		IP	WLS	BF	H	R	ER	SO	BB	IBB	HBP	BLK	WP	HR	S	P	ERA	WHIP
Bob Lemon, R ERA: 2.85	(1, 1)	5.0	L	25	10	7	7	2	2	0	0	0	0	1	27	35	12.60	2.400
Lou Brissie, L ERA: 3.46	(6, 1)	3.0		13	0	1	0	0	1	1	0	0	1	0	11	19	0.00	0.333
Dick Rozek, L ERA:	(9, 1)	1.0		5	2	0	0	1	0	0	0	0	0	0	7	7	0.00	2.000

PITCHER	IP	WLS	BF	H	R	ER	SO	BB	IBB	HBP	BLK	WP	HR	S	P	ERA	WHIP

Batter	1	2	3	4	5	6	7	8	9	AB	R	H	RBI	BB	SO	LOB
Harry Simpson, L (1, 9) OBP: 0.339, SLG: 0.443	1-4-3	K			G3			1B		4	0	1	0	0	1	1
Bobby Avila, R (1, 4) OBP: 0.375, SLG: 0.418	1B 2B		L5		F9			F9		4	1	1	0	0	0	1
Al Rosen, R (1, 3) OBP: 0.419, SLG: 0.581	FC5 BB 2-H 1B		F8			G6-4-3 1B		F2		4	0	2	1	0	0	1
Hank Majeski, R (1, 5) OBP: 0.361, SLG: 0.349	F9		6-3			G6-4-3 1-2f			4-3	4	0	0	0	0	0	2
Larry Doby, L (1, 8) OBP: 0.353, SLG: 0.526	1-2 BB			L5-4 1-3 1B		4-3			K	3	0	1	0	1	1	0
Jim Fridley, R (1, 7) OBP: 0.315, SLG: 0.319	FC5 2-3f			1-3 1-2			F4		HR	4	1	1	1	0	0	3
Ray Boone, R (1, 6) OBP: 0.400, SLG: 0.408		F8		1B			4-3		F4	4	0	1	0	0	0	0
Jim Hegan, R (1, 2) OBP: 0.286, SLG: 0.339		1B		L5-4 2-3			F9			3	0	1	0	0	0	2
Bob Lemon, L (1, 1) OBP: 0.211, SLG: 0.189		F8			K			K		1	0	0	0	0	0	1
Johnny Berardino, R (5, PH)										1	0	0	0	0	1	0
Lou Brissie, L (6, 1)										0	0	0	0	0	0	0
Pete Reiser, L (8, PH) OBP: 0.238, SLG: 0.421										1	0	0	0	0	1	0
Dick Rozek, L (9, 1)										0	0	0	0	0	0	0
Inning Stats	R: 1 E: 0 K: 0 S: 5 H: 2 LOB: 2 BB: 1 P: 9	R: 0 E: 0 K: 1 S: 6 H: 1 LOB: 1 BB: 0 P: 6	R: 0 E: 0 K: 0 S: 3 H: 0 LOB: 0 BB: 0 P: 3	R: 0 E: 0 K: 0 S: 4 H: 2 LOB: 1 BB: 0 P: 4	R: 0 E: 0 K: 1 S: 5 H: 0 LOB: 0 BB: 0 P: 5	R: 0 E: 0 K: 0 S: 3 H: 1 LOB: 0 BB: 0 P: 3	R: 0 E: 0 K: 0 S: 3 H: 0 LOB: 0 BB: 0 P: 3	R: 0 E: 0 K: 1 S: 6 H: 1 LOB: 1 BB: 0 P: 6	R: 1 E: 0 K: 1 S: 6 H: 1 LOB: 0 BB: 0 P: 6	1B: 6 2B: 2 3B: 0 HR: 1	SF: 0 SAC: 0 DP: 2 HBP: 0						

PITCHER	IP	WLS	BF	H	R	ER	SO	BB	IBB	HBP	BLK	WP	HR	S	P	ERA	WHIP
Ed Lopat, L (1, 1) ERA: 2.74	9.0	W	34	8	2	2	4	1	0	0	0	0	1	41	45	2.00	1.000

PITCHER	IP	WLS	BF	H	R	ER	SO	BB	IBB	HBP	BLK	WP	HR	S	P	ERA	WHIP

BOTTOM

New York Yankees @ Cleveland Indians

Cleveland Municipal Stadium, Cleveland, OH

Sun Jun 15 1952, 3:33 AM EDT

Unknown

livebaseballscorecards.com

AB	33
R	2
H	8
RBI	2
BB	1
SO	4
LOB	11

1B: 6	SF: 0
2B: 2	SAC: 0
3B: 0	DP: 2
HR: 1	HBP: 0

WP: 0	PA: 34
PB: 0	
SB: 0	
CS: 0	

New York Yankees @ Cleveland Indians

Cleveland Municipal Stadium, Cleveland, OH

Sun Jun 15 1952, 3:38 AM EDT

Att. 69,468 - Unknown

livebaseballscorecards.com

TOP

Batter	1	2	3	4	5	6	7	8	9	AB	R	H	RBI	BB	SO	LOB
Phil Rizzuto, R (1, 6) OBP: 0.335, SLG: 0.335	6-3		F8			SH3-4 1-2		F9 BB		3	0	0	1	1	0	0
Mickey Mantle, S (1, 8) OBP: 0.367, SLG: 0.447	F2		4-3			2B FC6-4 BB		4-3	F8	4	1	0	0	1	0	3
Hank Bauer, R (1, 9) OBP: 0.383, SLG: 0.520	BB			CS 1B		FC6-4 1-3 2-H 2B		L3		3	0	2	1	1	0	0
Yogi Berra, L (1, 2) OBP: 0.341, SLG: 0.462	F7			F5		FC6-4 IBB			1B 1-3 BB 1B	3	1	1	0	1	0	2
Gil McDougald, R (1, 5) OBP: 0.345, SLG: 0.373		K		K 1-2		FC6-4 1-2f 2-3 3-H			1-3 1-2	4	0	0	1	0	2	4
Gene Woodling, L (1, 7) OBP: 0.353, SLG: 0.446		F7			F3	F9			BB 1B BB BB	3	1	0	0	1	0	2
Joe Collins, L (1, 3) OBP: 0.369, SLG: 0.411		BB			F9-3 1B		G5-4-3 1B		F8	3	0	2	0	1	0	2
Billy Martin, R (1, 4) OBP: 0.313, SLG: 0.319		F6			F9-3 1-2		G5-4-3 1-2f		BB BB 1-2 2-3 1B	4	0	1	0	0	0	3
Bob Kuzava, S (1, 1) OBP: 0.333, SLG: 0.143 Allie Reynolds, R (9, 1) OBP: 0.212, SLG: 0.226			K			SH3-4 2B 1B	K		BB 1-2 2-3 3-H BB	3	1	1	1	1	2	0
										0	0	0	0	0	0	0
Inning Stats	R: 0 E: 0 K: 0 S: 3 H: 0 LOB: 1 BB: 1 P: 7	R: 0 E: 0 K: 1 S: 5 H: 0 LOB: 1 BB: 1 P: 9	R: 0 E: 0 K: 1 S: 5 H: 0 LOB: 0 BB: 0 P: 5	R: 0 E: 0 K: 1 S: 5 H: 1 LOB: 0 BB: 0 P: 5	R: 0 E: 0 K: 0 S: 3 H: 1 LOB: 0 BB: 0 P: 3	R: 2 E: 0 K: 0 S: 5 H: 2 LOB: 2 BB: 2 P: 13	R: 0 E: 0 K: 1 S: 5 H: 1 LOB: 0 BB: 0 P: 5	R: 0 E: 0 K: 0 S: 3 H: 0 LOB: 0 BB: 0 P: 3	R: 2 E: 0 K: 0 S: 5 H: 2 LOB: 3 BB: 3 P: 17	1B: 6 2B: 2 3B: 0 HR: 0 SF: 0 SAC: 1 DP: 2 HBP: 0						

	AB	30
	R	4
	H	7
	RBI	4
	BB	7
	SO	4
	LOB	16

	WP: 0	PA: 38
	PB: 0	
	SB: 0	
	CS: 1	

PITCHER		IP	WLS	BF	H	R	ER	SO	BB	IBB	HBP	BLK	WP	HR	S	P	ERA	WHIP
Steve Gromek, R ERA: 4.25	(1, 1)	8.0	L	30	5	2	2	4	3	1	0	0	0	0	34	50	2.25	1.000
Lou Brissie, L ERA: 4.0	(9, 1)	1.0		8	2	2	2	0	3	0	0	0	0	0	5	17	18.00	5.000

PITCHER	IP	WLS	BF	H	R	ER	SO	BB	IBB	HBP	BLK	WP	HR	S	P	ERA	WHIP

Batter	1	2	3	4	5	6	7	8	9	AB	R	H	RBI	BB	SO	LOB
Harry Simpson, L (1, 9) OBP: 0.333, SLG: 0.435	4-3		K			F7		4-3		4	0	0	0	0	1	0
Bobby Avila, R (1, 4) OBP: 0.369, SLG: 0.411	K			6-3		4-3		F8		4	0	0	0	0	1	0
Al Rosen, R (1, 3) (8, 5) OBP: 0.425, SLG: 0.580	BB			BB, 1B		F7			5-3, 1B	2	2	1	0	2	0	0
Hank Majeski, R (1, 5) OBP: 0.367, SLG: 0.346	K			1B, 1-2, BB			1B, BB		F9	1	0	0	0	2	1	1
Bob Lemon, L (7, PR) OBP: 0.211, SLG: 0.189										0	0	0	0	0	0	0
Luke Easter, L (8, 3) OBP: 0.282, SLG: 0.391										1	0	0	0	0	0	1
Larry Doby, L (1, 8) OBP: 0.362, SLG: 0.531		G6-4-3, 1B		G1-4-3, 1-3, 2-H, 1B			F7		5-3, 1-2, 1B	4	1	3	1	0	0	1
Jim Fridley, R (1, 7) OBP: 0.315, SLG: 0.319		G6-4-3, 1-2f		G1-4-3, 1-2f			1-2, 1B		5-3, 1-2, 2-3	3	0	1	0	0	0	3
Pete Reiser, L (9, PH) OBP: 0.233, SLG: 0.410										1	0	0	0	0	0	2
Ray Boone, R (1, 6) OBP: 0.394, SLG: 0.401		F7			K		F8		2-H, 3-H, 1B	3	0	0	0	0	1	2
Dale Mitchell, L (9, PH) OBP: 0.388, SLG: 0.411										1	0	1	2	0	0	0
Johnny Berardino, R (9, PR)										0	0	0	0	0	0	0
Birdie Tebbetts, R (1, 2) OBP: 0.333, SLG: 0.328			6-3		F8		F6		F3	4	0	0	0	0	0	3
Steve Gromek, S (1, 1)			K		K			L8		2	0	0	0	0	2	0
Jim Hegan, R (8, PH) OBP: 0.284, SLG: 0.336										1	0	0	0	0	0	0
Lou Brissie, L (9, 1)										0	0	0	0	0	0	0
Inning Stats	R: 0 H: 0 E: 0 LOB: 1 K: 2 BB: 1 S: 7 P: 11	R: 0 H: 1 E: 0 LOB: 0 K: 0 BB: 0 S: 3 P: 3	R: 0 H: 0 E: 0 LOB: 0 K: 2 BB: 0 S: 7 P: 7	R: 1 H: 1 E: 0 LOB: 1 K: 0 BB: 2 S: 3 P: 11	R: 0 H: 0 E: 0 LOB: 0 K: 2 BB: 0 S: 7 P: 7	R: 0 H: 0 E: 0 LOB: 0 K: 0 BB: 0 S: 3 P: 3	R: 0 H: 1 E: 0 LOB: 2 K: 0 BB: 1 S: 4 P: 8	R: 0 H: 0 E: 0 LOB: 0 K: 0 BB: 0 S: 3 P: 3	R: 2 H: 3 E: 0 LOB: 1 K: 0 BB: 0 S: 6 P: 6	1B: 6 SF: 0 2B: 0 SAC: 0 3B: 0 DP: 2 HR: 0 HBP: 0							

PITCHER	IP	WLS	BF	H	R	ER	SO	BB	IBB	HBP	BLK	WP	HR	S	P	ERA	WHIP
Bob Kuzava, L (1, 1) ERA: 4.55	8.1	W	32	5	3	3	6	4	0	0	0	0	0	40	56	3.24	1.080
Allie Reynolds, R (9, 1) ERA: 1.84	0.2	S	3	1	0	0	0	0	0	0	0	0	0	3	3	0.00	1.500

PITCHER	IP	WLS	BF	H	R	ER	SO	BB	IBB	HBP	BLK	WP	HR	S	P	ERA	WHIP

BOTTOM

New York Yankees @ Cleveland Indians

Cleveland Municipal Stadium, Cleveland, OH

Sun Jun 15 1952, 3:38 AM EDT

Att. 69,468 - Unknown

livebaseballscorecards.com

AB	31
R	3
H	6
RBI	3
BB	4
SO	6
LOB	13

Washington Senators @ Cleveland Indians

Cleveland Municipal Stadium, Cleveland, OH

Tue Jun 17 1952, 3:33 AM EDT

Att. 16,942 - Unknown

TOP

livebaseballscorecards.com

Batter	1	2	3	4	5	6	7	8	9	AB	R	H	RBI	BB	SO	LOB
Eddie Yost, R (1, 5) OBP: 0.339, SLG: 0.272	S S S 0-3 ① K		x 0-0 ② F7		x 0-0 ① 5-3		x 0-0 ③ F8			4	0	0	0	0	1	0
Earl Rapp, L (1, 9) Jim Busby, R (8, 8) OBP: 0.246, SLG: 0.349 OBP: 0.212, SLG: 0.181	x 0-0 2B F9 1B		x 0-0 1B 2B		x 0-0 FC4-6 1B			x 0-0 ① F8		4 0	2 0	3 0	0 0	0 0	0 0	0 0
Jackie Jensen, R (1, 8) (8, 9) OBP: 0.362, SLG: 0.392	x 0-0 F9 1-3 2B		x 0-0 BB E 2-H 1B		x 0-0 ② FC4-6 S 1-2f 1B			x 0-0 ② F9		4	2	2	1	0	0	1
Mickey Vernon, L (1, 3) OBP: 0.342, SLG: 0.416	x 0-0 ② F9 2-3 3-H		B B B 4-0 E 1B 1-2 BB		x 0-0 PO 1-H 1B			x 0-0 2B		3	0	2	2	1	0	1
Pete Runnels, L (1, 6) OBP: 0.351, SLG: 0.314	x 0-0 ③ 4-3		x 0-0 E8 1-3 2-H 1B		0-0 ③ PO 2-3	x 0-0 ① 3-1		4-0 IBB		3	0	1	1	1	0	1
Ken Wood, R (1, 7) OBP: 0.320, SLG: 0.432		x 0-0 ① 4-3	x 0-0 ③ P6			x 0-0 ② 5-3		x 0-0 ③ F9		4	0	0	0	0	0	4
Mel Hoderlein, S (1, 4) OBP: 0.298, SLG: 0.326		S S S 0-3 ② K	x 0-0 8-3 1B			x 0-0 ③ L7			x 0-0 ① F3	4	0	1	0	0	1	0
Clyde Kluttz, R (1, 2) OBP: 0.341, SLG: 0.329		x 0-0 ③ F7	x 0-0 ① ② 8-3 1-2f				x 0-0 ① P6		x 0-0 ② P6	4	0	0	0	0	0	1
Bob Porterfield, R (1, 1) OBP: 0.207, SLG: 0.276 Sandy Consuegra, R (8, 1)			x 0-0 ① F5	x 0-0 ③ 4-3			x 0-0 ② 4-3		x 0-0 ③ 6-3	3 1	0 0	0 0	0 0	0 0	0 0	0 0
Inning Stats	R: 1 H: 2 E: 0 LOB: 1 K: 1 BB: 0 S: 7 P: 7	R: 0 H: 0 E: 0 LOB: 0 K: 1 BB: 0 S: 5 P: 5	R: 2 H: 3 E: 1 LOB: 2 K: 0 BB: 1 S: 6 P: 10	R: 0 H: 1 E: 0 LOB: 0 K: 0 BB: 0 S: 3 P: 3	R: 1 H: 2 E: 0 LOB: 0 K: 0 BB: 0 S: 4 P: 4	R: 0 H: 0 E: 0 LOB: 0 K: 0 BB: 0 S: 3 P: 3	R: 0 H: 0 E: 0 LOB: 0 K: 0 BB: 0 S: 3 P: 3	R: 0 H: 1 E: 0 LOB: 2 K: 0 BB: 1 S: 4 P: 8	R: 0 H: 0 E: 0 LOB: 0 K: 0 BB: 0 S: 3 P: 3	1B: 6 2B: 4 3B: 0 HR: 0	SF: 0 SAC: 0 DP: 1 HBP: 0						

	AB	34
	R	4
	H	9
	RBI	4
	BB	2
	SO	2
	LOB	8

WP: 0 PA: 37
PB: 0
SB: 1
CS: 0

PITCHER	IP	WLS	BF	H	R	ER	SO	BB	IBB	HBP	BLK	WP	HR	S	P	ERA	WHIP
Bob Feller, R (1, 1) ERA: 4.84	9.0	L	36	9	4	4	2	1	1	0	0	0	0	38	46	4.00	1.111

PITCHER	IP	WLS	BF	H	R	ER	SO	BB	IBB	HBP	BLK	WP	HR	S	P	ERA	WHIP

BOTTOM

Washington Senators @ Cleveland Indians

Cleveland Municipal Stadium, Cleveland, OH

Tue Jun 17 1952, 3:33 AM EDT

Att. 16,942 - Unknown

livebaseballscorecards.com

Batter	1	2	3	4	5	6	7	8	9	AB	R	H	RBI	BB	SO	LOB
Harry Simpson, L (1, 9) OBP: 0.342, SLG: 0.436	BB	IBB			BB	F7		G5-4-3		2	1	1	0	3	0	2
Ray Boone, R (1, 6) OBP: 0.394, SLG: 0.401	6-3	7-2			F8		1B	F7		5	2	2	0	0	0	7
Al Rosen, R (1, 5) OBP: 0.420, SLG: 0.571	6-3		F5		F7		L7	G5-4-3		5	0	1	1	0	0	5
Larry Doby, L (1, 8) OBP: 0.368, SLG: 0.533	K		1B		1B		1B		1-3	5	0	3	0	0	1	2
Pete Reiser, L (1, 7) OBP: 0.217, SLG: 0.381 Jim Fridley, R (7, 7) OBP: 0.315, SLG: 0.319 Dale Mitchell, L (7, PH) OBP: 0.389, SLG: 0.412 (8, 7)	6-3		F9		K		1B		3-1	3 0 2	0 0 0	0 0 1	1 0 1	0 0 0	1 0 0	4 0 0
Luke Easter, L (1, 3) OBP: 0.275, SLG: 0.381	F9		K			4-3	F7		P5	5	0	0	0	0	1	4
Johnny Berardino, R (1, 4) OBP: 0.250, SLG: 0.063 Bobby Avila, R (7, PH) OBP: 0.368, SLG: 0.409 (8, 4)		BB		L6-3		K	6-3			2 1	0 0	1 0	0 0	1 0	1 0	0 2
Jim Hegan, R (1, 2) OBP: 0.297, SLG: 0.348		1B		L6-3		1B		BB		4	0	3	0	0	0	1
Bob Feller, R (1, 1) OBP: 0.242, SLG: 0.074		K		L4		1B		BB		3	0	1	0	1	1	2

	AB	37
	R	3
	H	13
	RBI	3
	BB	5
	SO	5
	LOB	29

Inning Stats	1	2	3	4	5	6	7	8	9
	R: 2 E: 0 K: 1 S: 7 H: 2 LOB: 1 BB: 1 P: 11	R: 0 E: 0 K: 1 S: 5 H: 1 LOB: 2 BB: 2 P: 13	R: 0 E: 0 K: 1 S: 6 H: 1 LOB: 1 BB: 0 P: 6	R: 0 E: 0 K: 0 S: 3 H: 1 LOB: 0 BB: 0 P: 3	R: 0 E: 0 K: 1 S: 6 H: 1 LOB: 2 BB: 1 P: 10	R: 0 E: 0 K: 1 S: 7 H: 2 LOB: 2 BB: 0 P: 7	R: 1 E: 0 K: 0 S: 6 H: 3 LOB: 2 BB: 0 P: 6	R: 0 E: 0 K: 0 S: 4 H: 2 LOB: 2 BB: 1 P: 8	R: 0 E: 0 K: 0 S: 3 H: 0 LOB: 0 BB: 0 P: 3

	1B: 13	SF: 0	WP: 0	PA: 42
	2B: 2	SAC: 0	PB: 0	
	3B: 0	DP: 3	SB: 0	
	HR: 0	HBP: 0	CS: 0	

PITCHER		IP	WLS	BF	H	R	ER	SO	BB	IBB	HBP	BLK	WP	HR	S	P	ERA	WHIP
Bob Porterfield, R ERA: 2.2	(1, 1)	7.0	W	36	12	3	3	5	4	1	0	0	0	0	41	61	3.86	2.286
Sandy Consuegra, R ERA: 5.09	(8, 1)	2.0	S	6	1	0	0	0	0	0	0	0	0	0	6	6	0.00	0.500

PITCHER	IP	WLS	BF	H	R	ER	SO	BB	IBB	HBP	BLK	WP	HR	S	P	ERA	WHIP

Batter	1	2	3	4	5	6	7	8	9	AB	R	H	RBI	BB	SO	LOB
Eddie Yost, R (1, 5) OBP: 0.344, SLG: 0.295	FC3-6 1B	2-H HR		F8		1B		F8		5	1	3	2	0	0	0
Earl Rapp, L (1, 9) Jim Busby, R (7, 8) OBP: 0.261, SLG: 0.358 OBP: 0.211, SLG: 0.180	FC3-6 1B 1-2f F8	1B 1B		1B		F8			F9	4 1	1 0	2 0	0 0	0 0	0 0	2 0
Jackie Jensen, R (1, 8) (7, 9) OBP: 0.373, SLG: 0.403	BB 1-3 1B	1-2 1B		F2			SH1-4 1B 9-2 1B		FC6-4 1B	5	0	4	0	0	0	1
Mickey Vernon, L (1, 3) OBP: 0.339, SLG: 0.411	F8 3-H	G3			4-3		SH1-4 1-2 1B		S S S K	5	0	1	1	0	1	4
Pete Runnels, L (1, 6) OBP: 0.359, SLG: 0.316	B B B B BB 1-2		B B B B G6-3 E BB		1B		SH1-4 1-2 2-3		FC6-4 1-2f	2	0	1	0	2	0	1
Ken Wood, R (1, 7) OBP: 0.315, SLG: 0.404	P5		E6 G6-3 1-2		F8		IBB			3	0	0	0	1	0	4
Mel Hoderlein, S (1, 4) OBP: 0.275, SLG: 0.300		F9	G6-3 1-2f 2-3		1-3		9-2 3-Hf			4	0	0	0	0	0	6
Mickey Grasso, R (1, 2) OBP: 0.279, SLG: 0.209		HR 2B	P6			F8		S S S K2-3		4	1	1	0	0	1	1
Spec Shea, R (1, 1) OBP: 0.250, SLG: 0.300		S S S K		4-3		6-3		S S S K		4	0	0	0	0	2	1

TOP

Washington Senators @ Cleveland Indians

Cleveland Municipal Stadium, Cleveland, OH

Wed Jun 18 1952, 3:33 AM EDT

Att. 13,292 - Unknown

livebaseballscorecards.com

AB	37
R	3
H	12
RBI	3
BB	3
SO	4
LOB	20

Inning Stats	1	2	3	4	5	6	7	8	9
	R: 1 E: 0 K: 0 S: 5 H: 2 LOB: 2 BB: 1 P: 9	R: 2 E: 0 K: 1 S: 9 H: 4 LOB: 2 BB: 0 P: 9	R: 0 E: 1 K: 0 S: 3 H: 0 LOB: 1 BB: 1 P: 7	R: 0 E: 0 K: 0 S: 4 H: 1 LOB: 1 BB: 0 P: 4	R: 0 E: 0 K: 0 S: 4 H: 1 LOB: 1 BB: 0 P: 4	R: 0 E: 0 K: 0 S: 4 H: 1 LOB: 1 BB: 0 P: 4	R: 0 E: 0 K: 0 S: 4 H: 2 LOB: 2 BB: 1 P: 8	R: 0 E: 0 K: 2 S: 7 H: 0 LOB: 0 BB: 0 P: 7	R: 0 E: 0 K: 1 S: 6 H: 1 LOB: 1 BB: 0 P: 6

| | | |

BOTTOM

Washington Senators @ Cleveland Indians

Cleveland Municipal Stadium, Cleveland, OH

Wed Jun 18 1952, 3:33 AM EDT

Att. 13,292 - Unknown

livebaseballscorecards.com

Batter	1	2	3	4	5	6	7	8	9	AB	R	H	RBI	BB	SO	LOB
Harry Simpson, L (1, 9) OBP: 0.336, SLG: 0.427	L8		P6		F8		F8		F5	5	0	0	0	0	0	1
Bobby Avila, R (1, 4) OBP: 0.368, SLG: 0.409	1-3		1B			1B		4-3	F9	5	0	2	0	0	0	1
Larry Doby, L (1, 8) OBP: 0.366, SLG: 0.524	F5		F7			F2		HR		3	1	0	0	1	0	2
Al Rosen, R (1, 5) OBP: 0.426, SLG: 0.587		BB	F7			BB 1-3		HR 1-H		3	1	2	2	1	0	1
Dale Mitchell, L (1, 7) OBP: 0.386, SLG: 0.408 Jim Fridley, R (8, PR) OBP: 0.315, SLG: 0.319 (9, 7)	F7			P6		P5		1B		4 0	0 0	1 0	0 0	0 0	0 0	3 0
Ray Boone, R (1, 6) OBP: 0.398, SLG: 0.399 Pete Reiser, L (6, PR) OBP: 0.217, SLG: 0.381 Merl Combs, L (7, 6) OBP: 0.188, SLG: 0.226	BB 1-2			F8		BB 1-2		F9		1 0 1	0 0 0	0 0 0	0 0 0	2 0 0	0 0 0	0 0 1
Luke Easter, L (1, 3) OBP: 0.275, SLG: 0.375	BB 1-2 2-3			K		4-3		F8		3	0	0	0	1	1	4
Jim Hegan, R (1, 2) OBP: 0.293, SLG: 0.343 Barney McCosky, L (7, PH) OBP: 0.214, SLG: 0.083 Birdie Tebbetts, R (8, 2) OBP: 0.329, SLG: 0.323	P1				6-3		F5		F7	2 1 1	0 0 0	0 0 0	0 0 0	0 0 0	0 0 0	3 0 0
Mike Garcia, R (1, 1) OBP: 0.146, SLG: 0.150 Hank Majeski, R (7, PH) OBP: 0.364, SLG: 0.344 Lou Brissie, L (8, 1) Bob Lemon, L (9, PH) OBP: 0.231, SLG: 0.237	F9				5-3		K		2B	2 1 0 1	0 0 0 0	0 0 0 1	0 0 0 0	0 1 0 0	0 0 0 0	3 0 0 0
Inning Stats	R: 0 E: 0 K: 0 S: 3 H: 0 LOB: 0 BB: 0 P: 3	R: 0 E: 0 K: 0 S: 3 H: 0 LOB: 3 BB: 3 P: 15	R: 0 E: 0 K: 0 S: 4 H: 1 LOB: 1 BB: 0 P: 4	R: 0 E: 0 K: 1 S: 5 H: 0 LOB: 0 BB: 0 P: 5	R: 0 E: 0 K: 0 S: 3 H: 0 LOB: 0 BB: 0 P: 3	R: 0 E: 0 K: 0 S: 5 H: 2 LOB: 3 BB: 1 P: 9	R: 0 E: 0 K: 1 S: 5 H: 0 LOB: 0 BB: 0 P: 5	R: 2 E: 0 K: 0 S: 5 H: 2 LOB: 1 BB: 1 P: 9	R: 0 E: 0 K: 0 S: 4 H: 1 LOB: 1 BB: 0 P: 4	1B: 4 2B: 1 3B: 0 HR: 1 SF: 0 SAC: 0 DP: 0 HBP: 0						

	AB	33
	R	2
	H	6
	RBI	2
	BB	5
	SO	2
	LOB	19

PITCHER	IP	WLS	BF	H	R	ER	SO	BB	IBB	HBP	BLK	WP	HR	S	P	ERA	WHIP
Spec Shea, R (1, 1) ERA: 2.09	9.0	W	38	6	2	2	2	5	0	0	0	0	1	37	57	2.00	1.222

PITCHER	IP	WLS	BF	H	R	ER	SO	BB	IBB	HBP	BLK	WP	HR	S	P	ERA	WHIP

Washington Senators @ Cleveland Indians

Cleveland Municipal Stadium, Cleveland, OH

Thu Jun 19 1952, 3:33 AM EDT

Att. 5,368 - Unknown

TOP

livebaseballscorecards.com

Batter	1	2	3	4	5	6	7	8	9	AB	R	H	RBI	BB	SO	LOB
Eddie Yost, R (1, 5) OBP: 0.345, SLG: 0.294	BBBB 4-0 E 1B BB		SSS 0-3 ① K	x 0-0 ③ P6			x 0-0 ① F9		x 0-0 1B 2B 3-H 1B	4	2	1	1	1	1	2
Earl Rapp, L (1, 9) OBP: 0.270, SLG: 0.375 Jim Busby, R (9, 8) OBP: 0.211, SLG: 0.180	SSS 0-3 ① K 1-2	x 0-0 2B 2B			x 0-0 1B		x 0-0 ② F9		x 0-0 ② F3	5 0	1 0	2 0	0 0	0 0	1 0	3 0
Jackie Jensen, R (1, 8) OBP: 0.373, SLG: 0.403 (9, 9)	x 0-0 FC5-4 2-H 1B		SSS 0-3 ② K		SSS 0-3 ① K		x 0-0 ③ F9		x 0-0 2B 1-3 1B	5	0	2	1	0	2	2
Mickey Vernon, L (1, 3) OBP: 0.340, SLG: 0.420	x 0-0 ② FC5-4 CS 1-2f		x 0-0 2-H 2B		x 0-0 ② F5			x 0-0 ① 6-3	x 0-0 ③ 1-3 3-H 2B	5	0	2	2	0	0	2
Pete Runnels, L (1, 6) OBP: 0.362, SLG: 0.337	0-0 ③ CS 1-2	x 0-0 HR	x 0-0 ③ F7		x 0-0 ③ 4-3			x 0-0 L6-4-3 1B		4	1	2	1	0	0	2
Ken Wood, R (1, 7) OBP: 0.310, SLG: 0.380		BBBB 4-0 BB		x 0-0 ① 6-3		x 0-0 ① F7		x 0-0 ② ③ L6-4-3 1-2		3	0	0	0	1	0	1
Mel Hoderlein, S (1, 4) OBP: 0.309, SLG: 0.333		x 0-0 ① P6		x 0-0 2B 1B		x 0-0 1B 1B			x 0-0 E 1B	4	1	3	0	0	0	1
Mickey Grasso, R (1, 2) OBP: 0.278, SLG: 0.218 Gil Coan, L (9, PR) OBP: 0.260, SLG: 0.213 Clyde Kluttz, R (9, 2) OBP: 0.341, SLG: 0.329		SSS 0-3 ② K		x 0-0 1-3 2B		x 0-0 ② F8			x 0-0 E5 1-H 1B	4 0 0	0 1 0	1 0 0	0 0 0	0 0 0	1 0 0	2 0 0
Connie Marrero, R (1, 1) OBP: 0.100, SLG: 0.100		SSS 0-3 ③ K		x 0-0 ② P4		x 0-0 ③ 1-3 1B			x 0-0 ① 6-3	4	0	1	0	0	1	4
Inning Stats	R: 1 E: 1 K: 1 S: 5 H: 1 LOB: 0 BB: 1 P: 9	R: 1 E: 0 K: 2 S: 8 H: 1 LOB: 1 BB: 1 P: 12	R: 1 E: 0 K: 2 S: 9 H: 2 LOB: 1 BB: 0 P: 9	R: 0 E: 0 K: 0 S: 5 H: 2 LOB: 2 BB: 0 P: 5	R: 0 E: 0 K: 1 S: 6 H: 1 LOB: 1 BB: 0 P: 6	R: 0 E: 0 K: 0 S: 4 H: 2 LOB: 2 BB: 0 P: 4	R: 0 E: 0 K: 0 S: 3 H: 0 LOB: 0 BB: 0 P: 3	R: 0 E: 0 K: 0 S: 3 H: 1 LOB: 0 BB: 0 P: 3	R: 3 E: 1 K: 0 S: 7 H: 4 LOB: 3 BB: 0 P: 7	1B: 9 2B: 5 3B: 0 HR: 1 SF: 0 SAC: 0 DP: 1 HBP: 0						

	AB	38
	R	6
	H	14
	RBI	5
	BB	2
	SO	6
	LOB	19

WP: 0 PA: 41
PB: 0
SB: 0
CS: 1

PITCHER		IP	WLS	BF	H	R	ER	SO	BB	IBB	HBP	BLK	WP	HR	S	P	ERA	WHIP
Early Wynn, R ERA: 3.96	(1, 1)	9.0	L	40	14	6	2	6	2	0	0	0	0	1	50	58	2.00	1.778

PITCHER	IP	WLS	BF	H	R	ER	SO	BB	IBB	HBP	BLK	WP	HR	S	P	ERA	WHIP

Washington Senators @ Cleveland Indians

Cleveland Municipal Stadium, Cleveland, OH

Thu Jun 19 1952, 3:33 AM EDT

Att. 5,368 - Unknown

livebaseballscorecards.com

Batter	1	2	3	4	5	6	7	8	9	AB	R	H	RBI	BB	SO	LOB
Harry Simpson, L (1, 3) (9, 9) OBP: 0.333, SLG: 0.422	K	1-2 1B		F5			FC3-6 SH5-3 HR 1-2f	CS 3-H	4-3	5	1	1	0	0	1	1
Bobby Avila, R (1, 4) OBP: 0.366, SLG: 0.406	E 1B 1B	P6			F7		SH5-3 1-2		F7	4	0	1	0	0	0	2
Larry Doby, L (1, 8) OBP: 0.372, SLG: 0.543	E9 IBB 1-3 1B		G3		1B		2-H HR		F9	5	1	3	2	0	0	0
Al Rosen, R (1, 5) OBP: 0.419, SLG: 0.575	P4		F2		F7		F7			4	0	0	0	0	0	3
Dale Mitchell, L (1, 7) OBP: 0.394, SLG: 0.432	1-2 IBB		HR		F9			1B 1B CS 1B		3	1	2	1	1	0	1
Pete Reiser, L (8, PR) OBP: 0.217, SLG: 0.381										0	0	0	0	0	0	0
Luke Easter, L (9, 3) OBP: 0.275, SLG: 0.375										0	0	0	0	0	0	0
Jim Fridley, R (1, 9) (9, 7) OBP: 0.321, SLG: 0.325	P4		1B			K		1-2 1B 1B		4	0	2	0	0	1	3
Merl Combs, L (1, 6) OBP: 0.194, SLG: 0.229		G3	F9			F9		1-2 2-3 1B		4	0	1	0	0	0	1
Jim Hegan, R (1, 2) OBP: 0.291, SLG: 0.336		1B BB		5-3		F7		L5		3	0	0	0	1	0	3
Early Wynn, S (1, 1) OBP: 0.222, SLG: 0.176		F2		6-3			FC3-6 1B	F8		4	0	1	0	0	0	4

Inning Stats	1	2	3	4	5	6	7	8	9		
	R: 0 H: 2	R: 0 H: 1	R: 1 H: 2	R: 0 H: 0	R: 0 H: 1	R: 0 H: 0	R: 2 H: 2	R: 0 H: 3	R: 0 H: 0	1B: 9 SF: 0	WP: 0 PA: 40
	E: 1 LOB: 3	E: 0 LOB: 2	E: 0 LOB: 1	E: 0 LOB: 0	E: 0 LOB: 1	E: 0 LOB: 0	E: 0 LOB: 0	E: 0 LOB: 2	E: 0 LOB: 0	2B: 0 SAC: 1	PB: 0
	K: 1 BB: 1	K: 0 BB: 1	K: 0 BB: 0	K: 0 BB: 0	K: 0 BB: 0	K: 0 BB: 0	K: 0 BB: 0	K: 0 BB: 0	K: 0 BB: 0	3B: 0 DP: 0	SB: 0
	S: 7 P: 11	S: 4 P: 8	S: 5 P: 5	S: 3 P: 3	S: 4 P: 4	S: 5 P: 5	S: 5 P: 5	S: 5 P: 5	S: 3 P: 3	HR: 2 HBP: 0	CS: 1

PITCHER	IP	WLS	BF	H	R	ER	SO	BB	IBB	HBP	BLK	WP	HR	S	P	ERA	WHIP
Connie Marrero, R (1, 1) ERA: 2.65	9.0	W	39	11	3	3	2	1	1	0	0	0	2	41	49	3.00	1.333

PITCHER	IP	WLS	BF	H	R	ER	SO	BB	IBB	HBP	BLK	WP	HR	S	P	ERA	WHIP

Batter	1	2	3	4	5	6	7	8	9	AB	R	H	RBI	BB	SO	LOB
Dom DiMaggio, R (1, 8) OBP: 0.403, SLG: 0.418	x 0-0 BB 1B		S S S 0-3 ③ K			x 0-0 ②③ G4-6-3 1-2f		x 0-0 ③ F3		4	0	1	0	0	1	1
Billy Goodman, L (1, 4) OBP: 0.383, SLG: 0.421	x 0-0 ① F6			x 0-0 ① 3-1			x 0-0 ① 4-3		x 0-0 1B	4	0	1	0	0	0	1
Vern Stephens, R (1, 6) OBP: 0.346, SLG: 0.363	B B B B 4-0 G5-4-3 1-2 BB			x 0-0 ② F4			x 0-0 1B E 1B		x 0-0 ① F9	3	1	1	0	1	0	1
George Kell, R (1, 5) OBP: 0.393, SLG: 0.426	x 0-0 ②③ G5-4-3 1-2f			x 0-0 ③ F7			x 0-0 FC6-4 1-2 1B		x 0-0 ② F7	4	0	1	0	0	0	3
Hoot Evers, R (1, 7) OBP: 0.315, SLG: 0.379		x 0-0 ① F8			x 0-0 ① 4-3		x 0-0 ② FC6-4 1B 1-2f 2-H		x 0-0 ③ F8	4	1	0	0	0	0	2
Jim Piersall, R (1, 9) OBP: 0.382, SLG: 0.351		S S S 0-3 ② K			S S S 0-3 ② K		x 0-0 2-H 1B			3	0	1	1	0	2	0
Dick Gernert, R (1, 3) OBP: 0.256, SLG: 0.282		x 0-0 ③ 1-3			S S S 0-3 ③ K		x 0-0 ③ F8			3	0	0	0	0	1	1
Sammy White, R (1, 2) OBP: 0.303, SLG: 0.425			x 0-0 ① F4			x 0-0 ① 1-3		x 0-0 ① 5-3		3	0	0	0	0	0	0
Mel Parnell, L (1, 1) OBP: 0.088, SLG: 0.031			x 0-0 ② 6-3			x 0-0 E5 G4-6-3		x 0-0 ② F7		0	0	0	0	0	0	0
Dick Brodowski, R (1, 1)										2	0	0	0	0	0	0
Charlie Maxwell, L (8, PH) OBP: 0.286, SLG: 0.333										1	0	0	0	0	0	0
Ray Scarborough, R (8, 1) OBP: 0.286, SLG: 0.286										0	0	0	0	0	0	0
Inning Stats	R: 0 H: 1 E: 0 LOB: 1 K: 0 BB: 1 S: 3 P: 7	R: 0 H: 0 E: 0 LOB: 0 K: 1 BB: 0 S: 5 P: 5	R: 0 H: 0 E: 0 LOB: 0 K: 1 BB: 0 S: 5 P: 5	R: 0 H: 0 E: 0 LOB: 0 K: 0 BB: 0 S: 3 P: 3	R: 0 H: 0 E: 0 LOB: 0 K: 2 BB: 0 S: 7 P: 7	R: 0 H: 0 E: 1 LOB: 0 K: 0 BB: 0 S: 3 P: 3	R: 2 H: 3 E: 1 LOB: 1 K: 0 BB: 0 S: 6 P: 6	R: 0 H: 0 E: 0 LOB: 0 K: 0 BB: 0 S: 3 P: 3	R: 0 H: 1 E: 0 LOB: 1 K: 0 BB: 0 S: 4 P: 4	1B: 5 SF: 0 2B: 0 SAC: 0 3B: 0 DP: 2 HR: 0 HBP: 0						

TOP

Boston Red Sox @ Cleveland Indians

Cleveland Municipal Stadium, Cleveland, OH

Fri Jun 20 1952, 3:33 AM EDT

Att. 28,949 - Overcast

livebaseballscorecards.com

AB	31
R	2
H	5
RBI	1
BB	1
SO	4
LOB	9

WP: 0 PB: 0 SB: 0 CS: 0 PA: 32

PITCHER	IP	WLS	BF	H	R	ER	SO	BB	IBB	HBP	BLK	WP	HR	S	P	ERA	WHIP
Bob Lemon, R (1, 1) ERA: 2.72	9.0	W	32	5	2	1	4	1	0	0	0	0	0	39	43	1.00	0.667

PITCHER	IP	WLS	BF	H	R	ER	SO	BB	IBB	HBP	BLK	WP	HR	S	P	ERA	WHIP

BOTTOM

Boston Red Sox @ Cleveland Indians

Cleveland Municipal Stadium, Cleveland, OH

Fri Jun 20 1952, 3:33 AM EDT

Att. 28,949 - Overcast

Batter	1	2	3	4	5	6	7	8	9	AB	R	H	RBI	BB	SO	LOB
Barney McCosky, L (1, 9) OBP: 0.263, SLG: 0.176	0-0 1B 1B	0-0 CS 1-3 1B		0-0 4-3 ①		0-3 K ①		0-0 FC1-6 HR 1-2f ①		5	1	2	0	0	1	1
Bobby Avila, R (1, 4) OBP: 0.367, SLG: 0.403	0-0 BB S 1B 1-3 1B ①	4-0 S 1-2 BB ②		0-0 6-3 ②		0-0 F8 ②		0-0 F9 ②		4	1	1	0	1	0	1
Larry Doby, L (1, 8) OBP: 0.378, SLG: 0.559	4-0 BB 1B 1-2 BB	0-3 K 1-3 3-H ③		0-0 1B		0-0 3-1 ③		0-0 HR 1-H		4	2	2	2	1	1	1
Al Rosen, R (1, 5) OBP: 0.422, SLG: 0.574	4-0 1B 1B 1-2 2-3 BB		0-0 SH1-4 FC5-4 1B 1B	0-0 F5 ③			0-0 HR 1B	0-0 4-3 ③		4	2	2	0	1	0	1
Harry Simpson, L (1, 3) OBP: 0.336, SLG: 0.424	0-0 1B 1-2 2-H 3-H 1B		0-0 FC5-4 SH1-4 1-2 1B		0-0 4-3 ①		0-0 F7 ①			4	0	2	2	0	0	1
Jim Fridley, R (1, 7) OBP: 0.321, SLG: 0.349	0-0 F8 ②		0-0 SH1-4 ① 1-2 2-3		0-0 E5 FC3-6		0-0 1-H HR			3	1	1	2	0	0	2
Merl Combs, L (1, 6) OBP: 0.225, SLG: 0.237	0-0 1-3 2-3 1B ③		4-0 FC5-4 IBB		0-0 FC3-6 ② 1-2f		0-0 E4 5-3			3	0	1	0	1	0	1
Jim Hegan, R (1, 2) OBP: 0.284, SLG: 0.326		0-3 K ①	0-0 FC5-4 ② 1-2f 2-3 3-H		0-0 6-3 ③		0-0 5-3 ② ③ 1-2			4	0	0	1	0	1	4
Bob Lemon, L (1, 1) OBP: 0.279, SLG: 0.357		0-0 1B E 1B	0-0 F5 ③			0-0 HR		0-0 FC1-6 1B		4	2	3	1	0	0	2
Inning Stats	R: 2 E: 0 K: 0 S: 5 H: 4 LOB: 3 BB: 2 P: 13	R: 1 E: 0 K: 2 S: 8 H: 2 LOB: 1 BB: 1 P: 12	R: 1 E: 0 K: 0 S: 5 H: 2 LOB: 2 BB: 1 P: 9	R: 0 E: 0 K: 0 S: 4 H: 1 LOB: 1 BB: 0 P: 4	R: 0 E: 1 K: 0 S: 4 H: 0 LOB: 1 BB: 0 P: 4	R: 1 E: 0 K: 1 S: 6 H: 1 LOB: 0 BB: 0 P: 6	R: 2 E: 1 K: 0 S: 5 H: 2 LOB: 0 BB: 0 P: 5	R: 2 E: 0 K: 0 S: 5 H: 2 LOB: 0 BB: 0 P: 5		1B: 11 2B: 0 3B: 0 HR: 3 SF: 0 SAC: 1 DP: 0 HBP: 0						

	AB	35
	R	9
	H	14
	RBI	8
	BB	4
	SO	3
	LOB	14

WP: 0 PB: 0 SB: 3 CS: 1 PA: 40

livebaseballscorecards.com

PITCHER		IP	WLS	BF	H	R	ER	SO	BB	IBB	HBP	BLK	WP	HR	S	P	ERA	WHIP
Mel Parnell, L ERA: 3.7	(1, 1)	0.1	L	2	2	1	1	0	0	0	0	0	0	0	2	2	27.00	6.000
Dick Brodowski, R ERA: 4.11	(1, 1)	6.2		33	10	6	5	3	3	1	0	0	0	2	35	51	6.75	1.950
Ray Scarborough, R ERA: 3.91	(8, 1)	1.0		5	2	2	2	0	0	0	0	0	0	1	5	5	18.00	2.000

PITCHER		IP	WLS	BF	H	R	ER	SO	BB	IBB	HBP	BLK	WP	HR	S	P	ERA	WHIP

Batter	1	2	3	4	5	6	7	8	9	AB	R	H	RBI	BB	SO	LOB
Dom DiMaggio, R (1, 8) OBP: 0.400, SLG: 0.415	1-3		1B F8 1-2 1B		6-3		6-3			4	1	1	0	0	0	0
Billy Goodman, L (1, 4) OBP: 0.380, SLG: 0.417	6-3		CS 1-3 2-H 1B			F7		1-3		4	0	1	1	0	0	0
Vern Stephens, R (1, 6) OBP: 0.338, SLG: 0.355	F8		F8 3-H			6-3		5-3		4	0	0	1	0	0	1
George Kell, R (1, 5) OBP: 0.391, SLG: 0.420		4-3	CS 1-2	F8		1B BB BBB		F8		3	0	0	0	1	0	0
Hoot Evers, R (1, 7) OBP: 0.325, SLG: 0.386		K SSS		F9		BB 1-3 1B			FC3-6 1B	4	0	2	0	0	1	0
Charlie Maxwell, L (1, 3) OBP: 0.400, SLG: 0.286		K SSS		BB BBB		BB 1-2 BBB			FC3-6 BB 1-2f	1	0	0	0	2	1	0
Dick Gernert, R (9, PH) (9, 3) OBP: 0.250, SLG: 0.275										1	0	0	0	0	0	1
Jim Piersall, R (1, 9) OBP: 0.384, SLG: 0.347			6-3 1B BB BBB	K SSS		K SSS			G1-6-3 BB 1-2 BBB	2	1	0	0	2	2	4
Del Wilber, R (1, 2) OBP: 0.241, SLG: 0.220			6-3 1-2	K SSS			K SSS		G1-6-3 1-2f	4	0	0	0	0	2	3
Sid Hudson, R (1, 1) OBP: 0.226, SLG: 0.233			1B 1B 2-H 1B		5-3		4-3			3	1	1	1	0	0	0
Inning Stats	R: 0 E: 0 K: 0 S: 3 H: 0 LOB: 0 BB: 0 P: 3	R: 0 E: 0 K: 2 S: 7 H: 0 LOB: 0 BB: 0 P: 7	R: 3 E: 0 K: 0 S: 5 H: 3 LOB: 0 BB: 1 P: 9	R: 0 E: 0 K: 1 S: 5 H: 0 LOB: 1 BB: 1 P: 9	R: 0 E: 0 K: 1 S: 5 H: 0 LOB: 0 BB: 0 P: 5	R: 0 E: 0 K: 1 S: 6 H: 1 LOB: 3 BB: 2 P: 14	R: 0 E: 0 K: 1 S: 5 H: 0 LOB: 0 BB: 0 P: 5	R: 0 E: 0 K: 0 S: 3 H: 0 LOB: 0 BB: 0 P: 3	R: 0 E: 0 K: 0 S: 3 H: 1 LOB: 1 BB: 1 P: 7	1B: 5 2B: 0 3B: 0 HR: 0 SF: 0 SAC: 0 DP: 1 HBP: 0							

PITCHER	IP	WLS	BF	H	R	ER	SO	BB	IBB	HBP	BLK	WP	HR	S	P	ERA	WHIP
Bob Feller, R (1, 1) ERA: 4.77	7.0	L	28	4	3	3	6	4	0	0	0	0	0	36	52	3.86	1.143
Mickey Harris, L (8, 1) ERA: 9.95	2.0		7	1	0	0	0	1	0	0	0	0	0	6	10	0.00	1.000

PITCHER	IP	WLS	BF	H	R	ER	SO	BB	IBB	HBP	BLK	WP	HR	S	P	ERA	WHIP

TOP

Boston Red Sox @ Cleveland Indians

Cleveland Municipal Stadium, Cleveland, OH

Sat Jun 21 1952, 3:33 AM EDT

Att. 12,987 - Unknown

livebaseballscorecards.com

AB	30
R	3
H	5
RBI	3
BB	5
SO	6
LOB	9

WP: 0	PB: 0	SB: 0	CS: 1
PA: 36			

BOTTOM

Boston Red Sox @ Cleveland Indians

Cleveland Municipal Stadium, Cleveland, OH

Sat Jun 21 1952, 3:33 AM EDT

Att. 12,987 - Unknown

Batter	1	2	3	4	5	6	7	8	9	AB	R	H	RBI	BB	SO	LOB
Barney McCosky, L (1, 9) (8, 7) OBP: 0.304, SLG: 0.200	SH1-3 1B 1B		F8 ②			BBBB 4-0 FC1-6 BB		F9 ①		3	1	1	0	1	0	0
Bobby Avila, R (1, 4) OBP: 0.367, SLG: 0.402	SH1-3 ① 1-2		1-3 ③			FC1-6 ① FC4-6 1-2f		1B		3	0	1	0	0	0	1
Larry Doby, L (1, 8) OBP: 0.370, SLG: 0.547	F9 ②			F7 ①		FC4-6 ② 1B 1-2f		F4 ②		4	0	0	0	0	0	3
Al Rosen, R (1, 5) OBP: 0.424, SLG: 0.573	FC4-6 1B 2-H			F8 ②		1B 1-2		F8 ③		4	0	2	1	0	0	1
Harry Simpson, L (1, 3) (8, 9) OBP: 0.331, SLG: 0.417	FC4-6 ③ 1-2f			E3		1-3 ③			5-3 ①	4	0	0	0	0	0	3
Jim Fridley, R (1, 7) OBP: 0.321, SLG: 0.349 Mickey Harris, L (8, 1) Hank Majeski, R (9, PH) OBP: 0.362, SLG: 0.341	K ①			F7 ③			6-3 1B	K ②		3 0 1	0 0 0	1 0 0	0 0 0	0 0 1	1 0 0	1 0 0
Merl Combs, L (1, 6) OBP: 0.214, SLG: 0.225 Dale Mitchell, L (7, PH) OBP: 0.392, SLG: 0.429 Ray Boone, R (8, 6) OBP: 0.396, SLG: 0.397		4-3 ②			3-1 ①		F2 ①		6-3 ③	2 1 1	0 0 0	0 0 0	0 0 0	0 0 0	0 0 0	0 1 0
Jim Hegan, R (1, 2) OBP: 0.280, SLG: 0.322 Bob Lemon, L (7, PH) OBP: 0.273, SLG: 0.349 Birdie Tebbetts, R (8, 2) OBP: 0.329, SLG: 0.323		4-3 ③			F5 ②		6-3 1-2 ②			2 1 0	0 0 0	0 0 0	0 0 0	0 0 0	0 0 0	0 1 0
Bob Feller, R (1, 1) OBP: 0.229, SLG: 0.069 Luke Easter, L (7, PH) OBP: 0.274, SLG: 0.373 (8, 3)			K ①		K ③		K ③			2 1	0 0	0 0	0 0	0 0	2 1	0 1

Inning Stats	1	2	3	4	5	6	7	8	9
	R: 1 H: 2 E: 0 LOB: 1 K: 0 BB: 0 S: 5 P: 5	R: 0 H: 0 E: 0 LOB: 0 K: 1 BB: 0 S: 5 P: 5	R: 0 H: 0 E: 0 LOB: 0 K: 1 BB: 0 S: 5 P: 5	R: 0 H: 0 E: 1 LOB: 1 K: 0 BB: 0 S: 4 P: 4	R: 0 H: 0 E: 0 LOB: 0 K: 1 BB: 0 S: 5 P: 5	R: 0 H: 1 E: 0 LOB: 2 K: 0 BB: 1 S: 4 P: 8	R: 0 H: 1 E: 0 LOB: 1 K: 1 BB: 0 S: 6 P: 6	R: 0 H: 1 E: 0 LOB: 1 K: 0 BB: 0 S: 4 P: 4	R: 0 H: 0 E: 0 LOB: 0 K: 1 BB: 0 S: 5 P: 5

	AB	32
	R	1
	H	5
	RBI	1
	BB	1
	SO	5
	LOB	12

1B: 5 SF: 0
2B: 0 SAC: 1
3B: 0 DP: 0
HR: 0 HBP: 0

WP: 0 PA: 34
PB: 0
SB: 0
CS: 0

PITCHER	IP	WLS	BF	H	R	ER	SO	BB	IBB	HBP	BLK	WP	HR	S	P	ERA	WHIP
Sid Hudson, R (1, 1) ERA: 2.56	9.0	W	34	5	1	1	5	1	0	0	0	0	0	43	47	1.00	0.667

PITCHER	IP	WLS	BF	H	R	ER	SO	BB	IBB	HBP	BLK	WP	HR	S	P	ERA	WHIP

livebaseballscorecards.com

Batter	1	2	3	4	5	6	7	8	9	AB	R	H	RBI	BB	SO	LOB
Dom DiMaggio, R (1, 8) OBP: 0.395, SLG: 0.409	0-3 ① K			x 0-0 ① F8		x 0-0 ③ 4-3			x 0-0 ① 6-3	3	0	0	0	0	1	0
Archie Wilson, R (8, 9) OBP: 0.243, SLG: 0.276										1	0	0	0	0	0	0
Billy Goodman, L (1, 4) OBP: 0.377, SLG: 0.419	x 0-0 ② 4-3			x 0-0 ② F7			x 0-0 2B		x 0-0 ② 6-3	4	0	1	0	0	0	0
Vern Stephens, R (1, 6) OBP: 0.332, SLG: 0.347	0-3 ③ K			x 0-0 ③ F5			x 0-0 ① F5		x 0-0 ③ F7	4	0	0	0	0	1	1
George Kell, R (1, 5) OBP: 0.390, SLG: 0.428		x 0-0 ① 6-3			x 0-0 3B		x 0-0 ② L7			3	0	1	0	0	0	1
Hoot Evers, R (1, 7) OBP: 0.313, SLG: 0.370		x 0-0 ② 5-3			0-3 ① K		x 0-0 ③ F8			3	0	0	0	0	1	2
Charlie Maxwell, L (1, 3) OBP: 0.308, SLG: 0.200		0-3 ③ K			0-3 ② K			x 0-0 ① F3		3	0	0	0	0	2	1
Jim Piersall, R (1, 9) OBP: 0.378, SLG: 0.340 (8, 8)			x 0-0 ① F8		0-3 ③ K			x 0-0 ② 6-3		3	0	0	0	0	1	1
Gus Niarhos, R (1, 2) OBP: 0.205, SLG: 0.028			0-3 ② K			x 0-0 ① F7		4-0 BB		2	0	0	0	1	1	0
Willard Nixon, L (1, 1) OBP: 0.267, SLG: 0.333			x 0-0 ③ F9			x 0-0 ② 6-3		x 0-0 ③ F6		3	0	0	0	0	0	1
Inning Stats	R: 0 H: 0 E: 0 LOB: 0 K: 2 BB: 0 S: 7 P: 7	R: 0 H: 0 E: 0 LOB: 0 K: 1 BB: 0 S: 5 P: 5	R: 0 H: 0 E: 0 LOB: 0 K: 1 BB: 0 S: 5 P: 5	R: 0 H: 0 E: 0 LOB: 0 K: 0 BB: 0 S: 3 P: 3	R: 0 H: 1 E: 0 LOB: 1 K: 3 BB: 0 S: 10 P: 10	R: 0 H: 0 E: 0 LOB: 0 K: 0 BB: 0 S: 3 P: 3	R: 0 H: 1 E: 0 LOB: 1 K: 0 BB: 0 S: 4 P: 4	R: 0 H: 0 E: 0 LOB: 1 K: 0 BB: 1 S: 3 P: 7	R: 0 H: 0 E: 0 LOB: 0 K: 0 BB: 0 S: 3 P: 3	1B: 0 SF: 0 2B: 1 SAC: 0 3B: 1 DP: 0 HR: 0 HBP: 0						

TOP

Boston Red Sox @ Cleveland Indians

Cleveland Municipal Stadium, Cleveland, OH

Sun Jun 22 1952, 3:33 AM EDT

Overcast

livebaseballscorecards.com

AB	29
R	0
H	2
RBI	0
BB	1
SO	7
LOB	7

WP: 0 PB: 0 SB: 0 CS: 0 PA: 30

PITCHER		IP	WLS	BF	H	R	ER	SO	BB	IBB	HBP	BLK	WP	HR	S	P	ERA	WHIP
Steve Gromek, R ERA: 3.69	(1, 1)	8.0	W	27	2	0	0	7	1	0	0	0	0	0	40	44	0.00	0.375
Mickey Harris, L ERA: 9.22	(9, 1)	1.0	S	3	0	0	0	0	0	0	0	0	0	0	3	3	0.00	0.000

PITCHER	IP	WLS	BF	H	R	ER	SO	BB	IBB	HBP	BLK	WP	HR	S	P	ERA	WHIP

BOTTOM

Boston Red Sox @ Cleveland Indians

Cleveland Municipal Stadium, Cleveland, OH

Sun Jun 22 1952, 3:33 AM EDT

Overcast

livebaseballscorecards.com

Batter	1	2	3	4	5	6	7	8	9	AB	R	H	RBI	BB	SO	LOB
Barney McCosky, L (1, 9) OBP: 0.296, SLG: 0.250	4-3		E4 SH3 WP		F8		G3 HR 2B			4	2	1	0	0	0	0
Bobby Avila, R (1, 4) OBP: 0.366, SLG: 0.402 Johnny Berardino, R (8, 4) OBP: 0.250, SLG: 0.063	F9		SH3 2-3		E6 2B 1B		G3 2-3			3 0	1 0	1 0	0 0	0 0	0 0	1 0
Larry Doby, L (1, 8) OBP: 0.373, SLG: 0.560	F7		BBBB WP 2B 3-H BB		F5		3-H HR			3	2	1	2	1	0	1
Al Rosen, R (1, 5) OBP: 0.432, SLG: 0.587		BBBB E S 1B BB	1-H 2B 2B		2-H 2B		1B 1B			3	1	3	2	1	0	0
Harry Simpson, L (1, 3) OBP: 0.337, SLG: 0.424		BBBB E 1-2 1B BB	2-H 2B		G3		FC6-4 1-2 1B			3	1	2	0	1	0	1
Jim Fridley, R (1, 7) OBP: 0.313, SLG: 0.338	E6 1-2 2-3 1B	SSS K			SSS K		FC6-4 1-2f			4	0	0	0	0	2	5
Merl Combs, L (1, 6) OBP: 0.217, SLG: 0.227	G4-6-3 1-2 2-H 3-H 1B		6-3		SSS K		G3			4	0	1	2	0	1	0
Birdie Tebbetts, R (1, 2) OBP: 0.312, SLG: 0.304	F5		F9		SSS K		F9			4	0	0	0	0	1	2
Steve Gromek, S (1, 1) Luke Easter, L (8, PH) OBP: 0.272, SLG: 0.371 Mickey Harris, L (9, 1)	G4-6-3 1-2f		2-3				6-3		F8	3 1 0	0 0 0	0 0 0	0 0 0	0 0 0	0 0 0	2 0 0

	AB	32
	R	7
	H	9
	RBI	6
	BB	3
	SO	4
	LOB	12

Inning Stats									
	R: 0 H: 0 E: 0 LOB: 0 K: 0 BB: 0 S: 3 P: 3	R: 2 H: 1 E: 1 LOB: 1 K: 0 BB: 2 S: 4 P: 12	R: 2 H: 2 E: 1 LOB: 1 K: 1 BB: 1 S: 7 P: 11	R: 0 H: 0 E: 0 LOB: 0 K: 0 BB: 0 S: 3 P: 3	R: 1 H: 2 E: 1 LOB: 1 K: 0 BB: 0 S: 5 P: 5	R: 0 H: 0 E: 0 LOB: 0 K: 3 BB: 0 S: 9 P: 9	R: 2 H: 4 E: 0 LOB: 2 K: 0 BB: 0 S: 7 P: 7	R: 0 H: 0 E: 0 LOB: 0 K: 0 BB: 0 S: 3 P: 3	

	1B: 4	SF: 0	WP: 2	PA: 36
	2B: 4	SAC: 1	PB: 0	
	3B: 0	DP: 1	SB: 1	
	HR: 1	HBP: 0	CS: 0	

PITCHER	IP	WLS	BF	H	R	ER	SO	BB	IBB	HBP	BLK	WP	HR	S	P	ERA	WHIP
Willard Nixon, R (1, 1) ERA: 5.67	8.0	L	36	9	7	4	4	3	0	0	0	2	1	41	53	4.50	1.500

PITCHER	IP	WLS	BF	H	R	ER	SO	BB	IBB	HBP	BLK	WP	HR	S	P	ERA	WHIP

Batter	1	2	3	4	5	6	7	8	9	AB	R	H	RBI	BB	SO	LOB
Dom DiMaggio, R (1, 8) OBP: 0.393, SLG: 0.406	6-3		K		FC6 1B, 1-2f 2-3 3-H		CS 1B			4	1	1	1	0	1	2
Johnny Lipon, R (1, 6) OBP: 0.311, SLG: 0.281	5-3			SH5-3 1B BB	1B 1B, 1-2		CS, 1-2	6-3		3	1	1	0	1	0	0
Billy Goodman, L (1, 4) OBP: 0.382, SLG: 0.424	1B			SH5-3, 1-2	1-2 2-H 3-H 1B			4-3		3	0	2	2	0	0	0
George Kell, R (1, 5) OBP: 0.384, SLG: 0.420	K			F4	F5			5-3		4	0	0	0	0	1	3
Hoot Evers, R (1, 7) OBP: 0.310, SLG: 0.364		K		2-H 1B		K			6-3	4	0	1	1	0	2	0
Charlie Maxwell, L (1, 3) OBP: 0.235, SLG: 0.143		K		K		K			K	4	0	0	0	0	4	1
Jim Piersall, R (1, 9) OBP: 0.375, SLG: 0.338		K			1B 1B FC6 1B	6-3			F4	4	1	1	0	0	1	0
Sammy White, R (1, 2) OBP: 0.304, SLG: 0.423			K		FC6 1B 1B, 1-2		4-3			3	1	1	0	0	1	0
Dizzy Trout, R (1, 1) OBP: 0.200, SLG: 0.200			F2		FC6, 1-2 2-3		K			3	0	1	0	0	1	0
Inning Stats	R: 0 E: 0 K: 1 S: 6 H: 1 LOB: 1 BB: 0 P: 6	R: 0 E: 0 K: 3 S: 9 H: 0 LOB: 0 BB: 0 P: 9	R: 0 E: 0 K: 2 S: 7 H: 0 LOB: 0 BB: 0 P: 7	R: 1 E: 0 K: 1 S: 6 H: 1 LOB: 1 BB: 1 P: 10	R: 3 E: 0 K: 0 S: 7 H: 5 LOB: 1 BB: 0 P: 7	R: 0 E: 0 K: 2 S: 7 H: 0 LOB: 0 BB: 0 P: 7	R: 0 E: 0 K: 1 S: 5 H: 1 LOB: 0 BB: 0 P: 5	R: 0 E: 0 K: 0 S: 3 H: 0 LOB: 0 BB: 0 P: 3	R: 0 E: 0 K: 1 S: 5 H: 0 LOB: 0 BB: 0 P: 5	1B: 8 2B: 0 3B: 0 HR: 0	SF: 0 SAC: 1 DP: 0 HBP: 0						

TOP

Boston Red Sox @ Cleveland Indians

Cleveland Municipal Stadium, Cleveland, OH

Sun Jun 22 1952, 3:38 AM EDT

Att. 38,947 - Cloudy

livebaseballscorecards.com

AB	32
R	4
H	8
RBI	4
BB	1
SO	11
LOB	6

PITCHER		IP	WLS	BF	H	R	ER	SO	BB	IBB	HBP	BLK	WP	HR	S	P	ERA	WHIP
Mike Garcia, R ERA: 1.57	(1, 1)	9.0	W	34	8	4	4	11	1	0	0	0	0	0	55	59	4.00	1.000

PITCHER	IP	WLS	BF	H	R	ER	SO	BB	IBB	HBP	BLK	WP	HR	S	P	ERA	WHIP

BOTTOM

Boston Red Sox @ Cleveland Indians

Cleveland Municipal Stadium, Cleveland, OH

Sun Jun 22 1952, 3:38 AM EDT

Att. 38,947 - Cloudy

livebaseballscorecards.com

Batter	1	2	3	4	5	6	7	8	9	AB	R	H	RBI	BB	SO	LOB
Harry Simpson, L (1, 9) OBP: 0.339, SLG: 0.420	F6		F5		1B, SH3-4, BB	IBB				2	1	0	0	2	0	0
Bobby Avila, R (1, 4) OBP: 0.366, SLG: 0.398	F6			SH3-4, BB, 4-3	SH3-4	F6				2	1	0	0	1	0	3
Larry Doby, L (1, 8) OBP: 0.380, SLG: 0.561	1B			4-3, SH3-4, 1B	1B	F7				3	1	2	2	1	0	3
Al Rosen, R (1, 5) OBP: 0.427, SLG: 0.580	F4			SH3-4	F2		K			3	0	0	0	0	1	2
Luke Easter, L (1, 3) OBP: 0.267, SLG: 0.364		G3		4-3	4-3		F9			4	0	0	1	0	0	2
Jim Fridley, R (1, 7) OBP: 0.318, SLG: 0.343		L9		BB, 1B	1B, 1B		5-3			4	1	2	1	0	0	0
Merl Combs, L (1, 6) OBP: 0.245, SLG: 0.239 Pete Reiser, L (6, PR) OBP: 0.217, SLG: 0.381 Ray Boone, R (7, 6) OBP: 0.394, SLG: 0.394		F7				SH3-4, 1B, 1B		F2		2 0 1	0 0 0	1 0 0	0 0 0	1 0 0	0 0 0	0 0 0
Jim Hegan, R (1, 2) OBP: 0.280, SLG: 0.320			4-3	F3		SH3-4, 1B		6-3		4	0	1	1	0	0	2
Mike Garcia, R (1, 1) OBP: 0.159, SLG: 0.143			F9		SH3-4, BB, 1B	SH3-4		6-3		2	1	0	0	1	0	0
Inning Stats	R: 0 E: 0 K: 0 S: 4 H: 1 LOB: 1 BB: 0 P: 4	R: 0 E: 0 K: 0 S: 3 H: 0 LOB: 0 BB: 0 P: 3	R: 0 E: 0 K: 0 S: 3 H: 0 LOB: 0 BB: 0 P: 3	R: 2 E: 0 K: 0 S: 4 H: 1 LOB: 2 BB: 3 P: 16	R: 2 E: 0 K: 0 S: 4 H: 1 LOB: 1 BB: 2 P: 12	R: 1 E: 0 K: 0 S: 6 H: 3 LOB: 3 BB: 1 P: 10	R: 0 E: 0 K: 1 S: 5 H: 0 LOB: 0 BB: 0 P: 5	R: 0 E: 0 K: 0 S: 3 H: 0 LOB: 0 BB: 0 P: 3		1B: 6 2B: 0 3B: 0 HR: 0	SF: 0 SAC: 3 DP: 0 HBP: 0						

PITCHER	IP	WLS	BF	H	R	ER	SO	BB	IBB	HBP	BLK	WP	HR	S	P	ERA	WHIP
Dizzy Trout, R (1, 1) ERA: 4.39	8.0	L	36	6	5	5	1	5	1	0	0	0	0	32	56	5.62	1.375

PITCHER	IP	WLS	BF	H	R	ER	SO	BB	IBB	HBP	BLK	WP	HR	S	P	ERA	WHIP

AB	27
R	5
H	6
RBI	5
BB	6
SO	1
LOB	12

WP: 0 PB: 0 SB: 0 CS: 0 PA: 36

Batter	1	2	3	4	5	6	7	8	9	AB	R	H	RBI	BB	SO	LOB
Eddie Joost, R (1, 6) OBP: 0.385, SLG: 0.441	S S S 0-3 ① K		x 0-0 ③ F7			S S S 0-3 ③ K			x 0-0 ① F1	4	0	0	0	0	2	0
Ferris Fain, L (1, 3) OBP: 0.436, SLG: 0.405	x 0-0 ② F7			x 0-0 ① 6-3			x 0-0 ① F7		x 0-0 1B	4	0	1	0	0	0	0
Elmer Valo, L (1, 8) OBP: 0.410, SLG: 0.393	x 0-0 ③ 5-3			x 0-0 ② 1-3			x 0-0 ② F8		x 0-0 ② F8	4	0	0	0	0	0	1
Gus Zernial, R (1, 7) OBP: 0.390, SLG: 0.469		x 0-0 ① F7		x 0-0 ③ F7			S S S 0-3 ③ K		x 0-0 ③ F8	4	0	0	0	0	1	1
Dave Philley, S (1, 5) OBP: 0.338, SLG: 0.342		x 0-0 ② 1B			x 0-0 ① F9			x 0-0 ① F8		3	0	1	0	0	0	0
Allie Clark, R (1, 9) OBP: 0.271, SLG: 0.532		x 0-0 1B			x 0-0 ② F5			x 0-0 HR		3	1	2	1	0	0	0
Pete Suder, R (1, 4) OBP: 0.189, SLG: 0.196 Kite Thomas, R (8, PH) OBP: 0.413, SLG: 0.486 Skeeter Kell, R (8, 4) OBP: 0.289, SLG: 0.293		x 0-0 ③ F6			x 0-0 ③ F6			B B B B 4-0 5-3-5 1B BB		2	0	0	0	0	0	1
										0	0	0	0	1	0	0
										0	0	0	0	0	0	0
Joe Astroth, R (1, 2) OBP: 0.288, SLG: 0.276			x 0-0 ① F3			x 0-0 ① 4-3		x 0-0 1-2 1B		3	0	1	0	0	0	0
Bobby Shantz, R (1, 1) OBP: 0.244, SLG: 0.286			x 0-0 ② F9			x 0-0 ② F5		x 0-0 ② ③ 5-3-5 2-3f		3	0	0	0	0	0	2
Inning Stats	R: 0 H: 0 E: 0 LOB: 0 K: 1 BB: 0 S: 5 P: 5	R: 0 H: 2 E: 0 LOB: 1 K: 0 BB: 0 S: 4 P: 4	R: 0 H: 0 E: 0 LOB: 0 K: 0 BB: 0 S: 3 P: 3	R: 0 H: 0 E: 0 LOB: 0 K: 0 BB: 0 S: 3 P: 3	R: 0 H: 0 E: 0 LOB: 0 K: 0 BB: 0 S: 3 P: 3	R: 0 H: 0 E: 0 LOB: 0 K: 1 BB: 0 S: 5 P: 5	R: 0 H: 0 E: 0 LOB: 0 K: 1 BB: 0 S: 5 P: 5	R: 1 H: 2 E: 0 LOB: 1 K: 0 BB: 1 S: 4 P: 8	R: 0 H: 1 E: 0 LOB: 1 K: 0 BB: 0 S: 4 P: 4	1B: 4 SF: 0 2B: 1 SAC: 0 3B: 0 DP: 1 HR: 1 HBP: 0							WP: 0 PA: 31 PB: 0 SB: 0 CS: 0

PITCHER		IP	WLS	BF	H	R	ER	SO	BB	IBB	HBP	BLK	WP	HR	S	P	ERA	WHIP
Early Wynn, R ERA: 3.71	(1, 1)	9.0	W	31	5	1	1	3	1	0	0	0	0	1	36	40	1.00	0.667

PITCHER	IP	WLS	BF	H	R	ER	SO	BB	IBB	HBP	BLK	WP	HR	S	P	ERA	WHIP

TOP

Philadelphia Athletics @ Cleveland Indians
Cleveland Municipal Stadium, Cleveland, OH
Tue Jun 24 1952, 3:33 AM EDT
Att. 18,540 - Unknown

livebaseballscorecards.com

AB	30
R	1
H	5
RBI	1
BB	1
SO	3
LOB	5

Batter	1	2	3	4	5	6	7	8	9	AB	R	H	RBI	BB	SO	LOB
Harry Simpson, L (1, 9) OBP: 0.334, SLG: 0.414	F7		K			3-1		K		4	0	0	0	0	2	1
Bobby Avila, R (1, 4) OBP: 0.369, SLG: 0.402	PO 1B			G3 HR 1B		F4				3	1	2	0	0	0	0
Larry Doby, L (1, 8) OBP: 0.374, SLG: 0.553	K			G3 1-2		K				3	0	0	0	0	2	2
Al Rosen, R (1, 5) OBP: 0.426, SLG: 0.590	PO 1-2	5-3		2-H HR			F6			3	1	1	2	0	0	0
Dale Mitchell, L (1, 7) OBP: 0.391, SLG: 0.428		4-3 1B		F8			F2			3	0	1	0	0	0	0
Ray Boone, R (1, 6) OBP: 0.389, SLG: 0.388		4-3 1-2		K			K			3	0	0	0	0	2	1
Luke Easter, L (1, 3) OBP: 0.264, SLG: 0.358		K			6-3			4-3		3	0	0	0	0	1	1
Jim Hegan, R (1, 2) OBP: 0.274, SLG: 0.313			4-3		F4			F8		3	0	0	0	0	0	0
Early Wynn, S (1, 1) OBP: 0.231, SLG: 0.189			6-3		K			E8 1B		3	0	1	0	0	1	0
Inning Stats	R: 0 E: 0 K: 1 S: 5 H: 1 LOB: 0 BB: 0 P: 5	R: 0 E: 0 K: 1 S: 6 H: 1 LOB: 1 BB: 0 P: 6	R: 0 E: 0 K: 1 S: 5 H: 0 LOB: 0 BB: 0 P: 5	R: 2 E: 0 K: 1 S: 7 H: 2 LOB: 0 BB: 0 P: 7	R: 0 E: 0 K: 1 S: 5 H: 0 LOB: 0 BB: 0 P: 5	R: 0 E: 0 K: 1 S: 5 H: 0 LOB: 0 BB: 0 P: 5	R: 0 E: 0 K: 1 S: 5 H: 0 LOB: 0 BB: 0 P: 5	R: 0 E: 1 K: 1 S: 6 H: 1 LOB: 1 BB: 0 P: 6		1B: 4 2B: 0 3B: 0 HR: 1 SF: 0 SAC: 0 DP: 0 HBP: 0						

PITCHER	IP	WLS	BF	H	R	ER	SO	BB	IBB	HBP	BLK	WP	HR	S	P	ERA	WHIP
Bobby Shantz, L (1, 1) ERA: 1.7	8.0	L	28	5	2	2	8	0	0	0	0	0	1	44	44	2.25	0.625

PITCHER	IP	WLS	BF	H	R	ER	SO	BB	IBB	HBP	BLK	WP	HR	S	P	ERA	WHIP

BOTTOM

Philadelphia Athletics @ Cleveland Indians

Cleveland Municipal Stadium, Cleveland, OH

Tue Jun 24 1952, 3:33 AM EDT

Att. 18,540 - Unknown

livebaseballscorecards.com

AB	28
R	2
H	5
RBI	2
BB	0
SO	8
LOB	5

1B: 4	SF: 0	WP: 0	PA: 29
2B: 0	SAC: 0	PB: 0	
3B: 0	DP: 0	SB: 0	
HR: 1	HBP: 0	CS: 0	

TOP

Philadelphia Athletics @ Cleveland Indians
Cleveland Municipal Stadium, Cleveland, OH

Wed Jun 25 1952, 3:33 AM EDT
Att. 6,261 - Unknown

livebaseballscorecards.com

Batter	1	2	3	4	5	6	7	8	9	AB	R	H	RBI	BB	SO	LOB
Eddie Joost, R (1, 6) OBP: 0.385, SLG: 0.442	6-3			E6 FC 1B		F8	FC6-4 BB	PB 1-H 2-H 3-H 2B		4	2	1	3	1	0	0
Ferris Fain, L (1, 3) OBP: 0.435, SLG: 0.410	1-3			FC 1B FC5-4 1-2		2B 6-3 1B	FC6-4 1-2f	2-H 2B		5	2	2	1	0	0	2
Elmer Valo, L (1, 8) OBP: 0.414, SLG: 0.401	F6			FC5-4 1-3 2-H 1B		6-3 1-3 2B 2B		G3 BB		4	1	2	1	1	0	0
Gus Zernial, R (1, 7) OBP: 0.386, SLG: 0.463		K		FC5-4 4-3 1-2f 3-H		6-3 2-3 3-H		BB 1B 1B K		5	1	1	2	0	2	4
Dave Philley, S (1, 5) OBP: 0.339, SLG: 0.348		4-3		4-3 2-3		1B 3-H 2B		BB 1-2 1B	6-3	5	2	2	1	0	0	1
Allie Clark, R (1, 9) OBP: 0.283, SLG: 0.510		K		F2		FC6-4 2-H 1B		3-1 1B 1-2 2-3 2B BB	F3	4	1	1	1	1	1	1
Pete Suder, R (1, 4) OBP: 0.179, SLG: 0.185			4-3		F8	FC6-4 1-2f		3-1 1-2 2-H 3-H 2B 1B	F6	3	0	0	0	0	0	1
Kite Thomas, R (8, PH) OBP: 0.426, SLG: 0.500										1	1	1	2	0	0	0
Carl Scheib, R (8, 1) OBP: 0.143, SLG: 0.143										1	0	0	0	0	0	0
Joe Astroth, R (1, 2) OBP: 0.279, SLG: 0.268			F8		5-3		5-3 1-2 2-3	3-1		4	0	0	0	0	0	2
Alex Kellner, R (1, 1) OBP: 0.286, SLG: 0.382			4-3		4-3		1-3	BB 2B BB		3	0	0	0	0	0	0
Harry Byrd, R (7, 1) OBP: 0.100, SLG: 0.053										0	0	0	0	0	0	0
Sherry Robertson, L (8, PH)										0	1	0	0	1	0	0
Skeeter Kell, R (8, 4) OBP: 0.289, SLG: 0.293										0	0	0	0	0	0	0
Inning Stats	R: 0 E: 0 K: 0 S: 3 H: 0 LOB: 0 BB: 0 P: 3	R: 0 E: 0 K: 2 S: 7 H: 0 LOB: 0 BB: 0 P: 7	R: 0 E: 0 K: 0 S: 3 H: 0 LOB: 0 BB: 0 P: 3	R: 2 E: 2 K: 0 S: 6 H: 1 LOB: 1 BB: 0 P: 6	R: 0 E: 0 K: 0 S: 3 H: 0 LOB: 0 BB: 0 P: 3	R: 3 E: 0 K: 0 S: 7 H: 4 LOB: 1 BB: 0 P: 7	R: 0 E: 0 K: 0 S: 3 H: 0 LOB: 1 BB: 1 P: 7	R: 6 E: 0 K: 1 S: 10 H: 5 LOB: 2 BB: 3 P: 22	R: 0 E: 0 K: 0 S: 3 H: 0 LOB: 0 BB: 0 P: 3	1B: 6 2B: 4 3B: 0 HR: 0 SF: 0 SAC: 0 DP: 0 HBP: 0	WP: 0 PB: 1 SB: 0 CS: 0 PA: 43					

	AB	39
	R	11
	H	10
	RBI	11
	BB	4
	SO	3
	LOB	11

PITCHER		IP	WLS	BF	H	R	ER	SO	BB	IBB	HBP	BLK	WP	HR	S	P	ERA	WHIP
Bob Lemon, R ERA: 3.06	(1, 1)	7.1		33	7	8	7	2	2	0	0	0	0	0	35	43	8.59	1.227
Mike Garcia, R ERA: 1.79	(8, 1)	0.1	L	5	3	3	3	0	1	0	0	0	0	0	4	8	81.00	12.000
Mickey Harris, L ERA: 8.4	(8, 1)	1.1		5	0	0	0	1	1	0	0	0	0	0	6	10	0.00	0.750

PITCHER		IP	WLS	BF	H	R	ER	SO	BB	IBB	HBP	BLK	WP	HR	S	P	ERA	WHIP

BOTTOM

Philadelphia Athletics @ Cleveland Indians

Cleveland Municipal Stadium, Cleveland, OH

Wed Jun 25 1952, 3:33 AM EDT

Att. 6,261 - Unknown

livebaseballscorecards.com

Batter	1	2	3	4	5	6	7	8	9	AB	R	H	RBI	BB	SO	LOB
Harry Simpson, L (1, 9) OBP: 0.339, SLG: 0.426	BBBB 4-0 FC5 6-3 BB		x 0-0 HR	SSS 0-3 ③ K 3-H			x 0-0 BB 1B 1B	x 0-0 ① 4-3		4	2	2	1	1	1	0
Bobby Avila, R (1, 4) OBP: 0.366, SLG: 0.402	x 0-0 ① 6-3 1-2		x 0-0 4-3 2B		x 0-0 ① 5-3		x 0-0 ① F8	x 0-0 ② F8		5	0	1	0	0	0	2
Larry Doby, L (1, 8) OBP: 0.370, SLG: 0.541	x 0-0 ② FC5 2-3		x 0-0 ② 4-3 2-3		SSS 0-3 ② K		BBBB 4-0 1B 1-2 1B BB	SSS 0-3 ③ K		4	1	0	0	1	2	2
Al Rosen, R (1, 5) OBP: 0.422, SLG: 0.581	x 0-0 ③ F4		x 0-0 ③ F2		x 0-0 ③ F5		x 0-0 BB 1B 1-2 2-H 1B 1B		x 0-0 ① F8	5	1	1	1	0	0	2
Dale Mitchell, L (1, 7) OBP: 0.386, SLG: 0.421		x 0-0 ① F9		x 0-0 ① 4-3		x 0-0 ① 4-3	x 0-0 BB 1B 1-2 2-H 1B		x 0-0 ② 6-3	5	1	1	1	0	0	0
Ray Boone, R (1, 6) OBP: 0.391, SLG: 0.387 Barney McCosky, L (9, PH) OBP: 0.321, SLG: 0.280		x 0-0 FC4-6 1B		BBB 4-0 1B 2B BB		x 0-0 ② F9	x 0-0 ② F7		x 0-0 1B 1B	3 1	1 0	1 1	0 0	1 0	0 0	2 0
Luke Easter, L (1, 3) OBP: 0.276, SLG: 0.380 Pete Reiser, L (9, PR) OBP: 0.217, SLG: 0.381		x 0-0 ② FC4-6 FC6-4 1-2f		x 0-0 2B 1-2 SH5-3 1B		x 0-0 HR	BBBB 4-0 1B 1-2 2-3 BB		x 0-0 1-3 1B	4 0	2 0	3 0	1 0	1 0	0 0	1 0
Jim Hegan, R (1, 2) OBP: 0.284, SLG: 0.329		x 0-0 ③ FC6-4 1-2f		x 0-0 SH5-3 1-3 2-H WP 2B		x 0-0 1B	x 0-0 1-2 2-H 3-H 1B		x 0-0 ③ F7	5	1	3	3	0	0	3
Bob Lemon, L (1, 1) OBP: 0.255, SLG: 0.326 Mike Garcia, R (8, 1) OBP: 0.159, SLG: 0.143 Mickey Harris, L (8, 1)			SSS 0-3 ① K	x 0-0 ② SH5-3 2-3 3-H		SSS 0-3 ③ K	x 0-0 ③ F7			3 0 0	0 0 0	0 0 0	1 0 0	0 0 0	2 0 0	3 0 0
Inning Stats	R: 0 H: 0 E: 0 LOB: 1 K: 0 BB: 1 S: 3 P: 7	R: 0 H: 1 E: 0 LOB: 1 K: 0 BB: 0 S: 4 P: 4	R: 1 H: 2 E: 0 LOB: 1 K: 1 BB: 0 S: 7 P: 7	R: 3 H: 2 E: 0 LOB: 0 K: 1 BB: 1 S: 7 P: 11	R: 0 H: 0 E: 0 LOB: 0 K: 1 BB: 0 S: 5 P: 5	R: 1 H: 2 E: 0 LOB: 1 K: 1 BB: 0 S: 7 P: 7	R: 4 H: 4 E: 0 LOB: 2 K: 0 BB: 2 S: 7 P: 15	R: 0 H: 0 E: 0 LOB: 0 K: 1 BB: 0 S: 5 P: 5	R: 0 H: 2 E: 0 LOB: 2 K: 0 BB: 0 S: 5 P: 5	1B: 9 2B: 2 3B: 0 HR: 2	SF: 0 SAC: 1 DP: 0 HBP: 0						

	AB	39
	R	9
	H	13
	RBI	8
	BB	4
	SO	5
	LOB	15

PITCHER		IP	WLS	BF	H	R	ER	SO	BB	IBB	HBP	BLK	WP	HR	S	P	ERA	WHIP
Alex Kellner, L ERA: 4.99	(1, 1)	6.1		32	10	9	9	4	3	0	0	0	1	2	37	49	12.79	2.053
Harry Byrd, R ERA: 4.25	(7, 1)	0.2	W	4	1	0	0	0	1	0	0	0	0	0	3	7	0.00	3.000
Carl Scheib, R ERA: 3.9	(8, 1)	2.0	S	8	2	0	0	1	0	0	0	0	0	0	10	10	0.00	1.000

PITCHER	IP	WLS	BF	H	R	ER	SO	BB	IBB	HBP	BLK	WP	HR	S	P	ERA	WHIP

Cleveland Indians @ Chicago White Sox

Comiskey Park, Chicago, IL

Fri Jun 27 1952, 4:33 AM EDT

Att. 39,986 - Unknown

TOP

livebaseballscorecards.com

Batter	1	2	3	4	5	6	7	8	9	AB	R	H	RBI	BB	SO	LOB
Harry Simpson, L (1, 9) OBP: 0.334, SLG: 0.420	4-3		FC6-4 1-2f 2-3		F7			K		4	0	0	0	0	1	2
Bobby Avila, R (1, 4) OBP: 0.368, SLG: 0.398	F9		BB 1-2			BB 1B E		K		2	1	0	0	2	1	0
Larry Doby, L (1, 8) OBP: 0.364, SLG: 0.530	L4		K			K		K		4	0	0	0	0	3	4
Al Rosen, R (1, 5) OBP: 0.420, SLG: 0.576		5-3		L5		E6 1-H			F3	4	0	1	0	0	0	0
Dale Mitchell, L (1, 7) OBP: 0.383, SLG: 0.417		F7		F4		4-3			1B	4	0	1	0	0	0	1
Ray Boone, R (1, 6) OBP: 0.388, SLG: 0.384		K		1B		F3			F4	4	0	1	0	0	1	2
Luke Easter, L (1, 3) OBP: 0.271, SLG: 0.373			K	4-3			K		3-1	4	0	0	0	0	2	2
Jim Hegan, R (1, 2) OBP: 0.285, SLG: 0.329			FC6-4 E 1B		K		F6			3	0	1	0	0	1	0
Bob Feller, R (1, 1) OBP: 0.211, SLG: 0.063			E1 FC6-4 1-2		K		F9			3	0	0	0	0	1	1

	AB	32
	R	1
	H	4
	RBI	0
	BB	2
	SO	10
	LOB	12

Inning Stats									
	R: 0 H: 0 E: 0 LOB: 0 K: 0 BB: 0 S: 3 P: 3	R: 0 H: 0 E: 0 LOB: 0 K: 1 BB: 0 S: 5 P: 5	R: 0 H: 1 E: 1 LOB: 3 K: 2 BB: 1 S: 9 P: 13	R: 0 H: 1 E: 0 LOB: 1 K: 0 BB: 0 S: 4 P: 4	R: 0 H: 0 E: 0 LOB: 0 K: 2 BB: 0 S: 7 P: 7	R: 1 H: 1 E: 1 LOB: 1 K: 1 BB: 1 S: 6 P: 10	R: 0 H: 0 E: 0 LOB: 0 K: 1 BB: 0 S: 5 P: 5	R: 0 H: 0 E: 0 LOB: 0 K: 3 BB: 0 S: 9 P: 9	R: 0 H: 1 E: 0 LOB: 1 K: 0 BB: 0 S: 4 P: 4	1B: 4 SF: 0 2B: 0 SAC: 0 3B: 0 DP: 0 HR: 0 HBP: 0	WP: 0 PA: 34 PB: 0 SB: 0 CS: 0

PITCHER	IP	WLS	BF	H	R	ER	SO	BB	IBB	HBP	BLK	WP	HR	S	P	ERA	WHIP
Billy Pierce, L (1, 1) ERA: 2.93	9.0	W	34	4	1	1	10	2	0	0	0	0	0	52	60	1.00	0.667

PITCHER	IP	WLS	BF	H	R	ER	SO	BB	IBB	HBP	BLK	WP	HR	S	P	ERA	WHIP

Cleveland Indians @ Chicago White Sox

Comiskey Park, Chicago, IL

Fri Jun 27 1952, 4:33 AM EDT

Att. 39,986 - Unknown

BOTTOM

livebaseballscorecards.com

Batter	1	2	3	4	5	6	7	8	9	AB	R	H	RBI	BB	SO	LOB
Nellie Fox, L (1, 4) OBP: 0.329, SLG: 0.347	E BB 1B	F8			F8		F9	E 1-2 2-H 1B		5	1	2	1	0	0	0
Minnie Minoso, R (1, 7) OBP: 0.390, SLG: 0.456	E6 BB BB HBP 1-3	2B			4-3		1B 1B	F9 2-3		5	1	2	0	0	0	3
Tom Wright, L (1, 9) OBP: 0.384, SLG: 0.321	K	F8			HBP 1B		F7	E3 1-3 3-H		5	0	1	0	0	1	5
Eddie Robinson, L (1, 3) OBP: 0.385, SLG: 0.458	HBP BB 1-2 BB		F6		1-2 HBP		1-3 1B	IBB		2	0	1	0	2	0	0
Ray Coleman, L (1, 8) OBP: 0.250, SLG: 0.267	HBP 1-2 2-3 3-H BB		G3		F8		F9	K		4	0	0	1	1	1	7
Hector Rodriguez, R (1, 5) OBP: 0.366, SLG: 0.310	K		K			F8		1B 5-3 SH 1B		4	1	1	0	0	2	3
Sherm Lollar, R (1, 2) OBP: 0.338, SLG: 0.418	FC4-6 1-2 2-3 3-H HBP			F5		F8		5-3 1-2		3	0	0	1	0	0	1
Sam Dente, R (1, 6) OBP: 0.212, SLG: 0.163	FC4-6 1-2f			F3		1B		SH 1B 2-3 1B		4	1	2	0	0	0	3
Billy Pierce, L (1, 1) OBP: 0.188, SLG: 0.093		K		F8		G3		SH F9 1B E 1-2 3-H		3	1	0	1	0	1	1

	AB	35
	R	5
	H	9
	RBI	4
	BB	3
	SO	5
	LOB	23

| Inning Stats | | |

Cleveland Indians @ Chicago White Sox

Comiskey Park, Chicago, IL

Sat Jun 28 1952, 4:33 AM EDT

Att. 13,548 - Unknown

TOP

livebaseballscorecards.com

Batter	1	2	3	4	5	6	7	8	9	AB	R	H	RBI	BB	SO	LOB
Harry Simpson, L (1, 9) OBP: 0.336, SLG: 0.418	4-3		6-3		F7			5-3 1B	IBB	4	0	1	0	1	0	0
Johnny Berardino, R (1, 4) OBP: 0.280, SLG: 0.053	1B BB		FC5 BB BB		F7			5-3 1-2	K	3	0	0	0	2	1	4
Dale Mitchell, L (1, 7) OBP: 0.385, SLG: 0.415	CS 1B 1-2		FC5 BB 1-2			F6		F9		3	0	1	0	1	0	1
Al Rosen, R (1, 5) OBP: 0.417, SLG: 0.570	CS 1-2	HR 1B	FC5 1-2 2-3f			5-3		5-3		4	1	1	0	0	0	3
Larry Doby, L (1, 8) OBP: 0.362, SLG: 0.540		HR 1-H	F5			K			1-3	4	1	1	2	0	1	2
Ray Boone, R (1, 6) OBP: 0.395, SLG: 0.389		1B F8 1B		G5-4-3 BB			F5		1B 1B	3	2	2	0	1	0	0
Luke Easter, L (1, 3) OBP: 0.279, SLG: 0.394		G1-6-3 1-3 1B		F8			HR		SH3 1B 1-3	4	1	3	1	0	0	1
Joe Tipton, R (1, 2) OBP: 0.333, SLG: 0.375		F8 3-H		G5-4-3 1-2f			L7		SH3 1-2 3-H	4	0	1	2	0	0	2
Mike Garcia, R (1, 1) OBP: 0.149, SLG: 0.133		G1-6-3 1-2f			K		K		SH3 1-2 2-3	3	0	0	0	0	2	1
Inning Stats	R: 0 E: 0 K: 0 S: 2 H: 1 LOB: 0 BB: 1 P: 6	R: 3 E: 0 K: 0 S: 6 H: 4 LOB: 0 BB: 0 P: 6	R: 0 E: 0 K: 0 S: 3 H: 0 LOB: 2 BB: 2 P: 11	R: 0 E: 0 K: 0 S: 2 H: 0 LOB: 0 BB: 1 P: 6	R: 0 E: 0 K: 1 S: 5 H: 0 LOB: 0 BB: 0 P: 5	R: 0 E: 0 K: 1 S: 5 H: 0 LOB: 0 BB: 0 P: 5	R: 1 E: 0 K: 1 S: 6 H: 1 LOB: 0 BB: 0 P: 6	R: 0 E: 0 K: 0 S: 4 H: 1 LOB: 1 BB: 0 P: 4	R: 1 E: 0 K: 1 S: 8 H: 3 LOB: 3 BB: 1 P: 12	1B: 8 2B: 0 3B: 0 HR: 2	SF: 0 SAC: 1 DP: 2 HBP: 0						

	AB	32
	R	5
	H	10
	RBI	5
	BB	5
	SO	4
	LOB	14

WP: 0 PB: 0 SB: 0 CS: 1 PA: 39

PITCHER		IP	WLS	BF	H	R	ER	SO	BB	IBB	HBP	BLK	WP	HR	S	P	ERA	WHIP
Chuck Stobbs, L ERA: 2.91	(1, 1)	2.1	L	12	5	3	3	0	3	0	0	0	0	1	9	21	11.57	3.429
Harry Dorish, R ERA: 2.08	(3, 1)	6.2		26	5	2	2	4	1	1	0	0	0	1	32	40	2.70	0.900

PITCHER	IP	WLS	BF	H	R	ER	SO	BB	IBB	HBP	BLK	WP	HR	S	P	ERA	WHIP

Cleveland Indians @ Chicago White Sox

Comiskey Park, Chicago, IL

Sat Jun 28 1952, 4:33 AM EDT

Att. 13,548 - Unknown

livebaseballscorecards.com

BOTTOM

Batter	1	2	3	4	5	6	7	8	9	AB	R	H	RBI	BB	SO	LOB
Nellie Fox, L (1, 4) OBP: 0.331, SLG: 0.349	3-1		SH1-3 1B 1B		F8			G5-4-3 1B		4	0	2	0	0	0	0
Minnie Minoso, R (1, 7) OBP: 0.396, SLG: 0.459	G1-6-3 1B		1-2 SH1-3 1B		BBBB 4-0 S E3 BB			1-2f G5-4-3		3	0	2	0	1	0	1
Tom Wright, L (1, 9) OBP: 0.373, SLG: 0.310	1-2f G1-6-3		1-2 2-3 SH1-3		1-H E3			G3		3	0	0	0	0	0	2
Eddie Robinson, L (1, 3) OBP: 0.386, SLG: 0.457		F9 1B F8 1B	I I I

Batter	1	2	3	4	5	6	7	8	9	AB	R	H	RBI	BB	SO	LOB
Harry Simpson, L (1, 9) OBP: 0.334, SLG: 0.415	S S S 0-3 ① K	x 0-0 ③ F7			x 0-0 S 1B		S S S 0-3 ③ K			4	0	1	0	0	2	2
Johnny Berardino, R (1, 4) OBP: 0.250, SLG: 0.045 Barney McCosky, L (8, PH) OBP: 0.310, SLG: 0.269 Merl Combs, L (8, 4) OBP: 0.245, SLG: 0.239	x 0-0 ② F7		x 0-0 ① F4		x 0-0 ② F9 1-2			x 0-0 ① F7		3 1 0	0 0 0	0 0 0	0 0 0	0 0 0	0 0 0	1 0 0
Dale Mitchell, L (1, 7) OBP: 0.388, SLG: 0.417	x 0-0 1B		x 0-0 ② 6-3		x 0-0 ③ 4-3			x 0-0 1B		4	0	2	0	0	0	1
Al Rosen, R (1, 5) OBP: 0.415, SLG: 0.565	S S S 0-3 ③ K		x 0-0 1B			x 0-0 ① F4		x 0-0 ② F7		4	0	1	0	0	1	2
Larry Doby, L (1, 8) OBP: 0.355, SLG: 0.529		S S S 0-3 ① K	S S S 0-3 ③ K			x 0-0 ② F9		S S S 0-3 ③ K		4	0	0	0	0	3	2
Ray Boone, R (1, 6) OBP: 0.392, SLG: 0.386		x 0-0 1B 2B 1B		x 0-0 ① 6-3		x 0-0 ③ F9			x 0-0 ① F8	4	1	1	0	0	0	0
Luke Easter, L (1, 3) OBP: 0.274, SLG: 0.387		x 0-0 ② F6		x 0-0 ② F3			x 0-0 ① F9		x 0-0 ② G3	4	0	0	0	0	0	1
Jim Hegan, R (1, 2) OBP: 0.290, SLG: 0.333		x 0-0 1-2 2B 1B		x 0-0 ③ F6			x 0-0 FC6-4 1B		x 0-0 ③ 5-3	4	1	2	0	0	0	0
Early Wynn, S (1, 1) OBP: 0.238, SLG: 0.225		x 0-0 1-H 2-H 2B			x 0-0 ① 4-3		x 0-0 ② FC6-4 1-2f			3	0	1	2	0	0	1
Inning Stats	R: 0 H: 1 E: 0 LOB: 1 K: 2 BB: 0 S: 8 P: 8	R: 2 H: 3 E: 0 LOB: 1 K: 1 BB: 0 S: 8 P: 8	R: 0 H: 1 E: 0 LOB: 1 K: 1 BB: 0 S: 6 P: 6	R: 0 H: 0 E: 0 LOB: 0 K: 0 BB: 0 S: 3 P: 3	R: 0 H: 1 E: 0 LOB: 1 K: 0 BB: 0 S: 4 P: 4	R: 0 H: 0 E: 0 LOB: 0 K: 0 BB: 0 S: 3 P: 3	R: 0 H: 1 E: 0 LOB: 1 K: 1 BB: 0 S: 6 P: 6	R: 0 H: 1 E: 0 LOB: 1 K: 1 BB: 0 S: 6 P: 6	R: 0 H: 0 E: 0 LOB: 0 K: 0 BB: 0 S: 3 P: 3	1B: 7 2B: 1 3B: 0 HR: 0	SF: 0 SAC: 0 DP: 0 HBP: 0			WP: 0 PB: 0 SB: 1 CS: 0	PA: 35		

PITCHER	IP	WLS	BF	H	R	ER	SO	BB	IBB	HBP	BLK	WP	HR	S	P	ERA	WHIP
Saul Rogovin, R (1, 1) ERA: 4.25	9.0	W	35	8	2	2	6	0	0	0	0	0	0	47	47	2.00	0.889

PITCHER	IP	WLS	BF	H	R	ER	SO	BB	IBB	HBP	BLK	WP	HR	S	P	ERA	WHIP

TOP

Cleveland Indians @ Chicago White Sox

Comiskey Park, Chicago, IL

Sun Jun 29 1952, 4:33 AM EDT

Unknown

livebaseballscorecards.com

AB	35
R	2
H	8
RBI	2
BB	0
SO	6
LOB	10

BOTTOM

Cleveland Indians @ Chicago White Sox

Comiskey Park, Chicago, IL

Sun Jun 29 1952, 4:33 AM EDT

Unknown

livebaseballscorecards.com

Batter	1	2	3	4	5	6	7	8	9	AB	R	H	RBI	BB	SO	LOB
Nellie Fox, L (1, 4) OBP: 0.328, SLG: 0.345	4-3	1-3			F7		SH5-3 1-2			3	0	0	0	0	0	1
Bud Stewart, L (1, 7) OBP: 0.413, SLG: 0.431	E FC6 F9 1B		F9		F9		F8			4	1	1	0	0	0	1
Sam Mele, R (1, 9) OBP: 0.351, SLG: 0.467	FC6 1-3		5-3		F8		F8			3	0	0	0	0	0	1
Ray Coleman, L (7, 9) OBP: 0.255, SLG: 0.272										1	0	0	0	0	0	1
Eddie Robinson, L (1, 3) OBP: 0.384, SLG: 0.457	F9 3-H		SSS K			SH 8-3-5 2B		4-3		4	1	1	1	0	1	1
Minnie Minoso, R (1, 8) OBP: 0.395, SLG: 0.457	F9			6-3		SH 8-3-5 S 2-3		CS 1B		3	0	1	0	0	0	1
Hector Rodriguez, R (1, 5) OBP: 0.362, SLG: 0.307		SH5-3 1B 1B		1B SH3-4 1B		6-3 1-2		SSS K 1-2		4	2	2	0	0	1	3
Sherm Lollar, R (1, 2) OBP: 0.340, SLG: 0.414		SH5-3 1-2		SH3-4 1-3 1B		IBB				1	0	1	0	1	0	0
Sam Dente, R (1, 6) OBP: 0.228, SLG: 0.185		2-H 1B		SH3-4 1-2 3-H		8-3-5 2-3f 3-H				2	0	1	3	0	0	2
Saul Rogovin, R (1, 1) OBP: 0.256, SLG: 0.275		SSS K		SSS K			E6 SH5-3			3	0	0	0	0	2	2

	AB	28
	R	4
	H	7
	RBI	4
	BB	1
	SO	4
	LOB	13

Inning Stats																								
	R: 1	H: 1	R: 1	H: 2	R: 0	H: 0	R: 1	H: 2	R: 0	H: 0	R: 1	H: 1	R: 0	H: 0	R: 0	H: 1	1B: 6	SF: 0	WP: 0	PA: 33				
	E: 1	LOB: 1	E: 0	LOB: 1	E: 0	LOB: 0	E: 0	LOB: 1	E: 0	LOB: 0	E: 1	LOB: 1	E: 1	LOB: 1	E: 1	LOB: 1	2B: 3	SAC: 4	PB: 0					
	K: 0	BB: 0	K: 1	BB: 0	K: 1	BB: 0	K: 1	BB: 0	K: 0	BB: 0	K: 0	BB: 1	K: 0	BB: 0	K: 1	BB: 0	3B: 0	DP: 2	SB: 1					
	S: 5	P: 5	S: 7	P: 7	S: 5	P: 5	S: 7	P: 7	S: 3	P: 3	S: 4	P: 8	S: 4	P: 4	S: 5	P: 5	HR: 0	HBP: 0	CS: 1					

PITCHER		IP	WLS	BF	H	R	ER	SO	BB	IBB	HBP	BLK	WP	HR	S	P	ERA	WHIP
Early Wynn, R ERA: 3.61	(1, 1)	8.0	L	33	7	4	2	4	0	1	0	0	0	0	40	44	2.25	0.875

PITCHER	IP	WLS	BF	H	R	ER	SO	BB	IBB	HBP	BLK	WP	HR	S	P	ERA	WHIP

Batter	1	2	3	4	5	6	7	8	9	10	AB	R	H	RBI	BB	SO	LOB
Harry Simpson, L (1, 9) OBP: 0.334, SLG: 0.412	G4-6-3 1B		1-3	3-4-3		4-3		G3 2-3		BBBB 4-0 S BB	5	0	1	0	1	0	2
Merl Combs, L (1, 4) OBP: 0.264, SLG: 0.265 Bobby Avila, R (6, PR) OBP: 0.369, SLG: 0.397 (6, 4)	G4-6-3 1-2f		BBBB 4-0 FC6-4 BB		F9	2B		BBBB 4-0 BB		L9 1-2	3 1	0 0	1 0	0 0	1 1	0 0	1 1
Dale Mitchell, L (1, 7) OBP: 0.381, SLG: 0.406	BBBB 4-0 FC6-4 BB		FC6-4 1-2f		F8	L8		4-3		4-3	5	0	0	0	1	0	5
Al Rosen, R (1, 5) OBP: 0.418, SLG: 0.564 (9, 3)	FC6-4 1-2f		F6		BBBB 4-0 BB 2B BB		G4-6-3 1B		SH1-4 1B		4	1	2	0	1	0	2
Larry Doby, L (1, 8) OBP: 0.358, SLG: 0.531		1B 2B		SSS 0-3 K	BBBB 4-0 1-2 2B BB		G4-6-3 1-2f		SH1-4 1-2		3	2	1	0	1	1	1
Ray Boone, R (1, 6) OBP: 0.392, SLG: 0.406		P6		F4	1-H 2-H 2B		HR		L6		5	1	2	3	0	0	2
Luke Easter, L (1, 3) OBP: 0.274, SLG: 0.385 Hank Majeski, R (9, PH) OBP: 0.366, SLG: 0.341 (9, 5)		SSS 0-3 K		HR 1B	4-3		3-1		BBBB 4-0 BB		4 0	1 0	1 0	0 0	0 1	1 0	2 0
Joe Tipton, R (1, 2) OBP: 0.359, SLG: 0.481		2-H 1B		1-H HR		HR		G3 SH3-4 1B	SSS 0-3 K		5	2	4	4	0	1	2
Bob Lemon, L (1, 1) OBP: 0.260, SLG: 0.327 Steve Gromek, S (6, 1) Lou Brissie, L (6, 1) Mickey Harris, L (9, 1)		4-3		1B		6-3		SH3-4 1-2		SSS 0-3 K	3 0 0 1	0 0 0 0	1 0 0 0	0 0 0 0	0 0 0 0	0 0 0 1	1 0 0 0
Inning Stats	R: 0 H: 1 E: 0 LOB: 1 K: 0 BB: 1 S: 3 P: 7	R: 1 H: 2 E: 0 LOB: 1 K: 1 BB: 0 S: 7 P: 7	R: 0 H: 0 E: 0 LOB: 1 K: 0 BB: 1 S: 3 P: 7	R: 2 H: 3 E: 0 LOB: 1 K: 1 BB: 0 S: 8 P: 8	R: 2 H: 1 E: 0 LOB: 1 K: 0 BB: 2 S: 4 P: 12	R: 1 H: 2 E: 0 LOB: 1 K: 0 BB: 0 S: 5 P: 5	R: 1 H: 2 E: 0 LOB: 0 K: 0 BB: 0 S: 4 P: 4	R: 0 H: 1 E: 0 LOB: 2 K: 0 BB: 1 S: 4 P: 8	R: 0 H: 1 E: 0 LOB: 2 K: 1 BB: 1 S: 6 P: 10	R: 0 H: 0 E: 0 LOB: 1 K: 1 BB: 1 S: 5 P: 9	1B: 7 2B: 3 3B: 0 HR: 3	SF: 0 SAC: 2 DP: 2 HBP: 0					

PITCHER		IP	WLS	BF	H	R	ER	SO	BB	IBB	HBP	BLK	WP	HR	S	P	ERA	WHIP
Marv Grissom, R ERA: 3.88	(1, 1)	4.2		24	7	5	5	2	4	0	0	0	0	1	24	40	9.64	2.357
Hal Brown, R ERA: 3.25	(5, 1)	1.1		6	2	1	1	0	0	0	0	0	0	1	6	6	6.75	1.500
Bill Kennedy, L ERA: 2.94	(7, 1)	1.0		4	2	1	1	0	0	0	0	0	0	1	4	4	9.00	2.000
Howie Judson, R ERA: 3.63	(8, 1)	0.2		4	1	0	0	0	1	0	0	0	0	0	3	7	0.00	3.000
Chuck Stobbs, L ERA: 2.82	(8, 1)	2.1		10	1	0	0	2	2	0	0	0	0	0	12	20	0.00	1.286

PITCHER	IP	WLS	BF	H	R	ER	SO	BB	IBB	HBP	BLK	WP	HR	S	P	ERA	WHIP

TOP

Cleveland Indians @ Chicago White Sox

Comiskey Park, Chicago, IL

Sun Jun 29 1952, 4:38 AM EDT

Att. 38,100 - Unknown

livebaseballscorecards.com

AB	39
R	7
H	13
RBI	7
BB	7
SO	4
LOB	19

WP: 0	PA: 48		
PB: 0			
SB: 1			
CS: 0			

Batter	1	2	3	4	5	6	7	8	9	10	AB	R	H	RBI	BB	SO	LOB
Nellie Fox, L (1, 4) OBP: 0.325, SLG: 0.341	F9	FC6-4 1-2f			F9	E4 SH3-4		6-3		2-H 1B	6	0	1	0	0	0	1
Ray Coleman, L (1, 8) OBP: 0.255, SLG: 0.290 Sam Mele, R (10, PH) OBP: 0.350, SLG: 0.464	1-3		4-3		HR	SH3-4 1-2		SSS K		L9	4 1	1 0	1 0	1 0	0 0	1 0	0 1
Minnie Minoso, R (1, 9) OBP: 0.399, SLG: 0.462	HR 1B		F8		2B	BBBB FC6-4 BB		6-3			4	1	2	0	1	0	0
Eddie Robinson, L (1, 3) OBP: 0.388, SLG: 0.473 Willy Miranda, S (9, PR) OBP: 0.370, SLG: 0.333 (10, 6)	1-H HR		2B		SSS K	F7			BBBB B5-6-4 BB		4 0	1 0	2 0	2 0	1 0	1 0	3 0
Tom Wright, L (1, 7) OBP: 0.371, SLG: 0.303 Sherm Lollar, R (6, PH) OBP: 0.338, SLG: 0.411 Bill Kennedy, L (7, 1) OBP: 0.333, SLG: 0.333 Howie Judson, R (8, 1) Chuck Stobbs, L (8, 1) OBP: 0.222, SLG: 0.087	H WP HBP		SSS K		1-3	FC6-4 1-2f			BBBB B5-6-4 1-2 BB		2 1 0 0 0	0 0 0 0 0	0 0 0 0 0	0 0 0 0 1	1 0 0 0 0	2 2 0 0 0	2 0 0 0 0
Hector Rodriguez, R (1, 5) OBP: 0.363, SLG: 0.306	SSS K 1-2		BBBB BB			1B 3B 1B	G3		1-2f 2-3 B5-6-4		4	1	1	0	1	1	3
Phil Masi, R (1, 2) OBP: 0.345, SLG: 0.327		BBBB 6-3 1B BB		F8	1-2 3B 1B	6-3			5-3		4	1	1	0	1	0	3
Sam Dente, R (1, 6) OBP: 0.258, SLG: 0.254 (10, 3)	6-3 1-2			F9	1-H 2-H HR 3B	1B				SH2-4 1B 1B	5	1	3	2	0	0	2
Marv Grissom, R (1, 1) OBP: 0.182, SLG: 0.273 Hal Brown, R (5, 1) OBP: 0.273, SLG: 0.300 Bud Stewart, L (6, PH) OBP: 0.414, SLG: 0.455 (7, 7) Leo Thomas, R (10, PH) OBP: 0.333, SLG: 0.275	2-H FC6-4 1B			5-3	3-H HR	F6				1-2 SH2-4	2 0 2 0	0 0 1 0	1 0 1 0	0 0 2 0	0 0 0 0	0 0 1 0	1 0 0 0
Inning Stats	R: 2 E: 0 K: 1 S: 7 H: 2 LOB: 1 BB: 0 P: 8	R: 0 E: 0 K: 0 S: 3 H: 1 LOB: 1 BB: 1 P: 7	R: 0 E: 0 K: 1 S: 6 H: 1 LOB: 1 BB: 0 P: 6	R: 0 E: 0 K: 0 S: 3 H: 0 LOB: 1 BB: 1 P: 7	R: 1 E: 0 K: 1 S: 7 H: 2 LOB: 1 BB: 0 P: 7	R: 4 E: 1 K: 0 S: 8 H: 4 LOB: 2 BB: 1 P: 12	R: 0 E: 0 K: 0 S: 4 H: 1 LOB: 1 BB: 0 P: 4	R: 0 E: 0 K: 1 S: 5 H: 0 LOB: 0 BB: 0 P: 5	R: 0 E: 0 K: 0 S: 2 H: 0 LOB: 2 BB: 2 P: 10	R: 0 E: 0 K: 0 S: 4 H: 2 LOB: 1 BB: 0 P: 4	1B: 7 2B: 2 3B: 1 HR: 3 SF: 0 SAC: 2 DP: 1 HBP: 1						

PITCHER		IP	WLS	BF	H	R	ER	SO	BB	IBB	HBP	BLK	WP	HR	S	P	ERA	WHIP
Bob Lemon, R ERA: 3.35	(1, 1)	5.0		26	9	6	6	3	2	0	1	0	1	2	29	38	10.80	2.200
Steve Gromek, R ERA: 3.82	(6, 1)	0.1		4	1	1	1	0	1	0	0	0	0	1	3	7	27.00	6.000
Lou Brissie, L ERA: 3.41	(6, 1)	2.2		11	1	0	0	1	2	0	0	0	0	0	11	19	0.00	1.125
Mickey Harris, L ERA: 7.41	(9, 1)	2.0		6	2	0	0	0	0	0	0	0	0	0	6	6	0.00	1.000

PITCHER		IP	WLS	BF	H	R	ER	SO	BB	IBB	HBP	BLK	WP	HR	S	P	ERA	WHIP

BOTTOM

Cleveland Indians @ Chicago White Sox

Comiskey Park, Chicago, IL

Sun Jun 29 1952, 4:38 AM EDT

Att. 38,100 - Unknown

livebaseballscorecards.com

AB	39
R	7
H	13
RBI	7
BB	5
SO	4
LOB	19

WP: 1 PA: 47
PB: 0
SB: 0
CS: 0

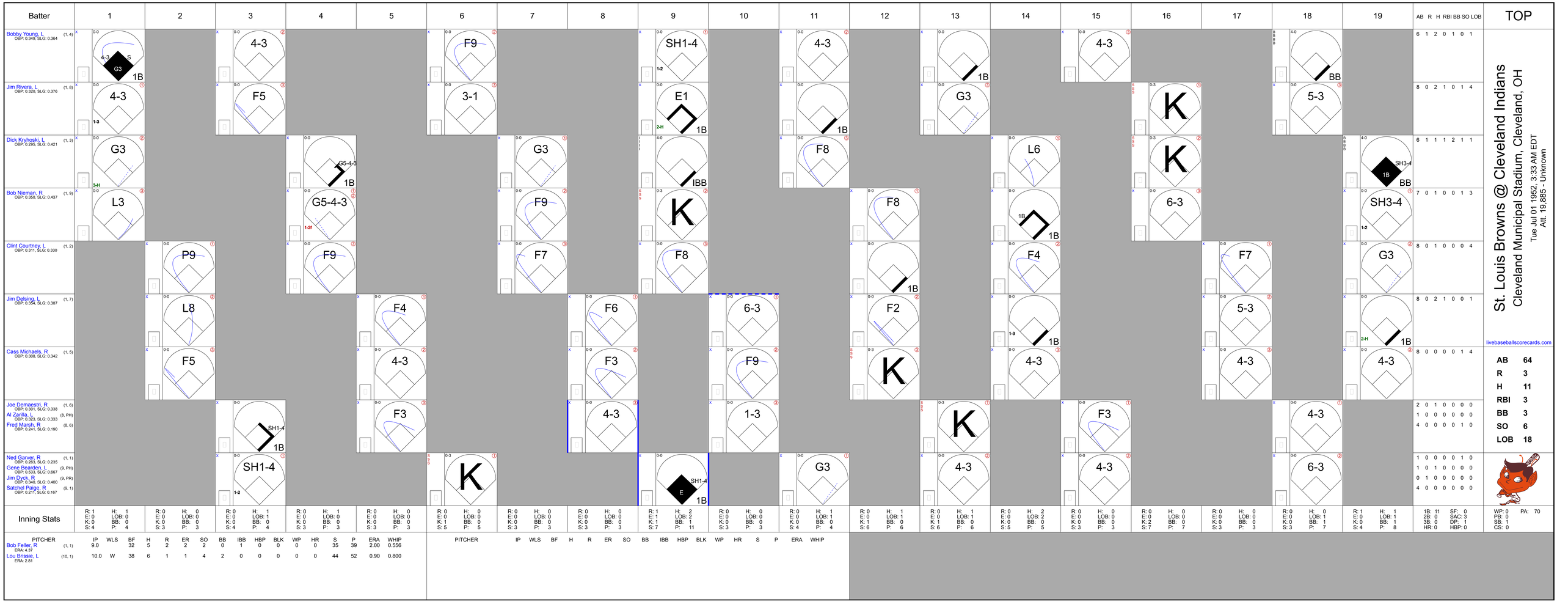
Batter
1
2
3
4
5
6
7
8
9
10
11
12
13
14
15
16
17
18
19
AB R H RBI BB SO LOB
TOP
Bobby Young, L (1, 4) OBP: 0.349, SLG: 0.364
4-3 S G3 1B
4-3 1B
F9
SH1-4 1-2
4-3
4-3
BB
6 1 2 0 1 0 1
Jim Rivera, L (1, 8) OBP: 0.320, SLG: 0.376
4-3 1-3
F5
3-1
E1 2-H 1B
G3
K
5-3
8 0 2 1 0 1 4
Dick Kryhoski, L (1, 3) OBP: 0.295, SLG: 0.421
G3 3-H
G5-4-3 1B
G3
F8
L6
K
SH3-4 1B BB
6 1 1 1 2 1 1
Bob Nieman, R (1, 9) OBP: 0.350, SLG: 0.437
L3
G5-4-3 1-2T
F9
K
1B
6-3
SH3-4 1-2
7 0 1 0 0 1 3
Clint Courtney, L (1, 2) OBP: 0.311, SLG: 0.330
P9
F9
F7
F8
F8
F4
F7
G3
8 0 1 0 0 0 4
Jim Delsing, L (1, 7) OBP: 0.354, SLG: 0.387
L8
F4
F6
6-3
F2
1-3
5-3
2-H
8 0 2 1 0 0 1
Cass Michaels, R (1, 5) OBP: 0.308, SLG: 0.342
F5
4-3
F3
F9
K
4-3
4-3
4-3
8 0 0 0 0 1 4
Joe Demaestri, R (1, 6) OBP: 0.301, SLG: 0.338
Al Zarilla, L (8, PH) OBP: 0.323, SLG: 0.333
Fred Marsh, R (6, 6) OBP: 0.241, SLG: 0.190
SH1-4
F3
4-3
1-3
K
F3
4-3
2 0 1 0 0 0 0
1 0 0 0 0 0 0
4 0 0 0 0 1 0
Ned Garver, R (1, 1) OBP: 0.263, SLG: 0.235
Gene Bearden, L (9, PH) OBP: 0.533, SLG: 0.667
Jim Dyck, R (9, PR) OBP: 0.340, SLG: 0.400
Satchel Paige, R (9, 1) OBP: 0.217, SLG: 0.167
SH1-4
K
SH1-4 E
G3
4-3
4-3
6-3
1 0 0 0 0 1 0
1 0 1 0 0 0 0
0 1 0 0 0 0 0
4 0 0 0 0 0 0
Inning Stats
R: 1 E: 0 K: 0 S: 4 H: 1 LOB: 0 BB: 0 P: 4
R: 0 E: 0 K: 0 S: 3 H: 0 LOB: 0 BB: 0 P: 3
R: 0 E: 0 K: 0 S: 4 H: 1 LOB: 1 BB: 0 P: 4
R: 0 E: 0 K: 0 S: 3 H: 1 LOB: 0 BB: 0 P: 3
R: 0 E: 0 K: 0 S: 3 H: 0 LOB: 0 BB: 0 P: 3
R: 0 E: 0 K: 1 S: 5 H: 0 LOB: 0 BB: 0 P: 5
R: 0 E: 0 K: 0 S: 3 H: 0 LOB: 0 BB: 0 P: 3
R: 0 E: 0 K: 0 S: 3 H: 0 LOB: 0 BB: 0 P: 3
R: 1 E: 1 K: 1 S: 7 H: 2 LOB: 2 BB: 1 P: 11
R: 0 E: 0 K: 0 S: 3 H: 0 LOB: 0 BB: 0 P: 3
R: 0 E: 0 K: 0 S: 4 H: 1 LOB: 1 BB: 0 P: 4
R: 0 E: 0 K: 1 S: 6 H: 1 LOB: 0 BB: 0 P: 6
R: 0 E: 0 K: 1 S: 6 H: 1 LOB: 1 BB: 0 P: 6
R: 0 E: 0 K: 0 S: 5 H: 2 LOB: 2 BB: 0 P: 5
R: 0 E: 0 K: 0 S: 3 H: 0 LOB: 0 BB: 0 P: 3
R: 0 E: 0 K: 2 S: 7 H: 0 LOB: 0 BB: 0 P: 7
R: 0 E: 0 K: 0 S: 3 H: 0 LOB: 0 BB: 0 P: 3
R: 0 E: 0 K: 0 S: 3 H: 0 LOB: 1 BB: 1 P: 7
R: 1 E: 0 K: 0 S: 4 H: 1 LOB: 1 BB: 1 P: 8
1B: 11 2B: 0 3B: 0 HR: 0 SF: 0 SAC: 3 DP: 1 HBP: 0
PA: 70
WP: 0 PB: 0 SB: 1 CS: 0
PITCHER IP WLS BF H R ER SO BB IBB HBP BLK WP HR S P ERA WHIP
Bob Feller, R (1, 1) ERA: 4.37 9.0 32 5 2 2 2 0 1 0 0 0 0 0 35 39 2.00 0.556
Lou Brissie, L (10, 1) ERA: 2.81 10.0 W 38 6 1 1 4 2 0 0 0 0 0 0 44 52 0.90 0.800
PITCHER IP WLS BF H R ER SO BB IBB HBP BLK WP HR S P ERA WHIP
St. Louis Browns @ Cleveland Indians
Cleveland Municipal Stadium, Cleveland, OH
Tue Jul 01 1952, 3:33 AM EDT
Att. 19,885 - Unknown
livebaseballscorecards.com
AB 64
R 3
H 11
RBI 3
BB 3
SO 6
LOB 18

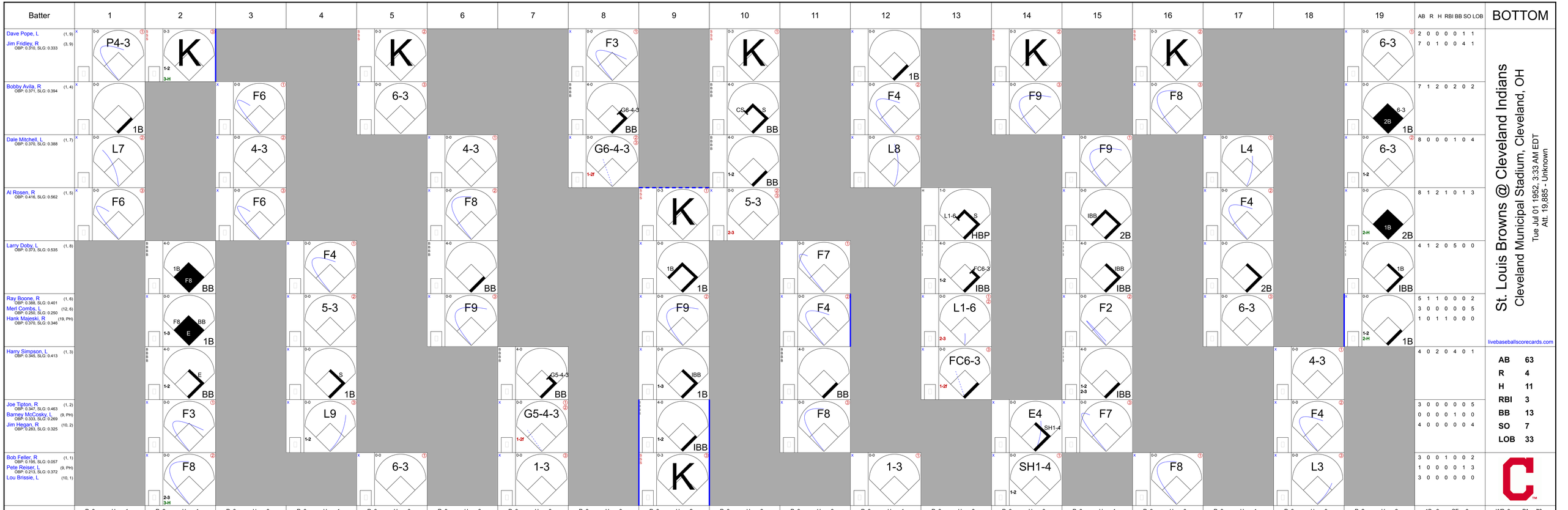
Batter
1
2
3
4
5
6
7
8
9
10
11
12
13
14
15
16
17
18
19
AB R H RBI BB SO LOB
BOTTOM
Dave Pope, L (1, 9)
Jim Fridley, R (3, 9)
OBP: 0.310, SLG: 0.333
P4-3
K
1-2
3-H
K
6-3
F3
G6-4-3
BB
K
CS
S
BB
1B
F4
K
F9
K
F8
K
6-3
2 0 0 0 0 1 1
7 0 1 0 0 4 1
Bobby Avila, R (1, 4)
OBP: 0.371, SLG: 0.394
1B
F6
4-3
6-3
2B
1B
7 1 2 0 2 0 2
Dale Mitchell, L (1, 7)
OBP: 0.370, SLG: 0.388
L7
F6
4-3
G6-4-3
1-2f
BB
L8
F9
IBB
2B
L4
6-3
1-2
8 0 0 0 1 0 4
Al Rosen, R (1, 5)
OBP: 0.416, SLG: 0.562
F6
F6
F8
K
5-3
2-3
L1-6
S
HBP
F9
IBB
2B
F4
6-3
2-H
1B
2B
8 1 2 1 0 1 3
Larry Doby, L (1, 8)
OBP: 0.373, SLG: 0.535
1B
F8
BB
F4
BB
1B
1B
F7
L1-6
2-3
FC6-3
1-2f
IBB
F4
2B
1B
IBB
4 1 2 0 5 0 0
Ray Boone, R (1, 6)
OBP: 0.368, SLG: 0.401
Merl Combs, L (12, 6)
OBP: 0.250, SLG: 0.250
Hank Majeski, R (19, PH)
OBP: 0.370, SLG: 0.346
F8
BB
E
1B
5-3
F9
F9
F4
L1-6
2-3
F2
IBB
6-3
1-2
2-H
1B
5 1 1 0 0 0 2
3 0 0 0 0 0 5
1 0 1 1 0 0 0
Harry Simpson, L (1, 3)
OBP: 0.345, SLG: 0.413
E
BB
S
1B
G5-4-3
BB
IBB
1B
FC6-3
1-2f
BB
IBB
4-3
F4
4 0 2 0 4 0 1
Joe Tipton, R (1, 2)
OBP: 0.347, SLG: 0.463
Barney McCosky, L (9, PH)
OBP: 0.333, SLG: 0.269
Jim Hegan, R (10, 2)
OBP: 0.283, SLG: 0.325
F3
L9
1-2
G5-4-3
1-2f
IBB
F8
E4
SH1-4
F7
3 0 0 0 0 0 5
0 0 0 0 1 0 0
4 0 0 0 0 0 4
Bob Feller, R (1, 1)
OBP: 0.195, SLG: 0.057
Pete Reiser, L (9, PH)
OBP: 0.213, SLG: 0.372
Lou Brissie, L (10, 1)
F8
2-3
3-H
6-3
1-3
K
1-3
SH1-4
1-2
F8
L3
3 0 0 1 0 0 2
1 0 0 0 0 1 3
3 0 0 0 0 0 0
Inning Stats
R: 0 E: 0 K: 0 S: 4
H: 1 LOB: 1 BB: 0 P: 4
R: 2 E: 1 K: 1 S: 6
H: 1 LOB: 1 BB: 2 P: 14
R: 0 E: 0 K: 0 S: 3
H: 0 LOB: 0 BB: 0 P: 3
R: 0 E: 0 K: 0 S: 4
H: 1 LOB: 0 BB: 0 P: 4
R: 0 E: 0 K: 1 S: 5
H: 0 LOB: 0 BB: 0 P: 5
R: 0 E: 0 K: 0 S: 3
H: 0 LOB: 1 BB: 1 P: 7
R: 0 E: 0 K: 0 S: 2
H: 0 LOB: 0 BB: 1 P: 6
R: 0 E: 0 K: 2 S: 9
H: 2 LOB: 3 BB: 1 P: 13
R: 0 E: 0 K: 1 S: 4
H: 0 LOB: 1 BB: 2 P: 12
R: 0 E: 0 K: 0 S: 3
H: 0 LOB: 1 BB: 1 P: 7
R: 0 E: 0 K: 0 S: 2
H: 0 LOB: 1 BB: 1 P: 7
R: 0 E: 1 K: 1 S: 6
H: 0 LOB: 1 BB: 0 P: 6
R: 0 E: 0 K: 0 S: 4
H: 1 LOB: 3 BB: 2 P: 12
R: 0 E: 0 K: 1 S: 5
H: 0 LOB: 0 BB: 0 P: 5
R: 0 E: 0 K: 0 S: 4
H: 1 LOB: 1 BB: 0 P: 4
R: 0 E: 0 K: 0 S: 3
H: 0 LOB: 0 BB: 0 P: 3
R: 2 E: 0 K: 0 S: 5
H: 3 LOB: 2 BB: 1 P: 9
1B: 8 2B: 4 3B: 0 HR: 0
SF: 0 SAC: 1 DP: 3 HBP: 1
WP: 0 PB: 0 SB: 3 CS: 1
PA: 78
PITCHER
IP WLS BF H R ER SO BB IBB HBP BLK WP HR S P ERA WHIP
Ned Garver, R (1, 1)
ERA: 3.58
8.0 30 3 2 1 2 5 0 0 0 0 0 29 49 1.12 1.000
Satchel Paige, R (9, 1)
ERA: 2.25
10.2 L 48 8 2 2 5 3 5 1 0 0 0 49 82 1.69 1.031
PITCHER
IP WLS BF H R ER SO BB IBB HBP BLK WP HR S P ERA WHIP
St. Louis Browns @ Cleveland Indians
Cleveland Municipal Stadium, Cleveland, OH
Tue Jul 01 1952, 3:33 AM EDT
Att. 19,885 - Unknown
livebaseballscorecards.com
AB 63
R 4
H 11
RBI 3
BB 13
SO 7
LOB 33

Batter	1	2	3	4	5	6	7	8	9	10	AB	R	H	RBI	BB	SO	LOB
Bobby Young, L (1, 4) OBP: 0.346, SLG: 0.360	1-3		F9		FC7-5, BB, 1B		F9	6-3			5	0	1	0	0	0	2
Jim Rivera, L (1, 8) OBP: 0.325, SLG: 0.378	4-3		BB, 1-2, 1B		BBBB, 4-0, FC7-5, 1-2, 1B, BB		G1		FC, SH1-4, 1B		4	1	2	0	1	0	0
Dick Kryhoski, L (1, 3) OBP: 0.299, SLG: 0.416	4-3		BBBB, 4-0, 1-2, 2-3, BB		FC7-5, 1B, 1-2, 2-3f		BBBB, 4-0, 1B, 1B, BB		SH1-4, 1-2		2	1	0	0	2	0	2
Bob Nieman, R (1, 9) OBP: 0.351, SLG: 0.436		6-3	F9		1-3, 2-H, 1B		1B, 1-2, 1B		FC, G6-4-3, 2-3		5	0	2	1	0	0	4
Clint Courtney, L (1, 2) OBP: 0.315, SLG: 0.333		F7		E4, 1B	F6		1-3, 2-H, 1B		G6-4-3, 1-2f		4	0	2	1	0	0	2
Darrell Johnson, R (9, PH) OBP: 0.400, SLG: 0.365 (9, 2)											1	0	0	0	0	0	2
Jim Delsing, L (1, 7) OBP: 0.350, SLG: 0.379		BBBB, 4-0, BB		F7		4-3	F5			F2	4	0	0	0	1	0	3
Cass Michaels, R (1, 5) OBP: 0.310, SLG: 0.343		F9		F9		FC5-4, 1B		SH2-4, 1B		F5	5	0	2	0	0	0	2
Joe Demaestri, R (1, 6) OBP: 0.286, SLG: 0.319			5-3	F9		FC5-4, 1-2f		SH2-4, 1-2		6-3	4	0	0	0	0	0	2
Gene Bearden, L (1, 1) OBP: 0.474, SLG: 0.579			BB, 1B, 1B		4-3	4-3		F4			4	0	1	0	0	0	2
Dave Madison, R (8, 1) OBP: 0.333, SLG: 0.333											0	0	0	0	0	0	0
Inning Stats	R: 0 E: 0 K: 0 S: 3 H: 0 LOB: 0 BB: 0 P: 3	R: 0 E: 0 K: 0 S: 3 H: 0 LOB: 1 BB: 1 P: 7	R: 0 E: 0 K: 0 S: 5 H: 2 LOB: 3 BB: 1 P: 9	R: 0 E: 1 K: 0 S: 4 H: 1 LOB: 1 BB: 0 P: 4	R: 1 E: 0 K: 0 S: 5 H: 2 LOB: 2 BB: 1 P: 9	R: 0 E: 0 K: 0 S: 4 H: 1 LOB: 1 BB: 0 P: 4	R: 1 E: 0 K: 0 S: 5 H: 2 LOB: 2 BB: 1 P: 9	R: 0 E: 0 K: 0 S: 4 H: 1 LOB: 1 BB: 0 P: 4	R: 0 E: 0 K: 0 S: 4 H: 1 LOB: 1 BB: 0 P: 4	R: 0 E: 0 K: 0 S: 3 H: 0 LOB: 0 BB: 0 P: 3	1B: 10 2B: 0 3B: 0 HR: 0 SF: 0 SAC: 2 DP: 1 HBP: 0						

PITCHER	IP	WLS	BF	H	R	ER	SO	BB	IBB	HBP	BLK	WP	HR	S	P	ERA	WHIP
Mike Garcia, R (1, 1) ERA: 1.76	8.1		40	10	2	2	0	4	0	0	0	0	0	36	52	2.16	1.680
Mickey Harris, L (9, 1) ERA: 6.75	1.2	W	4	0	0	0	0	0	0	0	0	0	0	4	4	0.00	0.000

PITCHER	IP	WLS	BF	H	R	ER	SO	BB	IBB	HBP	BLK	WP	HR	S	P	ERA	WHIP

TOP

St. Louis Browns @ Cleveland Indians

Cleveland Municipal Stadium, Cleveland, OH

Wed Jul 02 1952, 3:33 AM EDT

Att. 8,662 - Unknown

livebaseballscorecards.com

AB	38
R	2
H	10
RBI	2
BB	4
SO	0
LOB	21

WP: 0	PB: 0	SB: 0	CS: 0
PA: 44			

St. Louis Browns @ Cleveland Indians

Cleveland Municipal Stadium, Cleveland, OH

Wed Jul 02 1952, 3:33 AM EDT

Att. 8,662 - Unknown

livebaseballscorecards.com

BOTTOM

Batter	1	2	3	4	5	6	7	8	9	10	AB	R	H	RBI	BB	SO	LOB
Jim Fridley, R (1, 9) OBP: 0.314, SLG: 0.333	BBBB 4-0 FC6-4 BB F7 BB		x 0-0 ② 5-3		x 0-0 ② F9		x 0-0 S 1B		SSS 0-3 ② K		3	1	1	0	1	0	0
Pete Reiser, L (9, PH) OBP: 0.208, SLG: 0.364											1	0	0	0	0	1	0
Dave Pope, L (10, 9)											0	0	0	0	0	0	0
Bobby Avila, R (1, 4) OBP: 0.378, SLG: 0.398	BBBB 4-0 FC6-4 1-2 BB		x 0-0 2B		BBBB 4-0 1B BB		x 0-0 ② F9 1-2		BBBB 4-0 CS BB		2	0	1	0	3	0	1
Dale Mitchell, L (1, 7) OBP: 0.370, SLG: 0.394	x 0-0 ① FC6-4 1-2f 2-3		x 0-0 ③ L8		x 0-0 1-3 1B		x 0-0 ③ F8		0-0 ③ CS 1-2	x 0-0 SH1-3 1B 2B	5	1	2	0	0	0	4
Al Rosen, R (1, 5) OBP: 0.413, SLG: 0.569 (9, 6)	x 0-0 ② F7 3-H			x 0-0 HR	x 0-0 ③ F8			x 0-0 ① 5-3		x 0-0 ① SH1-3 2-3	4	1	1	2	0	0	3
Larry Doby, L (1, 8) OBP: 0.378, SLG: 0.532	x 0-0 ③ F4			x 0-0 1B 1B		x 0-0 ① 3-1		BBBB 4-0 S BB		IIII 4-0 1B IBB IBB	3	0	1	0	2	0	1
Harry Simpson, L (1, 3) OBP: 0.343, SLG: 0.407		SSS 0-3 ① K		SSS 0-3 ① K		x 0-0 ② G1		x 0-0 ② F8 1-2		I I I 4-0 1B 1-2 IBB	4	0	0	0	1	2	2
Joe Tipton, R (1, 2) OBP: 0.364, SLG: 0.482	x 0-0 ② 4-3			x 0-0 G4-6-3 1-2 1B		x 0-0 2B		I I 4-0 FC6-4 IBB		x 0-0 1-2 2-3 3-H 1B	3	0	2	0	1	0	0
Barney McCosky, L (10, PH) OBP: 0.355, SLG: 0.296											1	0	1	1	0	0	0
Merl Combs, L (1, 6) OBP: 0.237, SLG: 0.236	x 0-0 ③ 4-3			x 0-0 ②③ G4-6-3 1-2f		x 0-0 ③ G1		x 0-0 ③ FC6-4 1-2f			3	0	0	0	0	0	3
Hank Majeski, R (8, PH) OBP: 0.368, SLG: 0.344 (9, 5)											1	0	0	0	0	0	2
Mike Garcia, R (1, 1) OBP: 0.140, SLG: 0.125			SSS 0-3 ① K		x 0-0 ① F8		SSS 0-3 ① K		x 0-0 ① F5		3	0	0	0	0	2	0
Mickey Harris, L (9, 1)											1	0	0	0	0	0	0

Inning Stats	1	2	3	4	5	6	7	8	9	10
	R: 1 H: 0 E: 0 LOB: 1 K: 0 BB: 2 S: 3 P: 11	R: 0 H: 0 E: 0 LOB: 0 K: 1 BB: 0 S: 5 P: 5	R: 0 H: 1 E: 0 LOB: 1 K: 1 BB: 0 S: 6 P: 6	R: 1 H: 3 E: 0 LOB: 1 K: 1 BB: 0 S: 7 P: 7	R: 0 H: 1 E: 0 LOB: 2 K: 0 BB: 1 S: 4 P: 8	R: 0 H: 1 E: 0 LOB: 1 K: 0 BB: 0 S: 4 P: 4	R: 0 H: 1 E: 0 LOB: 1 K: 1 BB: 0 S: 6 P: 6	R: 0 H: 0 E: 0 LOB: 2 K: 0 BB: 2 S: 3 P: 11	R: 0 H: 0 E: 0 LOB: 0 K: 1 BB: 1 S: 4 P: 8	R: 1 H: 2 E: 0 LOB: 3 K: 0 BB: 2 S: 3 P: 11

	AB	34
	R	3
	H	9
	RBI	3
	BB	8
	SO	5
	LOB	16

1B: 5 SF: 0
2B: 3 SAC: 1
3B: 0 DP: 1
HR: 1 HBP: 0

WP: 0 PA: 44
PB: 0
SB: 2
CS: 1

PITCHER	IP	WLS	BF	H	R	ER	SO	BB	IBB	HBP	BLK	WP	HR	S	P	ERA	WHIP
Gene Bearden, L (1, 1) ERA: 3.48	7.2		34	7	2	2	4	4	1	0	0	0	1	37	57	2.35	1.435
Dave Madison, R (8, 1) ERA: 3.43	1.2	L	9	2	1	1	1	1	2	0	0	0	0	8	20	5.40	1.800

PITCHER	IP	WLS	BF	H	R	ER	SO	BB	IBB	HBP	BLK	WP	HR	S	P	ERA	WHIP

Batter	1	2	3	4	5	6	7	8	9	AB	R	H	RBI	BB	SO	LOB
Jim Fridley, R (1, 9) OBP: 0.317, SLG: 0.355	HR	K	1B		6-3			F8		5	1	2	2	0	1	3
Bobby Avila, R (1, 4) OBP: 0.375, SLG: 0.393	BB	F8	6-3			F4		F8		4	0	0	0	1	0	3
Dale Mitchell, L (1, 7) OBP: 0.376, SLG: 0.404	FC4-6		G3 HBP 1B	G5-4-3		4-3			1B	5	3	3	0	0	0	1
Al Rosen, R (1, 5) OBP: 0.416, SLG: 0.571	2B		G3 1B HBP	G5-4-3		F7			E	4	2	2	1	0	0	1
Larry Doby, L (1, 8) OBP: 0.371, SLG: 0.520	4-3		G3	6-3			F7		K	5	0	0	1	0	1	4
Harry Simpson, L (1, 3) OBP: 0.347, SLG: 0.419	K		1B 1B IBB		SH3		HR		K	4	2	2	1	1	2	2
Jim Hegan, R (1, 2) OBP: 0.283, SLG: 0.335		K	F3		SH3		5-3		E5	4	1	1	1	0	1	3
Merl Combs, L (1, 6) OBP: 0.250, SLG: 0.300		HR	1B 1B		F4		F8		3-1	5	2	2	3	0	0	1
Early Wynn, S (1, 1) OBP: 0.283, SLG: 0.256		1B	1B		BB			F6		3	0	2	1	1	0	0
Inning Stats	R: 2 E: 0 K: 1 S: 7 H: 2 LOB: 1 BB: 1 P: 11	R: 1 E: 0 K: 2 S: 9 H: 2 LOB: 1 BB: 0 P: 9	R: 4 E: 0 K: 0 S: 7 H: 4 LOB: 2 BB: 1 P: 12	R: 0 E: 0 K: 0 S: 3 H: 1 LOB: 0 BB: 0 P: 3	R: 0 E: 0 K: 0 S: 4 H: 1 LOB: 2 BB: 1 P: 8	R: 0 E: 0 K: 0 S: 3 H: 0 LOB: 0 BB: 0 P: 3	R: 1 E: 0 K: 0 S: 4 H: 1 LOB: 0 BB: 0 P: 4	R: 0 E: 0 K: 0 S: 3 H: 0 LOB: 0 BB: 0 P: 3	R: 3 E: 1 K: 2 S: 10 H: 3 LOB: 0 BB: 0 P: 10	1B: 8 2B: 2 3B: 1 HR: 3	SF: 0 SAC: 1 DP: 1 HBP: 1						

TOP

Cleveland Indians @ Detroit Tigers

Briggs Stadium, Detroit, MI

Fri Jul 04 1952, 4:33 AM EDT

Unknown

livebaseballscorecards.com

AB	39
R	11
H	14
RBI	10
BB	3
SO	5
LOB	18

PITCHER		IP	WLS	BF	H	R	ER	SO	BB	IBB	HBP	BLK	WP	HR	S	P	ERA	WHIP
Ted Gray, L ERA: 3.34	(1, 1)	2.0	L	12	5	4	4	3	1	0	0	0	0	2	17	21	18.00	3.000
Art Houtteman, R ERA: 5.17	(3, 1)	6.0		26	6	4	4	0	1	1	1	0	0	1	23	32	6.00	1.167
Ken Johnson, L ERA: 3.86	(9, 1)	1.0		6	3	3	2	2	0	0	0	0	0	0	10	10	18.00	3.000

PITCHER	IP	WLS	BF	H	R	ER	SO	BB	IBB	HBP	BLK	WP	HR	S	P	ERA	WHIP

Cleveland Indians @ Detroit Tigers

Briggs Stadium, Detroit, MI

Fri Jul 04 1952, 4:33 AM EDT

Unknown

BOTTOM

Batter	1	2	3	4	5	6	7	8	9	AB	R	H	RBI	BB	SO	LOB
Jerry Priddy, R (1, 4) OBP: 0.374, SLG: 0.424	F5		1B			K		L6		4	0	1	0	0	1	1
Fred Hatfield, L (1, 5) OBP: 0.308, SLG: 0.354	F8		4-3			1B BB		F5		3	0	0	0	1	0	2
Johnny Groth, R (1, 8) OBP: 0.354, SLG: 0.363	K			F4		1B 1-2		F7		4	0	1	0	0	1	1
Vic Wertz, L (1, 9) OBP: 0.354, SLG: 0.541		BB BBBB		BB BBBB		K			4-3	2	0	0	0	2	1	2
Don Lenhardt, R (1, 7) OBP: 0.345, SLG: 0.444		G6-4-3 BB 1-2 BBBB		G6-4-3 BB 1-2 BBBB		5-3			6-3	2	0	0	0	2	0	2
Walt Dropo, R (1, 3) OBP: 0.310, SLG: 0.471		F7		G6-4-3 1-2f			5-3		F8	4	0	0	0	0	0	4
Bob Swift, R (1, 2) Joe Ginsberg, L (5, PH) (6, 2) OBP: 0.342, SLG: 0.250 OBP: 0.276, SLG: 0.275		G6-4-3 1-2f			F9		4-3			1 2	0 0	0 0	0 0	0 0	0 0	2 0
Neil Berry, R (1, 6) OBP: 0.273, SLG: 0.246			F8		F3		6-3			3	0	0	0	0	0	0
Ted Gray, S (1, 1) OBP: 0.184, SLG: 0.162 Art Houtteman, R (3, 1) OBP: 0.122, SLG: 0.100 Johnny Hopp, L (8, PH) OBP: 0.313, SLG: 0.238 Ken Johnson, L (9, 1)			4-3		F7			BB BBBB		0 2 0 0	0 0 0 0	0 0 0 0	0 0 0 0	0 0 1 0	0 0 0 0	0 0 0 0
Inning Stats	R: 0 E: 0 K: 1 S: 5 H: 0 LOB: 0 BB: 0 P: 5	R: 0 E: 0 K: 0 S: 2 H: 0 LOB: 1 BB: 2 P: 10	R: 0 E: 0 K: 0 S: 4 H: 1 LOB: 1 BB: 0 P: 4	R: 0 E: 0 K: 0 S: 2 H: 0 LOB: 1 BB: 2 P: 10	R: 0 E: 0 K: 0 S: 3 H: 0 LOB: 0 BB: 0 P: 3	R: 0 E: 0 K: 2 S: 8 H: 1 LOB: 2 BB: 1 P: 12	R: 0 E: 0 K: 0 S: 3 H: 0 LOB: 0 BB: 0 P: 3	R: 0 E: 0 K: 0 S: 3 H: 0 LOB: 1 BB: 1 P: 7	R: 0 E: 0 K: 0 S: 3 H: 0 LOB: 0 BB: 0 P: 3	1B: 2 2B: 0 3B: 0 HR: 0	SF: 0 SAC: 0 DP: 2 HBP: 0						

livebaseballscorecards.com

AB	27
R	0
H	2
RBI	0
BB	6
SO	3
LOB	14

WP: 0 PB: 0 SB: 0 CS: 0 PA: 33

PITCHER		IP	WLS	BF	H	R	ER	SO	BB	IBB	HBP	BLK	WP	HR	S	P	ERA	WHIP
Early Wynn, R ERA: 3.35	(1, 1)	9.0	W	33	2	0	0	3	6	0	0	0	0	0	33	57	0.00	0.889

PITCHER	IP	WLS	BF	H	R	ER	SO	BB	IBB	HBP	BLK	WP	HR	S	P	ERA	WHIP

Batter	1	2	3	4	5	6	7	8	9	AB	R	H	RBI	BB	SO	LOB
Dave Pope, L (1, 9) OBP: 0.143, SLG: 0.143	SSS 0-3 ① K		SSS 0-3 ② K		x 0-0 ③ P8		x 0-0 SH2-3 SH5-3 1B 1B	SSS 0-3 ① K		5	1	1	0	0	3	1
Bobby Avila, R (1, 4) OBP: 0.377, SLG: 0.394	x 0-0 ② F4		x 0-0 ③ F3			x 0-0 1B 1B HR 1B	x 0-0 ① SH5-3 1-2	x 0-0 FC4-6 1B		4	1	2	0	0	0	0
Dale Mitchell, L (1, 7) OBP: 0.382, SLG: 0.413	BBBB 4-0 BB			x 0-0 3B 2B		x 0-0 1B 1-2 HR 1B	x 0-0 ② SH2-3 2-3	x 0-0 ② FC4-6 1-2f		3	2	2	0	1	0	1
Al Rosen, R (1, 5) OBP: 0.416, SLG: 0.574	x 0-0 ③ F3			x 0-0 7-2 2-H 3B		x 0-0 ① F2	BBBB 4-0 1B 1B BB	x 0-0 ③ F7		4	1	1	1	1	0	4
Larry Doby, L (1, 8) OBP: 0.371, SLG: 0.531		x 0-0 HR		x 0-0 ① ② 7-2 3-Hf		x 0-0 ② F5	x 0-0 1B 1-3 3-H 1B		x 0-0 ① 1-3	5	2	2	2	0	0	3
Harry Simpson, L (1, 3) OBP: 0.347, SLG: 0.418		SSS 0-3 ① K		SSS 0-3 ③ K		x 0-0 1-2 2-3 HR 1B	x 0-0 1B 1-2 3-H 1B		SSS 0-3 ② K	5	2	2	1	0	3	0
Joe Tipton, R (1, 2) OBP: 0.385, SLG: 0.523		x 0-0 ② F8			BBBB 4-0 4-3 SH3-4 BB	x 0-0 1-H 2-H 3-H HR	x 0-0 WP 1-H 2-H 1B		BBBB 4-0 1B BB	3	1	2	6	2	0	0
Merl Combs, L (1, 6) OBP: 0.279, SLG: 0.306		x 0-0 ③ F6			x 0-0 ① SH3-4 1-2	BBBB 4-0 BB	BBBB 4-0 1-2 BB		x 0-0 FC6 1-2 1B	2	0	1	0	2	0	0
Bob Lemon, L (1, 1) OBP: 0.236, SLG: 0.296			SSS 0-3 ① K		x 0-0 ② 4-3 2-3	x 0-0 ③ 5-3	x 0-0 ③ F2		x 0-0 ③ FC6 1-2f	5	0	0	0	0	1	6
Inning Stats	R: 0 E: 0 K: 1 S: 5 H: 0 LOB: 1 BB: 1 P: 9	R: 1 E: 0 K: 1 S: 6 H: 1 LOB: 0 BB: 0 P: 6	R: 0 E: 0 K: 2 S: 7 H: 0 LOB: 0 BB: 0 P: 7	R: 1 E: 0 K: 1 S: 6 H: 2 LOB: 0 BB: 0 P: 6	R: 0 E: 0 K: 0 S: 3 H: 0 LOB: 1 BB: 1 P: 7	R: 4 E: 0 K: 0 S: 7 H: 4 LOB: 1 BB: 1 P: 11	R: 4 E: 0 K: 0 S: 7 H: 4 LOB: 2 BB: 2 P: 15	R: 0 E: 0 K: 1 S: 6 H: 1 LOB: 1 BB: 0 P: 6	R: 0 E: 0 K: 1 S: 6 H: 1 LOB: 2 BB: 1 P: 10	1B: 9 2B: 2 3B: 1 HR: 2 SF: 0 SAC: 3 DP: 1 HBP: 0						

TOP

Cleveland Indians @ Detroit Tigers

Briggs Stadium, Detroit, MI

Fri Jul 04 1952, 4:38 AM EDT

Att. 42,035 - Unknown

livebaseballscorecards.com

AB	36
R	10
H	13
RBI	10
BB	6
SO	7
LOB	15

WP: 1 PB: 0 SB: 0 CS: 0 PA: 45

PITCHER		IP	WLS	BF	H	R	ER	SO	BB	IBB	HBP	BLK	WP	HR	S	P	ERA	WHIP
Virgil Trucks, R ERA: 3.6	(1, 1)	5.2	L	26	7	6	6	5	3	0	0	0	0	2	33	45	9.53	1.765
Billy Hoeft, L ERA: 5.63	(6, 1)	1.0		9	4	4	4	0	2	0	0	0	1	0	7	15	36.00	6.000
Hal White, R ERA: 3.76	(7, 1)	0.1		1	0	0	0	0	0	0	0	0	0	0	1	1	0.00	0.000
Dick Littlefield, L ERA: 2.52	(8, 1)	2.0		9	2	0	0	2	1	0	0	0	0	0	12	16	0.00	1.500

PITCHER	IP	WLS	BF	H	R	ER	SO	BB	IBB	HBP	BLK	WP	HR	S	P	ERA	WHIP

Cleveland Indians @ Detroit Tigers

Briggs Stadium, Detroit, MI

Fri Jul 04 1952, 4:38 AM EDT

Att. 42,035 - Unknown

BOTTOM

Batter	1	2	3	4	5	6	7	8	9	AB	R	H	RBI	BB	SO	LOB
Jerry Priddy, R (1, 4) OBP: 0.373, SLG: 0.419	K	K			5-3		BB			3	0	0	0	1	2	1
Fred Hatfield, L (1, 5) OBP: 0.307, SLG: 0.351	BB, HBP, F9, 1B		1-3			L4	4-3			4	1	1	0	0	0	2
Vic Wertz, L (1, 9) OBP: 0.356, SLG: 0.536	BB, 1-2, HBP		K			1B, BB		F8		2	0	0	0	1	1	0
Don Lenhardt, R (1, 7) OBP: 0.348, SLG: 0.440	FC5-4, 1-2, 2-3, BB		P9			P9		G5-4-3, BB		2	0	0	0	2	0	1
Walt Dropo, R (1, 3) OBP: 0.309, SLG: 0.467	F9, 3-H			6-3		FC6-4, 1-2, 1B		G5-4-3, 1-2f		4	0	1	1	0	0	3
Johnny Groth, R (1, 8) OBP: 0.352, SLG: 0.365	FC5-4, 1-2f			6-3		FC6-4, 1-2f			2B	4	0	1	0	0	0	4
Neil Berry, R (1, 6) OBP: 0.257, SLG: 0.231		F7		6-3					5-3	4	0	0	0	0	0	1
Bob Swift, R (1, 2) OBP: 0.325, SLG: 0.235		F7			5-3		F8		6-3	2	0	0	0	0	0	0
Joe Ginsberg, L (7, PH) (8, 2) OBP: 0.273, SLG: 0.272										2	0	0	0	0	0	1
Virgil Trucks, R (1, 1) OBP: 0.235, SLG: 0.235		1B			F7		BB, 1B		6-3	2	0	1	0	0	0	0
Billy Hoeft, L (6, 1) OBP: 0.267, SLG: 0.231										0	0	0	0	0	0	0
Hal White, R (7, 1) OBP: 0.333, SLG: 0.333										0	0	0	0	0	0	0
Pat Mullin, L (7, PH) OBP: 0.326, SLG: 0.422										1	0	1	0	0	0	0
Dick Littlefield, L (8, 1) OBP: 0.500, SLG: 0.500										0	0	0	0	0	0	0
Steve Souchock, R (9, PH) OBP: 0.315, SLG: 0.430										1	0	0	0	0	0	1
Inning Stats	R: 1 E: 0 K: 1 S: 6 H: 1 LOB: 2 BB: 1 P: 11	R: 0 E: 0 K: 1 S: 6 H: 1 LOB: 1 BB: 0 P: 6	R: 0 E: 0 K: 1 S: 5 H: 0 LOB: 0 BB: 0 P: 5	R: 0 E: 0 K: 0 S: 3 H: 0 LOB: 0 BB: 0 P: 3	R: 0 E: 0 K: 0 S: 3 H: 0 LOB: 0 BB: 0 P: 3	R: 0 E: 0 K: 0 S: 4 H: 1 LOB: 2 BB: 1 P: 8	R: 0 E: 0 K: 0 S: 4 H: 1 LOB: 2 BB: 1 P: 8	R: 0 E: 0 K: 0 S: 2 H: 0 LOB: 0 BB: 1 P: 6	R: 0 E: 0 K: 0 S: 4 H: 1 LOB: 1 BB: 0 P: 4	1B: 4 2B: 1 3B: 0 HR: 0	SF: 0 SAC: 0 DP: 1 HBP: 1					

PITCHER	IP	WLS	BF	H	R	ER	SO	BB	IBB	HBP	BLK	WP	HR	S	P	ERA	WHIP
Bob Lemon, R (1, 1) ERA: 3.2	9.0	W	36	5	1	1	3	4	0	1	0	0	0	37	54	1.00	1.000

PITCHER	IP	WLS	BF	H	R	ER	SO	BB	IBB	HBP	BLK	WP	HR	S	P	ERA	WHIP

livebaseballscorecards.com

AB	31
R	1
H	5
RBI	1
BB	4
SO	3
LOB	14

WP: 0 PB: 0 SB: 0 CS: 0 PA: 36

Batter	1	2	3	4	5	6	7	8	9	10	11	AB	R	H	RBI	BB	SO	LOB
Nellie Fox, L (1, 4) OBP: 0.323, SLG: 0.346	F8	2-H 1B			FC6-4 1B		6-3			1-2 1B		5	0	3	1	0	0	2
Minnie Minoso, R (1, 8) OBP: 0.392, SLG: 0.462	BB FC 1B BB	6-3			FC6-4 E S 1-2f			4-3		8-5-1-5 2-3f		4	1	0	0	1	0	4
Sam Mele, R (1, 9) OBP: 0.329, SLG: 0.429	FC 1B BB 1-2		F7		K 1-3			F7			6-3	5	0	0	0	0	1	2
Eddie Robinson, L (1, 3) OBP: 0.391, SLG: 0.483	1B 1-2 2-3 BB		K			P9		G3			F8	4	0	0	0	1	1	0
Bud Stewart, L (1, 7) OBP: 0.403, SLG: 0.439	G4-6-3 1B 1-2 2-3 3-H		F8			F7			4-3		1B	4	0	1	1	0	0	0
Ray Coleman, L (9, 7) OBP: 0.274, SLG: 0.301												1	0	1	0	0	0	0
Hector Rodriguez, R (1, 5) OBP: 0.363, SLG: 0.312	G4-6-3 1-2f			6-3		4-3			1-3		1-3	5	0	0	0	0	0	4
Sherm Lollar, R (1, 2) OBP: 0.345, SLG: 0.450		F8		K			SH1-4 1B		P9			3	0	1	0	0	1	0
Willy Miranda, S (7, PR) OBP: 0.325, SLG: 0.273												0	0	0	0	0	0	0
Phil Masi, R (7, 2) OBP: 0.345, SLG: 0.314												1	0	0	0	0	0	0
Sam Dente, R (1, 6) OBP: 0.291, SLG: 0.289		SH5-3 1B 1B		P9			K			6-3		4	1	1	0	0	1	1
Joe Dobson, R (1, 1) OBP: 0.265, SLG: 0.219		SH5-3 1-2			6-3		SH1-4 1-2			8-5-1-3 1B 1B		2	0	1	0	0	0	0
Inning Stats	R: 1 E: 0 K: 0 S: 4 H: 1 LOB: 2 BB: 2 P: 12	R: 1 E: 0 K: 0 S: 5 H: 2 LOB: 1 BB: 0 P: 5	R: 0 E: 0 K: 1 S: 5 H: 0 LOB: 0 BB: 0 P: 5	R: 0 E: 0 K: 1 S: 5 H: 0 LOB: 0 BB: 0 P: 5	R: 0 E: 0 K: 1 S: 6 H: 1 LOB: 1 BB: 0 P: 6	R: 0 E: 0 K: 0 S: 3 H: 0 LOB: 0 BB: 0 P: 3	R: 0 E: 0 K: 1 S: 6 H: 1 LOB: 2 BB: 0 P: 6	R: 0 E: 0 K: 0 S: 3 H: 0 LOB: 0 BB: 0 P: 3	R: 0 E: 0 K: 0 S: 3 H: 0 LOB: 0 BB: 0 P: 3	R: 0 E: 0 K: 0 S: 4 H: 2 LOB: 1 BB: 0 P: 4	R: 0 E: 0 K: 0 S: 4 H: 1 LOB: 1 BB: 0 P: 4	1B: 8 2B: 1 3B: 0 HR: 0	SF: 0 SAC: 2 DP: 2 HBP: 0					

PITCHER	IP	WLS	BF	H	R	ER	SO	BB	IBB	HBP	BLK	WP	HR	S	P	ERA	WHIP
Bob Feller, R (1, 1) ERA: 4.12	11.0	W	42	8	2	2	4	2	0	0	0	0	0	48	56	1.64	0.909

PITCHER	IP	WLS	BF	H	R	ER	SO	BB	IBB	HBP	BLK	WP	HR	S	P	ERA	WHIP

TOP

Chicago White Sox @ Cleveland Indians

Cleveland Municipal Stadium, Cleveland, OH

Sat Jul 05 1952, 3:33 AM EDT

Att. 43,475 - Unknown

livebaseballscorecards.com

AB	38
R	2
H	8
RBI	2
BB	2
SO	4
LOB	13

WP: 0 PB: 0 SB: 1 CS: 0

PA: 42

BOTTOM

Chicago White Sox @ Cleveland Indians

Cleveland Municipal Stadium, Cleveland, OH

Sat Jul 05 1952, 3:33 AM EDT

Att. 43,475 - Unknown

livebaseballscorecards.com

Batter	1	2	3	4	5	6	7	8	9	10	11	AB	R	H	RBI	BB	SO	LOB
Dave Pope, L (1, 9) OBP: 0.167, SLG: 0.167	K		K	2-H 1B			P6-3			P6-3		5	0	1	0	0	2	0
Bobby Avila, R (1, 4) OBP: 0.374, SLG: 0.391	CS 1B		K		L5		G3			6-3		5	0	1	0	0	1	0
Dale Mitchell, L (1, 7) OBP: 0.378, SLG: 0.408 Pete Reiser, L (10, PR) OBP: 0.208, SLG: 0.364 Jim Fridley, R (11, 7) OBP: 0.317, SLG: 0.355	F6 1-2		E3 E		F8		G3			E S S 1B		5 0 0	0 0 0	1 0 0	0 0 0	0 0 0	0 0 0	1 0 0
Al Rosen, R (1, 5) OBP: 0.422, SLG: 0.588		HR	E8 1-3 1B		1B			5-3		S 1-H		5	2	3	1	1	0	1
Larry Doby, L (1, 8) OBP: 0.368, SLG: 0.524		BB S 1B	K		L9			4-3			BBBB 4-0 S 1B BB	5	0	1	0	0	2	4
Harry Simpson, L (1, 3) OBP: 0.351, SLG: 0.416		BBBB 4-0 BB 1-3 BB		BBBB 4-0 G5-4-3 BB		SSS 0-3 K		4-3			SSS 0-3 K 1-2	2	0	0	0	3	1	0
Joe Tipton, R (1, 2) OBP: 0.394, SLG: 0.522		BBBB 4-0 BB 1-2 BB		G5-4-3 1-2f		1B			SSS 0-3 K		IIII 4-0 1B IBB	4	0	2	1	1	1	1
Merl Combs, L (1, 6) OBP: 0.278, SLG: 0.303		F8		2B 1B		F8			F8		1-2 2-H 1B	4	1	1	0	0	0	3
Bob Feller, R (1, 1) OBP: 0.200, SLG: 0.103		6-3		1-H 1B 2B		K			K			4	0	1	1	0	2	3

	AB	39
	R	3
	H	11
	RBI	3
	BB	5
	SO	9
	LOB	13

| Inning Stats | | |

Batter	1	2	3	4	5	6	7	8	9	10	11	12	13	AB	R	H	RBI	BB	SO	LOB
Nellie Fox, L (1, 4) OBP: 0.324, SLG: 0.352	F3		F8		CS 1B (2-H)			F8 3B		F4			L7	6	1	2	1	0	0	0
Minnie Minoso, R (1, 8) OBP: 0.391, SLG: 0.469	1B HBP (1-0)		6-3		CS (1-2)	5-3		F8 (3-H)			F8		HR	5	1	1	2	0	0	0
Bud Stewart, L (1, 7) OBP: 0.401, SLG: 0.435 Sam Mele, R (13, 9) OBP: 0.329, SLG: 0.429	1B (1-2)		F7			F8		1B			1-3		K	6 0	0 0	2 0	0 0	0 0	1 0	0 0
Eddie Robinson, L (1, 3) OBP: 0.384, SLG: 0.474	F4			E1 G5-4-3		F7		K			F7		4-3	6	0	0	0	0	1	3
Sherm Lollar, R (1, 2) OBP: 0.348, SLG: 0.448 Willy Miranda, S (9, PR) OBP: 0.325, SLG: 0.273 Bud Sheely, L (9, 2) OBP: 0.340, SLG: 0.279 Hal Brown, R (12, PR) OBP: 0.273, SLG: 0.300 Phil Masi, R (12, 2) OBP: 0.345, SLG: 0.314	F5			G5-4-3 (1-2f)			FC6-4 BB		FC1-4 1B			5-3 1B		3 0 1 0 0	0 0 0 0 0	1 0 1 0 0	0 0 0 0 0	1 0 0 0 0	0 0 0 0 0	3 0 0 0 0
Ray Coleman, L (1, 9) OBP: 0.267, SLG: 0.292 (13, 7)		F8		F8			K	F8	FC1-4 FC6-4 (1-2f)			F7		5	0	0	0	0	1	3
Hector Rodriguez, R (1, 5) OBP: 0.364, SLG: 0.308		S BB			4-3 1B BB			F8	FC6-4 CS (1-2f)			5-3 (1-2)		3	1	0	0	2	0	3
Sam Dente, R (1, 6) OBP: 0.286, SLG: 0.275		K (1-2)			4-3 (1-2)		FC6-4 (1-2f)		CS (1-2)	L5		IBB		4	0	0	0	1	1	3
Billy Pierce, L (1, 1) OBP: 0.170, SLG: 0.083 Leo Thomas, R (8, PH) OBP: 0.335, SLG: 0.273 Harry Dorish, R (8, 1)		K			K			K		K		6-3		2 1 2	0 0 0	0 0 0	0 0 0	0 1 1	2 0 2	2 0 2
Inning Stats	R: 0 E: 0 K: 0 S: 4 H: 1 LOB: 2 BB: 0 P: 5	R: 0 E: 0 K: 2 S: 7 H: 0 LOB: 1 BB: 1 P: 11	R: 0 E: 0 K: 0 S: 3 H: 0 LOB: 0 BB: 0 P: 3	R: 0 E: 1 K: 0 S: 3 H: 0 LOB: 0 BB: 0 P: 3	R: 1 E: 0 K: 1 S: 5 H: 1 LOB: 0 BB: 1 P: 9	R: 0 E: 0 K: 0 S: 3 H: 0 LOB: 0 BB: 0 P: 3	R: 0 E: 0 K: 1 S: 5 H: 0 LOB: 1 BB: 1 P: 9	R: 1 E: 0 K: 2 S: 9 H: 2 LOB: 1 BB: 0 P: 9	R: 0 E: 0 K: 0 S: 3 H: 1 LOB: 1 BB: 0 P: 3	R: 0 E: 0 K: 1 S: 5 H: 0 LOB: 0 BB: 0 P: 5	R: 0 E: 0 K: 0 S: 3 H: 0 LOB: 0 BB: 0 P: 3	R: 0 E: 0 K: 0 S: 4 H: 1 LOB: 2 BB: 1 P: 8	R: 1 E: 0 K: 1 S: 6 H: 1 LOB: 0 BB: 0 P: 6	1B: 5 2B: 0 3B: 1 HR: 1 SF: 0 SAC: 0 DP: 1 HBP: 1			WP: 0 PB: 0 SB: 1 CS: 2	PA: 51		

PITCHER	IP	WLS	BF	H	R	ER	SO	BB	IBB	HBP	BLK	WP	HR	S	P	ERA	WHIP
Mike Garcia, R (1, 1) ERA: 1.78	13.0	L	49	7	3	3	8	3	1	1	0	0	1	60	77	2.08	0.769

PITCHER IP WLS BF H R ER SO BB IBB HBP BLK WP HR S P ERA WHIP

TOP

Chicago White Sox @ Cleveland Indians

Cleveland Municipal Stadium, Cleveland, OH

Sun Jul 06 1952, 3:33 AM EDT

Att. 22,187 - Unknown

livebaseballscorecards.com

AB	44
R	3
H	7
RBI	3
BB	4
SO	8
LOB	19

BOTTOM

Batter	1	2	3	4	5	6	7	8	9	10	11	12	13	AB	R	H	RBI	BB	SO	LOB
Jim Fridley, R (1, 9) OBP: 0.320, SLG: 0.353 Dave Pope, L (12, PH) OBP: 0.154, SLG: 0.154 (13, 9)	G4-6-3 1B		F5			1B 1B HBP	F3		FC5-4 1-2f			FC3-6 WP 5-3 1-2f		4 1	1 0	1 0	0 0	0 0	0 1	2 1
Bobby Avila, R (1, 4) OBP: 0.370, SLG: 0.386	G4-6-3 1-2f		6-3			1B 1-2 BB	F4			2-3		5-3 1-2		6	1	1	0	0	0	2
Dale Mitchell, L (1, 7) OBP: 0.381, SLG: 0.408	1B			F9		BB BB 1-3 2-H FC6-2 1B		4-3		1-3		4-0 2-3 IBB		5	0	2	1	1	0	0
Al Rosen, R (1, 5) OBP: 0.417, SLG: 0.577	5-3			F9		B B B B 4-0 FC6-2 BB 1-2 FC5-2 BB		6-3		6-3		F7		5	0	0	0	1	0	3
Larry Doby, L (1, 8) OBP: 0.375, SLG: 0.534		G3 2B		2B		B B B B 4-0 FC5-2 FC6-2 1-2 2-3 3-H BB		F8			L8		1B 1B	5	0	3	1	1	0	0
Harry Simpson, L (1, 3) OBP: 0.351, SLG: 0.414		G3 2-3		S S S K		FC6-2 FC5-2 1-2 2-3 3-Hf			SH3-4 1B		1B		S S S K	6	0	2	0	0	2	6
Joe Tipton, R (1, 2) OBP: 0.389, SLG: 0.505 Barney McCosky, L (13, PH) OBP: 0.344, SLG: 0.286	B B B B 1-4 BB				L7	FC5-2 1-2 2-3 3-Hf			SH3-4 1-2		F5		F9	3 1	0 0	0 0	0 0	1 0	0 0	4 1
Merl Combs, L (1, 6) OBP: 0.286, SLG: 0.290 Hank Majeski, R (13, PH) OBP: 0.372, SLG: 0.348 Jim Hegan, R (13, PR) OBP: 0.283, SLG: 0.335	1-4 1-2f				B B B B G1-6-3 BB	F6			FC5-4 IBB		1-3		1-3 1B	3 1 0	0 0 0	0 1 0	0 0 0	2 0 0	0 0 0	6 0 0
Mike Garcia, R (1, 1) OBP: 0.145, SLG: 0.132 Bob Lemon, L (13, PH) OBP: 0.232, SLG: 0.291			S S S K		G1-6-3 1-2f		6-3		F8			FC3-6 1B	S S S K	5 1	0 0	1 0	0 0	1 1	3 2	
Inning Stats	R: 0 E: 0 K: 0 S: 4 H: 2 LOB: 1 BB: 0 P: 4	R: 0 E: 0 K: 0 S: 3 H: 1 LOB: 1 BB: 1 P: 7	R: 0 E: 0 K: 1 S: 5 H: 0 LOB: 0 BB: 0 P: 5	R: 0 E: 0 K: 1 S: 6 H: 1 LOB: 1 BB: 0 P: 6	R: 0 E: 0 K: 0 S: 2 H: 0 LOB: 0 BB: 1 P: 6	R: 2 E: 0 K: 0 S: 5 H: 2 LOB: 3 BB: 2 P: 14	R: 0 E: 0 K: 0 S: 3 H: 0 LOB: 0 BB: 0 P: 3	R: 0 E: 0 K: 0 S: 3 H: 0 LOB: 0 BB: 0 P: 3	R: 0 E: 0 K: 0 S: 4 H: 1 LOB: 2 BB: 1 P: 8	R: 0 E: 0 K: 0 S: 3 H: 0 LOB: 0 BB: 0 P: 3	R: 0 E: 0 K: 0 S: 4 H: 1 LOB: 1 BB: 0 P: 4	R: 0 E: 0 K: 0 S: 4 H: 1 LOB: 2 BB: 1 P: 8	R: 0 E: 0 K: 2 S: 9 H: 2 LOB: 2 BB: 0 P: 9	1B: 9 2B: 3 3B: 0 HR: 0 SF: 0 SAC: 1 DP: 3 HBP: 1						

PITCHER		IP	WLS	BF	H	R	ER	SO	BB	IBB	HBP	BLK	WP	HR	S	P	ERA	WHIP
Billy Pierce, L ERA: 2.9	(1, 1)	7.0		29	6	2	2	2	4	0	1	0	0	0	28	45	2.57	1.429
Harry Dorish, R ERA: 1.64	(8, 1)	6.0	W	25	5	0	0	2	0	2	0	0	1	0	27	35	0.00	0.833

PITCHER	IP	WLS	BF	H	R	ER	SO	BB	IBB	HBP	BLK	WP	HR	S	P	ERA	WHIP

Chicago White Sox @ Cleveland Indians

Cleveland Municipal Stadium, Cleveland, OH

Sun Jul 06 1952, 3:33 AM EDT

Att. 22,187 - Unknown

livebaseballscorecards.com

AB	46
R	2
H	11
RBI	2
BB	6
SO	4
LOB	30

WP: 1 PB: 0 SB: 0 CS: 0 PA: 54

Batter	1	2	3	4	5	6	7	8	9	AB	R	H	RBI	BB	SO	LOB
Jim Fridley, R (1, 9) OBP: 0.318, SLG: 0.350	S S S 0-3 ① K		x 0-0 ③ 5-3		x 0-0 1B 1-2 1B			x 0-0 ① G3		4	0	1	0	0	1	1
Bobby Avila, R (1, 4) OBP: 0.369, SLG: 0.384	S S S 0-3 ② K			x 0-0 ① 5-3	x 0-0 ③ 1-2 2-3 1B			x 0-0 ② F4		4	0	1	0	0	1	0
Dale Mitchell, L (1, 7) OBP: 0.375, SLG: 0.400	x 0-0 ③ 4-3			x 0-0 ② L5		x 0-0 ① 3-1		x 0-0 ③ L7		4	0	0	0	0	0	0
Al Rosen, R (1, 5) OBP: 0.412, SLG: 0.569		x 0-0 ① 6-3		x 0-0 E5 BB		x 0-0 ② F5			x 0-0 ① 1-3	4	0	0	0	0	0	0
Larry Doby, L (1, 8) OBP: 0.376, SLG: 0.529		B B B B 4-0 CS BB		B B B B 4-0 1-2 BB		S S S 0-3 ③ K			S S S 0-3 ② K	2	0	0	0	2	2	0
Harry Simpson, L (1, 3) OBP: 0.352, SLG: 0.420		x 0-0 ② ③ 4-3 1-2		S S S 0-3 ③ K			x 0-0 F7 3B		B B B B 4-0 1B BB	3	1	1	0	1	1	3
Jim Hegan, R (1, 2) OBP: 0.287, SLG: 0.335			B B B B 4-0 5-3 BB		x 0-0 E5 FC6-4		x 0-0 ① L8		x 0-0 1-2 1B	3	0	1	0	1	0	1
Merl Combs, L (1, 6) OBP: 0.278, SLG: 0.282 Joe Tipton, R (7, PH) OBP: 0.386, SLG: 0.500 Johnny Berardino, R (7, 6) OBP: 0.241, SLG: 0.043			S S S 0-3 ① K		S S S 0-3 ① K		x 0-0 ② F7 3-H		x 0-0 ③ F6	2 1 1	0 0 0	0 0 0	0 1 0	0 0 0	2 0 0	2 0 2
Early Wynn, S (1, 1) OBP: 0.271, SLG: 0.244 Sam Jones, R (6, 1) OBP: 0.143, SLG: 0.143			x 0-0 ② 5-3 1-2		x 0-0 ② FC6-4 1B 1B 1-2f		S S S 0-3 ③ K			2 1	0 0	0 0	0 0	0 0	0 1	2 0
Inning Stats	R: 0 H: 0 E: 0 LOB: 0 K: 2 BB: 0 S: 7 P: 7	R: 0 H: 0 E: 0 LOB: 0 K: 0 BB: 1 S: 2 P: 6	R: 0 H: 0 E: 0 LOB: 1 K: 1 BB: 1 S: 5 P: 9	R: 0 H: 0 E: 1 LOB: 2 K: 1 BB: 1 S: 6 P: 10	R: 0 H: 2 E: 1 LOB: 2 K: 1 BB: 0 S: 7 P: 7	R: 0 H: 0 E: 0 LOB: 0 K: 1 BB: 0 S: 5 P: 5	R: 1 H: 1 E: 0 LOB: 0 K: 1 BB: 0 S: 6 P: 6	R: 0 H: 0 E: 0 LOB: 0 K: 0 BB: 0 S: 3 P: 3	R: 0 H: 1 E: 0 LOB: 2 K: 1 BB: 1 S: 6 P: 10	1B: 3 SF: 0 2B: 0 SAC: 0 3B: 1 DP: 0 HR: 0 HBP: 0						WP: 0 PA: 35 PB: 0 SB: 0 CS: 1	

PITCHER	IP	WLS	BF	H	R	ER	SO	BB	IBB	HBP	BLK	WP	HR	S	P	ERA	WHIP
Alex Kellner, L (1, 1) ERA: 4.78	9.0	W	35	4	1	1	8	4	0	0	0	0	0	47	63	1.00	0.889

PITCHER	IP	WLS	BF	H	R	ER	SO	BB	IBB	HBP	BLK	WP	HR	S	P	ERA	WHIP

TOP

Cleveland Indians @ Philadelphia Athletics
Shibe Park, Philadelphia, PA
Thu Jul 10 1952, 3:33 AM EDT
Att. 9,817 - Unknown

livebaseballscorecards.com

AB	31
R	1
H	4
RBI	1
BB	4
SO	8
LOB	11

Batter	1	2	3	4	5	6	7	8	9	AB	R	H	RBI	BB	SO	LOB
Eddie Joost, R (1, 6) OBP: 0.407, SLG: 0.457	BBBB 4-0 2B E BB	x 0-0 4-3 1B		x 0-0 ② F8		H 1-0 BB 3B HBP	x 0-0 1-H 2-H 2B			3	2	2	2	1	0	0
Ferris Fain, L (1, 3) OBP: 0.442, SLG: 0.427	x 0-0 1-3 E 2B	x 0-0 ② 4-3 1-2		x 0-0 ③ 4-3		BBBB 4-0 1-2 3B BB	x 0-0 ③ G3			4	2	1	0	1	0	2
Elmer Valo, L (1, 9) OBP: 0.433, SLG: 0.423	x 0-0 E9 1B 2-H 3-H 1B	BBBB 4-0 BB			x 0-0 2B 1B	x 0-0 1-H 2-H WP 3B		BBBB 4-0 1B BB		3	3	3	4	2	0	0
Gus Zernial, R (1, 7) OBP: 0.380, SLG: 0.500	SSS 0-3 ① K	SSS 0-3 ③ K			x 0-0 G3 1-H SH1-3 2B	SSS 0-3 ③ K 3-H		SSS 0-3 ① K		5	1	1	1	0	4	4
Dave Philley, S (1, 8) OBP: 0.331, SLG: 0.336	x 0-0 2B FC6-2 3-H 1B	BBBB 4-0 6-3 BB			x 0-0 ① G3 2-3		BBBB 4-0 SH1-3 BB F7 BB	x 0-0 FC5-4 1-3 1B		3	1	2	1	2	0	1
Billy Hitchcock, R (1, 5) OBP: 0.278, SLG: 0.263	x 0-0 FC6-2 1-3 2B	x 0-0 ① 6-3 1-2			x 0-0 ② SH1-3 3-H	BBBB 4-0 SH1-3 1-2 2B BB	SSS 0-3 ② K			3	1	1	1	1	1	3
Skeeter Kell, R (1, 4) OBP: 0.282, SLG: 0.286	x 0-0 ② FC6-2 2-3 3-H	x 0-0 ② F7			x 0-0 ③ 6-3		x 0-0 ① SH1-3 1-2 2-3	x 0-0 ③ FC5-4 1-2f		4	0	0	0	0	0	5
Joe Astroth, R (1, 2) OBP: 0.282, SLG: 0.259	x 0-0 ③ 1-3	x 0-0 ③ 1-3				x 0-0 ① 6-3	III 4-0 2B IBB			3	1	0	0	1	0	3
Alex Kellner, R (1, 1) OBP: 0.250, SLG: 0.326		x 0-0 ① 4-3		SSS 0-3 ① K		x 0-0 ② 6-3	x 0-0 ② F7 3-H			4	0	0	1	0	1	2
Inning Stats	R: 3 E: 1 K: 1 S: 9 H: 4 LOB: 2 BB: 1 P: 13	R: 0 E: 0 K: 1 S: 6 H: 1 LOB: 2 BB: 1 P: 10	R: 0 E: 0 K: 0 S: 3 H: 0 LOB: 1 BB: 1 P: 7	R: 0 E: 0 K: 1 S: 5 H: 0 LOB: 0 BB: 0 P: 5	R: 2 E: 0 K: 0 S: 5 H: 2 LOB: 0 BB: 0 P: 5	R: 3 E: 0 K: 1 S: 6 H: 1 LOB: 0 BB: 1 P: 11	R: 3 E: 0 K: 0 S: 4 H: 1 LOB: 1 BB: 3 P: 16	R: 0 E: 0 K: 2 S: 8 H: 1 LOB: 2 BB: 1 P: 12		1B: 5 2B: 4 3B: 1 HR: 0 SF: 0 SAC: 2 DP: 0 HBP: 1						

PITCHER		IP	WLS	BF	H	R	ER	SO	BB	IBB	HBP	BLK	WP	HR	S	P	ERA	WHIP
Early Wynn, R ERA: 3.76	(1, 1)	5.2	L	30	8	8	8	3	4	0	1	0	0	0	31	48	12.71	2.118
Sam Jones, R ERA: 4.67	(6, 1)	2.1		13	2	3	3	3	3	1	0	0	1	0	15	31	11.57	2.143

PITCHER	IP	WLS	BF	H	R	ER	SO	BB	IBB	HBP	BLK	WP	HR	S	P	ERA	WHIP

BOTTOM

Cleveland Indians @ Philadelphia Athletics
Shibe Park, Philadelphia, PA
Thu Jul 10 1952, 3:33 AM EDT
Att. 9,817 - Unknown

livebaseballscorecards.com

AB	32
R	11
H	10
RBI	10
BB	8
SO	6
LOB	20

WP: 1 PA: 43
PB: 0
SB: 0
CS: 0

Batter	1	2	3	4	5	6	7	8	9	AB	R	H	RBI	BB	SO	LOB
Dave Pope, L (1, 9) OBP: 0.176, SLG: 0.176	P6	FC6-4		BB		P3-1		L7		4	1	1	0	0	0	2
Mickey Harris, L (6, 1)										0	0	0	0	0	0	0
Bob Lemon, L (8, PH) OBP: 0.228, SLG: 0.286										1	0	0	0	0	0	1
Mike Garcia, R (8, 1) OBP: 0.145, SLG: 0.132										0	0	0	0	0	0	0
Bobby Avila, R (1, 4) OBP: 0.375, SLG: 0.396	WP	G6-4-3		BB		5-3		1B		4	1	3	2	1	0	1
Dale Mitchell, L (1, 7) OBP: 0.367, SLG: 0.391	1-3	G6-4-3		F9		P4		F3		5	0	0	0	0	0	7
Al Rosen, R (1, 5) (6, 6) (9, 5) OBP: 0.418, SLG: 0.579	BB		BB		P6		BB		HR	2	2	1	1	3	0	0
Larry Doby, L (1, 8) OBP: 0.377, SLG: 0.539	1B		P6	3-1			F7		IHR	5	2	2	1	0	0	2
Harry Simpson, L (1, 3) OBP: 0.356, SLG: 0.432	3B		1B	2B			P6		4-3	5	0	3	2	0	0	1
Joe Tipton, R (1, 2) OBP: 0.370, SLG: 0.475	FC5-3-2		P6	K			L1		6-3	5	0	0	0	0	1	4
Merl Combs, L (1, 6) OBP: 0.272, SLG: 0.274	P4			L6				6-3	P4	2	0	0	0	0	0	1
Hank Majeski, R (6, PH) (6, 5) OBP: 0.371, SLG: 0.343						2B				2	1	0	0	1	0	0
Johnny Berardino, R (9, 6) OBP: 0.241, SLG: 0.043						BB				0	0	0	0	0	0	0
Bob Feller, R (1, 1) OBP: 0.217, SLG: 0.103										0	0	0	0	1	0	0
Lou Brissie, L (3, 1)										1	0	0	0	0	0	0
Barney McCosky, L (6, PH) (6, 9) OBP: 0.382, SLG: 0.400		FC6-4		4-3		P3-1		1B		2	1	2	1	0	0	0
Inning Stats	R: 4 H: 3 E: 1 LOB: 1 K: 0 BB: 1 S: 7 P: 11	R: 0 H: 1 E: 0 LOB: 1 K: 0 BB: 1 S: 3 P: 7	R: 0 H: 1 E: 0 LOB: 1 K: 0 BB: 1 S: 3 P: 7	R: 0 H: 1 E: 0 LOB: 2 K: 0 BB: 1 S: 4 P: 8	R: 0 H: 1 E: 0 LOB: 1 K: 1 BB: 0 S: 6 P: 6	R: 1 H: 1 E: 0 LOB: 1 K: 0 BB: 1 S: 4 P: 8	R: 0 H: 0 E: 0 LOB: 1 K: 0 BB: 1 S: 3 P: 7	R: 1 H: 2 E: 0 LOB: 1 K: 0 BB: 0 S: 5 P: 5	R: 2 H: 2 E: 0 LOB: 0 K: 0 BB: 0 S: 5 P: 5	1B: 5 SF: 0 2B: 3 SAC: 0 3B: 2 DP: 1 HR: 2 HBP: 0						

TOP

Cleveland Indians @ Philadelphia Athletics

Shibe Park, Philadelphia, PA

Fri Jul 11 1952, 3:33 AM EDT

Att. 8,676 - Unknown

livebaseballscorecards.com

AB	38
R	8
H	12
RBI	7
BB	6
SO	1
LOB	19

PITCHER		IP	WLS	BF	H	R	ER	SO	BB	IBB	HBP	BLK	WP	HR	S	P	ERA	WHIP	PITCHER	IP	WLS	BF	H	R	ER	SO	BB	IBB	HBP	BLK	WP	HR	S	P	ERA	WHIP
Harry Byrd, R ERA: 4.81	(1, 1)	0.1		6	3	4	3	0	1	0	0	0	1	0	5	9	81.00	12.000																	
Carl Scheib, R ERA: 4.37	(1, 1)	8.2	L	38	9	4	4	1	5	0	0	0	0	1	35	55	4.15	1.615																	

Batter	1	2	3	4	5	6	7	8	9	AB	R	H	RBI	BB	SO	LOB
Eddie Joost, R (1, 6) OBP: 0.407, SLG: 0.454	5-3		BB, 1B, G6-4-3, 1-2, BB K			S, 1B			K	4	1	1	0	1	2	1
Ferris Fain, L (1, 3) OBP: 0.438, SLG: 0.422	F7		G6-4-3, BB, 1-2, 2-H, 1B	1-3		5-3, 1-2			E5, FC1-6	5	1	1	1	0	0	1
Elmer Valo, L (1, 9) OBP: 0.433, SLG: 0.419 Bobby Shantz, R (9, PR) OBP: 0.245, SLG: 0.300	2B, 1B		G6-4-3, 1-2, 2-3, BB	P9		F8			FC1-6, 1-2f	4 0	0 0	1 0	0 0	1 0	0 0	2 0
Gus Zernial, R (1, 7) OBP: 0.377, SLG: 0.498	1-3, 2B		G6-4-3, 1-2f, 2-3, 3-H	F2			K		F8	5	0	1	0	0	1	3
Dave Philley, S (1, 8) OBP: 0.330, SLG: 0.335	P6		1B, BB, 3B, 3-H, 1B		6-3		K			4	1	1	1	0	1	2
Billy Hitchcock, R (1, 5) OBP: 0.283, SLG: 0.270		P9	BB, 1B, 3B, 1-2, BB		FC5-4, 2B		K2-3			3	1	1	0	1	1	0
Skeeter Kell, R (1, 4) OBP: 0.282, SLG: 0.285		L1	1B, 3B, 1-2, 2-3		FC5-4, 2-3			4-3		4	1	1	0	0	0	1
Joe Astroth, R (1, 2) OBP: 0.282, SLG: 0.272		4-3	1B, 3B, 1-H, 2-H, 3-H		5-3			5-3		4	1	1	3	0	0	1
Harry Byrd, R (1, 1) OBP: 0.130, SLG: 0.048 Carl Scheib, R (1, 1) OBP: 0.219, SLG: 0.219			BB, 1B, 1B, 3-H, 1B			L4		1-3		0 4	0 1	0 2	0 1	0 0	0 0	0 0
Inning Stats	R: 0 E: 0 K: 0 S: 5 H: 2 LOB: 2 BB: 0 P: 5	R: 0 E: 0 K: 0 S: 3 H: 0 LOB: 0 BB: 0 P: 3	R: 7 E: 0 K: 1 S: 10 H: 6 LOB: 1 BB: 3 P: 22	R: 0 E: 0 K: 0 S: 3 H: 0 LOB: 0 BB: 0 P: 3	R: 0 E: 0 K: 0 S: 4 H: 1 LOB: 1 BB: 0 P: 4	R: 0 E: 0 K: 0 S: 4 H: 1 LOB: 1 BB: 0 P: 4	R: 0 E: 0 K: 3 S: 9 H: 0 LOB: 0 BB: 0 P: 9	R: 0 E: 0 K: 0 S: 3 H: 0 LOB: 0 BB: 0 P: 3	R: 0 E: 1 K: 1 S: 6 H: 0 LOB: 1 BB: 0 P: 6	1B: 7 2B: 2 3B: 1 HR: 0	SF: 0 SAC: 0 DP: 1 HBP: 0						

PITCHER		IP	WLS	BF	H	R	ER	SO	BB	IBB	HBP	BLK	WP	HR	S	P	ERA	WHIP
Bob Feller, R ERA: 4.54	(1, 1)	2.2		18	8	7	7	0	3	0	0	0	0	0	15	27	23.62	4.125
Lou Brissie, L ERA: 2.66	(3, 1)	2.1		8	1	0	0	1	0	0	0	0	0	0	10	10	0.00	0.429
Mickey Harris, L ERA: 6.1	(6, 1)	2.0		7	1	0	0	3	0	0	0	0	0	0	13	13	0.00	0.500
Mike Garcia, R ERA: 1.76	(8, 1)	2.0	W	7	0	0	0	1	0	0	0	0	0	0	9	9	0.00	0.000

PITCHER	IP	WLS	BF	H	R	ER	SO	BB	IBB	HBP	BLK	WP	HR	S	P	ERA	WHIP

BOTTOM

Cleveland Indians @ Philadelphia Athletics
Shibe Park, Philadelphia, PA
Fri Jul 11 1952, 3:33 AM EDT
Att. 8,676 - Unknown

livebaseballscorecards.com

AB	37
R	7
H	10
RBI	6
BB	3
SO	5
LOB	11

1B: 7	SF: 0	WP: 0	PA: 40
2B: 2	SAC: 0	PB: 0	
3B: 1	DP: 1	SB: 1	
HR: 0	HBP: 0	CS: 0	

Batter	1	2	3	4	5	6	7	8	9	AB	R	H	RBI	BB	SO	LOB
Barney McCosky, L (1, 9) OBP: 0.333, SLG: 0.343	F8		4-3		4-3 2-3		4-3		F4	5	0	0	0	0	0	1
Bobby Avila, R (1, 4) OBP: 0.373, SLG: 0.391	5-3		BBBB 4-0 1B S E BB		6-3		6-3		SSS 0-3 K	4	1	0	0	1	1	1
Dale Mitchell, L (1, 7) OBP: 0.373, SLG: 0.397	FC5-4 1B		FC5 E 1-3 1B		F4			G5-4-3 1B		4	0	3	0	0	0	1
Al Rosen, R (1, 5) OBP: 0.419, SLG: 0.575	FC5-4 1-2f		IIII 4-0 1-2 3-H IBB			BBBB 4-0 3B BB		G5-4-3 1-2f		2	1	0	0	2	0	2
Larry Doby, L (1, 8) OBP: 0.379, SLG: 0.545		F7	FC5 2-3f			1-H F8 3B		BBBB 4-0 1B 2B BB		3	2	1	1	1	0	2
Harry Simpson, L (1, 3) OBP: 0.355, SLG: 0.429		F4		SSS 0-3 K		F4		1-2 2B 1B		4	1	1	0	0	1	1
Jim Hegan, R (1, 2) OBP: 0.292, SLG: 0.345		1B		L6		3-H F8		1-H 2-H G3 2B		4	0	2	3	0	0	0
Merl Combs, L (1, 6) OBP: 0.259, SLG: 0.260		G3		F8		SSS 0-3 K		2-3 G3		4	0	0	0	0	1	2
Bob Lemon, L (1, 1) OBP: 0.230, SLG: 0.300			1-3		4-3 2B		1-3		F7	4	0	1	0	0	0	0
Inning Stats	R: 0 E: 0 K: 0 S: 4 H: 1 LOB: 1 BB: 0 P: 4	R: 0 E: 0 K: 0 S: 4 H: 1 LOB: 1 BB: 0 P: 4	R: 1 E: 1 K: 0 S: 4 H: 1 LOB: 2 BB: 2 P: 12	R: 0 E: 0 K: 1 S: 5 H: 0 LOB: 0 BB: 0 P: 5	R: 0 E: 0 K: 0 S: 4 H: 1 LOB: 1 BB: 0 P: 4	R: 2 E: 0 K: 1 S: 6 H: 1 LOB: 0 BB: 1 P: 10	R: 0 E: 0 K: 0 S: 3 H: 0 LOB: 0 BB: 0 P: 3	R: 2 E: 0 K: 0 S: 5 H: 3 LOB: 1 BB: 1 P: 9	R: 0 E: 0 K: 1 S: 5 H: 0 LOB: 0 BB: 0 P: 5	1B: 5 2B: 2 3B: 1 HR: 0 SF: 0 SAC: 0 DP: 1 HBP: 0						

PITCHER		IP	WLS	BF	H	R	ER	SO	BB	IBB	HBP	BLK	WP	HR	S	P	ERA	WHIP
Sam Zoldak, L ERA: 3.35	(1, 1)	8.0	L	35	8	5	4	2	3	1	0	0	0	0	35	51	4.50	1.375
Bobo Newsom, R ERA: 4.24	(9, 1)	1.0		3	0	0	0	1	0	0	0	0	0	0	5	5	0.00	0.000

PITCHER	IP	WLS	BF	H	R	ER	SO	BB	IBB	HBP	BLK	WP	HR	S	P	ERA	WHIP

TOP

Cleveland Indians @ Philadelphia Athletics

Shibe Park, Philadelphia, PA

Sat Jul 12 1952, 3:33 AM EDT

Att. 5,175 - Unknown

livebaseballscorecards.com

AB	34
R	5
H	8
RBI	4
BB	4
SO	3
LOB	10

WP: 0	PA: 38		
PB: 0			
SB: 1			
CS: 0			

Batter	1	2	3	4	5	6	7	8	9	AB	R	H	RBI	BB	SO	LOB
Eddie Joost, R (1, 6) OBP: 0.402, SLG: 0.447	S S S 0-3 ① K			x 0-0 ① F9		x 0-0 ② 6-3		x 0-0 ③ 1-3		4	0	0	0	0	1	1
Ferris Fain, L (1, 3) OBP: 0.435, SLG: 0.423	x 0-0 ② 1-3			S S S 0-3 ② K		x 0-0 ③ 4-3			x 0-0 4-3 1B 2B	4	1	1	0	0	1	1
Elmer Valo, L (1, 9) OBP: 0.434, SLG: 0.418	x 0-0 ③ F7			B B B 4-0 BB			x 0-0 FC4-6 1B		x 0-0 ① 4-3 2-3	3	0	1	0	1	0	1
Gus Zernial, R (1, 7) OBP: 0.372, SLG: 0.490		x 0-0 ① F6		x 0-0 ③ 6-3			S S S 0-3 ① K		S S S 0-3 ② K	4	0	0	0	0	2	3
Dave Philley, S (1, 8) OBP: 0.329, SLG: 0.333		S S S 0-3 ② K			x 0-0 ① 1-3		x 0-0 ② FC4-6 BB 1-2f		x 0-0 1B 3-H 1B	4	0	1	1	0	1	1
Billy Hitchcock, R (1, 5) OBP: 0.288, SLG: 0.272		x 0-0 ③ F9			x 0-0 ② 6-3		B B B 4-0 1-2 BB		x 0-0 FC5-4 1-2 1B	3	0	1	0	1	0	0
Skeeter Kell, R (1, 4) OBP: 0.279, SLG: 0.281 Kite Thomas, R (7, PH) OBP: 0.377, SLG: 0.469 Pete Suder, R (8, 4) OBP: 0.255, SLG: 0.253			S S S 0-3 ① K		x 0-0 ③ 6-3		x 0-0 ③ F5		x 0-0 ③ FC5-4 1-2f	2 1 1	0 0 0	0 0 0	0 0 0	0 0 0	1 0 0	0 2 2
Ray Murray, R (1, 2) OBP: 0.333, SLG: 0.353			x 0-0 G6-4-3 1B			x 0-0 G3 1B		x 0-0 ① F3		3	0	2	0	0	0	0
Sam Zoldak, L (1, 1) OBP: 0.188, SLG: 0.188 Carl Scheib, R (8, PH) OBP: 0.212, SLG: 0.212 Bobo Newsom, R (9, 1)			x 0-0 ② ③ G6-4-3 1-2f			x 0-0 ① G3 1-2		x 0-0 ② 6-3		2 1 0	0 0 0	0 0 0	0 0 0	0 0 0	0 0 0	2 0 0
Inning Stats	R: 0 H: 0 E: 0 LOB: 0 K: 1 BB: 0 S: 5 P: 5	R: 0 H: 0 E: 0 LOB: 0 K: 1 BB: 0 S: 5 P: 5	R: 0 H: 1 E: 0 LOB: 0 K: 1 BB: 0 S: 5 P: 5	R: 0 H: 0 E: 0 LOB: 1 K: 1 BB: 1 S: 5 P: 9	R: 0 H: 0 E: 0 LOB: 0 K: 0 BB: 0 S: 3 P: 3	R: 0 H: 1 E: 0 LOB: 1 K: 0 BB: 0 S: 4 P: 4	R: 0 H: 1 E: 0 LOB: 2 K: 1 BB: 1 S: 6 P: 10	R: 0 H: 0 E: 0 LOB: 0 K: 0 BB: 0 S: 3 P: 3	R: 1 H: 3 E: 0 LOB: 2 K: 1 BB: 0 S: 8 P: 8	1B: 5 SF: 0 2B: 1 SAC: 0 3B: 0 DP: 1 HR: 0 HBP: 0						WP: 0 PA: 34 PB: 0 SB: 0 CS: 0	

PITCHER	IP	WLS	BF	H	R	ER	SO	BB	IBB	HBP	BLK	WP	HR	S	P	ERA	WHIP
Bob Lemon, R (1, 1) ERA: 3.07	9.0	W	34	6	1	1	6	2	0	0	0	0	0	44	52	1.00	0.889

PITCHER	IP	WLS	BF	H	R	ER	SO	BB	IBB	HBP	BLK	WP	HR	S	P	ERA	WHIP

BOTTOM

Cleveland Indians @ Philadelphia Athletics

Shibe Park, Philadelphia, PA

Sat Jul 12 1952, 3:33 AM EDT

Att. 5,175 - Unknown

livebaseballscorecards.com

AB	32
R	1
H	6
RBI	1
BB	2
SO	6
LOB	13

Batter	1	2	3	4	5	6	7	8	9	AB	R	H	RBI	BB	SO	LOB
Barney McCosky, L (1, 9) OBP: 0.302, SLG: 0.308	G3		K			P6		F8		4	0	0	0	0	1	0
Johnny Berardino, R (8, 3) OBP: 0.241, SLG: 0.043										0	0	0	0	0	0	0
Bobby Avila, R (1, 4) OBP: 0.377, SLG: 0.393	BB 4-6-3		1B 9-3			E5 1B			F9	3	0	2	0	1	0	0
Dale Mitchell, L (1, 7) OBP: 0.368, SLG: 0.390	4-6-3 1-2		9-3 1-2f			F5			F8	4	0	0	0	0	0	3
Al Rosen, R (1, 5) OBP: 0.414, SLG: 0.567	F7			F8		K			F5	4	0	0	0	0	1	2
Larry Doby, L (1, 8) OBP: 0.375, SLG: 0.538		F8		F7			G3			3	0	0	0	0	0	0
Harry Simpson, L (1, 3) (8, 9) OBP: 0.355, SLG: 0.435		1B 3B		4-3			4-3			3	1	1	0	0	0	0
Merl Combs, L (1, 6) OBP: 0.261, SLG: 0.263		FC4-6 3-H 1B			F8		3-1			3	0	1	1	0	0	0
Jim Hegan, R (1, 2) OBP: 0.287, SLG: 0.339		F7			F7			F8		3	0	0	0	0	0	1
Mike Garcia, R (1, 1) OBP: 0.138, SLG: 0.125		FC4-6 1-2f			K			K		3	0	0	0	0	2	1
Inning Stats	R: 0 E: 0 K: 0 S: 3 H: 0 LOB: 1 BB: 1 P: 7	R: 1 E: 0 K: 0 S: 5 H: 2 LOB: 1 BB: 0 P: 5	R: 0 E: 0 K: 1 S: 5 H: 1 LOB: 0 BB: 0 P: 5	R: 0 E: 0 K: 0 S: 3 H: 0 LOB: 0 BB: 0 P: 3	R: 0 E: 0 K: 1 S: 5 H: 0 LOB: 0 BB: 0 P: 5	R: 0 E: 1 K: 1 S: 6 H: 1 LOB: 1 BB: 0 P: 6	R: 0 E: 0 K: 0 S: 3 H: 0 LOB: 0 BB: 0 P: 3	R: 0 E: 0 K: 1 S: 5 H: 0 LOB: 0 BB: 0 P: 5	R: 0 E: 0 K: 0 S: 3 H: 0 LOB: 0 BB: 0 P: 3	1B: 3 2B: 1 3B: 1 HR: 0	SF: 0 SAC: 0 DP: 1 HBP: 0						

PITCHER	IP	WLS	BF	H	R	ER	SO	BB	IBB	HBP	BLK	WP	HR	S	P	ERA	WHIP
Connie Marrero, R (1, 1) ERA: 2.49	9.0	L	31	4	1	1	4	1	0	0	0	0	0	38	42	1.00	0.556

PITCHER	IP	WLS	BF	H	R	ER	SO	BB	IBB	HBP	BLK	WP	HR	S	P	ERA	WHIP

TOP

Cleveland Indians @ Washington Senators

Griffith Stadium, Washington, DC

Sun Jul 13 1952, 3:33 AM EDT

Unknown

livebaseballscorecards.com

AB	30
R	1
H	4
RBI	1
BB	1
SO	4
LOB	7

WP: 0	PB: 0	SB: 0	CS: 0
PA: 31			

Batter	1	2	3	4	5	6	7	8	9	AB	R	H	RBI	BB	SO	LOB
Eddie Yost, R (1, 5) OBP: 0.337, SLG: 0.304	5-3		BBBB 4-0 FC4-6 1-2 BB			5-3			4-3	3	0	0	0	1	0	0
Gil Coan, L (1, 7) OBP: 0.296, SLG: 0.304	4-3		FC4-6 1-2f 2-3			H 1-0 CS HBP			F7	3	0	0	0	0	0	2
Jackie Jensen, R (1, 9) OBP: 0.375, SLG: 0.423	F7		P4			F2 1-2			2B	4	0	1	0	0	0	3
Mickey Vernon, L (1, 3) OBP: 0.348, SLG: 0.401		4-3 1-3 1B		F9			F8		L8	4	0	1	0	0	0	1
Pete Runnels, L (1, 6) OBP: 0.354, SLG: 0.326		1-3 1-2		F7			6-3			3	0	0	0	0	0	1
Jim Busby, R (1, 8) OBP: 0.230, SLG: 0.216		4-3 2-3		6-3			P3			3	0	0	0	0	0	1
Floyd Baker, L (1, 4) OBP: 0.351, SLG: 0.321		5-3			4-3			6-3		3	0	0	0	0	0	1
Mickey Grasso, R (1, 2) OBP: 0.274, SLG: 0.225			5-3		SSS 0-3 K			F8		2	0	0	0	0	1	0
Earl Rapp, L (8, PH) OBP: 0.275, SLG: 0.356										1	0	0	0	0	0	0
Hal Keller, L (9, 2) OBP: 0.091, SLG: 0.182										0	0	0	0	0	0	0
Connie Marrero, R (1, 1) OBP: 0.103, SLG: 0.079			BBBB 4-0 FC4-6 BB BB						F9	2	0	0	0	1	0	0
Inning Stats	R: 0 E: 0 K: 0 S: 3 H: 0 LOB: 0 BB: 0 P: 3	R: 0 E: 0 K: 0 S: 4 H: 1 LOB: 1 BB: 0 P: 4	R: 0 E: 0 K: 0 S: 3 H: 0 LOB: 2 BB: 2 P: 11	R: 0 E: 0 K: 0 S: 3 H: 0 LOB: 0 BB: 0 P: 3	R: 0 E: 0 K: 1 S: 5 H: 0 LOB: 0 BB: 0 P: 5	R: 0 E: 0 K: 0 S: 2 H: 0 LOB: 0 BB: 0 P: 3	R: 0 E: 0 K: 0 S: 3 H: 0 LOB: 0 BB: 0 P: 3	R: 0 E: 0 K: 0 S: 3 H: 0 LOB: 0 BB: 0 P: 3	R: 0 E: 0 K: 0 S: 4 H: 1 LOB: 1 BB: 0 P: 4	1B: 1 2B: 1 3B: 0 HR: 0	SF: 0 SAC: 0 DP: 0 HBP: 1						

PITCHER	IP	WLS	BF	H	R	ER	SO	BB	IBB	HBP	BLK	WP	HR	S	P	ERA	WHIP
Mike Garcia, R (1, 1) ERA: 1.66	9.0	W	31	2	0	0	1	2	0	1	0	0	0	30	39	0.00	0.444

PITCHER	IP	WLS	BF	H	R	ER	SO	BB	IBB	HBP	BLK	WP	HR	S	P	ERA	WHIP

BOTTOM

Cleveland Indians @ Washington Senators

Griffith Stadium, Washington, DC

Sun Jul 13 1952, 3:33 AM EDT

Unknown

livebaseballscorecards.com

AB	28
R	0
H	2
RBI	0
BB	2
SO	1
LOB	9

WP: 0 PA: 31
PB: 0
SB: 0
CS: 1

Cleveland Indians @ Washington Senators

Griffith Stadium, Washington, DC

Sun Jul 13 1952, 3:38 AM EDT

Att. 26,770 - Unknown

TOP

livebaseballscorecards.com

Batter	1	2	3	4	5	6	7	8	9	AB	R	H	RBI	BB	SO	LOB
Dave Pope, L (1, 9) OBP: 0.143, SLG: 0.143 Johnny Berardino, R (8, 3) OBP: 0.241, SLG: 0.043	P7		P9		FC4-6 1-2f			P4-3		4 0	0 0	0 0	0 0	0 0	0 0	2 0
Bobby Avila, R (1, 4) OBP: 0.376, SLG: 0.391	P5		K			P6		HR 1B		4	1	1	0	0	1	1
Dale Mitchell, L (1, 7) OBP: 0.366, SLG: 0.388	1B			F8		3-1		F8		4	0	1	0	0	0	1
Al Rosen, R (1, 5) OBP: 0.412, SLG: 0.573	F8			P4		F5		1-H HR		4	1	1	2	0	0	1
Larry Doby, L (1, 8) OBP: 0.373, SLG: 0.534		F8		1B			P4	4-3		4	0	1	0	0	0	0
Harry Simpson, L (1, 3) (8, 9) OBP: 0.351, SLG: 0.429		F8		F7			4-3		K	4	0	0	0	0	1	1
Merl Combs, L (1, 6) OBP: 0.272, SLG: 0.265		4-3			FC2-6 1B		BB E		4-3	3	0	1	0	1	0	0
Birdie Tebbetts, R (1, 2) OBP: 0.300, SLG: 0.292 Jim Hegan, R (8, 2) OBP: 0.286, SLG: 0.337			6-3		F9		E6 1-3		K	3 1	0 0	0 0	0 0	0 1	0 0	2 0
Steve Gromek, S (1, 1) Mickey Harris, L (7, 1)			BB		FC2-6 FC4-6 1-2f		1-3			2 0	0 0	0 0	0 0	1 0	0 0	3 0

	AB	33
	R	2
	H	5
	RBI	2
	BB	2
	SO	3
	LOB	11

Inning Stats	1	2	3	4	5	6	7	8	9
	R: 0 E: 0 K: 0 S: 4	H: 1 LOB: 1 BB: 0 P: 4	R: 0 E: 0 K: 0 S: 3	H: 0 LOB: 0 BB: 0 P: 3	R: 0 E: 0 K: 1 S: 5	H: 0 LOB: 1 BB: 1 P: 9	R: 0 E: 0 K: 0 S: 4	H: 1 LOB: 1 BB: 0 P: 4	R: 0 E: 0 K: 0 S: 4	H: 1 LOB: 1 BB: 0 P: 4	R: 0 E: 0 K: 0 S: 3	H: 0 LOB: 0 BB: 0 P: 3	R: 0 E: 1 K: 0 S: 4	H: 0 LOB: 2 BB: 1 P: 8	R: 2 E: 0 K: 0 S: 5	H: 2 LOB: 0 BB: 0 P: 5	R: 0 E: 0 K: 2 S: 7	H: 0 LOB: 0 BB: 0 P: 7

	1B: 4	SF: 0	WP: 0	PA: 35
	2B: 0	SAC: 0	PB: 0	
	3B: 0	DP: 0	SB: 0	
	HR: 1	HBP: 0	CS: 0	

PITCHER		IP	WLS	BF	H	R	ER	SO	BB	IBB	HBP	BLK	WP	HR	S	P	ERA	WHIP
Randy Gumpert, R ERA: 4.66	(1, 1)	8.0	L	32	5	2	2	1	2	0	0	0	0	1	32	40	2.25	0.875
Tom Ferrick, R ERA: 2.76	(9, 1)	1.0		3	0	0	0	2	0	0	0	0	0	0	7	7	0.00	0.000

PITCHER	IP	WLS	BF	H	R	ER	SO	BB	IBB	HBP	BLK	WP	HR	S	P	ERA	WHIP

Batter	1	2	3	4	5	6	7	8	9	AB	R	H	RBI	BB	SO	LOB
Jim Busby, R (1, 8) OBP: 0.226, SLG: 0.213	5-3		F3			F7		L7		4	0	0	0	0	0	1
Gil Coan, L (1, 7) OBP: 0.295, SLG: 0.299	F8		F2			P3		BB		3	0	0	0	1	0	1
Jackie Jensen, R (1, 9) OBP: 0.376, SLG: 0.427	1B			F7			1B 1B 2B	5-3		4	1	2	0	0	0	1
Mickey Vernon, L (1, 3) OBP: 0.347, SLG: 0.399	G3			F8			FC6-4 1B 2-3		5-3	4	0	1	0	0	0	1
Eddie Yost, R (1, 5) OBP: 0.333, SLG: 0.300		5-3		F8			FC6-4 1B 1-2f		F2	4	0	0	0	0	0	2
Pete Runnels, L (1, 6) OBP: 0.356, SLG: 0.328		F5			G4-6-3 1B		1B 1-2 3-H		F8	4	0	2	1	0	0	0
Floyd Baker, L (1, 4) OBP: 0.346, SLG: 0.317 Ken Wood, R (7, PH) OBP: 0.257, SLG: 0.319 Jerry Snyder, R (8, 4)	4-3			G4-6-3 1-2f			F8			2 0 0 0 0 0 1 1 0 0 0 0 0 2 0 0 0 0 0 0 0						
Hal Keller, L (1, 2) OBP: 0.143, SLG: 0.214 Mickey Grasso, R (8, 2) OBP: 0.274, SLG: 0.225			1B	L7			4-3			3 0 1 0 0 0 2 0 0 0 0 0 0 0						
Randy Gumpert, R (1, 1) OBP: 0.294, SLG: 0.200 Mel Hoderlein, S (8, PH) OBP: 0.290, SLG: 0.273 Tom Ferrick, R (9, 1) OBP: 0.400, SLG: 0.500			K			G3		1-3		2 0 0 0 0 1 1 1 0 0 0 0 0 0 0 0 0 0 0 0 0						
Inning Stats	R: 0 H: 1 E: 0 LOB: 1 K: 0 BB: 0 S: 4 P: 4	R: 0 H: 0 E: 0 LOB: 0 K: 0 BB: 0 S: 3 P: 3	R: 0 H: 1 E: 0 LOB: 1 K: 1 BB: 0 S: 6 P: 6	R: 0 H: 0 E: 0 LOB: 0 K: 0 BB: 0 S: 3 P: 3	R: 0 H: 1 E: 0 LOB: 0 K: 0 BB: 0 S: 3 P: 3	R: 0 H: 0 E: 0 LOB: 0 K: 0 BB: 0 S: 3 P: 3	R: 1 H: 3 E: 0 LOB: 2 K: 0 BB: 0 S: 6 P: 6	R: 0 H: 0 E: 0 LOB: 1 K: 0 BB: 1 S: 3 P: 7	R: 0 H: 0 E: 0 LOB: 0 K: 0 BB: 0 S: 3 P: 3	1B: 5 SF: 0 2B: 1 SAC: 0 3B: 0 DP: 1 HR: 0 HBP: 0						

PITCHER		IP	WLS	BF	H	R	ER	SO	BB	IBB	HBP	BLK	WP	HR	S	P	ERA	WHIP
Steve Gromek, R ERA: 3.59	(1, 1)	6.1		24	6	1	1	1	0	0	0	0	0	0	26	26	1.42	0.947
Mickey Harris, L ERA: 5.4	(7, 1)	2.2	W	9	0	0	0	0	1	0	0	0	0	0	8	12	0.00	0.375

PITCHER	IP	WLS	BF	H	R	ER	SO	BB	IBB	HBP	BLK	WP	HR	S	P	ERA	WHIP

BOTTOM

Cleveland Indians @ Washington Senators

Griffith Stadium, Washington, DC

Sun Jul 13 1952, 3:38 AM EDT

Att. 26,770 - Unknown

livebaseballscorecards.com

AB	32
R	1
H	6
RBI	1
BB	1
SO	1
LOB	12

WP: 0 PA: 33
PB: 0
SB: 0
CS: 0

Cleveland Indians @ Washington Senators

Griffith Stadium, Washington, DC

Mon Jul 14 1952, 3:33 AM EDT

Att. 4,174 - Unknown

TOP

livebaseballscorecards.com

Batter	1	2	3	4	5	6	7	8	9	AB	R	H	RBI	BB	SO	LOB
Dave Pope, L (1, 9) OBP: 0.250, SLG: 0.217	0-0 1B 1B 1B		4-0 BBBB 5-3 BB		0-0 BB 1B 1B	0-0 ② P6			0-3 SSS ② K	2	2	2	0	1	0	0
Jim Hegan, R (6, PH) OBP: 0.286, SLG: 0.337										0	0	0	0	0	0	0
Bob Lemon, L (6, PH) OBP: 0.226, SLG: 0.295										1	0	0	0	0	0	3
Lou Brissie, L (6, 1)										0	0	0	0	0	0	0
Johnny Berardino, R (9, PH) OBP: 0.233, SLG: 0.042										1	0	0	0	0	1	0
Bobby Avila, R (1, 4) OBP: 0.379, SLG: 0.393	0-0 1B 1-2 FC6-4 1B		0-0 ② 5-3 1-2		4-0 BBBB 1B 1-2 BB	0-0 ③ P3			0-0 1B 1B	4	1	2	0	1	0	4
Dale Mitchell, L (1, 7) OBP: 0.374, SLG: 0.394	0-0 FC6-4 1-3 2-H 1B		4-0 BBBB FC6-4 BB		0-0 1-3 2-H 1B		0-0 ① L6		0-0 1-3 1B	4	0	3	2	1	0	0
Al Rosen, R (1, 5) OBP: 0.409, SLG: 0.567	0-0 ① FC6-4 G4-6-3 1-2f 3-H		0-0 ③ FC6-4 1-2f		0-0 ③ P5		0-0 ② 6-3		0-0 ③ 5-3	3	0	0	1	0	0	5
Hank Majeski, R (5, 5) OBP: 0.366, SLG: 0.338										2	0	0	0	0	0	2
Larry Doby, L (1, 8) OBP: 0.371, SLG: 0.529	0-0 ② ③ G4-6-3 1-2f			0-0 ① 4-3		0-0 BB BB BB 1B	0-0 ③ 4-3			4	1	1	0	0	0	1
Harry Simpson, L (1, 3) OBP: 0.347, SLG: 0.424		0-0 ① F8		0-0 ② F8		0-0 ① F7		0-0 ① P5		4	0	0	0	0	0	1
Merl Combs, L (1, 6) OBP: 0.271, SLG: 0.256		0-0 ② F8		0-0 ③ G3		4-0 BBBB BB BB 1-2 BB		0-0 ② G3		3	0	0	0	1	0	0
Joe Tipton, R (1, 2) OBP: 0.366, SLG: 0.461	0-0 ③ F7				0-0 ① P6	4-0 BBBB BB 1-2 2-3 BB		0-3 SSS ③ K		3	0	0	0	1	1	0
Sam Jones, R (1, 1) OBP: 0.125, SLG: 0.125			0-3 SSS ① K		0-0 ② 1-3	4-0 BBBB 1-2 2-3 3-H BB			0-0 ① F7	1	0	0	0	0	1	0
Dick Rozek, L (3, 1)										0	0	0	0	0	0	0
Mickey Harris, L (4, 1)										1	0	0	0	0	0	0
Barney McCosky, L (6, PH) OBP: 0.302, SLG: 0.308										0	0	0	0	0	0	0
Jim Fridley, R (6, PH) OBP: 0.320, SLG: 0.348										1	0	0	1	1	0	0
(6, 9)																

Inning Stats	1	2	3	4	5	6	7	8	9
	R: 2 E: 0 K: 0 S: 5	R: 0 E: 0 K: 0 S: 3	R: 0 E: 0 K: 1 S: 5	R: 0 E: 0 K: 0 S: 3	R: 1 E: 0 K: 0 S: 5	R: 1 E: 0 K: 0 S: 4	R: 0 E: 0 K: 0 S: 3	R: 0 E: 0 K: 1 S: 5	R: 0 E: 0 K: 1 S: 7
	H: 3 LOB: 0 BB: 0 P: 5	H: 0 LOB: 0 BB: 0 P: 3	H: 0 LOB: 2 BB: 2 P: 13	H: 0 LOB: 0 BB: 0 P: 3	H: 2 LOB: 2 BB: 1 P: 9	H: 1 LOB: 3 BB: 3 P: 16	H: 0 LOB: 0 BB: 0 P: 3	H: 0 LOB: 0 BB: 0 P: 5	H: 2 LOB: 2 BB: 0 P: 7

1B: 8	SF: 0
2B: 0	SAC: 0
3B: 0	DP: 1
HR: 0	HBP: 0

WP: 0	PA: 40
PB: 0	
SB: 0	
CS: 0	

AB	34
R	4
H	8
RBI	4
BB	6
SO	3
LOB	16

PITCHER		IP	WLS	BF	H	R	ER	SO	BB	IBB	HBP	BLK	WP	HR	S	P	ERA	WHIP
Sandy Consuegra, R ERA: 3.16	(1, 1)	5.1	W	26	6	4	4	1	5	0	0	0	0	0	23	43	6.75	2.062
Lou Sleater, L ERA: 3.97	(6, 1)	0.0		1	0	0	0	0	1	0	0	0	0	0	0	4	∞	∞
Joe Haynes, R ERA: 3.0	(6, 1)	3.2	S	13	2	0	0	2	0	0	0	0	0	0	17	17	0.00	0.545

PITCHER	IP	WLS	BF	H	R	ER	SO	BB	IBB	HBP	BLK	WP	HR	S	P	ERA	WHIP

Batter	1	2	3	4	5	6	7	8	9	AB	R	H	RBI	BB	SO	LOB
Eddie Yost, R (1, 5) OBP: 0.336, SLG: 0.297	BBBB 4-0 BB 1B BB	SSS 0-3 ② K	BBBB 4-0 FC6-4 1-2 2-3 BB	x 0-0 ② P3			BBBB 4-0 E 1B BB BB	x 0-0 ① 6-3		3	2	0	0	3	1	4
Gil Coan, L (1, 7) OBP: 0.291, SLG: 0.294	SSS 0-3 ① K	x 0-0 ③ P4	x 0-0 ② F8 3-H	x 0-0 ③ P5			x 0-0 BB E F9 1-2 1B	x 0-0 ② F5		6	1	1	1	0	1	7
Jackie Jensen, R (1, 9) OBP: 0.375, SLG: 0.435	x 0-0 ② P4		x 0-0 BB 2B 1B x 0-0 ③ FC6-4 1-2f	x 0-0 ① P6			x 0-0 E4 BB 1-2 2-3 2B	x 0-0 HR		6	3	2	1	0	0	5
Pete Runnels, L (1, 6) OBP: 0.365, SLG: 0.332	BBBB 4-0 1B 1-2 BB		BBBB 4-0 2B 1B 1-2 BB	x 0-0 BB E 1B	x 0-0 ② F8		BBBB 4-0 2B 1-2 2-3 3-H BB	x 0-0 1B		3	3	2	1	3	0	0
Mickey Vernon, L (1, 3) OBP: 0.349, SLG: 0.403	x 0-0 1-2 2-H 1B	x 0-0 1B 1-3 2-H 1B 2B	BBBB 4-0 E 1-2 1B BB	x 0-0 ③ 4-3			x 0-0 ① F9 3-H	x 0-0 ③ G3		5	2	2	3	1	0	3
Jim Busby, R (1, 8) OBP: 0.230, SLG: 0.220	x 0-0 ③ 6-3	x 0-0 1B F8 2-3 3-H 1B	x 0-0 E4 1B SH 1-2 2-H			x 0-0 ① 6-3	x 0-0 4-3 1-H 2-H 1B 2B			5	3	2	3	0	0	3
Floyd Baker, L (1, 4) Jerry Snyder, R (8, 4)		x 0-0 ① F6	x 0-0 BB BB F8 1-3 3-H 1B	x 0-0 ① F8		x 0-0 ② 5-3	x 0-0 ② 4-3 2-3			5 0	1 0	1 0	1 0	0 0	0 0	3 0
Mickey Grasso, R (1, 2) OBP: 0.287, SLG: 0.242		x 0-0 K 2B	x 0-0 ① F8 3-H	x 0-0 SH 1-3 2-H 1B		BBBB 4-0 FC4 BB	x 0-0 3-H 1B			4	0	3	3	1	0	1
Sandy Consuegra, R (1, 1) OBP: 0.182, SLG: 0.100 Lou Sleater, L (6, 1) OBP: 0.050, SLG: 0.050 Joe Haynes, R (6, 1) OBP: 0.222, SLG: 0.125		SSS 0-3 K 2-3	BBBB 4-0 BB 1-2 BB	x 0-0 SH 1-2 3-H		x 0-0 ③ FC4 1-2f	x 0-0 ③ F8			1 0 2	0 0 0	0 0 0	1 0 0	1 0 0	1 0 0	1 0 2
Inning Stats	R: 1 E: 0 K: 1 S: 6 H: 1 LOB: 2 BB: 2 P: 14	R: 0 E: 1 K: 2 S: 9 H: 1 LOB: 2 BB: 0 P: 9	R: 5 E: 0 K: 0 S: 7 H: 4 LOB: 2 BB: 3 P: 19	R: 3 E: 2 K: 0 S: 7 H: 2 LOB: 2 BB: 1 P: 11	R: 0 E: 0 K: 0 S: 3 H: 0 LOB: 0 BB: 0 P: 3	R: 0 E: 0 K: 0 S: 3 H: 0 LOB: 1 BB: 1 P: 7	R: 5 E: 1 K: 0 S: 7 H: 3 LOB: 1 BB: 2 P: 15	R: 1 E: 0 K: 0 S: 5 H: 2 LOB: 1 BB: 0 P: 5		1B: 9 2B: 3 3B: 0 HR: 1 SF: 0 SAC: 1 DP: 0 HBP: 0						

PITCHER		IP	WLS	BF	H	R	ER	SO	BB	IBB	HBP	BLK	WP	HR	S	P	ERA	WHIP
Sam Jones, R ERA: 6.21	(1, 1)	2.0	L	16	6	6	6	3	3	0	0	0	0	0	19	31	27.00	4.500
Dick Rozek, L ERA: 4.5	(3, 1)	1.1		10	2	3	2	0	3	0	0	0	0	0	7	19	13.50	3.750
Mickey Harris, L ERA: 5.04	(4, 1)	1.2		6	0	0	0	0	0	0	0	0	0	0	6	6	0.00	0.000
Lou Brissie, L ERA: 3.26	(6, 1)	3.0		18	5	6	4	0	3	0	0	0	0	1	15	27	12.00	2.667

PITCHER	IP	WLS	BF	H	R	ER	SO	BB	IBB	HBP	BLK	WP	HR	S	P	ERA	WHIP

BOTTOM

Cleveland Indians @ Washington Senators

Griffith Stadium, Washington, DC

Mon Jul 14 1952, 3:33 AM EDT

Att. 4,174 - Unknown

livebaseballscorecards.com

AB	40
R	15
H	13
RBI	14
BB	9
SO	3
LOB	29

WP: 0 PA: 50
PB: 0
SB: 0
CS: 0

Cleveland Indians @ New York Yankees

Yankee Stadium, Bronx, NY

Tue Jul 15 1952, 3:33 AM EDT

Att. 43,633 - Unknown

TOP

livebaseballscorecards.com

Batter	1	2	3	4	5	6	7	8	9	AB	R	H	RBI	BB	SO	LOB
Harry Simpson, L (1, 9) OBP: 0.345, SLG: 0.430	1-3	F7		4-3		IHR		F8		5	1	1	1	0	0	0
Bobby Avila, R (1, 4) OBP: 0.379, SLG: 0.391	6-3		6-3		SH, BB 1B 1B	BB		F8		4	1	1	0	1	0	0
Dale Mitchell, L (1, 7) OBP: 0.375, SLG: 0.392	E, 1B BB 1B		F9		1B, SH 1-2 1B BB	F4		F5		4	2	1	0	1	0	1
Al Rosen, R (1, 5) OBP: 0.413, SLG: 0.571	E7 BB 1-3 S 1B		2B BB		SH 1B 1-2 2-3 1B	F6			FC6-5 2B	3	2	2	0	1	0	1
Larry Doby, L (1, 8) OBP: 0.375, SLG: 0.533	S, BB BB		1-3 2B		1B 1-2 2-3 3-H 1B	K			FC6-5 CS 2-3	4	0	2	1	1	1	2
Luke Easter, L (1, 3) OBP: 0.280, SLG: 0.397	S 1-2 2-3 3-H BB		BB		F5		HR		F5	3	1	1	2	2	0	4
Jim Hegan, R (1, 2) OBP: 0.280, SLG: 0.330	F8 1-2 2-3 3-H		F7		F5		F8		CS 1-2	4	0	0	0	0	0	8
Merl Combs, L (1, 6) OBP: 0.270, SLG: 0.256		F9		F4	1B 1-2 2-H 3-H		1-3			4	0	1	2	0	0	0
Early Wynn, S (1, 1) OBP: 0.250, SLG: 0.224		6-3		K	F9		4-3			4	0	0	0	0	1	2

	AB	35
	R	7
	H	9
	RBI	6
	BB	6
	SO	2
	LOB	18

Inning Stats	1	2	3	4	5	6	7	8	9
	R: 2 E: 1 K: 0 S: 5	H: 2 LOB: 2 BB: 2 P: 13	R: 0 E: 0 K: 0 S: 3	H: 0 LOB: 0 BB: 0 P: 3	R: 0 E: 0 K: 0 S: 4	H: 1 LOB: 3 BB: 2 P: 12	R: 0 E: 0 K: 1 S: 5	H: 0 LOB: 0 BB: 0 P: 5	R: 3 E: 0 K: 0 S: 7	H: 3 LOB: 2 BB: 1 P: 11	R: 1 E: 0 K: 1 S: 6	H: 1 LOB: 1 BB: 1 P: 10	R: 1 E: 0 K: 0 S: 4	H: 1 LOB: 0 BB: 0 P: 4	R: 0 E: 0 K: 0 S: 3	H: 0 LOB: 0 BB: 0 P: 3	R: 0 E: 0 K: 0 S: 3	H: 1 LOB: 0 BB: 0 P: 3

	1B: 5	SF: 0	WP: 0	PA: 43
	2B: 2	SAC: 1	PB: 0	
	3B: 0	DP: 0	SB: 3	
	HR: 2	HBP: 0	CS: 1	

PITCHER		IP	WLS	BF	H	R	ER	SO	BB	IBB	HBP	BLK	WP	HR	S	P	ERA	WHIP
Bob Kuzava, L ERA: 3.59	(1, 1)	5.0	L	27	6	5	5	1	5	0	0	0	0	0	24	44	9.00	2.200
Joe Ostrowski, L ERA: 6.38	(6, 1)	3.0		12	2	2	2	1	1	0	0	0	0	1	13	17	6.00	1.000
Bobby Hogue, R ERA: 3.35	(9, 1)	1.0		3	1	0	0	0	0	0	0	0	0	0	3	3	0.00	1.000

PITCHER		IP	WLS	BF	H	R	ER	SO	BB	IBB	HBP	BLK	WP	HR	S	P	ERA	WHIP

BOTTOM

Cleveland Indians @ New York Yankees

Yankee Stadium, Bronx, NY

Tue Jul 15 1952, 3:33 AM EDT

Att. 43,633 - Unknown

livebaseballscorecards.com

Batter	1	2	3	4	5	6	7	8	9	AB	R	H	RBI	BB	SO	LOB
Phil Rizzuto, R (1, 6) OBP: 0.354, SLG: 0.361	F1		BBBB 4-0 G4-6-3 BB			G3		SSS 0-3 K		1	0	0	0	1	0	0
Joe Ostrowski, L (6, 1)										1	0	0	0	0	0	0
Johnny Mize, L (8, PH) OBP: 0.299, SLG: 0.304										1	0	0	0	0	1	0
Bobby Hogue, R (9, 1) OBP: 0.300, SLG: 0.300										0	0	0	0	0	0	0
Joe Collins, L (1, 3) OBP: 0.366, SLG: 0.475	3-1		G4-6-3 1-2f			E3 L1-3			HR	4	1	1	1	0	0	1
Hank Bauer, R (1, 9) OBP: 0.362, SLG: 0.476	2B			6-3		L1-3 1-2			F7	3	0	1	0	0	0	1
Irv Noren, L (7, 9) OBP: 0.296, SLG: 0.335										1	0	0	0	0	0	0
Yogi Berra, L (1, 2) OBP: 0.359, SLG: 0.518	F8			2-3			HR		G3	4	1	1	1	0	0	1
Mickey Mantle, S (1, 8) OBP: 0.406, SLG: 0.546		FC4-6 1B		BBBB 4-0 BB			F8		HR	3	1	2	1	1	0	0
Gene Woodling, L (1, 7) OBP: 0.391, SLG: 0.481		SSS 0-3 K		F8			4-3		F9	4	0	0	0	0	1	2
Gil McDougald, R (1, 5) OBP: 0.344, SLG: 0.359		FC4-6 1-2f			F7		F5			3	0	0	0	0	0	1
Billy Martin, R (1, 4) OBP: 0.329, SLG: 0.373		SSS 0-3 K2-3			F4				F9	3	0	0	0	0	1	1
Bob Kuzava, S (1, 1) OBP: 0.231, SLG: 0.130			SSS 0-3 K		F8				F9	1	0	0	0	0	1	0
Jim Brideweser, R (5, PH) OBP: 0.267, SLG: 0.267										2	0	0	0	0	0	0
(6, 6)																

Inning Stats	1	2	3	4	5	6	7	8	9
	R: 0 H: 1 E: 0 LOB: 1 K: 0 BB: 0 S: 4 P: 4	R: 0 H: 1 E: 0 LOB: 1 K: 2 BB: 0 S: 8 P: 8	R: 0 H: 0 E: 0 LOB: 0 K: 1 BB: 1 S: 4 P: 8	R: 0 H: 0 E: 0 LOB: 1 K: 0 BB: 1 S: 3 P: 7	R: 0 H: 0 E: 0 LOB: 0 K: 0 BB: 0 S: 3 P: 3	R: 0 H: 0 E: 1 LOB: 0 K: 0 BB: 0 S: 3 P: 3	R: 1 H: 1 E: 0 LOB: 0 K: 0 BB: 0 S: 4 P: 4	R: 0 H: 0 E: 0 LOB: 0 K: 1 BB: 0 S: 5 P: 5	R: 2 H: 2 E: 0 LOB: 0 K: 0 BB: 0 S: 5 P: 5

AB	31
R	3
H	5
RBI	3
BB	2
SO	4
LOB	7

| | | | | | | | | | | | | | | | |

Batter	1	2	3	4	5	6	7	8	9	10	AB	R	H	RBI	BB	SO	LOB
Harry Simpson, L (1, 9) OBP: 0.346, SLG: 0.432	SH5-3 1B		1B 2B		1-3		4-3		4-3		5	1	2	0	0	0	0
Bobby Avila, R (1, 4) OBP: 0.383, SLG: 0.394	SH5-3 1-2		3B 2-H 1B		BBBB G1-6-3 BB		4-3		1B		3	1	2	1	1	0	0
Dale Mitchell, L (1, 7) OBP: 0.371, SLG: 0.396	F5		PB 1-H 3B		G1-6-3 1-2f			G3	1-3		5	1	1	1	0	0	3
Al Rosen, R (1, 5) OBP: 0.412, SLG: 0.569	K		SSS K 3-H			G4-6-3 1B 1B		F8		CS 1B	5	1	2	0	0	2	1
Larry Doby, L (1, 8) OBP: 0.375, SLG: 0.534		F6	F7			G4-6-3 1-2 1B		1B 2B		SSS K	5	1	2	0	0	1	1
Luke Easter, L (1, 3) OBP: 0.279, SLG: 0.390		F8	4-3			G4-6-3 1-2f 2-3		1B IBB		SSS K 1-2	4	0	0	0	1	1	3
Jim Hegan, R (1, 2) OBP: 0.281, SLG: 0.330		6-3		F4		FC1-4 3-H 1B		1-2 2-H 1B			3	0	1	1	0	0	0
Hank Majeski, R (8, PH) OBP: 0.370, SLG: 0.343											1	0	1	1	0	0	0
Joe Tipton, R (8, 2) OBP: 0.366, SLG: 0.461											0	0	0	0	0	0	0
Merl Combs, L (1, 6) OBP: 0.269, SLG: 0.255			HR 1B	6-3		FC1-4 1-2f		F5			4	1	1	0	0	0	3
Bob Lemon, L (1, 1) OBP: 0.234, SLG: 0.349			1-H HR	1-3			F7		P1-3		2	1	1	2	0	0	0
Barney McCosky, L (7, PH) OBP: 0.295, SLG: 0.300											1	0	0	0	0	0	0
Mickey Harris, L (7, 1)											0	0	0	0	0	0	0
Dave Pope, L (9, PH) OBP: 0.240, SLG: 0.208											1	0	0	0	0	0	0
Lou Brissie, L (9, 1)											0	0	0	0	0	0	0
Mike Garcia, R (10, 1) OBP: 0.138, SLG: 0.125											0	0	0	0	0	0	0
Inning Stats	R: 0 E: 0 K: 1 S: 6 / H: 1 LOB: 1 BB: 0 P: 6	R: 0 E: 0 K: 0 S: 3 / H: 0 LOB: 0 BB: 0 P: 3	R: 5 E: 0 K: 1 S: 10 / H: 5 LOB: 0 BB: 0 P: 10	R: 0 E: 0 K: 0 S: 3 / H: 0 LOB: 0 BB: 0 P: 3	R: 0 E: 0 K: 0 S: 2 / H: 0 LOB: 0 BB: 1 P: 6	R: 1 E: 0 K: 0 S: 5 / H: 3 LOB: 1 BB: 0 P: 5	R: 0 E: 0 K: 0 S: 3 / H: 0 LOB: 0 BB: 0 P: 3	R: 1 E: 0 K: 0 S: 5 / H: 2 LOB: 2 BB: 1 P: 9	R: 0 E: 0 K: 0 S: 4 / H: 1 LOB: 1 BB: 0 P: 4	R: 0 E: 0 K: 2 S: 7 / H: 1 LOB: 0 BB: 0 P: 7	1B: 9 2B: 2 3B: 1 HR: 1	SF: 0 SAC: 1 DP: 2 HBP: 0						

PITCHER	IP	WLS	BF	H	R	ER	SO	BB	IBB	HBP	BLK	WP	HR	S	P	ERA	WHIP
Johnny Sain, R (1, 1) ERA: 3.94	2.0		12	6	5	5	1	0	0	0	0	0	1	14	14	22.50	3.000
Tom Morgan, R (3, 1) ERA: 3.2	5.0		17	3	1	1	1	1	0	0	0	0	0	18	22	1.80	0.800
Bobby Hogue, R (8, 1) ERA: 3.4	2.0		10	3	1	1	0	0	1	0	0	0	0	9	13	4.50	1.500
Jim McDonald, R (10, 1) ERA: 2.97	1.0	W	3	1	0	0	2	0	0	0	0	0	0	7	7	0.00	1.000

PITCHER	IP	WLS	BF	H	R	ER	SO	BB	IBB	HBP	BLK	WP	HR	S	P	ERA	WHIP

TOP

Cleveland Indians @ New York Yankees

Yankee Stadium, Bronx, NY

Wed Jul 16 1952, 3:33 AM EDT

Unknown

livebaseballscorecards.com

AB	39
R	7
H	13
RBI	6
BB	2
SO	4
LOB	11

1B: 9 SF: 0
2B: 2 SAC: 1
3B: 1 DP: 2
HR: 1 HBP: 0

WP: 0 PA: 42
PB: 1
SB: 0
CS: 1

Batter	1	2	3	4	5	6	7	8	9	10	AB	R	H	RBI	BB	SO	LOB
Phil Rizzuto, R (1, 6) OBP: 0.358, SLG: 0.363	F6	FC4-6 2-H 3-H 1B		BB 1-2 1B		6-3		HR BB		SH3-4 1-2	4	1	2	2	1	0	0
Joe Collins, L (1, 3) OBP: 0.369, SLG: 0.471	S 1B	FC4-6 1-2f		BB 1-2 2-3		F6		F8		1B WP IBB	4	0	1	0	2	0	2
Hank Bauer, R (1, 9) OBP: 0.362, SLG: 0.471	BB 1-2	F6		L6		K		F2		1-3 2-H 1B	5	0	1	1	1	1	5
Yogi Berra, L (1, 2) OBP: 0.360, SLG: 0.525	F7		5-3		3-1		SH5-4 BB F7 HBP	1-H HR			4	2	1	2	0	0	2
Mickey Mantle, S (1, 8) OBP: 0.406, SLG: 0.540	4-3		4-3	2B 1B BB			SH5-4 1-2 BB	5-3			3	1	0	0	2	0	2
Gene Woodling, L (1, 7) OBP: 0.398, SLG: 0.492		1B 2B 1B	F8	1B 1-3 2B			SH5-4 1-2 2-3		G4-6-3 1B		4	1	3	0	0	0	0
Gil McDougald, R (1, 5) OBP: 0.342, SLG: 0.357		F9		5-3	2-3 3-H 1B		F7 3-H		F2		5	0	1	2	0	0	3
Billy Martin, R (1, 4) OBP: 0.339, SLG: 0.379 Johnny Mize, L (7, PH) OBP: 0.307, SLG: 0.304 Allie Reynolds, R (7, PR) OBP: 0.200, SLG: 0.208 Bobby Hogue, R (8, 1) OBP: 0.300, SLG: 0.300 Jim Brideweser, R (9, PH) OBP: 0.250, SLG: 0.250 Jim McDonald, R (10, 1) OBP: 0.615, SLG: 0.700		2B 1-2 1B		BB 1B	F4		BB		G4-6-3 1-2f								
Johnny Sain, R (1, 1) OBP: 0.372, SLG: 0.537 Tom Morgan, R (3, 1) OBP: 0.214, SLG: 0.393 Kal Segrist, R (7, PH) OBP: 0.500, SLG: 0.500 (8, 4)		1-3 2-H 1B		F9	K		F7			WP SH3-4 1B							
Inning Stats	R: 0 H: 1 E: 0 LOB: 2 K: 0 BB: 1 S: 4 P: 8	R: 3 H: 4 E: 0 LOB: 1 K: 0 BB: 0 S: 7 P: 7	R: 0 H: 0 E: 0 LOB: 0 K: 0 BB: 0 S: 3 P: 3	R: 0 H: 2 E: 0 LOB: 3 K: 0 BB: 1 S: 5 P: 9	R: 1 H: 2 E: 0 LOB: 2 K: 1 BB: 1 S: 7 P: 11	R: 0 H: 0 E: 0 LOB: 0 K: 1 BB: 0 S: 5 P: 5	R: 1 H: 0 E: 0 LOB: 2 K: 0 BB: 2 S: 3 P: 12	R: 2 H: 1 E: 0 LOB: 0 K: 0 BB: 1 S: 4 P: 8	R: 0 H: 1 E: 0 LOB: 0 K: 0 BB: 0 S: 3 P: 3	R: 1 H: 2 E: 0 LOB: 2 K: 0 BB: 1 S: 3 P: 7	1B: 10 SF: 0 2B: 2 SAC: 2 3B: 0 DP: 1 HR: 1 HBP: 1						

PITCHER		IP	WLS	BF	H	R	ER	SO	BB	IBB	HBP	BLK	WP	HR	S	P	ERA	WHIP
Bob Lemon, R ERA: 3.18	(1, 1)	6.0		30	9	4	4	2	3	0	0	0	0	0	31	43	6.00	2.000
Mickey Harris, L ERA: 5.67	(7, 1)	2.0		11	1	3	3	0	3	0	1	0	0	1	7	20	13.50	2.000
Lou Brissie, L ERA: 3.35	(9, 1)	1.1	L	6	2	1	1	0	0	1	0	0	0	0	5	9	6.75	1.500
Mike Garcia, R ERA: 1.66	(10, 1)	0.0		1	1	0	0	0	0	0	0	0	1	0	1	1	∞	∞

PITCHER	IP	WLS	BF	H	R	ER	SO	BB	IBB	HBP	BLK	WP	HR	S	P	ERA	WHIP

BOTTOM

Cleveland Indians @ New York Yankees

Yankee Stadium, Bronx, NY

Wed Jul 16 1952, 3:33 AM EDT

Unknown

livebaseballscorecards.com

AB	38
R	8
H	13
RBI	8
BB	7
SO	2
LOB	22

WP: 1 PA: 48
PB: 0
SB: 1
CS: 0

Cleveland Indians @ New York Yankees

Yankee Stadium, Bronx, NY

Wed Jul 16 1952, 3:38 AM EDT

Att. 37,053 - Unknown

livebaseballscorecards.com

TOP

Batter	1	2	3	4	5	6	7	8	9	AB	R	H	RBI	BB	SO	LOB
Harry Simpson, L (1, 9) OBP: 0.345, SLG: 0.430	K		4-3		G4-3 1B		SH FC5-4		F8	4	0	1	0	0	1	0
Bobby Avila, R (1, 4) OBP: 0.378, SLG: 0.388	E1 5-3		F9		G4-3		K		F8	5	0	0	0	0	1	5
Dale Mitchell, L (1, 7) OBP: 0.372, SLG: 0.400	5-3			1-4-3		G3 4-3 2B	FC5-4		1B	5	1	2	1	0	0	3
Al Rosen, R (1, 5) OBP: 0.407, SLG: 0.559	5-3			F7		G3	K		F7	5	0	0	0	0	1	5
Larry Doby, L (1, 8) OBP: 0.377, SLG: 0.544		F8		S 1B		4-3		HR		4	1	2	2	0	0	0
Luke Easter, L (1, 3) OBP: 0.286, SLG: 0.391		BBBB FC5-4 BB		BBBB 1-2 BB		4-3		FC6-4 1B		2	0	1	0	2	0	0
Joe Tipton, R (1, 2) OBP: 0.362, SLG: 0.453		FC5-4		F7			1B 1B 1B	FC6-4		4	1	1	0	0	0	4
Merl Combs, L (1, 6) OBP: 0.278, SLG: 0.265		F8	1B 1B				SH 1B FC5-4 1B	3-1		4	1	2	0	0	0	2
Bob Feller, R (1, 1) OBP: 0.224, SLG: 0.119			F8		F7		FC5-4 SH 1B	F8		3	0	1	1	0	0	1
Barney McCosky, L (8, PH) OBP: 0.289, SLG: 0.293										1	0	0	0	0	0	1
Lou Brissie, L (8, 1)										0	0	0	0	0	0	0

	AB	37
	R	4
	H	10
	RBI	4
	BB	2
	SO	3
	LOB	21

Inning Stats										
	R: 0 E: 1 K: 1 S: 6	H: 0 LOB: 1 BB: 0 P: 6	R: 0 E: 0 K: 0 S: 3	H: 0 LOB: 1 BB: 1 P: 7	R: 0 E: 0 K: 0 S: 3	H: 0 LOB: 0 BB: 0 P: 3	R: 0 E: 0 K: 0 S: 4	H: 1 LOB: 2 BB: 1 P: 8	R: 0 E: 0 K: 0 S: 4	H: 2 LOB: 1 BB: 0 P: 4
	R: 1 E: 0 K: 0 S: 4	H: 1 LOB: 0 BB: 0 P: 4	R: 2 E: 0 K: 2 S: 11	H: 3 LOB: 2 BB: 0 P: 11	R: 1 E: 0 K: 0 S: 5	H: 2 LOB: 1 BB: 0 P: 5	R: 0 E: 0 K: 0 S: 4	H: 1 LOB: 1 BB: 0 P: 4	1B: 8 2B: 1 3B: 0 HR: 1	SF: 0 SAC: 1 DP: 1 HBP: 0
	WP: 0 PB: 0 SB: 2 CS: 0	PA: 40								

PITCHER		IP	WLS	BF	H	R	ER	SO	BB	IBB	HBP	BLK	WP	HR	S	P	ERA	WHIP
Bill Miller, L ERA: 3.54	(1, 1)	6.0		28	7	3	3	1	2	0	0	0	0	0	28	36	4.50	1.500
Tom Gorman, R ERA: 4.5	(7, 1)	2.0	W	8	2	1	1	2	0	0	0	0	0	1	12	12	4.50	1.000
Allie Reynolds, R ERA: 1.45	(9, 1)	1.0	S	4	1	0	0	0	0	0	0	0	0	0	4	4	0.00	1.000

PITCHER		IP	WLS	BF	H	R	ER	SO	BB	IBB	HBP	BLK	WP	HR	S	P	ERA	WHIP

Batter	1	2	3	4	5	6	7	8	9	AB	R	H	RBI	BB	SO	LOB
Phil Rizzuto, R (1, 6) OBP: 0.354, SLG: 0.358	F7		SH5-3 1-2		F8	F5		5-3		4	0	0	0	0	0	0
Joe Collins, L (1, 3) OBP: 0.374, SLG: 0.471	P6		1-3		2B BB 1B	BBBB FC1-6 BB		1B		4	1	2	0	1	0	1
Irv Noren, L (1, 9) OBP: 0.303, SLG: 0.349	BBBB BB BB		2-H 2B		BB 1-3 2B	FC1-6 1B 1-2f 1B		4-3		4	1	2	1	1	0	2
Yogi Berra, L (1, 2) OBP: 0.364, SLG: 0.525	BBBB 1-2 BB		F8		BB IBB	FC4-6 1B 1-3 HR 1B				2	1	1	0	2	0	1
Mickey Mantle, S (1, 8) OBP: 0.407, SLG: 0.540	SSS K			E4 1B	SSS K		FC4-6 1-2 3-H 1B			4	1	2	1	0	2	5
Gene Woodling, L (1, 7) OBP: 0.400, SLG: 0.489		6-3		3-H 1B	BBBB 1-2 2-3 3-H BB		FC4-6 1-2f 2-3 HR			3	1	1	2	1	0	2
Gil McDougald, R (1, 5) OBP: 0.341, SLG: 0.365		P3		F8	SSS K		1-H 3-H HR			4	1	1	3	0	1	4
Kal Segrist, R (1, 4) OBP: 0.167, SLG: 0.167 Billy Martin, R (9, 4) OBP: 0.335, SLG: 0.379		F9		F8		P3		5-3		4 0	0 0	0 0	0 0	0 0	0 0	1 0
Bill Miller, L (1, 1) OBP: 0.263, SLG: 0.316 Tom Gorman, R (7, 1) Hank Bauer, R (8, PH) OBP: 0.360, SLG: 0.470 Allie Reynolds, R (9, 1) OBP: 0.200, SLG: 0.208		SH5-3 2B 1B		SSS K		1-3		P5		3 0 1 0	1 0 0 0	1 0 0 0	0 0 0 0	0 0 0 0	1 0 0 0	1 0 0 0
Inning Stats	R: 0 E: 0 K: 1 S: 5 H: 0 LOB: 2 BB: 2 P: 13	R: 0 E: 0 K: 0 S: 3 H: 0 LOB: 0 BB: 0 P: 3	R: 1 E: 0 K: 0 S: 5 H: 2 LOB: 1 BB: 0 P: 5	R: 1 E: 1 K: 1 S: 7 H: 2 LOB: 1 BB: 0 P: 7	R: 1 E: 0 K: 2 S: 9 H: 2 LOB: 3 BB: 2 P: 17	R: 0 E: 0 K: 0 S: 3 H: 0 LOB: 0 BB: 0 P: 3	R: 4 E: 0 K: 0 S: 6 H: 3 LOB: 0 BB: 1 P: 10	R: 0 E: 0 K: 0 S: 4 H: 1 LOB: 1 BB: 0 P: 4		1B: 7 2B: 2 3B: 0 HR: 1 SF: 0 SAC: 1 DP: 0 HBP: 0				WP: 0 PB: 0 SB: 0 CS: 0 PA: 39		

PITCHER		IP	WLS	BF	H	R	ER	SO	BB	IBB	HBP	BLK	WP	HR	S	P	ERA	WHIP
Bob Feller, R ERA: 4.77	(1, 1)	7.0	L	35	9	7	7	4	4	1	0	0	0	1	38	58	9.00	1.857
Lou Brissie, L ERA: 3.28	(8, 1)	1.0		4	1	0	0	0	0	0	0	0	0	0	4	4	0.00	1.000

PITCHER	IP	WLS	BF	H	R	ER	SO	BB	IBB	HBP	BLK	WP	HR	S	P	ERA	WHIP

BOTTOM

Cleveland Indians @ New York Yankees

Yankee Stadium, Bronx, NY

Wed Jul 16 1952, 3:38 AM EDT

Att. 37,053 - Unknown

livebaseballscorecards.com

AB	33
R	7
H	10
RBI	7
BB	5
SO	4
LOB	17

Cleveland Indians @ New York Yankees

Yankee Stadium, Bronx, NY

Thu Jul 17 1952, 3:33 AM EDT

Unknown

TOP

livebaseballscorecards.com

Batter	1	2	3	4	5	6	7	8	9	AB	R	H	RBI	BB	SO	LOB
Bill Glynn, L (1, 3) OBP: 0.400, SLG: 0.250	BBBB 4-0 3B BB	x 0-0 ② P6		x 0-0 1B 1B 1B 1B	x 0-0 ② F5		x 0-0 ③ F5			4	2	1	0	1	0	4
Bobby Avila, R (1, 4) OBP: 0.381, SLG: 0.397	x 0-0 1-H 1-4-3 3B	x 0-0 1-3 2-H 1B 1B		x 0-0 1B 1-2 1B 1B	x 0-0 ③ F9			x 0-0 ① F8		5	3	3	2	0	0	1
Dale Mitchell, L (1, 7) OBP: 0.376, SLG: 0.404	x 0-0 ① F5	x 0-0 S 2-H 3-H 1B		x 0-0 1B 1-2 2-3 3B 1B		x 0-0 BB 1B		x 0-0 ② 1-3		5	1	3	2	0	0	1
Al Rosen, R (1, 5) OBP: 0.407, SLG: 0.556	x 0-0 ② 1-4-3 3-H	BBBB 4-0 1-2 BB		x 0-0 1-2 2-H 3-H 3B 1B		x 0-0 ① F7		x 0-0 E6 PO		4	1	1	3	1	0	1
Larry Doby, L (1, 8) OBP: 0.381, SLG: 0.562	x 0-0 ③ F1	SSS 0-3 ③ K		x 0-0 1-H 2-H 3B		BBBB 4-0 G4-6-3 1-2 BB		0-0 ③ PO 1-2	x 0-0 HR	4	1	2	3	1	1	2
Harry Simpson, L (1, 9) OBP: 0.345, SLG: 0.428		x 0-0 FC3-6 1B	BBBB 4-0 G4-6-3 BB	x 0-0 ② P6		x 0-0 ② ③ G4-6-3 1-2f			x 0-0 ① F7	4	0	1	0	1	0	3
Merl Combs, L (1, 6) OBP: 0.265, SLG: 0.252		x 0-0 ① FC3-6 1-2f 1B 1B	SSS 0-3 ① K	x 0-0 ③ 3-1			SSS 0-3 ① K		x 0-0 ② 3-1	5	1	0	0	0	2	3
Birdie Tebbetts, R (1, 2) OBP: 0.321, SLG: 0.316 Jim Hegan, R (7, 2) OBP: 0.279, SLG: 0.328		x 0-0 1B 1-2 1B 1B	x 0-0 ② ③ G4-6-3 1-2f		x 0-0 SH5-4 1B		x 0-0 CS 1B		SSS 0-3 ③ K	4 1	1 0	3 0	0 0	0 0	0 1	1 0
Steve Gromek, S (1, 1) OBP: 0.208, SLG: 0.050 Early Wynn, S (7, 1) OBP: 0.250, SLG: 0.224		x 0-0 1B 1-2 2-H 1B 1B		x 0-0 ① 4-3	x 0-0 ① SH5-4 1-2		BBBB 4-0 ② 1-2 BB			2 0	1 0	1 0	1 0	1 0	0 0	0 0

Inning Stats	1	2	3	4	5	6	7	8	9
	R: 2 E: 0 K: 0 S: 4	R: 4 E: 0 K: 1 S: 10	R: 0 E: 0 K: 1 S: 4	R: 4 E: 0 K: 0 S: 8	R: 0 E: 0 K: 0 S: 4	R: 0 E: 0 K: 0 S: 3	R: 0 E: 0 K: 1 S: 5	R: 0 E: 1 K: 0 S: 3	R: 1 E: 0 K: 1 S: 6
	H: 1 LOB: 0 BB: 1 P: 8	H: 5 LOB: 2 BB: 1 P: 14	H: 0 LOB: 0 BB: 1 P: 8	H: 5 LOB: 1 BB: 0 P: 8	H: 1 LOB: 1 BB: 0 P: 4	H: 1 LOB: 1 BB: 1 P: 7	H: 1 LOB: 1 BB: 1 P: 9	H: 0 LOB: 0 BB: 0 P: 3	H: 1 LOB: 0 BB: 0 P: 6

1B: 12	SF: 0
2B: 0	SAC: 1
3B: 2	DP: 2
HR: 1	HBP: 0

WP: 0	PA: 45
PB: 0	
SB: 1	
CS: 1	

AB	38
R	11
H	15
RBI	11
BB	5
SO	4
LOB	16

PITCHER		IP	WLS	BF	H	R	ER	SO	BB	IBB	HBP	BLK	WP	HR	S	P	ERA	WHIP
Allie Reynolds, R ERA: 1.82	(1, 1)	2.0	L	14	6	6	6	1	2	0	0	0	0	0	14	22	27.00	4.000
Bobby Hogue, R ERA: 4.12	(3, 1)	1.1		8	4	4	4	1	1	0	0	0	0	0	9	13	27.00	3.750
Joe Ostrowski, L ERA: 5.53	(4, 1)	3.2		15	4	0	0	1	2	0	0	0	0	0	15	23	0.00	1.636
Jim McDonald, R ERA: 2.9	(8, 1)	1.0		3	0	0	0	0	0	0	0	0	0	0	3	3	0.00	0.000
Bob Kuzava, L ERA: 3.67	(9, 1)	1.0		4	1	1	1	1	0	0	0	0	0	1	6	6	9.00	1.000

PITCHER		IP	WLS	BF	H	R	ER	SO	BB	IBB	HBP	BLK	WP	HR	S	P	ERA	WHIP

Batter	1	2	3	4	5	6	7	8	9	AB	R	H	RBI	BB	SO	LOB
Phil Rizzuto, R (1, 6) OBP: 0.353, SLG: 0.358	4-3		HR 1B		F7		HR 1B	BB		3	1	1	0	0	0	1
Jim Brideweser, R (6, 6) OBP: 0.333, SLG: 0.294										1	1	1	0	1	0	0
Joe Collins, L (1, 3) OBP: 0.373, SLG: 0.484	G3		HR		F2		HR	L4		3	1	1	3	0	0	1
Johnny Mize, L (6, 3) OBP: 0.311, SLG: 0.346										2	1	1	2	0	0	3
Hank Bauer, R (1, 9) OBP: 0.358, SLG: 0.465	F7		K		F9		P4		1B	5	0	1	0	0	1	1
Yogi Berra, L (1, 2) OBP: 0.364, SLG: 0.527		G3	F2			2B	1B		K	3	0	1	0	0	0	0
Charles Silvera, R (7, 2) OBP: 0.389, SLG: 0.300										2	0	1	0	0	1	1
Mickey Mantle, S (1, 8) OBP: 0.404, SLG: 0.544		HR		K		K	K		F7	5	1	1	1	0	3	3
Gene Woodling, L (1, 7) OBP: 0.400, SLG: 0.485		F8		BB		F8		BB 1B	P4	4	0	1	0	1	0	2
Gil McDougald, R (1, 5) OBP: 0.339, SLG: 0.363		F8		K		BB		F2		2	0	0	0	0	1	1
Kal Segrist, R (6, 5) OBP: 0.250, SLG: 0.143										1	0	0	0	1	0	1
Billy Martin, R (1, 4) OBP: 0.339, SLG: 0.382			1B HR 1B	F5		F7		BB 1-2 1B		4	1	2	0	0	0	3
Allie Reynolds, R (1, 1) OBP: 0.200, SLG: 0.208			F8		E4		F7	P4		0	0	0	0	0	0	0
Bobby Hoque, R (3, 1) OBP: 0.273, SLG: 0.273										1	0	0	0	0	0	1
Joe Ostrowski, L (4, 1)										1	0	0	0	0	0	0
Irv Noren, L (7, PH) OBP: 0.302, SLG: 0.347										1	0	0	0	0	0	0
Jim McDonald, R (8, 1) OBP: 0.615, SLG: 0.700										0	0	0	0	0	0	0
Johnny Sain, R (8, PH) OBP: 0.364, SLG: 0.524										1	0	0	0	0	0	2
Bob Kuzava, S (9, 1) OBP: 0.231, SLG: 0.130										0	0	0	0	0	0	0
Inning Stats	R: 0 E: 0 K: 0 S: 3 H: 0 LOB: 0 BB: 0 P: 3	R: 1 E: 0 K: 0 S: 4 H: 1 LOB: 0 BB: 0 P: 4	R: 3 E: 0 K: 1 S: 8 H: 3 LOB: 0 BB: 0 P: 8	R: 0 E: 0 K: 2 S: 7 H: 0 LOB: 1 BB: 1 P: 11	R: 0 E: 1 K: 0 S: 4 H: 0 LOB: 1 BB: 0 P: 4	R: 0 E: 0 K: 1 S: 6 H: 1 LOB: 2 BB: 1 P: 10	R: 2 E: 0 K: 1 S: 8 H: 3 LOB: 1 BB: 0 P: 8	R: 0 E: 0 K: 0 S: 5 H: 2 LOB: 3 BB: 1 P: 9	R: 0 E: 0 K: 1 S: 6 H: 1 LOB: 1 BB: 0 P: 6	1B: 7 2B: 1 3B: 0 HR: 3	SF: 0 SAC: 0 DP: 0 HBP: 0						

PITCHER		IP	WLS	BF	H	R	ER	SO	BB	IBB	HBP	BLK	WP	HR	S	P	ERA	WHIP
Steve Gromek, R ERA: 4.0	(1, 1)	6.2	W	31	8	6	6	4	2	0	0	0	0	0	37	45	8.10	1.500
Early Wynn, R ERA: 3.65	(7, 1)	2.1	S	11	3	0	0	2	1	0	0	0	0	0	14	18	0.00	1.714

PITCHER	IP	WLS	BF	H	R	ER	SO	BB	IBB	HBP	BLK	WP	HR	S	P	ERA	WHIP

BOTTOM

Cleveland Indians @ New York Yankees

Yankee Stadium, Bronx, NY

Thu Jul 17 1952, 3:33 AM EDT

Unknown

livebaseballscorecards.com

AB	39
R	6
H	11
RBI	6
BB	3
SO	6
LOB	20

1B: 7 2B: 1 3B: 0 HR: 3 SF: 0 SAC: 0 DP: 0 HBP: 0

WP: 0 PB: 0 SB: 0 CS: 0 PA: 42

Cleveland Indians @ New York Yankees

Yankee Stadium, Bronx, NY

Thu Jul 17 1952, 3:38 AM EDT

Att. 51,114 - Unknown

livebaseballscorecards.com

Batter	1	2	3	4	5	6	7	8	9	AB	R	H	RBI	BB	SO	LOB
Bill Glynn, L (1, 3) OBP: 0.300, SLG: 0.222	K		F7	F5			F9		1B	5	0	1	0	0	1	2
Bobby Avila, R (1, 4) OBP: 0.384, SLG: 0.399	5-3		BB		G6-4-3 1B BB		F8		2B	3	0	1	0	2	0	0
Dale Mitchell, L (1, 7) OBP: 0.373, SLG: 0.400	F5		4-3		1-2 G6-4-3 1B		F3		4-3	5	0	1	0	0	0	3
Al Rosen, R (1, 5) OBP: 0.402, SLG: 0.549		5-3		F7	G6-4-3 1-2f 2-3			F2		4	0	0	0	0	0	2
Larry Doby, L (1, 8) OBP: 0.382, SLG: 0.570		K		HR	L9			BB		3	1	1	1	1	1	1
Harry Simpson, L (1, 9) OBP: 0.347, SLG: 0.427		BB		1B 2B 1B		6-3		F7		3	1	1	0	1	0	1
Merl Combs, L (1, 6) OBP: 0.259, SLG: 0.245		G3		F8		F7		K		3	0	0	0	0	0	2
Luke Easter, L (8, PH) OBP: 0.285, SLG: 0.390										1	0	0	0	0	1	1
Johnny Berardino, R (8, 6) OBP: 0.233, SLG: 0.042										0	0	0	0	0	0	0
Jim Hegan, R (1, 2) OBP: 0.288, SLG: 0.342			2B	1-2 2B 1B		1B			5-3	4	1	3	0	0	0	0
Mike Garcia, R (1, 1) OBP: 0.148, SLG: 0.153			K	1-H 2-H 2B		L4			HR	3	0	1	2	0	1	2
Barney McCosky, L (9, PH) OBP: 0.304, SLG: 0.381										1	1	1	1	0	0	0
Bob Lemon, L (9, 1) OBP: 0.234, SLG: 0.349										0	0	0	0	0	0	0

TOP

	AB	35
	R	4
	H	10
	RBI	4
	BB	4
	SO	4
	LOB	14

Inning Stats										
	R: 0	H: 0	R: 0	H: 0	R: 0	H: 1	R: 3	H: 4	R: 0	H: 1
	E: 0	LOB: 0	E: 0	LOB: 1	E: 0	LOB: 2	E: 0	LOB: 1	E: 0	LOB: 1
	K: 1	BB: 0	K: 1	BB: 1	K: 1	BB: 1	K: 0	BB: 0	K: 0	BB: 1
	S: 5	P: 5	S: 5	P: 9	S: 6	P: 10	S: 7	P: 7	S: 3	P: 7

	R: 0	H: 1	R: 0	H: 0	R: 0	H: 1	R: 1	H: 3	1B: 5	SF: 0	WP: 0	PA: 39
	E: 0	LOB: 1	E: 0	LOB: 0	E: 0	LOB: 1	E: 0	LOB: 1	2B: 3	SAC: 0	PB: 0	
	K: 0	BB: 0	K: 0	BB: 0	K: 1	BB: 1	K: 0	BB: 0	3B: 0	DP: 1	SB: 0	
	S: 4	P: 4	S: 3	P: 3	S: 5	P: 9	S: 5	P: 5	HR: 2	HBP: 0	CS: 0	

PITCHER		IP	WLS	BF	H	R	ER	SO	BB	IBB	HBP	BLK	WP	HR	S	P	ERA	WHIP
Vic Raschi, R ERA: 2.66	(1, 1)	9.0	W	39	10	4	4	4	4	0	0	0	0	2	43	59	4.00	1.556

PITCHER	IP	WLS	BF	H	R	ER	SO	BB	IBB	HBP	BLK	WP	HR	S	P	ERA	WHIP

BOTTOM

Cleveland Indians @ New York Yankees

Yankee Stadium, Bronx, NY

Thu Jul 17 1952, 3:38 AM EDT

Att. 51,114 - Unknown

livebaseballscorecards.com

Batter	1	2	3	4	5	6	7	8	9	AB	R	H	RBI	BB	SO	LOB
Phil Rizzuto, R (1, 6) OBP: 0.354, SLG: 0.357	F9	HBP		E6		6-3			4-3	4	1	1	1	0	0	0
Joe Collins, L (1, 3) OBP: 0.374, SLG: 0.495	G3	P6					F7		HR	5	1	2	2	0	0	3
Irv Noren, L (1, 9) OBP: 0.301, SLG: 0.345	F9		3-1	G3			G4-6-3			4	0	1	0	0	0	1
Yogi Berra, L (1, 2) OBP: 0.366, SLG: 0.530		1B 2B 1B	WP 1B 2B		F2		G4-6-3			4	2	2	0	0	0	1
Mickey Mantle, S (1, 8) OBP: 0.402, SLG: 0.540		K	1-3		4-3			K		4	0	1	1	0	2	1
Gene Woodling, L (1, 7) OBP: 0.406, SLG: 0.490		2B HBP 1B	1-3					FC5-4		4	1	3	0	0	0	1
Gil McDougald, R (1, 5) OBP: 0.338, SLG: 0.364		HBP 2B	5-3		F7			FC5-4		4	0	1	1	0	0	3
Billy Martin, R (1, 4) OBP: 0.337, SLG: 0.375		HBP IBB		F9		F7		1-3		3	0	0	0	1	0	1
Vic Raschi, R (1, 1) OBP: 0.318, SLG: 0.222		K		BB		K			G3	2	0	0	0	1	2	3
Johnny Mize, L (9, PH) OBP: 0.308, SLG: 0.341										1	0	0	0	0	0	0

	AB	35
	R	5
	H	11
	RBI	5
	BB	2
	SO	4
	LOB	14

Inning Stats	1	2	3	4	5	6	7	8	9
	R: 0 E: 0 K: 0 S: 3	H: 0 LOB: 0 BB: 0 P: 3	R: 2 E: 0 K: 2 S: 10	H: 3 LOB: 3 BB: 1 P: 15	R: 1 E: 0 K: 0 S: 5	H: 2 LOB: 1 BB: 0 P: 5	R: 1 E: 1 K: 0 S: 4	H: 2 LOB: 1 BB: 1 P: 8	R: 0 E: 0 K: 0 S: 4	H: 1 LOB: 1 BB: 0 P: 4	R: 0 E: 0 K: 0 S: 5	H: 0 LOB: 0 BB: 0 P: 5	R: 0 E: 0 K: 0 S: 3	H: 1 LOB: 0 BB: 0 P: 3	R: 0 E: 0 K: 1 S: 6	H: 1 LOB: 1 BB: 0 P: 6	R: 1 E: 0 K: 0 S: 3	H: 1 LOB: 0 BB: 0 P: 3

	1B: 8	SF: 0	WP: 1	PA: 38
	2B: 2	SAC: 0	PB: 0	
	3B: 0	DP: 1	SB: 0	
	HR: 1	HBP: 1	CS: 0	

PITCHER		IP	WLS	BF	H	R	ER	SO	BB	IBB	HBP	BLK	WP	HR	S	P	ERA	WHIP
Mike Garcia, R ERA: 1.74	(1, 1)	8.0		35	10	4	3	4	1	1	1	0	1	0	40	49	3.38	1.375
Bob Lemon, R ERA: 3.22	(9, 1)	0.2	L	3	1	1	1	0	0	0	0	0	0	1	3	3	13.50	1.500

PITCHER	IP	WLS	BF	H	R	ER	SO	BB	IBB	HBP	BLK	WP	HR	S	P	ERA	WHIP

Batter	1	2	3	4	5	6	7	8	9	AB	R	H	RBI	BB	SO	LOB
Bill Glynn, L (1, 3) OBP: 0.267, SLG: 0.154	BBBB 4-0 BB 1B BB	SSS 0-3 ③ K		SSS 0-3 ③ K		x 0-0 E4 G6-4-3			x 0-0 ①② G3-6-3 1-2f	4	1	0	0	1	2	4
Bobby Avila, R (1, 4) OBP: 0.387, SLG: 0.401	BBBB 4-0 1B 1-2 BB		x 0-0 ① L3		x 0-0 BB BB HBP 1B	x 0-0 ②③ G6-4-3 1-2f			x 0-0 1B	4	1	2	0	1	0	1
Dale Mitchell, L (1, 7) OBP: 0.373, SLG: 0.398	x 0-0 BB 1-3 2-H 1B		x 0-0 ② F6		BBBB 4-0 HBP BB 1-2 BB		x 0-0 ① 4-3		x 0-0 ③ F2	4	0	1	1	1	0	1
Al Rosen, R (1, 5) OBP: 0.401, SLG: 0.545	x 0-0 ① F4		x 0-0 1B		x 0-0 ① F9		x 0-0 ② 4-3			4	0	1	0	0	0	4
Larry Doby, L (1, 8) OBP: 0.384, SLG: 0.566	BBBB 4-0 G6-4-3 1-2 BB	SSS 0-3 ③ K			BBBB 4-0 HBP 1-2 2-3 BB		x 0-0 ③ 3-1			2	0	0	0	2	1	1
Harry Simpson, L (1, 9) OBP: 0.346, SLG: 0.424	x 0-0 ②③ G6-4-3 1-2f			x 0-0 ① L6	H 1-0 1-2 2-3 3-H HBP			x 0-0 ① F8		3	0	0	1	0	0	3
Jim Hegan, R (1, 2) OBP: 0.288, SLG: 0.340		SSS 0-3 ① K		x 0-0 SH1-4 BB 1B	x 0-0 ② F3			x 0-0 ② 5-3		4	0	1	0	0	1	3
Merl Combs, L (1, 6) OBP: 0.263, SLG: 0.243 Luke Easter, L (5, PH) OBP: 0.284, SLG: 0.388 Johnny Berardino, R (5, 6) OBP: 0.226, SLG: 0.040		SSS 0-3 ② K		BBBB 4-0 SH1-4 1-2 BB	x 0-0 ③ 4-3			x 0-0 ③ F2		1 1 1	0 0 0	0 0 0	0 0 0	1 0 0	1 0 0	0 3 0
Lou Brissie, L (1, 1) OBP: 0.222, SLG: 0.125 Barney McCosky, L (6, PH) OBP: 0.298, SLG: 0.372 Mickey Harris, L (6, 1) Hank Majeski, R (9, PH) OBP: 0.374, SLG: 0.348		x 0-0 1B		x 0-0 ② SH1-4 1-2 2-3		x 0-0 ① 4-3			x 0-0 G3-6-3 1B	1 1 0 1	0 0 0 0	1 0 0 1	0 0 0 0	0 0 0 0	0 0 0 0	0 0 0 0
Inning Stats	R: 1 E: 0 K: 0 S: 3 H: 1 LOB: 2 BB: 3 P: 15	R: 0 E: 0 K: 3 S: 10 H: 1 LOB: 1 BB: 0 P: 10	R: 0 E: 0 K: 1 S: 6 H: 1 LOB: 1 BB: 0 P: 6	R: 0 E: 0 K: 1 S: 6 H: 1 LOB: 2 BB: 1 P: 10	R: 1 E: 0 K: 0 S: 4 H: 1 LOB: 3 BB: 2 P: 13	R: 0 E: 1 K: 0 S: 3 H: 0 LOB: 0 BB: 0 P: 3	R: 0 E: 0 K: 0 S: 3 H: 0 LOB: 0 BB: 0 P: 3	R: 0 E: 0 K: 0 S: 3 H: 0 LOB: 0 BB: 0 P: 3	R: 0 E: 0 K: 0 S: 4 H: 2 LOB: 1 BB: 0 P: 4	1B: 7 2B: 0 3B: 0 HR: 0 SF: 0 SAC: 1 DP: 3 HBP: 1						

TOP

Cleveland Indians @ Boston Red Sox

Fenway Park, Boston, MA

Fri Jul 18 1952, 3:33 AM EDT

Att. 34,477 - Unknown

livebaseballscorecards.com

AB	31
R	2
H	7
RBI	2
BB	6
SO	5
LOB	20

WP: 0 PB: 0 SB: 0 CS: 0 PA: 39

PITCHER		IP	WLS	BF	H	R	ER	SO	BB	IBB	HBP	BLK	WP	HR	S	P	ERA	WHIP
Mickey McDermott, L ERA: 3.24	(1, 1)	4.1		24	5	2	2	5	6	0	1	0	0	0	27	52	4.15	2.538
Ralph Brickner, R ERA: 2.2	(5, 1)	4.2	W	15	2	0	0	0	0	0	0	0	0	0	15	15	0.00	0.429

PITCHER	IP	WLS	BF	H	R	ER	SO	BB	IBB	HBP	BLK	WP	HR	S	P	ERA	WHIP

BOTTOM

Cleveland Indians @ Boston Red Sox

Fenway Park, Boston, MA

Fri Jul 18 1952, 3:33 AM EDT

Att. 34,477 - Unknown

livebaseballscorecards.com

Batter	1	2	3	4	5	6	7	8	9	AB	R	H	RBI	BB	SO	LOB
Johnny Lipon, R (1, 6) OBP: 0.299, SLG: 0.277	2B		6-3	SH2-3 2-3			L9	2B 2-H 3-H		4	1	2	2	0	0	0
George Kell, R (1, 5) OBP: 0.387, SLG: 0.425	1B 2-3		F7	6-3			F3	BB FC6-4		4	1	1	0	1	0	1
Archie Wilson, R (1, 9) OBP: 0.260, SLG: 0.308	F4		2B	6-3			1B	FC6-4 1-2f		5	0	2	0	0	0	5
George Schmees, L (1, 8) OBP: 0.208, SLG: 0.202	K		BB		F4		K			3	0	0	0	1	2	3
Billy Goodman, L (1, 4) OBP: 0.404, SLG: 0.472	1B 1-H 3-H		4-3		F9			1B 2B		4	2	2	2	0	0	2
Hoot Evers, R (1, 7) OBP: 0.341, SLG: 0.441	1B 2-H			2B	L4			2B 1-2		4	2	3	1	0	0	0
Dick Gernert, R (1, 3) OBP: 0.280, SLG: 0.450		5-3		2B 2-H	K			F9		4	1	1	1	0	1	2
Sammy White, R (1, 2) OBP: 0.318, SLG: 0.448		6-3		SH 2-H	K			2B 1-3 2-H		4	2	2	2	0	1	0
Mickey McDermott, L (1, 1) OBP: 0.194, SLG: 0.294 Ralph Brickner, R (5, 1)		F8		SH SH2-3 2-H	6-3			5-3		1 2	0 0	0 0	0 0	0 0	0 0	0 2

	AB	35
	R	9
	H	13
	RBI	8
	BB	2
	SO	4
	LOB	15

Inning Stats	1	2	3	4	5	6	7	8	9
	R: 3 E: 0 K: 1 S: 8	H: 4 LOB: 1 BB: 0 P: 8	R: 0 E: 0 K: 0 S: 3	H: 0 LOB: 0 BB: 0 P: 3	R: 0 E: 0 K: 0 S: 4	H: 1 LOB: 2 BB: 1 P: 8	R: 3 E: 1 K: 0 S: 7	H: 3 LOB: 1 BB: 0 P: 7	R: 0 E: 0 K: 0 S: 3	H: 0 LOB: 0 BB: 0 P: 3	R: 0 E: 0 K: 2 S: 7	H: 0 LOB: 0 BB: 0 P: 7	R: 0 E: 0 K: 1 S: 6	H: 1 LOB: 1 BB: 0 P: 6	R: 3 E: 0 K: 0 S: 7	H: 4 LOB: 2 BB: 1 P: 11

	1B: 5	SF: 0	WP: 0	PA: 39
	2B: 8	SAC: 2	PB: 0	
	3B: 0	DP: 0	SB: 0	
	HR: 0	HBP: 0	CS: 0	

PITCHER		IP	WLS	BF	H	R	ER	SO	BB	IBB	HBP	BLK	WP	HR	S	P	ERA	WHIP
Lou Brissie, L ERA: 3.98	(1, 1)	5.0	L	24	8	6	6	1	1	0	0	0	0	0	25	29	10.80	1.800
Mickey Harris, L ERA: 6.0	(6, 1)	3.0		15	5	3	3	3	1	0	0	0	0	0	20	24	9.00	2.000

PITCHER	IP	WLS	BF	H	R	ER	SO	BB	IBB	HBP	BLK	WP	HR	S	P	ERA	WHIP

Cleveland Indians @ Boston Red Sox

Fenway Park, Boston, MA

Sat Jul 19 1952, 3:33 AM EDT

Att. 18,613 - Unknown

TOP

livebaseballscorecards.com

Batter	1	2	3	4	5	6	7	8	9	AB	R	H	RBI	BB	SO	LOB
Bill Glynn, L (1, 3) OBP: 0.350, SLG: 0.500	4-3 FC5 2B		4-3		HR	1B		F7		5	1	3	1	0	0	0
Bobby Avila, R (1, 4) OBP: 0.384, SLG: 0.401	4-3 2-3		5-3		BB 1B 2B	K			5-3	5	1	1	0	0	1	2
Al Rosen, R (1, 5) OBP: 0.401, SLG: 0.543	FC5 1B 1B 3-H		1B		F8	F7			BB 1B	5	0	2	0	0	0	3
Larry Doby, L (1, 8) OBP: 0.384, SLG: 0.570	1B 1-2 1B		F5		F7		3B		K	5	0	2	0	0	1	3
Joe Tipton, R (1, 2) OBP: 0.379, SLG: 0.459	 1-2 2-3 1B			5-3 1B F9 1B	BBBB BB 1B BB		6-3		 1-2 BB	3	2	2	0	2	0	1
Dale Mitchell, L (1, 7) OBP: 0.374, SLG: 0.396	F9			F9 5-3 1-2 1B	BBBB 1B 1-2 2-3 BB		5-3		F4	4	0	1	0	1	0	6
Harry Simpson, L (1, 9) OBP: 0.345, SLG: 0.422		4-3		5-3 1-2 2-3	 1-3 2-H 3-H 1B		4-3			4	0	1	2	0	0	3
Merl Combs, L (1, 6) OBP: 0.254, SLG: 0.234		G3		F9 2-3 3-H	4-3			4-3		4	0	0	1	0	0	3
Bob Lemon, L (1, 1) OBP: 0.221, SLG: 0.328		1-3		F9		F6		F8		4	0	0	0	0	0	1
Inning Stats	R: 0 E: 0 K: 0 S: 6 H: 3 LOB: 3 BB: 0 P: 6	R: 0 E: 0 K: 0 S: 3 H: 0 LOB: 0 BB: 0 P: 3	R: 0 E: 0 K: 0 S: 4 H: 1 LOB: 1 BB: 0 P: 4	R: 1 E: 0 K: 0 S: 5 H: 2 LOB: 1 BB: 0 P: 5	R: 3 E: 0 K: 0 S: 6 H: 3 LOB: 2 BB: 2 P: 14	R: 0 E: 0 K: 1 S: 6 H: 1 LOB: 1 BB: 0 P: 6	R: 0 E: 0 K: 0 S: 4 H: 1 LOB: 1 BB: 0 P: 4	R: 0 E: 0 K: 0 S: 3 H: 0 LOB: 0 BB: 0 P: 3	R: 0 E: 0 K: 1 S: 6 H: 1 LOB: 2 BB: 1 P: 10	1B: 8 2B: 2 3B: 1 HR: 1 SF: 0 SAC: 0 DP: 0 HBP: 0						

AB	39
R	4
H	12
RBI	4
BB	3
SO	2
LOB	22

WP: 0 PB: 0 SB: 0 CS: 0 — PA: 42

PITCHER		IP	WLS	BF	H	R	ER	SO	BB	IBB	HBP	BLK	WP	HR	S	P	ERA	WHIP
Sid Hudson, R ERA: 2.82	(1, 1)	4.0	L	20	8	3	3	0	0	0	0	0	0	1	20	20	6.75	2.000
Ray Scarborough, R ERA: 3.9	(5, 1)	2.0		10	2	1	1	1	2	0	0	0	0	0	10	18	4.50	2.000
Willard Nixon, R ERA: 5.01	(7, 1)	3.0		12	2	0	0	1	1	0	0	0	0	0	13	17	0.00	1.000

PITCHER	IP	WLS	BF	H	R	ER	SO	BB	IBB	HBP	BLK	WP	HR	S	P	ERA	WHIP

Batter	1	2	3	4	5	6	7	8	9	AB	R	H	RBI	BB	SO	LOB
Johnny Lipon, R (1, 6) OBP: 0.299, SLG: 0.276	1-3		K			F5		1B		4	0	1	0	0	1	2
Faye Throneberry, L (1, 9) OBP: 0.331, SLG: 0.358	3-4-1			G3		FC3-6 1-2f 2-3		K		4	0	0	0	0	1	3
George Kell, R (1, 5) OBP: 0.385, SLG: 0.421	BB			F9		F8		1-3		3	0	0	0	1	0	3
George Schmees, L (1, 8) OBP: 0.200, SLG: 0.194	1-3			4-3			F8		F7	4	0	0	0	0	0	1
Billy Goodman, L (1, 4) OBP: 0.399, SLG: 0.465		K2-3			F9		F8		F8	4	0	0	0	0	1	0
Hoot Evers, R (1, 7) OBP: 0.339, SLG: 0.436		6-3			4-3		1B		F7	4	0	1	0	0	0	0
Dick Gernert, R (1, 3) OBP: 0.281, SLG: 0.446		K2-3			K		FC6-4 1-2			3	0	1	0	0	2	0
Sammy White, R (1, 2) OBP: 0.322, SLG: 0.451			B5-6-4 1B			FC3-6 BB 1B	FC6-4 1-2f			3	0	2	0	0	0	2
Sid Hudson, R (1, 1) OBP: 0.220, SLG: 0.225 Ray Scarborough, R (5, 1) OBP: 0.333, SLG: 0.286 Willard Nixon, L (6, PH) OBP: 0.304, SLG: 0.286 (7, 1)			B5-6-4 1-2f			BB 1-2 FC3-6		F8		1 0 1	0 0 0	0 0 0	0 0 1	0 0 0	0 0 0	1 0 0
Inning Stats	R: 0 E: 0 K: 0 S: 3 H: 0 LOB: 1 BB: 1 P: 7	R: 0 E: 0 K: 2 S: 7 H: 0 LOB: 0 BB: 0 P: 7	R: 0 E: 0 K: 1 S: 5 H: 1 LOB: 0 BB: 0 P: 5	R: 0 E: 0 K: 0 S: 3 H: 0 LOB: 0 BB: 0 P: 3	R: 0 E: 0 K: 1 S: 5 H: 0 LOB: 0 BB: 0 P: 5	R: 0 E: 0 K: 0 S: 4 H: 1 LOB: 2 BB: 1 P: 8	R: 0 E: 0 K: 0 S: 5 H: 2 LOB: 2 BB: 0 P: 5	R: 0 E: 0 K: 1 S: 6 H: 1 LOB: 1 BB: 0 P: 6	R: 0 E: 0 K: 0 S: 3 H: 0 LOB: 0 BB: 0 P: 3	1B: 5 2B: 0 3B: 0 HR: 0	SF: 0 SAC: 0 DP: 1 HBP: 0					

PITCHER	IP	WLS	BF	H	R	ER	SO	BB	IBB	HBP	BLK	WP	HR	S	P	ERA	WHIP
Bob Lemon, R (1, 1) ERA: 3.05	9.0	W	33	5	0	0	5	2	0	0	0	0	0	41	49	0.00	0.778

PITCHER	IP	WLS	BF	H	R	ER	SO	BB	IBB	HBP	BLK	WP	HR	S	P	ERA	WHIP

BOTTOM

Cleveland Indians @ Boston Red Sox

Fenway Park, Boston, MA

Sat Jul 19 1952, 3:33 AM EDT

Att. 18,613 - Unknown

livebaseballscorecards.com

AB	31
R	0
H	5
RBI	0
BB	2
SO	5
LOB	12

Cleveland Indians @ Boston Red Sox

Fenway Park, Boston, MA

Sun Jul 20 1952, 3:33 AM EDT

Att. 25,318 - Unknown

TOP

livebaseballscorecards.com

Batter	1	2	3	4	5	6	7	8	9	10	11	12	AB	R	H	RBI	BB	SO	LOB
Bill Glynn, L (1, 3) OBP: 0.370, SLG: 0.480	F7		1B		L7		L6		1B 2B	F7		FC1-2 2-3 1B	7	1	3	0	0	0	2
Bobby Avila, R (1, 4) OBP: 0.380, SLG: 0.398	F2		F4		6-3		K SSS		F2	1-3 3-H 2B		FC1-2 1-2 3-H	7	0	1	1	0	1	4
Al Rosen, R (1, 5) OBP: 0.402, SLG: 0.548	F3			4-3 1B 2B		G3 1B 2B	4-3		2B 1-2 7-2 1B	F8			6	2	3	0	0	0	2
Larry Doby, L (1, 8) OBP: 0.383, SLG: 0.567		4-3		1-6-3		G3 2-3		SH5-3 2B BBB	1-3 2-H 2B		K SSS		5	1	1	1	1	1	2
Dale Mitchell, L (1, 7) OBP: 0.374, SLG: 0.393		F5		4-3 2-3		1B FC 3-H 1B		SH5-3 1-2	4-0 IBB		F9		4	1	1	1	1	0	1
Harry Simpson, L (1, 9) OBP: 0.350, SLG: 0.423	BB BBBB			BB 3-H 1B		4-3 FC 1-3 1B		2B IBB	7-2 3-Hf		4-3		4	1	2	1	2	0	3
Jim Hegan, R (1, 2) OBP: 0.294, SLG: 0.347	F9			4-0 BB 1-2 BB BBBB		FC 4-3 1-2 3-H		0-0 1-H 2-H 2B		E 4-3 2B 1B		6-3	5	1	2	3	1	0	2
Meri Combs, L (1, 6) OBP: 0.244, SLG: 0.224			F9	4-3		4-3 1-2 2-3		F5		4-3 1-2		1B SH3 FC1-2 BB BBBB	5	0	0	0	0	0	6
Joe Tipton, R (12, PH) OBP: 0.383, SLG: 0.459													0	0	0	0	1	0	0
Bob Lemon, L (12, PR) OBP: 0.221, SLG: 0.328													0	0	0	0	0	0	0
Johnny Berardino, R (12, 6) OBP: 0.226, SLG: 0.040													0	0	0	0	0	0	0
Early Wynn, S (1, 1) OBP: 0.232, SLG: 0.208			F5		L9	3-1		L4		E4 2B 2-3		SH3 1-2	4	0	0	0	0	0	3
Mike Garcia, R (9, 1) OBP: 0.145, SLG: 0.150													1	0	0	0	0	0	1
Inning Stats	R: 0 E: 0 K: 0 S: 3 H: 0 LOB: 0 BB: 0 P: 3	R: 0 E: 0 K: 0 S: 3 H: 0 LOB: 1 BB: 1 P: 7	R: 0 E: 0 K: 0 S: 4 H: 1 LOB: 1 BB: 0 P: 4	R: 1 E: 0 K: 0 S: 5 H: 2 LOB: 2 BB: 1 P: 9	R: 0 E: 0 K: 0 S: 3 H: 0 LOB: 0 BB: 0 P: 3	R: 2 E: 0 K: 0 S: 7 H: 3 LOB: 2 BB: 0 P: 7	R: 0 E: 0 K: 1 S: 5 H: 0 LOB: 0 BB: 0 P: 5	R: 2 E: 0 K: 0 S: 4 H: 1 LOB: 1 BB: 2 P: 12	R: 1 E: 0 K: 0 S: 5 H: 3 LOB: 2 BB: 1 P: 9	R: 1 E: 1 K: 0 S: 6 H: 2 LOB: 2 BB: 0 P: 6	R: 0 E: 0 K: 1 S: 5 H: 0 LOB: 0 BB: 0 P: 5	R: 0 E: 0 K: 0 S: 4 H: 1 LOB: 2 BB: 1 P: 8	1B: 8 2B: 6 3B: 0 HR: 0	SF: 0 SAC: 2 DP: 1 HBP: 0	WP: 0 PB: 0 SB: 0 CS: 0	PA: 56			

PITCHER		IP	WLS	BF	H	R	ER	SO	BB	IBB	HBP	BLK	WP	HR	S	P	ERA	WHIP
Dick Brodowski, R ERA: 3.98	(1, 1)	8.1		38	8	6	6	1	3	1	0	0	0	0	36	52	6.48	1.320
Al Benton, R ERA:	(9, 1)	0.0		3	2	0	0	0	0	1	0	0	0	0	2	6	∞	∞
Mickey McDermott, L ERA: 3.22	(9, 1)	0.2		1	0	0	0	0	0	0	0	0	0	0	1	1	0.00	0.000
Dizzy Trout, R ERA: 3.67	(10, 1)	3.0	W	14	3	1	0	1	1	0	0	0	0	0	15	19	0.00	1.333

PITCHER	IP	WLS	BF	H	R	ER	SO	BB	IBB	HBP	BLK	WP	HR	S	P	ERA	WHIP

AB	48
R	7
H	13
RBI	7
BB	6
SO	2
LOB	26

Cleveland Indians @ Boston Red Sox

Fenway Park, Boston, MA

Sun Jul 20 1952, 3:33 AM EDT

Att. 25,318 - Unknown

livebaseballscorecards.com

BOTTOM

Batter	1	2	3	4	5	6	7	8	9	10	11	12	AB	R	H	RBI	BB	SO	LOB
Johnny Lipon, R (1, 6) OBP: 0.298, SLG: 0.273	4-0 2B BB		0-0 F9 ①		0-0 F8 ①		0-0 F9 ②		0-0 L8 ② 3-H		0-0 6-3 ②	0-0 1-2 2-3 3-H 1B	6	1	1	2	1	0	2
Faye Throneberry, L (1, 9) OBP: 0.337, SLG: 0.359	0-0 F1 ①		4-0 FC5-4 BB		0-0 F8 ②		0-0 F4 ③		0-0 2-H 1B		0-0 1B 1B		5	0	2	1	1	0	2
George Kell, R (1, 5) OBP: 0.384, SLG: 0.422	0-0 1B 1-H 2B		0-0 FC5-4 ② 1-2f		0-0 F7 ③			0-0 F8 ①	0-0 F2 ③		0-0 1-2 1B		6	0	2	1	0	0	3
Billy Goodman, L (1, 4) OBP: 0.394, SLG: 0.458	0-0 G6-4-3 2-3 1B		0-0 F9 ③			0-0 6-3 ①		0-0 F7 ②		0-0 L8 ①	0-0 F8 ③		6	0	1	0	0	0	3
Hoot Evers, R (1, 7) OBP: 0.344, SLG: 0.456	0-0 G6-4-3 ② ③ 1-2f			0-0 HR 1B		0-0 F3 ②		0-0 HR		0-0 E3 1B		0-0 BB 6-3 1B 1B	6	4	3	1	0	0	2
Dick Gernert, R (1, 3) OBP: 0.283, SLG: 0.462		0-0 F8 ①		0-0 1-H HR		4-0 FC5-4 BB		0-3 K ③		0-0 F3 ②		0-0 6-3 ① 1-2	5	1	1	2	1	1	2
Sammy White, R (1, 2) OBP: 0.332, SLG: 0.455		0-0 1B		0-0 G4-6-3 1B		0-0 FC5-4 ③ 1-2f			0-0 E6 2B L8		0-0 2-H 1B	4-0 1B BB IBB	5	1	3	1	1	0	1
George Schmees, L (1, 8) OBP: 0.194, SLG: 0.188 Clyde Vollmer, R (9, PH) OBP: 0.338, SLG: 0.397 Archie Wilson, R (10, 8) OBP: 0.256, SLG: 0.303		0-0 F2 ②		0-0 G4-6-3 ② ② 1-2f			0-0 F9 ①		0-0 F2 ①	0-0 4-3 ③		0-3 K ②	3	0	0	0	0	0	2
													1	0	0	0	0	0	1
													2	0	0	0	0	1	3
Dick Brodowski, R (1, 1) OBP: 0.208, SLG: 0.304 Al Benton, R (9, 1) OBP: 0.194, SLG: 0.294 Mickey McDermott, L (9, 1) OBP: 0.333, SLG: 0.364 Willard Nixon, L (9, PH) OBP: 0.105, SLG: 0.027 Gus Niarhos, R (9, PR) OBP: 0.118, SLG: 0.138 Dizzy Trout, R (10, 1) OBP: 0.146, SLG: 0.047 Mel Parnell, L (12, PH)		0-0 F9 ③		0-0 6-3 ③			0-0 1B		0-0 1-3 1B 2B		0-3 K ①	4-0 1B 1-2 2-3 BB	3	0	1	0	0	0	1
													0	0	0	0	0	0	0
													0	0	0	0	0	0	0
													1	0	1	0	0	0	0
													0	1	0	0	0	0	0
													1	0	0	0	0	1	0
													0	0	0	0	1	0	0
Inning Stats	R: 1 E: 0 K: 0 S: 4 H: 2 LOB: 1 BB: 1 P: 8	R: 0 E: 0 K: 0 S: 4 H: 1 LOB: 1 BB: 0 P: 4	R: 0 E: 0 K: 0 S: 3 H: 0 LOB: 1 BB: 1 P: 7	R: 2 E: 0 K: 0 S: 5 H: 3 LOB: 0 BB: 0 P: 5	R: 0 E: 0 K: 0 S: 3 H: 0 LOB: 0 BB: 0 P: 3	R: 0 E: 0 K: 0 S: 3 H: 0 LOB: 1 BB: 1 P: 7	R: 0 E: 0 K: 0 S: 4 H: 1 LOB: 1 BB: 0 P: 4	R: 1 E: 0 K: 1 S: 6 H: 1 LOB: 0 BB: 0 P: 6	R: 2 E: 1 K: 0 S: 6 H: 2 LOB: 2 BB: 0 P: 6	R: 1 E: 1 K: 0 S: 5 H: 1 LOB: 1 BB: 0 P: 5	R: 0 E: 0 K: 1 S: 7 H: 2 LOB: 2 BB: 0 P: 7	R: 1 E: 0 K: 1 S: 6 H: 2 LOB: 3 BB: 2 P: 14	1B: 11 2B: 2 3B: 0 HR: 2	SF: 0 SAC: 0 DP: 2 HBP: 0	WP: 0 PB: 0 SB: 0 CS: 0	PA: 55			

	AB	50
	R	8
	H	15
	RBI	8
	BB	5
	SO	3
	LOB	22

PITCHER		IP	WLS	BF	H	R	ER	SO	BB	IBB	HBP	BLK	WP	HR	S	P	ERA	WHIP
Early Wynn, R ERA: 3.69	(1, 1)	8.0		34	8	5	4	1	3	0	0	0	0	2	33	45	4.50	1.375
Mike Garcia, R ERA: 1.76	(9, 1)	3.2	L	21	7	3	1	2	1	1	0	0	0	0	23	31	2.46	2.182

PITCHER	IP	WLS	BF	H	R	ER	SO	BB	IBB	HBP	BLK	WP	HR	S	P	ERA	WHIP

Batter	1	2	3	4	5	6	7	8	9	AB	R	H	RBI	BB	SO	LOB
Phil Rizzuto, R (1, 6) OBP: 0.358, SLG: 0.359	F8		FC6-4 1B 1-2	FC3-2 1-2 3-H		1B 2B 1-H		1-3		5	2	2	1	0	0	2
Joe Collins, L (1, 3) OBP: 0.376, SLG: 0.509	F8		FC6-4 1B 1-2 2-3	F3		1B 1B 3-H		2B F9 1B		5	1	3	1	0	0	2
Hank Bauer, R (1, 9) OBP: 0.364, SLG: 0.480	5-3		FC6-4 1B 1-2f 2-H 3-H		F6	4-3 1-3		E 2B 1-3		5	1	2	0	0	0	1
Yogi Berra, L (1, 2) OBP: 0.367, SLG: 0.522		1B 1B	F3		1B 1B 1B	4-3 2-3		E IBB		4	1	2	0	1	0	3
Mickey Mantle, S (1, 8) OBP: 0.397, SLG: 0.525		K S S S	1-3		F7	F4		F9 3-H		5	0	1	1	0	1	6
Gene Woodling, L (1, 7) OBP: 0.408, SLG: 0.493		1-3	5-3		1B 1-2		SH1-4 1-2	F9 1-2 2-H		5	0	3	0	0	0	3
Gil McDougald, R (1, 5) OBP: 0.338, SLG: 0.359		F9		CS BB B B B	1-3 2-H		SH1-4 1-2		5-3	3	0	1	1	1	0	2
Billy Martin, R (1, 4) OBP: 0.333, SLG: 0.374		F8		1B FC3-2 2B 1-2 S S S	K		F7		5-3	5	0	1	0	0	1	5
Vic Raschi, R (1, 1) OBP: 0.362, SLG: 0.263 Jim Brideweser, R (6, PR) OBP: 0.333, SLG: 0.294 Johnny Sain, R (6, 1) OBP: 0.340, SLG: 0.489			1B 1B FC6-4 BB B B B	FC3-2 2-3		2B	L9		K S S S	2 0 2	1 1 0	2 0 0	0 0 0	1 0 0	0 0 1	0 0 1

Inning Stats	1	2	3	4	5	6	7	8	9
	R: 0 E: 0 K: 0 S: 3	H: 0 LOB: 0 BB: 0 P: 3	R: 0 E: 0 K: 1 S: 7	H: 2 LOB: 2 BB: 0 P: 7	R: 2 E: 1 K: 0 S: 6	H: 3 LOB: 2 BB: 1 P: 10	R: 0 E: 0 K: 0 S: 4	H: 2 LOB: 2 BB: 1 P: 8	R: 1 E: 0 K: 1 S: 8	H: 3 LOB: 2 BB: 0 P: 8	R: 2 E: 0 K: 0 S: 6	H: 4 LOB: 2 BB: 0 P: 6	R: 0 E: 0 K: 0 S: 4	H: 1 LOB: 1 BB: 0 P: 4	R: 2 E: 1 K: 0 S: 5	H: 2 LOB: 1 BB: 1 P: 9	R: 0 E: 0 K: 1 S: 5	H: 0 LOB: 0 BB: 0 P: 5

1B: 14 SF: 0
2B: 3 SAC: 1
3B: 0 DP: 0
HR: 0 HBP: 0

WP: 0 PA: 45
PB: 0
SB: 0
CS: 1

PITCHER		IP	WLS	BF	H	R	ER	SO	BB	IBB	HBP	BLK	WP	HR	S	P	ERA	WHIP
Bob Feller, R ERA: 4.86	(1, 1)	5.0	L	28	12	5	4	2	2	0	0	0	0	0	30	38	7.20	2.800
Mickey Harris, L ERA: 5.63	(6, 1)	2.0		8	3	0	0	0	0	0	0	0	0	0	8	8	0.00	1.500
Lou Brissie, L ERA: 3.99	(8, 1)	2.0		9	2	2	1	1	0	1	0	0	0	0	10	14	4.50	1.000

PITCHER	IP	WLS	BF	H	R	ER	SO	BB	IBB	HBP	BLK	WP	HR	S	P	ERA	WHIP

TOP

New York Yankees @ Cleveland Indians

Cleveland Municipal Stadium, Cleveland, OH

Tue Jul 22 1952, 3:33 AM EDT

Unknown

livebaseballscorecards.com

AB	41
R	7
H	17
RBI	4
BB	3
SO	3
LOB	25

BOTTOM

New York Yankees @ Cleveland Indians

Cleveland Municipal Stadium, Cleveland, OH

Tue Jul 22 1952, 3:33 AM EDT

Unknown

livebaseballscorecards.com

Batter	1	2	3	4	5	6	7	8	9	AB	R	H	RBI	BB	SO	LOB
Bill Glynn, L (1, 3) OBP: 0.313, SLG: 0.400	S S S 0-3 K ①		x 0-0 F9 ①	x 0-0 F3 ③			x 0-0 L3-4-3 ② ③ 1-2		x 0-0 3-1 ③	5	0	0	0	0	1	3
Bobby Avila, R (1, 4) OBP: 0.376, SLG: 0.394	x 0-0 F7 ②		x 0-0 4-3 ②		S S S 0-3 K ①			x 0-0 5-3 ①		4	0	0	0	0	1	0
Dale Mitchell, L (1, 7) OBP: 0.373, SLG: 0.391	x 0-0 3-1 ③		x 0-0 3-1 ③		x 0-0 F7 ②			x 0-0 F9 BB 1B		4	0	1	0	0	0	0
Al Rosen, R (1, 5) OBP: 0.401, SLG: 0.543		x 0-0 5-3 ①		x 0-0 F3 ①	x 0-0 F2 ③			B B B B 4-0 1-2 BB		3	0	0	0	1	0	0
Larry Doby, L (1, 8) OBP: 0.384, SLG: 0.565		x 0-0 1B 1B		B B B B 4-0 HR BB		x 0-0 F7 ①		x 0-0 F9 ② 2-3		3	1	1	0	1	0	2
Harry Simpson, L (1, 9) OBP: 0.349, SLG: 0.429		x 0-0 F8 ②		x 0-0 1-H HR		x 0-0 6-3 ②		x 0-0 L8 ③		4	1	1	2	0	0	3
Jim Hegan, R (1, 2) OBP: 0.293, SLG: 0.345		x 0-0 1-3 1B		x 0-0 F5 ②		x 0-0 F6 ③			x 0-0 F8 ①	4	0	1	0	0	0	0
Merl Combs, L (1, 6) OBP: 0.256, SLG: 0.231 Barney McCosky, L (7, PH) OBP: 0.292, SLG: 0.364 Johnny Berardino, R (8, 6) OBP: 0.219, SLG: 0.038		I I I I 4-0 IBB		x 0-0 2B 1B			x 0-0 5-3 ①		S S S 0-3 K ②	1	1	1	0	1	0	0
										1	0	0	0	0	0	0
										1	0	0	0	0	1	0
Bob Feller, R (1, 1) OBP: 0.235, SLG: 0.159 Mickey Harris, L (6, 1) Hank Majeski, R (7, PH) OBP: 0.378, SLG: 0.348 Bob Lemon, L (7, PR) OBP: 0.221, SLG: 0.328 Lou Brissie, L (8, 1) OBP: 0.222, SLG: 0.125 Luke Easter, L (9, PH) OBP: 0.287, SLG: 0.391		S S S 0-3 K ③		x 0-0 1-H 2B			B B B B 4-0 L3-4-3 BB		x 0-0 1B	2	0	1	1	0	1	3
										0	0	0	0	0	0	0
										0	0	0	0	1	0	0
										0	0	0	0	0	0	0
										0	0	0	0	0	0	0
										1	0	1	0	0	0	0
Inning Stats	R: 0 E: 0 K: 1 S: 5 H: 0 LOB: 0 BB: 0 P: 5	R: 0 E: 0 K: 1 S: 7 H: 2 LOB: 3 BB: 1 P: 11	R: 0 E: 0 K: 0 S: 3 H: 0 LOB: 0 BB: 0 P: 3	R: 3 E: 0 K: 0 S: 6 H: 3 LOB: 1 BB: 1 P: 10	R: 0 E: 0 K: 1 S: 5 H: 0 LOB: 0 BB: 0 P: 5	R: 0 E: 0 K: 0 S: 3 H: 0 LOB: 0 BB: 0 P: 3	R: 0 E: 0 K: 0 S: 2 H: 0 LOB: 1 BB: 1 P: 6	R: 0 E: 0 K: 0 S: 4 H: 1 LOB: 2 BB: 1 P: 8	R: 0 E: 0 K: 1 S: 6 H: 1 LOB: 1 BB: 0 P: 6	1B: 5 2B: 2 3B: 0 HR: 1 SF: 0 SAC: 0 DP: 1 HBP: 0						

	AB	33
	R	3
	H	7
	RBI	3
	BB	4
	SO	4
	LOB	11

PITCHER		IP	WLS	BF	H	R	ER	SO	BB	IBB	HBP	BLK	WP	HR	S	P	ERA	WHIP
Vic Raschi, R ERA: 2.76	(1, 1)	5.0	W	22	5	3	3	3	1	1	0	0	0	1	26	34	5.40	1.200
Johnny Sain, R ERA: 3.67	(6, 1)	4.0	S	15	2	0	0	1	2	0	0	0	0	0	15	23	0.00	1.000

PITCHER	IP	WLS	BF	H	R	ER	SO	BB	IBB	HBP	BLK	WP	HR	S	P	ERA	WHIP

Batter	1	2	3	4	5	6	7	8	9	AB	R	H	RBI	BB	SO	LOB
Phil Rizzuto, R (1, 6) OBP: 0.356, SLG: 0.356	G3		2B 1B 2-3		L7		F7	F3		5	0	1	0	0	0	5
Joe Collins, L (1, 3) OBP: 0.377, SLG: 0.510	F8		1-3 3-H 2B		1-3 2-H 1B		4-3	F8		5	0	2	2	0	0	3
Hank Bauer, R (1, 9) OBP: 0.364, SLG: 0.487	F4		F9		6-3			HR	BB 1B F8 BB	4	2	1	1	1	0	4
Yogi Berra, L (1, 2) OBP: 0.367, SLG: 0.520		F4		F4		E F8 1B		1B 1B	F4	5	2	2	0	0	0	1
Mickey Mantle, S (1, 8) OBP: 0.399, SLG: 0.526		F8		SSS K		E9 F8 F3 1-3 1B		1B 1-2 1B 1B	BB 1-2 1B	5	2	3	0	0	1	0
Gene Woodling, L (1, 7) OBP: 0.408, SLG: 0.488		4-3		F5		F8 2-3 3-H		SH1-3 1B 1-3 2-H 1B	BB 1-2 2-3	4	0	1	2	1	0	1
Gil McDougald, R (1, 5) OBP: 0.339, SLG: 0.363			1-3		SH FC6-2 2B	F3 3-H		SH1-3 1-2 3-H 1B	F8 3-H	5	0	2	3	0	0	2
Kal Segrist, R (1, 4) OBP: 0.125, SLG: 0.067 Billy Martin, R (6, 4) OBP: 0.332, SLG: 0.372			F2		SH FC6-2 2-3 1B	F8		SH1-3 1-2 2-3	F7	2 1	1 0	0 0	0 0	0 0	0 0	0 2
Allie Reynolds, R (1, 1) OBP: 0.222, SLG: 0.216 Tom Morgan, R (8, 1) OBP: 0.194, SLG: 0.355			E7 1B 2B 1B		FC6-2 1-2 1B 3-H		SSS K	BB		3 0	1 0	1 0	0 0	1 0	1 0	2 0
Inning Stats	R: 0 E: 0 K: 0 S: 3 H: 0 LOB: 0 BB: 0 P: 3	R: 0 E: 0 K: 0 S: 3 H: 0 LOB: 0 BB: 0 P: 3	R: 1 E: 1 K: 0 S: 6 H: 3 LOB: 2 BB: 0 P: 6	R: 0 E: 0 K: 1 S: 5 H: 0 LOB: 0 BB: 0 P: 5	R: 1 E: 0 K: 0 S: 6 H: 2 LOB: 2 BB: 0 P: 6	R: 2 E: 1 K: 0 S: 5 H: 2 LOB: 0 BB: 0 P: 5	R: 0 E: 0 K: 1 S: 5 H: 0 LOB: 0 BB: 0 P: 5	R: 3 E: 0 K: 0 S: 8 H: 5 LOB: 3 BB: 1 P: 12	R: 1 E: 0 K: 0 S: 4 H: 1 LOB: 2 BB: 2 P: 12	1B: 10 2B: 2 3B: 0 HR: 1 SF: 0 SAC: 2 DP: 0 HBP: 0						

PITCHER	IP	WLS	BF	H	R	ER	SO	BB	IBB	HBP	BLK	WP	HR	S	P	ERA	WHIP
Steve Gromek, R (1, 1) ERA: 4.03	6.0	L	26	7	4	3	1	0	0	0	0	0	0	28	28	4.50	1.167
Mickey Harris, L (7, 1) ERA: 6.27	1.0		8	5	3	3	1	0	0	0	0	0	1	10	10	27.00	5.000
Lou Brissie, L (8, 1) ERA: 3.92	1.0		4	0	0	0	0	1	0	0	0	0	0	3	7	0.00	1.000
Dick Rozek, L (9, 1) ERA: 5.4	1.0		6	1	1	1	0	2	0	0	0	0	0	4	12	9.00	3.000

PITCHER	IP	WLS	BF	H	R	ER	SO	BB	IBB	HBP	BLK	WP	HR	S	P	ERA	WHIP

TOP

New York Yankees @ Cleveland Indians

Cleveland Municipal Stadium, Cleveland, OH

Tue Jul 22 1952, 3:38 AM EDT

Att. 57,666 - Unknown

livebaseballscorecards.com

AB	39
R	8
H	13
RBI	8
BB	3
SO	2
LOB	20

WP: 0 PA: 44
PB: 0
SB: 0
CS: 0

BOTTOM

New York Yankees @ Cleveland Indians

Cleveland Municipal Stadium, Cleveland, OH

Tue Jul 22 1952, 3:38 AM EDT

Att. 57,666 - Unknown

livebaseballscorecards.com

Batter	1	2	3	4	5	6	7	8	9	AB	R	H	RBI	BB	SO	LOB
Bill Glynn, L (1, 3) OBP: 0.297, SLG: 0.371	4-3		1-3 1B		F5	K			F7	5	0	1	0	0	1	4
Bobby Avila, R (1, 4) OBP: 0.382, SLG: 0.398	E 1B		1-3 1-2		BB 1-3 1B		G3-6-3 1B		G3 BB	4	0	3	0	1	0	1
Larry Doby, L (1, 8) OBP: 0.382, SLG: 0.557	E4 G6-4-3 1-2		L4		BB 1-2		G3-6-3 1-2f		G3 1-2	4	0	0	0	1	0	4
Al Rosen, R (1, 5) (9, 6) OBP: 0.395, SLG: 0.535	G6-4-3 1-2f			4-3	F9		F9		F9	5	0	0	0	0	0	6
Harry Simpson, L (1, 9) OBP: 0.348, SLG: 0.426		K		4-3		F6		BB 1B G1-2-3 BB		3	0	0	0	1	1	0
Dale Mitchell, L (1, 7) OBP: 0.374, SLG: 0.393		6-3		F7		BB BB 1B		G1-2-3 BB 1-2 1B		4	0	2	0	0	0	0
Birdie Tebbetts, R (1, 2) OBP: 0.333, SLG: 0.312 Jim Hegan, R (8, PH) (9, 2) OBP: 0.296, SLG: 0.345		FC3-6 BB			F8	BB 1-2 BB		G1-2-3 1-2 2-3 BB		1	0	0	0	2	0	0
										0	0	0	0	1	0	0
Merl Combs, L (1, 6) OBP: 0.260, SLG: 0.235 Barney McCosky, L (6, PH) OBP: 0.286, SLG: 0.356 Johnny Berardino, R (7, 6) OBP: 0.219, SLG: 0.038 Bob Lemon, L (8, PH) OBP: 0.217, SLG: 0.324 Dick Rozek, L (9, 1)	FC3-6 1-2f				E6 1B 1B	F5		G1-2-3 1-2 2-3 3-Hf		2	1	1	0	0	0	1
										1	0	0	0	0	0	2
										0	0	0	0	0	0	0
										1	0	0	0	0	0	3
										0	0	0	0	0	0	0
Steve Gromek, S (1, 1) OBP: 0.231, SLG: 0.091 Luke Easter, L (6, PH) OBP: 0.290, SLG: 0.391 Jim Fridley, R (6, PR) OBP: 0.320, SLG: 0.348 Mickey Harris, L (7, 1) Lou Brissie, L (8, 1) OBP: 0.222, SLG: 0.125 Hank Majeski, R (8, PH) OBP: 0.376, SLG: 0.345 (9, 5)			K		1B 2-H 1B	BB 1-2 2-3 BB		K		2	0	1	1	0	1	0
										0	0	0	0	1	0	0
										0	0	0	0	0	0	0
										0	0	0	0	0	0	0
										0	0	0	0	0	0	0
										1	0	0	0	0	1	2
Inning Stats	R: 0 E: 1 K: 0 S: 4 H: 1 LOB: 1 BB: 0 P: 4	R: 0 E: 0 K: 1 S: 5 H: 0 LOB: 1 BB: 1 P: 9	R: 0 E: 0 K: 1 S: 6 H: 1 LOB: 1 BB: 0 P: 6	R: 0 E: 0 K: 0 S: 3 H: 0 LOB: 0 BB: 0 P: 3	R: 1 E: 1 K: 0 S: 6 H: 3 LOB: 3 BB: 1 P: 10	R: 0 E: 0 K: 1 S: 6 H: 1 LOB: 3 BB: 2 P: 14	R: 0 E: 0 K: 0 S: 3 H: 1 LOB: 0 BB: 0 P: 3	R: 0 E: 0 K: 1 S: 5 H: 1 LOB: 2 BB: 2 P: 13	R: 0 E: 0 K: 0 S: 3 H: 0 LOB: 1 BB: 1 P: 7	1B: 8 2B: 0 3B: 0 HR: 0		SF: 0 SAC: 0 DP: 3 HBP: 0			WP: 0 PB: 0 SB: 0 CS: 0	PA: 40	

	AB	33
	R	1
	H	8
	RBI	1
	BB	7
	SO	4
	LOB	23

PITCHER		IP	WLS	BF	H	R	ER	SO	BB	IBB	HBP	BLK	WP	HR	S	P	ERA	WHIP
Allie Reynolds, R ERA: 1.77	(1, 1)	7.0	W	34	8	1	1	3	6	0	0	0	0	0	34	58	1.29	2.000
Tom Morgan, R ERA: 3.08	(8, 1)	2.0	S	6	0	0	0	1	1	0	0	0	0	0	7	11	0.00	0.500

PITCHER	IP	WLS	BF	H	R	ER	SO	BB	IBB	HBP	BLK	WP	HR	S	P	ERA	WHIP

Batter	1	2	3	4	5	6	7	8	9	AB	R	H	RBI	BB	SO	LOB
Phil Rizzuto, R (1, 6) OBP: 0.357, SLG: 0.365	F9		5-3		1B FC 1B 2-3	K			HR	5	2	2	1	0	1	1
Joe Collins, L (1, 3) OBP: 0.381, SLG: 0.510	BB BB 1B		BBBB FC5-4 BB		BB FC 1B 1-3 3-H		F9		4-3	4	0	2	1	1	0	0
Hank Bauer, R (1, 9) OBP: 0.359, SLG: 0.479	F8		FC5-4 1-2f		FC BB 1-2 3-H		F7		K	5	0	0	1	0	1	3
Yogi Berra, L (1, 2) OBP: 0.371, SLG: 0.517	BBBB BB BB 1-2		1-3		BBBB BB 1-2 2-3		BBBB BB		F3	2	0	0	0	3	0	1
Mickey Mantle, S (1, 8) OBP: 0.398, SLG: 0.521	BBBB BB 1-2 2-3			SSS K	SSS K		F7			3	0	0	0	1	2	4
Gene Woodling, L (1, 7) OBP: 0.406, SLG: 0.489	1-3			F5	F6			2B		4	0	1	0	0	0	6
Gil McDougald, R (1, 5) OBP: 0.335, SLG: 0.358		4-3		6-3		L5		F8		4	0	0	0	0	0	1
Billy Martin, R (1, 4) OBP: 0.332, SLG: 0.371 Irv Noren, L (8, PH) OBP: 0.308, SLG: 0.348 Kal Segrist, R (8, 4) OBP: 0.125, SLG: 0.067		5-3			E5 1B E 1B	1B		BBBB G3-6-1 BB		3 0 0	1 0 0	1 0 0	0 0 0	0 1 0	0 0 0	0 0 0
Tom Gorman, R (1, 1) Jim McDonald, R (7, 1) OBP: 0.615, SLG: 0.700 Johnny Mize, L (8, PH) OBP: 0.312, SLG: 0.345 Joe Ostrowski, L (8, 1)		SSS K			SSS K 1-2	SSS K		G3-6-1 1-2f		3 0 1 0	0 0 0 0	0 0 0 0	0 0 0 0	0 0 0 0	3 0 0 0	2 0 2 0
Inning Stats	R: 0 E: 0 K: 0 S: 4 H: 1 LOB: 3 BB: 2 P: 12	R: 0 E: 0 K: 1 S: 5 H: 0 LOB: 0 BB: 0 P: 5	R: 0 E: 0 K: 0 S: 3 H: 0 LOB: 1 BB: 1 P: 7	R: 0 E: 0 K: 1 S: 5 H: 0 LOB: 0 BB: 0 P: 5	R: 2 E: 1 K: 2 S: 11 H: 2 LOB: 3 BB: 1 P: 15	R: 0 E: 0 K: 2 S: 8 H: 1 LOB: 1 BB: 0 P: 8	R: 0 E: 0 K: 0 S: 3 H: 0 LOB: 1 BB: 1 P: 7	R: 0 E: 0 K: 0 S: 3 H: 1 LOB: 1 BB: 1 P: 7	R: 1 E: 0 K: 1 S: 6 H: 1 LOB: 0 BB: 0 P: 6	1B: 4 2B: 1 3B: 0 HR: 1 SF: 0 SAC: 0 DP: 1 HBP: 0						

PITCHER	IP	WLS	BF	H	R	ER	SO	BB	IBB	HBP	BLK	WP	HR	S	P	ERA	WHIP
Bob Lemon, R (1, 1) ERA: 2.94	9.0	W	40	6	3	1	7	6	0	0	0	0	1	48	72	1.00	1.333

PITCHER	IP	WLS	BF	H	R	ER	SO	BB	IBB	HBP	BLK	WP	HR	S	P	ERA	WHIP

TOP

New York Yankees @ Cleveland Indians

Cleveland Municipal Stadium, Cleveland, OH

Wed Jul 23 1952, 3:33 AM EDT

Att. 29,697 - Unknown

livebaseballscorecards.com

AB	34
R	3
H	6
RBI	3
BB	6
SO	7
LOB	20

WP: 0	PA: 40
PB: 0	
SB: 0	
CS: 0	

Batter	1	2	3	4	5	6	7	8	9	AB	R	H	RBI	BB	SO	LOB
Dale Mitchell, L (1, 7) OBP: 0.375, SLG: 0.396	4-3		F8		F5		BB 1-3 1B 2B	1B		5	1	2	0	0	0	0
Johnny Berardino, R (1, 4) OBP: 0.243, SLG: 0.067	BB BB		BB 1B		F7		6-3	F3		4	0	1	0	1	0	3
Larry Doby, L (1, 8) OBP: 0.382, SLG: 0.552	1-2 BB		L9		E1 HR		BB 1B IBB	F7		3	2	0	0	2	0	2
Al Rosen, R (1, 5) OBP: 0.399, SLG: 0.544	K		1-2 BB		1-H HR		1B 1-2 2-3 3-H E BB			2	2	1	3	2	1	2
Harry Simpson, L (1, 9) OBP: 0.347, SLG: 0.424	L5		4-3		L8		E8 1-H 2-H 3-H 1B			4	0	1	2	0	0	4
Bill Glynn, L (1, 3) OBP: 0.317, SLG: 0.395		1B 2B		F8		F9	BB BB			3	1	1	0	1	0	0
Joe Tipton, R (1, 2) OBP: 0.387, SLG: 0.455		F6		1B		F7	L3 1-2 BB			3	0	1	0	1	0	1
Merl Combs, L (1, 6) OBP: 0.259, SLG: 0.236		CS 2-H 1B		F8		G3	L3 1-2			4	0	1	1	0	0	4
Bob Lemon, L (1, 1) OBP: 0.219, SLG: 0.319		K 1-2		F2			2B BB 1B	4-3		4	1	1	0	0	1	2
Inning Stats	R: 0 E: 0 K: 1 S: 5 H: 0 LOB: 2 BB: 2 P: 13	R: 1 E: 0 K: 1 S: 6 H: 2 LOB: 0 BB: 0 P: 6	R: 0 E: 0 K: 0 S: 4 H: 1 LOB: 2 BB: 1 P: 8	R: 0 E: 0 K: 0 S: 4 H: 1 LOB: 1 BB: 0 P: 4	R: 2 E: 1 K: 0 S: 5 H: 1 LOB: 0 BB: 0 P: 5	R: 0 E: 0 K: 0 S: 3 H: 0 LOB: 0 BB: 0 P: 3	R: 4 E: 1 K: 0 S: 5 H: 3 LOB: 2 BB: 4 P: 21	R: 0 E: 0 K: 0 S: 4 H: 1 LOB: 1 BB: 0 P: 4		1B: 6 2B: 3 3B: 0 HR: 1 SF: 0 SAC: 0 DP: 1 HBP: 0						

BOTTOM

New York Yankees @ Cleveland Indians

Cleveland Municipal Stadium, Cleveland, OH

Wed Jul 23 1952, 3:33 AM EDT

Att. 29,697 - Unknown

livebaseballscorecards.com

AB	32
R	7
H	9
RBI	6
BB	7
SO	2
LOB	18

PITCHER		IP	WLS	BF	H	R	ER	SO	BB	IBB	HBP	BLK	WP	HR	S	P	ERA	WHIP
Tom Gorman, R ERA: 5.28	(1, 1)	6.1	L	31	7	7	5	2	4	1	0	0	0	1	30	50	7.11	1.737
Jim McDonald, R ERA: 2.85	(7, 1)	0.2		4	1	0	0	0	2	0	0	0	0	0	2	10	0.00	4.500
Joe Ostrowski, L ERA: 5.34	(8, 1)	1.0		4	1	0	0	0	0	0	0	0	0	0	4	4	0.00	1.000

PITCHER	IP	WLS	BF	H	R	ER	SO	BB	IBB	HBP	BLK	WP	HR	S	P	ERA	WHIP

New York Yankees @ Cleveland Indians

Cleveland Municipal Stadium, Cleveland, OH

Thu Jul 24 1952, 3:33 AM EDT

Att. 15,023 - Unknown

TOP

livebaseballscorecards.com

Batter	1	2	3	4	5	6	7	8	9	AB	R	H	RBI	BB	SO	LOB
Phil Rizzuto, R (1, 6) OBP: 0.353, SLG: 0.361	F7		F5		1-3			K		4	0	0	0	0	1	0
Joe Collins, L (1, 3) OBP: 0.379, SLG: 0.506	4-3			G3 1B / 1B		G3		F7		4	0	1	0	0	0	0
Hank Bauer, R (1, 9) OBP: 0.361, SLG: 0.483	5-3			G3 / 1-2 1B		F6		1B 2B		4	1	2	0	0	0	0
Yogi Berra, L (1, 2) OBP: 0.372, SLG: 0.526		F7		F9		HR		2-H 1B		4	1	2	2	0	0	2
Mickey Mantle, S (1, 8) OBP: 0.393, SLG: 0.514		F7		G3 / 1-2 2-3		4-3		K		4	0	0	0	0	1	3
Gene Woodling, L (1, 7) OBP: 0.411, SLG: 0.491		1B		IBB			SH1-4 1B		6-3	3	0	2	0	1	0	0
Gil McDougald, R (1, 5) OBP: 0.332, SLG: 0.355		K		5-3			SH1-4 / 1-2		6-3	3	0	0	0	0	1	4
Billy Martin, R (1, 4) OBP: 0.328, SLG: 0.367			6-3		K		F8		F6	2	0	0	0	0	1	0
Johnny Mize, L (7, PH) OBP: 0.309, SLG: 0.341										1	0	0	0	0	0	1
Kal Segrist, R (7, 4) OBP: 0.118, SLG: 0.063										1	0	0	0	0	0	0
Tom Morgan, R (1, 1) OBP: 0.182, SLG: 0.333			6-3		K		F6			2	0	0	0	0	1	0
Irv Noren, L (7, PH) OBP: 0.306, SLG: 0.347										1	0	0	0	0	0	1
Ed Lopat, L (7, 1) OBP: 0.200, SLG: 0.182										0	0	0	0	0	0	0

	AB	33
	R	2
	H	7
	RBI	2
	BB	1
	SO	5
	LOB	11

Inning Stats	1	2	3	4	5	6	7	8	9
	R: 0 E: 0 K: 0 S: 3	H: 0 LOB: 0 BB: 0 P: 3	R: 0 E: 0 K: 1 S: 6	H: 1 LOB: 1 BB: 0 P: 6	R: 0 E: 0 K: 0 S: 3	H: 0 LOB: 0 BB: 0 P: 3	R: 0 E: 0 K: 0 S: 5	H: 2 LOB: 3 BB: 1 P: 9	R: 0 E: 0 K: 2 S: 7	H: 0 LOB: 0 BB: 0 P: 7	R: 1 E: 0 K: 0 S: 4	H: 1 LOB: 0 BB: 0 P: 4	R: 0 E: 0 K: 0 S: 4	H: 1 LOB: 1 BB: 0 P: 4	R: 1 E: 0 K: 2 S: 9	H: 2 LOB: 1 BB: 0 P: 9	R: 0 E: 0 K: 0 S: 3	H: 0 LOB: 0 BB: 0 P: 3

	1B: 5	SF: 0	WP: 0	PA: 35
	2B: 1	SAC: 1	PB: 0	
	3B: 0	DP: 0	SB: 0	
	HR: 1	HBP: 0	CS: 0	

PITCHER	IP	WLS	BF	H	R	ER	SO	BB	IBB	HBP	BLK	WP	HR	S	P	ERA	WHIP
Mike Garcia, R (1, 1) ERA: 1.77	9.0	W	35	7	2	2	5	0	1	0	0	0	1	44	48	2.00	0.778

PITCHER	IP	WLS	BF	H	R	ER	SO	BB	IBB	HBP	BLK	WP	HR	S	P	ERA	WHIP

Batter	1	2	3	4	5	6	7	8	9	AB	R	H	RBI	BB	SO	LOB
Dale Mitchell, L (1, 7) OBP: 0.376, SLG: 0.406	F6		F8			HR	BB			3	1	1	1	1	0	0
Johnny Berardino, R (1, 4) OBP: 0.293, SLG: 0.094	BB		CS BB			5-3	1B			2	0	1	2	2	0	0
Larry Doby, L (1, 8) OBP: 0.378, SLG: 0.545	K		CS	G3		G3	F8			4	0	0	0	0	1	3
Al Rosen, R (1, 5) OBP: 0.400, SLG: 0.543	F4			F9		1B		FC1-6 1B		4	0	2	0	0	0	1
Harry Simpson, L (1, 9) OBP: 0.346, SLG: 0.422		4-3		1B		F8		FC1-6 BB		4	0	1	0	0	0	2
Bill Glynn, L (1, 3) OBP: 0.289, SLG: 0.357		6-3		1-3			F8	F5		4	0	0	0	0	0	2
Joe Tipton, R (1, 2) OBP: 0.397, SLG: 0.482		HR			K		FC3-6 BB	BB		2	1	1	1	2	1	0
Merl Combs, L (1, 6) OBP: 0.252, SLG: 0.228		3-1			4-3		FC3-6 1B	K		4	1	0	0	0	1	3
Mike Garcia, R (1, 1) OBP: 0.154, SLG: 0.159			6-3		F4		BB 1B			3	1	1	0	0	0	0
Inning Stats	R: 0 H: 0 E: 0 LOB: 1 K: 1 BB: 1 S: 5 P: 9	R: 1 H: 1 E: 0 LOB: 0 K: 0 BB: 0 S: 4 P: 4	R: 0 H: 0 E: 0 LOB: 0 K: 0 BB: 1 S: 2 P: 6	R: 0 H: 1 E: 0 LOB: 1 K: 0 BB: 0 S: 4 P: 4	R: 0 H: 0 E: 0 LOB: 0 K: 1 BB: 0 S: 5 P: 5	R: 1 H: 2 E: 0 LOB: 1 K: 0 BB: 0 S: 5 P: 5	R: 2 H: 2 E: 0 LOB: 2 K: 0 BB: 2 S: 5 P: 13	R: 0 H: 1 E: 0 LOB: 2 K: 1 BB: 1 S: 6 P: 10		1B: 5 SF: 0 2B: 0 SAC: 0 3B: 0 DP: 0 HR: 2 HBP: 0						

PITCHER		IP	WLS	BF	H	R	ER	SO	BB	IBB	HBP	BLK	WP	HR	S	P	ERA	WHIP
Tom Morgan, R ERA: 3.07	(1, 1)	6.0	L	23	4	2	2	2	2	0	0	0	0	2	25	33	3.00	1.000
Ed Lopat, L ERA: 3.28	(7, 1)	2.0		12	3	2	2	1	3	0	0	0	0	0	11	23	9.00	3.000

PITCHER	IP	WLS	BF	H	R	ER	SO	BB	IBB	HBP	BLK	WP	HR	S	P	ERA	WHIP

BOTTOM

New York Yankees @ Cleveland Indians

Cleveland Municipal Stadium, Cleveland, OH

Thu Jul 24 1952, 3:33 AM EDT

Att. 15,023 - Unknown

livebaseballscorecards.com

AB	30
R	4
H	7
RBI	4
BB	5
SO	3
LOB	11

Batter	1	2	3	4	5	6	7	8	9	AB	R	H	RBI	BB	SO	LOB
Eddie Yost, R (1, 5) OBP: 0.337, SLG: 0.305	SSS 0-3 ① K		SSS 0-3 ② K		x 0-0 1B		BBB 4-0 FC6-4 BB			3	0	1	0	1	2	0
Jim Busby, R (1, 8) OBP: 0.229, SLG: 0.226	x 0-0 3B 1B		x 0-0 1B		x 0-0 ② F8		x 0-0 ② FC6-4 CS 1-2f			4	1	2	0	0	0	2
Jackie Jensen, R (1, 9) OBP: 0.373, SLG: 0.441	x 0-0 1-H F8 3B		x 0-0 ③ L9		SSS 0-3 ③ K		0-0 ③ CS 1-2	BBBB 4-0 G4-6-3 BB		3	1	1	1	1	1	2
Pete Runnels, L (1, 6) OBP: 0.360, SLG: 0.332	x 0-0 ② F8 3-H			x 0-0 BB 1B		BBBB 4-0 1B BB		x 0-0 ①② G4-6-3 1-2f		3	0	1	1	1	0	1
Mickey Vernon, L (1, 3) OBP: 0.355, SLG: 0.415	x 0-0 ③ 4-3			x 0-0 ① F3		x 0-0 ① F4		SSS 0-3 ③ K		4	0	0	0	0	1	2
Gil Coan, L (1, 7) OBP: 0.293, SLG: 0.288		x 0-0 ① 6-3		BBB 4-0 1-2 BB		x 0-0 ② P3			x 0-0 ① F9	3	0	0	0	1	0	1
Floyd Baker, L (1, 4) OBP: 0.345, SLG: 0.305		x 0-0 ② F8		x 0-0 ② F7		x 0-0 1-3 1B			BBBB 4-0 FC3-6 BB	3	0	1	0	1	0	2
Mickey Grasso, R (1, 2) OBP: 0.280, SLG: 0.247 Frank Campos, L (9, PH) OBP: 0.323, SLG: 0.385		x 0-0 ③ F7		x 0-0 ③ P6		x 0-0 ③ L9			x 0-0 ② FC3-6 1-2f	3 1	0 0	0 0	0 0	0 0	0 0	4 1
Bob Porterfield, R (1, 1) OBP: 0.205, SLG: 0.233 Earl Rapp, L (9, PH) OBP: 0.274, SLG: 0.344			x 0-0 ① F2		x 0-0 ① 4-3		x 0-0 ① 1-3		x 0-0 ③ P6	3 1	0 0	0 0	0 0	0 0	0 0	0 1
Inning Stats	R: 2 E: 0 K: 1 S: 7 H: 2 LOB: 0 BB: 0 P: 7	R: 0 E: 0 K: 0 S: 3 H: 0 LOB: 0 BB: 0 P: 3	R: 0 E: 0 K: 1 S: 6 H: 1 LOB: 1 BB: 0 P: 6	R: 0 E: 0 K: 0 S: 4 H: 1 LOB: 2 BB: 1 P: 8	R: 0 E: 0 K: 1 S: 6 H: 1 LOB: 1 BB: 0 P: 6	R: 0 E: 0 K: 0 S: 4 H: 1 LOB: 2 BB: 1 P: 8	R: 0 E: 0 K: 0 S: 2 H: 0 LOB: 0 BB: 1 P: 6	R: 0 E: 0 K: 1 S: 4 H: 0 LOB: 0 BB: 1 P: 8	R: 0 E: 0 K: 0 S: 3 H: 0 LOB: 1 BB: 1 P: 7	1B: 5 2B: 0 3B: 1 HR: 0	SF: 0 SAC: 0 DP: 1 HBP: 0					

PITCHER	IP	WLS	BF	H	R	ER	SO	BB	IBB	HBP	BLK	WP	HR	S	P	ERA	WHIP
Early Wynn, R (1, 1) ERA: 3.6	9.0	W	36	6	2	2	4	5	0	0	0	0	0	39	59	2.00	1.222

PITCHER	IP	WLS	BF	H	R	ER	SO	BB	IBB	HBP	BLK	WP	HR	S	P	ERA	WHIP

TOP

Washington Senators @ Cleveland Indians

Cleveland Municipal Stadium, Cleveland, OH

Fri Jul 25 1952, 3:33 AM EDT
Att. 19,906 - Unknown

livebaseballscorecards.com

AB	31
R	2
H	6
RBI	2
BB	5
SO	4
LOB	16

1B: 5	SF: 0	WP: 0	PA: 37
2B: 0	SAC: 0	PB: 0	
3B: 1	DP: 1	SB: 0	
HR: 0	HBP: 0	CS: 1	

Batter	1	2	3	4	5	6	7	8	9	AB	R	H	RBI	BB	SO	LOB
Dale Mitchell, L (1, 7) OBP: 0.374, SLG: 0.403	6-3		FC4-6 G5-4-3 1-2f		G3			P6		2	0	0	0	0	0	1
Barney McCosky, L (5, 7) OBP: 0.275, SLG: 0.340										2	0	0	0	0	0	1
Bobby Avila, R (1, 4) OBP: 0.380, SLG: 0.396	F9		G5-4-3 1-2f			F8		E6 1B 1B		4	1	1	0	0	0	1
Larry Doby, L (1, 8) OBP: 0.382, SLG: 0.554	F7			HR		BBB G6-4-3 BB		IIII 1B IBB		2	1	1	1	2	0	0
Al Rosen, R (1, 5) OBP: 0.401, SLG: 0.543		G4-3 1B		SSS K		G6-4-3 1-2f		FC4 1-2 2-H 1B		4	0	2	1	0	1	1
Harry Simpson, L (1, 9) OBP: 0.343, SLG: 0.418		G4-3 1-2f		6-3			P2	FC4 1-2f		4	0	0	0	0	0	3
Bill Glynn, L (1, 3) OBP: 0.292, SLG: 0.341		BBBB HR BB		SSS K			4-3			2	1	0	0	1	1	0
Jim Hegan, R (1, 2) OBP: 0.305, SLG: 0.368		1-H HR			1-3 SH1-4 1B		1B			3	1	3	2	0	0	0
Merl Combs, L (1, 6) OBP: 0.248, SLG: 0.225		4-3			SH1-4 1-2		F9			2	0	0	0	0	0	1
Early Wynn, S (1, 1) OBP: 0.237, SLG: 0.200			BBBB FC4-6 BB		1-3 2-3			F2		2	0	0	0	1	0	1
Inning Stats	R: 0 E: 0 K: 0 S: 3 H: 0 LOB: 0 BB: 0 P: 3	R: 2 E: 0 K: 0 S: 4 H: 2 LOB: 0 BB: 1 P: 8	R: 0 E: 0 K: 0 S: 2 H: 0 LOB: 0 BB: 1 P: 6	R: 1 E: 0 K: 2 S: 8 H: 1 LOB: 0 BB: 0 P: 8	R: 0 E: 0 K: 0 S: 4 H: 1 LOB: 1 BB: 0 P: 4	R: 0 E: 0 K: 0 S: 2 H: 0 LOB: 0 BB: 1 P: 6	R: 0 E: 0 K: 0 S: 4 H: 1 LOB: 1 BB: 0 P: 4	R: 1 E: 1 K: 0 S: 5 H: 2 LOB: 2 BB: 1 P: 9		1B: 5 2B: 0 3B: 0 HR: 2 SF: 0 SAC: 1 DP: 3 HBP: 0						

PITCHER	IP	WLS	BF	H	R	ER	SO	BB	IBB	HBP	BLK	WP	HR	S	P	ERA	WHIP
Bob Porterfield, R (1, 1) ERA: 2.82	8.0	L	32	7	4	3	2	3	1	0	0	0	2	32	48	3.38	1.250

PITCHER	IP	WLS	BF	H	R	ER	SO	BB	IBB	HBP	BLK	WP	HR	S	P	ERA	WHIP

BOTTOM

Washington Senators @ Cleveland Indians

Cleveland Municipal Stadium, Cleveland, OH

Fri Jul 25 1952, 3:33 AM EDT

Att. 19,906 - Unknown

livebaseballscorecards.com

AB	27
R	4
H	7
RBI	4
BB	4
SO	2
LOB	9

PA: 32

WP: 0
PB: 0
SB: 0
CS: 0

Washington Senators @ Cleveland Indians

Cleveland Municipal Stadium, Cleveland, OH

Sat Jul 26 1952, 3:33 AM EDT

Att. 11,301 - Unknown

livebaseballscorecards.com

TOP

Batter	1	2	3	4	5	6	7	8	9	AB	R	H	RBI	BB	SO	LOB
Eddie Yost, R (1, 5) OBP: 0.335, SLG: 0.301	BBBB 4-0 SH1-3 BB		x 0-0 ① F8	x 0-0 ② F2		SSS 0-3 ① K	x 0-0 ③ P2		x 0-0 ③ F7	5	0	0	0	1	1	5
Jim Busby, R (1, 8) OBP: 0.232, SLG: 0.230	x 0-0 ① SH1-3 1-2		x 0-0 ② F8	x 0-0 1-3 2-H 3-H 2B		H 1-0 FC4 HBP		x 0-0 ① F7		3	0	1	2	0	0	0
Jackie Jensen, R (1, 9) OBP: 0.373, SLG: 0.442	BBBB 4-0 BB		x 0-0 ③ P6	x 0-0 ③ 1-4-3		x 0-0 ② FC4 S 1-2f 1B		x 0-0 2B		4	1	1	0	1	0	3
Pete Runnels, L (1, 6) OBP: 0.360, SLG: 0.333	x 0-0 ② F7			x 0-0 2B F8 1B	x 0-0 ① 4-3	x 0-0 BB 1-H HR 1B		SSS 0-3 ② K		5	2	2	1	0	1	3
Mickey Vernon, L (1, 3) OBP: 0.358, SLG: 0.421	x 0-0 ③ F7			x 0-0 F8 1-3 E 2B	x 0-0 1B 2B	BBBB 4-0 1-2 HR BB		x 0-0 ③ F7		4	3	2	0	1	0	3
Gil Coan, L (1, 7) OBP: 0.305, SLG: 0.328		x 0-0 F7 3B		x 0-0 ① F8 2-3 3-H	x 0-0 1B 2-H F7 1B	x 0-0 1-H 2-H HR			x 0-0 SH1-4 1B	5	3	4	5	0	0	1
Floyd Baker, L (1, 4) OBP: 0.343, SLG: 0.304		x 0-0 ① F7 3-H		x 0-0 E8 FC 1B 2B 3-H	x 0-0 1-3 1B	SSS 0-3 ③ K			x 0-0 ① SH1-4 1-2	4	1	1	2	0	1	0
Jerry Snyder, R (6, 4) OBP: 0.196, SLG: 0.167										0	0	0	0	0	0	0
Mickey Grasso, R (1, 2) OBP: 0.282, SLG: 0.247		x 0-0 ② 5-3		x 0-0 FC 1-2 2B 1B	x 0-0 ② F7 3-H		x 0-0 ① 5-3		4-0 IBB	4	1	1	1	1	0	1
Julio Moreno, R (1, 1) OBP: 0.108, SLG: 0.083	x 0-0 ③ F2			x 0-0 FC 2B 1-2 2-3	SSS 0-3 ③ K		x 0-0 ② 5-3		x 0-0 ② F9	3	0	0	0	1	3	
Joe Haynes, R (6, 1) OBP: 0.214, SLG: 0.154										1	0	0	0	0	0	0
Sandy Consuegra, R (8, 1) OBP: 0.154, SLG: 0.083										1	0	0	0	0	0	2
Inning Stats	R: 0 E: 0 K: 0 S: 3 H: 0 LOB: 2 BB: 2 P: 11	R: 1 E: 0 K: 0 S: 4 H: 1 LOB: 0 BB: 0 P: 4	R: 0 E: 0 K: 0 S: 3 H: 0 LOB: 0 BB: 0 P: 3	R: 4 E: 1 K: 0 S: 9 H: 4 LOB: 2 BB: 0 P: 9	R: 2 E: 0 K: 1 S: 8 H: 3 LOB: 1 BB: 0 P: 8	R: 4 E: 0 K: 2 S: 9 H: 2 LOB: 0 BB: 1 P: 14	R: 0 E: 0 K: 0 S: 3 H: 0 LOB: 0 BB: 0 P: 3	R: 0 E: 0 K: 1 S: 6 H: 1 LOB: 1 BB: 0 P: 6	R: 0 E: 0 K: 0 S: 4 H: 1 LOB: 2 BB: 1 P: 8	1B: 6 2B: 4 3B: 1 HR: 1	SF: 0 SAC: 2 DP: 0 HBP: 1						

	AB	39
	R	11
	H	12
	RBI	11
	BB	4
	SO	4
	LOB	21

WP: 0 PB: 0 SB: 1 CS: 0 PA: 46

PITCHER		IP	WLS	BF	H	R	ER	SO	BB	IBB	HBP	BLK	WP	HR	S	P	ERA	WHIP
Bob Feller, R ERA: 4.94	(1, 1)	3.1	L	17	4	5	3	0	2	0	0	0	0	0	15	23	8.10	1.800
Sam Jones, R ERA: 7.47	(4, 1)	2.1		16	6	6	6	2	1	0	1	0	0	1	18	23	23.14	3.000
Dick Rozek, L ERA: 5.06	(6, 1)	0.1		1	0	0	0	1	0	0	0	0	0	0	3	3	0.00	0.000
Mickey Harris, L ERA: 5.91	(7, 1)	2.0		7	1	0	0	1	0	0	0	0	0	0	9	9	0.00	0.500
Lou Brissie, L ERA: 3.86	(9, 1)	1.0		5	1	0	0	0	0	1	0	0	0	0	4	8	0.00	1.000

PITCHER	IP	WLS	BF	H	R	ER	SO	BB	IBB	HBP	BLK	WP	HR	S	P	ERA	WHIP

BOTTOM

Washington Senators @ Cleveland Indians

Cleveland Municipal Stadium, Cleveland, OH

Sat Jul 26 1952, 3:33 AM EDT

Att. 11,301 - Unknown

Batter	1	2	3	4	5	6	7	8	9	AB	R	H	RBI	BB	SO	LOB
Barney McCosky, L (1, 7) OBP: 0.255, SLG: 0.314	P5	1-3			6-3	F8		FC3-6, BB 1-2 2B BB	FC4-6 1-2f	4	0	0	0	0	0	3
Johnny Berardino, R (7, 6) OBP: 0.310, SLG: 0.094										0	1	0	0	1	0	0
Bob Lemon, L (9, PH) OBP: 0.216, SLG: 0.315										1	0	0	0	0	0	1
Bobby Avila, R (1, 4) OBP: 0.377, SLG: 0.392	F9		6-3		F9	FC5-4 1-2f 2-3		FC3-6 1-2 2-3 3-H BB	F7	4	0	0	0	0	0	2
Mickey Harris, L (7, 1)										0	0	0	0	0	0	0
Dale Mitchell, L (8, PH) OBP: 0.376, SLG: 0.403										0	0	0	1	1	0	0
Steve Gromek, S (8, PR) OBP: 0.231, SLG: 0.091										0	0	0	0	0	0	0
Lou Brissie, L (9, 1) OBP: 0.222, SLG: 0.125										0	0	0	0	0	0	0
Early Wynn, S (9, PH) OBP: 0.233, SLG: 0.196										1	0	0	0	0	0	1
Larry Doby, L (1, 8) OBP: 0.385, SLG: 0.563	BB 1B		HR		BB	K		FC3-6 1-2f 2-3 3-H 2B 1B		4	2	2	2	1	1	4
Al Rosen, R (1, 5) OBP: 0.403, SLG: 0.544	BB 1-2		K		BB 1-2		P6	1B 1-3 3-H 2B		3	1	1	1	2	1	0
Harry Simpson, L (1, 9) OBP: 0.341, SLG: 0.415	4-3		K		G3		P6			5	0	1	2	0	1	4
Bill Glynn, L (1, 3) OBP: 0.314, SLG: 0.362		G3 1B 1B		K		2B 2B 1B	K	K		3	2	2	0	0	1	0
Jim Fridley, R (7, 7) OBP: 0.316, SLG: 0.344										2	0	0	0	0	2	1
Jim Hegan, R (1, 2) OBP: 0.313, SLG: 0.385		F8		2B		1-3 2B 2B		1B 1B F7		4	1	3	0	0	0	1
Joe Tipton, R (8, PR) OBP: 0.394, SLG: 0.478										1	1	0	0	0	0	1
(9, 2)																
Merl Combs, L (1, 6) OBP: 0.245, SLG: 0.221		G3 1-2		F9		FC5-4 2-H 3-H 2B		1B 1-3 BB 1B	F8	2	0	0	0	0	0	2
Hank Majeski, R (6, PH) OBP: 0.381, SLG: 0.359										3	1	2	2	0	0	0
(7, 4)																
Bob Feller, R (1, 1) OBP: 0.250, SLG: 0.178				P2		FC5-4 BB		BB, BB 1-3 3-H FC3-6 1B	FC4-6 1B	1	0	1	1	0	0	0
Sam Jones, R (4, 1) OBP: 0.111, SLG: 0.111										1	0	0	0	0	0	1
Dick Rozek, L (6, 1)										0	0	0	0	0	0	0
Luke Easter, L (6, PH) OBP: 0.298, SLG: 0.396										2	1	2	1	1	0	0
(7, 3)																

	AB	41
	R	10
	H	14
	RBI	10
	BB	6
	SO	6
	LOB	21

Inning Stats	1	2	3	4	5	6	7	8	9
	R: 0 E: 0 K: 0 S: 4	H: 1 LOB: 2 BB: 1 P: 8	R: 1 E: 0 K: 0 S: 5	H: 2 LOB: 1 BB: 0 P: 5	R: 1 E: 0 K: 2 S: 8	H: 1 LOB: 0 BB: 0 P: 8	R: 0 E: 0 K: 1 S: 6	H: 1 LOB: 1 BB: 0 P: 6	R: 0 E: 0 K: 0 S: 3	H: 0 LOB: 2 BB: 2 P: 11	R: 2 E: 0 K: 1 S: 8	H: 3 LOB: 2 BB: 1 P: 12	R: 0 E: 0 K: 1 S: 5	H: 0 LOB: 0 BB: 0 P: 5	R: 6 E: 0 K: 1 S: 10	H: 5 LOB: 1 BB: 2 P: 18	R: 0 E: 0 K: 0 S: 4	H: 1 LOB: 1 BB: 0 P: 4

	1B: 9	SF: 0	WP: 0	PA: 47
	2B: 4	SAC: 0	PB: 0	
	3B: 0	DP: 0	SB: 1	
	HR: 1	HBP: 0	CS: 0	

PITCHER		IP	WLS	BF	H	R	ER	SO	BB	IBB	HBP	BLK	WP	HR	S	P	ERA	WHIP
Julio Moreno, R ERA: 3.32	(1, 1)	5.0	W	26	8	4	4	3	3	0	0	0	0	1	29	41	7.20	2.200
Joe Haynes, R ERA: 4.03	(6, 1)	2.0		12	3	5	5	2	3	0	0	0	0	0	13	25	22.50	3.000
Sandy Consuegra, R ERA: 3.18	(8, 1)	2.0	S	9	3	1	1	1	0	0	0	0	0	0	11	11	4.50	1.500

PITCHER	IP	WLS	BF	H	R	ER	SO	BB	IBB	HBP	BLK	WP	HR	S	P	ERA	WHIP

livebaseballscorecards.com

Washington Senators @ Cleveland Indians

Cleveland Municipal Stadium, Cleveland, OH

Sun Jul 27 1952, 3:33 AM EDT

Unknown

livebaseballscorecards.com

Batter	1	2	3	4	5	6	7	8	9	AB	R	H	RBI	BB	SO	LOB
Eddie Yost, R (1, 5) OBP: 0.334, SLG: 0.309	P5		HR	K			F9			4	1	1	1	0	1	3
Jim Busby, R (1, 8) OBP: 0.233, SLG: 0.230	F8 S 1B		K	K			6-3			4	0	1	0	0	2	3
Jackie Jensen, R (1, 9) OBP: 0.370, SLG: 0.437	F8 1-3		F9		1-3			E6 G3-6-1		4	0	0	0	0	0	1
Pete Runnels, L (1, 6) OBP: 0.362, SLG: 0.333	6-3		BB		G3-6-3 1B			F8		3	0	1	0	1	0	2
Mickey Vernon, L (1, 3) OBP: 0.355, SLG: 0.417		L8	L8		G3-6-3 1-2f			G3-6-1 1-2f		4	0	0	0	0	0	3
Gil Coan, L (1, 7) OBP: 0.308, SLG: 0.332		F7		BB 1B 1B		1-3			FC4 1B	4	0	2	0	0	0	0
Floyd Baker, L (1, 4) OBP: 0.346, SLG: 0.309		1B 1B		BB 1-2 1B		1-3			F9	4	0	2	0	0	0	1
Mickey Grasso, R (1, 2) OBP: 0.287, SLG: 0.249		1-2 1B		1-2 2-3 BB		6-3			F8	2	0	1	0	1	0	0
Earl Rapp, L (9, PH) OBP: 0.271, SLG: 0.341										1	0	0	0	0	0	1
Connie Marrero, R (1, 1) OBP: 0.089, SLG: 0.068		3-1		K			4-3		FC4 1-2f	3	0	0	0	0	1	5
Frank Campos, L (9, PH) OBP: 0.320, SLG: 0.381										1	0	0	0	0	0	1

Inning Stats	1	2	3	4	5	6	7	8	9	AB	R	H	RBI	BB	SO	LOB
	R: 0 E: 0 K: 0 S: 4	H: 1 LOB: 1 BB: 0 P: 4	R: 0 E: 0 K: 0 S: 5	H: 2 LOB: 2 BB: 0 P: 5	R: 1 E: 0 K: 1 S: 6	H: 1 LOB: 1 BB: 1 P: 10	R: 0 E: 0 K: 3 S: 11	H: 2 LOB: 3 BB: 1 P: 15	R: 0 E: 0 K: 0 S: 3	H: 1 LOB: 0 BB: 0 P: 3	R: 0 E: 0 K: 0 S: 3	H: 0 LOB: 0 BB: 0 P: 3	R: 0 E: 0 K: 0 S: 3	H: 0 LOB: 0 BB: 0 P: 3	R: 0 E: 1 K: 0 S: 3	H: 0 LOB: 0 BB: 0 P: 3	R: 0 E: 0 K: 0 S: 4	H: 1 LOB: 1 BB: 0 P: 4

1B: 7	SF: 0
2B: 0	SAC: 0
3B: 0	DP: 2
HR: 1	HBP: 0

WP: 0 PA: 36
PB: 0
SB: 1
CS: 0

PITCHER	IP	WLS	BF	H	R	ER	SO	BB	IBB	HBP	BLK	WP	HR	S	P	ERA	WHIP
Bob Lemon, R (1, 1) ERA: 2.85	9.0	W	36	8	1	1	4	2	0	0	0	0	1	42	50	1.00	1.111

PITCHER	IP	WLS	BF	H	R	ER	SO	BB	IBB	HBP	BLK	WP	HR	S	P	ERA	WHIP

Washington Senators @ Cleveland Indians

Cleveland Municipal Stadium, Cleveland, OH

Sun Jul 27 1952, 3:33 AM EDT

Unknown

livebaseballscorecards.com

BOTTOM

Batter	1	2	3	4	5	6	7	8	9	AB	R	H	RBI	BB	SO	LOB
Barney McCosky, L (1, 7) OBP: 0.233, SLG: 0.286	4-3		F7	F8		3-1		6-3		5	0	0	0	0	0	3
Bobby Avila, R (1, 4) OBP: 0.375, SLG: 0.396	E6 3B		6-3		P3		F8			4	1	1	0	0	0	0
Larry Doby, L (1, 8) OBP: 0.392, SLG: 0.574	BB		HR		2B E BB		BB 1B BB			1	2	1	1	3	0	0
Al Rosen, R (1, 5) OBP: 0.404, SLG: 0.546	F8		K		E7 1-H 2B		BB 1-2 1B			4	0	2	0	0	1	1
Harry Simpson, L (1, 9) OBP: 0.338, SLG: 0.411	F9			3-1	F8		F9			4	0	0	0	0	0	4
Luke Easter, L (1, 3) OBP: 0.305, SLG: 0.394		P6		E HBP BB	FC6-4 IBB		1-2 2-3 BB			1	0	0	0	3	0	0
Joe Tipton, R (1, 2) OBP: 0.397, SLG: 0.475		FC4-6 1B		E 1-2 HBP	FC6-4 1-2f		F2			3	0	1	0	0	0	5
Merl Combs, L (1, 6) OBP: 0.238, SLG: 0.215		FC4-6 1-2f		F8		F8		F3		4	0	0	0	0	0	3
Bob Lemon, L (1, 1) OBP: 0.205, SLG: 0.299		G3		E1 1-2 2-3		P6		G3		4	0	0	0	0	0	3
Inning Stats	R: 1 E: 1 K: 0 S: 4 H: 1 LOB: 1 BB: 1 P: 8	R: 0 E: 0 K: 0 S: 4 H: 1 LOB: 1 BB: 0 P: 4	R: 1 E: 0 K: 1 S: 6 H: 1 LOB: 0 BB: 0 P: 6	R: 0 E: 1 K: 0 S: 4 H: 0 LOB: 3 BB: 1 P: 9	R: 1 E: 1 K: 0 S: 4 H: 1 LOB: 2 BB: 2 P: 12	R: 0 E: 0 K: 0 S: 3 H: 0 LOB: 0 BB: 0 P: 3	R: 0 E: 0 K: 0 S: 4 H: 1 LOB: 3 BB: 2 P: 12	R: 0 E: 0 K: 0 S: 3 H: 0 LOB: 0 BB: 0 P: 3		1B: 2 2B: 1 3B: 1 HR: 1	SF: 0 SAC: 0 DP: 0 HBP: 1						

	AB	30
	R	3
	H	5
	RBI	1
	BB	6
	SO	1
	LOB	19

WP: 0 PB: 0 SB: 0 CS: 0 PA: 37

PITCHER	IP	WLS	BF	H	R	ER	SO	BB	IBB	HBP	BLK	WP	HR	S	P	ERA	WHIP
Connie Marrero, R (1, 1) ERA: 2.83	8.0	L	37	5	3	3	1	5	1	1	0	0	1	32	57	3.38	1.250

PITCHER	IP	WLS	BF	H	R	ER	SO	BB	IBB	HBP	BLK	WP	HR	S	P	ERA	WHIP

Batter	1	2	3	4	5	6	7	8	9	AB	R	H	RBI	BB	SO	LOB
Eddie Yost, R (1, 5) OBP: 0.333, SLG: 0.308	G1-6-3 1B		F8		F7		K			4	0	1	0	0	1	1
Jim Busby, R (1, 8) OBP: 0.233, SLG: 0.234	G1-6-3 1-2f		1B 2B		L5			K		4	1	1	0	0	1	1
Jackie Jensen, R (1, 9) OBP: 0.366, SLG: 0.432	1-3		F8		F5			F2		4	0	0	0	0	0	1
Pete Runnels, L (1, 6) OBP: 0.363, SLG: 0.333		1B 1B BB	2-H 1B			F8		F5		3	1	1	1	1	0	0
Mickey Vernon, L (1, 3) OBP: 0.354, SLG: 0.415		1B 1-3 FC1-2 1B	3-1			F7			K	4	0	1	0	0	1	1
Gil Coan, L (1, 7) OBP: 0.303, SLG: 0.325		L7		E3 1B		F9			K	4	0	0	0	0	1	2
Floyd Baker, L (1, 4) OBP: 0.350, SLG: 0.313		FC1-2 2-3 3-H 1B		1-2 1B			6-3		4-3	4	0	2	1	0	0	0
Hal Keller, L (1, 2) OBP: 0.190, SLG: 0.200		FC1-2 1-2 3-H		K			1B			3	0	1	0	0	1	3
Walt Masterson, R (1, 1) OBP: 0.238, SLG: 0.167		K		L4			K			3	0	0	0	0	2	4
Inning Stats	R: 0 E: 0 K: 0 S: 3 H: 1 LOB: 0 BB: 0 P: 3	R: 1 E: 0 K: 1 S: 7 H: 2 LOB: 2 BB: 1 P: 11	R: 1 E: 0 K: 0 S: 5 H: 2 LOB: 1 BB: 0 P: 5	R: 0 E: 1 K: 1 S: 6 H: 1 LOB: 1 BB: 0 P: 6	R: 0 E: 0 K: 0 S: 3 H: 0 LOB: 0 BB: 0 P: 3	R: 0 E: 0 K: 0 S: 3 H: 0 LOB: 0 BB: 0 P: 3	R: 0 E: 0 K: 2 S: 8 H: 1 LOB: 1 BB: 0 P: 8	R: 0 E: 0 K: 1 S: 5 H: 0 LOB: 0 BB: 0 P: 5	R: 0 E: 0 K: 2 S: 7 H: 0 LOB: 0 BB: 0 P: 7	1B: 6 2B: 1 3B: 0 HR: 0	SF: 0 SAC: 0 DP: 1 HBP: 0						

TOP

Washington Senators @ Cleveland Indians

Cleveland Municipal Stadium, Cleveland, OH

Sun Jul 27 1952, 3:38 AM EDT
Att. 31,494 - Unknown

livebaseballscorecards.com

AB	33
R	2
H	7
RBI	2
BB	1
SO	7
LOB	13

WP: 0 PB: 0 SB: 0 CS: 0 PA: 34

PITCHER	IP	WLS	BF	H	R	ER	SO	BB	IBB	HBP	BLK	WP	HR	S	P	ERA	WHIP
Mike Garcia, R (1, 1) ERA: 1.8	7.0		28	7	2	2	4	1	0	0	0	0	0	35	39	2.57	1.143
Steve Gromek, R (8, 1) ERA: 3.94	2.0	W	6	0	0	0	3	0	0	0	0	0	0	12	12	0.00	0.000

PITCHER	IP	WLS	BF	H	R	ER	SO	BB	IBB	HBP	BLK	WP	HR	S	P	ERA	WHIP

BOTTOM

Washington Senators @ Cleveland Indians

Cleveland Municipal Stadium, Cleveland, OH

Sun Jul 27 1952, 3:38 AM EDT

Att. 31,494 - Unknown

livebaseballscorecards.com

Batter	1	2	3	4	5	6	7	8	9	AB	R	H	RBI	BB	SO	LOB
Jim Fridley, R (1, 7) OBP: 0.317, SLG: 0.343	S 1B		K ①		K ②		G6-4-3 1B			3	0	1	0	0	2	0
Bill Glynn, L (7, PH) OBP: 0.327, SLG: 0.375										1	0	1	0	0	0	0
Steve Gromek, S (8, 1) OBP: 0.231, SLG: 0.091										0	0	0	0	0	0	0
Bobby Avila, R (1, 4) OBP: 0.374, SLG: 0.394	L4 ① 1-2		4-3 ②		1B		G6-4-3 ②③ 1-2f			4	0	1	0	0	0	3
Larry Doby, L (1, 8) OBP: 0.390, SLG: 0.569	K ②		BB		F2 ③			G3 ①		3	0	0	0	1	1	2
Al Rosen, R (1, 5) OBP: 0.403, SLG: 0.543	4-3 ③		K ③			K ①		HR BB 1B		4	1	1	0	0	2	2
Harry Simpson, L (1, 9) OBP: 0.342, SLG: 0.414		G3 ①		FC6-4 BB		2B		1-2 HR BB		2	1	1	0	2	0	0
Luke Easter, L (1, 3) OBP: 0.307, SLG: 0.406		G3 ②		F8 ①		G6-4-3 BB		1-H 2-H HR		3	1	1	3	1	0	1
Jim Hegan, R (1, 2) OBP: 0.312, SLG: 0.382		BB 1B		FC6-4 ② 1-2f		G6-4-3 ②③ 1-2f		6-3 ②		4	0	1	0	0	0	3
Merl Combs, L (1, 6) OBP: 0.242, SLG: 0.213			4-3 ③				6-3 ①	K ③		1	0	0	0	1	0	1
Dale Mitchell, L (7, PH) OBP: 0.375, SLG: 0.402										1	0	0	0	0	0	0
Ray Boone, R (8, 6) OBP: 0.387, SLG: 0.399		1-2 BB								1	0	0	0	0	1	0
Mike Garcia, R (1, 1) OBP: 0.149, SLG: 0.154		K ③			K ①		1B BB			2	0	0	0	0	2	2
Barney McCosky, L (7, PH) OBP: 0.246, SLG: 0.286										0	0	0	0	1	0	0
(8, 7)																
Inning Stats	R: 0 H: 1 E: 0 LOB: 1 K: 1 BB: 0 S: 6 P: 6	R: 0 H: 1 E: 0 LOB: 2 K: 1 BB: 1 S: 6 P: 10	R: 0 H: 0 E: 0 LOB: 1 K: 2 BB: 1 S: 7 P: 11	R: 0 H: 0 E: 0 LOB: 1 K: 0 BB: 1 S: 3 P: 7	R: 0 H: 1 E: 0 LOB: 1 K: 2 BB: 0 S: 8 P: 8	R: 0 H: 1 E: 0 LOB: 1 K: 1 BB: 1 S: 5 P: 9	R: 0 H: 1 E: 0 LOB: 1 K: 0 BB: 1 S: 3 P: 7	R: 3 H: 2 E: 0 LOB: 0 K: 1 BB: 1 S: 7 P: 11		1B: 5 SF: 0 2B: 1 SAC: 0 3B: 0 DP: 2 HR: 1 HBP: 0						

PITCHER	IP	WLS	BF	H	R	ER	SO	BB	IBB	HBP	BLK	WP	HR	S	P	ERA	WHIP
Walt Masterson, R (1, 1) ERA: 4.19	8.0	L	35	7	3	3	8	6	0	0	0	0	1	45	69	3.38	1.625

PITCHER	IP	WLS	BF	H	R	ER	SO	BB	IBB	HBP	BLK	WP	HR	S	P	ERA	WHIP

AB	29
R	3
H	7
RBI	3
BB	6
SO	8
LOB	14

Batter	1	2	3	4	5	6	7	8	9	AB	R	H	RBI	BB	SO	LOB
Dom DiMaggio, R (1, 8) OBP: 0.389, SLG: 0.379	BBBB 4-0 FC3-6 BB		SSS 0-3 ② K		BBB 4-0 1B BB		x 0-0 CS 1B		SSS 0-3 ③ K	3	0	1	0	2	2	2
Faye Throneberry, L (1, 9) OBP: 0.336, SLG: 0.372	x 0-0 ① FC3-6 E S 1-2f		SSS 0-3 ③ K		x 0-0 1-3 1B		0-0 ③ CS 1-2	x 0-0 1B 1B		4	0	2	0	0	1	2
George Kell, R (1, 5) OBP: 0.382, SLG: 0.429	SSS 0-3 ② K 1-3			x 0-0 SH3-4 1B G3 1B	x 0-0 ② F2			x 0-0 ① F8		4	1	1	0	0	1	4
Billy Goodman, L (1, 4) OBP: 0.397, SLG: 0.446	x 0-0 ③ F7			x 0-0 G3 SH3-4 1-2 1B	x 0-0 ③ F7			x 0-0 1-3 1B		4	0	2	0	0	0	3
Hoot Evers, R (1, 7) OBP: 0.321, SLG: 0.432		x 0-0 ①	x 0-0 ① SH3-4 1-2 2-3			x 0-0 ① 1-3		SSS 0-3 ② K		3	0	0	0	0	1	2
Dick Gernert, R (1, 3) OBP: 0.313, SLG: 0.479		SSS 0-3 ② K	4-0 G3 IBB			SSS 0-3 ② K		SSS 0-3 ③ K		3	0	0	0	1	3	2
Del Wilber, R (1, 2) OBP: 0.299, SLG: 0.319		SSS 0-3 ③ K	x 0-0 ② G3 1-2 2-3 3-H			x 0-0 ③ L9			x 0-0 SH2-3 2B	4	0	1	1	0	1	2
Johnny Lipon, R (1, 6) OBP: 0.297, SLG: 0.265			SSS 0-3 ① K	x 0-0 ③ F3			SSS 0-3 ① K		x 0-0 ① SH2-3 2-3	3	0	0	0	0	2	2
Sid Hudson, R (1, 1) OBP: 0.217, SLG: 0.222 Willard Nixon, L (9, PH) OBP: 0.313, SLG: 0.333			x 0-0 1B		x 0-0 ① F3		x 0-0 ② F9		SSS 0-3 ② K	3	0	1	0	0	0	0
										1	0	0	0	0	1	1
Inning Stats	R: 0 E: 0 K: 1 S: 5 H: 0 LOB: 1 BB: 1 P: 9	R: 0 E: 0 K: 2 S: 7 H: 0 LOB: 0 BB: 0 P: 7	R: 0 E: 0 K: 3 S: 10 H: 1 LOB: 1 BB: 0 P: 10	R: 1 E: 0 K: 0 S: 5 H: 2 LOB: 2 BB: 1 P: 9	R: 0 E: 0 K: 0 S: 4 H: 1 LOB: 2 BB: 1 P: 8	R: 0 E: 0 K: 1 S: 5 H: 0 LOB: 0 BB: 0 P: 5	R: 0 E: 0 K: 1 S: 5 H: 1 LOB: 0 BB: 0 P: 5	R: 0 E: 0 K: 2 S: 9 H: 2 LOB: 2 BB: 0 P: 9	R: 0 E: 0 K: 2 S: 8 H: 1 LOB: 1 BB: 0 P: 8	1B: 7 2B: 1 3B: 0 HR: 0	SF: 0 SAC: 2 DP: 0 HBP: 0						

PITCHER	IP	WLS	BF	H	R	ER	SO	BB	IBB	HBP	BLK	WP	HR	S	P	ERA	WHIP
Early Wynn, R (1, 1) ERA: 3.46	9.0	W	37	8	1	1	12	2	1	0	0	0	0	58	70	1.00	1.111

PITCHER	IP	WLS	BF	H	R	ER	SO	BB	IBB	HBP	BLK	WP	HR	S	P	ERA	WHIP

TOP

Boston Red Sox @ Cleveland Indians

Cleveland Municipal Stadium, Cleveland, OH

Tue Jul 29 1952, 3:33 AM EDT

Att. 24,704 - Unknown

livebaseballscorecards.com

AB	32
R	1
H	8
RBI	1
BB	3
SO	12
LOB	20

WP: 0	PA: 38					
PB: 0						
SB: 1						
CS: 1						

BOTTOM

Boston Red Sox @ Cleveland Indians

Cleveland Municipal Stadium, Cleveland, OH

Tue Jul 29 1952, 3:33 AM EDT

Att. 24,704 - Unknown

Batter	1	2	3	4	5	6	7	8	9	AB	R	H	RBI	BB	SO	LOB
Dale Mitchell, L (1, 7) OBP: 0.376, SLG: 0.403	4-3		3-1			1B	1B 1-3 2-H 3-H			4	0	2	2	0	0	0
Barney McCosky, L (7, PR) OBP: 0.246, SLG: 0.286 (8, 7)										0	0	0	0	0	0	0
Bobby Avila, R (1, 4) OBP: 0.375, SLG: 0.395	5-3			4-3		G3 1-3	1B 1-2 3-H			4	0	2	1	0	0	0
Larry Doby, L (1, 8) OBP: 0.391, SLG: 0.568	1B			8-3		G3 1-2	F9			4	0	2	0	0	0	4
Al Rosen, R (1, 5) OBP: 0.399, SLG: 0.537	F8			8-3 1-2f		K		F3		4	0	0	0	0	1	4
Harry Simpson, L (1, 9) OBP: 0.341, SLG: 0.412		4-3			4-3		E1 SH3-4 FC4-2 1B	F9		4	0	1	0	0	0	0
Luke Easter, L (1, 3) OBP: 0.310, SLG: 0.417		F7			HR		FC4-2 SH3-4 1B IBB	4-3		3	2	1	1	1	0	0
Ray Boone, R (1, 6) OBP: 0.384, SLG: 0.395		6-3			F2		SH3-4 1-2 2-3			2	0	0	0	0	0	0
Jim Hegan, R (1, 2) OBP: 0.312, SLG: 0.379			L5		F9		FC4-2 1B IBB			2	1	0	0	1	0	0
Early Wynn, S (1, 1) OBP: 0.222, SLG: 0.186			F8			F7	FC4-2 1B 1B 1-2 2-3 3-Hf			3	1	0	0	0	0	3
Inning Stats	R: 0 H: 1 E: 0 LOB: 1 K: 0 BB: 0 S: 4 P: 4	R: 0 H: 0 E: 0 LOB: 0 K: 0 BB: 0 S: 3 P: 3	R: 0 H: 0 E: 0 LOB: 0 K: 0 BB: 0 S: 3 P: 3	R: 0 H: 1 E: 0 LOB: 0 K: 0 BB: 0 S: 3 P: 3	R: 1 H: 1 E: 0 LOB: 0 K: 0 BB: 0 S: 4 P: 4	R: 0 H: 2 E: 0 LOB: 2 K: 1 BB: 0 S: 7 P: 7	R: 3 H: 3 E: 1 LOB: 2 K: 0 BB: 2 S: 6 P: 14	R: 0 H: 0 E: 0 LOB: 0 K: 0 BB: 0 S: 3 P: 3		1B: 7 SF: 0 2B: 1 SAC: 1 3B: 0 DP: 1 HR: 1 HBP: 0						WP: 0 PA: 33 PB: 0 SB: 0 CS: 0	

livebaseballscorecards.com

	AB	30
	R	4
	H	8
	RBI	4
	BB	2
	SO	1
	LOB	11

PITCHER	IP	WLS	BF	H	R	ER	SO	BB	IBB	HBP	BLK	WP	HR	S	P	ERA	WHIP
Sid Hudson, R (1, 1) ERA: 3.11	8.0	L	33	8	4	4	1	0	2	0	0	0	1	33	41	4.50	1.000

PITCHER	IP	WLS	BF	H	R	ER	SO	BB	IBB	HBP	BLK	WP	HR	S	P	ERA	WHIP

Batter	1	2	3	4	5	6	7	8	9	AB	R	H	RBI	BB	SO	LOB
Billy Goodman, L (1, 4) OBP: 0.398, SLG: 0.443	B B B B 4-0 HR BB	x 0-0 S 1-3 1B			x 0-0 ① 4-3		x 0-0 ② 4-3 2-3		x 0-0 ③ 1-3	4	1	1	0	1	0	1
Faye Throneberry, L (1, 9) OBP: 0.330, SLG: 0.365	x 0-0 ① F5	S S S 0-3 ③ K 1-2 3-H			S S S 0-3 ② K		x 0-0 ③ 4-3			4	0	0	0	0	2	3
Hoot Evers, R (1, 7) OBP: 0.320, SLG: 0.443	x 0-0 1-H HR	x 0-0 ① F8			x 0-0 ③ F7			S S S 0-3 ① K		4	1	1	2	0	1	0
Dom DiMaggio, R (1, 8) OBP: 0.388, SLG: 0.377	x 0-0 ② 6-3	x 0-0 ② 6-3				x 0-0 ① 1-3		x 0-0 S 1B 1B		4	1	1	0	0	0	0
George Kell, R (1, 5) OBP: 0.383, SLG: 0.432	x 0-0 ③ F5	x 0-0 ③ L8				x 0-0 2B		x 0-0 1-H 1B		4	0	2	1	0	0	0
Dick Brodowski, R (1, 1) OBP: 0.207, SLG: 0.286 Clyde Vollmer, R (6, PH) OBP: 0.329, SLG: 0.385 Al Benton, R (6, 1) Dizzy Trout, R (9, 1) OBP: 0.161, SLG: 0.133		x 0-0 ① 5-3		x 0-0 1B		x 0-0 ② F3		S S S 0-3 ② K		2 1 1 0	0 0 0 0	1 0 0 0	0 0 0 0	0 0 0 0	0 0 1 0	0 1 1 0
Dick Gernert, R (1, 3) OBP: 0.311, SLG: 0.493		x 0-0 HR		S S S 0-3 ① K		x 0-0 ③ F2		S S S 0-3 ③ K		4	1	1	1	0	2	3
Del Wilber, R (1, 2) OBP: 0.296, SLG: 0.316		x 0-0 ② F3		x 0-0 ② F9			x 0-0 4-3 SH3-4 1B		x 0-0 ① 1-3	4	0	1	0	0	0	1
Johnny Lipon, R (1, 6) OBP: 0.298, SLG: 0.266		x 0-0 1B S 1B		x 0-0 ③ F6			x 0-0 ① SH3-4 1-2		x 0-0 ② 6-3	3	1	1	0	0	0	1
Inning Stats	R: 2 E: 0 K: 0 S: 4 H: 1 LOB: 0 BB: 1 P: 8	R: 2 E: 0 K: 1 S: 8 H: 3 LOB: 1 BB: 0 P: 8	R: 0 E: 0 K: 0 S: 3 H: 0 LOB: 0 BB: 0 P: 3	R: 0 E: 0 K: 1 S: 6 H: 1 LOB: 1 BB: 0 P: 6	R: 0 E: 0 K: 1 S: 5 H: 0 LOB: 0 BB: 0 P: 5	R: 0 E: 0 K: 0 S: 4 H: 1 LOB: 1 BB: 0 P: 4	R: 0 E: 0 K: 0 S: 4 H: 1 LOB: 1 BB: 0 P: 4	R: 1 E: 0 K: 3 S: 11 H: 2 LOB: 1 BB: 0 P: 11	R: 0 E: 0 K: 0 S: 3 H: 0 LOB: 0 BB: 0 P: 3	1B: 6 2B: 1 3B: 0 HR: 2	SF: 0 SAC: 1 DP: 0 HBP: 0						

PITCHER	IP	WLS	BF	H	R	ER	SO	BB	IBB	HBP	BLK	WP	HR	S	P	ERA	WHIP
Bob Feller, R (1, 1) ERA: 4.94	9.0	L	37	9	5	5	6	1	0	0	0	0	2	48	52	5.00	1.111

PITCHER	IP	WLS	BF	H	R	ER	SO	BB	IBB	HBP	BLK	WP	HR	S	P	ERA	WHIP

TOP

Boston Red Sox @ Cleveland Indians

Cleveland Municipal Stadium, Cleveland, OH

Wed Jul 30 1952, 3:33 AM EDT

Att. 24,798 - Unknown

livebaseballscorecards.com

AB	35
R	5
H	9
RBI	4
BB	1
SO	6
LOB	11

1B: 6	SF: 0	WP: 0	PA: 37
2B: 1	SAC: 1	PB: 0	
3B: 0	DP: 0	SB: 3	
HR: 2	HBP: 0	CS: 0	

BOTTOM

Batter	1	2	3	4	5	6	7	8	9	AB	R	H	RBI	BB	SO	LOB
Dale Mitchell, L (1, 7) OBP: 0.378, SLG: 0.401	F8		E4 BB		HBP			BBBB 4-0 L4-6 5-3 BB		2	0	0	0	1	0	0
Barney McCosky, L (8, PR) (9, 7) OBP: 0.246, SLG: 0.286										0	0	0	0	0	0	0
Bobby Avila, R (1, 4) OBP: 0.374, SLG: 0.392	5-3		BBBB 4-0 1-2 BB		F8			0-0 5-3 1-2		3	0	0	0	1	0	2
Larry Doby, L (1, 8) OBP: 0.387, SLG: 0.561	SSS 0-3 K		0-0 1-3		SSS 0-3 K			0-0 L4-6 2-3		4	0	0	0	0	2	5
Al Rosen, R (1, 5) OBP: 0.398, SLG: 0.532		0-0 5-3	0-0 F7			0-0 F8			BBBB 4-0 1B 2B BB	3	1	0	0	1	0	0
Harry Simpson, L (1, 9) OBP: 0.340, SLG: 0.418		0-0 HR	0-0 G3			0-0 F7			SSS 0-3 K	4	1	1	1	0	1	1
Luke Easter, L (1, 3) OBP: 0.309, SLG: 0.415		0-0 5-3	0-0 G3			SSS 0-3 K			0-0 1-3 2B G1-2-3 1B	4	0	1	0	0	1	0
Bob Lemon, L (9, PR) OBP: 0.205, SLG: 0.299										0	0	0	0	0	0	0
Ray Boone, R (1, 6) OBP: 0.379, SLG: 0.390		0-0 F9			0-0 6-3		0-0 F9		0-0 1-3 3-H 2B	3	0	0	0	0	0	0
Bill Glynn, L (9, PH) OBP: 0.340, SLG: 0.408										1	0	1	1	0	0	0
Jim Hegan, R (1, 2) OBP: 0.317, SLG: 0.383			0-0 L6-3 1B		0-0 HR 1B		SSS 0-3 K		4-0 IBB	3	1	2	0	0	1	0
Joe Tipton, R (9, PH) OBP: 0.401, SLG: 0.475										0	0	0	0	1	0	0
Bob Feller, R (1, 1) OBP: 0.255, SLG: 0.250			0-0 L6-3 1-2		0-0 1-H HR		SSS 0-3 K		0-0 G1-2-3 3-Hf	3	1	1	2	0	1	1
Hank Majeski, R (9, PH) OBP: 0.379, SLG: 0.357										1	0	0	0	0	0	3
Inning Stats	R: 0 H: 0 E: 0 LOB: 0 K: 1 BB: 0 S: 5 P: 5	R: 1 H: 1 E: 0 LOB: 0 K: 0 BB: 0 S: 4 P: 4	R: 0 H: 1 E: 1 LOB: 2 K: 0 BB: 1 S: 4 P: 8	R: 0 H: 0 E: 0 LOB: 0 K: 0 BB: 0 S: 3 P: 3	R: 2 H: 2 E: 0 LOB: 1 K: 1 BB: 0 S: 7 P: 8	R: 0 H: 0 E: 0 LOB: 0 K: 1 BB: 0 S: 5 P: 5	R: 0 H: 0 E: 0 LOB: 0 K: 2 BB: 0 S: 7 P: 7	R: 0 H: 0 E: 0 LOB: 1 K: 0 BB: 1 S: 2 P: 6	R: 1 H: 2 E: 0 LOB: 2 K: 1 BB: 2 S: 6 P: 14	1B: 3 SF: 0 2B: 3 SAC: 0 3B: 0 DP: 3 HR: 2 HBP: 1						

PITCHER	IP	WLS	BF	H	R	ER	SO	BB	IBB	HBP	BLK	WP	HR	S	P	ERA	WHIP
Dick Brodowski, R (1, 1) ERA: 4.01	5.0	W	21	4	3	3	2	1	0	1	0	0	2	23	28	5.40	1.000
Al Benton, R (6, 1) ERA: 0.64	3.1		13	2	1	1	4	2	0	0	0	0	0	19	27	2.70	1.200
Dizzy Trout, R (9, 1) ERA: 3.8	0.2	S	2	0	0	0	0	0	1	0	0	0	0	1	5	0.00	0.000

PITCHER	IP	WLS	BF	H	R	ER	SO	BB	IBB	HBP	BLK	WP	HR	S	P	ERA	WHIP

Boston Red Sox @ Cleveland Indians

Cleveland Municipal Stadium, Cleveland, OH

Wed Jul 30 1952, 3:33 AM EDT

Att. 24,798 - Unknown

livebaseballscorecards.com

AB	31
R	4
H	6
RBI	4
BB	4
SO	6
LOB	12

WP: 0	PB: 0	SB: 0	CS: 0
PA: 36			

Batter	1	2	3	4	5	6	7	8	9	AB	R	H	RBI	BB	SO	LOB
Billy Goodman, L (1, 4) OBP: 0.393, SLG: 0.437	F6		1-3		6-3		SH5-3 1-2		F8	4	0	0	0	0	0	0
Faye Throneberry, L (1, 9) OBP: 0.329, SLG: 0.363	K		6-3 1B		F5		G3 2-3			4	0	1	0	0	1	1
Hoot Evers, R (1, 7) OBP: 0.319, SLG: 0.437	K		6-3 1-2		F7		BB			3	0	0	0	1	1	1
Dom DiMaggio, R (1, 8) OBP: 0.386, SLG: 0.375		1-3	6-3			SH1-3 1B	5-3			4	0	1	0	0	0	3
George Kell, R (1, 5) OBP: 0.388, SLG: 0.434		1B 1B BB		G4-6-3 BB		SH1-3 1-2		FC5-6 1B		1	0	1	0	2	0	0
Ralph Brickner, R (1, 1) OBP: 0.250, SLG: 0.375										1	0	1	0	0	0	0
Ike Delock, R (3, 1)										1	0	0	0	0	0	1
Mickey McDermott, L (5, 1) OBP: 0.175, SLG: 0.263										2	0	0	0	0	1	2
Ray Scarborough, R (8, 1) OBP: 0.313, SLG: 0.267		1B 1-2		G4-6-3 1-2f		K		FC5-6 G6-4-3 1-2f		0	0	0	0	0	0	0
Dick Gernert, R (1, 3) OBP: 0.316, SLG: 0.487		F4		HR BB		BB		G6-4-3 1-2f		2	1	0	0	2	0	3
Del Wilber, R (1, 2) OBP: 0.306, SLG: 0.363		1B 1-2 2-3		HR 1-H		4-3			6-3	4	1	2	2	0	0	2
Johnny Lipon, R (1, 6) OBP: 0.297, SLG: 0.266		G3		F4			G3 SH5-3 1B		1-3	4	0	1	0	0	0	3
Inning Stats	R: 0 E: 0 K: 2 S: 7 H: 0 LOB: 0 BB: 0 P: 7	R: 0 E: 0 K: 0 S: 5 H: 2 LOB: 3 BB: 1 P: 9	R: 0 E: 0 K: 0 S: 4 H: 1 LOB: 1 BB: 0 P: 4	R: 2 E: 0 K: 0 S: 3 H: 1 LOB: 0 BB: 2 P: 11	R: 0 E: 0 K: 0 S: 3 H: 0 LOB: 0 BB: 0 P: 3	R: 0 E: 0 K: 1 S: 6 H: 1 LOB: 2 BB: 1 P: 10	R: 0 E: 0 K: 0 S: 4 H: 1 LOB: 2 BB: 1 P: 8	R: 0 E: 0 K: 0 S: 3 H: 1 LOB: 0 BB: 0 P: 3	R: 0 E: 0 K: 0 S: 3 H: 0 LOB: 0 BB: 0 P: 3	1B: 6 2B: 0 3B: 0 HR: 1 SF: 0 SAC: 2 DP: 2 HBP: 0						

PITCHER	IP	WLS	BF	H	R	ER	SO	BB	IBB	HBP	BLK	WP	HR	S	P	ERA	WHIP
Bob Lemon, R (1, 1) ERA: 2.81	9.0	W	37	7	2	2	3	5	0	0	0	0	1	38	58	2.00	1.333

PITCHER	IP	WLS	BF	H	R	ER	SO	BB	IBB	HBP	BLK	WP	HR	S	P	ERA	WHIP

TOP

Boston Red Sox @ Cleveland Indians

Cleveland Municipal Stadium, Cleveland, OH

Thu Jul 31 1952, 3:33 AM EDT

Att. 11,634 - Unknown

livebaseballscorecards.com

AB	30
R	2
H	7
RBI	2
BB	5
SO	3
LOB	16

BOTTOM

Boston Red Sox @ Cleveland Indians

Cleveland Municipal Stadium, Cleveland, OH

Thu Jul 31 1952, 3:33 AM EDT

Att. 11,634 - Unknown

livebaseballscorecards.com

Batter	1	2	3	4	5	6	7	8	9	AB	R	H	RBI	BB	SO	LOB
Barney McCosky, L (1, 7) OBP: 0.281, SLG: 0.316	0-0 WP F7 2B		BBBB 4-0 BB 1B BB		BBBB 4-0 1B S 1-3 BB	0-0 F9 ③		BBBB 4-0 1-2 3B BB		1	2	1	0	2	0	0
Hank Majeski, R (6, PH) OBP: 0.376, SLG: 0.354										1	0	0	0	0	0	2
Jim Fridley, R (7, 7) OBP: 0.320, SLG: 0.343										0	1	0	0	1	0	0
Bobby Avila, R (1, 4) OBP: 0.377, SLG: 0.393	BBBB 4-0 2-3 CS BB		0-0 1-2 BB 1B		0-0 1-3 1-3 1B		0-0 F8 ①	0-0 F7 ②		4	0	2	0	1	0	2
Larry Doby, L (1, 8) OBP: 0.385, SLG: 0.561	0-0 F7 ①② 1-2 3-H		0-0 F8 ①		0-0 1-3 ① 2-3 3-H		0-0 F5 ②	0-0 1-H 2-H 2B 3B		5	1	1	4	0	0	4
Al Rosen, R (1, 5) OBP: 0.402, SLG: 0.536	0-0 1B 1B		BBBB 4-0 1-2 2-3 G4-6-3 BB		0-0 ② 5-3		BBBB 4-0 FC4-6 BB	0-0 1B 3-H 2B		3	1	2	1	2	0	1
Harry Simpson, L (1, 9) OBP: 0.341, SLG: 0.417	0-0 1-3 1B		0-0 ②③ G4-6-3 1-2f		SSS 0-3 ③ K		0-0 ③ FC4-6 1-2f	0-0 2-H 1B		5	0	2	1	0	1	5
Luke Easter, L (1, 3) OBP: 0.312, SLG: 0.416	0-0 ③ F2			0-0 K2-6-5-2 BB 1B		0-0 SH1-3 PB 1B		0-3 ① K 0-3 ③ K		4	0	2	0	0	1	2
Bill Glynn, L (8, PH) OBP: 0.333, SLG: 0.400 (9, 3)										1	0	0	0	0	1	1
Ray Boone, R (1, 6) OBP: 0.381, SLG: 0.386		0-0 ① F4		BBBB 4-0 1-2 BB	SSS 0-3 ① K 1-2			BBBB 4-0 HR BB		2	1	0	0	2	1	1
Joe Tipton, R (1, 2) OBP: 0.404, SLG: 0.496		0-0 ② 5-3		0-0 ① F7	4-0 SH1-3 IBB			0-0 1-H HR		3	1	1	2	1	0	2
Bob Lemon, L (1, 1) OBP: 0.210, SLG: 0.300		0-0 ③ F5		SSS 0-3 ②③ K2-6-5-2 2-3f		0-0 ② SH1-3 1-2 2-3		0-0 BB 3B 1B		3	1	1	0	0	1	2
Inning Stats	R: 1 E: 0 K: 0 S: 5 H: 3 LOB: 2 BB: 1 P: 9		R: 0 E: 0 K: 0 S: 3 H: 0 LOB: 0 BB: 0 P: 3	R: 0 E: 0 K: 0 S: 3 H: 1 LOB: 2 BB: 2 P: 11	R: 0 E: 0 K: 1 S: 5 H: 1 LOB: 2 BB: 1 P: 9	R: 1 E: 0 K: 1 S: 6 H: 1 LOB: 1 BB: 1 P: 10	R: 0 E: 0 K: 1 S: 6 H: 1 LOB: 2 BB: 1 P: 10	R: 0 E: 0 K: 0 S: 3 H: 0 LOB: 1 BB: 1 P: 7	R: 6 E: 0 K: 2 S: 12 H: 5 LOB: 1 BB: 2 P: 20	1B: 8 2B: 3 3B: 1 HR: 1	SF: 0 SAC: 1 DP: 2 HBP: 0						

	AB	32
	R	8
	H	12
	RBI	8
	BB	9
	SO	5
	LOB	22

WP: 1 PB: 1 SB: 1 CS: 1 PA: 42

PITCHER		IP	WLS	BF	H	R	ER	SO	BB	IBB	HBP	BLK	WP	HR	S	P	ERA	WHIP
Ralph Brickner, R ERA: 1.78	(1, 1)	2.1		13	4	1	1	0	3	0	0	0	1	0	10	22	3.86	3.000
Ike Delock, R ERA: 4.5	(3, 1)	1.2		7	2	1	1	1	2	0	0	0	0	0	7	15	5.40	2.400
Mickey McDermott, L ERA: 3.75	(5, 1)	3.1	L	16	3	3	3	3	2	1	0	0	0	1	19	31	8.10	1.500
Ray Scarborough, R ERA: 4.34	(8, 1)	0.2		6	3	3	3	1	1	0	0	0	0	0	7	11	40.50	6.000

PITCHER	IP	WLS	BF	H	R	ER	SO	BB	IBB	HBP	BLK	WP	HR	S	P	ERA	WHIP

Batter	1	2	3	4	5	6	7	8	9	10	AB	R	H	RBI	BB	SO	LOB
Eddie Joost, R (1, 6) OBP: 0.413, SLG: 0.476	F8	G3			F4		BB		1B BB HR 1B		4	1	1	0	1	0	3
Ferris Fain, L (1, 3) OBP: 0.432, SLG: 0.439	FC6-4 1B		G3-6-3 1B		BB		G3		HR BB		3	1	2	0	2	0	1
Dave Philley, S (1, 8) OBP: 0.329, SLG: 0.360	FC6-4 1B		G3-6-3		6-3			FC1-6 1B	HR 1B		5	1	2	1	0	0	3
Gus Zernial, R (1, 7) OBP: 0.372, SLG: 0.477	1B		F2			F8		F8	HR		5	1	2	4	0	0	1
Elmer Valo, L (1, 9) OBP: 0.432, SLG: 0.403		E6 BB 1B		4-3 2B		FC6-4 1B		FC1-6	1-3		5	0	3	0	0	0	1
Sherry Robertson, L (1, 4) OBP: 0.385, SLG: 0.241 Skeeter Kell, R (6, 4) OBP: 0.286, SLG: 0.299		F6		4-3		FC6-4		F3		5-3	3 2	0 0	0 0	0 0	0 0	0 0	3 1
Pete Suder, R (1, 5) OBP: 0.256, SLG: 0.263		F9		K2-3		L8			F7	K	5	0	0	0	0	2	3
Ray Murray, R (1, 2) OBP: 0.292, SLG: 0.353		BB BB		F9			G6-4-3 1B		BB 1B 1B	F7	4	1	2	0	1	0	1
Sam Zoldak, L (1, 1) OBP: 0.182, SLG: 0.143		1-2 2-3 BB			4-3		G6-4-3		K		1	0	0	0	1	0	0
Kite Thomas, R (7, PH) OBP: 0.342, SLG: 0.439											1	0	0	0	0	0	1
Ed Wright, R (7, 1) OBP: 0.143, SLG: 0.286											0	0	0	0	0	0	0
Allie Clark, R (9, PH) OBP: 0.315, SLG: 0.481											1	0	0	0	0	1	1
Bob Hooper, R (9, 1) OBP: 0.216, SLG: 0.306											0	0	0	0	0	0	0
Inning Stats	R: 0 E: 0 K: 0 S: 4 H: 2 LOB: 1 BB: 0 P: 4	R: 0 E: 1 K: 0 S: 4 H: 1 LOB: 3 BB: 2 P: 12	R: 0 E: 0 K: 0 S: 3 H: 1 LOB: 0 BB: 0 P: 3	R: 0 E: 0 K: 1 S: 6 H: 1 LOB: 1 BB: 0 P: 6	R: 0 E: 0 K: 0 S: 3 H: 0 LOB: 1 BB: 1 P: 7	R: 0 E: 0 K: 0 S: 4 H: 1 LOB: 1 BB: 0 P: 4	R: 0 E: 0 K: 0 S: 3 H: 1 LOB: 1 BB: 1 P: 7	R: 0 E: 0 K: 0 S: 4 H: 1 LOB: 1 BB: 0 P: 4	R: 5 E: 0 K: 1 S: 9 H: 4 LOB: 0 BB: 1 P: 13	R: 0 E: 0 K: 1 S: 5 H: 0 LOB: 0 BB: 0 P: 5	1B: 10 2B: 1 3B: 0 HR: 1 SF: 0 SAC: 0 DP: 2 HBP: 0						

PITCHER	IP	WLS	BF	H	R	ER	SO	BB	IBB	HBP	BLK	WP	HR	S	P	ERA	WHIP
Mike Garcia, R (1, 1) ERA: 1.94	9.0		41	12	5	5	2	5	0	0	0	0	1	40	60	5.00	1.889
Lou Brissie, L (10, 1) ERA: 3.79	1.0	W	3	0	0	0	1	0	0	0	0	0	0	5	5	0.00	0.000

PITCHER	IP	WLS	BF	H	R	ER	SO	BB	IBB	HBP	BLK	WP	HR	S	P	ERA	WHIP

TOP

Philadelphia Athletics @ Cleveland Indians

Cleveland Municipal Stadium, Cleveland, OH

Fri Aug 01 1952, 3:33 AM EDT

Att. 22,024 - Unknown

livebaseballscorecards.com

AB	39
R	5
H	12
RBI	5
BB	5
SO	3
LOB	19

WP: 0	PA: 44		
PB: 0			
SB: 0			
CS: 0			

BOTTOM

Philadelphia Athletics @ Cleveland Indians
Cleveland Municipal Stadium, Cleveland, OH
Fri Aug 01 1952, 3:33 AM EDT
Att. 22,024 - Unknown

Batter	1	2	3	4	5	6	7	8	9	10	AB	R	H	RBI	BB	SO	LOB
Jim Fridley, R (1, 7) OBP: 0.317, SLG: 0.339	F4		1-3 2-3		F9 2-3 3-H		1B 1B		K		5	1	1	1	0	1	2
Bobby Avila, R (1, 4) OBP: 0.379, SLG: 0.396	E 1B		2B 3-H 1B		6-3		1B 1-3 CS 1B			4-3	5	1	3	1	0	0	1
Larry Doby, L (1, 8) OBP: 0.387, SLG: 0.574	K 1-2		2B 2-H		F9		1-3 3-H 1B			HR	5	1	3	3	0	1	2
Al Rosen, R (1, 5) OBP: 0.401, SLG: 0.533	F2		1-3			FC4-6 1B	CS 3-H	K			4	0	1	0	0	1	2
Harry Simpson, L (1, 9) OBP: 0.340, SLG: 0.414		F7		1-3		FC4-6 6-3 1-2f PB		FC6-4 BB			3	1	0	0	1	0	1
Bill Glynn, L (1, 3) OBP: 0.310, SLG: 0.370		F7		F7		6-3 2-3		F4			4	0	0	0	0	0	2
Ray Boone, R (1, 6) OBP: 0.375, SLG: 0.379		F2		6-3		F8 3-H		FC6-4 1-2f			4	0	0	0	0	0	1
Joe Tipton, R (1, 2) OBP: 0.406, SLG: 0.488			1-3 SH2-4 1B BB		E F9 BB		K		K		2	2	0	0	2	2	0
Mike Garcia, R (1, 1) OBP: 0.145, SLG: 0.149			SH2-4 1-2		E5 F9 1-3		F8		K		2	0	0	0	0	0	1
Luke Easter, L (9, PH) OBP: 0.311, SLG: 0.414											1	0	0	0	0	1	0
Lou Brissie, L (10, 1) OBP: 0.222, SLG: 0.125											0	0	0	0	0	0	0
Inning Stats	R: 0 H: 1 E: 0 LOB: 1 K: 1 BB: 0 S: 6 P: 6	R: 0 H: 0 E: 0 LOB: 0 K: 0 BB: 0 S: 3 P: 3	R: 2 H: 2 E: 0 LOB: 1 K: 0 BB: 1 S: 5 P: 9	R: 0 H: 0 E: 0 LOB: 0 K: 0 BB: 0 S: 3 P: 3	R: 1 H: 0 E: 1 LOB: 1 K: 0 BB: 1 S: 4 P: 8	R: 1 H: 1 E: 1 LOB: 0 K: 0 BB: 0 S: 4 P: 4	R: 1 H: 3 E: 0 LOB: 1 K: 1 BB: 0 S: 7 P: 7	R: 0 H: 0 E: 0 LOB: 1 K: 1 BB: 1 S: 5 P: 9	R: 0 H: 0 E: 0 LOB: 0 K: 3 BB: 0 S: 9 P: 9	R: 1 H: 1 E: 0 LOB: 0 K: 0 BB: 0 S: 2 P: 2	1B: 6 SF: 0 2B: 1 SAC: 1 3B: 0 DP: 0 HR: 1 HBP: 0						

PITCHER	IP	WLS	BF	H	R	ER	SO	BB	IBB	HBP	BLK	WP	HR	S	P	ERA	WHIP
Sam Zoldak, L (1, 1) ERA: 3.69	6.0		25	4	4	2	1	2	0	0	0	0	0	25	33	3.00	1.000
Ed Wright, R (7, 1) ERA: 6.11	2.0		9	3	1	1	2	1	0	0	0	0	0	12	16	4.50	2.000
Bob Hooper, R (9, 1) ERA: 4.86	1.1	L	5	1	1	1	3	0	0	0	0	0	1	11	11	6.75	0.750

PITCHER	IP	WLS	BF	H	R	ER	SO	BB	IBB	HBP	BLK	WP	HR	S	P	ERA	WHIP

AB	35
R	6
H	8
RBI	5
BB	3
SO	6
LOB	12

WP: 0 PA: 40
PB: 1
SB: 0
CS: 1

livebaseballscorecards.com

Batter	1	2	3	4	5	6	7	8	9	AB	R	H	RBI	BB	SO	LOB
Eddie Joost, R (1, 6) OBP: 0.411, SLG: 0.472	K		F3		K		G6-4-3 1-2f		FC5-6 BB 1B 1B	5	1	1	0	0	2	1
Ferris Fain, L (1, 3) OBP: 0.434, SLG: 0.438	F9		BB 1B BB		4-3		FC6 1B		FC5-6 1-2 BB	3	1	1	0	2	0	0
Dave Philley, S (1, 8) OBP: 0.328, SLG: 0.356	6-3		1B 1-2 BB		G1		FC6 1-2f		FC5-6 BB 1B 1-2f 2-3	4	1	0	0	1	0	3
Gus Zernial, R (1, 7) OBP: 0.378, SLG: 0.488		WP BB	BB 1-3 2-H 1B			F7		HR	1B 1-2 BB	3	1	2	2	2	0	0
Elmer Valo, L (1, 9) OBP: 0.441, SLG: 0.408		1-2 BB	1-2 BB			1B BB		CS 1B	G6-4-3 1-3 2-H 3-H 1B	2	0	2	2	3	0	0
Skeeter Kell, R (1, 4) OBP: 0.284, SLG: 0.296	F3	F8			1-2 1B			5-3 1-2	G6-4-3 1-2f	5	0	1	0	0	0	8
Pete Suder, R (1, 5) OBP: 0.250, SLG: 0.256	K		F3		F3		F8			4	0	0	0	0	1	4
Ray Murray, R (1, 2) Kite Thomas, R (9, PH) OBP: 0.348, SLG: 0.439 Joe Astroth, R (9, 2) OBP: 0.291, SLG: 0.289	F9		6-3			F4			HR BB	3 0 0	0 1 0	0 0 0	0 0 0	0 1 0	0 0 0	4 0 0
Harry Byrd, R (1, 1) OBP: 0.162, SLG: 0.143 Allie Clark, R (9, PH) OBP: 0.321, SLG: 0.514 Johnny Kucab, R (9, 1) OBP: 0.286, SLG: 0.286			F8	4-3			G6-4-3		1-H HR	3 1 0	0 1 0	1 1 0	0 2 0	0 0 0	0 0 0	0 0 0
Inning Stats	R: 0 E: 0 K: 1 S: 5 H: 0 LOB: 0 BB: 0 P: 5	R: 0 E: 0 K: 1 S: 5 H: 0 LOB: 2 BB: 2 P: 13	R: 1 E: 0 K: 0 S: 4 H: 1 LOB: 3 BB: 3 P: 16	R: 0 E: 0 K: 0 S: 3 H: 0 LOB: 0 BB: 0 P: 3	R: 0 E: 0 K: 1 S: 5 H: 0 LOB: 0 BB: 0 P: 5	R: 0 E: 0 K: 0 S: 4 H: 1 LOB: 2 BB: 1 P: 8	R: 0 E: 0 K: 0 S: 4 H: 2 LOB: 1 BB: 0 P: 4	R: 1 E: 0 K: 0 S: 4 H: 2 LOB: 0 BB: 0 P: 4	R: 4 E: 0 K: 0 S: 5 H: 3 LOB: 1 BB: 3 P: 17	1B: 7 2B: 0 3B: 0 HR: 2 SF: 0 SAC: 0 DP: 2 HBP: 0						

PITCHER		IP	WLS	BF	H	R	ER	SO	BB	IBB	HBP	BLK	WP	HR	S	P	ERA	WHIP
Early Wynn, R ERA: 3.56	(1, 1)	8.0	L	37	8	5	5	3	7	0	0	0	1	2	36	64	5.62	1.875
Bob Lemon, R ERA: 2.84	(9, 1)	1.0		5	1	1	1	0	2	0	0	0	0	0	3	11	9.00	3.000

PITCHER	IP	WLS	BF	H	R	ER	SO	BB	IBB	HBP	BLK	WP	HR	S	P	ERA	WHIP

TOP

Philadelphia Athletics @ Cleveland Indians

Cleveland Municipal Stadium, Cleveland, OH

Sat Aug 02 1952, 3:33 AM EDT

Att. 10,549 - Unknown

livebaseballscorecards.com

AB	33
R	6
H	9
RBI	6
BB	9
SO	3
LOB	20

WP: 1	PA: 42		
PB: 0			
SB: 0			
CS: 1			

BOTTOM

Batter	1	2	3	4	5	6	7	8	9	AB	R	H	RBI	BB	SO	LOB
Barney McCosky, L (1, 7) OBP: 0.275, SLG: 0.306	1-3		G1-6-3 1-2f		4-3		FC1-5 1-2 1B	F9		5	0	1	0	0	0	5
Bobby Avila, R (1, 4) OBP: 0.377, SLG: 0.393	E 1B		F4			F5	FC1-5 1-2 2-3f		F2	5	0	1	0	0	0	2
Larry Doby, L (1, 8) OBP: 0.388, SLG: 0.580	K 1-2			F8		BB 1B 1B	F6		HR	5	2	2	1	0	1	3
Al Rosen, R (1, 5) OBP: 0.399, SLG: 0.528	3-1			K		1B 1-2 1B BB	F8		F3	4	1	0	0	1	1	3
Harry Simpson, L (1, 9) OBP: 0.341, SLG: 0.417		1-3		F7		1B 1-2 2-H 1B		SH F9 2B	K	5	1	2	1	0	1	0
Bill Glynn, L (1, 3) OBP: 0.311, SLG: 0.368		F7			E1 1B	1-3 2-H 1B		SH F9 S 2-3		3	0	1	1	0	0	0
Ray Boone, R (1, 6) OBP: 0.381, SLG: 0.380		BB			K 1-2 1B	F6		IBB 1-2		2	0	1	0	2	0	2
Jim Hegan, R (1, 2) OBP: 0.313, SLG: 0.378 Dale Mitchell, L (8, PH) OBP: 0.377, SLG: 0.399 Joe Tipton, R (9, 2) OBP: 0.406, SLG: 0.488		F4			K 1-2	F3		F7		3 1 0	0 0 0	0 0 0	0 0 0	0 0 0	1 0 0	5 3 0
Early Wynn, S (1, 1) OBP: 0.254, SLG: 0.197 Bob Lemon, L (9, 1) OBP: 0.210, SLG: 0.300			G1-6-3 1B		BB		FC1-5 1B BB		F9 2-3 3-H	2 0	0 0	1 0	1 0	2 0	0 0	2 0
Inning Stats	R: 0 H: 1 E: 0 LOB: 1 K: 1 BB: 0 S: 6 P: 6	R: 0 H: 0 E: 0 LOB: 1 K: 0 BB: 1 S: 3 P: 7	R: 0 H: 1 E: 0 LOB: 0 K: 0 BB: 0 S: 3 P: 3	R: 0 H: 0 E: 0 LOB: 0 K: 1 BB: 0 S: 5 P: 5	R: 0 H: 1 E: 1 LOB: 2 K: 1 BB: 1 S: 6 P: 10	R: 2 H: 3 E: 0 LOB: 2 K: 0 BB: 1 S: 6 P: 10	R: 0 H: 1 E: 0 LOB: 2 K: 0 BB: 1 S: 4 P: 8	R: 1 H: 1 E: 1 LOB: 2 K: 0 BB: 1 S: 5 P: 9	R: 1 H: 1 E: 0 LOB: 0 K: 1 BB: 0 S: 6 P: 6	1B: 7 SF: 0 2B: 1 SAC: 1 3B: 0 DP: 1 HR: 1 HBP: 0						

PITCHER	IP	WLS	BF	H	R	ER	SO	BB	IBB	HBP	BLK	WP	HR	S	P	ERA	WHIP
Harry Byrd, R (1, 1) ERA: 3.69	8.0	W	37	8	3	2	3	4	1	0	0	0	0	38	58	2.25	1.500
Johnny Kucab, R (9, 1) ERA: 5.24	1.0	S	4	1	1	1	1	0	0	0	0	0	1	6	6	9.00	1.000

PITCHER	IP	WLS	BF	H	R	ER	SO	BB	IBB	HBP	BLK	WP	HR	S	P	ERA	WHIP

Philadelphia Athletics @ Cleveland Indians
Cleveland Municipal Stadium, Cleveland, OH
Sat Aug 02 1952, 3:33 AM EDT
Att. 10,549 - Unknown

livebaseballscorecards.com

AB	35
R	4
H	9
RBI	4
BB	5
SO	4
LOB	25

WP: 0 PA: 41
PB: 0
SB: 1
CS: 0

Batter	1	2	3	4	5	6	7	8	9	AB	R	H	RBI	BB	SO	LOB
Eddie Joost, R (1, 6) OBP: 0.412, SLG: 0.469	BBBB 4-0 CS BB			BBBB 4-0 1B BB		x 0-0 ③ 6-3		SSS 0-3 ② K		2	0	0	0	2	1	1
Ferris Fain, L (1, 3) OBP: 0.435, SLG: 0.442	SSS 0-3 ①② K 1-2			x 0-0 ① PO 1B 1-3			x 0-0 1B FC5-4 2B	x 0-0 ③ 6-3		4	1	2	0	0	1	2
Dave Philley, S (1, 8) OBP: 0.329, SLG: 0.358	x 0-0 ③ F8			x 0-0 ② F2			x 0-0 FC5-4 1B 2-3		x 0-0 1B	4	0	2	0	0	0	1
Gus Zernial, R (1, 7) OBP: 0.376, SLG: 0.485		x 0-0 ① 5-3		0-0 ③ PO 1-2	x 0-0 FC3-6 1B		x 0-0 ① FC5-4 1B 1-2f 3-H		x 0-0 ① F6	4	0	1	1	0	0	2
Elmer Valo, L (1, 9) OBP: 0.436, SLG: 0.401		x 0-0 ② F9			x 0-0 ① FC3-6 S 1-2f		x 0-0 ② F8		x 0-0 ② F8	4	0	0	0	0	0	3
Skeeter Kell, R (1, 4) OBP: 0.283, SLG: 0.296		x 0-0 ③ 4-3			SSS 0-3 ② K 1-2		x 0-0 1B 1-2		x 0-0 ③ F8	4	0	1	0	0	1	2
Pete Suder, R (1, 5) OBP: 0.247, SLG: 0.253			x 0-0 ① F7		x 0-0 ③ 1-3		x 0-0 ③ F8			2	0	0	0	0	0	1
Kite Thomas, R (7, PH) OBP: 0.345, SLG: 0.434										1	0	0	0	0	0	2
Billy Hitchcock, R (7, 5) OBP: 0.317, SLG: 0.297										0	0	0	0	0	0	0
Ray Murray, R (1, 2) OBP: 0.282, SLG: 0.329			BBBB 4-0 G4-6-3 BB			x 0-0 ① F9		x 0-0 ① F4		2	0	0	0	1	0	0
Alex Kellner, R (1, 1) OBP: 0.246, SLG: 0.304			x 0-0 ②③ G4-6-3 1-2f			x 0-0 ② 5-3		BBBB 4-0 BB		2	0	0	0	0	0	1
Sherry Robertson, L (8, PH) OBP: 0.400, SLG: 0.241										0	0	0	0	1	0	0
Johnny Kucab, R (8, PR) OBP: 0.286, SLG: 0.286										0	0	0	0	0	0	0
Ed Wright, R (8, 1) OBP: 0.143, SLG: 0.286										0	0	0	0	0	0	0
Inning Stats	R: 0 E: 0 K: 1 S: 4 H: 0 LOB: 0 BB: 1 P: 8	R: 0 E: 0 K: 0 S: 3 H: 0 LOB: 0 BB: 0 P: 3	R: 0 E: 0 K: 0 S: 2 H: 0 LOB: 0 BB: 1 P: 6	R: 0 E: 0 K: 0 S: 2 H: 1 LOB: 0 BB: 1 P: 6	R: 0 E: 0 K: 1 S: 6 H: 1 LOB: 1 BB: 0 P: 6	R: 0 E: 0 K: 0 S: 3 H: 0 LOB: 0 BB: 0 P: 3	R: 1 E: 0 K: 0 S: 6 H: 3 LOB: 2 BB: 0 P: 6	R: 0 E: 0 K: 1 S: 5 H: 0 LOB: 1 BB: 1 P: 9	R: 0 E: 0 K: 0 S: 4 H: 1 LOB: 1 BB: 0 P: 4	1B: 5 2B: 1 3B: 0 HR: 0 SF: 0 SAC: 0 DP: 1 HBP: 0						

PITCHER	IP	WLS	BF	H	R	ER	SO	BB	IBB	HBP	BLK	WP	HR	S	P	ERA	WHIP
Bob Feller, R (1, 1) ERA: 4.72	9.0	W	33	6	1	1	3	4	0	0	0	0	0	35	51	1.00	1.111

PITCHER	IP	WLS	BF	H	R	ER	SO	BB	IBB	HBP	BLK	WP	HR	S	P	ERA	WHIP

TOP

Philadelphia Athletics @ Cleveland Indians
Cleveland Municipal Stadium, Cleveland, OH
Sun Aug 03 1952, 3:33 AM EDT
Unknown

livebaseballscorecards.com

AB	29
R	1
H	6
RBI	1
BB	4
SO	3
LOB	15

WP: 0 PA: 34
PB: 0
SB: 1
CS: 1

Philadelphia Athletics @ Cleveland Indians

Cleveland Municipal Stadium, Cleveland, OH

Sun Aug 03 1952, 3:33 AM EDT

Unknown

livebaseballscorecards.com

BOTTOM

Batter	1	2	3	4	5	6	7	8	9	AB	R	H	RBI	BB	SO	LOB
Jim Fridley, R (1, 7) OBP: 0.311, SLG: 0.331	K2-3		E5			F4	K			4	0	0	0	0	2	0
Bobby Avila, R (1, 4) OBP: 0.376, SLG: 0.394	1-3		4-3			1B 2B	2-3			4	1	1	0	0	0	1
Larry Doby, L (1, 8) OBP: 0.386, SLG: 0.576	F5		L6			HR 1B		4-3		4	1	1	1	0	0	1
Luke Easter, L (1, 3) OBP: 0.310, SLG: 0.424		4-3		G3		HR		F9		4	1	1	2	0	0	0
Al Rosen, R (1, 5) OBP: 0.402, SLG: 0.526		BB		F8		FC5 1B BB		S BB		1	0	0	0	3	0	0
Harry Simpson, L (1, 9) OBP: 0.338, SLG: 0.413		F8		K		K		4-3		4	0	0	0	0	2	3
Ray Boone, R (1, 6) OBP: 0.380, SLG: 0.379		F8			F3	1B				3	0	1	0	0	0	1
Jim Hegan, R (1, 2) OBP: 0.313, SLG: 0.374			SH1-4 E BB		F6	FC5				2	1	0	0	1	0	2
Bob Feller, R (1, 1) OBP: 0.246, SLG: 0.240			SH1-4		K		K			2	0	0	0	0	2	0
Inning Stats	R: 0 E: 0 K: 1 S: 5 H: 0 LOB: 0 BB: 0 P: 5	R: 0 E: 0 K: 0 S: 3 H: 0 LOB: 1 BB: 1 P: 7	R: 1 E: 1 K: 0 S: 4 H: 0 LOB: 1 BB: 1 P: 8	R: 0 E: 0 K: 1 S: 5 H: 0 LOB: 0 BB: 0 P: 5	R: 0 E: 0 K: 1 S: 5 H: 0 LOB: 0 BB: 0 P: 5	R: 3 E: 0 K: 1 S: 9 H: 4 LOB: 2 BB: 1 P: 13	R: 0 E: 0 K: 2 S: 7 H: 0 LOB: 0 BB: 0 P: 7	R: 0 E: 0 K: 0 S: 3 H: 0 LOB: 1 BB: 1 P: 7		1B: 2 2B: 1 3B: 0 HR: 1 SF: 0 SAC: 1 DP: 0 HBP: 0						

	AB	28
	R	4
	H	4
	RBI	3
	BB	4
	SO	6
	LOB	8

WP: 0 PB: 0 SB: 1 CS: 0 PA: 33

PITCHER		IP	WLS	BF	H	R	ER	SO	BB	IBB	HBP	BLK	WP	HR	S	P	ERA	WHIP
Alex Kellner, L ERA: 4.49	(1, 1)	7.0	L	29	4	4	3	6	3	0	0	0	0	1	38	50	3.86	1.000
Ed Wright, R ERA: 5.94	(8, 1)	1.0		4	0	0	0	0	1	0	0	0	0	0	3	7	0.00	1.000

PITCHER	IP	WLS	BF	H	R	ER	SO	BB	IBB	HBP	BLK	WP	HR	S	P	ERA	WHIP

Batter	1	2	3	4	5	6	7	8	9	AB	R	H	RBI	BB	SO	LOB
Eddie Joost, R (1, 6) OBP: 0.410, SLG: 0.466	G3		F6			K	1B 2B 1B 1-H 3-H	BB WP BB	E7 1-3	5	1	1	2	1	1	1
Ferris Fain, L (1, 3) OBP: 0.436, SLG: 0.444	FC3-6 BB		F7			E 1B 2B	2B 1B 1-2	F8 1-2	5-3	5	2	2	0	1	0	3
Dave Philley, S (1, 8) OBP: 0.328, SLG: 0.358	FC3-6 1-2f		1-3			F3	HR 2B 1-H 2-H	F5		5	1	1	2	0	0	3
Gus Zernial, R (1, 7) OBP: 0.377, SLG: 0.491	L8			F8		E5 1B 2-3	HR 2-H	BB		4	1	1	2	1	0	2
Elmer Valo, L (1, 9) OBP: 0.438, SLG: 0.410		1B 3B		F5		FC5-4 1B 1-2 3-H	4-3	BB 1-2 2-3		4	1	2	1	1	0	0
Skeeter Kell, R (1, 4) OBP: 0.281, SLG: 0.293		F6		6-3		FC5-4 1-2f	S 1B 1B	L6		5	1	1	0	0	0	6
Pete Suder, R (1, 5) OBP: 0.257, SLG: 0.254		1B 3-H			K	1B BB 1B BB 1-2		F9		3	1	1	1	2	1	0
Joe Astroth, R (1, 2) OBP: 0.293, SLG: 0.292		F9			F9	1B 1B 1-3 1B 1-2 2-H		F8		5	1	2	1	0	0	1
Carl Scheib, R (1, 1) OBP: 0.224, SLG: 0.224		F8			F3	F3 K		E 1B		5	0	1	0	0	1	5
Inning Stats	R: 0 H: 0 E: 0 LOB: 1 K: 0 BB: 1 S: 3 P: 7	R: 1 H: 2 E: 0 LOB: 1 K: 0 BB: 0 S: 5 P: 5	R: 0 H: 0 E: 0 LOB: 0 K: 0 BB: 0 S: 3 P: 3	R: 0 H: 0 E: 0 LOB: 0 K: 0 BB: 0 S: 3 P: 3	R: 0 H: 0 E: 0 LOB: 0 K: 1 BB: 0 S: 5 P: 5	R: 1 H: 2 E: 1 LOB: 2 K: 1 BB: 0 S: 8 P: 8	R: 7 H: 7 E: 0 LOB: 2 K: 1 BB: 2 S: 12 P: 20	R: 0 H: 0 E: 0 LOB: 3 K: 0 BB: 3 S: 3 P: 15	R: 0 H: 1 E: 1 LOB: 2 K: 0 BB: 0 S: 5 P: 5	1B: 8 SF: 0 2B: 2 SAC: 0 3B: 1 DP: 0 HR: 1 HBP: 0				WP: 1 PA: 47 PB: 0 SB: 1 CS: 0		

PITCHER		IP	WLS	BF	H	R	ER	SO	BB	IBB	HBP	BLK	WP	HR	S	P	ERA	WHIP
Steve Gromek, R ERA: 4.06	(1, 1)	6.1	L	28	6	5	4	2	2	0	0	0	0	0	30	38	5.68	1.263
Lou Brissie, L ERA: 4.1	(7, 1)	0.0		2	2	1	1	0	0	0	0	0	0	0	2	2	∞	∞
Sam Jones, R ERA: 7.64	(7, 1)	1.2		12	3	3	3	1	4	0	0	0	1	1	10	26	16.20	4.200
Dick Rozek, L ERA: 4.26	(9, 1)	1.0		5	1	0	0	0	0	0	0	0	0	0	5	5	0.00	1.000

PITCHER	IP	WLS	BF	H	R	ER	SO	BB	IBB	HBP	BLK	WP	HR	S	P	ERA	WHIP

TOP

Philadelphia Athletics @ Cleveland Indians

Cleveland Municipal Stadium, Cleveland, OH

Sun Aug 03 1952, 3:38 AM EDT
Att. 31,584 - Unknown

livebaseballscorecards.com

AB	41
R	9
H	12
RBI	9
BB	6
SO	3
LOB	21

Batter	1	2	3	4	5	6	7	8	9	AB	R	H	RBI	BB	SO	LOB
Barney McCosky, L (1, 7) OBP: 0.260, SLG: 0.288	4-3		FC4-6 1-2f			F8		3-1		4	0	0	0	0	0	1
Bobby Avila, R (1, 4) OBP: 0.373, SLG: 0.390	F8		F2			F8		F7		4	0	0	0	0	0	1
Larry Doby, L (1, 8) OBP: 0.387, SLG: 0.583	HR			4-3		BBBB 4-0 1B BB			F9	3	1	1	1	1	0	0
Luke Easter, L (1, 3) OBP: 0.309, SLG: 0.421	4-3			F4		1-3 FC6-4 1B			F9	4	0	1	0	0	0	0
Al Rosen, R (1, 5) OBP: 0.400, SLG: 0.523		CS 1B		F7		1-2f FC6-4			4-3	4	0	1	0	0	0	2
Harry Simpson, L (1, 9) OBP: 0.338, SLG: 0.411		S S S 1-2 K			BBBB 4-0 5-3 8-3-5 BB		4-3			2	1	0	0	1	1	1
Merl Combs, L (1, 6) OBP: 0.243, SLG: 0.210		F5			BBBB 4-0 8-3-5 5-3 1-2 BB		6-3			2	0	0	0	1	0	0
Birdie Tebbetts, R (1, 2) OBP: 0.322, SLG: 0.300			F3		1-2 2-3 5-3		F8			3	0	0	0	0	0	2
Steve Gromek, S (1, 1) OBP: 0.250, SLG: 0.087			BBBB 4-0 FC4-6 BB		2-3f 3-H 8-3-5			F8		1	0	0	1	1	0	1
Lou Brissie, L (7, 1) OBP: 0.222, SLG: 0.125										0	0	0	0	0	0	0
Sam Jones, R (7, 1) OBP: 0.111, SLG: 0.111										0	0	0	0	0	0	0
Bill Glynn, L (8, PH) OBP: 0.306, SLG: 0.362										1	0	0	0	0	0	0
Dick Rozek, L (9, 1)										0	0	0	0	0	0	0
Inning Stats	R: 1 E: 0 K: 0 S: 4 H: 1 LOB: 0 BB: 0 P: 4	R: 0 E: 0 K: 1 S: 5 H: 1 LOB: 0 BB: 0 P: 5	R: 0 E: 0 K: 0 S: 3 H: 0 LOB: 1 BB: 1 P: 7	R: 0 E: 0 K: 0 S: 3 H: 0 LOB: 0 BB: 0 P: 3	R: 1 E: 0 K: 0 S: 2 H: 0 LOB: 0 BB: 2 P: 10	R: 0 E: 0 K: 0 S: 4 H: 1 LOB: 2 BB: 1 P: 8	R: 0 E: 0 K: 0 S: 3 H: 0 LOB: 0 BB: 0 P: 3	R: 0 E: 0 K: 0 S: 3 H: 0 LOB: 0 BB: 0 P: 3	R: 0 E: 0 K: 0 S: 3 H: 0 LOB: 0 BB: 0 P: 3	1B: 2 2B: 2 3B: 0 HR: 1	SF: 0 SAC: 0 DP: 2 HBP: 0						

PITCHER	IP	WLS	BF	H	R	ER	SO	BB	IBB	HBP	BLK	WP	HR	S	P	ERA	WHIP
Carl Scheib, R (1, 1) ERA: 4.61	9.0	W	32	3	2	2	1	4	0	0	0	0	1	30	46	2.00	0.778

PITCHER	IP	WLS	BF	H	R	ER	SO	BB	IBB	HBP	BLK	WP	HR	S	P	ERA	WHIP

BOTTOM

Philadelphia Athletics @ Cleveland Indians

Cleveland Municipal Stadium, Cleveland, OH

Sun Aug 03 1952, 3:38 AM EDT

Att. 31,584 - Unknown

livebaseballscorecards.com

AB	28
R	2
H	3
RBI	2
BB	4
SO	1
LOB	8

1B: 2	SF: 0	WP: 0	PA: 32
2B: 2	SAC: 0	PB: 0	
3B: 0	DP: 2	SB: 0	
HR: 1	HBP: 0	CS: 1	

Batter	1	2	3	4	5	6	7	8	9	AB	R	H	RBI	BB	SO	LOB
Dale Mitchell, L (1, 7) OBP: 0.380, SLG: 0.399	6-3		BB	F7			BB			3	2	1	0	2	0	0
Jim Fridley, R (9, PR) OBP: 0.311, SLG: 0.331 (9, 7)									SH1-4	0	1	0	0	0	0	0
Bobby Avila, R (1, 4) OBP: 0.378, SLG: 0.393	2B		1-2		BB		FC4-6		SH1-4	2	2	2	0	2	0	0
Larry Doby, L (1, 8) OBP: 0.390, SLG: 0.595	1-H		1-H 2-H		F7		FC4-6		4-3	5	1	3	4	0	0	3
Luke Easter, L (1, 3) OBP: 0.304, SLG: 0.413	K		K		K		F8		4-3	5	0	0	1	0	3	6
Al Rosen, R (1, 5) OBP: 0.400, SLG: 0.522	F3		FC6-4		6-3				5-3	5	0	2	1	0	0	4
Harry Simpson, L (1, 9) OBP: 0.337, SLG: 0.409		SH5-3	FC6-4			F7	F7			4	0	1	0	0	0	3
Ray Boone, R (1, 6) OBP: 0.380, SLG: 0.376		SH5-3	5-3			BB		6-3		2	0	0	0	1	0	1
Joe Tipton, R (1, 2) OBP: 0.396, SLG: 0.472		F2		K		F3		F7		4	0	0	0	0	1	2
Bob Lemon, L (1, 1) OBP: 0.200, SLG: 0.286		K		F9		K		F5		4	0	0	0	0	2	2
Inning Stats	R: 1 E: 0 K: 1 S: 7 H: 2 LOB: 1 BB: 0 P: 7	R: 0 E: 0 K: 1 S: 6 H: 1 LOB: 1 BB: 0 P: 6	R: 3 E: 0 K: 1 S: 8 H: 3 LOB: 1 BB: 1 P: 12	R: 0 E: 0 K: 1 S: 5 H: 0 LOB: 0 BB: 0 P: 5	R: 0 E: 0 K: 1 S: 5 H: 0 LOB: 1 BB: 1 P: 9	R: 0 E: 0 K: 1 S: 5 H: 0 LOB: 1 BB: 1 P: 9	R: 1 E: 0 K: 0 S: 4 H: 1 LOB: 2 BB: 2 P: 12	R: 0 E: 0 K: 0 S: 3 H: 0 LOB: 0 BB: 0 P: 3	R: 1 E: 0 K: 0 S: 5 H: 2 LOB: 2 BB: 0 P: 5	1B: 6 2B: 2 3B: 1 HR: 0 SF: 0 SAC: 2 DP: 0 HBP: 0						

PITCHER	IP	WLS	BF	H	R	ER	SO	BB	IBB	HBP	BLK	WP	HR	S	P	ERA	WHIP
Lou Kretlow, R (1, 1) ERA: 2.7	8.0	L	36	7	5	5	6	5	0	0	0	0	0	43	63	5.62	1.500
Howie Judson, R (9, 1) ERA: 3.77	1.0		5	2	1	1	0	0	0	0	0	0	0	5	5	9.00	2.000

PITCHER	IP	WLS	BF	H	R	ER	SO	BB	IBB	HBP	BLK	WP	HR	S	P	ERA	WHIP

TOP

Cleveland Indians @ Chicago White Sox

Comiskey Park, Chicago, IL

Tue Aug 05 1952, 4:33 AM EDT

Unknown

livebaseballscorecards.com

AB	34
R	6
H	9
RBI	6
BB	5
SO	6
LOB	21

WP: 0 PA: 41
PB: 0
SB: 0
CS: 0

Batter	1	2	3	4	5	6	7	8	9	AB	R	H	RBI	BB	SO	LOB
Nellie Fox, L (1, 4) OBP: 0.343, SLG: 0.362	BBBB 4-0 FC3-6 BB		x 0-0 ② 4-3			x 0-0 ① 4-3		x 0-0 ② 1-3		3	0	0	0	1	0	0
Jim Rivera, L (1, 8) OBP: 0.318, SLG: 0.372	x 0-0 ① FC3-6 G5-4-3 1-2f		x 0-0 1B			x 0-0 ② 4-3		x 0-0 ③ F4		4	0	1	0	0	0	1
Minnie Minoso, R (1, 7) OBP: 0.389, SLG: 0.462	x 0-0 ② ③ G5-4-3 1-2f		x 0-0 ③ L3			x 0-0 BB 1B			x 0-0 ① 1-3	4	0	1	0	0	0	2
Eddie Robinson, L (1, 3) OBP: 0.391, SLG: 0.506		x 0-0 ① 4-3		x 0-0 G3		BBBB 4-0 1-2 BB			x 0-0 ② F8	3	0	0	0	1	0	0
Sam Mele, R (1, 9) OBP: 0.337, SLG: 0.405		x 0-0 BB 1B		x 0-0 ② 1-3		x 0-0 ③ F9			x 0-0 1B	4	0	2	0	0	0	2
Sherm Lollar, R (1, 2) OBP: 0.344, SLG: 0.417		SSS 0-3 ② K		x 0-0 ③ F7			x 0-0 ① 5-3		SSS 0-3 ③ K	4	0	0	0	0	2	2
Rocky Krsnich, R (1, 5) OBP: 0.333, SLG: 0.300		BBBB 4-0 1-2 BB			x 0-0 ① F7		SSS 0-3 ② K			2	0	0	0	1	1	0
Willy Miranda, S (1, 6) OBP: 0.311, SLG: 0.295		x 0-0 ③ 2-3			x 0-0 ② 4-3		SSS 0-3 ③ K			3	0	0	0	0	1	2
Lou Kretlow, R (1, 1) Bud Stewart, L (8, PH) OBP: 0.357, SLG: 0.375 Howie Judson, R (9, 1)			SSS 0-3 ① K		x 0-0 ③ L4			x 0-0 ① 6-3		2 1 0	0 0 0	0 0 0	0 0 0	1 0 0	0 0 0	0 0 0
Inning Stats	R: 0 H: 0 E: 0 LOB: 0 K: 0 BB: 1 S: 2 P: 6	R: 0 H: 1 E: 0 LOB: 2 K: 1 BB: 1 S: 6 P: 10	R: 0 H: 1 E: 0 LOB: 1 K: 1 BB: 0 S: 6 P: 6	R: 0 H: 0 E: 0 LOB: 0 K: 0 BB: 0 S: 3 P: 3	R: 0 H: 0 E: 0 LOB: 0 K: 0 BB: 0 S: 3 P: 3	R: 0 H: 1 E: 0 LOB: 2 K: 0 BB: 1 S: 4 P: 8	R: 0 H: 0 E: 0 LOB: 0 K: 2 BB: 0 S: 7 P: 7	R: 0 H: 0 E: 0 LOB: 0 K: 0 BB: 0 S: 3 P: 3	R: 0 H: 1 E: 0 LOB: 1 K: 1 BB: 0 S: 6 P: 6	1B: 4 SF: 0 2B: 0 SAC: 0 3B: 0 DP: 1 HR: 0 HBP: 0						

PITCHER	IP	WLS	BF	H	R	ER	SO	BB	IBB	HBP	BLK	WP	HR	S	P	ERA	WHIP
Bob Lemon, R (1, 1) ERA: 2.71	9.0	W	33	4	0	0	5	3	0	0	0	0	0	40	52	0.00	0.778

PITCHER	IP	WLS	BF	H	R	ER	SO	BB	IBB	HBP	BLK	WP	HR	S	P	ERA	WHIP

BOTTOM

Cleveland Indians @ Chicago White Sox

Comiskey Park, Chicago, IL

Tue Aug 05 1952, 4:33 AM EDT

Unknown

livebaseballscorecards.com

AB	30
R	0
H	4
RBI	0
BB	3
SO	5
LOB	9

Batter	1	2	3	4	5	6	7	8	9	AB	R	H	RBI	BB	SO	LOB
Dale Mitchell, L (1, 7) OBP: 0.381, SLG: 0.399	G4-6-3 BB 1B		F8	G3			BBBB 1B 1B BB		2-3 1B	2	0	1	0	0	0	0
Barney McCosky, L (3, 7) OBP: 0.276, SLG: 0.294										2	1	1	0	1	0	2
Bobby Avila, R (1, 4) OBP: 0.383, SLG: 0.397	BBBB 1-2 G4-6-3 BB		1B 1B		F3		1B G4-6-3 1-2 1B		FC6-4 1-2 3-H 1B	4	1	3	1	1	0	0
Larry Doby, L (1, 8) OBP: 0.390, SLG: 0.592	G4-6-3 1-2f 2-3		1-3 1B		F8		G4-6-3 1-3 2-H 1B		F8	5	0	2	1	0	0	4
Luke Easter, L (1, 3) OBP: 0.302, SLG: 0.410	K		K		F8		G4-6-3 1-2f 3-H		K	2	0	0	0	0	2	3
Bill Glynn, L (3, 3) OBP: 0.292, SLG: 0.344										3	0	0	0	0	1	3
Al Rosen, R (1, 5) OBP: 0.400, SLG: 0.520		G1-6-3 1B	5-3			BB 1B	F8		FC6-4 1-2f	5	0	2	0	0	0	4
Harry Simpson, L (1, 9) OBP: 0.336, SLG: 0.412		G1-6-3 1-2f		3B		F8		F6		4	0	1	0	0	0	2
Ray Boone, R (1, 6) OBP: 0.378, SLG: 0.371		BBBB 1B BB		F3		F6		F8		3	0	0	0	1	0	2
Jim Hegan, R (1, 2) OBP: 0.316, SLG: 0.374		1-2 1B		F6		BBBB 1-2 BB		6-3		3	0	1	0	1	0	1
Mike Garcia, R (1, 1) OBP: 0.155, SLG: 0.147		K		BBBB BB		F2			1B 1B 2B	1	0	0	0	1	1	2
Hank Majeski, R (6, PH) OBP: 0.374, SLG: 0.352										1	0	0	0	0	0	2
Lou Brissie, L (6, 1) OBP: 0.222, SLG: 0.125										0	0	0	0	0	0	0
Joe Tipton, R (9, PH) OBP: 0.400, SLG: 0.484										1	1	1	0	0	0	0
Inning Stats	R: 0 E: 0 K: 1 S: 5 H: 1 LOB: 1 BB: 1 P: 9	R: 0 E: 0 K: 1 S: 6 H: 2 LOB: 2 BB: 1 P: 10	R: 0 E: 0 K: 1 S: 7 H: 2 LOB: 2 BB: 0 P: 7	R: 0 E: 0 K: 0 S: 4 H: 1 LOB: 2 BB: 1 P: 8	R: 0 E: 0 K: 0 S: 3 H: 0 LOB: 0 BB: 0 P: 3	R: 0 E: 0 K: 0 S: 4 H: 1 LOB: 2 BB: 1 P: 8	R: 2 E: 0 K: 0 S: 4 H: 2 LOB: 0 BB: 1 P: 8	R: 0 E: 0 K: 0 S: 3 H: 0 LOB: 0 BB: 0 P: 3	R: 1 E: 0 K: 1 S: 8 H: 3 LOB: 2 BB: 0 P: 8	1B: 10 2B: 1 3B: 1 HR: 0 SF: 0 SAC: 0 DP: 3 HBP: 0						

PITCHER	IP	WLS	BF	H	R	ER	SO	BB	IBB	HBP	BLK	WP	HR	S	P	ERA	WHIP
Saul Rogovin, R (1, 1) ERA: 4.56	8.0	W	38	12	3	3	3	5	0	0	0	0	0	39	59	3.38	2.125
Chuck Stobbs, L (9, 1) ERA: 2.97	0.2		2	0	0	0	1	0	0	0	0	0	0	4	4	0.00	0.000
Harry Dorish, R (9, 1) ERA: 2.32	0.1	S	1	0	0	0	0	0	0	0	0	0	0	1	1	0.00	0.000

PITCHER	IP	WLS	BF	H	R	ER	SO	BB	IBB	HBP	BLK	WP	HR	S	P	ERA	WHIP

TOP

Cleveland Indians @ Chicago White Sox

Comiskey Park, Chicago, IL

Tue Aug 05 1952, 4:38 AM EDT

Att. 40,909 - Unknown

livebaseballscorecards.com

AB	36
R	3
H	12
RBI	2
BB	5
SO	4
LOB	25

WP: 0 PB: 0 SB: 0 CS: 0 PA: 41

Batter	1	2	3	4	5	6	7	8	9	AB	R	H	RBI	BB	SO	LOB
Nellie Fox, L (1, 4) OBP: 0.344, SLG: 0.362	F9	1B 1B	F9			FC2-6 1B		E6 1B FC1-5 1-2		5	1	2	0	0	0	2
Jim Rivera, L (1, 8) OBP: 0.319, SLG: 0.380	HR	1B 1B 1-2		4-3		FC2-6 4-3 1-2f		FC1-5 1B 1-2 2-3f		5	2	2	1	0	0	3
Minnie Minoso, R (1, 5) (6, 7) OBP: 0.389, SLG: 0.462	F9	1B HR 1-2 2-H		K		4-3 1-2		1B 1-2 2-3		5	1	2	1	0	1	1
Eddie Robinson, L (1, 3) OBP: 0.393, SLG: 0.505	2B BB	HR 1-2 2-H		F5		BB		F2		3	1	1	1	2	0	3
Sam Mele, R (1, 9) OBP: 0.338, SLG: 0.417	2B 1-3	HR 1-H 2-H			K	F4		F7		5	1	2	3	0	1	5
Bud Stewart, L (1, 7) OBP: 0.361, SLG: 0.381 Willy Miranda, S (5, PR) (6, 6) OBP: 0.308, SLG: 0.292	IBB	6-3			2B		6-3			2 1	0 0	1 0	0 0	1 0	0 0	0 0
Darrell Johnson, R (1, 2) OBP: 0.353, SLG: 0.311	4-3		F3		BB		K			3	0	0	0	1	1	3
Sam Dente, R (1, 6) (6, 5) OBP: 0.261, SLG: 0.237		5-3	F9		F9		5-3			4	0	0	0	0	0	2
Saul Rogovin, R (1, 1) OBP: 0.250, SLG: 0.268 Chuck Stobbs, L (9, 1) OBP: 0.179, SLG: 0.086 Harry Dorish, R (9, 1)		F4	E4		F8			FC1-5 E 1B		4 0 0	0 0 0	1 0 0	0 0 0	0 0 0	0 0 0	2 0 0
Inning Stats	R: 1 E: 0 K: 0 S: 5 H: 2 LOB: 3 BB: 2 P: 13	R: 5 E: 0 K: 0 S: 8 H: 5 LOB: 0 BB: 0 P: 8	R: 0 E: 1 K: 0 S: 4 H: 0 LOB: 1 BB: 0 P: 4	R: 0 E: 0 K: 1 S: 5 H: 0 LOB: 0 BB: 0 P: 5	R: 0 E: 0 K: 1 S: 6 H: 1 LOB: 2 BB: 1 P: 10	R: 0 E: 0 K: 0 S: 4 H: 1 LOB: 2 BB: 1 P: 8	R: 0 E: 0 K: 1 S: 5 H: 0 LOB: 0 BB: 0 P: 5	R: 0 E: 1 K: 0 S: 6 H: 2 LOB: 3 BB: 0 P: 6		1B: 7 2B: 2 3B: 0 HR: 2 SF: 0 SAC: 0 DP: 0 HBP: 0						

PITCHER		IP	WLS	BF	H	R	ER	SO	BB	IBB	HBP	BLK	WP	HR	S	P	ERA	WHIP
Mike Garcia, R ERA: 2.16	(1, 1)	5.0	L	27	8	6	6	2	2	1	0	0	0	2	28	40	10.80	2.000
Lou Brissie, L ERA: 3.9	(6, 1)	3.0		14	3	0	0	1	1	0	0	0	0	0	15	19	0.00	1.333

PITCHER	IP	WLS	BF	H	R	ER	SO	BB	IBB	HBP	BLK	WP	HR	S	P	ERA	WHIP

BOTTOM

Cleveland Indians @ Chicago White Sox

Comiskey Park, Chicago, IL

Tue Aug 05 1952, 4:38 AM EDT

Att. 40,909 - Unknown

livebaseballscorecards.com

AB	37
R	6
H	11
RBI	6
BB	4
SO	3
LOB	21

WP: 0	PB: 0	SB: 0	CS: 0
PA: 41			

Batter	1	2	3	4	5	6	7	8	9	AB	R	H	RBI	BB	SO	LOB
Dale Mitchell, L (1, 7) OBP: 0.378, SLG: 0.394	3-1		6-3			BB 1B	F4		E6 G4-6-3 1-3 2-H 3-H	4	1	0	0	1	0	2
Bobby Avila, R (1, 4) OBP: 0.383, SLG: 0.397	HR 1B		6-3			1-3 1B		F4	G4-6-3 1-2f	5	2	2	0	0	0	2
Larry Doby, L (1, 8) OBP: 0.389, SLG: 0.597	1-H HR			K		G3		L3		4	1	1	2	0	1	2
Al Rosen, R (1, 5) OBP: 0.403, SLG: 0.519	CS BB			G4-6-3 BB		1B IBB		F8		1	0	0	0	3	0	0
Ray Boone, R (1, 6) OBP: 0.376, SLG: 0.369	K 1-2			G4-6-3 1-2f		G6-4-3 1-3 2-H 3-H 1B			6-3	4	0	1	2	0	1	2
Harry Simpson, L (1, 9) OBP: 0.335, SLG: 0.411		K			4-3	G6-4-3 1-2f			1B 1B	4	1	1	0	0	1	2
Bill Glynn, L (1, 3) OBP: 0.304, SLG: 0.369		K			2B		F4		WP 1B 1-3 BLK	4	1	2	0	0	1	0
Jim Hegan, R (1, 2) OBP: 0.315, SLG: 0.372		K			F7		K		BLK WP 1-2 E 3-H	4	1	1	1	0	2	1
Early Wynn, S (1, 1) OBP: 0.268, SLG: 0.203			K		K		1B		E BLK 1-2 2-3 BB	3	0	1	0	1	2	1
Inning Stats	R: 2 E: 0 K: 1 S: 6 H: 2 LOB: 0 BB: 1 P: 10	R: 0 E: 0 K: 3 S: 9 H: 0 LOB: 0 BB: 0 P: 9	R: 0 E: 0 K: 1 S: 5 H: 0 LOB: 0 BB: 0 P: 5	R: 0 E: 0 K: 1 S: 4 H: 0 LOB: 0 BB: 1 P: 8	R: 0 E: 0 K: 1 S: 6 H: 1 LOB: 1 BB: 0 P: 6	R: 2 E: 0 K: 0 S: 4 H: 2 LOB: 1 BB: 2 P: 12	R: 0 E: 0 K: 1 S: 6 H: 1 LOB: 1 BB: 0 P: 6	R: 0 E: 0 K: 0 S: 3 H: 0 LOB: 0 BB: 0 P: 3	R: 3 E: 1 K: 0 S: 6 H: 3 LOB: 1 BB: 1 P: 10	1B: 7 2B: 1 3B: 0 HR: 1 SF: 0 SAC: 0 DP: 3 HBP: 0						

PITCHER	IP	WLS	BF	H	R	ER	SO	BB	IBB	HBP	BLK	WP	HR	S	P	ERA	WHIP
Bill Kennedy, L (1, 1) ERA: 2.54	6.0	L	24	5	4	4	7	3	1	0	0	0	1	34	50	6.00	1.333
Luis Aloma, R (7, 1) ERA: 5.79	2.0		7	1	0	0	1	0	0	0	0	0	0	9	9	0.00	0.500
Harry Dorish, R (9, 1) ERA: 2.71	1.0		7	3	3	3	0	1	0	0	1	1	0	6	10	27.00	4.000

PITCHER	IP	WLS	BF	H	R	ER	SO	BB	IBB	HBP	BLK	WP	HR	S	P	ERA	WHIP

TOP

Cleveland Indians @ Chicago White Sox

Comiskey Park, Chicago, IL

Wed Aug 06 1952, 4:33 AM EDT

Att. 10,502 - Unknown

livebaseballscorecards.com

AB	33
R	7
H	9
RBI	5
BB	5
SO	8
LOB	12

Batter	1	2	3	4	5	6	7	8	9	AB	R	H	RBI	BB	SO	LOB
Nellie Fox, L (1, 4) OBP: 0.343, SLG: 0.363	F7		F8			2B		F2		4	0	1	0	0	0	1
Jim Rivera, L (1, 8) OBP: 0.316, SLG: 0.376	F9			4-3		K			F3	4	0	0	0	0	1	1
Minnie Minoso, R (1, 5) OBP: 0.390, SLG: 0.461	5-3			FC6-4 1B		6-3			BB 1B E	3	1	1	0	1	0	1
Eddie Robinson, L (1, 3) OBP: 0.394, SLG: 0.505		1B		F9			4-3		E8 1-H 1B	4	0	2	0	0	0	1
Sam Mele, R (1, 9) OBP: 0.334, SLG: 0.412		F8		FC6-4 1-2f			F7		F8	4	0	0	0	0	0	3
Bud Stewart, L (1, 7) OBP: 0.359, SLG: 0.376		F4			BB G6-3		F9		G3	3	0	0	0	1	0	2
Sherm Lollar, R (1, 2) OBP: 0.341, SLG: 0.413		L6			F8			F5		3	0	0	0	0	0	2
Sam Dente, R (1, 6) OBP: 0.255, SLG: 0.232			1-3		G6-3 1-2f			F4		3	0	0	0	0	0	1
Bill Kennedy, L (1, 1) OBP: 0.182, SLG: 0.182			K			K		1B		1	0	0	0	0	1	0
Darrell Johnson, R (6, PH) OBP: 0.350, SLG: 0.308										1	0	0	0	0	1	0
Luis Aloma, R (7, 1)										0	0	0	0	0	0	0
Hector Rodriguez, R (8, PH) OBP: 0.363, SLG: 0.319										1	0	1	0	0	0	0
Harry Dorish, R (9, 1)										0	0	0	0	0	0	0
Inning Stats	R: 0 E: 0 K: 0 S: 3 H: 0 LOB: 0 BB: 0 P: 3	R: 0 E: 0 K: 0 S: 4 H: 1 LOB: 1 BB: 0 P: 4	R: 0 E: 0 K: 1 S: 5 H: 0 LOB: 0 BB: 0 P: 5	R: 0 E: 0 K: 0 S: 4 H: 1 LOB: 1 BB: 0 P: 4	R: 0 E: 0 K: 0 S: 2 H: 0 LOB: 0 BB: 1 P: 6	R: 0 E: 0 K: 2 S: 8 H: 1 LOB: 1 BB: 0 P: 8	R: 0 E: 0 K: 0 S: 3 H: 0 LOB: 0 BB: 0 P: 3	R: 0 E: 0 K: 0 S: 4 H: 1 LOB: 1 BB: 0 P: 4	R: 1 E: 1 K: 0 S: 4 H: 1 LOB: 1 BB: 1 P: 8	1B: 4 2B: 1 3B: 0 HR: 0	SF: 0 SAC: 0 DP: 1 HBP: 0						

PITCHER	IP	WLS	BF	H	R	ER	SO	BB	IBB	HBP	BLK	WP	HR	S	P	ERA	WHIP
Early Wynn, R (1, 1) ERA: 3.43	9.0	W	33	5	1	1	3	2	0	0	0	0	0	37	45	1.00	0.778

PITCHER	IP	WLS	BF	H	R	ER	SO	BB	IBB	HBP	BLK	WP	HR	S	P	ERA	WHIP

BOTTOM

Cleveland Indians @ Chicago White Sox

Comiskey Park, Chicago, IL

Wed Aug 06 1952, 4:33 AM EDT

Att. 10,502 - Unknown

livebaseballscorecards.com

AB	31
R	1
H	5
RBI	0
BB	2
SO	3
LOB	12

1B: 4 SF: 0
2B: 1 SAC: 0
3B: 0 DP: 1
HR: 0 HBP: 0

WP: 0 PA: 33
PB: 0
SB: 0
CS: 0

Batter	1	2	3	4	5	6	7	8	9	10	11	12	AB	R	H	RBI	BB	SO	LOB
Dale Mitchell, L (1, 7) OBP: 0.383, SLG: 0.409	1B		E 1B 1B		1-3 2B		1-H 3B		E3 BB HR		F8 ①		6	2	4	1	0	0	0
Bobby Avila, R (1, 4) OBP: 0.382, SLG: 0.395	K ①		1-2 E 1B 1B		L4 ①		F2 ①		1-2 HR BB		6-3 ②		5	2	1	0	1	1	4
Larry Doby, L (1, 8) OBP: 0.388, SLG: 0.601	K ②		E6 1-H 2-H 2B		F8 ② 3-H		F6 ②		1-H 2-H HR		1B		6	2	2	4	0	1	3
Al Rosen, R (1, 5) OBP: 0.400, SLG: 0.516	K ③		2-H 2B		L6 ③		5-3 ③		F7 ①		5-3 ③		6	0	1	1	0	1	4
Bill Glynn, L (1, 3) OBP: 0.307, SLG: 0.400		4-3 ①	K ③			G3 ①		4-3 2B BB	F4 ②			HR	5	2	1	1	1	1	1
Harry Simpson, L (1, 9) OBP: 0.335, SLG: 0.409		6-3 ②		4-3 ①		1B		4-3 ① 1-2	4-3 ③			WP SH5-3 CS BB	5	0	1	0	1	0	1
Ray Boone, R (1, 6) OBP: 0.369, SLG: 0.361		L7 ③		K ②		L7 ②		5-3 ②		F6 ①		1-2 SH5-3 ①	5	0	0	0	0	1	2
Jim Hegan, R (1, 2) OBP: 0.315, SLG: 0.372			K ①	F8 ③		F7 ③		2-H 2B		5-3 ②		2-H CS BB	5	0	1	1	1	1	1
Bob Feller, R (1, 1) OBP: 0.000, SLG: 0.000 Lou Brissie, L (1, 1) OBP: 0.000, SLG: 0.000 Barney McCosky, L (3, PH) OBP: 0.273, SLG: 0.364 Mickey Vernon, L (3, 1) OBP: 0.318, SLG: 0.364 Hank Majeski, R (7, PH) OBP: 0.000, SLG: 0.000 Steve Gromek, R (7, 1) OBP: 0.000, SLG: 0.000 Luke Easter (8, PH) OBP: 0.000, SLG: 0.000 Dick Rozek, L (8, 1) Early Wynn, R (9, 1) OBP: 0.000, SLG: 0.000		L7 ②		2B F8 1B			3B BB		F7 ③		F5 ③		CS ③ 1-2	0 0 0 0 0 0 0 0 0 0 0 0 0 0 1 0 0 0 0 0 0 1 1 1 0 0 0 0 0 1 0 0 1 0 0 0 0 0 0 0 0 0 1 0 0 0 0 0 1 0 0 0 0 0 0 0 1 0 0 0 0 0 0					
Inning Stats	R: 0 E: 0 K: 3 S: 10 H: 1 LOB: 1 BB: 0 P: 10	R: 0 E: 0 K: 0 S: 3 H: 0 LOB: 0 BB: 0 P: 3	R: 3 E: 1 K: 2 S: 11 H: 3 LOB: 1 BB: 0 P: 11	R: 0 E: 0 K: 0 S: 5 H: 0 LOB: 0 BB: 0 P: 5	R: 1 E: 0 K: 0 S: 5 H: 2 LOB: 1 BB: 0 P: 5	R: 0 E: 0 K: 0 S: 4 H: 1 LOB: 1 BB: 0 P: 4	R: 1 E: 0 K: 0 S: 4 H: 1 LOB: 1 BB: 1 P: 8	R: 1 E: 0 K: 0 S: 4 H: 1 LOB: 1 BB: 1 P: 8	R: 3 E: 1 K: 0 S: 5 H: 1 LOB: 0 BB: 1 P: 9	R: 0 E: 0 K: 0 S: 3 H: 0 LOB: 0 BB: 0 P: 3	R: 0 E: 0 K: 0 S: 4 H: 1 LOB: 1 BB: 0 P: 4	R: 1 E: 0 K: 0 S: 2 H: 1 LOB: 0 BB: 2 P: 10	1B: 6 2B: 3 3B: 1 HR: 2	SF: 0 SAC: 1 DP: 0 HBP: 0	WP: 1 PB: 0 SB: 0 CS: 2	PA: 54		

PITCHER		IP	WLS	BF	H	R	ER	SO	BB	IBB	HBP	BLK	WP	HR	S	P	ERA	WHIP
Duane Pillette, R ERA: 3.76	(1, 1)	6.0		28	8	5	2	6	1	0	0	0	0	0	39	43	3.00	1.500
Earl Harrist, R ERA: 3.78	(7, 1)	2.0		11	2	4	3	0	2	0	0	0	0	1	9	17	13.50	2.000
Bobby Hogue, R ERA: 5.01	(9, 1)	3.0		10	1	0	0	0	0	0	0	0	0	0	10	10	0.00	0.333
Dave Madison, R ERA: 4.26	(12, 1)	1.0	L	4	1	1	1	0	2	0	0	0	1	1	2	10	9.00	3.000

PITCHER		IP	WLS	BF	H	R	ER	SO	BB	IBB	HBP	BLK	WP	HR	S	P	ERA	WHIP

TOP

Cleveland Indians @ St. Louis Browns

Sportsman's Park, St. Louis, MO

Fri Aug 08 1952, 4:33 AM EDT

Att. 8,914 - Unknown

livebaseballscorecards.com

AB	47
R	10
H	12
RBI	8
BB	5
SO	6
LOB	17

Cleveland Indians @ St. Louis Browns

Sportsman's Park, St. Louis, MO

Fri Aug 08 1952, 4:33 AM EDT

Att. 8,914 - Unknown

livebaseballscorecards.com

BOTTOM

Batter	1	2	3	4	5	6	7	8	9	10	11	12	AB	R	H	RBI	BB	SO	LOB
Al Zarilla, L (1, 7) OBP: 0.363, SLG: 0.346	BBBB 4-0 1B 1B 1B BB	x 0-0 E8 1B	SSS 0-3 ③ K			x 0-0 ② F8		SSS 0-3 ②③ K 2-3			x 0-0 ③ F4		5	2	0	0	1	2	3
Gordon Goldsberry, L (1, 3) OBP: 0.307, SLG: 0.303	x 0-0 1B 1B 2B 1B 1-2	x 0-0 3-1 4-3 1B 1B 2-H		SSS 0-3 ① K		x 0-0 ③ F8			x 0-0 ① F9			x 0-0 ① G3	6	2	2	1	0	1	1
Ray Coleman, L (1, 9) OBP: 0.274, SLG: 0.287	x 0-0 1B 2B 1B 1-2 2-3	x 0-0 ① 4-3 1-2		x 0-0 ② F5			x 0-0 ① F2		x 0-0 ② F7			x 0-0 ② F2	6	1	1	0	0	0	1
Clint Courtney, L (1, 2) OBP: 0.352, SLG: 0.394	x 0-0 2B 1B 1-2 2-3 3-H	x 0-0 ② 3-1 2-3		x 0-0 ③ 4-3			x 0-0 ② F9		x 0-0 ③ F9			x 0-0 ③ F9	6	1	1	1	0	0	1
Jim Delsing, L (1, 8) OBP: 0.327, SLG: 0.354	x 0-0 2B 2B 1-H 2-H 3-H	BBBB 4-0 1B BB			SSS 0-3 ① K		x 0-0 ③ F9			SSS 0-3 ① K			4	1	1	3	1	2	0
Jim Dyck, R (1, 5) OBP: 0.358, SLG: 0.453	x 0-0 1B 2B 2-H	x 0-0 1B 1-3 3-H			x 0-0 ② 5-3			BBBB 4-0 BB 1B BB		x 0-0 ② 5-3			4	2	2	2	1	0	0
Bobby Young, L (1, 4) OBP: 0.319, SLG: 0.346	x 0-0 G6-4-3 1B 2-H	x 0-0 ③ 4-3			x 0-0 ③ F8			BBBB 4-0 CS 1B BB 1-2		x 0-0 ③ F5			4	0	1	1	1	0	2
Fred Marsh, R (1, 6) OBP: 0.309, SLG: 0.231	x 0-0 ①② G6-4-3 1-2f		SSS 0-3 ① K			x 0-0 ① F5		x 0-0 1B 1-2 2-H			x 0-0 CS 1B		5	0	2	1	0	1	1
Duane Pillette, R (1, 1) Earl Harrist, R (7, 1) Bobby Hogue, R (9, 1) Bob Nieman, R (11, PH) Dave Madison, R (12, 1) OBP: 0.240, SLG: 0.213 OBP: 0.103, SLG: 0.103 OBP: 0.273, SLG: 0.273 OBP: 0.349, SLG: 0.419 OBP: 0.118, SLG: 0.118	x 0-0 ③ F6		x 0-0 ② F8			x 0-0 1B		x 0-0 ① F1			SSS 0-3 ①② K 1-2		3 1 0 1 0	0 0 0 0 0	1 0 0 0 0	0 0 0 0 0	0 0 0 0 0	0 0 0 1 0	0 2 0 1 0
Inning Stats	R: 6 E: 0 K: 0 S: 8 H: 6 LOB: 0 BB: 1 P: 12	R: 2 E: 1 K: 0 S: 6 H: 2 LOB: 2 BB: 1 P: 10	R: 0 E: 0 K: 2 S: 7 H: 0 LOB: 0 BB: 0 P: 7	R: 0 E: 0 K: 1 S: 5 H: 0 LOB: 0 BB: 0 P: 5	R: 0 E: 0 K: 1 S: 5 H: 0 LOB: 0 BB: 0 P: 5	R: 0 E: 0 K: 0 S: 4 H: 1 LOB: 1 BB: 0 P: 4	R: 0 E: 0 K: 0 S: 3 H: 0 LOB: 0 BB: 0 P: 3	R: 1 E: 0 K: 1 S: 5 H: 1 LOB: 2 BB: 2 P: 13	R: 0 E: 0 K: 0 S: 3 H: 0 LOB: 0 BB: 0 P: 3	R: 0 E: 0 K: 1 S: 5 H: 0 LOB: 0 BB: 0 P: 5	R: 0 E: 0 K: 1 S: 5 H: 1 LOB: 0 BB: 0 P: 5	R: 0 E: 0 K: 0 S: 3 H: 0 LOB: 0 BB: 0 P: 3	1B: 9 2B: 4 3B: 0 HR: 0	SF: 0 SAC: 0 DP: 3 HBP: 0		WP: 0 PB: 0 SB: 0 CS: 2	PA: 49		

	AB	45
	R	9
	H	11
	RBI	9
	BB	4
	SO	7
	LOB	12

PITCHER		IP	WLS	BF	H	R	ER	SO	BB	IBB	HBP	BLK	WP	HR	S	P	ERA	WHIP
Bob Feller, R ERA: 5.06	(1, 1)	0.0		6	5	6	6	0	1	0	0	0	0	0	5	9	∞	∞
Lou Brissie, L ERA: 3.78	(1, 1)	2.0		10	3	2	0	0	1	0	0	0	0	0	9	13	0.00	2.000
Mickey Harris, L ERA: 5.31	(3, 1)	4.0		13	1	0	0	4	0	0	0	0	0	0	21	21	0.00	0.250
Steve Gromek, R ERA: 4.01	(7, 1)	1.0		3	0	0	0	0	0	0	0	0	0	0	3	3	0.00	0.000
Dick Rozek, L ERA: 5.68	(8, 1)	0.0		2	0	1	1	0	2	0	0	0	0	0	0	8	∞	∞

PITCHER		IP	WLS	BF	H	R	ER	SO	BB	IBB	HBP	BLK	WP	HR	S	P	ERA	WHIP
Early Wynn, R ERA: 3.34	(8, 1)	5.0	W	15	2	0	0	3	0	0	0	0	0	0	21	21	0.00	0.400

Batter	1	2	3	4	5	6	7	8	9	AB	R	H	RBI	BB	SO	LOB
Dale Mitchell, L (1, 7) OBP: 0.383, SLG: 0.409										0	0	0	0	0	0	0
Bobby Avila, R (1, 4) OBP: 0.382, SLG: 0.395										0	0	0	0	0	0	0
Larry Doby, L (1, 8) OBP: 0.388, SLG: 0.601										0	0	0	0	0	0	0
Al Rosen, R (1, 5) OBP: 0.400, SLG: 0.516										0	0	0	0	0	0	0
Ray Boone, R (1, 6) OBP: 0.369, SLG: 0.361										0	0	0	0	0	0	0
Wally Westlake, R (1, 9) OBP: 0.315, SLG: 0.268										0	0	0	0	0	0	0
Bill Glynn, L (1, 3) OBP: 0.307, SLG: 0.400										0	0	0	0	0	0	0
Jim Hegan, R (1, 2) OBP: 0.315, SLG: 0.372										0	0	0	0	0	0	0
Mike Garcia, R (1, 1) OBP: 0.155, SLG: 0.147										0	0	0	0	0	0	0
Inning Stats										1B: 0 2B: 0 3B: 0 HR: 0				SF: 0 SAC: 0 DP: 0 HBP: 0		

Cleveland Indians @ St. Louis Browns

Sportsman's Park, St. Louis, MO

Sat Aug 09 1952, 4:33 AM EDT

Att. 6,594 - Unknown

TOP

livebaseballscorecards.com

AB	0
R	0
H	0
RBI	0
BB	0
SO	0
LOB	0

WP: 0 PA: 0
PB: 0
SB: 0
CS: 0

PITCHER	IP	WLS	BF	H	R	ER	SO	BB	IBB	HBP	BLK	WP	HR	S	P	ERA	WHIP
Tommy Byrne, L (1, 1) ERA: 4.72	0.0	L	0	0	0	0	0	0	0	0	0	0	0	0	0	∞	∞

PITCHER	IP	WLS	BF	H	R	ER	SO	BB	IBB	HBP	BLK	WP	HR	S	P	ERA	WHIP

Batter	1	2	3	4	5	6	7	8	9	AB	R	H	RBI	BB	SO	LOB
Al Zarilla, L (1, 7) OBP: 0.363, SLG: 0.346										0	0	0	0	0	0	0
Gordon Goldsberry, L (1, 3) OBP: 0.307, SLG: 0.303										0	0	0	0	0	0	0
Bob Nieman, R (1, 9) OBP: 0.349, SLG: 0.419										0	0	0	0	0	0	0
Clint Courtney, L (1, 2) OBP: 0.352, SLG: 0.394										0	0	0	0	0	0	0
Jim Delsing, L (1, 8) OBP: 0.327, SLG: 0.354										0	0	0	0	0	0	0
Jim Dyck, R (1, 5) OBP: 0.358, SLG: 0.453										0	0	0	0	0	0	0
Bobby Young, L (1, 4) OBP: 0.319, SLG: 0.346										0	0	0	0	0	0	0
Fred Marsh, R (1, 6) OBP: 0.309, SLG: 0.231										0	0	0	0	0	0	0
Tommy Byrne, L (1, 1) OBP: 0.286, SLG: 0.338										0	0	0	0	0	0	0
Inning Stats										1B: 0 2B: 0 3B: 0 HR: 0		SF: 0 SAC: 0 DP: 0 HBP: 0				

PITCHER	IP	WLS	BF	H	R	ER	SO	BB	IBB	HBP	BLK	WP	HR	S	P	ERA	WHIP
Mike Garcia, R (1, 1) ERA: 2.16	0.0		0	0	0	0	0	0	0	0	0	0	0	0	0	∞	∞

PITCHER	IP	WLS	BF	H	R	ER	SO	BB	IBB	HBP	BLK	WP	HR	S	P	ERA	WHIP

BOTTOM

Cleveland Indians @ St. Louis Browns

Sportsman's Park, St. Louis, MO

Sat Aug 09 1952, 4:33 AM EDT

Att. 6,594 - Unknown

livebaseballscorecards.com

AB	**0**
R	**0**
H	**0**
RBI	**0**
BB	**0**
SO	**0**
LOB	**0**

WP: 0 PA: 0
PB: 0
SB: 0
CS: 0

Cleveland Indians @ St. Louis Browns

Sportsman's Park, St. Louis, MO

Sun Aug 10 1952, 4:33 AM EDT

Att. 7,752 - Unknown

livebaseballscorecards.com

Batter	1	2	3	4	5	6	7	8	9	AB	R	H	RBI	BB	SO	LOB
Dale Mitchell, L (1, 7) OBP: 0.386, SLG: 0.410	x 0-0 BB 1B	x 0-0 1-2 2-H 3-H 1B		x 0-0 1B			x 0-0 F6		x 0-0 F8	5	0	3	2	0	0	0
Bobby Avila, R (1, 4) OBP: 0.379, SLG: 0.390	x 0-0 F9	x 0-0 F9		x 0-0 F9			B B B B 4-0 BB		x 0-0 1B	4	0	1	0	1	0	4
Larry Doby, L (1, 8) OBP: 0.388, SLG: 0.600	B B B B 4-0 1-2 BB	x 0-0 F9			x 0-0 G3		x 0-0 F2		x 0-0 F2	4	0	0	0	1	0	4
Al Rosen, R (1, 5) OBP: 0.397, SLG: 0.516	x 0-0 F7		x 0-0 L8		x 0-0 F9			x 0-0 HR		4	1	1	1	0	0	2
Ray Boone, R (1, 6) OBP: 0.369, SLG: 0.363	x 0-0 F8		x 0-0 FC6-5 2B		S S S 0-3 K			x 0-0 L6		4	0	1	0	0	1	2
Wally Westlake, R (1, 9) OBP: 0.316, SLG: 0.268		S S S 0-3 K	x 0-0 FC6-5 2-3			x 0-0 6-3		x 0-0 1B		4	0	1	0	0	1	1
Bill Glynn, L (1, 3) OBP: 0.313, SLG: 0.410		x 0-0 1B BB 1B 1B	x 0-0 4-3			x 0-0 F6		x 0-0 L8		4	1	1	0	0	0	2
Joe Tipton, R (1, 2) OBP: 0.394, SLG: 0.470		B B B B 4-0 1-2 1B 1B BB		S S S 0-3 K		x 0-0 F4		S S S 0-3 K		3	1	0	0	1	2	1
Bob Lemon, L (1, 1) OBP: 0.205, SLG: 0.287		x 0-0 1B 1-2 2-3 1B		x 0-0 F2			S S S 0-3 K		x 0-0 6-3	3	0	1	0	0	1	0
Hank Majeski, R (9, PH) OBP: 0.376, SLG: 0.349										1	0	0	0	0	0	0

Inning Stats	1	2	3	4	5	6	7	8	9	
	R: 0 H: 1 E: 0 LOB: 2 K: 0 BB: 1 S: 4 P: 8	R: 2 H: 3 E: 0 LOB: 2 K: 1 BB: 1 S: 8 P: 12	R: 0 H: 1 E: 0 LOB: 1 K: 0 BB: 0 S: 4 P: 4	R: 0 H: 1 E: 0 LOB: 1 K: 1 BB: 0 S: 6 P: 6	R: 0 H: 0 E: 0 LOB: 0 K: 1 BB: 0 S: 5 P: 5	R: 0 H: 0 E: 0 LOB: 0 K: 0 BB: 0 S: 3 P: 3	R: 0 H: 0 E: 0 LOB: 1 K: 1 BB: 1 S: 5 P: 9	R: 1 H: 2 E: 0 LOB: 1 K: 1 BB: 0 S: 7 P: 7	R: 0 H: 1 E: 0 LOB: 1 K: 0 BB: 0 S: 4 P: 4	1B: 7 SF: 0 2B: 1 SAC: 0 3B: 0 DP: 0 HR: 1 HBP: 0	WP: 0 PA: 39 PB: 0 SB: 0 CS: 0

PITCHER	IP	WLS	BF	H	R	ER	SO	BB	IBB	HBP	BLK	WP	HR	S	P	ERA	WHIP
Bob Cain, L (1, 1) ERA: 3.98	9.0	W	39	9	3	3	5	3	0	0	0	0	1	46	58	3.00	1.333

PITCHER	IP	WLS	BF	H	R	ER	SO	BB	IBB	HBP	BLK	WP	HR	S	P	ERA	WHIP

BOTTOM

Cleveland Indians @ St. Louis Browns

Sportsman's Park, St. Louis, MO

Sun Aug 10 1952, 4:33 AM EDT

Att. 7,752 - Unknown

Batter	1	2	3	4	5	6	7	8	9	AB	R	H	RBI	BB	SO	LOB
Al Zarilla, L (1, 7) OBP: 0.366, SLG: 0.352	K		3-1		4-3			SH1-4 1B		4	1	1	0	0	1	0
Gordon Goldsberry, L (1, 3) OBP: 0.297, SLG: 0.292	F9		6-3		CS 1B			SH1-4		3	0	1	0	0	0	0
Bob Nieman, R (1, 9) OBP: 0.354, SLG: 0.423	1B 2B 1B		F4		F8			CS		4	1	2	1	0	0	1
Clint Courtney, L (1, 2) OBP: 0.354, SLG: 0.393	2B 1B			G3-6-3 1B	CS			BB 1B		4	1	3	0	0	0	0
Jim Delsing, L (1, 8) OBP: 0.328, SLG: 0.355	2B			G3-6-3		L9		BB		3	0	1	1	1	0	1
Jim Dyck, R (1, 5) OBP: 0.359, SLG: 0.455	K			E HR 2B		6-3		1B		4	1	2	1	0	1	2
Bobby Young, L (1, 4) OBP: 0.320, SLG: 0.347		4-3		E1 HR						3	1	0	0	0	0	1
Fred Marsh, R (1, 6) OBP: 0.328, SLG: 0.287		K		HR			F8			3	1	1	3	0	1	0
Joe Demaestri, R (8, 6) OBP: 0.239, SLG: 0.272										0	0	0	0	0	0	0
Bob Cain, L (1, 1) OBP: 0.146, SLG: 0.103		K		F7						3	0	0	0	0	1	0
Inning Stats	R: 1 H: 3 E: 0 LOB: 2 K: 2 BB: 0 S: 10 P: 10	R: 0 H: 0 E: 0 LOB: 0 K: 2 BB: 0 S: 7 P: 7	R: 0 H: 0 E: 0 LOB: 0 K: 0 BB: 0 S: 3 P: 3	R: 3 H: 3 E: 1 LOB: 0 K: 0 BB: 0 S: 6 P: 6	R: 0 H: 1 E: 0 LOB: 0 K: 0 BB: 0 S: 3 P: 3	R: 0 H: 0 E: 0 LOB: 0 K: 0 BB: 0 S: 3 P: 3	R: 0 H: 0 E: 0 LOB: 0 K: 0 BB: 0 S: 3 P: 3	R: 2 H: 4 E: 0 LOB: 2 K: 0 BB: 1 S: 5 P: 9		1B: 8 SF: 0 2B: 2 SAC: 1 3B: 0 DP: 1 HR: 1 HBP: 0						

livebaseballscorecards.com

AB	31
R	6
H	11
RBI	6
BB	1
SO	4
LOB	5

WP: 0 PA: 34
PB: 0
SB: 0
CS: 2

PITCHER	IP	WLS	BF	H	R	ER	SO	BB	IBB	HBP	BLK	WP	HR	S	P	ERA	WHIP
Bob Lemon, R (1, 1) ERA: 2.74	8.0	L	33	11	6	3	4	1	0	0	0	0	1	40	44	3.38	1.500

PITCHER	IP	WLS	BF	H	R	ER	SO	BB	IBB	HBP	BLK	WP	HR	S	P	ERA	WHIP

Batter	1	2	3	4	5	6	7	8	9	AB	R	H	RBI	BB	SO	LOB
Fred Marsh, R (1, 6) OBP: 0.326, SLG: 0.282	F2		F6		K		K 1B 1B		6-3	5	0	1	0	0	1	0
Al Zarilla, L (1, 7) OBP: 0.369, SLG: 0.352	3-1		E BB		E4 CS		1-2 1B			3	1	1	0	1	0	0
Bob Nieman, R (1, 9) OBP: 0.353, SLG: 0.419	1B		E6 1-H		CS 1-2	4-3	K 2-3			4	0	1	0	0	1	2
Clint Courtney, L (1, 2) OBP: 0.353, SLG: 0.391	4-3		F6			1B HR 1B		G3		4	1	1	0	0	0	1
Dick Kryhoski, L (1, 3) OBP: 0.303, SLG: 0.384 Gordon Goldsberry, L (9, 3) OBP: 0.296, SLG: 0.291		HR		FC5-4 1B		F9		G3		4 0	1 0	2 0	1 0	0 0	0 0	1 0
Jim Dyck, R (1, 5) OBP: 0.361, SLG: 0.476		F7		FC5-4 1-2f		1-2 HR 1B		1B		4	1	2	0	0	0	1
Bobby Young, L (1, 4) OBP: 0.317, SLG: 0.350		F6		F6		1-H 2-H HR		F5		4	1	1	3	0	0	2
Jim Delsing, L (1, 8) OBP: 0.323, SLG: 0.349		1B		5-3		F8			K	4	0	1	0	0	1	1
Duane Pillette, R (1, 1) OBP: 0.222, SLG: 0.196		F8			K		6-3		6-3	4	0	0	0	0	1	1
Inning Stats	R: 0 E: 0 K: 0 S: 4 H: 1 LOB: 1 BB: 0 P: 4	R: 1 E: 0 K: 0 S: 5 H: 2 LOB: 1 BB: 0 P: 5	R: 1 E: 1 K: 0 S: 3 H: 0 LOB: 0 BB: 1 P: 7	R: 0 E: 0 K: 0 S: 4 H: 1 LOB: 1 BB: 0 P: 4	R: 0 E: 1 K: 2 S: 7 H: 0 LOB: 0 BB: 0 P: 7	R: 3 E: 0 K: 0 S: 6 H: 3 LOB: 0 BB: 0 P: 6	R: 0 E: 0 K: 1 S: 6 H: 2 LOB: 2 BB: 0 P: 6	R: 0 E: 0 K: 0 S: 4 H: 1 LOB: 1 BB: 0 P: 4	R: 0 E: 0 K: 1 S: 5 H: 0 LOB: 0 BB: 0 P: 5	1B: 8 2B: 0 3B: 0 HR: 2 SF: 0 SAC: 0 DP: 0 HBP: 0						

PITCHER	IP	WLS	BF	H	R	ER	SO	BB	IBB	HBP	BLK	WP	HR	S	P	ERA	WHIP
Bob Feller, R (1, 1) ERA: 5.03	8.0	L	34	10	5	4	3	1	0	0	0	0	2	39	43	4.50	1.375
Mickey Harris, L (9, 1) ERA: 5.05	1.0		3	0	0	0	1	0	0	0	0	0	0	5	5	0.00	0.000

PITCHER	IP	WLS	BF	H	R	ER	SO	BB	IBB	HBP	BLK	WP	HR	S	P	ERA	WHIP

TOP

St. Louis Browns @ Cleveland Indians

Cleveland Municipal Stadium, Cleveland, OH

Wed Aug 13 1952, 3:33 AM EDT

Unknown

livebaseballscorecards.com

AB	36
R	5
H	10
RBI	4
BB	1
SO	4
LOB	9

WP: 0	PA: 38		
PB: 0			
SB: 0			
CS: 1			

Batter	1	2	3	4	5	6	7	8	9	AB	R	H	RBI	BB	SO	LOB
Dale Mitchell, L (1, 7) OBP: 0.390, SLG: 0.417	SH1-3 2B		1B		G3			1B		4	0	3	0	0	0	0
Bobby Avila, R (1, 4) OBP: 0.377, SLG: 0.387	SH1-3 2-3		K			6-3		L7		3	0	0	0	0	1	2
Larry Doby, L (1, 8) OBP: 0.385, SLG: 0.594	F5			F4		4-3			F8	4	0	0	0	0	0	1
Al Rosen, R (1, 5) OBP: 0.396, SLG: 0.513	6-3			HR 1B		6-3			F8	4	1	1	0	0	0	1
Luke Easter, L (1, 3) OBP: 0.299, SLG: 0.415		F7		1-H HR			4-3		K	4	1	1	2	0	1	0
Harry Simpson, L (1, 9) OBP: 0.333, SLG: 0.406		K		1-3			K			3	0	0	0	0	2	0
Ray Boone, R (1, 6) OBP: 0.366, SLG: 0.359		K		F7			F2			3	0	0	0	0	1	0
Joe Tipton, R (1, 2) OBP: 0.389, SLG: 0.463			5-3		5-3			F8		2	0	0	0	0	0	0
Barney McCosky, L (8, PH) OBP: 0.269, SLG: 0.286										1	0	0	0	0	0	0
Jim Hegan, R (9, 2) OBP: 0.314, SLG: 0.370										0	0	0	0	0	0	0
Bob Feller, R (1, 1) OBP: 0.237, SLG: 0.231			K		K			F9		2	0	0	0	0	2	0
Bill Glynn, L (8, PH) OBP: 0.310, SLG: 0.405										1	0	0	0	0	0	0
Mickey Harris, L (9, 1) OBP: 0.250, SLG: 0.250										0	0	0	0	0	0	0
Inning Stats	R: 0 E: 0 K: 0 S: 4 H: 1 LOB: 1 BB: 0 P: 4	R: 0 E: 0 K: 2 S: 7 H: 0 LOB: 0 BB: 0 P: 7	R: 0 E: 0 K: 2 S: 8 H: 1 LOB: 1 BB: 0 P: 8	R: 2 E: 0 K: 0 S: 5 H: 2 LOB: 0 BB: 0 P: 5	R: 0 E: 0 K: 1 S: 5 H: 0 LOB: 0 BB: 0 P: 5	R: 0 E: 0 K: 0 S: 3 H: 0 LOB: 0 BB: 0 P: 3	R: 0 E: 0 K: 1 S: 5 H: 0 LOB: 0 BB: 0 P: 5	R: 0 E: 0 K: 0 S: 4 H: 1 LOB: 1 BB: 0 P: 4	R: 0 E: 0 K: 1 S: 5 H: 0 LOB: 0 BB: 0 P: 5	1B: 3 2B: 1 3B: 0 HR: 1 SF: 0 SAC: 1 DP: 0 HBP: 0						

PITCHER	IP	WLS	BF	H	R	ER	SO	BB	IBB	HBP	BLK	WP	HR	S	P	ERA	WHIP
Duane Pillette, R (1, 1) ERA: 3.66	9.0	W	32	5	2	2	7	0	0	0	0	0	1	46	46	2.00	0.556

PITCHER	IP	WLS	BF	H	R	ER	SO	BB	IBB	HBP	BLK	WP	HR	S	P	ERA	WHIP

BOTTOM

St. Louis Browns @ Cleveland Indians

Cleveland Municipal Stadium, Cleveland, OH

Wed Aug 13 1952, 3:33 AM EDT

Unknown

livebaseballscorecards.com

AB	31
R	2
H	5
RBI	2
BB	0
SO	7
LOB	4

PA: 32

WP: 0
PB: 0
SB: 0
CS: 0

Batter	1	2	3	4	5	6	7	8	9	AB	R	H	RBI	BB	SO	LOB
Fred Marsh, R (1, 6) OBP: 0.331, SLG: 0.283	BBBB 4-0 BB BB		x 0-0 FC3-6 1B		x 0-0 ② 6-3 3-H		x 0-0 ③ F7			3	0	1	1	1	0	1
Al Zarilla, L (1, 7) OBP: 0.372, SLG: 0.350 Jay Porter, R (5, 7)	BBBB 4-0 ① BB 1-2 BB		x 0-0 ② FC3-6 FC1-6-4 1-2f		BBBB 4-0 BB			x 0-0 ① 6-3		1 1	0 0	0 0	0 0	2 0	0 0	1 0
Bob Nieman, R (1, 9) OBP: 0.352, SLG: 0.415	BBBB 4-0 G6-3 1-2 BB		x 0-0 ③ FC1-6-4 1-2f		x 0-0 ③ FC5 2-3f			x 0-0 ② F9		3	0	0	0	1	0	3
Clint Courtney, L (1, 2) OBP: 0.352, SLG: 0.387	x 0-0 ② ③ G6-3 1-2f			BBBB 4-0 G5-4-3 BB		x 0-0 ① F7		x 0-0 ③ 6-3		3	0	0	0	1	0	2
Dick Kryhoski, L (1, 3) OBP: 0.299, SLG: 0.379		x 0-0 ① 1-3		SSS 0-3 ① K		x 0-0 ② G3			x 0-0 ① F3	4	0	0	0	0	1	1
Jim Dyck, R (1, 5) OBP: 0.360, SLG: 0.473		x 0-0 ② 4-1		x 0-0 ② ③ G5-4-3 1-2f		x 0-0 1B			x 0-0 ② F5	4	0	1	0	0	0	1
Bobby Young, L (1, 4) OBP: 0.316, SLG: 0.347		BBBB 4-0 BB			x 0-0 ① L6	x 0-0 ③ 4-3			x 0-0 ③ F8	3	0	0	0	1	0	1
Jim Delsing, L (1, 8) OBP: 0.323, SLG: 0.349		x 0-0 ③ F9			x 0-0 2B 6-3 1B		x 0-0 ① L8			3	1	1	0	0	0	1
Cliff Fannin, L (1, 1) Earl Harrist, R (1, 1) OBP: 0.100, SLG: 0.100 Gene Bearden, L (5, PH) OBP: 0.426, SLG: 0.467 Dave Madison, R (5, 1) OBP: 0.118, SLG: 0.118 Gordon Goldsberry, L (7, PH) OBP: 0.294, SLG: 0.289 Bobby Hogue, R (7, 1) OBP: 0.273, SLG: 0.273			SSS 0-3 ① K		x 0-0 FC5 1-3 2B		x 0-0 ② 4-3			0 1 1 0 1	0 0 0 0 0	0 0 1 0 0	0 0 0 0 0	0 1 0 0 0	0 0 0 0 0	0 0 0 0 0
Inning Stats	R: 0 E: 0 K: 0 S: 1 H: 0 LOB: 1 BB: 3 P: 13	R: 0 E: 0 K: 0 S: 3 H: 0 LOB: 1 BB: 1 P: 7	R: 0 E: 0 K: 1 S: 6 H: 1 LOB: 1 BB: 0 P: 6	R: 0 E: 0 K: 1 S: 4 H: 0 LOB: 0 BB: 1 P: 8	R: 1 E: 0 K: 0 S: 5 H: 2 LOB: 2 BB: 1 P: 9	R: 0 E: 0 K: 0 S: 4 H: 1 LOB: 1 BB: 0 P: 4	R: 0 E: 0 K: 0 S: 3 H: 0 LOB: 0 BB: 0 P: 3	R: 0 E: 0 K: 0 S: 3 H: 0 LOB: 0 BB: 0 P: 3	R: 0 E: 0 K: 0 S: 3 H: 0 LOB: 0 BB: 0 P: 3	1B: 3 2B: 1 3B: 0 HR: 0	SF: 0 SAC: 0 DP: 2 HBP: 0					

TOP

St. Louis Browns @ Cleveland Indians

Cleveland Municipal Stadium, Cleveland, OH

Wed Aug 13 1952, 3:38 AM EDT

Att. 44,528 - Unknown

livebaseballscorecards.com

AB	28
R	1
H	4
RBI	1
BB	6
SO	2
LOB	11

WP: 0 PB: 0 SB: 0 CS: 0 PA: 34

PITCHER		IP	W/L/S	BF	H	R	ER	SO	BB	IBB	HBP	BLK	WP	HR	S	P	ERA	WHIP
Early Wynn, R ERA: 3.22	(1, 1)	9.0	W	34	4	1	1	2	6	0	0	0	0	0	32	56	1.00	1.111

PITCHER	IP	W/L/S	BF	H	R	ER	SO	BB	IBB	HBP	BLK	WP	HR	S	P	ERA	WHIP

Batter	1	2	3	4	5	6	7	8	9	AB	R	H	RBI	BB	SO	LOB
Dale Mitchell, L (1, 7) OBP: 0.398, SLG: 0.419	BBBB 4-0 1B 1B BB	BBBB 4-0 SH5-3 1B FC1-3 BB	BBBB 4-0 1-2 BB		x 0-0 BB 1B 1B 1B		BBBB 4-0 1-2 SH1-3 BB			1	2	1	0	4	0	0
Bobby Avila, R (1, 4) OBP: 0.378, SLG: 0.388	x 0-0 ① F3	x 0-0 FC1-3 SH5-3 1-2 1B	x 0-0 ③ F8		x 0-0 BB 1-2 1B 1B		x 0-0 ① SH1-3 1-2 2-3			4	1	2	0	0	0	3
Larry Doby, L (1, 8) OBP: 0.386, SLG: 0.592	x 0-0 1B 1-3 HR 1B	x 0-0 ① SH5-3 1-2 2-3		SSS 0-3 ① K	BBB 4-0 1B 1-2 2-3 BB		x 0-0 ② G3			3	1	1	0	1	1	2
Luke Easter, L (1, 3) OBP: 0.304, SLG: 0.417	x 0-0 1-3 HR 3-H 1B	4-0 FC1-3 IBB		x 0-0 ② 4-3	x 0-0 G6-4-3 1-3 2-H 3-H 1B		x 0-0 ③ 4-3			4	1	2	3	1	0	2
Al Rosen, R (1, 5) OBP: 0.396, SLG: 0.521	x 0-0 1-H 3-H HR	x 0-0 ② FC1-3 1-2 2-3 3-Hf		x 0-0 2B 2B	x 0-0 ② ③ G6-4-3 1-2f			x 0-0 ① F8		5	2	2	3	0	0	5
Harry Simpson, L (1, 9) OBP: 0.334, SLG: 0.408	x 0-0 ② 4-3	x 0-0 ③ F5		x 0-0 HR 2-H 2B		x 0-0 ① 4-3		x 0-0 1B		5	1	2	1	0	0	3
Ray Boone, R (1, 6) OBP: 0.366, SLG: 0.372	x 0-0 1B 1B		x 0-0 ① L7	x 0-0 HR 2-H		SSS 0-3 ② K		x 0-0 ② F6		5	1	2	2	0	1	1
Jim Hegan, R (1, 2) OBP: 0.316, SLG: 0.371	x 0-0 1-2 1B		x 0-0 BB 1B	x 0-0 ③ F6		x 0-0 ③ 1-3		x 0-0 ③ 5-3		5	0	2	0	0	0	1
Early Wynn, S (1, 1) OBP: 0.263, SLG: 0.203	x 0-0 ③ F7		SSS 0-3 ② K		x 0-0 ① F4		x 0-0 SH1-3 BB 1B			4	0	1	0	0	1	3
Inning Stats	R: 4 E: 0 K: 0 S: 8 H: 5 LOB: 2 BB: 1 P: 12	R: 0 E: 0 K: 0 S: 4 H: 1 LOB: 3 BB: 2 P: 12	R: 0 E: 0 K: 1 S: 6 H: 1 LOB: 2 BB: 1 P: 10	R: 3 E: 0 K: 1 S: 8 H: 3 LOB: 0 BB: 0 P: 8	R: 2 E: 0 K: 0 S: 5 H: 3 LOB: 1 BB: 1 P: 9	R: 0 E: 0 K: 1 S: 5 H: 0 LOB: 0 BB: 0 P: 5	R: 0 E: 0 K: 0 S: 4 H: 1 LOB: 2 BB: 1 P: 8	R: 0 E: 0 K: 0 S: 4 H: 1 LOB: 1 BB: 0 P: 4		1B: 11 2B: 2 3B: 0 HR: 2	SF: 0 SAC: 2 DP: 1 HBP: 0					

BOTTOM

St. Louis Browns @ Cleveland Indians

Cleveland Municipal Stadium, Cleveland, OH

Wed Aug 13 1952, 3:38 AM EDT

Att. 44,528 - Unknown

livebaseballscorecards.com

AB	36
R	9
H	15
RBI	9
BB	6
SO	3
LOB	20

WP: 0 PB: 0 SB: 0 CS: 0 PA: 44

PITCHER		IP	WLS	BF	H	R	ER	SO	BB	IBB	HBP	BLK	WP	HR	S	P	ERA	WHIP
Cliff Fannin, R ERA: 12.6	(1, 1)	0.1	L	5	3	4	4	0	1	0	0	0	0	1	4	8	108.00	12.000
Earl Harrist, R ERA: 3.88	(1, 1)	3.2		21	7	3	3	2	2	1	0	0	0	1	22	34	7.36	2.455
Dave Madison, R ERA: 4.38	(5, 1)	2.0		9	3	2	2	1	1	0	0	0	0	0	10	14	9.00	2.000
Bobby Hogue, R ERA: 4.82	(7, 1)	2.0		9	2	0	0	0	1	0	0	0	0	0	8	12	0.00	1.500

PITCHER	IP	WLS	BF	H	R	ER	SO	BB	IBB	HBP	BLK	WP	HR	S	P	ERA	WHIP

St. Louis Browns @ Cleveland Indians

Cleveland Municipal Stadium, Cleveland, OH

Fri Aug 15 1952, 3:33 AM EDT

Att. 17,113 - Unknown

TOP

livebaseballscorecards.com

Batter	1	2	3	4	5	6	7	8	9	10	11	12	AB	R	H	RBI	BB	SO	LOB
Al Zarilla, L (1, 8) OBP: 0.371, SLG: 0.351	0-0 4-3 1B 2B	4-0 9-3 BB		0-3 K		0-0 F6 ①		0-0 4-3 ③			0-0 FC3-6 1B ② 1-2f		5	1	1	0	1	1	1
Gordon Goldsberry, L (1, 3) OBP: 0.289, SLG: 0.284	0-0 4-3 ① 2-3	0-3 K ①		0-0 F9 ②		0-0 F7 ②			0-0 F6 ①		0-0 1-3 1B		6	0	1	0	0	1	2
Bob Nieman, R (1, 7) OBP: 0.352, SLG: 0.414	0-0 1B 2B 1B ② ③ 3-H	0-0 9-3 ② ③ 1-2f		0-0 1-3 ③		0-0 F8 ③			0-0 CS 1B		0-0 F7 ③		6	1	2	1	0	0	3
Vic Wertz, L (1, 9) OBP: 0.358, SLG: 0.498	0-0 2B BB 1B 1-2		0-0 SH1-3 2B 1B		BBBB 4-0 1B BB		BBBB 4-0 BB		0-3 K ② ③ 1-2			0-0 3-1 ①	4	3	2	0	2	1	1
Clint Courtney, L (1, 2) OBP: 0.356, SLG: 0.394 Bob Cain, L (12, PR) OBP: 0.146, SLG: 0.103 Les Moss, R (12, 2) OBP: 0.348, SLG: 0.376	0-0 BB FC2 2B 1-3 2-H	0-0 SH1-3 ① 1-2			0-0 1B 1B 1-2		0-0 F5 ①			0-0 4-3 ①		0-0 1B 1B	5 0 0	0 0 0	3 0 0	1 0 0	0 0 0	0 0 0	1 0 0
Jim Dyck, R (1, 5) OBP: 0.356, SLG: 0.470	0-0 F8 ②	0-0 1B 2B 2-H			0-0 F3 ①		0-0 F3 ②			0-0 F2 ②		0-3 K ②	6	1	1	1	0	1	6
Bobby Young, L (1, 4) OBP: 0.319, SLG: 0.348	4-0 BB IBB	0-0 1B 2-H			0-0 F8 ②		0-0 F9 ③			0-0 1-3 ③		0-0 1B 1-2	5	0	2	1	1	0	3
Fred Marsh, R (1, 6) OBP: 0.336, SLG: 0.285 Joe Demaestri, R (8, 6) OBP: 0.245, SLG: 0.277 Gene Bearden, L (12, PH) OBP: 0.417, SLG: 0.457 Marty Marion, R (12, 6) OBP: 0.320, SLG: 0.342	BBBB 4-0 BB 1-2 2-3 3-H	0-0 F7 ②			0-0 1B 1-2 2-H			0-0 6-3 ①			0-0 FC1-6 1B	0-0 F8 ③	3 1 1 0	0 0 0 0	1 1 0 0	2 0 0 0	1 0 0 0	0 0 2 0	1 0 0 0
Tommy Byrne, L (1, 1) OBP: 0.286, SLG: 0.333 Satchel Paige, R (6, 1) OBP: 0.125, SLG: 0.097	0-0 FC2 ③ 3-Hf	0-0 F5 ③			0-0 F8 ③			SSS 0-3 K ②			0-0 FC1-6 FC3-6 ① 1-2f		3 2	0 0	0 0	0 0	0 1	0 1	6 1
Inning Stats	R: 3 E: 0 K: 0 S: 7 H: 4 LOB: 3 BB: 2 P: 15	R: 0 E: 0 K: 1 S: 4 H: 0 LOB: 0 BB: 1 P: 8	R: 2 E: 0 K: 0 S: 6 H: 3 LOB: 1 BB: 0 P: 6	R: 0 E: 0 K: 1 S: 5 H: 0 LOB: 0 BB: 0 P: 5	R: 1 E: 0 K: 0 S: 5 H: 2 LOB: 2 BB: 1 P: 9	R: 0 E: 0 K: 0 S: 3 H: 0 LOB: 0 BB: 0 P: 3	R: 0 E: 0 K: 0 S: 3 H: 0 LOB: 1 BB: 1 P: 7	R: 0 E: 0 K: 1 S: 5 H: 0 LOB: 0 BB: 0 P: 5	R: 0 E: 0 K: 1 S: 5 H: 1 LOB: 1 BB: 0 P: 5	R: 0 E: 0 K: 0 S: 3 H: 0 LOB: 0 BB: 0 P: 3	R: 0 E: 0 K: 0 S: 5 H: 2 LOB: 2 BB: 0 P: 5	R: 0 E: 0 K: 1 S: 7 H: 2 LOB: 2 BB: 0 P: 7	1B: 11 2B: 5 3B: 0 HR: 0	SF: 0 SAC: 1 DP: 2 HBP: 0					

	AB	47
	R	6
	H	14
	RBI	6
	BB	5
	SO	5
	LOB	27

WP: 0 PB: 0 SB: 0 CS: 1 PA: 53

PITCHER		IP	WLS	BF	H	R	ER	SO	BB	IBB	HBP	BLK	WP	HR	S	P	ERA	WHIP
Mike Garcia, R ERA: 2.43	(1, 1)	0.2		8	4	3	3	0	1	1	0	0	0	0	6	14	40.50	7.500
Lou Brissie, L ERA: 3.84	(1, 1)	3.1		13	3	2	2	2	1	0	0	0	0	0	16	20	5.40	1.200
Mickey Harris, L ERA: 4.8	(5, 1)	4.0		16	2	1	1	1	2	0	0	0	0	0	16	24	2.25	1.000
Early Wynn, R ERA: 3.15	(9, 1)	4.0	W	16	5	0	0	2	0	0	0	0	0	0	20	20	0.00	1.250

PITCHER		IP	WLS	BF	H	R	ER	SO	BB	IBB	HBP	BLK	WP	HR	S	P	ERA	WHIP

St. Louis Browns @ Cleveland Indians

Cleveland Municipal Stadium, Cleveland, OH

Fri Aug 15 1952, 3:33 AM EDT

Att. 17,113 - Unknown

livebaseballscorecards.com

BOTTOM

Batter	1	2	3	4	5	6	7	8	9	10	11	12	AB	R	H	RBI	BB	SO	LOB
Dale Mitchell, L (1, 7) OBP: 0.400, SLG: 0.422	1B	F7		G4-6-3 1-2f		2B		PB 1B BB		K			5	1	2	0	1	1	5
Bobby Avila, R (1, 4) OBP: 0.378, SLG: 0.387	F8	6-3			BB HR 1B	K		1-H 1B			F9		6	1	2	1	0	1	2
Larry Doby, L (1, 8) OBP: 0.380, SLG: 0.582	F3	F8			F6		G3	G3			4-3		6	0	0	0	0	0	2
Al Rosen, R (1, 5) OBP: 0.393, SLG: 0.515	F4	F8			1-2 HR BB		F9		5-3		F5		5	1	0	0	1	0	1
Luke Easter, L (1, 3) OBP: 0.308, SLG: 0.427		F3		BB E BB	1-H 2-H HR		BB E 1B		F5			K	5	2	2	3	1	1	0
Ray Boone, R (1, 6) OBP: 0.372, SLG: 0.371		1B 1B BB		E 1-2 1B BB	F7		E6 BB 1-2		FC4 BB			3B 1B	3	2	1	0	3	0	1
Wally Westlake, R (1, 9) OBP: 0.316, SLG: 0.269 Harry Simpson, L (7, PH) OBP: 0.336, SLG: 0.413 (8, 9)	1B 1-2 1B			K	K		1-2 2-3 BB		FC4 1-2f			1-H 3B	3 2	0 0	1 1	0 1	0 1	2 0	2 1
Jim Hegan, R (1, 2) OBP: 0.313, SLG: 0.367 Bill Glynn, L (7, PH) OBP: 0.306, SLG: 0.400 Joe Tipton, R (8, 2) OBP: 0.387, SLG: 0.459	F8			E5 1B 1-3 2-H		K	K			K			3 1 1	0 0 0	0 0 0	0 0 0	0 0 0	1 1 1	3 3 0
Mike Garcia, R (1, 1) OBP: 0.176, SLG: 0.183 Lou Brissie, L (1, 1) OBP: 0.300, SLG: 0.222 Hank Majeski, R (4, PH) OBP: 0.379, SLG: 0.354 Mickey Harris, L (5, 1) OBP: 0.200, SLG: 0.200 Barney McCosky, L (8, PH) OBP: 0.266, SLG: 0.282 Early Wynn, S (9, 1) OBP: 0.260, SLG: 0.200	1-2 2-3 1B			G4-6-3 1-2 3-H 1B		L5		K		F3			0 1 1 1 1 1	0 0 1 0 0 0	0 1 1 0 0 0	0 0 0 0 0 0	0 0 0 0 0 1	0 0 0 0 0 0	0 0 0 0 0 0
Inning Stats	R: 0 E: 0 K: 0 S: 4 H: 1 LOB: 1 BB: 0 P: 4	R: 0 E: 0 K: 0 S: 5 H: 2 LOB: 3 BB: 1 P: 9	R: 0 E: 0 K: 0 S: 3 H: 0 LOB: 0 BB: 0 P: 3	R: 2 E: 1 K: 1 S: 6 H: 1 LOB: 1 BB: 2 P: 14	R: 3 E: 0 K: 1 S: 7 H: 2 LOB: 0 BB: 1 P: 11	R: 0 E: 0 K: 2 S: 8 H: 1 LOB: 1 BB: 0 P: 8	R: 0 E: 1 K: 1 S: 7 H: 1 LOB: 3 BB: 1 P: 11	R: 1 E: 0 K: 1 S: 5 H: 1 LOB: 0 BB: 1 P: 9	R: 0 E: 0 K: 0 S: 3 H: 0 LOB: 1 BB: 1 P: 7	R: 0 E: 0 K: 2 S: 7 H: 0 LOB: 0 BB: 0 P: 7	R: 0 E: 0 K: 0 S: 3 H: 0 LOB: 0 BB: 0 P: 3	R: 1 E: 0 K: 1 S: 5 H: 2 LOB: 1 BB: 0 P: 5	1B: 8 2B: 1 3B: 1 HR: 1 SF: 0 SAC: 0 DP: 1 HBP: 0	WP: 0 PB: 1 SB: 0 CS: 0 PA: 52					

PITCHER		IP	WLS	BF	H	R	ER	SO	BB	IBB	HBP	BLK	WP	HR	S	P	ERA	WHIP
Tommy Byrne, L ERA: 4.83	(1, 1)	5.0		25	6	5	4	2	4	0	0	0	0	1	25	41	7.20	2.000
Satchel Paige, R ERA: 2.56	(6, 1)	6.1	L	27	5	2	1	7	3	0	0	0	0	0	38	50	1.42	1.263

PITCHER	IP	WLS	BF	H	R	ER	SO	BB	IBB	HBP	BLK	WP	HR	S	P	ERA	WHIP

AB	45
R	7
H	11
RBI	6
BB	7
SO	9
LOB	20

Batter	1	2	3	4	5	6	7	8	9	AB	R	H	RBI	BB	SO	LOB
Hector Rodriguez, R (1, 5) OBP: 0.353, SLG: 0.312	SH1-3 1B		5-3	K			6-3		4-3	4	0	1	0	0	1	1
Tom Wright, L (9, PH) OBP: 0.349, SLG: 0.362										1	0	0	0	0	0	0
Nellie Fox, L (1, 4) OBP: 0.337, SLG: 0.359	SH1-3 1-2		WP 1B 1B 1B	G4-6-3 1-2f			1B 1B		G3	4	1	2	0	0	0	1
Minnie Minoso, R (1, 7) OBP: 0.386, SLG: 0.441	6-3		1B E 1-2 1B		F4		L8		BB	4	1	1	0	1	0	2
Eddie Robinson, L (1, 3) OBP: 0.386, SLG: 0.487	6-3		BB E 1B 1-2 2-H 1B		F7		1-3 1B		F9	5	1	2	1	0	0	2
Sam Mele, R (1, 9) OBP: 0.342, SLG: 0.422		F7	E6 1B BB 1-2 2-H		F3		6-3			4	0	0	0	0	0	3
Jim Rivera, L (1, 8) OBP: 0.314, SLG: 0.366		4-3	1B 1-2 2-3 BB			5-3		CS BB		2	0	0	0	2	0	0
Sherm Lollar, R (1, 2) OBP: 0.350, SLG: 0.406		BB	FC4-6 1-2 2-3 3-H 1B			F8		FC4-6 1-2 BB		2	0	1	1	2	0	0
Willy Miranda, S (1, 6) OBP: 0.300, SLG: 0.276		4-3	FC4-6 1-2f			1B		FC4-6 1-2f		4	0	1	0	0	0	5
Billy Pierce, L (1, 1) OBP: 0.244, SLG: 0.194			4-3	G4-6-3 1B		K		4-3		4	0	1	0	0	1	2

TOP

Chicago White Sox @ Cleveland Indians

Cleveland Municipal Stadium, Cleveland, OH

Sat Aug 16 1952, 3:33 AM EDT

Att. 13,502 - Unknown

livebaseballscorecards.com

AB	34
R	3
H	9
RBI	2
BB	5
SO	2
LOB	16

Inning Stats																		
	R: 0 E: 0 K: 0 S: 4	H: 1 LOB: 1 BB: 0 P: 4	R: 0 E: 0 K: 0 S: 3	H: 0 LOB: 1 BB: 1 P: 7	R: 3 E: 1 K: 0 S: 8	H: 4 LOB: 3 BB: 1 P: 12	R: 0 E: 0 K: 1 S: 5	H: 1 LOB: 0 BB: 0 P: 5	R: 0 E: 0 K: 0 S: 3	H: 0 LOB: 0 BB: 0 P: 3	R: 0 E: 0 K: 1 S: 6	H: 1 LOB: 1 BB: 0 P: 6	R: 0 E: 0 K: 0 S: 5	H: 2 LOB: 2 BB: 0 P: 5	R: 0 E: 0 K: 0 S: 2	H: 0 LOB: 1 BB: 2 P: 10	R: 0 E: 0 K: 0 S: 3	H: 0 LOB: 1 BB: 1 P: 7

	1B: 9 2B: 0 3B: 0 HR: 0	SF: 0 SAC: 1 DP: 1 HBP: 0	WP: 1 PB: 0 SB: 0 CS: 1	PA: 40

PITCHER	IP	WLS	BF	H	R	ER	SO	BB	IBB	HBP	BLK	WP	HR	S	P	ERA	WHIP
Bob Lemon, R (1, 1) ERA: 2.67	9.0	W	40	9	3	1	2	5	0	0	0	1	0	39	59	1.00	1.556

PITCHER	IP	WLS	BF	H	R	ER	SO	BB	IBB	HBP	BLK	WP	HR	S	P	ERA	WHIP

BOTTOM

Chicago White Sox @ Cleveland Indians

Cleveland Municipal Stadium, Cleveland, OH

Sat Aug 16 1952, 3:33 AM EDT

Att. 13,502 - Unknown

livebaseballscorecards.com

Batter	1	2	3	4	5	6	7	8	9	AB	R	H	RBI	BB	SO	LOB
Dale Mitchell, L (1, 7) OBP: 0.401, SLG: 0.432	BB 1B		F6		1-5-3			HR		4	1	2	1	0	0	1
Harry Simpson, L (9, 9) OBP: 0.336, SLG: 0.413										0	0	0	0	0	0	0
Bobby Avila, R (1, 4) OBP: 0.379, SLG: 0.394	1-2 G6-4-3 BB		1-H HR		F7			F8		3	1	1	2	1	0	0
Larry Doby, L (1, 8) OBP: 0.377, SLG: 0.576	K		F9			3-1		K		4	0	0	0	0	2	2
Al Rosen, R (1, 5) OBP: 0.393, SLG: 0.519	1-2f G6-4-3			1B 3B		F4				3	1	1	0	0	0	2
Luke Easter, L (1, 3) OBP: 0.308, SLG: 0.426		L4		3-H 1B		4-3				3	0	1	1	0	0	0
Ray Boone, R (1, 6) OBP: 0.368, SLG: 0.367		F7		F1			F7			3	0	0	0	0	0	1
Wally Westlake, R (1, 9) OBP: 0.313, SLG: 0.266 (9, 7)		K		L8			F7			3	0	0	0	0	1	1
Jim Hegan, R (1, 2) OBP: 0.309, SLG: 0.362			K	F6			F7			3	0	0	0	0	1	1
Bob Lemon, L (1, 1) OBP: 0.209, SLG: 0.289			HR 1B		F7			K		3	1	1	0	0	1	0
Inning Stats	R: 0 E: 0 K: 1 S: 5 H: 1 LOB: 1 BB: 1 P: 9	R: 0 E: 0 K: 1 S: 5 H: 0 LOB: 0 BB: 0 P: 5	R: 2 E: 0 K: 1 S: 7 H: 2 LOB: 0 BB: 0 P: 7	R: 1 E: 0 K: 0 S: 5 H: 2 LOB: 1 BB: 0 P: 5	R: 0 E: 0 K: 0 S: 3 H: 0 LOB: 0 BB: 0 P: 3	R: 0 E: 0 K: 0 S: 3 H: 0 LOB: 0 BB: 0 P: 3	R: 0 E: 0 K: 0 S: 3 H: 0 LOB: 0 BB: 0 P: 3	R: 1 E: 0 K: 2 S: 8 H: 1 LOB: 0 BB: 0 P: 8		1B: 3 2B: 0 3B: 1 HR: 2	SF: 0 SAC: 0 DP: 1 HBP: 0					

	AB	29
	R	4
	H	6
	RBI	4
	BB	1
	SO	5
	LOB	8

WP: 0 PA: 30
PB: 0
SB: 0
CS: 0

PITCHER		IP	WLS	BF	H	R	ER	SO	BB	IBB	HBP	BLK	WP	HR	S	P	ERA	WHIP
Billy Pierce, L ERA: 2.58	(1, 1)	8.0	L	30	6	4	4	5	1	0	0	0	0	2	39	43	4.50	0.875

PITCHER	IP	WLS	BF	H	R	ER	SO	BB	IBB	HBP	BLK	WP	HR	S	P	ERA	WHIP

Chicago White Sox @ Cleveland Indians

Cleveland Municipal Stadium, Cleveland, OH

Sun Aug 17 1952, 3:33 AM EDT

Unknown

TOP

livebaseballscorecards.com

Batter	1	2	3	4	5	6	7	8	9	AB	R	H	RBI	BB	SO	LOB
Hector Rodriguez, R (1, 5) OBP: 0.353, SLG: 0.311	BBBB 4-0 BB 1B F7 BB	x 0-0 ③ F7		x 0-0 ③ 1-3		x 0-0 ③ 4-3			x 0-0 G4-6-3 1-2 1B	4	1	1	0	1	0	3
Nellie Fox, L (1, 4) OBP: 0.339, SLG: 0.360	x 0-0 BB 1-2 1B		x 0-0 1B		BBBB 4-0 FC5-4 SH1-3 1B BB		x 0-0 ① F3		x 0-0 ②③ G4-6-3 1-2f	4	1	2	0	1	0	2
Minnie Minoso, R (1, 7) OBP: 0.383, SLG: 0.438	SSS 0-3 ① K		x 0-0 ① F5		x 0-0 ① SH1-3 1-2		SSS 0-3 ② K			3	0	0	0	0	2	3
Eddie Robinson, L (1, 3) OBP: 0.387, SLG: 0.485	BBBB 4-0 1-2 2-3 BB		x 0-0 ② F5		4-0 FC5-4 IBB		x 0-0 ③ F8			2	0	0	0	2	0	1
Sam Mele, R (1, 9) OBP: 0.338, SLG: 0.417	x 0-0 ② F7 3-H		SSS 0-3 ③ K		x 0-0 ② FC5-4 1B 1-2f 2-3			x 0-0 ① 5-3		4	0	0	1	0	1	5
Jim Rivera, L (1, 8) OBP: 0.314, SLG: 0.365	x 0-0 ③ F4			x 0-0 ① F8	x 0-0 1-2 3-H 1B			x 0-0 ② F7		4	0	1	1	0	0	2
Sherm Lollar, R (1, 2) OBP: 0.350, SLG: 0.403		x 0-0 ① 6-3		BBBB 4-0 BB BB	x 0-0 ③ F3			x 0-0 ③ F8		2	0	0	0	1	0	2
Darrell Johnson, R (5, 2) OBP: 0.342, SLG: 0.290										1	0	0	0	0	0	0
Willy Miranda, S (1, 6) OBP: 0.301, SLG: 0.277		x 0-0 SH1-4 1B		x 0-0 ② F6		x 0-0 ① F9			SSS 0-3 ① K	3	0	1	0	0	0	1
Bud Stewart, L (9, PH) OBP: 0.360, SLG: 0.377										1	0	0	0	0	1	0
Lou Kretlow, R (1, 1)		x 0-0 ② SH1-4 1-2		BBBB 4-0 1-2 BB		x 0-0 ② 1-3			x 0-0 1B 1B	1	0	0	0	1	0	0
Joe Dobson, R (7, 1) OBP: 0.245, SLG: 0.184										0	0	0	0	0	0	0
Tom Wright, L (9, PH) OBP: 0.353, SLG: 0.367										1	0	1	0	0	0	0

	AB	30
	R	2
	H	6
	RBI	2
	BB	6
	SO	4
	LOB	19

Inning Stats																								
	R: 1	H: 1	R: 0	H: 1	R: 0	H: 1	R: 0	H: 0	R: 1	H: 1	R: 0	H: 0	R: 0	H: 0	R: 0	H: 0	R: 0	H: 2	1B: 6	SF: 0	WP: 0	PA: 38
	E: 0	LOB: 2	E: 0	LOB: 1	E: 0	LOB: 1	E: 0	LOB: 2	E: 0	LOB: 2	E: 0	LOB: 0	E: 0	LOB: 0	E: 0	LOB: 0	E: 0	LOB: 1	2B: 0	SAC: 2	PB: 0	
	K: 1	BB: 2	K: 0	BB: 0	K: 1	BB: 0	K: 0	BB: 2	K: 0	BB: 2	K: 1	BB: 0	K: 0	BB: 0	K: 0	BB: 0	K: 1	BB: 0	3B: 0	DP: 1	SB: 0	
	S: 6	P: 14	S: 4	P: 4	S: 6	P: 6	S: 3	P: 11	S: 4	P: 12	S: 3	P: 3	S: 5	P: 5	S: 3	P: 3	S: 6	P: 6	HR: 0	HBP: 0	CS: 0	

PITCHER	IP	WLS	BF	H	R	ER	SO	BB	IBB	HBP	BLK	WP	HR	S	P	ERA	WHIP
Bob Feller, R (1, 1) ERA: 4.88	9.0	W	38	6	2	2	4	5	1	0	0	0	0	40	64	2.00	1.222

PITCHER	IP	WLS	BF	H	R	ER	SO	BB	IBB	HBP	BLK	WP	HR	S	P	ERA	WHIP

Batter	1	2	3	4	5	6	7	8	9	AB	R	H	RBI	BB	SO	LOB
Dale Mitchell, L (1, 7) OBP: 0.398, SLG: 0.428	6-3		4-3	4-3		4-3		CS 1B		5	0	1	0	0	0	1
Bobby Avila, R (1, 4) OBP: 0.381, SLG: 0.395	BB		E 1B	BB	F8		SH 1B 2B	2-3 1-2		3	2	1	0	2	0	1
Larry Doby, L (1, 8) OBP: 0.378, SLG: 0.575	BB		E3 BB 1B 1-2		1B FC6-4		SH FC1-5 1B 2-3			1	0	0	0	1	0	1
Wally Westlake, R (5, 8) OBP: 0.315, SLG: 0.266					BB					0	1	0	0	1	0	0
Luke Easter, L (1, 3) OBP: 0.314, SLG: 0.431	F8		BB 1-2 2-H 1B		FC6-4 1-3 1B		FC1-5 HR 1-2 3-H 1B			4	1	3	2	0	0	2
Al Rosen, R (1, 5) OBP: 0.392, SLG: 0.515	K		BB 1-2 2-3		FC6-4 1B 1-2f 3-H		FC1-5 HR 1-2 2-3f			3	1	0	1	1	1	5
Harry Simpson, L (1, 9) OBP: 0.337, SLG: 0.420		F5	F7		1B 1-2		HR 1-H 2-H			4	1	2	3	0	0	3
Ray Boone, R (1, 6) OBP: 0.364, SLG: 0.361		6-3		F7	K		K			4	0	0	0	0	2	2
Jim Hegan, R (1, 2) OBP: 0.305, SLG: 0.357		K		6-3		5-3	F5			4	0	0	0	0	1	0
Bob Feller, R (1, 1) OBP: 0.238, SLG: 0.218			F9	BB		K		6-3		3	0	0	0	1	1	0
Inning Stats	R: 0 E: 0 K: 1 S: 5 H: 0 LOB: 2 BB: 2 P: 13	R: 0 E: 0 K: 1 S: 5 H: 0 LOB: 0 BB: 0 P: 5	R: 1 E: 1 K: 0 S: 5 H: 1 LOB: 3 BB: 2 P: 13	R: 0 E: 0 K: 0 S: 3 H: 0 LOB: 1 BB: 1 P: 7	R: 1 E: 0 K: 1 S: 7 H: 2 LOB: 2 BB: 1 P: 11	R: 0 E: 0 K: 1 S: 5 H: 0 LOB: 0 BB: 0 P: 5	R: 4 E: 0 K: 1 S: 9 H: 3 LOB: 0 BB: 0 P: 9	R: 0 E: 0 K: 0 S: 3 H: 1 LOB: 0 BB: 0 P: 3		1B: 5 2B: 1 3B: 0 HR: 1 SF: 0 SAC: 1 DP: 0 HBP: 0						

PITCHER		IP	WLS	BF	H	R	ER	SO	BB	IBB	HBP	BLK	WP	HR	S	P	ERA	WHIP
Lou Kretlow, R ERA: 2.77	(1, 1)	6.0	L	31	5	5	4	4	6	0	0	0	0	0	33	57	6.00	1.833
Joe Dobson, R ERA: 2.57	(7, 1)	2.0		7	2	1	1	1	0	0	0	0	0	1	9	9	4.50	1.000

PITCHER	IP	WLS	BF	H	R	ER	SO	BB	IBB	HBP	BLK	WP	HR	S	P	ERA	WHIP

BOTTOM

Chicago White Sox @ Cleveland Indians

Cleveland Municipal Stadium, Cleveland, OH

Sun Aug 17 1952, 3:33 AM EDT

Unknown

livebaseballscorecards.com

AB	31
R	6
H	7
RBI	6
BB	6
SO	5
LOB	15

Batter	1	2	3	4	5	6	7	8	9	AB	R	H	RBI	BB	SO	LOB
Hector Rodriguez, R (1, 5) OBP: 0.351, SLG: 0.309	0-0 4-3 1B 1B		0-0 F9 ①	0-0 F9 ③		0-0 6-3 ③		0-0 6-3 ③		5	0	1	0	0	0	4
Nellie Fox, L (1, 4) OBP: 0.340, SLG: 0.361	0-0 4-3 1-2 1B		0-0 4-3 ②		0-0 SH2-3 SH 1B 1B		0-0 G3 ①		0-0 G3 ①	5	1	2	0	0	0	0
Minnie Minoso, R (1, 7) OBP: 0.382, SLG: 0.436	0-3 K ①		0-0 E5 BB IBB		0-0 SH 1B SH2-3 1-2 PO		0-3 K ②		0-0 1B	4	0	1	0	0	2	2
Eddie Robinson, L (1, 3) OBP: 0.388, SLG: 0.483	0-0 4-3 ② 1-2 2-3		4-0 BB 1-2 IBB		0-0 SH2-3 ① 1-2 2-3		1-0 HBP		0-0 F9 ②	2	0	0	0	1	0	3
Tom Wright, L (1, 9) OBP: 0.354, SLG: 0.364	0-0 4-3 ③		4-0 1-2 2-3 BB		0-0 S 2-3 3-H 1B		0-0 F7 ③		0-0 F8 ③	4	0	1	1	1	0	4
Jim Rivera, L (1, 8) OBP: 0.313, SLG: 0.364		0-0 F5 ①	0-0 F8 ③		0-0 F4 ② 1-2			0-0 4-3 BB 1B		4	0	1	0	0	0	5
Phil Masi, R (1, 2) OBP: 0.356, SLG: 0.302 Rocky Krsnich, R (8, PR) OBP: 0.333, SLG: 0.250 Sherm Lollar, R (8, 2) OBP: 0.350, SLG: 0.403		0-0 1B		0-3 K ①	4-0 BB			4-0 4-3 1-2 BB		2 0 0	0 0 0	1 0 0	0 0 0	2 0 0	1 0 0	0 0 0
Willy Miranda, S (1, 6) OBP: 0.299, SLG: 0.277		0-0 F7 ②		0-0 4-3 ②	0-0 PO ③ 3-H	0-0 G6-4-3 1B		0-3 K ①		4	0	1	0	0	1	3
Chuck Stobbs, L (1, 1) OBP: 0.205, SLG: 0.079 Luis Aloma, R (5, 1) Sam Mele, R (6, PH) OBP: 0.338, SLG: 0.416 Bill Kennedy, L (6, 1) OBP: 0.182, SLG: 0.182 Bud Stewart, L (8, PH) OBP: 0.359, SLG: 0.375 Harry Dorish, R (8, 1)		0-0 G3 ③		4-0 BB		0-0 G6-4-3 ① ② 1-2f		0-0 4-3 ② 1-2 2-3		1 0 1 0 1 0	0 0 0 0 0 0	0 0 0 0 0 0	0 0 0 0 0 0	1 0 0 0 0 0	0 0 0 0 0 0	1 0 1 0 2 0
Inning Stats	R: 0 E: 0 K: 1 S: 7 H: 2 LOB: 2 BB: 0 P: 7	R: 0 E: 0 K: 0 S: 4 H: 1 LOB: 1 BB: 0 P: 4	R: 0 E: 1 K: 0 S: 4 H: 0 LOB: 3 BB: 2 P: 12	R: 0 E: 0 K: 1 S: 5 H: 0 LOB: 1 BB: 1 P: 9	R: 1 E: 1 K: 0 S: 5 H: 2 LOB: 2 BB: 1 P: 9	R: 0 E: 0 K: 0 S: 3 H: 1 LOB: 0 BB: 0 P: 3	R: 0 E: 0 K: 1 S: 5 H: 0 LOB: 1 BB: 0 P: 6	R: 0 E: 0 K: 1 S: 6 H: 1 LOB: 3 BB: 1 P: 10	R: 0 E: 0 K: 0 S: 4 H: 1 LOB: 1 BB: 0 P: 4	1B: 8 2B: 0 3B: 0 HR: 0	SF: 0 SAC: 2 DP: 1 HBP: 1						

PITCHER	IP	WLS	BF	H	R	ER	SO	BB	IBB	HBP	BLK	WP	HR	S	P	ERA	WHIP
Mike Garcia, R (1, 1) ERA: 2.37	9.0	W	41	8	1	1	4	4	1	1	0	0	0	43	64	1.00	1.333

PITCHER	IP	WLS	BF	H	R	ER	SO	BB	IBB	HBP	BLK	WP	HR	S	P	ERA	WHIP

TOP

Chicago White Sox @ Cleveland Indians

Cleveland Municipal Stadium, Cleveland, OH

Sun Aug 17 1952, 3:38 AM EDT
Att. 45,560 - Unknown

livebaseballscorecards.com

AB	33
R	1
H	8
RBI	1
BB	5
SO	4
LOB	25

PA: 42
WP: 0
PB: 0
SB: 1
CS: 0

Batter	1	2	3	4	5	6	7	8	9	AB	R	H	RBI	BB	SO	LOB
Dale Mitchell, L (1, 7) OBP: 0.399, SLG: 0.432	G4-6-3 1B		2B		FC			6-3		4	0	2	0	0	0	1
Bobby Avila, R (1, 4) OBP: 0.380, SLG: 0.394	G4-6-3 1-2f		F8		F8			2B 1B		4	0	1	0	0	0	4
Al Rosen, R (1, 5) OBP: 0.390, SLG: 0.515	F4			5-3	K			1-H 2B		4	0	1	0	0	1	2
Luke Easter, L (1, 3) OBP: 0.313, SLG: 0.426		F8		3-1		F4		IBB		3	0	0	0	1	0	0
Wally Westlake, R (1, 8) OBP: 0.314, SLG: 0.263		BBBB G3 BB		5-3		6-3		F9		3	0	0	0	1	0	2
Harry Simpson, L (1, 9) OBP: 0.337, SLG: 0.420		G3 1-2			PB 1B 1B	6-3				3	1	1	0	0	0	1
Ray Boone, R (1, 6) OBP: 0.363, SLG: 0.361		SSS K			1B 1-H SH1-4 1B		F5			3	1	1	1	0	1	1
Birdie Tebbetts, R (1, 2) OBP: 0.323, SLG: 0.301			F3		SH1-4 1-3 1B		5-3			3	0	1	0	0	0	0
Mike Garcia, R (1, 1) OBP: 0.171, SLG: 0.178			SSS K		SH1-4 1-2 3-H		SSS K			2	0	0	1	0	2	0
Inning Stats	R: 0 E: 0 K: 0 S: 3 H: 1 LOB: 0 BB: 0 P: 3	R: 0 E: 0 K: 1 S: 5 H: 0 LOB: 1 BB: 1 P: 9	R: 0 E: 0 K: 1 S: 6 H: 1 LOB: 1 BB: 0 P: 6	R: 0 E: 0 K: 0 S: 3 H: 0 LOB: 0 BB: 0 P: 3	R: 2 E: 0 K: 1 S: 9 H: 3 LOB: 2 BB: 0 P: 9	R: 0 E: 0 K: 0 S: 3 H: 0 LOB: 0 BB: 0 P: 3	R: 0 E: 0 K: 1 S: 5 H: 0 LOB: 0 BB: 0 P: 5	R: 0 E: 0 K: 0 S: 4 H: 2 LOB: 2 BB: 1 P: 8		1B: 5 2B: 2 3B: 0 HR: 0 SF: 0 SAC: 1 DP: 1 HBP: 0						

PITCHER		IP	WLS	BF	H	R	ER	SO	BB	IBB	HBP	BLK	WP	HR	S	P	ERA	WHIP
Chuck Stobbs, L ERA: 2.93	(1, 1)	4.1	L	19	5	2	2	2	1	0	0	0	0	0	22	26	4.15	1.385
Luis Aloma, R ERA: 4.71	(5, 1)	0.2		2	0	0	0	1	0	0	0	0	0	0	4	4	0.00	0.000
Bill Kennedy, L ERA: 2.44	(6, 1)	2.0		6	0	0	0	1	0	0	0	0	0	0	8	8	0.00	0.000
Harry Dorish, R ERA: 2.81	(8, 1)	1.0		5	2	0	0	0	0	1	0	0	0	0	4	8	0.00	2.000

PITCHER	IP	WLS	BF	H	R	ER	SO	BB	IBB	HBP	BLK	WP	HR	S	P	ERA	WHIP

BOTTOM

Chicago White Sox @ Cleveland Indians

Cleveland Municipal Stadium, Cleveland, OH

Sun Aug 17 1952, 3:38 AM EDT

Att. 45,560 - Unknown

livebaseballscorecards.com

AB	29
R	2
H	7
RBI	2
BB	2
SO	4
LOB	11

WP: 0 PA: 32
PB: 1
SB: 0
CS: 0

Cleveland Indians @ Boston Red Sox

Fenway Park, Boston, MA

Tue Aug 19 1952, 3:33 AM EDT

Att. 11,238 - Unknown

TOP

livebaseballscorecards.com

Batter	1	2	3	4	5	6	7	8	9	AB	R	H	RBI	BB	SO	LOB
Dale Mitchell, L (1, 7) OBP: 0.399, SLG: 0.431	G5-4-3 1B 1B		FC5-4 BB 1-2f	1-2 2-H 3-H 1B		E3 CS		F7		5	0	2	2	0	0	1
Wally Westlake, R (9, 7) OBP: 0.314, SLG: 0.263										0	0	0	0	0	0	0
Bobby Avila, R (1, 4) OBP: 0.384, SLG: 0.397	G5-4-3 1-2 1B		BBBB 1-2 BB	FC5 2-3f		CS 1-2	2B F8 1B		G5-4-3 1B	4	1	3	0	1	0	2
Al Rosen, R (1, 5) OBP: 0.387, SLG: 0.509	G5-4-3 1-2f 2-3		F7		F1		F6		G5-4-3 1-2f	5	0	0	0	0	0	6
Larry Doby, L (1, 8) OBP: 0.378, SLG: 0.575	1-3			1B BB 1B	SSS K		F8 1-3 2B		F9	5	1	2	0	0	1	1
Luke Easter, L (1, 3) OBP: 0.318, SLG: 0.439		F8		BB BB 1-3 FC3-2 1B	HR		FC5-4 IBB			3	1	2	1	1	0	0
Harry Simpson, L (1, 9) OBP: 0.339, SLG: 0.419		BBBB G5-4-3 BB		SSS K	1B		F8 2-3 3-H			3	0	1	1	1	1	4
Ray Boone, R (1, 6) OBP: 0.362, SLG: 0.357	G5-4-3 1-2f		BBBB FC3-2 BB 1-2 1B BB	F3		FC5-4 1-2f				3	1	0	0	1	0	4
Jim Hegan, R (1, 2) OBP: 0.307, SLG: 0.360			FC1-5 2B	BBBB FC3-2 1-2 2-3 3-H 1B BB		5-3		SSS K		3	1	1	1	1	1	0
Early Wynn, S (1, 1) OBP: 0.247, SLG: 0.189			FC1-5 FC5-4 2-3	FC3-2 FC5 1B 1-2 2-3 3-Hf		4-3		G3		4	0	0	0	0	0	4
Mike Garcia, R (9, 1) OBP: 0.171, SLG: 0.178										0	0	0	0	0	0	0

Inning Stats										
	R: 0	H: 2	R: 0	H: 0	R: 0	H: 1	R: 3	H: 3	R: 1	H: 2
	E: 0	LOB: 1	E: 0	LOB: 0	E: 0	LOB: 2	E: 0	LOB: 2	E: 0	LOB: 1
	K: 0	BB: 0	K: 0	BB: 1	K: 0	BB: 1	K: 1	BB: 2	K: 1	BB: 0
	S: 4	P: 4	S: 2	P: 6	S: 4	P: 8	S: 8	P: 16	S: 7	P: 7

Inning Stats										
	R: 0	H: 0	R: 1	H: 2	R: 0	H: 0	R: 0	H: 1	1B: 8	SF: 0
	E: 1	LOB: 2	E: 0	LOB: 0	E: 0	LOB: 0	E: 0	LOB: 0	2B: 2	SAC: 0
	K: 0	BB: 0	K: 0	BB: 0	K: 1	BB: 0	K: 0	BB: 0	3B: 0	DP: 3
	S: 3	P: 3	S: 5	P: 9	S: 5	P: 5	S: 3	P: 3	HR: 1	HBP: 0

AB	35
R	5
H	11
RBI	5
BB	5
SO	3
LOB	22

		WP: 0	PA: 41
		PB: 0	
		SB: 0	
		CS: 1	

PITCHER		IP	WLS	BF	H	R	ER	SO	BB	IBB	HBP	BLK	WP	HR	S	P	ERA	WHIP
Dick Brodowski, R ERA: 4.67	(1, 1)	7.0		34	10	5	5	2	4	1	0	0	0	1	33	53	6.43	2.000
Al Benton, R ERA: 1.29	(8, 1)	2.0	W	6	1	0	0	1	0	0	0	0	0	0	8	8	0.00	0.500

PITCHER		IP	WLS	BF	H	R	ER	SO	BB	IBB	HBP	BLK	WP	HR	S	P	ERA	WHIP

BOTTOM

Cleveland Indians @ Boston Red Sox

Fenway Park, Boston, MA

Tue Aug 19 1952, 3:33 AM EDT

Att. 11,238 - Unknown

Batter	1	2	3	4	5	6	7	8	9	AB	R	H	RBI	BB	SO	LOB
Dom DiMaggio, R (1, 8) OBP: 0.381, SLG: 0.386	6-3		K		5-3		BB: 1B, E	4-3		4	1	0	0	1	1	2
Billy Goodman, L (1, 4) OBP: 0.370, SLG: 0.410	F7		2B		F7		1-2: E, 2B, 1B		SH, FC6, 2B	5	2	3	0	0	0	0
Clyde Vollmer, R (1, 7) OBP: 0.359, SLG: 0.455 Mickey McDermott, L (7, PR) OBP: 0.217, SLG: 0.279 Al Benton, R (8, 1) George Schmees, L (9, PR) OBP: 0.205, SLG: 0.184	3B, 2B		F4			BB: 4-3, 2B	1-3, 2-H: E8, 2B, 1B		SH, FC6, IBB 2-3	3 0 0 0	2 1 0 0	2 0 0 0	1 0 0 0	1 0 0 0	0 0 0 0	1 0 0 0
Dick Gernert, R (1, 3) OBP: 0.315, SLG: 0.498	2-H: 3B		F5			1-2: 4-3	2-H, 3-H: 2B		1-2: FC6, IBB	4	0	2	3	1	0	2
Hoot Evers, R (1, 9) OBP: 0.303, SLG: 0.405 (8, 7)	F8			F2		2-H: 2B	F6		F5	5	0	1	1	0	0	5
Sammy White, R (1, 2) OBP: 0.322, SLG: 0.450		FC5-4: 1B		F8		F8		K	FC6 1-2, 2-3, 3-H	5	0	1	1	0	1	3
Ted Lepcio, R (1, 5) OBP: 0.332, SLG: 0.408		F8		BB: 4-0		F8		SH1-3: 1B		3	0	1	0	1	0	2
Johnny Lipon, R (1, 6) OBP: 0.297, SLG: 0.263			K				F8	SH1-3 1-2		3	0	0	0	0	1	2
Dick Brodowski, R (1, 1) OBP: 0.212, SLG: 0.281 Faye Throneberry, L (7, PH) OBP: 0.332, SLG: 0.386 (8, 9)	1-2f: FC5-4				K		F8	BB		2 1	0 0	0 0	0 0	0 1	1 0	1 0

Inning Stats										
	R: 1 E: 0 K: 0 S: 5	H: 2 LOB: 1 BB: 0 P: 5	R: 0 E: 0 K: 0 S: 4	H: 1 LOB: 1 BB: 0 P: 4	R: 0 E: 0 K: 1 S: 6	H: 1 LOB: 1 BB: 0 P: 6	R: 0 E: 0 K: 1 S: 5	H: 0 LOB: 1 BB: 1 P: 9	R: 0 E: 0 K: 1 S: 5	H: 0 LOB: 0 BB: 0 P: 5
	R: 1 E: 0 K: 0 S: 4	H: 1 LOB: 1 BB: 1 P: 8	R: 3 E: 1 K: 0 S: 6	H: 3 LOB: 1 BB: 1 P: 10	R: 0 E: 0 K: 1 S: 6	H: 1 LOB: 2 BB: 1 P: 10	R: 1 E: 0 K: 0 S: 4	H: 1 LOB: 3 BB: 1 P: 8	1B: 4 2B: 5 3B: 1 HR: 0	SF: 0 SAC: 2 DP: 0 HBP: 0	WP: 0 PB: 0 SB: 0 CS: 0	PA: 42

PITCHER	IP	WLS	BF	H	R	ER	SO	BB	IBB	HBP	BLK	WP	HR	S	P	ERA	WHIP
Early Wynn, R (1, 1) ERA: 3.29	8.0	L	40	10	6	6	4	4	1	0	0	0	0	43	63	6.75	1.750
Mike Garcia, R (9, 1) ERA: 2.37	0.1		2	0	0	0	0	0	0	0	0	0	0	2	2	0.00	0.000

PITCHER	IP	WLS	BF	H	R	ER	SO	BB	IBB	HBP	BLK	WP	HR	S	P	ERA	WHIP

livebaseballscorecards.com

AB	35
R	6
H	10
RBI	6
BB	5
SO	4
LOB	18

Cleveland Indians @ Boston Red Sox

Fenway Park, Boston, MA

Wed Aug 20 1952, 3:33 AM EDT

Att. 14,409 - Unknown

TOP

livebaseballscorecards.com

Batter	1	2	3	4	5	6	7	8	9	AB	R	H	RBI	BB	SO	LOB
Dale Mitchell, L (1, 7) OBP: 0.401, SLG: 0.434	BBBB 4-0 F9 SH1-3 BB	x 0-0 ③ F7	x 0-0 BB HR 2B 1-3 3-H		x 0-0 1B 1B 1B 1B	x 0-0 ③ F3		x 0-0 ② 5-3		5	2	2	1	1	0	2
Bobby Avila, R (1, 4) OBP: 0.385, SLG: 0.397 George Strickland, R (7, 4) OBP: 0.250, SLG: 0.283	x 0-0 ① SH1-3 1-2	L7 / BBB 4-0 BB HR BB			x 0-0 1B 1B 1B 1-2		x 0-0 ① SSS	x 0-3 ③ K		3 1	2 0	1 0	0 0	1 0	0 1	0 0
Larry Doby, L (1, 8) OBP: 0.385, SLG: 0.586 Harry Simpson, L (7, 8) OBP: 0.340, SLG: 0.419	BBBB 4-0 BB	x 0-0 1B 1B 1B / BBB 4-0 1-2 2-3 3-H HR BB			x 0-0 SH1-4 1B 1B 1-2 2-3 1B		x 0-0 HR		BBBB 4-0 FC6-4 1B BB	3 0	4 0	3 0	2 0	2 1	0 0	0 0
Luke Easter, L (1, 3) OBP: 0.322, SLG: 0.452 Bill Glynn, L (7, 3) OBP: 0.302, SLG: 0.395	x 0-0 ② F9 2-3		x 0-0 BB BB 1B 1B 1-3 / x 0-0 1-H 2-H 3-H HR		x 0-0 SH1-4 1B 1-2 2-H 3-H 1B		x 0-0 L9 ②		x 0-0 ① F5	5 1	3 0	3 0	6 0	0 0	0 0	2 1
Hank Majeski, R (1, 5) OBP: 0.391, SLG: 0.375	SSS 0-3 ③ K		x 0-0 BB BB 1B 1-2 3-H / x 0-0 2B		x 0-0 ① SH1-4 1-2 2-3		x 0-0 BB HR 1B		x 0-0 FC6-4 1-2 1B	5	2	4	1	0	1	2
Wally Westlake, R (1, 9) OBP: 0.318, SLG: 0.263		x 0-0 1-3 BB 1B	BBB 4-0 1-2 2-3 BB BB / 0-3 ③ K		x 0-0 ② 5-3		BBBB 4-0 1-2 HR BB		x 0-0 ② FC6-4 1-2f 2-3	4	2	1	0	2	1	5
Ray Boone, R (1, 6) OBP: 0.371, SLG: 0.374		BBBB 4-0 1-3 1-2 BB / BBBB 4-0 1B 2B 1-2 2-3 3-H BB	x 0-0 K2-6-2 1B		x 0-0 ③ 2-H 3-H 1B		x 0-0 1-H 2-H HR		x 0-0 ③ F8	4	2	3	6	2	0	2
Joe Tipton, R (1, 2) OBP: 0.376, SLG: 0.443		SSS 0-3 ① K / SSS 0-3 ② K	x 0-0 ① F5		x 0-0 ① 1-3		x 0-0 ③ L3			5	0	0	0	0	2	6
Bob Lemon, L (1, 1) OBP: 0.208, SLG: 0.284		x 0-0 ② 1-3 1-2 2-3 / x 0-0 2B BB 1-3 2-H 3-H 1B	SSS 0-3 ② ③ K2-6-2 1-2f		x 0-0 ② 4-3			x 0-0 ① G3		5	1	1	2	0	1	3
Inning Stats	R: 0 E: 0 K: 1 S: 5 H: 0 LOB: 2 BB: 2 P: 13	R: 0 E: 0 K: 1 S: 6 H: 1 LOB: 2 BB: 1 P: 10	R: 10 E: 0 K: 2 S: 14 H: 7 LOB: 1 BB: 4 P: 30	R: 0 E: 0 K: 1 S: 5 H: 1 LOB: 1 BB: 0 P: 5	R: 4 E: 0 K: 0 S: 7 H: 5 LOB: 1 BB: 0 P: 7	R: 0 E: 0 K: 0 S: 3 H: 0 LOB: 0 BB: 0 P: 3	R: 4 E: 0 K: 0 S: 6 H: 3 LOB: 0 BB: 1 P: 10	R: 0 E: 0 K: 1 S: 5 H: 0 LOB: 0 BB: 0 P: 5	R: 0 E: 0 K: 0 S: 4 H: 1 LOB: 2 BB: 1 P: 8	1B: 13 2B: 3 3B: 0 HR: 3 SF: 0 SAC: 2 DP: 1 HBP: 0						

	AB	41
	R	18
	H	18
	RBI	18
	BB	9
	SO	6
	LOB	23

	WP: 0	PA: 52
	PB: 0	
	SB: 0	
	CS: 0	

PITCHER		IP	WLS	BF	H	R	ER	SO	BB	IBB	HBP	BLK	WP	HR	S	P	ERA	WHIP
Mickey McDermott, L ERA: 3.77	(1, 1)	2.1	L	15	4	4	4	2	4	0	0	0	0	0	15	31	15.43	3.429
Ray Scarborough, R ERA: 4.7	(3, 1)	0.1		4	2	1	1	1	1	0	0	0	0	0	5	9	27.00	9.000
Willard Nixon, R ERA: 5.29	(3, 1)	1.1		12	7	9	9	2	2	0	0	0	0	1	14	22	60.75	6.750
Al Benton, R ERA: 1.24	(5, 1)	1.0		3	1	0	0	0	0	0	0	0	0	0	3	3	0.00	1.000
Dick Brodowski, R ERA: 4.85	(6, 1)	4.0		18	4	4	4	1	2	0	0	0	0	2	18	26	9.00	1.500

PITCHER		IP	WLS	BF	H	R	ER	SO	BB	IBB	HBP	BLK	WP	HR	S	P	ERA	WHIP

Batter	1	2	3	4	5	6	7	8	9	AB	R	H	RBI	BB	SO	LOB
Dom DiMaggio, R (1, 8) OBP: 0.380, SLG: 0.385	PB G3 1B 1B	1B 1-2 1B		F8 ①	4-3 ② 1-3 2-H		F8 ①		F6 ②	6	1	2	1	0	0	4
Billy Goodman, L (1, 4) OBP: 0.372, SLG: 0.412	G3 ① 1-2	1-2 2-H 1B		L9 ②	E 3-H 1B		F5 ②		1-2 2-H 1B	6	0	3	3	0	0	2
Clyde Vollmer, R (1, 7) OBP: 0.364, SLG: 0.446	B B B B 1B 4-0 FC6-4 2-3 BB	F5 ③		B B B B 4-0 BB	B B B B 4-0 1-2 BB		S S S 0-3 K ③		F6 ③	3	1	0	0	3	1	5
Dick Gernert, R (1, 3) OBP: 0.313, SLG: 0.491	FC6-4 1-3 3-H 1B		F8 ①	5-3 ③	F5 ③			0-0 ①		5	0	1	1	0	0	3
Hoot Evers, R (1, 9) OBP: 0.304, SLG: 0.404 George Schmees, L (5, PR) OBP: 0.202, SLG: 0.181 (6, 9)	FC6-4 ② 1-2f 3-H		FC1-6 1B		E5 2B	F8 ①		1-3 ②		3 2	0 1	1 0	1 0	0 0	0 0	1 0
Sammy White, R (1, 2) OBP: 0.321, SLG: 0.451 Gus Niarhos, R (7, 2) OBP: 0.222, SLG: 0.023	F9 ③		FC1-6 ② 1B 1-2f		1B 1-H 1B 2B	1-3 ②		6-3 ③		4 1	1 0	1 0	1 0	0 0	0 0	2 0
Ted Lepcio, R (1, 5) OBP: 0.343, SLG: 0.418		FC4-6 1B	BB 1-3 1B		E 1B 4-3 2-3 1B	FC6-4 1B			5-3 ①	5	1	4	0	0	0	0
Johnny Lipon, R (1, 6) OBP: 0.302, SLG: 0.266		F8 ①	B B B B 4-0 1-2 BB		4-3 E 1-2 1B 3-H 1B	FC6-4 ③ 1-2f			1B 1B 1B	4	2	2	1	1	0	2
Mickey McDermott, L (1, 1) OBP: 0.213, SLG: 0.273 Ray Scarborough, R (3, 1) OBP: 0.300, SLG: 0.222 Willard Nixon, L (3, 1) OBP: 0.256, SLG: 0.268 Al Benton, R (5, 1) Mel Parnell, L (5, PH) OBP: 0.147, SLG: 0.065 Dick Brodowski, R (6, 1) OBP: 0.206, SLG: 0.273 Faye Throneberry, L (9, PH) OBP: 0.335, SLG: 0.388		FC4-6 ② 1-2f 1B	4-3 ③		S S S 0-3 K ①		E5 1B		1B 1-2 1B	1 0 1 0 1 1 1	1 0 0 0 0 0 0	0 0 0 0 1 0 1	0 0 0 0 0 0 0	0 0 0 0 0 0 0	0 0 0 0 1 0 0	1 0 3 0 2 0 0
Inning Stats	R: 2 E: 0 K: 0 S: 5 H: 2 LOB: 1 BB: 1 P: 9	R: 1 E: 0 K: 0 S: 6 H: 3 LOB: 2 BB: 0 P: 6	R: 0 E: 0 K: 0 S: 5 H: 2 LOB: 3 BB: 1 P: 9	R: 0 E: 0 K: 0 S: 3 H: 0 LOB: 1 BB: 1 P: 7	R: 4 E: 3 K: 1 S: 10 H: 4 LOB: 2 BB: 1 P: 14	R: 0 E: 0 K: 0 S: 4 H: 1 LOB: 1 BB: 0 P: 4	R: 0 E: 1 K: 1 S: 6 H: 0 LOB: 1 BB: 0 P: 6	R: 0 E: 0 K: 0 S: 3 H: 0 LOB: 0 BB: 0 P: 3	R: 1 E: 0 K: 0 S: 6 H: 3 LOB: 2 BB: 0 P: 6	1B: 14 2B: 1 3B: 0 HR: 0	SF: 0 SAC: 0 DP: 0 HBP: 0						

PITCHER	IP	WLS	BF	H	R	ER	SO	BB	IBB	HBP	BLK	WP	HR	S	P	ERA	WHIP
Bob Lemon, R (1, 1) ERA: 2.76	9.0	W	48	15	8	5	2	4	0	0	0	0	0	48	64	5.00	2.111

PITCHER	IP	WLS	BF	H	R	ER	SO	BB	IBB	HBP	BLK	WP	HR	S	P	ERA	WHIP

BOTTOM

Cleveland Indians @ Boston Red Sox

Fenway Park, Boston, MA

Wed Aug 20 1952, 3:33 AM EDT

Att. 14,409 - Unknown

livebaseballscorecards.com

AB	44
R	8
H	15
RBI	8
BB	4
SO	2
LOB	25

WP: 0 PA: 48
PB: 1
SB: 0
CS: 0

Batter	1	2	3	4	5	6	7	8	9	AB	R	H	RBI	BB	SO	LOB
Dale Mitchell, L (1, 7) OBP: 0.397, SLG: 0.429	6-3		4-3			F9		1-3		4	0	0	0	0	0	1
Bobby Avila, R (1, 4) OBP: 0.384, SLG: 0.396	G3			1B F8 1B		F8		F8		4	1	1	0	0	0	0
Larry Doby, L (1, 8) OBP: 0.383, SLG: 0.585	3-1			F9		2B			3-1	4	0	1	0	0	0	1
Luke Easter, L (1, 3) OBP: 0.324, SLG: 0.452		L8		1-3 1B		K			1B	4	0	2	0	0	1	1
Hank Majeski, R (1, 5) OBP: 0.388, SLG: 0.372		G4-6-3 1B		F8 3-H			1-3		F4	4	0	1	1	0	0	2
Harry Simpson, L (1, 9) OBP: 0.337, SLG: 0.415		G4-6-3 1-2f		K			6-3		4-3	4	0	0	0	0	1	3
Ray Boone, R (1, 6) OBP: 0.370, SLG: 0.371			5-3		K		BB			2	0	0	0	1	1	0
Jim Hegan, R (1, 2) OBP: 0.308, SLG: 0.360			4-3		G4-6-3 1B		F8			3	0	1	0	0	0	1
Steve Gromek, S (1, 1) OBP: 0.267, SLG: 0.120			1B		G4-6-3 1-2f			4-3		2	0	1	0	0	0	1
Bill Glynn, L (8, PH) OBP: 0.299, SLG: 0.390										1	0	0	0	0	0	0
Ted Wilks, R (8, 1) OBP: 0.125, SLG: 0.125										0	0	0	0	0	0	0
Inning Stats	R: 0 E: 0 K: 0 S: 3 H: 0 LOB: 0 BB: 0 P: 3	R: 0 E: 0 K: 0 S: 3 H: 1 LOB: 0 BB: 0 P: 3	R: 0 E: 0 K: 0 S: 4 H: 1 LOB: 1 BB: 0 P: 4	R: 1 E: 0 K: 1 S: 7 H: 2 LOB: 1 BB: 0 P: 7	R: 0 E: 0 K: 1 S: 5 H: 1 LOB: 0 BB: 0 P: 5	R: 0 E: 0 K: 1 S: 6 H: 1 LOB: 1 BB: 0 P: 6	R: 0 E: 0 K: 0 S: 3 H: 0 LOB: 1 BB: 1 P: 7	R: 0 E: 0 K: 0 S: 3 H: 0 LOB: 0 BB: 0 P: 3	R: 0 E: 0 K: 0 S: 4 H: 1 LOB: 1 BB: 0 P: 4	1B: 6 2B: 1 3B: 0 HR: 0 SF: 0 SAC: 0 DP: 2 HBP: 0						

PITCHER	IP	WLS	BF	H	R	ER	SO	BB	IBB	HBP	BLK	WP	HR	S	P	ERA	WHIP
Sid Hudson, R (1, 1) ERA: 3.28	9.0	W	33	7	1	1	3	1	0	0	0	0	0	38	42	1.00	0.889

PITCHER	IP	WLS	BF	H	R	ER	SO	BB	IBB	HBP	BLK	WP	HR	S	P	ERA	WHIP

TOP

Cleveland Indians @ Boston Red Sox

Fenway Park, Boston, MA

Thu Aug 21 1952, 3:33 AM EDT

Att. 10,243 - Unknown

livebaseballscorecards.com

AB	32
R	1
H	7
RBI	1
BB	1
SO	3
LOB	10

PA:	33
WP:	0
PB:	0
SB:	0
CS:	0

Cleveland Indians @ Boston Red Sox

Fenway Park, Boston, MA

Thu Aug 21 1952, 3:33 AM EDT

Att. 10,243 - Unknown

livebaseballscorecards.com

BOTTOM

Batter	1	2	3	4	5	6	7	8	9	AB	R	H	RBI	BB	SO	LOB
Dom DiMaggio, R (1, 8) OBP: 0.384, SLG: 0.387	BBBB 4-0 1B 1-4-3 1B BB		x 0-0 1B 1B 1B		x 0-0 ① F8		x 0-0 1B			3	2	2	0	1	0	0
Billy Goodman, L (1, 4) OBP: 0.371, SLG: 0.410	x 0-0 ① 1-4-3 1-2		x 0-0 1B 1-3 1B		x 0-0 ② 4-3		x 0-0 ③ F8			4	0	1	0	0	0	2
Clyde Vollmer, R (1, 7) OBP: 0.366, SLG: 0.448 Faye Throneberry, L (9, 9) OBP: 0.335, SLG: 0.388	x 0-0 1B 2-3 1B		x 0-0 G6-4-3 1-2 3-H 1B		x 0-0 ③ F9			SSS 0-3 ① K		4 0	0 0	2 0	1 0	0 0	1 0	0 0
Dick Gernert, R (1, 3) OBP: 0.312, SLG: 0.487	x 0-0 9-4-3 1-2 3-H 1B		x 0-0 ②③ G6-4-3 1-2f			x 0-0 ① F1		x 0-0 ② 1-3		4	0	1	1	0	0	2
Hoot Evers, R (1, 9) OBP: 0.306, SLG: 0.414 (9, 7)	x 0-0 ②③ 9-4-3 1-2f			x 0-0 ① 5-3		x 0-0 HR		BBBB 4-0 FC4 BB		3	1	1	1	1	0	2
Sammy White, R (1, 2) OBP: 0.317, SLG: 0.444		x 0-0 ① F2		x 0-0 E6 1B		SSS 0-3 ② K		x 0-0 ③ FC4 1-2f		4	1	0	0	0	1	1
Ted Lepcio, R (1, 5) OBP: 0.338, SLG: 0.412		x 0-0 ② 6-3		x 0-0 ② L5		x 0-0 ③ F6				3	0	0	0	0	0	1
Johnny Lipon, R (1, 6) OBP: 0.303, SLG: 0.267		x 0-0 ③ F7		x 0-0 FC5-4 2-H 1B			x 0-0 ① F4			3	0	1	1	0	0	0
Sid Hudson, R (1, 1) OBP: 0.182, SLG: 0.185			SSS 0-3 ① K	x 0-0 ③ FC5-4 1-2f			x 0-0 ② 6-3			3	0	0	0	0	1	1
Inning Stats	R: 1 H: 2 E: 0 LOB: 1 K: 0 BB: 1 S: 4 P: 8	R: 0 H: 0 E: 0 LOB: 0 K: 0 BB: 0 S: 3 P: 3	R: 1 H: 3 E: 0 LOB: 1 K: 1 BB: 0 S: 7 P: 7	R: 1 H: 1 E: 1 LOB: 1 K: 0 BB: 0 S: 5 P: 5	R: 0 H: 0 E: 0 LOB: 0 K: 0 BB: 0 S: 3 P: 3	R: 1 H: 1 E: 0 LOB: 0 K: 1 BB: 0 S: 6 P: 6	R: 0 H: 1 E: 0 LOB: 1 K: 0 BB: 0 S: 4 P: 4	R: 0 H: 0 E: 0 LOB: 1 K: 1 BB: 1 S: 5 P: 9		1B: 7 SF: 0 2B: 1 SAC: 0 3B: 0 DP: 2 HR: 1 HBP: 0					WP: 0 PA: 33 PB: 0 SB: 0 CS: 0	

	AB	31
	R	4
	H	8
	RBI	4
	BB	2
	SO	3
	LOB	9

PITCHER		IP	WLS	BF	H	R	ER	SO	BB	IBB	HBP	BLK	WP	HR	S	P	ERA	WHIP
Steve Gromek, R ERA: 4.0	(1, 1)	7.0	L	29	8	4	3	2	1	0	0	0	0	1	32	36	3.86	1.286
Ted Wilks, R ERA: 3.44	(8, 1)	1.0		4	0	0	0	1	1	0	0	0	0	0	5	9	0.00	1.000

PITCHER	IP	WLS	BF	H	R	ER	SO	BB	IBB	HBP	BLK	WP	HR	S	P	ERA	WHIP

Batter	1	2	3	4	5	6	7	8	9	AB	R	H	RBI	BB	SO	LOB
Dale Mitchell, L (1, 7) OBP: 0.404, SLG: 0.437	3B 1B	CS 1B			4-3 HR 1B		1B SH3-4 1B		S 1B	5	2	5	0	0	0	0
Bobby Avila, R (1, 4) OBP: 0.383, SLG: 0.399	E 3B 1-H	CS 1-2	P5		4-3 1-2		SH3-4 1-2		K 1-2	4	1	1	1	0	1	2
Larry Doby, L (1, 8) OBP: 0.384, SLG: 0.582	E3 4-3 BB 3-H		F2		HR BB		1B 2-3		4-3	4	2	1	0	1	0	1
Luke Easter, L (1, 3) OBP: 0.329, SLG: 0.464	4-3 BB 1-2		F8		1-H 2-H HR		1B 2-H			3	1	2	4	1	0	0
Al Rosen, R (1, 5) OBP: 0.387, SLG: 0.508	K			4-3 1B	1-3-5 BB		P6			3	0	1	0	1	1	3
Harry Simpson, L (1, 9) OBP: 0.335, SLG: 0.412	4-3 1-2 2-3			4-3 1-2	1-3-5 1-3f			F3		4	0	0	0	0	0	4
Ray Boone, R (1, 6) OBP: 0.369, SLG: 0.367	F7			5-3		G6-4-3 BB		F8		3	0	0	0	1	0	3
Birdie Tebbetts, R (1, 2) OBP: 0.323, SLG: 0.294 Jim Hegan, R (6, 2) OBP: 0.307, SLG: 0.358		5-3		IBB		G6-4-3 1-2f		6-3		2 1	0 0	0 0	0 0	1 0	0 0	1 0
Mike Garcia, R (1, 1) OBP: 0.165, SLG: 0.171 Bob Lemon, L (6, 1) OBP: 0.206, SLG: 0.281		K		5-3		F9			G3	3 1	0 0	0 0	0 0	0 0	1 0	2 0
Inning Stats	R: 2 H: 2 E: 1 LOB: 2 K: 1 BB: 1 S: 8 P: 12	R: 0 H: 1 E: 0 LOB: 0 K: 1 BB: 0 S: 5 P: 5	R: 0 H: 0 E: 0 LOB: 0 K: 0 BB: 0 S: 3 P: 3	R: 0 H: 1 E: 0 LOB: 2 K: 0 BB: 1 S: 4 P: 8	R: 3 H: 2 E: 0 LOB: 0 K: 0 BB: 2 S: 4 P: 12	R: 0 H: 0 E: 0 LOB: 0 K: 0 BB: 1 S: 2 P: 6	R: 1 H: 3 E: 0 LOB: 1 K: 0 BB: 0 S: 5 P: 5	R: 0 H: 0 E: 0 LOB: 0 K: 0 BB: 0 S: 3 P: 3	R: 0 H: 1 E: 0 LOB: 1 K: 1 BB: 0 S: 6 P: 6	1B: 8 SF: 0 2B: 1 SAC: 1 3B: 1 DP: 2 HR: 1 HBP: 0						

PITCHER	IP	WLS	BF	H	R	ER	SO	BB	IBB	HBP	BLK	WP	HR	S	P	ERA	WHIP
Allie Reynolds, R (1, 1) ERA: 2.2	9.0	L	39	10	6	5	3	4	1	0	0	0	1	40	60	5.00	1.556

PITCHER	IP	WLS	BF	H	R	ER	SO	BB	IBB	HBP	BLK	WP	HR	S	P	ERA	WHIP

TOP

Cleveland Indians @ New York Yankees

Yankee Stadium, Bronx, NY

Fri Aug 22 1952, 3:33 AM EDT

Att. 33,888 - Unknown

livebaseballscorecards.com

AB	33
R	6
H	10
RBI	5
BB	5
SO	3
LOB	16

BOTTOM

Batter	1	2	3	4	5	6	7	8	9	AB	R	H	RBI	BB	SO	LOB
Hank Bauer, R (1, 9) OBP: 0.364, SLG: 0.474	x 0-0 ① P6		x 0-0 ② P4		x 0-0 ①②③ L4-3 1-2 2-3		x 0-0 FC4-6 1B		x 0-0 1B	5	0	2	0	0	0	3
Phil Rizzuto, R (1, 6) OBP: 0.352, SLG: 0.365 Johnny Sain, R (9, PH) OBP: 0.306, SLG: 0.424	B B B B 4-0 BB		x 0-0 ③ F7			x 0-0 S S S E6 1B 1B	x 0-3 ① K		x 0-0 ③ 2-3	3 1	1 0	0 0	0 0	1 0	1 0	2 1
Irv Noren, L (1, 7) OBP: 0.310, SLG: 0.323	x 0-0 ② P6			x 0-0 CS 1B 1B		x 0-0 1B 1-3 HR 1B	x 0-0 ② FC4-6 1-2f			4	1	2	0	0	0	2
Yogi Berra, L (1, 2) OBP: 0.368, SLG: 0.498	x 0-0 ③ F7			x 0-0 BB 1-2 1B		x 0-0 HR 1-3 3-H 1B	x 0-0 ③ 4-3			4	1	2	1	0	0	2
Mickey Mantle, S (1, 8) OBP: 0.377, SLG: 0.493		S S S 0-3 ① K		B B B B 4-0 ① 1-2 2-3 BB		S S S 0-3 ① K		x 0-0 ① P5		3	0	0	0	1	2	2
Joe Collins, L (1, 3) OBP: 0.367, SLG: 0.463		x 0-0 ② F8		x 0-0 ② F9		x 0-0 1-H 3-H HR		x 0-0 ② 4-3		4	1	1	3	0	0	2
Gil McDougald, R (1, 5) OBP: 0.337, SLG: 0.359		x 0-0 ③ 5-3		S S S 0-3 ③ K		x 0-0 ② 4-3		x 0-0 ③ 5-3		4	0	0	0	0	1	2
Billy Martin, R (1, 4) OBP: 0.330, SLG: 0.360 Loren Babe, L (9, PH) OBP: 0.333, SLG: 0.143			x 0-0 FC6-4 1B		x 0-0 L4-3 E 1B	x 0-0 E6			x 0-0 ① F8	3 1	0 0	2 0	0 0	0 0	0 0	0 0
Allie Reynolds, R (1, 1) OBP: 0.183, SLG: 0.164 Johnny Mize, L (9, PH) OBP: 0.305, SLG: 0.333			x 0-0 ① FC6-4 1-2f		x 0-0 E5 L4-3 1-2	S S S 0-3 ③ K			x 0-0 ② P6	3 1	0 0	0 0	0 0	0 0	1 0	3 0

Cleveland Indians @ New York Yankees

Yankee Stadium, Bronx, NY

Fri Aug 22 1952, 3:33 AM EDT

Att. 33,888 - Unknown

livebaseballscorecards.com

AB	36
R	4
H	9
RBI	4
BB	2
SO	5
LOB	19

Inning Stats	1	2	3	4	5	6	7	8	9	1B	SF	WP	PA
R	0	0	0	0	0	4	0	0	0	8	0	0	38
E	0	0	0	0	1	2	0	0	0	2B 0	SAC 0	PB 0	
K	0	1	0	1	0	2	1	0	0	3B 1	DP 0	SB 0	
S	3	5	4	6	3	12	6	3	4	HR 1	HBP 0	CS 1	
H	0	0	1	2	1	3	1	0	1				
LOB	1	0	1	2	0	1	1	0	1				
BB	1	0	0	1	0	0	0	0	0				
P	7	5	4	10	3	12	6	3	4				

PITCHER		IP	WLS	BF	H	R	ER	SO	BB	IBB	HBP	BLK	WP	HR	S	P	ERA	WHIP
Mike Garcia, R ERA: 2.39	(1, 1)	5.0	W	22	6	3	3	2	2	0	0	0	0	0	24	32	5.40	1.600
Bob Lemon, R ERA: 2.75	(6, 1)	4.0	S	16	3	1	0	3	0	0	0	0	0	1	22	22	0.00	0.750

PITCHER	IP	WLS	BF	H	R	ER	SO	BB	IBB	HBP	BLK	WP	HR	S	P	ERA	WHIP

Batter	1	2	3	4	5	6	7	8	9	AB	R	H	RBI	BB	SO	LOB
Dale Mitchell, L (1, 7) OBP: 0.405, SLG: 0.440	4-3		1B			G3		1-H 2B		4	0	2	0	0	0	0
Bobby Avila, R (1, 4) OBP: 0.382, SLG: 0.397	F3		1-2 1B			6-3			5-3	4	0	1	0	0	0	0
Larry Doby, L (1, 8) OBP: 0.380, SLG: 0.576	K		F4			K			5-3	4	0	0	0	0	2	2
Luke Easter, L (1, 3) OBP: 0.329, SLG: 0.461		FC5-6 BB 1B		K			F9		F4	4	0	1	0	0	1	0
Al Rosen, R (1, 5) OBP: 0.389, SLG: 0.508		1-2 FC5-6 BB		G4-6-3 1B			K			2	0	1	0	1	1	0
Harry Simpson, L (1, 9) OBP: 0.333, SLG: 0.409		FC5-6 G1-6-3 1-2f 2-3		G4-6-3 1-2f			4-3			3	0	0	0	0	0	3
Ray Boone, R (1, 6) OBP: 0.367, SLG: 0.364		G1-6-3 1-2f			6-3			K		2	0	0	0	0	0	2
Barney McCosky, L (8, PH) OBP: 0.263, SLG: 0.278										1	0	0	0	0	1	0
George Strickland, R (8, 6) OBP: 0.250, SLG: 0.283										0	0	0	0	0	0	0
Jim Hegan, R (1, 2) OBP: 0.304, SLG: 0.356			K		1-3			2B 1B		2	0	0	0	0	1	0
Bill Glynn, L (8, PH) OBP: 0.307, SLG: 0.398										1	0	1	0	0	0	0
Joe Tipton, R (8, 2) OBP: 0.376, SLG: 0.443										0	0	0	0	0	0	0
Early Wynn, S (1, 1) OBP: 0.241, SLG: 0.184			F8		F2			K		2	0	0	0	0	0	0
Hank Majeski, R (8, PH) OBP: 0.386, SLG: 0.369										1	0	0	0	0	1	1
Lou Brissie, L (8, 1) OBP: 0.300, SLG: 0.222										0	0	0	0	0	0	0
Inning Stats	R: 0 E: 0 K: 1 S: 5 H: 0 LOB: 0 BB: 0 P: 5	R: 0 E: 0 K: 0 S: 3 H: 1 LOB: 1 BB: 1 P: 7	R: 0 E: 0 K: 1 S: 7 H: 2 LOB: 2 BB: 0 P: 7	R: 0 E: 0 K: 1 S: 5 H: 1 LOB: 0 BB: 0 P: 5	R: 0 E: 0 K: 0 S: 3 H: 0 LOB: 0 BB: 0 P: 3	R: 0 E: 0 K: 1 S: 5 H: 0 LOB: 0 BB: 0 P: 5	R: 0 E: 0 K: 1 S: 5 H: 0 LOB: 0 BB: 0 P: 5	R: 0 E: 0 K: 2 S: 8 H: 2 LOB: 2 BB: 0 P: 8	R: 0 E: 0 K: 0 S: 3 H: 0 LOB: 0 BB: 0 P: 3	1B: 5 2B: 1 3B: 0 HR: 0 SF: 0 SAC: 0 DP: 2 HBP: 0						

PITCHER	IP	WLS	BF	H	R	ER	SO	BB	IBB	HBP	BLK	WP	HR	S	P	ERA	WHIP
Vic Raschi, R (1, 1) ERA: 2.69	9.0	W	31	6	0	0	7	1	0	0	0	0	0	44	48	0.00	0.778

PITCHER	IP	WLS	BF	H	R	ER	SO	BB	IBB	HBP	BLK	WP	HR	S	P	ERA	WHIP

TOP

Cleveland Indians @ New York Yankees

Yankee Stadium, Bronx, NY

Sat Aug 23 1952, 3:33 AM EDT

Att. 52,747 - Unknown

livebaseballscorecards.com

AB	30
R	0
H	6
RBI	0
BB	1
SO	7
LOB	8

Batter	1	2	3	4	5	6	7	8	9	AB	R	H	RBI	BB	SO	LOB
Irv Noren, L (1, 8) OBP: 0.316, SLG: 0.327	BBBB 4-0 BB		x 0-0 K 1-2 1B		SSS 0-3 ② K		x 0-0 1-3 1B			3	0	2	0	1	1	0
Loren Babe, L (1, 5) OBP: 0.231, SLG: 0.091 Gil McDougald, R (9, 5) OBP: 0.337, SLG: 0.359	SSS 0-3 ① K		SSS 0-3 ①② K 1-2 2-3		x 0-0 ③ L4		x 0-0 ② F6			4 0	0 0	0 0	0 0	0 0	2 0	5 0
Hank Bauer, R (1, 9) OBP: 0.363, SLG: 0.472	SSS 0-3 ② K		x 0-0 ③ F7			x 0-0 4-3 WP 1B	x 0-0 ③ F2			4	0	1	0	0	1	4
Yogi Berra, L (1, 2) OBP: 0.367, SLG: 0.495	x 0-0 ③ F9			x 0-0 ① F9		x 0-0 ① F7 1-2		x 0-0 1B		4	0	1	0	0	0	2
Gene Woodling, L (1, 7) OBP: 0.402, SLG: 0.491		x 0-0 ① F6		x 0-0 2B 2B		x 0-0 ② 4-3 2-3		x 0-0 ① F3		4	1	1	0	0	0	2
Joe Collins, L (1, 3) OBP: 0.368, SLG: 0.465		x 0-0 ② F6		x 0-0 2-H 2B		4-0 IBB		x 0-0 ② F9		3	0	1	1	1	0	1
Billy Martin, R (1, 4) OBP: 0.325, SLG: 0.354		x 0-0 E6		x 0-0 ② F6		x 0-0 ③ F8		x 0-0 ③ 6-3		4	0	0	0	0	0	4
Phil Rizzuto, R (1, 6) OBP: 0.350, SLG: 0.363		x 0-0 ③ F6		x 0-0 ③ 5-3			x 0-0 ① F9			3	0	0	0	0	0	2
Vic Raschi, R (1, 1) OBP: 0.318, SLG: 0.246			x 0-0 K 1B 1B		SSS 0-3 ① K		x 0-0 1B 1B			3	0	2	0	0	1	0
Inning Stats	R: 0 H: 0 E: 0 LOB: 1 K: 2 BB: 1 S: 7 P: 11	R: 0 H: 0 E: 1 LOB: 1 K: 0 BB: 0 S: 4 P: 4	R: 0 H: 2 E: 0 LOB: 1 K: 1 BB: 0 S: 6 P: 6	R: 1 H: 2 E: 0 LOB: 1 K: 0 BB: 0 S: 5 P: 5	R: 0 H: 0 E: 0 LOB: 0 K: 2 BB: 0 S: 7 P: 7	R: 0 H: 1 E: 0 LOB: 2 K: 0 BB: 1 S: 4 P: 8	R: 0 H: 2 E: 0 LOB: 2 K: 0 BB: 0 S: 5 P: 5	R: 0 H: 1 E: 0 LOB: 1 K: 0 BB: 0 S: 4 P: 4		1B: 6 2B: 2 3B: 0 HR: 0	SF: 0 SAC: 0 DP: 0 HBP: 0			WP: 1 PB: 0 SB: 0 CS: 0	PA: 34	

PITCHER		IP	WLS	BF	H	R	ER	SO	BB	IBB	HBP	BLK	WP	HR	S	P	ERA	WHIP
Early Wynn, R ERA: 3.23	(1, 1)	7.0	L	30	7	1	1	5	1	1	0	0	1	0	38	46	1.29	1.143
Lou Brissie, L ERA: 3.78	(8, 1)	1.0		4	1	0	0	0	0	0	0	0	0	0	4	4	0.00	1.000

PITCHER	IP	WLS	BF	H	R	ER	SO	BB	IBB	HBP	BLK	WP	HR	S	P	ERA	WHIP

BOTTOM

Cleveland Indians @ New York Yankees

Yankee Stadium, Bronx, NY

Sat Aug 23 1952, 3:33 AM EDT

Att. 52,747 - Unknown

livebaseballscorecards.com

AB	32
R	1
H	8
RBI	1
BB	2
SO	5
LOB	20

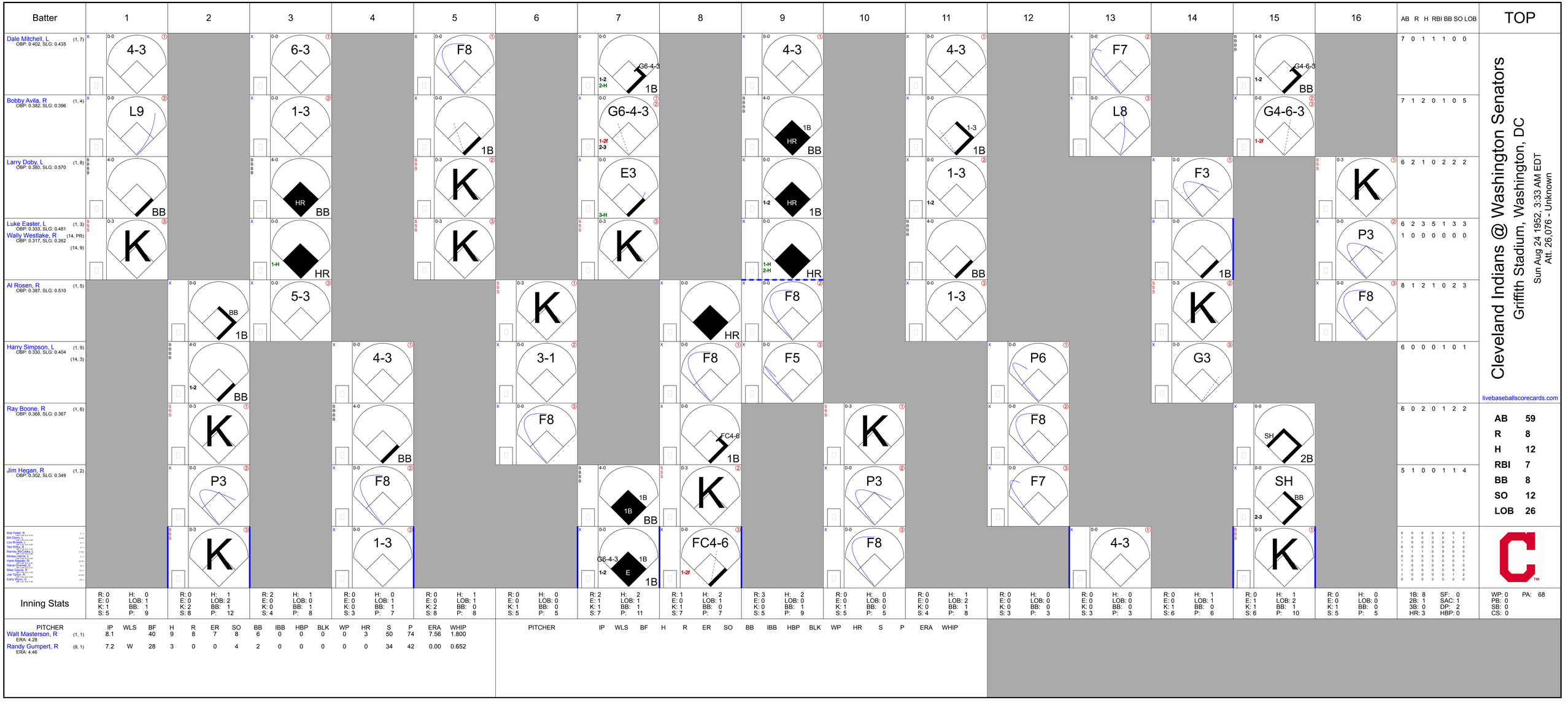
Batter
1
2
3
4
5
6
7
8
9
10
11
12
13
14
15
16
AB R H RBI BB SO LOB
TOP
Dale Mitchell, L (1, 7) OBP: 0.402, SLG: 0.435
4-3
6-3
F8
G6-4-3 1B
4-3
4-3
F7
G4-6-3 BB
7 0 1 1 1 0 0
Bobby Avila, R (1, 4) OBP: 0.382, SLG: 0.396
L9
1-3 1B
G6-4-3
1B HR BB
1-3 1B
L8
G4-6-3
7 1 2 0 1 0 5
Larry Doby, L (1, 8) OBP: 0.380, SLG: 0.570
BB
HR BB
K 1B
E3
HR 1B
1-3
F3
K
6 2 1 0 2 2 2
Luke Easter, L (1, 3) OBP: 0.333, SLG: 0.481
Wally Westlake, R (14, PR) OBP: 0.317, SLG: 0.262 (14, 9)
K
HR
K
K
HR
BB
1B
P3
6 2 3 5 1 3 3
1 0 0 0 0 0 0
Al Rosen, R (1, 5) OBP: 0.387, SLG: 0.510
BB 1B
5-3
K
HR
F8
1-3
K
F8
8 1 2 1 0 2 3
Harry Simpson, L (1, 9) (14, 3) OBP: 0.330, SLG: 0.404
BB
4-3
3-1
F8
F5
P6
G3
6 0 0 0 1 0 1
Ray Boone, R (1, 6) OBP: 0.368, SLG: 0.367
K
BB
F8
FC4-6 1B
K
F8
SH 2B
6 0 2 0 1 2 2
Jim Hegan, R (1, 2) OBP: 0.302, SLG: 0.349
P3
F8
1B BB
K
P3
F7
SH BB
5 1 0 0 1 1 4
K
1-3
G6-4-3 E 1B
FC4-6
F8
4-3
K
Inning Stats
R: 0 E: 0 K: 1 S: 5 H: 0 LOB: 1 BB: 1 P: 9
R: 0 E: 0 K: 2 S: 8 H: 1 LOB: 2 BB: 1 P: 12
R: 2 E: 0 K: 0 S: 4 H: 1 LOB: 0 BB: 1 P: 8
R: 0 E: 0 K: 0 S: 3 H: 0 LOB: 1 BB: 1 P: 7
R: 0 E: 0 K: 2 S: 8 H: 1 LOB: 1 BB: 0 P: 8
R: 0 E: 0 K: 1 S: 5 H: 0 LOB: 0 BB: 0 P: 5
R: 2 E: 1 K: 1 S: 7 H: 2 LOB: 1 BB: 1 P: 11
R: 1 E: 0 K: 1 S: 7 H: 2 LOB: 1 BB: 0 P: 7
R: 3 E: 0 K: 0 S: 5 H: 2 LOB: 0 BB: 1 P: 9
R: 0 E: 0 K: 1 S: 5 H: 0 LOB: 0 BB: 0 P: 5
R: 0 E: 0 K: 0 S: 4 H: 1 LOB: 2 BB: 1 P: 8
R: 0 E: 0 K: 0 S: 3 H: 0 LOB: 0 BB: 0 P: 3
R: 0 E: 0 K: 0 S: 3 H: 0 LOB: 0 BB: 0 P: 3
R: 0 E: 0 K: 1 S: 6 H: 1 LOB: 1 BB: 0 P: 6
R: 0 E: 1 K: 1 S: 6 H: 1 LOB: 2 BB: 1 P: 10
R: 0 E: 0 K: 1 S: 5 H: 0 LOB: 0 BB: 0 P: 5
1B: 8 2B: 1 3B: 0 HR: 3
SF: 0 SAC: 1 DP: 2 HBP: 0
WP: 0 PB: 0 SB: 0 CS: 0
PA: 68
PITCHER IP WLS BF H R ER SO BB IBB HBP BLK WP HR S P ERA WHIP
Walt Masterson, R (1, 1) ERA: 4.28 8.1 40 9 8 7 8 6 0 0 0 0 3 50 74 7.56 1.800
Randy Gumpert, R (9, 1) ERA: 4.46 7.2 W 28 3 0 0 4 2 0 0 0 0 0 34 42 0.00 0.652
PITCHER IP WLS BF H R ER SO BB IBB HBP BLK WP HR S P ERA WHIP
TOP
Cleveland Indians @ Washington Senators
Griffith Stadium, Washington, DC
Sun Aug 24 1952, 3:33 AM EDT
Att. 26,076 - Unknown
livebaseballscorecards.com
AB 59
R 8
H 12
RBI 7
BB 8
SO 12
LOB 26

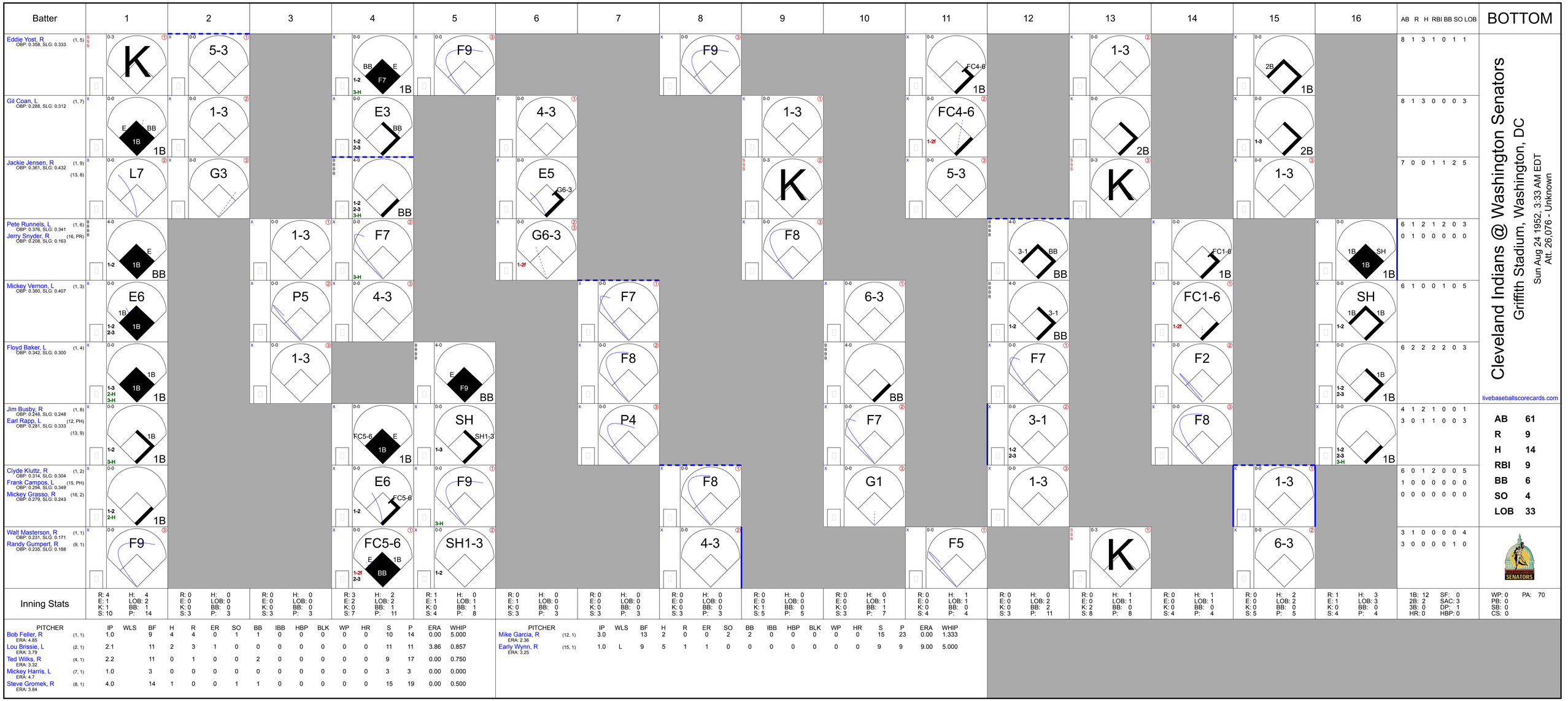
Batter
1
2
3
4
5
6
7
8
9
10
11
12
13
14
15
16
AB R H RBI BB SO LOB
BOTTOM
Eddie Yost, R (1, 5) OBP: 0.358, SLG: 0.333
8 1 3 1 0 1 1
Gil Coan, L (1, 7) OBP: 0.288, SLG: 0.312
8 1 3 0 0 0 3
Jackie Jensen, R (1, 9) (13, 8) OBP: 0.361, SLG: 0.432
7 0 0 1 1 2 5
Pete Runnels, L (1, 6) OBP: 0.376, SLG: 0.341
Jerry Snyder, R (16, PR) OBP: 0.208, SLG: 0.163
6 1 2 1 2 0 3
0 1 0 0 0 0 0
Mickey Vernon, L (1, 3) OBP: 0.360, SLG: 0.407
6 1 0 0 1 0 5
Floyd Baker, L (1, 4) OBP: 0.342, SLG: 0.300
6 2 2 2 2 0 3
Jim Busby, R (1, 8) OBP: 0.248, SLG: 0.248
Earl Rapp, L (12, PH) (13, 9) OBP: 0.281, SLG: 0.333
4 1 2 1 0 0 1
3 0 1 1 0 0 3
Clyde Kluttz, R (1, 2) OBP: 0.314, SLG: 0.304
Frank Campos, L (15, PH) OBP: 0.294, SLG: 0.349
Mickey Grasso, R (16, 2) OBP: 0.279, SLG: 0.243
6 0 1 2 0 0 5
1 0 0 0 0 0 0
0 0 0 0 0 0 0
Walt Masterson, R (1, 1) OBP: 0.231, SLG: 0.171
Randy Gumpert, R (9, 1) OBP: 0.235, SLG: 0.188
3 1 0 0 0 0 4
3 0 0 0 0 1 0
Cleveland Indians @ Washington Senators
Griffith Stadium, Washington, DC
Sun Aug 24 1952, 3:33 AM EDT
Att. 26,076 - Unknown
livebaseballscorecards.com
AB 61
R 9
H 14
RBI 9
BB 6
SO 4
LOB 33
Inning Stats
R: 4 E: 1 K: 1 S: 10 H: 4 LOB: 2 BB: 1 P: 14
R: 0 E: 0 K: 0 S: 3 H: 0 LOB: 0 BB: 0 P: 3
R: 0 E: 0 K: 0 S: 3 H: 0 LOB: 0 BB: 0 P: 3
R: 3 E: 2 K: 0 S: 7 H: 2 LOB: 2 BB: 1 P: 11
R: 1 E: 1 K: 0 S: 4 H: 0 LOB: 1 BB: 1 P: 8
R: 0 E: 1 K: 0 S: 3 H: 0 LOB: 0 BB: 0 P: 3
R: 0 E: 0 K: 0 S: 3 H: 0 LOB: 0 BB: 0 P: 3
R: 0 E: 0 K: 0 S: 3 H: 0 LOB: 0 BB: 0 P: 3
R: 0 E: 0 K: 1 S: 5 H: 0 LOB: 0 BB: 0 P: 5
R: 0 E: 0 K: 0 S: 3 H: 0 LOB: 1 BB: 1 P: 7
R: 0 E: 0 K: 0 S: 4 H: 1 LOB: 1 BB: 0 P: 4
R: 0 E: 0 K: 0 S: 3 H: 0 LOB: 2 BB: 2 P: 11
R: 0 E: 0 K: 2 S: 8 H: 1 LOB: 1 BB: 0 P: 8
R: 0 E: 0 K: 0 S: 4 H: 1 LOB: 1 BB: 0 P: 4
R: 0 E: 0 K: 0 S: 5 H: 2 LOB: 2 BB: 0 P: 5
R: 1 E: 1 K: 0 S: 4 H: 3 LOB: 3 BB: 0 P: 4
1B: 12 2B: 2 3B: 0 HR: 0
SF: 0 SAC: 3 DP: 1 HBP: 0
WP: 0 PB: 0 SB: 0 CS: 0
PA: 70
PITCHER IP WLS BF H R ER SO BB IBB HBP BLK WP HR S P ERA WHIP
Bob Feller, R (1, 1) ERA: 4.85 1.0 9 4 4 0 1 1 0 0 0 0 0 0 10 14 0.00 5.000
Lou Brissie, L (2, 1) ERA: 3.79 2.1 11 2 3 1 0 0 0 0 0 0 0 0 11 11 3.86 0.857
Ted Wilks, R (4, 1) 2.2 11 0 1 0 0 2 0 0 0 0 0 0 9 17 0.00 0.750
Mickey Harris, L (7, 1) ERA: 4.7 1.0 3 0 0 0 0 0 0 0 0 0 0 0 3 3 0.00 0.000
Steve Gromek, R (8, 1) ERA: 3.84 4.0 14 1 0 0 1 1 0 0 0 0 0 0 15 19 0.00 0.500
PITCHER IP WLS BF H R ER SO BB IBB HBP BLK WP HR S P ERA WHIP
Mike Garcia, R (12, 1) ERA: 2.36 3.0 13 2 0 0 2 2 0 0 0 0 0 0 15 23 0.00 1.333
Early Wynn, R (15, 1) ERA: 3.25 1.0 L 9 5 1 1 0 0 0 0 0 0 0 0 9 9 9.00 5.000

Cleveland Indians @ Washington Senators

Griffith Stadium, Washington, DC

Mon Aug 25 1952, 3:33 AM EDT

Att. 19,495 - Unknown

TOP

livebaseballscorecards.com

Batter	1	2	3	4	5	6	7	8	9	AB	R	H	RBI	BB	SO	LOB
Dale Mitchell, L (1, 7) OBP: 0.402, SLG: 0.437	0-0 2B	0-0 F9 ②		0-0 1B 1-2		0-0 F9 ③			0-0 E3 1B 1B	5	0	2	0	0	0	3
Wally Westlake, R (9, PR) OBP: 0.317, SLG: 0.262 (9, 7)										0	1	0	0	0	0	0
Bobby Avila, R (1, 4) OBP: 0.384, SLG: 0.400	0-0 F9 ①	0-0 2B 2-H		0-0 F8 ③			0-0 FC5-4 1B		0-0 2B 1B 1B 1-2	5	1	3	1	0	0	3
Larry Doby, L (1, 8) OBP: 0.378, SLG: 0.566	0-0 1-3 ②	0-0 F5 ③			0-0 P3 ①		0-0 F8 ①		0-0 2B 1B 1-3 2-H	5	1	1	1	0	0	3
Luke Easter, L (1, 3) OBP: 0.334, SLG: 0.476	1-0 HBP		0-0 F8 ①		0-0 F3 ②		0-0 P4 ②		4-0 2B F7 IBB	3	0	0	0	1	0	1
Bill Glynn, L (9, PR) OBP: 0.303, SLG: 0.393 (9, 3)										0	1	0	0	0	0	0
Al Rosen, R (1, 5) OBP: 0.385, SLG: 0.509	0-0 F7 ③		0-0 F2 ②		0-0 F7 ③		0-0 FC5-4 ③ 1-2f		0-0 2B 1-3 2-H 3-H	5	0	1	2	0	0	3
Harry Simpson, L (1, 9) OBP: 0.331, SLG: 0.404		0-0 1B 2B 1B	0-0 4-3 ③			0-0 BB 1B		0-0 P3 ①	0-0 F7 ② 3-H	5	1	2	1	0	0	2
Joe Tipton, R (1, 2) OBP: 0.369, SLG: 0.432	0-0 2B 1B 1-2			0-0 P6 ①		0-0 F7 ①		0-3 K ② S S S	0-0 5-3 ③	5	1	1	0	0	1	3
George Strickland, R (1, 6) OBP: 0.250, SLG: 0.280		0-3 K ① S S S		0-3 K ② S S S		4-0 BB B B B B 1-2		0-0 2-3 ③		3	0	0	0	1	2	2
Bob Lemon, L (1, 1) OBP: 0.218, SLG: 0.300	0-0 2B 1-H 2-H			0-0 1B 1B		0-0 P6 ②			0-3 K ① S S S	4	1	2	2	0	1	2

	AB	40
	R	7
	H	12
	RBI	7
	BB	2
	SO	4
	LOB	22

Inning Stats	1	2	3	4	5	6	7	8	9	1B: 8	SF: 0	WP: 0	PA: 43
R:	0	3	0	0	0	0	0	0	4	2B: 4	SAC: 0	PB: 0	
E:	0	0	0	0	0	0	0	0	1	3B: 0	DP: 0	SB: 0	
K:	0	1	0	1	0	0	0	1	1	HR: 0	HBP: 1	CS: 0	
S:	4	9	3	7	3	4	4	5	9				
H:	1	4	0	2	0	1	1	0	3				
LOB:	2	1	0	0	0	2	1	0	2				
BB:	0	0	0	0	0	1	0	0	1				
P:	5	9	3	7	3	8	4	5	13				

PITCHER	IP	WLS	BF	H	R	ER	SO	BB	IBB	HBP	BLK	WP	HR	S	P	ERA	WHIP
Connie Marrero, R (1, 1) ERA: 2.66	9.0	L	43	12	7	5	4	1	1	1	0	0	0	48	57	5.00	1.444

PITCHER	IP	WLS	BF	H	R	ER	SO	BB	IBB	HBP	BLK	WP	HR	S	P	ERA	WHIP

Batter	1	2	3	4	5	6	7	8	9	AB	R	H	RBI	BB	SO	LOB
Eddie Yost, R (1, 5) OBP: 0.358, SLG: 0.333	FC4-6 1B		5-3			F7		5-3		4	0	1	0	0	0	0
Gil Coan, L (1, 7) OBP: 0.288, SLG: 0.319	FC4-6 1B 1-2f		F8			6-3 3B		F2		4	1	1	0	0	0	1
Jackie Jensen, R (1, 9) OBP: 0.360, SLG: 0.430	1-3 1B		6-3			6-3 3-H		L9		4	0	1	1	0	0	0
Pete Runnels, L (1, 6) OBP: 0.375, SLG: 0.340	1-3			6-3		1B 1B			E4 1B 1B	4	1	1	0	0	0	2
Mickey Vernon, L (1, 3) OBP: 0.363, SLG: 0.408	IBB			1-5-3		S 1-3 1B			G6-4-3 1B 1-3 1B	3	0	2	0	1	0	0
Floyd Baker, L (1, 4) OBP: 0.341, SLG: 0.299	3-1			G3		S S S K 1-2			G6-4-3 1-2 3-H 1B	4	0	1	1	0	1	5
Jim Busby, R (1, 8) OBP: 0.248, SLG: 0.248			6-3		4-3		G4-6-3 1B		G6-4-3 1-2f 2-3	4	0	1	0	0	0	2
Mickey Grasso, R (1, 2) OBP: 0.280, SLG: 0.241 Earl Rapp, L (9, PH) OBP: 0.278, SLG: 0.330			B B B B G1-6-3 BB		F7		G4-6-3 1-2f		4-3	2 1	0 0	0 0	0 0	1 0	0 0	1 1
Connie Marrero, R (1, 1) OBP: 0.107, SLG: 0.091			G1-6-3 1-2f		4-3		1-3			3	0	0	0	0	0	1
Inning Stats	R: 0 E: 0 K: 0 S: 5 H: 2 LOB: 3 BB: 1 P: 9		R: 0 E: 0 K: 0 S: 2 H: 0 LOB: 0 BB: 1 P: 6	R: 0 E: 0 K: 0 S: 3 H: 0 LOB: 0 BB: 0 P: 3	R: 0 E: 0 K: 0 S: 3 H: 0 LOB: 0 BB: 0 P: 3	R: 0 E: 0 K: 0 S: 3 H: 0 LOB: 0 BB: 0 P: 3	R: 1 E: 0 K: 1 S: 8 H: 3 LOB: 2 BB: 0 P: 8	R: 0 E: 0 K: 0 S: 3 H: 1 LOB: 0 BB: 0 P: 3	R: 0 E: 0 K: 0 S: 3 H: 0 LOB: 0 BB: 0 P: 3	R: 1 E: 1 K: 0 S: 5 H: 2 LOB: 1 BB: 0 P: 5	1B: 7 2B: 0 3B: 1 HR: 0	SF: 0 SAC: 0 DP: 3 HBP: 0						

PITCHER	IP	WLS	BF	H	R	ER	SO	BB	IBB	HBP	BLK	WP	HR	S	P	ERA	WHIP
Bob Lemon, R (1, 1) ERA: 2.69	9.0	W	35	8	2	1	1	1	1	0	0	0	0	35	43	1.00	1.000

PITCHER	IP	WLS	BF	H	R	ER	SO	BB	IBB	HBP	BLK	WP	HR	S	P	ERA	WHIP

BOTTOM

Cleveland Indians @ Washington Senators

Griffith Stadium, Washington, DC

Mon Aug 25 1952, 3:33 AM EDT

Att. 19,495 - Unknown

livebaseballscorecards.com

AB	33
R	2
H	8
RBI	2
BB	2
SO	1
LOB	13

1B: 7	SF: 0	WP: 0	PA: 35
2B: 0	SAC: 0	PB: 0	
3B: 1	DP: 3	SB: 1	
HR: 0	HBP: 0	CS: 0	

Batter	1	2	3	4	5	6	7	8	9	10	11	AB	R	H	RBI	BB	SO	LOB
Dale Mitchell, L (1, 7) OBP: 0.403, SLG: 0.438	6-3		1B		4-3			1B		F7	BB	4	0	2	0	0	0	0
Harry Simpson, L (8, PR) OBP: 0.331, SLG: 0.403 (8, 9)												1	0	0	0	1	0	0
Bobby Avila, R (1, 4) OBP: 0.379, SLG: 0.395	F9		F9			F7		F8		F8	FC1-2	6	0	0	0	0	0	5
Larry Doby, L (1, 8) OBP: 0.379, SLG: 0.565	2B		F5			4-3		K			BB	4	1	1	0	1	1	2
Luke Easter, L (1, 3) OBP: 0.332, SLG: 0.478	K			3B		K		F2			F8	5	0	1	0	0	2	3
Al Rosen, R (1, 5) OBP: 0.387, SLG: 0.515		1B		L5			K		HR		3B	4	2	2	1	1	1	1
Wally Westlake, R (1, 9) OBP: 0.319, SLG: 0.265 (8, 7)		L1-3		K			HR		F7		F8	4	1	2	0	0	1	1
Bill Glynn, L (11, PH) OBP: 0.300, SLG: 0.388		1B					1B					1	0	0	0	0	0	2
Jim Hegan, R (11, 2) OBP: 0.302, SLG: 0.349												0	0	0	0	0	0	0
Joe Tipton, R (1, 2) OBP: 0.361, SLG: 0.420	F5		5-3			F2		F7			3B	4	0	0	0	0	0	4
Barney McCosky, L (11, PH) OBP: 0.280, SLG: 0.324 (11, 7)												1	1	1	2	0	0	0
George Strickland, R (1, 6) OBP: 0.253, SLG: 0.292	L1-3		6-3			HR		F3			BB	4	1	1	2	1	0	2
Bob Feller, R (1, 1) OBP: 0.227, SLG: 0.207			F3		K		K			4-3	BB	3	0	0	0	0	2	0
Lou Brissie, L (9, 1) OBP: 0.308, SLG: 0.250												2	0	1	1	0	0	0
Inning Stats	R: 0 E: 0 K: 1 S: 6 H: 1 LOB: 1 BB: 0 P: 6	R: 0 E: 0 K: 0 S: 4 H: 2 LOB: 1 BB: 0 P: 4	R: 0 E: 0 K: 0 S: 4 H: 1 LOB: 1 BB: 0 P: 4	R: 0 E: 0 K: 1 S: 6 H: 1 LOB: 1 BB: 0 P: 6	R: 0 E: 0 K: 1 S: 5 H: 0 LOB: 0 BB: 0 P: 5	R: 0 E: 0 K: 1 S: 5 H: 0 LOB: 0 BB: 0 P: 5	R: 2 E: 0 K: 2 S: 9 H: 2 LOB: 0 BB: 0 P: 9	R: 0 E: 0 K: 1 S: 6 H: 1 LOB: 1 BB: 0 P: 6	R: 1 E: 0 K: 0 S: 4 H: 1 LOB: 0 BB: 0 P: 4	R: 0 E: 0 K: 0 S: 3 H: 0 LOB: 0 BB: 0 P: 3	R: 3 E: 0 K: 0 S: 5 H: 2 LOB: 3 BB: 4 P: 21	1B: 6 2B: 2 3B: 2 HR: 2	SF: 0 SAC: 0 DP: 1 HBP: 0	WP: 0 PB: 0 SB: 0 CS: 0	PA: 47			

PITCHER		IP	WLS	BF	H	R	ER	SO	BB	IBB	HBP	BLK	WP	HR	S	P	ERA	WHIP
Bobby Shantz, L ERA: 1.85	(1, 1)	9.0		35	9	3	3	7	0	0	0	0	0	2	49	49	3.00	1.000
Bob Hooper, R ERA: 4.74	(10, 1)	1.2	L	10	2	3	3	0	2	1	0	0	0	0	7	19	16.20	2.400
Sam Zoldak, L ERA: 4.06	(11, 1)	0.1		2	0	0	0	0	1	0	0	0	0	0	1	5	0.00	3.000

PITCHER	IP	WLS	BF	H	R	ER	SO	BB	IBB	HBP	BLK	WP	HR	S	P	ERA	WHIP

TOP

Cleveland Indians @ Philadelphia Athletics

Shibe Park, Philadelphia, PA

Tue Aug 26 1952, 3:33 AM EDT

Att. 35,092 - Unknown

livebaseballscorecards.com

AB	43
R	6
H	11
RBI	6
BB	4
SO	7
LOB	20

Batter	1	2	3	4	5	6	7	8	9	10	11	AB	R	H	RBI	BB	SO	LOB
Eddie Joost, R (1, 6) OBP: 0.398, SLG: 0.445	G3		K			K		FC4 2-3 3-H 1B	K			5	0	1	1	0	3	5
Ferris Fain, L (1, 3) OBP: 0.438, SLG: 0.440	FC5-4 1B		F3			6-3 1-2		FC4 1-2f 3-H		G3		5	0	1	1	0	0	3
Dave Philley, S (1, 8) OBP: 0.333, SLG: 0.348	F7			B1-3		G3		L8		1-3		5	0	0	0	0	0	3
Gus Zernial, R (1, 7) OBP: 0.366, SLG: 0.481	FC5-4 1-2f			4-3			K		SH1-4 2B 1B	F8		5	1	1	0	0	1	1
Allie Clark, R (1, 9) OBP: 0.312, SLG: 0.467		F9		F5			1B		SH1-4 1-2		6-3	4	0	1	0	0	0	0
Cass Michaels, R (1, 4) OBP: 0.335, SLG: 0.384		5-3			L8		F9		1B 2-H 2B		6-3	5	0	1	1	0	0	0
Billy Hitchcock, R (1, 5) OBP: 0.321, SLG: 0.293		F9			4-3			SH1-4 1B 1B BB	1B IBB		4-3	3	1	0	0	2	0	0
Joe Astroth, R (1, 2) OBP: 0.325, SLG: 0.315			K		F9			1B 1-2 FC4 SH1-4 1B	1-2 2-3 1B			4	1	2	0	0	1	0
Bobby Shantz, R (1, 1) OBP: 0.250, SLG: 0.268 Sherry Robertson, L (9, PH) OBP: 0.426, SLG: 0.294 Kite Thomas, R (9, PH) OBP: 0.366, SLG: 0.500 Bob Hooper, R (10, 1) OBP: 0.214, SLG: 0.366 Sam Zoldak, L (11, 1) OBP: 0.208, SLG: 0.174			BB			6-3 BB		SH1-4 1-2 2-3	K			0 0 1 0 0	0 0 0 0 0	0 0 0 0 0	0 0 0 0 0	2 0 0 0 0	0 0 1 0 0	0 0 3 0 0
Inning Stats	R: 0 H: 1 E: 0 LOB: 1 K: 0 BB: 0 S: 4 P: 4	R: 0 H: 0 E: 0 LOB: 0 K: 0 BB: 0 S: 3 P: 3	R: 0 H: 0 E: 0 LOB: 1 K: 2 BB: 1 S: 7 P: 11	R: 0 H: 0 E: 0 LOB: 0 K: 0 BB: 0 S: 3 P: 3	R: 0 H: 0 E: 0 LOB: 0 K: 0 BB: 0 S: 3 P: 3	R: 0 H: 0 E: 0 LOB: 1 K: 1 BB: 1 S: 5 P: 9	R: 0 H: 1 E: 0 LOB: 0 K: 1 BB: 0 S: 5 P: 5	R: 2 H: 2 E: 0 LOB: 1 K: 0 BB: 1 S: 5 P: 9	R: 1 H: 3 E: 0 LOB: 3 K: 2 BB: 1 S: 10 P: 14	R: 0 H: 0 E: 0 LOB: 0 K: 0 BB: 0 S: 3 P: 3	R: 0 H: 0 E: 0 LOB: 0 K: 0 BB: 0 S: 3 P: 3	1B: 6 2B: 1 3B: 0 HR: 0	SF: 0 SAC: 2 DP: 0 HBP: 0						

PITCHER	IP	WLS	BF	H	R	ER	SO	BB	IBB	HBP	BLK	WP	HR	S	P	ERA	WHIP
Bob Feller, R (1, 1) ERA: 4.78	8.1		35	7	3	3	4	3	1	0	0	0	0	39	55	3.24	1.200
Lou Brissie, L (9, 1) ERA: 3.65	2.2	W	8	0	0	0	2	0	0	0	0	0	0	12	12	0.00	0.000

PITCHER	IP	WLS	BF	H	R	ER	SO	BB	IBB	HBP	BLK	WP	HR	S	P	ERA	WHIP

BOTTOM

Cleveland Indians @ Philadelphia Athletics

Shibe Park, Philadelphia, PA

Tue Aug 26 1952, 3:33 AM EDT

Att. 35,092 - Unknown

livebaseballscorecards.com

AB	37
R	3
H	7
RBI	3
BB	4
SO	6
LOB	15

Batter	1	2	3	4	5	6	7	8	9	AB	R	H	RBI	BB	SO	LOB
Dale Mitchell, L (1, 7) OBP: 0.403, SLG: 0.436	BBBB 4-0 PB BB IHR BB	x 0-0 ③ 4-3			x 0-0 ② 4-3		x 0-0 ③ FC4 1-2f		x 0-0 ③ FC6-4 1B	4	1	1	0	1	0	2
Bobby Avila, R (1, 4) OBP: 0.378, SLG: 0.392	BBBBB 4-0 PB 1-2 IHR BB		x 0-0 ① 6-3		x 0-0 ③ F9			x 0-0 ① F7	x 0-0 ③ FC6-4 1-2f	4	1	0	0	1	0	1
Larry Doby, L (1, 8) OBP: 0.380, SLG: 0.562	BBBBB 4-0 1-2 2-3 IHR BB		x 0-0 ② 3-1			x 0-0 ① F4		BBBB 4-0 1B BB F8 BB		2	2	0	0	2	0	0
Luke Easter, L (1, 3) OBP: 0.334, SLG: 0.480 Harry Simpson, L (8, PR) OBP: 0.331, SLG: 0.403 Bill Glynn, L (8, 3) OBP: 0.300, SLG: 0.388	SSS 0-3 ① K		x 0-0 2B			x 0-0 ② 3-1		BBBB 4-0 1B 1-2 BB		3 0 0	0 0 0	1 0 0	0 0 0	1 0 0	1 0 0	3 0 0
Al Rosen, R (1, 5) OBP: 0.388, SLG: 0.521	x 0-0 1-H 2-H 3-H IHR		x 0-0 ③ 5-3			x 0-0 ③ 6-3		x 0-0 1-2 2-3 1B		4	1	2	4	0	0	1
Wally Westlake, R (1, 9) OBP: 0.318, SLG: 0.262	x 0-0 ② F8			x 0-0 ① F7			BBBB 4-0 FC5-4 BB	x 0-0 ② F8 3-H		3	0	0	1	1	0	2
Jim Hegan, R (1, 2) OBP: 0.299, SLG: 0.345 Hank Majeski, R (8, PH) OBP: 0.382, SLG: 0.365 Birdie Tebbetts, R (8, 2) OBP: 0.323, SLG: 0.294	x 0-0 ③ 5-3			x 0-0 ② 6-3			x 0-0 ① FC5-4 1-2f BB	SSS 0-3 ③ K		3 1 0	0 0 0	0 0 0	0 0 0	0 1 0	0 2 0	1 2 0
George Strickland, R (1, 6) OBP: 0.249, SLG: 0.287		x 0-0 ① F4		x 0-0 ③ F7			x 0-0 ② F8		x 0-0 ① F8	4	0	0	0	0	0	1
Mike Garcia, R (1, 1) OBP: 0.159, SLG: 0.165 Ted Wilks, R (5, 1) OBP: 0.125, SLG: 0.125 Joe Tipton, R (7, PH) OBP: 0.364, SLG: 0.420 Lou Brissie, L (7, 1) OBP: 0.308, SLG: 0.250 Ray Boone, R (9, PH) OBP: 0.367, SLG: 0.366		x 0-0 ② 6-3			x 0-0 ① 6-3		BBBB 4-0 FC4 1-2 BB		x 0-0 ② F3	2 0 0 0 1	0 0 0 0 0	0 0 0 0 0	0 0 0 0 0	0 0 1 0 0	0 0 0 0 0	0 0 0 0 0
Inning Stats	R: 4 H: 1 E: 0 LOB: 0 K: 1 BB: 3 S: 6 P: 18	R: 0 H: 0 E: 0 LOB: 0 K: 0 BB: 0 S: 3 P: 3	R: 0 H: 1 E: 0 LOB: 1 K: 0 BB: 0 S: 4 P: 4	R: 0 H: 0 E: 0 LOB: 0 K: 0 BB: 0 S: 3 P: 3	R: 0 H: 0 E: 0 LOB: 0 K: 0 BB: 0 S: 3 P: 3	R: 0 H: 0 E: 0 LOB: 0 K: 0 BB: 0 S: 3 P: 3	R: 0 H: 0 E: 0 LOB: 2 K: 0 BB: 2 S: 3 P: 11	R: 1 H: 1 E: 0 LOB: 2 K: 1 BB: 2 S: 6 P: 14	R: 0 H: 1 E: 0 LOB: 1 K: 0 BB: 0 S: 4 P: 4	1B: 2 2B: 1 3B: 0 HR: 1	SF: 0 SAC: 0 DP: 0 HBP: 0					

PITCHER		IP	W	L	S	BF	H	R	ER	SO	BB	IBB	HBP	BLK	WP	HR	P	ERA	WHIP
Alex Kellner, L ERA: 4.56	(1, 1)	9.0	W			38	4	5	5	2	7	0	0	0	0	0	63	5.00	1.222

PITCHER		IP	W	L	S	BF	H	R	ER	SO	BB	IBB	HBP	BLK	WP	HR	P	ERA	WHIP

TOP

Cleveland Indians @ Philadelphia Athletics

Shibe Park, Philadelphia, PA

Wed Aug 27 1952, 3:33 AM EDT

Att. 5,230 - Unknown

livebaseballscorecards.com

AB	31
R	5
H	4
RBI	5
BB	7
SO	2
LOB	13

Batter	1	2	3	4	5	6	7	8	9	AB	R	H	RBI	BB	SO	LOB
Eddie Joost, R (1, 6) OBP: 0.395, SLG: 0.441	F9		5-3		K	F3				4	0	0	0	0	1	1
Ferris Fain, L (1, 3) OBP: 0.439, SLG: 0.439	L7		L8		BB E 2B		SH2-4 1B			3	1	1	0	1	0	0
Dave Philley, S (1, 8) OBP: 0.335, SLG: 0.350	1B			F7	E8 1-3 3-H 2B 1B		SH2-4 1-2			3	1	2	1	0	0	0
Gus Zernial, R (1, 7) OBP: 0.369, SLG: 0.487	F9			HR	BB 2B		IBB			2	2	1	1	2	0	1
Allie Clark, R (1, 9) OBP: 0.317, SLG: 0.475		1B		E6 1B	2B E 1-H 2-H 3-H		F7			4	1	2	3	0	0	2
Cass Michaels, R (1, 4) OBP: 0.332, SLG: 0.379		K		6-3	E6 2-H		F3			4	0	0	0	0	1	4
Billy Hitchcock, R (1, 5) OBP: 0.323, SLG: 0.296		L4		1B 2-H	L4			G6-4-3 1B		4	0	2	0	0	0	2
Joe Astroth, R (1, 2) OBP: 0.324, SLG: 0.317		F5			2B 4-3 E	F7		G6-4-3 1-2f		4	1	1	0	0	0	2
Alex Kellner, R (1, 1) OBP: 0.214, SLG: 0.261			6-3		4-3 2-3	K		F9		4	0	0	0	0	1	1
Inning Stats	R: 0 E: 0 K: 0 S: 4 H: 1 LOB: 1 BB: 0 P: 4	R: 0 E: 0 K: 1 S: 6 H: 1 LOB: 1 BB: 0 P: 6	R: 0 E: 0 K: 0 S: 3 H: 0 LOB: 0 BB: 0 P: 3	R: 1 E: 1 K: 0 S: 5 H: 2 LOB: 2 BB: 0 P: 5	R: 5 E: 2 K: 1 S: 9 H: 3 LOB: 1 BB: 2 P: 17	R: 0 E: 0 K: 1 S: 5 H: 0 LOB: 0 BB: 0 P: 5	R: 0 E: 0 K: 0 S: 4 H: 1 LOB: 2 BB: 1 P: 8	R: 0 E: 0 K: 0 S: 3 H: 1 LOB: 0 BB: 0 P: 3		1B: 6 2B: 2 3B: 0 HR: 1 SF: 0 SAC: 1 DP: 1 HBP: 0						

PITCHER		IP	WLS	BF	H	R	ER	SO	BB	IBB	HBP	BLK	WP	HR	S	P	ERA	WHIP
Mike Garcia, R ERA: 2.51	(1, 1)	4.2	L	23	7	6	5	2	2	0	0	0	0	1	25	33	9.64	1.929
Ted Wilks, R ERA: 3.26	(5, 1)	1.1		5	0	0	0	1	0	0	0	0	0	0	7	7	0.00	0.000
Lou Brissie, L ERA: 3.55	(7, 1)	2.0		8	2	0	0	0	0	1	0	0	0	0	7	11	0.00	1.000

PITCHER	IP	WLS	BF	H	R	ER	SO	BB	IBB	HBP	BLK	WP	HR	S	P	ERA	WHIP

BOTTOM

Cleveland Indians @ Philadelphia Athletics

Shibe Park, Philadelphia, PA

Wed Aug 27 1952, 3:33 AM EDT

Att. 5,230 - Unknown

livebaseballscorecards.com

AB	32
R	6
H	9
RBI	5
BB	3
SO	3
LOB	13

Batter	1	2	3	4	5	6	7	8	9	AB	R	H	RBI	BB	SO	LOB
Dale Mitchell, L (1, 7) OBP: 0.404, SLG: 0.439	F7		1B FC4-6 1B	4-3			1B F7 2B	1-3		4	1	2	0	0	0	0
Harry Simpson, L (7, PR) OBP: 0.331, SLG: 0.402 (7, 9)										1	1	0	0	0	0	1
Bobby Avila, R (1, 4) OBP: 0.380, SLG: 0.394	4-3 BB 1B 1B		FC4-6 BB 1-3 1B 1B	S S S K			F7 1B 2-3 1B		5-3	5	3	3	0	0	1	0
Larry Doby, L (1, 8) OBP: 0.380, SLG: 0.558	B B B B 4-3 1-2 1B BB		B B B B FC4-6 1-2 BB		S S S K		S S S K		F7	3	1	0	0	2	2	3
Luke Easter, L (1, 3) OBP: 0.331, SLG: 0.474	4-3 1-2 2-3		FC4-6 1B 1-2f 2-3 3-H 3B	4-3			F7 1-2 3-H		1B 1B	4	1	0	2	0	0	6
Bill Glynn, L (7, 3) OBP: 0.308, SLG: 0.395					6-3					1	0	1	0	0	0	0
Al Rosen, R (1, 5) OBP: 0.392, SLG: 0.524	FC4-6 2-H 3-H 1B		3B 1-2 3-H 1B				2-H 1B		1-3 1B	5	1	4	4	0	0	0
Wally Westlake, R (1, 9) OBP: 0.318, SLG: 0.269 (7, 7)	FC4-6 1-2f		2B 1-H 2-H 3B			F3	F9			4	1	1	2	0	0	2
Jim Hegan, R (1, 2) OBP: 0.301, SLG: 0.349		6-3	9-3-6 3-H 2B			B B B B 1B BB		F3		3	0	1	1	1	0	0
George Strickland, R (1, 6) OBP: 0.253, SLG: 0.287		B B B B G6-4-3 BB	9-3-6 2-3f			G6-3 1-2 1B		L9		3	0	1	0	1	0	1
Early Wynn, S (1, 1) OBP: 0.241, SLG: 0.188		G6-4-3 1-2f		F9		G6-3 1-2f		1B		4	0	1	0	0	0	3

TOP

Cleveland Indians @ Detroit Tigers

Briggs Stadium, Detroit, MI

Thu Aug 28 1952, 4:33 AM EDT

Unknown

livebaseballscorecards.com

AB	37
R	9
H	14
RBI	9
BB	4
SO	3
LOB	16

Inning Stats	1	2	3	4	5	6	7	8	9
	R: 2 H: 2 E: 0 LOB: 1 K: 0 BB: 1 S: 5 P: 9	R: 0 H: 0 E: 0 LOB: 0 K: 0 BB: 1 S: 2 P: 6	R: 5 H: 5 E: 0 LOB: 0 K: 0 BB: 1 S: 7 P: 11	R: 0 H: 0 E: 0 LOB: 0 K: 1 BB: 0 S: 5 P: 5	R: 0 H: 0 E: 0 LOB: 0 K: 1 BB: 0 S: 5 P: 5	R: 0 H: 1 E: 0 LOB: 1 K: 0 BB: 1 S: 3 P: 7	R: 2 H: 3 E: 0 LOB: 1 K: 1 BB: 0 S: 8 P: 8	R: 0 H: 1 E: 0 LOB: 1 K: 0 BB: 0 S: 4 P: 4	R: 0 H: 2 E: 0 LOB: 2 K: 0 BB: 0 S: 4 P: 4

1B: 11 SF: 0
2B: 3 SAC: 0
3B: 1 DP: 3
HR: 0 HBP: 0

WP: 0 PA: 41
PB: 0
SB: 0
CS: 0

PITCHER		IP	WLS	BF	H	R	ER	SO	BB	IBB	HBP	BLK	WP	HR	S	P	ERA	WHIP
Ted Gray, L ERA: 3.91	(1, 1)	2.1	L	15	6	7	7	0	3	0	0	0	0	0	12	24	27.00	3.857
Bill Wight, L ERA: 3.63	(3, 1)	5.2		22	6	2	2	3	1	0	0	0	0	0	27	31	3.18	1.235
Hal White, R ERA: 4.14	(9, 1)	1.0		4	2	0	0	0	0	0	0	0	0	0	4	4	0.00	2.000

PITCHER	IP	WLS	BF	H	R	ER	SO	BB	IBB	HBP	BLK	WP	HR	S	P	ERA	WHIP

Cleveland Indians @ Detroit Tigers

Briggs Stadium, Detroit, MI

Thu Aug 28 1952, 4:33 AM EDT

Unknown

BOTTOM

Batter	1	2	3	4	5	6	7	8	9	AB	R	H	RBI	BB	SO	LOB
Johnny Groth, R (1, 8) OBP: 0.339, SLG: 0.361	F8	F4			F5		K		G3	5	0	0	0	0	1	1
Johnny Pesky, L (1, 6) (9, 4) OBP: 0.378, SLG: 0.261	BB 1B 1B		L9		BB		HR BB		6-3	3	2	1	0	2	0	0
Fred Hatfield, L (1, 5) OBP: 0.314, SLG: 0.323	1B BB 1-2		BB		F9		1-H HR		1B	3	1	2	2	2	0	1
Walt Dropo, R (1, 3) OBP: 0.338, SLG: 0.488	FC6-4 1B 1-2 2-H		F9			K	F8		K	5	0	1	1	0	2	2
Jim Delsing, L (1, 7) OBP: 0.322, SLG: 0.355	F8		F8			FC6-4 BB		G6-4-3 1B		3	0	1	0	1	0	3
Steve Souchock, R (1, 9) OBP: 0.315, SLG: 0.500	FC6-4 1-2f			K		FC6-4 BB 1-2f		G6-4-3 1-2f		4	0	0	0	0	1	4
Joe Ginsberg, L (1, 2) OBP: 0.323, SLG: 0.324		SH5-4 BB		4-3		FC6-4 BB 1-2		E3 1B		2	0	0	0	2	0	0
Al Federoff, R (1, 4) OBP: 0.262, SLG: 0.242 Pat Mullin, L (8, PH) OBP: 0.326, SLG: 0.423 Neil Berry, R (9, 6) OBP: 0.302, SLG: 0.268		SH5-4 1-2		6-3		FC6-4 1-2f		1B 1-2		2 1 0	0 0 0	0 1 0	0 0 0	0 0 0	0 0 0	2 0 0
Ted Gray, S (1, 1) OBP: 0.188, SLG: 0.175 Bill Wight, L (3, 1) OBP: 0.220, SLG: 0.245 Cliff Mapes, L (8, PH) OBP: 0.294, SLG: 0.361 Hal White, R (9, 1) OBP: 0.200, SLG: 0.200		K			1-3		F9		F3	1 2 1 0	0 0 0 0	0 0 0 0	0 0 0 0	0 0 0 0	1 0 0 0	1 0 2 0
Inning Stats	R: 1 H: 2 E: 0 LOB: 2 K: 0 BB: 1 S: 5 P: 9	R: 0 H: 0 E: 0 LOB: 1 K: 1 BB: 1 S: 5 P: 9	R: 0 H: 0 E: 0 LOB: 1 K: 0 BB: 1 S: 3 P: 7	R: 0 H: 0 E: 0 LOB: 0 K: 1 BB: 0 S: 5 P: 5	R: 0 H: 0 E: 0 LOB: 1 K: 0 BB: 1 S: 3 P: 7	R: 0 H: 0 E: 0 LOB: 2 K: 1 BB: 2 S: 5 P: 13	R: 2 H: 1 E: 0 LOB: 0 K: 1 BB: 1 S: 6 P: 10	R: 0 H: 2 E: 1 LOB: 2 K: 0 BB: 0 S: 5 P: 5	R: 0 H: 1 E: 0 LOB: 1 K: 1 BB: 0 S: 6 P: 6	1B: 5 SF: 0 2B: 0 SAC: 1 3B: 0 DP: 1 HR: 1 HBP: 0						

livebaseballscorecards.com

AB	32
R	3
H	6
RBI	3
BB	7
SO	5
LOB	16

WP: 0 PA: 40
PB: 0
SB: 0
CS: 0

PITCHER		IP	WLS	BF	H	R	ER	SO	BB	IBB	HBP	BLK	WP	HR	S	P	ERA	WHIP
Early Wynn, R ERA: 3.24	(1, 1)	9.0	W	40	6	3	3	5	7	0	0	0	0	1	43	71	3.00	1.444

Cleveland Indians @ Detroit Tigers

Briggs Stadium, Detroit, MI

Thu Aug 28 1952, 4:38 AM EDT

Att. 53,988 - Unknown

TOP

livebaseballscorecards.com

Batter	1	2	3	4	5	6	7	8	9	AB	R	H	RBI	BB	SO	LOB
Dale Mitchell, L (1, 7) OBP: 0.400, SLG: 0.434	L6		F7		4-3		6-3			4	0	0	0	0	0	3
Bobby Avila, R (1, 4) OBP: 0.379, SLG: 0.393	FC3-6, 1B		F4		F8			3-1		4	0	1	0	0	0	2
Larry Doby, L (1, 8) OBP: 0.377, SLG: 0.553	F3		K			3-1		F4		4	0	0	0	0	1	1
Luke Easter, L (1, 3) OBP: 0.327, SLG: 0.469	FC3-6, 1-2f			F2		E9		F7		4	0	0	0	0	0	1
Al Rosen, R (1, 5) OBP: 0.393, SLG: 0.531		HR		G5-4-3, 1B		F4			5-3	4	1	2	1	0	0	1
Wally Westlake, R (1, 9) OBP: 0.317, SLG: 0.269		F4		G5-4-3, 1-2f		6-3			1B	4	0	1	0	0	0	2
Birdie Tebbetts, R (1, 2) OBP: 0.330, SLG: 0.303		FC1-6, 1B			2B, 1B		1-3		F7	4	0	2	0	0	0	1
George Strickland, R (1, 6) OBP: 0.256, SLG: 0.295		FC1-6, 1-2f			1-3, 2B			1B	F6	4	0	2	0	0	0	2
Steve Gromek, S (1, 1) OBP: 0.242, SLG: 0.107		2-3			F2		F7			2	0	0	0	0	0	3
Hank Majeski, R (7, PH) OBP: 0.380, SLG: 0.363										1	0	0	0	0	0	1
Ted Wilks, R (7, 1) OBP: 0.125, SLG: 0.125										0	0	0	0	0	0	0
Mickey Harris, L (8, 1) OBP: 0.200, SLG: 0.200										0	0	0	0	0	0	0

Inning Stats	1	2	3	4	5	6	7	8	9
	R: 0 E: 0 K: 0 S: 4	H: 1 LOB: 1 BB: 0 P: 4	R: 1 E: 0 K: 0 S: 5	H: 2 LOB: 1 BB: 0 P: 5	R: 0 E: 0 K: 1 S: 5	H: 0 LOB: 0 BB: 0 P: 5	R: 0 E: 0 K: 0 S: 3	H: 1 LOB: 0 BB: 0 P: 3	R: 0 E: 0 K: 0 S: 5	H: 2 LOB: 2 BB: 0 P: 5	R: 0 E: 1 K: 0 S: 4	H: 0 LOB: 1 BB: 0 P: 4	R: 0 E: 0 K: 0 S: 4	H: 1 LOB: 1 BB: 0 P: 4	R: 0 E: 0 K: 0 S: 3	H: 0 LOB: 0 BB: 0 P: 3	R: 0 E: 0 K: 0 S: 4	H: 1 LOB: 1 BB: 0 P: 4

	AB	35
	R	1
	H	8
	RBI	1
	BB	0
	SO	1
	LOB	17

	1B: 6	SF: 0	WP: 0	PA: 35
	2B: 1	SAC: 0	PB: 0	
	3B: 0	DP: 1	SB: 0	
	HR: 1	HBP: 0	CS: 0	

PITCHER	IP	WLS	BF	H	R	ER	SO	BB	IBB	HBP	BLK	WP	HR	S	P	ERA	WHIP
Hal Newhouser, L (1, 1) ERA: 3.48	9.0	W	35	8	1	1	1	0	0	0	0	0	1	37	37	1.00	0.889

PITCHER	IP	WLS	BF	H	R	ER	SO	BB	IBB	HBP	BLK	WP	HR	S	P	ERA	WHIP

Cleveland Indians @ Detroit Tigers

Briggs Stadium, Detroit, MI

Thu Aug 28 1952, 4:38 AM EDT

Att. 53,988 - Unknown

BOTTOM

Batter	1	2	3	4	5	6	7	8	9	AB	R	H	RBI	BB	SO	LOB
Johnny Groth, R (1, 8) OBP: 0.338, SLG: 0.360	F9	F7			4-3		1-2 3-H 1B			4	0	1	1	0	0	2
Johnny Pesky, L (1, 6) OBP: 0.376, SLG: 0.261	1B	G3			F9		6-3			4	0	1	0	0	0	4
Fred Hatfield, L (1, 5) OBP: 0.313, SLG: 0.323	F7		4-3			F5		FC1-6 1B		4	0	1	0	0	0	1
Walt Dropo, R (1, 3) OBP: 0.336, SLG: 0.484	F8		F7			L6		FC1-6 FC5 BB 1-2f		4	0	0	0	0	0	2
Jim Delsing, L (1, 7) OBP: 0.324, SLG: 0.358		WP HR 2B	F9			F3		BBBBB 4-0 FC5 1B 1-2 BB		3	2	1	0	1	0	0
Cliff Mapes, L (1, 9) OBP: 0.295, SLG: 0.381		2-H HR		4-3			F7	FC5 E 1B 1-2 2-3f		3	1	1	2	0	0	0
Steve Souchock, R (8, PH) (9, 9) OBP: 0.314, SLG: 0.498										1	0	0	0	0	0	2
Matt Batts, R (1, 2) OBP: 0.327, SLG: 0.338		SH3-4 1B		F8			1B 1B 1B	E7 1-3 2-H 1B		4	1	3	1	0	0	0
Al Federoff, R (1, 4) OBP: 0.257, SLG: 0.238		SH3-4 1-2		SSS K			F8	SSS K		3	0	0	0	0	2	3
Hal Newhouser, L (1, 1) OBP: 0.356, SLG: 0.243		BBBB 4-0 BB			5-3		1B 1-3 1B			2	0	1	0	1	0	0
Inning Stats	R: 0 E: 0 K: 0 S: 4 H: 1 LOB: 1 BB: 0 P: 4	R: 2 E: 0 K: 0 S: 6 H: 3 LOB: 2 BB: 1 P: 10	R: 0 E: 0 K: 0 S: 3 H: 0 LOB: 0 BB: 0 P: 3	R: 0 E: 0 K: 1 S: 5 H: 0 LOB: 0 BB: 0 P: 5	R: 0 E: 0 K: 0 S: 3 H: 0 LOB: 0 BB: 0 P: 3	R: 0 E: 0 K: 0 S: 3 H: 0 LOB: 0 BB: 0 P: 3	R: 1 E: 0 K: 0 S: 6 H: 3 LOB: 2 BB: 0 P: 6	R: 1 E: 1 K: 1 S: 7 H: 2 LOB: 2 BB: 1 P: 11		1B: 7 2B: 1 3B: 0 HR: 1 SF: 0 SAC: 1 DP: 0 HBP: 0						

livebaseballscorecards.com

AB	32
R	4
H	9
RBI	4
BB	2
SO	2
LOB	14

WP: 1 PB: 0 SB: 0 CS: 0 PA: 35

PITCHER		IP	WLS	BF	H	R	ER	SO	BB	IBB	HBP	BLK	WP	HR	S	P	ERA	WHIP
Steve Gromek, R ERA: 3.8	(1, 1)	6.0	L	23	4	2	2	1	1	0	0	0	1	1	24	28	3.00	0.833
Ted Wilks, R ERA: 3.43	(7, 1)	1.1		9	4	2	2	0	1	0	0	0	0	0	8	12	13.50	3.750
Mickey Harris, L ERA: 4.63	(8, 1)	0.2		3	1	0	0	1	0	0	0	0	0	0	5	5	0.00	1.500

PITCHER	IP	WLS	BF	H	R	ER	SO	BB	IBB	HBP	BLK	WP	HR	S	P	ERA	WHIP

Batter	1	2	3	4	5	6	7	8	9	AB	R	H	RBI	BB	SO	LOB
Dale Mitchell, L (1, 7) OBP: 0.400, SLG: 0.434										0	0	0	0	0	0	0
Bobby Avila, R (1, 4) OBP: 0.379, SLG: 0.393										0	0	0	0	0	0	0
Harry Simpson, L (1, 9) OBP: 0.331, SLG: 0.402										0	0	0	0	0	0	0
Luke Easter, L (1, 3) OBP: 0.327, SLG: 0.469										0	0	0	0	0	0	0
Al Rosen, R (1, 5) OBP: 0.393, SLG: 0.531										0	0	0	0	0	0	0
Wally Westlake, R (1, 8) OBP: 0.317, SLG: 0.269										0	0	0	0	0	0	0
Joe Tipton, R (1, 2) OBP: 0.364, SLG: 0.420										0	0	0	0	0	0	0
George Strickland, R (1, 6) OBP: 0.256, SLG: 0.295										0	0	0	0	0	0	0
Bob Lemon, L (1, 1) OBP: 0.218, SLG: 0.300										0	0	0	0	0	0	0
Inning Stats										1B: 0 2B: 0 3B: 0 HR: 0				SF: 0 SAC: 0 DP: 0 HBP: 0		

TOP

Cleveland Indians @ Detroit Tigers

Briggs Stadium, Detroit, MI

Fri Aug 29 1952, 4:33 AM EDT

Att. 8,130 - Unknown

livebaseballscorecards.com

AB	0
R	0
H	0
RBI	0
BB	0
SO	0
LOB	0

WP: 0 PA: 0
PB: 0
SB: 0
CS: 0

PITCHER	IP	WLS	BF	H	R	ER	SO	BB	IBB	HBP	BLK	WP	HR	S	P	ERA	WHIP
Virgil Trucks, R (1, 1) ERA: 3.35	0.0	L	0	0	0	0	0	0	0	0	0	0	0	0	0	∞	∞

PITCHER	IP	WLS	BF	H	R	ER	SO	BB	IBB	HBP	BLK	WP	HR	S	P	ERA	WHIP

Batter	1	2	3	4	5	6	7	8	9	AB	R	H	RBI	BB	SO	LOB
Johnny Groth, R (1, 8) OBP: 0.338, SLG: 0.360										0	0	0	0	0	0	0
Johnny Pesky, L (1, 6) OBP: 0.376, SLG: 0.261										0	0	0	0	0	0	0
Fred Hatfield, L (1, 5) OBP: 0.313, SLG: 0.323										0	0	0	0	0	0	0
Walt Dropo, R (1, 3) OBP: 0.336, SLG: 0.484										0	0	0	0	0	0	0
Jim Delsing, L (1, 7) OBP: 0.324, SLG: 0.358										0	0	0	0	0	0	0
Cliff Mapes, L (1, 9) OBP: 0.295, SLG: 0.381										0	0	0	0	0	0	0
Matt Batts, R (1, 2) OBP: 0.327, SLG: 0.338										0	0	0	0	0	0	0
Al Federoff, R (1, 4) OBP: 0.257, SLG: 0.238										0	0	0	0	0	0	0
Virgil Trucks, R (1, 1) OBP: 0.204, SLG: 0.245										0	0	0	0	0	0	0
Inning Stats										1B: 0 2B: 0 3B: 0 HR: 0		SF: 0 SAC: 0 DP: 0 HBP: 0		WP: 0 PB: 0 SB: 0 CS: 0		PA: 0

PITCHER	IP	WLS	BF	H	R	ER	SO	BB	IBB	HBP	BLK	WP	HR	S	P	ERA	WHIP
Bob Lemon, R (1, 1) ERA: 2.69	0.0	W	0	0	0	0	0	0	0	0	0	0	0	0	0	∞	∞

PITCHER	IP	WLS	BF	H	R	ER	SO	BB	IBB	HBP	BLK	WP	HR	S	P	ERA	WHIP

Cleveland Indians @ Detroit Tigers

Briggs Stadium, Detroit, MI

Fri Aug 29 1952, 4:33 AM EDT

Att. 8,130 - Unknown

livebaseballscorecards.com

AB	0
R	0
H	0
RBI	0
BB	0
SO	0
LOB	0

Batter	1	2	3	4	5	6	7	8	9	AB	R	H	RBI	BB	SO	LOB
Dale Mitchell, L (1, 7) OBP: 0.400, SLG: 0.433	1B	F7		6-3			1B	1B		5	1	3	0	0	0	3
Bobby Avila, R (1, 4) OBP: 0.377, SLG: 0.392	F8		F4		F8		1B	1B		2	0	0	0	0	0	1
Ray Boone, R (4, 4) OBP: 0.370, SLG: 0.369							1B	1B		3	1	2	0	0	0	0
Larry Doby, L (1, 8) OBP: 0.377, SLG: 0.551	1B	L3			K		L7	4-3		5	1	2	2	0	1	2
Luke Easter, L (1, 3) OBP: 0.327, SLG: 0.472	K	F7			F5		1B		F3	5	0	1	1	0	1	2
Al Rosen, R (1, 5) OBP: 0.392, SLG: 0.534	4-3			HR		F7	L7		F6	5	1	1	2	0	0	3
Harry Simpson, L (1, 9) OBP: 0.334, SLG: 0.406		BB		4-3		2B	K		F9	2	0	1	0	1	0	0
Wally Westlake, R (7, PH) OBP: 0.312, SLG: 0.264 (7, 9)		FC5-4								2	0	0	0	0	1	1
Jim Hegan, R (1, 2) OBP: 0.302, SLG: 0.349	FC5-4			2B		F3	F7			3	1	1	0	0	0	2
Joe Tipton, R (6, 2) OBP: 0.354, SLG: 0.406										1	0	0	0	0	0	1
George Strickland, R (1, 6) OBP: 0.267, SLG: 0.310	1B		2B			5-3		G4-6-3		4	0	3	1	0	0	1
Bob Feller, R (1, 1) OBP: 0.000, SLG: 0.000	K		F5				1B	G4-6-3		1	0	0	0	0	1	2
Mickey Harris, L (3, 1) OBP: 0.000, SLG: 0.000										0	0	0	0	0	0	0
Bill Glynn, L (4, PH) OBP: 0.000, SLG: 0.000										1	0	0	0	0	0	1
Dick Rozek, L (4, 1) OBP: 0.000, SLG: 0.000										0	0	0	0	0	0	0
Ted Wilks, R (4, 1) OBP: 0.000, SLG: 0.000										0	0	0	0	0	0	0
Barney McCosky, L (7, PH) OBP: 0.000, SLG: 0.000										1	1	0	0	0	0	0
Steve Gromek, S (7, 1) OBP: 0.462, SLG: 0.167										0	0	0	0	0	0	0
Hank Majeski, R (8, PH) OBP: 0.000, SLG: 0.000										1	0	0	0	0	0	1
Lou Brissie, L (8, 1) OBP: 0.000, SLG: 0.250										0	0	0	0	0	0	0
Inning Stats	R: 0 E: 0 K: 1 S: 7 H: 2 LOB: 2 BB: 0 P: 7	R: 0 E: 0 K: 1 S: 6 H: 1 LOB: 2 BB: 1 P: 10	R: 0 E: 0 K: 0 S: 3 H: 0 LOB: 0 BB: 0 P: 3	R: 2 E: 0 K: 0 S: 6 H: 3 LOB: 1 BB: 0 P: 6	R: 0 E: 0 K: 1 S: 5 H: 0 LOB: 0 BB: 0 P: 5	R: 0 E: 0 K: 0 S: 4 H: 1 LOB: 1 BB: 0 P: 4	R: 4 E: 0 K: 1 S: 10 H: 5 LOB: 1 BB: 0 P: 10	R: 0 E: 0 K: 0 S: 5 H: 3 LOB: 2 BB: 0 P: 5	R: 0 E: 0 K: 0 S: 3 H: 0 LOB: 0 BB: 0 P: 3	1B: 12 2B: 2 3B: 0 HR: 1 SF: 0 SAC: 0 DP: 1 HBP: 0	WP: 0 PB: 0 SB: 0 CS: 0 PA: 42					

PITCHER		IP	WLS	BF	H	R	ER	SO	BB	IBB	HBP	BLK	WP	HR	S	P	ERA	WHIP
Hal Brown, R ERA: 3.73	(1, 1)	6.0	W	29	10	5	5	3	1	0	0	0	0	1	34	38	7.50	1.833
Bill Kennedy, L ERA: 2.52	(7, 1)	0.0		2	2	0	0	0	0	0	0	0	0	0	2	2	∞	∞
Luis Aloma, R ERA: 4.0	(7, 1)	3.0	S	11	3	1	1	1	0	0	0	0	0	0	13	13	3.00	1.000

PITCHER	IP	WLS	BF	H	R	ER	SO	BB	IBB	HBP	BLK	WP	HR	S	P	ERA	WHIP

TOP

Cleveland Indians @ Chicago White Sox

Comiskey Park, Chicago, IL

Sat Aug 30 1952, 4:33 AM EDT

Att. 43,568 - Unknown

livebaseballscorecards.com

AB	41
R	6
H	15
RBI	6
BB	1
SO	4
LOB	20

Batter	1	2	3	4	5	6	7	8	9	AB	R	H	RBI	BB	SO	LOB
Chico Carrasquel, R (1, 6) OBP: 0.304, SLG: 0.306	5-3		SH, 1B; 6-3		F9			6-3		5	1	1	0	0	0	1
Nellie Fox, L (1, 4) OBP: 0.339, SLG: 0.366	E, SH5-3, 1B		SH, BB, 1B, 1-3, FC1-2	BBBB, WP, BB, F9, BB		F8		4-3		3	2	1	0	1	0	0
Minnie Minoso, R (1, 5) (4, 7) OBP: 0.383, SLG: 0.434	SH5-3, 1-2		FC1-2, BB, F9, 1B, 1-2, 3-H	BBBB, F9, WP, F8, BB, 1-2		BBBB, S, 2B, BB				2	3	2	1	2	0	0
Eddie Robinson, L (1, 3) OBP: 0.386, SLG: 0.467	BBBB, E, 1B, BB		BBBB, FC1-2, 2B, 1-2, 2-3, BB	F9, 1-3, 2-H		F4, 1-2				3	1	0	1	2	0	3
Tom Wright, L (1, 7) OBP: 0.352, SLG: 0.357	E3, 1B, 1-3, 2-H		FC1-2, 1B, 1-2, 2-3, 3-Hf	F8, 3-H						2	1	0	0	0	0	4
Rocky Krsnich, R (4, 5) OBP: 0.304, SLG: 0.350						2-H, 2B				2	0	1	2	0	0	0
Sam Mele, R (1, 9) OBP: 0.338, SLG: 0.419	1-2, 3-H, 1B		F9, 3-H	5-3		F8				4	0	1	1	0	0	3
Jim Rivera, L (1, 8) OBP: 0.319, SLG: 0.369		G3	HR, 1-H, 2-H, 2B		SSS, K		F9			4	1	1	2	0	1	0
Sherm Lollar, R (1, 2) OBP: 0.356, SLG: 0.401		6-3	HR, IBB		S, 1B		F8			3	1	1	0	1	0	0
Hal Brown, R (1, 1) OBP: 0.222, SLG: 0.412		SSS, K	HR, 1-H, 2-H		SSS, K, 1-2		SSS, K			3	1	1	3	0	2	1
Bill Kennedy, L (7, 1) OBP: 0.182, SLG: 0.182										0	0	0	0	0	0	0
Luis Aloma, R (7, 1)										1	0	0	0	0	1	0
Inning Stats	R: 1 E: 1 K: 0 S: 5 H: 2 LOB: 3 BB: 1 P: 9	R: 0 E: 0 K: 1 S: 5 H: 0 LOB: 0 BB: 0 P: 5	R: 7 E: 1 K: 0 S: 8 H: 4 LOB: 2 BB: 2 P: 16	R: 2 E: 0 K: 0 S: 3 H: 0 LOB: 0 BB: 2 P: 11	R: 0 E: 0 K: 2 S: 8 H: 1 LOB: 1 BB: 0 P: 8	R: 1 E: 0 K: 0 S: 4 H: 1 LOB: 1 BB: 1 P: 8	R: 0 E: 0 K: 1 S: 5 H: 0 LOB: 0 BB: 0 P: 5	R: 0 E: 0 K: 0 S: 4 H: 1 LOB: 1 BB: 0 P: 4		1B: 6 2B: 2 3B: 0 HR: 1 SF: 0 SAC: 2 DP: 0 HBP: 0						

BOTTOM

Cleveland Indians @ Chicago White Sox

Comiskey Park, Chicago, IL

Sat Aug 30 1952, 4:33 AM EDT

Att. 43,568 - Unknown

livebaseballscorecards.com

AB	32
R	11
H	9
RBI	10
BB	6
SO	4
LOB	12

WP: 1 PB: 0 SB: 2 CS: 0 PA: 40

PITCHER		IP	WLS	BF	H	R	ER	SO	BB	IBB	HBP	BLK	WP	HR	S	P	ERA	WHIP
Bob Feller, R ERA: 4.76	(1, 1)	2.2	L	16	5	6	1	1	2	0	0	0	0	0	16	24	3.38	2.625
Mickey Harris, L ERA: 4.6	(3, 1)	0.1		3	1	2	0	0	0	1	0	0	0	1	2	6	0.00	3.000
Dick Rozek, L ERA: 8.1	(4, 1)	0.1		3	0	2	2	0	2	0	0	0	1	0	1	9	54.00	6.000
Ted Wilks, R ERA: 3.43	(4, 1)	2.2		11	2	1	1	2	1	0	0	0	0	0	14	18	3.38	1.125
Steve Gromek, R ERA: 3.76	(7, 1)	1.0		3	0	0	0	1	0	0	0	0	0	0	5	5	0.00	0.000

PITCHER		IP	WLS	BF	H	R	ER	SO	BB	IBB	HBP	BLK	WP	HR	S	P	ERA	WHIP
Lou Brissie, L ERA: 3.51	(8, 1)	1.0		4	1	0	0	0	0	0	0	0	0	0	4	4	0.00	1.000

Batter	1	2	3	4	5	6	7	8	9	AB	R	H	RBI	BB	SO	LOB
Dale Mitchell, L (1, 7) OBP: 0.398, SLG: 0.433	L6		F8		F9		BB 1-3 1B 2B	4-3		5	1	1	0	0	0	0
Bobby Avila, R (1, 4) OBP: 0.377, SLG: 0.391	F8		F7		HR 1B		6-3	BBBB PB S BB		4	1	1	0	1	0	2
Larry Doby, L (1, 8) OBP: 0.379, SLG: 0.558	F7			2B 1B	1-H HR		III BB 1B IBB	SSS 1-3 K		4	2	2	2	1	1	1
Luke Easter, L (1, 3) OBP: 0.329, SLG: 0.477 Bill Glynn, L (7, 3) OBP: 0.301, SLG: 0.386		1B 3B		F4 SSS K			BBBB 1B 1-2 2-3 3-H BB		F8	3 1	1 0	1 0	1 0	1 0	1 0	1 0
Al Rosen, R (1, 5) OBP: 0.394, SLG: 0.537		3-H 5-3 1B		1-3 2B		5-3	1-3 2-H 3-H 1B		SSS K	5	0	3	3	0	1	0
Wally Westlake, R (1, 9) OBP: 0.309, SLG: 0.262 Harry Simpson, L (7, PH) OBP: 0.335, SLG: 0.405 (7, 9)		5-3 1-2		5-3		SSS K	IBB		4-3	3 1	0 0	0 0	0 0	0 1	1 0	3 0
Birdie Tebbetts, R (1, 2) OBP: 0.340, SLG: 0.319 Barney McCosky, L (7, PH) OBP: 0.286, SLG: 0.329 Jim Hegan, R (7, 2) OBP: 0.302, SLG: 0.349		SSS K	BBB FC6-4 BB			2B	F4			2 1 0	0 0 0	1 0 0	0 0 0	1 0 0	1 0 0	1 3 0
George Strickland, R (1, 6) OBP: 0.263, SLG: 0.305		SSS K		FC6-4 1-2f		F9	SSS K			4	0	0	0	0	2	8
Mike Garcia, R (1, 1) OBP: 0.163, SLG: 0.159			SSS K		F9		BBBB 2B BB BB		G3	3	1	0	0	1	1	0

Inning Stats	1	2	3	4	5	6	7	8	9
	R: 0 E: 0 K: 0 S: 3	H: 0 LOB: 0 BB: 0 P: 3	R: 1 E: 0 K: 2 S: 9	H: 2 LOB: 1 BB: 0 P: 9	R: 0 E: 0 K: 1 S: 5	H: 0 LOB: 0 BB: 0 P: 5	R: 0 E: 0 K: 0 S: 5	H: 2 LOB: 3 BB: 1 P: 9	R: 2 E: 0 K: 1 S: 7	H: 2 LOB: 0 BB: 0 P: 7	R: 0 E: 0 K: 1 S: 6	H: 1 LOB: 1 BB: 0 P: 6	R: 3 E: 0 K: 1 S: 7	H: 2 LOB: 3 BB: 4 P: 23	R: 0 E: 0 K: 1 S: 5	H: 0 LOB: 1 BB: 1 P: 9	R: 0 E: 0 K: 1 S: 5	H: 0 LOB: 0 BB: 0 P: 5

1B: 4 SF: 0
2B: 3 SAC: 0
3B: 1 DP: 0
HR: 1 HBP: 0

WP: 0 PA: 42
PB: 1
SB: 1
CS: 0

PITCHER		IP	WLS	BF	H	R	ER	SO	BB	IBB	HBP	BLK	WP	HR	S	P	ERA	WHIP
Billy Pierce, L ERA: 2.6	(1, 1)	6.1	L	32	9	6	6	5	3	1	0	0	0	1	38	54	8.53	1.895
Harry Dorish, R ERA: 2.49	(7, 1)	0.2		3	0	0	0	1	0	1	0	0	0	0	4	8	0.00	0.000
Howie Judson, R ERA: 3.66	(8, 1)	1.0		4	0	0	0	1	1	0	0	0	0	0	5	9	0.00	1.000
Chuck Stobbs, L ERA: 3.02	(9, 1)	1.0		3	0	0	0	1	0	0	0	0	0	0	5	5	0.00	0.000

PITCHER	IP	WLS	BF	H	R	ER	SO	BB	IBB	HBP	BLK	WP	HR	S	P	ERA	WHIP

TOP

Cleveland Indians @ Chicago White Sox

Comiskey Park, Chicago, IL

Sun Aug 31 1952, 4:33 AM EDT
Att. 26,634 - Unknown

livebaseballscorecards.com

AB	36
R	6
H	9
RBI	6
BB	6
SO	8
LOB	19

Batter	1	2	3	4	5	6	7	8	9	AB	R	H	RBI	BB	SO	LOB
Chico Carrasquel, R (1, 6) OBP: 0.309, SLG: 0.309	BBBB 4-0 HBP BB FC3-2 BB		x 0-0 FC6-5 SH5-3 1B	x 0-0 ② FC5-2 1-2 2-3 3-Hf			x 0-0 1B 1B		x 0-0 ① F7	4	0	2	0	1	0	3
Nellie Fox, L (1, 4) OBP: 0.338, SLG: 0.364	BBBB 4-0 FC3-2 HBP 1-2 BB		x 0-0 ① SH5-3 1-2	x 0-0 ③ F6			x 0-0 ② F2		x 0-0 ② F8	3	0	0	0	1	0	4
Minnie Minoso, R (1, 5) OBP: 0.383, SLG: 0.432	H 1-0 FC3-2 1-2 2-3 HBP		x 0-0 ② FC6-5 HR 2-3		x 0-0 ① F9		x 0-0 1-2 1B		x 0-0 ③ 6-3	4	1	1	0	0	0	1
Eddie Robinson, L (1, 3) OBP: 0.385, SLG: 0.471	x 0-0 ① FC3-2 1-2 2-3 3-Hf		x 0-0 1-H HR		SSS 0-3 ② K2-3		x 0-0 ③ F9			4	1	1	2	0	1	5
Tom Wright, L (1, 7) OBP: 0.345, SLG: 0.349	SSS 0-3 ② K		x 0-0 ③ 3-1		SSS 0-3 ③ K			x 0-0 ① F7		4	0	0	0	0	2	3
Sam Mele, R (1, 9) OBP: 0.337, SLG: 0.420	x 0-0 ③ 5-3			x 0-0 ① F7		x 0-0 ① F5		x 0-0 2B 2B		4	1	1	0	0	0	3
Jim Rivera, L (1, 8) OBP: 0.320, SLG: 0.372		x 0-0 ① F6		x 0-0 E S FC5-2 1B		x 0-0 ② 1-3		x 0-0 2-H 2B		4	0	2	1	0	0	0
Sherm Lollar, R (1, 2) OBP: 0.355, SLG: 0.397		x 0-0 ② F8		BBBB 4-0 FC5-2 E 1-2 BB		x 0-0 ③ 6-3		x 0-0 ② 5-3		3	0	0	0	1	0	1
Billy Pierce, L (1, 1) OBP: 0.233, SLG: 0.188 Harry Dorish, R (7, 1) OBP: 0.105, SLG: 0.056 Hector Rodriguez, R (7, PH) OBP: 0.350, SLG: 0.312 Howie Judson, R (8, 1) Bud Stewart, L (8, PH) OBP: 0.353, SLG: 0.368 Chuck Stobbs, L (9, 1) OBP: 0.205, SLG: 0.079		SSS 0-3 ③ K		x 0-0 E6 FC5-2 1-2 2-3			x 0-0 ① 6-3	x 0-0 ③ 1-3		2 0 1 0 1 0	0 0 0 0 0 0	0 0 0 0 0 0	0 0 0 0 0 0	0 0 0 0 0 0	1 0 0 0 0 0	2 0 0 0 1 0
Inning Stats	R: 0 H: 0 E: 0 LOB: 3 K: 1 BB: 2 S: 5 P: 14	R: 0 H: 0 E: 0 LOB: 0 K: 1 BB: 0 S: 5 P: 5	R: 2 H: 2 E: 0 LOB: 0 K: 0 BB: 0 S: 5 P: 5	R: 0 H: 1 E: 1 LOB: 3 K: 0 BB: 1 S: 5 P: 9	R: 0 H: 0 E: 0 LOB: 0 K: 2 BB: 0 S: 7 P: 7	R: 0 H: 0 E: 0 LOB: 0 K: 0 BB: 0 S: 3 P: 3	R: 0 H: 2 E: 0 LOB: 2 K: 0 BB: 0 S: 5 P: 5	R: 1 H: 2 E: 0 LOB: 1 K: 0 BB: 0 S: 5 P: 5	R: 0 H: 0 E: 0 LOB: 0 K: 0 BB: 0 S: 3 P: 3	1B: 4 2B: 2 3B: 0 HR: 1	SF: 0 SAC: 1 DP: 0 HBP: 1			WP: 0 PB: 0 SB: 1 CS: 0	PA: 39		

PITCHER		IP	WLS	BF	H	R	ER	SO	BB	IBB	HBP	BLK	WP	HR	S	P	ERA	WHIP
Mike Garcia, R ERA: 2.53	(1, 1)	9.0	W	39	7	3	3	4	3	0	1	0	0	1	43	56	3.00	1.111

PITCHER	IP	WLS	BF	H	R	ER	SO	BB	IBB	HBP	BLK	WP	HR	S	P	ERA	WHIP

BOTTOM

Cleveland Indians @ Chicago White Sox

Comiskey Park, Chicago, IL

Sun Aug 31 1952, 4:33 AM EDT

Att. 26,634 - Unknown

livebaseballscorecards.com

AB	34
R	3
H	7
RBI	3
BB	3
SO	4
LOB	23

Batter	1	2	3	4	5	6	7	8	9	AB	R	H	RBI	BB	SO	LOB
Dale Mitchell, L (1, 7) OBP: 0.398, SLG: 0.438	F8	4-3 2-3			L8 3B	F5			FC2-6 1B	5	1	2	0	0	0	2
Bobby Avila, R (1, 4) OBP: 0.377, SLG: 0.395	5-3	3-H 3B			L8 3-H		CS 1B		FC2-6 1B 1-2f	5	0	2	2	0	0	1
Larry Doby, L (1, 8) OBP: 0.380, SLG: 0.556 Harry Simpson, L (8, 9) OBP: 0.334, SLG: 0.404	BB	F9			HR 1B		K		F9	3 1	1 0	1 0	0 0	1 0	1 0	2 1
Luke Easter, L (1, 3) OBP: 0.331, SLG: 0.486 Bill Glynn, L (8, 3) OBP: 0.309, SLG: 0.393	K		G5-4-3 1B		1-H HR		F2		FC5-4 1-2 1B	4 1	1 0	2 1	2 0	0 0	1 0	2 0
Al Rosen, R (1, 5) OBP: 0.395, SLG: 0.538		2B L7 1B	G5-4-3 1-2f		G6-4-3 1B		CS 1-2	HR 1B	FC5-4 1-2f	5	2	3	0	0	0	3
Wally Westlake, R (1, 9) (8, 8) OBP: 0.312, SLG: 0.278		1-3 2B 2B	F9		G6-4-3 1-2f			1-H HR		4	2	2	2	0	0	1
Jim Hegan, R (1, 2) OBP: 0.298, SLG: 0.344		L7 3-H		F7		L3		L9		4	0	0	1	0	0	1
George Strickland, R (1, 6) OBP: 0.263, SLG: 0.302		E5 2B		G5-4-3 BB		L7		F8		3	1	0	0	1	0	1
Early Wynn, S (1, 1) OBP: 0.253, SLG: 0.205		4-3 1-H 2-H 3B 2B		G5-4-3 1-2f		BB		6-3		3	1	1	2	1	0	1
Inning Stats	R: 0 E: 0 K: 1 S: 5 H: 0 LOB: 1 BB: 1 P: 9	R: 4 E: 1 K: 0 S: 8 H: 4 LOB: 1 BB: 0 P: 8	R: 0 E: 0 K: 0 S: 3 H: 1 LOB: 0 BB: 0 P: 3	R: 0 E: 0 K: 0 S: 2 H: 0 LOB: 0 BB: 1 P: 6	R: 3 E: 0 K: 0 S: 6 H: 4 LOB: 0 BB: 0 P: 6	R: 0 E: 0 K: 0 S: 3 H: 0 LOB: 1 BB: 1 P: 7	R: 0 E: 0 K: 1 S: 5 H: 1 LOB: 0 BB: 0 P: 5	R: 2 E: 0 K: 0 S: 5 H: 2 LOB: 0 BB: 0 P: 5	R: 0 E: 0 K: 0 S: 5 H: 2 LOB: 2 BB: 0 P: 5	1B: 8 2B: 2 3B: 2 HR: 2 SF: 0 SAC: 0 DP: 3 HBP: 0						

TOP

Cleveland Indians @ St. Louis Browns

Sportsman's Park, St. Louis, MO

Mon Sep 01 1952, 4:33 AM EDT

Unknown

livebaseballscorecards.com

AB	38
R	9
H	14
RBI	9
BB	3
SO	2
LOB	15

PITCHER		IP	WLS	BF	H	R	ER	SO	BB	IBB	HBP	BLK	WP	HR	S	P	ERA	WHIP
Gene Bearden, L ERA: 4.33	(1, 1)	4.1	L	22	8	7	5	1	2	0	0	0	0	1	22	30	10.38	2.308
Tommy Byrne, L ERA: 4.85	(5, 1)	4.2		19	6	2	2	1	1	0	0	0	0	1	20	24	3.86	1.500

PITCHER	IP	WLS	BF	H	R	ER	SO	BB	IBB	HBP	BLK	WP	HR	S	P	ERA	WHIP

Cleveland Indians @ St. Louis Browns

Sportsman's Park, St. Louis, MO

Mon Sep 01 1952, 4:33 AM EDT

Unknown

BOTTOM

livebaseballscorecards.com

Batter	1	2	3	4	5	6	7	8	9	AB	R	H	RBI	BB	SO	LOB
Fred Marsh, R (1, 5) (8, 6) OBP: 0.340, SLG: 0.311	F7		F8		1-3 1-2 2-3		F9			4	0	0	0	0	0	3
Gordon Goldsberry, L (1, 3) OBP: 0.300, SLG: 0.297	K		K		F6			K		4	0	0	0	0	3	2
Vic Wertz, L (1, 9) OBP: 0.375, SLG: 0.516	HR		F5			BB G6-4-3		HR		3	2	2	2	1	0	0
Clint Courtney, L (1, 2) OBP: 0.352, SLG: 0.385	L9			4-3		G6-4-3 1-2f		1-3		4	0	0	0	0	0	1
Don Lenhardt, R (1, 7) OBP: 0.353, SLG: 0.415		F6		F2		1B		5-3		4	0	1	0	0	0	0
Bobby Young, L (1, 4) OBP: 0.312, SLG: 0.329		E 1B 1B		G3		F7			F5	4	1	1	0	0	0	1
Jay Porter, R (1, 8) OBP: 0.381, SLG: 0.283		6-3 1-2			FC1-4 1B		BB		5-3	3	0	1	0	1	0	1
Joe Demaestri, R (1, 6) OBP: 0.261, SLG: 0.310 Roy Sievers, R (7, PH) Jim Dyck, R (8, 5) OBP: 0.356, SLG: 0.454		2-H 1B			FC1-4 1-3 1B 1-2f		K		F7	2 1 1	0 0 0	1 0 0	1 0 0	0 1 0	0 1 0	1 1 0
Gene Bearden, L (1, 1) OBP: 0.400, SLG: 0.434 Tommy Byrne, L (5, 1) OBP: 0.286, SLG: 0.354	K				1-3 1-2 1B		F8			1 2	0 0	0 1	0 0	1 0	1 0	1 1

Inning Stats	R: 1 E: 0 K: 1 S: 6	H: 1 LOB: 0 BB: 0 P: 6	R: 1 E: 1 K: 1 S: 7	H: 2 LOB: 1 BB: 0 P: 7	R: 0 E: 0 K: 1 S: 5	H: 0 LOB: 0 BB: 0 P: 5	R: 0 E: 0 K: 0 S: 3	H: 0 LOB: 0 BB: 0 P: 3	R: 0 E: 0 K: 0 S: 5	H: 2 LOB: 2 BB: 0 P: 5	R: 0 E: 0 K: 0 S: 3	H: 1 LOB: 1 BB: 1 P: 7	R: 0 E: 0 K: 1 S: 5	H: 0 LOB: 1 BB: 1 P: 9	R: 1 E: 0 K: 1 S: 6	H: 1 LOB: 0 BB: 0 P: 6	R: 0 E: 0 K: 0 S: 3	H: 0 LOB: 0 BB: 0 P: 3	1B: 5 2B: 0 3B: 0 HR: 2	SF: 0 SAC: 0 DP: 1 HBP: 0	WP: 0 PB: 0 SB: 0 CS: 0	PA: 35

PITCHER	IP	WLS	BF	H	R	ER	SO	BB	IBB	HBP	BLK	WP	HR	S	P	ERA	WHIP
Early Wynn, R (1, 1) ERA: 3.19	9.0	W	35	7	3	2	5	2	0	0	0	0	2	43	51	2.00	1.000

PITCHER	IP	WLS	BF	H	R	ER	SO	BB	IBB	HBP	BLK	WP	HR	S	P	ERA	WHIP

Batter	1	2	3	4	5	6	7	8	9	AB	R	H	RBI	BB	SO	LOB
Dale Mitchell, L (1, 7) OBP: 0.398, SLG: 0.437	F9		2-H 1B		4-3					3	0	1	1	0	0	0
Bobby Avila, R (1, 4) OBP: 0.376, SLG: 0.393	L9		F8							2	0	0	0	0	0	1
Larry Doby, L (1, 8) OBP: 0.381, SLG: 0.558	4-3			2B						2	0	1	0	0	0	0
Luke Easter, L (1, 3) OBP: 0.332, SLG: 0.486		1B		4-3						2	0	1	0	0	0	1
Al Rosen, R (1, 5) OBP: 0.394, SLG: 0.535		K		K						2	0	0	0	0	2	1
Harry Simpson, L (1, 9) OBP: 0.335, SLG: 0.403		4-3		BB						1	0	0	0	1	0	0
Joe Tipton, R (1, 2) OBP: 0.356, SLG: 0.404			FC5-4 BB	F7						1	0	0	0	1	0	2
George Strickland, R (1, 6) OBP: 0.261, SLG: 0.300			FC5-4 4-3 1B 1-2f		K					2	1	0	0	0	1	1
Bob Lemon, L (1, 1) OBP: 0.206, SLG: 0.283			4-3 1-2		K					2	0	0	0	0	1	1
Inning Stats	R: 0 H: 0 E: 0 LOB: 0 K: 0 BB: 0 S: 3 P: 3	R: 0 H: 1 E: 0 LOB: 0 K: 1 BB: 0 S: 5 P: 5	R: 1 H: 1 E: 0 LOB: 1 K: 0 BB: 1 S: 4 P: 8	R: 0 H: 1 E: 0 LOB: 2 K: 1 BB: 1 S: 6 P: 10	R: 0 H: 0 E: 0 LOB: 0 K: 2 BB: 0 S: 7 P: 7					1B: 2 SF: 0 2B: 1 SAC: 0 3B: 0 DP: 0 HR: 0 HBP: 0						

PITCHER	IP	WLS	BF	H	R	ER	SO	BB	IBB	HBP	BLK	WP	HR	S	P	ERA	WHIP
Satchel Paige, R (1, 1) ERA: 3.12	5.0	W	19	3	1	1	4	2	0	0	0	0	0	25	33	1.80	1.000

PITCHER	IP	WLS	BF	H	R	ER	SO	BB	IBB	HBP	BLK	WP	HR	S	P	ERA	WHIP

TOP

Cleveland Indians @ St. Louis Browns

Sportsman's Park, St. Louis, MO

Mon Sep 01 1952, 4:38 AM EDT

Att. 11,082 - Unknown

livebaseballscorecards.com

AB	17
R	1
H	3
RBI	1
BB	2
SO	4
LOB	7

WP: 0 PA: 19
PB: 0
SB: 0
CS: 0

Batter	1	2	3	4	5	6	7	8	9	AB	R	H	RBI	BB	SO	LOB
Jay Porter, R (1, 8) OBP: 0.369, SLG: 0.273	S S S 0-3 ① K		x 0-0 ② 6-3							2	0	0	0	0	1	0
Bobby Young, L (1, 4) OBP: 0.311, SLG: 0.327	x 0-0 ② G3		x 0-0 ③ 1-3							2	0	0	0	0	0	0
Vic Wertz, L (1, 9) OBP: 0.373, SLG: 0.513	x 0-0 ③ F8			x 0-0 ① F5						2	0	0	0	0	0	0
Jim Dyck, R (1, 5) OBP: 0.357, SLG: 0.453		B B B B 4-0 HR BB		S S S 0-3 ② K						1	1	0	0	1	1	0
Clint Courtney, L (1, 2) OBP: 0.353, SLG: 0.395		x 0-0 1-H HR		x 0-0 ③ 4-1						2	1	1	2	0	0	0
Bob Nieman, R (1, 7) OBP: 0.345, SLG: 0.406		x 0-0 ① 6-3			S S S 0-3 ① K					2	0	0	0	0	1	0
Dick Kryhoski, L (1, 3) OBP: 0.297, SLG: 0.383		x 0-0 ② 6-3			x 0-0 2B					2	0	1	0	0	0	0
Joe Demaestri, R (1, 6) OBP: 0.257, SLG: 0.306		S S S 0-3 ③ K			S S S 0-3 ② K					2	0	0	0	0	2	1
Satchel Paige, R (1, 1) OBP: 0.114, SLG: 0.088			x 0-0 ① 4-3		x 0-0 ③ L1					2	0	0	0	0	0	1
Inning Stats	R: 0 H: 0 E: 0 LOB: 0 K: 1 BB: 0 S: 5 P: 5	R: 2 H: 1 E: 0 LOB: 0 K: 1 BB: 1 S: 6 P: 10	R: 0 H: 0 E: 0 LOB: 0 K: 0 BB: 0 S: 3 P: 3	R: 0 H: 0 E: 0 LOB: 0 K: 1 BB: 0 S: 5 P: 5	R: 0 H: 1 E: 0 LOB: 1 K: 2 BB: 0 S: 8 P: 8					1B: 0 SF: 0 2B: 1 SAC: 0 3B: 0 DP: 0 HR: 1 HBP: 0						

PITCHER		IP	WLS	BF	H	R	ER	SO	BB	IBB	HBP	BLK	WP	HR	S	P	ERA	WHIP
Bob Lemon, R ERA: 2.68	(1, 1)	5.0	L	18	2	2	2	5	1	0	0	0	0	1	27	31	3.60	0.600

PITCHER	IP	WLS	BF	H	R	ER	SO	BB	IBB	HBP	BLK	WP	HR	S	P	ERA	WHIP

BOTTOM

Cleveland Indians @ St. Louis Browns

Sportsman's Park, St. Louis, MO

Mon Sep 01 1952, 4:38 AM EDT

Att. 11,082 - Unknown

livebaseballscorecards.com

AB	17
R	2
H	2
RBI	2
BB	1
SO	5
LOB	2

WP: 0 PA: 18
PB: 0
SB: 0
CS: 0

Detroit Tigers @ Cleveland Indians

Cleveland Municipal Stadium, Cleveland, OH

Wed Sep 03 1952, 3:33 AM EDT

Att. 13,897 - Unknown

TOP

livebaseballscorecards.com

Batter	1	2	3	4	5	6	7	8	9	AB	R	H	RBI	BB	SO	LOB
Johnny Groth, R (1, 8) OBP: 0.337, SLG: 0.353	BBBB 4-0 5-3 1B 1B BB		x 0-0 ① F8		x 0-0 SH E FC1-5 1-2 HR	BBBB 4-0 1-2 2-3 HR BB		x 0-0 ② F2		2	3	0	0	2	0	0
Johnny Pesky, L (1, 6) OBP: 0.371, SLG: 0.262	x 0-0 ① F8		x 0-0 ② F7		x 0-0 ① FC1-5 FC1-6 1-2 2-3f	x 0-0 1-H 2-H 3-H HR		x 0-0 ③ F3		3	0	0	0	0	0	3
Don Kolloway, R (6, PH) OBP: 0.291, SLG: 0.339										1	1	1	4	0	0	0
Neil Berry, R (6, 6) OBP: 0.304, SLG: 0.272										1	0	0	0	0	0	0
Fred Hatfield, L (1, 5) OBP: 0.318, SLG: 0.324	x 0-0 5-3 1B 1-2 1B		x 0-0 1B		x 0-0 ② FC1-6 1-2f 2-3 HR	x 0-0 ② 1-3			x 0-0 ① 6-3	5	2	2	0	0	0	2
Walt Dropo, R (1, 3) OBP: 0.339, SLG: 0.501	x 0-0 ② 5-3 1-2 2-3		x 0-0 ③ L6		x 0-0 2-H 3-H HR	x 0-0 ③ F7			x 0-0 HR	5	2	2	4	0	0	3
Jim Delsing, L (1, 7) OBP: 0.316, SLG: 0.354	x 0-0 FC6 2-H 3-H 1B			x 0-0 HR	BBBB 4-0 BB		x 0-0 ① 4-3		x 0-0 ② F2	4	1	2	3	1	0	0
Cliff Mapes, L (1, 9) OBP: 0.286, SLG: 0.366	x 0-0 ③ FC6 1-2f			x 0-0 ① 4-1	SSS 0-3 ③ K		SSS 0-3 ② K		x 0-0 ③ F3	3	0	0	0	0	1	2
Steve Souchock, R (7, PH) OBP: 0.312, SLG: 0.500										2	0	0	0	0	1	0
(7, 9)																
Joe Ginsberg, L (1, 2) OBP: 0.323, SLG: 0.321		BBBB 4-0 G4-6-3 BB		x 0-0 ② F7		x 0-0 BB BB HR 1B	x 0-0 1B			3	1	2	0	1	0	0
Al Federoff, R (1, 4) OBP: 0.268, SLG: 0.244		x 0-0 ① F7		x 0-0 ③ F5		x 0-0 ① F6	x 0-0 ③ F6			4	0	0	0	0	0	3
Hal Newhouser, L (1, 1) OBP: 0.362, SLG: 0.256		x 0-0 ② ③ G4-6-3 1-2f			x 0-0 FC1-5 SH 1B	BBBB 4-0 1-2 BB HR BB		x 0-0 ① F4		2	0	1	0	0	0	1
Dave Madison, R (5, 1) OBP: 0.150, SLG: 0.105										0	0	0	0	0	0	0
Pat Mullin, L (6, PH) OBP: 0.329, SLG: 0.422										0	1	0	0	1	0	0
Art Houtteman, R (6, 1) OBP: 0.134, SLG: 0.108										1	0	0	0	0	0	0

	AB	36
	R	11
	H	10
	RBI	11
	BB	5
	SO	2
	LOB	14

Inning Stats	1	2	3	4	5	6	7	8	9
	R: 2 E: 0 K: 0 S: 5	H: 2 LOB: 1 BB: 1 P: 9	R: 0 E: 0 K: 0 S: 2	H: 0 LOB: 0 BB: 1 P: 6	R: 0 E: 0 K: 0 S: 4	H: 1 LOB: 1 BB: 0 P: 4	R: 1 E: 0 K: 0 S: 4	H: 1 LOB: 0 BB: 0 P: 4	R: 3 E: 1 K: 1 S: 8	H: 2 LOB: 1 BB: 1 P: 12	R: 4 E: 0 K: 0 S: 5	H: 2 LOB: 0 BB: 2 P: 13	R: 0 E: 0 K: 1 S: 6	H: 1 LOB: 1 BB: 0 P: 6	R: 0 E: 0 K: 0 S: 3	H: 0 LOB: 0 BB: 0 P: 3	R: 1 E: 0 K: 0 S: 4	H: 1 LOB: 0 BB: 0 P: 4

	1B: 6	SF: 0	WP: 0	PA: 42
	2B: 0	SAC: 1	PB: 0	
	3B: 0	DP: 1	SB: 0	
	HR: 4	HBP: 0	CS: 0	

PITCHER		IP	WLS	BF	H	R	ER	SO	BB	IBB	HBP	BLK	WP	HR	S	P	ERA	WHIP
Bob Feller, R ERA: 4.79	(1, 1)	4.1		20	5	5	4	0	2	0	0	0	0	1	18	26	8.31	1.615
Mickey Harris, L ERA: 4.72	(5, 1)	0.2		4	1	1	0	1	1	0	0	0	0	1	5	9	0.00	3.000
Bob Chakales, R ERA: 18.0	(6, 1)	0.1	L	4	1	3	3	0	2	0	0	0	0	0	2	10	81.00	9.000
Lou Brissie, L ERA: 3.5	(6, 1)	2.2		10	2	1	1	1	0	0	0	0	0	1	12	12	3.38	0.750
Early Wynn, R ERA: 3.22	(9, 1)	1.0		4	1	1	1	0	0	0	0	0	0	1	4	4	9.00	1.000

PITCHER		IP	WLS	BF	H	R	ER	SO	BB	IBB	HBP	BLK	WP	HR	S	P	ERA	WHIP

BOTTOM

Detroit Tigers @ Cleveland Indians

Cleveland Municipal Stadium, Cleveland, OH

Wed Sep 03 1952, 3:33 AM EDT

Att. 13,897 - Unknown

Batter	1	2	3	4	5	6	7	8	9	AB	R	H	RBI	BB	SO	LOB
Dale Mitchell, L (1, 7) OBP: 0.400, SLG: 0.437	5-3		CS 1B		2B HR BB 1B			F7		4	1	2	1	1	0	0
Bobby Avila, R (1, 4) OBP: 0.376, SLG: 0.395	BB 1B		K 1-2		HR 2B F9			F5		5	1	2	1	0	1	3
Larry Doby, L (1, 8) OBP: 0.383, SLG: 0.563	BB		BB		HR 2-H 3-H	F5			4-3	3	1	1	3	2	0	0
Luke Easter, L (1, 3) OBP: 0.330, SLG: 0.482	L9		G3		WP HR 1B	K			K	5	1	1	0	0	2	3
Al Rosen, R (1, 5) OBP: 0.391, SLG: 0.530	F8			F8	F6 1-2	6-3			6-3	5	0	0	0	0	0	3
Wally Westlake, R (1, 9) OBP: 0.313, SLG: 0.279		FC5-4 1B		5-3	BB HR		K			2	0	1	0	0	0	0
Harry Simpson, L (5, PH) OBP: 0.335, SLG: 0.402 (6, 9)										1	1	0	0	1	1	0
Jim Hegan, R (1, 2) OBP: 0.297, SLG: 0.353	F8			4-3	HR 1-H 2-H		K			4	1	1	3	0	0	1
George Strickland, R (1, 6) OBP: 0.264, SLG: 0.300	FC5-4 1-2f				BB 2B 1B HBP 1B BB		K			3	2	1	0	1	1	1
Bob Feller, R (1, 1) OBP: 0.221, SLG: 0.200					F7 1B HBP 1-2			F8		1	0	0	0	0	0	1
Mickey Harris, L (5, 1) OBP: 0.200, SLG: 0.200										0	0	0	0	0	0	0
Ray Boone, R (5, PH) OBP: 0.370, SLG: 0.368										1	0	0	0	0	0	1
Bob Chakales, R (6, 1)										0	0	0	0	0	0	0
Lou Brissie, L (6, 1) OBP: 0.308, SLG: 0.250										0	0	0	0	0	0	0
Barney McCosky, L (8, PH) OBP: 0.282, SLG: 0.325										1	0	0	0	0	0	0
Early Wynn, S (9, 1) OBP: 0.253, SLG: 0.205										0	0	0	0	0	0	0
Inning Stats	R: 0 E: 0 K: 0 S: 4 H: 1 LOB: 2 BB: 1 P: 8	R: 0 E: 0 K: 0 S: 4 H: 1 LOB: 1 BB: 0 P: 4	R: 0 E: 0 K: 1 S: 5 H: 1 LOB: 1 BB: 1 P: 9	R: 0 E: 0 K: 0 S: 3 H: 0 LOB: 0 BB: 0 P: 3	R: 8 E: 0 K: 0 S: 9 H: 6 LOB: 2 BB: 3 P: 22	R: 0 E: 0 K: 1 S: 5 H: 0 LOB: 0 BB: 0 P: 5	R: 0 E: 0 K: 2 S: 7 H: 0 LOB: 0 BB: 0 P: 7	R: 0 E: 0 K: 0 S: 3 H: 0 LOB: 0 BB: 0 P: 3	R: 0 E: 0 K: 1 S: 5 H: 0 LOB: 0 BB: 0 P: 5	1B: 6 2B: 2 3B: 0 HR: 2	SF: 0 SAC: 0 DP: 1 HBP: 1						

	AB	35
	R	8
	H	9
	RBI	8
	BB	5
	SO	5
	LOB	13

WP: 1 PB: 0 SB: 0 CS: 1 PA: 41

livebaseballscorecards.com

PITCHER		IP	WLS	BF	H	R	ER	SO	BB	IBB	HBP	BLK	WP	HR	S	P	ERA	WHIP
Hal Newhouser, L ERA: 3.71	(1, 1)	4.1		22	7	5	5	1	3	0	0	0	0	1	21	33	10.38	2.308
Dave Madison, R ERA: 4.78	(5, 1)	0.2		7	2	3	3	0	2	0	1	0	1	1	4	13	40.50	6.000
Art Houtteman, R ERA: 4.4	(6, 1)	4.0	W	12	0	0	0	4	0	0	0	0	0	0	20	20	0.00	0.000

PITCHER	IP	WLS	BF	H	R	ER	SO	BB	IBB	HBP	BLK	WP	HR	S	P	ERA	WHIP

Batter	1	2	3	4	5	6	7	8	9	AB	R	H	RBI	BB	SO	LOB
Johnny Groth, R (1, 8) OBP: 0.337, SLG: 0.350	B B B B 4-0 CS BB			x 0-0 ① 4-3		x 0-0 ③ F3			x 0-0 ② 3-1	3	0	0	0	1	0	0
Johnny Pesky, L (1, 6) (8, 4) OBP: 0.369, SLG: 0.262	x 0-0 ① ② 6-3 1-2			x 0-0 ② 1-3			x 0-0 ① F6		x 0-0 ② 1B 1B	4	0	1	0	0	0	1
Fred Hatfield, L (1, 5) OBP: 0.320, SLG: 0.326	S S S 0-3 ③ K			x 0-0 FC6-4 1B			x 0-0 ② 6-3		x 0-0 1-2 1B	4	0	2	0	0	1	0
Walt Dropo, R (1, 3) OBP: 0.336, SLG: 0.497		x 0-0 ① 6-3		x 0-0 ③ FC6-4 1-2f			x 0-0 ③ F6		x 0-0 ③ F8	4	0	0	0	0	0	3
Jim Delsing, L (1, 7) OBP: 0.316, SLG: 0.354		x 0-0 ② 4-3			x 0-0 G6-3 1B			x 0-0 ① 4-3		3	0	1	0	0	0	0
Cliff Mapes, L (1, 9) OBP: 0.282, SLG: 0.359		x 0-0 ③ 1-3			x 0-0 ① F7			x 0-0 ② 4-3		3	0	0	0	0	0	1
Joe Ginsberg, L (1, 2) OBP: 0.323, SLG: 0.321			x 0-0 ① F7		x 0-0 ② ③ G6-3 1-2f			x 0-0 FC4-6 1B		3	0	1	0	0	0	1
Al Federoff, R (1, 4) OBP: 0.266, SLG: 0.242 Pat Mullin, L (8, PH) OBP: 0.327, SLG: 0.420 Neil Berry, R (8, 6) OBP: 0.304, SLG: 0.272			S S S 0-3 ② K			x 0-0 ① 6-3		x 0-0 ③ FC4-6 1-2f		2 1 0	0 0 0	0 0 0	0 0 0	0 0 0	1 0 0	0 1 0
Bill Wight, L (1, 1) OBP: 0.208, SLG: 0.231 Don Kolloway, R (9, PH) OBP: 0.290, SLG: 0.337			x 0-0 ③ 3-1			x 0-0 ② F7			x 0-0 ① 4-3	2 1	0 0	0 0	0 0	0 0	0 0	0 0

TOP

Detroit Tigers @ Cleveland Indians

Cleveland Municipal Stadium, Cleveland, OH

Thu Sep 04 1952, 3:33 AM EDT

Att. 5,077 - Unknown

livebaseballscorecards.com

AB	30
R	0
H	5
RBI	0
BB	1
SO	2
LOB	7

Inning Stats	1	2	3	4	5	6	7	8	9
	R: 0 E: 0 K: 1 S: 4	R: 0 E: 0 K: 0 S: 3	R: 0 E: 0 K: 1 S: 5	R: 0 E: 0 K: 0 S: 4	R: 0 E: 0 K: 0 S: 3	R: 0 E: 0 K: 0 S: 3	R: 0 E: 0 K: 0 S: 3	R: 0 E: 0 K: 0 S: 4	R: 0 E: 0 K: 0 S: 5
	H: 0 LOB: 0 BB: 1 P: 8	H: 0 LOB: 0 BB: 0 P: 3	H: 0 LOB: 0 BB: 0 P: 5	H: 1 LOB: 1 BB: 0 P: 4	H: 1 LOB: 0 BB: 0 P: 3	H: 0 LOB: 0 BB: 0 P: 3	H: 0 LOB: 0 BB: 0 P: 3	H: 1 LOB: 1 BB: 0 P: 4	H: 2 LOB: 2 BB: 0 P: 5

1B: 5	SF: 0	WP: 0	PA: 31
2B: 0	SAC: 0	PB: 0	
3B: 0	DP: 1	SB: 0	
HR: 0	HBP: 0	CS: 1	

PITCHER	IP	WLS	BF	H	R	ER	SO	BB	IBB	HBP	BLK	WP	HR	S	P	ERA	WHIP
Mike Garcia, R (1, 1) ERA: 2.44	9.0	W	31	5	0	0	2	1	0	0	0	0	0	34	38	0.00	0.667

PITCHER	IP	WLS	BF	H	R	ER	SO	BB	IBB	HBP	BLK	WP	HR	S	P	ERA	WHIP

Batter	1	2	3	4	5	6	7	8	9	AB	R	H	RBI	BB	SO	LOB
Dale Mitchell, L (1, 7) OBP: 0.397, SLG: 0.433	F7		1-3		FC6-4 1-2f		1-3			4	0	0	0	0	0	2
Harry Simpson, L (8, 9) OBP: 0.335, SLG: 0.402										0	0	0	0	0	0	0
Bobby Avila, R (1, 4) OBP: 0.375, SLG: 0.394	F7		1-3			FC4-6 1B		F8		4	0	1	0	0	0	0
Larry Doby, L (1, 8) OBP: 0.382, SLG: 0.560	1B BB			K		F6		F7		3	0	0	0	1	1	1
Luke Easter, L (1, 3) OBP: 0.332, SLG: 0.490	1-3 1B			HR		FC4-6 FC6-4 1-2f		K		4	1	2	1	0	1	1
Al Rosen, R (1, 5) OBP: 0.389, SLG: 0.527	K			5-3		FC6-4 1-2f				3	0	0	0	0	1	3
Wally Westlake, R (1, 9) OBP: 0.310, SLG: 0.277 (8, 7)		6-3		5-3			K			3	0	0	0	0	1	0
Birdie Tebbetts, R (1, 2) OBP: 0.340, SLG: 0.330		1-3			L7		1B 2B			3	1	1	0	0	0	0
George Strickland, R (1, 6) OBP: 0.265, SLG: 0.300		K			F3		SH1-3 2-H 1B			3	0	1	1	0	1	0
Mike Garcia, R (1, 1) OBP: 0.159, SLG: 0.155			4-3		E6 FC6-4		SH1-3 1-2			2	0	0	0	0	0	0
Inning Stats	R: 0 E: 0 K: 1 S: 6 H: 1 LOB: 2 BB: 1 P: 10	R: 0 E: 0 K: 1 S: 5 H: 0 LOB: 0 BB: 0 P: 5	R: 0 E: 0 K: 0 S: 3 H: 0 LOB: 0 BB: 0 P: 3	R: 1 E: 0 K: 1 S: 6 H: 1 LOB: 0 BB: 0 P: 6	R: 0 E: 1 K: 0 S: 4 H: 0 LOB: 1 BB: 0 P: 4	R: 0 E: 0 K: 0 S: 4 H: 1 LOB: 1 BB: 0 P: 4	R: 1 E: 0 K: 1 S: 7 H: 2 LOB: 1 BB: 0 P: 7	R: 0 E: 0 K: 1 S: 5 H: 0 LOB: 0 BB: 0 P: 5		1B: 3 2B: 1 3B: 0 HR: 1	SF: 0 SAC: 1 DP: 0 HBP: 0						

BOTTOM

Detroit Tigers @ Cleveland Indians

Cleveland Municipal Stadium, Cleveland, OH

Thu Sep 04 1952, 3:33 AM EDT

Att. 5,077 - Unknown

livebaseballscorecards.com

AB	29
R	2
H	5
RBI	2
BB	1
SO	5
LOB	7

PITCHER	IP	WLS	BF	H	R	ER	SO	BB	IBB	HBP	BLK	WP	HR	S	P	ERA	WHIP
Bill Wight, L (1, 1) ERA: 3.92	8.0	L	31	5	2	2	5	1	0	0	0	0	1	40	44	2.25	0.750

PITCHER	IP	WLS	BF	H	R	ER	SO	BB	IBB	HBP	BLK	WP	HR	S	P	ERA	WHIP

1B: 3 2B: 1 3B: 0 HR: 1 SF: 0 SAC: 1 DP: 0 HBP: 0

WP: 0 PB: 0 SB: 0 CS: 0 PA: 31

Chicago White Sox @ Cleveland Indians

Cleveland Municipal Stadium, Cleveland, OH

Fri Sep 05 1952, 3:33 AM EDT

Att. 20,307 - Unknown

TOP

livebaseballscorecards.com

Batter	1	2	3	4	5	6	7	8	9	AB	R	H	RBI	BB	SO	LOB
Chico Carrasquel, R (1, 6) OBP: 0.305, SLG: 0.305	F9		F2			F9		F8		4	0	0	0	0	0	2
Nellie Fox, L (1, 4) OBP: 0.337, SLG: 0.362	L6			L4 1B		F8			6-3	4	0	1	0	0	0	0
Minnie Minoso, R (1, 7) (8, 5) OBP: 0.381, SLG: 0.437	K			L4 1-2		F6			2B	4	0	1	0	0	1	1
Eddie Robinson, L (1, 3) OBP: 0.384, SLG: 0.463		F7		K			F8		F3	4	0	0	0	0	1	1
Sam Mele, R (1, 9) OBP: 0.336, SLG: 0.419		F7			F8		F3		6-3	4	0	0	0	0	0	1
Jim Rivera, L (1, 8) OBP: 0.317, SLG: 0.369		F8			1B BB		6-3			2	0	0	0	1	0	0
Sherm Lollar, R (1, 2) OBP: 0.345, SLG: 0.385			K		K			F3		2	0	0	0	0	2	1
Hank Edwards, L (8, PH) OBP: 0.346, SLG: 0.478										1	0	0	0	0	0	0
Bud Sheely, L (8, 2) OBP: 0.390, SLG: 0.308										0	0	0	0	0	0	0
Rocky Krsnich, R (1, 5) OBP: 0.368, SLG: 0.438			F4		1B			BB		2	0	1	0	1	0	0
Tom Wright, L (8, 7) OBP: 0.348, SLG: 0.349										0	0	0	0	0	0	0
Billy Pierce, L (1, 1) OBP: 0.239, SLG: 0.195			1B		K			F6		2	0	1	0	0	1	2
Bud Stewart, L (8, PH) OBP: 0.352, SLG: 0.367										1	0	0	0	0	0	1
Bill Kennedy, L (8, 1) OBP: 0.182, SLG: 0.182										0	0	0	0	0	0	0
Inning Stats	R: 0 E: 0 K: 1 S: 5 H: 0 LOB: 0 BB: 0 P: 5	R: 0 E: 0 K: 0 S: 3 H: 0 LOB: 0 BB: 0 P: 3	R: 0 E: 0 K: 1 S: 6 H: 1 LOB: 1 BB: 0 P: 6	R: 0 E: 0 K: 1 S: 5 H: 1 LOB: 0 BB: 0 P: 5	R: 0 E: 0 K: 2 S: 8 H: 1 LOB: 2 BB: 1 P: 12	R: 0 E: 0 K: 0 S: 3 H: 0 LOB: 0 BB: 0 P: 3	R: 0 E: 0 K: 0 S: 3 H: 0 LOB: 0 BB: 0 P: 3	R: 0 E: 0 K: 0 S: 3 H: 0 LOB: 1 BB: 1 P: 7	R: 0 E: 0 K: 0 S: 4 H: 1 LOB: 1 BB: 0 P: 4	1B: 3 2B: 1 3B: 0 HR: 0 SF: 0 SAC: 0 DP: 0 HBP: 0	WP: 0 PB: 0 SB: 0 CS: 0 PA: 32					

	AB	30
	R	0
	H	4
	RBI	0
	BB	2
	SO	5
	LOB	9

PITCHER	IP	WLS	BF	H	R	ER	SO	BB	IBB	HBP	BLK	WP	HR	S	P	ERA	WHIP
Early Wynn, R (1, 1) ERA: 3.1	9.0	W	32	4	0	0	5	2	0	0	0	0	0	40	48	0.00	0.667

PITCHER	IP	WLS	BF	H	R	ER	SO	BB	IBB	HBP	BLK	WP	HR	S	P	ERA	WHIP

Batter	1	2	3	4	5	6	7	8	9	AB	R	H	RBI	BB	SO	LOB
Dale Mitchell, L (1, 7) OBP: 0.395, SLG: 0.432	L6			6-3	6-3			1-3 1B		4	0	1	0	0	0	0
Bobby Avila, R (1, 4) OBP: 0.374, SLG: 0.393	4-3			1B HR 1B		5-3		F8		4	1	1	0	0	0	2
Larry Doby, L (1, 8) OBP: 0.383, SLG: 0.558	4-3			1-3 HR 1B		BBB 4-0 BB		SSS 0-3 K		3	1	1	0	1	1	2
Luke Easter, L (1, 3) OBP: 0.331, SLG: 0.496		F8		1-H 3-H HR		SSS 0-3 K		1-3		4	1	1	3	0	1	3
Al Rosen, R (1, 5) OBP: 0.386, SLG: 0.524		L5		5-3		F7				3	0	0	0	0	0	1
Wally Westlake, R (1, 9) OBP: 0.310, SLG: 0.280		F3		2B			F6			3	0	1	0	0	0	0
Jim Hegan, R (1, 2) OBP: 0.294, SLG: 0.349		SSS 0-3 K		F9			F6			3	0	0	0	0	1	1
George Strickland, R (1, 6) OBP: 0.262, SLG: 0.297		SSS 0-3 K			5-3		SSS 0-3 K			3	0	0	0	0	2	0
Early Wynn, S (1, 1) OBP: 0.255, SLG: 0.209		4-3			6-3			1B 1B		3	0	1	0	0	0	0
Inning Stats	R: 0 E: 0 K: 0 S: 3 H: 0 LOB: 0 BB: 0 P: 3	R: 0 E: 0 K: 0 S: 3 H: 0 LOB: 0 BB: 0 P: 3	R: 0 E: 0 K: 2 S: 7 H: 0 LOB: 0 BB: 0 P: 7	R: 3 E: 0 K: 0 S: 7 H: 4 LOB: 1 BB: 0 P: 7	R: 0 E: 0 K: 0 S: 3 H: 0 LOB: 0 BB: 0 P: 3	R: 0 E: 0 K: 1 S: 5 H: 0 LOB: 1 BB: 1 P: 9	R: 0 E: 0 K: 1 S: 5 H: 0 LOB: 0 BB: 0 P: 5	R: 0 E: 0 K: 1 S: 7 H: 2 LOB: 2 BB: 0 P: 7		1B: 4 2B: 1 3B: 0 HR: 1	SF: 0 SAC: 0 DP: 0 HBP: 0					

PITCHER		IP	WLS	BF	H	R	ER	SO	BB	IBB	HBP	BLK	WP	HR	S	P	ERA	WHIP
Billy Pierce, L ERA: 2.63	(1, 1)	7.0	L	26	4	3	3	4	1	0	0	0	0	1	33	37	3.86	0.714
Bill Kennedy, L ERA: 2.42	(8, 1)	1.0		5	2	0	0	1	0	0	0	0	0	0	7	7	0.00	2.000

PITCHER	IP	WLS	BF	H	R	ER	SO	BB	IBB	HBP	BLK	WP	HR	S	P	ERA	WHIP

BOTTOM

Chicago White Sox @ Cleveland Indians

Cleveland Municipal Stadium, Cleveland, OH

Fri Sep 05 1952, 3:33 AM EDT

Att. 20,307 - Unknown

livebaseballscorecards.com

AB	30
R	3
H	6
RBI	3
BB	1
SO	5
LOB	9

1B: 4	SF: 0	WP: 0	PA: 31
2B: 1	SAC: 0	PB: 0	
3B: 0	DP: 0	SB: 0	
HR: 1	HBP: 0	CS: 0	

St. Louis Browns @ Cleveland Indians

Cleveland Municipal Stadium, Cleveland, OH

Sat Sep 06 1952, 3:33 AM EDT

Att. 11,554 - Unknown

TOP

livebaseballscorecards.com

Batter	1	2	3	4	5	6	7	8	9	AB	R	H	RBI	BB	SO	LOB
Jay Porter, R (1, 8) OBP: 0.333, SLG: 0.250	4-3		FC1-5 3-1 2B 1-2 2-3f		5-3		FC5-4 1-2f			4	1	0	0	0	0	3
Fred Marsh, R (1, 6) OBP: 0.333, SLG: 0.308	4-3		3-1 1-2 2-3		1-3			FC6-4 1B		4	0	1	0	0	0	2
Roy Sievers, R (1, 3) OBP: 0.100, SLG: 0.200	6-3		2B 2-H 3-H			F5		FC6-4 FC1-6 1-2f		4	0	1	2	0	0	1
Vic Wertz, L (1, 9) OBP: 0.381, SLG: 0.533		F6	FC6-4 IBB			F8		FC1-6 1-2f		3	0	0	0	1	0	1
Jim Dyck, R (1, 5) OBP: 0.358, SLG: 0.454		F9	FC6-4 1-2f			BB		6-3		3	0	0	0	1	0	3
Clint Courtney, L (1, 2) OBP: 0.352, SLG: 0.393		F6		F7		F8			G6-4-3 1B	4	0	1	0	0	0	1
Bob Nieman, R (1, 7) OBP: 0.346, SLG: 0.418			1B 2B	6-3			F7		G6-4-3 1-2f	4	1	1	0	0	0	1
Bobby Young, L (1, 4) OBP: 0.308, SLG: 0.322			FC1-5 BB 2-H 1B	4-3			F8		E4	4	0	1	1	0	0	0
Bob Cain, L (1, 1) OBP: 0.216, SLG: 0.191 Marlin Stuart, L (3, 1) OBP: 0.182, SLG: 0.069 Gordon Goldsberry, L (7, PH) OBP: 0.303, SLG: 0.297 Cliff Fannin, L (7, 1) Dick Kryhoski, L (9, PH) OBP: 0.295, SLG: 0.380			3-1 FC1-5 1-2 2B BB	4-3			FC5-4 BB		F9	0 1 0 0 1	1 0 0 0 0	0 0 0 0 0	0 0 1 0 0	1 0 0 0 0	0 0 0 0 0	0 0 0 0 1
Inning Stats	R: 0 E: 0 K: 0 S: 3 H: 0 LOB: 0 BB: 0 P: 3	R: 0 E: 0 K: 0 S: 3 H: 0 LOB: 0 BB: 0 P: 3	R: 3 E: 0 K: 0 S: 6 H: 3 LOB: 2 BB: 2 P: 14	R: 0 E: 0 K: 0 S: 3 H: 0 LOB: 0 BB: 0 P: 3	R: 0 E: 0 K: 0 S: 3 H: 0 LOB: 0 BB: 0 P: 3	R: 0 E: 0 K: 0 S: 3 H: 0 LOB: 1 BB: 1 P: 7	R: 0 E: 0 K: 0 S: 3 H: 0 LOB: 1 BB: 1 P: 7	R: 0 E: 0 K: 0 S: 4 H: 1 LOB: 1 BB: 0 P: 4	R: 0 E: 1 K: 0 S: 4 H: 1 LOB: 1 BB: 0 P: 4	1B: 3 2B: 2 3B: 0 HR: 0 SF: 0 SAC: 0 DP: 1 HBP: 0						

	AB	32
	R	3
	H	5
	RBI	3
	BB	4
	SO	0
	LOB	13

WP: 0 PB: 0 SB: 0 CS: 0 PA: 36

PITCHER	IP	WLS	BF	H	R	ER	SO	BB	IBB	HBP	BLK	WP	HR	S	P	ERA	WHIP
Bob Lemon, R (1, 1) ERA: 2.69	9.0	W	36	5	3	3	0	3	1	0	0	0	0	32	48	3.00	0.889

PITCHER	IP	WLS	BF	H	R	ER	SO	BB	IBB	HBP	BLK	WP	HR	S	P	ERA	WHIP

BOTTOM

St. Louis Browns @ Cleveland Indians

Cleveland Municipal Stadium, Cleveland, OH

Sat Sep 06 1952, 3:33 AM EDT

Att. 11,554 - Unknown

livebaseballscorecards.com

Batter	1	2	3	4	5	6	7	8	9	AB	R	H	RBI	BB	SO	LOB
Dale Mitchell, L (1, 7) OBP: 0.393, SLG: 0.429	L3		F8 2-3	3-6 1-2f		1B 1-2 3-H		F8		5	0	1	1	0	0	3
Bobby Avila, R (1, 4) OBP: 0.373, SLG: 0.392	F8		HR 3-H	F2		F3				4	1	1	1	0	0	3
Larry Doby, L (1, 8) OBP: 0.383, SLG: 0.563	K		HR 1-H		K		HR BB			3	2	1	2	1	2	0
Luke Easter, L (1, 3) OBP: 0.335, SLG: 0.514		HR	4-3 E BB		K		HR 1-H			3	3	2	3	1	1	0
Bill Glynn, L (8, 3) OBP: 0.309, SLG: 0.393										0	0	0	0	0	0	0
Al Rosen, R (1, 5) OBP: 0.384, SLG: 0.520		F7	4-3 1-2		F8		F8			4	0	0	0	0	0	1
Wally Westlake, R (1, 9) OBP: 0.309, SLG: 0.279		K	E7 2-H			FC4 1B	2-4 BB			1	0	0	0	0	1	0
Harry Simpson, L (3, PH) OBP: 0.339, SLG: 0.405			1B			1B				2	1	2	1	1	0	0
(4, 9)																
Joe Tipton, R (1, 2) OBP: 0.354, SLG: 0.400		1B	K			F5	F2			4	0	1	0	0	1	3
George Strickland, R (1, 6) OBP: 0.265, SLG: 0.297		F8		SH BB		FC4 1-2 1B	2-4 1-2	F7		3	0	1	0	1	0	1
Bob Lemon, L (1, 1) OBP: 0.209, SLG: 0.294			F8 1B 2B	SH 3-6 1-2		FC4 1B 1-2f 2-3		F9		3	1	1	0	0	0	2
Inning Stats	R: 0 H: 0 E: 0 LOB: 0 K: 1 BB: 0 S: 5 P: 5	R: 1 H: 2 E: 0 LOB: 1 K: 1 BB: 0 S: 7 P: 7	R: 4 H: 4 E: 1 LOB: 1 K: 1 BB: 1 S: 9 P: 13	R: 0 H: 0 E: 0 LOB: 1 K: 0 BB: 1 S: 3 P: 7	R: 0 H: 0 E: 0 LOB: 0 K: 2 BB: 0 S: 7 P: 7	R: 1 H: 3 E: 0 LOB: 2 K: 0 BB: 0 S: 6 P: 6	R: 2 H: 1 E: 0 LOB: 1 K: 0 BB: 2 S: 3 P: 11	R: 0 H: 0 E: 0 LOB: 0 K: 0 BB: 0 S: 3 P: 3		1B: 6 SF: 0 2B: 2 SAC: 1 3B: 0 DP: 1 HR: 3 HBP: 0						

	AB	32
	R	8
	H	10
	RBI	8
	BB	4
	SO	5
	LOB	13

WP: 0 PA: 37
PB: 0
SB: 0
CS: 0

PITCHER		IP	WLS	BF	H	R	ER	SO	BB	IBB	HBP	BLK	WP	HR	S	P	ERA	WHIP
Bob Cain, L ERA: 4.13	(1, 1)	2.1	L	13	5	5	5	2	1	0	0	0	0	2	16	20	19.29	2.571
Marlin Stuart, R ERA: 4.72	(3, 1)	3.2		16	4	1	1	3	1	0	0	0	0	0	21	25	2.46	1.364
Cliff Fannin, R ERA: 13.5	(7, 1)	2.0		9	1	2	2	0	2	0	0	0	0	1	6	14	9.00	1.500

PITCHER	IP	WLS	BF	H	R	ER	SO	BB	IBB	HBP	BLK	WP	HR	S	P	ERA	WHIP

St. Louis Browns @ Cleveland Indians

Cleveland Municipal Stadium, Cleveland, OH

Sun Sep 07 1952, 3:33 AM EDT

Unknown

TOP

livebaseballscorecards.com

Batter	1	2	3	4	5	6	7	8	9	AB	R	H	RBI	BB	SO	LOB
Jay Porter, R (1, 8) OBP: 0.329, SLG: 0.250	6-3		5-3			1B		K		4	0	1	0	0	1	0
Roy Sievers, R (1, 3) OBP: 0.071, SLG: 0.143	1-4-3		F8			F3		F2		4	0	0	0	0	0	1
Vic Wertz, L (1, 9) OBP: 0.379, SLG: 0.530	K			F8		F7		1B		4	0	1	0	0	1	1
Clint Courtney, L (1, 2) OBP: 0.351, SLG: 0.389		F7		BB		6-3		K		3	0	0	0	1	1	2
Jim Dyck, R (1, 5) OBP: 0.355, SLG: 0.449		F2		K			F6		5-3	4	0	0	0	0	1	1
Bob Nieman, R (1, 7) OBP: 0.345, SLG: 0.417 Don Lenhardt, R (2, PR) (2, 7) OBP: 0.352, SLG: 0.409		E4 1B		K			L6		5-3	1 3	0 0	0 0	0 0	0 0	0 1	0 1
Bobby Young, L (1, 4) OBP: 0.311, SLG: 0.328	1-2 1B				6-3	1B	1B		2B	4	0	3	0	0	0	0
Joe Demaestri, R (1, 6) OBP: 0.254, SLG: 0.302 Fred Marsh, R (7, PH) (7, 6) OBP: 0.335, SLG: 0.310	K				K	1-2 1B			6-3	2 2	0 0	0 1	0 0	0 0	2 0	2 1
Gene Bearden, L (1, 1) OBP: 0.379, SLG: 0.411			F7		6-3		F8			3	0	0	0	0	0	2

Inning Stats	R: 0	E: 0	K: 1	S: 5	H: 0	LOB: 0	BB: 0	P: 5	R: 0	E: 1	K: 1	S: 7	H: 1	LOB: 2	BB: 0	P: 7	R: 0	E: 0	K: 0	S: 3	H: 0	LOB: 0	BB: 0	P: 3	R: 0	E: 0	K: 2	S: 7	H: 0	LOB: 1	BB: 1	P: 11
	R: 0	E: 0	K: 1	S: 5	H: 0	LOB: 0	BB: 0	P: 5	R: 0	E: 0	K: 0	S: 4	H: 1	LOB: 1	BB: 0	P: 4	R: 0	E: 0	K: 0	S: 5	H: 2	LOB: 2	BB: 0	P: 5	R: 0	E: 0	K: 2	S: 8	H: 1	LOB: 1	BB: 0	P: 8
	R: 0	E: 0	K: 0	S: 4	H: 1	LOB: 1	BB: 0	P: 4	R: 0	E: 0	K: 0	S: 5	H: 2	LOB: 2	BB: 0	P: 5	R: 0	E: 0	K: 0	S: 4	H: 1	LOB: 1	BB: 0	P: 4	1B: 5	2B: 1	3B: 0	HR: 0	SF: 0	SAC: 0	DP: 0	HBP: 0
	WP: 0	PB: 0	SB: 0	CS: 0	PA: 35																									

PITCHER	IP	WLS	BF	H	R	ER	SO	BB	IBB	HBP	BLK	WP	HR	S	P	ERA	WHIP
Mike Garcia, R (1, 1) ERA: 2.35	9.0	W	35	6	0	0	7	1	0	0	0	0	0	48	52	0.00	0.778

PITCHER	IP	WLS	BF	H	R	ER	SO	BB	IBB	HBP	BLK	WP	HR	S	P	ERA	WHIP

AB	34
R	0
H	6
RBI	0
BB	1
SO	7
LOB	11

Batter	1	2	3	4	5	6	7	8	9	AB	R	H	RBI	BB	SO	LOB
Dale Mitchell, L (1, 7) OBP: 0.392, SLG: 0.426	F4	6-3			BBBB 4-0 E BB		4-3			3	0	0	0	1	0	0
Bobby Avila, R (1, 4) OBP: 0.371, SLG: 0.389	4-3		6-3		E9 1-3			5-3		4	0	0	0	0	0	1
Larry Doby, L (1, 8) OBP: 0.382, SLG: 0.560	BBBB 4-0 3B BB		SSS 0-3 K		SSS 0-3 K			4-3		3	1	0	0	1	2	2
Luke Easter, L (1, 3) OBP: 0.337, SLG: 0.519 Bill Glynn, L (8, PR) (9, 3) OBP: 0.309, SLG: 0.393	1-H 2B 3B		F7			4-3		1B		4 0	1 0	2 0	1 0	0 0	0 0	0 0
Al Rosen, R (1, 5) OBP: 0.385, SLG: 0.520	2B IBB			G3		E 2B		SSS 0-3 K		3	2	1	0	1	1	1
Harry Simpson, L (1, 9) OBP: 0.339, SLG: 0.406	1-H 3-H 2B			6-3		SSS 0-3 K				3	0	1	2	0	1	1
Birdie Tebbetts, R (1, 2) OBP: 0.330, SLG: 0.320	6-3			1-3		E6 2-H				3	0	0	0	0	0	1
George Strickland, R (1, 6) OBP: 0.263, SLG: 0.294		F7			F5		5-3			3	0	0	0	0	0	0
Mike Garcia, R (1, 1) OBP: 0.154, SLG: 0.149		SSS 0-3 K			6-3		F8			3	0	0	0	0	1	0
Inning Stats	R: 3 H: 2 E: 0 LOB: 1 K: 0 BB: 2 S: 5 P: 13	R: 0 H: 0 E: 0 LOB: 0 K: 1 BB: 0 S: 5 P: 5	R: 0 H: 0 E: 0 LOB: 0 K: 1 BB: 0 S: 5 P: 5	R: 0 H: 0 E: 0 LOB: 0 K: 0 BB: 0 S: 3 P: 3	R: 0 H: 0 E: 1 LOB: 2 K: 1 BB: 1 S: 6 P: 10	R: 1 H: 1 E: 1 LOB: 1 K: 1 BB: 0 S: 6 P: 6	R: 0 H: 0 E: 0 LOB: 0 K: 0 BB: 0 S: 3 P: 3	R: 0 H: 1 E: 0 LOB: 1 K: 1 BB: 0 S: 6 P: 6		1B: 1 SF: 0 2B: 2 SAC: 0 3B: 1 DP: 0 HR: 0 HBP: 0						

PITCHER	IP	WLS	BF	H	R	ER	SO	BB	IBB	HBP	BLK	WP	HR	S	P	ERA	WHIP
Gene Bearden, L (1, 1) ERA: 4.27	8.0	L	32	4	4	3	5	2	1	0	0	0	0	39	51	3.38	0.750

PITCHER	IP	WLS	BF	H	R	ER	SO	BB	IBB	HBP	BLK	WP	HR	S	P	ERA	WHIP

BOTTOM

St. Louis Browns @ Cleveland Indians

Cleveland Municipal Stadium, Cleveland, OH

Sun Sep 07 1952, 3:33 AM EDT

Unknown

livebaseballscorecards.com

AB	29
R	4
H	4
RBI	3
BB	3
SO	5
LOB	6

PA: 32

WP: 0
PB: 0
SB: 0
CS: 0

Batter	1	2	3	4	5	6	7	8	9	AB	R	H	RBI	BB	SO	LOB
Fred Marsh, R (1, 6) OBP: 0.329, SLG: 0.303	4-3		F9		F9		F8			4	0	0	0	0	0	3
Bobby Young, L (1, 4) OBP: 0.311, SLG: 0.326	K		F9		BB		K			3	0	0	0	1	2	2
Jake Crawford, R (1, 8) OBP: 0.329, SLG: 0.253	K			1B	K			5-3		1	0	0	0	0	1	0
Jay Porter, R (3, 8) OBP: 0.329, SLG: 0.253										3	0	1	0	0	1	2
Vic Wertz, L (1, 9) OBP: 0.378, SLG: 0.526		1B		F7	F2			F8		4	0	1	0	0	0	3
Clint Courtney, L (1, 2) OBP: 0.350, SLG: 0.388		K		F9		G5-4-3		G3		4	0	1	0	0	1	2
Jim Dyck, R (1, 5) OBP: 0.356, SLG: 0.450		F7		1B		F8			1B	4	0	2	0	0	0	2
Don Lenhardt, R (1, 7) OBP: 0.347, SLG: 0.404		K		F9		G5-4-3			F7	4	0	0	0	0	1	5
Gordon Goldsberry, L (1, 3) OBP: 0.312, SLG: 0.309			FC3-6 1B		2B		BB		F7	3	1	2	0	1	0	1
Tommy Byrne, L (1, 1) OBP: 0.287, SLG: 0.366			FC3-6		2-H 2B		F5		K	3	0	1	1	0	0	2
Dick Kryhoski, L (9, PH) OBP: 0.295, SLG: 0.379										1	0	0	0	0	1	1
Inning Stats	R: 0 E: 0 K: 2 S: 7 H: 0 LOB: 0 BB: 0 P: 7	R: 0 E: 0 K: 2 S: 8 H: 1 LOB: 1 BB: 0 P: 8	R: 0 E: 0 K: 0 S: 4 H: 1 LOB: 1 BB: 0 P: 4	R: 0 E: 0 K: 0 S: 5 H: 2 LOB: 2 BB: 0 P: 5	R: 1 E: 0 K: 1 S: 7 H: 2 LOB: 2 BB: 1 P: 11	R: 0 E: 0 K: 0 S: 3 H: 1 LOB: 0 BB: 0 P: 3	R: 0 E: 0 K: 1 S: 5 H: 0 LOB: 1 BB: 1 P: 9	R: 0 E: 0 K: 0 S: 3 H: 0 LOB: 0 BB: 0 P: 3	R: 0 E: 0 K: 1 S: 6 H: 1 LOB: 1 BB: 0 P: 6	1B: 6 2B: 2 3B: 0 HR: 0 SF: 0 SAC: 0 DP: 1 HBP: 0						

PITCHER		IP	WLS	BF	H	R	ER	SO	BB	IBB	HBP	BLK	WP	HR	S	P	ERA	WHIP
Steve Gromek, R ERA: 3.55	(1, 1)	9.0	W	36	8	1	1	7	2	0	0	0	0	0	48	56	1.00	1.111

PITCHER	IP	WLS	BF	H	R	ER	SO	BB	IBB	HBP	BLK	WP	HR	S	P	ERA	WHIP

TOP

St. Louis Browns @ Cleveland Indians

Cleveland Municipal Stadium, Cleveland, OH

Sun Sep 07 1952, 3:38 AM EDT

Att. 36,497 - Unknown

livebaseballscorecards.com

AB	34
R	1
H	8
RBI	1
BB	2
SO	7
LOB	23

BOTTOM

St. Louis Browns @ Cleveland Indians

Cleveland Municipal Stadium, Cleveland, OH

Sun Sep 07 1952, 3:38 AM EDT

Att. 36,497 - Unknown

livebaseballscorecards.com

Batter	1	2	3	4	5	6	7	8	9	AB	R	H	RBI	BB	SO	LOB
Dale Mitchell, L (1, 7) OBP: 0.391, SLG: 0.423	x 0-0 G3 ①		SSS 0-3 K ①	BBBB 4-0 BB		x 0-0 6-3 ② 2-3				3	0	0	0	1	1	1
Bobby Avila, R (1, 4) OBP: 0.370, SLG: 0.387	x 0-0 F8 ②		BBBB 4-0 1B 2B BB	x 0-0 F8 ③		x 0-0 F3 ③				3	1	0	0	1	0	2
Larry Doby, L (1, 8) OBP: 0.380, SLG: 0.555	x 0-0 F4 ③		SSS 0-3 K ②		x 0-0 F8 ①		x 0-0 F4 ①			4	0	0	0	0	1	1
Luke Easter, L (1, 3) OBP: 0.340, SLG: 0.523 Bill Glynn, L (8, 3) OBP: 0.309, SLG: 0.393		x 0-0 1B 2B	x 0-0 BB 1-3 2B 1B		BBBB 4-0 BB BB		SSS 0-3 K ②			3 0	1 0	2 0	0 0	1 0	1 0	0 0
Al Rosen, R (1, 5) OBP: 0.385, SLG: 0.519		x 0-0 BB 2-3 1B	BBBB 4-0 1-2 2B BB		SSS 0-3 K ②		x 0-0 F4 ③			3	1	1	0	1	1	1
Wally Westlake, R (1, 9) OBP: 0.311, SLG: 0.283		SSS 0-3 K ①	x 0-0 1-H 2-H 3-H 2B		BBBB 4-0 1-2 BB			x 0-0 4-3 ①		3	0	1	3	1	1	2
Jim Hegan, R (1, 2) OBP: 0.291, SLG: 0.345		x 0-0 F8 ②	x 0-0 F9 ③		x 0-0 F9 ③			x 0-0 6-3 ②		4	0	0	0	0	0	5
George Strickland, R (1, 6) OBP: 0.266, SLG: 0.295		BBBB 4-0 1-2 BB		x 0-0 F6 ①		x 0-0 6-3 SH2-4 1B		x 0-0 F9 ③		3	0	1	0	1	0	0
Steve Gromek, S (1, 1) OBP: 0.229, SLG: 0.100		SSS 0-3 K ③		SSS 0-3 K ②		x 0-0 SH2-4 ① 1-2				2	0	0	0	0	2	3
Inning Stats	R: 0 E: 0 K: 0 S: 3 H: 0 LOB: 0 BB: 0 P: 3	R: 0 E: 0 K: 2 S: 9 H: 2 LOB: 3 BB: 1 P: 13	R: 3 E: 0 K: 2 S: 9 H: 2 LOB: 1 BB: 2 P: 17	R: 0 E: 0 K: 1 S: 5 H: 0 LOB: 1 BB: 1 P: 9	R: 0 E: 0 K: 1 S: 5 H: 0 LOB: 2 BB: 2 P: 13	R: 0 E: 0 K: 0 S: 4 H: 1 LOB: 1 BB: 0 P: 4	R: 0 E: 0 K: 1 S: 5 H: 0 LOB: 0 BB: 0 P: 5	R: 0 E: 0 K: 0 S: 3 H: 0 LOB: 0 BB: 0 P: 3		1B: 3 2B: 2 3B: 0 HR: 0 SF: 0 SAC: 1 DP: 0 HBP: 0						

	AB	28
	R	3
	H	5
	RBI	3
	BB	6
	SO	7
	LOB	15

WP: 0 PB: 0 SB: 0 CS: 0 PA: 35

PITCHER		IP	WLS	BF	H	R	ER	SO	BB	IBB	HBP	BLK	WP	HR	S	P	ERA	WHIP
Tommy Byrne, L ERA: 4.79	(1, 1)	8.0	L	35	5	3	3	7	6	0	0	0	0	0	43	67	3.38	1.375

PITCHER	IP	WLS	BF	H	R	ER	SO	BB	IBB	HBP	BLK	WP	HR	S	P	ERA	WHIP

Batter	1	2	3	4	5	6	7	8	9	AB	R	H	RBI	BB	SO	LOB
Eddie Joost, R (1, 6) OBP: 0.397, SLG: 0.432	BBBB 4-0 CS BB			x 0-0 ① F4	x 0-0 ② FC4-6 1-2f 2-3		x 0-0 ③ F5		SSS 0-3 ③ K	3	0	0	0	1	0	2
Kite Thomas, R (9, PH) OBP: 0.362, SLG: 0.486										1	0	0	0	0	1	1
Ferris Fain, L (1, 3) OBP: 0.442, SLG: 0.438	x 0-0 ①② F8 1-2			x 0-0 BB BB 1B	x 0-0 ③ 4-3			x 0-0 1B 1B		4	0	2	0	0	0	3
Dave Philley, S (1, 8) OBP: 0.339, SLG: 0.347	x 0-0 ③ F4			BBBB 4-0 1-2 BB		BBBB 4-0 PB 4-3 FC6-4 BB		x 0-0 ① F4		2	1	0	0	2	0	1
Gus Zernial, R (1, 7) OBP: 0.355, SLG: 0.467		x 0-0 ① F9		SSS 0-3 ② K		x 0-0 ① 4-3 1-2		x 0-0 1-2 1B		4	0	1	0	0	1	3
Elmer Valo, L (1, 9) OBP: 0.434, SLG: 0.405		x 0-0 ② F8		BBBB 4-0 1-2 2-3 BB		BBBB 4-0 FC6-4 2-3 BB		x 0-0 ② F8		2	0	0	0	2	0	2
Cass Michaels, R (1, 4) OBP: 0.336, SLG: 0.367		x 0-0 ③ 5-3		SSS 0-3 ③ K		x 0-0 ② FC6-4 S 1-2f 3-H		x 0-0 ③ F2		4	0	0	1	0	1	6
Billy Hitchcock, R (1, 5) OBP: 0.314, SLG: 0.292			x 0-0 ① F8		x 0-0 ① 1-3	x 0-0 ③ F9 1-2			SSS 0-3 ① K	3	0	0	0	0	0	1
Sherry Robertson, L (9, PH) OBP: 0.408, SLG: 0.250										1	0	0	0	0	1	0
Joe Astroth, R (1, 2) OBP: 0.317, SLG: 0.311		x 0-0 ② F7			x 0-0 FC4-6 SH 1B		SSS 0-3 ① K		x 0-0 1B	3	0	1	0	0	1	0
Tom Hamilton, L (9, PH) OBP: 0.167, SLG: 0.167										1	0	1	0	0	0	0
Bobby Shantz, R (1, 1) OBP: 0.245, SLG: 0.261		x 0-0 ③ F7			x 0-0 SH FC4-6 1-2		SSS 0-3 ② K		SSS 0-3 ② K	2	0	0	0	0	1	0
Allie Clark, R (9, PH) OBP: 0.326, SLG: 0.485										1	0	0	0	0	1	1
Inning Stats	R: 0 H: 0 E: 0 LOB: 0 K: 0 BB: 1 S: 2 P: 6	R: 0 H: 0 E: 0 LOB: 0 K: 0 BB: 0 S: 3 P: 3	R: 0 H: 0 E: 0 LOB: 0 K: 0 BB: 0 S: 3 P: 3	R: 0 H: 1 E: 0 LOB: 3 K: 2 BB: 2 S: 8 P: 16	R: 0 H: 1 E: 0 LOB: 2 K: 0 BB: 0 S: 5 P: 5	R: 1 H: 0 E: 0 LOB: 1 K: 0 BB: 2 S: 3 P: 11	R: 0 H: 0 E: 0 LOB: 0 K: 2 BB: 0 S: 7 P: 7	R: 0 H: 2 E: 0 LOB: 2 K: 0 BB: 0 S: 5 P: 5	R: 0 H: 1 E: 0 LOB: 1 K: 3 BB: 0 S: 10 P: 10	1B: 5 SF: 0 2B: 0 SAC: 1 3B: 0 DP: 0 HR: 0 HBP: 0						

PITCHER	IP	WLS	BF	H	R	ER	SO	BB	IBB	HBP	BLK	WP	HR	S	P	ERA	WHIP
Early Wynn, R (1, 1) ERA: 3.03	9.0	W	37	5	1	1	7	5	0	0	0	0	0	46	66	1.00	1.111

PITCHER	IP	WLS	BF	H	R	ER	SO	BB	IBB	HBP	BLK	WP	HR	S	P	ERA	WHIP

TOP

Philadelphia Athletics @ Cleveland Indians
Cleveland Municipal Stadium, Cleveland, OH
Tue Sep 09 1952, 3:33 AM EDT
Att. 22,175 - Unknown

livebaseballscorecards.com

AB	31
R	1
H	5
RBI	1
BB	5
SO	7
LOB	20

WP: 0 PA: 37
PB: 1
SB: 1
CS: 1

BOTTOM

Philadelphia Athletics @ Cleveland Indians
Cleveland Municipal Stadium, Cleveland, OH
Tue Sep 09 1952, 3:33 AM EDT
Att. 22,175 - Unknown

Batter	1	2	3	4	5	6	7	8	9	AB	R	H	RBI	BB	SO	LOB
Dale Mitchell, L (1, 7) OBP: 0.390, SLG: 0.422 Harry Simpson, L (7, PR) OBP: 0.340, SLG: 0.408 (8, 9)	1-3		2-3 1B		1-3		FC1-6 FC5-4 1-2f	2-H 3-H 1B		4 1	0 0	1 1	0 2	0 0	0 0	2 0
Bobby Avila, R (1, 4) OBP: 0.369, SLG: 0.387	F8		L3			1B 2B	FC5-4 1-2f	F7		5	1	1	0	0	0	4
Larry Doby, L (1, 8) OBP: 0.377, SLG: 0.550	K			K		K	F8			4	0	0	0	0	3	2
Luke Easter, L (1, 3) OBP: 0.340, SLG: 0.520 Bill Glynn, L (9, 3) OBP: 0.309, SLG: 0.393		G6-4-3 1B		3-1		F9		3-1		4 0	0 0	1 0	0 0	0 0	0 0	1 0
Al Rosen, R (1, 5) OBP: 0.388, SLG: 0.523		G6-4-3 1-2f		2B		2B 2-H 1B		S 1B 1B 1B		4	2	3	1	0	0	1
Wally Westlake, R (1, 9) OBP: 0.314, SLG: 0.289 (8, 7)		L3		1-3		2B 2-H		S 1-2 1B		4	1	2	1	0	0	1
Jim Hegan, R (1, 2) OBP: 0.293, SLG: 0.342			5-3		K	FC6-4 BB		1B 1-2 2-3 1B IBB		2	1	0	0	2	1	0
George Strickland, R (1, 6) OBP: 0.268, SLG: 0.295 Ray Boone, R (5, 6) OBP: 0.373, SLG: 0.371			1B SH1-3 BB		5-3 1B	FC6-4 1-2f		1B 1-3 2-H 3-H 1B		0 3	0 1	0 2	0 2	1 0	0 0	0 2
Early Wynn, S (1, 1) OBP: 0.258, SLG: 0.213			SH1-3 1-2		5-3 1-2		FC1-6 1B	K		3	0	1	0	0	1	3
Inning Stats	R: 0 E: 0 K: 1 S: 5 H: 0 LOB: 0 BB: 0 P: 5	R: 0 E: 0 K: 0 S: 3 H: 1 LOB: 0 BB: 0 P: 3	R: 0 E: 0 K: 0 S: 4 H: 1 LOB: 2 BB: 1 P: 8	R: 0 E: 0 K: 1 S: 6 H: 1 LOB: 1 BB: 0 P: 6	R: 0 E: 0 K: 1 S: 6 H: 1 LOB: 1 BB: 0 P: 6	R: 2 E: 0 K: 1 S: 8 H: 3 LOB: 2 BB: 1 P: 12	R: 0 E: 0 K: 0 S: 4 H: 1 LOB: 1 BB: 0 P: 4	R: 4 E: 0 K: 1 S: 9 H: 4 LOB: 1 BB: 1 P: 13		1B: 9 2B: 3 3B: 0 HR: 0 SF: 0 SAC: 1 DP: 1 HBP: 0						

livebaseballscorecards.com

AB	34
R	6
H	12
RBI	6
BB	3
SO	5
LOB	16

PITCHER		IP	WLS	BF	H	R	ER	SO	BB	IBB	HBP	BLK	WP	HR	S	P	ERA	WHIP
Bobby Shantz, L ERA: 2.5	(1, 1)	8.0	L	38	12	6	6	5	2	1	0	0	0	0	45	57	6.75	1.750

PITCHER	IP	WLS	BF	H	R	ER	SO	BB	IBB	HBP	BLK	WP	HR	S	P	ERA	WHIP

Batter	1	2	3	4	5	6	7	8	9	AB	R	H	RBI	BB	SO	LOB
Eddie Joost, R (1, 6) OBP: 0.394, SLG: 0.428	F8		6-3			F6		F8	F4 1-2 2-3 3-H	5	0	0	0	0	0	3
Ferris Fain, L (1, 3) OBP: 0.441, SLG: 0.436	6-3			K		FC4-6 BB		1-3		3	0	0	0	1	1	1
Dave Philley, S (1, 8) OBP: 0.337, SLG: 0.344	4-3			F7		FC4-6 1-2f			K	4	0	0	0	0	1	1
Gus Zernial, R (1, 7) OBP: 0.356, SLG: 0.466		F7		1B			F8		1B E BB BB	3	1	1	0	1	0	0
Elmer Valo, L (1, 9) OBP: 0.430, SLG: 0.400		F8		G3			F8		E3 BB 1B BB 1-2	4	1	0	0	0	0	2
Cass Michaels, R (1, 4) OBP: 0.340, SLG: 0.370		1B			F8		1B		BB BB WP 1-2 2-3 1B	4	1	3	0	0	0	0
Billy Hitchcock, R (1, 5) OBP: 0.313, SLG: 0.290		5-3			F9		F9		WP BB 1-2 2-3 3-H BB	3	0	0	1	1	0	2
Joe Astroth, R (1, 2) OBP: 0.316, SLG: 0.308 Skeeter Kell, R (9, PR) OBP: 0.275, SLG: 0.286			F7 6-3					F8 WP 1-2 2-3 3-H BB		3 0	0 0	0 0	1 0	1 0	0 0	0 0
Alex Kellner, R (1, 1) OBP: 0.211, SLG: 0.267 Tom Hamilton, L (8, PH) OBP: 0.286, SLG: 0.167 Charlie Bishop, R (8, 1) OBP: 0.222, SLG: 0.125 Kite Thomas, R (9, PH) OBP: 0.359, SLG: 0.482			K			1-3		BB	F6	2 0 0 1	0 0 0 0	0 0 0 0	0 0 0 0	1 1 0 0	0 0 0 0	0 0 0 3
Inning Stats	R: 0 E: 0 K: 0 S: 3 H: 0 LOB: 0 BB: 0 P: 3	R: 0 E: 0 K: 0 S: 4 H: 1 LOB: 1 BB: 0 P: 4	R: 0 E: 0 K: 1 S: 5 H: 0 LOB: 0 BB: 0 P: 5	R: 0 E: 0 K: 1 S: 6 H: 1 LOB: 1 BB: 0 P: 6	R: 0 E: 0 K: 0 S: 3 H: 0 LOB: 0 BB: 0 P: 3	R: 0 E: 0 K: 0 S: 3 H: 0 LOB: 1 BB: 1 P: 7	R: 0 E: 0 K: 0 S: 4 H: 1 LOB: 1 BB: 0 P: 4	R: 0 E: 0 K: 0 S: 3 H: 0 LOB: 1 BB: 1 P: 7	R: 3 E: 1 K: 1 S: 7 H: 1 LOB: 3 BB: 3 P: 19	1B: 4 2B: 0 3B: 0 HR: 0 SF: 0 SAC: 0 DP: 0 HBP: 0						

PITCHER	IP	WLS	BF	H	R	ER	SO	BB	IBB	HBP	BLK	WP	HR	S	P	ERA	WHIP
Bob Lemon, R (1, 1) ERA: 2.64	8.1	W	35	4	3	1	3	5	0	0	0	0	0	36	56	1.08	1.080
Ted Wilks, R (9, 1) ERA: 3.4	0.2	S	2	0	0	0	0	0	0	0	0	1	0	2	2	0.00	0.000

PITCHER	IP	WLS	BF	H	R	ER	SO	BB	IBB	HBP	BLK	WP	HR	S	P	ERA	WHIP

TOP

Philadelphia Athletics @ Cleveland Indians
Cleveland Municipal Stadium, Cleveland, OH
Wed Sep 10 1952, 3:33 AM EDT
Att. 16,337 - Unknown

livebaseballscorecards.com

AB	32
R	3
H	4
RBI	2
BB	5
SO	3
LOB	12

WP: 1 PA: 37
PB: 0
SB: 0
CS: 0

Batter	1	2	3	4	5	6	7	8	9	AB	R	H	RBI	BB	SO	LOB
Dale Mitchell, L (1, 7) OBP: 0.391, SLG: 0.422	1-3		1B		F8		1-2 2B 1B			4	0	2	0	0	0	0
Harry Simpson, L (7, PR) (8, 9) OBP: 0.340, SLG: 0.408										0	1	0	0	0	0	0
Bobby Avila, R (1, 4) OBP: 0.369, SLG: 0.390	BB 1B 1B		L8		F7		1-H 2-H 2B			4	1	2	2	0	0	1
Larry Doby, L (1, 8) OBP: 0.376, SLG: 0.547	B B B B 1B 1-2 BB		F6		K		G3			3	0	0	0	1	1	3
Luke Easter, L (1, 3) OBP: 0.341, SLG: 0.527	1-3 2-H 1B		F7			K		HR		4	1	2	2	0	1	1
Bill Glynn, L (9, 3) OBP: 0.309, SLG: 0.393										0	0	0	0	0	0	0
Al Rosen, R (1, 5) OBP: 0.387, SLG: 0.521	K			SH2-4 2B 1B		K		E6 G5-4-3		4	1	1	0	0	2	1
Wally Westlake, R (1, 9) (8, 7) OBP: 0.314, SLG: 0.287		F9		SH2-4 1-2		6-3		G5-4-3 BB		2	0	0	0	1	0	0
Joe Tipton, R (1, 2) OBP: 0.352, SLG: 0.393		HBP		F6			G2	G5-4-3 1-2f 2-3		3	0	0	0	0	0	3
Ray Boone, R (1, 6) OBP: 0.374, SLG: 0.376		F8		1B 2-H 2B			2B 1B	F2		4	1	2	1	0	0	2
Bob Lemon, L (1, 1) OBP: 0.212, SLG: 0.295		G3		2-3 1B			K			3	0	1	0	0	1	2
Ted Wilks, R (9, 1) OBP: 0.125, SLG: 0.125										0	0	0	0	0	0	0
Inning Stats	R: 1 H: 2 E: 0 LOB: 1 K: 1 BB: 1 S: 6 P: 10		R: 0 H: 0 E: 0 LOB: 1 K: 0 BB: 0 S: 3 P: 4	R: 0 H: 1 E: 0 LOB: 1 K: 0 BB: 0 S: 4 P: 4	R: 1 H: 3 E: 0 LOB: 2 K: 0 BB: 0 S: 5 P: 5	R: 0 H: 0 E: 0 LOB: 0 K: 1 BB: 0 S: 5 P: 5	R: 0 H: 0 E: 0 LOB: 0 K: 2 BB: 0 S: 7 P: 7	R: 2 H: 3 E: 0 LOB: 2 K: 1 BB: 0 S: 8 P: 8	R: 1 H: 1 E: 1 LOB: 1 K: 0 BB: 1 S: 4 P: 8		1B: 7 SF: 0 2B: 2 SAC: 1 3B: 0 DP: 1 HR: 1 HBP: 1						

BOTTOM

Philadelphia Athletics @ Cleveland Indians

Cleveland Municipal Stadium, Cleveland, OH

Wed Sep 10 1952, 3:33 AM EDT

Att. 16,337 - Unknown

livebaseballscorecards.com

AB	31
R	5
H	10
RBI	5
BB	2
SO	5
LOB	13

PITCHER	IP	WLS	BF	H	R	ER	SO	BB	IBB	HBP	BLK	WP	HR	S	P	ERA	WHIP
Alex Kellner, L (1, 1) ERA: 4.62	7.0	L	30	9	4	4	5	1	0	1	0	0	0	38	43	5.14	1.429
Charlie Bishop, R (8, 1) ERA: 5.65	1.0		5	1	1	1	0	1	0	0	0	0	1	4	8	9.00	2.000

PITCHER	IP	WLS	BF	H	R	ER	SO	BB	IBB	HBP	BLK	WP	HR	S	P	ERA	WHIP

Batter	1	2	3	4	5	6	7	8	9	AB	R	H	RBI	BB	SO	LOB
Eddie Joost, R (1, 6) OBP: 0.393, SLG: 0.425	F9			SH5-4 1B BB		E5 G3-6-1			F4	3	0	0	0	1	0	0
Ferris Fain, L (1, 3) OBP: 0.441, SLG: 0.436	G5-4-3 1B			SH5-4 1B 1-2		G3-6-1 1-2f			K	4	0	2	0	0	1	1
Dave Philley, S (1, 8) OBP: 0.335, SLG: 0.342	G5-4-3 1-2f			SH5-4 1-2 2-3		F7			F8	3	0	0	0	0	0	1
Gus Zernial, R (1, 7) OBP: 0.354, SLG: 0.464		F2		F9			5-3			3	0	0	0	0	0	2
Elmer Valo, L (1, 9) OBP: 0.429, SLG: 0.398		F8		IBB			3-1			2	0	0	0	1	0	0
Cass Michaels, R (1, 4) OBP: 0.338, SLG: 0.368		K		F9			F3			3	0	0	0	0	1	3
Billy Hitchcock, R (1, 5) OBP: 0.311, SLG: 0.288			6-3		F9			4-3		3	0	0	0	0	0	0
Ray Murray, R (1, 2) OBP: 0.252, SLG: 0.262			F7		6-3			F9		3	0	0	0	0	0	0
Harry Byrd, R (1, 1) OBP: 0.162, SLG: 0.154			5-3		K			1-3		3	0	0	0	0	1	0

TOP

Philadelphia Athletics @ Cleveland Indians
Cleveland Municipal Stadium, Cleveland, OH
Thu Sep 11 1952, 3:33 AM EDT
Att. 7,903 - Unknown

livebaseballscorecards.com

AB	27
R	0
H	2
RBI	0
BB	2
SO	3
LOB	7

Inning Stats	1	2	3	4	5	6	7	8	9			
	R: 0 H: 1 E: 0 LOB: 0 K: 0 BB: 0 S: 3 P: 3	R: 0 H: 0 E: 0 LOB: 0 K: 1 BB: 0 S: 5 P: 5	R: 0 H: 0 E: 0 LOB: 0 K: 0 BB: 0 S: 3 P: 3	R: 0 H: 1 E: 0 LOB: 3 K: 0 BB: 2 S: 4 P: 12	R: 0 H: 0 E: 0 LOB: 0 K: 1 BB: 0 S: 5 P: 5	R: 0 H: 0 E: 1 LOB: 0 K: 0 BB: 0 S: 3 P: 3	R: 0 H: 0 E: 0 LOB: 0 K: 0 BB: 0 S: 3 P: 3	R: 0 H: 0 E: 0 LOB: 0 K: 0 BB: 0 S: 3 P: 3	R: 0 H: 0 E: 0 LOB: 0 K: 1 BB: 0 S: 5 P: 5	1B: 2 SF: 0 2B: 0 SAC: 1 3B: 0 DP: 2 HR: 0 HBP: 0	WP: 0 PA: 30 PB: 0 SB: 0 CS: 0	

PITCHER		IP	WLS	BF	H	R	ER	SO	BB	IBB	HBP	BLK	WP	HR	S	P	ERA	WHIP
Mike Garcia, R (1, 1) ERA: 2.27		9.0	W	30	2	0	0	3	1	1	0	0	0	0	34	42	0.00	0.333

PITCHER	IP	WLS	BF	H	R	ER	SO	BB	IBB	HBP	BLK	WP	HR	S	P	ERA	WHIP

BOTTOM

Philadelphia Athletics @ Cleveland Indians
Cleveland Municipal Stadium, Cleveland, OH
Thu Sep 11 1952, 3:33 AM EDT
Att. 7,903 - Unknown

livebaseballscorecards.com

Batter	1	2	3	4	5	6	7	8	9	AB	R	H	RBI	BB	SO	LOB
Dale Mitchell, L (1, 7) OBP: 0.388, SLG: 0.419	4-3		4-3			4-3		G3 1-2		4	0	0	0	0	0	1
Wally Westlake, R (9, 7) OBP: 0.314, SLG: 0.287										0	0	0	0	0	0	0
Bobby Avila, R (1, 4) OBP: 0.369, SLG: 0.395	6-3			HR		F8				3	1	1	1	0	0	0
Larry Doby, L (1, 8) OBP: 0.374, SLG: 0.543	4-3			K			4-3			3	0	0	0	0	1	0
Luke Easter, L (1, 3) OBP: 0.343, SLG: 0.528		G5-4-3 1B		4-1			1B			3	0	2	0	0	0	0
Al Rosen, R (1, 5) OBP: 0.385, SLG: 0.518		G5-4-3 1-2f		5-3			K			3	0	0	0	0	1	2
Harry Simpson, L (1, 9) OBP: 0.340, SLG: 0.409		2B			F8		F7			3	0	1	0	0	0	1
Birdie Tebbetts, R (1, 2) OBP: 0.321, SLG: 0.310		L6			K			F9		3	0	0	0	0	1	1
Ray Boone, R (1, 6) OBP: 0.374, SLG: 0.373			G1-6-3 BB		F9			F9		2	0	0	0	1	0	0
Mike Garcia, R (1, 1) OBP: 0.160, SLG: 0.156			G1-6-3 1-2f			5-3		PB 1B		3	0	1	0	0	0	1
Inning Stats	R: 0 E: 0 K: 0 S: 3 H: 0 LOB: 0 BB: 0 P: 3	R: 0 E: 0 K: 0 S: 4 H: 2 LOB: 1 BB: 0 P: 4	R: 0 E: 0 K: 0 S: 2 H: 0 LOB: 0 BB: 1 P: 6	R: 1 E: 0 K: 1 S: 6 H: 1 LOB: 0 BB: 0 P: 6	R: 0 E: 0 K: 1 S: 5 H: 0 LOB: 0 BB: 0 P: 5	R: 0 E: 0 K: 0 S: 3 H: 0 LOB: 0 BB: 0 P: 3	R: 0 E: 0 K: 1 S: 6 H: 1 LOB: 1 BB: 0 P: 6	R: 0 E: 0 K: 0 S: 4 H: 1 LOB: 1 BB: 0 P: 4		1B: 3 2B: 1 3B: 0 HR: 1 SF: 0 SAC: 0 DP: 2 HBP: 0				WP: 0 PB: 1 SB: 0 CS: 0	PA: 28	

PITCHER	IP	WLS	BF	H	R	ER	SO	BB	IBB	HBP	BLK	WP	HR	S	P	ERA	WHIP
Harry Byrd, R (1, 1) ERA: 3.54	8.0	L	28	5	1	1	3	1	0	0	0	0	1	33	37	1.12	0.750

PITCHER	IP	WLS	BF	H	R	ER	SO	BB	IBB	HBP	BLK	WP	HR	S	P	ERA	WHIP

AB	27
R	1
H	5
RBI	1
BB	1
SO	3
LOB	6

Batter	1	2	3	4	5	6	7	8	9	AB	R	H	RBI	BB	SO	LOB
Dom DiMaggio, R (1, 8) OBP: 0.377, SLG: 0.383	S S S 0-3 ① K		x 0-0 ③ 6-3			x 0-0 ① SH3-4 1-2		S S S 0-3 ③ K		3	0	0	0	0	2	1
Billy Goodman, L (1, 4) OBP: 0.372, SLG: 0.404	x 0-0 ② G3			x 0-0 ① 6-3		x 0-0 ② SH1-3 2-3			x 0-0 ① G3	3	0	0	0	0	0	0
Al Zarilla, L (1, 9) OBP: 0.342, SLG: 0.304	x 0-0 ③ F8			x 0-0 ② 4-3		x 0-0 ③ F4			x 0-0 ② F6	4	0	0	0	0	0	1
Vern Stephens, R (1, 5) OBP: 0.334, SLG: 0.379		x 0-0 ① F7		x 0-0 ③ F5			B B B B 4-0 G5-4-3 BB		x 0-0 ③ F8	3	0	0	0	1	0	0
Hoot Evers, R (1, 7) OBP: 0.316, SLG: 0.422		S S S 0-3 ② K			x 0-0 ① F8		x 0-0 ① ② G5-4-3 1-2f			3	0	0	0	0	1	1
Sammy White, R (1, 2) OBP: 0.314, SLG: 0.427		x 0-0 ③ 5-3			x 0-0 WP 1B		x 0-0 E6			3	0	1	0	0	0	0
Dick Gernert, R (1, 3) OBP: 0.309, SLG: 0.456			x 0-0 4-3 SH3-4 1B		x 0-0 ② F6		x 0-0 ③ F7			3	0	1	0	0	0	2
Johnny Lipon, R (1, 6) OBP: 0.300, SLG: 0.254			x 0-0 ① SH3-4 1-2		x 0-0 ③ F7 1-2			S S S 0-3 ① K		2	0	0	0	0	1	1
Sid Hudson, R (1, 1) OBP: 0.209, SLG: 0.200			x 0-0 ② 4-3 2-3			x 0-0 SH1-3 SH3-4 1B		S S S 0-3 ② K		2	0	1	0	0	0	1
Faye Throneberry, L (8, PH) OBP: 0.322, SLG: 0.360										1	0	0	0	0	1	0
Al Benton, R (8, 1)										0	0	0	0	0	0	0
Ike Delock, R (8, 1)										0	0	0	0	0	0	0
Inning Stats	R: 0 E: 0 K: 1 S: 5 H: 0 LOB: 0 BB: 0 P: 5	R: 0 E: 0 K: 1 S: 5 H: 0 LOB: 0 BB: 0 P: 5	R: 0 E: 0 K: 0 S: 4 H: 1 LOB: 1 BB: 0 P: 4	R: 0 E: 0 K: 0 S: 3 H: 0 LOB: 0 BB: 0 P: 3	R: 0 E: 0 K: 0 S: 4 H: 1 LOB: 1 BB: 0 P: 4	R: 0 E: 0 K: 0 S: 4 H: 1 LOB: 1 BB: 0 P: 4	R: 0 E: 1 K: 0 S: 3 H: 0 LOB: 1 BB: 1 P: 7	R: 0 E: 0 K: 3 S: 9 H: 0 LOB: 0 BB: 0 P: 9	R: 0 E: 0 K: 0 S: 3 H: 0 LOB: 0 BB: 0 P: 3	1B: 3 2B: 0 3B: 0 HR: 0	SF: 0 SAC: 3 DP: 1 HBP: 0						

PITCHER	IP	WLS	BF	H	R	ER	SO	BB	IBB	HBP	BLK	WP	HR	S	P	ERA	WHIP
Early Wynn, R (1, 1) ERA: 2.92	9.0	W	31	3	0	0	5	1	0	0	0	1	0	40	44	0.00	0.444

PITCHER	IP	WLS	BF	H	R	ER	SO	BB	IBB	HBP	BLK	WP	HR	S	P	ERA	WHIP

TOP

Boston Red Sox @ Cleveland Indians

Cleveland Municipal Stadium, Cleveland, OH

Fri Sep 12 1952, 3:33 AM EDT
Att. 33,484 - Unknown

livebaseballscorecards.com

AB	27
R	0
H	3
RBI	0
BB	1
SO	5
LOB	7

WP: 1 PA: 31
PB: 0
SB: 0
CS: 0

BOTTOM

Batter	1	2	3	4	5	6	7	8	9	AB	R	H	RBI	BB	SO	LOB
Dale Mitchell, L (1, 7) OBP: 0.391, SLG: 0.422	G6-4-3 1B		1-3 2B		FC4-6 E 1B 1-2f 2-H		SH5-3 1-2	BBB 1-2 2-3 BB		3	0	2	1	1	0	1
Wally Westlake, R (9, 7) OBP: 0.314, SLG: 0.287										0	0	0	0	0	0	0
Bobby Avila, R (1, 4) OBP: 0.368, SLG: 0.393	G6-4-3 1-2f		6-3		E5 1-H 1B		4-3	F2		5	0	1	0	0	0	7
Larry Doby, L (1, 8) OBP: 0.373, SLG: 0.543	F9			4-3		G3 1B 2B SSS	K			4	1	1	0	0	1	1
Luke Easter, L (1, 3) OBP: 0.343, SLG: 0.526		1B		SSS K		G3 2-3		4-3		4	0	1	0	0	1	1
Al Rosen, R (1, 5) OBP: 0.386, SLG: 0.517		E6 CS		E5		1B L7 1B 3-H		BBBB 1B 1B BB		3	2	1	1	1	0	0
Harry Simpson, L (1, 9) OBP: 0.339, SLG: 0.408		SSS K 1-2		1-3		1-3		F6		4	0	1	0	0	1	3
Jim Hegan, R (1, 2) OBP: 0.293, SLG: 0.341			1-3		5-3	L7 3-H		1B 1-3 1B		4	1	1	1	0	0	1
Ray Boone, R (1, 6) OBP: 0.378, SLG: 0.376			BBBB 2B BB		1B FC4-6 1B	F3		BB 1B 1-2 3-H 1B		3	1	2	1	1	0	1
Early Wynn, S (1, 1) OBP: 0.277, SLG: 0.237			F6		FC4-6 1-2 1B		SH5-3 1B	BB 1-2 2-H 1B		4	0	3	1	0	0	1
Inning Stats	R: 0 H: 1 E: 0 LOB: 0 K: 0 BB: 0 S: 3 P: 3	R: 0 H: 1 E: 1 LOB: 1 K: 1 BB: 0 S: 5 P: 5	R: 0 H: 1 E: 0 LOB: 2 K: 0 BB: 1 S: 4 P: 8	R: 0 H: 0 E: 1 LOB: 1 K: 1 BB: 0 S: 6 P: 6	R: 1 H: 3 E: 1 LOB: 1 K: 0 BB: 0 S: 5 P: 5	R: 2 H: 3 E: 0 LOB: 1 K: 0 BB: 0 S: 6 P: 6	R: 0 H: 1 E: 0 LOB: 1 K: 1 BB: 0 S: 6 P: 6	R: 2 H: 3 E: 0 LOB: 3 K: 0 BB: 2 S: 6 P: 14		1B: 11 SF: 0 2B: 3 SAC: 1 3B: 0 DP: 2 HR: 0 HBP: 0						

PITCHER		IP	WLS	BF	H	R	ER	SO	BB	IBB	HBP	BLK	WP	HR	S	P	ERA	WHIP
Sid Hudson, R ERA: 3.45	(1, 1)	7.0	L	30	10	3	3	3	1	0	0	0	0	0	35	39	3.86	1.571
Al Benton, R ERA: 2.45	(8, 1)	0.2		6	3	2	2	0	1	0	0	0	0	0	5	9	27.00	6.000
Ike Delock, R ERA: 4.33	(8, 1)	0.1		2	0	0	0	0	1	0	0	0	0	0	1	5	0.00	3.000

PITCHER	IP	WLS	BF	H	R	ER	SO	BB	IBB	HBP	BLK	WP	HR	S	P	ERA	WHIP

Boston Red Sox @ Cleveland Indians

Cleveland Municipal Stadium, Cleveland, OH

Fri Sep 12 1952, 3:33 AM EDT

Att. 33,484 - Unknown

livebaseballscorecards.com

AB	34
R	5
H	13
RBI	5
BB	3
SO	3
LOB	16

WP: 0 PA: 38
PB: 0
SB: 0
CS: 1

Batter	1	2	3	4	5	6	7	8	9	10	AB	R	H	RBI	BB	SO	LOB
Dom DiMaggio, R (1, 8) OBP: 0.375, SLG: 0.381	6-3		1B G3 1B		K		F4		K		5	1	1	0	0	2	0
Billy Goodman, L (1, 4) OBP: 0.372, SLG: 0.406	G3 2B		1-3 G3 1B		1-3		F2		5-3		5	0	2	0	0	0	0
Al Zarilla, L (1, 9) OBP: 0.340, SLG: 0.302	G3 2-3		G3 1-2 3-H		K		FC5 BB 1B			4-3	5	0	1	1	0	1	2
Hoot Evers, R (1, 7) OBP: 0.314, SLG: 0.418	6-3		F7			6-3	FC5 BB 1-2			F8	4	0	0	0	1	0	2
Ted Lepcio, R (1, 5) OBP: 0.345, SLG: 0.419		F9 F9 2B		5-3		2B 2B	FC5 1-2 2-3f			HR	5	3	3	1	0	0	2
Sammy White, R (1, 2) OBP: 0.315, SLG: 0.432		F9 2-3		2B		PB 2B 2-H		K		6-3	5	0	2	1	0	1	1
Dick Gernert, R (1, 3) OBP: 0.305, SLG: 0.450		F9 3-H		F7		K 2-3		K			4	0	0	1	0	2	2
Johnny Lipon, R (1, 6) OBP: 0.302, SLG: 0.252		5-3		BB		BB		K			2	0	0	0	2	1	0
Ellis Kinder, R (1, 1)			K	F6		F2			G3		3	0	0	0	0	1	4
Mickey McDermott, L (8, 1) OBP: 0.250, SLG: 0.316											1	0	0	0	0	0	0
Inning Stats	R: 0 H: 1 E: 0 LOB: 1 K: 0 BB: 0 S: 4 P: 4	R: 1 H: 1 E: 0 LOB: 0 K: 0 BB: 0 S: 4 P: 4	R: 1 H: 2 E: 0 LOB: 1 K: 1 BB: 0 S: 7 P: 7	R: 0 H: 1 E: 0 LOB: 2 K: 0 BB: 1 S: 4 P: 8	R: 0 H: 0 E: 0 LOB: 0 K: 2 BB: 0 S: 7 P: 7	R: 1 H: 2 E: 0 LOB: 2 K: 1 BB: 1 S: 7 P: 11	R: 0 H: 1 E: 0 LOB: 2 K: 0 BB: 1 S: 4 P: 8	R: 0 H: 0 E: 0 LOB: 0 K: 3 BB: 0 S: 9 P: 9	R: 0 H: 0 E: 0 LOB: 0 K: 1 BB: 0 S: 5 P: 5	R: 1 H: 1 E: 0 LOB: 0 K: 0 BB: 0 S: 4 P: 4	1B: 3 SF: 0 2B: 5 SAC: 0 3B: 0 DP: 0 HR: 1 HBP: 0						

PITCHER	IP	WLS	BF	H	R	ER	SO	BB	IBB	HBP	BLK	WP	HR	S	P	ERA	WHIP
Bob Lemon, R (1, 1) ERA: 2.67	10.0	L	42	9	4	4	8	3	0	0	0	0	1	55	67	3.60	1.200

PITCHER	IP	WLS	BF	H	R	ER	SO	BB	IBB	HBP	BLK	WP	HR	S	P	ERA	WHIP

TOP

Boston Red Sox @ Cleveland Indians

Cleveland Municipal Stadium, Cleveland, OH

Sat Sep 13 1952, 3:33 AM EDT
Att. 21,622 - Unknown

livebaseballscorecards.com

AB	39
R	4
H	9
RBI	4
BB	3
SO	8
LOB	13

WP: 0 PA: 42
PB: 1
SB: 0
CS: 0

Boston Red Sox @ Cleveland Indians

Cleveland Municipal Stadium, Cleveland, OH

Sat Sep 13 1952, 3:33 AM EDT

Att. 21,622 - Unknown

livebaseballscorecards.com

Batter	1	2	3	4	5	6	7	8	9	10	AB	R	H	RBI	BB	SO	LOB
Dale Mitchell, L (1, 7) OBP: 0.389, SLG: 0.421	4-3			6-3		F3		SH1-4 1B		FC4 1B	4	0	1	0	0	0	1
Wally Westlake, R (8, PR) (9, 7) OBP: 0.316, SLG: 0.289											1	0	1	0	0	0	0
Bobby Avila, R (1, 4) OBP: 0.366, SLG: 0.390	F9			F7		F7		SH1-4 1-2		FC4 1-2f	4	0	0	0	0	0	2
Larry Doby, L (1, 8) OBP: 0.372, SLG: 0.540	K			G3			HR 1B	F9			4	1	1	0	0	1	2
Luke Easter, L (1, 3) OBP: 0.342, SLG: 0.530		F5			F9		1-H HR	K			4	1	1	2	0	1	2
Al Rosen, R (1, 5) OBP: 0.385, SLG: 0.515		K			L8		E F9 1B		F6		4	1	1	0	0	1	0
Harry Simpson, L (1, 9) OBP: 0.340, SLG: 0.407		F9			1B		E5 1-3		BBBB L8-4-3 BB		3	0	1	0	1	0	1
Joe Tipton, R (1, 2) OBP: 0.348, SLG: 0.388	K				K		F4		L8-4-3 1-2		2	0	0	0	0	2	1
Barney McCosky, L (7, PH) OBP: 0.279, SLG: 0.321											1	0	0	0	0	0	2
Jim Hegan, R (8, 2) OBP: 0.292, SLG: 0.340											1	0	0	0	0	0	1
Ray Boone, R (1, 6) OBP: 0.376, SLG: 0.374	6-3					F7	F9 3-H			F4	2	0	0	0	0	0	0
Bill Glynn, L (7, PH) OBP: 0.305, SLG: 0.389											1	0	0	1	0	0	1
George Strickland, R (8, 6) OBP: 0.267, SLG: 0.294											1	0	0	0	0	0	0
Bob Lemon, L (1, 1) OBP: 0.216, SLG: 0.296	4-3					1B	4-3			F4	3	0	1	0	0	0	1
Hank Majeski, R (10, PH) OBP: 0.376, SLG: 0.358											1	0	0	0	0	0	0
Inning Stats	R: 0 E: 0 K: 1 S: 5 H: 0 LOB: 0 BB: 0 P: 5	R: 0 E: 0 K: 1 S: 5 H: 0 LOB: 0 BB: 0 P: 5	R: 0 E: 0 K: 1 S: 5 H: 0 LOB: 0 BB: 0 P: 5	R: 0 E: 0 K: 0 S: 3 H: 0 LOB: 0 BB: 0 P: 3	R: 0 E: 0 K: 1 S: 6 H: 1 LOB: 1 BB: 0 P: 6	R: 0 E: 0 K: 0 S: 4 H: 1 LOB: 1 BB: 0 P: 4	R: 3 E: 1 K: 0 S: 7 H: 3 LOB: 1 BB: 0 P: 7	R: 0 E: 0 K: 1 S: 6 H: 1 LOB: 2 BB: 0 P: 6	R: 0 E: 0 K: 0 S: 2 H: 0 LOB: 0 BB: 1 P: 6	R: 0 E: 0 K: 0 S: 4 H: 1 LOB: 1 BB: 0 P: 4	1B: 6 2B: 1 3B: 0 HR: 1 SF: 0 SAC: 1 DP: 1 HBP: 0	WP: 0 PB: 0 SB: 0 CS: 0 PA: 38					

	AB	36
	R	3
	H	7
	RBI	3
	BB	1
	SO	5
	LOB	14

PITCHER	IP	WLS	BF	H	R	ER	SO	BB	IBB	HBP	BLK	WP	HR	S	P	ERA	WHIP
Ellis Kinder, R (1, 1) ERA: 2.4	7.1		29	6	3	2	4	0	0	0	0	0	1	37	37	2.46	0.818
Mickey McDermott, L (8, 1) ERA: 3.57	2.2	W	9	1	0	0	1	1	0	0	0	0	0	10	14	0.00	0.750

PITCHER	IP	WLS	BF	H	R	ER	SO	BB	IBB	HBP	BLK	WP	HR	S	P	ERA	WHIP

New York Yankees @ Cleveland Indians

Cleveland Municipal Stadium, Cleveland, OH

Sun Sep 14 1952, 3:33 AM EDT

Att. 73,608 - Unknown

TOP

livebaseballscorecards.com

Batter	1	2	3	4	5	6	7	8	9	AB	R	H	RBI	BB	SO	LOB
Phil Rizzuto, R (1, 6) OBP: 0.339, SLG: 0.346	1-3		1B FC1-2 2-3 1B	6-3			G3		5-3	5	0	1	0	0	0	0
Joe Collins, L (1, 3) OBP: 0.359, SLG: 0.476	4-3		BB FC1-2 1-3 1B 3-H 1B		1-3		FC4-6 BB		FC6-4 BB 1B BB	3	2	1	1	2	0	0
Mickey Mantle, S (1, 8) OBP: 0.390, SLG: 0.504 Charlie Keller, L (9, 7)	2B		FC1-2 BB 1B 1-2 3-H		HR		FC4-6 1-2f		FC6-4 1-2 BB	4 0	2 0	2 0	1 0	1 0	0 0	3 0
Gene Woodling, L (1, 7) OBP: 0.405, SLG: 0.487 Irv Noren, L (7, 7) OBP: 0.315, SLG: 0.340 (9, 8)	P4		1B FC5-4 1-2 2-3 BB		BB		4-3		FC6-4 1B 1B 1-2f 2-3	2 1	1 1	0 0	0 0	2 0	0 0	2 2
Yogi Berra, L (1, 2) OBP: 0.358, SLG: 0.483		E3 FC3-5	FC5-4 1-3 2-H 3-H 1B		K			G3	1B 1-2 3-H 1B	5	0	2	3	0	1	1
Hank Bauer, R (1, 9) OBP: 0.357, SLG: 0.464		FC3-5 2-3	FC5-4 FC5-4 1-2f 3-H		K			1B BB	1-3 2-H 1B	4	0	1	2	1	1	3
Gil McDougald, R (1, 5) OBP: 0.336, SLG: 0.365		F8	FC5-4 1-2f			5-3		FC6-4 1-2 1B	K	5	0	1	0	0	1	4
Billy Martin, R (1, 4) OBP: 0.313, SLG: 0.347		K	F8			1-3		F9		4	0	0	0	0	1	3
Ed Lopat, L (1, 1) OBP: 0.224, SLG: 0.234 Allie Reynolds, R (6, 1) OBP: 0.202, SLG: 0.177			1B 1B 2B	F4		K		FC6-4 1-2f		3 1	1 0	1 0	0 0	0 0	1 0	0 2
Inning Stats	R: 0 E: 0 K: 0 S: 4 H: 1 LOB: 1 BB: 0 P: 4	R: 0 E: 1 K: 1 S: 6 H: 0 LOB: 1 BB: 0 P: 6	R: 4 E: 0 K: 0 S: 7 H: 4 LOB: 1 BB: 1 P: 11	R: 0 E: 0 K: 0 S: 3 H: 0 LOB: 0 BB: 0 P: 3	R: 1 E: 0 K: 2 S: 8 H: 1 LOB: 1 BB: 1 P: 12	R: 0 E: 0 K: 1 S: 5 H: 0 LOB: 0 BB: 0 P: 5	R: 0 E: 0 K: 0 S: 3 H: 0 LOB: 1 BB: 1 P: 7	R: 0 E: 0 K: 0 S: 4 H: 1 LOB: 2 BB: 1 P: 8	R: 2 E: 0 K: 1 S: 7 H: 2 LOB: 2 BB: 2 P: 15	1B: 6 2B: 2 3B: 0 HR: 1	SF: 0 SAC: 0 DP: 0 HBP: 0						

AB	37
R	7
H	9
RBI	7
BB	6
SO	5
LOB	20

WP: 0 PB: 0 SB: 0 CS: 0 PA: 43

PITCHER		IP	WLS	BF	H	R	ER	SO	BB	IBB	HBP	BLK	WP	HR	S	P	ERA	WHIP
Mike Garcia, R ERA: 2.38	(1, 1)	3.0	L	16	5	4	4	1	1	0	0	0	0	0	17	21	12.00	2.000
Lou Brissie, L ERA: 3.53	(4, 1)	2.0		8	1	1	1	2	1	0	0	0	0	1	11	15	4.50	1.000
Steve Gromek, R ERA: 3.52	(6, 1)	1.0		3	0	0	0	1	0	0	0	0	0	0	5	5	0.00	0.000
Early Wynn, R ERA: 2.96	(7, 1)	3.0		16	3	2	2	1	4	0	0	0	0	0	14	30	6.00	2.333

PITCHER	IP	WLS	BF	H	R	ER	SO	BB	IBB	HBP	BLK	WP	HR	S	P	ERA	WHIP

Batter	1	2	3	4	5	6	7	8	9	AB	R	H	RBI	BB	SO	LOB
Dale Mitchell, L (1, 7) OBP: 0.390, SLG: 0.421	F8		BB, 1-3, 1B		1B, 1B		F8		5-3	5	1	2	0	0	0	0
Bobby Avila, R (1, 4) OBP: 0.367, SLG: 0.391	F6		BB, 1-2		1B, 1-2		BB		3-1	4	0	2	0	1	0	0
Larry Doby, L (1, 8) OBP: 0.375, SLG: 0.540	BB		F9		G6-4-3, 1-3, 2-H		BB, 1-2			2	0	1	1	2	0	2
Luke Easter, L (1, 3) OBP: 0.339, SLG: 0.525	K		K		G6-4-3, 1-2f		F7			4	0	0	0	0	2	7
Al Rosen, R (1, 5) OBP: 0.386, SLG: 0.515		1B		6-3		FC3-6, 1B	F4			4	0	2	0	0	0	2
Harry Simpson, L (1, 9) OBP: 0.338, SLG: 0.404		F8		4-3		FC3-6, WP, HBP, 1-2f		K		4	0	0	0	0	1	2
Birdie Tebbetts, R (1, 2) OBP: 0.339, SLG: 0.317 Jim Hegan, R (6, PR) OBP: 0.291, SLG: 0.339 (7, 2)		G5-4-3, 1-3		BB, FC5-4		WP, HBP, 1-2		F2		1 1	0 0	1 0	0 0	1 0	0 0	0 0
Ray Boone, R (1, 6) OBP: 0.374, SLG: 0.371 Barney McCosky, L (6, PH) OBP: 0.276, SLG: 0.316 George Strickland, R (7, 6) OBP: 0.266, SLG: 0.293		G5-4-3, 1-2f		FC5-4, 1-2f		F7		F7		2 1 1	0 0 0	0 0 0	0 0 0	0 0 0	0 0 0	3 2 0
Mike Garcia, R (1, 1) OBP: 0.160, SLG: 0.156 Joe Tipton, R (3, PH) OBP: 0.351, SLG: 0.392 Lou Brissie, L (4, 1) OBP: 0.308, SLG: 0.250 Wally Westlake, R (5, PH) OBP: 0.315, SLG: 0.288 Steve Gromek, S (6, 1) OBP: 0.229, SLG: 0.100 Bill Glynn, L (6, PH) OBP: 0.302, SLG: 0.385 Early Wynn, S (7, 1) OBP: 0.277, SLG: 0.237 Hank Majeski, R (9, PH) OBP: 0.374, SLG: 0.356		1B			K	K, 1-2, 2-3			4-3	0 1 0 1 0 1 1	0 0 0 0 0 0 0	0 1 0 0 0 0 0	0 0 0 0 0 1 1	0 0 0 1 0 0 0	0 0 0 0 0 1 0	0 0 0 0 0 2 0
Inning Stats	R: 0 E: 0 K: 1 S: 5 H: 0 LOB: 1 BB: 1 P: 9	R: 0 E: 0 K: 0 S: 4 H: 2 LOB: 1 BB: 0 P: 4	R: 0 E: 0 K: 1 S: 6 H: 2 LOB: 2 BB: 1 P: 10	R: 0 E: 0 K: 0 S: 3 H: 0 LOB: 1 BB: 1 P: 7	R: 1 E: 0 K: 1 S: 7 H: 3 LOB: 1 BB: 0 P: 7	R: 0 E: 0 K: 1 S: 6 H: 1 LOB: 3 BB: 0 P: 7	R: 0 E: 0 K: 0 S: 4 H: 1 LOB: 2 BB: 1 P: 8	R: 0 E: 0 K: 1 S: 5 H: 0 LOB: 0 BB: 0 P: 5	R: 0 E: 0 K: 0 S: 3 H: 0 LOB: 0 BB: 0 P: 3	1B: 9 2B: 0 3B: 0 HR: 0	SF: 0 SAC: 0 DP: 2 HBP: 1			WP: 1 PB: 0 SB: 0 CS: 0	PA: 38		

PITCHER		IP	WLS	BF	H	R	ER	SO	BB	IBB	HBP	BLK	WP	HR	S	P	ERA	WHIP
Ed Lopat, L ERA: 2.73	(1, 1)	5.1	W	25	8	1	1	3	3	0	1	0	0	0	27	40	1.69	2.062
Allie Reynolds, R ERA: 2.15	(6, 1)	3.2	S	13	1	0	0	2	1	0	0	0	1	0	16	20	0.00	0.545

PITCHER	IP	WLS	BF	H	R	ER	SO	BB	IBB	HBP	BLK	WP	HR	S	P	ERA	WHIP

BOTTOM

New York Yankees @ Cleveland Indians

Cleveland Municipal Stadium, Cleveland, OH

Sun Sep 14 1952, 3:33 AM EDT

Att. 73,608 - Unknown

livebaseballscorecards.com

AB	33
R	1
H	9
RBI	1
BB	4
SO	5
LOB	20

Batter	1	2	3	4	5	6	7	8	9	10	AB	R	H	RBI	BB	SO	LOB
Eddie Yost, R (1, 5) OBP: 0.370, SLG: 0.344	B B B B 4-0 FC4-6 BB		x 0-0 F8 1-H 2B 2B	x 0-0 1B	x 0-0 E 1B		x 0-0 ① F3				4	1	3	1	1	0	0
Gil Coan, L (1, 7) OBP: 0.280, SLG: 0.324	x 0-0 ① FC4-6 S 1-2f		x 0-0 ① F8 2-3	x 0-0 ③ F8		x 0-0 ③ 4-3 1-2			x 0-0 ② F9		5	0	0	0	0	0	4
Jackie Jensen, R (1, 9) OBP: 0.358, SLG: 0.410	S S S 0-3 ② K 1-2		x 0-0 1B 3-H 2B		x 0-0 ① F8		x 0-0 ① 6-3		x 0-0 ③ 5-3		5	0	1	1	0	1	1
Pete Runnels, L (1, 6) OBP: 0.366, SLG: 0.331	x 0-0 ③ 6-3		x 0-0 ② F7		x 0-0 1B F8 1B		S S S 0-3 ② K			x 0-0 FC3-6 1B	5	1	2	0	0	1	2
Mickey Vernon, L (1, 3) OBP: 0.353, SLG: 0.389		x 0-0 ① F7	x 0-0 BB 2-3 1B		x 0-0 1-3 1B		x 0-0 ③ F6			x 0-0 ① FC3-6 1-2f	5	0	2	0	0	0	1
Floyd Baker, L (1, 4) OBP: 0.348, SLG: 0.304		B B B B 4-0 BB	B B B B 4-0 1-2 BB		x 0-0 ② F8 3-H			x 0-0 ① F7		x 0-0 ② F8	3	0	0	1	2	0	2
Jim Busby, R (1, 8) OBP: 0.271, SLG: 0.300	S S S 0-3 ② K	x 0-0 ③ F9		x 0-0 ③ 6-3				x 0-0 FC5-4 1B		x 0-0 ③ 4-3	5	0	1	0	0	1	6
Mickey Grasso, R (1, 2) OBP: 0.286, SLG: 0.249		x 0-0 ③ F8		x 0-0 ① 5-3		x 0-0 ① F6		x 0-0 ② FC5-4 1-2f			4	0	0	0	0	0	2
Bob Porterfield, R (1, 1) OBP: 0.218, SLG: 0.237			x 0-0 2B 1B	x 0-0 F5		S S S 0-3 ② K		x 0-0 ③ 6-3			4	1	1	0	0	1	1
Inning Stats	R: 0 E: 0 K: 1 S: 5 H: 0 LOB: 1 BB: 1 P: 9	R: 0 E: 0 K: 1 S: 5 H: 0 LOB: 1 BB: 1 P: 9	R: 2 E: 0 K: 0 S: 7 H: 4 LOB: 3 BB: 1 P: 11	R: 0 E: 0 K: 0 S: 4 H: 1 LOB: 1 BB: 0 P: 4	R: 1 E: 0 K: 0 S: 5 H: 2 LOB: 1 BB: 0 P: 5	R: 0 E: 0 K: 1 S: 6 H: 1 LOB: 1 BB: 0 P: 6	R: 0 E: 0 K: 1 S: 5 H: 0 LOB: 0 BB: 0 P: 5	R: 0 E: 0 K: 0 S: 4 H: 1 LOB: 1 BB: 0 P: 4	R: 0 E: 0 K: 0 S: 3 H: 0 LOB: 0 BB: 0 P: 3	R: 0 E: 0 K: 0 S: 4 H: 1 LOB: 1 BB: 0 P: 4	1B: 8 2B: 2 3B: 0 HR: 0 SF: 0 SAC: 0 DP: 0 HBP: 0						

PITCHER	IP	WLS	BF	H	R	ER	SO	BB	IBB	HBP	BLK	WP	HR	S	P	ERA	WHIP
Mike Garcia, R (1, 1) ERA: 2.39	10.0	W	43	10	3	3	4	3	0	0	0	0	0	48	60	2.70	1.300

PITCHER	IP	WLS	BF	H	R	ER	SO	BB	IBB	HBP	BLK	WP	HR	S	P	ERA	WHIP

TOP

Washington Senators @ Cleveland Indians

Cleveland Municipal Stadium, Cleveland, OH

Tue Sep 16 1952, 3:33 AM EDT
Att. 15,289 - Unknown

livebaseballscorecards.com

AB	40
R	3
H	10
RBI	3
BB	3
SO	4
LOB	19

1B: 8	SF: 0	WP: 0	PA: 43
2B: 2	SAC: 0	PB: 0	
3B: 0	DP: 0	SB: 1	
HR: 0	HBP: 0	CS: 0	

Batter	1	2	3	4	5	6	7	8	9	10	AB	R	H	RBI	BB	SO	LOB
Dale Mitchell, L (1, 7) OBP: 0.390, SLG: 0.423	1B 2B	FC6-4 1B 1-3		F8			F8			G4-6-3 1-2f	5	1	2	0	0	0	2
Bobby Avila, R (1, 4) OBP: 0.368, SLG: 0.391	1B 1B 2-H	FC6-4 1B 1-2f 3-H			F6		F8			2B 1B	5	1	2	2	0	0	2
Larry Doby, L (1, 8) OBP: 0.375, SLG: 0.541	F8	1B 1-3			L8			4-3		2B 1-H	5	0	2	1	0	0	1
Luke Easter, L (1, 3) OBP: 0.336, SLG: 0.520	F8		K		F3			K			4	0	0	0	0	2	1
Al Rosen, R (1, 5) OBP: 0.386, SLG: 0.514	1B 1-2		BB 1-3			5-3		F5			3	0	1	0	1	0	0
Harry Simpson, L (1, 9) OBP: 0.336, SLG: 0.401	F8		1-3 1-2			F8			4-3		4	0	0	0	0	0	3
Jim Hegan, R (1, 2) OBP: 0.290, SLG: 0.336		BB SH5-3 1B	6-3			F7			5-3		3	1	0	0	1	0	1
George Strickland, R (1, 6) OBP: 0.267, SLG: 0.293		SH5-3 1-2		5-3				SH3-4 1B	F7		3	0	1	0	0	0	0
Mike Garcia, R (1, 1) OBP: 0.175, SLG: 0.172		1B FC6-4 1B 2-H		F2				SH3-4 1-2		G4-6-3 1B	3	1	2	1	0	0	0
Inning Stats	R: 1 H: 3 E: 0 LOB: 2 K: 0 BB: 0 S: 6 P: 6	R: 2 H: 3 E: 0 LOB: 2 K: 0 BB: 1 S: 5 P: 9	R: 0 H: 0 E: 0 LOB: 1 K: 1 BB: 1 S: 5 P: 9	R: 0 H: 0 E: 0 LOB: 0 K: 0 BB: 0 S: 3 P: 3	R: 0 H: 0 E: 0 LOB: 0 K: 0 BB: 0 S: 3 P: 3	R: 0 H: 0 E: 0 LOB: 0 K: 0 BB: 0 S: 3 P: 3	R: 0 H: 1 E: 0 LOB: 1 K: 0 BB: 0 S: 4 P: 4	R: 0 H: 0 E: 0 LOB: 0 K: 1 BB: 0 S: 5 P: 5	R: 0 H: 0 E: 0 LOB: 0 K: 0 BB: 0 S: 3 P: 3	R: 1 H: 3 E: 0 LOB: 1 K: 0 BB: 0 S: 4 P: 4	1B: 8 SF: 0 2B: 2 SAC: 2 3B: 0 DP: 1 HR: 0 HBP: 0						

PITCHER	IP	WLS	BF	H	R	ER	SO	BB	IBB	HBP	BLK	WP	HR	S	P	ERA	WHIP
Bob Porterfield, R (1, 1) ERA: 2.64	9.2	L	39	10	4	4	2	2	0	0	0	0	0	41	49	3.72	1.241

PITCHER	IP	WLS	BF	H	R	ER	SO	BB	IBB	HBP	BLK	WP	HR	S	P	ERA	WHIP

BOTTOM

Washington Senators @ Cleveland Indians

Cleveland Municipal Stadium, Cleveland, OH

Tue Sep 16 1952, 3:33 AM EDT
Att. 15,289 - Unknown

livebaseballscorecards.com

AB	35
R	4
H	10
RBI	4
BB	2
SO	2
LOB	10

WP: 0 PA: 39
PB: 0
SB: 0
CS: 0

Batter	1	2	3	4	5	6	7	8	9	AB	R	H	RBI	BB	SO	LOB
Eddie Yost, R (1, 5) OBP: 0.369, SLG: 0.343	FC4-6 1B		G6-4-3 1-2f		L6 1-2 2-3			5-3		4	0	1	0	0	0	4
Gil Coan, L (1, 7) OBP: 0.276, SLG: 0.320	FC4-6 2-4 1-2f			4-3	4-3			F4		4	0	0	0	0	0	3
Jackie Jensen, R (1, 9) OBP: 0.357, SLG: 0.410	F5			4-1 2B 2B		6-3		4-3		4	1	1	0	0	0	1
Pete Runnels, L (1, 6) OBP: 0.363, SLG: 0.329	2-4 1-2	F7		4-1 2-3		F8			F7	4	0	0	0	0	0	1
Mickey Vernon, L (1, 3) OBP: 0.355, SLG: 0.395		F8		2B 3-H		2B			B B B B G3 BB	3	0	2	1	1	0	0
Floyd Baker, L (1, 4) OBP: 0.343, SLG: 0.299		F8		4-3		G3			G3 1-2	4	0	0	0	0	0	3
Jim Busby, R (1, 8) OBP: 0.273, SLG: 0.306			1B 2B		WP 2B		6-3		F7	4	0	2	0	0	0	1
Mickey Grasso, R (1, 2) OBP: 0.284, SLG: 0.247			5-3		F7		1-3			3	0	0	0	0	0	2
Walt Masterson, R (1, 1) OBP: 0.208, SLG: 0.146			G6-4-3 2-3 1B		B B B WP BB		F5			1	0	1	0	1	0	0
Fred Taylor, L (7, PH) OBP: 0.412, SLG: 0.357										1	0	0	0	0	0	0
Randy Gumpert, R (7, 1) OBP: 0.220, SLG: 0.179										0	0	0	0	0	0	0

TOP

Washington Senators @ Cleveland Indians

Cleveland Municipal Stadium, Cleveland, OH

Wed Sep 17 1952, 3:33 AM EDT

Att. 5,815 - Unknown

livebaseballscorecards.com

AB	32
R	1
H	7
RBI	1
BB	2
SO	0
LOB	15

Inning Stats	1	2	3	4	5	6	7	8	9
	R: 0 E: 0 K: 0 S: 3	H: 1 LOB: 1 BB: 0 P: 3	R: 0 E: 0 K: 0 S: 3	H: 0 LOB: 0 BB: 0 P: 3	R: 0 E: 0 K: 0 S: 4	H: 2 LOB: 0 BB: 0 P: 4	R: 1 E: 0 K: 0 S: 5	H: 2 LOB: 1 BB: 0 P: 5	R: 0 E: 0 K: 0 S: 4	H: 1 LOB: 2 BB: 1 P: 8	R: 0 E: 0 K: 0 S: 4	H: 1 LOB: 1 BB: 0 P: 4	R: 0 E: 0 K: 0 S: 3	H: 0 LOB: 0 BB: 0 P: 3	R: 0 E: 0 K: 0 S: 3	H: 0 LOB: 0 BB: 0 P: 3	R: 0 E: 0 K: 0 S: 3	H: 0 LOB: 1 BB: 1 P: 7

1B: 2 SF: 0 WP: 1 PA: 34
2B: 5 SAC: 0 PB: 0
3B: 0 DP: 1 SB: 0
HR: 0 HBP: 0 CS: 0

PITCHER	IP	WLS	BF	H	R	ER	SO	BB	IBB	HBP	BLK	WP	HR	S	P	ERA	WHIP
Bob Lemon, R (1, 1) ERA: 2.62	9.0	W	35	7	1	1	0	2	0	0	0	1	0	32	40	1.00	1.000

PITCHER	IP	WLS	BF	H	R	ER	SO	BB	IBB	HBP	BLK	WP	HR	S	P	ERA	WHIP

BOTTOM

Washington Senators @ Cleveland Indians

Cleveland Municipal Stadium, Cleveland, OH

Wed Sep 17 1952, 3:33 AM EDT

Att. 5,815 - Unknown

livebaseballscorecards.com

Batter	1	2	3	4	5	6	7	8	9	AB	R	H	RBI	BB	SO	LOB
Dale Mitchell, L (1, 7) OBP: 0.390, SLG: 0.421	L8		BBBB 4-0 K BB		0-0 4-3		0-0 4-3	1-3 3-H 0-0 1B		4	0	1	1	1	0	0
Bobby Avila, R (1, 4) OBP: 0.366, SLG: 0.395	0-0 HR		0-0 F3		SSS 0-3 K		0-0 F6	0-0 F6		5	1	1	1	0	1	3
Larry Doby, L (1, 8) OBP: 0.376, SLG: 0.539	BBBB 4-0 BB		SSS 0-3 K 1-2			0-0 F9	BBBB 4-0 BB			2	0	0	0	2	1	1
Luke Easter, L (1, 3) OBP: 0.337, SLG: 0.519	0-0 F5			0-0 1B 1B		BBBB 4-0 1B BB	0-0 4-3			3	1	1	0	1	0	2
Al Rosen, R (1, 5) OBP: 0.389, SLG: 0.517 Hank Majeski, R (9, 5) OBP: 0.374, SLG: 0.356	SSS 0-3 K			0-0 1-2 1B		BBBB 4-0 1B 1-2 F7 BB		0-0 SH2-3 1B 2B		3 0	2 0	2 0	0 0	1 0	1 0	1 0
Harry Simpson, L (1, 9) OBP: 0.336, SLG: 0.401		SSS 0-3 K		0-0 F8		0-0 1-3 2-H 2B 1B		0-0 SH2-3 2-3		3	1	1	1	0	1	2
Jim Hegan, R (1, 2) OBP: 0.293, SLG: 0.335		BBBB 4-0 BB		0-0 F8		0-0 F7 3-H		0-0 1B 3-H 1B		3	1	1	2	1	0	3
George Strickland, R (1, 6) OBP: 0.267, SLG: 0.296		0-0 F3		0-0 6-3		0-0 1-H 2B		0-0 F9		4	0	1	1	0	0	4
Bob Lemon, L (1, 1) OBP: 0.217, SLG: 0.294		0-0 F8			0-0 L4	0-0 4-3		0-0 1B 1-3 1B		4	0	1	0	0	0	2
Inning Stats	R: 1 H: 1 E: 0 LOB: 1 K: 1 BB: 1 S: 6 P: 10	R: 0 H: 0 E: 0 LOB: 1 K: 1 BB: 1 S: 5 P: 9	R: 0 H: 0 E: 0 LOB: 0 K: 1 BB: 1 S: 4 P: 8	R: 0 H: 2 E: 0 LOB: 2 K: 0 BB: 0 S: 5 P: 5	R: 0 H: 0 E: 0 LOB: 0 K: 1 BB: 0 S: 5 P: 5	R: 3 H: 2 E: 0 LOB: 1 K: 0 BB: 2 S: 5 P: 13	R: 0 H: 0 E: 0 LOB: 1 K: 0 BB: 1 S: 3 P: 7	R: 2 H: 4 E: 0 LOB: 2 K: 0 BB: 0 S: 7 P: 7		1B: 6 SF: 0 2B: 2 SAC: 1 3B: 0 DP: 0 HR: 1 HBP: 0				WP: 0 PA: 38 PB: 0 SB: 0 CS: 0		

PITCHER		IP	WLS	BF	H	R	ER	SO	BB	IBB	HBP	BLK	WP	HR	S	P	ERA	WHIP
Walt Masterson, R ERA: 3.97	(1, 1)	6.0	L	27	5	4	4	4	5	0	0	0	0	1	30	50	6.00	1.667
Randy Gumpert, R ERA: 4.29	(7, 1)	2.0		11	4	2	2	0	1	0	0	0	0	0	10	14	9.00	2.500

PITCHER	IP	WLS	BF	H	R	ER	SO	BB	IBB	HBP	BLK	WP	HR	S	P	ERA	WHIP

AB	31
R	6
H	9
RBI	6
BB	6
SO	4
LOB	18

Batter	1	2	3	4	5	6	7	8	9	AB	R	H	RBI	BB	SO	LOB
Johnny Groth, R (1, 8) OBP: 0.342, SLG: 0.351	BBBB 4-0 1B F8 BB		BBBB 4-0 BB		x 0-0 FC4-6 1B		x 0-0 ② F9		x 0-0 FC4-6 1B	3	1	2	0	2	0	1
Harvey Kuenn, R (1, 6) OBP: 0.340, SLG: 0.415	x 0-0 S 1-3 1B		x 0-0 ① F4		x 0-0 ② F8		x 0-0 1-2 1B		x 0-0 ③ FC4-6 1-2f	5	0	2	0	0	0	3
Fred Hatfield, L (1, 5) OBP: 0.308, SLG: 0.303	x 0-0 ① F8 3-H		x 0-0 ② F8		x 0-0 ③ FC4-6 1-2f		x 0-0 ③ 3-1			4	0	0	1	0	0	5
Walt Dropo, R (1, 3) OBP: 0.327, SLG: 0.487	SSS 0-3 ② K 1-2		x 0-0 ③ F9			x 0-0 ① 6-3		SSS 0-3 ① K		4	0	0	0	0	2	2
Jim Delsing, L (1, 7) OBP: 0.327, SLG: 0.355	x 0-0 ③ 4-3			x 0-0 1B		x 0-0 ② F9		x 0-0 1B		4	0	2	0	0	0	1
Russ Sullivan, L (1, 9) OBP: 0.444, SLG: 0.615		x 0-0 K2-3-2 1B		x 0-0 ① F3		BBBB 4-0 BB		x 0-0 ② F6		3	0	1	0	1	0	2
Joe Ginsberg, L (1, 2) OBP: 0.328, SLG: 0.322		SSS 0-3 ①② K2-3-2 1-1		x 0-0 ② F3		SSS 0-3 ③ K		x 0-0 ③ F5		4	0	0	0	0	2	4
Al Federoff, R (1, 4) OBP: 0.286, SLG: 0.263 Johnny Hopp, L (7, PH) OBP: 0.303, SLG: 0.224 Johnny Pesky, L (7, 4) OBP: 0.369, SLG: 0.260		x 0-0 1B		x 0-0 ③ 1-3		BBBB 4-0 1B BB		x 0-0 ① F7		2 0 1	0 0 0	1 0 0	0 0 0	0 1 0	0 0 0	1 0 0
Hal Newhouser, L (1, 1) OBP: 0.358, SLG: 0.250 Cliff Mapes, L (7, PH) OBP: 0.295, SLG: 0.384 Hal White, R (7, 1) OBP: 0.182, SLG: 0.182 Carl Linhart, L (9, PH)		x 0-0 ③ F8			SSS 0-3 ① K	x 0-0 ① F8		x 0-0 ② F4		2 1 0 1	0 0 0 0	0 0 0 0	0 0 0 0	0 0 0 0	1 0 0 0	1 1 0 0
Inning Stats	R: 1 E: 0 K: 1 S: 6 H: 1 LOB: 1 BB: 1 P: 10	R: 0 E: 0 K: 1 S: 6 H: 2 LOB: 1 BB: 0 P: 6	R: 0 E: 0 K: 0 S: 3 H: 0 LOB: 1 BB: 1 P: 7	R: 0 E: 0 K: 0 S: 4 H: 1 LOB: 1 BB: 0 P: 4	R: 0 E: 0 K: 1 S: 6 H: 1 LOB: 1 BB: 0 P: 6	R: 0 E: 0 K: 1 S: 5 H: 0 LOB: 1 BB: 1 P: 9	R: 0 E: 0 K: 0 S: 4 H: 1 LOB: 2 BB: 1 P: 8	R: 0 E: 0 K: 1 S: 6 H: 1 LOB: 1 BB: 0 P: 6	R: 0 E: 0 K: 0 S: 4 H: 1 LOB: 1 BB: 0 P: 4	1B: 8 2B: 1 3B: 0 HR: 0	SF: 0 SAC: 0 DP: 1 HBP: 0					

PITCHER	IP	WLS	BF	H	R	ER	SO	BB	IBB	HBP	BLK	WP	HR	S	P	ERA	WHIP
Early Wynn, R (1, 1) ERA: 2.9	9.0	W	38	8	1	1	5	4	0	0	0	0	0	44	60	1.00	1.333

PITCHER	IP	WLS	BF	H	R	ER	SO	BB	IBB	HBP	BLK	WP	HR	S	P	ERA	WHIP

TOP

Detroit Tigers @ Cleveland Indians

Cleveland Municipal Stadium, Cleveland, OH

Fri Sep 19 1952, 3:33 AM EDT

Att. 8,104 - Unknown

livebaseballscorecards.com

AB	34
R	1
H	8
RBI	1
BB	4
SO	5
LOB	21

WP: 0 PB: 0 SB: 1 CS: 0 PA: 38

BOTTOM

Detroit Tigers @ Cleveland Indians

Cleveland Municipal Stadium, Cleveland, OH

Fri Sep 19 1952, 3:33 AM EDT

Att. 8,104 - Unknown

livebaseballscorecards.com

Batter	1	2	3	4	5	6	7	8	9	AB	R	H	RBI	BB	SO	LOB
Dale Mitchell, L (1, 7) OBP: 0.387, SLG: 0.418	1-3	F4		5-3			L7			4	0	0	0	0	0	1
Bobby Avila, R (1, 4) OBP: 0.369, SLG: 0.402	HR 1B	1-H 3B		F6			L4-6 2B			4	1	3	1	0	0	0
Larry Doby, L (1, 8) OBP: 0.378, SLG: 0.545	1-H HR	BBB BB			BBB L3 BB		L4-6 2-3			2	1	1	2	2	0	1
Luke Easter, L (1, 3) OBP: 0.334, SLG: 0.513	SSS K	F2			L3 1-2			4-3		4	0	0	0	0	1	3
Al Rosen, R (1, 5) OBP: 0.388, SLG: 0.514	BBBB BB		1-3		F3			6-3		3	0	0	0	1	0	0
Harry Simpson, L (1, 9) OBP: 0.337, SLG: 0.400	F8		FC5-4 1B			BBBB BB		F5		3	0	1	0	1	0	1
Jim Hegan, R (1, 2) OBP: 0.293, SLG: 0.335		PB 1B	F6			F6				3	1	1	0	0	0	2
George Strickland, R (1, 6) OBP: 0.264, SLG: 0.293		F7 1-2	FC5-4 1-2f			F9				3	0	0	0	0	0	3
Early Wynn, S (1, 1) OBP: 0.279, SLG: 0.240		2-H 3B 1B		5-3		L8				3	1	1	1	0	0	1
Inning Stats	R: 2 E: 0 K: 1 S: 7 H: 2 LOB: 1 BB: 1 P: 11	R: 2 E: 0 K: 0 S: 6 H: 3 LOB: 2 BB: 1 P: 10	R: 0 E: 0 K: 0 S: 4 H: 1 LOB: 1 BB: 0 P: 4	R: 0 E: 0 K: 0 S: 3 H: 0 LOB: 0 BB: 0 P: 3	R: 0 E: 0 K: 0 S: 2 H: 0 LOB: 0 BB: 1 P: 6	R: 0 E: 0 K: 0 S: 3 H: 0 LOB: 1 BB: 1 P: 7	R: 0 E: 0 K: 0 S: 3 H: 1 LOB: 0 BB: 0 P: 3	R: 0 E: 0 K: 0 S: 3 H: 0 LOB: 0 BB: 0 P: 3		1B: 4 2B: 3 3B: 1 HR: 1 SF: 0 SAC: 0 DP: 2 HBP: 0						

AB	29
R	4
H	7
RBI	4
BB	4
SO	1
LOB	12

WP: 0 PB: 1 SB: 0 CS: 0 PA: 33

PITCHER		IP	WLS	BF	H	R	ER	SO	BB	IBB	HBP	BLK	WP	HR	S	P	ERA	WHIP
Hal Newhouser, L ERA: 3.85	(1, 1)	6.0	L	27	6	4	4	1	4	0	0	0	0	1	25	41	6.00	1.667
Hal White, R ERA: 3.82	(7, 1)	2.0		6	1	0	0	0	0	0	0	0	0	0	6	6	0.00	0.500

PITCHER	IP	WLS	BF	H	R	ER	SO	BB	IBB	HBP	BLK	WP	HR	S	P	ERA	WHIP

Batter	1	2	3	4	5	6	7	8	9	AB	R	H	RBI	BB	SO	LOB
Johnny Groth, R (1, 8) OBP: 0.342, SLG: 0.354	F8 1B		FC1-5 2B		4-3		F9		F3	5	0	2	0	0	0	1
Harvey Kuenn, R (1, 6) OBP: 0.345, SLG: 0.404	F8 1-2		FC1-5 FC5-4 2-3		BBBB S BB		F9		1B	4	0	1	0	1	0	3
Fred Hatfield, L (1, 5) OBP: 0.307, SLG: 0.300	4-3		FC5-4 1-2f		F8 1-2		BBBB 1-2 BB		F8	4	0	0	0	1	0	3
Walt Dropo, R (1, 3) OBP: 0.326, SLG: 0.484		F9 1B FC6-4 1B	1-3			F5	SSS K		5-3	5	1	1	0	0	1	4
Jim Delsing, L (1, 7) OBP: 0.329, SLG: 0.364		BB 1-2 FC6-4 1B		F6		3-1		HR		4	2	2	1	0	0	0
Russ Sullivan, L (1, 9) OBP: 0.419, SLG: 0.600		F9 2-3		F8		2B		F7		4	0	1	0	0	0	2
Joe Ginsberg, L (1, 2) OBP: 0.335, SLG: 0.324		BBBB FC6-4 1-2 BB		1B		IIII IBB		BBBB BB		1	0	1	0	3	0	0
Al Federoff, R (1, 4) OBP: 0.282, SLG: 0.259 Johnny Pesky, L (8, PH) OBP: 0.368, SLG: 0.259 (8, 4)		FC6-4 FC6-4 1-2f 2-H 3-H		F9		SSS K		F6		3 1	0 0	0 0	0 0	0 0	1 0	4 1
Ted Gray, S (1, 1) OBP: 0.187, SLG: 0.176 Cliff Mapes, L (7, PH) OBP: 0.299, SLG: 0.387 Bill Wight, L (7, 1) OBP: 0.237, SLG: 0.246 Dave Madison, R (7, 1) OBP: 0.150, SLG: 0.105 Johnny Hopp, L (8, PH) OBP: 0.256, SLG: 0.221 Hal White, R (8, 1) OBP: 0.182, SLG: 0.182		FC6-4 1-2f			4-3		BB 1B		F6	2 1 0 0 1 0	0 0 0 0 0 0	0 1 0 0 0 0	0 0 0 0 0 0	0 0 0 0 0 0	0 0 0 0 0 0	1 0 0 0 1 0
Inning Stats	R: 0 E: 0 K: 0 S: 3 H: 1 LOB: 0 BB: 0 P: 3	R: 2 E: 1 K: 0 S: 5 H: 2 LOB: 1 BB: 1 P: 9	R: 0 E: 0 K: 0 S: 4 H: 1 LOB: 1 BB: 0 P: 4	R: 0 E: 0 K: 0 S: 4 H: 1 LOB: 1 BB: 0 P: 4	R: 0 E: 0 K: 0 S: 3 H: 0 LOB: 1 BB: 1 P: 7	R: 0 E: 0 K: 1 S: 6 H: 1 LOB: 2 BB: 1 P: 10	R: 0 E: 0 K: 1 S: 6 H: 1 LOB: 2 BB: 1 P: 10	R: 1 E: 0 K: 0 S: 4 H: 1 LOB: 1 BB: 1 P: 8	R: 0 E: 0 K: 0 S: 4 H: 1 LOB: 1 BB: 0 P: 4	1B: 6 2B: 2 3B: 0 HR: 1	SF: 0 SAC: 0 DP: 0 HBP: 0					

PITCHER		IP	W/L/S	BF	H	R	ER	SO	BB	IBB	HBP	BLK	WP	HR	S	P	ERA	WHIP
Mike Garcia, R ERA: 2.33	(1, 1)	7.0	W	31	7	2	0	2	3	1	0	0	0	0	31	47	0.00	1.429
Steve Gromek, R ERA: 3.53	(8, 1)	2.0	S	9	2	1	1	0	1	0	0	0	0	1	8	12	4.50	1.500

PITCHER	IP	W/L	BF	H	R	ER	SO	BB	IBB	HBP	BLK	WP	HR	S	P	ERA	WHIP

TOP

Detroit Tigers @ Cleveland Indians

Cleveland Municipal Stadium, Cleveland, OH

Sat Sep 20 1952, 3:33 AM EDT

Att. 20,878 - Unknown

livebaseballscorecards.com

AB	35
R	3
H	9
RBI	1
BB	5
SO	2
LOB	20

WP: 0 PA: 40
PB: 0
SB: 1
CS: 0

BOTTOM

Detroit Tigers @ Cleveland Indians

Cleveland Municipal Stadium, Cleveland, OH

Sat Sep 20 1952, 3:33 AM EDT

Att. 20,878 - Unknown

livebaseballscorecards.com

Batter	1	2	3	4	5	6	7	8	9	AB	R	H	RBI	BB	SO	LOB
Dale Mitchell, L (1, 7) OBP: 0.387, SLG: 0.416	BBBB 4-0 FC4-6 BB		x 0-0 ③ 4-3		x 0-0 ② FC4-6 1-2f		0-0 1B 1B 1B F4			4	1	1	0	1	0	3
Bobby Avila, R (1, 4) OBP: 0.371, SLG: 0.404	x 0-0 ① FC4-6 1-2f			x 0-0 BB HR 1B	x 0-0 ③ F8		x 0-0 1B PB 1B 1-2	x 0-0 L3 1B		5	2	3	0	0	0	2
Larry Doby, L (1, 8) OBP: 0.379, SLG: 0.542	SSS 0-3 ② K			BBBB 4-0 HR BB 1-2		x 0-0 HR 1B	SSS 0-3 ① K	x 0-0 ①② L3 1-2		4	2	1	0	1	2	4
Luke Easter, L (1, 3) OBP: 0.336, SLG: 0.521 Bill Glynn, L (7, PR) OBP: 0.309, SLG: 0.391 (8, 3)	x 0-0 ③ 4-3			SSS 0-3 ① K		x 0-0 HR 1B 1-H	x 0-0 PB E 1B 1-3 2-H	x 0-0 1B		4 1	1 1	2 1	3 0	0 0	1 0	3 0
Al Rosen, R (1, 5) OBP: 0.390, SLG: 0.518		x 0-0 ① 5-3		x 0-0 HR 1-H 2-H		BBBB 4-0 FC1-6 BB	IIII 4-0 FC E E IBB 1-2 3-H	x 0-0 ③ F5		3	2	1	3	2	0	1
Harry Simpson, L (1, 9) OBP: 0.336, SLG: 0.398		x 0-0 ② 1-3		x 0-0 ② 4-3		x 0-0 ① FC1-6 BB 1-2f	BBBB 4-0 FC E BB 1-2 2-H			3	1	0	0	1	0	1
Jim Hegan, R (1, 2) OBP: 0.290, SLG: 0.331		x 0-0 ③ F7		x 0-0 ③ F7		x 0-0 ② F8	x 0-0 FC E 5-3 1-2 2-3			4	1	0	0	0	0	3
George Strickland, R (1, 6) OBP: 0.264, SLG: 0.290			x 0-0 ① F2		x 0-0 ① 4-3	BBBB 4-0 FC6-4 BB 1-2	x 0-0 E4 5-3 1-3 2-H 3-H			3	0	0	1	1	0	1
Mike Garcia, R (1, 1) OBP: 0.180, SLG: 0.168 Hank Majeski, R (7, PH) OBP: 0.372, SLG: 0.354 Steve Gromek, S (8, 1) OBP: 0.229, SLG: 0.100			x 0-0 ② F7		BBBB 4-0 FC4-6 BB	x 0-0 ③ FC6-4 1-2f	x 0-0 ② 5-3 1-2 3-H			2 1 0	0 0 0	0 0 0	0 1 0	1 0 0	0 0 0	2 1 0
Inning Stats	R: 0 E: 0 K: 1 S: 5 H: 0 LOB: 1 BB: 1 P: 9	R: 0 E: 0 K: 0 S: 3 H: 0 LOB: 0 BB: 0 P: 3	R: 0 E: 0 K: 0 S: 3 H: 0 LOB: 0 BB: 0 P: 3	R: 3 E: 0 K: 1 S: 7 H: 2 LOB: 0 BB: 1 P: 11	R: 0 E: 0 K: 0 S: 3 H: 0 LOB: 1 BB: 1 P: 7	R: 2 E: 0 K: 0 S: 5 H: 2 LOB: 2 BB: 2 P: 13	R: 6 E: 2 K: 1 S: 10 H: 3 LOB: 2 BB: 2 P: 18	R: 0 E: 0 K: 0 S: 4 H: 2 LOB: 1 BB: 0 P: 4		1B: 7 2B: 1 3B: 0 HR: 2	SF: 0 SAC: 0 DP: 1 HBP: 0					

	AB	34
	R	11
	H	9
	RBI	8
	BB	7
	SO	3
	LOB	21

PITCHER		IP	WLS	BF	H	R	ER	SO	BB	IBB	HBP	BLK	WP	HR	S	P	ERA	WHIP
Ted Gray, L ERA: 3.92	(1, 1)	6.0	L	27	4	5	5	2	5	0	0	0	0	2	26	46	7.50	1.500
Bill Wight, L ERA: 3.8	(7, 1)	0.1		8	3	6	3	1	1	1	0	0	0	0	8	16	81.00	12.000
Dave Madison, R ERA: 5.04	(7, 1)	0.2		2	0	0	0	0	0	0	0	0	0	0	2	2	0.00	0.000
Hal White, R ERA: 3.75	(8, 1)	1.0		4	2	0	0	0	0	0	0	0	0	0	4	4	0.00	2.000

PITCHER	IP	WLS	BF	H	R	ER	SO	BB	IBB	HBP	BLK	WP	HR	S	P	ERA	WHIP

Batter	1	2	3	4	5	6	7	8	9	AB	R	H	RBI	BB	SO	LOB
Johnny Groth, R (1, 8) OBP: 0.343, SLG: 0.355	1-3		G3 1B			6-3		4-3 1B 1-2		4	0	2	0	0	0	0
Fred Hatfield, L (1, 5) OBP: 0.306, SLG: 0.298	4-3		G3 1-2			1-3 HBP		4-3 1-2 2-3		3	0	0	0	0	0	3
Harvey Kuenn, R (1, 6) OBP: 0.339, SLG: 0.393	1B		F8			1-3 1-2		K		4	0	1	0	0	1	4
Walt Dropo, R (1, 3) OBP: 0.326, SLG: 0.481	K			K			BB E BB	6-3		3	1	0	0	1	2	3
Jim Delsing, L (1, 7) OBP: 0.328, SLG: 0.363		E4 G3		K			FC4-6 BB 1-2		F6	1	0	0	0	0	0	0
Cliff Mapes, L (3, 9) OBP: 0.299, SLG: 0.383										2	0	0	0	1	1	0
Russ Sullivan, L (1, 9) OBP: 0.371, SLG: 0.529 (3, 7)		K		4-3			FC4-6 1-2f 2-H		K	4	0	0	0	0	2	2
Joe Ginsberg, L (1, 2) OBP: 0.334, SLG: 0.323		G3 1-2			G5-4-3 1B		F9		2-3	4	0	1	0	0	0	2
Al Federoff, R (1, 4) OBP: 0.279, SLG: 0.257		F9			F9		K			2	0	0	0	0	0	2
Johnny Hopp, L (7, PH) OBP: 0.295, SLG: 0.217										1	0	0	0	0	1	1
Johnny Pesky, L (7, 4) OBP: 0.368, SLG: 0.259										0	0	0	0	0	0	0
Art Houtteman, R (1, 1) OBP: 0.127, SLG: 0.101			K		G5-4-3 1-2f			E6 4-3 1B		0	0	0	0	0	0	0
Billy Hoeft, L (2, 1) OBP: 0.195, SLG: 0.179										2	0	0	0	0	1	1
Don Kolloway, R (8, PH) OBP: 0.287, SLG: 0.333										1	0	0	0	0	0	0
Hal White, R (8, 1) OBP: 0.182, SLG: 0.182										0	0	0	0	0	0	0
Inning Stats	R: 0 E: 0 K: 1 S: 6 H: 1 LOB: 1 BB: 0 P: 6	R: 0 E: 1 K: 1 S: 6 H: 0 LOB: 1 BB: 0 P: 6	R: 0 E: 0 K: 1 S: 6 H: 1 LOB: 1 BB: 0 P: 6	R: 0 E: 0 K: 2 S: 7 H: 0 LOB: 0 BB: 0 P: 7	R: 0 E: 0 K: 0 S: 3 H: 1 LOB: 0 BB: 0 P: 3	R: 0 E: 0 K: 0 S: 2 H: 0 LOB: 0 BB: 0 P: 3	R: 1 E: 1 K: 1 S: 5 H: 0 LOB: 1 BB: 2 P: 13	R: 0 E: 1 K: 1 S: 7 H: 1 LOB: 2 BB: 0 P: 7	R: 0 E: 0 K: 1 S: 5 H: 0 LOB: 0 BB: 0 P: 5	1B: 4 2B: 0 3B: 0 HR: 0 SF: 0 SAC: 0 DP: 1 HBP: 1						

PITCHER	IP	WLS	BF	H	R	ER	SO	BB	IBB	HBP	BLK	WP	HR	S	P	ERA	WHIP
Bob Lemon, R (1, 1) ERA: 2.57	9.0	W	34	4	1	1	8	2	0	1	0	0	0	47	56	1.00	0.667

PITCHER	IP	WLS	BF	H	R	ER	SO	BB	IBB	HBP	BLK	WP	HR	S	P	ERA	WHIP

TOP

Detroit Tigers @ Cleveland Indians

Cleveland Municipal Stadium, Cleveland, OH

Sun Sep 21 1952, 3:33 AM EDT

Att. 22,430 - Unknown

livebaseballscorecards.com

AB	31
R	1
H	4
RBI	0
BB	2
SO	8
LOB	18

Batter	1	2	3	4	5	6	7	8	9	AB	R	H	RBI	BB	SO	LOB
Dale Mitchell, L (1, 7) OBP: 0.389, SLG: 0.420	HR 2B	BB BB 2-H 1B		1-6-3		F2		1-2 G5-4-3 1B		5	1	3	1	0	0	1
Bobby Avila, R (1, 4) OBP: 0.369, SLG: 0.401	K	1-2 BB		F9		F7		1-2f G5-4-3		4	0	0	0	1	1	4
Larry Doby, L (1, 8) OBP: 0.381, SLG: 0.545	K	1-2 2-3 BB			2B 1B		G3 2B 2B			3	1	2	0	1	1	1
Luke Easter, L (1, 3) OBP: 0.335, SLG: 0.517	HR IBB	F2			F6		G3 2-3			3	1	0	0	1	0	5
Al Rosen, R (1, 5) OBP: 0.390, SLG: 0.525	1-H 2-H HR	F5			F4		3-H 1B 2B			4	2	2	4	0	0	4
Harry Simpson, L (1, 9) OBP: 0.337, SLG: 0.401	F7		4-3		1-3 2B		2-H 1B			4	0	2	1	0	0	0
Jim Hegan, R (1, 2) OBP: 0.287, SLG: 0.327		F3	F3		F7		F7			4	0	0	0	0	0	2
George Strickland, R (1, 6) OBP: 0.267, SLG: 0.290		2B 1B	K			BB		F7		3	1	1	0	1	1	0
Bob Lemon, L (1, 1) OBP: 0.226, SLG: 0.303		1-H 1B 2B		K		K		1B BB		3	1	1	1	1	2	1
Inning Stats	R: 3 E: 0 K: 2 S: 9 H: 2 LOB: 0 BB: 1 P: 13	R: 2 E: 0 K: 0 S: 6 H: 3 LOB: 3 BB: 2 P: 14	R: 0 E: 0 K: 1 S: 5 H: 0 LOB: 0 BB: 0 P: 5	R: 0 E: 0 K: 1 S: 5 H: 0 LOB: 0 BB: 0 P: 5	R: 0 E: 0 K: 0 S: 5 H: 2 LOB: 2 BB: 0 P: 5	R: 0 E: 0 K: 1 S: 5 H: 0 LOB: 1 BB: 1 P: 9	R: 2 E: 0 K: 0 S: 5 H: 3 LOB: 0 BB: 0 P: 5	R: 0 E: 0 K: 0 S: 3 H: 1 LOB: 1 BB: 1 P: 7		1B: 5 2B: 5 3B: 0 HR: 1	SF: 0 SAC: 0 DP: 1 HBP: 0						

PITCHER		IP	WLS	BF	H	R	ER	SO	BB	IBB	HBP	BLK	WP	HR	S	P	ERA	WHIP
Art Houtteman, R ERA: 4.36	(1, 1)	1.1	L	11	5	5	5	2	1	1	0	0	0	1	13	21	33.75	4.500
Billy Hoeft, L ERA: 4.11	(2, 1)	5.2		23	5	2	2	3	2	0	0	0	0	0	27	35	3.18	1.235
Hal White, R ERA: 3.69	(8, 1)	1.0		4	1	0	0	0	1	0	0	0	0	0	3	7	0.00	2.000

PITCHER	IP	WLS	BF	H	R	ER	SO	BB	IBB	HBP	BLK	WP	HR	S	P	ERA	WHIP

BOTTOM

Detroit Tigers @ Cleveland Indians

Cleveland Municipal Stadium, Cleveland, OH

Sun Sep 21 1952, 3:33 AM EDT

Att. 22,430 - Unknown

livebaseballscorecards.com

AB	33
R	7
H	11
RBI	7
BB	5
SO	5
LOB	18

WP: 0 PB: 0 SB: 0 CS: 0 PA: 38

Batter	1	2	3	4	5	6	7	8	9	AB	R	H	RBI	BB	SO	LOB
Johnny Groth, R (1, 8) OBP: 0.346, SLG: 0.355	BBBB 4-0 CS BB		BBBB 4-0 2B BB		x 0-0 FC BB BB 1B	x 0-0 ③ F9			x 0-0 ②③ G5-4-3 1-2f	3	2	1	0	2	0	1
Fred Hatfield, L (1, 5) OBP: 0.304, SLG: 0.296	x 0-0 ①② 3-1 1-2		x 0-0 ② F6		x 0-0 ① F7		SSS 0-3 ① K			4	0	0	0	0	1	4
Harvey Kuenn, R (1, 6) OBP: 0.348, SLG: 0.406	x 0-0 ③ F9		x 0-0 1-H 2-H 2B		BBBB 4-0 BB FC 1-2 BB		x 0-0 ② F8			3	0	1	2	1	0	0
Walt Dropo, R (1, 3) OBP: 0.324, SLG: 0.478		SSS 0-3 ① K	SSS 0-3 ③ K		x 0-0 FC BB 1-2 2-3		x 0-0 ③ 6-3			4	0	0	0	0	2	3
Cliff Mapes, L (1, 9) OBP: 0.298, SLG: 0.377		BBBB 4-0 BB		SSS 0-3 ① K	SSS 0-3 ② K			SSS 0-3 ① K		3	0	0	0	1	3	3
Russ Sullivan, L (1, 7) OBP: 0.385, SLG: 0.514		x 0-0 ② F6		x 0-0 BB 1B	BBBB 4-0 1-2 2-3 3-H BB			x 0-0 ② F8		3	0	1	1	1	0	1
Matt Batts, R (1, 2) OBP: 0.300, SLG: 0.313		x 0-0 ③ F7		BBBB 4-0 1-2 BB	x 0-0 ③ F8			x 0-0 ③ F8		3	0	0	0	1	0	4
Al Federoff, R (1, 4) OBP: 0.280, SLG: 0.258 Johnny Hopp, L (9, PH) OBP: 0.291, SLG: 0.214			x 0-0 SH2-4 2B 1B	SSS 0-3 ② K		x 0-0 ① F6			x 0-0 ① 1-3	3 1	1 0	1 0	0 0	0 0	1 0	2 0
Virgil Trucks, R (1, 1) OBP: 0.200, SLG: 0.234 Joe Ginsberg, L (9, PH) OBP: 0.336, SLG: 0.326			x 0-0 ① SH2-4 1-2	x 0-0 ③ F2		x 0-0 ② L3			x 0-0 G5-4-3 1B	2 1	0 0	0 1	0 0	0 0	0 0	2 0
Inning Stats	R: 0 E: 0 K: 0 S: 2 H: 0 LOB: 0 BB: 1 P: 6	R: 0 E: 0 K: 1 S: 5 H: 0 LOB: 1 BB: 1 P: 9	R: 2 E: 0 K: 1 S: 7 H: 2 LOB: 1 BB: 1 P: 11	R: 0 E: 0 K: 2 S: 8 H: 1 LOB: 2 BB: 1 P: 12	R: 1 E: 0 K: 1 S: 7 H: 1 LOB: 3 BB: 2 P: 15	R: 0 E: 0 K: 0 S: 3 H: 0 LOB: 0 BB: 0 P: 3	R: 0 E: 0 K: 1 S: 5 H: 0 LOB: 0 BB: 0 P: 5	R: 0 E: 0 K: 1 S: 5 H: 0 LOB: 0 BB: 0 P: 5	R: 0 E: 0 K: 0 S: 3 H: 1 LOB: 0 BB: 0 P: 3	1B: 4 2B: 1 3B: 0 HR: 0	SF: 0 SAC: 1 DP: 1 HBP: 0					

TOP

Detroit Tigers @ Cleveland Indians

Cleveland Municipal Stadium, Cleveland, OH

Mon Sep 22 1952, 3:33 AM EDT

Att. 3,054 - Unknown

livebaseballscorecards.com

AB	30
R	3
H	5
RBI	3
BB	6
SO	7
LOB	20

PITCHER	IP	WLS	BF	H	R	ER	SO	BB	IBB	HBP	BLK	WP	HR	S	P	ERA	WHIP
Early Wynn, R (1, 1) ERA: 2.9	9.0	W	37	5	3	3	7	6	0	0	0	0	0	45	69	3.00	1.222

PITCHER	IP	WLS	BF	H	R	ER	SO	BB	IBB	HBP	BLK	WP	HR	S	P	ERA	WHIP

WP: 0 PB: 0 SB: 0 CS: 1 PA: 37

BOTTOM

Detroit Tigers @ Cleveland Indians

Cleveland Municipal Stadium, Cleveland, OH

Mon Sep 22 1952, 3:33 AM EDT

Att. 3,054 - Unknown

livebaseballscorecards.com

Batter	1	2	3	4	5	6	7	8	9	AB	R	H	RBI	BB	SO	LOB
Dale Mitchell, L (1, 7) OBP: 0.387, SLG: 0.417	F8	F8		F8		BB, E, FC3-2 (1-2)	F8			4	0	0	0	1	0	4
Bobby Avila, R (1, 4) OBP: 0.371, SLG: 0.407	BB		2B	6-3		E6, FC3-2 (1-3, 2-H)		1B	3B	4	2	2	0	1	0	1
Larry Doby, L (1, 8) OBP: 0.385, SLG: 0.548	K		WP, 1B (2-H)	BB		IBB, G5-3, FC3-2		2B (3-H)	1B	3	2	2	2	2	1	1
Luke Easter, L (1, 3) OBP: 0.335, SLG: 0.517	BB (1-2)		K (2-3)	K		FC3-2 (1-2, 2-3, 3-Hf)		2B (1-H)		4	0	1	1	1	2	5
Al Rosen, R (1, 5) OBP: 0.389, SLG: 0.522	K		BB, 1B (3-H)		K	G5-3 (2-3f)		F9		5	1	1	1	0	2	6
Harry Simpson, L (1, 9) OBP: 0.341, SLG: 0.402		E, 1B	1B (1-2) BB		F5		1B	IBB		3	0	2	0	2	0	0
Jim Hegan, R (1, 2) OBP: 0.285, SLG: 0.325		F2	F6		1B		F5	F6		5	0	1	0	0	0	6
George Strickland, R (1, 6) OBP: 0.266, SLG: 0.289		E6 (1-3)	1B (1-3, 2-H)		1-3		F3	K		5	0	1	1	0	1	5
Early Wynn, S (1, 1) OBP: 0.287, SLG: 0.242		F6	K			BB, E	1B (1-2)			3	1	1	0	1	1	4

	AB	36
	R	6
	H	11
	RBI	5
	BB	8
	SO	7
	LOB	32

Inning Stats	1	2	3	4	5	6	7	8	9
	R: 0 E: 0 K: 2 S: 7	H: 0 LOB: 2 BB: 2 P: 15	R: 0 E: 1 K: 0 S: 5	H: 1 LOB: 2 BB: 0 P: 5	R: 3 E: 0 K: 2 S: 11	H: 4 LOB: 2 BB: 1 P: 15	R: 0 E: 0 K: 1 S: 5	H: 0 LOB: 1 BB: 1 P: 9	R: 0 E: 0 K: 1 S: 6	H: 1 LOB: 1 BB: 0 P: 6
	R: 1 E: 1 K: 0 S: 3	H: 0 LOB: 2 BB: 3 P: 15	R: 0 E: 0 K: 0 S: 5	H: 2 LOB: 2 BB: 0 P: 5	R: 2 E: 0 K: 1 S: 8	H: 3 LOB: 2 BB: 1 P: 12				

	1B: 7	SF: 0	WP: 1	PA: 44
	2B: 3	SAC: 0	PB: 0	
	3B: 1	DP: 1	SB: 0	
	HR: 0	HBP: 0	CS: 0	

PITCHER	IP	WLS	BF	H	R	ER	SO	BB	IBB	HBP	BLK	WP	HR	S	P	ERA	WHIP
Virgil Trucks, R (1, 1) ERA: 3.75	8.0	L	44	11	6	5	7	6	2	0	0	1	0	50	82	5.62	2.125

PITCHER	IP	WLS	BF	H	R	ER	SO	BB	IBB	HBP	BLK	WP	HR	S	P	ERA	WHIP

Chicago White Sox @ Cleveland Indians

Cleveland Municipal Stadium, Cleveland, OH

Tue Sep 23 1952, 3:33 AM EDT

Att. 5,377 - Unknown

TOP

livebaseballscorecards.com

Batter	1	2	3	4	5	6	7	8	9	AB	R	H	RBI	BB	SO	LOB
Chico Carrasquel, R (1, 6) OBP: 0.309, SLG: 0.295	BBBB 4-0 SH 1B 1B BB	x 0-0 2B 1B		x 0-0 ② F6		x 0-0 ① 6-3	x 0-0 ③ F7			4	1	1	0	1	0	1
Nellie Fox, L (1, 4) OBP: 0.338, SLG: 0.367	x 0-0 SH 1-2 1B 1B	x 0-0 ① 6-3 1-H 2B		x 0-0 ③ F9		x 0-0 ② 3-1		x 0-0 G6-4-3 1B		5	1	3	0	0	0	0
Minnie Minoso, R (1, 7) OBP: 0.377, SLG: 0.432	x 0-0 SH 1B 1-2 2B 2-3	x 0-0 ② 6-3 2-3			x 0-0 BB G3 1B 1B	x 0-0 ③ 6-3		x 0-0 ① ② G6-4-3 1-2f		4	2	1	0	0	0	2
Eddie Robinson, L (1, 3) OBP: 0.385, SLG: 0.471	x 0-0 2B 1-2 F8 2-H 1B 3-H	SSS 0-3 ③ K			x 0-0 ① G3 1-2		x 0-0 1B 2B	x 0-0 F8		5	2	2	2	0	1	2
Tom Wright, L (1, 9) OBP: 0.358, SLG: 0.364	x 0-0 1B 1-3 2B 2-H		BBBB 4-0 BB		x 0-0 ② L6		x 0-0 SH2-3 2-H HR 1B		x 0-0 ① 5-3	4	2	2	2	1	0	1
Jim Rivera, L (1, 8) OBP: 0.318, SLG: 0.358	x 0-0 ① F8 3-H	x 0-0 ① F5			4-0 BB 1B IBB		x 0-0 ① SH2-3 1-2		x 0-0 1B	3	1	1	1	1	0	2
Sherm Lollar, R (1, 2) OBP: 0.355, SLG: 0.390	x 0-0 ② 6-3	x 0-0 ② F5			BBBB 4-0 1B 1-2 2-3 BB		x 0-0 2-H HR		x 0-0 ② F5	4	1	1	2	1	0	3
Rocky Krsnich, R (1, 5) OBP: 0.333, SLG: 0.425	x 0-0 2-H 1B	SSS 0-3 ③ K			x 0-0 1-2 2-H 3-H 1B		SSS 0-3 ② K		x 0-0 ③ F7	5	0	2	3	0	2	2
Joe Dobson, R (1, 1) OBP: 0.239, SLG: 0.190	x 0-0 ③ F3			SSS 0-3 ① K	SSS 0-3 ③ K		x 0-0 1B			4	0	1	0	0	2	3

Inning Stats	1	2	3	4	5	6	7	8	9
	R: 5 E: 1 K: 0 S: 8	H: 4 LOB: 1 BB: 1 P: 12	R: 0 E: 0 K: 1 S: 6	H: 2 LOB: 1 BB: 0 P: 6	R: 0 E: 0 K: 1 S: 5	H: 0 LOB: 1 BB: 1 P: 9	R: 0 E: 0 K: 1 S: 5	H: 0 LOB: 0 BB: 0 P: 5	R: 2 E: 0 K: 1 S: 7	H: 2 LOB: 2 BB: 2 P: 15	R: 0 E: 0 K: 0 S: 3	H: 0 LOB: 0 BB: 0 P: 3	R: 3 E: 0 K: 1 S: 9	H: 4 LOB: 1 BB: 0 P: 9	R: 0 E: 0 K: 0 S: 3	H: 1 LOB: 0 BB: 0 P: 3	R: 0 E: 0 K: 0 S: 4	H: 1 LOB: 1 BB: 0 P: 4

| | | |

Batter	1	2	3	4	5	6	7	8	9	AB	R	H	RBI	BB	SO	LOB
Dale Mitchell, L (1, 7) OBP: 0.384, SLG: 0.413	F6		FC4-6 F8 1B 1-2f 3-H		F6			6-3		4	0	0	1	0	0	1
Bobby Avila, R (1, 4) OBP: 0.370, SLG: 0.406	F2		1-2 1B		F9			5-3		4	0	1	0	0	0	0
Larry Doby, L (1, 8) OBP: 0.382, SLG: 0.543	K		F8 2-3			F9			F9	4	0	0	0	0	1	2
Luke Easter, L (1, 3) OBP: 0.337, SLG: 0.519		2B	K			K			1B K 1B	4	0	2	0	0	2	2
Al Rosen, R (1, 5) OBP: 0.388, SLG: 0.520		6-3		F6		F5			1-3 1B	4	0	1	0	0	0	1
Harry Simpson, L (1, 9) OBP: 0.339, SLG: 0.399		K		F7			K		K 3-H	4	0	0	0	0	3	3
Jim Hegan, R (1, 2) OBP: 0.283, SLG: 0.322		5-3		E5 FC6-4			K			3	0	0	0	0	1	1
George Strickland, R (1, 6) OBP: 0.267, SLG: 0.289			1B FC4-6 1B	FC6-4 1-2f			F8			3	1	1	0	0	0	1
Mike Garcia, R (1, 1) OBP: 0.180, SLG: 0.168 Barney McCosky, L (3, PH) OBP: 0.284, SLG: 0.325 Ted Wilks, R (4, 1) OBP: 0.125, SLG: 0.125 Ray Boone, R (5, PH) OBP: 0.373, SLG: 0.370 Steve Gromek, S (6, 1) OBP: 0.229, SLG: 0.100 Dave Pope, L (8, PH) OBP: 0.231, SLG: 0.200 Lou Brissie, L (9, 1) OBP: 0.308, SLG: 0.250			FC4-6 1-3 1B		5-3			P4-3		0 1 0 1 0 1 0	0 0 0 0 0 0 0	0 1 0 0 0 0 0	0 0 0 0 0 0 0	0 0 0 0 0 0 0	0 0 0 0 0 0 0	0 0 0 0 0 0 0
Inning Stats	R: 0 E: 0 K: 1 S: 5 H: 0 LOB: 0 BB: 0 P: 5	R: 0 E: 0 K: 1 S: 6 H: 1 LOB: 1 BB: 0 P: 6	R: 1 E: 0 K: 1 S: 8 H: 3 LOB: 2 BB: 0 P: 8	R: 0 E: 1 K: 0 S: 4 H: 0 LOB: 1 BB: 0 P: 4	R: 0 E: 0 K: 0 S: 3 H: 0 LOB: 0 BB: 0 P: 3	R: 0 E: 0 K: 1 S: 5 H: 0 LOB: 0 BB: 0 P: 5	R: 0 E: 0 K: 2 S: 7 H: 0 LOB: 0 BB: 0 P: 7	R: 0 E: 0 K: 0 S: 3 H: 0 LOB: 0 BB: 0 P: 3	R: 0 E: 0 K: 1 S: 6 H: 2 LOB: 1 BB: 0 P: 6	1B: 5 2B: 1 3B: 0 HR: 0	SF: 0 SAC: 0 DP: 0 HBP: 0						

PITCHER	IP	WLS	BF	H	R	ER	SO	BB	IBB	HBP	BLK	WP	HR	S	P	ERA	WHIP
Joe Dobson, R (1, 1) ERA: 2.54	9.0	W	33	6	1	1	7	0	0	0	0	0	0	47	47	1.00	0.667

PITCHER	IP	WLS	BF	H	R	ER	SO	BB	IBB	HBP	BLK	WP	HR	S	P	ERA	WHIP

BOTTOM

Chicago White Sox @ Cleveland Indians

Cleveland Municipal Stadium, Cleveland, OH

Tue Sep 23 1952, 3:33 AM EDT

Att. 5,377 - Unknown

livebaseballscorecards.com

AB	33
R	1
H	6
RBI	1
BB	0
SO	7
LOB	11

1B: 5 2B: 1 3B: 0 HR: 0 SF: 0 SAC: 0 DP: 0 HBP: 0

WP: 0 PB: 0 SB: 0 CS: 0 PA: 33

Batter	1	2	3	4	5	6	7	8	9	AB	R	H	RBI	BB	SO	LOB
Chico Carrasquel, R (1, 6) OBP: 0.311, SLG: 0.295	B B B B 4-0 4-3 G1 BB		x 0-0 ① ② F3 2-3			x 0-0 ② 6-3		x 0-0 1-2 1B		3	0	1	0	1	0	1
Nellie Fox, L (1, 4) OBP: 0.336, SLG: 0.365	x 0-0 ① G1 1-2		x 0-0 ③ 4-3			x 0-0 ③ 4-3		x 0-0 ③ 1-3		4	0	0	0	0	0	3
Minnie Minoso, R (1, 7) OBP: 0.374, SLG: 0.429	x 0-0 ② 4-3 2-3			x 0-0 ① 1-3			x 0-0 E6 F4 S FC3-2-5		x 0-0 ① 6-3	4	0	0	0	0	0	1
Eddie Robinson, L (1, 3) OBP: 0.382, SLG: 0.468	x 0-0 ③ 3-1			x 0-0 ② 3-1			x 0-0 ① F4 1-3		x 0-0 ② 1-3	4	0	0	0	0	0	2
Tom Wright, L (1, 9) OBP: 0.352, SLG: 0.356		x 0-0 ① 3-1		x 0-0 ③ F7			x 0-0 ② FC3-2-5 3-H		x 0-0 ③ F8	4	0	0	0	0	0	1
Jim Rivera, L (1, 8) OBP: 0.317, SLG: 0.356		x 0-0 ② 6-3			S S S 0-3 ① K		x 0-0 ③ F3			3	0	0	0	0	1	1
Sherm Lollar, R (1, 2) OBP: 0.355, SLG: 0.388 Red Wilson, R (8, 2)	B B B B 4-0 BB				x 0-0 ② F8			x 0-0 ① 5-3		2 0	0 0	0 0	0 0	1 0	0 0	0 0
Rocky Krsnich, R (1, 5) OBP: 0.323, SLG: 0.410		x 0-0 ③ 1-3			x 0-0 ③ F7			x 0-0 ② F7		3	0	0	0	0	0	1
Lou Kretlow, R (1, 1) OBP: 0.174, SLG: 0.100 Luis Aloma, R (7, 1) Hank Edwards, L (8, PH) OBP: 0.348, SLG: 0.470 Hal Brown, R (8, PR) OBP: 0.200, SLG: 0.368 Hal Hudson, L (8, 1)			x 0-0 F3 2B			S S S 0-3 ① K		x 0-0 1B 1B		2 0 1 0 0	0 0 0 0 0	1 0 1 0 0	0 0 0 0 0	1 0 0 0 0	0 0 0 0 0	0 0 0 0 0
Inning Stats	R: 0 E: 0 K: 0 S: 3 H: 0 LOB: 1 BB: 1 P: 7	R: 0 E: 0 K: 0 S: 3 H: 0 LOB: 1 BB: 1 P: 7	R: 0 E: 0 K: 0 S: 3 H: 1 LOB: 0 BB: 0 P: 3	R: 0 E: 0 K: 0 S: 3 H: 0 LOB: 0 BB: 0 P: 3	R: 0 E: 0 K: 1 S: 5 H: 0 LOB: 0 BB: 0 P: 5	R: 0 E: 0 K: 1 S: 5 H: 0 LOB: 0 BB: 0 P: 5	R: 0 E: 1 K: 0 S: 4 H: 0 LOB: 1 BB: 0 P: 4	R: 0 E: 0 K: 0 S: 5 H: 2 LOB: 2 BB: 0 P: 5	R: 0 E: 0 K: 0 S: 3 H: 0 LOB: 0 BB: 0 P: 3	1B: 2 2B: 1 3B: 0 HR: 0	SF: 0 SAC: 0 DP: 0 HBP: 0					

PITCHER	IP	WLS	BF	H	R	ER	SO	BB	IBB	HBP	BLK	WP	HR	S	P	ERA	WHIP
Bob Lemon, R (1, 1) ERA: 2.5	9.0	W	32	3	0	0	2	2	0	0	0	0	0	34	42	0.00	0.556

PITCHER	IP	WLS	BF	H	R	ER	SO	BB	IBB	HBP	BLK	WP	HR	S	P	ERA	WHIP

TOP

Chicago White Sox @ Cleveland Indians

Cleveland Municipal Stadium, Cleveland, OH

Wed Sep 24 1952, 3:33 AM EDT

Att. 4,989 - Unknown

livebaseballscorecards.com

AB	30
R	0
H	3
RBI	0
BB	2
SO	2
LOB	10

WP: 0 PA: 32
PB: 0
SB: 1
CS: 0

Batter	1	2	3	4	5	6	7	8	9	AB	R	H	RBI	BB	SO	LOB
Dale Mitchell, L (1, 7) OBP: 0.386, SLG: 0.415	4-3		4-3 FC3-5 1-2 1B	L8			SH2-4 1-2 1B 1B	FC4-6 1-2 1B		5	1	3	0	0	0	3
Bobby Avila, R (1, 4) OBP: 0.370, SLG: 0.410	1-3		FC3-5 4-3 1-2 2-3f		HR		SH2-4 1-2 2-3	FC4-6 1-2f 2-3		4	1	1	1	0	0	4
Larry Doby, L (1, 8) OBP: 0.382, SLG: 0.540	BB	4-3 1-2 2-3	4-3 1-2 2-3		6-3		1B HR IBB	K		3	1	0	0	2	1	4
Luke Easter, L (1, 3) OBP: 0.336, SLG: 0.516	F5		K		K		HR 1-3 2-H 3-H 1B			4	1	1	2	0	2	3
Al Rosen, R (1, 5) OBP: 0.387, SLG: 0.524		K		F4	F6		HR 1-H 3-H			4	1	1	3	0	1	0
Harry Simpson, L (1, 9) OBP: 0.337, SLG: 0.396		6-3		6-3		6-3	F8			4	0	0	0	0	0	0
Jim Hegan, R (1, 2) OBP: 0.288, SLG: 0.325		BB		BB BB 1B		K	CS 1B			3	0	2	0	1	1	0
George Strickland, R (1, 6) OBP: 0.266, SLG: 0.287		F2		BB 1-2 BB		K	CS 1-2	6-3		3	0	0	0	1	1	1
Bob Lemon, L (1, 1) OBP: 0.250, SLG: 0.315			FC3-5 1B 1B	BB 1-2 2-3 BB			SH2-4 1B 1B 1B	FC4-6 1B BB		2	1	2	0	2	0	0
Inning Stats	R: 0 H: 0 E: 0 LOB: 1 K: 0 BB: 1 S: 3 P: 7	R: 0 H: 0 E: 0 LOB: 1 K: 1 BB: 1 S: 5 P: 9	R: 0 H: 2 E: 0 LOB: 2 K: 1 BB: 0 S: 7 P: 7	R: 0 H: 1 E: 0 LOB: 3 K: 0 BB: 2 S: 4 P: 12	R: 1 H: 1 E: 0 LOB: 0 K: 1 BB: 0 S: 6 P: 6	R: 0 H: 0 E: 0 LOB: 0 K: 2 BB: 0 S: 7 P: 7	R: 5 H: 5 E: 0 LOB: 0 K: 0 BB: 1 S: 7 P: 11	R: 0 H: 1 E: 0 LOB: 2 K: 1 BB: 1 S: 6 P: 10		1B: 8 SF: 0 2B: 0 SAC: 1 3B: 0 DP: 0 HR: 2 HBP: 0						

PITCHER		IP	WLS	BF	H	R	ER	SO	BB	IBB	HBP	BLK	WP	HR	S	P	ERA	WHIP
Lou Kretlow, R ERA: 2.96	(1, 1)	6.1	L	31	7	5	5	5	4	1	0	0	0	1	36	56	7.11	1.737
Luis Aloma, R ERA: 4.28	(7, 1)	0.2		3	2	1	1	0	0	0	0	0	0	1	3	3	13.50	3.000
Hal Hudson, L ERA: 10.8	(8, 1)	1.0		5	1	0	0	1	1	0	0	0	0	0	6	10	0.00	2.000

PITCHER	IP	WLS	BF	H	R	ER	SO	BB	IBB	HBP	BLK	WP	HR	S	P	ERA	WHIP

BOTTOM

Chicago White Sox @ Cleveland Indians

Cleveland Municipal Stadium, Cleveland, OH

Wed Sep 24 1952, 3:33 AM EDT

Att. 4,989 - Unknown

livebaseballscorecards.com

AB	32
R	6
H	10
RBI	6
BB	6
SO	6
LOB	15

WP: 0	PA: 40		
PB: 0			
SB: 0			
CS: 1			

Cleveland Indians @ Detroit Tigers

Briggs Stadium, Detroit, MI

Sat Sep 27 1952, 4:33 AM EDT

Att. 7,875 - Unknown

TOP

livebaseballscorecards.com

Batter	1	2	3	4	5	6	7	8	9	AB	R	H	RBI	BB	SO	LOB
Dale Mitchell, L (1, 7) OBP: 0.388, SLG: 0.417	F9	1B SH1-3 WP 1B	FC5-4 1B 1-2f		S 1B			G6-4-3 1B		5	1	3	0	0	0	1
Bobby Avila, R (1, 4) OBP: 0.371, SLG: 0.415	1B 3B	SH1-3 1-2	1-2 1B		L8 1-2			G6-4-3 1-2f		2	1	2	0	0	0	0
Hank Majeski, R (4, 4) OBP: 0.368, SLG: 0.349										2	0	0	0	0	0	2
Larry Doby, L (1, 8) OBP: 0.382, SLG: 0.538	E 1B 3-H 1B	BB E 1B BB	K			F8		5-3		4	2	1	1	1	1	2
Luke Easter, L (1, 3) OBP: 0.337, SLG: 0.515	E9 1-H 1B 1B	WP 1-2 2-3 1B 1B	F8			4-3			F8	5	2	2	0	0	0	2
Ray Boone, R (1, 5) OBP: 0.371, SLG: 0.367	2B 2-H 1B 1B	K 1-2 2-H 3-H		K		6-3			F8	5	1	1	1	0	2	1
Dave Pope, L (1, 9) OBP: 0.290, SLG: 0.367	1-3 1B 2B	HR 2-H 1B		K			P4-3		1B 3B	5	3	3	1	0	1	0
Joe Tipton, R (1, 2) OBP: 0.362, SLG: 0.421	WP 2-H 3-H 1B	HR 2-H		F7			BB 1B		1B 3-H 1B	5	1	4	5	0	0	0
George Strickland, R (1, 6) OBP: 0.271, SLG: 0.287	G4-6-3 2-3 BB	F6			F2		L6-3 1-2 BB		1-2 1B	3	0	1	0	2	0	0
Bob Chakales, R (1, 1) OBP: 0.500, SLG: 0.500	G4-6-3 1-2f		FC5-4 1B		1B		L6-3 1-2		5-3	4	0	2	0	0	0	4
Bill Abernathie, R (8, 1)										1	0	0	0	0	0	2

AB	41
R	11
H	19
RBI	8
BB	3
SO	4
LOB	14

Inning Stats	1	2	3	4	5	6	7	8	9
	R: 5 E: 1 K: 0 S: 8	H: 6 LOB: 1 BB: 1 P: 12	R: 5 E: 0 K: 1 S: 9	H: 4 LOB: 0 BB: 1 P: 13	R: 0 E: 0 K: 1 S: 7	H: 2 LOB: 2 BB: 0 P: 7	R: 0 E: 0 K: 2 S: 7	H: 0 LOB: 0 BB: 0 P: 7	R: 0 E: 0 K: 0 S: 4	H: 2 LOB: 1 BB: 0 P: 4	R: 0 E: 0 K: 0 S: 3	H: 0 LOB: 0 BB: 0 P: 3	R: 0 E: 0 K: 0 S: 3	H: 1 LOB: 1 BB: 1 P: 7	R: 0 E: 0 K: 0 S: 3	H: 1 LOB: 0 BB: 0 P: 3	R: 1 E: 0 K: 0 S: 6	H: 3 LOB: 2 BB: 0 P: 6

PITCHER		IP	WLS	BF	H	R	ER	SO	BB	IBB	HBP	BLK	WP	HR	S	P	ERA	WHIP	PITCHER		IP	WLS	BF	H	R	ER	SO	BB	IBB	HBP	BLK	WP	HR	S	P	ERA	WHIP
Virgil Trucks, R ERA: 3.97	(1, 1)	0.1	L	8	6	5	5	0	1	0	0	0	1	0	7	11	135.00	21.000																			
Billy Hoeft, L ERA: 4.32	(1, 1)	4.2		21	8	5	5	4	1	0	0	0	1	1	28	32	9.64	1.929																			
Bill Wight, L ERA: 3.75	(6, 1)	2.0		7	1	0	0	0	1	0	0	0	0	0	6	10	0.00	1.000																			
Dick Marlowe, R ERA: 7.36	(8, 1)	2.0		9	4	1	1	0	0	0	0	0	0	0	9	9	4.50	2.000																			

1B: 15	SF: 0	WP: 3	PA: 45
2B: 2	SAC: 1	PB: 0	
3B: 2	DP: 3	SB: 1	
HR: 1	HBP: 0	CS: 0	

Batter	1	2	3	4	5	6	7	8	9	AB	R	H	RBI	BB	SO	LOB
Johnny Groth, R (1, 8) OBP: 0.349, SLG: 0.358	FC3-6 1B		G4-6-3 1B		G5-4-3 1-2f		FC6 1-2 1B		2-3 3-H 1B	5	0	4	1	0	0	1
Fred Hatfield, L (1, 5) OBP: 0.310, SLG: 0.300	FC3-6 G4-6-3 1-2f		L9		1B		FC6 1-2 2-3		F7 3-H	5	0	1	1	0	0	5
Harvey Kuenn, R (1, 6) OBP: 0.341, SLG: 0.400	G4-6-3 1-2f		G4-6-3 1-2f		P9			F8	4-3	5	0	0	0	0	0	4
Walt Dropo, R (1, 3) OBP: 0.323, SLG: 0.479		G4-6-3 1B		F8		K		HR		4	1	2	1	0	1	0
Russ Sullivan, L (1, 9) OBP: 0.364, SLG: 0.577		G4-6-3 1-2f		K		G3		L6-3 1B		4	0	1	0	0	1	1
Jim Delsing, L (1, 7) OBP: 0.330, SLG: 0.361		1B 1B BB		BB		4-3		L6-3 1-2		2	1	0	0	2	0	1
Joe Ginsberg, L (1, 2) OBP: 0.338, SLG: 0.336		1B 1-2 1B		P9			HR		G3 1B 1B BB	3	2	2	1	1	0	1
Al Federoff, R (1, 4) OBP: 0.290, SLG: 0.278		1-2 2-H 1B			1B 3B		F3		1B G3 1-2 F7 1B	4	2	3	1	0	0	0
Virgil Trucks, R (1, 1) OBP: 0.200, SLG: 0.234 Billy Hoeft, L (1, 1) OBP: 0.190, SLG: 0.175 Johnny Pesky, L (5, PH) OBP: 0.370, SLG: 0.262 Bill Wight, L (6, 1) OBP: 0.237, SLG: 0.246 Cliff Mapes, L (7, PH) OBP: 0.297, SLG: 0.375 Dick Marlowe, R (8, 1) OBP: 0.288, SLG: 0.211 Johnny Hopp, L (9, PH) OBP: 0.288, SLG: 0.211		K			G5-4-3 3-H 1B		E5 FC6 1B		G3 1-2 2-3	0 1 1 0 1 0 1	0 0 0 0 0 0 0	0 0 1 0 0 0 0	0 0 1 0 0 0 0	0 1 0 0 0 0 0	0 2 0 0 0 0 0	0 1 0 0 0 0 0
Inning Stats	R: 0 H: 1 E: 0 LOB: 0 K: 0 BB: 0 S: 3 P: 3	R: 1 H: 3 E: 0 LOB: 2 K: 1 BB: 1 S: 7 P: 11	R: 0 H: 1 E: 0 LOB: 0 K: 0 BB: 0 S: 3 P: 3	R: 0 H: 0 E: 0 LOB: 1 K: 1 BB: 1 S: 5 P: 9	R: 1 H: 3 E: 0 LOB: 1 K: 0 BB: 0 S: 5 P: 5	R: 0 H: 0 E: 0 LOB: 0 K: 1 BB: 0 S: 5 P: 5	R: 1 H: 2 E: 1 LOB: 1 K: 0 BB: 0 S: 5 P: 5	R: 1 H: 2 E: 0 LOB: 0 K: 0 BB: 0 S: 4 P: 4	R: 2 H: 2 E: 0 LOB: 1 K: 0 BB: 1 S: 5 P: 9	1B: 11 SF: 0 2B: 1 SAC: 0 3B: 1 DP: 6 HR: 2 HBP: 0						

PITCHER	IP	WLS	BF	H	R	ER	SO	BB	IBB	HBP	BLK	WP	HR	S	P	ERA	WHIP
Bob Chakales, R (1, 1) ERA: 9.75	7.0	W	29	10	3	3	3	2	0	0	0	0	1	33	41	3.86	1.714
Bill Abernathie, R (8, 1) ERA: 13.5	2.0	S	10	4	3	3	0	1	0	0	0	0	1	9	13	13.50	2.500

PITCHER	IP	WLS	BF	H	R	ER	SO	BB	IBB	HBP	BLK	WP	HR	S	P	ERA	WHIP

Cleveland Indians @ Detroit Tigers

Briggs Stadium, Detroit, MI

Sat Sep 27 1952, 4:33 AM EDT

Att. 7,875 - Unknown

BOTTOM

livebaseballscorecards.com

AB	36
R	6
H	14
RBI	6
BB	3
SO	3
LOB	17

1B: 11	SF: 0	WP: 0	PA: 39
2B: 1	SAC: 0	PB: 0	
3B: 1	DP: 6	SB: 0	
HR: 2	HBP: 0	CS: 0	

Batter	1	2	3	4	5	6	7	8	9	AB	R	H	RBI	BB	SO	LOB
Dale Mitchell, L (1, 7) OBP: 0.387, SLG: 0.415	5-3		F8			4-3		4-3 SH1 1B 1B	F7	5	1	1	0	0	0	0
Ray Boone, R (1, 5) OBP: 0.372, SLG: 0.367	F8			HR 1B		K		SH1 1-2	BB 1B BB	3	2	1	0	1	1	0
Larry Doby, L (1, 8) OBP: 0.383, SLG: 0.541	K			1-H HR		G3		4-3 2-3	1B 1-2 BB	4	1	1	2	1	1	1
Luke Easter, L (1, 3) OBP: 0.337, SLG: 0.513		K		K			K	1B HR HBP	1-2 2-H 1B	4	1	1	1	0	3	0
Hank Majeski, R (1, 4) OBP: 0.369, SLG: 0.351		5-3		1-3			FC4-6 1B	1-2 3-H HR 1B	5-3	5	1	2	1	0	0	2
Dave Pope, L (1, 9) OBP: 0.314, SLG: 0.471		1B		P7			FC4-6 1-2f BB 1B	1-H 2-H HR		4	2	2	3	0	0	1
Joe Tipton, R (1, 2) OBP: 0.365, SLG: 0.416		K			F4		1B 1-2 BB	BB		2	0	0	0	2	1	1
George Strickland, R (1, 6) OBP: 0.272, SLG: 0.288 Merl Combs, L (7, 6) OBP: 0.242, SLG: 0.209			K		F6		1-3 2-H 1B	K		3 1	0 0	1 0	1 0	0 0	1 1	0 1
Dick Rozek, L (1, 1) Jim Hegan, R (7, PH) OBP: 0.287, SLG: 0.324 Sam Jones, R (7, 1) OBP: 0.100, SLG: 0.100			K		K		F7		K	2 1 1	0 0 0	0 0 0	0 0 0	2 0 1	0 0 0	0 2 0
Inning Stats	R: 0 E: 0 K: 1 S: 5 H: 0 LOB: 0 BB: 0 P: 5	R: 0 E: 0 K: 2 S: 8 H: 1 LOB: 1 BB: 0 P: 8	R: 0 E: 0 K: 2 S: 7 H: 0 LOB: 0 BB: 0 P: 7	R: 2 E: 0 K: 1 S: 7 H: 2 LOB: 0 BB: 0 P: 7	R: 0 E: 0 K: 1 S: 5 H: 0 LOB: 0 BB: 0 P: 5	R: 0 E: 0 K: 1 S: 5 H: 0 LOB: 0 BB: 0 P: 5	R: 1 E: 0 K: 1 S: 7 H: 2 LOB: 2 BB: 1 P: 11	R: 4 E: 0 K: 1 S: 8 H: 3 LOB: 1 BB: 1 P: 13	R: 1 E: 0 K: 1 S: 6 H: 1 LOB: 2 BB: 2 P: 14	1B: 7 2B: 0 3B: 0 HR: 2 SF: 0 SAC: 1 DP: 0 HBP: 1						

TOP

Cleveland Indians @ Detroit Tigers

Briggs Stadium, Detroit, MI

Sun Sep 28 1952, 3:33 AM EST

Att. 14,910 - Unknown - 80 F

livebaseballscorecards.com

AB	35
R	8
H	9
RBI	8
BB	4
SO	11
LOB	8

PITCHER		IP	WLS	BF	H	R	ER	SO	BB	IBB	HBP	BLK	WP	HR	S	P	ERA	WHIP
Ted Gray, L ERA: 4.1	(1, 1)	9.0	L	41	9	8	8	11	4	0	1	0	0	2	58	75	8.00	1.444

PITCHER	IP	WLS	BF	H	R	ER	SO	BB	IBB	HBP	BLK	WP	HR	S	P	ERA	WHIP

Cleveland Indians @ Detroit Tigers

Briggs Stadium, Detroit, MI

Sun Sep 28 1952, 3:33 AM EST

Att. 14,910 - Unknown - 80 F

BOTTOM

Batter	1	2	3	4	5	6	7	8	9	AB	R	H	RBI	BB	SO	LOB
Neil Berry, R (1, 6) OBP: 0.311, SLG: 0.280	1B		F8 ①			1B 5-3	1-2 2-H		FC6-4 ③ 1-2f	5	1	3	1	0	0	2
Bill Tuttle, R (1, 7) OBP: 0.240, SLG: 0.240	1-2		1-3 ②			1-3 5-3	K ③			3	0	2	0	0	0	0
Jim Delsing, L (7, PH) (8, 7) OBP: 0.329, SLG: 0.360										1	0	0	0	0	1	2
Johnny Groth, R (1, 8) OBP: 0.348, SLG: 0.357	F4 ①		F8 ③			F8 ①		G5-4-3 1B		4	0	1	0	0	0	4
Walt Dropo, R (1, 3) OBP: 0.323, SLG: 0.477	F3 ②			G6-4-3 1B		5-3 ② 1-2 3-H		F2 ①		4	0	1	1	0	0	4
Steve Souchock, R (1, 5) OBP: 0.304, SLG: 0.487	F8 ③			G6-4-3 ① ② 1-2f		F8 ③		G5-4-3 ② ③ 1-2f		4	0	0	0	0	0	5
Don Lund, R (1, 9) OBP: 0.385, SLG: 0.304		F7 ①		F8 ③			BBBBB 4-0 G4-6-3 BB		H 1-0 BB HBP	2	0	0	0	1	0	0
Russ Sullivan, L (8, 9) OBP: 0.375, SLG: 0.577										0	0	0	0	0	0	0
Matt Batts, R (1, 2) OBP: 0.298, SLG: 0.324		BBBBB 4-0 K BB BB			F8 ①		G4-6-3 ① ② 1-2f		SSS 0-3 K ①	3	0	0	0	1	1	2
Al Federoff, R (1, 4) OBP: 0.294, SLG: 0.277		BBBBB 4-0 1-2 BB			1-3 ②		BBBBB 4-0 HBP 1B BB		BBBBB 4-0 1-2 FC6-4 BB	1	0	0	0	2	0	0
Johnny Pesky, L (7, PR) (8, 4) OBP: 0.372, SLG: 0.262										0	1	0	0	1	0	0
Ted Gray, S (1, 1) OBP: 0.192, SLG: 0.171		SSS 0-3 ② ③ K 2-3			F3 ③		H 1-0 1B 1-2 HBP		SSS 0-3 ② K	2	0	0	0	0	1	2
Cliff Mapes, L (9, PH) OBP: 0.295, SLG: 0.373										1	0	0	0	0	1	2

	AB	R	H	RBI	BB	SO	LOB
	30	2	7	2	5	4	23

livebaseballscorecards.com

Inning Stats	1	2	3	4	5	6	7	8	9
R	0	0	0	0	0	1	1	0	0
E	0	0	0	0	0	0	0	0	0
K	0	1	0	0	0	0	1	0	2
S	5	4	3	3	3	5	5	3	7
H	2	0	0	1	0	2	1	1	0
LOB	2	1	0	0	0	1	2	0	2
BB	0	2	0	0	0	0	2	0	1
P	5	12	3	3	3	5	14	3	12

	1B	SF	WP	PA
	7	0	0	37
	2B: 0	SAC: 0	PB: 0	
	3B: 0	DP: 3	SB: 0	
	HR: 0	HBP: 2	CS: 0	

PITCHER	IP	WLS	BF	H	R	ER	SO	BB	IBB	HBP	BLK	WP	HR	S	P	ERA	WHIP
Dick Rozek, L (1, 1) ERA: 4.97	6.0	W	23	5	1	1	1	2	0	0	0	0	0	23	31	1.50	1.167
Sam Jones, R (7, 1) ERA: 7.25	3.0	S	14	2	1	1	3	3	0	2	0	0	0	15	29	3.00	1.667

PITCHER	IP	WLS	BF	H	R	ER	SO	BB	IBB	HBP	BLK	WP	HR	S	P	ERA	WHIP