Cleveland Indians - 1955

Chicago White Sox @ Cleveland Indians

Cleveland Municipal Stadium, Cleveland, OH

Tue Apr 12 1955, 3:33 AM EST

Att. 50,230 - Unknown

livebaseballscorecards.com

Batter	1	2	3	4	5	6	7	8	9	AB	R	H	RBI	BB	SO	LOB
Chico Carrasquel, R (1, 6) OBP: 0.250, SLG: 0.250	1-3		K			1B		L5		4	1	1	0	0	1	0
Nellie Fox, L (1, 4) OBP: 0.500, SLG: 0.750	4-3			G3		1B		2B		4	0	2	0	0	0	0
Minnie Minoso, R (1, 7) OBP: 0.500, SLG: 0.333	F7			BB		FC6-4		6-3		3	0	1	1	1	0	1
George Kell, R (1, 5)		6-3		F9		F7		6-3		4	0	0	0	0	0	4
Jim Rivera, L (1, 8)		4-3		BB		F8			F6	3	0	0	0	1	0	2
Walt Dropo, R (1, 3) OBP: 0.250, SLG: 0.250		FC6 1B		F2		FC6-4			K	4	0	1	0	0	1	4
Willard Marshall, L (1, 9)		FC6	3-1			F5			BB E	3	0	0	0	1	0	1
Sherm Lollar, R (1, 2) Johnny Groth, R (9, PR)			K	L7		6-3			E3	4 0	0 0	0 0	0 0	0 0	1 0	1 0
Virgil Trucks, R (1, 1) Lloyd Merriman, L (7, PH) Mike Fornieles, R (7, 1) Bob Nieman, R (9, PH)			6-3			F8			F9	2 1 0 1	0 0 0 0	0 0 0 0	0 0 0 0	0 0 0 0	0 0 0 0	0 0 0 2
Inning Stats	R: 0 E: 0 K: 0 S: 3 H: 0 LOB: 0 BB: 0 P: 3	R: 0 E: 0 K: 0 S: 4 H: 1 LOB: 1 BB: 0 P: 4	R: 0 E: 0 K: 2 S: 7 H: 0 LOB: 0 BB: 0 P: 7	R: 0 E: 0 K: 0 S: 3 H: 0 LOB: 2 BB: 2 P: 11	R: 0 E: 0 K: 0 S: 3 H: 0 LOB: 0 BB: 0 P: 3	R: 1 E: 0 K: 0 S: 6 H: 3 LOB: 2 BB: 0 P: 6	R: 0 E: 0 K: 0 S: 3 H: 0 LOB: 0 BB: 0 P: 3	R: 0 E: 0 K: 0 S: 4 H: 1 LOB: 1 BB: 0 P: 4	R: 0 E: 1 K: 1 S: 6 H: 0 LOB: 2 BB: 1 P: 10	1B: 4 2B: 1 3B: 0 HR: 0 SF: 0 SAC: 0 DP: 0 HBP: 0						

	AB	33
	R	1
	H	5
	RBI	1
	BB	3
	SO	3
	LOB	15

PITCHER	IP	WLS	BF	H	R	ER	SO	BB	IBB	HBP	BLK	WP	HR	S	P	ERA	WHIP
Bob Lemon, R (1, 1) ERA: 1.0	9.0	W	36	5	1	1	3	3	0	0	0	0	0	39	51	1.00	0.889

PITCHER	IP	WLS	BF	H	R	ER	SO	BB	IBB	HBP	BLK	WP	HR	S	P	ERA	WHIP

| | | | | | | | | | | | | | | | | |

Batter	1	2	3	4	5	6	7	8	9	AB	R	H	RBI	BB	SO	LOB
Al Smith, R (1, 9) OBP: 0.500, SLG: 1.250	SH1-3 BB 1B 1B	2-H HR		F8			F5			4	2	2	2	0	0	1
Bobby Avila, R (1, 4) OBP: 0.500, SLG: 0.333	1-2 SH1-3 1B BB	1B		FC6-4 1-2f			5-3			3	1	1	0	1	0	1
Larry Doby, L (1, 8) OBP: 0.333, SLG: 0.333	SH1-3 1-2 2-3	K			F9		WP 1B			3	0	1	0	0	1	1
Al Rosen, R (1, 5) OBP: 0.250, SLG: 1.000	1B BB	F8			K		F3 1-2			3	0	0	0	1	1	2
Ralph Kiner, R (1, 7) OBP: 0.250, SLG: 1.000	K	K			HR			F2		4	1	1	1	0	2	3
Vic Wertz, L (1, 3) OBP: 0.250, SLG: 0.250	1-2 2-H 3-H 1B	F7			1-3			F8		4	0	1	2	0	0	0
George Strickland, R (1, 6) OBP: 0.250, SLG: 0.250	5-3	F7				L9		BB		3	0	0	0	1	0	2
Jim Hegan, R (1, 2) OBP: 0.250, SLG: 0.250		WP HR 1B		F8		K		F8		4	1	1	0	0	1	1
Bob Lemon, L (1, 1) OBP: 0.333, SLG: 0.333		1-3 1-2		FC6-4 1B		K				3	0	1	0	0	1	1
Inning Stats	R: 2 E: 0 K: 1 S: 7 H: 2 LOB: 2 BB: 2 P: 15	R: 2 E: 0 K: 1 S: 8 H: 3 LOB: 1 BB: 0 P: 8	R: 0 E: 0 K: 1 S: 5 H: 0 LOB: 0 BB: 0 P: 5	R: 0 E: 0 K: 0 S: 4 H: 1 LOB: 1 BB: 0 P: 4	R: 1 E: 0 K: 1 S: 6 H: 1 LOB: 0 BB: 0 P: 6	R: 0 E: 0 K: 2 S: 7 H: 0 LOB: 0 BB: 0 P: 7	R: 0 E: 0 K: 0 S: 4 H: 1 LOB: 1 BB: 0 P: 4	R: 0 E: 0 K: 0 S: 3 H: 0 LOB: 1 BB: 1 P: 7		1B: 6 2B: 0 3B: 0 HR: 2	SF: 0 SAC: 1 DP: 0 HBP: 0						

PITCHER		IP	WLS	BF	H	R	ER	SO	BB	IBB	HBP	BLK	WP	HR	S	P	ERA	WHIP
Virgil Trucks, R ERA: 7.5	(1, 1)	6.0	L	27	7	5	5	6	2	0	0	0	1	2	37	45	7.50	1.500
Mike Fornieles, R ERA:	(7, 1)	2.0		8	1	0	0	0	1	0	0	0	1	0	7	11	0.00	1.000

PITCHER	IP	WLS	BF	H	R	ER	SO	BB	IBB	HBP	BLK	WP	HR	S	P	ERA	WHIP

BOTTOM

Chicago White Sox @ Cleveland Indians

Cleveland Municipal Stadium, Cleveland, OH

Tue Apr 12 1955, 3:33 AM EST
Att. 50,230 - Unknown

livebaseballscorecards.com

AB	31
R	5
H	8
RBI	5
BB	3
SO	6
LOB	12

Batter	1	2	3	4	5	6	7	8	9	AB	R	H	RBI	BB	SO	LOB
Al Smith, R (1, 9) OBP: 0.667, SLG: 1.333	S 1B 1B	G5-4-3 1B			1-H HR		1-2 1B		F8 ②	5	2	4	2	0	0	0
Bobby Avila, R (1, 4) OBP: 0.444, SLG: 0.286	0-3 K ① 1-2	0-0 G5-4-3 ②③ 1-2f			0-0 G5-4-3 1B		0-0 F9-6 ①② 2-3		B B B B 4-0 1B BB	4	0	1	0	1	1	4
Larry Doby, L (1, 8) OBP: 0.250, SLG: 0.250	S S S 0-3 K ②		0-0 F8 ①		S S S 0-3 K ①		0-0 4-3 ③		0-0 1-2 1B	5	0	1	0	0	2	3
Al Rosen, R (1, 5) OBP: 0.222, SLG: 0.125	0-0 BB BB BB 2-H 1B		S S S 0-3 K ②		0-0 G5-4-3 ②③ 1-2f			0-0 E6 BB	0-0 F2 ③	5	1	1	1	0	1	3
Ralph Kiner, R (1, 7) OBP: 0.375, SLG: 0.714	B B B B 4-0 BB BB 1-2 BB		0-0 F7 ③			0-0 1B		0-0 F8 ①		3	0	1	0	1	0	1
Vic Wertz, L (1, 3) OBP: 0.375, SLG: 0.167 Joe Altobelli, L (8, PR) (8, 3)	B B B B 4-0 BB 1-2 2-3 BB			0-0 F7 ①		0-0 F5 ①		B B B B 4-0 G5-4-3 1-2 BB		2 0	0 0	0 0	0 0	2 0	0 0	1 0
George Strickland, R (1, 6)	B B B B 4-0 1-2 2-3 3-H BB			0-0 6-3 ②	S S S 0-3 K ②			0-0 G5-4-3 ②③ 1-2f		3	0	0	1	1	1	3
Jim Hegan, R (1, 2) OBP: 0.250, SLG: 0.625	0-0 F6 ③			0-0 5-3 ③		0-0 F6 ③			0-0 HR	4	1	1	1	0	0	4
Mike Garcia, R (1, 1) OBP: 0.500, SLG: 0.500		0-0 6-3 ①			0-0 HR 1B		0-0 F9-6 1B 1B		S S S 0-3 K2-3 ①	4	1	2	0	0	1	0
Inning Stats	R: 2 H: 2 E: 0 LOB: 3 K: 2 BB: 3 S: 9 P: 21	R: 0 H: 1 E: 0 LOB: 0 K: 0 BB: 0 S: 3 P: 3	R: 0 H: 0 E: 0 LOB: 0 K: 1 BB: 0 S: 5 P: 5	R: 0 H: 0 E: 0 LOB: 0 K: 0 BB: 0 S: 3 P: 3	R: 2 H: 3 E: 0 LOB: 0 K: 1 BB: 0 S: 7 P: 7	R: 0 H: 1 E: 0 LOB: 1 K: 1 BB: 0 S: 6 P: 6	R: 0 H: 2 E: 0 LOB: 1 K: 0 BB: 0 S: 4 P: 4	R: 0 H: 0 E: 1 LOB: 2 K: 0 BB: 1 S: 3 P: 7	R: 1 H: 2 E: 0 LOB: 2 K: 1 BB: 1 S: 7 P: 11	1B: 9 SF: 0 2B: 1 SAC: 0 3B: 0 DP: 4 HR: 2 HBP: 0						

TOP

Cleveland Indians @ Detroit Tigers

Briggs Stadium, Detroit, MI

Thu Apr 14 1955, 3:33 AM EST

Att. 42,684 - Unknown

livebaseballscorecards.com

AB	35
R	5
H	11
RBI	5
BB	5
SO	6
LOB	19

WP: 0 PA: 40
PB: 0
SB: 1
CS: 0

PITCHER		IP	WLS	BF	H	R	ER	SO	BB	IBB	HBP	BLK	WP	HR	S	P	ERA	WHIP
Billy Hoeft, L ERA: 27.0	(1, 1)	0.2	L	7	2	2	2	2	3	0	0	0	0	0	8	20	27.00	7.500
George Zuverink, R ERA: 4.15	(1, 1)	4.1		15	4	2	2	2	0	0	0	0	0	1	19	19	4.15	0.923
Al Aber, L ERA: 2.45	(6, 1)	3.2		17	5	1	1	2	2	0	0	0	0	1	19	27	2.46	1.909
Ben Flowers, R ERA:	(9, 1)	0.1		1	0	0	0	0	0	0	0	0	0	0	1	1	0.00	0.000

PITCHER	IP	WLS	BF	H	R	ER	SO	BB	IBB	HBP	BLK	WP	HR	S	P	ERA	WHIP

Cleveland Indians @ Detroit Tigers

Briggs Stadium, Detroit, MI

Thu Apr 14 1955, 3:33 AM EST

Att. 42,684 - Unknown

BOTTOM

Batter	1	2	3	4	5	6	7	8	9	AB	R	H	RBI	BB	SO	LOB
Harvey Kuenn, R (1, 6) OBP: 0.385, SLG: 0.667	K	5-3			3B 1B 1-2		F4			4	1	1	0	0	1	2
Fred Hatfield, L (1, 4) OBP: 0.500, SLG: 0.500	3B BB		F8		F7		HBP H			2	1	0	0	1	0	2
Al Kaline, R (1, 9) OBP: 0.462, SLG: 0.846	3B 1-H		L6-3		3B 1-H 2-H		L7			4	0	2	3	0	0	1
Ray Boone, R (1, 5)	F3		F9		6-3			F8		4	0	0	0	0	0	3
Jay Porter, R (1, 3) OBP: 0.308, SLG: 0.273	F3			K		5-3		F8		4	0	0	0	0	1	1
Jim Delsing, L (1, 7) OBP: 0.400, SLG: 0.333		FC6-4 5-3 1B		4-3		F5		6-3		4	0	1	0	0	0	0
Bill Tuttle, R (1, 8) OBP: 0.154, SLG: 0.250		5-3 1-2		K		1B			K	4	0	1	0	0	2	1
Frank House, L (1, 2)		FC6-4 BB			F7	G3			4-3	3	0	0	0	1	0	1
Billy Hoeft, L (1, 1) George Zuverink, R (1, 1) Ferris Fain, L (5, PH) OBP: 1.000, SLG: 1.000 Harry Malmberg, R (5, PR) Al Aber, L (6, 1) Ben Flowers, R (9, 1) Red Wilson, R (9, PH) OBP: 0.429, SLG: 0.857		FC6-4 1-2f 2-3			1B 3B 1B		K		K	0 1 1 0 1 0 0 1	0 0 0 1 0 0 0 0	0 0 1 0 0 0 0 0	0 0 0 0 0 0 0 0	0 0 0 0 0 1 0 0	0 0 0 0 0 0 0 1	0 2 0 0 0 0 0 0
Inning Stats	R: 1 H: 1 E: 0 LOB: 1 K: 1 BB: 1 S: 6 P: 10	R: 0 H: 1 E: 0 LOB: 2 K: 0 BB: 1 S: 4 P: 8	R: 0 H: 0 E: 0 LOB: 0 K: 0 BB: 0 S: 3 P: 3	R: 0 H: 0 E: 0 LOB: 0 K: 2 BB: 0 S: 7 P: 7	R: 2 H: 3 E: 0 LOB: 2 K: 0 BB: 0 S: 6 P: 6	R: 0 H: 1 E: 0 LOB: 1 K: 0 BB: 0 S: 4 P: 4	R: 0 H: 0 E: 0 LOB: 1 K: 1 BB: 0 S: 5 P: 6	R: 0 H: 0 E: 0 LOB: 0 K: 0 BB: 0 S: 3 P: 3	R: 0 H: 0 E: 0 LOB: 0 K: 2 BB: 0 S: 7 P: 7	1B: 4 SF: 0 2B: 0 SAC: 0 3B: 2 DP: 0 HR: 0 HBP: 1						

livebaseballscorecards.com

AB	33
R	3
H	6
RBI	3
BB	2
SO	6
LOB	13

WP: 0 PA: 36
PB: 0
SB: 0
CS: 0

PITCHER	IP	WLS	BF	H	R	ER	SO	BB	IBB	HBP	BLK	WP	HR	S	P	ERA	WHIP
Mike Garcia, R (1, 1) ERA: 3.0	9.0	W	36	6	3	3	6	2	0	1	0	0	0	45	54	3.00	0.889

PITCHER	IP	WLS	BF	H	R	ER	SO	BB	IBB	HBP	BLK	WP	HR	S	P	ERA	WHIP

Batter	1	2	3	4	5	6	7	8	9	AB	R	H	RBI	BB	SO	LOB
Al Smith, R (1, 9) OBP: 0.643, SLG: 1.077	L9 BB 1B	F4			4-3 1B SF8 1B	K		1-2 2-3 3B BB		4	2	2	0	1	1	3
Bobby Avila, R (1, 4) OBP: 0.643, SLG: 0.800	1-2 BB	1B SF7 2B	1B 4-3 1B		1-2 1B 4-3 1B		FC5-4 BB	1-H 2-H 3-H 3B		3	2	3	3	2	0	0
Larry Doby, L (1, 8) OBP: 0.231, SLG: 0.231	K	2-3 1B	4-3 1-2 2-3		FC5-4 1-2f 2B	K	6-3			5	1	1	0	0	2	6
Al Rosen, R (1, 5) OBP: 0.214, SLG: 0.273	L9 2-3	SF7 3-H	SF8 3-H		F6 1-H 2B	6-3				3	0	1	3	0	0	3
Ralph Kiner, R (1, 7) OBP: 0.308, SLG: 0.500	K	F7	2-H 1B		F4	5-3				5	0	1	1	0	1	4
Vic Wertz, L (1, 3) OBP: 0.250, SLG: 0.100	F8	4-3	F2							4	0	0	0	0	0	3
Joe Altobelli, L (7, 3)										1	0	0	0	0	0	0
George Strickland, R (1, 6) OBP: 0.308, SLG: 0.100	2B BB		F4	F3			WP WP 3B 1B	L9		4	1	1	0	1	0	0
Hank Foiles, R (1, 2) OBP: 0.750, SLG: 1.333	1-3 2B	5-3	2B		WP 1-2 3B BB					3	1	2	0	1	0	0
Herb Score, L (1, 1)	K	K	1-3		L3					4	0	0	0	0	2	5
Inning Stats	R: 0 H: 1 E: 0 LOB: 2 K: 2 BB: 1 S: 8 P: 12	R: 0 H: 1 E: 0 LOB: 2 K: 1 BB: 1 S: 6 P: 10	R: 1 H: 2 E: 0 LOB: 1 K: 0 BB: 0 S: 5 P: 5	R: 0 H: 0 E: 0 LOB: 0 K: 1 BB: 0 S: 5 P: 5	R: 2 H: 3 E: 0 LOB: 1 K: 0 BB: 0 S: 6 P: 6	R: 0 H: 1 E: 0 LOB: 1 K: 1 BB: 0 S: 6 P: 6	R: 1 H: 1 E: 0 LOB: 1 K: 0 BB: 1 S: 4 P: 8	R: 3 H: 2 E: 0 LOB: 1 K: 1 BB: 2 S: 7 P: 15	R: 0 H: 0 E: 0 LOB: 0 K: 0 BB: 0 S: 3 P: 3	1B: 6 SF: 2 2B: 4 SAC: 0 3B: 1 DP: 0 HR: 0 HBP: 0						

TOP

Cleveland Indians @ Detroit Tigers

Briggs Stadium, Detroit, MI

Fri Apr 15 1955, 3:33 AM EST

Att. 3,786 - Unknown

livebaseballscorecards.com

AB	36
R	7
H	11
RBI	7
BB	5
SO	6
LOB	24

PITCHER		IP	WLS	BF	H	R	ER	SO	BB	IBB	HBP	BLK	WP	HR	S	P	ERA	WHIP
Frank Lary, R ERA: 3.0	(1, 1)	6.0	L	28	8	3	2	5	2	0	0	0	0	0	36	44	3.00	1.667
Bob Schultz, L ERA: 20.25	(7, 1)	1.1		8	2	3	3	0	2	0	0	0	1	0	6	14	20.25	3.000
Bud Black, R ERA:	(8, 1)	0.0		2	1	1	1	0	1	0	0	0	1	0	1	5	∞	∞
Billy Hoeft, L ERA: 13.5	(8, 1)	0.2		2	0	0	0	1	0	0	0	0	0	0	4	4	0.00	0.000
Van Fletcher, R ERA: 3.0	(9, 1)	1.0		3	0	0	0	0	0	0	0	0	0	0	3	3	0.00	0.000

PITCHER	IP	WLS	BF	H	R	ER	SO	BB	IBB	HBP	BLK	WP	HR	S	P	ERA	WHIP

Cleveland Indians @ Detroit Tigers

Briggs Stadium, Detroit, MI

Fri Apr 15 1955, 3:33 AM EST

Att. 3,786 - Unknown

livebaseballscorecards.com

BOTTOM

Batter	1	2	3	4	5	6	7	8	9	AB	R	H	RBI	BB	SO	LOB
Harvey Kuenn, R (1, 6) OBP: 0.444, SLG: 0.643	0-0 1B SF9 1B	0-0 ② SF9 3-H		4-0 IBB		BBBB 4-0 1-2 2-3 BB		SSS 0-3 ③ K		2	1	1	1	2	1	2
Fred Hatfield, L (1, 4) OBP: 0.412, SLG: 0.385	0-0 1-3 1B	0-0 ③ 1-3		SSS 0-3 ③ K		0-0 ③ CS 3-H	SSS 0-3 ① K		SSS 0-3 ① K	5	0	1	0	0	3	4
Al Kaline, R (1, 9) OBP: 0.444, SLG: 0.765	0-0 ① SF9 3-H		0-0 G5-4-3 1B		0-0 ① F3		0-0 ② L5-3		0-0 G6-4-3 1B	4	0	2	1	0	0	0
Ray Boone, R (1, 5)	0-0 ② F8		0-0 ① ② G5-4-3 1-2f		SSS 0-3 ② K		SSS 0-3 ③ K		0-0 ② ③ G6-4-3 1-2f	5	0	0	0	0	2	3
Jay Porter, R (1, 3) OBP: 0.294, SLG: 0.214	0-0 ③ F4		BBBB 4-0 BB		0-0 ③ F9			0-0 ① 5-3		3	0	0	0	1	0	1
Bill Tuttle, R (1, 8) OBP: 0.294, SLG: 0.286		BBBB 4-0 BB SF9 BB BB	0-0 ③ F8			0-0 E1 BB CS 1B		BBBB 4-0 BB 1B BB		2	2	1	0	2	0	1
Bubba Phillips, R (1, 7) OBP: 0.429, SLG: 0.400		BBBB 4-0 BB 1-2 BB		0-0 2B		0-0 ① F3		BBBB 4-0 1B 1-2 BB		2	0	1	0	2	0	1
Red Wilson, R (1, 2) OBP: 0.455, SLG: 0.667		BBBB 4-0 1-2 2-3 BB		0-0 ① F4		BBBB 4-0 BB BB		0-0 ② L6		2	0	0	0	2	0	3
Frank Lary, R (1, 1) Ferris Fain, L (6, PH) OBP: 0.667, SLG: 0.500 Bob Schultz, R (7, 1) Bud Black, R (8, 1) Billy Hoeft, L (8, 1) Steve Souchock, R (8, PH) OBP: 1.000, SLG: 1.000 Van Fletcher, R (9, 1)	SSS 0-3 ① K	SSS 0-3 ② K		SSS 0-3 ② K		SSS 0-3 ② K		X 0-0 1-2 2-H 1B		2 1 0 0 0 1 0	0 0 0 0 0 0 0	0 0 0 0 0 1 0	0 0 0 0 0 0 0	0 0 0 0 0 0 0	2 1 0 0 0 0 0	4 2 0 0 0 0 0
Inning Stats	R: 1 E: 0 K: 0 S: 5 H: 2 LOB: 1 BB: 0 P: 5	R: 1 E: 0 K: 1 S: 5 H: 0 LOB: 2 BB: 3 P: 17	R: 0 E: 0 K: 0 S: 3 H: 1 LOB: 1 BB: 1 P: 7	R: 0 E: 0 K: 2 S: 8 H: 1 LOB: 2 BB: 1 P: 12	R: 0 E: 0 K: 1 S: 5 H: 0 LOB: 0 BB: 0 P: 5	R: 0 E: 1 K: 1 S: 5 H: 1 LOB: 2 BB: 2 P: 13	R: 0 E: 0 K: 2 S: 7 H: 0 LOB: 0 BB: 0 P: 7	R: 1 E: 0 K: 1 S: 6 H: 1 LOB: 2 BB: 2 P: 14	R: 0 E: 0 K: 1 S: 5 H: 1 LOB: 0 BB: 0 P: 5	1B: 6 2B: 1 3B: 0 HR: 0	SF: 2 SAC: 0 DP: 2 HBP: 0						

	AB	29
	R	3
	H	7
	RBI	3
	BB	9
	SO	9
	LOB	21

WP: 0 PB: 0 SB: 0 CS: 1 PA: 41

PITCHER		IP	WLS	BF	H	R	ER	SO	BB	IBB	HBP	BLK	WP	HR	S	P	ERA	WHIP
Herb Score, L ERA: 3.0	(1, 1)	9.0	W	40	7	3	3	9	8	1	0	0	0	0	49	85	3.00	1.667

PITCHER	IP	WLS	BF	H	R	ER	SO	BB	IBB	HBP	BLK	WP	HR	S	P	ERA	WHIP

Batter	1	2	3	4	5	6	7	8	9	AB	R	H	RBI	BB	SO	LOB
Al Smith, R (1, 9) OBP: 0.579, SLG: 0.882	H 1-0 BB E BB HBP	S S S 0-3 ② K		x 0-0 ① F3		x 0-0 1B		x 0-0 ② F7		4	1	1	0	0	1	2
Bobby Avila, R (1, 4) OBP: 0.579, SLG: 0.667	x 0-0 E8 BB BB 1-2	x 0-0 2-H 1B		S S S 0-3 ② K		x 0-0 ② F8		x 0-0 1-2 1B		5	0	2	1	0	1	2
Larry Doby, L (1, 8) OBP: 0.278, SLG: 0.235	B B B B 4-0 BB 1-2 2-3 BB	S S S 0-3 ③ K		x 0-0 1B		x 0-0 ③ 1-3		x 0-0 ③ 4-3		4	0	1	0	1	1	4
Al Rosen, R (1, 5) OBP: 0.263, SLG: 0.467	B B B B 4-0 G4-6-3 1-2 2-3 3-H BB	x 0-0 HR	x 0-0 ③ F5			x 0-0 ① F2		x 0-0 ① 5-3		4	1	1	2	1	0	1
Ralph Kiner, R (1, 7) OBP: 0.278, SLG: 0.375	S S S 0-3 ① K	x 0-0 ① 6-3			B B B B 4-0 FC5-4 BB	x 0-0 ② F6		x 0-0 ② 6-3		4	0	0	0	1	1	3
Vic Wertz, L (1, 3) OBP: 0.353, SLG: 0.400	x 0-0 ② ③ G4-6-3 1-2f	x 0-0 3B			x 0-0 ① F7	x 0-0 1B		x 0-0 1B		5	0	3	0	0	0	4
George Strickland, R (1, 6) OBP: 0.278, SLG: 0.333		x 0-0 HR	x 0-0 ② 6-3		x 0-0 ② F8	S S S 0-3 ③ K		x 0-0 ③ F8		5	1	1	1	0	1	4
Jim Hegan, R (1, 2) OBP: 0.364, SLG: 0.556	B B B B 4-0 SH3-4 1B BB	I I I I 4-0 IBB			x 0-0 ③ FC5-4 1-2f			x 0-0 FC1-6 1B		1	1	0	0	2	0	1
Dave Pope, L (8, PH) OBP: 1.000, SLG: 1.000										1	0	1	0	0	0	0
Hank Foiles, R (8, 2) OBP: 0.750, SLG: 1.333										0	0	0	0	0	0	0
Bob Feller, R (1, 1)	x 0-0 ① SH3-4 1-2	S S S 0-3 ③ K				S S S 0-3 ① K		x 0-0 ① FC1-6 1B 1-2f		1	0	0	0	0	1	2
Ray Narleski, R (5, 1)										0	0	0	0	0	0	0
Don Mossi, L (5, 1)										1	0	0	0	0	1	0
Dale Mitchell, L (8, PH)										1	0	0	0	0	0	1
Bill Wight, L (8, 1)										0	0	0	0	0	0	0
Inning Stats	R: 1 E: 1 K: 1 S: 5 H: 0 LOB: 2 BB: 2 P: 14	R: 2 E: 0 K: 2 S: 9 H: 2 LOB: 1 BB: 1 P: 13	R: 1 E: 0 K: 1 S: 7 H: 2 LOB: 2 BB: 1 P: 11	R: 0 E: 0 K: 1 S: 6 H: 1 LOB: 1 BB: 0 P: 6	R: 0 E: 0 K: 0 S: 3 H: 0 LOB: 1 BB: 1 P: 7	R: 0 E: 0 K: 1 S: 6 H: 1 LOB: 1 BB: 0 P: 6	R: 0 E: 0 K: 1 S: 6 H: 1 LOB: 1 BB: 0 P: 6	R: 0 E: 0 K: 0 S: 5 H: 2 LOB: 2 BB: 0 P: 5	R: 0 E: 0 K: 0 S: 4 H: 1 LOB: 1 BB: 0 P: 4	1B: 7 2B: 0 3B: 1 HR: 2 SF: 0 SAC: 1 DP: 1 HBP: 1						

PITCHER		IP	WLS	BF	H	R	ER	SO	BB	IBB	HBP	BLK	WP	HR	S	P	ERA	WHIP
Billy Pierce, L ERA: 11.57	(1, 1)	2.1		15	4	4	3	3	3	0	1	0	0	2	17	30	11.57	3.000
Mike Fornieles, R ERA:	(3, 1)	6.2	W	28	6	0	0	4	1	1	0	0	0	0	34	42	0.00	1.050

PITCHER	IP	WLS	BF	H	R	ER	SO	BB	IBB	HBP	BLK	WP	HR	S	P	ERA	WHIP

TOP

Cleveland Indians @ Chicago White Sox

Comiskey Park, Chicago, IL

Sat Apr 16 1955, 4:33 AM EST

Att. 14,120 - Unknown

livebaseballscorecards.com

AB	36
R	4
H	10
RBI	4
BB	5
SO	7
LOB	24

WP: 0	PA: 43		
PB: 0			
SB: 0			
CS: 0			

Batter	1	2	3	4	5	6	7	8	9	AB	R	H	RBI	BB	SO	LOB
Chico Carrasquel, R (1, 6) OBP: 0.357, SLG: 0.462	F7		3B 1B		BB 1B BB 1B 1-3			F8		5	2	2	0	0	0	1
Nellie Fox, L (1, 4) OBP: 0.571, SLG: 0.929	G3		1-H 6-3 3B		BB BB 1-2 HR 1B	3-1		0-0 CS 1B		5	2	3	1	0	0	0
Minnie Minoso, R (1, 7) OBP: 0.286, SLG: 0.167	E1 S 1B		6-3 3-H		BBBB 4-0 BB HR BB 1-2 2-3	F2		L8 1-2		4	2	0	1	1	0	1
George Kell, R (1, 5) OBP: 0.333, SLG: 0.111	1-H 1B		F7		BBBB 4-0 HR BB 1-2 2-3 3-H	F9				3	1	1	2	1	0	0
Jim Rivera, L (1, 8) (6, 9)	F5		1-3		F6		4-3			4	0	0	0	0	0	4
Walt Dropo, R (1, 3) OBP: 0.500, SLG: 0.700		CS 1B		F8	1-H 2-H 3-H HR		E3 BB			4	1	2	4	0	0	0
Bob Nieman, R (1, 9) OBP: 0.571, SLG: 1.571 Ed McGhee, R (6, 8)		S S S K 1-2		F8 1B	HR		BBBB 4-0 1-2 BB			3 0	1 0	2 0	1 0	0 1	1 0	1 0
Sherm Lollar, R (1, 2) OBP: 0.250, SLG: 0.364		1B		F8	5-3		F7			4	0	1	0	0	0	3
Billy Pierce, L (1, 1) Mike Fornieles, R (3, 1) OBP: 0.333, SLG: 0.667		F5		F8	2B		F3			1 3	0 0	0 1	0 0	0 0	0 0	1 3
Inning Stats	R: 1 H: 1 E: 1 LOB: 1 K: 0 BB: 0 S: 5 P: 5	R: 0 H: 2 E: 0 LOB: 1 K: 1 BB: 0 S: 6 P: 6	R: 2 H: 2 E: 0 LOB: 0 K: 0 BB: 0 S: 5 P: 5	R: 0 H: 1 E: 0 LOB: 1 K: 0 BB: 0 S: 4 P: 4	R: 6 H: 5 E: 0 LOB: 1 K: 0 BB: 2 S: 8 P: 16	R: 0 H: 0 E: 0 LOB: 0 K: 0 BB: 0 S: 3 P: 3	R: 0 H: 0 E: 1 LOB: 2 K: 0 BB: 1 S: 4 P: 8	R: 0 H: 1 E: 0 LOB: 0 K: 0 BB: 0 S: 3 P: 3		1B: 8 SF: 0 2B: 2 SAC: 0 3B: 1 DP: 1 HR: 2 HBP: 0						

PITCHER		IP	WLS	BF	H	R	ER	SO	BB	IBB	HBP	BLK	WP	HR	S	P	ERA	WHIP
Bob Feller, R ERA: 11.25	(1, 1)	4.0	L	21	8	6	5	1	1	0	0	0	0	0	22	26	11.25	2.250
Ray Narleski, R ERA: 81.0	(5, 1)	0.1		4	2	3	3	0	1	0	0	0	0	2	3	7	81.00	9.000
Don Mossi, L ERA:	(5, 1)	2.2		11	1	0	0	0	1	0	0	0	0	0	10	14	0.00	0.750
Bill Wight, L ERA:	(8, 1)	1.0		3	1	0	0	0	0	0	0	0	0	0	3	3	0.00	1.000

PITCHER	IP	WLS	BF	H	R	ER	SO	BB	IBB	HBP	BLK	WP	HR	S	P	ERA	WHIP

BOTTOM

Cleveland Indians @ Chicago White Sox

Comiskey Park, Chicago, IL

Sat Apr 16 1955, 4:33 AM EST

Att. 14,120 - Unknown

livebaseballscorecards.com

AB	36
R	9
H	12
RBI	9
BB	3
SO	1
LOB	14

WP: 0 PA: 39
PB: 0
SB: 1
CS: 2

Cleveland Indians @ Chicago White Sox

Comiskey Park, Chicago, IL

Sun Apr 17 1955, 4:33 AM EST

Unknown

TOP

livebaseballscorecards.com

Batter	1	2	3	4	5	6	7	8	9	AB	R	H	RBI	BB	SO	LOB
Al Smith, R (1, 9) OBP: 0.565, SLG: 0.810	F8		1B 3-H		1B		FC6-4 1-2f			4	0	2	1	0	0	1
Bobby Avila, R (1, 4) OBP: 0.522, SLG: 0.579	F9		F9		1B 1-2			6-3		4	0	1	0	0	0	1
Larry Doby, L (1, 8) OBP: 0.273, SLG: 0.200	BB B B B B		K S S S		F2			4-3		3	0	0	0	1	1	3
Al Rosen, R (1, 5) OBP: 0.261, SLG: 0.389	F9			BB B B B B		6-3		4-3		3	0	0	0	1	0	1
Ralph Kiner, R (1, 7) OBP: 0.318, SLG: 0.333		G6-4-3 BB B B B B		G6-4-3 1-2 BB B B B B		K S S S			K S S S	2	0	0	0	2	2	0
Vic Wertz, L (1, 3) OBP: 0.286, SLG: 0.316		G6-4-3 1-2f		K S S S		K S S S			F3	4	0	0	0	0	2	3
George Strickland, R (1, 6) OBP: 0.227, SLG: 0.263		6-3		G6-4-3 1-2f			F8		E6 BB	4	0	0	0	0	0	2
Hank Foiles, R (1, 2) OBP: 0.625, SLG: 1.000			SH2-3 1B 2B		K S S S		K2-3 S S S		BB 1-2 B B B B	3	1	1	0	1	2	0
Art Houtteman, R (1, 1) OBP: 0.500, SLG: 0.500 Don Mossi, L (8, 1) Hank Majeski, R (9, PH)			SH2-3 2-3		6-3		FC6-4 1B		4-3	2 0 1	0 0 0	1 0 0	0 0 0	0 0 0	0 0 0	0 0 2
Inning Stats	R: 0 E: 0 K: 0 S: 3 H: 0 LOB: 1 BB: 1 P: 7	R: 0 E: 0 K: 0 S: 2 H: 0 LOB: 0 BB: 1 P: 6	R: 1 E: 0 K: 1 S: 7 H: 2 LOB: 1 BB: 0 P: 7	R: 0 E: 0 K: 1 S: 4 H: 0 LOB: 1 BB: 2 P: 12	R: 0 E: 0 K: 1 S: 7 H: 2 LOB: 2 BB: 0 P: 7	R: 0 E: 0 K: 2 S: 7 H: 0 LOB: 0 BB: 0 P: 7	R: 0 E: 0 K: 1 S: 6 H: 1 LOB: 1 BB: 0 P: 6	R: 0 E: 0 K: 0 S: 3 H: 0 LOB: 0 BB: 0 P: 3	R: 0 E: 1 K: 1 S: 6 H: 0 LOB: 2 BB: 1 P: 10	1B: 4 2B: 1 3B: 0 HR: 0 SF: 0 SAC: 1 DP: 2 HBP: 0						

	AB	30
	R	1
	H	5
	RBI	1
	BB	5
	SO	7
	LOB	13

WP: 0 PB: 0 SB: 0 CS: 0 PA: 36

PITCHER	IP	WLS	BF	H	R	ER	SO	BB	IBB	HBP	BLK	WP	HR	S	P	ERA	WHIP
Jack Harshman, L (1, 1) ERA: 1.0	9.0	W	36	5	1	1	7	5	0	0	0	0	0	45	65	1.00	1.111

PITCHER	IP	WLS	BF	H	R	ER	SO	BB	IBB	HBP	BLK	WP	HR	S	P	ERA	WHIP

Cleveland Indians @ Chicago White Sox

Comiskey Park, Chicago, IL

Sun Apr 17 1955, 4:33 AM EST

Unknown

BOTTOM

Batter	1	2	3	4	5	6	7	8	9	AB	R	H	RBI	BB	SO	LOB
Chico Carrasquel, R (1, 6) OBP: 0.333, SLG: 0.375	6-3		L7		BBB 4-0 E BB		SSS 0-3 K			3	0	0	0	1	1	3
Nellie Fox, L (1, 4) OBP: 0.556, SLG: 0.944	1-3		2B 1B 1-2		E3 G6-4-3 1-2		3B 2-H			4	0	2	1	0	0	1
Minnie Minoso, R (1, 7) OBP: 0.278, SLG: 0.250	F7		2B 1-3 2-H		G6-4-3 1-2f		G3			4	0	1	1	0	0	4
George Kell, R (1, 5) OBP: 0.313, SLG: 0.083		G3	5-3			SSS 0-3 K		BBB 4-0 SH3-4 BB		3	0	0	0	1	1	2
Jim Rivera, L (1, 8) (8, 9)		F9		F3		F9		SH3-4 1-2		3	0	0	0	0	0	0
Walt Dropo, R (1, 3) OBP: 0.500, SLG: 0.615		1B		F6		5-3		IBB		3	0	1	0	1	0	0
Bob Nieman, R (1, 9) OBP: 0.600, SLG: 1.600 Clint Courtney, L (8, 2)		SSS 0-3 K		FC6-4 1B			HR	F8		3 1	1 0	2 0	1 0	0 0	1 0	1 2
Sherm Lollar, R (1, 2) OBP: 0.267, SLG: 0.357 Ed McGhee, R (7, PR) (8, 8)			5-3	FC6-4 1-2f			SH1-3 3B 1B	F3		3 1	0 1	1 0	0 0	0 0	1 0	1 2
Jack Harshman, L (1, 1)			BBB 4-0 1B 2B BB		F9		SH1-3 1-2			1	1	0	0	1	0	0
Inning Stats	R: 0 E: 0 K: 0 S: 3 H: 0 LOB: 0 BB: 0 P: 3	R: 0 E: 0 K: 1 S: 6 H: 1 LOB: 1 BB: 0 P: 6	R: 1 E: 0 K: 0 S: 5 H: 2 LOB: 2 BB: 1 P: 9	R: 0 E: 0 K: 0 S: 4 H: 1 LOB: 1 BB: 0 P: 4	R: 0 E: 1 K: 0 S: 3 H: 0 LOB: 1 BB: 1 P: 7	R: 0 E: 0 K: 1 S: 5 H: 0 LOB: 0 BB: 0 P: 5	R: 2 E: 0 K: 1 S: 8 H: 3 LOB: 2 BB: 0 P: 8	R: 0 E: 0 K: 0 S: 3 H: 0 LOB: 2 BB: 2 P: 11		1B: 4 2B: 1 3B: 1 HR: 1 SF: 0 SAC: 2 DP: 1 HBP: 0						

	AB	29
	R	3
	H	7
	RBI	3
	BB	4
	SO	3
	LOB	16

WP: 0 PB: 0 SB: 0 CS: 0 PA: 35

livebaseballscorecards.com

PITCHER		IP	WLS	BF	H	R	ER	SO	BB	IBB	HBP	BLK	WP	HR	S	P	ERA	WHIP
Art Houtteman, R ERA: 3.68	(1, 1)	7.1	L	33	7	3	3	3	3	1	0	0	0	1	35	51	3.68	1.364
Don Mossi, L ERA:	(8, 1)	0.2		2	0	0	0	0	0	0	0	0	0	0	2	2	0.00	0.000

PITCHER		IP	WLS	BF	H	R	ER	SO	BB	IBB	HBP	BLK	WP	HR	S	P	ERA	WHIP

Batter	1	2	3	4	5	6	7	8	9	AB	R	H	RBI	BB	SO	LOB
Al Smith, R (1, 9) OBP: 0.464, SLG: 0.654	S S S 0-3 ① K		x 0-0 ① 6-3		x 0-0 ② F7		x 0-0 ① FC5-4 1B 1-2f SF9		x 0-0 ③ 4-3	5	1	0	0	0	1	3
Bobby Avila, R (1, 4) OBP: 0.519, SLG: 0.545	S S S 0-3 ② K		x 0-0 ② 6-3 2-3		B B B B 4-0 1B 1-2 BB		x 0-0 1-3 1B			3	0	1	0	1	1	1
Larry Doby, L (1, 8) OBP: 0.269, SLG: 0.217	x 0-0 ③ 1-3		x 0-0 ③ 4-3		x 0-0 ③ 1-3 2-H 1B		x 0-0 ② SF9 3-H			3	0	1	2	0	0	1
Al Rosen, R (1, 5) OBP: 0.259, SLG: 0.364		x 0-0 2B 1B		x 0-0 ① F7		x 0-0 ① L8	x 0-0 ③ 1-3			4	0	1	0	0	0	1
Ralph Kiner, R (1, 7) OBP: 0.385, SLG: 0.429		x 0-0 ① 1-H 2B		B B B B 4-0 2B BB		x 0-0 HR 1B		x 0-0 ① F8		3	1	2	0	1	0	0
Vic Wertz, L (1, 3) OBP: 0.333, SLG: 0.476		H 1-0 HBP		x 0-0 ② F8		x 0-0 1-H HR		x 0-0 ② 4-3		2	1	1	2	0	0	1
Joe Altobelli, L (6, 3)										1	0	0	0	0	0	0
George Strickland, R (1, 6) OBP: 0.231, SLG: 0.304		x 0-0 ② F4		x 0-0 ③ 1-H 2B		S S S 0-3 ② K		x 0-0 ③ 6-3		4	0	1	0	0	1	2
Jim Hegan, R (1, 2) OBP: 0.267, SLG: 0.385		x 0-0 ③ F6			x 0-0 ① F7	x 0-0 ③ 4-3			x 0-0 ① 6-3	4	0	0	0	0	0	2
Bob Lemon, L (1, 1) OBP: 0.571, SLG: 0.500			x 0-0 E4 6-3 1B		x 0-0 BB 1B 1B		B B B 4-0 FC5-4 BB		S S S 0-3 ② K	3	1	2	0	1	1	0
Inning Stats	R: 0 H: 0 E: 0 LOB: 0 K: 2 BB: 0 S: 7 P: 7	R: 0 H: 2 E: 0 LOB: 2 K: 0 BB: 0 S: 4 P: 5	R: 0 H: 1 E: 1 LOB: 1 K: 0 BB: 0 S: 4 P: 4	R: 0 H: 1 E: 0 LOB: 2 K: 0 BB: 1 S: 3 P: 7	R: 1 H: 2 E: 0 LOB: 2 K: 0 BB: 1 S: 4 P: 8	R: 2 H: 2 E: 0 LOB: 0 K: 1 BB: 0 S: 7 P: 7	R: 1 H: 1 E: 0 LOB: 1 K: 0 BB: 1 S: 4 P: 8	R: 0 H: 0 E: 0 LOB: 0 K: 0 BB: 0 S: 3 P: 3	R: 0 H: 0 E: 0 LOB: 0 K: 1 BB: 0 S: 5 P: 5	1B: 6 SF: 1 2B: 2 SAC: 0 3B: 0 DP: 0 HR: 1 HBP: 1						

TOP

Cleveland Indians @ Chicago White Sox

Comiskey Park, Chicago, IL

Sun Apr 17 1955, 4:38 AM EST

Att. 32,314 - Unknown

livebaseballscorecards.com

AB	32
R	4
H	9
RBI	4
BB	3
SO	4
LOB	11

PITCHER		IP	WLS	BF	H	R	ER	SO	BB	IBB	HBP	BLK	WP	HR	S	P	ERA	WHIP
Virgil Trucks, R ERA: 6.57	(1, 1)	6.1	L	29	9	4	4	3	3	0	1	0	0	1	31	44	5.68	1.895
Morrie Martin, L ERA:	(7, 1)	0.2		2	0	0	0	0	0	0	0	0	0	0	2	2	0.00	0.000
Dick Donovan, R ERA:	(8, 1)	2.0		6	0	0	0	1	0	0	0	0	0	0	8	8	0.00	0.000

PITCHER	IP	WLS	BF	H	R	ER	SO	BB	IBB	HBP	BLK	WP	HR	S	P	ERA	WHIP

Cleveland Indians @ Chicago White Sox

Comiskey Park, Chicago, IL

Sun Apr 17 1955, 4:38 AM EST

Att. 32,314 - Unknown

livebaseballscorecards.com

BOTTOM

Batter	1	2	3	4	5	6	7	8	9	AB	R	H	RBI	BB	SO	LOB
Chico Carrasquel, R (1, 6) OBP: 0.318, SLG: 0.500	S S S 0-3 K ①			x 0-0 HR		x 0-0 F7 ①		x 0-0 6-3 ①		4	1	1	1	0	1	0
Nellie Fox, L (1, 4) OBP: 0.455, SLG: 0.773	x 0-0 G3 ②			x 0-0 G3 ①		x 0-0 4-3 ②		x 0-0 F7 ②		4	0	0	0	0	0	0
Minnie Minoso, R (1, 7) OBP: 0.273, SLG: 0.250	x 0-0 1-6-3 ③			x 0-0 G4-3 1B		x 0-0 F8 ③		x 0-0 6-3 ③		4	0	1	0	0	0	0
George Kell, R (1, 5) OBP: 0.300, SLG: 0.125		x 0-0 6-3 ①		x 0-0 G4-3 1-2f ②③			x 0-0 G1-6-3 1B		x 0-0 F6 ①	4	0	1	0	0	0	1
Jim Rivera, L (1, 8)		x 0-0 4-3 ②			x 0-0 G3 ①		x 0-0 G1-6-3 1-2f ①②		S S S 0-3 K ②	4	0	0	0	0	1	1
Walt Dropo, R (1, 3) OBP: 0.450, SLG: 0.500		x 0-0 5-3 ③			S S S 0-3 K ②		B B B B 4-0 BB 1B BB		x 0-0 F2 ③	3	1	0	0	1	1	0
Bob Nieman, R (1, 9) OBP: 0.615, SLG: 1.455			x 0-0 F8 ①		B B B B 4-0 1B BB		B B B B 4-0 1B 1-2 BB			1	0	0	0	2	0	0
Sherm Lollar, R (1, 2) OBP: 0.333, SLG: 0.412			x 0-0 5-3 ②		x 0-0 1-2 1B		x 0-0 1-2 2-H 1B			3	0	2	1	0	0	0
Ed McGhee, R (7, PR)										0	0	0	0	0	0	0
Clint Courtney, L (8, 2)										0	0	0	0	0	0	0
Virgil Trucks, R (1, 1)			x 0-0 1-3 ③		S S S 0-3 K ③		S S S 0-3 K ③			2	0	0	0	0	1	2
Morrie Martin, L (7, 1)										0	0	0	0	0	0	0
Dick Donovan, L (7, PH)										1	0	0	0	0	1	2
(8, 1)																

	AB	30
	R	2
	H	5
	RBI	2
	BB	3
	SO	5
	LOB	6

Inning Stats																																
	R: 0	H: 0		R: 0	H: 0		R: 0	H: 0		R: 1	H: 2		R: 0	H: 1		R: 0	H: 0		R: 1	H: 2		R: 0	H: 0		R: 0	H: 0		1B: 4	SF: 0		WP: 0	PA: 33	
	E: 0	LOB: 0		E: 0	LOB: 0		E: 0	LOB: 0		E: 0	LOB: 0		E: 0	LOB: 2		K: 0	BB: 0		E: 0	LOB: 2		E: 0	LOB: 0		K: 1	BB: 0		2B: 0	SAC: 0		PB: 0		
	K: 1	BB: 0		K: 0	BB: 0		K: 0	BB: 0		K: 0	BB: 0		K: 2	BB: 1		S: 3	P: 3		K: 1	BB: 2		K: 0	BB: 0		K: 1	BB: 0		3B: 0	DP: 2		SB: 0		
	S: 5	P: 5		S: 3	P: 3		S: 3	P: 3		S: 4	P: 4		S: 8	P: 12					K: 1	BB: 2		S: 3	P: 3		S: 5	P: 5		HR: 1	HBP: 0		CS: 0		

PITCHER		IP	WLS	BF	H	R	ER	SO	BB	IBB	HBP	BLK	WP	HR	S	P	ERA	WHIP
Bob Lemon, R ERA: 1.5	(1, 1)	9.0	W	33	5	2	2	5	3	0	0	0	0	1	40	52	2.00	0.889

PITCHER		IP	WLS	BF	H	R	ER	SO	BB	IBB	HBP	BLK	WP	HR	S	P	ERA	WHIP

Cleveland Indians @ Kansas City Athletics

Municipal Stadium, Kansas City, MO

Mon Apr 18 1955, 4:33 AM EST

Att. 31,563 - Unknown

TOP

livebaseballscorecards.com

Batter	1	2	3	4	5	6	7	8	9	AB	R	H	RBI	BB	SO	LOB
Al Smith, R (1, 9) OBP: 0.441, SLG: 0.645	SSS 0-3 ① K		x 0-0 ① FC5-6 SH1-3 1-2f		x 0-0 E6 3B	x 0-0 ① F8	H 1-0 1-2 2-3 3-H HBP		SSS 0-3 ① K	5	1	1	1	0	2	4
Bobby Avila, R (1, 4) OBP: 0.469, SLG: 0.462	x 0-0 ② B5-4		x 0-0 ② SH1-3 1-2		BBBB 4-0 WP 1B BB	SSS 0-3 ② K	x 0-0 ③ F8		x 0-0 ② F3	4	1	0	0	1	1	6
Larry Doby, L (1, 8) OBP: 0.281, SLG: 0.321	SSS 0-3 ③ K		SSS 0-3 ③ K		BBBB 4-0 BB 1B 3B 1-2 BB	x 0-0 ③ F5		x 0-0 ① F8	x 0-0 1-H 2-H HR	5	2	1	3	1	2	2
Al Rosen, R (1, 5) OBP: 0.364, SLG: 0.400		x 0-0 ① F1		BBBB 4-0 2B BB	x 0-0 BB 3B 1-2 2-H 1B		BBBB 4-0 1B BB SF9 BB	x 0-0 2B 1B	BBBB 4-0 BB	3	3	2	1	3	0	0
Ralph Kiner, R (1, 7) OBP: 0.344, SLG: 0.346		SSS 0-3 ② K		x 0-0 ① F6	x 0-0 ② F4		BBBB 4-0 SF9 1B 1-2 HBP BB	x 0-0 ② F8	SSS 0-3 ③ K	5	1	0	0	1	2	5
Vic Wertz, L (1, 3) OBP: 0.448, SLG: 0.625 Bob Feller, R (9, 1)	BBBB 4-0 1B BB		x 0-0 1-3 2B	BBBB 4-0 1-2 2-3 3B BB	x 0-0 HBP BB 1-2 2-3 1B	x 0-0 1-H 2B				3 0	1 0	3 0	1 0	2 0	0 0	0 0
George Strickland, R (1, 6) OBP: 0.276, SLG: 0.423 Dale Mitchell, L (7, PH) Sam Dente, R (7, 6)	x 0-0 1-3 1B	x 0-0 ② L5	x 0-0 1-H 2-H 3-H 3B		x 0-0 ① SF9 2-3 3-H	x 0-0 ③ F6				3 0 1	0 0 0	2 0 0	3 1 0	0 0 0	0 0 0	2 0 1
Jim Hegan, R (1, 2) OBP: 0.235, SLG: 0.333 Dave Pope, L (5, PH) OBP: 0.500, SLG: 0.500 Don Mossi, L (5, 1) Harry Simpson, L (7, PH) Art Houtteman, R (7, 1) OBP: 0.500, SLG: 0.500 Hank Majeski, R (9, PH) Joe Altobelli, L (9, PR) (9, 3)	x 0-0 ③ F9	x 0-0 ③ F7	SSS 0-3 ③ K		BBBB 4-0 HBP 1-2 BB	H 1-0 BB HR HBP				2 1 0 0 0 0 0 0	0 0 0 0 0 0 0 1	0 0 0 0 0 0 0 0	0 0 0 1 0 0 0 0	0 1 0 0 0 0 0 0	0 0 0 0 0 0 0 0	4 1 0 0 0 0 0 0
Mike Garcia, R (1, 1) OBP: 0.600, SLG: 0.500 Ray Narleski, R (3, 1) Hank Foiles, R (5, PH) OBP: 0.600, SLG: 0.857 (5, 2) Dave Philley, S (7, PH) Hal Naragon, L (7, 2)		BBBB 4-0 FC5-6 BB	x 0-0 ① F7	BBBB 4-0 BB	x 0-0 ② F4		BBBB 4-0 1-2 HR BB			0 0 1 1 0	0 0 0 0 1	0 0 0 0 0	0 0 1 0 0	1 0 0 0 1	0 0 0 0 0	0 0 0 3 0
Inning Stats	R: 0 E: 0 K: 2 S: 7 H: 0 LOB: 0 BB: 0 P: 7	R: 0 E: 0 K: 1 S: 6 H: 1 LOB: 2 BB: 1 P: 10	R: 0 E: 0 K: 1 S: 5 H: 0 LOB: 1 BB: 1 P: 9	R: 0 E: 0 K: 0 S: 4 H: 1 LOB: 2 BB: 1 P: 8	R: 5 E: 1 K: 1 S: 8 H: 3 LOB: 1 BB: 3 P: 20	R: 0 E: 0 K: 1 S: 5 H: 0 LOB: 1 BB: 1 P: 9	R: 2 E: 0 K: 0 S: 4 H: 1 LOB: 3 BB: 3 P: 17	R: 1 E: 0 K: 0 S: 5 H: 2 LOB: 1 BB: 0 P: 5	R: 3 E: 0 K: 2 S: 8 H: 1 LOB: 1 BB: 2 P: 17	1B: 4 2B: 2 3B: 2 HR: 1	SF: 1 SAC: 1 DP: 0 HBP: 2			WP: 1 PB: 0 SB: 0 CS: 0	PA: 50		

	AB	34
	R	11
	H	9
	RBI	10
	BB	12
	SO	8
	LOB	28

PITCHER		IP	WLS	BF	H	R	ER	SO	BB	IBB	HBP	BLK	WP	HR	S	P	ERA	WHIP
Alex Kellner, L ERA: 5.91	(1, 1)	4.2		25	5	5	5	4	6	0	0	0	1	0	27	51	9.64	2.357
Tom Gorman, R ERA: 11.25	(5, 1)	3.1		18	3	3	3	2	4	0	1	0	0	0	17	34	8.10	2.100
Ewell Blackwell, R ERA: 6.75	(9, 1)	1.0	L	7	1	3	3	2	2	0	1	0	0	1	8	17	27.00	3.000

PITCHER		IP	WLS	BF	H	R	ER	SO	BB	IBB	HBP	BLK	WP	HR	S	P	ERA	WHIP

Batter	1	2	3	4	5	6	7	8	9	AB	R	H	RBI	BB	SO	LOB
Vic Power, R (1, 3) OBP: 0.348, SLG: 0.565	G6-4-3 1B		HR 1B 3-H	1-H HR		F9		FC1-5 FC6-4 1-2 2-3f		5	3	3	3	0	0	3
Pete Suder, R (1, 4) OBP: 0.111, SLG: 0.111	G6-4-3 BB 1-3 1B		K	F1		K		K		5	0	1	0	0	3	4
Jim Finigan, R (1, 5) OBP: 0.333, SLG: 0.667	BBBB G6-4-3 1-2 BB		1-H HR	F9			F5	FC6-4 1-2f		4	1	1	2	1	0	2
Gus Zernial, R (1, 7) OBP: 0.174, SLG: 0.304	G6-4-3 1-2f 2-3 3-H		HR		F2		F6		F8	5	1	1	1	0	0	2
Bill Renna, R (1, 9) OBP: 0.125, SLG: 0.375	F6		K		F9		HR		F3	5	1	1	1	0	1	1
Bill Wilson, R (1, 8) OBP: 0.375, SLG: 0.727		F6	HR		2B		E5 FC5-4		K	5	1	2	1	0	1	0
Joe Demaestri, R (1, 6) OBP: 0.267, SLG: 0.267		F7	F6		F8		FC5-4 1-2f			4	0	0	0	0	0	2
Joe Astroth, R (1, 2) OBP: 0.571, SLG: 0.400		F8		FC2-6 1B		1B		FC1-5 1B		4	0	3	0	0	0	0
Alex Kellner, R (1, 1) OBP: 0.250, SLG: 0.750			1B 3B	FC2-6 1-2f HR		F1		FC1-5 1-2 1B		2	2	1	0	0	0	1
Tom Gorman, R (5, 1)										1	0	0	0	0	0	1
Dick Kryhoski, L (8, PH) OBP: 0.500, SLG: 0.500										1	0	1	0	0	0	0
Spook Jacobs, R (8, PR) OBP: 0.250, SLG: 0.250										0	0	0	0	0	0	0
Ewell Blackwell, R (9, 1)										0	0	0	0	0	0	0
Inning Stats	R: 1 E: 0 K: 0 S: 4 H: 2 LOB: 1 BB: 1 P: 8	R: 0 E: 0 K: 0 S: 3 H: 0 LOB: 0 BB: 0 P: 3	R: 5 E: 0 K: 2 S: 12 H: 5 LOB: 0 BB: 0 P: 12	R: 2 E: 0 K: 0 S: 5 H: 2 LOB: 0 BB: 0 P: 5	R: 0 E: 0 K: 0 S: 4 H: 1 LOB: 1 BB: 0 P: 4	R: 0 E: 0 K: 1 S: 6 H: 1 LOB: 1 BB: 0 P: 6	R: 1 E: 1 K: 0 S: 5 H: 1 LOB: 1 BB: 0 P: 5	R: 0 E: 0 K: 1 S: 7 H: 2 LOB: 2 BB: 0 P: 7	R: 0 E: 0 K: 1 S: 5 H: 0 LOB: 0 BB: 0 P: 5	1B: 7 2B: 1 3B: 1 HR: 5 SF: 0 SAC: 0 DP: 1 HBP: 0						

PITCHER		IP	WLS	BF	H	R	ER	SO	BB	IBB	HBP	BLK	WP	HR	S	P	ERA	WHIP
Mike Garcia, R ERA: 5.56	(1, 1)	2.1		12	5	4	4	1	1	0	0	0	0	1	13	17	15.43	2.571
Ray Narleski, R ERA: 31.5	(3, 1)	1.2		9	4	4	4	1	0	0	0	0	0	3	11	11	21.60	2.400
Don Mossi, L ERA:	(5, 1)	2.0		8	2	0	0	1	0	0	0	0	0	0	10	10	0.00	1.000
Art Houtteman, R ERA: 3.86	(7, 1)	2.0	W	10	3	1	1	1	0	0	0	0	0	1	12	12	4.50	1.500
Bob Feller, R ERA: 9.0	(9, 1)	1.0	S	3	0	0	0	1	0	0	0	0	0	0	5	5	0.00	0.000

PITCHER	IP	WLS	BF	H	R	ER	SO	BB	IBB	HBP	BLK	WP	HR	S	P	ERA	WHIP

BOTTOM

Cleveland Indians @ Kansas City Athletics

Municipal Stadium, Kansas City, MO

Mon Apr 18 1955, 4:33 AM EST

Att. 31,563 - Unknown

livebaseballscorecards.com

AB	41
R	9
H	14
RBI	8
BB	1
SO	5
LOB	16

WP: 0 PA: 42
PB: 0
SB: 0
CS: 0

Batter	1	2	3	4	5	6	7	8	9	AB	R	H	RBI	BB	SO	LOB
Al Smith, R (1, 9) OBP: 0.410, SLG: 0.571	F5	K		F7			F9	FC6-4, BB		4	0	0	1	1	1	3
Bobby Avila, R (1, 4) OBP: 0.459, SLG: 0.433	FC4-6, BB		F1		K		CS, 1B	FC6-4		4	0	1	0	1	1	3
Larry Doby, L (1, 8) OBP: 0.297, SLG: 0.333	FC4-6, HR		G6-4-3, 1B		F3		K, 1B		HR, 1B	5	2	2	0	0	1	2
Al Rosen, R (1, 5) OBP: 0.368, SLG: 0.600	HR		G6-4-3		F5			HR	F1	5	2	2	3	0	0	2
Ralph Kiner, R (1, 7) OBP: 0.432, SLG: 0.552	BB			G6-4-3, 1B		2B		WP, BB, BB	HR	3	3	3	2	2	0	0
Vic Wertz, L (1, 3) OBP: 0.441, SLG: 0.571	F4			G6-4-3	F5			F7	1B, BB	4	0	1	0	1	0	3
Joe Altobelli, L (9, 3)										0	0	0	0	0	0	0
George Strickland, R (1, 6) OBP: 0.294, SLG: 0.400		FC2-6, 1B		G6-4-3		F6		BB, WP	F3	4	0	1	0	1	0	4
Hank Foiles, R (1, 2) OBP: 0.615, SLG: 0.750		F6		1B, BB		IBB		1B, IBB	1B	1	0	0	0	2	0	1
Dale Mitchell, L (8, PH)										0	0	0	0	1	0	0
Jim Hegan, R (8, 2) OBP: 0.278, SLG: 0.375										1	0	1	0	0	0	0
Herb Score, L (1, 1) OBP: 0.222, SLG: 0.222		FC2-6		G6-4-3, 1B	K			BB	K	5	0	2	1	0	2	5
Mike Garcia, R (9, 1) OBP: 0.600, SLG: 0.500										0	0	0	0	0	0	0
Inning Stats	R: 2 E: 0 K: 0 S: 4 H: 1 LOB: 1 BB: 2 P: 12	R: 0 E: 0 K: 1 S: 6 H: 1 LOB: 1 BB: 0 P: 6	R: 0 E: 0 K: 0 S: 3 H: 1 LOB: 0 BB: 0 P: 3	R: 1 E: 0 K: 0 S: 5 H: 3 LOB: 2 BB: 1 P: 9	R: 0 E: 0 K: 1 S: 5 H: 0 LOB: 0 BB: 0 P: 5	R: 0 E: 0 K: 1 S: 6 H: 1 LOB: 2 BB: 1 P: 10	R: 0 E: 0 K: 1 S: 5 H: 1 LOB: 1 BB: 0 P: 5	R: 2 E: 0 K: 0 S: 4 H: 2 LOB: 3 BB: 4 P: 20	R: 2 E: 0 K: 1 S: 8 H: 3 LOB: 2 BB: 1 P: 12	1B: 9 2B: 2 3B: 0 HR: 3 SF: 0 SAC: 0 DP: 3 HBP: 0	WP: 1 PB: 0 SB: 0 CS: 1 PA: 45					

PITCHER	IP	WLS	BF	H	R	ER	SO	BB	IBB	HBP	BLK	WP	HR	S	P	ERA	WHIP
Cloyd Boyer, R (1, 1) ERA: 7.56	8.1		42	12	7	7	4	7	2	0	0	1	3	41	77	7.56	2.280
Charlie Bishop, R (9, 1) ERA:	0.2	W	3	1	0	0	1	0	0	0	0	0	0	5	5	0.00	1.500

PITCHER	IP	WLS	BF	H	R	ER	SO	BB	IBB	HBP	BLK	WP	HR	S	P	ERA	WHIP

TOP

Cleveland Indians @ Kansas City Athletics

Municipal Stadium, Kansas City, MO

Tue Apr 19 1955, 4:33 AM EST

Att. 11,558 - Unknown

livebaseballscorecards.com

AB	36
R	7
H	13
RBI	7
BB	9
SO	5
LOB	23

BOTTOM

Cleveland Indians @ Kansas City Athletics

Municipal Stadium, Kansas City, MO

Tue Apr 19 1955, 4:33 AM EST

Att. 11,558 - Unknown

livebaseballscorecards.com

Batter	1	2	3	4	5	6	7	8	9	AB	R	H	RBI	BB	SO	LOB
Vic Power, R (1, 3) OBP: 0.429, SLG: 0.714	2B		1B		HR 1B		F8		2B 3B 2-H 3-H	5	2	4	2	0	0	0
Pete Suder, R (1, 4) OBP: 0.091, SLG: 0.091 Elmer Valo, L (9, PH) OBP: 0.700, SLG: 0.875 Spook Jacobs, R (9, PR) OBP: 0.250, SLG: 0.250	F3		K		K		F7		1B 2B 3-H	4 1 0	0 0 1	0 1 0	0 1 0	0 0 0	2 0 0	3 0 0
Jim Finigan, R (1, 5) OBP: 0.345, SLG: 0.720	F6		K		1-H HR			K	1B 1B IBB	4	1	1	2	1	2	2
Gus Zernial, R (1, 7) OBP: 0.250, SLG: 0.423	FC6-4 BB			HR	BB			F6	K	3	1	1	1	2	1	2
Bill Renna, R (1, 9) OBP: 0.190, SLG: 0.381	FC6-4 1-2f			FC5-4 1B	F4			F8	1B 1-2 2-3	5	0	2	0	0	0	3
Bill Wilson, R (1, 8) OBP: 0.414, SLG: 0.692		K	K	K	G6-4-3 1B				BB 1B	4	1	2	1	1	2	1
Joe Demaestri, R (1, 6) OBP: 0.263, SLG: 0.263		K		F5	F5				2B 3B 1B 1-2	4	1	1	0	0	1	2
Billy Shantz, R (1, 2) OBP: 0.167, SLG: 0.333		K		FC5-4 1-2f	G6-4-3 1-2f				3B 2B 1-3 2-H	4	1	1	1	0	1	2
Cloyd Boyer, R (1, 1) Charlie Bishop, R (9, 1) Bill Stewart, R (9, PH)			F7		K		F6		K	3 0 1	0 0 0	0 0 0	0 0 0	1 0 1	0 0 2	0 0 2
Inning Stats	R: 0 E: 0 K: 0 S: 4 H: 1 LOB: 2 BB: 1 P: 8	R: 0 E: 0 K: 3 S: 9 H: 0 LOB: 0 BB: 0 P: 9	R: 0 E: 0 K: 2 S: 8 H: 1 LOB: 1 BB: 0 P: 8	R: 1 E: 0 K: 1 S: 7 H: 2 LOB: 1 BB: 0 P: 7	R: 2 E: 0 K: 2 S: 9 H: 2 LOB: 1 BB: 1 P: 13	R: 0 E: 0 K: 0 S: 3 H: 1 LOB: 0 BB: 0 P: 3	R: 0 E: 0 K: 0 S: 3 H: 0 LOB: 0 BB: 0 P: 3	R: 0 E: 0 K: 1 S: 5 H: 0 LOB: 0 BB: 0 P: 5	R: 5 E: 0 K: 2 S: 12 H: 6 LOB: 3 BB: 2 P: 20	1B: 7 2B: 3 3B: 1 HR: 2 SF: 0 SAC: 0 DP: 1 HBP: 0						

	AB	38
	R	8
	H	13
	RBI	8
	BB	4
	SO	11
	LOB	17

PITCHER		IP	WLS	BF	H	R	ER	SO	BB	IBB	HBP	BLK	WP	HR	S	P	ERA	WHIP
Herb Score, L ERA: 4.76	(1, 1)	8.0		35	9	6	6	9	3	0	0	0	0	2	50	62	6.75	1.500
Mike Garcia, R ERA: 6.75	(9, 1)	0.2	L	7	4	2	2	2	0	1	0	0	0	0	10	14	27.00	6.000

PITCHER	IP	WLS	BF	H	R	ER	SO	BB	IBB	HBP	BLK	WP	HR	S	P	ERA	WHIP

Detroit Tigers @ Cleveland Indians

Cleveland Municipal Stadium, Cleveland, OH

Fri Apr 22 1955, 3:33 AM EST

Att. 16,957 - Unknown

TOP

livebaseballscorecards.com

Batter	1	2	3	4	5	6	7	8	9	AB	R	H	RBI	BB	SO	LOB
Harvey Kuenn, R (1, 6) OBP: 0.395, SLG: 0.647	6-3		L9		K		F8		1B	5	0	1	0	0	1	1
Fred Hatfield, L (1, 4) OBP: 0.444, SLG: 0.464	L6-4-3 BB		1-H HR		3-1			1B 1B BB	F2	3	2	1	2	2	0	1
Al Kaline, R (1, 9) OBP: 0.486, SLG: 0.971	L6-4-3 1-2		L5-3			L8		BB 1B 1-3 1B	F3	5	1	1	0	0	0	2
Ferris Fain, L (1, 3) OBP: 0.381, SLG: 0.188		F7		FC5-4 1B		4-3		F4		4	0	1	0	0	0	2
Ray Boone, R (1, 5) OBP: 0.286, SLG: 0.241		6-3		FC5-4 2-3 BB 1-2f		HR		1B 1-2 BB		3	1	1	1	1	0	1
Jim Delsing, L (1, 7) OBP: 0.444, SLG: 0.429		1B		2-3 1-2 BB		BB		1-2 2-H 3-H 1B		2	0	2	2	2	0	0
Bill Tuttle, R (1, 8) OBP: 0.235, SLG: 0.172	1-3			2-3 1-2 2-3		F3		K		4	0	0	0	0	1	6
Frank House, L (1, 2) OBP: 0.391, SLG: 0.412			K	F4			1-4-3	F5		4	0	0	0	0	1	4
Steve Gromek, S (1, 1) OBP: 0.364, SLG: 0.222 Bubba Phillips, R (5, PH) OBP: 0.375, SLG: 0.333 Leo Cristante, R (5, 1) Wayne Belardi, L (7, PH) Bill Froats, L (7, 1) Jay Porter, R (9, PH) OBP: 0.263, SLG: 0.188			HR BB		1-4-3		F3		F3	0 1 0 1 0 1	1 0 0 0 0 0	0 0 0 0 0 0	0 0 0 0 0 0	1 0 0 0 0 0	0 0 0 0 0 0	0 0 0 0 0 0
Inning Stats	R: 0 E: 0 K: 0 S: 2 H: 0 LOB: 0 BB: 1 P: 6	R: 0 E: 0 K: 0 S: 4 H: 1 LOB: 1 BB: 0 P: 4	R: 2 E: 0 K: 1 S: 6 H: 1 LOB: 0 BB: 1 P: 10	R: 0 E: 0 K: 0 S: 4 H: 1 LOB: 2 BB: 1 P: 8	R: 0 E: 0 K: 1 S: 5 H: 0 LOB: 0 BB: 0 P: 5	R: 1 E: 0 K: 0 S: 4 H: 1 LOB: 1 BB: 1 P: 8	R: 0 E: 0 K: 0 S: 3 H: 0 LOB: 0 BB: 0 P: 3	R: 2 E: 0 K: 1 S: 7 H: 2 LOB: 2 BB: 2 P: 15	R: 0 E: 0 K: 0 S: 4 H: 1 LOB: 1 BB: 0 P: 4	1B: 5 2B: 0 3B: 0 HR: 2	SF: 0 SAC: 0 DP: 1 HBP: 0					

	AB	33
	R	5
	H	7
	RBI	5
	BB	6
	SO	3
	LOB	17

WP: 0 PB: 0 SB: 0 CS: 0 PA: 39

PITCHER		IP	WLS	BF	H	R	ER	SO	BB	IBB	HBP	BLK	WP	HR	S	P	ERA	WHIP
Bob Lemon, R ERA: 2.84	(1, 1)	7.1	W	33	6	5	5	2	6	0	0	0	0	2	31	55	6.14	1.636
Ray Narleski, R ERA: 17.18	(8, 1)	1.2	S	6	1	0	0	1	0	0	0	0	0	0	8	8	0.00	0.600

PITCHER		IP	WLS	BF	H	R	ER	SO	BB	IBB	HBP	BLK	WP	HR	S	P	ERA	WHIP

BOTTOM

Detroit Tigers @ Cleveland Indians

Cleveland Municipal Stadium, Cleveland, OH

Fri Apr 22 1955, 3:33 AM EST

Att. 16,957 - Unknown

livebaseballscorecards.com

Batter	1	2	3	4	5	6	7	8	9	AB	R	H	RBI	BB	SO	LOB
Al Smith, R (1, 9) OBP: 0.432, SLG: 0.553	5-3		BB E 1B	BB SF8 1B BB		G4-6-3 1B BB		6-3		3	2	1	0	2	0	0
Bobby Avila, R (1, 4) OBP: 0.452, SLG: 0.429	HR 1B		F8	L9		G4-6-3 1-2 1B		F5		5	1	2	0	0	0	2
Larry Doby, L (1, 8) OBP: 0.341, SLG: 0.444	1-H HR		BB E 1-2 1B BB	BB 1-2 1B		G4-6-3 1-2f 2-3				3	2	2	2	1	0	2
Al Rosen, R (1, 5) OBP: 0.357, SLG: 0.545	F7		E5 1B BB 1-2 2-H 2B	1-2 2-3 BB		5-3				3	1	0	0	1	0	2
Sam Dente, R (7, 5)										0	0	0	0	0	0	0
Ralph Kiner, R (1, 7) OBP: 0.439, SLG: 0.533	4-3		1B 1-2 2-3 2B BB	SF8 3-H			SH1-3 BB			1	1	0	1	2	0	0
Joe Altobelli, L (1, 3) OBP: 0.200, SLG: 0.200		K	2B 1-2 2-3 3-H SF8 1B	F8			SH1-3 1-2			3	1	1	1	0	1	2
George Strickland, R (1, 6) OBP: 0.342, SLG: 0.455		1B	1-3 2-H 3-H 2B		L9		G6-4-3 BB			3	0	2	2	1	0	0
Jim Hegan, R (1, 2) OBP: 0.227, SLG: 0.316		F6	SF8 3-H		5-3		G6-4-3 1-2f			3	0	0	1	0	0	3
Bob Lemon, L (1, 1) OBP: 0.400, SLG: 0.333		L9	L6		F8			K		3	0	0	0	0	0	2
Ray Narleski, R (8, 1)										1	0	0	0	0	1	0
Inning Stats	R: 2 E: 0 K: 0 S: 5 H: 2 LOB: 0 BB: 0 P: 5	R: 0 E: 0 K: 1 S: 6 H: 1 LOB: 1 BB: 0 P: 6	R: 5 E: 1 K: 0 S: 7 H: 3 LOB: 1 BB: 2 P: 15	R: 1 E: 0 K: 0 S: 4 H: 1 LOB: 2 BB: 2 P: 12	R: 0 E: 0 K: 0 S: 3 H: 0 LOB: 0 BB: 0 P: 3	R: 0 E: 0 K: 0 S: 3 H: 1 LOB: 1 BB: 1 P: 7	R: 0 E: 0 K: 0 S: 2 H: 0 LOB: 1 BB: 2 P: 10	R: 0 E: 0 K: 1 S: 5 H: 0 LOB: 0 BB: 0 P: 5		1B: 6 2B: 1 3B: 0 HR: 1		SF: 2 SAC: 1 DP: 2 HBP: 0				

	AB	28
	R	8
	H	8
	RBI	7
	BB	7
	SO	2
	LOB	13

WP: 0 PB: 0 SB: 0 CS: 0 PA: 38

PITCHER		IP	WLS	BF	H	R	ER	SO	BB	IBB	HBP	BLK	WP	HR	S	P	ERA	WHIP
Steve Gromek, R ERA: 3.27	(1, 1)	4.0	L	24	7	8	6	1	4	0	0	0	0	1	22	38	13.50	2.750
Leo Cristante, R ERA:	(5, 1)	2.0		7	1	0	0	0	1	0	0	0	0	0	6	10	0.00	1.000
Bill Froats, L ERA:	(7, 1)	2.0		7	0	0	0	1	2	0	0	0	0	0	7	15	0.00	1.000

PITCHER	IP	WLS	BF	H	R	ER	SO	BB	IBB	HBP	BLK	WP	HR	S	P	ERA	WHIP

Detroit Tigers @ Cleveland Indians

Cleveland Municipal Stadium, Cleveland, OH

Sat Apr 23 1955, 3:33 AM EST
Att. 6,737 - Unknown

livebaseballscorecards.com

Batter	1	2	3	4	5	6	7	8	9	AB	R	H	RBI	BB	SO	LOB
Harvey Kuenn, R (1, 6) OBP: 0.395, SLG: 0.615	0-0 1B FC9-2 1B		0-0 1B 1-2 1B 1B		0-0 F5		0-0 F8		0-0 4-3	5	1	2	0	0	0	0
Fred Hatfield, L (1, 4) OBP: 0.415, SLG: 0.424	0-0 FC9-2 1-3 1B		0-3 K		0-3 K		0-0 1-3		0-0 F8	5	0	1	0	0	2	2
Al Kaline, R (1, 9) OBP: 0.463, SLG: 0.895	0-0 FC9-2 1-2 3-H		0-3 K		0-0 S 1B		0-0 L6-3			4	0	1	0	0	1	4
Ferris Fain, L (1, 3) OBP: 0.440, SLG: 0.222	0-0 F7		0-0 1B 1-2 2-H 1B		4-0 1-2 BB			4-0 FC1-6 BB		2	0	1	1	2	0	1
Ray Boone, R (1, 5) OBP: 0.308, SLG: 0.364		0-0 HR	0-0 1-2 2-H 1B		0-0 5-3			0-0 FC1-6 BB 1B 1-2f		4	1	2	2	0	0	3
Jim Delsing, L (1, 7) OBP: 0.452, SLG: 0.440		0-0 F7	0-0 1-3			0-0 5-4-3 1B		0-0 BB 1-2 1B		4	0	2	0	0	0	2
Bill Tuttle, R (1, 8) OBP: 0.263, SLG: 0.188		0-0 G6-4-3 1B		0-0 F8		0-0 5-4-3 1-2		4-0 G6-4-3 1-2 2-3 BB		3	0	1	0	1	0	1
Red Wilson, R (1, 2) OBP: 0.333, SLG: 0.462		0-0 G6-4-3 1-2f		0-0 F3		0-0 F9		0-0 G6-4-3 1-2f		4	0	0	0	0	0	5
Billy Hoeft, L (1, 1) OBP: 0.250, SLG: 0.250			0-0 1B 1B 1B	0-3 K		0-0 6-3			0-3 K	4	1	1	0	0	2	1

Inning Stats	1	2	3	4	5	6	7	8	9	AB	R	H	RBI	BB	SO	LOB
	R: 0 E: 0 K: 0 S: 4	H: 2 LOB: 1 BB: 0 P: 4	R: 1 E: 0 K: 0 S: 4	H: 2 LOB: 0 BB: 0 P: 4	R: 2 E: 0 K: 2 S: 11	H: 4 LOB: 2 BB: 0 P: 11	R: 0 E: 0 K: 1 S: 5	H: 0 LOB: 0 BB: 0 P: 5	R: 0 E: 0 K: 1 S: 6	H: 1 LOB: 2 BB: 1 P: 10	R: 0 E: 0 K: 0 S: 4	H: 1 LOB: 1 BB: 0 P: 4	R: 0 E: 0 K: 0 S: 3	H: 0 LOB: 0 BB: 0 P: 3	R: 0 E: 0 K: 0 S: 3	H: 1 LOB: 2 BB: 2 P: 11	R: 0 E: 0 K: 1 S: 5	H: 0 LOB: 0 BB: 0 P: 5

1B: 10	SF: 0
2B: 1	SAC: 0
3B: 0	DP: 3
HR: 1	HBP: 0

WP: 0 PA: 38
PB: 0
SB: 1
CS: 0

		PITCHER	IP	WLS	BF	H	R	ER	SO	BB	IBB	HBP	BLK	WP	HR	S	P	ERA	WHIP
Mike Garcia, R ERA: 5.4	(1, 1)		8.0	L	35	11	3	3	4	3	0	0	0	0	1	40	52	3.38	1.750
Bill Wight, L ERA:	(9, 1)		1.0		3	0	0	0	1	0	0	0	0	0	0	5	5	0.00	0.000

PITCHER	IP	WLS	BF	H	R	ER	SO	BB	IBB	HBP	BLK	WP	HR	S	P	ERA	WHIP

BOTTOM

Detroit Tigers @ Cleveland Indians

Cleveland Municipal Stadium, Cleveland, OH

Sat Apr 23 1955, 3:33 AM EST

Att. 6,737 - Unknown

Batter	1	2	3	4	5	6	7	8	9	AB	R	H	RBI	BB	SO	LOB
Al Smith, R (1, 9) OBP: 0.417, SLG: 0.512	0-0 ① 6-3		0-3 ① K			4-0 BB		x 0-0 ② F8		3	0	0	0	1	1	0
Bobby Avila, R (1, 4) OBP: 0.413, SLG: 0.385	0-0 ② 2-3		x 0-0 ② F6			x 0-0 ① F8		x 0-0 ③ F6		4	0	0	0	0	0	1
Larry Doby, L (1, 8) OBP: 0.333, SLG: 0.425	0-0 1B 1B		x 0-0 ③ L9			0-3 ② K			x 0-0 ① 5-3	4	0	1	0	0	1	1
Al Rosen, R (1, 5) OBP: 0.348, SLG: 0.514	0-0 1-2 1B			x 0-0 ① 6-3		x 0-0 ③ L9			x 0-0 ② F7	4	0	1	0	0	0	1
Ralph Kiner, R (1, 7) OBP: 0.400, SLG: 0.471	0-3 ③ K			x 0-0 ② F8			x 0-0 ① F8		x 0-0 ③ F7	4	0	0	0	0	1	2
Joe Altobelli, L (1, 3) OBP: 0.143, SLG: 0.143 Hank Foiles, R (7, PH) OBP: 0.571, SLG: 0.667 Dale Mitchell, L (8, 3)		0-3 ① K		x 0-0 ③ F8			x 0-0 ② 4-3			2 1 0	0 0 0	0 0 0	0 0 0	0 0 0	1 0 0	0 0 0
George Strickland, R (1, 6) OBP: 0.366, SLG: 0.486		4-0 BB BB			0-3 ① K		x 0-0 2B			2	0	1	0	1	1	0
Jim Hegan, R (1, 2) OBP: 0.240, SLG: 0.286		4-0 1-2 G3-6-1 BB			x 0-0 ② 1-3		x 0-0 ③ F7			2	0	0	0	1	0	1
Mike Garcia, R (1, 1) OBP: 0.429, SLG: 0.333 Hank Majeski, R (8, PH) Bill Wight, L (9, 1)		x 0-0 ② ③ G3-6-1 1-2f			0-3 ③ K			x 0-0 ① F4		2 1 0	0 0 0	0 0 0	0 0 0	0 0 0	1 0 0	2 0 0
Inning Stats	R: 0 H: 2 E: 0 LOB: 2 K: 1 BB: 0 S: 7 P: 7	R: 0 H: 0 E: 0 LOB: 1 K: 1 BB: 2 S: 4 P: 12	R: 0 H: 0 E: 0 LOB: 0 K: 1 BB: 0 S: 5 P: 5	R: 0 H: 0 E: 0 LOB: 0 K: 0 BB: 0 S: 3 P: 3	R: 0 H: 0 E: 0 LOB: 0 K: 2 BB: 0 S: 7 P: 7	R: 0 H: 0 E: 0 LOB: 1 K: 1 BB: 1 S: 5 P: 9	R: 0 H: 1 E: 0 LOB: 1 K: 0 BB: 0 S: 4 P: 4	R: 0 H: 0 E: 0 LOB: 0 K: 0 BB: 0 S: 3 P: 3	R: 0 H: 0 E: 0 LOB: 0 K: 0 BB: 0 S: 3 P: 3	1B: 2 SF: 0 2B: 1 SAC: 0 3B: 0 DP: 1 HR: 0 HBP: 0						

livebaseballscorecards.com

AB	29
R	0
H	3
RBI	0
BB	3
SO	6
LOB	8

WP: 0 PA: 32
PB: 0
SB: 0
CS: 0

PITCHER	IP	WLS	BF	H	R	ER	SO	BB	IBB	HBP	BLK	WP	HR	S	P	ERA	WHIP
Billy Hoeft, L (1, 1) ERA: 1.74	9.0	W	32	3	0	0	6	3	0	0	0	0	0	41	53	0.00	0.667

PITCHER	IP	WLS	BF	H	R	ER	SO	BB	IBB	HBP	BLK	WP	HR	S	P	ERA	WHIP

Batter	1	2	3	4	5	6	7	8	9	AB	R	H	RBI	BB	SO	LOB
Harvey Kuenn, R (1, 6) OBP: 0.417, SLG: 0.605	x 0-0 ① F9		x 0-0 ① F6		x 0-0 1B BB 1B	BBB 4-0 1B 1-2 BB		x 0-0 SH1-4 1B		4	0	2	0	1	0	0
Bill Tuttle, R (1, 8) OBP: 0.310, SLG: 0.206	BBB 4-0 BB 1B BB		x 0-0 ② F9		BBB 4-0 1B 1-2 BB	x 0-0 ③ 1-3 2-H 1B		x 0-0 ① SH1-4 1-2		2	1	1	1	2	0	0
Al Kaline, R (1, 9) OBP: 0.478, SLG: 0.857	x 0-0 ② L6		x 0-0 BB HR 1B		x 0-0 1-2 2-3 1B		BBB 4-0 F9 1B WP BB	x 0-0 ② L8		4	2	2	0	1	0	2
Ferris Fain, L (1, 3) OBP: 0.500, SLG: 0.250	BBB 4-0 1B 1-2 BB		BBB 4-0 HR 1-2 BB		x 0-0 ① F8		x 0-0 WP BB 1-2 1B	BBB 4-0 BB		2	1	1	0	3	0	3
Ray Boone, R (1, 5) OBP: 0.318, SLG: 0.447	x 0-0 1-2 2-H 1B		x 0-0 1-H 2-H HR		SSS 0-3 ② K		x 0-0 ① F9 2-3	x 0-0 ③ F9		5	1	2	4	0	1	7
Jay Porter, R (1, 7) OBP: 0.227, SLG: 0.158	SSS 0-3 ③ K		x 0-0 ③ F5		SSS 0-3 ③ K		BBBB 4-0 WP 1-2 BB		SSS 0-3 ① K	3	0	0	0	0	2	5
Jim Delsing, L (7, PH) (7, 7) OBP: 0.455, SLG: 0.423										1	0	0	0	1	1	0
Harry Malmberg, R (1, 4)		SSS 0-3 ① K		SSS 0-3 ① K		BBBB 4-0 FC6-4 BB	x 0-0 ② 6-3 1-2 2-3 3-H		x 0-0 ② F5	4	0	0	0	1	2	2
Red Wilson, R (1, 2) OBP: 0.300, SLG: 0.353		x 0-0 ② F3		x 0-0 ② F4	x 0-0 ① FC6-4 FC2-6 1-2f	4-0 IBB			x 0-0 ③ F9	4	0	0	0	1	0	1
Frank Lary, R (1, 1)		SSS 0-3 ③ K		x 0-0 ③ F3	x 0-0 ② FC2-6 BB 1B 1-2f	SSS 0-3 ③ K				4	1	0	0	0	2	4
Inning Stats	R: 1 H: 1 E: 0 LOB: 2 K: 1 BB: 2 S: 6 P: 14	R: 0 H: 0 E: 0 LOB: 0 K: 2 BB: 0 S: 7 P: 7	R: 3 H: 2 E: 0 LOB: 0 K: 0 BB: 1 S: 5 P: 9	R: 0 H: 0 E: 0 LOB: 0 K: 1 BB: 0 S: 5 P: 5	R: 0 H: 2 E: 0 LOB: 3 K: 2 BB: 1 S: 9 P: 13	R: 1 H: 1 E: 0 LOB: 2 K: 0 BB: 2 S: 3 P: 11	R: 1 H: 1 E: 0 LOB: 3 K: 1 BB: 3 S: 6 P: 18	R: 0 H: 1 E: 0 LOB: 2 K: 0 BB: 1 S: 4 P: 8	R: 0 H: 0 E: 0 LOB: 0 K: 1 BB: 0 S: 5 P: 5	1B: 7 SF: 0 2B: 0 SAC: 1 3B: 0 DP: 0 HR: 1 HBP: 0						

PITCHER		IP	WLS	BF	H	R	ER	SO	BB	IBB	HBP	BLK	WP	HR	S	P	ERA	WHIP
Herb Score, L ERA: 5.48	(1, 1)	6.0	L	29	6	5	5	6	6	0	0	0	0	1	35	59	7.50	2.000
Art Houtteman, R ERA: 4.66	(7, 1)	0.1		3	1	1	1	0	1	0	0	0	0	0	2	6	27.00	6.000
Hal Newhouser, L ERA:	(7, 1)	0.2		4	0	0	0	1	1	1	0	0	1	0	4	12	0.00	1.500
Early Wynn, R ERA:	(8, 1)	2.0		8	1	0	0	1	1	0	0	0	0	0	9	13	0.00	1.000

PITCHER	IP	WLS	BF	H	R	ER	SO	BB	IBB	HBP	BLK	WP	HR	S	P	ERA	WHIP

TOP

Detroit Tigers @ Cleveland Indians

Cleveland Municipal Stadium, Cleveland, OH

Sun Apr 24 1955, 3:33 AM EDT
Att. 13,319 - Unknown

livebaseballscorecards.com

AB	33
R	6
H	8
RBI	5
BB	10
SO	8
LOB	24

WP: 1	PA: 44																	
PB: 0																		
SB: 0																		
CS: 0																		

Detroit Tigers @ Cleveland Indians

Cleveland Municipal Stadium, Cleveland, OH

Sun Apr 24 1955, 3:33 AM EDT

Att. 13,319 - Unknown

BOTTOM

Batter	1	2	3	4	5	6	7	8	9	AB	R	H	RBI	BB	SO	LOB
Al Smith, R (1, 9) OBP: 0.415, SLG: 0.489	BBBB 4-0 G5-4-3 BB		x 0-0 L9 ②		x 0-0 F3 ③		x 0-0 L6-3 ②③ 1-2		x 0-0 1B 1-2 2-3 1B	4	0	1	0	1	0	2
Bobby Avila, R (1, 4) OBP: 0.412, SLG: 0.372	x 0-0 G5-4-3 ①② 1-2f		BBBB 4-0 BB			x 0-0 5-3 ①		x 0-0 L9 ①	x 0-0 ③ 1-3 2-H 3-H 1B	4	0	1	2	1	0	1
Larry Doby, L (1, 8) OBP: 0.367, SLG: 0.523	x 0-0 HR		x 0-0 1-3 ③			x 0-0 E WP 1B 1B		x 0-0 BB 1B		4	2	3	1	0	0	1
Al Rosen, R (1, 5) OBP: 0.360, SLG: 0.500	x 0-0 F4 ③			x 0-0 6-3 ①		x 0-0 WP E 1-2 1B		BBBB 4-0 G6-4-3 1-2 BB		3	0	1	0	1	0	0
Ralph Kiner, R (1, 7) OBP: 0.388, SLG: 0.432		BBBB 4-0 FC4 BB		x 0-0 F8 ②		x 0-0 F4 ②		x 0-0 G6-4-3 ②③ 1-2f		3	0	0	0	1	0	4
Joe Altobelli, L (1, 3) OBP: 0.111, SLG: 0.111 Dale Mitchell, L (6, PH) (7, 3)	x 0-0 FC4 FC6-4 ① 1-2f			x 0-0 F7 ③		x 0-0 E4 WP 1-2 2-3			x 0-0 1-3 ①	2 2	0 0	0 0	0 0	0 0	0 0	1 2
George Strickland, R (1, 6) OBP: 0.372, SLG: 0.472 Dave Pope, L (6, PH) OBP: 0.333, SLG: 0.333 Art Houtteman, R (7, 1) OBP: 0.500, SLG: 0.500 Hal Newhouser, L (7, 1) Early Wynn, S (8, 1) Harry Simpson, L (9, PH)	x 0-0 FC6-4 ② FC6-4 1-2f			BBBB 4-0 BB		x 0-0 P1-3 ③ 1-2 2-3 3-H			BBBB 4-0 1B 1B 1B BB	1 1 0 0 0 0 0	0 0 0 0 0 0 1	0 0 0 0 0 0 0	0 0 0 0 0 0 0	1 0 0 0 0 0 1	0 0 0 0 0 0 0	1 2 0 0 0 0 0
Hank Foiles, R (1, 2) OBP: 0.500, SLG: 0.545 Dave Philley, S (7, PH) OBP: 0.500, SLG: 0.500 Jim Hegan, R (8, 2) OBP: 0.269, SLG: 0.318	x 0-0 FC6-4 ③ 1-2f			x 0-0 F4 ①			x 0-0 FC6 1B		x 0-0 1B 1-2 1B 1B	2 1 1	0 0 1	0 1 1	0 0 0	0 0 0	0 0 0	2 0 0
Herb Score, L (1, 1) OBP: 0.182, SLG: 0.182 Sam Dente, R (7, 6) Hank Majeski, R (9, PH)			x 0-0 1-3 ①	SSS 0-3 K ②			x 0-0 FC6 L6-3 ① 1-2f		x 0-0 L9 ②	2 1 1	0 0 0	0 0 0	0 0 0	0 0 0	1 0 0	1 1 2
Inning Stats	R: 1 H: 1 E: 0 LOB: 0 K: 0 BB: 1 S: 3 P: 7	R: 0 H: 0 E: 0 LOB: 1 K: 0 BB: 1 S: 3 P: 7	R: 0 H: 0 E: 0 LOB: 1 K: 0 BB: 1 S: 3 P: 7	R: 0 H: 0 E: 0 LOB: 0 K: 0 BB: 0 S: 3 P: 3	R: 0 H: 0 E: 0 LOB: 1 K: 1 BB: 1 S: 5 P: 9	R: 1 H: 2 E: 1 LOB: 2 K: 0 BB: 0 S: 6 P: 6	R: 0 H: 1 E: 0 LOB: 0 K: 0 BB: 0 S: 3 P: 3	R: 0 H: 1 E: 0 LOB: 1 K: 0 BB: 1 S: 3 P: 7	R: 2 H: 3 E: 0 LOB: 2 K: 0 BB: 1 S: 5 P: 9	1B: 7 SF: 0 2B: 1 SAC: 0 3B: 0 DP: 3 HR: 1 HBP: 0				WP: 1 PA: 38 PB: 0 SB: 0 CS: 0		

livebaseballscorecards.com

AB	32
R	4
H	8
RBI	3
BB	6
SO	1
LOB	20

PITCHER		IP	WLS	BF	H	R	ER	SO	BB	IBB	HBP	BLK	WP	HR	S	P	ERA	WHIP
Frank Lary, R ERA: 3.0	(1, 1)	9.0	W	38	8	4	3	1	6	0	0	0	1	1	34	58	3.00	1.556

PITCHER	IP	WLS	BF	H	R	ER	SO	BB	IBB	HBP	BLK	WP	HR	S	P	ERA	WHIP

Batter	1	2	3	4	5	6	7	8	9	AB	R	H	RBI	BB	SO	LOB
Jim Busby, R (1, 8) OBP: 0.292, SLG: 0.341	E 1B 1B	5-3			SH2-4 1-2 2-3		F7 1-2		5-3	4	0	1	0	0	0	2
Eddie Yost, R (1, 5) OBP: 0.362, SLG: 0.270	F2		BBB G6-3 BB		F5		SSS K			3	0	0	0	1	1	4
Mickey Vernon, L (1, 3) OBP: 0.319, SLG: 0.405	E6 1-3 1B		G6-3 1-2f		G3		F8			4	0	1	0	0	0	4
Roy Sievers, R (1, 7) OBP: 0.340, SLG: 0.342	SSS K		5-3			SSS K		F3		4	0	0	0	0	2	2
Pete Runnels, L (1, 4) OBP: 0.277, SLG: 0.214	G3			SSS K		1B 1-3 1B		SSS K		4	1	1	0	0	2	2
Ernie Oravetz, S (1, 9) OBP: 0.300, SLG: 0.350		F7		1-3		1-3 1-3 1B		2B		4	0	2	0	0	0	0
Ed Fitz Gerald, R (1, 2) OBP: 0.259, SLG: 0.130		BBB L4-3 2B BB	4-3		1-3 1-2 3-H			SSS K		3	1	0	1	1	1	2
Bobby Kline, R (1, 6) OBP: 0.167, SLG: 0.118 Jesse Levan, L (6, PH) OBP: 0.286, SLG: 0.286 Jerry Snyder, R (6, 6) OBP: 0.250, SLG: 0.273 Juan Delis, R (9, PH)	L4-3 1-2				SH2-4 1B 1B	L3			3-1	2 1 0 1	0 0 0 0	1 0 0 0	0 0 0 0	0 0 0 0	1 1 0 0	1 1 0 0
Mickey McDermott, L (1, 1) OBP: 0.500, SLG: 0.571	2-H 2B				1-2 SH2-4 1B		S 1B		L9	4	0	3	1	0	0	0
Inning Stats	R: 0 E: 1 K: 1 S: 7 H: 2 LOB: 2 BB: 0 P: 7	R: 1 E: 0 K: 0 S: 4 H: 1 LOB: 1 BB: 1 P: 8	R: 0 E: 0 K: 0 S: 2 H: 0 LOB: 0 BB: 1 P: 6	R: 0 E: 0 K: 1 S: 5 H: 0 LOB: 0 BB: 0 P: 5	R: 0 E: 0 K: 0 S: 5 H: 2 LOB: 2 BB: 0 P: 5	R: 1 E: 0 K: 1 S: 7 H: 2 LOB: 1 BB: 0 P: 7	R: 0 E: 0 K: 1 S: 6 H: 1 LOB: 1 BB: 0 P: 6	R: 0 E: 0 K: 2 S: 8 H: 1 LOB: 1 BB: 0 P: 8	R: 0 E: 0 K: 0 S: 3 H: 0 LOB: 0 BB: 0 P: 3	1B: 7 2B: 2 3B: 0 HR: 0 SF: 0 SAC: 1 DP: 1 HBP: 0						

PITCHER	IP	WLS	BF	H	R	ER	SO	BB	IBB	HBP	BLK	WP	HR	S	P	ERA	WHIP
Bob Lemon, R (1, 1) ERA: 2.62	9.0	W	37	9	2	2	6	2	0	0	0	0	0	47	55	2.00	1.222

PITCHER	IP	WLS	BF	H	R	ER	SO	BB	IBB	HBP	BLK	WP	HR	S	P	ERA	WHIP

TOP

Washington Senators @ Cleveland Indians

Cleveland Municipal Stadium, Cleveland, OH

Tue Apr 26 1955, 3:33 AM EDT

Att. 972 - Unknown

livebaseballscorecards.com

AB	34
R	2
H	9
RBI	2
BB	2
SO	6
LOB	18

WP: 0	PA: 37		
PB: 0			
SB: 1			
CS: 0			

BOTTOM

Washington Senators @ Cleveland Indians

Cleveland Municipal Stadium, Cleveland, OH

Tue Apr 26 1955, 3:33 AM EDT

Att. 972 - Unknown

livebaseballscorecards.com

Batter	1	2	3	4	5	6	7	8	9	AB	R	H	RBI	BB	SO	LOB
Al Smith, R (1, 9) OBP: 0.439, SLG: 0.489	BBBB 4-0 HR BB	BBBB 4-0 BB		x 0-0 BB 1B		SSS 0-3 ③ K				2	1	1	0	2	1	1
Bobby Avila, R (1, 4) OBP: 0.418, SLG: 0.435	x 0-0 1-H HR	x 0-0 ③ 1-3		BBBB 4-0 1-2 BB			x 0-0 ① F6			3	1	1	2	1	0	2
Larry Doby, L (1, 8) OBP: 0.358, SLG: 0.489	BBBB 4-0 BB		x 0-0 ① 4-3	x 0-0 ③ 1-3			x 0-0 ② F7			3	0	0	0	1	0	2
Al Rosen, R (1, 5) OBP: 0.370, SLG: 0.488	x 0-0 ① F7		BBBB 4-0 BB		SSS 0-3 ① K		x 0-0 1B			3	0	1	0	1	1	1
Ralph Kiner, R (1, 7) OBP: 0.377, SLG: 0.400	x 0-0 ② F8		x 0-0 ② F7		BBBB 4-0 L6-3 BB		SSS 0-3 ③ K			3	0	0	0	1	1	3
Joe Altobelli, L (1, 3) OBP: 0.154, SLG: 0.154	SSS 0-3 ③ K		x 0-0 ③ F7		x 0-0 ② ③ L6-3 1-2			x 0-0 SH2-3 1B		4	0	1	0	0	1	3
George Strickland, R (1, 6) OBP: 0.348, SLG: 0.436		SSS 0-3 ① K		x 0-0 ① L6-3		x 0-0 ① F8		x 0-0 ① SH2-3 1-2		3	0	0	0	0	1	0
Jim Hegan, R (1, 2) OBP: 0.300, SLG: 0.292		BBBB 4-0 SH2-3 BB		x 0-0 ② F7		BBBB 4-0 BB		x 0-0 ② 5-3		2	0	0	0	2	0	1
Bob Lemon, L (1, 1) OBP: 0.385, SLG: 0.583		x 0-0 ② SH2-3 1-2		x 0-0 HR		SSS 0-3 ② K		x 0-0 ③ 4-3		3	1	1	1	0	1	2
Inning Stats	R: 2 H: 1 E: 0 LOB: 1 K: 1 BB: 2 S: 6 P: 14	R: 0 H: 0 E: 0 LOB: 2 K: 1 BB: 2 S: 5 P: 13	R: 0 H: 0 E: 0 LOB: 1 K: 0 BB: 1 S: 3 P: 7	R: 1 H: 2 E: 0 LOB: 2 K: 0 BB: 1 S: 5 P: 9	R: 0 H: 0 E: 0 LOB: 0 K: 1 BB: 1 S: 4 P: 8	R: 0 H: 0 E: 0 LOB: 1 K: 2 BB: 1 S: 7 P: 11	R: 0 H: 1 E: 0 LOB: 1 K: 1 BB: 0 S: 6 P: 6	R: 0 H: 1 E: 0 LOB: 1 K: 0 BB: 0 S: 4 P: 4		1B: 3 SF: 0 2B: 1 SAC: 2 3B: 0 DP: 1 HR: 2 HBP: 0						

	AB	26
	R	3
	H	5
	RBI	3
	BB	8
	SO	6
	LOB	15

WP: 0 PA: 36
PB: 0
SB: 0
CS: 0

PITCHER	IP	WLS	BF	H	R	ER	SO	BB	IBB	HBP	BLK	WP	HR	S	P	ERA	WHIP
Mickey McDermott, L (1, 1) ERA: 4.58	8.0	L	36	5	3	3	6	8	0	0	0	0	2	40	72	3.38	1.625

PITCHER	IP	WLS	BF	H	R	ER	SO	BB	IBB	HBP	BLK	WP	HR	S	P	ERA	WHIP

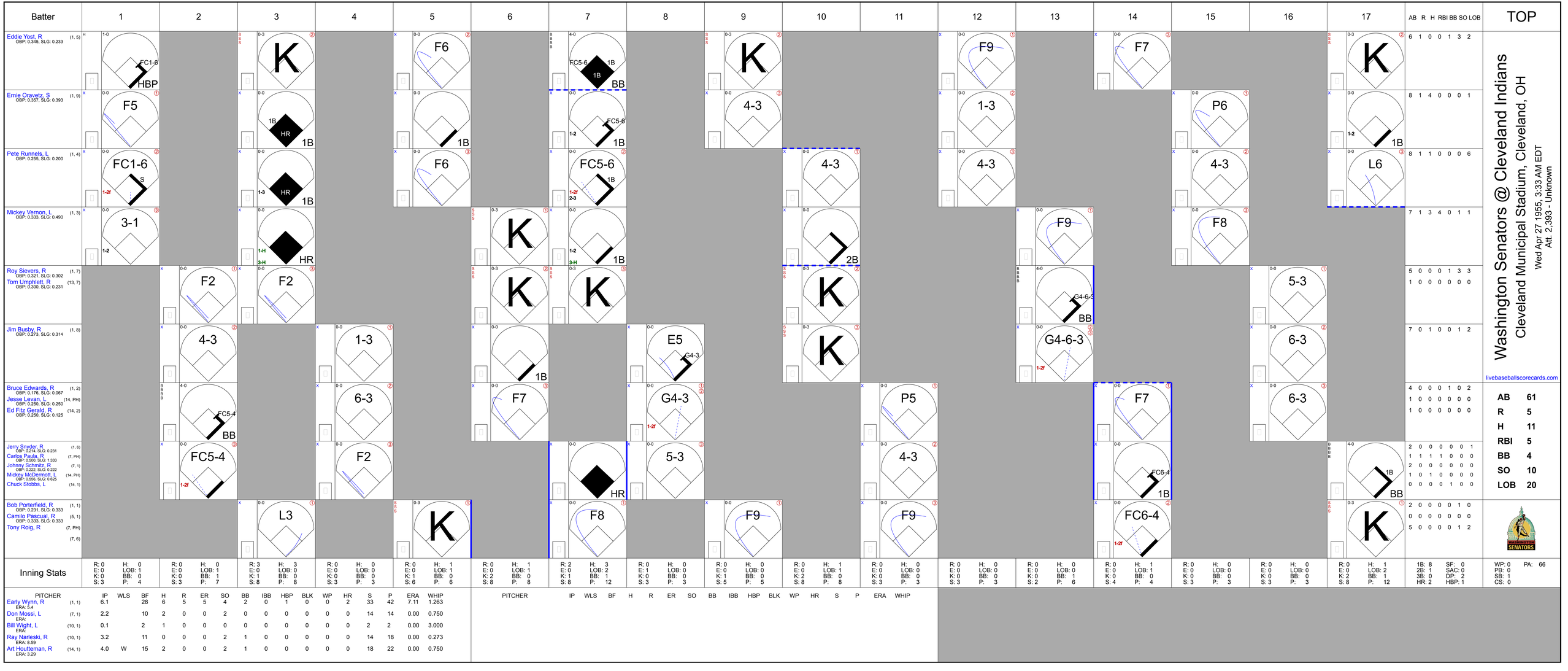
Batter
1
2
3
4
5
6
7
8
9
10
11
12
13
14
15
16
17
AB R H RBI BB SO LOB
TOP
Eddie Yost, R (1, 5) OBP: 0.345, SLG: 0.233
FC1-6 HBP
F5
K
1B HR 1B
F6
1B
K
4-3
F9
F7
K
6 1 0 0 1 3 2
Ernie Oravetz, S (1, 9) OBP: 0.357, SLG: 0.393
F5
1B HR 1B
1B
FC5-6 1B
1-3
P6
1-2 1B
8 1 4 0 0 0 1
Pete Runnels, L (1, 4) OBP: 0.255, SLG: 0.200
FC1-6 S
1-2f
F6
1-3 HR 1B
F6
FC5-6 1B
1-2f 2-3
4-3
4-3
4-3
L6
8 1 1 0 0 0 6
Mickey Vernon, L (1, 3) OBP: 0.333, SLG: 0.490
3-1
1-2
K
1-H 3-H HR
K
1-2 3-H 1B
2B
F9
F8
7 1 3 4 0 1 1
Roy Sievers, R (1, 7) OBP: 0.321, SLG: 0.302
Tom Umphlett, R (13, 7) OBP: 0.300, SLG: 0.231
F2
F2
K
K
K
BB
5-3
5 0 0 0 1 3 3
1 0 0 0 0 0 0
Jim Busby, R (1, 8) OBP: 0.273, SLG: 0.314
4-3
1-3
1B
E5 G4-3
G4-6-3 1-2f
6-3
7 0 1 0 0 1 2
Bruce Edwards, R (1, 2) OBP: 0.176, SLG: 0.067
Jesse Levan, L (14, PH) OBP: 0.250, SLG: 0.250
Ed Fitz Gerald, R (14, 2) OBP: 0.250, SLG: 0.125
FC5-4 BB
6-3
F7
G4-3 1-2f
P5
F7
6-3
4 0 0 0 1 0 2
1 0 0 0 0 0 0
1 0 0 0 0 0 0
Jerry Snyder, R (1, 6) OBP: 0.214, SLG: 0.231
Carlos Paula, R (7, PH) OBP: 0.500, SLG: 1.333
Johnny Schmitz, R (7, 1) OBP: 0.222, SLG: 0.222
Mickey McDermott, L (14, PH) OBP: 0.556, SLG: 0.625
Chuck Stobbs, L (14, 1)
FC5-4 1-2f
F2
HR
5-3
4-3
FC6-4 1B
1B BB
2 0 0 0 0 0 1
1 1 1 1 0 0 0
2 0 0 0 0 0 0
1 0 1 0 0 0 0
0 0 0 0 1 0 0
Bob Porterfield, R (1, 1) OBP: 0.231, SLG: 0.333
Camilo Pascual, R (5, 1) OBP: 0.333, SLG: 0.333
Tony Roig, R (7, PH) (7, 6)
L3
K
F8
F9
F9
FC6-4 1-2f
K
2 0 0 0 0 1 0
0 0 0 0 0 0 0
5 0 0 0 0 1 2
Inning Stats
R: 0 H: 0 E: 0 LOB: 1 K: 0 BB: 0 S: 3 P: 4
R: 0 H: 0 E: 0 LOB: 1 K: 0 BB: 1 S: 3 P: 7
R: 3 H: 3 E: 0 LOB: 0 K: 1 BB: 0 S: 8 P: 8
R: 0 H: 0 E: 0 LOB: 0 K: 0 BB: 0 S: 3 P: 3
R: 0 H: 1 E: 0 LOB: 1 K: 1 BB: 0 S: 6 P: 6
R: 0 H: 1 E: 0 LOB: 1 K: 2 BB: 0 S: 8 P: 8
R: 2 H: 3 E: 0 LOB: 2 K: 1 BB: 1 S: 8 P: 12
R: 0 H: 0 E: 1 LOB: 0 K: 0 BB: 0 S: 3 P: 3
R: 0 H: 0 E: 0 LOB: 1 K: 1 BB: 0 S: 5 P: 5
R: 0 H: 1 E: 0 LOB: 1 K: 2 BB: 0 S: 8 P: 8
R: 0 H: 0 E: 0 LOB: 0 K: 0 BB: 0 S: 3 P: 3
R: 0 H: 0 E: 0 LOB: 0 K: 0 BB: 0 S: 3 P: 3
R: 0 H: 0 E: 0 LOB: 0 K: 0 BB: 1 S: 2 P: 6
R: 0 H: 1 E: 0 LOB: 1 K: 0 BB: 0 S: 4 P: 4
R: 0 H: 0 E: 0 LOB: 0 K: 0 BB: 0 S: 3 P: 3
R: 0 H: 0 E: 0 LOB: 0 K: 0 BB: 0 S: 3 P: 3
R: 0 H: 1 E: 0 LOB: 2 K: 2 BB: 1 S: 8 P: 12
1B: 8 2B: 1 3B: 0 HR: 2
SF: 0 SAC: 0 DP: 2 HBP: 1
WP: 0 PB: 0 SB: 1 CS: 0
PA: 66
Washington Senators @ Cleveland Indians
Cleveland Municipal Stadium, Cleveland, OH
Wed Apr 27 1955, 3:33 AM EDT
Att. 2,393 - Unknown
livebaseballscorecards.com
AB 61
R 5
H 11
RBI 5
BB 4
SO 10
LOB 20
PITCHER IP WLS BF H R ER SO BB IBB HBP BLK WP HR S P ERA WHIP
Early Wynn, R (1, 1) ERA: 5.4 6.1 28 6 5 5 4 2 0 1 0 0 0 2 33 42 7.11 1.263
Don Mossi, L (7, 1) ERA: 2.2 10 2 0 0 2 0 0 0 0 0 0 14 14 0.00 0.750
Bill Wight, L (10, 1) ERA: 0.1 2 1 0 0 0 0 0 0 0 0 0 2 2 0.00 3.000
Ray Narleski, R (10, 1) ERA: 8.59 3.2 11 0 0 0 2 1 0 0 0 0 0 0 14 18 0.00 0.273
Art Houtteman, R (14, 1) ERA: 3.29 4.0 W 15 2 0 0 2 1 0 0 0 0 0 0 18 22 0.00 0.750
PITCHER IP WLS BF H R ER SO BB IBB HBP BLK WP HR S P ERA WHIP

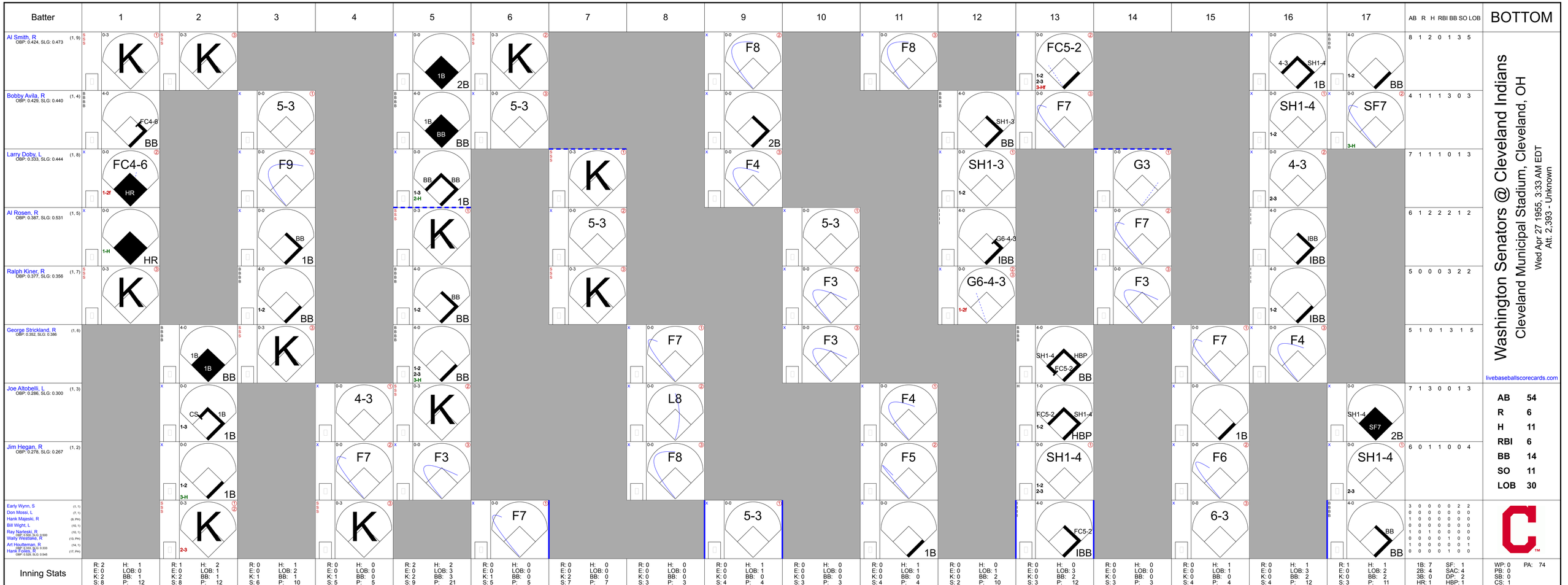
Batter
1
2
3
4
5
6
7
8
9
10
11
12
13
14
15
16
17
AB R H RBI BB SO LOB
BOTTOM
Al Smith, R (1, 9) OBP: 0.424, SLG: 0.473
8 1 2 0 1 3 5
Bobby Avila, R (1, 4) OBP: 0.429, SLG: 0.440
4 1 1 1 3 0 3
Larry Doby, L (1, 8) OBP: 0.333, SLG: 0.444
7 1 1 1 0 1 3
Al Rosen, R (1, 5) OBP: 0.387, SLG: 0.531
6 1 2 2 2 1 2
Ralph Kiner, R (1, 7) OBP: 0.377, SLG: 0.356
5 0 0 0 3 2 2
George Strickland, R (1, 6) OBP: 0.352, SLG: 0.386
5 1 0 1 3 1 5
Joe Altobelli, L (1, 3) OBP: 0.286, SLG: 0.300
7 1 3 0 0 1 3
Jim Hegan, R (1, 2) OBP: 0.278, SLG: 0.267
6 0 1 1 0 0 4
Early Wynn, S (1, 1)
Don Mossi, L (7, 1)
Hank Majeski, R (9, PH)
Bill Wight, L (10, 1)
Ray Narleski, R (10, 1) OBP: 0.500, SLG: 0.500
Wally Westlake, R (13, PH)
Art Houtteman, R (14, 1) OBP: 0.500, SLG: 0.333
Hank Foiles, R (17, PH) OBP: 0.538, SLG: 0.545
3 0 0 0 0 2 2
0 0 0 0 0 0 0
1 0 0 0 0 0 0
0 0 0 0 0 0 0
1 0 1 0 0 0 0
0 0 0 0 1 0 0
1 0 0 0 0 0 1
0 0 0 0 1 0 0
Washington Senators @ Cleveland Indians
Cleveland Municipal Stadium, Cleveland, OH
Wed Apr 27 1955, 3:33 AM EDT
Att. 2,393 - Unknown
livebaseballscorecards.com
AB 54
R 6
H 11
RBI 6
BB 14
SO 11
LOB 30
Inning Stats
1: R: 2 E: 0 K: 2 S: 8 | H: 1 LOB: 0 BB: 1 P: 12
2: R: 1 E: 0 K: 2 S: 8 | H: 2 LOB: 1 BB: 1 P: 12
3: R: 0 E: 0 K: 1 S: 6 | H: 1 LOB: 2 BB: 1 P: 10
4: R: 0 E: 0 K: 1 S: 5 | H: 0 LOB: 0 BB: 0 P: 5
5: R: 2 E: 0 K: 2 S: 9 | H: 2 LOB: 3 BB: 3 P: 21
6: R: 0 E: 0 K: 1 S: 5 | H: 0 LOB: 0 BB: 0 P: 5
7: R: 0 E: 0 K: 2 S: 7 | H: 0 LOB: 0 BB: 0 P: 7
8: R: 0 E: 0 K: 0 S: 3 | H: 0 LOB: 0 BB: 0 P: 3
9: R: 0 E: 0 K: 0 S: 4 | H: 1 LOB: 1 BB: 0 P: 4
10: R: 0 E: 0 K: 0 S: 3 | H: 0 LOB: 0 BB: 0 P: 3
11: R: 0 E: 0 K: 0 S: 4 | H: 1 LOB: 1 BB: 0 P: 4
12: R: 0 E: 0 K: 0 S: 2 | H: 0 LOB: 1 BB: 2 P: 10
13: R: 0 E: 0 K: 0 S: 3 | H: 0 LOB: 3 BB: 2 P: 12
14: R: 0 E: 0 K: 0 S: 3 | H: 0 LOB: 0 BB: 0 P: 3
15: R: 0 E: 0 K: 0 S: 4 | H: 1 LOB: 1 BB: 0 P: 4
16: R: 0 E: 0 K: 0 S: 4 | H: 1 LOB: 3 BB: 2 P: 12
17: R: 1 E: 0 K: 0 S: 3 | H: 1 LOB: 2 BB: 2 P: 11
1B: 7 2B: 4 3B: 0 HR: 1
SF: 1 SAC: 4 DP: 2 HBP: 1
WP: 0 PB: 0 SB: 0 CS: 1
PA: 74
PITCHER IP WLS BF H R ER SO BB IBB HBP BLK WP HR S P ERA WHIP
Bob Porterfield, R (1, 1) ERA: 3.23 4.0 21 6 5 5 6 4 0 0 0 0 1 29 45 11.25 2.500
Camilo Pascual, R (5, 1) ERA: 3.0 2.0 8 0 0 0 3 2 0 0 0 0 0 12 20 0.00 1.000
Johnny Schmitz, L (7, 1) ERA: 1.35 7.0 27 2 0 0 2 2 2 1 0 0 0 26 43 0.00 0.571
Chuck Stobbs, L (14, 1) ERA: 1.5 3.2 L 18 3 1 1 0 2 2 0 0 0 0 14 30 2.46 1.364
PITCHER IP WLS BF H R ER SO BB IBB HBP BLK WP HR S P ERA WHIP

Baltimore Orioles @ Cleveland Indians

Cleveland Municipal Stadium, Cleveland, OH

Fri Apr 29 1955, 3:33 AM EDT

Att. 9,014 - Unknown

TOP

livebaseballscorecards.com

Batter	1	2	3	4	5	6	7	8	9	AB	R	H	RBI	BB	SO	LOB
Billy Cox, R (1, 5) (9, 4) OBP: 0.309, SLG: 0.347	K		F8			F8		F9	1B BB	4	0	0	0	1	1	2
Eddie Waitkus, L (1, 3) OBP: 0.435, SLG: 0.333	FC5-4 BB			F6		1B 1B		1-3 2B	1-2 2-H 3-H 1B	4	0	3	2	1	0	0
Chuck Diering, R (1, 8) OBP: 0.387, SLG: 0.516	K			F4		1-3 2-H 1B		F9	F8	5	0	1	1	0	1	6
Gene Woodling, L (1, 9) OBP: 0.268, SLG: 0.292	FC5-4 1-2f			4-3		F6			1B E 2B	4	1	1	0	0	0	3
Gil Coan, L (1, 7) OBP: 0.353, SLG: 0.452		L6-3 BB			K		F6		E 1B 2-3 1B	3	1	1	0	1	1	0
Hal Smith, R (1, 2) OBP: 0.333, SLG: 0.425		L6-3 1-2			F6		K		F2	4	0	0	0	0	1	3
Bobby Young, L (1, 4) OBP: 0.311, SLG: 0.205		6-3			F6		F9		E6 BB 1B 1B 1-2 3-H	0	0	0	0	0	0	0
Bob Kennedy, R (9, PH) (9, 5) OBP: 0.227, SLG: 0.150										1	1	0	1	0	0	1
Willy Miranda, S (1, 6) OBP: 0.304, SLG: 0.205			6-3			1B 1B		FC1-6 BB	BB 1B 1-2 2-H 1B	3	2	2	1	1	0	0
Harry Byrd, R (1, 1)			K			F2		FC1-6 2B 1-2f	K	2	0	0	0	0	1	1
Gus Triandos, R (8, PH) OBP: 0.205, SLG: 0.186										1	0	0	0	0	0	1
Cal Abrams, L (8, PR) OBP: 0.355, SLG: 0.091										0	0	0	0	0	0	0
Ray Moore, R (8, 1) OBP: 0.333, SLG: 0.333										1	0	0	0	0	1	2
Inning Stats	R: 0 E: 0 K: 2 S: 7 H: 0 LOB: 1 BB: 1 P: 11	R: 0 E: 0 K: 0 S: 2 H: 0 LOB: 0 BB: 1 P: 6	R: 0 E: 0 K: 1 S: 5 H: 0 LOB: 0 BB: 0 P: 5	R: 0 E: 0 K: 0 S: 3 H: 0 LOB: 0 BB: 0 P: 3	R: 0 E: 0 K: 1 S: 5 H: 0 LOB: 0 BB: 0 P: 5	R: 1 E: 0 K: 0 S: 6 H: 3 LOB: 2 BB: 0 P: 6	R: 0 E: 0 K: 1 S: 5 H: 0 LOB: 0 BB: 0 P: 5	R: 0 E: 0 K: 0 S: 4 H: 1 LOB: 3 BB: 1 P: 8	R: 4 E: 1 K: 1 S: 10 H: 4 LOB: 2 BB: 1 P: 14	1B: 6 2B: 3 3B: 0 HR: 0 SF: 0 SAC: 0 DP: 1 HBP: 0							

AB	32
R	5
H	8
RBI	5
BB	4
SO	6
LOB	19

WP: 0 PB: 0 SB: 0 CS: 0 PA: 39

PITCHER		IP	WLS	BF	H	R	ER	SO	BB	IBB	HBP	BLK	WP	HR	S	P	ERA	WHIP
Mike Garcia, R ERA: 4.82	(1, 1)	8.0	L	32	6	3	3	5	3	0	0	0	0	0	39	51	3.38	1.125
Ray Narleski, R ERA: 8.22	(9, 1)	0.1		1	0	0	0	0	0	0	0	0	0	0	1	1	0.00	0.000
Don Mossi, L ERA:	(9, 1)	0.1		5	2	2	0	1	1	0	0	0	0	0	6	10	0.00	9.000
Art Houtteman, R ERA: 3.21	(9, 1)	0.1		1	0	0	0	0	0	0	0	0	0	0	1	1	0.00	0.000

PITCHER IP WLS BF H R ER SO BB IBB HBP BLK WP HR S P ERA WHIP

Batter	1	2	3	4	5	6	7	8	9	AB	R	H	RBI	BB	SO	LOB
Al Smith, R (1, 9) OBP: 0.408, SLG: 0.441	F9	F8			BB		F6		F7	4	0	0	0	1	0	2
Bobby Avila, R (1, 4) OBP: 0.448, SLG: 0.463	1B		1B		F8		1B			4	0	3	0	0	0	1
Larry Doby, L (1, 8) OBP: 0.313, SLG: 0.414	K		F7		F4		F9			4	0	0	0	0	1	4
Al Rosen, R (1, 5) OBP: 0.364, SLG: 0.491	F2		F5		F5			F5		4	0	0	0	0	0	3
Ralph Kiner, R (1, 7) OBP: 0.369, SLG: 0.347 Jim Hegan, R (9, 2) OBP: 0.278, SLG: 0.267		BB 1B	K			F3		F8		4 0	1 0	1 0	0 0	0 0	1 0	1 0
Vic Wertz, L (1, 3) OBP: 0.474, SLG: 0.600 Joe Altobelli, L (9, 3) OBP: 0.286, SLG: 0.300		FC2-5 1B 1-2 BB		SH5-4 2B		BB		F1		2 0	0 0	1 0	0 0	2 0	0 0	0 0
George Strickland, R (1, 6) OBP: 0.357, SLG: 0.391 Dale Mitchell, L (9, PH)		FC2-5 1-2 2-H 1B		SH5-4 2-3		K			K	2 1	1 0	1 0	1 0	0 0	1 1	1 0
Hal Naragon, L (1, 2) Dave Pope, L (9, 7) OBP: 0.250, SLG: 0.250		FC2-5 1B 1-2 2-3f		G3		F7			F5	3 1	0 0	0 0	0 0	0 0	0 0	4 0
Mike Garcia, R (1, 1) OBP: 0.400, SLG: 0.333 Ray Narleski, R (9, 1) OBP: 0.500, SLG: 0.500 Don Mossi, L (9, 1) Art Houtteman, R (9, 1) OBP: 0.333, SLG: 0.333 Dave Philley, S (9, PH) OBP: 0.667, SLG: 0.667		1B 1-3 2-H		L8			F4		1B	3 0 0 0 1	0 0 0 0 0	1 0 0 0 0	1 0 0 0 0	0 0 0 0 0	0 0 0 0 0	1 0 0 0 0
Inning Stats	R: 0 E: 0 K: 1 S: 6 H: 1 LOB: 1 BB: 0 P: 6	R: 2 E: 0 K: 0 S: 5 H: 3 LOB: 1 BB: 1 P: 9	R: 0 E: 0 K: 1 S: 6 H: 1 LOB: 1 BB: 0 P: 6	R: 0 E: 0 K: 0 S: 4 H: 1 LOB: 1 BB: 0 P: 4	R: 0 E: 0 K: 0 S: 3 H: 0 LOB: 1 BB: 1 P: 7	R: 0 E: 0 K: 1 S: 5 H: 0 LOB: 1 BB: 1 P: 9	R: 0 E: 0 K: 0 S: 4 H: 1 LOB: 1 BB: 0 P: 4	R: 0 E: 0 K: 0 S: 3 H: 0 LOB: 0 BB: 0 P: 3	R: 0 E: 0 K: 1 S: 6 H: 1 LOB: 1 BB: 0 P: 6	1B: 7 2B: 1 3B: 0 HR: 0 SF: 0 SAC: 1 DP: 0 HBP: 0						

PITCHER	IP	WLS	BF	H	R	ER	SO	BB	IBB	HBP	BLK	WP	HR	S	P	ERA	WHIP
Harry Byrd, R (1, 1) ERA: 2.42	7.0		30	7	2	2	3	3	0	0	0	0	0	33	45	2.57	1.429
Ray Moore, R (8, 1) ERA: 2.92	2.0	W	7	1	0	0	1	0	0	0	0	0	0	9	9	0.00	0.500

PITCHER	IP	WLS	BF	H	R	ER	SO	BB	IBB	HBP	BLK	WP	HR	S	P	ERA	WHIP

BOTTOM

Baltimore Orioles @ Cleveland Indians

Cleveland Municipal Stadium, Cleveland, OH

Fri Apr 29 1955, 3:33 AM EDT

Att. 9,014 - Unknown

livebaseballscorecards.com

AB	33
R	2
H	8
RBI	2
BB	3
SO	4
LOB	17

Baltimore Orioles @ Cleveland Indians

Cleveland Municipal Stadium, Cleveland, OH

Sat Apr 30 1955, 3:33 AM EDT

Att. 4,608 - Unknown

TOP

livebaseballscorecards.com

Batter	1	2	3	4	5	6	7	8	9	AB	R	H	RBI	BB	SO	LOB
Billy Cox, R (1, 5) OBP: 0.288, SLG: 0.321	F5			6-3		4-3			6-3	4	0	0	0	0	0	2
Eddie Waitkus, L (1, 3) OBP: 0.444, SLG: 0.364	G3			K		1B			1B	4	0	2	2	0	1	0
Chuck Diering, R (1, 8) OBP: 0.371, SLG: 0.471	F5			BB, CS		6-3			F3	3	0	0	0	1	0	2
Gene Woodling, L (1, 9) OBP: 0.267, SLG: 0.288		K		CS	K		5-3		1B	4	0	1	0	0	2	0
Gil Coan, L (1, 7) OBP: 0.316, SLG: 0.400		F4			4-3		1-3		F8	4	0	0	0	0	0	2
Les Moss, R (1, 2) OBP: 0.360, SLG: 0.591		F5			F9		K			3	0	0	0	0	1	0
Bobby Young, L (1, 4) OBP: 0.292, SLG: 0.190			K			1-3		B1-3		0	0	0	0	0	0	0
Willy Miranda, S (1, 6) OBP: 0.306, SLG: 0.214			F8			4-3 E, 1B		F8		3	1	1	0	0	0	0
Saul Rogovin, R (1, 1)			K			E5, 4-3		K		2	1	0	0	0	1	1
Bill Miller, L (7, 1) OBP: 1.000, SLG: 1.000										0	0	0	0	0	0	0
Bob Kennedy, R (8, PH) OBP: 0.217, SLG: 0.143										1	0	0	0	0	1	0
Lou Kretlow, R (8, 1) OBP: 0.143, SLG: 0.143										0	0	0	0	0	0	0
Inning Stats	R: 0 E: 0 K: 0 S: 3 H: 0 LOB: 0 BB: 0 P: 3	R: 0 E: 0 K: 1 S: 5 H: 0 LOB: 0 BB: 0 P: 5	R: 0 E: 0 K: 2 S: 7 H: 0 LOB: 0 BB: 0 P: 7	R: 0 E: 0 K: 1 S: 4 H: 0 LOB: 0 BB: 1 P: 8	R: 0 E: 0 K: 1 S: 5 H: 0 LOB: 0 BB: 0 P: 5	R: 2 E: 1 K: 0 S: 6 H: 2 LOB: 1 BB: 0 P: 6	R: 0 E: 0 K: 1 S: 5 H: 0 LOB: 0 BB: 0 P: 5	R: 0 E: 0 K: 1 S: 5 H: 0 LOB: 0 BB: 0 P: 5	R: 0 E: 0 K: 0 S: 5 H: 2 LOB: 2 BB: 0 P: 5	1B: 4 2B: 0 3B: 0 HR: 0 SF: 0 SAC: 0 DP: 0 HBP: 0							

	AB	28
	R	2
	H	4
	RBI	2
	BB	1
	SO	6
	LOB	7

WP: 0 PB: 0 SB: 0 CS: 1 PA: 33

PITCHER	IP	WLS	BF	H	R	ER	SO	BB	IBB	HBP	BLK	WP	HR	S	P	ERA	WHIP
Bob Lemon, R (1, 1) ERA: 2.08	9.0	W	32	4	2	0	7	1	0	0	0	0	0	45	49	0.00	0.556

PITCHER	IP	WLS	BF	H	R	ER	SO	BB	IBB	HBP	BLK	WP	HR	S	P	ERA	WHIP

BOTTOM

Baltimore Orioles @ Cleveland Indians

Cleveland Municipal Stadium, Cleveland, OH

Sat Apr 30 1955, 3:33 AM EDT

Att. 4,608 - Unknown

livebaseballscorecards.com

Batter	1	2	3	4	5	6	7	8	9	AB	R	H	RBI	BB	SO	LOB
Al Smith, R (1, 9) OBP: 0.387, SLG: 0.413	K		5-3		F3		K			4	0	0	0	0	2	3
Bobby Avila, R (1, 4) OBP: 0.451, SLG: 0.456	K 1B			5-3		F6	BB			3	0	1	0	1	0	0
Vic Wertz, L (1, 3) OBP: 0.429, SLG: 0.529	K			6-3		L9	K			4	0	0	0	0	2	4
Joe Altobelli, L (8, 3) OBP: 0.286, SLG: 0.300										0	0	0	0	0	0	0
Al Rosen, R (1, 5) OBP: 0.357, SLG: 0.464		6-3		HR BB		F8		F6		3	1	0	0	1	0	0
Larry Doby, L (1, 8) OBP: 0.324, SLG: 0.419		4-3		HR 1B			SH1-4 BB 1B	F7		4	2	2	0	0	0	0
Ralph Kiner, R (1, 7) OBP: 0.377, SLG: 0.404		6-3		HR			SH1-4 BB	K		3	2	1	3	1	1	0
George Strickland, R (1, 6) OBP: 0.345, SLG: 0.375			F8	F2			SH1-4			2	0	0	0	0	0	0
Jim Hegan, R (1, 2) OBP: 0.289, SLG: 0.281			E6 1B		F4		IBB			2	0	1	0	0	0	0
Dale Mitchell, L (7, PH)										0	0	0	0	0	0	0
Hank Foiles, R (7, PH) OBP: 0.556, SLG: 0.545										0	0	0	0	1	0	0
(8, 2)																
Bob Lemon, L (1, 1) OBP: 0.375, SLG: 0.533			K		F9		BB			3	0	1	2	0	1	1
Inning Stats	R: 0 H: 1 E: 0 LOB: 0 K: 2 BB: 0 S: 7 P: 7	R: 0 H: 0 E: 0 LOB: 0 K: 0 BB: 0 S: 3 P: 3	R: 0 H: 1 E: 1 LOB: 1 K: 1 BB: 0 S: 6 P: 6	R: 3 H: 2 E: 0 LOB: 0 K: 0 BB: 1 S: 5 P: 9	R: 0 H: 0 E: 0 LOB: 0 K: 0 BB: 0 S: 3 P: 3	R: 0 H: 0 E: 0 LOB: 0 K: 0 BB: 0 S: 3 P: 3	R: 2 H: 2 E: 0 LOB: 3 K: 2 BB: 3 S: 9 P: 21	R: 0 H: 0 E: 0 LOB: 0 K: 1 BB: 0 S: 5 P: 5		1B: 5 SF: 0 2B: 0 SAC: 1 3B: 0 DP: 0 HR: 1 HBP: 0						

	AB	28
	R	5
	H	6
	RBI	5
	BB	4
	SO	6
	LOB	8

PITCHER		IP	WLS	BF	H	R	ER	SO	BB	IBB	HBP	BLK	WP	HR	S	P	ERA	WHIP
Saul Rogovin, R ERA: 5.4	(1, 1)	6.1	L	25	5	5	5	3	2	0	0	0	0	1	29	37	7.11	1.105
Bill Miller, L ERA: 5.4	(7, 1)	0.2		5	1	0	0	2	1	1	0	0	0	0	7	15	0.00	3.000
Lou Kretlow, R ERA: 11.37	(8, 1)	1.0		3	0	0	0	1	0	0	0	0	0	0	5	5	0.00	0.000

PITCHER	IP	WLS	BF	H	R	ER	SO	BB	IBB	HBP	BLK	WP	HR	S	P	ERA	WHIP

Batter	1	2	3	4	5	6	7	8	9	AB	R	H	RBI	BB	SO	LOB
Billy Goodman, L (1, 4) OBP: 0.373, SLG: 0.350	F7		F5			F4			F9	4	0	0	0	0	0	1
Grady Hatton, L (1, 5) OBP: 0.211, SLG: 0.176	F4			BBBB 4-0 G6-4-3 E BB		F7			L3	3	0	0	0	1	0	0
Faye Throneberry, L (1, 7) OBP: 0.406, SLG: 0.689	F4			E3 1-2 G6-4-3			F5			3	0	0	0	0	0	1
Sammy White, R (1, 2) OBP: 0.366, SLG: 0.500		F8		G6-4-3 1-2f 2-3			G5-4-3 1B			3	0	1	0	0	0	2
Norm Zauchin, R (1, 3) OBP: 0.265, SLG: 0.311		F7		SSS 0-3 K			G5-4-3 1-2f			3	0	0	0	0	1	2
Jackie Jensen, R (1, 9) OBP: 0.268, SLG: 0.379		F1			L5			F7		3	0	0	0	0	0	0
Billy Klaus, L (1, 6)			F7		F9			F1		3	0	0	0	0	0	0
Jim Piersall, R (1, 8) OBP: 0.284, SLG: 0.322			H 1-0 SH1-4 HBP		F8			F4		2	0	0	0	0	0	0
Frank Sullivan, R (1, 1) OBP: 0.300, SLG: 0.444			SH1-4 1-2			SSS 0-3 K			F9	1	0	0	0	0	1	0
Harry Agganis, L (9, PH) OBP: 0.333, SLG: 0.333										1	0	0	0	0	0	0
Inning Stats	R: 0 E: 0 K: 0 S: 3 H: 0 LOB: 0 BB: 0 P: 3	R: 0 E: 0 K: 0 S: 3 H: 0 LOB: 0 BB: 0 P: 3	R: 0 E: 0 K: 0 S: 3 H: 0 LOB: 1 BB: 0 P: 4	R: 0 E: 1 K: 1 S: 5 H: 0 LOB: 1 BB: 1 P: 9	R: 0 E: 0 K: 0 S: 3 H: 0 LOB: 0 BB: 0 P: 3	R: 0 E: 0 K: 1 S: 5 H: 0 LOB: 0 BB: 0 P: 5	R: 0 E: 0 K: 0 S: 3 H: 1 LOB: 0 BB: 0 P: 3	R: 0 E: 0 K: 0 S: 3 H: 0 LOB: 0 BB: 0 P: 3	R: 0 E: 0 K: 0 S: 3 H: 0 LOB: 0 BB: 0 P: 3	1B: 1 2B: 0 3B: 0 HR: 0	SF: 0 SAC: 1 DP: 2 HBP: 1					

PITCHER	IP	WLS	BF	H	R	ER	SO	BB	IBB	HBP	BLK	WP	HR	S	P	ERA	WHIP
Bob Feller, R (1, 1) ERA: 3.21	9.0	W	29	1	0	0	2	1	0	1	0	0	0	31	36	0.00	0.222

PITCHER	IP	WLS	BF	H	R	ER	SO	BB	IBB	HBP	BLK	WP	HR	S	P	ERA	WHIP

TOP

Boston Red Sox @ Cleveland Indians

Cleveland Municipal Stadium, Cleveland, OH

Sun May 01 1955, 3:33 AM EDT

Unknown

livebaseballscorecards.com

AB	26
R	0
H	1
RBI	0
BB	1
SO	2
LOB	6

WP: 0 PB: 0 SB: 0 CS: 0 PA: 29

BOTTOM

Batter	1	2	3	4	5	6	7	8	9	AB	R	H	RBI	BB	SO	LOB
Al Smith, R (1, 9) OBP: 0.375, SLG: 0.388	S S S 0-3 K ①		x 0-0 F6 ①		S S S 0-3 K ②	B B B 4-0 BB		x 0-0 F3 ①		4	0	0	0	1	2	1
Bobby Avila, R (1, 4) OBP: 0.434, SLG: 0.452	x 0-0 F8 ②		S S S 0-3 K ②		x 0-0 BB 2B	x 0-0 F4 ③		S S S 0-3 K ②		5	0	1	0	0	2	3
Vic Wertz, L (1, 3) Joe Altobelli, L (8, 3) OBP: 0.457, SLG: 0.528 OBP: 0.273, SLG: 0.286	x 0-0 1B		B B B 4-0 BB		I I I 4-0 BB IBB		x 0-0 F5 ①	x 0-0 F9 ③		2 1	0 0	1 0	0 0	2 0	0 0	0 1
Al Rosen, R (1, 5) OBP: 0.365, SLG: 0.458	x 0-0 F4 ③		x 0-0 F7 ③		B B B 4-0 1-2 2-3 BB		x 0-0 FC4-6 1B			3	0	1	0	1	0	2
Larry Doby, L (1, 8) OBP: 0.319, SLG: 0.409		x 0-0 FC6-4 BB FC6-4 1B		x 0-0 6-3 ①	S S S 0-3 K ③		x 0-0 FC4-6 2B 1-2f ②			4	1	1	0	0	1	4
Ralph Kiner, R (1, 7) OBP: 0.397, SLG: 0.436		B B B 4-0 1-2 FC6-4 BB		x 0-0 F4 ②		x 0-0 3B 1B	x 0-0 1-3 2B			3	1	2	0	1	0	0
George Strickland, R (1, 6) OBP: 0.355, SLG: 0.360	x 0-0 FC6-4 FC6-4 1-2f 2-3 ①		B B B 4-0 BB		S S S 0-3 K ①	B B B 4-0 BB				2	0	0	0	2	1	3
Jim Hegan, R (1, 2) OBP: 0.286, SLG: 0.333	x 0-0 FC6-4 FC5-4 1-2f 3-H ②		x 0-0 F5 ③			x 0-0 1-H 3B	x 0-0 G3 ③			4	0	1	2	0	0	5
Bob Feller, R (1, 1) OBP: 0.200, SLG: 0.200	x 0-0 FC5-4 1-2f ③				S S S 0-3 K ①	x 0-0 F1 ②		x 0-0 1B		4	0	1	0	0	1	2
Inning Stats	R: 0 H: 1 E: 0 LOB: 1 K: 1 BB: 0 S: 6 P: 6	R: 1 H: 1 E: 0 LOB: 1 K: 0 BB: 1 S: 4 P: 8	R: 0 H: 0 E: 0 LOB: 1 K: 1 BB: 1 S: 5 P: 9	R: 0 H: 0 E: 0 LOB: 1 K: 0 BB: 1 S: 3 P: 7	R: 0 H: 1 E: 0 LOB: 3 K: 3 BB: 2 S: 10 P: 18	R: 1 H: 2 E: 0 LOB: 2 K: 1 BB: 1 S: 7 P: 11	R: 0 H: 2 E: 0 LOB: 3 K: 0 BB: 1 S: 5 P: 9	R: 0 H: 1 E: 0 LOB: 1 K: 1 BB: 0 S: 6 P: 6		1B: 5 SF: 0 2B: 2 SAC: 0 3B: 1 DP: 0 HR: 0 HBP: 0						

PITCHER	IP	WLS	BF	H	R	ER	SO	BB	IBB	HBP	BLK	WP	HR	S	P	ERA	WHIP
Frank Sullivan, R (1, 1) ERA: 3.25	8.0	L	39	8	2	2	7	6	1	0	0	0	0	46	74	2.25	1.750

PITCHER	IP	WLS	BF	H	R	ER	SO	BB	IBB	HBP	BLK	WP	HR	S	P	ERA	WHIP

Boston Red Sox @ Cleveland Indians

Cleveland Municipal Stadium, Cleveland, OH

Sun May 01 1955, 3:33 AM EDT

Unknown

livebaseballscorecards.com

AB	32
R	2
H	8
RBI	2
BB	7
SO	7
LOB	21

WP: 0	PA: 39		
PB: 0			
SB: 0			
CS: 0			

Batter	1	2	3	4	5	6	7	8	9	AB	R	H	RBI	BB	SO	LOB
Billy Goodman, L (1, 4) OBP: 0.380, SLG: 0.359	K		1B		F4			SH1-4 1B		4	0	2	0	0	1	0
Karl Olson, R (1, 8)	K		K		K			SH1-4 1-2		3	0	0	0	0	3	1
Faye Throneberry, L (1, 7) OBP: 0.384, SLG: 0.646	K		K		K			K		4	0	0	0	0	4	2
Sam Mele, R (1, 9) OBP: 0.200, SLG: 0.300		2B 2B	K			F6		F5		4	1	1	0	0	1	2
Sammy White, R (1, 2) OBP: 0.373, SLG: 0.485		2B BB		F7		G5-4-3 BB			F6	2	0	0	0	2	0	0
Norm Zauchin, R (1, 3) OBP: 0.245, SLG: 0.286		K		F4		G5-4-3 1-2f			K	4	0	0	0	0	2	3
Ted Lepcio, R (1, 5) OBP: 0.339, SLG: 0.490		1-3 2-H 2B		S BB			F6		F5	3	0	1	1	1	0	0
Owen Friend, R (1, 6) OBP: 0.326, SLG: 0.350		K		1-2 BB			K			2	0	0	0	1	2	2
Tom Brewer, R (1, 1) OBP: 0.300, SLG: 0.300		K		K			K			3	0	0	0	0	3	4
Inning Stats	R: 0 E: 0 K: 3 S: 9 H: 0 LOB: 0 BB: 0 P: 9	R: 1 E: 0 K: 3 S: 11 H: 2 LOB: 2 BB: 1 P: 15	R: 0 E: 0 K: 3 S: 10 H: 1 LOB: 1 BB: 0 P: 10	R: 0 E: 0 K: 1 S: 5 H: 0 LOB: 2 BB: 2 P: 13	R: 0 E: 0 K: 2 S: 7 H: 0 LOB: 0 BB: 0 P: 7	R: 0 E: 0 K: 0 S: 2 H: 0 LOB: 0 BB: 1 P: 6	R: 0 E: 0 K: 2 S: 7 H: 0 LOB: 0 BB: 0 P: 7	R: 0 E: 0 K: 1 S: 6 H: 1 LOB: 1 BB: 0 P: 6	R: 0 E: 0 K: 1 S: 5 H: 0 LOB: 0 BB: 0 P: 5	1B: 2 2B: 2 3B: 0 HR: 0 SF: 0 SAC: 1 DP: 1 HBP: 0	WP: 0 PB: 0 SB: 1 CS: 0 PA: 34					

PITCHER	IP	WLS	BF	H	R	ER	SO	BB	IBB	HBP	BLK	WP	HR	S	P	ERA	WHIP
Herb Score, L (1, 1) ERA: 4.22	9.0	W	34	4	1	1	16	4	0	0	0	0	0	62	78	1.00	0.889

PITCHER	IP	WLS	BF	H	R	ER	SO	BB	IBB	HBP	BLK	WP	HR	S	P	ERA	WHIP

TOP

Boston Red Sox @ Cleveland Indians

Cleveland Municipal Stadium, Cleveland, OH

Sun May 01 1955, 3:38 AM EDT
Att. 26,595 - Unknown

livebaseballscorecards.com

AB	29
R	1
H	4
RBI	1
BB	4
SO	16
LOB	14

Batter	1	2	3	4	5	6	7	8	9	AB	R	H	RBI	BB	SO	LOB
Al Smith, R (1, 9) OBP: 0.381, SLG: 0.386	BBBB 4-0 CS BB		x 0-0 G6-4-3 1B		x 0-0 ③ F8			x 0-0 ② F7		3	0	1	0	1	0	1
Bobby Avila, R (1, 4) OBP: 0.450, SLG: 0.477	x 0-0 ① BB 2B 1-2 1B		x 0-0 ① ② G6-4-3 1-2f			x 0-0 2B		BBBB 4-0 BB		3	1	2	0	1	0	1
Vic Wertz, L (1, 3) OBP: 0.440, SLG: 0.487 Joe Altobelli, L (9, 3) OBP: 0.273, SLG: 0.286	BBBB 4-0 2B 1-2 BB		x 0-0 ③ F5			x 0-0 ① G1		x 0-0 ③ F8		3 0	1 0	0 0	0 0	1 0	0 0	2 0
Al Rosen, R (1, 5) OBP: 0.355, SLG: 0.443 Hank Majeski, R (5, 5)	x 0-0 ② L4			x 0-0 ① F5		x 0-0 ② F5				2 1	0 0	0 0	0 0	0 0	0 0	2 1
Larry Doby, L (1, 8) OBP: 0.320, SLG: 0.420	x 0-0 1-H 2-H 2B			x 0-0 ② F2		x 0-0 ③ F4				3	0	1	2	0	0	1
Ralph Kiner, R (1, 7) OBP: 0.395, SLG: 0.431	x 0-0 ③ F5			x 0-0 ③ F3			x 0-0 FC6-4 1B			3	0	1	0	0	0	1
George Strickland, R (1, 6) OBP: 0.338, SLG: 0.340		x 0-0 ① F5			SSS 0-3 ① K		x 0-0 ① FC6-4 G1-4-3 1-2f			3	0	0	0	0	1	1
Hank Foiles, R (1, 2) OBP: 0.571, SLG: 0.538		x 0-0 B1-6-4 1B			BBBB 4-0 BB		x 0-0 ② ③ G1-4-3 1-2f			2	0	1	0	1	0	1
Herb Score, L (1, 1) OBP: 0.143, SLG: 0.143		x 0-0 ② ③ B1-6-4 1-2f			x 0-0 ② F2			SSS 0-3 ① K		3	0	0	0	0	1	2
Inning Stats	R: 2 E: 0 K: 0 S: 4 H: 2 LOB: 1 BB: 2 P: 12	R: 0 E: 0 K: 0 S: 3 H: 1 LOB: 0 BB: 0 P: 3	R: 0 E: 0 K: 0 S: 3 H: 1 LOB: 0 BB: 0 P: 3	R: 0 E: 0 K: 0 S: 3 H: 0 LOB: 0 BB: 0 P: 3	R: 0 E: 0 K: 1 S: 5 H: 0 LOB: 1 BB: 1 P: 9	R: 0 E: 0 K: 0 S: 4 H: 1 LOB: 1 BB: 0 P: 4	R: 0 E: 0 K: 0 S: 3 H: 1 LOB: 0 BB: 0 P: 3	R: 0 E: 0 K: 1 S: 5 H: 0 LOB: 1 BB: 1 P: 9		1B: 4 2B: 2 3B: 0 HR: 0	SF: 0 SAC: 0 DP: 3 HBP: 0					

PITCHER	IP	WLS	BF	H	R	ER	SO	BB	IBB	HBP	BLK	WP	HR	S	P	ERA	WHIP
Tom Brewer, R (1, 1) ERA: 5.14	8.0	L	30	6	2	2	2	4	0	0	0	0	0	30	46	2.25	1.250

PITCHER	IP	WLS	BF	H	R	ER	SO	BB	IBB	HBP	BLK	WP	HR	S	P	ERA	WHIP

BOTTOM

Boston Red Sox @ Cleveland Indians

Cleveland Municipal Stadium, Cleveland, OH

Sun May 01 1955, 3:38 AM EDT

Att. 26,595 - Unknown

livebaseballscorecards.com

AB	26
R	2
H	6
RBI	2
BB	4
SO	2
LOB	13

PB: 0 PA: 30
SB: 0
CS: 1

Boston Red Sox @ Cleveland Indians

Cleveland Municipal Stadium, Cleveland, OH

Mon May 02 1955, 3:33 AM EDT

Att. 2,549 - Unknown

livebaseballscorecards.com

Batter	1	2	3	4	5	6	7	8	9	AB	R	H	RBI	BB	SO	LOB
Billy Goodman, L (1, 4) OBP: 0.357, SLG: 0.333	x 0-0 F1 ①		x 0-0 F6 ③		x 0-0 P8 ②		x 0-0 P8 ②		x 0-0 F4 ③	5	0	0	0	0	0	1
Jim Piersall, R (1, 8) OBP: 0.296, SLG: 0.311	x 0-0 F6 ②			x 0-0 F7 ①	B B B B 4-0 1-2 BB		B B B B 4-0 BB			2	0	0	0	2	0	0
Faye Throneberry, L (1, 7) OBP: 0.377, SLG: 0.623	x 0-0 FC6-4 1B			x 0-0 F6 ②	x 0-0 G3 ③		x 0-0 F4 ③			4	0	1	0	0	0	3
Sammy White, R (1, 2) OBP: 0.367, SLG: 0.486	x 0-0 FC6-4 1-2f ③			x 0-0 1B 2B		x 0-0 F6 ①		x 0-0 F1 ①		4	0	1	0	0	0	1
Harry Agganis, L (1, 3) OBP: 0.323, SLG: 0.296		x 0-0 P8 ①		B B B B 4-0 1B BB		S S S 0-3 K ②		x 0-0 F4 ②		3	0	0	0	1	1	0
Jackie Jensen, R (1, 9) OBP: 0.280, SLG: 0.429		S S S 0-3 K ②		x 0-0 1-2 2-3 1B		x 0-0 HR		x 0-0 L6 ③		4	1	2	1	0	1	0
Ted Lepcio, R (1, 5) OBP: 0.349, SLG: 0.509		S S S 0-3 K ③		x 0-0 F5 ③		x 0-0 1B			x 0-0 WP SF8 2B	4	1	2	0	0	1	3
Billy Klaus, L (1, 6)			S S S 0-3 K ①		B B B B 4-0 BB BB	x 0-0 P8 ③			x 0-0 SF8 2-H ①	2	0	0	1	1	1	1
Russ Kemmerer, R (1, 1) Gene Stephens, L (5, PH) Hal Brown, R (5, 1) OBP: 1.000, SLG: 1.000 Grady Hatton, L (7, PH) OBP: 0.200, SLG: 0.167 Tom Hurd, R (7, 1) Sam Mele, R (9, PH) OBP: 0.182, SLG: 0.273			S S S 0-3 K ②		S S S 0-3 K ①		x 0-0 F9 ①		x 0-0 F6 ②	1 1 0 1 0 1	0 0 0 0 0 0	0 0 0 0 0 0	0 0 0 0 0 0	0 1 0 0 0 0	1 1 0 0 0 0	0 1 0 0 0 0
Inning Stats	R: 0 H: 1 E: 0 LOB: 1 K: 0 BB: 0 S: 4 P: 4	R: 0 H: 0 E: 0 LOB: 0 K: 2 BB: 0 S: 7 P: 7	R: 0 H: 0 E: 0 LOB: 0 K: 2 BB: 0 S: 7 P: 7	R: 0 H: 2 E: 0 LOB: 3 K: 0 BB: 1 S: 5 P: 9	R: 0 H: 0 E: 0 LOB: 2 K: 1 BB: 2 S: 5 P: 13	R: 1 H: 2 E: 0 LOB: 1 K: 1 BB: 0 S: 7 P: 7	R: 0 H: 0 E: 0 LOB: 1 K: 0 BB: 1 S: 3 P: 7	R: 0 H: 0 E: 0 LOB: 0 K: 0 BB: 0 S: 3 P: 3	R: 1 H: 1 E: 0 LOB: 0 K: 0 BB: 0 S: 4 P: 4	1B: 3 SF: 1 2B: 2 SAC: 0 3B: 0 DP: 0 HR: 1 HBP: 0					WP: 1 PA: 37 PB: 0 SB: 0 CS: 0

PITCHER	IP	WLS	BF	H	R	ER	SO	BB	IBB	HBP	BLK	WP	HR	S	P	ERA	WHIP
Early Wynn, R (1, 1) ERA: 3.63	9.0	W	37	6	2	2	6	4	0	0	0	1	1	45	61	2.00	1.111

PITCHER	IP	WLS	BF	H	R	ER	SO	BB	IBB	HBP	BLK	WP	HR	S	P	ERA	WHIP

BOTTOM

Boston Red Sox @ Cleveland Indians

Cleveland Municipal Stadium, Cleveland, OH

Mon May 02 1955, 3:33 AM EDT

Att. 2,549 - Unknown

livebaseballscorecards.com

Batter	1	2	3	4	5	6	7	8	9	AB	R	H	RBI	BB	SO	LOB
Al Smith, R (1, 9) OBP: 0.386, SLG: 0.397	HR 2B	BBBB S 1B BB		SSS 0-3 ③ K			SSS 0-3 ① K			3	2	1	0	1	2	0
Bobby Avila, R (1, 4) OBP: 0.440, SLG: 0.456	SSS 0-3 ① K	BBBB 4-0 1B 1-2 BB			x 0-0 ① L6		x 0-0 ② F5			3	0	0	0	1	1	1
Vic Wertz, L (1, 3) OBP: 0.426, SLG: 0.465 Joe Altobelli, L (8, 3) OBP: 0.273, SLG: 0.286	SSS 0-3 ② K	x 0-0 FC6-4 1-3 2-H 1B			x 0-0 ② F8		x 0-0 ③ F9			4 0	0 0	1 0	1 0	0 0	1 0	1 0
Ralph Kiner, R (1, 7) OBP: 0.400, SLG: 0.417	BBBB 4-0 HR BB	x 0-0 ③ FC6-4 1-2f			BBBB 4-0 1B BB			x 0-0 ① F7		2	1	0	0	2	0	2
Dave Pope, L (1, 8) OBP: 0.375, SLG: 0.750	x 0-0 1-H 2-H HR		x 0-0 ① P4		x 0-0 1-3 1B			SSS 0-3 ② K		4	1	2	3	0	1	0
Hank Majeski, R (1, 5)	BBBB 4-0 BB		x 0-0 ② F8		x 0-0 ③ L6			x 0-0 ③ F2		3	0	0	0	1	0	2
George Strickland, R (1, 6) OBP: 0.324, SLG: 0.321	SSS 0-3 ③ K		x 0-0 ③ F6			SSS 0-3 ① K				3	0	0	0	0	2	1
Jim Hegan, R (1, 2) OBP: 0.267, SLG: 0.308		x 0-0 ① F6		x 0-0 ① F5		x 0-0 ② F5				3	0	0	0	0	0	0
Early Wynn, S (1, 1)		x 0-0 ② F4		x 0-0 ② F7		x 0-0 ③ F6				3	0	0	0	0	0	0
Inning Stats	R: 3 E: 0 K: 3 S: 11 H: 2 LOB: 1 BB: 2 P: 19	R: 1 E: 0 K: 0 S: 4 H: 1 LOB: 2 BB: 2 P: 12	R: 0 E: 0 K: 0 S: 3 H: 0 LOB: 0 BB: 0 P: 3	R: 0 E: 0 K: 1 S: 5 H: 0 LOB: 0 BB: 0 P: 5	R: 0 E: 0 K: 0 S: 4 H: 1 LOB: 2 BB: 1 P: 8	R: 0 E: 0 K: 1 S: 5 H: 0 LOB: 0 BB: 0 P: 5	R: 0 E: 0 K: 1 S: 5 H: 0 LOB: 0 BB: 0 P: 5	R: 0 E: 0 K: 1 S: 5 H: 0 LOB: 0 BB: 0 P: 5		1B: 2 2B: 1 3B: 0 HR: 1	SF: 0 SAC: 0 DP: 0 HBP: 0					

	AB	28
	R	4
	H	4
	RBI	4
	BB	5
	SO	7
	LOB	7

WP: 0 PB: 0 SB: 1 CS: 0 PA: 33

PITCHER		IP	WLS	BF	H	R	ER	SO	BB	IBB	HBP	BLK	WP	HR	S	P	ERA	WHIP
Russ Kemmerer, R ERA: 7.2	(1, 1)	4.0	L	19	3	4	4	4	4	0	0	0	0	1	23	39	9.00	1.750
Hal Brown, R ERA: 2.25	(5, 1)	2.0		8	1	0	0	1	1	0	0	0	0	0	9	13	0.00	1.000
Tom Hurd, R ERA: 1.42	(7, 1)	2.0		6	0	0	0	2	0	0	0	0	0	0	10	10	0.00	0.000

PITCHER	IP	WLS	BF	H	R	ER	SO	BB	IBB	HBP	BLK	WP	HR	S	P	ERA	WHIP

Batter	1	2	3	4	5	6	7	8	9	AB	R	H	RBI	BB	SO	LOB
Hank Bauer, R (1, 9) OBP: 0.422, SLG: 0.549	F4		6-3			1B HR 1B	1B		1-3 2B	5	1	3	0	0	0	0
Irv Noren, L (1, 7) OBP: 0.340, SLG: 0.385	4-3			L6		1-3 HR 1B	K		K	4	1	1	0	0	1	1
Bob Cerv, R (9, PH) OBP: 0.238, SLG: 0.300										1	0	0	0	0	1	2
Mickey Mantle, S (1, 8) OBP: 0.430, SLG: 0.500	B1-3			F7		1-H 3-H HR		6-3		4	1	1	3	0	0	0
Yogi Berra, L (1, 2) OBP: 0.299, SLG: 0.397		K		L9		K		BB		3	0	0	0	1	2	0
Joe Collins, L (1, 3) OBP: 0.406, SLG: 0.556		F4			1B 2B	G3		F2		4	1	1	0	0	0	1
Andy Carey, R (1, 5) OBP: 0.286, SLG: 0.338		1B			F7	BB		F9		3	0	1	0	1	0	2
Gil McDougald, R (1, 4) OBP: 0.350, SLG: 0.188		F2			K	F7			F7	4	0	0	0	0	1	3
Billy Hunter, R (1, 6) OBP: 0.316, SLG: 0.212			G4-6-3 BB		2-H 1B		F2		5-3	2	0	1	1	1	0	0
Enos Slaughter, L (9, PH)										1	0	0	0	0	0	0
Ed Lopat, L (1, 1) OBP: 0.250, SLG: 0.143			G4-6-3 1-2f		6-3		L8		2B BB	3	0	0	0	0	0	2
Tom Morgan, R (7, 1)										0	0	0	0	0	0	0
Eddie Robinson, L (9, PH)										0	0	0	0	1	0	0
Inning Stats	R: 0 E: 0 K: 0 S: 3 H: 0 LOB: 0 BB: 0 P: 3	R: 0 E: 0 K: 1 S: 6 H: 1 LOB: 1 BB: 0 P: 6	R: 0 E: 0 K: 0 S: 2 H: 0 LOB: 0 BB: 1 P: 6	R: 0 E: 0 K: 0 S: 3 H: 0 LOB: 0 BB: 0 P: 3	R: 1 E: 0 K: 1 S: 7 H: 2 LOB: 1 BB: 0 P: 7	R: 3 E: 0 K: 1 S: 8 H: 3 LOB: 1 BB: 1 P: 12	R: 0 E: 0 K: 1 S: 6 H: 1 LOB: 1 BB: 0 P: 6	R: 0 E: 0 K: 0 S: 3 H: 0 LOB: 1 BB: 1 P: 7	R: 0 E: 0 K: 1 S: 6 H: 1 LOB: 2 BB: 1 P: 10	1B: 5 2B: 2 3B: 0 HR: 1 SF: 0 SAC: 0 DP: 1 HBP: 0						

PITCHER		IP	WLS	BF	H	R	ER	SO	BB	IBB	HBP	BLK	WP	HR	S	P	ERA	WHIP
Mike Garcia, R ERA: 4.89	(1, 1)	7.0	W	29	7	4	4	4	2	0	0	0	0	1	35	43	5.14	1.286
Hal Newhouser, L ERA:	(8, 1)	1.2		8	1	0	0	0	2	0	0	0	0	0	6	14	0.00	1.800
Ray Narleski, R ERA: 7.88	(9, 1)	0.1	S	1	0	0	0	1	0	0	0	0	0	0	3	3	0.00	0.000

PITCHER	IP	WLS	BF	H	R	ER	SO	BB	IBB	HBP	BLK	WP	HR	S	P	ERA	WHIP

TOP

New York Yankees @ Cleveland Indians

Cleveland Municipal Stadium, Cleveland, OH

Tue May 03 1955, 3:33 AM EDT
Att. 24,813 - Unknown

livebaseballscorecards.com

AB	34
R	4
H	8
RBI	4
BB	4
SO	5
LOB	11

BOTTOM

New York Yankees @ Cleveland Indians

Cleveland Municipal Stadium, Cleveland, OH

Tue May 03 1955, 3:33 AM EDT

Att. 24,813 - Unknown

livebaseballscorecards.com

Batter	1	2	3	4	5	6	7	8	9	AB	R	H	RBI	BB	SO	LOB
Al Smith, R (1, 9) OBP: 0.391, SLG: 0.434	HR		6-3		F9		E / E BB			3	2	1	1	1	0	0
Bobby Avila, R (1, 4) OBP: 0.432, SLG: 0.444	6-3		F8		L5		E2 1-H 2-H 3-H 1B			4	1	1	1	0	0	0
Vic Wertz, L (1, 3) OBP: 0.431, SLG: 0.468 Joe Altobelli, L (7, PR) OBP: 0.273, SLG: 0.286 (8, 3)	K			HR 1B		F5	3-H 1B			4 0	1 0	2 0	1 0	0 0	1 0	0 0
Ralph Kiner, R (1, 7) OBP: 0.393, SLG: 0.453	F3			1-H HR	K	F8				4	1	1	2	0	1	1
Dave Pope, L (1, 8) OBP: 0.333, SLG: 0.583		P3		G5-4-3 1B	K			P7		4	0	1	0	0	1	0
Hank Majeski, R (1, 5) OBP: 0.231, SLG: 0.091 Sam Dente, R (8, 5)		1B		G5-4-3 1-2f			F7	K		3 1	0 0	1 0	0 0	0 0	0 1	1 0
George Strickland, R (1, 6) OBP: 0.333, SLG: 0.322		F4		1B 1B 1B			2B E BB	K		3	1	1	0	1	1	1
Hank Foiles, R (1, 2) OBP: 0.583, SLG: 0.625 Jim Hegan, R (8, 2) OBP: 0.267, SLG: 0.308		F2		1-H			1B 1-3 E 2B			3 0	1 0	2 0	0 0	0 0	0 0	1 0
Mike Garcia, R (1, 1) OBP: 0.333, SLG: 0.273 Al Rosen, R (7, PH) OBP: 0.351, SLG: 0.435 Hal Newhouser, L (8, 1) Ray Narleski, R (9, 1) OBP: 0.500, SLG: 0.500			5-3		F3		F9			2 1 0 0	0 0 0 0	0 0 0 0	0 0 0 0	0 0 0 0	0 0 0 0	0 2 0 0
Inning Stats	R: 1 E: 0 K: 1 S: 6 H: 1 LOB: 0 BB: 0 P: 6	R: 0 E: 0 K: 0 S: 4 H: 1 LOB: 1 BB: 0 P: 4	R: 0 E: 0 K: 0 S: 3 H: 0 LOB: 0 BB: 0 P: 3	R: 2 E: 0 K: 0 S: 6 H: 5 LOB: 2 BB: 0 P: 6	R: 0 E: 0 K: 0 S: 3 H: 0 LOB: 0 BB: 0 P: 3	R: 0 E: 0 K: 2 S: 7 H: 0 LOB: 0 BB: 0 P: 7	R: 4 E: 1 K: 0 S: 6 H: 3 LOB: 1 BB: 2 P: 14	R: 0 E: 0 K: 2 S: 7 H: 0 LOB: 0 BB: 0 P: 7		1B: 7 2B: 1 3B: 0 HR: 2 SF: 0 SAC: 0 DP: 1 HBP: 0						

	AB	32
	R	7
	H	10
	RBI	5
	BB	2
	SO	5
	LOB	6

PITCHER		IP	WLS	BF	H	R	ER	SO	BB	IBB	HBP	BLK	WP	HR	S	P	ERA	WHIP
Ed Lopat, L ERA: 3.92	(1, 1)	6.2	L	30	10	7	4	3	2	0	0	0	0	2	34	42	5.40	1.800
Tom Morgan, R ERA: 0.96	(7, 1)	1.1		4	0	0	0	2	0	0	0	0	0	0	8	8	0.00	0.000

PITCHER	IP	WLS	BF	H	R	ER	SO	BB	IBB	HBP	BLK	WP	HR	S	P	ERA	WHIP

Batter	1	2	3	4	5	6	7	8	9	AB	R	H	RBI	BB	SO	LOB
Hank Bauer, R (1, 9) OBP: 0.420, SLG: 0.579	0-0 WP 1B 1B	0-0 ② L7			S S S 0-3 ① K2-3			0-0 ① F3	0-0 HR	5	2	2	1	0	1	1
Irv Noren, L (1, 7) OBP: 0.327, SLG: 0.364	0-0 ① P8 1-2	0-0 ③ L3			0-0 ② G3			0-0 BB BB 1B 1B	S S S 0-3 ① K	5	1	1	0	0	1	2
Mickey Mantle, S (1, 8) OBP: 0.417, SLG: 0.470	B B B B 4-0 1B 1B BB		S S S 0-3 ① K		S S S 0-3 ③ K			0-0 ② F9	0-0 ② F6	4	1	0	0	1	2	1
Yogi Berra, L (1, 2) OBP: 0.333, SLG: 0.468	0-0 1B 6-3 1-3 2-H 1B		0-0 HR			0-0 ① G3		B B B B 4-0 1B BB 1-2 BB BB	WP BB 1B 1B	4	4	3	2	1	0	0
Joe Collins, L (1, 3) OBP: 0.432, SLG: 0.533	0-0 6-3 1-3 3-H 1B		S S S 0-3 ② K			0-0 ② F6		B B B B B 4-0 BB 1B 1B 1-2 2-3 BB	B B B B 4-0 WP 1B 1-2 BB	3	2	1	1	2	1	0
Andy Carey, R (1, 5) OBP: 0.292, SLG: 0.341	0-0 ② 6-3 1-2 3-H		0-0 ③ F5			0-0 ③ F6		0-0 BB 1B 1B 1-2 2-3 3-H	0-0 1-H 2-H 1B	5	1	2	4	0	0	1
Gil McDougald, R (1, 4) OBP: 0.333, SLG: 0.167	S S S 0-3 ③ K			x 0-0 ① 6-3			x 0-0 ① 5-3	B B B 4-0 1B BB 1-2 2-3 3-H	S S S 0-3 ③ K	4	0	0	1	1	2	2
Billy Hunter, R (1, 6) OBP: 0.300, SLG: 0.200		x 0-0 ① 5-3		S S S 0-3 ② K			x 0-0 ② P8	x 0-0 1-2 2-H 3-H 1B		2	0	0	0	0	1	0
Enos Slaughter, L (7, PH)										1	0	0	0	0	0	0
Phil Rizzuto, R (7, 6) OBP: 0.500, SLG: 0.333										1	0	1	2	0	0	0
Whitey Ford, L (1, 1) OBP: 0.500, SLG: 0.455		B B B 4-0 BB		x 0-0 ③ 1-6-3			x 0-0 ③ F7	S S S 0-3 ③ K		0	0	0	0	1	0	0
Bob Grim, R (3, 1)										1	0	0	0	0	0	0
Tommy Byrne, L (7, PH)										1	0	0	0	0	0	0
Tom Morgan, R (7, 1)										1	0	0	0	0	1	2
Inning Stats	R: 3 E: 0 K: 1 S: 8 H: 3 LOB: 1 BB: 1 P: 12	R: 0 E: 0 K: 0 S: 3 H: 0 LOB: 1 BB: 1 P: 7	R: 1 E: 0 K: 2 S: 8 H: 1 LOB: 0 BB: 0 P: 8	R: 0 E: 0 K: 1 S: 5 H: 0 LOB: 0 BB: 0 P: 5	R: 0 E: 0 K: 2 S: 7 H: 0 LOB: 0 BB: 0 P: 7	R: 0 E: 0 K: 0 S: 3 H: 0 LOB: 0 BB: 0 P: 3	R: 0 E: 0 K: 0 S: 3 H: 0 LOB: 0 BB: 0 P: 3	R: 4 E: 0 K: 1 S: 8 H: 3 LOB: 2 BB: 3 P: 20	R: 3 E: 0 K: 2 S: 10 H: 3 LOB: 1 BB: 1 P: 14	1B: 8 2B: 0 3B: 0 HR: 2	SF: 0 SAC: 0 DP: 0 HBP: 0						

PITCHER		IP	WLS	BF	H	R	ER	SO	BB	IBB	HBP	BLK	WP	HR	S	P	ERA	WHIP
Bob Lemon, R ERA: 3.18	(1, 1)	7.2	L	34	6	8	8	6	5	0	0	0	1	1	41	61	9.39	1.435
Ray Narleski, R ERA: 9.64	(8, 1)	1.1		9	4	3	3	3	1	0	0	0	1	1	14	18	20.25	3.750

PITCHER	IP	WLS	BF	H	R	ER	SO	BB	IBB	HBP	BLK	WP	HR	S	P	ERA	WHIP

New York Yankees @ Cleveland Indians

Cleveland Municipal Stadium, Cleveland, OH

Wed May 04 1955, 3:33 AM EDT

Att. 27,160 - Unknown

TOP

livebaseballscorecards.com

AB	37
R	11
H	10
RBI	11
BB	6
SO	9
LOB	9

WP: 2 PB: 0 SB: 0 CS: 0 PA: 43

1B: 8 2B: 0 3B: 0 HR: 2 SF: 0 SAC: 0 DP: 0 HBP: 0

BOTTOM

New York Yankees @ Cleveland Indians

Cleveland Municipal Stadium, Cleveland, OH

Wed May 04 1955, 3:33 AM EDT

Att. 27,160 - Unknown

livebaseballscorecards.com

Batter	1	2	3	4	5	6	7	8	9	AB	R	H	RBI	BB	SO	LOB
Al Smith, R (1, 9) (9, 5) OBP: 0.385, SLG: 0.438	F3		FC4-6 BB 2B	K			F8			4	1	1	0	0	1	0
Bobby Avila, R (1, 4) OBP: 0.435, SLG: 0.440	F9		FC4-6 HBP		6-3			1B		3	0	1	0	0	0	0
Vic Wertz, L (1, 3) OBP: 0.403, SLG: 0.431	F7		FC4-6 BB BB 1B 1-2f 2-3		F7			F7		4	1	0	0	0	0	3
Ralph Kiner, R (1, 7) OBP: 0.398, SLG: 0.439		HR BB	1-2 BB		K			K		2	2	0	0	2	2	1
Dave Pope, L (1, 8) OBP: 0.438, SLG: 0.800		1-H HR	1-2 2-3 3-H 1B BB			K		1-3 FC6-4 1B		3	1	2	3	1	1	0
Hank Majeski, R (1, 5) OBP: 0.214, SLG: 0.083		F6	1-2 2-H 3-H 1B			K		1-2f FC6-4		1	0	0	0	0	0	0
Dale Mitchell, L (3, PH) OBP: 0.286, SLG: 0.200										1	0	1	2	0	0	0
Sam Dente, R (3, PR) (4, 5)										1	0	0	0	0	1	0
Al Rosen, R (8, PH) OBP: 0.346, SLG: 0.429										1	0	0	0	0	0	2
Dave Philley, S (9, 9) OBP: 0.667, SLG: 0.667										0	0	0	0	0	0	0
George Strickland, R (1, 6) OBP: 0.320, SLG: 0.306	K		K			6-3		K		3	0	0	0	0	2	2
Joe Altobelli, L (9, PH) OBP: 0.261, SLG: 0.273										1	0	0	0	0	1	0
Jim Hegan, R (1, 2) OBP: 0.250, SLG: 0.286	K			F5			6-3	F5		3	0	0	0	0	1	0
Harry Simpson, L (9, PH)										1	0	0	0	0	0	0
Bob Lemon, L (1, 1) OBP: 0.316, SLG: 0.444			3-1	F8			F8	K		3	0	0	0	0	0	0
Ray Narleski, R (8, 1) OBP: 0.500, SLG: 0.500										0	0	0	0	0	0	0
Wally Westlake, R (9, PH)										1	0	0	0	0	1	0
Inning Stats	R: 0 E: 0 K: 0 S: 3 H: 0 LOB: 0 BB: 0 P: 3	R: 2 E: 0 K: 2 S: 8 H: 1 LOB: 0 BB: 1 P: 12	R: 3 E: 0 K: 1 S: 7 H: 2 LOB: 2 BB: 2 P: 16	R: 0 E: 0 K: 1 S: 5 H: 0 LOB: 0 BB: 0 P: 5	R: 0 E: 0 K: 1 S: 5 H: 0 LOB: 0 BB: 0 P: 5	R: 0 E: 0 K: 2 S: 7 H: 0 LOB: 0 BB: 0 P: 7	R: 0 E: 0 K: 0 S: 3 H: 0 LOB: 0 BB: 0 P: 3	R: 0 E: 0 K: 1 S: 7 H: 2 LOB: 2 BB: 0 P: 7	R: 0 E: 0 K: 2 S: 7 H: 0 LOB: 0 BB: 0 P: 7	1B: 3 2B: 1 3B: 0 HR: 1	SF: 0 SAC: 0 DP: 0 HBP: 1			WP: 0 PB: 0 SB: 0 CS: 0	PA: 36		

	AB	32
	R	5
	H	5
	RBI	5
	BB	3
	SO	10
	LOB	8

PITCHER		IP	WLS	BF	H	R	ER	SO	BB	IBB	HBP	BLK	WP	HR	S	P	ERA	WHIP
Whitey Ford, L ERA: 2.97	(1, 1)	2.2		14	2	5	5	2	3	0	1	0	0	1	14	27	16.88	1.875
Bob Grim, R ERA: 6.59	(3, 1)	3.1		11	1	0	0	5	0	0	0	0	0	0	21	21	0.00	0.300
Tom Morgan, R ERA: 0.73	(7, 1)	3.0	W	11	2	0	0	3	0	0	0	0	0	0	17	17	0.00	0.667

PITCHER		IP	WLS	BF	H	R	ER	SO	BB	IBB	HBP	BLK	WP	HR	S	P	ERA	WHIP

Kansas City Athletics @ Cleveland Indians

Cleveland Municipal Stadium, Cleveland, OH

Fri May 06 1955, 3:33 AM EDT

Att. 11,861 - Unknown

TOP

livebaseballscorecards.com

Batter	1	2	3	4	5	6	7	8	9	AB	R	H	RBI	BB	SO	LOB
Joe Demaestri, R (1, 6) OBP: 0.179, SLG: 0.172	F3		P8			G1-4-3, BB		F4		3	0	0	0	1	0	3
Bill Renna, R (1, 9) OBP: 0.296, SLG: 0.500	K		3-1			G1-4-3 1-2f		FC5-4, BB 1-2		3	0	0	0	1	1	3
Jim Finigan, R (1, 5) OBP: 0.321, SLG: 0.562	F6			G3		F4		FC5-4 1-2f		4	0	0	0	0	0	2
Gus Zernial, R (1, 7) OBP: 0.329, SLG: 0.544		F6		K			1B, 1B, BB	F9		3	1	0	0	1	1	2
Bill Wilson, R (1, 8) OBP: 0.363, SLG: 0.608		K		K			1B 1-2		K	4	0	1	0	0	3	0
Pete Suder, R (1, 4) OBP: 0.215, SLG: 0.270		F9			K		F6		P8	4	0	0	0	0	1	2
Joe Astroth, R (1, 2) OBP: 0.435, SLG: 0.444			F9		K		CS 1-3 2-H		K	4	0	1	1	0	2	0
Dick Kryhoski, L (1, 3) OBP: 0.333, SLG: 0.200			1B, BB		BB		K 1-2			0	0	0	0	2	0	0
Jim Robertson, R (7, PH) OBP: 0.250, SLG: 0.250										1	0	0	0	0	1	2
Don Bollweg, L (7, 3) OBP: 0.400, SLG: 0.143										0	0	0	0	0	0	0
Alex Kellner, R (1, 1) OBP: 0.300, SLG: 0.500			1-2, 1B		K			BB		2	0	1	0	0	1	1
Spook Jacobs, R (8, PH) OBP: 0.421, SLG: 0.267										0	0	0	0	1	0	0
Art Ditmar, R (8, 1) OBP: 0.500, SLG: 0.500										0	0	0	0	0	0	0
Inning Stats	R: 0 E: 0 K: 1 S: 5 H: 0 LOB: 0 BB: 0 P: 5	R: 0 E: 0 K: 1 S: 5 H: 0 LOB: 0 BB: 0 P: 5	R: 0 E: 0 K: 0 S: 4 H: 1 LOB: 2 BB: 1 P: 8	R: 0 E: 0 K: 2 S: 7 H: 0 LOB: 0 BB: 0 P: 7	R: 0 E: 0 K: 3 S: 9 H: 0 LOB: 1 BB: 1 P: 13	R: 0 E: 0 K: 0 S: 2 H: 0 LOB: 0 BB: 1 P: 6	R: 1 E: 0 K: 1 S: 6 H: 2 LOB: 2 BB: 1 P: 10	R: 0 E: 0 K: 0 S: 3 H: 0 LOB: 2 BB: 2 P: 11	R: 0 E: 0 K: 2 S: 7 H: 0 LOB: 0 BB: 0 P: 7	1B: 3 2B: 1 3B: 0 HR: 0 SF: 0 SAC: 0 DP: 2 HBP: 0	WP: 0 PB: 0 SB: 0 CS: 1 PA: 34					

	AB	28
	R	1
	H	3
	RBI	1
	BB	6
	SO	10
	LOB	15

PITCHER	IP	WLS	BF	H	R	ER	SO	BB	IBB	HBP	BLK	WP	HR	S	P	ERA	WHIP
Herb Score, L (1, 1) ERA: 3.51	9.0	W	34	3	1	1	10	6	0	0	0	0	0	48	72	1.00	1.000

PITCHER	IP	WLS	BF	H	R	ER	SO	BB	IBB	HBP	BLK	WP	HR	S	P	ERA	WHIP

BOTTOM

Kansas City Athletics @ Cleveland Indians
Cleveland Municipal Stadium, Cleveland, OH
Fri May 06 1955, 3:33 AM EDT
Att. 11,861 - Unknown

livebaseballscorecards.com

Batter	1	2	3	4	5	6	7	8	9	AB	R	H	RBI	BB	SO	LOB
Al Smith, R (1, 9) OBP: 0.380, SLG: 0.440	F9	F3			F8 WP 2B		F9			4	1	1	0	0	0	2
Bobby Avila, R (1, 4) OBP: 0.417, SLG: 0.418	F3		F8		F6		F6			4	0	0	0	0	0	1
Vic Wertz, L (1, 3) OBP: 0.379, SLG: 0.400	F8		K		F8 2-3		F3			4	0	0	0	0	1	1
Joe Altobelli, L (8, 3) OBP: 0.261, SLG: 0.273										0	0	0	0	0	0	0
Ralph Kiner, R (1, 7) OBP: 0.402, SLG: 0.443		HR 1B	FC6-4 1B		K 3-H			K		4	1	2	0	0	2	0
Dave Pope, L (1, 8) OBP: 0.400, SLG: 0.842		1-H HR	FC6-4 1-2f		K			P9		4	1	1	2	0	1	1
Hank Majeski, R (1, 5) OBP: 0.294, SLG: 0.357	F5			HR	IBB BB			BB		2	1	1	1	1	0	0
Sam Dente, R (6, PR) (7, 5)										0	0	0	0	1	0	0
George Strickland, R (1, 6) OBP: 0.316, SLG: 0.303	SH1-4 1B 1B			F8	F5			F7		4	0	1	0	0	0	2
Hank Foiles, R (1, 2) OBP: 0.593, SLG: 0.611	SH1-4 1-2 1B			F5	1-2 IBB					2	0	1	0	1	0	0
Herb Score, L (1, 1) OBP: 0.125, SLG: 0.125	SH1-4 1-2 2-3			K	K					2	0	0	0	0	2	2
Inning Stats	R: 0 H: 0 E: 0 LOB: 0 K: 0 BB: 0 S: 3 P: 3	R: 2 H: 4 E: 0 LOB: 2 K: 0 BB: 0 S: 7 P: 7	R: 0 H: 1 E: 0 LOB: 1 K: 1 BB: 0 S: 6 P: 6	R: 1 H: 1 E: 0 LOB: 0 K: 1 BB: 0 S: 6 P: 6	R: 1 H: 1 E: 0 LOB: 0 K: 1 BB: 0 S: 6 P: 6	R: 0 H: 0 E: 0 LOB: 2 K: 2 BB: 2 S: 7 P: 15	R: 0 H: 0 E: 0 LOB: 0 K: 0 BB: 0 S: 3 P: 3	R: 0 H: 0 E: 0 LOB: 1 K: 1 BB: 1 S: 5 P: 9		1B: 4 SF: 0 2B: 1 SAC: 1 3B: 0 DP: 0 HR: 2 HBP: 0						

	AB	30
	R	4
	H	7
	RBI	3
	BB	3
	SO	6
	LOB	9

WP: 1 PA: 34
PB: 0
SB: 0
CS: 0

PITCHER		IP	WLS	BF	H	R	ER	SO	BB	IBB	HBP	BLK	WP	HR	S	P	ERA	WHIP
Alex Kellner, L ERA: 4.08	(1, 1)	7.0	L	30	7	4	4	5	1	1	0	0	1	2	38	46	5.14	1.143
Art Ditmar, R ERA: 8.25	(8, 1)	1.0		4	0	0	0	1	1	0	0	0	0	0	5	9	0.00	1.000

PITCHER	IP	WLS	BF	H	R	ER	SO	BB	IBB	HBP	BLK	WP	HR	S	P	ERA	WHIP

Kansas City Athletics @ Cleveland Indians

Cleveland Municipal Stadium, Cleveland, OH

Sat May 07 1955, 3:33 AM EDT

Att. 5,464 - Unknown

TOP

livebaseballscorecards.com

Batter	1	2	3	4	5	6	7	8	9	AB	R	H	RBI	BB	SO	LOB
Spook Jacobs, R (1, 4) OBP: 0.391, SLG: 0.263	F7		1B 1B		F9		G4-6-3 1-2f			4	1	1	0	0	0	1
Bill Renna, R (1, 9) OBP: 0.328, SLG: 0.509	BBBB 1B BB		1B 1-3 SF7 1B		1B			F7		3	1	2	0	1	0	0
Jim Finigan, R (1, 5) OBP: 0.329, SLG: 0.597	SSS K		1-3 3-H 1B		F4			HR		4	1	2	2	0	1	2
Gus Zernial, R (1, 7) OBP: 0.325, SLG: 0.535	1-2 1B		SF7 3-H		F3			F7		3	0	1	1	0	0	1
Bill Wilson, R (1, 8) OBP: 0.345, SLG: 0.577	F7		F2			F7		F5		4	0	0	0	0	0	3
Dick Kryhoski, L (1, 3) OBP: 0.250, SLG: 0.143		P8		3-1		P8			SSS K	4	0	0	0	0	1	0
Joe Demaestri, R (1, 6) OBP: 0.169, SLG: 0.162		F9		F5		F7			F5	4	0	0	0	0	0	0
Billy Shantz, R (1, 2) OBP: 0.385, SLG: 0.400		L6		1B			L3		1B	4	0	2	0	0	0	0
Bobby Shantz, R (1, 1) OBP: 0.250, SLG: 0.143			F2	F4					P8	2	0	0	0	0	0	1
Moe Burtschy, R (4, 1) OBP: 0.333, SLG: 0.333										0	0	0	0	0	0	0
Lou Sleater, L (7, PH) OBP: 0.500, SLG: 0.500										1	0	1	0	0	0	0
Charlie Bishop, R (7, 1) OBP: 0.500, SLG: 0.500							G4-6-3 1B			0	0	0	0	0	0	0
Jack Littrell, R (9, PH) OBP: 0.100, SLG: 0.100										1	0	0	0	0	0	1

Inning Stats	1	2	3	4	5	6	7	8	9
R	0	0	2	0	0	0	0	1	0
E	0	0	0	0	0	0	0	0	0
K	1	0	0	0	0	0	0	0	1
S	6	3	6	4	4	3	3	4	6
H	1	0	3	1	1	0	1	1	1
LOB	2	0	1	1	1	0	1	1	1
BB	1	0	0	0	0	0	0	0	0
P	10	3	6	4	4	3	3	4	6

1B	8
2B	0
3B	0
HR	1
SF	1
SAC	0
DP	1
HBP	0
WP	0
PB	0
SB	0
CS	0
PA	36

AB	34
R	3
H	9
RBI	3
BB	1
SO	2
LOB	9

PITCHER		IP	WLS	BF	H	R	ER	SO	BB	IBB	HBP	BLK	WP	HR	S	P	ERA	WHIP
Early Wynn, R ERA: 3.55	(1, 1)	8.0	W	32	8	3	3	1	1	0	0	0	0	1	33	37	3.38	1.125
Bill Wight, L ERA:	(9, 1)	1.0	S	4	1	0	0	1	0	0	0	0	0	0	6	6	0.00	1.000

PITCHER	IP	WLS	BF	H	R	ER	SO	BB	IBB	HBP	BLK	WP	HR	S	P	ERA	WHIP

BOTTOM

Kansas City Athletics @ Cleveland Indians

Cleveland Municipal Stadium, Cleveland, OH

Sat May 07 1955, 3:33 AM EDT

Att. 5,464 - Unknown

livebaseballscorecards.com

Batter	1	2	3	4	5	6	7	8	9	AB	R	H	RBI	BB	SO	LOB
Al Smith, R (1, 9) OBP: 0.390, SLG: 0.461	F8	2-H 1B		1-3 E8 1B 1B		F6		SH5-3 2B		5	1	3	1	0	0	0
Bobby Avila, R (1, 4) OBP: 0.420, SLG: 0.434	2B	F5		2-H 3-H 2B 1B		F2		SH5-3 2-3		4	1	2	2	0	0	1
Vic Wertz, L (1, 3) OBP: 0.371, SLG: 0.407	F7		K	1-H 2B		K		F9		4	0	1	1	0	2	0
Joe Altobelli, L (7, 3) OBP: 0.250, SLG: 0.261										1	0	0	0	0	0	1
Ralph Kiner, R (1, 7) OBP: 0.417, SLG: 0.452		BB SF8 BB 1B	7-4 BB 1B	F7			BB 2B BB	F3		3	2	2	0	1	0	1
Wally Westlake, R (8, 7)										1	0	0	0	0	0	1
Dave Pope, L (1, 8) OBP: 0.458, SLG: 0.800		BB 1-2 2B BB	1-2 BB		K		2B 1-2 G5-4-3 BB			1	2	0	0	3	1	0
Hank Majeski, R (1, 5) OBP: 0.286, SLG: 0.389		K	7-4 2-3f		F8		G5-4-3 1-3 2-H 2B			4	0	1	1	0	1	4
Sam Dente, R (8, 5)										0	0	0	0	0	0	0
George Strickland, R (1, 6) OBP: 0.337, SLG: 0.309		1-2 2-3 2B BB		F6	BB 1B		G5-4-3 BB			2	1	1	0	2	0	0
Jim Hegan, R (1, 2) OBP: 0.250, SLG: 0.273		SF8 3-H		F9	1-2 BB		G5-4-3 1-2f 2-3 3-H			2	0	0	1	1	0	2
Hal Naragon, L (8, 2)										0	0	0	0	0	0	0
Early Wynn, S (1, 1) OBP: 0.200, SLG: 0.300		1-H 2-H 1B 2B		E 1B 1B 1B	K		F1			4	2	2	2	0	1	3
Bill Wight, L (9, 1)										0	0	0	0	0	0	0
Inning Stats	R: 0 E: 0 K: 0 S: 3 H: 1 LOB: 0 BB: 0 P: 3	R: 4 E: 0 K: 1 S: 8 H: 3 LOB: 1 BB: 2 P: 16	R: 0 E: 0 K: 1 S: 5 H: 1 LOB: 1 BB: 1 P: 9	R: 3 E: 1 K: 0 S: 7 H: 4 LOB: 1 BB: 0 P: 7	R: 0 E: 0 K: 2 S: 8 H: 1 LOB: 2 BB: 1 P: 12	R: 0 E: 0 K: 1 S: 5 H: 0 LOB: 0 BB: 0 P: 5	R: 2 E: 0 K: 0 S: 3 H: 1 LOB: 1 BB: 3 P: 15	R: 0 E: 0 K: 0 S: 4 H: 1 LOB: 1 BB: 0 P: 4		1B: 7 2B: 6 3B: 0 HR: 0	SF: 1 SAC: 1 DP: 2 HBP: 0						

AB	31
R	9
H	12
RBI	8
BB	7
SO	5
LOB	13

PITCHER		IP	WLS	BF	H	R	ER	SO	BB	IBB	HBP	BLK	WP	HR	S	P	ERA	WHIP
Bobby Shantz, L ERA: 8.44	(1, 1)	3.2	L	21	9	7	7	2	3	0	0	0	0	0	22	34	17.18	3.273
Moe Burtschy, R ERA: 9.58	(4, 1)	2.1		9	1	0	0	3	1	0	0	0	0	0	14	18	0.00	0.857
Charlie Bishop, R ERA: 5.4	(7, 1)	2.0		10	2	2	2	0	3	0	0	0	0	0	7	19	9.00	2.500

PITCHER	IP	WLS	BF	H	R	ER	SO	BB	IBB	HBP	BLK	WP	HR	S	P	ERA	WHIP

Kansas City Athletics @ Cleveland Indians

Cleveland Municipal Stadium, Cleveland, OH

Sun May 08 1955, 3:33 AM EDT

Unknown

TOP

livebaseballscorecards.com

Batter	1	2	3	4	5	6	7	8	9	AB	R	H	RBI	BB	SO	LOB
Joe Demaestri, R (1, 6) OBP: 0.184, SLG: 0.178	0-0 2B E 1B	0-0 E9 1-3 2-H 1B		0-0 P8 ①		0-0 F6 ③			0-3 S S S K ①	5	2	2	1	0	1	0
Dick Kryhoski, L (1, 3) OBP: 0.286, SLG: 0.263	0-0 F2 ①	0-0 BB BB 2-H 3-H 1B		0-0 P8 ②			0-0 F9 ①		0-0 2B	5	0	2	2	0	0	1
Jim Finigan, R (1, 5) OBP: 0.344, SLG: 0.605	0-0 E9 1-H SF9 2B	B B B B 4-0 BB 1-2 BB		0-0 F6 ③			0-0 1B 1B		0-0 F3 ②	4	1	2	0	1	0	1
Gus Zernial, R (1, 7) OBP: 0.341, SLG: 0.581	0-0 SF9 ② 3-H	B B B B 4-0 1-2 2-3 BB			0-0 HR		0-0 G1-4-3 1-2 1B		0-0 F5 ③	3	1	2	2	1	0	1
Bill Wilson, R (1, 8) OBP: 0.330, SLG: 0.549	0-0 F6 ③	0-0 F6 ③			S S S 0-3 K ①		0-0 G1-4-3 ② ③ 1-2f			4	0	0	0	0	1	5
Bill Renna, R (1, 9) OBP: 0.323, SLG: 0.491		0-0 F6 ①	S S S 0-3 K ①		0-0 CS 1B			0-0 P8 ①		4	0	1	0	0	1	0
Pete Suder, R (1, 4) OBP: 0.232, SLG: 0.299		0-0 BB E 1B	0-0 F5 ②		0-0 F5 ② ③ 1-2			0-0 2B		4	1	2	0	0	0	1
Jim Robertson, R (1, 2) OBP: 0.375, SLG: 0.286		B B B B 4-0 E 1-2 1B BB	0-0 1B			0-0 F6 ①		0-0 F5 ②		3	1	1	0	1	0	1
Cloyd Boyer, R (1, 1) OBP: 0.200, SLG: 0.111		S S S 0-3 K ②	S S S 0-3 K ③			S S S 0-3 K ②		S S S 0-3 K ③		2	0	0	0	0	2	3
Art Ditmar, R (3, 1) OBP: 0.500, SLG: 0.500										0	0	0	0	0	0	0
Johnny Gray, R (4, 1) OBP: 0.500, SLG: 0.500										1	0	0	0	0	1	0
Don Bollweg, L (8, PH) OBP: 0.364, SLG: 0.125										1	0	0	0	0	1	1
Marion Fricano, R (8, 1) OBP: 1.000, SLG: 1.000										0	0	0	0	0	0	0
Inning Stats	R: 2 E: 1 K: 0 S: 5 H: 2 LOB: 0 BB: 0 P: 5	R: 3 E: 1 K: 1 S: 8 H: 3 LOB: 3 BB: 3 P: 20	R: 0 E: 0 K: 2 S: 8 H: 1 LOB: 1 BB: 0 P: 8	R: 0 E: 0 K: 0 S: 3 H: 0 LOB: 0 BB: 0 P: 3	R: 1 E: 0 K: 1 S: 6 H: 2 LOB: 0 BB: 0 P: 6	R: 0 E: 0 K: 1 S: 5 H: 0 LOB: 0 BB: 0 P: 5	R: 0 E: 0 K: 0 S: 4 H: 2 LOB: 1 BB: 0 P: 4	R: 0 E: 0 K: 1 S: 6 H: 1 LOB: 1 BB: 0 P: 6	R: 0 E: 0 K: 1 S: 6 H: 1 LOB: 1 BB: 0 P: 6	1B: 8 2B: 3 3B: 0 HR: 1	SF: 1 SAC: 0 DP: 1 HBP: 0						

	AB	36
	R	6
	H	12
	RBI	5
	BB	3
	SO	7
	LOB	14

WP: 0 PB: 0 SB: 0 CS: 1 PA: 40

PITCHER		IP	WLS	BF	H	R	ER	SO	BB	IBB	HBP	BLK	WP	HR	S	P	ERA	WHIP
Bob Feller, R ERA: 5.17	(1, 1)	1.2		11	5	5	4	1	1	0	0	0	0	0	12	16	21.60	3.600
Art Houtteman, R ERA: 2.53	(2, 1)	7.1	W	29	7	1	1	6	2	0	0	0	0	1	39	47	1.23	1.227

PITCHER	IP	WLS	BF	H	R	ER	SO	BB	IBB	HBP	BLK	WP	HR	S	P	ERA	WHIP

BOTTOM

Kansas City Athletics @ Cleveland Indians

Cleveland Municipal Stadium, Cleveland, OH

Sun May 08 1955, 3:33 AM EDT

Unknown

livebaseballscorecards.com

Batter	1	2	3	4	5	6	7	8	9	AB	R	H	RBI	BB	SO	LOB
Al Smith, R (1, 9) OBP: 0.418, SLG: 0.559	2B		1B, SF7, 1B	1-H, HR	B B B, 1B, BB		1-H, HR			4	3	4	4	1	0	0
Bobby Avila, R (1, 4) OBP: 0.419, SLG: 0.432	F8		SF7, WP, 1-3, 2B, 1B	F2	1-2, FC6-4, 1B		F9			5	1	2	0	0	0	1
Al Rosen, R (1, 3) OBP: 0.337, SLG: 0.418	F4		SF7, 1-3, 3-H	HR, 1B	1-2f, FC6-4		F6			4	1	1	1	0	0	3
Joe Altobelli, L (8, 3) OBP: 0.250, SLG: 0.261										0	0	0	0	0	0	0
Ralph Kiner, R (1, 7) OBP: 0.416, SLG: 0.455	F2		1B, 3-H, 2B	S S S, K		B B B B, P3, BB		F8		4	1	1	1	1	1	2
Dave Pope, L (1, 8) OBP: 0.414, SLG: 0.800		S S S, K	P8	1-H, HR		P3, 1-2		P8		5	1	1	2	0	1	2
Hank Majeski, R (1, 5) OBP: 0.375, SLG: 0.474		2B	B B B, 1B, BB	B B B, BB		E6, G6-4-3		F5		1	0	1	0	2	0	0
Sam Dente, R (4, PR) (5, 5)										2	0	0	0	0	0	1
George Strickland, R (1, 6) OBP: 0.333, SLG: 0.306		F5	1-2, 2-H, 1B	G3		G6-4-3, 1-2f				4	0	1	1	0	0	4
Jim Hegan, R (1, 2) OBP: 0.250, SLG: 0.255		B B B B, BB	L6		F6		F5			3	0	0	0	1	0	2
Bob Feller, R (1, 1) OBP: 0.200, SLG: 0.200		F2		HR, 1B	F1		B B B B, HR, BB			0	0	0	0	0	0	0
Art Houtteman, R (2, 1) OBP: 0.429, SLG: 0.333										3	2	1	0	1	0	2
Inning Stats	R: 0 E: 0 K: 0 S: 4 H: 1 LOB: 1 BB: 0 P: 4	R: 0 E: 0 K: 1 S: 6 H: 1 LOB: 2 BB: 1 P: 10	R: 3 E: 0 K: 0 S: 7 H: 4 LOB: 2 BB: 1 P: 11	R: 4 E: 0 K: 1 S: 9 H: 4 LOB: 1 BB: 1 P: 13	R: 0 E: 0 K: 0 S: 4 H: 1 LOB: 2 BB: 1 P: 8	R: 0 E: 1 K: 0 S: 3 H: 0 LOB: 1 BB: 1 P: 7	R: 2 E: 0 K: 0 S: 4 H: 1 LOB: 0 BB: 1 P: 8	R: 0 E: 0 K: 0 S: 3 H: 0 LOB: 0 BB: 0 P: 3		1B: 6 2B: 3 3B: 0 HR: 3 SF: 1 SAC: 0 DP: 1 HBP: 0						

AB	35
R	9
H	12
RBI	9
BB	6
SO	2
LOB	17

WP: 1 PA: 42
PB: 0
SB: 0
CS: 0

PITCHER		IP	WLS	BF	H	R	ER	SO	BB	IBB	HBP	BLK	WP	HR	S	P	ERA	WHIP
Cloyd Boyer, R ERA: 6.46	(1, 1)	2.2		16	6	3	3	1	2	0	0	0	1	0	16	24	10.12	3.000
Art Ditmar, R ERA: 10.38	(3, 1)	1.0	L	7	4	4	4	1	0	0	0	0	0	2	9	9	36.00	4.000
Johnny Gray, R ERA: 12.0	(4, 1)	3.1		16	2	2	2	0	4	0	0	0	0	1	12	28	5.40	1.800
Marion Fricano, R ERA: 1.13	(8, 1)	1.0		3	0	0	0	0	0	0	0	0	0	0	3	3	0.00	0.000

PITCHER	IP	WLS	BF	H	R	ER	SO	BB	IBB	HBP	BLK	WP	HR	S	P	ERA	WHIP

Batter	1	2	3	4	5	6	7	8	9	10	11	AB	R	H	RBI	BB	SO	LOB
Joe Demaestri, R (1, 6) OBP: 0.185, SLG: 0.179	F4		K		P8			SH3-4 1B		FC2-5 1-2 2-3f		5	0	1	0	0	1	2
Spook Jacobs, R (1, 4) OBP: 0.385, SLG: 0.273	F4		G6-4-3 1B		F1			SH3-4 1-2		K		3	0	1	0	0	0	0
Pete Suder, R (8, 4) OBP: 0.229, SLG: 0.294												1	0	0	0	0	1	2
Jim Finigan, R (1, 5) OBP: 0.337, SLG: 0.581	1B 1B		G6-4-3 1-2f		K			F7		K		5	0	1	0	0	2	4
Gus Zernial, R (1, 7) OBP: 0.344, SLG: 0.608	FC6-4 1-3 1B			HR		F6		K			F5	5	1	2	1	0	1	1
Dick Kryhoski, L (1, 3) OBP: 0.269, SLG: 0.250	FC6-4 1-2f			3-1		F4			F1		1B 1B 1B	5	0	1	0	0	0	2
Bill Wilson, R (1, 8) OBP: 0.323, SLG: 0.529		F6		P8		F7			K		1-2 1B	5	0	1	0	0	1	0
Bill Renna, R (1, 9) OBP: 0.358, SLG: 0.532		2B		1B 1B			FC1-6 1B		F7		2-3 1B	5	0	4	0	0	0	0
Billy Shantz, R (1, 2) OBP: 0.387, SLG: 0.400		K		1-2 1B			FC1-6 1-2f B2-6-4			FC2-5 SH 1B	F4	5	0	2	0	0	1	4
Art Ceccarelli, R (1, 1)		K		K			B2-6-4 1-2f			SH 1-2 FC2-5		3	0	0	0	0	2	4
Inning Stats	R: 0 E: 0 K: 0 S: 5 H: 2 LOB: 2 BB: 0 P: 5	R: 0 E: 0 K: 2 S: 8 H: 1 LOB: 1 BB: 0 P: 8	R: 0 E: 0 K: 1 S: 5 H: 1 LOB: 0 BB: 0 P: 5	R: 1 E: 0 K: 1 S: 8 H: 3 LOB: 2 BB: 0 P: 8	R: 0 E: 0 K: 1 S: 5 H: 0 LOB: 0 BB: 0 P: 5	R: 0 E: 0 K: 0 S: 3 H: 0 LOB: 0 BB: 0 P: 3	R: 0 E: 0 K: 0 S: 3 H: 1 LOB: 0 BB: 0 P: 3	R: 0 E: 0 K: 1 S: 6 H: 1 LOB: 1 BB: 0 P: 6	R: 0 E: 0 K: 1 S: 5 H: 0 LOB: 0 BB: 0 P: 5	R: 0 E: 0 K: 2 S: 9 H: 1 LOB: 2 BB: 0 P: 9	R: 0 E: 0 K: 0 S: 5 H: 3 LOB: 2 BB: 0 P: 5							

PITCHER	IP	WLS	BF	H	R	ER	SO	BB	IBB	HBP	BLK	WP	HR	S	P	ERA	WHIP
Mike Garcia, R (1, 1) ERA: 4.19	8.0		31	9	1	1	6	0	0	0	0	0	1	43	43	1.12	1.125
Don Mossi, L (9, 1) ERA:	1.0		5	1	0	0	1	0	0	0	0	0	0	7	7	0.00	1.000
Ray Narleski, R (10, 1) ERA: 7.94	2.0	W	8	3	0	0	2	0	0	0	0	0	0	12	12	0.00	1.500

PITCHER	IP	WLS	BF	H	R	ER	SO	BB	IBB	HBP	BLK	WP	HR	S	P	ERA	WHIP

TOP

Kansas City Athletics @ Cleveland Indians

Cleveland Municipal Stadium, Cleveland, OH

Sun May 08 1955, 3:38 AM EDT
Att. 13,469 - Unknown

AB	42
R	1
H	13
RBI	1
BB	0
SO	9
LOB	19

1B: 11	SF: 0	WP: 0	PA: 44
2B: 1	SAC: 2	PB: 0	
3B: 0	DP: 2	SB: 0	
HR: 1	HBP: 0	CS: 0	

livebaseballscorecards.com

Batter	1	2	3	4	5	6	7	8	9	10	11	AB	R	H	RBI	BB	SO	LOB
Al Smith, R (1, 9) OBP: 0.409, SLG: 0.571	F9		F5			F8		HR		F8		5	1	1	1	0	0	1
Bobby Avila, R (1, 4) OBP: 0.427, SLG: 0.435	K			1B		BB		BB 1B		K		4	0	2	0	1	2	0
Al Rosen, R (1, 3) OBP: 0.330, SLG: 0.444	K			F4		F8		F4			HR	5	1	1	1	0	1	3
Ralph Kiner, R (1, 7) OBP: 0.410, SLG: 0.438		F7		K			F8	1-2 BB				3	0	0	0	1	1	1
Dave Pope, L (1, 8) OBP: 0.394, SLG: 0.714		K		K			1B BB	K				3	0	0	0	1	3	3
Hank Majeski, R (1, 5) OBP: 0.321, SLG: 0.391		F6			F7		K		F6			4	0	0	0	0	1	1
George Strickland, R (1, 6) OBP: 0.330, SLG: 0.303			F5		K		1-2 1B		F3			4	0	1	0	0	1	0
Hank Foiles, R (1, 2) OBP: 0.516, SLG: 0.500			F6		F8		F3		F7			4	0	0	0	0	0	2
Mike Garcia, R (1, 1) OBP: 0.357, SLG: 0.250			BB			F9		K		F4		1	0	0	0	1	0	0
Wally Westlake, R (8, PH)												1	0	0	0	0	1	0
Don Mossi, L (9, 1)												0	0	0	0	0	0	0
Ray Narleski, R (10, 1) OBP: 0.500, SLG: 0.500												0	0	0	0	0	0	0
Sam Dente, R (10, 6)												1	0	0	0	0	0	0
Inning Stats	R: 0 E: 0 K: 2 S: 7 H: 0 LOB: 0 BB: 0 P: 7	R: 0 E: 0 K: 1 S: 5 H: 0 LOB: 0 BB: 0 P: 5	R: 0 E: 0 K: 0 S: 3 H: 0 LOB: 1 BB: 1 P: 7	R: 0 E: 0 K: 2 S: 8 H: 1 LOB: 1 BB: 0 P: 8	R: 0 E: 0 K: 1 S: 5 H: 0 LOB: 0 BB: 0 P: 5	R: 0 E: 0 K: 0 S: 3 H: 0 LOB: 1 BB: 1 P: 7	R: 0 E: 0 K: 1 S: 6 H: 1 LOB: 2 BB: 1 P: 10	R: 1 E: 0 K: 2 S: 9 H: 2 LOB: 2 BB: 1 P: 13	R: 0 E: 0 K: 0 S: 3 H: 0 LOB: 0 BB: 0 P: 3	R: 0 E: 0 K: 1 S: 5 H: 0 LOB: 0 BB: 0 P: 5	R: 1 E: 0 K: 0 S: 1 H: 1 LOB: 0 BB: 0 P: 1						

PITCHER		IP	WLS	BF	H	R	ER	SO	BB	IBB	HBP	BLK	WP	HR	S	P	ERA	WHIP
Art Ceccarelli, L ERA: 2.12	(1, 1)	10.0	L	39	5	2	2	10	4	0	0	0	0	2	55	71	1.80	0.900

PITCHER		IP	WLS	BF	H	R	ER	SO	BB	IBB	HBP	BLK	WP	HR	S	P	ERA	WHIP

BOTTOM

Kansas City Athletics @ Cleveland Indians

Cleveland Municipal Stadium, Cleveland, OH

Sun May 08 1955, 3:38 AM EDT

Att. 13,469 - Unknown

livebaseballscorecards.com

AB	35
R	2
H	5
RBI	2
BB	4
SO	10
LOB	11

1B: 3	SF: 0	WP: 0	PA: 39
2B: 0	SAC: 0	PB: 0	
3B: 0	DP: 0	SB: 0	
HR: 2	HBP: 0	CS: 0	

Batter	1	2	3	4	5	6	7	8	9	AB	R	H	RBI	BB	SO	LOB
Al Smith, R (1, 5) (6, 7) OBP: 0.408, SLG: 0.559	G6-4-3 1B		1B 1-2 1B BB	F9		5-3		F8		4	1	1	0	1	0	2
Bobby Avila, R (1, 4) OBP: 0.435, SLG: 0.469	F9		1B 1-2 E 2-3 1B		BBBB 2B BB	6-3		HR		4	3	2	1	1	0	1
Al Rosen, R (1, 3) OBP: 0.333, SLG: 0.434	G6-4-3 1-2f		E9 1-H 2-H 3-H 1B		F8	BBBB WP 1B BB		E3 FC2-6		4	0	1	2	1	0	2
Ralph Kiner, R (1, 7) OBP: 0.404, SLG: 0.429 Sam Dente, R (6, PR) (6, 5)		F3	F3		F7	BB 1-2 1B		FC2-6 1-2f		4 1	0 0	1 0	0 0	0 0	0 0	1 1
Dave Pope, L (1, 9) OBP: 0.447, SLG: 0.844	1B			HR	1B 1-H 3B 2B	BBBB 1-2 2-3 BB		SSS K		4	2	3	2	1	1	1
Larry Doby, L (1, 8) OBP: 0.338, SLG: 0.432	F8			FC2-5 1B 1B	3B 2-3 1B	4-3			FC1-6 1B	5	1	3	0	0	0	4
George Strickland, R (1, 6) OBP: 0.333, SLG: 0.333	B5-3			FC2-5 1-2 1B	1B 1-H 3-H 3B		SSS K		FC1-6 FC4-6 1-2f	5	1	2	2	0	1	2
Hal Naragon, L (1, 2) Jim Hegan, R (3, 2) OBP: 0.250, SLG: 0.255		4-3	FC2-5 1-2 2-3f	1B 3-H			SSS K		FC4-6 FC6-4 1-2f	1 4	0 0	0 1	0 1	0 0	0 1	0 3
Bob Lemon, L (1, 1) OBP: 0.304, SLG: 0.381 Don Mossi, L (8, 1)		BBBB 1B BB 1B BB	SSS K	4-3		F5		FC6-4 1-2f		3 1	1 0	0 0	0 0	1 0	1 0	3 1
Inning Stats	R: 0 H: 1 E: 0 LOB: 0 K: 0 BB: 0 S: 3 P: 3	R: 0 H: 1 E: 0 LOB: 1 K: 0 BB: 0 S: 4 P: 4	R: 3 H: 2 E: 1 LOB: 0 K: 0 BB: 2 S: 4 P: 12	R: 1 H: 3 E: 0 LOB: 2 K: 1 BB: 0 S: 8 P: 8	R: 4 H: 4 E: 0 LOB: 1 K: 0 BB: 1 S: 7 P: 11	R: 0 H: 1 E: 0 LOB: 3 K: 0 BB: 2 S: 4 P: 12	R: 0 H: 0 E: 0 LOB: 0 K: 2 BB: 0 S: 7 P: 7	R: 1 H: 1 E: 1 LOB: 1 K: 1 BB: 0 S: 7 P: 7	R: 0 H: 1 E: 0 LOB: 1 K: 0 BB: 0 S: 4 P: 4	1B: 10 SF: 0 2B: 1 SAC: 0 3B: 1 DP: 1 HR: 2 HBP: 0						

TOP

Cleveland Indians @ New York Yankees

Yankee Stadium, Bronx, NY

Tue May 10 1955, 3:33 AM EDT

Att. 39,227 - Cloudy

livebaseballscorecards.com

AB	40
R	9
H	14
RBI	8
BB	5
SO	4
LOB	21

WP: 1 PA: 45
PB: 0
SB: 0
CS: 0

PITCHER		IP	WLS	BF	H	R	ER	SO	BB	IBB	HBP	BLK	WP	HR	S	P	ERA	WHIP
Don Larsen, R ERA: 4.5	(1, 1)	3.0	L	14	5	4	3	0	2	0	0	0	0	1	12	20	9.00	2.333
Whitey Ford, L ERA: 3.9	(4, 1)	2.0		13	6	4	4	1	1	0	0	0	0	0	14	18	18.00	3.500
Tom Sturdivant, R ERA: 3.75	(6, 1)	2.0		9	1	0	0	2	2	0	0	0	1	0	11	19	0.00	1.500
Jim Konstanty, R ERA: 1.23	(8, 1)	1.0		5	1	1	1	1	0	0	0	0	0	1	7	7	9.00	1.000
Tom Morgan, R ERA: 1.1	(9, 1)	1.0		4	1	0	0	0	0	0	0	0	0	0	4	4	0.00	1.000

PITCHER	IP	WLS	BF	H	R	ER	SO	BB	IBB	HBP	BLK	WP	HR	S	P	ERA	WHIP

Batter	1	2	3	4	5	6	7	8	9	AB	R	H	RBI	BB	SO	LOB
Hank Bauer, R (1, 9) OBP: 0.407, SLG: 0.558	E5		F2	FC6-4 1-2f			6-3		1-3	5	0	0	0	0	0	3
Joe Collins, L (1, 3) OBP: 0.375, SLG: 0.574	F7		4-3		4-3		HR		F7	5	1	1	1	0	0	1
Mickey Mantle, S (1, 8) (9, 6) OBP: 0.398, SLG: 0.500	F7			F8	K S S S		F8		FC6-4 BB B B B B	4	0	0	0	1	1	1
Yogi Berra, L (1, 2) OBP: 0.330, SLG: 0.438	F7			1-3 1B 1B	BB B B B			3B 1B	FC6-4 1-2f	4	2	2	0	1	0	2
Irv Noren, L (1, 7) OBP: 0.323, SLG: 0.333		3-1		1-3 1-2	K S S S			F8		4	0	0	0	0	1	3
Andy Carey, R (1, 5) OBP: 0.302, SLG: 0.350		F3		1B 1B 2-H 1B		6-3		1B 3B 1-H		4	2	2	2	0	0	0
Gil McDougald, R (1, 4) OBP: 0.355, SLG: 0.288		HR		1B 1B 1-3		5-3		1B 3-H		4	1	3	2	0	0	0
Billy Hunter, R (1, 6) OBP: 0.269, SLG: 0.255 Eddie Robinson, L (4, PH) OBP: 0.556, SLG: 0.200 Phil Rizzuto, R (4, PR) OBP: 0.462, SLG: 0.300 (5, 6) Tommy Byrne, L (8, PH) Elston Howard, R (8, PH) OBP: 0.462, SLG: 0.542 Tom Morgan, R (9, 1) OBP: 0.200, SLG: 0.200	F2			BB 1-3 3-H 1B		F8		K S S S		1 1 1 0 1 0	0 0 0 0 0 0	0 1 0 0 0 0	0 1 0 0 0 0	0 0 0 0 1 0	0 0 0 0 1 0	0 0 0 0 1 0
Don Larsen, R (1, 1) Whitey Ford, L (4, 1) OBP: 0.538, SLG: 0.455 Tom Sturdivant, L (6, 1) Enos Slaughter, L (7, PH) OBP: 0.222, SLG: 0.125 Jim Konstanty, R (8, 1) Bob Cerv, R (8, PH) OBP: 0.261, SLG: 0.286 (9, 8)			4-3	FC6-4 1-2 B B B B			6-3	K S S S		1 0 0 1 0 1	0 0 0 0 0 0	0 0 0 0 0 1	0 1 0 0 0 1	0 0 0 0 0 0	0 0 0 0 0 0	0 0 0 0 0 1
Inning Stats	R: 0 H: 0 E: 1 LOB: 1 K: 0 BB: 0 S: 4 P: 4	R: 1 H: 1 E: 0 LOB: 0 K: 0 BB: 0 S: 4 P: 4	R: 0 H: 0 E: 0 LOB: 0 K: 0 BB: 0 S: 3 P: 3	R: 2 H: 4 E: 0 LOB: 3 K: 0 BB: 1 S: 7 P: 11	R: 0 H: 0 E: 0 LOB: 1 K: 2 BB: 1 S: 7 P: 11	R: 0 H: 0 E: 0 LOB: 0 K: 0 BB: 0 S: 3 P: 3	R: 1 H: 1 E: 0 LOB: 0 K: 0 BB: 0 S: 4 P: 4	R: 2 H: 3 E: 0 LOB: 1 K: 2 BB: 0 S: 10 P: 10	R: 0 H: 0 E: 0 LOB: 1 K: 0 BB: 1 S: 3 P: 7	1B: 6 SF: 0 2B: 0 SAC: 0 3B: 1 DP: 0 HR: 2 HBP: 0						WP: 0 PA: 40 PB: 0 SB: 0 CS: 0

PITCHER		IP	WLS	BF	H	R	ER	SO	BB	IBB	HBP	BLK	WP	HR	S	P	ERA	WHIP
Bob Lemon, R ERA: 3.7	(1, 1)	7.1	W	34	9	6	6	2	2	0	0	0	0	2	36	44	7.36	1.500
Don Mossi, L ERA:	(8, 1)	1.2	S	6	0	0	0	2	1	0	0	0	0	0	9	13	0.00	0.600

PITCHER	IP	WLS	BF	H	R	ER	SO	BB	IBB	HBP	BLK	WP	HR	S	P	ERA	WHIP

BOTTOM

Cleveland Indians @ New York Yankees

Yankee Stadium, Bronx, NY

Tue May 10 1955, 3:33 AM EDT

Att. 39,227 - Cloudy

livebaseballscorecards.com

AB	37
R	6
H	9
RBI	6
BB	3
SO	4
LOB	12

Batter	1	2	3	4	5	6	7	8	9	AB	R	H	RBI	BB	SO	LOB
Al Smith, R (1, 5) OBP: 0.424, SLG: 0.562	BBBB 4-0 BB WP BB BB		SSS 0-3 ① K	X 0-0 BB 1-2 2-H 3-H 1B			BBBB 4-0 5-3 SH3-4 BB		X 0-0 1B	3	1	2	2	2	1	0
Bobby Avila, R (1, 4) OBP: 0.437, SLG: 0.459	BBBB 4-0 WP BB 1-2 BB		X 0-0 ② F6	BBBB 4-0 1-2 2-3 BB			X 0-0 ① SH3-4 1-2		X 0-0 ③ F8	2	0	0	0	2	0	1
Al Rosen, R (1, 3) OBP: 0.330, SLG: 0.418	BBBB 4-0 WP 1-2 2-3 BB		X 0-0 ③ 1-3	SSS 0-3 ③ K			X 0-0 ② 5-3 2-3			3	0	0	0	1	1	4
Ralph Kiner, R (1, 7) OBP: 0.398, SLG: 0.414 Dave Philley, S (7, 7) OBP: 0.667, SLG: 0.667	SSS 0-3 ① K 1-2 2-3 3-H			BBBB 4-0 BB 1B SF7 BB	X 0-0 ① F2		X 0-0 ③ F3			3 0	1 0	0 0	0 0	1 0	1 0	3 0
Dave Pope, L (1, 9) OBP: 0.429, SLG: 0.771	SSS 0-3 ② K			X 0-0 ① P8	SSS 0-3 ② K			H 1-0 G4-6-3 HBP		3	0	0	0	0	2	3
Larry Doby, L (1, 8) OBP: 0.333, SLG: 0.423	SSS 0-3 ③ K			X 0-0 SF7 BB 1-2 1B	SSS 0-3 ③ K			X 0-0 ①② G4-6-3 1-2f		4	1	1	0	0	2	3
George Strickland, R (1, 6) OBP: 0.330, SLG: 0.321		SSS 0-3 ① K		BBBB 4-0 BB 1B 1-2 2-3 BB		X 0-0 ① F9		SSS 0-3 ③ K		3	1	0	0	1	2	0
Jim Hegan, R (1, 2) OBP: 0.234, SLG: 0.241		X 0-0 ② F3		X 0-0 ② SF7 2-3 3-H		SSS 0-3 ② K			X 0-0 ① F3	3	0	0	1	0	1	0
Early Wynn, S (1, 1) OBP: 0.214, SLG: 0.231		SSS 0-3 ③ K		BBBB 4-0 BB 1B 1-2 BB		X 0-0 ③ 4-3			X 0-0 ② F9	3	0	0	0	1	1	0
Inning Stats	R: 1 H: 0 E: 0 LOB: 2 K: 3 BB: 3 S: 9 P: 21	R: 0 H: 0 E: 0 LOB: 0 K: 2 BB: 0 S: 7 P: 7	R: 0 H: 0 E: 0 LOB: 0 K: 1 BB: 0 S: 5 P: 5	R: 3 H: 2 E: 0 LOB: 3 K: 1 BB: 4 S: 7 P: 23	R: 0 H: 0 E: 0 LOB: 0 K: 2 BB: 0 S: 7 P: 7	R: 0 H: 0 E: 0 LOB: 0 K: 1 BB: 0 S: 5 P: 5	R: 0 H: 0 E: 0 LOB: 1 K: 0 BB: 1 S: 3 P: 7	R: 0 H: 0 E: 0 LOB: 1 K: 1 BB: 0 S: 4 P: 5	R: 0 H: 1 E: 0 LOB: 1 K: 0 BB: 0 S: 4 P: 4	1B: 3 SF: 1 2B: 0 SAC: 1 3B: 0 DP: 1 HR: 0 HBP: 1						

PITCHER	IP	WLS	BF	H	R	ER	SO	BB	IBB	HBP	BLK	WP	HR	S	P	ERA	WHIP
Bob Turley, R (1, 1) ERA: 1.83	9.0	L	38	3	4	4	11	8	0	1	0	1	0	51	84	4.00	1.222

PITCHER	IP	WLS	BF	H	R	ER	SO	BB	IBB	HBP	BLK	WP	HR	S	P	ERA	WHIP

TOP

Cleveland Indians @ New York Yankees

Yankee Stadium, Bronx, NY

Wed May 11 1955, 3:33 AM EDT

Att. 16,012 - Unknown

livebaseballscorecards.com

AB	27
R	4
H	3
RBI	3
BB	8
SO	11
LOB	14

WP: 1 PA: 38
PB: 0
SB: 0
CS: 0

BOTTOM

Cleveland Indians @ New York Yankees

Yankee Stadium, Bronx, NY

Wed May 11 1955, 3:33 AM EDT

Att. 16,012 - Unknown

livebaseballscorecards.com

Batter	1	2	3	4	5	6	7	8	9	AB	R	H	RBI	BB	SO	LOB
Hank Bauer, R (1, 9) OBP: 0.411, SLG: 0.551	BBBB 4-0 G3 1B BB		x 0-0 ① F6		x 0-0 1B			x 0-0 ① 5-3		3	1	1	0	1	0	0
Joe Collins, L (1, 3) OBP: 0.367, SLG: 0.540	x 0-0 ① G3 1-2		BBBB 4-0 BB		SSS 0-3 ② K			x 0-0 ② 3-1		3	0	0	0	1	1	2
Mickey Mantle, S (1, 8) OBP: 0.402, SLG: 0.535	x 0-0 1B 2-H 1B		x 0-0 ② F8		SSS 0-3 ③ K			x 0-0 HR		4	1	2	2	0	1	2
Yogi Berra, L (1, 2) OBP: 0.326, SLG: 0.429	x 0-0 1-2 1B		x 0-0 ③ 4-3			x 0-0 ① P9		x 0-0 ③ F8		4	0	1	0	0	0	1
Irv Noren, L (1, 7) OBP: 0.303, SLG: 0.309	x 0-0 ② F7			x 0-0 ① P9		x 0-0 ② F5			x 0-0 ① F8	4	0	0	0	0	0	2
Andy Carey, R (1, 5) OBP: 0.300, SLG: 0.375	x 0-0 ③ 5-3			x 0-0 HR		x 0-0 ③ 5-3			x 0-0 ② F7	4	1	1	1	0	0	2
Gil McDougald, R (1, 4) OBP: 0.333, SLG: 0.268		x 0-0 ① 6-3		x 0-0 ② F6			x 0-0 ① F8		x 0-0 ③ F7	4	0	0	0	0	0	0
Billy Hunter, R (1, 6) OBP: 0.259, SLG: 0.245		x 0-0 ② F7		x 0-0 ③ F8			x 0-0 ② F7			2	0	0	0	0	0	0
Enos Slaughter, L (7, PH) OBP: 0.200, SLG: 0.111										1	0	0	0	0	0	0
Phil Rizzuto, R (8, 6) OBP: 0.462, SLG: 0.300										0	0	0	0	0	0	0
Bob Turley, R (1, 1) OBP: 0.095, SLG: 0.150		x 0-0 ③ F8			x 0-0 ① F2		x 0-0 ③ 5-3			3	0	0	0	0	0	0

	AB	32
	R	3
	H	5
	RBI	3
	BB	2
	SO	2
	LOB	9

Inning Stats	1	2	3	4	5	6	7	8	9
	R: 1 H: 2 E: 0 LOB: 2 K: 0 BB: 1 S: 5 P: 9	R: 0 H: 0 E: 0 LOB: 0 K: 0 BB: 0 S: 3 P: 3	R: 0 H: 0 E: 0 LOB: 1 K: 0 BB: 1 S: 3 P: 7	R: 1 H: 1 E: 0 LOB: 0 K: 0 BB: 0 S: 4 P: 4	R: 0 H: 1 E: 0 LOB: 1 K: 2 BB: 0 S: 8 P: 8	R: 0 H: 0 E: 0 LOB: 0 K: 0 BB: 0 S: 3 P: 3	R: 0 H: 0 E: 0 LOB: 0 K: 0 BB: 0 S: 3 P: 3	R: 1 H: 1 E: 0 LOB: 0 K: 0 BB: 0 S: 4 P: 4	R: 0 H: 0 E: 0 LOB: 0 K: 0 BB: 0 S: 3 P: 3

	1B: 3	SF: 0	WP: 0	PA: 34
	2B: 0	SAC: 0	PB: 0	
	3B: 0	DP: 0	SB: 0	
	HR: 2	HBP: 0	CS: 0	

PITCHER		IP	WLS	BF	H	R	ER	SO	BB	IBB	HBP	BLK	WP	HR	S	P	ERA	WHIP
Early Wynn, R ERA: 3.41	(1, 1)	9.0	W	34	5	3	3	2	2	0	0	0	0	2	36	44	3.00	0.778

PITCHER		IP	WLS	BF	H	R	ER	SO	BB	IBB	HBP	BLK	WP	HR	S	P	ERA	WHIP

Batter	1	2	3	4	5	6	7	8	9	AB	R	H	RBI	BB	SO	LOB
Al Smith, R (1, 5) OBP: 0.426, SLG: 0.556	x 0-0 1B		B B B 4-0 L6-4-3 BB		x 0-0 ② F8			x 0-0 ① L6		3	0	1	0	1	0	0
Bobby Avila, R (1, 4) OBP: 0.423, SLG: 0.441	S S S 0-3 ① K		x 0-0 ②③ L6-4-3 1-2		x 0-0 ③ F8			x 0-0 ② F9		4	0	0	0	0	1	3
Al Rosen, R (1, 3) OBP: 0.347, SLG: 0.420	x 0-0 ② F7			B B B B 4-0 BB WP BB		x 0-0 L6-3 1B		B B B B 4-0 BB		2	0	1	0	2	0	1
Ralph Kiner, R (1, 7) OBP: 0.393, SLG: 0.400	x 0-0 ③ F7			B B B B 4-0 BB 1-2 BB		x 0-0 ① F9		S S S 0-3 ③ K		3	0	0	0	1	1	3
Dave Pope, L (1, 9) OBP: 0.413, SLG: 0.711		B B B B 4-0 L4-6-3 BB		S S S 0-3 ① K		x 0-0 ②③ L6-3 1-2			x 0-0 P5	3	0	0	0	1	1	3
Larry Doby, L (1, 8) OBP: 0.318, SLG: 0.402		x 0-0 ①② L4-6-3 1-2		S S S 0-3 ② K			x 0-0 ① 3-1		x 0-0 ① F7	4	0	0	0	0	1	4
George Strickland, R (1, 6) OBP: 0.337, SLG: 0.333		S S S 0-3 ③ K		B B B B 4-0 1-2 2-3 BB			x 0-0 2B		x 0-0 ② F5	3	0	1	0	1	1	1
Hank Foiles, R (1, 2) OBP: 0.486, SLG: 0.500			x 0-0 2B	x 0-0 ③ F8			S S S 0-3 ② K		S S S 0-3 ③ K	4	0	1	0	0	2	5
Herb Score, L (1, 1) OBP: 0.111, SLG: 0.111			S S S 0-3 ① K		S S S 0-3 ① K		x 0-0 ③ 5-3			2	0	0	0	0	2	1
Hank Majeski, R (7, PH) OBP: 0.310, SLG: 0.375										1	0	0	0	0	0	1
Art Houtteman, R (7, 1) OBP: 0.429, SLG: 0.333										0	0	0	0	0	0	0
Inning Stats	R: 0 E: 0 K: 1 S: 6 H: 1 LOB: 1 BB: 0 P: 6	R: 0 E: 0 K: 1 S: 4 H: 0 LOB: 0 BB: 1 P: 8	R: 0 E: 0 K: 1 S: 5 H: 1 LOB: 1 BB: 1 P: 9	R: 0 E: 0 K: 2 S: 7 H: 0 LOB: 3 BB: 3 P: 19	R: 0 E: 0 K: 1 S: 5 H: 0 LOB: 0 BB: 0 P: 5	R: 0 E: 0 K: 0 S: 3 H: 1 LOB: 0 BB: 0 P: 3	R: 0 E: 0 K: 1 S: 6 H: 1 LOB: 1 BB: 0 P: 6	R: 0 E: 0 K: 1 S: 5 H: 0 LOB: 1 BB: 1 P: 9	R: 0 E: 1 K: 1 S: 6 H: 0 LOB: 1 BB: 0 P: 6	1B: 2 2B: 2 3B: 0 HR: 0 SF: 0 SAC: 0 DP: 3 HBP: 0						

PITCHER	IP	WLS	BF	H	R	ER	SO	BB	IBB	HBP	BLK	WP	HR	S	P	ERA	WHIP
Mickey McDermott, L (1, 1) ERA: 4.54	9.0	W	35	4	0	0	9	6	0	0	0	1	0	47	71	0.00	1.111

PITCHER	IP	WLS	BF	H	R	ER	SO	BB	IBB	HBP	BLK	WP	HR	S	P	ERA	WHIP

TOP

Cleveland Indians @ Washington Senators

Griffith Stadium, Washington, DC

Thu May 12 1955, 3:33 AM EDT

Att. 9,653 - Unknown

livebaseballscorecards.com

AB	29
R	0
H	4
RBI	0
BB	6
SO	9
LOB	22

WP: 1 PA: 35
PB: 0
SB: 0
CS: 0

BOTTOM

Cleveland Indians @ Washington Senators

Griffith Stadium, Washington, DC

Thu May 12 1955, 3:33 AM EDT

Att. 9,653 - Unknown

livebaseballscorecards.com

Batter	1	2	3	4	5	6	7	8	9	AB	R	H	RBI	BB	SO	LOB
Tom Umphlett, R (1, 9) OBP: 0.345, SLG: 0.354	BBBB 4-0 WP WP 1B BB	x 0-0 ② P9		x 0-0 ③ F4			x 0-0 S 1B			3	1	1	0	1	0	1
Jim Busby, R (1, 8) OBP: 0.357, SLG: 0.505	SSS 0-3 ① K	x 0-0 ③ F8			SSS 0-3 ① K		x 0-0 ③ 1-3 1-2			4	0	0	0	0	2	3
Pete Runnels, L (1, 4) OBP: 0.319, SLG: 0.253	BBBB 4-0 BB WP 1-2 BB		BBB 4-0 S E BB		SSS 0-3 ② K			x 0-0 ① 3-1		2	1	0	0	2	1	0
Mickey Vernon, L (1, 3) OBP: 0.374, SLG: 0.549	x 0-0 BB 1B 1-2 2-H		x 0-0 ① L9 1-2		x 0-0 ③ F7			x 0-0 ② 1-3		4	0	1	1	0	0	1
Roy Sievers, R (1, 7) OBP: 0.292, SLG: 0.291	BBBB 4-0 1-2 2-3 BB		x 0-0 ② F8			SSS 0-3 ① K		BBBB 4-0 1B 2B BB		2	1	0	0	2	1	1
Ed Fitz Gerald, R (1, 2) OBP: 0.342, SLG: 0.348	SSS 0-3 ② K		x 0-0 E6 2-H 1B			x 0-0 ② 4-3		x 0-0 2B 1-3 1B		4	0	2	0	0	1	3
Tony Roig, R (1, 5) OBP: 0.250, SLG: 0.222	SSS 0-3 ③ K		x 0-0 ③ F8			x 0-0 ③ F3		x 0-0 1-3 3-H 2B		4	0	1	1	0	1	4
Bobby Kline, R (1, 6) OBP: 0.260, SLG: 0.234		SSS 0-3 ① K		x 0-0 ① L8			x 0-0 ① L5-3	x 0-0 ③ L4-3		4	0	0	0	0	1	2
Mickey McDermott, L (1, 1) OBP: 0.444, SLG: 0.500		BBB 4-0 BB		x 0-0 ② F7			x 0-0 ② 3-1			2	0	0	0	1	0	0
Inning Stats	R: 1 H: 1 E: 0 LOB: 3 K: 3 BB: 3 S: 10 P: 22	R: 0 H: 0 E: 0 LOB: 1 K: 1 BB: 1 S: 5 P: 9	R: 1 H: 1 E: 1 LOB: 1 K: 0 BB: 1 S: 4 P: 8	R: 0 H: 0 E: 0 LOB: 0 K: 0 BB: 0 S: 3 P: 3	R: 0 H: 0 E: 0 LOB: 0 K: 2 BB: 0 S: 7 P: 7	R: 0 H: 0 E: 0 LOB: 0 K: 1 BB: 0 S: 5 P: 5	R: 0 H: 1 E: 0 LOB: 1 K: 0 BB: 0 S: 4 P: 4	R: 1 H: 2 E: 0 LOB: 2 K: 0 BB: 1 S: 5 P: 9		1B: 4 SF: 0 2B: 1 SAC: 0 3B: 0 DP: 0 HR: 0 HBP: 0						

	AB	29
	R	3
	H	5
	RBI	2
	BB	6
	SO	7
	LOB	15

WP: 2 PA: 35
PB: 0
SB: 2
CS: 0

PITCHER		IP	WLS	BF	H	R	ER	SO	BB	IBB	HBP	BLK	WP	HR	S	P	ERA	WHIP
Herb Score, L ERA: 3.26	(1, 1)	6.0	L	25	2	2	1	7	5	0	0	0	2	0	34	54	1.50	1.167
Art Houtteman, R ERA: 2.7	(7, 1)	2.0		10	3	1	1	0	1	0	0	0	0	0	9	13	4.50	2.000

PITCHER	IP	WLS	BF	H	R	ER	SO	BB	IBB	HBP	BLK	WP	HR	S	P	ERA	WHIP

Cleveland Indians @ Baltimore Orioles

Memorial Stadium, Baltimore, MD

Sun May 15 1955, 3:33 AM EDT

Unknown

TOP

livebaseballscorecards.com

Batter	1	2	3	4	5	6	7	8	9	AB	R	H	RBI	BB	SO	LOB
Al Smith, R (1, 5) (7, 6) OBP: 0.425, SLG: 0.545	6-3		1-2 1B		FC5-4 1-2f			BB 1B 1-2 BB	F8	4	0	1	0	1	0	2
Bobby Avila, R (1, 4) OBP: 0.416, SLG: 0.433	K		K			F7		F8		2	0	0	0	0	2	2
Hank Majeski, R (4, 4) OBP: 0.290, SLG: 0.346										2	0	0	0	0	0	2
Al Rosen, R (1, 3) (7, 5) OBP: 0.352, SLG: 0.417	BB		5-3			6-3		BB 1B 1-2 2-H		3	0	1	1	1	0	2
Ralph Kiner, R (1, 7) OBP: 0.388, SLG: 0.387	K			F5		F5		BB 1-2 2-3		3	0	0	0	1	1	1
Jim Hegan, R (8, PR) OBP: 0.234, SLG: 0.241										0	0	0	0	0	0	0
Bill Wight, L (8, 1)										0	0	0	0	0	0	0
Dave Pope, L (1, 9) OBP: 0.420, SLG: 0.683		G4-6-3 1B		P8			FC3-6 BB	P6		3	0	1	0	1	0	3
Larry Doby, L (1, 8) OBP: 0.304, SLG: 0.384		G4-6-3 1-2f		K			F4	K		4	0	0	0	0	2	5
Sam Dente, R (1, 6)		K			F2		FC3-6 1-2f		1B	2	0	0	0	0	1	0
Dale Mitchell, L (7, PH) (7, 3) OBP: 0.333, SLG: 0.286										2	0	1	0	0	0	1
Hal Naragon, L (1, 2)			BB		1-3		5-3		F8	3	0	0	0	1	0	2
Bob Lemon, L (1, 1) OBP: 0.320, SLG: 0.364			FC4-6 1B 1-2f		BB			S 1B	K	1	0	0	0	1	0	1
Dave Philley, S (8, PH) (8, 7) OBP: 0.600, SLG: 0.600										2	1	1	0	0	1	1
Inning Stats	R: 0 E: 0 K: 2 S: 7 H: 0 LOB: 1 BB: 1 P: 11	R: 0 E: 0 K: 1 S: 5 H: 1 LOB: 0 BB: 0 P: 5	R: 0 E: 0 K: 1 S: 6 H: 1 LOB: 2 BB: 1 P: 10	R: 0 E: 0 K: 1 S: 5 H: 0 LOB: 0 BB: 0 P: 5	R: 0 E: 0 K: 0 S: 3 H: 0 LOB: 1 BB: 1 P: 7	R: 0 E: 0 K: 0 S: 3 H: 0 LOB: 0 BB: 0 P: 3	R: 0 E: 0 K: 0 S: 3 H: 0 LOB: 1 BB: 1 P: 7	R: 1 E: 0 K: 1 S: 7 H: 2 LOB: 3 BB: 2 P: 15	R: 0 E: 0 K: 1 S: 6 H: 1 LOB: 1 BB: 0 P: 6	1B: 5 2B: 0 3B: 0 HR: 0 SF: 0 SAC: 0 DP: 1 HBP: 0							

AB	31
R	1
H	5
RBI	1
BB	6
SO	7
LOB	22

WP: 0 PB: 0 SB: 1 CS: 0 PA: 37

PITCHER		IP	WLS	BF	H	R	ER	SO	BB	IBB	HBP	BLK	WP	HR	S	P	ERA	WHIP
Jim Wilson, R ERA: 3.89	(1, 1)	7.1	W	30	4	1	1	5	5	0	0	0	0	0	35	55	1.23	1.227
Ray Moore, R ERA: 3.16	(8, 1)	1.2	S	7	1	0	0	2	1	0	0	0	0	0	10	14	0.00	1.200

PITCHER		IP	WLS	BF	H	R	ER	SO	BB	IBB	HBP	BLK	WP	HR	S	P	ERA	WHIP

Cleveland Indians @ Baltimore Orioles

Memorial Stadium, Baltimore, MD

Sun May 15 1955, 3:33 AM EDT

Unknown

livebaseballscorecards.com

BOTTOM

Batter	1	2	3	4	5	6	7	8	9	AB	R	H	RBI	BB	SO	LOB
Billy Cox, R (1, 5) OBP: 0.259, SLG: 0.273	F2	F6			F8		CS, 1B 3-H			4	0	1	1	0	0	2
Eddie Waitkus, L (1, 3) OBP: 0.405, SLG: 0.389	F7		FC5-4, 1B		F4		1-6-3 1-2			4	0	1	0	0	0	1
Chuck Diering, R (1, 8) OBP: 0.295, SLG: 0.351	5-3		FC5-4, FC6-4 1-2f		F8			K		4	0	0	0	0	1	1
Gene Woodling, L (1, 9) OBP: 0.333, SLG: 0.362		HR	FC6-4, 1B 1-2f, 1B			BB		1-3		3	2	1	1	1	0	1
Gil Coan, L (1, 7) OBP: 0.388, SLG: 0.400 Hoot Evers, R (8, PH) OBP: 0.389, SLG: 0.636 (9, 7)	4-3	1B 1-2, 1B			F8			4-3		3 1	0 0	1 0	0 0	0 0	0 0	1 0
Hal Smith, R (1, 2) OBP: 0.360, SLG: 0.430	1B, 1B	CS 1-3 2-H			F3					3	1	2	1	0	0	1
Bobby Young, L (1, 4) OBP: 0.286, SLG: 0.246	1-3 1B	CS 1-2		F8	F2					3	0	1	0	0	0	1
Willy Miranda, S (1, 6) OBP: 0.306, SLG: 0.337	1-2 3-H, 1B			1-3			SH2-4, 1B 2B			3	1	2	1	0	0	0
Jim Wilson, R (1, 1) OBP: 0.286, SLG: 0.231 Ray Moore, R (8, 1) OBP: 0.375, SLG: 0.286	F2			K			SH2-4 2-3			2 0	0 0	0 0	0 0	0 0	1 0	2 0
Inning Stats	R: 0 E: 0 K: 0 S: 3	R: 2 E: 0 K: 0 S: 7	R: 1 E: 0 K: 0 S: 5	R: 0 E: 0 K: 1 S: 5	R: 0 E: 0 K: 0 S: 3	R: 0 E: 0 K: 0 S: 3	R: 1 E: 0 K: 0 S: 4	R: 0 E: 0 K: 1 S: 5		1B: 7 2B: 1 3B: 0 HR: 1	SF: 0 SAC: 1 DP: 0 HBP: 0					
	H: 0 LOB: 0 BB: 0 P: 3	H: 4 LOB: 2 BB: 0 P: 7	H: 3 LOB: 1 BB: 0 P: 5	H: 0 LOB: 0 BB: 0 P: 5	H: 0 LOB: 0 BB: 0 P: 3	H: 0 LOB: 1 BB: 1 P: 7	H: 2 LOB: 0 BB: 0 P: 4	H: 0 LOB: 0 BB: 0 P: 5								

	AB	30
	R	4
	H	9
	RBI	4
	BB	1
	SO	2
	LOB	10

WP: 0 PA: 33
PB: 0
SB: 0
CS: 2

PITCHER		IP	WLS	BF	H	R	ER	SO	BB	IBB	HBP	BLK	WP	HR	S	P	ERA	WHIP
Bob Lemon, R ERA: 3.86	(1, 1)	7.0	L	29	9	4	4	1	1	0	0	0	0	1	30	34	5.14	1.429
Bill Wight, L ERA:	(8, 1)	1.0		3	0	0	0	1	0	0	0	0	0	0	5	5	0.00	0.000

PITCHER	IP	WLS	BF	H	R	ER	SO	BB	IBB	HBP	BLK	WP	HR	S	P	ERA	WHIP

Cleveland Indians @ Baltimore Orioles

Memorial Stadium, Baltimore, MD

Sun May 15 1955, 3:38 AM EDT

Att. 34,109 - Unknown

TOP

livebaseballscorecards.com

Batter	1	2	3	4	5	6	7	8	9	AB	R	H	RBI	BB	SO	LOB
Al Smith, R (1, 9) (1, 5) OBP: 0.417, SLG: 0.526	F2	F8			L5		5-3		BB 1-2	4	0	0	0	1	0	1
Dave Pope, L (1, 7) OBP: 0.436, SLG: 0.667	BB 2B		P1-3		2-3 1B			1-5-3 2B 1B	K	4	2	2	0	1	1	2
Vic Wertz, L (1, 3) OBP: 0.373, SLG: 0.419	1-H 1B 2B		G4-6-3 BB		SF7 3-H			1-5-3 1-2	FC5 2-3f	3	1	1	2	1	0	3
Al Rosen, R (1, 5) OBP: 0.358, SLG: 0.417	1B BB		G4-6-3 1-2f		4-3			2-H 2B		0	0	0	0	1	0	0
Dave Philley, S (1, PR) (1, 9) OBP: 0.500, SLG: 0.625										3	1	1	1	0	0	2
Larry Doby, L (1, 8) OBP: 0.302, SLG: 0.389	F7			1-3		F3		1-3 2-H 2B		4	0	1	1	0	0	2
Hank Majeski, R (1, 4) OBP: 0.286, SLG: 0.333	1-2 2-H FC6-4 1B			E5 4-3		F6		1-3 2-3		4	0	1	1	0	0	1
Sam Dente, R (1, 6)	FC6-4 1-2f			4-3 2-3		K		K		4	0	0	0	0	2	4
Jim Hegan, R (1, 2) OBP: 0.221, SLG: 0.224		K		1-3			F7		F3	4	0	0	0	0	1	1
Mike Garcia, R (1, 1) OBP: 0.389, SLG: 0.375		F6			1B SF7 2B		F6		FC5 WP 1B	4	1	2	0	0	0	0
Inning Stats	R: 2 E: 0 K: 0 S: 5 H: 2 LOB: 2 BB: 2 P: 13	R: 0 E: 0 K: 1 S: 5 H: 0 LOB: 0 BB: 0 P: 5	R: 0 E: 0 K: 0 S: 2 H: 0 LOB: 0 BB: 1 P: 6	R: 0 E: 1 K: 0 S: 4 H: 0 LOB: 1 BB: 0 P: 4	R: 1 E: 0 K: 0 S: 5 H: 2 LOB: 1 BB: 0 P: 5	R: 0 E: 0 K: 1 S: 5 H: 0 LOB: 0 BB: 0 P: 5	R: 0 E: 0 K: 0 S: 3 H: 0 LOB: 0 BB: 0 P: 3	R: 2 E: 0 K: 1 S: 8 H: 3 LOB: 1 BB: 0 P: 8	R: 0 E: 0 K: 1 S: 6 H: 1 LOB: 2 BB: 1 P: 10	1B: 4 2B: 4 3B: 0 HR: 0 SF: 1 SAC: 0 DP: 1 HBP: 0							

	AB	34
	R	5
	H	8
	RBI	5
	BB	4
	SO	4
	LOB	16

WP: 1 PB: 0 SB: 0 CS: 0 PA: 39

PITCHER		IP	WLS	BF	H	R	ER	SO	BB	IBB	HBP	BLK	WP	HR	S	P	ERA	WHIP
Bob Kuzava, L (1, 1) ERA: 4.5		0.2	L	6	2	2	2	0	2	0	0	0	0	0	4	12	27.00	6.000
Harry Byrd, R (1, 1) ERA: 3.66		6.2		26	5	3	3	2	1	0	0	0	0	0	29	33	4.05	0.900
Lou Kretlow, R (8, 1) ERA: 8.36		0.2		2	0	0	0	1	0	0	0	0	0	0	4	4	0.00	0.000
Don Johnson, R (9, 1) ERA: 8.56		1.0		5	1	0	0	1	1	0	0	0	1	0	6	10	0.00	2.000

PITCHER	IP	WLS	BF	H	R	ER	SO	BB	IBB	HBP	BLK	WP	HR	S	P	ERA	WHIP

Batter	1	2	3	4	5	6	7	8	9	AB	R	H	RBI	BB	SO	LOB
Billy Cox, R (1, 5) OBP: 0.250, SLG: 0.262	F3			K2-3		L8		F9		4	0	0	0	0	1	0
Eddie Waitkus, L (1, 3) OBP: 0.391, SLG: 0.375	K			1B		3-1		4-3		4	0	1	0	0	1	0
Chuck Diering, R (1, 8) OBP: 0.293, SLG: 0.346	F4			F9		K			4-3	4	0	1	0	0	1	1
Gene Woodling, L (1, 9) OBP: 0.341, SLG: 0.370		G6-4-3		1-2 1B			F2		4-3	4	0	2	0	0	0	1
Gil Coan, L (1, 7) OBP: 0.380, SLG: 0.391		K		F5			1B		F6	4	0	1	0	0	1	4
Les Moss, R (1, 2) OBP: 0.357, SLG: 0.487		G6-4-3 1-2f			F9		F4		P7	4	0	0	0	0	0	3
Bobby Young, L (1, 4) OBP: 0.288, SLG: 0.250		1-3			K		1-2 1B			3	0	1	0	0	1	0
Willy Miranda, S (1, 6) OBP: 0.310, SLG: 0.341		F3			1B		F4			2	0	1	0	0	0	0
Hal Smith, R (7, PH) OBP: 0.356, SLG: 0.425										1	0	0	0	0	0	2
Fred Marsh, R (8, 6) OBP: 0.385, SLG: 0.273										0	0	0	0	0	0	0
Bob Kuzava, S (1, 1)		5-3			K			F8		0	0	0	0	0	0	0
Harry Byrd, R (1, 1) OBP: 0.083, SLG: 0.083										2	0	0	0	0	1	1
Lou Kretlow, R (8, 1) OBP: 0.111, SLG: 0.111										0	0	0	0	0	0	0
Cal Abrams, L (8, PH) OBP: 0.344, SLG: 0.087										1	0	0	0	0	0	0
Don Johnson, R (9, 1)										0	0	0	0	0	0	0
Inning Stats	R: 0 E: 0 K: 1 S: 5 H: 0 LOB: 0 BB: 0 P: 5	R: 0 E: 0 K: 1 S: 5 H: 1 LOB: 0 BB: 0 P: 5	R: 0 E: 0 K: 0 S: 3 H: 0 LOB: 0 BB: 0 P: 3	R: 0 E: 0 K: 1 S: 7 H: 2 LOB: 2 BB: 0 P: 7	R: 0 E: 0 K: 2 S: 8 H: 1 LOB: 1 BB: 0 P: 8	R: 0 E: 0 K: 1 S: 5 H: 0 LOB: 0 BB: 0 P: 5	R: 0 E: 0 K: 0 S: 5 H: 2 LOB: 2 BB: 0 P: 5	R: 0 E: 0 K: 0 S: 3 H: 0 LOB: 0 BB: 0 P: 3	R: 0 E: 0 K: 0 S: 4 H: 1 LOB: 1 BB: 0 P: 4	1B: 7 2B: 0 3B: 0 HR: 0 SF: 0 SAC: 0 DP: 1 HBP: 0						

PITCHER	IP	WLS	BF	H	R	ER	SO	BB	IBB	HBP	BLK	WP	HR	S	P	ERA	WHIP
Mike Garcia, R (1, 1) ERA: 3.46	9.0	W	33	7	0	0	6	0	0	0	0	0	0	45	45	0.00	0.778

PITCHER	IP	WLS	BF	H	R	ER	SO	BB	IBB	HBP	BLK	WP	HR	S	P	ERA	WHIP

BOTTOM

Cleveland Indians @ Baltimore Orioles

Memorial Stadium, Baltimore, MD

Sun May 15 1955, 3:38 AM EDT

Att. 34,109 - Unknown

livebaseballscorecards.com

AB	33
R	0
H	7
RBI	0
BB	0
SO	6
LOB	12

WP: 0 PA: 33
PB: 0
SB: 0
CS: 0

Cleveland Indians @ Boston Red Sox

Fenway Park, Boston, MA

Tue May 17 1955, 3:33 AM EDT

Att. 4,646 - Unknown

TOP

livebaseballscorecards.com

Batter	1	2	3	4	5	6	7	8	9	AB	R	H	RBI	BB	SO	LOB
Al Smith, R (1, 5) OBP: 0.406, SLG: 0.508	F8		F8		E6 1B 3-H		F6			4	0	0	0	0	0	1
Hank Majeski, R (1, 4) OBP: 0.308, SLG: 0.353	1B			F8 1-2	1B			F5		4	0	2	0	0	0	0
Vic Wertz, L (1, 3) OBP: 0.354, SLG: 0.394	F9			F4	F7			F7		4	0	0	0	0	0	3
Ralph Kiner, R (1, 7) OBP: 0.376, SLG: 0.371	F3			F6		F2		F3		4	0	0	0	0	0	1
Dave Pope, L (1, 9) OBP: 0.441, SLG: 0.673		P4			1B 1B 2B	SSS K			1B 1B	4	1	2	0	0	1	0
Larry Doby, L (1, 8) OBP: 0.310, SLG: 0.394		G3			E 1B G6-4-3 2-3 1B	SSS K			1-3 1B	4	1	2	0	0	1	0
Sam Dente, R (1, 6) OBP: 0.158, SLG: 0.111		F9			G6-4-3 E E 1-2 3-H 1B		G4-6-3 BB 1B		F4	4	1	2	1	0	0	2
Jim Hegan, R (1, 2) OBP: 0.222, SLG: 0.213			F6		E4 G6-4-3 1-2 2-3		BBBB 4-0 G4-6-3 1-2 BB		SSS 0-3 K	3	0	0	0	1	1	4
Early Wynn, S (1, 1) OBP: 0.188, SLG: 0.200			SSS 0-3 K		0-0 G6-4-3 1-2f 2-3 3-H		0-0 G4-6-3 1-2f 2-3		0-0 F6	2	0	0	0	0	1	2
Ray Narleski, R (6, 1) OBP: 0.500, SLG: 0.500										0	0	0	0	0	0	0
Hank Foiles, R (7, PH) OBP: 0.486, SLG: 0.500										0	0	0	0	0	0	0
Dale Mitchell, L (7, PH) OBP: 0.300, SLG: 0.250										1	0	0	0	0	0	2
Don Mossi, L (7, 1)										0	0	0	0	0	0	0
Art Houtteman, R (7, 1) OBP: 0.429, SLG: 0.333										0	0	0	0	0	0	0
Bill Wight, L (8, 1)										0	0	0	0	0	0	0
Bob Lemon, L (9, PH) OBP: 0.308, SLG: 0.348										1	0	0	0	0	0	2
Inning Stats	R: 0 E: 0 K: 0 S: 4 H: 1 LOB: 1 BB: 0 P: 4	R: 0 E: 0 K: 0 S: 3 H: 0 LOB: 0 BB: 0 P: 3	R: 0 E: 0 K: 1 S: 5 H: 0 LOB: 0 BB: 0 P: 5	R: 0 E: 0 K: 0 S: 3 H: 0 LOB: 0 BB: 0 P: 3	R: 3 E: 2 K: 0 S: 8 H: 4 LOB: 2 BB: 0 P: 8	R: 0 E: 0 K: 2 S: 7 H: 0 LOB: 0 BB: 0 P: 7	R: 0 E: 0 K: 0 S: 3 H: 1 LOB: 1 BB: 1 P: 7	R: 0 E: 0 K: 0 S: 3 H: 0 LOB: 0 BB: 0 P: 3	R: 0 E: 0 K: 1 S: 7 H: 2 LOB: 2 BB: 0 P: 7	1B: 7 2B: 1 3B: 0 HR: 0 SF: 0 SAC: 0 DP: 2 HBP: 0	WP: 0 PB: 0 SB: 0 CS: 0 PA: 36					

	AB	35
	R	3
	H	8
	RBI	1
	BB	1
	SO	4
	LOB	17

PITCHER		IP	WLS	BF	H	R	ER	SO	BB	IBB	HBP	BLK	WP	HR	S	P	ERA	WHIP
Bill Henry, L ERA: 1.93	(1, 1)	6.0	W	26	6	3	1	3	1	0	0	0	0	0	31	35	1.50	1.167
Ellis Kinder, R ERA: 1.72	(7, 1)	3.0	S	10	2	0	0	1	0	0	0	0	0	0	12	12	0.00	0.667

PITCHER	IP	WLS	BF	H	R	ER	SO	BB	IBB	HBP	BLK	WP	HR	S	P	ERA	WHIP

Batter	1	2	3	4	5	6	7	8	9	AB	R	H	RBI	BB	SO	LOB
Billy Goodman, L (1, 4) OBP: 0.362, SLG: 0.339	FC4-6 1B		2B SF8 BB		F4		SH 1B BB			3	2	1	0	2	0	2
Gene Stephens, L (1, 7) OBP: 0.457, SLG: 0.600	FC4-6 BB 1-2f		1-3 2B		HR 3B		SH 1B E 1-2	L3		4	2	2	0	0	0	1
Norm Zauchin, R (1, 3) OBP: 0.313, SLG: 0.333	BB 1-2		SF8 3-H		HR BB		E 2B 1B 1-2 2-H	S WP 1B		2	2	2	2	2	0	0
Jackie Jensen, R (1, 9) OBP: 0.321, SLG: 0.528	K		F8		1-H HR 3-H		E5 2B 1-3 2-H	S BB 1-2		4	2	1	3	1	1	4
Eddie Joost, R (1, 6) OBP: 0.341, SLG: 0.429	F8			F5	HR		F6	F1 1-2 2-3		5	1	1	1	0	0	6
Sammy White, R (1, 2) OBP: 0.283, SLG: 0.333		F7		F6	F8		F6	IBB		4	0	0	0	1	0	2
Billy Klaus, L (1, 5) OBP: 0.361, SLG: 0.396		P9		1B		F6	BB PB 2B 2-H 3-H	F8		5	1	2	2	0	0	3
Karl Olson, R (1, 8) OBP: 0.182, SLG: 0.300		K		F8		K	BB			3	0	0	0	1	2	1
Bill Henry, L (1, 1) Ellis Kinder, R (7, 1) OBP: 0.667, SLG: 0.500			G3		G3	K	BB 1-2 2-3			3 0	0 0	0 0	0 0	0 1	1 0	0 0
Inning Stats	R: 0 E: 0 K: 1 S: 6 H: 1 LOB: 2 BB: 1 P: 10	R: 0 E: 0 K: 1 S: 5 H: 0 LOB: 0 BB: 0 P: 5	R: 1 E: 0 K: 0 S: 4 H: 1 LOB: 1 BB: 1 P: 8	R: 0 E: 0 K: 0 S: 4 H: 1 LOB: 1 BB: 0 P: 4	R: 4 E: 0 K: 0 S: 6 H: 3 LOB: 0 BB: 1 P: 10	R: 0 E: 0 K: 2 S: 7 H: 0 LOB: 0 BB: 0 P: 7	R: 5 E: 2 K: 0 S: 7 H: 2 LOB: 2 BB: 3 P: 19	R: 0 E: 0 K: 0 S: 4 H: 1 LOB: 3 BB: 2 P: 12		1B: 4 2B: 2 3B: 1 HR: 2 SF: 1 SAC: 1 DP: 0 HBP: 0						

PITCHER		IP	WLS	BF	H	R	ER	SO	BB	IBB	HBP	BLK	WP	HR	S	P	ERA	WHIP
Early Wynn, R ERA: 4.12	(1, 1)	5.0	L	24	6	5	5	2	3	0	0	0	0	2	25	37	9.00	1.800
Ray Narleski, R ERA: 7.3	(6, 1)	1.0		3	0	0	0	2	0	0	0	0	0	0	7	7	0.00	0.000
Don Mossi, L ERA: 0.82	(7, 1)	0.0		3	1	3	1	0	1	0	0	0	0	0	2	6	∞	∞
Art Houtteman, R ERA: 2.59	(7, 1)	1.0		7	1	2	0	0	2	0	0	0	0	0	5	13	0.00	3.000
Bill Wight, L ERA:	(8, 1)	1.0		6	1	0	0	0	1	1	0	0	1	0	4	12	0.00	2.000

PITCHER	IP	WLS	BF	H	R	ER	SO	BB	IBB	HBP	BLK	WP	HR	S	P	ERA	WHIP

BOTTOM

Cleveland Indians @ Boston Red Sox

Fenway Park, Boston, MA

Tue May 17 1955, 3:33 AM EDT

Att. 4,646 - Unknown

livebaseballscorecards.com

AB	33
R	10
H	9
RBI	8
BB	8
SO	4
LOB	19

Cleveland Indians @ Boston Red Sox

Fenway Park, Boston, MA

Wed May 18 1955, 3:33 AM EDT

Att. 11,490 - Unknown

TOP

livebaseballscorecards.com

Batter	1	2	3	4	5	6	7	8	9	AB	R	H	RBI	BB	SO	LOB
Al Smith, R (1, 5) OBP: 0.413, SLG: 0.512	F6		F6		1B; HR	F4	1-3, 2-H, 3-H: 1B		FC6-4; 1-2: 1B	7	2	4	3	0	0	1
Bobby Avila, R (1, 4) OBP: 0.419, SLG: 0.430 Hank Majeski, R (6, 4) OBP: 0.333, SLG: 0.444	F4		F6		HBP; SF8; 1B; HR		HR	BB; FC6-4	FC6-4; 1-2f	3 2	2 1	1 1	0 1	1 1	0 0	0 2
Vic Wertz, L (1, 3) OBP: 0.369, SLG: 0.443 Dale Mitchell, L (7, 3) OBP: 0.273, SLG: 0.222	K			3-1; E; 1B	HBP; 1B; HR		BB; 1B; 2B	FC6-4; 1-2f: 1B		4 1	3 0	2 0	5 0	1 0	1 0	0 1
Larry Doby, L (1, 8) OBP: 0.320, SLG: 0.396 Ralph Kiner, R (5, PH) OBP: 0.391, SLG: 0.420 (5, 7)		K		E; 1B	HBP; HR		2B; 1-2: 1B	1-2: 1B		2 3	2 2	1 3	0 1	0 0	1 0	0 0
Dave Pope, L (1, 7) OBP: 0.446, SLG: 0.679 (5, 8)	1B; F6			P6; 1-3: 1B	SF8; 3-H; BB		1B; 1-3, 2-H: 2B	P4		4	3	2	2	1	0	3
Dave Philley, S (1, 9) OBP: 0.500, SLG: 0.692	1-3: 1B			1B; IBB	E4; 1-H, 2-H: 3B; P6		F4	F7		5	1	2	2	1	0	5
Sam Dente, R (1, 6) OBP: 0.280, SLG: 0.143	F6; 3-H			FC6-4; 1-3, 2-H, 3-H: 1B	FC1-5; PB; BB	F8	1B; BB		FC5-4; BB	3	1	1	3	3	0	1
Hank Foiles, R (1, 2) OBP: 0.488, SLG: 0.516	F1			K	1-2: FC1-5; 1B; BB	SH5; 2B	1-2, 2-3, 3-H: 1B		FC5-4; 1-2f: 1B	5	1	2	1	1	1	4
Herb Score, L (1, 1) OBP: 0.087, SLG: 0.087			K	FC6-4; 1-2f	1-2, 2-3f: FC1-5; 1B; HR	2-3: SH5	K		F5	5	1	0	0	0	2	8

Inning Stats									
	R: 0 E: 0 K: 1 S: 5	H: 0 LOB: 0 BB: 0 P: 5	R: 1 E: 0 K: 1 S: 7	H: 2 LOB: 1 BB: 0 P: 7	R: 0 E: 0 K: 1 S: 5	H: 0 LOB: 0 BB: 0 P: 5	R: 2 E: 1 K: 1 S: 8	H: 2 LOB: 2 BB: 1 P: 12	R: 11 E: 1 K: 0 S: 10	H: 7 LOB: 1 BB: 4 P: 27	R: 0 E: 0 K: 0 S: 4	H: 1 LOB: 1 BB: 0 P: 4	R: 5 E: 0 K: 1 S: 9	H: 5 LOB: 3 BB: 2 P: 17	R: 0 E: 0 K: 0 S: 4	H: 1 LOB: 2 BB: 1 P: 8	R: 0 E: 0 K: 0 S: 4	H: 1 LOB: 2 BB: 1 P: 8	1B: 13 2B: 2 3B: 1 HR: 3	SF: 1 SAC: 1 DP: 0 HBP: 1	WP: 0 PB: 1 SB: 0 CS: 0	PA: 56

PITCHER		IP	WLS	BF	H	R	ER	SO	BB	IBB	HBP	BLK	WP	HR	S	P	ERA	WHIP
Willard Nixon, R ERA: 4.06	(1, 1)	4.1	L	25	8	9	8	4	1	1	1	0	0	0	30	39	16.61	2.077
Russ Kemmerer, R ERA: 7.71	(5, 1)	0.1		7	3	5	5	0	3	0	0	0	0	2	4	16	135.00	18.000
Dick Brodowski, R ERA: 9.0	(5, 1)	4.1		24	8	5	5	1	4	0	0	0	0	1	22	38	10.38	2.769

PITCHER	IP	WLS	BF	H	R	ER	SO	BB	IBB	HBP	BLK	WP	HR	S	P	ERA	WHIP

AB	44
R	19
H	19
RBI	18
BB	9
SO	5
LOB	25

BOTTOM

Cleveland Indians @ Boston Red Sox

Fenway Park, Boston, MA

Wed May 18 1955, 3:33 AM EDT

Att. 11,490 - Unknown

livebaseballscorecards.com

Batter	1	2	3	4	5	6	7	8	9	AB	R	H	RBI	BB	SO	LOB
Billy Goodman, L (1, 4) OBP: 0.359, SLG: 0.336	F6		K			P8		1B		4	0	1	0	0	1	1
Eddie Joost, R (1, 6) OBP: 0.326, SLG: 0.405	F6			K		F7		1-2 1B		2	0	0	0	0	1	0
Ted Lepcio, R (6, 5) OBP: 0.318, SLG: 0.481										2	0	1	0	0	0	0
Norm Zauchin, R (1, 3) OBP: 0.324, SLG: 0.322	F4			BB		FC5-4 BB		K		2	0	0	0	2	1	2
Jackie Jensen, R (1, 9) OBP: 0.312, SLG: 0.512		P7		K		FC5-4 1-2f			P8	4	0	0	0	0	1	2
Sam Mele, R (1, 7) OBP: 0.111, SLG: 0.185		K		K			F4		F9	4	0	0	0	0	2	1
Sammy White, R (1, 2) OBP: 0.282, SLG: 0.338		P7			2B		F7		P8	4	0	1	0	0	0	0
Billy Klaus, L (1, 5) OBP: 0.344, SLG: 0.375 (6, 6)			K		K		F2			3	0	0	0	0	2	1
Karl Olson, R (1, 8) OBP: 0.143, SLG: 0.231			F3		P8			P8		3	0	0	0	0	0	1
Willard Nixon, L (1, 1) OBP: 0.211, SLG: 0.235										0	0	0	0	1	0	0
Russ Kemmerer, R (5, 1)			BB		F4			K		0	0	0	0	0	0	0
Dick Brodowski, R (5, 1)										2	0	0	0	0	1	1
Inning Stats	R: 0 E: 0 K: 0 S: 3 H: 0 LOB: 0 BB: 0 P: 3	R: 0 E: 0 K: 1 S: 5 H: 0 LOB: 0 BB: 0 P: 5	R: 0 E: 0 K: 2 S: 7 H: 0 LOB: 1 BB: 1 P: 11	R: 0 E: 0 K: 3 S: 9 H: 0 LOB: 1 BB: 1 P: 13	R: 0 E: 0 K: 1 S: 6 H: 1 LOB: 1 BB: 0 P: 6	R: 0 E: 0 K: 0 S: 3 H: 0 LOB: 1 BB: 1 P: 7	R: 0 E: 0 K: 0 S: 3 H: 0 LOB: 0 BB: 0 P: 3	R: 0 E: 0 K: 2 S: 9 H: 2 LOB: 2 BB: 0 P: 9	R: 0 E: 0 K: 0 S: 3 H: 0 LOB: 0 BB: 0 P: 3	1B: 2 2B: 1 3B: 0 HR: 0	SF: 0 SAC: 0 DP: 0 HBP: 0						

	AB	30
	R	0
	H	3
	RBI	0
	BB	3
	SO	9
	LOB	9

WP: 0 PB: 0 SB: 0 CS: 0 PA: 33

PITCHER	IP	WLS	BF	H	R	ER	SO	BB	IBB	HBP	BLK	WP	HR	S	P	ERA	WHIP
Herb Score, L (1, 1) ERA: 2.73	9.0	W	33	3	0	0	9	3	0	0	0	0	0	48	60	0.00	0.667

PITCHER	IP	WLS	BF	H	R	ER	SO	BB	IBB	HBP	BLK	WP	HR	S	P	ERA	WHIP

Cleveland Indians @ Detroit Tigers

Briggs Stadium, Detroit, MI

Fri May 20 1955, 4:33 AM EDT

Att. 50,004 - Unknown

TOP

livebaseballscorecards.com

Batter	1	2	3	4	5	6	7	8	9	AB	R	H	RBI	BB	SO	LOB
Al Smith, R (1, 5) OBP: 0.419, SLG: 0.538	HR		F7		1B		1B		5-3	5	3	3	1	0	0	0
Bobby Avila, R (1, 4) OBP: 0.418, SLG: 0.438	F8		1B		L9-2-6 1-3 2B		1-3 1-2		6-3	5	0	2	0	0	0	1
Vic Wertz, L (1, 3) OBP: 0.360, SLG: 0.427	L3		F8		L9-2-6 2-2		E 2-3 1B		4-3	5	0	1	0	0	0	3
Ralph Kiner, R (1, 7) OBP: 0.394, SLG: 0.427	6-3			1B 2B	BB 1B		E5 1-2 3-H			3	1	1	1	1	0	1
Larry Doby, L (1, 8) OBP: 0.327, SLG: 0.394		K		BB 1B	1-2 3-H 1B		L9			3	0	1	1	1	1	2
Dave Pope, L (1, 9) OBP: 0.449, SLG: 0.684		2B		BB 1-3 2-H 1B	P3		L8			4	0	2	1	0	0	4
Sam Dente, R (1, 6) OBP: 0.276, SLG: 0.125		FC5-4 BB		L9		4-3		1-3		3	0	0	0	1	0	2
Hank Foiles, R (1, 2) OBP: 0.467, SLG: 0.471		FC5-4 1-2f		L3 1-2 BB		5-3		5-3		3	0	0	0	1	0	1
Bob Lemon, L (1, 1) OBP: 0.296, SLG: 0.333 Don Mossi, L (3, 1) Hank Majeski, R (4, PH) OBP: 0.333, SLG: 0.444 Dale Mitchell, L (4, PH) OBP: 0.250, SLG: 0.200 Ray Narleski, R (4, 1) OBP: 0.333, SLG: 0.333 Art Houtteman, R (7, 1) OBP: 0.375, SLG: 0.286			4-3	L3 1-2		6-3		5-3		1 0 0 1 1 1	0 0 0 0 0 0	0 0 0 0 0 0	0 0 0 0 0 0	0 0 0 0 0 0	0 0 0 0 0 0	0 0 0 3 0 0
Inning Stats	R: 1 E: 0 K: 0 S: 4 H: 1 LOB: 0 BB: 0 P: 4	R: 0 E: 0 K: 1 S: 5 H: 1 LOB: 1 BB: 1 P: 9	R: 0 E: 0 K: 0 S: 4 H: 1 LOB: 1 BB: 0 P: 4	R: 1 E: 0 K: 0 S: 4 H: 2 LOB: 2 BB: 2 P: 12	R: 1 E: 0 K: 0 S: 5 H: 3 LOB: 2 BB: 1 P: 9	R: 0 E: 0 K: 0 S: 3 H: 0 LOB: 0 BB: 0 P: 3	R: 1 E: 1 K: 0 S: 6 H: 2 LOB: 2 BB: 0 P: 6	R: 0 E: 0 K: 0 S: 3 H: 0 LOB: 0 BB: 0 P: 3	R: 0 E: 0 K: 0 S: 3 H: 0 LOB: 0 BB: 0 P: 3	1B: 6 2B: 5 3B: 0 HR: 1 SF: 0 SAC: 0 DP: 2 HBP: 0						

	AB	35
	R	4
	H	10
	RBI	4
	BB	4
	SO	1
	LOB	17

WP: 0 PB: 0 SB: 0 CS: 0 PA: 39

PITCHER		IP	WLS	BF	H	R	ER	SO	BB	IBB	HBP	BLK	WP	HR	S	P	ERA	WHIP
Billy Hoeft, L ERA: 3.08	(1, 1)	3.1		17	5	2	2	1	3	0	0	0	0	1	16	28	5.40	2.400
Leo Cristante, R ERA: 3.0	(4, 1)	0.2		3	2	1	1	0	0	0	0	0	0	0	3	3	13.50	3.000
Al Aber, L ERA: 2.35	(5, 1)	5.0	W	19	3	1	1	0	1	0	0	0	0	0	18	22	1.80	0.800

PITCHER	IP	WLS	BF	H	R	ER	SO	BB	IBB	HBP	BLK	WP	HR	S	P	ERA	WHIP

Batter	1	2	3	4	5	6	7	8	9	AB	R	H	RBI	BB	SO	LOB
Harvey Kuenn, R (1, 6) OBP: 0.418, SLG: 0.507	P9		F3	4-3			BB SH SF7 BB	2-3 1B 1B		4	2	1	0	1	0	1
Bill Tuttle, R (1, 8) OBP: 0.381, SLG: 0.342	6-3		1B 2B		6-3		SH BB 1B	2-3		4	2	1	0	0	0	1
Al Kaline, R (1, 9) OBP: 0.460, SLG: 0.643	L1-3		BB BB 1B		K		L4	E 1B		5	0	2	3	0	1	2
Ferris Fain, L (1, 3) OBP: 0.462, SLG: 0.337		2B SF8 1B	BB BB		F5		1B 2B BB	P9		3	2	1	0	2	0	1
Jim Delsing, L (1, 7) OBP: 0.336, SLG: 0.465		SF8 1B 2B	BB			P9	SF7	K		3	1	1	1	1	1	2
Fred Hatfield, L (1, 5) OBP: 0.336, SLG: 0.371		SF8	F4			HR	2B 1B	1-3		4	2	2	3	0	0	5
Red Wilson, R (1, 2) OBP: 0.292, SLG: 0.339		G6-4-3 1B	F3			1B	1B 2B			4	1	3	2	0	0	3
Harry Malmberg, R (1, 4) OBP: 0.290, SLG: 0.250		G6-4-3		6-3		F2	2B 1B			4	0	1	2	0	0	2
Billy Hoeft, L (1, 1) Leo Cristante, R (4, 1) Al Aber, L (5, 1)			2B 1B BB	K		K	4-3			0 1 0 0 1 0 0 1 0 0 0 0 1 0 2 0 0 0 0 1 2						
Inning Stats	R: 0 E: 0 K: 0 S: 3 H: 0 LOB: 0 BB: 0 P: 3	R: 2 E: 0 K: 0 S: 5 H: 3 LOB: 0 BB: 0 P: 5	R: 2 E: 0 K: 0 S: 5 H: 2 LOB: 3 BB: 3 P: 17	R: 0 E: 0 K: 1 S: 5 H: 0 LOB: 0 BB: 0 P: 5	R: 0 E: 0 K: 1 S: 5 H: 0 LOB: 0 BB: 0 P: 5	R: 1 E: 0 K: 1 S: 7 H: 2 LOB: 1 BB: 0 P: 7	R: 5 E: 1 K: 0 S: 7 H: 3 LOB: 1 BB: 2 P: 15	R: 1 E: 1 K: 1 S: 8 H: 2 LOB: 2 BB: 0 P: 8		1B: 8 2B: 3 3B: 0 HR: 1	SF: 2 SAC: 1 DP: 1 HBP: 0					

PITCHER		IP	WLS	BF	H	R	ER	SO	BB	IBB	HBP	BLK	WP	HR	S	P	ERA	WHIP
Bob Lemon, R ERA: 4.26	(1, 1)	2.1	L	13	5	4	4	0	2	0	0	0	0	0	11	19	15.43	3.000
Don Mossi, L ERA: 0.77	(3, 1)	0.2		3	0	0	0	0	1	0	0	0	0	0	2	6	0.00	1.500
Ray Narleski, R ERA: 6.19	(4, 1)	3.2		18	4	6	1	3	2	0	0	0	0	1	22	30	2.46	1.636
Art Houtteman, R ERA: 2.81	(7, 1)	1.1		8	3	1	1	1	0	0	0	0	0	0	10	10	6.75	2.250

PITCHER	IP	WLS	BF	H	R	ER	SO	BB	IBB	HBP	BLK	WP	HR	S	P	ERA	WHIP

BOTTOM

Cleveland Indians @ Detroit Tigers

Briggs Stadium, Detroit, MI

Fri May 20 1955, 4:33 AM EDT

Att. 50,004 - Unknown

livebaseballscorecards.com

AB	34
R	11
H	12
RBI	11
BB	5
SO	4
LOB	19

WP: 0 PA: 42
PB: 0
SB: 0
CS: 0

Cleveland Indians @ Detroit Tigers

Briggs Stadium, Detroit, MI

Sat May 21 1955, 4:33 AM EDT

Att. 17,734 - Unknown

TOP

livebaseballscorecards.com

Batter	1	2	3	4	5	6	7	8	9	AB	R	H	RBI	BB	SO	LOB
Al Smith, R (1, 5) (8, 6) OBP: 0.406, SLG: 0.518	F3		K		6-3		L9		K	5	0	0	0	0	2	1
Bobby Avila, R (1, 4) OBP: 0.410, SLG: 0.422	1-3		F6		4-3		1-2 BB		5-3	4	0	0	0	1	0	0
Vic Wertz, L (1, 3) OBP: 0.366, SLG: 0.423	F7		BB BB		1B		F8			3	0	1	0	1	0	2
Larry Doby, L (1, 8) OBP: 0.324, SLG: 0.382		4-3	1-2 BB		4-3		F8			3	0	0	0	1	0	3
Dave Pope, L (1, 7) OBP: 0.438, SLG: 0.650		1B 1B BB	K			P4-3		K		3	1	0	0	1	2	2
Dave Philley, S (1, 9) OBP: 0.500, SLG: 0.647		F8		1B SF9-2-6 1B		5-3		1B		4	1	2	0	0	0	1
Sam Dente, R (1, 6) OBP: 0.344, SLG: 0.222		1B 1-2 1B		1-3 1B		1B		G6-4-3 1-2 1B		3	0	3	0	0	0	0
Ralph Kiner, R (8, PH) OBP: 0.398, SLG: 0.433										1	0	1	0	0	0	0
Bob Lemon, L (8, PR) OBP: 0.296, SLG: 0.333										0	0	0	0	0	0	0
Hal Naragon, L (8, 2)										0	0	0	0	0	0	0
Jim Hegan, R (1, 2) OBP: 0.240, SLG: 0.222		1-2 2-H 1B		SF9-2-6 BB		K		G6-4-3 1-2f		2	0	1	1	1	1	1
Hank Majeski, R (8, PH) OBP: 0.326, SLG: 0.432										1	0	0	0	0	0	2
(8, 5)																
Mike Garcia, R (1, 1) OBP: 0.350, SLG: 0.353		F8		SF9-2-6 1-2 3-H			BB 1B		5-3	1	0	0	1	0	0	2
Dale Mitchell, L (7, PH) OBP: 0.308, SLG: 0.273										1	0	1	0	0	0	0
Wally Westlake, R (7, PR)										0	0	0	0	0	0	0
Art Houtteman, R (7, 1) OBP: 0.375, SLG: 0.286										0	0	0	0	0	0	0
Hank Foiles, R (9, PH) OBP: 0.457, SLG: 0.457										1	0	0	0	0	0	0
Inning Stats	R: 0 E: 0 K: 0 S: 3 H: 0 LOB: 0 BB: 0 P: 3	R: 1 E: 0 K: 0 S: 5 H: 2 LOB: 2 BB: 1 P: 9	R: 0 E: 0 K: 2 S: 7 H: 0 LOB: 2 BB: 2 P: 15	R: 1 E: 0 K: 0 S: 3 H: 2 LOB: 0 BB: 1 P: 7	R: 0 E: 0 K: 0 S: 4 H: 1 LOB: 1 BB: 0 P: 4	R: 0 E: 0 K: 1 S: 6 H: 1 LOB: 1 BB: 0 P: 6	R: 0 E: 0 K: 0 S: 4 H: 1 LOB: 2 BB: 1 P: 8	R: 0 E: 0 K: 1 S: 6 H: 2 LOB: 2 BB: 0 P: 6	R: 0 E: 0 K: 1 S: 5 H: 0 LOB: 0 BB: 0 P: 5	1B: 9 2B: 1 3B: 0 HR: 0	SF: 1 SAC: 0 DP: 2 HBP: 0						

	AB	32
	R	2
	H	9
	RBI	2
	BB	5
	SO	5
	LOB	14

WP: 0 PB: 0 SB: 0 CS: 0 PA: 38

PITCHER	IP	WLS	BF	H	R	ER	SO	BB	IBB	HBP	BLK	WP	HR	S	P	ERA	WHIP
Duke Maas, R (1, 1) ERA: 3.27	9.0	W	38	9	2	2	5	5	0	0	0	0	0	43	63	2.00	1.556

PITCHER	IP	WLS	BF	H	R	ER	SO	BB	IBB	HBP	BLK	WP	HR	S	P	ERA	WHIP

Cleveland Indians @ Detroit Tigers

Briggs Stadium, Detroit, MI

Sat May 21 1955, 4:33 AM EDT

Att. 17,734 - Unknown

livebaseballscorecards.com

BOTTOM

Batter	1	2	3	4	5	6	7	8	9	AB	R	H	RBI	BB	SO	LOB
Harvey Kuenn, R (1, 6) OBP: 0.414, SLG: 0.500	6-3		P7	1-3 1B		4-3				4	0	1	0	0	0	1
Bill Tuttle, R (1, 8) OBP: 0.378, SLG: 0.339	6-3		1B 1B	6-3			6-3			4	0	1	0	0	0	2
Al Kaline, R (1, 9) OBP: 0.448, SLG: 0.624	L6-3		L8		L7		L5-3			4	0	0	0	0	0	1
Ferris Fain, L (1, 3) OBP: 0.463, SLG: 0.337		BBBB E SH3-1 BB	1-3 FC4-6 1B		G3		6-3			3	1	1	0	1	0	0
Jim Delsing, L (1, 7) OBP: 0.333, SLG: 0.451		E1 SH3-1 1-3 1B	1-2f FC4-6		BBBB BB			4-3		3	1	0	0	1	0	3
Fred Hatfield, L (1, 5) OBP: 0.344, SLG: 0.374		SH3-1 2-3 3-H		BBBB 1B G6-4-3 BB	1-3			G6-4-3 1B		2	1	1	1	1	0	1
Red Wilson, R (1, 2) OBP: 0.290, SLG: 0.333		F3	G6-4-3 1-3 1B			F5		G6-4-3 1-2f		4	0	1	0	0	0	2
Harry Malmberg, R (1, 4) OBP: 0.324, SLG: 0.323		3-H 1B	G6-4-3 1-2f 3-H			2B				3	0	2	1	0	0	1
Duke Maas, R (1, 1) OBP: 0.154, SLG: 0.154		6-3	1B 1B			SSS K				3	0	1	0	0	1	2
Inning Stats	R: 0 H: 0 E: 0 LOB: 0 K: 0 BB: 0 S: 3 P: 3	R: 2 H: 1 E: 1 LOB: 1 K: 0 BB: 1 S: 5 P: 9	R: 0 H: 2 E: 0 LOB: 2 K: 0 BB: 0 S: 5 P: 5	R: 1 H: 3 E: 0 LOB: 2 K: 0 BB: 1 S: 5 P: 9	R: 0 H: 0 E: 0 LOB: 1 K: 0 BB: 1 S: 3 P: 7	R: 0 H: 1 E: 0 LOB: 1 K: 1 BB: 0 S: 6 P: 6	R: 0 H: 0 E: 0 LOB: 0 K: 0 BB: 0 S: 3 P: 3	R: 0 H: 1 E: 0 LOB: 0 K: 0 BB: 0 S: 3 P: 3		1B: 7 SF: 0 2B: 1 SAC: 1 3B: 0 DP: 2 HR: 0 HBP: 0						WP: 0 PA: 34 PB: 0 SB: 0 CS: 0	

	AB	30
	R	3
	H	8
	RBI	2
	BB	3
	SO	1
	LOB	13

PITCHER		IP	WLS	BF	H	R	ER	SO	BB	IBB	HBP	BLK	WP	HR	S	P	ERA	WHIP
Mike Garcia, R ERA: 3.26	(1, 1)	6.0	L	28	7	3	1	1	3	0	0	0	0	0	27	39	1.50	1.667
Art Houtteman, R ERA: 2.6	(7, 1)	2.0		6	1	0	0	0	0	0	0	0	0	0	6	6	0.00	0.500

PITCHER	IP	WLS	BF	H	R	ER	SO	BB	IBB	HBP	BLK	WP	HR	S	P	ERA	WHIP

Batter	1	2	3	4	5	6	7	8	9	AB	R	H	RBI	BB	SO	LOB
Al Smith, R (1, 5) OBP: 0.418, SLG: 0.521	F7		BBBB 4-0 1B WP BB	BBBB 4-0 1-2 2-3 BB			0-0 SH2-3 2B 1B		0-0 2B FC4-6 1B	3	3	2	0	2	0	0
Bobby Avila, R (1, 4) OBP: 0.413, SLG: 0.433	SSS 0-3 K		0-0 1B WP 1-3 SF7 1B	0-0 F7			0-0 SH2-3 1-2		0-0 FC4-6 1-3 2B	4	1	2	0	0	1	3
Dave Pope, L (1, 7) OBP: 0.442, SLG: 0.656 Ralph Kiner, R (9, PH) OBP: 0.403, SLG: 0.433 (9, 7)	0-0 P8		0-0 1-3 3-H 1B		SSS 0-3 K		0-0 2-H 2B		BBBB 4-0 FC4-6 BB	4 0	0 0	2 0	1 0	0 0	1 1	0 0
Larry Doby, L (1, 8) OBP: 0.319, SLG: 0.377		0-0 SH1 1B 1B	0-0 SF7 3-H		0-0 G3		0-0 F8		0-0 FC4-6 S 1-2f 2-3 3-H	4	0	1	2	0	0	3
Vic Wertz, L (1, 3) OBP: 0.357, SLG: 0.410		0-0 SH1 1-2 1B	0-0 F8		0-0 F7			0-0 G3	SSS 0-3 K 1-2	5	0	1	0	0	1	3
Dave Philley, S (1, 9) OBP: 0.391, SLG: 0.500		SSS 0-3 K		0-0 5-3		0-0 4-3		0-0 4-3	0-0 F8	5	0	0	0	0	1	4
Sam Dente, R (1, 6) OBP: 0.371, SLG: 0.241		0-0 SH1 1-2 2-3		0-0 F7		BBBB 4-0 G5-4-3 BB		0-0 E 1B		2	0	1	0	1	0	0
Jim Hegan, R (1, 2) OBP: 0.241, SLG: 0.212		0-0 F8		BBBB 4-0 BB 1B BB		0-0 G5-4-3 1-2f		0-0 E5 1-2		3	0	0	0	1	0	4
Early Wynn, S (1, 1) OBP: 0.200, SLG: 0.211			0-0 F8	0-0 BB 1-2 1B			0-0 3-1	0-0 G3		4	0	1	0	0	0	2
Inning Stats	R: 0 H: 0 E: 0 LOB: 0 K: 1 BB: 0 S: 5 P: 5	R: 0 H: 2 E: 0 LOB: 2 K: 1 BB: 0 S: 7 P: 7	R: 2 H: 2 E: 0 LOB: 1 K: 0 BB: 1 S: 5 P: 9	R: 0 H: 1 E: 0 LOB: 3 K: 0 BB: 2 S: 4 P: 12	R: 0 H: 0 E: 0 LOB: 0 K: 1 BB: 0 S: 5 P: 5	R: 0 H: 0 E: 0 LOB: 0 K: 0 BB: 1 S: 2 P: 6	R: 1 H: 2 E: 0 LOB: 1 K: 0 BB: 0 S: 5 P: 5	R: 0 H: 1 E: 1 LOB: 2 K: 0 BB: 0 S: 5 P: 5	R: 1 H: 2 E: 0 LOB: 2 K: 1 BB: 1 S: 7 P: 11	1B: 8 SF: 1 2B: 2 SAC: 2 3B: 0 DP: 1 HR: 0 HBP: 0						

TOP

Cleveland Indians @ Detroit Tigers

Briggs Stadium, Detroit, MI

Sun May 22 1955, 4:33 AM EDT

Att. 35,743 - Unknown

livebaseballscorecards.com

AB	34
R	4
H	10
RBI	3
BB	5
SO	4
LOB	19

PITCHER		IP	WLS	BF	H	R	ER	SO	BB	IBB	HBP	BLK	WP	HR	S	P	ERA	WHIP
Ned Garver, R ERA: 3.47	(1, 1)	8.0	L	36	8	3	3	3	4	0	0	0	1	0	38	54	3.38	1.500
Van Fletcher, R ERA: 4.5	(9, 1)	0.0		2	2	1	1	0	0	0	0	0	0	0	2	2	∞	∞
Al Aber, L ERA: 2.2	(9, 1)	1.0		4	0	0	0	1	1	0	0	0	0	0	5	9	0.00	1.000

PITCHER	IP	WLS	BF	H	R	ER	SO	BB	IBB	HBP	BLK	WP	HR	S	P	ERA	WHIP

Cleveland Indians @ Detroit Tigers

Briggs Stadium, Detroit, MI

Sun May 22 1955, 4:33 AM EDT

Att. 35,743 - Unknown

BOTTOM

livebaseballscorecards.com

Batter	1	2	3	4	5	6	7	8	9	AB	R	H	RBI	BB	SO	LOB
Harvey Kuenn, R (1, 6) OBP: 0.404, SLG: 0.487	F9		5-3		F3			L9		4	0	0	0	0	0	0
Bill Tuttle, R (1, 8) OBP: 0.374, SLG: 0.331	K		BB			F9			F9	3	0	0	0	1	1	0
Al Kaline, R (1, 9) OBP: 0.437, SLG: 0.606	K		F3			L5-3			F2	4	0	0	0	0	1	1
Ferris Fain, L (1, 3) OBP: 0.457, SLG: 0.326		BB, G3, BB	F4			L9			4-3	3	0	0	0	1	0	1
Jim Delsing, L (1, 7) OBP: 0.325, SLG: 0.438		G3 (1-2)		K			F5			3	0	0	0	0	1	1
Fred Hatfield, L (1, 5) OBP: 0.344, SLG: 0.373		4-3		G6-4-3, 1B			L4			3	0	1	0	0	0	1
Red Wilson, R (1, 2) OBP: 0.292, SLG: 0.323		BB, BB		G6-4-3 (1-2f)			P7			2	0	0	0	1	0	1
Harry Malmberg, R (1, 4) OBP: 0.333, SLG: 0.313		BB (1-2, 2-3)			K			F9		1	0	0	0	1	1	0
Ray Boone, R (8, PH) OBP: 0.313, SLG: 0.388										1	0	0	0	0	0	0
Reno Bertoia, R (9, 4)										0	0	0	0	0	0	0
Ned Garver, R (1, 1) OBP: 0.174, SLG: 0.111		F4			4-3			F8		2	0	0	0	0	0	3
Charlie Maxwell, L (8, PH)										1	0	0	0	0	0	0
Van Fletcher, R (9, 1)										0	0	0	0	0	0	0
Al Aber, L (9, 1)										0	0	0	0	0	0	0

Inning Stats										
	R: 0 E: 0 K: 2 S: 7	H: 0 LOB: 0 BB: 0 P: 7	R: 0 E: 0 K: 0 S: 3	H: 0 LOB: 3 BB: 3 P: 15	R: 0 E: 0 K: 0 S: 3	H: 0 LOB: 1 BB: 1 P: 7	R: 0 E: 0 K: 1 S: 5	H: 1 LOB: 0 BB: 0 P: 5	R: 0 E: 0 K: 1 S: 5	H: 0 LOB: 0 BB: 0 P: 5
	R: 0 E: 0 K: 0 S: 3	H: 0 LOB: 0 BB: 0 P: 3	R: 0 E: 0 K: 0 S: 3	H: 0 LOB: 0 BB: 0 P: 3	R: 0 E: 0 K: 0 S: 3	H: 0 LOB: 0 BB: 0 P: 3	R: 0 E: 0 K: 0 S: 3	H: 0 LOB: 0 BB: 0 P: 3		

	1B: 1	SF: 0	WP: 0	PA: 31
	2B: 0	SAC: 0	PB: 0	
	3B: 0	DP: 1	SB: 0	
	HR: 0	HBP: 0	CS: 0	

	AB	27
	R	0
	H	1
	RBI	0
	BB	4
	SO	4
	LOB	8

PITCHER	IP	WLS	BF	H	R	ER	SO	BB	IBB	HBP	BLK	WP	HR	S	P	ERA	WHIP
Early Wynn, R (1, 1) ERA: 3.35	9.0	W	31	1	0	0	4	4	0	0	0	0	0	35	51	0.00	0.556

PITCHER	IP	WLS	BF	H	R	ER	SO	BB	IBB	HBP	BLK	WP	HR	S	P	ERA	WHIP

Batter	1	2	3	4	5	6	7	8	9	AB	R	H	RBI	BB	SO	LOB
Chico Carrasquel, R (1, 6) OBP: 0.336, SLG: 0.407	S S S 0-3 ① K		B B B 4-0 F8 BB			X 0-0 ① F5		X 0-0 HR	X 0-0 ③ 6-3	4	1	1	1	1	1	1
Nellie Fox, L (1, 4) OBP: 0.338, SLG: 0.385	X 0-0 ② F2		X 0-0 ① ② F8 1-2			X 0-0 ② F2		X 0-0 ① P9		4	0	0	0	0	0	1
Johnny Groth, R (1, 8) OBP: 0.429, SLG: 0.548	B B B B 4-0 FC6-4 BB		S S S 0-3 ③ K			S S S 0-3 ③ K		X 0-0 HR 2B		3	1	1	0	1	2	0
George Kell, R (1, 7) OBP: 0.364, SLG: 0.394 Jim Rivera, L (7, 9) OBP: 0.336, SLG: 0.376	X 0-0 ③ FC6-4 1-2f			X 0-0 ① F3			X 0-0 ① F4	X 0-0 ② F2		3 1	0 0	0 0	0 0	0 0	0 0	1 1
Bob Nieman, R (1, 9) (7, 7) OBP: 0.364, SLG: 0.533 Ed McGhee, R (8, 7) OBP: 0.368, SLG: 0.077		B B B B 4-0 BB BB		S S S 0-3 ② K			X 0-0 1B 1B 1B	X 0-0 2-H HR		3 0	2 0	2 0	2 0	1 0	1 0	0 0
Vern Stephens, R (1, 5) OBP: 0.441, SLG: 0.690		B B B B 4-0 1-2 BB		X 0-0 ③ 5-3			X 0-0 1-2 1B 1B	S S S 0-3 ③ K		3	0	1	0	1	1	0
Walt Dropo, R (1, 3) OBP: 0.306, SLG: 0.423		S S S 0-3 ① K			X 0-0 ① L8		S S S 0-3 ② K		X 0-0 ① 6-3	4	0	0	0	0	2	4
Sherm Lollar, R (1, 2) OBP: 0.427, SLG: 0.582		S S S 0-3 ② K			X 0-0 ② F8		X 0-0 1-2 2-H 1B		X 0-0 PB 1B	4	0	2	1	0	1	2
Billy Pierce, L (1, 1) OBP: 0.214, SLG: 0.083		S S S 0-3 ③ K			S S S 0-3 ③ K		S S S 0-3 ③ K		1-2 0-3 ② K	4	0	0	0	0	4	5
Inning Stats	R: 0 E: 0 K: 1 S: 5 H: 0 LOB: 1 BB: 1 P: 9	R: 0 E: 0 K: 3 S: 9 H: 0 LOB: 2 BB: 2 P: 17	R: 0 E: 0 K: 1 S: 4 H: 0 LOB: 0 BB: 1 P: 8	R: 0 E: 0 K: 1 S: 5 H: 0 LOB: 0 BB: 0 P: 5	R: 0 E: 0 K: 1 S: 5 H: 0 LOB: 0 BB: 1 P: 5	R: 0 E: 0 K: 1 S: 5 H: 0 LOB: 0 BB: 0 P: 5	R: 1 E: 0 K: 2 S: 10 H: 3 LOB: 2 BB: 0 P: 10	R: 3 E: 0 K: 1 S: 8 H: 3 LOB: 0 BB: 0 P: 8	R: 0 E: 0 K: 1 S: 6 H: 1 LOB: 1 BB: 0 P: 6	1B: 4 2B: 1 3B: 0 HR: 2 SF: 0 SAC: 0 DP: 0 HBP: 0						

PITCHER		IP	WLS	BF	H	R	ER	SO	BB	IBB	HBP	BLK	WP	HR	S	P	ERA	WHIP
Herb Score, L ERA: 2.95	(1, 1)	8.0	L	33	6	4	4	11	4	0	0	0	0	2	51	67	4.50	1.250
Ray Narleski, R ERA: 5.82	(9, 1)	1.0		4	1	0	0	1	0	0	0	0	0	0	6	6	0.00	1.000

PITCHER	IP	WLS	BF	H	R	ER	SO	BB	IBB	HBP	BLK	WP	HR	S	P	ERA	WHIP

TOP

Chicago White Sox @ Cleveland Indians

Cleveland Municipal Stadium, Cleveland, OH

Tue May 24 1955, 3:33 AM EDT

Att. 15,149 - Unknown

livebaseballscorecards.com

AB	33
R	4
H	7
RBI	4
BB	4
SO	12
LOB	15

WP: 0	PA: 37		
PB: 1			
SB: 0			
CS: 0			

BOTTOM

Chicago White Sox @ Cleveland Indians
Cleveland Municipal Stadium, Cleveland, OH
Tue May 24 1955, 3:33 AM EDT
Att. 15,149 - Unknown

livebaseballscorecards.com

Batter	1	2	3	4	5	6	7	8	9	AB	R	H	RBI	BB	SO	LOB
Al Smith, R (1, 5) OBP: 0.414, SLG: 0.510	L5		BB			4-3		K		3	0	0	0	1	1	1
Bobby Avila, R (1, 4) OBP: 0.401, SLG: 0.419	F9		K			F9			6-3	4	0	0	0	0	1	2
Vic Wertz, L (1, 3) OBP: 0.343, SLG: 0.391	4-3			K			F8		F8	4	0	0	0	0	1	0
Ralph Kiner, R (1, 7) OBP: 0.399, SLG: 0.454		6-3		F8			HR		L6	4	1	1	1	0	0	0
Larry Doby, L (1, 8) OBP: 0.311, SLG: 0.367		F8		K			4-3			3	0	0	0	0	1	0
Dave Pope, L (1, 9) OBP: 0.425, SLG: 0.627		K			F5		P1-3			3	0	0	0	0	1	0
Sam Dente, R (1, 6) OBP: 0.368, SLG: 0.250			SH1-4 1B		K			F9		3	0	1	0	0	1	0
Hank Foiles, R (1, 2) OBP: 0.449, SLG: 0.447			F8		F8			1B		3	0	1	0	0	0	1
Herb Score, L (1, 1) OBP: 0.083, SLG: 0.083			SH1-4 1-2			K		F3		1	0	0	0	0	1	0
Hank Majeski, R (8, PH) OBP: 0.318, SLG: 0.421										1	0	0	0	0	0	1
Ray Narleski, R (9, 1) OBP: 0.333, SLG: 0.333										0	0	0	0	0	0	0

Inning Stats	1	2	3	4	5	6	7	8	9
	R: 0 E: 0 K: 0 S: 3	H: 0 LOB: 0 BB: 0 P: 3	R: 0 E: 0 K: 1 S: 5	H: 0 LOB: 0 BB: 0 P: 5	R: 0 E: 0 K: 1 S: 6	H: 1 LOB: 2 BB: 1 P: 10	R: 0 E: 0 K: 2 S: 7	H: 0 LOB: 0 BB: 0 P: 7	R: 0 E: 0 K: 1 S: 5	H: 0 LOB: 0 BB: 0 P: 5	R: 0 E: 0 K: 1 S: 5	H: 0 LOB: 0 BB: 0 P: 5	R: 1 E: 0 K: 0 S: 4	H: 1 LOB: 0 BB: 0 P: 4	R: 0 E: 0 K: 1 S: 6	H: 1 LOB: 1 BB: 0 P: 6	R: 0 E: 0 K: 0 S: 3	H: 0 LOB: 0 BB: 0 P: 3

1B: 2	SF: 0
2B: 0	SAC: 1
3B: 0	DP: 0
HR: 1	HBP: 0

WP: 0	PA: 31
PB: 0	
SB: 0	
CS: 0	

AB	**29**
R	**1**
H	**3**
RBI	**1**
BB	**1**
SO	**7**
LOB	**5**

PITCHER	IP	WLS	BF	H	R	ER	SO	BB	IBB	HBP	BLK	WP	HR	S	P	ERA	WHIP
Billy Pierce, L (1, 1) ERA: 2.45	9.0	W	31	3	1	1	7	1	0	0	0	0	1	44	48	1.00	0.444

PITCHER	IP	WLS	BF	H	R	ER	SO	BB	IBB	HBP	BLK	WP	HR	S	P	ERA	WHIP

Batter	1	2	3	4	5	6	7	8	9	AB	R	H	RBI	BB	SO	LOB
Chico Carrasquel, R (1, 6) OBP: 0.333, SLG: 0.399	S S S 0-3 ① K		x 0-0 ② 6-3		x 0-0 ① SH3-4 1-2	B B B 4-0 1-2 2-3 3-H BB			x 0-0 ① F5	3	0	0	1	1	1	0
Nellie Fox, L (1, 4) OBP: 0.333, SLG: 0.379	x 0-0 ② 4-3		x 0-0 1B		x 0-0 ② G3	S S S 0-3 ③ K			x 0-0 ② F8	5	0	1	0	0	1	4
Jim Rivera, L (1, 9) (6, 8) OBP: 0.322, SLG: 0.358	S S S 0-3 ③ K		S S S 0-3 ③ K		x 0-0 ③ 3-1		x 0-0 ① 6-3		x 0-0 ③ F9	5	0	0	0	0	2	2
Vern Stephens, R (1, 5) OBP: 0.447, SLG: 0.656		x 0-0 FC6-4 1B		x 0-0 ① F9		B B B 4-0 SH1-4 1B FC5-2 BB	S S S 0-3 ② K			3	0	1	0	1	1	0
Bob Nieman, R (1, 7) OBP: 0.376, SLG: 0.541 Ed McGhee, R (7, 7) OBP: 0.368, SLG: 0.077		x 0-0 ① FC6-4 1B 1-2f 1B		x 0-0 BB 1B		x 0-0 FC5-2 SH1-4 1-2 BB 1B	x 0-0 1B			4 0	2 0	3 0	0 0	0 0	0 0	1 0
Ron Jackson, R (1, 3) OBP: 0.400, SLG: 0.591 Walt Dropo, R (7, 3) OBP: 0.306, SLG: 0.423		x 0-0 1B 1-2 1B		S S S 0-3 ② K		x 0-0 ① SH1-4 1-2 2-3	S S S 0-3 ③ K			3 0	0 0	1 0	0 0	0 0	2 0	2 0
Clint Courtney, L (1, 2) OBP: 0.480, SLG: 0.636		x 0-0 G5-4-3 1-2 2-H 1B		B B B 4-0 1-2 BB		I I I 4-0 BB FC5-2 BB IBB		x 0-0 B1-6-4 1B		2	1	2	1	2	0	0
Johnny Groth, R (1, 8) OBP: 0.405, SLG: 0.515 Willard Marshall, L (6, PH) (6, 9) OBP: 0.393, SLG: 0.158		x 0-0 ② ③ G5-4-3 1-2f		S S S 0-3 ③ K		x 0-0 ② FC5-2 BB BB 1-2 2-3 3-Hf		x 0-0 ① F7		2 2	0 0	0 0	0 0	0 0	1 0	4 4
Jack Harshman, L (1, 1) OBP: 0.455, SLG: 0.438			x 0-0 ① 4-3	B B B 4-0 SH3-4 BB		B B B 4-0 BB 1-2 2-3 3-H BB		x 0-0 ② ③ B1-6-4 1-2f		2	0	0	1	2	0	1
Inning Stats	R: 0 E: 0 K: 2 S: 7 H: 0 LOB: 0 BB: 0 P: 7	R: 1 E: 0 K: 0 S: 5 H: 3 LOB: 1 BB: 0 P: 5	R: 0 E: 0 K: 1 S: 6 H: 1 LOB: 1 BB: 0 P: 6	R: 0 E: 0 K: 2 S: 8 H: 1 LOB: 2 BB: 1 P: 12	R: 0 E: 0 K: 0 S: 3 H: 0 LOB: 1 BB: 1 P: 7	R: 2 E: 0 K: 1 S: 6 H: 1 LOB: 3 BB: 4 P: 22	R: 0 E: 0 K: 2 S: 8 H: 1 LOB: 1 BB: 0 P: 8	R: 0 E: 0 K: 3 H: 1 LOB: 0 BB: 0 P: 3	R: 0 E: 0 K: 3 H: 0 LOB: 0 BB: 0 P: 3	1B: 8 2B: 0 3B: 0 HR: 0	SF: 0 SAC: 2 DP: 2 HBP: 0						

TOP

Chicago White Sox @ Cleveland Indians

Cleveland Municipal Stadium, Cleveland, OH

Thu May 26 1955, 3:33 AM EDT

Unknown

livebaseballscorecards.com

AB	31
R	3
H	8
RBI	3
BB	6
SO	8
LOB	18

WP: 0 PB: 0 SB: 0 CS: 0 PA: 39

PITCHER		IP	WLS	BF	H	R	ER	SO	BB	IBB	HBP	BLK	WP	HR	S	P	ERA	WHIP
Bob Lemon, R ERA: 4.3	(1, 1)	5.2	L	28	6	3	3	5	5	1	0	0	0	0	32	56	4.76	1.941
Don Mossi, L ERA: 0.64	(6, 1)	2.1		8	2	0	0	3	0	0	0	0	0	0	14	14	0.00	0.857
Ray Narleski, R ERA: 5.5	(9, 1)	1.0		3	0	0	0	0	0	0	0	0	0	0	3	3	0.00	0.000

PITCHER	IP	WLS	BF	H	R	ER	SO	BB	IBB	HBP	BLK	WP	HR	S	P	ERA	WHIP

BOTTOM

Chicago White Sox @ Cleveland Indians

Cleveland Municipal Stadium, Cleveland, OH

Thu May 26 1955, 3:33 AM EDT

Unknown

livebaseballscorecards.com

Batter	1	2	3	4	5	6	7	8	9	AB	R	H	RBI	BB	SO	LOB
Al Smith, R (1, 9) OBP: 0.405, SLG: 0.497	F6		L7			F9		F8		4	0	0	0	0	0	1
Bobby Avila, R (1, 4) OBP: 0.397, SLG: 0.409	BBBB CS BB			F8 2B BB		F9 BB			F3 1B 1B BB	3	0	0	0	1	0	0
Al Rosen, R (1, 5) OBP: 0.373, SLG: 0.412 Wally Westlake, R (9, PR)	SSS K 1-2			BBBB 2B BB		BBBB BB			BBBB 1B 1B BB	1 0	0 1	0 0	0 0	3 0	1 0	1 0
Ralph Kiner, R (1, 7) OBP: 0.394, SLG: 0.455		F9		1-H 2B		F8			SSS K	4	0	1	0	0	1	2
Larry Doby, L (1, 8) OBP: 0.309, SLG: 0.363		F6		1-3			G3		1-2 1B	4	0	1	0	0	0	1
Vic Wertz, L (1, 3) OBP: 0.340, SLG: 0.385 Dave Philley, S (9, PR) OBP: 0.391, SLG: 0.500		F9			F9		SSS K		1-2 2-H 1B	4 0	0 0	1 0	1 0	0 0	1 0	0 0
Sam Dente, R (1, 6) OBP: 0.341, SLG: 0.229 Hank Foiles, R (9, PH) OBP: 0.440, SLG: 0.436			4-3		F8		F7		SSS K	3 1	0 0	0 0	0 0	0 0	0 1	0 2
Jim Hegan, R (1, 2) OBP: 0.256, SLG: 0.232			1B		1B			1-3		3	0	2	0	0	0	0
Bob Lemon, L (1, 1) OBP: 0.276, SLG: 0.308 Don Mossi, L (6, 1) Hank Majeski, R (8, PH) OBP: 0.311, SLG: 0.410 Ray Narleski, R (9, 1) OBP: 0.333, SLG: 0.333			SSS K		SSS K			F6		2 0 1 0	0 0 0 0	0 0 0 0	0 0 0 0	0 0 0 0	2 0 0 0	2 0 0 0

Inning Stats	1	2	3	4	5	6	7	8	9	1B	SF	WP	PA
	R: 0 E: 0 K: 1 S: 4 H: 0 LOB: 1 BB: 1 P: 8	R: 0 E: 0 K: 0 S: 3 H: 0 LOB: 0 BB: 0 P: 3	R: 0 E: 0 K: 1 S: 6 H: 1 LOB: 1 BB: 0 P: 6	R: 0 E: 0 K: 0 S: 3 H: 1 LOB: 1 BB: 1 P: 7	R: 0 E: 0 K: 1 S: 6 H: 1 LOB: 1 BB: 0 P: 6	R: 0 E: 0 K: 0 S: 3 H: 0 LOB: 1 BB: 1 P: 7	R: 0 E: 0 K: 1 S: 5 H: 0 LOB: 0 BB: 0 P: 5	R: 0 E: 0 K: 0 S: 3 H: 0 LOB: 0 BB: 0 P: 3	R: 1 E: 0 K: 2 S: 9 H: 2 LOB: 2 BB: 1 P: 13	1B: 4 2B: 2 3B: 0 HR: 0	SF: 0 SAC: 0 DP: 1 HBP: 0	WP: 0 PB: 0 SB: 0 CS: 1	PA: 34

PITCHER	IP	WLS	BF	H	R	ER	SO	BB	IBB	HBP	BLK	WP	HR	S	P	ERA	WHIP
Jack Harshman, L (1, 1) ERA: 2.94	9.0	W	34	5	1	1	6	4	0	0	0	0	0	42	58	1.00	1.000

PITCHER	IP	WLS	BF	H	R	ER	SO	BB	IBB	HBP	BLK	WP	HR	S	P	ERA	WHIP

Chicago White Sox @ Cleveland Indians

Cleveland Municipal Stadium, Cleveland, OH

Thu May 26 1955, 3:38 AM EDT

Att. 5,474 - Unknown

TOP

livebaseballscorecards.com

Batter	1	2	3	4	5	6	7	8	9	AB	R	H	RBI	BB	SO	LOB
Jim Brideweser, R (1, 6) OBP: 0.364, SLG: 0.455 Bob Keegan, R (6, 1) OBP: 0.800, SLG: 0.750 Morrie Martin, L (6, 1) Harry Dorish, R (6, 1) OBP: 0.333, SLG: 0.333 Clint Courtney, L (8, PH) OBP: 0.500, SLG: 0.652 Sammy Esposito, R (8, PR) Mike Fornieles, R (8, 1) OBP: 0.182, SLG: 0.273	1-3 0-0 ①	1B 1-2 2-3 0-0		5-3 0-0 ③		K 0-3 ③ S S S		HR 1-2 2-H 0-0		4 0 1 0 0 1 0 0 0 0 0 0 0 0 0 0 0 0 0 0 0 0 0 0 0 0 0 0 1 0 1 1 0 0 0 0 1 0 0 0 0 0 0 0 0 0 0 0 0						
Nellie Fox, L (1, 4) OBP: 0.348, SLG: 0.441	2B WP 0-0	P7 0-0 ③			G4-6-3 0-0	1B G4-6-3	HR 0-0	HR 1-H 2-H 0-0		5 2 4 4 0 0 3						
George Kell, R (1, 5) OBP: 0.358, SLG: 0.385 (6, 3)	F6 2-3 0-0 ②		F8 0-0 ①		G4-6-3 1-2f 0-0 ①②		G6-4-3 0-0	K S S S 0-3 ③		5 0 1 0 0 1 3						
Bob Nieman, R (1, 7) OBP: 0.369, SLG: 0.526	5-3 0-0 ③		1B 0-0		P7 0-0 ③		G6-4-3 1-2f 0-0 ①②		F8 0-0 ①	5 0 1 0 0 0 2						
Jim Rivera, L (1, 8) OBP: 0.325, SLG: 0.360		1B 5-3 0-0	1B 1-2 0-0			3-1 0-0 ①	4-3 0-0 ③		F4 0-0 ②	5 1 2 0 0 0 0						
Willard Marshall, L (1, 9) OBP: 0.394, SLG: 0.174 Ed McGhee, R (9, PR) OBP: 0.368, SLG: 0.077		5-3 1-2 0-0 ①	F4 0-0 ②			HR BB 0-0		F2 0-0 ①	E BB B B B B 4-0	4 1 1 0 1 0 3 0 0 0 0 0 0 0						
Walt Dropo, R (1, 3) OBP: 0.299, SLG: 0.412 Chico Carrasquel, R (6, 6) OBP: 0.335, SLG: 0.400		5-3 0-0 ②	K S S S 0-3 ③			F3 0-0 ②		E 1B 0-0	E6 1-2 0-0	3 0 0 0 0 1 4 2 1 1 0 0 0 1						
Sherm Lollar, R (1, 2) OBP: 0.426, SLG: 0.569		1B E 2-H 0-0		K S S S 0-3 ①		HR 1-2 4-0 B B B		E6 1B 1-2 0-0	5-3 0-0 ③	4 2 1 1 1 1 3						
Sandy Consuegra, R (1, 1) OBP: 0.133, SLG: 0.133 Vern Stephens, R (6, PH) OBP: 0.450, SLG: 0.735 (6, 5)		E4 1-2 0-0		K S S S 0-3 ②		HR 1-H 2-H 0-0		F3 0-0 ②		2 0 0 0 0 1 1 2 1 1 3 0 0 2						
Inning Stats	R: 0 E: 0 K: 0 S: 4 H: 1 LOB: 1 BB: 0 P: 4	R: 1 E: 1 K: 0 S: 7 H: 3 LOB: 3 BB: 0 P: 7	R: 0 E: 0 K: 1 S: 7 H: 2 LOB: 2 BB: 0 P: 7	R: 0 E: 0 K: 2 S: 7 H: 0 LOB: 0 BB: 0 P: 7	R: 0 E: 0 K: 0 S: 3 H: 1 LOB: 0 BB: 0 P: 3	R: 3 E: 0 K: 1 S: 7 H: 2 LOB: 0 BB: 1 P: 11	R: 1 E: 0 K: 0 S: 4 H: 2 LOB: 0 BB: 0 P: 4	R: 4 E: 1 K: 1 S: 9 H: 3 LOB: 1 BB: 0 P: 9	R: 0 E: 1 K: 0 S: 4 H: 0 LOB: 2 BB: 1 P: 8	1B: 10 2B: 1 3B: 0 HR: 3 SF: 0 SAC: 0 DP: 2 HBP: 0	WP: 1 PB: 0 SB: 0 CS: 0 PA: 44					

	AB	42
	R	9
	H	14
	RBI	9
	BB	2
	SO	5
	LOB	22

PITCHER		IP	WLS	BF	H	R	ER	SO	BB	IBB	HBP	BLK	WP	HR	S	P	ERA	WHIP
Mike Garcia, R ERA: 3.56	(1, 1)	7.2		37	13	8	5	4	1	0	0	0	1	2	44	48	5.87	1.826
Don Mossi, L ERA: 0.63	(8, 1)	0.1		2	1	1	0	1	0	0	0	0	0	1	4	4	0.00	3.000
Art Houtteman, R ERA: 2.51	(9, 1)	1.0	W	5	0	0	0	0	1	0	0	0	0	0	4	8	0.00	1.000

PITCHER		IP	WLS	BF	H	R	ER	SO	BB	IBB	HBP	BLK	WP	HR	S	P	ERA	WHIP

BOTTOM

Chicago White Sox @ Cleveland Indians

Cleveland Municipal Stadium, Cleveland, OH

Thu May 26 1955, 3:38 AM EDT

Att. 5,474 - Unknown

livebaseballscorecards.com

Batter	1	2	3	4	5	6	7	8	9	AB	R	H	RBI	BB	SO	LOB
Al Smith, R (1, 9) (7, 5) OBP: 0.404, SLG: 0.507	F5		1B 2B 2-H		1-3	2B 3-H		G5-4-3 1-2f		5	1	2	2	0	0	3
Bobby Avila, R (1, 4) OBP: 0.400, SLG: 0.412	4-3		CS 1B 2-H			BB BB 1B 1B K2-3				4	1	2	1	0	1	2
Larry Doby, L (1, 8) OBP: 0.307, SLG: 0.353	G3		F9 1-2			BB 1-2 1B BB	4-3			3	1	0	0	1	0	1
Al Rosen, R (1, 5) OBP: 0.372, SLG: 0.402 Jim Hegan, R (6, PR) (7, 2) OBP: 0.253, SLG: 0.229		4-3		F9		BB 1B E 1-2 2-3 BB	F7			2 1	0 1	0 1	0 0	1 0	0 0	0 0
Dave Pope, L (1, 7) OBP: 0.415, SLG: 0.609 Ralph Kiner, R (6, PH) (7, 7) OBP: 0.396, SLG: 0.456		K		K		BB E 1-2 2-H 3-H 1B	F2			2 2	0 1	0 1	0 2	0 0	2 0	0 0
Dale Mitchell, L (1, 3) OBP: 0.267, SLG: 0.231 Hank Majeski, R (6, PH) OBP: 0.326, SLG: 0.410 Dave Philley, S (7, 9) OBP: 0.417, SLG: 0.565		F7		L8		E 1-2 2-3 BB		SH5-4 1B 2B		2 0 1	0 1 1	0 0 1	0 0 0	0 1 0	0 0 0	0 0 0
Sam Dente, R (1, 6) OBP: 0.318, SLG: 0.211			F6		F8	F2		SH5-4 2-3		3	0	0	0	0	0	3
Hal Naragon, L (1, 2) OBP: 0.273, SLG: 0.222 Vic Wertz, L (6, PH) (7, 3) OBP: 0.352, SLG: 0.402			2B 2B		4-3	E4 1-H 2-H 3-H 2B 2B		1B IBB		2 1	1 1	1 1	0 3	0 1	0 0	0 0
Mike Garcia, R (1, 1) OBP: 0.391, SLG: 0.500 Don Mossi, L (8, 1) Bob Lemon, L (8, PH) OBP: 0.300, SLG: 0.333 Art Houtteman, R (9, 1) OBP: 0.375, SLG: 0.286			2-H 2B 2B		2B	6-3		G5-4-3 1-2 3-H 1B		3 0 1 0	1 0 0 0	2 0 1 0	1 0 1 0	0 0 0 0	0 0 0 0	2 0 0 0
Inning Stats	R: 0 E: 0 K: 0 S: 3 H: 0 LOB: 0 BB: 0 P: 3	R: 0 E: 0 K: 1 S: 5 H: 0 LOB: 0 BB: 0 P: 5	R: 3 E: 0 K: 0 S: 6 H: 4 LOB: 0 BB: 0 P: 6	R: 0 E: 0 K: 1 S: 5 H: 0 LOB: 0 BB: 0 P: 5	R: 0 E: 0 K: 0 S: 4 H: 1 LOB: 1 BB: 0 P: 4	R: 6 E: 1 K: 1 S: 9 H: 4 LOB: 2 BB: 3 P: 21	R: 0 E: 0 K: 0 S: 3 H: 0 LOB: 0 BB: 0 P: 3	R: 1 E: 0 K: 0 S: 4 H: 2 LOB: 1 BB: 1 P: 8		1B: 4 2B: 7 3B: 0 HR: 0	SF: 0 SAC: 1 DP: 1 HBP: 0			WP: 0 PB: 0 SB: 0 CS: 1	PA: 37		

	AB	32
	R	10
	H	11
	RBI	10
	BB	4
	SO	3
	LOB	11

PITCHER		IP	WLS	BF	H	R	ER	SO	BB	IBB	HBP	BLK	WP	HR	S	P	ERA	WHIP
Sandy Consuegra, R ERA: 1.55	(1, 1)	5.0		19	5	3	3	2	0	0	0	0	0	0	23	23	5.40	1.000
Bob Keegan, R ERA: 7.98	(6, 1)	0.0		3	1	3	3	0	2	0	0	0	0	0	1	9	∞	∞
Morrie Martin, L ERA: 5.0	(6, 1)	0.0		2	1	0	0	0	1	0	0	0	0	0	1	5	∞	∞
Harry Dorish, R ERA: 0.55	(6, 1)	2.0		8	2	3	3	1	0	0	0	0	0	0	10	10	13.50	1.000
Mike Fornieles, R ERA: 4.42	(8, 1)	1.0	L	5	2	1	1	0	0	1	0	0	0	0	4	8	9.00	2.000

PITCHER		IP	WLS	BF	H	R	ER	SO	BB	IBB	HBP	BLK	WP	HR	S	P	ERA	WHIP

Cleveland Indians @ Kansas City Athletics

Municipal Stadium, Kansas City, MO

Sat May 28 1955, 4:33 AM EDT

Att. 22,756 - Unknown

TOP

livebaseballscorecards.com

Batter	1	2	3	4	5	6	7	8	9	AB	R	H	RBI	BB	SO	LOB
Al Smith, R (1, 9) (7, 7) OBP: 0.404, SLG: 0.506	BBBB 4-0 BB SF9 BB	x 0-0 ① F7		x 0-0 1-3 2B		x 0-0 ① F5		x 0-0 ① F8		4	1	1	0	1	0	1
Bobby Avila, R (1, 4) OBP: 0.406, SLG: 0.410	BBBB 4-0 BB 1-2 1B BB	x 0-0 ② FC3-6 1-2f		BBBB 4-0 BB		x 0-0 ② F4		x 0-0 BB 1B		3	1	1	0	2	0	1
Larry Doby, L (1, 8) OBP: 0.303, SLG: 0.345	BBBB 4-0 BB 1B 1-2 2-3 SF9 BB	x 0-0 ③ F4		x 0-0 ② SF7 3-H		x 0-0 ③ F8		x 0-0 ② F8		3	1	0	1	1	0	2
Al Rosen, R (1, 5) OBP: 0.373, SLG: 0.411	x 0-0 ① SF9 3-H	x 0-0 ① F7	SSS 0-3 ③ K				x 0-0 FC4-6 1B 2B	BBBB 4-0 1-2 BB		3	1	1	1	1	1	2
Ralph Kiner, R (1, 7) OBP: 0.405, SLG: 0.483 Dave Philley, S (7, 9) OBP: 0.400, SLG: 0.542	x 0-0 BB 1-2 2-H 1B	x 0-0 2B			x 0-0 HR 2B		x 0-0 ① F2	x 0-0 ③ F8		4 1	1 0	3 0	1 0	0 0	0 0	1 2
Vic Wertz, L (1, 3) OBP: 0.366, SLG: 0.436 Dale Mitchell, L (7, 3) OBP: 0.250, SLG: 0.214	BBBB 4-0 1-2 2-3 BB	x 0-0 ② F9			x 0-0 2-H HR		4-0 FC4-6 IBB		x 0-0 ① F5	2 1	1 0	1 0	2 0	2 0	0 0	1 0
Sam Dente, R (1, 6) OBP: 0.286, SLG: 0.190	x 0-0 ② SF9 3-H	x 0-0 ③ F9			x 0-0 ① F4		x 0-0 ② FC4-6 1B 1-2f 2-3		x 0-0 ② F4	4	0	0	1	0	0	3
Jim Hegan, R (1, 2) OBP: 0.250, SLG: 0.227	x 0-0 ③ F1			x 0-0 ① F6	x 0-0 ② F5		x 0-0 1-2 3-H 1B		x 0-0 ③ F1	5	0	1	1	0	0	2
Early Wynn, S (1, 1) OBP: 0.250, SLG: 0.261		x 0-0 FC3-6 1B		x 0-0 2B SF7 1B	x 0-0 ③ G3		x 0-0 ③ F4			4	1	2	0	0	0	2
Inning Stats	R: 3 H: 1 E: 0 LOB: 2 K: 0 BB: 4 S: 4 P: 20	R: 0 H: 1 E: 0 LOB: 1 K: 0 BB: 0 S: 4 P: 4	R: 0 H: 1 E: 0 LOB: 1 K: 0 BB: 0 S: 4 P: 4	R: 1 H: 2 E: 0 LOB: 2 K: 1 BB: 1 S: 7 P: 11	R: 2 H: 2 E: 0 LOB: 0 K: 0 BB: 0 S: 5 P: 5	R: 0 H: 0 E: 0 LOB: 0 K: 0 BB: 0 S: 3 P: 3	R: 1 H: 2 E: 0 LOB: 2 K: 0 BB: 1 S: 5 P: 9	R: 0 H: 1 E: 0 LOB: 2 K: 0 BB: 1 S: 4 P: 8	R: 0 H: 0 E: 0 LOB: 0 K: 0 BB: 0 S: 3 P: 3	1B: 5 SF: 3 2B: 4 SAC: 0 3B: 0 DP: 0 HR: 1 HBP: 0						

	AB	34
	R	7
	H	10
	RBI	7
	BB	7
	SO	1
	LOB	17

WP: 0 PA: 44
PB: 0
SB: 0
CS: 0

PITCHER		IP	WLS	BF	H	R	ER	SO	BB	IBB	HBP	BLK	WP	HR	S	P	ERA	WHIP
Alex Kellner, L ERA: 3.52	(1, 1)	4.0	L	24	7	6	6	1	5	0	0	0	0	1	21	41	13.50	3.000
Johnny Sain, R ERA: 6.35	(5, 1)	3.0		12	2	1	1	0	0	1	0	0	0	0	11	15	3.00	0.667
Tom Gorman, R ERA: 4.29	(8, 1)	2.0		8	1	0	0	0	1	0	0	0	0	0	7	11	0.00	1.000

PITCHER	IP	WLS	BF	H	R	ER	SO	BB	IBB	HBP	BLK	WP	HR	S	P	ERA	WHIP

BOTTOM

Cleveland Indians @ Kansas City Athletics

Municipal Stadium, Kansas City, MO

Sat May 28 1955, 4:33 AM EDT

Att. 22,756 - Unknown

livebaseballscorecards.com

Batter	1	2	3	4	5	6	7	8	9	AB	R	H	RBI	BB	SO	LOB
Vic Power, R (1, 3) OBP: 0.403, SLG: 0.598	F6		1B		F5		G6-4-3		2B	5	0	2	0	0	0	1
Harry Simpson, L (1, 8) OBP: 0.444, SLG: 0.231	F7		F4		1B		F4		F8	5	0	1	0	0	0	4
Jim Finigan, R (1, 5) OBP: 0.348, SLG: 0.493	F2			1B	F8			1B		4	1	2	0	0	0	1
Gus Zernial, R (1, 7) OBP: 0.331, SLG: 0.579		F6		1B	F3			F5		4	1	1	0	0	0	2
Bill Renna, R (1, 9) OBP: 0.374, SLG: 0.489		F8		F8		BB		F5		3	0	0	0	1	0	3
Hector Lopez, R (1, 4) OBP: 0.255, SLG: 0.260		F6		1B		G5-4-3		F8		4	0	1	0	0	0	2
Joe Demaestri, R (1, 6) OBP: 0.219, SLG: 0.221			K	BB		BB			F6	3	0	1	2	1	1	0
Joe Astroth, R (1, 2) OBP: 0.400, SLG: 0.357 Elmer Valo, L (9, PH) OBP: 0.557, SLG: 0.611			1B BB	BB		F7			2B 1B	1 1	0 0	0 1	0 0	2 0	0 0	1 0
Alex Kellner, R (1, 1) OBP: 0.381, SLG: 0.474 Johnny Sain, R (5, 1) Dick Kryhoski, L (7, PH) OBP: 0.302, SLG: 0.263 Tom Gorman, R (8, 1) Enos Slaughter, L (9, PH) OBP: 0.392, SLG: 0.386			K	F8			G6-4-3		P6	2 0 1 0 1	0 0 0 0 0	0 0 1 0 0	0 0 0 0 0	0 0 0 0 0	1 0 0 0 0	3 0 0 0 1
Inning Stats	R: 0 E: 0 K: 0 S: 3 H: 0 LOB: 0 BB: 0 P: 3	R: 0 E: 0 K: 0 S: 3 H: 0 LOB: 0 BB: 0 P: 3	R: 0 E: 0 K: 2 S: 8 H: 1 LOB: 2 BB: 1 P: 12	R: 2 E: 0 K: 0 S: 6 H: 4 LOB: 2 BB: 1 P: 10	R: 0 E: 0 K: 0 S: 4 H: 1 LOB: 1 BB: 0 P: 4	R: 0 E: 0 K: 0 S: 2 H: 0 LOB: 1 BB: 2 P: 10	R: 0 E: 0 K: 0 S: 3 H: 1 LOB: 0 BB: 0 P: 3	R: 0 E: 0 K: 0 S: 4 H: 1 LOB: 1 BB: 0 P: 4	R: 0 E: 0 K: 0 S: 5 H: 2 LOB: 2 BB: 0 P: 5	1B: 9 2B: 1 3B: 0 HR: 0 SF: 0 SAC: 0 DP: 2 HBP: 0						

PITCHER	IP	WLS	BF	H	R	ER	SO	BB	IBB	HBP	BLK	WP	HR	S	P	ERA	WHIP
Early Wynn, R (1, 1) ERA: 3.14	9.0	W	38	10	2	2	2	4	0	0	0	0	0	38	54	2.00	1.556

PITCHER	IP	WLS	BF	H	R	ER	SO	BB	IBB	HBP	BLK	WP	HR	S	P	ERA	WHIP

AB	34
R	2
H	10
RBI	2
BB	4
SO	2
LOB	18

WP: 0 PB: 0 SB: 0 CS: 0 PA: 38

Batter	1	2	3	4	5	6	7	8	9	AB	R	H	RBI	BB	SO	LOB
Al Smith, R (1, 9) OBP: 0.404, SLG: 0.516	x 0-0 ① F9		x 0-0 1-3 3B 2B		x 0-0 2B		x 0-0 ① F7		x 0-0 ② F8	5	1	2	0	0	0	0
Bobby Avila, R (1, 4) OBP: 0.406, SLG: 0.420	x 0-0 ② F4		x 0-0 2-H 3-H 3B		x 0-0 ③ L4		x 0-0 ② F1		B B B B 4-0 1B BB	4	0	1	2	1	0	1
Larry Doby, L (1, 8) OBP: 0.314, SLG: 0.379	x 0-0 ③ F6		x 0-0 ③ F4			x 0-0 HR	x 0-0 BB 1B		x 0-0 1-2 1B	5	1	3	1	0	0	1
Al Rosen, R (1, 5) OBP: 0.366, SLG: 0.394		x 0-0 ① F7		S S S 0-3 ① K		x 0-0 ① F5	B B B B 4-0 1-2 FC6-4 BB		x 0-0 ③ F8	4	0	0	0	1	1	2
Wally Westlake, R (1, 7) OBP: 0.250, SLG: 0.143		S S S 0-3 ② K		x 0-0 FC1-6 1B		x 0-0 ② F6	x 0-0 ③ FC6-4 1-2f			4	0	1	0	0	1	2
Dale Mitchell, L (1, 3) OBP: 0.250, SLG: 0.222		x 0-0 ③ F4		x 0-0 ② FC1-6 1B 1-2f		x 0-0 2B 1B		x 0-0 ① F5		4	1	1	0	0	0	1
Sam Dente, R (1, 6) OBP: 0.321, SLG: 0.244			B B B B 4-0 2B 3B BB	x 0-0 ③ 1-3 1B		x 0-0 1-H 2B		x 0-0 ② F6		3	1	2	1	1	0	0
Hank Foiles, R (1, 2) OBP: 0.440, SLG: 0.436 Jim Hegan, R (1, 2) OBP: 0.250, SLG: 0.218			S S S 0-3 ① K		x 0-0 ① F5	4-0 IBB		x 0-0 ③ F2		0 3	0 0	0 0	0 0	0 1	0 1	0 1
Herb Score, L (1, 1) OBP: 0.071, SLG: 0.071 Ray Narleski, R (9, 1) OBP: 0.333, SLG: 0.333 Don Mossi, L (9, 1)			S S S 0-3 ② K		x 0-0 ② F8	S S S 0-3 ③ K			S S S 0-3 ① K	4 0 0	0 0 0	0 0 0	0 0 0	0 0 0	3 0 0	3 0 0
Inning Stats	R: 0 E: 0 K: 0 S: 3 H: 0 LOB: 0 BB: 0 P: 3	R: 0 E: 0 K: 1 S: 5 H: 0 LOB: 0 BB: 0 P: 5	R: 2 E: 0 K: 2 S: 9 H: 2 LOB: 1 BB: 1 P: 13	R: 0 E: 0 K: 1 S: 6 H: 2 LOB: 2 BB: 0 P: 6	R: 0 E: 0 K: 0 S: 4 H: 1 LOB: 1 BB: 0 P: 4	R: 2 E: 0 K: 1 S: 8 H: 3 LOB: 2 BB: 1 P: 12	R: 0 E: 0 K: 0 S: 4 H: 1 LOB: 2 BB: 1 P: 8	R: 0 E: 0 K: 0 S: 3 H: 0 LOB: 0 BB: 0 P: 3	R: 0 E: 0 K: 1 S: 6 H: 1 LOB: 2 BB: 1 P: 10	1B: 5 2B: 3 3B: 1 HR: 1 SF: 0 SAC: 0 DP: 0 HBP: 0						

PITCHER	IP	WLS	BF	H	R	ER	SO	BB	IBB	HBP	BLK	WP	HR	S	P	ERA	WHIP
Bobby Shantz, L (1, 1) ERA: 5.86	9.0	L	40	10	4	4	6	3	1	0	0	0	1	48	64	4.00	1.444

PITCHER	IP	WLS	BF	H	R	ER	SO	BB	IBB	HBP	BLK	WP	HR	S	P	ERA	WHIP

TOP

Cleveland Indians @ Kansas City Athletics

Municipal Stadium, Kansas City, MO

Sun May 29 1955, 4:33 AM EDT

Att. 26,418 - Unknown

livebaseballscorecards.com

AB	36
R	4
H	10
RBI	4
BB	4
SO	6
LOB	11

WP: 0	PA: 40																
PB: 0																	
SB: 0																	
CS: 0																	

BOTTOM

Batter	1	2	3	4	5	6	7	8	9	AB	R	H	RBI	BB	SO	LOB
Vic Power, R (1, 3) OBP: 0.396, SLG: 0.583	F1		K		FC3-6 BB 1-2f 2-3		F9		1B FC1-5 1-2 3-H 1B	5	0	1	1	0	1	4
Hector Lopez, R (1, 4) OBP: 0.250, SLG: 0.241	F6		BBBB 1-2 BB		F2		F7		FC1-5 1B 1-2 2-3f	4	0	0	0	1	0	5
Jim Finigan, R (1, 5) OBP: 0.349, SLG: 0.487	F8		F6		BBBB 1-2 BB		F9		1B 1-2 2-3	4	0	1	0	1	0	3
Gus Zernial, R (1, 7) OBP: 0.340, SLG: 0.600		2B 1B		BBBB BB	F4			HR	K	4	1	2	1	1	1	6
Bill Renna, R (1, 9) OBP: 0.359, SLG: 0.467 Elmer Valo, L (9, PH) OBP: 0.549, SLG: 0.600		K		F4		F3		F8	K	4 1	0 0	0 0	0 0	0 0	1 1	2 3
Bill Wilson, R (1, 8) OBP: 0.316, SLG: 0.476		2-5 1-H 2B		K		BBBB BB		F5		3	0	1	0	1	1	1
Joe Demaestri, R (1, 6) OBP: 0.222, SLG: 0.219 Jack Littrell, R (5, 6) OBP: 0.067, SLG: 0.067		BBBB BB		F9		SSS K		F5		1 2	0 0	0 0	0 0	1 0	0 1	1 1
Billy Shantz, R (1, 2) OBP: 0.400, SLG: 0.394	2-5 2-3	BB 1B			FC3-6 E 1B	F8			1B 1B	4	1	3	0	0	0	1
Bobby Shantz, R (1, 1) OBP: 0.176, SLG: 0.125 Enos Slaughter, L (9, PH) OBP: 0.404, SLG: 0.400			K		E1 FC3-6 1-2		1B		FC1-5 1B 1-3 1B	3 1	0 0	1 1	0 0	0 0	1 0	2 0
Inning Stats	R: 0 H: 0 E: 0 LOB: 0 K: 0 BB: 0 S: 3 P: 3	R: 0 H: 2 E: 0 LOB: 2 K: 1 BB: 1 S: 5 P: 9	R: 0 H: 1 E: 0 LOB: 2 K: 2 BB: 1 S: 8 P: 12	R: 0 H: 0 E: 0 LOB: 1 K: 1 BB: 1 S: 5 P: 9	R: 0 H: 1 E: 1 LOB: 3 K: 0 BB: 1 S: 5 P: 9	R: 0 H: 0 E: 0 LOB: 1 K: 1 BB: 0 S: 5 P: 9	R: 0 H: 1 E: 0 LOB: 1 K: 0 BB: 0 S: 4 P: 4	R: 1 H: 1 E: 0 LOB: 0 K: 0 BB: 0 S: 4 P: 4	R: 1 H: 4 E: 0 LOB: 3 K: 2 BB: 0 S: 11 P: 11	1B: 8 SF: 0 2B: 1 SAC: 0 3B: 0 DP: 0 HR: 1 HBP: 0						

PITCHER	IP	WLS	BF	H	R	ER	SO	BB	IBB	HBP	BLK	WP	HR	S	P	ERA	WHIP
Herb Score, L (1, 1) ERA: 2.88	8.0	W	37	8	2	2	5	5	0	0	0	0	1	41	61	2.25	1.625
Ray Narleski, R (9, 1) ERA: 5.3	0.2		4	2	0	0	1	0	0	0	0	0	0	6	6	0.00	3.000
Don Mossi, L (9, 1) ERA: 0.61	0.1	S	1	0	0	0	1	0	0	0	0	0	0	3	3	0.00	0.000

PITCHER	IP	WLS	BF	H	R	ER	SO	BB	IBB	HBP	BLK	WP	HR	S	P	ERA	WHIP

Cleveland Indians @ Kansas City Athletics

Municipal Stadium, Kansas City, MO

Sun May 29 1955, 4:33 AM EDT

Att. 26,418 - Unknown

livebaseballscorecards.com

AB	36
R	2
H	10
RBI	2
BB	5
SO	7
LOB	29

WP: 0 PA: 41
PB: 0
SB: 0
CS: 0

Batter	1	2	3	4	5	6	7	8	9	AB	R	H	RBI	BB	SO	LOB
Al Smith, R (1, 5) OBP: 0.412, SLG: 0.524	FC1-6-5 SH1-3 1B	G6-4-3 1-2f	F5			1-3 1B		1B 2B	BBBB G4-6-3 BB	5	1	3	0	1	0	2
Bobby Avila, R (1, 4) OBP: 0.406, SLG: 0.441	SH1-3 1-2	HR	F4			1-3 1-2		1B 2-H 1B 1B	G4-6-3 1-2f	5	2	2	2	0	0	3
Larry Doby, L (1, 8) OBP: 0.315, SLG: 0.372	FC1-6-5 1B BB WP 2-3	E4 HR		SSS K		FC6-4 IBB		1-3 1B	6-3	5	2	1	0	1	1	1
Al Rosen, R (1, 3) OBP: 0.383, SLG: 0.433	BBBB BB 1B 1-2 BB BB	1-H HR		BBBB G4-6-3 BB		FC6-4 1-2f		1B 1B 3-H E 1B		3	3	2	3	2	0	2
Wally Westlake, R (1, 7) OBP: 0.385, SLG: 0.333	BB BB 1-2 2-3 1B	1B 1B		G4-6-3 1-2f			F6 1B	1B 1-2 1B		5	0	3	0	0	0	1
Dave Philley, S (1, 9) OBP: 0.433, SLG: 0.643	BBBB BB 1-2 2-3 3-H BB	1-3 1B			SSS K		HR	F7		4	1	2	1	1	1	2
Sam Dente, R (1, 6) OBP: 0.328, SLG: 0.245	BBBB 1-2 2-3 3-H BB	F8			F5		F6	E7 1-3 2-H 1B		4	0	1	1	1	0	2
Jim Hegan, R (1, 2) OBP: 0.258, SLG: 0.220 Hal Naragon, L (8, 2) OBP: 0.273, SLG: 0.222	F3		F4		F8		1B	BBBB BB		4 0	0 0	1 0	0 0	1 0	0 0	3 0
Bob Lemon, L (1, 1) OBP: 0.314, SLG: 0.323		G6-4-3 1B	BBBB BB		SSS K		F9	3-1		4	0	1	0	1	1	4

Inning Stats																		
	R: 2	H: 2	R: 3	H: 5	R: 0	H: 0	R: 0	H: 0	R: 0	H: 1	R: 1	H: 2	R: 3	H: 6	R: 0	H: 0	1B: 12	SF: 0
	E: 0	LOB: 3	E: 1	LOB: 2	E: 0	LOB: 1	E: 0	LOB: 0	E: 0	LOB: 2	E: 0	LOB: 1	E: 1	LOB: 3	E: 0	LOB: 0	2B: 1	SAC: 1
	K: 0	BB: 3	K: 0	BB: 0	K: 0	BB: 1	K: 1	BB: 1	K: 1	BB: 1	K: 0	BB: 0	K: 0	BB: 1	K: 0	BB: 1	3B: 0	DP: 3
	S: 5	P: 17	S: 8	P: 8	S: 3	P: 7	S: 4	P: 8	S: 5	P: 5	S: 6	P: 10	S: 5	P: 12	S: 2	P: 6	HR: 3	HBP: 0

PITCHER		IP	WLS	BF	H	R	ER	SO	BB	IBB	HBP	BLK	WP	HR	S	P	ERA	WHIP
Jack Harshman, L ERA: 3.26	(1, 1)	0.2	L	7	2	2	2	0	3	0	0	0	1	0	4	16	27.00	7.500
Morrie Martin, L ERA: 5.4	(1, 1)	1.0		8	5	3	1	0	0	0	0	0	0	2	8	8	9.00	5.000
Bob Keegan, R ERA: 6.3	(2, 1)	5.1		21	3	1	1	3	2	1	0	0	0	1	24	36	1.69	0.938
Harry Dorish, R ERA: 1.59	(8, 1)	0.2		7	6	3	2	0	0	0	0	0	0	0	7	7	27.00	9.000
Bob Chakales, R ERA: 1.46	(8, 1)	1.1		5	0	0	0	0	2	0	0	0	0	0	3	11	0.00	1.500

PITCHER	IP	WLS	BF	H	R	ER	SO	BB	IBB	HBP	BLK	WP	HR	S	P	ERA	WHIP

TOP

Cleveland Indians @ Chicago White Sox

Comiskey Park, Chicago, IL

Mon May 30 1955, 4:33 AM EDT

Unknown

livebaseballscorecards.com

AB	39
R	9
H	16
RBI	7
BB	8
SO	3
LOB	20

WP: 1	PB: 0	SB: 0	CS: 0	PA: 48

Cleveland Indians @ Chicago White Sox

Comiskey Park, Chicago, IL

Mon May 30 1955, 4:33 AM EDT

Unknown

BOTTOM

livebaseballscorecards.com

Batter	1	2	3	4	5	6	7	8	9	AB	R	H	RBI	BB	SO	LOB
Johnny Groth, R (1, 8) OBP: 0.404, SLG: 0.635	S S S 0-3 K ①		x 0-0 F1 ①		B B B 4-0 FC1-2 1B 1-2 2-3 BB		x 0-0 F4 ②		x 0-0 F7 ③	4	0	0	0	1	1	1
Nellie Fox, L (1, 4) OBP: 0.341, SLG: 0.423	x 0-0 F1 ②		x 0-0 F9 ②		x 0-0 FC1-2 1B 1-2 2-3 3-H		x 0-0 F6 ③			4	0	1	1	0	0	0
Jim Rivera, L (1, 9) OBP: 0.352, SLG: 0.417	S S S 0-3 K ③		x 0-0 F4 ③		x 0-0 FC1-2 ② 1-2 2-3 3-Hf			x 0-0 2B		4	0	1	0	0	1	3
George Kell, R (1, 5) OBP: 0.381, SLG: 0.377		B B B B 4-0 BB BB BB		x 0-0 F6 ①	x 0-0 F8 ③			x 0-0 F8 ①		3	0	0	0	1	0	4
Bob Nieman, R (1, 7) OBP: 0.362, SLG: 0.504		S S S 0-3 K ①		x 0-0 F7 ②		x 0-0 FC6-4 1B		x 0-0 F5 ②		4	0	1	0	0	1	2
Clint Courtney, L (1, 2) OBP: 0.463, SLG: 0.559		B B B B 4-0 BB 1-2 BB		x 0-0 F6 ③		x 0-0 F2 ①		x 0-0 F7 ③		3	0	0	0	1	0	2
Chico Carrasquel, R (1, 6) OBP: 0.339, SLG: 0.391		S S S 0-3 K ②			B B B 4-0 BB 1B 1B BB		S S S 0-3 K ②		x 0-0 G4-3 1B	3	1	1	0	1	2	3
Walt Dropo, R (1, 3) OBP: 0.305, SLG: 0.397		B B B B 4-0 FC6-4 1-2 2-3 BB			x 0-0 F8 ①	x 0-0 FC6-4 ③ 1-2f			x 0-0 G4-3 ① ② 1-2f	3	0	0	0	1	0	3
Jack Harshman, L (1, 1) Morrie Martin, L (1, 1) Bob Keegan, R (2, 1) OBP: 0.714, SLG: 0.667 Vern Stephens, R (7, PH) OBP: 0.409, SLG: 0.658 Harry Dorish, R (8, 1) OBP: 0.333, SLG: 0.333 Bob Chakales, R (8, 1) Ron Jackson, R (9, PH) OBP: 0.379, SLG: 0.538		x 0-0 FC6-4 ③ 1-2f			x 0-0 1B BB 1-2 FC1-2 1B		x 0-0 F6 ①		x 0-0 1B	0 0 2 1 0 0 1	0 0 0 0 0 0 0	0 0 1 0 0 0 0	0 0 0 0 0 0 0	0 0 0 0 0 0 0	0 0 0 0 0 0 0	0 0 3 0 0 0 0
Inning Stats	R: 0 E: 0 K: 2 S: 7 H: 0 LOB: 0 BB: 0 P: 7	R: 0 E: 0 K: 2 S: 7 H: 0 LOB: 3 BB: 3 P: 19	R: 0 E: 0 K: 0 S: 3 H: 0 LOB: 0 BB: 0 P: 3	R: 0 E: 0 K: 0 S: 3 H: 0 LOB: 0 BB: 0 P: 3	R: 1 E: 0 K: 0 S: 5 H: 2 LOB: 3 BB: 2 P: 13	R: 0 E: 0 K: 1 S: 6 H: 1 LOB: 1 BB: 0 P: 6	R: 0 E: 0 K: 0 S: 3 H: 0 LOB: 0 BB: 0 P: 3	R: 0 E: 0 K: 0 S: 4 H: 1 LOB: 1 BB: 0 P: 4	R: 0 E: 0 K: 0 S: 4 H: 2 LOB: 1 BB: 0 P: 4	1B: 5 2B: 1 3B: 0 HR: 0	SF: 0 SAC: 0 DP: 1 HBP: 0			WP: 0 PB: 0 SB: 0 CS: 0	PA: 37		

PITCHER	IP	WLS	BF	H	R	ER	SO	BB	IBB	HBP	BLK	WP	HR	S	P	ERA	WHIP
Bob Lemon, R (1, 1) ERA: 3.94	9.0	W	37	6	1	1	5	5	0	0	0	0	0	42	62	1.00	1.222

PITCHER	IP	WLS	BF	H	R	ER	SO	BB	IBB	HBP	BLK	WP	HR	S	P	ERA	WHIP

AB	32
R	1
H	6
RBI	1
BB	5
SO	5
LOB	21

Batter	1	2	3	4	5	6	7	8	9	AB	R	H	RBI	BB	SO	LOB
Al Smith, R (1, 5) OBP: 0.402, SLG: 0.509	F4		F4		K			F9	F8	5	0	0	0	0	1	2
Bobby Avila, R (1, 4) OBP: 0.402, SLG: 0.435	BB 1B		F5		K			F9		4	0	1	0	0	1	0
Larry Doby, L (1, 8) OBP: 0.327, SLG: 0.379	K		BB			1B		1B		3	0	2	0	1	1	1
Al Rosen, R (1, 3) OBP: 0.386, SLG: 0.430	BB		F5			K		1B		3	0	1	0	1	1	2
Wally Westlake, R (1, 7) OBP: 0.357, SLG: 0.308	K			P8		K		F6		1	0	0	0	0	1	2
Dave Pope, L (2, 7) OBP: 0.405, SLG: 0.592										2	0	0	0	0	1	1
Ralph Kiner, R (8, PH) OBP: 0.403, SLG: 0.479										1	0	0	0	0	0	2
Dale Mitchell, L (8, 7) OBP: 0.250, SLG: 0.222										0	0	0	0	0	0	0
Dave Philley, S (1, 9) OBP: 0.441, SLG: 0.625		E7 F6 1B		FC6-4 1B		F4			F2	4	0	2	0	0	0	1
Sam Dente, R (1, 6) OBP: 0.311, SLG: 0.231	F6 2-3			FC6-4 1-2f			K		BB 1B	3	0	0	0	0	1	2
Hank Majeski, R (9, PH) OBP: 0.340, SLG: 0.410										0	0	0	0	1	0	0
Jim Hegan, R (1, 2) OBP: 0.250, SLG: 0.212	F1			F8			F3		1-2 1B	3	0	0	0	0	0	2
Hank Foiles, R (9, PH) OBP: 0.451, SLG: 0.450										1	0	1	0	0	0	0
Mike Garcia, R (1, 1) OBP: 0.346, SLG: 0.435	K				G1		F6		F4	3	0	0	0	0	1	1
Bill Wight, L (7, 1)										0	0	0	0	0	0	0
Art Houtteman, R (8, 1) OBP: 0.333, SLG: 0.250										1	0	0	0	0	0	2
Inning Stats	R: 0 E: 0 K: 2 S: 8 H: 1 LOB: 2 BB: 1 P: 12	R: 0 E: 1 K: 1 S: 6 H: 1 LOB: 1 BB: 0 P: 6	R: 0 E: 0 K: 0 S: 3 H: 0 LOB: 1 BB: 1 P: 7	R: 0 E: 0 K: 0 S: 4 H: 1 LOB: 1 BB: 0 P: 4	R: 0 E: 0 K: 2 S: 7 H: 0 LOB: 0 BB: 0 P: 7	R: 0 E: 0 K: 2 S: 8 H: 1 LOB: 1 BB: 0 P: 8	R: 0 E: 0 K: 1 S: 5 H: 0 LOB: 0 BB: 0 P: 5	R: 0 E: 0 K: 0 S: 5 H: 2 LOB: 2 BB: 0 P: 5	R: 0 E: 0 K: 0 S: 4 H: 1 LOB: 2 BB: 1 P: 8	1B: 7 2B: 0 3B: 0 HR: 0 SF: 0 SAC: 0 DP: 0 HBP: 0							

PITCHER	IP	WLS	BF	H	R	ER	SO	BB	IBB	HBP	BLK	WP	HR	S	P	ERA	WHIP
Billy Pierce, L (1, 1) ERA: 2.01	9.0	W	37	7	0	0	8	3	0	0	0	0	0	50	62	0.00	1.111

PITCHER	IP	WLS	BF	H	R	ER	SO	BB	IBB	HBP	BLK	WP	HR	S	P	ERA	WHIP

TOP

Cleveland Indians @ Chicago White Sox

Comiskey Park, Chicago, IL

Mon May 30 1955, 4:38 AM EDT

Att. 40,645 - Unknown

livebaseballscorecards.com

AB	34
R	0
H	7
RBI	0
BB	3
SO	8
LOB	18

WP: 0 PB: 0 SB: 0 CS: 0 PA: 37

Batter	1	2	3	4	5	6	7	8	9	AB	R	H	RBI	BB	SO	LOB
Johnny Groth, R (1, 8) OBP: 0.393, SLG: 0.607	F4		K		G4-6-3 1B		SH FC1-6	FC1-4 2B		4	0	1	0	0	1	3
Nellie Fox, L (1, 4) OBP: 0.342, SLG: 0.429	L3		1B		G4-6-3		F8	2B		5	0	2	1	0	0	4
Jim Rivera, L (1, 9) OBP: 0.361, SLG: 0.420	BB CS		FC4 1B			1B FC4 1B	FC1-6 1B	F7		4	1	2	0	1	0	4
George Kell, R (1, 3) OBP: 0.385, SLG: 0.381	CS	F6	FC4			FC4 1B	1B			4	0	2	1	0	0	3
Willard Marshall, L (1, 7) OBP: 0.375, SLG: 0.194		P7		F9		FC4 1B	F9			4	0	0	1	0	0	3
Vern Stephens, R (1, 5) OBP: 0.396, SLG: 0.619		P7		F4		F9		BB 1B		4	1	1	0	0	0	1
Chico Carrasquel, R (1, 6) OBP: 0.348, SLG: 0.392			BB PB 1B	F6		1B		BB FC1-5 1B		2	1	1	0	2	0	0
Sherm Lollar, R (1, 2) OBP: 0.423, SLG: 0.550			K		K	K		FC1-4 FC1-5 2B 1B		4	1	1	1	0	3	3
Billy Pierce, L (1, 1) OBP: 0.333, SLG: 0.250			1B 1B 1B		1B		FC1-6 SH 1B	FC1-5 FC1-4		4	1	3	1	0	0	2
Inning Stats	R: 0 H: 0 E: 0 LOB: 0 K: 0 BB: 1 S: 2 P: 6	R: 0 H: 0 E: 0 LOB: 0 K: 0 BB: 0 S: 3 P: 3	R: 1 H: 3 E: 0 LOB: 3 K: 2 BB: 1 S: 10 P: 14	R: 0 H: 0 E: 0 LOB: 0 K: 0 BB: 0 S: 3 P: 3	R: 0 H: 2 E: 0 LOB: 1 K: 1 BB: 0 S: 6 P: 6	R: 1 H: 3 E: 0 LOB: 2 K: 1 BB: 0 S: 8 P: 8	R: 1 H: 2 E: 0 LOB: 2 K: 0 BB: 0 S: 6 P: 6	R: 2 H: 3 E: 0 LOB: 2 K: 0 BB: 1 S: 6 P: 10		1B: 12 SF: 0 2B: 1 SAC: 1 3B: 0 DP: 1 HR: 0 HBP: 0						

PITCHER		IP	WLS	BF	H	R	ER	SO	BB	IBB	HBP	BLK	WP	HR	S	P	ERA	WHIP
Mike Garcia, R ERA: 3.64	(1, 1)	6.0	L	28	9	3	3	4	2	0	0	0	0	0	34	42	4.50	1.833
Bill Wight, L ERA: 2.84	(7, 1)	1.0		7	3	2	2	0	1	0	0	0	0	0	6	10	18.00	4.000
Art Houtteman, R ERA: 2.43	(8, 1)	1.0		4	1	0	0	0	0	0	0	0	0	0	4	4	0.00	1.000

PITCHER	IP	WLS	BF	H	R	ER	SO	BB	IBB	HBP	BLK	WP	HR	S	P	ERA	WHIP

BOTTOM

Cleveland Indians @ Chicago White Sox

Comiskey Park, Chicago, IL

Mon May 30 1955, 4:38 AM EDT

Att. 40,645 - Unknown

livebaseballscorecards.com

AB	35
R	5
H	13
RBI	5
BB	3
SO	4
LOB	23

WP: 0 PA: 40
PB: 1
SB: 0
CS: 1

Batter	1	2	3	4	5	6	7	8	9	10	11	12	13	AB	R	H	RBI	BB	SO	LOB
Billy Cox, R (1, 4) OBP: 0.283, SLG: 0.311	F6		1-3 1B 1B		P7			L7		1B			0-6-3 BB	5	0	2	0	1	0	0
Cal Abrams, L (1, 8) (7, 9) OBP: 0.435, SLG: 0.404	6-3		1-3 1B 1-2		CS BB			1B BB		L8			9-6-3 1-2f	4	0	1	0	2	0	2
Eddie Waitkus, L (1, 3) OBP: 0.387, SLG: 0.338	F9		P7		CS 1-2	P7		1-3 1B			4-3			5	0	1	0	0	0	2
Gene Woodling, L (1, 9) (7, 7) OBP: 0.325, SLG: 0.357		HR	1-3 1-2 2-3			4-3		K			F5			5	1	1	1	0	1	4
Gil Coan, L (1, 7) OBP: 0.375, SLG: 0.369		G3	F8			K			K		K			3	0	0	0	0	1	2
Chuck Diering, R (7, 8) OBP: 0.322, SLG: 0.396														2	0	0	0	0	2	0
Hal Smith, R (1, 2) OBP: 0.299, SLG: 0.349		F3		K			F8		4-3			F9		5	0	0	0	0	1	0
Jim Pyburn, R (1, 5) OBP: 0.289, SLG: 0.254		2B		F9			P7		F2			K		5	0	1	0	0	1	0
Willy Miranda, S (1, 6) OBP: 0.302, SLG: 0.317		BB		4-3			F9			P7		F2		4	0	0	0	1	0	0
Jim Wilson, R (1, 1) OBP: 0.250, SLG: 0.217		K			K			5-3		K			F4	5	0	0	0	0	3	2
Inning Stats	R: 0 E: 0 K: 0 S: 3 H: 0 LOB: 0 BB: 0 P: 3	R: 1 E: 0 K: 1 S: 7 H: 2 LOB: 2 BB: 1 P: 11	R: 0 E: 0 K: 0 S: 5 H: 2 LOB: 2 BB: 0 P: 5	R: 0 E: 0 K: 1 S: 5 H: 0 LOB: 0 BB: 0 P: 5	R: 0 E: 0 K: 1 S: 4 H: 0 LOB: 0 BB: 1 P: 8	R: 0 E: 0 K: 1 S: 5 H: 0 LOB: 0 BB: 0 P: 5	R: 0 E: 0 K: 0 S: 3 H: 0 LOB: 0 BB: 0 P: 3	R: 0 E: 0 K: 1 S: 6 H: 1 LOB: 2 BB: 1 P: 10	R: 0 E: 0 K: 1 S: 5 H: 0 LOB: 0 BB: 0 P: 5	R: 0 E: 0 K: 1 S: 6 H: 1 LOB: 1 BB: 0 P: 6	R: 0 E: 0 K: 1 S: 5 H: 0 LOB: 0 BB: 0 P: 5	R: 0 E: 0 K: 1 S: 5 H: 0 LOB: 0 BB: 0 P: 5	R: 0 E: 0 K: 0 S: 2 H: 0 LOB: 0 BB: 1 P: 6	1B: 4 2B: 2 3B: 0 HR: 1 SF: 0 SAC: 0 DP: 1 HBP: 0						

PITCHER		IP	WLS	BF	H	R	ER	SO	BB	IBB	HBP	BLK	WP	HR	S	P	ERA	WHIP
Bob Feller, R ERA: 3.97	(1, 1)	7.0		26	4	1	1	4	2	0	0	0	0	1	32	40	1.29	0.857
Don Mossi, L ERA: 0.44	(8, 1)	6.0	W	21	2	0	0	5	2	0	0	0	0	0	29	37	0.00	0.667

PITCHER	IP	WLS	BF	H	R	ER	SO	BB	IBB	HBP	BLK	WP	HR	S	P	ERA	WHIP

TOP

Baltimore Orioles @ Cleveland Indians

Cleveland Municipal Stadium, Cleveland, OH

Tue May 31 1955, 3:33 AM EDT

Att. 7,037 - Unknown

livebaseballscorecards.com

AB	43
R	1
H	6
RBI	1
BB	4
SO	9
LOB	12

Batter	1	2	3	4	5	6	7	8	9	10	11	12	13	AB	R	H	RBI	BB	SO	LOB
Al Smith, R (1, 5) OBP: 0.392, SLG: 0.494	0-0 5-3 ①		0-0 F8 ②		0-0 F8 ②		0-0 F7 ③			0-0 SH1-4 ① 1-2		0-0 6-3 ②		5	0	0	0	0	0	1
Bobby Avila, R (1, 4) OBP: 0.400, SLG: 0.428	0-0 F8 ②		0-0 1B 1B		0-0 6-3 ③			SSS 0-3 K ①		0-0 F4 ②		BBBB 4-0 BB		5	0	1	0	1	1	1
Larry Doby, L (1, 8) OBP: 0.333, SLG: 0.394	0-0 E3 S		1-2 0-0 1B			0-0 3B		SSS 0-3 K ②		III 4-0 IBB		0-0 F6 ③		5	0	2	0	1	1	1
Al Rosen, R (1, 3) OBP: 0.377, SLG: 0.410	BBBB 4-0 BB 1-2		0-0 4-3 ③			0-0 5-3 ①		0-0 4-3 ③		0-0 F7 ③			0-0 F7 ①	5	0	0	0	1	0	5
Dave Pope, L (1, 7) OBP: 0.389, SLG: 0.558	0-0 P6-3 ③			0-0 P4-3 ①		SSS 0-3 K ②			SSS 0-3 K ①		0-0 1B		0-0 P8 ②	6	0	1	0	0	2	3
Dave Philley, S (1, 9) OBP: 0.450, SLG: 0.676		0-0 L7 ①		0-0 6-3 1B		0-0 4-3 ③			0-0 HR		0-0 F2 ①		BBBB 4-0 2B BB	5	2	2	1	1	0	2
Sam Dente, R (1, 6) OBP: 0.313, SLG: 0.259		0-0 F4 ②		0-0 6-3 ② 1-2			0-0 FC4-6 1B		0-0 F4 ②		0-0 F9 ②		0-0 1-H 2B	6	0	2	1	0	0	2
Hal Naragon, L (1, 2) Dale Mitchell, L (7, PH) Jim Hegan, R (7, PR) (8, 2) OBP: 0.231, SLG: 0.182 OBP: 0.238, SLG: 0.211 OBP: 0.245, SLG: 0.207		0-0 F8 ③		0-0 3-1 ③			0-0 FC4-6 ① FC1-4 1-2f		0-0 L5 ③		0-0 F4 ③			2 1 2	0 0 0	0 0 0	0 0 0	0 0 0	0 0 0	1 1 1
Bob Feller, R (1, 1) Ralph Kiner, R (7, PH) Wally Westlake, R (7, PR) Don Mossi, L (8, 1) OBP: 0.143, SLG: 0.143 OBP: 0.400, SLG: 0.475 OBP: 0.357, SLG: 0.308 OBP: 0.250, SLG: 0.250	SSS 0-3 K ①		SSS 0-3 K ①				0-0 FC1-4 ② 1-2f			0-0 SH1-4 1B		0-0 4-3 ①		2 1 0 2	0 0 0 0	0 0 0 1	0 0 0 0	0 0 0 0	2 1 0 0	0 1 0 0
Inning Stats	R: 0 E: 1 K: 0 S: 4 H: 0 LOB: 2 BB: 1 P: 8	R: 0 E: 0 K: 0 S: 3 H: 0 LOB: 0 BB: 0 P: 3	R: 0 E: 0 K: 1 S: 7 H: 2 LOB: 2 BB: 0 P: 7	R: 0 E: 0 K: 0 S: 4 H: 1 LOB: 1 BB: 0 P: 4	R: 0 E: 0 K: 1 S: 5 H: 0 LOB: 0 BB: 0 P: 5	R: 0 E: 0 K: 1 S: 6 H: 1 LOB: 1 BB: 0 P: 6	R: 0 E: 0 K: 0 S: 4 H: 1 LOB: 1 BB: 0 P: 4	R: 0 E: 0 K: 2 S: 7 H: 0 LOB: 0 BB: 0 P: 7	R: 1 E: 0 K: 1 S: 6 H: 1 LOB: 0 BB: 0 P: 6	R: 0 E: 0 K: 0 S: 4 H: 1 LOB: 2 BB: 1 P: 8	R: 0 E: 0 K: 0 S: 4 H: 1 LOB: 1 BB: 0 P: 4	R: 0 E: 0 K: 0 S: 3 H: 0 LOB: 1 BB: 1 P: 7	R: 1 E: 0 K: 0 S: 3 H: 1 LOB: 1 BB: 1 P: 7	1B: 6 2B: 1 3B: 1 HR: 1	SF: 0 SAC: 1 DP: 0 HBP: 0	WP: 0 PB: 0 SB: 1 CS: 0	PA: 52					

PITCHER	IP	WLS	BF	H	R	ER	SO	BB	IBB	HBP	BLK	WP	HR	S	P	ERA	WHIP
Jim Wilson, R (1, 1) ERA: 3.08	12.2	L	52	9	2	2	6	3	1	0	0	0	1	60	76	1.42	0.947

PITCHER	IP	WLS	BF	H	R	ER	SO	BB	IBB	HBP	BLK	WP	HR	S	P	ERA	WHIP

BOTTOM

Baltimore Orioles @ Cleveland Indians

Cleveland Municipal Stadium, Cleveland, OH

Tue May 31 1955, 3:33 AM EDT

Att. 7,037 - Unknown

livebaseballscorecards.com

AB	47
R	2
H	9
RBI	2
BB	4
SO	6
LOB	19

Batter	1	2	3	4	5	6	7	8	9	AB	R	H	RBI	BB	SO	LOB
Billy Cox, R (1, 4) OBP: 0.277, SLG: 0.304	L6		F2			F9		6-3		4	0	0	0	0	0	1
Eddie Waitkus, L (1, 3) OBP: 0.392, SLG: 0.348	4-3			K		FC4-6 1B		BB 1B		4	0	2	0	0	1	0
Cal Abrams, L (1, 8) OBP: 0.438, SLG: 0.389	1-3			FC4-6 BB		FC4-6 1-2f		1-2 BB		2	0	0	0	2	0	1
Gene Woodling, L (1, 7) OBP: 0.316, SLG: 0.346		4-3		FC4-6 1-2f			P8	F5		4	0	0	0	0	0	3
Hoot Evers, R (1, 9) OBP: 0.383, SLG: 0.528		P7		K			L6		L8	4	0	0	0	0	1	1
Hal Smith, R (1, 2) OBP: 0.298, SLG: 0.346		F8			F5		1B 1B		P8	4	0	1	0	0	0	0
Jim Pyburn, R (1, 5) OBP: 0.288, SLG: 0.254			6-3		K		1-2 1B		P8	4	0	1	0	0	1	0
Willy Miranda, S (1, 6) OBP: 0.296, SLG: 0.311			F7		4-3		F6			3	0	0	0	0	0	2
Erv Palica, R (1, 1) OBP: 0.240, SLG: 0.208			BB			1-3		F5		1	0	0	0	1	0	0
Gus Triandos, R (8, PH) OBP: 0.336, SLG: 0.416										1	0	0	0	0	0	0
Don Johnson, R (8, 1)										0	0	0	0	0	0	0
Inning Stats	R: 0 E: 0 K: 0 S: 3 H: 0 LOB: 0 BB: 0 P: 3	R: 0 E: 0 K: 0 S: 3 H: 0 LOB: 0 BB: 0 P: 3	R: 0 E: 0 K: 0 S: 3 H: 0 LOB: 1 BB: 1 P: 7	R: 0 E: 0 K: 2 S: 7 H: 0 LOB: 1 BB: 1 P: 11	R: 0 E: 0 K: 1 S: 5 H: 0 LOB: 0 BB: 0 P: 5	R: 0 E: 0 K: 0 S: 4 H: 1 LOB: 1 BB: 0 P: 4	R: 0 E: 0 K: 0 S: 5 H: 2 LOB: 2 BB: 0 P: 5	R: 0 E: 0 K: 0 S: 4 H: 1 LOB: 2 BB: 1 P: 8	R: 0 E: 0 K: 0 S: 3 H: 0 LOB: 0 BB: 0 P: 3	1B: 4 2B: 0 3B: 0 HR: 0	SF: 0 SAC: 0 DP: 0 HBP: 0			WP: 0 PB: 0 SB: 0 CS: 0	PA: 34		

PITCHER	IP	WLS	BF	H	R	ER	SO	BB	IBB	HBP	BLK	WP	HR	S	P	ERA	WHIP
Early Wynn, R (1, 1) ERA: 2.71	9.0	W	34	4	0	0	3	3	0	0	0	0	0	37	49	0.00	0.778

PITCHER	IP	WLS	BF	H	R	ER	SO	BB	IBB	HBP	BLK	WP	HR	S	P	ERA	WHIP

Baltimore Orioles @ Cleveland Indians

Cleveland Municipal Stadium, Cleveland, OH

Wed Jun 01 1955, 3:33 AM EDT

Att. 7,942 - Unknown

TOP

livebaseballscorecards.com

AB	31
R	0
H	4
RBI	0
BB	3
SO	3
LOB	8

Batter	1	2	3	4	5	6	7	8	9	AB	R	H	RBI	BB	SO	LOB
Al Smith, R (1, 5) OBP: 0.394, SLG: 0.508	BBBB 4-0 1B 1B BB	x 0-0 1-H HR		x 0-0 ③ F6			x 0-0 ③ 6-3			3	2	1	2	1	0	0
Bobby Avila, R (1, 4) OBP: 0.397, SLG: 0.423	x 0-0 1B 1-3 1B 1B	x 0-0 ② F2			x 0-0 ① F8			x 0-0 ① F7		4	1	1	0	0	0	0
Larry Doby, L (1, 8) OBP: 0.331, SLG: 0.391 Ralph Kiner, R (2, PH) OBP: 0.392, SLG: 0.463 (3, 7)	SSS 0-3 ① K	x 0-0 ③ F8			SSS 0-3 ② K			x 0-0 ② F6		1 3	0 0	0 0	0 0	0 0	1 1	2 0
Al Rosen, R (1, 3) OBP: 0.373, SLG: 0.404	x 0-0 1B 1-3 3-H 1B		SSS 0-3 ① K		x 0-0 ③ F7			x 0-0 ③ L7		4	1	1	1	0	1	0
Dave Pope, L (1, 7) (3, 8) OBP: 0.387, SLG: 0.550	x 0-0 1-3 1-3 3-H 1B	x 0-0 ② P3-1				SSS 0-3 ① K				3	0	1	1	0	1	0
Dave Philley, S (1, 9) OBP: 0.442, SLG: 0.650	x 0-0 ② 1-3 1-2 3-H	x 0-0 1B				x 0-0 ② L8				3	0	1	1	0	0	1
Sam Dente, R (1, 6) OBP: 0.300, SLG: 0.246	x 0-0 ③ L7	x 0-0 ③ L9				x 0-0 ③ F8				3	0	0	0	0	0	2
Jim Hegan, R (1, 2) OBP: 0.238, SLG: 0.200		x 0-0 ① L8		x 0-0 ① F8			x 0-0 ① 6-3			3	0	0	0	0	0	0
Early Wynn, S (1, 1) OBP: 0.259, SLG: 0.240		BBBB 4-0 HR BB		x 0-0 ② F7			x 0-0 ② 3-1			2	1	0	0	1	0	0
Inning Stats	R: 3 E: 0 K: 1 S: 8 H: 3 LOB: 1 BB: 1 P: 12	R: 2 E: 0 K: 0 S: 4 H: 1 LOB: 0 BB: 1 P: 8	R: 0 E: 0 K: 1 S: 6 H: 1 LOB: 1 BB: 0 P: 6	R: 0 E: 0 K: 0 S: 3 H: 0 LOB: 0 BB: 0 P: 3	R: 0 E: 0 K: 1 S: 5 H: 0 LOB: 0 BB: 0 P: 5	R: 0 E: 0 K: 1 S: 5 H: 0 LOB: 0 BB: 0 P: 5	R: 0 E: 0 K: 0 S: 3 H: 0 LOB: 0 BB: 0 P: 3	R: 0 E: 0 K: 0 S: 3 H: 0 LOB: 0 BB: 0 P: 3		1B: 4 2B: 0 3B: 0 HR: 1 SF: 0 SAC: 0 DP: 0 HBP: 0						

PITCHER		IP	WLS	BF	H	R	ER	SO	BB	IBB	HBP	BLK	WP	HR	S	P	ERA	WHIP
Erv Palica, R ERA: 4.54	(1, 1)	7.0	L	28	5	5	5	4	2	0	0	0	0	1	34	42	6.43	1.000
Don Johnson, R ERA: 7.59	(8, 1)	1.0		3	0	0	0	0	0	0	0	0	0	0	3	3	0.00	0.000

PITCHER	IP	WLS	BF	H	R	ER	SO	BB	IBB	HBP	BLK	WP	HR	S	P	ERA	WHIP

BOTTOM

Baltimore Orioles @ Cleveland Indians

Cleveland Municipal Stadium, Cleveland, OH

Wed Jun 01 1955, 3:33 AM EDT

Att. 7,942 - Unknown

livebaseballscorecards.com

AB	29
R	5
H	5
RBI	5
BB	2
SO	4
LOB	5

WP: 0 PA: 31
PB: 0
SB: 0
CS: 0

Baltimore Orioles @ Cleveland Indians

Cleveland Municipal Stadium, Cleveland, OH

Thu Jun 02 1955, 3:33 AM EDT

Att. 3,248 - Unknown

TOP

livebaseballscorecards.com

Batter	1	2	3	4	5	6	7	8	9	AB	R	H	RBI	BB	SO	LOB
Billy Cox, R (1, 4) OBP: 0.275, SLG: 0.301	F2		BB, 1B		F7		F7		5-3	5	0	1	0	0	0	0
Cal Abrams, L (1, 9) OBP: 0.462, SLG: 0.382	BB		1-2 BB		BB		4-3		1B, BB	1	0	0	0	4	0	0
Hoot Evers, R (1, 7) OBP: 0.376, SLG: 0.514	K		K		F2		P8		1-2 1B	5	0	1	0	0	2	4
Gus Triandos, R (1, 3) OBP: 0.330, SLG: 0.406	K		F7		F4			1B, 1B	P8	5	1	1	0	0	1	6
Hal Smith, R (1, 2) OBP: 0.308, SLG: 0.358		BB		K		FC6-4, 2B		BB, 1-3 1B	F5	4	1	2	0	1	1	2
Chuck Diering, R (1, 8) OBP: 0.336, SLG: 0.393		K		BB		FC6-4, BB		1B, G5-4-3, 1-2 BB		1	1	0	0	3	1	1
Jim Pyburn, R (1, 5) OBP: 0.286, SLG: 0.253		K		K		FC6-4, 1-2f, 2-3		G5-4-3, 1-3, 2-H, 3-H, 1B		4	0	1	2	0	2	4
Willy Miranda, S (1, 6) OBP: 0.295, SLG: 0.305		K		1-2 BB		F6		G5-4-3, 1-2f, 3-H		3	0	0	0	1	1	4
Saul Rogovin, R (1, 1) OBP: 0.158, SLG: 0.111			K	K		F7		F5		1	0	0	0	0	1	0
Eddie Waitkus, L (4, PH) OBP: 0.388, SLG: 0.343										1	0	0	0	0	1	2
Don Johnson, R (4, 1)										0	0	0	0	0	0	0
Gene Woodling, L (6, PH) OBP: 0.314, SLG: 0.344										1	0	0	0	0	0	2
Lou Kretlow, R (6, 1) OBP: 0.100, SLG: 0.100										0	0	0	0	0	0	0
Jim McDonald, R (7, 1)										1	0	0	0	0	0	0

	AB	R	H	RBI	BB	SO	LOB
	32	3	6	2	9	10	25

Inning Stats	1	2	3	4	5	6	7	8	9	
R	0	0	0	0	0	0	0	3	0	1B: 5
E	0	0	0	0	0	0	0	0	0	2B: 1
K	2	3	2	3	0	0	0	0	0	3B: 0
S	7	9	8	9	3	4	3	5	4	HR: 0
H	0	0	1	0	0	1	0	3	1	SF: 0
LOB	1	1	2	2	1	2	0	0	1	SAC: 0
BB	1	1	1	2	1	1	0	1	1	DP: 1
P	11	13	12	17	7	8	3	9	8	HBP: 0

	WP	PB	SB	CS	PA
	0	0	0	0	41

PITCHER	IP	W	L	S	BF	H	R	ER	SO	BB	IBB	HBP	BLK	WP	HR	ERA	WHIP
Herb Score, L (1, 1) ERA: 2.89	9.0	W			41	6	3	3	10	9	0	0	0	0	0	3.00	1.667

PITCHER	IP	W	L	S	BF	H	R	ER	SO	BB	IBB	HBP	BLK	WP	HR	ERA	WHIP

Baltimore Orioles @ Cleveland Indians

Cleveland Municipal Stadium, Cleveland, OH

Thu Jun 02 1955, 3:33 AM EDT

Att. 3,248 - Unknown

BOTTOM

livebaseballscorecards.com

Batter	1	2	3	4	5	6	7	8	9	AB	R	H	RBI	BB	SO	LOB
Al Smith, R (1, 5) OBP: 0.399, SLG: 0.505	S S S 0-3 ① K	B B B B 4-0 BB HR 1-2 2-3 3-H BB		x 0-0 S 1B			B B B B 4-0 1B SF9 BB	S S S 0-3 ① K		3	2	1	1	2	2	0
Bobby Avila, R (1, 4) OBP: 0.402, SLG: 0.421	x 0-0 ② F3	B B B B 4-0 HR 1-2 2-3 3-H BB		B B B B 4-0 1-2 BB			x 0-0 BB 1B 1-3 1B	x 0-0 ② 5-3		3	2	1	1	2	0	0
Dave Pope, L (1, 8) OBP: 0.398, SLG: 0.588	x 0-0 1B	x 0-0 1-H 2-H 3-H HR		x 0-0 ③ P4-3			S S S 0-3 ① K	x 0-0 1B		5	1	3	4	0	1	4
Al Rosen, R (1, 3) OBP: 0.361, SLG: 0.389	S S S 0-3 ③ K	x 0-0 ③ 6-3			x 0-0 ① F3		x 0-0 ② SF9 3-H	x 0-0 ③ F9		4	0	0	1	0	1	2
Ralph Kiner, R (1, 7) OBP: 0.395, SLG: 0.460		x 0-0 ① F2	x 0-0 G1-6-3 1B		x 0-0 ② F2		B B B B 4-0 1B 1-2 1B BB			3	1	1	0	1	0	0
Dave Philley, S (1, 9) OBP: 0.426, SLG: 0.614		x 0-0 ② F8	x 0-0 ① ② G1-6-3 1-2f		x 0-0 ③ F3		x 0-0 BB 1B 1-2 2-H 1B			4	0	1	1	0	0	1
Sam Dente, R (1, 6) OBP: 0.324, SLG: 0.277		x 0-0 E 1B BB 1B	x 0-0 ③ L6			x 0-0 G6-4-3 1B	x 0-0 BB 1-2 2-H 1B			4	1	3	1	0	0	0
Hank Foiles, R (1, 2) OBP: 0.455, SLG: 0.442		x 0-0 BB E 1-2 BB 1B		x 0-0 ① F9		x 0-0 ① ② B B B B G6-4-3 1-2f	4-0 1-2 2-3 BB			3	1	1	0	1	0	1
Herb Score, L (1, 1) OBP: 0.063, SLG: 0.063		x 0-0 E6 BB BB HR 1-2 2-3		x 0-0 ② G3		x 0-0 ③ 3-1	x 0-0 ③ 6-3			4	1	0	0	0	0	5
Inning Stats	R: 0 E: 0 K: 2 S: 8 H: 1 LOB: 1 BB: 0 P: 8	R: 6 E: 1 K: 0 S: 7 H: 3 LOB: 0 BB: 2 P: 15	R: 0 E: 0 K: 0 S: 3 H: 1 LOB: 0 BB: 0 P: 3	R: 0 E: 0 K: 0 S: 4 H: 1 LOB: 2 BB: 1 P: 8	R: 0 E: 0 K: 0 S: 3 H: 0 LOB: 0 BB: 0 P: 3	R: 0 E: 0 K: 0 S: 3 H: 1 LOB: 0 BB: 0 P: 3	R: 3 E: 0 K: 1 S: 8 H: 3 LOB: 3 BB: 3 P: 20	R: 0 E: 0 K: 1 S: 6 H: 1 LOB: 1 BB: 0 P: 6		1B: 10 2B: 0 3B: 0 HR: 1	SF: 1 SAC: 0 DP: 2 HBP: 0					

	AB	33
	R	9
	H	11
	RBI	9
	BB	6
	SO	4
	LOB	13

PITCHER		IP	WLS	BF	H	R	ER	SO	BB	IBB	HBP	BLK	WP	HR	S	P	ERA	WHIP
Saul Rogovin, R ERA: 3.79	(1, 1)	3.0	L	16	5	6	0	2	2	0	0	0	0	1	18	26	0.00	2.333
Don Johnson, R ERA: 6.94	(4, 1)	2.0		8	1	0	0	0	1	0	0	0	0	0	7	11	0.00	1.000
Lou Kretlow, R ERA: 8.83	(6, 1)	1.2		11	4	3	3	1	3	0	0	0	0	0	10	22	16.20	4.200
Jim McDonald, R ERA: 4.87	(7, 1)	1.1		5	1	0	0	1	0	0	0	0	0	0	7	7	0.00	0.750

PITCHER	IP	WLS	BF	H	R	ER	SO	BB	IBB	HBP	BLK	WP	HR	S	P	ERA	WHIP

WP: 0 PB: 0 SB: 1 CS: 0 PA: 40

Batter	1	2	3	4	5	6	7	8	9	AB	R	H	RBI	BB	SO	LOB
Juan Delis, R (1, 5) OBP: 0.279, SLG: 0.305	L9-3 1B		F9			1-3		K		4	0	1	0	0	1	1
Jim Busby, R (1, 8) OBP: 0.275, SLG: 0.388	L9-3 1-2		FC6-4 1-2f			6-3		K		4	0	0	0	0	1	2
Pete Runnels, L (1, 4) OBP: 0.363, SLG: 0.339	1B			K		4-3			F7	4	0	1	0	0	1	0
Mickey Vernon, L (1, 3) OBP: 0.379, SLG: 0.484	K			HR			BB		E 1B	3	2	2	1	1	1	1
Roy Sievers, R (1, 7) OBP: 0.341, SLG: 0.364		F7		F9			1-H HR		L7	4	1	1	2	0	0	1
Carlos Paula, R (1, 9) OBP: 0.339, SLG: 0.375 Tom Umphlett, R (7, 9) OBP: 0.322, SLG: 0.303		K		K			4-3		E5 1-2	3 1	0 0	0 0	0 0	0 0	2 0	0 1
Ed Fitz Gerald, R (1, 2) OBP: 0.292, SLG: 0.302		6-3			6-3		F4		3-1	4	0	0	0	0	0	2
Bobby Kline, R (1, 6) OBP: 0.275, SLG: 0.259			L3		L1-3		L6-3			3	0	0	0	0	0	0
Mickey McDermott, L (1, 1) OBP: 0.306, SLG: 0.412			FC6-4 1B		G3			P8		3	0	1	0	0	0	0
Inning Stats	R: 0 H: 2 E: 0 LOB: 1 K: 1 BB: 0 S: 6 P: 6	R: 0 H: 0 E: 0 LOB: 0 K: 1 BB: 0 S: 5 P: 5	R: 0 H: 1 E: 0 LOB: 1 K: 0 BB: 0 S: 4 P: 4	R: 1 H: 1 E: 0 LOB: 0 K: 2 BB: 0 S: 8 P: 8	R: 0 H: 0 E: 0 LOB: 0 K: 0 BB: 0 S: 3 P: 3	R: 0 H: 0 E: 0 LOB: 0 K: 0 BB: 0 S: 3 P: 3	R: 2 H: 1 E: 0 LOB: 0 K: 0 BB: 1 S: 4 P: 8	R: 0 H: 0 E: 0 LOB: 0 K: 2 BB: 0 S: 7 P: 7	R: 0 H: 1 E: 1 LOB: 2 K: 0 BB: 0 S: 5 P: 5	1B: 4 SF: 0 2B: 1 SAC: 0 3B: 0 DP: 1 HR: 2 HBP: 0						

TOP

Washington Senators @ Cleveland Indians

Cleveland Municipal Stadium, Cleveland, OH

Fri Jun 03 1955, 3:33 AM EDT
Att. 11,594 - Unknown

livebaseballscorecards.com

AB	33
R	3
H	6
RBI	3
BB	1
SO	6
LOB	8

WP: 0 PA: 34
PB: 0
SB: 0
CS: 0

PITCHER		IP	WLS	BF	H	R	ER	SO	BB	IBB	HBP	BLK	WP	HR	S	P	ERA	WHIP
Bob Lemon, R ERA: 3.89	(1, 1)	8.0	L	29	5	3	3	6	1	0	0	0	0	2	40	44	3.38	0.750
Don Mossi, L ERA: 0.42	(9, 1)	1.0		5	1	0	0	0	0	0	0	0	0	0	5	5	0.00	1.000

PITCHER	IP	WLS	BF	H	R	ER	SO	BB	IBB	HBP	BLK	WP	HR	S	P	ERA	WHIP

Washington Senators @ Cleveland Indians

Cleveland Municipal Stadium, Cleveland, OH

Fri Jun 03 1955, 3:33 AM EDT

Att. 11,594 - Unknown

livebaseballscorecards.com

BOTTOM

Batter	1	2	3	4	5	6	7	8	9	AB	R	H	RBI	BB	SO	LOB
Al Smith, R (1, 5) OBP: 0.392, SLG: 0.495	K		1-3		K			F8		4	0	0	0	0	2	1
Bobby Avila, R (1, 4) OBP: 0.404, SLG: 0.416	2B BB		BB			F8	L6			2	1	0	0	2	0	1
Ralph Kiner, R (1, 7) OBP: 0.385, SLG: 0.446	F8		F8			F4			K	4	0	0	0	0	1	2
Al Rosen, R (1, 3) OBP: 0.358, SLG: 0.393	1-H 2B			F8		F3			F8	4	0	1	1	0	0	0
Dave Pope, L (1, 8) OBP: 0.402, SLG: 0.580	L9			BB BB			K		1B	3	0	1	0	1	1	1
Dave Philley, S (1, 9) OBP: 0.431, SLG: 0.587		CS BB		1-2 G5-4-3 BB			L6-3		K	2	0	0	0	2	1	1
Sam Dente, R (1, 6) OBP: 0.312, SLG: 0.265	1-2 L6-3			1-2f G5-4-3			F9			3	0	0	0	0	0	3
Jim Hegan, R (1, 2) OBP: 0.234, SLG: 0.196	F2				K			L6-3		2	0	0	0	0	1	0
Hank Majeski, R (8, PH) OBP: 0.333, SLG: 0.400										1	0	0	0	0	0	0
Don Mossi, L (9, 1) OBP: 0.250, SLG: 0.250										0	0	0	0	0	0	0
Bob Lemon, L (1, 1) OBP: 0.297, SLG: 0.303			F8		F2			1B		2	0	0	0	0	0	0
Hank Foiles, R (8, PH) OBP: 0.464, SLG: 0.455										1	0	1	0	0	0	0
(9, 2)																
Inning Stats	R: 1 H: 1 E: 0 LOB: 1 K: 1 BB: 1 S: 6 P: 10	R: 0 H: 0 E: 0 LOB: 0 K: 0 BB: 1 S: 2 P: 6	R: 0 H: 0 E: 0 LOB: 1 K: 0 BB: 1 S: 3 P: 7	R: 0 H: 0 E: 0 LOB: 1 K: 0 BB: 2 S: 2 P: 10	R: 0 H: 0 E: 0 LOB: 0 K: 2 BB: 0 S: 7 P: 7	R: 0 H: 0 E: 0 LOB: 0 K: 0 BB: 0 S: 3 P: 3	R: 0 H: 0 E: 0 LOB: 0 K: 1 BB: 0 S: 5 P: 5	R: 0 H: 1 E: 0 LOB: 1 K: 0 BB: 0 S: 4 P: 4	R: 0 H: 1 E: 0 LOB: 1 K: 2 BB: 0 S: 8 P: 8	1B: 2 SF: 0 2B: 1 SAC: 0 3B: 0 DP: 1 HR: 0 HBP: 0							

PITCHER	IP	WLS	BF	H	R	ER	SO	BB	IBB	HBP	BLK	WP	HR	S	P	ERA	WHIP
Mickey McDermott, L (1, 1) ERA: 2.97	9.0	W	33	3	1	1	6	5	0	0	0	0	0	40	60	1.00	0.889

PITCHER	IP	WLS	BF	H	R	ER	SO	BB	IBB	HBP	BLK	WP	HR	S	P	ERA	WHIP

AB	28
R	1
H	3
RBI	1
BB	5
SO	6
LOB	9

WP: 0 PA: 33
PB: 0
SB: 0
CS: 1

Washington Senators @ Cleveland Indians

Cleveland Municipal Stadium, Cleveland, OH

Sat Jun 04 1955, 3:33 AM EDT

Att. 5,705 - Unknown

TOP

livebaseballscorecards.com

Batter	1	2	3	4	5	6	7	8	9	AB	R	H	RBI	BB	SO	LOB
Ernie Oravetz, S (1, 9) OBP: 0.392, SLG: 0.333	1B SF8 1B	F9		2-3 3-H 1B		F6		WP 1B 2-H 1B	1-3	6	2	3	2	0	0	1
Jim Busby, R (1, 8) OBP: 0.282, SLG: 0.391	1-3 1B 1B	1-3	P8		6-3			2B 2B 2-H 1B	BB BB 1B	6	2	3	1	0	0	2
Pete Runnels, L (1, 4) OBP: 0.357, SLG: 0.341	SF8 3-H	P8		S S S K	E4 1B 2B			1-3 2B 2B	F9	5	2	1	1	0	1	1
Mickey Vernon, L (1, 3) OBP: 0.393, SLG: 0.488	G6-4-3 2-H 1B	F7		B B B 2B SF8 BB	1-3 2B 1B	I I I 2B 1B IBB	B B B B BB 1-2 BB	3	3	2	1	3	0	0		
Roy Sievers, R (1, 7) OBP: 0.354, SLG: 0.400	G6-4-3 1-2f			SH3 1B 2B	1B 1-3 2B	1-H 3-H 2B	B B B B F2	1-2 2-3 BB	5	1	3	2	1	0	4	
Eddie Yost, R (1, 5) OBP: 0.370, SLG: 0.295	E5 G3 1B	SH3 2-3	SF8 3-H	6-3 1-3 2-H 3-H 2B	F4	4	2	1	3	0	0	3				
Ed Fitz Gerald, R (1, 2) OBP: 0.304, SLG: 0.308	G3 1-2	FC1-5 BB 3-H 1B	2-3 1B	F7 B B B 1B BB	4	0	2	1	1	0	1					
Bobby Kline, R (1, 6) OBP: 0.292, SLG: 0.270	S S S K	B B B E 1-2 1B BB	L1-3	SH3-4 1B 1B 1-3 2-H 3-H 1B	4	2	2	2	1	1	3					
Bob Porterfield, R (1, 1) OBP: 0.219, SLG: 0.300	2-H 1B	FC1-5 1B 1-3 2-3f	S S S K	SH3-4 1-2 F4	4	0	1	1	0	1	4					
Inning Stats	R: 2 E: 0 K: 0 S: 5 H: 3 LOB: 0 BB: 0 P: 5	R: 1 E: 1 K: 1 S: 7 H: 1 LOB: 1 BB: 0 P: 7	R: 0 E: 0 K: 0 S: 3 H: 0 LOB: 0 BB: 0 P: 3	R: 2 E: 1 K: 0 S: 6 H: 3 LOB: 2 BB: 1 P: 10	R: 1 E: 0 K: 1 S: 7 H: 2 LOB: 2 BB: 1 P: 11	R: 0 E: 0 K: 1 S: 5 H: 0 LOB: 0 BB: 0 P: 5	R: 2 E: 1 K: 0 S: 5 H: 2 LOB: 0 BB: 0 P: 5	R: 6 E: 0 K: 0 S: 9 H: 6 LOB: 2 BB: 2 P: 17	R: 0 E: 0 K: 0 S: 4 H: 1 LOB: 3 BB: 2 P: 12	1B: 13 2B: 5 3B: 0 HR: 0 SF: 2 SAC: 2 DP: 1 HBP: 0	WP: 1 PB: 0 SB: 0 CS: 0 PA: 51					

	AB	41
	R	14
	H	18
	RBI	14
	BB	6
	SO	3
	LOB	19

PITCHER		IP	WLS	BF	H	R	ER	SO	BB	IBB	HBP	BLK	WP	HR	S	P	ERA	WHIP
Mike Garcia, R ERA: 3.84	(1, 1)	3.1	L	17	6	5	3	1	1	0	0	0	0	0	18	22	8.10	2.100
Art Houtteman, R ERA: 2.51	(4, 1)	2.2		12	3	1	1	2	1	0	0	0	0	0	15	19	3.38	1.500
Bill Wight, L ERA: 3.68	(7, 1)	1.0		5	2	2	1	0	0	0	0	0	0	0	5	5	9.00	2.000
Ray Narleski, R ERA: 7.4	(8, 1)	2.0		17	7	6	6	0	3	1	0	0	1	0	13	29	27.00	5.000

PITCHER	IP	WLS	BF	H	R	ER	SO	BB	IBB	HBP	BLK	WP	HR	S	P	ERA	WHIP

BOTTOM

Washington Senators @ Cleveland Indians

Cleveland Municipal Stadium, Cleveland, OH

Sat Jun 04 1955, 3:33 AM EDT

Att. 5,705 - Unknown

livebaseballscorecards.com

Batter	1	2	3	4	5	6	7	8	9	AB	R	H	RBI	BB	SO	LOB
Al Smith, R (1, 5) OBP: 0.396, SLG: 0.513	HR		K			L6-4-3 1B 1-2		HR 1B	FC5 2-3f	5	2	3	1	0	1	2
Bobby Avila, R (1, 4) OBP: 0.406, SLG: 0.436	L6-3			L4-3 1B		L6-4-3 1-2		HR 1-H		4	1	2	2	0	0	2
Dave Pope, L (1, 8) OBP: 0.387, SLG: 0.554	P4-3			L4-3 1-2			K	P1-3		4	0	0	0	0	1	1
Al Rosen, R (1, 3) OBP: 0.355, SLG: 0.388	5-3			L6-3			HR 1B	L6-3		4	1	1	0	0	0	0
Ralph Kiner, R (1, 7) OBP: 0.388, SLG: 0.470		L6-3			L5-4 L6-3 1B		HR 1-H	F4		4	1	2	2	0	0	0
Dave Philley, S (1, 9) OBP: 0.455, SLG: 0.592		L6-3 1B			L6-3 1-2		BB 1B		FC5 1B	3	0	2	0	1	0	1
Sam Dente, R (1, 6) OBP: 0.296, SLG: 0.250		L6-3 1-2			L5-4 2-3		F9		F8	4	0	0	0	0	0	4
Hal Naragon, L (1, 2) OBP: 0.294, SLG: 0.267			5-3			3-1	1-3 1B		1-2 1B	4	0	2	0	0	0	0
Mike Garcia, R (1, 1) Art Houtteman, R (4, 1) Bob Lemon, L (6, PH) Bill Wight, L (7, 1) Dale Mitchell, L (7, PH) Ray Narleski, R (8, 1) Hank Majeski, R (9, PH)			K			1B 1B	F5		F5	1 0 1 0 1 0 1	0 0 0 0 0 0 0	0 0 1 0 0 0 0	0 0 0 0 0 0 0	0 0 0 0 0 0 0	1 0 0 0 0 0 0	0 0 0 0 2 0 2
Inning Stats	R: 1 H: 1 E: 0 LOB: 0 K: 0 BB: 0 S: 4 P: 4	R: 0 H: 1 E: 0 LOB: 0 K: 0 BB: 0 S: 3 P: 3	R: 0 H: 0 E: 0 LOB: 0 K: 2 BB: 0 S: 7 P: 7	R: 0 H: 1 E: 0 LOB: 0 K: 0 BB: 0 S: 3 P: 3	R: 0 H: 1 E: 0 LOB: 0 K: 0 BB: 0 S: 3 P: 3	R: 0 H: 2 E: 0 LOB: 1 K: 0 BB: 0 S: 4 P: 4	R: 2 H: 3 E: 0 LOB: 2 K: 1 BB: 1 S: 8 P: 12	R: 2 H: 2 E: 0 LOB: 0 K: 0 BB: 0 S: 5 P: 5	R: 0 H: 2 E: 0 LOB: 2 K: 0 BB: 0 S: 5 P: 5	1B: 10 2B: 3 3B: 0 HR: 3	SF: 0 SAC: 0 DP: 4 HBP: 0			WP: 0 PB: 0 SB: 0 CS: 0	PA: 37		

PITCHER	IP	WLS	BF	H	R	ER	SO	BB	IBB	HBP	BLK	WP	HR	S	P	ERA	WHIP
Bob Porterfield, R (1, 1) ERA: 4.36	9.0	W	37	13	5	5	3	1	0	0	0	0	3	42	46	5.00	1.556

PITCHER	IP	WLS	BF	H	R	ER	SO	BB	IBB	HBP	BLK	WP	HR	S	P	ERA	WHIP

Batter	1	2	3	4	5	6	7	8	9	AB	R	H	RBI	BB	SO	LOB
Ernie Oravetz, S (1, 9) OBP: 0.397, SLG: 0.333	F7		BBBB 4-0 CS BB		E8 1B 1-H 2-H 3-H 1B	1-3		FC5-4 1-2f		3	1	1	2	1	0	2
Carlos Paula, R (8, PH) OBP: 0.333, SLG: 0.368										1	0	0	0	0	0	2
Tom Umphlett, R (8, 9) OBP: 0.322, SLG: 0.303										0	0	0	0	0	0	0
Jim Busby, R (1, 8) OBP: 0.285, SLG: 0.385	BBBB 4-0 1B 1B BB		0-0 L6 1-2		5-3		BBBB 4-0 1-3 SH1-4 BB		0-0 1-3	3	1	0	0	2	0	2
Pete Runnels, L (1, 4) OBP: 0.360, SLG: 0.345	0-0 1B SF7 1-2 1B			0-0 F7	0-0 FC5 1B 3-H 1B		0-0 SH1-4 1-2		SSS 0-3 K	4	1	2	1	0	1	0
Mickey Vernon, L (1, 3) OBP: 0.398, SLG: 0.491	0-0 CS 1-3 2-H 1B			0-0 F4	0-0 1-2 1B		0-0 1-3 2-3		0-0 1B	5	0	3	1	0	0	1
Roy Sievers, R (1, 7) OBP: 0.342, SLG: 0.387	0-0 SF7 3-H			SSS 0-3 K	0-0 FC5 2-3f		0-0 F9		0-0 P8	4	0	0	1	0	1	4
Eddie Yost, R (1, 5) OBP: 0.367, SLG: 0.292	0-0 CS 1-2	0-0 F5			0-0 6-3	0-0 FC3-5 1B 1B		SSS 0-3 K		1	0	0	0	0	0	0
Tony Roig, R (3, 5) OBP: 0.271, SLG: 0.304										3	0	1	0	0	1	0
Ed Fitz Gerald, R (1, 2) OBP: 0.324, SLG: 0.325		0-0 L6-4-3 1B			BBBB 4-0 E 1B BB BB	0-0 FC3-5 1-2 1B		0-0 E 1B		3	1	3	0	1	0	0
Bobby Kline, R (1, 6) OBP: 0.290, SLG: 0.261		0-0 L6-4-3 1-2			BBBB 4-0 E 1-2 E BB	0-0 L3		0-0 L5 FC5-4 1-2		3	1	0	0	1	0	4
Johnny Schmitz, R (1, 1) OBP: 0.115, SLG: 0.115			0-0 6-3		0-0 E3 1B 1-2 2-3 E	0-0 FC3-5 1-2 2-3f		0-0 F5		4	1	0	0	0	0	6
Inning Stats	R: 2 E: 0 K: 0 S: 4 H: 2 LOB: 0 BB: 1 P: 8	R: 0 E: 0 K: 0 S: 3 H: 1 LOB: 0 BB: 0 P: 3	R: 0 E: 0 K: 0 S: 2 H: 0 LOB: 0 BB: 1 P: 6	R: 0 E: 0 K: 1 S: 5 H: 0 LOB: 0 BB: 0 P: 5	R: 4 E: 2 K: 0 S: 7 H: 3 LOB: 2 BB: 2 P: 15	R: 0 E: 0 K: 0 S: 5 H: 2 LOB: 2 BB: 0 P: 5	R: 0 E: 0 K: 0 S: 3 H: 0 LOB: 1 BB: 1 P: 7	R: 0 E: 1 K: 1 S: 7 H: 1 LOB: 2 BB: 0 P: 7	R: 0 E: 0 K: 1 S: 6 H: 1 LOB: 1 BB: 0 P: 6	1B: 10 2B: 0 3B: 0 HR: 0 SF: 1 SAC: 1 DP: 1 HBP: 0							

TOP

Washington Senators @ Cleveland Indians

Cleveland Municipal Stadium, Cleveland, OH

Sun Jun 05 1955, 3:33 AM EDT

Unknown

livebaseballscorecards.com

AB	34
R	6
H	10
RBI	5
BB	5
SO	3
LOB	21

WP: 0 PB: 0 SB: 0 CS: 2 PA: 42

PITCHER		IP	WLS	BF	H	R	ER	SO	BB	IBB	HBP	BLK	WP	HR	S	P	ERA	WHIP
Bob Feller, R ERA: 4.28	(1, 1)	4.2	L	21	5	6	3	1	4	0	0	0	0	0	19	35	5.79	1.929
Don Mossi, L ERA: 0.39	(5, 1)	1.1		7	3	0	0	0	0	0	0	0	0	0	7	7	0.00	2.250
Bill Wight, L ERA: 2.61	(7, 1)	3.0		13	2	0	0	2	1	0	0	0	0	0	16	20	0.00	1.000

PITCHER	IP	WLS	BF	H	R	ER	SO	BB	IBB	HBP	BLK	WP	HR	S	P	ERA	WHIP

BOTTOM

Washington Senators @ Cleveland Indians

Cleveland Municipal Stadium, Cleveland, OH

Sun Jun 05 1955, 3:33 AM EDT

Unknown

livebaseballscorecards.com

Batter	1	2	3	4	5	6	7	8	9	AB	R	H	RBI	BB	SO	LOB
Al Smith, R (1, 9) (9, 6) OBP: 0.396, SLG: 0.513	1B	1-2 2-3 1B		SF9 3-H		F8			L6	4	0	2	1	0	0	0
Bobby Avila, R (1, 4) OBP: 0.406, SLG: 0.450	F4	F4		BBBB BB			F2		HR	4	1	1	1	1	0	4
Vic Wertz, L (1, 3) OBP: 0.368, SLG: 0.495	L6		HR	4-3			HR		F7	5	2	2	2	0	0	2
Al Rosen, R (1, 5) OBP: 0.358, SLG: 0.392	1-2 1B		F4		FC3-6 BB 1B		SSS K			4	0	2	0	0	1	0
Ralph Kiner, R (1, 7) OBP: 0.391, SLG: 0.463	F9		BBBB P4-3 BB		BBBB FC3-6 1-2 BB		F3			2	0	0	0	2	0	2
Dave Pope, L (1, 8) OBP: 0.382, SLG: 0.542		1B BB 1B	P4-3 1-2		FC3-6 G5-4-3 1-2f 2-3			SSS K		4	0	1	0	0	1	3
Sam Dente, R (1, 6) OBP: 0.301, SLG: 0.247		BBBB 1B 1-2 BB	4-3		G5-4-3 1-2f			F9		1	0	0	0	1	0	1
Hank Majeski, R (5, PH) OBP: 0.320, SLG: 0.381										1	0	0	0	0	0	2
George Strickland, R (6, 6) OBP: 0.337, SLG: 0.333										0	0	0	0	0	0	0
Dave Philley, S (8, PH) (9, 9) OBP: 0.446, SLG: 0.580										1	0	0	0	0	0	0
Hank Foiles, R (1, 2) OBP: 0.450, SLG: 0.438		F1		E5 SH1-4 SF9 1B		L5		F7		4	1	1	0	0	0	2
Bob Feller, R (1, 1) OBP: 0.125, SLG: 0.125		SSS K		SH1-4 2-3		L6-3			1-3	1	0	0	0	0	1	2
Don Mossi, L (5, 1) OBP: 0.250, SLG: 0.250										0	0	0	0	0	0	0
Wally Westlake, R (6, PH) OBP: 0.333, SLG: 0.286										1	0	0	0	0	0	0
Bill Wight, L (7, 1)										0	0	0	0	0	0	0
Dale Mitchell, L (9, PH) OBP: 0.217, SLG: 0.190										1	0	0	0	0	0	0
Inning Stats	R: 0 E: 0 K: 0 S: 5 H: 2 LOB: 2 BB: 0 P: 5	R: 0 E: 0 K: 1 S: 7 H: 2 LOB: 3 BB: 1 P: 11	R: 1 E: 0 K: 0 S: 4 H: 1 LOB: 1 BB: 1 P: 8	R: 1 E: 1 K: 0 S: 4 H: 1 LOB: 1 BB: 1 P: 8	R: 0 E: 0 K: 0 S: 3 H: 1 LOB: 1 BB: 1 P: 7	R: 0 E: 0 K: 0 S: 3 H: 0 LOB: 0 BB: 0 P: 3	R: 1 E: 0 K: 1 S: 6 H: 1 LOB: 0 BB: 0 P: 6	R: 0 E: 0 K: 1 S: 5 H: 0 LOB: 0 BB: 0 P: 5	R: 1 E: 0 K: 0 S: 4 H: 1 LOB: 0 BB: 0 P: 4	1B: 6 2B: 0 3B: 0 HR: 3	SF: 1 SAC: 1 DP: 1 HBP: 0						

PITCHER	IP	WLS	BF	H	R	ER	SO	BB	IBB	HBP	BLK	WP	HR	S	P	ERA	WHIP
Johnny Schmitz, L (1, 1) ERA: 2.93	9.0	W	39	9	4	3	3	4	0	0	0	0	3	41	57	3.00	1.444

PITCHER	IP	WLS	BF	H	R	ER	SO	BB	IBB	HBP	BLK	WP	HR	S	P	ERA	WHIP

AB	33
R	4
H	9
RBI	4
BB	4
SO	3
LOB	18

WP: 0 PB: 0 SB: 0 CS: 0 PA: 39

Washington Senators @ Cleveland Indians

Cleveland Municipal Stadium, Cleveland, OH

Sun Jun 05 1955, 3:38 AM EDT

Att. 18,202 - Unknown

TOP

livebaseballscorecards.com

Batter	1	2	3	4	5	6	7	8	9	AB	R	H	RBI	BB	SO	LOB
Ernie Oravetz, S (1, 9) OBP: 0.390, SLG: 0.329	K	4-3			F9		2-H 1B			4	0	1	1	0	1	0
Jim Busby, R (1, 8) OBP: 0.279, SLG: 0.377	6-3		F8		F8		F9			4	0	0	0	0	0	1
Pete Runnels, L (1, 4) OBP: 0.353, SLG: 0.337	E4 1B 1B		6-3		3-1			1-3		4	1	0	0	0	0	0
Mickey Vernon, L (1, 3) OBP: 0.405, SLG: 0.494	1-3 1B 1B 1B		BBBB BB			1-5-3		G5-4-3 1B		3	1	2	0	1	0	0
Roy Sievers, R (1, 7) OBP: 0.340, SLG: 0.382	1B 1-2 3-H 1B		F7			SSS K		G5-4-3 1-2f		4	0	1	1	0	1	2
Tony Roig, R (1, 5) OBP: 0.269, SLG: 0.300	1-3 2-H 1B			SSS K		F9			2-3	4	0	1	1	0	1	0
Bruce Edwards, R (1, 2) OBP: 0.341, SLG: 0.188				SSS K			F8		SSS K	3	0	0	0	0	1	2
Carlos Paula, R (9, PH) OBP: 0.328, SLG: 0.362	5-3									1	0	0	0	0	1	0
Bobby Kline, R (1, 6) OBP: 0.308, SLG: 0.281		SSS K		1B			SH1-4 1B 1B		1B	4	1	3	0	0	1	0
Dean Stone, L (1, 1)		SSS K		5-3			1-2 SH1-4		4-3	2	0	0	0	0	1	1
Camilo Pascual, R (7, 1) OBP: 0.250, SLG: 0.250										0	0	0	0	0	0	0
Mickey McDermott, L (7, 1) OBP: 0.306, SLG: 0.412										0	0	0	0	0	0	0
Pedro Ramos, S (7, 1)										0	0	0	0	0	0	0
Juan Delis, R (9, PH) OBP: 0.276, SLG: 0.301										1	0	0	0	0	0	1

	AB	34
	R	3
	H	8
	RBI	3
	BB	1
	SO	7
	LOB	7

Inning Stats																		
	R: 2	H: 3	R: 0	H: 0	R: 0	H: 0	R: 0	H: 1	R: 0	H: 0	R: 0	H: 0	R: 1	H: 2	R: 0	H: 1	R: 0	H: 1
	E: 1	LOB: 2	E: 0	LOB: 0	E: 0	LOB: 1	E: 0	LOB: 1	E: 0	LOB: 0	E: 0	LOB: 0	E: 0	LOB: 1	E: 0	LOB: 0	E: 0	LOB: 1
	K: 1	BB: 0	K: 2	BB: 0	K: 0	BB: 1	K: 2	BB: 0	K: 0	BB: 0	K: 1	BB: 0	K: 0	BB: 0	K: 0	BB: 0	K: 1	BB: 0
	S: 9	P: 9	S: 7	P: 7	S: 3	P: 7	S: 8	P: 8	S: 3	P: 3	S: 5	P: 5	S: 5	P: 5	S: 3	P: 3	S: 6	P: 6

	1B: 8	SF: 0
	2B: 0	SAC: 1
	3B: 0	DP: 1
	HR: 0	HBP: 0

	WP: 0	PA: 36
	PB: 0	
	SB: 0	
	CS: 0	

PITCHER		IP	WLS	BF	H	R	ER	SO	BB	IBB	HBP	BLK	WP	HR	S	P	ERA	WHIP
Early Wynn, R ERA: 2.58	(1, 1)	7.0	W	29	6	3	1	6	1	0	0	0	0	0	40	44	1.29	1.000
Mike Garcia, R ERA: 3.74	(8, 1)	2.0	S	7	2	0	0	1	0	0	0	0	0	0	9	9	0.00	1.000

PITCHER		IP	WLS	BF	H	R	ER	SO	BB	IBB	HBP	BLK	WP	HR	S	P	ERA	WHIP

Batter	1	2	3	4	5	6	7	8	9	AB	R	H	RBI	BB	SO	LOB
Al Smith, R (1, 7) OBP: 0.392, SLG: 0.515	K		4-3			L6-3	1B	F9		5	1	1	3	0	1	1
Bobby Avila, R (1, 4) OBP: 0.413, SLG: 0.450	BB		F4			BB	1B			2	0	1	1	2	0	0
Vic Wertz, L (1, 3) OBP: 0.372, SLG: 0.490	L6			L4-6-3			F5			3	0	1	0	1	0	2
Al Rosen, R (1, 5) OBP: 0.356, SLG: 0.388	K			L4-6-3		K				4	0	1	0	0	2	4
Wally Westlake, R (1, 8) OBP: 0.368, SLG: 0.353		BB		L6			2B	K		3	1	1	0	1	1	2
Dave Philley, S (1, 9) OBP: 0.433, SLG: 0.547		K			K		HBP	4-3		3	1	0	0	1	2	3
Sam Dente, R (1, 6) OBP: 0.294, SLG: 0.240		F4			F2		HBP	4-3		2	0	0	0	0	0	1
Ralph Kiner, R (7, PH) OBP: 0.394, SLG: 0.467										1	1	1	1	0	0	0
Mike Garcia, R (8, 1) OBP: 0.321, SLG: 0.400										1	0	0	0	0	0	0
Jim Hegan, R (1, 2) OBP: 0.243, SLG: 0.219		F2			L6-3		HBP	2B		4	1	2	0	0	0	1
Early Wynn, S (1, 1) OBP: 0.241, SLG: 0.222			K			5-3	HBP	F7		2	0	0	0	0	1	0
Dale Mitchell, L (7, PH) OBP: 0.217, SLG: 0.190										0	0	0	0	0	0	0
Hank Majeski, R (7, PH) OBP: 0.333, SLG: 0.381										0	0	0	1	0	0	0
Bob Lemon, L (7, PR) OBP: 0.316, SLG: 0.324										0	1	0	0	0	0	0
George Strickland, R (8, 6) OBP: 0.333, SLG: 0.330										1	0	0	0	0	0	1
Inning Stats	R: 0 E: 0 K: 2 S: 7 H: 0 LOB: 1 BB: 1 P: 11	R: 0 E: 0 K: 1 S: 5 H: 0 LOB: 1 BB: 1 P: 9	R: 0 E: 0 K: 1 S: 5 H: 0 LOB: 0 BB: 0 P: 5	R: 0 E: 0 K: 0 S: 3 H: 1 LOB: 0 BB: 0 P: 3	R: 0 E: 0 K: 1 S: 5 H: 0 LOB: 0 BB: 0 P: 5	R: 0 E: 0 K: 1 S: 5 H: 0 LOB: 2 BB: 2 P: 13	R: 6 E: 0 K: 1 S: 11 H: 6 LOB: 2 BB: 1 P: 16	R: 0 E: 0 K: 0 S: 4 H: 1 LOB: 1 BB: 0 P: 4		1B: 5 2B: 2 3B: 1 HR: 0 SF: 0 SAC: 0 DP: 1 HBP: 1						

PITCHER		IP	WLS	BF	H	R	ER	SO	BB	IBB	HBP	BLK	WP	HR	S	P	ERA	WHIP
Dean Stone, L ERA: 3.55	(1, 1)	6.0		24	2	2	2	6	5	0	0	0	1	0	31	51	3.00	1.167
Camilo Pascual, R ERA: 4.74	(7, 1)	0.0	L	2	2	0	0	0	0	0	0	0	0	0	2	2	∞	∞
Mickey McDermott, L ERA: 3.22	(7, 1)	0.0		2	1	3	3	0	0	0	1	0	0	0	1	2	∞	∞
Pedro Ramos, R ERA: 2.76	(7, 1)	2.0		9	3	1	1	1	0	0	0	0	0	0	11	11	4.50	1.500

PITCHER	IP	WLS	BF	H	R	ER	SO	BB	IBB	HBP	BLK	WP	HR	S	P	ERA	WHIP

BOTTOM

Washington Senators @ Cleveland Indians

Cleveland Municipal Stadium, Cleveland, OH

Sun Jun 05 1955, 3:38 AM EDT

Att. 18,202 - Unknown

livebaseballscorecards.com

AB	31
R	6
H	8
RBI	6
BB	5
SO	7
LOB	15

WP: 1 PA: 37
PB: 0
SB: 0
CS: 0

Batter	1	2	3	4	5	6	7	8	9	AB	R	H	RBI	BB	SO	LOB
Billy Goodman, L (1, 4) OBP: 0.352, SLG: 0.308	BBBB 4-0 BB 2B BB	x 0-0 ③ 6-3		x 0-0 E2 1B S 2-3 3-H		x 0-0 ① 3-1		x 0-0 ③ 4-3		4	2	0	1	1	0	1
Billy Klaus, L (1, 6) OBP: 0.398, SLG: 0.426	BBBB 4-0 1-2 2B BB		x 0-0 G3 BB SF8 1B	x 0-0 S 1B 1-3 3-H 1B		x 0-0 ② 4-3			x 0-0 HR	4	4	3	2	1	0	0
Ted Williams, L (1, 7) OBP: 0.415, SLG: 0.676 Gene Stephens, L (9, 7) OBP: 0.443, SLG: 0.587	x 0-0 BB G6-4-3 1-H 2-H 2B	BBBB 4-0 G3 1-2 BB	SSS 0-3 ② K 1-2 3-H		x 0-0 E3		x 0-0 ① F2	4 0	1 0	1 0	2 0	1 0	1 0	1 0
Jackie Jensen, R (1, 9) OBP: 0.318, SLG: 0.487	BBBB 4-0 G6-4-3 BB BB	x 0-0 ① G3 1-2 2-3	x 0-0 2-H 1B		x 0-0 ③ 5-3		x 0-0 ② 6-3	4	0	1	1	1	0	3
Norm Zauchin, R (1, 3) OBP: 0.336, SLG: 0.492	BBBB 4-0 G6-4-3 1-2 2-3 BB	x 0-0 ② SF8 3-H	x 0-0 ③ F9			x 0-0 ① 5-3	x 0-0 ③ F2	3	0	0	1	1	0	1
Sammy White, R (1, 2) OBP: 0.328, SLG: 0.374	x 0-0 ① ② G6-4-3 1-2f 2-3 3-H	x 0-0 ③ 6-3		x 0-0 ① P8		x 0-0 ② 4-3		4	0	0	0	0	0	3
Ted Lepcio, R (1, 5) OBP: 0.313, SLG: 0.455	SSS 0-3 K			x 0-0 2B E 1B	x 0-0 ② P4		x 0-0 ③ P6			4	1	1	0	0	1	1
Jim Piersall, R (1, 8) OBP: 0.311, SLG: 0.351		x 0-0 ① P5	x 0-0 E 1B 1-3 2B		x 0-0 1B			x 0-0 ① P5		4	1	2	0	0	0	0
Mel Parnell, L (1, 1) OBP: 0.667, SLG: 0.667 George Susce, R (1, 1) OBP: 0.100, SLG: 0.200		x 0-0 ② 1-3	SSS 0-3 ① K	SSS 0-3 ③ K				SSS 0-3 ② K		0 4	0 0	0 0	0 0	0 0	0 3	0 3
Inning Stats	R: 3 H: 1 E: 0 LOB: 1 K: 1 BB: 4 S: 5 P: 21	R: 0 H: 0 E: 0 LOB: 0 K: 0 BB: 0 S: 3 P: 3	R: 1 H: 1 E: 0 LOB: 1 K: 0 BB: 1 S: 4 P: 8	R: 4 H: 4 E: 1 LOB: 1 K: 2 BB: 0 S: 12 P: 12	R: 0 H: 1 E: 0 LOB: 1 K: 1 BB: 0 S: 6 P: 6	R: 0 H: 0 E: 1 LOB: 1 K: 0 BB: 0 S: 4 P: 4	R: 0 H: 0 E: 0 LOB: 0 K: 0 BB: 0 S: 3 P: 3	R: 0 H: 0 E: 0 LOB: 0 K: 1 BB: 0 S: 5 P: 5	R: 1 H: 1 E: 0 LOB: 0 K: 0 BB: 0 S: 4 P: 4	1B: 5 SF: 1 2B: 2 SAC: 0 3B: 0 DP: 1 HR: 1 HBP: 0						

TOP

Boston Red Sox @ Cleveland Indians

Cleveland Municipal Stadium, Cleveland, OH

Tue Jun 07 1955, 3:33 AM EDT

Att. 11,169 - Unknown

livebaseballscorecards.com

AB	35
R	9
H	8
RBI	7
BB	5
SO	5
LOB	13

WP: 0 PA: 41
PB: 0
SB: 2
CS: 0

PITCHER		IP	WLS	BF	H	R	ER	SO	BB	IBB	HBP	BLK	WP	HR	S	P	ERA	WHIP
Herb Score, L ERA: 3.22	(1, 1)	0.0		5	1	3	3	0	4	0	0	0	0	0	1	17	∞	∞
Art Houtteman, R ERA: 2.72	(1, 1)	4.0	L	18	5	5	2	3	1	0	0	0	0	0	23	27	4.50	1.500
Bill Wight, L ERA: 2.19	(5, 1)	2.0		8	1	0	0	1	0	0	0	0	0	0	10	10	0.00	0.500
Ray Narleski, R ERA: 6.85	(7, 1)	3.0		10	1	1	1	1	0	0	0	0	0	1	12	12	3.00	0.333

PITCHER	IP	WLS	BF	H	R	ER	SO	BB	IBB	HBP	BLK	WP	HR	S	P	ERA	WHIP

BOTTOM

Boston Red Sox @ Cleveland Indians

Cleveland Municipal Stadium, Cleveland, OH

Tue Jun 07 1955, 3:33 AM EDT

Att. 11,169 - Unknown

livebaseballscorecards.com

Batter	1	2	3	4	5	6	7	8	9	AB	R	H	RBI	BB	SO	LOB
Al Smith, R (1, 9) OBP: 0.397, SLG: 0.525	BB BB 1B 1B	H 1-0 HBP		x 0-0 6-3 ③			x 0-0 F7 ②		x 0-0 1-H 2-H 3B	4	1	2	2	0	0	0
Bobby Avila, R (1, 4) OBP: 0.408, SLG: 0.440	B B B B 4-0 1B BB 1-2 SF8 BB	x 0-0 F7 ②			x 0-0 F9 ①		x 0-0 5-3 ③		x 0-0 F9 ③	4	1	0	0	1	0	2
Ralph Kiner, R (1, 7) OBP: 0.391, SLG: 0.457	B B B B 4-0 SF8 1B 1-2 2-3 F7 BB	x 0-0 P6 ③			x 0-0 P4 ②			x 0-0 F9 ①		3	1	0	0	1	0	1
Al Rosen, R (1, 5) OBP: 0.365, SLG: 0.394	x 0-0 1B F7 1-2 2-3 3-H 1B		B B B B 4-0 BB		x 0-0 1B			x 0-0 F9 ②		3	0	2	1	1	0	0
Vic Wertz, L (1, 3) OBP: 0.360, SLG: 0.476	x 0-0 SF8 ① 2-3 3-H		x 0-0 F8 ①		x 0-0 F9 ③			x 0-0 F8 ③		3	0	0	1	0	0	2
Wally Westlake, R (1, 8) OBP: 0.333, SLG: 0.316 Bill Wight, L (5, 1) Dave Philley, S (6, PH) OBP: 0.426, SLG: 0.537 Ray Narleski, R (7, 1) OBP: 0.333, SLG: 0.333 Dale Mitchell, L (9, PH) OBP: 0.250, SLG: 0.273	x 0-0 F7 ② 1-2 3-H	x 0-0 F5 ②	x 0-0 F5 ③		S S S 0-3 K ①		x 0-0 4-3 ②		x 0-0 3B 2B	2 0 1 0 1	0 0 0 0 1	0 0 0 0 0	1 0 0 0 0	0 0 0 0 0	0 0 1 0 0	2 0 0 0 0
Sam Dente, R (1, 6) OBP: 0.295, SLG: 0.244 Bob Lemon, L (9, PH) OBP: 0.333, SLG: 0.324	x 0-0 2-3 1B							B B B B 4-0 3B BB		3 0	0 1	1 0	0 0	0 1	0 0	1 0
Hank Foiles, R (1, 2) OBP: 0.429, SLG: 0.412 Hal Naragon, L (9, PH) OBP: 0.278, SLG: 0.250	S S S S 0-3 K ③			S S S 0-3 K ①			x 0-0 F3 ③		x 0-0 F8 ①	3 1	0 0	0 0	0 0	0 0	2 0	2 2
Herb Score, L (1, 1) OBP: 0.063, SLG: 0.063 Art Houtteman, R (1, 1) OBP: 0.300, SLG: 0.222 Dave Pope, L (4, PH) OBP: 0.372, SLG: 0.525 (5, 8)		x 0-0 1-3 ①		x 0-0 F5 ②			x 0-0 L4 ①		x 0-0 P7 ②	0 1 3	0 0 0	0 0 0	0 0 0	0 0 0	0 0 0	0 0 2
Inning Stats	R: 3 H: 3 E: 0 LOB: 2 K: 1 BB: 2 S: 8 P: 16	R: 0 H: 0 E: 0 LOB: 1 K: 0 BB: 0 S: 3 P: 4	R: 0 H: 0 E: 0 LOB: 1 K: 0 BB: 1 S: 3 P: 7	R: 0 H: 0 E: 0 LOB: 0 K: 1 BB: 0 S: 5 P: 5	R: 0 H: 1 E: 0 LOB: 1 K: 0 BB: 0 S: 4 P: 4	R: 0 H: 0 E: 0 LOB: 0 K: 1 BB: 0 S: 5 P: 5	R: 0 H: 0 E: 0 LOB: 0 K: 0 BB: 0 S: 3 P: 3	R: 0 H: 0 E: 0 LOB: 0 K: 0 BB: 0 S: 3 P: 3	R: 2 H: 2 E: 0 LOB: 1 K: 0 BB: 1 S: 5 P: 9	1B: 4 SF: 1 2B: 1 SAC: 0 3B: 1 DP: 0 HR: 0 HBP: 1				WP: 0 PA: 38 PB: 0 SB: 0 CS: 0		

PITCHER		IP	WLS	BF	H	R	ER	SO	BB	IBB	HBP	BLK	WP	HR	S	P	ERA	WHIP
Mel Parnell, L ERA: 8.1	(1, 1)	0.2		7	3	3	3	0	2	0	0	0	0	0	5	13	40.50	7.500
George Susce, R ERA: 3.48	(1, 1)	8.1	W	31	3	2	2	3	2	0	1	0	0	0	34	43	2.16	0.600

PITCHER	IP	WLS	BF	H	R	ER	SO	BB	IBB	HBP	BLK	WP	HR	S	P	ERA	WHIP

Batter	1	2	3	4	5	6	7	8	9	10	11	12	AB	R	H	RBI	BB	SO	LOB
Billy Goodman, L (1, 4) OBP: 0.347, SLG: 0.300 Ellis Kinder, R (12, 1) OBP: 0.667, SLG: 0.500	6-3	5-3			BB HR BB		G3 2-3		5-3			6-3 2-3	5 0	1 0	0 0	0 0	1 0	0 0	5 0
Billy Klaus, L (1, 6) OBP: 0.395, SLG: 0.415	WP 1B		6-3		1-2 HR BB		6-3			K		E6 3-H	5	1	1	0	1	1	1
Gene Stephens, L (1, 7) OBP: 0.436, SLG: 0.600	K 1-2		F9		1-H 2-H HR			SH2-3 BB		K		F5	5	1	1	3	1	2	2
Jackie Jensen, R (1, 9) OBP: 0.313, SLG: 0.478	F9		F8		5-3			SH2-3 1-2		K			4	0	0	0	0	1	1
Norm Zauchin, R (1, 3) OBP: 0.345, SLG: 0.492		1B 1B 1B		G6-4-3 1B		F8		F3			G6-4-3 BB		4	1	2	0	1	0	1
Sammy White, R (1, 2) OBP: 0.320, SLG: 0.364		F5		G6-4-3 1-2f		F8		F7			G6-4-3 1-2f		5	0	0	0	0	0	4
Grady Hatton, L (1, 5) OBP: 0.315, SLG: 0.273		1B 1-2 1B		K		F8			K		F8		5	0	1	0	0	2	0
Jim Piersall, R (1, 8) OBP: 0.324, SLG: 0.377		1-2 2-H 1B			K		G3 2B		FC1-6 1B			6-3 E 2B	5	1	4	1	0	1	0
Bill Henry, L (1, 1) Leo Kiely, L (9, 1) OBP: 0.273, SLG: 0.200 Eddie Joost, R (12, PH) OBP: 0.259, SLG: 0.284 (12, 4)		K			K		K		FC1-6 1-2f			K	4 0 1	0 0 0	0 0 0	0 0 0	0 0 0	3 0 1	4 0 1
Inning Stats	R: 0 H: 1 E: 0 LOB: 1 K: 1 BB: 0 S: 6 P: 6	R: 1 H: 3 E: 0 LOB: 2 K: 1 BB: 0 S: 8 P: 8	R: 0 H: 0 E: 0 LOB: 0 K: 0 BB: 0 S: 3 P: 3	R: 0 H: 1 E: 0 LOB: 0 K: 1 BB: 0 S: 5 P: 5	R: 3 H: 1 E: 0 LOB: 0 K: 2 BB: 2 S: 8 P: 16	R: 0 H: 0 E: 0 LOB: 0 K: 0 BB: 0 S: 3 P: 3	R: 0 H: 1 E: 0 LOB: 1 K: 1 BB: 0 S: 6 P: 6	R: 0 H: 0 E: 0 LOB: 1 K: 0 BB: 1 S: 3 P: 7	R: 0 H: 1 E: 0 LOB: 1 K: 1 BB: 0 S: 6 P: 6	R: 0 H: 0 E: 0 LOB: 0 K: 3 BB: 0 S: 9 P: 9	R: 0 H: 0 E: 0 LOB: 0 K: 0 BB: 1 S: 2 P: 6	R: 1 H: 1 E: 1 LOB: 1 K: 1 BB: 0 S: 7 P: 7	1B: 6 SF: 0 2B: 2 SAC: 1 3B: 0 DP: 2 HR: 1 HBP: 0						WP: 1 PA: 48 PB: 0 SB: 0 CS: 0	

PITCHER	IP	WLS	BF	H	R	ER	SO	BB	IBB	HBP	BLK	WP	HR	S	P	ERA	WHIP
Bob Lemon, R (1, 1) ERA: 3.94	8.0		33	7	4	4	6	3	0	0	0	1	1	42	54	4.50	1.250
Don Mossi, L (9, 1) ERA: 0.33	4.0	L	15	2	1	0	5	1	0	0	0	0	0	24	28	0.00	0.750

PITCHER	IP	WLS	BF	H	R	ER	SO	BB	IBB	HBP	BLK	WP	HR	S	P	ERA	WHIP

TOP

Boston Red Sox @ Cleveland Indians

Cleveland Municipal Stadium, Cleveland, OH

Wed Jun 08 1955, 3:33 AM EDT

Att. 10,464 - Unknown

livebaseballscorecards.com

AB	43
R	5
H	9
RBI	4
BB	4
SO	11
LOB	19

Batter	1	2	3	4	5	6	7	8	9	10	11	12	AB	R	H	RBI	BB	SO	LOB
Al Smith, R (1, 9) OBP: 0.395, SLG: 0.517	F8		FC6-4 1B			K		BB	FC5 2-3f		FC5 2-3f		5	0	1	0	1	1	5
Bobby Avila, R (1, 4) OBP: 0.396, SLG: 0.425	F8		FC6-4 1-2f			F9		F9	1-3			F7	6	0	0	0	0	0	2
Ralph Kiner, R (1, 7) OBP: 0.394, SLG: 0.476 Dave Philley, S (12, PR) OBP: 0.426, SLG: 0.537	F2			HR		E7 HR		F7	BB FC6-4			1B	5 0	2 0	2 0	1 0	1 0	0 0	1 0
Al Rosen, R (1, 5) OBP: 0.370, SLG: 0.416		FC4-6 1B		BB FC4-6		1-H HR			P6	FC6-4 1-2f		F8	5	1	2	2	1	0	2
Vic Wertz, L (1, 3) OBP: 0.351, SLG: 0.486		F2		F8		4-3			HR	K		F8	6	1	1	1	0	1	4
Larry Doby, L (1, 8) OBP: 0.327, SLG: 0.380		FC4-6 1-2f		FC4-6 CS 1-2f			E6		BB 6-3 BB		1-3		4	0	0	0	1	0	2
George Strickland, R (1, 6) OBP: 0.327, SLG: 0.322 Hank Majeski, R (7, PH) OBP: 0.327, SLG: 0.372 Sam Dente, R (8, 6) OBP: 0.289, SLG: 0.238		F8		CS 1-2	F7		F5		6-3 1-2		F7		2 1 2	0 0 0	0 0 0	0 0 0	0 0 0	0 0 0	1 0 1
Jim Hegan, R (1, 2) OBP: 0.241, SLG: 0.210			F9		F2		F8		FC5 BB BB		E4 FC5 BB		4	0	0	0	1	0	0
Bob Lemon, L (1, 1) OBP: 0.317, SLG: 0.306 Wally Westlake, R (8, PH) OBP: 0.318, SLG: 0.300 Don Mossi, L (9, 1) OBP: 0.500, SLG: 0.250			3-1		K			5-3	1-2 2-3 BB		1-2 BB		2 1 0	0 0 0	0 0 0	0 0 0	1 0 2	0 0 0	0 0 0
Inning Stats	R: 0 H: 0 E: 0 LOB: 0 K: 0 BB: 0 S: 3 P: 3	R: 0 H: 1 E: 0 LOB: 1 K: 0 BB: 0 S: 4 P: 4	R: 0 H: 1 E: 0 LOB: 1 K: 0 BB: 0 S: 4 P: 4	R: 1 H: 1 E: 0 LOB: 0 K: 0 BB: 1 S: 3 P: 7	R: 0 H: 0 E: 0 LOB: 0 K: 1 BB: 0 S: 5 P: 5	R: 2 H: 1 E: 1 LOB: 0 K: 1 BB: 0 S: 7 P: 7	R: 0 H: 0 E: 1 LOB: 0 K: 0 BB: 0 S: 3 P: 3	R: 0 H: 0 E: 0 LOB: 1 K: 0 BB: 1 S: 3 P: 7	R: 1 H: 1 E: 0 LOB: 3 K: 0 BB: 3 S: 4 P: 16	R: 0 H: 0 E: 0 LOB: 1 K: 1 BB: 1 S: 5 P: 9	R: 0 H: 0 E: 1 LOB: 2 K: 0 BB: 1 S: 4 P: 8	R: 0 H: 1 E: 0 LOB: 1 K: 0 BB: 0 S: 4 P: 4	1B: 3 SF: 0 2B: 0 SAC: 0 3B: 0 DP: 0 HR: 3 HBP: 0						WP: 0 PA: 51 PB: 0 SB: 0 CS: 1

PITCHER		IP	WLS	BF	H	R	ER	SO	BB	IBB	HBP	BLK	WP	HR	S	P	ERA	WHIP
Bill Henry, L ERA: 3.2	(1, 1)	8.1		32	5	4	2	2	2	0	0	0	0	3	34	42	2.16	0.840
Leo Kiely, L ERA: 2.78	(9, 1)	2.2	W	14	0	0	0	1	5	0	0	0	0	0	11	31	0.00	1.875
Ellis Kinder, R ERA: 2.61	(12, 1)	1.0	S	4	1	0	0	0	0	0	0	0	0	0	4	4	0.00	1.000

PITCHER	IP	WLS	BF	H	R	ER	SO	BB	IBB	HBP	BLK	WP	HR	S	P	ERA	WHIP

BOTTOM

Boston Red Sox @ Cleveland Indians

Cleveland Municipal Stadium, Cleveland, OH

Wed Jun 08 1955, 3:33 AM EDT

Att. 10,464 - Unknown

livebaseballscorecards.com

AB	43
R	4
H	6
RBI	4
BB	7
SO	3
LOB	18

Batter	1	2	3	4	5	6	7	8	9	AB	R	H	RBI	BB	SO	LOB
Billy Goodman, L (1, 4) OBP: 0.340, SLG: 0.293	1-3		E1	F8		4-3			E4 SH3-4	5	2	0	0	0	0	1
Billy Klaus, L (1, 6) OBP: 0.398, SLG: 0.407	BB		1B SF7 BB	K		4-3			SH3-4	2	1	0	0	2	1	1
Jackie Jensen, R (1, 9) OBP: 0.319, SLG: 0.478	BB		1B		F9		1-3		CS 1B	4	0	2	2	1	0	0
Norm Zauchin, R (1, 3) OBP: 0.347, SLG: 0.485	K		K		S 1B		P4		BB	4	0	1	0	1	2	4
Sam Mele, R (1, 7) OBP: 0.121, SLG: 0.188	K		SF7		S		P3		P5	3	0	1	1	0	1	2
Gene Stephens, L (8, 7) OBP: 0.432, SLG: 0.593										1	0	0	0	0	0	1
Sammy White, R (1, 2) OBP: 0.324, SLG: 0.364		1B	F3		BB			K		3	0	1	0	1	1	1
Ted Lepcio, R (1, 5) OBP: 0.310, SLG: 0.457		F9		2B	K			F7		4	1	1	0	0	1	4
Jim Piersall, R (1, 8) OBP: 0.323, SLG: 0.374		K		K	K			FC4-6 1B		4	0	1	0	0	3	5
Frank Sullivan, R (1, 1) OBP: 0.167, SLG: 0.214		K		PB 2B		4-3		FC4-6		4	0	1	1	0	1	2
Ellis Kinder, R (9, 1) OBP: 0.667, SLG: 0.500										0	0	0	0	0	0	0
Inning Stats	R: 0 E: 0 K: 2 S: 7 H: 0 LOB: 2 BB: 2 P: 15	R: 0 E: 0 K: 2 S: 8 H: 1 LOB: 1 BB: 0 P: 8	R: 2 E: 1 K: 1 S: 7 H: 1 LOB: 1 BB: 1 P: 11	R: 1 E: 0 K: 2 S: 9 H: 2 LOB: 1 BB: 0 P: 9	R: 0 E: 0 K: 2 S: 9 H: 2 LOB: 3 BB: 1 P: 13	R: 0 E: 0 K: 0 S: 3 H: 0 LOB: 0 BB: 0 P: 3	R: 0 E: 0 K: 0 S: 3 H: 0 LOB: 0 BB: 0 P: 3	R: 0 E: 0 K: 1 S: 6 H: 1 LOB: 1 BB: 0 P: 6	R: 1 E: 1 K: 0 S: 4 H: 1 LOB: 1 BB: 1 P: 8	1B: 6 2B: 2 3B: 0 HR: 0 SF: 1 SAC: 1 DP: 0 HBP: 0						

PITCHER	IP	WLS	BF	H	R	ER	SO	BB	IBB	HBP	BLK	WP	HR	S	P	ERA	WHIP
Herb Score, L (1, 1) ERA: 3.14	5.0	L	26	6	3	1	9	4	0	0	0	0	0	40	56	1.80	2.000
Ray Narleski, R (6, 1) ERA: 6.31	2.0		6	0	0	0	0	0	0	0	0	0	0	6	6	0.00	0.000
Art Houtteman, R (8, 1) ERA: 2.58	2.0		9	2	1	0	1	1	0	0	0	0	0	10	14	0.00	1.500

PITCHER	IP	WLS	BF	H	R	ER	SO	BB	IBB	HBP	BLK	WP	HR	S	P	ERA	WHIP

Boston Red Sox @ Cleveland Indians

Cleveland Municipal Stadium, Cleveland, OH

Thu Jun 09 1955, 3:33 AM EDT

Att. 4,047 - Unknown

TOP

livebaseballscorecards.com

AB	34
R	4
H	8
RBI	4
BB	5
SO	10
LOB	21

WP: 0	PB: 1	SB: 2	CS: 1
PA: 41			

BOTTOM

Boston Red Sox @ Cleveland Indians

Cleveland Municipal Stadium, Cleveland, OH

Thu Jun 09 1955, 3:33 AM EDT

Att. 4,047 - Unknown

livebaseballscorecards.com

Batter	1	2	3	4	5	6	7	8	9	AB	R	H	RBI	BB	SO	LOB
Bobby Avila, R (1, 4) OBP: 0.392, SLG: 0.416	BBBB 4-0 1B BB	x 0-0 P6 ③			x 0-0 1-3 ②		x 0-0 FC6-4 ③ 1-2f		x 0-0 F7 ②	4	0	0	0	1	0	6
Al Smith, R (1, 9) OBP: 0.395, SLG: 0.514	x 0-0 ① 1-3 1B		x 0-0 F7 ①		x 0-0 1B			x 0-0 L6 ①	x 0-0 P4 ③	5	0	2	0	0	0	2
Vic Wertz, L (1, 3) OBP: 0.341, SLG: 0.470	x 0-0 F9 ②		x 0-0 3-1 ②		x 0-0 F7 ③			x 0-0 4-3 ②		4	0	0	0	0	0	2
Al Rosen, R (1, 5) OBP: 0.367, SLG: 0.407	x 0-0 6-3 ③		BBBB 4-0 FC4-6 BB			x 0-0 F7 ①		x 0-0 P4 ③		3	0	0	0	1	0	1
Larry Doby, L (1, 8) OBP: 0.325, SLG: 0.372		x 0-0 F8 ①	x 0-0 FC4-6 ③ 1-2f			SSS 0-3 K ②			BBBB 4-0 BB 1B BB	3	1	0	0	1	1	1
Ralph Kiner, R (1, 7) OBP: 0.391, SLG: 0.466		x 0-0 P4 ②		x 0-0 5-3 ①		x 0-0 F8 ③			BBBB 4-0 1B 1B SF8 1-2 BB	3	1	0	0	1	0	0
George Strickland, R (1, 6) OBP: 0.330, SLG: 0.326 Dave Philley, S (7, PH) OBP: 0.419, SLG: 0.527 Art Houtteman, R (8, 1) OBP: 0.300, SLG: 0.222 Bob Lemon, L (9, PH) OBP: 0.333, SLG: 0.324		x 0-0 E 1B 1B		SSS 0-3 K ②			x 0-0 F8 ①		x 0-0 1B 1-2 2-H 1B	2 1 0 1	0 0 0 0	1 0 0 1	0 0 0 1	0 0 0 0	1 0 0 0	0 0 0 0
Jim Hegan, R (1, 2) OBP: 0.246, SLG: 0.216 Hal Naragon, L (7, PH) OBP: 0.350, SLG: 0.294 (8, 2) Hank Foiles, R (9, PR) OBP: 0.429, SLG: 0.412		x 0-0 E 1-2 1B		SSS 0-3 K ③			BBBB 4-0 FC1-6 BB		x 0-0 1-2 2-3 1B	2 1 0	0 0 0	1 0 0	0 1 0	0 0 0	1 0 0	0 0 0
Herb Score, L (1, 1) OBP: 0.061, SLG: 0.061 Dale Mitchell, L (5, PH) OBP: 0.240, SLG: 0.261 Ray Narleski, R (6, 1) OBP: 0.333, SLG: 0.333 Dave Pope, L (7, PH) OBP: 0.368, SLG: 0.520 Sam Dente, R (8, 6) OBP: 0.289, SLG: 0.238 Hank Majeski, R (9, PH) OBP: 0.321, SLG: 0.372		x 0-0 E3 1-2 2-3			x 0-0 F7 ①		x 0-0 FC1-6 ② FC6-4 1-2f		x 0-0 SF8 ① 3-H	1 1 0 1 0 0	0 0 0 0 0 0	0 0 0 0 0 0	0 0 0 0 0 1	0 0 0 0 0 0	0 0 0 0 0 0	2 0 0 1 0 0
Inning Stats	R: 0 H: 1 E: 0 LOB: 1 K: 0 BB: 1 S: 3 P: 7	R: 0 H: 2 E: 1 LOB: 3 K: 0 BB: 0 S: 6 P: 6	R: 0 H: 0 E: 0 LOB: 1 K: 0 BB: 1 S: 3 P: 7	R: 0 H: 0 E: 0 LOB: 0 K: 2 BB: 0 S: 7 P: 7	R: 0 H: 1 E: 0 LOB: 1 K: 0 BB: 0 S: 4 P: 4	R: 0 H: 0 E: 0 LOB: 0 K: 1 BB: 0 S: 5 P: 5	R: 0 H: 0 E: 0 LOB: 1 K: 0 BB: 1 S: 3 P: 7	R: 0 H: 0 E: 0 LOB: 0 K: 0 BB: 0 S: 3 P: 3	R: 2 H: 2 E: 0 LOB: 2 K: 0 BB: 2 S: 5 P: 13	1B: 6 2B: 0 3B: 0 HR: 0	SF: 1 SAC: 0 DP: 0 HBP: 0						

PITCHER	IP	WLS	BF	H	R	ER	SO	BB	IBB	HBP	BLK	WP	HR	S	P	ERA	WHIP
Frank Sullivan, R (1, 1) ERA: 3.36	8.0	W	35	6	2	2	3	5	0	0	0	0	0	36	56	2.25	1.375
Ellis Kinder, R (9, 1) ERA: 2.49	1.0	S	3	0	0	0	0	0	0	0	0	0	0	3	3	0.00	0.000

PITCHER	IP	WLS	BF	H	R	ER	SO	BB	IBB	HBP	BLK	WP	HR	S	P	ERA	WHIP

AB	32
R	2
H	6
RBI	2
BB	5
SO	3
LOB	15

WP: 0	PA:	38
PB: 0		
SB: 0		
CS: 0		

New York Yankees @ Cleveland Indians

Cleveland Municipal Stadium, Cleveland, OH

Fri Jun 10 1955, 3:33 AM EDT

Att. 35,614 - Unknown

TOP

livebaseballscorecards.com

Batter	1	2	3	4	5	6	7	8	9	AB	R	H	RBI	BB	SO	LOB
Gil McDougald, R (1, 4) OBP: 0.365, SLG: 0.327	BBBB 4-0 K2-6-2 BB	SSS 0-3 ③ K			x 0-0 1B 1B		x 0-0 1B PB 4-3 1B	BBB 4-0 1-2 2-3 BB		3	1	2	0	2	1	3
Andy Carey, R (1, 5) OBP: 0.302, SLG: 0.383	SSS 0-3 ① K	SSS 0-3 ① K			x 0-0 ② F4		x 0-0 ③ 4-3 1-3 1B 1B	x 0-0 ③ F5		5	1	1	0	0	2	5
Irv Noren, L (1, 7) OBP: 0.293, SLG: 0.321	SSS 0-3 ② ③ K2-6-2 1-2f	x 0-0 ② 6-3			x 0-0 ② BB 1-3 1B		x 0-0 ② 4-3 1-2 3-H		SSS 0-3 ① K	5	0	1	1	0	2	2
Mickey Mantle, S (1, 8) OBP: 0.453, SLG: 0.632		x 0-0 S 1B 1B	SSS 0-3 ③ K		BBBB 4-0 1-2 BB		x 0-0 2-H 1B		BBBB 4-0 BB	3	1	2	1	2	1	0
Yogi Berra, L (1, 2) OBP: 0.352, SLG: 0.484	SSS 0-3 ① K 1-2		x 0-0 ① F5	x 0-0 ③ F9		x 0-0 ③ F9			x 0-0 ② F4	5	0	0	0	0	1	6
Eddie Robinson, L (1, 3) OBP: 0.385, SLG: 0.590 Joe Collins, L (8, 3) OBP: 0.362, SLG: 0.447	III 4-0 WP 1B IBB	BBBB 4-0 BB		x 0-0 ① F8		SSS 0-3 ① K	SSS 0-3 ③ K		2 1	0 0	0 0	0 0	2 0	1 0	0 1	
Hank Bauer, R (1, 9) OBP: 0.346, SLG: 0.428	SSS 0-3 ② K	x 0-0 ② F4		x 0-0 ② 5-3		x 0-0 ② 1-3			4	0	0	0	0	1	3	
Billy Hunter, R (1, 6) OBP: 0.255, SLG: 0.314	x 0-0 BB 1-2 2-H 1B	x 0-0 ③ F9		x 0-0 ③ F9		x 0-0 BB 1B 1B			4	0	2	1	0	0	1	
Tommy Byrne, L (1, 1) OBP: 0.211, SLG: 0.067 Tom Morgan, R (7, 1) OBP: 0.250, SLG: 0.250 Jim Konstanty, R (9, 1)	BBBB 4-0 1-2 2-3 BB		x 0-0 ① 4-3		x 0-0 ① 4-3	x 0-0 BB 1-2 1B			2 1 0	0 0 0	0 1 0	0 0 0	1 0 0	0 0 0	0 0 0	

	AB	35
	R	3
	H	9
	RBI	3
	BB	7
	SO	10
	LOB	21

Inning Stats																																		
	R: 0	E: 0	K: 2	S: 6	H: 0	LOB: 1	BB: 1	P: 10	R: 1	E: 0	K: 3	S: 11	H: 2	LOB: 3	BB: 2	P: 19	R: 0	E: 0	K: 2	S: 7	H: 0	LOB: 0	BB: 0	P: 7	R: 0	E: 0	K: 0	S: 3	H: 0	LOB: 1	BB: 1	P: 7	R: 0	E: 0	K: 0	S: 5	H: 2	LOB: 3	BB: 1	P: 9
	R: 0	E: 0	K: 3	S: 3	H: 0	LOB: 0	BB: 0	P: 3	R: 2	E: 0	K: 0	S: 6	H: 3	LOB: 1	BB: 0	P: 6	R: 0	E: 0	K: 1	S: 7	H: 2	LOB: 3	BB: 1	P: 11	R: 0	E: 0	K: 2	S: 7	H: 0	LOB: 1	BB: 1	P: 11	1B: 9	2B: 1	3B: 0	HR: 0	SF: 0	SAC: 0	DP: 1	HBP: 0	WP: 1	PB: 1	SB: 1	CS: 0	PA: 42

PITCHER		IP	WLS	BF	H	R	ER	SO	BB	IBB	HBP	BLK	WP	HR	S	P	ERA	WHIP
Mike Garcia, R ERA: 3.75	(1, 1)	7.0	L	32	7	3	3	7	4	1	0	0	1	0	41	61	3.86	1.571
Bill Wight, L ERA: 2.08	(8, 1)	0.2		4	2	0	0	1	0	0	0	0	0	0	6	6	0.00	3.000
Ray Narleski, R ERA: 6.0	(8, 1)	1.1		6	0	0	0	2	2	0	0	0	0	0	8	16	0.00	1.500

PITCHER	IP	WLS	BF	H	R	ER	SO	BB	IBB	HBP	BLK	WP	HR	S	P	ERA	WHIP

New York Yankees @ Cleveland Indians

Cleveland Municipal Stadium, Cleveland, OH

Fri Jun 10 1955, 3:33 AM EDT

Att. 35,614 - Unknown

livebaseballscorecards.com

BOTTOM

Batter	1	2	3	4	5	6	7	8	9	AB	R	H	RBI	BB	SO	LOB
Al Smith, R (1, 9) (8, 8) OBP: 0.391, SLG: 0.505	BBBB 4-0 CS BB		x 0-0 ③ 5-3			x 0-0 ① L9	SSS 0-3 ② K		x 0-0 ② F6	4	0	0	0	1	1	5
Bobby Avila, R (1, 4) OBP: 0.392, SLG: 0.413	x 0-0 ① F7			BBBB 4-0 F9 1B SF7 BB		x 0-0 BB 1B	x 0-0 ③ FC4-6 1-2f		x 0-0 ③ F9	4	1	1	0	1	0	6
Ralph Kiner, R (1, 7) OBP: 0.388, SLG: 0.461	SSS 0-3 ②③ K 1-2			x 0-0 CS 1-2 1B		x 0-0 ② F4		x 0-0 ① F4		4	0	1	0	0	1	2
Al Rosen, R (1, 5) OBP: 0.365, SLG: 0.399		x 0-0 ① F8		x 0-0 ① F9 2-3		BBBB 4-0 1-2 BB		x 0-0 ② L4		3	0	0	0	1	0	2
Vic Wertz, L (1, 3) OBP: 0.331, SLG: 0.458		x 0-0 ② F5		x 0-0 ② SF7 3-H		x 0-0 ③ G3		x 0-0 ③ 5-3		3	0	0	1	0	0	2
Larry Doby, L (1, 8) OBP: 0.331, SLG: 0.378 Dave Philley, S (7, PR) (8, 9) OBP: 0.429, SLG: 0.554		x 0-0 1B		x 0-0 ③ CS 1-2	x 0-0 ① 4-3		x 0-0 SH1-4 BB 1B		x 0-0 4-3 1B 2B	3	0	2	0	0	0	0
										1	1	1	0	0	0	0
George Strickland, R (1, 6) OBP: 0.324, SLG: 0.319 Hank Majeski, R (7, PH) OBP: 0.333, SLG: 0.372 Jim Hegan, R (7, PR) OBP: 0.246, SLG: 0.216 Bill Wight, L (8, 1) Ray Narleski, R (8, 1) OBP: 0.333, SLG: 0.333 Dale Mitchell, L (9, PH) OBP: 0.231, SLG: 0.250		x 0-0 ③ F5			x 0-0 ② F8		BBBB 4-0 SH1-4 1-2 BB		x 0-0 ① 4-3 2-3	2	0	0	0	0	0	1
										0	0	0	0	1	0	0
										0	0	0	0	0	0	0
										0	0	0	0	0	0	0
										0	0	0	0	0	0	0
										1	0	0	0	0	0	1
Hank Foiles, R (1, 2) OBP: 0.431, SLG: 0.415 Dave Pope, L (9, PH) OBP: 0.374, SLG: 0.525			x 0-0 ① F8		x 0-0 1B 1B		x 0-0 ① SH1-4 1-2 2-3		x 0-0 BB 3-H 1B	2	0	1	0	0	0	0
										1	0	1	1	0	0	0
Mike Garcia, R (1, 1) OBP: 0.333, SLG: 0.407 Wally Westlake, R (7, PH) OBP: 0.348, SLG: 0.300 Sam Dente, R (8, 6) OBP: 0.289, SLG: 0.238 Bob Lemon, L (9, PH) OBP: 0.349, SLG: 0.324			x 0-0 ② F8		x 0-0 ③ 1-2 1B		BBBB 4-0 FC4-6 BB		BBBB 4-0 1-2 BB	2	0	1	0	0	0	0
										0	0	0	0	1	0	0
										0	0	0	0	0	0	0
										0	0	0	0	1	0	0

Inning Stats	1	2	3	4	5	6	7	8	9
	R: 0 H: 0 E: 0 LOB: 1 K: 1 BB: 1 S: 4 P: 8	R: 0 H: 1 E: 0 LOB: 1 K: 0 BB: 0 S: 4 P: 4	R: 0 H: 0 E: 0 LOB: 0 K: 0 BB: 0 S: 3 P: 3	R: 1 H: 1 E: 0 LOB: 0 K: 0 BB: 1 S: 3 P: 7	R: 0 H: 2 E: 0 LOB: 1 K: 0 BB: 0 S: 4 P: 4	R: 0 H: 1 E: 0 LOB: 2 K: 0 BB: 1 S: 4 P: 8	R: 0 H: 1 E: 0 LOB: 3 K: 1 BB: 2 S: 6 P: 14	R: 0 H: 0 E: 0 LOB: 0 K: 0 BB: 0 S: 3 P: 3	R: 1 H: 2 E: 0 LOB: 2 K: 0 BB: 1 S: 5 P: 9

| | | | | | | | | | |

New York Yankees @ Cleveland Indians

Cleveland Municipal Stadium, Cleveland, OH

Sat Jun 11 1955, 3:33 AM EDT

Att. 22,413 - Unknown

TOP

Batter	1	2	3	4	5	6	7	8	9	AB	R	H	RBI	BB	SO	LOB
Gil McDougald, R (1, 4) OBP: 0.361, SLG: 0.323	0-0 1B 1B 1B	0-0 ① L6		0-0 ③ 5-3			0-0 ① F5		0-0 ② F5	5	1	1	0	0	0	1
Andy Carey, R (1, 5) OBP: 0.300, SLG: 0.379	0-0 ① F4	0-0 ② 1-3			SSS 0-3 ① K		0-0 SH3-1 1B		0-0 ③ G3	5	0	1	0	0	1	1
Hank Bauer, R (1, 9) OBP: 0.346, SLG: 0.426 Phil Rizzuto, R (6, 6) OBP: 0.433, SLG: 0.261	0-0 1B 1B 1-2 1B	0-0 ③ F5			0-0 ② 1-3		0-0 ② SH3-1 1-2			3 0	1 0	1 0	0 0	0 0	0 0	0 0
Mickey Mantle, S (1, 8) OBP: 0.454, SLG: 0.628	0-0 1B HR 1-3 2-H 1B		BBBB 4-0 L3 BB		0-0 ③ F8		SSS 0-3 ③ K			3	1	1	1	1	1	1
Yogi Berra, L (1, 2) OBP: 0.359, SLG: 0.490	0-0 HR 1-2 3-H 1B		0-0 ① ② L3 1-2			0-0 1B SF7 1B		0-0 1B		4	2	3	1	0	0	1
Elston Howard, R (1, 7) OBP: 0.416, SLG: 0.563 Irv Noren, L (1, 7) OBP: 0.293, SLG: 0.321	0-0 ② F9		0-0 ③ G3			0-0 1-3 1B		0-0 ① F8		1 3	0 0	0 1	0 0	0 0	0 0	2 1
Eddie Robinson, L (1, 3) OBP: 0.380, SLG: 0.609	0-0 1-H 2-H HR			0-0 ① F9		0-0 ① F9		0-0 ② F8		4	1	1	3	0	0	3
Billy Hunter, R (1, 6) OBP: 0.264, SLG: 0.323 Joe Collins, L (6, PH) (6, 9) OBP: 0.354, SLG: 0.442	0-0 1B			0-0 4-3 1B		0-0 ② SF7 3-H		0-0 ③ F9		2 1	0 0	2 0	0 1	0 0	0 0	0 1
Ed Lopat, L (1, 1) OBP: 0.273, SLG: 0.200 Tom Sturdivant, L (4, 1) OBP: 0.250, SLG: 0.250 Bill Skowron, R (6, PH) OBP: 0.464, SLG: 0.779 Johnny Kucks, R (6, 1) OBP: 0.059, SLG: 0.118	0-0 ③ L9			0-0 ② 4-3 1-2		0-0 ③ 5-3			0-0 ① 5-3	2 0 1 1	0 0 0 0	0 0 0 0	0 0 0 0	0 0 0 0	0 0 0 0	2 0 1 0
Inning Stats	R: 5 E: 0 K: 0 S: 9 H: 6 LOB: 1 BB: 0 P: 9	R: 0 E: 0 K: 0 S: 3 H: 0 LOB: 0 BB: 0 P: 3	R: 0 E: 0 K: 0 S: 2 H: 0 LOB: 0 BB: 1 P: 6	R: 0 E: 0 K: 0 S: 4 H: 1 LOB: 1 BB: 0 P: 4	R: 0 E: 0 K: 1 S: 5 H: 0 LOB: 0 BB: 0 P: 5	R: 1 E: 0 K: 0 S: 5 H: 2 LOB: 1 BB: 0 P: 5	R: 0 E: 0 K: 1 S: 6 H: 1 LOB: 1 BB: 0 P: 6	R: 0 E: 0 K: 0 S: 4 H: 1 LOB: 1 BB: 0 P: 4	R: 0 E: 0 K: 0 S: 3 H: 0 LOB: 0 BB: 0 P: 3	1B: 10 2B: 1 3B: 0 HR: 1	SF: 1 SAC: 1 DP: 1 HBP: 0						

	AB	35
	R	6
	H	11
	RBI	6
	BB	1
	SO	2
	LOB	14

WP: 0 PB: 0 SB: 0 CS: 0 PA: 38

livebaseballscorecards.com

PITCHER		IP	WLS	BF	H	R	ER	SO	BB	IBB	HBP	BLK	WP	HR	S	P	ERA	WHIP
Don Mossi, L ERA: 1.93	(1, 1)	1.0		9	6	5	5	0	0	0	0	0	0	1	9	9	45.00	6.000
Art Houtteman, R ERA: 2.33	(2, 1)	8.0	W	29	5	1	1	2	1	0	0	0	0	0	32	36	1.12	0.750

PITCHER		IP	WLS	BF	H	R	ER	SO	BB	IBB	HBP	BLK	WP	HR	S	P	ERA	WHIP

New York Yankees @ Cleveland Indians

Cleveland Municipal Stadium, Cleveland, OH

Sat Jun 11 1955, 3:33 AM EDT

Att. 22,413 - Unknown

livebaseballscorecards.com

BOTTOM

Batter	1	2	3	4	5	6	7	8	9	AB	R	H	RBI	BB	SO	LOB
Al Smith, R (1, 9) OBP: 0.384, SLG: 0.493	F2		K	L7		F9			6-3 2-3	5	0	0	0	0	1	3
Bobby Avila, R (1, 4) OBP: 0.388, SLG: 0.407	F6		F4	K			L8		3-H 1B	5	0	1	1	0	1	2
Larry Doby, L (1, 8) OBP: 0.335, SLG: 0.401	F9			HR 1B	HR		1-3			4	2	2	1	0	0	0
Al Rosen, R (1, 5) OBP: 0.362, SLG: 0.415		F2		1-H HR	F2		6-3			4	1	1	2	0	0	0
Ralph Kiner, R (1, 7) OBP: 0.391, SLG: 0.462		1B		HR 1B	K			F8		4	1	2	0	0	1	0
Vic Wertz, L (1, 3) OBP: 0.336, SLG: 0.479		F9		1-H HR	BB			4-3		3	1	1	2	1	0	1
George Strickland, R (1, 6) OBP: 0.313, SLG: 0.306		F8		5-3	6-3			K		4	0	0	0	0	1	2
Jim Hegan, R (1, 2) OBP: 0.262, SLG: 0.274			2B	HR		1-3			6-3 SH3-4 1B 1B	4	2	3	1	0	0	0
Don Mossi, L (1, 1) OBP: 0.500, SLG: 0.250			6-3	BB		4-3			SH3-4 1-2	0	0	0	0	0	0	0
Art Houtteman, R (2, 1) OBP: 0.308, SLG: 0.182										2	0	0	0	1	0	1
Inning Stats	R: 0 H: 0 E: 0 LOB: 0 K: 0 BB: 0 S: 3 P: 3	R: 0 H: 1 E: 0 LOB: 1 K: 0 BB: 0 S: 4 P: 4	R: 0 H: 1 E: 0 LOB: 1 K: 1 BB: 0 S: 6 P: 6	R: 5 H: 5 E: 0 LOB: 1 K: 1 BB: 1 S: 10 P: 14	R: 1 H: 1 E: 0 LOB: 1 K: 1 BB: 1 S: 6 P: 10	R: 0 H: 0 E: 0 LOB: 0 K: 0 BB: 0 S: 3 P: 3	R: 0 H: 0 E: 0 LOB: 0 K: 0 BB: 0 S: 3 P: 3	R: 0 H: 0 E: 0 LOB: 0 K: 1 BB: 0 S: 5 P: 5	R: 1 H: 2 E: 0 LOB: 1 K: 0 BB: 0 S: 4 P: 4	1B: 5 SF: 0 2B: 1 SAC: 1 3B: 0 DP: 0 HR: 4 HBP: 0						

	AB	35
	R	7
	H	10
	RBI	7
	BB	2
	SO	4
	LOB	9

PITCHER		IP	WLS	BF	H	R	ER	SO	BB	IBB	HBP	BLK	WP	HR	S	P	ERA	WHIP
Ed Lopat, L ERA: 3.42	(1, 1)	3.1		17	7	5	5	1	0	0	0	0	0	3	19	19	13.50	2.100
Tom Sturdivant, R ERA: 3.18	(4, 1)	1.2		8	1	1	1	2	2	0	0	0	0	1	10	18	5.40	1.800
Johnny Kucks, R ERA: 3.7	(6, 1)	3.2	L	13	2	1	1	1	0	0	0	0	0	0	15	15	2.46	0.545

PITCHER	IP	WLS	BF	H	R	ER	SO	BB	IBB	HBP	BLK	WP	HR	S	P	ERA	WHIP

New York Yankees @ Cleveland Indians

Cleveland Municipal Stadium, Cleveland, OH

Sun Jun 12 1955, 3:33 AM EDT

Unknown

livebaseballscorecards.com

Batter	1	2	3	4	5	6	7	8	9	AB	R	H	RBI	BB	SO	LOB
Gil McDougald, R (1, 4) OBP: 0.359, SLG: 0.322	x 0-0 CS 1B		SSS 0-3 ③ K		x 0-0 ③ FC4-6 1-2f			x 0-0 ③ F9		4	0	1	0	0	1	2
Joe Collins, L (1, 9) OBP: 0.350, SLG: 0.432	SSS 0-3 ①② K 1-2			x 0-0 ① F3		SSS 0-3 ① K			x 0-0 HR 1B	4	1	1	0	0	2	1
Irv Noren, L (1, 7) OBP: 0.292, SLG: 0.341	x 0-0 ③ P7			x 0-0 ② F9		x 0-0 ② F8			x 0-0 1-H HR	4	1	1	2	0	0	0
Mickey Mantle, S (1, 8) OBP: 0.455, SLG: 0.621		BBBB 4-0 CS BB		BBBB 4-0 1B BB		x 0-0 ③ L8			SSS 0-3 ① K	2	0	0	0	2	1	0
Yogi Berra, L (1, 2) OBP: 0.359, SLG: 0.487 Elston Howard, R (7, 2) OBP: 0.411, SLG: 0.556		x 0-0 ① F9		x 0-0 1-3 1B			x 0-0 ① F4		x 0-0 ② 6-3	3 1	0 0	1 0	0 0	0 0	0 0	1 0
Eddie Robinson, L (1, 3) OBP: 0.366, SLG: 0.582		SSS 0-3 ②③ K 1-2		x 0-0 ③ L3			x 0-0 ② G3		x 0-0 ③ F9	4	0	0	0	0	1	3
Andy Carey, R (1, 5) OBP: 0.296, SLG: 0.374			x 0-0 P7		x 0-0 ① 6-3		x 0-0 ③ F7			3	0	0	0	0	0	0
Billy Hunter, R (1, 6) OBP: 0.265, SLG: 0.323			x 0-0 ① F9		x 0-0 FC3-6 1B			x 0-0 ① F8		3	0	1	0	0	0	1
Bob Turley, R (1, 1) OBP: 0.200, SLG: 0.194 Bill Skowron, R (8, PH) OBP: 0.459, SLG: 0.769 Bob Wiesler, S (8, 1)			x 0-0 ② F3		x 0-0 ② FC3-6 FC4-6 1-2f			x 0-0 ② F8		2 1 0	0 0 0	0 0 0	0 0 0	0 0 0	0 0 0	2 0 0
Inning Stats	R: 0 H: 1 E: 0 LOB: 0 K: 1 BB: 0 S: 5 P: 5	R: 0 H: 0 E: 0 LOB: 1 K: 1 BB: 1 S: 4 P: 8	R: 0 H: 0 E: 1 LOB: 1 K: 1 BB: 0 S: 6 P: 6	R: 0 H: 1 E: 0 LOB: 2 K: 0 BB: 1 S: 4 P: 8	R: 0 H: 1 E: 0 LOB: 1 K: 0 BB: 0 S: 4 P: 4	R: 0 H: 0 E: 0 LOB: 0 K: 1 BB: 0 S: 5 P: 5	R: 0 H: 0 E: 0 LOB: 0 K: 0 BB: 0 S: 3 P: 3	R: 0 H: 0 E: 0 LOB: 0 K: 0 BB: 0 S: 3 P: 3	R: 2 H: 2 E: 0 LOB: 0 K: 1 BB: 0 S: 7 P: 7	1B: 4 SF: 0 2B: 2 SAC: 0 3B: 0 DP: 2 HR: 1 HBP: 0						

	AB	31
	R	2
	H	5
	RBI	2
	BB	2
	SO	5
	LOB	10

WP: 0 PB: 0 SB: 0 CS: 2 PA: 33

PITCHER	IP	WLS	BF	H	R	ER	SO	BB	IBB	HBP	BLK	WP	HR	S	P	ERA	WHIP
Early Wynn, R (1, 1) ERA: 2.51	9.0	W	33	5	2	2	5	2	0	0	0	0	1	41	49	2.00	0.778

PITCHER	IP	WLS	BF	H	R	ER	SO	BB	IBB	HBP	BLK	WP	HR	S	P	ERA	WHIP

BOTTOM

New York Yankees @ Cleveland Indians

Cleveland Municipal Stadium, Cleveland, OH

Sun Jun 12 1955, 3:33 AM EDT

Unknown

livebaseballscorecards.com

Batter	1	2	3	4	5	6	7	8	9	AB	R	H	RBI	BB	SO	LOB
Al Smith, R (1, 9) (7, 7) OBP: 0.384, SLG: 0.489	H 1-0 5-3 HBP		x 0-0 1B		x 0-0 ② 5-3	x 0-0 ③ L4	x 0-0 ③ 5-3			4	0	1	0	0	0	2
Bobby Avila, R (1, 4) OBP: 0.384, SLG: 0.399	x 0-0 ① 5-3 1-2		x 0-0 ③ F5		x 0-0 ③ L7		B B B B 4-0 1B 1B BB	S S S 0-3 ① K		4	1	0	0	1	1	3
Larry Doby, L (1, 8) OBP: 0.343, SLG: 0.427	x 0-0 ② F6			x 0-0 BB 1B		x 0-0 HR	x 0-0 FC9-6 1B 1-3 SF8 1B	x 0-0 ② F7		5	2	3	1	0	0	1
Al Rosen, R (1, 5) OBP: 0.363, SLG: 0.411	x 0-0 ③ F5			x 0-0 ① F9		B B B B 4-0 HR BB	x 0-0 FC9-6 1-2 3-H 1B	x 0-0 ③ 4-3		4	1	1	1	1	0	2
Vic Wertz, L (1, 3) OBP: 0.340, SLG: 0.500		S S S 0-3 ① K		B B B B 4-0 1-2 BB		x 0-0 1-H HR	x 0-0 ① FC9-6 HR 1-2f 2-3			3	2	1	2	1	1	2
Dave Pope, L (1, 7) OBP: 0.373, SLG: 0.519 Dave Philley, S (7, 9) OBP: 0.422, SLG: 0.554		S S S 0-3 ② K		x 0-0 ② P7		x 0-0 SH1-3 2B 1B	x 0-0 ② SF8 3-H			3 0	1 0	1 0	0 1	0 0	1 0	2 0
George Strickland, R (1, 6) OBP: 0.314, SLG: 0.337		S S S 0-3 ③ K		x 0-0 ③ F4		x 0-0 ① SH1-3 1-2	x 0-0 1-H HR			3	1	1	2	0	1	2
Jim Hegan, R (1, 2) OBP: 0.278, SLG: 0.294			x 0-0 ① 1-3		x 0-0 SH1-4 1B	x 0-0 2-H 2B	B B B B 4-0 HR BB			3	1	2	1	1	0	0
Early Wynn, S (1, 1) OBP: 0.250, SLG: 0.333			S S S 0-3 ② K		x 0-0 ① SH1-4 1-2	x 0-0 ② 6-3	x 0-0 1-H HR			3	1	1	2	0	1	1
Inning Stats	R: 0 H: 0 E: 0 LOB: 1 K: 0 BB: 0 S: 3 P: 4	R: 0 H: 0 E: 0 LOB: 0 K: 3 BB: 0 S: 9 P: 9	R: 0 H: 1 E: 0 LOB: 1 K: 1 BB: 0 S: 6 P: 6	R: 0 H: 1 E: 0 LOB: 2 K: 0 BB: 1 S: 4 P: 8	R: 0 H: 1 E: 0 LOB: 1 K: 0 BB: 0 S: 4 P: 4	R: 4 H: 4 E: 0 LOB: 1 K: 0 BB: 1 S: 7 P: 11	R: 6 H: 4 E: 0 LOB: 0 K: 0 BB: 2 S: 7 P: 15	R: 0 H: 0 E: 0 LOB: 0 K: 1 BB: 0 S: 5 P: 5		1B: 6 SF: 1 2B: 1 SAC: 2 3B: 0 DP: 0 HR: 4 HBP: 1				WP: 0 PA: 40 PB: 0 SB: 0 CS: 0		

	AB	32
	R	10
	H	11
	RBI	10
	BB	4
	SO	5
	LOB	15

PITCHER		IP	WLS	BF	H	R	ER	SO	BB	IBB	HBP	BLK	WP	HR	S	P	ERA	WHIP
Bob Turley, R ERA: 3.45	(1, 1)	7.0	L	37	11	10	10	4	4	0	1	0	0	4	40	57	12.86	2.143
Bob Wiesler, L ERA: 4.5	(8, 1)	1.0		3	0	0	0	1	0	0	0	0	0	0	5	5	0.00	0.000

PITCHER	IP	WLS	BF	H	R	ER	SO	BB	IBB	HBP	BLK	WP	HR	S	P	ERA	WHIP

New York Yankees @ Cleveland Indians

Cleveland Municipal Stadium, Cleveland, OH

Sun Jun 12 1955, 3:38 AM EDT

Att. 69,532 - Unknown

TOP

livebaseballscorecards.com

Batter	1	2	3	4	5	6	7	8	9	AB	R	H	RBI	BB	SO	LOB
Gil McDougald, R (1, 4) OBP: 0.365, SLG: 0.347	HR	1B 1-2 1B		1B		E3 BB 2-3 3-H		K ②		5	1	3	1	0	1	1
Andy Carey, R (1, 5) OBP: 0.298, SLG: 0.377	6-3 2B	K		F7 ③		BBBB 4-0 1-2 BB		5-3 ③		4	0	1	0	1	1	3
Irv Noren, L (1, 7) OBP: 0.302, SLG: 0.340	BBBB 4-0 6-3 BB	1-3 2-H 1B			F8 ①	1-3 ③			H 1-0 BB BB HBP	3	0	1	1	1	0	3
Mickey Mantle, S (1, 8) OBP: 0.450, SLG: 0.611	K ①	K ③			G4-6-3 1B		F8 ①		F6 ①	5	0	1	0	0	2	5
Yogi Berra, L (1, 2) OBP: 0.360, SLG: 0.483	6-3 ② 1-2 2-3		F9 ①		G4-6-3 ②③ 1-2f		FC3-6 1B		BBBB 4-0 BB 1-2 BB	4	0	1	0	1	0	3
Eddie Robinson, L (1, 3) OBP: 0.385, SLG: 0.581	IIII 4-0 IBB		K2-4-2 1B			BBBB 4-0 4-3 SH4-3 E BB	FC3-6 ② 1-2f BB		BBBB 4-0 1-2 2-3 BB	2	1	1	0	3	0	1
Tom Carroll, R (9, PR)										0	0	0	0	0	0	0
Hank Bauer, R (1, 9) OBP: 0.345, SLG: 0.420	6-3 ③		K2-4-2 ②③ 1-2f			SH4-3 ① 1-2	BBBB 4-0 1-2 BB		K ②	3	0	0	0	1	2	7
Billy Hunter, R (1, 6) OBP: 0.262, SLG: 0.319		6-3 ①		4-3 ①		BBBB 4-0 E 4-3 BB	SSS 0-3 K ③		0-0 F3 ③	2	0	0	0	0	0	0
Joe Collins, L (6, PH) OBP: 0.356, SLG: 0.432										0	0	0	0	1	0	0
Phil Rizzuto, R (6, 6) OBP: 0.419, SLG: 0.250										1	0	0	0	0	1	2
Bill Skowron, R (9, PH) OBP: 0.453, SLG: 0.759										1	0	0	0	0	0	3
Bob Grim, R (1, 1) OBP: 0.227, SLG: 0.150		1B 1B 1B		F8 ②		4-3 ② 1-2 2-3		6-3 ①		1	1	1	0	0	0	0
Whitey Ford, L (2, 1) OBP: 0.229, SLG: 0.182										2	0	0	0	0	0	2
Bob Cerv, R (8, PH) OBP: 0.257, SLG: 0.273										1	0	0	0	0	0	0
Tom Sturdivant, L (8, 1) OBP: 0.250, SLG: 0.250										0	0	0	0	0	0	0

	AB	34
	R	3
	H	9
	RBI	2
	BB	8
	SO	7
	LOB	30

Inning Stats																		
	R: 1	H: 2	R: 1	H: 3	R: 0	H: 1	R: 0	H: 1	R: 0	H: 1	R: 1	H: 0	R: 0	H: 1	R: 0	H: 0	R: 0	H: 0
	E: 0	LOB: 3	E: 0	LOB: 2	E: 0	LOB: 1	E: 0	LOB: 1	E: 0	LOB: 0	E: 1	LOB: 2	E: 0	LOB: 0	E: 0	LOB: 3	E: 0	LOB: 3
	K: 1	BB: 2	K: 2	BB: 0	K: 1	BB: 0	K: 0	BB: 0	K: 0	BB: 0	K: 0	BB: 3	K: 1	BB: 0	K: 1	BB: 0	K: 1	BB: 2
	S: 7	P: 15	S: 10	P: 10	S: 5	P: 5	S: 4	P: 4	S: 3	P: 3	S: 4	P: 16	S: 6	P: 10	S: 5	P: 5	S: 5	P: 14

	1B: 7	SF: 0	WP: 0	PA: 44
	2B: 2	SAC: 1	PB: 0	
	3B: 0	DP: 2	SB: 0	
	HR: 1	HBP: 1	CS: 0	

PITCHER		IP	WLS	BF	H	R	ER	SO	BB	IBB	HBP	BLK	WP	HR	S	P	ERA	WHIP
Bob Lemon, R	(1, 1)	8.1	W	42	9	3	2	6	7	1	1	0	0	1	45	78	2.16	1.920
ERA: 3.8																		
Mike Garcia, R	(9, 1)	0.2	S	2	0	0	0	1	0	0	0	0	0	0	4	4	0.00	0.000
ERA: 3.72																		

PITCHER		IP	WLS	BF	H	R	ER	SO	BB	IBB	HBP	BLK	WP	HR	S	P	ERA	WHIP

BOTTOM

Batter	1	2	3	4	5	6	7	8	9	AB	R	H	RBI	BB	SO	LOB
Al Smith, R (1, 7) OBP: 0.392, SLG: 0.489	F8	SH1-4 1-2 BB		6-3 1B			SH5-4 1B 1-2 BB	BB		2	1	1	0	3	0	0
Bobby Avila, R (1, 4) OBP: 0.383, SLG: 0.395	BB 1B BB	SH1-4 1-2 2-3		6-3 1-2			SH5-4 1-2 2-3	F6		2	1	0	0	1	0	3
Larry Doby, L (1, 8) OBP: 0.346, SLG: 0.425	1B 1B 1-2 BB	K			3-1		HR 2-H 3-H 1B			3	2	1	2	1	1	2
Al Rosen, R (1, 5) OBP: 0.366, SLG: 0.409	1B 1-3 2-H 1B	IBB			F9		5-3			3	1	1	1	1	0	1
Vic Wertz, L (1, 3) OBP: 0.338, SLG: 0.516	K	4-3			1-3		HR 2-H			4	1	1	2	0	1	5
Dave Philley, S (1, 9) OBP: 0.426, SLG: 0.534	1B IBB	6-3				FC2-6 BB	F8			2	0	0	0	2	0	0
George Strickland, R (1, 6) OBP: 0.311, SLG: 0.333	1-3 2-H 3-H 1B	F9				FC2-6 G5-4-3 1-2f	F7			4	0	1	2	0	0	1
Jim Hegan, R (1, 2) OBP: 0.277, SLG: 0.286	K	F3				G5-4-3 1-2f		SH1-3 BB		3	0	0	0	1	1	3
Bob Lemon, L (1, 1) OBP: 0.370, SLG: 0.316 Mike Garcia, R (9, 1) OBP: 0.333, SLG: 0.407		SH1-4 BB BB		K			SH5-4 BB 1B BB	SH1-3 1-2		1 0	1 0	0 0	0 0	2 0	1 0	0 0
Inning Stats	R: 3 H: 2 E: 0 LOB: 2 K: 2 BB: 3 S: 9 P: 21	R: 0 H: 0 E: 0 LOB: 3 K: 1 BB: 3 S: 5 P: 17	R: 0 H: 0 E: 0 LOB: 0 K: 0 BB: 0 S: 3 P: 3	R: 0 H: 1 E: 0 LOB: 0 K: 1 BB: 0 S: 5 P: 5	R: 0 H: 0 E: 0 LOB: 0 K: 0 BB: 0 S: 3 P: 3	R: 0 H: 0 E: 0 LOB: 0 K: 0 BB: 1 S: 2 P: 6	R: 4 H: 2 E: 0 LOB: 0 K: 0 BB: 2 S: 5 P: 13	R: 0 H: 0 E: 0 LOB: 2 K: 0 BB: 2 S: 3 P: 11		1B: 4 SF: 0 2B: 0 SAC: 3 3B: 0 DP: 1 HR: 1 HBP: 0				WP: 0 PA: 38 PB: 0 SB: 0 CS: 0		

PITCHER		IP	WLS	BF	H	R	ER	SO	BB	IBB	HBP	BLK	WP	HR	S	P	ERA	WHIP
Bob Grim, R ERA: 5.09	(1, 1)	1.1		11	2	3	3	2	4	1	0	0	0	0	10	30	20.25	4.500
Whitey Ford, L ERA: 2.7	(2, 1)	5.2	L	22	3	4	4	2	3	1	0	0	0	1	22	38	6.35	1.059
Tom Sturdivant, R ERA: 3.07	(8, 1)	1.0		5	0	0	0	0	2	0	0	0	0	0	3	11	0.00	2.000

PITCHER	IP	WLS	BF	H	R	ER	SO	BB	IBB	HBP	BLK	WP	HR	S	P	ERA	WHIP

New York Yankees @ Cleveland Indians

Cleveland Municipal Stadium, Cleveland, OH

Sun Jun 12 1955, 3:38 AM EDT

Att. 69,532 - Unknown

livebaseballscorecards.com

AB	24
R	7
H	5
RBI	7
BB	11
SO	4
LOB	15

Batter	1	2	3	4	5	6	7	8	9	10	11	AB	R	H	RBI	BB	SO	LOB
Al Smith, R (1, 7) (11, 6) OBP: 0.387, SLG: 0.479	5-3		F8 2-3		F8		F4		F8		1B 1-2 BB	5	0	0	0	1	0	2
Bobby Avila, R (1, 4) OBP: 0.386, SLG: 0.392	FC4-6 1B		5-3		1B 3B BB		F8			FC4-6 BB	F9	4	1	1	0	2	0	4
Larry Doby, L (1, 8) OBP: 0.351, SLG: 0.428	FC4-6 1-2f			FC5 1B 1B	3B 1-3 1B		4-3			FC4-6 1-2f	1-2 2-3 3-H 1B	6	1	3	1	0	0	2
Al Rosen, R (1, 5) OBP: 0.360, SLG: 0.400	K			BB FC5 BB 1-2 1B	F5			6-3		F4	F7	6	1	1	0	0	1	7
Vic Wertz, L (1, 3) OBP: 0.333, SLG: 0.519		F9		K	1-H 3-H 3B			4-3		G3		5	0	1	2	0	1	3
Dave Philley, S (1, 9) OBP: 0.411, SLG: 0.508		4-3		FC5 BB BB 1-2 2-3f	2-3			F9			SH1-4 1B 1B	5	1	1	0	0	0	3
George Strickland, R (1, 6) OBP: 0.312, SLG: 0.327		K		BB 1-2 2-3 BB		5-3			G6-4-3 1B		SH1-4 1-2	2	0	0	0	1	1	0
Hank Majeski, R (9, PH) OBP: 0.345, SLG: 0.386												1	0	1	0	0	0	0
Wally Westlake, R (9, PR) OBP: 0.348, SLG: 0.300												0	0	0	0	0	0	0
Ray Narleski, R (9, 1) OBP: 0.333, SLG: 0.333												0	0	0	0	0	0	0
Bob Lemon, L (11, 1) OBP: 0.370, SLG: 0.316												0	0	0	0	0	0	0
Hal Naragon, L (1, 2) OBP: 0.391, SLG: 0.316			F8 SH1-4 1B	BB 1-2 2-3 3-H BB	3-1				G6-4-3 1-2f		1B 1B BB	2	0	1	1	0	0	
Jim Hegan, R (9, PH) (9, 2) OBP: 0.280, SLG: 0.283												1	1	0	0	1	0	1
Mike Garcia, R (1, 1) OBP: 0.313, SLG: 0.379			SH1-4 1-2	1-3	F8				HR		1B BB 1B 1-3 2-H	2	0	0	0	0	0	3
Don Mossi, L (7, 1) OBP: 0.500, SLG: 0.250												0	0	0	0	0	0	0
Ralph Kiner, R (9, PH) OBP: 0.394, SLG: 0.484												1	1	1	0	0	0	0
Sam Dente, R (9, 6) OBP: 0.289, SLG: 0.238												0	0	0	0	0	0	0
Dale Mitchell, L (11, PH) OBP: 0.259, SLG: 0.280												1	0	1	1	0	0	0
Dave Pope, L (11, PR) (11, 7) OBP: 0.373, SLG: 0.519												0	0	0	0	0	0	0
Inning Stats	R: 0 E: 0 K: 1 S: 6 / H: 1 LOB: 1 BB: 0 P: 6	R: 0 E: 0 K: 1 S: 5 / H: 0 LOB: 0 BB: 0 P: 5	R: 0 E: 0 K: 0 S: 4 / H: 1 LOB: 1 BB: 0 P: 4	R: 1 E: 0 K: 1 S: 7 / H: 2 LOB: 3 BB: 2 P: 15	R: 2 E: 0 K: 0 S: 5 / H: 2 LOB: 1 BB: 1 P: 9	R: 0 E: 0 K: 0 S: 3 / H: 0 LOB: 0 BB: 0 P: 3	R: 0 E: 0 K: 0 S: 3 / H: 0 LOB: 0 BB: 0 P: 3	R: 0 E: 0 K: 0 S: 3 / H: 0 LOB: 0 BB: 0 P: 3	R: 1 E: 0 K: 0 S: 4 / H: 2 LOB: 1 BB: 0 P: 4	R: 0 E: 0 K: 0 S: 3 / H: 0 LOB: 1 BB: 1 P: 7	R: 2 E: 0 K: 0 S: 6 / H: 3 LOB: 3 BB: 2 P: 14							

PITCHER		IP	WLS	BF	H	R	ER	SO	BB	IBB	HBP	BLK	WP	HR	S	P	ERA	WHIP
Camilo Pascual, R ERA: 4.3	(1, 1)	7.0		30	6	3	3	3	3	0	0	0	0	0	33	45	3.86	1.286
Chuck Stobbs, L ERA: 3.62	(8, 1)	2.0		7	2	1	1	0	0	0	0	0	0	1	7	7	4.50	1.000
Bob Chakales, R ERA: 3.0	(10, 1)	2.0	L	12	3	2	2	0	3	0	0	0	0	0	9	21	9.00	3.000

PITCHER	IP	WLS	BF	H	R	ER	SO	BB	IBB	HBP	BLK	WP	HR	S	P	ERA	WHIP

TOP

Cleveland Indians @ Washington Senators

Griffith Stadium, Washington, DC

Tue Jun 14 1955, 3:33 AM EDT

Unknown

livebaseballscorecards.com

AB	41
R	6
H	11
RBI	6
BB	6
SO	3
LOB	25

1B: 9	SF: 0	WP: 0	PA: 49
2B: 0	SAC: 2	PB: 0	
3B: 1	DP: 1	SB: 0	
HR: 1	HBP: 0	CS: 0	

Batter	1	2	3	4	5	6	7	8	9	10	11	AB	R	H	RBI	BB	SO	LOB
Eddie Yost, R (1, 5) OBP: 0.363, SLG: 0.292	K		F9		F7 1-2		FC6-4 1-3 2-H 3-H 1B			F5		5	0	1	2	0	1	1
Pete Runnels, L (1, 4) OBP: 0.365, SLG: 0.349	1B BB			2B 1B		L8	FC6-4 1-2f			F7		4	1	1	0	1	0	2
Mickey Vernon, L (1, 3) OBP: 0.402, SLG: 0.470	G6-4-3 1-3 1B			K		F5		F4		F7		5	0	1	0	0	1	1
Johnny Groth, R (1, 8) OBP: 0.364, SLG: 0.490	G6-4-3 1-2f			E 1-H 2B		PO 1B		5-3			BB 1B	5	1	3	1	0	0	2
Clint Courtney, L (1, 2) OBP: 0.409, SLG: 0.544		6-3		F4		PO 1-2	FC4-2-5 3B	G3			K	5	0	1	0	0	1	2
Roy Sievers, R (1, 7) OBP: 0.337, SLG: 0.382		F9		E7 2-H 1B			BB 1B FC4-2-5 BB		F7		1-2 BB	3	1	1	1	2	0	0
Tom Umphlett, R (1, 9) OBP: 0.277, SLG: 0.259		3-1		F8			FC4-2-5 1-2 3-H BB 1B		BB		K	4	1	0	0	1	1	5
Bobby Kline, R (1, 6) OBP: 0.310, SLG: 0.274 Mickey McDermott, L (7, PH) OBP: 0.295, SLG: 0.366 Chuck Stobbs, L (8, 1) Carlos Paula, R (9, PH) OBP: 0.333, SLG: 0.348 Bob Chakales, R (10, 1) Juan Delis, R (11, PH) OBP: 0.255, SLG: 0.278			L5-3		L1-6-3		K		K		K	2 1 0 1 0 1	0 0 0 0 0 0	0 0 0 0 0 0	0 0 0 0 0 0	0 1 0 1 0 1	0 0 0 0 0 0	0 2 0 1 0 2
Camilo Pascual, R (1, 1) OBP: 0.294, SLG: 0.294 Ernie Oravetz, S (7, PH) OBP: 0.370, SLG: 0.303 Pedro Ramos, S (7, PR) Tony Roig, R (8, 6) OBP: 0.259, SLG: 0.286			4-3		F7 1B		1B 1-2 2-3 BB		K		K	2 0 0 1	0 0 0 0	1 0 0 0	0 1 0 1	0 0 0 1	0 0 0 1	0 0 0 1
Inning Stats	R: 0 E: 0 K: 1 S: 5 H: 1 LOB: 1 BB: 1 P: 9	R: 0 E: 0 K: 0 S: 3 H: 0 LOB: 0 BB: 0 P: 3	R: 0 E: 0 K: 0 S: 3 H: 0 LOB: 0 BB: 0 P: 3	R: 2 E: 1 K: 1 S: 8 H: 3 LOB: 1 BB: 0 P: 8	R: 0 E: 0 K: 0 S: 3 H: 1 LOB: 0 BB: 0 P: 3	R: 0 E: 0 K: 0 S: 3 H: 1 LOB: 0 BB: 0 P: 3	R: 2 E: 0 K: 1 S: 7 H: 2 LOB: 2 BB: 2 P: 15	R: 0 E: 0 K: 0 S: 3 H: 0 LOB: 0 BB: 0 P: 3	R: 0 E: 0 K: 2 S: 7 H: 0 LOB: 1 BB: 1 P: 11	R: 0 E: 0 K: 0 S: 3 H: 0 LOB: 0 BB: 0 P: 3	R: 0 E: 0 K: 3 S: 10 H: 1 LOB: 2 BB: 1 P: 14	1B: 7 2B: 1 3B: 1 HR: 0 SF: 0 SAC: 0 DP: 1 HBP: 0						

PITCHER		IP	WLS	BF	H	R	ER	SO	BB	IBB	HBP	BLK	WP	HR	S	P	ERA	WHIP
Mike Garcia, R ERA: 3.84	(1, 1)	6.2		28	8	4	4	3	3	0	0	0	0	0	31	43	5.40	1.650
Don Mossi, L ERA: 1.84	(7, 1)	1.1		4	0	0	0	0	0	0	0	0	0	0	4	4	0.00	0.000
Ray Narleski, R ERA: 5.46	(9, 1)	2.2	W	11	1	0	0	4	2	0	0	0	0	0	17	25	0.00	1.125
Bob Lemon, R ERA: 3.79	(11, 1)	0.1	S	1	0	0	0	1	0	0	0	0	0	0	3	3	0.00	0.000

PITCHER	IP	WLS	BF	H	R	ER	SO	BB	IBB	HBP	BLK	WP	HR	S	P	ERA	WHIP

BOTTOM

Cleveland Indians @ Washington Senators

Griffith Stadium, Washington, DC

Tue Jun 14 1955, 3:33 AM EDT

Unknown

livebaseballscorecards.com

AB	39
R	4
H	9
RBI	4
BB	5
SO	8
LOB	19

Batter	1	2	3	4	5	6	7	8	9	AB	R	H	RBI	BB	SO	LOB
Al Smith, R (1, 9) (9, 7) OBP: 0.384, SLG: 0.473	F8		FC6-4 1B		5-3		F7	E5 1-2		5	0	1	0	0	0	1
Bobby Avila, R (1, 4) OBP: 0.382, SLG: 0.385	F3		FC6-4 1-2f 1B		F8		BBBB 4-0 FC1-6 BB	L4		4	1	0	0	1	0	3
Larry Doby, L (1, 8) OBP: 0.358, SLG: 0.426	BBBB 4-0 BB BB		2-H 1B		BBBB 4-0 BB		FC1-6 1B 1-2f 1B		SSS 0-3 K	3	1	1	1	2	1	1
Ralph Kiner, R (1, 7) OBP: 0.394, SLG: 0.478 Dave Philley, S (9, 9) OBP: 0.411, SLG: 0.508	BBBB 4-0 1-2 BB		F8		F4		1B 1-3 1B		6-3	4 0	0 0	1 0	0 0	1 0	0 0	2 0
Al Rosen, R (1, 5) OBP: 0.366, SLG: 0.402	SSS 0-3 K		F4			BBBB 4-0 F9 BB BB	1-2 3-H 1B		1B	4	0	2	1	1	1	3
Vic Wertz, L (1, 3) OBP: 0.335, SLG: 0.522		1B		1B 2B		L6	SSS 0-3 K		G3	5	1	2	0	0	1	4
George Strickland, R (1, 6) OBP: 0.326, SLG: 0.345		F9		2-H L6-3 1B		BBBB 4-0 1-2 BB		6-3 BB 2B		3	0	2	1	1	0	1
Jim Hegan, R (1, 2) OBP: 0.272, SLG: 0.274		SSS 0-3 K		1-2 L6-3		2-3 F9		2-3 6-3		4	0	0	0	0	1	5
Herb Score, L (1, 1) OBP: 0.081, SLG: 0.056		SSS 0-3 K		1-3		SSS 0-3 K		BBBB 4-0 3-H E BB		3	0	0	0	1	2	3
Inning Stats	R: 0 H: 0 E: 0 LOB: 2 K: 1 BB: 2 S: 5 P: 13	R: 0 H: 1 E: 0 LOB: 1 K: 2 BB: 0 S: 8 P: 8	R: 1 H: 2 E: 1 LOB: 1 K: 0 BB: 0 S: 5 P: 5	R: 1 H: 2 E: 0 LOB: 0 K: 0 BB: 0 S: 4 P: 4	R: 0 H: 0 E: 0 LOB: 1 K: 0 BB: 1 S: 3 P: 7	R: 0 H: 0 E: 0 LOB: 2 K: 1 BB: 2 S: 5 P: 13	R: 1 H: 2 E: 0 LOB: 2 K: 1 BB: 1 S: 7 P: 11	R: 0 H: 1 E: 1 LOB: 2 K: 0 BB: 1 S: 4 P: 8	R: 0 H: 1 E: 0 LOB: 1 K: 1 BB: 0 S: 6 P: 6	1B: 7 SF: 0 2B: 3 SAC: 0 3B: 0 DP: 1 HR: 0 HBP: 0						

Cleveland Indians @ Washington Senators

Griffith Stadium, Washington, DC

Tue Jun 14 1955, 3:38 AM EDT

Att. 17,189 - Unknown

TOP

livebaseballscorecards.com

AB	35
R	3
H	9
RBI	3
BB	7
SO	6
LOB	23

WP: 0 PA: 42
PB: 0
SB: 0
CS: 0

PITCHER		IP	WLS	BF	H	R	ER	SO	BB	IBB	HBP	BLK	WP	HR	S	P	ERA	WHIP
Mickey McDermott, L ERA: 3.08	(1, 1)	6.0	L	27	5	2	1	4	5	0	0	0	0	0	30	50	1.50	1.667
Johnny Schmitz, L ERA: 3.48	(7, 1)	2.0		11	3	1	1	1	2	0	0	0	0	0	11	19	4.50	2.500
Spec Shea, R ERA: 6.59	(9, 1)	1.0		4	1	0	0	1	0	0	0	0	0	0	6	6	0.00	1.000

PITCHER	IP	WLS	BF	H	R	ER	SO	BB	IBB	HBP	BLK	WP	HR	S	P	ERA	WHIP

Batter	1	2	3	4	5	6	7	8	9	AB	R	H	RBI	BB	SO	LOB
Eddie Yost, R (1, 5) OBP: 0.377, SLG: 0.296	4-0 1B SF9 BB		x 0-0 SH3-4 1B		B B B B 4-0 SH1-4 BB	x 0-0 ③ FC5-4 1-2f			B B B B 4-0 FC1-6 BB	2	1	1	0	3	0	3
Ed Fitz Gerald, R (1, 2) OBP: 0.321, SLG: 0.350	x 0-0 1-3 1B		x 0-0 ① SH3-4 1-2		x 0-0 ① SH1-4 1-2		x 0-0 ① G3		x 0-0 ① FC1-6 1-2f	3	0	1	0	0	0	1
Mickey Vernon, L (1, 3) OBP: 0.393, SLG: 0.459	x 0-0 ① F7		x 0-0 ② F8		S S S 0-3 ② K		x 0-0 ② 3-1		S S S 0-3 ② K	5	0	0	0	0	2	5
Johnny Groth, R (1, 8) OBP: 0.348, SLG: 0.472	x 0-0 ② SF9 3-H		x 0-0 ③ F4		x 0-0 ③ L4		x 0-0 ③ F7		x 0-0 ③ G3	4	0	0	1	0	0	3
Roy Sievers, R (1, 7) OBP: 0.346, SLG: 0.379	B B B B 4-0 BB		H 1-0 BB BB G1-2-3 HBP			B B B B 4-0 FC1-5 BB BB		x 0-0 ① F2		1	0	0	0	2	0	0
Pete Runnels, L (1, 4) (9, 6) OBP: 0.363, SLG: 0.344	S S S 0-3 ③ K		x 0-0 ① F7			B B B B 4-0 FC4-6 FC1-5 1-2 BB		S S S 0-3 ② K		3	0	0	0	1	2	3
Tom Umphlett, R (1, 9) OBP: 0.283, SLG: 0.255		S S S 0-3 ① K	B B B B 4-0 BB 1-2 BB		x 0-0 ① FC1-5 FC4-6 1-2 2-3f			B B B B 4-0 BB BB		2	0	0	0	2	1	2
Bobby Kline, R (1, 6) OBP: 0.313, SLG: 0.271 Juan Delis, R (6, PH) OBP: 0.253, SLG: 0.275 Johnny Schmitz, R (7, 1) OBP: 0.111, SLG: 0.111 Ernie Oravetz, S (8, PH) OBP: 0.376, SLG: 0.303 Spec Shea, R (9, 1)		S S S 0-3 ② K	B B B B 4-0 1-2 2-3 BB			x 0-0 ② FC4-6 BB 1-2f 2-3		B B B B 4-0 1-2 BB		1 1 0 0 0	0 0 0 0 0	0 0 0 0 0	0 0 0 1 0	1 0 0 0 0	1 0 0 0 0	0 2 0 0 0
Mickey McDermott, L (1, 1) OBP: 0.283, SLG: 0.349 Bruce Edwards, R (6, PH) OBP: 0.367, SLG: 0.211 Carlos Paula, R (6, PR) OBP: 0.333, SLG: 0.348 Tony Roig, R (7, 6) OBP: 0.259, SLG: 0.286 Clint Courtney, L (8, PH) OBP: 0.403, SLG: 0.534 Harmon Killebrew, R (9, 4)		x 0-0 ③ F8	x 0-0 ② ③ G1-2-3 3-Hf			B B B B 4-0 FC5-4 1-2 BB		x 0-0 ③ F9		2 0 0 0 1	0 0 0 0 0	0 0 0 0 0	0 1 0 0 0	0 0 0 0 0	0 0 0 0 0	3 0 0 0 2
Inning Stats	R: 1 H: 1 E: 0 LOB: 2 K: 1 BB: 2 S: 6 P: 14	R: 0 H: 0 E: 0 LOB: 0 K: 2 BB: 0 S: 7 P: 7	R: 0 H: 1 E: 0 LOB: 1 K: 0 BB: 0 S: 4 P: 4	R: 0 H: 0 E: 0 LOB: 2 K: 0 BB: 2 S: 2 P: 11	R: 0 H: 0 E: 0 LOB: 1 K: 1 BB: 1 S: 5 P: 9	R: 0 H: 0 E: 0 LOB: 3 K: 0 BB: 3 S: 3 P: 15	R: 0 H: 0 E: 0 LOB: 0 K: 0 BB: 0 S: 3 P: 3	R: 0 H: 0 E: 0 LOB: 2 K: 1 BB: 2 S: 5 P: 13	R: 0 H: 0 E: 0 LOB: 1 K: 1 BB: 1 S: 5 P: 9	1B: 2 2B: 0 3B: 0 HR: 0	SF: 1 SAC: 2 DP: 1 HBP: 1					

PITCHER	IP	WLS	BF	H	R	ER	SO	BB	IBB	HBP	BLK	WP	HR	S	P	ERA	WHIP
Herb Score, L (1, 1) ERA: 2.94	9.0	W	40	2	1	1	6	11	0	1	0	0	0	40	85	1.00	1.444

PITCHER	IP	WLS	BF	H	R	ER	SO	BB	IBB	HBP	BLK	WP	HR	S	P	ERA	WHIP

BOTTOM

Cleveland Indians @ Washington Senators

Griffith Stadium, Washington, DC

Tue Jun 14 1955, 3:38 AM EDT

Att. 17,189 - Unknown

livebaseballscorecards.com

AB	25
R	1
H	2
RBI	1
BB	11
SO	6
LOB	24

WP: 0 PA: 40
PB: 0
SB: 0
CS: 0

Batter	1	2	3	4	5	6	7	8	9	AB	R	H	RBI	BB	SO	LOB
Al Smith, R (1, 9) OBP: 0.382, SLG: 0.469	0-0 CS 1B	0-0 4-3			0-0 F3		0-0 FC6-4 1-2f			4	0	1	0	0	0	4
Bobby Avila, R (1, 4) OBP: 0.384, SLG: 0.381	B B B B 4-0 1-2 BB	0-0 L6-3		B B B B 4-0 L6-3 BB			0-0 F7			2	0	0	0	2	0	0
Larry Doby, L (1, 8) OBP: 0.351, SLG: 0.416	S S S 0-3 K	0-0 F7		0-0 L6		S S S 0-3 K				4	0	0	0	0	2	2
Ralph Kiner, R (1, 7) OBP: 0.386, SLG: 0.467	0-0 F3	0-0 L6-3		0-0 L6-3 1-2		0-0 F9				4	0	0	0	0	0	2
Al Rosen, R (1, 5) OBP: 0.364, SLG: 0.395		0-0 L6-3		0-0 F9	B B B B 4-0 BB				0-0 F3	3	0	0	0	1	0	0
Vic Wertz, L (1, 3) OBP: 0.333, SLG: 0.511		S S S 0-3 K FC5-4		0-0 G3		0-0 F9			B B B B 4-0 1B BB	3	0	0	0	1	1	2
George Strickland, R (1, 6) OBP: 0.316, SLG: 0.333		0-0 FC5-4 BB E 1-2f		0-0 5-3			0-0 1-3		0-0 F8	4	0	0	0	0	0	2
Jim Hegan, R (1, 2) OBP: 0.279, SLG: 0.281		0-0 L6 BB 1-2			S S S 0-3 K		0-0 FC6-4 1B		0-0 FC6-4 1B 1-2	4	0	2	0	0	1	1
Bob Feller, R (1, 1) OBP: 0.222, SLG: 0.125 Ted Gray, S (4, 1) Hank Foiles, R (5, PH) OBP: 0.424, SLG: 0.407 Bill Wight, L (5, 1) Hank Majeski, R (7, PH) OBP: 0.339, SLG: 0.378 Don Mossi, L (7, 1) OBP: 0.500, SLG: 0.250 Dave Philley, S (9, PH) OBP: 0.405, SLG: 0.500		B B B 4-0 1-2 2-3 BB			0-0 1-3		0-0 F5		0-0 FC6-4 1-2f	0 0 1 0 1 0 1 0	0 0 0 0 0 0 0 0	0 0 0 0 0 0 0 0	0 0 0 0 0 0 0 0	1 0 0 0 0 0 0 0	0 0 0 0 0 0 1 0	0 0 0 0 1 0 0 2
Inning Stats	R: 0 E: 0 K: 1 S: 5 H: 1 LOB: 1 BB: 1 P: 9	R: 0 E: 2 K: 1 S: 7 H: 0 LOB: 3 BB: 1 P: 11	R: 0 E: 0 K: 0 S: 3 H: 0 LOB: 0 BB: 0 P: 3	R: 0 E: 0 K: 0 S: 3 H: 0 LOB: 0 BB: 0 P: 3	R: 0 E: 0 K: 1 S: 5 H: 0 LOB: 0 BB: 0 P: 5	R: 0 E: 0 K: 0 S: 3 H: 0 LOB: 2 BB: 2 P: 11	R: 0 E: 0 K: 0 S: 4 H: 1 LOB: 1 BB: 0 P: 4	R: 0 E: 0 K: 1 S: 5 H: 0 LOB: 0 BB: 0 P: 5	R: 0 E: 0 K: 0 S: 4 H: 1 LOB: 2 BB: 1 P: 8	1B: 3 2B: 0 3B: 0 HR: 0 SF: 0 SAC: 0 DP: 0 HBP: 0						

PITCHER	IP	WLS	BF	H	R	ER	SO	BB	IBB	HBP	BLK	WP	HR	S	P	ERA	WHIP
Dean Stone, L (1, 1) ERA: 3.44	9.0	W	36	3	0	0	4	5	0	0	0	0	0	39	59	0.00	0.889

PITCHER	IP	WLS	BF	H	R	ER	SO	BB	IBB	HBP	BLK	WP	HR	S	P	ERA	WHIP

TOP

Cleveland Indians @ Washington Senators

Griffith Stadium, Washington, DC

Wed Jun 15 1955, 3:33 AM EDT

Att. 6,302 - Unknown

livebaseballscorecards.com

AB	31
R	0
H	3
RBI	0
BB	5
SO	4
LOB	16

WP: 0 PB: 0 SB: 0 CS: 1 PA: 36

Batter	1	2	3	4	5	6	7	8	9	AB	R	H	RBI	BB	SO	LOB
Eddie Yost, R (1, 5) OBP: 0.374, SLG: 0.288	6-3		SH, FC5-4	BB, 1-3		F8		F3		3	1	0	0	1	0	2
Ernie Oravetz, S (1, 9) OBP: 0.362, SLG: 0.290	4-3		FC5-4, G1-6-3	1-3		4-3				4	0	0	0	0	0	4
Pete Runnels, L (1, 4) OBP: 0.365, SLG: 0.344	CS, BB		G1-6-3	BB, 1B			F7			3	0	1	2	1	0	2
Mickey Vernon, L (1, 3) OBP: 0.395, SLG: 0.457	CS	6-3		BB, 1B			K			3	1	1	0	1	1	0
Johnny Groth, R (1, 8) OBP: 0.353, SLG: 0.495		HR		HR, BB	F8		6-3			3	2	1	1	1	0	2
Clint Courtney, L (1, 2) OBP: 0.437, SLG: 0.557		FC3-4, BB	HR, 1B		FC5-4, 1B			2B, 1B		3	1	3	1	1	0	0
Roy Sievers, R (1, 7) OBP: 0.344, SLG: 0.395		FC3-4, FC6-4	HR		FC5-4, L9			F9		4	1	1	3	0	0	3
Bobby Kline, R (1, 6) OBP: 0.311, SLG: 0.279		FC6-4	K		L9			1-3, 2B		4	0	1	0	0	1	2
Dean Stone, L (1, 1) OBP: 0.143, SLG: 0.100			FC5-4, SH, 1B	1-3, BB, 1B		G3		K		4	1	2	0	0	1	2
Inning Stats	R: 0 E: 0 K: 0 S: 2 H: 0 LOB: 0 BB: 1 P: 6	R: 1 E: 0 K: 0 S: 4 H: 1 LOB: 1 BB: 1 P: 8	R: 0 E: 1 K: 0 S: 4 H: 1 LOB: 1 BB: 0 P: 4	R: 6 E: 0 K: 1 S: 10 H: 5 LOB: 2 BB: 3 P: 22	R: 0 E: 0 K: 0 S: 3 H: 1 LOB: 0 BB: 0 P: 3	R: 0 E: 0 K: 0 S: 3 H: 0 LOB: 0 BB: 0 P: 3	R: 0 E: 0 K: 1 S: 5 H: 0 LOB: 0 BB: 0 P: 5	R: 0 E: 0 K: 1 S: 7 H: 2 LOB: 2 BB: 0 P: 7		1B: 7 2B: 1 3B: 0 HR: 2 SF: 0 SAC: 1 DP: 1 HBP: 0						

PITCHER		IP	WLS	BF	H	R	ER	SO	BB	IBB	HBP	BLK	WP	HR	S	P	ERA	WHIP
Bob Feller, R ERA: 5.34	(1, 1)	3.0	L	16	5	5	5	0	3	0	0	0	0	2	13	25	15.00	2.667
Ted Gray, L ERA: 18.0	(4, 1)	1.0		7	2	2	2	1	2	0	0	0	0	0	7	15	18.00	4.000
Bill Wight, L ERA: 1.8	(5, 1)	2.0		6	1	0	0	0	0	0	0	0	0	0	6	6	0.00	0.500
Don Mossi, L ERA: 1.72	(7, 1)	2.0		8	2	0	0	2	0	0	0	0	0	0	12	12	0.00	1.000

PITCHER	IP	WLS	BF	H	R	ER	SO	BB	IBB	HBP	BLK	WP	HR	S	P	ERA	WHIP

BOTTOM

Cleveland Indians @ Washington Senators

Griffith Stadium, Washington, DC

Wed Jun 15 1955, 3:33 AM EDT

Att. 6,302 - Unknown

livebaseballscorecards.com

AB	31
R	7
H	10
RBI	7
BB	5
SO	3
LOB	17

WP: 0 PA: 38
PB: 0
SB: 0
CS: 1

Cleveland Indians @ Washington Senators

Griffith Stadium, Washington, DC

Thu Jun 16 1955, 3:33 AM EDT

Att. 2,963 - Unknown

TOP

livebaseballscorecards.com

Batter	1	2	3	4	5	6	7	8	9	AB	R	H	RBI	BB	SO	LOB
Al Smith, R (1, 5) OBP: 0.382, SLG: 0.470	5-3	2-H 1B		3-H SF8		1B 1B 1B		K		4	1	2	2	0	1	0
Bobby Avila, R (1, 4) OBP: 0.388, SLG: 0.386	L7	F9		BB 1B 1B		1B SF6 1-2 1B		FC5 1B		5	2	3	0	0	0	1
Larry Doby, L (1, 8) OBP: 0.362, SLG: 0.429	3B 2B		K	1B 1-2 BB		SF6 1-3 2-H 1B		1-2 1B		4	1	3	1	1	1	0
Ralph Kiner, R (1, 7) OBP: 0.386, SLG: 0.464	3B BB		L6-3	1-3 2-H 1B		SF6 1-2 3-H		F8		3	1	1	2	1	0	2
Al Rosen, R (1, 3) OBP: 0.364, SLG: 0.413	1-H 2-H 3B		2B	L6-3		K		FC5 2-3f		5	0	2	2	0	1	5
Dave Philley, S (1, 9) OBP: 0.392, SLG: 0.478	K		L6-3		1-3		FC6-4 1B		F9	5	0	1	0	0	1	2
George Strickland, R (1, 6) OBP: 0.326, SLG: 0.339		F2		3B 1B	L6-3		FC6-4 1-2 1B		G5-4-3 BB	4	1	2	0	1	0	0
Jim Hegan, R (1, 2) OBP: 0.290, SLG: 0.298		SH1-3 1B BB		1-H SF8 3B	CS BB		1-2f 2-3 FC6-4 1-2f		G5-4-3 1-2f	3	2	1	1	2	0	3
Bob Lemon, L (1, 1) OBP: 0.347, SLG: 0.293 Mike Garcia, R (9, 1) OBP: 0.313, SLG: 0.379		SH1-3 1-2		K	L 1-2	3-1	G3			4 0	0 0	0 0	0 0	0 0	1 0	3 0
Inning Stats	R: 2 E: 0 K: 1 S: 7 H: 2 LOB: 1 BB: 1 P: 11	R: 1 E: 0 K: 0 S: 4 H: 1 LOB: 1 BB: 1 P: 8	R: 0 E: 0 K: 1 S: 6 H: 1 LOB: 1 BB: 0 P: 6	R: 3 E: 0 K: 1 S: 9 H: 4 LOB: 2 BB: 1 P: 13	R: 0 E: 0 K: 0 S: 2 H: 0 LOB: 0 BB: 1 P: 6	R: 2 E: 0 K: 1 S: 8 H: 3 LOB: 1 BB: 0 P: 8	R: 0 E: 0 K: 0 S: 4 H: 2 LOB: 1 BB: 0 P: 4	R: 0 E: 0 K: 1 S: 7 H: 2 LOB: 2 BB: 0 P: 7	R: 0 E: 0 K: 0 S: 2 H: 0 LOB: 0 BB: 1 P: 6	1B: 11 2B: 2 3B: 2 HR: 0 SF: 2 SAC: 1 DP: 1 HBP: 0						

AB	37
R	8
H	15
RBI	8
BB	5
SO	5
LOB	16

WP: 0 PA: 45
PB: 0
SB: 0
CS: 1

PITCHER		IP	WLS	BF	H	R	ER	SO	BB	IBB	HBP	BLK	WP	HR	S	P	ERA	WHIP
Chuck Stobbs, L ERA: 4.32	(1, 1)	3.2	L	21	7	6	6	3	3	0	0	0	0	0	24	36	14.73	2.727
Ted Abernathy, R ERA: 8.34	(4, 1)	3.1		16	6	2	2	1	1	0	0	0	0	0	16	20	5.40	2.100
Pedro Ramos, R ERA: 2.95	(8, 1)	1.0		5	2	0	0	1	0	0	0	0	0	0	7	7	0.00	2.000
Spec Shea, R ERA: 6.14	(9, 1)	1.0		3	0	0	0	0	1	0	0	0	0	0	2	6	0.00	1.000

PITCHER	IP	WLS	BF	H	R	ER	SO	BB	IBB	HBP	BLK	WP	HR	S	P	ERA	WHIP

Batter	1	2	3	4	5	6	7	8	9	AB	R	H	RBI	BB	SO	LOB
Eddie Yost, R (1, 5) OBP: 0.375, SLG: 0.309	F7		FC1-4 1-2f		E3 FC3-6		E 1-H 3-H 3B		1B 1B	5	1	2	2	0	0	1
Ernie Oravetz, S (1, 9) OBP: 0.355, SLG: 0.284 Jerry Schoonmaker, R (5, 9) OBP: 0.250, SLG: 0.250	4-3		4-3		FC3-6 FC4-6 1-2f		E6 1-3 3-H 1B		F3	2 3	0 0	0 1	0 1	0 0	0 0	1 2
Pete Runnels, L (1, 4) OBP: 0.366, SLG: 0.345	1B			4-3	FC4-6 1-2f		1-3 2-3		1-2 1B	5	0	2	0	0	0	2
Mickey Vernon, L (1, 3) OBP: 0.391, SLG: 0.451	G3			2B 1B 1B		G3	4-3		K	5	1	1	0	0	1	4
Johnny Groth, R (1, 8) OBP: 0.350, SLG: 0.496		G3		1-3 1B 2B		K		K		4	1	1	0	0	2	0
Clint Courtney, L (1, 2) OBP: 0.440, SLG: 0.554		4-3		FC3-6 2-H 3-H 1B		F7		FC6-4 1B		4	0	2	2	0	0	0
Roy Sievers, R (1, 7) OBP: 0.342, SLG: 0.391		5-3		FC3-6 FC6-4 1-2f			FC5-4 1B	FC6-4 FC6-4 1-2f		4	0	1	0	0	0	2
Bobby Kline, R (1, 6) OBP: 0.307, SLG: 0.274 Juan Delis, R (7, PH) OBP: 0.250, SLG: 0.272 Pedro Ramos, S (8, 1) Ed Fitz Gerald, R (8, PH) OBP: 0.318, SLG: 0.348 Spec Shea, R (9, 1)			L6-3	FC6-4 1-2f			FC5-4 1B 1-2f 3B	FC6-4 1-2f		2 1 0 1 0	0 1 0 0 0	0 0 0 0 0	0 0 0 0 0	0 0 0 0 0	0 0 0 0 0	1 1 0 1 0
Chuck Stobbs, L (1, 1) OBP: 0.444, SLG: 0.091 Ted Abernathy, R (4, 1) OBP: 0.333, SLG: 0.333 Carlos Paula, R (7, PH) OBP: 0.342, SLG: 0.358 Tony Roig, R (8, 6) OBP: 0.254, SLG: 0.281			FC1-4 1B		K		1-3 3B 1B		1-3	1 1 1 1	0 0 1 0	1 0 1 0	0 0 0 0	0 1 0 0	0 0 0 0	0 0 0 0
Inning Stats	R: 0 H: 1 E: 0 LOB: 1 K: 0 BB: 0 S: 4 P: 4	R: 0 H: 0 E: 0 LOB: 0 K: 0 BB: 0 S: 3 P: 3	R: 0 H: 1 E: 0 LOB: 1 K: 0 BB: 0 S: 4 P: 4	R: 2 H: 3 E: 0 LOB: 1 K: 0 BB: 0 S: 6 P: 6	R: 0 H: 0 E: 1 LOB: 1 K: 1 BB: 0 S: 6 P: 6	R: 0 H: 0 E: 0 LOB: 0 K: 1 BB: 0 S: 5 P: 5	R: 3 H: 4 E: 1 LOB: 1 K: 0 BB: 0 S: 7 P: 7	R: 0 H: 1 E: 0 LOB: 1 K: 1 BB: 0 S: 6 P: 6	R: 0 H: 2 E: 0 LOB: 2 K: 1 BB: 0 S: 7 P: 7	1B: 10 SF: 0 2B: 1 SAC: 0 3B: 1 DP: 0 HR: 0 HBP: 0						WP: 0 PA: 40 PB: 0 SB: 0 CS: 0	

PITCHER	IP	WLS	BF	H	R	ER	SO	BB	IBB	HBP	BLK	WP	HR	S	P	ERA	WHIP
Bob Lemon, R (1, 1) ERA: 3.91	8.0	W	35	10	5	5	3	0	0	0	0	0	0	41	41	5.62	1.250
Mike Garcia, R (9, 1) ERA: 3.8	1.0	S	5	2	0	0	1	0	0	0	0	0	0	7	7	0.00	2.000

PITCHER	IP	WLS	BF	H	R	ER	SO	BB	IBB	HBP	BLK	WP	HR	S	P	ERA	WHIP

BOTTOM

Cleveland Indians @ Washington Senators

Griffith Stadium, Washington, DC

Thu Jun 16 1955, 3:33 AM EDT

Att. 2,963 - Unknown

livebaseballscorecards.com

AB	40
R	5
H	12
RBI	5
BB	0
SO	4
LOB	15

Batter	1	2	3	4	5	6	7	8	9	AB	R	H	RBI	BB	SO	LOB
Al Smith, R (1, 5) OBP: 0.381, SLG: 0.466	5-3		BB 1B	1-3		FC6-4 1-2f		1B 1B 1-2 2-3 3-H	F2	6	1	2	1	0	0	4
Bobby Avila, R (1, 4) OBP: 0.392, SLG: 0.385	K		F7		BB BB		FC6-4 BB	F9 1B 1B 1-2 2-3 3-H		3	1	1	1	2	1	1
Larry Doby, L (1, 8) OBP: 0.368, SLG: 0.428	FC6-4 BB		F8		1-2 BB		F8	1B 1-2 2-H 3-H		3	0	1	2	2	0	2
Ralph Kiner, R (1, 7) OBP: 0.382, SLG: 0.453	FC6-4 1-2f		FC6-4 1-2 BB		F5		F5	F9 2-3		4	0	0	0	1	0	6
Hal Naragon, L (8, 2) OBP: 0.391, SLG: 0.316										0	0	0	0	0	0	0
Al Rosen, R (1, 3) OBP: 0.365, SLG: 0.409		1B BB	FC6-4 1-2f		F9		FC6-4 1-2f	1B 1-2 3-H		4	0	1	1	1	0	5
Dave Philley, S (1, 9) OBP: 0.393, SLG: 0.466		F2		1B BB	G3			BB 1B 1B K		4	1	1	0	1	1	5
Sam Dente, R (8, 6) OBP: 0.289, SLG: 0.238										0	0	0	0	0	0	0
George Strickland, R (1, 6) OBP: 0.326, SLG: 0.339		1-3 1B	F8		F7			1B BB 1B 1-2	G3 2B	3	0	1	0	0	0	1
Gene Woodling, L (8, PH) OBP: 0.337, SLG: 0.367 (8, 9)										2	1	2	0	0	0	0
Jim Hegan, R (1, 2) OBP: 0.284, SLG: 0.291		P6	K		F8			1B 1B 1B BB 1-2 2-3	G3 2-3	3	0	0	0	0	1	3
Dale Mitchell, L (8, PH) OBP: 0.276, SLG: 0.269 (8, 7)										1	1	0	0	1	0	1
Early Wynn, S (1, 1) OBP: 0.270, SLG: 0.343		F8	1-3		FC6-4			F8	1-3	5	0	2	0	0	0	6

Inning Stats										
	R: 0 E: 0 K: 1 S: 5	H: 0 LOB: 1 BB: 1 P: 9	R: 0 E: 0 K: 0 S: 4	H: 1 LOB: 2 BB: 1 P: 8	R: 0 E: 0 K: 0 S: 4	H: 1 LOB: 2 BB: 1 P: 8	R: 0 E: 0 K: 1 S: 6	H: 1 LOB: 2 BB: 1 P: 10	R: 0 E: 0 K: 0 S: 3	H: 0 LOB: 2 BB: 2 P: 11
	R: 0 E: 0 K: 0 S: 4	H: 1 LOB: 1 BB: 0 P: 4	R: 0 E: 0 K: 0 S: 3	H: 0 LOB: 1 BB: 1 P: 7	R: 5 E: 0 K: 1 S: 11	H: 6 LOB: 2 BB: 1 P: 15	R: 0 E: 0 K: 0 S: 4	H: 1 LOB: 1 BB: 0 P: 4	1B: 10 2B: 1 3B: 0 HR: 0	SF: 0 SAC: 0 DP: 0 HBP: 0
	WP: 0 PB: 0 SB: 0 CS: 0	PA: 46								

PITCHER		IP	WLS	BF	H	R	ER	SO	BB	IBB	HBP	BLK	WP	HR	S	P	ERA	WHIP
Tom Brewer, R ERA: 3.84	(1, 1)	7.1	W	38	8	5	5	2	8	0	0	0	0	0	34	66	6.14	2.182
Leo Kiely, L ERA: 3.08	(8, 1)	0.0		1	1	0	0	0	0	0	0	0	0	0	1	1	∞	∞
Tom Hurd, R ERA: 2.63	(8, 1)	1.2	S	7	2	0	0	1	0	0	0	0	0	0	9	9	0.00	1.200

PITCHER	IP	WLS	BF	H	R	ER	SO	BB	IBB	HBP	BLK	WP	HR	S	P	ERA	WHIP

TOP

Cleveland Indians @ Boston Red Sox

Fenway Park, Boston, MA

Fri Jun 17 1955, 3:33 AM EDT

Att. 10,612 - Unknown

livebaseballscorecards.com

AB	38
R	5
H	11
RBI	5
BB	8
SO	3
LOB	34

Cleveland Indians @ Boston Red Sox

Fenway Park, Boston, MA

Fri Jun 17 1955, 3:33 AM EDT

Att. 10,612 - Unknown

BOTTOM

Batter	1	2	3	4	5	6	7	8	9	AB	R	H	RBI	BB	SO	LOB
Billy Goodman, L (1, 4) OBP: 0.349, SLG: 0.300	SSS 0-3 ① K		x 0-0 1B 2B	x 0-0 ② F8		x 0-0 1B 1B 1B		x 0-0 1B 2B		5	2	3	0	0	1	2
Gene Stephens, L (8, PR) OBP: 0.423, SLG: 0.578										0	0	0	0	0	0	0
Eddie Joost, R (9, 4) OBP: 0.259, SLG: 0.284										0	0	0	0	0	0	0
Billy Klaus, L (1, 6) OBP: 0.405, SLG: 0.453	x 0-0 ② F7		x 0-0 1B 2-H 1B	x 0-0 1-H 2-H HR		x 0-0 1-H 1B		x 0-0 2-3 1B		5	1	4	5	0	0	0
Ted Williams, L (1, 7) OBP: 0.507, SLG: 0.875	BBBB 4-0 BB		x 0-0 ① F7	x 0-0 ③ F3		4-0 IBB		x 0-0 ② F9		3	0	0	0	2	0	4
Jackie Jensen, R (1, 9) OBP: 0.327, SLG: 0.487	x 0-0 ③ F9		x 0-0 1-3 1B		x 0-0 ① F2	x 0-0 ③ P6		x 0-0 ③ P4		5	0	1	0	0	0	6
Norm Zauchin, R (1, 3) OBP: 0.347, SLG: 0.494		SSS 0-3 ① K	SSS 0-3 ② K		x 0-0 2B		x 0-0 ① F2			4	0	1	0	0	2	2
Sammy White, R (1, 2) OBP: 0.319, SLG: 0.358		x 0-0 ② F8	x 0-0 ③ F8		x 0-0 ② 6-3		x 0-0 1B			4	0	1	0	0	0	3
Grady Hatton, L (1, 5) OBP: 0.381, SLG: 0.333	BBBB 4-0 2B BB			x 0-0 FC3-5 1B 1B	x 0-0 ③ F8		x 0-0 ② F7			3	1	1	0	1	0	2
Jim Piersall, R (1, 8) OBP: 0.319, SLG: 0.378		x 0-0 1-H 2B		x 0-0 1-2 HR FC3-5 1B		SSS 0-3 ① K	SSS 0-3 ③ K			4	1	2	1	0	2	1
Tom Brewer, R (1, 1) OBP: 0.135, SLG: 0.135		SSS 0-3 ③ K		x 0-0 ① FC3-5 1-2 2-3f HR		x 0-0 ② 6-3		x 0-0 ① 4-3		3	1	0	0	0	1	3
Leo Kiely, L (8, 1) OBP: 0.231, SLG: 0.167										0	0	0	0	0	0	0
Tom Hurd, R (8, 1)										1	0	0	0	0	0	0
Inning Stats	R: 0 E: 0 K: 1 S: 5 H: 0 LOB: 1 BB: 1 P: 9	R: 1 E: 0 K: 2 S: 8 H: 1 LOB: 1 BB: 1 P: 12	R: 1 E: 0 K: 1 S: 8 H: 3 LOB: 2 BB: 0 P: 8	R: 3 E: 0 K: 0 S: 6 H: 3 LOB: 0 BB: 0 P: 6	R: 0 E: 0 K: 0 S: 4 H: 1 LOB: 1 BB: 0 P: 4	R: 1 E: 0 K: 1 S: 7 H: 2 LOB: 2 BB: 1 P: 11	R: 0 E: 0 K: 1 S: 6 H: 1 LOB: 1 BB: 0 P: 6	R: 0 E: 0 K: 0 S: 5 H: 2 LOB: 3 BB: 0 P: 5		1B: 8 2B: 4 3B: 0 HR: 1	SF: 0 SAC: 0 DP: 0 HBP: 0						

	AB	37
	R	6
	H	13
	RBI	6
	BB	3
	SO	6
	LOB	23

WP: 0 PB: 0 SB: 0 CS: 0 PA: 40

livebaseballscorecards.com

PITCHER	IP	WLS	BF	H	R	ER	SO	BB	IBB	HBP	BLK	WP	HR	S	P	ERA	WHIP
Early Wynn, R (1, 1) ERA: 2.89	8.0	L	40	13	6	6	6	2	1	0	0	0	1	49	61	6.75	1.875

PITCHER	IP	WLS	BF	H	R	ER	SO	BB	IBB	HBP	BLK	WP	HR	S	P	ERA	WHIP

Cleveland Indians @ Boston Red Sox

Fenway Park, Boston, MA

Fri Jun 17 1955, 3:38 AM EDT

Att. 33,014 - Unknown

TOP

livebaseballscorecards.com

Batter	1	2	3	4	5	6	7	8	9	AB	R	H	RBI	BB	SO	LOB
Al Smith, R (1, 5) OBP: 0.376, SLG: 0.459	K		F7			6-3		F8		4	0	0	0	0	1	0
Bobby Avila, R (1, 4) OBP: 0.390, SLG: 0.387	4-3			5-3		F8		1B 2B		4	1	1	0	0	0	0
Larry Doby, L (1, 8) OBP: 0.365, SLG: 0.424	3-1			F5		F8		2-H BB 1B		4	0	1	1	0	0	0
Al Rosen, R (1, 3) OBP: 0.372, SLG: 0.413		K		1B			1B 1B	1-2 BB		3	1	2	0	1	1	0
Gene Woodling, L (1, 7) OBP: 0.335, SLG: 0.364		F7		F9			1B 1-2 1B	F2		4	0	1	0	0	0	3
Dave Philley, S (1, 9) OBP: 0.398, SLG: 0.481		FC6-4 1B			WP G3-6-3 2B		P4	F2		4	1	2	0	0	0	4
George Strickland, R (1, 6) OBP: 0.329, SLG: 0.336 Bob Lemon, L (7, PH) OBP: 0.340, SLG: 0.286 Sam Dente, R (7, 6) OBP: 0.286, SLG: 0.235		FC6-4 1-2f			G3-6-3 2-3 HBP		F8		4-3	1 1 1	0 0 0	0 0 0	0 0 0	0 0 0	0 0 0	1 2 0
Hank Foiles, R (1, 2) OBP: 0.418, SLG: 0.400 Dale Mitchell, L (5, PH) OBP: 0.267, SLG: 0.259 Jim Hegan, R (5, 2) OBP: 0.284, SLG: 0.291 Ralph Kiner, R (7, PH) OBP: 0.385, SLG: 0.457 Hal Naragon, L (7, 2) OBP: 0.375, SLG: 0.300			K		G3-6-3 1-2f 3-H		1-3 2-H 1B		L1	1 1 0 1 1	0 0 0 0 0	0 0 0 1 0	0 0 0 1 0	1 0 0 0 0	0 0 0 0 0	0 1 0 0 0
Ray Narleski, R (1, 1) OBP: 0.143, SLG: 0.143			K		1-3		K		K	4	0	0	0	0	3	2

	AB	34
	R	3
	H	8
	RBI	2
	BB	1
	SO	6
	LOB	13

Inning Stats	1	2	3	4	5	6	7	8	9
	R: 0 E: 0 K: 1 S: 5	H: 0 LOB: 0 BB: 0 P: 5	R: 0 E: 0 K: 1 S: 6	H: 1 LOB: 1 BB: 0 P: 6	R: 0 E: 0 K: 2 S: 7	H: 0 LOB: 0 BB: 0 P: 7	R: 0 E: 0 K: 0 S: 4	H: 1 LOB: 1 BB: 0 P: 4	R: 1 E: 0 K: 0 S: 3	H: 1 LOB: 0 BB: 0 P: 4	R: 0 E: 0 K: 0 S: 3	H: 0 LOB: 0 BB: 0 P: 3	R: 1 E: 0 K: 1 S: 8	H: 3 LOB: 2 BB: 0 P: 8	R: 1 E: 0 K: 0 S: 5	H: 2 LOB: 2 BB: 1 P: 9	R: 0 E: 0 K: 1 S: 5	H: 0 LOB: 0 BB: 0 P: 5

1B: 6	SF: 0	WP: 1	PA: 36
2B: 2	SAC: 0	PB: 0	
3B: 0	DP: 1	SB: 0	
HR: 0	HBP: 1	CS: 0	

PITCHER		IP	WLS	BF	H	R	ER	SO	BB	IBB	HBP	BLK	WP	HR	S	P	ERA	WHIP
George Susce, R ERA: 3.51	(1, 1)	7.1	L	31	8	3	3	5	1	0	1	0	1	0	39	44	3.68	1.227
Leo Kiely, L ERA: 2.95	(8, 1)	1.2		5	0	0	0	1	0	0	0	0	0	0	7	7	0.00	0.000

PITCHER		IP	WLS	BF	H	R	ER	SO	BB	IBB	HBP	BLK	WP	HR	S	P	ERA	WHIP

Cleveland Indians @ Boston Red Sox

Fenway Park, Boston, MA

Fri Jun 17 1955, 3:38 AM EDT

Att. 33,014 - Unknown

livebaseballscorecards.com

BOTTOM

Batter	1	2	3	4	5	6	7	8	9	AB	R	H	RBI	BB	SO	LOB
Billy Goodman, L (1, 4) OBP: 0.351, SLG: 0.300	BBBB 4-0 1B 1B BB		x 0-0 ① 4-3		x 0-0 G6-4-3 1B		x 0-0 ③ 4-3			3	1	1	0	1	0	0
Billy Klaus, L (1, 6) OBP: 0.401, SLG: 0.447	x 0-0 BB 1B 1-3 1B		SSS 0-3 ② K		x 0-0 ② ③ G6-4-3 1-2f			x 0-0 ① F7		4	1	1	0	0	1	1
Ted Williams, L (1, 7) OBP: 0.507, SLG: 0.845	BBBB 4-0 1B 1-2 BB		BBB 4-0 S BB			x 0-0 ① G3		SSS 0-3 ② K		2	0	0	0	2	1	0
Jackie Jensen, R (1, 9) OBP: 0.326, SLG: 0.481	x 0-0 ① F7		x 0-0 ③ 6-3 1-2			BBBB 4-0 S BB		x 0-0 ③ F3		3	0	0	0	1	0	4
Norm Zauchin, R (1, 3) OBP: 0.356, SLG: 0.494	x 0-0 G6-4-3 1B 1-2 2-H 3-H			BBB 4-0 FC1-6 BB		BBBB 4-0 1-2 BB			SSS 0-3 ① K	2	0	1	2	2	1	0
Sammy White, R (1, 2) OBP: 0.314, SLG: 0.352	x 0-0 ② ③ G6-4-3 1-2f			x 0-0 ① FC1-6 1-2f		SSS 0-3 ② K			x 0-0 ② P6	4	0	0	0	0	1	5
Grady Hatton, L (1, 5) OBP: 0.376, SLG: 0.330		x 0-0 FC6-4 1B		x 0-0 ② F8		x 0-0 ③ P5			x 0-0 ③ 4-3	4	0	1	0	0	0	3
Jim Piersall, R (1, 8) OBP: 0.315, SLG: 0.372		x 0-0 ① FC6-4 CS 1-2f		x 0-0 ③ F8			x 0-0 ① P3			3	0	0	0	0	0	2
George Susce, R (1, 1) OBP: 0.077, SLG: 0.154 Leo Kiely, L (8, 1) OBP: 0.231, SLG: 0.167		x 0-0 ② ③ P4 1-2			SSS 0-3 ① K		x 0-0 ② P4			3 0	0 0	0 0	0 0	1 0	1 0	1 0
Inning Stats	R: 2 E: 0 K: 0 S: 4 H: 2 LOB: 1 BB: 2 P: 12	R: 0 E: 0 K: 0 S: 3 H: 1 LOB: 0 BB: 0 P: 3	R: 0 E: 0 K: 1 S: 5 H: 0 LOB: 1 BB: 1 P: 9	R: 0 E: 0 K: 0 S: 3 H: 0 LOB: 1 BB: 1 P: 7	R: 0 E: 0 K: 1 S: 5 H: 1 LOB: 0 BB: 0 P: 5	R: 0 E: 0 K: 1 S: 5 H: 0 LOB: 2 BB: 2 P: 13	R: 0 E: 0 K: 0 S: 3 H: 0 LOB: 0 BB: 0 P: 3	R: 0 E: 0 K: 1 S: 5 H: 0 LOB: 0 BB: 0 P: 5	R: 0 E: 0 K: 1 S: 5 H: 0 LOB: 0 BB: 0 P: 5	1B: 4 2B: 0 3B: 0 HR: 0	SF: 0 SAC: 0 DP: 2 HBP: 0						

	AB	28
	R	2
	H	4
	RBI	2
	BB	6
	SO	5
	LOB	16

WP: 0 PB: 0 SB: 2 CS: 1 PA: 34

PITCHER		IP	WLS	BF	H	R	ER	SO	BB	IBB	HBP	BLK	WP	HR	S	P	ERA	WHIP
Ray Narleski, R ERA: 4.42	(1, 1)	9.0	W	34	4	2	1	5	6	0	0	0	0	0	38	62	1.00	1.111

PITCHER	IP	WLS	BF	H	R	ER	SO	BB	IBB	HBP	BLK	WP	HR	S	P	ERA	WHIP

Cleveland Indians @ Boston Red Sox

Fenway Park, Boston, MA

Sat Jun 18 1955, 3:33 AM EDT

Att. 18,430 - Unknown

TOP

livebaseballscorecards.com

Batter	1	2	3	4	5	6	7	8	9	AB	R	H	RBI	BB	SO	LOB
Al Smith, R (1, 5) OBP: 0.380, SLG: 0.458	G5-4-3 1B		S BB	1-2 2-3 BB		K			F3	3	0	1	0	2	1	2
Bobby Avila, R (1, 4) OBP: 0.383, SLG: 0.379	G5-4-3 1-2f		F9 1-2	8-2 3-Hf			K		F7	5	0	0	0	0	1	5
Larry Doby, L (1, 8) OBP: 0.371, SLG: 0.431	2B		FC4 BB		4-3		1B		4-3	4	0	2	0	1	0	0
Al Rosen, R (1, 3) OBP: 0.366, SLG: 0.404	L3		FC4 1-2f		5-3		K			4	0	0	0	0	1	4
Gene Woodling, L (1, 7) OBP: 0.333, SLG: 0.361		CS 1B		3-1	F8		4-3			4	0	1	0	0	0	1
Dave Philley, S (1, 9) OBP: 0.402, SLG: 0.481		CS 1-2 1B		E4 BB 1B		SH5-3 1B		3-1		4	1	2	0	0	0	0
George Strickland, R (1, 6) OBP: 0.331, SLG: 0.333 Dale Mitchell, L (8, PH) OBP: 0.290, SLG: 0.357 Jim Hegan, R (8, 2) OBP: 0.284, SLG: 0.291		F8 1-2 2-3		1B 1-2 1B BB		SH5-3 1-2		3B		1 1 0	1 0 0	0 1 0	0 0 0	1 0 0	0 0 0	2 0 0
Hal Naragon, L (1, 2) OBP: 0.407, SLG: 0.318 Bob Lemon, L (8, PH) OBP: 0.333, SLG: 0.279 Sam Dente, R (8, 6) OBP: 0.286, SLG: 0.235		5-3		BB 1B 1-2 2-H 8-2 1B		BB		K		2 1 0	0 0 0	1 0 0	1 0 0	1 0 0	0 1 0	1 1 0
Mike Garcia, R (1, 1) OBP: 0.314, SLG: 0.375 Ralph Kiner, R (8, PH) OBP: 0.383, SLG: 0.454 Don Mossi, L (8, 1) OBP: 0.500, SLG: 0.250			F8	BB 1-2 2-H 1B		K		F7		3 1 0	0 0 0	1 0 0	1 0 0	0 0 0	1 0 0	2 1 0
Inning Stats	R: 0 E: 0 K: 0 S: 4 H: 2 LOB: 1 BB: 0 P: 4	R: 0 E: 0 K: 0 S: 4 H: 2 LOB: 1 BB: 0 P: 4	R: 0 E: 0 K: 0 S: 3 H: 0 LOB: 2 BB: 2 P: 11	R: 2 E: 1 K: 0 S: 5 H: 2 LOB: 2 BB: 2 P: 13	R: 0 E: 0 K: 0 S: 3 H: 0 LOB: 0 BB: 0 P: 3	R: 0 E: 0 K: 2 S: 8 H: 1 LOB: 2 BB: 1 P: 12	R: 0 E: 0 K: 2 S: 8 H: 1 LOB: 1 BB: 0 P: 8	R: 0 E: 0 K: 1 S: 6 H: 1 LOB: 1 BB: 0 P: 6	R: 0 E: 0 K: 0 S: 3 H: 0 LOB: 0 BB: 0 P: 3	1B: 7 2B: 2 3B: 1 HR: 0 SF: 0 SAC: 1 DP: 2 HBP: 0						

	AB	33
	R	2
	H	9
	RBI	2
	BB	5
	SO	5
	LOB	19

WP: 0 PB: 0 SB: 1 CS: 2 PA: 39

PITCHER	IP	WLS	BF	H	R	ER	SO	BB	IBB	HBP	BLK	WP	HR	S	P	ERA	WHIP
Frank Sullivan, R (1, 1) ERA: 3.22	9.0	W	39	9	2	1	5	5	0	0	0	0	0	44	64	1.00	1.556

PITCHER	IP	WLS	BF	H	R	ER	SO	BB	IBB	HBP	BLK	WP	HR	S	P	ERA	WHIP

Batter	1	2	3	4	5	6	7	8	9	AB	R	H	RBI	BB	SO	LOB
Billy Goodman, L (1, 4) OBP: 0.353, SLG: 0.304 Gene Stephens, L (8, PR) OBP: 0.423, SLG: 0.578 Eddie Joost, R (9, 4) OBP: 0.259, SLG: 0.284	G3		1-3 1B		K			2B SF7 1B		4 0 0	0 1 0	2 0 0	0 0 0	0 0 0	1 0 0	0 0 0
Billy Klaus, L (1, 6) OBP: 0.404, SLG: 0.458	1-3 1B		SF7 3-H			6-3		1-3 2B		3	0	2	1	0	0	0
Ted Williams, L (1, 7) OBP: 0.494, SLG: 0.803	1-3 1-2		F7			F8		IBB		3	0	0	0	1	0	2
Jackie Jensen, R (1, 9) OBP: 0.325, SLG: 0.492	F9		L1			HR		SF7 3-H		3	1	1	2	0	0	2
Norm Zauchin, R (1, 3) OBP: 0.348, SLG: 0.481		L4		F7		F8		1-3		4	0	0	0	0	0	2
Sammy White, R (1, 2) OBP: 0.318, SLG: 0.374		HR		5-3			4-3 FC4-2-3 2B			3	1	2	1	0	0	0
Grady Hatton, L (1, 5) OBP: 0.367, SLG: 0.320		4-3		4-3			4-3 2-3			3	0	0	0	0	0	1
Jim Piersall, R (1, 8) OBP: 0.310, SLG: 0.366		F8			P4		FC4-2-3 3-H			3	0	0	0	0	0	1
Frank Sullivan, R (1, 1) OBP: 0.158, SLG: 0.194			1B SF7 1B		6-3			K		3	1	1	0	0	1	0
Inning Stats	R: 0 E: 0 K: 0 S: 4 H: 1 LOB: 1 BB: 0 P: 4	R: 1 E: 0 K: 0 S: 4 H: 1 LOB: 0 BB: 0 P: 4	R: 1 E: 0 K: 0 S: 5 H: 2 LOB: 1 BB: 0 P: 5	R: 0 E: 0 K: 0 S: 3 H: 0 LOB: 0 BB: 0 P: 3	R: 0 E: 0 K: 1 S: 5 H: 0 LOB: 0 BB: 0 P: 5	R: 1 E: 0 K: 0 S: 4 H: 1 LOB: 0 BB: 0 P: 4	R: 0 E: 0 K: 0 S: 3 H: 1 LOB: 0 BB: 0 P: 3	R: 1 E: 0 K: 1 S: 7 H: 2 LOB: 2 BB: 1 P: 11		1B: 4 2B: 3 3B: 0 HR: 2	SF: 2 SAC: 0 DP: 1 HBP: 0						

PITCHER		IP	WLS	BF	H	R	ER	SO	BB	IBB	HBP	BLK	WP	HR	S	P	ERA	WHIP
Mike Garcia, R ERA: 3.81	(1, 1)	7.0	L	26	6	3	3	1	0	0	0	0	0	2	28	28	3.86	0.857
Don Mossi, L ERA: 1.95	(8, 1)	1.0		6	2	1	1	1	0	1	0	0	0	0	7	11	9.00	2.000

PITCHER	IP	WLS	BF	H	R	ER	SO	BB	IBB	HBP	BLK	WP	HR	S	P	ERA	WHIP

BOTTOM

Cleveland Indians @ Boston Red Sox

Fenway Park, Boston, MA

Sat Jun 18 1955, 3:33 AM EDT

Att. 18,430 - Unknown

livebaseballscorecards.com

AB	29
R	4
H	8
RBI	4
BB	1
SO	2
LOB	8

Cleveland Indians @ Boston Red Sox

Fenway Park, Boston, MA

Sun Jun 19 1955, 3:33 AM EDT

Att. 26,080 - Unknown

TOP

livebaseballscorecards.com

Batter	1	2	3	4	5	6	7	8	9	AB	R	H	RBI	BB	SO	LOB
Al Smith, R (1, 5) OBP: 0.386, SLG: 0.483	SH1-3 1B		HR		SF8 HR 2B	1-H 1B 2B		F9		5	3	4	2	0	0	0
Bobby Avila, R (1, 4) OBP: 0.388, SLG: 0.383	SH1-3 1-2		1B 1B		SF8 HR BB	2-H 1B			F9	3	1	2	1	1	0	0
Larry Doby, L (1, 8) OBP: 0.362, SLG: 0.420	F5		K		K	4-3			F8	5	0	0	0	0	2	6
Ralph Kiner, R (1, 7) OBP: 0.393, SLG: 0.463	BB		G6-4-3 1-3 1B		SF8 1-2 2-3 3-H	1B			FC4 1B	3	0	3	1	1	0	0
Al Rosen, R (1, 3) OBP: 0.362, SLG: 0.415	5-3		G6-4-3 1-2f		2-H 3-H HR	K			FC4 1-2f	5	1	1	3	0	1	6
Dave Philley, S (1, 9) OBP: 0.385, SLG: 0.459		E6		K	5-3	F8				4	0	0	0	0	1	1
George Strickland, R (1, 6) OBP: 0.331, SLG: 0.328 Gene Woodling, L (7, PH) OBP: 0.332, SLG: 0.359 Sam Dente, R (7, 6) OBP: 0.286, SLG: 0.235		K		P4		FC6-4 BB	1-3			2 1 0	0 0 0	0 0 0	0 0 0	1 0 0	1 0 0	1 1 0
Hank Foiles, R (1, 2) OBP: 0.394, SLG: 0.373		F8		F5		FC6-4 1-2f 2B		K		4	1	0	0	0	1	2
Herb Score, L (1, 1) OBP: 0.103, SLG: 0.054 Ted Gray, S (5, 1) Hank Majeski, R (6, PH) OBP: 0.333, SLG: 0.370 Bill Wight, L (6, 1) Dale Mitchell, L (8, PH) OBP: 0.281, SLG: 0.345 Bob Feller, R (8, 1) OBP: 0.222, SLG: 0.125		4-3			2B SF8 BB	K			6-3	1 0 1 0 1 0	1 0 0 0 0 0	0 0 0 0 0 0	0 0 0 0 0 0	1 0 0 0 0 0	0 0 1 0 0 0	1 0 1 0 0 0
Inning Stats	R: 0 E: 0 K: 0 S: 4 H: 1 LOB: 2 BB: 1 P: 8	R: 0 E: 1 K: 1 S: 6 H: 0 LOB: 1 BB: 0 P: 6	R: 1 E: 0 K: 1 S: 7 H: 3 LOB: 1 BB: 0 P: 7	R: 0 E: 0 K: 1 S: 5 H: 0 LOB: 0 BB: 0 P: 5	R: 4 E: 0 K: 1 S: 7 H: 2 LOB: 0 BB: 2 P: 15	R: 2 E: 0 K: 1 S: 7 H: 2 LOB: 1 BB: 1 P: 11	R: 0 E: 0 K: 1 S: 6 H: 1 LOB: 1 BB: 0 P: 6	R: 0 E: 0 K: 1 S: 5 H: 0 LOB: 0 BB: 0 P: 5	R: 0 E: 0 K: 0 S: 4 H: 1 LOB: 1 BB: 0 P: 4	1B: 6 2B: 2 3B: 0 HR: 2 SF: 1 SAC: 1 DP: 1 HBP: 0						

	AB	35
	R	7
	H	10
	RBI	7
	BB	4
	SO	7
	LOB	19

WP: 0 PB: 0 SB: 0 CS: 0 PA: 41

PITCHER		IP	WLS	BF	H	R	ER	SO	BB	IBB	HBP	BLK	WP	HR	S	P	ERA	WHIP
Mel Parnell, L ERA: 6.75	(1, 1)	6.0	W	30	8	7	7	5	4	0	0	0	0	2	36	52	10.50	2.000
Tom Hurd, R ERA: 2.33	(7, 1)	3.0	S	11	2	0	0	2	0	0	0	0	0	0	15	15	0.00	0.667

PITCHER	IP	WLS	BF	H	R	ER	SO	BB	IBB	HBP	BLK	WP	HR	S	P	ERA	WHIP

BOTTOM

Cleveland Indians @ Boston Red Sox

Fenway Park, Boston, MA

Sun Jun 19 1955, 3:33 AM EDT

Att. 26,080 - Unknown

Batter	1	2	3	4	5	6	7	8	9	AB	R	H	RBI	BB	SO	LOB
Billy Goodman, L (1, 4) OBP: 0.357, SLG: 0.311	BB 2B		BBBB FC5-4 BB	F8 2-3	FC3-6 1B			4-3		4	0	2	0	1	0	1
Billy Klaus, L (1, 6) OBP: 0.398, SLG: 0.450	1-3		FC5-4 1-2f	5-3	FC3-6 1-2f			HR 1B		5	1	1	0	0	0	4
Ted Williams, L (1, 7) OBP: 0.488, SLG: 0.864 Gene Stephens, L (9, 7) OBP: 0.423, SLG: 0.578	K		F9		HR	6-3		1-H HR		5 0	2 0	2 0	3 0	0 0	1 0	2 0
Jackie Jensen, R (1, 9) OBP: 0.333, SLG: 0.500	BB BB		P6		1B 2B	FC4-6 1B		FC5-4 1B		4	1	3	0	1	0	1
Norm Zauchin, R (1, 3) OBP: 0.354, SLG: 0.500	1-2 2-3 BB			HR	1B HR 2-H 1B	FC4-6 1-2f		FC5-4 1-2f 2B		4	3	2	2	1	0	2
Sammy White, R (1, 2) OBP: 0.320, SLG: 0.384	K			WP 2B 2B	F8 2B	F7		1-H 2B		5	1	2	1	0	1	5
Ted Lepcio, R (1, 5) OBP: 0.315, SLG: 0.455		F7		K 2-3	HR 1-3 1B		L6	3-1		5	1	1	0	0	1	2
Jim Piersall, R (1, 8) OBP: 0.318, SLG: 0.392		5-3		2B 3-H 2B	HR 1-H 3-H		BBBB 6-3 BB			3	2	2	4	1	0	0
Mel Parnell, L (1, 1) OBP: 0.400, SLG: 0.500 Tom Hurd, R (7, 1)		K		F8 2-H 2B	F8		6-3 1-2			3 1	0 0	1 0	1 0	0 0	1 0	0 1
Inning Stats	R: 0 E: 0 K: 2 S: 8 H: 1 LOB: 3 BB: 2 P: 16	R: 0 E: 0 K: 1 S: 5 H: 0 LOB: 0 BB: 0 P: 5	R: 0 E: 0 K: 0 S: 3 H: 0 LOB: 1 BB: 1 P: 7	R: 3 E: 0 K: 1 S: 9 H: 4 LOB: 1 BB: 0 P: 9	R: 5 E: 0 K: 0 S: 9 H: 6 LOB: 1 BB: 0 P: 9	R: 0 E: 0 K: 0 S: 4 H: 1 LOB: 1 BB: 0 P: 4	R: 0 E: 0 K: 0 S: 2 H: 0 LOB: 0 BB: 1 P: 6	R: 3 E: 0 K: 0 S: 7 H: 4 LOB: 1 BB: 0 P: 7		1B: 6 2B: 6 3B: 0 HR: 4 SF: 0 SAC: 0 DP: 0 HBP: 0						

livebaseballscorecards.com

AB	39
R	11
H	16
RBI	11
BB	4
SO	4
LOB	18

WP: 1 PA: 43
PB: 0
SB: 0
CS: 0

PITCHER		IP	WLS	BF	H	R	ER	SO	BB	IBB	HBP	BLK	WP	HR	S	P	ERA	WHIP
Herb Score, L ERA: 3.36	(1, 1)	4.0	L	23	8	6	6	4	3	0	0	0	1	2	28	40	13.50	2.750
Ted Gray, L ERA: 18.0	(5, 1)	1.0		6	3	2	2	0	0	0	0	0	0	1	6	6	18.00	3.000
Bill Wight, L ERA: 1.59	(6, 1)	2.0		7	1	0	0	0	1	0	0	0	0	0	6	10	0.00	1.000
Bob Feller, R ERA: 6.03	(8, 1)	1.0		7	4	3	3	0	0	0	0	0	0	1	7	7	27.00	4.000

PITCHER		IP	WLS	BF	H	R	ER	SO	BB	IBB	HBP	BLK	WP	HR	S	P	ERA	WHIP

Cleveland Indians @ Baltimore Orioles

Memorial Stadium, Baltimore, MD

Tue Jun 21 1955, 3:33 AM EDT

Att. 19,363 - Unknown

TOP

livebaseballscorecards.com

Batter	1	2	3	4	5	6	7	8	9	AB	R	H	RBI	BB	SO	LOB
Al Smith, R (1, 5) OBP: 0.388, SLG: 0.494	F7		F7		2-H HR			1B SF8 1B		4	2	2	2	0	0	0
Bobby Avila, R (1, 4) OBP: 0.394, SLG: 0.386	E5 1B			BBBB 4-3 BB	1-3			1-3 SF8 1B		3	0	2	0	1	0	0
Larry Doby, L (1, 8) OBP: 0.356, SLG: 0.413	P8			4-3 1-2		1-3		SF8 1-2 3-H		3	0	0	1	0	0	2
Al Rosen, R (1, 3) OBP: 0.356, SLG: 0.406	F6			F7		L6		F7		4	0	0	0	0	0	3
Gene Woodling, L (1, 7) OBP: 0.330, SLG: 0.352		4-3		BBBB BB		4-3		4-3		3	0	0	0	1	0	1
Dave Philley, S (1, 9) OBP: 0.370, SLG: 0.438		4-3		L3			F7		4-3	4	0	0	0	0	0	2
George Strickland, R (1, 6) OBP: 0.329, SLG: 0.326		F4			SH1-4 HR 1B		6-3		6-3	4	1	1	0	0	0	0
Jim Hegan, R (1, 2) OBP: 0.285, SLG: 0.300			F3		SH1-4 1-2		2B		6-3	3	0	1	0	0	0	0
Bob Lemon, L (1, 1) OBP: 0.315, SLG: 0.261			F9		P8		3-1			3	0	0	0	0	0	2
Ray Narleski, R (7, 1) OBP: 0.143, SLG: 0.143										0	0	0	0	0	0	0
Inning Stats	R: 0 E: 1 K: 0 S: 4 H: 1 LOB: 1 BB: 0 P: 4	R: 0 E: 0 K: 0 S: 3 H: 0 LOB: 0 BB: 0 P: 3	R: 0 E: 0 K: 0 S: 3 H: 0 LOB: 0 BB: 0 P: 3	R: 0 E: 0 K: 0 S: 3 H: 0 LOB: 2 BB: 2 P: 11	R: 2 E: 0 K: 0 S: 5 H: 2 LOB: 0 BB: 0 P: 5	R: 0 E: 0 K: 0 S: 3 H: 0 LOB: 0 BB: 0 P: 3	R: 0 E: 0 K: 0 S: 4 H: 1 LOB: 1 BB: 0 P: 4	R: 1 E: 0 K: 0 S: 5 H: 2 LOB: 1 BB: 0 P: 5	R: 0 E: 0 K: 0 S: 3 H: 0 LOB: 0 BB: 0 P: 3	1B: 4 2B: 1 3B: 0 HR: 1	SF: 1 SAC: 1 DP: 0 HBP: 0						

	AB	31
	R	3
	H	6
	RBI	3
	BB	2
	SO	0
	LOB	10

WP: 0 PB: 0 SB: 0 CS: 0 PA: 35

PITCHER	IP	WLS	BF	H	R	ER	SO	BB	IBB	HBP	BLK	WP	HR	S	P	ERA	WHIP
Jim Wilson, R (1, 1) ERA: 2.77	9.0	L	35	6	3	3	0	2	0	0	0	0	1	33	41	3.00	0.889

PITCHER	IP	WLS	BF	H	R	ER	SO	BB	IBB	HBP	BLK	WP	HR	S	P	ERA	WHIP

BOTTOM

Cleveland Indians @ Baltimore Orioles

Memorial Stadium, Baltimore, MD

Tue Jun 21 1955, 3:33 AM EDT

Att. 19,363 - Unknown

livebaseballscorecards.com

Batter	1	2	3	4	5	6	7	8	9	AB	R	H	RBI	BB	SO	LOB
Gil Coan, L (1, 7) OBP: 0.336, SLG: 0.350	x 0-0 ① F9		x 0-0 ① 6-3		x 0-0 ② F5		x 0-0 ② G3		x 0-0 ③ F8	5	0	0	0	0	0	2
Wayne Causey, L (1, 5) OBP: 0.240, SLG: 0.304	x 0-0 ② 1-3		x 0-0 ② 4-3		x 0-0 ③ F7		BBBB 4-0 BB			3	0	0	0	1	0	0
Dave Pope, L (1, 8) OBP: 0.358, SLG: 0.475	x 0-0 ③ P4-3		x 0-0 CS 1B			x 0-0 ① P7	SSS 0-3 ③ K			4	0	1	0	0	1	2
Gus Triandos, R (1, 3) OBP: 0.318, SLG: 0.357		BBBB 4-0 WP 1B BB	0-0 ③ P 1-2	x 0-0 ① 1B		BBBB 4-0 5-3 1B BB		x 0-0 ① 5-3		3	1	1	0	2	0	1
Hoot Evers, R (1, 9) OBP: 0.324, SLG: 0.437		x 0-0 ① F7		x 0-0 ② 5-3		x 0-0 5-3 1-2 1B		x 0-0 ② F7		4	0	1	0	0	0	1
Hal Smith, R (1, 2) OBP: 0.282, SLG: 0.337		x 0-0 1B 1-H 1B		x 0-0 1B 1B		x 0-0 ② 5-3 1-2 2-3		x 0-0 ③ F7		4	0	2	1	0	0	2
Bobby Young, L (1, 4) OBP: 0.239, SLG: 0.218		x 0-0 1-2 1B		x 0-0 1-2 1B		x 0-0 ③ 6-3			x 0-0 1B	4	0	3	0	0	0	2
Chuck Diering, R (1, 6) OBP: 0.331, SLG: 0.364		x 0-0 ② F7		SSS 0-3 ③ K			BBBB 4-0 SH3-4 BB		x 0-0 ① ② G6-4-3 1-	3	0	0	0	1	1	5
Jim Wilson, R (1, 1) OBP: 0.171, SLG: 0.147 Cal Abrams, L (9, PH) OBP: 0.419, SLG: 0.400 Tom Gastall, R (9, PR)		x 0-0 ③ 6-3			x 0-0 ① F9		x 0-0 ① SH3-4 1-2		BBBB 4-0 BB	2 0 0	0 0 0	0 0 0	0 0 0	0 1 0	0 0 0	2 0 0
Inning Stats	R: 0 H: 0 E: 0 LOB: 0 K: 0 BB: 0 S: 3 P: 3	R: 1 H: 2 E: 0 LOB: 2 K: 0 BB: 1 S: 5 P: 9	R: 0 H: 1 E: 0 LOB: 0 K: 0 BB: 0 S: 3 P: 3	R: 0 H: 3 E: 0 LOB: 2 K: 1 BB: 0 S: 7 P: 7	R: 0 H: 0 E: 0 LOB: 0 K: 0 BB: 0 S: 3 P: 3	R: 0 H: 1 E: 0 LOB: 2 K: 0 BB: 1 S: 4 P: 8	R: 0 H: 0 E: 0 LOB: 2 K: 1 BB: 2 S: 5 P: 13	R: 0 H: 0 E: 0 LOB: 0 K: 0 BB: 0 S: 3 P: 3	R: 0 H: 1 E: 0 LOB: 1 K: 0 BB: 1 S: 3 P: 7	1B: 8 2B: 0 3B: 0 HR: 0	SF: 0 SAC: 1 DP: 1 HBP: 0					

	AB	32
	R	1
	H	8
	RBI	1
	BB	5
	SO	2
	LOB	17

PITCHER		IP	WLS	BF	H	R	ER	SO	BB	IBB	HBP	BLK	WP	HR	S	P	ERA	WHIP
Bob Lemon, R ERA: 3.79	(1, 1)	6.0	W	26	7	1	1	1	2	0	0	0	1	0	25	33	1.50	1.500
Ray Narleski, R ERA: 4.1	(7, 1)	3.0	S	12	1	0	0	1	3	0	0	0	0	0	11	23	0.00	1.333

PITCHER	IP	WLS	BF	H	R	ER	SO	BB	IBB	HBP	BLK	WP	HR	S	P	ERA	WHIP

WP: 1 PA: 38
PB: 0
SB: 0
CS: 1

Cleveland Indians @ Baltimore Orioles

Memorial Stadium, Baltimore, MD

Wed Jun 22 1955, 3:33 AM EDT

Att. 10,577 - Unknown

TOP

livebaseballscorecards.com

Batter	1	2	3	4	5	6	7	8	9	AB	R	H	RBI	BB	SO	LOB
Al Smith, R (1, 5) OBP: 0.394, SLG: 0.500	4-3 S 1B	6-3		1B			SH1-3 S 1B 1B		1B 1B	5	1	4	0	0	0	1
Bobby Avila, R (1, 4) OBP: 0.395, SLG: 0.388	4-3 1-3		1B G6-4-3 1B	F7			SH1-3 1-3		1-3 1B	4	1	2	0	0	0	2
Larry Doby, L (1, 8) OBP: 0.361, SLG: 0.418	K		1-3 G6-4-3 1B		F6		G6-4-3 3-H 1B		1B	5	0	3	1	0	1	1
Ralph Kiner, R (1, 7) OBP: 0.384, SLG: 0.451	6-3		G6-4-3 1-2f 3-H		P8		G6-4-3 1-2f		K	5	0	0	0	0	1	4
Al Rosen, R (1, 3) OBP: 0.367, SLG: 0.412		PB 1B BB	3B BB		1B			E 1B		2	1	2	0	2	0	0
Dave Philley, S (1, 9) OBP: 0.375, SLG: 0.462		1B 1-H 2B 1B	1-H 3B		F3			F9		4	1	2	1	0	0	2
George Strickland, R (1, 6) OBP: 0.327, SLG: 0.323		2-3 2B 1B	5-3			6-3		E5 1-3		4	1	1	0	0	0	2
Jim Hegan, R (1, 2) OBP: 0.277, SLG: 0.291		F5		K		4-3		K		4	0	0	0	0	2	4
Early Wynn, S (1, 1) OBP: 0.268, SLG: 0.359		1-H 3-H 2B		4-3		G3		4-3		4	0	1	2	0	0	2
Inning Stats	R: 0 E: 0 K: 1 S: 6 H: 1 LOB: 1 BB: 0 P: 6	R: 2 E: 0 K: 0 S: 5 H: 3 LOB: 1 BB: 1 P: 9	R: 2 E: 0 K: 0 S: 5 H: 3 LOB: 1 BB: 1 P: 9	R: 0 E: 0 K: 1 S: 6 H: 1 LOB: 1 BB: 0 P: 6	R: 0 E: 0 K: 0 S: 4 H: 1 LOB: 1 BB: 0 P: 4	R: 0 E: 0 K: 0 S: 3 H: 0 LOB: 0 BB: 0 P: 3	R: 1 E: 0 K: 0 S: 4 H: 2 LOB: 0 BB: 0 P: 4	R: 0 E: 1 K: 1 S: 7 H: 1 LOB: 2 BB: 0 P: 7	R: 0 E: 0 K: 1 S: 6 H: 3 LOB: 1 BB: 0 P: 6	1B: 13 2B: 1 3B: 1 HR: 0 SF: 0 SAC: 1 DP: 2 HBP: 0						

	AB	37
	R	5
	H	15
	RBI	4
	BB	2
	SO	4
	LOB	18

WP: 0 PB: 1 SB: 2 CS: 0 PA: 40

PITCHER		IP	WLS	BF	H	R	ER	SO	BB	IBB	HBP	BLK	WP	HR	S	P	ERA	WHIP
Art Schallock, L ERA: 2.08	(1, 1)	3.0	L	16	7	4	4	1	2	0	0	0	0	0	16	24	12.00	3.000
Ray Moore, R ERA: 3.48	(4, 1)	2.0		8	2	0	0	1	0	0	0	0	0	0	10	10	0.00	1.000
Harry Dorish, R ERA: 2.93	(6, 1)	3.0		12	3	1	1	1	0	0	0	0	0	0	14	14	3.00	1.000
Jim McDonald, R ERA: 4.81	(9, 1)	1.0		4	3	0	0	1	0	0	0	0	0	0	6	6	0.00	3.000

PITCHER	IP	WLS	BF	H	R	ER	SO	BB	IBB	HBP	BLK	WP	HR	S	P	ERA	WHIP

Cleveland Indians @ Baltimore Orioles

Memorial Stadium, Baltimore, MD

Wed Jun 22 1955, 3:33 AM EDT

Att. 10,577 - Unknown

BOTTOM

Batter	1	2	3	4	5	6	7	8	9	AB	R	H	RBI	BB	SO	LOB
Gil Coan, L (1, 7) OBP: 0.325, SLG: 0.336	4-3		K		L7			K2-3		4	0	0	0	0	2	3
Wayne Causey, L (1, 5) OBP: 0.207, SLG: 0.259	F8		K			K		F7		4	0	0	0	0	2	0
Dave Pope, L (1, 8) OBP: 0.355, SLG: 0.468	P4-3			P4-3		1B			P4-3	4	0	1	0	0	0	0
Gus Triandos, R (1, 3) OBP: 0.322, SLG: 0.373		K		3B		F8			FC5-4 1B	4	0	2	0	0	1	1
Hoot Evers, R (1, 9) OBP: 0.320, SLG: 0.431 Jim Pyburn, R (5, 9) OBP: 0.276, SLG: 0.271		F8		L7		K			K	2 2	0 0	0 0	0 0	0 0	0 2	1 2
Hal Smith, R (1, 2) OBP: 0.279, SLG: 0.333 Tom Gastall, R (6, 2)		F9			F5		F2		FC5-4 1-2f	2 2	0 0	0 0	0 0	0 0	0 0	0 1
Bobby Young, L (1, 4) OBP: 0.240, SLG: 0.220			K		1B		4-3			3	0	1	0	0	1	0
Willy Miranda, S (1, 6) OBP: 0.281, SLG: 0.289			F7		1-2 1B		F7			3	0	1	0	0	0	0
Art Schallock, L (1, 1) OBP: 0.125, SLG: 0.125 Wally Westlake, R (3, PH) OBP: 0.375, SLG: 0.333 Ray Moore, R (4, 1) OBP: 0.333, SLG: 0.273 Cal Abrams, L (5, PH) OBP: 0.416, SLG: 0.396 Harry Dorish, R (6, 1) OBP: 0.250, SLG: 0.250 Tex Nelson, L (8, PH) Jim McDonald, R (9, 1)			1B		K			K		0 1 0 1 0 1 0	0 0 0 0 0 0 0	0 1 0 0 0 1 0	0 0 0 0 0 0 0	0 0 0 0 0 1 0	0 0 0 1 0 0 0	0 0 0 2 0 0 0
Inning Stats	R: 0 E: 0 K: 0 S: 3 H: 0 LOB: 0 BB: 0 P: 3	R: 0 E: 0 K: 1 S: 5 H: 0 LOB: 0 BB: 0 P: 5	R: 0 E: 0 K: 2 S: 8 H: 1 LOB: 1 BB: 0 P: 8	R: 0 E: 0 K: 1 S: 6 H: 1 LOB: 1 BB: 0 P: 6	R: 0 E: 0 K: 1 S: 7 H: 2 LOB: 2 BB: 0 P: 7	R: 0 E: 0 K: 2 S: 8 H: 1 LOB: 1 BB: 0 P: 8	R: 0 E: 0 K: 0 S: 3 H: 0 LOB: 0 BB: 0 P: 3	R: 0 E: 0 K: 2 S: 7 H: 0 LOB: 0 BB: 0 P: 7	R: 0 E: 0 K: 1 S: 6 H: 1 LOB: 1 BB: 0 P: 6	1B: 5 2B: 0 3B: 1 HR: 0	SF: 0 SAC: 0 DP: 0 HBP: 0					

PITCHER	IP	WLS	BF	H	R	ER	SO	BB	IBB	HBP	BLK	WP	HR	S	P	ERA	WHIP
Early Wynn, R (1, 1) ERA: 2.63	9.0	W	33	6	0	0	10	0	0	0	0	0	0	53	53	0.00	0.667

PITCHER	IP	WLS	BF	H	R	ER	SO	BB	IBB	HBP	BLK	WP	HR	S	P	ERA	WHIP

AB	33
R	0
H	6
RBI	0
BB	0
SO	10
LOB	10

WP: 0 PA: 33
PB: 0
SB: 0
CS: 0

livebaseballscorecards.com

Batter	1	2	3	4	5	6	7	8	9	AB	R	H	RBI	BB	SO	LOB
Al Smith, R (1, 5) OBP: 0.398, SLG: 0.500	1B	BB	1B BB	K			E1			4	3	2	0	1	1	0
Bobby Avila, R (1, 4) OBP: 0.402, SLG: 0.394	BB 1B	1B SF8	BB 2B		BB G3-6-3		L9			4	3	3	0	1	0	1
Larry Doby, L (1, 8) OBP: 0.370, SLG: 0.426	BB	1B BB	BB		G3-6-3			K		3	3	3	2	0	0	0
Stu Locklin, L (3, 8)	1B	1B	2B		1-2f			1B		2	0	0	0	0	1	1
Al Rosen, R (1, 3) OBP: 0.369, SLG: 0.410	G3-6-1 1B	SF8	2B		F4			L8		1	0	0	2	2	0	0
Dale Mitchell, L (6, 3) OBP: 0.273, SLG: 0.333	BB	3-H	BB							1	0	0	0	0	0	0
Gene Woodling, L (1, 7) OBP: 0.347, SLG: 0.374	G3-6-1 1B	1B BB	2B			G5-4-3 1B		1B		4	0	4	4	1	0	0
Dave Philley, S (1, 9) OBP: 0.367, SLG: 0.449	G3-6-1	1B	F3			G5-4-3		4-3		5	0	1	0	0	0	6
	1-2f	1B				1-2f										
George Strickland, R (1, 6) OBP: 0.335, SLG: 0.328	BB	G4-6-3	F3			K			G1-6-3	4	0	2	1	1	1	2
Hal Naragon, L (1, 2) OBP: 0.375, SLG: 0.269	BB	G4-6-3		4-3			K		G1-6-3	4	0	0	0	1	1	4
Bob Feller, R (1, 1) OBP: 0.143, SLG: 0.077	K	K	P8				K		F7	5	0	0	0	0	3	3
Inning Stats	R: 3 E: 0 K: 1 S: 8	R: 3 E: 0 K: 0 S: 6	R: 3 E: 0 K: 1 S: 9	R: 0 E: 0 K: 1 S: 5	R: 0 E: 0 K: 0 S: 2	R: 0 E: 0 K: 1 S: 5	R: 0 E: 1 K: 2 S: 8	R: 0 E: 0 K: 1 S: 6	R: 0 E: 0 K: 0 S: 3							
	H: 4 LOB: 3 BB: 3 P: 20	H: 4 LOB: 2 BB: 2 P: 14	H: 4 LOB: 2 BB: 1 P: 13	H: 0 LOB: 0 BB: 0 P: 5	H: 0 LOB: 0 BB: 1 P: 6	H: 1 LOB: 0 BB: 0 P: 5	H: 0 LOB: 1 BB: 0 P: 8	H: 1 LOB: 1 BB: 0 P: 6	H: 1 LOB: 0 BB: 0 P: 3	1B: 14 2B: 1 3B: 0 HR: 0	SF: 1 SAC: 0 DP: 5 HBP: 0			WP: 0 PB: 0 SB: 0 CS: 0	PA: 45		

Cleveland Indians @ Baltimore Orioles

Memorial Stadium, Baltimore, MD

Thu Jun 23 1955, 3:33 AM EDT

Att. 6,486 - Unknown

TOP

livebaseballscorecards.com

AB	37
R	9
H	15
RBI	9
BB	7
SO	7
LOB	17

PITCHER		IP	WLS	BF	H	R	ER	SO	BB	IBB	HBP	BLK	WP	HR	S	P	ERA	WHIP
Duane Pillette, R ERA: 8.03	(1, 1)	0.0	L	5	4	3	3	0	1	0	0	0	0	0	4	8	∞	∞
Jim McDonald, R ERA: 5.75	(1, 1)	2.1		15	6	5	5	2	4	0	0	0	0	0	15	31	19.29	4.286
Art Schallock, L ERA: 2.06	(3, 1)	4.2		18	3	1	1	4	2	0	0	0	0	0	24	32	1.93	1.071
Harry Dorish, R ERA: 2.73	(8, 1)	2.0		7	2	0	0	1	0	0	0	0	0	0	9	9	0.00	1.000

PITCHER	IP	WLS	BF	H	R	ER	SO	BB	IBB	HBP	BLK	WP	HR	S	P	ERA	WHIP

Cleveland Indians @ Baltimore Orioles

Memorial Stadium, Baltimore, MD

Thu Jun 23 1955, 3:33 AM EDT

Att. 6,486 - Unknown

livebaseballscorecards.com

BOTTOM

Batter	1	2	3	4	5	6	7	8	9	AB	R	H	RBI	BB	SO	LOB
Gil Coan, L (1, 7) OBP: 0.315, SLG: 0.324	6-3			F8		L7		F2		4	0	0	0	0	0	0
Wally Westlake, R (1, 9) OBP: 0.393, SLG: 0.304	F8			L4-3, BB		PB, BB		F4		2	0	0	0	2	0	0
Dave Pope, L (1, 8) OBP: 0.345, SLG: 0.454	K			L4-3 1-2		L3 1-2		P1-3		4	0	0	0	0	1	2
Gus Triandos, R (1, 3) OBP: 0.318, SLG: 0.369 Tex Nelson, L (6, 3) OBP: 0.667, SLG: 0.500		5-3			F6		1B, 1B		G4-6-3, BB	2 1	0 1	0 1	0 0	0 1	0 0	0 0
Hal Smith, R (1, 2) OBP: 0.278, SLG: 0.332 Tom Gastall, R (3, 2)		5-3			E6, 1B, E		F7		F6	1 3	0 1	0 0	0 0	0 0	0 0	0 2
Wayne Causey, L (1, 5) OBP: 0.242, SLG: 0.290		F8			G3-6, 1B 1-2		1B 1-3		G4-6-3 1-2f	4	0	2	0	0	0	1
Bobby Young, L (1, 4) OBP: 0.236, SLG: 0.216			4-3		G3-6 1-2f 2-H		F6			3	0	0	0	0	0	3
Willy Miranda, S (1, 6) OBP: 0.282, SLG: 0.289			E3, G6-4-3		G3		1B 1-2 3-H			3	0	1	1	0	0	1
Duane Pillette, R (1, 1) OBP: 0.250, SLG: 0.250 Jim McDonald, R (1, 1) Art Schallock, L (3, 1) OBP: 0.100, SLG: 0.100 Cal Abrams, L (7, PH) OBP: 0.413, SLG: 0.392 Harry Dorish, R (8, 1) OBP: 0.250, SLG: 0.250			G6-4-3 1-2f			F7	F2			0 0 2 1 0	0 0 0 0 0	0 0 0 0 0	0 0 0 0 0	0 0 0 0 0	0 0 1 2 0	0 0 0 0 0
Inning Stats	R: 0 E: 0 K: 1 S: 5 H: 0 LOB: 0 BB: 0 P: 5	R: 0 E: 0 K: 0 S: 3 H: 0 LOB: 0 BB: 0 P: 3	R: 0 E: 1 K: 0 S: 3 H: 0 LOB: 0 BB: 0 P: 3	R: 0 E: 0 K: 0 S: 2 H: 0 LOB: 0 BB: 1 P: 6	R: 1 E: 2 K: 0 S: 5 H: 1 LOB: 1 BB: 0 P: 5	R: 0 E: 0 K: 0 S: 3 H: 0 LOB: 1 BB: 1 P: 7	R: 1 E: 0 K: 0 S: 6 H: 3 LOB: 2 BB: 0 P: 6	R: 0 E: 0 K: 0 S: 3 H: 0 LOB: 0 BB: 0 P: 3	R: 0 E: 0 K: 0 S: 2 H: 0 LOB: 0 BB: 1 P: 6	1B: 4 2B: 1 3B: 0 HR: 0 SF: 0 SAC: 0 DP: 3 HBP: 0	WP: 0 PB: 1 SB: 0 CS: 0	PA: 33

PITCHER	IP	WLS	BF	H	R	ER	SO	BB	IBB	HBP	BLK	WP	HR	S	P	ERA	WHIP
Bob Feller, R (1, 1) ERA: 4.91	9.0	W	33	4	2	1	1	3	0	0	0	0	0	32	44	1.00	0.778

PITCHER	IP	WLS	BF	H	R	ER	SO	BB	IBB	HBP	BLK	WP	HR	S	P	ERA	WHIP

AB	30
R	2
H	4
RBI	1
BB	3
SO	1
LOB	12

Batter	1	2	3	4	5	6	7	8	9	10	AB	R	H	RBI	BB	SO	LOB
Al Smith, R (1, 5) OBP: 0.396, SLG: 0.493	4-0 5-3 S E BB	0-0 F7 ②		4-0 G6-4-3 1-2 BB		0-0 5-3 ②		0-3 K ①		0-0 5-3 ③	4	1	0	0	2	1	3
Bobby Avila, R (1, 4) OBP: 0.399, SLG: 0.390	0-0 5-3 ① 1-3	0-0 FC4-6 ③ 1-2f		0-0 G6-4-3 ②③ 1-2f		0-0 2B 1B		0-0 5-3 ②			5	0	1	0	0	0	5
Larry Doby, L (1, 8) OBP: 0.374, SLG: 0.433	0-0 E FC 3-H 1B		4-0 FC4-6-5 BB BB		0-0 F9 ①	0-0 1-3 2B		0-0 F6 ③			4	0	2	0	1	0	0
Al Rosen, R (1, 3) OBP: 0.365, SLG: 0.402	0-0 FC E 1-2		4-0 FC4-6-5 1-2 BB		0-0 F8 ②	0-0 6-3 ③			0-0 1-3 ①		4	0	0	0	1	0	3
Gene Woodling, L (1, 7) OBP: 0.348, SLG: 0.375	0-0 E4 G4-6-3 1-2 2-3		0-0 FC4-6-5 ①② 1B 1-2 2-3		0-0 E BB 1B		0-0 FC4-6 1B		0-0 F6 ②		5	0	2	0	0	0	4
Dave Philley, S (1, 9) OBP: 0.368, SLG: 0.441	0-0 G4-6-3 ②③ 1-2f		0-0 1-2 1B		4-0 E 1-2 BB		0-0 FC4-6 ① 1B 1-2f		0-0 4-3 ③		4	0	1	0	1	0	4
George Strickland, R (1, 6) OBP: 0.343, SLG: 0.333		0-3 K ①	0-0 F7 ③		4-0 1-2 2-3 BB		0-0 1-3 1B			0-0 SH3-4 1B	4	0	2	0	1	1	2
Hal Naragon, L (1, 2) OBP: 0.378, SLG: 0.290 Dale Mitchell, L (10, PH) OBP: 0.273, SLG: 0.333 Jim Hegan, R (10, 2) OBP: 0.277, SLG: 0.291		0-0 E 1B		0-0 BB 1B	0-0 F9 ③		0-0 F8 ②			0-3 K ①	4	0	2	0	0	0	5
											1	0	0	0	0	1	1
											0	0	0	0	0	0	0
Mike Garcia, R (1, 1) OBP: 0.282, SLG: 0.333		0-0 E6 FC4-6 1-2		0-0 F7 ①		0-0 6-3 ①	0-0 F8 ③			0-0 SH3-4 ② 1-2	4	0	0	0	0	0	4
Inning Stats	R: 1 H: 1 E: 2 LOB: 2 K: 0 BB: 1 S: 5 P: 9	R: 0 H: 1 E: 1 LOB: 2 K: 1 BB: 0 S: 7 P: 7	R: 0 H: 1 E: 0 LOB: 2 K: 0 BB: 2 S: 3 P: 11	R: 0 H: 1 E: 0 LOB: 1 K: 0 BB: 1 S: 3 P: 7	R: 0 H: 1 E: 1 LOB: 3 K: 0 BB: 2 S: 4 P: 12	R: 0 H: 2 E: 0 LOB: 2 K: 0 BB: 0 S: 5 P: 5	R: 0 H: 2 E: 0 LOB: 2 K: 0 BB: 0 S: 5 P: 5	R: 0 H: 0 E: 0 LOB: 0 K: 1 BB: 0 S: 5 P: 5	R: 0 H: 0 E: 0 LOB: 0 K: 0 BB: 0 S: 3 P: 3	R: 0 H: 1 E: 0 LOB: 1 K: 1 BB: 0 S: 6 P: 6	1B: 9 2B: 2 3B: 0 HR: 0	SF: 0 SAC: 1 DP: 3 HBP: 0						

PITCHER		IP	WLS	BF	H	R	ER	SO	BB	IBB	HBP	BLK	WP	HR	S	P	ERA	WHIP
Johnny Kucks, R ERA: 3.6	(1, 1)	8.0		39	9	1	0	2	6	0	0	0	0	0	37	61	0.00	1.875
Jim Konstanty, R ERA: 0.88	(9, 1)	2.0	W	7	1	0	0	1	0	0	0	0	0	0	9	9	0.00	0.500

PITCHER	IP	WLS	BF	H	R	ER	SO	BB	IBB	HBP	BLK	WP	HR	S	P	ERA	WHIP

TOP

Cleveland Indians @ New York Yankees

Yankee Stadium, Bronx, NY

Fri Jun 24 1955, 3:33 AM EDT
Att. 47,077 - Overcast - 69 F

livebaseballscorecards.com

AB	39
R	1
H	10
RBI	0
BB	6
SO	3
LOB	31

WP: 0	PA: 46		
PB: 0			
SB: 1			
CS: 0			

Batter	1	2	3	4	5	6	7	8	9	10	AB	R	H	RBI	BB	SO	LOB
Gil McDougald, R (1, 4) OBP: 0.362, SLG: 0.382	F8			1B		K		4-3			4	0	1	0	0	1	1
Hank Bauer, R (1, 9) OBP: 0.336, SLG: 0.405	1-3			K			F2		F5		4	0	0	0	0	1	1
Mickey Mantle, S (1, 8) OBP: 0.430, SLG: 0.607	F3			K			1-3		F4		4	0	0	0	0	1	1
Yogi Berra, L (1, 2) OBP: 0.353, SLG: 0.496		F8		F8			HR		F5		4	1	1	1	0	0	1
Bill Skowron, R (1, 3) OBP: 0.426, SLG: 0.701		F8			F8		1B			F5	4	0	1	0	0	0	0
Irv Noren, L (1, 7) OBP: 0.323, SLG: 0.420		F3			L8		1-3 1B			HR	4	1	2	1	0	0	0
Andy Carey, R (1, 5) OBP: 0.300, SLG: 0.368			F3		F4		K				3	0	0	0	0	1	2
Billy Hunter, R (1, 6) OBP: 0.258, SLG: 0.304			6-3			F8		4-0 BB G4-6-3			2	0	0	0	0	0	0
Elston Howard, R (8, PH) OBP: 0.427, SLG: 0.567											0	0	0	0	1	0	0
Phil Rizzuto, R (8, PR) OBP: 0.409, SLG: 0.278											0	0	0	0	0	0	0
(9, 6)																	
Johnny Kucks, R (1, 1) OBP: 0.048, SLG: 0.095			K			5-3		G4-6-3 1-2f			2	0	0	0	0	1	0
Eddie Robinson, L (8, PH) OBP: 0.379, SLG: 0.575											1	0	0	0	0	0	1
Jim Konstanty, R (9, 1)											0	0	0	0	0	0	0
Inning Stats	R: 0 E: 0 K: 0 S: 3 H: 0 LOB: 0 BB: 0 P: 3	R: 0 E: 0 K: 0 S: 3 H: 0 LOB: 0 BB: 0 P: 3	R: 0 E: 0 K: 1 S: 5 H: 0 LOB: 0 BB: 0 P: 5	R: 0 E: 0 K: 2 S: 8 H: 1 LOB: 1 BB: 0 P: 8	R: 0 E: 0 K: 0 S: 3 H: 0 LOB: 0 BB: 0 P: 3	R: 0 E: 0 K: 1 S: 5 H: 0 LOB: 0 BB: 0 P: 5	R: 1 E: 0 K: 1 S: 8 H: 3 LOB: 2 BB: 0 P: 8	R: 0 E: 0 K: 0 S: 2 H: 0 LOB: 1 BB: 1 P: 6	R: 0 E: 0 K: 0 S: 3 H: 0 LOB: 0 BB: 0 P: 3	R: 1 E: 0 K: 0 S: 2 H: 1 LOB: 0 BB: 0 P: 2	1B: 3 2B: 0 3B: 0 HR: 2 SF: 0 SAC: 0 DP: 1 HBP: 0						

PITCHER	IP	WLS	BF	H	R	ER	SO	BB	IBB	HBP	BLK	WP	HR	S	P	ERA	WHIP
Mike Garcia, R (1, 1) ERA: 3.64	9.1	L	33	5	2	2	5	1	0	0	0	0	2	42	46	1.93	0.643

PITCHER	IP	WLS	BF	H	R	ER	SO	BB	IBB	HBP	BLK	WP	HR	S	P	ERA	WHIP

BOTTOM

Cleveland Indians @ New York Yankees

Yankee Stadium, Bronx, NY

Fri Jun 24 1955, 3:33 AM EDT
Att. 47,077 - Overcast - 69 F

livebaseballscorecards.com

AB	32
R	2
H	5
RBI	2
BB	1
SO	5
LOB	7

WP: 0	PA: 33		
PB: 0			
SB: 0			
CS: 0			

Batter	1	2	3	4	5	6	7	8	9	AB	R	H	RBI	BB	SO	LOB
Gene Woodling, L (1, 9) (6, 7) OBP: 0.345, SLG: 0.370	5-3		1B		F8		3-1		F8	5	0	1	0	0	0	0
Bobby Avila, R (1, 4) OBP: 0.400, SLG: 0.387	F7		F9			HR BB		2B BB		2	1	0	0	2	0	1
Al Smith, R (1, 5) OBP: 0.404, SLG: 0.514	1B		1-3 1B			1-H HR		1-3 2B		4	1	4	2	0	0	0
Ralph Kiner, R (1, 7) OBP: 0.379, SLG: 0.443	F7		F7			F8		G3		3	0	0	0	0	0	3
Dave Philley, S (6, 9) OBP: 0.365, SLG: 0.437										1	0	0	0	0	0	2
Al Rosen, R (1, 3) OBP: 0.368, SLG: 0.398		CS BB		G6-4-3 BB		F2		F5		2	0	0	0	2	0	2
Larry Doby, L (1, 8) OBP: 0.377, SLG: 0.436		K 1-2		F7		2B		IBB		3	0	1	0	1	1	2
George Strickland, R (1, 6) OBP: 0.343, SLG: 0.333		FC6-4 1B		G6-4-3 1-2f		F8		4-3		3	0	1	0	0	0	2
Dale Mitchell, L (8, PH) OBP: 0.265, SLG: 0.323										1	0	0	0	0	0	3
Sam Dente, R (8, 6) OBP: 0.286, SLG: 0.235										0	0	0	0	0	0	0
Jim Hegan, R (1, 2) OBP: 0.272, SLG: 0.285		FC6-4 1-2f			F7		6-3		F5	3	0	0	0	0	0	1
Hank Majeski, R (9, PH) OBP: 0.328, SLG: 0.362										1	0	0	0	0	0	0
Art Houtteman, R (1, 1) OBP: 0.250, SLG: 0.143			F9		F8		F7		F3	3	0	0	0	0	0	0
Bob Lemon, L (9, PH) OBP: 0.309, SLG: 0.255										1	0	0	0	0	0	0
Inning Stats	R: 0 E: 0 K: 0 S: 4 H: 1 LOB: 1 BB: 0 P: 4	R: 0 E: 0 K: 1 S: 5 H: 1 LOB: 1 BB: 1 P: 9	R: 0 E: 0 K: 0 S: 5 H: 2 LOB: 2 BB: 0 P: 5	R: 0 E: 0 K: 0 S: 2 H: 0 LOB: 0 BB: 1 P: 6	R: 0 E: 0 K: 0 S: 3 H: 0 LOB: 0 BB: 0 P: 3	R: 2 E: 0 K: 0 S: 5 H: 2 LOB: 1 BB: 1 P: 9	R: 0 E: 0 K: 0 S: 3 H: 0 LOB: 0 BB: 0 P: 3	R: 0 E: 0 K: 0 S: 4 H: 1 LOB: 3 BB: 2 P: 12	R: 0 E: 0 K: 0 S: 3 H: 0 LOB: 0 BB: 0 P: 3	1B: 4 2B: 3 3B: 0 HR: 1 SF: 0 SAC: 0 DP: 2 HBP: 0						

PITCHER	IP	WLS	BF	H	R	ER	SO	BB	IBB	HBP	BLK	WP	HR	S	P	ERA	WHIP
Ed Lopat, L (1, 1) ERA: 2.94	6.0		25	6	2	2	1	3	0	0	0	0	1	24	36	3.00	1.500
Jim Konstanty, R (7, 1) ERA: 0.82	3.0	W	12	1	0	0	0	1	1	0	0	0	0	10	18	0.00	0.667

PITCHER	IP	WLS	BF	H	R	ER	SO	BB	IBB	HBP	BLK	WP	HR	S	P	ERA	WHIP

TOP

Cleveland Indians @ New York Yankees

Yankee Stadium, Bronx, NY

Sat Jun 25 1955, 3:33 AM EDT

Att. 29,838 - Overcast - 80 F

livebaseballscorecards.com

AB	32
R	2
H	7
RBI	2
BB	5
SO	1
LOB	16

WP: 0	PA: 37
PB: 0	
SB: 0	
CS: 1	

Batter	1	2	3	4	5	6	7	8	9	AB	R	H	RBI	BB	SO	LOB
Gil McDougald, R (1, 4) OBP: 0.360, SLG: 0.379	6-3		F9			G3, HR, 1B	FC6-4, 1-2f			4	1	1	0	0	0	1
Hank Bauer, R (1, 9) OBP: 0.335, SLG: 0.400	BB, HBP			L6		G3, 1-2	K			3	0	0	0	0	1	2
Mickey Mantle, S (1, 8) OBP: 0.427, SLG: 0.599	G4-6-3, 1-2, BB			F2		K		L3		3	0	0	0	1	1	1
Yogi Berra, L (1, 2) OBP: 0.359, SLG: 0.508	G4-6-3, 1-2f			1B, BB		2-H, HR		G1-4-3, BB		2	1	1	2	2	0	2
Bill Skowron, R (1, 3) OBP: 0.429, SLG: 0.694		F9		1-2, 1B		1B		G1-4-3, 1-2f		4	0	2	0	0	0	1
Irv Noren, L (1, 7) OBP: 0.318, SLG: 0.413		F8		F8		L4				3	0	0	0	0	0	3
Andy Carey, R (1, 5) OBP: 0.301, SLG: 0.371		F9			3-1	1B, 2B				3	1	1	0	0	0	0
Billy Hunter, R (1, 6) OBP: 0.255, SLG: 0.301			F8		5-3		FC1-6, 2-H, 1B			2	0	0	0	0	0	0
Bob Cerv, R (7, PH) OBP: 0.289, SLG: 0.333										1	0	1	1	0	0	0
Phil Rizzuto, R (8, 6) OBP: 0.409, SLG: 0.278										0	0	0	0	0	0	0
Ed Lopat, L (1, 1) OBP: 0.214, SLG: 0.154			4-3		F8		FC1-6, FC6-4, 1-2f			2	0	0	0	0	0	0
Jim Konstanty, R (7, 1)										1	0	0	0	0	0	1
Inning Stats	R: 0 E: 0 K: 0 S: 2 H: 0 LOB: 1 BB: 1 P: 7	R: 0 E: 0 K: 0 S: 3 H: 0 LOB: 0 BB: 0 P: 3	R: 0 E: 0 K: 0 S: 3 H: 0 LOB: 0 BB: 0 P: 3	R: 0 E: 0 K: 0 S: 4 H: 1 LOB: 2 BB: 1 P: 8	R: 0 E: 0 K: 0 S: 3 H: 0 LOB: 0 BB: 0 P: 3	R: 2 E: 0 K: 1 S: 8 H: 3 LOB: 1 BB: 0 P: 8	R: 1 E: 0 K: 1 S: 7 H: 2 LOB: 1 BB: 0 P: 7	R: 0 E: 0 K: 0 S: 2 H: 0 LOB: 0 BB: 1 P: 6		1B: 4 2B: 1 3B: 0 HR: 1 SF: 0 SAC: 0 DP: 2 HBP: 1						

PITCHER	IP	WLS	BF	H	R	ER	SO	BB	IBB	HBP	BLK	WP	HR	S	P	ERA	WHIP
Art Houtteman, R (1, 1) ERA: 2.48	8.0	L	32	6	3	3	2	3	0	1	0	0	1	32	45	3.38	1.125

PITCHER	IP	WLS	BF	H	R	ER	SO	BB	IBB	HBP	BLK	WP	HR	S	P	ERA	WHIP

BOTTOM

Cleveland Indians @ New York Yankees

Yankee Stadium, Bronx, NY

Sat Jun 25 1955, 3:33 AM EDT

Att. 29,838 - Overcast - 80 F

livebaseballscorecards.com

AB	28
R	3
H	6
RBI	3
BB	3
SO	2
LOB	11

WP: 0 PA: 32
PB: 0
SB: 0
CS: 0

Cleveland Indians @ New York Yankees

Yankee Stadium, Bronx, NY

Sun Jun 26 1955, 3:33 AM EDT

Unknown - 78 F

TOP

livebaseballscorecards.com

Batter	1	2	3	4	5	6	7	8	9	AB	R	H	RBI	BB	SO	LOB
Gene Woodling, L (1, 9) (8, 7) OBP: 0.346, SLG: 0.364	F8			2B BB		3-4 1-2		SH 1B BB	6-3	3	2	0	0	2	0	1
Bobby Avila, R (1, 4) OBP: 0.401, SLG: 0.393	F2			1-H 2B		F9		SH 1B BB 1-2	S 1B	4	2	2	1	0	0	1
Al Smith, R (1, 5) OBP: 0.409, SLG: 0.516	L5			S 1B		BB		BB BB 1-3 2-H	1B BB 1-2	3	0	2	1	2	0	0
Al Rosen, R (1, 3) OBP: 0.364, SLG: 0.393		5-3		F9 1-2		F5		F3	1-3 2-H	5	0	1	1	0	0	5
Ralph Kiner, R (1, 7) OBP: 0.381, SLG: 0.457		F7		F4			HR	BB 1-2	G3	3	1	1	1	1	0	1
Dave Philley, S (8, PR) (8, 9) OBP: 0.362, SLG: 0.433										1	0	0	0	0	0	2
Larry Doby, L (1, 8) OBP: 0.379, SLG: 0.435		4-3			G6-4-3 1B		K	BB 1-2 2-3 3-H		3	0	1	1	1	1	0
George Strickland, R (1, 6) OBP: 0.337, SLG: 0.327			F7		G6-4-3 1-2f		E6 FC6-4	F4		3	0	0	0	0	0	1
Dale Mitchell, L (8, PH) OBP: 0.257, SLG: 0.313										1	0	0	0	0	0	3
Sam Dente, R (8, 6) OBP: 0.286, SLG: 0.235										0	0	0	0	0	0	0
Jim Hegan, R (1, 2) OBP: 0.265, SLG: 0.277			4-3		F8		F8	B1-3		4	0	0	0	0	0	4
Early Wynn, S (1, 1) OBP: 0.267, SLG: 0.349			K			3-4 1B	FC6-4 1-2f		K	4	0	1	0	0	2	1
Inning Stats	R: 0 E: 0 K: 0 S: 3 H: 0 LOB: 0 BB: 0 P: 3	R: 0 E: 0 K: 0 S: 3 H: 0 LOB: 0 BB: 0 P: 3	R: 0 E: 0 K: 1 S: 5 H: 0 LOB: 0 BB: 0 P: 5	R: 1 E: 0 K: 0 S: 4 H: 2 LOB: 1 BB: 1 P: 8	R: 0 E: 0 K: 0 S: 3 H: 1 LOB: 0 BB: 0 P: 3	R: 0 E: 0 K: 0 S: 4 H: 1 LOB: 2 BB: 1 P: 8	R: 1 E: 1 K: 1 S: 7 H: 1 LOB: 1 BB: 0 P: 7	R: 2 E: 0 K: 0 S: 5 H: 1 LOB: 3 BB: 3 P: 17	R: 1 E: 0 K: 1 S: 7 H: 2 LOB: 2 BB: 1 P: 11	1B: 6 2B: 1 3B: 0 HR: 1 SF: 0 SAC: 1 DP: 1 HBP: 0							

PITCHER	IP	WLS	BF	H	R	ER	SO	BB	IBB	HBP	BLK	WP	HR	S	P	ERA	WHIP
Tommy Byrne, L (1, 1) ERA: 3.68	7.1	L	33	6	4	4	2	5	0	0	0	0	1	32	52	4.91	1.500
Jim Konstanty, R (8, 1) ERA: 0.99	1.2		8	2	1	1	1	1	0	0	0	0	0	9	13	5.40	1.800

PITCHER	IP	WLS	BF	H	R	ER	SO	BB	IBB	HBP	BLK	WP	HR	S	P	ERA	WHIP

AB	34
R	5
H	8
RBI	5
BB	6
SO	3
LOB	19

WP: 0 PB: 0 SB: 2 CS: 0 PA: 41

Batter	1	2	3	4	5	6	7	8	9	AB	R	H	RBI	BB	SO	LOB
Gil McDougald, R (1, 4) OBP: 0.366, SLG: 0.381	6-3		1B 1B		BBBB 4-0 SH3-4 BB		BBBB 4-0 5-3 BB			2	0	1	0	2	0	0
Andy Carey, R (1, 5) OBP: 0.301, SLG: 0.371	F2		1-3 1B		0-0 SH3-4 1-2		0-0 5-3 1-2			3	0	1	0	0	0	1
Mickey Mantle, S (1, 8) OBP: 0.425, SLG: 0.592	BBBB 4-0 BB		SSS 0-3 K		0-0 F4		SSS 0-3 K			3	0	0	0	1	2	4
Yogi Berra, L (1, 2) OBP: 0.357, SLG: 0.502	F2		F3		4-0 IBB			0-0 L9		3	0	0	0	1	0	3
Bill Skowron, R (1, 3) OBP: 0.415, SLG: 0.670		E6 1B	6-3		SSS 0-3 K			0-0 F6		4	0	0	0	0	1	4
Irv Noren, L (1, 7) OBP: 0.316, SLG: 0.406		F6		BBBB 4-0 G6-4-3 BB		0-0 F5		0-0 1-3		3	0	0	0	1	0	1
Tommy Byrne, L (1, 1) OBP: 0.233, SLG: 0.120 Jim Konstanty, R (8, 1) Bob Cery, R (9, PH) OBP: 0.282, SLG: 0.324		1-3 1B		1-2f G6-4-3	SSS 0-3 K				SSS 0-3 K	3 0 1	0 0 0	1 0 0	0 0 0	0 0 0	1 0 1	1 0 0
Hank Bauer, R (1, 9) OBP: 0.333, SLG: 0.395	SSS 0-3 K			BBBB 4-0 BB	0-0 6-3				SSS 0-3 K	3	0	0	0	1	2	2
Billy Hunter, R (1, 6) OBP: 0.253, SLG: 0.297 Eddie Robinson, L (7, PH) OBP: 0.376, SLG: 0.570 Phil Rizzuto, R (8, 6) OBP: 0.400, SLG: 0.270		F8		F8			SSS 0-3 K		4-3	2 1 1	0 0 0	0 0 0	0 0 0	0 1 0	0 0 0	3 0 0
Inning Stats	R: 0 H: 0 E: 0 LOB: 1 K: 0 BB: 1 S: 3 P: 7	R: 0 H: 1 E: 1 LOB: 2 K: 1 BB: 0 S: 7 P: 7	R: 0 H: 2 E: 0 LOB: 2 K: 1 BB: 0 S: 7 P: 7	R: 0 H: 0 E: 0 LOB: 1 K: 0 BB: 2 S: 2 P: 10	R: 0 H: 0 E: 0 LOB: 2 K: 1 BB: 2 S: 5 P: 13	R: 0 H: 0 E: 0 LOB: 0 K: 1 BB: 0 S: 5 P: 5	R: 0 H: 0 E: 0 LOB: 1 K: 2 BB: 1 S: 7 P: 11	R: 0 H: 0 E: 0 LOB: 0 K: 0 BB: 0 S: 3 P: 3	R: 0 H: 0 E: 0 LOB: 0 K: 2 BB: 0 S: 7 P: 7	1B: 3 SF: 0 2B: 0 SAC: 1 3B: 0 DP: 1 HR: 0 HBP: 0						WP: 0 PA: 36 PB: 0 SB: 0 CS: 0	

PITCHER	IP	WLS	BF	H	R	ER	SO	BB	IBB	HBP	BLK	WP	HR	S	P	ERA	WHIP
Early Wynn, R (1, 1) ERA: 2.41	9.0	W	36	3	0	0	8	5	1	0	0	0	0	46	70	0.00	0.889

PITCHER	IP	WLS	BF	H	R	ER	SO	BB	IBB	HBP	BLK	WP	HR	S	P	ERA	WHIP

BOTTOM

Cleveland Indians @ New York Yankees

Yankee Stadium, Bronx, NY

Sun Jun 26 1955, 3:33 AM EDT

Unknown - 78 F

livebaseballscorecards.com

AB	29
R	0
H	3
RBI	0
BB	6
SO	8
LOB	19

Cleveland Indians @ New York Yankees

Yankee Stadium, Bronx, NY

Sun Jun 26 1955, 3:38 AM EDT

Att. 66,511 - Unknown - 78 F

TOP

livebaseballscorecards.com

Batter	1	2	3	4	5	6	7	8	9	AB	R	H	RBI	BB	SO	LOB
Gene Woodling, L (1, 9) OBP: 0.344, SLG: 0.358	F9		F8			BB		F8		3	0	0	0	1	0	0
Bobby Avila, R (1, 4) OBP: 0.399, SLG: 0.388	2B BB		6-3			F9		F8		3	0	0	0	1	0	1
Al Smith, R (1, 5) OBP: 0.408, SLG: 0.515	1-3 2B		F9			L8		F7		4	0	1	0	0	0	1
Al Rosen, R (1, 3) OBP: 0.363, SLG: 0.388	BB			F8		F9			4-3	3	0	0	0	1	0	1
Ralph Kiner, R (1, 7) OBP: 0.379, SLG: 0.453	F3			F8			F7		1B	4	0	1	0	0	0	3
Larry Doby, L (1, 8) OBP: 0.377, SLG: 0.429	F7			K			E F9-2 BB		F8	3	0	0	0	1	1	4
George Strickland, R (1, 6) OBP: 0.341, SLG: 0.331		F8			G3-6-3 1B		E9 1-3 1B		F2	4	0	2	0	0	0	1
Jim Hegan, R (1, 2) OBP: 0.267, SLG: 0.273		F8			1-2f G3-6-3		IBB			2	0	0	0	1	0	1
Bob Lemon, L (1, 1) OBP: 0.309, SLG: 0.255		K			K		F9-2 3-H			0	0	0	0	0	0	0
Hank Foiles, R (2, PH) OBP: 0.389, SLG: 0.367										1	0	0	0	0	1	0
Herb Score, L (2, 1) OBP: 0.100, SLG: 0.053										1	0	0	0	0	1	0
Hank Majeski, R (7, PH) OBP: 0.322, SLG: 0.354										1	0	0	0	0	0	3
Don Mossi, L (7, 1) OBP: 0.500, SLG: 0.250										0	0	0	0	0	0	0

	AB	29
	R	0
	H	4
	RBI	0
	BB	5
	SO	3
	LOB	15

Inning Stats	1	2	3	4	5	6	7	8	9	1B: 3	SF: 0	WP: 0	PA: 34
	R: 0 H: 1 E: 0 LOB: 3 K: 0 BB: 2 S: 4 P: 12	R: 0 H: 0 E: 0 LOB: 0 K: 1 BB: 0 S: 5 P: 5	R: 0 H: 0 E: 0 LOB: 0 K: 0 BB: 0 S: 3 P: 3	R: 0 H: 0 E: 0 LOB: 0 K: 1 BB: 0 S: 5 P: 5	R: 0 H: 1 E: 0 LOB: 0 K: 1 BB: 0 S: 5 P: 5	R: 0 H: 0 E: 0 LOB: 1 K: 0 BB: 1 S: 3 P: 7	R: 0 H: 1 E: 1 LOB: 2 K: 0 BB: 2 S: 3 P: 11	R: 0 H: 0 E: 0 LOB: 0 K: 0 BB: 0 S: 3 P: 3	R: 0 H: 1 E: 0 LOB: 1 K: 0 BB: 0 S: 4 P: 4	2B: 2 3B: 0 HR: 0	SAC: 0 DP: 2 HBP: 0	PB: 0 SB: 0 CS: 0	

PITCHER	IP	WLS	BF	H	R	ER	SO	BB	IBB	HBP	BLK	WP	HR	S	P	ERA	WHIP
Whitey Ford, L (1, 1) ERA: 2.31	9.0	W	34	4	0	0	3	4	1	0	0	0	0	35	55	0.00	0.889

PITCHER	IP	WLS	BF	H	R	ER	SO	BB	IBB	HBP	BLK	WP	HR	S	P	ERA	WHIP

Batter	1	2	3	4	5	6	7	8	9	AB	R	H	RBI	BB	SO	LOB
Hank Bauer, R (1, 9) OBP: 0.329, SLG: 0.389	5-3		F9		K		K			4	0	0	0	0	2	4
Andy Carey, R (1, 5) OBP: 0.300, SLG: 0.369	1B		K		F4		K			4	1	1	0	0	2	4
Irv Noren, L (1, 8) OBP: 0.315, SLG: 0.402 (8, 7)	1B 1-2		K			K		F8		4	0	1	0	0	2	0
Yogi Berra, L (1, 2) OBP: 0.356, SLG: 0.498	G6-4-3 1-3 2-H			F7		K		G3		4	0	1	1	0	1	0
Bill Skowron, R (1, 3) OBP: 0.409, SLG: 0.655	G6-4-3 1-2f			K		K		1B		4	0	1	0	0	2	2
Elston Howard, R (1, 7) OBP: 0.425, SLG: 0.560 Phil Rizzuto, R (8, 6) OBP: 0.391, SLG: 0.263		5-3		K			2B 1B	4-3		3 1	1 0	1 0	0 0	0 0	1 0	0 1
Gil McDougald, R (1, 4) OBP: 0.369, SLG: 0.379		S BB			1B BB		F8			1	0	0	0	2	0	1
Billy Hunter, R (1, 6) OBP: 0.250, SLG: 0.294 Mickey Mantle, S (7, PH) (8, 8) OBP: 0.427, SLG: 0.598	K 1-2				F9		2B 1-H			2 1	0 0	0 1	0 1	0 0	1 0	2 0
Whitey Ford, L (1, 1) OBP: 0.289, SLG: 0.179	L6				1B 1-2		BB			2	0	1	0	1	0	1
Inning Stats	R: 1 E: 0 K: 0 S: 5 H: 3 LOB: 1 BB: 0 P: 5	R: 0 E: 0 K: 1 S: 5 H: 0 LOB: 1 BB: 1 P: 9	R: 0 E: 0 K: 2 S: 7 H: 0 LOB: 0 BB: 0 P: 7	R: 0 E: 0 K: 2 S: 7 H: 0 LOB: 0 BB: 0 P: 7	R: 0 E: 0 K: 1 S: 6 H: 1 LOB: 2 BB: 1 P: 10	R: 0 E: 0 K: 3 S: 9 H: 0 LOB: 0 BB: 0 P: 9	R: 1 E: 0 K: 2 S: 9 H: 2 LOB: 2 BB: 1 P: 13	R: 0 E: 0 K: 0 S: 4 H: 1 LOB: 1 BB: 0 P: 4		1B: 6 2B: 1 3B: 0 HR: 0	SF: 0 SAC: 0 DP: 1 HBP: 0					

BOTTOM

Cleveland Indians @ New York Yankees

Yankee Stadium, Bronx, NY

Sun Jun 26 1955, 3:38 AM EDT

Att. 66,511 - Unknown - 78 F

livebaseballscorecards.com

AB	30
R	2
H	7
RBI	2
BB	3
SO	11
LOB	15

WP: 0 PB: 0 SB: 1 CS: 0 PA: 33

PITCHER		IP	WLS	BF	H	R	ER	SO	BB	IBB	HBP	BLK	WP	HR	S	P	ERA	WHIP
Bob Lemon, R ERA: 3.84	(1, 1)	1.0	L	5	3	1	1	0	0	0	0	0	0	0	5	5	9.00	3.000
Herb Score, L ERA: 3.2	(2, 1)	5.0		18	1	0	0	9	2	0	0	0	0	0	34	42	0.00	0.600
Don Mossi, L ERA: 2.1	(7, 1)	2.0		10	3	1	1	2	1	0	0	0	0	0	13	17	4.50	2.000

PITCHER	IP	WLS	BF	H	R	ER	SO	BB	IBB	HBP	BLK	WP	HR	S	P	ERA	WHIP

Batter	1	2	3	4	5	6	7	8	9	AB	R	H	RBI	BB	SO	LOB
Joe Demaestri, R (1, 6) OBP: 0.261, SLG: 0.264	F3		F6		F5	K 1-2 2-3		1B		5	0	1	0	0	1	2
Enos Slaughter, L (1, 9) OBP: 0.355, SLG: 0.316	1B		K		HR 1B	F7		K		5	1	2	0	0	2	4
Gus Zernial, R (1, 7) OBP: 0.305, SLG: 0.484	F6		1B		K	K		K		5	0	1	0	0	3	6
Harry Simpson, L (1, 8) OBP: 0.310, SLG: 0.376	F5		F6		1-H HR		1B		F4	5	1	2	2	0	0	2
Vic Power, R (1, 3) OBP: 0.347, SLG: 0.471		2B 1B		F8	F8		F7		F4	5	1	1	0	0	0	1
Jim Finigan, R (1, 4) OBP: 0.368, SLG: 0.498		1-H 2B		1B BB		2B 2B	1-2 1B		1B BB	3	1	3	1	2	0	0
Hector Lopez, R (1, 5) OBP: 0.301, SLG: 0.290		F2		F9		FC6 1B 2-H 2B	F7		1-2 1B	5	1	2	1	0	0	4
Joe Astroth, R (1, 2) OBP: 0.366, SLG: 0.312		F6		1-2 1B		FC6 PB 1B 2-3	F8		K	3	0	1	0	0	0	2
Billy Shantz, R (6, PR) OBP: 0.338, SLG: 0.361										1	0	0	0	0	0	2
(6, 2)																
Bill Renna, R (9, PH) OBP: 0.317, SLG: 0.411										1	0	0	0	0	1	2
Art Ditmar, R (1, 1) OBP: 0.308, SLG: 0.308		F9		F9		PB 1-2 3-H 1B		F5		2	0	0	0	0	0	3
Elmer Valo, L (6, PH) OBP: 0.503, SLG: 0.525										1	0	1	1	0	0	0
Art Ceccarelli, R (6, 1)										0	0	0	0	0	0	0
Bill Wilson, R (8, PH) OBP: 0.305, SLG: 0.470										1	0	0	0	0	0	0
Johnny Sain, R (8, 1)										0	0	0	0	0	0	0
Inning Stats	R: 0 E: 0 K: 0 S: 4 H: 1 LOB: 1 BB: 0 P: 4	R: 1 E: 0 K: 0 S: 5 H: 2 LOB: 1 BB: 0 P: 5	R: 0 E: 0 K: 1 S: 6 H: 1 LOB: 1 BB: 0 P: 6	R: 0 E: 0 K: 0 S: 4 H: 1 LOB: 2 BB: 1 P: 8	R: 2 E: 0 K: 1 S: 7 H: 2 LOB: 0 BB: 0 P: 7	R: 2 E: 0 K: 2 S: 11 H: 3 LOB: 3 BB: 0 P: 11	R: 0 E: 0 K: 0 S: 5 H: 2 LOB: 2 BB: 0 P: 5	R: 0 E: 0 K: 2 S: 8 H: 1 LOB: 1 BB: 0 P: 8	R: 0 E: 0 K: 1 S: 6 H: 1 LOB: 2 BB: 1 P: 10	1B: 10 2B: 3 3B: 0 HR: 1	SF: 0 SAC: 0 DP: 0 HBP: 0						

PITCHER		IP	WLS	BF	H	R	ER	SO	BB	IBB	HBP	BLK	WP	HR	S	P	ERA	WHIP
Mike Garcia, R ERA: 3.88	(1, 1)	5.0	W	27	10	5	5	2	1	0	0	0	0	1	30	34	9.00	2.200
Ray Narleski, R ERA: 3.74	(6, 1)	4.0	S	17	4	0	0	5	1	0	0	0	0	0	26	30	0.00	1.250

PITCHER	IP	WLS	BF	H	R	ER	SO	BB	IBB	HBP	BLK	WP	HR	S	P	ERA	WHIP

TOP

Kansas City Athletics @ Cleveland Indians

Cleveland Municipal Stadium, Cleveland, OH

Tue Jun 28 1955, 3:33 AM EDT
Att. 10,613 - Unknown

livebaseballscorecards.com

AB	42
R	5
H	14
RBI	5
BB	2
SO	7
LOB	28

WP: 0	PB: 1	SB: 0	CS: 0	PA: 44												

BOTTOM

Kansas City Athletics @ Cleveland Indians

Cleveland Municipal Stadium, Cleveland, OH

Tue Jun 28 1955, 3:33 AM EDT

Att. 10,613 - Unknown

livebaseballscorecards.com

Batter	1	2	3	4	5	6	7	8	9	AB	R	H	RBI	BB	SO	LOB
Gene Woodling, L (1, 7) OBP: 0.347, SLG: 0.354	F7	IBB		BB		F4				2	1	0	0	2	0	0
Bobby Avila, R (1, 4) OBP: 0.397, SLG: 0.384	F7	BB		F6		F6				3	1	0	0	1	0	1
Al Smith, R (1, 9) OBP: 0.412, SLG: 0.517	BB	1B		1B			F9			3	2	2	2	1	0	0
Al Rosen, R (1, 5) OBP: 0.365, SLG: 0.390	1B	1B		F7			F8			4	1	2	1	0	0	1
Larry Doby, L (1, 8) OBP: 0.378, SLG: 0.448	2B	HR			G3		K			4	1	2	4	0	1	0
Joe Altobelli, L (1, 3) OBP: 0.214, SLG: 0.222	F4	F1			F6			F2		4	0	0	0	0	0	2
George Strickland, R (1, 6) OBP: 0.333, SLG: 0.323		K	F3		E1			F7		4	0	0	0	0	1	0
Jim Hegan, R (1, 2) OBP: 0.266, SLG: 0.272		BB IBB 1B	F6		K			F7		4	1	1	0	0	1	1
Mike Garcia, R (1, 1) OBP: 0.268, SLG: 0.316		K	F6			F4				2	0	0	0	0	1	1
Ray Narleski, R (6, 1) OBP: 0.125, SLG: 0.125										1	0	0	0	0	0	0

	AB	31
	R	7
	H	7
	RBI	7
	BB	4
	SO	4
	LOB	6

Inning Stats	1	2	3	4	5	6	7	8	9
	R: 1 E: 0 K: 0 S: 5	H: 2 LOB: 2 BB: 1 P: 9	R: 6 E: 0 K: 2 S: 11	H: 4 LOB: 0 BB: 2 P: 19	R: 0 E: 0 K: 0 S: 3	H: 0 LOB: 0 BB: 0 P: 3	R: 0 E: 0 K: 0 S: 3	H: 1 LOB: 1 BB: 1 P: 7	R: 0 E: 1 K: 1 S: 6	H: 0 LOB: 1 BB: 0 P: 6	R: 0 E: 0 K: 0 S: 3	H: 0 LOB: 0 BB: 0 P: 3	R: 0 E: 0 K: 1 S: 5	H: 0 LOB: 0 BB: 0 P: 5	R: 0 E: 0 K: 0 S: 3	H: 0 LOB: 0 BB: 0 P: 3

1B: 5	SF: 0	WP: 0	PA: 35
2B: 1	SAC: 0	PB: 0	
3B: 0	DP: 0	SB: 0	
HR: 1	HBP: 0	CS: 1	

PITCHER		IP	WLS	BF	H	R	ER	SO	BB	IBB	HBP	BLK	WP	HR	S	P	ERA	WHIP
Art Ditmar, R ERA: 5.96	(1, 1)	5.0	L	26	7	7	7	3	3	1	0	0	0	1	28	44	12.60	2.000
Art Ceccarelli, L ERA: 4.45	(6, 1)	2.0		6	0	0	0	1	0	0	0	0	0	0	8	8	0.00	0.000
Johnny Sain, R ERA: 5.29	(8, 1)	1.0		3	0	0	0	0	0	0	0	0	0	0	3	3	0.00	0.000

PITCHER	IP	WLS	BF	H	R	ER	SO	BB	IBB	HBP	BLK	WP	HR	S	P	ERA	WHIP

Kansas City Athletics @ Cleveland Indians

Cleveland Municipal Stadium, Cleveland, OH

Wed Jun 29 1955, 3:33 AM EDT

Att. 11,535 - Unknown

TOP

livebaseballscorecards.com

Batter	1	2	3	4	5	6	7	8	9	AB	R	H	RBI	BB	SO	LOB
Joe Demaestri, R (1, 6) OBP: 0.259, SLG: 0.263	F6		G5-4-3 1-2f		F7		F9		BB, 1B, FC1-2 1B	5	0	1	0	0	0	4
Enos Slaughter, L (1, 9) OBP: 0.357, SLG: 0.314	F8			F8	E5 HR 1-H 2-H		BBBB 3B BB		FC1-2, BB 1-2 3B 1B	4	3	1	0	1	0	0
Gus Zernial, R (1, 7) OBP: 0.306, SLG: 0.504 Bill Renna, R (9, 7) OBP: 0.317, SLG: 0.411	F2			E5 HR	HR 3-H		1B 1-H 3B		F6	5 0	3 0	2 0	3 0	0 0	0 0	2 0
Harry Simpson, L (1, 8) OBP: 0.322, SLG: 0.410		F7		HR 1-H	SSS K		1B, 8-2 3-H 1B		BBBB FC1-2 3B 1-2 2-3 BB	4	2	2	3	1	1	0
Vic Power, R (1, 3) OBP: 0.352, SLG: 0.474		F8		CS 1B		1B 1B	1-3 1B		FC1-2 3B 1-2 2-3 3-Hf	5	1	3	0	0	0	3
Jim Finigan, R (1, 4) OBP: 0.365, SLG: 0.500		F9		SSS K 1-2		F7	8-2 3-Hf		1B 1-H 2-H 3-H 3B	5	1	1	3	0	1	4
Hector Lopez, R (1, 5) OBP: 0.309, SLG: 0.299			F9		F8	1-2 1B		CS 1B	FC4 3-H 1B	5	0	3	1	0	0	0
Joe Astroth, R (1, 2) OBP: 0.368, SLG: 0.309			BBBB 1B BB		1B E 1B	F5		F5 1-2	FC4 1-2f	4	1	1	0	1	0	4
Bobby Shantz, R (1, 1) OBP: 0.200, SLG: 0.167 Tom Gorman, R (6, 1)			G5-4-3 1-2 1B		1-2 E 1B	F7		SSS K		3 1	1 0	2 0	0 0	0 0	0 1	2 0
Inning Stats	R: 0 E: 0 K: 0 S: 3 H: 0 LOB: 0 BB: 0 P: 3	R: 0 E: 0 K: 0 S: 3 H: 0 LOB: 0 BB: 0 P: 3	R: 0 E: 0 K: 0 S: 3 H: 1 LOB: 1 BB: 1 P: 7	R: 2 E: 1 K: 1 S: 7 H: 2 LOB: 1 BB: 0 P: 7	R: 4 E: 1 K: 1 S: 9 H: 3 LOB: 0 BB: 0 P: 9	R: 0 E: 0 K: 0 S: 5 H: 2 LOB: 2 BB: 0 P: 5	R: 2 E: 0 K: 0 S: 5 H: 3 LOB: 1 BB: 1 P: 9	R: 0 E: 0 K: 1 S: 5 H: 1 LOB: 0 BB: 0 P: 5	R: 4 E: 0 K: 0 S: 7 H: 4 LOB: 1 BB: 1 P: 11	1B: 12 2B: 2 3B: 2 HR: 2 SF: 0 SAC: 0 DP: 3 HBP: 0	WP: 0 PB: 0 SB: 0 CS: 2 PA: 44					

	AB	41
	R	12
	H	16
	RBI	10
	BB	3
	SO	3
	LOB	19

PITCHER		IP	WLS	BF	H	R	ER	SO	BB	IBB	HBP	BLK	WP	HR	S	P	ERA	WHIP
Bob Feller, R ERA: 4.6	(1, 1)	4.2	L	21	6	6	1	1	1	0	0	0	0	2	22	26	1.93	1.500
Don Mossi, L ERA: 2.02	(5, 1)	1.1		6	2	0	0	1	0	0	0	0	0	0	8	8	0.00	1.500
Art Houtteman, R ERA: 2.72	(7, 1)	2.0		9	4	2	2	1	1	0	0	0	0	0	10	14	9.00	2.500
Bill Wight, L ERA: 3.5	(9, 1)	1.0		8	4	4	4	0	1	0	0	0	0	0	7	11	36.00	5.000

PITCHER	IP	WLS	BF	H	R	ER	SO	BB	IBB	HBP	BLK	WP	HR	S	P	ERA	WHIP

BOTTOM

Kansas City Athletics @ Cleveland Indians

Cleveland Municipal Stadium, Cleveland, OH

Wed Jun 29 1955, 3:33 AM EDT

Att. 11,535 - Unknown

livebaseballscorecards.com

Batter	1	2	3	4	5	6	7	8	9	AB	R	H	RBI	BB	SO	LOB
Gene Woodling, L (1, 9) OBP: 0.353, SLG: 0.357	BBBB 4-0 E E BB	x 0-0 E8 2-H 1B		x 0-0 ① ② G4-6-3 1-2f 2-3		x 0-0 L4-3 1-3 2-H 1B		x 0-0 ② F5		4	1	2	2	1	0	3
Bobby Avila, R (1, 4) OBP: 0.397, SLG: 0.382	x 0-0 E7 E 1-3 FC6-4 1B	BBBB 4-0 BB		x 0-0 ③ F9		x 0-0 ② ③ L4-3 1-2		SSS 0-3 ③ K		4	1	1	0	1	1	4
Al Smith, R (1, 5) OBP: 0.411, SLG: 0.513	x 0-0 ① F2	x 0-0 ③ F9			x 0-0 ① F9		BBBB 4-0 BB BB		x 0-0 1B	4	0	1	0	1	0	4
Al Rosen, R (1, 3) OBP: 0.362, SLG: 0.385	x 0-0 E6 FC6-4 2-3 3-H		x 0-0 ① F8		x 0-0 1B		x 0-0 ① F9		SSS 0-3 ① K	5	0	1	1	0	1	3
Ralph Kiner, R (1, 7) OBP: 0.375, SLG: 0.444	x 0-0 ② FC6-4 1-2f 3-H		x 0-0 ② F6		x 0-0 ② F3		BBBB 4-0 1-2 BB		x 0-0 ② F3	4	0	0	1	1	0	3
Larry Doby, L (1, 8) OBP: 0.375, SLG: 0.442	x 0-0 ③ F7		x 0-0 FC6-4 1B		x 0-0 ③ 1-6-3		x 0-0 ② F5		x 0-0 ③ G3	5	0	1	0	0	0	5
George Strickland, R (1, 6) OBP: 0.333, SLG: 0.329 Dale Mitchell, L (7, PH) OBP: 0.250, SLG: 0.303 Sam Dente, R (8, 6) OBP: 0.286, SLG: 0.235		x 0-0 E 2B	x 0-0 ③ FC6-4 1-2f			x 0-0 ① F5	x 0-0 ③ F6			3 1 0	1 0 0	1 0 0	0 0 0	0 0 0	0 0 0	1 2 0
Hank Foiles, R (1, 2) OBP: 0.400, SLG: 0.361 Stu Locklin, L (8, PH) OBP: 0.333, SLG: 0.667 Jim Hegan, R (9, 2) OBP: 0.266, SLG: 0.272		x 0-0 ① F6		BBBB 4-0 G4-6-3 SH BB		BBBB 4-0 BB 1B BB		x 0-0 2B		1 1 0	1 0 0	0 1 0	0 0 0	2 0 0	0 0 0	1 0 0
Bob Feller, R (1, 1) OBP: 0.133, SLG: 0.071 Don Mossi, L (5, 1) OBP: 0.500, SLG: 0.250 Dave Philley, S (6, PH) OBP: 0.368, SLG: 0.433 Art Houtteman, R (7, 1) OBP: 0.250, SLG: 0.143 Bobby Young, L (8, PH) OBP: 0.242, SLG: 0.230 Bill Wight, L (9, 1)		x 0-0 ② F6		x 0-0 SH G4-6-3 1-2		BBBB 4-0 1B 1-2 BB		x 0-0 ① F6		1 0 0 0 1 0	0 0 0 0 0 0	0 0 0 0 0 0	0 0 1 0 0 0	0 0 0 0 0 0	0 0 0 0 0 0	1 0 0 0 1 0
Inning Stats	R: 2 H: 1 E: 2 LOB: 1 K: 0 BB: 1 S: 5 P: 9	R: 1 H: 2 E: 1 LOB: 2 K: 0 BB: 1 S: 5 P: 9	R: 0 H: 1 E: 0 LOB: 1 K: 0 BB: 0 S: 4 P: 4	R: 0 H: 0 E: 0 LOB: 1 K: 0 BB: 1 S: 3 P: 7	R: 0 H: 1 E: 0 LOB: 1 K: 0 BB: 0 S: 4 P: 4	R: 1 H: 1 E: 0 LOB: 1 K: 0 BB: 2 S: 3 P: 11	R: 0 H: 0 E: 0 LOB: 2 K: 0 BB: 2 S: 3 P: 11	R: 0 H: 1 E: 0 LOB: 1 K: 1 BB: 0 S: 6 P: 6	R: 0 H: 1 E: 0 LOB: 1 K: 1 BB: 0 S: 6 P: 6							

AB	34
R	4
H	8
RBI	4
BB	7
SO	2
LOB	28

PITCHER		IP	WLS	BF	H	R	ER	SO	BB	IBB	HBP	BLK	WP	HR	S	P	ERA	WHIP	PITCHER		IP	WLS	BF	H	R	ER	SO	BB	IBB	HBP	BLK	WP	HR	S	P	ERA	WHIP
Bobby Shantz, L ERA: 5.4	(1, 1)	5.1	W	28	6	4	3	0	5	0	0	0	0	0	23	43	5.06	2.062																			
Tom Gorman, R ERA: 2.89	(6, 1)	3.2	S	14	2	0	0	2	2	0	0	0	0	0	16	24	0.00	1.091																			

1B: 6	SF: 0	WP: 0	PA: 42
2B: 3	SAC: 1	PB: 0	
3B: 0	DP: 2	SB: 0	
HR: 0	HBP: 0	CS: 0	

Batter	1	2	3	4	5	6	7	8	9	AB	R	H	RBI	BB	SO	LOB
Jim Busby, R (1, 8) OBP: 0.279, SLG: 0.366	SSS 0-3 ① K		x 0-0 1B 1B		x 0-0 ② F7			x 0-0 ① L5		4	0	1	0	0	1	1
Nellie Fox, L (1, 4) OBP: 0.392, SLG: 0.469	x 0-0 1B		x 0-0 ② F2		x 0-0 ③ F9			x 0-0 ② F4		4	0	1	0	0	0	2
Minnie Minoso, R (1, 7) OBP: 0.343, SLG: 0.330	x 0-0 ② L9		x 0-0 1-2 1B			x 0-0 ① F5		SSS 0-3 ③ K		4	0	1	0	0	1	1
George Kell, R (1, 5) OBP: 0.365, SLG: 0.365	SSS 0-3 ③ K		x 0-0 ③ F9			x 0-0 1B			x 0-0 ① F9	4	0	1	0	0	1	3
Jim Rivera, L (1, 9) OBP: 0.321, SLG: 0.353		BBBBB 4-0 SH3-4 BB		x 0-0 ① F5		x 0-0 ② F6			x 0-0 ② F8	3	0	0	0	1	0	1
Les Moss, R (1, 2) OBP: 0.407, SLG: 0.472		x 0-0 ① SH3-4 1-2		x 0-0 ② F5		x 0-0 ③ F8			SSS 0-3 ③ K	3	0	0	0	0	1	1
Walt Dropo, R (1, 3) OBP: 0.324, SLG: 0.421		x 0-0 ② F7		x 0-0 ③ F4			x 0-0 ① 5-3			3	0	0	0	0	0	1
Chico Carrasquel, R (1, 6) OBP: 0.350, SLG: 0.354		x 0-0 ③ F8			x 0-0 1B SH2-4		x 0-0 1B CS			3	0	2	0	0	0	1
Billy Pierce, L (1, 1) OBP: 0.194, SLG: 0.138			x 0-0 ① 4-3		x 0-0 ① SH2-4 1-2		x 0-0 ②③ G3 1-2			2	0	0	0	0	0	1

TOP

Chicago White Sox @ Cleveland Indians

Cleveland Municipal Stadium, Cleveland, OH

Fri Jul 01 1955, 3:33 AM EDT
Att. 18,913 - Unknown

livebaseballscorecards.com

	AB	R	H	RBI	BB	SO	LOB
	30	0	6	0	1	4	12

Inning Stats																								
	R: 0	H: 1	R: 0	H: 0	R: 0	H: 2	R: 0	H: 0	R: 0	H: 1	R: 0	H: 1	R: 0	H: 1	R: 0	H: 0	R: 0	H: 0	1B: 6	SF: 0	WP: 0	PA: 33
	E: 0	LOB: 1	E: 0	LOB: 1	E: 0	LOB: 2	E: 0	LOB: 0	E: 0	LOB: 1	E: 0	LOB: 1	E: 0	LOB: 0	E: 0	LOB: 0	E: 0	LOB: 0	2B: 0	SAC: 2	PB: 0	
	K: 2	BB: 0	K: 0	BB: 1	K: 0	BB: 0	K: 0	BB: 0	K: 0	BB: 0	K: 0	BB: 0	K: 0	BB: 0	K: 1	BB: 0	K: 1	BB: 0	3B: 0	DP: 0	SB: 0	
	S: 8	P: 8	S: 3	P: 7	S: 5	P: 5	S: 3	P: 3	S: 4	P: 4	S: 3	P: 3	S: 5	P: 5	S: 5	P: 5	HR: 0	HBP: 0			CS: 1	

PITCHER	IP	WLS	BF	H	R	ER	SO	BB	IBB	HBP	BLK	WP	HR	S	P	ERA	WHIP
Early Wynn, R (1, 1) ERA: 2.22	9.0	W	33	6	0	0	4	1	0	0	0	0	0	40	44	0.00	0.778

PITCHER	IP	WLS	BF	H	R	ER	SO	BB	IBB	HBP	BLK	WP	HR	S	P	ERA	WHIP

BOTTOM

Chicago White Sox @ Cleveland Indians

Cleveland Municipal Stadium, Cleveland, OH

Fri Jul 01 1955, 3:33 AM EDT

Att. 18,913 - Unknown

livebaseballscorecards.com

Batter	1	2	3	4	5	6	7	8	9	AB	R	H	RBI	BB	SO	LOB
Gene Woodling, L (1, 7) OBP: 0.351, SLG: 0.351	BBBB 4-0 G6-4-3 BB		x 0-0 ③ 6-3			x 0-0 ① 5-3	x 0-0 ③ FC6-4 1-2f			3	0	0	0	1	0	3
Bobby Avila, R (1, 4) OBP: 0.396, SLG: 0.380	x 0-0 ①② G6-4-3 1-2f			SSS 0-3 ① K		x 0-0 1B 1B		x 0-0 ① F7		4	0	1	0	0	1	1
Al Smith, R (1, 9) OBP: 0.412, SLG: 0.516	x 0-0 ③ 5-3			SSS 0-3 ② K		x 0-0 1-2 1B		x 0-0 2B		4	0	2	0	0	1	0
Al Rosen, R (1, 5) OBP: 0.356, SLG: 0.378		x 0-0 ① 6-3		x 0-0 ③ F8		x 0-0 ② F4		SSS 0-3 ② K		4	0	0	0	0	1	3
Larry Doby, L (1, 8) OBP: 0.377, SLG: 0.454		x 0-0 ② F7			x 0-0 HR	x 0-0 ③ 3-1		4-0 FC6-4 IBB		3	1	1	1	1	0	2
George Strickland, R (1, 6) OBP: 0.326, SLG: 0.321		x 0-0 ③ F8			x 0-0 ① 5-3		SSS 0-3 ① K	x 0-0 ③ FC6-4 1-2f		4	0	0	0	0	1	2
Jim Hegan, R (1, 2) OBP: 0.267, SLG: 0.280			x 0-0 4-3 2B		x 0-0 ② F8		x 0-0 ② F7			3	0	1	0	0	0	0
Joe Altobelli, L (1, 3) OBP: 0.258, SLG: 0.241			x 0-0 ① F2		BBBB 4-0 BB		x 0-0 1B 1B			2	0	1	0	1	0	1
Early Wynn, S (1, 1) OBP: 0.271, SLG: 0.348			x 0-0 ② 4-3 2-3		SSS 0-3 ③ K		x 0-0 1-2 FC6-4 1B			3	0	1	0	0	1	2
Inning Stats	R: 0 E: 0 K: 0 S: 2 H: 0 LOB: 0 BB: 1 P: 6	R: 0 E: 0 K: 0 S: 3 H: 0 LOB: 0 BB: 0 P: 3	R: 0 E: 0 K: 0 S: 4 H: 1 LOB: 1 BB: 0 P: 4	R: 0 E: 0 K: 2 S: 7 H: 0 LOB: 0 BB: 0 P: 7	R: 1 E: 0 K: 1 S: 6 H: 1 LOB: 1 BB: 1 P: 10	R: 0 E: 0 K: 0 S: 5 H: 2 LOB: 2 BB: 0 P: 5	R: 0 E: 0 K: 1 S: 7 H: 2 LOB: 2 BB: 0 P: 7	R: 0 E: 0 K: 1 S: 6 H: 1 LOB: 2 BB: 1 P: 10		1B: 4 2B: 2 3B: 0 HR: 1	SF: 0 SAC: 0 DP: 1 HBP: 0					

	AB	30
	R	1
	H	7
	RBI	1
	BB	3
	SO	5
	LOB	14

WP: 0 PB: 0 SB: 0 CS: 0 PA: 33

PITCHER	IP	WLS	BF	H	R	ER	SO	BB	IBB	HBP	BLK	WP	HR	S	P	ERA	WHIP
Billy Pierce, L (1, 1) ERA: 2.2	8.0	L	33	7	1	1	5	2	1	0	0	0	1	40	52	1.12	1.125

PITCHER	IP	WLS	BF	H	R	ER	SO	BB	IBB	HBP	BLK	WP	HR	S	P	ERA	WHIP

Chicago White Sox @ Cleveland Indians

Cleveland Municipal Stadium, Cleveland, OH

Sat Jul 02 1955, 3:33 AM EDT

Att. 28,281 - Unknown

TOP

livebaseballscorecards.com

Batter	1	2	3	4	5	6	7	8	9	AB	R	H	RBI	BB	SO	LOB
Jim Busby, R (1, 8) OBP: 0.281, SLG: 0.362	S S S 0-3 ① K		x 0-0 ③ 4-3		x 0-0 ② FC6-5 1-2 2-3f		B B B B 4-0 1B BB		B B B B 4-0 1-2 BB	3	0	0	0	2	1	2
Nellie Fox, L (1, 4) OBP: 0.389, SLG: 0.468	x 0-0 CS 2B			x 0-0 E4 S 1B	x 0-0 ③ F6		x 0-0 ② F5		x 0-0 ② F3	5	1	1	0	0	0	5
Minnie Minoso, R (1, 7) OBP: 0.344, SLG: 0.329	B B B B 4-0 BB			S S S 0-3 ① K 1-2		x 0-0 ① L8	x 0-0 1-3 S 1B		x 0-0 ③ F8	4	0	1	0	1	1	3
Sherm Lollar, R (1, 2) OBP: 0.419, SLG: 0.508	S S S 0-3 ② ③ K 2-3			x 0-0 ② F8		x 0-0 ② 6-3	x 0-0 ③ F7 1-2			4	0	0	0	0	1	5
Bob Nieman, R (1, 9) OBP: 0.322, SLG: 0.453 Jim Rivera, L (9, 9) OBP: 0.321, SLG: 0.353		x 0-0 ① F4		B B B B 4-0 1B 1B BB		B B B B 4-0 1B BB		x 0-0 ① F8		2 0	0 0	0 0	0 0	2 0	0 0	0 0
George Kell, R (1, 3) (8, 5) OBP: 0.368, SLG: 0.368		x 0-0 ② F7		x 0-0 ③ 1-H 2-H 1B		x 0-0 1-2 1B		x 0-0 ② 6-3		4	0	2	1	0	0	0
Bob Kennedy, R (1, 5) OBP: 0.260, SLG: 0.213 Walt Dropo, R (8, 3) OBP: 0.324, SLG: 0.421		x 0-0 ③ F4		x 0-0 FC6-5 WP 1B	x 0-0 ③ L7		S S S 0-3 ③ K			4 0	0 0	1 0	0 0	0 0	1 0	2 0
Chico Carrasquel, R (1, 6) OBP: 0.348, SLG: 0.353			x 0-0 ① F9		x 0-0 ① F7 1-2		S S S 0-3 ① K		x 0-0 FC1-6 1B	4	0	1	0	0	1	1
Jack Harshman, L (1, 1) OBP: 0.436, SLG: 0.500			S S S 0-3 ② K		B B B B 4-0 FC6-5 BB		x 0-0 HR		x 0-0 ① FC1-6 BB 1-2f	3	1	1	1	1	1	1
Inning Stats	R: 0 H: 1 E: 0 LOB: 2 K: 2 BB: 1 S: 7 P: 11	R: 0 H: 0 E: 0 LOB: 0 K: 0 BB: 0 S: 3 P: 3	R: 0 H: 0 E: 0 LOB: 0 K: 1 BB: 0 S: 5 P: 5	R: 1 H: 1 E: 1 LOB: 2 K: 1 BB: 1 S: 6 P: 10	R: 0 H: 1 E: 0 LOB: 2 K: 0 BB: 1 S: 4 P: 8	R: 0 H: 1 E: 0 LOB: 2 K: 0 BB: 1 S: 4 P: 8	R: 1 H: 2 E: 0 LOB: 2 K: 1 BB: 1 S: 7 P: 11	R: 0 H: 0 E: 0 LOB: 0 K: 1 BB: 0 S: 5 P: 5	R: 0 H: 1 E: 0 LOB: 2 K: 0 BB: 1 S: 4 P: 8	1B: 5 SF: 0 2B: 2 SAC: 0 3B: 0 DP: 1 HR: 1 HBP: 0						

	AB	33
	R	2
	H	7
	RBI	2
	BB	6
	SO	6
	LOB	19

PITCHER	IP	WLS	BF	H	R	ER	SO	BB	IBB	HBP	BLK	WP	HR	S	P	ERA	WHIP
Herb Score, L (1, 1) ERA: 3.03	9.0	L	39	7	2	1	6	6	0	0	0	1	1	45	69	1.00	1.444

PITCHER	IP	WLS	BF	H	R	ER	SO	BB	IBB	HBP	BLK	WP	HR	S	P	ERA	WHIP

WP: 1 PA: 39
PB: 0
SB: 2
CS: 1

BOTTOM

Chicago White Sox @ Cleveland Indians

Cleveland Municipal Stadium, Cleveland, OH

Sat Jul 02 1955, 3:33 AM EDT

Att. 28,281 - Unknown

livebaseballscorecards.com

Batter	1	2	3	4	5	6	7	8	9	AB	R	H	RBI	BB	SO	LOB
Gene Woodling, L (1, 7) OBP: 0.348, SLG: 0.344	BBBB 4-0 G5-3 E BB		SSS 0-3 ① K	SSS 0-3 ③ K			x 0-0 ① F9		x 0-0 ③ F2	4	0	0	0	1	2	2
Bobby Avila, R (1, 4) OBP: 0.394, SLG: 0.375	SSS 0-3 ① K		BBBB 4-0 6-3 CS BB		x 0-0 ① F7		x 0-0 ② F3			3	0	0	0	1	1	1
Al Smith, R (1, 9) OBP: 0.411, SLG: 0.511	x 0-0 E5 1-2		x 0-0 ② 6-3 1-3		x 0-0 ② F8		H 1-0 FC4 HBP			3	0	0	0	0	0	2
Al Rosen, R (1, 5) OBP: 0.358, SLG: 0.375	x 0-0 ②③ G5-3 2-3f		BBBB 4-0 S BB		H 1-0 FC4-6 HBP		x 0-0 ③ FC4 1-2f			2	0	0	0	1	0	3
Larry Doby, L (1, 8) OBP: 0.371, SLG: 0.446		x 0-0 ① 4-3	SSS 0-3 ③ K 1-2		x 0-0 ③ FC4-6 1-2f			SSS 0-3 ① K		4	0	0	0	0	2	3
George Strickland, R (1, 6) OBP: 0.330, SLG: 0.321		BBB 4-0 E BB		x 0-0 2B 1B		SSS 0-3 ① K		x 0-0 ② 6-3		3	0	1	0	1	1	0
Jim Hegan, R (1, 2) OBP: 0.267, SLG: 0.299		x 0-0 E6 1-2		x 0-0 ① F8		x 0-0 HR		x 0-0 ③ F6		4	1	1	1	0	0	2
Joe Altobelli, L (1, 3) OBP: 0.265, SLG: 0.281 Hank Foiles, R (9, PH) OBP: 0.395, SLG: 0.355		SSS 0-3 ② K		x 0-0 1-3 2B		SSS 0-3 ② K			x 0-0 ① 5-3	3 1	0 0	1 0	0 0	0 0	2 0	2 0
Herb Score, L (1, 1) OBP: 0.093, SLG: 0.049 Ralph Kiner, R (9, PH) OBP: 0.373, SLG: 0.442		SSS 0-3 ③ K		SSS 0-3 ② K		x 0-0 ③ 1-3			x 0-0 ② F8	3 1	0 0	0 0	0 0	0 0	2 0	4 0

| | | |

Batter	1	2	3	4	5	6	7	8	9	AB	R	H	RBI	BB	SO	LOB
Jim Busby, R (1, 8) OBP: 0.283, SLG: 0.366	0-0 2B	0-0 1B		0-0 F8 ③		0-0 1-3 ②		0-3 K ③		5	1	2	0	0	1	1
Nellie Fox, L (1, 4) OBP: 0.389, SLG: 0.466	0-0 4-3 ①	0-0 4-3 ③			0-0 CS 1B	0-0 F6 ③			0-0 HR 1B	5	1	2	0	0	0	2
Minnie Minoso, R (1, 5) OBP: 0.340, SLG: 0.324 Bob Kennedy, R (5, 5) OBP: 0.275, SLG: 0.222	0-0 F4 ②		0-0 F7 ①		0-3 K ①② 1-2		BBBB 4-0 1B BB		0-0 HR 1B 1-2	3 1	0 1	0 1	0 0	0 1	1 0	2 0
George Kell, R (1, 3) OBP: 0.370, SLG: 0.380 Ron Jackson, R (7, 3) OBP: 0.279, SLG: 0.361	0-0 2B 2-H		0-0 5-3 ②		0-0 E 1B 2B		SSS 0-3 K ①		SSS 0-3 K ①	4 1	1 0	2 0	1 0	0 0	1 1	1 2
Jim Rivera, L (1, 9) OBP: 0.327, SLG: 0.369	BBBB 4-0 BB		0-0 HR		0-0 E3 1B 2B 2-3		0-0 FC5-4 1B 1-2		SSS 0-3 K ②	4	2	2	1	1	1	3
Sherm Lollar, R (1, 2) OBP: 0.416, SLG: 0.503 Les Moss, R (7, 2) OBP: 0.415, SLG: 0.521	0-0 F8 ③		0-0 6-3 ③		0-0 2B 1B 1-2 3-H		0-0 F7 ②		0-0 HR 1-H 2-H	4 1	1 1	1 1	1 3	0 0	0 0	4 0
Bob Nieman, R (1, 7) OBP: 0.319, SLG: 0.452		0-0 5-3 ①		0-0 F8 ①	0-0 2B 1-H 2-H		0-0 FC5-4 ③ 1-2f		SSS 0-3 K ③	5	0	1	2	0	1	2
Chico Carrasquel, R (1, 6) OBP: 0.344, SLG: 0.348		0-0 5-3 ②		0-0 6-3 ②	0-0 F8 ③			0-0 F5 ①		4	0	0	0	0	0	1
Dick Donovan, L (1, 1) OBP: 0.195, SLG: 0.189 Morrie Martin, L (4, 1) OBP: 0.500, SLG: 0.500 Dixie Howell, L (5, 1) OBP: 0.200, SLG: 0.200 Mike Fornieles, R (6, 1) OBP: 0.100, SLG: 0.150		0-0 HR		0-0 1B		SSS 0-3 K ①		SSS 0-3 K ②		2 0 1 1	1 0 0 0	2 0 0 0	1 0 0 0	0 0 0 0	0 0 1 1	0 0 0 0
Inning Stats	R: 1 E: 0 K: 0 S: 5 H: 2 LOB: 2 BB: 1 P: 9	R: 1 E: 0 K: 0 S: 5 H: 2 LOB: 1 BB: 0 P: 5	R: 1 E: 0 K: 0 S: 4 H: 1 LOB: 0 BB: 0 P: 4	R: 0 E: 0 K: 0 S: 4 H: 1 LOB: 1 BB: 0 P: 4	R: 3 E: 1 K: 1 S: 9 H: 4 LOB: 1 BB: 0 P: 9	R: 0 E: 0 K: 1 S: 5 H: 0 LOB: 0 BB: 0 P: 5	R: 0 E: 0 K: 1 S: 6 H: 1 LOB: 2 BB: 1 P: 10	R: 0 E: 0 K: 2 S: 7 H: 0 LOB: 0 BB: 0 P: 7	R: 3 E: 0 K: 3 S: 12 H: 3 LOB: 0 BB: 0 P: 12	1B: 7 2B: 5 3B: 0 HR: 3	SF: 0 SAC: 0 DP: 1 HBP: 0						

PITCHER	IP	WLS	BF	H	R	ER	SO	BB	IBB	HBP	BLK	WP	HR	S	P	ERA	WHIP
Bob Lemon, R (1, 1) ERA: 3.91	4.2		25	10	6	3	1	1	0	0	0	0	2	26	30	5.79	2.357
Ray Narleski, R (5, 1) ERA: 3.96	4.1	W	18	4	3	3	7	1	0	0	0	0	1	31	35	6.23	1.154

PITCHER	IP	WLS	BF	H	R	ER	SO	BB	IBB	HBP	BLK	WP	HR	S	P	ERA	WHIP

TOP

Chicago White Sox @ Cleveland Indians

Cleveland Municipal Stadium, Cleveland, OH

Sun Jul 03 1955, 3:33 AM EDT
Att. 17,572 - Unknown

livebaseballscorecards.com

AB	41
R	9
H	14
RBI	9
BB	2
SO	8
LOB	18

WP: 0	PB: 0	SB: 0	CS: 1
PA: 43			

BOTTOM

Batter	1	2	3	4	5	6	7	8	9	AB	R	H	RBI	BB	SO	LOB
Gene Woodling, L (1, 7) OBP: 0.345, SLG: 0.340	4-3	1B 1B		L5-3 1-2	F7	4-3				5	1	1	0	0	0	3
Bobby Young, L (1, 4) OBP: 0.251, SLG: 0.240	HR	1B 1-2		6-3		2B 1B	6-3			5	2	3	0	0	0	0
Al Smith, R (1, 9) OBP: 0.413, SLG: 0.521	HR 1-H	F9			1B SF9 BB	F3	1B 1B			4	2	2	2	1	0	3
Larry Doby, L (1, 8) OBP: 0.383, SLG: 0.460 Stu Locklin, L (8, 8) OBP: 0.333, SLG: 0.667	BB 4-3 1B	FC6-4 1-2 2-H			BB 2B 1-3	1B 1-3	1B 1-H			4 0	3 0	4 0	1 0	1 0	0 0	0 0
Al Rosen, R (1, 5) OBP: 0.363, SLG: 0.379	4-3 1-2	FC6-4 1-2f			SF9 3-H	1B 2-H 3-H		L5-3 BB		3	2	2	3	1	0	2
Joe Altobelli, L (1, 3) OBP: 0.256, SLG: 0.270	4-3 1-2 2-3		F8		K	1B 1-2		F6		5	1	1	0	0	1	4
George Strickland, R (1, 6) OBP: 0.337, SLG: 0.325	2-H 3-H	6-3			2B 1B 1-2 BB	1B 1B 1-2 2-H		L5-3 1-2		4	2	2	3	1	0	1
Hal Naragon, L (1, 2) OBP: 0.366, SLG: 0.314	4-3	4-3			1B 2B 1-3 2-H	F2				4	1	1	1	0	0	3
Bob Lemon, L (1, 1) OBP: 0.316, SLG: 0.265 Ray Narleski, R (5, 1) OBP: 0.300, SLG: 0.300		F4		L5-3 1B	1B 2-H 3-H	1B 1-H 2-H				2 2	0 0	1 2	0 4	0 0	0 0	0 0
Inning Stats	R: 4 E: 0 K: 0 S: 7 H: 4 LOB: 1 BB: 1 P: 11	R: 1 E: 0 K: 0 S: 6 H: 3 LOB: 2 BB: 0 P: 6	R: 0 E: 0 K: 0 S: 3 H: 0 LOB: 0 BB: 0 P: 3	R: 0 E: 0 K: 0 S: 3 H: 1 LOB: 0 BB: 0 P: 3	R: 4 E: 0 K: 1 S: 8 H: 3 LOB: 1 BB: 2 P: 16	R: 5 E: 0 K: 0 S: 9 H: 6 LOB: 1 BB: 0 P: 9	R: 0 E: 0 K: 0 S: 3 H: 2 LOB: 2 BB: 0 P: 3	R: 0 E: 0 K: 0 S: 2 H: 0 LOB: 0 BB: 1 P: 6								

PITCHER		IP	WLS	BF	H	R	ER	SO	BB	IBB	HBP	BLK	WP	HR	S	P	ERA	WHIP
Dick Donovan, R ERA: 2.49	(1, 1)	3.0		18	8	5	5	0	1	0	0	0	0	1	17	21	15.00	3.000
Morrie Martin, L ERA: 5.71	(4, 1)	1.0	L	4	1	2	2	0	1	0	0	0	0	0	3	7	18.00	2.000
Dixie Howell, R ERA: 4.24	(5, 1)	1.0		7	3	3	3	1	1	0	0	0	0	0	8	12	27.00	4.000
Mike Fornieles, R ERA: 4.16	(6, 1)	3.0		14	7	4	4	0	1	0	0	0	0	0	13	17	12.00	2.667

PITCHER	IP	WLS	BF	H	R	ER	SO	BB	IBB	HBP	BLK	WP	HR	S	P	ERA	WHIP

Chicago White Sox @ Cleveland Indians

Cleveland Municipal Stadium, Cleveland, OH

Sun Jul 03 1955, 3:33 AM EDT

Att. 17,572 - Unknown

livebaseballscorecards.com

AB	38
R	14
H	19
RBI	14
BB	4
SO	1
LOB	16

1B: 16 SF: 1
2B: 4 SAC: 0
3B: 0 DP: 2
HR: 1 HBP: 0

WP: 0 PA: 43
PB: 0
SB: 0
CS: 0

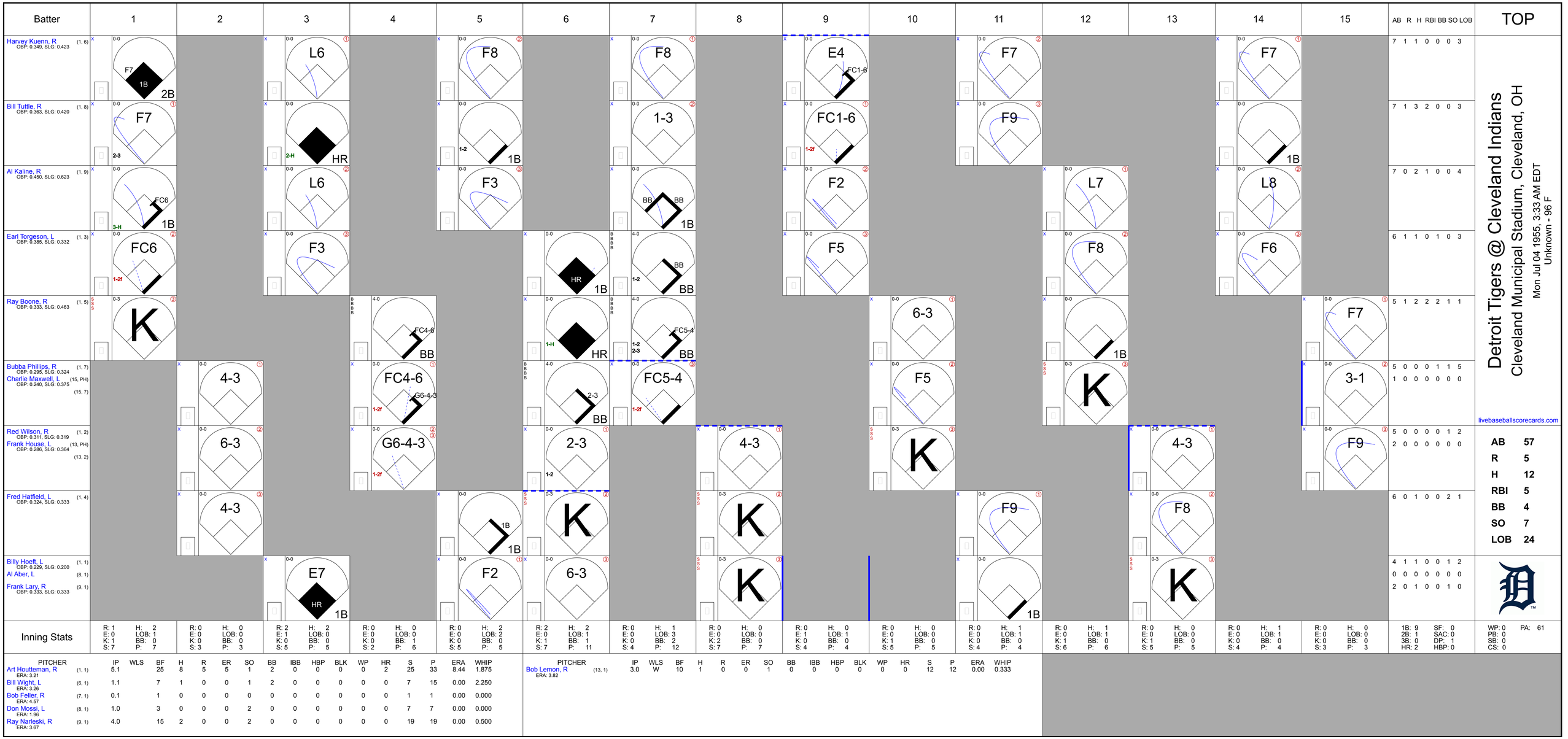
Batter
1
2
3
4
5
6
7
8
9
10
11
12
13
14
15
AB R H RBI BB SO LOB
TOP
Harvey Kuenn, R (1, 6) OBP: 0.349, SLG: 0.423
F7 1B 2B
F8
F8
E4 FC1-6
F7
F7
7 1 1 0 0 0 3
Bill Tuttle, R (1, 8) OBP: 0.363, SLG: 0.420
F7 2-3
L6 2-H HR
1-2 1B
1-3
FC1-6 1-2f
F9
F7 1B
7 1 3 2 0 0 3
Al Kaline, R (1, 9) OBP: 0.450, SLG: 0.623
FC6 3-H 1B
L6
F3
BB BB 1B
F2
L7
L8
7 0 2 1 0 0 4
Earl Torgeson, L (1, 3) OBP: 0.385, SLG: 0.332
FC6 1-2f
F3
HR 1B
BB BB 1-2
F5
F8
F6
6 1 1 0 1 0 3
Ray Boone, R (1, 5) OBP: 0.333, SLG: 0.463
K
FC4-6 BB
HR 1-H
FC5-4 1-2 2-3 BB
6-3
F5
K
F7
3-1
5 1 2 2 2 1 1
Bubba Phillips, R (1, 7) OBP: 0.285, SLG: 0.324
Charlie Maxwell, L (15, PH) (15, 7) OBP: 0.240, SLG: 0.375
4-3
FC4-6 G6-4-3 1-2f
2-3 BB
FC5-4 1-2f
5 0 0 0 1 1 5
1 0 0 0 0 0 0
Red Wilson, R (1, 2) OBP: 0.311, SLG: 0.319
Frank House, L (13, PH) (13, 2) OBP: 0.286, SLG: 0.364
6-3
G6-4-3 1-2f
2-3 1-2
4-3
K
4-3
F8
5 0 0 0 0 1 2
2 0 0 0 0 0 0
Fred Hatfield, L (1, 4) OBP: 0.324, SLG: 0.333
4-3
1B 1B
K
K
F9
6 0 1 0 0 2 1
Billy Hoeft, L (1, 1) OBP: 0.229, SLG: 0.200
Al Aber, L (8, 1)
Frank Lary, R (9, 1) OBP: 0.333, SLG: 0.333
E7 HR 1B
F2
6-3
K
1B
K
4 1 1 0 0 1 2
0 0 0 0 0 0 0
2 0 1 0 0 1 0
Inning Stats
R: 1 H: 2 E: 0 LOB: 1 K: 1 BB: 0 S: 7 P: 7
R: 0 H: 0 E: 0 LOB: 0 K: 0 BB: 0 S: 3 P: 3
R: 2 H: 2 E: 1 LOB: 0 K: 0 BB: 0 S: 5 P: 5
R: 0 H: 0 E: 0 LOB: 0 K: 0 BB: 1 S: 2 P: 6
R: 0 H: 2 E: 0 LOB: 2 K: 0 BB: 0 S: 5 P: 5
R: 2 H: 2 E: 0 LOB: 1 K: 1 BB: 1 S: 7 P: 11
R: 0 H: 1 E: 0 LOB: 3 K: 0 BB: 2 S: 4 P: 12
R: 0 H: 0 E: 0 LOB: 0 K: 2 BB: 0 S: 7 P: 7
R: 0 H: 0 E: 1 LOB: 1 K: 0 BB: 0 S: 4 P: 4
R: 0 H: 0 E: 0 LOB: 0 K: 1 BB: 0 S: 5 P: 5
R: 0 H: 1 E: 0 LOB: 1 K: 0 BB: 0 S: 4 P: 4
R: 0 H: 1 E: 0 LOB: 1 K: 1 BB: 0 S: 6 P: 6
R: 0 H: 0 E: 0 LOB: 0 K: 1 BB: 0 S: 5 P: 5
R: 0 H: 1 E: 0 LOB: 1 K: 0 BB: 0 S: 4 P: 4
R: 0 H: 0 E: 0 LOB: 0 K: 0 BB: 0 S: 3 P: 3
PITCHER IP WLS BF H R ER SO BB IBB HBP BLK WP HR S P ERA WHIP
Art Houtteman, R (1, 1) ERA: 3.21 5.1 25 8 5 5 1 2 0 0 0 0 0 2 25 33 8.44 1.875
Bill Wight, L (6, 1) ERA: 3.26 1.1 7 1 0 0 1 2 0 0 0 0 0 0 7 15 0.00 2.250
Bob Feller, R (7, 1) ERA: 4.57 0.1 1 0 0 0 0 0 0 0 0 0 0 0 1 1 0.00 0.000
Don Mossi, L (8, 1) ERA: 1.96 1.0 3 0 0 0 2 0 0 0 0 0 0 0 7 7 0.00 0.000
Ray Narleski, R (9, 1) ERA: 3.67 4.0 15 2 0 0 2 0 0 0 0 0 0 0 19 19 0.00 0.500
PITCHER IP WLS BF H R ER SO BB IBB HBP BLK WP HR S P ERA WHIP
Bob Lemon, R (13, 1) ERA: 3.82 3.0 W 10 1 0 0 1 0 0 0 0 0 0 0 12 12 0.00 0.333
1B: 9 SF: 0 2B: 1 SAC: 0 3B: 0 DP: 1 HR: 2 HBP: 0
PA: 61
WP: 0 PB: 0 SB: 0 CS: 0
AB 57
R 5
H 12
RBI 5
BB 4
SO 7
LOB 24
Detroit Tigers @ Cleveland Indians
Cleveland Municipal Stadium, Cleveland, OH
Mon Jul 04 1955, 3:33 AM EDT
Unknown - 96 F
livebaseballscorecards.com

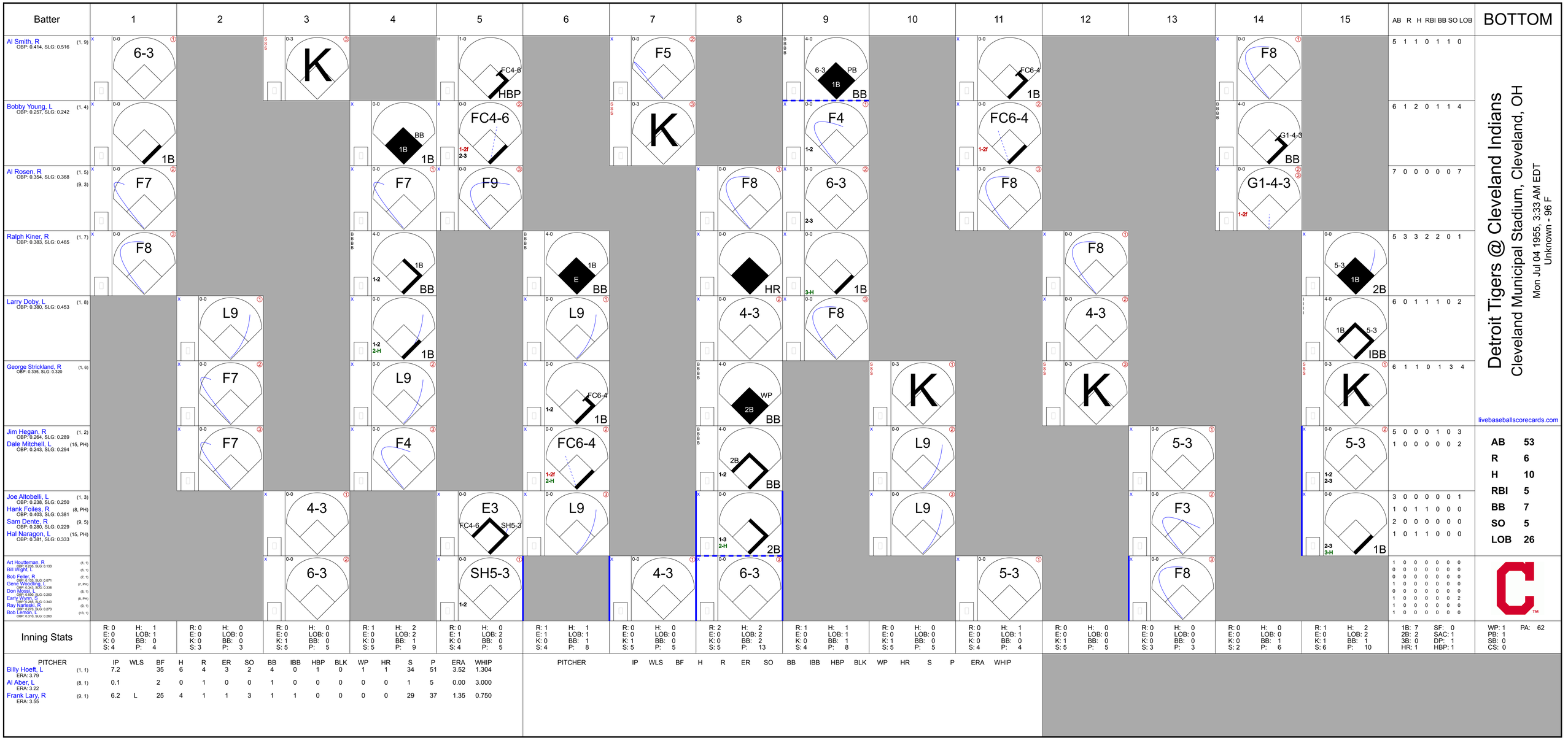
Batter
1
2
3
4
5
6
7
8
9
10
11
12
13
14
15
AB R H RBI BB SO LOB
BOTTOM
Al Smith, R (1, 9) OBP: 0.414, SLG: 0.516
6-3
K
FC4-6 HBP
F5
K
6-3 PB 1B BB
F4
FC6-4 1B
FC6-4
F8
F8
G1-4-3 BB
5 1 1 0 1 1 0
Bobby Young, L (1, 4) OBP: 0.257, SLG: 0.242
1B
BB 1B
FC4-6
1-2f 2-3
F4
1-2
FC6-4
1-2f
G1-4-3
BB
6 1 2 0 1 1 4
Al Rosen, R (1, 5) (9, 3) OBP: 0.354, SLG: 0.368
F7
F7
F9
F8
6-3
2-3
F8
G1-4-3
1-2f
7 0 0 0 0 0 7
Ralph Kiner, R (1, 7) OBP: 0.383, SLG: 0.465
F8
1B BB
E BB
HR
1B
F8
5-3 1B 2B
5 3 3 2 2 0 1
Larry Doby, L (1, 8) OBP: 0.380, SLG: 0.453
L9
1-2 2-H 1B
L9
4-3
3-H
F8
1B 5-3 IBW
6 0 1 1 1 0 2
George Strickland, R (1, 6) OBP: 0.335, SLG: 0.320
F7
L9
FC6-4 1B
WP 2B BB
K
K
K
6 1 1 0 1 3 4
Jim Hegan, R (1, 2) OBP: 0.264, SLG: 0.289
F7
F4
FC6-4
1-2f 2-H
2B 1-2 BB
L9
5-3
5-3
1-2 2-3
5 0 0 0 1 0 3
Dale Mitchell, L (15, PH) OBP: 0.243, SLG: 0.294
1 0 0 0 0 0 2
Joe Altobelli, L (1, 3) OBP: 0.238, SLG: 0.250
Hank Foiles, R (8, PH) OBP: 0.403, SLG: 0.381
Sam Dente, R (9, 5) OBP: 0.280, SLG: 0.229
Hal Naragon, L (15, PH) OBP: 0.381, SLG: 0.333
4-3
E3 FC4-6 SH5-3
L9
1-3 2-H 2B
L9
F3
3 0 0 0 0 0 1
1 0 1 1 0 0 0
2 0 0 0 0 0 0
1 0 1 1 0 0 0
Art Houtteman, R (1, 1) OBP: 0.036, SLG: 0.133
Bill Wight, L (6, 1)
Bob Feller, R (7, 1) OBP: 0.286, SLG: 0.071
Gene Woodling, L (7, PH) OBP: 0.343, SLG: 0.338
Don Mossi, L (8, 1) OBP: 0.500, SLG: 0.250
Early Wynn, R (8, PH) OBP: 0.000, SLG: 0.340
Ray Narleski, L (9, 1) OBP: 0.273, SLG: 0.273
Bob Lemon, L (13, 1) OBP: 0.310, SLG: 0.260
6-3
SH5-3 1-2
4-3
6-3
5-3
F8
1 0 0 0 0 0 0
0 0 0 0 0 0 0
0 0 0 0 0 0 0
1 0 0 0 0 0 0
0 0 0 0 0 0 0
1 0 0 0 0 0 2
1 0 0 0 0 0 0
1 0 0 0 0 0 0
Inning Stats
R: 0 E: 0 K: 0 S: 4 H: 1 LOB: 1 BB: 0 P: 4
R: 0 E: 0 K: 0 S: 3 H: 0 LOB: 0 BB: 0 P: 3
R: 0 E: 0 K: 1 S: 5 H: 0 LOB: 0 BB: 0 P: 5
R: 1 E: 0 K: 0 S: 5 H: 2 LOB: 2 BB: 1 P: 9
R: 0 E: 1 K: 0 S: 4 H: 0 LOB: 2 BB: 0 P: 5
R: 1 E: 1 K: 0 S: 4 H: 1 LOB: 1 BB: 1 P: 8
R: 0 E: 0 K: 1 S: 5 H: 0 LOB: 0 BB: 0 P: 5
R: 2 E: 0 K: 0 S: 5 H: 2 LOB: 2 BB: 2 P: 13
R: 1 E: 0 K: 0 S: 4 H: 1 LOB: 1 BB: 1 P: 8
R: 0 E: 0 K: 1 S: 5 H: 0 LOB: 0 BB: 0 P: 5
R: 0 E: 0 K: 0 S: 4 H: 1 LOB: 1 BB: 0 P: 4
R: 0 E: 0 K: 1 S: 5 H: 0 LOB: 0 BB: 0 P: 5
R: 0 E: 0 K: 0 S: 3 H: 0 LOB: 0 BB: 0 P: 3
R: 0 E: 0 K: 0 S: 2 H: 0 LOB: 0 BB: 1 P: 6
R: 1 E: 0 K: 1 S: 6 H: 2 LOB: 2 BB: 1 P: 10
1B: 7 2B: 2 3B: 0 HR: 1 SF: 0 SAC: 1 DP: 1 HBP: 1
WP: 1 PB: 1 SB: 0 CS: 0 PA: 62
PITCHER IP WLS BF H R ER SO BB IBB HBP BLK WP HR S P ERA WHIP
Billy Hoeft, L (1, 1) ERA: 3.79 7.2 35 6 4 3 2 4 0 1 0 1 1 34 51 3.52 1.304
Al Aber, L (8, 1) ERA: 3.22 0.1 2 0 1 0 0 1 0 0 0 0 0 1 5 0.00 3.000
Frank Lary, R (9, 1) ERA: 3.55 6.2 L 25 4 1 1 3 1 1 0 0 0 0 29 37 1.35 0.750
PITCHER IP WLS BF H R ER SO BB IBB HBP BLK WP HR S P ERA WHIP
Detroit Tigers @ Cleveland Indians
Cleveland Municipal Stadium, Cleveland, OH
Mon Jul 04 1955, 3:33 AM EDT
Unknown - 96 F
livebaseballscorecards.com
AB 53
R 6
H 10
RBI 5
BB 7
SO 5
LOB 26

Detroit Tigers @ Cleveland Indians

Cleveland Municipal Stadium, Cleveland, OH

Mon Jul 04 1955, 3:38 AM EDT

Att. 26,153 - Unknown

TOP

livebaseballscorecards.com

Batter	1	2	3	4	5	6	7	8	9	AB	R	H	RBI	BB	SO	LOB
Harvey Kuenn, R (1, 6) OBP: 0.351, SLG: 0.424	6-3		1B 1B 2B 1B 1-2		L4-6-3 1B			F2		4	1	2	0	0	0	0
Bill Tuttle, R (1, 8) OBP: 0.362, SLG: 0.418	F3		1B 2B 1B 1-2 2-3		K			F9		4	1	1	0	0	1	1
Al Kaline, R (1, 9) OBP: 0.447, SLG: 0.618	K		2B 1B 1B 1-2 2-3 3-H		L4-6-3 1-2			L8		4	1	1	1	0	1	1
Ferris Fain, L (1, 3) OBP: 0.459, SLG: 0.364 Reno Bertoia, R (9, PR) OBP: 0.259, SLG: 0.231		BB BB BBBB	1B 2B 1-3 2-H 3-H			K			1B	3 0	1 0	2 0	2 0	1 0	1 0	0 0
Ray Boone, R (1, 5) OBP: 0.332, SLG: 0.456		BB BBBB 1-2	5-3			L8			F3	3	0	0	0	1	0	3
Charlie Maxwell, L (1, 7) OBP: 0.231, SLG: 0.360 Bubba Phillips, R (3, PH) OBP: 0.296, SLG: 0.324 (3, 7)		K	PO 1B 2-H 3-H			4-3			F7	1 3	0 0	0 1	0 2	0 0	1 0	1 1
Frank House, L (1, 2) OBP: 0.280, SLG: 0.357 Red Wilson, R (9, PH) OBP: 0.309, SLG: 0.317	F8	PO 1-2	F3				F8		F4	3 1	0 0	0 0	0 0	0 0	0 0	1 1
Harry Malmberg, R (1, 4) OBP: 0.320, SLG: 0.285			F3	4-3			L4			3	0	0	0	0	0	0
Steve Gromek, S (1, 1) OBP: 0.349, SLG: 0.229 Babe Birrer, R (7, 1) OBP: 0.167, SLG: 0.333 Al Aber, L (7, 1)			BB 1B 1B 1B	6-3			K			2 0 0	1 0 0	0 0 0	0 0 0	1 0 0	1 0 0	0 0 0
Inning Stats	R: 0 H: 0 E: 0 LOB: 0 K: 1 BB: 0 S: 5 P: 5	R: 0 H: 0 E: 0 LOB: 1 K: 1 BB: 2 S: 4 P: 12	R: 5 H: 5 E: 0 LOB: 0 K: 0 BB: 1 S: 7 P: 11	R: 0 H: 0 E: 0 LOB: 0 K: 0 BB: 0 S: 3 P: 3	R: 0 H: 1 E: 0 LOB: 0 K: 1 BB: 0 S: 5 P: 5	R: 0 H: 0 E: 0 LOB: 0 K: 1 BB: 0 S: 5 P: 5	R: 0 H: 0 E: 0 LOB: 0 K: 1 BB: 0 S: 5 P: 5	R: 0 H: 0 E: 0 LOB: 0 K: 0 BB: 0 S: 3 P: 3	R: 0 H: 1 E: 0 LOB: 1 K: 0 BB: 0 S: 4 P: 4	1B: 6 SF: 0 2B: 1 SAC: 0 3B: 0 DP: 1 HR: 0 HBP: 0						

	AB	31
	R	5
	H	7
	RBI	5
	BB	3
	SO	5
	LOB	9

WP: 0 PA: 35
PB: 0
SB: 0
CS: 0

PITCHER		IP	WLS	BF	H	R	ER	SO	BB	IBB	HBP	BLK	WP	HR	S	P	ERA	WHIP
Mike Garcia, R ERA: 4.19	(1, 1)	2.1		13	4	5	5	2	3	0	0	0	0	0	14	26	19.29	3.000
Bill Wight, L ERA: 2.86	(3, 1)	2.2		8	2	0	0	1	0	0	0	0	0	0	10	10	0.00	0.750
Don Mossi, L ERA: 1.77	(6, 1)	4.0	W	13	1	0	0	2	0	0	0	0	0	0	17	17	0.00	0.250

PITCHER		IP	WLS	BF	H	R	ER	SO	BB	IBB	HBP	BLK	WP	HR	S	P	ERA	WHIP

Detroit Tigers @ Cleveland Indians

Cleveland Municipal Stadium, Cleveland, OH

Mon Jul 04 1955, 3:38 AM EDT

Att. 26,153 - Unknown

livebaseballscorecards.com

BOTTOM

Batter	1	2	3	4	5	6	7	8	9	AB	R	H	RBI	BB	SO	LOB
Gene Woodling, L (1, 7) OBP: 0.346, SLG: 0.340	H 1-0 CS HBP		x 0-0 SF9 ② 3-H		x 0-0 4-3 ③		x 0-0 1-3 3B 1B			2	1	1	1	0	0	0
Bobby Young, L (1, 4) OBP: 0.257, SLG: 0.252	x 0-0 L9 ①② 1-2		x 0-0 3-1 ③			x 0-0 F8 ①	x 0-0 1-H 1B 3B 3-H			4	1	1	2	0	0	1
Al Smith, R (1, 9) OBP: 0.412, SLG: 0.513	x 0-0 F2 ③			x 0-0 5-3 ①		x 0-0 F8 ②	x 0-0 1B 3-H			4	0	1	1	0	0	0
Larry Doby, L (1, 8) OBP: 0.386, SLG: 0.482		x 0-0 HR		x 0-0 HR		x 0-0 HR 1B S S S	0-3 K ③			4	3	3	2	0	1	1
Al Rosen, R (1, 5) OBP: 0.356, SLG: 0.382		x 0-0 6-3 ①		x 0-0 FC5-4 1B		x 0-0 1-H HR		x 0-0 F6 ①		4	1	2	2	0	0	0
Joe Altobelli, L (1, 3) OBP: 0.217, SLG: 0.227		x 0-0 F7 ②	S S S 0-3 K ②			x 0-0 G3 ③		x 0-0 G3 ②		4	0	0	0	0	1	1
George Strickland, R (1, 6) OBP: 0.333, SLG: 0.318		x 0-0 F8 ③		x 0-0 FC5-4 ③ 1-2f			x 0-0 1B 3B 1B	x 0-0 5-3 ③		4	1	1	0	0	0	1
Hal Naragon, L (1, 2) OBP: 0.378, SLG: 0.359			x 0-0 SH3 SF9 2B		S S S 0-3 K ①		x 0-0 L9 ①			3	1	1	0	0	1	1
Mike Garcia, R (1, 1) OBP: 0.268, SLG: 0.316 Bill Wight, L (3, 1) Stu Locklin, L (5, PH) OBP: 0.250, SLG: 0.500 Don Mossi, L (6, 1) OBP: 0.429, SLG: 0.200			x 0-0 SH3 ① 2-3		x 0-0 L9 ②		S S S 0-3 K ②			0 0 1 1	0 0 0 0	0 0 0 0	0 0 0 0	0 0 0 1	0 0 0 1	0 0 0 1
Inning Stats	R: 0 E: 0 K: 0 S: 2 H: 0 LOB: 0 BB: 0 P: 3	R: 1 E: 0 K: 0 S: 4 H: 1 LOB: 0 BB: 0 P: 4	R: 1 E: 0 K: 0 S: 4 H: 1 LOB: 0 BB: 0 P: 4	R: 1 E: 0 K: 1 S: 7 H: 2 LOB: 1 BB: 0 P: 7	R: 0 E: 0 K: 1 S: 5 H: 0 LOB: 0 BB: 0 P: 5	R: 2 E: 0 K: 0 S: 5 H: 2 LOB: 0 BB: 0 P: 5	R: 3 E: 0 K: 2 S: 11 H: 4 LOB: 1 BB: 0 P: 11	R: 0 E: 0 K: 0 S: 3 H: 0 LOB: 0 BB: 0 P: 3		1B: 5 2B: 1 3B: 1 HR: 3	SF: 1 SAC: 1 DP: 0 HBP: 1			WP: 0 PB: 0 SB: 0 CS: 1	PA: 34	

	AB	31
	R	8
	H	10
	RBI	8
	BB	0
	SO	4
	LOB	6

PITCHER		IP	WLS	BF	H	R	ER	SO	BB	IBB	HBP	BLK	WP	HR	S	P	ERA	WHIP
Steve Gromek, R ERA: 3.26	(1, 1)	6.2	L	29	9	8	8	3	0	0	1	0	0	3	34	35	10.80	1.350
Babe Birrer, R ERA: 2.73	(7, 1)	0.0		1	1	0	0	0	0	0	0	0	0	0	1	1	∞	∞
Al Aber, L ERA: 3.13	(7, 1)	1.1		4	0	0	0	1	0	0	0	0	0	0	6	6	0.00	0.000

PITCHER	IP	WLS	BF	H	R	ER	SO	BB	IBB	HBP	BLK	WP	HR	S	P	ERA	WHIP

Batter	1	2	3	4	5	6	7	8	9	AB	R	H	RBI	BB	SO	LOB
Al Smith, R (1, 9) OBP: 0.415, SLG: 0.528	F8			HR		2B		1B		4	2	3	1	0	0	0
Bobby Young, L (1, 4) OBP: 0.255, SLG: 0.250	G3			F4		G5-4-3		BB		2	0	0	0	0	0	0
Bobby Avila, R (6, PH) OBP: 0.398, SLG: 0.378 (6, 4)						2-H		1-2		1	0	1	1	1	0	0
Al Rosen, R (1, 5) OBP: 0.355, SLG: 0.378	F6			CS 1B BB		G5-4-3 1-2f		F3		3	0	0	0	1	0	3
Ralph Kiner, R (1, 7) OBP: 0.381, SLG: 0.461		F9		1-2 1B			F9		F6	4	0	1	0	0	0	0
Larry Doby, L (1, 8) OBP: 0.380, SLG: 0.474		K		K 2-3			3-1		K	4	0	0	0	0	3	2
George Strickland, R (1, 6) OBP: 0.329, SLG: 0.313		F9			F6		F5		F4	3	0	0	0	0	0	0
Gene Woodling, L (9, PH) OBP: 0.344, SLG: 0.338										1	0	0	0	0	0	0
Jim Hegan, R (1, 2) OBP: 0.265, SLG: 0.309			F6		K			HR		3	1	1	1	0	1	0
Joe Altobelli, L (1, 3) OBP: 0.204, SLG: 0.213			F4		F9			F5		3	0	0	0	0	0	0
Early Wynn, S (1, 1) OBP: 0.250, SLG: 0.320			F6			F5		F2		3	0	0	0	0	0	0

TOP

Cleveland Indians @ Kansas City Athletics

Municipal Stadium, Kansas City, MO

Tue Jul 05 1955, 4:33 AM EDT

Att. 17,087 - Unknown

livebaseballscorecards.com

	AB	R	H	RBI	BB	SO	LOB
	31	3	6	3	2	4	5

Inning Stats	1	2	3	4	5	6	7	8	9
R	0	0	0	1	0	1	0	1	0
E	0	0	0	0	0	0	0	0	0
K	0	1	0	1	1	0	0	0	1
S	3	5	3	6	5	4	3	5	5
H	0	0	0	2	0	2	0	2	0
LOB	0	0	0	1	0	0	0	2	0
BB	0	0	0	1	0	0	0	1	0
P	3	5	3	10	5	4	3	9	5

1B	3
2B	1
3B	0
HR	2
SF	0
SAC	0
DP	1
HBP	0
WP	0
PB	0
SB	0
CS	1
PA	33

PITCHER	IP	WLS	BF	H	R	ER	SO	BB	IBB	HBP	BLK	WP	HR	S	P	ERA	WHIP
Bobby Shantz, L (1, 1) ERA: 5.21	7.2		29	6	3	3	3	2	0	0	0	0	2	33	41	3.52	1.043
Tom Gorman, R (8, 1) ERA: 3.25	1.1	W	4	0	0	0	1	0	0	0	0	0	0	6	6	0.00	0.000

PITCHER	IP	WLS	BF	H	R	ER	SO	BB	IBB	HBP	BLK	WP	HR	S	P	ERA	WHIP

Batter	1	2	3	4	5	6	7	8	9	AB	R	H	RBI	BB	SO	LOB
Joe Demaestri, R (1, 6) OBP: 0.270, SLG: 0.313	HR	F1		FC6-4 1-2f			F5			4	1	1	1	0	0	2
Elmer Valo, L (1, 7) OBP: 0.509, SLG: 0.523	BB FC6-4		F2		BB S 1B		1B FC6-4			2	1	1	0	2	0	0
Bill Renna, R (1, 9) OBP: 0.309, SLG: 0.390	FC6-4 3B 1-2f		F5		K 1-2		FC6-4 HBP 1-2f			3	1	0	0	0	1	2
Enos Slaughter, L (7, PH) (8, 9) OBP: 0.356, SLG: 0.316										1	0	0	0	0	0	1
Harry Simpson, L (1, 8) OBP: 0.364, SLG: 0.470	3B 1-H		BB 1B		1B 2-H		HBP 1-2			2	0	2	2	1	0	0
Vic Power, R (1, 3) OBP: 0.343, SLG: 0.489	F4		FC5-4 1-2		K		F9			4	0	1	0	0	1	4
Jim Finigan, R (1, 4) OBP: 0.358, SLG: 0.471	K		FC5-4 1-2f		F3			K		4	0	0	0	0	2	4
Hector Lopez, R (1, 5) OBP: 0.330, SLG: 0.352		F5		F5		F5		HR		4	1	1	1	0	0	0
Joe Astroth, R (1, 2) OBP: 0.374, SLG: 0.325		BB FC4-6		F6		F7		F7		3	0	0	0	1	0	0
Bobby Shantz, R (1, 1) OBP: 0.214, SLG: 0.185		FC4-6 1-2f		FC6-4 1B		F2		F3		3	0	1	0	0	0	1
Tom Gorman, R (8, 1) OBP: 0.067, SLG: 0.133										1	0	0	0	0	0	0
Inning Stats	R: 2 E: 0 K: 1 S: 7 H: 2 LOB: 1 BB: 1 P: 11	R: 0 E: 0 K: 0 S: 3 H: 0 LOB: 1 BB: 1 P: 7	R: 0 E: 0 K: 0 S: 4 H: 1 LOB: 2 BB: 1 P: 8	R: 0 E: 0 K: 0 S: 4 H: 1 LOB: 1 BB: 0 P: 4	R: 1 E: 0 K: 2 S: 8 H: 1 LOB: 1 BB: 1 P: 12	R: 0 E: 0 K: 0 S: 3 H: 0 LOB: 0 BB: 0 P: 3	R: 0 E: 0 K: 0 S: 4 H: 1 LOB: 2 BB: 0 P: 5	R: 1 E: 0 K: 1 S: 6 H: 1 LOB: 0 BB: 0 P: 6		1B: 4 2B: 0 3B: 1 HR: 2 SF: 0 SAC: 0 DP: 0 HBP: 1						

PITCHER	IP	WLS	BF	H	R	ER	SO	BB	IBB	HBP	BLK	WP	HR	S	P	ERA	WHIP
Early Wynn, R (1, 1) ERA: 2.37	8.0	L	36	7	4	4	4	4	0	1	0	0	2	39	56	4.50	1.375

PITCHER	IP	WLS	BF	H	R	ER	SO	BB	IBB	HBP	BLK	WP	HR	S	P	ERA	WHIP

BOTTOM

Cleveland Indians @ Kansas City Athletics

Municipal Stadium, Kansas City, MO

Tue Jul 05 1955, 4:33 AM EDT

Att. 17,087 - Unknown

livebaseballscorecards.com

AB	31
R	4
H	7
RBI	4
BB	4
SO	4
LOB	14

Cleveland Indians @ Kansas City Athletics

Municipal Stadium, Kansas City, MO

Wed Jul 06 1955, 4:33 AM EDT

Att. 26,937 - Unknown

TOP

livebaseballscorecards.com

Batter	1	2	3	4	5	6	7	8	9	AB	R	H	RBI	BB	SO	LOB
Al Smith, R (1, 9) OBP: 0.418, SLG: 0.527	F7		BB		BB, 1B 1-2 3-H		K	2B, 1B 1-2	1-2 3-H	4	1	2	1	1	1	0
Bobby Avila, R (1, 4) OBP: 0.401, SLG: 0.383	F5		F7		BB 1-2 2-3		1B	HR, 2B 1-H 2-H		4	1	2	2	1	0	1
Ralph Kiner, R (1, 7) OBP: 0.377, SLG: 0.469 Ray Narleski, R (8, 1) OBP: 0.273, SLG: 0.273	F4		F8		F4		F6	HR 2-H		5 0	1 0	1 0	2 0	0 0	0 0	5 0
Al Rosen, R (1, 5) OBP: 0.352, SLG: 0.374 (8, 3)		1B G6-4-3, 1B		F5	F5		F2	F5		5	1	1	0	0	0	4
Larry Doby, L (1, 8) OBP: 0.381, SLG: 0.477		G6-4-3, BB, 1B 1-3		F4	K			1B, 2B	F4	5	1	2	0	0	1	3
George Strickland, R (1, 6) OBP: 0.333, SLG: 0.311 Gene Woodling, L (8, PH) OBP: 0.346, SLG: 0.340 (8, 7)		G6-4-3, BB 1-2		HBP		F6		PB, 1B 2-H	F2	1 2	0 1	0 1	0 1	1 0	0 0	0 0
Hank Foiles, R (1, 2) OBP: 0.388, SLG: 0.364 Dale Mitchell, L (8, PH) OBP: 0.237, SLG: 0.286 Sam Dente, R (8, 6) OBP: 0.287, SLG: 0.238	G6-4-3 1-2f 2-3 3-H			K	K			F4 1-2	1B, 1B 1-2	3 1 1	0 0 0	0 0 1	0 0 0	0 0 0	2 0 0	3 1 0
Joe Altobelli, L (1, 3) OBP: 0.231, SLG: 0.224 Hal Naragon, L (8, PH) OBP: 0.383, SLG: 0.366 (8, 2)	K				SH, 1B BB	1B		L3	1B 1-2	2 2	1 0	1 1	0 0	1 0	1 0	1 1
Herb Score, L (1, 1) OBP: 0.089, SLG: 0.047 Bobby Young, L (8, PH) OBP: 0.261, SLG: 0.257 (8, 5)			K		SH, BB, 1B 1-3	K		1B, 2B 2-H	1B 1-2 2-3	2 2	0 1	0 2	0 1	0 0	2 0	1 0
AB	39															
R	8															
H	14															
RBI	7															
BB	4															
SO	7															
LOB	20															

Inning Stats	1	2	3	4	5	6	7	8	9
	R: 0 E: 0 K: 0 S: 3	H: 0 LOB: 0 BB: 0 P: 3	R: 1 E: 0 K: 1 S: 6	H: 2 LOB: 1 BB: 1 P: 10	R: 0 E: 0 K: 1 S: 5	H: 0 LOB: 1 BB: 1 P: 9	R: 0 E: 0 K: 1 S: 5	H: 0 LOB: 1 BB: 0 P: 6	R: 1 E: 1 K: 1 S: 7	H: 1 LOB: 3 BB: 2 P: 15	R: 0 E: 0 K: 2 S: 8	H: 1 LOB: 1 BB: 0 P: 8	R: 0 E: 0 K: 1 S: 6	H: 1 LOB: 1 BB: 0 P: 6	R: 6 E: 0 K: 0 S: 9	H: 6 LOB: 0 BB: 0 P: 9	R: 0 E: 0 K: 0 S: 5	H: 3 LOB: 3 BB: 0 P: 5

1B: 11	SF: 0	WP: 0	PA: 45
2B: 2	SAC: 1	PB: 1	
3B: 0	DP: 1	SB: 0	
HR: 1	HBP: 1	CS: 0	

PITCHER		IP	WLS	BF	H	R	ER	SO	BB	IBB	HBP	BLK	WP	HR	S	P	ERA	WHIP
Alex Kellner, L ERA: 4.07	(1, 1)	4.0		20	3	2	2	3	4	0	1	0	0	0	21	38	4.50	1.750
Bill Harrington, R ERA: 5.63	(5, 1)	3.1		14	4	2	2	4	0	0	0	0	0	0	22	22	5.40	1.200
Tom Gorman, R ERA: 3.72	(8, 1)	0.1	L	4	3	2	2	0	0	0	0	0	0	0	4	4	54.00	9.000
Johnny Sain, R ERA: 4.53	(8, 1)	1.1		8	4	2	2	0	0	0	0	0	0	1	7	7	13.50	3.000

PITCHER	IP	WLS	BF	H	R	ER	SO	BB	IBB	HBP	BLK	WP	HR	S	P	ERA	WHIP

BOTTOM

Batter	1	2	3	4	5	6	7	8	9	AB	R	H	RBI	BB	SO	LOB
Joe Demaestri, R (1, 6) OBP: 0.265, SLG: 0.307	F5		F6		K		F8		F7	5	0	0	0	0	1	3
Bill Renna, R (1, 9) OBP: 0.310, SLG: 0.388	1B			F6		F1		BB		3	0	1	0	0	0	0
Enos Slaughter, L (8, PH) (9, 9) OBP: 0.361, SLG: 0.316										0	0	0	0	1	0	0
Bill Wilson, R (1, 7) OBP: 0.310, SLG: 0.493	F8			HR		1B 6-3 BB		F6		3	2	1	1	1	0	2
Harry Simpson, L (1, 8) OBP: 0.361, SLG: 0.464	K			K		6-3 1-3 1B		F8		4	0	1	0	0	2	2
Vic Power, R (1, 3) OBP: 0.339, SLG: 0.482		F8		F5		6-3 1-2 3-H		F4		4	0	0	1	0	0	2
Jim Finigan, R (1, 4) OBP: 0.354, SLG: 0.464		F6			E5 HR	K			F5	4	1	0	0	0	1	1
Hector Lopez, R (1, 5) OBP: 0.329, SLG: 0.365		F3			1-H HR		F7		F4	4	1	1	2	0	0	0
Joe Astroth, R (1, 2) OBP: 0.371, SLG: 0.322			K		F6		F7		BB 1B	4	0	1	0	0	1	0
Alex Kellner, R (1, 1) OBP: 0.353, SLG: 0.387			F8		K		BB		BB 1-2	1	0	0	0	0	0	0
Bill Harrington, R (5, 1)										1	0	0	0	1	1	0
Tom Gorman, R (8, 1) OBP: 0.067, SLG: 0.133										0	0	0	0	0	0	0
Johnny Sain, R (8, 1)										0	0	0	0	0	0	0
Elmer Valo, L (9, PH) OBP: 0.512, SLG: 0.523										0	0	0	0	1	0	0
Inning Stats	R: 0 E: 0 K: 1 S: 6 H: 1 LOB: 1 BB: 0 P: 6	R: 0 E: 0 K: 0 S: 3 H: 0 LOB: 0 BB: 0 P: 3	R: 0 E: 0 K: 1 S: 5 H: 0 LOB: 0 BB: 0 P: 5	R: 1 E: 0 K: 1 S: 6 H: 1 LOB: 0 BB: 0 P: 6	R: 2 E: 1 K: 2 S: 9 H: 1 LOB: 0 BB: 0 P: 9	R: 1 E: 0 K: 1 S: 6 H: 1 LOB: 1 BB: 1 P: 10	R: 0 E: 0 K: 0 S: 3 H: 0 LOB: 1 BB: 1 P: 7	R: 0 E: 0 K: 0 S: 3 H: 0 LOB: 1 BB: 1 P: 7	R: 0 E: 0 K: 0 S: 4 H: 1 LOB: 2 BB: 1 P: 8	1B: 3 2B: 0 3B: 0 HR: 2 SF: 0 SAC: 0 DP: 0 HBP: 0						

PITCHER	IP	WLS	BF	H	R	ER	SO	BB	IBB	HBP	BLK	WP	HR	S	P	ERA	WHIP
Herb Score, L (1, 1) ERA: 3.08	7.0	W	28	4	4	3	6	2	0	0	0	0	2	38	46	3.86	0.857
Ray Narleski, R (8, 1) ERA: 3.54	2.0	S	9	1	0	0	0	2	0	0	0	0	0	7	15	0.00	1.500

PITCHER	IP	WLS	BF	H	R	ER	SO	BB	IBB	HBP	BLK	WP	HR	S	P	ERA	WHIP

Cleveland Indians @ Kansas City Athletics

Municipal Stadium, Kansas City, MO

Wed Jul 06 1955, 4:33 AM EDT

Att. 26,937 - Unknown

livebaseballscorecards.com

AB	33
R	4
H	5
RBI	4
BB	4
SO	6
LOB	10

WP: 0 PB: 0 SB: 0 CS: 0 PA: 37

Cleveland Indians @ Kansas City Athletics

Municipal Stadium, Kansas City, MO

Thu Jul 07 1955, 4:33 AM EDT

Att. 13,013 - Unknown

livebaseballscorecards.com

Batter	1	2	3	4	5	6	7	8	9	AB	R	H	RBI	BB	SO	LOB
Al Smith, R (1, 9) OBP: 0.412, SLG: 0.521	F8		F2		F8		SF8 3-H	F5		4	0	0	1	0	0	4
Bobby Avila, R (1, 4) OBP: 0.398, SLG: 0.380	F5			F7		F4	1B 1-2	FC5-4 1-2f		5	0	1	0	0	0	1
Ralph Kiner, R (1, 7) OBP: 0.378, SLG: 0.463	F7			BB B B B B 4-0		F5	L6		3B B B B B BB	3	1	0	0	2	0	2
Al Rosen, R (1, 5) OBP: 0.350, SLG: 0.382		F5		K S S S 0-3		F5		HR	F9	5	1	1	1	0	1	2
Larry Doby, L (1, 8) OBP: 0.384, SLG: 0.510		F4		K S S S 0-3			HR	HR	1B 1-H 3B	5	3	3	3	0	1	1
George Strickland, R (1, 6) OBP: 0.336, SLG: 0.332 Bobby Young, L (9, PH) OBP: 0.265, SLG: 0.261 Kenny Kuhn, L (9, PR) (9, 6)	F8				3B		F6	PB FC4 2B	1B 3-H 1B	4 1 0	1 0 0	2 1 0	0 1 0	0 0 0	0 0 0	0 0 0
Hank Foiles, R (1, 2) OBP: 0.386, SLG: 0.362 Gene Woodling, L (8, PH) OBP: 0.344, SLG: 0.338 Jim Hegan, R (8, 2) OBP: 0.263, SLG: 0.307			K S S S 0-3		F5		BB 1B 1B	FC4 SH1-3 1B 2-H	F7	3 1 1	1 1 0	1 0 0	0 1 0	0 0 0	1 0 0	1 0 1
Joe Altobelli, L (1, 3) OBP: 0.268, SLG: 0.235			SH3 BB B B B B 4-0		F4		1B SF8 BB 1-2	SH1-3 1-2	1B 1-2	2	1	1	0	2	0	1
Mike Garcia, R (1, 1) OBP: 0.302, SLG: 0.333 Dale Mitchell, L (8, PH) OBP: 0.256, SLG: 0.306 Don Mossi, L (8, 1) OBP: 0.375, SLG: 0.167			SH3 1-2		BB B B B B 4-0		1B 1-3 2-H 1B	FC5-4 2-H 1B	G3	1 1 1	0 0 0	1 1 0	1 1 0	1 0 0	0 0 0	0 0 2
Inning Stats	R: 0 E: 0 K: 0 S: 3 H: 0 LOB: 0 BB: 0 P: 3	R: 0 E: 0 K: 0 S: 3 H: 0 LOB: 0 BB: 0 P: 3	R: 0 E: 0 K: 1 S: 5 H: 0 LOB: 1 BB: 1 P: 9	R: 0 E: 0 K: 2 S: 7 H: 0 LOB: 1 BB: 1 P: 11	R: 0 E: 0 K: 0 S: 4 H: 1 LOB: 2 BB: 1 P: 8	R: 0 E: 0 K: 0 S: 3 H: 0 LOB: 0 BB: 0 P: 3	R: 3 E: 0 K: 0 S: 7 H: 4 LOB: 2 BB: 1 P: 11	R: 4 E: 0 K: 0 S: 8 H: 4 LOB: 1 BB: 0 P: 8	R: 2 E: 0 K: 0 S: 6 H: 3 LOB: 2 BB: 1 P: 10	1B: 6 2B: 1 3B: 2 HR: 3 SF: 1 SAC: 2 DP: 0 HBP: 0	WP: 0 PB: 1 SB: 0 CS: 0 PA: 45					

		AB	37
		R	9
		H	12
		RBI	9
		BB	5
		SO	3
		LOB	15

TOP

PITCHER		IP	WLS	BF	H	R	ER	SO	BB	IBB	HBP	BLK	WP	HR	S	P	ERA	WHIP
Art Ceccarelli, L ERA: 4.96	(1, 1)	7.0	L	33	8	6	6	3	4	0	0	0	0	3	35	51	7.71	1.714
Johnny Sain, R ERA: 4.63	(8, 1)	1.0		5	1	1	1	0	0	0	0	0	0	0	5	5	9.00	1.000
Ray Herbert, R ERA: 5.21	(9, 1)	1.0		7	3	2	2	0	1	0	0	0	0	0	6	10	18.00	4.000

PITCHER	IP	WLS	BF	H	R	ER	SO	BB	IBB	HBP	BLK	WP	HR	S	P	ERA	WHIP

Cleveland Indians @ Kansas City Athletics

Municipal Stadium, Kansas City, MO

Thu Jul 07 1955, 4:33 AM EDT

Att. 13,013 - Unknown

livebaseballscorecards.com

BOTTOM

Batter	1	2	3	4	5	6	7	8	9	AB	R	H	RBI	BB	SO	LOB
Joe Demaestri, R (1, 6) OBP: 0.261, SLG: 0.303	K		F5			F8		K		4	0	0	0	0	2	1
Elmer Valo, L (1, 9) OBP: 0.512, SLG: 0.519	CS 1B			SH1 2B BB		F4		F8		3	1	1	0	1	0	1
Bill Wilson, R (1, 7) OBP: 0.306, SLG: 0.486	K 1-2			SH1 1-2		K			F4	3	0	0	0	0	2	1
Harry Simpson, L (1, 8) OBP: 0.358, SLG: 0.458		FC5-4 1B		F5			F6		F4	4	0	1	0	0	0	1
Vic Power, R (1, 3) OBP: 0.341, SLG: 0.486		F9		2-H 2B			F7		FC5-4 1B	4	0	2	1	0	0	1
Hector Lopez, R (1, 5) (8, 4) OBP: 0.327, SLG: 0.363		FC5-4 1-2f		K			1B		FC5-4 1-2f	4	0	1	0	0	1	3
Jack Littrell, R (1, 4) OBP: 0.241, SLG: 0.235		K			K		F2			2	0	0	0	0	2	1
Gus Zernial, R (7, PH) OBP: 0.305, SLG: 0.502										1	0	0	0	0	0	1
Clete Boyer, R (8, 5) OBP: 0.333, SLG: 0.333										0	0	0	0	0	0	0
Joe Astroth, R (1, 2) OBP: 0.370, SLG: 0.322			K		F1			1B		3	0	1	0	0	1	0
Art Ceccarelli, R (1, 1) Johnny Sain, R (8, 1) Enos Slaughter, L (8, PH) OBP: 0.358, SLG: 0.314 Ray Herbert, R (9, 1) OBP: 0.313, SLG: 0.357			K		K			F7		2	0	0	0	0	2	0
										0	0	0	0	0	0	0
										1	0	0	0	0	0	1
										0	0	0	0	0	0	0
Inning Stats	R: 0 E: 0 K: 2 S: 7 H: 1 LOB: 1 BB: 0 P: 7	R: 0 E: 0 K: 1 S: 6 H: 1 LOB: 1 BB: 0 P: 6	R: 0 E: 0 K: 2 S: 7 H: 0 LOB: 0 BB: 0 P: 7	R: 1 E: 0 K: 1 S: 6 H: 1 LOB: 1 BB: 1 P: 10	R: 0 E: 0 K: 2 S: 7 H: 0 LOB: 0 BB: 0 P: 7	R: 0 E: 0 K: 1 S: 5 H: 0 LOB: 0 BB: 0 P: 5	R: 0 E: 0 K: 0 S: 4 H: 1 LOB: 1 BB: 0 P: 4	R: 0 E: 0 K: 1 S: 6 H: 1 LOB: 1 BB: 0 P: 6	R: 0 E: 0 K: 0 S: 4 H: 1 LOB: 1 BB: 0 P: 4	1B: 5 2B: 2 3B: 0 HR: 0 SF: 0 SAC: 1 DP: 1 HBP: 0							

	AB	31
	R	1
	H	6
	RBI	1
	BB	1
	SO	10
	LOB	11

PITCHER		IP	WLS	BF	H	R	ER	SO	BB	IBB	HBP	BLK	WP	HR	S	P	ERA	WHIP
Mike Garcia, R ERA: 4.02	(1, 1)	7.0	W	25	4	1	1	9	1	0	0	0	0	0	42	46	1.29	0.714
Don Mossi, L ERA: 1.69	(8, 1)	2.0	S	8	2	0	0	1	0	0	0	0	0	0	10	10	0.00	1.000

PITCHER	IP	WLS	BF	H	R	ER	SO	BB	IBB	HBP	BLK	WP	HR	S	P	ERA	WHIP

Batter	1	2	3	4	5	6	7	8	9	AB	R	H	RBI	BB	SO	LOB
Al Smith, R (1, 9) OBP: 0.411, SLG: 0.518	0-0 SH1-3 2B 1B	0-0 FC6-4 1-2f ③		0-0 FC6-4 1-2f ③			0-0 F8 ③			4	1	1	0	0	0	5
Bobby Avila, R (1, 4) OBP: 0.394, SLG: 0.376	0-0 SH1-3 1-2 ①	0-0 L5 ①	0-3 K ①					0-0 6-3 ①		3	0	0	0	0	1	0
Ralph Kiner, R (1, 7) OBP: 0.376, SLG: 0.459	0-0 F4 ②	0-0 F6 ②	0-0 F8 ②					0-0 FC5-4 1B		4	0	1	0	0	0	1
Gene Woodling, L (8, PR) OBP: 0.344, SLG: 0.338 (8, 7)										0	0	0	0	0	0	0
Al Rosen, R (1, 5) OBP: 0.348, SLG: 0.384	0-0 2-H 2B	0-0 F9 ③	0-0 5-3 ③					0-0 FC5-4 1-2f ②		4	0	1	1	0	0	1
Larry Doby, L (1, 8) OBP: 0.379, SLG: 0.502	0-3 K ③			0-0 F8 ①		0-0 F7 ①		0-3 K ③		4	0	0	0	0	2	2
George Strickland, R (1, 6) OBP: 0.339, SLG: 0.335		0-0 4-3 ①		0-0 1B 1B 1B		0-0 5-3 ②			0-0 SH3-4 1B	4	0	2	0	0	0	0
Jim Hegan, R (1, 2) OBP: 0.270, SLG: 0.313		0-0 E 1B		0-0 BB 1B 1-2 1B		0-0 F7 ③			0-0 SH3-4 1-2 ①	3	0	2	0	0	0	0
Joe Altobelli, L (1, 3) OBP: 0.267, SLG: 0.236		0-3 K ②		0-0 BB 1-2 2-H ②			0-0 5-3 ①		0-0 F7 ②	4	0	1	0	0	1	2
Bob Lemon, L (1, 1) OBP: 0.311, SLG: 0.250		0-0 E6 FC6-4 1-2		4-0 FC6-4 1-2 2-3 BB			0-3 K ②		0-0 6-3 ③	2	0	0	0	1	1	1
Dale Mitchell, L (9, PH) OBP: 0.250, SLG: 0.297										1	0	0	0	0	0	1
Ray Narleski, R (9, 1) OBP: 0.273, SLG: 0.273										0	0	0	0	0	0	0
Inning Stats	R: 1 E: 0 K: 1 S: 7 H: 2 LOB: 1 BB: 0 P: 7	R: 0 E: 1 K: 1 S: 7 H: 1 LOB: 2 BB: 0 P: 7	R: 0 E: 0 K: 0 S: 3 H: 0 LOB: 0 BB: 0 P: 3	R: 0 E: 0 K: 0 S: 5 H: 3 LOB: 3 BB: 1 P: 9	R: 0 E: 0 K: 1 S: 5 H: 0 LOB: 0 BB: 0 P: 5	R: 0 E: 0 K: 0 S: 3 H: 0 LOB: 0 BB: 0 P: 3	R: 0 E: 0 K: 1 S: 5 H: 0 LOB: 0 BB: 0 P: 5	R: 0 E: 0 K: 1 S: 6 H: 1 LOB: 1 BB: 0 P: 6	R: 0 E: 0 K: 0 S: 4 H: 1 LOB: 1 BB: 0 P: 4	1B: 7 2B: 1 3B: 0 HR: 0	SF: 0 SAC: 2 DP: 0 HBP: 0						

TOP

Cleveland Indians @ Chicago White Sox

Comiskey Park, Chicago, IL

Fri Jul 08 1955, 4:33 AM EDT

Att. 38,326 - Unknown

livebaseballscorecards.com

AB	33
R	1
H	8
RBI	1
BB	1
SO	5
LOB	13

PITCHER		IP	WLS	BF	H	R	ER	SO	BB	IBB	HBP	BLK	WP	HR	S	P	ERA	WHIP
Billy Pierce, L ERA: 2.11	(1, 1)	8.0	L	32	7	1	1	5	1	0	0	0	0	0	41	45	1.12	1.000
Sandy Consuegra, R ERA: 1.95	(9, 1)	1.0		4	1	0	0	0	0	0	0	0	0	0	4	4	0.00	1.000

PITCHER		IP	WLS	BF	H	R	ER	SO	BB	IBB	HBP	BLK	WP	HR	S	P	ERA	WHIP

Batter	1	2	3	4	5	6	7	8	9	AB	R	H	RBI	BB	SO	LOB
Jim Busby, R (1, 8) OBP: 0.292, SLG: 0.377	F2			F8		FC1-6 1B		F7		4	0	1	0	0	0	0
Nellie Fox, L (1, 4) OBP: 0.391, SLG: 0.464	1-3			BB 1B 1B		FC1-6 5-3 1-2f		HBP		3	0	1	0	0	0	1
Minnie Minoso, R (1, 7) OBP: 0.342, SLG: 0.324	5-3			BB 1-2 1B		5-3 1-2		6-3		4	0	1	0	0	0	2
George Kell, R (1, 5) OBP: 0.371, SLG: 0.400		5-3		F5		F7			G3	4	0	0	0	0	0	3
Jim Rivera, L (1, 9) OBP: 0.336, SLG: 0.371		4-3		B B B B 4-0 FC5-4 1-2 2-3 BB			4-3		S S S 0-3 K	3	0	0	0	1	1	0
Sherm Lollar, R (1, 2) OBP: 0.397, SLG: 0.474 Bob Kennedy, R (9, PR) OBP: 0.274, SLG: 0.215		5-3		FC5-4 1-2f			6-3		2B	4 0	0 0	1 0	0 0	0 0	0 0	3 0
Walt Dropo, R (1, 3) OBP: 0.333, SLG: 0.446			6-3		5-3		1B		F3	4	0	1	0	0	0	1
Jim Bridewesser, R (1, 6) OBP: 0.238, SLG: 0.286 Chico Carrasquel, R (7, PH) OBP: 0.344, SLG: 0.352 (8, 6)			5-3		4-3		6-3			2 1	0 0	0 0	0 0	0 0	0 0	0 1
Billy Pierce, L (1, 1) OBP: 0.182, SLG: 0.129 Dick Donovan, L (8, PH) OBP: 0.250, SLG: 0.233 Sandy Consuegra, R (9, 1) OBP: 0.167, SLG: 0.167			4-3		6-3			4-3		2 1 0	0 0 0	0 0 0	0 0 0	0 0 0	0 0 0	0 0 0
Inning Stats	R: 0 H: 0 E: 0 LOB: 0 K: 0 BB: 0 S: 3 P: 3	R: 0 H: 0 E: 0 LOB: 0 K: 0 BB: 0 S: 3 P: 3	R: 0 H: 0 E: 0 LOB: 0 K: 0 BB: 0 S: 3 P: 3	R: 0 H: 2 E: 0 LOB: 3 K: 0 BB: 1 S: 5 P: 9	R: 0 H: 0 E: 0 LOB: 0 K: 0 BB: 0 S: 3 P: 3	R: 0 H: 1 E: 0 LOB: 1 K: 0 BB: 0 S: 4 P: 4	R: 0 H: 1 E: 0 LOB: 1 K: 0 BB: 0 S: 4 P: 4	R: 0 H: 0 E: 0 LOB: 1 K: 0 BB: 0 S: 3 P: 4	R: 0 H: 1 E: 0 LOB: 1 K: 1 BB: 0 S: 6 P: 6	1B: 4 SF: 0 2B: 1 SAC: 0 3B: 0 DP: 0 HR: 0 HBP: 1						

PITCHER		IP	WLS	BF	H	R	ER	SO	BB	IBB	HBP	BLK	WP	HR	S	P	ERA	WHIP
Bob Lemon, R ERA: 3.6	(1, 1)	8.0	W	30	4	0	0	0	1	0	1	0	0	0	28	33	0.00	0.625
Ray Narleski, R ERA: 3.47	(9, 1)	1.0	S	4	1	0	0	1	0	0	0	0	0	0	6	6	0.00	1.000

PITCHER	IP	WLS	BF	H	R	ER	SO	BB	IBB	HBP	BLK	WP	HR	S	P	ERA	WHIP

BOTTOM

Cleveland Indians @ Chicago White Sox

Comiskey Park, Chicago, IL

Fri Jul 08 1955, 4:33 AM EDT

Att. 38,326 - Unknown

livebaseballscorecards.com

AB	32
R	0
H	5
RBI	0
BB	1
SO	1
LOB	11

WP: 0 PA: 34
PB: 0
SB: 0
CS: 0

Batter	1	2	3	4	5	6	7	8	9	AB	R	H	RBI	BB	SO	LOB
Gene Woodling, L (1, 7) OBP: 0.337, SLG: 0.330	SSS 0-3 ① K		x 0-0 ③ F7		x 0-0 ② F8		x 0-0 ② F7		SSS 0-3 ③ K	5	0	0	0	0	2	4
Bobby Young, L (1, 4) OBP: 0.260, SLG: 0.256	SSS 0-3 ② K			x 0-0 ① F4	x 0-0 ③ FC6-4 1-2f		x 0-0 ③ F7			4	0	0	0	0	1	2
Al Smith, R (1, 9) OBP: 0.412, SLG: 0.515	BBBB 4-0 BB			BBBB 4-0 1B BB		SSS 0-3 ① K		x 0-0 ① F7		2	0	0	0	2	1	0
Larry Doby, L (1, 8) OBP: 0.377, SLG: 0.502	SSS 0-3 ③ K			x 0-0 ② F8		x 0-0 1B 2B		SSS 0-3 ② K		4	0	1	0	0	2	2
Al Rosen, R (1, 5) OBP: 0.350, SLG: 0.386		x 0-0 ① F7		x 0-0 1-2 1B		x 0-0 BB 2-3 1B		x 0-0 ③ F9		4	0	2	0	0	0	0
Joe Altobelli, L (1, 3) OBP: 0.250, SLG: 0.220		x 0-0 ② F6		x 0-0 ③ 3-1		SSS 0-3 ② K			x 0-0 ① 4-3	4	0	0	0	0	1	4
George Strickland, R (1, 6) OBP: 0.336, SLG: 0.332 Ralph Kiner, R (6, PH) OBP: 0.378, SLG: 0.459 Kenny Kuhn, L (6, 6)	SSS 0-3 ③ K		SSS 0-3 ① K		BBBB 4-0 1-2 BB			x 0-0 ② 6-3		2 0 1	0 0 0	0 0 0	0 0 0	0 1 0	2 0 0	0 0 0
Jim Hegan, R (1, 2) OBP: 0.272, SLG: 0.311 Hal Naragon, L (6, PH) OBP: 0.388, SLG: 0.372 (6, 2)			SSS 0-3 ① K	BBBB 4-0 1B BB	SSS 0-3 ③ K			x 0-0 1B 1B		1 2	0 0	0 1	0 0	1 0	1 1	0 3
Early Wynn, S (1, 1) OBP: 0.259, SLG: 0.327 Bob Feller, R (5, 1) OBP: 0.133, SLG: 0.071 Stu Locklin, L (7, PH) OBP: 0.200, SLG: 0.400 Bill Wight, L (7, 1) Dale Mitchell, L (9, PH) OBP: 0.268, SLG: 0.316			SSS 0-3 ② K		x 0-0 1-2 FC6-4 1B		x 0-0 ① F8		x 0-0 1-2 1B	2 0 1 0 1	0 0 0 0 0	1 0 0 0 0	0 0 0 0 0	0 0 0 0 0	1 0 0 0 0	0 0 0 0 0
Inning Stats	R: 0 E: 0 K: 3 S: 9 H: 0 LOB: 1 BB: 1 P: 13	R: 0 E: 0 K: 1 S: 5 H: 0 LOB: 0 BB: 0 P: 5	R: 0 E: 0 K: 2 S: 7 H: 0 LOB: 0 BB: 0 P: 7	R: 0 E: 0 K: 0 S: 4 H: 1 LOB: 2 BB: 1 P: 8	R: 0 E: 0 K: 1 S: 6 H: 1 LOB: 2 BB: 1 P: 10	R: 0 E: 0 K: 3 S: 11 H: 2 LOB: 3 BB: 1 P: 15	R: 0 E: 0 K: 0 S: 3 H: 0 LOB: 0 BB: 0 P: 3	R: 0 E: 0 K: 1 S: 5 H: 0 LOB: 0 BB: 0 P: 5	R: 0 E: 0 K: 1 S: 7 H: 2 LOB: 2 BB: 0 P: 7	1B: 5 2B: 1 3B: 0 HR: 0	SF: 0 SAC: 0 DP: 0 HBP: 0					

PITCHER	IP	WLS	BF	H	R	ER	SO	BB	IBB	HBP	BLK	WP	HR	S	P	ERA	WHIP
Connie Johnson, R (1, 1) ERA: 1.0	9.0	W	37	6	0	0	12	4	0	0	0	0	0	57	73	0.00	1.111

PITCHER	IP	WLS	BF	H	R	ER	SO	BB	IBB	HBP	BLK	WP	HR	S	P	ERA	WHIP

TOP

Cleveland Indians @ Chicago White Sox

Comiskey Park, Chicago, IL

Sat Jul 09 1955, 4:33 AM EDT

Att. 12,226 - Unknown

livebaseballscorecards.com

AB	33
R	0
H	6
RBI	0
BB	4
SO	12
LOB	15

WP: 0	PA: 37																
PB: 0																	
SB: 0																	
CS: 0																	

Batter	1	2	3	4	5	6	7	8	9	AB	R	H	RBI	BB	SO	LOB
Jim Busby, R (1, 8) OBP: 0.292, SLG: 0.378	F7		L8		SH3-4, 1B, 2B		1-3			4	1	1	0	0	0	0
Nellie Fox, L (1, 4) OBP: 0.390, SLG: 0.461	K		1B, 1B, HBP		SH3-4 2-3		1-3			2	1	0	0	0	1	0
Minnie Minoso, R (1, 7) OBP: 0.341, SLG: 0.323	F8		F9		BB, 1B 3-H		6-3			4	1	1	1	0	0	1
George Kell, R (1, 5) OBP: 0.378, SLG: 0.405		FC1-5, BB, 1B	1B 1-2		1B 1-2	BB		1-3		2	0	2	0	1	0	0
Bob Kennedy, R (8, 5) OBP: 0.271, SLG: 0.213										1	0	0	0	0	0	0
Bob Nieman, R (1, 9) OBP: 0.333, SLG: 0.460		FC1-5, HR 1-2	1B 1-2 2-H		G5-4-3 1-2 2-H	1B		1B	BB	2	1	2	2	2	0	0
Sherm Lollar, R (1, 2) OBP: 0.391, SLG: 0.465		FC1-5, HR 1-2 2-3f	L6		G5-4-3 1-2f			L7		4	1	0	0	0	0	7
Walt Dropo, R (1, 3) OBP: 0.336, SLG: 0.461		HR 1-H 2-H	6-3		5-3			1B 1-2		4	1	2	3	0	0	0
Jim Brideweser, R (1, 6) OBP: 0.200, SLG: 0.240		F2	F8		B5-3			6-3		4	0	0	0	0	0	2
Connie Johnson, R (1, 1) OBP: 0.286, SLG: 0.429		4-3	K		6-3					3	0	0	0	0	1	0
Inning Stats	R: 0 E: 0 K: 1 S: 5 H: 0 LOB: 0 BB: 0 P: 5	R: 3 E: 0 K: 0 S: 5 H: 2 LOB: 0 BB: 1 P: 9	R: 1 E: 0 K: 0 S: 5 H: 2 LOB: 2 BB: 0 P: 6	R: 0 E: 0 K: 1 S: 5 H: 0 LOB: 0 BB: 0 P: 5	R: 2 E: 0 K: 0 S: 5 H: 3 LOB: 1 BB: 1 P: 9	R: 0 E: 0 K: 0 S: 3 H: 0 LOB: 0 BB: 0 P: 3	R: 0 E: 0 K: 0 S: 3 H: 0 LOB: 0 BB: 0 P: 3	R: 0 E: 0 K: 0 S: 4 H: 1 LOB: 2 BB: 1 P: 8		1B: 6 2B: 1 3B: 0 HR: 1 SF: 0 SAC: 1 DP: 1 HBP: 1						

PITCHER		IP	WLS	BF	H	R	ER	SO	BB	IBB	HBP	BLK	WP	HR	S	P	ERA	WHIP
Early Wynn, R ERA: 2.71	(1, 1)	4.1	L	22	6	6	6	2	2	0	1	0	0	1	23	32	12.46	1.846
Bob Feller, R ERA: 4.4	(5, 1)	1.2		5	1	0	0	0	0	0	0	0	0	0	5	5	0.00	0.600
Bill Wight, L ERA: 2.63	(7, 1)	2.0		8	1	0	0	0	1	0	0	0	0	0	7	11	0.00	1.000

PITCHER	IP	WLS	BF	H	R	ER	SO	BB	IBB	HBP	BLK	WP	HR	S	P	ERA	WHIP

BOTTOM

Cleveland Indians @ Chicago White Sox

Comiskey Park, Chicago, IL

Sat Jul 09 1955, 4:33 AM EDT

Att. 12,226 - Unknown

livebaseballscorecards.com

AB	30
R	6
H	8
RBI	6
BB	3
SO	2
LOB	10

Cleveland Indians @ Chicago White Sox

Comiskey Park, Chicago, IL

Sun Jul 10 1955, 4:33 AM EDT

Unknown

TOP

livebaseballscorecards.com

Batter	1	2	3	4	5	6	7	8	9	AB	R	H	RBI	BB	SO	LOB
Al Smith, R (1, 9) OBP: 0.409, SLG: 0.509	F4		F3	3B 1-2 BB		F8			5-3	4	1	0	0	1	0	1
Bobby Avila, R (1, 4) OBP: 0.397, SLG: 0.385	F4		1B WP 1-2 BB	1-H 2-H 3B			4-3		FC6-4 1B	4	1	2	2	1	0	0
Ralph Kiner, R (1, 7) OBP: 0.379, SLG: 0.455	BB		WP 1-3 2-H 1B	F9			K		FC6-4 1-2f	4	0	1	1	1	1	2
Al Rosen, R (1, 5) OBP: 0.352, SLG: 0.385	F7		BB 1-2 3-H		3-6 1B		L4			3	0	1	0	1	0	1
Larry Doby, L (1, 8) OBP: 0.376, SLG: 0.502		4-3	K		3-6 1-2f			SH1-3 FC1-5-2 2B		4	0	1	0	0	1	3
George Strickland, R (1, 6) OBP: 0.341, SLG: 0.337		6-3		E1 1B 1B	1B			SH1-3 2-3		3	1	2	0	0	0	0
Jim Hegan, R (1, 2) OBP: 0.273, SLG: 0.312 Gene Woodling, L (8, PH) OBP: 0.336, SLG: 0.329 Hal Naragon, L (8, 2) OBP: 0.388, SLG: 0.372		F9		BB 3B 2-H 1B	K			FC1-5-2 3-H		3 1 0	1 0 0	1 0 0	1 0 0	0 0 0	1 0 0	1 1 0
Joe Altobelli, L (1, 3) OBP: 0.235, SLG: 0.206			6-3	K		F8		F7		4	0	0	0	0	1	2
Art Houtteman, R (1, 1) OBP: 0.250, SLG: 0.167 Ray Narleski, R (6, 1) OBP: 0.250, SLG: 0.250 Don Mossi, L (9, 1) OBP: 0.375, SLG: 0.167			BB 1B 1B	F3		K			1-3	3 1 0	1 0 0	1 0 0	0 0 0	0 0 0	1 0 0	1 0 0
Inning Stats	R: 0 E: 0 K: 0 S: 3 H: 0 LOB: 1 BB: 1 P: 7	R: 0 E: 0 K: 0 S: 3 H: 0 LOB: 0 BB: 0 P: 3	R: 2 E: 0 K: 1 S: 7 H: 2 LOB: 2 BB: 2 P: 15	R: 3 E: 1 K: 1 S: 8 H: 3 LOB: 1 BB: 1 P: 12	R: 0 E: 0 K: 1 S: 6 H: 2 LOB: 1 BB: 0 P: 6	R: 0 E: 0 K: 1 S: 5 H: 0 LOB: 0 BB: 0 P: 5	R: 0 E: 0 K: 1 S: 5 H: 0 LOB: 0 BB: 0 P: 5	R: 0 E: 0 K: 0 S: 4 H: 1 LOB: 1 BB: 0 P: 4	R: 0 E: 0 K: 0 S: 4 H: 1 LOB: 1 BB: 0 P: 4	1B: 7 2B: 2 3B: 1 HR: 0 SF: 0 SAC: 1 DP: 1 HBP: 0						

AB	34
R	5
H	9
RBI	4
BB	4
SO	5
LOB	12

WP: 1 PA: 39
PB: 0
SB: 0
CS: 0

PITCHER		IP	WLS	BF	H	R	ER	SO	BB	IBB	HBP	BLK	WP	HR	S	P	ERA	WHIP
Jack Harshman, L ERA: 3.05	(1, 1)	3.2	L	20	5	5	5	2	4	0	0	0	1	0	20	36	12.27	2.455
Harry Byrd, R ERA: 4.26	(4, 1)	1.1		5	2	0	0	1	0	0	0	0	0	0	7	7	0.00	1.500
Mike Fornieles, R ERA: 4.04	(6, 1)	2.0		6	0	0	0	2	0	0	0	0	0	0	10	10	0.00	0.000
Dixie Howell, R ERA: 4.58	(8, 1)	2.0		8	2	0	0	0	0	0	0	0	0	0	8	8	0.00	1.000

PITCHER	IP	WLS	BF	H	R	ER	SO	BB	IBB	HBP	BLK	WP	HR	S	P	ERA	WHIP

Batter	1	2	3	4	5	6	7	8	9	AB	R	H	RBI	BB	SO	LOB
Jim Busby, R (1, 8) OBP: 0.294, SLG: 0.380 Dixie Howell, L (8, 1) OBP: 0.200, SLG: 0.200	FC3-6 1B		K		5-3		1-2 1B			4 0	0 0	2 0	0 0	0 0	1 0	0 0
Nellie Fox, L (1, 4) OBP: 0.386, SLG: 0.455	FC3-6 5-3 1B 1-2f		F2			G3	F3			4	1	0	0	0	0	3
Minnie Minoso, R (1, 7) OBP: 0.343, SLG: 0.326	5-3 1-2			4-3 1B 1B		5-3 BB 1B		K		4	1	2	0	0	1	1
George Kell, R (1, 5) OBP: 0.380, SLG: 0.404	2-H 1B			4-3 1-2		4-0 5-3 1-2 BB		5-3		3	0	1	1	1	0	1
Bob Nieman, R (1, 9) OBP: 0.327, SLG: 0.450	F9			F8		5-3 1-2 2-3		6-3		4	0	0	0	0	0	4
Sherm Lollar, R (1, 2) OBP: 0.388, SLG: 0.461		5-3		2-H 1B		5-3			F7	4	0	1	1	0	0	2
Walt Dropo, R (1, 3) OBP: 0.335, SLG: 0.457 Ron Jackson, R (9, PR) OBP: 0.290, SLG: 0.361		5-3		F8			4-3		1B	4 0	0 0	1 0	0 0	0 0	0 0	1 0
Jim Brideweser, R (1, 6) OBP: 0.185, SLG: 0.222 Mike Fornieles, R (6, 1) OBP: 0.100, SLG: 0.150 Jim Rivera, L (7, PH) OBP: 0.337, SLG: 0.370 (8, 8)		4-3			6-3		4-0 1B BB		K	2 0 1	0 0 0	0 0 0	0 0 0	0 0 1	0 0 1	0 0 1
Jack Harshman, L (1, 1) OBP: 0.425, SLG: 0.484 Harry Byrd, R (4, 1) OBP: 0.207, SLG: 0.179 Chico Carrasquel, R (5, PH) OBP: 0.341, SLG: 0.348 (6, 6)			K		K		F6		4-3	1 0 3	0 0 0	0 0 0	0 0 0	0 0 1	1 0 2	0 0 2
Inning Stats	R: 1 E: 0 K: 0 S: 5 H: 2 LOB: 1 BB: 0 P: 5	R: 0 E: 0 K: 0 S: 3 H: 0 LOB: 0 BB: 0 P: 3	R: 0 E: 0 K: 2 S: 7 H: 0 LOB: 0 BB: 0 P: 7	R: 1 E: 0 K: 0 S: 5 H: 2 LOB: 1 BB: 0 P: 5	R: 0 E: 0 K: 1 S: 5 H: 0 LOB: 0 BB: 0 P: 5	R: 0 E: 0 K: 0 S: 4 H: 1 LOB: 2 BB: 1 P: 8	R: 0 E: 0 K: 0 S: 4 H: 1 LOB: 2 BB: 1 P: 8	R: 0 E: 0 K: 1 S: 5 H: 0 LOB: 0 BB: 0 P: 5	R: 0 E: 0 K: 1 S: 6 H: 1 LOB: 1 BB: 0 P: 6	1B: 7 2B: 0 3B: 0 HR: 0	SF: 0 SAC: 0 DP: 0 HBP: 0						

PITCHER		IP	WLS	BF	H	R	ER	SO	BB	IBB	HBP	BLK	WP	HR	S	P	ERA	WHIP
Art Houtteman, R ERA: 3.21	(1, 1)	5.2	W	23	5	2	2	3	1	0	0	0	0	0	28	32	3.18	1.059
Ray Narleski, R ERA: 3.32	(6, 1)	2.2		11	2	0	0	1	1	0	0	0	0	0	12	16	0.00	1.125
Don Mossi, L ERA: 1.66	(9, 1)	0.2	S	2	0	0	0	1	0	0	0	0	0	0	4	4	0.00	0.000

PITCHER	IP	WLS	BF	H	R	ER	SO	BB	IBB	HBP	BLK	WP	HR	S	P	ERA	WHIP

BOTTOM

Cleveland Indians @ Chicago White Sox

Comiskey Park, Chicago, IL

Sun Jul 10 1955, 4:33 AM EDT

Unknown

livebaseballscorecards.com

AB	34
R	2
H	7
RBI	2
BB	2
SO	5
LOB	15

WP: 0 PB: 0 SB: 0 CS: 0 PA: 36

Cleveland Indians @ Chicago White Sox

Comiskey Park, Chicago, IL

Sun Jul 10 1955, 4:38 AM EDT

Att. 35,145 - Unknown

TOP

livebaseballscorecards.com

Batter	1	2	3	4	5	6	7	8	9	AB	R	H	RBI	BB	SO	LOB
Gene Woodling, L (1, 7) OBP: 0.335, SLG: 0.324	BBBB 4-0 L9-3 BB		x 0-0 ③ G3			x 0-0 ① F8		x 0-0 ③ F8		3	0	0	0	1	0	0
Bobby Avila, R (1, 4) OBP: 0.393, SLG: 0.379	x 0-0 ①② L9-3 1-2			x 0-0 ① F8		x 0-0 E6			SSS 0-3 ① K	4	0	0	0	0	1	1
Al Rosen, R (1, 5) OBP: 0.351, SLG: 0.387	x 0-0 ③ 6-3			x 0-0 ② F8		x 0-0 ② L9			x 0-0 1B 2B	4	1	1	0	0	0	1
Larry Doby, L (1, 8) OBP: 0.377, SLG: 0.511		x 0-0 HR		BBBB 4-0 BB		x 0-0 ③ 1-3			SSS 0-3 ② K	3	1	1	1	1	1	2
Al Smith, R (1, 9) OBP: 0.407, SLG: 0.506		x 0-0 ① F6		x 0-0 ③ 5-3			SSS 0-3 ① K		x 0-0 2-H 1B 1B	4	0	1	1	0	1	1
Joe Altobelli, L (1, 3) Vic Wertz, L (7, PH) (7, 3) Hank Foiles, R (9, PR) OBP: 0.229, SLG: 0.200 OBP: 0.335, SLG: 0.510 OBP: 0.386, SLG: 0.362		x 0-0 ② 4-3			SSS 0-3 ① K		SSS 0-3 ② K		x 0-0 1-2 1B	2 2 0	0 0 0	0 1 0	0 0 0	0 0 0	1 1 0	0 0 0
George Strickland, R (1, 6) Ralph Kiner, R (9, PH) OBP: 0.336, SLG: 0.332 OBP: 0.377, SLG: 0.453		x 0-0 ③ F9			x 0-0 ② F8		x 0-0 ③ F8		SSS 0-3 ③ K	3 1	0 0	0 0	0 0	0 0	0 1	0 2
Jim Hegan, R (1, 2) Hal Naragon, L (8, PH) (8, 2) OBP: 0.276, SLG: 0.314 OBP: 0.380, SLG: 0.364			x 0-0 ① F4		x 0-0 PB 1B			x 0-0 ① 6-3		2 1	0 0	1 0	0 0	0 0	0 0	0 0
Herb Score, L (1, 1) Dale Mitchell, L (8, PH) Mike Garcia, R (8, 1) OBP: 0.085, SLG: 0.044 OBP: 0.262, SLG: 0.308 OBP: 0.302, SLG: 0.333			SSS 0-3 ② K		SSS 0-3 ③ K 1-2			x 0-0 ② 1-3		2 1 0	0 0 0	0 0 0	0 0 0	0 0 0	2 0 0	1 0 0
Inning Stats	R: 0 E: 0 K: 0 S: 2 H: 0 LOB: 0 BB: 1 P: 6	R: 1 E: 0 K: 0 S: 4 H: 1 LOB: 0 BB: 0 P: 4	R: 0 E: 0 K: 1 S: 5 H: 0 LOB: 0 BB: 0 P: 5	R: 0 E: 0 K: 0 S: 3 H: 0 LOB: 1 BB: 1 P: 7	R: 0 E: 0 K: 2 S: 8 H: 1 LOB: 1 BB: 0 P: 8	R: 0 E: 1 K: 0 S: 4 H: 0 LOB: 1 BB: 0 P: 4	R: 0 E: 0 K: 2 S: 7 H: 0 LOB: 0 BB: 0 P: 7	R: 0 E: 0 K: 0 S: 3 H: 0 LOB: 0 BB: 0 P: 3	R: 1 E: 0 K: 3 S: 12 H: 3 LOB: 2 BB: 0 P: 12	1B: 3 2B: 2 3B: 0 HR: 1 SF: 0 SAC: 0 DP: 1 HBP: 0	WP: 0 PB: 1 SB: 0 CS: 0 PA: 34					

	AB	32
	R	2
	H	5
	RBI	2
	BB	2
	SO	8
	LOB	8

PITCHER		IP	WLS	BF	H	R	ER	SO	BB	IBB	HBP	BLK	WP	HR	S	P	ERA	WHIP
Virgil Trucks, R ERA: 3.55	(1, 1)	8.2	W	32	4	2	2	7	2	0	0	0	0	1	44	52	2.08	0.692
Sandy Consuegra, R ERA: 1.94	(9, 1)	0.1	S	2	1	0	0	1	0	0	0	0	0	0	4	4	0.00	3.000

PITCHER	IP	WLS	BF	H	R	ER	SO	BB	IBB	HBP	BLK	WP	HR	S	P	ERA	WHIP

Batter	1	2	3	4	5	6	7	8	9	AB	R	H	RBI	BB	SO	LOB
Jim Busby, R (1, 8) OBP: 0.297, SLG: 0.384	K		F9 1-2 2-3		2B			FC2-6 1B		4	0	2	0	0	1	2
Nellie Fox, L (1, 4) OBP: 0.385, SLG: 0.451	F5		G3-6-2 3-Hf		BB			FC2-6 1B S 2B 1-2f		3	1	0	0	1	0	3
Minnie Minoso, R (1, 7) OBP: 0.346, SLG: 0.326	K			HR 1B	K			1B 2B 1-2 IBB		3	2	1	0	1	2	2
George Kell, R (1, 5) OBP: 0.374, SLG: 0.397		K		F6		3-1		K		4	0	0	0	0	2	3
Bob Nieman, R (1, 9) OBP: 0.330, SLG: 0.467		K		1-H HR		K		2B 1-2 2-3 1B		4	1	2	2	0	2	0
Walt Dropo, R (1, 3) OBP: 0.338, SLG: 0.463		1B		F6		F8		1-3 2-H 3-H 2B		4	0	2	2	0	0	0
Les Moss, R (1, 2) OBP: 0.393, SLG: 0.488		F8		6-3			F4	5-3		4	0	0	0	0	0	3
Jim Brideweser, R (1, 6) OBP: 0.207, SLG: 0.276 Chico Carrasquel, R (7, 6) OBP: 0.340, SLG: 0.347			PB G3-6-2 2B		G3		F4			2 1	0 0	1 0	0 0	0 0	0 0	0 0
Virgil Trucks, R (1, 1) OBP: 0.136, SLG: 0.163 Sandy Consuegra, R (9, 1) OBP: 0.167, SLG: 0.167			PB 1B		K		5-3			3 0	0 0	1 0	0 0	0 0	1 0	0 0
Inning Stats	R: 0 E: 0 K: 2 S: 7 H: 0 LOB: 0 BB: 0 P: 7	R: 0 E: 0 K: 2 S: 8 H: 1 LOB: 1 BB: 0 P: 8	R: 0 E: 0 K: 0 S: 4 H: 2 LOB: 1 BB: 0 P: 4	R: 2 E: 0 K: 0 S: 5 H: 2 LOB: 0 BB: 0 P: 5	R: 0 E: 0 K: 2 S: 8 H: 1 LOB: 2 BB: 1 P: 12	R: 0 E: 0 K: 1 S: 5 H: 0 LOB: 0 BB: 0 P: 5	R: 0 E: 0 K: 0 S: 3 H: 0 LOB: 0 BB: 0 P: 3	R: 2 E: 0 K: 1 S: 8 H: 3 LOB: 2 BB: 1 P: 12		1B: 5 2B: 4 3B: 0 HR: 1 SF: 0 SAC: 0 DP: 1 HBP: 0						

PITCHER		IP	WLS	BF	H	R	ER	SO	BB	IBB	HBP	BLK	WP	HR	S	P	ERA	WHIP
Herb Score, L ERA: 3.05	(1, 1)	7.0	L	27	6	2	2	7	1	0	0	0	0	1	40	44	2.57	1.000
Mike Garcia, R ERA: 4.14	(8, 1)	1.0		7	3	2	2	1	0	1	0	0	0	0	8	12	18.00	3.000

PITCHER	IP	WLS	BF	H	R	ER	SO	BB	IBB	HBP	BLK	WP	HR	S	P	ERA	WHIP

BOTTOM

Cleveland Indians @ Chicago White Sox

Comiskey Park, Chicago, IL

Sun Jul 10 1955, 4:38 AM EDT

Att. 35,145 - Unknown

livebaseballscorecards.com

AB	32
R	4
H	9
RBI	4
BB	2
SO	8
LOB	13

New York Yankees @ Cleveland Indians

Cleveland Municipal Stadium, Cleveland, OH

Thu Jul 14 1955, 3:33 AM EDT

Att. 43,966 - Overcast

TOP

livebaseballscorecards.com

Batter	1	2	3	4	5	6	7	8	9	AB	R	H	RBI	BB	SO	LOB
Irv Noren, L (1, 7) OBP: 0.321, SLG: 0.391	F5		1-3, 1-H, 1B, 2B	FC1-2-5, 1-2, 3-H		F5		BBB, 4-0, 1-2, BB		4	1	1	1	1	0	2
Andy Carey, R (1, 5) OBP: 0.309, SLG: 0.385	F8		1-3, 2-3	F3		2B		6-3		5	0	1	0	0	0	5
Mickey Mantle, S (1, 8) OBP: 0.438, SLG: 0.623	F4		K	K		L8			4-3, BB	4	0	0	0	1	2	4
Yogi Berra, L (1, 2) OBP: 0.362, SLG: 0.495		BBB, 4-0, FC1-6, BB	BBB, 4-0, 1B, BB		H, 1-0, 1-6-3, BB, HBP		F3		4-3, 1-2	2	0	0	0	2	0	1
Joe Collins, L (1, 9) (5, 3) OBP: 0.350, SLG: 0.400		FC1-6, HBP, 1-2f, 1B	1-2, 3-H, 1B		K	K	K		F8	5	1	1	1	0	2	3
Eddie Robinson, L (1, 3) Hank Bauer, R (5, PR) (5, 9) Bill Skowron, R (9, PH) OBP: 0.365, SLG: 0.516 OBP: 0.342, SLG: 0.403 OBP: 0.371, SLG: 0.559	H, 1-0, 1B, 1-2, HBP	4-3	BBB, 4-0, 1-6-3, 1-2, BB		K		K		F2	1 1 1	0 0 0	0 0 0	0 0 0	1 0 0	0 1 0	2 0 1
Gil McDougald, R (1, 4) OBP: 0.366, SLG: 0.384	G1-6-3, 1-3, 2-H, 1B		3B, 2B	1-6-3, 1-2, 2-3				F9		4	1	2	1	0	0	2
Tommy Byrne, L (1, 1) Tom Morgan, R (5, 1) Jim Konstanty, R (6, 1) OBP: 0.302, SLG: 0.351 OBP: 0.182, SLG: 0.182 OBP: 0.286, SLG: 0.167	G1-6-3, 1-2f		FC1-2-5, 2-H, 3B	4-3				BB, 1B		3 0 1	0 0 0	1 0 1	1 0 0	0 0 0	0 0 0	5 0 0
Billy Hunter, R (1, 6) OBP: 0.249, SLG: 0.282		2B, 1B	BBB, 4-0, FC1-2-5, BB			F8		SSS, 0-3, K		3	1	1	0	1	1	1
Inning Stats	R: 0 E: 0 K: 0 S: 3 H: 0 LOB: 0 BB: 0 P: 3	R: 1 E: 0 K: 0 S: 3 H: 1 LOB: 1 BB: 1 P: 8	R: 2 E: 0 K: 1 S: 8 H: 3 LOB: 2 BB: 1 P: 12	R: 1 E: 0 K: 1 S: 7 H: 2 LOB: 2 BB: 1 P: 11	R: 0 E: 0 K: 1 S: 5 H: 0 LOB: 3 BB: 1 P: 10	R: 0 E: 0 K: 0 S: 4 H: 1 LOB: 1 BB: 0 P: 4	R: 0 E: 0 K: 2 S: 7 H: 0 LOB: 0 BB: 0 P: 7	R: 0 E: 0 K: 1 S: 6 H: 1 LOB: 2 BB: 1 P: 10	R: 0 E: 0 K: 0 S: 3 H: 0 LOB: 1 BB: 1 P: 7	1B: 4 2B: 3 3B: 1 HR: 0 SF: 0 SAC: 0 DP: 1 HBP: 2						

	AB	34
	R	4
	H	8
	RBI	4
	BB	6
	SO	6
	LOB	26

WP: 0 PB: 0 SB: 0 CS: 0 PA: 42

PITCHER		IP	WLS	BF	H	R	ER	SO	BB	IBB	HBP	BLK	WP	HR	S	P	ERA	WHIP
Bob Lemon, R ERA: 3.77	(1, 1)	3.0		18	6	4	4	1	3	0	1	0	0	0	16	29	12.00	3.000
Don Mossi, L ERA: 1.55	(4, 1)	3.0		12	1	0	0	2	1	0	1	0	0	0	14	19	0.00	0.667
Ray Narleski, R ERA: 3.16	(7, 1)	3.0	W	12	1	0	0	3	2	0	0	0	0	0	16	24	0.00	1.000

PITCHER	IP	WLS	BF	H	R	ER	SO	BB	IBB	HBP	BLK	WP	HR	S	P	ERA	WHIP

BOTTOM

New York Yankees @ Cleveland Indians

Cleveland Municipal Stadium, Cleveland, OH

Thu Jul 14 1955, 3:33 AM EDT

Att. 43,966 - Overcast

livebaseballscorecards.com

Batter	1	2	3	4	5	6	7	8	9	AB	R	H	RBI	BB	SO	LOB
Al Smith, R (1, 9) OBP: 0.407, SLG: 0.504	F8		1-3 2-3		2B 1-2 1B		F5	1-2 2-H 1B		5	0	2	1	0	0	1
Bobby Avila, R (1, 4) OBP: 0.393, SLG: 0.384	BB 1B		SF7 3-H		1-3 2-H 2B		6-3	F8		4	0	2	2	0	0	2
Larry Doby, L (1, 8) OBP: 0.379, SLG: 0.521	F7		HR		F5		1B			4	1	2	1	0	0	3
Ralph Kiner, R (1, 7) OBP: 0.375, SLG: 0.447	BBBB 1-2 BB		F4		3-1		F3			3	0	0	0	1	0	3
Al Rosen, R (1, 5) OBP: 0.353, SLG: 0.400	L4			5-3		SH5-4 1B		HR		4	1	2	1	0	0	2
Vic Wertz, L (1, 3) OBP: 0.335, SLG: 0.507		F3		G3		SH5-4 1-2 1B		FC3-6 1B		3	0	1	0	0	0	0
Stu Locklin, L (6, PR) OBP: 0.200, SLG: 0.400										0	0	0	0	0	0	0
Hal Naragon, L (7, 2) OBP: 0.392, SLG: 0.378										1	0	1	0	0	0	0
George Strickland, R (1, 6) OBP: 0.332, SLG: 0.327		F9		5-3		SH5-4 1-2 2-3		FC3-6 1B 1-2f 1B		3	1	0	0	0	0	1
Jim Hegan, R (1, 2) OBP: 0.278, SLG: 0.312	SSS K			BBBB 1B 2B BB		BBBB G4-6-3 BB		F9		1	1	0	0	1	1	0
Ferris Fain, L (6, PH) OBP: 0.459, SLG: 0.362 (7, 3)										1	0	0	0	1	0	1
Bob Lemon, L (1, 1) OBP: 0.323, SLG: 0.264				SSS K		G4-6-3 1-2f		1B 1-2 1B		1	1	1	0	0	0	0
Don Mossi, L (4, 1) OBP: 0.333, SLG: 0.143										1	0	0	0	0	1	1
Gene Woodling, L (6, PH) OBP: 0.333, SLG: 0.322										1	0	0	0	0	0	3
Ray Narleski, R (7, 1) OBP: 0.308, SLG: 0.308			E1 1-3 SF7 1B							1	0	1	0	0	0	0
Inning Stats	R: 0 E: 0 K: 0 S: 4 H: 1 LOB: 2 BB: 1 P: 8	R: 0 E: 0 K: 1 S: 5 H: 0 LOB: 0 BB: 0 P: 5	R: 2 E: 1 K: 0 S: 5 H: 2 LOB: 0 BB: 0 P: 5	R: 0 E: 0 K: 0 S: 3 H: 0 LOB: 0 BB: 0 P: 3	R: 1 E: 0 K: 1 S: 7 H: 2 LOB: 2 BB: 1 P: 11	R: 0 E: 0 K: 0 S: 4 H: 2 LOB: 3 BB: 1 P: 8	R: 0 E: 0 K: 0 S: 4 H: 1 LOB: 1 BB: 0 P: 4	R: 2 E: 0 K: 0 S: 7 H: 4 LOB: 2 BB: 0 P: 7		1B: 9 2B: 1 3B: 0 HR: 2 SF: 1 SAC: 1 DP: 1 HBP: 0	WP: 0 PB: 0 SB: 0 CS: 0 PA: 38					

PITCHER	IP	WLS	BF	H	R	ER	SO	BB	IBB	HBP	BLK	WP	HR	S	P	ERA	WHIP
Tommy Byrne, L (1, 1) ERA: 3.04	4.2		21	5	3	3	2	2	0	0	0	0	1	23	31	5.79	1.500
Tom Morgan, R (5, 1) ERA: 1.6	0.2		5	2	0	0	0	1	0	0	0	0	0	4	8	0.00	4.500
Jim Konstanty, R (6, 1) ERA: 1.18	2.2	L	12	5	2	2	0	0	0	0	0	0	1	12	12	6.75	1.875

PITCHER	IP	WLS	BF	H	R	ER	SO	BB	IBB	HBP	BLK	WP	HR	S	P	ERA	WHIP

AB	33
R	5
H	12
RBI	5
BB	3
SO	2
LOB	17

Batter	1	2	3	4	5	6	7	8	9	10	AB	R	H	RBI	BB	SO	LOB
Irv Noren, L (1, 7) OBP: 0.322, SLG: 0.403	B B B B 4-0 S BB		x 0-0 ② F8		x 0-0 ③ F4			x 0-0 ③ F7		x 0-0 HR	4	1	1	1	1	0	3
Joe Collins, L (1, 9) (9, 3) OBP: 0.352, SLG: 0.395	x 0-0 ① F6 1-2		x 0-0 ③ L6			B B B B 4-0 G3-6-3 BB			x 0-0 BB HR 1B	x 0-0 ③ L4	4	1	1	0	1	0	2
Mickey Mantle, S (1, 8) OBP: 0.436, SLG: 0.617	S S S 0-3 ② K			x 0-0 ① G3		x 0-0 ① F8			B B B B 4-0 1-2 HR BB		3	1	0	0	1	1	2
Yogi Berra, L (1, 2) OBP: 0.358, SLG: 0.488	x 0-0 ③ F7			x 0-0 ② L9		x 0-0 ② ③ G3-6-3 1-2f			x 0-0 ① F6		4	0	0	0	0	0	4
Eddie Robinson, L (1, 3) OBP: 0.362, SLG: 0.530 Hank Bauer, R (9, 9) OBP: 0.342, SLG: 0.403		x 0-0 ① F2		x 0-0 ③ F4			x 0-0 ① 4-3		x 0-0 1-H 2-H HR		4 0	1 0	1 0	3 0	0 0	0 0	0 0
Gil McDougald, R (1, 4) OBP: 0.364, SLG: 0.382		S S S 0-3 ② K			x 0-0 ① F8		x 0-0 ② 1-3		x 0-0 G1-6-3 1B		4	0	1	0	0	1	0
Andy Carey, R (1, 5) OBP: 0.306, SLG: 0.380		x 0-0 ③ F2			x 0-0 ② L9		x 0-0 ③ L5		x 0-0 ② ③ G1-6-3 1-2f		4	0	0	0	0	0	1
Billy Hunter, R (1, 6) OBP: 0.256, SLG: 0.288 Elston Howard, R (8, PH) OBP: 0.383, SLG: 0.556 Ed Lopat, L (8, 1) OBP: 0.207, SLG: 0.148 Tom Morgan, R (9, 1) OBP: 0.182, SLG: 0.182 Bob Cerv, R (10, PH) OBP: 0.250, SLG: 0.286 Jim Konstanty, R (10, 1) OBP: 0.286, SLG: 0.167			x 0-0 S 1B		x 0-0 1B 1B			x 0-0 ① F8		S S S 0-3 ① K	2 1 0 0 1 0	0 0 0 0 0 0	2 0 0 0 0 0	0 0 0 0 0 0	0 0 0 0 1 0	0 0 0 0 0 0	0 0 0 0 0 0
Bob Turley, R (1, 1) OBP: 0.218, SLG: 0.220 Bill Skowron, R (8, PH) OBP: 0.368, SLG: 0.556 Phil Rizzuto, R (8, 6) OBP: 0.375, SLG: 0.298			S S S 0-3 ① K 1-2		x 0-0 1B 1-3			x 0-0 ② 6-3		x 0-0 ② F3	2 1 1	0 0 0	1 0 0	0 0 0	0 0 0	1 0 0	1 0 0
Inning Stats	R: 0 E: 0 K: 1 S: 5 H: 0 LOB: 1 BB: 1 P: 9	R: 0 E: 0 K: 1 S: 5 H: 0 LOB: 0 BB: 0 P: 5	R: 0 E: 0 K: 1 S: 6 H: 1 LOB: 1 BB: 0 P: 6	R: 0 E: 0 K: 0 S: 3 H: 0 LOB: 0 BB: 0 P: 3	R: 0 E: 0 K: 0 S: 5 H: 2 LOB: 2 BB: 0 P: 5	R: 0 E: 0 K: 0 S: 2 H: 0 LOB: 0 BB: 1 P: 6	R: 0 E: 0 K: 0 S: 3 H: 0 LOB: 0 BB: 0 P: 3	R: 0 E: 0 K: 0 S: 3 H: 0 LOB: 0 BB: 0 P: 3	R: 3 E: 0 K: 0 S: 5 H: 3 LOB: 0 BB: 1 P: 9	R: 1 E: 0 K: 1 S: 6 H: 1 LOB: 0 BB: 0 P: 6	1B: 5 2B: 0 3B: 0 HR: 2	SF: 0 SAC: 0 DP: 2 HBP: 0						

PITCHER		IP	WLS	BF	H	R	ER	SO	BB	IBB	HBP	BLK	WP	HR	S	P	ERA	WHIP
Early Wynn, R ERA: 2.73	(1, 1)	9.0		34	6	3	3	3	3	0	0	0	0	1	37	49	3.00	1.000
Mike Garcia, R ERA: 4.18	(10, 1)	1.0	L	4	1	1	1	1	0	0	0	0	0	1	6	6	9.00	1.000

PITCHER	IP	WLS	BF	H	R	ER	SO	BB	IBB	HBP	BLK	WP	HR	S	P	ERA	WHIP

TOP

New York Yankees @ Cleveland Indians

Cleveland Municipal Stadium, Cleveland, OH

Fri Jul 15 1955, 3:33 AM EDT

Att. 17,982 - Unknown

livebaseballscorecards.com

AB	35
R	4
H	7
RBI	4
BB	3
SO	4
LOB	13

WP: 0	PA: 38		
PB: 0			
SB: 2			
CS: 0			

Batter	1	2	3	4	5	6	7	8	9	10	AB	R	H	RBI	BB	SO	LOB
Al Smith, R (1, 9) OBP: 0.411, SLG: 0.504	L8		HBP (L4-3)		1B		BB (1-2)		SH3-4 (1-2)		2	0	1	0	1	0	0
Bobby Avila, R (1, 4) OBP: 0.390, SLG: 0.381	1B (4-3, BB, E)		L4-3 (1-2)		6-3		F8		6-3		5	1	1	0	0	0	6
Ferris Fain, L (1, 3) OBP: 0.458, SLG: 0.354	BB (4-3, E, 1-2)		K			BB (F7)	F7		5-3		3	1	0	0	2	1	4
Larry Doby, L (1, 8) OBP: 0.376, SLG: 0.514	4-3 (1-2, 2-3)			K		BB (4-3, F7, 1-2)		F5		3-1	4	0	0	0	1	1	2
Al Rosen, R (1, 5) OBP: 0.350, SLG: 0.407	E4 (2-H, 3-H)			L8		F7		HR		F7	5	1	1	1	0	0	2
Gene Woodling, L (1, 7) OBP: 0.335, SLG: 0.324	F8			1B		F7 (1-2, 2-3)		FC5-4 (1B)		F4	5	0	2	0	0	0	3
George Strickland, R (1, 6) OBP: 0.326, SLG: 0.320		F2		F8		F2		FC5-4 (FC6-4, 1-2f)			4	0	0	0	0	0	4
Jim Hegan, R (1, 2) OBP: 0.272, SLG: 0.305		K			L6		F8	FC6-4 (1-2f)			4	0	0	0	0	1	1
Early Wynn, S (1, 1) OBP: 0.263, SLG: 0.315		F7			K		BB		SH3-4 (1B)		2	0	0	0	1	1	0
Ralph Kiner, R (9, PH) OBP: 0.378, SLG: 0.449											1	0	1	0	0	0	0
Hoot Evers, R (9, PR) OBP: 0.307, SLG: 0.400											0	0	0	0	0	0	0
Mike Garcia, R (10, 1) OBP: 0.302, SLG: 0.333											0	0	0	0	0	0	0
Inning Stats	R: 2 E: 1 K: 0 S: 5 / H: 1 LOB: 1 BB: 1 P: 9	R: 0 E: 0 K: 1 S: 5 / H: 0 LOB: 0 BB: 0 P: 5	R: 0 E: 0 K: 1 S: 4 / H: 0 LOB: 0 BB: 0 P: 5	R: 0 E: 0 K: 1 S: 6 / H: 1 LOB: 1 BB: 0 P: 6	R: 0 E: 0 K: 1 S: 6 / H: 1 LOB: 1 BB: 0 P: 6	R: 0 E: 0 K: 0 S: 3 / H: 0 LOB: 2 BB: 2 P: 11	R: 0 E: 0 K: 0 S: 3 / H: 0 LOB: 2 BB: 2 P: 11	R: 1 E: 0 K: 0 S: 5 / H: 2 LOB: 1 BB: 0 P: 5	R: 0 E: 0 K: 0 S: 4 / H: 1 LOB: 2 BB: 0 P: 4	R: 0 E: 0 K: 0 S: 3 / H: 0 LOB: 0 BB: 0 P: 3	1B: 5 2B: 1 3B: 0 HR: 1	SF: 0 SAC: 1 DP: 1 HBP: 1					

PITCHER		IP	WLS	BF	H	R	ER	SO	BB	IBB	HBP	BLK	WP	HR	S	P	ERA	WHIP
Bob Turley, R ERA: 2.91	(1, 1)	7.0		30	3	2	0	4	5	0	1	0	0	0	32	53	0.00	1.143
Ed Lopat, L ERA: 3.38	(8, 1)	1.0		5	2	1	1	0	0	0	0	0	0	1	5	5	9.00	2.000
Tom Morgan, R ERA: 1.57	(9, 1)	1.0	W	4	1	0	0	0	0	0	0	0	0	0	4	4	0.00	1.000
Jim Konstanty, R ERA: 1.16	(10, 1)	1.0	S	3	0	0	0	0	0	0	0	0	0	0	3	3	0.00	0.000

PITCHER	IP	WLS	BF	H	R	ER	SO	BB	IBB	HBP	BLK	WP	HR	S	P	ERA	WHIP

BOTTOM

New York Yankees @ Cleveland Indians

Cleveland Municipal Stadium, Cleveland, OH

Fri Jul 15 1955, 3:33 AM EDT

Att. 17,982 - Unknown

livebaseballscorecards.com

AB	35
R	3
H	6
RBI	1
BB	5
SO	4
LOB	22

Batter	1	2	3	4	5	6	7	8	9	AB	R	H	RBI	BB	SO	LOB
Billy Goodman, L (1, 4) OBP: 0.393, SLG: 0.343	BBBB 4-0 E 4-3 BB		x 0-0 FC3-6 1B			x 0-0 ① F4			x 0-0 ① F4	3	1	1	0	1	0	0
Billy Klaus, L (1, 6) OBP: 0.359, SLG: 0.390	BBBB 4-0 4-3 1-3 BB		x 0-0 ① FC3-6 G6-3 1-2f			x 0-0 G3-6-1 1B			x 0-0 2B	3	0	2	0	1	0	1
Ted Williams, L (1, 7) OBP: 0.507, SLG: 0.862	x 0-0 ① 4-3 1-2 3-H		x 0-0 ②③ G6-3 1-2f			x 0-0 ②③ G3-6-1 1-2f			x 0-0 ② 4-3	4	0	0	1	0	0	4
Jackie Jensen, R (1, 9) OBP: 0.352, SLG: 0.512	x 0-0 ② F7			x 0-0 G6-4-3 1B			x 0-0 ① F2		x 0-0 ③ F5	4	0	1	0	0	0	2
Norm Zauchin, R (1, 3) OBP: 0.339, SLG: 0.490	x 0-0 ③ F7			SSS 0-3 ① K			SSS 0-3 ② K			3	0	0	0	0	2	2
Sammy White, R (1, 2) OBP: 0.326, SLG: 0.394		x 0-0 ① F7		x 0-0 ②③ G6-4-3 1-2f			x 0-0 ③ F5			3	0	0	0	0	0	1
Grady Hatton, L (1, 5) OBP: 0.369, SLG: 0.320		BBBB 4-0 E BB			x 0-0 ① F8			x 0-0 ① F5		2	0	0	0	1	0	0
Jim Piersall, R (1, 8) OBP: 0.338, SLG: 0.401		x 0-0 E4 G4-6-3 1-2			x 0-0 ② 4-3			x 0-0 ② F9		3	0	0	0	0	0	1
Frank Sullivan, R (1, 1) OBP: 0.154, SLG: 0.163 Gene Stephens, L (8, PH) OBP: 0.394, SLG: 0.512 Tom Hurd, R (8, 1) OBP: 0.111, SLG: 0.111		x 0-0 ②③ G4-6-3 1-2f			x 0-0 ③ 4-3			SSS 0-3 ③ K		2 1 0	0 0 0	0 0 0	0 0 0	0 1 0	0 0 0	2 0 0
Inning Stats	R: 1 E: 0 K: 0 S: 3 H: 0 LOB: 1 BB: 2 P: 11	R: 0 E: 1 K: 0 S: 3 H: 0 LOB: 1 BB: 1 P: 7	R: 0 E: 0 K: 0 S: 3 H: 1 LOB: 0 BB: 0 P: 3	R: 0 E: 0 K: 1 S: 5 H: 1 LOB: 0 BB: 0 P: 5	R: 0 E: 0 K: 0 S: 3 H: 0 LOB: 0 BB: 0 P: 3	R: 0 E: 0 K: 0 S: 3 H: 1 LOB: 0 BB: 0 P: 3	R: 0 E: 0 K: 1 S: 5 H: 0 LOB: 0 BB: 0 P: 5	R: 0 E: 0 K: 1 S: 5 H: 0 LOB: 0 BB: 0 P: 5	R: 0 E: 0 K: 0 S: 4 H: 1 LOB: 1 BB: 0 P: 4	1B: 3 2B: 1 3B: 0 HR: 0	SF: 0 SAC: 0 DP: 4 HBP: 0					

PITCHER	IP	WLS	BF	H	R	ER	SO	BB	IBB	HBP	BLK	WP	HR	S	P	ERA	WHIP
Art Houtteman, R (1, 1) ERA: 2.95	9.0	W	31	4	1	1	3	3	0	0	0	0	0	34	46	1.00	0.778

PITCHER	IP	WLS	BF	H	R	ER	SO	BB	IBB	HBP	BLK	WP	HR	S	P	ERA	WHIP

TOP

Boston Red Sox @ Cleveland Indians

Cleveland Municipal Stadium, Cleveland, OH

Sat Jul 16 1955, 3:33 AM EDT

Att. 14,073 - Unknown

livebaseballscorecards.com

AB	28
R	1
H	4
RBI	1
BB	3
SO	3
LOB	13

BOTTOM

Boston Red Sox @ Cleveland Indians

Cleveland Municipal Stadium, Cleveland, OH

Sat Jul 16 1955, 3:33 AM EDT

Att. 14,073 - Unknown

livebaseballscorecards.com

Batter	1	2	3	4	5	6	7	8	9	AB	R	H	RBI	BB	SO	LOB
Al Smith, R (1, 9) OBP: 0.411, SLG: 0.504	S S S 0-3 ① K	x 0-0 2-H 1B		x 0-0 G5-4-3 1-2 1B			x 0-0 ② F4			4	0	2	1	0	1	0
Bobby Avila, R (1, 4) OBP: 0.386, SLG: 0.376	x 0-0 ② F4	x 0-0 ② F6		x 0-0 ② ③ G5-4-3 1-2f			x 0-0 ③ F6			4	0	0	0	0	0	3
Ferris Fain, L (1, 3) OBP: 0.459, SLG: 0.354	B B B B 4-0 HR BB	x 0-0 ③ L4			x 0-0 ① 6-3			x 0-0 L6 WP 1B		3	1	1	0	1	0	1
Larry Doby, L (1, 8) OBP: 0.375, SLG: 0.521 Dale Mitchell, L (8, PH) OBP: 0.262, SLG: 0.308 Hoot Evers, R (9, 8) OBP: 0.307, SLG: 0.400	x 0-0 1-H HR		x 0-0 ① F4		x 0-0 ② 4-3			S S S 0-3 ① K 1-2		3 1 0	1 0 0	1 0 0	2 0 0	0 0 0	0 1 0	0 1 0
Al Rosen, R (1, 5) OBP: 0.352, SLG: 0.406	x 0-0 1B 1B		x 0-0 ② F6		S S S 0-3 ③ K			B B B B 4-0 BB		3	0	1	0	1	1	0
Gene Woodling, L (1, 7) OBP: 0.341, SLG: 0.345	x 0-0 1-3 FC6-4 1B		x 0-0 HR			x 0-0 CS 1B		x 0-0 ② ③ L6 2-3		4	1	3	1	0	0	2
George Strickland, R (1, 6) OBP: 0.322, SLG: 0.316	x 0-0 ③ FC6-4 1-2f		S S S 0-3 ③ K			S S S 0-3 ① ② K 1-2				3	0	0	0	0	2	3
Hal Naragon, L (1, 2) OBP: 0.407, SLG: 0.396		x 0-0 SH3-4 1B 1B		x 0-0 FC4-6 1B		x 0-0 ③ F8				3	1	2	0	0	0	0
Art Houtteman, R (1, 1) OBP: 0.227, SLG: 0.150		x 0-0 ① SH3-4 1-2		x 0-0 ① FC4-6 1B 1-2f			x 0-0 ① F6			2	0	0	0	0	0	1

	AB	30
	R	4
	H	10
	RBI	4
	BB	2
	SO	5
	LOB	11

Inning Stats	1	2	3	4	5	6	7	8	9
	R: 2 E: 0 K: 1 S: 8	H: 3 LOB: 2 BB: 1 P: 12	R: 1 E: 0 K: 0 S: 5	H: 2 LOB: 1 BB: 0 P: 5	R: 1 E: 0 K: 1 S: 6	H: 1 LOB: 0 BB: 0 P: 6	R: 0 E: 0 K: 0 S: 4	H: 2 LOB: 1 BB: 0 P: 4	R: 0 E: 0 K: 1 S: 5	H: 0 LOB: 0 BB: 0 P: 5	R: 0 E: 0 K: 1 S: 5	H: 1 LOB: 0 BB: 0 P: 5	R: 0 E: 0 K: 0 S: 3	H: 0 LOB: 0 BB: 0 P: 3	R: 0 E: 0 K: 1 S: 5	H: 1 LOB: 1 BB: 1 P: 9

	1B: 8	SF: 0	WP: 1	PA: 33
	2B: 1	SAC: 1	PB: 0	
	3B: 0	DP: 2	SB: 0	
	HR: 2	HBP: 0	CS: 1	

PITCHER		IP	WLS	BF	H	R	ER	SO	BB	IBB	HBP	BLK	WP	HR	S	P	ERA	WHIP
Frank Sullivan, R ERA: 3.09	(1, 1)	7.0	L	29	9	4	4	4	1	0	0	0	0	2	36	40	5.14	1.429
Tom Hurd, R ERA: 2.6	(8, 1)	1.0		4	1	0	0	1	1	0	0	0	1	0	5	9	0.00	2.000

PITCHER	IP	WLS	BF	H	R	ER	SO	BB	IBB	HBP	BLK	WP	HR	S	P	ERA	WHIP

Boston Red Sox @ Cleveland Indians

Cleveland Municipal Stadium, Cleveland, OH

Sun Jul 17 1955, 3:33 AM EDT

Unknown

TOP

livebaseballscorecards.com

Batter	1	2	3	4	5	6	7	8	9	AB	R	H	RBI	BB	SO	LOB
Billy Goodman, L (1, 4) OBP: 0.393, SLG: 0.340	F6	K 1-2		BB		BB		F4		3	0	0	0	2	1	2
Eddie Joost, R (8, 4) OBP: 0.261, SLG: 0.286										0	0	0	0	0	0	0
Billy Klaus, L (1, 6) OBP: 0.363, SLG: 0.393	BB 1B BB	2B 2-H		BB 1-2		F4		F7		3	1	1	1	2	0	2
Ted Williams, L (1, 7) OBP: 0.500, SLG: 0.839	BB 1B WP 1-2	F6		F4			K		F2	3	1	0	0	1	1	3
Gene Stephens, L (7, 7) OBP: 0.392, SLG: 0.508										1	0	0	0	0	0	0
Jackie Jensen, R (1, 9) OBP: 0.351, SLG: 0.507	F7		K	F5			1B S		F6	5	0	1	0	0	1	4
Norm Zauchin, R (1, 3) OBP: 0.337, SLG: 0.485	1B WP E 1-3 2-H		K		K		K 1-2		F4	5	1	1	1	0	3	1
Sammy White, R (1, 2) OBP: 0.325, SLG: 0.391	E6 2-H 3-H		K		F8		IBB			3	0	0	0	1	1	0
Grady Hatton, L (1, 5) OBP: 0.367, SLG: 0.315	K			HR BB	F7		3-1			3	1	0	0	1	1	3
Jim Piersall, R (1, 8) OBP: 0.340, SLG: 0.414		F5		HR 1-H		F1		SH3 1B		4	1	2	2	0	0	0
Tom Brewer, R (1, 1) OBP: 0.185, SLG: 0.137		BB WP 2B		F9		F6		SH3 1-2		2	1	0	0	1	0	0
Inning Stats	R: 3 E: 1 K: 1 S: 7 H: 1 LOB: 1 BB: 2 P: 15	R: 1 E: 0 K: 1 S: 6 H: 1 LOB: 1 BB: 1 P: 10	R: 0 E: 0 K: 3 S: 9 H: 0 LOB: 0 BB: 0 P: 9	R: 2 E: 0 K: 0 S: 4 H: 1 LOB: 2 BB: 3 P: 16	R: 0 E: 0 K: 1 S: 5 H: 0 LOB: 0 BB: 0 P: 5	R: 0 E: 0 K: 0 S: 3 H: 0 LOB: 1 BB: 1 P: 7	R: 0 E: 0 K: 2 S: 8 H: 1 LOB: 2 BB: 1 P: 12	R: 0 E: 0 K: 0 S: 4 H: 1 LOB: 1 BB: 0 P: 4	R: 0 E: 0 K: 0 S: 3 H: 0 LOB: 0 BB: 0 P: 3	1B: 3 2B: 1 3B: 0 HR: 1 SF: 0 SAC: 1 DP: 0 HBP: 0						

	AB	32
	R	6
	H	5
	RBI	4
	BB	8
	SO	8
	LOB	15

WP: 2 PB: 0 SB: 1 CS: 0 PA: 41

PITCHER		IP	WLS	BF	H	R	ER	SO	BB	IBB	HBP	BLK	WP	HR	S	P	ERA	WHIP
Herb Score, L ERA: 3.31	(1, 1)	3.2	L	21	3	6	5	5	6	0	0	0	2	1	25	49	12.27	2.455
Bob Feller, R ERA: 4.2	(4, 1)	2.1		8	0	0	0	1	1	0	0	0	0	0	9	13	0.00	0.429
Don Mossi, L ERA: 1.52	(7, 1)	1.0		5	1	0	0	2	0	1	0	0	0	0	8	12	0.00	1.000
Ray Narleski, R ERA: 3.06	(8, 1)	2.0		7	1	0	0	0	0	0	0	0	0	0	7	7	0.00	0.500

PITCHER	IP	WLS	BF	H	R	ER	SO	BB	IBB	HBP	BLK	WP	HR	S	P	ERA	WHIP

BOTTOM

Boston Red Sox @ Cleveland Indians

Cleveland Municipal Stadium, Cleveland, OH

Sun Jul 17 1955, 3:33 AM EDT

Unknown

livebaseballscorecards.com

Batter	1	2	3	4	5	6	7	8	9	AB	R	H	RBI	BB	SO	LOB
Al Smith, R (1, 9) (8, 6) OBP: 0.412, SLG: 0.503	F9		L6			BB		1B		3	0	1	0	1	0	1
Bobby Avila, R (1, 4) OBP: 0.381, SLG: 0.371	F8			F6		F3		F5		4	0	0	0	0	0	2
Ferris Fain, L (1, 3) OBP: 0.455, SLG: 0.347	K			F1		BB		K		3	0	0	0	1	2	1
Larry Doby, L (1, 8) OBP: 0.370, SLG: 0.514		K		F9		F4			F4	4	0	0	0	0	1	2
Al Rosen, R (1, 5) OBP: 0.354, SLG: 0.404		K			FC3-6 BB		FC3-6 BB		F5	2	0	0	0	2	1	0
Gene Woodling, L (1, 7) OBP: 0.340, SLG: 0.344		F4			K		FC3-6 1B		1B	4	0	1	0	0	1	2
George Strickland, R (1, 6) OBP: 0.325, SLG: 0.316 Dale Mitchell, L (5, PH) OBP: 0.256, SLG: 0.300 Sam Dente, R (6, 6) OBP: 0.287, SLG: 0.238 Ralph Kiner, R (7, PH) OBP: 0.380, SLG: 0.452 Ray Narleski, R (8, 1) OBP: 0.308, SLG: 0.308 Bobby Young, L (9, PH) OBP: 0.259, SLG: 0.255			BB		FC3-6		G4-6-3 1B		F9	0 1 0 1 0 1	0 0 0 0 0 0	0 0 0 1 0 0	0 0 0 0 0 0	1 0 0 0 0 0	0 0 0 0 0 0	0 1 0 0 0 1
Hank Foiles, R (1, 2) OBP: 0.376, SLG: 0.352 Don Mossi, L (7, 1) OBP: 0.333, SLG: 0.143 Vic Wertz, L (7, PH) OBP: 0.333, SLG: 0.503 (8, 9)			F7		F7		G4-6-3			2 0 1	0 0 0	0 0 0	0 0 0	0 0 0	0 0 0	2 0 2
Herb Score, L (1, 1) OBP: 0.083, SLG: 0.043 Bob Feller, R (4, 1) OBP: 0.133, SLG: 0.071 Hal Naragon, L (6, PH) OBP: 0.393, SLG: 0.380 (7, 2)			F8			L3		F1		1 0 2	0 0 0	0 0 0	0 0 0	0 0 0	0 0 0	1 0 0
Inning Stats	R: 0 E: 0 K: 1 S: 5 H: 0 LOB: 0 BB: 0 P: 5	R: 0 E: 0 K: 2 S: 7 H: 0 LOB: 0 BB: 0 P: 7	R: 0 E: 0 K: 0 S: 3 H: 0 LOB: 1 BB: 1 P: 7	R: 0 E: 0 K: 0 S: 3 H: 0 LOB: 0 BB: 0 P: 3	R: 0 E: 0 K: 1 S: 5 H: 0 LOB: 1 BB: 1 P: 9	R: 0 E: 0 K: 0 S: 3 H: 0 LOB: 2 BB: 2 P: 11	R: 0 E: 0 K: 0 S: 3 H: 1 LOB: 1 BB: 1 P: 7	R: 0 E: 0 K: 1 S: 6 H: 1 LOB: 1 BB: 0 P: 6	R: 0 E: 0 K: 0 S: 4 H: 1 LOB: 1 BB: 0 P: 4	1B: 3 2B: 0 3B: 0 HR: 0	SF: 0 SAC: 0 DP: 1 HBP: 0					

	AB	29
	R	0
	H	3
	RBI	0
	BB	5
	SO	5
	LOB	15

PITCHER		IP	WLS	BF	H	R	ER	SO	BB	IBB	HBP	BLK	WP	HR	S	P	ERA	WHIP
Tom Brewer, R ERA: 3.67	(1, 1)	9.0	W	34	3	0	0	5	5	0	0	0	0	0	39	59	0.00	0.889

PITCHER	IP	WLS	BF	H	R	ER	SO	BB	IBB	HBP	BLK	WP	HR	S	P	ERA	WHIP

Batter	1	2	3	4	5	6	7	8	9	AB	R	H	RBI	BB	SO	LOB
Billy Goodman, L (1, 4) OBP: 0.390, SLG: 0.338	F9		F7			F7		F6	1-2, 2-H, 1B	5	0	1	1	0	0	1
Billy Klaus, L (1, 6) OBP: 0.363, SLG: 0.391	F6		F3			BBBB, 4-0, HR, BB		1B	F4	4	1	1	0	1	0	2
Ted Williams, L (1, 7) OBP: 0.493, SLG: 0.845	F4		G3			1-H, HR		F9		4	1	1	2	0	0	1
Jackie Jensen, R (1, 9) OBP: 0.352, SLG: 0.506		F7	BBBB, 4-0, BB			F8			1B, 1B, 1B	3	1	1	0	1	0	0
Norm Zauchin, R (1, 3) OBP: 0.339, SLG: 0.483		F4	F3				BBBB, 4-0, BB		1-3, 1B, 1B, 1B	3	1	1	0	1	0	1
Sammy White, R (1, 2) OBP: 0.324, SLG: 0.389		F7			SSS, 0-3, K		SSS, 0-3, K		1-2, 3-H, 1B, 1B	4	1	1	1	0	2	1
Grady Hatton, L (1, 5) OBP: 0.360, SLG: 0.308			SSS, 0-3, K	F4		F8			F6	4	0	0	0	0	1	3
Jim Piersall, R (1, 8) OBP: 0.342, SLG: 0.415			1B	F6		F3			1-2, 2-H, 1B	4	0	2	1	0	0	1
Bill Henry, L (1, 1) OBP: 0.133, SLG: 0.133			SSS, 0-3, K			F5		SSS, 0-3, K	SSS, 0-3, K	1	0	0	0	0	1	1
Gene Stephens, L (6, PH) OBP: 0.389, SLG: 0.504										1	0	0	0	0	0	0
Ike Delock, R (6, 1) OBP: 0.161, SLG: 0.103										0	0	0	0	0	0	0
Eddie Joost, R (8, PH) OBP: 0.258, SLG: 0.282										1	0	0	0	0	1	0
Ellis Kinder, R (8, 1) OBP: 0.333, SLG: 0.200										0	0	0	0	0	0	0
Ted Lepcio, R (9, PH) OBP: 0.310, SLG: 0.447										0	0	0	0	0	0	0
Faye Throneberry, L (9, PH) OBP: 0.328, SLG: 0.490										1	0	0	0	0	1	2
Inning Stats	R: 0 E: 0 K: 0 S: 3 H: 0 LOB: 0 BB: 0 P: 3	R: 0 E: 0 K: 0 S: 3 H: 0 LOB: 0 BB: 0 P: 3	R: 0 E: 0 K: 2 S: 8 H: 1 LOB: 1 BB: 0 P: 8	R: 0 E: 0 K: 0 S: 3 H: 0 LOB: 1 BB: 1 P: 7	R: 0 E: 0 K: 1 S: 5 H: 0 LOB: 0 BB: 0 P: 5	R: 2 E: 0 K: 0 S: 4 H: 1 LOB: 0 BB: 1 P: 8	R: 0 E: 0 K: 1 S: 5 H: 0 LOB: 1 BB: 1 P: 9	R: 0 E: 0 K: 1 S: 6 H: 1 LOB: 1 BB: 0 P: 6	R: 3 E: 0 K: 1 S: 10 H: 5 LOB: 2 BB: 0 P: 10	1B: 7 2B: 0 3B: 0 HR: 1 SF: 0 SAC: 0 DP: 0 HBP: 0	WP: 0 PB: 0 SB: 0 CS: 0 PA: 38					

PITCHER		IP	WLS	BF	H	R	ER	SO	BB	IBB	HBP	BLK	WP	HR	S	P	ERA	WHIP
Mike Garcia, R ERA: 4.12	(1, 1)	6.0	W	22	2	2	2	3	2	0	0	0	0	1	26	34	3.00	0.667
Ray Narleski, R ERA: 3.02	(7, 1)	1.0		4	0	0	0	1	1	0	0	0	0	0	5	9	0.00	1.000
Don Mossi, L ERA: 2.03	(8, 1)	1.1		9	5	3	3	1	0	0	0	0	0	0	11	11	20.25	3.750
Bob Lemon, R ERA: 3.76	(9, 1)	0.2	S	3	1	0	0	1	0	0	0	0	0	0	5	5	0.00	1.500

PITCHER	IP	WLS	BF	H	R	ER	SO	BB	IBB	HBP	BLK	WP	HR	S	P	ERA	WHIP

TOP

Boston Red Sox @ Cleveland Indians

Cleveland Municipal Stadium, Cleveland, OH

Sun Jul 17 1955, 3:38 AM EDT
Att. 44,688 - Unknown

livebaseballscorecards.com

AB	35
R	5
H	8
RBI	5
BB	3
SO	6
LOB	13

BOTTOM

Batter	1	2	3	4	5	6	7	8	9	AB	R	H	RBI	BB	SO	LOB
Al Smith, R (1, 9) OBP: 0.407, SLG: 0.496	F5	K			F7	K		F8		5	0	0	0	0	2	4
Bobby Avila, R (1, 4) OBP: 0.380, SLG: 0.370	F1		L6		1B SF8 1B	F6				4	1	1	0	0	0	2
Ralph Kiner, R (1, 7) OBP: 0.383, SLG: 0.468	F3		HR		1-3 1B		F5			3	1	2	1	0	0	0
Hoot Evers, R (5, PR) (6, 7) OBP: 0.306, SLG: 0.398										1	0	0	0	0	0	0
Al Rosen, R (1, 5) OBP: 0.355, SLG: 0.404		BB E 1B	F7		SF8 3-H		BBBB 1B BB			2	1	1	1	1	0	0
Larry Doby, L (1, 8) OBP: 0.369, SLG: 0.510		K	F4		F6		1-3 G4-6-3 1B			4	0	1	0	0	1	2
Vic Wertz, L (1, 3) OBP: 0.333, SLG: 0.500 Stu Locklin, L (6, PR) OBP: 0.200, SLG: 0.400 Ray Narleski, R (7, 1) OBP: 0.308, SLG: 0.308 Gene Woodling, L (7, PH) OBP: 0.338, SLG: 0.342 Don Mossi, L (8, 1) OBP: 0.333, SLG: 0.143 Bob Lemon, L (9, 1) OBP: 0.323, SLG: 0.264		K		F6		HR SH1-3 1B	G4-6-3 1-2f			3 0 0 1 0 0	0 1 0 0 0 0	1 0 0 0 0 0	0 0 0 0 0 0	0 0 0 0 0 0	1 0 0 0 0 0	1 0 0 2 0 0
George Strickland, R (1, 6) OBP: 0.329, SLG: 0.318		BBBB 1B E 1B 1-2 BB	SH1-3 1B		SH1-3 1-2			F6		2	1	1	0	1	0	0
Jim Hegan, R (1, 2) OBP: 0.278, SLG: 0.328		1B 1-3 2-H 1B	SH1-3 1-2		HR 2-H			F7		3	1	2	2	0	0	0
Mike Garcia, R (1, 1) OBP: 0.311, SLG: 0.341 Ferris Fain, L (6, PH) (7, 3) OBP: 0.460, SLG: 0.351		1-2 3-H 1B	F7		BBBB S BB			1B		2 1	0 0	1 1	1 0	0 1	0 0	1 0
Inning Stats	R: 0 E: 0 K: 0 S: 3 H: 0 LOB: 0 BB: 0 P: 3	R: 2 E: 1 K: 3 S: 12 H: 3 LOB: 2 BB: 1 P: 16	R: 1 E: 0 K: 0 S: 4 H: 1 LOB: 0 BB: 0 P: 4	R: 0 E: 0 K: 0 S: 4 H: 1 LOB: 1 BB: 0 P: 4	R: 1 E: 0 K: 0 S: 5 H: 2 LOB: 1 BB: 0 P: 5	R: 2 E: 0 K: 1 S: 7 H: 2 LOB: 2 BB: 1 P: 11	R: 0 E: 0 K: 0 S: 3 H: 1 LOB: 1 BB: 1 P: 7	R: 0 E: 0 K: 0 S: 4 H: 1 LOB: 1 BB: 0 P: 4		1B: 9 2B: 0 3B: 0 HR: 2	SF: 1 SAC: 2 DP: 1 HBP: 0			WP: 0 PB: 0 SB: 1 CS: 0	PA: 37		

PITCHER		IP	WLS	BF	H	R	ER	SO	BB	IBB	HBP	BLK	WP	HR	S	P	ERA	WHIP
Bill Henry, L ERA: 3.19	(1, 1)	5.0	L	23	7	4	2	3	1	0	0	0	0	1	28	32	3.60	1.600
Ike Delock, R ERA: 4.48	(6, 1)	2.0		10	3	2	2	1	2	0	0	0	0	1	10	18	9.00	2.500
Ellis Kinder, R ERA: 2.12	(8, 1)	1.0		4	1	0	0	0	0	0	0	0	0	0	4	4	0.00	1.000

PITCHER	IP	WLS	BF	H	R	ER	SO	BB	IBB	HBP	BLK	WP	HR	S	P	ERA	WHIP

Boston Red Sox @ Cleveland Indians

Cleveland Municipal Stadium, Cleveland, OH

Sun Jul 17 1955, 3:38 AM EDT

Att. 44,688 - Unknown

livebaseballscorecards.com

AB	31
R	6
H	11
RBI	5
BB	3
SO	4
LOB	12

Washington Senators @ Cleveland Indians

Cleveland Municipal Stadium, Cleveland, OH

Tue Jul 19 1955, 3:33 AM EDT
Att. 12,058 - Unknown

TOP

livebaseballscorecards.com

Batter	1	2	3	4	5	6	7	8	9	AB	R	H	RBI	BB	SO	LOB
Jerry Snyder, R (1, 4) OBP: 0.278, SLG: 0.343	4-3	6-3 1-2 2-3 3-H		4-3 E 2B	F8		WP 2-H 1B		F4	6	1	2	2	0	0	2
Johnny Groth, R (1, 8) (8, 7) OBP: 0.306, SLG: 0.396	6-3	5-3		4-3 2-3	G3		L8 2-3			5	0	0	0	0	0	4
Mickey Vernon, L (1, 3) OBP: 0.376, SLG: 0.444	3B 2B		6-3	E 1B BB		BB		4-3		3	2	1	0	2	0	0
Clint Courtney, L (1, 2) OBP: 0.375, SLG: 0.469	2-H 3B		4-3	E7 1B 1-2 1B 3-H		F8		F6		5	1	1	1	0	0	2
Carlos Paula, R (1, 9) OBP: 0.335, SLG: 0.427	K		BB E FC5-2 1B	1B 1-2 2-H 2B 1B		K		1B 1B		5	1	3	1	0	2	2
Roy Sievers, R (1, 7) Tom Umphlett, R (8, 8) OBP: 0.369, SLG: 0.477 OBP: 0.273, SLG: 0.255		1B BB 6-3 1B	E5 BB 1-2	1-2 2-H 2B 1B		K		1-3 1B		5 0	2 0	3 0	1 0	0 0	1 0	2 0
Eddie Yost, R (1, 5) OBP: 0.375, SLG: 0.331		6-3 1-2 1B BB	1-2 2-3 BB	1-H 2-H 2B			4-3 1B BB	L8		2	1	1	2	3	0	2
Jose Valdivielso, R (1, 6) OBP: 0.299, SLG: 0.337		6-3 1-2 2-3 1B	FC5-2 3-Hf	F9			4-3 1-2		F3	5	0	1	0	0	0	5
Dean Stone, L (1, 1) OBP: 0.135, SLG: 0.059		K		K	1-3		K		K	5	0	0	0	0	4	4
Inning Stats	R: 1 E: 0 K: 1 S: 7 H: 2 LOB: 1 BB: 0 P: 7	R: 1 E: 0 K: 1 S: 7 H: 2 LOB: 2 BB: 1 P: 11	R: 0 E: 1 K: 0 S: 5 H: 1 LOB: 3 BB: 1 P: 9	R: 5 E: 1 K: 1 S: 10 H: 4 LOB: 1 BB: 1 P: 14	R: 0 E: 0 K: 0 S: 3 H: 0 LOB: 0 BB: 0 P: 3	R: 0 E: 0 K: 2 S: 7 H: 0 LOB: 1 BB: 1 P: 11	R: 1 E: 0 K: 1 S: 6 H: 1 LOB: 1 BB: 1 P: 10	R: 0 E: 0 K: 0 S: 5 H: 2 LOB: 2 BB: 0 P: 5	R: 0 E: 0 K: 1 S: 5 H: 0 LOB: 0 BB: 0 P: 5	1B: 8 2B: 3 3B: 1 HR: 0 SF: 0 SAC: 0 DP: 0 HBP: 0						

AB	41
R	8
H	12
RBI	7
BB	5
SO	7
LOB	23

WP: 1 PA: 46
PB: 0
SB: 0
CS: 0

PITCHER		IP	WLS	BF	H	R	ER	SO	BB	IBB	HBP	BLK	WP	HR	S	P	ERA	WHIP
Bob Lemon, R ERA: 3.79	(1, 1)	3.2	L	25	9	7	2	3	3	0	0	0	0	0	28	40	4.91	3.273
Bob Feller, R ERA: 4.09	(4, 1)	1.1		4	0	0	0	0	0	0	0	0	0	0	4	4	0.00	0.000
Ray Narleski, R ERA: 3.06	(6, 1)	2.0		9	1	1	1	3	2	0	0	0	1	0	13	21	4.50	1.500
Don Mossi, L ERA: 1.95	(8, 1)	2.0		8	2	0	0	1	0	0	0	0	0	0	10	10	0.00	1.000

PITCHER	IP	WLS	BF	H	R	ER	SO	BB	IBB	HBP	BLK	WP	HR	S	P	ERA	WHIP

BOTTOM

Washington Senators @ Cleveland Indians

Cleveland Municipal Stadium, Cleveland, OH

Tue Jul 19 1955, 3:33 AM EDT

Att. 12,058 - Unknown

livebaseballscorecards.com

Batter	1	2	3	4	5	6	7	8	9	AB	R	H	RBI	BB	SO	LOB
Al Smith, R (1, 9) OBP: 0.412, SLG: 0.499	G5-3 2B		WP BB		K		BB		1B BB	2	0	1	0	3	1	0
Bobby Avila, R (1, 4) OBP: 0.383, SLG: 0.371	G5-3 1B		K		BB 1B BB		K		1-2 1B	4	1	2	0	1	2	2
Ralph Kiner, R (1, 7) OBP: 0.383, SLG: 0.462	G5-3 1-2 2-3f		WP 1-2 BB		1B 1-2 BB		K		K	3	0	0	0	2	2	5
Al Rosen, R (1, 5) OBP: 0.360, SLG: 0.405	BB		BB 1-2 2-3		FC5-6 1-2 2-H 1B			E5 G6-4-3 1B		2	0	1	1	2	0	0
Larry Doby, L (1, 8) OBP: 0.367, SLG: 0.507	4-3		K		FC5-6 1-2f			G6-4-3 1-2 1B		4	0	1	0	0	1	7
Ferris Fain, L (1, 3) OBP: 0.451, SLG: 0.342		K		4-3		L9		G6-4-3 1-2f 2-3		4	0	0	0	0	1	2
George Strickland, R (1, 6) OBP: 0.324, SLG: 0.312		5-3		F4		F8		F8		4	0	0	0	0	0	1
Jim Hegan, R (1, 2) OBP: 0.278, SLG: 0.326		6-3		F8		F8			G6-4-3 1B	4	0	1	0	0	0	0
Bob Lemon, L (1, 1) OBP: 0.317, SLG: 0.259 Bob Feller, R (4, 1) OBP: 0.133, SLG: 0.071 Hank Foiles, R (5, PH) OBP: 0.372, SLG: 0.347 Ray Narleski, R (6, 1) OBP: 0.308, SLG: 0.308 Hoot Evers, R (7, PH) OBP: 0.304, SLG: 0.396 Don Mossi, L (8, 1) OBP: 0.333, SLG: 0.143 Sam Dente, R (9, PH) OBP: 0.284, SLG: 0.235			G3		6-3		K		G6-4-3 1-2f	1 0 1 0 1 0 0	0 0 0 0 0 0 1	0 0 0 0 0 1 0	0 0 0 0 0 0 0	0 0 0 0 0 0 0	0 0 0 0 0 0 0	0 0 0 0 0 0 1
Inning Stats	R: 0 E: 0 K: 0 S: 4 H: 2 LOB: 2 BB: 1 P: 8	R: 0 E: 0 K: 1 S: 5 H: 0 LOB: 0 BB: 0 P: 5	R: 0 E: 0 K: 2 S: 7 H: 0 LOB: 3 BB: 3 P: 19	R: 0 E: 0 K: 0 S: 3 H: 0 LOB: 0 BB: 0 P: 3	R: 1 E: 0 K: 1 S: 6 H: 1 LOB: 2 BB: 2 P: 14	R: 0 E: 0 K: 0 S: 3 H: 0 LOB: 0 BB: 0 P: 3	R: 0 E: 0 K: 3 S: 9 H: 0 LOB: 1 BB: 1 P: 13	R: 0 E: 1 K: 0 S: 4 H: 1 LOB: 1 BB: 0 P: 4	R: 0 E: 0 K: 1 S: 6 H: 2 LOB: 2 BB: 1 P: 10	1B: 5 2B: 1 3B: 0 HR: 0	SF: 0 SAC: 0 DP: 3 HBP: 0			WP: 1 PB: 0 SB: 0 CS: 0		PA: 39	

	AB	31
	R	1
	H	6
	RBI	1
	BB	8
	SO	8
	LOB	18

PITCHER		IP	WLS	BF	H	R	ER	SO	BB	IBB	HBP	BLK	WP	HR	S	P	ERA	WHIP
Dean Stone, L ERA: 3.83	(1, 1)	9.0	W	39	6	1	1	8	8	0	0	0	1	0	47	79	1.00	1.556

PITCHER	IP	WLS	BF	H	R	ER	SO	BB	IBB	HBP	BLK	WP	HR	S	P	ERA	WHIP

Washington Senators @ Cleveland Indians

Cleveland Municipal Stadium, Cleveland, OH

Wed Jul 20 1955, 3:33 AM EDT

Att. 11,189 - Unknown

TOP

livebaseballscorecards.com

Batter	1	2	3	4	5	6	7	8	9	AB	R	H	RBI	BB	SO	LOB
Jerry Snyder, R (1, 4) OBP: 0.244, SLG: 0.300	F9	K		F3		1-3			4-3	5	0	0	0	0	1	1
Johnny Groth, R (1, 8) OBP: 0.301, SLG: 0.389	K		E1 2B E	F3			F4			4	1	0	0	0	1	0
Tom Umphlett, R (7, 8) OBP: 0.273, SLG: 0.255										0	0	0	0	0	0	0
Mickey Vernon, L (1, 3) OBP: 0.378, SLG: 0.448	1B		E 1-3 2B	E1			F7			4	1	2	0	0	0	0
Clint Courtney, L (1, 2) OBP: 0.366, SLG: 0.456	F2		F6	F5			4-3			4	0	0	0	0	0	4
Carlos Paula, R (1, 9) OBP: 0.333, SLG: 0.423		6-3	E7 3B 2-H 3-H 1B		5-3			K		4	1	1	1	0	1	0
Roy Sievers, R (1, 7) OBP: 0.371, SLG: 0.476		E6 HR 1B	3B BB		K			L3		3	2	1	0	1	1	0
Eddie Yost, R (1, 5) OBP: 0.372, SLG: 0.349		2-H HR	K		F3			F8		4	1	1	2	0	1	2
Jose Valdivielso, R (1, 6) OBP: 0.297, SLG: 0.354		F2	1-H 2-H 3B			K			F9	4	0	1	2	0	1	0
Chuck Stobbs, L (1, 1) OBP: 0.391, SLG: 0.125		1B	K			K			K	2	0	1	0	0	1	1
Pedro Ramos, S (4, 1)										2	0	0	0	0	2	0
Inning Stats	R: 0 E: 0 K: 1 S: 6 H: 1 LOB: 1 BB: 0 P: 6	R: 2 E: 1 K: 1 S: 8 H: 3 LOB: 1 BB: 0 P: 8	R: 4 E: 2 K: 2 S: 11 H: 3 LOB: 1 BB: 1 P: 15	R: 0 E: 1 K: 0 S: 4 H: 0 LOB: 1 BB: 0 P: 4	R: 0 E: 0 K: 1 S: 5 H: 0 LOB: 0 BB: 0 P: 5	R: 0 E: 0 K: 2 S: 7 H: 0 LOB: 0 BB: 0 P: 7	R: 0 E: 0 K: 0 S: 3 H: 0 LOB: 0 BB: 0 P: 3	R: 0 E: 0 K: 1 S: 5 H: 0 LOB: 0 BB: 0 P: 5	R: 0 E: 0 K: 1 S: 5 H: 0 LOB: 0 BB: 0 P: 5	1B: 4 2B: 1 3B: 1 HR: 1 SF: 0 SAC: 0 DP: 0 HBP: 0							

	AB	36
	R	6
	H	7
	RBI	5
	BB	1
	SO	9
	LOB	8

WP: 0 PB: 0 SB: 0 CS: 0 PA: 37

PITCHER		IP	WLS	BF	H	R	ER	SO	BB	IBB	HBP	BLK	WP	HR	S	P	ERA	WHIP
Early Wynn, R ERA: 2.8	(1, 1)	2.2	L	17	7	6	2	3	1	0	0	0	0	1	22	26	6.75	3.000
Ray Narleski, R ERA: 3.0	(3, 1)	1.1		5	0	0	0	1	0	0	0	0	0	0	7	7	0.00	0.000
Don Mossi, L ERA: 1.84	(5, 1)	3.0		9	0	0	0	3	0	0	0	0	0	0	15	15	0.00	0.000
Mike Garcia, R ERA: 4.06	(8, 1)	2.0		6	0	0	0	2	0	0	0	0	0	0	10	10	0.00	0.000

PITCHER	IP	WLS	BF	H	R	ER	SO	BB	IBB	HBP	BLK	WP	HR	S	P	ERA	WHIP

BOTTOM

Washington Senators @ Cleveland Indians

Cleveland Municipal Stadium, Cleveland, OH

Wed Jul 20 1955, 3:33 AM EDT

Att. 11,189 - Unknown

livebaseballscorecards.com

Batter	1	2	3	4	5	6	7	8	9	AB	R	H	RBI	BB	SO	LOB
Bobby Avila, R (1, 4) OBP: 0.379, SLG: 0.367	K		K		3-1		E6			4	0	0	0	0	2	0
Gene Woodling, L (1, 7) OBP: 0.333, SLG: 0.336	F5		F8		4-3		F8			4	0	0	0	0	0	1
Al Smith, R (1, 9) OBP: 0.411, SLG: 0.496	L8			FC 1B, 1B	F8			F4		4	1	1	0	0	0	0
Al Rosen, R (1, 5) OBP: 0.359, SLG: 0.413		HR		F3		F9		F9		4	1	1	1	0	0	1
Larry Doby, L (1, 8) OBP: 0.366, SLG: 0.513		HR		FC 1B, SF8 1-2		F7		4-3		4	2	1	1	0	0	1
Ferris Fain, L (1, 3) OBP: 0.452, SLG: 0.342		6-3		S, 1B 1-3 2-H		BBBB, FC4, BB 4-0			6-3	3	0	1	1	1	0	0
George Strickland, R (1, 6) OBP: 0.323, SLG: 0.310 Dale Mitchell, L (4, PH) OBP: 0.273, SLG: 0.300 Sam Dente, R (5, 6) OBP: 0.281, SLG: 0.233 Hoot Evers, R (9, PH) OBP: 0.303, SLG: 0.394		6-3		IBB 1-2		FC4 1-2f			K	1 0 0 0 0 0 0 0 0 0 0 1 0 0 1 0 0 0 0 0 1 1 0 0 0 0 1 0						
Jim Hegan, R (1, 2) OBP: 0.276, SLG: 0.324 Vic Wertz, L (4, PH) OBP: 0.331, SLG: 0.500 Don Mossi, L (5, 1) OBP: 0.333, SLG: 0.143 Bobby Young, L (7, PH) OBP: 0.258, SLG: 0.254 Mike Garcia, R (8, 1) OBP: 0.311, SLG: 0.341 Ralph Kiner, R (9, PH) OBP: 0.382, SLG: 0.460		5-3		SF8 3-H			F6		F3	1 0 0 0 0 0 0 0 0 0 1 0 0 0 0 0 0 0 0 0 0 1 0 0 0 0 0 0 0 0 0 0 0 0 0 1 0 0 0 0 0 0						
Early Wynn, S (1, 1) OBP: 0.263, SLG: 0.315 Ray Narleski, R (3, 1) OBP: 0.286, SLG: 0.286 Hal Naragon, L (4, PH) OBP: 0.379, SLG: 0.365 (5, 2)			5-3	F5			F5			0 0 0 0 0 0 0 1 0 0 0 0 0 0 2 0 0 0 0 0 2						
Inning Stats	R: 0 H: 0 E: 0 LOB: 0 K: 1 BB: 0 S: 5 P: 5	R: 2 H: 2 E: 0 LOB: 0 K: 0 BB: 0 S: 5 P: 5	R: 0 H: 0 E: 0 LOB: 0 K: 1 BB: 0 S: 5 P: 5	R: 2 H: 2 E: 0 LOB: 2 K: 0 BB: 1 S: 6 P: 10	R: 0 H: 0 E: 0 LOB: 0 K: 0 BB: 0 S: 3 P: 3	R: 0 H: 0 E: 0 LOB: 1 K: 0 BB: 1 S: 3 P: 7	R: 0 H: 0 E: 1 LOB: 1 K: 0 BB: 0 S: 4 P: 4	R: 0 H: 0 E: 0 LOB: 0 K: 0 BB: 0 S: 3 P: 3	R: 0 H: 0 E: 0 LOB: 0 K: 1 BB: 0 S: 5 P: 5	1B: 2 SF: 1 2B: 0 SAC: 0 3B: 0 DP: 0 HR: 2 HBP: 0						

PITCHER	IP	WLS	BF	H	R	ER	SO	BB	IBB	HBP	BLK	WP	HR	S	P	ERA	WHIP
Chuck Stobbs, L (1, 1) ERA: 5.71	3.1		15	4	4	4	2	0	0	0	0	0	2	19	19	10.80	1.200
Pedro Ramos, R (4, 1) ERA: 3.09	5.2	W	20	0	0	0	1	1	1	0	0	0	0	20	28	0.00	0.176

PITCHER	IP	WLS	BF	H	R	ER	SO	BB	IBB	HBP	BLK	WP	HR	S	P	ERA	WHIP

AB	32
R	4
H	4
RBI	4
BB	2
SO	3
LOB	6

WP: 0 PA: 35
PB: 0
SB: 1
CS: 0

Batter	1	2	3	4	5	6	7	8	9	10	AB	R	H	RBI	BB	SO	LOB
Jerry Snyder, R (1, 4) OBP: 0.261, SLG: 0.333	5-3		5-3			CS 1B		1B 2B		K	5	1	2	0	0	1	0
Tom Umphlett, R (1, 8) OBP: 0.282, SLG: 0.277	BB 1B		2B			F4 1-2		K		2B	5	0	3	0	0	1	2
Mickey Vernon, L (1, 3) OBP: 0.375, SLG: 0.444	F8		F8			4-3		1B 2-H		F3	5	0	1	1	0	0	3
Clint Courtney, L (1, 2) OBP: 0.373, SLG: 0.450	BB 1-2			3-1			L4	BB		IBB	2	0	0	0	3	0	0
Carlos Paula, R (1, 9) OBP: 0.330, SLG: 0.434	1-3			6-3			HR	F4		K	5	1	1	1	0	1	6
Roy Sievers, R (1, 7) OBP: 0.369, SLG: 0.470		BB CS		F7			F2		6-3		3	0	0	0	1	0	0
Eddie Yost, R (1, 5) OBP: 0.375, SLG: 0.348		K 1-2			BB B3-6-4		F5		1B 1-6-3		3	0	1	0	1	1	1
Jose Valdivielso, R (1, 6) OBP: 0.295, SLG: 0.380		K			F4			HR	1-2 1-6-3		4	1	1	1	0	1	2
Johnny Schmitz, R (1, 1) OBP: 0.128, SLG: 0.128			5-3		B3-6-4 1-2f			1-3	K		4	0	0	0	0	1	2
Dean Stone, L (9, 1) OBP: 0.135, SLG: 0.059											0	0	0	0	0	0	0
Ted Abernathy, R (10, 1) OBP: 0.143, SLG: 0.143											0	0	0	0	0	0	0
Inning Stats	R: 0 E: 0 K: 0 S: 4 H: 1 LOB: 2 BB: 1 P: 8	R: 0 E: 0 K: 2 S: 6 H: 0 LOB: 0 BB: 1 P: 10	R: 0 E: 0 K: 0 S: 4 H: 1 LOB: 1 BB: 0 P: 4	R: 0 E: 0 K: 0 S: 3 H: 0 LOB: 0 BB: 0 P: 3	R: 0 E: 0 K: 0 S: 2 H: 0 LOB: 0 BB: 1 P: 6	R: 0 E: 0 K: 0 S: 3 H: 1 LOB: 0 BB: 0 P: 3	R: 1 E: 0 K: 0 S: 4 H: 1 LOB: 0 BB: 0 P: 4	R: 2 E: 0 K: 1 S: 8 H: 3 LOB: 2 BB: 1 P: 12	R: 0 E: 0 K: 1 S: 6 H: 1 LOB: 1 BB: 0 P: 6	R: 0 E: 0 K: 2 S: 8 H: 1 LOB: 2 BB: 1 P: 12	1B: 4 2B: 4 3B: 0 HR: 2	SF: 0 SAC: 0 DP: 2 HBP: 0						

PITCHER		IP	WLS	BF	H	R	ER	SO	BB	IBB	HBP	BLK	WP	HR	S	P	ERA	WHIP
Art Houtteman, R ERA: 2.99	(1, 1)	8.0		32	7	3	3	3	4	0	0	0	0	2	34	50	3.38	1.375
Don Mossi, L ERA: 1.81	(9, 1)	1.0		4	1	0	0	1	0	0	0	0	0	0	6	6	0.00	1.000
Ray Narleski, R ERA: 2.96	(10, 1)	1.0	W	5	1	0	0	2	0	1	0	0	0	0	8	12	0.00	1.000

PITCHER	IP	WLS	BF	H	R	ER	SO	BB	IBB	HBP	BLK	WP	HR	S	P	ERA	WHIP

TOP

Washington Senators @ Cleveland Indians

Cleveland Municipal Stadium, Cleveland, OH

Thu Jul 21 1955, 3:33 AM EDT
Att. 5,945 - Unknown

livebaseballscorecards.com

AB	36
R	3
H	9
RBI	3
BB	5
SO	6
LOB	16

WP: 0 PB: 0 SB: 0 CS: 2 PA: 41

Washington Senators @ Cleveland Indians

Cleveland Municipal Stadium, Cleveland, OH

Thu Jul 21 1955, 3:33 AM EDT

Att. 5,945 - Unknown

livebaseballscorecards.com

BOTTOM

Batter	1	2	3	4	5	6	7	8	9	10	AB	R	H	RBI	BB	SO	LOB
Gene Woodling, L (1, 7) OBP: 0.335, SLG: 0.335	F9		G4-6-3 1-2f			BB CS		1B FC5-4 1-2	F2		4	0	1	0	1	0	2
Bobby Avila, R (1, 4) OBP: 0.379, SLG: 0.370	6-3			2B		1B 1-2		FC5-4 1-2 2-3		F7	5	0	2	0	0	0	2
Al Smith, R (1, 9) OBP: 0.413, SLG: 0.496	HBP			F4		1B 1-2		F9		1B 1B 1B	4	1	2	0	0	0	2
Al Rosen, R (1, 5) OBP: 0.355, SLG: 0.408 Ray Narleski, R (10, 1) OBP: 0.267, SLG: 0.267	1-3			1-3		F8			5-3	K	4	0	0	0	0	0	4
											1	0	0	0	0	1	1
Larry Doby, L (1, 8) OBP: 0.363, SLG: 0.508		4-3		4-3		K			1-3	1B 1-H	5	0	1	1	0	1	3
Ferris Fain, L (1, 3) OBP: 0.448, SLG: 0.340		K	6-3				4-3		1B 1B 2B 1B		4	1	1	0	0	1	0
George Strickland, R (1, 6) OBP: 0.320, SLG: 0.307 Ralph Kiner, R (7, PH) OBP: 0.381, SLG: 0.458 Sam Dente, R (8, 6) OBP: 0.289, SLG: 0.241		F3	F8				K		1B 1-2 2B 1B		2	0	0	0	0	0	0
											1	0	0	0	0	1	0
											1	1	1	0	0	0	0
Hank Foiles, R (1, 2) OBP: 0.389, SLG: 0.373			FC1-5 2B			BB	6-3		1-2 2-3 2B 1B		3	1	2	0	1	0	0
Art Houtteman, R (1, 1) OBP: 0.208, SLG: 0.136 Hoot Evers, R (8, PH) OBP: 0.306, SLG: 0.397 Don Mossi, L (9, 1) OBP: 0.333, SLG: 0.143 Jim Hegan, R (9, PH) OBP: 0.276, SLG: 0.324 Vic Wertz, L (9, PH) OBP: 0.335, SLG: 0.510 Bobby Young, L (9, PR) OBP: 0.258, SLG: 0.254 (10, 5)			FC1-5 G4-6-3 2-3		5-3			FC5-4 1B	1-H 2-H 3-H 2B		2	0	0	0	0	0	2
											1	0	1	0	0	0	0
											0	0	0	0	0	0	0
											0	0	0	0	0	0	0
											1	0	1	0	0	0	0
											0	0	0	0	0	0	0
Inning Stats	R: 0 E: 0 K: 0 S: 3 H: 0 LOB: 1 BB: 0 P: 4	R: 0 E: 0 K: 1 S: 5 H: 0 LOB: 0 BB: 0 P: 5	R: 0 E: 0 K: 0 S: 3 H: 1 LOB: 0 BB: 0 P: 3	R: 0 E: 0 K: 0 S: 4 H: 1 LOB: 1 BB: 0 P: 4	R: 0 E: 0 K: 0 S: 3 H: 0 LOB: 1 BB: 1 P: 7	R: 0 E: 0 K: 1 S: 6 H: 2 LOB: 2 BB: 1 P: 10	R: 0 E: 0 K: 0 S: 5 H: 0 LOB: 0 BB: 0 P: 5	R: 0 E: 0 K: 0 S: 4 H: 2 LOB: 1 BB: 0 P: 4	R: 3 E: 0 K: 0 S: 7 H: 4 LOB: 1 BB: 0 P: 7	R: 1 E: 0 K: 1 S: 6 H: 2 LOB: 1 BB: 0 P: 6	1B: 9 2B: 4 3B: 0 HR: 0 SF: 0 SAC: 0 DP: 2 HBP: 1	WP: 0 PB: 0 SB: 0 CS: 1 PA: 41					

	AB	38
	R	4
	H	12
	RBI	4
	BB	2
	SO	4
	LOB	16

PITCHER		IP	WLS	BF	H	R	ER	SO	BB	IBB	HBP	BLK	WP	HR	S	P	ERA	WHIP
Johnny Schmitz, L ERA: 3.12	(1, 1)	8.2		35	9	3	3	3	2	0	1	0	0	0	38	47	3.12	1.269
Dean Stone, L ERA: 3.82	(9, 1)	0.1		2	1	0	0	0	0	0	0	0	0	0	2	2	0.00	3.000
Ted Abernathy, R ERA: 6.75	(10, 1)	0.2	L	4	2	1	1	1	0	0	0	0	0	0	6	6	13.50	3.000

PITCHER	IP	WLS	BF	H	R	ER	SO	BB	IBB	HBP	BLK	WP	HR	S	P	ERA	WHIP

Batter	1	2	3	4	5	6	7	8	9	AB	R	H	RBI	BB	SO	LOB
Fred Marsh, R (1, 4) OBP: 0.310, SLG: 0.276	FC4 1B		BBBB 4-0 BB			L6		F3		3	0	1	0	1	0	0
Jim Dyck, R (1, 7) OBP: 0.429, SLG: 0.353	SSS 0-3 ① K		0-0 ② F5			1B 1B 1B		0-0 ② F5		4	0	1	0	0	1	3
Dave Philley, S (1, 9) OBP: 0.375, SLG: 0.500	SSS 0-3 ② K		0-0 ③ F4			1-2 1B		0-0 BB 1B		4	0	2	0	0	1	3
Gus Triandos, R (1, 3) OBP: 0.322, SLG: 0.429	0-0 ③ FC4 1-2f			0-0 ① 5-6-3		0-0 1-2 2-3 1B		BBBB 4-0 FC6-4 1-2 BB		3	0	1	0	1	0	1
Hank Majeski, R (1, 5) OBP: 0.283, SLG: 0.291 Dave Pope, L (8, PH) (8, 8) OBP: 0.335, SLG: 0.389		0-0 ① F5		SSS 0-3 ② K		0-0 ② F9		0-0 ③ FC6-4 1-2f		3 1	0 0	0 0	0 0	0 0	1 0	3 2
Hal Smith, R (1, 2) OBP: 0.291, SLG: 0.358 Cal Abrams, L (9, PH) OBP: 0.413, SLG: 0.406		0-0 ② F8		0-0 ③ F4		0-0 ③ F8			0-0 ① F8	3 1	0 0	0 0	0 0	0 0	0 0	3 0
Chuck Diering, R (1, 8) OBP: 0.333, SLG: 0.329 (8, 5)		0-0 ③ F4			0-0 CS 1B		0-0 ① F3		0-0 ② F5	4	0	1	0	0	0	0
Willy Miranda, S (1, 6) OBP: 0.301, SLG: 0.308 Bob Hale, L (9, PH) OBP: 0.333, SLG: 0.429			SSS 0-3 ① K		BBBB 4-0 ① G6-3 1-2 BB		0-0 ② F2		0-0 ③ F8	2 1	0 0	0 0	0 0	1 0	1 0	0 0
Jim Wilson, R (1, 1) OBP: 0.151, SLG: 0.154			0-0 2B		0-0 ② ③ G6-3 1-2f		SSS 0-3 ③ K			3	0	1	0	0	1	1
Inning Stats	R: 0 E: 0 K: 2 S: 8 H: 1 LOB: 1 BB: 0 P: 8	R: 0 E: 0 K: 0 S: 3 H: 0 LOB: 0 BB: 0 P: 3	R: 0 E: 0 K: 1 S: 6 H: 1 LOB: 2 BB: 1 P: 10	R: 0 E: 0 K: 1 S: 5 H: 0 LOB: 0 BB: 0 P: 5	R: 0 E: 0 K: 0 S: 2 H: 1 LOB: 0 BB: 1 P: 6	R: 0 E: 0 K: 0 S: 6 H: 3 LOB: 3 BB: 0 P: 6	R: 0 E: 0 K: 1 S: 5 H: 0 LOB: 0 BB: 0 P: 5	R: 0 E: 0 K: 0 S: 4 H: 1 LOB: 2 BB: 1 P: 8	R: 0 E: 0 K: 0 S: 3 H: 0 LOB: 0 BB: 0 P: 3	1B: 6 2B: 1 3B: 0 HR: 0	SF: 0 SAC: 0 DP: 1 HBP: 0						

PITCHER		IP	WLS	BF	H	R	ER	SO	BB	IBB	HBP	BLK	WP	HR	S	P	ERA	WHIP
Herb Score, L ERA: 3.12	(1, 1)	7.2	W	31	7	0	0	5	3	0	0	0	0	0	38	50	0.00	1.304
Ray Narleski, R ERA: 2.9	(8, 1)	1.1	S	4	0	0	0	0	0	0	0	0	0	0	4	4	0.00	0.000

PITCHER	IP	WLS	BF	H	R	ER	SO	BB	IBB	HBP	BLK	WP	HR	S	P	ERA	WHIP

TOP

Baltimore Orioles @ Cleveland Indians

Cleveland Municipal Stadium, Cleveland, OH

Fri Jul 22 1955, 3:33 AM EDT

Att. 11,727 - Unknown

livebaseballscorecards.com

AB	32
R	0
H	7
RBI	0
BB	3
SO	5
LOB	16

1B: 6	SF: 0	WP: 0	PA: 35
2B: 1	SAC: 0	PB: 0	
3B: 0	DP: 1	SB: 0	
HR: 0	HBP: 0	CS: 1	

Batter	1	2	3	4	5	6	7	8	9	AB	R	H	RBI	BB	SO	LOB
Gene Woodling, L (1, 7) OBP: 0.333, SLG: 0.333	F8		F4		F9			SH, 1B		4	0	1	0	0	0	2
Bobby Avila, R (1, 4) OBP: 0.376, SLG: 0.367	F5		F5			F3		SH, L3-6, 1-2		3	0	0	0	0	0	1
Al Smith, R (1, 9) OBP: 0.411, SLG: 0.501	K			HR		K		P8		4	1	1	1	0	2	2
Larry Doby, L (1, 8) OBP: 0.359, SLG: 0.502		K		F5		F9		L3-6, 1-2		4	0	0	0	0	1	2
Al Rosen, R (1, 5) OBP: 0.355, SLG: 0.407		F3		F5			1B, SF8, 1B			3	1	1	0	0	0	0
Ferris Fain, L (1, 3) OBP: 0.451, SLG: 0.341		BB		F4			SF8, 1B, 1-3			2	0	1	0	1	0	0
George Strickland, R (1, 6) OBP: 0.320, SLG: 0.305		F3			SH1-4, BB		K			2	0	0	0	1	1	3
Hank Foiles, R (1, 2) OBP: 0.376, SLG: 0.364			F4		F7		SF8, 1-2, 3-H			2	0	0	1	0	0	1
Herb Score, L (1, 1) OBP: 0.080, SLG: 0.042			E4		SH1-4, 1-2		F4			2	0	0	0	0	0	1
Ray Narleski, R (8, 1) OBP: 0.267, SLG: 0.267										0	0	0	0	0	0	0
Inning Stats	R: 0 E: 0 K: 1 S: 5 H: 0 LOB: 0 BB: 0 P: 5	R: 0 E: 0 K: 1 S: 5 H: 0 LOB: 1 BB: 1 P: 9	R: 0 E: 1 K: 0 S: 4 H: 0 LOB: 1 BB: 0 P: 4	R: 1 E: 0 K: 0 S: 4 H: 1 LOB: 0 BB: 0 P: 4	R: 0 E: 0 K: 0 S: 3 H: 0 LOB: 1 BB: 1 P: 7	R: 0 E: 0 K: 1 S: 5 H: 0 LOB: 0 BB: 0 P: 5	R: 1 E: 0 K: 1 S: 7 H: 2 LOB: 1 BB: 0 P: 7	R: 0 E: 1 K: 0 S: 4 H: 1 LOB: 1 BB: 0 P: 4		1B: 3 2B: 1 3B: 0 HR: 1 SF: 1 SAC: 2 DP: 1 HBP: 0						

PITCHER	IP	WLS	BF	H	R	ER	SO	BB	IBB	HBP	BLK	WP	HR	S	P	ERA	WHIP
Jim Wilson, R (1, 1) ERA: 2.63	8.0	L	31	4	2	2	4	2	0	0	0	0	1	37	45	2.25	0.750

PITCHER	IP	WLS	BF	H	R	ER	SO	BB	IBB	HBP	BLK	WP	HR	S	P	ERA	WHIP

BOTTOM

Baltimore Orioles @ Cleveland Indians

Cleveland Municipal Stadium, Cleveland, OH

Fri Jul 22 1955, 3:33 AM EDT

Att. 11,727 - Unknown

livebaseballscorecards.com

AB	26
R	2
H	4
RBI	2
BB	2
SO	4
LOB	12

Batter	1	2	3	4	5	6	7	8	9	AB	R	H	RBI	BB	SO	LOB
Fred Marsh, R (1, 4) OBP: 0.295, SLG: 0.261	5-3		6-3		FC5-6 BB BB 1-2f 2-3		F7		5-3	5	0	0	0	0	0	2
Tex Nelson, L (1, 7) OBP: 0.421, SLG: 0.313 Chuck Diering, R (7, 8) OBP: 0.333, SLG: 0.329	K			1B 1B 1B	BBB BB 1-2 BB		SSS K			3	0	1	0	1	2	0
										0	0	0	0	0	0	0
Dave Philley, S (1, 9) OBP: 0.372, SLG: 0.494	F5			1B 1-2 1B	SSS K			F9		4	0	1	0	0	1	3
Jim Dyck, R (1, 5) OBP: 0.480, SLG: 0.400 (8, 7)		1B FC6-4 1B		F9	BBB 1-2 2-3 3-H BB			1B 1B		3	1	2	1	1	0	2
Bob Hale, L (1, 3) OBP: 0.350, SLG: 0.436		FC6-4 1-3 1B		1-2 2-3 1B	F4			F8		4	0	2	0	0	0	4
Gus Triandos, R (1, 2) OBP: 0.321, SLG: 0.426		FC6-4 P6-4-3 1-2f 3-H		F9		1-3		1-2 1B		4	0	1	1	0	0	4
Dave Pope, L (1, 8) OBP: 0.329, SLG: 0.381 (7, 7) Harry Dorish, R (8, 1) OBP: 0.111, SLG: 0.111		P6-4-3 1-2f		SSS K		P9		P1-3		4	0	0	0	0	1	6
										0	0	0	0	0	0	0
Willy Miranda, S (1, 6) OBP: 0.301, SLG: 0.305 Tom Gastall, R (9, PH) OBP: 0.143, SLG: 0.077			6-3	BBB FC5-6 SH BB BB		SSS K			L1	2	1	0	0	1	1	0
										1	0	0	0	0	0	0
Bill Wight, L (1, 1) Hank Majeski, R (8, 5) OBP: 0.280, SLG: 0.287			SSS K		SH FC5-6 1-2		1-3		F4	2	0	0	0	0	1	0
										1	0	0	0	0	0	0
Inning Stats	R: 0 E: 0 K: 1 S: 5 H: 0 LOB: 0 BB: 0 P: 5	R: 1 E: 0 K: 0 S: 4 H: 2 LOB: 0 BB: 0 P: 4	R: 0 E: 0 K: 1 S: 5 H: 0 LOB: 0 BB: 0 P: 5	R: 0 E: 0 K: 1 S: 8 H: 3 LOB: 3 BB: 0 P: 8	R: 1 E: 1 K: 1 S: 6 H: 0 LOB: 3 BB: 3 P: 18	R: 0 E: 0 K: 1 S: 5 H: 0 LOB: 0 BB: 0 P: 5	R: 0 E: 0 K: 1 S: 5 H: 0 LOB: 0 BB: 0 P: 5	R: 0 E: 0 K: 0 S: 5 H: 2 LOB: 2 BB: 0 P: 5	R: 0 E: 0 K: 0 S: 3 H: 0 LOB: 0 BB: 0 P: 3	1B: 7 2B: 0 3B: 0 HR: 0 SF: 0 SAC: 1 DP: 1 HBP: 0						

TOP

Baltimore Orioles @ Cleveland Indians

Cleveland Municipal Stadium, Cleveland, OH

Sat Jul 23 1955, 3:33 AM EDT

Att. 5,710 - Unknown

livebaseballscorecards.com

AB	33
R	2
H	7
RBI	2
BB	3
SO	6
LOB	21

WP: 0 PB: 0 SB: 0 CS: 0 PA: 37

PITCHER		IP	WLS	BF	H	R	ER	SO	BB	IBB	HBP	BLK	WP	HR	S	P	ERA	WHIP
Mike Garcia, R ERA: 4.03	(1, 1)	3.1		14	5	1	1	2	0	0	0	0	0	0	18	18	2.70	1.500
Jose Santiago, R ERA:	(4, 1)	3.2	W	15	0	1	0	4	3	0	0	0	0	0	20	32	0.00	0.818
Don Mossi, L ERA: 1.75	(8, 1)	2.0	S	8	2	0	0	0	0	0	0	0	0	0	8	8	0.00	1.000

PITCHER	IP	WLS	BF	H	R	ER	SO	BB	IBB	HBP	BLK	WP	HR	S	P	ERA	WHIP

Batter	1	2	3	4	5	6	7	8	9	AB	R	H	RBI	BB	SO	LOB
Gene Woodling, L (1, 7) (8, 9) OBP: 0.336, SLG: 0.333	G3		BBB 4-0 G6-4-3 BB			0-0 1-3	0-0 1B			3	0	1	0	1	0	0
Ferris Fain, L (1, 3) OBP: 0.443, SLG: 0.333	0-0 1-3		0-0 G6-4-3 1-2f			0-0 5-3	0-0 3-4			4	0	0	0	0	0	2
Al Smith, R (1, 9) (8, 4) OBP: 0.410, SLG: 0.499	0-0 5-3			0-0 P8		0-0 BB 1B		SSS 0-3 K		4	0	1	0	0	1	0
Al Rosen, R (1, 5) OBP: 0.359, SLG: 0.409		0-0 FC3-6 1B		0-0 P8		BBBB 4-0 1-2 BB		0-0 G4-6-3 1B		3	0	2	0	1	0	0
Larry Doby, L (1, 8) OBP: 0.358, SLG: 0.498		0-0 FC3-6 1B 1-2f FC5-4		0-0 1B		0-0 3-1		0-0 G4-6-3 1-2f		4	1	1	0	0	0	4
Hank Foiles, R (1, 2) OBP: 0.375, SLG: 0.363		0-0 FC5-4 2-3 1B		0-0 L6			0-0 F8			3	0	1	0	0	0	1
George Strickland, R (1, 6) OBP: 0.318, SLG: 0.302 Ralph Kiner, R (7, PH) OBP: 0.379, SLG: 0.456 Don Mossi, L (8, 1) OBP: 0.333, SLG: 0.143	0-0 FC5-4 1-2f 3-H			0-0 F6			0-0 1-3			2 1 0	0 0 0	0 0 0	1 0 0	0 0 0	0 0 0	1 0 0
Bobby Young, L (1, 4) OBP: 0.256, SLG: 0.251 Sam Dente, R (7, PH) (8, 6) OBP: 0.296, SLG: 0.250	0-0 F6			0-0 F4			0-0 HR 1B			2 1	0 1	0 1	0 0	0 0	0 0	1 0
Mike Garcia, R (1, 1) OBP: 0.304, SLG: 0.333 Jose Santiago, R (4, 1) Hoot Evers, R (7, PH) OBP: 0.310, SLG: 0.416 (8, 7)			SSS 0-3 K	0-0 1-3			0-0 1-H HR			1 1 1	0 0 1	0 0 1	0 0 2	1 0 0	0 0 0	0 0 0
Inning Stats	R: 0 E: 0 K: 0 S: 3 H: 0 LOB: 0 BB: 0 P: 3	R: 1 E: 1 K: 0 S: 5 H: 2 LOB: 1 BB: 0 P: 5	R: 0 E: 0 K: 1 S: 4 H: 0 LOB: 0 BB: 1 P: 8	R: 0 E: 0 K: 0 S: 4 H: 1 LOB: 1 BB: 0 P: 4	R: 0 E: 0 K: 0 S: 3 H: 0 LOB: 0 BB: 0 P: 3	R: 0 E: 0 K: 0 S: 4 H: 1 LOB: 2 BB: 1 P: 8	R: 2 E: 0 K: 0 S: 6 H: 3 LOB: 1 BB: 0 P: 6	R: 0 E: 0 K: 1 S: 5 H: 1 LOB: 0 BB: 0 P: 5		1B: 7 2B: 0 3B: 0 HR: 1	SF: 0 SAC: 0 DP: 2 HBP: 0					

PITCHER		IP	WLS	BF	H	R	ER	SO	BB	IBB	HBP	BLK	WP	HR	S	P	ERA	WHIP
Bill Wight, L ERA: 2.54	(1, 1)	7.0	L	29	7	3	2	1	2	0	0	0	0	1	29	37	2.57	1.286
Harry Dorish, R ERA: 2.63	(8, 1)	1.0		3	1	0	0	1	0	0	0	0	0	0	5	5	0.00	1.000

PITCHER	IP	WLS	BF	H	R	ER	SO	BB	IBB	HBP	BLK	WP	HR	S	P	ERA	WHIP

BOTTOM

Baltimore Orioles @ Cleveland Indians

Cleveland Municipal Stadium, Cleveland, OH

Sat Jul 23 1955, 3:33 AM EDT

Att. 5,710 - Unknown

livebaseballscorecards.com

AB	30
R	3
H	8
RBI	3
BB	2
SO	2
LOB	9

Baltimore Orioles @ Cleveland Indians

Cleveland Municipal Stadium, Cleveland, OH

Sun Jul 24 1955, 3:33 AM EDT

Unknown

TOP

livebaseballscorecards.com

Batter	1	2	3	4	5	6	7	8	9	AB	R	H	RBI	BB	SO	LOB
Fred Marsh, R (1, 4) (6, 6) OBP: 0.291, SLG: 0.250	BBBB 4-0 G6-4-3 BB		x 0-0 ①② B1-6-4 1-2f		x 0-0 ② 6-3		x 0-0 ①② G5-4-3 1-2f		SSS 0-3 ③ K	4	0	0	0	1	1	2
Cal Abrams, L (1, 9) OBP: 0.410, SLG: 0.401	x 0-0 ① F5		x 0-0 1B		x 0-0 ③ G3		x 0-0 ③ F7			4	0	1	0	0	0	1
Dave Philley, S (1, 7) OBP: 0.365, SLG: 0.484	x 0-0 ②③ G6-4-3 1-2f		x 0-0 ③ F9			x 0-0 ① 4-3		x 0-0 ① F5		4	0	0	0	0	0	2
Jim Dyck, R (1, 5) OBP: 0.517, SLG: 0.478		BBBB 4-0 1B BB		x 0-0 FC 2B		x 0-0 1B SF8 1B		x 0-0 F6		3	1	2	0	1	0	0
Bob Hale, L (1, 3) OBP: 0.386, SLG: 0.465		x 0-0 1-2 1B		x 0-0 FC 2-3		x 0-0 BB 1-3 1B		x 0-0 BB 1B		4	0	3	0	0	0	1
Dave Pope, L (1, 8) OBP: 0.328, SLG: 0.377		x 0-0 ① P8		x 0-0 ① P8		x 0-0 ② SF8 3-H		BBBB 4-0 1-2 BB		2	0	0	1	1	0	4
Gus Triandos, R (1, 2) OBP: 0.320, SLG: 0.421		x 0-0 ② F6		x 0-0 ② F8		BBBB 4-0 1-2 BB		x 0-0 ③ F8		3	0	0	0	1	0	6
Willy Miranda, S (1, 6) OBP: 0.299, SLG: 0.303		x 0-0 ③ F7		x 0-0 ③ 4-3		x 0-0 ③ 3-1			x 0-0 ① F7	2	0	0	0	0	0	4
Tex Nelson, L (6, PH) OBP: 0.400, SLG: 0.294										1	0	0	0	0	0	2
Wayne Causey, L (6, 4) OBP: 0.236, SLG: 0.238										1	0	0	0	0	0	0
Jim McDonald, R (1, 1) OBP: 0.308, SLG: 0.182			BBBB 4-0 B1-6-4 BB		x 0-0 ① L7		BBBB 4-0 G5-4-3 BB		SSS 0-3 ② K	0	0	0	0	0	0	0
Art Schallock, L (1, 1) OBP: 0.214, SLG: 0.154										1	0	0	0	1	0	0
Chuck Diering, R (7, PH) OBP: 0.336, SLG: 0.329										0	0	0	0	1	0	0
George Zuverink, R (7, 1)										0	0	0	0	0	0	0
Hank Majeski, R (9, PH) OBP: 0.277, SLG: 0.284										1	0	0	0	0	1	0
Inning Stats	R: 0 E: 0 K: 0 S: 2 H: 0 LOB: 0 BB: 1 P: 6	R: 0 E: 0 K: 0 S: 4 H: 1 LOB: 2 BB: 1 P: 8	R: 0 E: 0 K: 0 S: 3 H: 1 LOB: 1 BB: 1 P: 7	R: 0 E: 0 K: 0 S: 5 H: 1 LOB: 2 BB: 0 P: 5	R: 0 E: 0 K: 0 S: 3 H: 0 LOB: 0 BB: 0 P: 3	R: 1 E: 0 K: 0 S: 5 H: 2 LOB: 2 BB: 1 P: 9	R: 0 E: 0 K: 0 S: 2 H: 0 LOB: 0 BB: 1 P: 6	R: 0 E: 0 K: 0 S: 4 H: 1 LOB: 2 BB: 1 P: 8	R: 0 E: 0 K: 2 S: 7 H: 0 LOB: 0 BB: 0 P: 7	1B: 5 2B: 1 3B: 0 HR: 0	SF: 1 SAC: 0 DP: 3 HBP: 0						

AB	30
R	1
H	6
RBI	1
BB	6
SO	2
LOB	22

WP: 0 PB: 0 SB: 0 CS: 0 PA: 37

PITCHER		IP	WLS	BF	H	R	ER	SO	BB	IBB	HBP	BLK	WP	HR	S	P	ERA	WHIP
Bob Feller, R ERA: 3.81	(1, 1)	6.0	W	27	5	1	1	0	5	0	0	0	0	0	22	42	1.50	1.667
Ray Narleski, R ERA: 2.78	(7, 1)	3.0	S	10	1	0	0	2	1	0	0	0	0	0	13	17	0.00	0.667

PITCHER	IP	WLS	BF	H	R	ER	SO	BB	IBB	HBP	BLK	WP	HR	S	P	ERA	WHIP

BOTTOM

Baltimore Orioles @ Cleveland Indians

Cleveland Municipal Stadium, Cleveland, OH

Sun Jul 24 1955, 3:33 AM EDT

Unknown

livebaseballscorecards.com

Batter	1	2	3	4	5	6	7	8	9	AB	R	H	RBI	BB	SO	LOB
Gene Woodling, L (1, 7) OBP: 0.338, SLG: 0.337	0-0 1B 2B		4-0 BLK 1B BB		0-0 ① 4-3	0-3 ③ K				3	1	1	0	1	1	0
Ferris Fain, L (1, 3) OBP: 0.444, SLG: 0.333	0-0 ① F9		0-0 BLK 1-2 1B		4-0 BB 1B BB		0-0 ① 6-3			3	1	1	0	1	0	1
Al Smith, R (1, 9) OBP: 0.411, SLG: 0.497	0-0 FC4-6 2-H 1B		0-3 ① K		4-0 1B 1-2 1B BB		0-0 ② F9			3	1	1	1	1	1	2
Larry Doby, L (1, 8) OBP: 0.357, SLG: 0.495	0-0 ② FC4-6 BB 1-2f		0-3 ② K		0-0 P8 1-3 2-H 1B		0-0 ③ 3-1			4	1	1	1	0	1	3
Al Rosen, R (1, 5) OBP: 0.363, SLG: 0.420	4-0 1-2 BB		4-0 1-2 2-3 IBB		0-0 ② P8 1-2			0-0 HR		2	1	1	1	2	0	2
Bobby Young, L (1, 4) OBP: 0.260, SLG: 0.256	0-0 ③ F7		0-0 ③ 3-1		0-0 2-H 3-H 1B			0-0 E1 1-2 1B		4	0	2	2	0	0	5
George Strickland, R (1, 6) OBP: 0.314, SLG: 0.298		0-0 ① F2		0-0 ① B5-3	0-0 ③ F4			0-0 ① SH1-3 2-3		3	0	0	0	0	0	1
Hal Naragon, L (1, 2) OBP: 0.355, SLG: 0.339		0-3 ② K		0-0 ② F7		0-0 ① F4		0-0 ② L6		4	0	0	0	0	1	1
Bob Feller, R (1, 1) OBP: 0.111, SLG: 0.059 Ray Narleski, R (7, 1) OBP: 0.250, SLG: 0.250		0-0 ③ F9		0-0 ③ 6-3		0-3 ② K		0-0 ③ 6-3		3 1	0 0	0 0	0 0	0 0	1 0	0 1
Inning Stats	R: 1 H: 2 E: 0 LOB: 2 K: 0 BB: 1 S: 5 P: 9	R: 0 H: 0 E: 0 LOB: 0 K: 1 BB: 0 S: 5 P: 5	R: 0 H: 1 E: 0 LOB: 3 K: 2 BB: 2 S: 8 P: 16	R: 0 H: 0 E: 0 LOB: 0 K: 0 BB: 0 S: 3 P: 3	R: 3 H: 2 E: 0 LOB: 1 K: 0 BB: 2 S: 5 P: 13	R: 0 H: 0 E: 0 LOB: 0 K: 2 BB: 0 S: 7 P: 7	R: 0 H: 0 E: 0 LOB: 0 K: 0 BB: 0 S: 3 P: 3	R: 1 H: 2 E: 1 LOB: 1 K: 0 BB: 0 S: 5 P: 5		1B: 5 SF: 0 2B: 1 SAC: 1 3B: 0 DP: 0 HR: 1 HBP: 0						

	AB	30
	R	5
	H	7
	RBI	5
	BB	5
	SO	5
	LOB	16

WP: 0 PA: 36
PB: 0
SB: 0
CS: 0

PITCHER		IP	WLS	BF	H	R	ER	SO	BB	IBB	HBP	BLK	WP	HR	S	P	ERA	WHIP
Jim McDonald, R ERA: 7.32	(1, 1)	0.1	L	3	2	1	1	0	0	0	0	0	0	0	3	3	27.00	6.000
Art Schallock, L ERA: 2.88	(1, 1)	5.2		25	3	3	3	5	4	1	0	1	0	0	30	50	4.76	1.235
George Zuverink, R ERA: 6.81	(7, 1)	2.0		8	2	1	1	0	0	0	0	0	0	1	8	8	4.50	1.000

PITCHER	IP	WLS	BF	H	R	ER	SO	BB	IBB	HBP	BLK	WP	HR	S	P	ERA	WHIP

Baltimore Orioles @ Cleveland Indians

Cleveland Municipal Stadium, Cleveland, OH

Sun Jul 24 1955, 3:38 AM EDT

Att. 16,718 - Unknown

livebaseballscorecards.com

TOP

Batter	1	2	3	4	5	6	7	8	9	AB	R	H	RBI	BB	SO	LOB
Fred Marsh, R (1, 4) OBP: 0.286, SLG: 0.245	S S S 0-3 ① K		S S S 0-3 ① K		x 0-0 ② F2		x 0-0 ① F9		x 0-0 ① F9	2	0	0	0	0	2	0
Wayne Causey, L (4, 4) OBP: 0.228, SLG: 0.230										3	0	0	0	0	0	0
Cal Abrams, L (1, 9) OBP: 0.409, SLG: 0.397	S S S 0-3 ② K		S S S 0-3 ② K		B B B B 4-0 BB BB		x 0-0 E5 1B		x 0-0 1B 1B	4	0	1	0	1	2	0
Dave Philley, S (1, 7) OBP: 0.376, SLG: 0.489	x 0-0 1B		x 0-0 ③ 1-3		B B B B 4-0 1-2 BB		x 0-0 G6-4-3 1-2 1B		x 0-0 1B 1-2 1B	4	0	3	0	1	0	0
Jim Dyck, R (1, 5) OBP: 0.471, SLG: 0.429	x 0-0 ③ F2			x 0-0 1B 1B 1B	S S S 0-3 ③ K		x 0-0 ② ③ G6-4-3 1-2f		x 0-0 ② F6	5	1	1	0	0	1	7
Bob Hale, L (1, 3) OBP: 0.388, SLG: 0.458		x 0-0 1B 1B		x 0-0 1B 1-2 1B		x 0-0 ① F5		x 0-0 ① S S S F9	0-3 ③ K	5	0	2	0	0	1	2
Dave Pope, L (1, 8) OBP: 0.339, SLG: 0.394		x 0-0 1-2 1B		x 0-0 G6-4-3 1-2 2-H 1B		x 0-0 1B 2B		x 0-0 BB 1B		4	1	4	1	0	0	0
Gus Triandos, R (1, 2) OBP: 0.319, SLG: 0.418		x 0-0 ① F4		x 0-0 ① F8		x 0-0 2-H 1B		x 0-0 ② F7		4	0	1	1	0	0	5
Willy Miranda, S (1, 6) OBP: 0.299, SLG: 0.300		x 0-0 ② F8		x 0-0 ② ③ G6-4-3 1-2f		x 0-0 ② F8		B B B B 4-0 1-2 BB		3	0	0	0	1	0	5
Erv Palica, R (1, 1) OBP: 0.286, SLG: 0.273		S S S 0-3 ③ K			x 0-0 ① 3-1	x 0-0 ③ 5-3		x 0-0 ③ F2		1	0	0	0	0	1	2
Tex Nelson, L (5, PH) OBP: 0.381, SLG: 0.278										1	0	0	0	0	0	0
Don Johnson, R (5, 1)										0	0	0	0	0	0	0
Hank Majeski, R (6, PH) OBP: 0.275, SLG: 0.281										1	0	0	0	0	0	1
Hal Brown, R (6, 1) OBP: 0.250, SLG: 0.250										0	0	0	0	0	0	0
Chuck Diering, R (8, PH) OBP: 0.335, SLG: 0.327										1	0	0	0	0	0	2
Harry Dorish, R (8, 1) OBP: 0.111, SLG: 0.111										0	0	0	0	0	0	0
Inning Stats	R: 0 E: 0 K: 2 S: 8 H: 1 LOB: 1 BB: 0 P: 8	R: 0 E: 0 K: 1 S: 7 H: 2 LOB: 2 BB: 0 P: 7	R: 0 E: 0 K: 2 S: 7 H: 0 LOB: 0 BB: 0 P: 7	R: 1 E: 0 K: 0 S: 5 H: 3 LOB: 1 BB: 0 P: 5	R: 0 E: 0 K: 1 S: 5 H: 0 LOB: 2 BB: 2 P: 13	R: 1 E: 0 K: 0 S: 5 H: 2 LOB: 1 BB: 0 P: 5	R: 0 E: 1 K: 0 S: 4 H: 1 LOB: 1 BB: 0 P: 4	R: 0 E: 0 K: 0 S: 4 H: 1 LOB: 2 BB: 1 P: 8	R: 0 E: 0 K: 1 S: 7 H: 2 LOB: 2 BB: 0 P: 7	1B: 11 2B: 1 3B: 0 HR: 0	SF: 0 SAC: 0 DP: 2 HBP: 0						

AB	38
R	2
H	12
RBI	2
BB	3
SO	7
LOB	24

WP: 0 PB: 0 SB: 0 CS: 0 PA: 41

PITCHER		IP	WLS	BF	H	R	ER	SO	BB	IBB	HBP	BLK	WP	HR	S	P	ERA	WHIP
Early Wynn, R ERA: 2.77	(1, 1)	8.1	W	39	12	2	2	6	3	0	0	0	0	0	48	60	2.16	1.800
Ray Narleski, R ERA: 2.77	(9, 1)	0.1		1	0	0	0	0	0	0	0	0	0	0	1	1	0.00	0.000
Don Mossi, L ERA: 1.74	(9, 1)	0.1	S	1	0	0	0	1	0	0	0	0	0	0	3	3	0.00	0.000

PITCHER	IP	WLS	BF	H	R	ER	SO	BB	IBB	HBP	BLK	WP	HR	S	P	ERA	WHIP

BOTTOM

Baltimore Orioles @ Cleveland Indians

Cleveland Municipal Stadium, Cleveland, OH

Sun Jul 24 1955, 3:38 AM EDT

Att. 16,718 - Unknown

livebaseballscorecards.com

Batter	1	2	3	4	5	6	7	8	9	AB	R	H	RBI	BB	SO	LOB
Gene Woodling, L (1, 7) OBP: 0.342, SLG: 0.351	SH1-3 1B 2B	1-3 2-H 2B		P8		G3-6 1B		1-3		5	1	3	1	0	0	0
Bobby Young, L (1, 4) OBP: 0.260, SLG: 0.260	SH1-3 2-3	F7		2B		G3-6 1-2f		6-3		4	0	1	0	0	0	3
Al Smith, R (1, 9) OBP: 0.410, SLG: 0.494	S 1B HBP	4-3		BB		FC6-4 1-		L5		3	1	0	0	1	0	3
Larry Doby, L (1, 8) OBP: 0.356, SLG: 0.492	F6 1-2		1B 1B	F7		P8				4	1	1	0	0	0	5
Al Rosen, R (1, 5) OBP: 0.365, SLG: 0.421	2-H 3-H 1B		1B 1-2 1B		6-3		E6 PB 3-4 FC			4	1	2	2	0	0	0
Vic Wertz, L (1, 3) OBP: 0.339, SLG: 0.510 Ferris Fain, L (8, 3) OBP: 0.444, SLG: 0.333	K		F7 1-3 2-H 1B		1B 1B		3-4 1-2			4 0	0 0	2 0	1 0	0 0	1 0	2 0
George Strickland, R (1, 6) OBP: 0.313, SLG: 0.294		SH3-4 2B BB	K		F3		FC 2-H			3	1	0	1	1	1	3
Jim Hegan, R (1, 2) OBP: 0.277, SLG: 0.324		SH3-4 1-2	F7 2-3		1-2 1B		F2			3	0	1	0	0	0	3
Early Wynn, S (1, 1) OBP: 0.262, SLG: 0.298 Ray Narleski, R (9, 1) OBP: 0.250, SLG: 0.250 Don Mossi, L (9, 1) OBP: 0.333, SLG: 0.143		2B BB		K	F7		F2			3 0 0	0 0 0	0 0 0	0 0 0	1 0 0	1 0 0	3 0 0
Inning Stats	R: 2 E: 0 K: 1 S: 7 H: 2 LOB: 1 BB: 0 P: 8	R: 1 E: 0 K: 0 S: 4 H: 1 LOB: 2 BB: 2 P: 12	R: 1 E: 0 K: 1 S: 7 H: 3 LOB: 1 BB: 0 P: 7	R: 0 E: 0 K: 1 S: 6 H: 1 LOB: 2 BB: 1 P: 10	R: 0 E: 0 K: 0 S: 5 H: 2 LOB: 2 BB: 0 P: 5	R: 0 E: 0 K: 0 S: 4 H: 1 LOB: 1 BB: 0 P: 4	R: 1 E: 1 K: 0 S: 5 H: 0 LOB: 1 BB: 0 P: 5	R: 0 E: 0 K: 0 S: 3 H: 0 LOB: 0 BB: 0 P: 3		1B: 7 2B: 3 3B: 0 HR: 0	SF: 0 SAC: 2 DP: 0 HBP: 1						

	AB	33
	R	5
	H	10
	RBI	5
	BB	3
	SO	3
	LOB	22

WP: 0 PB: 1 SB: 1 CS: 0 PA: 39

PITCHER	IP	WLS	BF	H	R	ER	SO	BB	IBB	HBP	BLK	WP	HR	S	P	ERA	WHIP
Erv Palica, R (1, 1) ERA: 4.6	4.0	L	22	7	4	4	3	3	0	1	0	0	0	24	37	9.00	2.500
Don Johnson, R (5, 1) ERA: 4.86	1.0		5	2	0	0	0	0	0	0	0	0	0	5	5	0.00	2.000
Hal Brown, R (6, 1) ERA: 1.29	2.0		9	1	1	0	0	0	0	0	0	0	0	9	9	0.00	0.500
Harry Dorish, R (8, 1) ERA: 2.59	1.0		3	0	0	0	0	0	0	0	0	0	0	3	3	0.00	0.000

PITCHER	IP	WLS	BF	H	R	ER	SO	BB	IBB	HBP	BLK	WP	HR	S	P	ERA	WHIP

Cleveland Indians @ Boston Red Sox

Fenway Park, Boston, MA

Tue Jul 26 1955, 3:33 AM EDT

Att. 33,423 - Unknown

TOP

livebaseballscorecards.com

Batter	1	2	3	4	5	6	7	8	9	AB	R	H	RBI	BB	SO	LOB
Gene Woodling, L (1, 7) OBP: 0.338, SLG: 0.345	F4		F9		G4-6-3 1-2f			F3		4	0	0	0	0	0	1
Ferris Fain, L (1, 3) OBP: 0.445, SLG: 0.329	2B BB		F6			FC4-6 BB		F8		2	0	0	0	2	0	0
Al Smith, R (1, 9) OBP: 0.409, SLG: 0.491	K		F6			FC4-6 FC6-4 1-2f		FC6-4 1B		4	0	1	0	0	1	2
Al Rosen, R (1, 5) OBP: 0.363, SLG: 0.422	1-3 2B			K		FC6-4 BB 1-2f		FC6-4 1-2f		4	0	1	0	0	1	2
Larry Doby, L (1, 8) OBP: 0.360, SLG: 0.502	BB			HR		1-2 BB			K	2	1	1	1	2	1	0
Bobby Young, L (1, 4) OBP: 0.257, SLG: 0.258 Vic Wertz, L (6, PH) OBP: 0.337, SLG: 0.506 Sam Dente, R (6, 4) OBP: 0.293, SLG: 0.247 (7, 6)	F8			F9		F4			K	2 1 1	0 0 0	0 0 0	0 0 0	0 0 0	0 0 1	3 2 0
Hank Foiles, R (1, 2) OBP: 0.367, SLG: 0.354 Hal Naragon, L (7, PH) OBP: 0.359, SLG: 0.362 (7, 2)		K		F5			3-1		2B	2 2	0 0	0 1	0 0	1 0	0 0	0 0
George Strickland, R (1, 6) OBP: 0.311, SLG: 0.291 Dale Mitchell, L (7, PH) OBP: 0.267, SLG: 0.293 Bobby Avila, R (7, 4) OBP: 0.375, SLG: 0.366		F8			F8		F4		K	2 1 1	0 0 0	0 0 0	0 0 0	0 0 0	0 0 1	0 0 1
Herb Score, L (1, 1) OBP: 0.096, SLG: 0.060 Jose Santiago, R (5, 1) Stu Locklin, L (7, PH) OBP: 0.167, SLG: 0.333 Don Mossi, L (7, 1) OBP: 0.333, SLG: 0.143		F8			G4-6-3 1B		F6			2 0 1 0	0 0 0 0	1 0 0 0	0 0 0 0	0 0 0 0	0 0 0 0	0 0 0 0

Inning Stats									
	R: 0 E: 0 K: 1 S: 6	H: 1 LOB: 3 BB: 2 P: 14	R: 0 E: 0 K: 1 S: 5	H: 0 LOB: 0 BB: 0 P: 5	R: 0 E: 0 K: 0 S: 3	H: 0 LOB: 0 BB: 0 P: 3	R: 1 E: 0 K: 1 S: 6	H: 1 LOB: 0 BB: 0 P: 6	R: 0 E: 0 K: 0 S: 3	H: 1 LOB: 0 BB: 0 P: 3
	R: 0 E: 0 K: 0 S: 3	H: 0 LOB: 2 BB: 2 P: 11	R: 0 E: 0 K: 0 S: 3	H: 0 LOB: 0 BB: 0 P: 3	R: 0 E: 0 K: 0 S: 4	H: 1 LOB: 1 BB: 0 P: 4	R: 0 E: 0 K: 3 S: 10	H: 1 LOB: 1 BB: 0 P: 10	1B: 2 2B: 2 3B: 0 HR: 1	SF: 0 SAC: 0 DP: 1 HBP: 0	WP: 0 PB: 0 SB: 0 CS: 0	PA: 35

	AB	31
	R	1
	H	5
	RBI	1
	BB	4
	SO	6
	LOB	11

PITCHER	IP	WLS	BF	H	R	ER	SO	BB	IBB	HBP	BLK	WP	HR	S	P	ERA	WHIP
Frank Sullivan, R (1, 1) ERA: 2.98	9.0	W	35	5	1	1	6	4	0	0	0	0	1	43	59	1.00	1.000

PITCHER	IP	WLS	BF	H	R	ER	SO	BB	IBB	HBP	BLK	WP	HR	S	P	ERA	WHIP

Batter	1	2	3	4	5	6	7	8	9	AB	R	H	RBI	BB	SO	LOB
Billy Goodman, L (1, 4) OBP: 0.399, SLG: 0.348	BB 1B		BBBB 4-0 CS BB		F6 ①		FC3-5 F8 1B	2-3 1B 1B		4	0	3	0	1	0	0
Billy Klaus, L (1, 6) OBP: 0.368, SLG: 0.391	SSS 0-3 ① K		SSS 0-3 ②③ K 1-2		F4 ②		F8 ① 1-2	1-3 3-H 1B		5	0	1	1	0	2	3
Ted Williams, L (1, 7) OBP: 0.481, SLG: 0.788 Gene Stephens, L (9, 7) OBP: 0.384, SLG: 0.500	BBBB 4-0 1-2 BB			F4 ①	HR		FC3-5 ② 1B 2-3	F9 ③		4 0	1 0	1 0	1 0	1 0	0 0	3 0
Jackie Jensen, R (1, 9) OBP: 0.353, SLG: 0.495	SSS 0-3 ② K			F7 ②	BB 1B		1-2 1B			4	0	2	0	0	1	2
Norm Zauchin, R (1, 3) OBP: 0.330, SLG: 0.473	0-0 ③ F3			BBBB BB 1B BB	BBBB 4-0 1-2 BB		F3 ③			2	1	0	0	2	0	4
Sammy White, R (1, 2) OBP: 0.331, SLG: 0.400		0-0 ① F7	BBBB 4-0 WP 1B 1B 1-2 BB		0-0 ③ F6			0-0 HR		3	2	1	1	1	0	2
Grady Hatton, L (1, 5) OBP: 0.354, SLG: 0.324		SSS 0-3 ② K		0-0 WP 1-2 2-H 1B		0-0 ① F4		1B SH3-4 1B 1B		4	1	2	1	0	1	0
Jim Piersall, R (1, 8) OBP: 0.340, SLG: 0.398		SSS 0-3 ③ K		0-0 1-2 2-H 1B		0-0 ② F8		0-0 ① F3		4	0	1	1	0	1	1
Frank Sullivan, R (1, 1) OBP: 0.153, SLG: 0.161			SSS 0-3 ① K	0-0 ③ F4		0-0 ③ F6		0-0 ② SH3-4 1-2		3	0	0	0	0	1	2
Inning Stats	R: 0 H: 1 E: 0 LOB: 2 K: 2 BB: 1 S: 8 P: 12	R: 0 H: 0 E: 0 LOB: 0 K: 2 BB: 0 S: 7 P: 7	R: 0 H: 0 E: 0 LOB: 0 K: 2 BB: 1 S: 6 P: 10	R: 2 H: 2 E: 0 LOB: 2 K: 0 BB: 2 S: 5 P: 13	R: 1 H: 2 E: 0 LOB: 2 K: 0 BB: 1 S: 5 P: 9	R: 0 H: 0 E: 0 LOB: 0 K: 0 BB: 0 S: 3 P: 3	R: 0 H: 2 E: 0 LOB: 2 K: 0 BB: 0 S: 5 P: 5	R: 2 H: 4 E: 0 LOB: 2 K: 0 BB: 0 S: 7 P: 7		1B: 9 SF: 0 2B: 0 SAC: 1 3B: 0 DP: 0 HR: 2 HBP: 0						

BOTTOM

Cleveland Indians @ Boston Red Sox

Fenway Park, Boston, MA

Tue Jul 26 1955, 3:33 AM EDT

Att. 33,423 - Unknown

livebaseballscorecards.com

AB	33
R	5
H	11
RBI	5
BB	5
SO	6
LOB	17

PITCHER		IP	WLS	BF	H	R	ER	SO	BB	IBB	HBP	BLK	WP	HR	S	P	ERA	WHIP
Herb Score, L ERA: 3.21	(1, 1)	4.2	L	23	5	3	3	6	5	0	0	0	1	1	30	50	5.79	2.143
Jose Santiago, R ERA:	(5, 1)	1.1		4	0	0	0	0	0	0	0	0	0	0	4	4	0.00	0.000
Don Mossi, L ERA: 1.98	(7, 1)	2.0		12	6	2	2	0	0	0	0	0	0	1	12	12	9.00	3.000

PITCHER	IP	WLS	BF	H	R	ER	SO	BB	IBB	HBP	BLK	WP	HR	S	P	ERA	WHIP

Batter	1	2	3	4	5	6	7	8	9	AB	R	H	RBI	BB	SO	LOB
Al Smith, R (1, 8) OBP: 0.408, SLG: 0.487	H 1-0 L3 HBP		x 0-0 ② F4		x 0-0 ① F5		x 0-0 ③ F6			3	0	0	0	0	0	0
Bobby Avila, R (1, 4) OBP: 0.374, SLG: 0.364	x 0-0 ① F5		x 0-0 ③ L5		x 0-0 ② L5			x 0-0 1B		4	0	1	0	0	0	1
Vic Wertz, L (1, 9) OBP: 0.335, SLG: 0.519	x 0-0 ②③ L3 1-2			x 0-0 HR	x 0-0 ③ F9			x 0-0 ① F4		4	1	1	1	0	0	2
Al Rosen, R (1, 5) OBP: 0.365, SLG: 0.424		B B B B 4-0 CS BB		x 0-0 FC6-4 2B		x 0-0 ① F5		x 0-0 ② F9		3	0	1	0	1	0	1
Ralph Kiner, R (1, 7) OBP: 0.378, SLG: 0.450		B B B B 4-0 ① BB 1-2 BB		x 0-0 ① FC6-4 1B SF9 2-2		x 0-0 ② F9		S S S 0-3 ③ K		3	1	0	0	1	1	2
Ferris Fain, L (1, 3) OBP: 0.450, SLG: 0.335		B B B B 4-0 FC6-4 1-2 BB		x 0-0 SH 1-3 1B		x 0-0 1B			x 0-0 ① F7	3	0	2	0	1	0	0
George Strickland, R (1, 6) OBP: 0.308, SLG: 0.289 Gene Woodling, L (9, PH) OBP: 0.337, SLG: 0.344		x 0-0 ② F9		x 0-0 SH FC6-4 1-2		S S S 0-3 ③ K			x 0-0 ② F9	2 1	0 0	0 0	0 0	0 0	1 0	3 0
Jim Hegan, R (1, 2) OBP: 0.274, SLG: 0.323 Hal Naragon, L (7, PH) OBP: 0.364, SLG: 0.367 (7, 2)		x 0-0 ③ FC6-4 1-2f		x 0-0 ② SF9 3-H			x 0-0 ① F8		x 0-0 1B	1 2	0 0	0 1	1 0	0 0	0 0	2 0
Art Houtteman, R (1, 1) OBP: 0.192, SLG: 0.125 Bob Feller, R (5, 1) OBP: 0.111, SLG: 0.059 Dale Mitchell, L (7, PH) OBP: 0.261, SLG: 0.286 Jose Santiago, R (7, 1) Larry Doby, L (9, PH) OBP: 0.359, SLG: 0.500			x 0-0 ① F7	x 0-0 ③ FC6-4 1-2f			x 0-0 ② F4		x 0-0 ③ F5	2 0 1 0 1	0 0 0 0 0	0 0 0 0 0	0 0 0 0 0	0 0 0 0 0	0 0 0 0 0	2 0 0 0 1
Inning Stats	R: 0 H: 0 E: 0 LOB: 0 K: 0 BB: 0 S: 2 P: 3	R: 0 H: 0 E: 0 LOB: 2 K: 0 BB: 3 S: 2 P: 14	R: 0 H: 0 E: 0 LOB: 0 K: 0 BB: 0 S: 3 P: 3	R: 2 H: 3 E: 0 LOB: 2 K: 0 BB: 0 S: 7 P: 7	R: 0 H: 0 E: 0 LOB: 0 K: 0 BB: 0 S: 3 P: 3	R: 0 H: 1 E: 0 LOB: 1 K: 1 BB: 0 S: 6 P: 6	R: 0 H: 0 E: 0 LOB: 0 K: 0 BB: 0 S: 3 P: 3	R: 0 H: 1 E: 0 LOB: 1 K: 1 BB: 0 S: 6 P: 6	R: 0 H: 1 E: 0 LOB: 1 K: 0 BB: 0 S: 4 P: 4	1B: 4 SF: 1 2B: 2 SAC: 1 3B: 0 DP: 1 HR: 1 HBP: 1						

PITCHER		IP	WLS	BF	H	R	ER	SO	BB	IBB	HBP	BLK	WP	HR	S	P	ERA	WHIP
Tom Brewer, R ERA: 3.87	(1, 1)	9.0	W	36	6	2	2	2	3	0	1	0	0	1	36	49	2.00	1.000

PITCHER		IP	WLS	BF	H	R	ER	SO	BB	IBB	HBP	BLK	WP	HR	S	P	ERA	WHIP

TOP

Cleveland Indians @ Boston Red Sox

Fenway Park, Boston, MA

Wed Jul 27 1955, 3:33 AM EDT

Att. 25,341 - Unknown

livebaseballscorecards.com

AB	30
R	2
H	6
RBI	2
BB	3
SO	2
LOB	14

WP: 0	PA: 36			
PB: 0				
SB: 0				
CS: 1				

Batter	1	2	3	4	5	6	7	8	9	AB	R	H	RBI	BB	SO	LOB
Billy Goodman, L (1, 4) OBP: 0.403, SLG: 0.355	BB, BB, 1B		2B	BBBB, 1B	1-3, 2-H, 1B			F6 ①		4	0	3	1	1	0	0
Billy Klaus, L (1, 6) OBP: 0.365, SLG: 0.387	F4 ①		F7 ①	1-2, 1B	F7 ③			SSS, K ②		5	0	1	0	0	1	4
Ted Williams, L (1, 7) OBP: 0.479, SLG: 0.773 Gene Stephens, L (8, PR) OBP: 0.384, SLG: 0.500 (9, 7)	BBBB, 1-2, BB		F5 ②	F2 ③		SSS, K ①		1B		4 0	0 0	1 0	0 0	1 0	1 0	3 0
Jackie Jensen, R (1, 9) OBP: 0.356, SLG: 0.497	BBBB, 1-2, 2-3, BB		F7 ③		SSS, K ①	9-4, 2B		1-2, 1B		4	0	2	0	1	1	1
Norm Zauchin, R (1, 3) OBP: 0.326, SLG: 0.465	F4 ②			F4 ①	L5 ②	2-3f, 9-4 ②③		SSS, K ③		5	0	0	0	0	1	6
Sammy White, R (1, 2) OBP: 0.332, SLG: 0.399	F4 ③			1B, HR, 1B	H, 1B, 1B, HBP		F5 ①			3	2	1	0	0	0	3
Grady Hatton, L (1, 5) OBP: 0.357, SLG: 0.327		3-1 ①		1-2, HR, 1B	1B, 1-3, 1B		F8 ②			4	2	2	0	0	0	0
Jim Piersall, R (1, 8) OBP: 0.344, SLG: 0.410		SSS, K ②		1-H, 2-H, HR	1B, 1-3, 3-H, 1B		BBBB, BB			3	2	2	4	1	1	0
Tom Brewer, R (1, 1) OBP: 0.186, SLG: 0.143		F4 ③		F8 ②	1B, 1-2, 3-H, 1B		F6 ③			4	0	1	1	0	0	1
Inning Stats	R: 0 E: 0 K: 0 S: 4 H: 1 LOB: 3 BB: 2 P: 12	R: 0 E: 0 K: 1 S: 5 H: 0 LOB: 0 BB: 0 P: 5	R: 0 E: 0 K: 0 S: 4 H: 1 LOB: 1 BB: 0 P: 4	R: 3 E: 0 K: 0 S: 7 H: 4 LOB: 2 BB: 1 P: 11	R: 3 E: 0 K: 1 S: 9 H: 4 LOB: 2 BB: 0 P: 10	R: 0 E: 0 K: 1 S: 5 H: 1 LOB: 0 BB: 0 P: 5	R: 0 E: 0 K: 0 S: 3 H: 0 LOB: 1 BB: 1 P: 7	R: 0 E: 0 K: 2 S: 9 H: 2 LOB: 2 BB: 0 P: 9		1B: 10 2B: 3 3B: 0 HR: 1 SF: 0 SAC: 0 DP: 1 HBP: 1				WP: 0 PB: 0 SB: 0 CS: 0 PA: 41		

BOTTOM

Cleveland Indians @ Boston Red Sox

Fenway Park, Boston, MA

Wed Jul 27 1955, 3:33 AM EDT

Att. 25,341 - Unknown

livebaseballscorecards.com

AB	36
R	6
H	13
RBI	6
BB	4
SO	5
LOB	18

PITCHER		IP	WLS	BF	H	R	ER	SO	BB	IBB	HBP	BLK	WP	HR	S	P	ERA	WHIP
Art Houtteman, R ERA: 3.44	(1, 1)	4.2	L	28	10	6	6	2	3	0	1	0	0	1	28	41	11.57	2.786
Bob Feller, R ERA: 3.72	(5, 1)	1.1		4	1	0	0	1	0	0	0	0	0	0	6	6	0.00	0.750
Jose Santiago, R ERA:	(7, 1)	2.0		9	2	0	0	2	1	0	0	0	0	0	12	16	0.00	1.500

PITCHER	IP	WLS	BF	H	R	ER	SO	BB	IBB	HBP	BLK	WP	HR	S	P	ERA	WHIP

Cleveland Indians @ Boston Red Sox

Fenway Park, Boston, MA

Thu Jul 28 1955, 3:33 AM EDT

Att. 17,064 - Unknown

TOP

livebaseballscorecards.com

Batter	1	2	3	4	5	6	7	8	9	AB	R	H	RBI	BB	SO	LOB
Al Smith, R (1, 9) OBP: 0.406, SLG: 0.484	B B B B 4-0 G3 1B BB		x 0-0 ① F9	x 0-0 ① SF8 3-H		x 0-0 ② F2			x 0-0 ① F8	3	1	0	1	1	0	0
Bobby Avila, R (1, 4) OBP: 0.377, SLG: 0.371	x 0-0 ① F3		x 0-0 HR 1B	x 0-0 1B 1-3 2-H 2B		x 0-0 ③ 1B			x 0-0 ② F4	5	1	3	1	0	0	1
Vic Wertz, L (1, 7) Hoot Evers, R (4, PR) (4, 7) OBP: 0.335, SLG: 0.515 OBP: 0.311, SLG: 0.417	x 0-0 ② G3 1-2		x 0-0 ② F7	x 0-0 2-3 3-H 1B			x 0-0 FC5-4 1B		x 0-0 ③ F6	3 2	0 0	1 1	1 0	0 0	0 0	2 0
Al Rosen, R (1, 5) OBP: 0.366, SLG: 0.435	x 0-0 2-H 1B		x 0-0 1-H HR	x 0-0 ② F6			x 0-0 FC5-4 1-2f			4	1	2	3	0	0	3
Larry Doby, L (1, 8) OBP: 0.358, SLG: 0.495	x 0-0 ③ G3		B B B B 4-0 BB	x 0-0 ③ F4			S S S 0-3 ② K			3	0	0	0	1	1	4
Ferris Fain, L (1, 3) OBP: 0.443, SLG: 0.328		x 0-0 ① F6	x 0-0 ③ F8		x 0-0 ① F8		x 0-0 ③ F5			4	0	0	0	0	0	2
George Strickland, R (1, 6) OBP: 0.307, SLG: 0.288		x 0-0 ② F6		x 0-0 1B SF8 1B	x 0-0 ② F9			x 0-0 ① F6		4	1	1	0	0	0	0
Jim Hegan, R (1, 2) OBP: 0.274, SLG: 0.321		x 0-0 E5		x 0-0 BB 1-3 2B 1B	x 0-0 ③ F4			x 0-0 ② F7		4	1	1	0	0	0	0
Early Wynn, S (1, 1) OBP: 0.262, SLG: 0.283 Don Mossi, L (8, 1) OBP: 0.333, SLG: 0.143 Ray Narleski, R (9, 1) OBP: 0.250, SLG: 0.250		x 0-0 ③ L3		B B B B 4-0 2B 1-2 1B BB		x 0-0 ① 1-6-3		x 0-0 ③ F4		3 0 0	1 0 0	0 0 0	0 0 0	1 0 0	0 0 0	1 0 0
Inning Stats	R: 1 E: 0 K: 0 S: 4 H: 1 LOB: 1 BB: 1 P: 8	R: 0 E: 1 K: 0 S: 4 H: 0 LOB: 1 BB: 0 P: 4	R: 2 E: 0 K: 0 S: 5 H: 2 LOB: 1 BB: 1 P: 9	R: 3 E: 0 K: 0 S: 7 H: 4 LOB: 2 BB: 1 P: 11	R: 0 E: 0 K: 0 S: 3 H: 0 LOB: 0 BB: 0 P: 3	R: 0 E: 0 K: 0 S: 3 H: 1 LOB: 1 BB: 0 P: 3	R: 0 E: 0 K: 1 S: 6 H: 1 LOB: 1 BB: 0 P: 6	R: 0 E: 0 K: 0 S: 3 H: 0 LOB: 0 BB: 0 P: 3	R: 0 E: 0 K: 0 S: 3 H: 0 LOB: 0 BB: 0 P: 3	1B: 7 2B: 1 3B: 0 HR: 1		SF: 1 SAC: 0 DP: 0 HBP: 0				

AB	35
R	6
H	9
RBI	6
BB	3
SO	1
LOB	13

WP: 0 PB: 0 SB: 0 CS: 0 PA: 39

PITCHER		IP	WLS	BF	H	R	ER	SO	BB	IBB	HBP	BLK	WP	HR	S	P	ERA	WHIP
Mel Parnell, L ERA: 7.25	(1, 1)	3.0	L	17	5	5	5	0	2	0	0	0	0	1	15	23	15.00	2.333
Bill Henry, L ERA: 3.04	(4, 1)	3.0		12	3	1	1	0	1	0	0	0	0	0	11	15	3.00	1.333
Tom Hurd, R ERA: 2.77	(7, 1)	2.0		7	1	0	0	1	0	0	0	0	0	0	9	9	0.00	0.500
Ellis Kinder, R ERA: 2.35	(9, 1)	1.0		3	0	0	0	0	0	0	0	0	0	0	3	3	0.00	0.000

PITCHER	IP	WLS	BF	H	R	ER	SO	BB	IBB	HBP	BLK	WP	HR	S	P	ERA	WHIP

Batter	1	2	3	4	5	6	7	8	9	AB	R	H	RBI	BB	SO	LOB
Billy Goodman, L (1, 4) OBP: 0.408, SLG: 0.366	0-0 2B		0-0 F9 1B 1B	0-0 ③ F9		0-0 1B 1-H 2-H 2B		0-0 2B 1-2 1B		5	0	4	2	0	0	2
Billy Klaus, L (1, 6) OBP: 0.371, SLG: 0.397	S S S 0-3 ① K		0-0 1-2 1B		0-0 FC6-5 1B	0-0 2-3 1B		0-0 1-3 2-H 2B		5	0	4	1	0	1	1
Ted Williams, L (1, 7) OBP: 0.467, SLG: 0.748	S S S 0-3 ② K		0-0 ① F9 2-3		0-0 ① FC6-5 1-2f	0-0 ③ G3		S S S 0-3 ③ K		5	0	0	0	0	2	8
Jackie Jensen, R (1, 9) OBP: 0.354, SLG: 0.493	0-0 ③ F3		0-0 ② F6		0-0 ② F1		S S S 0-3 ① K		0-0 1B 1B 1B	5	1	1	0	0	1	4
Norm Zauchin, R (1, 3) OBP: 0.324, SLG: 0.459		B B B B 4-0 BB BB	0-0 ③ G3		0-0 ③ F2		0-0 E4 G5-4-3		S S S 0-3 ① K	4	0	0	0	1	1	4
Sammy White, R (1, 2) OBP: 0.328, SLG: 0.394		0-0 ① F6		0-0 ① F6		0-0 ① F7	0-0 ②③ G5-4-3 1-2f		0-0 ② F6	5	0	0	0	0	0	3
Grady Hatton, L (1, 5) OBP: 0.361, SLG: 0.330	B B B B 4-0 1-2 BB			0-0 ② F9		0-0 1B 2B 1B		0-0 ① F9	0-0 1-H 1B 1B	4	1	2	1	1	0	0
Jim Piersall, R (1, 8) OBP: 0.348, SLG: 0.413	S S S 0-3 ② K			0-0 BB 1B		0-0 1-2 2B 1B		0-0 ② F8	0-0 1-2 1B	5	1	3	0	0	1	2
Mel Parnell, L (1, 1) OBP: 0.267, SLG: 0.333 Bill Henry, L (4, 1) OBP: 0.188, SLG: 0.133 Gene Stephens, L (6, PH) OBP: 0.381, SLG: 0.496 Tom Hurd, R (7, 1) OBP: 0.100, SLG: 0.100 Eddie Joost, R (8, PH) OBP: 0.272, SLG: 0.288 Ellis Kinder, R (9, 1) OBP: 0.286, SLG: 0.167 Faye Throneberry, L (9, PH) OBP: 0.322, SLG: 0.481		0-0 ③ F9		B B B B 4-0 1-2 BB		S S S 0-3 ② K		B B B B 4-0 1B 2B BB	S S S 0-3 ③ K	1 0 1 0 0 1	0 0 0 0 1 0	0 0 0 0 0 0	0 0 0 0 0 0	0 0 1 0 1 0	0 0 0 0 0 0	2 0 2 0 0 2
Inning Stats	R: 0 E: 0 K: 2 S: 8 H: 1 LOB: 1 BB: 0 P: 8	R: 0 E: 0 K: 1 S: 5 H: 0 LOB: 2 BB: 2 P: 13	R: 0 E: 0 K: 0 S: 5 H: 2 LOB: 2 BB: 0 P: 5	R: 0 E: 0 K: 0 S: 4 H: 1 LOB: 2 BB: 1 P: 8	R: 0 E: 1 K: 0 S: 4 H: 1 LOB: 1 BB: 0 P: 4	R: 2 E: 0 K: 1 S: 9 H: 4 LOB: 2 BB: 0 P: 9	R: 0 E: 1 K: 1 S: 5 H: 0 LOB: 0 BB: 0 P: 5	R: 1 E: 0 K: 1 S: 7 H: 2 LOB: 2 BB: 1 P: 11	R: 1 E: 0 K: 2 S: 10 H: 3 LOB: 2 BB: 0 P: 10	1B: 11 2B: 3 3B: 0 HR: 0 SF: 0 SAC: 0 DP: 1 HBP: 0						

PITCHER		IP	WLS	BF	H	R	ER	SO	BB	IBB	HBP	BLK	WP	HR	S	P	ERA	WHIP
Early Wynn, R ERA: 2.8	(1, 1)	7.2	W	38	11	3	3	5	4	0	0	0	0	0	44	60	3.52	1.957
Don Mossi, L ERA: 1.97	(8, 1)	0.1		1	0	0	0	1	0	0	0	0	0	0	3	3	0.00	0.000
Ray Narleski, R ERA: 2.85	(9, 1)	1.0	S	6	3	1	1	2	0	0	0	0	0	0	10	10	9.00	3.000

PITCHER	IP	WLS	BF	H	R	ER	SO	BB	IBB	HBP	BLK	WP	HR	S	P	ERA	WHIP

BOTTOM

Cleveland Indians @ Boston Red Sox

Fenway Park, Boston, MA

Thu Jul 28 1955, 3:33 AM EDT

Att. 17,064 - Unknown

livebaseballscorecards.com

AB	41
R	4
H	14
RBI	4
BB	4
SO	8
LOB	30

1B: 11	SF: 0	WP: 0	PA: 45
2B: 3	SAC: 0	PB: 0	
3B: 0	DP: 1	SB: 0	
HR: 0	HBP: 0	CS: 0	

Cleveland Indians @ Baltimore Orioles

Memorial Stadium, Baltimore, MD

Fri Jul 29 1955, 3:33 AM EDT

Att. 11,899 - Unknown

TOP

livebaseballscorecards.com

Batter	1	2	3	4	5	6	7	8	9	AB	R	H	RBI	BB	SO	LOB
Al Smith, R (1, 9) OBP: 0.407, SLG: 0.483	F4		BBB G4-6-3 BB		5-3		E HR 1B	BB BB 1B	FC5-4 1-2f	5	1	2	0	1	0	3
Bobby Avila, R (1, 4) OBP: 0.375, SLG: 0.367	E6 G4-6-3		F7		6-3 2-3		L5	BBBB BB 1-2 BB		4	0	0	0	1	0	3
Vic Wertz, L (1, 3) OBP: 0.339, SLG: 0.533	G4-6-3 1-2f		G4-6-3 1-2f		1B 3-H		HR 1-H	BBBB 1-2 2-3 BB		4	1	2	2	0	0	2
Ferris Fain, L (7, 3) OBP: 0.445, SLG: 0.328										0	0	0	0	1	0	0
Al Rosen, R (1, 5) OBP: 0.367, SLG: 0.434		F5		CS 1B		F7	1B 1B	F2		5	0	2	0	0	0	3
Larry Doby, L (1, 8) OBP: 0.366, SLG: 0.500		BBBB 2B E BB		BBBB 1B 1-2 BB		1B SF8 1B	1-2 1B		2B SF8 1B	3	3	3	0	2	0	0
Hoot Evers, R (1, 7) OBP: 0.313, SLG: 0.421		E SF7 2B 1-3		F4		SSS SF8 1B 1-3	0-3 K		F4	5	2	2	0	0	1	4
George Strickland, R (1, 6) OBP: 0.309, SLG: 0.296		E6 2-3 3-H		1B 1-2		SF8 1-2 3-H	P8		2B 1-3	4	0	2	2	0	0	3
Jim Hegan, R (1, 2) OBP: 0.277, SLG: 0.321		SF7 3-H		F2		1B 2-H		1-3	FC5-4 IBB	3	0	1	2	1	0	2
Mike Garcia, R (1, 1) OBP: 0.294, SLG: 0.348		1-3			6-3 1B 2B	F4		P8	SF8 3-H	4	0	1	1	0	0	2
Inning Stats	R: 0 E: 1 K: 0 S: 3 H: 0 LOB: 0 BB: 0 P: 3	R: 2 E: 1 K: 0 S: 5 H: 1 LOB: 1 BB: 1 P: 9	R: 0 E: 0 K: 0 S: 2 H: 0 LOB: 0 BB: 1 P: 6	R: 0 E: 0 K: 0 S: 4 H: 2 LOB: 2 BB: 1 P: 8	R: 0 E: 0 K: 0 S: 4 H: 2 LOB: 2 BB: 0 P: 4	R: 2 E: 0 K: 0 S: 6 H: 3 LOB: 1 BB: 0 P: 6	R: 2 E: 1 K: 1 S: 9 H: 4 LOB: 2 BB: 0 P: 9	R: 0 E: 0 K: 0 S: 4 H: 1 LOB: 3 BB: 2 P: 12	R: 1 E: 0 K: 0 S: 5 H: 2 LOB: 2 BB: 1 P: 9	1B: 11 2B: 3 3B: 0 HR: 1	SF: 3 SAC: 0 DP: 2 HBP: 0						

	AB	37
	R	7
	H	15
	RBI	7
	BB	6
	SO	1
	LOB	22

WP: 0 PB: 0 SB: 0 CS: 1 PA: 46

PITCHER		IP	WLS	BF	H	R	ER	SO	BB	IBB	HBP	BLK	WP	HR	S	P	ERA	WHIP
Bill Wight, L ERA: 3.31	(1, 1)	7.0	L	34	12	6	5	1	3	0	0	0	0	1	33	45	6.43	2.143
Ted Gray, L ERA: 9.98	(8, 1)	2.0		12	3	1	1	0	2	1	0	0	0	0	9	21	4.50	2.500

PITCHER	IP	WLS	BF	H	R	ER	SO	BB	IBB	HBP	BLK	WP	HR	S	P	ERA	WHIP

Cleveland Indians @ Baltimore Orioles

Memorial Stadium, Baltimore, MD

Fri Jul 29 1955, 3:33 AM EDT

Att. 11,899 - Unknown

livebaseballscorecards.com

BOTTOM

Batter	1	2	3	4	5	6	7	8	9	AB	R	H	RBI	BB	SO	LOB
Fred Marsh, R (1, 4) (8, 6) OBP: 0.297, SLG: 0.256	K		F4			F7		1B BB		3	0	0	0	1	1	1
Wayne Causey, L (1, 5) (8, 4) OBP: 0.226, SLG: 0.220	K			FC1-6 BB		4-3		1-2 1B		3	0	1	0	1	1	0
Dave Philley, S (1, 9) OBP: 0.391, SLG: 0.488	F2			FC1-6 PB 1-2f		2B		F6		4	0	1	0	0	0	3
Jim Dyck, R (1, 7) (8, 5) OBP: 0.452, SLG: 0.396		F7		F4 1-2		BB		F8		3	0	0	0	1	0	3
Gus Triandos, R (1, 3) OBP: 0.317, SLG: 0.416		K		F3		3-1		6-3		4	0	0	0	0	1	5
Hal Smith, R (1, 2) OBP: 0.309, SLG: 0.374		F4			P6-3 3B		1B		6-3	4	1	2	0	0	0	0
Chuck Diering, R (1, 8) OBP: 0.330, SLG: 0.323			FC6-4 BB		P6-3 3-H		P7		P1-3	0	0	0	0	1	0	0
Dave Pope, L (4, 8) OBP: 0.337, SLG: 0.397										3	0	0	1	0	0	1
Willy Miranda, S (1, 6) OBP: 0.305, SLG: 0.307			FC6-4 SH1-3 1-2f		6-3		K		K	2	0	0	0	0	0	1
Cal Abrams, L (7, PH) (8, 7) OBP: 0.404, SLG: 0.380										2	0	0	0	0	2	1
Bill Wight, L (1, 1)										1	0	0	0	0	0	0
Bob Hale, L (7, PH) OBP: 0.377, SLG: 0.424			SH1-3 1-2		F9		4-3			1	0	0	0	0	0	1
Ted Gray, S (8, 1)										0	0	0	0	0	0	0

Inning Stats									
	R: 0 H: 0 E: 0 LOB: 0 K: 2 BB: 0 S: 7 P: 7	R: 0 H: 0 E: 0 LOB: 0 K: 1 BB: 0 S: 5 P: 5	R: 0 H: 0 E: 0 LOB: 1 K: 0 BB: 1 S: 3 P: 7	R: 0 H: 0 E: 0 LOB: 1 K: 0 BB: 1 S: 3 P: 7	R: 1 H: 1 E: 0 LOB: 0 K: 0 BB: 0 S: 4 P: 4	R: 0 H: 1 E: 0 LOB: 2 K: 0 BB: 1 S: 4 P: 8	R: 0 H: 1 E: 0 LOB: 1 K: 1 BB: 0 S: 6 P: 6	R: 0 H: 1 E: 0 LOB: 2 K: 0 BB: 1 S: 4 P: 8	R: 0 H: 0 E: 0 LOB: 0 K: 1 BB: 0 S: 5 P: 5

PITCHER		IP	WLS	BF	H	R	ER	SO	BB	IBB	HBP	BLK	WP	HR	S	P	ERA	WHIP	PITCHER	IP	WLS	BF	H	R	ER	SO	BB	IBB	HBP	BLK	WP	HR	S	P	ERA	WHIP
Mike Garcia, R ERA: 3.84	(1, 1)	9.0	W	35	4	1	1	5	4	0	0	0	0	0	41	57	1.00	0.889																	

AB	30
R	1
H	4
RBI	1
BB	4
SO	5
LOB	16

1B: 2	SF: 0	WP: 0	PA: 35
2B: 1	SAC: 1	PB: 1	
3B: 1	DP: 0	SB: 0	
HR: 0	HBP: 0	CS: 0	

Cleveland Indians @ Baltimore Orioles

Memorial Stadium, Baltimore, MD

Sat Jul 30 1955, 3:33 AM EDT

Att. 8,106 - Unknown

TOP

livebaseballscorecards.com

Batter	1	2	3	4	5	6	7	8	9	AB	R	H	RBI	BB	SO	LOB
Al Smith, R (1, 9) OBP: 0.411, SLG: 0.486	2B		BB	F7		HR	1B			3	1	2	0	2	0	1
Stu Locklin, L (7, 9) OBP: 0.167, SLG: 0.333						BB				0	0	0	0	0	0	0
Bobby Avila, R (1, 4) OBP: 0.370, SLG: 0.361	F6		F9	F9		F9	5-3			5	0	0	0	0	0	7
Bobby Young, L (7, 4) OBP: 0.257, SLG: 0.258										0	0	0	0	0	0	0
Vic Wertz, L (1, 3) OBP: 0.335, SLG: 0.541	F7		F8		F9	HR		4-3		5	1	1	2	0	0	2
Al Rosen, R (1, 5) OBP: 0.367, SLG: 0.432	F9		F9		2B 1B	BB		5-3		4	1	1	0	1	0	2
Larry Doby, L (1, 8) OBP: 0.369, SLG: 0.499		BB FC5-2 BB		2B 3B BB	K	1-2		1-3		3	1	1	0	2	1	1
Gene Woodling, L (1, 7) OBP: 0.341, SLG: 0.356		FC5-2 BB 1-2		1-3 3B	1-3 1B	1-3			1-3	5	2	3	0	0	0	2
George Strickland, R (1, 6) OBP: 0.315, SLG: 0.309		FC5-2 1-2 2-3 BB		SF9 2-H 3-H 3B	2-H 3-H 1B		F5		6-3	3	1	2	4	1	0	0
Sam Dente, R (7, 6) OBP: 0.290, SLG: 0.244										1	0	0	0	0	0	0
Hank Foiles, R (1, 2) OBP: 0.363, SLG: 0.353	FC5-2 1-2 2-3 3-H		SF9 3-H	1-3			1B SH1-3		3B	3	0	1	1	0	0	4
Hal Naragon, L (7, 2) OBP: 0.373, SLG: 0.410							1B			1	0	1	0	0	0	0
Herb Score, L (1, 1) OBP: 0.107, SLG: 0.074	K		K			CS BB 1B	SH1-3 1-2		F5	4	0	1	0	0	2	3

	AB	37
	R	7
	H	13
	RBI	7
	BB	6
	SO	3
	LOB	22

Inning Stats	1	2	3	4	5	6	7	8	9
	R: 0 E: 0 K: 0 S: 4	H: 1 LOB: 1 BB: 0 P: 4	R: 0 E: 0 K: 1 S: 5	H: 1 LOB: 2 BB: 2 P: 13	R: 0 E: 0 K: 0 S: 3	H: 0 LOB: 1 BB: 1 P: 7	R: 3 E: 1 K: 1 S: 8	H: 2 LOB: 1 BB: 1 P: 12	R: 2 E: 0 K: 1 S: 8	H: 3 LOB: 1 BB: 0 P: 8	R: 2 E: 0 K: 0 S: 5	H: 3 LOB: 2 BB: 2 P: 13	R: 0 E: 0 K: 0 S: 5	H: 2 LOB: 2 BB: 0 P: 5	R: 0 E: 0 K: 0 S: 3	H: 0 LOB: 0 BB: 0 P: 3	R: 0 E: 0 K: 0 S: 4	H: 1 LOB: 1 BB: 0 P: 4

1B: 7	SF: 1
2B: 4	SAC: 1
3B: 2	DP: 1
HR: 1	HBP: 0

WP: 0	PA: 45
PB: 0	
SB: 0	
CS: 1	

PITCHER		IP	WLS	BF	H	R	ER	SO	BB	IBB	HBP	BLK	WP	HR	S	P	ERA	WHIP
Erv Palica, R ERA: 4.72	(1, 1)	3.0	L	16	4	3	3	1	4	0	0	0	0	0	14	30	9.00	2.667
Hal Brown, R ERA: 4.76	(4, 1)	2.2		15	5	4	4	2	2	0	0	0	0	1	17	25	13.50	2.625
George Zuverink, R ERA: 5.29	(6, 1)	3.1		14	4	0	0	0	0	0	0	0	0	0	14	14	0.00	1.200

PITCHER	IP	WLS	BF	H	R	ER	SO	BB	IBB	HBP	BLK	WP	HR	S	P	ERA	WHIP

Cleveland Indians @ Baltimore Orioles

Memorial Stadium, Baltimore, MD

Sat Jul 30 1955, 3:33 AM EDT

Att. 8,106 - Unknown

livebaseballscorecards.com

BOTTOM

Batter	1	2	3	4	5	6	7	8	9	AB	R	H	RBI	BB	SO	LOB
Fred Marsh, R (1, 4) OBP: 0.298, SLG: 0.252	5-3		F7		G6-4-3 BB			BB		2	0	0	0	1	0	0
Wayne Causey, L (8, PH) (9, 4) OBP: 0.234, SLG: 0.220										0	0	0	0	1	0	0
Cal Abrams, L (1, 9) OBP: 0.401, SLG: 0.373	BB		F9		G6-4-3			K		3	0	0	0	1	1	3
Dave Philley, S (1, 7) OBP: 0.384, SLG: 0.479	F4			F7		6-3		K		4	0	0	0	0	1	2
Jim Dyck, R (1, 5) OBP: 0.439, SLG: 0.386	F7			BB 1B		K			K	4	0	1	0	0	2	1
Gus Triandos, R (1, 3) OBP: 0.316, SLG: 0.412		F5		BB 1-2		F2			F8	3	0	0	0	1	0	0
Hal Smith, R (1, 2) OBP: 0.307, SLG: 0.372		4-3		F8			K		F7	2	0	0	0	0	0	2
Tom Gastall, R (7, PH) (8, 2) OBP: 0.111, SLG: 0.059										2	0	0	0	0	1	0
Chuck Diering, R (1, 8) OBP: 0.330, SLG: 0.321		BB		F7			F7			2	0	0	0	1	0	2
Willy Miranda, S (1, 6) OBP: 0.305, SLG: 0.305		K			BB BB		K			2	0	0	0	1	2	1
Erv Palica, R (1, 1) OBP: 0.278, SLG: 0.265			K2-3		K			K		1	0	0	0	0	1	0
Hal Brown, R (4, 1) OBP: 0.250, SLG: 0.143										1	0	0	0	0	1	1
George Zuverink, R (6, 1)										1	0	0	0	0	1	0

	AB	27
	R	0
	H	1
	RBI	0
	BB	6
	SO	10
	LOB	12

Inning Stats									
	R: 0 H: 0 E: 0 LOB: 1 K: 0 BB: 1 S: 3 P: 7	R: 0 H: 0 E: 0 LOB: 1 K: 1 BB: 1 S: 5 P: 9	R: 0 H: 0 E: 0 LOB: 0 K: 1 BB: 0 S: 5 P: 5	R: 0 H: 1 E: 0 LOB: 2 K: 0 BB: 1 S: 4 P: 8	R: 0 H: 0 E: 0 LOB: 1 K: 1 BB: 2 S: 4 P: 12	R: 0 H: 0 E: 0 LOB: 0 K: 1 BB: 0 S: 5 P: 5	R: 0 H: 0 E: 0 LOB: 0 K: 2 BB: 0 S: 7 P: 7	R: 0 H: 0 E: 0 LOB: 1 K: 3 BB: 1 S: 9 P: 13	R: 0 H: 0 E: 0 LOB: 0 K: 1 BB: 0 S: 5 P: 5	1B: 1 SF: 0 2B: 0 SAC: 0 3B: 0 DP: 1 HR: 0 HBP: 0	WP: 0 PA: 33 PB: 0 SB: 0 CS: 0

PITCHER		IP	WLS	BF	H	R	ER	SO	BB	IBB	HBP	BLK	WP	HR	S	P	ERA	WHIP
Herb Score, L ERA: 3.02	(1, 1)	9.0	W	33	1	0	0	10	6	0	0	0	0	0	47	71	0.00	0.778

PITCHER	IP	WLS	BF	H	R	ER	SO	BB	IBB	HBP	BLK	WP	HR	S	P	ERA	WHIP

Batter	1	2	3	4	5	6	7	8	9	AB	R	H	RBI	BB	SO	LOB
Al Smith, R (1, 9) OBP: 0.413, SLG: 0.489	0-0 ① 2B	4-0 BBBB 1B 1-2 BB		x 0-0 FC5 BB 1B		x 0-0 ③ F7			S S S 0-3 ③ K	4	0	2	0	1	1	0
Bobby Avila, R (1, 4) OBP: 0.369, SLG: 0.360	x 0-0 ② F2	x 0-0 1-3 2-H 1B		x 0-0 ② F8			x 0-0 ① 6-3			4	0	1	1	0	0	1
Vic Wertz, L (1, 3) OBP: 0.338, SLG: 0.534 Ferris Fain, L (7, 3) OBP: 0.445, SLG: 0.328	4-0 BBBB BB	x 0-0 ③ F7		4-0 BBBB 1-2 BB			x 0-0 ② F8			2 0	0 0	0 0	0 0	2 0	0 0	2 0
Al Rosen, R (1, 5) OBP: 0.366, SLG: 0.428	x 0-0 ③ F8		4-0 BBBB F9 BB BB	x 0-0 ③ FC5 2-3f			x 0-0 ③ F7			3	0	0	0	1	0	3
Larry Doby, L (1, 8) OBP: 0.373, SLG: 0.497		4-0 BBBB BB SH BB	4-0 BBBB 1-2 BB	x 0-0 ① F8				4-0 BBBB F8 BB		1	1	0	0	3	0	0
Gene Woodling, L (1, 7) OBP: 0.340, SLG: 0.352		4-0 BBBB SH 1-2 SF9 BB	x 0-0 ① F9 2-3	x 0-0 ② F9				x 0-0 ①② F8 1-2		3	1	0	0	1	0	3
George Strickland, R (1, 6) OBP: 0.312, SLG: 0.305		x 0-0 SH BB 1B 1-3 2-H	x 0-0 ② F3	S S S 0-3 ③ K				x 0-0 ③ F9		3	1	0	0	0	1	2
Jim Hegan, R (1, 2) OBP: 0.273, SLG: 0.318 Dale Mitchell, L (9, PH) OBP: 0.255, SLG: 0.279		x 0-0 ① SF9 3-H	x 0-0 ③ F9			x 0-0 ① F8			x 0-0 ① 6-3	2 1	0 0	0 0	1 0	0 0	0 0	2 0
Bob Feller, R (1, 1) OBP: 0.095, SLG: 0.050 Don Mossi, L (8, 1) OBP: 0.333, SLG: 0.143 Ray Narleski, R (8, 1) OBP: 0.250, SLG: 0.250 Hal Naragon, L (9, PH) OBP: 0.368, SLG: 0.403		S S S 0-3 ② K		S S S 0-3 ① K		S S S 0-3 ② K			x 0-0 ② F7	3 0 0 1	0 0 0 0	0 0 0 0	0 0 0 0	3 0 0 0	1 0 0 0	1 0 0 0
Inning Stats	R: 0 H: 1 E: 0 LOB: 1 K: 0 BB: 1 S: 3 P: 7	R: 3 H: 1 E: 1 LOB: 2 K: 1 BB: 3 S: 7 P: 19	R: 0 H: 0 E: 0 LOB: 2 K: 0 BB: 2 S: 3 P: 11	R: 0 H: 1 E: 0 LOB: 2 K: 1 BB: 1 S: 6 P: 10	R: 0 H: 0 E: 0 LOB: 0 K: 1 BB: 0 S: 5 P: 5	R: 0 H: 0 E: 0 LOB: 0 K: 1 BB: 0 S: 5 P: 5	R: 0 H: 0 E: 0 LOB: 0 K: 0 BB: 0 S: 3 P: 3	R: 0 H: 0 E: 0 LOB: 0 K: 0 BB: 1 S: 2 P: 6	R: 0 H: 0 E: 0 LOB: 0 K: 1 BB: 0 S: 5 P: 5	1B: 2 SF: 1 2B: 1 SAC: 1 3B: 0 DP: 0 HR: 0 HBP: 0						

TOP

Cleveland Indians @ Baltimore Orioles

Memorial Stadium, Baltimore, MD

Sun Jul 31 1955, 3:33 AM EDT

Unknown

livebaseballscorecards.com

AB	27
R	3
H	3
RBI	2
BB	8
SO	5
LOB	14

PITCHER		IP	WLS	BF	H	R	ER	SO	BB	IBB	HBP	BLK	WP	HR	S	P	ERA	WHIP
Ray Moore, R ERA: 3.49	(1, 1)	8.0	W	34	3	3	0	4	8	0	0	0	0	0	34	66	0.00	1.375
Harry Dorish, R ERA: 2.52	(9, 1)	1.0	S	3	0	0	0	1	0	0	0	0	0	0	5	5	0.00	0.000

PITCHER	IP	WLS	BF	H	R	ER	SO	BB	IBB	HBP	BLK	WP	HR	S	P	ERA	WHIP

BOTTOM

Cleveland Indians @ Baltimore Orioles

Memorial Stadium, Baltimore, MD

Sun Jul 31 1955, 3:33 AM EDT

Unknown

Batter	1	2	3	4	5	6	7	8	9	AB	R	H	RBI	BB	SO	LOB
Wayne Causey, L (1, 5) OBP: 0.243, SLG: 0.223	BBBB 4-0 FC6-4 BB		x 0-0 FC3-6 1B		x 0-0 ③ F8			x 0-0 ① F8		3	0	1	0	1	0	1
Cal Abrams, L (1, 8) (9, 9) OBP: 0.398, SLG: 0.370	x 0-0 ① FC6-4 BB 1-2f		x 0-0 ② FC3-6 1-2f			x 0-0 ① 4-3		x 0-0 1B 2B 1-2 1B		4	1	1	0	0	0	2
Dave Philley, S (1, 9) (9, 7) OBP: 0.386, SLG: 0.477	BBBB 4-0 1-2 BB		x 0-0 ③ 4-3			x 0-0 ② 4-3		x 0-0 2B WP 1-3 2-H 1B		3	1	1	1	1	0	1
Jim Dyck, R (1, 7) OBP: 0.457, SLG: 0.433	x 0-0 ② F2			BBBB 4-0 4-3 BB		x 0-0 2B		x 0-0 WP 1B 1-3 3-H 2B		3	1	2	1	1	0	2
Harry Dorish, R (9, 1) OBP: 0.091, SLG: 0.091										0	0	0	0	0	0	0
Bob Hale, L (1, 3) OBP: 0.369, SLG: 0.413	x 0-0 ③ F7			x 0-0 ① 4-3 1-2		x 0-0 ③ L4		x 0-0 BB 2-H 3-H 1B		4	0	1	1	0	0	4
Gus Triandos, R (1, 2) OBP: 0.313, SLG: 0.406		x 0-0 ① 5-3		x 0-0 ② F6			x 0-0 ① 5-3	x 0-0 ② F7		4	0	0	0	0	0	2
Don Leppert, L (1, 4) OBP: 0.250, SLG: 0.100		x 0-0 ② F7		x 0-0 ③ F6			x 0-0 ② L3	BBBB 4-0 1-2 BB		3	0	0	0	1	0	1
Fred Marsh, R (1, 6) OBP: 0.292, SLG: 0.246		x 0-0 ③ F9			x 0-0 ① 6-3		x 0-0 ③ L6	x 0-0 ③ P8		3	0	0	0	0	0	0
Dave Pope, L (8, PH) OBP: 0.336, SLG: 0.396										1	0	0	0	0	0	2
Willy Miranda, S (9, 6) OBP: 0.305, SLG: 0.305										0	0	0	0	0	0	0
Ray Moore, R (1, 1) OBP: 0.241, SLG: 0.214			SSS 0-3 K		x 0-0 ② 5-3			BBBB 4-0 1B 1B BB		2	0	0	0	0	1	0
Hal Smith, R (8, PH) OBP: 0.310, SLG: 0.372										0	0	0	0	1	0	0
Hal Brown, R (8, PR) OBP: 0.250, SLG: 0.143										0	1	0	0	0	0	0
Chuck Diering, R (9, 8) OBP: 0.330, SLG: 0.321										0	0	0	0	0	0	0
Inning Stats	R: 0 E: 0 K: 0 S: 3 H: 0 LOB: 2 BB: 0 P: 11	R: 0 E: 0 K: 0 S: 3 H: 0 LOB: 0 BB: 0 P: 3	R: 0 E: 0 K: 1 S: 6 H: 1 LOB: 1 BB: 0 P: 6	R: 0 E: 0 K: 0 S: 3 H: 0 LOB: 1 BB: 1 P: 7	R: 0 E: 0 K: 0 S: 3 H: 0 LOB: 0 BB: 0 P: 3	R: 0 E: 0 K: 0 S: 4 H: 1 LOB: 1 BB: 0 P: 4	R: 0 E: 0 K: 0 S: 3 H: 0 LOB: 0 BB: 0 P: 3	R: 4 E: 0 K: 0 S: 7 H: 4 LOB: 2 BB: 2 P: 15		1B: 4 2B: 2 3B: 0 HR: 0	SF: 0 SAC: 0 DP: 0 HBP: 0						

PITCHER		IP	WLS	BF	H	R	ER	SO	BB	IBB	HBP	BLK	WP	HR	S	P	ERA	WHIP
Bob Feller, R ERA: 3.58	(1, 1)	7.1		29	3	2	2	1	4	0	0	0	0	0	27	43	2.46	0.955
Don Mossi, L ERA: 2.28	(8, 1)	0.0	L	3	3	2	2	0	0	0	0	0	1	0	3	3	∞	∞
Ray Narleski, R ERA: 2.83	(8, 1)	0.2		3	0	0	0	0	1	0	0	0	0	0	2	6	0.00	1.500

PITCHER		IP	WLS	BF	H	R	ER	SO	BB	IBB	HBP	BLK	WP	HR	S	P	ERA	WHIP

AB	30
R	4
H	6
RBI	3
BB	5
SO	1
LOB	15

WP: 1 PA: 35
PB: 0
SB: 0
CS: 0

livebaseballscorecards.com

Cleveland Indians @ Baltimore Orioles

Memorial Stadium, Baltimore, MD

Sun Jul 31 1955, 3:38 AM EDT

Att. 13,708 - Unknown

TOP

livebaseballscorecards.com

Batter	1	2	3	4	5	6	7	8	9	AB	R	H	RBI	BB	SO	LOB
Al Smith, R (1, 9) OBP: 0.411, SLG: 0.486	F4		F7		5-3		K		1B 1-2 1B	5	1	1	0	0	1	0
Bobby Avila, R (1, 4) OBP: 0.369, SLG: 0.361	F2		5-3		6-3		1B		1B 1-2 2-H 1B	5	0	2	1	0	0	0
Vic Wertz, L (1, 3) OBP: 0.337, SLG: 0.525	K			1B 1B BB	F8		F3		1-2 2-H 1B	3	1	0	0	1	1	1
Ferris Fain, L (7, 3) OBP: 0.448, SLG: 0.331										1	0	1	1	0	0	0
Al Rosen, R (1, 5) OBP: 0.364, SLG: 0.425		5-3		1B 1-2 SF7 1B		F7		K2-3	F6	5	1	1	0	0	1	2
Larry Doby, L (1, 8) OBP: 0.376, SLG: 0.497		F8		2B 1-3 2-H 1B		2B 1B		BB	4-1	4	2	2	1	1	0	2
Gene Woodling, L (1, 7) OBP: 0.342, SLG: 0.360		1B 1B		SF7 3-H		1-H 2B		F8		3	0	2	2	0	0	1
George Strickland, R (1, 6) OBP: 0.311, SLG: 0.304		1-2 1B		F8		F2		5-3		4	0	1	0	0	0	3
Hal Naragon, L (1, 2) OBP: 0.361, SLG: 0.409		F6		1-H 2B		F6			F8	4	0	1	1	0	0	3
Art Houtteman, R (1, 1) OBP: 0.200, SLG: 0.143			F4	K		F4			1B 1B 1B	4	1	1	0	0	1	1
Inning Stats	R: 0 H: 0 E: 0 LOB: 0 K: 1 BB: 0 S: 5 P: 5	R: 0 H: 2 E: 0 LOB: 2 K: 0 BB: 0 S: 5 P: 5	R: 0 H: 0 E: 0 LOB: 0 K: 0 BB: 0 S: 3 P: 3	R: 3 H: 3 E: 0 LOB: 1 K: 1 BB: 1 S: 8 P: 12	R: 0 H: 0 E: 0 LOB: 0 K: 0 BB: 0 S: 3 P: 3	R: 1 H: 2 E: 0 LOB: 1 K: 0 BB: 0 S: 5 P: 5	R: 0 H: 1 E: 0 LOB: 1 K: 1 BB: 0 S: 6 P: 6	R: 0 H: 0 E: 0 LOB: 1 K: 1 BB: 1 S: 5 P: 9	R: 2 H: 4 E: 0 LOB: 2 K: 0 BB: 0 S: 7 P: 7	1B: 10 SF: 1 2B: 2 SAC: 0 3B: 0 DP: 0 HR: 0 HBP: 0						

	AB	38
	R	6
	H	12
	RBI	6
	BB	2
	SO	4
	LOB	13

WP: 0 PA: 41
PB: 0
SB: 0
CS: 0

PITCHER		IP	WLS	BF	H	R	ER	SO	BB	IBB	HBP	BLK	WP	HR	S	P	ERA	WHIP
Jim Wilson, R ERA: 2.85	(1, 1)	8.0	L	34	8	4	4	4	2	0	0	0	0	0	40	48	4.50	1.250
Art Schallock, L ERA: 3.6	(9, 1)	1.0		7	4	2	2	0	0	0	0	0	0	0	7	7	18.00	4.000

PITCHER	IP	WLS	BF	H	R	ER	SO	BB	IBB	HBP	BLK	WP	HR	S	P	ERA	WHIP

Batter	1	2	3	4	5	6	7	8	9	AB	R	H	RBI	BB	SO	LOB
Wayne Causey, L (1, 5) OBP: 0.252, SLG: 0.226	BBB 4-0 L1-6-3 1B BB		x 0-0 1B			x 0-0 ① F5		x 0-0 ③ F5		3	0	1	0	1	0	0
Cal Abrams, L (1, 8) OBP: 0.395, SLG: 0.367	x 0-0 L1-6-3 1-2 1B		x 0-0 ② L8			SSS 0-3 ② K			x 0-0 ① F8	4	0	1	0	0	1	1
Dave Philley, S (1, 9) OBP: 0.384, SLG: 0.473	x 0-0 ①②③ L1-6-3 1-2 2-3		SSS 0-3 ③ K			x 0-0 1B			x 0-0 ② F3	4	0	1	0	0	1	3
Jim Dyck, R (1, 7) OBP: 0.446, SLG: 0.422		x 0-0 ① F2		x 0-0 ① F8		x 0-0 ③ 5-3			x 0-0 1B	4	0	1	0	0	0	1
Bob Hale, L (1, 3) OBP: 0.377, SLG: 0.418		x 0-0 BB BB 1B		x 0-0 G6-4-3 1B			x 0-0 ① 4-3		x 0-0 ③ F9	4	0	2	0	0	0	1
Hal Smith, R (1, 2) OBP: 0.310, SLG: 0.369		BBB 4-0 1-2 BB BB		x 0-0 ②③ G6-4-3 1-2f			SSS 0-3 ② K			2	0	0	0	1	1	1
Don Leppert, L (1, 4) OBP: 0.267, SLG: 0.083		BBBB 4-0 G4-6-3 1-2 2-3 BB			x 0-0 ① 1-3		x 0-0 ③ F8			2	0	0	0	1	0	0
Willy Miranda, S (1, 6) OBP: 0.303, SLG: 0.303 Tex Nelson, L (8, PH) OBP: 0.360, SLG: 0.238 Fred Marsh, R (9, 6) OBP: 0.292, SLG: 0.246		x 0-0 ②③ G4-6-3 1-2f			SSS 0-3 ② K			x 0-0 ① 3-1		2 1 0	0 0 0	0 0 0	0 0 0	0 0 0	1 0 0	3 0 0
Jim Wilson, R (1, 1) OBP: 0.140, SLG: 0.143 Dave Pope, L (8, PH) OBP: 0.335, SLG: 0.394 Art Schallock, L (9, 1) OBP: 0.235, SLG: 0.133			x 0-0 ① 6-3		x 0-0 ③ F9			x 0-0 ② P3		2 1 0	0 0 0	0 0 0	0 0 0	0 0 0	0 0 0	0 0 0
Inning Stats	R: 0 E: 0 K: 0 S: 2 H: 1 LOB: 0 BB: 1 P: 6	R: 0 E: 0 K: 0 S: 3 H: 1 LOB: 2 BB: 2 P: 11	R: 0 E: 0 K: 1 S: 6 H: 1 LOB: 1 BB: 0 P: 6	R: 0 E: 0 K: 0 S: 3 H: 1 LOB: 0 BB: 0 P: 3	R: 0 E: 0 K: 1 S: 5 H: 0 LOB: 0 BB: 0 P: 5	R: 0 E: 0 K: 1 S: 6 H: 1 LOB: 1 BB: 0 P: 6	R: 0 E: 0 K: 1 S: 5 H: 0 LOB: 0 BB: 0 P: 5	R: 0 E: 0 K: 0 S: 3 H: 0 LOB: 0 BB: 0 P: 3	R: 0 E: 0 K: 0 S: 4 H: 1 LOB: 1 BB: 0 P: 4	1B: 6 2B: 0 3B: 1 HR: 0	SF: 0 SAC: 0 DP: 2 HBP: 0					

PITCHER	IP	WLS	BF	H	R	ER	SO	BB	IBB	HBP	BLK	WP	HR	S	P	ERA	WHIP
Art Houtteman, R (1, 1) ERA: 3.12	9.0	W	32	6	0	0	4	3	0	0	0	0	0	37	49	0.00	1.000

PITCHER	IP	WLS	BF	H	R	ER	SO	BB	IBB	HBP	BLK	WP	HR	S	P	ERA	WHIP

BOTTOM

Cleveland Indians @ Baltimore Orioles

Memorial Stadium, Baltimore, MD

Sun Jul 31 1955, 3:38 AM EDT

Att. 13,708 - Unknown

livebaseballscorecards.com

AB	29
R	0
H	6
RBI	0
BB	3
SO	4
LOB	10

Batter	1	2	3	4	5	6	7	8	9	10	AB	R	H	RBI	BB	SO	LOB
Al Smith, R (1, 9) OBP: 0.412, SLG: 0.493	SF9 3B		L5			SH5-3 2B		BBB 4-0 SH3-4 BB		5-3 ①	4	1	2	0	1	0	1
Bobby Avila, R (1, 4) OBP: 0.367, SLG: 0.359	SF9 ① 3-H		SSS 0-3 K ③			SH5-3 ① 2-3		SH3-4 ① 1-2		SSS 0-3 K ②	2	0	0	1	0	2	1
Vic Wertz, L (1, 3) OBP: 0.333, SLG: 0.514	F4 ②			BBB 4-0 G5-4-3 BB		SSS 0-3 K ②		F7 ②		F9 ③	4	0	0	0	1	1	2
Ferris Fain, L (10, 3) OBP: 0.448, SLG: 0.331											0	0	0	0	0	0	0
Al Rosen, R (1, 5) OBP: 0.363, SLG: 0.421	6-3 ③			G5-4-3 ① ② 1-2f		F9 ③		BBB 4-0 BB			3	0	0	0	1	0	2
Larry Doby, L (1, 8) OBP: 0.375, SLG: 0.494		F5 ①		SSS 0-3 K ③			1B 1B	F9 ③			4	0	1	0	0	1	2
Hoot Evers, R (1, 7) OBP: 0.308, SLG: 0.413		SSS 0-3 K ②			F5 ①		F8 ①		F7 ①		4	0	0	0	0	1	1
George Strickland, R (1, 6) OBP: 0.310, SLG: 0.303		F9 ③			L6 ②		BB 1-3 1B		F4 ②		4	0	1	0	0	0	0
Jim Hegan, R (1, 2) OBP: 0.286, SLG: 0.328			SH5-4 1B		1B		BBB 4-0 G6-4-3 1-2 BB		1B		3	0	3	0	1	0	0
Early Wynn, S (1, 1) OBP: 0.250, SLG: 0.270			SH5-4 ① 1-2		F8 ③		G6-4-3 ② ③ 1-2f		F7 ③		3	0	0	0	0	0	5
Inning Stats	R: 1 H: 1 E: 0 LOB: 0 K: 0 BB: 0 S: 4 P: 4	R: 0 H: 0 E: 0 LOB: 0 K: 1 BB: 0 S: 5 P: 5	R: 0 H: 1 E: 0 LOB: 1 K: 1 BB: 0 S: 6 P: 6	R: 0 H: 0 E: 0 LOB: 0 K: 1 BB: 1 S: 4 P: 8	R: 0 H: 1 E: 0 LOB: 1 K: 0 BB: 0 S: 4 P: 4	R: 0 H: 1 E: 0 LOB: 1 K: 1 BB: 0 S: 6 P: 6	R: 0 H: 2 E: 0 LOB: 2 K: 0 BB: 1 S: 4 P: 8	R: 0 H: 0 E: 0 LOB: 2 K: 0 BB: 2 S: 3 P: 11	R: 0 H: 1 E: 0 LOB: 1 K: 0 BB: 0 S: 4 P: 4	R: 0 H: 0 E: 0 LOB: 0 K: 1 BB: 0 S: 5 P: 5	1B: 5 SF: 1 2B: 1 SAC: 3 3B: 1 DP: 2 HR: 0 HBP: 0						

PITCHER	IP	WLS	BF	H	R	ER	SO	BB	IBB	HBP	BLK	WP	HR	S	P	ERA	WHIP
Tommy Byrne, L (1, 1) ERA: 2.48	10.0	W	39	7	1	1	5	4	0	0	0	0	0	45	61	0.90	1.100

PITCHER	IP	WLS	BF	H	R	ER	SO	BB	IBB	HBP	BLK	WP	HR	S	P	ERA	WHIP

TOP

Cleveland Indians @ New York Yankees

Yankee Stadium, Bronx, NY

Tue Aug 02 1955, 3:33 AM EDT
Att. 43,124 - Unknown - 89 F

livebaseballscorecards.com

AB	31
R	1
H	7
RBI	1
BB	4
SO	5
LOB	14

1B: 5	SF: 1	WP: 0	PA: 39
2B: 1	SAC: 3	PB: 0	
3B: 1	DP: 2	SB: 0	
HR: 0	HBP: 0	CS: 0	

Batter	1	2	3	4	5	6	7	8	9	10	AB	R	H	RBI	BB	SO	LOB
Jerry Coleman, R (1, 4) OBP: 0.313, SLG: 0.238	L8		F4		F8			F4		F9	5	0	0	0	0	0	0
Joe Collins, L (1, 3) OBP: 0.345, SLG: 0.405	HR		6-3		1B			BB		HR	4	2	3	2	1	0	0
Mickey Mantle, S (1, 8) OBP: 0.419, SLG: 0.584	4-3		2B		F9			F7			4	0	1	0	0	0	2
Yogi Berra, L (1, 2) OBP: 0.354, SLG: 0.474	1B		F3			F8		1B			4	0	2	0	0	0	1
Irv Noren, L (1, 7) OBP: 0.306, SLG: 0.374	F8			4-3		L9		4-3			4	0	0	0	0	0	3
Hank Bauer, R (1, 9) OBP: 0.341, SLG: 0.421		2B		2B		K			F2		4	0	2	0	0	1	0
Tommy Byrne, L (1, 1) OBP: 0.276, SLG: 0.294		F7		L8		K			FC9-6 1B		4	0	1	0	0	1	2
Andy Carey, R (1, 5) OBP: 0.304, SLG: 0.372		K		K		F8			FC9-6 FC1-4		4	0	0	0	0	2	3
Billy Hunter, R (1, 6) OBP: 0.271, SLG: 0.303		5-3			K		L7		FC1-4		4	0	0	0	0	1	2
Inning Stats	R: 1 H: 2 E: 0 LOB: 1 K: 0 BB: 0 S: 5 P: 5	R: 0 H: 1 E: 0 LOB: 1 K: 1 BB: 0 S: 6 P: 6	R: 0 H: 1 E: 0 LOB: 1 K: 0 BB: 0 S: 4 P: 4	R: 0 H: 1 E: 0 LOB: 1 K: 1 BB: 0 S: 6 P: 6	R: 0 H: 1 E: 0 LOB: 1 K: 1 BB: 0 S: 6 P: 6	R: 0 H: 0 E: 0 LOB: 0 K: 1 BB: 0 S: 5 P: 5	R: 0 H: 0 E: 0 LOB: 0 K: 1 BB: 0 S: 5 P: 5	R: 0 H: 1 E: 0 LOB: 2 K: 0 BB: 1 S: 4 P: 8	R: 0 H: 1 E: 0 LOB: 1 K: 0 BB: 0 S: 4 P: 4	R: 1 H: 1 E: 0 LOB: 0 K: 0 BB: 0 S: 2 P: 2	1B: 4 SF: 0 2B: 3 SAC: 0 3B: 0 DP: 0 HR: 2 HBP: 0						

PITCHER		IP	WLS	BF	H	R	ER	SO	BB	IBB	HBP	BLK	WP	HR	S	P	ERA	WHIP
Early Wynn, R ERA: 2.75	(1, 1)	9.1	L	38	9	2	2	5	1	0	0	0	0	2	47	51	1.93	1.071

PITCHER	IP	WLS	BF	H	R	ER	SO	BB	IBB	HBP	BLK	WP	HR	S	P	ERA	WHIP

BOTTOM

Cleveland Indians @ New York Yankees

Yankee Stadium, Bronx, NY

Tue Aug 02 1955, 3:33 AM EDT
Att. 43,124 - Unknown - 89 F

livebaseballscorecards.com

AB	37
R	2
H	9
RBI	2
BB	1
SO	5
LOB	13

WP: 0 PA: 38
PB: 0
SB: 0
CS: 0

Batter	1	2	3	4	5	6	7	8	9	AB	R	H	RBI	BB	SO	LOB
Al Smith, R (1, 9) OBP: 0.414, SLG: 0.492	BBBB 4-0 FC5-6 BB BB	x 0-0 E5 1-2 2-3		BBBB 4-0 HR BB		x 0-0 ③ F8			x 0-0 FC5-2 SH 1-2 1B	3	1	1	0	2	0	2
Gene Woodling, L (1, 7) OBP: 0.344, SLG: 0.370	BBBB 4-0 FC5-6 1-2 BB	x 0-0 ③ F8		x 0-0 1-H HR			x 0-0 ① 4-3		x 0-0 SH FC5-2 1-2 2-3	3	1	1	2	1	0	3
Vic Wertz, L (1, 3) OBP: 0.340, SLG: 0.514 Hank Foiles, R (9, PR) OBP: 0.363, SLG: 0.353 Ferris Fain, L (9, 3) OBP: 0.448, SLG: 0.331	x 0-0 ① FC5-6 1-2f 2-3		x 0-0 BB 1B	BBBB 4-0 BB			x 0-0 G4-6-3 1B		x 0-0 ① FC5-2 1-2 2-3 3-Hf	4 0 0	0 0 0	2 0 0	0 0 0	1 0 0	0 0 0	5 0 0
Larry Doby, L (1, 8) OBP: 0.370, SLG: 0.487	SSS 0-3 ② K		SSS 0-3 ① K	x 0-0 ③ F8			x 0-0 ②③ G4-6-3 1-2f		x 0-0 ② F3	5	0	0	0	0	2	8
Al Rosen, R (1, 5) OBP: 0.363, SLG: 0.417	SSS 0-3 ③ K		BBBB 4-0 1-2 BB		x 0-0 ① 6-3			BBBB 4-0 BB	x 0-0 ③ F2	3	0	0	0	2	1	5
Bobby Avila, R (1, 4) OBP: 0.366, SLG: 0.356		BBBB 4-0 E BB BB	x 0-0 ② F5		x 0-0 ② 4-3			SSS 0-3 ① K		3	0	0	0	1	1	3
George Strickland, R (1, 6) OBP: 0.306, SLG: 0.298		x 0-0 ① F9	SSS 0-3 ③ K		SSS 0-3 ③ K			x 0-0 ② F5		4	0	0	0	0	2	4
Hal Naragon, L (1, 2) OBP: 0.355, SLG: 0.391		BBBB 4-0 E 1-2 BB	SSS 0-3 ① K		x 0-0 ① 6-3			x 0-0 ③ G3		3	0	0	0	1	1	1
Mike Garcia, R (1, 1) OBP: 0.291, SLG: 0.340 Don Mossi, L (9, 1) OBP: 0.333, SLG: 0.143 Ray Narleski, R (9, 1) OBP: 0.250, SLG: 0.250		x 0-0 ② F3	SSS 0-3 ② K		x 0-0 ② 4-3				x 0-0 SH 1B FC5-2 1B	4 0 0	0 0 0	1 0 0	0 0 0	0 0 0	1 0 0	2 0 0
Inning Stats	R: 0 E: 0 K: 2 S: 7 H: 0 LOB: 2 BB: 2 P: 15	R: 0 E: 1 K: 0 S: 4 H: 0 LOB: 3 BB: 2 P: 12	R: 0 E: 0 K: 2 S: 8 H: 1 LOB: 2 BB: 1 P: 12	R: 2 E: 0 K: 2 S: 8 H: 1 LOB: 1 BB: 2 P: 16	R: 0 E: 0 K: 1 S: 5 H: 0 LOB: 0 BB: 0 P: 5	R: 0 E: 0 K: 0 S: 3 H: 0 LOB: 0 BB: 0 P: 3	R: 0 E: 0 K: 0 S: 3 H: 1 LOB: 0 BB: 0 P: 3	R: 0 E: 0 K: 1 S: 5 H: 0 LOB: 1 BB: 1 P: 9	R: 0 E: 0 K: 0 S: 6 H: 2 LOB: 3 BB: 0 P: 6	1B: 4 2B: 0 3B: 0 HR: 1	SF: 0 SAC: 1 DP: 1 HBP: 0					

PITCHER		IP	WLS	BF	H	R	ER	SO	BB	IBB	HBP	BLK	WP	HR	S	P	ERA	WHIP
Bob Turley, R ERA: 3.07	(1, 1)	8.0	L	35	3	2	2	8	8	0	0	0	0	1	43	75	2.25	1.375
Jim Konstanty, R ERA: 2.13	(9, 1)	1.0		6	2	0	0	0	0	0	0	0	0	0	6	6	0.00	2.000

PITCHER	IP	WLS	BF	H	R	ER	SO	BB	IBB	HBP	BLK	WP	HR	S	P	ERA	WHIP

TOP

Cleveland Indians @ New York Yankees

Yankee Stadium, Bronx, NY

Wed Aug 03 1955, 3:33 AM EDT

Att. 22,367 - Unknown - 87 F

livebaseballscorecards.com

AB	32
R	2
H	5
RBI	2
BB	8
SO	8
LOB	33

Batter	1	2	3	4	5	6	7	8	9	AB	R	H	RBI	BB	SO	LOB
Jerry Coleman, R (1, 4) OBP: 0.308, SLG: 0.261	2B		4-3			FC6-4 1-2f		5-3		4	1	1	0	0	0	1
Joe Collins, L (1, 3) OBP: 0.343, SLG: 0.401	F5		K			FC4-6 1-2		4-3		4	0	1	0	0	1	1
Mickey Mantle, S (1, 8) OBP: 0.420, SLG: 0.582	K			F8		4-0 FC4-6 1-2 2-3			SH1-3 1B	3	0	1	0	1	1	1
Yogi Berra, L (1, 2) OBP: 0.354, SLG: 0.472	IBB			4-3		FC4-6 1-2f 2-3 3-H			SH1-3 1-2	2	0	0	1	1	0	2
Elston Howard, R (1, 7) OBP: 0.351, SLG: 0.506	F7			F9		F7			6-3	4	0	0	0	0	0	5
Hank Bauer, R (1, 9) OBP: 0.338, SLG: 0.417		F9			F6		L6		K	3	0	0	0	0	0	0
Eddie Robinson, L (9, PH) OBP: 0.350, SLG: 0.517										1	0	0	0	0	1	1
Andy Carey, R (1, 5) OBP: 0.302, SLG: 0.369		F6			K		5-3			3	0	0	0	0	1	0
Billy Hunter, R (1, 6) OBP: 0.268, SLG: 0.299		4-3			5-3		F2			3	0	0	0	0	0	0
Bob Turley, R (1, 1) OBP: 0.210, SLG: 0.211			1-3			FC6-4 1B		K		2	0	1	0	0	0	0
Bill Skowron, R (8, PH) OBP: 0.363, SLG: 0.543										1	0	0	0	0	1	0
Jim Konstanty, R (9, 1) OBP: 0.250, SLG: 0.143										0	0	0	0	0	0	0
Inning Stats	R: 0 H: 1 E: 0 LOB: 2 K: 1 BB: 1 S: 6 P: 10	R: 0 H: 0 E: 0 LOB: 0 K: 0 BB: 0 S: 3 P: 3	R: 0 H: 0 E: 0 LOB: 0 K: 1 BB: 0 S: 5 P: 5	R: 0 H: 0 E: 0 LOB: 0 K: 0 BB: 0 S: 3 P: 3	R: 0 H: 0 E: 0 LOB: 0 K: 1 BB: 0 S: 5 P: 5	R: 1 H: 2 E: 0 LOB: 2 K: 0 BB: 1 S: 5 P: 9	R: 0 H: 0 E: 0 LOB: 0 K: 0 BB: 0 S: 3 P: 3	R: 0 H: 0 E: 0 LOB: 0 K: 1 BB: 0 S: 5 P: 5	R: 0 H: 1 E: 0 LOB: 1 K: 1 BB: 0 S: 6 P: 6	1B: 3 SF: 0 2B: 1 SAC: 1 3B: 0 DP: 0 HR: 0 HBP: 0						

PITCHER		IP	WLS	BF	H	R	ER	SO	BB	IBB	HBP	BLK	WP	HR	S	P	ERA	WHIP
Mike Garcia, R ERA: 3.7	(1, 1)	8.0	W	30	4	1	1	4	1	1	0	0	0	0	36	44	1.12	0.625
Don Mossi, L ERA: 2.26	(9, 1)	0.1		1	0	0	0	0	0	0	0	0	0	0	1	1	0.00	0.000
Ray Narleski, R ERA: 2.81	(9, 1)	0.2	S	2	0	0	0	1	0	0	0	0	0	0	4	4	0.00	0.000

PITCHER	IP	WLS	BF	H	R	ER	SO	BB	IBB	HBP	BLK	WP	HR	S	P	ERA	WHIP

BOTTOM

Cleveland Indians @ New York Yankees

Yankee Stadium, Bronx, NY

Wed Aug 03 1955, 3:33 AM EDT
Att. 22,367 - Unknown - 87 F

livebaseballscorecards.com

AB	30
R	1
H	4
RBI	1
BB	2
SO	5
LOB	11

WP: 0	PA: 33		
PB: 0			
SB: 0			
CS: 0			

Batter	1	2	3	4	5	6	7	8	9	AB	R	H	RBI	BB	SO	LOB
Bobby Avila, R (1, 4) OBP: 0.368, SLG: 0.358	BBBB 4-0 SH1-3 1B BB		x 0-0 1B 2B	4-0 IBB		x 0-0 ③ G3		x 0-0 ② F9		3	2	1	0	2	0	2
Gene Woodling, L (1, 7) OBP: 0.342, SLG: 0.367	x 0-0 ① F2		SSS 0-3 ① K	x 0-0 ③ 5-3			x 0-0 BB HR 1B	x 0-0 ③ F8		5	1	1	0	0	1	6
Al Smith, R (1, 9) OBP: 0.415, SLG: 0.492	x 0-0 ② SH1-3 1-2		x 0-0 ② 2-H 1B		x 0-0 ① F8		SSS 0-3 ① K		x 0-0 1B 1B 1B	4	1	2	1	0	1	1
Al Rosen, R (1, 5) OBP: 0.371, SLG: 0.424	x 0-0 2-H 1B		x 0-0 1B		x 0-0 1B		BBBB 4-0 1-2 HR BB		x 0-0 ① 1-3 1B	4	1	4	1	1	0	0
Vic Wertz, L (1, 3) OBP: 0.338, SLG: 0.524 Ferris Fain, L (7, 3) OBP: 0.450, SLG: 0.335	SSS 0-3 ③ K		x 0-0 ③ F8		x 0-0 ② F8		x 0-0 1-H 2-H HR		x 0-0 3-H 1B 1B	4	1	1	3	0	1	3
										1	0	1	1	0	0	0
Larry Doby, L (1, 8) OBP: 0.366, SLG: 0.480		x 0-0 ① F8		SSS 0-3 ① K	x 0-0 ③ F8		x 0-0 ② F8		x 0-0 ② F9	5	0	0	0	0	1	2
George Strickland, R (1, 6) OBP: 0.308, SLG: 0.300		x 0-0 B3-5-4 1B 1B		x 0-0 ② F3		x 0-0 ① 6-3	x 0-0 ③ 5-3		x 0-0 1-2 FC6-4 1B	5	0	2	0	0	0	0
Jim Hegan, R (1, 2) OBP: 0.292, SLG: 0.335		x 0-0 1-2 1B		x 0-0 2B 1B		x 0-0 FC3-6 1B		x 0-0 ① 6-3	x 0-0 ③ FC6-4 1-2f	5	0	3	0	0	0	2
Herb Score, L (1, 1) OBP: 0.119, SLG: 0.105 Ray Narleski, R (6, 1) OBP: 0.294, SLG: 0.294		x 0-0 ② ③ B3-5-4 2-3f		x 0-0 1-3 2B		x 0-0 ② FC3-6 1-2f		x 0-0 1B		3	0	1	0	0	0	3
										1	0	1	0	0	0	0
Inning Stats	R: 1 E: 0 K: 1 S: 6 H: 1 LOB: 1 BB: 1 P: 10	R: 0 E: 0 K: 0 S: 4 H: 2 LOB: 1 BB: 0 P: 4	R: 1 E: 0 K: 1 S: 7 H: 3 LOB: 1 BB: 0 P: 7	R: 0 E: 0 K: 1 S: 7 H: 2 LOB: 3 BB: 1 P: 11	R: 0 E: 0 K: 0 S: 4 H: 1 LOB: 1 BB: 0 P: 4	R: 0 E: 0 K: 0 S: 4 H: 1 LOB: 1 BB: 0 P: 4	R: 3 E: 0 K: 1 S: 7 H: 2 LOB: 0 BB: 1 P: 11	R: 0 E: 0 K: 0 S: 4 H: 1 LOB: 1 BB: 0 P: 4	R: 1 E: 0 K: 0 S: 6 H: 4 LOB: 2 BB: 0 P: 6	1B: 14 2B: 2 3B: 0 HR: 1 SF: 0 SAC: 1 DP: 1 HBP: 0						

PITCHER	IP	WLS	BF	H	R	ER	SO	BB	IBB	HBP	BLK	WP	HR	S	P	ERA	WHIP
Whitey Ford, L (1, 1) ERA: 2.82	6.0		28	10	2	2	3	1	1	0	0	0	0	32	40	3.00	1.833
Johnny Kucks, R (7, 1) ERA: 3.86	2.0	L	10	3	3	3	1	1	0	0	0	0	1	11	15	13.50	2.000
Tom Sturdivant, R (9, 1) ERA: 3.31	1.0		6	4	1	1	0	0	0	0	0	0	0	6	6	9.00	4.000

PITCHER	IP	WLS	BF	H	R	ER	SO	BB	IBB	HBP	BLK	WP	HR	S	P	ERA	WHIP

TOP

Cleveland Indians @ New York Yankees

Yankee Stadium, Bronx, NY

Thu Aug 04 1955, 3:33 AM EDT

Att. 19,643 - Overcast - 89 F

livebaseballscorecards.com

AB	40
R	6
H	17
RBI	6
BB	3
SO	4
LOB	19

Batter	1	2	3	4	5	6	7	8	9	AB	R	H	RBI	BB	SO	LOB
Hank Bauer, R (1, 9) OBP: 0.342, SLG: 0.416	SH3-4 1B		G6-4-3 1-2 BB		FC5-4 BB E 1-2f	 1-2 BB		F7		3	0	1	0	2	0	3
Jerry Coleman, R (1, 4) OBP: 0.286, SLG: 0.240	SH3-4 1-2		G6-4-3 1-2f		E1 BB 1-2	F4			L3	4	0	0	0	0	0	5
Mickey Mantle, S (1, 8) OBP: 0.422, SLG: 0.589	K			BB 1B	 1-2 2-3 BB		K		HR	4	1	2	1	1	2	1
Yogi Berra, L (1, 2) OBP: 0.352, SLG: 0.466	F4			 1-2 BB	K		F6		F6	4	0	0	0	1	1	4
Bill Skowron, R (1, 3) OBP: 0.364, SLG: 0.540		K		K		WP 3B 1B	K		1B	5	1	2	0	0	3	2
Elston Howard, R (1, 7) OBP: 0.347, SLG: 0.508		6-3		F6		1-H 1B 3B		6-3	F9	5	1	1	1	0	0	3
Andy Carey, R (1, 5) OBP: 0.301, SLG: 0.368		F9		F7		F5		BB 1B		4	0	1	0	0	0	3
Billy Hunter, R (1, 6) OBP: 0.269, SLG: 0.298			F9		FC5-4 BB	F4		F2		1	0	0	0	1	0	0
Eddie Robinson, L (6, PH) OBP: 0.348, SLG: 0.513										1	0	0	0	0	0	1
Johnny Kucks, R (7, 1) OBP: 0.061, SLG: 0.091										0	0	0	0	0	0	0
Tommy Byrne, L (8, PH) OBP: 0.271, SLG: 0.288										1	0	0	0	0	0	1
Tom Sturdivant, L (9, 1) OBP: 0.100, SLG: 0.100										0	0	0	0	0	0	0
Whitey Ford, L (1, 1) OBP: 0.262, SLG: 0.211			BB BB		K	BB 3-H 1B		BB 1-2 BB		1	0	0	0	1	1	1
Joe Collins, L (6, PH) OBP: 0.347, SLG: 0.405										1	0	1	1	0	0	0
Phil Rizzuto, R (7, 6) OBP: 0.379, SLG: 0.291										0	0	0	0	1	0	0
Inning Stats	R: 0 E: 0 K: 1 S: 6 H: 1 LOB: 1 BB: 0 P: 6	R: 0 E: 0 K: 1 S: 5 H: 0 LOB: 0 BB: 0 P: 5	R: 0 E: 0 K: 0 S: 2 H: 0 LOB: 1 BB: 2 P: 10	R: 0 E: 0 K: 1 S: 6 H: 1 LOB: 2 BB: 1 P: 10	R: 0 E: 1 K: 2 S: 8 H: 0 LOB: 3 BB: 2 P: 16	R: 2 E: 0 K: 0 S: 6 H: 3 LOB: 2 BB: 1 P: 10	R: 0 E: 0 K: 2 S: 7 H: 0 LOB: 0 BB: 0 P: 7	R: 0 E: 0 K: 0 S: 4 H: 1 LOB: 2 BB: 1 P: 8	R: 1 E: 0 K: 0 S: 5 H: 2 LOB: 1 BB: 0 P: 5	1B: 6 2B: 0 3B: 1 HR: 1 SF: 0 SAC: 1 DP: 1 HBP: 0						

PITCHER		IP	WLS	BF	H	R	ER	SO	BB	IBB	HBP	BLK	WP	HR	S	P	ERA	WHIP
Herb Score, L ERA: 3.04	(1, 1)	5.0		24	4	2	2	5	5	0	0	0	1	0	29	49	3.60	1.800
Ray Narleski, R ERA: 2.78	(6, 1)	4.0	W	18	4	1	1	2	2	0	0	0	0	1	20	28	2.25	1.500

PITCHER	IP	WLS	BF	H	R	ER	SO	BB	IBB	HBP	BLK	WP	HR	S	P	ERA	WHIP

BOTTOM

Cleveland Indians @ New York Yankees

Yankee Stadium, Bronx, NY

Thu Aug 04 1955, 3:33 AM EDT
Att. 19,643 - Overcast - 89 F

livebaseballscorecards.com

AB	34
R	3
H	8
RBI	3
BB	7
SO	7
LOB	24

Cleveland Indians @ Washington Senators

Griffith Stadium, Washington, DC

Fri Aug 05 1955, 3:33 AM EDT

Att. 9,153 - Unknown

TOP

livebaseballscorecards.com

Batter	1	2	3	4	5	6	7	8	9	AB	R	H	RBI	BB	SO	LOB
Bobby Avila, R (1, 4) OBP: 0.371, SLG: 0.360	B B B B 4-0 G4-6-3 BB		x 0-0 BB 1-2 1B		x 0-0 ② F7		x 0-0 ① ② G5-4-3 1-2f 2-3		x 0-0 1B 2-3 5-3 2-3 3-H 1B	4	1	2	1	1	0	3
Gene Woodling, L (1, 7) OBP: 0.343, SLG: 0.366	x 0-0 ① ② G4-6-3 1-2f		B B B B 4-0 1-2 2-3 BB		x 0-0 1-2 1B		x 0-0 ③ L8		x 0-0 ① 2-3 1-2	4	0	1	0	1	0	4
Al Smith, R (1, 9) OBP: 0.413, SLG: 0.488	S S S 0-3 ③ K		x 0-0 ③ F3		x 0-0 ③ F8			x 0-0 ① F8	x 0-0 5-3 1B 2-3 3-H 1B	5	1	1	1	0	1	5
Al Rosen, R (1, 5) OBP: 0.371, SLG: 0.422		x 0-0 ① 4-3		S S S 0-3 ① K		x 0-0 1B		B B B B 4-0 BB	x 0-0 ② 5-3 1-2 3-H	4	0	1	1	1	1	1
Vic Wertz, L (1, 3) OBP: 0.335, SLG: 0.513		x 0-0 ② 6-3		x 0-0 ② F7		x 0-0 ① F8		S S S 0-3 ② K	B B B B 4-0 1B BB	4	0	0	0	1	1	2
Larry Doby, L (1, 8) OBP: 0.366, SLG: 0.478		x 0-0 ③ L6		B B B B 4-0 BB		S S S 0-3 ② K		x 0-0 ③ 4-3	x 0-0 ③ 1-3 2-H 1B	4	0	1	1	1	1	2
George Strickland, R (1, 6) OBP: 0.306, SLG: 0.298 Sam Dente, R (5, 6) OBP: 0.294, SLG: 0.261			x 0-0 ① F7 x 0-0 ③ 6-3			x 0-0 ③ F4			x 0-0 2B 2B	2	0	0	0	0	0	1
										2	1	1	0	0	0	1
Jim Hegan, R (1, 2) OBP: 0.294, SLG: 0.333 Bob Feller, R (5, 1) OBP: 0.095, SLG: 0.050 Hoot Evers, R (7, PH) OBP: 0.311, SLG: 0.413 Don Mossi, L (7, 1) OBP: 0.333, SLG: 0.143 Ralph Kiner, R (9, PH) OBP: 0.380, SLG: 0.450			x 0-0 ② F9		B B B B 4-0 1B BB		B B B B 4-0 G5-4-3 1B BB		B B B B 4-0 2B 1B BB	1	0	0	0	1	0	0
										0	0	0	0	0	0	0
										0	0	0	0	1	0	0
										0	0	0	0	0	0	0
										0	1	0	0	1	0	0
Sal Maglie, R (1, 1) OBP: 0.205, SLG: 0.125 Jose Santiago, R (3, 1) Hank Foiles, R (5, PH) OBP: 0.371, SLG: 0.375 (5, 2)			B B B B 4-0 BB 1B BB		S S S 0-3 ① K		x 0-0 G5-4-3 1-2 1B		x 0-0 1B 1B 1-3 2-H 2B	0	0	0	0	1	0	0
										0	0	0	0	0	0	0
										3	1	2	1	0	1	1

	AB	33
	R	5
	H	9
	RBI	5
	BB	9
	SO	5
	LOB	20

Inning Stats																						
	R: 0	H: 0	R: 0	H: 0	R: 0	H: 1	R: 0	H: 0	R: 0	H: 1	R: 0	H: 1	R: 0	H: 1	R: 0	H: 0	R: 5	H: 5	1B: 7	SF: 0	WP: 0	PA: 42
	E: 0	LOB: 0	E: 0	LOB: 0	E: 0	LOB: 3	E: 0	LOB: 1	E: 0	LOB: 2	E: 0	LOB: 1	E: 0	LOB: 1	E: 0	LOB: 1	E: 0	LOB: 2	2B: 2	SAC: 0	PB: 0	
	K: 1	BB: 1	K: 0	BB: 0	K: 0	BB: 2	K: 1	BB: 1	K: 1	BB: 1	K: 1	BB: 0	K: 0	BB: 1	K: 1	BB: 1	K: 0	BB: 2	3B: 0	DP: 2	SB: 0	
	S: 4	P: 8	S: 3	P: 3	S: 4	P: 12	S: 5	P: 9	S: 6	P: 10	S: 6	P: 6	S: 3	P: 7	S: 5	P: 9	S: 7	P: 15	HR: 0	HBP: 0	CS: 0	

PITCHER		IP	WLS	BF	H	R	ER	SO	BB	IBB	HBP	BLK	WP	HR	S	P	ERA	WHIP
Dean Stone, L ERA: 4.22	(1, 1)	8.0	W	36	6	3	3	5	8	0	0	0	0	0	38	70	3.38	1.750
Bob Chakales, R ERA: 4.91	(9, 1)	0.2		5	2	1	1	0	1	0	0	0	0	0	4	8	13.50	4.500
Chuck Stobbs, L ERA: 5.96	(9, 1)	0.1	S	1	1	1	1	0	0	0	0	0	0	0	1	1	27.00	3.000

PITCHER	IP	WLS	BF	H	R	ER	SO	BB	IBB	HBP	BLK	WP	HR	S	P	ERA	WHIP

Batter	1	2	3	4	5	6	7	8	9	AB	R	H	RBI	BB	SO	LOB
Eddie Yost, R (1, 5) OBP: 0.374, SLG: 0.336	F9	6-3		E5 1B 2-3		K		K		5	1	0	0	0	2	2
Ernie Oravetz, S (1, 9) OBP: 0.357, SLG: 0.331	E BB 1B	1B 2B		1B 1B 1-2 3-H		F7		2-3		5	2	3	1	0	0	1
Mickey Vernon, L (1, 3) OBP: 0.365, SLG: 0.434	E 1B BB 1-2	1B 2-H		F3			G1			3	1	1	1	1	0	2
Roy Sievers, R (1, 7) OBP: 0.364, SLG: 0.468	E9 1B 1-3 2-H		FC4-6 1B	1B 1-3 2-H			6-3			4	1	2	1	0	0	1
Pete Runnels, L (1, 4) OBP: 0.359, SLG: 0.338	1B FC9-6 1B 1-2 3-H		F7	4-3			1B BB			3	1	1	1	1	0	3
Clint Courtney, L (1, 2) OBP: 0.374, SLG: 0.423	FC9-6 1B 1-3 2-H		FC4-6 1-2f		6-3		1-3 1B			4	0	2	1	0	0	1
Tom Umphlett, R (1, 8) OBP: 0.257, SLG: 0.264	FC9-6 1-2f 3-H		F8		F8		2-3			4	0	0	1	0	0	4
Jose Valdivielso, R (1, 6) OBP: 0.288, SLG: 0.377	K			E SH1-4 1B 1B	F7			SH3-4 1B		4	1	2	0	0	1	1
Dean Stone, L (1, 1) OBP: 0.122, SLG: 0.053 Bob Chakales, R (9, 1) Chuck Stobbs, L (9, 1) OBP: 0.417, SLG: 0.176		4-3		SH1-4 1-2		6-3		SH3-4 1-2		2 0 0	0 0 0	0 0 0	0 0 0	0 0 0	0 0 0	0 0 0
Inning Stats	R: 4 H: 3 E: 1 LOB: 1 K: 1 BB: 1 S: 9 P: 13	R: 1 H: 2 E: 0 LOB: 2 K: 0 BB: 0 S: 4 P: 4	R: 0 H: 1 E: 0 LOB: 1 K: 0 BB: 0 S: 4 P: 4	R: 2 H: 3 E: 1 LOB: 2 K: 0 BB: 0 S: 7 P: 7	R: 0 H: 0 E: 0 LOB: 0 K: 0 BB: 0 S: 3 P: 3	R: 0 H: 0 E: 0 LOB: 0 K: 1 BB: 0 S: 5 P: 5	R: 0 H: 1 E: 0 LOB: 2 K: 0 BB: 1 S: 4 P: 8	R: 0 H: 1 E: 0 LOB: 1 K: 1 BB: 0 S: 6 P: 6		1B: 10 SF: 0 2B: 1 SAC: 2 3B: 0 DP: 0 HR: 0 HBP: 0						

PITCHER		IP	WLS	BF	H	R	ER	SO	BB	IBB	HBP	BLK	WP	HR	S	P	ERA	WHIP
Sal Maglie, R ERA: 3.9	(1, 1)	2.0	L	13	6	5	3	1	1	0	0	0	0	0	14	18	13.50	3.500
Jose Santiago, R ERA: 1.0	(3, 1)	2.0		10	3	2	1	0	0	0	0	0	0	0	10	10	4.50	1.500
Bob Feller, R ERA: 3.48	(5, 1)	2.0		6	0	0	0	1	0	0	0	0	0	0	8	8	0.00	0.000
Don Mossi, L ERA: 2.19	(7, 1)	2.0		9	2	0	0	1	1	0	0	0	0	0	10	14	0.00	1.500

PITCHER	IP	WLS	BF	H	R	ER	SO	BB	IBB	HBP	BLK	WP	HR	S	P	ERA	WHIP

BOTTOM

Cleveland Indians @ Washington Senators

Griffith Stadium, Washington, DC

Fri Aug 05 1955, 3:33 AM EDT
Att. 9,153 - Unknown

livebaseballscorecards.com

AB	34
R	7
H	11
RBI	6
BB	2
SO	3
LOB	15

Cleveland Indians @ Washington Senators

Griffith Stadium, Washington, DC

Sat Aug 06 1955, 3:33 AM EDT

Att. 2,921 - Unknown

TOP

livebaseballscorecards.com

Batter	1	2	3	4	5	6	7	8	9	AB	R	H	RBI	BB	SO	LOB
Al Smith, R (1, 9) OBP: 0.415, SLG: 0.490	2B	HBP			F7	BB	F5			3	1	1	0	1	0	3
Gene Woodling, L (1, 7) OBP: 0.345, SLG: 0.370	1B	F8			BB	1B		F5		2	1	1	1	1	0	3
Ralph Kiner, R (6, PH) OBP: 0.382, SLG: 0.452										1	0	1	1	0	0	0
Ray Narleski, R (6, 1) OBP: 0.294, SLG: 0.294										0	0	0	0	0	0	0
Hoot Evers, R (8, PH) OBP: 0.309, SLG: 0.411										1	0	0	0	0	0	0
Don Mossi, L (8, 1) OBP: 0.333, SLG: 0.143	2-H 2B					1-2 3-H 1B				0	0	0	0	0	0	0
Vic Wertz, L (1, 3) OBP: 0.336, SLG: 0.510	2-H 1B	F7			1-3 1B	F5		F4		5	0	2	1	0	0	5
Al Rosen, R (1, 5) OBP: 0.369, SLG: 0.419	F6		6-3		F4	F5		1B		5	0	1	0	0	0	5
Larry Doby, L (1, 8) OBP: 0.362, SLG: 0.471	K		K		F9		3-1	4-3		5	0	0	0	0	2	4
Bobby Avila, R (1, 4) OBP: 0.369, SLG: 0.360	K		5-3			E 2B	F5		L8	5	1	1	0	0	1	1
Hal Naragon, L (1, 2) OBP: 0.363, SLG: 0.389		SH2-4 1B		6-3		E4 2-H 2B	BB E BB		F8	3	1	1	0	1	0	0
Jim Hegan, R (7, PR) OBP: 0.293, SLG: 0.332 (7, 2)										1	0	0	0	0	0	0
George Strickland, R (1, 6) OBP: 0.307, SLG: 0.300		1-2 SH2-4 1B		F4	G3 1-H 1B	2B	1-2 E4 BB		K	2	0	1	0	0	0	0
Dale Mitchell, L (6, PH) OBP: 0.260, SLG: 0.304 (6, 7)										3	1	1	1	0	1	1
Art Houtteman, R (1, 1) OBP: 0.200, SLG: 0.143		1-2 2-3 SH2-4		G3	2-3 G3	1-2 2-3 BB				0	0	0	0	0	0	0
Jose Santiago, R (1, 1)										0	0	0	0	0	0	0
Stu Locklin, L (4, PH) OBP: 0.143, SLG: 0.286										1	0	0	0	0	0	0
Bob Feller, R (4, 1) OBP: 0.095, SLG: 0.050										0	0	0	0	0	0	0
Ferris Fain, L (6, PH) OBP: 0.448, SLG: 0.333										1	0	0	0	0	0	1
Sam Dente, R (6, 6) OBP: 0.301, SLG: 0.261										0	0	0	0	1	0	0

| Inning Stats | | | | | | | | | |

BOTTOM

Cleveland Indians @ Washington Senators

Griffith Stadium, Washington, DC

Sat Aug 06 1955, 3:33 AM EDT

Att. 2,921 - Unknown

livebaseballscorecards.com

Batter	1	2	3	4	5	6	7	8	9	AB	R	H	RBI	BB	SO	LOB
Eddie Yost, R (1, 5) OBP: 0.376, SLG: 0.333	BBBB 4-0 BB 1B BB BB	x 0-0 ① SH3-4 1-2		BBB 4-0 G4-6-3 1B BB		SSS 0-3 ① K		x 0-0 ① FC4-5-6 2-3		2	1	0	0	2	1	1
Ernie Oravetz, S (1, 9) OBP: 0.364, SLG: 0.335	x 0-0 BB BB 1B 1-2 1B	x 0-0 ② 1-3 2-3		x 0-0 G4-6-3 1-2 1B		BBBB 4-0 FC3-6 BB		x 0-0 ② F9		4	1	2	0	1	0	2
Mickey Vernon, L (1, 3) OBP: 0.363, SLG: 0.430	x 0-0 ① F5	x 0-0 3-H 1B		x 0-0 ①② G4-6-3 1-2f 2-3		x 0-0 ② FC3-6 1-2f		x 0-0 ③ F9		5	0	1	1	0	0	6
Roy Sievers, R (1, 7) OBP: 0.365, SLG: 0.465	BBBB 4-0 BB 1B 1-2 2-3 BB	x 0-0 ③ 6-3		BBBB 4-0 BB		x 0-0 ③ F3				2	1	0	0	2	0	2
Pete Runnels, L (1, 4) OBP: 0.358, SLG: 0.337	x 0-0 ② L7	x 0-0 1B SF9 1B		x 0-0 ③ F8			x 0-0 ① 5-3			4	1	1	0	0	0	5
Johnny Groth, R (1, 8) OBP: 0.309, SLG: 0.389 Tom Umphlett, R (7, PR) OBP: 0.257, SLG: 0.264 (8, 8)	BBB 4-0 1B 1B 1-2 2-3 3-H BB	x 0-0 1-3 1B		x 0-0 ① F9			x 0-0 1B			3 0	1 0	2 0	1 0	1 0	0 0	0 0
Jose Valdivielso, R (1, 6) OBP: 0.293, SLG: 0.381	x 0-0 1B 1-3 2-H 3-H 1B	SSS 0-3 ① K		x 0-0 E6 1B			SSS 0-3 ② K			4	0	2	2	0	2	3
Ed Fitz Gerald, R (1, 2) OBP: 0.342, SLG: 0.354	x 0-0 ③ 1-3 3-H 1B	x 0-0 ② SF9 3-H		x 0-0 ② F4			x 0-0 ③ F8			3	0	1	2	0	0	2
Camilo Pascual, R (1, 1) OBP: 0.240, SLG: 0.240 Pedro Ramos, S (2, 1) OBP: 0.150, SLG: 0.056 Chuck Stobbs, L (6, 1) OBP: 0.417, SLG: 0.176 Spec Shea, R (6, 1) OBP: 0.250, SLG: 0.375		x 0-0 1-3 SH3-4 1B 1B	SSS 0-3 ③ K	SSS 0-3 ③ K				x 0-0 FC4-5-6 2B		0 3 0 1	0 1 0 0	0 1 0 1	0 0 0 0	0 0 0 0	0 2 0 0	0 2 0 0
Inning Stats	R: 4 H: 3 E: 0 LOB: 3 K: 0 BB: 3 S: 5 P: 17	R: 1 H: 2 E: 0 LOB: 1 K: 0 BB: 0 S: 5 P: 5	R: 1 H: 2 E: 0 LOB: 1 K: 2 BB: 0 S: 9 P: 9	R: 0 H: 1 E: 0 LOB: 2 K: 0 BB: 2 S: 3 P: 11	R: 0 H: 1 E: 1 LOB: 1 K: 1 BB: 0 S: 6 P: 6	R: 0 H: 0 E: 0 LOB: 1 K: 1 BB: 1 S: 5 P: 9	R: 0 H: 1 E: 0 LOB: 1 K: 1 BB: 0 S: 6 P: 6	R: 0 H: 1 E: 0 LOB: 1 K: 0 BB: 0 S: 4 P: 4		1B: 10 SF: 1 2B: 1 SAC: 1 3B: 0 DP: 1 HR: 0 HBP: 0						

AB	31
R	6
H	11
RBI	6
BB	6
SO	5
LOB	23

WP: 0 PA: 39
PB: 0
SB: 0
CS: 0

PITCHER		IP	WLS	BF	H	R	ER	SO	BB	IBB	HBP	BLK	WP	HR	S	P	ERA	WHIP
Art Houtteman, R ERA: 3.47	(1, 1)	0.2	L	7	2	4	4	0	3	0	0	0	0	0	4	16	54.00	7.500
Jose Santiago, R ERA: 2.38	(1, 1)	2.1		11	5	2	2	2	0	0	0	0	0	0	15	15	7.71	2.143
Bob Feller, R ERA: 3.38	(4, 1)	2.0		9	2	0	0	1	2	0	0	0	0	0	9	17	0.00	2.000
Ray Narleski, R ERA: 2.71	(6, 1)	2.0		8	1	0	0	2	1	0	0	0	0	0	11	15	0.00	1.000
Don Mossi, L ERA: 2.15	(8, 1)	1.0		4	1	0	0	0	0	0	0	0	0	0	4	4	0.00	1.000

PITCHER		IP	WLS	BF	H	R	ER	SO	BB	IBB	HBP	BLK	WP	HR	S	P	ERA	WHIP

Cleveland Indians @ Washington Senators

Griffith Stadium, Washington, DC

Sun Aug 07 1955, 3:33 AM EDT

Att. 13,029 - Unknown

livebaseballscorecards.com

TOP

Batter	1	2	3	4	5	6	7	8	9	AB	R	H	RBI	BB	SO	LOB
Bobby Avila, R (1, 4) OBP: 0.372, SLG: 0.362	FC3-6 1B		5-3 1B; 2-3		5-3 ②		F8 ③		BBBB 4-0 BB	4	1	2	0	1	0	1
Gene Woodling, L (1, 9) OBP: 0.346, SLG: 0.371	FC3-6 1B; 1-2f ①		5-3 1B; 1-2; 3-H		SSS 0-3 K2-3 ③			x 0-0 FC6-4 1B	x 0-0 G3 ③	5	0	2	1	0	1	3
Al Smith, R (1, 8) OBP: 0.413, SLG: 0.487	1-2 1B		5-3 ①; 1-2; 2-3			F7 ①		FC6-4 2B SF7; 1-2f ①		4	1	1	0	0	0	3
Al Rosen, R (1, 5) OBP: 0.368, SLG: 0.420	F6 ②		5-3 ②; 3-H			6-3 ②		1-3 2B		4	0	1	1	0	0	3
Ralph Kiner, R (1, 7) OBP: 0.380, SLG: 0.451	L5 ③		F7 ③			1B		SF7 ②; 3-H		3	0	1	1	0	0	3
Vic Wertz, L (1, 3) OBP: 0.330, SLG: 0.500		F8 ①		F8 ①		F8 ③		G3 ③		4	0	0	0	0	0	2
George Strickland, R (1, 6) OBP: 0.305, SLG: 0.297		3-1 ②		F9 ②			SH5-3 1B		2B	2	0	0	0	0	0	0
Sam Dente, R (7, PH) OBP: 0.314, SLG: 0.287 (7, 6)										2	0	2	0	0	0	0
Jim Hegan, R (1, 2) OBP: 0.290, SLG: 0.329		F8 ③		6-3 ③			SH5-3 ①; 1-2		5-3 ①	2	0	0	0	0	0	0
Hank Foiles, R (7, PH) OBP: 0.368, SLG: 0.371 (7, 2)										1	0	0	0	0	0	1
Early Wynn, S (1, 1) OBP: 0.257, SLG: 0.292			1B 1B 2B		6-3 ①		5-3 ②		4-3 ②	2	1	1	0	0	0	0
Bob Lemon, L (6, 1) OBP: 0.317, SLG: 0.259										0	0	0	0	0	0	0
Hoot Evers, R (7, PH) OBP: 0.308, SLG: 0.409										1	0	0	0	0	0	1
Jose Santiago, R (7, 1)										0	0	0	0	0	0	0
Sal Maglie, R (8, 1) OBP: 0.205, SLG: 0.125										0	0	0	0	0	0	0
Dale Mitchell, L (9, PH) OBP: 0.255, SLG: 0.298										1	0	0	0	0	0	1
Inning Stats	R: 0 E: 0 K: 0 S: 5 H: 2 LOB: 2 BB: 0 P: 5	R: 0 E: 0 K: 0 S: 3 H: 0 LOB: 0 BB: 0 P: 3	R: 2 E: 0 K: 0 S: 6 H: 3 LOB: 1 BB: 0 P: 6	R: 0 E: 0 K: 0 S: 3 H: 0 LOB: 0 BB: 0 P: 3	R: 0 E: 0 K: 1 S: 5 H: 0 LOB: 0 BB: 0 P: 5	R: 0 E: 0 K: 0 S: 4 H: 1 LOB: 1 BB: 0 P: 4	R: 0 E: 0 K: 0 S: 4 H: 1 LOB: 1 BB: 0 P: 4	R: 1 E: 0 K: 0 S: 5 H: 2 LOB: 1 BB: 0 P: 5	R: 0 E: 0 K: 0 S: 4 H: 1 LOB: 2 BB: 1 P: 8	1B: 7 2B: 3 3B: 0 HR: 0 SF: 1 SAC: 1 DP: 0 HBP: 0						

	AB	35
	R	3
	H	10
	RBI	3
	BB	1
	SO	1
	LOB	18

WP: 0 PB: 0 SB: 0 CS: 0 PA: 38

PITCHER		IP	WLS	BF	H	R	ER	SO	BB	IBB	HBP	BLK	WP	HR	S	P	ERA	WHIP
Johnny Schmitz, L ERA: 3.4	(1, 1)	9.0	W	38	10	3	3	1	1	0	0	0	0	0	39	43	3.00	1.222

PITCHER		IP	WLS	BF	H	R	ER	SO	BB	IBB	HBP	BLK	WP	HR	S	P	ERA	WHIP

Batter	1	2	3	4	5	6	7	8	9	AB	R	H	RBI	BB	SO	LOB
Eddie Yost, R (1, 5) OBP: 0.376, SLG: 0.336	4-3 SF9 2B		F8		F9	BBB 1B 2-3 BB		4-3		4	1	1	0	1	0	1
Ernie Oravetz, S (1, 9) OBP: 0.365, SLG: 0.337	4-3 2-3		1-3		2-3 1B	1-2 3-H 1B		SSS K		5	0	2	1	0	1	1
Mickey Vernon, L (1, 3) OBP: 0.361, SLG: 0.434	SF9 3-H		L3		F8	4-3		3B		4	0	1	1	0	0	4
Roy Sievers, R (1, 7) OBP: 0.363, SLG: 0.460	SSS K			F5		F3	1B 3B HBP			4	1	0	0	0	1	1
Pete Runnels, L (1, 4) OBP: 0.359, SLG: 0.339		F7		F6		E5 1B 1B	1-3 3B 1B			4	2	2	0	0	0	0
Clint Courtney, L (1, 2) OBP: 0.386, SLG: 0.442		E 1B		1B		1B FC1-2 IBB	1-H 3-H 3B			3	1	3	2	1	0	0
Tom Umphlett, R (1, 8) OBP: 0.257, SLG: 0.263		E6 1-H SF8	SSS K			FC1-2 1-3 2-H 2B 1B	F4			4	2	1	1	0	1	2
Jose Valdivielso, R (1, 6) OBP: 0.292, SLG: 0.376		SF8 3-H			F6	FC1-2 1-2 3-H	G6-4-3 HBP			2	1	0	1	0	0	2
Johnny Schmitz, R (1, 1) OBP: 0.170, SLG: 0.213		SSS K			1B 2B	E 1-H 2-H 1B 2B	G6-4-3 1-2f			4	1	2	2	0	1	2
Inning Stats	R: 1 H: 1 E: 0 LOB: 0 K: 1 BB: 0 S: 6 P: 6	R: 2 H: 1 E: 1 LOB: 0 K: 1 BB: 0 S: 7 P: 7	R: 0 H: 0 E: 0 LOB: 0 K: 0 BB: 0 S: 3 P: 3	R: 0 H: 1 E: 0 LOB: 1 K: 1 BB: 0 S: 6 P: 6	R: 0 H: 2 E: 0 LOB: 2 K: 0 BB: 0 S: 5 P: 5	R: 4 H: 4 E: 2 LOB: 2 K: 0 BB: 2 S: 7 P: 15	R: 2 H: 2 E: 0 LOB: 1 K: 0 BB: 0 S: 4 P: 6	R: 0 H: 1 E: 0 LOB: 1 K: 1 BB: 0 S: 6 P: 6		1B: 7 SF: 2 2B: 3 SAC: 0 3B: 2 DP: 1 HR: 0 HBP: 2				WP: 0 PA: 40 PB: 0 SB: 0 CS: 0		

BOTTOM

Cleveland Indians @ Washington Senators

Griffith Stadium, Washington, DC

Sun Aug 07 1955, 3:33 AM EDT

Att. 13,029 - Unknown

livebaseballscorecards.com

AB	34
R	9
H	12
RBI	8
BB	2
SO	4
LOB	13

PITCHER		IP	WLS	BF	H	R	ER	SO	BB	IBB	HBP	BLK	WP	HR	S	P	ERA	WHIP
Early Wynn, R ERA: 2.87	(1, 1)	5.2	L	29	9	7	4	3	1	1	0	0	0	0	33	41	6.35	1.765
Bob Lemon, R ERA: 3.78	(6, 1)	0.1		1	0	0	0	0	0	0	0	0	0	0	1	1	0.00	0.000
Jose Santiago, R ERA: 3.65	(7, 1)	1.0		6	2	2	2	0	0	0	2	0	0	0	4	6	18.00	2.000
Sal Maglie, R ERA: 3.87	(8, 1)	1.0		4	1	0	0	1	0	0	0	0	0	0	6	6	0.00	1.000

PITCHER	IP	WLS	BF	H	R	ER	SO	BB	IBB	HBP	BLK	WP	HR	S	P	ERA	WHIP

Detroit Tigers @ Cleveland Indians

Cleveland Municipal Stadium, Cleveland, OH

Tue Aug 09 1955, 3:33 AM EDT

Att. 25,107 - Unknown

TOP

livebaseballscorecards.com

Batter	1	2	3	4	5	6	7	8	9	AB	R	H	RBI	BB	SO	LOB
Harvey Kuenn, R (1, 6) OBP: 0.359, SLG: 0.440	F3	F8			4-3		F9	F7		5	0	0	0	0	0	3
Bill Tuttle, R (1, 8) OBP: 0.346, SLG: 0.378	1B BB		6-3		BB		E9 2B 6-3		F4	3	1	0	0	2	0	0
Al Kaline, R (1, 9) OBP: 0.434, SLG: 0.581	L8		L4		L4		1-3 1B 2B		1B	5	1	2	0	0	0	2
Jack Phillips, R (1, 3) OBP: 0.371, SLG: 0.443	1-3 1B		4-3		4-3		6-3 3-H		F3	5	0	1	1	0	0	3
Ray Boone, R (1, 5) OBP: 0.355, SLG: 0.504	K			BB 1B		BB	2-H 1B		F5	4	0	2	1	1	1	3
Bubba Phillips, R (1, 7) OBP: 0.321, SLG: 0.336		G6-4-3 BB		K		1-2 BB	F5			1	0	0	0	2	1	1
Jim Delsing, L (7, PH) OBP: 0.337, SLG: 0.409 (7, 7)										1	0	0	0	0	0	1
Red Wilson, R (1, 2) OBP: 0.312, SLG: 0.315		1-2 G6-4-3 BB		1-2 BB	K			BB		1	0	0	0	2	1	2
Charlie Maxwell, L (8, PH) OBP: 0.359, SLG: 0.576										0	0	0	0	1	0	0
Joe Coleman, R (8, 1) OBP: 0.600, SLG: 0.800										0	0	0	0	0	0	0
Frank Lary, R (8, 1) OBP: 0.283, SLG: 0.281										0	0	0	0	0	0	0
Harry Malmberg, R (1, 4) OBP: 0.310, SLG: 0.270	1-2f 2-3 G6-4-3			F3				K		3	0	0	0	0	1	6
Frank House, L (8, PH) OBP: 0.290, SLG: 0.375 (8, 2)										1	0	0	0	0	1	1
Ned Garver, R (1, 1) OBP: 0.265, SLG: 0.207				F8		K		F2		1	0	0	0	1	0	2
Leo Cristante, R (5, 1)										0	0	0	0	0	0	0
Earl Torgeson, L (6, PH) OBP: 0.381, SLG: 0.366										1	0	0	0	0	1	2
Paul Foytack, R (6, 1) OBP: 0.200, SLG: 0.200										0	0	0	0	0	0	0
Fred Hatfield, L (8, PH) OBP: 0.331, SLG: 0.356 (8, 4)										1	0	0	0	0	0	1

	AB	32
	R	2
	H	5
	RBI	2
	BB	9
	SO	6
	LOB	27

Inning Stats	1	2	3	4	5	6	7	8	9
	R: 0 E: 0 K: 1 S: 6	H: 1 LOB: 2 BB: 1 P: 10	R: 0 E: 0 K: 0 S: 2	H: 0 LOB: 2 BB: 3 P: 14	R: 0 E: 0 K: 0 S: 3	H: 0 LOB: 0 BB: 0 P: 3	R: 0 E: 0 K: 1 S: 6	H: 1 LOB: 2 BB: 1 P: 10	R: 0 E: 0 K: 0 S: 3	H: 0 LOB: 1 BB: 1 P: 7
	R: 0 E: 0 K: 3 S: 9	H: 0 LOB: 2 BB: 2 P: 17	R: 2 E: 1 K: 0 S: 6	H: 2 LOB: 1 BB: 0 P: 6	R: 0 E: 0 K: 1 S: 5	H: 0 LOB: 1 BB: 1 P: 9	R: 0 E: 0 K: 0 S: 4	H: 1 LOB: 1 BB: 0 P: 4	1B: 4 2B: 1 3B: 0 HR: 0	SF: 0 SAC: 0 DP: 1 HBP: 0

	WP: 0	PA: 41
	PB: 0	
	SB: 0	
	CS: 0	

PITCHER		IP	WLS	BF	H	R	ER	SO	BB	IBB	HBP	BLK	WP	HR	S	P	ERA	WHIP
Herb Score, L ERA: 2.91	(1, 1)	6.2	W	32	4	2	0	5	8	0	0	0	0	0	34	66	0.00	1.800
Ray Narleski, R ERA: 2.64	(7, 1)	2.1	S	9	1	0	0	1	1	0	0	0	0	0	10	14	0.00	0.857

PITCHER	IP	WLS	BF	H	R	ER	SO	BB	IBB	HBP	BLK	WP	HR	S	P	ERA	WHIP

Detroit Tigers @ Cleveland Indians

Cleveland Municipal Stadium, Cleveland, OH

Tue Aug 09 1955, 3:33 AM EDT

Att. 25,107 - Unknown

livebaseballscorecards.com

BOTTOM

Batter	1	2	3	4	5	6	7	8	9	AB	R	H	RBI	BB	SO	LOB
Al Smith, R (1, 9) OBP: 0.413, SLG: 0.485	L6	2B 1B 2-H 3-H		F7		CS BB		K		4	1	1	2	1	1	3
Gene Woodling, L (1, 7) OBP: 0.353, SLG: 0.379	1B	1-H 2B			E 1B	CS 1-2	G5-3 BB	K		4	0	3	1	1	1	2
Vic Wertz, L (1, 3) OBP: 0.333, SLG: 0.498	F6	4-3			E9 1-3		G5-3 1-2 BB			3	0	1	0	1	0	2
Hoot Evers, R (7, PR) OBP: 0.308, SLG: 0.409										0	0	0	0	0	0	0
Ferris Fain, L (8, 3) OBP: 0.448, SLG: 0.333					1B		BB			0	0	0	0	0	0	0
Al Rosen, R (1, 5) OBP: 0.365, SLG: 0.415	F7		6-3		L6		G5-3 1-2 2-3f			4	0	0	0	0	0	5
Larry Doby, L (1, 8) OBP: 0.365, SLG: 0.470		BB 1B BB	K		IBB		IBB			1	1	0	0	3	1	0
Bobby Avila, R (1, 4) OBP: 0.368, SLG: 0.358		F8	5-3		F2		K			4	0	0	0	0	1	6
Hal Naragon, L (1, 2) OBP: 0.381, SLG: 0.392		G3 1B 1-2 1B BB		SH2-3 1B	F8			SH1-4 HBP BB		2	1	1	0	2	0	3
Jim Hegan, R (8, PR) OBP: 0.290, SLG: 0.329										0	0	0	0	0	0	0
(9, 2)																
George Strickland, R (1, 6) OBP: 0.308, SLG: 0.299		G3 1-2 2-H 1B		SH2-3 1-2		F8		SH1-4 1-2 HBP		2	1	1	1	0	0	0
Herb Score, L (1, 1) OBP: 0.113, SLG: 0.100		G3 1-2 2-3		K		4-3		SH1-4 1-2 2-3		3	0	0	0	0	1	3
Ray Narleski, R (7, 1) OBP: 0.294, SLG: 0.294										0	0	0	0	0	0	0
Inning Stats	R: 0 H: 1 E: 0 LOB: 1 K: 0 BB: 0 S: 4 P: 4	R: 4 H: 3 E: 0 LOB: 1 K: 0 BB: 2 S: 6 P: 14	R: 0 H: 0 E: 0 LOB: 0 K: 1 BB: 0 S: 5 P: 5	R: 0 H: 1 E: 0 LOB: 1 K: 1 BB: 0 S: 6 P: 6	R: 0 H: 2 E: 1 LOB: 3 K: 0 BB: 1 S: 5 P: 9	R: 0 H: 0 E: 0 LOB: 0 K: 1 BB: 1 S: 2 P: 6	R: 0 H: 0 E: 0 LOB: 2 K: 1 BB: 3 S: 4 P: 16	R: 0 H: 0 E: 0 LOB: 2 K: 2 BB: 1 S: 7 P: 12		1B: 6 SF: 0 2B: 1 SAC: 2 3B: 0 DP: 1 HR: 0 HBP: 1						

PITCHER	IP	WLS	BF	H	R	ER	SO	BB	IBB	HBP	BLK	WP	HR	S	P	ERA	WHIP
Ned Garver, R (1, 1) ERA: 3.86	4.0	L	21	7	4	4	2	2	0	0	0	0	0	23	31	9.00	2.250
Leo Cristante, R (5, 1) ERA: 2.84	1.0		4	0	0	0	0	0	1	0	0	0	0	3	7	0.00	0.000
Paul Foytack, R (6, 1) ERA: 6.23	2.0		8	0	0	0	1	3	1	0	0	0	0	6	22	0.00	1.500
Joe Coleman, R (8, 1) ERA: 7.71	0.0		2	0	0	0	0	1	0	1	0	0	0	0	5	∞	∞
Frank Lary, R (8, 1) ERA: 3.15	1.0		3	0	0	0	2	0	0	0	0	0	0	7	7	0.00	0.000

PITCHER	IP	WLS	BF	H	R	ER	SO	BB	IBB	HBP	BLK	WP	HR	S	P	ERA	WHIP

AB	27
R	4
H	7
RBI	4
BB	8
SO	5
LOB	24

WP: 0 PA: 39
PB: 0
SB: 0
CS: 1

Batter	1	2	3	4	5	6	7	8	9	AB	R	H	RBI	BB	SO	LOB
Harvey Kuenn, R (1, 6) OBP: 0.361, SLG: 0.444	F9		1-2 1B		2-H 1B		PB HR 2B		6-3	5	1	3	1	0	0	0
Bill Tuttle, R (1, 8) OBP: 0.347, SLG: 0.380	F8		FC5 2-3f		1-2 1B		S S S 0-3 K 2-3		L1-4 2B	5	0	2	0	0	1	3
Al Kaline, R (1, 9) OBP: 0.430, SLG: 0.575	L6-3			L5-3	F3		F2		L1-4 2-3	5	0	0	0	0	0	4
Earl Torgeson, L (1, 3) OBP: 0.385, SLG: 0.383		FC6-4 1B		1B 2B	F2		3-H HR			4	2	3	2	0	0	2
Ray Boone, R (1, 5) OBP: 0.359, SLG: 0.513		FC6-4 G4-6-3 1-2f		2-H 1B		3B	1B			4	0	3	1	0	0	1
Jim Delsing, L (1, 7) OBP: 0.333, SLG: 0.404		G4-6-3 1-2f		F4		F4	F7			4	0	0	0	0	0	4
Bubba Phillips, R (7, 7) OBP: 0.321, SLG: 0.336										0	0	0	0	0	0	0
Frank House, L (1, 2) OBP: 0.286, SLG: 0.370			F5	F8		F7		5-3		3	0	0	0	0	0	2
Red Wilson, R (8, PH) OBP: 0.311, SLG: 0.313 (8, 2)										1	0	0	0	0	0	0
Fred Hatfield, L (1, 4) OBP: 0.332, SLG: 0.356			S S S 0-3 K		SH1-4 1B	IBB		S S S 0-3 K		3	1	1	0	1	2	0
Jim Bunning, R (1, 1) OBP: 0.200, SLG: 0.200			FC5 1B		S S S SH1-4 1-2	S S S K		S S S 0-3 K		2	0	1	0	0	1	2
Al Aber, L (7, 1)										1	0	0	0	0	1	0
Inning Stats	R: 0 E: 0 K: 0 S: 3 H: 0 LOB: 0 BB: 0 P: 3	R: 0 E: 0 K: 0 S: 3 H: 1 LOB: 0 BB: 0 P: 3	R: 0 E: 0 K: 1 S: 7 H: 2 LOB: 2 BB: 0 P: 7	R: 1 E: 0 K: 0 S: 5 H: 2 LOB: 1 BB: 0 P: 5	R: 1 E: 0 K: 0 S: 6 H: 3 LOB: 2 BB: 0 P: 6	R: 0 E: 0 K: 1 S: 6 H: 1 LOB: 2 BB: 1 P: 10	R: 2 E: 0 K: 1 S: 8 H: 3 LOB: 1 BB: 0 P: 8	R: 0 E: 0 K: 2 S: 7 H: 0 LOB: 0 BB: 0 P: 7	R: 0 E: 0 K: 0 S: 3 H: 1 LOB: 0 BB: 0 P: 3	1B: 8 2B: 4 3B: 1 HR: 1	SF: 0 SAC: 1 DP: 2 HBP: 0						

PITCHER	IP	WLS	BF	H	R	ER	SO	BB	IBB	HBP	BLK	WP	HR	S	P	ERA	WHIP
Mike Garcia, R (1, 1) ERA: 3.76	7.0		33	12	4	4	3	0	1	0	0	0	1	38	42	5.14	1.714
Don Mossi, L (8, 1) ERA: 2.09	2.0	W	6	1	0	0	2	0	0	0	0	0	0	10	10	0.00	0.500

PITCHER	IP	WLS	BF	H	R	ER	SO	BB	IBB	HBP	BLK	WP	HR	S	P	ERA	WHIP

TOP

Detroit Tigers @ Cleveland Indians

Cleveland Municipal Stadium, Cleveland, OH

Wed Aug 10 1955, 3:33 AM EDT

Att. 16,778 - Unknown

livebaseballscorecards.com

AB	37
R	4
H	13
RBI	4
BB	1
SO	5
LOB	18

BOTTOM

Detroit Tigers @ Cleveland Indians

Cleveland Municipal Stadium, Cleveland, OH

Wed Aug 10 1955, 3:33 AM EDT

Att. 16,778 - Unknown

Batter	1	2	3	4	5	6	7	8	9	AB	R	H	RBI	BB	SO	LOB
Al Smith, R (1, 9) OBP: 0.411, SLG: 0.482	K		K		L6		F8		HR, 1B	5	1	1	0	0	2	3
Gene Woodling, L (1, 7) OBP: 0.353, SLG: 0.379	K		L4			G1-6-3, 1B	K			3	0	1	0	0	1	0
Ralph Kiner, R (7, PH) (8, 7) OBP: 0.381, SLG: 0.463									HR	2	1	1	4	0	1	3
Vic Wertz, L (1, 3) OBP: 0.328, SLG: 0.488	F5			4-3		G1-6-3	4-3			4	0	0	0	0	0	4
Al Rosen, R (1, 5) OBP: 0.366, SLG: 0.423		K		HR		BB		6-3		3	1	1	1	1	1	0
Larry Doby, L (1, 8) OBP: 0.367, SLG: 0.467		HBP		F7		IBB		L9		2	0	0	0	1	0	0
Bobby Avila, R (1, 4) OBP: 0.369, SLG: 0.358		BB		K		K		1B		3	0	1	0	1	2	2
Hal Naragon, L (1, 2) OBP: 0.391, SLG: 0.442		L9			HR		BB, 1B	4-3		3	1	2	1	0	0	2
Jim Hegan, R (7, PR) (8, 2) OBP: 0.289, SLG: 0.327										1	0	0	0	0	0	1
George Strickland, R (1, 6) OBP: 0.306, SLG: 0.297		K			F8		BB, 1B		HR, 1B	2	0	0	0	0	1	2
Dale Mitchell, L (7, PH) OBP: 0.269, SLG: 0.313										1	0	1	0	0	0	0
Don Mossi, L (8, 1) OBP: 0.333, SLG: 0.143										0	0	0	0	0	0	0
Hoot Evers, R (9, PH) OBP: 0.311, SLG: 0.412										1	1	1	0	0	0	0
Mike Garcia, R (1, 1) OBP: 0.281, SLG: 0.327			K		L3		BB		HR, 1B	2	0	0	0	0	1	0
Ferris Fain, L (7, PH) OBP: 0.450, SLG: 0.333										0	0	0	0	1	0	0
Sam Dente, R (8, 6) OBP: 0.314, SLG: 0.287										0	0	0	0	0	0	0
Hank Foiles, R (9, PH) OBP: 0.374, SLG: 0.378										1	1	1	0	0	0	0
Inning Stats	R: 0 E: 0 K: 2 S: 7 H: 0 LOB: 0 BB: 0 P: 7	R: 0 E: 0 K: 2 S: 7 H: 0 LOB: 2 BB: 1 P: 12	R: 0 E: 0 K: 2 S: 7 H: 0 LOB: 0 BB: 0 P: 7	R: 1 E: 0 K: 1 S: 6 H: 1 LOB: 0 BB: 0 P: 6	R: 1 E: 0 K: 0 S: 4 H: 1 LOB: 0 BB: 0 P: 4	R: 0 E: 0 K: 1 S: 5 H: 1 LOB: 2 BB: 2 P: 13	R: 0 E: 0 K: 1 S: 7 H: 2 LOB: 3 BB: 1 P: 11	R: 0 E: 0 K: 0 S: 4 H: 1 LOB: 1 BB: 0 P: 4	R: 4 E: 0 K: 0 S: 4 H: 4 LOB: 0 BB: 0 P: 4	1B: 7 2B: 0 3B: 0 HR: 3 SF: 0 SAC: 0 DP: 1 HBP: 1	WP: 0 PB: 0 SB: 1 CS: 0 PA: 38					

PITCHER	IP	WLS	BF	H	R	ER	SO	BB	IBB	HBP	BLK	WP	HR	S	P	ERA	WHIP
Jim Bunning, R (1, 1) ERA: 4.54	6.1		28	5	2	2	8	3	1	1	0	0	2	39	56	2.84	1.263
Al Aber, L (7, 1) ERA: 3.41	1.2	L	10	5	4	4	1	0	0	0	0	0	1	12	12	21.60	3.000

PITCHER	IP	WLS	BF	H	R	ER	SO	BB	IBB	HBP	BLK	WP	HR	S	P	ERA	WHIP

livebaseballscorecards.com

AB	33
R	6
H	10
RBI	6
BB	4
SO	9
LOB	17

Detroit Tigers @ Cleveland Indians

Cleveland Municipal Stadium, Cleveland, OH

Thu Aug 11 1955, 3:33 AM EDT

Att. 13,562 - Unknown

livebaseballscorecards.com

Batter	1	2	3	4	5	6	7	8	9	AB	R	H	RBI	BB	SO	LOB
Harvey Kuenn, R (1, 6) OBP: 0.360, SLG: 0.442	6-3		1B		1-6-3			K		4	1	1	0	0	1	0
Bill Tuttle, R (1, 8) OBP: 0.346, SLG: 0.379	K		1B 1-2		K			G3		4	0	1	0	0	2	0
Al Kaline, R (1, 9) OBP: 0.430, SLG: 0.574	L6-3		G4-6-3 1-3 2-H			L5-3				4	0	2	1	0	0	0
Earl Torgeson, L (1, 3) OBP: 0.386, SLG: 0.385		1B	G4-6-3 1-2f			WP		F7		4	0	2	0	0	0	3
Ray Boone, R (1, 5) OBP: 0.358, SLG: 0.509		F4	1B BB			K 1-2			K	3	0	0	0	1	2	2
Bubba Phillips, R (1, 7) OBP: 0.326, SLG: 0.341		1B 1-2	G6-4-3 1-2			5-3			6-3	4	0	2	0	0	0	1
Fred Hatfield, L (1, 4) OBP: 0.329, SLG: 0.351		K	F4				F6		4-3	4	0	0	0	0	1	4
Red Wilson, R (1, 2) OBP: 0.306, SLG: 0.308		K	G6-4-3 1-2f				F8			3	0	0	0	0	1	4
Billy Hoeft, L (1, 1) OBP: 0.246, SLG: 0.177			3-1		F9		1-6-3			3	0	0	0	0	0	0
Inning Stats	R: 0 E: 0 K: 1 S: 5 H: 0 LOB: 0 BB: 0 P: 5	R: 0 E: 0 K: 2 S: 9 H: 2 LOB: 2 BB: 0 P: 9	R: 1 E: 0 K: 0 S: 5 H: 3 LOB: 1 BB: 0 P: 5	R: 0 E: 0 K: 0 S: 3 H: 1 LOB: 1 BB: 1 P: 7	R: 0 E: 0 K: 1 S: 5 H: 0 LOB: 0 BB: 0 P: 5	R: 0 E: 0 K: 1 S: 6 H: 1 LOB: 1 BB: 0 P: 6	R: 0 E: 0 K: 0 S: 3 H: 0 LOB: 0 BB: 0 P: 3	R: 0 E: 0 K: 1 S: 6 H: 1 LOB: 1 BB: 0 P: 6	R: 0 E: 0 K: 1 S: 5 H: 0 LOB: 0 BB: 0 P: 5	1B: 8 2B: 0 3B: 0 HR: 0 SF: 0 SAC: 0 DP: 2 HBP: 0						

PITCHER		IP	WLS	BF	H	R	ER	SO	BB	IBB	HBP	BLK	WP	HR	S	P	ERA	WHIP
Early Wynn, R ERA: 2.78	(1, 1)	9.0	W	34	8	1	1	7	1	0	0	0	1	0	47	51	1.00	1.000

PITCHER		IP	WLS	BF	H	R	ER	SO	BB	IBB	HBP	BLK	WP	HR	S	P	ERA	WHIP

AB	33
R	1
H	8
RBI	1
BB	1
SO	7
LOB	14

WP: 1	PA: 34
PB: 0	
SB: 0	
CS: 0	

Detroit Tigers @ Cleveland Indians

Cleveland Municipal Stadium, Cleveland, OH

Thu Aug 11 1955, 3:33 AM EDT

Att. 13,562 - Unknown

livebaseballscorecards.com

BOTTOM

Batter	1	2	3	4	5	6	7	8	9	AB	R	H	RBI	BB	SO	LOB
Bobby Avila, R (1, 4) OBP: 0.371, SLG: 0.358	F7		L6		BB		1B			3	0	1	0	1	0	0
Gene Woodling, L (1, 7) OBP: 0.354, SLG: 0.378	4-3		HBP		F5		1B			3	0	1	0	0	0	1
Al Smith, R (1, 9) OBP: 0.410, SLG: 0.479	BB		L9			6-3	F8			3	0	0	0	1	0	3
Al Rosen, R (1, 5) OBP: 0.367, SLG: 0.422	F7			1B		2B HR BB	F5			3	1	1	0	1	0	3
Vic Wertz, L (1, 3) Ferris Fain, L (9, 3) OBP: 0.450, SLG: 0.333		CS 1B		K		HR 2B		K		4 0	1 0	2 0	0 0	0 0	2 0	1 0
Hoot Evers, R (1, 8) OBP: 0.310, SLG: 0.423		K		F3		HR		F7		4	1	1	3	0	1	2
George Strickland, R (1, 6) OBP: 0.306, SLG: 0.296		1B		K		5-3		6-3		4	0	1	0	0	1	1
Jim Hegan, R (1, 2) OBP: 0.286, SLG: 0.322		1-3			5-3	F8				3	0	0	0	0	0	1
Early Wynn, S (1, 1) OBP: 0.247, SLG: 0.279			L4		F7		6-3			3	0	0	0	0	0	0

	AB	30
	R	3
	H	7
	RBI	3
	BB	3
	SO	4
	LOB	12

Inning Stats	1	2	3	4	5	6	7	8	9
	R: 0 H: 0 E: 0 LOB: 1 K: 0 BB: 1 S: 3 P: 7	R: 0 H: 2 E: 0 LOB: 1 K: 1 BB: 0 S: 6 P: 6	R: 0 H: 0 E: 0 LOB: 1 K: 0 BB: 0 S: 3 P: 4	R: 0 H: 1 E: 0 LOB: 1 K: 2 BB: 0 S: 8 P: 8	R: 0 H: 0 E: 0 LOB: 1 K: 0 BB: 1 S: 3 P: 7	R: 3 H: 2 E: 0 LOB: 0 K: 0 BB: 1 S: 5 P: 9	R: 0 H: 2 E: 0 LOB: 2 K: 0 BB: 0 S: 5 P: 5	R: 0 H: 0 E: 0 LOB: 0 K: 1 BB: 0 S: 5 P: 5	

	1B	5	SF	0	WP	0	PA	34
	2B	2	SAC	0	PB	0		
	3B	0	DP	1	SB	0		
	HR	1	HBP	1	CS	1		

PITCHER		IP	WLS	BF	H	R	ER	SO	BB	IBB	HBP	BLK	WP	HR	S	P	ERA	WHIP
Billy Hoeft, L ERA: 3.57	(1, 1)	8.0	L	34	7	3	3	4	3	0	1	0	0	1	38	51	3.38	1.250

PITCHER	IP	WLS	BF	H	R	ER	SO	BB	IBB	HBP	BLK	WP	HR	S	P	ERA	WHIP

Cleveland Indians @ Kansas City Athletics

Municipal Stadium, Kansas City, MO

Fri Aug 12 1955, 4:33 AM EDT

Att. 7,791 - Unknown

TOP

livebaseballscorecards.com

Batter	1	2	3	4	5	6	7	8	9	AB	R	H	RBI	BB	SO	LOB
Al Smith, R (1, 9) OBP: 0.411, SLG: 0.481	HR 1B		2-H 2B		FC5-4 1-2f 2-3 HR		1-3	1-3 1B		4	2	2	1	0	0	3
Stu Locklin, L (5, 9) OBP: 0.222, SLG: 0.333	F3									2	1	1	0	0	0	0
Bobby Avila, R (1, 4) OBP: 0.372, SLG: 0.375	1-H HR		5-3		1-H 3-H HR		E5 2B 5-3	2-H 1B		6	3	3	6	0	0	2
	F8															
Vic Wertz, L (1, 3) OBP: 0.337, SLG: 0.507	BB 1B BB	HR		SSS K	BBB 1B 1B BB		1-3 2B	F3		2	3	1	1	2	1	0
Ferris Fain, L (5, 3) OBP: 0.451, SLG: 0.341										2	0	1	0	0	0	1
Al Rosen, R (1, 5) OBP: 0.369, SLG: 0.422	BBB BB 1B 1-2 HR BB	F8		1B	1B 1-3 1B		3-H 5-3		6-3	5	1	2	1	1	0	1
Ralph Kiner, R (1, 7) OBP: 0.377, SLG: 0.456	F8	4-3		F9	1-2 3-H 1B		L5		F8	6	0	1	1	0	0	4
Larry Doby, L (1, 8) OBP: 0.366, SLG: 0.465	BB 1-2 2-H HR 1B	G3		4-3	F9			1B 1B 2B	5-3	4	1	1	1	0	0	3
Hoot Evers, R (5, 8) OBP: 0.312, SLG: 0.429										2	1	1	0	0	0	0
George Strickland, R (1, 6) OBP: 0.305, SLG: 0.293	BBB 1-2 2-3 HR BB		F3		SSS K	F3		1B SF8 1B		3	1	0	0	1	1	0
Sam Dente, R (7, 6) OBP: 0.321, SLG: 0.295								2-3		1	1	1	0	0	0	0
Jim Hegan, R (1, 2) OBP: 0.296, SLG: 0.344	1-H 2-H 3-H HR		BBB SH2-3 2B BB		FC5-4 1B HR 1B	F6		1B 1-3 3-H 1B		4	3	3	5	1	0	0
Bob Lemon, L (1, 1) OBP: 0.333, SLG: 0.268	BBB BB		SH2-3 1-2		FC5-4 1-2 1B	3-1		SF8 3-H		2	0	1	0	1	0	0
Sal Maglie, R (7, 1) OBP: 0.200, SLG: 0.125										0	0	0	1	0	0	0
Inning Stats	R: 7 E: 0 K: 0 S: 7 H: 4 LOB: 1 BB: 4 P: 23	R: 1 E: 0 K: 0 S: 4 H: 1 LOB: 0 BB: 0 P: 4	R: 1 E: 0 K: 0 S: 4 H: 1 LOB: 1 BB: 1 P: 8	R: 0 E: 0 K: 1 S: 6 H: 1 LOB: 1 BB: 0 P: 6	R: 4 E: 0 K: 1 S: 10 H: 5 LOB: 2 BB: 1 P: 14	R: 0 E: 0 K: 0 S: 3 H: 0 LOB: 0 BB: 0 P: 3	R: 1 E: 1 K: 0 S: 5 H: 1 LOB: 1 BB: 0 P: 5	R: 3 E: 0 K: 0 S: 7 H: 5 LOB: 1 BB: 0 P: 7	R: 0 E: 0 K: 0 S: 3 H: 0 LOB: 0 BB: 0 P: 3							

AB	43
R	17
H	18
RBI	17
BB	6
SO	2
LOB	14

1B: 11	SF: 1	WP: 0	PA: 51
2B: 3	SAC: 1	PB: 0	
3B: 0	DP: 0	SB: 0	
HR: 4	HBP: 0	CS: 0	

PITCHER		IP	WLS	BF	H	R	ER	SO	BB	IBB	HBP	BLK	WP	HR	S	P	ERA	WHIP
Arnie Portocarrero, R ERA: 5.18	(1, 1)	0.1	L	7	3	6	6	0	3	0	0	0	0	1	4	16	162.00	18.000
Bill Harrington, R ERA: 4.82	(1, 1)	2.2		13	3	3	3	0	2	0	0	0	0	2	11	19	10.12	1.875
Ray Herbert, R ERA: 5.75	(4, 1)	6.0		31	12	8	7	2	1	0	0	0	0	1	34	38	10.50	2.167

PITCHER	IP	WLS	BF	H	R	ER	SO	BB	IBB	HBP	BLK	WP	HR	S	P	ERA	WHIP

Batter	1	2	3	4	5	6	7	8	9	AB	R	H	RBI	BB	SO	LOB
Vic Power, R (1, 3) OBP: 0.348, SLG: 0.490	L6-3 1B			6-3		5-3		6-3		4	0	1	0	0	0	0
Enos Slaughter, L (1, 9) OBP: 0.390, SLG: 0.395	L6-3 1-2			1B 1B		4-3			F8	4	0	1	0	0	0	1
Elmer Valo, L (1, 7) OBP: 0.466, SLG: 0.495	F8			K			1B 1B		1B E BB	3	1	1	0	1	1	1
Harry Simpson, L (1, 8) OBP: 0.366, SLG: 0.448		6-3		1-2 1B			F7		E 1-2 1B	4	0	2	0	0	0	1
Hector Lopez, R (1, 5) OBP: 0.319, SLG: 0.377		F8		F8			FC5-4 1-2 1B		E5 1-3 2-H	4	0	1	0	0	0	3
Jim Finigan, R (1, 4) OBP: 0.335, SLG: 0.412		6-3			1-3		FC5-4 1-2f		F4	2	0	0	0	0	0	0
Clete Boyer, R (6, 4) OBP: 0.348, SLG: 0.391										2	0	0	0	0	0	4
Joe Demaestri, R (1, 6) OBP: 0.279, SLG: 0.308			L4-3 1B		1-3		F8		F9	4	0	1	0	0	0	4
Joe Astroth, R (1, 2) OBP: 0.342, SLG: 0.298			F9		F6			L6		3	0	0	0	0	0	1
Arnie Portocarrero, R (1, 1) OBP: 0.043, SLG: 0.174			L4-3 1-2			L1		K		0	0	0	0	0	0	0
Bill Harrington, R (1, 1) OBP: 0.231, SLG: 0.167										0	0	0	0	0	0	0
Bill Wilson, R (3, PH) OBP: 0.298, SLG: 0.450										1	0	0	0	0	0	1
Ray Herbert, R (4, 1) OBP: 0.250, SLG: 0.278										2	0	0	0	0	1	0
Inning Stats	R: 0 E: 0 K: 0 S: 3 H: 1 LOB: 0 BB: 0 P: 3	R: 0 E: 0 K: 0 S: 3 H: 0 LOB: 0 BB: 0 P: 3	R: 0 E: 0 K: 0 S: 3 H: 1 LOB: 0 BB: 0 P: 3	R: 0 E: 0 K: 1 S: 7 H: 2 LOB: 2 BB: 0 P: 7	R: 0 E: 0 K: 0 S: 3 H: 0 LOB: 0 BB: 0 P: 3	R: 0 E: 0 K: 0 S: 3 H: 0 LOB: 0 BB: 0 P: 3	R: 0 E: 0 K: 0 S: 5 H: 2 LOB: 2 BB: 0 P: 5	R: 0 E: 0 K: 1 S: 5 H: 0 LOB: 0 BB: 0 P: 5	R: 1 E: 1 K: 0 S: 5 H: 1 LOB: 2 BB: 1 P: 9	1B: 7 2B: 2 3B: 0 HR: 0	SF: 0 SAC: 0 DP: 2 HBP: 0					

PITCHER	IP	WLS	BF	H	R	ER	SO	BB	IBB	HBP	BLK	WP	HR	S	P	ERA	WHIP
Bob Lemon, R (1, 1) ERA: 3.63	6.0	W	20	4	0	0	1	0	0	0	0	0	0	22	22	0.00	0.667
Sal Maglie, R (7, 1) ERA: 3.78	3.0	S	14	3	1	0	1	1	0	0	0	0	0	15	19	0.00	1.333

PITCHER	IP	WLS	BF	H	R	ER	SO	BB	IBB	HBP	BLK	WP	HR	S	P	ERA	WHIP

BOTTOM

Cleveland Indians @ Kansas City Athletics

Municipal Stadium, Kansas City, MO

Fri Aug 12 1955, 4:33 AM EDT

Att. 7,791 - Unknown

livebaseballscorecards.com

AB	33
R	1
H	7
RBI	0
BB	1
SO	2
LOB	16

Cleveland Indians @ Kansas City Athletics

Municipal Stadium, Kansas City, MO

Fri Aug 12 1955, 4:38 AM EDT

Att. 26,313 - Unknown

TOP

livebaseballscorecards.com

Batter	1	2	3	4	5	6	7	8	9	AB	R	H	RBI	BB	SO	LOB
Al Smith, R (1, 9) OBP: 0.409, SLG: 0.485	F7		F8		F8	HR (2-H)			F5	5	1	1	2	0	0	2
Bobby Avila, R (1, 4) OBP: 0.375, SLG: 0.375	K		BB		1B (1-2, 2-3)	4-3			BB (2B)	3	1	1	0	2	1	0
Vic Wertz, L (1, 3) OBP: 0.336, SLG: 0.502	1B		4-3		F9		4-3		2B (1-H)	4	0	1	0	0	0	4
Ferris Fain, L (8, 3) OBP: 0.453, SLG: 0.349										1	0	1	1	0	0	0
Al Rosen, R (1, 5) OBP: 0.369, SLG: 0.421	1B (1-2)			5-3		1B (2B)	3-1		K	5	1	2	0	0	1	1
Larry Doby, L (1, 8) OBP: 0.364, SLG: 0.463	K			4-3		1B (2B, 1-2)	3-1			4	1	1	0	0	1	2
Gene Woodling, L (1, 7) OBP: 0.353, SLG: 0.380		4-3		F9		2B (3B, 1-3, 2-H)		4-3		4	1	1	1	0	0	0
Hal Naragon, L (1, 2) OBP: 0.407, SLG: 0.481		1B (G5-4-3)			1B (1B, BB)	3B (9-2, 2-H, 3-H)		F8		4	0	3	2	0	0	0
George Strickland, R (1, 6) OBP: 0.307, SLG: 0.291		G5-4-3 (1-2f)			BB (1B, 1-2)	BB (9-2, HR)		6-3		2	1	0	0	2	0	1
Art Houtteman, R (1, 1) OBP: 0.182, SLG: 0.129			6-3		K	9-2 (1-2, 3-Hf)			K	3	0	0	0	0	1	4
Don Mossi, L (7, 1) OBP: 0.333, SLG: 0.143										0	0	0	0	0	0	0
Ray Narleski, R (7, 1) OBP: 0.278, SLG: 0.278										1	0	0	0	0	1	0

AB	36
R	6
H	11
RBI	6
BB	4
SO	5
LOB	14

Inning Stats	1	2	3	4	5	6	7	8	9
	R: 0 E: 0 K: 2 S: 9	H: 2 LOB: 2 BB: 0 P: 9	R: 0 E: 0 K: 0 S: 3	H: 1 LOB: 0 BB: 0 P: 3	R: 0 E: 0 K: 0 S: 3	H: 0 LOB: 1 BB: 1 P: 7	R: 0 E: 0 K: 0 S: 3	H: 0 LOB: 0 BB: 0 P: 3	R: 0 E: 0 K: 1 S: 7	H: 2 LOB: 3 BB: 1 P: 11	R: 5 E: 0 K: 0 S: 7	H: 5 LOB: 0 BB: 1 P: 11	R: 0 E: 0 K: 0 S: 3	H: 0 LOB: 0 BB: 0 P: 3	R: 0 E: 0 K: 0 S: 3	H: 0 LOB: 0 BB: 0 P: 3	R: 1 E: 0 K: 2 S: 8	H: 1 LOB: 1 BB: 1 P: 12

| | | | | | | | | | |

Batter	1	2	3	4	5	6	7	8	9	AB	R	H	RBI	BB	SO	LOB
Vic Power, R (1, 3) OBP: 0.349, SLG: 0.495	1B		6-3		G5-4-3 1-2f		F2		1-H 2-H	5	0	2	2	0	0	2
Clete Boyer, R (9, PR) OBP: 0.348, SLG: 0.391										0	0	0	0	0	0	0
Hector Lopez, R (1, 5) OBP: 0.320, SLG: 0.377	2-3		F9					K	F4	5	0	2	0	0	1	1
Gus Zernial, R (1, 7) OBP: 0.306, SLG: 0.500	F5			HR		F9		K		4	1	1	1	0	1	3
Harry Simpson, L (1, 8) OBP: 0.364, SLG: 0.444	K			F7		F8		FC4-6		4	0	1	0	0	1	3
Bill Renna, R (1, 9) OBP: 0.313, SLG: 0.389	K			HR		K		FC4-6 1-2f		4	1	1	1	0	2	4
Jim Finigan, R (1, 4) OBP: 0.337, SLG: 0.415		F9		6-3			1B SF7		FC3-6	4	1	2	0	0	0	0
Joe Demaestri, R (1, 6) OBP: 0.279, SLG: 0.308		1-6-3		6-3			2-3		FC3-6 BB 1-2f	4	1	1	0	0	0	1
Billy Shantz, R (1, 2) OBP: 0.306, SLG: 0.312 Elmer Valo, L (7, PH) OBP: 0.464, SLG: 0.493 Joe Astroth, R (8, 2) OBP: 0.345, SLG: 0.298		4-3			6-3		K		BB 1-2	2	0	0	0	0	0	0
										1	0	0	0	0	1	2
										0	1	0	0	1	0	0
Art Ditmar, R (1, 1) OBP: 0.229, SLG: 0.229 Tom Gorman, R (6, 1) OBP: 0.056, SLG: 0.111 Enos Slaughter, L (7, PH) OBP: 0.388, SLG: 0.395 Arnie Portocarrero, R (8, 1) OBP: 0.043, SLG: 0.174 Bill Wilson, R (9, PH) OBP: 0.297, SLG: 0.448			L1		G5-4-3 1B		SF7 3-H		K	2	0	1	0	0	0	0
										0	0	0	0	0	0	0
										0	0	0	1	0	0	0
										0	0	0	0	0	0	0
										1	0	0	0	0	1	2
Inning Stats	R: 0 E: 0 K: 2 S: 9 H: 2 LOB: 2 BB: 0 P: 9		R: 0 E: 0 K: 0 S: 3 H: 0 LOB: 0 BB: 0 P: 3	R: 0 E: 0 K: 0 S: 3 H: 0 LOB: 0 BB: 0 P: 3	R: 2 E: 0 K: 0 S: 5 H: 2 LOB: 0 BB: 0 P: 5	R: 0 E: 0 K: 0 S: 3 H: 1 LOB: 0 BB: 0 P: 3	R: 0 E: 0 K: 1 S: 6 H: 1 LOB: 1 BB: 0 P: 6	R: 1 E: 0 K: 1 S: 7 H: 2 LOB: 1 BB: 0 P: 7	R: 0 E: 0 K: 2 S: 8 H: 1 LOB: 1 BB: 0 P: 8	R: 2 E: 0 K: 1 S: 7 H: 2 LOB: 1 BB: 1 P: 11	1B: 6 2B: 2 3B: 1 HR: 2 SF: 1 SAC: 0 DP: 1 HBP: 0						

PITCHER		IP	WLS	BF	H	R	ER	SO	BB	IBB	HBP	BLK	WP	HR	S	P	ERA	WHIP
Art Houtteman, R ERA: 3.53	(1, 1)	6.0	W	25	8	3	3	3	0	0	0	0	0	2	31	31	4.50	1.333
Don Mossi, L ERA: 2.07	(7, 1)	0.2		2	0	0	0	1	0	0	0	0	0	0	4	4	0.00	0.000
Ray Narleski, R ERA: 2.77	(7, 1)	2.1	S	11	3	2	2	3	1	0	0	0	0	0	16	20	7.71	1.714

PITCHER	IP	WLS	BF	H	R	ER	SO	BB	IBB	HBP	BLK	WP	HR	S	P	ERA	WHIP

BOTTOM

Cleveland Indians @ Kansas City Athletics

Municipal Stadium, Kansas City, MO

Fri Aug 12 1955, 4:38 AM EDT

Att. 26,313 - Unknown

livebaseballscorecards.com

AB	36
R	5
H	11
RBI	5
BB	1
SO	7
LOB	18

WP: 0	PB: 0	SB: 0	CS: 0
PA: 38			

Cleveland Indians @ Kansas City Athletics

Municipal Stadium, Kansas City, MO

Sat Aug 13 1955, 4:33 AM EDT

Att. 29,133 - Unknown

livebaseballscorecards.com

Batter	1	2	3	4	5	6	7	8	9	AB	R	H	RBI	BB	SO	LOB
Al Smith, R (1, 9) OBP: 0.407, SLG: 0.484	0-0 ① 5-3	0-0 ③ F7		0-0 ③ F8			0-0 E 2B 2B	0-3 ① K		5	1	1	0	0	1	3
Bobby Avila, R (1, 4) OBP: 0.373, SLG: 0.373	0-3 ② K		0-0 E 1-3 1B		0-0 ① F9		0-0 E6 2B 2-3	0-0 ② F8		5	2	1	0	0	1	1
Al Rosen, R (1, 5) OBP: 0.370, SLG: 0.424	0-0 1B		0-0 ① 1-3 1-2		0-0 ② 4-3		0-0 BB PB 2B 2-H 3-H	0-0 ③ F7		5	1	2	2	0	0	1
Ralph Kiner, R (1, 7) OBP: 0.380, SLG: 0.457 Gene Woodling, L (9, 7) OBP: 0.353, SLG: 0.380	0-0 ③ F3		0-0 E8 2-H 1B		0-0 1B		B B B B 4-0 FC6-2-5 BB BB		x 0-0 ① F3	4	0	2	1	1	0	1
										0	0	0	0	0	0	0
Vic Wertz, L (1, 3) OBP: 0.335, SLG: 0.495 Ferris Fain, L (7, 3) OBP: 0.455, SLG: 0.353	B B B B 4-0 1B 1B BB		x 0-0 ② F4		x 0-0 ③ 1-3		x 0-0 ① F6		x 0-0 1B	3	0	0	0	1	0	4
										1	0	1	0	0	0	0
Larry Doby, L (1, 8) OBP: 0.367, SLG: 0.463	S S S 0-3 ① K		x 0-0 ③ F4			x 0-0 BB 1B	B B B B 4-0 BB FC6-2-5 BB 1-2 2-3		x 0-0 ② 1-3 1B	4	0	2	0	1	1	2
George Strickland, R (1, 6) OBP: 0.306, SLG: 0.289		x 0-0 1B 1-2 1B		x 0-0 ① F8		x 0-0 ① F8	x 0-0 ② FC6-2-5 BB 1-2 2-3f 3-H		x 0-0 ③ 5-3	5	0	1	0	0	0	4
Jim Hegan, R (1, 2) OBP: 0.303, SLG: 0.359		x 0-0 ② F9		x 0-0 HR		B B B B 4-0 K2-6-2 BB 1-2	B B B B 4-0 1-2 2-3 BB			2	1	1	1	2	0	2
Herb Score, L (1, 1) OBP: 0.121, SLG: 0.109 Ray Narleski, R (9, 1) OBP: 0.278, SLG: 0.278		x 0-0 1-2 2-3 1B		x 0-0 ② F7		S S S 0-3 ② ③ K2-6-2 1-2f	S S S 0-3 ③ K			4	0	1	0	0	2	5
										0	0	0	0	0	0	0
Inning Stats	R: 0 H: 1 E: 0 LOB: 1 K: 1 BB: 0 S: 6 P: 6	R: 0 H: 2 E: 0 LOB: 3 K: 1 BB: 1 S: 7 P: 11	R: 1 H: 2 E: 1 LOB: 1 K: 0 BB: 0 S: 5 P: 5	R: 1 H: 1 E: 0 LOB: 0 K: 0 BB: 0 S: 4 P: 4	R: 0 H: 1 E: 0 LOB: 1 K: 0 BB: 0 S: 4 P: 4	R: 0 H: 1 E: 0 LOB: 2 K: 1 BB: 1 S: 5 P: 9	R: 3 H: 2 E: 1 LOB: 3 K: 1 BB: 3 S: 8 P: 20	R: 0 H: 0 E: 0 LOB: 0 K: 1 BB: 0 S: 5 P: 5	R: 0 H: 2 E: 0 LOB: 1 K: 0 BB: 0 S: 4 P: 4	1B: 9 SF: 0 2B: 3 SAC: 0 3B: 0 DP: 1 HR: 1 HBP: 0						

AB	38
R	5
H	12
RBI	4
BB	5
SO	5
LOB	23

WP: 0 PA: 43
PB: 1
SB: 0
CS: 0

PITCHER	IP	WLS	BF	H	R	ER	SO	BB	IBB	HBP	BLK	WP	HR	S	P	ERA	WHIP
Art Ceccarelli, L (1, 1) ERA: 4.87	7.0	L	36	10	5	3	4	5	0	0	0	0	1	39	59	3.86	2.143
Bill Harrington, R (8, 1) ERA: 4.62	2.0		7	2	0	0	1	0	0	0	0	0	0	9	9	0.00	1.000

PITCHER	IP	WLS	BF	H	R	ER	SO	BB	IBB	HBP	BLK	WP	HR	S	P	ERA	WHIP

Batter	1	2	3	4	5	6	7	8	9	AB	R	H	RBI	BB	SO	LOB
Vic Power, R (1, 3) OBP: 0.347, SLG: 0.494	5-3		F8		5-3		F9		1-3, 3-H, 2B	5	0	1	1	0	0	2
Clete Boyer, R (9, PR) OBP: 0.348, SLG: 0.391										0	0	0	0	0	0	0
Hector Lopez, R (1, 5) OBP: 0.321, SLG: 0.379	F6		BBBB, BB			E5, BB		E8, 2B	F9	4	1	1	0	1	0	2
Bill Renna, R (1, 9) OBP: 0.312, SLG: 0.383	F7		6-3			BBBB, 1-2, BB		F8		3	0	0	0	1	0	1
Gus Zernial, R (1, 7) OBP: 0.302, SLG: 0.494		F8	SSS, K			F3		F7		4	0	0	0	0	1	2
Bill Wilson, R (1, 8) OBP: 0.293, SLG: 0.442		F8	6-3			SSS, K		F5		4	0	0	0	0	1	2
Jim Finigan, R (1, 4) OBP: 0.338, SLG: 0.416		2B, 1B	F4			6-3			F8, 1B, 2B, 1B	4	2	2	0	0	0	2
Joe Demaestri, R (1, 6) OBP: 0.281, SLG: 0.312		1-H, 2B			1-3		F7		2B, 1-2, 1B	4	0	2	1	0	0	0
Joe Astroth, R (1, 2) OBP: 0.345, SLG: 0.295	SSS, K				BBBB, SH5-4, BB		F9		SSS, K	2	0	0	0	1	1	1
Enos Slaughter, L (9, PH) OBP: 0.387, SLG: 0.393										1	0	0	0	0	1	2
Art Ceccarelli, R (1, 1) OBP: 0.036, SLG: 0.036			SSS, K		SH5-4, 1-2		3B		F8, 2-3	1	0	0	0	0	1	0
Elmer Valo, L (7, PH) OBP: 0.466, SLG: 0.505										1	0	1	0	0	0	0
Bill Harrington, R (8, 1) OBP: 0.231, SLG: 0.167										0	0	0	0	0	0	0
Harry Simpson, L (9, PH) OBP: 0.363, SLG: 0.443										1	0	0	0	0	0	2
Inning Stats	R: 0 E: 0 K: 0 S: 3 H: 0 LOB: 0 BB: 0 P: 3	R: 1 E: 0 K: 1 S: 7 H: 2 LOB: 1 BB: 0 P: 7	R: 0 E: 0 K: 1 S: 5 H: 0 LOB: 1 BB: 1 P: 9	R: 0 E: 0 K: 1 S: 5 H: 0 LOB: 0 BB: 0 P: 5	R: 0 E: 0 K: 0 S: 3 H: 0 LOB: 1 BB: 1 P: 7	R: 0 E: 1 K: 1 S: 6 H: 0 LOB: 2 BB: 1 P: 10	R: 0 E: 0 K: 0 S: 4 H: 1 LOB: 1 BB: 0 P: 4	R: 1 E: 1 K: 0 S: 4 H: 1 LOB: 0 BB: 0 P: 4	R: 1 E: 0 K: 1 S: 8 H: 3 LOB: 2 BB: 0 P: 8	1B: 3 2B: 3 3B: 1 HR: 0 SF: 0 SAC: 1 DP: 0 HBP: 0						

PITCHER	IP	WLS	BF	H	R	ER	SO	BB	IBB	HBP	BLK	WP	HR	S	P	ERA	WHIP
Herb Score, L (1, 1) ERA: 2.87	8.2	W	37	7	3	2	5	3	0	0	0	0	0	44	56	2.08	1.154
Ray Narleski, R (9, 1) ERA: 2.76	0.1	S	1	0	0	0	0	0	0	0	0	0	0	1	1	0.00	0.000

PITCHER	IP	WLS	BF	H	R	ER	SO	BB	IBB	HBP	BLK	WP	HR	S	P	ERA	WHIP

BOTTOM

Cleveland Indians @ Kansas City Athletics

Municipal Stadium, Kansas City, MO

Sat Aug 13 1955, 4:33 AM EDT

Att. 29,133 - Unknown

livebaseballscorecards.com

AB	34
R	3
H	7
RBI	2
BB	3
SO	5
LOB	16

PA: 38

WP: 0
PB: 0
SB: 0
CS: 0

Batter	1	2	3	4	5	6	7	8	9	AB	R	H	RBI	BB	SO	LOB
Al Smith, R (1, 9) OBP: 0.408, SLG: 0.483	BBBB 4-0 BB		x 0-0 E5 G5-4-3		x 0-0 1B			x 0-0 ① 5-3		3	0	1	0	1	0	0
Bobby Avila, R (1, 4) OBP: 0.372, SLG: 0.379	x 0-0 ① L5		x 0-0 ① ② G5-4-3 1-2f		x 0-0 ② F9			x 0-0 HR		4	1	1	1	0	0	3
Al Rosen, R (1, 5) OBP: 0.369, SLG: 0.422	x 0-0 ② F3		x 0-0 1B		x 0-0 ③ 5-3			x 0-0 ② F4		4	0	1	0	0	0	2
Ralph Kiner, R (1, 7) OBP: 0.375, SLG: 0.450	x 0-0 ③ F7		x 0-0 ③ F4			SSS 0-3 ① K		x 0-0 ③ F6		4	0	0	0	0	1	2
Vic Wertz, L (1, 3) OBP: 0.330, SLG: 0.487		SSS 0-3 ① K		x 0-0 ① 5-3		x 0-0 ② F5			SSS 0-3 ① K	4	0	0	0	0	2	0
Larry Doby, L (1, 8) OBP: 0.368, SLG: 0.462		BBBB 4-0 HR BB		x 0-0 1B		x 0-0 ③ F6			SSS 0-3 ② K	3	1	1	0	1	1	0
George Strickland, R (1, 6) OBP: 0.304, SLG: 0.287 Dale Mitchell, L (7, PH) OBP: 0.283, SLG: 0.327 Sam Dente, R (7, 6) OBP: 0.321, SLG: 0.295 Ferris Fain, L (9, PH) OBP: 0.453, SLG: 0.351		x 0-0 ② F8		SSS 0-3 ② K			x 0-0 G4-6-3 1B		x 0-0 ③ 6-3	2 1 0 1	0 0 0 0	0 1 0 0	0 0 0 0	0 0 0 0	1 0 0 0	2 0 0 0
Jim Hegan, R (1, 2) OBP: 0.305, SLG: 0.374 Gene Woodling, L (7, PH) OBP: 0.352, SLG: 0.379 Don Mossi, L (7, 1) OBP: 0.333, SLG: 0.143		x 0-0 1-H HR		x 0-0 ③ F7			x 0-0 ① F9			2 1 0	1 0 0	1 0 0	2 0 0	0 0 0	0 0 0	1 1 0
Mike Garcia, R (1, 1) OBP: 0.276, SLG: 0.321 Bob Feller, R (3, 1) OBP: 0.095, SLG: 0.050 Hank Foiles, R (5, PH) OBP: 0.370, SLG: 0.374 Jose Santiago, R (5, 1) Hal Naragon, L (7, PH) OBP: 0.402, SLG: 0.476 (7, 2)		SSS 0-3 ③ K			x 0-0 ① F7		x 0-0 ② ③ G4-6-3 1-2f			1 0 1 0 1	0 0 0 0 0	0 0 0 0 0	0 0 0 0 0	1 0 0 0 0	0 0 0 0 0	0 0 0 0 1
Inning Stats	R: 0 E: 0 K: 0 S: 3 H: 0 LOB: 1 BB: 1 P: 7	R: 2 E: 0 K: 2 S: 8 H: 1 LOB: 0 BB: 1 P: 12	R: 0 E: 1 K: 0 S: 4 H: 1 LOB: 1 BB: 0 P: 4	R: 0 E: 0 K: 1 S: 6 H: 1 LOB: 1 BB: 0 P: 6	R: 0 E: 0 K: 0 S: 4 H: 1 LOB: 1 BB: 0 P: 4	R: 0 E: 0 K: 1 S: 5 H: 0 LOB: 0 BB: 0 P: 5	R: 0 E: 0 K: 0 S: 3 H: 1 LOB: 0 BB: 0 P: 3	R: 1 E: 0 K: 0 S: 4 H: 1 LOB: 0 BB: 0 P: 4	R: 0 E: 0 K: 2 S: 7 H: 0 LOB: 0 BB: 0 P: 7	1B: 4 2B: 0 3B: 0 HR: 2	SF: 0 SAC: 0 DP: 2 HBP: 0					WP: 0 PB: 0 SB: 0 CS: 0	PA: 34

PITCHER		IP	WLS	BF	H	R	ER	SO	BB	IBB	HBP	BLK	WP	HR	S	P	ERA	WHIP
Bobby Shantz, L ERA: 4.7	(1, 1)	4.1		19	4	2	2	3	2	0	0	0	0	1	23	31	4.15	1.385
Art Ditmar, R ERA: 5.57	(5, 1)	4.2	W	15	2	1	1	3	0	0	0	0	0	1	21	21	1.93	0.429

PITCHER	IP	WLS	BF	H	R	ER	SO	BB	IBB	HBP	BLK	WP	HR	S	P	ERA	WHIP

TOP

Cleveland Indians @ Kansas City Athletics

Municipal Stadium, Kansas City, MO

Sun Aug 14 1955, 4:33 AM EDT

Att. 27,103 - Unknown

livebaseballscorecards.com

AB	32
R	3
H	6
RBI	3
BB	2
SO	6
LOB	12

Batter	1	2	3	4	5	6	7	8	9	AB	R	H	RBI	BB	SO	LOB
Vic Power, R (1, 3) OBP: 0.350, SLG: 0.496	1B 1B 1B 1B	G6-3 1B		4-3	F8			1B		5	1	3	0	0	0	1
Enos Slaughter, L (1, 9) OBP: 0.391, SLG: 0.395	1B 1B 1B 1-2	G6-3 1-2f		BBBB 2B BB		1B 1B		SSS K		4	1	2	0	1	1	2
Elmer Valo, L (1, 7) OBP: 0.469, SLG: 0.507	1B 1B 1B 1-2 2-3		1B HR 1B	F9		1-3 1B 1-3		F8		5	2	3	0	0	0	2
Harry Simpson, L (1, 8) OBP: 0.368, SLG: 0.451	1B 1B 1-2 2-H 3-H		HR 1B 1-3	2B 1-3		1-3 1-2				4	1	3	2	0	0	1
Hector Lopez, R (1, 5) OBP: 0.320, SLG: 0.386	SSS K		HR 1-H 3-H	F6		SSS K				4	1	1	3	0	2	5
Jim Finigan, R (1, 4) OBP: 0.335, SLG: 0.412	F8		E1		5-3		1-3			4	0	0	0	0	0	2
Joe Demaestri, R (1, 6) OBP: 0.283, SLG: 0.316	1B 1-2 2-H		5-3		1B 2B		F9			4	1	2	1	0	0	1
Billy Shantz, R (1, 2) OBP: 0.299, SLG: 0.305	F7		5-3		SSS K		5-3			4	0	0	0	0	1	4
Bobby Shantz, R (1, 1) OBP: 0.171, SLG: 0.150 Art Ditmar, R (5, 1) OBP: 0.240, SLG: 0.240		SSS K	5-3		2-H 1B			SSS K		2 2	0 0	0 1	0 1	0 0	1 1	1 0
Inning Stats	R: 3 H: 5 E: 0 LOB: 2 K: 1 BB: 0 S: 10 P: 10	R: 0 H: 1 E: 0 LOB: 0 K: 1 BB: 0 S: 5 P: 5	R: 3 H: 3 E: 1 LOB: 1 K: 0 BB: 0 S: 7 P: 7	R: 0 H: 1 E: 0 LOB: 2 K: 0 BB: 1 S: 4 P: 8	R: 1 H: 2 E: 0 LOB: 1 K: 1 BB: 0 S: 7 P: 7	R: 0 H: 2 E: 0 LOB: 1 K: 1 BB: 0 S: 6 P: 6	R: 0 H: 0 E: 0 LOB: 0 K: 0 BB: 0 S: 3 P: 3	R: 0 H: 1 E: 0 LOB: 1 K: 2 BB: 0 S: 8 P: 8		1B: 12 SF: 0 2B: 2 SAC: 0 3B: 0 DP: 1 HR: 1 HBP: 0						

PITCHER		IP	WLS	BF	H	R	ER	SO	BB	IBB	HBP	BLK	WP	HR	S	P	ERA	WHIP
Mike Garcia, R ERA: 4.05	(1, 1)	2.0	L	14	9	6	6	2	0	0	0	0	0	1	18	18	27.00	4.500
Bob Feller, R ERA: 3.28	(3, 1)	2.0		9	1	0	0	0	1	0	0	0	0	0	8	12	0.00	1.000
Jose Santiago, R ERA: 3.77	(5, 1)	2.0		9	4	1	1	2	0	0	0	0	0	0	13	13	4.50	2.000
Don Mossi, L ERA: 2.0	(7, 1)	2.0		7	1	0	0	2	0	0	0	0	0	0	11	11	0.00	0.500

PITCHER	IP	WLS	BF	H	R	ER	SO	BB	IBB	HBP	BLK	WP	HR	S	P	ERA	WHIP

BOTTOM

Cleveland Indians @ Kansas City Athletics

Municipal Stadium, Kansas City, MO

Sun Aug 14 1955, 4:33 AM EDT

Att. 27,103 - Unknown

livebaseballscorecards.com

AB	38
R	7
H	15
RBI	7
BB	1
SO	6
LOB	19

WP: 0 PA: 39
PB: 0
SB: 0
CS: 0

Cleveland Indians @ Detroit Tigers

Briggs Stadium, Detroit, MI

Tue Aug 16 1955, 4:33 AM EDT

Att. 47,545 - Unknown

TOP

livebaseballscorecards.com

Batter	1	2	3	4	5	6	7	8	9	AB	R	H	RBI	BB	SO	LOB
Al Smith, R (1, 9) OBP: 0.406, SLG: 0.480	L9		L9			F5			BB	3	0	0	0	1	0	0
Bobby Avila, R (1, 4) OBP: 0.371, SLG: 0.377	G5-4-3 1B			F4			6-3		F7	4	0	1	0	0	0	1
Al Rosen, R (1, 5) OBP: 0.366, SLG: 0.419	G5-4-3 1-2f			K			5-3			3	0	0	0	0	1	1
Ralph Kiner, R (1, 7) OBP: 0.372, SLG: 0.445		F3		F2			5-3			3	0	0	0	0	0	0
Vic Wertz, L (1, 3) OBP: 0.326, SLG: 0.480		5-3			K			F6		3	0	0	0	0	1	0
Larry Doby, L (1, 8) OBP: 0.368, SLG: 0.461		1B			K			F5		3	0	1	0	0	1	0
George Strickland, R (1, 6) OBP: 0.301, SLG: 0.284		6-3			F6			F8		3	0	0	0	0	0	1
Jim Hegan, R (1, 2) OBP: 0.301, SLG: 0.369			4-3			L9			L9	3	0	0	0	0	0	0
Early Wynn, S (1, 1) OBP: 0.247, SLG: 0.279 Sal Maglie, R (2, 1) OBP: 0.196, SLG: 0.122 Hank Foiles, R (6, PH) OBP: 0.367, SLG: 0.370 Don Mossi, L (6, 1) OBP: 0.333, SLG: 0.143 Jose Santiago, R (6, 1) Hoot Evers, R (9, PH) OBP: 0.310, SLG: 0.427			6-3			K			F4	0	0	0	0	0	0	0
										1	0	0	0	0	0	0
										1	0	0	0	0	1	0
										0	0	0	0	0	0	0
										0	0	0	0	0	0	0
										1	0	0	0	0	0	0

	AB	28
	R	0
	H	2
	RBI	0
	BB	1
	SO	4
	LOB	3

Inning Stats	1	2	3	4	5	6	7	8	9	1B: 2	SF: 0	WP: 0	PA: 29
	R: 0 E: 0 K: 0 S: 3	R: 0 E: 0 K: 0 S: 4	R: 0 E: 0 K: 0 S: 3	R: 0 E: 0 K: 1 S: 5	R: 0 E: 0 K: 2 S: 7	R: 0 E: 0 K: 1 S: 5	R: 0 E: 0 K: 0 S: 3	R: 0 E: 0 K: 0 S: 3	R: 0 E: 0 K: 0 S: 3	2B: 0	SAC: 0	PB: 0	
	H: 1 LOB: 0 BB: 0 P: 3	H: 1 LOB: 1 BB: 0 P: 4	H: 0 LOB: 0 BB: 0 P: 3	H: 0 LOB: 0 BB: 0 P: 5	H: 0 LOB: 0 BB: 0 P: 7	H: 0 LOB: 0 BB: 0 P: 5	H: 0 LOB: 0 BB: 0 P: 3	H: 0 LOB: 0 BB: 0 P: 3	H: 0 LOB: 1 BB: 1 P: 7	3B: 0	DP: 1	SB: 0	
										HR: 0	HBP: 0	CS: 0	

PITCHER		IP	WLS	BF	H	R	ER	SO	BB	IBB	HBP	BLK	WP	HR	S	P	ERA	WHIP
Billy Hoeft, L ERA: 3.38	(1, 1)	9.0	W	29	2	0	0	4	1	0	0	0	0	0	36	40	0.00	0.333

PITCHER		IP	WLS	BF	H	R	ER	SO	BB	IBB	HBP	BLK	WP	HR	S	P	ERA	WHIP

Cleveland Indians @ Detroit Tigers

Briggs Stadium, Detroit, MI

Tue Aug 16 1955, 4:33 AM EDT

Att. 47,545 - Unknown

BOTTOM

Batter	1	2	3	4	5	6	7	8	9	AB	R	H	RBI	BB	SO	LOB
Harvey Kuenn, R (1, 6) OBP: 0.356, SLG: 0.439	6-3	F4		1B		1-3 1B 2B	4-3			5	1	2	0	0	0	4
Bill Tuttle, R (1, 8) OBP: 0.347, SLG: 0.390	1-3	BBBB 1-2 2-3 3-H BB		1-3 1B		BB 1B 2-H 3-H 1B		HR		4	1	3	4	1	0	0
Al Kaline, R (1, 9) OBP: 0.427, SLG: 0.570	L6	L4		L4-3		BB 1-2 1B		L6-3		5	0	1	0	0	0	5
Earl Torgeson, L (1, 3) OBP: 0.388, SLG: 0.388		SH1-4 1B 2B 1B	F4		BBBB G5-4-3 BB	BBBB 1-2 2-3 BB		4-3		3	1	1	0	2	0	0
Ray Boone, R (1, 5) OBP: 0.357, SLG: 0.499		SH1-4 1-2 2B 1B	L9		G5-4-3 1-2f	F3		1B		5	1	2	0	0	0	4
Charlie Maxwell, L (1, 7) OBP: 0.333, SLG: 0.529		SH1-4 1-2 2-3	2B		SSS K	3-1		F3		3	0	1	0	0	1	3
Bubba Phillips, R (7, 7) OBP: 0.320, SLG: 0.328										1	0	0	0	0	0	1
Frank House, L (1, 2) OBP: 0.310, SLG: 0.423		WP BB 2-H 3-H 2B	G3			HR	2B			4	2	3	3	0	0	1
Fred Hatfield, L (1, 4) OBP: 0.328, SLG: 0.345		BBBB BB WP BB		F9		1-3	F4			3	0	0	0	1	0	1
Billy Hoeft, L (1, 1) OBP: 0.260, SLG: 0.172		BBBB 1-2 2-3 BB		F5		BBBB 2B 1B BB	SSS K			2	1	0	0	2	1	1
Inning Stats	R: 0 E: 0 K: 0 S: 3 H: 0 LOB: 0 BB: 0 P: 3	R: 3 E: 0 K: 0 S: 6 H: 3 LOB: 3 BB: 3 P: 18	R: 0 E: 0 K: 0 S: 4 H: 1 LOB: 1 BB: 0 P: 4	R: 0 E: 0 K: 0 S: 5 H: 2 LOB: 2 BB: 0 P: 5	R: 0 E: 0 K: 1 S: 4 H: 0 LOB: 0 BB: 1 P: 8	R: 3 E: 0 K: 0 S: 7 H: 4 LOB: 3 BB: 2 P: 15	R: 0 E: 0 K: 1 S: 6 H: 1 LOB: 1 BB: 0 P: 6	R: 1 E: 0 K: 0 S: 5 H: 2 LOB: 1 BB: 0 P: 5		1B: 7 2B: 4 3B: 0 HR: 2 SF: 0 SAC: 1 DP: 1 HBP: 0						

PITCHER		IP	WLS	BF	H	R	ER	SO	BB	IBB	HBP	BLK	WP	HR	S	P	ERA	WHIP
Early Wynn, R ERA: 2.91	(1, 1)	1.1	L	9	3	3	3	0	2	0	0	0	1	0	7	15	20.25	3.750
Sal Maglie, R ERA: 3.68	(2, 1)	3.2		15	3	0	0	1	2	0	0	0	0	0	15	23	0.00	1.364
Don Mossi, L ERA: 2.39	(6, 1)	0.1		7	4	3	3	0	2	0	0	0	0	1	5	13	81.00	18.000
Jose Santiago, R ERA: 3.71	(6, 1)	2.2		11	3	1	1	1	0	0	0	0	0	1	13	13	3.38	1.125

PITCHER	IP	WLS	BF	H	R	ER	SO	BB	IBB	HBP	BLK	WP	HR	S	P	ERA	WHIP

livebaseballscorecards.com

AB	35
R	7
H	13
RBI	7
BB	6
SO	2
LOB	20

WP: 1 PA: 42
PB: 0
SB: 0
CS: 0

Cleveland Indians @ Detroit Tigers

Briggs Stadium, Detroit, MI

Wed Aug 17 1955, 4:33 AM EDT

Att. 15,836 - Unknown

TOP

livebaseballscorecards.com

Batter	1	2	3	4	5	6	7	8	9	AB	R	H	RBI	BB	SO	LOB
Bobby Avila, R (1, 4) OBP: 0.369, SLG: 0.383	F7		F4		HR	F3			1-3	5	1	1	1	0	0	2
Gene Woodling, L (1, 7) OBP: 0.350, SLG: 0.386	L3		L9		HR	F7			F6	5	1	1	1	0	0	2
Ferris Fain, L (1, 3) OBP: 0.450, SLG: 0.349	1B		4-3		L9		F6			4	0	1	0	0	0	0
Vic Wertz, L (1, 9) OBP: 0.325, SLG: 0.476	L9			3-1	1B		F7			4	0	1	0	0	0	1
Larry Doby, L (1, 8) OBP: 0.369, SLG: 0.469		HR		BB BB 1B 1B	K		L9			4	2	2	1	0	1	1
Al Smith, R (1, 5) OBP: 0.405, SLG: 0.477		K		1-2 BB 1B BB	L9			K		3	1	0	0	1	2	1
Hal Naragon, L (1, 2) OBP: 0.406, SLG: 0.471		L9		F5	1B			G5-4-3 BB		3	0	1	0	1	0	2
George Strickland, R (1, 6) OBP: 0.307, SLG: 0.288		1B		1-2 2-3 1B BB	1-2 1B			G5-4-3 1-2f		3	0	2	0	1	0	1
Bob Lemon, L (1, 1) OBP: 0.328, SLG: 0.263 Dale Mitchell, L (4, PH) OBP: 0.296, SLG: 0.340 Bob Feller, R (4, 1) OBP: 0.095, SLG: 0.050 Hoot Evers, R (6, PH) OBP: 0.310, SLG: 0.427 Early Wynn, S (6, PH) OBP: 0.243, SLG: 0.275 Ray Narleski, R (6, 1) OBP: 0.278, SLG: 0.278 Art Houtteman, R (8, 1) OBP: 0.182, SLG: 0.129 Ralph Kiner, R (9, PH) OBP: 0.371, SLG: 0.443		4-3		1-3 2-H 3-H 1B	F2				K	1 1 0 0 1 0 0 0 1	0 0 0 0 0 0 0 0 0	0 1 0 0 0 0 0 0 0	0 2 0 0 0 0 0 0 0	0 0 0 0 0 0 0 0 1	0 0 0 0 0 0 0 0 0	1 0 0 0 2 0 0 0 0
Inning Stats	R: 0 E: 0 K: 0 S: 4 H: 1 LOB: 1 BB: 0 P: 4	R: 1 E: 0 K: 1 S: 7 H: 2 LOB: 1 BB: 0 P: 7	R: 0 E: 0 K: 0 S: 3 H: 0 LOB: 0 BB: 0 P: 3	R: 2 E: 0 K: 0 S: 4 H: 2 LOB: 2 BB: 2 P: 12	R: 2 E: 0 K: 1 S: 8 H: 3 LOB: 1 BB: 0 P: 8	R: 0 E: 0 K: 0 S: 5 H: 2 LOB: 2 BB: 0 P: 5	R: 0 E: 0 K: 0 S: 3 H: 0 LOB: 0 BB: 0 P: 3	R: 0 E: 0 K: 1 S: 4 H: 0 LOB: 0 BB: 1 P: 8	R: 0 E: 0 K: 1 S: 5 H: 0 LOB: 0 BB: 0 P: 5	1B: 7 2B: 0 3B: 0 HR: 3 SF: 0 SAC: 0 DP: 1 HBP: 0						

	AB	35
	R	5
	H	10
	RBI	5
	BB	3
	SO	4
	LOB	13

WP: 0 PB: 0 SB: 0 CS: 0 PA: 38

PITCHER		IP	WLS	BF	H	R	ER	SO	BB	IBB	HBP	BLK	WP	HR	S	P	ERA	WHIP
Jim Bunning, R ERA: 5.12	(1, 1)	4.0		20	7	5	5	1	2	0	0	0	0	3	20	28	11.25	2.250
Babe Birrer, R ERA: 3.5	(5, 1)	5.0	W	18	3	0	0	3	1	0	0	0	0	0	23	27	0.00	0.800

PITCHER		IP	WLS	BF	H	R	ER	SO	BB	IBB	HBP	BLK	WP	HR	S	P	ERA	WHIP

Cleveland Indians @ Detroit Tigers

Briggs Stadium, Detroit, MI

Wed Aug 17 1955, 4:33 AM EDT

Att. 15,836 - Unknown

BOTTOM

Batter	1	2	3	4	5	6	7	8	9	AB	R	H	RBI	BB	SO	LOB
Harvey Kuenn, R (1, 6) OBP: 0.355, SLG: 0.437	5-3		1B 3B 1B	4-3 1-2		4-3		F8		5	1	1	0	0	0	3
Bill Tuttle, R (1, 8) OBP: 0.350, SLG: 0.393	F4		1-2 3B 1B	2-H 1B			1B 1B 1B			4	2	3	1	0	0	0
Al Kaline, R (1, 9) OBP: 0.429, SLG: 0.576	L5-3		1-H 2-H 1B 3B		CS 1B		1B 1-3 SF9 1B			4	2	3	2	0	0	0
Earl Torgeson, L (1, 3) OBP: 0.392, SLG: 0.390		BBBB F8 1B 1B BB	3-H G6-4-3 1B		SSS 1-2 K		1-3 3-H S 1B			3	1	2	2	1	1	1
Ray Boone, R (1, 5) OBP: 0.356, SLG: 0.496		1-2 BB 1B 1B	1-2f G6-4-3		6-3		SSS 1-2 K			4	1	1	0	0	1	3
Charlie Maxwell, L (1, 7) OBP: 0.316, SLG: 0.507		2-3 F8	G3			SSS K	3-H SF9			3	0	0	1	0	1	2
Bubba Phillips, R (8, 7) OBP: 0.320, SLG: 0.328										0	0	0	0	0	0	0
Frank House, L (1, 2) OBP: 0.317, SLG: 0.442		BBBB 1B 1-2 BB	HR			2B	F9			3	1	2	1	1	0	1
Fred Hatfield, L (1, 4) OBP: 0.332, SLG: 0.348		1-3 2-H 3-H FC4-6 1B	4-3 1B 1B			BBBB BB		3-1		3	1	2	2	1	0	0
Jim Bunning, R (1, 1) OBP: 0.167, SLG: 0.167		1-2f FC4-6	SSS K			SSS K		F6		2	0	0	0	0	1	2
Babe Birrer, R (5, 1) OBP: 0.263, SLG: 0.588										2	0	0	0	0	1	2
Inning Stats	R: 0 E: 0 K: 0 S: 3 H: 0 LOB: 0 BB: 0 P: 3	R: 2 E: 0 K: 0 S: 4 H: 2 LOB: 1 BB: 2 P: 12	R: 3 E: 0 K: 0 S: 6 H: 4 LOB: 0 BB: 0 P: 6	R: 2 E: 0 K: 1 S: 7 H: 3 LOB: 1 BB: 0 P: 7	R: 0 E: 0 K: 1 S: 5 H: 1 LOB: 0 BB: 0 P: 5	R: 0 E: 0 K: 2 S: 8 H: 1 LOB: 2 BB: 1 P: 12	R: 2 E: 0 K: 1 S: 8 H: 3 LOB: 1 BB: 0 P: 8	R: 0 E: 0 K: 0 S: 3 H: 0 LOB: 0 BB: 0 P: 3		1B: 11 2B: 1 3B: 1 HR: 1	SF: 1 SAC: 0 DP: 1 HBP: 0						

	AB	33
	R	9
	H	14
	RBI	9
	BB	3
	SO	5
	LOB	14

WP: 0 PB: 0 SB: 1 CS: 1 PA: 37

livebaseballscorecards.com

PITCHER		IP	WLS	BF	H	R	ER	SO	BB	IBB	HBP	BLK	WP	HR	S	P	ERA	WHIP
Bob Lemon, R ERA: 3.85	(1, 1)	3.0	L	15	6	5	5	0	2	0	0	0	0	0	13	21	15.00	2.667
Bob Feller, R ERA: 3.44	(4, 1)	2.0		8	4	2	2	2	0	0	0	0	0	1	12	12	9.00	2.000
Ray Narleski, R ERA: 2.9	(6, 1)	2.0		11	4	2	2	3	1	0	0	0	0	0	16	20	9.00	2.500
Art Houtteman, R ERA: 3.49	(8, 1)	1.0		3	0	0	0	0	0	0	0	0	0	0	3	3	0.00	0.000

PITCHER	IP	WLS	BF	H	R	ER	SO	BB	IBB	HBP	BLK	WP	HR	S	P	ERA	WHIP

Batter	1	2	3	4	5	6	7	8	9	AB	R	H	RBI	BB	SO	LOB
Al Smith, R (1, 5) (8, 9) OBP: 0.405, SLG: 0.476	F8		6-3		BB		1B	SF7		3	0	1	1	1	0	0
Bobby Avila, R (1, 4) OBP: 0.369, SLG: 0.383	E SF7 1B		F7		L9		K	1B		5	1	2	0	0	1	3
Gene Woodling, L (1, 7) OBP: 0.354, SLG: 0.389	E8			1B 1B		E 1B	G3	F8		5	0	3	0	0	0	4
Vic Wertz, L (1, 9) OBP: 0.320, SLG: 0.470	SF7			F8		F8		E1 E 1B SF9	L9	3	0	0	1	0	0	2
Jim Hegan, R (8, PR) OBP: 0.301, SLG: 0.369										0	1	0	0	0	0	0
Al Rosen, R (8, 5) OBP: 0.365, SLG: 0.418										1	0	0	0	0	0	0
Larry Doby, L (1, 8) OBP: 0.367, SLG: 0.466	G3			F9		F7		E9 SF9 1B	K	5	1	1	0	0	1	3
Ferris Fain, L (1, 3) OBP: 0.453, SLG: 0.357		F2		1B		E7		SF9	1B	4	0	3	1	0	0	0
Hal Naragon, L (1, 2) OBP: 0.416, SLG: 0.478		G3		1B		4-1		BB 1B	1B	5	1	3	1	0	0	2
George Strickland, R (1, 6) OBP: 0.305, SLG: 0.284		6-3		F8			L9	1B SF7 BB	L7	4	1	0	0	1	0	2
Herb Score, L (1, 1) OBP: 0.143, SLG: 0.132			K	K						4	0	2	1	0	2	0
Ray Narleski, R (9, 1) OBP: 0.278, SLG: 0.278							1B	1B		0	0	0	0	0	0	0
Inning Stats	R: 1 E: 1 K: 0 S: 5 H: 2 LOB: 1 BB: 0 P: 5	R: 0 E: 0 K: 0 S: 3 H: 0 LOB: 0 BB: 0 P: 3	R: 0 E: 0 K: 1 S: 5 H: 0 LOB: 0 BB: 0 P: 5	R: 0 E: 0 K: 0 S: 5 H: 3 LOB: 2 BB: 0 P: 5	R: 0 E: 0 K: 1 S: 5 H: 0 LOB: 1 BB: 1 P: 9	R: 0 E: 1 K: 0 S: 5 H: 2 LOB: 2 BB: 0 P: 5	R: 0 E: 0 K: 1 S: 7 H: 2 LOB: 2 BB: 0 P: 7	R: 4 E: 2 K: 0 S: 8 H: 4 LOB: 2 BB: 1 P: 12	R: 0 E: 0 K: 1 S: 7 H: 2 LOB: 2 BB: 0 P: 7	1B: 15 2B: 0 3B: 0 HR: 0 SF: 3 SAC: 0 DP: 0 HBP: 0						

PITCHER	IP	WLS	BF	H	R	ER	SO	BB	IBB	HBP	BLK	WP	HR	S	P	ERA	WHIP
Frank Lary, R (1, 1) ERA: 3.38	7.1	L	35	11	5	3	3	2	0	0	0	0	0	39	47	3.68	1.773
Al Aber, L (8, 1) ERA: 3.27	1.2		9	4	0	0	1	0	0	0	0	0	0	11	11	0.00	2.400

PITCHER	IP	WLS	BF	H	R	ER	SO	BB	IBB	HBP	BLK	WP	HR	S	P	ERA	WHIP

TOP

Cleveland Indians @ Detroit Tigers

Briggs Stadium, Detroit, MI

Thu Aug 18 1955, 4:33 AM EDT

Att. 15,988 - Unknown

livebaseballscorecards.com

AB	39
R	5
H	15
RBI	5
BB	2
SO	4
LOB	16

PA: 44

WP: 0 PB: 0 SB: 0 CS: 0

Batter	1	2	3	4	5	6	7	8	9	AB	R	H	RBI	BB	SO	LOB
Harvey Kuenn, R (1, 6) OBP: 0.355, SLG: 0.436	1B		E6 1B FC5-4-3		1B			F8 ①	F3 ③	5	1	2	0	0	0	1
Bill Tuttle, R (1, 8) OBP: 0.350, SLG: 0.392	F7 ①		FC5-4-3 2-3 1B		F9 ②			K ②		4	0	1	0	0	1	2
Al Kaline, R (1, 9) OBP: 0.430, SLG: 0.575	1-2 1B		1-2 FC5-4-3 ①② 3-H		K ③			1B		4	0	2	1	0	1	2
Jack Phillips, R (1, 3) OBP: 0.347, SLG: 0.412	K ②		K ③			K ①		F7 ③		4	0	0	0	0	3	3
Ray Boone, R (1, 5) OBP: 0.357, SLG: 0.495	F9 ③			1B		6-3 ②			BB 2B BB	3	1	1	0	1	0	2
Bubba Phillips, R (1, 7) OBP: 0.318, SLG: 0.326		6-3 ①		F9 ①		CS 1B			K ①	4	0	1	0	0	1	2
Reno Bertoia, R (1, 4) OBP: 0.273, SLG: 0.333		K ②		K ②		CS ③ 1-2	L6 ①		2B 1-2 4-3 BB	3	1	0	0	1	2	1
Red Wilson, R (1, 2) OBP: 0.307, SLG: 0.306 Frank House, L (7, 2) OBP: 0.318, SLG: 0.447	BB		K ③				K ②	4-3 1-3 2-H 2B		1 2	0 0	0 1	0 1	1 0	1 1	1 0
Frank Lary, R (1, 1) OBP: 0.266, SLG: 0.262 Al Aber, L (8, 1) Earl Torgeson, L (9, PH) OBP: 0.391, SLG: 0.389	K ③				K ①		K ③	4-3 ② 2-3 3-H		3 0 1	0 0 0	0 0 1	0 0 1	0 0 0	3 0 0	1 0 1
Inning Stats	R: 0 E: 0 K: 1 S: 7 H: 2 LOB: 2 BB: 0 P: 7	R: 0 E: 0 K: 2 S: 7 H: 0 LOB: 1 BB: 1 P: 11	R: 1 E: 1 K: 1 S: 6 H: 1 LOB: 0 BB: 0 P: 6	R: 0 E: 0 K: 2 S: 8 H: 1 LOB: 1 BB: 0 P: 8	R: 0 E: 0 K: 2 S: 8 H: 1 LOB: 1 BB: 0 P: 8	R: 0 E: 0 K: 1 S: 5 H: 1 LOB: 0 BB: 0 P: 5	R: 0 E: 0 K: 2 S: 7 H: 0 LOB: 0 BB: 0 P: 7	R: 0 E: 0 K: 1 S: 6 H: 1 LOB: 1 BB: 0 P: 6	R: 2 E: 0 K: 1 S: 6 H: 1 LOB: 1 BB: 2 P: 14	1B: 7 2B: 2 3B: 0 HR: 0 SF: 0 SAC: 0 DP: 1 HBP: 0						

PITCHER	IP	WLS	BF	H	R	ER	SO	BB	IBB	HBP	BLK	WP	HR	S	P	ERA	WHIP
Herb Score, L (1, 1) ERA: 2.83	8.2	W	36	8	3	2	13	3	0	0	0	0	0	59	71	2.08	1.269
Ray Narleski, R (9, 1) ERA: 2.89	0.1	S	1	0	0	0	0	0	0	0	0	0	0	1	1	0.00	0.000

PITCHER	IP	WLS	BF	H	R	ER	SO	BB	IBB	HBP	BLK	WP	HR	S	P	ERA	WHIP

BOTTOM

Cleveland Indians @ Detroit Tigers

Briggs Stadium, Detroit, MI

Thu Aug 18 1955, 4:33 AM EDT

Att. 15,988 - Unknown

livebaseballscorecards.com

AB	34
R	3
H	8
RBI	3
BB	3
SO	13
LOB	16

WP: 0 PB: 0 SB: 0 CS: 1 PA: 38

Batter	1	2	3	4	5	6	7	8	9	10	11	AB	R	H	RBI	BB	SO	LOB
Vic Power, R (1, 3) OBP: 0.345, SLG: 0.494	F3		F9		F9		F3		F7			5	0	0	0	0	0	2
Enos Slaughter, L (1, 9) OBP: 0.398, SLG: 0.404	1B			3B	E4		1-3			E		5	1	3	0	0	0	1
Elmer Valo, L (1, 7) OBP: 0.463, SLG: 0.496	G6-4-3			F6	F5			1B		E6		5	0	3	0	0	0	3
Bill Wilson, R (10, 7) OBP: 0.296, SLG: 0.444										FC6-4		0	0	0	0	0	0	0
Harry Simpson, L (1, 8) OBP: 0.370, SLG: 0.456	G6-4-3			FC1-2		1B		F8		K	K	5	0	2	1	0	1	5
Hector Lopez, R (1, 5) OBP: 0.321, SLG: 0.383		5-3		FC1-2		1B		F2		K	K	5	0	1	0	0	1	4
Jim Finigan, R (1, 4) OBP: 0.327, SLG: 0.400		5-3		1B		F9		K		FC6-4		5	0	1	0	0	1	5
Joe Demaestri, R (1, 6) OBP: 0.285, SLG: 0.322		F4		K		F7			F9		F3	5	0	0	0	0	1	4
Billy Shantz, R (1, 2) OBP: 0.301, SLG: 0.306			6-3		E	L3			F3		F9	5	0	1	0	0	0	2
Vic Raschi, R (1, 1) OBP: 0.226, SLG: 0.233			K		K		3-1				F4	1	0	0	0	0	1	0
Tom Gorman, R (4, 1) OBP: 0.091, SLG: 0.136									1B			4	0	1	0	0	1	1
Inning Stats	R: 0 E: 0 K: 0 S: 4 H: 2 LOB: 1 BB: 0 P: 4	R: 0 E: 0 K: 0 S: 3 H: 0 LOB: 0 BB: 0 P: 3	R: 0 E: 0 K: 1 S: 5 H: 0 LOB: 0 BB: 0 P: 5	R: 1 E: 0 K: 1 S: 8 H: 3 LOB: 2 BB: 0 P: 8	R: 0 E: 1 K: 1 S: 7 H: 1 LOB: 2 BB: 0 P: 7	R: 0 E: 0 K: 0 S: 5 H: 2 LOB: 2 BB: 0 P: 5	R: 0 E: 0 K: 0 S: 3 H: 0 LOB: 0 BB: 0 P: 3	R: 0 E: 0 K: 1 S: 6 H: 1 LOB: 1 BB: 0 P: 6	R: 0 E: 0 K: 0 S: 4 H: 1 LOB: 1 BB: 0 P: 4	R: 0 E: 1 K: 2 S: 9 H: 2 LOB: 2 BB: 0 P: 9	R: 0 E: 0 K: 0 S: 3 H: 0 LOB: 0 BB: 0 P: 3	1B: 10 2B: 1 3B: 1 HR: 0	SF: 0 SAC: 0 DP: 1 HBP: 0	WP: 0 PB: 0 SB: 0 CS: 0	PA: 45			

TOP

Kansas City Athletics @ Cleveland Indians

Cleveland Municipal Stadium, Cleveland, OH

Fri Aug 19 1955, 3:33 AM EDT
Att. 14,892 - Unknown

livebaseballscorecards.com

AB	45
R	1
H	12
RBI	1
BB	0
SO	6
LOB	27

PITCHER		IP	WLS	BF	H	R	ER	SO	BB	IBB	HBP	BLK	WP	HR	S	P	ERA	WHIP
Mike Garcia, R ERA: 3.89	(1, 1)	9.0		39	12	1	1	4	0	0	0	0	0	0	47	47	1.00	1.333
Don Mossi, L ERA: 2.38	(10, 1)	0.1		1	0	0	0	1	0	0	0	0	0	0	3	3	0.00	0.000
Ray Narleski, R ERA: 2.84	(10, 1)	1.2	W	5	0	0	0	1	0	0	0	0	0	0	7	7	0.00	0.000

PITCHER	IP	WLS	BF	H	R	ER	SO	BB	IBB	HBP	BLK	WP	HR	S	P	ERA	WHIP

Kansas City Athletics @ Cleveland Indians

Cleveland Municipal Stadium, Cleveland, OH

Fri Aug 19 1955, 3:33 AM EDT

Att. 14,892 - Unknown

livebaseballscorecards.com

BOTTOM

Batter	1	2	3	4	5	6	7	8	9	10	11	AB	R	H	RBI	BB	SO	LOB
Al Smith, R (1, 5) OBP: 0.404, SLG: 0.473	5-3		1-2 1B		F9			F7		F9		5	0	1	0	0	0	0
Bobby Avila, R (1, 4) OBP: 0.370, SLG: 0.384	6-3		2-6 2-3f			F9		BBB FC6-4 BB		2B		4	0	1	0	1	0	2
Gene Woodling, L (1, 7) OBP: 0.354, SLG: 0.387	SSS K			2B 1B 1B		F9		FC6-4 1B 1-2f		IIII IBB		4	1	1	0	1	1	1
Vic Wertz, L (1, 9) OBP: 0.325, SLG: 0.477		F5		1B 1-3 2B		1B		1-2 1B		F7		5	0	3	0	0	0	2
Larry Doby, L (1, 8) OBP: 0.366, SLG: 0.463		SSS K		G6-4-3 2-3 3-H 1B		F8		G3			F7	5	0	1	1	0	1	3
Ferris Fain, L (1, 3) OBP: 0.452, SLG: 0.355		FC6-4 1B		G6-4-3 1-2f			BBB 4-0 SH5-4 BB		F9		F7	4	0	1	0	1	0	2
Hal Naragon, L (1, 2) OBP: 0.410, SLG: 0.468 Jim Hegan, R (11, PR) OBP: 0.301, SLG: 0.369		FC6-4 1-2f		6-3				SH5-4 1-2	F7		1B 1B 1B	4 0	0 1	1 0	0 0	0 0	0 0	2 0
George Strickland, R (1, 6) OBP: 0.301, SLG: 0.281 Ralph Kiner, R (11, PH) OBP: 0.373, SLG: 0.445 Sam Dente, R (11, PR) OBP: 0.321, SLG: 0.295			F4		5-3			SSS K	SSS K		1-3 1B	4 1 0	0 0 0	0 1 0	0 0 0	0 0 0	2 0 0	1 0 0
Mike Garcia, R (1, 1) OBP: 0.279, SLG: 0.321 Don Mossi, L (10, 1) OBP: 0.333, SLG: 0.143 Ray Narleski, R (10, 1) OBP: 0.263, SLG: 0.263 Dale Mitchell, L (11, PH) OBP: 0.309, SLG: 0.353			2-6 1B 1B		1-3			F8		1-3	1-2 3-H 1B	3 0 1 1	0 0 0 0	1 0 0 1	0 0 0 0	0 0 0 0	0 0 0 0	1 0 0 0
Inning Stats	R: 0 E: 0 K: 1 S: 5 H: 0 LOB: 0 BB: 0 P: 5	R: 0 E: 0 K: 1 S: 6 H: 1 LOB: 1 BB: 0 P: 6	R: 0 E: 0 K: 0 S: 4 H: 2 LOB: 1 BB: 0 P: 4	R: 1 E: 0 K: 0 S: 5 H: 3 LOB: 1 BB: 0 P: 5	R: 0 E: 0 K: 0 S: 3 H: 0 LOB: 0 BB: 0 P: 3	R: 0 E: 0 K: 0 S: 4 H: 1 LOB: 1 BB: 0 P: 4	R: 0 E: 0 K: 1 S: 5 H: 0 LOB: 1 BB: 1 P: 9	R: 0 E: 0 K: 0 S: 4 H: 1 LOB: 2 BB: 1 P: 8	R: 0 E: 0 K: 1 S: 5 H: 0 LOB: 0 BB: 0 P: 5	R: 0 E: 0 K: 0 S: 4 H: 1 LOB: 2 BB: 1 P: 8	R: 1 E: 0 K: 0 S: 5 H: 3 LOB: 2 BB: 0 P: 5							

| | | | | | | |

Batter	1	2	3	4	5	6	7	8	9	AB	R	H	RBI	BB	SO	LOB
Vic Power, R (1, 3) OBP: 0.345, SLG: 0.492	G5-4-3 1B		F2	3-1			1-3			4	0	1	0	0	0	2
Hector Lopez, R (1, 5) OBP: 0.320, SLG: 0.390	K		6-3		HR		K			4	1	1	1	0	2	1
Gus Zernial, R (1, 7) OBP: 0.299, SLG: 0.489	G5-4-3 1-2f		F8		6-3		6-3			4	0	0	0	0	0	1
Harry Simpson, L (1, 8) OBP: 0.371, SLG: 0.460		1B 2B		E4 BB 1B	BB 1B			K		4	2	2	0	0	1	0
Bill Renna, R (1, 9) OBP: 0.317, SLG: 0.384		1B 1B 2-H 1B		1B 1-2 1B BB	G1-6-3 1-2 BB			F4		2	2	1	1	2	0	0
Clete Boyer, R (1, 4) OBP: 0.393, SLG: 0.429		1-H 1B		1B 1-2 2-H 1B	G1-6-3 1-2f			5-3		4	0	2	2	0	0	2
Joe Demaestri, R (1, 6) OBP: 0.282, SLG: 0.319		F3	K	K	K				F9	4	0	0	0	0	2	3
Joe Astroth, R (1, 2) OBP: 0.329, SLG: 0.280		F6	K	K	K				F8	4	0	0	0	0	2	3
Art Ceccarelli, R (1, 1) OBP: 0.034, SLG: 0.034		K	1-3 2-H 1B	F6					F7	1	0	0	0	0	1	1
Elmer Valo, L (4, PH) OBP: 0.465, SLG: 0.498										1	0	1	1	0	0	0
Cloyd Boyer, R (4, 1) OBP: 0.129, SLG: 0.069										1	0	0	0	0	0	0
Bill Harrington, R (7, 1) OBP: 0.231, SLG: 0.167										0	0	0	0	0	0	0
Enos Slaughter, L (9, PH) OBP: 0.396, SLG: 0.402										1	0	0	0	0	0	0
Inning Stats	R: 0 E: 0 K: 1 S: 5 H: 1 LOB: 0 BB: 0 P: 5	R: 2 E: 0 K: 1 S: 8 H: 3 LOB: 1 BB: 0 P: 8	R: 0 E: 0 K: 0 S: 3 H: 0 LOB: 0 BB: 0 P: 3	R: 2 E: 1 K: 2 S: 10 H: 2 LOB: 2 BB: 1 P: 14	R: 1 E: 0 K: 0 S: 4 H: 2 LOB: 1 BB: 1 P: 8	R: 0 E: 0 K: 2 S: 7 H: 0 LOB: 0 BB: 0 P: 7	R: 0 E: 0 K: 1 S: 5 H: 0 LOB: 0 BB: 0 P: 5	R: 0 E: 0 K: 1 S: 5 H: 0 LOB: 0 BB: 0 P: 5	R: 0 E: 0 K: 0 S: 3 H: 0 LOB: 0 BB: 0 P: 3	1B: 6 2B: 1 3B: 0 HR: 1 SF: 0 SAC: 0 DP: 2 HBP: 0						

PITCHER		IP	WLS	BF	H	R	ER	SO	BB	IBB	HBP	BLK	WP	HR	S	P	ERA	WHIP
Early Wynn, R ERA: 2.95	(1, 1)	3.2		18	6	4	2	4	1	0	0	0	0	0	25	29	4.91	1.909
Art Houtteman, R ERA: 3.41	(4, 1)	5.1	W	18	2	1	1	4	1	0	0	0	0	1	25	29	1.69	0.562

PITCHER	IP	WLS	BF	H	R	ER	SO	BB	IBB	HBP	BLK	WP	HR	S	P	ERA	WHIP

TOP

Kansas City Athletics @ Cleveland Indians

Cleveland Municipal Stadium, Cleveland, OH

Sat Aug 20 1955, 3:33 AM EDT

Att. 16,693 - Unknown

livebaseballscorecards.com

AB	34
R	5
H	8
RBI	5
BB	2
SO	8
LOB	13

PA: 36

WP: 0
PB: 0
SB: 0
CS: 0

BOTTOM

Kansas City Athletics @ Cleveland Indians

Cleveland Municipal Stadium, Cleveland, OH

Sat Aug 20 1955, 3:33 AM EDT

Att. 16,693 - Unknown

livebaseballscorecards.com

Batter	1	2	3	4	5	6	7	8	9	AB	R	H	RBI	BB	SO	LOB
Al Smith, R (1, 5) (8, 9) OBP: 0.405, SLG: 0.471	BBBB 4-0 BB 1B BB	x 0-0 ② F9		x 0-0 ① F8			H 1-0 2B FC6-2 HBP	H 1-0 BB HBP		2	1	0	0	1	0	1
Bobby Avila, R (1, 4) OBP: 0.370, SLG: 0.381	BBBB 4-0 BB 1B 1-2 1B BB	x 0-0 ③ 1-3		x 0-0 ② 1-3 1-2			x 0-0 ① F9	BBBB 4-0 1-2 BB		3	1	0	0	2	0	2
Gene Woodling, L (1, 9) (8, 7) OBP: 0.355, SLG: 0.391	SSS 0-3 ① K		x 0-0 3B 1B	x 0-0 ③ F8			x 0-0 FC6-2 1-3 2B 2B	x 0-0 ② F5		5	2	2	0	0	1	5
Ralph Kiner, R (1, 7) OBP: 0.368, SLG: 0.439 Ferris Fain, L (8, 3) OBP: 0.450, SLG: 0.353	x 0-0 ② F6		x 0-0 ① F9		x 0-0 ① F7		x 0-0 ② FC6-2 2B 2-3 3-H	x 0-0 ③ F7		4 1	1 0	0 0	0 0	0 0	0 0	5 2
Vic Wertz, L (1, 3) OBP: 0.331, SLG: 0.486 Sam Dente, R (7, PR) (8, 5) OBP: 0.321, SLG: 0.295	x 0-0 BB 1B 1-2 2-H 1B		x 0-0 ② F8		x 0-0 G3-6-3 1B		x 0-0 BB 1-H 3-H 2B			4 0	1 0	3 0	3 0	0 0	0 0	1 0
Larry Doby, L (1, 8) OBP: 0.369, SLG: 0.468	BBBB 4-0 1B 1-2 2-3 BB		x 0-0 3B 1-H 3B		x 0-0 ② ③ G3-6-3 1-2f		BBBB 4-0 BB BB			2	1	1	1	2	0	1
George Strickland, R (1, 6) OBP: 0.307, SLG: 0.291	x 0-0 1-3 2-H 3-H 1B		x 0-0 3B 3-H			x 0-0 ① 6-3	BBBB 4-0 1-2 2-3 BB			3	0	2	3	1	0	0
Jim Hegan, R (1, 2) OBP: 0.297, SLG: 0.362	SSS 0-3 ③ K		x 0-0 ③ F7			SSS 0-3 ② K	x 0-0 ③ 3-1			4	0	0	0	0	2	6
Early Wynn, S (1, 1) OBP: 0.240, SLG: 0.271 Art Houtteman, R (4, 1) OBP: 0.194, SLG: 0.121		x 0-0 ① L6		BBBB 4-0 1-3 BB		x 0-0 ③ 6-3		SSS 0-3 ① K		1 2	0 0	0 0	0 0	0 1	0 1	0 0
Inning Stats	R: 3 H: 2 E: 0 LOB: 2 K: 2 BB: 3 S: 9 P: 21	R: 0 H: 0 E: 0 LOB: 0 K: 0 BB: 0 S: 3 P: 3	R: 2 H: 3 E: 0 LOB: 1 K: 0 BB: 0 S: 6 P: 6	R: 0 H: 0 E: 0 LOB: 1 K: 0 BB: 1 S: 3 P: 7	R: 0 H: 1 E: 0 LOB: 0 K: 0 BB: 0 S: 3 P: 3	R: 0 H: 0 E: 0 LOB: 0 K: 1 BB: 0 S: 5 P: 5	R: 2 H: 2 E: 0 LOB: 3 K: 0 BB: 2 S: 5 P: 14	R: 0 H: 0 E: 0 LOB: 2 K: 1 BB: 1 S: 5 P: 10		1B: 4 SF: 0 2B: 2 SAC: 0 3B: 2 DP: 1 HR: 0 HBP: 2				WP: 0 PA: 40 PB: 0 SB: 0 CS: 0		

	AB	31
	R	7
	H	8
	RBI	7
	BB	7
	SO	4
	LOB	23

PITCHER		IP	WLS	BF	H	R	ER	SO	BB	IBB	HBP	BLK	WP	HR	S	P	ERA	WHIP
Art Ceccarelli, L ERA: 5.18	(1, 1)	3.0		17	5	5	5	2	3	0	0	0	0	0	18	30	15.00	2.667
Cloyd Boyer, R ERA: 6.39	(4, 1)	3.2	L	17	3	2	2	1	3	0	1	0	0	0	15	28	4.91	1.636
Bill Harrington, R ERA: 4.47	(7, 1)	1.1		6	0	0	0	1	1	0	1	0	0	0	6	11	0.00	0.750

PITCHER	IP	WLS	BF	H	R	ER	SO	BB	IBB	HBP	BLK	WP	HR	S	P	ERA	WHIP

Batter	1	2	3	4	5	6	7	8	9	AB	R	H	RBI	BB	SO	LOB
Vic Power, R (1, 3) OBP: 0.345, SLG: 0.493	5-3	E2 1-H 2-H 3-H 2B		1B			F7		F2	5	0	2	3	0	0	0
Enos Slaughter, L (1, 9) OBP: 0.390, SLG: 0.395	4-3	4-3		F7			F8			4	0	0	0	0	0	2
Elmer Valo, L (1, 7) OBP: 0.466, SLG: 0.498	F7		FC6-4 1B		F5		1B			4	0	2	0	0	0	0
Harry Simpson, L (1, 8) OBP: 0.370, SLG: 0.456		3-1	FC6-4 1B 1-2f		FC6-4 HBP		K			3	0	0	0	0	1	2
Hector Lopez, R (1, 5) OBP: 0.322, SLG: 0.391		WP 1B 1B	1-2 1B		F8			5-3		4	1	2	0	0	0	1
Clete Boyer, R (1, 4) OBP: 0.344, SLG: 0.375		F5 1-2	F9		FC6-4 1-2f			5-3		4	0	0	0	0	0	4
Joe Demaestri, R (1, 6) OBP: 0.282, SLG: 0.318		BB E 1B 2-H 1B	6-3			K		F6		4	1	1	1	0	1	2
Billy Shantz, R (1, 2) OBP: 0.307, SLG: 0.309 Bill Renna, R (9, PH) OBP: 0.316, SLG: 0.382		BB E 1-2 1B		B3-6-4 BB		F7			6-3	2 1	1 0	1 0	0 0	1 0	0 0	0 0
Art Ditmar, R (1, 1) OBP: 0.245, SLG: 0.231 Gus Zernial, R (9, PH) OBP: 0.298, SLG: 0.488		E 1-2 2-3 BB		B3-6-4 1-2f		4-3			F2	2 1	1 0	0 0	0 0	1 0	0 0	1 0
Inning Stats	R: 0 E: 0 K: 0 S: 3 H: 0 LOB: 0 BB: 0 P: 3	R: 4 E: 1 K: 0 S: 7 H: 4 LOB: 1 BB: 1 P: 11	R: 0 E: 0 K: 0 S: 5 H: 2 LOB: 2 BB: 0 P: 5	R: 0 E: 0 K: 0 S: 3 H: 1 LOB: 1 BB: 1 P: 7	R: 0 E: 0 K: 0 S: 3 H: 0 LOB: 1 BB: 0 P: 4	R: 0 E: 0 K: 1 S: 5 H: 0 LOB: 0 BB: 0 P: 5	R: 0 E: 0 K: 1 S: 6 H: 1 LOB: 1 BB: 0 P: 6	R: 0 E: 0 K: 0 S: 3 H: 0 LOB: 0 BB: 0 P: 3	R: 0 E: 0 K: 0 S: 3 H: 0 LOB: 0 BB: 0 P: 3	1B: 7 2B: 1 3B: 0 HR: 0 SF: 0 SAC: 0 DP: 1 HBP: 1						

PITCHER		IP	WLS	BF	H	R	ER	SO	BB	IBB	HBP	BLK	WP	HR	S	P	ERA	WHIP
Bob Lemon, R ERA: 4.02	(1, 1)	2.1		14	6	4	4	0	1	0	0	0	1	0	13	17	15.43	3.000
Jose Santiago, R ERA: 2.91	(3, 1)	4.2	W	17	2	0	0	2	1	0	1	0	0	0	19	24	0.00	0.643
Sal Maglie, R ERA: 3.63	(8, 1)	2.0	S	6	0	0	0	0	0	0	0	0	0	0	6	6	0.00	0.000

PITCHER	IP	WLS	BF	H	R	ER	SO	BB	IBB	HBP	BLK	WP	HR	S	P	ERA	WHIP

TOP

Kansas City Athletics @ Cleveland Indians

Cleveland Municipal Stadium, Cleveland, OH

Sun Aug 21 1955, 3:33 AM EDT
Att. 12,818 - Unknown

livebaseballscorecards.com

AB	34
R	4
H	8
RBI	4
BB	2
SO	2
LOB	12

WP: 1 PA: 37
PB: 0
SB: 0
CS: 0

Batter	1	2	3	4	5	6	7	8	9	AB	R	H	RBI	BB	SO	LOB
Al Smith, R (1, 5) OBP: 0.407, SLG: 0.473	S SF9 2B		1-0 2B HBP	4-0 1-2 BB		0-0 F8	0-0 SF7-5-3 1-2 3-H			2	2	1	1	1	0	0
Bobby Avila, R (1, 4) OBP: 0.366, SLG: 0.377	0-0 F1 2-3		0-0 F9	0-0 5-3		0-0 5-3		0-0 5-3		5	0	0	0	0	0	4
Gene Woodling, L (1, 7) OBP: 0.358, SLG: 0.406	0-0 SF9 3-H		0-0 1-H 2B		0-0 HR	0-0 3-1		4-0 WP S BB		3	1	2	3	1	0	0
Vic Wertz, L (1, 9) OBP: 0.329, SLG: 0.478	0-0 4-3		0-0 G3		4-0 1B S E BB		0-0 F9	0-3 K 1-3		4	1	0	0	1	1	2
Larry Doby, L (1, 8) OBP: 0.371, SLG: 0.474		0-0 HR	4-0 FC3-4 BB		0-0 F9 1-2		4-0 BB 1B BB	0-3 K		3	2	1	1	2	1	2
Ferris Fain, L (1, 3) OBP: 0.455, SLG: 0.351		4-0 S BB	0-0 FC3-4 1-2f		4-0 1B E BB		4-0 IBB 1B BB 1-2			1	2	0	0	3	0	2
Hal Naragon, L (1, 2) OBP: 0.413, SLG: 0.469		0-3 K 1-2		0-0 4-3	0-0 FC4-6 1-2 2-3 1B		0-0 BB IBB SF7-5-3 1-2 2-H 1B			4	1	2	1	0	1	1
George Strickland, R (1, 6) OBP: 0.305, SLG: 0.289 Dale Mitchell, L (5, PH) OBP: 0.304, SLG: 0.346 Sam Dente, R (6, 6) OBP: 0.327, SLG: 0.295		0-0 F8		0-0 F7	0-0 FC4-6 1-2f 2-H 3-H		4-0 BB 1-2 2-3 IBB			2 1 0	0 0 0	0 0 0	0 1 0	0 0 1	0 0 0	1 1 0
Bob Lemon, L (1, 1) OBP: 0.324, SLG: 0.259 Jose Santiago, R (3, 1) OBP: 0.333, SLG: 0.333 Ralph Kiner, R (7, PH) OBP: 0.370, SLG: 0.439 Sal Maglie, R (8, 1) OBP: 0.196, SLG: 0.122		0-0 F4		0-0 BB 1B	0-0 6-3		4-0 SF7-5-3 1-2 2-3 3-H BB			1 2 0 0	0 0 0 0	0 1 1 0	0 0 1 0	0 0 1 0	0 0 0 0	1 1 0 0
Inning Stats	R: 1 H: 1 E: 0 LOB: 0 K: 0 BB: 0 S: 4 P: 4	R: 1 H: 1 E: 0 LOB: 1 K: 1 BB: 1 S: 6 P: 10	R: 1 H: 1 E: 0 LOB: 2 K: 0 BB: 1 S: 4 P: 9	R: 0 H: 1 E: 0 LOB: 2 K: 0 BB: 1 S: 4 P: 8	R: 3 H: 2 E: 1 LOB: 1 K: 0 BB: 2 S: 5 P: 13	R: 0 H: 0 E: 0 LOB: 0 K: 0 BB: 0 S: 3 P: 3	R: 3 H: 1 E: 0 LOB: 1 K: 0 BB: 4 S: 3 P: 19	R: 0 H: 0 E: 0 LOB: 1 K: 2 BB: 1 S: 7 P: 11		1B: 3 SF: 2 2B: 3 SAC: 0 3B: 0 DP: 1 HR: 2 HBP: 1						

PITCHER	IP	WLS	BF	H	R	ER	SO	BB	IBB	HBP	BLK	WP	HR	S	P	ERA	WHIP
Art Ditmar, R (1, 1) ERA: 5.69	8.0	L	41	7	9	8	3	9	1	1	0	1	2	36	77	9.00	2.000

PITCHER	IP	WLS	BF	H	R	ER	SO	BB	IBB	HBP	BLK	WP	HR	S	P	ERA	WHIP

BOTTOM

Kansas City Athletics @ Cleveland Indians

Cleveland Municipal Stadium, Cleveland, OH

Sun Aug 21 1955, 3:33 AM EDT

Att. 12,818 - Unknown

livebaseballscorecards.com

AB	28
R	9
H	7
RBI	8
BB	10
SO	3
LOB	15

1B: 3	SF: 2	WP: 1	PA: 41
2B: 3	SAC: 0	PB: 0	
3B: 0	DP: 1	SB: 4	
HR: 2	HBP: 1	CS: 0	

Batter	1	2	3	4	5	6	7	8	9	AB	R	H	RBI	BB	SO	LOB
Billy Goodman, L (1, 4) OBP: 0.394, SLG: 0.349	BBBB 4-0 FC6 BB BB		x 0-0 ① F5		x 0-0 ②③ G6-4-3 1-2f		x 0-0 ① FC 1B 1-2 2-3 3-H 2B		x 0-0 ① F7	4	1	0	0	1	0	6
Billy Klaus, L (1, 6) OBP: 0.353, SLG: 0.402	BBBB 4-0 FC6 1-2 BB		x 0-0 ② FC6 HR 1-2f			x 0-0 ① F7	x 0-0 2B 1B 1-2 2-H 3-H		x 0-0 1-3 2B	4	2	2	2	1	0	1
Ted Williams, L (1, 7) OBP: 0.493, SLG: 0.749 Gene Stephens, L (9, PR) OBP: 0.387, SLG: 0.489 (9, 7)	x 0-0 ① FC6 1-2f 2-3		x 0-0 HR 1-H			BBBB 4-0 WP 1B BB	x 0-0 2B 1-H 2-H		IIII 4-0 IBB	3 0	2 0	2 0	4 0	2 0	0 0	2 0
Jackie Jensen, R (1, 9) OBP: 0.368, SLG: 0.482	x 0-0 ② F8		x 0-0 ③ F7			SSS 0-3 ② K 1-2	x 0-0 ② F7		x 0-0 ② SF8 3-H	4	0	0	1	0	1	4
Norm Zauchin, R (1, 3) OBP: 0.336, SLG: 0.452	x 0-0 ③ F9			x 0-0 ① F7		x 0-0 ③ 1B 2-H	x 0-0 ③ 6-3		x 0-0 ③ F7	5	0	1	1	0	0	5
Sammy White, R (1, 2) OBP: 0.323, SLG: 0.400		BBBB 4-0 FC5-4 BB		x 0-0 ② F8		x 0-0 ③ F8		x 0-0 ① F9		3	0	0	0	1	0	1
Grady Hatton, L (1, 5) OBP: 0.362, SLG: 0.336		x 0-0 ① FC5-4 G5-4-3 1-2f		SSS 0-3 ③ K			BBBB 4-0 FC FC BB	x 0-0 ② F8		3	0	0	0	1	1	1
Jim Piersall, R (1, 8) OBP: 0.362, SLG: 0.431		x 0-0 ②③ G5-4-3 1-2f			x 0-0 ① 5-3		BBBB 4-0 FC FC 1B 1-2 BB	x 0-0 ③ F6		3	1	0	0	1	0	1
Tom Brewer, R (1, 1) OBP: 0.209, SLG: 0.175 Leo Kiely, L (7, 1) OBP: 0.231, SLG: 0.240 Ellis Kinder, R (8, 1) OBP: 0.333, SLG: 0.250			BBBB 4-0 FC6 BB		x 0-0 E4 G6-4-3		x 0-0 FC FC 1B 1-2 2-3		x 0-0 2B SF8 1B	2 0 1	1 0 1	0 0 1	0 0 0	1 0 0	0 0 0	2 0 0
Inning Stats	R: 0 E: 0 K: 0 S: 3 H: 0 LOB: 2 BB: 2 P: 11	R: 0 E: 0 K: 0 S: 2 H: 0 LOB: 0 BB: 1 P: 6	R: 2 E: 0 K: 0 S: 4 H: 1 LOB: 0 BB: 1 P: 8	R: 0 E: 0 K: 1 S: 5 H: 0 LOB: 0 BB: 0 P: 5	R: 0 E: 1 K: 0 S: 3 H: 0 LOB: 0 BB: 0 P: 3	R: 1 E: 0 K: 1 S: 6 H: 1 LOB: 1 BB: 1 P: 10	R: 4 E: 0 K: 0 S: 6 H: 2 LOB: 1 BB: 2 P: 14	R: 0 E: 0 K: 0 S: 3 H: 0 LOB: 0 BB: 0 P: 3	R: 1 E: 0 K: 0 S: 5 H: 2 LOB: 2 BB: 1 P: 9	1B: 3 2B: 2 3B: 0 HR: 1 SF: 1 SAC: 0 DP: 2 HBP: 0						

TOP

Boston Red Sox @ Cleveland Indians

Cleveland Municipal Stadium, Cleveland, OH

Tue Aug 23 1955, 3:33 AM EDT

Att. 31,336 - Unknown

livebaseballscorecards.com

AB	32
R	8
H	6
RBI	8
BB	8
SO	2
LOB	23

WP: 1 PB: 0 SB: 0 CS: 0 PA: 41

PITCHER		IP	WLS	BF	H	R	ER	SO	BB	IBB	HBP	BLK	WP	HR	S	P	ERA	WHIP
Herb Score, L ERA: 2.98	(1, 1)	6.0	L	26	2	5	5	2	7	0	0	0	1	1	23	51	7.50	1.500
Don Mossi, L ERA: 2.61	(7, 1)	1.0		6	2	2	2	0	0	0	0	0	0	0	6	6	18.00	2.000
Art Houtteman, R ERA: 3.38	(8, 1)	1.0		3	0	0	0	0	0	0	0	0	0	0	3	3	0.00	0.000
Bob Feller, R ERA: 3.51	(9, 1)	1.0		6	2	1	1	0	0	1	0	0	0	0	5	9	9.00	2.000

PITCHER		IP	WLS	BF	H	R	ER	SO	BB	IBB	HBP	BLK	WP	HR	S	P	ERA	WHIP

Boston Red Sox @ Cleveland Indians

Cleveland Municipal Stadium, Cleveland, OH

Tue Aug 23 1955, 3:33 AM EDT

Att. 31,336 - Unknown

livebaseballscorecards.com

BOTTOM

Batter	1	2	3	4	5	6	7	8	9	AB	R	H	RBI	BB	SO	LOB
Al Smith, R (1, 9) (5, 8) OBP: 0.409, SLG: 0.480	F9		CS, BB		FC6-4, 1B		HR	F6		4	1	2	1	1	0	2
Gene Woodling, L (1, 7) OBP: 0.359, SLG: 0.407	2B		F7 1-2		F8		BB, 1B	F9		4	1	1	0	1	0	4
Al Rosen, R (1, 5) OBP: 0.364, SLG: 0.413	5-3			1-3	FC6-4 1-2f		BB, 1B 1-2		2-3	4	0	0	0	1	0	2
Vic Wertz, L (1, 3) (5, 9) OBP: 0.333, SLG: 0.478	BB			G3		FC6-4, BB, 1B	BB, 1B 1-2 2-H		F6	4	0	2	1	1	0	0
Larry Doby, L (1, 8) OBP: 0.372, SLG: 0.474 Ferris Fain, L (5, 3) OBP: 0.457, SLG: 0.350	4-3			1B, E, 1B		FC6-4, BB, 1B 1-2	G5-4-3, BB 1-2 2-3		F2	2 1	1 0	1 0	0 0	0 2	0 0	2 0
Bobby Avila, R (1, 4) OBP: 0.365, SLG: 0.376		L6		E, 1B 1-3		FC6-4, 1-3 1-2f 2-3	G5-4-3 1-2f			4	0	1	0	0	0	5
Hal Naragon, L (1, 2) OBP: 0.402, SLG: 0.455 Hank Foiles, R (8, PH) (9, 2) OBP: 0.373, SLG: 0.376		4-3		E4 1-2 3-H		1-3 1-2		1B 1-2		3 1	0 0	0 1	0 0	0 0	0 0	3 0
George Strickland, R (1, 6) OBP: 0.303, SLG: 0.287 Dale Mitchell, L (6, PH) OBP: 0.298, SLG: 0.340 Sam Dente, R (7, 6) OBP: 0.333, SLG: 0.302		F9		K		K		1B 1-2		2 1 1	0 0 0	0 0 1	0 0 0	0 1 0	1 1 0	2 2 0
Herb Score, L (1, 1) OBP: 0.153, SLG: 0.143 Don Mossi, L (7, 1) OBP: 0.333, SLG: 0.143 Stu Locklin, L (7, PH) OBP: 0.200, SLG: 0.300 Art Houtteman, R (8, 1) OBP: 0.194, SLG: 0.121 Ralph Kiner, R (8, PH) OBP: 0.369, SLG: 0.437 Bob Feller, R (9, 1) OBP: 0.095, SLG: 0.050			K		1B		F7	K		2 0 1 0 1 0	0 0 0 0 0 0	1 0 0 0 0 1	0 0 0 0 0 2	0 0 0 0 1 0	1 0 0 0 0 0	0 0 0 0 0 0

Inning Stats	1	2	3	4	5	6	7	8	9
	R: 0 H: 1 E: 0 LOB: 2 K: 0 BB: 1 S: 4 P: 8	R: 0 H: 0 E: 0 LOB: 0 K: 0 BB: 0 S: 3 P: 3	R: 0 H: 0 E: 0 LOB: 0 K: 1 BB: 1 S: 4 P: 8	R: 1 H: 2 E: 1 LOB: 2 K: 1 BB: 0 S: 8 P: 8	R: 0 H: 2 E: 0 LOB: 1 K: 0 BB: 0 S: 4 P: 4	R: 0 H: 1 E: 0 LOB: 2 K: 1 BB: 1 S: 6 P: 10	R: 2 H: 2 E: 0 LOB: 2 K: 0 BB: 3 S: 4 P: 16	R: 0 H: 2 E: 0 LOB: 2 K: 1 BB: 0 S: 7 P: 7	R: 0 H: 0 E: 0 LOB: 0 K: 0 BB: 0 S: 3 P: 3

AB	35
R	3
H	10
RBI	2
BB	6
SO	4
LOB	24

1B: 8	SF: 0
2B: 1	SAC: 0
3B: 0	DP: 1
HR: 1	HBP: 0

WP: 0	PA: 41
PB: 0	
SB: 0	
CS: 1	

PITCHER		IP	WLS	BF	H	R	ER	SO	BB	IBB	HBP	BLK	WP	HR	S	P	ERA	WHIP
Tom Brewer, R ERA: 4.24	(1, 1)	6.1	W	30	7	3	2	3	5	0	0	0	0	1	31	51	2.84	1.895
Leo Kiely, L ERA: 2.84	(7, 1)	0.2		5	3	0	0	0	1	0	0	0	0	0	4	8	0.00	6.000
Ellis Kinder, R ERA: 2.31	(8, 1)	2.0	S	6	0	0	0	1	0	0	0	0	0	0	8	8	0.00	0.000

PITCHER	IP	WLS	BF	H	R	ER	SO	BB	IBB	HBP	BLK	WP	HR	S	P	ERA	WHIP

Boston Red Sox @ Cleveland Indians

Cleveland Municipal Stadium, Cleveland, OH

Wed Aug 24 1955, 3:33 AM EDT

Att. 15,190 - Unknown

livebaseballscorecards.com

Batter	1	2	3	4	5	6	7	8	9	AB	R	H	RBI	BB	SO	LOB
Billy Goodman, L (1, 4) OBP: 0.398, SLG: 0.354	x 0-0 1B		x 0-0 1B			x 0-0 BB 1B 1B	x 0-0 1-2 1B			4	0	4	0	0	0	0
Billy Klaus, L (1, 6) OBP: 0.350, SLG: 0.398	x 0-0 ① F9		x 0-0 ② F2			x 0-0 ① F3	x 0-0 ③ 6-3			4	0	0	0	0	0	5
Ted Williams, L (1, 7) OBP: 0.487, SLG: 0.736	S S S 0-3 ② K		x 0-0 ③ F8			x 0-0 ② F5		x 0-0 ① F7		4	0	0	0	0	1	3
Jackie Jensen, R (1, 9) OBP: 0.367, SLG: 0.480	x 0-0 ③ 4-3			x 0-0 ① F9		x 0-0 BB 1-2 1B		S S S 0-3 ② K		4	0	1	0	0	1	1
Norm Zauchin, R (1, 3) OBP: 0.337, SLG: 0.451		x 0-0 BB 1B		S S S 0-3 ② K		B B B B 4-0 1-2 2-3 BB		x 0-0 ③ F8		3	0	1	0	1	1	0
Sammy White, R (1, 2) OBP: 0.320, SLG: 0.396		x 0-0 ① F3		S S S 0-3 ③ K		x 0-0 ③ 6-3			x 0-0 ① F2	4	0	0	0	0	1	4
Grady Hatton, L (1, 5) OBP: 0.361, SLG: 0.332		B B B B 4-0 G6-4-3 1-2 BB			x 0-0 ① F6		x 0-0 ① F8		x 0-0 ② F8	3	0	0	0	1	0	0
Jim Piersall, R (1, 8) OBP: 0.359, SLG: 0.426		x 0-0 ② ③ G6-4-3 1-2f			x 0-0 ② L6		x 0-0 ② F8		x 0-0 ③ F8	4	0	0	0	0	0	2
Frank Sullivan, R (1, 1) OBP: 0.173, SLG: 0.169			x 0-0 ① 6-3		x 0-0 ③ 6-3		x 0-0 1B 1B			3	0	1	0	0	0	0

Inning Stats	1	2	3	4	5	6	7	8	9		
	R: 0 H: 1 E: 0 LOB: 1 K: 1 BB: 0 S: 6 P: 6	R: 0 H: 1 E: 0 LOB: 1 K: 0 BB: 1 S: 3 P: 7	R: 0 H: 1 E: 0 LOB: 1 K: 0 BB: 0 S: 4 P: 4	R: 0 H: 0 E: 0 LOB: 0 K: 2 BB: 0 S: 7 P: 7	R: 0 H: 0 E: 0 LOB: 0 K: 0 BB: 0 S: 3 P: 3	R: 0 H: 2 E: 0 LOB: 3 K: 0 BB: 1 S: 5 P: 9	R: 0 H: 2 E: 0 LOB: 2 K: 0 BB: 0 S: 5 P: 5	R: 0 H: 0 E: 0 LOB: 0 K: 1 BB: 0 S: 5 P: 5	R: 0 H: 0 E: 0 LOB: 0 K: 0 BB: 0 S: 3 P: 3	1B: 7 SF: 0 2B: 0 SAC: 0 3B: 0 DP: 1 HR: 0 HBP: 0	WP: 0 PA: 35 PB: 0 SB: 0 CS: 0

PITCHER	IP	WLS	BF	H	R	ER	SO	BB	IBB	HBP	BLK	WP	HR	S	P	ERA	WHIP
Mike Garcia, R (1, 1) ERA: 3.69	9.0	W	35	7	0	0	4	2	0	0	0	0	0	41	49	0.00	1.000

PITCHER	IP	WLS	BF	H	R	ER	SO	BB	IBB	HBP	BLK	WP	HR	S	P	ERA	WHIP

AB	33
R	0
H	7
RBI	0
BB	2
SO	4
LOB	15

Batter	1	2	3	4	5	6	7	8	9	AB	R	H	RBI	BB	SO	LOB
Al Smith, R (1, 8) OBP: 0.407, SLG: 0.484	HR		F3 ①		K ② ③ 1-2		F2 ③			4	1	1	1	0	1	3
Bobby Avila, R (1, 4) OBP: 0.365, SLG: 0.381	F3 ①		K ②			HR		6-3 ①		4	1	1	1	0	1	0
Gene Woodling, L (1, 7) OBP: 0.360, SLG: 0.408	1B 1B		1B			K ①		4-3 ②		4	0	2	0	0	1	0
Vic Wertz, L (1, 9) OBP: 0.332, SLG: 0.475	1-2 1B		F7 ③			1-3 ②		4-3 ③		4	0	1	0	0	0	1
Al Rosen, R (1, 5) OBP: 0.361, SLG: 0.410	F8 ②			F2 ①		K ③				3	0	0	0	0	1	2
Ferris Fain, L (1, 3) OBP: 0.456, SLG: 0.350	6-3 ③			4-3 ②			1B 1B			3	0	1	0	0	0	2
Hal Naragon, L (1, 2) OBP: 0.400, SLG: 0.452		G3 ①		1-4-3 ③			1-2 1B			3	0	1	0	0	0	0
George Strickland, R (1, 6) OBP: 0.301, SLG: 0.284		K ②			6-3 ①		F8 ①			3	0	0	0	0	1	2
Mike Garcia, R (1, 1) OBP: 0.281, SLG: 0.322		K ③			CS 1B		K ②			3	0	1	0	0	2	2
Inning Stats	R: 1 E: 0 K: 0 S: 6 H: 3 LOB: 2 BB: 0 P: 6	R: 0 E: 0 K: 2 S: 7 H: 0 LOB: 0 BB: 0 P: 7	R: 0 E: 0 K: 1 S: 6 H: 1 LOB: 1 BB: 0 P: 6	R: 0 E: 0 K: 0 S: 3 H: 0 LOB: 0 BB: 0 P: 3	R: 0 E: 0 K: 1 S: 5 H: 1 LOB: 1 BB: 0 P: 5	R: 1 E: 0 K: 2 S: 8 H: 1 LOB: 0 BB: 0 P: 8	R: 0 E: 0 K: 1 S: 7 H: 2 LOB: 2 BB: 0 P: 7	R: 0 E: 0 K: 0 S: 3 H: 0 LOB: 0 BB: 0 P: 3								

PITCHER	IP	WLS	BF	H	R	ER	SO	BB	IBB	HBP	BLK	WP	HR	S	P	ERA	WHIP
Frank Sullivan, R (1, 1) ERA: 2.88	8.0	L	31	8	2	2	7	0	0	0	0	0	2	45	45	2.25	1.000

PITCHER	IP	WLS	BF	H	R	ER	SO	BB	IBB	HBP	BLK	WP	HR	S	P	ERA	WHIP

BOTTOM

Boston Red Sox @ Cleveland Indians

Cleveland Municipal Stadium, Cleveland, OH

Wed Aug 24 1955, 3:33 AM EDT

Att. 15,190 - Unknown

livebaseballscorecards.com

AB	31
R	2
H	8
RBI	2
BB	0
SO	7
LOB	12

1B: 6 SF: 0
2B: 1 SAC: 0
3B: 0 DP: 1
HR: 2 HBP: 0

WP: 0 PA: 31
PB: 0
SB: 0
CS: 1

New York Yankees @ Cleveland Indians

Cleveland Municipal Stadium, Cleveland, OH

Thu Aug 25 1955, 3:33 AM EDT

Att. 36,945 - Unknown

TOP

livebaseballscorecards.com

Batter	1	2	3	4	5	6	7	8	9	AB	R	H	RBI	BB	SO	LOB
Hank Bauer, R (1, 9) OBP: 0.352, SLG: 0.447	6-3	SF9 2-3 3-H		2-3			3-1	1-2 HBP		3	0	0	1	0	0	0
Irv Noren, L (1, 7) OBP: 0.310, SLG: 0.363	BBBB 4-0 G4-6-3 BB	0-0 1-2 3-H 1B		0-0 F8			0-0 BB BB 1B	0-0 F7		4	0	2	1	1	0	2
Yogi Berra, L (1, 2) OBP: 0.352, SLG: 0.466	0-0 G4-6-3 1-2f	0-0 F7			0-0 L4		0-0 F9		0-0 F7	5	0	0	0	0	0	4
Mickey Mantle, S (1, 8) OBP: 0.437, SLG: 0.619		BBBB 4-0 HR BB	BBBB 4-0 FC5 S BB		0-0 L9		BBBB 4-0 BB 1-2 BB		0-0 F3	2	1	0	0	3	0	0
Joe Collins, L (1, 3) OBP: 0.343, SLG: 0.382		0-0 1-H HR	SSS 0-3 K 1-2		0-0 6-3		BBBB 4-0 1-2 2-3 BB		SSS 0-3 K	4	1	1	2	1	2	1
Gil McDougald, R (1, 4) OBP: 0.370, SLG: 0.387		BBBB 4-0 SH2-3 1B SF9 BB	SSS 0-3 K			0-0 F6	0-0 F8			3	1	0	0	1	1	4
Andy Carey, R (1, 5) OBP: 0.310, SLG: 0.379		0-0 SF9 SH2-3 1-2 1B 1B	BBBB 4-0 BB			0-0 HR		BBBB 4-0 HBP BB		2	2	2	1	2	0	0
Phil Rizzuto, R (1, 6) OBP: 0.333, SLG: 0.250		0-0 SH2-3 1-2 2-3	0-0 FC5 2-3f			SSS 0-3 K		0-0 F7		3	0	0	0	0	1	3
Rip Coleman, L (1, 1) OBP: 0.286, SLG: 0.167 Bob Grim, R (8, 1) OBP: 0.208, SLG: 0.136		BBBB 4-0 1B BB		SSS 0-3 K		SSS 0-3 K		0-0 F2		3 0	0 0	0 0	0 0	1 0	2 0	1 0
Inning Stats	R: 0 E: 0 K: 0 S: 2 H: 0 LOB: 0 BB: 1 P: 6	R: 4 E: 0 K: 0 S: 6 H: 3 LOB: 2 BB: 3 P: 18	R: 0 E: 0 K: 2 S: 7 H: 0 LOB: 2 BB: 2 P: 15	R: 0 E: 0 K: 1 S: 5 H: 0 LOB: 0 BB: 0 P: 5	R: 0 E: 0 K: 0 S: 3 H: 0 LOB: 0 BB: 0 P: 3	R: 1 E: 0 K: 2 S: 8 H: 1 LOB: 0 BB: 0 P: 8	R: 0 E: 0 K: 0 S: 4 H: 1 LOB: 3 BB: 2 P: 12	R: 0 E: 0 K: 0 S: 3 H: 0 LOB: 2 BB: 1 P: 8	R: 0 E: 0 K: 1 S: 5 H: 0 LOB: 0 BB: 0 P: 5	1B: 3 2B: 0 3B: 0 HR: 2 SF: 1 SAC: 1 DP: 1 HBP: 1						

	AB	29
	R	5
	H	5
	RBI	5
	BB	9
	SO	6
	LOB	15

WP: 0 PB: 0 SB: 1 CS: 0 PA: 41

PITCHER		IP	WLS	BF	H	R	ER	SO	BB	IBB	HBP	BLK	WP	HR	S	P	ERA	WHIP
Early Wynn, R ERA: 3.11	(1, 1)	1.2	L	11	3	4	4	0	4	0	0	0	0	1	7	23	21.60	4.200
Sal Maglie, R ERA: 3.55	(2, 1)	3.1		12	0	0	0	3	2	0	0	0	0	0	16	24	0.00	0.600
Ray Narleski, R ERA: 2.87	(6, 1)	2.0		10	2	1	1	2	2	0	0	0	0	1	12	20	4.50	2.000
Jose Santiago, R ERA: 2.78	(8, 1)	1.0		5	0	0	0	0	1	0	1	0	0	0	3	8	0.00	1.000
Don Mossi, L ERA: 2.57	(9, 1)	1.0		3	0	0	0	1	0	0	0	0	0	0	5	5	0.00	0.000

PITCHER	IP	WLS	BF	H	R	ER	SO	BB	IBB	HBP	BLK	WP	HR	S	P	ERA	WHIP

BOTTOM

Batter	1	2	3	4	5	6	7	8	9	AB	R	H	RBI	BB	SO	LOB
Bobby Avila, R (1, 4) OBP: 0.365, SLG: 0.380	L6		BB		F8		1B	F5		4	0	1	0	1	0	5
Gene Woodling, L (1, 9) OBP: 0.360, SLG: 0.405 Hoot Evers, R (7, PH) OBP: 0.309, SLG: 0.425 (8, 9) Hal Naragon, L (9, PH) OBP: 0.397, SLG: 0.448	F9		K		HBP		K		K	2 1 1	0 0 0	0 0 0	0 0 0	0 0 0	1 1 1	2 1 0
Al Smith, R (1, 8) OBP: 0.404, SLG: 0.479	F3		F5		F9		5-3		K	5	0	0	0	0	1	6
Ralph Kiner, R (1, 7) OBP: 0.366, SLG: 0.436		L9		3-1		F3		1B 2B	K	5	1	1	0	0	1	0
Al Rosen, R (1, 5) OBP: 0.363, SLG: 0.417		F7		G4-6-3 BB		HR		F3		3	1	1	1	1	0	1
Ferris Fain, L (1, 3) OBP: 0.453, SLG: 0.352		2B		G4-6-3		1-3		F8		4	0	1	0	0	0	2
Jim Hegan, R (1, 2) OBP: 0.300, SLG: 0.362		F9			F8		BB	BB 1B		3	0	1	1	1	0	1
George Strickland, R (1, 6) OBP: 0.306, SLG: 0.288			BB		HBP BB		K	BB		3	0	2	0	1	1	1
Early Wynn, S (1, 1) OBP: 0.240, SLG: 0.271 Sal Maglie, R (2, 1) OBP: 0.191, SLG: 0.119 Hank Foiles, R (5, PH) OBP: 0.378, SLG: 0.376 Ray Narleski, R (6, 1) OBP: 0.283, SLG: 0.263 Sam Dente, R (7, PH) OBP: 0.330, SLG: 0.299 Jose Santiago, R (8, 1) OBP: 0.357, SLG: 0.333 Dale Mitchell, L (8, PH) OBP: 0.310, SLG: 0.340 Don Mossi, L (9, 1) OBP: 0.333, SLG: 0.143			K		HBP BB		F3			0 1 0 0 1 0 0 0 0	0 0 0 0 0 0 0 0 0	0 0 0 0 0 0 0 0 0	0 0 0 0 0 0 0 0 0	0 1 0 0 0 0 0 1 0	0 1 0 0 0 0 0 0 0	0 1 0 0 0 0 0 0 0
Inning Stats	R: 0 E: 0 K: 0 S: 3 H: 0 LOB: 0 BB: 0 P: 3	R: 0 E: 0 K: 0 S: 4 H: 1 LOB: 1 BB: 0 P: 4	R: 0 E: 0 K: 2 S: 7 H: 0 LOB: 2 BB: 2 P: 15	R: 0 E: 0 K: 0 S: 2 H: 0 LOB: 0 BB: 1 P: 6	R: 0 E: 0 K: 0 S: 4 H: 1 LOB: 3 BB: 1 P: 9	R: 1 E: 0 K: 1 S: 6 H: 1 LOB: 1 BB: 1 P: 10	R: 0 E: 0 K: 1 S: 6 H: 1 LOB: 1 BB: 0 P: 6	R: 1 E: 0 K: 0 S: 6 H: 3 LOB: 3 BB: 1 P: 10	R: 0 E: 0 K: 3 S: 9 H: 0 LOB: 0 BB: 0 P: 9	1B: 4 2B: 2 3B: 0 HR: 1	SF: 0 SAC: 0 DP: 1 HBP: 1		WP: 0 PB: 0 SB: 0 CS: 0	PA: 40			

PITCHER		IP	WLS	BF	H	R	ER	SO	BB	IBB	HBP	BLK	WP	HR	S	P	ERA	WHIP
Rip Coleman, L ERA: 5.4	(1, 1)	7.2	W	35	7	2	2	4	5	0	1	0	0	1	37	58	2.35	1.565
Bob Grim, R ERA: 4.46	(8, 1)	1.1	S	5	0	0	0	3	1	0	0	0	0	0	10	14	0.00	0.750

PITCHER		IP	WLS	BF	H	R	ER	SO	BB	IBB	HBP	BLK	WP	HR	S	P	ERA	WHIP

New York Yankees @ Cleveland Indians

Cleveland Municipal Stadium, Cleveland, OH

Thu Aug 25 1955, 3:33 AM EDT

Att. 36,945 - Unknown

livebaseballscorecards.com

AB	33
R	2
H	7
RBI	2
BB	6
SO	7
LOB	20

Batter	1	2	3	4	5	6	7	8	9	AB	R	H	RBI	BB	SO	LOB
Hank Bauer, R (1, 9) OBP: 0.351, SLG: 0.445	G1 1B		5-3 ②		L5 ②			5-3 ①		4	0	1	0	0	0	0
Irv Noren, L (1, 7) OBP: 0.309, SLG: 0.362	G1 ① 1-2		1B		4-3 ③			F8 ②		4	0	1	0	0	0	1
Yogi Berra, L (1, 2) OBP: 0.351, SLG: 0.464	4-3 ②		G3 ③			L9 ①		1B		4	0	1	0	0	0	2
Mickey Mantle, S (1, 8) OBP: 0.437, SLG: 0.617	K ③			G4-6-3 1B		1B BB		G3 ③		3	0	1	0	1	1	2
Joe Collins, L (1, 3) OBP: 0.341, SLG: 0.380		L5 ①		G4-6-3 ①② 1-2f		G6-4-3 1-3			4-3 ①	4	0	1	0	0	0	1
Gil McDougald, R (1, 4) OBP: 0.371, SLG: 0.397		5-3 ②		2B		G6-4-3 ②③ 1-2f			HR	4	1	2	1	0	0	2
Andy Carey, R (1, 5) OBP: 0.310, SLG: 0.379 Eddie Robinson, L (9, PH) OBP: 0.348, SLG: 0.503 Tom Carroll, R (9, PR)		1B		5-3 ③			K ①		G4-6-3 BB	3 0 0	0 0 0	1 0 0	0 0 0	0 1 0	1 0 0	1 0 0
Tommy Byrne, L (1, 1) OBP: 0.282, SLG: 0.313 Tom Morgan, R (8, 1) OBP: 0.250, SLG: 0.313 Bill Skowron, R (9, PH) OBP: 0.369, SLG: 0.544		L7 ③			6-3 ①		K ②		G4-6-3 ②③ 1-2f	3 0 1	0 0 0	0 0 0	0 0 0	1 0 0	1 0 1	1 0 1
Phil Rizzuto, R (1, 6) OBP: 0.333, SLG: 0.283			5-3 ①		HR		6-3 ③			3	1	1	1	0	0	0
Inning Stats	R: 0 E: 0 K: 1 S: 6 H: 1 LOB: 1 BB: 0 P: 6	R: 0 E: 0 K: 0 S: 4 H: 1 LOB: 1 BB: 0 P: 4	R: 0 E: 0 K: 0 S: 4 H: 1 LOB: 1 BB: 0 P: 4	R: 0 E: 0 K: 0 S: 4 H: 2 LOB: 1 BB: 0 P: 4	R: 1 E: 0 K: 0 S: 4 H: 1 LOB: 0 BB: 0 P: 4	R: 0 E: 0 K: 0 S: 3 H: 1 LOB: 1 BB: 1 P: 7	R: 0 E: 0 K: 2 S: 7 H: 0 LOB: 0 BB: 0 P: 7	R: 0 E: 0 K: 0 S: 4 H: 1 LOB: 1 BB: 0 P: 4	R: 1 E: 0 K: 0 S: 3 H: 1 LOB: 1 BB: 1 P: 7	1B: 6 2B: 1 3B: 0 HR: 2 SF: 0 SAC: 0 DP: 3 HBP: 0						

PITCHER		IP	WLS	BF	H	R	ER	SO	BB	IBB	HBP	BLK	WP	HR	S	P	ERA	WHIP
Bob Lemon, R ERA: 3.93	(1, 1)	8.1	W	34	9	2	2	3	2	0	0	0	0	2	38	46	2.16	1.320
Ray Narleski, R ERA: 2.85	(9, 1)	0.2	S	1	0	0	0	0	0	0	0	0	0	0	1	1	0.00	0.000

PITCHER	IP	WLS	BF	H	R	ER	SO	BB	IBB	HBP	BLK	WP	HR	S	P	ERA	WHIP

New York Yankees @ Cleveland Indians

Cleveland Municipal Stadium, Cleveland, OH

Fri Aug 26 1955, 3:33 AM EDT
Att. 43,652 - Overcast

TOP

livebaseballscorecards.com

AB	33
R	2
H	9
RBI	2
BB	2
SO	3
LOB	11

WP: 0 PA: 35
PB: 0
SB: 0
CS: 0

Batter	1	2	3	4	5	6	7	8	9	AB	R	H	RBI	BB	SO	LOB
Al Smith, R (1, 9) OBP: 0.406, SLG: 0.479	0-0 BB 1B G6-4-3 1B	0-0 1-3 ③		4-0 BB		0-0 G6-4-3 1B		0-0 L5 ①		4	1	2	0	1	0	0
Bobby Avila, R (1, 4) OBP: 0.363, SLG: 0.378	0-0 G6-4-3 BB 1-2 1B 1B		0-0 F7 ①	0-0 F8 ②		0-0 F9 ①		0-0 6-3 ②		5	1	1	0	0	0	3
Ralph Kiner, R (1, 7) OBP: 0.367, SLG: 0.434	4-0 G6-4-3 1-2 2-3 BB		0-0 1B 1B	0-0 F5 ③		0-0 G6-4-3 ② ③ 1-2f		0-0 F7 ③		4	1	1	0	1	0	3
Al Rosen, R (1, 5) OBP: 0.362, SLG: 0.414	0-0 G6-4-3 ① ② 1-2f 2-3 3-H		0-3 K ②		1-0 1B E HBP		0-0 L5 ①			3	1	0	0	0	1	3
Larry Doby, L (1, 8) OBP: 0.373, SLG: 0.474 Hoot Evers, R (2, 8) OBP: 0.314, SLG: 0.433	4-0 1B 1B BB		0-0 1B 1-2 1B		0-0 F9 ①		0-0 1B 1B 2B			0 3	0 1	0 2	0 0	1 0	0 0	0 1
Ferris Fain, L (1, 3) OBP: 0.457, SLG: 0.360	0-0 1B 1-2 3-H 1B		0-0 1-2 2-H 1B		0-0 F3 ②		0-0 1B 2-3 1B			4	0	3	2	0	0	1
Jim Hegan, R (1, 2) OBP: 0.303, SLG: 0.364	0-0 ③ 1-2 2-3 1B		0-0 F9 ③		0-0 E 1-3 1B		0-0 F4 ②			4	0	2	0	0	0	4
George Strickland, R (1, 6) OBP: 0.308, SLG: 0.288		0-0 F4 ①		4-0 SH1-4 BB	0-0 E6 1-2 3-H		0-0 1-2 3-H 1B			3	0	1	1	1	0	1
Bob Lemon, L (1, 1) OBP: 0.310, SLG: 0.246 Ray Narleski, R (9, 1) OBP: 0.263, SLG: 0.263		0-3 K ②		0-0 SH1-4 ① 1-2	0-0 G3 ③		0-3 K ③			3 0	0 0	0 0	0 0	0 0	2 0	4 0
Inning Stats	R: 2 E: 0 K: 0 S: 5 H: 4 LOB: 2 BB: 2 P: 13	R: 0 E: 0 K: 1 S: 5 H: 0 LOB: 0 BB: 0 P: 5	R: 1 E: 0 K: 1 S: 8 H: 3 LOB: 2 BB: 0 P: 8	R: 0 E: 0 K: 0 S: 3 H: 0 LOB: 2 BB: 2 P: 11	R: 1 E: 1 K: 0 S: 5 H: 1 LOB: 2 BB: 0 P: 6	R: 0 E: 0 K: 0 S: 3 H: 1 LOB: 0 BB: 0 P: 3	R: 1 E: 0 K: 1 S: 8 H: 3 LOB: 2 BB: 0 P: 8	R: 0 E: 0 K: 0 S: 3 H: 0 LOB: 0 BB: 0 P: 3		1B: 11 2B: 1 3B: 0 HR: 0 SF: 0 SAC: 1 DP: 2 HBP: 1						

PITCHER	IP	WLS	BF	H	R	ER	SO	BB	IBB	HBP	BLK	WP	HR	S	P	ERA	WHIP
Tommy Byrne, L (1, 1) ERA: 2.78	7.0	L	36	12	5	4	3	4	0	1	0	0	0	37	54	5.14	2.286
Tom Morgan, R (8, 1) ERA: 3.65	1.0		3	0	0	0	0	0	0	0	0	0	0	3	3	0.00	0.000

PITCHER	IP	WLS	BF	H	R	ER	SO	BB	IBB	HBP	BLK	WP	HR	S	P	ERA	WHIP

BOTTOM

New York Yankees @ Cleveland Indians

Cleveland Municipal Stadium, Cleveland, OH

Fri Aug 26 1955, 3:33 AM EDT

Att. 43,652 - Overcast

livebaseballscorecards.com

AB	33
R	5
H	12
RBI	3
BB	4
SO	3
LOB	20

WP: 0 PB: 0 SB: 0 CS: 0 PA: 39

Batter	1	2	3	4	5	6	7	8	9	AB	R	H	RBI	BB	SO	LOB
Hank Bauer, R (1, 9) OBP: 0.354, SLG: 0.444	BBBB 4-0 1B HR BB	x 0-0 ① F7		BBBB 4-0 FC4 BB		x 0-0 1B 1-2 1B		x 0-0 ② 5-3		3	1	1	0	2	0	1
Gil McDougald, R (1, 4) OBP: 0.371, SLG: 0.397	x 0-0 HR 1-3 1B	x 0-0 ② 5-3 1-2		x 0-0 ③ FC4 1-2f		x 0-0 G6-4-3 1-2 2-3 1B		x 0-0 ③ 1-3		5	1	2	0	0	0	2
Yogi Berra, L (1, 2) OBP: 0.351, SLG: 0.464	x 0-0 ① F6	x 0-0 ③ L9			x 0-0 1B 2B	x 0-0 ① F3			BBBB 4-0 BB	4	1	1	0	1	0	6
Mickey Mantle, S (1, 8) OBP: 0.433, SLG: 0.611	SSS 0-3 ② K		SSS 0-3 ① K		SSS 0-3 ① K	x 0-0 ②③ G6-4-3 1-2f			x 0-0 ① F5	5	0	0	0	0	3	7
Bill Skowron, R (1, 3) OBP: 0.375, SLG: 0.557 Joe Collins, L (7, 3) OBP: 0.340, SLG: 0.378	x 0-0 1-H 3-H HR		BBBB 4-0 BB		x 0-0 F9 1B 2-H 1B		SSS 0-3 ① K		x 0-0 ② F6	3 1	1 0	2 0	4 0	1 0	1 0	0 1
Elston Howard, R (1, 7) OBP: 0.340, SLG: 0.495 Irv Noren, L (7, 7) OBP: 0.308, SLG: 0.361	SSS 0-3 ③ K		x 0-0 ② F9		x 0-0 1-2 1B		x 0-0 ② F7		x 0-0 ③ F7	4 1	0 0	1 0	0 0	0 0	1 0	1 1
Andy Carey, R (1, 5) OBP: 0.312, SLG: 0.378		BBBB 4-0 WP HR BB	x 0-0 ③ F9		x 0-0 ② F9 2-3		x 0-0 1B			3	1	1	0	1	0	3
Don Larsen, R (1, 1) OBP: 0.207, SLG: 0.370 Johnny Kucks, R (4, 1) OBP: 0.051, SLG: 0.077 Bob Grim, R (8, 1) OBP: 0.208, SLG: 0.136		x 0-0 1-H HR		x 0-0 ① 5-3	x 0-0 ③ 5-3		x 0-0 ③ 6-3			2 2 0	1 0 0	1 0 0	2 0 0	0 0 0	0 3 0	0 3 0
Phil Rizzuto, R (1, 6) OBP: 0.339, SLG: 0.284		x 0-0 5-3 1B		x 0-0 ② F6		BBBB 4-0 1B 1B BB		x 0-0 ① 4-3		3	0	1	0	1	0	0
Inning Stats	R: 3 H: 2 E: 0 LOB: 0 K: 2 BB: 1 S: 9 P: 13	R: 2 H: 2 E: 0 LOB: 1 K: 0 BB: 1 S: 5 P: 9	R: 0 H: 0 E: 0 LOB: 1 K: 1 BB: 1 S: 5 P: 9	R: 0 H: 0 E: 0 LOB: 1 K: 0 BB: 1 S: 3 P: 7	R: 1 H: 3 E: 0 LOB: 2 K: 1 BB: 0 S: 8 P: 8	R: 0 H: 2 E: 0 LOB: 2 K: 0 BB: 1 S: 4 P: 8	R: 0 H: 1 E: 0 LOB: 1 K: 1 BB: 0 S: 6 P: 6	R: 0 H: 0 E: 0 LOB: 0 K: 0 BB: 0 S: 3 P: 3	R: 0 H: 0 E: 0 LOB: 1 K: 0 BB: 1 S: 3 P: 7	1B: 7 SF: 0 2B: 1 SAC: 0 3B: 0 DP: 1 HR: 2 HBP: 0						

TOP

New York Yankees @ Cleveland Indians

Cleveland Municipal Stadium, Cleveland, OH

Sat Aug 27 1955, 3:33 AM EDT
Att. 34,382 - Unknown

livebaseballscorecards.com

AB	36
R	6
H	10
RBI	6
BB	6
SO	5
LOB	25

WP: 1 PA: 42
PB: 0
SB: 0
CS: 0

PITCHER		IP	WLS	BF	H	R	ER	SO	BB	IBB	HBP	BLK	WP	HR	S	P	ERA	WHIP
Herb Score, L ERA: 3.21	(1, 1)	1.0		8	3	5	5	2	2	0	0	0	1	2	10	18	45.00	5.000
Jose Santiago, R ERA: 2.7	(2, 1)	4.0		21	6	1	1	2	3	0	0	0	0	0	22	34	2.25	2.250
Don Mossi, L ERA: 2.54	(6, 1)	1.0		2	0	0	0	0	0	0	0	0	0	0	2	2	0.00	0.000
Bob Feller, R ERA: 3.42	(7, 1)	2.0	W	7	1	0	0	1	0	0	0	0	0	0	9	9	0.00	0.500
Ray Narleski, R ERA: 2.82	(9, 1)	1.0	S	4	0	0	0	0	1	0	0	0	0	0	3	7	0.00	1.000

PITCHER	IP	WLS	BF	H	R	ER	SO	BB	IBB	HBP	BLK	WP	HR	S	P	ERA	WHIP

New York Yankees @ Cleveland Indians

Cleveland Municipal Stadium, Cleveland, OH

Sat Aug 27 1955, 3:33 AM EDT

Att. 34,382 - Unknown

livebaseballscorecards.com

BOTTOM

Batter	1	2	3	4	5	6	7	8	9	AB	R	H	RBI	BB	SO	LOB
Al Smith, R (1, 8) (9, 9) OBP: 0.407, SLG: 0.478	BBBB 4-0 FC5-4 BB		x 0-0 ① F5	BBB 4-0 1B BB		SSS 0-3 ② K		x 0-0 1-2 HR 1B		3	1	1	0	2	1	1
Bobby Avila, R (1, 4) OBP: 0.364, SLG: 0.384	x 0-0 ① FC5-4 1-2f		BBBB 4-0 BB 1B 1-2 BB	x 0-0 ② L5		x 0-0 ③ 1-3		x 0-0 1-H 2-H HR		4	2	1	3	1	0	3
Gene Woodling, L (1, 9) (9, 7) OBP: 0.365, SLG: 0.409	BBBB 4-0 FC5-4 BB		x 0-0 ② F4	x 0-0 1-3 2-H 1B			x 0-0 L8 1B 1B	x 0-0 1B FC5-2 1B		4	0	3	1	1	0	2
Al Rosen, R (1, 5) OBP: 0.364, SLG: 0.415	x 0-0 ② F6		BBBB 4-0 BB 1B 1-2 2-3 BB	x 0-0 ③ L4			x 0-0 BB 1-2 1B	x 0-0 BB FC5-2 SF8-3-5-4 1-3 1B		4	1	2	0	1	0	4
Ralph Kiner, R (1, 7) OBP: 0.364, SLG: 0.430 Ray Narleski, R (9, 1) OBP: 0.263, SLG: 0.263	x 0-0 ③ FC5-4 1-2f		x 0-0 BB 1-2 2-H 3-H 1B		x 0-0 ① F7		x 0-0 ① L8 2-3	x 0-0 ① FC5-2 SF8-3-5-4 BB 1-2 3-H		5 0	0 0	1 0	2 0	0 0	0 0	6 0
Ferris Fain, L (1, 3) OBP: 0.456, SLG: 0.355		x 0-0 ① 6-3	BBBB 4-0 1-2 2-3 BB		x 0-0 ② F6		x 0-0 ② F7	BBBB 4-0 1-2 2-3 BB		3	0	0	0	2	0	2
Hal Naragon, L (1, 2) OBP: 0.400, SLG: 0.439 Jim Hegan, R (7, PR) OBP: 0.303, SLG: 0.364 (8, 2) Bob Lemon, L (8, PH) OBP: 0.306, SLG: 0.246 Hank Foiles, R (9, 2) OBP: 0.378, SLG: 0.376		x 0-0 ② F8	x 0-0 ③ F5		BBBB 4-0 BB	BBBB 4-0 1-2 BB	x 0-0 ② SF8-3-5-4 ③ 2-3 3-H			2 0 0 0 0	0 0 0 0 0	0 0 0 0 0	0 0 1 0 0	2 0 0 0 0	0 0 0 0 0	3 0 0 0 0
George Strickland, R (1, 6) OBP: 0.308, SLG: 0.289 Larry Doby, L (7, PH) OBP: 0.373, SLG: 0.473 Sam Dente, R (8, 6) OBP: 0.330, SLG: 0.299		x 0-0 ③ F4		x 0-0 SH3-4 1B 1B	x 0-0 ③ 4-3		x 0-0 ③ 4-3			3 1 0	1 0 0	1 0 0	0 0 0	0 0 0	0 0 0	1 3 0
Herb Score, L (1, 1) OBP: 0.153, SLG: 0.143 Jose Santiago, R (2, 1) OBP: 0.500, SLG: 0.500 Don Mossi, L (6, 1) OBP: 0.333, SLG: 0.143 Dale Mitchell, L (6, PH) OBP: 0.305, SLG: 0.333 Bob Feller, R (7, 1) OBP: 0.095, SLG: 0.050 Stu Locklin, L (8, PH) OBP: 0.273, SLG: 0.300 Hoot Evers, R (9, 8) OBP: 0.314, SLG: 0.433			x 0-0 BB BB 1B 1B	x 0-0 ① SH3-4 1-2		x 0-0 ① 5-3		BBBB 4-0 1B HR BB		0 1 0 1 0 0 0	0 1 0 0 0 1 0	0 1 0 0 0 0 0	0 0 0 0 0 0 0	0 0 0 0 0 1 0	0 0 0 0 0 0 0	0 0 0 0 0 0 0
Inning Stats	R: 0 E: 1 K: 0 S: 3 H: 0 LOB: 2 BB: 2 P: 11	R: 0 E: 0 K: 0 S: 3 H: 0 LOB: 0 BB: 0 P: 3	R: 2 E: 0 K: 0 S: 5 H: 2 LOB: 3 BB: 3 P: 17	R: 1 E: 0 K: 0 S: 5 H: 2 LOB: 2 BB: 1 P: 9	R: 0 E: 0 K: 0 S: 3 H: 0 LOB: 1 BB: 1 P: 7	R: 0 E: 0 K: 1 S: 5 H: 0 LOB: 0 BB: 0 P: 5	R: 0 E: 0 K: 0 S: 5 H: 2 LOB: 3 BB: 1 P: 9	R: 4 E: 0 K: 0 S: 6 H: 4 LOB: 1 BB: 2 P: 14		1B: 9 2B: 1 3B: 0 HR: 1 SF: 1 SAC: 1 DP: 1 HBP: 0					

AB	31
R	7
H	10
RBI	7
BB	10
SO	1
LOB	25

WP: 0 PA: 43
PB: 0
SB: 0
CS: 0

PITCHER		IP	WLS	BF	H	R	ER	SO	BB	IBB	HBP	BLK	WP	HR	S	P	ERA	WHIP
Don Larsen, R ERA: 2.86	(1, 1)	3.1		19	3	3	3	0	6	0	0	0	0	0	13	37	8.10	2.700
Johnny Kucks, R ERA: 3.59	(4, 1)	3.2		19	5	3	3	1	3	0	0	0	0	1	18	30	7.36	2.182
Bob Grim, R ERA: 4.52	(8, 1)	1.0	L	5	2	1	1	0	1	0	0	0	0	0	4	8	9.00	3.000

PITCHER		IP	WLS	BF	H	R	ER	SO	BB	IBB	HBP	BLK	WP	HR	S	P	ERA	WHIP

Washington Senators @ Cleveland Indians

Cleveland Municipal Stadium, Cleveland, OH

Sun Aug 28 1955, 3:33 AM EDT

Unknown

TOP

livebaseballscorecards.com

Batter	1	2	3	4	5	6	7	8	9	AB	R	H	RBI	BB	SO	LOB
Eddie Yost, R (1, 5) OBP: 0.394, SLG: 0.362	G3		FC6-4, 1-6-3 1-2f		1B, 2B	HBP 1-2		K		4	2	1	0	0	1	1
Pete Runnels, L (1, 4) OBP: 0.353, SLG: 0.339	K		1-6-3 1-2		3B, 1B 2-H	2B 1-H, 2-H			F7	5	1	2	3	0	1	1
Mickey Vernon, L (1, 3) OBP: 0.364, SLG: 0.436	4-3		1-6-3		2B, 3B 1-H	G3			4-3	5	1	1	1	0	0	2
Roy Sievers, R (1, 7) OBP: 0.371, SLG: 0.494		FC4, BB		L5	6-3	F7			K	4	0	0	0	1	1	2
Carlos Paula, R (1, 9) OBP: 0.349, SLG: 0.492		L6		HR, 3B	2B 3-H		F9			4	1	2	1	0	0	1
Clint Courtney, L (1, 2) OBP: 0.378, SLG: 0.438		FC4 1-2		HR 3-H	3-1		F7			4	1	1	2	0	0	2
Tom Umphlett, R (1, 8) OBP: 0.267, SLG: 0.265		F5		1-3		SH2-3 1B	4-3			4	1	1	0	0	0	2
Jose Valdivielso, R (1, 6) OBP: 0.268, SLG: 0.349		F5		5-3		SH2-3 1-2		F3		3	0	0	0	0	0	2
Dean Stone, L (1, 1) OBP: 0.140, SLG: 0.051			FC6-4 BB		6-3	HBP 2-H		F8		0	0	0	0	1	0	0
Chuck Stobbs, L (3, 1) OBP: 0.353, SLG: 0.185						2B, 1B				3	1	1	1	0	0	0

	AB	36
	R	8
	H	9
	RBI	8
	BB	2
	SO	3
	LOB	13

Inning Stats	1	2	3	4	5	6	7	8	9
	R: 0 E: 0 K: 1 S: 5 H: 0 LOB: 0 BB: 0 P: 5	R: 0 E: 0 K: 0 S: 4 H: 0 LOB: 2 BB: 1 P: 8	R: 0 E: 0 K: 0 S: 3 H: 0 LOB: 1 BB: 1 P: 7	R: 2 E: 0 K: 0 S: 5 H: 2 LOB: 0 BB: 0 P: 5	R: 3 E: 0 K: 0 S: 7 H: 4 LOB: 1 BB: 0 P: 7	R: 3 E: 0 K: 0 S: 6 H: 3 LOB: 1 BB: 0 P: 7	R: 0 E: 0 K: 0 S: 3 H: 0 LOB: 0 BB: 0 P: 3	R: 0 E: 0 K: 1 S: 5 H: 0 LOB: 0 BB: 0 P: 5	R: 0 E: 0 K: 1 S: 5 H: 0 LOB: 0 BB: 0 P: 5

1B: 3 SF: 0
2B: 3 SAC: 1
3B: 2 DP: 0
HR: 1 HBP: 1

WP: 0 PA: 40
PB: 0
SB: 0
CS: 0

PITCHER		IP	WLS	BF	H	R	ER	SO	BB	IBB	HBP	BLK	WP	HR	S	P	ERA	WHIP
Art Houtteman, R ERA: 3.56	(1, 1)	4.1	L	20	4	4	4	1	2	0	0	0	0	1	20	28	8.31	1.385
Sal Maglie, R ERA: 3.73	(5, 1)	2.2		14	5	4	4	0	0	0	1	0	0	0	13	14	13.50	1.875
Bob Feller, R ERA: 3.33	(8, 1)	2.0		6	0	0	0	2	0	0	0	0	0	0	10	10	0.00	0.000

PITCHER	IP	WLS	BF	H	R	ER	SO	BB	IBB	HBP	BLK	WP	HR	S	P	ERA	WHIP

Washington Senators @ Cleveland Indians

Cleveland Municipal Stadium, Cleveland, OH

Sun Aug 28 1955, 3:33 AM EDT

Unknown

livebaseballscorecards.com

BOTTOM

Batter	1	2	3	4	5	6	7	8	9	AB	R	H	RBI	BB	SO	LOB
Al Smith, R (1, 9) OBP: 0.408, SLG: 0.477	BBBB 4-0 G5-4-3 BB		x 0-0 1B 1-3 FC4-6 1B		x 0-0 ① F6		x 0-0 ② F8			3	1	1	0	1	0	0
Bobby Avila, R (1, 4) OBP: 0.365, SLG: 0.383	x 0-0 ①② G5-4-3 1-2f		x 0-0 FC4-6 2-3 3-H 1B		BBBB 4-0 BB		x 0-0 ③ L5			3	0	1	1	1	0	1
Gene Woodling, L (1, 7) OBP: 0.362, SLG: 0.405	x 0-0 ③ 4-3		x 0-0 ① FC4-6 1B 1-2f 3-H		x 0-0 ② F9			x 0-0 ① F9		4	0	0	1	0	0	2
Al Rosen, R (1, 5) OBP: 0.361, SLG: 0.411		x 0-0 ① F7	x 0-0 ② F5		x 0-0 ③ F5			x 0-0 ② F7		4	0	0	0	0	0	2
Hoot Evers, R (1, 8) OBP: 0.317, SLG: 0.438		x 0-0 ② F8	x 0-0 1-2 1B			x 0-0 ① 6-3		x 0-0 2B		4	0	2	0	0	0	0
Ferris Fain, L (1, 3) OBP: 0.456, SLG: 0.352		BBBB 4-0 BB BB	SSS 0-3 ③ K			BBBB 4-0 5-3 BB		x 0-0 ③ 4-3		2	0	0	0	2	1	3
Jim Hegan, R (1, 2) OBP: 0.302, SLG: 0.360		BBBB 4-0 1-2 BB	SSS 0-3 ① K			x 0-0 ② 5-3 1-2		x 0-0 ① F8		3	0	0	0	1	1	1
George Strickland, R (1, 6) OBP: 0.305, SLG: 0.285		x 0-0 ③ F7		x 0-0 ② 5-3		x 0-0 ③ F4		x 0-0 ② F8		4	0	0	0	0	0	3
Art Houtteman, R (1, 1) OBP: 0.211, SLG: 0.143 Sal Maglie, R (5, 1) OBP: 0.191, SLG: 0.119 Hank Foiles, R (7, PH) OBP: 0.375, SLG: 0.372 Bob Feller, R (8, 1) OBP: 0.095, SLG: 0.050 Ralph Kiner, R (9, PH) OBP: 0.363, SLG: 0.428			x 0-0 1B 1B 1B	x 0-0 ③ L6			x 0-0 ① F4	x 0-0 ③ F7		2 0 1 0 1	1 0 0 0 0	1 0 0 0 0	0 0 0 0 0	0 0 0 0 0	0 0 0 0 0	0 0 0 0 0
Inning Stats	R: 0 H: 0 E: 0 LOB: 0 K: 0 BB: 1 S: 2 P: 6	R: 0 H: 0 E: 0 LOB: 2 K: 0 BB: 2 S: 3 P: 11	R: 2 H: 4 E: 0 LOB: 2 K: 1 BB: 0 S: 9 P: 9	R: 0 H: 0 E: 0 LOB: 0 K: 1 BB: 0 S: 5 P: 5	R: 0 H: 0 E: 0 LOB: 1 K: 0 BB: 1 S: 3 P: 7	R: 0 H: 0 E: 0 LOB: 1 K: 0 BB: 1 S: 3 P: 7	R: 0 H: 0 E: 0 LOB: 0 K: 0 BB: 0 S: 3 P: 3	R: 0 H: 1 E: 0 LOB: 1 K: 0 BB: 0 S: 4 P: 4	R: 0 H: 0 E: 0 LOB: 0 K: 0 BB: 0 S: 3 P: 3	1B: 4 2B: 1 3B: 0 HR: 0	SF: 0 SAC: 0 DP: 1 HBP: 0			WP: 0 PB: 0 SB: 0 CS: 0		PA: 36	

PITCHER	IP	WLS	BF	H	R	ER	SO	BB	IBB	HBP	BLK	WP	HR	S	P	ERA	WHIP
Dean Stone, L (1, 1) ERA: 4.14	2.2		14	4	2	2	0	3	0	0	0	0	0	11	23	6.75	2.625
Chuck Stobbs, L (3, 1) ERA: 5.29	6.1	W	22	1	0	0	2	2	0	0	0	0	0	24	32	0.00	0.474

PITCHER	IP	WLS	BF	H	R	ER	SO	BB	IBB	HBP	BLK	WP	HR	S	P	ERA	WHIP

Washington Senators @ Cleveland Indians

Cleveland Municipal Stadium, Cleveland, OH

Sun Aug 28 1955, 3:38 AM EDT
Att. 25,131 - Unknown

livebaseballscorecards.com

Batter	1	2	3	4	5	6	7	8	9	AB	R	H	RBI	BB	SO	LOB
Eddie Yost, R (1, 5) OBP: 0.398, SLG: 0.372	6-3 2B		K			2B 1B	1B 2B 1-2 2-3	BB 1B 2-H	K	6	3	4	1	0	2	0
Ernie Oravetz, S (1, 9) OBP: 0.355, SLG: 0.330	F8			6-3		1-H 2B	BBBB 1B 2B 1-3 2-H 3-H	1B 1B 1-2 BB		3	0	1	1	0	0	1
Carlos Paula, R (7, PH) OBP: 0.351, SLG: 0.494										1	1	1	2	0	0	0
Johnny Groth, R (7, 9) OBP: 0.311, SLG: 0.381										0	1	0	0	1	0	0
Pete Runnels, L (1, 4) OBP: 0.354, SLG: 0.338	6-3 2-3			F7		F7	BBBB 2B BB	1B 1B 1-3 2-H		4	2	1	1	1	0	2
Mickey Vernon, L (1, 3) OBP: 0.366, SLG: 0.440	F9			3-1			1B 1B 1B / F9 1-H 2-H 3-H 2B	1B 1-3 3-H		5	1	3	4	0	0	1
Roy Sievers, R (1, 7) OBP: 0.373, SLG: 0.494		6-3			6-3		1B 1B 1-3 1B / BB	1-2 3-H 1B		4	1	2	1	1	0	0
Clint Courtney, L (1, 2) OBP: 0.375, SLG: 0.433		3-1			L3		HBP 1B SF7 1-3 3-H 1B / F9 2-3	F8		5	1	1	1	0	0	4
Tom Umphlett, R (1, 8) OBP: 0.266, SLG: 0.264		6-3			F8		1B HBP 1B 1-2 3-H 1B / K	5-3		5	1	1	1	0	1	4
Jose Valdivielso, R (1, 6) OBP: 0.270, SLG: 0.347			4-3			K 1B 1B 1-2 2-3 HBP		E6 1B 1B	F3	4	2	1	0	0	1	0
Mickey McDermott, L (1, 1) OBP: 0.244, SLG: 0.263			K			G3	SF7 3-H	K	F6	4	0	0	1	0	2	1

TOP

AB	41
R	13
H	15
RBI	13
BB	3
SO	6
LOB	13

Inning Stats	1	2	3	4	5	6	7	8	9
	R: 0 E: 0 K: 0 S: 4	R: 0 E: 0 K: 0 S: 3	R: 0 E: 0 K: 2 S: 7	R: 0 E: 0 K: 0 S: 3	R: 0 E: 0 K: 0 S: 3	R: 1 E: 0 K: 1 S: 7	R: 8 E: 0 K: 1 S: 12	R: 4 E: 1 K: 1 S: 10	R: 0 E: 0 K: 1 S: 5
	H: 1 LOB: 1 BB: 0 P: 4	H: 0 LOB: 0 BB: 0 P: 3	H: 0 LOB: 0 BB: 0 P: 7	H: 0 LOB: 0 BB: 0 P: 3	H: 0 LOB: 0 BB: 0 P: 3	H: 2 LOB: 1 BB: 0 P: 7	H: 7 LOB: 2 BB: 2 P: 21	H: 5 LOB: 2 BB: 1 P: 14	H: 0 LOB: 0 BB: 0 P: 5

1B: 12	SF: 1	WP: 0
2B: 3	SAC: 0	PB: 0
3B: 0	DP: 0	SB: 0
HR: 0	HBP: 1	CS: 0

PA: 46

PITCHER		IP	WLS	BF	H	R	ER	SO	BB	IBB	HBP	BLK	WP	HR	S	P	ERA	WHIP
Mike Garcia, R ERA: 3.86	(1, 1)	6.0	L	26	7	6	6	3	0	0	1	0	0	0	31	32	9.00	1.167
Don Mossi, L ERA: 2.65	(7, 1)	0.1		2	1	0	0	0	0	0	0	0	0	0	2	2	0.00	3.000
Ray Narleski, R ERA: 3.35	(7, 1)	1.0		13	7	7	7	2	3	0	0	0	0	0	14	26	63.00	10.000
Jose Santiago, R ERA: 2.54	(8, 1)	1.2		5	0	0	0	1	0	0	0	0	0	0	7	7	0.00	0.000

PITCHER		IP	WLS	BF	H	R	ER	SO	BB	IBB	HBP	BLK	WP	HR	S	P	ERA	WHIP

BOTTOM

Washington Senators @ Cleveland Indians

Cleveland Municipal Stadium, Cleveland, OH

Sun Aug 28 1955, 3:38 AM EDT

Att. 25,131 - Unknown

livebaseballscorecards.com

Batter	1	2	3	4	5	6	7	8	9	AB	R	H	RBI	BB	SO	LOB
Al Smith, R (1, 8) OBP: 0.408, SLG: 0.482	S S S 0-3 ① K		x 0-0 ② F3		x 0-0 ③ F7			x 0-0 1-H HR	x 0-0 1-2 2-3 3-H 1B	5	1	2	3	0	1	1
Gene Woodling, L (1, 9) OBP: 0.360, SLG: 0.400	B B B B 4-0 G6-4-3 BB		x 0-0 ③ F8			x 0-0 ① F5		x 0-0 ① F8	x 0-0 ③ 4-3	4	0	0	0	1	0	4
Al Rosen, R (1, 5) OBP: 0.358, SLG: 0.407	x 0-0 ② ③ G6-4-3 1-2f			x 0-0 ① 5-3		x 0-0 ② 6-3		x 0-0 ② F7		4	0	0	0	0	0	1
Ralph Kiner, R (1, 7) OBP: 0.365, SLG: 0.438		x 0-0 ① F8		B B B B 4-0 E BB		x 0-0 HR		x 0-0 ③ 1-3		3	1	1	1	1	0	0
Bobby Avila, R (1, 4) OBP: 0.364, SLG: 0.382		x 0-0 ② F3		x 0-0 E6 FC6-4 1-2		x 0-0 ③ 5-3			x 0-0 1B 4-3 1B 1B	4	1	1	0	0	0	1
Ferris Fain, L (1, 3) OBP: 0.454, SLG: 0.347		H 1-0 FC5-4 HBP		x 0-0 ② F8			x 0-0 ① F9		x 0-0 ① 4-3 1-2	3	0	0	0	0	0	3
Hank Foiles, R (1, 2) OBP: 0.362, SLG: 0.357		x 0-0 ③ FC5-4 1-2f		x 0-0 ③ FC6-4 1-2f			x 0-0 ② 5-3		x 0-0 ② F2	4	0	0	0	0	0	4
George Strickland, R (1, 6) OBP: 0.307, SLG: 0.288			x 0-0 1B		x 0-0 ① F9		x 0-0 ③ F2		x 0-0 1B BB 2-3 1B	4	0	2	0	0	0	0
Mike Garcia, R (1, 1) OBP: 0.273, SLG: 0.311 Don Mossi, L (7, 1) OBP: 0.333, SLG: 0.143 Ray Narleski, R (7, 1) OBP: 0.263, SLG: 0.263 Jose Santiago, R (8, 1) OBP: 0.600, SLG: 0.500 Sam Dente, R (9, PH) OBP: 0.336, SLG: 0.299			x 0-0 ① F2		S S S 0-3 ② K			B B B B 4-0 HR BB	B B B B 4-0 1B 1-2 BB	2 0 0 0 0	0 0 0 1 0	0 0 0 0 0	0 0 0 0 0	0 0 0 1 1	1 0 0 0 0	1 0 0 0 0
Inning Stats	R: 0 E: 0 K: 1 S: 4 H: 0 LOB: 0 BB: 1 P: 8	R: 0 E: 0 K: 0 S: 3 H: 0 LOB: 1 BB: 0 P: 4	R: 0 E: 0 K: 0 S: 4 H: 1 LOB: 1 BB: 0 P: 4	R: 0 E: 1 K: 0 S: 4 H: 0 LOB: 2 BB: 1 P: 8	R: 0 E: 0 K: 1 S: 5 H: 0 LOB: 0 BB: 0 P: 5	R: 1 E: 0 K: 0 S: 4 H: 1 LOB: 0 BB: 0 P: 4	R: 0 E: 0 K: 0 S: 3 H: 0 LOB: 0 BB: 0 P: 3	R: 2 E: 0 K: 0 S: 4 H: 1 LOB: 0 BB: 1 P: 8	R: 1 E: 0 K: 0 S: 6 H: 3 LOB: 3 BB: 1 P: 10	1B: 4 2B: 0 3B: 0 HR: 2	SF: 0 SAC: 0 DP: 1 HBP: 1						

PITCHER	IP	WLS	BF	H	R	ER	SO	BB	IBB	HBP	BLK	WP	HR	S	P	ERA	WHIP
Mickey McDermott, L (1, 1) ERA: 3.48	9.0	W	38	6	4	4	2	4	0	1	0	0	2	37	54	4.00	1.111

PITCHER	IP	WLS	BF	H	R	ER	SO	BB	IBB	HBP	BLK	WP	HR	S	P	ERA	WHIP

AB	33
R	4
H	6
RBI	4
BB	4
SO	2
LOB	15

WP: 0 PB: 0 SB: 0 CS: 0 PA: 38

Batter	1	2	3	4	5	6	7	8	9	AB	R	H	RBI	BB	SO	LOB
Fred Marsh, R (1, 5) OBP: 0.297, SLG: 0.256	K		5-3		FC4-6, 1-2, 2-H, 1B		BB, 1B, 1B		F5	5	1	2	1	0	1	0
Cal Abrams, L (1, 8) OBP: 0.418, SLG: 0.390	K		F5		FC4-6, FC6-4, 1-2f, 2-3		BBBB, 1B, 1-2, BB		4-3	4	0	0	0	1	1	2
Dave Philley, S (1, 7) OBP: 0.382, SLG: 0.456 Chuck Diering, R (9, PR) OBP: 0.323, SLG: 0.299	FC4-6, 1B		6-3		FC6-4, FC4-6, 1-2f, 3-H		1-2, 2-H, 1B		1B, 1B	5 0	0 0	3 0	2 0	0 0	0 0	1 0
Bob Hale, L (1, 3) OBP: 0.364, SLG: 0.402	FC4-6, 1-2f			CS, 1B	FC4-6, 1-2f		F7		1-2, 1B	5	0	2	0	0	0	4
Dave Pope, L (1, 9) OBP: 0.317, SLG: 0.372 Jim Dyck, R (9, PH) OBP: 0.415, SLG: 0.402		1B, 1B		K, 1-2		K		P4-3	K	4 1	0 0	1 0	0 0	0 0	2 1	1 2
Hal Smith, R (1, 2) OBP: 0.301, SLG: 0.359		F3		6-3		F4		6-3		4	0	0	0	0	0	1
Don Leppert, L (1, 4) OBP: 0.190, SLG: 0.056		L7			1B, 1B, BB	4-3		E1, 1B		3	1	0	0	1	0	1
Willy Miranda, S (1, 6) OBP: 0.299, SLG: 0.288		1-2, 1B			1B, 1B, 1-3, 1B		4-3	1-2, 1B		4	1	3	0	0	0	0
Jim Wilson, R (1, 1) OBP: 0.141, SLG: 0.143 Ted Gray, S (7, 1) Gus Triandos, R (8, PH) OBP: 0.325, SLG: 0.398 George Zuverink, R (8, 1) OBP: 0.056, SLG: 0.056		1-3			FC4-6, 1B, 1-2, FC6-4, 3-H, 1B		6-3	K		3 0 1 0	1 0 0 0	1 0 0 0	1 0 0 0	0 0 0 0	0 0 1 0	2 0 2 0
Inning Stats	R: 0 E: 0 K: 2 S: 8 H: 1 LOB: 1 BB: 0 P: 8	R: 0 E: 0 K: 0 S: 5 H: 2 LOB: 2 BB: 0 P: 5	R: 0 E: 0 K: 0 S: 3 H: 0 LOB: 0 BB: 0 P: 3	R: 0 E: 0 K: 1 S: 5 H: 1 LOB: 0 BB: 0 P: 5	R: 3 E: 0 K: 0 S: 6 H: 3 LOB: 1 BB: 1 P: 10	R: 0 E: 0 K: 1 S: 5 H: 0 LOB: 0 BB: 0 P: 5	R: 1 E: 0 K: 0 S: 5 H: 2 LOB: 2 BB: 1 P: 9	R: 0 E: 1 K: 1 S: 7 H: 1 LOB: 2 BB: 0 P: 7	R: 0 E: 0 K: 1 S: 7 H: 2 LOB: 2 BB: 0 P: 7	1B: 12 2B: 1 3B: 0 HR: 0 SF: 0 SAC: 0 DP: 1 HBP: 0						

PITCHER		IP	WLS	BF	H	R	ER	SO	BB	IBB	HBP	BLK	WP	HR	S	P	ERA	WHIP
Bob Lemon, R ERA: 3.94	(1, 1)	8.2	W	40	12	4	4	5	2	0	0	0	0	0	48	56	4.15	1.615
Don Mossi, L ERA: 2.64	(9, 1)	0.1	S	1	0	0	0	1	0	0	0	0	0	0	3	3	0.00	0.000

PITCHER		IP	WLS	BF	H	R	ER	SO	BB	IBB	HBP	BLK	WP	HR	S	P	ERA	WHIP

TOP

Baltimore Orioles @ Cleveland Indians

Cleveland Municipal Stadium, Cleveland, OH

Tue Aug 30 1955, 3:33 AM EDT

Att. 9,008 - Unknown

livebaseballscorecards.com

AB	39
R	4
H	12
RBI	4
BB	2
SO	6
LOB	16

WP: 0 PB: 0 SB: 0 CS: 1 PA: 41

Baltimore Orioles @ Cleveland Indians

Cleveland Municipal Stadium, Cleveland, OH

Tue Aug 30 1955, 3:33 AM EDT

Att. 9,008 - Unknown

livebaseballscorecards.com

BOTTOM

Batter	1	2	3	4	5	6	7	8	9	AB	R	H	RBI	BB	SO	LOB
Al Smith, R (1, 8) (8, 9) OBP: 0.409, SLG: 0.487	S S S 0-3 ① K		x 0-0 1-H HR		B B B B 4-0 1B E BB	B B B B 4-0 1B 1-2 2-3 BB		x 0-0 ① L5		3	2	1	2	2	1	0
Bobby Avila, R (1, 4) OBP: 0.366, SLG: 0.383	B B B B 4-0 BB		x 0-0 ① L4		x 0-0 E 1-2 1B	x 0-0 ② 1-3 2-H 3-H 1B		x 0-0 ② P9		4	0	2	2	1	0	0
Gene Woodling, L (1, 9) (8, 7) OBP: 0.355, SLG: 0.394	x 0-0 ② F7		x 0-0 ② P9		x 0-0 ② F8	x 0-0 ③ F7		x 0-0 ③ F8		5	0	0	0	0	0	4
Ralph Kiner, R (1, 7) OBP: 0.364, SLG: 0.433 Hoot Evers, R (7, PR) (8, 8) OBP: 0.317, SLG: 0.438	x 0-0 ③ F7		x 0-0 ③ F7		x 0-0 E2 1-3 2-H		B B B B 4-0 G6-4-3 1B 2B BB			3 0	0 1	0 0	0 0	1 0	0 0	2 0
Ferris Fain, L (1, 3) OBP: 0.454, SLG: 0.347		B B B B 4-0 BB		x 0-0 ① F7	x 0-0 ③ F6		x 0-0 G6-4-3 1-2 1B			3	0	1	0	1	0	2
Al Rosen, R (1, 5) OBP: 0.359, SLG: 0.408		x 0-0 ① F6		x 0-0 1B		x 0-0 BB 1B SF7 1B	x 0-0 ① ② G6-4-3 1-2f 2-3			4	1	2	0	0	0	3
Hal Naragon, L (1, 2) OBP: 0.403, SLG: 0.450		x 0-0 ② F6		x 0-0 ② F8		x 0-0 BB BB 1-2 1B 1B	x 0-0 3-H 2B			4	1	2	1	0	0	2
George Strickland, R (1, 6) OBP: 0.309, SLG: 0.286		x 0-0 ③ 1-3		x 0-0 ③ P9		B B B B 4-0 1-2 2-3 BB 1B	B B B B 4-0 BB			2	1	0	0	2	0	2
Bob Lemon, L (1, 1) OBP: 0.303, SLG: 0.238 Don Mossi, L (9, 1) OBP: 0.333, SLG: 0.143			B B B B 4-0 HR BB		x 0-0 ① P9	x 0-0 ① SF7 3-H	x 0-0 ③ 5-3			2 0	1 0	0 0	1 0	1 0	0 0	2 0
Inning Stats	R: 0 E: 0 K: 1 S: 5 H: 0 LOB: 1 BB: 1 P: 9	R: 0 E: 0 K: 0 S: 3 H: 0 LOB: 1 BB: 1 P: 7	R: 2 E: 0 K: 0 S: 4 H: 1 LOB: 0 BB: 1 P: 8	R: 0 E: 0 K: 0 S: 4 H: 1 LOB: 1 BB: 0 P: 4	R: 1 E: 1 K: 0 S: 5 H: 1 LOB: 2 BB: 1 P: 9	R: 3 E: 0 K: 0 S: 5 H: 3 LOB: 1 BB: 2 P: 13	R: 1 E: 0 K: 0 S: 4 H: 2 LOB: 2 BB: 2 P: 12	R: 0 E: 0 K: 0 S: 3 H: 0 LOB: 0 BB: 0 P: 3		1B: 6 2B: 1 3B: 0 HR: 1	SF: 1 SAC: 0 DP: 1 HBP: 0					

	AB	30
	R	7
	H	8
	RBI	6
	BB	8
	SO	1
	LOB	17

		WP: 0	PA: 39
		PB: 0	
		SB: 0	
		CS: 0	

PITCHER		IP	WLS	BF	H	R	ER	SO	BB	IBB	HBP	BLK	WP	HR	S	P	ERA	WHIP
Jim Wilson, R ERA: 3.59	(1, 1)	6.2	L	35	8	7	6	1	8	0	0	0	0	1	29	61	8.10	2.400
Ted Gray, L ERA: 8.87	(7, 1)	0.1		1	0	0	0	0	0	0	0	0	0	0	1	1	0.00	0.000
George Zuverink, R ERA: 4.03	(8, 1)	1.0		3	0	0	0	0	0	0	0	0	0	0	3	3	0.00	0.000

PITCHER	IP	WLS	BF	H	R	ER	SO	BB	IBB	HBP	BLK	WP	HR	S	P	ERA	WHIP

Batter	1	2	3	4	5	6	7	8	9	AB	R	H	RBI	BB	SO	LOB
Wayne Causey, L (1, 5) OBP: 0.269, SLG: 0.214	S S S 0-3 ① K		x 0-0 ③ F6			S S S 0-3 ① K		B B B B 4-0 BB	S S S 0-3 ③ K	4	0	0	0	1	3	3
Cal Abrams, L (1, 9) OBP: 0.419, SLG: 0.389	S S S 0-3 ② K			x 0-0 1B		S S S 0-3 ② K		B B B B 4-0 1-2 BB		3	0	1	0	1	2	0
Dave Philley, S (1, 7) OBP: 0.381, SLG: 0.454 Dave Pope, L (2, 7) OBP: 0.318, SLG: 0.370 Jim Dyck, R (8, PH) OBP: 0.413, SLG: 0.398 (8, 7)	S S S 0-3 ③ K			S S S 0-3 ① K		B B B B 4-0 BB		x 0-0 ② F8		1	0	0	0	0	1	0
										1	0	0	0	1	1	1
										1	0	0	0	0	0	2
Gus Triandos, R (1, 3) OBP: 0.322, SLG: 0.394		x 0-0 ① F2		x 0-0 ② F3		x 0-0 ③ F8		x 0-0 ③ F9		4	0	0	0	0	0	4
Hal Smith, R (1, 2) OBP: 0.301, SLG: 0.356		x 0-0 ② F4		x 0-0 ③ F2			S S S 0-3 ① K		B B B B 4-0 F8 2B BB	3	1	0	0	1	1	1
Fred Marsh, R (1, 4) OBP: 0.296, SLG: 0.252		x 0-0 ③ F5			S S S 0-3 ① K		x 0-0 ② F8		B B B B 4-0 2B 1-2 BB	3	0	0	0	1	1	0
Chuck Diering, R (1, 8) OBP: 0.325, SLG: 0.300			x 0-0 1B	x 0-0 ② 4-3			B B B B 4-0 BB		x 0-0 ① F8 2-3	3	0	1	0	1	0	2
Willy Miranda, S (1, 6) OBP: 0.300, SLG: 0.291			S S S 0-3 ① K	B B B B 4-0 BB			x 0-0 ③ F4		x 0-0 1-3 3-H 2B	3	0	1	1	1	1	2
Bill Wight, L (1, 1) OBP: 0.174, SLG: 0.182 Hal Brown, R (1, 1) OBP: 0.133, SLG: 0.071 Bob Hale, L (9, PH) OBP: 0.362, SLG: 0.398			S S S 0-3 ② K	x 0-0 ③ 6-3				S S S 0-3 ① K	S S S 0-3 ② K	0	0	0	0	0	0	0
										3	0	0	0	0	2	2
										1	0	0	0	0	1	2
Inning Stats	R: 0 E: 0 K: 3 S: 9 H: 0 LOB: 0 BB: 0 P: 9	R: 0 E: 0 K: 0 S: 3 H: 0 LOB: 0 BB: 0 P: 3	R: 0 E: 0 K: 2 S: 8 H: 1 LOB: 1 BB: 0 P: 8	R: 0 E: 0 K: 1 S: 6 H: 1 LOB: 1 BB: 0 P: 6	R: 0 E: 0 K: 1 S: 5 H: 0 LOB: 1 BB: 1 P: 9	R: 0 E: 0 K: 2 S: 7 H: 0 LOB: 1 BB: 1 P: 11	R: 0 E: 0 K: 1 S: 5 H: 0 LOB: 1 BB: 1 P: 9	R: 0 E: 0 K: 1 S: 5 H: 0 LOB: 2 BB: 2 P: 13	R: 1 E: 0 K: 2 S: 8 H: 1 LOB: 2 BB: 2 P: 16	1B: 2 2B: 1 3B: 0 HR: 0	SF: 0 SAC: 0 DP: 0 HBP: 0			WP: 0 PB: 0 SB: 0 CS: 0	PA: 37		

PITCHER	IP	WLS	BF	H	R	ER	SO	BB	IBB	HBP	BLK	WP	HR	S	P	ERA	WHIP
Herb Score, L (1, 1) ERA: 3.11	9.0	W	37	3	1	1	13	7	0	0	0	0	0	56	84	1.00	1.111

PITCHER	IP	WLS	BF	H	R	ER	SO	BB	IBB	HBP	BLK	WP	HR	S	P	ERA	WHIP

TOP

Baltimore Orioles @ Cleveland Indians

Cleveland Municipal Stadium, Cleveland, OH

Wed Aug 31 1955, 3:33 AM EDT

Att. 5,149 - Unknown

livebaseballscorecards.com

AB	30
R	1
H	3
RBI	1
BB	7
SO	13
LOB	19

Batter	1	2	3	4	5	6	7	8	9	AB	R	H	RBI	BB	SO	LOB
Al Smith, R (1, 9) OBP: 0.408, SLG: 0.486	0-0 1B 2B 1B F7		S S S 0-3 K ③			X 0-0 F3 ①				4	1	1	0	0	1	5
Bobby Avila, R (1, 4) OBP: 0.365, SLG: 0.382	X 0-0 1-3 2B 1B	X 0-0 F2 ①		X 0-0 F8 ①		X 0-0 F6 ②				4	1	1	0	0	0	0
Hoot Evers, R (1, 8) OBP: 0.316, SLG: 0.439	X 0-0 1-H 3-H 2B 2B	S S S 0-3 K ②		X 0-0 F9 ②		S S S 0-3 K2-3 ③				4	1	1	2	0	2	0
Ralph Kiner, R (1, 7) OBP: 0.365, SLG: 0.430	B B B B 4-0 2B 1B BB	X 0-0 L7 ③		B B B B 4-0 BB BB			S S S 0-3 K ①			2	1	0	0	2	1	0
Al Rosen, R (1, 5) OBP: 0.362, SLG: 0.411	X 0-0 1-3 2-H 1B 2B		B B B B 4-0 SH3-4 BB BB	B B B B 4-0 1-2 BB			S S S 0-3 K ②			2	1	1	1	2	1	0
Ferris Fain, L (1, 3) OBP: 0.455, SLG: 0.344	B B B B 4-0 FC6-4 1B BB		B B B B 4-0 1-2 SH3-4 BB	X 0-0 L3 ③			X 0-0 P7 ③			2	0	0	0	2	0	2
Jim Hegan, R (1, 2) OBP: 0.302, SLG: 0.360	X 0-0 1-2 2-H 3-H FC6-4 1B		X 0-0 SH3-4 ① 1-2 2-3		S S S 0-3 K ①			X 0-0 F8 ①		3	0	1	2	0	1	0
George Strickland, R (1, 6) OBP: 0.308, SLG: 0.284	X 0-0 FC6-4 ① 1-2f 2-3		B B B B 4-0 BB		X 0-0 F8 ②			S S S 0-3 K ②		3	0	0	0	1	1	2
Herb Score, L (1, 1) OBP: 0.145, SLG: 0.135	S S S 0-3 K ②		S S S 0-3 K ②		S S S 0-3 K ③			X 0-0 F6 ③		4	0	0	0	0	3	5
Inning Stats	R: 5 E: 0 K: 1 S: 10 H: 5 LOB: 2 BB: 2 P: 18	R: 0 E: 0 K: 1 S: 5 H: 0 LOB: 0 BB: 0 P: 5	R: 0 E: 0 K: 2 S: 7 H: 0 LOB: 3 BB: 3 P: 19	R: 0 E: 0 K: 0 S: 3 H: 0 LOB: 2 BB: 2 P: 11	R: 0 E: 0 K: 2 S: 7 H: 0 LOB: 0 BB: 0 P: 7	R: 0 E: 0 K: 1 S: 5 H: 0 LOB: 0 BB: 0 P: 5	R: 0 E: 0 K: 2 S: 7 H: 0 LOB: 0 BB: 0 P: 7	R: 0 E: 0 K: 1 S: 5 H: 0 LOB: 0 BB: 0 P: 5		1B: 3 2B: 2 3B: 0 HR: 0	SF: 0 SAC: 1 DP: 0 HBP: 0					

PITCHER		IP	WLS	BF	H	R	ER	SO	BB	IBB	HBP	BLK	WP	HR	S	P	ERA	WHIP
Bill Wight, L ERA: 3.0	(1, 1)	0.0	L	7	5	5	5	0	2	0	0	0	0	0	5	13	∞	∞
Hal Brown, R ERA: 3.72	(1, 1)	8.0		29	0	0	0	10	5	0	0	0	0	0	44	64	0.00	0.625

PITCHER	IP	WLS	BF	H	R	ER	SO	BB	IBB	HBP	BLK	WP	HR	S	P	ERA	WHIP

BOTTOM

Baltimore Orioles @ Cleveland Indians

Cleveland Municipal Stadium, Cleveland, OH

Wed Aug 31 1955, 3:33 AM EDT

Att. 5,149 - Unknown

livebaseballscorecards.com

AB	28
R	5
H	5
RBI	5
BB	7
SO	10
LOB	14

1B: 3	SF: 0	WP: 0	PA: 36
2B: 2	SAC: 1	PB: 0	
3B: 0	DP: 0	SB: 0	
HR: 0	HBP: 0	CS: 0	

Batter	1	2	3	4	5	6	7	8	9	AB	R	H	RBI	BB	SO	LOB
Nellie Fox, L (1, 4) OBP: 0.352, SLG: 0.393	6-3		G3		1B 1B 2B		HR 1B	F7		5	2	2	0	0	0	0
George Kell, R (1, 5) OBP: 0.390, SLG: 0.417	1B			5-3	1B 2-3 1B		F7	4-3		4	0	2	0	0	0	1
Jim Busby, R (7, 8) OBP: 0.290, SLG: 0.345										1	0	0	0	0	0	0
Minnie Minoso, R (1, 7) OBP: 0.379, SLG: 0.438	K			1B 2B 1B	1-2 3-H 1B		1-H HR		K	5	2	3	3	0	2	1
Jim Rivera, L (1, 8) (7, 9) OBP: 0.375, SLG: 0.427	F9			2B 1-2 1B	F1		S 1B		BB	4	2	2	0	1	0	3
Bob Kennedy, R (1, 9) (7, 5) OBP: 0.320, SLG: 0.394		5-3		1B 1-3 2-H 2B	F8		FC6-4 1-H 1B		F3	5	1	2	2	0	0	3
Walt Dropo, R (1, 3) OBP: 0.361, SLG: 0.478		F4		1B 2-3 3-H 1B	K		FC6-4 1-2f 1B		K	5	1	1	1	0	2	4
Sherm Lollar, R (1, 2) OBP: 0.378, SLG: 0.418		L8		1-2 3-H 1B		F2	2-H 1B			4	0	2	2	0	0	0
Chico Carrasquel, R (1, 6) OBP: 0.340, SLG: 0.349			F6	F5		F7	4-3			4	0	0	0	0	0	3
Jack Harshman, L (1, 1) OBP: 0.339, SLG: 0.367			3-1	4-3		K		4-3		4	0	0	0	0	1	2

TOP

Chicago White Sox @ Cleveland Indians

Cleveland Municipal Stadium, Cleveland, OH

Fri Sep 02 1955, 3:33 AM EDT
Att. 24,383 - Unknown

livebaseballscorecards.com

AB	41
R	8
H	14
RBI	8
BB	1
SO	5
LOB	17

Inning Stats	1	2	3	4	5	6	7	8	9
	R: 0 E: 0 K: 1 S: 6	H: 1 LOB: 1 BB: 0 P: 6	R: 0 E: 0 K: 0 S: 3	H: 0 LOB: 0 BB: 0 P: 3	R: 0 E: 0 K: 0 S: 3	H: 0 LOB: 0 BB: 0 P: 3	R: 3 E: 0 K: 0 S: 8	H: 5 LOB: 2 BB: 0 P: 8	R: 1 E: 0 K: 1 S: 8	H: 3 LOB: 2 BB: 0 P: 8	R: 0 E: 0 K: 1 S: 5	H: 0 LOB: 0 BB: 0 P: 5	R: 4 E: 1 K: 0 S: 8	H: 5 LOB: 1 BB: 0 P: 8	R: 0 E: 0 K: 0 S: 3	H: 0 LOB: 0 BB: 0 P: 3	R: 0 E: 0 K: 2 S: 7	H: 0 LOB: 1 BB: 1 P: 11

	1B	SF	WP	PA
	2B: 2	SAC: 0	PB: 0	
	3B: 0	DP: 0	SB: 1	
	HR: 1	HBP: 0	CS: 0	

PITCHER		IP	WLS	BF	H	R	ER	SO	BB	IBB	HBP	BLK	WP	HR	S	P	ERA	WHIP
Sal Maglie, R ERA: 3.82	(1, 1)	3.1	L	16	6	3	3	1	0	0	0	0	0	0	18	18	8.10	1.800
Art Houtteman, R ERA: 3.77	(4, 1)	3.0		16	7	5	4	2	0	0	0	0	0	1	20	20	12.00	2.333
Jose Santiago, R ERA: 2.48	(7, 1)	0.2		3	1	0	0	0	0	0	0	0	0	0	3	3	0.00	1.500
Ray Narleski, R ERA: 3.32	(8, 1)	1.0		3	0	0	0	0	0	0	0	0	0	0	3	3	0.00	0.000
Don Mossi, L ERA: 2.6	(9, 1)	1.0		4	0	0	0	2	1	0	0	0	0	0	7	11	0.00	1.000

Batter	1	2	3	4	5	6	7	8	9	AB	R	H	RBI	BB	SO	LOB
Bobby Avila, R (1, 4) OBP: 0.367, SLG: 0.382	G6-3 1B		FC5-6 BB		6-3		BB		L5	3	0	1	0	2	0	0
Ferris Fain, L (1, 3) OBP: 0.452, SLG: 0.339	G6-3 1-2f		FC5-6 BB 1B 1-2f		K2-4-3 BB		F9			3	0	0	0	1	0	3
Al Smith, R (1, 9) OBP: 0.409, SLG: 0.486	BB BB 1B		BB 1-2 1B		K2-4-3 1-2f			F8		4	0	2	0	0	1	1
Ralph Kiner, R (1, 7) OBP: 0.369, SLG: 0.441	BB 1-2 BB		F9			HR		BB BB		2	1	1	1	2	0	2
Al Rosen, R (1, 5) OBP: 0.365, SLG: 0.410	1-2 2-3 BB		1-2 2-3 BB			F6		1-2 BB		1	0	0	0	3	0	0
Larry Doby, L (1, 8) OBP: 0.369, SLG: 0.468	K		K			F5		F4		4	0	0	0	0	2	8
Jim Hegan, R (1, 2) OBP: 0.299, SLG: 0.355		F8		K		K		F8		3	0	0	0	0	2	0
Ray Narleski, R (8, 1) OBP: 0.263, SLG: 0.263										0	0	0	0	0	0	0
Hoot Evers, R (8, PH) OBP: 0.314, SLG: 0.438										1	0	0	0	0	0	2
Don Mossi, L (9, 1) OBP: 0.333, SLG: 0.143										0	0	0	0	0	0	0
George Strickland, R (1, 6) OBP: 0.306, SLG: 0.282		F9		K			L7		K	2	0	0	0	0	1	0
Billy Harrell, R (7, PH) (8, 6)										2	0	0	0	0	1	0
Sal Maglie, R (1, 1) OBP: 0.188, SLG: 0.116		K		F5			F4		F8	1	0	0	0	0	1	0
Art Houtteman, R (4, 1) OBP: 0.205, SLG: 0.139										1	0	0	0	0	0	0
Jose Santiago, R (7, 1) OBP: 0.600, SLG: 0.500										0	0	0	0	0	0	0
Hank Foiles, R (7, PH) (8, 2) OBP: 0.356, SLG: 0.350										2	0	0	0	0	0	0
Inning Stats	R: 0 E: 0 K: 1 S: 6 H: 2 LOB: 3 BB: 2 P: 14		R: 0 E: 0 K: 1 S: 5 H: 0 LOB: 0 BB: 0 P: 5		R: 0 E: 0 K: 1 S: 6 H: 1 LOB: 3 BB: 2 P: 14		R: 0 E: 0 K: 2 S: 7 H: 0 LOB: 0 BB: 0 P: 7		R: 0 E: 0 K: 1 S: 4 H: 0 LOB: 1 BB: 1 P: 8		R: 1 E: 0 K: 1 S: 6 H: 1 LOB: 0 BB: 0 P: 6		R: 0 E: 0 K: 0 S: 3 H: 0 LOB: 1 BB: 1 P: 7		R: 0 E: 0 K: 0 S: 3 H: 0 LOB: 2 BB: 2 P: 11		R: 0 E: 0 K: 1 S: 5 H: 0 LOB: 0 BB: 0 P: 5						

PITCHER	IP	WLS	BF	H	R	ER	SO	BB	IBB	HBP	BLK	WP	HR	S	P	ERA	WHIP
Jack Harshman, L (1, 1) ERA: 3.17	9.0	W	37	4	1	1	8	8	0	0	0	0	1	45	77	1.00	1.333

PITCHER	IP	WLS	BF	H	R	ER	SO	BB	IBB	HBP	BLK	WP	HR	S	P	ERA	WHIP

BOTTOM

Chicago White Sox @ Cleveland Indians

Cleveland Municipal Stadium, Cleveland, OH

Fri Sep 02 1955, 3:33 AM EDT

Att. 24,383 - Unknown

livebaseballscorecards.com

AB	29
R	1
H	4
RBI	1
BB	8
SO	8
LOB	16

1B: 3	SF: 0	WP: 0	PA: 37
2B: 1	SAC: 0	PB: 0	
3B: 0	DP: 2	SB: 0	
HR: 1	HBP: 0	CS: 0	

Chicago White Sox @ Cleveland Indians

Cleveland Municipal Stadium, Cleveland, OH

Sat Sep 03 1955, 3:33 AM EDT

Att. 15,096 - Unknown

TOP

livebaseballscorecards.com

Batter	1	2	3	4	5	6	7	8	9	AB	R	H	RBI	BB	SO	LOB
Nellie Fox, L (1, 4) OBP: 0.353, SLG: 0.394	G5-4-3 1B 1B		F9			SH5-3 1B		4-3		4	1	2	0	0	0	0
George Kell, R (1, 5) OBP: 0.391, SLG: 0.418	SH G5-4-3 1B 1-2		5-3			SH5-3 1-2		1B		2	0	1	0	0	0	0
Minnie Minoso, R (1, 7) OBP: 0.380, SLG: 0.438	G5-4-3 1B 1-2 2-3		K			FC6-4 BB		K		3	0	1	0	1	2	1
Jim Rivera, L (1, 8) OBP: 0.372, SLG: 0.423	G5-4-3 1-2f 2-3 3-H			F8		F6		K		4	0	0	0	0	1	5
Bob Kennedy, R (1, 9) OBP: 0.314, SLG: 0.387	5-3			F2		FC6-4 1-2f			F7	4	0	0	0	0	0	3
Walt Dropo, R (1, 3) OBP: 0.360, SLG: 0.475		K		F8			1B		5-3	4	0	1	0	0	1	0
Sherm Lollar, R (1, 2) OBP: 0.378, SLG: 0.415 Ron Northey, L (9, PH) OBP: 0.500, SLG: 1.000 Bobby Adams, R (9, PR) OBP: 0.340, SLG: 0.373		BB			5-3		K		2B	2 1 0	0 0 0	0 1 0	0 0 0	1 0 0	1 0 0	1 0 0
Chico Carrasquel, R (1, 6) OBP: 0.338, SLG: 0.347 Dick Donovan, L (9, PH) OBP: 0.300, SLG: 0.233		K			F4		K		K	3 1	0 0	0 0	0 0	0 0	2 1	2 1
Billy Pierce, L (1, 1) OBP: 0.197, SLG: 0.172 Dixie Howell, L (6, 1) OBP: 0.333, SLG: 0.333 Al Papai, R (8, 1)		5-3			F7		K			2 1 0	0 0 0	0 0 0	0 0 0	0 1 0	0 1 0	1 1 0
Inning Stats	R: 1 E: 1 K: 0 S: 5 H: 2 LOB: 1 BB: 0 P: 5	R: 0 E: 0 K: 2 S: 7 H: 0 LOB: 1 BB: 1 P: 11	R: 0 E: 0 K: 1 S: 5 H: 0 LOB: 0 BB: 0 P: 5	R: 0 E: 0 K: 0 S: 3 H: 0 LOB: 0 BB: 0 P: 3	R: 0 E: 0 K: 0 S: 3 H: 0 LOB: 0 BB: 0 P: 3	R: 0 E: 0 K: 0 S: 4 H: 1 LOB: 2 BB: 1 P: 8	R: 0 E: 0 K: 3 S: 10 H: 1 LOB: 1 BB: 0 P: 10	R: 0 E: 0 K: 2 S: 8 H: 1 LOB: 1 BB: 0 P: 8	R: 0 E: 0 K: 1 S: 6 H: 1 LOB: 1 BB: 0 P: 6	1B: 5 2B: 1 3B: 0 HR: 0 SF: 0 SAC: 2 DP: 1 HBP: 0	WP: 0 PB: 0 SB: 0 CS: 0 PA: 35					

PITCHER	IP	WLS	BF	H	R	ER	SO	BB	IBB	HBP	BLK	WP	HR	S	P	ERA	WHIP
Early Wynn, R (1, 1) ERA: 2.97	9.0	W	35	6	1	0	9	2	0	0	0	0	0	51	59	0.00	0.889

PITCHER	IP	WLS	BF	H	R	ER	SO	BB	IBB	HBP	BLK	WP	HR	S	P	ERA	WHIP

AB	31
R	1
H	6
RBI	0
BB	2
SO	9
LOB	15

Batter	1	2	3	4	5	6	7	8	9	AB	R	H	RBI	BB	SO	LOB
Bobby Avila, R (1, 4) OBP: 0.366, SLG: 0.382	F7	4-3		F3		1B 2B		4-3		5	1	1	0	0	0	5
Rudy Regalado, R (1, 5) Sam Dente, R (4, PR) OBP: 0.348, SLG: 0.313 (5, 5)	K		K	FC6-4 1-2 2-3 BB		1B 2-H 1B		1B 2B 1B		2 2	0 1	0 2	0 1	1 0	2 0	0 0
Al Smith, R (1, 9) OBP: 0.410, SLG: 0.487	F7		FC6-4 1B	FC6-4 1-2f		G6-4-3 1-2 1B		2B 1-2 1B		5	1	3	0	0	0	3
Ralph Kiner, R (1, 7) Hoot Evers, R (7, 7) OBP: 0.365, SLG: 0.435 OBP: 0.314, SLG: 0.438 Gene Woodling, L (8, PH) OBP: 0.357, SLG: 0.399 (9, 7)		F8	L6		K	G6-4-3 1-2f		1B 1-H 2-H 2B		4 0 1	0 0 0	0 0 1	0 0 2	0 0 0	1 0 0	3 0 0
Al Rosen, R (1, 3) OBP: 0.366, SLG: 0.408		F4	FC6-4 1-2f		FC4-6 BB		4-3	L3-6 S 2-3 1B		4	0	1	0	1	0	1
Larry Doby, L (1, 8) OBP: 0.372, SLG: 0.483		BB BB BB BB		HR	FC4-6 1-2f 1B	HR		L3-6 1-3		4	3	2	2	1	0	3
Jim Hegan, R (1, 2) OBP: 0.305, SLG: 0.359		BB BB 1-2 BB		BB 1B 1B	1-2 1B	6-3				3	0	2	0	1	0	0
George Strickland, R (1, 6) OBP: 0.308, SLG: 0.280		BB 1-2 2-3 BB		K	F8		BB			2	0	0	0	2	1	3
Early Wynn, S (1, 1) OBP: 0.253, SLG: 0.274		1-2 2-3 3-H BB		BB 1-2 1B		K	K			3	0	1	1	1	2	1
Inning Stats	R: 0 E: 0 K: 1 S: 5 H: 0 LOB: 0 BB: 0 P: 5	R: 1 E: 0 K: 0 S: 3 H: 0 LOB: 3 BB: 4 P: 19	R: 0 E: 0 K: 1 S: 6 H: 1 LOB: 1 BB: 0 P: 6	R: 1 E: 0 K: 1 S: 8 H: 3 LOB: 3 BB: 1 P: 12	R: 0 E: 0 K: 1 S: 6 H: 1 LOB: 2 BB: 1 P: 10	R: 1 E: 0 K: 1 S: 7 H: 3 LOB: 1 BB: 0 P: 7	R: 1 E: 0 K: 1 S: 6 H: 1 LOB: 1 BB: 1 P: 10	R: 2 E: 0 K: 0 S: 6 H: 4 LOB: 1 BB: 0 P: 6		1B: 9 2B: 3 3B: 0 HR: 2 SF: 0 SAC: 0 DP: 2 HBP: 0				WP: 0 PB: 0 SB: 1 CS: 0 PA: 42	

PITCHER		IP	WLS	BF	H	R	ER	SO	BB	IBB	HBP	BLK	WP	HR	S	P	ERA	WHIP
Billy Pierce, L ERA: 1.93	(1, 1)	5.1	L	30	8	3	3	5	6	0	0	0	0	1	34	58	5.06	2.625
Dixie Howell, R ERA: 2.87	(6, 1)	2.0		10	4	3	3	1	1	0	0	0	0	1	11	15	13.50	2.500
Al Papai, R ERA:	(8, 1)	0.2		2	1	0	0	0	0	0	0	0	0	0	2	2	0.00	1.500

PITCHER	IP	WLS	BF	H	R	ER	SO	BB	IBB	HBP	BLK	WP	HR	S	P	ERA	WHIP

BOTTOM

Chicago White Sox @ Cleveland Indians

Cleveland Municipal Stadium, Cleveland, OH

Sat Sep 03 1955, 3:33 AM EDT

Att. 15,096 - Unknown

livebaseballscorecards.com

AB	35
R	6
H	13
RBI	6
BB	7
SO	6
LOB	19

Chicago White Sox @ Cleveland Indians

Cleveland Municipal Stadium, Cleveland, OH

Sun Sep 04 1955, 3:33 AM EDT

Unknown

TOP

livebaseballscorecards.com

Batter	1	2	3	4	5	6	7	8	9	AB	R	H	RBI	BB	SO	LOB
Jim Busby, R (1, 8) OBP: 0.288, SLG: 0.343	5-3		6-3		6-3			K		3	0	0	0	0	0	0
Ron Northey, L (8, PH) OBP: 0.333, SLG: 0.667										1	0	0	0	0	1	1
Jim Brideweser, R (8, 6) OBP: 0.250, SLG: 0.348										0	0	0	0	0	0	0
Nellie Fox, L (1, 4) OBP: 0.351, SLG: 0.391	F8		6-3			4-3		4-3		4	0	0	0	0	0	1
Minnie Minoso, R (1, 7) OBP: 0.379, SLG: 0.436	PO 1B			F8		F4			5-3	4	0	1	0	0	0	0
George Kell, R (1, 5) OBP: 0.392, SLG: 0.427	PO 1-2	HR		FC3-6 1B		6-3			4-3	4	1	2	1	0	0	0
Jim Rivera, L (1, 9) OBP: 0.369, SLG: 0.419		F5		FC3-6 S, 1B 1-2f			3-1		K	4	1	0	0	0	1	1
Walt Dropo, R (1, 3) OBP: 0.359, SLG: 0.474		K		1-H 1B			1-3			1	0	0	0	0	1	0
Bob Kennedy, R (2, 5) OBP: 0.316, SLG: 0.388										2	0	1	1	0	0	0
Sherm Lollar, R (1, 2) OBP: 0.378, SLG: 0.423		HR		5-3			F2			3	1	1	1	0	0	1
Chico Carrasquel, R (1, 6) OBP: 0.336, SLG: 0.345		5-3			5-3			K		2	0	0	0	0	0	0
Bob Nieman, R (8, PH) OBP: 0.335, SLG: 0.431										1	0	0	0	0	1	0
(8, 9)																
Connie Johnson, R (1, 1) OBP: 0.129, SLG: 0.167			6-3		3-1			1B		1	0	0	0	0	0	0
Morrie Martin, L (4, 1) OBP: 0.300, SLG: 0.300										1	0	0	0	0	0	0
Dixie Howell, L (7, 1) OBP: 0.368, SLG: 0.368										1	0	1	0	0	0	0

Inning Stats	1	2	3	4	5	6	7	8	9
R:	0	2	0	1	0	0	0	0	0
E:	0	0	0	0	0	0	0	0	0
K:	0	1	0	0	0	0	0	2	1
S:	3	7	3	5	3	3	3	8	5
H:	1	2	0	2	0	0	0	1	0
LOB:	0	0	0	1	0	0	0	1	0
BB:	0	0	0	0	0	0	0	0	0
P:	3	7	3	5	3	3	3	8	5

AB	32
R	3
H	6
RBI	3
BB	0
SO	4
LOB	4

1B: 4	SF: 0	WP: 0	PA: 33
2B: 0	SAC: 0	PB: 0	
3B: 0	DP: 0	SB: 1	
HR: 2	HBP: 0	CS: 0	

PITCHER		IP	WLS	BF	H	R	ER	SO	BB	IBB	HBP	BLK	WP	HR	S	P	ERA	WHIP
Bob Lemon, R ERA: 3.94	(1, 1)	7.0	W	25	5	3	3	1	0	0	0	0	0	2	27	27	3.86	0.714
Ray Narleski, R ERA: 3.25	(8, 1)	2.0	S	7	1	0	0	3	0	0	0	0	0	0	13	13	0.00	0.500

PITCHER		IP	WLS	BF	H	R	ER	SO	BB	IBB	HBP	BLK	WP	HR	S	P	ERA	WHIP

BOTTOM

Batter	1	2	3	4	5	6	7	8	9	AB	R	H	RBI	BB	SO	LOB
Al Smith, R (1, 9) OBP: 0.414, SLG: 0.489	x 0-0 ① G3		x 0-0 1B 1-2 1B	B B B 4-0 BB HBP 1-2 BB		x 0-0 2B 1-2 1B		x 0-0 SH1-4 1B		4	1	3	0	1	0	0
Bobby Avila, R (1, 4) OBP: 0.367, SLG: 0.382	x 0-0 ② 6-3		x 0-0 1B 1-2 2-3 1B	H 1-0 BB 1-2 2-3 HBP		x 0-0 ② F9		x 0-0 ② SH1-4 1-2		2	0	1	0	0	0	0
Rudy Regalado, R (4, PR) (5, 4)										1	0	0	0	0	0	2
Ray Narleski, R (8, 1) OBP: 0.263, SLG: 0.263										0	0	0	0	0	0	0
Gene Woodling, L (1, 7) OBP: 0.355, SLG: 0.397	x 0-0 ③ 4-3		x 0-0 ② F6	B B B 4-0 1-2 2-3 3-H BB		x 0-0 1-H 2-H 2B		x 0-0 ③ 6-3		2	0	0	0	0	0	3
Ralph Kiner, R (4, PH) OBP: 0.368, SLG: 0.439										2	0	1	3	1	0	1
(5, 7)																
Hoot Evers, R (9, 7) OBP: 0.314, SLG: 0.438										0	0	0	0	0	0	0
Larry Doby, L (1, 8) OBP: 0.369, SLG: 0.479		S S S 0-3 ① K	x 0-0 ③ F6	S S S 0-3 ③ K		S S S 0-3 ③ K				4	0	0	0	0	3	7
Al Rosen, R (1, 5) OBP: 0.367, SLG: 0.407		x 0-0 ② 5-3		B B B B 4-0 BB 2B BB	x 0-0 ① 5-3		x 0-0 S 1B			3	1	1	0	1	0	0
Ferris Fain, L (1, 3) OBP: 0.453, SLG: 0.336		B B B 4-0 BB		B B B B 4-0 1-2 2B BB	x 0-0 ② 4-3		S S S 0-3 ① K 1-2			2	0	0	0	2	1	1
Hal Naragon, L (1, 2) OBP: 0.405, SLG: 0.460		x 0-0 ③ F9		x 0-0 ① 1-3 1-H 2-H 2B	x 0-0 ③ 1-6-3		x 0-0 ② 4-3			2	1	1	1	0	0	1
Jim Hegan, R (5, PH) OBP: 0.303, SLG: 0.356										2	0	0	0	0	0	1
(6, 2)																
George Strickland, R (1, 6) OBP: 0.305, SLG: 0.277			x 0-0 ① 6-3	x 0-0 ② 1-3 2-3		x 0-0 ① 6-3	S S S 0-3 ③ K			4	0	0	0	0	1	2
Bob Lemon, L (1, 1) OBP: 0.329, SLG: 0.273			x 0-0 1B 1B 1B	x 0-0 HBP BB BB 3-H 1B		x 0-0 1B 2B 1B		x 0-0 ① 6-3		3	2	3	1	0	0	0
Sam Dente, R (8, 4) OBP: 0.345, SLG: 0.310										1	0	0	0	0	0	0
Inning Stats	R: 0 H: 0 E: 0 LOB: 0 K: 0 BB: 0 S: 3 P: 3	R: 0 H: 0 E: 0 LOB: 1 K: 1 BB: 1 S: 5 P: 9	R: 0 H: 3 E: 0 LOB: 3 K: 0 BB: 0 S: 6 P: 6	R: 3 H: 2 E: 0 LOB: 3 K: 1 BB: 4 S: 6 P: 23	R: 0 H: 0 E: 0 LOB: 0 K: 0 BB: 0 S: 3 P: 3	R: 2 H: 3 E: 0 LOB: 1 K: 1 BB: 0 S: 8 P: 8	R: 0 H: 1 E: 0 LOB: 1 K: 2 BB: 0 S: 8 P: 8	R: 0 H: 1 E: 0 LOB: 1 K: 0 BB: 0 S: 4 P: 4		1B: 8 SF: 0 2B: 2 SAC: 1 3B: 0 DP: 0 HR: 0 HBP: 1						

PITCHER		IP	WLS	BF	H	R	ER	SO	BB	IBB	HBP	BLK	WP	HR	S	P	ERA	WHIP
Connie Johnson, R ERA: 3.03	(1, 1)	3.2		20	5	3	3	1	4	0	1	0	0	0	17	34	7.36	2.455
Morrie Martin, L ERA: 3.7	(4, 1)	2.2	L	13	4	2	2	3	1	0	0	0	0	0	18	22	6.75	1.875
Dixie Howell, R ERA: 2.8	(7, 1)	1.2		6	1	0	0	1	0	0	0	0	0	0	8	8	0.00	0.600

PITCHER	IP	WLS	BF	H	R	ER	SO	BB	IBB	HBP	BLK	WP	HR	S	P	ERA	WHIP

Chicago White Sox @ Cleveland Indians

Cleveland Municipal Stadium, Cleveland, OH

Sun Sep 04 1955, 3:33 AM EDT

Unknown

livebaseballscorecards.com

AB	32
R	5
H	10
RBI	5
BB	5
SO	5
LOB	18

Chicago White Sox @ Cleveland Indians

Cleveland Municipal Stadium, Cleveland, OH

Sun Sep 04 1955, 3:38 AM EDT

Att. 52,487 - Unknown

TOP

livebaseballscorecards.com

Batter	1	2	3	4	5	6	7	8	9	AB	R	H	RBI	BB	SO	LOB
Nellie Fox, L (1, 4) OBP: 0.351, SLG: 0.391	1B		F9		F7	F5			5-4-2-3-6 1B	5	0	2	0	0	0	2
George Kell, R (1, 5) OBP: 0.390, SLG: 0.422	F9		G5-4-3 HBP		F7		F9		5-4-2-3-6 1-2f	4	0	0	0	0	0	2
Minnie Minoso, R (1, 7) OBP: 0.378, SLG: 0.434	L9		G5-4-3 1-2f		K		1B			4	0	1	0	0	1	2
Walt Dropo, R (1, 3) OBP: 0.358, SLG: 0.472	F9			F2		HR 1-3 1B	F9			4	1	1	0	0	0	2
Jim Rivera, L (1, 8) OBP: 0.368, SLG: 0.417		F7		1B F4 1B		F2	F9			4	1	1	0	0	0	2
Bob Nieman, R (1, 9) OBP: 0.337, SLG: 0.430		1B BB		1B 1-3 1B		1-3 1-2		K		3	0	1	0	1	1	1
Jim Brideweser, R (1, 6) OBP: 0.240, SLG: 0.333 Ron Northey, L (6, PH) OBP: 0.500, SLG: 1.500 Chico Carrasquel, R (6, 6) OBP: 0.336, SLG: 0.345		K		F4 3-H		HR 2-H		1-3		2 1 1	0 1 0	0 1 0	1 2 0	0 0 0	1 0 0	2 0 0
Les Moss, R (1, 2) OBP: 0.361, SLG: 0.417		1B		1B		E3 1B		K		4	0	2	0	0	1	0
Dick Donovan, L (1, 1) OBP: 0.301, SLG: 0.238 Harry Byrd, R (7, 1) OBP: 0.122, SLG: 0.104 Bob Kennedy, R (9, PH) OBP: 0.315, SLG: 0.386		F4		F5		1B			F2	3 0 1	0 0 0	1 0 0	0 0 0	0 0 0	0 0 0	4 0 0
Inning Stats	R: 0 E: 0 K: 0 S: 4 H: 1 LOB: 1 BB: 0 P: 4	R: 0 E: 0 K: 1 S: 6 H: 1 LOB: 2 BB: 1 P: 10	R: 0 E: 0 K: 0 S: 2 H: 0 LOB: 0 BB: 0 P: 3	R: 1 E: 0 K: 0 S: 6 H: 3 LOB: 2 BB: 0 P: 6	R: 0 E: 0 K: 1 S: 5 H: 0 LOB: 0 BB: 0 P: 5	R: 2 E: 1 K: 0 S: 7 H: 3 LOB: 2 BB: 0 P: 7	R: 0 E: 0 K: 0 S: 4 H: 1 LOB: 1 BB: 0 P: 4	R: 0 E: 0 K: 2 S: 7 H: 0 LOB: 0 BB: 0 P: 7	R: 0 E: 0 K: 0 S: 3 H: 1 LOB: 0 BB: 0 P: 3	1B: 9 2B: 1 3B: 0 HR: 1 SF: 0 SAC: 0 DP: 2 HBP: 1						

AB	36
R	3
H	10
RBI	3
BB	1
SO	4
LOB	17

WP: 0 PB: 0 SB: 0 CS: 0 PA: 38

PITCHER		IP	WLS	BF	H	R	ER	SO	BB	IBB	HBP	BLK	WP	HR	S	P	ERA	WHIP
Mike Garcia, R ERA: 3.89	(1, 1)	5.2	W	27	8	3	3	2	1	0	1	0	0	1	29	34	4.76	1.588
Ray Narleski, R ERA: 3.15	(6, 1)	3.1	S	11	2	0	0	2	0	0	0	0	0	0	15	15	0.00	0.600

PITCHER	IP	WLS	BF	H	R	ER	SO	BB	IBB	HBP	BLK	WP	HR	S	P	ERA	WHIP

BOTTOM

Chicago White Sox @ Cleveland Indians

Cleveland Municipal Stadium, Cleveland, OH

Sun Sep 04 1955, 3:38 AM EDT

Att. 52,487 - Unknown

livebaseballscorecards.com

Batter	1	2	3	4	5	6	7	8	9	AB	R	H	RBI	BB	SO	LOB
Al Smith, R (1, 9) OBP: 0.415, SLG: 0.494	0-0 F9 SH1-4 1B		0-0 ① F5	0-0 HR		4-0 IBB		0-0 ② F8		4	1	2	1	1	0	0
Sam Dente, R (1, 4) OBP: 0.333, SLG: 0.298	0-0 ① SH1-4 1-2		0-0 ② F9	0-0 ③ 5-3		0-0 ③ F6		0-0 ③ 4-3		4	0	0	0	0	0	2
Gene Woodling, L (1, 7) OBP: 0.357, SLG: 0.396	0-0 ② F9 2-3		BBB 4-0 1B HR BB		0-0 ① F9		0-0 6-3 1B 1B			3	2	1	0	1	0	1
Larry Doby, L (1, 8) OBP: 0.370, SLG: 0.478	0-0 ③ F9		0-0 1-2 HR 1B		BBB 4-0 BB		0-0 ① L7			3	1	1	0	1	0	2
Al Rosen, R (1, 5) OBP: 0.366, SLG: 0.413		SSS 0-3 ① K	0-0 1-H 2-H HR		0-0 ② F8		0-0 ② 6-3 1-2			4	1	1	3	0	1	2
Ferris Fain, L (1, 3) OBP: 0.457, SLG: 0.335		BBB 4-0 FC4-6 BB	BBB 4-0 FC5-4 BB		0-0 ③ G3		4-0 1B IBB			1	0	0	0	3	0	1
Jim Hegan, R (1, 2) OBP: 0.306, SLG: 0.358		0-0 ② FC4-6 1B 1-2f	0-0 ③ FC5-4 1-2f			0-0 SH1-3 1B	0-0 1-2 2-H 1B			4	0	2	1	0	0	2
George Strickland, R (1, 6) OBP: 0.308, SLG: 0.280		0-0 1-2 1B		0-0 B2-6-4 1B		0-0 ① SH1-3 1-2	0-0 ③ 6-3			3	0	2	0	0	0	2
Mike Garcia, R (1, 1) OBP: 0.265, SLG: 0.302 Ray Narleski, R (6, 1) OBP: 0.238, SLG: 0.238		0-0 ③ 6-3		0-0 ① ② B2-6-4 1-2f		SSS 0-3 ② K		0-0 ① F4		2 2	0 0	0 0	0 0	0 0	0 1	3 1
Inning Stats	R: 0 E: 0 K: 0 S: 4 H: 1 LOB: 1 BB: 0 P: 4	R: 0 E: 0 K: 1 S: 6 H: 1 LOB: 2 BB: 1 P: 10	R: 3 E: 0 K: 0 S: 5 H: 2 LOB: 1 BB: 2 P: 13	R: 1 E: 0 K: 0 S: 4 H: 2 LOB: 0 BB: 0 P: 4	R: 0 E: 0 K: 0 S: 3 H: 0 LOB: 1 BB: 1 P: 7	R: 0 E: 0 K: 1 S: 6 H: 1 LOB: 2 BB: 1 P: 10	R: 1 E: 0 K: 0 S: 5 H: 2 LOB: 2 BB: 1 P: 9	R: 0 E: 0 K: 0 S: 3 H: 0 LOB: 0 BB: 0 P: 3		1B: 7 2B: 0 3B: 0 HR: 2	SF: 0 SAC: 2 DP: 1 HBP: 0					

	AB	30
	R	5
	H	9
	RBI	5
	BB	6
	SO	2
	LOB	16

	WP: 0	PA: 38
	PB: 0	
	SB: 0	
	CS: 0	

PITCHER		IP	WLS	BF	H	R	ER	SO	BB	IBB	HBP	BLK	WP	HR	S	P	ERA	WHIP
Dick Donovan, R ERA: 3.12	(1, 1)	6.2	L	34	9	5	5	2	4	2	0	0	0	2	32	56	6.75	1.950
Harry Byrd, R ERA: 4.68	(7, 1)	1.1		4	0	0	0	0	0	0	0	0	0	0	4	4	0.00	0.000

PITCHER	IP	WLS	BF	H	R	ER	SO	BB	IBB	HBP	BLK	WP	HR	S	P	ERA	WHIP

Batter	1	2	3	4	5	6	7	8	9	AB	R	H	RBI	BB	SO	LOB
Vic Power, R (1, 3) OBP: 0.345, SLG: 0.508	0-0 2B		0-0 5-3		0-0 FC6 1B	4-0 E BB		0-0 6-3		4	0	2	0	1	0	0
Harry Simpson, L (1, 8) OBP: 0.374, SLG: 0.455	0-0 F6		0-0 2B 1B		0-0 FC6 1B 1-2f	0-3 K 1-3 2-H			0-0 1B SF7 1B	5	3	2	0	0	1	3
Enos Slaughter, L (1, 9) OBP: 0.397, SLG: 0.445	0-0 G3		0-0 1-H 2B		0-0 1B 2-H 1B		0-0 F6		0-0 F2	5	1	2	2	0	0	2
Elmer Valo, L (1, 7) OBP: 0.463, SLG: 0.491	0-3 K		0-0 F3		4-0 1B IBB		0-0 WP 1B		0-0 BB WP 1-3 1B	4	0	2	0	1	1	2
Hector Lopez, R (1, 5) OBP: 0.330, SLG: 0.416		0-3 K		0-0 CS 1B	0-0 1-3 2-H 1B		4-0 1-2 BB		0-0 SF7 3-H	3	0	2	2	1	1	0
Jim Finigan, R (1, 4) OBP: 0.335, SLG: 0.401		0-0 2B		0-0 F3 1-2	0-0 F9		0-0 F3		4-0 BB 1-2 IBB	4	0	1	0	1	0	5
Jerry Schypinski, L (1, 6) OBP: 0.267, SLG: 0.286 Gus Zernial, R (7, PH) OBP: 0.293, SLG: 0.477 Clete Boyer, R (7, 6) OBP: 0.313, SLG: 0.304		0-0 F3		0-0 1B		4-0 SH1-4 E BB	0-0 F4		4-0 1-2 2-3 BB	2 1 0	1 0 0	1 0 0	0 0 0	1 0 1	0 0 0	1 2 0
Billy Shantz, R (1, 2) OBP: 0.296, SLG: 0.297		0-0 G3		0-3 K		0-0 SH1-4 1-2		0-0 1-3	0-0 L6	4	0	0	0	0	1	5
Art Ditmar, R (1, 1) OBP: 0.224, SLG: 0.211			0-0 F9		0-0 6-3	0-3 K		0-3 K		4	0	0	0	0	2	1
Inning Stats	R: 0 H: 1 E: 0 LOB: 1 K: 1 BB: 0 S: 6 P: 6	R: 0 H: 1 E: 0 LOB: 1 K: 1 BB: 0 S: 6 P: 6	R: 1 H: 2 E: 0 LOB: 1 K: 0 BB: 0 S: 5 P: 5	R: 0 H: 2 E: 0 LOB: 2 K: 1 BB: 0 S: 6 P: 6	R: 2 H: 3 E: 1 LOB: 2 K: 0 BB: 1 S: 6 P: 10	R: 1 H: 0 E: 1 LOB: 1 K: 2 BB: 2 S: 7 P: 15	R: 0 H: 1 E: 0 LOB: 2 K: 0 BB: 1 S: 4 P: 8	R: 0 H: 0 E: 0 LOB: 0 K: 1 BB: 0 S: 5 P: 5	R: 1 H: 2 E: 0 LOB: 3 K: 0 BB: 2 S: 5 P: 13	1B: 9 SF: 1 2B: 3 SAC: 1 3B: 0 DP: 0 HR: 0 HBP: 0						

TOP

Kansas City Athletics @ Cleveland Indians

Cleveland Municipal Stadium, Cleveland, OH

Mon Sep 05 1955, 3:33 AM EDT

Unknown

livebaseballscorecards.com

AB	36
R	5
H	12
RBI	4
BB	6
SO	6
LOB	21

WP: 2 PA: 44
PB: 0
SB: 0
CS: 1

PITCHER		IP	WLS	BF	H	R	ER	SO	BB	IBB	HBP	BLK	WP	HR	S	P	ERA	WHIP
Bob Feller, R ERA: 3.47	(1, 1)	4.2		23	9	3	3	3	0	1	0	0	0	0	28	32	5.79	1.929
Art Houtteman, R ERA: 3.74	(5, 1)	1.0		5	0	1	0	1	2	0	0	0	0	0	5	13	0.00	2.000
Don Mossi, L ERA: 2.63	(6, 1)	2.2	L	12	3	1	1	2	1	0	0	0	1	0	15	19	3.38	1.500
Jose Santiago, R ERA: 2.45	(9, 1)	0.1		3	0	0	0	0	1	1	0	0	1	0	1	9	0.00	3.000
Sal Maglie, R ERA: 3.81	(9, 1)	0.1		1	0	0	0	0	0	0	0	0	0	0	1	1	0.00	0.000

BOTTOM

Kansas City Athletics @ Cleveland Indians

Cleveland Municipal Stadium, Cleveland, OH

Mon Sep 05 1955, 3:33 AM EDT

Unknown

livebaseballscorecards.com

Batter	1	2	3	4	5	6	7	8	9	AB	R	H	RBI	BB	SO	LOB
Al Smith, R (1, 9) OBP: 0.412, SLG: 0.491	K		5-3			K		K		4	0	0	0	0	3	0
Bobby Avila, R (1, 4) OBP: 0.370, SLG: 0.383	L3 BB			1-3 1B		1B HR BB		5-3		2	1	1	0	2	0	0
Gene Woodling, L (1, 7) OBP: 0.356, SLG: 0.394	L3 1-2			1-3 1-2		1-3 HR 1B		F7		4	1	1	0	0	0	2
Larry Doby, L (1, 8) OBP: 0.369, SLG: 0.482		K		F7		1-H 3-H HR			K	4	1	1	3	0	2	1
Al Rosen, R (1, 5) (9, 3) OBP: 0.363, SLG: 0.409		K		F4		F5			F5	4	0	0	0	0	1	1
Ferris Fain, L (1, 3) OBP: 0.455, SLG: 0.332 Sam Dente, R (9, 5) OBP: 0.333, SLG: 0.298 Ralph Kiner, R (9, PH) OBP: 0.367, SLG: 0.437		2B BB			4-3	F9			F6	2 0 1	1 0 0	0 0 0	0 0 0	1 0 0	0 0 0	0 0 0
Hal Naragon, L (1, 2) OBP: 0.411, SLG: 0.483		1-H 2B			1B 2B		F9			3	0	2	1	0	0	0
George Strickland, R (1, 6) OBP: 0.306, SLG: 0.278			F6		5-3		F5			3	0	0	0	0	0	1
Bob Feller, R (1, 1) OBP: 0.091, SLG: 0.048 Art Houtteman, R (5, 1) OBP: 0.225, SLG: 0.162 Don Mossi, L (6, 1) OBP: 0.300, SLG: 0.125 Jose Santiago, R (9, 1) OBP: 0.600, SLG: 0.500 Sal Maglie, R (9, 1) OBP: 0.188, SLG: 0.116			F2		2-H 1B		F7			1 1 1 0 0	0 0 0 0 0	0 1 0 0 0	0 0 0 0 0	0 0 0 0 0	0 0 0 0 0	0 0 0 0 0

	AB	30
	R	4
	H	6
	RBI	4
	BB	3
	SO	6
	LOB	5

Inning Stats	1	2	3	4	5	6	7	8	9	1B: 3	SF: 0	WP: 0	PA: 33
	R: 0 E: 0 K: 1 S: 4 H: 0 LOB: 0 BB: 1 P: 8	R: 1 E: 0 K: 2 S: 7 H: 1 LOB: 1 BB: 1 P: 11	R: 0 E: 0 K: 0 S: 3 H: 0 LOB: 0 BB: 0 P: 3	R: 0 E: 0 K: 0 S: 4 H: 1 LOB: 1 BB: 0 P: 4	R: 0 E: 0 K: 0 S: 4 H: 2 LOB: 2 BB: 0 P: 4	R: 3 E: 0 K: 1 S: 7 H: 2 LOB: 0 BB: 1 P: 11	R: 0 E: 0 K: 0 S: 3 H: 0 LOB: 0 BB: 0 P: 3	R: 0 E: 0 K: 1 S: 5 H: 0 LOB: 0 BB: 0 P: 5	R: 0 E: 0 K: 1 S: 5 H: 0 LOB: 0 BB: 0 P: 5	2B: 3 3B: 0 HR: 1	SAC: 0 DP: 1 HBP: 0	PB: 0 SB: 0 CS: 0	

PITCHER	IP	WLS	BF	H	R	ER	SO	BB	IBB	HBP	BLK	WP	HR	S	P	ERA	WHIP
Art Ditmar, R (1, 1) ERA: 5.47	9.0	W	33	6	4	4	6	3	0	0	0	0	1	42	54	4.00	1.000

PITCHER	IP	WLS	BF	H	R	ER	SO	BB	IBB	HBP	BLK	WP	HR	S	P	ERA	WHIP

Batter	1	2	3	4	5	6	7	8	9	AB	R	H	RBI	BB	SO	LOB
Vic Power, R (1, 3) OBP: 0.344, SLG: 0.505	B B B B 4-0 CS BB		S S S 0-3 ② K		x 0-0 E3 FC5-4			x 0-0 ② F8		3	0	0	0	1	1	0
Bill Harrington, R (8, 1) OBP: 0.214, SLG: 0.154										0	0	0	0	0	0	0
Harry Simpson, L (1, 8) OBP: 0.373, SLG: 0.451	S S S 0-3 ① K		B B B B 4-0 2B BB		x 0-0 ③ FC5-4 1-2f			S S S 0-3 ③ K		3	0	0	0	1	2	2
Bill Renna, R (1, 9) OBP: 0.310, SLG: 0.373	S S S 0-3 ② ③ K 1-2		x 0-0 2B 1-3			x 0-0 ① F3			x 0-0 ① 4-3	4	0	1	0	0	1	1
Gus Zernial, R (1, 7) OBP: 0.293, SLG: 0.474		x 0-0 E4 1B	x 0-0 ③ F5			S S S 0-3 ② K			x 0-0 HR 1B	4	1	1	0	0	1	2
Hector Lopez, R (1, 5) OBP: 0.332, SLG: 0.424		x 0-0 1-2 1B		x 0-0 ① 6-3		x 0-0 ③ F8			x 0-0 1-H HR	4	1	2	2	0	0	0
Jim Finigan, R (1, 4) OBP: 0.332, SLG: 0.398		S S S 0-3 ① K		x 0-0 ② F6			x 0-0 ① F8		S S S 0-3 ② K	4	0	0	0	0	2	2
Clete Boyer, R (1, 6) OBP: 0.288, SLG: 0.280		S S S 0-3 ② K		x 0-0 ③ F9			x 0-0 ② F2		x 0-0 ③ F5	4	0	0	0	0	1	2
Joe Astroth, R (1, 2) OBP: 0.347, SLG: 0.303		S S S 0-3 ③ K			S S S 0-3 ① K		x 0-0 ③ F6			3	0	0	0	0	2	2
Alex Kellner, R (1, 1) OBP: 0.278, SLG: 0.280			x 0-0 ① F8		S S S 0-3 ② K			x 0-0 ① F4		1	0	0	0	0	0	0
Ray Herbert, R (4, 1) OBP: 0.217, SLG: 0.238										1	0	0	0	0	1	0
Jack Littrell, R (8, PH) OBP: 0.222, SLG: 0.217										1	0	0	0	0	0	0
(8, 3)																
Inning Stats	R: 0 E: 0 K: 2 S: 6 H: 0 LOB: 1 BB: 1 P: 10	R: 0 E: 1 K: 3 S: 11 H: 1 LOB: 2 BB: 0 P: 11	R: 0 E: 0 K: 1 S: 6 H: 1 LOB: 2 BB: 1 P: 10	R: 0 E: 0 K: 0 S: 3 H: 0 LOB: 0 BB: 0 P: 3	R: 0 E: 1 K: 2 S: 8 H: 0 LOB: 1 BB: 0 P: 8	R: 0 E: 0 K: 1 S: 5 H: 0 LOB: 0 BB: 0 P: 5	R: 0 E: 0 K: 0 S: 3 H: 0 LOB: 0 BB: 0 P: 3	R: 0 E: 0 K: 1 S: 5 H: 0 LOB: 0 BB: 0 P: 5	R: 2 E: 0 K: 1 S: 7 H: 2 LOB: 0 BB: 0 P: 7	1B: 2 2B: 2 3B: 0 HR: 1 SF: 0 SAC: 0 DP: 1 HBP: 0						

PITCHER		IP	WLS	BF	H	R	ER	SO	BB	IBB	HBP	BLK	WP	HR	S	P	ERA	WHIP
Herb Score, L ERA: 3.06	(1, 1)	9.0	W	34	4	2	2	11	2	0	0	0	0	1	54	62	2.00	0.667

PITCHER	IP	WLS	BF	H	R	ER	SO	BB	IBB	HBP	BLK	WP	HR	S	P	ERA	WHIP

TOP

Kansas City Athletics @ Cleveland Indians

Cleveland Municipal Stadium, Cleveland, OH

Mon Sep 05 1955, 3:38 AM EDT

Att. 20,945 - Unknown

livebaseballscorecards.com

AB	32
R	2
H	4
RBI	2
BB	2
SO	11
LOB	11

WP: 0 PA: 34
PB: 0
SB: 0
CS: 1

BOTTOM

Kansas City Athletics @ Cleveland Indians

Cleveland Municipal Stadium, Cleveland, OH

Mon Sep 05 1955, 3:38 AM EDT

Att. 20,945 - Unknown

livebaseballscorecards.com

Batter	1	2	3	4	5	6	7	8	9	AB	R	H	RBI	BB	SO	LOB
Bobby Avila, R (1, 4) OBP: 0.369, SLG: 0.380	F7	BBBB 4-0 1B 1-2 2-3 BB		E6 1B E		F3		SSS 0-3 K2-3		3	1	0	0	1	0	0
Billy Harrell, R (8, 6)										1	0	0	0	0	1	0
Rudy Regalado, R (1, 5) OBP: 0.333, SLG: 0.250	F8	FC5-4 1-3 2-H 3-H 1B		FC5-4 1-2 1B		1-3		SSS 0-3 K		5	0	2	2	0	1	0
Al Smith, R (1, 9) OBP: 0.411, SLG: 0.489	2B 1B	FC5-4 1-2f		FC5-4 E 1-2f 2-H		4-3		1B		4	1	1	0	0	0	3
Stu Locklin, L (8, 9) OBP: 0.333, SLG: 0.364										1	0	1	0	0	0	0
Ralph Kiner, R (1, 7) OBP: 0.367, SLG: 0.438	1-H 2B		5-3	SSS 0-3 K 2-3			BBBB 4-0 HR BB	F9		4	1	1	1	1	1	2
Al Rosen, R (1, 3) OBP: 0.364, SLG: 0.416	SSS 0-3 K		BBBB 4-0 1-3 1B BB	F4			1-H HR			3	2	1	2	1	1	2
Larry Doby, L (1, 8) OBP: 0.370, SLG: 0.494		L4	1-3 1-2		SF7 3B		HR			4	2	2	1	0	0	1
Hoot Evers, R (8, 8) OBP: 0.314, SLG: 0.438										0	0	0	0	0	0	0
Jim Hegan, R (1, 2) OBP: 0.308, SLG: 0.359		BBBB 4-0 BB 1B 1B BB	1B 2-H 1B		SF7 3-H		4-3			2	1	1	2	1	0	0
George Strickland, R (1, 6) OBP: 0.305, SLG: 0.278		F7	1-2 1B		F8		4-3			4	0	1	0	0	0	1
Sam Dente, R (8, 4) OBP: 0.333, SLG: 0.298										0	0	0	0	0	0	0
Herb Score, L (1, 1) OBP: 0.150, SLG: 0.141		SSS 0-3 K			4-3		4-3			4	1	1	0	0	1	2
Inning Stats	R: 1 E: 0 K: 1 S: 7 H: 2 LOB: 1 BB: 0 P: 7	R: 2 E: 0 K: 0 S: 5 H: 2 LOB: 2 BB: 2 P: 13	R: 1 E: 0 K: 1 S: 7 H: 2 LOB: 2 BB: 1 P: 11	R: 1 E: 3 K: 1 S: 7 H: 1 LOB: 1 BB: 0 P: 7	R: 1 E: 0 K: 0 S: 4 H: 1 LOB: 0 BB: 0 P: 4	R: 0 E: 0 K: 0 S: 3 H: 0 LOB: 0 BB: 0 P: 3	R: 3 E: 0 K: 0 S: 5 H: 2 LOB: 0 BB: 1 P: 9	R: 0 E: 0 K: 2 S: 8 H: 1 LOB: 1 BB: 0 P: 8		1B: 7 2B: 1 3B: 1 HR: 2 SF: 1 SAC: 0 DP: 0 HBP: 0						

	AB	35
	R	9
	H	11
	RBI	8
	BB	4
	SO	5
	LOB	11

WP: 0 PB: 0 SB: 0 CS: 0 PA: 40

PITCHER		IP	WLS	BF	H	R	ER	SO	BB	IBB	HBP	BLK	WP	HR	S	P	ERA	WHIP
Alex Kellner, L ERA: 3.91	(1, 1)	3.0	L	20	7	5	4	2	3	0	0	0	0	0	21	33	12.00	3.333
Ray Herbert, R ERA: 5.93	(4, 1)	4.0		16	3	4	4	1	1	0	0	0	0	2	17	21	9.00	1.000
Bill Harrington, R ERA: 4.79	(8, 1)	1.0		4	1	0	0	2	0	0	0	0	0	0	8	8	0.00	1.000

PITCHER	IP	WLS	BF	H	R	ER	SO	BB	IBB	HBP	BLK	WP	HR	S	P	ERA	WHIP

Batter	1	2	3	4	5	6	7	8	9	AB	R	H	RBI	BB	SO	LOB
Al Smith, R (1, 9) OBP: 0.413, SLG: 0.487	BBBB 4-0 1B 1B BB	x 0-0 ①② G1-2-3 1-2 2-3 3-Hf		x 0-0 ③ 1-3			BBBB 4-0 BB		BBBB 4-0 1-3 1B HR BB	2	2	0	0	3	0	4
Bobby Young, L (1, 4) OBP: 0.260, SLG: 0.261	x 0-0 1-3 1B	x 0-0 ③ F9			x 0-0 ① F8		x 0-0 ① F8		x 0-0 1-2 1B	0	2	0	0	0	0	0
Gene Woodling, L (1, 7) OBP: 0.356, SLG: 0.395	x 0-0 1-2 3-H 1B		x 0-0 FC4-6 1B		x 0-0 ② F7		x 0-0 ② F8		x 0-0 ② 1-3 1-2 2-3	5	0	2	1	0	0	3
Larry Doby, L (1, 8) OBP: 0.370, SLG: 0.507	x 0-0 ① F8 2-3		x 0-0 ① FC4-6 FC6-4 1-2f		x 0-0 HR		x 0-0 ③ F8		x 0-0 2-H 3-H HR	5	2	2	4	0	0	4
Al Rosen, R (1, 3) (6, 5) OBP: 0.363, SLG: 0.415	x 0-0 ② F7 3-H		x 0-0 ② F8		x 0-0 2B			x 0-0 ① F8	x 0-0 ③ F8	5	0	1	0	0	0	2
Rudy Regalado, R (1, 5) OBP: 0.250, SLG: 0.182 Joe Altobelli, L (6, 3) OBP: 0.239, SLG: 0.200	SSS 0-3 ③ K		x 0-0 ③ FC6-4 1-2f		x 0-0 ③ F6			BBBB 4-0 BB		3 0	0 0	0 0	0 0	0 1	1 0	3 0
Jim Hegan, R (1, 2) OBP: 0.308, SLG: 0.358		x 0-0 E SH G1-2-3 1B		x 0-0 ① 5-3		x 0-0 ① 6-3		SSS 0-3 ② K		4	0	1	0	0	1	1
George Strickland, R (1, 6) OBP: 0.305, SLG: 0.276		x 0-0 SH G1-2-3 E 1-2		BBBB 4-0 BB		x 0-0 ② F8		x 0-0 ③ P9		2	0	0	0	1	0	1
Early Wynn, S (1, 1) OBP: 0.241, SLG: 0.260		x 0-0 E1 G1-2-3 1-2 2-3		x 0-0 ② F7		x 0-0 ③ F5			SSS 0-3 ① K	4	0	0	0	0	1	3
Inning Stats	R: 2 H: 2 E: 0 LOB: 1 K: 1 BB: 1 S: 7 P: 11	R: 0 H: 1 E: 1 LOB: 2 K: 0 BB: 0 S: 5 P: 5	R: 0 H: 1 E: 0 LOB: 1 K: 0 BB: 0 S: 4 P: 4	R: 0 H: 0 E: 0 LOB: 1 K: 0 BB: 1 S: 3 P: 7	R: 1 H: 2 E: 0 LOB: 1 K: 0 BB: 0 S: 5 P: 5	R: 0 H: 0 E: 0 LOB: 1 K: 0 BB: 1 S: 3 P: 7	R: 0 H: 0 E: 0 LOB: 1 K: 0 BB: 1 S: 3 P: 7	R: 0 H: 0 E: 0 LOB: 1 K: 1 BB: 1 S: 5 P: 9	R: 3 H: 2 E: 0 LOB: 0 K: 1 BB: 1 S: 7 P: 11	1B: 5 SF: 0 2B: 1 SAC: 1 3B: 0 DP: 1 HR: 2 HBP: 0						WP: 1 PA: 41 PB: 0 SB: 0 CS: 0	

TOP

Cleveland Indians @ Baltimore Orioles

Memorial Stadium, Baltimore, MD

Wed Sep 07 1955, 3:33 AM EDT

Att. 14,042 - Unknown

livebaseballscorecards.com

AB	30
R	6
H	6
RBI	5
BB	5
SO	3
LOB	21

PITCHER		IP	WLS	BF	H	R	ER	SO	BB	IBB	HBP	BLK	WP	HR	S	P	ERA	WHIP
Hal Brown, R ERA: 3.83	(1, 1)	6.0	L	27	6	3	3	1	2	0	0	0	1	1	27	35	4.50	1.333
Ray Moore, R ERA: 4.06	(7, 1)	2.1		11	1	2	2	2	3	0	0	0	0	0	12	24	7.71	1.714
Ed Lopat, L ERA: 3.67	(9, 1)	0.2		3	1	1	1	0	0	0	0	0	0	1	3	3	13.50	1.500

PITCHER	IP	WLS	BF	H	R	ER	SO	BB	IBB	HBP	BLK	WP	HR	S	P	ERA	WHIP

Cleveland Indians @ Baltimore Orioles

Memorial Stadium, Baltimore, MD

Wed Sep 07 1955, 3:33 AM EDT

Att. 14,042 - Unknown

BOTTOM

livebaseballscorecards.com

Batter	1	2	3	4	5	6	7	8	9	AB	R	H	RBI	BB	SO	LOB
Chuck Diering, R (1, 8) OBP: 0.330, SLG: 0.302	FC4 1B		F4			F3		6-3		4	0	1	0	0	0	2
Wayne Causey, L (1, 5) OBP: 0.266, SLG: 0.217	FC4 G4-3 1-2f		F5			F6			F5	4	0	0	0	0	0	3
Jim Dyck, R (1, 7) OBP: 0.406, SLG: 0.416 Ray Moore, R (7, 1) OBP: 0.194, SLG: 0.171 Ed Lopat, L (9, 1) OBP: 0.214, SLG: 0.175 Tex Nelson, L (9, PH) OBP: 0.313, SLG: 0.214	G4-3 1-2f			F8		BBBB BB			F9	2 0 0 1	0 0 0 0	0 0 0 0	0 0 0 0	1 0 0 0	0 0 0 0	1 0 0 0
Bob Hale, L (1, 3) OBP: 0.358, SLG: 0.393		4-3		G4-6-3 1B		F2			F5	4	0	1	0	0	0	2
Dave Philley, S (1, 9) OBP: 0.377, SLG: 0.442 (7, 7)		1B		G4-6-3 1-2f			4-3			3	0	1	0	0	0	1
Gus Triandos, R (1, 2) OBP: 0.322, SLG: 0.397		F8			F6		F8			3	0	0	0	0	0	1
Willy Miranda, S (1, 6) OBP: 0.301, SLG: 0.295		6-3			G4-6-3 1B		F8			3	0	1	0	0	0	1
Don Leppert, L (1, 4) OBP: 0.220, SLG: 0.071			F8		G4-6-3 1-2f			BBBB P4-6-3 BB		2	0	0	0	1	0	1
Hal Brown, R (1, 1) OBP: 0.188, SLG: 0.071 Dave Pope, L (6, PH) OBP: 0.317, SLG: 0.372 (7, 9)			BBBB BB			3B		P4-6-3 1-2f		0 2	0 0	0 1	0 0	1 0	0 0	0 1

	AB	28
	R	0
	H	5
	RBI	0
	BB	3
	SO	0
	LOB	13

Inning Stats	1	2	3	4	5	6	7	8	9
	R: 0 E: 0 K: 0 S: 3	R: 0 E: 0 K: 0 S: 4	R: 0 E: 0 K: 0 S: 3	R: 0 E: 0 K: 0 S: 3	R: 0 E: 0 K: 0 S: 3	R: 0 E: 0 K: 0 S: 4	R: 0 E: 0 K: 0 S: 3	R: 0 E: 0 K: 0 S: 2	R: 0 E: 0 K: 0 S: 3
	H: 1 LOB: 0 BB: 0 P: 3	H: 1 LOB: 1 BB: 0 P: 4	H: 0 LOB: 1 BB: 1 P: 7	H: 1 LOB: 0 BB: 0 P: 3	H: 1 LOB: 0 BB: 0 P: 3	H: 1 LOB: 2 BB: 1 P: 8	H: 0 LOB: 0 BB: 0 P: 3	H: 0 LOB: 0 BB: 1 P: 6	H: 0 LOB: 0 BB: 0 P: 3

1B: 4	SF: 0
2B: 0	SAC: 0
3B: 1	DP: 4
HR: 0	HBP: 0

WP: 0	PA: 31
PB: 0	
SB: 0	
CS: 0	

PITCHER	IP	WLS	BF	H	R	ER	SO	BB	IBB	HBP	BLK	WP	HR	S	P	ERA	WHIP
Early Wynn, R (1, 1) ERA: 2.84	9.0	W	31	5	0	0	0	3	0	0	0	0	0	28	40	0.00	0.889

PITCHER	IP	WLS	BF	H	R	ER	SO	BB	IBB	HBP	BLK	WP	HR	S	P	ERA	WHIP

Batter	1	2	3	4	5	6	7	8	9	10	AB	R	H	RBI	BB	SO	LOB
Al Smith, R (1, 9) OBP: 0.412, SLG: 0.485	BBBB 4-0 E 2B BB		x 0-0 1B 1B		SSS 0-3 ① K	x 0-0 ③ F5			x 0-0 ① 6-3	x 0-0 ③ 1-3 2-3	5	1	1	0	1	1	4
Bobby Avila, R (1, 4) OBP: 0.368, SLG: 0.379	x 0-0 ① L9		x 0-0 ① F5		x 0-0 BB 1B		SSS 0-3 ① K		x 0-0 ② 1-3		5	0	1	0	0	1	2
Gene Woodling, L (1, 7) OBP: 0.354, SLG: 0.390	x 0-0 E3 1-2 2B		x 0-0 ② P8		BBBB 4-0 1-2 BB		x 0-0 ② 6-3		x 0-0 ③ 3-1		4	1	0	0	1	0	2
Larry Doby, L (1, 8) OBP: 0.373, SLG: 0.515	SSS 0-3 ② K		x 0-0 1-2 1B		x 0-0 ② F7		x 0-0 FC5-4 1B			x 0-0 HR	5	1	3	1	0	1	4
Al Rosen, R (1, 3) (6, 5) OBP: 0.363, SLG: 0.416	x 0-0 ③ 1-H 2-H 2B		x 0-0 ③ F3		x 0-0 ③ F7		x 0-0 ③ FC5-4 1-2f			BBBB 4-0 SH1-3 WP FC6-4 BB	4	1	1	2	1	0	5
Rudy Regalado, R (1, 5) OBP: 0.267, SLG: 0.286 Joe Altobelli, L (6, 3) OBP: 0.236, SLG: 0.197		x 0-0 ① F3		x 0-0 2B		x 0-0 ① F9		x 0-0 ① 4-3		x 0-0 ① SH1-3 1-3	3 1	0 0	1 0	0 0	0 0	0 0	0 0
Hal Naragon, L (1, 2) OBP: 0.417, SLG: 0.479 Jim Hegan, R (6, PR) (6, 2) OBP: 0.309, SLG: 0.356	BBBB 4-0 FC1-6 BB		x 0-0 ① F9		BBBB 4-0 SF8 BB		x 0-0 ② F7		III 4-0 FC6-4 IBB		1 1	0 1	0 0	0 0	2 1	0 0	1 0
George Strickland, R (1, 6) OBP: 0.307, SLG: 0.276	x 0-0 ② FC1-6 1-2f		SSS 0-3 ② K		BBBB 4-0 SF8 1-3 BB		x 0-0 1B			x 0-0 ② FC6-4 S 1B 1-2f 3-H	4	0	1	1	1	1	3
Art Houtteman, R (1, 1) OBP: 0.220, SLG: 0.158 Sal Maglie, R (3, 1) OBP: 0.176, SLG: 0.111 Don Mossi, L (8, 1) OBP: 0.300, SLG: 0.125 Ray Narleski, R (8, 1) OBP: 0.273, SLG: 0.273	x 0-0 ③ 1-3		x 0-0 ③ F4		x 0-0 ② SF8 1-2 3-H		x 0-0 ③ 6-3			x 0-0 ② 1-2 1B	1 2 0 1	0 0 0 0	0 0 0 1	0 1 0 0	0 0 0 0	0 0 0 0	1 2 0 0
Inning Stats	R: 2 E: 1 K: 1 S: 6 H: 1 LOB: 1 BB: 1 P: 10	R: 0 E: 0 K: 0 S: 3 H: 0 LOB: 1 BB: 1 P: 7	R: 0 E: 0 K: 0 S: 5 H: 2 LOB: 2 BB: 0 P: 5	R: 0 E: 0 K: 1 S: 6 H: 1 LOB: 1 BB: 0 P: 6	R: 0 E: 0 K: 1 S: 6 H: 1 LOB: 2 BB: 1 P: 10	R: 1 E: 0 K: 0 S: 3 H: 0 LOB: 2 BB: 2 P: 11	R: 0 E: 0 K: 1 S: 6 H: 1 LOB: 1 BB: 0 P: 6	R: 0 E: 0 K: 0 S: 4 H: 1 LOB: 1 BB: 0 P: 4	R: 0 E: 0 K: 0 S: 3 H: 0 LOB: 0 BB: 0 P: 3	R: 2 E: 0 K: 0 S: 5 H: 2 LOB: 2 BB: 2 P: 13	1B: 6 2B: 2 3B: 0 HR: 1 SF: 1 SAC: 1 DP: 0 HBP: 0						

PITCHER		IP	WLS	BF	H	R	ER	SO	BB	IBB	HBP	BLK	WP	HR	S	P	ERA	WHIP
Erv Palica, R ERA: 3.97	(1, 1)	7.0		32	6	3	0	4	5	0	0	0	0	0	35	55	0.00	1.571
Harry Dorish, R ERA: 2.64	(8, 1)	2.0		7	1	0	0	0	0	0	0	0	0	0	7	7	0.00	0.500
Ted Gray, L ERA: 9.64	(10, 1)	0.0	L	2	1	2	2	0	1	0	0	0	0	1	1	5	∞	∞
George Zuverink, R ERA: 3.76	(10, 1)	1.0		5	1	0	0	0	0	1	0	0	1	0	4	8	0.00	1.000

PITCHER	IP	WLS	BF	H	R	ER	SO	BB	IBB	HBP	BLK	WP	HR	S	P	ERA	WHIP

TOP

Cleveland Indians @ Baltimore Orioles

Memorial Stadium, Baltimore, MD

Thu Sep 08 1955, 3:33 AM EDT

Att. 3,819 - Unknown

livebaseballscorecards.com

AB	37
R	5
H	9
RBI	5
BB	7
SO	4
LOB	24

WP: 1 PB: 0 SB: 2 CS: 0

PA: 46

Cleveland Indians @ Baltimore Orioles

Memorial Stadium, Baltimore, MD

Thu Sep 08 1955, 3:33 AM EDT

Att. 3,819 - Unknown

livebaseballscorecards.com

BOTTOM

Batter	1	2	3	4	5	6	7	8	9	10	AB	R	H	RBI	BB	SO	LOB
Wayne Causey, L (1, 5) OBP: 0.264, SLG: 0.217	F9		F6		F9		4-3		FC6-4 1B 1-3		5	0	1	0	0	0	0
Dave Pope, L (1, 8) OBP: 0.319, SLG: 0.379	1B 3B		1B 1B		K		F3		FC6-4 1-2f 3-H		5	1	2	1	0	1	1
Jim Dyck, R (1, 7) OBP: 0.400, SLG: 0.404	F7		F7		F4			1B BB	F9		4	0	0	0	1	0	3
Bob Hale, L (1, 3) OBP: 0.366, SLG: 0.400	3-H 1B		1-2 1B			F8		1-2 1B		K	5	0	3	1	0	1	0
Dave Philley, S (1, 9) OBP: 0.372, SLG: 0.436	F7		F9			F8		K		4-3	5	0	0	0	0	1	5
Hal Smith, R (1, 2) OBP: 0.305, SLG: 0.362 Hal Brown, R (6, PR) OBP: 0.188, SLG: 0.071 Tom Gastall, R (7, 2) OBP: 0.160, SLG: 0.087		5-3		L4		1B 2B		K		K	3 0 2	0 1 0	1 0 0	0 0 0	0 0 0	0 0 2	0 0 2
Willy Miranda, S (1, 6) OBP: 0.302, SLG: 0.296 Gus Triandos, R (8, PH) OBP: 0.321, SLG: 0.396 Chuck Diering, R (9, 6) OBP: 0.330, SLG: 0.302		F8		E3 S		2-H 1B		F7			3 1 0	0 0 0	1 0 0	1 0 0	0 0 0	0 0 0	0 2 0
Don Leppert, L (1, 4) OBP: 0.222, SLG: 0.087		1B		F9 1-2		K			1-3		4	0	1	0	0	1	3
Erv Palica, R (1, 1) OBP: 0.288, SLG: 0.250 Tex Nelson, L (7, PH) OBP: 0.303, SLG: 0.207 Harry Dorish, R (8, 1) OBP: 0.083, SLG: 0.083 Cal Abrams, L (9, PH) OBP: 0.415, SLG: 0.374 Ted Gray, S (10, 1) OBP: 0.100, SLG: 0.100 George Zuverink, R (10, 1)	K		K				F2		1B FC6-4 BB		2 1 0 0 0 0	0 0 0 0 0 0	0 0 0 0 0 0	0 0 0 1 0 0	0 0 0 0 0 0	2 0 0 0 0 0	2 0 0 0 0 0

| Inning Stats | | | |

Cleveland Indians @ Boston Red Sox

Fenway Park, Boston, MA

Fri Sep 09 1955, 3:33 AM EDT

Att. 30,127 - Unknown

livebaseballscorecards.com

TOP

Batter	1	2	3	4	5	6	7	8	9	AB	R	H	RBI	BB	SO	LOB
Al Smith, R (1, 9) (4, 5) (8, 9) OBP: 0.412, SLG: 0.489	5-3			6-3		HR	1B		F8	5	1	2	1	0	0	0
Bobby Avila, R (1, 4) OBP: 0.367, SLG: 0.378	K			FC5-4 1B		F3	K			4	0	1	0	0	2	2
Al Rosen, R (1, 3) (8, 5) OBP: 0.364, SLG: 0.422	F8			FC5-4 BB 1B		G3 BB		HR		3	1	1	1	1	0	1
Larry Doby, L (1, 8) OBP: 0.372, SLG: 0.512		F7		BB 1B		G3		F7		4	0	1	0	0	0	1
Gene Woodling, L (1, 7) (4, 9) (8, 7) OBP: 0.356, SLG: 0.390		F8		BB		F9		1B		3	0	1	0	1	0	1
Rudy Regalado, R (1, 5) OBP: 0.250, SLG: 0.267		F8		F6			HR	F8		1	0	0	0	0	0	0
Ralph Kiner, R (4, PH) (4, 7) OBP: 0.367, SLG: 0.447										3	1	1	1	0	0	4
Joe Altobelli, L (8, 3) OBP: 0.236, SLG: 0.197										0	0	0	0	0	0	0
Jim Hegan, R (1, 2) OBP: 0.305, SLG: 0.351			F7		K		6-3	F8		4	0	0	0	0	1	1
George Strickland, R (1, 6) OBP: 0.304, SLG: 0.273			K		6-3		K		K	4	0	0	0	0	3	0
Bob Lemon, L (1, 1) OBP: 0.329, SLG: 0.275			F9		F6		1B 1B		K	3	0	1	0	0	0	0
Ray Narleski, R (8, 1) OBP: 0.261, SLG: 0.261										1	0	0	0	0	1	0
Don Mossi, L (9, 1) OBP: 0.300, SLG: 0.125										0	0	0	0	0	0	0
Inning Stats	R: 0 E: 0 K: 1 S: 5 H: 0 LOB: 0 BB: 0 P: 5	R: 0 E: 0 K: 0 S: 3 H: 0 LOB: 0 BB: 0 P: 3	R: 0 E: 0 K: 1 S: 5 H: 0 LOB: 0 BB: 0 P: 5	R: 0 E: 0 K: 0 S: 5 H: 2 LOB: 3 BB: 1 P: 9	R: 0 E: 0 K: 1 S: 5 H: 0 LOB: 0 BB: 0 P: 5	R: 1 E: 0 K: 0 S: 4 H: 1 LOB: 1 BB: 1 P: 8	R: 1 E: 0 K: 2 S: 10 H: 3 LOB: 2 BB: 0 P: 10	R: 1 E: 0 K: 0 S: 5 H: 2 LOB: 1 BB: 0 P: 5	R: 0 E: 0 K: 2 S: 7 H: 0 LOB: 0 BB: 0 P: 7	1B: 5 2B: 0 3B: 0 HR: 3	SF: 0 SAC: 0 DP: 0 HBP: 0						

	AB	35
	R	3
	H	8
	RBI	3
	BB	2
	SO	7
	LOB	10

WP: 0 PB: 0 SB: 0 CS: 0 PA: 37

PITCHER		IP	WLS	BF	H	R	ER	SO	BB	IBB	HBP	BLK	WP	HR	S	P	ERA	WHIP
Ike Delock, R ERA: 3.61	(1, 1)	7.0	L	29	6	2	2	5	2	0	0	0	0	2	37	45	2.57	1.143
Tom Hurd, R ERA: 3.03	(8, 1)	2.0		8	2	1	1	2	0	0	0	0	0	1	12	12	4.50	1.000

PITCHER		IP	WLS	BF	H	R	ER	SO	BB	IBB	HBP	BLK	WP	HR	S	P	ERA	WHIP

BOTTOM

Cleveland Indians @ Boston Red Sox

Fenway Park, Boston, MA

Fri Sep 09 1955, 3:33 AM EDT

Att. 30,127 - Unknown

Batter	1	2	3	4	5	6	7	8	9	AB	R	H	RBI	BB	SO	LOB
Billy Goodman, L (1, 4) OBP: 0.396, SLG: 0.352	4-3	6-3			2B BB		6-3		1-2 1B	4	0	1	0	1	0	1
Billy Klaus, L (1, 6) OBP: 0.351, SLG: 0.390	WP 1B 1B		F6		1-3 2B			4-3	K	5	1	2	0	0	1	2
Ted Williams, L (1, 7) OBP: 0.492, SLG: 0.730	HBP 1-H 1B		F7		G6-4-3 IBB			3-1		3	0	1	1	1	0	0
Jackie Jensen, R (1, 9) OBP: 0.372, SLG: 0.476	1-2 HBP		F4		G6-4-3 1-2f			WP BB 1B		3	0	1	0	0	0	3
Norm Zauchin, R (1, 3) OBP: 0.327, SLG: 0.426	K			F8		6-3		BBBB WP 1-2 BB		3	0	0	0	1	1	2
Sammy White, R (1, 2) OBP: 0.325, SLG: 0.400	4-3			5-3		5-3		F9 1-2 2-3		4	0	0	0	0	0	4
Grady Hatton, L (1, 5) OBP: 0.365, SLG: 0.329		1-3		FC6-4 1B		F8			K	4	0	1	0	0	1	0
Jim Piersall, R (1, 8) OBP: 0.373, SLG: 0.439		WP 1B		FC6-4 1-2f			F3		K	4	0	1	0	0	1	1
Ike Delock, R (1, 1) OBP: 0.170, SLG: 0.093		5-3 1-2			K		K		1B BB	2	0	0	0	0	1	1
Gene Stephens, L (7, PH) OBP: 0.383, SLG: 0.479										1	0	0	0	0	1	0
Tom Hurd, R (8, 1) OBP: 0.077, SLG: 0.077										0	0	0	0	0	0	0
Faye Throneberry, L (9, PH) OBP: 0.331, SLG: 0.482										0	0	0	0	1	0	0
Inning Stats	R: 1 E: 0 K: 1 S: 7 H: 2 LOB: 2 BB: 0 P: 8	R: 0 E: 0 K: 0 S: 4 H: 1 LOB: 1 BB: 0 P: 4	R: 0 E: 0 K: 0 S: 3 H: 0 LOB: 0 BB: 0 P: 3	R: 0 E: 0 K: 0 S: 4 H: 1 LOB: 1 BB: 0 P: 4	R: 0 E: 0 K: 1 S: 5 H: 1 LOB: 2 BB: 2 P: 13	R: 0 E: 0 K: 0 S: 3 H: 0 LOB: 0 BB: 0 P: 3	R: 0 E: 0 K: 1 S: 5 H: 0 LOB: 0 BB: 0 P: 5	R: 0 E: 0 K: 0 S: 4 H: 1 LOB: 2 BB: 1 P: 8	R: 0 E: 0 K: 3 S: 10 H: 1 LOB: 2 BB: 1 P: 14	1B: 6 2B: 1 3B: 0 HR: 0	SF: 0 SAC: 0 DP: 1 HBP: 1						

	AB	33
	R	1
	H	7
	RBI	1
	BB	4
	SO	6
	LOB	14

WP: 4 PA: 38
PB: 0
SB: 0
CS: 0

PITCHER		IP	WLS	BF	H	R	ER	SO	BB	IBB	HBP	BLK	WP	HR	S	P	ERA	WHIP
Bob Lemon, R ERA: 3.82	(1, 1)	7.2	W	32	6	1	1	3	2	1	1	0	2	0	34	47	1.17	1.043
Ray Narleski, R ERA: 3.13	(8, 1)	1.0		5	1	0	0	2	1	0	0	0	1	0	8	12	0.00	2.000
Don Mossi, L ERA: 2.59	(9, 1)	0.1	S	1	0	0	0	1	0	0	0	0	0	0	3	3	0.00	0.000

PITCHER	IP	WLS	BF	H	R	ER	SO	BB	IBB	HBP	BLK	WP	HR	S	P	ERA	WHIP

livebaseballscorecards.com

Cleveland Indians @ Boston Red Sox

Fenway Park, Boston, MA

Sat Sep 10 1955, 3:33 AM EDT

Att. 23,550 - Unknown

TOP

livebaseballscorecards.com

Batter	1	2	3	4	5	6	7	8	9	AB	R	H	RBI	BB	SO	LOB
Al Smith, R (1, 5) (9, 9) OBP: 0.416, SLG: 0.494	1-3 1B 1B		L6-3 1B		1B 1B	FC5-4 1-3 1B	SF8 3-H		F8 1B 1B	5	1	5	1	0	0	0
Bobby Avila, R (1, 4) OBP: 0.370, SLG: 0.383	1-3 1-2 1B		L6-3 1-2		1B 1-3 1B	F8	2B		FC6-4 1-2 1B	6	1	4	0	0	0	3
Al Rosen, R (1, 3) (9, 5) OBP: 0.364, SLG: 0.420	1-3 1-2 2-3		F8		BB 1B 2-H 3-H 1B	FC5-4 1-2f	HBP		F8 2-3	5	1	1	2	0	0	6
Larry Doby, L (1, 8) OBP: 0.371, SLG: 0.511	K	F8		1B 1-2 BB			HR 2B F7		K	5	1	1	0	1	2	7
Ralph Kiner, R (1, 7) OBP: 0.369, SLG: 0.459 Joe Altobelli, L (9, 3) OBP: 0.236, SLG: 0.197	BB	E 2B	F3				2-H HR	F8	FC6-4 1-2f	5 0	2 0	2 0	2 0	1 0	0 0	4 0
Gene Woodling, L (1, 9) (9, 7) OBP: 0.356, SLG: 0.387	F4	4-3	F4				BB E BB	FC6-4 BB		3	1	0	0	2	0	6
Jim Hegan, R (1, 2) OBP: 0.303, SLG: 0.348		6-3	E5 2-H 1B	1-3 2-H 1B			F5	FC6-4 WP 1-2f 1B		5	1	1	1	0	0	2
George Strickland, R (1, 6) OBP: 0.305, SLG: 0.274 Ferris Fain, L (6, PH) OBP: 0.454, SLG: 0.331 Hank Aguirre, R (6, 1) Dale Mitchell, L (7, PH) OBP: 0.317, SLG: 0.333 Rocky Colavito, R (7, PR) Ray Narleski, R (7, 1) OBP: 0.292, SLG: 0.292 Don Mossi, L (8, 1) OBP: 0.300, SLG: 0.125	F3	1-2 1B		K	E 1-2 E BB	FC6-4 1-H			2 1 0 0 0 1 0 1 0	0 0 0 0 1 0 0 1 0	1 0 0 0 0 0 0 1 0	0 0 0 0 0 0 0 1 0	0 1 0 1 0 0 0 0 0	0 0 0 0 0 0 0 0 0	0 0 0 0 0 0 0 0 0
Mike Garcia, R (1, 1) OBP: 0.257, SLG: 0.292 Art Houtteman, R (5, 1) OBP: 0.429, SLG: 0.158 Bud Daley, L (8, 1) Hal Naragon, L (8, PH) OBP: 0.267, SLG: 0.400 Billy Harrell, R (8, PR) (8, 6) Bob Lemon, L (7, PH) OBP: 0.267, SLG: 0.286 Sam Dente, R (7, PR) OBP: 0.571, SLG: 0.250 (7, 6)	1-3	6-3		1B 1-2 1B	1B 1B	E9 1-H 2-H SF8 1B	FC6-4 1-2f		2 0 0 0 1 0 0 1 0 1 1	0 0 0 0 0 0 0 1 0 0 1	0 0 0 0 0 0 0 1 0 1 0	0 0 0 0 0 0 0 1 0 1 0	0 0 0 0 0 0 0 0 0 0 0	0 0 0 0 0 0 0 0 0 0 0	2 0 0 0 0 0 0 0 0 0 1
Inning Stats	R: 0 E: 0 K: 1 S: 7 H: 2 LOB: 3 BB: 1 P: 11	R: 0 E: 0 K: 0 S: 3 H: 0 LOB: 0 BB: 0 P: 3	R: 0 E: 0 K: 0 S: 3 H: 1 LOB: 0 BB: 0 P: 3	R: 1 E: 1 K: 0 S: 6 H: 2 LOB: 2 BB: 0 P: 6	R: 3 E: 0 K: 0 S: 6 H: 4 LOB: 2 BB: 1 P: 10	R: 0 E: 0 K: 1 S: 7 H: 2 LOB: 2 BB: 0 P: 7	R: 5 E: 1 K: 0 S: 7 H: 4 LOB: 3 BB: 2 P: 16	R: 1 E: 0 K: 0 S: 4 H: 1 LOB: 1 BB: 1 P: 8	R: 0 E: 0 K: 1 S: 7 H: 2 LOB: 2 BB: 0 P: 7	1B: 14 2B: 4 3B: 0 HR: 1 SF: 1 SAC: 0 DP: 1 HBP: 1						

AB	43
R	10
H	18
RBI	8
BB	5
SO	3
LOB	31

PITCHER		IP	WLS	BF	H	R	ER	SO	BB	IBB	HBP	BLK	WP	HR	S	P	ERA	WHIP
Tom Brewer, R ERA: 4.28	(1, 1)	4.0		22	8	4	3	1	2	0	0	0	0	0	22	30	6.75	2.500
Ellis Kinder, R ERA: 2.61	(5, 1)	2.1	L	13	5	4	4	1	2	0	0	0	0	1	13	21	15.43	3.000
Tom Hurd, R ERA: 3.14	(7, 1)	0.1		4	2	1	1	0	0	0	1	0	0	0	3	4	27.00	6.000
Leo Kiely, L ERA: 2.84	(7, 1)	1.1		6	1	1	1	0	1	0	0	0	1	0	5	9	6.75	1.500
Bill Henry, L ERA: 3.11	(9, 1)	1.0		5	2	0	0	1	0	0	0	0	0	0	7	7	0.00	2.000

PITCHER	IP	WLS	BF	H	R	ER	SO	BB	IBB	HBP	BLK	WP	HR	S	P	ERA	WHIP

WP: 1	PB: 0	SB: 0	CS: 0
PA: 50			

Cleveland Indians @ Boston Red Sox

Fenway Park, Boston, MA

Sat Sep 10 1955, 3:33 AM EDT

Att. 23,550 - Unknown

BOTTOM

Batter	1	2	3	4	5	6	7	8	9	AB	R	H	RBI	BB	SO	LOB
Billy Goodman, L (1, 4) OBP: 0.398, SLG: 0.353	K	1B			1B	L6		BB		4	1	2	1	1	1	0
Billy Klaus, L (1, 6) OBP: 0.352, SLG: 0.391	1B	F7			1B	4-3		F8		4	1	2	0	0	0	3
Eddie Joost, R (8, PH) OBP: 0.279, SLG: 0.343 (9, 6)										1	0	0	0	0	0	2
Ted Williams, L (1, 7) OBP: 0.493, SLG: 0.728	F5		G6-4-3		HR	K			BB	5	1	3	1	0	1	1
Milt Bolling, R (9, PR)			1B		1B				1B	0	0	0	0	0	0	0
Jackie Jensen, R (1, 9) OBP: 0.372, SLG: 0.474	F3	F4			HR		F8		BB	4	1	1	1	1	0	2
Norm Zauchin, R (1, 3) OBP: 0.328, SLG: 0.431		BB FC4	G6-4-3		HR		K		K	4	1	1	3	1	2	3
Sammy White, R (1, 2) OBP: 0.324, SLG: 0.398		FC4			5-3		F7		F7	5	2	1	0	0	0	3
Grady Hatton, L (1, 5) OBP: 0.368, SLG: 0.333		1B BB			E			1-3	K	5	0	3	0	0	1	2
Jim Piersall, R (1, 8) OBP: 0.374, SLG: 0.439		BB			K			BB		3	0	1	0	1	1	2
Tom Brewer, R (1, 1) OBP: 0.203, SLG: 0.171		K			4-3			K		2	0	0	0	0	1	3
Ellis Kinder, R (5, 1) OBP: 0.333, SLG: 0.273										1	0	0	0	0	0	1
Tom Hurd, R (7, 1) OBP: 0.077, SLG: 0.077										0	0	0	0	0	0	0
Leo Kiely, L (7, 1) OBP: 0.222, SLG: 0.231										0	0	0	0	0	0	0
Faye Throneberry, L (8, PH) OBP: 0.328, SLG: 0.478										1	0	0	0	0	1	1
Bill Henry, L (9, 1) OBP: 0.158, SLG: 0.111										0	0	0	0	0	0	0
Inning Stats	R: 0 E: 0 K: 1 S: 6 H: 1 LOB: 1 BB: 0 P: 6	R: 1 E: 0 K: 1 S: 7 H: 2 LOB: 3 BB: 2 P: 15	R: 0 E: 0 K: 0 S: 3 H: 1 LOB: 0 BB: 0 P: 3	R: 1 E: 0 K: 0 S: 4 H: 2 LOB: 0 BB: 0 P: 4	R: 5 E: 1 K: 1 S: 11 H: 6 LOB: 1 BB: 0 P: 11	R: 0 E: 0 K: 1 S: 5 H: 0 LOB: 0 BB: 0 P: 5	R: 0 E: 0 K: 1 S: 5 H: 0 LOB: 0 BB: 0 P: 5	R: 0 E: 0 K: 1 S: 6 H: 1 LOB: 2 BB: 1 P: 10	R: 0 E: 0 K: 2 S: 8 H: 1 LOB: 2 BB: 1 P: 12	1B: 13 2B: 0 3B: 0 HR: 1 SF: 0 SAC: 0 DP: 2 HBP: 0						

livebaseballscorecards.com

AB	39
R	7
H	14
RBI	6
BB	4
SO	8
LOB	23

WP: 0 PB: 0 SB: 0 CS: 0 PA: 43

PITCHER		IP	WLS	BF	H	R	ER	SO	BB	IBB	HBP	BLK	WP	HR	S	P	ERA	WHIP
Mike Garcia, R ERA: 4.04	(1, 1)	4.0		21	9	5	5	2	2	0	0	0	0	0	23	31	11.25	2.750
Art Houtteman, R ERA: 3.88	(5, 1)	0.0		2	2	2	2	0	0	0	0	0	0	1	2	2	∞	∞
Bud Daley, L ERA:	(5, 1)	1.0		4	1	0	0	1	0	0	0	0	0	0	6	6	0.00	1.000
Hank Aguirre, L ERA:	(6, 1)	1.0	W	3	0	0	0	1	0	0	0	0	0	0	5	5	0.00	0.000
Ray Narleski, R ERA: 3.08	(7, 1)	1.2		7	1	0	0	2	1	0	0	0	0	0	10	14	0.00	1.200

PITCHER		IP	WLS	BF	H	R	ER	SO	BB	IBB	HBP	BLK	WP	HR	S	P	ERA	WHIP
Don Mossi, L ERA: 2.55	(8, 1)	1.1	S	6	1	0	0	2	1	0	0	0	0	0	9	13	0.00	1.500

Batter	1	2	3	4	5	6	7	8	9	AB	R	H	RBI	BB	SO	LOB
Bobby Avila, R (1, 4) OBP: 0.371, SLG: 0.390	F6			HR		FC4-6 1B			F8	4	1	2	1	0	0	0
Gene Woodling, L (1, 9) OBP: 0.355, SLG: 0.384	CS BB			4-3		FC4-6 1-2f			F9	3	0	0	0	1	0	1
Al Smith, R (1, 5) OBP: 0.415, SLG: 0.491	K 1-2			CS BB		F3			F4	3	0	0	0	1	1	2
Al Rosen, R (1, 3) OBP: 0.363, SLG: 0.419		F3		F8 1-2			G5-4-3 1B			3	0	1	0	0	0	1
Ralph Kiner, R (1, 7) OBP: 0.366, SLG: 0.454		F6			F5		G5-4-3 1-2f			3	0	0	0	0	0	1
Larry Doby, L (1, 8) OBP: 0.371, SLG: 0.512		K			2B		K2-3			3	0	1	0	0	2	0
Jim Hegan, R (1, 2) OBP: 0.300, SLG: 0.344			F6		F8			F5		3	0	0	0	0	0	1
George Strickland, R (1, 6) OBP: 0.303, SLG: 0.272 Hank Foiles, R (8, PH) OBP: 0.353, SLG: 0.347 Hank Aguirre, R (8, 1) Jose Santiago, R (8, 1) OBP: 0.600, SLG: 0.500			F9		L8			G3		2 1 0 0	0 0 0 0	0 0 0 0	0 0 0 0	0 0 0 0	0 0 0 0	1 0 0 0
Early Wynn, S (1, 1) OBP: 0.235, SLG: 0.253 Hoot Evers, R (8, PH) OBP: 0.313, SLG: 0.436 Billy Harrell, R (8, 6)			6-3			K		K		2 1 0	0 0 0	0 0 0	0 0 0	1 1 0	0 0 0	0 0 0
Inning Stats	R: 0 E: 0 K: 1 S: 4 H: 0 LOB: 1 BB: 1 P: 8	R: 0 E: 0 K: 1 S: 5 H: 0 LOB: 0 BB: 0 P: 5	R: 0 E: 0 K: 0 S: 3 H: 0 LOB: 0 BB: 0 P: 3	R: 1 E: 0 K: 0 S: 3 H: 1 LOB: 0 BB: 1 P: 7	R: 0 E: 0 K: 0 S: 4 H: 1 LOB: 1 BB: 0 P: 4	R: 0 E: 0 K: 1 S: 6 H: 1 LOB: 1 BB: 0 P: 6	R: 0 E: 0 K: 1 S: 5 H: 1 LOB: 0 BB: 0 P: 5	R: 0 E: 0 K: 1 S: 5 H: 0 LOB: 0 BB: 0 P: 5	R: 0 E: 0 K: 0 S: 3 H: 0 LOB: 0 BB: 0 P: 3	1B: 2 2B: 2 3B: 0 HR: 1 SF: 0 SAC: 0 DP: 2 HBP: 0						

PITCHER		IP	WLS	BF	H	R	ER	SO	BB	IBB	HBP	BLK	WP	HR	S	P	ERA	WHIP
Tommy Byrne, L ERA: 2.98	(1, 1)	9.0	W	30	4	1	1	5	2	0	0	0	0	1	38	46	1.00	0.667

PITCHER	IP	WLS	BF	H	R	ER	SO	BB	IBB	HBP	BLK	WP	HR	S	P	ERA	WHIP

TOP

Cleveland Indians @ New York Yankees

Yankee Stadium, Bronx, NY

Sun Sep 11 1955, 3:33 AM EDT

Overcast - 75 F

livebaseballscorecards.com

AB	28
R	1
H	4
RBI	1
BB	2
SO	5
LOB	7

WP: 0 PB: 0 SB: 0 CS: 2 PA: 30

Cleveland Indians @ New York Yankees

Yankee Stadium, Bronx, NY

Sun Sep 11 1955, 3:33 AM EDT

Overcast - 75 F

BOTTOM

livebaseballscorecards.com

Batter	1	2	3	4	5	6	7	8	9	AB	R	H	RBI	BB	SO	LOB
Billy Martin, R (1, 4) OBP: 0.286, SLG: 0.290	6-3	F2			K		5-3			4	0	0	0	0	1	0
Gil McDougald, R (1, 5) OBP: 0.363, SLG: 0.399	BB	6-3			BB		6-3			3	1	1	0	1	0	0
Hank Bauer, R (1, 9) OBP: 0.360, SLG: 0.454	2B	SF8			F6			FC3-6		4	2	3	0	0	0	1
Yogi Berra, L (1, 2) OBP: 0.353, SLG: 0.476	1B	SF8			BB			FC3-6		2	1	1	3	1	0	1
Mickey Mantle, S (1, 8) OBP: 0.430, SLG: 0.617	1B	G3			K			BB		3	1	1	0	1	1	2
Joe Collins, L (1, 3) OBP: 0.338, SLG: 0.410	F4	IHR			K			1B		3	1	1	1	0	1	2
Bill Skowron, R (8, PH) OBP: 0.372, SLG: 0.527 (9, 3)								BB		0	0	0	0	1	0	0
Irv Noren, L (1, 7) OBP: 0.321, SLG: 0.370	1-3	F5			4-3			1B		3	0	0	0	0	0	2
Elston Howard, R (8, PH) OBP: 0.349, SLG: 0.515 (9, 7)										1	0	1	2	0	0	0
Tommy Byrne, L (1, 1) OBP: 0.265, SLG: 0.293		F4		4-3	F8			1-3		4	0	0	0	0	0	1
Phil Rizzuto, R (1, 6) OBP: 0.363, SLG: 0.306		B3-1		F5			F7			3	0	0	0	0	0	0

Inning Stats	1	2	3	4	5	6	7	8	9
	R: 2 E: 0 K: 0 S: 6	H: 3 LOB: 2 BB: 1 P: 10	R: 0 E: 0 K: 0 S: 3	H: 0 LOB: 0 BB: 0 P: 3	R: 1 E: 0 K: 0 S: 4	H: 1 LOB: 0 BB: 0 P: 4	R: 1 E: 0 K: 0 S: 4	H: 1 LOB: 0 BB: 0 P: 4	R: 0 E: 0 K: 2 S: 8	H: 1 LOB: 2 BB: 1 P: 12	R: 0 E: 0 K: 1 S: 5	H: 0 LOB: 0 BB: 0 P: 5	R: 0 E: 0 K: 0 S: 3	H: 0 LOB: 0 BB: 0 P: 3	R: 2 E: 0 K: 0 S: 4	H: 2 LOB: 1 BB: 2 P: 12

| | | | | | | | | | |

Cleveland Indians @ New York Yankees

Yankee Stadium, Bronx, NY

Sun Sep 11 1955, 3:38 AM EDT

Att. 65,310 - Overcast - 76 F

TOP

livebaseballscorecards.com

Batter	1	2	3	4	5	6	7	8	9	AB	R	H	RBI	BB	SO	LOB
Al Smith, R (1, 9) (6, 5) (8, 9) OBP: 0.413, SLG: 0.488	1-3		5-3		BBB 4-0 G5-4-3 BB 1-2			G3	F4	4	0	0	0	1	0	0
Bobby Avila, R (1, 4) OBP: 0.372, SLG: 0.399	E6 2B		5-3		G5-4-3 1-2f			HR		4	1	2	1	0	0	2
Hoot Evers, R (1, 7) (6, 9) (8, 7) OBP: 0.312, SLG: 0.437	SSS 0-3 K		3-1			F5		FC4-6 WP 2B		4	1	1	0	0	1	1
Al Rosen, R (1, 3) (8, 5) OBP: 0.366, SLG: 0.418	BBBB 4-0 BB			E5		BBBB 4-0 L9-4-6 1B BB		IIII 4-0 FC4-6 IBB		1	0	0	0	3	0	0
Larry Doby, L (1, 8) OBP: 0.370, SLG: 0.510	SSS 0-3 K			L9		1-2 1B		FC4-6 WP 1-2f 2-3		4	0	1	0	0	1	5
Rudy Regalado, R (1, 5) OBP: 0.222, SLG: 0.235		3-1		F9		L9-4-6 2-3		BBBB 4-0 1-3 3-H BB		2	0	0	0	0	0	1
Ralph Kiner, R (6, PH) (6, 7) OBP: 0.367, SLG: 0.453										1	0	0	0	1	0	2
Joe Altobelli, L (8, PR) (8, 3) OBP: 0.236, SLG: 0.197										0	0	0	0	0	0	0
Jim Hegan, R (1, 2) OBP: 0.300, SLG: 0.354		HR		L5			F2	5-3		4	1	1	1	0	0	3
George Strickland, R (1, 6) OBP: 0.303, SLG: 0.270		6-3			BBBB 4-0 FC3-6 BB		SSS 0-3 K		F9	3	0	0	0	1	1	0
Herb Score, L (1, 1) OBP: 0.146, SLG: 0.138		SSS 0-3 K			1-2f FC3-6 BB		SSS 0-3 K		SSS 0-3 K	2	0	0	0	0	1	1
Hank Foiles, R (7, PH) OBP: 0.350, SLG: 0.343										1	0	0	0	0	1	0
Don Mossi, L (7, 1) OBP: 0.273, SLG: 0.111										1	0	0	0	0	1	0

Inning Stats	1	2	3	4	5	6	7	8	9
	R: 0 E: 1 K: 2 S: 8	H: 1 LOB: 2 BB: 1 P: 12	R: 1 E: 0 K: 1 S: 6	H: 1 LOB: 0 BB: 0 P: 6	R: 0 E: 0 K: 0 S: 3	H: 0 LOB: 0 BB: 0 P: 3	R: 0 E: 1 K: 0 S: 4	H: 0 LOB: 1 BB: 0 P: 4	R: 0 E: 0 K: 0 S: 2	H: 0 LOB: 1 BB: 2 P: 10	R: 0 E: 0 K: 0 S: 3	H: 1 LOB: 1 BB: 1 P: 7	R: 0 E: 0 K: 2 S: 7	H: 0 LOB: 0 BB: 0 P: 7	R: 2 E: 0 K: 0 S: 5	H: 2 LOB: 2 BB: 2 P: 13	R: 0 E: 0 K: 1 S: 5	H: 0 LOB: 0 BB: 0 P: 5

| | | | | | | | | | |

BOTTOM

Cleveland Indians @ New York Yankees

Yankee Stadium, Bronx, NY

Sun Sep 11 1955, 3:38 AM EDT

Att. 65,310 - Overcast - 76 F

livebaseballscorecards.com

Batter	1	2	3	4	5	6	7	8	9	AB	R	H	RBI	BB	SO	LOB
Elston Howard, R (1, 9) (2, 7) OBP: 0.350, SLG: 0.510	K2-3		G6-4-3, BB		6-3		1-2, 1B		F7	4	0	1	0	1	1	1
Gil McDougald, R (1, 5) OBP: 0.364, SLG: 0.397	1B, 1B, BB		G6-4-3, 1-2f		S, BB		K			2	1	0	0	2	1	2
Yogi Berra, L (1, 2) OBP: 0.352, SLG: 0.474	6-3, 1B, 1-2, 1B		K		F7, 1-2			E3		4	0	1	0	0	1	1
Mickey Mantle, S (1, 8) OBP: 0.430, SLG: 0.615	6-3, 1-2, 2-H, 1B			1B, 1B, BB	F8			F8		3	1	1	1	1	0	2
Hank Bauer, R (1, 7) (2, 9) OBP: 0.361, SLG: 0.453	6-3, 1-2, 2-3			1B, 1-2, 1B		FC3-6, BB		F5		3	0	1	0	1	0	3
Bill Skowron, R (1, 3) OBP: 0.368, SLG: 0.520	K			K	FC3-6, G4-6-3, 1-2f			K		4	0	0	0	0	3	6
Billy Martin, R (1, 4) OBP: 0.282, SLG: 0.286		K		F9	G4-6-3, 1-2f				1B	4	0	1	0	0	1	3
Phil Rizzuto, R (1, 6) OBP: 0.360, SLG: 0.305		F2		FC4, 1-2, 2-H, 1B			K		F7	4	0	1	1	0	1	1
Whitey Ford, L (1, 1) OBP: 0.233, SLG: 0.185		K		FC4, 1-2f			1B		F2	3	0	1	0	0	1	2
Bob Cerv, R (9, PH) OBP: 0.348, SLG: 0.492										1	0	0	0	0	0	1
Inning Stats	R: 1 E: 0 K: 2 S: 9 H: 2 LOB: 2 BB: 1 P: 13	R: 0 E: 0 K: 2 S: 7 H: 0 LOB: 0 BB: 0 P: 7	R: 0 E: 0 K: 1 S: 4 H: 0 LOB: 0 BB: 1 P: 8	R: 1 E: 0 K: 1 S: 7 H: 2 LOB: 2 BB: 1 P: 11	R: 0 E: 0 K: 0 S: 3 H: 0 LOB: 1 BB: 1 P: 7	R: 0 E: 0 K: 0 S: 2 H: 0 LOB: 0 BB: 1 P: 6	R: 0 E: 0 K: 2 S: 8 H: 2 LOB: 1 BB: 0 P: 8	R: 0 E: 1 K: 1 S: 6 H: 0 LOB: 1 BB: 0 P: 6	R: 0 E: 0 K: 0 S: 4 H: 1 LOB: 1 BB: 0 P: 4	1B: 7 2B: 0 3B: 0 HR: 0	SF: 0 SAC: 0 DP: 2 HBP: 0						

	AB	32
	R	2
	H	7
	RBI	2
	BB	5
	SO	9
	LOB	22

WP: 0 PB: 0 SB: 1 CS: 0 PA: 37

PITCHER		IP	WLS	BF	H	R	ER	SO	BB	IBB	HBP	BLK	WP	HR	S	P	ERA	WHIP
Herb Score, L ERA: 3.06	(1, 1)	6.0		25	4	2	2	6	5	0	0	0	0	0	32	52	3.00	1.500
Don Mossi, L ERA: 2.45	(7, 1)	3.0	W	12	3	0	0	3	0	0	0	0	0	0	18	18	0.00	1.000

PITCHER	IP	WLS	BF	H	R	ER	SO	BB	IBB	HBP	BLK	WP	HR	S	P	ERA	WHIP

Batter	1	2	3	4	5	6	7	8	9	AB	R	H	RBI	BB	SO	LOB
Al Smith, R (1, 5) (9, 9) OBP: 0.412, SLG: 0.486	5-3		3B 1B (1-2)		K			6-3		4	1	1	0	0	1	0
Gene Woodling, L (1, 9) (9, 7) OBP: 0.359, SLG: 0.389	G6-4-3 BB		SF9 3B (1-H, 2-H)		G3			FC6 S BB		2	1	1	2	2	0	0
Bobby Avila, R (1, 4) OBP: 0.369, SLG: 0.396	G6-4-3 (1-2f)		SF9 (3-H)			F3		FC6 PO (1-3)		3	0	0	1	0	0	2
Al Rosen, R (1, 3) OBP: 0.367, SLG: 0.418		BB	F7			K		PO (1-2)	S 1B	3	0	1	0	1	1	0
Billy Harrell, R (9, PR)										0	0	0	0	0	0	0
Joe Altobelli, L (9, 3) OBP: 0.236, SLG: 0.197										0	0	0	0	0	0	0
Hoot Evers, R (1, 7) OBP: 0.312, SLG: 0.440		F8		F9		2B			F7 (1-2)	3	0	1	0	0	0	1
Dale Mitchell, L (9, PH) OBP: 0.311, SLG: 0.327										1	0	0	0	0	0	1
Sam Dente, R (9, 5) OBP: 0.331, SLG: 0.295										0	0	0	0	0	0	0
Larry Doby, L (1, 8) OBP: 0.369, SLG: 0.508		F8		E9 1B		4-3			L6	4	0	1	0	0	0	4
Jim Hegan, R (1, 2) OBP: 0.296, SLG: 0.349		F8		F3			K		4-3	4	0	0	0	0	1	4
George Strickland, R (1, 6) OBP: 0.300, SLG: 0.268		1-3		5-3			F7			3	0	0	0	0	0	1
Mike Garcia, R (1, 1) OBP: 0.260, SLG: 0.284		1B 3B BB			K		F9			2	1	0	0	1	1	0
Inning Stats	R: 0 E: 0 K: 0 S: 2 H: 0 LOB: 0 BB: 1 P: 6	R: 0 E: 0 K: 0 S: 3 H: 0 LOB: 1 BB: 1 P: 7	R: 3 E: 0 K: 0 S: 5 H: 2 LOB: 0 BB: 1 P: 9	R: 0 E: 1 K: 0 S: 4 H: 1 LOB: 1 BB: 0 P: 4	R: 0 E: 0 K: 2 S: 7 H: 0 LOB: 0 BB: 0 P: 7	R: 0 E: 0 K: 1 S: 6 H: 1 LOB: 1 BB: 0 P: 6	R: 0 E: 0 K: 1 S: 5 H: 0 LOB: 0 BB: 0 P: 5	R: 0 E: 0 K: 0 S: 2 H: 0 LOB: 0 BB: 1 P: 6	R: 0 E: 0 K: 0 S: 4 H: 1 LOB: 2 BB: 0 P: 4	1B: 3 2B: 1 3B: 1 HR: 0	SF: 1 SAC: 0 DP: 1 HBP: 0						

Cleveland Indians @ Washington Senators

Griffith Stadium, Washington, DC

Tue Sep 13 1955, 3:33 AM EDT

Unknown

TOP

livebaseballscorecards.com

AB	29
R	3
H	5
RBI	3
BB	4
SO	4
LOB	13

PITCHER		IP	WLS	BF	H	R	ER	SO	BB	IBB	HBP	BLK	WP	HR	S	P	ERA	WHIP
Chuck Stobbs, L ERA: 4.8	(1, 1)	8.0	L	30	4	3	3	4	4	0	0	0	0	0	34	50	3.38	1.000
Pedro Ramos, R ERA: 3.53	(9, 1)	1.0		4	1	0	0	0	0	0	0	0	0	0	4	4	0.00	1.000

PITCHER	IP	WLS	BF	H	R	ER	SO	BB	IBB	HBP	BLK	WP	HR	S	P	ERA	WHIP

Batter	1	2	3	4	5	6	7	8	9	AB	R	H	RBI	BB	SO	LOB
Eddie Yost, R (1, 5) OBP: 0.404, SLG: 0.363	5-3		6-3			K		1B		4	0	1	0	0	1	0
Ernie Oravetz, S (1, 8) OBP: 0.337, SLG: 0.303	6-3		4-3			L8		G3		4	0	0	0	0	0	1
Mickey Vernon, L (1, 3) OBP: 0.373, SLG: 0.445	4-3			5-3		K			BB L4-3	3	0	0	0	1	1	0
Roy Sievers, R (1, 7) OBP: 0.367, SLG: 0.489		1B 2B		G4-6-3 1B			6-3		F3	4	1	2	0	0	0	1
Pete Runnels, L (1, 4) OBP: 0.359, SLG: 0.351		2-H FC6-4 1B		G4-6-3 1-2f			FC6-4 1B		L4-3 1-2	4	0	2	1	0	0	2
Carlos Paula, R (1, 9) OBP: 0.341, SLG: 0.469		FC6-4 BB 1-2f			1B		K			3	0	1	0	0	1	2
Ed Fitz Gerald, R (1, 2) OBP: 0.322, SLG: 0.308 Julio Becquer, L (7, PH) Bruce Edwards, R (8, 2) OBP: 0.356, SLG: 0.211		BBBB G4-3 BB 1-2			F4		FC6-4 1-2f			1 1 0	0 0 0	0 0 0	0 0 0	1 0 0	0 0 0	1 1 0
Jose Valdivielso, R (1, 6) OBP: 0.267, SLG: 0.321 Johnny Groth, R (8, PH) OBP: 0.312, SLG: 0.381 Bobby Kline, R (9, 6) OBP: 0.297, SLG: 0.267		G4-3 1-2f			K			F4		2 1 0	0 0 0	0 0 0	0 0 0	0 0 0	1 0 0	3 0 0
Chuck Stobbs, L (1, 1) OBP: 0.341, SLG: 0.212 Mickey McDermott, L (8, PH) OBP: 0.275, SLG: 0.298 Pedro Ramos, S (9, 1) OBP: 0.143, SLG: 0.091			K		F7			K		2 1 0	0 0 0	0 0 0	0 0 0	0 0 0	1 0 0	1 0 0
Inning Stats	R: 0 E: 0 K: 0 S: 3 H: 0 LOB: 0 BB: 0 P: 3	R: 1 E: 0 K: 0 S: 4 H: 2 LOB: 1 BB: 1 P: 8	R: 0 E: 0 K: 1 S: 5 H: 0 LOB: 0 BB: 0 P: 5	R: 0 E: 0 K: 0 S: 3 H: 1 LOB: 0 BB: 0 P: 3	R: 0 E: 0 K: 1 S: 6 H: 1 LOB: 1 BB: 0 P: 6	R: 0 E: 0 K: 2 S: 7 H: 0 LOB: 0 BB: 0 P: 7	R: 0 E: 0 K: 1 S: 6 H: 1 LOB: 1 BB: 0 P: 6	R: 0 E: 0 K: 1 S: 6 H: 1 LOB: 1 BB: 0 P: 6	R: 0 E: 0 K: 0 S: 2 H: 0 LOB: 0 BB: 1 P: 6	1B: 5 2B: 2 3B: 0 HR: 0	SF: 0 SAC: 0 DP: 3 HBP: 0					

PITCHER	IP	WLS	BF	H	R	ER	SO	BB	IBB	HBP	BLK	WP	HR	S	P	ERA	WHIP
Mike Garcia, R (1, 1) ERA: 3.91	9.0	W	32	6	1	1	6	2	0	0	0	0	0	42	50	1.00	0.889

PITCHER	IP	WLS	BF	H	R	ER	SO	BB	IBB	HBP	BLK	WP	HR	S	P	ERA	WHIP

BOTTOM

Cleveland Indians @ Washington Senators

Griffith Stadium, Washington, DC

Tue Sep 13 1955, 3:33 AM EDT

Unknown

livebaseballscorecards.com

AB	30
R	1
H	6
RBI	1
BB	2
SO	6
LOB	12

Cleveland Indians @ Washington Senators

Griffith Stadium, Washington, DC

Tue Sep 13 1955, 3:38 AM EDT

Att. 19,019 - Unknown

TOP

livebaseballscorecards.com

Batter	1	2	3	4	5	6	7	8	9	AB	R	H	RBI	BB	SO	LOB
Al Smith, R (1, 9) OBP: 0.412, SLG: 0.486	E6 SH5-3 2B	F4			SH 2B	F7		H 1-0 BB 1-2 1B HBP		4	3	1	0	0	0	2
Bobby Avila, R (1, 4) OBP: 0.371, SLG: 0.398	SH5-3 1-3		G4-6-3 1B		SH 1B FC 2-H	BB 1B		F8		3	1	2	0	0	0	3
Gene Woodling, L (1, 7) OBP: 0.361, SLG: 0.389	S S S K		G4-6-3 1-2f		FC 1B 2-3 1B	B B B B 4-0 1-2 BB		B B B B 4-0 1B 1-2 2-3 3-H BB		3	1	1	1	2	1	2
Larry Doby, L (1, 8) OBP: 0.369, SLG: 0.509	3-H 2B		F6		FC 1B 1-2 FC4-6 3-H	4-3		G5-4-3 1-3 2-H 3-H 1B		5	1	2	4	0	0	3
Al Rosen, R (1, 5) OBP: 0.367, SLG: 0.418 Sam Dente, R (8, 5) OBP: 0.331, SLG: 0.295	F9			FC2-5 1B	FC4-6 1-3 2-H	5-3		G5-4-3 1-2f		5 0	0 0	2 0	1 0	0 0	0 0	3 0
Ferris Fain, L (1, 3) OBP: 0.450, SLG: 0.328		FC1-6 1B		F8	FC4-6 1-2f 3-H	4-3			1-3	5	0	1	1	0	0	2
Jim Hegan, R (1, 2) OBP: 0.294, SLG: 0.346		FC1-6 BB 1-2f		FC2-5 1-2 1B	F3	F8			L6-3	5	0	1	0	0	0	2
George Strickland, R (1, 6) OBP: 0.299, SLG: 0.267		F8		FC2-5 1-2 2-3f	F8			E5 1B BB 1B	L6-3	5	1	1	0	0	0	4
Bob Lemon, L (1, 1) OBP: 0.345, SLG: 0.288 Ray Narleski, R (9, 1) OBP: 0.292, SLG: 0.292	B B B 4-0 1-2 BB			4-3		1-3		BB PB 2-3 1B		3 0	1 0	1 0	0 0	1 0	0 0	2 0
Inning Stats	R: 1 E: 1 K: 1 S: 7 H: 1 LOB: 1 BB: 0 P: 7	R: 0 E: 0 K: 0 S: 4 H: 1 LOB: 2 BB: 1 P: 8	R: 0 E: 0 K: 0 S: 3 H: 1 LOB: 0 BB: 0 P: 3	R: 0 E: 0 K: 0 S: 5 H: 2 LOB: 2 BB: 0 P: 5	R: 4 E: 1 K: 0 S: 8 H: 3 LOB: 1 BB: 0 P: 8	R: 0 E: 0 K: 0 S: 4 H: 1 LOB: 2 BB: 1 P: 8	R: 0 E: 0 K: 0 S: 3 H: 0 LOB: 0 BB: 0 P: 3	R: 3 E: 1 K: 0 S: 5 H: 3 LOB: 1 BB: 1 P: 10	R: 0 E: 0 K: 0 S: 3 H: 0 LOB: 0 BB: 0 P: 3	1B: 10 2B: 2 3B: 0 HR: 0 SF: 0 SAC: 2 DP: 2 HBP: 1						

	AB	38
	R	8
	H	12
	RBI	7
	BB	3
	SO	1
	LOB	23

WP: 0 PB: 1 SB: 0 CS: 0 PA: 44

PITCHER		IP	WLS	BF	H	R	ER	SO	BB	IBB	HBP	BLK	WP	HR	S	P	ERA	WHIP
Bob Porterfield, R ERA: 4.45	(1, 1)	5.0	L	26	8	5	2	1	1	0	0	0	0	0	27	31	3.60	1.800
Johnny Schmitz, L ERA: 3.65	(6, 1)	2.0		8	1	0	0	0	1	0	0	0	0	0	7	11	0.00	1.000
Dean Stone, L ERA: 4.28	(8, 1)	0.1		6	3	3	3	0	1	0	1	0	0	0	4	9	81.00	12.000
Bob Chakales, R ERA: 4.63	(8, 1)	1.2		4	0	0	0	0	0	0	0	0	0	0	4	4	0.00	0.000

PITCHER	IP	WLS	BF	H	R	ER	SO	BB	IBB	HBP	BLK	WP	HR	S	P	ERA	WHIP

Batter	1	2	3	4	5	6	7	8	9	AB	R	H	RBI	BB	SO	LOB
Eddie Yost, R (1, 5) OBP: 0.405, SLG: 0.369	CS 3B		BBBB BB			6-3	F2			3	0	1	0	1	0	2
Ernie Oravetz, S (1, 8) OBP: 0.336, SLG: 0.302	F2		4-3			4-3		3-1 2B 1B		4	1	1	0	0	0	2
Mickey Vernon, L (1, 3) OBP: 0.376, SLG: 0.450	BB			FC5-4 HBP		3B		3-1 1-2		2	1	1	0	1	0	1
Roy Sievers, R (1, 7) OBP: 0.366, SLG: 0.491	K 3-H			FC5-4 1-2f		3B 3-H		L8		4	0	1	1	0	1	4
Pete Runnels, L (1, 4) OBP: 0.358, SLG: 0.352		4-3		F5		1-3		WP 2-H 2B		4	0	1	1	0	0	2
Carlos Paula, R (1, 9) OBP: 0.340, SLG: 0.469		6-3		K			2B	F3 2-3		4	0	1	0	0	1	2
Ed Fitz Gerald, R (1, 2) OBP: 0.317, SLG: 0.303		5-3			1-3		K	K	K	4	0	0	0	0	2	1
Jose Valdivielso, R (1, 6) OBP: 0.265, SLG: 0.318 Mickey McDermott, L (7, PH) OBP: 0.283, SLG: 0.298 Bobby Kline, R (8, 6) OBP: 0.295, SLG: 0.265			K		5-3		BB		K	2 0 1	0 0 0	0 0 0	0 0 0	0 1 0	1 0 1	0 0 0
Bob Porterfield, R (1, 1) OBP: 0.185, SLG: 0.270 Harmon Killebrew, R (5, PH) OBP: 0.244, SLG: 0.307 Johnny Schmitz, R (6, 1) OBP: 0.176, SLG: 0.235 Julio Becquer, L (7, PH) Dean Stone, L (8, 1) OBP: 0.125, SLG: 0.045 Bob Chakales, R (8, 1) Jerry Snyder, R (9, PH) OBP: 0.265, SLG: 0.271			5-3		K		K		F7	1 1 0 1 0 0 0 1	0 0 0 0 0 0 0 0	0 0 0 0 0 0 0 0	0 0 0 0 0 0 0 0	0 1 0 0 0 0 0 0	0 0 0 1 0 0 0 0	0 0 0 2 0 0 0 0
Inning Stats	R: 0 H: 1 E: 0 LOB: 2 K: 1 BB: 1 S: 5 P: 9	R: 0 H: 0 E: 0 LOB: 0 K: 0 BB: 0 S: 3 P: 3	R: 0 H: 0 E: 0 LOB: 1 K: 1 BB: 1 S: 5 P: 9	R: 0 H: 0 E: 0 LOB: 1 K: 1 BB: 0 S: 5 P: 6	R: 0 H: 0 E: 0 LOB: 0 K: 1 BB: 0 S: 5 P: 5	R: 1 H: 2 E: 0 LOB: 1 K: 0 BB: 0 S: 5 P: 5	R: 0 H: 1 E: 0 LOB: 2 K: 2 BB: 1 S: 8 P: 12	R: 1 H: 2 E: 0 LOB: 1 K: 0 BB: 0 S: 5 P: 5	R: 0 H: 0 E: 0 LOB: 0 K: 2 BB: 0 S: 7 P: 7	1B: 1 SF: 0 2B: 3 SAC: 0 3B: 3 DP: 1 HR: 0 HBP: 1						

PITCHER		IP	WLS	BF	H	R	ER	SO	BB	IBB	HBP	BLK	WP	HR	S	P	ERA	WHIP
Bob Lemon, R ERA: 3.76	(1, 1)	8.0	W	33	6	2	2	6	3	0	1	0	1	0	41	54	2.25	1.125
Ray Narleski, R ERA: 3.06	(9, 1)	1.0	S	3	0	0	0	2	0	0	0	0	0	0	7	7	0.00	0.000

PITCHER	IP	WLS	BF	H	R	ER	SO	BB	IBB	HBP	BLK	WP	HR	S	P	ERA	WHIP

BOTTOM

Cleveland Indians @ Washington Senators

Griffith Stadium, Washington, DC

Tue Sep 13 1955, 3:38 AM EDT

Att. 19,019 - Unknown

livebaseballscorecards.com

AB	32
R	2
H	6
RBI	2
BB	3
SO	8
LOB	16

WP: 1	PA: 36		
PB: 0			
SB: 0			
CS: 1			

Batter	1	2	3	4	5	6	7	8	9	AB	R	H	RBI	BB	SO	LOB
Al Smith, R (1, 5) OBP: 0.414, SLG: 0.486	BBBB 4-0 6-3 BB		x 0-0 G6-3 1B		x 0-0 ①② G6-4-3 1-2f		x 0-0 4-3 2-H 1B		x 0-0 ② F7	4	0	2	1	1	0	2
Gene Woodling, L (1, 9) OBP: 0.357, SLG: 0.384	x 0-0 ① F6		x 0-0 ①② G6-3 1-2f		x 0-0 ③ 4-3		x 0-0 ② 4-3 2-3		x 0-0 ③ F8	5	0	0	0	0	0	4
Bobby Avila, R (1, 4) OBP: 0.370, SLG: 0.397	x 0-0 ② 6-3 1-2		x 0-0 ③ 6-3			x 0-0 FC9-6 1B	x 0-0 ③ F8			4	0	1	0	0	0	2
Al Rosen, R (1, 3) OBP: 0.367, SLG: 0.415	H 1-0 HBP			x 0-0 ① F8		x 0-0 ① FC9-6 FC3-6 BB 1-2f		x 0-0 ① F7		3	0	0	0	0	0	1
Hoot Evers, R (1, 7) OBP: 0.315, SLG: 0.438	x 0-0 ③ F2			x 0-0 ② F7		BBBB 4-0 FC3-6 1-2 BB		x 0-0 1B		3	0	1	0	1	0	2
Larry Doby, L (1, 8) OBP: 0.368, SLG: 0.509		x 0-0 ① F8		x 0-0 1B 2B		x 0-0 ② FC3-6 1-2f 2-3		x 0-0 ② L8		4	1	1	0	0	0	3
Jim Hegan, R (1, 2) OBP: 0.294, SLG: 0.345		x 0-0 ② F9		x 0-0 2-H 1B		x 0-0 ③ 5-3		x 0-0 ③ F2		4	0	1	1	0	0	3
George Strickland, R (1, 6) OBP: 0.302, SLG: 0.270 Ferris Fain, L (9, PH) OBP: 0.452, SLG: 0.328 Billy Harrell, R (9, PR)		x 0-0 1B		x 0-0 ③ 6-3			x 0-0 SH1-3 1B 1B		BBBB 4-0 BB	3 0 0	1 0 0	2 0 0	0 0 0	0 1 0	0 0 0	1 0 0
Herb Score, L (1, 1) OBP: 0.155, SLG: 0.136 Ray Narleski, R (7, 1) OBP: 0.292, SLG: 0.292 Dale Mitchell, L (9, PH) OBP: 0.306, SLG: 0.321		SSS 0-3 ③ K			BBBB 4-0 G6-4-3 BB		x 0-0 ① SH1-3 1-2		x 0-0 ① F3	1 0 1	0 0 0	0 0 0	0 0 0	1 0 0	1 0 0	1 0 1
Inning Stats	R: 0 E: 0 K: 0 S: 3 H: 0 LOB: 2 BB: 1 P: 8	R: 0 E: 0 K: 1 S: 6 H: 1 LOB: 1 BB: 0 P: 6	R: 0 E: 0 K: 0 S: 3 H: 1 LOB: 0 BB: 0 P: 3	R: 1 E: 0 K: 0 S: 5 H: 2 LOB: 1 BB: 0 P: 5	R: 0 E: 0 K: 0 S: 2 H: 0 LOB: 0 BB: 1 P: 6	R: 0 E: 0 K: 0 S: 4 H: 1 LOB: 2 BB: 1 P: 8	R: 1 E: 0 K: 0 S: 5 H: 2 LOB: 1 BB: 0 P: 5	R: 0 E: 0 K: 0 S: 4 H: 1 LOB: 1 BB: 0 P: 4	R: 0 E: 0 K: 0 S: 3 H: 0 LOB: 1 BB: 1 P: 7	1B: 7 2B: 1 3B: 0 HR: 0 SF: 0 SAC: 1 DP: 2 HBP: 1						

PITCHER		IP	WLS	BF	H	R	ER	SO	BB	IBB	HBP	BLK	WP	HR	S	P	ERA	WHIP
Mickey McDermott, L ERA: 3.61	(1, 1)	7.0		30	7	2	2	1	3	0	1	0	0	0	28	41	2.57	1.429
Pedro Ramos, R ERA: 3.47	(8, 1)	2.0	W	8	1	0	0	0	1	0	0	0	0	0	7	11	0.00	1.000

PITCHER	IP	WLS	BF	H	R	ER	SO	BB	IBB	HBP	BLK	WP	HR	S	P	ERA	WHIP

TOP

Cleveland Indians @ Washington Senators

Griffith Stadium, Washington, DC

Wed Sep 14 1955, 3:33 AM EDT

Att. 7,928 - Unknown

livebaseballscorecards.com

AB	32
R	2
H	8
RBI	2
BB	4
SO	1
LOB	20

Batter	1	2	3	4	5	6	7	8	9	AB	R	H	RBI	BB	SO	LOB
Eddie Yost, R (1, 5) OBP: 0.405, SLG: 0.375	F9		1-H 3B		F8		E 1-2 1B	6-3		5	0	2	1	0	0	1
Ernie Oravetz, S (1, 8) (9, 9) OBP: 0.335, SLG: 0.301	3-1		K		K		E8 1-3 2-H 1B			4	0	1	1	0	2	1
Mickey Vernon, L (1, 3) OBP: 0.378, SLG: 0.450	K		BB		1B		IBB			2	0	1	0	2	1	0
Roy Sievers, R (1, 7) OBP: 0.363, SLG: 0.487		K	F3		K		K			4	0	0	0	0	3	6
Carlos Paula, R (1, 9) OBP: 0.336, SLG: 0.464 Tom Umphlett, R (9, 8) OBP: 0.263, SLG: 0.261		K		K		5-3	K			4 0	0 0	0 0	0 0	0 0	3 0	3 0
Pete Runnels, L (1, 4) OBP: 0.361, SLG: 0.354		FC6-4 BB		BB 1B		F7		SH3-4 2B 1B		3	1	2	0	1	0	0
Ed Fitz Gerald, R (1, 2) OBP: 0.315, SLG: 0.300 Steve Korcheck, R (4, PH) (5, 2) OBP: 0.125, SLG: 0.125		FC6-4 1-2f		K		F2		SH3-4 1-2		1 2	0 0	0 0	0 0	0 0	0 1	1 1
Jose Valdivielso, R (1, 6) OBP: 0.268, SLG: 0.322			L3	1-2 BB			K2-3	2-H 2B		3	0	1	1	1	1	0
Mickey McDermott, L (1, 1) OBP: 0.295, SLG: 0.310 Pedro Ramos, S (7, PR) (8, 1) OBP: 0.139, SLG: 0.088			3B 1B	F7			E 1B 1B	K		3 1	1 1	2 0	0 0	0 0	0 1	2 1
Inning Stats	R: 0 E: 0 K: 1 S: 5 H: 0 LOB: 0 BB: 0 P: 5	R: 0 E: 0 K: 2 S: 7 H: 0 LOB: 1 BB: 1 P: 11	R: 1 E: 0 K: 1 S: 7 H: 2 LOB: 2 BB: 1 P: 11	R: 0 E: 0 K: 2 S: 8 H: 1 LOB: 2 BB: 1 P: 12	R: 0 E: 0 K: 2 S: 8 H: 1 LOB: 1 BB: 0 P: 8	R: 0 E: 0 K: 0 S: 3 H: 0 LOB: 0 BB: 0 P: 3	R: 1 E: 1 K: 3 S: 12 H: 3 LOB: 3 BB: 1 P: 16	R: 1 E: 0 K: 1 S: 7 H: 2 LOB: 1 BB: 0 P: 7		1B: 7 2B: 1 3B: 1 HR: 0	SF: 0 SAC: 1 DP: 0 HBP: 0						

PITCHER		IP	WLS	BF	H	R	ER	SO	BB	IBB	HBP	BLK	WP	HR	S	P	ERA	WHIP
Herb Score, L ERA: 3.05	(1, 1)	6.1		29	7	2	2	9	3	0	0	0	0	0	44	56	2.84	1.579
Ray Narleski, R ERA: 3.09	(7, 1)	1.2	L	8	2	1	1	3	0	1	0	0	0	0	13	17	5.40	1.200

PITCHER	IP	WLS	BF	H	R	ER	SO	BB	IBB	HBP	BLK	WP	HR	S	P	ERA	WHIP

BOTTOM

Cleveland Indians @ Washington Senators

Griffith Stadium, Washington, DC

Wed Sep 14 1955, 3:33 AM EDT

Att. 7,928 - Unknown

livebaseballscorecards.com

AB	32
R	3
H	9
RBI	3
BB	4
SO	12
LOB	16

WP: 0	PB: 0	SB: 0	CS: 0	PA: 37		

Batter	1	2	3	4	5	6	7	8	9	AB	R	H	RBI	BB	SO	LOB
Harvey Kuenn, R (1, 6) OBP: 0.342, SLG: 0.414	F6		FC4-6 1-2f 2-3		3B		E4 1B 1-2 2-3		6-3	5	0	1	0	0	0	4
Earl Torgeson, L (1, 3) OBP: 0.388, SLG: 0.395	F8		F6		F3		1-3 2-H 3-H 1B			4	0	1	2	0	0	3
Al Kaline, R (1, 9) OBP: 0.418, SLG: 0.541	K			K		L6-3	L7			4	0	0	0	0	2	2
Charlie Maxwell, L (1, 7) OBP: 0.322, SLG: 0.536 Bubba Phillips, R (8, 7) OBP: 0.294, SLG: 0.314		F6		1B BB		F8		4-3		3 0	0 0	0 0	0 0	1 0	0 0	0 0
Ray Boone, R (1, 5) OBP: 0.354, SLG: 0.484		5-3		F2		F9		1B 2B		4	1	1	0	0	0	1
Bill Tuttle, R (1, 8) OBP: 0.352, SLG: 0.397		5-3		1-3 1B			FC1-6 1B	G4-3 2-H 1B		4	0	3	1	0	0	0
Red Wilson, R (1, 2) OBP: 0.303, SLG: 0.293			4-3	F5			FC1-6 E BB 1-2f 1B	G4-3 1-2f		4	1	0	0	0	0	4
Fred Hatfield, L (1, 4) OBP: 0.336, SLG: 0.340			FC4-6 1B BB		F9	F9			F9	3	0	0	0	1	0	1
Billy Hoeft, L (1, 1) OBP: 0.293, SLG: 0.232 Steve Gromek, S (4, 1) OBP: 0.357, SLG: 0.185			FC4-6 1-2 1B		G3		E 1-2 1B BB		K	1 2	0 1	1 0	0 0	0 1	0 1	0 0
Inning Stats	R: 0 E: 0 K: 1 S: 5 H: 0 LOB: 0 BB: 0 P: 5	R: 0 E: 0 K: 0 S: 3 H: 0 LOB: 0 BB: 0 P: 3	R: 0 E: 0 K: 0 S: 4 H: 1 LOB: 2 BB: 1 P: 8	R: 0 E: 0 K: 1 S: 6 H: 1 LOB: 2 BB: 1 P: 10	R: 0 E: 0 K: 0 S: 4 H: 1 LOB: 1 BB: 0 P: 4	R: 0 E: 0 K: 0 S: 3 H: 0 LOB: 0 BB: 0 P: 3	R: 2 E: 1 K: 0 S: 6 H: 2 LOB: 2 BB: 1 P: 10	R: 1 E: 0 K: 0 S: 4 H: 2 LOB: 0 BB: 0 P: 4	R: 0 E: 0 K: 1 S: 5 H: 0 LOB: 0 BB: 0 P: 5	1B: 5 2B: 1 3B: 1 HR: 0 SF: 0 SAC: 0 DP: 1 HBP: 0						

PITCHER		IP	WLS	BF	H	R	ER	SO	BB	IBB	HBP	BLK	WP	HR	S	P	ERA	WHIP
Early Wynn, R ERA: 2.85	(1, 1)	8.0	L	34	7	3	1	2	3	0	0	0	0	0	35	47	1.12	1.250
Ray Narleski, R ERA: 3.06	(9, 1)	1.0		3	0	0	0	1	0	0	0	0	0	0	5	5	0.00	0.000

PITCHER	IP	WLS	BF	H	R	ER	SO	BB	IBB	HBP	BLK	WP	HR	S	P	ERA	WHIP

TOP

Detroit Tigers @ Cleveland Indians

Cleveland Municipal Stadium, Cleveland, OH

Fri Sep 16 1955, 3:33 AM EDT
Att. 24,185 - Unknown

livebaseballscorecards.com

AB	34
R	3
H	7
RBI	3
BB	3
SO	3
LOB	15

WP: 0 PA: 37
PB: 0
SB: 0
CS: 0

Detroit Tigers @ Cleveland Indians

Cleveland Municipal Stadium, Cleveland, OH

Fri Sep 16 1955, 3:33 AM EDT

Att. 24,185 - Unknown

livebaseballscorecards.com

BOTTOM

Batter	1	2	3	4	5	6	7	8	9	AB	R	H	RBI	BB	SO	LOB
Al Smith, R (1, 5) (8, 9) OBP: 0.411, SLG: 0.483	S S S 0-3 ① K		x 0-0 ② 5-3		x 0-0 ③ F7			x 0-0 ② F8		4	0	0	0	0	1	1
Gene Woodling, L (1, 9) (8, 7) OBP: 0.357, SLG: 0.381	x 0-0 ② 4-3		x 0-0 ③ F7			x 0-0 ① F4		B B B B 4-0 2B BB		3	0	0	0	1	0	0
Bobby Avila, R (1, 4) OBP: 0.369, SLG: 0.398	x 0-0 ③ F7			S S S 0-3 ① K		x 0-0 ② 4-3		x 0-0 1-3 2B		4	0	1	0	0	1	0
Al Rosen, R (1, 3) (8, 5) OBP: 0.364, SLG: 0.411		x 0-0 ① F5		x 0-0 ② F8		x 0-0 ③ L9		x 0-0 ③ F8		4	0	0	0	0	0	2
Hoot Evers, R (1, 7) OBP: 0.317, SLG: 0.436 Ferris Fain, L (7, PH) (8, 3) OBP: 0.455, SLG: 0.331		x 0-0 ② L9		B B B B 4-0 BB			x 0-0 1B		B B B B 4-0 G3 BB	1	0	0	0	1	0	0
										1	0	1	0	1	0	0
Larry Doby, L (1, 8) OBP: 0.369, SLG: 0.510		x 0-0 E 2B		x 0-0 ③ F7			x 0-0 ① F5		B B B B 4-0 1-2 G3 BB	3	0	1	0	1	0	2
Jim Hegan, R (1, 2) OBP: 0.292, SLG: 0.342 Hal Naragon, L (7, PH) (8, 2) OBP: 0.415, SLG: 0.475		x 0-0 E6 PB 2-3			S S S 0-3 ① K		x 0-0 ② F2		x 0-0 ① F8	2	0	0	0	0	1	1
										2	0	0	0	0	0	3
George Strickland, R (1, 6) OBP: 0.303, SLG: 0.272 Dale Mitchell, L (7, PH) OBP: 0.302, SLG: 0.316 Billy Harrell, R (8, 6) Bob Lemon, L (9, PH) OBP: 0.341, SLG: 0.284		x 0-0 ③ F4 1-2			x 0-0 1B		x 0-0 ③ F8		x 0-0 ② G3 1-2 2-3	2	0	1	0	0	0	2
										1	0	0	0	0	0	1
										0	0	0	0	0	0	0
										1	0	0	0	0	0	2
Early Wynn, S (1, 1) OBP: 0.230, SLG: 0.247 Bobby Young, L (8, PH) OBP: 0.259, SLG: 0.260 Ray Narleski, R (9, 1) OBP: 0.292, SLG: 0.292 Ralph Kiner, R (9, PH) OBP: 0.366, SLG: 0.451			x 0-0 ① 5-3		x 0-0 ② F7			x 0-0 ① F2	S S S 0-3 ③ K	2	0	0	0	0	0	1
										1	0	0	0	0	0	0
										0	0	0	0	0	0	0
										1	0	0	0	0	1	2

Inning Stats	1	2	3	4	5	6	7	8	9
	R: 0 H: 0 E: 0 LOB: 0 K: 1 BB: 0 S: 5 P: 5	R: 0 H: 1 E: 1 LOB: 2 K: 0 BB: 0 S: 5 P: 5	R: 0 H: 0 E: 0 LOB: 0 K: 0 BB: 0 S: 3 P: 3	R: 0 H: 0 E: 0 LOB: 1 K: 1 BB: 1 S: 5 P: 9	R: 0 H: 1 E: 0 LOB: 1 K: 1 BB: 0 S: 6 P: 6	R: 0 H: 0 E: 0 LOB: 0 K: 0 BB: 0 S: 3 P: 3	R: 0 H: 1 E: 0 LOB: 1 K: 0 BB: 0 S: 4 P: 4	R: 0 H: 1 E: 0 LOB: 2 K: 0 BB: 1 S: 4 P: 8	R: 0 H: 0 E: 0 LOB: 2 K: 1 BB: 2 S: 5 P: 13

	AB	32
	R	0
	H	4
	RBI	0
	BB	4
	SO	4
	LOB	17

		1B: 2	SF: 0	WP: 0	PA: 36
		2B: 2	SAC: 0	PB: 1	
		3B: 0	DP: 0	SB: 0	
		HR: 0	HBP: 0	CS: 0	

PITCHER		IP	WLS	BF	H	R	ER	SO	BB	IBB	HBP	BLK	WP	HR	S	P	ERA	WHIP
Billy Hoeft, L ERA: 2.99	(1, 1)	3.0		11	1	0	0	1	0	0	0	0	0	0	13	13	0.00	0.333
Steve Gromek, R ERA: 3.99	(4, 1)	6.0	W	25	3	0	0	3	4	0	0	0	0	0	27	43	0.00	1.167

PITCHER	IP	WLS	BF	H	R	ER	SO	BB	IBB	HBP	BLK	WP	HR	S	P	ERA	WHIP

Batter	1	2	3	4	5	6	7	8	9	AB	R	H	RBI	BB	SO	LOB
Harvey Kuenn, R (1, 6) OBP: 0.344, SLG: 0.416	0-0 G4-6-3 1B		0-0 ③ L1		0-0 1-2 1B		0-0 ② FC5-4 1B 1-2f 1B		0-0 1B	5	1	3	0	0	0	1
Earl Torgeson, L (1, 3) OBP: 0.390, SLG: 0.400	0-0 ①② G4-6-3 1-2f			0-0 2B	0-0 ② F7		0-0 1B 1-2		0-0 FC6-4 1-2	5	1	3	0	0	0	3
Al Kaline, R (1, 9) OBP: 0.421, SLG: 0.544	B B B B 4-0 BB			0-0 E SF9 2-H	0-0 ③ 1-2 2-H		0-0 1-2 2-H		S S S 0-3 ② K	4	1	3	2	1	1	2
Charlie Maxwell, L (1, 7) OBP: 0.315, SLG: 0.522 Bubba Phillips, R (6, 7) OBP: 0.291, SLG: 0.311	0-0 ③ 1-3			S S S 0-3 ① K		0-0 ① L4 S S S	0-3 ③ K		0-0 ③ FC6-4 1-2f	3 2	0 0	0 0	0 0	0 0	1 1	2 4
Ray Boone, R (1, 5) OBP: 0.352, SLG: 0.480		0-0 ① 4-3		0-0 E5 FC5-4 2-3		0-0 ② 5-3		0-0 ① F7		4	0	0	0	0	0	1
Bill Tuttle, R (1, 8) OBP: 0.353, SLG: 0.398		0-0 ② 6-3		0-0 ② SF9 3-H		0-0 FC6-4 1B		0-0 1B		3	0	2	1	0	0	0
Red Wilson, R (1, 2) OBP: 0.298, SLG: 0.288		0-0 ③ 5-3		0-0 ③ FC5-4 1-2f		0-0 ③ FC6-4 1-2f		0-0 ② F9		4	0	0	0	0	0	3
Fred Hatfield, L (1, 4) OBP: 0.335, SLG: 0.339			0-0 ① 4-3		S S S 0-3 ① K		0-0 FC5-4 1B	0-0 ③ F9		4	0	1	0	0	1	1
Frank Lary, R (1, 1) OBP: 0.241, SLG: 0.228			0-0 ② F6		0-0 1B 1B		S S S 0-3 ① K		S S S 0-3 ① K	4	0	1	0	0	2	1
Inning Stats	R: 0 H: 1 E: 0 LOB: 1 K: 0 BB: 1 S: 3 P: 7	R: 0 H: 0 E: 0 LOB: 0 K: 0 BB: 0 S: 3 P: 3	R: 0 H: 0 E: 0 LOB: 0 K: 0 BB: 0 S: 3 P: 3	R: 2 H: 2 E: 1 LOB: 1 K: 1 BB: 0 S: 8 P: 8	R: 0 H: 3 E: 0 LOB: 2 K: 1 BB: 0 S: 7 P: 7	R: 0 H: 1 E: 0 LOB: 1 K: 0 BB: 0 S: 4 P: 4	R: 1 H: 3 E: 0 LOB: 2 K: 2 BB: 0 S: 10 P: 10	R: 0 H: 1 E: 0 LOB: 1 K: 0 BB: 0 S: 4 P: 4	R: 0 H: 2 E: 0 LOB: 2 K: 2 BB: 0 S: 9 P: 9	1B: 11 SF: 1 2B: 2 SAC: 0 3B: 0 DP: 1 HR: 0 HBP: 0						WP: 0 PA: 40 PB: 0 SB: 0 CS: 0	

TOP

Detroit Tigers @ Cleveland Indians

Cleveland Municipal Stadium, Cleveland, OH

Sat Sep 17 1955, 3:33 AM EDT

Att. 14,689 - Unknown

livebaseballscorecards.com

AB	38
R	3
H	13
RBI	3
BB	1
SO	6
LOB	18

PITCHER		IP	WLS	BF	H	R	ER	SO	BB	IBB	HBP	BLK	WP	HR	S	P	ERA	WHIP
Bob Lemon, R ERA: 3.7	(1, 1)	8.0	L	35	11	3	2	4	1	0	0	0	0	0	42	46	2.25	1.500
Don Mossi, L ERA: 2.42	(9, 1)	1.0		5	2	0	0	2	0	0	0	0	0	0	9	9	0.00	2.000

PITCHER	IP	WLS	BF	H	R	ER	SO	BB	IBB	HBP	BLK	WP	HR	S	P	ERA	WHIP

Detroit Tigers @ Cleveland Indians

Cleveland Municipal Stadium, Cleveland, OH

Sat Sep 17 1955, 3:33 AM EDT

Att. 14,689 - Unknown

livebaseballscorecards.com

BOTTOM

Batter	1	2	3	4	5	6	7	8	9	AB	R	H	RBI	BB	SO	LOB
Al Smith, R (1, 9) OBP: 0.410, SLG: 0.480	BBBB 4-0 SH1-3 S SF7 BB		SSS 0-3 ① K	x 0-0 ③ F8		x 0-0 ② F8		x 0-0 ② F2		4	1	0	0	1	1	7
Bobby Avila, R (1, 4) OBP: 0.370, SLG: 0.397	x 0-0 ① SH1-3 1-3		x 0-0 BB 1-2 1B		x 0-0 ① F6	x 0-0 ③ L9		BBBB 4-0 1-2 2-3 BB		3	0	1	0	1	0	2
Gene Woodling, L (1, 7) OBP: 0.355, SLG: 0.380	x 0-0 ② SF7 3-H		x 0-0 ② F8		x 0-0 2B 1B		x 0-0 ① F6	x 0-0 ③ 4-3		4	0	1	1	0	0	5
Larry Doby, L (1, 8) OBP: 0.370, SLG: 0.509	x 0-0 ③ F7		BBBB 4-0 1-2 2-3 BB		x 0-0 1-3 2B		x 0-0 ② F8		x 0-0 ① G3	4	0	1	0	1	0	0
Al Rosen, R (1, 5) OBP: 0.363, SLG: 0.409		x 0-0 ① 4-3	x 0-0 ③ F6		x 0-0 ② F3		x 0-0 1B		SSS 0-3 ② K	5	0	1	0	0	1	5
Ferris Fain, L (1, 3) OBP: 0.457, SLG: 0.331 Joe Altobelli, L (9, PR) OBP: 0.236, SLG: 0.197		BBB 4-0 BB		BBB 4-0 FC1-5 1B BB	x 0-0 ③ F8		SSS 0-3 ③ K		x 0-0 1B	3 0	0 0	1 0	0 0	2 0	1 0	3 0
Jim Hegan, R (1, 2) OBP: 0.293, SLG: 0.342 Hal Naragon, L (8, PH) OBP: 0.409, SLG: 0.467 (9, 2)	x 0-0 ② L7		x 0-0 3-1 FC1-5 1-2 1B		x 0-0 ① F2			x 0-0 ① 4-3	x 0-0 ③ 6-3	3 2	0 0	1 0	0 0	0 0	0 0	1 1
George Strickland, R (1, 6) OBP: 0.303, SLG: 0.275 Dale Mitchell, L (8, PH) OBP: 0.313, SLG: 0.328 Billy Harrell, R (8, PR) (9, 6)	x 0-0 ③ L9		x 0-0 ① FC1-5 3-1 1-2 2-3f		x 0-0 2B			x 0-0 BB 1B 1B		3 1 0	0 0 0	1 1 0	0 0 0	0 0 0	0 0 0	3 0 0
Bob Lemon, L (1, 1) OBP: 0.352, SLG: 0.289 Ralph Kiner, R (8, PH) OBP: 0.368, SLG: 0.453 Hoot Evers, R (8, PR) OBP: 0.317, SLG: 0.436 Don Mossi, L (9, 1) OBP: 0.273, SLG: 0.111		x 0-0 BB 1B 1B	x 0-0 ② 3-1 1-2 2-3		BBBB 4-0 BB			x 0-0 BB 1-2 1B		2 1 0 0	0 0 0 0	1 1 0 0	0 0 0 0	1 0 0 0	0 0 0 0	2 0 0 0

Inning Stats	1	2	3	4	5	6	7	8	9	1B: 8	SF: 1	WP: 0	PA: 43
	R: 1 H: 0 E: 0 LOB: 0 K: 0 BB: 1 S: 3 P: 7	R: 0 H: 0 E: 0 LOB: 1 K: 0 BB: 1 S: 3 P: 7	R: 0 H: 2 E: 0 LOB: 3 K: 1 BB: 1 S: 7 P: 11	R: 0 H: 1 E: 0 LOB: 2 K: 0 BB: 1 S: 4 P: 8	R: 0 H: 2 E: 0 LOB: 2 K: 0 BB: 0 S: 5 P: 5	R: 0 H: 1 E: 0 LOB: 2 K: 0 BB: 1 S: 4 P: 8	R: 0 H: 1 E: 0 LOB: 1 K: 1 BB: 0 S: 6 P: 6	R: 0 H: 2 E: 0 LOB: 3 K: 0 BB: 1 S: 5 P: 9	R: 0 H: 1 E: 0 LOB: 1 K: 1 BB: 0 S: 6 P: 6	2B: 2 3B: 0 HR: 0	SAC: 1 DP: 0 HBP: 0	PB: 0 SB: 1 CS: 0	

PITCHER	IP	WLS	BF	H	R	ER	SO	BB	IBB	HBP	BLK	WP	HR	S	P	ERA	WHIP
Frank Lary, R (1, 1) ERA: 3.09	9.0	W	43	10	1	1	3	6	0	0	0	0	0	43	67	1.00	1.778

PITCHER	IP	WLS	BF	H	R	ER	SO	BB	IBB	HBP	BLK	WP	HR	S	P	ERA	WHIP

AB	35
R	1
H	10
RBI	1
BB	6
SO	3
LOB	29

Batter	1	2	3	4	5	6	7	8	9	AB	R	H	RBI	BB	SO	LOB
Harvey Kuenn, R (1, 6) OBP: 0.344, SLG: 0.416	F8		F8		F5	1B BB 1B 1-2 2-H	2-H 2B		6-3	6	1	2	2	0	0	1
Earl Torgeson, L (1, 3) OBP: 0.390, SLG: 0.399	4-3		6-3 1B 1B		F5	BBBB 1B 1B BB 1-2 2-3	6-3			4	1	1	0	1	0	1
Al Kaline, R (1, 9) OBP: 0.422, SLG: 0.550	HR		6-3 1B 1-2		L5-3	1B 1B 1-2 2-3 3-H		L6-3		5	1	3	2	0	0	0
Jim Delsing, L (1, 7) OBP: 0.328, SLG: 0.374 Bubba Phillips, R (9, 7) OBP: 0.291, SLG: 0.311	BBBB PB BB		6-3 1-2 2-3			4-3 F8 5-3 1B 1-2 2-H 3-H		6-3		4 0	0 0	1 0	2 0	1 0	0 0	2 0
Ray Boone, R (1, 5) OBP: 0.350, SLG: 0.476	5-3 1-2		IIII IBB					5-3		4	0	0	0	1	0	3
Bill Tuttle, R (1, 8) OBP: 0.356, SLG: 0.400		BBBB FC3-6 BB	F7			BBBB BB S 1B BB	BBBB 2B BB		1B E 2B	2	3	1	0	3	0	3
Red Wilson, R (1, 2) OBP: 0.300, SLG: 0.287		FC3-6 FC6-4 1-2f		6-3		BBBB BB 1B BB 1-2	F5		S 1B 2-3	4	1	1	0	1	0	2
Fred Hatfield, L (1, 4) OBP: 0.336, SLG: 0.341		F6		F9		BBBB 1B 1B BB 1-2 2-3	1-H 2B 2B		F1 1-2 3-H	4	2	1	1	1	0	2
Bob Miller, R (1, 1) OBP: 0.200, SLG: 0.200 Dick Marlowe, R (8, 1)		FC6-4 1-2f		4-3		SSS BB 1B 1B 1-2 2-H 3-H	SSS K		SSS K	4 1	1 0	1 0	2 0	0 0	1 1	2 1
Inning Stats	R: 1 H: 1 E: 0 LOB: 1 K: 0 BB: 1 S: 4 P: 8	R: 0 H: 0 E: 0 LOB: 1 K: 0 BB: 1 S: 3 P: 7	R: 0 H: 2 E: 0 LOB: 3 K: 0 BB: 1 S: 5 P: 9	R: 0 H: 0 E: 0 LOB: 0 K: 0 BB: 0 S: 3 P: 3	R: 0 H: 0 E: 0 LOB: 0 K: 0 BB: 0 S: 3 P: 3	R: 6 H: 4 E: 0 LOB: 2 K: 0 BB: 4 S: 7 P: 23	R: 2 H: 2 E: 0 LOB: 1 K: 1 BB: 1 S: 7 P: 11	R: 0 H: 0 E: 0 LOB: 0 K: 0 BB: 0 S: 3 P: 3	R: 1 H: 2 E: 0 LOB: 1 K: 1 BB: 0 S: 7 P: 7	1B: 7 SF: 0 2B: 3 SAC: 0 3B: 0 DP: 0 HR: 1 HBP: 0						WP: 0 PA: 46 PB: 1 SB: 2 CS: 0	

PITCHER		IP	WLS	BF	H	R	ER	SO	BB	IBB	HBP	BLK	WP	HR	S	P	ERA	WHIP
Mike Garcia, R ERA: 3.97	(1, 1)	5.2	L	26	3	4	4	0	5	1	0	0	0	1	20	44	6.35	1.412
Ray Narleski, R ERA: 3.3	(6, 1)	0.0		5	4	3	3	0	1	0	0	0	0	0	4	8	∞	∞
Art Houtteman, R ERA: 3.98	(6, 1)	1.1		7	2	2	2	1	1	0	0	0	0	0	8	12	13.50	2.250
Hank Aguirre, L ERA: 5.4	(8, 1)	2.0		8	2	1	0	1	0	0	0	0	0	0	10	10	0.00	1.000

PITCHER	IP	WLS	BF	H	R	ER	SO	BB	IBB	HBP	BLK	WP	HR	S	P	ERA	WHIP

TOP

Detroit Tigers @ Cleveland Indians

Cleveland Municipal Stadium, Cleveland, OH

Sun Sep 18 1955, 3:33 AM EDT

Att. 28,504 - Unknown

livebaseballscorecards.com

AB	38
R	10
H	11
RBI	9
BB	8
SO	2
LOB	17

BOTTOM

Detroit Tigers @ Cleveland Indians

Cleveland Municipal Stadium, Cleveland, OH

Sun Sep 18 1955, 3:33 AM EDT

Att. 28,504 - Unknown

livebaseballscorecards.com

Batter	1	2	3	4	5	6	7	8	9	AB	R	H	RBI	BB	SO	LOB
Billy Harrell, R (1, 6) OBP: 0.375, SLG: 0.375	5-3		L9 BB 1B		G4-6-3 1B		1B		F4	5	0	3	0	0	0	0
Ferris Fain, L (1, 3) OBP: 0.455, SLG: 0.327	4-3		1-2 BB		G4-6-3 1-2f		K			3	0	0	0	1	1	2
Bobby Avila, R (1, 4) OBP: 0.368, SLG: 0.394	F6		L9 2-3			5-3		E5 WP 3B		4	1	0	0	0	0	2
Al Smith, R (1, 9) OBP: 0.407, SLG: 0.476		1-3	F8			4-3		F4 1-2		4	0	0	0	0	0	3
Hoot Evers, R (1, 7) OBP: 0.319, SLG: 0.446		WP 1B		1-3		F8		2-H 3B		4	0	2	1	0	0	0
Larry Doby, L (1, 8) OBP: 0.371, SLG: 0.507		1-2 BB		K			BB	HR	K	2	1	0	0	2	2	1
Al Rosen, R (1, 5) OBP: 0.362, SLG: 0.408		L9		1B			K	F2		4	0	1	0	0	1	4
Jim Hegan, R (1, 2) OBP: 0.291, SLG: 0.340		F7		F4				1-H HR	F5	2	0	0	0	0	0	3
Hank Foiles, R (7, PH) OBP: 0.352, SLG: 0.375 (8, 2)										2	1	1	2	0	0	0
Mike Garcia, R (1, 1) OBP: 0.253, SLG: 0.275			F8		4-3		K		1-3	2	0	0	0	0	0	0
Ray Narleski, R (6, 1) OBP: 0.292, SLG: 0.292										0	0	0	0	0	0	0
Art Houtteman, R (6, 1) OBP: 0.220, SLG: 0.158										0	0	0	0	0	0	0
Rocky Colavito, R (7, PH)										1	0	0	0	0	1	0
Hank Aguirre, R (8, 1)										0	0	0	0	0	0	0
Rudy Regalado, R (9, PH) OBP: 0.211, SLG: 0.222										1	0	0	0	0	0	0
Inning Stats	R: 0 H: 0 E: 0 LOB: 0 K: 0 BB: 0 S: 3 P: 3	R: 0 H: 1 E: 0 LOB: 2 K: 0 BB: 1 S: 4 P: 8	R: 0 H: 1 E: 0 LOB: 2 K: 0 BB: 1 S: 4 P: 8	R: 0 H: 1 E: 0 LOB: 1 K: 1 BB: 0 S: 6 P: 6	R: 0 H: 1 E: 0 LOB: 0 K: 0 BB: 0 S: 3 P: 3	R: 0 H: 0 E: 0 LOB: 0 K: 0 BB: 0 S: 3 P: 3	R: 2 H: 2 E: 0 LOB: 1 K: 3 BB: 1 S: 11 P: 15	R: 1 H: 1 E: 1 LOB: 1 K: 1 BB: 0 S: 7 P: 7	R: 0 H: 0 E: 0 LOB: 0 K: 0 BB: 0 S: 3 P: 3							

| | | | | | | | | | |

Batter	1	2	3	4	5	6	7	8	9	AB	R	H	RBI	BB	SO	LOB
Al Smith, R (1, 9) OBP: 0.405, SLG: 0.473	F9		F9			E5 1B G4-6-3		F8		4	1	0	0	0	0	1
Ferris Fain, L (1, 3) OBP: 0.461, SLG: 0.335	F2 1B		1B			G4-6-3 1B 1-3		BBBB 3B BB 4-0 1-2		3	1	3	0	1	0	0
Bobby Avila, R (1, 4) OBP: 0.367, SLG: 0.397	F2 1-2		F7			G4-6-3 1-2f 3-H		1-H 2-H 3B		4	0	1	2	0	0	3
Al Rosen, R (1, 5) OBP: 0.359, SLG: 0.405		K		5-3		5-3		K		4	0	0	0	0	2	1
Hoot Evers, R (1, 7) OBP: 0.318, SLG: 0.443		F7		6-3			K		CS 1B	4	0	1	0	0	1	0
Larry Doby, L (1, 8) OBP: 0.370, SLG: 0.504		BB BB		K			4-3		K 1-2	3	0	0	0	1	2	1
Billy Harrell, R (1, 6) OBP: 0.364, SLG: 0.300 George Strickland, R (8, 6) OBP: 0.302, SLG: 0.274	BBBB BB 1-2				6-3		6-3		F9	2 1	0 0	0 0	0 0	1 0	0 0	0 0
Jim Hegan, R (1, 2) OBP: 0.288, SLG: 0.337		K			6-3			F9		3	0	0	0	0	1	2
Early Wynn, S (1, 1) OBP: 0.233, SLG: 0.250			K		F4			BB 3B 1B		3	1	1	0	0	1	0
Inning Stats	R: 0 E: 0 K: 0 S: 3 H: 1 LOB: 0 BB: 0 P: 3	R: 0 E: 0 K: 2 S: 7 H: 0 LOB: 2 BB: 2 P: 15	R: 0 E: 0 K: 1 S: 6 H: 1 LOB: 1 BB: 0 P: 6	R: 0 E: 0 K: 1 S: 5 H: 0 LOB: 0 BB: 0 P: 5	R: 0 E: 0 K: 0 S: 3 H: 0 LOB: 0 BB: 0 P: 3	R: 1 E: 1 K: 0 S: 4 H: 1 LOB: 0 BB: 0 P: 4	R: 0 E: 0 K: 1 S: 5 H: 0 LOB: 0 BB: 0 P: 5	R: 2 E: 0 K: 1 S: 7 H: 2 LOB: 1 BB: 1 P: 11	R: 0 E: 0 K: 1 S: 5 H: 1 LOB: 0 BB: 0 P: 5	1B: 5 2B: 0 3B: 1 HR: 0 SF: 0 SAC: 0 DP: 1 HBP: 0						

PITCHER	IP	WLS	BF	H	R	ER	SO	BB	IBB	HBP	BLK	WP	HR	S	P	ERA	WHIP
Billy Pierce, L (1, 1) ERA: 2.06	9.0	L	34	6	3	2	7	3	0	0	0	0	0	45	57	2.00	1.000

PITCHER	IP	WLS	BF	H	R	ER	SO	BB	IBB	HBP	BLK	WP	HR	S	P	ERA	WHIP

TOP

Cleveland Indians @ Chicago White Sox

Comiskey Park, Chicago, IL

Tue Sep 20 1955, 4:33 AM EDT

Att. 23,454 - Unknown

livebaseballscorecards.com

AB	31
R	3
H	6
RBI	2
BB	3
SO	7
LOB	8

WP: 0 PB: 0 SB: 0 CS: 1 PA: 34

Batter	1	2	3	4	5	6	7	8	9	AB	R	H	RBI	BB	SO	LOB
Chico Carrasquel, R (1, 6) OBP: 0.334, SLG: 0.349	6-3			F7	2-3 1B		SH3-4 1-2		G4-6-3 1-2f 2-H	4	0	1	0	0	0	1
Nellie Fox, L (1, 4) OBP: 0.357, SLG: 0.393	4-3			BBBB 1B 1B BB	F9		7-4 2-3f		BB 1B	4	1	1	0	1	0	3
Minnie Minoso, R (1, 7) OBP: 0.376, SLG: 0.413	F3			BB 1B 1-3 1B	F9			FC1-6 1B 1B	BBBB 1-2 BB	4	0	2	0	1	0	2
George Kell, R (1, 3) OBP: 0.388, SLG: 0.427		6-3		BB 1-2 1B 3-H		BBBB BB BB		FC1-6 1-2 1B	F4	4	0	2	1	1	0	2
Jim Rivera, L (1, 8) (9, 9) OBP: 0.353, SLG: 0.397		SSS K		F4		F2		FC1-6 1-2f 2-3		4	0	0	0	0	1	5
Bob Kennedy, R (1, 5) OBP: 0.328, SLG: 0.404		F4		BBBB FC4 1-2 2-3 BB		BBBB FC5-4 1-2 BB		SSS K		2	0	0	0	2	1	2
Bob Nieman, R (1, 9) OBP: 0.359, SLG: 0.452	F8			FC4 1-2f		F4		F8		3	0	0	0	0	0	5
Ron Northey, L (8, PH) OBP: 0.400, SLG: 0.583										1	0	0	0	0	0	2
Jim Busby, R (9, 8) OBP: 0.291, SLG: 0.340										0	0	0	0	0	0	0
Sherm Lollar, R (1, 2) OBP: 0.378, SLG: 0.410	6-3				FC5-6 1B	FC5-4 1-2f			1B G4-6-3 1B	4	0	2	0	0	0	2
Bobby Adams, R (9, PR) OBP: 0.345, SLG: 0.386										0	1	0	0	0	0	0
Billy Pierce, L (1, 1) OBP: 0.214, SLG: 0.209	F7				FC5-6 1B 1-2f		7-4 SH3-4 1B		G4-6-3 1-2 1B	3	0	1	0	0	0	1
Dick Donovan, L (9, PH) OBP: 0.329, SLG: 0.270										1	0	1	0	0	0	0
Jim Brideweser, R (9, PR) OBP: 0.246, SLG: 0.328										0	0	0	0	0	0	0
Inning Stats	R: 0 E: 0 K: 0 S: 3 H: 0 LOB: 0 BB: 0 P: 3	R: 0 E: 0 K: 1 S: 5 H: 0 LOB: 0 BB: 0 P: 5	R: 0 E: 0 K: 0 S: 3 H: 0 LOB: 0 BB: 0 P: 3	R: 1 E: 0 K: 0 S: 5 H: 2 LOB: 3 BB: 2 P: 13	R: 0 E: 1 K: 0 S: 5 H: 2 LOB: 2 BB: 0 P: 5	R: 0 E: 0 K: 0 S: 3 H: 0 LOB: 2 BB: 2 P: 11	R: 0 E: 0 K: 0 S: 3 H: 1 LOB: 0 BB: 0 P: 3	R: 0 E: 0 K: 1 S: 7 H: 2 LOB: 2 BB: 0 P: 7	R: 1 E: 0 K: 0 S: 5 H: 3 LOB: 2 BB: 1 P: 9	1B: 10 2B: 1 3B: 0 HR: 0	SF: 0 SAC: 1 DP: 2 HBP: 0					

PITCHER		IP	WLS	BF	H	R	ER	SO	BB	IBB	HBP	BLK	WP	HR	S	P	ERA	WHIP
Early Wynn, R ERA: 2.82	(1, 1)	9.0	W	40	10	2	2	2	5	0	0	0	0	0	39	59	2.00	1.667

PITCHER	IP	WLS	BF	H	R	ER	SO	BB	IBB	HBP	BLK	WP	HR	S	P	ERA	WHIP

BOTTOM

Cleveland Indians @ Chicago White Sox

Comiskey Park, Chicago, IL

Tue Sep 20 1955, 4:33 AM EDT

Att. 23,454 - Unknown

livebaseballscorecards.com

AB	34
R	2
H	10
RBI	1
BB	5
SO	2
LOB	25

Batter	1	2	3	4	5	6	7	8	9	AB	R	H	RBI	BB	SO	LOB
Al Smith, R (1, 9) OBP: 0.406, SLG: 0.472	BB SF8 BB		5-3		BB			5-3		2	1	0	0	2	0	0
Ferris Fain, L (1, 3) OBP: 0.456, SLG: 0.329	K		K		4-3			K		4	0	0	0	0	3	3
Bobby Avila, R (1, 4) OBP: 0.366, SLG: 0.395	BB 1-2 BB		F4			F5		6-3		3	0	0	0	1	0	0
Al Rosen, R (1, 5) OBP: 0.360, SLG: 0.403	1-2 2-3 BB			5-3		F4			G5-4-3 BB	2	0	0	0	2	0	0
Hoot Evers, R (1, 7) OBP: 0.314, SLG: 0.437	SF8 3-H			F9		K			G5-4-3 1-2f	3	0	0	1	0	1	1
Larry Doby, L (1, 8) OBP: 0.371, SLG: 0.508	K			F8			1B		1B 3B	4	1	2	0	0	1	2
Billy Harrell, R (1, 6) OBP: 0.467, SLG: 0.333		G4-6-3 1B 1B			FC5-4 BB		F9		1B BB	2	0	1	0	2	0	1
Jim Hegan, R (1, 2) OBP: 0.291, SLG: 0.339		G4-6-3 1-2 1B			FC5-4 SH1-3 1-2f		F8		1B 1-2 3-H 1B	4	0	2	1	0	0	2
Bob Lemon, L (1, 1) OBP: 0.344, SLG: 0.282 Jose Santiago, R (8, 1) OBP: 0.600, SLG: 0.500 Rocky Colavito, R (9, PH)		G4-6-3 1-2f 2-3			SH1-3 1-2		K		K	2 0 1	0 0 0	0 0 0	0 0 0	0 0 0	1 0 1	3 0 2
Inning Stats	R: 1 E: 0 K: 2 S: 7 H: 0 LOB: 2 BB: 3 P: 19	R: 0 E: 0 K: 0 S: 3 H: 2 LOB: 0 BB: 0 P: 3	R: 0 E: 0 K: 1 S: 5 H: 0 LOB: 0 BB: 0 P: 5	R: 0 E: 0 K: 0 S: 3 H: 0 LOB: 0 BB: 0 P: 3	R: 0 E: 0 K: 0 S: 3 H: 0 LOB: 2 BB: 2 P: 11	R: 0 E: 0 K: 1 S: 5 H: 0 LOB: 0 BB: 0 P: 5	R: 0 E: 0 K: 1 S: 6 H: 1 LOB: 1 BB: 0 P: 6	R: 0 E: 0 K: 1 S: 5 H: 0 LOB: 0 BB: 0 P: 5	R: 1 E: 0 K: 1 S: 6 H: 2 LOB: 2 BB: 2 P: 14	1B: 4 2B: 0 3B: 1 HR: 0 SF: 1 SAC: 1 DP: 2 HBP: 0						

PITCHER	IP	WLS	BF	H	R	ER	SO	BB	IBB	HBP	BLK	WP	HR	S	P	ERA	WHIP
Jack Harshman, L (1, 1) ERA: 3.36	9.0	W	36	5	2	2	7	7	0	0	0	0	0	43	71	2.00	1.333

PITCHER	IP	WLS	BF	H	R	ER	SO	BB	IBB	HBP	BLK	WP	HR	S	P	ERA	WHIP

TOP

Cleveland Indians @ Chicago White Sox

Comiskey Park, Chicago, IL

Wed Sep 21 1955, 4:33 AM EDT

Att. 16,856 - Unknown

livebaseballscorecards.com

AB	27
R	2
H	5
RBI	2
BB	7
SO	7
LOB	14

WP: 0 PA: 36
PB: 0
SB: 0
CS: 0

Cleveland Indians @ Chicago White Sox

Comiskey Park, Chicago, IL

Wed Sep 21 1955, 4:33 AM EDT

Att. 16,856 - Unknown

livebaseballscorecards.com

BOTTOM

Batter	1	2	3	4	5	6	7	8	9	AB	R	H	RBI	BB	SO	LOB
Buddy Peterson, R (1, 6) OBP: 0.615, SLG: 0.600	BBBB 4-0 G1-6-3 BB			x 0-0 ① F8		x 0-0 4-3 1B 2B		x 0-0 SH 1B 1B 1B H 1-0 1-2 2-3 3-H HBP		3	2	2	1	1	0	0
Nellie Fox, L (1, 4) OBP: 0.356, SLG: 0.392	x 0-0 ① ② G1-6-3 1-2f			x 0-0 ② F9		x 0-0 ① 4-3 2-3		x 0-0 1B SH 1-2 1B x 0-0 ③ 4-3		5	1	1	0	0	0	5
Minnie Minoso, R (1, 7) OBP: 0.378, SLG: 0.416	x 0-0 ③ F8			x 0-0 2B		BBBB 4-0 1B SF7 BB		x 0-0 SH 1B 1B 1-2 2-3 1B		2	2	1	0	1	0	0
George Kell, R (1, 5) OBP: 0.391, SLG: 0.430 (9, 3)		x 0-0 G5-4-3 1B		SSS 0-3 ③ K		x 0-0 1-3 3-H 1B		x 0-0 1B 1B SF7 1-2 2-3 3-H 1B		4	1	3	2	0	1	1
Bob Nieman, R (1, 9) OBP: 0.361, SLG: 0.459 Jim Rivera, L (8, PR) OBP: 0.353, SLG: 0.397 (9, 9)		x 0-0 ① ② G5-4-3 1-2f			x 0-0 FC1-5 2B	x 0-0 ② SF7 3-H		x 0-0 1B 1B HBP 1-2 2-3 3-H 1B		3 0 0 1	2 0	2 0	2 0	0 0	0 0	1 0
Walt Dropo, R (1, 3) OBP: 0.343, SLG: 0.448 Ron Northey, L (8, PH) OBP: 0.438, SLG: 0.615 Bobby Adams, R (8, PR) OBP: 0.345, SLG: 0.386 Bob Kennedy, R (9, 5) OBP: 0.328, SLG: 0.404		SSS 0-3 ③ K			x 0-0 ① FC1-5 1B 2-3	SSS 0-3 ③ K		x 0-0 HBP 1B 1-2 2-3 3-H 1B		3 0 1 0 0 0 0 0	0 0 1 1 0 0 0 0	0 0 0 0 0 0 0 0	0 0 1 1 0 0 0 0	2 0 0 0 0 0 0 0	2 0 0 0 0 0 0 0	2 0 0 0 0 0 0 0
Sherm Lollar, R (1, 2) OBP: 0.375, SLG: 0.407			x 0-0 ① 5-3		x 0-0 ② F8	x 0-0 ① 5-3		x 0-0 ① SF7 3-H		3	0	0	1	0	0	1
Jim Busby, R (1, 8) OBP: 0.292, SLG: 0.342			x 0-0 ② 6-3		x 0-0 1-2 1B	x 0-0 ② 1-3		x 0-0 HBP 1-2 2-3 1B		4	0	2	0	0	0	0
Jack Harshman, L (1, 1) OBP: 0.282, SLG: 0.300			SSS 0-3 ③ K		x 0-0 ③ 3-1	SSS 0-3 ③ K		SSS 0-3 ② K		4	0	0	0	0	3	5
Inning Stats	R: 0 E: 0 K: 0 S: 2 H: 0 LOB: 0 BB: 1 P: 6	R: 0 E: 0 K: 1 S: 5 H: 1 LOB: 0 BB: 0 P: 5	R: 0 E: 0 K: 1 S: 5 H: 0 LOB: 0 BB: 0 P: 5	R: 0 E: 0 K: 1 S: 6 H: 1 LOB: 1 BB: 0 P: 6	R: 0 E: 0 K: 0 S: 5 H: 2 LOB: 2 BB: 0 P: 5	R: 2 E: 0 K: 1 S: 7 H: 2 LOB: 1 BB: 1 P: 11	R: 0 E: 0 K: 1 S: 5 H: 0 LOB: 0 BB: 0 P: 5	R: 5 E: 0 K: 1 S: 12 H: 6 LOB: 3 BB: 0 P: 13		1B: 9 2B: 3 3B: 0 HR: 0 SF: 2 SAC: 1 DP: 2 HBP: 1				WP: 0 PB: 0 SB: 0 CS: 0 PA: 38		

	AB	32
	R	7
	H	12
	RBI	7
	BB	2
	SO	6
	LOB	15

PITCHER		IP	WLS	BF	H	R	ER	SO	BB	IBB	HBP	BLK	WP	HR	S	P	ERA	WHIP
Bob Lemon, R ERA: 3.88	(1, 1)	7.0	L	33	11	7	7	5	2	0	0	0	0	0	41	49	9.00	1.857
Jose Santiago, R ERA: 2.32	(8, 1)	1.0		5	1	0	0	1	0	0	1	0	0	0	6	7	0.00	1.000

PITCHER	IP	WLS	BF	H	R	ER	SO	BB	IBB	HBP	BLK	WP	HR	S	P	ERA	WHIP

Cleveland Indians @ Detroit Tigers

Briggs Stadium, Detroit, MI

Sat Sep 24 1955, 4:33 AM EDT

Unknown

TOP

livebaseballscorecards.com

Batter	1	2	3	4	5	6	7	8	9	AB	R	H	RBI	BB	SO	LOB
Al Smith, R (1, 9) OBP: 0.407, SLG: 0.473	F7 E F5 1B		2B 4-3 1B	6-3			K	2B 1-2 2-H 1B		5	3	3	1	0	1	2
Bobby Avila, R (1, 4) OBP: 0.368, SLG: 0.400	E1 F5 1-2		4-3 WP 1-3 2B		F8		1B 1-2 1B	1-H 2-H 2B		5	1	3	2	0	0	1
Gene Woodling, L (1, 7) OBP: 0.353, SLG: 0.378	F7 2-3		4-3 2-3 3-H		4-3		1-2 2-H 1B	4-3		5	0	1	1	0	0	4
Larry Doby, L (1, 8) OBP: 0.369, SLG: 0.505	F5 1-2 3-H		1-3 3-H		K			BB 1B 1B	4-3	5	1	1	1	0	1	1
Al Rosen, R (1, 5) OBP: 0.362, SLG: 0.402	BB		BB			5-3		L9	BB 1B	3	0	1	0	2	0	1
Ferris Fain, L (1, 3) OBP: 0.455, SLG: 0.326	G3		F5			4-3		1B E 1-2 BB	1-2 BB	3	1	0	0	2	0	3
Hal Naragon, L (1, 2) OBP: 0.394, SLG: 0.449		F7		F6		L6		F5	L9	5	0	0	0	0	0	4
Billy Harrell, R (1, 6) OBP: 0.500, SLG: 0.412		K		SH3-4 1B			1B 1B 1B	E 1B 1-3 2-H 1B	L9	5	1	3	1	0	1	2
Herb Score, L (1, 1) OBP: 0.149, SLG: 0.131		4-3		SH3-4 1-2			L9	E4 1B 1-2 2B 3-H		3	1	0	0	0	0	2
Inning Stats	R: 1 E: 1 K: 0 S: 5 H: 1 LOB: 2 BB: 1 P: 9	R: 0 E: 0 K: 1 S: 5 H: 0 LOB: 0 BB: 0 P: 5	R: 2 E: 0 K: 0 S: 5 H: 2 LOB: 1 BB: 1 P: 9	R: 0 E: 0 K: 0 S: 4 H: 1 LOB: 1 BB: 0 P: 4	R: 0 E: 0 K: 1 S: 5 H: 0 LOB: 0 BB: 0 P: 5	R: 0 E: 0 K: 0 S: 3 H: 0 LOB: 0 BB: 0 P: 3	R: 0 E: 0 K: 1 S: 7 H: 3 LOB: 2 BB: 0 P: 7	R: 5 E: 1 K: 0 S: 8 H: 4 LOB: 1 BB: 1 P: 12	R: 0 E: 0 K: 0 S: 4 H: 1 LOB: 2 BB: 1 P: 8	1B: 10 2B: 2 3B: 0 HR: 0 SF: 0 SAC: 1 DP: 0 HBP: 0						

AB	39
R	8
H	12
RBI	6
BB	4
SO	3
LOB	20

WP: 1 PB: 0 SB: 0 CS: 0 PA: 44

PITCHER		IP	WLS	BF	H	R	ER	SO	BB	IBB	HBP	BLK	WP	HR	S	P	ERA	WHIP
Frank Lary, R ERA: 3.1	(1, 1)	7.2	L	36	9	7	3	3	3	0	0	0	1	0	39	51	3.52	1.565
Jim Bunning, R ERA: 6.35	(8, 1)	0.0		2	2	1	0	0	0	0	0	0	0	0	2	2	∞	∞
Al Aber, L ERA: 3.36	(8, 1)	1.1		6	1	0	0	0	1	0	0	0	0	0	5	9	0.00	1.500

PITCHER	IP	WLS	BF	H	R	ER	SO	BB	IBB	HBP	BLK	WP	HR	S	P	ERA	WHIP

Cleveland Indians @ Detroit Tigers

Briggs Stadium, Detroit, MI

Sat Sep 24 1955, 4:33 AM EDT

Unknown

livebaseballscorecards.com

BOTTOM

Batter	1	2	3	4	5	6	7	8	9	AB	R	H	RBI	BB	SO	LOB
Harvey Kuenn, R (1, 6) OBP: 0.346, SLG: 0.420	F9		1B		F3		1B			4	0	2	0	0	0	0
Bubba Phillips, R (1, 7) OBP: 0.284, SLG: 0.302	K		K		1-3		F8			4	0	0	0	0	2	2
Al Kaline, R (1, 9) OBP: 0.422, SLG: 0.550	L9			WP E 1B 1B	3B			K		4	1	2	0	0	1	0
Bill Tuttle, R (1, 8) OBP: 0.358, SLG: 0.402		BB 1B 1B		F9	5-3			G5-4-3 1B		3	0	1	0	1	0	2
Ray Boone, R (1, 5) OBP: 0.347, SLG: 0.478		K		E6 1B 1-2 5-3		F4		G5-4-3 1-2f		4	1	0	0	0	1	3
Jack Phillips, R (1, 3) OBP: 0.371, SLG: 0.446		1-H 1B		WP 5-3 1-3 2-H 1B		F9			L9	4	0	2	1	0	0	0
Red Wilson, R (1, 2) OBP: 0.296, SLG: 0.282		F8		5-3 1-2 3-H		K			5-3	4	0	0	1	0	1	2
Reno Bertoia, R (1, 4) OBP: 0.250, SLG: 0.308			K	BB 2-3			K		K	3	0	0	0	1	3	0
Frank Lary, R (1, 1) OBP: 0.233, SLG: 0.220			4-3	K			F9			3	0	0	0	0	1	2
Jim Bunning, R (8, 1) OBP: 0.200, SLG: 0.200										0	0	0	0	0	0	0
Al Aber, L (8, 1) OBP: 0.059, SLG: 0.059										0	0	0	0	0	0	0

Inning Stats	1	2	3	4	5	6	7	8	9
	R: 0 H: 0 E: 0 LOB: 0 K: 1 BB: 0 S: 5 P: 5	R: 0 H: 1 E: 0 LOB: 1 K: 1 BB: 1 S: 5 P: 9	R: 0 H: 1 E: 0 LOB: 1 K: 2 BB: 0 S: 8 P: 8	R: 2 H: 2 E: 1 LOB: 2 K: 1 BB: 1 S: 8 P: 12	R: 0 H: 1 E: 0 LOB: 1 K: 0 BB: 0 S: 4 P: 4	R: 0 H: 0 E: 0 LOB: 0 K: 1 BB: 0 S: 5 P: 5	R: 0 H: 1 E: 0 LOB: 1 K: 1 BB: 0 S: 6 P: 6	R: 0 H: 1 E: 0 LOB: 0 K: 1 BB: 0 S: 5 P: 5	R: 0 H: 0 E: 0 LOB: 0 K: 1 BB: 0 S: 5 P: 5

AB	33	
R	2	
H	7	
RBI	2	
BB	2	
SO	9	
LOB	11	

PITCHER		IP	WLS	BF	H	R	ER	SO	BB	IBB	HBP	BLK	WP	HR	S	P	ERA	WHIP	PITCHER	IP	WLS	BF	H	R	ER	SO	BB	IBB	HBP	BLK	WP	HR	S	P	ERA	WHIP
Herb Score, L ERA: 2.93	(1, 1)	9.0	W	35	7	2	0	9	2	0	0	0	2	0	51	59	0.00	1.000																	

1B: 6	SF: 0	WP: 2	PA: 35
2B: 0	SAC: 0	PB: 0	
3B: 1	DP: 1	SB: 0	
HR: 0	HBP: 0	CS: 0	

Cleveland Indians @ Detroit Tigers

Briggs Stadium, Detroit, MI

Sat Sep 24 1955, 4:38 AM EDT

Att. 13,616 - Unknown

TOP

livebaseballscorecards.com

Batter	1	2	3	4	5	6	7	8	9	AB	R	H	RBI	BB	SO	LOB
Al Smith, R (1, 9) OBP: 0.408, SLG: 0.474	1B		2B		2B		1B		1B	1	0	1	0	0	0	0
Rocky Colavito, R (1, PR) (1, 9) OBP: 0.667, SLG: 1.000										4	2	4	0	0	0	0
Rudy Regalado, R (1, 5) OBP: 0.292, SLG: 0.348	F4		1B		F6		HR 1-H		FC3-6 BB 2B 1B	5	2	3	2	0	0	2
Gene Woodling, L (1, 7) OBP: 0.354, SLG: 0.384	F3		L9		F4		HR 2-H		BB FC3-6 1-2	4	1	1	2	1	0	3
Stu Locklin, L (1, 8) OBP: 0.294, SLG: 0.267	6-3		4-3			1B BB	K		FC3-6 2B 1-2f 2-3	4	1	0	0	1	1	4
Joe Altobelli, L (1, 3) OBP: 0.260, SLG: 0.282		BB 1B		HR		F6	F6		2B 1-H 3-H	5	1	3	3	0	0	1
Stan Pawloski, R (1, 4)		F3		6-3		L8	L5			4	0	0	0	0	0	2
Kenny Kuhn, L (1, 6) OBP: 0.400, SLG: 0.250		G6-4-3 BB 1-2		1-3		S 1B 1-3		4-3		3	0	1	0	1	0	0
Hank Foiles, R (1, 2) OBP: 0.349, SLG: 0.364		G6-4-3 1-2f		F4		BB 1-2		5-3		3	0	0	0	1	0	2
Hank Aguirre, R (1, 1)			L9		K	F4		L9		4	0	0	0	0	1	3

	AB	37
	R	7
	H	13
	RBI	7
	BB	4
	SO	2
	LOB	17

Inning Stats	1	2	3	4	5	6	7	8	9
	R: 0 E: 0 K: 0 S: 4	H: 1 LOB: 1 BB: 0 P: 4	R: 0 E: 0 K: 0 S: 3	H: 1 LOB: 1 BB: 1 P: 7	R: 1 E: 0 K: 0 S: 5	H: 2 LOB: 1 BB: 0 P: 5	R: 1 E: 0 K: 0 S: 4	H: 1 LOB: 0 BB: 0 P: 4	R: 0 E: 0 K: 1 S: 6	H: 1 LOB: 1 BB: 0 P: 6	R: 0 E: 0 K: 0 S: 4	H: 1 LOB: 3 BB: 2 P: 12	R: 3 E: 0 K: 1 S: 8	H: 3 LOB: 0 BB: 0 P: 8	R: 0 E: 0 K: 0 S: 3	H: 0 LOB: 0 BB: 0 P: 3	R: 2 E: 0 K: 0 S: 4	H: 3 LOB: 1 BB: 1 P: 8

1B: 7	SF: 0	WP: 0	PA: 41
2B: 4	SAC: 0	PB: 0	
3B: 0	DP: 1	SB: 1	
HR: 2	HBP: 0	CS: 0	

PITCHER		IP	WLS	BF	H	R	ER	SO	BB	IBB	HBP	BLK	WP	HR	S	P	ERA	WHIP
Ned Garver, R ERA: 3.98	(1, 1)	6.0	L	30	10	5	5	1	3	0	0	0	0	2	29	41	7.50	2.167
Paul Foytack, R ERA: 5.26	(7, 1)	1.0		3	0	0	0	1	0	0	0	0	0	0	5	5	0.00	0.000
Babe Birrer, R ERA: 4.15	(8, 1)	2.0		8	3	2	2	0	1	0	0	0	0	0	7	11	9.00	2.000

PITCHER	IP	WLS	BF	H	R	ER	SO	BB	IBB	HBP	BLK	WP	HR	S	P	ERA	WHIP

Cleveland Indians @ Detroit Tigers

Briggs Stadium, Detroit, MI

Sat Sep 24 1955, 4:38 AM EDT

Att. 13,616 - Unknown

livebaseballscorecards.com

BOTTOM

Batter	1	2	3	4	5	6	7	8	9	AB	R	H	RBI	BB	SO	LOB
Harvey Kuenn, R (1, 6) OBP: 0.345, SLG: 0.417	BBBB 4-0 BB BB BB	x 0-0 ③ L7		x 0-0 ③ FC5-4 1-2f			x 0-0 ① FC5-4 BB 1-2f 2-3		x 0-0 ① F9	4	0	0	0	1	0	5
Earl Torgeson, L (1, 3) OBP: 0.396, SLG: 0.396	BBBB 4-0 BB 1-2 BB	SSS 0-3 ① K			BBBB 4-0 F9-5 L3 BB		BBBB 4-0 1-2 BB		x 0-0 ② G3 2-3	2	0	0	0	3	1	1
Al Kaline, R (1, 9) OBP: 0.422, SLG: 0.547	BBBB 4-0 1-2 2-3 BB		BBBB 4-0 BB BB		x 0-0 ① L3 1-2		x 0-0 ② L3		x 0-0 ③ L9	3	0	0	0	2	0	5
Bill Tuttle, R (1, 8) OBP: 0.358, SLG: 0.400	x 0-0 ① F3		BBBB 4-0 1-2 BB		x 0-0 ② ③ F9-5 2-3		SSS 0-3 ③ K			3	0	0	0	1	1	7
Ray Boone, R (1, 5) OBP: 0.345, SLG: 0.474	x 0-0 ② F3		x 0-0 ② F3			x 0-0 ① 5-3		x 0-0 ① F8		4	0	0	0	0	0	5
Chick King, R (1, 7) OBP: 0.211, SLG: 0.167	x 0-0 ③ F9		SSS 0-3 ③ K			x 0-0 ② 5-3		x 0-0 ② 5-3		4	0	0	0	0	1	5
Frank House, L (1, 2) OBP: 0.308, SLG: 0.436		x 0-0 ① F9		SSS 0-3 ① K		x 0-0 ③ 4-3		x 0-0 1B		4	0	1	0	0	1	0
Fred Hatfield, L (1, 4) OBP: 0.340, SLG: 0.341		BBBB 4-0 WP BB		x 0-0 ② 4-3			BBBB 4-0 FC5-4 BB BB	x 0-0 ③ F9		2	0	0	0	2	0	1
Ned Garver, R (1, 1) OBP: 0.295, SLG: 0.276 Paul Foytack, R (7, 1) OBP: 0.091, SLG: 0.091 Jay Porter, R (7, PH) OBP: 0.356, SLG: 0.294 Babe Birrer, R (8, 1) OBP: 0.238, SLG: 0.526 Jack Phillips, R (9, PH) OBP: 0.376, SLG: 0.460		x 0-0 ② L7 1-2		x 0-0 FC5-4 1B			BBBB 4-0 FC5-4 1-2 BB		x 0-0 G3 2B	2 0 0 0 1	0 0 0 0 0	1 0 0 0 1	0 0 1 0 0	0 0 0 0 0	0 0 0 0 0	1 0 0 0 0
Inning Stats	R: 0 H: 0 E: 0 LOB: 3 K: 0 BB: 3 S: 3 P: 15	R: 0 H: 0 E: 0 LOB: 1 K: 0 BB: 1 S: 3 P: 7	R: 0 H: 0 E: 0 LOB: 2 K: 2 BB: 2 S: 7 P: 15	R: 0 H: 1 E: 0 LOB: 1 K: 1 BB: 0 S: 6 P: 6	R: 0 H: 0 E: 0 LOB: 0 K: 0 BB: 1 S: 2 P: 6	R: 0 H: 0 E: 0 LOB: 0 K: 0 BB: 0 S: 3 P: 3	R: 0 H: 0 E: 0 LOB: 3 K: 1 BB: 3 S: 5 P: 17	R: 0 H: 1 E: 0 LOB: 1 K: 0 BB: 0 S: 4 P: 4	R: 0 H: 1 E: 0 LOB: 1 K: 0 BB: 0 S: 4 P: 4	1B: 2 SF: 0 2B: 2 SAC: 0 3B: 0 DP: 1 HR: 0 HBP: 0						WP: 1 PA: 39 PB: 0 SB: 0 CS: 0

PITCHER	IP	WLS	BF	H	R	ER	SO	BB	IBB	HBP	BLK	WP	HR	S	P	ERA	WHIP
Hank Aguirre, L (1, 1) ERA: 1.46	9.0	W	39	3	0	0	4	10	0	0	0	1	0	37	77	0.00	1.444

PITCHER	IP	WLS	BF	H	R	ER	SO	BB	IBB	HBP	BLK	WP	HR	S	P	ERA	WHIP

AB	29
R	0
H	3
RBI	0
BB	10
SO	4
LOB	30

Cleveland Indians @ Detroit Tigers

Briggs Stadium, Detroit, MI

Sun Sep 25 1955, 4:33 AM EDT

Att. 17,888 - Unknown

TOP

livebaseballscorecards.com

Batter	1	2	3	4	5	6	7	8	9	AB	R	H	RBI	BB	SO	LOB
Al Smith, R (1, 9) OBP: 0.407, SLG: 0.473	0-0 ① L9		0-0 ①② L5-4 2-3			0-0 ① 5-3		0-0 ① F8		1	0	0	0	0	0	0
Rocky Colavito, R (1, 9) OBP: 0.444, SLG: 0.667										3	0	0	0	0	0	3
Rudy Regalado, R (1, 5) OBP: 0.321, SLG: 0.346	0-0 ② 4-3		0-0 1-2 3-H 1B			0-0 ② 5-3		BBBB 4-0 4-3 BB		3	0	1	1	1	0	0
Stu Locklin, L (1, 8) OBP: 0.286, SLG: 0.222	SSS 0-3 ③ K		SSS 0-3 ③ K			BBBB 4-0 BB		0-0 ② 4-3 1-2		3	0	0	0	1	2	3
Hoot Evers, R (1, 7) OBP: 0.309, SLG: 0.430		0-0 ① 5-3		0-0 ① 6-3		0-0 ③ F7		0-0 ③ 6-3		4	0	0	0	0	0	2
Stan Pawloski, R (1, 4) OBP: 0.125, SLG: 0.125		SSS 0-3 ② K		SSS 0-3 ② K			0-0 ① F6		0-0 FC4-6 1B	4	0	1	0	0	2	0
Joe Altobelli, L (1, 3) OBP: 0.259, SLG: 0.320		0-0 ③ 4-3		0-0 ③ 4-3			0-0 HR		0-0 ① F8	4	1	1	1	0	0	1
Billy Harrell, R (1, 6) OBP: 0.500, SLG: 0.421			0-0 E 1B 1B 1B		0-0 ① F8		0-0 1B		0-0 ② FC4-6 1-2f 1B	2	1	1	0	0	0	0
Kenny Kuhn, L (5, 6) OBP: 0.429, SLG: 0.333										2	0	1	0	0	0	1
Hank Foiles, R (1, 2) OBP: 0.354, SLG: 0.369			0-0 L5-4 E 1-2 1B		0-0 ② F3		0-0 ② F6		0-0 1-2 1B	4	0	2	0	0	0	1
Bud Daley, L (1, 1)			0-0 FC1 1B 1-2 2-3		0-0 ③ 6-3		SSS 0-3 ③ K		0-0 ③ L4	2	0	0	0	0	0	2
Ralph Kiner, R (7, PH) OBP: 0.367, SLG: 0.452										1	0	0	0	0	1	1
Jose Santiago, R (7, 1) OBP: 0.600, SLG: 0.500										0	0	0	0	0	0	0
George Strickland, R (9, PH) OBP: 0.302, SLG: 0.273										1	0	0	0	0	0	2

	AB	34
	R	2
	H	7
	RBI	2
	BB	2
	SO	5
	LOB	16

Inning Stats	1	2	3	4	5	6	7	8	9
	R: 0 E: 0 K: 1 S: 5	H: 0 LOB: 0 BB: 0 P: 5	R: 0 E: 0 K: 1 S: 5	H: 0 LOB: 0 BB: 0 P: 5	R: 1 E: 1 K: 1 S: 8	H: 3 LOB: 2 BB: 0 P: 8	R: 0 E: 0 K: 1 S: 5	H: 0 LOB: 0 BB: 0 P: 5	R: 0 E: 0 K: 0 S: 3	H: 0 LOB: 0 BB: 0 P: 3	R: 0 E: 0 K: 0 S: 3	H: 0 LOB: 1 BB: 1 P: 7	R: 1 E: 0 K: 1 S: 7	H: 2 LOB: 1 BB: 0 P: 7	R: 0 E: 0 K: 0 S: 3	H: 0 LOB: 1 BB: 1 P: 7	R: 0 E: 0 K: 0 S: 5	H: 2 LOB: 2 BB: 0 P: 5

	1B: 6	SF: 0	WP: 0	PA: 36
	2B: 1	SAC: 0	PB: 0	
	3B: 0	DP: 1	SB: 0	
	HR: 1	HBP: 0	CS: 0	

PITCHER	IP	WLS	BF	H	R	ER	SO	BB	IBB	HBP	BLK	WP	HR	S	P	ERA	WHIP
Bob Miller, L (1, 1) ERA: 2.49	9.0	W	36	7	2	1	5	2	0	0	0	0	1	44	52	1.00	1.000

PITCHER	IP	WLS	BF	H	R	ER	SO	BB	IBB	HBP	BLK	WP	HR	S	P	ERA	WHIP

Batter	1	2	3	4	5	6	7	8	9	AB	R	H	RBI	BB	SO	LOB
Harvey Kuenn, R (1, 6) OBP: 0.347, SLG: 0.423	FC4-6 1B 4-3 1B		1-3		HR	4-3		1-2 3-H BB		4	2	2	1	1	0	1
Chick King, R (1, 7) OBP: 0.273, SLG: 0.238	FC4-6 1-2 1B		6-3		1B 1B		FC4-6 BB	K		3	1	2	0	0	0	0
Jim Small, L (7, PH) (8, 7)										1	0	0	0	1	1	2
Al Kaline, R (1, 9) OBP: 0.421, SLG: 0.546	FC4-6 4-3 1-2f 2-3			BB SH 1B	1B S 2B 1-3 1B		FC4-6 FC5-4 1-2f			1	0	0	0	0	0	2
Bubba Phillips, R (2, 9) OBP: 0.289, SLG: 0.304										2	2	1	0	1	0	1
Bill Tuttle, R (1, 8) OBP: 0.358, SLG: 0.400	4-3 1-2 3-H			SH 1B 1-2 FC5-2	2B 1-3 3-H 1B		F2			3	0	1	2	0	0	2
Ray Boone, R (1, 5) OBP: 0.346, SLG: 0.476	6-3			6-3 FC5-2 1-3 2-H 1B	1-3 3-H 2B		FC5-4 1-2f			4	0	2	2	0	0	2
Jack Phillips, R (1, 3) OBP: 0.364, SLG: 0.444		L7		FC5-2 6-3 1-2 3-H	4-3			K		4	0	0	0	0	1	4
Jay Porter, R (1, 2) OBP: 0.333, SLG: 0.273		4-3		6-3 1-2 2-3		K		F5		4	0	0	0	0	1	2
Reno Bertoia, R (1, 4) OBP: 0.263, SLG: 0.309		6-3			F9	1B		1B WP BB		3	1	1	0	1	0	0
Bob Miller, R (1, 1) OBP: 0.222, SLG: 0.222			4-3		1-3	F7		WP 1-3 1B		4	0	1	0	0	0	1
Inning Stats	R: 1 E: 0 K: 0 S: 5 H: 2 LOB: 1 BB: 0 P: 5	R: 0 E: 0 K: 0 S: 3 H: 0 LOB: 0 BB: 0 P: 3	R: 0 E: 0 K: 0 S: 3 H: 0 LOB: 0 BB: 0 P: 3	R: 1 E: 0 K: 0 S: 4 H: 1 LOB: 1 BB: 1 P: 8	R: 3 E: 0 K: 0 S: 8 H: 5 LOB: 2 BB: 0 P: 8	R: 0 E: 0 K: 1 S: 6 H: 1 LOB: 1 BB: 0 P: 6	R: 0 E: 0 K: 0 S: 3 H: 0 LOB: 1 BB: 1 P: 7	R: 1 E: 0 K: 2 S: 8 H: 1 LOB: 2 BB: 2 P: 16		1B: 8 2B: 1 3B: 0 HR: 1	SF: 0 SAC: 1 DP: 0 HBP: 0					

PITCHER		IP	WLS	BF	H	R	ER	SO	BB	IBB	HBP	BLK	WP	HR	S	P	ERA	WHIP
Bud Daley, L ERA: 6.43	(1, 1)	6.0	L	28	9	5	5	1	1	0	0	0	0	1	29	33	7.50	1.667
Jose Santiago, R ERA: 2.45	(7, 1)	2.0		10	1	1	1	2	3	0	0	0	1	0	11	23	4.50	2.000

PITCHER	IP	WLS	BF	H	R	ER	SO	BB	IBB	HBP	BLK	WP	HR	S	P	ERA	WHIP

BOTTOM

Cleveland Indians @ Detroit Tigers

Briggs Stadium, Detroit, MI

Sun Sep 25 1955, 4:33 AM EDT

Att. 17,888 - Unknown

livebaseballscorecards.com

AB	33
R	6
H	10
RBI	5
BB	4
SO	3
LOB	17