

Cleveland Indians - 1956

Batter	1	2	3	4	5	6	7	8	9	AB R H RBI BB SO LOB	TOP											
Gene Woodling, L (1, 7) BBB	4-0 CS BB		0-3 K			0-0 FC4-6 CS 1-2f		0-0 F7		3 0 0 0 1 1 3	Cleveland Indians @ Chicago White Sox Comiskey Park, Chicago, IL Tue Apr 17 1956, 4:33 AM EST Att: 16,773 - Unknown livebaseballscorecards.com											
Bobby Avila, R (1, 4) X	0-0 F9 1-2			0-0 F8		0-0 F3 1-2		0-0 L4		4 0 0 0 0 0 2												
Al Smith, R (1, 9) OBP: 0.250, SLG: 0.250 X	0-0 1B			0-0 F8			0-0 L6		0-0 F8	4 0 1 0 0 0 0												
Al Rosen, R (1, 5) Hoot Evers, R (9, PR) SSS	0-3 K			0-0 F8			4-0 G4-6-3 BB		4-0 BB	2 0 0 0 2 1 1 0 0 0 0 0 0 0												
Vic Wertz, L (1, 3) X		0-0 F2			0-0 4-3		0-0 G4-6-3 1-2f		0-3 K	4 0 0 0 0 1 2												
Jim Busby, R (1, 8) OBP: 0.333, SLG: 1.333 SSS		0-3 K			0-0 HR			0-0 G3		3 1 1 1 0 1 0												
Chico Carrasquel, R (1, 6) OBP: 0.333, SLG: 0.333 SSS		0-3 K			0-0 F3			0-0 1B 1B		3 0 1 0 0 1 0												
Jim Hegan, R (1, 2) Sam Mele, R (8, PH) OBP: 1.000, SLG: 1.000 Stu Locklin, L (8, PR) Hank Foiles, R (8, 2)			0-0 F2		0-0 1-3			0-0 1B 1-2 1B		2 0 0 0 0 0 0 1 0 1 0 0 0 0 0 0 0 0 0 0 0 0 0 0 0 0 0 0												
Bob Lemon, L (1, 1) OBP: 0.500, SLG: 0.500 Rudy Regalado, R (8, PH) Ray Narleski, R (8, 1)			0-0 4-3			0-0 FC4-6 1B		0-0 F9		2 0 1 0 0 0 0 1 0 0 0 0 0 2 0 0 0 0 0 0 0												
Inning Stats	R: 0 E: 0 K: 1 S: 5	H: 1 LOB: 1 BB: 1 P: 9	R: 0 E: 0 K: 2 S: 7	H: 0 LOB: 0 BB: 0 P: 7	R: 0 E: 0 K: 1 S: 5	H: 0 LOB: 0 BB: 0 P: 5	R: 0 E: 0 K: 0 S: 3	H: 0 LOB: 0 BB: 0 P: 3	R: 1 E: 0 K: 0 S: 4	H: 1 LOB: 0 BB: 0 P: 4		R: 0 E: 0 K: 0 S: 3	H: 1 LOB: 0 BB: 0 P: 3	R: 0 E: 0 K: 0 S: 2	H: 0 LOB: 0 BB: 1 P: 6	R: 0 E: 0 K: 0 S: 5	H: 2 LOB: 2 BB: 0 P: 5	R: 0 E: 0 K: 1 S: 5	H: 0 LOB: 1 BB: 1 P: 9	1B: 4 2B: 0 3B: 0 HR: 1	SF: 0 SAC: 0 DP: 1 HBP: 0	WP: 0 PB: 0 SB: 0 CS: 2
PITCHER Billy Pierce, L (1, 1) ERA: 1.0	IP: 9.0 WLS: W BF: 32 H: 5 R: 1 ER: 1 SO: 5 BB: 3 IBB: 0 HBP: 0 BLK: 0 WP: 0 HR: 1 S: 39 P: 51 ERA: 1.00 WHIP: 0.889											PITCHER	IP: 9.0 WLS: W BF: 32 H: 5 R: 1 ER: 1 SO: 5 BB: 3 IBB: 0 HBP: 0 BLK: 0 WP: 0 HR: 1 S: 39 P: 51 ERA: 1.00 WHIP: 0.889									

AB	29
R	1
H	5
RBI	1
BB	3
SO	5
LOB	10



Batter	1	2	3	4	5	6	7	8	9	AB R H RBI BB SO LOB	TOP
Gene Woodling, L (1, 7) X	0-0 F4 ①		0-0 F4 ③			0-0 F3 ①			0-0 F9 ①	4 0 0 0 0 0 1	Cleveland Indians @ Chicago White Sox Comiskey Park, Chicago, IL Thu Apr 19 1956, 4:33 AM EST Att. 5,369 - Unknown livebaseballscorecards.com
Bobby Avila, R (1, 4) S S S	0-3 K ②			0-0 1B 1B		0-0 6-3 ②		0-0 F7 ②	4 0 1 0 0 1 0		
Al Smith, R (1, 9) X	0-0 F4 ③			0-0 1B 1-2		0-0 F2 ③		0-0 F8 ③	4 0 1 0 0 0 0		
Al Rosen, R (1, 5) X		0-0 F7 ①		0-0 F4 ①		0-0 6-3 ①			3 0 0 0 0 0 2		
Vic Wertz, L (1, 3) X		0-0 4-3 ②		0-0 F8 ②		4-0 BB BB BB BB			2 0 0 0 1 0 2		
Jim Busby, R (1, 8) X		0-0 G3 ③		0-3 K ③		0-0 G5-4-3 ② ③			3 0 0 0 0 1 3		
Chico Carrasquel, R (1, 6) X			0-0 F4 ①		0-3 K ①			0-0 1-3 ①	3 0 0 0 0 1 0		
Earl Averill, R (1, 2) B B B B			4-0 BB BB		0-0 F4 ②			0-0 6-3 ②	2 0 0 0 1 0 0		
Herb Score, L (1, 1) S S S S			0-3 K ②		0-0 F7 ③			0-3 K ③	3 0 0 0 0 2 1		
Inning Stats	R: 0 H: 0 E: 0 LOB: 0 K: 1 BB: 0 S: 5 P: 5	R: 0 H: 0 E: 0 LOB: 0 K: 0 BB: 0 P: 3	R: 0 H: 0 E: 0 LOB: 1 K: 1 BB: 1 S: 5 P: 9	R: 0 H: 2 E: 0 LOB: 2 K: 1 BB: 0 P: 7	R: 0 H: 0 E: 0 LOB: 0 K: 1 BB: 0 P: 5	R: 0 H: 0 E: 0 LOB: 0 K: 0 BB: 0 P: 3	R: 0 H: 0 E: 0 LOB: 0 K: 0 BB: 1 P: 6	R: 0 H: 0 E: 0 LOB: 0 K: 1 BB: 0 P: 5	R: 0 H: 0 E: 0 LOB: 0 K: 0 BB: 0 P: 3	1B: 2 SF: 0 2B: 0 SAC: 0 3B: 0 DP: 1 HR: 0 HBP: 0	WP: 0 PA: 30 PB: 0 SB: 0 CS: 0
PITCHER Jack Harshman, L (1, 1) ERA:	IP WLS BF H R ER SO BB IBB HBP BLK WP HR S P ERA WHIP										
	9.0 W 30 2 0 0 5 2 0 0 0 0 0 0 38 46 0.00 0.444										

AB	28
R	0
H	2
RBI	0
BB	2
SO	5
LOB	9



Batter	1	2	3	4	5	6	7	8	9
Jim Rivera, L (1, 9) <small>OBP: 0.571, SLG: 0.400</small> Bob Nieman, R (8, PH) Bubba Phillips, R (8, PR) <small>(9, 9)</small>	0-3 K ①			0-0 F8 ①		4-0 CS BB		4-0 IBB	
Nellie Fox, L (1, 4)	0-0 F7 ②			0-0 F9 ②		0-0 CS ③	0-0 F4 ①	0-0 F7 ②	
Minnie Minoso, R (1, 7) <small>OBP: 0.375, SLG: 0.167</small>	0-0 F7 ③			4-0 CS BB		4-0 WP BB SF9 BB		0-3 K ③	
Bob Kennedy, R (1, 5)		0-3 K ①		0-0 CS ③	0-0 F7 ①		4-0 BB		
Larry Doby, L (1, 8)		0-3 K ②			0-3 K ②		0-0 SF9 ②		
Sherm Lollar, R (1, 2) <small>OBP: 0.714, SLG: 0.800</small>		0-0 F9 ③			1-0 HBP		0-0 F8 ③		
Walt Dropo, R (1, 3) <small>OBP: 0.143, SLG: 0.143</small>			0-0 5-3 ①		0-3 K ③			0-0 SH5-4 1B 1B	
Luis Aparicio, R (1, 6) <small>OBP: 0.333, SLG: 0.333</small>			0-3 K ②			0-3 K ①		0-0 SH5-4 1B ②	
Jack Harshman, L (1, 1)			0-3 K ③			0-3 K ②		0-0 SH5-4 ①	

AB	R	H	RBI	BB	SO	LOB
2	0	0	0	1	1	0
0	0	0	0	1	0	0
0	0	0	0	0	0	0
4	0	0	0	0	0	3
2	1	0	0	2	1	3
2	0	0	0	1	1	0
2	0	0	1	0	2	0
2	0	0	0	0	0	1
3	0	1	0	0	1	1
3	0	1	0	0	2	0
2	0	0	0	0	2	0

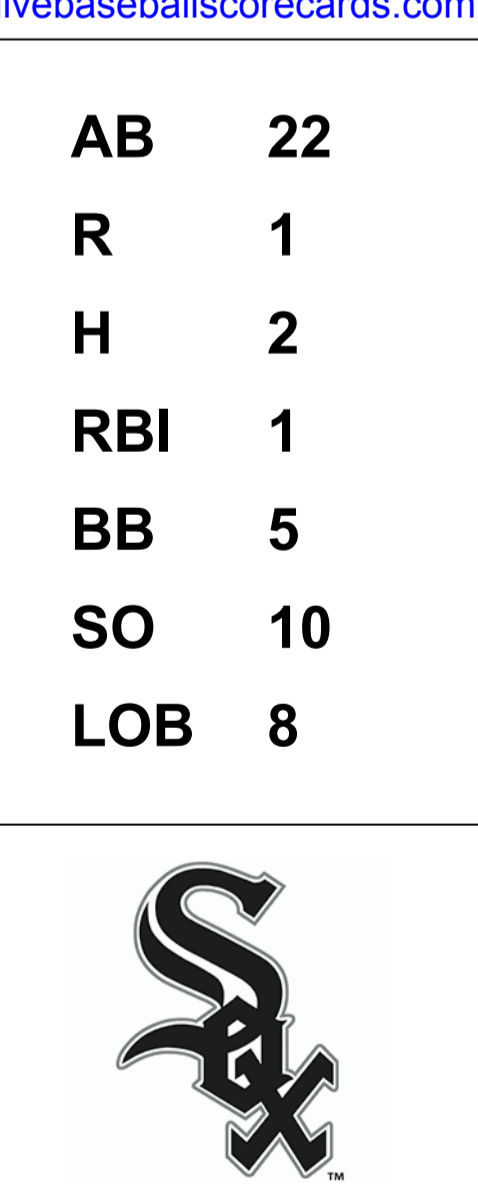
AB	22
R	1
H	2
RBI	1
BB	5
SO	10
LOB	8

WP	PA
1	32
PB	0
SB	0
CS	2

Inning Stats	R	H	E	K	S	P	IP	WLS	BF	H	R	ER	SO	BB	IBB	HBP	BLK	WP	HR	S	P	ERA	WHIP
	0	0	0	1	5		8.0	L	30	2	1	1	10	4	1	1	0	1	0	44	65	1.12	0.750

1B	2B	3B	HR	SF	SAC	DP	HBP	WP	PA
2	0	0	0	1	0	0	1	1	32

Cleveland Indians @ Chicago White Sox
Comiskey Park, Chicago, IL
 Thu Apr 19 1956, 4:33 AM EST
 Att. 5,369 - Unknown



Batter	1	2	3	4	5	6	7	8	9	AB R H RBI BB SO LOB	TOP
Bill Tuttle, R (1, 8) <small>OBP: 0.231, SLG: 0.308</small>	0-0 	0-0 6-3		0-0 FC6-4 <small>1-2f</small>			0-0 F8		0-0 G6-4-3 <small>1-2f</small>	5 1 1 0 0 0 4	Detroit Tigers @ Cleveland Indians Cleveland Municipal Stadium, Cleveland, OH Fri Apr 20 1956, 3:33 AM EST Att: 31,689 - Unknown livebaseballscorecards.com
Earl Torgeson, L (1, 3) <small>OBP: 0.462, SLG: 0.636</small>	4-0 		0-0 		0-0 		0-0 1-3			3 0 2 0 1 0 0	
Al Kaline, R (1, 9) <small>OBP: 0.167, SLG: 0.091</small>	0-0 L5-3 <small>1-2, 2-3</small>		0-0 L9		0-0 L1-3		0-0 L3			4 0 0 0 0 0 4	
Harvey Kuenn, R (1, 6) <small>OBP: 0.154, SLG: 0.182</small>	0-0 SF7 <small>3-H</small>		0-0 F9		0-0 F8		0-0 F7			3 0 0 1 0 0 3	
Ray Boone, R (1, 5) <small>OBP: 0.333, SLG: 0.364</small>	4-0 		0-3 K		0-0 P4			0-0 5-3		3 0 0 0 1 1 2	
Jim Delsing, L (1, 7) <small>OBP: 0.182, SLG: 0.182</small>	0-0 FC4-6 <small>1-2f</small>			0-0 1-3		0-0 P4		0-0 4-3		4 0 0 0 0 0 2	
Frank House, L (1, 2) <small>OBP: 0.182, SLG: 0.182</small>		0-0 		0-0 		0-0 4-3		0-0 4-3		4 0 2 0 0 0 0	
Reno Bertoia, R (1, 4) <small>OBP: 0.273, SLG: 0.300</small>		0-0 F7		0-0 L7		4-0 		0-0 L4		3 0 0 0 1 0 2	
Ned Garver, R (1, 1) Wayne Belardi, L (9, PH) Chick King, R (9, PR) <small>OBP: 0.333, SLG: 0.333</small>		0-0 F2		4-0 		0-0 FC6 <small>1-2f</small>		1-0 		2 0 0 0 1 0 2	
Inning Stats	R: 1 H: 1 E: 0 LOB: 2 K: 0 BB: 2 S: 4 P: 12	R: 0 H: 1 E: 0 LOB: 1 K: 0 BB: 0 S: 4 P: 4	R: 0 H: 1 E: 0 LOB: 1 K: 1 BB: 0 S: 6 P: 6	R: 0 H: 1 E: 0 LOB: 2 K: 0 BB: 1 S: 4 P: 8	R: 0 H: 1 E: 0 LOB: 1 K: 0 BB: 0 S: 4 P: 4	R: 0 H: 0 E: 0 LOB: 1 K: 0 BB: 1 S: 3 P: 7	R: 0 H: 0 E: 1 LOB: 1 K: 0 BB: 0 S: 4 P: 4	R: 0 H: 0 E: 0 LOB: 0 K: 0 BB: 0 S: 3 P: 3	R: 0 H: 0 E: 0 LOB: 1 K: 0 BB: 0 S: 2 P: 3	1B: 5 SF: 1 2B: 0 SAC: 0 3B: 0 DP: 1 HR: 0 HBP: 1	WP: 0 PA: 37 PB: 0 SB: 0 CS: 0
PITCHER Early Wynn, R (1, 1) <small>ERA: 1.0</small>	IP 9.0 WLS W BF 37 H 5 R 1 ER 1 SO 1 BB 4 IBB 0 HBP 1 BLK 0 WP 0 HR 0 S 34 P 51 ERA 1.00 WHIP 1.000										



Batter	1	2	3	4	5	6	7	8	9	AB	R	H	RBI	BB	SO	LOB
Bobby Avila, R OBP: 0.167, SLG: 0.167 (1, 4)	0-0 F6		0-0 4-3		0-0 BB 1B		0-0 5-3			4	1	1	0	0	0	0
Gene Woodling, L OBP: 0.250, SLG: 0.400 (1, 7)	0-0 HR		0-0 3-1		4-0 BB 1B 1-2		0-0 F7			3	1	1	1	1	0	0
Al Smith, R OBP: 0.417, SLG: 0.364 (1, 9)	0-0 5-3		0-0 1B		0-0 1B 1-3 2-H		4-0 BB			3	0	2	1	1	0	0
Vic Wertz, L (1, 3)	1-0 HBP		0-0 F8		0-0 1-3		0-0 L9			3	0	0	0	0	0	4
Al Rosen, R (1, 5)	0-0 L9			0-0 6-3		4-0 BB G6-4-3		0-0 1-3		3	0	0	0	1	0	1
Jim Busby, R OBP: 0.200, SLG: 0.444 (1, 8)		0-0 F5		4-0 CS BB		0-0 G6-4-3 1-2f		0-0 P5		3	0	0	0	1	0	1
Chico Carrasquel, R OBP: 0.300, SLG: 0.333 (1, 6)		4-0 SH2-3 BB		0-0 F2		0-0 1B 2B		0-0 P6		3	1	1	0	1	0	1
Jim Hegan, R OBP: 0.250, SLG: 0.250 (1, 2)		0-0 SH2-3 1-2		0-0 CS 1-2		0-3 K 2-H		0-0 1B		2	0	1	1	0	1	0
Early Wynn, S (1, 1)		0-0 1-3			0-0 4-3		0-0 4-3			3	0	0	0	0	0	2

Inning Stats	R: 1	H: 1	E: 0	LOB: 1	K: 0	S: 4	P: 5	R: 0	H: 0	E: 0	LOB: 1	K: 0	S: 3	R: 0	H: 1	E: 0	LOB: 1	K: 0	S: 4	R: 0	H: 0	E: 0	LOB: 0	K: 0	S: 2	R: 1	H: 2	E: 0	LOB: 2	K: 1	S: 7	R: 1	H: 2	E: 0	LOB: 1	K: 0	S: 4	R: 0	H: 0	E: 0	LOB: 1	K: 0	S: 3	R: 0	H: 0	E: 0	LOB: 0	K: 0	S: 3	R: 0	H: 0	E: 0	LOB: 0	K: 0	S: 3	1B: 4	SF: 0	2B: 1	SAC: 1	3B: 0	DP: 1	HR: 1	HBP: 1	WP: 0	PA: 35
--------------	------	------	------	--------	------	------	------	------	------	------	--------	------	------	------	------	------	--------	------	------	------	------	------	--------	------	------	------	------	------	--------	------	------	------	------	------	--------	------	------	------	------	------	--------	------	------	------	------	------	--------	------	------	------	------	------	--------	------	------	-------	-------	-------	--------	-------	-------	-------	--------	-------	--------

PITCHER	IP	WLS	BF	H	R	ER	SO	BB	IBB	HBP	BLK	WP	HR	S	P	ERA	WHIP	PITCHER	IP	WLS	BF	H	R	ER	SO	BB	IBB	HBP	BLK	WP	HR	S	P	ERA	WHIP																				
Ned Garver, R ERA: 3.38 (1, 1)	8.0	L	34	6	3	3	1	5	0	1	0	0	1	30	51	3.38	1.375																																						

DETROIT TIGERS @ CLEVELAND INDIANS
CLEVELAND MUNICIPAL STADIUM, CLEVELAND, OH
 Fri Apr 20 1956, 3:33 AM EST
 Att. 31,689 - Unknown

AB	27
R	3
H	6
RBI	3
BB	5
SO	1
LOB	9



WP: 0	PA: 35
PB: 0	
SB: 0	
CS: 1	

Batter	1	2	3	4	5	6	7	8	9	AB R H RBI BB SO LOB	TOP																									
Bill Tuttle, R OBP: 0.211, SLG: 0.316 (1, 8) X	0-0 4-3 1-H	0-0 F8	0-0 2B		0-3 K		0-0 5-3		0-0 6-3	6 0 1 1 0 1 2																										
Earl Torgeson, L OBP: 0.526, SLG: 0.538 (1, 3) B B B	4-0 1B BB	4-0 BB	4-0 BB		0-0 5-3		0-0 4-3		4-0 BB	2 1 0 0 4 0 1																										
Al Kaline, R OBP: 0.167, SLG: 0.118 (1, 9) X	0-0 1B BB	0-0 L7	0-0 L6		0-0 L8			0-0 L7	0-0 L8	6 1 1 1 0 0 6																										
Harvey Kuenn, R OBP: 0.333, SLG: 0.286 (1, 6) X	0-0 1B BB		4-0 2B BB	0-0 1B		0-0 F8		4-0 F8 BB		3 1 2 0 2 0 0																										
Ray Boone, R OBP: 0.353, SLG: 0.333 (1, 5) S S S	0-3 K		0-0 1B 2B	0-0 1B	0-0 G5-4-3	4-0 1B BB		0-0 F8		4 1 1 0 1 1 4																										
Frank House, L OBP: 0.375, SLG: 0.571 (1, 2) B B B	4-0 BB BB		0-0 1B 2B	0-0 HR		0-0 F9		4-0 BB		3 2 2 2 2 0 1																										
Charlie Maxwell, L OBP: 0.600, SLG: 0.500 (1, 7) B B B	4-0 BB		0-0 P6	0-0 1B	0-0 WP 1B	0-0 1B		0-0 F8		4 0 2 1 1 0 4																										
Reno Bertoia, R OBP: 0.313, SLG: 0.286 (1, 4) X	0-0 P3		0-0 2B 1B	0-3 K	0-3 K	0-0 F7		4-0 SH3-4 BB		4 1 1 2 1 1 6																										
Bob Miller, R OBP: 0.333, SLG: 0.667 Duke Maas, R Paul Foytack, R Al Aber, L (1, 1) (5, 1) (7, 1) (7, 1)		0-3 K	0-0 F2		0-0 2B		0-3 K		0-0 SH3-4	3 0 1 0 0 1 1 1 0 0 0 0 1 0 0 0 0 0 0 0 0 0 0 0 0 0 0 0																										
Inning Stats	R: 2 E: 0 K: 1 S: 7	H: 2 LOB: 3 BB: 3 P: 19	R: 0 E: 0 K: 1 S: 5	H: 0 LOB: 1 BB: 1 P: 9	R: 4 E: 0 K: 0 S: 7	H: 4 LOB: 2 BB: 2 P: 15	R: 1 E: 0 K: 1 S: 7	H: 3 LOB: 1 BB: 0 P: 7	R: 0 E: 0 K: 1 S: 6	H: 1 LOB: 1 BB: 0 P: 6	R: 0 E: 0 K: 0 S: 4	H: 1 LOB: 2 BB: 1 P: 8	R: 0 E: 0 K: 1 S: 5	H: 0 LOB: 0 BB: 0 P: 5	R: 0 E: 0 K: 0 S: 3	H: 0 LOB: 2 BB: 2 P: 11	R: 0 E: 0 K: 0 S: 3	H: 0 LOB: 2 BB: 2 P: 11	1B: 7 2B: 3 3B: 0 HR: 1	SF: 0 SAC: 1 DP: 1 HBP: 0	WP: 1 PB: 0 SB: 1 CS: 0	PA: 48														
PITCHER	IP WLS BF H R ER SO BB IBB HBP BLK WP HR S P ERA WHIP																																			
Mike Garcia, R ERA: 22.5 Sal Maglie, R ERA: 6.0 Cal McLish, R ERA: Art Houtteman, R ERA: Ray Narleski, R ERA:	(1, 1) (3, 1) (6, 1) (7, 1) (8, 1)	2.0 3.0 1.0 1.0 2.0	L	15 15 5 3 10	4 6 1 0 0	5 2 0 0 0	5 2 0 1 0	2 2 0 0 0	5 1 0 0 4	0 0 0 0 0	0 0 0 0 0	0 1 0 0 0	14 18 4 5 6	34 22 8 5 22	22.50 6.00 0.00 0.00 0.00	4.500 2.333 2.000 0.000 2.000																				

Detroit Tigers @ Cleveland Indians
Cleveland Municipal Stadium, Cleveland, OH

Sat Apr 21 1956, 3:33 AM EST
Att. 4,224 - Overcast - 58 F

livebaseballscorecards.com

AB	36
R	7
H	11
RBI	7
BB	11
SO	5
LOB	25



Batter	1	2	3	4	5	6	7	8	9	AB R H RBI BB SO LOB
Bobby Avila, R OBP: 0.222, SLG: 0.222 (1, 4)	0-0 G5-4-3 BB 1B	0-0 FC6-4 1-2f			0-0 G5-4-3 1B	0-0 E5 1-3	0-0 FC6-4 1-2f 2-3 3-H		0-0 FC6-4 1-2f	6 1 2 1 0 0 6
Gene Woodling, L OBP: 0.294, SLG: 0.357 (1, 7)	4-0 G5-4-3 BB 1-2		0-0 F8		0-0 G5-4-3 1B	0-0 L9	0-3 K			4 0 1 0 1 1 4
Al Smith, R OBP: 0.471, SLG: 0.357 (1, 9)	0-0 G5-4-3 1-2f 2-3		0-0 4-3 1B		0-0 G5-4-3 1-2f 2-3 3-H		4-0 BB 1B BB	4-0 HBP BB		3 1 1 0 2 0 4
Al Rosen, R OBP: 0.375, SLG: 0.091 (1, 5)	0-0 3-H 1B		0-0 4-3		4-0 BB BB	4-0 1B BB BB	0-0 L9			3 1 1 1 2 0 2
Vic Wertz, L OBP: 0.313, SLG: 0.083 (1, 3)	0-0 4-3		0-0 G3		4-0 BB BB		0-0 BB 1B BB	1-0 HBP		3 1 1 1 1 0 2
Stu Locklin, L (8, PR)					1-2 BB		1-2 BB 1B	G6-4-3 HBP		0 0 0 0 0 0 0
Rudy Regalado, R (9, 3)					1-2 BB		1-2 2-H BB 1B			0 0 0 0 0 0 0
Jim Busby, R OBP: 0.267, SLG: 0.385 (1, 8)		4-0 BB BB		0-3 K	0-0 F6		0-0 BB BB FC6-4 1B	0-0 G6-4-3 1-2f		4 1 1 0 1 1 5
Chico Carrasquel, R OBP: 0.267, SLG: 0.231 (1, 6)		0-0 F7		0-0 L9		4-0 FC4-6 BB	0-0 P6		0-0 6-3	4 0 0 0 1 0 4
Earl Averill, R (1, 2)		0-3 K		0-0 L7		0-3 K	4-0 FC6-4 BB BB		0-0 FC6-4 1B	3 0 0 1 1 2 2
Jim Hegan, R OBP: 0.400, SLG: 0.400 (7, PR) (8, 2)							1-2 2-3 3-H BB BB			1 0 1 0 0 0 0
Mike Garcia, R Sal Maglie, R Hoot Evers, R Earl Mitchell, S Dale Mitchell, L Art Houtteman, R Sam Mele, R Bobby Young, L Ray Narveski, R Rocky Colavito, R		4-0 FC6-4 1-2 BB			4-0 1B G5-4-3 BB	0-0 FC4-6 E WP 1-2f	4-0 FC6-4 BB		0-0 FC6-4 1-2f	0 0 0 0 0 1 0 0 0 0 0 0 0 1 0 0 0 0 1 0 0 0 1 0 1 1 0 0 0 0 0 0 0 0 0 0 0 0 0 0 0 0 0 0 1 0 0 0 0 0 0 1

BOTTOM	
AB	33
R	6
H	8
RBI	5
BB	12
SO	4
LOB	31
	
WP	1
PA	46

Detroit Tigers @ Cleveland Indians
Cleveland Municipal Stadium, Cleveland, OH
Sat Apr 21 1956, 3:33 AM EST
Att. 4,224 - Overcast - 58 F

livebaseballscorecards.com

Inning Stats	R: 1	H: 2	E: 0	K: 0	S: 4	H: 2	LOB: 1	BB: 1	P: 8	R: 0	H: 0	E: 0	K: 1	S: 5	H: 1	LOB: 1	BB: 0	P: 4	R: 0	H: 0	E: 0	K: 1	S: 5	H: 0	LOB: 0	BB: 0	P: 5	R: 1	H: 2	E: 0	K: 0	S: 4	H: 2	LOB: 3	BB: 3	P: 16	R: 0	H: 0	E: 1	K: 1	S: 6	H: 0	LOB: 2	BB: 1	P: 10	R: 4	H: 2	E: 0	K: 1	S: 7	H: 2	LOB: 2	BB: 4	P: 23	R: 0	H: 0	E: 0	K: 0	S: 2	H: 0	LOB: 2	BB: 1	P: 7	R: 0	H: 1	E: 0	K: 0	S: 4	H: 1	LOB: 1	BB: 0	P: 4	1B: 8	2B: 0	3B: 0	HR: 0	SF: 0	SAC: 0	DP: 3	HBP: 1	WP: 1	PB: 0	SB: 0	CS: 0
PITCHER	IP	WLS	BF	H	R	ER	SO	BB	IBB	HBP	BLK	WP	HR	S	P	ERA	WHIP																																																																			
Bob Miller, L ERA: 4.5 (1, 1)	4.0		20	5	2	2	2	4	0	0	0	0	0	20	36	4.50	2.250																																																																			
Duke Maas, R ERA: 12.0 (5, 1)	2.0		13	2	4	4	1	5	0	0	0	1	0	10	30	18.00	3.500																																																																			
Paul Foytack, R ERA: (7, 1)	0.1		3	0	0	0	0	2	0	0	0	0	0	1	9	0.00	6.000																																																																			
Al Aber, L ERA: (7, 1)	2.2	W	10	1	0	0	1	1	0	1	0	0	0	10	15	0.00	0.750																																																																			

Batter	1	2	3	4	5	6	7	8	9	AB R H RBI BB SO LOB	TOP																
Bill Tuttle, R (1, 8) OBP: 0.208, SLG: 0.292	0-0 L1		0-0 FC1-6-4			0-0 HR	0-0 F8		0-3 K	5 1 1 0 0 1 1	Detroit Tigers @ Cleveland Indians Cleveland Municipal Stadium, Cleveland, OH Sun Apr 22 1956, 3:33 AM EST Overcast - 40 F																
Earl Torgeson, L (1, 3) OBP: 0.458, SLG: 0.444	0-3 K			0-0 L9		0-0 F8	0-0 HR	0-0 F9	5 1 1 0 0 1 1																		
Al Kaline, R (1, 9) OBP: 0.227, SLG: 0.476	0-0 L6-3			0-0 L9		0-0 HR	0-0 HR		4 2 2 4 0 0 0																		
Harvey Kuenn, R (1, 6) OBP: 0.364, SLG: 0.556		0-0 F7		0-0 2B		0-0 HR	0-0 4-3		4 1 2 1 0 0 0																		
Ray Boone, R (1, 5) OBP: 0.333, SLG: 0.316		0-0 F8		0-0 F7		0-0 BB		0-0 6-3	4 0 1 0 0 0 1																		
Frank House, L (1, 2) OBP: 0.300, SLG: 0.444		0-0 3-1			0-0 L4	0-3 K		0-0 G3	4 0 0 0 0 1 1																		
Charlie Maxwell, L (1, 7) OBP: 0.556, SLG: 0.429			0-0 F9		0-0 F8	4-0 BB		0-0 BB	3 0 1 0 1 0 0																		
Reno Bertoia, R (1, 4) OBP: 0.250, SLG: 0.222			0-0 L6		0-0 5-3	0-0 5-3		0-0 F2	4 0 0 0 0 0 3																		
Frank Lary, R (1, 1) OBP: 0.500, SLG: 1.250			0-0			0-0 HR	0-0 F2	0-0 4-3	1 0 1 0 0 0 0																		
Pete Wojey, R (5, 1)									0 0 0 0 0 0 0																		
Wayne Belardi, L (6, PH) OBP: 1.000, SLG: 4.000			0-0 FC1-6-4						1 1 1 1 0 0 0																		
Bud Black, R (6, 1)									2 0 0 0 0 0 0																		
Inning Stats	R: 0 E: 0 K: 1 S: 5	H: 0 LOB: 0 BB: 0 P: 5	R: 0 E: 0 K: 0 S: 3	H: 0 LOB: 0 BB: 0 P: 3	R: 0 E: 0 K: 0 S: 4	H: 1 LOB: 1 BB: 0 P: 4	R: 0 E: 0 K: 0 S: 4	H: 1 LOB: 1 BB: 0 P: 4	R: 0 E: 0 K: 0 S: 3	H: 0 LOB: 0 BB: 0 P: 3	R: 4 E: 0 K: 1 S: 10	H: 5 LOB: 2 BB: 1 P: 14	R: 2 E: 0 K: 0 S: 5	H: 2 LOB: 0 BB: 0 P: 5	R: 0 E: 0 K: 0 S: 4	H: 1 LOB: 1 BB: 0 P: 4	R: 0 E: 0 K: 1 S: 5	H: 0 LOB: 0 BB: 0 P: 5	1B: 5 2B: 1 3B: 0 HR: 4	SF: 0 SAC: 0 DP: 0 HBP: 0	WP: 0 PB: 0 SB: 0 CS: 0	PA: 38					
PITCHER	IP WLS BF H R ER SO BB IBB HBP BLK WP HR S P ERA WHIP																										
Bob Feller, R (1, 1) ERA: 6.75	5.1		22	6	4	4	1	0	0	0	0	0	3	24	24	6.75	1.125										
Ray Narleski, R (6, 1) ERA: 3.18	2.2	L	13	4	2	2	1	1	0	0	0	0	1	14	18	6.75	1.875										
Cal McLish, R (9, 1) ERA:	1.0		3	0	0	0	1	0	0	0	0	0	0	5	5	0.00	0.000										

livebaseballscorecards.com

AB	37
R	6
H	10
RBI	6
BB	1
SO	3
LOB	7



BOTTOM

Detroit Tigers @ Cleveland Indians
 Cleveland Municipal Stadium, Cleveland, OH

Sun Apr 22 1956, 3:33 AM EST
 Overcast - 40 F

livebaseballscorecards.com

AB	33
R	4
H	10
RBI	4
BB	5
SO	6
LOB	14



WP: 0	PA: 39
PB: 0	SB: 0
CS: 0	

1B: 10	SF: 1	WP: 0	PA: 39
2B: 1	SAC: 0	PB: 0	SB: 0
3B: 0	DP: 3	CS: 0	
HR: 0	HBP: 0		

AB	R	H	RBI	BB	SO	LOB
5	2	2	0	0	1	1
5	1	2	0	0	1	1
3	1	0	1	1	2	0
3	0	3	1	1	0	0
3	0	1	2	1	0	2
3	0	0	0	1	0	2
4	0	1	0	0	0	4
3	0	1	0	1	1	1
2	0	0	0	0	0	0
1	0	0	0	0	0	0
0	0	0	0	0	0	0

Batter	1	2	3	4	5	6	7	8	9
Bobby Avila, R OBP: 0.261, SLG: 0.261 (1, 4)	0-0 1B SF8-6-4	0-3 K			0-0 BB 1B	0-0 6-3			0-0 F3
Gene Woodling, L OBP: 0.318, SLG: 0.368 (1, 7)	0-0 1B SF8-6-4	0-3 K			0-0 BB 1B		0-0 1-3		0-0 4-3
Al Smith, R OBP: 0.409, SLG: 0.294 (1, 9)	0-0 SF8-6-4		0-3 K		4-0 BB 1B		0-3 K		0-0 2-3
Vic Wertz, L OBP: 0.450, SLG: 0.267 (1, 3)	0-0 BB BB 1B		0-0 G6-4-3 1B		4-0 G5-3 1B BB		0-0 1B		
Al Rosen, R OBP: 0.400, SLG: 0.143 (1, 5)	4-0 BB 1-2 BB		0-0 G6-4-3		0-0 G5-3 1B		0-0 L9		
Jim Busby, R OBP: 0.263, SLG: 0.313 (1, 8)	4-0 FC6-4 1-2 2-3 BB			0-0 5-3	0-0 G5-3			0-0 L9	
Chico Carrasquel, R OBP: 0.263, SLG: 0.235 (1, 6)	0-0 FC6-4 1-2f			0-0 6-3	0-0 G3			0-0 FC5-4 1B	
Earl Averill, R OBP: 0.364, SLG: 0.125 (1, 2)			0-0 1B		4-0 BB		0-3 K		0-0 L9
Bob Feller, R (1, 1)			0-3 K		0-0 1-3		0-0 G1		0-0 FC5-4
Ray Narleski, R (6, 1)									
Sam Mele, R OBP: 0.667, SLG: 0.500 (8, PH)									
Cal McLish, S (9, 1)									

Inning Stats	R	H	E	K	S	P	1B	2B	3B	HR	BB	SO	LOB
	1	3	0	5	13		10						
	0	1	0	3	10		10						
	0	0	0	1	5		5						
	0	0	0	1	7		7						
	3	3	1	5	13		13						
	0	0	0	1	5		5						
	0	0	0	1	13		13						
	0	1	0	6	4		4						
	0	1	0	4	4		4						
	0	0	0	0	4		4						
	0	0	0	0	0		0						
	0	0	0	0	0		0						

PITCHER	IP	WLS	BF	H	R	ER	SO	BB	IBB	HBP	BLK	WP	HR	S	P	ERA	WHIP
Frank Lary, R ERA: 4.15 (1, 1)	4.0		23	8	4	4	4	5	0	0	0	0	0	26	46	9.00	3.250
Pete Wojey, R ERA: (5, 1)	1.0		2	0	0	0	0	0	0	0	0	0	0	2	2	0.00	0.000
Bud Black, R ERA: (6, 1)	4.0	W	14	2	0	0	2	0	0	0	0	0	0	18	18	0.00	0.500

Batter	1	2	3	4	5	6	7	8	9	AB R H RBI BB SO LOB	TOP											
Bill Tuttle, R (1, 8) OBP: 0.214, SLG: 0.286	0-0 1B L4-3 1B		0-0 6-3		0-0 G1-4-3 1-2f			0-0 E6 1B		4 1 1 0 0 0 1												
Earl Torgeson, L (1, 3) OBP: 0.464, SLG: 0.455	0-0 1-3 L4-3 1B		0-3 K			0-0 L6		0-0 1-2 1B		4 0 2 0 0 1 0												
Al Kaline, R (1, 9) OBP: 0.231, SLG: 0.417	0-0 1-2 3-H L4-3		0-0 L6-3			4-0 BB G5-4-3		0-0 L4		3 0 0 0 1 0 3												
Harvey Kuenn, R (1, 6) OBP: 0.308, SLG: 0.455	0-0 E7			0-0 3-1		0-0 G5-4-3 1-2f			0-0 5-3	4 0 0 0 0 0 1												
Ray Boone, R (1, 5) OBP: 0.360, SLG: 0.522	0-0 6-3			0-0 6-3 2B			0-0 6-3		0-0 HR	4 1 2 1 0 0 1												
Charlie Maxwell, L (1, 7) OBP: 0.538, SLG: 0.545		0-3 K		0-0 6-3 2-3			0-0 G1-4-3 1B		0-0 2B	4 0 2 0 0 1 1												
Reno Bertoia, R (1, 4) OBP: 0.208, SLG: 0.182		0-0 5-3		0-3 K			0-0 G1-4-3 1-2f		0-0 4-3	4 0 0 0 0 1 3												
Walt Streuli, R (1, 2) OBP: 0.333, SLG: 0.333		0-0 1B			0-0 5-3			0-3 K	0-0 P5	3 0 1 0 0 1 0												
Frank House, L (9, PH) OBP: 0.286, SLG: 0.421										1 0 0 0 0 0 1												
Dick Marlowe, R (1, 1)		0-3 K			0-0 G1-4-3 1B			0-0 F8		1 0 0 0 0 1 1												
Wayne Belardi, L (5, PH) OBP: 1.000, SLG: 2.500										1 0 1 0 0 0 0												
Pete Wojey, R (5, 1)										0 0 0 0 0 0 0												
Jim Delsing, L (8, PH)										1 0 0 0 0 0 0												
Billy Hoef, L (8, 1)										0 0 0 0 0 0 0												
Inning Stats	R: 1 E: 1 K: 0 S: 5	H: 2 LOB: 1 BB: 0 P: 5	R: 0 E: 0 K: 2 S: 8	H: 1 LOB: 1 BB: 0 P: 8	R: 0 E: 0 K: 1 S: 5	H: 0 LOB: 0 BB: 0 P: 5	R: 0 E: 0 K: 1 S: 6	H: 1 LOB: 1 BB: 0 P: 6	R: 0 E: 0 K: 0 S: 3	H: 1 LOB: 0 BB: 0 P: 3	R: 0 E: 0 K: 0 S: 2	H: 0 LOB: 0 BB: 1 P: 6	R: 0 E: 0 K: 0 S: 3	H: 1 LOB: 0 BB: 0 P: 3	R: 0 E: 1 K: 1 S: 7	H: 1 LOB: 2 BB: 0 P: 7	R: 1 E: 0 K: 0 S: 5	H: 2 LOB: 1 BB: 0 P: 5	1B: 6 2B: 2 3B: 0 HR: 1	SF: 0 SAC: 0 DP: 4 HBP: 0	WP: 0 PB: 0 SB: 0 CS: 0	PA: 35
PITCHER Bob Lemon, R (1, 1) ERA: 2.25	IP: 9.0 WLS: W BF: 35 H: 9 R: 2 ER: 2 SO: 5 BB: 1 IBB: 0 HBP: 0 BLK: 0 WP: 0 HR: 1 S: 44 P: 48 ERA: 2.00 WHIP: 1.111																					

Detroit Tigers @ Cleveland Indians
 Cleveland Municipal Stadium, Cleveland, OH
 Sun Apr 22 1956, 3:38 AM EST
 Att: 12,980 - Unknown

livebaseballscorecards.com

AB	34
R	2
H	9
RBI	1
BB	1
SO	5
LOB	12



Batter	1	2	3	4	5	6	7	8	9
Jim Busby, R <small>OBP: 0.304, SLG: 0.350</small> (1, 8) X	0-0 1-3 X	0-0 F2 X		0-0 1B X		0-0 4-3 X			
Bobby Avila, R <small>OBP: 0.259, SLG: 0.259</small> (1, 4) X	0-0 5-3 X		0-0 F7 X	0-0 1B X		0-0 4-3 X			
Gene Woodling, L <small>OBP: 0.308, SLG: 0.318</small> (1, 7) B B B B	4-0 HR BB		0-0 P4 X	0-0 P6 X		0-0 4-3 X			
Vic Wertz, L <small>OBP: 0.500, SLG: 0.471</small> (1, 3) X	0-0 1-H HR		4-0 1B BB		4-0 1-3 BB		0-0 6-3 X		
Al Rosen, R <small>OBP: 0.417, SLG: 0.176</small> (1, 5) B B B B	4-0 BB		0-0 1-2 1B		0-0 1-3 X		0-3 K X		
Rocky Colavito, R (1, 9) S S S S	0-3 K X		0-0 F3 X		0-0 6-3 X		0-0 4-3 X		
Chico Carrasquel, R <small>OBP: 0.217, SLG: 0.190</small> (1, 6) X		0-0 P2 X		0-0 1-3 X	0-0 5-3 X			0-0 5-3 X	
Jim Hegan, R <small>OBP: 0.556, SLG: 0.500</small> (1, 2) B B B B		4-0 CS BB		0-0 SH1 1B X		0-0 1B SH1-4 4-3 1B X		0-0 F3 X	
Bob Lemon, L <small>OBP: 0.500, SLG: 0.333</small> (1, 1) B B B B		4-0 1-2 BB		0-0 SH1 X		0-0 SH1-4 X		0-3 K X	

AB	R	H	RBI	BB	SO	LOB
4	1	2	1	0	0	1
4	0	1	2	0	0	1
3	1	0	0	1	0	2
2	1	1	2	2	0	0
3	0	1	0	1	1	1
4	0	0	0	0	1	4
4	0	0	0	0	0	1
3	2	2	0	1	0	0
1	0	0	0	1	1	0

BOTTOM

Detroit Tigers @ Cleveland Indians
 Cleveland Municipal Stadium, Cleveland, OH
 Sun Apr 22 1956, 3:38 AM EST
 Att. 12,980 - Unknown

livebaseballscores.com

AB	28
R	5
H	7
RBI	5
BB	6
SO	3
LOB	10



1B: 6	SF: 0	WP: 0	PA: 36
2B: 0	SAC: 2	PB: 0	
3B: 0	DP: 0	SB: 1	
HR: 1	HBP: 0	CS: 1	

Inning Stats	R	H	E	K	S	P	BB	IBB	HBP	BLK	WP	HR	S	P	ERA	WHIP
	2	1	0	1	14		0	0	1	0	0	1	18	38	9.00	2.500
	0	0	0	2			0	0	2	0	0	0	13	17	3.00	1.000
	0	0	0	2			0	0	10	0	0	0	5	5	0.00	0.000

PITCHER	IP	WLS	BF	H	R	ER	SO	BB	IBB	HBP	BLK	WP	HR	S	P	ERA	WHIP
Dick Marlowe, R <small>ERA: 6.0</small> (1, 1)	4.0	L	21	5	4	4	1	5	0	0	0	0	1	18	38	9.00	2.500
Pete Wojey, R <small>ERA: 2.25</small> (5, 1)	3.0		12	2	1	1	1	1	0	0	0	0	0	13	17	3.00	1.000
Billy Hoelt, L <small>ERA:</small> (8, 1)	1.0		3	0	0	0	1	0	0	0	0	0	0	5	5	0.00	0.000

Batter	1	2	3	4	5	6	7	8	9	AB R H RBI BB SO LOB	TOP											
Bobby Avila, R (1, 4) OBP: 0.226, SLG: 0.226	0-0 F3		0-0 F8		0-0 F9			0-3 K		4 0 0 0 0 1 0	Cleveland Indians @ Kansas City Athletics Municipal Stadium, Kansas City, MO Wed Apr 25 1956, 4:33 AM EST Att: 18,005 - Unknown livebaseballscorecards.com											
Gene Woodling, L (1, 7) OBP: 0.300, SLG: 0.308	0-0 HR 1B		0-0 F7		0-0 F2			0-0 E1 5-3		4 1 1 0 0 0 0												
Rocky Colavito, R (1, 9) OBP: 0.111, SLG: 0.444	0-0 HR		0-0 6-3					0-0 5-3		4 1 1 2 0 0 1												
Al Rosen, R (1, 5) OBP: 0.393, SLG: 0.333	0-0 3-1							0-0 4-3		4 1 1 1 0 0 1												
Vic Wertz, L (1, 3) OBP: 0.571, SLG: 0.762	0-0 2B 2B							0-0 HR		4 2 4 1 0 0 0												
Jim Busby, R (1, 8) OBP: 0.333, SLG: 0.417	0-0 PO 2B							0-0 G4-6-3 1B		4 0 2 1 0 0 2												
Chico Carrasquel, R (1, 6) OBP: 0.183, SLG: 0.160	0-0 PO 2-3	0-0 F2						0-0 G4-6-3 1-2f		4 0 0 0 0 0 2												
Earl Averill, R (1, 2) OBP: 0.267, SLG: 0.083		0-0 5-3						0-0 F2		4 0 0 0 0 0 1												
Herb Score, L (1, 1) OBP: 0.267, SLG: 0.083		0-0 4-3						0-0 F8		3 0 0 0 0 0 0												
Inning Stats	R: 3 E: 0 K: 0 S: 6	H: 4 LOB: 0 BB: 0 P: 6	R: 0 E: 0 K: 0 S: 3	H: 0 LOB: 0 BB: 0 P: 3	R: 0 E: 0 K: 0 S: 3	H: 0 LOB: 0 BB: 0 P: 3	R: 1 E: 0 K: 0 S: 5	H: 2 LOB: 1 BB: 0 P: 5	R: 0 E: 0 K: 0 S: 3	H: 0 LOB: 0 BB: 0 P: 3	R: 0 E: 0 K: 0 S: 4	H: 1 LOB: 1 BB: 0 P: 4	R: 0 E: 0 K: 0 S: 3	H: 0 LOB: 0 BB: 0 P: 3	R: 0 E: 1 K: 1 S: 6	H: 0 LOB: 1 BB: 0 P: 6	R: 1 E: 0 K: 0 S: 4	H: 2 LOB: 0 BB: 0 P: 4	1B: 4 2B: 2 3B: 0 HR: 3	SF: 0 SAC: 0 DP: 1 HBP: 0	WP: 0 PB: 0 SB: 0 CS: 0	PA: 36
PITCHER	IP WLS BF H R ER SO BB IBB HBP BLK WP HR S P ERA WHIP																					
Bobby Shantz, L (1, 1) ERA: 3.55	3.2 L 16 6 4 4 0 0 0 0 0 0 0 2 16 16 9.82 1.636																					
Bill Harrington, R (4, 1) ERA:	1.1 4 0 0 0 0 0 0 0 0 0 0 4 4 0.00 0.000																					
Troy Herriage, R (6, 1) ERA:	2.0 7 1 0 0 0 0 0 0 0 0 0 7 7 0.00 0.500																					
Tom Gorman, R (8, 1) ERA: 6.0	2.0 8 2 1 1 1 0 0 0 0 0 0 1 10 10 4.50 1.000																					



Batter	1	2	3	4	5	6	7	8	9	AB	R	H	RBI	BB	SO	LOB
Vic Power, R OBP: 0.273, SLG: 0.406 (1, 3)	0-0 F3		0-0 6-3		0-0 F2		0-0 F8		0-0 5-3	5	0	0	0	0	0	4
Spook Jacobs, R OBP: 0.276, SLG: 0.222 (1, 4)	0-0 5-3		0-3 K		0-0 F5		0-0 E4		0-0 1-6-3	4	0	0	0	0	1	0
Johnny Groth, R OBP: 0.250, SLG: 0.273 (1, 8)	4-0 BB			0-0 4-3		0-3 K		0-0 1-6-3		3	0	0	0	1	1	1
Gus Zernial, R OBP: 0.375, SLG: 0.450 (1, 7)	0-0 F7			0-3 K		4-0 2B BB		0-0 1-3		3	1	0	0	1	1	2
Bill Renna, R OBP: 0.167, SLG: 0.333 (1, 9)		0-3 K		0-3 K		0-0 2B		0-0 6-3		4	0	1	1	0	2	1
Hector Lopez, R OBP: 0.500, SLG: 0.786 (1, 5)		0-0 E 2B			0-0 BB 1B		0-3 K		0-0 2B SF7 1B	4	1	3	0	0	1	1
Mike Baxes, R OBP: 0.571, SLG: 0.500 (1, 6)		0-3 K			4-0 BB 1B		4-0 BB		0-0 SF7 2B	2	0	1	0	2	1	1
Joe Astroth, R (1, 2)		0-0 5-3			0-0 F2		0-3 K		0-0 SF7	1	0	0	0	0	0	1
Enos Slaughter, L OBP: 0.429, SLG: 0.333 (5, PH)					0-0 F9		0-0 F9		0-0 2-3 3-H	1	0	0	0	0	0	2
Joe Ginsberg, L OBP: 0.364, SLG: 0.450 (6, 2)							0-0 F6		0-0 F4	1	0	0	1	0	1	1
Bobby Shantz, R (1, 1)										1	0	0	0	0	0	0
Bill Harrington, R (4, 1)										0	0	0	0	0	0	0
Rance Pless, R (5, PH)										1	0	0	0	0	0	2
Troy Herriage, R (6, 1)										0	0	0	0	0	0	0
Harry Simpson, L OBP: 0.162, SLG: 0.160 (7, PH)										1	0	0	0	0	0	1
Tom Gorman, R (8, 1)										0	0	0	0	0	0	0
Jim Finigan, R OBP: 0.400, SLG: 0.385 (9, PH)										1	0	0	0	0	0	1

BOTTOM

Cleveland Indians @ Kansas City Athletics
Municipal Stadium, Kansas City, MO
 Wed Apr 25 1956, 4:33 AM EST
 Att. 18,005 - Unknown

AB	32
R	2
H	5
RBI	2
BB	4
SO	8
LOB	18



Inning Stats	R: 0	H: 0	E: 0	K: 0	S: 3	R: 0	H: 1	E: 1	K: 2	S: 8	R: 0	H: 0	E: 0	K: 1	S: 5	R: 0	H: 0	E: 0	K: 2	S: 7	R: 0	H: 1	E: 0	K: 0	S: 4	R: 1	H: 1	E: 0	K: 2	S: 8	R: 0	H: 0	E: 0	K: 1	S: 5	R: 0	H: 0	E: 1	K: 0	S: 4	R: 1	H: 2	E: 0	K: 0	S: 5	1B: 2	2B: 3	3B: 0	HR: 0	SF: 1	SAC: 0	DP: 0	HBP: 0	WP: 0	PB: 0	SB: 0	CS: 0	PA: 37
PITCHER Herb Score, L ERA: 1.59 (1, 1)	IP	WLS	BF	H	R	ER	SO	BB	IBB	HBP	BLK	WP	HR	S	P	ERA	WHIP																																									
	9.0	W	37	5	2	2	8	4	0	0	0	0	0	49	65	2.00	1.000																																									
																			PITCHER	IP	WLS	BF	H	R	ER	SO	BB	IBB	HBP	BLK	WP	HR	S	P	ERA	WHIP																						

Batter	1	2	3	4	5	6	7	8	9	AB R H RBI BB SO LOB	TOP		
Bobby Avila, R (1, 4) OBP: 0.243, SLG: 0.324	0-0 6-3		0-0 6-3	0-0 F5	0-0 F8		0-0 BB 1-2 3-H 1B		0-0 HR 2-H 3-H	6 1 2 4 0 0 1			
Gene Woodling, L (1, 7) OBP: 0.389, SLG: 0.379	0-0 G3 1B 2B		4-0 1B 2B BB	0-0 5-3		0-0 BB 1B	4-0 BB 1-2 2-3 BB		1-0 6-4-3 HBP	3 2 2 0 2 0 0			
Rocky Colavito, R (1, 9) OBP: 0.200, SLG: 0.308	0-0 G3 2-3		0-0 F6		4-0 F9 1B 2B BB	4-0 BB 1-2	0-0 G5-4-3 1-2f		0-0 6-4-3	4 1 0 0 2 0 6			
Al Rosen, R (1, 5) OBP: 0.412, SLG: 0.346	4-0 1B BB		0-0 2B HR 1B		0-0 2B BB 1B	0-3 K		0-0 6-3	0-0 5-3	5 2 2 0 1 1 3			
Vic Wertz, L (1, 3) OBP: 0.545, SLG: 0.731	0-0 FC6-4 1-3 3-H 1B		0-0 HR 2B		0-0 F9 2-3	0-0 F2		0-3 K		5 1 2 2 0 1 4			
Jim Busby, R (1, 8) OBP: 0.344, SLG: 0.370	0-0 FC6-4 1-2f		4-0 HR IBB		4-0 2B BB 1-2	0-3 K		0-0 F8		3 2 0 0 2 1 4			
Chico Carrasquel, R (1, 6) OBP: 0.250, SLG: 0.345		0-0 5-3	0-0 HR 1-H 2-H 3-H		0-0 5-3 1B 2B 1-H 2-H 3-H		0-0 F2		4-0 SH5-3 1B HR BB	4 3 2 7 1 0 0			
Jim Hegan, R (1, 2) OBP: 0.429, SLG: 0.385		0-0 F5	0-3 K		0-0 5-3 2-3		0-0 E6 WP 1B		0-0 SH5-3 1-2 HR 1B	5 2 1 0 0 1 1			
Early Wynn, S (1, 1) OBP: 0.286, SLG: 0.167		0-0 4-3		0-0 1-3	0-0 1B 3-H		4-0 BB 1B 2-3 BB		0-0 SH5-3 1-2 2-3	3 0 1 1 1 0 0			
Inning Stats	R: 1 E: 0 K: 0 S: 5 H: 2 LOB: 2 BB: 1 P: 9	R: 0 E: 0 K: 0 S: 3 H: 0 LOB: 0 BB: 0 P: 3	R: 5 E: 0 K: 1 S: 8 H: 3 LOB: 0 BB: 2 P: 16	R: 0 E: 0 K: 0 S: 3 H: 0 LOB: 0 BB: 0 P: 3	R: 4 E: 0 K: 0 S: 6 H: 3 LOB: 1 BB: 2 P: 14	R: 0 E: 0 K: 2 S: 8 H: 1 LOB: 2 BB: 1 P: 12	R: 1 E: 1 K: 0 S: 4 H: 1 LOB: 2 BB: 2 P: 12	R: 0 E: 0 K: 1 S: 5 H: 0 LOB: 0 BB: 0 P: 5	R: 3 E: 0 K: 0 S: 5 H: 2 LOB: 1 BB: 1 P: 10	1B: 7 2B: 3 3B: 0 HR: 2 SF: 0 SAC: 1 DP: 1 HBP: 1	WP: 1 PB: 0 SB: 0 CS: 0 PA: 49		
PITCHER	IP WLS BF H R ER SO BB IBB HBP BLK WP HR S P ERA WHIP											PITCHER	IP WLS BF H R ER SO BB IBB HBP BLK WP HR S P ERA WHIP
Lou Kretlow, R (1, 1) ERA: 9.53	4.1 L 24 6 9 9 1 4 1 0 0 0 0 1 21 41 18.69 2.308												
Jack Crimian, R (5, 1) ERA: 13.5	0.2 4 2 1 1 0 0 0 0 0 0 0 0 4 4 13.50 3.000												
Tommy Lasorda, L (6, 1) ERA:	3.0 14 2 1 0 3 3 0 0 0 1 0 17 29 0.00 1.667												
Troy Herriage, R (9, 1) ERA: 9.0	1.0 7 2 3 3 0 1 0 1 0 0 1 5 10 27.00 3.000												

Cleveland Indians @ Kansas City Athletics
Municipal Stadium, Kansas City, MO
 Thu Apr 26 1956, 4:33 AM EST
 Att. 9,014 - Unknown

livebaseballscorecards.com

AB	38
R	14
H	12
RBI	14
BB	9
SO	4
LOB	19



Batter	1	2	3	4	5	6	7	8	9	AB	R	H	RBI	BB	SO	LOB
Vic Power, R OBP: 0.243, SLG: 0.361 (1, 3)	0-0 5-3 ①		0-0 F7 ②		0-0 F2 ②			0-0 4-3 ②		4	0	0	0	0	0	0
Spook Jacobs, R OBP: 0.273, SLG: 0.200 (1, 4)	4-0 L4-3 BB		0-0 F7 ③		0-0 L6 ③			0-0 5-3 ③		3	0	0	0	1	0	0
Enos Slaughter, L OBP: 0.400, SLG: 0.364 (1, 9)	0-0 L4-3 ③ ③ 1-2			0-0 E 2B				0-0 4-3 ①		4	1	1	0	0	0	1
Harry Simpson, L OBP: 0.233, SLG: 0.310 (1, 8)		0-0 HR		0-0 E1 1B 2-H				0-0 F9 ②		4	1	2	1	0	1	0
Gus Zernial, R OBP: 0.321, SLG: 0.375 (1, 7)		0-3 K ①		0-3 K ①				0-0 L5 ③		4	0	0	0	0	2	1
Joe Ginsberg, L OBP: 0.360, SLG: 0.409 (1, 2)		0-0 L1 ②		4-0 BB				0-0 F8 ①		2	0	0	0	1	0	0
Hector Lopez, R OBP: 0.474, SLG: 0.706 (1, 5)		0-0 1B		0-0 F8 ②				0-3 K ②		3	0	1	0	0	1	2
Mike Baxes, R OBP: 0.400, SLG: 0.286 (1, 6)		0-3 K ③		0-0 F8 ③				0-0 F7 ③		3	0	0	0	0	1	3
Lou Kretlow, R Jack Crimian, R Bill Renna, R Tommy Lasorda, L Elmer Valo, L Troy Herriage, R (1, 1) (5, 1) (5, PH) (6, 1) (8, PH) (9, 1)			0-3 K ①		0-3 K ①			0-3 K ①		1	0	0	0	0	1	0

BOTTOM

Cleveland Indians @ Kansas City Athletics
Municipal Stadium, Kansas City, MO
Thu Apr 26 1956, 4:33 AM EST
Att. 9,014 - Unknown

livebaseballscorecards.com

AB	30
R	2
H	4
RBI	1
BB	2
SO	8
LOB	7



Inning Stats	R: 0	H: 0	E: 0	K: 0	S: 2	R: 1	H: 2	E: 0	K: 2	S: 9	R: 0	H: 0	E: 0	K: 1	S: 5	R: 1	H: 2	E: 1	K: 1	S: 7	R: 0	H: 0	E: 0	K: 1	S: 5	R: 0	H: 0	E: 0	K: 0	S: 3	R: 0	H: 0	E: 0	K: 1	S: 5	R: 0	H: 0	E: 0	K: 1	S: 5	R: 0	H: 0	E: 0	K: 1	S: 5	R: 0	H: 0	E: 0	K: 1	S: 5	1B: 2	2B: 2	3B: 0	HR: 1	SF: 0	SAC: 0	DP: 1	HBP: 0	WP: 0	PB: 0	SB: 0	CS: 0	PA: 32
--------------	------	------	------	------	------	------	------	------	------	------	------	------	------	------	------	------	------	------	------	------	------	------	------	------	------	------	------	------	------	------	------	------	------	------	------	------	------	------	------	------	------	------	------	------	------	------	------	------	------	------	-------	-------	-------	-------	-------	--------	-------	--------	-------	-------	-------	-------	--------

PITCHER	IP	WLS	BF	H	R	ER	SO	BB	IBB	HBP	BLK	WP	HR	S	P	ERA	WHIP
Early Wynn, R ERA: 1.5 (1, 1)	9.0	W	32	4	2	2	8	2	0	0	0	0	1	46	54	2.00	0.667

Cleveland Indians @ Detroit Tigers
 Briggs Stadium, Detroit, MI
 Fri Apr 27 1956, 3:33 AM EST
 Att. 3,735 - Unknown

AB	36
R	4
H	9
RBI	4
BB	3
SO	1
LOB	13



WP:	0	PA:	39
PB:	0		
SB:	0		
CS:	0		

Batter	1	2	3	4	5	6	7	8	9	10	AB	R	H	RBI	BB	SO	LOB
Bobby Avila, R (1, 4) OBP: 0.286, SLG: 0.452	0-0 6-3		0-0 6-3		0-0 2B			0-0 FC1-6 1B		0-0 1-H HR	5	1	3	2	0	0	0
Gene Woodling, L (1, 7) OBP: 0.415, SLG: 0.394	4-0 BB		0-0 2B 1B		0-0 6-3			0-0 FC1-6 G6-4-3 1-2f		0-0 FC6-4 1B	4	1	2	0	1	0	2
Rocky Colavito, R (1, 9) OBP: 0.200, SLG: 0.333	0-0 F2		0-0 1-H 2B		0-0 6-3			0-0 G6-4-3 1-2f		0-0 FC6-4 1-2f	5	0	1	1	0	0	3
Ray Narleski, R (10, 1)											0	0	0	0	0	0	0
Al Rosen, R (1, 5) OBP: 0.368, SLG: 0.300	0-0 F8		0-0 F3		0-0 F8					0-0 L1	4	0	0	0	0	0	2
Vic Wertz, L (1, 3) OBP: 0.568, SLG: 0.833		0-0 F7		0-0 1-4-6-3 1B		0-0 HR				0-0 G4-6-3 1B	4	1	3	1	0	0	0
Jim Busby, R (1, 8) OBP: 0.333, SLG: 0.333		4-0 FC1-6 BB		0-0 F2		0-0 F4				0-0 G4-6-3 1-2f	3	0	0	0	1	0	2
Chico Carrasquel, R (1, 6) OBP: 0.222, SLG: 0.303		0-0 FC1-6 1-2f		0-0 G1-4-6-3 1-2f				0-0 F8		0-0 F5	4	0	0	0	0	0	2
Earl Averill, R (1, 2) OBP: 0.263, SLG: 0.067		0-3 K		0-0 6-3		0-0 6-3				4-0 HR BB	3	0	0	0	1	1	1
Jim Hegan, R (10, PR) OBP: 0.429, SLG: 0.385											0	1	0	0	0	0	0
Mike Garcia, R (1, 1)			0-0 F3		0-0 L9			0-0 P3		0-0 L9	3	0	0	0	0	0	0
Don Mossi, L (9, 1)											0	0	0	0	0	0	0
Al Smith, R (10, PH) OBP: 0.391, SLG: 0.278											1	0	0	0	0	0	1

Inning Stats	R: 0	H: 0	E: 0	LOB: 1	K: 0	S: 3	P: 7	R: 0	H: 0	E: 0	LOB: 1	K: 1	S: 5	P: 9	R: 1	H: 2	E: 0	LOB: 1	K: 0	S: 5	P: 5	R: 0	H: 1	E: 0	LOB: 0	K: 0	S: 3	P: 3	R: 0	H: 1	E: 0	LOB: 1	K: 0	S: 4	P: 4	R: 1	H: 1	E: 0	LOB: 0	K: 0	S: 4	P: 4	R: 0	H: 0	E: 0	LOB: 0	K: 0	S: 3	P: 3	R: 0	H: 1	E: 0	LOB: 0	K: 0	S: 3	P: 3	R: 0	H: 1	E: 0	LOB: 1	K: 0	S: 5	P: 9	1B: 5	2B: 2	3B: 0	HR: 2	SF: 0	SAC: 0	DP: 3	HBP: 0	WP: 0	PA: 39
--------------	------	------	------	--------	------	------	------	------	------	------	--------	------	------	------	------	------	------	--------	------	------	------	------	------	------	--------	------	------	------	------	------	------	--------	------	------	------	------	------	------	--------	------	------	------	------	------	------	--------	------	------	------	------	------	------	--------	------	------	------	------	------	------	--------	------	------	------	-------	-------	-------	-------	-------	--------	-------	--------	-------	--------

PITCHER	IP	WLS	BF	H	R	ER	SO	BB	IBB	HBP	BLK	WP	HR	S	P	ERA	WHIP
Frank Lary, R (1, 1) ERA: 3.97	9.2	L	38	9	4	4	1	3	0	0	0	0	2	37	49	3.72	1.241
Paul Foytack, R (10, 1) ERA:	0.1		1	0	0	0	0	0	0	0	0	0	0	1	1	0.00	0.000

BOTTOM

Cleveland Indians @ Detroit Tigers
Briggs Stadium, Detroit, MI
Fri Apr 27 1956, 3:33 AM EST
Att. 3,735 - Unknown

livebaseballscorecards.com

AB 38
R 3
H 9
RBI 3
BB 2
SO 4
LOB 12



WP: 0 PA: 41
PB: 0
SB: 0
CS: 0

AB R H RBI BB SO LOB

4 0 1 0 1 0 0

4 1 1 1 1 0 3

5 1 2 1 0 0 2

5 0 2 0 0 0 1

5 0 0 0 0 1 3

3 0 0 0 0 0 0

4 1 2 1 0 1 1

4 0 0 0 0 1 2

3 0 1 0 0 0 0

0 0 0 0 0 0 0

1 0 0 0 0 1 0

1B: 5 SF: 0
2B: 1 SAC: 0
3B: 0 DP: 1
HR: 3 HBP: 1

Batter	1	2	3	4	5	6	7	8	9	10
Bill Tuttle, R (1, 8) OBP: 0.289, SLG: 0.417	0-0 2B		0-0 6-3		4-0 1-2 BB			0-0 6-3		0-0 P3
Earl Torgeson, L (1, 3) OBP: 0.421, SLG: 0.467	0-0 F5		4-0 BB		0-0 P6			0-0 4-3		0-0 HR
Al Kaline, R (1, 9) OBP: 0.250, SLG: 0.455	0-0 L7		0-0 L9			0-0 L6-3		0-0 HR		0-0 1B
Harvey Kuenn, R (1, 6) OBP: 0.278, SLG: 0.375	0-0 5-3			0-0 F8		0-0 G5-4-3 1B		0-0 F7		0-0 1B
Ray Boone, R (1, 5) OBP: 0.324, SLG: 0.531		0-0 5-3		0-3 K		0-0 G5-4-3			0-0 F8	0-0 F8
Frank House, L (1, 2) OBP: 0.241, SLG: 0.308		1-0 FC4-6 HBP		0-0 G3			0-0 F7		0-0 F7	
Charlie Maxwell, L (1, 7) OBP: 0.524, SLG: 0.684		0-0 FC4-6 1-2f		0-3 K			0-0 HR		0-0 1B	
Reno Bertoia, R (1, 4) OBP: 0.250, SLG: 0.333		0-0 FC5-4 1-2f		0-0 L1			0-0 L5		0-3 K	
Frank Lary, R (1, 1) OBP: 0.429, SLG: 0.857			0-0 F8		0-0 BB		0-0 6-3			0-3 K
Paul Foytack, R (10, 1) Wayne Belardi, L (10, PH) OBP: 0.750, SLG: 1.667										

Inning Stats	R: 0	H: 1	E: 0	K: 0	S: 4	P: 4	R: 0	H: 0	E: 0	K: 0	S: 3	P: 4	R: 0	H: 0	E: 0	K: 0	S: 3	P: 7	R: 0	H: 0	E: 0	K: 1	S: 5	P: 5	R: 0	H: 1	E: 0	K: 1	S: 6	P: 10	R: 0	H: 1	E: 0	K: 0	S: 3	P: 3	R: 1	H: 1	E: 0	K: 0	S: 4	P: 4	R: 1	H: 1	E: 0	K: 0	S: 4	P: 4	R: 0	H: 1	E: 0	K: 1	S: 6	P: 6	R: 0	H: 3	E: 0	K: 1	S: 8	P: 8
--------------	------	------	------	------	------	------	------	------	------	------	------	------	------	------	------	------	------	------	------	------	------	------	------	------	------	------	------	------	------	-------	------	------	------	------	------	------	------	------	------	------	------	------	------	------	------	------	------	------	------	------	------	------	------	------	------	------	------	------	------	------

PITCHER	IP	WLS	BF	H	R	ER	SO	BB	IBB	HBP	BLK	WP	HR	S	P	ERA	WHIP
Mike Garcia, R (1, 1) ERA: 6.3	8.0		31	5	2	2	2	2	0	1	0	0	2	32	41	2.25	0.875
Don Mossi, L (9, 1) ERA:	1.0	W	4	1	0	0	1	0	0	0	0	0	0	6	6	0.00	1.000
Ray Narleski, R (10, 1) ERA: 4.05	1.0	S	6	3	1	1	1	0	0	0	0	0	1	8	8	9.00	3.000

PITCHER	IP	WLS	BF	H	R	ER	SO	BB	IBB	HBP	BLK	WP	HR	S	P	ERA	WHIP
---------	----	-----	----	---	---	----	----	----	-----	-----	-----	----	----	---	---	-----	------

Batter	1	2	3	4	5	6	7	8	9	10	AB R H RBI BB SO LOB	TOP																
Bobby Avila, R OBP: 0.340, SLG: 0.467 (1, 4)	4-0 		X 0-0 		X 4-0 			X 0-0 		X 0-0 	3 0 2 0 2 0 0	Cleveland Indians @ Detroit Tigers Briggs Stadium, Detroit, MI Sun Apr 29 1956, 4:33 AM EDT Unknown																
Gene Woodling, L OBP: 0.391, SLG: 0.368 (1, 7)	0-0 		X 0-0 		X 0-0 			X 0-0 		X 0-0 	5 0 1 0 0 0 3																	
Al Smith, R OBP: 0.333, SLG: 0.227 (1, 9)	0-0 		X 0-0 		X 0-0 			X 0-0 			4 0 0 0 0 0 4																	
Al Rosen, R OBP: 0.357, SLG: 0.294 (1, 5)	0-0 		0-3 			X 0-0 			X 0-0 		4 0 1 0 0 1 3																	
Vic Wertz, L OBP: 0.537, SLG: 0.765 (1, 3)		0-3 		0-3 		X 0-0 			X 0-0 		4 0 1 0 0 2 1																	
Jim Busby, R OBP: 0.325, SLG: 0.324 (1, 8)		0-0 		0-0 		X 0-0 			X 0-0 		4 0 1 0 0 0 2																	
Chico Carrasquel, R OBP: 0.250, SLG: 0.324 (1, 6)		0-0 		0-0 			X 0-0 		X 0-0 		4 0 2 0 0 0 1																	
Jim Hegan, R OBP: 0.389, SLG: 0.353 (1, 2)		0-0 		0-0 			X 0-0 			X 0-0 	4 0 1 0 0 0 2																	
Herb Score, L (1, 1)			0-3 		0-0 		0-3 			X 0-0 	4 0 0 0 0 2 2																	
Inning Stats	R: 0 E: 0 K: 0 S: 3	H: 0 LOB: 1 BB: 1 P: 7	R: 0 E: 1 K: 1 S: 6	H: 2 LOB: 1 BB: 0 P: 6	R: 0 E: 0 K: 2 S: 9	H: 2 LOB: 2 BB: 0 P: 9	R: 0 E: 0 K: 1 S: 7	H: 2 LOB: 2 BB: 0 P: 7	R: 0 E: 0 K: 0 S: 2	H: 1 LOB: 0 BB: 1 P: 6	R: 0 E: 0 K: 1 S: 5		H: 0 LOB: 0 BB: 0 P: 5	R: 0 E: 0 K: 0 S: 3	H: 0 LOB: 0 BB: 0 P: 3	R: 0 E: 0 K: 1 S: 5	H: 0 LOB: 0 BB: 0 P: 5	R: 0 E: 0 K: 0 S: 3	H: 0 LOB: 0 BB: 0 P: 3	R: 0 E: 0 K: 0 S: 4	H: 1 LOB: 1 BB: 0 P: 4	R: 0 E: 0 K: 0 S: 4	H: 1 LOB: 1 BB: 0 P: 4	R: 0 E: 0 K: 0 S: 4	H: 1 LOB: 1 BB: 0 P: 4	1B: 9 2B: 1 3B: 0 HR: 0	SF: 0 SAC: 0 DP: 3 HBP: 0	WP: 0 PB: 0 SB: 0 CS: 0
PITCHER Billy Hoelt, L ERA: (1, 1)	IP 10.0	WLS W	BF 38	H 9	R 0	ER 0	SO 5	BB 2	IBB 0	HBP 0	BLK 0	WP 0	HR 0	S 46	P 54	ERA 0.00	WHIP 1.100											

livebaseballscorecards.com

AB	36
R	0
H	9
RBI	0
BB	2
SO	5
LOB	18



Batter	1	2	3	4	5	6	7	8	9	10	AB R H RBI BB SO LOB
Bill Tuttle, R OBP: 0.302, SLG: 0.488 (1, 8)	0-0 6-3		0-0 E6		0-3 K			0-0 1B		0-0 HR	5 1 2 1 0 1 0
Jack Phillips, R (1, 3)	0-0 P4		0-0 5-3			0-0 F8		0-0 P4			4 0 0 0 0 0 2
Al Kaline, R OBP: 0.225, SLG: 0.405 (1, 9)	0-3 K			0-0 L3		0-0 L8		0-0 L7			4 0 0 0 0 1 1
Harvey Kuenn, R OBP: 0.300, SLG: 0.353 (1, 6)		0-0 L4		4-0 1B BB		0-3 K		4-0 SH3-4 BB			2 0 0 0 2 1 0
Ray Boone, R OBP: 0.297, SLG: 0.486 (1, 5)		0-3 K		0-0 P6			0-3 K	0-0 SH3-4			3 0 0 0 0 2 1
Chick King, R OBP: 0.500, SLG: 0.400 (1, 7)		4-0 BB		0-0 1B			0-3 K	0-0 F9			2 0 1 0 1 1 0
Earl Torgeson, L OBP: 0.410, SLG: 0.452 (9, PH)				1-2 1B							1 0 0 0 0 0 1
Charlie Maxwell, L OBP: 0.524, SLG: 0.684 (10, 7)											0 0 0 0 0 0 0
Reno Bertoia, R OBP: 0.250, SLG: 0.303 (1, 4)		0-3 K		0-0 F7			4-0 BB	0-3 K			3 0 0 0 1 2 4
Walt Streuli, R OBP: 0.167, SLG: 0.167 (1, 2)			0-0 P4		0-3 K		0-0 F4			0-3 K	3 0 0 0 0 1 1
Jay Porter, R (10, PH)										0-3 K	1 0 0 0 0 1 0
Billy Hoefl, L (1, 1)			0-0 L7		0-3 K			0-3 K			4 0 0 0 0 3 0

BOTTOM

Cleveland Indians @ Detroit Tigers
 Briggs Stadium, Detroit, MI
 Sun Apr 29 1956, 4:33 AM EDT
 Unknown

livebaseballscorecards.com

AB	32
R	1
H	3
RBI	1
BB	4
SO	13
LOB	10



Inning Stats	R: 0 E: 0 K: 1 S: 5	H: 0 LOB: 0 BB: 0 P: 5	R: 0 E: 0 K: 2 S: 7	H: 0 LOB: 1 BB: 1 P: 11	R: 0 E: 1 K: 0 S: 4	H: 0 LOB: 1 BB: 0 P: 4	R: 0 E: 0 K: 0 S: 4	H: 1 LOB: 2 BB: 1 P: 8	R: 0 E: 0 K: 3 S: 9	H: 0 LOB: 0 BB: 0 P: 9	R: 0 E: 0 K: 1 S: 5	H: 0 LOB: 0 BB: 0 P: 5	R: 0 E: 0 K: 2 S: 7	H: 0 LOB: 1 BB: 1 P: 11	R: 0 E: 0 K: 1 S: 6	H: 1 LOB: 1 BB: 0 P: 6	R: 0 E: 0 K: 1 S: 5	H: 0 LOB: 1 BB: 1 P: 9	R: 1 E: 0 K: 2 S: 7	H: 1 LOB: 0 BB: 0 P: 7	1B: 2 2B: 0 3B: 0 HR: 1	SF: 0 SAC: 1 DP: 0 HBP: 0	WP: 0 PB: 0 SB: 0 CS: 0	PA: 37
---------------------	------------------------------	---------------------------------	------------------------------	----------------------------------	------------------------------	---------------------------------	------------------------------	---------------------------------	------------------------------	---------------------------------	------------------------------	---------------------------------	------------------------------	----------------------------------	------------------------------	---------------------------------	------------------------------	---------------------------------	------------------------------	---------------------------------	----------------------------------	------------------------------------	----------------------------------	--------

PITCHER Herb Score, L ERA: 1.35 (1, 1)	IP: 9.2 WLS: L BF: 37 H: 3 R: 1 ER: 1 SO: 13 BB: 4 IBB: 0 HBP: 0 BLK: 0 WP: 0 HR: 1 S: 59 P: 75 ERA: 0.93 WHIP: 0.724	PITCHER	IP: 0 WLS: 0 BF: 0 H: 0 R: 0 ER: 0 SO: 0 BB: 0 IBB: 0 HBP: 0 BLK: 0 WP: 0 HR: 0 S: 0 P: 0 ERA: 0 WHIP: 0
---	---	----------------	--

Batter	1	2	3	4	5	6	7	8	9	AB R H RBI BB SO LOB	TOP											
Jim Busby, R OBP: 0.289, SLG: 0.282 (1, 8)	0-0 F8	0-0 6-3			0-0 F8	0-0 E5			0-0 6-3	5 0 0 0 0 0 1												
Gene Woodling, L OBP: 0.431, SLG: 0.390 (1, 7)	4-0 HR BB		0-0 G4-6-3 1B		0-0 4-3	0-0 1B			4-0 BB	3 1 2 0 2 0 0												
Bobby Avila, R OBP: 0.327, SLG: 0.429 (1, 4)	0-0 F7		0-0 G4-6-3		1-0 HR HBP	0-3 K			0-0 F2	4 1 0 0 0 1 5												
Vic Wertz, L OBP: 0.543, SLG: 0.895 (1, 3)	0-0 HR		0-0 HR		4-0 HR BB			0-0 4-3	0-3 K	4 3 2 3 1 1 1												
Al Smith, R OBP: 0.355, SLG: 0.500 (1, 9)	0-0 HR		0-3 K		0-0 HR			0-3 K		4 2 2 4 0 2 0												
Al Rosen, R OBP: 0.370, SLG: 0.297 (1, 5)	0-0 1B			4-0 WP SH5-4 BB	0-0 P4			0-3 K		3 0 1 0 1 1 0												
Chico Carrasquel, R OBP: 0.233, SLG: 0.300 (1, 6)	0-3 K			0-0 SH5-4		0-0 F7		0-0 P4		3 0 0 0 0 1 1												
Hal Naragon, L OBP: 0.500, SLG: 1.333 (1, 2)		4-0 CS BB		0-3 K2-3		0-0 HR		0-0 L9		3 1 1 1 1 1 1												
Bob Lemon, L OBP: 0.250, SLG: 0.143 (1, 1)		0-3 K		0-0 4-3		0-0 4-3		0-0 F8		4 0 0 0 0 1 2												
Inning Stats	R: 3 E: 0 K: 1 S: 8	H: 3 LOB: 1 BB: 1 P: 12	R: 0 E: 0 K: 1 S: 4	H: 0 LOB: 0 BB: 1 P: 8	R: 1 E: 0 K: 1 S: 6	H: 2 LOB: 0 BB: 0 P: 6	R: 0 E: 0 K: 1 S: 5	H: 0 LOB: 1 BB: 1 P: 9	R: 3 E: 0 K: 0 S: 4	H: 1 LOB: 0 BB: 1 P: 9	R: 1 E: 1 K: 1 S: 8	H: 2 LOB: 2 BB: 0 P: 8	R: 0 E: 0 K: 2 S: 7	H: 0 LOB: 0 BB: 0 P: 7	R: 0 E: 0 K: 0 S: 3	H: 0 LOB: 0 BB: 0 P: 3	R: 0 E: 0 K: 1 S: 5	H: 0 LOB: 1 BB: 1 P: 9	1B: 3 2B: 0 3B: 0 HR: 5	SF: 0 SAC: 1 DP: 1 HBP: 1	WP: 1 PB: 0 SB: 0 CS: 1	PA: 40
PITCHER	IP WLS BF H R ER SO BB IBB HBP BLK WP HR S P ERA WHIP																					
Bud Black, R ERA: 5.4 (1, 1)	1.0 L 7 3 3 3 1 1 0 0 0 0 2 8 12 27.00 4.000																					
Bob Miller, L ERA: 4.5 (2, 1)	2.0 7 2 1 1 2 1 0 0 0 0 1 10 14 4.50 1.500																					
Virgil Trucks, R ERA: 12.0 (4, 1)	3.0 16 3 4 4 2 2 0 1 0 1 2 17 26 12.00 1.667																					
Paul Foytack, R ERA: (7, 1)	2.0 6 0 0 0 2 0 0 0 0 0 0 10 10 0.00 0.000																					
Duke Maas, R ERA: 9.0 (9, 1)	1.0 4 0 0 0 1 1 0 0 0 0 0 5 9 0.00 1.000																					

Cleveland Indians @ Detroit Tigers
 Briggs Stadium, Detroit, MI
 Sun Apr 29 1956, 4:38 AM EDT
 Att. 22,222 - Unknown

AB	33
R	8
H	8
RBI	8
BB	5
SO	8
LOB	11



livebaseballscorecards.com

BOTTOM

Cleveland Indians @ Detroit Tigers

Briggs Stadium, Detroit, MI

Sun Apr 29 1956, 4:38 AM EDT

Att. 22,222 - Unknown

livebaseballscorecards.com

AB	34
R	4
H	7
RBI	4
BB	2
SO	1
LOB	9



WP:	0	PA:	37
PB:	1		
SB:	0		
CS:	0		

AB R H RBI BB SO LOB

4	1	0	0	1	0	3
3	0	0	1	1	0	0
4	0	2	2	0	0	0
4	0	0	0	0	0	3
4	0	0	0	0	0	1
4	1	1	0	0	0	0
4	1	1	1	0	0	1
4	0	1	0	0	1	1
0	0	0	0	0	0	0
0	0	0	0	0	0	0
0	0	0	0	0	0	0
0	0	0	0	0	0	0
1	0	0	0	0	0	0
0	0	0	0	0	0	0
1	1	1	0	0	0	0
0	0	0	0	0	0	0
1	0	1	0	0	0	0

1B:	5	SF:	0
2B:	1	SAC:	0
3B:	0	DP:	0
HR:	1	HBP:	1

Batter	1	2	3	4	5	6	7	8	9
Bill Tuttle, R OBP: 0.292, SLG: 0.444 (1, 8)	F8		FC3-6			F8		BB 1B BB	1-3
Earl Torgeson, L OBP: 0.395, SLG: 0.412 (1, 3)	L3			G3			F3	BB 1B BB	
Al Kaline, R OBP: 0.250, SLG: 0.439 (1, 9)	L4			L5-3			F8 2B	BB 1B	
Harvey Kuenn, R OBP: 0.273, SLG: 0.316 (1, 6)		6-3		F8			F8	F7	
Ray Boone, R OBP: 0.268, SLG: 0.436 (1, 5)		F7			F9		5-3		5-3
Frank House, L OBP: 0.242, SLG: 0.300 (1, 2)		6-3			F8			PB BB 1B 1B	4-3
Charlie Maxwell, L OBP: 0.480, SLG: 0.739 (1, 7)			1-3		4-3			P4	HR
Reno Bertoia, R OBP: 0.250, SLG: 0.297 (1, 4)			5-3			K		F6	1B 1B
Bud Black, R Bob Miller, R Jim Delmonico, L Vingie Trucks, R Wayne Belardi, L Paul Foytack, R Jim Small, L Duke Maas, R Jack Phillips, R			1-0 FC3-6 HBP			P6		BB PB 1B 1B	1-2 1B

Inning Stats	R: 0 H: 0 E: 0 K: 0 S: 3	R: 0 H: 0 E: 0 K: 0 S: 3	R: 0 H: 0 E: 0 K: 0 S: 3	R: 0 H: 0 E: 0 K: 0 S: 3	R: 0 H: 0 E: 0 K: 0 S: 3	R: 0 H: 0 E: 0 K: 1 S: 5	R: 0 H: 1 E: 0 K: 0 S: 4	R: 3 H: 3 E: 0 K: 0 S: 6	R: 1 H: 3 E: 0 K: 0 S: 6
	LOB: 0 BB: 0 P: 3	LOB: 0 BB: 0 P: 3	LOB: 1 BB: 0 P: 4	LOB: 0 BB: 0 P: 3	LOB: 0 BB: 0 P: 3	LOB: 0 BB: 0 P: 5	LOB: 1 BB: 0 P: 4	LOB: 2 BB: 2 P: 14	LOB: 2 BB: 0 P: 6

PITCHER	IP	WLS	BF	H	R	ER	SO	BB	IBB	HBP	BLK	WP	HR	S	P	ERA	WHIP
Bob Lemon, R ERA: 2.88 (1, 1)	9.0	W	37	7	4	4	1	2	0	1	0	0	1	36	45	4.00	1.000

Batter	1	2	3	4	5	6	7	8	9	AB R H RBI BB SO LOB	TOP											
Jim Busby, R (1, 8) OBP: 0.260, SLG: 0.250	0-0 F8			0-0 F7	0-0 F7			0-0 6-3	0-0 F3	5 0 0 0 0 0 3	Cleveland Indians @ Washington Senators Griffith Stadium, Washington, DC Tue May 01 1956, 3:33 AM EDT Att. 9,639 - Unknown livebaseballscorecards.com											
Gene Woodling, L (1, 7) OBP: 0.455, SLG: 0.395	0-0 CS 1B			4-0 CS BB				4-0 1B BB		2 0 1 0 2 0 0												
Bobby Avila, R (1, 4) OBP: 0.339, SLG: 0.453	0-3 K 1-2			0-0 1B 2B				0-0 1B		4 1 2 0 0 1 1												
Vic Wertz, L (1, 3) OBP: 0.520, SLG: 0.833		0-3 K		0-0 1B 1B				0-0 L3		4 0 1 1 0 1 2												
Al Smith, R (1, 9) OBP: 0.400, SLG: 0.667		0-0 5-3		0-0 1B				0-0 1B SF7 2B		4 2 3 1 0 0 0												
Al Rosen, R (1, 5) OBP: 0.360, SLG: 0.293		0-0 F8		0-0 F9				0-0 1B 1B		4 0 1 0 0 0 2												
Chico Carrasquel, R (1, 6) OBP: 0.213, SLG: 0.279			0-0 E5 G5-4-3		0-0 E6 G6-3			0-0 F3 SF7		3 0 0 1 0 0 0												
Jim Hegan, R (1, 2) OBP: 0.318, SLG: 0.286			0-0 G5-4-3 1-2f		0-0 G6-3 1-2f			0-0 5-3		4 0 0 0 0 1 3												
Early Wynn, S (1, 1) OBP: 0.364, SLG: 0.222			0-0 F8		4-0 BB			0-0 F5 1-2 1B		3 0 1 0 1 0 0												
Inning Stats	R: 0 E: 0 K: 1 S: 5	H: 1 LOB: 0 BB: 0 P: 5	R: 0 E: 0 K: 1 S: 5	H: 0 LOB: 0 BB: 0 P: 5	R: 0 E: 1 K: 0 S: 3	H: 0 LOB: 0 BB: 0 P: 3	R: 1 E: 0 K: 0 S: 5	H: 3 LOB: 2 BB: 1 P: 9	R: 0 E: 1 K: 0 S: 3	H: 0 LOB: 1 BB: 1 P: 7	R: 0 E: 0 K: 0 S: 3	H: 0 LOB: 0 BB: 0 P: 3	R: 1 E: 0 K: 0 S: 4	H: 1 LOB: 0 BB: 0 P: 4	R: 0 E: 0 K: 0 S: 4	H: 1 LOB: 2 BB: 1 P: 8	R: 1 E: 0 K: 1 S: 8	H: 3 LOB: 2 BB: 0 P: 8	1B: 6 2B: 2 3B: 0 HR: 1	SF: 1 SAC: 0 DP: 2 HBP: 0	WP: 0 PB: 0 SB: 0 CS: 2	PA: 37
PITCHER Pedro Ramos, R (1, 1) ERA: 1.8	IP 9.0	WLS L	BF 37	H 9	R 3	ER 3	SO 3	BB 3	IBB 0	HBP 0	BLK 0	WP 0	HR 1	S 40	P 52	ERA 3.00	WHIP 1.333					



Batter	1	2	3	4	5	6	7	8	9	AB	R	H	RBI	BB	SO	LOB
Eddie Yost, R OBP: 0.475, SLG: 0.286 (1, 5)	0-0 1B		0-3 K		0-0 F9			0-0 SH5-3		3	0	1	0	0	1	1
Dick Tettelbach, R OBP: 0.270, SLG: 0.315 (1, 7)	0-3 K		0-0 F9		0-0 F7			0-0 FC6-5		4	0	0	0	0	1	3
Pete Runnels, L OBP: 0.391, SLG: 0.581 (1, 4)	0-0 F7			0-0 1B 3B			0-0 4-3	0-0 F7		4	1	1	0	0	0	2
Roy Sievers, R OBP: 0.328, SLG: 0.442 (1, 3)	0-3 K			0-0 6-3 SH3-4 E 1B			0-3 K	0-3 K		4	1	1	1	0	3	1
Jim Lemon, R OBP: 0.467, SLG: 0.641 (1, 9)		0-0 G1-6-3 1B		0-0 SH3-4			0-0 CS 1B	4-0 BB		2	0	2	0	1	0	0
Karl Olson, R OBP: 0.414, SLG: 0.588 (1, 8)		0-0 G1-6-3		0-0 6-3			0-0 CS	0-0 F5		4	0	0	0	0	0	3
Lou Berberet, L OBP: 0.143, SLG: 0.105 (1, 2)		0-3 K		0-0 E1			0-0 F7	0-3 K		4	0	0	0	0	2	1
Jerry Snyder, R OBP: 0.350, SLG: 0.324 Jose Valdivielso, R OBP: 0.190, SLG: 0.200 (4, PH) (5, 6)			0-3 K		0-0 F8		0-0 F7			1	0	0	0	0	1	0
Pedro Ramos, S OBP: 0.429, SLG: 0.429 (1, 1)			0-0 K		0-3 K			0-0 FC6-5 SH5-3 1B		2	0	0	0	0	0	1

Inning Stats	R: 0	H: 1	E: 0	LOB: 1	K: 2	BB: 0	S: 8	P: 8	R: 0	H: 1	E: 0	LOB: 0	K: 1	BB: 0	S: 5	P: 5	R: 0	H: 1	E: 1	LOB: 1	K: 0	BB: 0	S: 6	P: 6	R: 0	H: 0	E: 0	LOB: 0	K: 1	BB: 0	S: 5	P: 5	R: 0	H: 1	E: 0	LOB: 0	K: 1	BB: 0	S: 5	P: 5	R: 0	H: 0	E: 0	LOB: 0	K: 0	BB: 0	S: 3	P: 3	R: 0	H: 1	E: 0	LOB: 1	K: 0	BB: 0	S: 4	P: 4	R: 0	H: 0	E: 0	LOB: 1	K: 2	BB: 1	S: 7	P: 11	1B: 6	SF: 0	2B: 0	SAC: 2	3B: 1	DP: 1	HR: 0	HBP: 0	WP: 0	PA: 35
PITCHER Early Wynn, R ERA: 1.33 (1, 1)	IP	WLS	BF	H	R	ER	SO	BB	IBB	HBP	BLK	WP	HR	S	P	ERA	WHIP	IP	WLS	BF	H	R	ER	SO	BB	IBB	HBP	BLK	WP	HR	S	P	ERA	WHIP																																								

BOTTOM

Cleveland Indians @ Washington Senators
Griffith Stadium, Washington, DC
Tue May 01 1956, 3:33 AM EDT
Att. 9,639 - Unknown

livebaseballscorecards.com

AB	31
R	2
H	7
RBI	1
BB	1
SO	9
LOB	12



Batter	1	2	3	4	5	6	7	8	9	AB R H RBI BB SO LOB	TOP
Jim Busby, R (1, 8) <small>OBP: 0.291, SLG: 0.367</small>	0-0 	0-0 5-3 			0-0 4-3 		0-0 		0-0 	5 3 3 3 0 0 0	
Gene Woodling, L (1, 7) <small>OBP: 0.450, SLG: 0.404</small>	4-0 		0-0 1-3 			0-0 	0-0 		0-3 	4 0 1 1 1 1 0	
Bobby Avila, R (1, 4) <small>OBP: 0.333, SLG: 0.439</small>	0-0 		0-0 1-3 			0-0 	0-0 			4 1 1 0 0 0 3	
Vic Wertz, L (1, 3) <small>OBP: 0.519, SLG: 0.800</small>	1-0 		0-0 			0-0 		0-0 		3 1 1 0 0 0 1	
Al Smith, R (1, 9) <small>OBP: 0.385, SLG: 0.618</small> Rocky Colavito, R (9, 9) <small>OBP: 0.200, SLG: 0.333</small>	0-3 			0-0 4-3 		0-0 		0-3 		4 0 1 0 0 2 4 0 0 0 0 0 0 0	
Al Rosen, R (1, 5) <small>OBP: 0.370, SLG: 0.311</small>	0-0 			0-0 		0-3 		0-0 		4 0 2 3 0 1 3	
Chico Carrasquel, R (1, 6) <small>OBP: 0.216, SLG: 0.277</small>	0-0 			0-3 			0-0 		0-0 	4 1 1 0 0 1 2	
Earl Averill, R (1, 2) <small>OBP: 0.261, SLG: 0.056</small>		0-0 			0-0 6-3 		0-0 		4-0 	3 1 0 0 1 0 1	
Mike Garcia, R (1, 1)		0-0 			0-3 		0-0 		0-0 	2 0 0 0 0 1 0	
Inning Stats	R: 3 H: 2 E: 0 LOB: 1 K: 1 BB: 1 S: 7 P: 12	R: 0 H: 0 E: 0 LOB: 0 K: 0 BB: 0 S: 3 P: 3	R: 0 H: 0 E: 0 LOB: 0 K: 0 BB: 0 S: 3 P: 3	R: 0 H: 1 E: 0 LOB: 1 K: 1 BB: 0 S: 5 P: 5	R: 0 H: 0 E: 0 LOB: 0 K: 1 BB: 0 S: 5 P: 5	R: 0 H: 2 E: 0 LOB: 2 K: 1 BB: 0 S: 7 P: 7	R: 2 H: 3 E: 0 LOB: 1 K: 0 BB: 0 S: 6 P: 6	R: 0 H: 1 E: 0 LOB: 0 K: 1 BB: 0 S: 5 P: 5	R: 2 H: 1 E: 0 LOB: 0 K: 1 BB: 1 S: 6 P: 10	1B: 7 SF: 0 2B: 3 SAC: 2 3B: 0 DP: 2 HR: 1 HBP: 1	WP: 0 PA: 38 PB: 0 SB: 0 CS: 0
PITCHER Bill Wight, L (1, 1) <small>ERA: 18.0</small> Fred Besana, L (6, 1) <small>ERA: 5.82</small> Harry Dorish, R (7, 1) <small>ERA:</small> Mel Held, R (8, 1) <small>ERA: 3.6</small>	IP WLS BF H R ER SO BB IBB HBP BLK WP HR S P ERA WHIP 5.0 L 19 3 3 3 3 1 0 1 0 0 0 23 28 5.40 0.800 1.2 10 5 2 2 1 0 0 0 0 0 0 12 12 10.80 3.000 0.1 1 0 0 0 0 0 0 0 0 0 0 1 1 0.00 0.000 2.0 8 2 2 2 2 1 0 0 0 0 0 1 11 9.00 1.500	PITCHER IP WLS BF H R ER SO BB IBB HBP BLK WP HR S P ERA WHIP									

Cleveland Indians @ Baltimore Orioles
 Memorial Stadium, Baltimore, MD
 Thu May 03 1956, 3:33 AM EDT
 Att. 12,378 - Unknown

livebaseballscorecards.com

AB	33
R	7
H	10
RBI	7
BB	2
SO	6
LOB	14



Batter	1	2	3	4	5	6	7	8	9	AB R H RBI BB SO LOB
Wayne Causey, L (1, 5) OBP: 0.250, SLG: 0.118 Bobby Adams, R (7, 4) OBP: 0.412, SLG: 0.333	0-3 K		0-0 F6		0-3 K			0-0 FC4-8 1B		3 0 0 0 0 2 1 1 0 1 0 0 0 0
Bob Boyd, L (1, 3) OBP: 0.433, SLG: 0.556 (7, 9)	0-0 1B FC6-4 1B		0-0 6-3			0-0 FC1-5 1B 1B		0-0 FC4-6 WP 1-2f		4 1 2 0 0 0 1
Dave Philley, S (1, 7) OBP: 0.242, SLG: 0.306 (7, 5)	0-0 FC6-4 1-3 1B		0-0 4-3			0-0 FC1-5 1-2 1B		0-3 K2-3 1-2		4 0 2 0 0 1 1
Gus Triandos, R (1, 2) OBP: 0.361, SLG: 0.473	0-0 FC6-4 1-2f 3-H			0-3 K		0-0 FC1-5 1-2 2-3f		0-0 1-3		4 0 0 0 0 1 4
Tito Francona, L (1, 8) OBP: 0.233, SLG: 0.289	0-0 F7			0-0 G3		0-3 K			0-0 F8	4 0 0 0 0 1 3
Billy Gardner, R (1, 4) OBP: 0.290, SLG: 0.483 Bob Hale, L (6, PH) OBP: 0.250, SLG: 0.375 (7, 3)		0-0 6-3		0-0 F5		0-0 4-3			0-0 6-3	2 0 0 0 0 0 0 2 0 0 0 0 0 2
Tex Nelson, L (1, 9) OBP: 0.286, SLG: 0.167 (7, 7)		4-0 BB			0-0 6-3		0-3 K		0-0 3-1	3 0 0 0 1 1 0
Willy Miranda, S (1, 6) OBP: 0.250, SLG: 0.273		0-3 K			0-0 2B		0-0 F7			3 0 1 0 0 1 1
Bill Wight, L (1, 1) Dave Pope, L (5, PH) OBP: 0.188, SLG: 0.133 Fred Sesania, R (6, 1) Harry Dorish, R (7, 1) Jim Pyburn, R (7, PH) OBP: 0.297, SLG: 0.364 Mel Held, R (8, 1)		0-0 4-3			0-0 P4		0-0 G3			1 0 0 0 0 0 1 1 0 0 0 0 0 1 0 0 0 0 0 0 0 0 0 0 0 0 0 0 1 0 0 0 0 0 0 0 0 0 0 0 0 0

Inning Stats	R: 1	H: 2	E: 1	LOB: 1	K: 1	BB: 0	S: 7	P: 7	R: 0	H: 0	E: 0	LOB: 1	K: 1	BB: 1	S: 5	P: 9	R: 0	H: 0	E: 0	LOB: 0	K: 0	BB: 0	S: 3	P: 3	R: 0	H: 0	E: 0	LOB: 0	K: 1	BB: 0	S: 5	P: 5	R: 0	H: 2	E: 0	LOB: 2	K: 1	BB: 0	S: 7	P: 7	R: 0	H: 0	E: 0	LOB: 0	K: 1	BB: 0	S: 5	P: 5	R: 0	H: 1	E: 0	LOB: 1	K: 1	BB: 0	S: 6	P: 6	R: 0	H: 1	E: 0	LOB: 1	K: 1	BB: 0	S: 6	P: 6	R: 0	H: 0	E: 0	LOB: 0	K: 0	BB: 0	S: 3	P: 3	1B: 5	SF: 0	2B: 1	SAC: 0	3B: 0	DP: 0	HR: 0	HBP: 0	WP: 1	PA: 34	PB: 0	SB: 0	CS: 0	ERA	WHIP
PITCHER Mike Garcia, R (1, 1) ERA: 3.32	IP	WLS	BF	H	R	ER	SO	BB	IBB	HBP	BLK	WP	HR	S	P	ERA	WHIP	IP	WLS	BF	H	R	ER	SO	BB	IBB	HBP	BLK	WP	HR	S	P	ERA	WHIP	IP	WLS	BF	H	R	ER	SO	BB	IBB	HBP	BLK	WP	HR	S	P	ERA	WHIP																																				


BOTTOM

Cleveland Indians @ Baltimore Orioles
Memorial Stadium, Baltimore, MD

Thu May 03 1956, 3:33 AM EDT
Att. 12,378 - Unknown

livebaseballscorecards.com

AB	33
R	1
H	6
RBI	0
BB	1
SO	7
LOB	15



Batter	1	2	3	4	5	6	7	8	9	AB R H RBI BB SO LOB	TOP
Jim Busby, R (1, 8) OBP: 0.300, SLG: 0.370	0-0 FC5-4 E 1B		0-3 K	0-0 L6-3 1B			0-0 L7		0-0 P2-6 2-3f	5 0 2 0 0 1 1	
Gene Woodling, L (1, 7) OBP: 0.431, SLG: 0.373	0-0 E6 FC5-4 1-2		4-0 1B BB	0-0 L6-3 1-2			0-0 F8		0-0 4-3	4 0 0 0 1 0 4	
Bobby Avila, R (1, 4) OBP: 0.344, SLG: 0.459	0-0 FC5-4 1-2f 2-3		0-0 1-3 1B				0-0 L6			4 0 2 0 0 0 2	
Vic Wertz, L (1, 3) OBP: 0.483, SLG: 0.735	0-0 F2		0-0 F8				0-0 4-3		0-0 F8	4 0 0 0 0 0 5	
Al Smith, R (1, 9) OBP: 0.349, SLG: 0.553	0-3 K			0-3 K			0-0 F7		0-0 L7	4 0 0 0 0 2 2	
Al Rosen, R (1, 5) Rudy Regalado, R (3, 5) OBP: 0.364, SLG: 0.304		0-0 L6		1-0 1B 2B HBP			4-0 SH3-4 1B BB		0-0 L8	1 0 0 0 0 0 0 1 1 0 0 1 0 0	
Chico Carrasquel, R (1, 6) OBP: 0.241, SLG: 0.300		0-3 K2-3		0-0 1-3 2B 1B			0-0 SH3-4 1-2		0-0 1B	3 1 2 0 0 1 0	
Hal Naragon, L (1, 2) OBP: 0.500, SLG: 1.000		0-3 K		0-0 1-H 3-H 1B 2B			0-0 2-H 1B		0-0 4-3	4 1 2 2 0 1 1	
Herb Score, L (1, 1) Cal McLish, S (3, 1) Dale Mitchell, L (4, PH) Sal Maglie, R (4, 1) Stu Locklin, L (6, PH) Ray Narleski, R (6, 1) Sam Mele, R (9, PH) Jim Hegan, R (9, PR) OBP: 0.750, SLG: 1.000 OBP: 0.316, SLG: 0.286			0-0 4-1	0-0 1B 2-H 1B			0-0 F5		0-0 P2-6 2B	1 0 0 0 0 0 0 0 0 0 0 0 0 0 0 0 1 0 0 1 1 0 0 0 0 0 0 0 0 0 0 0 0 0 1 0 0 0 0 0 0 1 0 0 0 0 0 0 0 0 1 0 1 0 0 0 0 0 0 0 0 0 0 0 0 0	
Inning Stats	R: 0 H: 1 E: 1 LOB: 2 K: 1 BB: 0 S: 7 P: 7	R: 0 H: 0 E: 0 LOB: 0 K: 2 BB: 0 S: 7 P: 7	R: 0 H: 1 E: 0 LOB: 2 K: 1 BB: 1 S: 6 P: 10	R: 3 H: 4 E: 0 LOB: 1 K: 1 BB: 0 S: 8 P: 9	R: 0 H: 0 E: 0 LOB: 0 K: 0 BB: 0 S: 3 P: 3	R: 0 H: 1 E: 0 LOB: 1 K: 0 BB: 1 S: 3 P: 7	R: 0 H: 1 E: 0 LOB: 1 K: 0 BB: 0 S: 4 P: 4	R: 0 H: 1 E: 0 LOB: 1 K: 0 BB: 0 S: 4 P: 4	R: 0 H: 1 E: 0 LOB: 1 K: 0 BB: 0 S: 3 P: 3	1B: 7 SF: 0 2B: 5 SAC: 1 3B: 0 DP: 2 HR: 0 HBP: 1	WP: 0 PA: 38 PB: 0 SB: 0 CS: 0
PITCHER Jim Wilson, R (1, 1) ERA: 4.3 George Zuverink, R (8, 1) ERA: 1.71	IP WLS BF H R ER SO BB IBB HBP BLK WP HR S P ERA WHIP	7.0 W 31 8 3 3 5 2 0 1 0 0 0 0 38 47 3.86 1.429	2.0 S 7 2 0 0 0 0 0 0 0 0 0 0 7 7 0.00 1.000								

Cleveland Indians @ Baltimore Orioles
 Memorial Stadium, Baltimore, MD
 Fri May 04 1956, 3:33 AM EDT
 Att. 8,130 - Unknown

livebaseballscores.com

AB	34
R	3
H	10
RBI	3
BB	2
SO	5
LOB	16



Batter	1	2	3	4	5	6	7	8	9	AB	R	H	RBI	BB	SO	LOB
Bobby Adams, R OBP: 0.418, SLG: 0.333 (1, 5)	4-0 PB BB 6-3 BB		X 0-0 WP 1B 1-2 1B		S 0-3 K		X 0-0 F9			3	2	1	0	1	1	0
Chuck Diering, R OBP: 0.500, SLG: 0.286 (1, 7) (5, 8)	4-0 6-3 PB 1-2 PB BB		X 0-0 1B WP 1-2 1B 2-3		X 0-0 F8		X 0-0 4-3			3	1	1	0	1	0	0
Dave Philley, S OBP: 0.257, SLG: 0.297 (1, 9) (5, 7)	0-0 6-3 1-3 2-H		B 4-0 1B BB 1-2 BB 2-3 3-H		B 4-0 BB BB 1-2 BB 2-3 3-H		X 0-0 4-3			2	0	0	1	2	0	1
Gus Triandos, R OBP: 0.369, SLG: 0.466 (1, 3) Bob Boyd, L OBP: 0.433, SLG: 0.556 (8, PR) (9, 3)	0-3 K 3-H		X 0-0 G6-4-3 1B 1-2 1B 2-3 3-H		X 0-0 F8		B 4-0 BB BB 4-0 BB			3	0	1	1	1	1	1
Billy Gardner, R OBP: 0.257, SLG: 0.424 (1, 4)	0-0 L9		X 0-0 F9		X 0-0 6-3		X 0-0 F9			4	0	0	0	0	0	4
Hal Smith, R OBP: 0.395, SLG: 0.500 (1, 2)		X 0-0 1-3	X 0-0 G6-4-3 1-2		X 0-0 F9		X 0-0 F9			3	0	0	0	0	0	3
Jim Pyburn, R OBP: 0.250, SLG: 0.353 (1, 8) Tito Francona, L OBP: 0.222, SLG: 0.275 (4, PH) (5, 9)		X 0-0 4-3		X 0-0 4-3		X 0-0 F5				1	0	0	0	0	0	0
Willy Miranda, S OBP: 0.235, SLG: 0.255 (1, 6)		S 0-3 K		X 0-0 F8		X 0-0 F5				3	0	0	0	0	1	0
Jim Wilson, R OBP: 0.417, SLG: 0.125 (1, 1) Bob Hale, L OBP: 0.222, SLG: 0.333 (7, PH) George Zuverink, R (8, 1)			B 4-0 1B WP BB BB		S 0-3 K		X 0-0 F6			1	1	0	0	1	1	0

Inning Stats	R: 2	H: 0	E: 0	K: 1	S: 5	H: 0	LOB: 0	BB: 2	P: 13	R: 0	H: 0	E: 0	K: 1	S: 5	H: 0	LOB: 0	BB: 0	P: 5	R: 2	H: 3	E: 0	K: 0	S: 5	H: 0	LOB: 2	BB: 2	P: 13	R: 0	H: 0	E: 0	K: 1	S: 5	H: 0	LOB: 0	BB: 0	P: 5	R: 0	H: 0	E: 0	K: 0	S: 5	H: 0	LOB: 1	BB: 1	P: 9	R: 0	H: 0	E: 0	K: 0	S: 3	H: 0	LOB: 0	BB: 0	P: 3	R: 0	H: 0	E: 0	K: 0	S: 3	H: 0	LOB: 0	BB: 0	P: 3	R: 0	H: 0	E: 0	K: 0	S: 3	H: 0	LOB: 1	BB: 1	P: 7
--------------	------	------	------	------	------	------	--------	-------	-------	------	------	------	------	------	------	--------	-------	------	------	------	------	------	------	------	--------	-------	-------	------	------	------	------	------	------	--------	-------	------	------	------	------	------	------	------	--------	-------	------	------	------	------	------	------	------	--------	-------	------	------	------	------	------	------	------	--------	-------	------	------	------	------	------	------	------	--------	-------	------

PITCHER	IP	WLS	BF	H	R	ER	SO	BB	IBB	HBP	BLK	WP	HR	S	P	ERA	WHIP
Herb Score, L ERA: 2.2 (1, 1)	2.0	L	13	3	4	3	2	4	0	0	0	1	0	13	29	13.50	3.500
Cal McLish, R ERA: (3, 1)	1.0		2	0	0	0	0	0	0	0	0	0	0	2	2	0.00	0.000
Sal Maglie, R ERA: 3.6 (4, 1)	2.0		7	0	0	0	2	1	0	0	0	0	0	10	14	0.00	0.500
Ray Narleski, R ERA: 2.79 (6, 1)	3.0		10	0	0	0	0	1	0	0	0	0	0	9	13	0.00	0.333


BOTTOM

Cleveland Indians @ Baltimore Orioles
Memorial Stadium, Baltimore, MD

Fri May 04 1956, 3:33 AM EDT
Att. 8,130 - Unknown

livebaseballscorecards.com

AB	26
R	4
H	3
RBI	2
BB	6
SO	4
LOB	9



1B: 3	SF: 0	WP: 1	PA: 32
2B: 0	SAC: 0	PB: 2	
3B: 0	DP: 1	SB: 0	
HR: 0	HBP: 0	CS: 0	

Batter	1	2	3	4	5	6	7	8	9	AB R H RBI BB SO LOB	TOP																						
Jim Busby, R (1, 8) OBP: 0.281, SLG: 0.345	0-3 K		0-3 K		0-0 FC6-4 1-2f			0-0 6-3		4 0 0 0 0 2 2																							
Gene Woodling, L (1, 7) OBP: 0.435, SLG: 0.358	0-3 K			4-0 BB		0-0 G3		4-0 BB		2 0 0 0 2 1 0																							
Bobby Avila, R (1, 4) OBP: 0.324, SLG: 0.431	0-0 1-3			0-3 K		0-3 K		0-3 K		4 0 0 0 0 3 2																							
Vic Wertz, L (1, 3) OBP: 0.468, SLG: 0.717		0-0 F8		0-3 K		0-0 2B		0-3 K		4 0 1 0 0 2 2																							
Al Smith, R (1, 9) OBP: 0.340, SLG: 0.512		4-0 G6-4-3 BB		0-0 L8		0-0 F2		0-0 6-3		3 0 0 0 1 0 2																							
Al Rosen, R (1, 5) OBP: 0.373, SLG: 0.380		0-0 G6-4-3 1-2f			0-0 HR		0-3 K		0-0 2B 1B	4 2 2 1 0 1 1																							
Chico Carrasquel, R (1, 6) OBP: 0.241, SLG: 0.286			0-0 F8		0-0 K BB 1B		0-3 K		0-3 K	4 0 1 0 0 2 1																							
Jim Hegan, R (1, 2) OBP: 0.423, SLG: 0.391			4-0 S BB		4-0 FC6-4 1-2 BB		0-0 1B		0-0 1-H 2B	2 0 2 1 2 0 0																							
Bob Lemon, L (1, 1) OBP: 0.167, SLG: 0.091			0-3 K		0-3 K		0-0 G3		0-0 F9	4 0 0 0 0 2 5																							
Inning Stats	R: 0 E: 0 K: 2 S: 7	H: 0 LOB: 0 BB: 0 P: 7	R: 0 E: 0 K: 0 S: 2	H: 0 LOB: 0 BB: 1 P: 6	R: 0 E: 0 K: 2 S: 7	H: 0 LOB: 1 BB: 1 P: 11	R: 0 E: 0 K: 2 S: 7	H: 0 LOB: 1 BB: 1 P: 11	R: 1 E: 0 K: 1 S: 6	H: 2 LOB: 1 BB: 1 P: 10	R: 0 E: 0 K: 1 S: 6	H: 1 LOB: 1 BB: 0 P: 6	R: 0 E: 0 K: 2 S: 8	H: 1 LOB: 1 BB: 0 P: 8	R: 0 E: 0 K: 2 S: 7	H: 0 LOB: 1 BB: 1 P: 11	R: 1 E: 0 K: 1 S: 7	H: 2 LOB: 1 BB: 0 P: 7	1B: 3 2B: 2 3B: 0 HR: 1	SF: 0 SAC: 0 DP: 1 HBP: 0	WP: 0 PB: 0 SB: 1 CS: 0	PA: 36											
PITCHER Don Ferrarese, L (1, 1) ERA: 1.29	IP 9.0	WLS L	BF 36	H 6	R 2	ER 2	SO 13	BB 5	IBB 0	HBP 0	BLK 0	WP 0	HR 1	S 57	P 77	ERA 2.00	WHIP 1.222																
											PITCHER	IP	WLS	BF	H	R	ER	SO	BB	IBB	HBP	BLK	WP	HR	S	P	ERA	WHIP					

Cleveland Indians @ Baltimore Orioles
Memorial Stadium, Baltimore, MD
 Sat May 05 1956, 3:33 AM EDT
 Att. 9,270 - Unknown

livebaseballscorecards.com

AB	31
R	2
H	6
RBI	2
BB	5
SO	13
LOB	15



Batter	1	2	3	4	5	6	7	8	9	AB R H RBI BB SO LOB
Bobby Adams, R OBP: 0.407, SLG: 0.311 (1, 5) BB BB	4-0 BB BB		0-0 1-3 ②		0-3 K ②			0-0 F3 ②		3 0 0 0 1 1 0
Bob Boyd, L OBP: 0.441, SLG: 0.533 (1, 3) BB BB	4-0 L4-3 1-2 BB		0-0 1B		0-0 6-3 ③			0-0 F9 ③		3 0 1 0 1 0 0
Dave Philley, S OBP: 0.243, SLG: 0.279 (1, 7) S S	0-3 K ①		0-0 G3 ③		0-0 F5 ①			0-3 K ①		4 0 0 0 0 2 3
Tito Francona, L OBP: 0.204, SLG: 0.250 (1, 9) X	0-0 L4-3 1-2 ② ③			0-0 6-3 ①		0-0 6-3 ②		0-0 4-1 ②		4 0 0 0 0 0 2
Billy Gardner, R OBP: 0.231, SLG: 0.378 (1, 4)		0-0 F3 ①		0-0 1-3 ②		0-0 6-3 ③		0-0 F3 ③		4 0 0 0 0 0 0
Chuck Diering, R OBP: 0.480, SLG: 0.471 (1, 8)		0-0 1-4-3 ②		0-0 HR			0-0 1-3 ①			3 1 1 1 0 0 0
Hal Smith, R OBP: 0.413, SLG: 0.537 (1, 2)		0-0 1B		0-0 2B		0-3 K ②				3 0 2 0 0 1 0
Willy Miranda, S OBP: 0.222, SLG: 0.240 (1, 6)		0-0 1-3 ③		0-0 F2 ③		0-0 1-3 ③				3 0 0 0 0 0 2
Don Ferrarese, R (1, 1)			0-0 1-3 ①		0-0 F8 ①			0-0 5-3 ①		3 0 0 0 0 0 0

Inning Stats	R: 0	H: 0	E: 0	K: 1	S: 4	H: 0	LOB: 1	BB: 2	P: 12	R: 0	H: 1	E: 0	K: 0	S: 4	H: 1	LOB: 1	BB: 0	P: 4	R: 0	H: 1	E: 0	K: 0	S: 4	R: 1	H: 2	E: 0	K: 0	S: 5	R: 0	H: 0	E: 0	K: 1	S: 5	R: 0	H: 0	E: 0	K: 0	S: 3	R: 0	H: 0	E: 0	K: 1	S: 5	R: 0	H: 0	E: 0	K: 0	S: 3	R: 0	H: 0	E: 0	K: 1	S: 5	R: 0	H: 0	E: 0	K: 1	S: 5
	0	0	0	1	4	0	1	2	12	0	1	0	0	4	0	1	0	4	0	0	0	0	4	1	2	0	0	5	0	0	0	1	5	0	0	0	3	0	0	0	5	0	0	0	3	0	0	0	5	0	0	0	5					

PITCHER	IP	WLS	BF	H	R	ER	SO	BB	IBB	HBP	BLK	WP	HR	S	P	ERA	WHIP
Bob Lemon, R ERA: 2.38 (1, 1)	9.0	W	32	4	1	1	4	2	0	0	0	0	1	38	46	1.00	0.667


BOTTOM

Cleveland Indians @ Baltimore Orioles
Memorial Stadium, Baltimore, MD

Sat May 05 1956, 3:33 AM EDT
Att. 9,270 - Unknown

livebaseballscorecards.com

AB	30
R	1
H	4
RBI	1
BB	2
SO	4
LOB	7



WP	PA	1B	SF	PB	SAC	SB	DP	CS	HR	HBP
0	32	2	0	0	0	0	1	0	1	0

Batter	1	2	3	4	5	6	7	8	9	AB R H RBI BB SO LOB	TOP
Jim Busby, R OBP: 0.265, SLG: 0.323 (1, 8) X	0-0 6-3			0-3 K		X 0-0 5-3		X 0-0 4-3		4 0 0 0 0 1 2	
Gene Woodling, L OBP: 0.425, SLG: 0.351 (1, 7) X	0-0 F9			0-0 3-1			X 0-0 F8		X 0-0 BB 1B SF7 1B	4 1 1 0 0 0 0	
Bobby Avila, R OBP: 0.319, SLG: 0.420 (1, 4) X	0-0 F3			0-0 F2			0-3 K		X 0-0 BB 1B 1-2	4 0 1 0 0 1 0	
Vic Wertz, L OBP: 0.470, SLG: 0.696 (1, 3)				0-3 K			X 0-0 E BB 1B		BBB 4-0 1-2 2-3 BB	3 0 1 0 1 2 0	
Al Smith, R OBP: 0.333, SLG: 0.488 (1, 9)				0-0 6-3			BBB 4-0 1-2 BB		X 0-0 SF7	2 0 0 1 1 1 0	
Al Rosen, R OBP: 0.361, SLG: 0.365 (1, 5) Rudy Regalado, R (5, 5)				0-0 F2			X 0-0 K		X 0-0 3-H F9	2 0 0 0 0 1 0 2 0 0 0 0 0 4	
Chico Carrasquel, R OBP: 0.242, SLG: 0.281 (1, 6)							X 0-0 F8		X 0-0 BBB 4-0 1-2 2-3 BB	3 0 0 0 1 0 0	
Jim Hegan, R OBP: 0.414, SLG: 0.385 (1, 2) Sam Mele, R OBP: 0.600, SLG: 0.750 (9, PH)				0-3 K			X 0-0 5-3 1B		BBB 0-3 K	3 0 1 0 0 2 1 1 0 0 0 0 0 3	
Mike Garcia, R (1, 1) Stu Locklin, L (6, PH) Art Houtteman, R (6, 1) Dale Mitchell, L OBP: 0.333, SLG: 0.333 (8, PH) Bud Daley, L (8, 1)				0-3 K			X 0-0 5-3		X 0-0 F9	1 0 0 0 0 1 0 1 0 0 0 0 0 1 0 0 0 0 0 0 0 1 0 0 0 0 0 1 0 0 0 0 0 0 0	
Inning Stats	R: 0 E: 0 K: 0 S: 3 H: 0 LOB: 0 BB: 0 P: 3	R: 0 E: 0 K: 1 S: 5 H: 0 LOB: 0 BB: 0 P: 5	R: 0 E: 0 K: 2 S: 7 H: 0 LOB: 0 BB: 0 P: 7	R: 0 E: 0 K: 1 S: 5 H: 0 LOB: 0 BB: 0 P: 5	R: 0 E: 0 K: 3 S: 9 H: 0 LOB: 0 BB: 0 P: 9	R: 0 E: 0 K: 0 S: 4 H: 1 LOB: 1 BB: 0 P: 4	R: 0 E: 1 K: 1 S: 6 H: 1 LOB: 2 BB: 1 P: 10	R: 0 E: 1 K: 1 S: 6 H: 0 LOB: 1 BB: 0 P: 6	R: 1 E: 0 K: 0 S: 5 H: 2 LOB: 3 BB: 2 P: 13	1B: 4 2B: 0 3B: 0 HR: 0 SF: 1 SAC: 0 DP: 0 HBP: 0	WP: 0 PB: 0 SB: 0 CS: 0 PA: 35
PITCHER Tom Brewer, R ERA: 0.79 (1, 1)	IP 9.0 WLS W BF 35 H 4 R 1 ER 1 SO 9 BB 3 IBB 0 HBP 0 BLK 0 WP 0 HR 0 S 50 P 62 ERA 1.00 WHIP 0.778						PITCHER IP WLS BF H R ER SO BB IBB HBP BLK WP HR S P ERA WHIP				

Cleveland Indians @ Boston Red Sox
 Fenway Park, Boston, MA
 Mon May 07 1956, 3:33 AM EDT
 Att. 4,396 - Unknown

AB	31
R	1
H	4
RBI	1
BB	3
SO	9
LOB	12



livebaseballscorecards.com

Batter	1	2	3	4	5	6	7	8	9
Billy Goodman, L (1, 4) OBP: 0.381, SLG: 0.466 Billy Consolo, R (8, 4)	0-0 1-3 1B 6-3 1B	0-0 4-3		0-0 2-H 3B	0-0 1-3		0-0 F8		
Billy Klaus, L (1, 5) OBP: 0.424, SLG: 0.250	0-0 6-3 1-2 1B 1-3 1B		0-0 1B 1B	4-0 BB		0-0 F4		0-3 K	
Faye Throneberry, L (1, 9) OBP: 0.313, SLG: 0.385	0-0 1-3 1-2 2-3		0-0 FC5-4 1B	0-0 F2		0-0 1-3		0-0 3-1	
Dick Gernert, R (1, 7) OBP: 0.422, SLG: 0.718 Gene Stephens, L (7, 7) OBP: 0.667, SLG: 0.500	0-0 6-3 2-3 3-H		0-0 F8		0-0 HR	0-0 F3		0-0 1B	
Norm Zauchin, R (1, 3) OBP: 0.263, SLG: 0.556	0-0 F2		0-3 K		0-0 6-3 SH5-3 1B		0-0 HR	0-0 F9	
Jim Piersall, R (1, 8) OBP: 0.435, SLG: 0.440		0-0 F9	0-0 FC5-4		0-0 SH5-3		0-0 6-3		
Don Buddin, R (1, 6) OBP: 0.413, SLG: 0.306		0-0 6-3		0-0 3B 2B	0-0 6-3		4-0 1B BB		
Sammy White, R (1, 2) OBP: 0.327, SLG: 0.370		0-0 1B 2B		0-3 K	4-0 1B IBB		0-0 F6		
Tom Brewer, R (1, 1) OBP: 0.308, SLG: 0.308		0-0 2-3 1B		0-3 K	0-0 1-2 3-H 1B		0-0 1-2 1B		

AB	R	H	RBI	BB	SO	LOB
5	1	2	1	0	0	6
0	0	0	0	0	0	0
4	0	2	0	1	1	0
5	0	1	0	0	0	4
4	1	1	2	0	0	3
1	0	1	0	0	0	0
5	2	2	1	0	1	4
3	0	0	0	0	0	2
3	1	1	0	1	0	1
3	0	1	0	1	1	2
4	0	3	1	0	1	1

BOTTOM

Cleveland Indians @ Boston Red Sox
Fenway Park, Boston, MA
 Mon May 07 1956, 3:33 AM EDT
 Att: 4,396 - Unknown

livebaseballscorecards.com

AB	37
R	5
H	14
RBI	5
BB	3
SO	4
LOB	23



1B: 9	SF: 0	WP: 0	PA: 41
2B: 2	SAC: 1	PB: 0	
3B: 1	DP: 0	SB: 0	
HR: 2	HBP: 0	CS: 0	

Inning	1	2	3	4	5	6	7	8	9
R	1	0	0	1	2	0	1	0	0
H	2	2	2	2	3	0	2	1	1
E	0	0	0	0	0	0	0	0	0
K	0	0	1	2	0	0	0	1	0
S	5	5	7	9	6	3	5	6	6

PITCHER	IP	WLS	BF	H	R	ER	SO	BB	IBB	HBP	BLK	WP	HR	S	P	ERA	WHIP
Mike Garcia, R (1, 1) ERA: 4.13	5.0	L	28	11	4	4	3	1	1	0	0	0	1	32	40	7.20	2.400
Art Houtteman, R (6, 1) ERA: 3.0	2.0		9	2	1	1	0	1	0	0	0	0	1	8	12	4.50	1.500
Bud Daley, L (8, 1) ERA:	1.0		4	1	0	0	1	0	0	0	0	0	0	6	6	0.00	1.000

Batter	1	2	3	4	5	6	7	8	9	AB R H RBI BB SO LOB	TOP													
Gene Woodling, L (1, 7) OBP: 0.436, SLG: 0.361	0-0 1B		0-0 G4-6-3 1-2f		0-0 FC4-6 1-2f		0-0 G1-4-3 1B		4-0 BB 1-2 BB	4 0 2 0 1 0 2														
Bobby Avila, R (1, 4) OBP: 0.312, SLG: 0.405	0-0 F2			0-0 S 1B 1B	0-3 K		0-0 G1-4-3 1-2f		0-3 K	5 1 1 0 0 2 5														
Al Smith, R (1, 9) OBP: 0.345, SLG: 0.553	0-3 K			0-0 3-1 1-2 1B 1B		0-0 P4		0-0 HR		4 1 2 1 0 1 1														
Vic Wertz, L (1, 3) OBP: 0.457, SLG: 0.661	0-0 4-3			0-0 P6		4-0 BB 1B BB		0-0 3-1		3 1 0 0 1 0 3														
Al Rosen, R (1, 5) OBP: 0.369, SLG: 0.364		0-0 F8		0-0 3-1 1-2 2-H 1B		4-0 1-2 1B BB		0-0 6-3		3 0 1 1 1 0 0														
Jim Busby, R (1, 8) OBP: 0.250, SLG: 0.303		0-0 F8		0-0 3-1 1-2 2-3		0-3 K		0-3 K		4 0 0 0 0 2 4														
Chico Carrasquel, R (1, 6) OBP: 0.242, SLG: 0.279		0-0 6-3		0-0 P4		0-0 1-2 2-H FC6-4 1B			0-0 1-3	4 0 1 1 0 0 2														
Jim Hegan, R (1, 2) OBP: 0.406, SLG: 0.414			0-0 FC1-5 2B		0-0 5-3	0-0 FC6-4 1-2f			0-0 4-3	3 0 1 0 0 0 2														
Dale Mitchell, L (9, PH) OBP: 0.250, SLG: 0.250										1 0 0 0 0 0 0														
Early Wynn, S (1, 1) OBP: 0.357, SLG: 0.250			0-0 FC1-5		0-0 5-3				0-0 4-3	3 0 1 0 0 0 1														
Ray Narleski, R (8, 1)									0-0 BB 1B	0 0 0 0 0 0 0														
Hal Naragon, L (9, PH) OBP: 0.556, SLG: 1.000			0-0 G4-6-3 2-3		0-0 FC4-6 1B					1 0 1 0 0 0 0														
Hoot Evers, R (9, PR)										0 0 0 0 0 0 0														
Inning Stats	R: 0 E: 0 K: 1 S: 6	H: 1 LOB: 1 BB: 0 P: 6	R: 0 E: 0 K: 0 S: 3	H: 0 LOB: 0 BB: 0 P: 3	R: 0 E: 0 K: 0 S: 3	H: 1 LOB: 0 BB: 0 P: 3	R: 1 E: 0 K: 0 S: 6	H: 3 LOB: 2 BB: 0 P: 6	R: 0 E: 0 K: 1 S: 6	H: 1 LOB: 1 BB: 0 P: 6	R: 1 E: 0 K: 1 S: 6	H: 1 LOB: 2 BB: 2 P: 14	R: 0 E: 0 K: 0 S: 3	H: 1 LOB: 0 BB: 0 P: 3	R: 1 E: 0 K: 1 S: 6	H: 1 LOB: 0 BB: 0 P: 6	R: 0 E: 0 K: 1 S: 6	H: 1 LOB: 2 BB: 1 P: 10	R: 0 E: 0 K: 1 S: 6	H: 1 LOB: 2 BB: 1 P: 10	1B: 8 2B: 1 3B: 0 HR: 1	SF: 0 SAC: 0 DP: 2 HBP: 0	WP: 0 PB: 0 SB: 1 CS: 0	PA: 38
PITCHER Johnny Kucks, R (1, 1) ERA: 4.76	IP: 9.0 WLS: W BF: 38 H: 10 R: 3 ER: 3 SO: 5 BB: 3 IBB: 0 HBP: 0 BLK: 0 WP: 0 HR: 1 S: 45 P: 57 ERA: 3.00 WHIP: 1.444																				PITCHER	IP: 9.0 WLS: W BF: 38 H: 10 R: 3 ER: 3 SO: 5 BB: 3 IBB: 0 HBP: 0 BLK: 0 WP: 0 HR: 1 S: 45 P: 57 ERA: 3.00 WHIP: 1.444		

Cleveland Indians @ New York Yankees
 Yankee Stadium, Bronx, NY
 Tue May 08 1956, 3:33 AM EDT
 Att. 8,794 - Unknown

livebaseballscorecards.com

AB	35
R	3
H	10
RBI	3
BB	3
SO	5
LOB	20



Batter	1	2	3	4	5	6	7	8	9	AB R H RBI BB SO LOB
Hank Bauer, R OBP: 0.318, SLG: 0.587 (1, 9)	0-0 F8		0-0 P4		0-0 FC4-6		0-0 HR			4 1 1 1 0 0 1
Billy Martin, R OBP: 0.246, SLG: 0.235 (1, 4)	0-0 F8		0-0 F5		0-0 B2		0-0 F7			4 0 0 0 0 0 1
Mickey Mantle, S OBP: 0.512, SLG: 0.929 (1, 8)	0-3 K		0-0 F9			0-0 HR		0-0 FC1-5 1B		4 1 2 1 0 1 0
Yogi Berra, L OBP: 0.434, SLG: 0.726 (1, 2)		0-0 FC5-3-4 1B		0-0 4-3		0-0 L6		0-0 BB FC1-5 1B		4 0 2 0 0 0 0
Bill Skowron, R OBP: 0.372, SLG: 0.403 (1, 3)		0-0 FC5-3-4 1B		0-0 F9		0-0 1-3		0-0 FC1-5 BB		4 1 0 0 0 0 3
Gil McDougald, R OBP: 0.311, SLG: 0.321 (1, 6)		0-3 K		0-0 2B		0-3 K		4-0 BB BB BB		3 0 1 0 1 2 1
Elston Howard, R OBP: 0.426, SLG: 0.605 (1, 7)		0-0 1B		0-0 F8		0-0 HR		0-3 K		4 1 2 1 0 1 4
Andy Carey, R OBP: 0.288, SLG: 0.241 (1, 5)		0-0 1B			0-0 F9		0-0 F7	0-0 F9		4 0 1 1 0 0 3
Johnny Kucks, R OBP: 0.300, SLG: 0.125 (1, 1)		0-0 F8			4-0 FC4-6 BB		0-0 G3			2 0 0 0 1 0 2

Inning Stats	R: 0	H: 0	E: 0	K: 1	S: 5	R: 1	H: 3	E: 0	K: 1	S: 8	R: 0	H: 0	E: 0	K: 0	S: 3	R: 0	H: 1	E: 0	K: 0	S: 4	R: 0	H: 0	E: 0	K: 0	S: 3	R: 1	H: 1	E: 0	K: 1	S: 6	R: 2	H: 2	E: 0	K: 0	S: 5	R: 0	H: 2	E: 0	K: 1	S: 7	1B: 5	SF: 0	2B: 1	SAC: 0	3B: 0	DP: 0	HR: 3	HBP: 0	WP: 0	PA: 35	
	0	0	0	1	5	1	3	0	1	8	0	0	0	0	3	0	1	0	0	4	0	0	0	0	0	3	1	1	0	0	6	2	2	0	0	5	0	2	0	1	11	5	0	1	0	3	0	0	0	0	35


PITCHER	IP	WLS	BF	H	R	ER	SO	BB	IBB	HBP	BLK	WP	HR	S	P	ERA	WHIP
Early Wynn, R ERA: 2.12 (1, 1)	7.0	L	31	9	4	4	3	1	0	0	0	0	3	36	40	5.14	1.429
Ray Narleski, R ERA: 2.53 (8, 1)	1.0		4	0	0	0	1	1	0	0	0	0	0	5	9	0.00	1.000

BOTTOM

Cleveland Indians @ New York Yankees
 Yankee Stadium, Bronx, NY
 Tue May 08 1956, 3:33 AM EDT
 Att. 8,794 - Unknown

livebaseballscorecards.com

AB	33
R	4
H	9
RBI	4
BB	2
SO	4
LOB	15



Batter	1	2	3	4	5	6	7	8	9	AB R H RBI BB SO LOB	TOP																
Jim Busby, R (1, 8) OBP: 0.260, SLG: 0.310	0-0 F8		0-0 5-3			0-0 1B		0-0 CS 1B	0-0 E1 FC6-4	5 1 2 0 0 0 1	Cleveland Indians @ New York Yankees Yankee Stadium, Bronx, NY Wed May 09 1956, 3:33 AM EDT Att. 12,225 - Unknown																
Bobby Avila, R (1, 4) OBP: 0.305, SLG: 0.385	0-0 6-3			0-0 F9		4-0 1B 3B BB		0-0 6-3 1-2	0-0 FC6-4 1-2f	4 1 0 0 1 0 3																	
Al Rosen, R (1, 5) OBP: 0.391, SLG: 0.431	0-0 HR			0-0 F3		0-0 3B 1B		4-0 FC5 BB BB		3 2 2 3 1 0 0																	
Vic Wertz, L (1, 3) OBP: 0.446, SLG: 0.629	0-0 F8			0-0 4-3		0-3 K		4-0 1-2 BB		3 0 0 0 1 1 2																	
Al Smith, R (1, 7) OBP: 0.339, SLG: 0.569		0-3 K			0-0 P4	0-0 3B		0-0 FC5 2-3f		4 0 1 2 0 1 2																	
Rocky Colavito, R (1, 9) OBP: 0.167, SLG: 0.273		0-0 P6		0-0 4-3		0-0 F2		0-0 F7		4 0 0 0 0 0 1																	
Chico Carrasquel, R (1, 6) OBP: 0.229, SLG: 0.262		0-0 6-3		0-0 P4			0-0 4-3		0-0 E8 1-3	4 1 0 0 0 0 0																	
Jim Hegan, R (1, 2) OBP: 0.371, SLG: 0.375 Gene Woodling, L (9, PH) OBP: 0.430, SLG: 0.355 Don Mossi, L (9, 1)			0-3 K		0-0 F8		0-0 6-3		0-0 1-3	3 0 0 0 0 0 1 0 1 0 0 0 0 0 1 0 0 0 0 0 0 0																	
Herb Score, L (1, 1) Hal Naragon, L (9, PH) OBP: 0.600, SLG: 1.000 (9, 2)			0-0 F9		4-0 BB 1B BB		0-0 F7		4-0 E IBB	2 1 0 0 1 0 0 0 0 0 0 1 0 0																	
Inning Stats	R: 1 E: 0 K: 0 S: 4	H: 1 LOB: 0 BB: 0 P: 4	R: 0 E: 0 K: 1 S: 5	H: 0 LOB: 0 BB: 0 P: 5	R: 0 E: 0 K: 1 S: 5	H: 0 LOB: 0 BB: 0 P: 5	R: 0 E: 0 K: 0 S: 3	H: 0 LOB: 0 BB: 0 P: 3	R: 0 E: 0 K: 0 S: 3	H: 0 LOB: 0 BB: 0 P: 3		R: 4 E: 0 K: 1 S: 8	H: 3 LOB: 1 BB: 2 P: 16	R: 0 E: 0 K: 0 S: 3	H: 0 LOB: 0 BB: 0 P: 3	R: 0 E: 0 K: 0 S: 3	H: 1 LOB: 2 BB: 2 P: 11	R: 1 E: 2 K: 0 S: 5	H: 0 LOB: 2 BB: 1 P: 9	1B: 3 2B: 0 3B: 1 HR: 1	SF: 0 SAC: 0 DP: 0 HBP: 0	WP: 0 PB: 0 SB: 0 CS: 1	PA: 38				
PITCHER	IP WLS BF H R ER SO BB IBB HBP BLK WP HR S P ERA WHIP																										
Don Larsen, R (1, 1) ERA: 5.4	5.1		21	3	5	5	2	2	0	0	0	0	1	23	31	8.44	0.938										
Bob Grim, R (6, 1) ERA: 0.77	2.1		10	2	0	0	1	2	0	0	0	0	0	10	18	0.00	1.714										
Jim Konstanty, R (8, 1) ERA: 3.48	0.1		1	0	0	0	0	0	0	0	0	0	0	1	1	0.00	0.000										
Tom Morgan, R (9, 1) ERA: 7.56	1.0	L	6	0	1	0	0	0	1	0	0	0	0	5	9	0.00	0.000										

livebaseballscorecards.com

AB	33
R	6
H	5
RBI	5
BB	5
SO	3
LOB	10



Batter	1	2	3	4	5	6	7	8	9	AB	R	H	RBI	BB	SO	LOB
Hank Bauer, R OBP: 0.333, SLG: 0.577 (1, 9)	0-0 1B HBP 1B	0-0 F7		4-0 1B 1-2 BB		0-0 F2		4-0 IBB		3	1	1	0	2	0	1
Billy Martin, R OBP: 0.242, SLG: 0.232 (1, 4)	0-3 K	0-0 F9		0-0 BB 1B 1-3 2-H		0-0 F9		0-0 FC5 2-3f		5	0	1	1	0	1	4
Mickey Mantle, S OBP: 0.529, SLG: 0.919 (1, 8)	0-0 HBP BB 1B 1-3		0-0 5-3 S 1B	4-0 1-2 BB		0-0 F9		0-0 1B		4	1	3	0	1	0	0
Yogi Berra, L OBP: 0.432, SLG: 0.740 (1, 2)	4-0 HBP 1B 1-2 BB		0-3 K 1-2	0-0 4-3		0-0 HR		0-3 K		4	2	1	1	1	2	5
Bill Skowron, R OBP: 0.361, SLG: 0.382 (1, 3)	1-0 1B 1-2 2-3 3-H HBP		0-0 5-3 2-3		0-0 4-3		0-3 K		0-3 K		4	0	0	1	0	2
Gil McDougald, R OBP: 0.303, SLG: 0.310 (1, 6)	0-0 G5-4-3 1B 1-2 2-H 3-H		0-0 F9		0-0 5-3		0-0 L6		0-0 F9		5	0	1	2	0	2
Elston Howard, R OBP: 0.412, SLG: 0.574 (1, 7) Tom Carroll, R (8, PR) Tom Morgan, R (9, 1)	0-0 G5-4-3 1-2f			0-0 P3	0-0 E6			0-0 FC5 SH3-4 1B		4	0	1	0	0	0	2
Andy Carey, R OBP: 0.304, SLG: 0.262 (1, 5)		0-0 1B		0-0 FC2-6 1B	0-0 P6		0-0 SH3-4			3	0	2	0	0	0	1
Don Larsen, R OBP: 0.308, SLG: 0.615 (1, 1) Bob Grim, R (6, 1) Jim Konstanty, R (8, 1) Bob Cerv, R OBP: 0.250, SLG: 0.583 (8, PH) (9, 7)		0-3 K		0-0 FC2-6 BB 1B 1-2f		0-3 K		0-3 K		2	1	0	0	0	1	2


Inning Stats	R: 3	H: 3	WLS: 3	BF: 38	H: 9	R: 5	ER: 5	SO: 6	BB: 3	IBB: 1	HBP: 1	BLK: 0	WP: 0	HR: 1	S: 45	P: 62	ERA: 5.62	WHIP: 1.500
	E: 0	LOB: 1			R: 0	H: 1			R: 1	H: 2			R: 0	H: 0				
	K: 1	BB: 1			E: 0	LOB: 1			E: 0	LOB: 3			E: 1	LOB: 1				
	S: 7	P: 12			K: 1	BB: 0			K: 0	BB: 2			K: 1	BB: 0				
					S: 6	P: 6			S: 5	P: 13			S: 4	P: 4				

PITCHER	IP	WLS	BF	H	R	ER	SO	BB	IBB	HBP	BLK	WP	HR	S	P	ERA	WHIP
Herb Score, L ERA: 2.95 (1, 1)	8.0	W	38	9	5	5	6	3	1	1	0	0	1	45	62	5.62	1.500
Don Mossi, L ERA: (9, 1)	1.0	S	4	1	0	0	2	0	0	0	0	0	0	8	8	0.00	1.000

BOTTOM

Cleveland Indians @ New York Yankees
 Yankee Stadium, Bronx, NY
 Wed May 09 1956, 3:33 AM EDT
 Att. 12,225 - Unknown

AB	36
R	5
H	10
RBI	5
BB	4
SO	8
LOB	21



WP	PA	42
WP: 0	PA: 42	
PB: 0		
SB: 1		
CS: 0		

Batter	1	2	3	4	5	6	7	8	9	AB R H RBI BB SO LOB	TOP											
Jim Busby, R (1, 8) OBP: 0.259, SLG: 0.307	0-0 4-3		0-0 E5 3B 1B		0-0 SH5-4	0-0 F8			0-0 5-3	4 1 1 1 0 0 3	Cleveland Indians @ New York Yankees Yankee Stadium, Bronx, NY Thu May 10 1956, 3:33 AM EDT Att. 10,382 - Unknown livebaseballscorecards.com											
Bobby Avila, R (1, 4) OBP: 0.310, SLG: 0.370	0-0 4-3		0-0 L6		4-0 BB			0-0 F7	4-0 1B 2B BB	3 1 0 0 2 0 1												
Al Rosen, R (1, 5) OBP: 0.405, SLG: 0.475	0-0 F2		0-0 3B		0-0 SF8			4-0 BB	0-0 1B 2B	3 1 2 2 1 0 0												
Vic Wertz, L (1, 3) OBP: 0.430, SLG: 0.612		0-0 F7	0-0 4-3		0-0 P5			0-0 F7	0-0 E 2B	5 1 1 2 0 0 4												
Al Smith, R (1, 7) OBP: 0.344, SLG: 0.545		0-0 G6-4-3 1B		0-0 F7		0-0 5-3	0-3 K		4-0 E BB	4 0 1 0 1 1 1												
Rocky Colavito, R (1, 9) OBP: 0.172, SLG: 0.259	0-0 G6-4-3 1-2f		0-0 F9		0-0 BB G3 1B			0-0 6-3	0-0 E5	5 0 1 0 0 0 2												
Chico Carrasquel, R (1, 6) OBP: 0.227, SLG: 0.271			0-0 1B 2B		0-0 5-3		0-0 G3		0-3 K	5 1 1 0 0 1 3												
Jim Hegan, R (1, 2) OBP: 0.450, SLG: 0.394			0-0 E 1B		4-0 SH5-4 BB SF8 BB	4-0 BB		4-0 BB	4-0 IBB	1 2 1 1 4 0 0												
Bob Lemon, L (1, 1) OBP: 0.235, SLG: 0.071			0-3 K		4-0 SH5-4 BB	4-0 BB		0-3 K	0-3 K	3 0 0 0 2 3 5												
Inning Stats	R: 0 E: 0 K: 0 S: 3	H: 0 LOB: 0 BB: 0 P: 3	R: 0 E: 0 K: 0 S: 3	H: 1 LOB: 0 BB: 0 P: 3	R: 3 E: 1 K: 1 S: 9	H: 4 LOB: 1 BB: 0 P: 9	R: 0 E: 0 K: 0 S: 3	H: 0 LOB: 0 BB: 0 P: 3	R: 1 E: 0 K: 0 S: 3	H: 0 LOB: 2 BB: 3 P: 15	R: 0 E: 0 K: 0 S: 4	H: 1 LOB: 3 BB: 2 P: 12	R: 0 E: 0 K: 1 S: 5	H: 0 LOB: 1 BB: 1 P: 9	R: 0 E: 0 K: 1 S: 5	H: 0 LOB: 1 BB: 1 P: 9	R: 3 E: 1 K: 2 S: 10	H: 2 LOB: 3 BB: 3 P: 22	1B: 5 2B: 2 3B: 1 HR: 0	SF: 1 SAC: 1 DP: 1 HBP: 0	WP: 0 PB: 0 SB: 0 CS: 0	PA: 45
PITCHER	IP WLS BF H R ER SO BB IBB HBP BLK WP HR S P ERA WHIP																					
Mickey McDermott, L (1, 1) ERA: 4.26	5.0 L 22 5 4 4 1 3 0 0 0 0 0 0 21 33 7.20 1.600																					
Tom Morgan, R (6, 1) ERA: 6.1	2.0 10 1 0 0 1 3 0 0 0 0 0 0 9 21 0.00 2.000																					
Rip Coleman, L (8, 1) ERA: 1.59	2.0 13 2 3 2 3 3 1 0 0 0 0 0 15 31 9.00 2.500																					

AB	33
R	7
H	8
RBI	6
BB	10
SO	5
LOB	19



BOTTOM

Cleveland Indians @ New York Yankees
Yankee Stadium, Bronx, NY
Thu May 10 1956, 3:33 AM EDT
Att. 10,382 - Unknown

livebaseballscorecards.com

AB	34
R	2
H	8
RBI	2
BB	2
SO	5
LOB	12



WP:	0	PA:	36
PB:	0		
SB:	0		
CS:	1		

AB R H RBI BB SO LOB

4	0	0	0	0	2	1
4	0	1	0	0	0	1
3	1	1	1	1	0	0
4	1	1	1	0	0	1
4	0	2	0	0	0	0
4	0	1	0	0	1	2
4	0	1	0	0	0	1
2	0	0	0	0	1	0
1	0	0	0	0	0	2
1	0	0	0	0	0	0
1	0	0	0	0	0	2
0	0	0	0	0	0	0
1	0	0	0	0	1	2

1B:	6	SF:	0
2B:	0	SAC:	0
3B:	0	DP:	0
HR:	2	HBP:	0

WP	HR	S	P	ERA	WHIP
----	----	---	---	-----	------

Batter	1	2	3	4	5	6	7	8	9
Hank Bauer, R OBP: 0.319, SLG: 0.549 (1, 9)	0-3 K ①		0-3 K ②			0-0 5-3 ①		0-0 5-3 ①	
Gil McDougald, R OBP: 0.300, SLG: 0.306 (1, 6)	0-0 CS 1B		0-0 1-3 ③			0-0 F9 ②		0-0 5-3 ②	
Mickey Mantle, S OBP: 0.527, SLG: 0.935 (1, 8)	4-0 1-2 BB ②			0-0 F7 ①		0-0 HR		0-0 L3 ③	
Yogi Berra, L OBP: 0.424, SLG: 0.753 (1, 2)	0-0 1-3 ③			0-0 P6 ②		0-0 4-3 ③			HR
Joe Collins, L OBP: 0.250, SLG: 0.438 (1, 3)		0-0 6-3 ①		0-0 1B		0-0 G3 ①		0-0 1B 1B	
Elston Howard, R OBP: 0.400, SLG: 0.549 (1, 7)		0-3 K ②		0-0 F7 ③		0-0 G3 1B 1B		0-0 F9 ①	
Billy Martin, R OBP: 0.242, SLG: 0.233 (1, 4) (8, 5)		0-0 6-3 ③			0-0 F7 ①	0-0 G3 1B 1-2		0-0 F7 ②	
Andy Carey, R OBP: 0.296, SLG: 0.254 Eddie Robinson, L OBP: 0.290, SLG: 0.143 Bobby Richardson, R OBP: 1.000, SLG: 1.000 (7, PH) (8, 4)			0-0 6-3 ①		0-3 K ②	0-0 G3 1-2 2-3		0-0 1B ②	
Mickey McDermott, L OBP: 0.375, SLG: 0.167 Tom Morgan, R OBP: 0.357, SLG: 0.377 Rip Coleman, L OBP: 0.231, SLG: 0.538 (1, 1) (6, 1) (7, PH) (8, 1) (9, PH)			4-0 BB ③		0-0 F7 ③	0-0 6-3 ③		0-3 K ③	

Inning Stats	R: 0	H: 1	E: 0	K: 1	S: 5	R: 0	H: 0	E: 0	K: 1	S: 5	R: 0	H: 0	E: 0	K: 1	S: 5	R: 0	H: 1	E: 0	K: 0	S: 4	R: 0	H: 0	E: 0	K: 1	S: 5	R: 1	H: 1	E: 0	K: 0	S: 4	R: 0	H: 2	E: 0	K: 0	S: 5	R: 0	H: 0	E: 0	K: 0	S: 3	R: 1	H: 3	E: 0	K: 1	S: 8
--------------	------	------	------	------	------	------	------	------	------	------	------	------	------	------	------	------	------	------	------	------	------	------	------	------	------	------	------	------	------	------	------	------	------	------	------	------	------	------	------	------	------	------	------	------	------

PITCHER	IP	WLS	BF	H	R	ER	SO	BB	IBB	HBP	BLK	WP	HR	S	P	ERA	WHIP
---------	----	-----	----	---	---	----	----	----	-----	-----	-----	----	----	---	---	-----	------

Bob Lemon, R ERA: 2.3 (1, 1)	9.0	W	36	8	2	2	5	2	0	0	0	0	2	44	52	2.00	1.111
------------------------------------	-----	---	----	---	---	---	---	---	---	---	---	---	---	----	----	------	-------

Batter	1	2	3	4	5	6	7	8	9	AB R H RBI BB SO LOB	TOP
Spook Jacobs, R (1, 4) <small>OBP: 0.382, SLG: 0.313</small> Art Ceccarelli, R (3, 1) Vic Power, R (5, PH) <small>OBP: 0.306, SLG: 0.397</small> Bill Harrington, R (5, 1)	0-0 1B		0-0 1B		0-0 F9					2 0 2 0 0 0 0	Kansas City Athletics @ Cleveland Indians Cleveland Municipal Stadium, Cleveland, OH Fri May 11 1956, 3:33 AM EDT Att. 8,622 - Unknown livebaseballscorecards.com
Hector Lopez, R (1, 8) <small>OBP: 0.333, SLG: 0.492</small>	0-0 SH5-3		0-0 F8		0-0 F9					0 0 0 0 0 0 0	
Gus Zernial, R (1, 7) <small>OBP: 0.413, SLG: 0.554</small>	0-0 6-3		0-0 FC5-4 BB		0-0 F8					1 0 0 0 1 0 0	
Harry Simpson, L (1, 9) <small>OBP: 0.299, SLG: 0.479</small>	0-3 K		4-0 BB							3 0 0 1 0 0 2	
Jim Finigan, R (1, 5) <small>OBP: 0.324, SLG: 0.258</small>		0-0 F8	0-0 F7							1 0 0 0 1 1 1	
Joe Ginsberg, L (1, 2) <small>OBP: 0.300, SLG: 0.364</small>		0-0 1-3		0-0 G6-4-3 1B						2 0 0 0 0 0 2	
Joe Demaestri, R (1, 6) <small>OBP: 0.306, SLG: 0.367</small> Mike Baxes, R (4, 6) <small>OBP: 0.364, SLG: 0.250</small>		0-0 FC5-4 1B		0-0 G6-4-3 1B						2 0 2 0 0 0 0	
Rance Pless, R (1, 3) <small>OBP: 0.160, SLG: 0.200</small>		0-0 FC5-4		0-0 G6-4-3						0 0 0 0 0 0 0	
Lou Kretlow, R (1, 1) Jack Crimian, R (1, 1) Clete Boyer, R (3, PH) <small>OBP: 0.500, SLG: 0.500</small> (3, 4)			0-0 F8 BB 1B	0-3 K						0 0 0 0 0 0 0	
Inning Stats	R: 0 H: 1 E: 0 LOB: 1 K: 1 BB: 0 S: 6 P: 6	R: 0 H: 1 E: 0 LOB: 1 K: 0 BB: 0 S: 4 P: 4	R: 1 H: 2 E: 0 LOB: 2 K: 0 BB: 1 S: 5 P: 9	R: 0 H: 2 E: 0 LOB: 1 K: 1 BB: 0 S: 6 P: 6	R: 0 H: 0 E: 0 LOB: 0 K: 0 BB: 0 S: 3 P: 3					1B: 6 SF: 0 2B: 0 SAC: 1 3B: 0 DP: 1 HR: 0 HBP: 0	WP: 0 PA: 21 PB: 0 SB: 0 CS: 0
PITCHER Mike Garcia, R (1, 1) <small>ERA: 3.72</small>	IP 5.0 WLS W BF 21 H 6 R 1 ER 1 SO 2 BB 1 IBB 0 HBP 0 BLK 0 WP 0 HR 0 S 24 P 28 ERA 1.80 WHIP 1.400										PITCHER IP WLS BF H R ER SO BB IBB HBP BLK WP HR S P ERA WHIP

Batter	1	2	3	4	5	6	7	8	9	AB R H RBI BB SO LOB	BOTTOM
--------	---	---	---	---	---	---	---	---	---	----------------------	--------

Jim Busby, R <small>OBP: 0.274, SLG: 0.351</small> <small>(1, 8)</small> 										2 2 1 2 1 0 0	Kansas City Athletics @ Cleveland Indians Cleveland Municipal Stadium, Cleveland, OH <small>Fri May 11 1956, 3:33 AM EDT</small> <small>Att. 8,622 - Unknown</small>
Bobby Avila, R <small>OBP: 0.311, SLG: 0.369</small> <small>(1, 4)</small> 										3 1 1 0 0 1 0	
Al Rosen, R <small>OBP: 0.416, SLG: 0.476</small> <small>(1, 5)</small> 										2 0 1 0 1 1 0	
Vic Wertz, L <small>OBP: 0.415, SLG: 0.594</small> <small>(1, 3)</small> 										2 0 0 1 0 1 1	
Al Smith, R <small>OBP: 0.333, SLG: 0.526</small> <small>(1, 7)</small> 										2 0 0 0 0 0 2	
Rocky Colavito, R <small>OBP: 0.194, SLG: 0.250</small> <small>(1, 9)</small> 										1 0 0 0 1 0 0	
Chico Carrasquel, R <small>OBP: 0.234, SLG: 0.268</small> <small>(1, 6)</small> 										1 0 0 1 1 0 0	
Hal Naragon, L <small>OBP: 0.500, SLG: 0.800</small> <small>(1, 2)</small> 										2 0 0 0 0 0 3	
Mike Garcia, R <small>OBP: 0.222, SLG: 0.125</small> <small>(1, 1)</small> 										2 1 1 0 0 0 0	

Inning Stats	R: 2 E: 0 K: 0 S: 4	H: 1 LOB: 3 BB: 4 P: 20	R: 2 E: 0 K: 2 S: 9	H: 3 LOB: 1 BB: 0 P: 9	R: 0 E: 0 K: 0 S: 3	H: 0 LOB: 0 BB: 0 P: 3	R: 0 E: 0 K: 0 S: 3	H: 0 LOB: 0 BB: 0 P: 3	R: 0 E: 0 K: 1 S: 5	H: 0 LOB: 0 BB: 0 P: 5	1B: 3 2B: 1 3B: 0 HR: 1	SF: 1 SAC: 0 DP: 1 HBP: 0	WP: 0 PB: 0 SB: 0 CS: 1	PA: 22
---------------------	------------------------------	----------------------------------	------------------------------	---------------------------------	------------------------------	---------------------------------	------------------------------	---------------------------------	------------------------------	---------------------------------	----------------------------------	------------------------------------	----------------------------------	--------

PITCHER	IP	WLS	BF	H	R	ER	SO	BB	IBB	HBP	BLK	WP	HR	S	P	ERA	WHIP
Lou Kretlow, R <small>ERA: 6.49</small>	(1, 1)	0.0	L	3	1	2	2	0	2	0	0	0	0	1	9	∞	∞
Jack Crimian, R <small>ERA: 6.97</small>	(1, 1)	2.0		10	3	2	2	2	0	0	0	0	1	12	20	9.00	2.500
Art Ceccarelli, L <small>ERA: 7.2</small>	(3, 1)	2.0		6	0	0	0	0	0	0	0	0	0	6	6	0.00	0.000
Bill Harrington, R <small>ERA: 4.7</small>	(5, 1)	1.0		3	0	0	1	0	0	0	0	0	0	5	5	0.00	0.000

AB	17
R	4
H	4
RBI	4
BB	4
SO	3
LOB	6



WP: 0	PA: 22
PB: 0	
SB: 0	
CS: 1	

PITCHER	IP	WLS	BF	H	R	ER	SO	BB	IBB	HBP	BLK	WP	HR	S	P	ERA	WHIP
---------	----	-----	----	---	---	----	----	----	-----	-----	-----	----	----	---	---	-----	------

Batter	1	2	3	4	5	6	7	8	9	AB R H RBI BB SO LOB	TOP
Spook Jacobs, R (1, 4) <small>OBP: 0.392, SLG: 0.318</small> Clete Boyer, R (6, PR) <small>OBP: 0.333, SLG: 0.333</small> (6, 4)	4-0 BB G5-4-3		0-0 4-3 			0-0 HR 1B		0-3 		2 0 1 0 1 0 1 1 1 0 0 0 1 0	Kansas City Athletics @ Cleveland Indians Cleveland Municipal Stadium, Cleveland, OH Sat May 12 1956, 3:33 AM EDT Att. 4,728 - Unknown
Hector Lopez, R (1, 8) <small>OBP: 0.329, SLG: 0.523</small>	0-0 G5-4-3 1-2f			0-0 HR		0-0 F6 		0-0 F7 		4 1 1 1 0 0 2	
Gus Zernial, R (1, 7) <small>OBP: 0.405, SLG: 0.580</small>	0-3 			0-0 L5 		0-0 HR 1-H		0-0 F8 		4 1 1 2 0 1 0	
Harry Simpson, L (1, 9) <small>OBP: 0.284, SLG: 0.455</small>		0-0 F6 		0-0 F2 		0-3 		0-0 F5 		4 0 0 0 0 1 1	
Jim Finigan, R (1, 5) <small>OBP: 0.317, SLG: 0.235</small>		0-0 F8 		4-0 BB		0-0 F7 		0-0 6-3 		3 0 0 0 1 0 1	
Tim Thompson, L (1, 2) <small>OBP: 0.300, SLG: 0.368</small>		0-0 F8 		0-0 G3 		0-0 F3 		0-0 1B		4 0 1 0 0 0 1	
Joe Demaestri, R (1, 6) <small>OBP: 0.313, SLG: 0.371</small> Mike Baxes, R (5, 6) <small>OBP: 0.333, SLG: 0.222</small> Enos Slaughter, L (9, PH) <small>OBP: 0.396, SLG: 0.442</small>			0-0 1B		0-0 F8 		0-0 F7 	0-3 		2 0 1 0 0 0 0 1 0 0 0 0 0 0 1 0 0 0 0 1 1	
Rance Pless, R (1, 3) <small>OBP: 0.179, SLG: 0.214</small>			0-0 F9 		0-0 F2 		0-0 1B			3 0 1 0 0 0 1	
Troy Herriage, R (1, 1) Moe Burtzsch, R (4, 1) <small>OBP: 0.200, SLG: 0.200</small> Elmer Valo, L (7, PH) <small>OBP: 0.111, SLG: 0.125</small> Tom Gorman, R (7, 1)			0-3 		0-3 		0-0 F2 			1 0 0 0 0 1 1 1 0 0 0 0 1 0 1 0 0 0 0 0 1 0 0 0 0 0 0 0	
Inning Stats	R: 0 H: 0 E: 0 LOB: 0 K: 1 BB: 1 S: 4 P: 8	R: 0 H: 0 E: 0 LOB: 0 K: 0 BB: 0 S: 3 P: 3	R: 0 H: 1 E: 0 LOB: 1 K: 1 BB: 0 S: 6 P: 6	R: 1 H: 1 E: 0 LOB: 1 K: 0 BB: 1 S: 4 P: 8	R: 0 H: 0 E: 0 LOB: 0 K: 1 BB: 0 S: 5 P: 5	R: 2 H: 2 E: 0 LOB: 1 K: 1 BB: 0 S: 7 P: 7	R: 0 H: 1 E: 0 LOB: 1 K: 0 BB: 0 S: 4 P: 4	R: 0 H: 0 E: 0 LOB: 0 K: 1 BB: 0 S: 5 P: 5	R: 0 H: 1 E: 0 LOB: 1 K: 1 BB: 0 S: 6 P: 6	1B: 4 SF: 0 2B: 0 SAC: 0 3B: 0 DP: 1 HR: 2 HBP: 0	
PITCHER Early Wynn, R (1, 1) <small>ERA: 2.3</small>	IP 9.0 WLS W BF 34 H 6 R 3 ER 3 SO 6 BB 2 IBB 0 HBP 0 BLK 0 WP 0 HR 2 S 44 P 52 ERA 3.00 WHIP 0.889										

AB	32
R	3
H	6
RBI	3
BB	2
SO	6
LOB	10



Batter	1	2	3	4	5	6	7	8	9
Jim Busby, R OBP: 0.261, SLG: 0.333 (1, 8)	F8		F5	G5-4-3		F6			
Bobby Avila, R OBP: 0.319, SLG: 0.375 (1, 4)	6-3			F8 1B BB 1B	G3		FC5-4 1B		
Al Rosen, R OBP: 0.432, SLG: 0.493 (1, 5)	1B			BB F8 1-2 1B	BB BB 1B		FC5-4 1-2f		
Vic Wertz, L OBP: 0.407, SLG: 0.575 (1, 3)		FC6-4 1B		F8 1-2 2-3	F6		F5		
Al Smith, R OBP: 0.343, SLG: 0.508 (1, 7)		F8		BB 1B IBB	BB 1-2 BB		G3		
Rocky Colavito, R OBP: 0.229, SLG: 0.233 (1, 9)		F8		BB BB 1B BB	BB BB 1-2 BB		F3		
Chico Carrasquel, R OBP: 0.235, SLG: 0.267 (1, 6)		FC6-4 1-2f		BB BB 1-2 2-H 3-H 1B	BB BB 1-2f		6-3		
Jim Hegan, R OBP: 0.432, SLG: 0.361 (1, 2)			F7	BB BB 1-2 2-3 1B BB		6-3	S S S S 0-3 K		
Early Wynn, S OBP: 0.353, SLG: 0.267 (1, 1)			F5	BB BB 1-3 2-H 3-H 1B		4-1			

Inning Stats	R: 0	H: 1	E: 0	K: 0	S: 3	R: 0	H: 1	E: 0	K: 0	S: 4	R: 0	H: 0	E: 0	K: 0	S: 3	R: 5	H: 4	E: 0	K: 0	S: 6	R: 0	H: 1	E: 0	K: 0	S: 4	R: 0	H: 0	E: 0	K: 0	S: 3	R: 0	H: 1	E: 0	K: 0	S: 4	R: 0	H: 0	E: 0	K: 1	S: 5	R: 0	H: 0	E: 0	K: 0	S: 5
	LOB: 1	BB: 0	P: 3	LOB: 1	BB: 0	P: 4	LOB: 0	BB: 0	P: 3	LOB: 1	BB: 1	LOB: 0	BB: 0	P: 3	LOB: 1	BB: 3	LOB: 1	BB: 2	P: 12	LOB: 0	BB: 0	P: 3	LOB: 1	BB: 0	P: 4	LOB: 0	BB: 0	P: 5	LOB: 0	BB: 0	P: 5	LOB: 0	BB: 0	P: 5	LOB: 0	BB: 0	P: 5	LOB: 0	BB: 0	P: 5	LOB: 0	BB: 0	P: 5		

PITCHER	IP	WLS	BF	H	R	ER	SO	BB	IBB	HBP	BLK	WP	HR	S	P	ERA	WHIP
Troy Heriage, R ERA: 11.88 (1, 1)	3.1	L	18	6	5	5	0	2	1	0	0	0	0	15	27	13.50	2.400
Moe Burtzschy, R ERA: 1.93 (4, 1)	2.2		10	1	0	0	0	2	0	0	0	0	0	8	16	0.00	1.125
Tom Gorman, R ERA: 5.4 (7, 1)	2.0		7	1	0	0	1	0	0	0	0	0	0	9	9	0.00	0.500

BOTTOM

AB	R	H	RBI	BB	SO	LOB
4	0	0	0	0	0	2
4	1	2	0	0	0	0
4	1	3	0	0	0	1
4	0	1	0	0	0	4
2	1	0	0	2	0	2
2	1	0	1	2	0	1
4	1	1	2	0	0	4
3	0	0	0	1	1	0
3	0	1	2	0	0	0

AB	30
R	5
H	8
RBI	5
BB	5
SO	1
LOB	14



WP	PA	3B	HR	S	P	ERA	WHIP
0	35	0	0	1	0	0.00	0.500

Kansas City Athletics @ Cleveland Indians
Cleveland Municipal Stadium, Cleveland, OH
 Sat May 12 1956, 3:33 AM EDT
 Att. 4,728 - Unknown

livebaseballscorecards.com

Batter	1	2	3	4	5	6	7	8	9	AB R H RBI BB SO LOB	TOP									
Spook Jacobs, R (1, 4) OBP: 0.381, SLG: 0.310	0-0 5-3	0-0 4-3		0-0 1B		0-0 F6			0-0 F2	5 0 1 0 0 0 0	Kansas City Athletics @ Cleveland Indians Cleveland Municipal Stadium, Cleveland, OH Sun May 13 1956, 3:33 AM EDT Unknown livebaseballscorecards.com									
Hector Lopez, R (1, 8) OBP: 0.333, SLG: 0.500	4-0 1B E BB		4-0 1B BB	0-0 6-3		0-0 F8		0-0 5-3	3 2 0 0 2 0 1											
Enos Slaughter, L (1, 7) OBP: 0.434, SLG: 0.457	0-0 E9 2B 1B		4-0 1B FC5-4 BB	0-0 4-3 1B		4-0 1B PB BB		0-0 G3	3 3 2 0 2 0 0											
Harry Simpson, L (1, 9) OBP: 0.306, SLG: 0.481	0-0 2B		0-0 FC5-4 1B	0-0 4-3 1B		0-0 1B			4 0 3 2 0 0 1											
Jim Finigan, R (1, 5) OBP: 0.289, SLG: 0.211	0-0 F9		0-0 FC5-4 FC4-6	0-0 F8		0-0 6-3			4 0 0 1 0 0 4											
Joe Ginsberg, L (1, 2) OBP: 0.315, SLG: 0.348	4-0 FC6-4 IBB		0-0 FC4-6	4-0 IBB		0-0 F7			2 0 0 0 2 0 2											
Joe Demaestri, R (1, 6) OBP: 0.294, SLG: 0.348	0-0 FC6-4		0-0 4-3	0-0 5-3				0-0 F7	4 0 0 0 0 0 5											
Rance Pless, R (1, 3) OBP: 0.188, SLG: 0.250		0-0 F7		0-0 2B		0-0 5-3		0-0 1-3	4 0 1 0 0 0 0											
Art Ditmar, R (1, 1) OBP: 0.176, SLG: 0.176		0-0 F7		0-0 1-3		0-0 1-3		0-0 4-3	4 0 0 0 0 0 0											
Inning Stats	R: 2 E: 1 K: 0 S: 5	H: 2 LOB: 2 BB: 2 P: 13	R: 0 E: 0 K: 0 S: 3	H: 0 LOB: 0 BB: 0 P: 3	R: 2 E: 0 K: 0 S: 4	H: 1 LOB: 1 BB: 2 P: 12	R: 0 E: 0 K: 0 S: 4	H: 2 LOB: 1 BB: 0 P: 4	R: 0 E: 0 K: 0 S: 3	H: 0 LOB: 0 BB: 0 P: 3	R: 1 E: 0 K: 0 S: 4	H: 1 LOB: 1 BB: 1 P: 8	R: 0 E: 0 K: 0 S: 3	H: 0 LOB: 0 BB: 0 P: 3	R: 0 E: 0 K: 0 S: 3	H: 0 LOB: 0 BB: 0 P: 3	1B: 5 2B: 2 3B: 0 HR: 0	SF: 0 SAC: 0 DP: 0 HBP: 0	WP: 0 PB: 1 SB: 0 CS: 0	PA: 39
PITCHER	IP WLS BF H R ER SO BB IBB HBP BLK WP HR S P ERA WHIP																			
Bob Feller, R (1, 1) ERA: 9.82	2.0 L 13 3 4 4 0 3 1 0 0 0 0 9 25 18.00 3.000																			
Cal McLish, R (3, 1) ERA: 1.13	5.0 20 4 1 1 0 1 1 0 0 0 0 18 26 1.80 1.000																			
Ray Narleski, R (8, 1) ERA: 2.13	2.0 6 0 0 0 0 0 0 0 0 0 0 6 6 0.00 0.000																			

Batter	1	2	3	4	5	6	7	8	9	AB R H RBI BB SO LOB
--------	---	---	---	---	---	---	---	---	---	----------------------

Jim Busby, R <small>OBP: 0.261, SLG: 0.341</small> (1, 8) X	0-0 ① 		0-0 ② 		0-0 ③ 		0-0 ④ 			4 1 1 0 0 0 3
Bobby Avila, R <small>OBP: 0.316, SLG: 0.370</small> (1, 4) X	0-0 ② 		0-0 ③ 		0-0 ④ 			0-0 ① 		4 0 1 2 0 0 1
Al Rosen, R <small>OBP: 0.412, SLG: 0.465</small> (1, 5) X	0-0 ③ 		0-0 ④ 		0-3 ① 			0-0 ② 		4 0 0 0 0 1 1
Vic Wertz, L <small>OBP: 0.400, SLG: 0.558</small> (1, 3) X		0-0 ① 	0-0 ② 		0-0 ③ 			0-0 ④ 		4 0 1 0 0 0 0
Al Smith, R <small>OBP: 0.351, SLG: 0.492</small> (1, 7) X		4-0 ① 		0-0 ② 		0-0 ③ 			4-0 ④ 	2 0 0 0 2 0 0
Rocky Colavito, R <small>OBP: 0.211, SLG: 0.212</small> (1, 9) X		0-0 ① 		0-0 ② 			0-0 ③ 		0-0 ④ 	3 0 0 0 0 0 1
Chico Carrasquel, R <small>OBP: 0.235, SLG: 0.266</small> (1, 6) X		0-0 ② 		0-0 ③ 			0-0 ④ 		0-3 ① 	4 0 1 0 0 1 3
Hal Naragon, L <small>OBP: 0.438, SLG: 0.615</small> (1, 2) X		0-0 ③ 		0-0 ④ 			4-0 ① 		0-0 ② 	3 0 0 0 1 0 3
Bob Feller, R (1, 1) X Cal McLish, S (3, 1) X Dale Mitchell, L <small>OBP: 0.200, SLG: 0.200</small> (7, PH) X Ray Narleski, R (8, 1) X			4-0 ① 		4-0 ② 		0-0 ③ 			0 0 0 0 0 0 0

Inning Stats	R: 0	H: 0	E: 0	K: 0	S: 3	P: 3	R: 0	H: 1	E: 0	K: 0	S: 4	P: 8	R: 2	H: 2	E: 0	K: 0	S: 4	P: 8	R: 0	H: 0	E: 0	K: 0	S: 3	P: 3	R: 0	H: 0	E: 0	K: 1	S: 5	P: 5	R: 0	H: 1	E: 0	K: 0	S: 4	P: 8	R: 0	H: 0	E: 0	K: 0	S: 3	P: 3	R: 0	H: 0	E: 0	K: 1	S: 5	P: 9	1B: 3	SF: 0	2B: 1	SAC: 1	3B: 0	DP: 1	HR: 0	HBP: 0	WP: 0	PA: 35
--------------	------	------	------	------	------	------	------	------	------	------	------	------	------	------	------	------	------	------	------	------	------	------	------	------	------	------	------	------	------	------	------	------	------	------	------	------	------	------	------	------	------	------	------	------	------	------	------	------	-------	-------	-------	--------	-------	-------	-------	--------	-------	--------

PITCHER	IP	WLS	BF	H	R	ER	SO	BB	IBB	HBP	BLK	WP	HR	S	P	ERA	WHIP	PITCHER	IP	WLS	BF	H	R	ER	SO	BB	IBB	HBP	BLK	WP	HR	S	P	ERA	WHIP															
Art Ditmar, R <small>ERA: 2.03</small>	(1, 1)	9.0	35	4	2	2	2	5	0	0	0	0	0	34	54	2.00	1.000																																	

BOTTOM

Kansas City Athletics @ Cleveland Indians
 Cleveland Municipal Stadium, Cleveland, OH
 Sun May 13 1956, 3:33 AM EDT
 Unknown

AB	29
R	2
H	4
RBI	2
BB	5
SO	2
LOB	14



WP: 0	PA: 35
PB: 0	
SB: 0	
CS: 0	

Batter	1	2	3	4	5	6	7	8	9	AB R H RBI BB SO LOB	TOP																						
Spook Jacobs, R (1, 4) OBP: 0.371, SLG: 0.303	0-0 4-3		0-0 FC1-6 CS 1-2f		0-0 1-2 2-H 1B		0-0 FC6-4 HR 1-2f 2-3		0-0 F9	5 1 1 1 0 0 4	Kansas City Athletics @ Cleveland Indians Cleveland Municipal Stadium, Cleveland, OH Sun May 13 1956, 3:38 AM EDT Att: 11,308 - Unknown livebaseballscorecards.com																						
Hector Lopez, R (1, 8) OBP: 0.342, SLG: 0.542	0-0 F8		0-0 CS 1-2	0-0 BB 1B	0-0 F3		0-0 HR 1-H 3-H			4 1 2 3 0 0 2																							
Gus Zernial, R (1, 7) OBP: 0.398, SLG: 0.556	4-0 S BB			0-3 K S S	0-3 K S S		0-0 F7			3 0 0 0 1 2 3																							
Harry Simpson, L (1, 9) OBP: 0.303, SLG: 0.464	0-3 K 1-2			4-0 FC6-4 BB 1-2		0-0 4-3		0-0 F7		3 0 0 0 1 1 1																							
Jim Finigan, R (1, 5) OBP: 0.265, SLG: 0.190		0-0 F3		0-3 K S S		0-0 5-3		0-0 F2		4 0 0 0 0 1 2																							
Joe Astroth, R (1, 2) OBP: 0.077, SLG: 0.077		0-3 K S S		0-0 FC6-4 1-2f		0-0 5-3		0-0 5-3		4 0 0 0 0 1 2																							
Joe Demaestri, R (1, 6) OBP: 0.306, SLG: 0.348		0-0 F9			4-0 BB 1B BB		0-0 FC6-4 1B HR 1B		0-3 K S S	3 2 1 0 1 1 0																							
Rance Pless, R (1, 3) OBP: 0.250, SLG: 0.286			0-0 FC1-6 1B		4-0 1B 1-2 BB		0-0 FC6-4 1B 1-2		0-0 4-3	3 0 2 0 1 0 0																							
Tommy Lasorda, L (1, 1) Johnny Groth, R (5, PH) Tom Gorman, R (5, 1) Moe Burtis, R (6, 1) Enos Slaughter, L (7, PH) Arnie Portocarrero, R (7, 1) Elmer Valo, L (9, PH)			0-0 F2		0-0 F3		0-3 K S S		4-0 BB	1 0 0 0 0 0 1 1 0 0 0 0 0 2 0 0 0 0 0 0 0 0 0 0 0 0 0 0 1 0 0 0 0 1 2 0 0 0 0 0 0 0 0 0 0 0 1 0 0																							
Inning Stats	R: 0 E: 0 K: 1 S: 5	H: 0 LOB: 1 BB: 1 P: 9	R: 0 E: 0 K: 1 S: 5	H: 0 LOB: 0 BB: 0 P: 5	R: 0 E: 0 K: 0 S: 3	H: 1 LOB: 0 BB: 0 P: 3	R: 0 E: 0 K: 2 S: 8	H: 1 LOB: 2 BB: 1 P: 12	R: 1 E: 0 K: 1 S: 6	H: 1 LOB: 2 BB: 2 P: 14		R: 0 E: 0 K: 0 S: 3	H: 0 LOB: 0 BB: 0 P: 3	R: 3 E: 0 K: 1 S: 8	H: 3 LOB: 0 BB: 0 P: 8	R: 0 E: 0 K: 0 S: 3	H: 0 LOB: 0 BB: 0 P: 3	R: 0 E: 0 K: 1 S: 5	H: 0 LOB: 1 BB: 1 P: 9	1B: 5 2B: 0 3B: 0 HR: 1	SF: 0 SAC: 0 DP: 0 HBP: 0	WP: 0 PB: 0 SB: 1 CS: 1	PA: 38										
PITCHER Herb Score, L (1, 1) ERA: 3.3 Art Houtteman, R (8, 1) ERA: 1.8	IP 7.0	WLS W	BF 30	H 6	R 4	ER 4	SO 6	BB 4	IBB 0	HBP 0	BLK 0	WP 0	HR 1	S 38	P 54	ERA 5.14	WHIP 1.429																
											PITCHER	IP	WLS	BF	H	R	ER	SO	BB	IBB	HBP	BLK	WP	HR	S	P	ERA	WHIP					



Batter	1	2	3	4	5	6	7	8	9
Jim Busby, R OBP: 0.278, SLG: 0.341 (1, 8)	0-0 6-3		4-0 BB HR BB		0-0 F7	4-0 G5-4-3 BB		0-0 S 1B	
Bobby Avila, R OBP: 0.330, SLG: 0.368 (1, 4)	0-0 6-3		4-0 1-2 HR BB		0-0 IBB 1B	0-0 G5-4-3		4-0 1B BB	
Al Rosen, R OBP: 0.422, SLG: 0.507 (1, 5)	0-0 E 1B		0-0 1-H 2-H HR		0-0 F5		4-0 FC2-5 BB	0-0 F8	
Vic Wertz, L OBP: 0.421, SLG: 0.563 (1, 3)	0-3 K 1-2		0-0 1B		4-0 1B IBB		4-0 1-2 HR BB	0-0 1-3 2-H 1B	
Al Smith, R OBP: 0.351, SLG: 0.492 (1, 7)		0-0 CS 1B	0-0 F8		0-0 FC6-4 1B		0-0 FC2-5 HR	0-3 K	
Sam Mele, R OBP: 0.500, SLG: 0.556 (2, PH)									
Rocky Colavito, R OBP: 0.214, SLG: 0.297 (1, 9)		0-0 F5		0-0 F3	0-0 FC6-4		0-0 1-H 2-H HR		
Chico Carrasquel, R OBP: 0.236, SLG: 0.256 (1, 6)		0-0 F3		0-0 F7		0-3 K	4-0 CS BB		
Jim Hegan, R OBP: 0.417, SLG: 0.350 (1, 2)			0-0 F7	0-0 5-3		0-0 BB 1B 1B	0-3 K		
Herb Score, L OBP: 0.176, SLG: 0.125 (1, 1)			0-0 L5		0-0 E 1B	0-0 BB 1B		0-0 F8	
Art Houtteman, R (8, 1)									

Inning Stats	R: 0	H: 1	E: 1	LOB: 1	K: 1	P: 6	R: 0	H: 1	E: 0	LOB: 0	K: 0	P: 3	R: 3	H: 2	E: 0	LOB: 1	K: 0	P: 5	R: 0	H: 0	E: 0	LOB: 0	K: 0	P: 3	R: 2	H: 3	E: 1	LOB: 2	K: 0	P: 6	R: 0	H: 2	E: 0	LOB: 2	K: 1	P: 10	R: 3	H: 1	E: 0	LOB: 1	K: 1	P: 17	R: 1	H: 2	E: 0	LOB: 2	K: 1	P: 11
	0	1	1	1	1	6	0	1	0	0	0	3	0	2	3	2	1	0	6	0	0	0	0	3	0	2	1	2	3	0	10	0	2	0	6	3	1	17	0	1	7	1	2	0	11			

PITCHER	IP	WLS	BF	H	R	ER	SO	BB	IBB	HBP	BLK	WP	HR	S	P	ERA	WHIP
Tommy Lasorda, L ERA: 4.32 (1, 1)	4.0	L	17	4	3	3	1	2	0	0	0	0	1	17	25	6.75	1.500
Tom Gorman, R ERA: 6.14 (5, 1)	1.1		10	5	2	2	1	0	1	0	0	0	0	11	15	13.50	3.750
Moe Burttschy, R ERA: 1.86 (6, 1)	0.2		2	0	0	0	0	1	0	0	0	0	0	1	5	0.00	1.500
Arnie Portocarrero, R ERA: 10.13 (7, 1)	2.0		12	3	4	4	2	4	0	0	0	0	1	12	28	18.00	3.500

AB	R	H	RBI	BB	SO	LOB
3	2	1	0	2	0	1
3	2	1	1	2	0	3
4	1	2	3	1	0	3
3	1	2	1	2	1	1
0	0	0	0	0	0	0
5	1	2	1	0	1	5
4	1	1	3	0	0	3
3	0	0	0	1	1	0
4	0	1	0	0	1	1
3	1	2	0	0	0	0
1	0	0	0	0	0	0

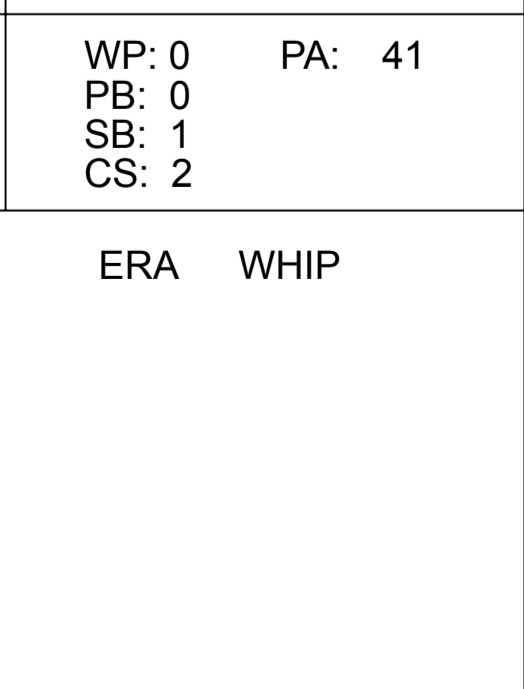
WP	HR	S	P	ERA	WHIP
0	1	17	25	6.75	1.500
0	0	11	15	13.50	3.750
0	0	1	5	0.00	1.500
0	1	12	28	18.00	3.500

BOTTOM

Kansas City Athletics @ Cleveland Indians
Cleveland Municipal Stadium, Cleveland, OH

Sun May 13 1956, 3:38 AM EDT
 Att. 11,308 - Unknown

livebaseballscorecards.com



Batter	1	2	3	4	5	6	7	8	9	AB R H RBI BB SO LOB	TOP																			
Hank Bauer, R (1, 9) OBP: 0.304, SLG: 0.480	0-0 F8			0-0 P4		0-0 1-3		0-3 K		4 0 0 0 0 1 1																				
Gil McDougald, R (1, 6) OBP: 0.322, SLG: 0.342	0-0 6-3			0-0 HR		0-3 K		0-0 3-1		4 1 1 1 0 1 1																				
Mickey Mantle, S (1, 8) OBP: 0.473, SLG: 0.833	0-3 K			0-0 HR			0-0 3-1		0-0 F2	4 1 1 1 0 1 0																				
Yogi Berra, L (1, 2) OBP: 0.402, SLG: 0.680		0-0 F8		0-0 4-3			4-0 FC6-4 BB		0-0 F7	3 0 0 0 1 0 0																				
Joe Collins, L (1, 3) OBP: 0.261, SLG: 0.442		0-0 E3		0-0 1-3			4-0 FC6-4 BB		0-3 K	3 0 0 0 1 1 0																				
Elston Howard, R (1, 7) OBP: 0.365, SLG: 0.456		0-0 F8			0-0 G5-4-3 1B		0-0 FC6-4 FC5-4			3 0 1 0 0 0 2																				
Billy Martin, R (1, 4) OBP: 0.234, SLG: 0.214			0-0 F8		0-0 G5-4-3		0-0 FC5-4			3 0 0 0 0 0 3																				
Andy Carey, R (1, 5) OBP: 0.276, SLG: 0.221		0-0 6-3			0-0 F7			4-0 S BB		2 0 0 0 1 0 0																				
Johnny Kucks, R (1, 1) OBP: 0.231, SLG: 0.091			0-0 3-1			0-0 F9		0-3 K		3 0 0 0 0 1 1																				
Inning Stats	R: 0 E: 0 K: 1 S: 5	H: 0 LOB: 0 BB: 0 P: 5	R: 0 E: 1 K: 0 S: 3	H: 0 LOB: 0 BB: 0 P: 3	R: 0 E: 0 K: 0 S: 3	H: 0 LOB: 0 BB: 0 P: 3	R: 2 E: 0 K: 0 S: 5	H: 2 LOB: 0 BB: 0 P: 5	R: 0 E: 0 K: 1 S: 5	H: 0 LOB: 0 BB: 0 P: 5	R: 0 E: 0 K: 0 S: 3	H: 0 LOB: 2 BB: 2 P: 11	R: 0 E: 0 K: 2 S: 7	H: 0 LOB: 1 BB: 1 P: 11	R: 0 E: 0 K: 1 S: 5	H: 0 LOB: 0 BB: 0 P: 5	1B: 1 2B: 0 3B: 0 HR: 2	SF: 0 SAC: 0 DP: 1 HBP: 0	WP: 0 PB: 0 SB: 1 CS: 0	PA: 32										
PITCHER Bob Lemon, R (1, 1) ERA: 2.25	IP 9.0	WLS W	BF 32	H 3	R 2	ER 2	SO 5	BB 3	IBB 0	HBP 0	BLK 0	WP 0	HR 2	S 39	P 51	ERA 2.00	WHIP 0.667													
											PITCHER	IP	WLS	BF	H	R	ER	SO	BB	IBB	HBP	BLK	WP	HR	S	P	ERA	WHIP		

New York Yankees @ Cleveland Indians
Cleveland Municipal Stadium, Cleveland, OH
 Mon May 14 1956, 3:33 AM EDT
 Att. 18,950 - Unknown

livebaseballscorecards.com

AB 29
R 2
H 3
RBI 2
BB 3
SO 5
LOB 8



Batter	1	2	3	4	5	6	7	8	9	AB R H RBI BB SO LOB	BOTTOM
Jim Busby, R OBP: 0.267, SLG: 0.326 (1, 8)	0-0 4-3 ①		0-0 FC6-4 HBP 1-2f 3-H		0-0 L6		0-0 6-3 ③			4 0 0 1 0 0 2	New York Yankees @ Cleveland Indians Cleveland Municipal Stadium, Cleveland, OH Mon May 14 1956, 3:33 AM EDT Att. 18,950 - Unknown livebaseballscorecards.com
Bobby Avila, R OBP: 0.336, SLG: 0.361 (1, 4)	0-0 P4		1-0 HBP 1-2		4-0 BB			0-3 K ①		2 0 0 0 1 1 0	
Al Rosen, R OBP: 0.404, SLG: 0.481 (1, 5)	0-0 F7 ③		0-3 K ③		0-3 K ③			0-0 F3 ②		4 0 0 0 0 2 3	
Vic Wertz, L OBP: 0.414, SLG: 0.560 (1, 3)		0-0 4-3 ①		0-0 1B 2B		0-3 K ①		0-0 4-3 ③		4 1 1 0 0 1 0	
Al Smith, R OBP: 0.346, SLG: 0.523 (1, 7)		0-0 F7 ②		0-3 K ①		0-0 5-3 ②		0-0 HR		4 1 1 1 0 1 1	
Rocky Colavito, R OBP: 0.200, SLG: 0.275 (1, 9)		0-0 1-3 ③		0-0 5-3 ②		0-0 5-3 ③				3 0 0 0 0 0 1	
Chico Carrasquel, R OBP: 0.250, SLG: 0.271 (1, 6)			0-0 1B FC6-4 1B		0-0 2-H 1B		0-3 K ①			3 1 2 1 0 1 0	
Jim Hegan, R OBP: 0.412, SLG: 0.372 (1, 2)			0-0 F2 ①		0-0 6-3 ③		0-0 BLK 2B			3 0 1 0 0 0 2	
Bob Lemon, L OBP: 0.250, SLG: 0.118 (1, 1)			0-0 FC6-4 1B 1-3		0-0 P5 ①		0-0 4-3 ②			3 0 1 0 0 0 1	

Inning Stats		R: 0	H: 0	E: 0	LOB: 0	K: 0	BB: 0	S: 3	P: 3	R: 0	H: 0	E: 0	LOB: 0	K: 0	BB: 0	S: 3	P: 3	R: 1	H: 2	E: 0	LOB: 2	K: 1	BB: 0	S: 7	P: 8	R: 1	H: 2	E: 0	LOB: 1	K: 1	BB: 0	S: 7	P: 7	R: 0	H: 0	E: 0	LOB: 1	K: 1	BB: 1	S: 5	P: 9	R: 0	H: 0	E: 0	LOB: 0	K: 1	BB: 0	S: 5	P: 5	R: 0	H: 1	E: 0	LOB: 1	K: 1	BB: 0	S: 6	P: 6	R: 0	H: 0	E: 0	LOB: 0	K: 1	BB: 0	S: 5	P: 5	R: 1	H: 1	E: 0	LOB: 0	K: 0	BB: 0	S: 1	P: 1	1B: 3	SF: 0	2B: 2	SAC: 0	3B: 0	DP: 0	HR: 1	HBP: 1	WP: 0	PA: 32	PB: 0	SB: 0	CS: 0	ERA	WHIP
PITCHER Johnny Kucks, R ERA: 4.46 (1, 1)		IP	WLS	BF	H	R	ER	SO	BB	IBB	HBP	BLK	WP	HR	S	P	ERA	WHIP	PITCHER		IP	WLS	BF	H	R	ER	SO	BB	IBB	HBP	BLK	WP	HR	S	P	ERA	WHIP																																																			
		8.0	L	32	6	3	3	6	1	0	1	1	0	1	42	47	3.38	0.875																																																																						



Batter	1	2	3	4	5	6	7	8	9	AB R H RBI BB SO LOB
Billy Martin, R (1, 4) OBP: 0.265, SLG: 0.270	0-0 HR		4-0 BB		0-0 SF9 1B	0-0 F9		4-0 F7 BB	0-3 K	4 2 2 1 2 1 4
Joe Collins, L (1, 9) OBP: 0.255, SLG: 0.417	0-0 P3		0-3 K		0-0 SF9 1B	0-0 4-3		0-0 F2		5 0 1 0 0 1 4
Mickey Mantle, S (1, 8) OBP: 0.487, SLG: 0.860	0-0 1B		0-0 L6		0-0 SF9 1B		0-0 HR	4-0 BB		4 1 3 1 1 0 1
Yogi Berra, L (1, 2) OBP: 0.402, SLG: 0.670	0-0 FC6-4 1B		0-0 4-3		0-0 SF9		1-0 CS HBP	0-0 F7		3 0 1 1 0 0 3
Eddie Robinson, L (1, 3) OBP: 0.385, SLG: 0.200 Bill Skowron, R (8, PH) OBP: 0.355, SLG: 0.357	0-0 F3			0-0 CS 1B	0-0 3-1		4-0 BB 1B BB	0-0 F8		3 0 1 0 1 0 4 1 0 0 0 0 0 2
Hank Bauer, R (1, 7) OBP: 0.292, SLG: 0.458	0-0 FC6-4			0-0 F7		0-3 K	0-3 K		0-0 5-3	5 0 0 0 0 2 4
Gil McDougald, R (1, 5) OBP: 0.347, SLG: 0.361		0-3 K		4-0 FC6 BB		0-0 1B SH 1B	0-0 BB 1B		0-0 FC1-6 1B	4 1 3 0 1 1 0
Mickey McDermott, L (1, 1) OBP: 0.364, SLG: 0.222 Tom Morgan, R (4, 1) OBP: 0.333, SLG: 0.200		0-0 4-3		0-0 FC6		0-0 SH 1B	4-0 FC5-4 BB		0-0 FC1-6 1B	2 0 0 0 0 0 1 2 0 1 0 1 0 1
Phil Rizzuto, R (1, 6) OBP: 0.308, SLG: 0.100		0-3 K			0-0 F8	0-0 SH	0-0 FC5-4		0-0 E5 1B	4 0 1 1 0 1 3

TOP

New York Yankees @ Cleveland Indians
Cleveland Municipal Stadium, Cleveland, OH

Wed May 16 1956, 3:33 AM EDT
Att. 6,263 - Unknown

AB	37
R	4
H	13
RBI	4
BB	6
SO	6
LOB	27



Inning Stats	R: 1	H: 3	R: 0	H: 0	R: 0	H: 0	R: 1	H: 3	R: 1	H: 2	R: 1	H: 2	R: 0	H: 0	R: 0	H: 2	1B: 11	SF: 1	WP: 0	PA: 46
E: 0	LOB: 2	E: 0	LOB: 0	E: 0	LOB: 1	E: 0	LOB: 2	E: 0	LOB: 3	E: 0	LOB: 2	E: 0	LOB: 2	E: 1	LOB: 2	E: 1	SAC: 1	PB: 0	SB: 0	
K: 0	BB: 0	K: 2	BB: 0	K: 0	BB: 1	K: 1	BB: 0	K: 1	BB: 2	K: 0	BB: 2	K: 1	BB: 2	K: 1	BB: 0	K: 1	DP: 0	CS: 2		
S: 6	P: 6	S: 7	P: 7	S: 5	P: 9	S: 3	P: 7	S: 6	P: 6	S: 8	P: 8	S: 6	P: 15	S: 3	P: 11	S: 7	HBP: 1			

PITCHER	IP	WLS	BF	H	R	ER	SO	BB	IBB	HBP	BLK	WP	HR	S	P	ERA	WHIP
Mike Garcia, R (1, 1) ERA: 3.78	4.1	L	21	7	2	2	3	2	0	0	0	0	1	25	33	4.15	2.077
Bud Daley, L (5, 1) ERA: 6.0	2.0		11	3	2	2	1	1	0	1	0	0	1	11	16	9.00	2.000
Cal McLish, R (7, 1) ERA: 1.04	0.2		4	1	0	0	1	1	0	0	0	0	0	5	9	0.00	3.000
Don Mossi, L (8, 1) ERA:	2.0		10	2	0	0	1	2	0	0	0	0	0	10	18	0.00	2.000

WP: 0	PA: 46
PB: 0	
SB: 0	
CS: 2	

BOTTOM

New York Yankees @ Cleveland Indians
Cleveland Municipal Stadium, Cleveland, OH

Wed May 16 1956, 3:33 AM EDT
Att. 6,263 - Unknown

livebaseballscorecards.com

AB	28
R	1
H	3
RBI	1
BB	4
SO	3
LOB	9



WP:	0	PA:	33
PB:	0	SB:	0
CS:	0		


AB	R	H	RBI	BB	SO	LOB
4	0	1	0	0	1	0
4	0	0	0	0	0	1
4	1	1	0	0	0	0
3	0	0	0	1	0	0
2	0	0	0	2	0	0
3	0	1	1	0	1	0
2	0	0	0	1	1	2
2	0	0	0	0	0	3
1	0	0	0	0	0	0
0	0	0	0	0	0	0
0	0	0	0	0	0	0
1	0	0	0	0	0	0
0	0	0	0	0	0	0

Batter	1	2	3	4	5	6	7	8	9
Jim Busby, R OBP: 0.267, SLG: 0.323 (1, 8)	0-0 F7 ①		0-0 1B ③		0-0 P4 ①			0-3 K ①	
Bobby Avila, R OBP: 0.324, SLG: 0.347 (1, 4)	0-0 6-3 ②		0-0 5-3 ③		0-0 F2 ②			0-0 5-3 ②	
Al Rosen, R OBP: 0.398, SLG: 0.470 (1, 5)	0-0 F8 ③			0-0 BB BB SF9 1B	0-0 5-3 ③			0-0 6-3 ③	
Vic Wertz, L OBP: 0.408, SLG: 0.540 (1, 3)		0-0 F7 ①		4-0 BB BB 1-2 BB		0-0 P5 ①		0-0 P5 ①	
Al Smith, R OBP: 0.354, SLG: 0.507 (1, 7)		4-0 BB 1B BB		4-0 BB 1-2 2-3 BB		0-0 F2 ②		0-0 F7 ②	
Rocky Colavito, R OBP: 0.204, SLG: 0.279 (1, 9)		0-0 G6-4-3 1B 1-2		0-0 SF9 ①		0-0 P4 ③		0-3 K ③	
Chico Carrasquel, R OBP: 0.253, SLG: 0.264 (1, 6)		0-0 G6-4-3 ② ③ 1-2f		4-0 3-H BB BB 1-2 2-3 BB		0-3 K ①			
Jim Hegan, R OBP: 0.396, SLG: 0.356 Hal Naragon, L OBP: 0.412, SLG: 0.571 (7, PH) (8, 2)			0-0 1-6-3 ①	0-0 F7 ②			0-0 F9 ②		
Mike Garcia, R OBP: 0.182, SLG: 0.100 Bud Daley, L Cal McLish, S Stu Locklin, L Don Mossi, L (1, 1) (5, 1) (7, 1) (7, PH) (8, 1)			0-0 F2 ②	0-0 4-3 ③			0-0 P6 ③		

Inning Stats	R: 0	H: 0	E: 0	K: 0	S: 3	P: 3	R: 0	H: 1	E: 0	K: 0	S: 3	P: 7	R: 0	H: 1	E: 0	K: 0	S: 4	R: 1	H: 1	E: 0	K: 0	S: 4	R: 0	H: 0	E: 0	K: 0	S: 3	R: 0	H: 0	E: 0	K: 1	S: 5	R: 0	H: 0	E: 0	K: 1	S: 5	R: 0	H: 0	E: 0	K: 1	S: 5	R: 0	H: 0	E: 0	K: 1	S: 5	
	LOB: 0	BB: 0					LOB: 1	BB: 1					LOB: 3	BB: 3		LOB: 0	BB: 0		LOB: 0	BB: 0			LOB: 0	BB: 0		LOB: 0	BB: 0		LOB: 0	BB: 0		LOB: 0	BB: 0		LOB: 0	BB: 0		LOB: 0	BB: 0		LOB: 0	BB: 0		LOB: 0	BB: 0		LOB: 0	BB: 0

PITCHER	IP	WLS	BF	H	R	ER	SO	BB	IBB	HBP	BLK	WP	HR	S	P	ERA	WHIP
Mickey McDermott, L ERA: 4.03 (1, 1)	3.1		16	3	1	1	0	4	0	0	0	0	0	12	28	2.70	2.100
Tom Morgan, R ERA: 3.94 (4, 1)	5.2	W	17	0	0	0	3	0	0	0	0	0	0	23	23	0.00	0.000

1B:	2B:	3B:	HR:	SF:	SAC:	DP:	HBP:
3	0	0	0	1	0	1	0

Batter	1	2	3	4	5	6	7	8	9	10	11	AB R H RBI BB SO LOB	TOP
Eddie Yost, R OBP: 0.468, SLG: 0.349 (1, 5)	4-0 BB		4-0 1B 2B BB		0-3 K	0-0 P4		0-0 1-3			4-0 E 4-3 BB	3 2 0 0 3 1 2	
Jerry Snyder, R OBP: 0.387, SLG: 0.419 (1, 6)	0-0 F9		0-0 E2 2B 1B		0-0 1B		0-0 F9		0-0 6-3		0-0 4-3	6 0 2 0 0 0 2	
Pete Runnels, L OBP: 0.406, SLG: 0.556 (1, 4)	0-3 K		0-0 1B 2B		0-0 1B		0-0 1B		0-0 1B 3B		0-0 E7 1B	6 1 5 2 0 1 1	
Carlos Paula, R OBP: 0.200, SLG: 0.200 (1, 7)	0-0 L8		0-0 1-3		0-3 K		0-0 1B		0-0 F3		0-3 K	6 0 1 0 0 2 7	
Roy Sievers, R OBP: 0.387, SLG: 0.458 (1, 3)		0-0 5-3	4-0 IBB		0-3 K		0-3 K		0-0 FC6-4 1B		4-0 IBB	4 0 1 1 2 2 4	
Jim Lemon, R OBP: 0.373, SLG: 0.598 Ernie Oravetz, S OBP: 0.375, SLG: 0.382 (11, PH) (11, 9)		0-3 K	0-0 F8		0-0 F8		0-3 K		0-0 FC6-4		0-0 P5	5 0 0 0 0 2 6 1 0 0 0 0 0 2	
Karl Olson, R OBP: 0.360, SLG: 0.470 (1, 8)		0-0 5-3		0-0 F8		0-0 5-3		0-0 F9		0-3 K		5 0 0 0 0 1 0	AB 46 R 5 H 13 RBI 4 BB 5 SO 10 LOB 26
Clint Courtney, L OBP: 0.406, SLG: 0.484 (1, 2)			0-0 1B E 2B	0-0 3-1		0-0 E 2B		0-0 2B		0-0 F8		5 2 3 0 0 0 0	
Dean Stone, L OBP: 0.500, SLG: 0.500 Connie Grob, L OBP: 0.125, SLG: 0.125 Bob Chakales, R OBP: 0.125, SLG: 0.125 Lyle Luttrell, R Bunky Stewart, L			0-0 1-4	0-0 4-3		0-0 E9 1B		0-3 K		0-0 4-3		1 0 0 0 0 0 1 2 0 1 1 0 0 0 0 0 0 0 0 0 0 1 0 0 0 0 1 1 1 0 0 0 0 0 0	
Inning Stats	R: 0 H: 0 E: 0 LOB: 1 K: 1 BB: 1 S: 5 P: 9	R: 0 H: 0 E: 0 LOB: 0 K: 1 BB: 0 S: 5 P: 5	R: 2 H: 3 E: 1 LOB: 3 K: 0 BB: 2 S: 6 P: 14	R: 0 H: 0 E: 0 LOB: 0 K: 0 BB: 0 S: 3 P: 3	R: 0 H: 2 E: 0 LOB: 2 K: 3 BB: 0 S: 11 P: 11	R: 1 H: 2 E: 1 LOB: 1 K: 0 BB: 0 S: 5 P: 5	R: 0 H: 2 E: 0 LOB: 2 K: 2 BB: 0 S: 9 P: 9	R: 0 H: 1 E: 0 LOB: 1 K: 1 BB: 0 S: 6 P: 6	R: 1 H: 2 E: 0 LOB: 1 K: 0 BB: 0 S: 5 P: 5	R: 0 H: 0 E: 0 LOB: 0 K: 1 BB: 0 S: 5 P: 5	R: 1 H: 1 E: 1 LOB: 2 K: 1 BB: 2 S: 6 P: 14	1B: 8 SF: 0 2B: 4 SAC: 0 3B: 1 DP: 0 HR: 0 HBP: 0	WP: 0 PA: 51 PB: 0 SB: 0 CS: 0
PITCHER	IP WLS BF H R ER SO BB IBB HBP BLK WP HR S P ERA WHIP												
Early Wynn, R ERA: 2.34 (1, 1)	7.0 33 9 3 2 7 2 1 0 0 0 0 44 56 2.57 1.571												
Don Mossi, L ERA: 1.69 (8, 1)	1.1 6 2 1 1 1 0 0 0 0 0 0 8 8 6.75 1.500												
Ray Narleski, R ERA: 2.35 (9, 1)	2.2 L 12 2 1 1 2 1 1 0 0 0 0 14 22 3.38 1.125												

Washington Senators @ Cleveland Indians
Cleveland Municipal Stadium, Cleveland, OH

Fri May 18 1956, 3:33 AM EDT
Att: 7,747 - Unknown

livebaseballscorecards.com

Batter	1	2	3	4	5	6	7	8	9	10	11	AB R H RBI BB SO LOB	BOTTOM				
Jim Busby, R OBP: 0.286, SLG: 0.327 (1, 8)	4-0 2B BB		4-0 L6-4 BB BB	0-0 1B 1B		0-0 1B 1B	0-0 F7		0-0 F8		0-0 3-1	5 1 2 0 2 0 3	Washington Senators @ Cleveland Indians Cleveland Municipal Stadium, Cleveland, OH Fri May 18 1956, 3:33 AM EDT Att: 7,747 - Unknown livebaseballscorecards.com				
Bobby Avila, R OBP: 0.342, SLG: 0.362 (1, 4)	0-0 1H 2B		4-0 1B BB BB	0-0 1B 1B		0-0 P4		4-0 1B BB		0-0 F7		4 1 2 1 2 0 2					
Al Rosen, R OBP: 0.379, SLG: 0.443 Rudy Regalado, R (1, 5) (9, 5)	0-3 K		0-0 L6-4 2-3	0-0 1-3		0-0 F7		0-0 F8		0-0 1-3		5 0 0 0 0 1 9 1 0 0 0 0 0 0					
Vic Wertz, L OBP: 0.400, SLG: 0.545 George Strickland, R OBP: 1.000, SLG: 1.000 (1, 3) (7, PR) (8, 6)	4-0 BB		4-0 1B BB			4-0 SH1-4 1B 1B		0-0 1B 1B		0-0 BLK 1B		1 0 1 0 3 0 0 2 1 2 0 0 0 0					
Al Smith, R OBP: 0.375, SLG: 0.507 (1, 7)	0-0 F7		0-0 FC6-4 1B 1-2 2-H			0-0 SH1-4 1B 1B		4-0 IBB		4-0 IBB		4 1 2 1 2 1 3					
Rocky Colavito, R OBP: 0.185, SLG: 0.250 (1, 9)	0-3 K		0-0 FC6-4 1-2f			0-0 SH1-4 1B 1-2 2-3		0-0 F5		0-0 5-3		5 0 0 0 0 1 10					
Chico Carrasquel, R OBP: 0.265, SLG: 0.267 Dale Mitchell, L OBP: 0.333, SLG: 0.200 Stu Locklin, L (7, PR) Don Mossi, L (8, 1) Ray Nateski, R (9, 1) Cal McLish, S (11, PH)		0-3 K		0-0 FC1-6 1B		0-3 K		4-0 1B BB		0-3 K		3 0 1 0 0 0 2 1 0 0 0 0 0 1 0 0 0 0 0 0 0 0 0 0 1 0 0 0 0 0 1 3 0 0 0 0 0 0 0 0 1 0 0 0 0 0 0 0					
Jim Hegan, R OBP: 0.375, SLG: 0.333 Preston Ward, L OBP: 0.421, SLG: 0.484 (1, 2) (7, PH) (8, 3) Sam Mele, R OBP: 0.500, SLG: 0.636 (9, PH) (10, 3)		0-0 F8		0-0 FC1-6 FC5-4 1-2f		0-0 5-3		0-3 K		0-0 P4		3 0 0 0 0 0 1 1 0 0 0 0 1 3 2 0 1 0 0 0 0					
Early Wynn, S OBP: 0.300, SLG: 0.222 Hal Naragon, L OBP: 0.400, SLG: 0.529 (1, 1) (7, PH) (8, 2)		0-0 F5		0-0 FC5-4 1B 1B 1-2f		0-0 E3 1B		0-0 1B		0-3 K		3 0 0 0 0 0 1 3 0 1 2 0 1 1					
Inning Stats	R: 1 H: 1 E: 0 K: 2 S: 8 H: 1 LOB: 2 BB: 2 P: 16	R: 0 H: 0 E: 0 K: 1 S: 5 H: 0 LOB: 0 BB: 0 P: 5	R: 1 H: 1 E: 0 K: 0 S: 3 H: 1 LOB: 2 BB: 3 P: 15	R: 0 H: 3 E: 0 K: 0 S: 6 H: 3 LOB: 3 BB: 0 P: 6	R: 0 H: 0 E: 0 K: 2 S: 7 H: 0 LOB: 1 BB: 1 P: 11	R: 0 H: 1 E: 1 K: 0 S: 5 H: 1 LOB: 2 BB: 0 P: 5	R: 2 H: 3 E: 0 K: 1 S: 8 H: 3 LOB: 2 BB: 1 P: 12	R: 0 H: 1 E: 0 K: 1 S: 6 H: 1 LOB: 3 BB: 2 P: 14	R: 0 H: 0 E: 0 K: 1 S: 5 H: 0 LOB: 0 BB: 0 P: 5	R: 0 H: 1 E: 0 K: 0 S: 4 H: 1 LOB: 2 BB: 1 P: 8	R: 0 H: 1 E: 0 K: 0 S: 4 H: 1 LOB: 1 BB: 0 P: 4	1B: 10 SF: 0 2B: 3 SAC: 1 3B: 0 DP: 1 HR: 0 HBP: 0		WP: 0 PA: 55 PB: 0 SB: 0 CS: 0			
PITCHER	IP WLS BF H R ER SO BB IBB HBP BLK WP HR S P ERA WHIP																
Dean Stone, L ERA: 4.37 (1, 1)	2.2	14	2	2	2	3	5	0	0	0	0	0	0	15	35	6.75	2.625
Connie Grob, R ERA: 4.26 (3, 1)	3.2	19	6	2	2	2	1	0	0	0	0	0	0	22	26	4.91	1.909
Bob Chakales, R ERA: 2.42 (7, 1)	0.2	4	1	0	0	1	1	0	0	0	0	0	0	5	9	0.00	3.000
Bunky Stewart, L ERA: 1.35 (8, 1)	4.0	W 18	3	0	0	2	1	2	0	1	0	0	0	19	31	0.00	1.000

Batter	1	2	3	4	5	6	7	8	9	AB R H RBI BB SO LOB	TOP											
Eddie Yost, R (1, 5) OBP: 0.461, SLG: 0.337	0-3 K		4-0 BB		0-0 G5-4-3			0-3 K		3 0 0 0 1 2 2	Washington Senators @ Cleveland Indians Cleveland Municipal Stadium, Cleveland, OH Sat May 19 1956, 3:33 AM EDT Att. 4,666 - Unknown											
Jerry Snyder, R (1, 6) OBP: 0.392, SLG: 0.409	0-3 K		0-3 K			4-0 1B BB		4-0 BB		2 0 0 0 2 2 2												
Pete Runnels, L (1, 4) OBP: 0.400, SLG: 0.538	0-3 K			4-0 BB		0-3 K		0-0 F7		3 0 0 0 1 2 2												
Carlos Paula, R (1, 7) OBP: 0.214, SLG: 0.214		0-0 F8		0-0 F9		0-0 1B		0-3 K		4 0 1 0 0 1 2												
Roy Sievers, R (1, 3) OBP: 0.382, SLG: 0.480		0-3 K		0-3 K		0-3 K			0-0 HR	4 1 1 1 0 3 3												
Jim Lemon, R (1, 9) OBP: 0.358, SLG: 0.573		0-3 K		0-0 F9		0-0 P3			0-0 4-3	4 0 0 0 0 1 3												
Karl Olson, R (1, 8) OBP: 0.357, SLG: 0.456			0-3 K		4-0 BB BB		0-0 F9		0-0 6-3	3 0 0 0 1 1 0												
Ed Fitz Gerald, R (1, 2) OBP: 0.391, SLG: 0.545			0-3 K		0-3 K		0-0 F9		0-0 WP 1B	4 0 1 0 0 2 1												
Camilo Pascual, R (1, 1) OBP: 0.333, SLG: 0.357 Tex Clevenger, R (2, 1) Ernie Oravetz, S (5, PH) Bob Wiesler, S (5, 1) Harmon Killebrew, R (7, PH) Dean Stone, L (7, 1) Herb Plews, L (9, PH) OBP: 0.286, SLG: 0.286			4-0 BB BB		4-0 G5-4-3 BB		0-3 K		0-0 6-3	0 0 0 0 0 0 0 0 0 0 0 1 0 0 0 0 0 0 1 0 0 0 0 0 0 0 0 0 1 0 0 0 0 1 0 0 0 0 0 0 0 0 1 0 0 0 0 0 1												
Inning Stats	R: 0 E: 0 K: 3 S: 9	H: 0 LOB: 0 BB: 0 P: 9	R: 0 E: 0 K: 2 S: 7	H: 0 LOB: 0 BB: 0 P: 7	R: 0 E: 0 K: 3 S: 9	H: 0 LOB: 2 BB: 2 P: 17	R: 0 E: 0 K: 1 S: 5	H: 0 LOB: 1 BB: 1 P: 9	R: 0 E: 0 K: 1 S: 4	H: 0 LOB: 1 BB: 2 P: 12	R: 0 E: 0 K: 2 S: 8	H: 1 LOB: 2 BB: 1 P: 12	R: 0 E: 0 K: 1 S: 5	H: 0 LOB: 0 BB: 0 P: 5	R: 0 E: 0 K: 2 S: 7	H: 0 LOB: 1 BB: 1 P: 11	R: 1 E: 0 K: 0 S: 5	H: 2 LOB: 1 BB: 0 P: 5	1B: 2 2B: 0 3B: 0 HR: 1	SF: 0 SAC: 0 DP: 1 HBP: 0	WP: 1 PB: 0 SB: 0 CS: 0	PA: 36
PITCHER Herb Score, L (1, 1) ERA: 2.91	IP 9.0 WLS W BF 36 H 3 R 1 ER 1 SO 15 BB 7 IBB 0 HBP 0 BLK 0 WP 1 HR 1 S 59 P 87 ERA 1.00 WHIP 1.111											PITCHER	IP WLS BF H R ER SO BB IBB HBP BLK WP HR S P ERA WHIP									

AB	29
R	1
H	3
RBI	1
BB	7
SO	15
LOB	16



Batter	1	2	3	4	5	6	7	8	9	AB R H RBI BB SO LOB	TOP	
Bobby Adams, R (1, 5) OBP: 0.352, SLG: 0.274 Harry Dorish, R (7, 1) Tex Nelson, L (9, PH) OBP: 0.300, SLG: 0.222	0-0 F9		0-0 FC1-8 1B		0-0 F9		0-0 6-3		0-3 K	4 0 1 0 0 0 1 0 0 0 0 0 0 0 1 0 0 0 0 0 1 0	Baltimore Orioles @ Cleveland Indians Cleveland Municipal Stadium, Cleveland, OH Sun May 20 1956, 3:33 AM EDT Unknown	
Bob Boyd, L (1, 3) OBP: 0.463, SLG: 0.500 (7, 7)	0-0 FC6-4 1B		0-0 FC1-6 1B 1-2f		0-0 FC4 1B		1-0 BB HBP		0-0 1-3	4 0 2 0 0 0 1		
Dave Philley, S (1, 7) OBP: 0.328, SLG: 0.310 (7, 5)	0-0 FC6-4 FC5 E 1-2f		0-0 S 1-3 1B		0-0 FC4 1-2f		4-0 BB BB BB 1-2 2-3 BB			3 0 1 0 1 0 2		
Tito Francona, L (1, 9) OBP: 0.277, SLG: 0.243	0-0 E5 1-2		0-3 K 1-2		0-3 K 1-2		0-0 L8			4 0 0 0 0 2 7		
Billy Gardner, R (1, 4) OBP: 0.250, SLG: 0.382	0-0 FC5 2-3f		0-0 4-3				0-0 6-3		0-0 F7	4 0 0 0 0 0 4		
Chuck Diering, R (1, 8) OBP: 0.456, SLG: 0.373		4-0 BB BB BB 4-3 WP 1B BB		0-3 K			0-0 4-3		0-3 K	3 1 0 0 1 2 0		
Hal Smith, R (1, 2) OBP: 0.381, SLG: 0.494		0-0 4-3		4-0 BB BB BB BB			0-0 F8		0-0 2B	3 0 1 0 1 0 1		
Willy Miranda, S (1, 6) OBP: 0.317, SLG: 0.344		0-0 G6-4-3 1B 3-H		0-0 F8			0-0 BB 4-3 1B		0-0 1-3	4 0 2 1 0 0 2		
Jim Wilson, R (1, 1) OBP: 0.421, SLG: 0.333 Johnny Schmitz, R (6, 1) Bob Hale, L (7, PH) OBP: 0.360, SLG: 0.381 (7, 3)		0-0 G6-4-3 1-2f		0-0 F4			0-0 4-3 1-2		0-0 F7	2 0 0 0 0 0 2 0 0 0 0 0 0 0 2 0 0 0 0 0 1		
Inning Stats	R: 0 H: 1 E: 1 LOB: 2 K: 0 BB: 0 S: 5 P: 5	R: 1 H: 1 E: 0 LOB: 0 K: 0 BB: 1 S: 3 P: 7	R: 0 H: 2 E: 0 LOB: 2 K: 1 BB: 0 S: 7 P: 7	R: 0 H: 0 E: 0 LOB: 1 K: 1 BB: 1 S: 5 P: 9	R: 0 H: 1 E: 0 LOB: 1 K: 1 BB: 0 S: 6 P: 6	R: 0 H: 0 E: 0 LOB: 0 K: 0 BB: 0 S: 3 P: 3	R: 0 H: 1 E: 0 LOB: 3 K: 0 BB: 1 S: 4 P: 9	R: 0 H: 1 E: 0 LOB: 1 K: 1 BB: 0 S: 6 P: 6	R: 0 H: 0 E: 0 LOB: 0 K: 1 BB: 0 S: 5 P: 5	1B: 6 SF: 0 2B: 1 SAC: 0 3B: 0 DP: 1 HR: 0 HBP: 1	WP: 1 PA: 38 PB: 0 SB: 1 CS: 0	
PITCHER Bob Lemon, R (1, 1) ERA: 2.07	IP WLS BF H R ER SO BB IBB HBP BLK WP HR S P ERA WHIP	9.0 W 38 7 1 1 5 3 0 1 0 1 0 44 57 1.00 1.111										

livebaseballscorecards.com

AB	34
R	1
H	7
RBI	1
BB	3
SO	5
LOB	21



Batter	1	2	3	4	5	6	7	8	9
Jim Busby, R OBP: 0.281, SLG: 0.306 (1, 8)	0-0 F3		0-0 G3		0-0 F3	0-0 FC5		0-0 L7	
Bobby Avila, R OBP: 0.331, SLG: 0.368 (1, 4)	0-0 F9		0-0 HR		0-3 K		0-0 6-3	0-0 4-3	
Al Smith, R OBP: 0.392, SLG: 0.480 (1, 9) (8, 7)	1-0 2B HBP		4-0 S BB			4-0 HR BB	0-0 E5 1B 1B		
Vic Wertz, L OBP: 0.435, SLG: 0.564 Rocky Colavito, R OBP: 0.224, SLG: 0.260 (7, PR) (8, 9)	4-0 2B 1-2 BB		0-0 F6 1-2			0-0 HR 1-H	0-0 1B 1B 1B		
Preston Ward, L OBP: 0.452, SLG: 0.543 (1, 7) (8, 3)	0-0 1-3 2-H 2B		0-0 L3			0-0 BB BB 1B	0-0 1B 1B G3-2-3 1B		
Rudy Regalado, R OBP: 0.267, SLG: 0.083 (1, 5)	0-0 F3			0-0 F3		0-0 L5	0-0 1B 1B 1-2 2-H		
Chico Carrasquel, R OBP: 0.264, SLG: 0.268 (1, 6)		0-0 L6		0-0 4-3		4-0 FC5 BB 1-2 BB	0-0 1B 1B 1-2 2-3		
Hal Naragon, L OBP: 0.333, SLG: 0.429 (1, 2)		0-0 L8		0-0 F8		0-3 K	0-0 G3-2-3		
Bob Lemon, L OBP: 0.250, SLG: 0.100 (1, 1)		0-0 L4			0-0 F2	4-0 BB 1-2 2-3		0-0 4-1	

Inning Stats	R: 1	H: 1	E: 0	K: 0	S: 4	LOB: 2	BB: 1	P: 9	R: 0	H: 0	E: 0	K: 0	S: 3	LOB: 0	BB: 0	P: 3	R: 1	H: 1	E: 0	K: 0	S: 4	LOB: 1	BB: 1	P: 8	R: 0	H: 0	E: 0	K: 0	S: 3	LOB: 0	BB: 0	P: 3	R: 0	H: 2	E: 1	K: 0	S: 7	LOB: 3	BB: 3	P: 19	R: 2	H: 4	E: 1	K: 0	S: 7	LOB: 2	BB: 0	P: 7	R: 0	H: 0	E: 0	K: 0	S: 3	LOB: 0	BB: 0	P: 3
--------------	------	------	------	------	------	--------	-------	------	------	------	------	------	------	--------	-------	------	------	------	------	------	------	--------	-------	------	------	------	------	------	------	--------	-------	------	------	------	------	------	------	--------	-------	-------	------	------	------	------	------	--------	-------	------	------	------	------	------	------	--------	-------	------


PITCHER	IP	WLS	BF	H	R	ER	SO	BB	IBB	HBP	BLK	WP	HR	S	P	ERA	WHIP
Jim Wilson, R ERA: 5.03 (1, 1)	5.0	L	23	4	4	4	1	3	0	1	0	0	2	21	34	7.20	1.400
Johnny Schmitz, L ERA: (6, 1)	1.0		5	0	0	0	1	2	0	0	0	0	0	5	13	0.00	2.000
Harry Dorish, R ERA: 2.7 (7, 1)	2.0		10	4	2	1	0	0	0	0	0	0	0	10	10	4.50	2.000

BOTTOM

Baltimore Orioles @ Cleveland Indians
Cleveland Municipal Stadium, Cleveland, OH

Sun May 20 1956, 3:33 AM EDT
Unknown

AB	32
R	6
H	8
RBI	6
BB	5
SO	2
LOB	13



1B	5	SF	0	WP	0	PA	38
2B	1	SAC	0	PB	0		
3B	0	DP	1	SB	1		
HR	2	HBP	1	CS	0		

WP	HR	S	P	ERA	WHIP
0	0	1	0	0.00	2.000
0	0	1	0	4.50	2.000

Batter	1	2	3	4	5	6	7	8	9	AB R H RBI BB SO LOB	TOP
Chuck Diering, R (1, 8) <small>OBP: 0.434, SLG: 0.349</small>	0-0 6-3			0-0 F2		0-0 4-1		0-0 5-3		4 0 0 0 0 0 0	
Bob Boyd, L (1, 7) <small>OBP: 0.451, SLG: 0.486</small> Tex Nelson, L (4, 7) <small>OBP: 0.333, SLG: 0.273</small>	0-3 K			0-0 6-3		0-0 FC4 1B		0-0 F2		2 0 0 0 0 1 0 2 0 1 0 0 0 0	
Dave Philley, S (1, 5) <small>OBP: 0.319, SLG: 0.299</small>	0-0 4-3			0-0 5-3		0-0 FC4 E <small>1-2f</small>			0-0 6-3	4 0 0 0 0 0 1	
Bob Hale, L (1, 3) <small>OBP: 0.345, SLG: 0.360</small>			0-0 4-3		0-0 1B 1B	0-0 E5 <small>1-2</small>			0-0 4-3	4 1 1 0 0 0 1	
Tito Francona, L (1, 9) <small>OBP: 0.287, SLG: 0.247</small>			0-0 6-3		0-0 1B 1B <small>1-2</small>	0-0 L5		4-0 FC6-4 BB	0-0 6-3	3 0 1 0 1 0 2	
Gus Triandos, R (1, 2) <small>OBP: 0.352, SLG: 0.441</small>			0-0 6-3		0-0 1B <small>1-2 2-H</small>		0-0 F2	0-0 FC6-4 <small>1-2f</small>	0-0 6-3	4 0 1 1 0 0 1	
Billy Gardner, R (1, 4) <small>OBP: 0.242, SLG: 0.370</small>			0-0 L6		0-3 K		0-0 F6			3 0 0 0 0 1 2	
Willy Miranda, S (1, 6) <small>OBP: 0.308, SLG: 0.333</small>			0-3 K		0-3 K		0-0 F7			3 0 0 0 0 2 2	
Erv Palica, R (1, 1) <small>OBP: 0.167, SLG: 0.167</small> Hal Smith, R (8, PH) <small>OBP: 0.376, SLG: 0.487</small> Hal Brown, R (8, 1) <small>OBP: 0.600, SLG: 0.750</small>			0-0 F9		0-3 K			0-0 G3		2 0 0 0 0 1 2 1 0 0 0 0 0 0 0 0 0 0 0 0 0	
Inning Stats	R: 0 H: 0 E: 0 LOB: 0 K: 1 BB: 0 S: 5 P: 5	R: 0 H: 0 E: 0 LOB: 0 K: 0 BB: 0 S: 3 P: 3	R: 0 H: 0 E: 0 LOB: 0 K: 1 BB: 0 S: 5 P: 5	R: 0 H: 0 E: 0 LOB: 0 K: 0 BB: 0 S: 3 P: 3	R: 1 H: 3 E: 0 LOB: 2 K: 3 BB: 0 S: 12 P: 12	R: 0 H: 1 E: 1 LOB: 2 K: 0 BB: 0 S: 5 P: 5	R: 0 H: 0 E: 0 LOB: 0 K: 0 BB: 0 S: 3 P: 3	R: 0 H: 0 E: 0 LOB: 0 K: 0 BB: 0 S: 3 P: 3	R: 0 H: 0 E: 0 LOB: 1 K: 0 BB: 1 S: 3 P: 7	1B: 4 SF: 0 2B: 0 SAC: 0 3B: 0 DP: 0 HR: 0 HBP: 0	WP: 0 PA: 33 PB: 0 SB: 0 CS: 0
PITCHER Mike Garcia, R (1, 1) <small>ERA: 3.19</small>	IP WLS BF H R ER SO BB IBB HBP BLK WP HR S P ERA WHIP 9.0 W 33 4 1 1 5 1 0 0 0 0 0 0 42 46 1.00 0.556										

Baltimore Orioles @ Cleveland Indians
Cleveland Municipal Stadium, Cleveland, OH

Sun May 20 1956, 3:38 AM EDT
 Att. 12,318 - Unknown

AB	32
R	1
H	4
RBI	1
BB	1
SO	5
LOB	11



WP: 0	PA: 33
PB: 0	
SB: 0	
CS: 0	

livebaseballscorecards.com

Batter	1	2	3	4	5	6	7	8	9
Jim Busby, R (1, 8) <small>OBP: 0.288, SLG: 0.321</small>	0-0 F7 		0-0 1B 2B <small>2-H</small>		0-0 6-3 		0-0 FC1-5 2B 1B <small>1-2</small>		
Bobby Avila, R (1, 4) <small>OBP: 0.328, SLG: 0.364</small>	0-0 6-3 		0-0 BB BB 1B <small>2-H</small>		0-0 L5 		0-0 FC1-5 2B 1B <small>1-2, 2-3f</small>		
Al Smith, R (1, 9) <small>OBP: 0.396, SLG: 0.487</small> (8, 7)	0-3 K <small>S S S</small>		0-3 K <small>S S S</small>		4-0 		0-0 1B 2B <small>1-3, 2-H</small>		
Vic Wertz, L (1, 3) <small>OBP: 0.437, SLG: 0.552</small> Rocky Colavito, R (7, PR) <small>OBP: 0.224, SLG: 0.260</small> (8, 9)		0-3 K <small>S S S</small>	4-0 BB BB <small>1-2</small>		0-3 K <small>S S S</small>		4-0 1B BB <small>1-3, 2-H</small>		
Preston Ward, L (1, 7) <small>OBP: 0.457, SLG: 0.526</small> (8, 3)		0-0 G3 	4-0 FC6-4 BB <small>1-2, 2-3</small>			0-0 1-3 	0-0 1B <small>1-3, 2-H, 3-H</small>		
Rudy Regalado, R (1, 5) <small>OBP: 0.263, SLG: 0.125</small>		0-0 	0-0 FC6-4 <small>1-2f</small>			0-0 1-3 	0-0 6-3 		
Chico Carrasquel, R (1, 6) <small>OBP: 0.264, SLG: 0.260</small>		0-3 K <small>S S S</small>		0-0 L4 		4-0 		0-0 F8 	
Jim Hegan, R (1, 2) <small>OBP: 0.375, SLG: 0.315</small>			0-0 SH2-4 2B 1B	0-0 6-3 		0-3 K <small>S S S</small>		0-0 6-3 	
Mike Garcia, R (1, 1) <small>OBP: 0.214, SLG: 0.154</small>			0-0 SH2-4 <small>1-2</small>	0-0 4-3 			0-0 FC1-5 1B 1B	0-3 K <small>S S S</small>	

AB	R	H	RBI	BB	SO	LOB
4	2	2	1	0	0	0
4	1	1	1	0	0	2
3	1	1	1	1	2	1
2	0	0	0	2	2	1
0	0	0	0	0	0	0
3	0	1	2	1	0	0
4	0	1	0	0	0	5
3	0	0	0	1	1	1
4	1	1	0	0	1	1
3	0	1	0	0	1	0
1B: 6	SF: 0	2B: 2	SAC: 1	3B: 0	DP: 0	HR: 0

BOTTOM

Baltimore Orioles @ Cleveland Indians
Cleveland Municipal Stadium, Cleveland, OH
 Sun May 20 1956, 3:38 AM EDT
 Att. 12,318 - Unknown

livebaseballscorecards.com

AB	30
R	5
H	8
RBI	5
BB	5
SO	7
LOB	11



Inning Stats		R: 0	H: 0	E: 0	K: 1	S: 5	R: 0	H: 1	E: 0	K: 2	S: 8	R: 2	H: 3	E: 0	K: 1	S: 8	R: 0	H: 0	E: 0	K: 0	S: 3	R: 0	H: 0	E: 0	K: 1	S: 5	R: 3	H: 4	E: 0	K: 0	S: 6	R: 0	H: 0	E: 0	K: 1	S: 5		
IP WLS BF H R ER SO BB IBB HBP BLK WP HR S P ERA WHIP		7.0	L	33	8	5	5	6	5	0	0	0	0	0	0	0	0	0	0	0	0	0	0	0	0	0	0	0	0	0	0	0	0	0	0	0	0	0
PITCHER		Erv Palica, R (1, 1) <small>ERA: 4.11</small> Hal Brown, R (8, 1) <small>ERA: 2.16</small>																																				

WP	PA	36
WP: 0	PA: 36	
PB: 0		
SB: 0		
CS: 0		

Batter	1	2	3	4	5	6	7	8	9	AB R H RBI BB SO LOB	TOP											
Billy Goodman, L (1, 4) OBP: 0.394, SLG: 0.492	0-0 WP 1B	0-0 G3			0-0 F2		0-0 HR			4 2 2 2 0 0 0	Boston Red Sox @ Cleveland Indians Cleveland Municipal Stadium, Cleveland, OH Tue May 22 1956, 3:33 AM EDT Att: 15,286 - Unknown livebaseballscorecards.com											
Frank Malzone, R (1, 5) OBP: 0.264, SLG: 0.329	0-0 E4 WP 1B	0-0 F8			0-0 F5		0-0 F4			4 1 0 0 0 0 1												
Mickey Vernon, L (1, 3) OBP: 0.432, SLG: 0.695	0-0 E3 WP 1B		0-0 F8		0-3 K			0-0 SH1-3 1B		4 1 1 0 0 1 2												
Faye Throneberry, L (1, 7) OBP: 0.282, SLG: 0.361 Gene Stephens, L (8, 7) OBP: 0.333, SLG: 0.200	0-3 K		0-0 G3		0-0 1-3			0-0 SH1-3		3 0 0 0 0 1 3 0 0 0 0 0 0 0												
Jackie Jensen, R (1, 9) OBP: 0.383, SLG: 0.474	4-0 1B IBB		0-0 F3		0-0 F4			0-0 E5 G6-4-3		3 0 0 0 1 0 1												
Jim Piersall, R (1, 8) OBP: 0.387, SLG: 0.408	0-0 F6			0-0 1B		0-0 F8		0-0 G6-4-3		4 0 1 0 0 0 5												
Don Buddin, R (1, 6) OBP: 0.374, SLG: 0.293	0-0 1B			0-0 1-3		0-0 F7			0-0 F3	4 0 1 2 0 0 0												
Sammy White, R (1, 2) OBP: 0.343, SLG: 0.355	0-0 4-3			0-0 1B		0-0 F4		4-0 BB G6-4-3		3 0 1 0 1 0 2												
Tom Brewer, R (1, 1) OBP: 0.273, SLG: 0.273 Dave Sisler, R (9, 1)		0-0 F9		0-0 F8		0-0 HR 1B		0-0 G6-4-3		4 1 1 0 0 0 2 0 0 0 0 0 0 0												
Inning Stats	R: 3 E: 2 K: 1 S: 9	H: 2 LOB: 2 BB: 1 P: 13	R: 0 E: 0 K: 0 S: 3	H: 0 LOB: 0 BB: 0 P: 3	R: 0 E: 0 K: 0 S: 3	H: 0 LOB: 0 BB: 0 P: 3	R: 0 E: 0 K: 0 S: 4	H: 2 LOB: 1 BB: 0 P: 4	R: 0 E: 0 K: 1 S: 5	H: 0 LOB: 0 BB: 0 P: 5	R: 0 E: 0 K: 0 S: 3	H: 0 LOB: 0 BB: 0 P: 3	R: 2 E: 0 K: 0 S: 5	H: 2 LOB: 0 BB: 0 P: 5	R: 0 E: 1 K: 0 S: 4	H: 1 LOB: 1 BB: 0 P: 4	R: 0 E: 0 K: 0 S: 2	H: 0 LOB: 0 BB: 1 P: 6	1B: 6 2B: 0 3B: 0 HR: 1	SF: 0 SAC: 1 DP: 2 HBP: 0	WP: 1 PB: 0 SB: 0 CS: 0	PA: 36
PITCHER	IP WLS BF H R ER SO BB IBB HBP BLK WP HR S P ERA WHIP																					
Early Wynn, R (1, 1) ERA: 2.37 Bud Daley, L (8, 1) ERA: 3.6	7.0 L 29 6 5 2 2 0 1 0 0 0 1 1 32 36 2.57 0.857																					



Batter	1	2	3	4	5	6	7	8	9	AB	R	H	RBI	BB	SO	LOB
--------	---	---	---	---	---	---	---	---	---	----	---	---	-----	----	----	-----

Jim Busby, R <small>(1, 8)</small> <small>OBP: 0.292, SLG: 0.328</small>	0-0 2B		0-0 4-3			0-0 F8		0-0 G3	4-0 2B	4	0	1	0	1	0	1
Bobby Avila, R <small>(1, 4)</small> <small>OBP: 0.324, SLG: 0.352</small>	0-3 K		0-3 K			4-0 1B		0-0 F8	0-3 K	4	0	0	0	1	3	5
Al Smith, R <small>(1, 9)</small> <small>OBP: 0.406, SLG: 0.518</small>	0-0 F2			0-0 6-3		0-0 1B		0-0 1B	0-0 2B	5	1	3	2	0	0	1
Vic Wertz, L <small>(1, 3)</small> <small>OBP: 0.435, SLG: 0.554</small>	0-0 F7			0-0 1-3		0-3 K		0-0 2B	0-0 1B	5	0	2	1	0	1	5
Preston Ward, L <small>(1, 7)</small> <small>OBP: 0.440, SLG: 0.524</small>		0-0 1-3		0-0 1-3		0-0 4-3		0-0 2B		4	0	1	0	0	0	3
Rudy Regalado, R <small>(1, 5)</small> <small>OBP: 0.273, SLG: 0.111</small>		0-0 1-3		0-0 6-3		4-0 G5-4-3		0-0 6-3		2	0	0	0	1	0	1
Hal Naragon, L <small>(8, PH)</small> <small>(9, 2)</small> <small>OBP: 0.320, SLG: 0.409</small>		0-0 1-3		0-0 6-3		0-0 BB		0-0 6-3		1	0	0	0	0	0	2
Chico Carrasquel, R <small>(1, 6)</small> <small>OBP: 0.263, SLG: 0.260</small>		0-0 F8		0-0 4-3		0-0 G5-4-3		0-0 BB	0-0 2B	4	1	1	0	0	0	1
Jim Hegan, R <small>(1, 2)</small> <small>OBP: 0.373, SLG: 0.316</small>			0-0 4-3		0-0 5-3		0-0 E6		4-0 2B	3	0	1	0	0	0	0
George Strickland, R <small>(9, 5)</small> <small>OBP: 1.000, SLG: 1.000</small>			0-0 4-3		0-0 5-3		0-0 4-3		4-0 2B	0	1	0	0	1	0	0
Early Wynn, S <small>(1, 1)</small> <small>OBP: 0.273, SLG: 0.200</small>			0-0 5-3		0-0 4-3		0-0 4-3		0-3 K	2	0	0	0	0	0	1
Dale Mitchell, L <small>(7, PH)</small> <small>OBP: 0.286, SLG: 0.167</small>			0-0 5-3		0-0 4-3		0-0 4-3		0-3 K	1	0	0	0	0	0	1
Bud Daley, L <small>(8, 1)</small>			0-0 5-3		0-0 4-3		0-0 4-3		0-3 K	0	0	0	0	0	0	0
Stu Locklin, L <small>(9, PH)</small>			0-0 5-3		0-0 4-3		0-0 4-3		0-3 K	1	0	0	0	0	1	2

Inning Stats	R: 0	H: 1	E: 0	LOB: 1	K: 1	S: 6	P: 6	R: 0	H: 0	E: 0	LOB: 0	K: 0	S: 3	R: 0	H: 1	E: 0	LOB: 1	K: 1	S: 6	P: 6	R: 0	H: 0	E: 0	LOB: 0	K: 0	S: 3	R: 0	H: 1	E: 0	LOB: 2	K: 1	S: 6	P: 10	R: 0	H: 0	E: 1	LOB: 1	K: 0	S: 3	R: 1	H: 3	E: 0	LOB: 2	K: 0	S: 6	P: 6	R: 2	H: 2	E: 0	LOB: 2	K: 2	S: 9	P: 17	1B: 4	2B: 5	3B: 0	HR: 0	SF: 0	SAC: 0	DP: 1	HBP: 0	WP: 0	PA: 40
--------------	------	------	------	--------	------	------	------	------	------	------	--------	------	------	------	------	------	--------	------	------	------	------	------	------	--------	------	------	------	------	------	--------	------	------	-------	------	------	------	--------	------	------	------	------	------	--------	------	------	------	------	------	------	--------	------	------	-------	-------	-------	-------	-------	-------	--------	-------	--------	-------	--------

PITCHER	IP	WLS	BF	H	R	ER	SO	BB	IBB	HBP	BLK	WP	HR	S	P	ERA	WHIP
Tom Brewer, R <small>(1, 1)</small> <small>ERA: 1.93</small>	8.0	W	35	8	3	3	3	3	0	0	0	0	0	38	50	3.38	1.375
Dave Sisler, R <small>(9, 1)</small> <small>ERA: 4.4</small>	1.0	S	5	1	0	0	2	1	0	0	0	0	0	8	12	0.00	2.000

BOTTOM

Boston Red Sox @ Cleveland Indians
 Cleveland Municipal Stadium, Cleveland, OH
 Tue May 22 1956, 3:33 AM EDT
 Att. 15,286 - Unknown

livebaseballscorecards.com

AB	36
R	3
H	9
RBI	3
BB	4
SO	5
LOB	23



Batter	1	2	3	4	5	6	7	8	9	AB R H RBI BB SO LOB	TOP											
Billy Goodman, L (1, 4) OBP: 0.387, SLG: 0.476	0-3 K		0-0 6-3		4-0 BB		0-3 K	0-0 F7		4 0 0 0 1 2 4	Boston Red Sox @ Cleveland Indians Cleveland Municipal Stadium, Cleveland, OH Wed May 23 1956, 3:33 AM EDT Att. 3,700 - Unknown											
Frank Malzone, R (1, 5) OBP: 0.272, SLG: 0.317	4-0 BB			0-3 K	0-0 F4			4-0 BB BB BB	0-0 F4	3 1 0 0 2 1 2												
Dick Gernert, R (1, 7) OBP: 0.408, SLG: 0.625	0-0 F9			4-0 1B BB		0-0 G5-4-3 1B		0-3 K	0-0 5-3	4 0 1 0 1 1 2												
Norm Zauchin, R (1, 3) OBP: 0.341, SLG: 0.400	0-3 K			0-0 F8		0-0 G5-4-3 1-2f		4-0 BB BB BB	0-3 K	4 1 0 0 1 2 3												
Jackie Jensen, R (1, 9) OBP: 0.403, SLG: 0.490		0-0 G5-4-3 1B		0-0 S 1B		0-0 WP 1B		4-0 BB BB BB	4-0 6-3 BB	3 1 3 0 1 0 0												
Jim Piersall, R (1, 8) OBP: 0.382, SLG: 0.396		0-0 G5-4-3 1-2f		0-0 F9 1-2		0-0 F9 1-2		4-0 6-3 BB	4-0 6-3 BB	3 0 0 1 1 0 4												
Don Buddin, R (1, 6) OBP: 0.386, SLG: 0.307		0-0 F4			0-0 2B		4-0 G6-4-3 BB	4-0 6-3 BB	4-0 6-3 BB	2 0 1 1 2 0 0												
Sammy White, R (1, 2) OBP: 0.330, SLG: 0.340			0-0 F3		0-3 K		0-0 G6-4-3 1-2f	0-0 6-3	0-0 6-3	4 0 0 1 0 1 4												
Frank Sullivan, R (1, 1) OBP: 0.200, SLG: 0.222			0-0 F8		0-3 K		0-0 1B	4-0 IBB		2 0 0 0 0 1 1												
Ted Lepcio, R (7, PH) OBP: 1.000, SLG: 1.000										1 0 1 0 0 0 0												
Leo Kiely, L (7, 1) OBP: 0.000, SLG: 0.000										0 0 0 0 0 0 0												
Ted Williams, L (8, PH) OBP: 0.890, SLG: 0.471										0 0 0 0 0 1 0 0												
Gene Stephens, L (8, PR) OBP: 0.333, SLG: 0.200										0 0 0 0 0 0 0 0												
Tom Hurt, R (8, 1) OBP: 0.750, SLG: 0.750										0 0 0 0 0 0 0 0												
Inning Stats	R: 0 E: 0 K: 2 S: 7	H: 0 LOB: 1 BB: 1 P: 11	R: 0 E: 0 K: 0 S: 3	H: 1 LOB: 0 BB: 0 P: 3	R: 0 E: 0 K: 0 S: 3	H: 0 LOB: 0 BB: 0 P: 3	R: 0 E: 0 K: 1 S: 6	H: 1 LOB: 2 BB: 1 P: 10	R: 0 E: 0 K: 2 S: 8	H: 1 LOB: 2 BB: 1 P: 12	R: 0 E: 0 K: 0 S: 4	H: 2 LOB: 1 BB: 0 P: 4	R: 0 E: 0 K: 1 S: 5	H: 1 LOB: 1 BB: 1 P: 9	R: 3 E: 0 K: 1 S: 5	H: 0 LOB: 3 BB: 6 P: 29	R: 0 E: 0 K: 1 S: 5	H: 0 LOB: 0 BB: 0 P: 5	1B: 5 2B: 1 3B: 0 HR: 0	SF: 0 SAC: 0 DP: 3 HBP: 0	WP: 1 PB: 0 SB: 1 CS: 0	PA: 40
PITCHER	IP WLS BF H R ER SO BB IBB HBP BLK WP HR S P ERA WHIP																					
Herb Score, L (1, 1) ERA: 3.0	7.1 W 33 6 3 3 7 8 0 0 0 1 0 39 71 3.68 1.909																					
Don Mossi, L (8, 1) ERA: 1.29	1.2 S 7 0 0 0 1 1 1 0 0 0 0 0 7 15 0.00 0.600																					

livebaseballscorecards.com

AB	30
R	3
H	6
RBI	3
BB	10
SO	8
LOB	20



Batter	1	2	3	4	5	6	7	8	9	AB	R	H	RBI	BB	SO	LOB
Jim Busby, R OBP: 0.296, SLG: 0.339 (1, 8)	0-0 F3		0-0 FC5 1-3 1B		0-0 5-3	0-0 2B	0-0 F3			5	0	2	2	0	0	1
Chico Carrasquel, R OBP: 0.269, SLG: 0.259 (1, 6)	0-0 6-3		4-0 1-2 BB		0-0 1B 1B	0-0 F9		0-0 6-3		4	1	1	0	1	0	2
Al Smith, R OBP: 0.414, SLG: 0.512 (1, 9) (9, 7)	0-3 K		0-0 FC5 2-3f		0-0 1B 1-2 1B	4-0 BB		4-0 PB BB		3	0	1	0	2	1	3
Vic Wertz, L OBP: 0.442, SLG: 0.552 Rocky Colavito, R OBP: 0.224, SLG: 0.260 (1, 3) (8, PR) (9, 9)		0-0 G3		0-0 1B E 1B	0-0 1B 1-3 2-H 1B	0-0 F5		4-0 1-2 BB		4	1	2	1	1	0	3
Preston Ward, L OBP: 0.436, SLG: 0.532 (1, 7) (9, 3)		0-0 6-3		0-0 E8 1-H 1B	0-0 4-3		0-0 1B 1B 2B	0-0 F6		5	1	2	0	0	0	4
Rudy Regalado, R OBP: 0.259, SLG: 0.130 (1, 5)		0-0 G3		0-0 L5		0-0 4-3	0-0 FC6-4 SH3 1B	0-3 K		5	1	1	0	0	1	3
Bobby Avila, R OBP: 0.329, SLG: 0.357 (1, 4)			0-0 6-3	0-0 6-3		0-0 BB 2B 1B	0-0 FC6-4 1-2 3-H 1B			4	1	2	1	0	0	1
Jim Hegan, R OBP: 0.380, SLG: 0.328 (1, 2)			0-0 1B 1B	0-0 5-3		0-0 BB 2B 1B	0-0 FC6-4 SH3 1-2f 2-3			4	1	2	0	0	0	3
Herb Score, L OBP: 0.250, SLG: 0.100 Don Mossi, L (8, 1)			0-3 K		0-0 F9	4-0 2B BB	0-0 SH3			2	0	0	1	1	1	1

Inning Stats	R: 0	H: 0	E: 0	K: 1	S: 5	R: 0	H: 0	E: 0	K: 0	S: 3	R: 0	H: 2	E: 0	K: 1	S: 7	R: 1	H: 2	E: 1	K: 0	S: 5	R: 1	H: 3	E: 0	K: 0	S: 6	R: 2	H: 3	E: 0	K: 0	S: 6	R: 0	H: 0	E: 0	K: 1	S: 5	
	0	0	0	1	5	0	0	0	0	3	0	2	0	0	3	1	2	1	0	0	5	1	3	0	0	6	2	0	3	0	0	0	0	0	0	13

PITCHER	IP	WLS	BF	H	R	ER	SO	BB	IBB	HBP	BLK	WP	HR	S	P	ERA	WHIP
Frank Sullivan, R ERA: 2.48 (1, 1)	6.0	L	31	10	4	3	2	3	0	0	0	0	0	32	44	4.50	2.167
Leo Kiely, L ERA: 8.1 (7, 1)	1.0		6	3	2	2	0	0	0	0	0	0	0	6	6	18.00	3.000
Tom Hurd, R ERA: 3.6 (8, 1)	1.0		5	0	0	0	1	2	0	0	0	0	0	5	13	0.00	2.000

BOTTOM

Boston Red Sox @ Cleveland Indians
Cleveland Municipal Stadium, Cleveland, OH

Wed May 23 1956, 3:33 AM EDT
Att. 3,700 - Unknown

AB	R	H	RBI	BB	SO	LOB
5	0	2	2	0	0	1
4	1	1	0	1	0	2
3	0	1	0	2	1	3
4	1	2	1	1	0	3
0	0	0	0	0	0	0
5	1	2	0	0	0	4
5	1	1	0	0	1	3
4	1	2	1	0	0	1
4	1	2	0	0	0	3
2	0	0	1	1	1	1
0	0	0	0	0	0	0

1B	2B	3B	HR	SF	SAC	DP	HBP
11	2	0	0	0	1	0	0

WP	PA
0	42

AB	R	H	RBI	BB	SO	LOB
36	6	13	5	5	3	21



PITCHER	IP	WLS	BF	H	R	ER	SO	BB	IBB	HBP	BLK	WP	HR	S	P	ERA	WHIP
Frank Sullivan, R ERA: 2.48 (1, 1)	6.0	L	31	10	4	3	2	3	0	0	0	0	0	32	44	4.50	2.167
Leo Kiely, L ERA: 8.1 (7, 1)	1.0		6	3	2	2	0	0	0	0	0	0	0	6	6	18.00	3.000
Tom Hurd, R ERA: 3.6 (8, 1)	1.0		5	0	0	0	1	2	0	0	0	0	0	5	13	0.00	2.000

Batter	1	2	3	4	5	6	7	8	9	AB R H RBI BB SO LOB	TOP																				
Jim Busby, R (1, 8) OBP: 0.288, SLG: 0.328	0-0 F2		0-0 F9		0-0 F9			0-0 F8		4 0 0 0 0 0 1	Cleveland Indians @ Chicago White Sox Comiskey Park, Chicago, IL Fri May 25 1956, 4:33 AM EDT Att: 31,840 - Unknown livebaseballscorecards.com																				
Chico Carrasquel, R (1, 6) OBP: 0.260, SLG: 0.250	0-3 K		0-0 5-3			0-0 F3		0-3 K	4 0 0 0 0 2 0																						
Al Smith, R (1, 7) OBP: 0.400, SLG: 0.489	0-3 K		0-0 F8			0-0 L9		0-0 6-3	4 0 0 0 0 1 0																						
Vic Wertz, L (1, 3) OBP: 0.436, SLG: 0.537		4-0 1B 1B BB		0-3 K		0-3 K		0-0 3-1	3 1 0 0 1 2 0																						
Bobby Avila, R (1, 4) OBP: 0.329, SLG: 0.357		0-0 SH3-4 1-3 1B 1B		0-0 F6		0-0 F8			3 0 1 0 0 0 0																						
Rudy Regalado, R (1, 5) OBP: 0.267, SLG: 0.154		0-0 SH3-4 1-2 3-H 1B		0-0 F8		0-0 6-3			3 0 1 1 0 0 0																						
Rocky Colavito, R (1, 9) OBP: 0.233, SLG: 0.269		0-0 SH3-4 1-2 2-3		0-0 SH3-4 1B		0-3 K			2 0 1 0 0 1 0																						
Jim Hegan, R (1, 2) OBP: 0.365, SLG: 0.313		0-3 K		0-0 F8		0-0 F7		0-0 F7	3 0 0 0 0 1 3																						
Mike Garcia, R (1, 1) OBP: 0.200, SLG: 0.143		0-0 6-3		0-0 SH3-4		0-0 F4			1 0 0 0 0 0 2																						
Don Mossi, L (6, 1)									0 0 0 0 0 0 0																						
Sam Mele, R (8, PH) OBP: 0.462, SLG: 0.583									1 0 0 0 0 0 0																						
Bud Daley, L (8, 1)									0 0 0 0 0 0 0																						
Ray Narleski, R (8, 1)									0 0 0 0 0 0 0																						
Inning Stats	R: 0 E: 0 K: 2 S: 7	H: 0 LOB: 0 BB: 0 P: 7	R: 1 E: 0 K: 1 S: 7	H: 2 LOB: 2 BB: 1 P: 11	R: 0 E: 0 K: 0 S: 3	H: 0 LOB: 0 BB: 0 P: 3	R: 0 E: 0 K: 1 S: 5	H: 0 LOB: 0 BB: 0 P: 5	R: 0 E: 0 K: 1 S: 5	H: 0 LOB: 0 BB: 0 P: 5	R: 0 E: 0 K: 1 S: 5	H: 0 LOB: 0 BB: 0 P: 5	R: 0 E: 0 K: 1 S: 5	H: 0 LOB: 0 BB: 0 P: 5	R: 0 E: 0 K: 1 S: 5	H: 0 LOB: 0 BB: 0 P: 5	1B: 3 2B: 0 3B: 0 HR: 0	SF: 0 SAC: 2 DP: 0 HBP: 0	WP: 0 PB: 0 SB: 0 CS: 0	PA: 31											
PITCHER Billy Pierce, L (1, 1) ERA: 3.19	IP 9.0	WLS W	BF 31	H 3	R 1	ER 1	SO 7	BB 1	IBB 0	HBP 0	BLK 0	WP 0	HR 0	S 44	P 48	ERA 1.00	WHIP 0.444														
PITCHER											IP	WLS	BF	H	R	ER	SO	BB	IBB	HBP	BLK	WP	HR	S	P	ERA	WHIP				

AB	28
R	1
H	3
RBI	1
BB	1
SO	7
LOB	6



Batter	1	2	3	4	5	6	7	8	9
Jim Rivera, L (1, 9) <small>OBP: 0.391, SLG: 0.413</small> Sammy Esposito, R (7, 5) <small>OBP: 0.292, SLG: 0.318</small>	0-0 B2-3		0-0 4-3			0-0 HR	0-0 F2		
Nellie Fox, L (1, 4) <small>OBP: 0.283, SLG: 0.345</small>	0-0 6-3		0-0 4-3			0-0 2B	0-3 K		
Minnie Minoso, R (1, 5) <small>OBP: 0.402, SLG: 0.462</small> (7, 7)	0-0 6-3			4-0 3-1 E BB		0-0 F8		0-0 F8	
Larry Doby, L (1, 8) <small>OBP: 0.354, SLG: 0.304</small>		0-0 4-3 2B		0-0 L6 1-2		0-0 1B E 1B		0-0 2B 1B	
Dave Philley, S (1, 7) <small>OBP: 0.315, SLG: 0.304</small> (7, 9)		0-0 4-3		0-0 3-1		0-0 E4 1B		0-0 2B	
Sherm Lollar, R (1, 2) <small>OBP: 0.426, SLG: 0.506</small>		0-0 2-3 F2		0-0 2-3 6-3		4-0 BB IBB		4-0 IBB	
Ron Jackson, R (1, 3) <small>OBP: 0.407, SLG: 0.409</small> Jim Delsing, L (8, PH) <small>OBP: 0.296, SLG: 0.050</small> Walt Dropo, R (9, 3) <small>OBP: 0.227, SLG: 0.205</small>		0-3 K			0-0 4-3	4-0 1-2 BB		0-3 K	
Luis Aparicio, R (1, 6) <small>OBP: 0.293, SLG: 0.313</small>			0-0 4-3 1B		0-0 E6 G6-4-3	0-0 F8		0-0 F9	
Billy Pierce, L (1, 1) <small>OBP: 0.148, SLG: 0.148</small>			0-3 K		0-0 G6-4-3 1-2f		0-0 1-3		

Inning Stats	R: 0 E: 0 K: 3 S: 3	H: 0 LOB: 0 BB: 0 P: 3	R: 0 E: 0 K: 1 S: 6	H: 1 LOB: 1 BB: 0 P: 6	R: 0 E: 0 K: 1 S: 6	H: 1 LOB: 1 BB: 0 P: 6	R: 0 E: 1 K: 0 S: 3	H: 0 LOB: 1 BB: 1 P: 7	R: 0 E: 1 K: 0 S: 3	H: 0 LOB: 0 BB: 0 P: 3	R: 2 E: 1 K: 0 S: 6	H: 4 LOB: 3 BB: 2 P: 14	R: 0 E: 0 K: 1 S: 5	H: 0 LOB: 0 BB: 0 P: 5	R: 0 E: 0 K: 1 S: 7	H: 2 LOB: 3 BB: 1 P: 11
--------------	------------------------------	---------------------------------	------------------------------	---------------------------------	------------------------------	---------------------------------	------------------------------	---------------------------------	------------------------------	---------------------------------	------------------------------	----------------------------------	------------------------------	---------------------------------	------------------------------	----------------------------------

PITCHER														PITCHER																			
IP	WLS	BF	H	R	ER	SO	BB	IBB	HBP	BLK	WP	HR	S	P	ERA	WHIP	IP	WLS	BF	H	R	ER	SO	BB	IBB	HBP	BLK	WP	HR	S	P	ERA	WHIP
Mike Garcia, R (1, 1) <small>ERA: 3.19</small>	5.2	L	25	6	2	2	2	2	1	0	0	1	26	38	3.18	1.412																	
Don Mossi, L (6, 1) <small>ERA: 1.08</small>	1.1		4	0	0	0	1	0	0	0	0	0	6	6	0.00	0.000																	
Bud Daley, L (8, 1) <small>ERA: 3.38</small>	0.1		4	2	0	0	0	1	0	0	0	0	3	7	0.00	6.000																	
Ray Narleski, R (8, 1) <small>ERA: 2.25</small>	0.2		2	0	0	0	1	0	0	0	0	0	4	4	0.00	0.000																	

BOTTOM

Cleveland Indians @ Chicago White Sox
 Comiskey Park, Chicago, IL
 Fri May 25 1956, 4:33 AM EDT
 Att. 31,840 - Unknown

AB	R	H	RBI	BB	SO	LOB
3	1	1	1	0	0	1
1	0	0	0	0	0	0
4	0	1	0	0	1	1
3	0	0	0	1	0	0
4	1	3	0	0	0	1
4	0	2	0	0	0	2
2	0	0	0	2	0	2
2	0	0	0	1	1	1
1	0	0	0	0	1	3
0	0	0	0	0	0	0
4	0	1	0	0	0	6
3	0	0	0	0	1	2

AB	31
R	2
H	8
RBI	1
BB	4
SO	4
LOB	19

livebaseballscorecards.com



WP: 0	PA: 35
PB: 0	
SB: 0	
CS: 0	

Batter	1	2	3	4	5	6	7	8	9	10	11	12	13	14	15	AB R H RBI BB SO LOB	TOP										
Jim Busby, R OBP: 0.299, SLG: 0.338 (1, 8)	0-0 S 1B 1B		0-0 F7		0-0 1-2 HR 1B		0-0 5-3		0-0 F6	0-0 F4			0-0 WP 1B		0-0 1-2 1B	8 2 4 0 0 0 3	Cleveland Indians @ Chicago White Sox Comiskey Park, Chicago, IL Sun May 27 1956, 4:33 AM EDT Unknown										
Bobby Avila, R OBP: 0.325, SLG: 0.358 (1, 4)	0-0 F8		0-0 1B		0-0 F4		0-0 1-6-3		0-0 BB 2B	0-0 6-3		0-3 K	0-3 K	0-0 F7	8 0 2 0 0 1 9												
Al Smith, R OBP: 0.407, SLG: 0.510 (1, 9) (7, 7)	0-0 F8		0-3 K		0-0 1-H 2-H HR		0-0 1B 1B		4-0 BB IBB		0-0 F7		4-0 IBB	0-3 K	6 1 2 3 2 2 4												
Vic Wertz, L OBP: 0.438, SLG: 0.536 Rocky Colavito, R OBP: 0.238, SLG: 0.259 (1, 3) (7, PR) (7, 9)	0-0 1B		0-0 F8		0-0 F7		0-0 1-2 1B		4-0 FC6 BB	1-2 2-3 BB		0-0 5-3	0-0 F9			4 0 2 1 0 0 1 2 0 0 0 1 0 2											
Preston Ward, L OBP: 0.403, SLG: 0.472 (1, 7) (7, 3)	0-3 K			0-0 5-3	0-0 F9		0-0 L3		0-0 FC6		0-0 F8			4-0 L5-3 BB		6 0 0 0 1 1 6											
Rudy Regalado, R OBP: 0.314, SLG: 0.226 George Strickland, R OBP: 0.600, SLG: 0.900 (1, 5) (10, PR) (10, 5)		0-0 5-3 1B		0-0 FC3-6 1B		0-0 F8		0-0 5-3		0-0 SH3-4 BB 1B		0-0 F8		0-3 K		5 0 3 0 0 0 0 2 0 0 0 0 1 1											
Hal Naragon, L OBP: 0.276, SLG: 0.346 Jim Hegan, R OBP: 0.364, SLG: 0.303 (1, 2) (8, 2)		0-3 K		0-0 FC3-6		0-0 G3		0-0 5-3		4-0 SH3-4 BB		0-3 K		0-0 L5-3		4 0 0 0 0 1 2 2 0 0 0 1 1 1											
Chico Carrasquel, R OBP: 0.256, SLG: 0.239 (1, 6)		0-0 5-3		0-0 F2		4-0 FC6 BB		0-0 6-3		0-0 SH3-4		0-0 F9			0-0 F6	5 0 0 0 1 0 2											
Bob Lemon, L OBP: 0.259, SLG: 0.091 Don Mossi, L OBP: 0.379, SLG: 0.167 Ray Nateski, R OBP: 0.379, SLG: 0.167 Bud Daley, L OBP: 0.420, SLG: 0.538 Sam Mele, R OBP: 0.420, SLG: 0.538 Cal McLish, S OBP: 0.420, SLG: 0.538 (1, 1) (7, 1) (9, 1) (10, PR) (10, 1) (13, PR) (13, 1)		0-0 F8		4-0 1B HR BB		0-0 FC6		0-3 K		4-0 IBB		0-0 F2		4-0 1B BB		2 1 0 0 1 0 2 1 0 0 0 0 1 0 0 0 0 0 0 0 0 0 0 0 0 1 0 0 0 0 0 0 0 0 0 1 0 0 0 0 0 0 0 0 0 0 1 0 0											
Inning Stats	R: 1 E: 0 K: 1 S: 7	H: 2 LOB: 1 BB: 0 P: 7	R: 0 E: 0 K: 1 S: 6	H: 1 LOB: 1 BB: 0 P: 6	R: 0 E: 0 K: 1 S: 6	H: 1 LOB: 1 BB: 0 P: 4	R: 3 E: 0 K: 0 S: 5	H: 2 LOB: 0 BB: 1 P: 9	R: 0 E: 0 K: 0 S: 3	H: 0 LOB: 0 BB: 0 P: 3	R: 0 E: 0 K: 0 S: 5	H: 2 LOB: 2 BB: 0 P: 5	R: 0 E: 0 K: 0 S: 3	H: 0 LOB: 0 BB: 0 P: 3	R: 0 E: 0 K: 1 S: 5	H: 1 LOB: 2 BB: 1 P: 10		R: 0 E: 0 K: 1 S: 4	H: 0 LOB: 0 BB: 1 P: 8	R: 0 E: 0 K: 1 S: 6	H: 1 LOB: 2 BB: 1 P: 10	1B: 11 2B: 2 3B: 0 HR: 1	SF: 0 SAC: 1 DP: 1 HBP: 0	WP: 1 PB: 0 SB: 1 CS: 0	PA: 66		
PITCHER	IP WLS BF H R ER SO	IP WLS BF H R ER SO	IP WLS BF H R ER SO	IP WLS BF H R ER SO	IP WLS BF H R ER SO	IP WLS BF H R ER SO	IP WLS BF H R ER SO	IP WLS BF H R ER SO	IP WLS BF H R ER SO	IP WLS BF H R ER SO	IP WLS BF H R ER SO	IP WLS BF H R ER SO	IP WLS BF H R ER SO	IP WLS BF H R ER SO	IP WLS BF H R ER SO	ERA WHIP		ERA WHIP	ERA WHIP	ERA WHIP	ERA WHIP	ERA WHIP	ERA WHIP	ERA WHIP	ERA WHIP	ERA WHIP	ERA WHIP
Bob Keegan, R ERA: 1.47 (1, 1)	6.0																										
Sandy Consuegra, R ERA: 4.4 (7, 1)	2.0	8	2	0	0	0	0	0	0	0	0	0	0	0	0	0		0.00	1.000								
Dixie Howell, R ERA: 2.18 (9, 1)	5.0	24	3	0	0	3	3	3	0	0	1	0	24	48	0.00	1.200											
Jim Wilson, R ERA: 4.83 (14, 1)	2.0	W 7	1	0	0	2	1	0	0	0	0	0	10	14	0.00	1.000											

livebaseballscorecards.com

AB	56
R	4
H	13
RBI	4
BB	9
SO	8
LOB	33



Batter	1	2	3	4	5	6	7	8	9	10	11	12	13	14	15	AB	R	H	RBI	BB	SO	LOB	BOTTOM					
Sammy Esposito, R (1, 5) OBP: 0.313, SLG: 0.310	0-0 1-3	0-0 6-3			0-0 4-3		0-0 6-3	0-0 1B		0-0 FC1-6		0-0 BB 1B		4-0 BB BB		7	0	2	0	1	0	2	Cleveland Indians @ Chicago White Sox Comiskey Park, Chicago, IL Sun May 27 1956, 4:33 AM EDT Unknown					
Jim Rivera, L (1, 9) OBP: 0.410, SLG: 0.424	4-0 1B BB		0-0 F8 2B		0-0 PB 1B		1-0 2B HBP	0-3 K		0-0 FC1-6		4-0 BB BB		0-0 F3		5	2	2	0	2	1	3						
Larry Doby, L (1, 8) OBP: 0.378, SLG: 0.324	0-0 BB 1B		0-3 K		0-0 F7		0-0 1B 2B		0-0 F8	4-0 FC6-4 BB		4-0 FC4 BB		4-0 BB BB		5	1	2	1	3	1	2						
Dave Philley, S (1, 3) OBP: 0.365, SLG: 0.293	0-0 BB 1B		0-0 F8		0-0 3-1		0-0 F6		0-3 K	0-0 FC6-4		0-0 FC4 BB		0-0 F7		8	0	1	1	0	1	9						
Minnie Minoso, R (1, 7) OBP: 0.423, SLG: 0.458	4-0 G6-4-3 BB		4-0 S BB			0-0 1B 1B	4-0 1B BB		4-0 2B 1B BB		0-0 F8		0-0 4-3		4-0 SH1-4 1B BB		3	2	1	0	5	0		0				
Sherm Lollar, R (1, 2) OBP: 0.425, SLG: 0.511	0-0 G6-4-3		0-0 6-3			0-0 F9	0-0 1B 2B		0-0 1B 2B		0-0 F7		0-0 G3 1B		0-0 SH1-4		5	0	2	1	0	0		6				
Bubba Phillips, R (9, PR) OBP: 0.278, SLG: 0.389							1-2 2-H 1B										0	0	0	0	0	0		0				
Les Moss, R (10, 2) OBP: 0.200, SLG: 0.200			1-2														2	0	1	0	0	0		0				
Nellie Fox, L (1, 4) OBP: 0.296, SLG: 0.349					0-0 F7		0-0 F7	0-0 F3		0-0 S 1B		0-0 1B		0-0 G3		4-0 1B IBB		7	0	3	1	1		0	4			
Luis Aparicio, R (1, 6) OBP: 0.278, SLG: 0.295			0-0 FC6-4 SH1-3		0-0 F7		0-0 1B	0-3 K	0-3 K		0-0 1-3		0-3 K		0-0 F7		8	0	1	0	0	3		8				
Bob Keegan, R (1, 1) Jim Delsing, L (8, PH) Sandy Consuegra, R (7, 1) Ron Jackson, R (8, PH) Dixie Howard, L (9, 1) Jim Wilson, R (14, 1) OBP: 0.298, SLG: 0.048 OBP: 0.450, SLG: 0.400 OBP: 0.250, SLG: 0.143 OBP: 0.429, SLG: 0.353			0-0 SH1-3		0-0 1-3		0-0 F8	0-0 F3		4-0 FC1-6 BB		0-3 K		0-0 F9		0-0 1-2 2-H 1B		1	0	0	0	0	0	0				
Inning Stats	R: 1 E: 0 K: 0 S: 4	H: 2 LOB: 2 BB: 2 P: 12	R: 0 E: 0 K: 0 S: 4	H: 1 LOB: 1 BB: 0 P: 4	R: 0 E: 0 K: 0 S: 3	H: 0 LOB: 0 BB: 0 P: 3	R: 0 E: 0 K: 0 S: 4	H: 1 LOB: 1 BB: 0 P: 4	R: 0 E: 0 K: 0 S: 5	H: 2 LOB: 2 BB: 1 P: 10	R: 2 E: 0 K: 2 S: 8	H: 2 LOB: 2 BB: 1 P: 8	R: 1 E: 0 K: 0 S: 9	H: 2 LOB: 2 BB: 1 P: 13	R: 0 E: 0 K: 0 S: 3	H: 0 LOB: 2 BB: 2 P: 11	R: 0 E: 0 K: 1 S: 5	H: 1 LOB: 1 BB: 0 P: 4	R: 0 E: 0 K: 1 S: 6	H: 1 LOB: 1 BB: 0 P: 6	R: 0 E: 0 K: 0 S: 3	H: 0 LOB: 2 BB: 2 P: 11	R: 1 E: 0 K: 0 S: 3	H: 1 LOB: 2 BB: 2 P: 11	1B: 13 2B: 3 3B: 0 HR: 0	SF: 0 SAC: 2 DP: 1 HBP: 1	WP: 0 PB: 1 SB: 2 CS: 0	PA: 72
PITCHER	IP WLS BF H R ER SO BB IBB HBP BLK WP HR S P ERA WHIP																											
Bob Lemon, R (1, 1) ERA: 2.26	6.2		33	9	3	3	3	0	0	0	0	0	0	0	0	0	0	0	0	0	0	0	0	4.05	1.950			
Don Mossi, L (7, 1) ERA: 1.74	2.0		10	3	1	1	3	1	0	0	0	0	0	0	0	0	0	0	0	0	0	0	0	4.50	2.000			
Ray Narleski, R (9, 1) ERA: 2.2	0.1		1	0	0	0	1	0	0	0	0	0	0	0	0	0	0	0	0	0	0	0	0	0.00	0.000			
Bud Daley, L (10, 1) ERA: 2.16	3.0		14	2	0	0	1	4	0	0	0	0	0	0	0	0	0	0	0	0	0	0	0	0.00	2.000			
Cal McLish, R (13, 1) ERA: 1.59	2.2	L	14	2	1	1	1	3	1	0	0	0	0	0	0	0	0	0	0	0	0	0	0	3.38	1.875			

livebaseballscores.com

AB	56
R	5
H	16
RBI	5
BB	13
SO	7
LOB	36



Batter	1	2	3	4	5	6	7	8	9	AB R H RBI BB SO LOB	TOP	
Jim Busby, R (1, 8) OBP: 0.303, SLG: 0.343	4-0 FC5-4 BB		0-0 F4		0-0 2B	0-0 FC6-4			0-0 E5 FC6-2	4 1 1 0 1 0 2		
Bobby Avila, R (1, 4) OBP: 0.327, SLG: 0.362	0-0 F8		4-0 BB BB		0-0 2B		0-3 K		0-0 FC6-2	4 0 1 1 1 1 3		
Al Smith, R (1, 7) OBP: 0.398, SLG: 0.490	0-0 FC5-4		4-0 BB		0-0 F2		0-0 L9		0-0 F9	4 0 0 0 1 0 4		
Vic Wertz, L (1, 3) OBP: 0.426, SLG: 0.517	0-0 F8		0-0 F4		0-0 F5		0-0 5-3			4 0 0 0 0 0 4		
Rudy Regalado, R (1, 5) OBP: 0.333, SLG: 0.235		4-0 F2 1B BB	0-0 F6			0-0 2B 1B		0-0 6-3		3 2 1 0 1 0 2		
Rocky Colavito, R (1, 9) OBP: 0.254, SLG: 0.293		0-0 F2		0-0 G6-4-3 1B		0-0 1B 2B		0-0 5-3		4 1 2 1 0 0 1		
George Strickland, R (1, 6) OBP: 0.333, SLG: 0.250		0-0 F7		0-0 G6-4-3		0-0 F7		0-0 F7		4 0 0 0 0 0 3		
Jim Hegan, R (1, 2) OBP: 0.358, SLG: 0.300		0-0 FC6-4 1B		0-0 F7		0-0 F8			0-0 E5 SH1-4 FC6-2	4 0 1 1 0 0 1		
Early Wynn, S (1, 1) OBP: 0.280, SLG: 0.217		0-0 FC6-4			0-0 6-3	0-0 FC6-4 1B			0-0 SH1-4	3 0 1 1 0 0 1		
Inning Stats	R: 0 H: 0 E: 0 LOB: 1 K: 0 BB: 1 S: 3 P: 7	R: 1 H: 1 E: 0 LOB: 1 K: 0 BB: 1 S: 4 P: 8	R: 0 H: 0 E: 0 LOB: 2 K: 0 BB: 2 S: 3 P: 11	R: 0 H: 1 E: 0 LOB: 0 K: 0 BB: 0 S: 3 P: 3	R: 1 H: 2 E: 0 LOB: 1 K: 0 BB: 0 S: 5 P: 5	R: 2 H: 3 E: 0 LOB: 1 K: 0 BB: 0 S: 6 P: 6	R: 0 H: 0 E: 0 LOB: 0 K: 1 BB: 0 S: 5 P: 5	R: 0 H: 0 E: 0 LOB: 0 K: 0 BB: 0 S: 3 P: 3	R: 0 H: 0 E: 2 LOB: 2 K: 0 BB: 0 S: 5 P: 5	1B: 4 SF: 0 2B: 3 SAC: 1 3B: 0 DP: 1 HR: 0 HBP: 0	WP: 0 PA: 39 PB: 0 SB: 0 CS: 0	
PITCHER Jack Harshman, L (1, 1) ERA: 4.15 Sandy Consuegra, R (9, 1) ERA: 4.11	IP WLS BF H R ER SO BB IBB HBP BLK WP HR S P ERA WHIP											PITCHER IP WLS BF H R ER SO BB IBB HBP BLK WP HR S P ERA WHIP
	8.0 L 34 7 4 4 1 4 0 0 0 0 0 0 32 48 4.50 1.375											

Cleveland Indians @ Chicago White Sox
Comiskey Park, Chicago, IL
Sun May 27 1956, 4:38 AM EDT
Att. 25,856 - Unknown

livebaseballscorecards.com

AB	34
R	4
H	7
RBI	4
BB	4
SO	1
LOB	21



Batter	1	2	3	4	5	6	7	8	9	AB	R	H	RBI	BB	SO	LOB
Sammy Esposito, R OBP: 0.306, SLG: 0.281 (1, 5) (8, 6)	0-0 F9			0-0 F2		4-0 BB 1-2 BB		0-0 F7		3	0	0	0	1	0	0
Nellie Fox, L OBP: 0.288, SLG: 0.338 (1, 4)	0-0 F9			0-0 F9		0-0 F9		0-0 1-3		4	0	0	0	0	0	2
Jim Rivera, L OBP: 0.394, SLG: 0.404 (1, 9)	0-3 K			0-3 K				0-0 F9		4	0	0	0	0	2	0
Larry Doby, L OBP: 0.372, SLG: 0.312 (1, 8)		0-0 F2			4-0 BB G6-4-3		0-0 4-3		0-0 F7	3	0	0	0	1	0	0
Minnie Minoso, R OBP: 0.418, SLG: 0.459 (1, 7) (8, 5)		0-0 B1			0-0 F8		0-0 2B		0-0 F4	4	1	1	0	0	0	1
Dave Philley, S OBP: 0.312, SLG: 0.309 (1, 3)		0-0 CS 1B			0-0 G6-4-3 1-2f		0-0 1B 2B			3	1	2	1	0	0	1
Sherm Lollar, R OBP: 0.422, SLG: 0.505 (1, 2)		0-0 CS	0-0 F7			0-0 F4		0-0 1B		3	0	1	1	0	0	0
Luis Aparicio, R OBP: 0.272, SLG: 0.289 Jim Delsing, L OBP: 0.276, SLG: 0.045 (7, PH) (8, 7)			0-0 F2			0-0 F2		0-3 K		2	0	0	0	0	0	0
Jack Harshman, L OBP: 0.231, SLG: 0.417 Fred Hatfield, L OBP: 0.364, SLG: 0.263 Sandy Consuegra, R (9, 1)			0-3 K			0-0 BB 1B		0-0 F9		1	0	0	0	0	0	0

Inning Stats	R: 0	H: 0	E: 0	K: 1	S: 5	R: 0	H: 1	E: 0	K: 0	S: 3	R: 0	H: 0	E: 0	K: 1	S: 5	R: 0	H: 0	E: 0	K: 1	S: 5	R: 0	H: 0	E: 0	K: 0	S: 2	R: 0	H: 1	E: 0	K: 0	S: 4	R: 2	H: 3	E: 0	K: 1	S: 8	R: 0	H: 0	E: 0	K: 0	S: 3	R: 0	H: 0	E: 0	K: 0	S: 3	R: 0	H: 0	E: 0	K: 0	S: 3
	LOB: 0	BB: 0	P: 5			LOB: 0	BB: 0	P: 3			LOB: 0	BB: 0	P: 5			LOB: 2	BB: 1	P: 8			LOB: 1	BB: 0	P: 8			LOB: 0	BB: 0	P: 3			LOB: 0	BB: 0	P: 3			LOB: 0	BB: 0	P: 3			LOB: 0	BB: 0	P: 3			LOB: 0	BB: 0	P: 3		


PITCHER	IP	WLS	BF	H	R	ER	SO	BB	IBB	HBP	BLK	WP	HR	S	P	ERA	WHIP
Early Wynn, R ERA: 2.32 (1, 1)	9.0	W	32	5	2	2	4	2	0	0	0	0	0	38	46	2.00	0.778

BOTTOM

Cleveland Indians @ Chicago White Sox
Comiskey Park, Chicago, IL

Sun May 27 1956, 4:38 AM EDT
Att. 25,856 - Unknown

AB	30
R	2
H	5
RBI	2
BB	2
SO	4
LOB	5



WP: 0	PA: 33
PB: 0	
SB: 0	
CS: 1	

Batter	1	2	3	4	5	6	7	8	9	AB R H RBI BB SO LOB	TOP
Harvey Kuenn, R (1, 6) OBP: 0.409, SLG: 0.473	0-0 BB 1B		0-0 F8		0-0 1-3		0-3 K			4 0 1 0 0 1 1	Detroit Tigers @ Cleveland Indians Cleveland Municipal Stadium, Cleveland, OH Mon May 28 1956, 3:33 AM EDT Att. 9,546 - Unknown
Jack Phillips, R (1, 3) OBP: 0.302, SLG: 0.333	0-3 K		0-0 FC6-4		0-3 K		0-3 K		4 0 0 0 0 3 2		
Al Kaline, R (1, 9) OBP: 0.342, SLG: 0.438	4-0 G6-4-3 1-2 BB			0-0 1B 2B 1B	0-0 L7		0-0 F3		3 1 1 0 1 0 0		
Bill Tuttle, R (1, 8) OBP: 0.331, SLG: 0.448	0-0 G6-4-3 1-2f			0-0 P6		0-0 5-3	0-0 S 1B		4 0 1 0 0 0 3		
Ray Boone, R (1, 5) OBP: 0.350, SLG: 0.468		0-0 G3-6-3 1B		0-0 2B FC4-6 1B		0-0 HR	0-0 P4 1-2		4 2 3 1 0 0 1		
Bob Kennedy, R (1, 7) OBP: 0.306, SLG: 0.333		0-0 F5		0-0 FC4-6 1-3 2-H 2B		0-0 F7	0-0 P6		4 0 1 1 0 0 1		
Jim Brideweser, R (1, 4) OBP: 0.276, SLG: 0.188		0-0 G3-6-3 1-2f		4-0 FC4-6 BB		0-0 6-3	0-3 K		3 0 0 0 1 1 1		
Red Wilson, R (1, 2) OBP: 0.289, SLG: 0.412			0-0 FC6-4 1B		0-0 FC4-6 1-2f 2-3 3-H		0-0 F9	0-0 F7	4 0 1 1 0 0 2		
Steve Gromek, S (1, 1) OBP: 0.308, SLG: 0.182			0-3 K		0-3 K		0-3 K		3 0 0 0 0 3 3		
Inning Stats	R: 0 H: 1 E: 0 LOB: 1 K: 1 BB: 1 S: 5 P: 9	R: 0 H: 1 E: 0 LOB: 0 K: 0 BB: 0 S: 3 P: 3	R: 0 H: 1 E: 0 LOB: 1 K: 1 BB: 0 S: 6 P: 6	R: 2 H: 3 E: 0 LOB: 2 K: 1 BB: 1 S: 8 P: 12	R: 0 H: 0 E: 0 LOB: 0 K: 1 BB: 0 S: 5 P: 5	R: 1 H: 1 E: 0 LOB: 0 K: 0 BB: 0 S: 4 P: 4	R: 0 H: 0 E: 0 LOB: 0 K: 2 BB: 0 S: 7 P: 7	R: 0 H: 1 E: 0 LOB: 1 K: 1 BB: 0 S: 6 P: 6	R: 0 H: 0 E: 0 LOB: 0 K: 1 BB: 0 S: 5 P: 5	1B: 6 SF: 0 2B: 1 SAC: 0 3B: 0 DP: 2 HR: 1 HBP: 0	WP: 0 PA: 35 PB: 0 SB: 1 CS: 0
PITCHER Herb Score, L (1, 1) ERA: 3.09 Ray Narleski, R (8, 1) ERA: 1.96	IP WLS BF H R ER SO BB IBB HBP BLK WP HR S P ERA WHIP										
	7.0 L 28 7 3 3 6 2 0 0 0 0 0 1 38 46 3.86 1.286										
	2.0 7 1 0 0 2 0 0 0 0 0 0 0 11 11 0.00 0.500										

livebaseballscorecards.com

AB	33
R	3
H	8
RBI	3
BB	2
SO	8
LOB	14



Batter	1	2	3	4	5	6	7	8	9	AB	R	H	RBI	BB	SO	LOB
Jim Busby, R (1, 8) OBP: 0.301, SLG: 0.355	0-0 1B 3B		0-0 F7		0-0 L7			0-0 5-3		4	1	1	0	0	0	0
Bobby Avila, R (1, 4) OBP: 0.338, SLG: 0.372	0-0 1B 1B		0-0 6-3 1B			0-0 CS 1B		0-3 K		4	0	3	1	0	1	0
Al Smith, R (1, 9) OBP: 0.394, SLG: 0.481	0-0 1-2 1B		0-0 6-3			0-0 F7		0-0 F7		4	0	1	0	0	0	2
Vic Wertz, L (1, 3) OBP: 0.414, SLG: 0.500	0-0 F7		0-0 L9			0-3 K			0-0 F7	4	0	0	0	0	1	4
Preston Ward, L (1, 7) OBP: 0.379, SLG: 0.439	0-0 P4			0-0 4-3				0-0 F8		4	0	0	0	0	0	2
Rudy Regalado, R (1, 5) OBP: 0.326, SLG: 0.263	0-0 L9			0-0 1-3				0-0 FC5 2B		4	0	1	0	0	0	2
George Strickland, R (1, 6) Hal Naragon, L (7, PH) OBP: 0.273, SLG: 0.200 OBP: 0.267, SLG: 0.333		0-3 K		0-3 K				0-0 L7		2	0	0	0	0	2	0
Jim Hegan, R (1, 2) Dale Mitchell, L (7, PH) Chico Carrasquel, R (8, 6) OBP: 0.349, SLG: 0.292 OBP: 0.444, SLG: 0.167 OBP: 0.256, SLG: 0.239		0-0 F7		0-3 K		0-3 K		4-0 BB		2	0	0	0	0	1	0
Herb Score, L (1, 1) Sam Mele, R (7, PH) Ray Narleski, R (8, 1) OBP: 0.231, SLG: 0.091 OBP: 0.400, SLG: 0.500		0-0 F7				0-0 P4		0-0 FC5		0	0	0	0	0	0	0
								2-3f		0	0	0	0	0	0	0

Inning Stats	R: 1	H: 3	E: 0	K: 0	S: 6	LOB: 2	BB: 0	P: 6	R: 0	H: 0	E: 0	K: 1	S: 5	LOB: 0	BB: 0	P: 5	R: 0	H: 1	E: 0	K: 0	S: 4	LOB: 1	BB: 0	P: 4	R: 0	H: 0	E: 0	K: 1	S: 5	LOB: 0	BB: 0	P: 5	R: 0	H: 1	E: 0	K: 1	S: 5	LOB: 1	BB: 0	P: 5	R: 0	H: 1	E: 0	K: 0	S: 4	LOB: 2	BB: 1	P: 8	R: 0	H: 0	E: 0	K: 1	S: 5	LOB: 0	BB: 0	P: 5	R: 0	H: 0	E: 0	K: 0	S: 3	LOB: 0	BB: 0	P: 3	1B: 4	2B: 2	3B: 1	HR: 0	SF: 0	SAC: 0	DP: 1	HBP: 0	WP: 0	PB: 0	SB: 0	CS: 1	PA: 33
PITCHER Steve Gromek, R (1, 1) ERA: 3.66	IP	WLS	BF	H	R	ER	SO	BB	IBB	HBP	BLK	WP	HR	S	P	ERA	WHIP	IP	WLS	BF	H	R	ER	SO	BB	IBB	HBP	BLK	WP	HR	S	P	ERA	WHIP	IP	WLS	BF	H	R	ER	SO	BB	IBB	HBP	BLK	WP	HR	S	P	ERA	WHIP																										


BOTTOM

Detroit Tigers @ Cleveland Indians
Cleveland Municipal Stadium, Cleveland, OH

Mon May 28 1956, 3:33 AM EDT
Att. 9,546 - Unknown

livebaseballscorecards.com

AB	32
R	1
H	6
RBI	1
BB	1
SO	5
LOB	13



Batter	1	2	3	4	5	6	7	8	9	AB R H RBI BB SO LOB	TOP											
Sammy Esposito, R (1, 5) OBP: 0.319, SLG: 0.250	0-0 F8		0-0 F8	0-0 E5 FC4-6		0-0 F6			0-0 6-3	5 0 0 0 0 0 1												
Nellie Fox, L (1, 4) OBP: 0.276, SLG: 0.322	0-3 K		0-0 F8	0-0 FC4-6		0-0 1-3			1-0 3B HBP	4 1 0 0 0 1 2												
Minnie Minoso, R (1, 7) OBP: 0.431, SLG: 0.475	1-0 HBP		0-0 1B 1B		4-0 3 1B BB			0-3 K	0-0 1-H SF9 3B	3 3 2 1 1 1 0												
Larry Doby, L (1, 8) OBP: 0.404, SLG: 0.306	0-0 F8		0-0 1B 1-2 1B		0-0 E4 1-2 3			0-0 F6	1-0 BB HBP	4 0 1 0 0 0 2												
Dave Philley, S (1, 3) Walt Dropo, R (9, 3) OBP: 0.316, SLG: 0.306 OBP: 0.213, SLG: 0.190			0-0 F9	0-0 1B 1-3 2-H		0-0 3		0-3 K	0-0 SF9	4 0 1 2 0 1 2 0 0 0 0 0 0 0												
Jim Rivera, L (1, 9) OBP: 0.414, SLG: 0.396			4-0 1-3 HBP BB	0-0 F4		0-0 HR 1B		0-0 F4	4-0 1-2 BB	3 1 1 1 2 0 2												
Sherm Lollar, R (1, 2) OBP: 0.424, SLG: 0.515			1-0 1-2 1-3 HBP		0-0 L7	0-0 HR		1-0 HBP	0-0 F2	3 1 1 2 0 0 2												
Luis Aparicio, R (1, 6) OBP: 0.262, SLG: 0.307			0-0 1-3		0-0 E SH5-3 1B	0-0 F8		0-3 K		4 0 1 0 0 1 3												
Billy Pierce, L (1, 1) Jim Wilson, R (7, 1) Dixie Howell, L (9, 1) OBP: 0.138, SLG: 0.138 OBP: 0.375, SLG: 0.300 OBP: 0.250, SLG: 0.143			0-0 3-1		0-0 SH5-3			0-3 K		2 0 0 0 0 1 2 1 0 0 0 0 1 1 0 0 0 0 0 0 0												
Inning Stats	R: 0 E: 0 K: 1 S: 5	H: 0 LOB: 1 BB: 0 P: 6	R: 0 E: 0 K: 0 S: 3	H: 0 LOB: 2 BB: 1 P: 8	R: 1 E: 0 K: 0 S: 6	H: 3 LOB: 2 BB: 0 P: 6	R: 0 E: 1 K: 0 S: 5	H: 1 LOB: 2 BB: 0 P: 5	R: 3 E: 1 K: 0 S: 5	H: 2 LOB: 0 BB: 1 P: 9	R: 0 E: 0 K: 1 S: 5	H: 0 LOB: 0 BB: 0 P: 5	R: 0 E: 0 K: 2 S: 7	H: 0 LOB: 0 BB: 0 P: 7	R: 0 E: 0 K: 2 S: 7	H: 0 LOB: 1 BB: 0 P: 8	R: 2 E: 0 K: 0 S: 4	H: 1 LOB: 2 BB: 1 P: 10	1B: 5 2B: 1 3B: 1 HR: 1	SF: 1 SAC: 1 DP: 1 HBP: 5	WP: 0 PB: 0 SB: 0 CS: 0	PA: 43
PITCHER	IP WLS BF H R ER SO BB IBB HBP BLK WP HR S P ERA WHIP																			PITCHER	IP WLS BF H R ER SO BB IBB HBP BLK WP HR S P ERA WHIP	
Art Houtteman, R (1, 1) ERA: 4.5	5.0 L 26 6 4 4 1 2 0 2 0 0 1 24 34 7.20 1.600																					
Don Mossi, L (6, 1) ERA: 1.46	2.0 6 0 0 0 3 0 0 0 0 0 0 0 12 12 0.00 0.000																					
Ray Narleski, R (8, 1) ERA: 1.86	1.0 4 0 0 0 2 0 0 0 1 0 0 0 7 8 0.00 0.000																					
Bud Daley, L (9, 1) ERA: 4.0	0.2 6 1 2 2 0 1 0 2 0 0 0 0 3 9 27.00 3.000																					
Cal McLish, R (9, 1) ERA: 1.54	0.1 1 0 0 0 0 0 0 0 0 0 0 0 1 1 0.00 0.000																					

Chicago White Sox @ Cleveland Indians
Cleveland Municipal Stadium, Cleveland, OH
Wed May 30 1956, 3:33 AM EDT
Unknown

AB	33
R	6
H	7
RBI	6
BB	3
SO	6
LOB	17



WP: 0	PA: 43
PB: 0	
SB: 0	
CS: 0	

Batter	1	2	3	4	5	6	7	8	9	AB R H RBI BB SO LOB
Jim Busby, R OBP: 0.298, SLG: 0.349 (1, 8)	0-0 F9		0-0 F8		0-0		0-3 K		0-0 5-3	5 0 1 0 0 1 3
Chico Carrasquel, R OBP: 0.254, SLG: 0.238 (1, 6)	0-0 F7		0-3 K		0-0 5-3		0-0 F7		0-0 E 1B	5 0 1 0 0 1 4
Bobby Avila, R OBP: 0.333, SLG: 0.362 (1, 4)	0-0 F2			0-0 F9		0-0 5-3	4-0 FC6-4 BB		0-0 F9	4 0 0 0 1 0 1
Al Smith, R OBP: 0.387, SLG: 0.468 (1, 7)		0-0 6-3		0-0 E6		0-0 F3	0-0 FC6-4		0-0 E7 1B	5 0 1 0 0 0 3
Vic Wertz, L OBP: 0.427, SLG: 0.565 (1, 3)		0-0 HR		0-3 K		0-0 2B		0-0 HR	4-0 BB	4 2 3 2 1 1 1
Rudy Regalado, R OBP: 0.313, SLG: 0.256 (1, 5)		0-0 6-4 1B		0-0 E3		0-0 F9		0-0 5-3	0-0 1-3	5 0 1 0 0 0 5
Rocky Colavito, R OBP: 0.268, SLG: 0.295 (1, 9)		0-0 6-4		0-0 F9			0-0 2B 1B	4-0 BB		3 1 1 0 1 0 3
Jim Hegan, R OBP: 0.360, SLG: 0.311 (1, 2)			4-0 SH1-3 BB		0-3 K		0-0 1B 2B	0-0 F7		2 0 1 0 1 1 0
Dale Mitchell, L OBP: 0.400, SLG: 0.143 (8, PH)					0-0 F2		0-0 BB 1B			1 0 0 0 0 0 1
Hal Naragon, L OBP: 0.267, SLG: 0.333 (9, 2)			0-0 SH1-3		0-0 F2		0-0 BB 1B	0-0 G3		0 0 0 0 0 0 0
Art Houtteman, R George Strickland, R Don Mossi, L Sam Mize, R Stu Locklin, L Ray Narveski, R Preston Ward, L Bud Daley, L Carl Mickish, S										0 0 0 0 0 0 0 1 0 0 0 0 0 0 0 0 0 0 0 0 0 1 0 1 1 0 1 0

Inning Stats	R: 0	H: 0	E: 0	K: 0	S: 3	R: 1	H: 2	E: 0	K: 0	S: 4	R: 0	H: 0	E: 0	K: 1	S: 5	R: 0	H: 0	E: 2	K: 1	S: 7	R: 0	H: 1	E: 0	K: 1	S: 6	R: 0	H: 1	E: 0	K: 0	S: 4	R: 1	H: 3	E: 0	K: 1	S: 8	R: 1	H: 1	E: 0	K: 0	S: 4	R: 0	H: 2	E: 1	K: 0	S: 5	1B: 6	SF: 0	2B: 3	SAC: 1	3B: 0	DP: 1	HR: 2	HBP: 0	WP: 0	PA: 42
PITCHER	IP	WLS	BF	H	R	ER	SO	BB	IBB	HBP	BLK	WP	HR	S	P	ERA	WHIP																																						
Billy Pierce, L ERA: 3.38 (1, 1)	6.2	W	30	7	2	2	4	2	0	0	0	0	1	36	44	2.70	1.350																																						
Jim Wilson, R ERA: 4.53 (7, 1)	2.0		10	3	1	1	0	1	0	0	0	0	1	9	13	4.50	2.000																																						
Dixie Howell, R ERA: 2.53 (9, 1)	0.1	S	2	0	0	0	0	1	0	0	0	0	0	1	5	0.00	3.000																																						

Chicago White Sox @ Cleveland Indians
Cleveland Municipal Stadium, Cleveland, OH

Wed May 30 1956, 3:33 AM EDT
Unknown

AB	37
R	3
H	10
RBI	3
BB	4
SO	4
LOB	22



Batter	1	2	3	4	5	6	7	8	9	AB R H RBI BB SO LOB	TOP											
Fred Hatfield, L (1, 5) OBP: 0.364, SLG: 0.276 Sammy Esposito, R (8, PH) OBP: 0.313, SLG: 0.244	0-0 L1	0-0 F6			0-0 WP 1B 1B		0-0 F8	0-3 K		4 1 1 0 0 0 0 1 0 0 0 0 1 1												
Nellie Fox, L (1, 4) OBP: 0.286, SLG: 0.340	0-0 1B 3B		0-0 F7		0-0 WP 2B 1B		0-0 F7		4-0 BB	4 2 2 1 1 0 0												
Minnie Minoso, R (1, 7) OBP: 0.430, SLG: 0.467	0-0 FC4-6 1B		0-3 K		0-0 6-3		1-0 FC4-6 HBP		0-0 F5	4 0 1 1 0 1 3												
Larry Doby, L (1, 8) OBP: 0.395, SLG: 0.311	0-0 FC4-6 1B		0-0 F8		0-0 2B		0-0 FC4-6		0-0 F3	5 0 1 2 0 0 3												
Dave Philley, S (1, 3) OBP: 0.324, SLG: 0.311	0-0 1-2 1B			0-0 G4-6-3 1B	0-0 6-3			4-0 F8 1B BB	0-0 F8	4 1 2 0 1 0 2												
Jim Rivera, L (1, 9) OBP: 0.408, SLG: 0.390	0-0 F8			0-0 G4-6-3 1-2f	0-0 6-3			0-0 F8 1B 1B		4 1 1 0 0 0 3												
Les Moss, R (1, 2) OBP: 0.333, SLG: 0.929		0-0 HR		0-0 5-3		0-0 HR		0-0 F8		4 2 2 2 0 0 2												
Luis Aparicio, R (1, 6) OBP: 0.262, SLG: 0.305		0-0 F9			0-0 F8	0-0 F2		0-0 1B WP 1B		4 1 1 2 0 0 0												
Gerry Staley, R (1, 1) OBP: 0.400, SLG: 0.400 Jack Harshman, L (8, 1) OBP: 0.231, SLG: 0.417 Dixie Howell, L (9, 1) OBP: 0.250, SLG: 0.143 Sandy Consuegra, R (9, 1)		0-0 F2			0-0 1B 1B	0-3 K		0-0 WP CS 1B		4 1 2 0 0 1 0												
Inning Stats	R: 1 E: 0 K: 0 S: 6	H: 3 LOB: 2 BB: 0 P: 6	R: 1 E: 0 K: 0 S: 4	H: 1 LOB: 0 BB: 0 P: 4	R: 0 E: 0 K: 1 S: 5	H: 0 LOB: 0 BB: 0 P: 5	R: 0 E: 0 K: 0 S: 3	H: 1 LOB: 0 BB: 0 P: 3	R: 3 E: 0 K: 0 S: 7	H: 4 LOB: 1 BB: 0 P: 7	R: 1 E: 0 K: 1 S: 6	H: 1 LOB: 0 BB: 0 P: 6	R: 0 E: 0 K: 0 S: 3	H: 0 LOB: 1 BB: 0 P: 4	R: 3 E: 0 K: 1 S: 7	H: 3 LOB: 0 BB: 1 P: 11	R: 0 E: 0 K: 0 S: 3	H: 0 LOB: 1 BB: 1 P: 7	1B: 9 2B: 1 3B: 1 HR: 2	SF: 0 SAC: 0 DP: 1 HBP: 1	WP: 3 PB: 0 SB: 0 CS: 1	PA: 41
PITCHER	IP WLS BF H R ER SO BB IBB HBP BLK WP HR S P ERA WHIP																					
Mike Garcia, R (1, 1) ERA: 3.78	4.1 L 20 8 5 5 1 0 0 0 0 0 0 1 22 22 10.38 1.846																					
Don Mossi, L (5, 1) ERA: 1.8	2.2 11 2 1 1 1 0 0 1 0 1 1 12 13 3.38 0.750																					
Cal McLish, R (8, 1) ERA: 3.75	0.1 5 3 3 3 0 1 0 0 0 0 0 4 8 81.00 12.000																					
Bud Daley, L (8, 1) ERA: 3.38	1.2 5 0 0 0 1 1 0 0 0 1 0 6 10 0.00 0.600																					

Chicago White Sox @ Cleveland Indians
Cleveland Municipal Stadium, Cleveland, OH
 Wed May 30 1956, 3:38 AM EDT
 Att: 26,788 - Unknown

AB	38
R	9
H	13
RBI	8
BB	2
SO	3
LOB	14



BOTTOM

Chicago White Sox @ Cleveland Indians
Cleveland Municipal Stadium, Cleveland, OH

Wed May 30 1956, 3:38 AM EDT
Att. 26,788 - Unknown

livebaseballscorecards.com

AB	39
R	8
H	11
RBI	8
BB	4
SO	1
LOB	16



WP:	0	PA:	43
PB:	0	SB:	0
CS:	0		

AB R H RBI BB SO LOB

5	0	0	0	0	0	5
2	0	1	0	0	0	0
3	1	1	2	0	0	2
4	2	2	1	1	0	1
4	1	0	0	1	1	2
5	2	2	4	0	0	1
4	0	1	0	1	0	1
3	0	0	0	0	0	1
2	0	0	0	0	0	1
4	1	3	1	0	0	1
1	0	0	0	0	0	0
1	0	0	0	0	0	1
1	0	1	0	0	0	0
0	0	0	0	0	0	0
0	0	0	0	0	0	0
0	1	0	0	1	0	0

Batter	1	2	3	4	5	6	7	8	9
Jim Busby, R (1, 8) OBP: 0.289, SLG: 0.338	0-0 6-3		0-0 F7		0-0 FC6-4		0-0 FC5-4		0-0 F7
Stu Locklin, L (1, 9) OBP: 0.167, SLG: 0.167 Rocky Colavito, R (6, PH) OBP: 0.270, SLG: 0.344	0-0 1B		0-0 F7			0-0 F4	0-0 L7		0-0 HR
Al Smith, R (1, 5) OBP: 0.394, SLG: 0.496	0-0 F5			0-0 5-3		0-0 HR		0-0 1B	4-0 BB HR BB
Vic Wertz, L (1, 3) OBP: 0.419, SLG: 0.547	0-0 4-3			0-3 K		0-0 4-3		0-0 F7	4-0 1-2 HR BB
Preston Ward, L (1, 7) OBP: 0.375, SLG: 0.524		0-0 1-3		0-0 4-3		0-0 HR		0-0 F8	0-0 1-H 2-H HR
Bobby Avila, R (1, 4) OBP: 0.335, SLG: 0.359		4-0 BB			0-0 6-3	0-0 F7		0-0 F5	0-0 FC6-4 1B
Hal Naragon, L (1, 2) OBP: 0.242, SLG: 0.300 Jim Hegan, R (9, PH) OBP: 0.352, SLG: 0.303		0-0 F8			0-0 F8		0-0 6-3		0-0 5-3 FC6-4
Chico Carrasquel, R (1, 6) OBP: 0.268, SLG: 0.278		0-0 F7			0-0 1B	0-0 1B			0-0 HR
Mike Garcia, R (1, 1) OBP: 0.188, SLG: 0.133 Don Mossi, L (5, 1) Dale Mitchell, L (7, PH) OBP: 0.455, SLG: 0.250 Cal McLish, S (8, 1) Bud Daley, L (8, 1) Sam Mele, R (9, PH) OBP: 0.471, SLG: 0.533			0-0 1-3		0-0 E4	0-0 FC6-4	0-0 FC5-4		4-0 BB HR BB

Inning Stats	R: 0 E: 0 K: 0 S: 4	H: 1 LOB: 1 BB: 0 P: 4	R: 0 E: 0 K: 0 S: 3	H: 0 LOB: 1 BB: 1 P: 7	R: 0 E: 0 K: 0 S: 3	H: 0 LOB: 0 BB: 0 P: 3	R: 0 E: 0 K: 1 S: 5	H: 0 LOB: 0 BB: 0 P: 5	R: 0 E: 1 K: 0 S: 5	H: 1 LOB: 2 BB: 0 P: 5	R: 2 E: 0 K: 0 S: 5	H: 2 LOB: 0 BB: 0 P: 5	R: 0 E: 0 K: 0 S: 5	H: 2 LOB: 2 BB: 0 P: 5	R: 0 E: 0 K: 0 S: 4	H: 1 LOB: 1 BB: 0 P: 4	R: 6 E: 0 K: 0 S: 7	H: 4 LOB: 1 BB: 3 P: 19	1B: 6 2B: 0 3B: 0 HR: 5	SF: 0 SAC: 0 DP: 0 HBP: 0
--------------	------------------------------	---------------------------------	------------------------------	---------------------------------	------------------------------	---------------------------------	------------------------------	---------------------------------	------------------------------	---------------------------------	------------------------------	---------------------------------	------------------------------	---------------------------------	------------------------------	---------------------------------	------------------------------	----------------------------------	----------------------------------	------------------------------------

PITCHER	IP	WLS	BF	H	R	ER	SO	BB	IBB	HBP	BLK	WP	HR	S	P	ERA	WHIP
Gerry Staley, R (1, 1) ERA: 7.36	7.0		30	7	2	2	1	1	0	0	0	0	2	31	35	2.57	1.143
Jack Harshman, L (8, 1) ERA: 5.0	1.2		10	2	5	5	0	3	0	0	0	0	2	7	19	27.00	3.000
Dixie Howell, R (9, 1) ERA: 2.95	0.0		2	2	1	1	0	0	0	0	0	0	1	2	2	∞	∞
Sandy Consuegra, R (9, 1) ERA: 3.78	0.1	S	1	0	0	0	0	0	0	0	0	0	0	1	1	0.00	0.000

Batter	1	2	3	4	5	6	7	8	9	AB R H RBI BB SO LOB	TOP
Jim Busby, R (1, 8) OBP: 0.287, SLG: 0.329	0-3 		0-0 5-3		0-0 F8		0-3 K		4-0 	4 1 0 0 1 2 0	Cleveland Indians @ Washington Senators Griffith Stadium, Washington, DC Fri Jun 01 1956, 3:33 AM EDT Att. 4,738 - Unknown
Chico Carrasquel, R (1, 6) OBP: 0.266, SLG: 0.275	0-0 4-3		0-0 		0-3 K		0-0 P4	0-0 G3	5 0 1 0 0 1 1		
Bobby Avila, R (1, 4) OBP: 0.331, SLG: 0.354	0-0 5-3		0-0 E1		0-0 		0-0 4-3	0-0 	5 0 1 0 0 0 1		
Al Smith, R (1, 7) OBP: 0.395, SLG: 0.487		0-0 	0-3 K		0-0 F9		0-0 F9	4-0 	4 1 1 0 1 1 3		
Vic Wertz, L (1, 3) OBP: 0.413, SLG: 0.534		0-0 		0-0 F8		0-0 4-3	0-0 F8	0-0 4-3	5 0 1 0 0 0 2		
Rudy Regalado, R (1, 5) OBP: 0.308, SLG: 0.255		0-0 G6-4-3		0-0 F8		0-0 F5	0-0 		4 0 1 0 0 0 1		
Rocky Colavito, R (1, 9) OBP: 0.295, SLG: 0.348		0-0 5-3		4-0 		4-0 	0-0 	0-0 	2 0 1 0 2 0 0		
Jim Hegan, R (1, 2) OBP: 0.359, SLG: 0.304			0-0 6-3	4-0 		0-0 	0-0 F8		3 0 1 0 1 0 2		
Bob Lemon, L (1, 1) OBP: 0.267, SLG: 0.240 Ray Nieves, R (8, 1) Sam Mele, R (9, PH) OBP: 0.444, SLG: 0.500			0-0 	0-0 1-3		0-0 G3		0-0 F9	3 1 1 1 0 0 4 0 0 0 0 0 0 0 1 0 0 0 0 0 0		
Inning Stats	R: 0 H: 0 E: 0 LOB: 0 K: 1 BB: 0 S: 5 P: 5	R: 1 H: 2 E: 0 LOB: 0 K: 0 BB: 0 S: 4 P: 4	R: 1 H: 2 E: 1 LOB: 2 K: 1 BB: 0 S: 8 P: 8	R: 0 H: 0 E: 0 LOB: 2 K: 0 BB: 2 S: 3 P: 11	R: 0 H: 1 E: 0 LOB: 1 K: 1 BB: 0 S: 6 P: 6	R: 0 H: 1 E: 0 LOB: 2 K: 0 BB: 1 S: 4 P: 8	R: 0 H: 0 E: 0 LOB: 0 K: 1 BB: 0 S: 5 P: 5	R: 0 H: 2 E: 0 LOB: 2 K: 0 BB: 0 S: 5 P: 5	R: 1 H: 0 E: 1 LOB: 2 K: 0 BB: 2 S: 4 P: 12	1B: 7 SF: 0 2B: 0 SAC: 0 3B: 0 DP: 1 HR: 1 HBP: 0	WP: 0 PA: 41 PB: 0 SB: 0 CS: 0
PITCHER Bob Wiesler, L (1, 1) ERA: 7.39	IP WLS BF H R ER SO BB IBB HBP BLK WP HR S P ERA WHIP 9.0 W 41 8 3 2 4 5 0 0 0 0 0 1 44 64 2.00 1.444										

livebaseballscores.com

AB	36
R	3
H	8
RBI	1
BB	5
SO	4
LOB	14



Batter	1	2	3	4	5	6	7	8	9
Eddie Yost, R OBP: 0.471, SLG: 0.366 (1, 5) X	0-0 F2		0-0 F8					0-0 G1 SH1-3 1B BB	0-0 2B
Whitey Herzog, L OBP: 0.284, SLG: 0.329 (1, 7) X	0-0 4-3			0-0 4-3	0-0 4-3		0-0 SH1-3	0-0 F8	
Pete Runnels, L OBP: 0.375, SLG: 0.455 (1, 4) X	0-0 1B			0-0 4-3	0-0 P6		0-0 G1	0-3 K	
Roy Sievers, R OBP: 0.397, SLG: 0.558 (1, 3) X	0-0 L7			0-0 HBP 1B		0-0 F8 E FC1-4 1B	0-0 1B 1B BB		
Jim Lemon, R OBP: 0.363, SLG: 0.521 (1, 9)		0-3 K		1-0 HBP		0-0 E5 FC1-4	0-0 FC5 1B		
Karl Olson, R OBP: 0.329, SLG: 0.412 (1, 8)		0-0 1-3		0-0 F8		0-0 F8	0-0 1B		
Lyle Luttrell, R OBP: 0.360, SLG: 0.625 (1, 6) X		0-0 CS 1B			0-0 3B 2B	0-0 FC1-4 S	0-0 FC5		
Lou Berberet, L OBP: 0.358, SLG: 0.422 (1, 2)		0-0 CS	0-0 4-3		0-0 1B 3B	0-0 FC4-6 BB		0-0 SH2-4 2B 1B	
Carlos Paula, R OBP: 0.275, SLG: 0.333 (8, PR)									
Ed Fitz Gerald, R OBP: 0.407, SLG: 0.520 (9, 2)									
Bob Wiesler, S (1, 1)			0-3 K2-3		0-3 K	0-0 FC4-6		0-0 SH2-4	

AB	R	H	RBI	BB	SO	LOB
4	1	2	2	1	0	0
4	0	0	0	0	0	3
5	0	1	0	0	1	4
3	1	2	0	1	0	1
3	0	1	1	0	1	1
4	0	1	0	0	0	4
4	1	2	1	0	0	4
3	1	2	1	1	0	0
0	1	0	0	0	0	0
0	0	0	0	0	0	0
3	0	0	0	0	2	3

AB	R	H	RBI	BB	SO	LOB
33	5	11	5	3	4	20

Inning Stats	R	H	E	K	S	H	LOB	BB	IBB	HBP	BLK	WP	HR	S	P	ERA	WHIP
Bob Lemon, R ERA: 2.52 (1, 1)	0	1	0	0	4	1	1	0	0	0	0	0	0	39	52	4.91	1.909
Ray Narleski, R ERA: 1.8 (8, 1)	0	0	0	1	0	0	0	0	0	0	0	0	0	4	4	0.00	0.000

WP	PA	ERA	WHIP
0	40		

Cleveland Indians @ Washington Senators
Griffith Stadium, Washington, DC
Fri Jun 01 1956, 3:33 AM EDT
Att. 4,738 - Unknown

livebaseballscorecards.com



Batter	1	2	3	4	5	6	7	8	9	AB R H RBI BB SO LOB	TOP		
Chico Carrasquel, R OBP: 0.282, SLG: 0.287 (1, 6) BB	4-0 6-4-3 1B BB		X 0-0 SH1-4 1B	X 0-0 BB 2B 1B		X 0-0 6-4-3 BB 1B		X 0-0 6-3 1B	X 0-0 F7	5 1 3 1 1 0 0			
Bobby Avila, R OBP: 0.339, SLG: 0.354 (1, 4) X	0-0 F5		X 0-0 SH1-4 1B	4-0 3-H 2B 1B		4-0 6-4-3 BB 1B		X 0-0 FC6-4 BB 1B	X 0-0 F8	3 2 1 0 2 0 1			
Sam Mele, R OBP: 0.500, SLG: 0.714 (1, 7) X	0-0 6-4-3 1B		0-3 K	0-0 1-H 2-H 3-H 1B 2B		0-0 G6-4-3 1-2f 2-3		4-0 FC6-4 BB	0-0 HR	5 2 3 4 1 1 4			
Al Smith, R OBP: 0.388, SLG: 0.475 George Strickland, R OBP: 0.308, SLG: 0.182 (1, 5) (8, 5) X	0-0 6-4-3 1-2 2-3		0-3 K	0-0 2-H 1B		0-0 P5		0-0 FC6-4 1B BB	4-0 BB	5 1 1 1 0 1 7 0 0 0 0 1 0 0			
Vic Wertz, L OBP: 0.409, SLG: 0.547 Preston Ward, L OBP: 0.378, SLG: 0.523 (1, 3) (7, 3) S S	0-3 K		0-3 K	4-1 K				X 0-0 HR	X 0-0 BB HR HBP 1B	4 1 1 1 0 2 3 2 1 1 1 0 0 1			
Jim Busby, R OBP: 0.295, SLG: 0.329 (1, 8) S S		0-3 K		X 0-0 BB 1B	H 1-0 HBP		X 0-0 L6	X 0-0 L6	X 1-0 BB HR HBP	3 2 1 0 0 1 0			
Rocky Colavito, R OBP: 0.313, SLG: 0.391 (1, 9) X		0-0 4-3		4-0 BB 1B BB	X 0-0 F7		X 0-0 HR	X 4-0 HR BB		3 3 1 2 2 0 1			
Jim Hegan, R OBP: 0.351, SLG: 0.333 (1, 2) X		0-0 F2		X 0-0 F8	X 0-0 F2		X 0-0 6-3	X 0-0 HR		5 1 1 4 0 0 3			
Herb Score, L OBP: 0.258, SLG: 0.115 (1, 1) B B B			4-0 SH1-4 1B BB	X 0-0 BB 2B 1B	X 0-0 4-3		0-3 K	0-0 G3		4 1 1 1 1 1 1			
Inning Stats	R: 0 E: 0 K: 1 S: 6 H: 1 LOB: 2 BB: 1 P: 10	R: 0 E: 0 K: 1 S: 5 H: 0 LOB: 0 BB: 0 P: 5	R: 0 E: 0 K: 2 S: 8 H: 1 LOB: 2 BB: 1 P: 12	R: 6 E: 0 K: 1 S: 10 H: 5 LOB: 1 BB: 2 P: 18	R: 0 E: 0 K: 0 S: 3 H: 0 LOB: 1 BB: 0 P: 4	R: 0 E: 0 K: 0 S: 3 H: 1 LOB: 1 BB: 1 P: 7	R: 2 E: 0 K: 1 S: 7 H: 2 LOB: 0 BB: 0 P: 7	R: 6 E: 0 K: 0 S: 6 H: 3 LOB: 0 BB: 2 P: 15	R: 1 E: 0 K: 0 S: 4 H: 1 LOB: 1 BB: 1 P: 8	1B: 9 2B: 1 3B: 0 HR: 4 SF: 0 SAC: 1 DP: 1 HBP: 2	WP: 0 PB: 0 SB: 0 CS: 0 PA: 50		
PITCHER	IP WLS BF H R ER SO BB IBB HBP BLK WP HR S P ERA WHIP											PITCHER	IP WLS BF H R ER SO BB IBB HBP BLK WP HR S P ERA WHIP
Dean Stone, L ERA: 5.97 (1, 1)	5.0 L 27 7 6 6 5 4 0 1 0 0 0 0 32 49 10.80 2.200												
Tex Clevenger, R ERA: 5.55 (6, 1)	2.0 9 3 2 2 1 1 0 0 0 0 0 2 10 14 9.00 2.000												
Connie Grob, R ERA: 5.4 (8, 1)	2.0 14 4 7 7 0 3 0 1 0 0 0 2 10 23 31.50 3.500												

Cleveland Indians @ Washington Senators
Griffith Stadium, Washington, DC
Sat Jun 02 1956, 3:33 AM EDT
Att. 2,317 - Unknown

AB	39
R	15
H	14
RBI	15
BB	8
SO	6
LOB	21



Batter	1	2	3	4	5	6	7	8	9	AB R H RBI BB SO LOB
Eddie Yost, R OBP: 0.469, SLG: 0.368 (1, 5)	0-0 1B		0-3 K		0-0 P5		0-0 1B		0-0 G4-3	5 0 2 0 0 1 4
Whitey Herzog, L OBP: 0.278, SLG: 0.320 (1, 7)	0-0 F7		0-0 P4		0-0 G3		0-0 1B		0-0 1-3	5 0 1 0 0 0 4
Pete Runnels, L OBP: 0.366, SLG: 0.442 (1, 4)	0-3 K		0-0 G3		0-3 K		0-3 K			4 0 0 0 0 3 6
Roy Sievers, R OBP: 0.394, SLG: 0.547 (1, 3)	0-0 F9			0-0 P3		0-0 P6		4-0 FC3-6 BB		3 0 0 0 1 0 1
Jim Lemon, R OBP: 0.360, SLG: 0.510 (1, 9)		0-3 K2-3		0-3 K		4-0 6-3 BB		0-3 K		3 0 0 0 1 3 1
Karl Olson, R OBP: 0.333, SLG: 0.406 (1, 8)		4-0 FC6-4 BB		4-0 BB		0-0 6-3		0-0 E4 FC3-6		2 0 0 0 2 0 2
Lyle Luttrell, R OBP: 0.310, SLG: 0.536 (1, 6)		0-3 K		0-3 K		0-3 K		0-3 K		4 0 0 0 0 4 5
Ed Fitz Gerald, R OBP: 0.387, SLG: 0.464 (1, 2)		0-0 FC6-4			4-0 G3 BB		0-3 K	0-0 FC3-6		3 0 0 0 1 1 3
Dean Stone, L (1, 1) Ernie Oravetz, S (5, PH) Tex Cleveland, R (6, 1) Harmon Killebrew, R (7, PH) Connie Grob, L (8, 1) Carlos Paula, R (9, PH)			4-0 BB		4-0 G3 BB		0-3 K	4-0 G4-3 BB		0 0 0 0 1 0 0 0 0 0 0 1 0 0 0 0 0 0 0 0 0 1 0 0 0 0 1 0 0 0 0 0 0 0 0 0 0 0 0 1 0 0

BOTTOM

Cleveland Indians @ Washington Senators
Griffith Stadium, Washington, DC

livebaseballscorecards.com

AB	30
R	0
H	3
RBI	0
BB	8
SO	13
LOB	26



WP: 0	PA: 38
PB: 0	
SB: 0	
CS: 0	

Inning Stats	R: 0	H: 1	E: 0	K: 1	S: 6	LOB: 1	BB: 0	P: 6	R: 0	H: 0	E: 0	K: 2	S: 7	LOB: 1	BB: 1	P: 11	R: 0	H: 0	E: 0	K: 1	S: 5	LOB: 1	BB: 1	P: 9	R: 0	H: 0	E: 0	K: 1	S: 5	LOB: 2	BB: 2	P: 13	R: 0	H: 2	E: 0	K: 3	S: 11	LOB: 2	BB: 0	P: 11	R: 0	H: 0	E: 1	K: 2	S: 8	LOB: 2	BB: 1	P: 12	R: 0	H: 0	E: 0	K: 0	S: 2	LOB: 0	BB: 1	P: 6	1B: 3	SF: 0	2B: 0	SAC: 0	3B: 0	DP: 1	HR: 0	HBP: 0	WP: 0	PA: 38
PITCHER Herb Score, L (1, 1) ERA: 2.72	IP	WLS	BF	H	R	ER	SO	BB	IBB	HBP	BLK	WP	HR	S	P	ERA	WHIP																			PITCHER	IP	WLS	BF	H	R	ER	SO	BB	IBB	HBP	BLK	WP	HR	S	P	ERA	WHIP													

Sat Jun 02 1956, 3:33 AM EDT
Att. 2,317 - Unknown

Batter	1	2	3	4	5	6	7	8	9	10	11	12	AB R H RBI BB SO LOB	TOP															
Chico Carrasquel, R OBP: 0.271, SLG: 0.275 (1, 6)	0-0 F3		0-0 F7			0-0 F9		0-0 L7	0-0 F5			0-0 6-3	6 0 0 0 0 0 2	Cleveland Indians @ Washington Senators Griffith Stadium, Washington, DC Sun Jun 03 1956, 3:33 AM EDT Unknown															
Bobby Avila, R OBP: 0.339, SLG: 0.367 (1, 4)	0-3 K			0-0 L3		0-0 HR		0-0 5-3		0-0 F4		4-0 HR	5 2 1 2 1 1 0																
Al Smith, R OBP: 0.392, SLG: 0.480 (1, 5) (12, 7)	0-3 K			0-0 F9		0-3 K		0-0 1B		0-0 1B		4-0 HR	5 2 2 0 1 2 0																
Vic Wertz, L OBP: 0.418, SLG: 0.573 Rocky Colavito, R OBP: 0.313, SLG: 0.391 (1, 3) (12, 9)		0-0 1-3		0-0 4-3		0-0 1B		0-0 1B		0-0 1B		0-0 HR	6 1 4 4 0 0 0 0 0 0 0 0 0 0																
Preston Ward, L OBP: 0.363, SLG: 0.507 (1, 7) (12, 3)		0-0 2B			0-0 F8	0-0 F8		0-0 E6		0-0 F5		0-0 4-3	6 0 1 0 0 0 4																
Sam Mele, R OBP: 0.467, SLG: 0.667 George Strickland, R OBP: 0.309, SLG: 0.182 (1, 9) (12, PR) (12, 5)		0-0 F8			0-0 5-3		0-0 1B	0-0 F8		0-0 FC6-4		0-0 1B	6 0 2 0 0 0 5 0 1 0 0 0 0 0																
Jim Busby, R OBP: 0.297, SLG: 0.329 (1, 8)	0-3 K				0-0 1B		0-0 G6-4-3		0-0 1-3		0-0 5-3	0-0 1B	6 0 2 1 0 1 2																
Jim Hegan, R OBP: 0.340, SLG: 0.356 (1, 2)			0-0 F5		0-3 K		0-0 HR		0-0 6-3		0-0 F8	0-0 FC6	6 1 1 1 0 1 3																
Early Wynn, S OBP: 0.296, SLG: 0.208 Ray Narleski, R (6, 1) Al Rosen, R OBP: 0.375, SLG: 0.438 Cal McLish, S (11, PH) (11, 1)			0-3 K			4-0 HR	0-3 K		4-0 BB		0-0 5-3		1 1 0 0 1 1 0 1 0 0 0 1 1 0 1 0 0 0 0 0 0 0 0 0 0 0 0 0																
Inning Stats	R: 0 E: 0 K: 2 S: 7	H: 0 LOB: 0 BB: 0 P: 7	R: 0 E: 0 K: 1 S: 6	H: 1 LOB: 1 BB: 0 P: 6	R: 0 E: 0 K: 1 S: 5	H: 0 LOB: 0 BB: 0 P: 5	R: 0 E: 0 K: 0 S: 3	H: 0 LOB: 0 BB: 0 P: 3	R: 0 E: 0 K: 1 S: 6	H: 1 LOB: 1 BB: 0 P: 6	R: 2 E: 0 K: 1 S: 7	H: 2 LOB: 1 BB: 1 P: 11	R: 1 E: 0 K: 1 S: 6		H: 2 LOB: 0 BB: 0 P: 6	R: 1 E: 1 K: 0 S: 6	H: 2 LOB: 2 BB: 0 P: 6	R: 0 E: 0 K: 0 S: 3	H: 0 LOB: 1 BB: 1 P: 7	R: 0 E: 0 K: 0 S: 5	H: 2 LOB: 2 BB: 0 P: 5	R: 0 E: 0 K: 0 S: 3	H: 0 LOB: 0 BB: 0 P: 3	R: 0 E: 0 K: 0 S: 6	H: 3 LOB: 2 BB: 2 P: 14	1B: 7 2B: 3 3B: 0 HR: 3	SF: 0 SAC: 0 DP: 1 HBP: 0	WP: 0 PB: 1 SB: 1 CS: 0	PA: 53
PITCHER	IP WLS BF H R ER SO BB IBB HBP BLK WP HR S P ERA WHIP																												
Camilo Pascual, R ERA: 6.79 Bob Chakales, R ERA: 2.67	(1, 1) (8, 1)	7.2 L	32 21	8 5	4 4	4 4	0 0	7 0	1 3	0 0	0 0	0 0	0 0		0 1	2 18	45 30	49 30	4.70 8.31	1.174 1.846									

AB	49
R	8
H	13
RBI	8
BB	4
SO	7
LOB	16



livebaseballscorecards.com

Batter	1	2	3	4	5	6	7	8	9	10	11	12	AB	R	H	RBI	BB	SO	LOB
Eddie Yost, R OBP: 0.465, SLG: 0.362 (1, 5)	0-0 F8		4-0 2B SH1-3 BB	0-3 K		0-0 2-H 1B		0-0 F9			0-0 5-3		5	0	1	1	1	1	1
Whitey Herzog, L OBP: 0.262, SLG: 0.300 (1, 7)	0-0 4-3		0-0 SH1-3 1-2		0-0 G3	0-0 F9			0-0 L6		0-3 K		5	0	0	0	0	1	1
Pete Runnels, L OBP: 0.365, SLG: 0.444 (1, 4)	0-0 FC6-4 1B		0-0 2-3 2B		0-0 6-3		0-0 F2		0-0 4-3			0-0 E6 FC5-4	6	0	2	0	0	0	0
Roy Sievers, R OBP: 0.387, SLG: 0.530 (1, 3)	0-0 FC6-4 1-2		4-0 IBB		0-0 F9		0-0 F2		0-0 F6			0-0 F8	5	0	0	0	1	0	2
Karl Olson, R OBP: 0.340, SLG: 0.406 (1, 8)		0-0 BB 1B	0-3 K			4-0 HR BB		0-0 1B		0-0 6-3		0-0 FC5-4 1-2	5	1	2	0	1	1	4
Jim Lemon, R OBP: 0.354, SLG: 0.516 (1, 9)		0-3 K	0-0 F6			0-0 1-H HR		0-0 F9		0-0 F3		0-0 F8	6	1	1	2	0	1	6
Lou Berberet, L OBP: 0.375, SLG: 0.500 Pedro Ramos, S (6, PR) Ed Fitz Gerald, R (7, 2) OBP: 0.333, SLG: 0.467 OBP: 0.394, SLG: 0.467		0-0 F7		0-0 HR		0-0 SH1-4 1B		0-0 5-3		0-0 1B			3	1	2	1	0	0	1
Lyle Luttrel, R OBP: 0.303, SLG: 0.484 (1, 6)		4-0 1-2 BB		0-0 F4		0-0 SH1-4 1-2		0-0 5-3		0-0 F8			3	0	0	0	1	0	1
Camilo Pascual, R OBP: 0.300, SLG: 0.316 Bob Chakales, R (8, 1) OBP: 0.133, SLG: 0.133		0-0 1-3		0-0 F8		0-0 F4		0-0 1B			0-3 K		3	0	0	0	0	0	4
													2	0	1	0	0	1	0

Inning Stats	R: 0	H: 1	E: 0	LOB: 1	K: 0	BB: 0	S: 4	R: 0	H: 1	E: 0	LOB: 2	K: 1	BB: 1	S: 6	R: 0	H: 1	E: 0	LOB: 3	K: 1	BB: 2	S: 6	R: 1	H: 1	E: 0	LOB: 0	K: 1	BB: 0	S: 6	R: 0	H: 0	E: 0	LOB: 0	K: 0	BB: 0	S: 3	R: 3	H: 3	E: 0	LOB: 1	K: 0	BB: 1	S: 6	R: 0	H: 1	E: 0	LOB: 1	K: 0	BB: 0	S: 4	R: 0	H: 1	E: 0	LOB: 1	K: 0	BB: 0	S: 4	R: 0	H: 0	E: 0	LOB: 0	K: 0	BB: 0	S: 3	R: 0	H: 1	E: 0	LOB: 1	K: 0	BB: 0	S: 4	R: 0	H: 1	E: 0	LOB: 1	K: 0	BB: 0	S: 7	R: 0	H: 0	E: 1	LOB: 1	K: 0	BB: 0	S: 4	R: 0	H: 0	E: 1	LOB: 1	K: 0	BB: 0	S: 4	1B: 7	SF: 0	2B: 1	SAC: 2	3B: 0	DP: 0	HR: 2	HBP: 0	WP: 0	PA: 51
--------------	------	------	------	--------	------	-------	------	------	------	------	--------	------	-------	------	------	------	------	--------	------	-------	------	------	------	------	--------	------	-------	------	------	------	------	--------	------	-------	------	------	------	------	--------	------	-------	------	------	------	------	--------	------	-------	------	------	------	------	--------	------	-------	------	------	------	------	--------	------	-------	------	------	------	------	--------	------	-------	------	------	------	------	--------	------	-------	------	------	------	------	--------	------	-------	------	------	------	------	--------	------	-------	------	-------	-------	-------	--------	-------	-------	-------	--------	-------	--------

PITCHER	IP	WLS	BF	H	R	ER	SO	BB	IBB	HBP	BLK	WP	HR	S	P	ERA	WHIP
Early Wynn, R ERA: 2.64 (1, 1)	5.2		28	7	4	4	3	3	1	0	0	0	2	30	46	6.35	1.765
Ray Narleski, R ERA: 1.48 (6, 1)	4.1		16	3	0	0	0	0	0	0	0	0	0	16	16	0.00	0.692
Cal McLish, R ERA: 3.21 (11, 1)	2.0	W	7	0	0	0	2	0	0	0	0	0	0	11	11	0.00	0.000


BOTTOM

Cleveland Indians @ Washington Senators
Griffith Stadium, Washington, DC

Sun Jun 03 1956, 3:33 AM EDT
Unknown

livebaseballscorecards.com

AB	45
R	4
H	10
RBI	4
BB	4
SO	5
LOB	20



Batter	1	2	3	4	5	6	7	8	9	AB R H RBI BB SO LOB	TOP											
Chico Carrasquel, R OBP: 0.269, SLG: 0.279 (1, 6)	0-0 F7		0-0 F7		0-0 3-1		0-0 FC7-4 2B		0-0 E4	5 0 1 0 0 0 1	Cleveland Indians @ Washington Senators Griffith Stadium, Washington, DC Sun Jun 03 1956, 3:38 AM EDT Att: 11,817 - Unknown livebaseballscorecards.com											
Bobby Avila, R OBP: 0.335, SLG: 0.363 (1, 4)	0-0 F6		0-0 F2		0-0 FC6-4 1B		0-3 K		0-0 G6-4-3	5 0 1 0 0 1 3												
Al Smith, R OBP: 0.395, SLG: 0.489 (1, 5)	0-0 BB 1B		0-0 2B		0-0 FC6-4 1-2f 2B		0-0 FC7-4			4 1 2 0 0 0 2												
Vic Wertz, L OBP: 0.425, SLG: 0.579 (1, 3)	4-0 1-2 BB		4-0 BB		0-0 FC5 1-H 2B			0-0 3-1		2 0 1 1 2 0 0												
Preston Ward, L OBP: 0.369, SLG: 0.493 (1, 7)	0-3 K		0-0 F6		4-0 BB			4-0 BB		2 0 0 0 2 1 4												
Rocky Colavito, R OBP: 0.322, SLG: 0.411 (1, 9)		0-0 2B		0-0 E7 WP 1B		0-0 FC5 2-3f		0-3 K		4 0 2 0 0 1 3												
Jim Busby, R OBP: 0.290, SLG: 0.321 (1, 8)		0-0 F6		0-3 K 2-3		0-0 F7		0-0 F8		4 0 0 0 0 1 3												
Earl Averill, R OBP: 0.222, SLG: 0.045 (1, 2)		0-0 F5		0-3 K		0-3 K			0-3 K	4 0 0 0 0 3 2												
Don Mossi, L (1, 1)		0-0 F4		0-3 K		0-3 K			0-0 E 1B	2 0 0 0 0 1 2												
Art Houtteman, R (4, 1)										1 0 0 0 0 1 0												
Bud Daley, L (7, 1)										0 0 0 0 0 0 0												
Dale Mitchell, L (9, PH) OBP: 0.500, SLG: 0.333										1 0 1 0 0 0 0												
Inning Stats	R: 0 E: 0 K: 1 S: 6	H: 1 LOB: 2 BB: 1 P: 10	R: 0 E: 0 K: 0 S: 4	H: 1 LOB: 1 BB: 0 P: 4	R: 0 E: 0 K: 0 S: 4	H: 1 LOB: 2 BB: 1 P: 8	R: 0 E: 1 K: 3 S: 10	H: 1 LOB: 1 BB: 0 P: 10	R: 1 E: 0 K: 0 S: 5	H: 2 LOB: 2 BB: 1 P: 9	R: 0 E: 0 K: 2 S: 7	H: 0 LOB: 0 BB: 0 P: 7	R: 0 E: 0 K: 1 S: 5	H: 1 LOB: 0 BB: 0 P: 5	R: 0 E: 0 K: 1 S: 5	H: 0 LOB: 1 BB: 1 P: 9	R: 0 E: 1 K: 1 S: 6	H: 1 LOB: 1 BB: 0 P: 6	1B: 4 2B: 5 3B: 0 HR: 0	SF: 0 SAC: 0 DP: 2 HBP: 0	WP: 1 PB: 0 SB: 0 CS: 0	PA: 38
PITCHER Hal Griggs, R (1, 1) ERA: 5.32	IP: 9.0 WLS: W BF: 38 H: 8 R: 1 ER: 1 SO: 9 BB: 4 IBB: 0 HBP: 0 BLK: 0 WP: 1 HR: 0 S: 52 P: 68 ERA: 1.00 WHIP: 1.333											PITCHER	IP: WLS: BF: H: R: ER: SO: BB: IBB: HBP: BLK: WP: HR: S: P: ERA: WHIP:									

Cleveland Indians @ Washington Senators
 Griffith Stadium, Washington, DC
 Sun Jun 03 1956, 3:38 AM EDT
 Att: 11,817 - Unknown

AB	34
R	1
H	8
RBI	1
BB	4
SO	9
LOB	20



Batter	1	2	3	4	5	6	7	8	9	AB	R	H	RBI	BB	SO	LOB
Eddie Yost, R OBP: 0.463, SLG: 0.370 (1, 5)	0-0 FC5-4 1B		0-0 F6	0-0 F7	0-0 F7		0-0 3-1 2B			5	0	2	3	0	0	4
Jerry Snyder, R OBP: 0.329, SLG: 0.361 (1, 4)	0-0 FC5-4 1B		0-0 F4	0-0 E6 1B		0-0 SH1-4 1B	0-0 3-1			5	0	1	0	0	0	2
Karl Olson, R OBP: 0.344, SLG: 0.404 (1, 8)	0-0 F8		4-0 BB	0-0 1-2 1B		0-0 SH1-4 1-2	0-0 F7			3	0	1	0	1	0	2
Roy Sievers, R OBP: 0.382, SLG: 0.521 (1, 3)	0-0 1-3 1B		0-0 F8	0-3 K		0-3 K		0-0 F6		5	0	1	0	0	2	4
Carlos Paula, R OBP: 0.289, SLG: 0.308 Whitey Herzog, L OBP: 0.259, SLG: 0.296 (1, 9) (8, 7)	0-0 3-1			0-0 F4	4-0 2B BB	0-0 F7		0-0 F6		3	0	0	0	1	0	3
Jim Lemon, R OBP: 0.361, SLG: 0.525 (1, 7) (8, 9)		0-0 G3 1B		0-0 1B 1B	0-0 1-3 2B		0-0 E9 FC1-5	0-3 K		5	1	3	0	0	1	0
Lyle Luttrell, R OBP: 0.297, SLG: 0.457 (1, 6)		0-0 F9		0-0 1B SH 1B	0-3 K		0-0 FC1-5 HBP 2B			4	2	1	0	0	1	4
Lou Berberet, L OBP: 0.400, SLG: 0.500 (1, 2)		0-0 G3		0-0 SH 1B	4-0 IBB		4-0 HBP 2B BB			2	2	1	1	2	0	1
Hal Griggs, R (1, 1)		0-3 K		0-0 SH E	0-3 K		1-0 2B HBP			2	2	0	0	0	2	4

Inning Stats	R: 0	H: 2	E: 0	K: 0	S: 5	LOB: 2	BB: 0	P: 5	R: 0	H: 1	E: 0	K: 1	S: 6	LOB: 1	BB: 0	P: 6	R: 0	H: 0	E: 0	K: 0	S: 3	LOB: 1	BB: 1	P: 7	R: 4	H: 4	E: 2	K: 1	S: 11	LOB: 2	BB: 0	P: 11	R: 0	H: 1	E: 0	K: 2	S: 8	LOB: 3	BB: 2	P: 16	R: 0	H: 1	E: 0	K: 1	S: 6	LOB: 1	BB: 0	P: 6	R: 3	H: 1	E: 1	K: 0	S: 5	LOB: 1	BB: 1	P: 10	R: 0	H: 0	E: 0	K: 1	S: 5	LOB: 0	BB: 0	P: 5
--------------	------	------	------	------	------	--------	-------	------	------	------	------	------	------	--------	-------	------	------	------	------	------	------	--------	-------	------	------	------	------	------	-------	--------	-------	-------	------	------	------	------	------	--------	-------	-------	------	------	------	------	------	--------	-------	------	------	------	------	------	------	--------	-------	-------	------	------	------	------	------	--------	-------	------


PITCHER	IP	WLS	BF	H	R	ER	SO	BB	IBB	HBP	BLK	WP	HR	S	P	ERA	WHIP
Don Mossi, L ERA: 1.93 (1, 1)	3.2	L	21	7	4	1	1	1	1	0	0	0	0	22	26	2.46	2.182
Art Houtteman, R ERA: 4.97 (4, 1)	2.2		16	3	3	2	4	2	1	1	0	0	0	20	33	6.75	1.875
Bud Daley, L ERA: 2.92 (7, 1)	1.2		5	0	0	0	1	0	0	0	0	0	0	7	7	0.00	0.000

BOTTOM

Cleveland Indians @ Washington Senators
Griffith Stadium, Washington, DC

Sun Jun 03 1956, 3:38 AM EDT
Att. 11,817 - Unknown

AB	35
R	7
H	10
RBI	4
BB	4
SO	6
LOB	24



WP	PA	1B	SF	2B	SAC	3B	DP	HR	HBP
0	42	8	0	2	2	0	0	0	1

Batter	1	2	3	4	5	6	7	8	9	AB R H RBI BB SO LOB	TOP												
Chico Carrasquel, R OBP: 0.267, SLG: 0.276 (1, 6) X	0-0 6-3		0-3 K		0-0 5-3		0-0 CS	0-0 E 2B 1B	0-0 E3 FC6-4	5 1 1 1 0 1 1	Cleveland Indians @ Washington Senators Griffith Stadium, Washington, DC Mon Jun 04 1956, 3:33 AM EDT Att. 5,021 - Unknown												
Bobby Avila, R OBP: 0.327, SLG: 0.352 (1, 4) X	0-0 5-3		0-0 F8		0-0 1-3			0-0 E5 2B 1-3	0-0 FC6-4 S	5 1 0 1 0 0 2													
Al Smith, R OBP: 0.407, SLG: 0.489 (1, 5) B (8, 7) B	4-0 BB		4-0 S BB			0-0 FC1-5 1B 1B		4-0 2B BB	0-0 L4	2 1 1 0 3 0 1													
Vic Wertz, L OBP: 0.427, SLG: 0.584 George Strickland, R OBP: 0.308, SLG: 0.182 (1, 3) X (8, PR) (8, 5)	0-0 G3		0-0 F3			0-0 G5-3 FC1-5 1B 1-2		0-0 SH5-4 F9-2 1-H 2-H 3-H		4 0 2 3 0 0 2 0 0 0 0 0 0 0													
Preston Ward, L OBP: 0.356, SLG: 0.474 (1, 7) (8, 3) X		0-0 F7		0-0 G3		0-0 FC1-5 1-2 2-3f		0-0 SH5-4 2-3		3 0 0 0 0 0 2													
Sam Mele, R OBP: 0.412, SLG: 0.581 Rocky Colavito, R OBP: 0.322, SLG: 0.411 (1, 9) X (8, 9)		0-0 F8		0-0 P6		0-0 G5-3 2-3f		0-0 F9-2 3-H		4 0 0 0 0 0 4 0 0 0 0 0 0 0													
Jim Busby, R OBP: 0.295, SLG: 0.343 (1, 8) X		0-0 HR		0-0 P3			0-0 F7		0-0 SH5-4 BB E 1B	4 2 2 1 0 0 0													
Earl Averill, R OBP: 0.323, SLG: 0.217 (1, 2) B B B B		4-0 FC6-4 BB			0-0 HR		4-0 CS BB		4-0 E SH5-4 FC6-4 BB	1 2 1 1 3 0 0													
Mike Garcia, R OBP: 0.158, SLG: 0.111 (1, 1) X		0-0 FC6-4 1-2f		0-0 P4		0-0 K	0-3 K		0-0 SH5-4 1-2 2-3	3 0 0 0 0 1 2													
Inning Stats	R: 0 E: 0 K: 0 S: 3	H: 0 LOB: 1 BB: 1 P: 7	R: 1 E: 0 K: 0 S: 4	H: 1 LOB: 1 BB: 1 P: 8	R: 0 E: 0 K: 1 S: 5	H: 0 LOB: 1 BB: 1 P: 9	R: 0 E: 0 K: 0 S: 3	H: 0 LOB: 0 BB: 0 P: 3	R: 1 E: 0 K: 0 S: 4	H: 1 LOB: 0 BB: 0 P: 4		R: 0 E: 0 K: 0 S: 4	H: 2 LOB: 1 BB: 0 P: 4	R: 0 E: 0 K: 1 S: 4	H: 0 LOB: 0 BB: 1 P: 8	R: 3 E: 1 K: 0 S: 5	H: 2 LOB: 1 BB: 1 P: 9	R: 2 E: 1 K: 0 S: 5	H: 1 LOB: 1 BB: 1 P: 9	1B: 4 2B: 2 3B: 0 HR: 2	SF: 0 SAC: 2 DP: 2 HBP: 0	WP: 0 PB: 0 SB: 2 CS: 1	PA: 40
PITCHER Pedro Ramos, R ERA: 4.21 Bunky Stewart, L ERA: 3.63 (1, 1) (8, 1)	IP 7.0 2.0	WLS L	BF 27 12	H 4 3	R 2 5	ER 2 3	SO 2 0	BB 4 2	IBB 0 0	HBP 0 0	BLK 0 0	WP 0 0	HR 2 0	S 27 10	P 43 18	ERA 2.57 13.50	WHIP 1.143 2.500						PITCHER IP WLS BF H R ER SO BB IBB HBP BLK WP HR S P ERA WHIP

AB	31
R	7
H	7
RBI	7
BB	6
SO	2
LOB	14



livebaseballscorecards.com

Batter	1	2	3	4	5	6	7	8	9	AB R H RBI BB SO LOB
Eddie Yost, R OBP: 0.457, SLG: 0.360 (1, 5) X	0-0 L6 ①		0-0 5-3 ①		4-0 BB ②		0-3 K ②		0-0 F7 ③	4 0 0 0 1 1 3
Ernie Oravetz, S OBP: 0.365, SLG: 0.294 (1, 7) B B B	4-0 S BB ②		0-0 1B ②		0-0 L8 ②		0-0 L7 ③			3 0 1 0 1 0 2
Whitey Herzog, L OBP: 0.247, SLG: 0.282 (1, 3) X	0-0 F8 ②		0-3 K ②		0-0 F8 ③			0-3 K ①		4 0 0 0 0 2 3
Pete Runnels, L OBP: 0.362, SLG: 0.446 (1, 4) X	0-0 1-3 ③		0-3 K ③			0-0 4-3 2B ①		0-0 L6 ②		4 0 1 0 0 1 2
Karl Olson, R OBP: 0.335, SLG: 0.393 (1, 8) X		0-0 4-3 ①		0-0 G3 ①		0-0 4-3 ①		0-3 K ③		4 0 0 0 0 1 1
Jim Lemon, R OBP: 0.364, SLG: 0.524 (1, 9) X		0-0 CS 1B ②		0-0 1B ②		0-3 K ②		0-3 K ①		4 0 2 0 0 2 1
Lou Berberet, L OBP: 0.391, SLG: 0.472 (1, 2) B B B		4-0 1B BB ②		0-3 K ②		0-3 K ③		0-3 K ②		3 0 0 0 1 3 2
Lyle Luttrell, R OBP: 0.341, SLG: 0.474 (1, 6) X		0-0 1-2 1B ③		0-0 F9 ③			0-0 S 1B ①		4-0 1B BB ②	3 0 2 0 1 0 1
Pedro Ramos, S OBP: 0.294, SLG: 0.412 (1, 1) X		0-0 P6 ③			0-3 K ①		0-3 K ①		0-0 1B ③	2 0 0 0 0 1 2
Herb Plews, L OBP: 0.318, SLG: 0.167 (7, PH)										1 0 0 0 0 1 1
Bunky Stewart, L OBP: 0.250, SLG: 0.250 (8, 1)										0 0 0 0 0 0 0
Carlos Paula, R OBP: 0.304, SLG: 0.325 (9, PH)										1 0 1 0 0 0 0

Inning Stats	R: 0	H: 0	E: 0	K: 0	S: 3	R: 0	H: 2	E: 0	K: 0	S: 4	R: 0	H: 1	E: 0	K: 2	S: 8	R: 0	H: 1	E: 0	K: 1	S: 6	R: 0	H: 0	E: 0	K: 1	S: 5	R: 0	H: 1	E: 0	K: 2	S: 8	R: 0	H: 0	E: 0	K: 2	S: 7	R: 0	H: 0	E: 0	K: 2	S: 7	R: 0	H: 1	E: 0	K: 2	S: 8	R: 0	H: 1	E: 0	K: 2	S: 8	R: 0	H: 0	E: 0	K: 2	S: 7	R: 0	H: 1	E: 0	K: 2	S: 8	1B: 6	SF: 0	2B: 1	SAC: 0	3B: 0	DP: 0	HR: 0	HBP: 0	WP: 0	PA: 37
--------------	------	------	------	------	------	------	------	------	------	------	------	------	------	------	------	------	------	------	------	------	------	------	------	------	------	------	------	------	------	------	------	------	------	------	------	------	------	------	------	------	------	------	------	------	------	------	------	------	------	------	------	------	------	------	------	------	------	------	------	------	-------	-------	-------	--------	-------	-------	-------	--------	-------	--------

PITCHER	IP	WLS	BF	H	R	ER	SO	BB	IBB	HBP	BLK	WP	HR	S	P	ERA	WHIP
Mike Garcia, R ERA: 3.23 (1, 1)	9.0	W	37	7	0	0	12	4	0	0	0	0	0	57	73	0.00	1.222


BOTTOM

Cleveland Indians @ Washington Senators
Griffith Stadium, Washington, DC

Mon Jun 04 1956, 3:33 AM EDT
Att. 5,021 - Unknown

livebaseballscorecards.com

AB	33
R	0
H	7
RBI	0
BB	4
SO	12
LOB	18



Batter	1	2	3	4	5	6	7	8	9	AB R H RBI BB SO LOB	TOP
Chico Carrasquel, R OBP: 0.288, SLG: 0.297 Kenny Kuhn, L (1, 6) X (9, 6)	0-0 1B 2B	0-0 1-2 1B		4-0 BB BB BB BB		0-0 1B			4-0 2B BB	3 2 3 0 2 0 0 0 0 0 0 0 0 0	
Bobby Avila, R OBP: 0.328, SLG: 0.359 (1, 4) X	0-0 2B 2B 1B 2-H	0-0 F2		0-0 F8		0-3 K			0-0 4-3 2B 1-H	5 1 2 2 0 1 3	
Al Smith, R OBP: 0.407, SLG: 0.493 (1, 9) X (5, 7)	0-0 2B 2B 1-3		0-3 K		0-0 F8		0-0 G6-4-3 1B		0-0 F7	5 1 2 0 0 1 1	
Vic Wertz, L OBP: 0.421, SLG: 0.578 (1, 3) X	0-0 2B 2-H 3-H		0-0 4-3		0-0 L7		0-0 F8		0-0 4-3 2-3	5 0 1 2 0 0 2	
Al Rosen, R OBP: 0.370, SLG: 0.441 George Strickland, R OBP: 0.288, SLG: 0.167 (1, 5) X (7, 5)	0-0 F5		0-0 6-3		0-0 2B 2B		0-0 G6-4-3 1-2f		0-0 5-3	4 1 1 0 0 0 1 1 0 0 0 0 0 1	
Preston Ward, L OBP: 0.356, SLG: 0.462 Rocky Colavito, R OBP: 0.318, SLG: 0.405 (1, 7) X (5, 9)	0-0 F2			0-0 L9	4-0 2B BB			0-0 F6		2 1 0 0 1 0 0 1 0 0 0 0 0 0	
Jim Busby, R OBP: 0.304, SLG: 0.354 (1, 8)		0-3 K		4-0 E HR BB	0-0 2B			0-0 1B		3 1 2 2 1 1 0	
Earl Averill, R OBP: 0.314, SLG: 0.333 (1, 2)		0-0 F8		0-0 1-H HR	0-3 K			0-0 F9		4 1 1 2 0 1 2	
Bob Lemon, L OBP: 0.265, SLG: 0.241 (1, 1)		0-0 1B 1B		0-0 F7		0-0 F8		0-0 6-3		4 0 1 0 0 0 1	
Inning Stats	R: 3 E: 0 K: 0 S: 6 H: 4 LOB: 0 BB: 0 P: 6	R: 0 E: 0 K: 1 S: 7 H: 2 LOB: 2 BB: 0 P: 7	R: 0 E: 0 K: 1 S: 5 H: 0 LOB: 0 BB: 0 P: 5	R: 2 E: 1 K: 0 S: 4 H: 1 LOB: 1 BB: 2 P: 12	R: 2 E: 0 K: 1 S: 7 H: 2 LOB: 1 BB: 1 P: 11	R: 0 E: 0 K: 1 S: 5 H: 1 LOB: 0 BB: 0 P: 5	R: 0 E: 0 K: 0 S: 3 H: 1 LOB: 0 BB: 0 P: 3	R: 0 E: 0 K: 0 S: 4 H: 1 LOB: 1 BB: 0 P: 4	R: 1 E: 0 K: 0 S: 4 H: 1 LOB: 1 BB: 1 P: 8	1B: 6 2B: 6 3B: 0 HR: 1 SF: 0 SAC: 0 DP: 1 HBP: 0	WP: 0 PB: 0 SB: 0 CS: 0 PA: 41
PITCHER Ray Moore, R ERA: 5.5 (1, 1) Mike Fornieles, R ERA: 5.28 (5, 1) Harry Dorish, R ERA: 4.15 (8, 1)	IP WLS BF H R ER SO BB IBB HBP BLK WP HR S P ERA WHIP	4.0 L 20 7 5 5 2 2 0 0 0 0 1 22 30 11.25 2.250	3.0 12 4 2 2 2 1 0 0 0 0 0 0 15 19 6.00 1.667	2.0 9 2 1 1 0 1 0 0 0 0 0 0 8 12 4.50 1.500	PITCHER IP WLS BF H R ER SO BB IBB HBP BLK WP HR S P ERA WHIP						

Cleveland Indians @ Baltimore Orioles
 Memorial Stadium, Baltimore, MD
 Tue Jun 05 1956, 3:33 AM EDT
 Att. 25,041 - Unknown

livebaseballscorecards.com

AB	37
R	8
H	13
RBI	8
BB	4
SO	4
LOB	11



Batter	1	2	3	4	5	6	7	8	9	AB R H RBI BB SO LOB
Bobby Adams, R OBP: 0.357, SLG: 0.278 (1, 4)	4-0 1B BB		0-3 K	0-0 L1			0-0 2B		0-0 SF7	3 1 1 1 1 1 1
Bob Hale, L OBP: 0.338, SLG: 0.323 (1, 3)	0-0 1-3 1-2		0-0 G3			0-0 F8	0-0 4-3 2-3		0-0 6-3	5 0 0 0 0 0 3
George Kell, R OBP: 0.353, SLG: 0.363 Harry Dorish, R (8, 1)	0-0 1-3		0-0 BB 1B			0-0 1B	0-0 6-3			4 0 2 0 0 0 2 0 0 0 0 0 0 0
Bob Nieman, R OBP: 0.412, SLG: 0.500 (1, 7)	4-0 1B BB		4-0 1-2 BB			0-0 F7		0-0 G6-4-3 1B		2 0 1 0 2 0 1
Tito Francona, L OBP: 0.298, SLG: 0.228 (1, 9)	0-0 1-3 2-H 1B		0-0 F7			0-0 F8		0-0 F7		4 0 1 1 0 0 4
Hal Smith, R OBP: 0.351, SLG: 0.441 (1, 2)	0-0 6-3			0-0 HR		0-0 F8		0-0 G6-4-3 1-2f		4 1 1 1 0 0 3
Chuck Diering, R OBP: 0.387, SLG: 0.301 (1, 8)		0-0 5-3		0-3 K		0-0 1-3		0-0 6-3		4 0 0 0 0 1 0
Willy Miranda, S OBP: 0.275, SLG: 0.284 (1, 6)		0-0 G3		0-0 1B		0-0 4-3		0-0 E 1B SF7 1B		4 1 2 0 0 0 0
Ray Moore, R OBP: 0.238, SLG: 0.158 Wayne Causey, L OBP: 0.233, SLG: 0.148 Mike Fornieles, R OBP: 0.250, SLG: 0.500 Billy Gardner, R OBP: 0.255, SLG: 0.346 (7, PH) (8, 5)		0-0 5-3		0-0 F5		0-0 4-3		0-0 E4 1B		1 0 0 0 0 0 0 1 0 0 0 0 0 1 0 0 0 0 0 0 0 2 0 1 0 0 0 0

Inning Stats	R: 1 E: 0 K: 0 S: 4	H: 1 LOB: 2 BB: 2 P: 12	R: 0 E: 0 K: 0 S: 3	H: 0 LOB: 0 BB: 0 P: 3	R: 0 E: 0 K: 1 S: 6	H: 1 LOB: 2 BB: 1 P: 10	R: 1 E: 0 K: 1 S: 7	H: 2 LOB: 1 BB: 0 P: 7	R: 0 E: 0 K: 0 S: 4	H: 1 LOB: 1 BB: 0 P: 4	R: 0 E: 0 K: 0 S: 3	H: 0 LOB: 0 BB: 0 P: 3	R: 0 E: 0 K: 0 S: 4	H: 1 LOB: 1 BB: 0 P: 4	R: 0 E: 0 K: 0 S: 3	H: 1 LOB: 0 BB: 0 P: 3	R: 1 E: 1 K: 0 S: 5	H: 2 LOB: 1 BB: 0 P: 5	1B: 7 2B: 1 3B: 0 HR: 1	SF: 1 SAC: 0 DP: 1 HBP: 0	WP: 0 PB: 0 SB: 0 CS: 0	PA: 38													
PITCHER Bob Lemon, R ERA: 2.46 (1, 1)	IP 9.0	WLS W	BF 38	H 9	R 3	ER 2	SO 2	BB 3	IBB 0	HBP 0	BLK 0	WP 0	HR 1	S 39	P 51	ERA 2.00	WHIP 1.333	PITCHER	IP 9.0	WLS W	BF 38	H 9	R 3	ER 2	SO 2	BB 3	IBB 0	HBP 0	BLK 0	WP 0	HR 1	S 39	P 51	ERA 2.00	WHIP 1.333


BOTTOM

Cleveland Indians @ Baltimore Orioles
Memorial Stadium, Baltimore, MD

Tue Jun 05 1956, 3:33 AM EDT
Att. 25,041 - Unknown

livebaseballscorecards.com

AB	34
R	3
H	9
RBI	3
BB	3
SO	2
LOB	15



Batter	1	2	3	4	5	6	7	8	9	AB R H RBI BB SO LOB	TOP											
Chico Carrasquel, R (1, 6) OBP: 0.280, SLG: 0.288	0-3 K		0-0 F8		0-3 K	0-0 6-3			0-0 6-3	5 0 0 0 0 2 0												
Bobby Avila, R (1, 4) OBP: 0.325, SLG: 0.351	0-0 F2		0-0 4-3		4-0 2B 2B BB		0-0 5-3		0-0 4-3	4 1 0 0 1 0 0												
Al Smith, R (1, 7) OBP: 0.403, SLG: 0.493	0-3 K			0-0 6-3	0-0 2B 2B		0-0 F8			4 1 1 0 0 1 0												
Vic Wertz, L (1, 3) OBP: 0.422, SLG: 0.571		0-0 F9		4-0 1B WP 1B BB	4-0 2B SF8 IBB		0-0 L4			2 2 0 0 2 0 0												
Al Rosen, R (1, 5) George Strickland, R (8, 5) OBP: 0.375, SLG: 0.454 OBP: 0.288, SLG: 0.167		0-0 1-3		0-0 1B 1B	0-0 2B		0-0 F7			4 1 2 2 0 0 0 0 0 0 0 0 0 0												
Rocky Colavito, R (1, 9) OBP: 0.326, SLG: 0.429		0-0 E3 FC5 1B		0-0 1B 1B	0-0 SF8		0-0 2B			3 0 2 2 0 0 0												
Jim Busby, R (1, 8) OBP: 0.303, SLG: 0.352		0-0 1B		0-0 F7	0-0 F8		0-0 F7			4 0 1 0 0 0 4												
Earl Averill, R (1, 2) OBP: 0.308, SLG: 0.323		0-0 FC5		0-0 1B		0-0 1-3 2-H		0-3 K		4 0 1 1 0 1 3												
Art Houtteman, R (1, 1) Ray Narleski, R (6, 1)			0-0 4-3	0-3 K		0-0 F9		0-3 K		3 0 0 0 0 1 2 1 0 0 0 0 1 0												
Inning Stats	R: 0 E: 0 K: 2 S: 7	H: 0 LOB: 0 BB: 0 P: 7	R: 0 E: 1 K: 0 S: 5	H: 1 LOB: 2 BB: 0 P: 5	R: 0 E: 0 K: 0 S: 3	H: 0 LOB: 0 BB: 0 P: 3	R: 2 E: 0 K: 1 S: 8	H: 3 LOB: 2 BB: 1 P: 12	R: 3 E: 0 K: 1 S: 7	H: 2 LOB: 1 BB: 2 P: 15	R: 0 E: 0 K: 0 S: 3	H: 0 LOB: 0 BB: 0 P: 3	R: 0 E: 0 K: 0 S: 3	H: 0 LOB: 0 BB: 0 P: 3	R: 0 E: 0 K: 1 S: 6	H: 1 LOB: 1 BB: 0 P: 6	R: 0 E: 0 K: 1 S: 5	H: 0 LOB: 0 BB: 0 P: 5	1B: 4 2B: 3 3B: 0 HR: 0	SF: 1 SAC: 0 DP: 0 HBP: 0	WP: 1 PB: 0 SB: 0 CS: 0	PA: 38
PITCHER	IP WLS BF H R ER SO BB IBB HBP BLK WP HR S P ERA WHIP																					
Connie Johnson, R (1, 1) ERA: 3.41	8.0 L 35 7 5 5 5 2 1 0 0 1 0 42 54 5.62 1.125																					
Hal Brown, R (9, 1) ERA: 2.83	1.0 3 0 0 0 1 0 0 0 0 0 0 5 5 0.00 0.000																					

Cleveland Indians @ Baltimore Orioles
 Memorial Stadium, Baltimore, MD
 Wed Jun 06 1956, 3:33 AM EDT
 Att. 12,363 - Unknown

livebaseballscores.com

AB	34
R	5
H	7
RBI	5
BB	3
SO	6
LOB	9



Batter	1	2	3	4	5	6	7	8	9	AB	R	H	RBI	BB	SO	LOB
Bobby Adams, R OBP: 0.361, SLG: 0.298 (1, 4)	0-0 5-3		0-0 2B			0-0 5-3		0-0 FC4 1B		4	0	2	0	0	0	0
Bob Hale, L OBP: 0.319, SLG: 0.303 (1, 3)	0-0 F5		0-0 4-3			0-0 4-3		0-3 K		4	0	0	0	0	1	2
George Kell, R OBP: 0.350, SLG: 0.359 (1, 5)	0-0 6-3			0-0 L5		0-0 1B 1B		0-0 FC4 1-2f		4	0	1	0	0	0	1
Bob Nieman, R OBP: 0.406, SLG: 0.489 (1, 7)		0-0 F3		0-0 5-3		0-0 1-2 1B		0-0 F4		4	0	1	0	0	0	0
Gus Triandos, R OBP: 0.368, SLG: 0.511 (1, 2)		0-3 K		0-0 F5		0-3 K		0-0 F8		4	0	0	0	0	2	2
Tito Francona, L OBP: 0.304, SLG: 0.231 (1, 9)		0-0 1B		0-0 F9		0-3 K		4-0 E BB		3	1	1	0	1	1	0
Chuck Diering, R OBP: 0.373, SLG: 0.287 (1, 8)		0-0 F8 1-2		0-0 5-3		0-0 F9		0-0 E8		4	0	0	0	0	0	1
Willy Miranda, S OBP: 0.275, SLG: 0.283 (1, 6)			0-0 2-3		0-0 FC6-4 1B		0-3 K		0-0 F2		4	0	1	0	0	1
Connie Johnson, R (1, 1)			0-3 K		0-0 FC6-4		0-3 K			2	0	0	0	0	1	1
Tex Nelson, L OBP: 0.241, SLG: 0.222 (8, PH)										1	0	0	0	0	1	0
Hal Brown, R OBP: 0.429, SLG: 0.500 (9, 1)										0	0	0	0	0	0	0

Inning Stats	R: 0	H: 0	E: 0	K: 0	S: 3	R: 0	H: 1	E: 0	K: 1	S: 6	R: 0	H: 1	E: 0	K: 1	S: 6	R: 0	H: 0	E: 0	K: 0	S: 3	R: 0	H: 1	E: 0	K: 0	S: 4	R: 0	H: 2	E: 0	K: 1	S: 7	R: 0	H: 0	E: 0	K: 2	S: 7	R: 0	H: 1	E: 0	K: 2	S: 8	R: 1	H: 0	E: 1	K: 0	S: 4	1B: 5	SF: 0	2B: 1	SAC: 0	3B: 0	DP: 0	HR: 0	HBP: 0	WP: 0	PA: 35
PITCHER	IP	WLS	BF	H	R	ER	SO	BB	IBB	HBP	BLK	WP	HR	S	P	ERA	WHIP																																						
Art Houtteman, R ERA: 3.44 (1, 1)	5.2	W	22	5	0	0	2	0	0	0	0	0	0	26	26	0.00	0.882																																						
Ray Narleski, R ERA: 1.3 (6, 1)	3.1	S	13	1	1	0	5	1	0	0	0	0	0	22	26	0.00	0.600																																						


BOTTOM

Cleveland Indians @ Baltimore Orioles
Memorial Stadium, Baltimore, MD

Wed Jun 06 1956, 3:33 AM EDT
Att. 12,363 - Unknown

AB	34
R	1
H	6
RBI	0
BB	1
SO	7
LOB	8

livebaseballscorecards.com



Batter	1	2	3	4	5	6	7	8	9	AB R H RBI BB SO LOB	TOP		
Chico Carrasquel, R (1, 6) OBP: 0.279, SLG: 0.282	0-3 K		0-3 K		0-3 K			4-0 FC5-4 BB		3 0 0 0 1 3 1	Cleveland Indians @ Baltimore Orioles Memorial Stadium, Baltimore, MD Thu Jun 07 1956, 3:33 AM EDT Att. 3,927 - Unknown		
Bobby Avila, R (1, 4) OBP: 0.319, SLG: 0.344	0-0 F9		0-0 6-3		0-0 6-3			0-0 F9		4 0 0 0 0 0 2			
Al Smith, R (1, 7) OBP: 0.400, SLG: 0.483	0-0 5-3			0-0 L6		4-0 BB		0-0 FC5-4		3 0 0 0 1 0 1			
Al Rosen, R (1, 5)		0-0 6-3		0-0 1B 1B		0-0 F9		0-0 4-3		4 0 1 0 0 0 2			
Vic Wertz, L (1, 3) OBP: 0.424, SLG: 0.569		0-0 E 1B		0-0 1-2 1B		0-0 F6		0-3 K		4 1 2 0 0 1 1			
Rocky Colavito, R (1, 9) OBP: 0.323, SLG: 0.413		0-0 F9		0-0 F8		0-3 K		4-0 FC5-4 BB		3 0 0 0 1 1 4			
Jim Busby, R (1, 8) OBP: 0.302, SLG: 0.361		0-0 E6 3B		0-0 F9		0-0 F4		0-0 FC5-4		4 1 1 1 0 0 3			
Earl Averill, R (1, 2) OBP: 0.279, SLG: 0.286		0-0 5-3		0-0 F2		0-0 5-3		0-3 K		4 0 0 0 0 1 1			
Cal McLish, S (1, 1) Hal Naragon, L (5, PH) Bob Feller, R (5, 1)			0-3 K		0-0 2B		0-0 6-3			1 0 0 0 0 1 0 1 0 1 0 0 0 0 1 0 0 0 0 0 0			
Inning Stats	R: 0 H: 0 E: 0 LOB: 0 K: 1 BB: 0 S: 5 P: 5	R: 2 H: 2 E: 1 LOB: 0 K: 0 BB: 0 S: 5 P: 5	R: 0 H: 0 E: 0 LOB: 0 K: 2 BB: 0 S: 7 P: 7	R: 0 H: 2 E: 0 LOB: 2 K: 0 BB: 0 S: 5 P: 5	R: 0 H: 1 E: 0 LOB: 1 K: 1 BB: 0 S: 6 P: 6	R: 0 H: 0 E: 0 LOB: 1 K: 1 BB: 1 S: 5 P: 9	R: 0 H: 0 E: 0 LOB: 0 K: 0 BB: 0 S: 3 P: 3	R: 0 H: 0 E: 0 LOB: 1 K: 0 BB: 1 S: 3 P: 7	R: 0 H: 0 E: 0 LOB: 1 K: 2 BB: 1 S: 7 P: 11	1B: 3 SF: 0 2B: 1 SAC: 0 3B: 1 DP: 0 HR: 0 HBP: 0	WP: 0 PA: 35 PB: 0 SB: 0 CS: 0		
PITCHER	IP WLS BF H R ER SO BB IBB HBP BLK WP HR S P ERA WHIP											PITCHER	IP WLS BF H R ER SO BB IBB HBP BLK WP HR S P ERA WHIP
Bill Wight, L (1, 1) ERA: 5.47	7.0 W 28 5 2 1 5 2 0 0 0 0 0 0 36 44 1.29 1.000												
George Zuverink, R (8, 1) ERA: 2.01	2.0 S 7 0 0 0 2 1 0 0 0 0 0 0 10 14 0.00 0.500												

livebaseballscorecards.com



Batter	1	2	3	4	5	6	7	8	9
Bobby Adams, R (1, 4) OBP: 0.358, SLG: 0.289	0-0 E4 S E		4-0 1B G6-4-3 BB	0-0 FC1-2 1-2 3-H			0-0 4-3		
Bob Hale, L (1, 3) OBP: 0.316, SLG: 0.300	0-0 5-3 1-2		0-0 1-3 1B G6-4-3	0-0 F4			0-0 1-3		
George Kell, R (1, 5) OBP: 0.354, SLG: 0.359	0-0 E7 1B 2-H		0-0 G6-4-3 1-2f 3-H		0-0 5-3		4-0 BB		
Bob Nieman, R (1, 7) OBP: 0.400, SLG: 0.489	0-3 K		0-0 1B 2B		0-0 F7		0-3 K		
Chuck Diering, R (8, 7) OBP: 0.373, SLG: 0.287									
Gus Triandos, R (1, 2) OBP: 0.372, SLG: 0.511	0-0 1B 2-H		0-0 1B 2-H		0-0 6-3		0-0 F9		
Tito Francona, L (1, 9) OBP: 0.310, SLG: 0.241	0-0 L7		0-0 F7		0-0 1B		0-0 PB S SF8 1B		
Jim Pyburn, R (1, 8) OBP: 0.291, SLG: 0.366		0-0 F9		0-0 F9		0-0 F7	4-0 S BB		
Willy Miranda, S (1, 6) OBP: 0.280, SLG: 0.297		0-0 F2		0-0 1B FC1-2 2B		0-0 1B	0-0 SF8		
Bill Wight, L (1, 1) OBP: 0.250, SLG: 0.211		0-3 K		0-0 FC1-2 1B 2-3		0-0 F7	0-0 1-2 3-H 1-3		
George Zuverink, R (8, 1) OBP: 0.373, SLG: 0.287									

AB	R	H	RBI	BB	SO	LOB
3	2	0	0	1	0	2
4	0	1	0	0	0	3
3	1	1	1	1	0	1
4	1	1	0	0	2	2
0	0	0	0	0	0	0
4	0	2	2	0	0	0
4	1	2	0	0	0	2
3	0	0	0	1	0	0
3	0	2	1	0	0	0
3	0	1	0	0	1	1
1	0	0	0	0	0	1

WP	PA
0	36

Inning Stats	R	H	E	K	S	P	BB	IBB	HBP	BLK	WP	HR	S	P	ERA	WHIP
	2	2	2	1	8											
	0	0	0	1	5											
	2	3	0	0	9											
	0	2	0	0	5											
	0	0	0	0	3											
	0	2	0	0	4											
	0	0	0	1	9											

PITCHER	IP	WLS	BF	H	R	ER	SO	BB	IBB	HBP	BLK	WP	HR	S	P	ERA	WHIP
Cal McLish, R (1, 1) ERA: 3.5	4.0	L	20	7	4	2	2	1	0	0	0	0	0	23	27	4.50	2.000
Bob Feller, R (5, 1) ERA: 6.35	4.0		16	3	1	0	1	2	0	0	0	0	0	16	24	0.00	1.250

PITCHER	IP	WLS	BF	H	R	ER	SO	BB	IBB	HBP	BLK	WP	HR	S	P	ERA	WHIP

Cleveland Indians @ Baltimore Orioles
Memorial Stadium, Baltimore, MD
 Thu Jun 07 1956, 3:33 AM EDT
 Att. 3,927 - Unknown

AB	32
R	5
H	10
RBI	4
BB	3
SO	3
LOB	12




1B	8	SF	1
2B	2	SAC	0
3B	0	DP	1
HR	0	HBP	0
WP	0	PA	36
PB	1	ERA	
SB	3	WHIP	
CS	0		

Batter	1	2	3	4	5	6	7	8	9	AB R H RBI BB SO LOB	TOP											
Chico Carrasquel, R OBP: 0.288, SLG: 0.283 (1, 6)	4-0 G3 1B BB	0-0 E4 FC5-2 SH5-4 1-2 2-H 3-H		0-0 SH1-3 2-3	0-0 1-2 2-H 3-H 1B		4-0 BB BB BB BB		0-0 5-3	3 1 1 3 2 0 1												
Bobby Avila, R OBP: 0.316, SLG: 0.337 (1, 4)	0-0 G3 1-2	0-0 SH5-4 1-2 2-3		0-0 6-3	0-0 FC5-6-4 1-2f		0-0 F8		4-0 FC5-4 BB	4 0 0 0 1 0 5												
Al Smith, R OBP: 0.398, SLG: 0.473 (1, 7)	4-0 1B BB	0-0 FC5-2 FC6-4 2-3 3-H		0-0 F8		0-0 P4		0-0 HR 1B	0-0 FC5-4	5 1 1 0 1 0 4												
Al Rosen, R OBP: 0.380, SLG: 0.481 Preston Ward, L OBP: 0.352, SLG: 0.456 (1, 5) (8, 3)	0-0 1-3 2-H 1B	0-0 FC6-4 1-2f		0-0 G6-4-3 1B	0-0 5-3		0-0 1-H HR	0-0 G3	0-0 G3	5 1 3 3 0 0 2 1 0 0 0 0 0 1												
Vic Wertz, L OBP: 0.423, SLG: 0.561 George Strickland, R OBP: 0.288, SLG: 0.167 (1, 3) (8, PR) (8, 5)	0-3 K		0-3 K		0-0 G6-4-3 1-2f	4-0 BB BB		0-0 SH5-3 2B 1B		4 0 1 0 1 2 3 0 1 0 0 0 0 0												
Rocky Colavito, R OBP: 0.330, SLG: 0.402 (1, 9)	0-3 K		0-0 5-3		4-0 2B BB	4-0 1-2 BB		0-0 SH5-3 1-2		2 1 0 0 2 1 2												
Jim Busby, R OBP: 0.309, SLG: 0.372 (1, 8)		0-0 SH 1B E 1B	0-0 1B		0-0 BB 1B 2B	0-0 F7		0-0 5-3		5 2 3 0 0 0 4												
Jim Hegan, R OBP: 0.352, SLG: 0.372 (1, 2)		0-0 SH E 1B	0-0 4-3		4-0 BB 1B IBB		0-3 K	0-0 2-H 2B		4 2 2 1 1 1 1												
Early Wynn, S OBP: 0.323, SLG: 0.259 (1, 1)		0-0 SH SH5-4 E FC5-2 1-2 2-3		0-0 SH1-3 2B	4-0 1-2 2-3 3-H 1B BB		0-0 G3	0-0 5-3		3 0 1 1 1 0 2												
Inning Stats	R: 1 E: 0 K: 2 S: 8	H: 1 LOB: 2 BB: 2 P: 16	R: 2 E: 1 K: 0 S: 7	H: 2 LOB: 2 BB: 0 P: 7	R: 0 E: 0 K: 1 S: 6	H: 1 LOB: 1 BB: 0 P: 6	R: 0 E: 0 K: 0 S: 4	H: 1 LOB: 1 BB: 0 P: 4	R: 3 E: 0 K: 0 S: 5	H: 3 LOB: 2 BB: 3 P: 17	R: 0 E: 0 K: 0 S: 3	H: 0 LOB: 2 BB: 2 P: 11	R: 0 E: 0 K: 1 S: 5	H: 0 LOB: 1 BB: 1 P: 9	R: 3 E: 0 K: 0 S: 7	H: 4 LOB: 2 BB: 0 P: 7	R: 0 E: 0 K: 0 S: 3	H: 0 LOB: 1 BB: 1 P: 7	1B: 8 2B: 3 3B: 0 HR: 1	SF: 0 SAC: 4 DP: 1 HBP: 0	WP: 0 PB: 0 SB: 0 CS: 0	PA: 49
PITCHER	IP WLS BF H R ER SO BB IBB HBP BLK WP HR S P ERA WHIP	IP WLS BF H R ER SO BB IBB HBP BLK WP HR S P ERA WHIP																				
Whitey Ford, L ERA: 2.13 (1, 1)	5.0 L 29 8 6 6 3 4 1 0 0 0 0 30 50 10.80 2.400	Mickey McDermott, L ERA: 5.67 (6, 1)	4.0 20 4 3 3 1 4 0 0 0 0 1 18 34 6.75 2.000																			

Cleveland Indians @ New York Yankees
 Yankee Stadium, Bronx, NY
 Fri Jun 08 1956, 3:33 AM EDT
 Att: 50,812 - Unknown

AB	36
R	9
H	12
RBI	8
BB	9
SO	4
LOB	25



Batter	1	2	3	4	5	6	7	8	9	AB	R	H	RBI	BB	SO	LOB	BOTTOM																			
Gil McDougald, R OBP: 0.380, SLG: 0.388 (1, 6) BBB	4-0 2B BB	0-0 1-2 1B			0-3 K		0-0 G4-6-3 1-2f			3	0	1	0	1	1	1	Cleveland Indians @ New York Yankees Yankee Stadium, Bronx, NY Fri Jun 08 1956, 3:33 AM EDT Att. 50,812 - Unknown AB 31 R 0 H 5 RBI 0 BB 4 SO 5 LOB 20 																			
Hank Bauer, R OBP: 0.287, SLG: 0.439 (1, 9) X	0-0 F2	0-0 P6			0-0 P4			0-0 P3		4	0	0	0	0	0	3																				
Mickey Mantle, S OBP: 0.486, SLG: 0.811 (1, 8) X	0-0 1-3 2B		0-0 4-3		0-0 F5			0-3 K		4	0	1	0	0	1	0																				
Yogi Berra, L OBP: 0.434, SLG: 0.748 Elston Howard, R OBP: 0.341, SLG: 0.367 (1, 2) (9, 2)	4-0 IBB		0-0 1B		0-0 4-3			0-0 F7		3	0	1	0	1	0	0																				
Joe Collins, L OBP: 0.283, SLG: 0.392 (1, 7) SSS	0-3 K		0-0 F3		0-0 F9			0-0 HBP 1B		4	0	1	0	0	1	4																				
Eddie Robinson, L OBP: 0.317, SLG: 0.462 (1, 3) X	0-0 G3		0-0 P6		0-0 FC4-6 1B			1-0 FC4-6 HBP		3	0	1	0	0	0	4																				
Andy Carey, R OBP: 0.288, SLG: 0.297 Tom Carroll, R (8, 5)		0-0 F8		0-0 5-3		0-0 FC4-6 1-2f		0-0 F9		3	0	0	0	0	0	1																				
Jerry Coleman, R OBP: 0.273, SLG: 0.200 Irv Noren, L (7, PH)		0-3 K		0-0 3-1			4-0 G4-6-3 BB	0-3 K		2	0	0	0	0	1	0																				
Billy Martin, R OBP: 0.301, SLG: 0.342 (7, PR) (8, 4)										0	0	0	0	1	0	0																				
Whitey Ford, L OBP: 0.281, SLG: 0.276 Mickey McDermott, L OBP: 0.222, SLG: 0.125 (1, 1) (6, 1)		4-0 1B BB		0-0 4-3			0-0 P4	0-0 FC4-6		1	0	0	0	1	0	0																				
Inning Stats	R: 0 E: 0 K: 1 S: 6	H: 1 LOB: 3 BB: 2 P: 14	R: 0 E: 0 K: 1 S: 6	H: 1 LOB: 2 BB: 1 P: 10	R: 0 E: 0 K: 0 S: 4	H: 1 LOB: 1 BB: 0 P: 4	R: 0 E: 0 K: 0 S: 3	H: 0 LOB: 0 BB: 0 P: 3	R: 0 E: 0 K: 1 S: 5	H: 0 LOB: 0 BB: 0 P: 5	R: 0 E: 0 K: 0 S: 4	H: 1 LOB: 1 BB: 0 P: 4	R: 0 E: 0 K: 0 S: 2	H: 0 LOB: 1 BB: 1 P: 6	R: 0 E: 0 K: 1 S: 5	H: 0 LOB: 0 BB: 0 P: 5	R: 0 E: 0 K: 1 S: 6	H: 1 LOB: 2 BB: 0 P: 7	1B: 4 2B: 1 3B: 0 HR: 0	SF: 0 SAC: 0 DP: 1 HBP: 1	WP: 0 PB: 0 SB: 0 CS: 0	PA: 36														
PITCHER Early Wynn, R ERA: 2.34 (1, 1)	IP 9.0	WLS W	BF 36	H 5	R 0	ER 0	SO 5	BB 3	IBB 1	HBP 1	BLK 0	WP 0	HR 0	S 41	P 58	ERA 0.00	WHIP 0.889	PITCHER		IP 9.0	WLS W	BF 36	H 5	R 0	ER 0	SO 5	BB 3	IBB 1	HBP 1	BLK 0	WP 0	HR 0	S 41	P 58	ERA 0.00	WHIP 0.889

Batter	1	2	3	4	5	6	7	8	9	AB	R	H	RBI	BB	SO	LOB	TOP					
Chico Carrasquel, R OBP: 0.300, SLG: 0.297 (1, 6)	0-0 E5 FC5-4 HBP	0-0 F3			0-0 G4-6-3 1B	0-0 1B E 1B	0-0 E 1B 1B	0-0 1B 1B	0-0 1-2 2-3		6	2	4	1	0	0	2					
Bobby Avila, R OBP: 0.317, SLG: 0.333 (1, 4)	1-0 FC5-4 HBP		0-0 4-3		0-0 G4-6-3 1-2f	0-0 E5 FC5-4 1B	0-0 E6 FC5-4	0-0 1B SF7 1B		5	1	1	2	0	0	3						
Al Smith, R OBP: 0.396, SLG: 0.468 (1, 7)	0-0 P6		0-0 P6		0-0 6-3	0-0 1B	0-0 FC5-4 BB 1B	0-0 SF7 1B		6	0	2	2	0	0	4						
Vic Wertz, L OBP: 0.421, SLG: 0.574 (1, 3)	0-0 FC5-4 FC4-6 1-2f 2-3		0-3 K			0-0 HR	0-0 K BB 1B	0-0 SF7 1B		5	1	2	3	0	2	5						
Al Rosen, R OBP: 0.386, SLG: 0.473 (1, 5)	0-0 FC4-6 1-2f			0-0 HR 1B		0-0 BB 1B	0-0 FC5-4 BB	0-0 F2		4	2	1	0	2	0	7						
Rocky Colavito, R OBP: 0.358, SLG: 0.447 (1, 9)		4-0 BB BB		0-0 HR 1B		4-0 1B 1B 6-3 BB	4-0 SH5-3 HBP 1B	4-0 G1-4-3 BB		3	3	2	2	3	0	3						
Jim Busby, R OBP: 0.310, SLG: 0.368 (1, 8)		0-3 K		0-3 K		0-0 6-3 1B 1B	1-0 1B SH5-3 HBP	0-0 F7	0-0 G1-4-3	5	2	1	0	0	2	2						
Earl Averill, R OBP: 0.298, SLG: 0.308 (1, 2)		0-3 K		0-0 F8		0-0 1B 6-3 E 1B	0-0 SH5-3	0-0 F7		4	1	2	1	0	1	1						
Jim Hegan, R OBP: 0.349, SLG: 0.368 (8, PR) (8, 2)		0-3 K		0-3 K		1-2 2-3 3-H E 1B	1-2 2-3 E 1B	0-0 F7		1	1	0	0	0	0	0						
Mike Garcia, R OBP: 0.200, SLG: 0.111 (3, 1)		4-0 BB BB		0-3 K		0-0 6-3	0-0 1B E 1B	0-0 1B 1B		0	0	0	0	1	0	0						
Don Mossi, L OBP: 0.460, SLG: 0.300 (6, PH)										1	0	0	0	0	1	0						
Dale Mitchell, L OBP: 0.460, SLG: 0.300 (6, PH)										1	0	0	1	0	0	2						
Cal McLish, S (6, 1)										0	0	0	0	0	0	0						
Bud Daley, L (6, 1)										0	0	0	0	0	0	0						
Preston Ward, L OBP: 0.359, SLG: 0.463 (7, PH)										1	0	1	2	0	0	0						
Kenny Kuhn, L (7, PR)										0	1	0	0	0	0	0						
Ray Nateski, R OBP: 0.450, SLG: 0.250 (7, 1)		1-2 BB								1	1	1	0	0	0	0						
Inning Stats	R: 0 E: 1 K: 0 S: 4	H: 0 LOB: 2 BB: 0 P: 5	R: 0 E: 0 K: 2 S: 7	H: 0 LOB: 2 BB: 2 P: 15	R: 0 E: 0 K: 1 S: 5	H: 0 LOB: 0 BB: 0 P: 5	R: 2 E: 0 K: 2 S: 9	H: 2 LOB: 0 BB: 0 P: 9	R: 0 E: 0 K: 0 S: 3	H: 1 LOB: 0 BB: 0 P: 3	R: 5 E: 1 K: 1 S: 11	H: 5 LOB: 3 BB: 2 P: 19	R: 4 E: 1 K: 0 S: 8	H: 4 LOB: 3 BB: 1 P: 13	R: 4 E: 0 K: 0 S: 8	H: 5 LOB: 2 BB: 0 P: 8	R: 0 E: 0 K: 0 S: 2	H: 0 LOB: 0 BB: 1 P: 6	1B: 15 2B: 0 3B: 0 HR: 2	SF: 1 SAC: 1 DP: 2 HBP: 2	WP: 0 PB: 0 SB: 0 CS: 0	PA: 53
PITCHER	IP	WLS	BF	H	R	ER	SO	BB	IBB	HBP	BLK	WP	HR	S	P	ERA	WHIP					
Don Larsen, R ERA: 5.56 (1, 1)	5.0		24	4	5	3	5	4	0	1	0	0	2	29	46	5.40	1.600					
Tom Sturdivant, R ERA: 2.52 (6, 1)	1.0		8	4	2	1	1	0	0	0	0	0	0	10	10	9.00	4.000					
Tom Morgan, R ERA: 4.61 (7, 1)	0.1	L	5	3	4	3	0	0	0	1	0	0	0	4	5	81.00	9.000					
Bob Grim, R ERA: 4.24 (7, 1)	0.2		5	1	0	0	0	1	0	0	0	0	0	4	8	0.00	3.000					
Tommy Byrne, L ERA: 4.45 (8, 1)	2.0		11	5	4	4	0	1	0	0	0	0	0	10	14	18.00	3.000					

Cleveland Indians @ New York Yankees
 Yankee Stadium, Bronx, NY
 Sat Jun 09 1956, 3:33 AM EDT
 Att: 31,419 - Unknown

AB	43
R	15
H	17
RBI	14
BB	6
SO	6
LOB	29



1B	15	SF	1
2B	0	SAC	1
3B	0	DP	2
HR	2	HBP	2

Batter	1	2	3	4	5	6	7	8	9	AB	R	H	RBI	BB	SO	LOB
Billy Martin, R (1, 4) OBP: 0.297, SLG: 0.348	0-0 P6 	0-0 S 3B 		0-0 6-3 		0-0 F8 	0-0 P6 		0-0 1-3 	6	1	1	1	0	0	4
Gil McDougald, R (1, 6) OBP: 0.386, SLG: 0.394	0-0 E5 4-3 BB E 	0-0 6-3 3-H 		0-0 FC6-4 1B 		0-0 1B 		0-0 1B 		5	1	3	0	0	0	0
Mickey Mantle, S (1, 8) OBP: 0.484, SLG: 0.799	4-0 4-3 1-2 E BB 		0-0 2B 1B 	0-0 FC6-4 1-2f 		0-0 F8 		0-0 P6 		4	2	1	0	1	0	3
Yogi Berra, L (1, 2) OBP: 0.428, SLG: 0.731	0-0 4-3 1-2 2-3 		0-0 F8 	0-0 P4 		0-0 4-3 		0-0 1B 1-2 		5	0	1	0	0	0	5
Elston Howard, R (9, 2) OBP: 0.341, SLG: 0.367										0	0	0	0	0	0	0
Bill Skowron, R (1, 3) OBP: 0.417, SLG: 0.515	0-0 E9 2-H 3-H 1B 		0-0 1B 2B 		0-0 HR 		0-0 1B 1B 	0-0 F5 		5	2	4	3	0	0	2
Bob Cerv, R (1, 7) OBP: 0.298, SLG: 0.442	0-0 3-1 		0-0 1B 1B 2-H 3-H 		0-0 P6 		0-0 BB 1B 1-3 	0-0 P3 		5	0	2	2	0	0	3
Hank Bauer, R (1, 9) OBP: 0.285, SLG: 0.433		0-0 F7 	0-0 P6 		0-0 F2 		0-0 L6 		0-0 FC4-6 1B 	5	0	1	0	0	0	3
Andy Carey, R (1, 5) OBP: 0.288, SLG: 0.298		0-0 F7 	0-0 1B 1B 		0-0 F8 		4-0 BB BB 1-2 BB 		0-0 FC4-6 1-2f 	3	0	1	0	0	0	0
Mickey McDermott, L (7, PH) OBP: 0.263, SLG: 0.125										0	0	0	0	1	0	0
Jerry Coleman, R (8, 5) OBP: 0.273, SLG: 0.200										0	0	0	0	0	0	0
Joe Collins, L (9, PH) OBP: 0.280, SLG: 0.388										1	0	0	0	0	0	1
Don Larsen, R (1, 1) OBP: 0.397, SLG: 0.571		0-0 3B 1B 	0-0 P6 		0-0 HR 		0-0 P4 		0-0 F8 	2	1	1	0	0	0	2
Tom Sturdivant, L (6, 1) OBP: 0.333, SLG: 0.333										0	0	0	0	0	0	0
Eddie Robinson, L (6, PH) OBP: 0.328, SLG: 0.528										1	1	1	1	0	0	0
Tom Morgan, R (7, 1) OBP: 0.250, SLG: 0.143										0	0	0	0	0	0	0
Bob Grim, R (7, 1) OBP: 0.100, SLG: 0.125										0	0	0	0	0	0	0
Tommy Byrne, L (7, PH) OBP: 0.308, SLG: 0.538										2	0	0	0	0	0	4

Inning Stats	R: 2	H: 1	E: 2	LOB: 1	K: 0	BB: 1	S: 5	P: 9	R: 2	H: 2	E: 0	LOB: 0	K: 0	BB: 0	S: 5	P: 5	R: 2	H: 4	E: 0	LOB: 2	K: 0	BB: 0	S: 7	P: 7	R: 0	H: 1	E: 0	LOB: 1	K: 0	BB: 0	S: 4	R: 1	H: 1	E: 0	LOB: 0	K: 0	BB: 0	S: 4	P: 4	R: 1	H: 2	E: 0	LOB: 1	K: 0	BB: 0	S: 5	P: 5	R: 0	H: 2	E: 0	LOB: 3	K: 0	BB: 1	S: 5	P: 9	R: 0	H: 2	E: 0	LOB: 2	K: 0	BB: 0	S: 5	P: 5	R: 0	H: 1	E: 0	LOB: 1	K: 0	BB: 0	S: 4	P: 4	1B: 12	SF: 0	2B: 1	SAC: 0	3B: 1	DP: 0	HR: 2	HBP: 0	WP: 0	PA: 46
--------------	------	------	------	--------	------	-------	------	------	------	------	------	--------	------	-------	------	------	------	------	------	--------	------	-------	------	------	------	------	------	--------	------	-------	------	------	------	------	--------	------	-------	------	------	------	------	------	--------	------	-------	------	------	------	------	------	--------	------	-------	------	------	------	------	------	--------	------	-------	------	------	------	------	------	--------	------	-------	------	------	--------	-------	-------	--------	-------	-------	-------	--------	-------	--------

PITCHER	IP	WLS	BF	H	R	ER	SO	BB	IBB	HBP	BLK	WP	HR	S	P	ERA	WHIP
Mike Garcia, R (1, 1) ERA: 3.41	2.0		11	3	4	2	0	1	0	0	0	0	0	10	14	9.00	2.000
Don Mossi, L (3, 1) ERA: 2.91	3.0		15	6	3	3	0	0	0	0	0	0	1	15	15	9.00	2.000
Cal McLish, R (6, 1) ERA: 3.93	0.1		3	2	1	1	0	0	0	0	0	0	1	3	3	27.00	6.000
Bud Daley, L (6, 1) ERA: 2.77	0.2	W	2	0	0	0	0	0	0	0	0	0	0	2	2	0.00	0.000
Ray Narleski, R (7, 1) ERA: 1.17	3.0	S	15	5	0	0	0	1	0	0	0	0	0	14	18	0.00	2.000

BOTTOM

Cleveland Indians @ New York Yankees
 Yankee Stadium, Bronx, NY
 Sat Jun 09 1956, 3:33 AM EDT
 Att. 31,419 - Unknown

livebaseballscores.com

AB	44
R	8
H	16
RBI	7
BB	2
SO	0
LOB	27




Batter	1	2	3	4	5	6	7	8	9	AB R H RBI BB SO LOB	TOP											
Chico Carrasquel, R (1, 6) <small>OBP: 0.301, SLG: 0.297</small> Preston Ward, L (7, PH) <small>OBP: 0.355, SLG: 0.457</small> George Strickland, R (7, 6) <small>OBP: 0.267, SLG: 0.154</small>	0-3 K		0-0 5-3		0-0 BB 1B		0-0 F9		0-3 K	3 0 1 0 0 1 0 1 0 0 0 0 0 2 1 0 0 0 0 1 2	Cleveland Indians @ New York Yankees Yankee Stadium, Bronx, NY Sun Jun 10 1956, 3:33 AM EDT Att: 47,465 - Unknown livebaseballscorecards.com											
Bobby Avila, R (1, 4) <small>OBP: 0.319, SLG: 0.332</small>	0-0 1B 1B		0-0 5-3		4-0 1-2 BB		0-0 F8		0-0 FC5 2-3f	4 0 1 0 1 0 4												
Al Smith, R (1, 7) <small>OBP: 0.393, SLG: 0.463</small>	0-0 2B 1-2 1B		0-0 1-3		0-0 1-3		0-0 F8			4 0 1 0 0 0 4												
Vic Wertz, L (1, 3) <small>OBP: 0.427, SLG: 0.581</small>	0-0 1-3 2B			0-0 L1-6 1B 1B		4-0 FC4-6 BB		0-0 F9		3 0 2 0 1 0 0												
Al Rosen, R (1, 5) <small>OBP: 0.382, SLG: 0.465</small>	0-0 4-3			0-0 FC6-4 1-2 1B		0-0 F8		0-0 P6		4 0 1 0 0 0 3												
Rocky Colavito, R (1, 9) <small>OBP: 0.345, SLG: 0.427</small>		0-0 F8		0-0 L1-6 2-3		0-0 FC4-6 1-2f		0-3 K		4 0 0 0 0 1 3												
Jim Busby, R (1, 8) <small>OBP: 0.309, SLG: 0.365</small>		0-0 L6		0-0 FC6-4 1-2f		0-0 F8		0-0 FC5 1B 1B		4 0 1 0 0 0 2												
Jim Hegan, R (1, 2) <small>OBP: 0.351, SLG: 0.371</small> Hal Naragon, L (7, PH) <small>OBP: 0.306, SLG: 0.375</small> (7, 2)		0-0 FC6 1B			0-3 K		4-0 BB BB		0-0 1-2 1B	2 0 1 0 0 1 0 1 0 1 0 1 0 0												
Bob Lemon, L (1, 1) <small>OBP: 0.250, SLG: 0.226</small> Dale Mitchell, L (7, PH) <small>OBP: 0.500, SLG: 0.300</small> Don Mossi, L (7, 1) Sam Mele, R (9, PH) <small>OBP: 0.400, SLG: 0.563</small>		0-0 FC6 1-2f			0-0 F9		4-0 1-2 BB		0-0 F7	2 0 0 0 0 0 1 0 0 0 0 1 0 0 0 0 0 0 0 0 0 1 0 0 0 0 0 2												
Inning Stats	R: 0 E: 0 K: 1 S: 7	H: 3 LOB: 2 BB: 0 P: 7	R: 0 E: 0 K: 0 S: 4	H: 1 LOB: 1 BB: 0 P: 4	R: 0 E: 0 K: 0 S: 3	H: 0 LOB: 0 BB: 0 P: 3	R: 0 E: 0 K: 0 S: 4	H: 2 LOB: 1 BB: 0 P: 4	R: 0 E: 0 K: 1 S: 6	H: 1 LOB: 2 BB: 1 P: 10	R: 0 E: 0 K: 0 S: 3	H: 0 LOB: 1 BB: 1 P: 7	R: 0 E: 0 K: 0 S: 3	H: 0 LOB: 2 BB: 2 P: 11	R: 0 E: 0 K: 1 S: 5	H: 0 LOB: 0 BB: 0 P: 5	R: 0 E: 0 K: 1 S: 7	H: 2 LOB: 2 BB: 0 P: 7	1B: 8 2B: 2 3B: 0 HR: 0	SF: 0 SAC: 0 DP: 1 HBP: 0	WP: 0 PB: 0 SB: 0 CS: 0	PA: 38
PITCHER Johnny Kucks, R (1, 1) <small>ERA: 3.22</small>	IP: 9.0 WLS: W BF: 38 H: 9 R: 0 ER: 0 SO: 4 BB: 4 IBB: 0 HBP: 0 BLK: 0 WP: 0 HR: 0 S: 42 P: 58 ERA: 0.00 WHIP: 1.444																					



Batter	1	2	3	4	5	6	7	8	9
Gil McDougald, R OBP: 0.388, SLG: 0.393 (1, 6) BB	4-0 G6-4-3 BB		0-0 1-2 HR 1B	0-0 F8		0-0 F8		0-0 SH3-4	
Hank Bauer, R OBP: 0.284, SLG: 0.431 (1, 9) Joe Collins, L OBP: 0.279, SLG: 0.412 (3, PH) (4, 9)	0-0 G6-4-3 1-2f		0-0 1-H 2-H HR		0-0 L3		0-0 F9	0-0 F2	
Mickey Mantle, S OBP: 0.480, SLG: 0.788 (1, 8)	0-0 4-3		0-0 1B 1B		0-0 F9		0-0 F8		
Yogi Berra, L OBP: 0.429, SLG: 0.725 (1, 2)		0-0 6-3	0-0 1-3 FC6-4 1B		0-0 3-1		0-0 1B 1B		
Bill Skowron, R OBP: 0.413, SLG: 0.507 (1, 3)		0-0 F9	0-0 1-2f FC6-4			0-0 6-3	0-0 1-2 1B		
Elston Howard, R OBP: 0.338, SLG: 0.363 (1, 7)		0-0 F2		0-0 1B 4-3 1B		0-0 F2	0-0 P3		
Billy Martin, R OBP: 0.313, SLG: 0.385 (1, 4)			0-0 F9 FC1-2 2B	0-0 1-3 4-3 1B		0-0 HR	4-0 1B SH3-4 BB		
Andy Carey, R OBP: 0.294, SLG: 0.299 (1, 5)			0-0 F9	0-0 4-3		4-0 1B BB	0-0 SH3-4 1B		
Johnny Kucks, R OBP: 0.267, SLG: 0.120 (1, 1)			0-0 FC1-2 1B HR	0-0 F9		0-0 1-3 1B	0-3 K		

AB	R	H	RBI	BB	SO	LOB
3	1	1	1	1	0	3
1	0	0	0	0	0	1
4	1	1	3	0	0	1
4	0	1	0	0	0	0
4	0	2	0	0	0	0
4	0	1	0	0	0	2
4	1	1	0	0	0	2
3	2	3	1	1	0	0
3	0	1	1	1	0	2
4	1	1	0	0	1	4

BOTTOM	
Cleveland Indians @ New York Yankees Yankee Stadium, Bronx, NY Sun Jun 10 1956, 3:33 AM EDT Att. 47,465 - Unknown	
AB 34	
R 6	
H 12	
RBI 6	
BB 3	
SO 1	
LOB 15	
	
WP: 0 PA: 38	
PB: 0	
SB: 0	
CS: 0	

Inning Stats		R	H	E	K	S	BB	IBB	HBP	BLK	WP	HR	S	P	ERA	WHIP
R: 0	H: 0	0	0	0	0	6	0	0	0	0	0	2	26	34	7.50	1.833
E: 0	LOB: 0	0	0	0	0	0	0	0	0	0	0	0	11	15	4.50	2.000
K: 0	BB: 1	0	0	0	0	0	0	0	0	0	0	0	0	0		
S: 2	P: 6	3	3	0	0	0	0	0	0	0	0	0	0	0		

PITCHER		IP	WLS	BF	H	R	ER	SO	BB	IBB	HBP	BLK	WP	HR	S	P	ERA	WHIP
Bob Lemon, R ERA: 2.8 (1, 1)	6.0	L	28	9	5	5	5	0	2	0	0	0	0	2	26	34	7.50	1.833
Don Mossi, L ERA: 3.04 (7, 1)	2.0		10	3	1	1	1	1	1	0	0	0	0	0	11	15	4.50	2.000

Batter	1	2	3	4	5	6	7	8	9	AB R H RBI BB SO LOB	TOP	
Al Smith, R (1, 9) OBP: 0.390, SLG: 0.476	0-0 HR	0-3 K			0-0 F6			0-3 K		4 1 1 1 0 2 1		
Bobby Avila, R (1, 4) OBP: 0.317, SLG: 0.335	0-0 F9 4-3 2B		0-0 F6		0-0 F2			0-0 5-3		4 1 1 0 0 0 0		
Al Rosen, R (1, 5) OBP: 0.385, SLG: 0.487	0-0 F9 2-3		0-0 6-3			0-0 HR		4-0 BB		3 1 1 1 1 0 1		
Vic Wertz, L (1, 3) OBP: 0.419, SLG: 0.568 Preston Ward, L (8, 3) OBP: 0.355, SLG: 0.457	0-0 4-3		0-0 1-3			0-0 F9		0-0 F8		4 0 0 1 0 0 1 0 0 0 0 0 0 0		
Sam Mele, R (1, 7) OBP: 0.359, SLG: 0.500	0-3 K			0-3 K		0-3 K			0-0 F8	4 0 0 0 0 3 0		
Jim Busby, R (1, 8) OBP: 0.303, SLG: 0.358		0-0 5-3		0-0 E9 F7		0-0 F8			0-0 6-3	4 0 0 0 0 0 0		
Chico Carrasquel, R (1, 6) OBP: 0.299, SLG: 0.313		0-0 HR		0-0 F7 1-2			0-0 5-3		0-0 4-3	4 1 1 1 0 0 1		
Jim Hegan, R (1, 2) OBP: 0.351, SLG: 0.364		4-0 BB		0-0 F9			0-3 K			2 0 0 0 1 1 1		
Cal McLish, S (1, 1) Ray Narleski, R (6, 1) OBP: 0.333, SLG: 0.200		0-3 K			0-0 F8		0-3 K			2 0 0 0 0 1 1 1 0 0 0 0 1 0		
Inning Stats	R: 2 E: 0 K: 1 S: 7 H: 2 LOB: 0 BB: 0 P: 7	R: 1 E: 0 K: 2 S: 8 H: 1 LOB: 1 BB: 1 P: 12	R: 0 E: 0 K: 0 S: 3 H: 0 LOB: 0 BB: 0 P: 3	R: 0 E: 1 K: 1 S: 6 H: 0 LOB: 1 BB: 0 P: 6	R: 0 E: 0 K: 0 S: 3 H: 0 LOB: 0 BB: 0 P: 3	R: 1 E: 0 K: 1 S: 6 H: 1 LOB: 0 BB: 0 P: 6	R: 0 E: 0 K: 2 S: 7 H: 0 LOB: 0 BB: 0 P: 7	R: 0 E: 0 K: 1 S: 5 H: 0 LOB: 1 BB: 1 P: 9	R: 0 E: 0 K: 0 S: 3 H: 0 LOB: 0 BB: 0 P: 3	1B: 0 2B: 1 3B: 0 HR: 3 SF: 0 SAC: 0 DP: 0 HBP: 0	WP: 0 PB: 0 SB: 0 CS: 0 PA: 34	
PITCHER Bob Porterfield, R (1, 1) ERA: 5.62 Tom Hurd, R (8, 1) ERA: 6.83	IP 7.0 WLS L BF 27 H 4 R 4 ER 4 SO 7 BB 1 IBB 0 HBP 0 BLK 0 WP 0 HR 3 S 40 P 44 ERA 5.14 WHIP 0.714	IP 2.0 WLS L BF 7 H 0 R 0 ER 0 SO 1 BB 1 IBB 0 HBP 0 BLK 0 WP 0 HR 0 S 8 P 12 ERA 0.00 WHIP 0.500	PITCHER IP WLS BF H R ER SO BB IBB HBP BLK WP HR S P ERA WHIP									

Cleveland Indians @ Boston Red Sox
Fenway Park, Boston, MA
Mon Jun 11 1956, 3:33 AM EDT
Att. 6,330 - Unknown

livebaseballscorecards.com

AB	32
R	4
H	4
RBI	4
BB	2
SO	8
LOB	6



BOTTOM

Cleveland Indians @ Boston Red Sox
Fenway Park, Boston, MA
Mon Jun 11 1956, 3:33 AM EDT
Att. 6,330 - Unknown

livebaseballscorecards.com

AB	32
R	1
H	6
RBI	1
BB	4
SO	7
LOB	15



WP: 0	PA: 36
PB: 0	
SB: 0	
CS: 0	

AB R H RBI BB SO LOB

4	1	1	0	0	1	1
4	0	1	1	0	0	1
3	0	1	0	1	0	0
4	0	2	0	0	0	3
4	0	0	0	0	0	3
3	0	0	0	1	0	1
3	0	0	0	1	2	3
3	0	1	0	1	1	0
2	0	0	0	0	1	2
1	0	0	0	0	1	1
0	0	0	0	0	0	0
1	0	0	0	0	1	0

1B: 3	SF: 0
2B: 3	SAC: 0
3B: 0	DP: 0
HR: 0	HBP: 0

Batter	1	2	3	4	5	6	7	8	9
Jim Piersall, R (1, 8) OBP: 0.356, SLG: 0.405	0-0 F3		0-3 K			0-0 2B 1B	0-0 F7		
Billy Klaus, L (1, 5) OBP: 0.423, SLG: 0.386	0-0 4-3			0-0 F8		0-0 BB 2B	0-0 F7		
Ted Williams, L (1, 7) OBP: 0.432, SLG: 0.400	0-0 2B			0-0 G3		4-0 BB BB	0-0 F7		
Mickey Vernon, L (1, 3) OBP: 0.430, SLG: 0.638	0-0 F7			0-0 1B		0-0 F8	0-0 2B		
Jackie Jensen, R (1, 9) OBP: 0.381, SLG: 0.439		0-0 F8			0-0 6-3	0-0 F8		0-0 F4	
Ted Lepcio, R (1, 4) OBP: 0.261, SLG: 0.341		0-0 4-3			0-0 F4	4-0 BB BB		0-0 F8	
Pete Daley, R (1, 2) OBP: 0.281, SLG: 0.600		0-0 5-3			4-0 1B BB	0-3 K		0-3 K	
Don Buddin, R (1, 6) OBP: 0.392, SLG: 0.324			0-3 K		0-0 FC5-4 1B	4-0 BB BB		0-0 F5	
Bob Porterfield, R (1, 1) OBP: 0.412, SLG: 0.400			0-3 K		0-0 FC5-4		0-3 K		0-3 K
Billy Goodman, L (7, PH) OBP: 0.388, SLG: 0.456					1-2 1B				
Tom Hurd, R (8, 1) OBP: 0.750, SLG: 0.750					1-2 1B				
Dick Gemert, R (9, PH) OBP: 0.403, SLG: 0.592									

Inning Stats	R: 0 E: 0 K: 0 S: 4	H: 1 LOB: 1 BB: 0 P: 4	R: 0 E: 0 K: 0 S: 3	H: 0 LOB: 0 BB: 0 P: 3	R: 0 E: 0 K: 3 S: 9	H: 0 LOB: 0 BB: 0 P: 9	R: 0 E: 0 K: 0 S: 3	H: 1 LOB: 1 BB: 0 P: 3	R: 0 E: 0 K: 0 S: 4	H: 1 LOB: 2 BB: 1 P: 8	R: 1 E: 0 K: 1 S: 7	H: 2 LOB: 3 BB: 2 P: 15	R: 0 E: 0 K: 1 S: 5	H: 0 LOB: 1 BB: 1 P: 9	R: 0 E: 0 K: 0 S: 4	H: 1 LOB: 1 BB: 0 P: 4	R: 0 E: 0 K: 2 S: 7	H: 0 LOB: 0 BB: 0 P: 7	1B: 3 2B: 3 3B: 0 HR: 0	SF: 0 SAC: 0 DP: 0 HBP: 0	WP: 0 PB: 0 SB: 0 CS: 0	PA: 36
---------------------	------------------------------	---------------------------------	------------------------------	---------------------------------	------------------------------	---------------------------------	------------------------------	---------------------------------	------------------------------	---------------------------------	------------------------------	----------------------------------	------------------------------	---------------------------------	------------------------------	---------------------------------	------------------------------	---------------------------------	----------------------------------	------------------------------------	----------------------------------	--------

PITCHER	IP	WLS	BF	H	R	ER	SO	BB	IBB	HBP	BLK	WP	HR	S	P	ERA	WHIP
Cal McLish, R (1, 1) ERA: 3.38	5.2	W	24	5	1	1	3	3	0	0	0	0	0	27	39	1.59	1.412
Ray Narleski, R (6, 1) ERA: 1.06	3.1	S	12	1	0	0	4	1	0	0	0	0	0	19	23	0.00	0.600

Batter	1	2	3	4	5	6	7	8	9	AB R H RBI BB SO LOB	TOP											
Al Smith, R (1, 7) OBP: 0.387, SLG: 0.467	0-3 K		0-0 F9		0-0 5-3			4-0 6-3 BB		3 0 0 0 1 1 0												
Bobby Avila, R (1, 4) OBP: 0.313, SLG: 0.330	0-0 F7		0-0 F8		0-0 5-3			0-0 6-3		3 0 0 0 0 0 0												
George Strickland, R (5, 4) OBP: 0.267, SLG: 0.154								1-2		0 0 0 0 0 0 0												
Dale Mitchell, L (8, PH) OBP: 0.467, SLG: 0.273										1 0 0 0 0 0 1												
Kenny Kuhn, L (8, 4)										0 0 0 0 0 0 0												
Al Rosen, R (1, 5) OBP: 0.374, SLG: 0.471	0-0 6-3				0-0 6-3			0-0 4-3		4 0 0 0 0 0 1												
Vic Wertz, L (1, 3) OBP: 0.421, SLG: 0.570		4-0 1B BB		0-0 BB 2B		0-0 G1		0-0 F4		3 1 1 0 1 0 1												
Rocky Colavito, R (1, 9) OBP: 0.351, SLG: 0.424		0-0 FC5-4 1B 1-2		4-0 BB BB		0-0 E6		0-0 F3		3 0 1 0 1 0 0												
Jim Busby, R (1, 8) OBP: 0.302, SLG: 0.356		0-0 FC5-4 1B 1-2 2-H		0-0 F5		0-0 F8		0-0 F9		4 0 1 1 0 0 3												
Chico Carrasquel, R (1, 6) OBP: 0.299, SLG: 0.308		0-0 FC5-4 1-2 2-3		4-0 BB 1-2 2-3		0-0 5-3		0-0 F4		3 0 0 0 1 0 2												
Earl Averill, R (1, 2) OBP: 0.280, SLG: 0.286	0-3 K		0-0 1-3		0-0 1-3		0-0 F6			3 0 0 0 0 1 4												
Mike Garcia, R (1, 1) OBP: 0.182, SLG: 0.100			0-0 1-3		0-0 6-3		0-3 K			2 0 0 0 0 0 0												
Bob Feller, R (5, 1)										1 0 0 0 0 1 0												
Inning Stats	R: 0 E: 0 K: 1 S: 5	H: 0 LOB: 0 BB: 0 P: 5	R: 1 E: 0 K: 1 S: 6	H: 2 LOB: 1 BB: 1 P: 10	R: 0 E: 0 K: 0 S: 3	H: 0 LOB: 0 BB: 0 P: 3	R: 0 E: 0 K: 0 S: 4	H: 1 LOB: 3 BB: 2 P: 12	R: 0 E: 0 K: 0 S: 3	H: 0 LOB: 0 BB: 0 P: 3	R: 0 E: 1 K: 0 S: 4	H: 0 LOB: 1 BB: 0 P: 4	R: 0 E: 0 K: 1 S: 5	H: 0 LOB: 0 BB: 0 P: 5	R: 0 E: 0 K: 0 S: 3	H: 0 LOB: 1 BB: 1 P: 7	R: 0 E: 0 K: 0 S: 3	H: 0 LOB: 0 BB: 0 P: 3	1B: 2 2B: 1 3B: 0 HR: 0	SF: 0 SAC: 0 DP: 0 HBP: 0	WP: 0 PB: 0 SB: 0 CS: 0	PA: 34
PITCHER Tom Brewer, R (1, 1) ERA: 2.39	IP: 9.0 WLS: W BF: 34 H: 3 R: 1 ER: 1 SO: 3 BB: 4 IBB: 0 HBP: 0 BLK: 0 WP: 0 HR: 0 S: 36 P: 52 ERA: 1.00 WHIP: 0.778																					

Cleveland Indians @ Boston Red Sox
 Fenway Park, Boston, MA
 Mon Jun 11 1956, 3:38 AM EDT
 Att: 24,193 - Unknown

livebaseballscorecards.com

AB	30
R	1
H	3
RBI	1
BB	4
SO	3
LOB	12



Batter	1	2	3	4	5	6	7	8	9	AB	R	H	RBI	BB	SO	LOB
Jim Piersall, R OBP: 0.352, SLG: 0.397 (1, 8)	0-0 6-3	0-0 F7		0-0 6-3		0-0 F8		4-0 BB 1-2 BB		4	0	0	0	1	0	2
Billy Klaus, L OBP: 0.415, SLG: 0.377 (1, 5)	0-0 6-3		0-0 F7		0-0 E 1B	0-3 K		0-0 F7		5	1	1	0	0	1	2
Ted Williams, L OBP: 0.442, SLG: 0.435 (1, 7)	0-3 K		0-0 E3 BB BB		0-0 E8 2B	0-0		4-0 BB 1-2 2-3 BB		4	1	2	1	1	1	0
Gene Stephens, L OBP: 0.182, SLG: 0.100 (8, PR) (9, 7)										0	0	0	0	0	0	0
Dick Gernert, R OBP: 0.403, SLG: 0.589 (1, 3)		0-3 K	4-0 BB 1-2 BB		0-0 SH3-4 1B 2B	0-0 L6		0-0 G6-4-3 1-2 2-3 BB		4	1	1	1	1	1	4
Jackie Jensen, R OBP: 0.383, SLG: 0.454 (1, 9)		0-0 HR	0-0 F6		4-0 1B SH3-4 BB		0-0 6-3			3	1	1	1	1	0	2
Ted Lepcio, R OBP: 0.286, SLG: 0.348 (1, 4)		0-0 F6	4-0 BB 1-2 2-3 BB		0-0 SH3-4		0-0	0-0 4-3 1B		2	0	1	0	1	0	0
Pete Daley, R OBP: 0.306, SLG: 0.576 (1, 2)		4-0 1B BB	0-0 F2		0-0 S 1B		0-0 4-3	0-0 1-2		3	1	1	1	1	0	4
Don Buddin, R OBP: 0.389, SLG: 0.322 (1, 6)		0-0 1B 1-2 1B		0-0 5-3		0-0 F6		0-0 F7		4	0	1	0	0	0	3
Tom Brewer, R OBP: 0.333, SLG: 0.400 (1, 1)		0-0 1-3 2-H 1B		0-3 K		0-0 1-3		0-0 BB BB 1B		4	0	2	1	0	1	2

Inning Stats	R: 0	H: 0	E: 0	K: 1	S: 5	LOB: 0	BB: 0	P: 5	R: 2	H: 3	E: 0	K: 1	S: 8	LOB: 2	BB: 1	P: 12	R: 0	H: 0	E: 1	K: 0	S: 4	LOB: 3	BB: 2	P: 12	R: 0	H: 0	E: 0	K: 1	S: 5	LOB: 0	BB: 0	P: 5	R: 3	H: 4	E: 1	K: 0	S: 7	LOB: 2	BB: 1	P: 11	R: 0	H: 1	E: 0	K: 1	S: 6	LOB: 1	BB: 0	P: 6	R: 0	H: 1	E: 0	K: 0	S: 4	LOB: 1	BB: 0	P: 4	R: 0	H: 1	E: 0	K: 0	S: 3	LOB: 3	BB: 2	P: 11
--------------	------	------	------	------	------	--------	-------	------	------	------	------	------	------	--------	-------	-------	------	------	------	------	------	--------	-------	-------	------	------	------	------	------	--------	-------	------	------	------	------	------	------	--------	-------	-------	------	------	------	------	------	--------	-------	------	------	------	------	------	------	--------	-------	------	------	------	------	------	------	--------	-------	-------

PITCHER	IP	WLS	BF	H	R	ER	SO	BB	IBB	HBP	BLK	WP	HR	S	P	ERA	WHIP
Mike Garcia, R ERA: 3.86 (1, 1)	4.1	L	25	7	5	5	3	4	0	0	0	0	1	27	43	10.38	2.538
Bob Feller, R ERA: 4.8 (5, 1)	3.2		15	3	0	0	1	2	0	0	0	0	0	15	23	0.00	1.364


BOTTOM

Cleveland Indians @ Boston Red Sox

Fenway Park, Boston, MA

Mon Jun 11 1956, 3:38 AM EDT
Att. 24,193 - Unknown

AB	33
R	5
H	10
RBI	5
BB	6
SO	4
LOB	19



1B: 6	SF: 0	WP: 0	PA: 40
2B: 3	SAC: 1	PB: 0	
3B: 0	DP: 1	SB: 1	
HR: 1	HBP: 0	CS: 0	

livebaseballscorecards.com

Batter	1	2	3	4	5	6	7	8	9	AB	R	H	RBI	BB	SO	LOB	TOP										
Chico Carrasquel, R OBP: 0.306, SLG: 0.304 (1, 6)	4-0 L4-3 BB	0-0 F7			4-0 HR BB	0-0 5-3		4-0 FC5 PB BB		2	1	0	1	3	0	3											
Al Smith, R OBP: 0.388, SLG: 0.459 (1, 9)	0-0 L4-3		0-0 F4		4-0 HR BB		0-0 F9	4-0 BB		3	1	0	0	2	0	1											
Al Rosen, R OBP: 0.368, SLG: 0.484 (1, 5)	0-0 5-3		0-3 K		0-0 HR		0-0 F9	0-0 FC5		5	1	1	3	0	1	3											
Vic Wertz, L OBP: 0.425, SLG: 0.592 (1, 3)		0-0 HR	0-0 FC6-4 1B		0-0 2B		0-0 4-3		0-3 K	5	1	3	1	0	1	0											
Sam Mele, R OBP: 0.341, SLG: 0.463 (1, 7)		0-3 K	0-0 FC6-4		0-0 5-3			0-0 FC6-4 1B	0-3 K	5	0	1	0	0	2	2											
Jim Busby, R OBP: 0.300, SLG: 0.352 (1, 8)		0-0 1B 2B 1B		0-0 5-3	0-0 L1			0-0 FC6-4 BB BB	0-0 6-3	5	2	1	0	0	0	2											
George Strickland, R OBP: 0.278, SLG: 0.188 Dale Mitchell, L OBP: 0.500, SLG: 0.273 Bud Daley, L (8, 1)		0-0 2B 1B		0-3 K		0-0 F8		4-0 BB PB BB		3	0	1	0	0	1	0											
Jim Hegan, R OBP: 0.350, SLG: 0.373 Preston Ward, L OBP: 0.362, SLG: 0.457 Kenny Kuhn, L (8, 4)		0-0 1B 2B		0-0 6-3		0-0 F8		4-0 PB BB BB		3	0	1	1	0	0	0											
Early Wynn, S OBP: 0.324, SLG: 0.300 Earl Averill, R OBP: 0.275, SLG: 0.279 (8, 2)		0-0 F8		0-3 K		0-0 2B		0-3 K		3	0	1	0	0	1	2											
										1	0	0	0	0	1	3											
Inning Stats	R: 0 E: 0 K: 0 S: 2	H: 0 LOB: 0 BB: 1 P: 6	R: 2 E: 0 K: 1 S: 9	H: 4 LOB: 2 BB: 0 P: 9	R: 0 E: 0 K: 1 S: 6	H: 1 LOB: 1 BB: 0 P: 6	R: 0 E: 0 K: 1 S: 5	H: 0 LOB: 0 BB: 0 P: 5	R: 3 E: 0 K: 1 S: 7	H: 2 LOB: 1 BB: 2 P: 15	R: 0 E: 0 K: 0 S: 4	H: 1 LOB: 1 BB: 0 P: 4	R: 0 E: 0 K: 0 S: 3	H: 0 LOB: 0 BB: 0 P: 3	R: 2 E: 0 K: 1 S: 6	H: 1 LOB: 3 BB: 4 P: 22	R: 0 E: 0 K: 2 S: 7	H: 0 LOB: 0 BB: 0 P: 7	1B: 4 2B: 4 3B: 0 HR: 2	SF: 0 SAC: 0 DP: 1 HBP: 0	WP: 0 PB: 1 SB: 0 CS: 0	PA: 42					
PITCHER	IP	WLS	BF	H	R	ER	SO	BB	IBB	HBP	BLK	WP	HR	S	P	ERA	WHIP										
Frank Sullivan, R ERA: 3.29 (1, 1)	7.1	W	35	9	7	7	4	5	0	0	0	0	2	38	58	8.59	1.909										
Dave Sisler, R ERA: 5.06 (8, 1)	0.1		3	0	0	0	1	2	0	0	0	0	0	3	11	0.00	6.000										
Tom Hurd, R ERA: 6.52 (8, 1)	1.1	S	4	0	0	0	2	0	0	0	0	0	0	8	8	0.00	0.000										

Cleveland Indians @ Boston Red Sox
 Fenway Park, Boston, MA
 Tue Jun 12 1956, 3:33 AM EDT
 Att: 29,190 - Unknown

AB	35
R	7
H	9
RBI	6
BB	7
SO	7
LOB	16



livebaseballscorecards.com

Batter	1	2	3	4	5	6	7	8	9	AB	R	H	RBI	BB	SO	LOB
Jim Piersall, R OBP: 0.358, SLG: 0.404 (1, 8)	0-0 2B	4-0 2B BB		0-0 1B			0-0 6-3	0-0 F1		4	2	2	0	1	0	0
Billy Klaus, L OBP: 0.421, SLG: 0.396 (1, 5)	0-0 1B 2B	0-0 F7		0-0 F8			0-0 2B 1B	0-0 1B		5	2	3	1	0	0	2
Ted Williams, L OBP: 0.456, SLG: 0.479 (1, 7) Gene Stephens, L OBP: 0.167, SLG: 0.091 (8, 7)	0-0 FC5-4 1B 1B	0-0 1-H 2B		0-0 G3			0-0 1-H HR 2B	0-3 K		4	2	3	3	0	0	1
Mickey Vernon, L OBP: 0.423, SLG: 0.620 (1, 3)	0-0 F5	0-3 K					4-0 HR IBB	0-0 G3		4	1	0	0	1	2	3
Jackie Jensen, R OBP: 0.381, SLG: 0.449 (1, 9)	0-0 FC5-4 1B		0-0 6-3				0-3 K	0-0 F5		4	0	1	0	0	1	2
Ted Lepcio, R OBP: 0.283, SLG: 0.400 (1, 4)	0-0 FC5-4 1B		0-0 1-3				0-0 5-3	0-0 1-H 2-H HR		4	1	1	3	0	0	2
Pete Daley, R OBP: 0.375, SLG: 0.694 (1, 2)	0-0 FC6-4 1B		4-0 BB				0-0 G4-6-3 1B	0-0 HR		3	1	3	2	1	0	0
Don Buddin, R OBP: 0.387, SLG: 0.321 (1, 6)	0-0 FC6-4		0-3 K				0-0 G4-6-3	0-0 1B		4	0	1	0	0	1	4
Frank Sullivan, R OBP: 0.152, SLG: 0.161 (1, 1) Dave Sisler, R OBP: 0.333, SLG: 0.333 (8, 1) Tom Hurd, R OBP: 0.750, SLG: 0.750 (8, 1)		0-0 1-3		0-0 6-3			0-3 K	0-3 K		4	0	0	0	0	2	1
Inning Stats	R: 3 H: 5 E: 0 LOB: 2 K: 0 BB: 0 S: 8 P: 8	R: 1 H: 1 E: 0 LOB: 1 K: 1 BB: 1 S: 6 P: 10	R: 0 H: 0 E: 0 LOB: 1 K: 1 BB: 1 S: 5 P: 9	R: 0 H: 1 E: 0 LOB: 1 K: 0 BB: 0 S: 4 P: 4	R: 0 H: 0 E: 0 LOB: 0 K: 2 BB: 0 S: 7 P: 7	R: 0 H: 1 E: 0 LOB: 0 K: 1 BB: 0 S: 5 P: 5	R: 5 H: 5 E: 0 LOB: 1 K: 1 BB: 1 S: 10 P: 14	R: 0 H: 1 E: 0 LOB: 1 K: 1 BB: 0 S: 6 P: 6	1B: 8 SF: 0 2B: 4 SAC: 0 3B: 0 DP: 1 HR: 2 HBP: 0	WP: 0 PA: 40 PB: 0 SB: 0 CS: 0						
PITCHER	IP WLS BF H R ER SO BB IBB HBP BLK WP HR S P ERA WHIP															
Early Wynn, R ERA: 3.08 (1, 1)	7.0 L 36 13 9 9 6 2 1 0 0 0 0 2 45 57 11.57 2.143															
Bud Daley, L ERA: 2.57 (8, 1)	1.0 4 1 0 0 1 0 0 0 0 0 0 0 6 6 0.00 1.000															

BOTTOM

Cleveland Indians @ Boston Red Sox
 Fenway Park, Boston, MA
 Tue Jun 12 1956, 3:33 AM EDT
 Att. 29,190 - Unknown

livebaseballscorecards.com

AB	37
R	9
H	14
RBI	9
BB	3
SO	7
LOB	16



Batter	1	2	3	4	5	6	7	8	9	10	11	AB R H RBI BB SO LOB	TOP												
Al Smith, R OBP: 0.381, SLG: 0.449 (1, 9)	0-0 F9	0-0 4-3		0-0 1B HR 1B		0-0 5-3			0-0 1-3		0-0 F8	6 1 1 0 0 0 1	Cleveland Indians @ Boston Red Sox Fenway Park, Boston, MA Wed Jun 13 1956, 3:33 AM EDT Att: 8,258 - Unknown												
Chico Carrasquel, R Earl Averill, R Kenny Kuhn, L Bobby Avila, R OBP: 0.312, SLG: 0.329 (1, 6) (4, PH) (4, PH) (9, 6) (11, PH) (11, 4)	4-0 HR BB		4-0 2B BB	0-0 1B HR 1B		0-0 4-3			0-0 F7		0-0 FC5-4	0 2 0 0 2 0 0 1 0 1 1 0 0 0 2 1 0 0 0 0 0 1 0 0 0 0 0 1													
Al Rosen, R OBP: 0.369, SLG: 0.485 (1, 5)	0-0 F7		0-0 1B 2B	0-0 F7		0-0 6-3			4-0 BB			4 1 1 1 1 0 3													
Vic Wertz, L OBP: 0.429, SLG: 0.624 (1, 3)	0-0 HR		0-0 1B 2B	0-0 HR		0-0 F9			0-0 1-3			5 2 3 5 0 0 1													
Sam Mele, R OBP: 0.367, SLG: 0.478 (1, 7)	0-0 E 1B		0-0 G1-4-3 1B	0-0 FC4 1B		0-0 6-3			0-0 F8			5 0 3 1 0 0 0													
Jim Busby, R OBP: 0.294, SLG: 0.344 (1, 8)	0-0 E5 1-2		0-0 F9	0-0 FC4		0-0 F7			0-0 5-3			5 0 0 0 0 0 4													
George Strickland, R OBP: 0.261, SLG: 0.190 (1, 4) (4, 6) (9, 4) (11, 6)	0-0 1-3		0-0 G1-4-3		0-0 6-3				0-0 F8			5 0 1 0 0 0 4													
Jim Hegan, R Dale Mitchell, L Ray Narleski, R OBP: 0.342, SLG: 0.362 OBP: 0.471, SLG: 0.250 OBP: 0.286, SLG: 0.167 (1, 2) (8, PH) (8, 1)		0-0 F8		0-0 E6 1B		0-0 F3			0-0 FC6		0-0 4-3	3 1 0 0 0 0 0 1 0 0 0 0 0 1 1 0 0 0 0 0 0													
Don Mossi, L Cal McLish, S Bob Feller, R Early Wynn, S Hal Naragon, L OBP: 0.316, SLG: 0.382 (1, 1) (3, 1) (4, 1) (4, 1) (8, PH) (8, 2)		0-3 K		0-0 F1		0-3 K			0-0 G3-6-3		0-0 FC5-4 1B	1 0 0 0 0 1 0 1 0 0 0 0 0 1 0 0 0 0 0 0 0 1 0 0 0 0 1 0 2 0 1 0 0 0 1													
Inning Stats	R: 2 E: 1 K: 0 S: 6	H: 2 LOB: 2 BB: 1 P: 10	R: 0 E: 0 K: 1 S: 5	H: 0 LOB: 0 BB: 0 P: 5	R: 2 E: 0 K: 0 S: 5	H: 3 LOB: 1 BB: 1 P: 9	R: 4 E: 1 K: 0 S: 8	H: 4 LOB: 1 BB: 0 P: 8	R: 0 E: 0 K: 1 S: 5	H: 0 LOB: 0 BB: 0 P: 5	R: 0 E: 0 K: 0 S: 3	H: 0 LOB: 0 BB: 0 P: 3		R: 0 E: 0 K: 0 S: 3	H: 1 LOB: 0 BB: 0 P: 3	R: 0 E: 0 K: 0 S: 3	H: 0 LOB: 1 BB: 1 P: 7	R: 0 E: 0 K: 0 S: 3	H: 0 LOB: 0 BB: 0 P: 3	R: 0 E: 0 K: 0 S: 4	H: 1 LOB: 1 BB: 0 P: 4	1B: 8 2B: 1 3B: 0 HR: 2	SF: 0 SAC: 0 DP: 2 HBP: 0	WP: 0 PB: 0 SB: 0 CS: 0	PA: 47
PITCHER	IP WLS BF H R ER SO BB IBB HBP BLK WP HR S P ERA WHIP													IP WLS BF H R ER SO BB IBB HBP BLK WP HR S P ERA WHIP											
Willard Nixon, R ERA: 4.62 (1, 1)	3.1 20 7 7 4 1 2 0 0 0 0 1 20 28 10.80 2.700												3.1 27 4 1 0 1 1 0 0 0 0 1 28 32 0.00 0.652												
Dave Sisler, R ERA: 3.72 (4, 1)	7.2 27 4 1 0 1 1 0 0 0 0 1 28 32 0.00 0.652																								

livebaseballscorecards.com

AB	44
R	8
H	11
RBI	8
BB	3
SO	2
LOB	17



Batter	1	2	3	4	5	6	7	8	9	10	11	AB R H RBI BB SO LOB	BOTTOM				
Jim Piersall, R <small>OBP: 0.364, SLG: 0.422</small> (1, 8)	 1B 2B	 K		 F8	 FC4-6 BB		 F8		 1B		 3B	6 1 3 0 1 1 1	Cleveland Indians @ Boston Red Sox Fenway Park, Boston, MA Wed Jun 13 1956, 3:33 AM EDT Att: 8,258 - Unknown				
Billy Klaus, L <small>OBP: 0.415, SLG: 0.385</small> (1, 5)	 F3	 K		 BB 3B 1B	 FC4-6 1B		 BB		 F7		 F8	6 1 1 0 1 1 6					
Ted Williams, L <small>OBP: 0.469, SLG: 0.481</small> Mickey Vernon, L <small>OBP: 0.423, SLG: 0.620</small> (1, 7) (10, 3)	 1B 1B		 2B E BB	 1-2 3B BB	 1-2 FC5-4 1B		 F9		 F8			4 3 2 1 2 0 3 0 0 0 0 0 0 0					
Dick Gernert, R <small>OBP: 0.419, SLG: 0.602</small> (1, 3) (10, 7)	 1B 1B		 1-3 E 2B	 1-2 2-3 3B BB	 1-2 FC5-4			 BB		 1B		4 3 3 0 2 0 2					
Jackie Jensen, R <small>OBP: 0.389, SLG: 0.467</small> (1, 9)	 1-2 2-3 1B		 G5-4-3 BB 1B	 1-H 2-H 3-H 3B	 WP 1B			 F6		 F8		6 0 4 4 0 0 2					
Ted Lepcio, R <small>OBP: 0.288, SLG: 0.382</small> (1, 4)	 G6-4-3 1-2 2-H 3-H 1B		 G5-4-3 BB	 L5	 1-2 K			 K		 F7		5 0 1 2 1 2 4					
Pete Daley, R <small>OBP: 0.348, SLG: 0.610</small> (1, 2)	 G6-4-3 1-2 F2		 G5-4-3 1-2 2-3 BB	 BB	 K			 F9		 F2		5 0 0 0 1 1 7					
Don Buddin, R <small>OBP: 0.389, SLG: 0.316</small> Billy Goodman, L <small>OBP: 0.385, SLG: 0.453</small> (9, PH) Milt Bolling, R <small>OBP: 0.286, SLG: 0.667</small> (10, 6)		 FC5-4 BB	 BB	 K	 F8			 K		 K		2 0 0 0 2 1 3 1 0 0 0 0 1 0 1 0 0 0 0 1 0					
Willard Nixon, L <small>OBP: 0.154, SLG: 0.091</small> Dave Sisler, R <small>OBP: 0.286, SLG: 0.167</small> (1, 1) (4, 1)		 FC5-4 1-2	 F5	 6-3	 F2			 1B BB		 F8		2 0 0 0 0 0 3 3 0 0 0 1 0 0					
Inning Stats	R: 3 H: 5 E: 0 LOB: 1 K: 0 BB: 0 S: 7 P: 7	R: 0 H: 0 E: 0 LOB: 1 K: 2 BB: 1 S: 7 P: 11	R: 2 H: 2 E: 1 LOB: 2 K: 0 BB: 3 S: 4 P: 16	R: 3 H: 2 E: 0 LOB: 2 K: 1 BB: 3 S: 7 P: 19	R: 0 H: 1 E: 0 LOB: 1 K: 0 BB: 1 S: 4 P: 8	R: 0 H: 1 E: 0 LOB: 1 K: 2 BB: 0 S: 8 P: 8	R: 0 H: 0 E: 0 LOB: 1 K: 0 BB: 1 S: 3 P: 7	R: 0 H: 0 E: 0 LOB: 1 K: 1 BB: 1 S: 5 P: 9	R: 0 H: 1 E: 0 LOB: 2 K: 1 BB: 1 S: 6 P: 10	R: 0 H: 1 E: 0 LOB: 1 K: 0 BB: 0 S: 4 P: 4	R: 0 H: 1 E: 0 LOB: 1 K: 1 BB: 0 S: 6 P: 6	1B: 10 SF: 0 2B: 2 SAC: 0 3B: 2 DP: 2 HR: 0 HBP: 0		WP: 1 PA: 56 PB: 0 SB: 0 CS: 0			
PITCHER	IP WLS BF H R ER SO BB IBB HBP BLK WP HR S P ERA WHIP																
Don Mossi, L <small>ERA: 4.21</small> (1, 1)	2.0	12	5	4	4	2	2	0	0	0	0	0	0	14	22	18.00	3.500
Cal McLish, R <small>ERA: 4.62</small> (3, 1)	1.1	10	3	4	4	0	4	0	0	0	0	0	0	6	22	27.00	5.250
Bob Feller, R <small>ERA: 4.7</small> (4, 1)	0.1	3	1	0	0	0	1	0	0	0	0	0	0	2	6	0.00	6.000
Early Wynn, R <small>ERA: 2.97</small> (4, 1)	3.1	14	2	0	0	3	2	0	0	0	1	0	0	18	26	0.00	1.200
Ray Narleski, R <small>ERA: 0.95</small> (8, 1)	4.0	17	3	0	0	3	2	0	0	0	0	0	0	21	29	0.00	1.250

livebaseballscores.com

AB	45
R	8
H	14
RBI	7
BB	11
SO	8
LOB	31



Batter	1	2	3	4	5	6	7	8	9	AB R H RBI BB SO LOB	TOP											
Al Smith, R (1, 9) OBP: 0.380, SLG: 0.448	0-3 K		4-0 E 2B BB	0-0 F5		0-0 E 2B	0-0 F8		0-0 F8	5 2 1 0 1 1 3												
Chico Carrasquel, R (1, 6) OBP: 0.315, SLG: 0.307	0-0 F9		0-0 E9 2B 1B	0-0 F2		0-0 6-3				5 1 2 0 0 0 4												
Al Rosen, R (1, 5) OBP: 0.370, SLG: 0.489	0-0 F8		0-0 2B 2-H 3-H		0-3 K	0-0 E6 2B 1B	0-0 F8			5 1 2 3 0 1 1												
Vic Wertz, L (1, 3) OBP: 0.424, SLG: 0.611		0-0 F7	0-0 F8		0-0 F8	4-0 2B 1B BB	0-3 K			4 1 0 0 1 1 2												
Sam Mele, R (1, 7) OBP: 0.389, SLG: 0.500		4-0 BB	0-0 F8		0-0 BB 2B 1B	0-0 1B 2B		0-0 6-3		4 2 2 1 1 0 1												
Jim Busby, R (1, 8) OBP: 0.292, SLG: 0.341		0-0 F8		0-0 6-3	0-0 BB 2B 1B	0-0 F9		0-0 F9		5 1 1 0 0 0 3												
George Strickland, R (1, 4) OBP: 0.321, SLG: 0.208		0-0 F3		4-0 BB 1B BB	4-0 2B BB	0-0 1B		0-0 F6		3 0 1 2 2 0 1												
Jim Hegan, R (1, 2) OBP: 0.352, SLG: 0.382			0-0 F6	0-0 BB 1B	0-0 1-3 2-H 3-H 2B	0-0 1B			0-0 5-3	5 0 3 2 0 0 0												
Bob Lemon, L (1, 1) OBP: 0.289, SLG: 0.344			0-0 HR	4-0 1-2 2-3 BB	0-0 F7	0-3 K			0-0 6-3	1 1 1 1 1 0 0 1 0 0 0 0 0 2 0 0 0 0 0 0 0 0 0 0 0 0 0 0 1 0 0 0 0 1 2 0 0 0 0 0 0 0 1 0 0 0 0 0 0												
Bobby Avila, R (5, PH) OBP: 0.311, SLG: 0.327																						
Bud Daley, L (5, 1)																						
Dale Mitchell, L (6, PH) OBP: 0.471, SLG: 0.250																						
Earl Averill, R (6, PH) OBP: 0.283, SLG: 0.289																						
Cal McLish, S (6, 1)																						
Rocky Colavito, R (9, PH) OBP: 0.348, SLG: 0.419																						
Inning Stats	R: 0 E: 0 K: 1 S: 5	H: 0 LOB: 0 BB: 0 P: 5	R: 0 E: 0 K: 0 S: 3	H: 0 LOB: 1 BB: 1 P: 7	R: 3 E: 1 K: 0 S: 6	H: 3 LOB: 1 BB: 1 P: 10	R: 0 E: 0 K: 0 S: 4	H: 1 LOB: 3 BB: 2 P: 12	R: 2 E: 0 K: 1 S: 8	H: 3 LOB: 2 BB: 1 P: 12	R: 4 E: 1 K: 1 S: 10	H: 5 LOB: 2 BB: 1 P: 14	R: 0 E: 0 K: 1 S: 6	H: 1 LOB: 1 BB: 0 P: 6	R: 0 E: 0 K: 0 S: 3	H: 0 LOB: 0 BB: 0 P: 3	R: 0 E: 0 K: 0 S: 3	H: 0 LOB: 0 BB: 0 P: 3	1B: 8 2B: 4 3B: 0 HR: 1	SF: 0 SAC: 0 DP: 0 HBP: 0	WP: 0 PB: 0 SB: 0 CS: 0	PA: 46
PITCHER	IP WLS BF H R ER SO BB IBB HBP BLK WP HR S P ERA WHIP												PITCHER	IP WLS BF H R ER SO BB IBB HBP BLK WP HR S P ERA WHIP								
Ike Delock, R (1, 1) ERA: 5.32	5.1 W 30 9 7 7 2 5 0 0 0 0 0 1 29 49 11.81 2.625																					
Tom Hurd, R (6, 1) ERA: 7.06	0.1 5 3 2 2 0 1 0 0 0 0 0 0 4 8 54.00 12.000																					
Leo Kiely, L (6, 1) ERA: 5.29	3.1 S 11 1 0 0 2 0 0 0 0 0 0 0 15 15 0.00 0.300																					

Cleveland Indians @ Boston Red Sox
 Fenway Park, Boston, MA
 Thu Jun 14 1956, 3:33 AM EDT
 Att. 7,136 - Unknown

livebaseballscorecards.com

AB	40
R	9
H	13
RBI	9
BB	6
SO	4
LOB	19



Batter	1	2	3	4	5	6	7	8	9
Jim Piersall, R OBP: 0.365, SLG: 0.429 (1, 8) X	0-0 6-3		0-0 E6		0-0 1B		4-0 1B BB		
Billy Klaus, L OBP: 0.408, SLG: 0.377 (1, 5) X	0-0 F7		0-0 F4	0-0 F4	0-3 K		0-0 1-2 1B		
Mickey Vernon, L OBP: 0.429, SLG: 0.616 (1, 3) X	0-0 G3		0-0 1B HR 1B	0-0 WP E 1B	4-0 1B BB		0-0 F7		
Dick Gernert, R OBP: 0.431, SLG: 0.606 (1, 7)		4-0 1B BB	0-0 1-2 HR 1B	0-0 1-H 1B 1B	0-0 FC6-4 1B		0-0 F4		
Jackie Jensen, R OBP: 0.394, SLG: 0.487 (1, 9)		0-0 1B SF8 1B	0-0 1-H 2-H HR	0-0 3-H 2B 1B	0-0 FC6-4		0-0 F4		
Ted Lepcio, R OBP: 0.297, SLG: 0.373 (1, 4)		0-3 K	4-0 1B BB	0-3 K		0-0 1B CS 1B		0-0 6-3	
Pete Daley, R OBP: 0.392, SLG: 0.652 (1, 2)		0-0 1-3 2-H 1B	0-0 1-2 1B	0-0 1-H 2B		0-0 1-3 1B		0-0 F8	
Don Buddin, R OBP: 0.393, SLG: 0.331 (1, 6)		0-0 SF8	0-0 1-2 2-3 1B		0-0 SH3-4 3B 2B		0-3 K		0-3 K
Ted Williams, L OBP: 0.464, SLG: 0.474 (6, PH)									
Milt Bolling, R OBP: 0.250, SLG: 0.571 (7, 6)									
Ike Delock, R OBP: 0.143, SLG: 0.077 (1, 1)									
Tom Hurd, R OBP: 0.750, SLG: 0.750 (6, 1)									
Leo Kiely, L OBP: 0.250, SLG: 0.250 (6, 1)									

Inning Stats	R: 0	H: 0	E: 0	K: 0	S: 3	R: 2	H: 2	E: 0	K: 2	S: 9	R: 4	H: 5	E: 1	K: 1	S: 11	R: 2	H: 4	E: 1	K: 1	S: 8	R: 2	H: 3	E: 0	K: 1	S: 8	R: 0	H: 2	E: 0	K: 1	S: 6	R: 0	H: 1	E: 0	K: 0	S: 4	R: 0	H: 0	E: 0	K: 1	S: 5
	LOB: 0	BB: 0	P: 3	LOB: 1	BB: 1	P: 13	LOB: 3	BB: 1	P: 15	LOB: 2	BB: 0	P: 8	LOB: 2	BB: 1	P: 12	LOB: 1	BB: 0	P: 6	LOB: 2	BB: 1	P: 8	LOB: 0	BB: 0	P: 5	LOB: 0	BB: 0	P: 5	LOB: 0	BB: 0	P: 5	LOB: 0	BB: 0	P: 5	LOB: 0	BB: 0	P: 5	LOB: 0	BB: 0	P: 5	


PITCHER	IP	WLS	BF	H	R	ER	SO	BB	IBB	HBP	BLK	WP	HR	S	P	ERA	WHIP
Bob Lemon, R ERA: 3.35 (1, 1)	4.0	L	25	11	8	7	4	2	0	0	0	1	1	31	39	15.75	3.250
Bud Daley, L ERA: 3.6 (5, 1)	1.0		7	3	2	2	1	1	0	0	0	0	0	8	12	18.00	4.000
Cal McLish, R ERA: 4.13 (6, 1)	3.0		12	3	0	0	2	1	0	0	0	0	0	15	19	0.00	1.333

BOTTOM

Cleveland Indians @ Boston Red Sox
Fenway Park, Boston, MA
Thu Jun 14 1956, 3:33 AM EDT
Att. 7,136 - Unknown

AB	R	H	RBI	BB	SO	LOB
4	2	1	1	1	0	3
5	0	1	0	0	1	2
4	2	2	0	1	0	2
4	3	3	3	1	0	2
5	2	3	4	0	0	4
4	0	1	0	1	2	3
5	0	4	1	0	0	0
2	1	2	1	0	0	0
1	0	0	0	0	1	2
1	0	0	0	0	1	0
2	0	0	0	0	2	4
0	0	0	0	0	0	0
1	0	0	0	0	0	1

AB	38
R	10
H	17
RBI	10
BB	4
SO	7
LOB	23



1B: 13	SF: 1	WP: 1	PA: 44
2B: 3	SAC: 1	PB: 0	
3B: 1	DP: 1	SB: 0	
HR: 1	HBP: 0	CS: 1	

Batter	1	2	3	4	5	6	7	8	9	AB R H RBI BB SO LOB	TOP									
Gil McDougald, R (1, 6) OBP: 0.384, SLG: 0.388	0-0 5-3	0-0 F2			0-0 1B	0-3 K			0-3 K	5 1 1 0 0 2 2										
Norm Siebern, L (1, 7) OBP: 0.400, SLG: 0.400	0-0 HR		0-0 F8		0-0 1B	0-0 F9			0-3 K	5 2 2 0 0 1 0										
Mickey Mantle, S (1, 8) OBP: 0.473, SLG: 0.785	0-0 HR		0-0 F8		0-0 F8	0-0 F9			0-0 F9	5 1 1 2 0 0 2										
Yogi Berra, L (1, 2) OBP: 0.433, SLG: 0.695	0-0 F7		1-0 FC6 HBP		0-0 F7				0-0 F8	3 0 0 0 0 0 2										
Joe Collins, L (1, 3) OBP: 0.272, SLG: 0.397	0-0 L6		0-0 FC6		0-0 1B				0-0 F8	4 1 1 1 0 0 1										
Irv Noren, L (1, 9) OBP: 0.800, SLG: 0.500		4-0 1B		4-0 BB	0-0 BB	0-0 2B			0-3 K	1 1 1 1 2 0 0										
Hank Bauer, R (7, PH) OBP: 0.283, SLG: 0.427					1-3 2-H	1-3 2-H				1 0 0 0 0 1 0										
Andy Carey, R (1, 5) OBP: 0.307, SLG: 0.344		0-0 F8		0-3 K	0-0 1B	1-3 2B			0-0 1-3	4 0 1 1 0 1 2										
Jerry Coleman, R (1, 4) OBP: 0.323, SLG: 0.276		0-0 1B		0-0 F5	0-0 1B	2-3 3-H			0-0 L6	4 0 2 1 0 0 1										
Johnny Kucks, R (1, 1) OBP: 0.235, SLG: 0.103		0-3 K		0-3 K	0-0 4-3				0-3 K	4 0 0 0 0 3 5										
Inning Stats	R: 2 E: 0 K: 0 S: 5	H: 2 LOB: 0 BB: 0 P: 5	R: 0 E: 0 K: 1 S: 6	H: 1 LOB: 2 BB: 1 P: 10	R: 0 E: 0 K: 0 S: 3	H: 0 LOB: 1 BB: 1 P: 4	R: 0 E: 0 K: 2 S: 7	H: 0 LOB: 1 BB: 1 P: 11	R: 4 E: 0 K: 0 S: 9	H: 6 LOB: 2 BB: 0 P: 9	R: 0 E: 0 K: 1 S: 5	H: 0 LOB: 0 BB: 0 P: 5	R: 0 E: 0 K: 1 S: 5	H: 0 LOB: 0 BB: 0 P: 5	R: 0 E: 0 K: 2 S: 7	H: 0 LOB: 0 BB: 0 P: 7	1B: 7 2B: 1 3B: 0 HR: 1	SF: 0 SAC: 0 DP: 0 HBP: 1	WP: 0 PB: 0 SB: 0 CS: 0	PA: 39
PITCHER	IP WLS BF H R ER SO BB IBB HBP BLK WP HR S P ERA WHIP																			
Mike Garcia, R (1, 1) ERA: 4.33	5.0 L 27 9 6 6 3 2 0 1 0 0 0 1 30 39 10.80 2.200																			
Don Mossi, L (6, 1) ERA: 3.77	3.0 9 0 0 0 3 0 0 0 0 0 0 0 15 15 0.00 0.000																			
Bud Daley, L (9, 1) ERA: 3.38	1.0 3 0 0 0 2 0 0 0 0 0 0 0 7 7 0.00 0.000																			

New York Yankees @ Cleveland Indians
Cleveland Municipal Stadium, Cleveland, OH
 Fri Jun 15 1956, 3:33 AM EDT
 Att. 34,025 - Unknown

AB	36
R	6
H	9
RBI	6
BB	2
SO	8
LOB	15



livebaseballscorecards.com

Batter	1	2	3	4	5	6	7	8	9	AB R H RBI BB SO LOB
Al Smith, R OBP: 0.373, SLG: 0.438 (1, 9) SS	0-3 K			0-0 5-3		0-0 5-3			0-0 E7 F8 SF7	4 1 0 0 0 1 0
Bobby Avila, R OBP: 0.305, SLG: 0.321 (1, 4) X	0-0 4-3			0-0 F3			0-0 F7		0-0 F8 2-3	4 0 0 0 0 0 1
Al Rosen, R OBP: 0.373, SLG: 0.493 (1, 5) X	0-0 F7			0-0 1B			0-0 1B		0-0 SF7 3-H	3 0 2 1 0 0 0
Vic Wertz, L OBP: 0.421, SLG: 0.602 (1, 3)		0-0 4-3		0-0 1-3			0-0 F8		4-0 FC6-4 BB	3 0 0 0 1 0 2
Sam Mele, R OBP: 0.362, SLG: 0.463 (1, 7)		0-0 F8			0-0 5-3		0-0 F7		0-0 FC6-4 1-2f	4 0 0 0 0 0 2
Jim Busby, R OBP: 0.292, SLG: 0.354 (1, 8)		0-0 L5			0-3 K			0-0 HR		3 1 1 1 0 1 0
Chico Carrasquel, R OBP: 0.312, SLG: 0.304 (1, 6) Dale Mitchell, L (8, PH) George Strickland, R (9, 6) OBP: 0.444, SLG: 0.231 OBP: 0.321, SLG: 0.208			0-0 6-3		0-0 5-3			0-0 F7		2 0 0 0 0 0 0 1 0 0 0 0 0 0 0 0 0 0 0 0 0
Hal Naragon, L OBP: 0.341, SLG: 0.371 (1, 2) H			1-0 HBP			4-0 BB		0-0 G3		1 0 0 0 1 0 0
Mike Garcia, R OBP: 0.174, SLG: 0.095 (1, 1) Don Mossi, L (6, 1) Preston Ward, L (8, PH) Bud Daley, L (9, 1)			0-0 G4-6-3 1-2f			0-0 G6-4-3 1-2f		0-0 3-1		1 0 0 0 0 0 1 1 0 0 0 0 0 1 1 0 0 0 0 0 0 0 0 0 0 0 0 0

Inning Stats	R: 0	H: 0	E: 0	LOB: 0	K: 1	BB: 0	S: 5	P: 5	R: 0	H: 0	E: 0	LOB: 0	K: 0	BB: 0	S: 3	P: 3	R: 0	H: 1	E: 0	LOB: 1	K: 0	BB: 0	S: 4	P: 4	R: 0	H: 0	E: 0	LOB: 0	K: 1	BB: 0	S: 5	P: 5	R: 0	H: 0	E: 0	LOB: 0	K: 0	BB: 1	S: 2	P: 6	R: 0	H: 1	E: 0	LOB: 1	K: 0	BB: 0	S: 4	P: 4	R: 1	H: 1	E: 0	LOB: 0	K: 0	BB: 0	S: 4	P: 4	R: 1	H: 0	E: 1	LOB: 1	K: 0	BB: 1	S: 4	P: 8	1B: 2	SF: 1	2B: 0	SAC: 0	3B: 0	DP: 2	HR: 1	HBP: 1	WP: 0	PA: 32
PITCHER Johnny Kucks, R (1, 1) ERA: 2.99	IP	WLS	BF	H	R	ER	SO	BB	IBB	HBP	BLK	WP	HR	S	P	ERA	WHIP	IP	WLS	BF	H	R	ER	SO	BB	IBB	HBP	BLK	WP	HR	S	P	ERA	WHIP																																								

BOTTOM

New York Yankees @ Cleveland Indians
Cleveland Municipal Stadium, Cleveland, OH

Fri Jun 15 1956, 3:33 AM EDT
Att. 34,025 - Unknown

livebaseballscorecards.com

AB	28
R	2
H	3
RBI	2
BB	2
SO	2
LOB	7



New York Yankees @ Cleveland Indians
 Cleveland Municipal Stadium, Cleveland, OH

Sat Jun 16 1956, 3:33 AM EDT
 Att: 40,964 - Unknown

AB	35
R	3
H	8
RBI	3
BB	3
SO	5
LOB	17



Batter	1	2	3	4	5	6	7	8	9	AB	R	H	RBI	BB	SO	LOB
Gil McDougald, R (1, 6) OBP: 0.384, SLG: 0.391	4-0 BB		0-0 HR 2B	0-0 F9			0-0 L8		0-0 L7	4	1	1	0	1	0	2
Norm Siebern, L (1, 7) OBP: 0.300, SLG: 0.300	0-3 K		0-3 K	0-3 K			0-0 1B		0-0 G3	5	0	1	0	0	3	4
Mickey Mantle, S (1, 8) OBP: 0.470, SLG: 0.789	0-0 F6		0-0 HR 2-H				0-0 F5			4	1	1	2	0	0	2
Yogi Berra, L (1, 2) OBP: 0.424, SLG: 0.680	0-0 F2		0-0 1-3				0-0 G3		0-3 K	4	0	0	0	0	1	1
Bill Skowron, R (1, 3) OBP: 0.401, SLG: 0.474		4-0 FC1-6 BB	4-0 FC5-4 BB				0-0 F8		0-0 6-3	2	0	0	0	2	0	0
Joe Collins, L (8, 3) OBP: 0.272, SLG: 0.397										0	0	0	0	0	0	0
Hank Bauer, R (1, 9) OBP: 0.283, SLG: 0.429		0-0 FC1-6 1B 1-2f	0-0 FC5-4 1-2f				0-0 F3		0-0 2B	4	0	1	0	0	0	2
Andy Carey, R (1, 5) OBP: 0.311, SLG: 0.348							0-0 F2		0-0 6-3	4	1	2	0	0	0	1
Jerry Coleman, R (1, 4) OBP: 0.314, SLG: 0.303		0-0 F8		0-0 1-H 2B			0-0 L8		0-0 6-3	4	0	1	1	0	0	2
Tom Sturdivant, L (1, 1) OBP: 0.308, SLG: 0.308		0-0 B1-3		0-3 K			0-0 F6		0-0 1B	4	0	1	0	0	1	3

Inning Stats	R: 0	H: 0	E: 0	K: 1	S: 5	P: 9	R: 0	H: 1	E: 0	K: 0	S: 4	P: 8	R: 2	H: 2	E: 0	K: 1	S: 7	P: 11	R: 1	H: 2	E: 0	K: 2	S: 9	P: 9	R: 0	H: 0	E: 0	K: 0	S: 3	P: 3	R: 0	H: 0	E: 0	K: 0	S: 3	P: 3	R: 0	H: 1	E: 0	K: 0	S: 4	P: 4	R: 0	H: 1	E: 0	K: 1	S: 6	P: 6	R: 0	H: 1	E: 0	K: 0	S: 4	P: 4						
Inning Stats	0	0	0	1	5	9	0	1	0	0	4	8	2	2	0	1	7	11	1	2	0	2	9	9	0	0	0	0	3	3	0	0	0	0	3	3	0	0	0	0	3	3	0	1	0	0	4	4	0	1	0	0	6	6	0	1	0	0	4	4

PITCHER	IP	WLS	BF	H	R	ER	SO	BB	IBB	HBP	BLK	WP	HR	S	P	ERA	WHIP
Herb Score, L (1, 1) ERA: 2.85	6.0	L	26	5	3	3	4	3	0	0	0	0	1	31	43	4.50	1.333
Ray Narleski, R (7, 1) ERA: 0.9	2.0		8	2	0	0	1	0	0	0	0	0	0	10	10	0.00	1.000
Cal McLish, R (9, 1) ERA: 3.99	1.0		4	1	0	0	0	0	0	0	0	0	0	4	4	0.00	1.000

WP: 0	PA: 38
PB: 0	
SB: 0	
CS: 0	

New York Yankees @ Cleveland Indians
 Cleveland Municipal Stadium, Cleveland, OH

Sun Jun 17 1956, 3:33 AM EDT
 Att: 41,765 - Unknown

AB	36
R	9
H	10
RBI	9
BB	6
SO	8
LOB	13



AB R H RBI BB SO LOB

2	1	0	0	2	1	1
5	1	2	3	0	1	1
4	2	1	0	1	1	2
5	2	2	2	0	0	0
5	1	2	1	0	0	0
2	0	0	0	0	1	1
3	1	2	3	0	0	0
3	1	1	0	2	1	2
4	0	0	0	0	1	4
0	0	0	0	1	0	0
0	0	0	0	0	0	0
1	0	0	0	0	0	1
2	0	0	0	0	2	1

Batter	1	2	3	4	5	6	7	8	9
Gil McDougald, R (1, 6) OBP: 0.386, SLG: 0.387	4-0 HR BB	0-0 SH5-3		4-0 1B BB		0-3 K	0-0 B5-3		
Norm Siebern, L (1, 7) OBP: 0.333, SLG: 0.533	0-0 HR 1-H	0-0 G3		0-0 1B 1-3 2-H		0-3 K		0-0 3-1	
Mickey Mantle, S (1, 8) OBP: 0.469, SLG: 0.779	0-0 HR 1B		0-3 K	0-0 F8			4-0 1B BB	0-0 F9	
Yogi Berra, L (1, 2) OBP: 0.424, SLG: 0.689	0-0 HR 1-H		0-0 3-1		0-0 L9		0-0 1B HR 1B	0-0 F9	
Joe Collins, L (1, 3) OBP: 0.277, SLG: 0.397	0-0 F9		0-0 1B		0-0 E4 1B		0-0 HR 1B	0-0 G3	
Irv Noren, L (1, 9) OBP: 0.571, SLG: 0.250	0-0 4-3		0-3 K		0-0 1B		0-0 HR	0-0 L6	
Hank Bauer, R (5, PH) OBP: 0.288, SLG: 0.446					1-2 1B		1-H 3-H HR		
Andy Carey, R (1, 5) OBP: 0.319, SLG: 0.353	0-0 F2			4-0 SH1-4 1B BB	0-3 K		4-0 E BB	0-0 2B	
Jerry Coleman, R (1, 4) OBP: 0.282, SLG: 0.270		0-0 5-3		0-0 SH1-4 1-2	0-0 F8		0-0 4-3	0-3 K	
Whitey Ford, L (1, 1) OBP: 0.306, SLG: 0.258				0-0 6-3		0-3 K	0-3 K		
Tom Morgan, R (2, 1) OBP: 0.250, SLG: 0.143									
Bob Cerv, R (4, PH) OBP: 0.292, SLG: 0.432									
Rip Coleman, L (4, 1) OBP: 0.292, SLG: 0.432		4-0 SH5-3 BB							

Inning Stats	R: 4	H: 3	E: 0	K: 0	S: 6	P: 10	R: 0	H: 0	E: 0	K: 0	S: 3	P: 7	R: 0	H: 1	E: 0	K: 2	S: 8	P: 8	R: 1	H: 1	E: 0	K: 0	S: 4	P: 12	R: 0	H: 1	E: 1	K: 1	S: 7	P: 7	R: 0	H: 0	E: 0	K: 3	S: 9	P: 9	R: 4	H: 3	E: 1	K: 1	S: 8	P: 16	R: 0	H: 0	E: 0	K: 0	S: 3	P: 3	R: 0	H: 1	E: 0	K: 1	S: 6	P: 6	1B: 6	2B: 1	3B: 0	HR: 3	SF: 0	SAC: 2	DP: 0	HBP: 0	WP: 0	PB: 0	SB: 0	CS: 0	PA: 44
--------------	------	------	------	------	------	-------	------	------	------	------	------	------	------	------	------	------	------	------	------	------	------	------	------	-------	------	------	------	------	------	------	------	------	------	------	------	------	------	------	------	------	------	-------	------	------	------	------	------	------	------	------	------	------	------	------	-------	-------	-------	-------	-------	--------	-------	--------	-------	-------	-------	-------	--------

PITCHER	IP	WLS	BF	H	R	ER	SO	BB	IBB	HBP	BLK	WP	HR	S	P	ERA	WHIP
Early Wynn, R (1, 1) ERA: 3.36	0.0	L	4	3	4	4	0	1	0	0	0	0	2	3	7	∞	∞
Don Mossi, L (1, 1) ERA: 4.15	6.0		28	5	4	4	6	4	0	0	0	0	0	36	52	6.00	1.500
Cal McLish, R (7, 1) ERA: 4.15	1.0		5	1	1	1	1	1	0	0	0	0	1	6	10	9.00	2.000
Art Houtteman, R (8, 1) ERA: 3.1	2.0		7	1	0	0	1	0	0	0	0	0	0	9	9	0.00	0.500

BOTTOM

New York Yankees @ Cleveland Indians
Cleveland Municipal Stadium, Cleveland, OH

Sun Jun 17 1956, 3:33 AM EDT
Att. 41,765 - Unknown

livebaseballscorecards.com

AB	34
R	4
H	8
RBI	4
BB	6
SO	4
LOB	20



WP:	0	PA:	41
PB:	0	SB:	0
CS:	0		

AB	R	H	RBI	BB	SO	LOB
5	0	1	0	0	0	3
0	0	0	0	0	0	0
4	0	0	0	1	0	2
1	0	0	0	0	0	2
2	1	0	0	1	0	0
4	1	1	0	1	0	2
5	0	0	0	0	1	4
4	2	3	1	0	0	0
2	0	2	1	2	0	0
1	0	0	0	0	0	2
1	0	1	1	0	0	0
1	0	0	0	0	1	1
1	0	0	0	0	0	2
0	0	0	0	0	0	0
0	0	0	0	0	0	0
2	0	0	1	1	2	2
0	0	0	0	0	0	0
1	0	0	0	0	0	0

Batter	1	2	3	4	5	6	7	8	9
Al Smith, R OBP: 0.363, SLG: 0.423 (1, 9) (8, 4)	0-0 G6-4-3 BB 1B	0-0 G5-2-3 1-2 2-3 3-H		0-0 5-3		0-0 F5		0-0 F7	
Bobby Avila, R OBP: 0.302, SLG: 0.317 Gene Woodling, L OBP: 0.409, SLG: 0.329 (1, 4) (1, PH) (2, 7)	4-0 G6-4-3 BB 1-2	0-0 L8		0-0 F7		0-0 F8		0-0 F8	
Sam Mele, R Chico Carrasquel, R OBP: 0.350, SLG: 0.446 OBP: 0.311, SLG: 0.296 (1, 7) (2, 6)	0-0 G6-4-3 1-2f 2-3		0-0 L5	4-0 BB		1-0 4-3 1B HBP		0-0 F7	
Al Rosen, R OBP: 0.371, SLG: 0.476 (1, 5)	4-0 BB		0-0 1B 1B	0-0 F8		0-0 F8		0-0 L8	
Vic Wertz, L OBP: 0.413, SLG: 0.598 (1, 3)	0-0 3-4-1		0-0 F6		0-0 3-1		0-0 4-3	0-3 K	
Jim Busby, R OBP: 0.296, SLG: 0.357 (1, 8)		0-0 E BB BB 1B	0-0 1B 1B		0-0 F3		0-0 1B 2-H 1B		
Jim Hegan, R OBP: 0.366, SLG: 0.386 (1, 2)		4-0 BB E G5-2-3 BB 1-2	0-0 1B 1B 1-3 2-H		4-0 BB		0-0 1B		
George Strickland, R Hal Naragon, L Kenny Kuhn, L Earl Averill, R Art Houtteman, R OBP: 0.310, SLG: 0.200 OBP: 0.372, SLG: 0.389 (3, PH) (3, PR) (4, 4) (7, PH) (8, 1)		0-0 E5 G5-2-3 BB 1-2 2-3	0-0 1B 1-2 3-H		0-3 K		0-0 5-3		
Early Wynn, S Don Mossi, L Cal McLish, S Preston Ward, L OBP: 0.314, SLG: 0.290 (1, 1) (1, 1) (7, 1) (8, 9)		4-0 G5-2-3 BB 1-2 2-3 3-H	0-3 K		0-3 K			0-0 L9	

Inning Stats	R: 0	H: 1	E: 0	K: 0	S: 3	LOB: 2	BB: 2	P: 11	R: 1	H: 1	E: 1	K: 0	S: 4	LOB: 2	BB: 2	P: 12	R: 2	H: 4	E: 0	K: 1	S: 9	LOB: 2	BB: 0	P: 9	R: 0	H: 0	E: 0	K: 0	S: 3	LOB: 0	BB: 1	P: 7	R: 0	H: 0	E: 0	K: 1	S: 5	LOB: 0	BB: 0	P: 5	R: 1	H: 2	E: 0	K: 0	S: 5	LOB: 2	BB: 0	P: 6	R: 0	H: 0	E: 0	K: 0	S: 3	LOB: 0	BB: 0	P: 3	R: 0	H: 0	E: 0	K: 1	S: 5	LOB: 0	BB: 0	P: 5
--------------	------	------	------	------	------	--------	-------	-------	------	------	------	------	------	--------	-------	-------	------	------	------	------	------	--------	-------	------	------	------	------	------	------	--------	-------	------	------	------	------	------	------	--------	-------	------	------	------	------	------	------	--------	-------	------	------	------	------	------	------	--------	-------	------	------	------	------	------	------	--------	-------	------

PITCHER	IP	WLS	BF	H	R	ER	SO	BB	IBB	HBP	BLK	WP	HR	S	P	ERA	WHIP
Whitey Ford, L ERA: 2.08 (1, 1)	1.2		10	2	1	0	0	4	0	0	0	0	0	6	22	0.00	3.600
Tom Morgan, R ERA: 4.8 (2, 1)	1.1		8	4	2	2	1	0	0	0	0	0	0	10	10	13.50	3.000
Rip Coleman, L ERA: 2.37 (4, 1)	6.0	W	23	2	1	1	3	2	0	1	0	0	0	26	35	1.50	0.667

Batter	1	2	3	4	5	6	7	8	9	AB R H RBI BB SO LOB	TOP
Jim Piersall, R (1, 8) <small>OBP: 0.367, SLG: 0.441</small>	0-0 	0-0 6-3 			0-0 1-3 			0-0 4-3 	0-0 E6 	5 3 2 0 0 0 3	Boston Red Sox @ Cleveland Indians Cleveland Municipal Stadium, Cleveland, OH Tue Jun 19 1956, 3:33 AM EDT Att. 14,684 - Unknown
Billy Klaus, L (1, 5) <small>OBP: 0.402, SLG: 0.378</small>	4-0 		0-0 F7 			0-0 4-3 		0-0 5-3 	0-0 	4 1 1 3 1 0 1	
Mickey Vernon, L (1, 3) <small>OBP: 0.424, SLG: 0.611</small>	0-0 		0-0 F9 			0-0 3-1 		0-0 4-3 	0-3 K 	5 0 1 1 0 1 3	
Dick Gernert, R (1, 7) <small>OBP: 0.441, SLG: 0.601</small>	0-0 		0-0 F2 			0-0 F3 		0-0 		3 0 1 2 0 0 0	
Jackie Jensen, R (1, 9) <small>OBP: 0.390, SLG: 0.469</small>	0-0 5-3 			0-0 6-3 			0-0 1-3 	0-0 F8 		4 0 0 0 0 0 2	
Ted Lepcio, R (1, 4) <small>OBP: 0.313, SLG: 0.442</small>	0-0 5-3 			0-3 K 			0-0 		0-3 K 	4 1 1 1 0 2 1	
Sammy White, R (1, 2) <small>OBP: 0.354, SLG: 0.406</small>		0-0 6-3 		0-0 F8 			0-0 		0-0 F4 	4 0 1 0 0 0 0	
Don Buddin, R (1, 6) <small>OBP: 0.397, SLG: 0.352</small>		0-0 			0-0 6-3 		0-0 		4-0 	3 1 1 0 1 0 1	
Ike Delock, R (1, 1) <small>OBP: 0.143, SLG: 0.077</small> Leo Kiely, L (2, 1) <small>OBP: 0.250, SLG: 0.250</small> Dave Sisler, R (2, 1) <small>OBP: 0.364, SLG: 0.125</small> Ted Williams, L (9, PH) <small>OBP: 0.477, SLG: 0.472</small> Gene Stephens, L (9, PR) <small>OBP: 0.313, SLG: 0.214</small>		0-0 SH1-4 		0-3 K 			0-0 4-3 		4-0 	0 0 0 0 0 0 0 0 0 0 0 0 0 0 2 0 0 0 0 1 1 0 0 0 0 1 0 0 0 1 0 0 0 0 0	
Inning Stats	R: 2 H: 2 E: 0 LOB: 1 K: 0 BB: 1 S: 5 P: 9	R: 0 H: 1 E: 0 LOB: 1 K: 0 BB: 0 S: 4 P: 4	R: 0 H: 0 E: 0 LOB: 0 K: 0 BB: 0 S: 3 P: 3	R: 0 H: 0 E: 0 LOB: 0 K: 1 BB: 0 S: 5 P: 5	R: 0 H: 0 E: 0 LOB: 0 K: 1 BB: 0 S: 5 P: 5	R: 0 H: 0 E: 0 LOB: 0 K: 0 BB: 0 S: 3 P: 3	R: 1 H: 2 E: 0 LOB: 1 K: 0 BB: 0 S: 5 P: 5	R: 1 H: 2 E: 0 LOB: 1 K: 0 BB: 0 S: 5 P: 5	R: 3 H: 1 E: 1 LOB: 2 K: 2 BB: 2 S: 9 P: 17	1B: 4 SF: 1 2B: 3 SAC: 1 3B: 0 DP: 0 HR: 1 HBP: 0	
PITCHER Bob Lemon, R (1, 1) <small>ERA: 3.42</small> Don Mossi, L (9, 1) <small>ERA: 4.11</small>	IP WLS BF H R ER SO BB IBB HBP BLK WP HR S P ERA WHIP 8.2 W 38 8 7 4 3 3 0 0 0 1 1 41 53 4.15 1.269 0.1 S 1 0 0 0 0 1 0 0 0 0 0 0 3 3 0.00 0.000										

livebaseballscorecards.com

AB	34
R	7
H	8
RBI	7
BB	3
SO	4
LOB	12



Batter	1	2	3	4	5	6	7	8	9
Bobby Avila, R (1, 4) George Strickland, R (7, 4) OBP: 0.301, SLG: 0.315 OBP: 0.300, SLG: 0.192	0-3 K	0-0 1B HR 1B		0-0 F4		0-0 F5		0-3 K	
Gene Woodling, L (1, 7) OBP: 0.430, SLG: 0.342	4-0 2B SF8 BB	0-0 1B HR 1B		4-0 HR BB		0-0 L1		0-0 1B 1B	
Al Smith, R (1, 9) OBP: 0.368, SLG: 0.449	0-0 SF8 1-3 2B	0-0 SF9		0-0 1-H HR		0-0 E4		0-0 1-3 1B	
Vic Wertz, L (1, 3) Preston Ward, L (7, 3) OBP: 0.411, SLG: 0.609 OBP: 0.347, SLG: 0.435	0-0 SF8	0-0 HR		0-0 F4		0-3 K		0-0 G3	
Al Rosen, R (1, 5) OBP: 0.374, SLG: 0.480	0-0 F7	0-0 5-3			4-0 1B BB		0-0 2B		
Jim Busby, R (1, 8) OBP: 0.299, SLG: 0.356		4-0 1B BB BB	0-0 F6		0-0 1-2 1B		0-0 F5		
Chico Carrasquel, R (1, 6) OBP: 0.314, SLG: 0.293		4-0 1B 1B BB BB	4-0 G5-4-3 BB		0-3 K		0-3 K		
Hal Naragon, L (1, 2) Jim Hegan, R (2, PH) OBP: 0.372, SLG: 0.389 OBP: 0.363, SLG: 0.376		4-0 1B 1B SF9 BB	0-0 G5-4-3		0-3 K		0-3 K		
Bob Lemon, L (1, 1) Don Mossi, L (9, 1) OBP: 0.262, SLG: 0.306		0-3 K		0-0 F8		0-0 3-1		0-0 F9	

AB	R	H	RBI	BB	SO	LOB
4	1	1	1	0	1	0
1	0	0	0	0	1	0
3	3	2	1	2	0	0
4	1	3	3	0	0	0
3	1	1	4	0	1	1
1	0	0	0	0	0	2
3	0	1	0	1	0	1
3	1	1	0	1	0	1
2	1	0	0	2	2	3
0	0	0	0	0	0	0
3	1	0	0	1	2	4
4	0	0	0	0	1	5
0	0	0	0	0	0	0

BOTTOM

Boston Red Sox @ Cleveland Indians
Cleveland Municipal Stadium, Cleveland, OH

Tue Jun 19 1956, 3:33 AM EDT
Att. 14,684 - Unknown

AB	31
R	9
H	9
RBI	9
BB	7
SO	8
LOB	17



Inning Stats	R: 1	H: 1	E: 0	K: 1	S: 6	LOB: 1	BB: 1	P: 10
R: 6	H: 3	E: 0	K: 1	S: 8	LOB: 0	BB: 3	P: 20	
R: 0	H: 0	E: 0	K: 0	S: 2	LOB: 0	BB: 1	P: 6	
R: 2	H: 1	E: 0	K: 0	S: 4	LOB: 0	BB: 1	P: 8	
R: 0	H: 1	E: 0	K: 2	S: 8	LOB: 2	BB: 1	P: 12	
R: 0	H: 0	E: 1	K: 1	S: 6	LOB: 1	BB: 0	P: 6	
R: 0	H: 1	E: 0	K: 2	S: 8	LOB: 1	BB: 0	P: 8	
R: 0	H: 2	E: 0	K: 1	S: 7	LOB: 2	BB: 0	P: 7	

1B: 5	SF: 2	WP: 0	PA: 40
2B: 2	SAC: 0	PB: 0	
3B: 0	DP: 1	SB: 0	
HR: 2	HBP: 0	CS: 0	

PITCHER	IP	WLS	BF	H	R	ER	SO	BB	IBB	HBP	BLK	WP	HR	S	P	ERA	WHIP
Ike Delock, R (1, 1) ERA: 5.96	1.0	L	8	1	4	4	1	4	0	0	0	0	0	6	22	36.00	5.000
Leo Kiely, L (2, 1) ERA: 6.23	0.1		3	2	0	0	1	0	0	0	0	0	0	5	5	0.00	6.000
Dave Sisler, R (2, 1) ERA: 3.35	6.2		29	6	5	5	6	3	0	0	0	0	2	38	50	6.75	1.350

Batter	1	2	3	4	5	6	7	8	9	10	AB R H RBI BB SO LOB	TOP														
Jim Piersall, R <small>(1, 8) OBP: 0.367, SLG: 0.436</small>	0-0 		4-0 		0-3 		4-0 		0-0 		3 1 0 0 2 1 1	Boston Red Sox @ Cleveland Indians Cleveland Municipal Stadium, Cleveland, OH Wed Jun 20 1956, 3:33 AM EDT Att. 14,271 - Unknown														
Billy Klaus, L <small>(1, 5) OBP: 0.413, SLG: 0.393</small>	4-0 		0-0 		4-0 		0-0 		4-0 		2 2 1 1 3 0 1															
Dick Gernert, R <small>(1, 7) OBP: 0.429, SLG: 0.585</small>	0-3 		0-0 		0-3 		0-0 		0-0 		4 0 0 1 0 2 5															
Jackie Jensen, R <small>(1, 9) OBP: 0.390, SLG: 0.481</small>	0-0 		0-3 		0-0 		0-3 		0-3 		5 1 2 2 0 3 2															
Norm Zauchin, R <small>(1, 3) OBP: 0.313, SLG: 0.351</small>	0-3 			0-3 		0-0 		0-3 		0-3 	5 0 0 0 0 4 1															
Ted Lepcio, R <small>(1, 4) OBP: 0.318, SLG: 0.425</small>		0-3 		0-3 		4-0 		4-0 		0-0 	3 0 0 0 2 2 0															
Sammy White, R <small>(1, 2) OBP: 0.346, SLG: 0.396</small>		0-3 		0-0 		0-0 		0-0 		0-0 	4 0 0 0 0 1 2															
Don Buddin, R <small>(1, 6) OBP: 0.399, SLG: 0.358</small>		0-0 			0-0 	4-0 		0-0 			3 0 1 0 1 0 1															
Bob Porterfield, R <small>(1, 1) OBP: 0.360, SLG: 0.318</small> Tom Hurd, R <small>(8, 1) OBP: 0.750, SLG: 0.750</small>		0-3 			0-0 	0-0 		0-3 			4 0 1 0 0 2 5 0 0 0 0 0 0 0															
Inning Stats	R: 2 E: 0 K: 2 S: 8	H: 1 LOB: 0 BB: 1 P: 12	R: 0 E: 0 K: 3 S: 10	H: 1 LOB: 1 BB: 0 P: 10	R: 0 E: 0 K: 1 S: 5	H: 0 LOB: 1 BB: 1 P: 9	R: 0 E: 0 K: 2 S: 7	H: 0 LOB: 0 BB: 0 P: 7	R: 0 E: 0 K: 2 S: 8	H: 1 LOB: 2 BB: 1 P: 12	R: 0 E: 0 K: 0 S: 4		H: 1 LOB: 3 BB: 2 P: 12	R: 2 E: 0 K: 2 S: 8	H: 1 LOB: 0 BB: 1 P: 12	R: 0 E: 0 K: 1 S: 5	H: 0 LOB: 1 BB: 1 P: 9	R: 0 E: 0 K: 1 S: 5	H: 0 LOB: 1 BB: 1 P: 9	R: 0 E: 0 K: 1 S: 5	H: 0 LOB: 0 BB: 0 P: 5	R: 0 E: 0 K: 1 S: 5	H: 0 LOB: 0 BB: 0 P: 5	1B: 2 2B: 1 3B: 1 HR: 1	SF: 1 SAC: 1 DP: 0 HBP: 0	WP: 0 PB: 0 SB: 0 CS: 0
PITCHER Herb Score, L <small>(1, 1) ERA: 2.86</small> Ray Narleski, R <small>(7, 1) ERA: 1.32</small> Cal McLish, R <small>(8, 1) ERA: 3.9</small> Don Mossi, L <small>(10, 1) ERA: 4.0</small>	IP 6.0 1.0 2.0 1.0	WLS 27 5 8 3	BF 27 5 8 3	H 4 1 0 0	R 2 2 0 0	ER 2 2 0 0	SO 10 2 2 1	BB 5 0 0 0	IBB 0 0 0 0	HBP 0 0 0 0	BLK 0 0 0 0	WP 0 0 0 0	HR 1 0 0 0	S 42 8 10 5	P 62 12 18 5	ERA 3.00 18.00 0.00 0.00	WHIP 1.500 2.000 1.000 0.000									

livebaseballscorecards.com

AB	33
R	4
H	5
RBI	4
BB	8
SO	15
LOB	18



BOTTOM

Boston Red Sox @ Cleveland Indians
Cleveland Municipal Stadium, Cleveland, OH

Wed Jun 20 1956, 3:33 AM EDT
Att: 14,271 - Unknown

livebaseballscorecards.com

AB	38
R	5
H	11
RBI	5
BB	9
SO	2
LOB	26



WP	0	PA	51
PB	0		
SB	0		
CS	0		

AB R H RBI BB SO LOB

3	3	0	0	2	0	2
4	2	2	2	1	0	2
4	0	1	0	2	0	3
3	0	1	1	2	0	2
4	0	1	1	2	0	3
5	0	1	1	0	1	2
5	0	3	0	0	1	4
3	0	1	0	0	0	3
1	0	0	0	0	0	1
0	0	0	0	0	0	0
1	0	0	0	0	0	1
0	0	0	0	0	0	0
0	0	0	0	0	0	0
2	0	1	0	0	0	1
1	0	0	0	0	0	0
0	0	0	0	0	0	0
2	0	0	0	0	0	2

1B	8	SF	0
2B	2	SAC	1
3B	0	DP	0
HR	1	HBP	2

Batter	1	2	3	4	5	6	7	8	9	10
Bobby Avila, R OBP: 0.306, SLG: 0.311 (1, 4)	4-0 E BB	0-0 F9 BB		0-0 F8 1B HBP		1-0 1-3 1B HBP		0-0 F8 BB		4-0 SH1-4 1B BB
Gene Woodling, L OBP: 0.439, SLG: 0.403 (1, 7)	0-0 E4 FC6-4 2B	4-0 FC6-4 BB		0-0 FC4-6 2B 1-2f		0-0 1-3 1-2		0-0 HR		0-0 SH1-4 1-2
Al Smith, R OBP: 0.371, SLG: 0.450 (1, 9)	4-0 FC6-4 G3 BB	0-0 FC6-4 1-2f		0-0 1-3 2B		4-0 1B BB		0-0 F8 BB		0-0 L4
Vic Wertz, L OBP: 0.417, SLG: 0.605 (1, 3)	0-0 G3 1-2		0-0 F4 1B IBB	4-0 PO IBB		0-0 1-3 2-H 1B		1-0 HBP		4-0 1B IBB
Al Rosen, R OBP: 0.379, SLG: 0.474 (1, 5)	4-0 FC6-4 IBB		4-0 FC5 1B BB	0-0 PO 1-2	0-0 F8 1-2f	0-0 FC6-4 1-2f		0-0 F7 1-2f		0-0 1-2 2-H 1B
Jim Busby, R OBP: 0.297, SLG: 0.353 (1, 8)	0-0 FC6-4 1-2f 2-3 3-H		0-0 1-2 1B		0-0 5-3		0-3 K		0-0 E3 1B FC4-2	
Chico Carrasquel, R OBP: 0.320, SLG: 0.300 (1, 6)	0-0 4-3		0-3 K		0-0 1B		0-0 1B		0-0 1-3 1B	
Jim Hegan, R OBP: 0.362, SLG: 0.375 (1, 2)		0-0 BB 1B		0-0 FC5 2-3f		0-0 5-3		0-0 F7		0-0 FC4-2 3-H
Preston Ward, L OBP: 0.343, SLG: 0.430 (7, PH)										
Cal McLish, S OBP: 0.344, SLG: 0.439 (8, 1)										
Sam Mele, R OBP: 0.344, SLG: 0.439 (9, PH)										
Kenny Kuhn, L OBP: 0.344, SLG: 0.439 (9, PR)										
Don Mossi, L OBP: 0.344, SLG: 0.439 (10, 1)										
Herb Score, L OBP: 0.265, SLG: 0.138 (1, 1)		0-0 F3		0-0 FC4-6 1B		0-0 F9		0-0 F8		0-0 4-3
Dale Mitchell, L OBP: 0.400, SLG: 0.200 (6, PH)										
Ray Nateski, R OBP: 0.286, SLG: 0.167 (7, 1)										
Hal Naragon, L OBP: 0.356, SLG: 0.368 (7, PH)										

Inning Stats	R: 2	H: 1	E: 1	K: 0	S: 4	L: 1	LOB: 2	BB: 3	P: 16	R: 0	H: 1	E: 0	K: 0	S: 4	L: 1	LOB: 2	BB: 1	P: 8	R: 0	H: 1	E: 0	K: 1	S: 6	L: 1	LOB: 2	BB: 1	P: 10	R: 0	H: 1	E: 0	K: 0	S: 4	L: 1	LOB: 2	BB: 1	P: 8	R: 1	H: 1	E: 0	K: 0	S: 4	L: 1	LOB: 2	BB: 1	P: 9	R: 0	H: 1	E: 0	K: 1	S: 6	L: 1	LOB: 1	BB: 0	P: 6	R: 1	H: 1	E: 0	K: 0	S: 4	L: 1	LOB: 1	BB: 0	P: 5	R: 0	H: 1	E: 1	K: 0	S: 4	L: 1	LOB: 1	BB: 0	P: 4	R: 0	H: 1	E: 0	K: 0	S: 3	L: 1	LOB: 2	BB: 2	P: 11	1B: 8	2B: 2	3B: 0	HR: 1	SF: 0	SAC: 1	DP: 0	HBP: 2	WP: 0	PA: 51
--------------	------	------	------	------	------	------	--------	-------	-------	------	------	------	------	------	------	--------	-------	------	------	------	------	------	------	------	--------	-------	-------	------	------	------	------	------	------	--------	-------	------	------	------	------	------	------	------	--------	-------	------	------	------	------	------	------	------	--------	-------	------	------	------	------	------	------	------	--------	-------	------	------	------	------	------	------	------	--------	-------	------	------	------	------	------	------	------	--------	-------	-------	-------	-------	-------	-------	-------	--------	-------	--------	-------	--------

PITCHER	IP	WLS	BF	H	R	ER	SO	BB	IBB	HBP	BLK	WP	HR	S	P	ERA	WHIP
Bob Porterfield, R ERA: 5.54 (1, 1)	7.1		38	9	4	4	2	5	2	1	0	0	1	34	63	4.91	1.909
Tom Hurd, R ERA: 6.82 (8, 1)	2.1	L	12	2	1	1	0	1	1	1	0	0	0	9	18	3.86	1.286

Batter	1	2	3	4	5	6	7	8	9	AB R H RBI BB SO LOB	TOP	
Jim Piersall, R (1, 8) <small>OBP: 0.369, SLG: 0.437</small>	0-0 		0-0 		0-0 			0-0 		4 0 2 0 0 0 1		
Billy Klaus, L (1, 5) <small>OBP: 0.410, SLG: 0.385</small>	0-0 		0-0 			0-0 			4-0 	3 0 0 0 1 0 3		
Ted Williams, L (1, 7) <small>OBP: 0.470, SLG: 0.462</small>	0-0 			0-0 		0-0 			0-0 	4 0 1 0 0 0 2		
Mickey Vernon, L (1, 3) <small>OBP: 0.415, SLG: 0.596</small>		0-0 		0-0 		0-0 			0-0 	4 0 0 0 0 0 2		
Jackie Jensen, R (1, 9) <small>OBP: 0.392, SLG: 0.479</small>		0-0 		0-0 			4-0 		0-0 	3 0 1 0 1 0 1		
Ted Lepcio, R (1, 4) <small>OBP: 0.308, SLG: 0.410</small>		0-3 		0-0 			0-0 			3 0 0 0 0 1 3		
Sammy White, R (1, 2) <small>OBP: 0.341, SLG: 0.389</small>			0-0 	0-3 			0-0 			3 0 0 0 0 1 3		
Don Buddin, R (1, 6) <small>OBP: 0.398, SLG: 0.354</small>			0-0 	0-3 			4-0 			2 0 0 0 1 1 0		
Tom Brewer, R (1, 1) <small>OBP: 0.325, SLG: 0.368</small> Billy Goodman, L (5, PH) <small>OBP: 0.383, SLG: 0.451</small> Willard Nixon, L (5, 1) <small>OBP: 0.154, SLG: 0.091</small> Dick Gernert, R (8, PH) <small>OBP: 0.426, SLG: 0.580</small> Leo Kiely, L (8, 1) <small>OBP: 0.250, SLG: 0.250</small>			4-0 		0-0 			0-0 		0 0 0 0 1 0 0		
Inning Stats	R: 0 H: 1 E: 0 LOB: 0 K: 0 BB: 0 S: 3 P: 3	R: 0 H: 0 E: 0 LOB: 0 K: 1 BB: 0 S: 5 P: 5	R: 0 H: 1 E: 0 LOB: 2 K: 0 BB: 1 S: 4 P: 8	R: 0 H: 2 E: 0 LOB: 2 K: 1 BB: 0 S: 7 P: 7	R: 0 H: 0 E: 0 LOB: 0 K: 1 BB: 0 S: 5 P: 5	R: 0 H: 0 E: 0 LOB: 0 K: 0 BB: 0 S: 3 P: 3	R: 0 H: 0 E: 0 LOB: 0 K: 0 BB: 1 S: 2 P: 6	R: 0 H: 0 E: 0 LOB: 0 K: 0 BB: 1 S: 2 P: 6	R: 0 H: 0 E: 0 LOB: 1 K: 0 BB: 1 S: 3 P: 7	1B: 4 SF: 0 2B: 1 SAC: 0 3B: 0 DP: 3 HR: 0 HBP: 0	WP: 0 PA: 32 PB: 0 SB: 0 CS: 0	
PITCHER Early Wynn, R (1, 1) <small>ERA: 3.06</small>	IP 9.0 WLS W BF 32 H 4 R 0 ER 0 SO 3 BB 4 IBB 0 HBP 0 BLK 0 WP 0 HR 0 S 34 P 50 ERA 0.00 WHIP 0.889											PITCHER IP WLS BF H R ER SO BB IBB HBP BLK WP HR S P ERA WHIP

Boston Red Sox @ Cleveland Indians
 Cleveland Municipal Stadium, Cleveland, OH
 Thu Jun 21 1956, 3:33 AM EDT
 Att. 6,498 - Unknown

livebaseballscorecards.com

AB 28
R 0
H 4
RBI 0
BB 4
SO 3
LOB 16



Batter	1	2	3	4	5	6	7	8	9
Bobby Avila, R OBP: 0.307, SLG: 0.313 (1, 4)	0-0 F6		0-0 BB 1B	0-0 F9		0-3 K		0-0 1B	
Gene Woodling, L OBP: 0.451, SLG: 0.450 (1, 7) Sam Mele, R OBP: 0.339, SLG: 0.431 (8, 7)	0-0 FC6-4 1B		4-0 1B 1-2 BB	0-0 HR		0-0 5-3		0-0 F8	
Al Smith, R OBP: 0.378, SLG: 0.451 (1, 9)	0-0 FC6-4 1-2f		0-0 1B 1-2 2-H 1B	4-0 BB		1-0 BB HBP			
Vic Wertz, L OBP: 0.418, SLG: 0.601 (1, 3) Preston Ward, L OBP: 0.343, SLG: 0.430 (7, PR) (8, 3)	0-3 K		0-0 5-3 1-3 2-H 1B 1B	0-0 4-3		4-0 BB 1-2 BB			
Al Rosen, R OBP: 0.381, SLG: 0.471 (1, 5)		0-0 1-3 1B	0-0 5-3 2-3 3-H		0-0 5-3	4-0 BB 1-2 2-3 BB			
Jim Busby, R OBP: 0.297, SLG: 0.349 (1, 8)		0-0 F8	0-0 L5		4-0 5-4-3 BB	0-3 K			
Chico Carrasquel, R OBP: 0.319, SLG: 0.300 (1, 6)		0-0 1-3 1-2	0-0 3-H 1B		0-0 5-4-3 1-2	0-0 G6-4-3 1-2f			
Jim Hegan, R OBP: 0.359, SLG: 0.366 (1, 2)		4-0 FC6 BB	0-0 G3		0-0 F8			0-0 F7	
Early Wynn, S OBP: 0.282, SLG: 0.257 (1, 1)	0-0 FC6 1-2f			0-3 K		0-0 4-3		0-0 F8	


AB	R	H	RBI	BB	SO	LOB
5	1	2	0	0	1	0
3	2	2	1	1	0	0
1	0	0	0	0	0	1
2	1	1	1	1	0	1
3	1	1	1	1	1	2
0	0	0	0	0	0	0
3	0	1	0	1	0	1
3	0	0	0	1	1	5
4	0	1	1	0	0	5
3	0	0	0	1	0	2
4	0	0	0	0	1	2

BOTTOM

Boston Red Sox @ Cleveland Indians
Cleveland Municipal Stadium, Cleveland, OH

Thu Jun 21 1956, 3:33 AM EDT
Att. 6,498 - Unknown

AB	31
R	5
H	8
RBI	4
BB	6
SO	4
LOB	19



Inning Stats	R	H	E	K	S	P	WLS	BF	H	R	ER	SO	BB	IBB	HBP	BLK	WP	HR	S	P	ERA	WHIP
Tom Brewer, R ERA: 3.03 (1, 1)	0	1	0	1	6			22	7	5	5	2	3	0	0	0	1	1	23	35	11.25	2.500
Willard Nixon, R ERA: 4.28 (5, 1)	0	0	0	0				12	0	0	0	2	3	0	1	0	0	0	12	25	0.00	1.000
Leo Kiely, L ERA: 5.89 (8, 1)	0	0	0	0				4	1	0	0	0	0	0	0	0	0	0	4	4	0.00	1.000

WP	HR	S	P	ERA	WHIP
1	1	1	1	38	
0	0	0	0	0	0
0	0	0	0	0	0
0	0	0	0	0	0

Batter	1	2	3	4	5	6	7	8	9	AB R H RBI BB SO LOB	TOP	
Eddie Yost, R OBP: 0.440, SLG: 0.329 (1, 5) BB BB BB	4-0 G3-6-3 BB		x 0-0 5-3		x 0-0 5-3		0-3 K			3 0 0 0 1 1 2	Washington Senators @ Cleveland Indians Cleveland Municipal Stadium, Cleveland, OH Fri Jun 22 1956, 3:33 AM EDT Att. 9,946 - Unknown livebaseballscorecards.com	
Whitey Herzog, L OBP: 0.331, SLG: 0.369 (1, 8) x	0-0 G3-6-3 1-2f		x 0-0 1B		0-3 K		x 0-0 4-3			4 0 1 0 0 1 1		
Pete Runnels, L OBP: 0.359, SLG: 0.426 (1, 4) BB BB BB	4-0 S BB		x 0-0 G3		x 0-0 G6-4-3 1B		x 0-0 4-3			3 0 1 0 1 0 1		
Roy Sievers, R OBP: 0.391, SLG: 0.541 (1, 3) BB BB BB	4-0 1-2 BB		x 0-0 5-3		x 0-0 F7		x 0-0 F9			3 0 0 0 1 0 1		
Clint Courtney, L OBP: 0.401, SLG: 0.419 (1, 2) x	0-0 F8		x 0-0 BB BB G1-2-3 1B		x 0-0 G6-4-3 1-2f		x 0-0 F8			4 0 1 0 0 0 3		
Jim Lemon, R OBP: 0.390, SLG: 0.508 (1, 9) x		0-0 4-3		BB BB BB BB 4-0 1-2 BB BB		x 0-0 4-3 1B		x 0-0 5-3		3 0 1 0 1 0 0		
Ernie Oravetz, S OBP: 0.366, SLG: 0.273 (1, 7) x		0-0 3-1		BB BB BB BB 4-0 1-2 2-3 BB		x 0-0 4-3 1B		x 0-0 5-3		3 0 1 0 1 0 0		
Jose Valdivielso, R OBP: 0.196, SLG: 0.137 (1, 6) Herb Plews, L OBP: 0.276, SLG: 0.130 (7, PH) (7, 6) x		0-0 5-3		x 0-0 G1-2-3 3-Hf		0-3 K				2 0 0 0 0 0 3 1 0 0 0 0 1 2		
Chuck Stobbs, L OBP: 0.156, SLG: 0.194 (1, 1) Lou Berberet, L OBP: 0.377, SLG: 0.407 (7, PH) Dean Stone, L OBP: 0.250, SLG: 0.077 (7, 1) x		0-0 3-1		x 0-0 6-3		x 0-0 4-3				2 0 0 0 0 0 0 1 0 0 0 0 0 2 0 0 0 0 0 0 0		
Inning Stats	R: 0 E: 0 K: 0 S: 2 H: 0 LOB: 2 BB: 3 P: 14	R: 0 E: 0 K: 0 S: 3 H: 0 LOB: 0 BB: 0 P: 3	R: 0 E: 0 K: 0 S: 4 H: 1 LOB: 1 BB: 0 P: 4	R: 0 E: 0 K: 0 S: 3 H: 1 LOB: 2 BB: 2 P: 11	R: 0 E: 0 K: 1 S: 5 H: 0 LOB: 0 BB: 0 P: 5	R: 0 E: 0 K: 0 S: 3 H: 1 LOB: 0 BB: 0 P: 3	R: 0 E: 0 K: 2 S: 9 H: 2 LOB: 2 BB: 0 P: 9	R: 0 E: 0 K: 0 S: 3 H: 0 LOB: 0 BB: 0 P: 3	R: 0 E: 0 K: 0 S: 3 H: 0 LOB: 0 BB: 0 P: 3	1B: 5 2B: 0 3B: 0 HR: 0 SF: 0 SAC: 0 DP: 3 HBP: 0		WP: 0 PB: 0 SB: 1 CS: 0 PA: 34
PITCHER Mike Garcia, R ERA: 3.86 (1, 1)	IP WLS BF H R ER SO BB IBB HBP BLK WP HR S P ERA WHIP	9.0 W 34 5 0 0 3 5 0 0 0 0 0 0 35 55 0.00 1.111										



Batter	1	2	3	4	5	6	7	8	9	AB	R	H	RBI	BB	SO	LOB
Bobby Avila, R (1, 4) OBP: 0.307, SLG: 0.312	0-0 6-3	0-0 4-3		0-0 SH1-3 1B		0-0 P6				4	0	1	0	0	0	2
Gene Woodling, L (1, 7) OBP: 0.448, SLG: 0.439	0-0 3-1	4-0 1B 1B BB		0-0 SH1-3 1-2		0-0 F9				2	1	0	0	1	0	1
Al Smith, R (1, 9) OBP: 0.375, SLG: 0.447	0-0 E1 1B	0-0 1B 1-2 1B		0-3 K 2-3		0-0 F7				4	0	1	1	0	1	1
Al Rosen, R (1, 5) OBP: 0.384, SLG: 0.472	0-0 1-3 1B	0-0 1-3 2-H 1B		0-0 6-3		0-0 F7				4	0	2	1	0	0	1
Vic Wertz, L (1, 3) OBP: 0.415, SLG: 0.594	0-0 F7	0-0 F9		0-0 F8		0-0 1B				4	0	1	0	0	0	4
Preston Ward, L (7, PR) OBP: 0.343, SLG: 0.430										0	0	0	0	0	0	0
Jim Busby, R (1, 8) OBP: 0.292, SLG: 0.343		0-0 E5 2B BB	0-0 F2	0-0 L6		0-0 F4				4	1	0	0	0	0	1
Chico Carrasquel, R (1, 6) OBP: 0.326, SLG: 0.305		4-0 2B 1-2 SF8 BB	0-0 1B	0-0 1B		0-0 F8				3	1	2	0	1	0	0
Earl Averill, R (1, 2) OBP: 0.310, SLG: 0.340		0-0 4-3 1B 1-3 2-H 2B	0-0 G5-4-3 1B	0-0 SH1-4 1B		0-0 K				4	1	3	1	0	1	0
Mike Garcia, R (1, 1) OBP: 0.154, SLG: 0.087		0-0 SF8 3-H	0-0 G5-4-3 1-2	0-0 SH1-4		0-0 F9				2	0	0	1	0	0	2

Inning Stats	R: 0	H: 1	E: 1	LOB: 2	K: 0	BB: 0	S: 5	R: 4	H: 3	E: 1	LOB: 2	K: 0	BB: 2	S: 7	R: 0	H: 2	E: 0	LOB: 1	K: 0	BB: 0	S: 4	R: 0	H: 1	E: 0	LOB: 1	K: 0	BB: 0	S: 3	R: 0	H: 1	E: 0	LOB: 1	K: 0	BB: 0	S: 4	R: 0	H: 1	E: 0	LOB: 1	K: 0	BB: 0	S: 4	R: 0	H: 0	E: 0	LOB: 0	K: 1	BB: 0	S: 5	R: 0	H: 0	E: 0	LOB: 0	K: 1	BB: 0	S: 5
Chuck Stobbs, L (1, 1) ERA: 4.17	6.0	WLS: L	BF: 29	H: 9	R: 4	ER: 1	SO: 1	BB: 2	IBB: 0	HBP: 0	BLK: 0	WP: 0	HR: 0	S: 29	P: 37	ERA: 1.50	WHIP: 1.833																																							
Dean Stone, L (7, 1) ERA: 6.44	2.0	WLS: L	BF: 7	H: 1	R: 0	ER: 0	SO: 1	BB: 0	IBB: 0	HBP: 0	BLK: 0	WP: 0	HR: 0	S: 9	P: 9	ERA: 0.00	WHIP: 0.500																																							

BOTTOM

Washington Senators @ Cleveland Indians
Cleveland Municipal Stadium, Cleveland, OH

Fri Jun 22 1956, 3:33 AM EDT
Att. 9,946 - Unknown

livebaseballscorecards.com

AB	31
R	4
H	10
RBI	4
BB	2
SO	2
LOB	12



WP: 0	PA: 36
PB: 0	SB: 1
CS: 0	

Batter	1	2	3	4	5	6	7	8	9	AB R H RBI BB SO LOB	TOP																
Eddie Yost, R (1, 5) OBP: 0.450, SLG: 0.335	4-0 1B BB	0-0 BB 1B		0-0 BB BB 1B	4-0 1-2 3B BB		4-0 HR BB			2 4 2 0 3 0 0	Washington Senators @ Cleveland Indians Cleveland Municipal Stadium, Cleveland, OH Sat Jun 23 1956, 3:33 AM EDT Att. 4,691 - Unknown livebaseballscorecards.com																
Whitey Herzog, L (1, 8) OBP: 0.345, SLG: 0.412	0-0 1B 1B	4-0 1-2 2-3 3-H BB		0-0 F9	0-0 1-1 2-H 3B		0-0 1-H HR			4 1 3 5 1 0 1																	
Pete Runnels, L (1, 4) OBP: 0.360, SLG: 0.423	0-0 1-2 3-H 1B	0-0 F5		4-0 1-2 BB BB	0-3 K		0-3 K			4 0 1 1 1 2 4																	
Roy Sievers, R (1, 3) OBP: 0.387, SLG: 0.532	0-3 K	0-0 F2		4-0 1-2 2-3 BB BB	0-0 F7		0-0 P4			4 0 0 0 1 1 5																	
Clint Courtney, L (1, 2) OBP: 0.396, SLG: 0.413	0-0 F8		0-0 F7	4-0 1-2 2-3 3-H BB	0-3 K		0-0 3-1			2 0 0 0 0 0 2																	
Carlos Paula, R (4, PH) OBP: 0.250, SLG: 0.341										0 0 0 0 0 0 0																	
Lou Berberet, L (4, PH) OBP: 0.376, SLG: 0.398										2 0 0 1 1 1 0																	
Jim Lemon, R (1, 9) OBP: 0.377, SLG: 0.500	0-0 F8		0-0 5-3	0-0 F8	4-0 FC5-4 BB		0-0 F9			4 0 0 0 1 0 5																	
Karl Olson, R (1, 7) OBP: 0.331, SLG: 0.371		0-0 1B FC5 BB 1B	0-0 6-3		0-0 P1	0-0 FC5-4		0-0 6-3		5 1 1 0 0 0 1																	
Jose Valdivielso, R (1, 6) OBP: 0.197, SLG: 0.196		0-0 FC5 BB 1B		0-0 HR	0-0 F2		0-0 6-3		0-0 F9	5 1 1 1 0 0 1																	
Hal Griggs, R (1, 1)		0-3 K		0-3 K	0-0 3B 1B		0-0 G3		0-0 4-3	1 0 0 0 0 1 2																	
Connie Grob, L (3, 1) OBP: 0.438, SLG: 0.467										1 0 0 0 0 1 0																	
Ernie Oravetz, S (5, PH) OBP: 0.373, SLG: 0.284										1 1 1 0 0 0 0																	
Pedro Ramos, S (5, 1) OBP: 0.286, SLG: 0.350										2 0 0 0 0 0 0																	
Inning Stats	R: 1 E: 0 K: 1 S: 7	H: 2 LOB: 2 BB: 1 P: 11	R: 1 E: 0 K: 1 S: 8	H: 2 LOB: 3 BB: 1 P: 12	R: 0 E: 0 K: 0 S: 3	H: 0 LOB: 0 BB: 0 P: 3	R: 2 E: 0 K: 1 S: 7	H: 2 LOB: 3 BB: 3 P: 19	R: 2 E: 0 K: 1 S: 7	H: 2 LOB: 1 BB: 1 P: 11	R: 0 E: 0 K: 1 S: 5	H: 0 LOB: 1 BB: 1 P: 9	R: 2 E: 0 K: 1 S: 6	H: 1 LOB: 0 BB: 1 P: 10	R: 0 E: 0 K: 0 S: 3	H: 0 LOB: 0 BB: 0 P: 3	R: 0 E: 0 K: 0 S: 3	H: 0 LOB: 0 BB: 0 P: 3	1B: 6 2B: 0 3B: 1 HR: 2	SF: 0 SAC: 0 DP: 0 HBP: 0	WP: 0 PB: 0 SB: 0 CS: 0	PA: 45					
PITCHER	IP	WLS	BF	H	R	ER	SO	BB	IBB	HBP	BLK	WP	HR	S	P	ERA	WHIP										
Art Houtteman, R (1, 1) ERA: 3.74	1.1		11	4	2	2	2	2	0	0	0	0	0	13	21	13.50	4.500										
Bud Daley, L (2, 1) ERA: 3.93	2.1		11	2	2	2	1	2	0	0	0	0	1	11	19	7.71	1.714										
Cal McLish, R (4, 1) ERA: 4.32	1.0		7	2	2	2	0	2	0	0	0	0	0	5	13	18.00	4.000										
Don Mossi, L (5, 1) ERA: 4.23	2.1		10	1	2	2	3	2	0	0	0	0	1	14	22	7.71	1.286										
Ray Narleski, R (8, 1) ERA: 1.26	2.0	W	6	0	0	0	0	0	0	0	0	0	0	6	6	0.00	0.000										



Batter	1	2	3	4	5	6	7	8	9	AB	R	H	RBI	BB	SO	LOB
Bobby Avila, R OBP: 0.305, SLG: 0.310 (1, 4)	0-0 BB BB G4-6-3 1B	0-0 F9		0-0 6-3	0-3 K		0-0 P6			5	1	1	0	0	1	5
Gene Woodling, L OBP: 0.455, SLG: 0.447 (1, 7)	4-0 G4-6-3 BB 1-2 BB	4-0 1B BB		0-0 HR 2B		0-0 L6		0-0 6-3		3	1	1	0	2	0	0
Al Smith, R OBP: 0.388, SLG: 0.472 (1, 9)	4-0 G4-6-3 BB 1-2 2-3	0-0 1B		0-0 HR		0-0 G3 1B		0-0 G4-6-3 1B		4	1	4	4	1	0	0
Vic Wertz, L OBP: 0.408, SLG: 0.581 (1, 3)	0-0 G4-6-3 1-2f 2-3 3-H	0-0 F8		0-0 P6		0-0 G3		0-0 G4-6-3 1-2f		5	0	0	0	0	0	6
Al Rosen, R OBP: 0.379, SLG: 0.460 (1, 5)	0-0 5-3		0-0 F3		4-0 BB		0-0 6-3		0-0 F9	4	0	0	0	1	0	2
Jim Busby, R OBP: 0.290, SLG: 0.340 (1, 8)		0-0 E6 1B	0-0 F7	0-0 F8		0-0 G4-3 1B		0-0 P4		5	1	1	0	0	0	1
Chico Carrasquel, R OBP: 0.329, SLG: 0.318 (1, 6)		0-0 SH1-3 1B 2-H	0-0 1B 3B		0-3 K		0-0 G4-3 1-2f		0-0 PB 1B	4	2	2	1	0	1	1
Sam Mele, R OBP: 0.349, SLG: 0.441 (9, PH)										1	0	1	0	0	0	0
George Strickland, R OBP: 0.300, SLG: 0.192 (9, PR)										0	1	0	0	0	0	0
Hal Naragon, L OBP: 0.388, SLG: 0.390 (1, 2)		0-0 SH1-3 1B	0-0 1B		0-0 F9		4-0 BB BB		4-0 1B BB	3	1	2	1	1	0	0
Jim Hegan, R OBP: 0.359, SLG: 0.366 (7, PR)										0	0	0	0	0	0	0
Dale Mitchell, L OBP: 0.429, SLG: 0.200 (8, 2)		1-2 1B	0-0 1B 3-H		0-0 4-3		4-0 BB		1-2 E BB	0	1	0	0	1	0	0
Art Houtteman, R OBP: 0.279, SLG: 0.324 (9, PH)		0-0 SH1-3	0-0 4-3				4-0 BB		0-0 E8 1-H 2-H 1B	0	0	0	0	0	0	0
Bud Daley, L (2, 1)										1	0	0	0	0	0	1
Cal McLish, S (4, 1)										0	0	0	0	0	0	0
Don Mossi, L (5, 1)										0	0	0	0	1	0	0
Preston Ward, L (7, PH)										0	0	0	0	1	0	0
Ray Narieski, R (8, 1)										0	0	0	0	0	0	0
Bob Lemon, L (9, PH)										1	0	1	1	0	0	0

Inning Stats	R: 1	H: 1	E: 0	K: 0	S: 3	H: 1	LOB: 1	BB: 2	P: 11	R: 3	H: 3	E: 1	K: 0	S: 7	H: 3	LOB: 2	BB: 1	P: 11	R: 1	H: 2	E: 0	K: 0	S: 5	R: 2	H: 2	E: 0	K: 0	S: 5	R: 0	H: 0	E: 0	K: 2	S: 7	R: 0	H: 1	E: 0	K: 0	S: 4	H: 1	LOB: 1	BB: 0	P: 4	R: 0	H: 1	E: 0	K: 0	S: 3	R: 0	H: 1	E: 0	K: 0	S: 3	R: 2	H: 2	E: 1	K: 0	S: 4	H: 2	LOB: 1	BB: 1	P: 8	1B: 10	SF: 0	2B: 1	SAC: 1	3B: 1	DP: 3	HR: 1	HBP: 0	WP: 0	PA: 45
--------------	------	------	------	------	------	------	--------	-------	-------	------	------	------	------	------	------	--------	-------	-------	------	------	------	------	------	------	------	------	------	------	------	------	------	------	------	------	------	------	------	------	------	--------	-------	------	------	------	------	------	------	------	------	------	------	------	------	------	------	------	------	------	--------	-------	------	--------	-------	-------	--------	-------	-------	-------	--------	-------	--------

PITCHER	IP	WLS	BF	H	R	ER	SO	BB	IBB	HBP	BLK	WP	HR	S	P	ERA	WHIP
Hal Griggs, R ERA: 5.09 (1, 1)	2.0		13	4	4	1	0	3	0	0	0	0	0	10	22	4.50	3.500
Connie Grob, R ERA: 6.86 (3, 1)	2.0		11	4	3	3	0	1	0	0	0	0	1	10	14	13.50	2.500
Pedro Ramos, R ERA: 5.59 (5, 1)	4.2	L	21	5	2	1	2	4	0	0	0	0	0	21	37	1.93	1.929

BOTTOM

Washington Senators @ Cleveland Indians
Cleveland Municipal Stadium, Cleveland, OH

Sat Jun 23 1956, 3:33 AM EDT
Att: 4,691 - Unknown

livebaseballscorecards.com

AB	36
R	9
H	13
RBI	7
BB	8
SO	2
LOB	16



WP: 0	PA: 45
PB: 1	
SB: 0	
CS: 0	

Batter	1	2	3	4	5	6	7	8	9	AB R H RBI BB SO LOB	TOP					
Eddie Yost, R (1, 5) OBP: 0.448, SLG: 0.339	0-0 F2		0-0 F2			0-0 HR 2B				3 1 1 0 0 0 0	Washington Senators @ Cleveland Indians Cleveland Municipal Stadium, Cleveland, OH Sun Jun 24 1956, 3:33 AM EDT Att. 13,072 - Overcast livebaseballscorecards.com					
Whitey Herzog, L (1, 8) OBP: 0.339, SLG: 0.404	0-0 G3		0-0 F8			0-0 P6				3 0 0 0 0 0 1						
Pete Runnels, L (1, 4) OBP: 0.360, SLG: 0.434	0-0 F7				0-0 6-3	0-0 2H HR				3 1 1 2 0 0 0						
Roy Sievers, R (1, 3) OBP: 0.390, SLG: 0.536		0-0 F9		4-0 1-3 BB		0-0 2B				2 0 1 0 1 0 0						
Clint Courtney, L (1, 2) OBP: 0.388, SLG: 0.403		0-0 F5		0-0 1-3 1-2		0-0 F7				3 0 0 0 0 0 2						
Jim Lemon, R (1, 9) OBP: 0.377, SLG: 0.496		4-0 1B BB		0-3 K		0-3 K				2 0 0 0 1 2 2						
Ernie Oravetz, S (1, 7) OBP: 0.376, SLG: 0.290		0-0 1-3 1B			0-0 L1					2 0 1 0 0 0 0						
Jose Valdivielso, R (1, 6) OBP: 0.194, SLG: 0.193		0-0 1-3			0-3 K					1 0 0 0 0 0 2						
Herb Plews, L (5, PH) OBP: 0.267, SLG: 0.125					0-3 K					1 0 0 0 0 1 0						
Bob Wiesler, S (1, 1) OBP: 0.071, SLG: 0.143			0-0 F7		0-3 K					1 0 0 0 0 0 0						
Lou Berberet, L (5, PH) OBP: 0.373, SLG: 0.394										1 0 0 0 0 1 0						
Hal Griggs, R (5, 1)										0 0 0 0 0 0 0						
Inning Stats	R: 0 E: 0 K: 0 S: 3	H: 0 LOB: 0 BB: 0 P: 3	R: 0 E: 0 K: 0 S: 4	H: 1 LOB: 2 BB: 1 P: 8	R: 0 E: 0 K: 0 S: 3	H: 0 LOB: 0 BB: 0 P: 3	R: 0 E: 0 K: 1 S: 5	H: 0 LOB: 1 BB: 1 P: 9	R: 0 E: 0 K: 2 S: 7	H: 0 LOB: 0 BB: 0 P: 7	R: 2 E: 0 K: 1 S: 8	H: 3 LOB: 1 BB: 0 P: 8	1B: 1 2B: 2 3B: 0 HR: 1	SF: 0 SAC: 0 DP: 0 HBP: 0	WP: 0 PB: 0 SB: 0 CS: 0	PA: 24
PITCHER Bob Lemon, R (1, 1) ERA: 3.4	IP: 6.0 WLS: W BF: 24 H: 4 R: 2 ER: 2 SO: 4 BB: 2 IBB: 0 HBP: 0 BLK: 0 WP: 0 HR: 1 S: 30 P: 38 ERA: 3.00 WHIP: 1.000											PITCHER IP: WLS: BF: H: R: ER: SO: BB: IBB: HBP: BLK: WP: HR: S: P: ERA: WHIP				



Batter	1	2	3	4	5	6	7	8	9	AB	R	H	RBI	BB	SO	LOB
Bobby Avila, R OBP: 0.309, SLG: 0.324 (1, 4)	0-3 K		4-0 S SH1-4 E BB	0-0 HR						2	2	1	1	1	1	0
Gene Woodling, L OBP: 0.455, SLG: 0.448 (1, 7)	0-0 4-3		0-0 SH1-4	0-0 CS 1B						2	0	1	0	0	0	0
Al Smith, R OBP: 0.395, SLG: 0.484 (1, 9)	0-0 BB 1B		0-0 E9 6-3 1B	0-0 CS 1-2	0-0 HR 2B					3	3	3	1	0	0	0
Al Rosen, R OBP: 0.383, SLG: 0.479 (1, 5)	4-0 1B 1-2 BB		0-0 6-3		0-0 HR					2	1	1	3	1	0	0
Vic Wertz, L OBP: 0.410, SLG: 0.582 (1, 3)	0-0 FC5-4 1-2 2-H 1B		0-0 FC6-4 1B		0-0 3-1					3	0	2	1	0	0	0
Jim Busby, R OBP: 0.287, SLG: 0.336 (1, 8)	0-0 FC5-4 1-2f		0-0 FC6-4 1-2f		0-0 F8					3	0	0	0	0	0	3
Chico Carrasquel, R OBP: 0.329, SLG: 0.318 (1, 6)		0-0 F9		0-0 4-3	0-0 1B					3	0	1	0	0	0	0
Earl Averill, R OBP: 0.311, SLG: 0.396 (1, 2)		0-0 F7		0-0 HR	0-3 K					3	1	1	1	0	1	1
Bob Lemon, L OBP: 0.267, SLG: 0.308 (1, 1)		0-0 F7		0-0 L1						2	0	0	0	0	0	0

Inning Stats	R: 1	H: 2	E: 0	LOB: 2	K: 1	P: 11	R: 0	H: 0	E: 0	LOB: 0	K: 0	P: 3	R: 2	H: 2	E: 1	LOB: 1	K: 0	P: 9	R: 2	H: 3	E: 0	LOB: 0	K: 0	P: 5	R: 2	H: 3	E: 0	LOB: 1	K: 1	P: 8
	1	2	0	2	1	11	0	0	0	0	0	3	0	2	1	1	0	9	0	3	0	0	0	5	0	2	3	0	1	8

PITCHER	IP	WLS	BF	H	R	ER	SO	BB	IBB	HBP	BLK	WP	HR	S	P	ERA	WHIP
Bob Wiesler, L ERA: 7.57 (1, 1)	4.0	L	20	7	5	5	1	2	0	0	0	0	2	20	28	11.25	2.250
Hal Griggs, R ERA: 5.36 (5, 1)	1.0		6	3	2	2	1	0	0	0	0	0	1	8	8	18.00	3.000


BOTTOM

Washington Senators @ Cleveland Indians
Cleveland Municipal Stadium, Cleveland, OH

Sun Jun 24 1956, 3:33 AM EDT
Att. 13,072 - Overcast

livebaseballscorecards.com

AB	23
R	7
H	10
RBI	7
BB	2
SO	2
LOB	4



WP: 0	PA: 27
PB: 0	
SB: 1	
CS: 1	

Batter	1	2	3	4	5	6	7	8	9	AB R H RBI BB SO LOB	TOP																					
Billy Gardner, R (1, 4) OBP: 0.263, SLG: 0.359	0-0 F6		0-0 F8			0-0 6-3	0-3 K			4 0 0 0 0 1 0																						
Bob Hale, L (1, 3) OBP: 0.295, SLG: 0.295	0-0 F2		0-0 1B 2B			0-0 L9		0-0 F5		4 1 1 0 0 0 0																						
Joe Frazier, L (1, 9) OBP: 0.295, SLG: 0.425	0-0 F8		0-0 F4			0-0 E SF7 1B 1B		0-0 G3		4 1 1 0 0 0 1																						
Bob Nieman, R (1, 7) OBP: 0.390, SLG: 0.503		4-0 2B BB	0-0 FC4-6 1B			0-3 K		0-0 F2		3 1 1 1 1 1 1																						
Dick Williams, R (1, 5) OBP: 0.273, SLG: 0.273		0-3 K	0-0 FC4-6			0-0 E1 1B		0-0 F9		4 0 1 0 0 1 2																						
Tito Francona, L (1, 8) OBP: 0.317, SLG: 0.263		0-0 F5		0-0 F9		0-0 SF7		0-0 F9		3 0 0 1 0 0 1																						
Hal Smith, R (1, 2) OBP: 0.319, SLG: 0.396		0-0 1-H 2B		0-3 K		0-0 F3		0-3 K		4 0 1 1 0 2 1																						
Willy Miranda, S (1, 6) OBP: 0.314, SLG: 0.308		4-0 BB		0-0 F8			0-0 4-3			2 0 0 0 1 0 0																						
Connie Johnson, R (1, 1) OBP: 0.333, SLG: 0.250		0-0 F9			0-0 F4		0-0 F7			2 0 0 0 0 0 2																						
George Zuverink, R (6, 1) OBP: 0.154, SLG: 0.083										1 0 0 0 0 0 0																						
Inning Stats	R: 0 E: 0 K: 0 S: 3	H: 0 LOB: 0 BB: 0 P: 3	R: 1 E: 0 K: 1 S: 6	H: 1 LOB: 2 BB: 2 P: 14	R: 1 E: 0 K: 0 S: 5	H: 2 LOB: 1 BB: 0 P: 5	R: 0 E: 0 K: 1 S: 5	H: 0 LOB: 0 BB: 0 P: 5	R: 0 E: 0 K: 1 S: 3	H: 0 LOB: 0 BB: 0 P: 3	R: 0 E: 0 K: 1 S: 5	H: 0 LOB: 0 BB: 0 P: 5	R: 0 E: 0 K: 1 S: 5	H: 0 LOB: 0 BB: 0 P: 5	R: 0 E: 0 K: 1 S: 5	H: 0 LOB: 0 BB: 0 P: 5	1B: 3 2B: 2 3B: 0 HR: 0	SF: 1 SAC: 0 DP: 0 HBP: 0	WP: 0 PB: 0 SB: 0 CS: 0	PA: 34												
PITCHER Early Wynn, R (1, 1) ERA: 2.97	IP 9.0	WLS W	BF 34	H 5	R 3	ER 2	SO 5	BB 2	IBB 0	HBP 0	BLK 0	WP 0	HR 0	S 42	P 50	ERA 2.00	WHIP 0.778															
											PITCHER	IP	WLS	BF	H	R	ER	SO	BB	IBB	HBP	BLK	WP	HR	S	P	ERA	WHIP				

Baltimore Orioles @ Cleveland Indians
Cleveland Municipal Stadium, Cleveland, OH

Tue Jun 26 1956, 3:33 AM EDT
 Att. 8,250 - Unknown

livebaseballscorecards.com

AB	31
R	3
H	5
RBI	3
BB	2
SO	5
LOB	8



Batter	1	2	3	4	5	6	7	8	9	AB R H RBI BB SO LOB
Bobby Avila, R OBP: 0.308, SLG: 0.327 (1, 4)	0-0 1-3		0-0 F6		0-3 K		0-0 2B			4 1 1 0 0 1 1
Gene Woodling, L OBP: 0.466, SLG: 0.484 (1, 7)	0-3 K		0-0 1B			0-0 1B 2B	0-0 F8 2B			4 1 3 1 0 1 0
Al Smith, R OBP: 0.396, SLG: 0.484 (1, 9)	0-0 1B		0-3 K			0-0 1B BB 1B	0-0 F8			4 1 2 1 0 1 2
Vic Wertz, L OBP: 0.408, SLG: 0.575 (1, 3)	0-0 G3			0-0 F8		0-0 F9	4-0 IBB			3 0 0 0 1 0 2
Al Rosen, R OBP: 0.381, SLG: 0.473 (1, 5)		0-0 F9		0-0 F8		0-0 BB BB SF9 1B	0-0 F2			4 1 1 0 0 0 2
Jim Busby, R OBP: 0.287, SLG: 0.332 (1, 8)		0-0 L8		0-0 F5		4-0 SF9 BB BB	0-0 F8			3 0 0 0 1 0 2
Chico Carrasquel, R OBP: 0.335, SLG: 0.321 (1, 6)		0-0 1B			4-0 BB BB	4-0 BB		0-0 5-3		1 0 1 0 1 0 0
Dale Mitchell, L OBP: 0.455, SLG: 0.200 (6, PH)										0 0 0 1 1 0 0
George Strickland, R OBP: 0.290, SLG: 0.185 (6, PR)										1 0 0 0 0 0 0
Jim Hegan, R OBP: 0.354, SLG: 0.360 (1, 2)		0-3 K			0-3 K	0-0 SF9	0-0 G6-4-3 1B			2 0 0 0 0 2 2
Hal Naragon, L OBP: 0.392, SLG: 0.405 (6, PH)										1 0 1 1 0 0 0
Early Wynn, S OBP: 0.256, SLG: 0.231 (1, 1)			0-0 6-3		0-0 F8	0-3 K	0-0 G6-4-3			4 0 0 0 0 1 4

Inning Stats	R: 0	H: 1	E: 0	LOB: 1	K: 1	BB: 0	S: 6	P: 6	R: 0	H: 1	E: 0	LOB: 1	K: 1	BB: 0	S: 6	P: 6	R: 0	H: 1	E: 0	LOB: 1	K: 1	BB: 0	S: 6	P: 6	R: 0	H: 0	E: 0	LOB: 0	K: 0	BB: 0	S: 3	P: 3	R: 0	H: 0	E: 0	LOB: 1	K: 2	BB: 1	S: 7	P: 11	R: 3	H: 3	E: 0	LOB: 2	K: 1	BB: 2	S: 8	P: 16	R: 1	H: 2	E: 0	LOB: 2	K: 0	BB: 1	S: 5	P: 9	R: 0	H: 1	E: 0	LOB: 0	K: 0	BB: 0	S: 3	P: 3
PITCHER	IP	WLS	BF	H	R	ER	SO	BB	IBB	HBP	BLK	WP	HR	S	P	ERA	WHIP																																															
Connie Johnson, R ERA: 3.36 (1, 1)	5.1		25	6	3	3	5	3	0	0	0	0	0	32	44	5.06	1.688																																															
George Zuverink, R ERA: 2.58 (6, 1)	2.2	L	11	3	1	1	1	0	1	0	0	0	0	12	16	3.38	1.125																																															

BOTTOM

Baltimore Orioles @ Cleveland Indians
Cleveland Municipal Stadium, Cleveland, OH

Tue Jun 26 1956, 3:33 AM EDT
Att. 8,250 - Unknown

livebaseballscorecards.com

AB	31
R	4
H	9
RBI	4
BB	4
SO	6
LOB	15



WP: 0	PA: 36
PB: 0	
SB: 0	
CS: 0	

Batter	1	2	3	4	5	6	7	8	9	10	11	AB R H RBI BB SO LOB	TOP	
Billy Gardner, R OBP: 0.261, SLG: 0.352 (1, 4)	F5	F5		F5		F7		SH3-4		F4		4 0 0 0 0 0 0	Baltimore Orioles @ Cleveland Indians Cleveland Municipal Stadium, Cleveland, OH Wed Jun 27 1956, 3:33 AM EDT Att: 4,514 - Unknown	
Bob Hale, L OBP: 0.299, SLG: 0.306 George Kell, R OBP: 0.365, SLG: 0.371 (1, 3) (8, 3) (9, 5)	F7	4-3 HBP						K2-3		K		5 1 2 0 0 1 3 1 0 0 0 0 1 0		
Joe Frazier, L OBP: 0.286, SLG: 0.422 Jim Pyburn, R OBP: 0.294, SLG: 0.351 (1, 9) (8, 8)	F5			F4		F3		L9		F9		5 1 1 1 0 0 2 1 0 0 0 0 0 0		
Bob Nieman, R OBP: 0.399, SLG: 0.515 (1, 7)				F5								4 2 2 0 2 0 1		
Tito Francona, L OBP: 0.333, SLG: 0.301 (1, 8) (8, 9)												4 3 3 1 2 0 2		
Dick Williams, R OBP: 0.353, SLG: 0.529 (1, 5) (9, 3)												6 2 3 3 0 2 4		
Tom Gastall, R OBP: 0.286, SLG: 0.308 Hoot Evers, R OBP: 0.420, SLG: 0.338 Hal Smith, R OBP: 0.319, SLG: 0.396 (1, 2) (11, PH) (11, 2)												4 1 1 1 0 1 0 1 0 0 0 0 1 2 0 0 0 0 0 0 0		
Willy Miranda, S OBP: 0.316, SLG: 0.315 (1, 6)												5 1 2 3 0 2 0		
Bill Wight, L OBP: 0.214, SLG: 0.185 Mike Fornieles, R OBP: 0.182, SLG: 0.364 Hal Brown, R OBP: 0.412, SLG: 0.429 (1, 1) (4, 1) (5, 1)												2 0 1 2 0 1 1 1 0 0 0 0 0 0 1 0 0 0 1 1 0		
Inning Stats	R: 0 H: 0 E: 0 K: 0 S: 3	R: 3 H: 4 E: 0 K: 1 S: 8	R: 4 H: 4 E: 0 K: 1 S: 8	R: 2 H: 3 E: 0 K: 0 S: 5	R: 0 H: 0 E: 0 K: 1 S: 5	R: 0 H: 1 E: 0 K: 0 S: 4	R: 0 H: 0 E: 0 K: 0 S: 3	R: 0 H: 0 E: 0 K: 1 S: 5	R: 2 H: 2 E: 0 K: 2 S: 7	R: 0 H: 0 E: 0 K: 2 S: 7	R: 0 H: 1 E: 0 K: 2 S: 8	1B: 8 SF: 0 2B: 4 SAC: 1 3B: 1 DP: 0 HR: 2 HBP: 2		WP: 0 PA: 53 PB: 0 SB: 0 CS: 2
PITCHER	IP WLS BF H R ER SO BB IBB HBP BLK WP HR S P ERA WHIP	Mike Garcia, R (1, 1) ERA: 4.09 Cal McLish, R (3, 1) ERA: 5.35 Art Houtteman, R (3, 1) ERA: 4.24 Bob Feller, R (5, 1) ERA: 3.72 Ray Narleski, R (9, 1) ERA: 1.64												PITCHER Don Mossi, L (10, 1) ERA: 4.02

livebaseballscorecards.com

AB 44
R 11
H 15
RBI 11
BB 5
SO 10
LOB 15



Batter	1	2	3	4	5	6	7	8	9	10	11	AB R H RBI BB SO LOB
Bobby Avila, R OBP: 0.308, SLG: 0.327 (1, 4)												6 2 2 1 0 0 1
Gene Woodling, L OBP: 0.459, SLG: 0.469 (1, 7)												5 1 1 1 0 0 3
Al Smith, R OBP: 0.395, SLG: 0.482 (1, 9)												3 1 1 2 1 0 0
Al Rosen, R OBP: 0.389, SLG: 0.503 (1, 5)												6 3 4 2 0 0 2
Vic Wertz, L OBP: 0.404, SLG: 0.567 (1, 3)												5 0 1 2 0 1 3
Kenny Kuhn, L (9, PR)												0 0 0 0 0 0 0
Don Mossi, L (10, 1)												
Jim Busby, R OBP: 0.292, SLG: 0.335 (1, 8)												4 2 2 0 1 0 0
Chico Carrasquel, R OBP: 0.346, SLG: 0.344 (1, 6)												6 2 5 1 0 0 2
Earl Averill, R OBP: 0.323, SLG: 0.393 (1, 2)												3 1 1 1 1 0 2
Mike Garcia, R OBP: 0.288, SLG: 0.312 (1, 1)												0 0 0 0 0 0 0
Sam Mize, R OBP: 0.288, SLG: 0.312 (1, 1)												1 0 0 0 0 0 1
Cal McLish, S OBP: 0.288, SLG: 0.312 (1, 1)												0 0 0 0 0 0 0
Art Houtman, R OBP: 0.288, SLG: 0.312 (1, 1)												0 0 0 0 0 0 0
Jim Higgins, R OBP: 0.288, SLG: 0.312 (1, 1)												1 0 0 0 0 0 0
Bob Feller, R OBP: 0.288, SLG: 0.312 (1, 1)												0 0 0 0 0 0 0
Dale Mitchell, L OBP: 0.288, SLG: 0.312 (1, 1)												1 0 0 0 0 0 0
George Strickland, R OBP: 0.288, SLG: 0.312 (1, 1)												0 0 0 0 0 0 0
Ray Nettles, R OBP: 0.288, SLG: 0.312 (1, 1)												0 0 0 0 0 0 0
Preston Ward, R OBP: 0.288, SLG: 0.312 (1, 1)												1 0 0 0 0 0 2

Inning Stats	R: 1	H: 2	E: 0	K: 1	S: 7	R: 0	H: 1	E: 0	K: 1	S: 6	R: 0	H: 1	E: 0	K: 0	S: 4	R: 6	H: 6	E: 0	K: 0	S: 9	R: 1	H: 2	E: 0	K: 0	S: 4	R: 0	H: 0	E: 0	K: 0	S: 3	R: 0	H: 0	E: 0	K: 0	S: 3	R: 1	H: 1	E: 1	K: 0	S: 5	R: 2	H: 2	E: 0	K: 0	S: 5	R: 0	H: 0	E: 0	K: 0	S: 3	R: 1	H: 2	E: 0	K: 1	S: 5
Bill Wight, L ERA: 5.26 (1, 1)	IP: 3.1	WLS: 20	BF: 9	H: 6	R: 6	ER: 6	SO: 2	BB: 0	IBB: 0	HBP: 1	BLK: 0	WP: 0	HR: 0	S: 23	P: 24	ERA: 16.20	WHIP: 2.700																																						
Mike Fornieles, R ERA: 5.86 (4, 1)	IP: 0.2	WLS: 5	BF: 3	H: 2	R: 2	ER: 2	SO: 0	BB: 0	IBB: 0	HBP: 0	BLK: 0	WP: 0	HR: 1	S: 5	P: 5	ERA: 27.00	WHIP: 4.500																																						
Hal Brown, R ERA: 2.59 (5, 1)	IP: 6.1	WLS: L 27	BF: 5	H: 4	R: 4	ER: 4	SO: 1	BB: 1	IBB: 2	HBP: 0	BLK: 0	WP: 0	HR: 0	S: 26	P: 38	ERA: 5.68	WHIP: 0.947																																						

BOTTOM

Baltimore Orioles @ Cleveland Indians
Cleveland Municipal Stadium, Cleveland, OH

Wed Jun 27 1956, 3:33 AM EDT
Att: 4,514 - Unknown

AB	44
R	12
H	17
RBI	11
BB	3
SO	3
LOB	19

1B:	13	SF:	2	WP:	0	PA:	52
2B:	3	SAC:	2	PB:	0		
3B:	0	DP:	1	SB:	2		
HR:	1	HBP:	1	CS:	0		

Batter	1	2	3	4	5	6	7	8	9	AB R H RBI BB SO LOB	TOP											
Sammy Esposito, R (1, 5) OBP: 0.373, SLG: 0.293	4-0 BB		4-0 CS BB			0-3 K	0-0 5-3			2 0 0 0 2 1 1												
Nellie Fox, L (1, 4) OBP: 0.309, SLG: 0.365	0-3 K		0-0 5-3			0-0 E6 1B E		0-0 1-3		4 1 0 0 0 1 2												
Minnie Minoso, R (1, 7) OBP: 0.447, SLG: 0.493	0-3 K			0-0 F8		0-0 E WP 1B		0-0 F6		4 1 1 0 0 1 1												
Dave Philley, S (1, 9) OBP: 0.356, SLG: 0.375	0-0 F4			0-0 F2		0-0 E3 WP		0-0 F7		4 0 0 0 0 0 2												
Larry Doby, L (1, 8) OBP: 0.402, SLG: 0.427		0-0 F7		0-3 K		4-0 FC6-4 BB			0-0 4-3	3 0 0 0 1 1 0												
Sherm Lollar, R (1, 2) OBP: 0.409, SLG: 0.485		0-3 K			0-0 F5	0-0 FC6-4 BB			0-0 F7	4 0 0 0 0 1 2												
Walt Dropo, R (1, 3) OBP: 0.315, SLG: 0.277					0-0 F4		0-0 F8		0-0 2B	4 0 1 0 0 0 0												
Jim Delsing, L (9, PR) OBP: 0.243, SLG: 0.034										0 0 0 0 0 0 0												
Luis Aparicio, R (1, 6) OBP: 0.288, SLG: 0.325		0-3 K			0-0 F8				0-0 5-3	4 0 1 0 0 1 2												
Jim Wilson, R (1, 1) OBP: 0.356, SLG: 0.317			0-0 1-3			0-0 G3	0-0 F8			2 0 0 0 0 0 0												
Bubba Phillips, R (7, PH) OBP: 0.292, SLG: 0.375										1 0 0 0 0 0 1												
Morrie Martin, L (7, 1) OBP: 0.333, SLG: 0.200										0 0 0 0 0 0 0												
Inning Stats	R: 0 E: 0 K: 2 S: 7	H: 0 LOB: 1 BB: 1 P: 11	R: 0 E: 1 K: 2 S: 8	H: 0 LOB: 1 BB: 0 P: 8	R: 0 E: 0 K: 0 S: 2	H: 0 LOB: 0 BB: 1 P: 6	R: 0 E: 0 K: 1 S: 5	H: 0 LOB: 0 BB: 0 P: 5	R: 0 E: 0 K: 0 S: 3	H: 0 LOB: 0 BB: 0 P: 3	R: 2 E: 2 K: 1 S: 8	H: 1 LOB: 2 BB: 1 P: 12	R: 0 E: 0 K: 0 S: 4	H: 1 LOB: 1 BB: 0 P: 4	R: 0 E: 0 K: 0 S: 3	H: 0 LOB: 0 BB: 0 P: 3	R: 0 E: 0 K: 0 S: 4	H: 1 LOB: 1 BB: 0 P: 4	1B: 2 2B: 1 3B: 0 HR: 0	SF: 0 SAC: 0 DP: 0 HBP: 0	WP: 1 PB: 0 SB: 0 CS: 1	PA: 35
PITCHER Herb Score, L (1, 1) ERA: 2.6	IP: 9.0 WLS: W BF: 35 H: 3 R: 2 ER: 0 SO: 6 BB: 3 IBB: 0 HBP: 0 BLK: 0 WP: 1 HR: 0 S: 44 P: 56 ERA: 0.00 WHIP: 0.667																					
PITCHER	IP: 9.0 WLS: W BF: 35 H: 3 R: 2 ER: 0 SO: 6 BB: 3 IBB: 0 HBP: 0 BLK: 0 WP: 1 HR: 0 S: 44 P: 56 ERA: 0.00 WHIP: 0.667																					

Chicago White Sox @ Cleveland Indians
Cleveland Municipal Stadium, Cleveland, OH

AB 32
R 2
H 3
RBI 0
BB 3
SO 6
LOB 11



Fri Jun 29 1956, 3:33 AM EDT
Unknown

livebaseballscorecards.com

Batter	1	2	3	4	5	6	7	8	9	AB R H RBI BB SO LOB	TOP
Jim Rivera, L (1, 9) OBP: 0.376, SLG: 0.420	0-0 FC6-4 2B	4-0 2B BB		1-0 1B HBP	0-0 HBP 1B	0-0 5-3		0-0 1-H 2-H 2B		4 3 3 2 1 0 0	
Nellie Fox, L (1, 4) OBP: 0.313, SLG: 0.371	0-0 L5	0-0 1B 2B		0-0 F9 1B	0-0 HBP 1B	0-0 3-1		0-0 F8		6 3 3 2 0 0 2	
Minnie Minoso, R (1, 7) OBP: 0.452, SLG: 0.493	1-0 FC6-4 HBP	0-0 1B 1B		0-0 FC F9 1B	1-0 1B SF8 HBP		0-0 6-3		0-0 F8	4 1 2 3 0 0 0	
Larry Doby, L (1, 8) OBP: 0.405, SLG: 0.429	0-0 FC6-4 FC4-6 1-2f 2-3	0-0 1B		0-0 F9	0-0 E 1B		0-0 F5		0-0 BB 1B	6 1 3 2 0 0 4	
Dave Philley, S (1, 3) Walt Dropo, R (7, 3) OBP: 0.353, SLG: 0.370 OBP: 0.321, SLG: 0.277	0-0 FC4-6 1-2f	0-3 K		0-0 FC	0-0 SF8		4-0 CS BB		4-0 BB BB BB BB 1-2 BB	3 0 0 2 1 1 5 0 0 0 0 1 0 0	
Sherm Lollar, R (1, 2) Les Moss, R (8, 2) OBP: 0.404, SLG: 0.477 OBP: 0.316, SLG: 0.485		0-0 F7	0-0 5-3	0-3 K	0-0 E5 1B		0-0 CS		0-0 1B 2B 1B	5 1 1 0 0 1 3 1 0 0 0 0 0 2	
Fred Hatfield, L (1, 5) OBP: 0.381, SLG: 0.394		0-0 1B 3B	4-0 FC4 BB	0-0 G3	0-0 1B			0-0 F8	0-0 F2	5 1 2 1 1 0 5	
Luis Aparicio, R (1, 6) OBP: 0.290, SLG: 0.327		0-0 S 2B 1B	0-3 K		5-3 F8			0-0 2B 1B		5 2 2 1 0 1 3	
Billy Pierce, L (1, 1) OBP: 0.151, SLG: 0.118		0-3 K	0-0 FC4		4-0 1B 1B HBP BB	0-0 F7		0-3 K		4 1 0 0 1 2 4	
Inning Stats	R: 0 E: 0 K: 0 S: 4 H: 1 LOB: 2 BB: 0 P: 5	R: 4 E: 0 K: 2 S: 12 H: 5 LOB: 2 BB: 1 P: 16	R: 0 E: 0 K: 1 S: 5 H: 0 LOB: 1 BB: 1 P: 9	R: 2 E: 0 K: 1 S: 8 H: 2 LOB: 2 BB: 0 P: 9	R: 5 E: 1 K: 0 S: 8 H: 4 LOB: 2 BB: 1 P: 13	R: 0 E: 0 K: 0 S: 3 H: 0 LOB: 0 BB: 0 P: 3	R: 0 E: 0 K: 0 S: 2 H: 0 LOB: 0 BB: 1 P: 6	R: 2 E: 0 K: 1 S: 8 H: 3 LOB: 1 BB: 0 P: 8	R: 0 E: 0 K: 0 S: 4 H: 1 LOB: 2 BB: 1 P: 8	1B: 12 2B: 3 3B: 1 HR: 0 SF: 1 SAC: 0 DP: 0 HBP: 3	WP: 0 PB: 0 SB: 1 CS: 1 PA: 53
PITCHER	IP WLS BF H R ER SO BB IBB HBP BLK WP HR S P ERA WHIP	IP WLS BF H R ER SO BB IBB HBP BLK WP HR S P ERA WHIP	IP WLS BF H R ER SO BB IBB HBP BLK WP HR S P ERA WHIP	IP WLS BF H R ER SO BB IBB HBP BLK WP HR S P ERA WHIP	IP WLS BF H R ER SO BB IBB HBP BLK WP HR S P ERA WHIP	IP WLS BF H R ER SO BB IBB HBP BLK WP HR S P ERA WHIP	IP WLS BF H R ER SO BB IBB HBP BLK WP HR S P ERA WHIP	IP WLS BF H R ER SO BB IBB HBP BLK WP HR S P ERA WHIP	IP WLS BF H R ER SO BB IBB HBP BLK WP HR S P ERA WHIP	IP WLS BF H R ER SO BB IBB HBP BLK WP HR S P ERA WHIP	IP WLS BF H R ER SO BB IBB HBP BLK WP HR S P ERA WHIP
Bob Lemon, R (1, 1) ERA: 3.67	1.2 L										
Bud Daley, L (2, 1) ERA: 6.0	2.2										
Cal McLish, R (5, 1) ERA: 5.17	4.2										

Chicago White Sox @ Cleveland Indians
Cleveland Municipal Stadium, Cleveland, OH
Fri Jun 29 1956, 3:38 AM EDT
Att. 34,371 - Unknown

AB	43
R	13
H	16
RBI	13
BB	5
SO	5
LOB	28



Batter	1	2	3	4	5	6	7	8	9	AB R H RBI BB SO LOB	BOTTOM
--------	---	---	---	---	---	---	---	---	---	----------------------	--------

Bobby Avila, R <small>OBP: 0.311, SLG: 0.319</small> (1, 4)										4 0 0 0 1 2 0	Chicago White Sox @ Cleveland Indians Cleveland Municipal Stadium, Cleveland, OH Fri Jun 29 1956, 3:38 AM EDT Att. 34,371 - Unknown
--	--	--	--	--	--	--	--	--	--	---------------	---

Gene Woodling, L <small>OBP: 0.450, SLG: 0.461</small> (1, 7)										1 0 0 0 1 0 0	Chicago White Sox @ Cleveland Indians Cleveland Municipal Stadium, Cleveland, OH Fri Jun 29 1956, 3:38 AM EDT Att. 34,371 - Unknown
--	--	--	--	--	--	--	--	--	--	---------------	---

Sam Mele, R <small>OBP: 0.364, SLG: 0.443</small> (5, PH)										1 0 1 2 1 0 0	Chicago White Sox @ Cleveland Indians Cleveland Municipal Stadium, Cleveland, OH Fri Jun 29 1956, 3:38 AM EDT Att. 34,371 - Unknown
--	--	--	--	--	--	--	--	--	--	---------------	---

Al Smith, R <small>OBP: 0.394, SLG: 0.478</small> (1, 9)										4 0 2 0 0 0 1	Chicago White Sox @ Cleveland Indians Cleveland Municipal Stadium, Cleveland, OH Fri Jun 29 1956, 3:38 AM EDT Att. 34,371 - Unknown
---	--	--	--	--	--	--	--	--	--	---------------	---

Al Rosen, R <small>OBP: 0.390, SLG: 0.500</small> (1, 5)										2 0 0 0 1 1 5	Chicago White Sox @ Cleveland Indians Cleveland Municipal Stadium, Cleveland, OH Fri Jun 29 1956, 3:38 AM EDT Att. 34,371 - Unknown
---	--	--	--	--	--	--	--	--	--	---------------	---

George Strickland, R <small>OBP: 0.281, SLG: 0.179</small> (6, 5)										1 0 0 0 0 0 0	Chicago White Sox @ Cleveland Indians Cleveland Municipal Stadium, Cleveland, OH Fri Jun 29 1956, 3:38 AM EDT Att. 34,371 - Unknown
--	--	--	--	--	--	--	--	--	--	---------------	---

Vic Wertz, L <small>OBP: 0.398, SLG: 0.554</small> (1, 3)										3 0 0 0 0 1 4	Chicago White Sox @ Cleveland Indians Cleveland Municipal Stadium, Cleveland, OH Fri Jun 29 1956, 3:38 AM EDT Att. 34,371 - Unknown
--	--	--	--	--	--	--	--	--	--	---------------	---

Preston Ward, L <small>OBP: 0.353, SLG: 0.443</small> (6, 3)										1 0 1 0 0 0 0	Chicago White Sox @ Cleveland Indians Cleveland Municipal Stadium, Cleveland, OH Fri Jun 29 1956, 3:38 AM EDT Att. 34,371 - Unknown
---	--	--	--	--	--	--	--	--	--	---------------	---

Jim Busby, R <small>OBP: 0.285, SLG: 0.326</small> (1, 8)										4 0 0 0 0 1 2	Chicago White Sox @ Cleveland Indians Cleveland Municipal Stadium, Cleveland, OH Fri Jun 29 1956, 3:38 AM EDT Att. 34,371 - Unknown
--	--	--	--	--	--	--	--	--	--	---------------	---

Chico Carrasquel, R <small>OBP: 0.351, SLG: 0.357</small> (1, 6)										3 0 0 0 1 2 1	Chicago White Sox @ Cleveland Indians Cleveland Municipal Stadium, Cleveland, OH Fri Jun 29 1956, 3:38 AM EDT Att. 34,371 - Unknown
---	--	--	--	--	--	--	--	--	--	---------------	---

Jim Hegan, R <small>OBP: 0.354, SLG: 0.354</small> (1, 2)										1 1 0 0 1 1 1	Chicago White Sox @ Cleveland Indians Cleveland Municipal Stadium, Cleveland, OH Fri Jun 29 1956, 3:38 AM EDT Att. 34,371 - Unknown
--	--	--	--	--	--	--	--	--	--	---------------	---

Earl Averill, R <small>OBP: 0.313, SLG: 0.379</small> (6, 2)										2 0 0 0 0 1 0	Chicago White Sox @ Cleveland Indians Cleveland Municipal Stadium, Cleveland, OH Fri Jun 29 1956, 3:38 AM EDT Att. 34,371 - Unknown
---	--	--	--	--	--	--	--	--	--	---------------	---

Bob Lemon, L <small>OBP: 0.267, SLG: 0.308</small> (1, 1)										0 0 0 0 0 0 0	Chicago White Sox @ Cleveland Indians Cleveland Municipal Stadium, Cleveland, OH Fri Jun 29 1956, 3:38 AM EDT Att. 34,371 - Unknown
--	--	--	--	--	--	--	--	--	--	---------------	---

Bud Daley, L (2, 1)										1 0 0 0 0 0 0	Chicago White Sox @ Cleveland Indians Cleveland Municipal Stadium, Cleveland, OH Fri Jun 29 1956, 3:38 AM EDT Att. 34,371 - Unknown
-------------------------------	--	--	--	--	--	--	--	--	--	---------------	---

Cal McLish, S (5, 1)										1 1 0 0 1 1 0	Chicago White Sox @ Cleveland Indians Cleveland Municipal Stadium, Cleveland, OH Fri Jun 29 1956, 3:38 AM EDT Att. 34,371 - Unknown
--------------------------------	--	--	--	--	--	--	--	--	--	---------------	---

Dale Mitchell, L <small>OBP: 0.417, SLG: 0.176</small> (9, PH)										1 0 0 0 0 0 0	Chicago White Sox @ Cleveland Indians Cleveland Municipal Stadium, Cleveland, OH Fri Jun 29 1956, 3:38 AM EDT Att. 34,371 - Unknown
---	--	--	--	--	--	--	--	--	--	---------------	---

Inning Stats	R: 0 E: 0 K: 0 S: 3	H: 1 LOB: 1 BB: 1 P: 7	R: 0 E: 0 K: 1 S: 5	H: 0 LOB: 1 BB: 1 P: 9	R: 0 E: 0 K: 0 S: 3	H: 0 LOB: 0 BB: 0 P: 3	R: 0 E: 0 K: 0 S: 3	H: 0 LOB: 1 BB: 1 P: 7	R: 2 E: 0 K: 3 S: 11	H: 2 LOB: 3 BB: 3 P: 23	R: 0 E: 0 K: 2 S: 7	H: 0 LOB: 0 BB: 0 P: 7	R: 0 E: 0 K: 2 S: 7	H: 0 LOB: 1 BB: 1 P: 11	R: 0 E: 0 K: 1 S: 6	H: 1 LOB: 1 BB: 0 P: 6	R: 0 E: 0 K: 1 S: 5	H: 0 LOB: 0 BB: 0 P: 5	1B: 3 2B: 1 3B: 0 HR: 0	SF: 0 SAC: 0 DP: 1 HBP: 0	WP: 0 PB: 0 SB: 0 CS: 0	PA: 37
--------------	------------------------------	---------------------------------	------------------------------	---------------------------------	------------------------------	---------------------------------	------------------------------	---------------------------------	-------------------------------	----------------------------------	------------------------------	---------------------------------	------------------------------	----------------------------------	------------------------------	---------------------------------	------------------------------	---------------------------------	----------------------------------	------------------------------------	----------------------------------	--------

PITCHER	Billy Pierce, L <small>ERA: 2.9</small> (1, 1)	IP 9.0	WLS W	BF 37	H 4	R 2	ER 2	SO 10	BB 7	IBB 0	HBP 0	BLK 0	WP 0	HR 0	S 50	P 78	ERA 2.00	WHIP 1.222					
---------	---	-----------	----------	----------	--------	--------	---------	----------	---------	----------	----------	----------	---------	---------	---------	---------	-------------	---------------	--	--	--	--	--

PITCHER																			
---------	--	--	--	--	--	--	--	--	--	--	--	--	--	--	--	--	--	--	--

livebaseballscores.com

AB	30
R	2
H	4
RBI	2
BB	7
SO	10
LOB	14



Batter	1	2	3	4	5	6	7	8	9	AB R H RBI BB SO LOB	TOP	
Jim Rivera, L (1, 9) OBP: 0.372, SLG: 0.411	4-0 1B S 1B BB	0-3 K		0-0 G2	0-0 F8			0-0 6-3		4 1 0 0 1 1 4		
Nellie Fox, L (1, 4) OBP: 0.318, SLG: 0.375	0-0 1B 1-3 1B		0-0 1B	0-0 2B 1B 2-H 3-H		0-0 6-3		0-0 F2		5 1 3 2 0 0 0		
Minnie Minoso, R (1, 7) OBP: 0.451, SLG: 0.491	0-0 1B 1-2 G6-4-3 3-H		0-3 K	0-0 2B 1B 1-2		0-0 4-3			0-0 L8	5 1 2 1 0 1 1		
Dave Philley, S (1, 3) Walt Dropo, R (9, 3) OBP: 0.351, SLG: 0.371 OBP: 0.321, SLG: 0.277	0-0 F9		0-0 F5	0-0 1B 2B 1-3 2-H		0-0 F7			0-0 6-3	5 1 1 1 0 0 3 0 0 0 0 0 0 0		
Larry Doby, L (1, 8) OBP: 0.405, SLG: 0.441	0-0 G6-4-3 1-2f		0-0 F4	4-0 1B IBB			0-0 HR		0-0 4-3	4 1 1 1 1 0 3		
Sammy Esposito, R (1, 5) OBP: 0.387, SLG: 0.306		4-0 1B BB 1-3		0-0 1B 5-3 FC			0-0 F8			3 1 2 2 1 0 0		
Les Moss, R (1, 2) OBP: 0.310, SLG: 0.459		0-0 L7		0-0 1B FC 5-3			0-0 6-3			4 1 1 0 0 0 3		
Luis Aparicio, R (1, 6) OBP: 0.290, SLG: 0.325		0-0 1B 1-2		0-0 1B 1-2 2-3		0-0 6-3		0-0 6-3		4 0 1 0 0 0 2		
Gerry Staley, R (1, 1) OBP: 0.267, SLG: 0.214		0-0 1-3		0-0 FC 1B 2-3 3-H		0-0 F7		0-0 F6		4 1 0 1 0 0 3		
Inning Stats	R: 1 H: 2 E: 0 LOB: 1 K: 0 BB: 1 S: 4 P: 8	R: 0 H: 1 E: 0 LOB: 2 K: 1 BB: 1 S: 6 P: 10	R: 0 H: 1 E: 0 LOB: 1 K: 1 BB: 0 S: 6 P: 6	R: 6 H: 6 E: 0 LOB: 2 K: 0 BB: 1 S: 10 P: 14	R: 0 H: 0 E: 0 LOB: 0 K: 0 BB: 0 S: 3 P: 3	R: 0 H: 0 E: 0 LOB: 0 K: 0 BB: 0 S: 3 P: 3	R: 1 H: 1 E: 0 LOB: 0 K: 0 BB: 0 S: 4 P: 4	R: 0 H: 0 E: 0 LOB: 0 K: 0 BB: 0 S: 3 P: 3	R: 0 H: 0 E: 0 LOB: 0 K: 0 BB: 0 S: 3 P: 3	1B: 9 SF: 0 2B: 1 SAC: 0 3B: 0 DP: 1 HR: 1 HBP: 0	WP: 0 PA: 41 PB: 0 SB: 1 CS: 0	
PITCHER	IP WLS BF H R ER SO BB IBB HBP BLK WP HR S P ERA WHIP											
Don Mossi, L (1, 1) ERA: 4.91	3.2 L 21 8 6 6 2 2 0 0 0 0 0 0 23 31 14.73 2.727											
Art Houtteman, R (4, 1) ERA: 4.38	1.1 7 2 1 1 0 0 0 1 0 0 0 0 6 10 6.75 1.500											
Bob Feller, R (6, 1) ERA: 3.54	1.0 3 0 0 0 0 0 0 0 0 0 0 0 3 3 0.00 0.000											
Ray Narleski, R (7, 1) ERA: 1.72	3.0 10 1 1 1 0 0 0 0 0 0 0 0 1 10 10 3.00 0.333											

Chicago White Sox @ Cleveland Indians
Cleveland Municipal Stadium, Cleveland, OH
Sat Jun 30 1956, 3:33 AM EDT
Att: 10,801 - Unknown

AB	38
R	8
H	11
RBI	8
BB	3
SO	2
LOB	19



livebaseballscorecards.com

Batter	1	2	3	4	5	6	7	8	9	AB R H RBI BB SO LOB
Bobby Avila, R (1, 4) George Strickland, R (3, 4) OBP: 0.310, SLG: 0.318 OBP: 0.333, SLG: 0.344	0-0 L8		0-0 F8		0-0 G3	0-0 F9			0-0 HR	1 0 0 0 0 0 0 4 1 3 2 0 0 0
Gene Woodling, L (1, 7) OBP: 0.448, SLG: 0.458	0-0 1B		0-0 FC5-4		0-0 F9			0-0 FC6-4	0-0 HR	5 0 2 0 0 0 2
Al Smith, R (1, 9) OBP: 0.394, SLG: 0.474	0-0 1B		0-0 F8		0-0 FC5-4			0-0 F9	0-0 4-3	4 0 1 0 1 0 3
Vic Wertz, L (1, 3) OBP: 0.394, SLG: 0.547	0-0 1B		0-0 FC5-4		0-0 FC5-4			0-0 FC6-4	4-0 BB	5 0 1 0 0 1 2
Al Rosen, R (1, 5) OBP: 0.386, SLG: 0.508	0-0 4-3			0-0 F9		0-3 K		0-0 F7	0-0 F8	5 1 1 1 0 0 3
Jim Busby, R (1, 8) OBP: 0.288, SLG: 0.332		0-0 B2-3		0-0 HR		0-0 F6		0-0 G3	0-0 4-3	4 0 2 0 0 0 0
Chico Carrasquel, R (1, 6) OBP: 0.357, SLG: 0.358		0-0 E7		0-0 2B		0-0 E5		0-0 F2		2 0 1 0 1 1 1
Jim Hegan, R (1, 2) Earl Averill, R (5, 2) OBP: 0.356, SLG: 0.352 OBP: 0.319, SLG: 0.373		4-0 PO		0-3 K		4-0 HBP		1-0 HBP		1 0 0 0 1 0 1 1 0 0 0 0 1 1
Don Mossi, L (1, 1) Art Houtteman, R (4, 1) Dale Mitchell, L (5, PH) Bob Feller, R (6, 1) Preston Ward, L (6, PH) Ray Narveski, R (7, 1) Sam Mele, R (9, PH) OBP: 0.290, SLG: 0.438 OBP: 0.286, SLG: 0.167 OBP: 0.373, SLG: 0.468		0-0 PO		0-0 F7		1-0 HBP		0-3 K		1 0 0 0 0 0 0 0 0 0 0 0 0 0 1 0 0 0 0 0 0 0 0 0 0 0 0 0 1 0 0 0 0 0 3 0 0 0 0 0 0 0 1 1 1 0 0 0 0

Inning Stats	R: 0 H: 3 E: 0 LOB: 2 K: 0 BB: 0 S: 5 P: 5	R: 0 H: 1 E: 1 LOB: 1 K: 0 BB: 1 S: 2 P: 6	R: 0 H: 1 E: 0 LOB: 1 K: 0 BB: 0 S: 4 P: 4	R: 1 H: 2 E: 0 LOB: 1 K: 1 BB: 0 S: 7 P: 7	R: 0 H: 1 E: 0 LOB: 1 K: 0 BB: 0 S: 4 P: 4	R: 0 H: 1 E: 1 LOB: 3 K: 1 BB: 1 S: 6 P: 11	R: 0 H: 1 E: 0 LOB: 1 K: 0 BB: 0 S: 4 P: 4	R: 0 H: 0 E: 0 LOB: 1 K: 1 BB: 0 S: 5 P: 6	R: 2 H: 2 E: 0 LOB: 1 K: 0 BB: 1 S: 5 P: 9	1B: 8 SF: 0 2B: 3 SAC: 0 3B: 0 DP: 1 HR: 2 HBP: 2	
PITCHER Gerry Staley, R (1, 1) ERA: 4.36	IP 9.0 WLS W BF 41 H 12 R 3 ER 3 SO 3 BB 3 IBB 0 HBP 2 BLK 0 WP 0 HR 2 S 42 P 56 ERA 3.00 WHIP 1.667										PITCHER IP WLS BF H R ER SO BB IBB HBP BLK WP HR S P ERA WHIP

BOTTOM


Chicago White Sox @ Cleveland Indians
Cleveland Municipal Stadium, Cleveland, OH

livebaseballscorecards.com

AB	36
R	3
H	12
RBI	3
BB	3
SO	3
LOB	16



Sat Jun 30 1956, 3:33 AM EDT
Att. 10,801 - Unknown

Batter	1	2	3	4	5	6	7	8	9	AB R H RBI BB SO LOB	TOP																							
Jim Rivera, L (1, 9) OBP: 0.381, SLG: 0.431	0-0 4-3 2B		0-0 1B		0-0 1B 2B		0-0 1B HR 1B	0-0 4-3		5 2 4 0 0 0 0	<p>Chicago White Sox @ Cleveland Indians</p> <p>Cleveland Municipal Stadium, Cleveland, OH</p> <p>Sun Jul 01 1956, 3:33 AM EDT Unknown</p> <p>livebaseballscorecards.com</p> <table border="1"> <tr><td>AB</td><td>38</td></tr> <tr><td>R</td><td>6</td></tr> <tr><td>H</td><td>11</td></tr> <tr><td>RBI</td><td>6</td></tr> <tr><td>BB</td><td>1</td></tr> <tr><td>SO</td><td>5</td></tr> <tr><td>LOB</td><td>12</td></tr> </table> 	AB	38	R	6	H	11	RBI	6	BB	1	SO	5	LOB	12									
AB	38																																	
R	6																																	
H	11																																	
RBI	6																																	
BB	1																																	
SO	5																																	
LOB	12																																	
Nellie Fox, L (1, 4) OBP: 0.316, SLG: 0.372	0-0 4-3		0-0 F9		0-0 2B 1B		0-0 F9	0-0 F3	5 1 1 1 0 0 3																									
Minnie Minoso, R (1, 7) OBP: 0.450, SLG: 0.493	0-0 F4		0-0 2-3		0-0 1B 2B		0-0 HR 1B	0-0 1-3	5 1 2 1 0 0 2																									
Larry Doby, L (1, 8) OBP: 0.405, SLG: 0.451	0-3 K			0-3 K	4-0 BB		0-0 HR	0-0 F7	4 1 1 3 1 2 1																									
Dave Philley, S (1, 3) Walt Dropo, R (8, 3) OBP: 0.346, SLG: 0.365 OBP: 0.321, SLG: 0.277		0-0 F4		0-0 4-3	0-0 F5		0-3 K		4 0 0 0 0 1 2 0 0 0 0 0 0 0																									
Sherm Lollar, R (1, 2) OBP: 0.402, SLG: 0.473		0-3 K		0-0 1B		0-0 F6	0-0 6-3		4 0 1 0 0 1 0																									
Fred Hatfield, L (1, 5) OBP: 0.385, SLG: 0.392		0-0 1B		0-0 F9		1-0 HBP		0-0 F4	3 0 1 0 0 0 1																									
Luis Aparicio, R (1, 6) OBP: 0.284, SLG: 0.319		0-0 1-3			0-0 1-3	0-0 L7		0-0 F9	4 0 0 0 0 0 2																									
Jack Harshman, L (1, 1) Dixie Howell, L (7, 1) Morrie Martin, L (8, 1) Sandy Consuegra, R (9, 1) OBP: 0.222, SLG: 0.292 OBP: 0.385, SLG: 0.833 OBP: 0.333, SLG: 0.200			0-0 G3		0-0 F3	0-3 K		0-0 HR	3 0 0 0 0 1 1 1 1 1 1 0 0 0 0 0 0 0 0 0 0 0 0 0 0 0 0 0																									
Inning Stats	R: 0 E: 0 K: 1 S: 6	H: 1 LOB: 1 BB: 0 P: 6	R: 0 E: 0 K: 1 S: 6	H: 1 LOB: 1 BB: 0 P: 6	R: 0 E: 0 K: 0 S: 4	H: 1 LOB: 1 BB: 0 P: 4	R: 0 E: 0 K: 1 S: 6	H: 0 LOB: 1 BB: 0 P: 6	R: 3 E: 0 K: 1 S: 8	H: 3 LOB: 0 BB: 0 P: 8	R: 1 E: 0 K: 0 S: 4	H: 1 LOB: 0 BB: 0 P: 4	R: 0 E: 0 K: 0 S: 3	H: 0 LOB: 0 BB: 0 P: 3	1B: 6 2B: 3 3B: 0 HR: 2	SF: 0 SAC: 0 DP: 0 HBP: 1	WP: 0 PB: 0 SB: 0 CS: 0	PA: 40																
PITCHER	IP WLS BF H R ER SO BB IBB HBP BLK WP HR S P ERA WHIP																																	
Early Wynn, R (1, 1) ERA: 3.18	7.0		33	10	5	5	5	1	0	1	0	0	1	41	46	6.43	1.571																	
Mike Garcia, R (8, 1) ERA: 4.15	1.0		4	1	1	1	0	0	0	0	0	0	1	4	4	9.00	1.000																	
Ray Narleski, R (9, 1) ERA: 1.69	1.0	W	3	0	0	0	0	0	0	0	0	0	0	3	3	0.00	0.000																	

BOTTOM

Chicago White Sox @ Cleveland Indians
Cleveland Municipal Stadium, Cleveland, OH

livebaseballscorecards.com

AB 33
R 7
H 10
RBI 6
BB 8
SO 1
LOB 16



WP: 0 PA: 43
PB: 0
SB: 0
CS: 0
ERA
WHIP

Sun Jul 01 1956, 3:33 AM EDT
Unknown

AB R H RBI BB SO LOB

3 1 1 0 2 0 0

2 1 0 0 2 0 1

4 2 1 0 1 0 4

4 1 3 2 0 0 0

3 0 0 0 2 1 3

4 1 1 1 1 0 4

5 0 2 2 0 0 2

3 1 1 1 0 0 0

1 0 1 0 0 0 0

0 0 0 0 0 0 0

2 0 0 0 0 0 0
1 0 0 0 0 0 0
0 0 0 0 0 0 0
0 0 0 0 0 0 0
1 0 0 0 0 0 2
0 0 0 0 0 0 0

1B: 5 SF: 1
2B: 2 SAC: 0
3B: 2 DP: 2
HR: 1 HBP: 1

0-0 F9

4-0

4-0

0-0

4-0

0-0

0-0

0-0

0-0

R: 3 H: 2
E: 1 LOB: 2
K: 0 BB: 3
S: 4 P: 16

4-0

4-0

0-0

0-0

0-0

0-0

0-0

0-0

0-0

R: 1 H: 4
E: 0 LOB: 2
K: 0 BB: 0
S: 6 P: 6

4-0

4-0

0-0

0-0

0-0

0-0

0-0

0-0

0-0

R: 0 H: 0
E: 0 LOB: 1
K: 0 BB: 2
S: 2 P: 10

4-0

4-0

0-0

0-0

0-0

0-0

0-0

0-0

0-0

R: 0 H: 0
E: 0 LOB: 0
K: 0 BB: 0
S: 3 P: 3

0-0

0-0

0-0

0-0

0-0

0-0

0-0

0-0

0-0

R: 1 H: 1
E: 0 LOB: 0
K: 0 BB: 0
S: 4 P: 4

0-0

0-0

0-0

0-0

0-0

0-0

0-0

0-0

0-0

R: 0 H: 0
E: 0 LOB: 0
K: 0 BB: 0
S: 3 P: 3

0-0

0-0

0-0

0-0

0-0

0-0

0-0

0-0

0-0

R: 0 H: 0
E: 0 LOB: 2
K: 0 BB: 2
S: 3 P: 11

4-0

0-0

0-0

0-0

4-0

4-0

0-0

0-0

0-0

R: 1 H: 1
E: 0 LOB: 2
K: 0 BB: 0
S: 4 P: 4

4-0

0-0

0-0

0-0

0-0

0-0

0-0

0-0

0-0

R: 1 H: 2
E: 0 LOB: 2
K: 1 BB: 0
S: 7 P: 8

0-0

1-0

0-0

0-0

0-0

0-0

0-0

0-0

0-0

R: 1 H: 2
E: 0 LOB: 2
K: 1 BB: 0
S: 7 P: 8

0-0

1-0

0-0

0-0

0-0

0-0

0-0

0-0

0-0

R: 1 H: 2
E: 0 LOB: 2
K: 1 BB: 0
S: 7 P: 8

0-0

1-0

0-0

0-0

0-0

0-0

0-0

0-0

0-0

R: 1 H: 2
E: 0 LOB: 2
K: 1 BB: 0
S: 7 P: 8

PITCHER		IP	WLS	BF	H	R	ER	SO	BB	IBB	HBP	BLK	WP	HR	S	P	ERA	WHIP
Jack Harshman, L	(1, 1)	6.1		29	4	3	3	1	5	0	1	0	0	1	25	46	4.26	1.421
Dixie Howell, R	(7, 1)	1.1		6	4	1	1	0	0	0	0	0	0	0	6	6	6.75	3.000
Morrie Martin, L	(8, 1)	0.2		3	0	1	1	0	1	0	0	0	0	0	2	6	13.50	1.500
Sandy Consuegra, R	(9, 1)	0.1	L	5	2	2	2	0	1	1	0	0	0	0	3	11	54.00	9.000

Batter	1	2	3	4	5	6	7	8	9	AB	R	H	RBI	BB	SO	LOB						
George Strickland, R OBP: 0.366, SLG: 0.400	0-0 1B 3B	4-0 BB		0-0 F7			4-0 BB BB		0-0 F9	3	1	1	0	2	0	0						
Gene Woodling, L OBP: 0.453, SLG: 0.450	1-0 1B HBP	0-0 F8			0-0 F4		4-0 G5-4-3 BB		4-0 1B BB E BB	2	1	0	0	2	0	1						
Al Smith, R OBP: 0.394, SLG: 0.479	0-0 F5		0-0 F9		0-0 SF8 3B		0-0 G5-4-3		4-0 E FC6-4 BB	4	2	1	0	1	0	4						
Al Rosen, R OBP: 0.391, SLG: 0.513	0-0 FC6-4 1B		0-0 F5		0-0 SF8			0-0 G6-3 1B	0-0 FC6-4 1B 1B	4	1	3	2	0	0	0						
Vic Wertz, L OBP: 0.395, SLG: 0.540	0-3 K		4-0 BB BB		0-0 F9			0-0 G6-3	4-0 FC6-4 IBB	3	0	0	0	2	1	3						
Jim Busby, R OBP: 0.290, SLG: 0.335	0-0 FC6-4		4-0 FC6-4 BB				0-0 F8		0-0 FC6-4 1B	4	1	1	1	1	0	4						
Chico Carrasquel, R OBP: 0.358, SLG: 0.359		0-0 F9	0-0 FC6-4				0-0 F3		0-0 2B 1B	5	0	2	2	0	0	2						
Jim Hegan, R OBP: 0.355, SLG: 0.374		0-0 HR		0-0 F9			0-0 F2		0-0 2B	3	1	1	1	0	0	0						
Preston Ward, L OBP: 0.356, SLG: 0.456 (8, PH)				0-0 F9						1	0	1	0	0	0	0						
Earl Averill, R OBP: 0.319, SLG: 0.373 (9, 2)				0-0 F9						0	0	0	0	0	0	0						
Early Wynn, S OBP: 0.244, SLG: 0.220 (1, 1)				0-0 F9						2	0	0	0	0	0	0						
Bobby Avila, R OBP: 0.309, SLG: 0.317 (7, PH)										1	0	0	0	0	0	0						
Mike Garcia, R OBP: 0.154, SLG: 0.087 (8, 1)										0	0	0	0	0	0	0						
Dale Mitchell, L OBP: 0.469, SLG: 0.167 (8, PH)										0	0	0	0	0	0	0						
Sam Mele, R OBP: 0.366, SLG: 0.460 (8, PH)										1	0	0	0	0	0	2						
Ray Narjeski, R OBP: 0.286, SLG: 0.167 (9, 1)										0	0	0	0	0	0	0						
Inning Stats	R: 1 E: 0 K: 1 S: 7	H: 2 LOB: 2 BB: 0 P: 8	R: 1 E: 0 K: 0 S: 4	H: 1 LOB: 1 BB: 1 P: 8	R: 0 E: 0 K: 0 S: 3	H: 0 LOB: 2 BB: 2 P: 11	R: 0 E: 0 K: 0 S: 3	H: 0 LOB: 0 BB: 0 P: 3	R: 1 E: 0 K: 0 S: 4	H: 1 LOB: 0 BB: 0 P: 4	R: 0 E: 0 K: 0 S: 3	H: 0 LOB: 0 BB: 0 P: 3	R: 0 E: 0 K: 0 S: 2	H: 0 LOB: 1 BB: 2 P: 10	R: 1 E: 0 K: 0 S: 6	H: 4 LOB: 2 BB: 0 P: 6	R: 3 E: 1 K: 0 S: 4	H: 2 LOB: 2 BB: 3 P: 16	1B: 5 2B: 2 3B: 2 HR: 1	SF: 1 SAC: 0 DP: 2 HBP: 1	WP: 0 PB: 0 SB: 0 CS: 0	PA: 43 ERA WHIP

Batter	1	2	3	4	5	6	7	8	9	AB R H RBI BB SO LOB	TOP											
Jim Rivera, L (1, 9) OBP: 0.373, SLG: 0.421	0-0 4-3	0-0 FC4-6			0-3 K		0-0 F8		0-0 FC6	5 0 0 1 0 1 4												
Nellie Fox, L (1, 4) OBP: 0.315, SLG: 0.371	0-0 F8	0-0 F9			0-0 FC6-4 1B			0-0 F7		4 0 1 0 0 0 2												
Minnie Minoso, R (1, 7) OBP: 0.447, SLG: 0.486	4-0 E BB			0-0 F7	0-0 FC6-4			0-0 F7		3 0 0 0 1 0 1												
Larry Doby, L (1, 8) OBP: 0.402, SLG: 0.448	0-3 K FC6-4 1-2			0-0 FC6-4 1B	0-3 K			0-0 E1		4 0 1 0 0 2 2												
Dave Philley, S (1, 3) OBP: 0.342, SLG: 0.360	0-0 FC6-4			0-0 F8		0-0 3-1		0-0 F8		4 0 0 0 0 0 4												
Fred Hatfield, L (1, 5) OBP: 0.372, SLG: 0.376		0-0 F7		0-0 FC6-4		0-3 K		0-0 3-1		4 0 0 0 0 1 1												
Les Moss, R (1, 2) OBP: 0.311, SLG: 0.436		4-0 BB 1B FC4-6 BB		0-0 1-3		0-0 5-3		0-0 1B 1B		2 1 0 0 1 0 0												
Jim Delsing, L (9, PH) OBP: 0.263, SLG: 0.067										1 0 1 0 0 0 0	AB 34											
Luis Aparicio, R (1, 6) OBP: 0.284, SLG: 0.318		0-0 FC4-6 BB 1-2 1B		0-0 B1-3			0-0 F8		0-3 K	4 0 1 0 0 1 1	R 1											
Dick Donovan, L (1, 1) OBP: 0.395, SLG: 0.457		4-0 BB BB BB		0-0 L4			0-0 1-3		0-0 FC6 1B	2 0 0 0 1 0 0	H 5											
Ron Northey, L (9, PH) OBP: 0.545, SLG: 1.429										1 0 1 0 0 0 0	RBI 1											
Bubba Phillips, R (9, PR) OBP: 0.292, SLG: 0.375		1-2 2-3 BB								0 0 0 0 0 0 0	BB 3											
Inning Stats	R: 0 E: 1 K: 1 S: 6	H: 0 LOB: 2 BB: 1 P: 10	R: 1 E: 0 K: 0 S: 4	H: 1 LOB: 2 BB: 2 P: 12	R: 0 E: 0 K: 0 S: 4	H: 1 LOB: 1 BB: 0 P: 4	R: 0 E: 0 K: 0 S: 3	H: 0 LOB: 0 BB: 0 P: 3	R: 0 E: 0 K: 2 S: 8	H: 1 LOB: 1 BB: 0 P: 8	R: 0 E: 0 K: 1 S: 5	H: 0 LOB: 0 BB: 0 P: 5	R: 0 E: 0 K: 0 S: 3	H: 0 LOB: 0 BB: 0 P: 3	R: 0 E: 1 K: 0 S: 4	H: 0 LOB: 1 BB: 0 P: 4	R: 0 E: 0 K: 1 S: 7	H: 2 LOB: 2 BB: 0 P: 7	1B: 5 2B: 0 3B: 0 HR: 0	SF: 0 SAC: 0 DP: 0 HBP: 0	WP: 0 PB: 0 SB: 0 CS: 0	PA: 37
PITCHER Bob Lemon, R (1, 1) ERA: 3.47	IP 9.0 WLS W BF 37 H 5 R 1 ER 1 SO 5 BB 3 IBB 0 HBP 0 BLK 0 WP 0 HR 0 S 44 P 56 ERA 1.00 WHIP 0.889											PITCHER	IP WLS BF H R ER SO BB IBB HBP BLK WP HR S P ERA WHIP									

Chicago White Sox @ Cleveland Indians
Cleveland Municipal Stadium, Cleveland, OH
Sun Jul 01 1956, 3:38 AM EDT
Att: 31,857 - Unknown

livebaseballscorecards.com



Batter	1	2	3	4	5	6	7	8	9	AB R H RBI BB SO LOB
--------	---	---	---	---	---	---	---	---	---	----------------------

George Strickland, R (1, 4) OBP: 0.356, SLG: 0.368 B B B B	4-0 1-6-3 PB SF8 BB		0-3 K		0-0 6-3	0-3 K				3 1 0 0 1 2 0
Gene Woodling, L (1, 7) OBP: 0.448, SLG: 0.442 X	0-0 1-6-3 1-3		0-0 1B		0-0 4-3	0-0 G3				4 0 1 0 0 0 1
Al Smith, R (1, 9) OBP: 0.392, SLG: 0.481 X	0-0 SF8 3-H		0-3 K		0-0 2B		0-3 K			3 0 1 1 0 2 1
Vic Wertz, L (1, 3) OBP: 0.396, SLG: 0.538 Preston Ward, L (8, 3) OBP: 0.356, SLG: 0.456 X	0-0 1B			0-0 4-3	4-0 IBB		0-0 F8			3 0 1 0 1 0 0 0 0 0 0 0 0 0
Al Rosen, R (1, 5) OBP: 0.393, SLG: 0.510 X	0-0 F8			0-0 2B 4-3 1B	0-0 F7		4-0 BB BB BB BB			3 1 1 0 1 0 3
Jim Busby, R (1, 8) OBP: 0.289, SLG: 0.337 X		0-0 F4		0-0 4-3 1-3 1B 2B		0-0 F9	0-0 G3			4 1 1 0 0 0 1
Chico Carrasquel, R (1, 6) OBP: 0.356, SLG: 0.361 X		0-0 F7		0-0 4-3 2-3 3-H		0-0 FC PB 2B		0-0 6-3		4 1 1 1 0 0 1
Jim Hegan, R (1, 2) OBP: 0.353, SLG: 0.370 X		0-0 2-3		0-0 1B		0-0 FC PB HR		0-3 K		4 1 1 1 0 1 1
Bob Lemon, L (1, 1) OBP: 0.265, SLG: 0.372 S			0-3 K		0-0 6-3		0-0 1-H 3-H HR		0-0 F8	4 1 1 2 0 1 1

Inning Stats	R: 1 H: 1 E: 0 K: 0 S: 4	R: 0 H: 0 E: 0 K: 0 S: 3	R: 0 H: 1 E: 0 K: 3 S: 10	R: 2 H: 3 E: 0 K: 0 S: 6	R: 0 H: 1 E: 0 K: 0 S: 4	R: 3 H: 2 E: 0 K: 1 S: 8	R: 0 H: 0 E: 0 K: 1 S: 5	R: 0 H: 0 E: 0 K: 1 S: 5	1B: 4 2B: 3 3B: 0 HR: 1	SF: 1 SAC: 0 DP: 0 HBP: 0	WP: 0 PA: 36
--------------	--------------------------	--------------------------	---------------------------	--------------------------	--------------------------	--------------------------	--------------------------	--------------------------	-------------------------	---------------------------	--------------


PITCHER Dick Donovan, R (1, 1) ERA: 4.55	IP 8.0	WLS L	BF 36	H 8	R 6	ER 6	SO 6	BB 2	IBB 1	HBP 0	BLK 0	WP 0	HR 1	S 45	P 57	ERA 6.75	WHIP 1.250
PITCHER	IP	WLS	BF	H	R	ER	SO	BB	IBB	HBP	BLK	WP	HR	S	P	ERA	WHIP

BOTTOM

Chicago White Sox @ Cleveland Indians
 Cleveland Municipal Stadium, Cleveland, OH

Sun Jul 01 1956, 3:38 AM EDT
 Att. 31,857 - Unknown

AB	32
R	6
H	8
RBI	5
BB	3
SO	6
LOB	9



WP: 0	PA: 36
PB: 2	SB: 0
CS: 0	

Batter	1	2	3	4	5	6	7	8	9	AB R H RBI BB SO LOB	TOP																
Vic Power, R (1, 3) OBP: 0.333, SLG: 0.427	0-0 5-3		0-0 F8		0-0 FC6-4 1B		0-0 F9		0-0 G4-6-3	5 1 0 0 0 0 4	Kansas City Athletics @ Cleveland Indians Cleveland Municipal Stadium, Cleveland, OH Tue Jul 03 1956, 3:33 AM EDT Att. 6,221 - Unknown livebaseballscorecards.com																
Jim Finigan, R (1, 5) OBP: 0.324, SLG: 0.321	0-0 F7		0-0 1B		0-3 K		0-0 4-3		0-0 F9	5 0 1 0 0 0 1 2																	
Lou Skizas, R (1, 7) OBP: 0.250, SLG: 0.200	0-0 4-3		0-3 K		0-0 1B		4-0 BB			3 0 1 1 1 1 2																	
Harry Simpson, L (1, 9) OBP: 0.345, SLG: 0.537		0-3 K		0-0 1B	0-0 1B		0-3 K			4 0 2 1 0 2 1																	
Tim Thompson, L (1, 2) OBP: 0.345, SLG: 0.399		0-0 3-1		0-0 L4	0-0 F7			0-0 F9		4 0 0 0 0 0 3																	
Hector Lopez, R (1, 4) OBP: 0.375, SLG: 0.504		0-0 HR		0-0 G6-3 1B		0-0 F6		0-0 FC5-4 1B		4 1 3 1 0 0 0																	
Johnny Groth, R (1, 8) OBP: 0.324, SLG: 0.420		0-3 K		0-0 G6-3		0-0 E5 FC5-4		0-0 F9		4 0 0 0 0 0 1 3																	
Joe Demaestri, R (1, 6) OBP: 0.295, SLG: 0.314			0-0 F8		0-0 FC6-4 1B		0-0 FC5-4		0-0 FC5-4	4 1 1 0 0 0 2																	
Art Ditmar, R (1, 1) OBP: 0.204, SLG: 0.170			0-0 1B		4-0 BB		0-3 K		4-0 G4-6-3 BB	1 0 1 0 1 0 0																	
Eddie Robinson, L (6, PH) OBP: 0.299, SLG: 0.395										1 0 0 0 0 0 1 1																	
Tom Gorman, R (6, 1) OBP: 0.150, SLG: 0.056										0 0 0 0 0 0 0 0																	
Rance Pless, R (9, PH) OBP: 0.371, SLG: 0.300										0 0 0 0 0 1 0 0																	
Inning Stats	R: 0 E: 0 K: 0 S: 3	H: 0 LOB: 0 BB: 0 P: 3	R: 1 E: 0 K: 2 S: 8	H: 1 LOB: 0 BB: 0 P: 8	R: 0 E: 0 K: 1 S: 7	H: 2 LOB: 2 BB: 0 P: 7	R: 0 E: 0 K: 0 S: 4	H: 2 LOB: 1 BB: 0 P: 4	R: 2 E: 0 K: 1 S: 8	H: 3 LOB: 2 BB: 1 P: 12	R: 0 E: 1 K: 1 S: 6	H: 0 LOB: 1 BB: 0 P: 6	R: 0 E: 0 K: 1 S: 5	H: 0 LOB: 1 BB: 1 P: 9	R: 0 E: 0 K: 0 S: 4	H: 1 LOB: 1 BB: 0 P: 4	R: 0 E: 0 K: 0 S: 2	H: 0 LOB: 0 BB: 1 P: 6	1B: 8 2B: 0 3B: 0 HR: 1	SF: 0 SAC: 0 DP: 2 HBP: 0	WP: 0 PB: 0 SB: 0 CS: 0	PA: 38					
PITCHER	IP WLS BF H R ER SO BB IBB HBP BLK WP HR S P ERA WHIP																										
Mike Garcia, R (1, 1) ERA: 4.23	4.2		22	8	3	3	4	1	0	0	0	0	1	29	33	5.79	1.929										
Ray Narleski, R (5, 1) ERA: 1.62	2.0	W	8	0	0	0	1	1	0	0	0	0	0	9	13	0.00	0.500										
Don Mossi, L (7, 1) ERA: 4.66	2.1	S	8	1	0	0	1	1	0	0	0	0	0	9	13	0.00	0.857										



Batter	1	2	3	4	5	6	7	8	9
George Strickland, R (1, 4) OBP: 0.360, SLG: 0.357	0-0 F6	0-0 G4-6-3 1B			0-0 5-3	4-0 BB		0-0 F7	
Gene Woodling, L (1, 7) OBP: 0.453, SLG: 0.453	0-0 HR 2B	0-0 G4-6-3 1-2f			0-0 BB 1B	0-0 3-1		4-0 BB 2B	
Al Smith, R (1, 9) OBP: 0.396, SLG: 0.482	0-3 K		0-0 F5		0-0 BB 1B		0-0 S 1B	4-0 1-2 2-3 BB 2B	
Vic Wertz, L (1, 3) OBP: 0.394, SLG: 0.545	0-0 HR		0-0 4-3		0-3 K		0-0 F7	0-0 1-H 2-H 3-H 2B	
Jim Hegan, R (8, 2) OBP: 0.357, SLG: 0.382									
Al Rosen, R (1, 5) OBP: 0.399, SLG: 0.528	0-0 HR 1B		0-0 HR		4-0 BB 1-2 2-3 BB		0-0 F6		
Jim Busby, R (1, 8) OBP: 0.289, SLG: 0.346	0-0 HR		0-0 F7		0-0 F8		0-0 L5		
Chico Carrasquel, R (1, 6) OBP: 0.351, SLG: 0.355	0-0 5-3				0-0 F8		0-3 K	0-0 F7	
Earl Averill, R (1, 2) OBP: 0.319, SLG: 0.371									
Preston Ward, L (8, 3) OBP: 0.362, SLG: 0.456		0-0 5-3			0-0 3-1		0-0 BB 1B	4-0 BB 2B	
Mike Garcia, R (1, 1) OBP: 0.179, SLG: 0.120									
Ray Narleski, R (5, 1) OBP: 0.250, SLG: 0.143		0-0 1B			0-0 6-3		0-3 K	0-0 BB 2B	
Don Mossi, L (7, 1) OBP: 0.200, SLG: 0.154								1-H BB 2B	

AB	R	H	RBI	BB	SO	LOB
4	0	1	0	1	0	1
4	2	2	0	1	0	4
4	1	2	0	1	1	1
4	1	1	2	0	1	3
1	0	1	3	0	0	0
3	2	2	1	1	0	1
4	1	1	2	0	0	4
4	0	0	0	0	1	0
3	0	1	0	0	0	0
0	1	0	0	1	0	0
2	0	1	0	0	0	0
1	0	0	0	0	1	1
1	1	1	1	0	0	0

AB	R	H	RBI	BB	SO	LOB
35	9	13	9	5	4	15

Inning Stats	R: 4	H: 4	E: 0	K: 1	S: 9	LOB: 0	BB: 0	P: 9
R: 0	H: 2	E: 0	K: 0	S: 4	LOB: 1	BB: 0	P: 4	
R: 1	H: 1	E: 0	K: 0	S: 4	LOB: 0	BB: 0	P: 4	
R: 0	H: 0	E: 0	K: 0	S: 3	LOB: 0	BB: 0	P: 3	
R: 0	H: 2	E: 0	K: 1	S: 7	LOB: 3	BB: 1	P: 11	
R: 0	H: 1	E: 0	K: 2	S: 8	LOB: 2	BB: 1	P: 12	
R: 0	H: 1	E: 0	K: 0	S: 4	LOB: 1	BB: 0	P: 4	
R: 4	H: 2	E: 0	K: 0	S: 4	LOB: 3	BB: 3	P: 16	

PITCHER	IP	WLS	BF	H	R	ER	SO	BB	IBB	HBP	BLK	WP	HR	S	P	ERA	WHIP
Art Ditmar, R (1, 1) ERA: 3.87	5.0	L	24	9	5	5	2	1	0	0	0	0	3	27	31	9.00	2.000
Tom Gorman, R (6, 1) ERA: 4.48	3.0		16	4	4	4	2	4	0	0	0	0	0	16	32	12.00	2.667

PITCHER	IP	WLS	BF	H	R	ER	SO	BB	IBB	HBP	BLK	WP	HR	S	P	ERA	WHIP

Kansas City Athletics @ Cleveland Indians
Cleveland Municipal Stadium, Cleveland, OH
 Tue Jul 03 1956, 3:33 AM EDT
 Att. 6,221 - Unknown

livebaseballscorecards.com

WP: 0	PA: 40
PB: 0	
SB: 1	
CS: 0	



Batter	1	2	3	4	5	6	7	8	9	AB R H RBI BB SO LOB	TOP													
George Strickland, R OBP: 0.364, SLG: 0.333 (1, 4)	0-0 P5			4-0 BB 1-3 BB		4-0 2B BB		0-0 L9	0-0 F2	3 1 0 0 2 0 1	Cleveland Indians @ Detroit Tigers Briggs Stadium, Detroit, MI Wed Jul 04 1956, 4:33 AM EDT Unknown													
Gene Woodling, L OBP: 0.451, SLG: 0.455 (1, 7)	0-0 P6			0-0 1-3		0-0 1B 2B		0-0 E3 HR	4-0 3B BB	4 2 1 1 1 0 1														
Al Smith, R OBP: 0.403, SLG: 0.492 (1, 9)	0-3 K			4-0 BB BB		0-0 1B		4-0 HR BB	0-0 3B	3 1 2 2 2 1 0														
Vic Wertz, L OBP: 0.399, SLG: 0.556 (1, 3)				4-0 FC4-6 BB		0-0 L9		0-0 HR	0-0 L9	2 1 1 3 2 0 2														
Preston Ward, L OBP: 0.358, SLG: 0.451 (8, 3)				1-2 2-3 BB		0-0 L9		1-H 2-H HR	0-0 L9	1 0 0 0 0 0 1														
Al Rosen, R OBP: 0.401, SLG: 0.523 (1, 5)				0-0 L9		4-0 G1-6-3 IBB		4-0 BB		2 0 0 0 2 0 4														
Jim Busby, R OBP: 0.285, SLG: 0.341 (1, 8)				0-0 FC4-6 CS		0-0 G1-6-3		0-0 F8		4 0 0 0 0 1 8														
Chico Carrasquel, R OBP: 0.348, SLG: 0.349 (1, 6)				0-0 CS		0-0 L7		0-3 K		4 0 0 0 0 1 1														
Jim Hegan, R OBP: 0.348, SLG: 0.371 (1, 2)				0-0 4-3		0-0 L9		0-0 P6		4 0 0 0 0 0 0														
Herb Score, L OBP: 0.262, SLG: 0.189 (1, 1)				0-0 5-3		0-0 F8		0-3 K		4 1 1 0 0 2 0														
Cal McLish, S (9, 1)				0-3 K		0-0 F8		0-0 WP 3B 2B		0 0 0 0 0 0 0														
Inning Stats	R: 0 E: 0 K: 1 S: 5	H: 0 LOB: 0 BB: 0 P: 5	R: 0 E: 0 K: 0 S: 2	H: 0 LOB: 0 BB: 1 P: 6	R: 0 E: 0 K: 1 S: 5	H: 0 LOB: 0 BB: 0 P: 5	R: 0 E: 0 K: 1 S: 5	H: 0 LOB: 3 BB: 3 P: 17	R: 0 E: 0 K: 0 S: 3	H: 0 LOB: 0 BB: 0 P: 3	R: 1 E: 0 K: 0 S: 4	H: 2 LOB: 2 BB: 2 P: 12	R: 0 E: 0 K: 1 S: 5	H: 0 LOB: 0 BB: 0 P: 5	R: 3 E: 1 K: 1 S: 7	H: 1 LOB: 1 BB: 2 P: 15	R: 2 E: 0 K: 0 S: 5	H: 2 LOB: 1 BB: 1 P: 9	1B: 1 2B: 2 3B: 1 HR: 1	SF: 0 SAC: 0 DP: 1 HBP: 0	WP: 1 PB: 0 SB: 0 CS: 1	PA: 41		
PITCHER Paul Foytack, R ERA: 3.65 (1, 1)	IP 9.0	WLS L	BF 40	H 5	R 6	ER 5	SO 5	BB 8	IBB 1	HBP 0	BLK 0	WP 1	HR 1	S 41	P 77	ERA 5.00	WHIP 1.444							

livebaseballscorecards.com

AB	31
R	6
H	5
RBI	6
BB	9
SO	5
LOB	18



BOTTOM

Cleveland Indians @ Detroit Tigers
 Briggs Stadium, Detroit, MI
 Wed Jul 04 1956, 4:33 AM EDT
 Unknown

livebaseballscorecards.com

AB	33
R	4
H	6
RBI	4
BB	4
SO	8
LOB	20



WP: 0	PA: 38
PB: 0	
SB: 0	
CS: 0	

AB	R	H	RBI	BB	SO	LOB
5	0	0	0	0	2	4

4	1	1	0	1	2	4
---	---	---	---	---	---	---

2	0	0	0	2	1	1
---	---	---	---	---	---	---

4	1	2	1	0	0	4
---	---	---	---	---	---	---

4	0	0	0	0	0	3
0	1	0	0	0	0	0

4	0	1	1	0	1	1
0	1	0	0	0	0	0

4	0	1	0	0	1	0
---	---	---	---	---	---	---

3	0	0	0	1	0	3
---	---	---	---	---	---	---

2	0	0	0	0	1	0
1	0	1	2	0	0	0

1B: 5	SF: 0
2B: 1	SAC: 1
3B: 0	DP: 1
HR: 0	HBP: 0

Batter	1	2	3	4	5	6	7	8	9
Harvey Kuenn, R (1, 6) OBP: 0.403, SLG: 0.498	0-3 K		0-0 F8		0-0 6-3			0-3 K	0-0 F3
Frank Bolling, R (1, 4) OBP: 0.368, SLG: 0.447	4-0 BB		0-3 K			0-0 BB 1B 1B		0-3 K	0-0 FC4-6 1-2f
Charlie Maxwell, L (1, 7) OBP: 0.450, SLG: 0.673	0-3 K		4-0 FC5-4 1-2 2-3 BB			4-0 BB 1B BB		0-0 F8	
Al Kaline, R (1, 9) OBP: 0.328, SLG: 0.452	0-0 L6		0-0 FC5-4 1-2f			0-0 BB 1B			0-0 BB 2B
Ray Boone, R (1, 5) OBP: 0.356, SLG: 0.444		0-0 F7		0-0 F8		0-0 G6-4-3 1-2f 2-3		0-0 E5 1B 1B 1B	
Jim Small, L (9, PR) OBP: 0.167, SLG: 0.167									
Jack Phillips, R (1, 3) OBP: 0.339, SLG: 0.360		0-3 K		0-0 F9		0-0 P3		0-0 BB 1B	0-0 BB 1B
Earl Torgeson, L (9, PR) OBP: 0.399, SLG: 0.426								1-2 2-H	
Bill Tuttle, R (1, 8) OBP: 0.308, SLG: 0.364		0-0 F2		0-0 4-3			0-3 K	1-2 2-3	0-0 BB 1B
Red Wilson, R (1, 2) OBP: 0.322, SLG: 0.378			4-0 BB SH BB		0-0 6-3		0-0 5-3	0-0 F2	0-0 F2
Paul Foytack, R (1, 1) OBP: 0.229, SLG: 0.286			0-0 SH BB		0-0 K		0-0 5-3		0-0 FC4-6 1B
Bob Kennedy, R (9, PH) OBP: 0.325, SLG: 0.300								1-2 2-H 3-H	

Inning Stats		R: 0	H: 0	R: 0	H: 0	R: 0	H: 0	R: 0	H: 0	R: 1	H: 2	R: 0	H: 0	R: 0	H: 0	R: 0	H: 0	R: 3	H: 4	1B: 5	SF: 0
E: 0	LOB: 1	E: 0	LOB: 0	E: 0	LOB: 3	E: 0	LOB: 0	E: 0	LOB: 0	E: 0	LOB: 1	E: 0	LOB: 0	E: 0	LOB: 0	E: 1	LOB: 2	K: 0	BB: 0	2B: 1	SAC: 1
K: 2	BB: 1	K: 1	BB: 0	K: 1	BB: 2	K: 0	BB: 0	K: 1	BB: 0	K: 0	BB: 1	K: 1	BB: 0	K: 2	BB: 0	K: 0	BB: 0	S: 8	P: 8	3B: 0	DP: 1
S: 7	P: 11	S: 5	P: 5	S: 6	P: 14	S: 3	P: 3	S: 5	P: 5	S: 4	P: 8	S: 5	P: 5	S: 7	P: 7	S: 8	P: 8	HR: 0	HBP: 0	CS: 0	

PITCHER															PITCHER																
IP	WLS	BF	H	R	ER	SO	BB	IBB	HBP	BLK	WP	HR	S	P	IP	WLS	BF	H	R	ER	SO	BB	IBB	HBP	BLK	WP	HR	S	P	ERA	WHIP
Herb Score, L (1, 1) ERA: 2.65	8.1	W	36	6	4	3	8	4	0	0	0	0	48	64	Cal McLish, R (9, 1) ERA: 5.08	0.2	S	2	0	0	0	0	0	0	0	0	0	2	2	0.00	0.000

Batter	1	2	3	4	5	6	7	8	9	AB R H RBI BB SO LOB	TOP											
George Strickland, R (1, 4) OBP: 0.400, SLG: 0.367	0-3 K		0-0 1B		4-0 FC3-6 BB		0-0 G4-6-3 1B		0-0 1B	4 1 3 0 1 1 0												
Gene Woodling, L (1, 7) OBP: 0.443, SLG: 0.444	0-0 6-3		0-0 1B		0-0 FC3-6 2B		0-0 G4-6-3 1-2f		0-0 L9	5 1 1 0 0 0 3												
Al Smith, R (1, 9) OBP: 0.407, SLG: 0.500	0-0 5-3		0-0 1B		0-0 1B		0-0 1B			4 0 3 2 0 0 0												
Vic Wertz, L (1, 3) OBP: 0.394, SLG: 0.548 Preston Ward, L (7, 3) OBP: 0.358, SLG: 0.451		0-3 K	0-0 P4		0-0 L5		0-0 G3			4 0 0 0 0 1 4 0 0 0 0 0 0 0												
Al Rosen, R (1, 5) OBP: 0.403, SLG: 0.525		4-0 BB		0-0 4-3 1B 2B		0-0 F7		0-0 5-3		3 1 1 0 1 0 1												
Jim Busby, R (1, 8) OBP: 0.285, SLG: 0.338		0-0 F8		0-0 4-3 2-3		4-0 SH5-3 BB		0-0 F8		3 0 0 0 1 0 2												
Chico Carrasquel, R (1, 6) OBP: 0.348, SLG: 0.349		0-0 4-3		0-0 1B		0-0 SH5-3 1-2		0-0 F8		3 0 1 1 0 0 1												
Jim Hegan, R (1, 2) OBP: 0.339, SLG: 0.361			0-0 5-3	0-0 P6		0-3 K			0-0 5-3	4 0 0 0 0 1 2												
Early Wynn, S (1, 1) OBP: 0.224, SLG: 0.200			0-0 5-3	0-0 4-3		0-3 K			0-3 K	4 0 0 0 0 2 2												
Inning Stats	R: 0 E: 0 K: 1 S: 5	H: 0 LOB: 0 BB: 0 P: 5	R: 0 E: 0 K: 1 S: 5	H: 0 LOB: 1 BB: 1 P: 9	R: 1 E: 0 K: 0 S: 6	H: 3 LOB: 2 BB: 0 P: 6	R: 1 E: 0 K: 0 S: 5	H: 2 LOB: 1 BB: 0 P: 5	R: 1 E: 0 K: 0 S: 4	H: 1 LOB: 1 BB: 1 P: 8	R: 0 E: 0 K: 2 S: 7	H: 0 LOB: 1 BB: 1 P: 11	R: 0 E: 0 K: 0 S: 4	H: 2 LOB: 1 BB: 0 P: 4	R: 0 E: 0 K: 0 S: 3	H: 0 LOB: 0 BB: 0 P: 3	R: 0 E: 0 K: 1 S: 6	H: 1 LOB: 1 BB: 0 P: 6	1B: 7 2B: 2 3B: 0 HR: 0	SF: 0 SAC: 1 DP: 1 HBP: 0	WP: 0 PB: 0 SB: 0 CS: 0	PA: 38
PITCHER	IP WLS BF H R ER SO BB IBB HBP BLK WP HR S P ERA WHIP																					
Duke Maas, R (1, 1) ERA: 6.12	6.0 L 27 6 3 3 4 3 0 0 0 0 0 0 32 44 4.50 1.500																					
Walt Masterson, R (7, 1) ERA: 3.13	2.0 7 2 0 0 0 0 0 0 0 0 0 0 7 7 0.00 1.000																					
Al Aber, L (9, 1) ERA: 4.0	1.0 4 1 0 0 1 0 0 0 0 0 0 0 6 6 0.00 1.000																					

Cleveland Indians @ Detroit Tigers
 Briggs Stadium, Detroit, MI
 Wed Jul 04 1956, 4:38 AM EDT
 Att: 33,151 - Unknown

livebaseballscorecards.com

AB	34
R	3
H	9
RBI	3
BB	3
SO	5
LOB	15



Batter	1	2	3	4	5	6	7	8	9	AB	R	H	RBI	BB	SO	LOB
Harvey Kuenn, R (1, 6) OBP: 0.401, SLG: 0.494	0-0 5-3		0-0 1B			0-0 F3		0-0 P3		4	0	1	0	0	0	0
Frank Bolling, R (1, 4) OBP: 0.354, SLG: 0.427	0-3 K		0-0 L7			0-0 F8		0-0 F7		4	0	0	0	0	1	2
Charlie Maxwell, L (1, 7) OBP: 0.443, SLG: 0.660	0-0 P6								0-3 K	4	0	0	0	0	1	0
Al Kaline, R (1, 9) OBP: 0.324, SLG: 0.446		0-0 L6							0-3 K	4	0	0	0	0	2	0
Ray Boone, R (1, 5) OBP: 0.354, SLG: 0.438		0-0 P5							0-0 5-3	3	1	0	0	1	0	0
Earl Torgeson, L (1, 3) OBP: 0.398, SLG: 0.424		0-3 K								3	0	1	0	0	2	0
Bill Tuttle, R (1, 8) OBP: 0.308, SLG: 0.363			0-0 3-1							3	0	1	1	0	0	0
Frank House, L (1, 2) OBP: 0.286, SLG: 0.343			0-0 F8							3	0	0	0	0	1	2
Duke Maas, R (1, 1) OBP: 0.214, SLG: 0.231			0-0 1B							1	0	1	0	0	0	0
Wayne Belardi, L (6, PH) OBP: 0.404, SLG: 0.451										1	0	0	0	0	0	0
Walt Masterson, R (7, 1) OBP: 0.500, SLG: 0.500										0	0	0	0	0	0	0
Bob Kennedy, R (8, PH) OBP: 0.322, SLG: 0.297										1	0	0	0	0	1	0
Al Aber, L (9, 1) OBP: 0.400, SLG: 0.250										0	0	0	0	0	0	0


Inning Stats	R: 0	H: 0	E: 0	K: 1	S: 5	R: 0	H: 0	E: 0	K: 1	S: 5	R: 0	H: 2	E: 0	K: 0	S: 5	R: 0	H: 0	E: 0	K: 1	S: 5	R: 0	H: 0	E: 0	K: 2	S: 7	R: 0	H: 0	E: 0	K: 0	S: 3	R: 1	H: 2	E: 0	K: 0	S: 5	R: 0	H: 0	E: 0	K: 1	S: 5	R: 0	H: 0	E: 0	K: 2	S: 7	1B: 4	SF: 0	2B: 0	3B: 0	HR: 0	SAC: 0	DP: 0	HBP: 0	WP: 0	PA: 32		

PITCHER	IP	WLS	BF	H	R	ER	SO	BB	IBB	HBP	BLK	WP	HR	S	P	ERA	WHIP
Early Wynn, R (1, 1) ERA: 3.02	9.0	W	32	4	1	1	8	1	0	0	0	0	0	47	51	1.00	0.556

BOTTOM

Cleveland Indians @ Detroit Tigers
Briggs Stadium, Detroit, MI
Wed Jul 04 1956, 4:38 AM EDT
Att. 33,151 - Unknown

AB	31
R	1
H	4
RBI	1
BB	1
SO	8
LOB	4



Batter	1	2	3	4	5	6	7	8	9	AB R H RBI BB SO LOB	TOP									
George Strickland, R OBP: 0.369, SLG: 0.333 (1, 4)	0-0 L9	0-0 F7			0-0 F9		0-0 F8		0-0 6-3	5 0 0 0 0 0 0										
Gene Woodling, L OBP: 0.435, SLG: 0.434 Preston Ward, L OBP: 0.352, SLG: 0.441 (1, 7) (6, 7)	0-0 E4 BB HBP HR	0-0 L7			0-0 4-3		0-0 F8		0-0 F8	3 1 0 0 0 0 0 2 0 0 0 0 0 0										
Al Smith, R OBP: 0.410, SLG: 0.498 (1, 9)	1-0 HR BB HBP		0-0 L9			4-0 HR BB	0-0		0-0 6-3	3 2 1 0 1 0 0										
Vic Wertz, L OBP: 0.392, SLG: 0.542 (1, 3)	0-0 P6		0-0 G3			4-0 HR BB	0-0 F8			3 1 0 0 1 0 3										
Al Rosen, R OBP: 0.408, SLG: 0.542 (1, 5)	4-0 HR BB		0-0 5-3			0-0 HR		0-0 G6-4-3 1B		3 2 2 3 1 0 0										
Jim Busby, R OBP: 0.288, SLG: 0.354 (1, 8)	0-0 HR		0-0 5-3			0-0 2B		0-0 G6-4-3 1-2f		4 1 2 4 0 0 1										
Chico Carrasquel, R OBP: 0.343, SLG: 0.345 Kenny Kuhn, L (1, 6) (6, 6)	0-0 E5		0-0 5-3			0-0 1-3		4-0 BB BB		3 0 0 0 0 0 1 0 0 0 0 1 0 0										
Jim Hegan, R OBP: 0.335, SLG: 0.356 Earl Averill, R OBP: 0.324, SLG: 0.365 (1, 2) (4, 2)	0-0 F7		0-3 K			0-0 5-3		4-0 BB 1-2		2 0 0 0 0 1 1 1 0 0 0 1 0 1										
Bob Lemon, L OBP: 0.260, SLG: 0.364 Art Houtteman, R Cal McLish, S Dale Mitchell, L OBP: 0.389, SLG: 0.158 Bob Feller, R Sam Mele, R OBP: 0.362, SLG: 0.453 Don Mossi, L OBP: 0.200, SLG: 0.154 (1, 1) (2, 1) (3, 1) (5, PH) (5, 1) (8, PH) (8, 1)		0-0 G3			0-0 4-3		0-3 K		0-3 K	1 0 1 0 0 0 0 0 0 1 0 0 0 0 1 1 1 0 0 0 0 1 2 0 0 0 0 0 0 0										
Inning Stats	R: 4 E: 2 K: 0 S: 6	H: 1 LOB: 1 BB: 1 P: 11	R: 0 E: 0 K: 0 S: 3	H: 0 LOB: 0 BB: 0 P: 3	R: 0 E: 0 K: 1 S: 5	H: 0 LOB: 0 BB: 0 P: 5	R: 0 E: 0 K: 1 S: 7	H: 2 LOB: 1 BB: 2 P: 15	R: 0 E: 0 K: 0 S: 4	H: 1 LOB: 1 BB: 0 P: 4	R: 0 E: 0 K: 1 S: 5	H: 1 LOB: 2 BB: 2 P: 13	R: 0 E: 0 K: 0 S: 3	H: 0 LOB: 0 BB: 0 P: 3	1B: 2 2B: 1 3B: 0 HR: 2	SF: 0 SAC: 0 DP: 1 HBP: 1	WP: 0 PB: 0 SB: 0 CS: 0	PA: 39		
PITCHER Frank Lary, R ERA: 3.92 (1, 1)	IP 9.0	WLS W	BF 39	H 5	R 7	ER 3	SO 3	BB 5	IBB 0	HBP 1	BLK 0	WP 0	HR 2	S 39	P 60	ERA 3.00	WHIP 1.111			
PITCHER		IP	WLS	BF	H	R	ER	SO	BB	IBB	HBP	BLK	WP	HR	S	P	ERA	WHIP		

Cleveland Indians @ Detroit Tigers
Briggs Stadium, Detroit, MI
Thu Jul 05 1956, 4:33 AM EDT
Att. 5,270 - Unknown

livebaseballscorecards.com

AB 33
R 7
H 5
RBI 7
BB 5
SO 3
LOB 10



Batter	1	2	3	4	5	6	7	8	9
Harvey Kuenn, R (1, 6) OBP: 0.401, SLG: 0.506 Jim Brideweser, R (7, PR) OBP: 0.295, SLG: 0.234 (8, 6)	0-0 F8	0-0 SF8	0-0 HR		0-0 F2		0-0 1B		
Earl Torgeson, L (1, 3) OBP: 0.393, SLG: 0.417	0-0 G3	0-3 K	0-3 K		0-3 K		0-0 1B		
Charlie Maxwell, L (1, 7) OBP: 0.442, SLG: 0.659	0-0 P6	0-0 2B	0-0 1B		0-0 F8		0-0 P6		
Al Kaline, R (1, 9) OBP: 0.322, SLG: 0.445		0-0 1B	0-0 L3		0-0 L5-3		0-0 L9		
Ray Boone, R (1, 5) OBP: 0.355, SLG: 0.435		0-0 1B	4-0 FC6-4	0-0 G3	0-0 F8		0-0 F9		
Frank House, L (1, 2) OBP: 0.289, SLG: 0.349		0-0 1B	0-0 E3	0-0 4-3	0-0 4-3		0-0 F8		
Bill Tuttle, R (1, 8) OBP: 0.307, SLG: 0.362		0-0 E8	0-0 FC6-4	0-0 6-3	0-0 6-3		0-0 F2		
Frank Bolling, R (1, 4) OBP: 0.369, SLG: 0.435		0-0 2B	4-0 1B	0-0 FC6	0-0 FC6		0-0 F8		
Frank Lary, R (1, 1) OBP: 0.239, SLG: 0.279		0-0 2B	0-0 HR	0-0 FC6	0-0 FC6		0-0 1B		

AB	R	H	RBI	BB	SO	LOB
4	1	2	4	0	0	0
0	0	0	0	0	0	0
5	0	1	1	0	3	2
5	0	2	2	0	0	2
5	1	1	0	0	0	2
4	2	1	0	1	0	0
5	2	2	1	0	0	1
4	2	1	1	0	0	3
3	2	2	2	1	0	0
3	3	2	2	1	0	1

BOTTOM

Cleveland Indians @ Detroit Tigers
 Briggs Stadium, Detroit, MI
 Thu Jul 05 1956, 4:33 AM EDT
 Att. 5,270 - Unknown

AB	38
R	13
H	14
RBI	13
BB	3
SO	3
LOB	11



1B: 10	SF: 1
2B: 3	SAC: 0
3B: 0	DP: 0
HR: 1	HBP: 0

WP: 0	PA: 42
PB: 0	
SB: 0	
CS: 0	

Inning Stats	R	H	E	K	S	P	IP	WLS	BF	H	R	ER	SO	BB	IBB	HBP	BLK	WP	HR	S	P	ERA	WHIP
Bob Lemon, R (1, 1) ERA: 3.81	0	0	0	0	3	1	1.0	L	8	5	5	0	0	0	0	0	0	0	0	8	8	45.00	5.000
Art Houtteman, R (2, 1) ERA: 5.88	0	0	0	0	0	0	1.1		10	2	5	1	3	0	0	0	0	0	9	21	33.75	3.750	
Cal McLish, R (3, 1) ERA: 5.31	0	0	0	0	0	0	1.2		9	4	2	1	0	0	0	0	0	0	1	11	11	10.80	2.400
Bob Feller, R (5, 1) ERA: 3.47	0	0	0	0	0	0	3.0		12	3	1	1	0	0	0	0	0	0	0	14	14	3.00	1.000
Don Mossi, L (8, 1) ERA: 4.56	0	0	0	0	0	0	1.0		3	0	0	0	0	0	0	0	0	0	0	3	3	0.00	0.000

PITCHER	IP	WLS	BF	H	R	ER	SO	BB	IBB	HBP	BLK	WP	HR	S	P	ERA	WHIP
Bob Lemon, R (1, 1) ERA: 3.81	1.0	L	8	5	5	0	0	0	0	0	0	0	0	8	8	45.00	5.000
Art Houtteman, R (2, 1) ERA: 5.88	1.1		10	2	5	1	3	0	0	0	0	0	9	21	33.75	3.750	
Cal McLish, R (3, 1) ERA: 5.31	1.2		9	4	2	1	0	0	0	0	0	0	1	11	11	10.80	2.400
Bob Feller, R (5, 1) ERA: 3.47	3.0		12	3	1	1	0	0	0	0	0	0	0	14	14	3.00	1.000
Don Mossi, L (8, 1) ERA: 4.56	1.0		3	0	0	0	0	0	0	0	0	0	0	3	3	0.00	0.000

Batter	1	2	3	4	5	6	7	8	9	AB R H RBI BB SO LOB	TOP											
George Strickland, R OBP: 0.348, SLG: 0.310 (1, 4)	0-0 6-3		0-0 6-3		0-0 5-3			0-0 6-3		4 0 0 0 0 0 0	Cleveland Indians @ Kansas City Athletics Municipal Stadium, Kansas City, MO Fri Jul 06 1956, 4:33 AM EDT Att. 16,171 - Unknown livebaseballscorecards.com											
Gene Woodling, L OBP: 0.436, SLG: 0.439 (1, 7)	0-0 4-3			0-0 1B 2B	0-0 4-3			4-0 G5-4-3 BB		3 0 1 0 1 0 0												
Al Smith, R OBP: 0.408, SLG: 0.494 (1, 9)	0-3 K			0-0 BB HR 1B				0-0 G5-4-3 1-2f		4 1 1 0 0 1 1												
Vic Wertz, L OBP: 0.390, SLG: 0.537 (1, 3)		0-0 F8		0-0 BB HR 1B			0-0 F7		0-0 4-3	4 1 1 0 0 0 0												
Al Rosen, R OBP: 0.410, SLG: 0.537 (1, 5)		0-0 E5 1B		4-0 BB HR BB			4-0 BB		0-0 6-3	2 1 0 0 2 0 0												
Jim Busby, R OBP: 0.290, SLG: 0.366 (1, 8)		0-0 G6-4-3 1B		0-0 1-H 2-H 3-H HR			0-0 F7		0-0 F8	4 1 2 4 0 0 1												
Chico Carrasquel, R OBP: 0.342, SLG: 0.342 (1, 6)		0-0 G6-4-3 1-2f		4-0 BB G5-4-3			0-0 5-3			2 0 0 0 1 0 2												
Earl Averill, R OBP: 0.312, SLG: 0.348 (1, 2)			0-3 K	0-0 G5-4-3 1-2f			0-3 K			3 0 0 0 0 2 1												
Jim Hegan, R OBP: 0.335, SLG: 0.356 (8, 2)										0 0 0 0 0 0 0												
Mike Garcia, R OBP: 0.161, SLG: 0.107 (1, 1)			0-0 F3		0-0 1-3			0-0 5-3		3 0 0 0 0 0 0												
Don Mossi, L OBP: 0.200, SLG: 0.154 (8, 1)										0 0 0 0 0 0 0												
Inning Stats	R: 0 E: 0 K: 1 S: 5	H: 0 LOB: 0 BB: 0 P: 5	R: 0 E: 1 K: 0 S: 4	H: 1 LOB: 1 BB: 0 P: 4	R: 0 E: 0 K: 1 S: 5	H: 0 LOB: 0 BB: 0 P: 5	R: 4 E: 0 K: 0 S: 5	H: 4 LOB: 0 BB: 2 P: 13	R: 0 E: 0 K: 0 S: 3	H: 0 LOB: 0 BB: 0 P: 3	R: 0 E: 0 K: 0 S: 3	H: 0 LOB: 1 BB: 1 P: 7	R: 0 E: 0 K: 1 S: 5	H: 0 LOB: 0 BB: 0 P: 5	R: 0 E: 0 K: 0 S: 2	H: 0 LOB: 0 BB: 1 P: 6	R: 0 E: 0 K: 0 S: 3	H: 0 LOB: 0 BB: 0 P: 3	1B: 3 2B: 1 3B: 0 HR: 1	SF: 0 SAC: 0 DP: 3 HBP: 0	WP: 0 PB: 0 SB: 0 CS: 0	PA: 33
PITCHER	IP WLS BF H R ER SO BB IBB HBP BLK WP HR S P ERA WHIP																					
Troy Herriage, R ERA: 6.63 (1, 1)	3.1 L 16 5 4 4 2 2 0 0 0 0 0 1 18 26 10.80 2.100																					
Bobby Shantz, L ERA: 4.14 (4, 1)	0.2 1 0 0 0 0 0 0 0 0 0 0 0 1 1 0.00 0.000																					
Tom Gorman, R ERA: 4.23 (5, 1)	5.0 16 0 0 0 1 2 0 0 0 0 0 0 16 24 0.00 0.400																					




BOTTOM

Cleveland Indians @ Kansas City Athletics
Municipal Stadium, Kansas City, MO

livebaseballscorecards.com

AB	35
R	2
H	11
RBI	2
BB	1
SO	4
LOB	15



WP:	0	PA:	37
PB:	1	SB:	0
CS:	0		

Fri Jul 06 1956, 4:33 AM EDT
Att. 16,171 - Unknown

Batter	1	2	3	4	5	6	7	8	9	AB	R	H	RBI	BB	SO	LOB
Vic Power, R OBP: 0.330, SLG: 0.420 (1, 3)	0-0 F8	0-0 5-3		0-0 F5			0-0 F5		0-0 6-3	5	0	0	0	0	0	1
Enos Slaughter, L OBP: 0.382, SLG: 0.431 (1, 9)	0-0 1B	0-0 F8			0-0 2B		0-0			4	1	2	0	0	0	1
Gus Zernial, R OBP: 0.332, SLG: 0.450 (1, 7)	0-0 1B		0-0 6-3		0-0 F3		0-0 F5			4	0	1	0	0	0	1
Harry Simpson, L OBP: 0.344, SLG: 0.525 (1, 8)	0-0 1B		0-0 1B		0-0 F7			0-0 F1		4	1	2	1	0	0	1
Hector Lopez, R OBP: 0.377, SLG: 0.494 (1, 4) (9, 5)	0-0 1B		0-0 F7		0-0 F3			0-0 1B		4	0	2	0	0	0	2
Joe Ginsberg, L OBP: 0.345, SLG: 0.323 (1, 2)	0-0 1B		0-0 1B		4-0 FC4-6 BB			0-0 1B		3	0	3	1	1	0	0
Jim Finigan, R OBP: 0.318, SLG: 0.316 (1, 5)	0-3 K		0-3 K		0-3 K			0-0 G4-6-3		3	0	0	0	0	3	5
Eddie Robinson, L OBP: 0.293, SLG: 0.386 (8, PH)										1	0	0	0	0	0	2
Clete Boyer, R OBP: 0.264, SLG: 0.265 (9, 4)										0	0	0	0	0	0	0
Mike Baxes, R OBP: 0.347, SLG: 0.271 (1, 6)		0-0 PB SH4-3 1B		0-0 F7		0-0 FC4-6		0-0 F7		4	0	1	0	0	0	1
Troy Herriage, R OBP: 0.222, SLG: 0.125 (1, 1)		0-0 SH4-3		0-0 5-3		0-3 K		0-0 F8		0	0	0	0	0	0	0
Bobby Shantz, R OBP: 0.200, SLG: 0.111 (4, 1)										0	0	0	0	0	0	0
Rance Pless, R OBP: 0.361, SLG: 0.290 (4, PH)										1	0	0	0	0	0	0
Tom Gorman, R OBP: 0.143, SLG: 0.053 (5, 1)		1-2								1	0	0	0	0	1	1
Lou Skizas, R OBP: 0.289, SLG: 0.278 (9, PH)										1	0	0	0	0	0	0

Batter	1	2	3	4	5	6	7	8	9	AB	R	H	RBI	BB	SO	LOB
Vic Power, R OBP: 0.330, SLG: 0.420 (1, 3)	0-0 F8	0-0 5-3		0-0 F5			0-0 F5		0-0 6-3	5	0	0	0	0	0	1
Enos Slaughter, L OBP: 0.382, SLG: 0.431 (1, 9)	0-0 1B	0-0 F8			0-0 2B		0-0			4	1	2	0	0	0	1
Gus Zernial, R OBP: 0.332, SLG: 0.450 (1, 7)	0-0 1B		0-0 6-3		0-0 F3		0-0 F5			4	0	1	0	0	0	1
Harry Simpson, L OBP: 0.344, SLG: 0.525 (1, 8)	0-0 1B		0-0 1B		0-0 F7			0-0 F1		4	1	2	1	0	0	1
Hector Lopez, R OBP: 0.377, SLG: 0.494 (1, 4) (9, 5)	0-0 1B		0-0 F7		0-0 F3			0-0 1B		4	0	2	0	0	0	2
Joe Ginsberg, L OBP: 0.345, SLG: 0.323 (1, 2)	0-0 1B		0-0 1B		4-0 FC4-6 BB			0-0 1B		3	0	3	1	1	0	0
Jim Finigan, R OBP: 0.318, SLG: 0.316 (1, 5)	0-3 K		0-3 K		0-3 K			0-0 G4-6-3		3	0	0	0	0	3	5
Eddie Robinson, L OBP: 0.293, SLG: 0.386 (8, PH)										1	0	0	0	0	0	2
Clete Boyer, R OBP: 0.264, SLG: 0.265 (9, 4)										0	0	0	0	0	0	0
Mike Baxes, R OBP: 0.347, SLG: 0.271 (1, 6)		0-0 PB SH4-3 1B		0-0 F7		0-0 FC4-6		0-0 F7		4	0	1	0	0	0	1
Troy Herriage, R OBP: 0.222, SLG: 0.125 (1, 1)		0-0 SH4-3		0-0 5-3		0-3 K		0-0 F8		0	0	0	0	0	0	0
Bobby Shantz, R OBP: 0.200, SLG: 0.111 (4, 1)										0	0	0	0	0	0	0
Rance Pless, R OBP: 0.361, SLG: 0.290 (4, PH)										1	0	0	0	0	0	0
Tom Gorman, R OBP: 0.143, SLG: 0.053 (5, 1)		1-2								1	0	0	0	0	1	1
Lou Skizas, R OBP: 0.289, SLG: 0.278 (9, PH)										1	0	0	0	0	0	0

Inning Stats	R: 2	H: 5	E: 0	K: 1	S: 9	H: 5	LOB: 2	BB: 0	P: 9	R: 0	H: 1	E: 0	K: 0	S: 4	H: 1	LOB: 1	BB: 0	P: 4	R: 0	H: 2	E: 0	K: 1	S: 7	H: 0	LOB: 0	BB: 0	P: 7	R: 0	H: 1	E: 0	K: 0	S: 3	H: 0	LOB: 1	BB: 1	P: 11	R: 0	H: 0	E: 0	K: 0	S: 3	H: 2	LOB: 1	BB: 0	P: 4	R: 0	H: 0	E: 0	K: 0	S: 3	H: 0	LOB: 0	BB: 0	P: 3	R: 0	H: 2	LOB: 1	BB: 0	P: 4	R: 0	H: 0	E: 0	K: 0	S: 3	H: 0	LOB: 0	BB: 0	P: 3
--------------	------	------	------	------	------	------	--------	-------	------	------	------	------	------	------	------	--------	-------	------	------	------	------	------	------	------	--------	-------	------	------	------	------	------	------	------	--------	-------	-------	------	------	------	------	------	------	--------	-------	------	------	------	------	------	------	------	--------	-------	------	------	------	--------	-------	------	------	------	------	------	------	------	--------	-------	------

PITCHER	IP	WLS	BF	H	R	ER	SO	BB	IBB	HBP	BLK	WP	HR	S	P	ERA	WHIP
Mike Garcia, R ERA: 4.1 (1, 1)	7.1	W	33	11	2	2	4	1	0	0	0	0	0	40	44	2.46	1.636
Don Mossi, L ERA: 4.41 (8, 1)	1.2	S	4	0	0	0	0	0	0	0	0	0	0	4	4	0.00	0.000

PITCHER	IP	WLS	BF	H	R	ER	SO	BB	IBB	HBP	BLK	WP	HR	S	P	ERA	WHIP
---------	----	-----	----	---	---	----	----	----	-----	-----	-----	----	----	---	---	-----	------

WP:	0	PA:	37
-----	---	-----	----

Batter	1	2	3	4	5	6	7	8	9	AB R H RBI BB SO LOB	TOP									
George Strickland, R (1, 4) OBP: 0.356, SLG: 0.311	0-3 K		4-0 BB		0-0 F9			0-0 1B		3 0 1 0 1 1 0	Cleveland Indians @ Kansas City Athletics Municipal Stadium, Kansas City, MO Sat Jul 07 1956, 4:33 AM EDT Att. 16,342 - Unknown livebaseballscorecards.com									
Gene Woodling, L (1, 7) OBP: 0.432, SLG: 0.434	0-0 F8		0-3 K			0-0 1B		0-0 F7		4 0 1 0 0 1 2										
Al Smith, R (1, 9) OBP: 0.406, SLG: 0.490	0-0 1B		0-0 F7			0-0 F7		0-0 5-3		4 0 1 0 0 0 3										
Vic Wertz, L (1, 3) OBP: 0.388, SLG: 0.544	0-0 F7		0-0 1-3			0-3 K		0-0 HR		4 1 1 1 0 1 3										
Al Rosen, R (1, 5) OBP: 0.407, SLG: 0.541		0-0 6-3 3B		0-0 5-3		0-0 5-3		0-0 F9		4 1 1 0 0 0 1										
Jim Busby, R (1, 8) OBP: 0.287, SLG: 0.361		0-0 6-3		0-3 K			0-0 4-3	0-0 F8		4 0 0 1 0 1 0										
Chico Carrasquel, R (1, 6) OBP: 0.338, SLG: 0.337		0-0 6-3		0-0 F7			0-0 F5	0-0 6-3		4 0 0 0 0 0 0										
Jim Hegan, R (1, 2) OBP: 0.335, SLG: 0.356		0-0 1B		0-0 K			0-0 F6			3 0 1 0 0 1 0										
Herb Score, L (1, 1) OBP: 0.256, SLG: 0.184	0-3 K				0-0 3-1			0-0 3-1		1 0 0 0 0 1 1										
Dale Mitchell, L (5, PH) OBP: 0.370, SLG: 0.150										1 0 0 0 0 0 0										
Hank Aguirre, R (5, 1)										0 0 0 0 0 0 0										
Preston Ward, L (8, PH) OBP: 0.349, SLG: 0.436										1 0 0 0 0 0 0										
Bob Feller, R (8, 1)										0 0 0 0 0 0 0										
Inning Stats	R: 0 E: 0 K: 1 S: 6	H: 1 LOB: 1 BB: 0 P: 6	R: 1 E: 0 K: 1 S: 7	H: 2 LOB: 1 BB: 0 P: 7	R: 0 E: 0 K: 1 S: 5	H: 0 LOB: 1 BB: 1 P: 9	R: 0 E: 0 K: 1 S: 5	H: 0 LOB: 0 BB: 0 P: 5	R: 0 E: 0 K: 1 S: 6	H: 1 LOB: 1 BB: 0 P: 6	R: 0 E: 0 K: 0 S: 3	H: 0 LOB: 0 BB: 0 P: 3	R: 0 E: 0 K: 0 S: 4	H: 1 LOB: 1 BB: 0 P: 4	R: 1 E: 0 K: 0 S: 4	H: 1 LOB: 0 BB: 0 P: 4	1B: 4 2B: 0 3B: 1 HR: 1	SF: 0 SAC: 0 DP: 0 HBP: 0	WP: 0 PB: 0 SB: 0 CS: 0	PA: 34
PITCHER Art Ditmar, R (1, 1) ERA: 3.71	IP: 9.0 WLS: W BF: 34 H: 6 R: 2 ER: 2 SO: 6 BB: 1 IBB: 0 HBP: 0 BLK: 0 WP: 0 HR: 1 S: 45 P: 49 ERA: 2.00 WHIP: 0.778																			



Batter	1	2	3	4	5	6	7	8	9	AB	R	H	RBI	BB	SO	LOB
Vic Power, R OBP: 0.333, SLG: 0.426 (1, 3)	0-0 5-3		0-0 1B	0-0 1B		0-0 E6				4	1	2	2	0	0	1
Lou Skizas, R OBP: 0.333, SLG: 0.308 (1, 9)	0-0 5-3		0-0 1B	0-0 1B		0-0 FC5-4				3	0	2	1	1	0	0
Gus Zernial, R OBP: 0.335, SLG: 0.469 (1, 7)	0-0 HR		0-0 F4	0-0 WP				4-0 BB		5	1	2	1	0	0	4
Harry Simpson, L OBP: 0.340, SLG: 0.518 (1, 8)	0-3 K		0-3 K		0-0 F9			0-0 F8		4	0	0	0	0	2	4
Hector Lopez, R OBP: 0.375, SLG: 0.489 (1, 4)		4-0 1B	0-0 F8		0-0 F8			0-0 F7		3	1	0	0	1	0	4
Joe Ginsberg, L OBP: 0.342, SLG: 0.320 (1, 2)		0-0 1B		0-0 6-3		0-0 F9		0-0 F7		4	0	1	0	0	0	1
Jim Finigan, R OBP: 0.317, SLG: 0.316 (1, 5)		0-0 SF7		0-0 1B		0-0 G3			0-0 4-3	3	1	1	1	0	1	0
Mike Baxes, R OBP: 0.342, SLG: 0.270 (1, 6)		0-3 K		0-0 2B		0-0 F4		0-3 K		4	1	1	0	0	2	1
Art Ditmar, R OBP: 0.192, SLG: 0.160 (1, 1)		0-3 K		0-0 F6		0-3 K		0-0 F7		3	0	0	0	0	1	3

Inning Stats	R: 1	H: 1	E: 0	K: 1	S: 6	LOB: 0	BB: 0	P: 6	R: 1	H: 1	E: 0	K: 2	S: 8	LOB: 1	BB: 1	P: 12	R: 0	H: 2	E: 0	K: 1	S: 7	LOB: 2	BB: 0	P: 7	R: 3	H: 4	E: 0	K: 0	S: 6	LOB: 0	BB: 0	P: 6	R: 0	H: 1	E: 0	K: 0	S: 4	LOB: 1	BB: 0	P: 4	R: 0	H: 0	E: 1	K: 1	S: 6	LOB: 1	BB: 0	P: 6	R: 0	H: 0	E: 0	K: 0	S: 3	LOB: 1	BB: 1	P: 7	R: 0	H: 0	E: 0	K: 1	S: 5	LOB: 0	BB: 0	P: 5
--------------	------	------	------	------	------	--------	-------	------	------	------	------	------	------	--------	-------	-------	------	------	------	------	------	--------	-------	------	------	------	------	------	------	--------	-------	------	------	------	------	------	------	--------	-------	------	------	------	------	------	------	--------	-------	------	------	------	------	------	------	--------	-------	------	------	------	------	------	------	--------	-------	------

PITCHER	IP	WLS	BF	H	R	ER	SO	BB	IBB	HBP	BLK	WP	HR	S	P	ERA	WHIP
Herb Score, L ERA: 2.96 (1, 1)	4.0	L	21	8	5	5	4	1	0	0	0	2	1	27	31	11.25	2.250
Hank Aguirre, L ERA: (5, 1)	3.0		12	1	0	0	1	1	0	0	0	0	0	13	17	0.00	0.667
Bob Feller, R ERA: 3.33 (8, 1)	1.0		3	0	0	0	1	0	0	0	0	0	0	5	5	0.00	0.000


BOTTOM

Cleveland Indians @ Kansas City Athletics
Municipal Stadium, Kansas City, MO

Sat Jul 07 1956, 4:33 AM EDT
Att. 16,342 - Unknown

livebaseballscorecards.com

AB	33
R	5
H	9
RBI	5
BB	2
SO	6
LOB	18



1B: 7	SF: 1	WP: 2	PA: 36
2B: 1	SAC: 0	PB: 0	
3B: 0	DP: 0	SB: 1	
HR: 1	HBP: 0	CS: 0	

Batter	1	2	3	4	5	6	7	8	9	AB R H RBI BB SO LOB	TOP											
George Strickland, R OBP: 0.367, SLG: 0.318 (1, 4)	0-0 BB BB 1B		0-0 1-3		0-0 F9		0-0 SH1-2 2B 1B	0-0 F8		5 2 2 1 1 0 1												
Gene Woodling, L OBP: 0.443, SLG: 0.439 (1, 7)	4-0 1-2 BB BB		4-0 G4-3-4 BB			0-0 4-1 HR 1B	0-0 SH1-3 1B 2B	0-0 4-3		3 2 2 1 2 0 0												
Al Smith, R OBP: 0.405, SLG: 0.494 (1, 9)	0-0 F7		0-0 G4-3-4 1-2f			0-0 F8	0-0 1B 2B		0-0 F2	6 2 2 4 0 0 4												
Al Rosen, R OBP: 0.415, SLG: 0.540 Kenny Kuhn, L OBP: 0.400, SLG: 0.250 (1, 5) (8, 6)	4-0 1-2 2-3 BB			0-0 6-3		0-0 4-1 HR 1B	0-0 FC6-4 1B BB		0-0 1B 1B	2 3 1 0 3 0 0 1 0 1 0 0 0 0												
Vic Wertz, L OBP: 0.385, SLG: 0.538 Sam Mele, R OBP: 0.371, SLG: 0.462 Preston Ward, L OBP: 0.360, SLG: 0.458 (1, 3) (7, PH) (7, PR) (7, 3)	0-3 K			0-0 F6		0-0 4-1	0-0 FC6-4 1B		0-0 1-3 1B	3 0 0 0 0 1 5 1 0 1 1 0 0 0 2 0 2 2 0 0 0												
Jim Busby, R OBP: 0.284, SLG: 0.367 (1, 8)	0-0 L6			0-0 6-3		0-0 HR	0-0 FC6-4 1B BB		0-0 F5	6 2 1 3 0 0 9												
Chico Carrasquel, R OBP: 0.338, SLG: 0.337 (1, 6) (8, 5)		0-0 F9			0-0 F4	0-0 E5 1B	0-0 BB BB 1-2 3-H 1B	0-0 HR 1B	0-0 1-3	6 3 2 1 0 0 2	AB 42 R 17 H 17 RBI 17 BB 9 SO 1 LOB 22											
Jim Hegan, R OBP: 0.337, SLG: 0.353 (1, 2)		0-0 F2			0-0 F7	0-0 1B 1-2 1B	0-0 BB BB 1-2 2-3 1B BB	0-0 F8		4 1 1 0 1 0 1												
Early Wynn, S OBP: 0.264, SLG: 0.213 Bob Lemon, L OBP: 0.275, SLG: 0.444 (1, 1) (8, PH) (8, 1)		0-0 4-3			4-0 BB	0-0 1-3 2-H 1B	4-0 1-2 2-3 3-H 1B BB	0-0 1-H HR		2 1 1 2 2 0 0 1 1 1 2 0 0 0												
Inning Stats	R: 0 E: 0 K: 1 S: 6	H: 1 LOB: 3 BB: 2 P: 14	R: 0 E: 0 K: 0 S: 3	H: 0 LOB: 0 BB: 0 P: 3	R: 0 E: 0 K: 0 S: 2	H: 0 LOB: 0 BB: 1 P: 6	R: 0 E: 0 K: 0 S: 3	H: 0 LOB: 0 BB: 1 P: 3	R: 0 E: 0 K: 0 S: 3	H: 0 LOB: 1 BB: 1 P: 7	R: 4 E: 1 K: 0 S: 8	H: 5 LOB: 2 BB: 0 P: 8	R: 11 E: 0 K: 0 S: 10	H: 7 LOB: 2 BB: 5 P: 30	R: 2 E: 0 K: 0 S: 5	H: 2 LOB: 0 BB: 0 P: 5	R: 0 E: 0 K: 0 S: 5	H: 2 LOB: 2 BB: 0 P: 5	1B: 12 2B: 3 3B: 0 HR: 2	SF: 0 SAC: 1 DP: 1 HBP: 0	WP: 0 PB: 0 SB: 0 CS: 0	PA: 52
PITCHER	IP WLS BF H R ER SO BB IBB HBP BLK WP HR S P ERA WHIP																					
Jack McMahan, L ERA: 5.74 (1, 1)	6.1 L 30 8 6 5 1 4 0 0 0 0 0 1 28 44 7.11 1.895																					
Tommy Lasorda, L ERA: 6.15 (7, 1)	0.1 5 2 1 1 0 2 0 0 0 0 0 0 3 11 27.00 12.000																					
Jack Crimian, R ERA: 6.7 (7, 1)	0.0 4 2 6 6 0 2 0 0 0 0 0 0 2 10 ∞ ∞																					
Jose Santiago, R ERA: 8.69 (7, 1)	2.1 13 5 4 4 0 1 0 0 0 0 0 1 12 16 15.43 2.571																					

Cleveland Indians @ Kansas City Athletics
Municipal Stadium, Kansas City, MO
Sun Jul 08 1956, 4:33 AM EDT
Att: 15,958 - Unknown

livebaseballscorecards.com



Batter	1	2	3	4	5	6	7	8	9	AB	R	H	RBI	BB	SO	LOB
Vic Power, R OBP: 0.335, SLG: 0.425 (1, 3)	0-0 2B SF8 1B	0-0 F5			0-0 SH1-3 1B		0-0 F7		0-0 FC5-4 1-2f	5	1	2	0	0	0	4
Enos Slaughter, L OBP: 0.374, SLG: 0.421 (1, 9)	0-0 F9	0-0 F8			0-0 SH1-3 1-2		0-0 FC6-4 1-2f		0-3 K	4	0	0	0	0	1	5
Gus Zernial, R OBP: 0.338, SLG: 0.492 (1, 7)	0-0 SF8 1-3 2B		0-0 F7		0-0 F4			0-0 HR		4	1	2	1	0	0	1
Harry Simpson, L OBP: 0.342, SLG: 0.521 (1, 8)	0-0 SF8 2-3 3-H		0-0 2B		0-0 4-3			4-0 1-3 5-3 BB		2	0	1	1	1	0	1
Hector Lopez, R OBP: 0.371, SLG: 0.482 (1, 4)	0-0 F8		0-3 K		0-0 F9			0-0 5-3 1-2		4	0	0	0	0	1	3
Joe Ginsberg, L OBP: 0.340, SLG: 0.326 (1, 2)		0-0 1B 1B 2B	0-0 F7		0-0 F5			0-0 1-3 2-3		4	1	1	0	0	0	2
Jim Finigan, R OBP: 0.316, SLG: 0.315 (1, 5)		0-0 1B 2-3 1B		0-0 F9		0-0 6-3		0-3 K		4	0	1	0	0	1	1
Mike Baxes, R OBP: 0.350, SLG: 0.273 (1, 6)		0-0 1-3 3-H 1B		0-0 5-3		0-3 K		4-0 FC5-4 BB		3	0	1	1	1	1	0
Jack McMahan, R (1, 1)		0-0 F8		0-0 5-3		0-0 FC6-4 1B		0-0 F4		2	0	0	0	0	0	2
Tommy Lasorda, L (7, 1)										0	0	0	0	0	0	0
Jack Crimian, R (7, 1)										0	0	0	0	0	0	0
Jose Santiago, R (7, 1)										1	0	1	0	0	0	0
Eddie Robinson, L (9, PH)										1	0	0	0	0	0	1


Inning Stats	R: 1	H: 2	E: 0	K: 0	S: 5	H: 2	LOB: 1	BB: 0	P: 5	R: 1	H: 3	E: 0	K: 0	S: 6	H: 3	LOB: 2	BB: 0	P: 6	R: 0	H: 1	E: 0	K: 1	S: 6	H: 1	LOB: 1	BB: 0	P: 6	R: 0	H: 0	E: 0	K: 0	S: 3	R: 0	H: 1	E: 0	K: 0	S: 4	R: 0	H: 0	E: 0	K: 0	S: 3	R: 0	H: 0	E: 0	K: 1	S: 6	R: 1	H: 1	E: 0	K: 1	S: 6	R: 0	H: 1	E: 0	K: 1	S: 5	R: 0	H: 0	E: 0	K: 1	S: 5	1B: 5	SF: 1	2B: 3	3B: 0	HR: 1	SAC: 1	DP: 0	HBP: 0	WP: 0	PA: 38
--------------	------	------	------	------	------	------	--------	-------	------	------	------	------	------	------	------	--------	-------	------	------	------	------	------	------	------	--------	-------	------	------	------	------	------	------	------	------	------	------	------	------	------	------	------	------	------	------	------	------	------	------	------	------	------	------	------	------	------	------	------	------	------	------	------	------	-------	-------	-------	-------	-------	--------	-------	--------	-------	--------

PITCHER	IP	WLS	BF	H	R	ER	SO	BB	IBB	HBP	BLK	WP	HR	S	P	ERA	WHIP
Early Wynn, R ERA: 3.0 (1, 1)	7.0	W	29	8	2	2	2	0	0	0	0	0	0	33	33	2.57	1.143
Bob Lemon, R ERA: 3.83 (8, 1)	2.0	S	9	1	1	1	2	2	0	0	0	0	1	11	19	4.50	1.500

BOTTOM

Cleveland Indians @ Kansas City Athletics
Municipal Stadium, Kansas City, MO

AB	34
R	3
H	9
RBI	3
BB	2
SO	4
LOB	20



PITCHER	IP	WLS	BF	H	R	ER	SO	BB	IBB	HBP	BLK	WP	HR	S	P	ERA	WHIP
---------	----	-----	----	---	---	----	----	----	-----	-----	-----	----	----	---	---	-----	------

Sun Jul 08 1956, 4:33 AM EDT
Att. 15,958 - Unknown

livebaseballscorecards.com

TOP

Cleveland Indians @ New York Yankees
Yankee Stadium, Bronx, NY

Thu Jul 12 1956, 3:33 AM EDT
Att. 24,329 - Unknown

livebaseballscorecards.com

AB	32
R	5
H	9
RBI	5
BB	7
SO	3
LOB	16



AB R H RBI BB SO LOB

2	1	0	0	3	0	1
4	1	1	0	1	0	4
5	2	2	3	0	2	2
2	0	1	0	0	0	0
1	1	0	0	1	0	0
3	0	1	0	1	1	3
3	0	0	0	1	0	2
4	0	2	2	0	0	1
4	0	1	0	0	0	2
2	0	1	0	0	0	0
0	0	0	0	0	0	0
1	0	0	0	0	0	1
0	0	0	0	0	0	0
0	0	0	0	0	0	0
1	0	0	0	0	0	0

Batter	1	2	3	4	5	6	7	8	9
Bobby Avila, R (1, 4) OBP: 0.314, SLG: 0.314	0-0 L7			4-0 PB 1B HR BB	0-0 F9		4-0 1-2 BB		4-0 BB
Gene Woodling, L (1, 7) OBP: 0.441, SLG: 0.434	4-0 G6-4-3 BB			0-0 1-2 PB HR 1B	0-0 F5		0-0 F4		0-0 F8
Al Smith, R (1, 9) OBP: 0.405, SLG: 0.504	0-0 G6-4-3 1-2f			0-0 1-H 2-H HR		0-3 K		0-0 BB BB 1B 1B	0-3 K
Vic Wertz, L (1, 3) OBP: 0.385, SLG: 0.538		0-0 G6-4-3 1B		0-0 L7		0-0 F8		4-0 BB 1-2 1B BB	
Preston Ward, L (5, 3) OBP: 0.363, SLG: 0.454									
Al Rosen, R (1, 5) OBP: 0.416, SLG: 0.537		0-0 G6-4-3 1-2f		0-0 1B		4-0 BB		0-3 K	
Jim Busby, R (1, 8) OBP: 0.284, SLG: 0.363		0-0 1-3		0-0 F8		0-0 F9		4-0 1B 1-2 2-3 BB	
Chico Carrasquel, R (1, 6) OBP: 0.340, SLG: 0.339			0-0 L4-3 1B	0-0 F6			0-0 G3	0-0 1-3 2-H 3-H 1B	
Hal Naragon, L (1, 2) OBP: 0.390, SLG: 0.460			0-0 L4-3 1-2		0-0 5-3		0-0 FC4-6 1B	0-0 F5	
Bob Lemon, L (1, 1) OBP: 0.283, SLG: 0.447			0-0 4-3		0-0 1B		0-0 FC4-6 BB 1-2f		0-0 F3
Don Mossi, L (6, 1) OBP: 0.200, SLG: 0.154									
Dale Mitchell, L (7, PH) OBP: 0.197, SLG: 0.143									
Cal McLish, S (7, 1) OBP: 0.143									
Hank Aguirre, R (7, 1) OBP: 0.143									
Sam Mele, R (8, PH) OBP: 0.366, SLG: 0.455									

Inning Stats	R: 0 E: 0 K: 0 S: 2	H: 0 LOB: 0 BB: 1 P: 6	R: 0 E: 0 K: 0 S: 3	H: 1 LOB: 0 BB: 0 P: 3	R: 0 E: 0 K: 0 S: 3	H: 1 LOB: 0 BB: 0 P: 3	R: 3 E: 0 K: 0 S: 6	H: 3 LOB: 1 BB: 1 P: 10	R: 0 E: 0 K: 0 S: 4	H: 1 LOB: 1 BB: 0 P: 4	R: 0 E: 0 K: 1 S: 5	H: 0 LOB: 1 BB: 1 P: 9	R: 0 E: 0 K: 0 S: 4	H: 1 LOB: 2 BB: 1 P: 8	R: 2 E: 0 K: 1 S: 6	H: 2 LOB: 1 BB: 2 P: 14	R: 0 E: 0 K: 1 S: 5	H: 0 LOB: 1 BB: 1 P: 9	1B: 8 2B: 1 3B: 0 HR: 1	SF: 0 SAC: 0 DP: 3 HBP: 0	WP: 0 PB: 1 SB: 0 CS: 0	PA: 39
--------------	------------------------------	---------------------------------	------------------------------	---------------------------------	------------------------------	---------------------------------	------------------------------	----------------------------------	------------------------------	---------------------------------	------------------------------	---------------------------------	------------------------------	---------------------------------	------------------------------	----------------------------------	------------------------------	---------------------------------	----------------------------------	------------------------------------	----------------------------------	--------

PITCHER	IP	WLS	BF	H	R	ER	SO	BB	IBB	HBP	BLK	WP	HR	S	P	ERA	WHIP
Johnny Kucks, R (1, 1) ERA: 3.43	7.1	W	33	8	5	5	2	6	0	0	0	0	1	31	55	6.14	1.909
Tom Morgan, R (8, 1) ERA: 3.98	1.2	S	6	1	0	0	1	1	0	0	0	0	0	7	11	0.00	1.200

Batter	1	2	3	4	5	6	7	8	9	AB R H RBI BB SO LOB	TOP												
Bobby Avila, R (1, 4) OBP: 0.313, SLG: 0.311	4-0 FC3-6 BB		0-0 F2		0-0 F4			0-0 1-3		3 0 0 0 1 0 1													
Gene Woodling, L (1, 7) OBP: 0.432, SLG: 0.422	0-0 FC3-6 CS 1-2f			0-0 F8		0-0 4-3			0-0 3-1	4 0 0 0 0 0 1													
Al Smith, R (1, 9) OBP: 0.406, SLG: 0.500	4-0 BB BB BB 1-2			4-0 BB BB BB 1B F7 BB		0-0 F9			0-0 F7	2 0 0 0 2 0 0													
Al Rosen, R (1, 5) OBP: 0.410, SLG: 0.528	0-3 SS K			0-0 F7 1-2		0-0 6-3			0-0 6-3	4 0 0 0 0 1 2													
Preston Ward, L (1, 3) OBP: 0.362, SLG: 0.450		0-0 4-3		0-0 2-3 1B		0-0 4-3				3 0 1 0 0 0 0													
Jim Busby, R (1, 8) OBP: 0.282, SLG: 0.360		0-0 6-3		0-0 F3		0-0 1-3				3 0 0 0 0 0 2													
Chico Carrasquel, R (1, 6) OBP: 0.337, SLG: 0.336		0-0 4-3			0-0 B1		0-3 K			3 0 0 0 0 1 0													
Jim Hegan, R (1, 2) OBP: 0.337, SLG: 0.359			0-3 K		0-0 2-3 2B			0-0 F6		3 0 1 0 0 1 0													
Early Wynn, S (1, 1) OBP: 0.255, SLG: 0.204			0-3 K		0-0 2-3			0-0 3-1		2 0 0 0 0 1 1													
Don Mossi, L (7, 1) OBP: 0.200, SLG: 0.154										0 0 0 0 0 0 0													
Dale Mitchell, L (8, PH) OBP: 0.345, SLG: 0.136										1 0 0 0 0 0 0													
Cal McLish, S (8, 1)										0 0 0 0 0 0 0													
Inning Stats	R: 0 E: 0 K: 1 S: 4	H: 0 LOB: 1 BB: 2 P: 12	R: 0 E: 0 K: 0 S: 3	H: 0 LOB: 0 BB: 0 P: 3	R: 0 E: 0 K: 2 S: 7	H: 0 LOB: 0 BB: 0 P: 7	R: 0 E: 0 K: 0 S: 4	H: 1 LOB: 2 BB: 1 P: 8	R: 0 E: 0 K: 0 S: 4	H: 1 LOB: 1 BB: 0 P: 4	R: 0 E: 0 K: 0 S: 3	H: 0 LOB: 0 BB: 0 P: 3	R: 0 E: 0 K: 1 S: 5	H: 0 LOB: 0 BB: 0 P: 5	R: 0 E: 0 K: 0 S: 3	H: 0 LOB: 0 BB: 0 P: 3	R: 0 E: 0 K: 0 S: 3	H: 0 LOB: 0 BB: 0 P: 3	1B: 1 2B: 1 3B: 0 HR: 0	SF: 0 SAC: 0 DP: 0 HBP: 0	WP: 0 PB: 0 SB: 0 CS: 1	PA: 31	
PITCHER Tom Sturdivant, R (1, 1) ERA: 2.04	IP 9.0	WLS W	BF 31	H 2	R 0	ER 0	SO 4	BB 3	IBB 0	HBP 0	BLK 0	WP 0	HR 0	S 36	P 48	ERA 0.00	WHIP 0.556						PITCHER IP WLS BF H R ER SO BB IBB HBP BLK WP HR S P ERA WHIP

Cleveland Indians @ New York Yankees
Yankee Stadium, Bronx, NY
 Fri Jul 13 1956, 3:33 AM EDT
 Att. 40,664 - Unknown - 78 F

livebaseballscorecards.com

AB	28
R	0
H	2
RBI	0
BB	3
SO	4
LOB	7



Batter	1	2	3	4	5	6	7	8	9	AB	R	H	RBI	BB	SO	LOB
Gil McDougald, R OBP: 0.409, SLG: 0.451 (1, 6)	0-0 1B 1B	0-0 L9			0-0 5-3		0-0 E 1B 1B	0-0 4-3 1B 1B		5	2	3	0	0	0	1
Norm Siebern, L OBP: 0.279, SLG: 0.354 (1, 7)	0-0 1-2 1B 1B		0-3 K			4-0 1B HR BB	0-0 E9 1B 1B 1-H 2-H	0-0 4-3 1-2		4	3	2	1	1	1	1
Mickey Mantle, S OBP: 0.472, SLG: 0.739 (1, 8)	0-0 F8		0-0 G3			0-0 F7	0-0 1B 1B 2-H	0-0 1-3 1B		5	1	2	2	0	0	2
Yogi Berra, L OBP: 0.359, SLG: 0.550 (1, 2)	4-0 1-2 1B BB		0-0 F8			0-0 1-3 HR 1B	0-0 F9	0-0 1-3 1B		4	1	1	0	1	0	2
Bill Skowron, R OBP: 0.415, SLG: 0.522 Hank Bauer, R OBP: 0.307, SLG: 0.477 (1, 3) (8, 9)	0-0 1-2 2-H 1B			0-0 F7		0-0 1-H 3-H HR	0-0 1B 2B 1B	0-0 F8		4	2	3	4	0	0	0
Joe Collins, L OBP: 0.307, SLG: 0.385 (1, 9) (8, 3)	0-0 1-3			0-0 F9		0-0 F5	0-0 1-3 3-H 1B			4	0	1	1	0	0	2
Andy Carey, R OBP: 0.316, SLG: 0.368 (1, 5)		0-0 6-3		0-0 4-3		0-0 4-3	0-0 1-3 3-H 2B			4	0	1	1	0	0	0
Jerry Coleman, R OBP: 0.311, SLG: 0.269 (1, 4)		0-0 SH1-4 1B			0-0 6-3		0-0 K			3	0	1	0	1	1	0
Tom Sturdivant, L OBP: 0.308, SLG: 0.385 (1, 1)		0-0 SH1-4			0-0 F2		0-0 1B 1B	0-0 1-3		3	1	1	0	0	0	3

Inning Stats	R: 1	H: 3	E: 0	K: 0	S: 5	LOB: 2	BB: 1	P: 9	R: 0	H: 1	E: 0	K: 0	S: 4	LOB: 1	BB: 0	P: 4	R: 0	H: 0	E: 0	K: 1	S: 5	LOB: 0	BB: 0	P: 5	R: 0	H: 0	E: 0	K: 0	S: 3	R: 3	H: 2	E: 0	K: 0	S: 5	LOB: 0	BB: 1	P: 9	R: 5	H: 7	E: 1	K: 1	S: 12	LOB: 3	BB: 1	P: 16	R: 1	H: 2	E: 0	K: 0	S: 5	LOB: 1	BB: 0	P: 5
--------------	------	------	------	------	------	--------	-------	------	------	------	------	------	------	--------	-------	------	------	------	------	------	------	--------	-------	------	------	------	------	------	------	------	------	------	------	------	--------	-------	------	------	------	------	------	-------	--------	-------	-------	------	------	------	------	------	--------	-------	------

PITCHER	IP	WLS	BF	H	R	ER	SO	BB	IBB	HBP	BLK	WP	HR	S	P	ERA	WHIP
Early Wynn, R ERA: 3.38 (1, 1)	6.1	L	30	10	8	8	2	2	0	0	0	0	1	32	40	11.37	1.895
Don Mossi, L ERA: 4.65 (7, 1)	0.2		6	3	1	1	0	0	1	0	0	0	0	5	9	13.50	4.500
Cal McLish, R ERA: 5.53 (8, 1)	1.0		5	2	1	1	0	0	0	0	0	0	0	5	5	9.00	2.000


BOTTOM

Cleveland Indians @ New York Yankees
Yankee Stadium, Bronx, NY

Fri Jul 13 1956, 3:33 AM EDT
Att: 40,664 - Unknown - 78 F

AB	37
R	10
H	15
RBI	9
BB	3
SO	2
LOB	12

WP: 0 PA: 41
PB: 0 SB: 0
CS: 0



PITCHER	IP	WLS	BF	H	R	ER	SO	BB	IBB	HBP	BLK	WP	HR	S	P	ERA	WHIP
---------	----	-----	----	---	---	----	----	----	-----	-----	-----	----	----	---	---	-----	------

Batter	1	2	3	4	5	6	7	8	9	10	AB R H RBI BB SO LOB	TOP														
Bobby Avila, R (1, 4) OBP: 0.315, SLG: 0.307	0-0 L7		4-0 HR	4-0 BB			0-0 5-3		0-0 F3		3 1 0 0 2 0 0	Cleveland Indians @ New York Yankees Yankee Stadium, Bronx, NY Sat Jul 14 1956, 3:33 AM EDT Att: 27,358 - Overcast - 80 F														
Gene Woodling, L (1, 7) OBP: 0.431, SLG: 0.437	0-0 5-3		0-0 HR	0-3 K			4-0 BB		0-0 F8		4 1 1 2 1 1 3															
Al Smith, R (1, 9) OBP: 0.403, SLG: 0.495	0-0 1-3		0-0 F8				0-0 G6-4-3		0-0 G4-6-3 1B		5 0 1 0 0 0 1															
Al Rosen, R (1, 5) OBP: 0.406, SLG: 0.520		0-0 FC4-6 1B	0-0 5-3				0-0 F9		0-0 G4-6-3 1-2f		5 0 1 0 0 0 1															
Vic Wertz, L (1, 3) OBP: 0.380, SLG: 0.528		0-0 FC4-6 1B	0-0 F5				0-3 K		0-0 F7		5 1 0 0 0 1 1															
Preston Ward, L (10, 3) OBP: 0.362, SLG: 0.450		1-2f 1B								0-0 3-1	0 0 0 0 0 0 0															
Hal Naragon, L (1, 2) OBP: 0.393, SLG: 0.462		0-0 1B									2 0 1 0 0 0 0															
Jim Hegan, R (4, 2) OBP: 0.339, SLG: 0.373		1-2 1B									2 0 1 0 0 0 0															
Jim Busby, R (1, 8) OBP: 0.281, SLG: 0.358		0-0 F8									4 0 1 0 0 1 3															
Chico Carrasquel, R (1, 6) OBP: 0.339, SLG: 0.336		0-0 1B									3 0 1 1 1 0 1															
Herb Score, L (1, 1) OBP: 0.261, SLG: 0.175		1-2 2-H 1B									2 0 0 0 1 1 3															
Bob Lemon, L (8, 1) OBP: 0.283, SLG: 0.447		0-0 F2									0 0 0 0 0 0 0															
Sam Mele, R (9, PH) OBP: 0.375, SLG: 0.507											1 1 1 1 0 0 0															
Don Mossi, L (9, 1) OBP: 0.200, SLG: 0.154											0 0 0 0 0 0 0															
Bob Feller, R (10, 1)											0 0 0 0 0 0 0															
Inning Stats	R: 0 E: 0 K: 0 S: 3	H: 0 LOB: 0 BB: 0 P: 3	R: 1 E: 0 K: 0 S: 6	H: 3 LOB: 2 BB: 0 P: 6	R: 2 E: 0 K: 0 S: 4	H: 1 LOB: 0 BB: 1 P: 8	R: 0 E: 0 K: 1 S: 6	H: 1 LOB: 3 BB: 2 P: 14	R: 0 E: 0 K: 1 S: 5	H: 0 LOB: 1 BB: 1 P: 9	R: 0 E: 0 K: 0 S: 2	H: 0 LOB: 0 BB: 1 P: 6	R: 0 E: 0 K: 1 S: 6	H: 1 LOB: 1 BB: 0 P: 6	R: 1 E: 0 K: 0 S: 4	H: 1 LOB: 0 BB: 0 P: 4	R: 0 E: 0 K: 0 S: 3	H: 1 LOB: 0 BB: 0 P: 3	1B: 5 2B: 0 3B: 1 HR: 2	SF: 0 SAC: 0 DP: 2 HBP: 0	WP: 0 PB: 0 SB: 0 CS: 0	PA: 41				
PITCHER	IP WLS BF H R ER SO BB IBB HBP BLK WP HR S P ERA WHIP	IP WLS BF H R ER SO BB IBB HBP BLK WP HR S P ERA WHIP											IP WLS BF H R ER SO BB IBB HBP BLK WP HR S P ERA WHIP													
Don Larsen, R (1, 1) ERA: 4.64	3.2	W	18	5	3	3	0	2	0	0	0	0	0	0	7.36	1.909										
Tommy Byrne, L (4, 1) ERA: 4.31	6.1	W	23	3	1	1	4	3	0	0	0	0	1	28	1.42	0.947										

AB	36
R	4
H	8
RBI	4
BB	5
SO	4
LOB	13



livebaseballscores.com

BOTTOM

Cleveland Indians @ New York Yankees
Yankee Stadium, Bronx, NY
Sat Jul 14 1956, 3:33 AM EDT
Att. 27,358 - Overcast - 80 F

livebaseballscorecards.com

AB 35
R 5
H 9
RBI 5
BB 6
SO 4
LOB 14



WP: 0 PA: 43
PB: 0
SB: 0
CS: 0

AB R H RBI BB SO LOB

4 0 0 0 1 0 2

5 1 1 0 0 1 1

3 1 1 1 0 1 0

3 0 0 0 1 0 2

3 1 1 0 0 1 1

3 1 1 0 0 0 1

4 0 2 1 0 0 3

1 0 0 0 0 0 0

3 0 1 1 0 0 1

1B: 7 SF: 0
2B: 1 SAC: 2
3B: 0 DP: 2
HR: 1 HBP: 0

Batter	1	2	3	4	5	6	7	8	9	10
Gil McDougald, R OBP: 0.465, SLG: 0.444 (1, 6)	4-0 BB G6-4-3		0-0 F9			0-0 L3	0-0 L4		0-0 F3	
Bob Cerv, R OBP: 0.342, SLG: 0.406 (1, 7) (7, 8)	0-0 G6-4-3 1-2f			0-3 K		0-0 5-3		0-0 SH1-3 BB 1B	0-0 1-3	
Mickey Mantle, S OBP: 0.471, SLG: 0.745 (1, 8) Elston Howard, R OBP: 0.324, SLG: 0.343 (7, 7)	0-3 K				0-0 HR	0-0 F3		0-0 SH1-3 1-2		0-0 SH5-4 BB 1B 1B
Yogi Berra, L OBP: 0.360, SLG: 0.544 (1, 2)		0-0 4-3			4-0 BB G6-4-3		0-0 F7	0-3 K		4-0 1B SH5-4 BB 1-2
Bill Skowron, R OBP: 0.412, SLG: 0.514 (1, 3)		4-0 BB			0-0 G6-4-3 1-2f		0-0 L9	0-0 E5 BB BB 2-3		0-0 SH5-4 1-2 2-3
Hank Bauer, R OBP: 0.307, SLG: 0.476 (1, 9) Joe Collins, L OBP: 0.309, SLG: 0.382 (8, PH) (9, 9)		0-3 K				0-0 F8	0-0 1B 1B	4-0 BB BB 1-2		0-0 FC3 1B
Andy Carey, R OBP: 0.316, SLG: 0.368 (1, 5) Irv Noren, L OBP: 0.542, SLG: 0.412 (8, PH) Billy Hunter, R OBP: 0.500, SLG: 1.000 (8, PR) Billy Martin, R OBP: 0.328, SLG: 0.397 (9, 4)		0-0 F9				0-0 4-3	0-0 1B 1B	4-0 BB BB 1-2 2-3 3-H		0-0 1B 1-2 2-3 3-H
Jerry Coleman, R OBP: 0.321, SLG: 0.296 (1, 4) (9, 5)			0-0 L8			0-0 2B	0-0 1B 1B 1-2 3-H	0-0 5-3		
Don Larsen, R OBP: 0.310, SLG: 0.512 (1, 1) Tommy Byrne, L OBP: 0.320, SLG: 0.542 (4, 1)			0-0 6-3			0-0 5-3	0-0 1B		0-0 3-1	

Inning Stats	R: 0	H: 0	E: 0	K: 1	S: 4	R: 0	H: 0	E: 0	K: 1	S: 5	R: 0	H: 0	E: 0	K: 0	S: 3	R: 1	H: 1	E: 0	K: 1	S: 5	R: 0	H: 1	E: 0	K: 0	S: 4	R: 0	H: 0	E: 0	K: 0	S: 3	R: 2	H: 4	E: 0	K: 0	S: 7	R: 1	H: 1	E: 1	K: 1	S: 7	R: 0	H: 0	E: 0	K: 0	S: 3	R: 1	H: 2	E: 0	K: 0	S: 4	R: 1	H: 2	E: 0	K: 0	S: 4	1B: 7	SF: 0	2B: 1	SAC: 2	3B: 0	DP: 2	HR: 1	HBP: 0	WP: 0	PA: 43
--------------	------	------	------	------	------	------	------	------	------	------	------	------	------	------	------	------	------	------	------	------	------	------	------	------	------	------	------	------	------	------	------	------	------	------	------	------	------	------	------	------	------	------	------	------	------	------	------	------	------	------	------	------	------	------	------	-------	-------	-------	--------	-------	-------	-------	--------	-------	--------

PITCHER	IP	WLS	BF	H	R	ER	SO	BB	IBB	HBP	BLK	WP	HR	S	P	ERA	WHIP
Herb Score, L ERA: 3.0 (1, 1)	7.2		31	7	4	3	4	3	0	0	0	0	1	36	48	3.52	1.304
Bob Lemon, R ERA: 4.01 (8, 1)	0.1		4	0	0	0	0	2	0	0	0	0	0	2	10	0.00	6.000
Don Mossi, L ERA: 4.7 (9, 1)	1.1	L	7	1	1	1	0	1	0	0	0	0	0	6	10	6.75	1.500
Bob Feller, R ERA: 3.33 (10, 1)	0.0		1	1	0	0	0	0	0	0	0	0	0	1	1	∞	∞

Batter	1	2	3	4	5	6	7	8	9	AB R H RBI BB SO LOB	TOP												
Chico Carrasquel, R OBP: 0.335, SLG: 0.330 (1, 6) X	0-0 6-3	4-0 BB		X 0-0 5-3	0-0 4-3		X 0-0 F3		X 0-0 1-3	5 0 0 0 1 0 3													
Gene Woodling, L OBP: 0.435, SLG: 0.439 (1, 9) X (8, 7)	0-0 2B 1B	0-3 K			4-0 S 1B BB	X 0-0 FC5-4 1B		X 0-0 F7		4 2 2 0 1 1 1													
Al Smith, R OBP: 0.403, SLG: 0.497 (1, 5) X (8, 9)	0-0 1-3 2B	0-3 K			0-3 K 1-2	X 0-0 FC5-4 1B 1-2f		X 0-0 1B SF7 1B		5 3 2 0 0 2 3													
Vic Wertz, L OBP: 0.386, SLG: 0.530 (1, 3) B Preston Ward, L OBP: 0.362, SLG: 0.450 (8, PR) B (8, 3)	4-0 2B 1B BB		X 0-0 F5		4-0 WP 1B BB IBB	X 0-0 FC5-4 1B 1-H		X 0-0 1B 1-3 1B		3 2 2 1 2 0 0 0 0 0 0 0 0 0													
Sam Mele, R OBP: 0.377, SLG: 0.521 (1, 7) X Al Rosen, R OBP: 0.406, SLG: 0.520 (8, 5)	0-0 1-3 2-H 3-H 1B 2B		X 0-0 F2		0-0 BB 1B 1B 1-2 2-H	X 0-0 F8		X 0-0 SF7 3-H		4 2 2 4 0 0 1 0 0 0 0 0 0 0													
Jim Busby, R OBP: 0.289, SLG: 0.361 (1, 8) X	0-0 2-H 3-H 1B		B 4-0 BB BB BB		B 4-0 1B BB BB 1-2 2-3	X 0-0 FC5-4 1-2f		X 0-0 1-3 1B		3 1 2 2 2 0 1													
Earl Averill, R OBP: 0.304, SLG: 0.338 (1, 2) S Dale Mitchell, L OBP: 0.333, SLG: 0.130 (5, PH) S Jim Hegan, R OBP: 0.335, SLG: 0.369 (5, 2)	0-3 K		X 0-0 F6		X 0-0 F4		X 0-0 6-3	X 0-0 F4		2 0 0 0 0 1 2 1 0 0 0 0 0 3 2 0 0 0 0 0 2													
George Strickland, R OBP: 0.357, SLG: 0.300 (1, 4) X	0-0 5-3		X 0-0 6-3		4-0 1B BB 1-2 2-3 3-H	X 0-0 F8		X 0-0 F6		4 0 0 1 1 0 1													
Hank Aguirre, R (1, 1) Art Houtteman, R OBP: 0.222, SLG: 0.222 (3, 1) Don Mossi, L OBP: 0.200, SLG: 0.154 (9, 1)		0-3 K		X 0-0 5-3	0-0 1B	X 0-0 1B		X 0-0 6-3		1 0 0 0 0 1 0 4 0 2 2 0 0 0 0 0 0 0 0 0 0													
Inning Stats	R: 4 E: 0 K: 1 S: 9	H: 4 LOB: 1 BB: 1 P: 13	R: 0 E: 0 K: 3 S: 9	H: 0 LOB: 1 BB: 1 P: 13	R: 0 E: 0 K: 0 S: 3	H: 0 LOB: 1 BB: 1 P: 7	R: 0 E: 0 K: 0 S: 3	H: 0 LOB: 0 BB: 0 P: 3	R: 4 E: 0 K: 1 S: 7	H: 2 LOB: 2 BB: 4 P: 23	R: 1 E: 0 K: 0 S: 5	H: 2 LOB: 1 BB: 0 P: 5	R: 0 E: 0 K: 0 S: 4	H: 1 LOB: 1 BB: 0 P: 4	R: 1 E: 0 K: 0 S: 6	H: 3 LOB: 2 BB: 0 P: 6	R: 0 E: 0 K: 0 S: 3	H: 0 LOB: 0 BB: 0 P: 3	1B: 10 2B: 2 3B: 0 HR: 0	SF: 1 SAC: 0 DP: 0 HBP: 0	WP: 2 PB: 0 SB: 1 CS: 0	PA: 46	
PITCHER	IP WLS BF H R ER SO BB IBB HBP BLK WP HR S P ERA WHIP																					PITCHER	IP WLS BF H R ER SO BB IBB HBP BLK WP HR S P ERA WHIP
Willard Nixon, R ERA: 5.26 (1, 1)	4.1 L 24 5 8 8 5 5 1 0 0 1 0 28 52 16.61 2.308																						
Tom Hurd, R ERA: 5.12 (5, 1)	3.2 19 7 2 2 0 1 0 0 0 1 0 18 22 4.91 2.182																						
Harry Dorish, R ERA: 4.05 (9, 1)	1.0 3 0 0 0 0 0 0 0 0 0 0 3 3 0.00 0.000																						

Cleveland Indians @ Boston Red Sox
Fenway Park, Boston, MA
 Sun Jul 15 1956, 3:33 AM EDT
 Unknown

livebaseballscores.com

AB 38
R 10
H 12
RBI 10
BB 7
SO 5
LOB 17



Batter	1	2	3	4	5	6	7	8	9	AB R H RBI BB SO LOB
Billy Goodman, L (1, 4) OBP: 0.365, SLG: 0.435	0-0 BB 1B	0-3 K	0-0 3B			0-3 K		4-0 FC3-6 BB	0-0 FC4-6	5 1 2 2 1 2 2
Billy Klaus, L (1, 5) OBP: 0.386, SLG: 0.391	0-3 K	4-0 BB	0-0 F8			0-0 2B		0-0 FC3-6 1B		4 0 1 0 1 1 4
Ted Williams, L (1, 7) OBP: 0.486, SLG: 0.536 Billy Consolo, R (8, PR) Harry Dorish, R (9, 1)	4-0 1B BB	0-3 K			0-0 F7	0-0 F7		0-0 1B		4 0 1 1 1 1 3 0 0 0 0 0 0 0 0 0 0 0 0 0 0
Dick Gernert, R (1, 3) OBP: 0.407, SLG: 0.511	4-0 1B BB		0-0 HR		0-3 K	0-0 6-3		0-0 F8		4 1 1 1 1 1 3
Jackie Jensen, R (1, 9) OBP: 0.386, SLG: 0.464	0-0 FC6-4 1B		4-0 1B BB		0-0 F6		4-0 G6-4-3 BB	0-0 F8		3 1 1 1 2 0 2
Jim Piersall, R (1, 8) OBP: 0.382, SLG: 0.447	0-0 F2		0-0 F9		4-0 G6-4-3 BB		0-0 G6-4-3	0-0 6-3 1B 2B		4 1 1 0 1 0 5
Sammy White, R (1, 2) OBP: 0.327, SLG: 0.388	0-0 FC6-4		0-0 3B 1B		0-0 G6-4-3		0-0 FC5-4 1B	0-0 6-3		5 1 2 1 0 0 5
Don Buddin, R (1, 6) OBP: 0.386, SLG: 0.365		0-0 2B	0-0 F8		4-0 BB		0-0 FC5-4	0-0 F8		4 0 1 0 1 0 3
Willard Nixon, L (1, 1) OBP: 0.286, SLG: 0.176 Tom Hurd, R (5, 1) OBP: 0.571, SLG: 0.571 Mickey Vernon, L (8, PH) OBP: 0.398, SLG: 0.530		0-3 K	4-0 3B BB		0-3 K			0-0 FC3-6 1B 2B	0-0 FC4-6 1B	1 1 0 0 1 1 1 1 0 0 0 0 1 1 2 1 2 1 0 0 0


Inning Stats	R: 1 E: 0 K: 1 S: 7	H: 2 LOB: 3 BB: 2 P: 15	R: 0 E: 0 K: 3 S: 10	H: 1 LOB: 2 BB: 1 P: 14	R: 4 E: 0 K: 0 S: 6	H: 3 LOB: 1 BB: 2 P: 14	R: 0 E: 0 K: 1 S: 5	H: 0 LOB: 0 BB: 0 P: 5	R: 0 E: 0 K: 1 S: 4	H: 0 LOB: 1 BB: 2 P: 12	R: 0 E: 0 K: 1 S: 6	H: 1 LOB: 1 BB: 0 P: 6	R: 0 E: 0 K: 0 S: 3	H: 1 LOB: 1 BB: 1 P: 7	R: 1 E: 0 K: 0 S: 5	H: 2 LOB: 2 BB: 1 P: 9	R: 1 E: 0 K: 0 S: 5	H: 2 LOB: 1 BB: 0 P: 5	1B: 6 2B: 4 3B: 1 HR: 1	SF: 0 SAC: 0 DP: 2 HBP: 0	WP: 0 PB: 0 SB: 1 CS: 0	PA: 46
--------------	------------------------------	----------------------------------	-------------------------------	----------------------------------	------------------------------	----------------------------------	------------------------------	---------------------------------	------------------------------	----------------------------------	------------------------------	---------------------------------	------------------------------	---------------------------------	------------------------------	---------------------------------	------------------------------	---------------------------------	----------------------------------	------------------------------------	----------------------------------	--------

PITCHER	IP	WLS	BF	H	R	ER	SO	BB	IBB	HBP	BLK	WP	HR	S	P	ERA	WHIP
Hank Aguirre, L (1, 1) ERA: 5.4	2.1		16	5	4	4	4	4	4	0	0	0	1	20	36	15.43	3.857
Art Houtteman, R (3, 1) ERA: 5.57	6.1	W	29	7	3	3	3	5	0	0	0	0	0	30	50	4.26	1.895
Don Mossi, L (9, 1) ERA: 4.67	0.1	S	1	0	0	0	0	0	0	0	0	0	0	1	1	0.00	0.000

BOTTOM

Cleveland Indians @ Boston Red Sox
Fenway Park, Boston, MA
Sun Jul 15 1956, 3:33 AM EDT
Unknown

AB	37
R	7
H	12
RBI	7
BB	9
SO	7
LOB	29



Batter	1	2	3	4	5	6	7	8	9	AB R H RBI BB SO LOB	TOP		
Chico Carrasquel, R (1, 6) <small>OBP: 0.332, SLG: 0.326</small> Preston Ward, L (8, PH) <small>OBP: 0.359, SLG: 0.446</small> Kenny Kuhn, L (8, 6) <small>OBP: 0.400, SLG: 0.250</small>	0-3 K		0-0 6-3			0-0 6-3		0-0 F8		3 0 0 0 0 1 0 1 0 0 0 0 0 0 0 0 0 0 0 0 0	Cleveland Indians @ Boston Red Sox Fenway Park, Boston, MA Sun Jul 15 1956, 3:38 AM EDT Att: 32,290 - Unknown livebaseballscorecards.com		
Gene Woodling, L (1, 7) <small>OBP: 0.437, SLG: 0.433</small>	4-0 1B BB		0-0 4-3			4-0 WP BB		0-0 F8		2 0 0 0 2 0 0			
Al Smith, R (1, 9) <small>OBP: 0.404, SLG: 0.495</small>	0-0 1-2 1B		0-0 L3			0-0 F5 1-2		4-0 S BB BB		3 0 1 0 1 0 1			
Vic Wertz, L (1, 3) <small>OBP: 0.384, SLG: 0.524</small> Art Houtteman, R (9, PR) <small>OBP: 0.222, SLG: 0.222</small> Bobby Avila, R (9, PR) <small>OBP: 0.315, SLG: 0.307</small>	0-3 K		0-0 6-3			0-0 4-3		4-0 S BB BB		3 0 0 0 1 1 3 0 0 0 0 0 0 0 0 0 0 0 0 0 0			
Al Rosen, R (1, 5) <small>OBP: 0.404, SLG: 0.520</small>	0-3 K		0-0 5-3			0-0 SH2-3 3-1 2B		0-3 K		4 1 1 0 0 2 4			
Jim Busby, R (1, 8) <small>OBP: 0.287, SLG: 0.359</small> Bob Lemon, L (9, PH) <small>OBP: 0.278, SLG: 0.438</small>	0-0 6-3		0-3 K			0-0 SH2-3 2-3		0-3 K		2 0 0 0 0 1 0 1 0 0 0 0 1 3			
Jim Hegan, R (1, 2) <small>OBP: 0.332, SLG: 0.364</small> Hal Naragon, L (7, PH) <small>OBP: 0.381, SLG: 0.444</small>	0-0		0-0			0-0 3-1		0-0 F8		2 0 0 0 0 0 0 2 0 0 1 0 0 3			
George Strickland, R (1, 4) <small>OBP: 0.356, SLG: 0.292</small>	4-0 BB		1-3			0-0 6-3		0-0 6-3		2 0 0 0 1 0 0			
Mike Garcia, R (1, 1) <small>OBP: 0.152, SLG: 0.100</small> Dale Mitchell, L (8, PH) <small>OBP: 0.323, SLG: 0.125</small> Cal McLish, S (8, 1)	0-0 1-3		0-0 1-3			0-0 6-3		0-3 K		2 0 0 0 0 0 1 1 0 0 0 0 1 0 0 0 0 0 0 0 0			
Inning Stats	R: 0 H: 1 E: 0 LOB: 2 K: 3 BB: 1 S: 10 P: 14	R: 0 H: 0 E: 0 LOB: 1 K: 0 BB: 1 S: 3 P: 7	R: 0 H: 0 E: 0 LOB: 0 K: 0 BB: 0 S: 3 P: 3	R: 0 H: 0 E: 0 LOB: 0 K: 1 BB: 0 S: 5 P: 5	R: 0 H: 0 E: 0 LOB: 0 K: 0 BB: 0 S: 3 P: 3	R: 0 H: 0 E: 0 LOB: 1 K: 0 BB: 1 S: 3 P: 7	R: 1 H: 1 E: 0 LOB: 0 K: 0 BB: 0 S: 4 P: 4	R: 0 H: 0 E: 0 LOB: 0 K: 1 BB: 0 S: 5 P: 5	R: 0 H: 0 E: 0 LOB: 3 K: 2 BB: 2 S: 7 P: 15	1B: 1 SF: 0 2B: 1 SAC: 1 3B: 0 DP: 0 HR: 0 HBP: 0		WP: 1 PA: 34 PB: 0 SB: 2 CS: 0	
PITCHER	IP WLS BF H R ER SO BB IBB HBP BLK WP HR S P ERA WHIP											PITCHER	IP WLS BF H R ER SO BB IBB HBP BLK WP HR S P ERA WHIP
Dave Sisler, R (1, 1) <small>ERA: 3.96</small> Ike Delock, R (9, 1) <small>ERA: 4.61</small>	8.0 W 31 2 1 1 5 5 0 0 0 1 0 36 56 1.12 0.875												



Batter	1	2	3	4	5	6	7	8	9
Billy Goodman, L (1, 4) OBP: 0.362, SLG: 0.430	0-0 4-3	0-0 4-3		0-0 1-3 1B		0-3 K		0-0 1-3	
Billy Klaus, L (1, 5) OBP: 0.384, SLG: 0.387	0-0 F5		4-0 FC4 BB	0-0 F4		0-0 1-3			
Ted Williams, L (1, 7) OBP: 0.491, SLG: 0.550 Gene Stephens, L (7, PR) OBP: 0.296, SLG: 0.174 (8, 7)	0-0 1B 2B		0-0 FC4 FC4-6 1-2f		4-0 1B BB		0-0 G3 2B		
Mickey Vernon, L (1, 3) OBP: 0.396, SLG: 0.525	0-0 1B 1B		0-0 FC4-6 1-2f		0-3 K		0-0 G3		
Jackie Jensen, R (1, 9) OBP: 0.397, SLG: 0.465	0-0 1-3 1B		0-0 F9		0-0 1B 1-2 1B		0-0 F3		
Jim Piersall, R (1, 8) OBP: 0.378, SLG: 0.441	0-3 K			0-3 K		0-0 F8		0-0 F5	
Sammy White, R (1, 2) OBP: 0.330, SLG: 0.390		0-0 6-3		0-0 5-3		0-0 1-3 2-H 1B		0-0 1B	
Don Buddin, R (1, 6) OBP: 0.388, SLG: 0.365		0-0 E4 SH1-4		0-0 1B 1B		0-3 K		4-0 SH3-4 BB	
Dave Sisler, R (1, 1) OBP: 0.313, SLG: 0.154 Ike Delock, R (9, 1) OBP: 0.150, SLG: 0.158		0-0 SH1-4		0-0 1B 1-H 1B		0-0 6-3		0-0 SH3-4	

AB	R	H	RBI	BB	SO	LOB
5	0	1	0	0	1	2
3	0	0	0	1	0	2
3	2	2	0	1	0	1
0	0	0	0	0	0	0
4	0	1	1	0	1	3
4	0	2	0	0	0	3
4	0	0	0	0	2	6
4	0	2	1	0	0	0
3	1	1	0	1	1	2
2	0	1	1	0	0	0
0	0	0	0	0	0	0
1B: 8	SF: 0	2B: 2	SAC: 2	3B: 0	DP: 0	HR: 0
	HBP: 0					

BOTTOM

Cleveland Indians @ Boston Red Sox
Fenway Park, Boston, MA
 Sun Jul 15 1956, 3:38 AM EDT
 Att. 32,290 - Unknown

AB	32
R	3
H	10
RBI	3
BB	3
SO	5
LOB	19



Inning Stats		R: 1	H: 3	E: 0	K: 1	S: 8	R: 0	H: 0	E: 1	K: 0	S: 4	R: 0	H: 0	E: 0	K: 0	S: 3	R: 1	H: 3	E: 0	K: 1	S: 8	R: 0	H: 2	E: 0	K: 2	S: 9	R: 0	H: 1	E: 0	K: 0	S: 3	R: 0	H: 1	E: 0	K: 0	S: 3	
PITCHER		IP	WLS	BF	H	R	ER	SO	BB	IBB	HBP	BLK	WP	HR	S	P	ERA	WHIP																			
Mike Garcia, R (1, 1) ERA: 4.08		7.0	L	33	9	3	3	5	2	0	0	0	0	0	41	49	3.86	1.571																			
Cal McLish, R (8, 1) ERA: 5.4		1.0		4	1	0	0	0	1	0	0	0	0	0	3	7	0.00	2.000																			

WP	HR	S	P	ERA	WHIP
0	0	0	0	0	0

Batter	1	2	3	4	5	6	7	8	9	AB R H RBI BB SO LOB	TOP											
Chico Carrasquel, R (1, 6) OBP: 0.333, SLG: 0.328	0-0 F7		0-0 BB 1B	0-0 1-3 3-H 1B		0-0 1-2 4-3		0-0 4-3		5 0 2 1 0 0 1												
Gene Woodling, L (1, 7) OBP: 0.441, SLG: 0.441	0-0 F9		4-0 BB 1B	0-0 4-3		0-0 2-H E 2B		0-0 E 1B		4 2 2 1 1 0 2												
Al Smith, R (1, 9) OBP: 0.401, SLG: 0.490	0-0 F9		0-0 4-3		0-0 6-3	0-0 2-H E 1B		0-0 E4 1B		5 0 1 1 0 0 4												
Vic Wertz, L (1, 3) OBP: 0.384, SLG: 0.522 Preston Ward, L (8, PR) OBP: 0.359, SLG: 0.446 (8, 3)		0-0 L4		0-0 4-3	0-0 WP 1B	0-0 4-3		0-0 L1-3 1B		5 0 2 1 0 0 1 0 0 0 0 0 0 0												
Al Rosen, R (1, 5) OBP: 0.400, SLG: 0.513		0-0 F8		0-0 HR 1B	0-0 1-2 6-3		0-0 6-3	0-0 L1-3 1B		5 1 1 0 0 0 3												
Jim Busby, R (1, 8) OBP: 0.291, SLG: 0.372		0-0 5-3		0-0 1-H HR	0-0 6-3		0-0 SH1-3 1B	0-0 F9 SH1-4 1B		5 1 3 2 0 0 1												
Hal Naragon, L (1, 2) OBP: 0.403, SLG: 0.483			0-0 3-1	0-0 F8 1B 1B		0-0 1B 2B	0-0 SH1-3 1B	0-0 SH1-4		4 2 3 0 0 0 0												
George Strickland, R (1, 4) OBP: 0.352, SLG: 0.289			0-0 F8	0-0 1B 1-2 1B		0-3 K 2B	0-0 SH1-3	0-0 F9		4 0 1 0 0 1 2												
Bob Lemon, L (1, 1) OBP: 0.288, SLG: 0.434			0-0 BB 1B	0-0 F8 2-3		0-0 2-H 4-3 2B 1B	0-0 F9	0-0 F8		5 1 2 1 0 0 5												
Inning Stats	R: 0 E: 0 K: 0 S: 3	H: 0 LOB: 0 BB: 0 P: 3	R: 0 E: 0 K: 0 S: 3	H: 0 LOB: 0 BB: 0 P: 3	R: 0 E: 0 K: 0 S: 5	H: 2 LOB: 3 BB: 1 P: 9	R: 3 E: 0 K: 0 S: 8	H: 5 LOB: 2 BB: 0 P: 8	R: 0 E: 0 K: 0 S: 4	H: 1 LOB: 1 BB: 0 P: 4	R: 3 E: 1 K: 1 S: 9	H: 4 LOB: 1 BB: 0 P: 9	R: 0 E: 0 K: 0 S: 5	H: 2 LOB: 2 BB: 0 P: 5	R: 1 E: 1 K: 0 S: 5	H: 2 LOB: 2 BB: 0 P: 5	R: 0 E: 0 K: 0 S: 4	H: 1 LOB: 1 BB: 0 P: 4	1B: 14 2B: 3 3B: 0 HR: 1	SF: 0 SAC: 2 DP: 1 HBP: 0	WP: 1 PB: 0 SB: 0 CS: 0	PA: 45
PITCHER	IP WLS BF H R ER SO BB IBB HBP BLK WP HR S P ERA WHIP																					
Frank Sullivan, R (1, 1) ERA: 3.39	5.2 L 30 12 6 6 1 1 0 0 0 0 1 1 31 35 9.53 2.294																					
Harry Dorish, R (6, 1) ERA: 3.72	2.1 11 4 1 0 0 0 0 0 0 0 0 0 11 11 0.00 1.714																					
Leo Kiely, L (9, 1) ERA: 4.55	1.0 4 1 0 0 0 0 0 0 0 0 0 0 4 4 0.00 1.000																					

Cleveland Indians @ Boston Red Sox

Fenway Park, Boston, MA

Mon Jul 16 1956, 3:33 AM EDT
Att: 14,262 - Unknown

livebaseballscorecards.com

AB	42
R	7
H	17
RBI	7
BB	1
SO	1
LOB	19



Batter	1	2	3	4	5	6	7	8	9	AB	R	H	RBI	BB	SO	LOB
Billy Goodman, L OBP: 0.356, SLG: 0.423 (1, 4)	0-0 1-3		0-0 4-3			0-0 4-3		0-0 4-3		4	0	0	0	0	0	1
Billy Klaus, L OBP: 0.382, SLG: 0.388 (1, 5)	0-0 BB 2B		0-0 F7			0-0 1-3		0-0 6-3		4	0	1	1	0	0	0
Ted Williams, L OBP: 0.491, SLG: 0.543 (1, 7)	4-0 BB BB		0-0 4-3			4-0 BB		0-0 6-3		2	0	0	0	2	0	0
Mickey Vernon, L OBP: 0.394, SLG: 0.520 (1, 3)	0-0 F8			0-0 4-3		0-0 F9			0-0 HR 1B	4	1	1	0	0	0	3
Jackie Jensen, R OBP: 0.404, SLG: 0.478 (1, 9)	4-0 1-2 2-3 BB			0-0 G6-4-3 1B		4-0 E BB			0-0 1-H HR	2	1	2	2	2	0	0
Jim Piersall, R OBP: 0.374, SLG: 0.436 (1, 8)	0-0 F4			0-0 G6-4-3 1-2f		0-0 E5 G1-4-3			0-0 F8	4	0	0	0	0	0	5
Sammy White, R OBP: 0.325, SLG: 0.384 (1, 2)		0-0 L4			0-0 5-3		0-0 F7		0-0 4-3	4	0	0	0	0	0	2
Don Buddin, R OBP: 0.383, SLG: 0.359 (1, 6)		0-0 F9			0-0 5-3		0-0 G1-4-3 1-2f		0-0 F8	4	0	0	0	0	0	2
Frank Sullivan, R OBP: 0.170, SLG: 0.160 (6, 1) Harry Dorish, R (8, PH) Gene Stephens, L OBP: 0.321, SLG: 0.208 Leo Kiely, L OBP: 0.167, SLG: 0.167 (9, 1)		0-0 6-3			0-3 K			0-0 E3 4-3 6-3 1B		2	0	0	0	0	1	0

Inning Stats	R: 0	H: 1	E: 0	K: 0	S: 4	LOB: 3	BB: 2	P: 12
	R: 0	H: 0	E: 0	K: 0	S: 3	LOB: 0	BB: 0	P: 3
	R: 0	H: 0	E: 0	K: 0	S: 3	LOB: 0	BB: 0	P: 3
	R: 0	H: 1	E: 0	K: 0	S: 3	LOB: 0	BB: 0	P: 3
	R: 0	H: 0	E: 0	K: 1	S: 5	LOB: 0	BB: 0	P: 5
	R: 0	H: 0	E: 0	K: 0	S: 3	LOB: 1	BB: 1	P: 7
	R: 0	H: 0	E: 1	K: 0	S: 3	LOB: 1	BB: 1	P: 7
	R: 1	H: 1	E: 1	K: 0	S: 4	LOB: 0	BB: 0	P: 4
	R: 2	H: 2	E: 0	K: 0	S: 5	LOB: 0	BB: 0	P: 5

PITCHER	IP	WLS	BF	H	R	ER	SO	BB	IBB	HBP	BLK	WP	HR	S	P	ERA	WHIP
Bob Lemon, R ERA: 3.88 (1, 1)	9.0	W	35	5	3	2	1	4	0	0	0	0	1	33	49	2.00	1.000

BOTTOM

Cleveland Indians @ Boston Red Sox
Fenway Park, Boston, MA
Mon Jul 16 1956, 3:33 AM EDT
Att. 14,262 - Unknown

AB	31
R	3
H	5
RBI	3
BB	4
SO	1
LOB	13



WP	HR	S	P	ERA	WHIP
0	1	2	5	0	0

Batter	1	2	3	4	5	6	7	8	9	AB	R	H	RBI	BB	SO	LOB	TOP	
Chico Carrasquel, R (1, 6) <small>OBP: 0.335, SLG: 0.328</small> Preston Ward, L (8, PH) <small>OBP: 0.364, SLG: 0.451</small> Kenny Kuhn, L (8, 6) <small>OBP: 0.400, SLG: 0.250</small>	0-0 1-3		4-0 1B G1-2-3 BB	0-0 F9		0-0 1-3 1B		0-0 1-3 1B		3	0	1	0	1	0	1		
Gene Woodling, L (1, 7) <small>OBP: 0.440, SLG: 0.440</small>	0-0 4-3		0-0 1-3 2-H 1B 1B		0-0 G6-4-3 1B	0-0 F8		0-0 F8		5	1	2	1	0	0	4		
Al Smith, R (1, 9) <small>OBP: 0.398, SLG: 0.483</small>	0-0 5-3		4-0 1-2 1B BB		0-0 G6-4-3 1-2f		0-0 6-3		0-0 6-3	4	1	0	0	1	0	1		
Al Rosen, R (1, 5) <small>OBP: 0.400, SLG: 0.508</small>		4-0 FC5 BB BB	0-0 G1-2-3		0-0 1B 1B		0-0 F9		0-0 5-3	4	0	1	0	1	0	3		
Vic Wertz, L (1, 3) <small>OBP: 0.390, SLG: 0.547</small>	0-0 F7		0-0 FC6-4 1B		0-0 1B 1B		0-0 HR		0-0 HR	5	2	4	4	0	0	1		
Jim Busby, R (1, 8) <small>OBP: 0.290, SLG: 0.367</small>		4-0 1-2 BB	0-0 FC6-4		0-0 4-3		0-0 5-3		0-0 P4	4	0	0	0	1	0	3		
Jim Hegan, R (1, 2) <small>OBP: 0.330, SLG: 0.362</small> Bob Feller, R (3, 1) Don Mossi, L (7, 1) <small>OBP: 0.290, SLG: 0.154</small> Dale Mitchell, L (8, PH) <small>OBP: 0.313, SLG: 0.120</small> Art Houtenham, R (8, 1) <small>OBP: 0.222, SLG: 0.222</small> Hank Aguirre, R (8, 1)		0-3 K		0-3 K		0-0 P4		0-3 K		1	0	0	0	0	1	2		
George Strickland, R (1, 4) <small>OBP: 0.340, SLG: 0.278</small> Bobby Avila, R (8, PH) <small>OBP: 0.317, SLG: 0.310</small>	0-0 FC5		0-0 5-3		0-0 5-3		0-0 5-3		0-0 FC5-4 1B	3	0	0	0	0	0	2		
Herb Score, L (1, 1) <small>OBP: 0.261, SLG: 0.175</small> Cal McLish, S (1, 1) Earl Averill, R (3, PH) <small>OBP: 0.325, SLG: 0.366</small>			0-0 1B 2B		0-0 1B		4-0 1B BB		0-0 FC5-4 1B	0	0	0	0	0	0	0		
Inning Stats	R: 0 E: 0 K: 0 S: 3 H: 0 LOB: 0 BB: 0 P: 3	R: 0 E: 0 K: 1 S: 5 H: 0 LOB: 2 BB: 2 P: 13	R: 3 E: 0 K: 0 S: 5 H: 3 LOB: 1 BB: 2 P: 13	R: 0 E: 0 K: 1 S: 6 H: 1 LOB: 1 BB: 0 P: 6	R: 0 E: 0 K: 0 S: 5 H: 3 LOB: 2 BB: 0 P: 5	R: 0 E: 0 K: 0 S: 4 H: 1 LOB: 2 BB: 1 P: 8	R: 1 E: 0 K: 0 S: 4 H: 1 LOB: 0 BB: 0 P: 4	R: 0 E: 0 K: 1 S: 7 H: 2 LOB: 2 BB: 0 P: 7	R: 1 E: 0 K: 0 S: 4 H: 1 LOB: 0 BB: 0 P: 4	1B: 9 2B: 1 3B: 0 HR: 2 SF: 0 SAC: 0 DP: 2 HBP: 0	WP: 0 PB: 0 SB: 0 CS: 0 PA: 42							
PITCHER Bob Wiesler, L (1, 1) <small>ERA: 6.25</small> Pedro Ramos, R (3, 1) <small>ERA: 5.13</small>	IP 2.0	WLS W	BF 30	H 10	R 2	ER 2	SO 2	BB 1	IBB 0	HBP 0	BLK 0	WP 0	HR 2	S 33	P 37	ERA 2.57	WHIP 1.571	

Cleveland Indians @ Washington Senators
 Griffith Stadium, Washington, DC
 Wed Jul 18 1956, 3:33 AM EDT
 Unknown

AB	37
R	5
H	12
RBI	5
BB	5
SO	3
LOB	18



WP: 0	PA: 42
PB: 0	
SB: 0	
CS: 0	

ERA	WHIP
-----	------

Batter	1	2	3	4	5	6	7	8	9
Eddie Yost, R OBP: 0.439, SLG: 0.350 (1, 5)	0-0 BB HR 1B	0-0 1-3			0-3 K		4-0 BB 1B IBB	0-0 FC6-4 1-2f	
Tony Roig, R OBP: 0.339, SLG: 0.250 (1, 4)	4-0 1-2 HR BB	0-0 F9			0-3 K		0-0 1-2 2-3 BB 1B		
Pete Runnels, L OBP: 0.365, SLG: 0.437 (1, 3)	0-0 1-H 2-H HR		0-0 CS 1B			0-0 P6	4-0 1-2 2-3 3-H BB		
Jim Lemon, R OBP: 0.369, SLG: 0.511 (1, 9)	0-0 HR		0-0 F7 1-2			0-0 F2	0-3 K		
Roy Sievers, R OBP: 0.385, SLG: 0.502 Ernie Oravetz, S OBP: 0.370, SLG: 0.284 (1, 7) (8, PR) (9, 7)	0-3 K		0-0 4-3			0-0 F7		0-0 WP 1B 2B	
Ed Fitz Gerald, R OBP: 0.418, SLG: 0.433 (1, 2)	0-0 G3			0-0 F8			0-0 HR	4-0 2-3 1B BB	
Whitey Herzog, L OBP: 0.311, SLG: 0.367 (1, 8)	0-3 K			0-0 F8			0-0 F8	0-3 K	
Jose Valdivielso, R OBP: 0.287, SLG: 0.333 (1, 6)		0-0 SH1-4 2B		0-0 6-3			0-0 1B BLK BB 1B	0-0 FC6-4 1-2 3-H 1B	
Bob Wiesler, S OBP: 0.043, SLG: 0.087 Pedro Ramos, S OBP: 0.267, SLG: 0.357 (1, 1) (3, 1)		0-0 SH1-4 2-3		0-0 5-3			0-0 6-3 1-2	0-3 K	

AB	R	H	RBI	BB	SO	LOB
4	1	1	0	1	1	3
3	1	1	0	1	1	1
3	1	2	4	1	0	0
4	1	1	1	0	1	4
4	0	1	0	0	1	0
0	1	0	0	0	0	0
3	1	1	1	1	0	0
4	0	0	0	0	2	3
4	1	3	1	0	0	0
0	0	0	0	0	0	0
3	0	0	0	0	1	3

1B	2B	3B	HR	SF	SAC	DP	HBP	WP	HR	S	P	ERA	WHIP
5	2	0	3	0	1	0	0	1	0	8	8	0.00	1.000
0	0	0	0	0	0	0	0	0	0	0	0	0.00	1.000
0	0	0	0	0	0	0	0	0	0	0	0	0.00	3.000
0	0	0	0	0	0	0	0	0	0	0	0	∞	∞

IP	WLS	BF	H	R	ER	SO	BB	IBB	HBP	BLK	WP	HR	S	P	ERA	WHIP
0.0		4	3	4	4	0	1	0	0	0	0	2	3	7	∞	∞
2.0		7	1	0	0	2	0	0	0	0	0	0	11	11	0.00	0.500
4.2	L	18	4	2	2	2	0	1	0	1	0	1	21	25	3.86	0.857
0.1		2	0	0	0	1	1	0	0	0	0	0	3	7	0.00	3.000
0.0		2	1	1	1	0	1	0	0	0	1	0	1	5	∞	∞

IP	WLS	BF	H	R	ER	SO	BB	IBB	HBP	BLK	WP	HR	S	P	ERA	WHIP
1.0		4	1	0	0	2	0	0	0	0	0	0	8	8	0.00	1.000

Cleveland Indians @ Washington Senators
Griffith Stadium, Washington, DC
Wed Jul 18 1956, 3:33 AM EDT
Unknown

AB	32
R	7
H	10
RBI	7
BB	4
SO	7
LOB	14



WP	1	PA	37
PB	0		
SB	0		
CS	1		

Cleveland Indians @ Washington Senators
 Griffith Stadium, Washington, DC

Wed Jul 18 1956, 3:38 AM EDT
 Att. 8,022 - Unknown

AB	38
R	11
H	10
RBI	10
BB	6
SO	12
LOB	24



WP:	0	PA:	45
PB:	0		
SB:	0		
CS:	0		

AB R H RBI BB SO LOB

4	0	2	2	1	1	0
5	0	0	1	0	2	5
4	0	1	0	0	2	1
1	1	0	0	0	1	2
4	1	1	0	1	1	1
2	1	0	0	1	1	0
1	2	1	0	0	0	0
5	1	2	0	0	1	5
2	1	1	1	1	1	0
0	0	0	1	1	0	0
1	2	0	0	0	0	2
2	0	0	0	0	0	3
1	0	1	1	0	0	0
2	2	1	3	0	0	2
0	0	0	0	0	0	0
3	0	0	0	0	3	3
0	0	0	1	1	0	0
1	0	0	0	0	0	0

Batter	1	2	3	4	5	6	7	8	9
Bobby Avila, R (1, 4) OBP: 0.322, SLG: 0.313	4-0 1-3 BB		0-3 K			0-0 4-3	0-0 1-3 2-H 1B	0-0 1-2 2-3 3-H 1B	
Gene Woodling, L (1, 7) OBP: 0.429, SLG: 0.427	0-0 1-3 1-2		0-3 K			0-3 K2-3	0-0 4-3	0-0 FC4-6	
Vic Wertz, L (1, 3) OBP: 0.389, SLG: 0.543 Preston Ward, L (8, PR) OBP: 0.361, SLG: 0.447	0-3 K			0-0 1-3		0-3 K		0-0 SH BB 1B	
Al Rosen, R (1, 5) OBP: 0.400, SLG: 0.504	0-3 K			0-0 4-3			4-0 FC5 BB BB	0-0 BB SH E 1B	0-0 P6
Sam Mele, R (1, 9) OBP: 0.375, SLG: 0.507 Al Smith, R (7, 9) OBP: 0.400, SLG: 0.485		0-0 F5		0-3 K		0-0 G1-6-3 BB 1B	4-0 FC5 1B BB	0-0 SH E BB 1B	0-0 FC5-4 1B HR 1B
Jim Busby, R (1, 8) OBP: 0.292, SLG: 0.368		0-3 K			0-0 G1-6-3 BB 1B		0-0 FC5 1B 1-2 2-3f	0-0 P3	0-0 FC5-4 1B
Hal Naragon, L (1, 2) OBP: 0.414, SLG: 0.483 Earl Averill, R (8, PH) OBP: 0.333, SLG: 0.366 Jim Hegan, R (8, PR) OBP: 0.328, SLG: 0.360		0-0 E8			4-0 G1-6-3 BB 1B		0-0 1B 1B	4-0 BB E 1B BB	0-0 FC5-4 HR
Chico Carrasquel, R (1, 6) OBP: 0.333, SLG: 0.325 Dale Mitchell, L (7, PH) OBP: 0.333, SLG: 0.154 George Strickland, R (7, 6) OBP: 0.344, SLG: 0.321		0-0 F9			0-0 G1-6-3 1-2f 2-3		0-0 1B 1B 1-2 2-3 3-H	0-0 FC1 1B BB FC4-6	0-0 HR 1-H 3-H
Early Wynn, S (1, 1) OBP: 0.255, SLG: 0.204 Hank Aguirre, R (2, 1) Cal McLish, S (8, PH) Bob Lemon, L (8, 1) OBP: 0.283, SLG: 0.426			0-3 K		0-3 K		0-3 K	4-0 FC4-6 1B 1-2 2-3 3-H BB	0-0 6-3

Inning Stats	R: 0	H: 0	E: 0	K: 2	S: 7	R: 0	H: 0	E: 1	K: 1	S: 6	R: 0	H: 0	E: 0	K: 3	S: 9	R: 0	H: 0	E: 0	K: 1	S: 5	R: 0	H: 1	E: 0	K: 1	S: 5	R: 0	H: 0	E: 0	K: 2	S: 7	R: 3	H: 3	E: 0	K: 1	S: 8	R: 5	H: 3	E: 1	K: 1	S: 10	R: 3	H: 3	E: 0	K: 0	S: 6
--------------	------	------	------	------	------	------	------	------	------	------	------	------	------	------	------	------	------	------	------	------	------	------	------	------	------	------	------	------	------	------	------	------	------	------	------	------	------	------	------	-------	------	------	------	------	------

PITCHER	IP	WLS	BF	H	R	ER	SO	BB	IBB	HBP	BLK	WP	HR	S	P	ERA	WHIP
Camilo Pascual, R (1, 1) ERA: 6.24	7.0	L	29	4	3	3	11	4	0	0	0	0	0	47	63	3.86	1.143
Dean Stone, L (8, 1) ERA: 6.59	0.1		7	2	5	3	0	2	0	0	0	0	0	5	13	81.00	12.000
Connie Grob, R (8, 1) ERA: 7.07	1.2		9	4	3	3	1	0	0	0	0	0	1	11	11	16.20	2.400

PITCHER	IP	WLS	BF	H	R	ER	SO	BB	IBB	HBP	BLK	WP	HR	S	P	ERA	WHIP
---------	----	-----	----	---	---	----	----	----	-----	-----	-----	----	----	---	---	-----	------

BOTTOM

Cleveland Indians @ Washington Senators
Griffith Stadium, Washington, DC

livebaseballscorecards.com

AB	30
R	1
H	7
RBI	1
BB	4
SO	5
LOB	11



WP:	0	PA:	35
PB:	0	SB:	0
CS:	1		

Wed Jul 18 1956 3:38 AM EDT
Att. 8,022 - Unknown

AB R H RBI BB SO LOB

4	0	2	0	0	0	0
4	0	0	0	0	1	2
4	0	1	0	0	1	0
3	0	1	0	1	0	1
3	0	1	0	1	1	1
1	0	0	0	1	0	1
2	0	0	0	0	1	2
3	1	1	0	1	0	1
3	0	1	1	0	1	0
2	0	0	0	0	0	3
1	0	0	0	0	0	0
0	0	0	0	0	0	0
0	0	0	0	0	0	0

Batter	1	2	3	4	5	6	7	8	9
Eddie Yost, R OBP: 0.440, SLG: 0.352 (1, 5)	0-0 4-3 1B		0-0 6-3 1B		0-0 1B F8		0-0 1B		
Whitey Herzog, L OBP: 0.306, SLG: 0.360 (1, 8)	0-3 K2-3		0-0 4-3		0-0 F8		0-0 4-3		
Jim Lemon, R OBP: 0.368, SLG: 0.508 (1, 9)	0-3 K		0-0 1B			0-0 L6		0-0 F7	
Pete Runnels, L OBP: 0.367, SLG: 0.436 (1, 3)		4-0 CS BB	0-0 4-3			0-0 BB 1B		0-0 F8	
Roy Sievers, R OBP: 0.387, SLG: 0.500 (1, 7)		0-0 F9 1-2		0-0 FC1-6 1B		4-0 G4-6-3 BB		0-3 K	
Lou Berberet, L OBP: 0.418, SLG: 0.449 (1, 2)		4-0 1B BB		0-0 FC1-6 1-2f		0-0 G4-6-3 1-2f		0-3 K	
Ed Fitz Gerald, R OBP: 0.407, SLG: 0.420 (6, PH) (7, 2)		4-0 1B BB		0-0 G5-4-3 1-2f				0-3 K	
Tony Roig, R OBP: 0.348, SLG: 0.291 (1, 4)		4-0 1B BB		0-0 G5-4-3 1-2f			0-0 SF8 3B	0-0 5-3	
Jose Valdivielso, R OBP: 0.286, SLG: 0.333 (1, 6)		0-0 FC6 1-2 2-3 1B		0-0 L3		0-0 SF8		0-3 K	
Camilo Pascual, R OBP: 0.206, SLG: 0.212 (1, 1)		0-0 FC6		0-0 F9		0-0 L3			
Ernie Oravetz, S OBP: 0.366, SLG: 0.280 (7, PH)									
Dean Stone, L OBP: 0.238, SLG: 0.167 (8, 1)									
Connie Grob, L OBP: 0.438, SLG: 0.467 (8, 1)									

Inning Stats	R: 0	H: 0	E: 0	K: 2	S: 7	LOB: 0	BB: 0	P: 7	R: 0	H: 1	E: 0	K: 0	S: 3	LOB: 3	BB: 3	P: 15	R: 0	H: 1	E: 0	K: 0	S: 4	LOB: 1	BB: 0	P: 4	R: 0	H: 1	E: 0	K: 0	S: 3	LOB: 0	BB: 0	P: 3	R: 0	H: 1	E: 0	K: 0	S: 4	LOB: 1	BB: 0	P: 4	R: 1	H: 2	E: 0	K: 0	S: 5	LOB: 1	BB: 0	P: 5	R: 0	H: 0	E: 0	K: 1	S: 5	LOB: 0	BB: 0	P: 5	R: 0	H: 0	E: 0	K: 2	S: 7	LOB: 0	BB: 0	P: 7	1B: 6	SF: 1	2B: 0	SAC: 0	3B: 1	DP: 2	HR: 0	HBP: 0	WP: 0	PA: 35
--------------	------	------	------	------	------	--------	-------	------	------	------	------	------	------	--------	-------	-------	------	------	------	------	------	--------	-------	------	------	------	------	------	------	--------	-------	------	------	------	------	------	------	--------	-------	------	------	------	------	------	------	--------	-------	------	------	------	------	------	------	--------	-------	------	------	------	------	------	------	--------	-------	------	-------	-------	-------	--------	-------	-------	-------	--------	-------	--------

PITCHER	IP	WLS	BF	H	R	ER	SO	BB	IBB	HBP	BLK	WP	HR	S	P	ERA	WHIP
Early Wynn, R ERA: 3.34 (1, 1)	1.2		8	1	0	0	2	3	0	0	0	0	0	9	21	0.00	2.400
Hank Aguirre, L ERA: 3.46 (2, 1)	5.1	W	21	6	1	1	0	1	0	0	0	0	0	20	24	1.69	1.312
Bob Lemon, R ERA: 3.82 (8, 1)	2.0	S	6	0	0	0	3	0	0	0	0	0	0	12	12	0.00	0.000

Batter	1	2	3	4	5	6	7	8	9	AB R H RBI BB SO LOB	TOP											
Bobby Avila, R (1, 4) OBP: 0.332, SLG: 0.315	4-0 WP 1B BB	4-0 1B BB			0-0 CS SH2-3 1B		4-0 S BB		4-0 1-2 BB	1 1 1 0 4 0 0	Cleveland Indians @ Washington Senators Griffith Stadium, Washington, DC Thu Jul 19 1956, 3:33 AM EDT Att. 3,178 - Unknown livebaseballscorecards.com											
Gene Woodling, L (1, 7) OBP: 0.426, SLG: 0.423	0-0 4-3 1-3	0-0 1-3 1B			0-0 SH2-3 1-2		0-0 4-3 1-2		0-0 F3	4 0 1 1 0 0 4												
Vic Wertz, L (1, 3) OBP: 0.387, SLG: 0.539 Preston Ward, L (8, 3) OBP: 0.361, SLG: 0.447	0-0 1B 3-H	0-0 G3			0-3 K 2-3		0-3 K			4 0 1 1 0 2 3 0 0 0 0 0 0 0												
Al Rosen, R (1, 5) OBP: 0.401, SLG: 0.502	0-3 K 1-2				0-0 F8		4-0 1-3 BB		0-0 FC6-4 1B	3 0 1 0 1 1 1												
Sam Mele, R (1, 9) OBP: 0.369, SLG: 0.487		4-0 2B 1B BB			0-0 6-3		0-0 F8		0-0 FC6-4 1-2f	3 1 0 0 1 0 2												
Jim Busby, R (1, 8) OBP: 0.291, SLG: 0.370		0-0 1B 1-3 SF9 2B			0-0 2-3		0-0 1-3 1-2		0-0 F7	4 1 1 0 0 0 2												
Hal Naragon, L (1, 2) OBP: 0.405, SLG: 0.469		0-0 SF9 1B 1B 2-3 3-H			0-0 4-3		0-0 4-3		0-0 F9	4 1 1 1 0 0 1												
Chico Carrasquel, R (1, 6) OBP: 0.329, SLG: 0.321		0-0 5-3			0-0 6-3		0-0 P6		0-0 5-3	4 0 0 0 0 0 2												
Mike Garcia, R (1, 1) OBP: 0.139, SLG: 0.094 Earl Averill, R (9, PH) OBP: 0.341, SLG: 0.366 George Strickland, R (9, PR) OBP: 0.344, SLG: 0.321 Cal McLish, S (9, 1)		0-0 SF9 2-3 3-H			0-0 2-3		0-0 P6		4-0 BB BB	2 0 0 1 0 0 0 0 0 0 0 1 0 0 0 0 0 0 0 0 0 0 0 0 0 0 0 0												
Inning Stats	R: 1 E: 0 K: 1 S: 5	H: 1 LOB: 1 BB: 1 P: 9	R: 3 E: 0 K: 0 S: 6	H: 3 LOB: 2 BB: 2 P: 14	R: 0 E: 0 K: 0 S: 3	H: 0 LOB: 0 BB: 0 P: 3	R: 0 E: 0 K: 0 S: 3	H: 1 LOB: 1 BB: 1 P: 7	R: 0 E: 0 K: 0 S: 3	H: 0 LOB: 1 BB: 1 P: 7	R: 0 E: 0 K: 1 S: 6	H: 1 LOB: 1 BB: 0 P: 6	R: 0 E: 0 K: 0 S: 3	H: 0 LOB: 2 BB: 2 P: 11	1B: 5 2B: 2 3B: 0 HR: 0	SF: 1 SAC: 1 DP: 1 HBP: 0	WP: 1 PB: 0 SB: 1 CS: 1	PA: 38				
Hal Griggs, R (1, 1) ERA: 6.07 Bunky Stewart, L (2, 1) ERA: 3.74	IP: 1.2 WLS: W BF: 11 H: 4 R: 4 ER: 4 SO: 1 BB: 3 IBB: 0 HBP: 0 BLK: 0 WP: 1 HR: 0 S: 10 P: 22 ERA: 21.60 WHIP: 4.200	IP: 7.1 WLS: W BF: 27 H: 2 R: 0 ER: 0 SO: 2 BB: 4 IBB: 0 HBP: 0 BLK: 0 WP: 0 HR: 0 S: 27 P: 43 ERA: 0.00 WHIP: 0.818											PITCHER IP WLS BF H R ER SO BB IBB HBP BLK WP HR S P ERA WHIP									



Batter	1	2	3	4	5	6	7	8	9
Eddie Yost, R OBP: 0.444, SLG: 0.377 (1, 5) 	4-0 		x 0-0 		x 0-0 		x 0-0 		x 0-0
Whitey Herzog, L OBP: 0.313, SLG: 0.367 (1, 8) 	0-0 		x 0-0 			x 0-0 		x 0-0 	
Jim Lemon, R OBP: 0.364, SLG: 0.502 (1, 9) 	0-0 		x 0-0 			x 0-0 		x 0-0 	
Pete Runnels, L OBP: 0.363, SLG: 0.430 (1, 3) 	0-0 			x 0-0 		x 0-0 		x 0-0 	
Roy Sievers, R OBP: 0.385, SLG: 0.495 (8, PR) Pedro Ramos, S OBP: 0.267, SLG: 0.357 Karl Olson, R OBP: 0.316, SLG: 0.347 (9, 7) 		x 0-0 		x 0-0 		x 0-3 		x 4-0 	
Clint Courtney, L OBP: 0.406, SLG: 0.497 (1, 2) 		x 0-0 		x 0-0 		x 0-0 		x 0-0 	
Tony Roig, R OBP: 0.333, SLG: 0.276 (8, PH) Ed Fitz Gerald, R OBP: 0.402, SLG: 0.414 Herb Plews, L OBP: 0.310, SLG: 0.176 (9, 4) 		x 0-3 			x 0-3 		x 0-3 	x 0-0 	
Jose Valdivielso, R OBP: 0.285, SLG: 0.331 (1, 6) 			x 0-0 		x 0-0 		x 0-0 		x 0-0
Hal Griggs, R Bunky Stewart, L OBP: 0.300, SLG: 0.300 (2, 1) 			x 0-0 		x 0-0 		x 0-3 		x 0-0

AB R H RBI BB SO LOB

BOTTOM

Cleveland Indians @ Washington Senators
Griffith Stadium, Washington, DC

Thu Jul 19 1956, 3:33 AM EDT
Att. 3,178 - Unknown

livebaseballscorecards.com


AB	35
R	5
H	10
RBI	5
BB	2
SO	5
LOB	15



Inning Stats	R: 0	H: 1	E: 0	K: 3	S: 3	R: 0	H: 0	E: 0	K: 1	S: 5	R: 0	H: 2	E: 0	K: 0	S: 5	R: 0	H: 0	E: 0	K: 0	S: 3	R: 0	H: 2	E: 0	K: 1	S: 6	R: 2	H: 2	E: 1	K: 2	S: 10	R: 1	H: 1	E: 0	K: 1	S: 6	R: 1	H: 1	E: 0	K: 0	S: 4	R: 1	H: 1	E: 0	K: 0	S: 3	R: 1	H: 1	E: 0	K: 0	S: 3										
	0	1	0	1	3	0	0	0	1	5	0	2	0	0	5	0	0	0	0	3	0	2	0	1	6	1	1	0	1	6	1	2	1	2	10	1	1	0	1	6	1	1	0	0	8	1	1	0	0	3	1	1	0	0	1	1	1	0	0	1

PITCHER	IP	WLS	BF	H	R	ER	SO	BB	IBB	HBP	BLK	WP	HR	S	P	ERA	WHIP
Mike Garcia, R ERA: 3.95 (1, 1)	8.0		34	9	4	2	5	2	0	0	0	0	1	42	50	2.25	1.375
Cal McLish, R ERA: 5.28 (9, 1)	0.2	L	3	1	1	1	0	0	0	0	0	0	1	3	3	13.50	1.500

WP	HR	S	P	ERA	WHIP
0	1	3	3	13.50	1.500

Batter	1	2	3	4	5	6	7	8	9	AB R H RBI BB SO LOB	TOP																									
Bobby Avila, R (1, 4) OBP: 0.333, SLG: 0.314	0-0 F2		0-0 F7			0-0 1B 1B	0-0 F7		4-0 BB 1-2 BB	4 1 1 0 1 0 0																										
Gene Woodling, L (1, 7) OBP: 0.425, SLG: 0.422 (6, 9)	0-3 K		0-0 F5			0-0 1B 1-3 FC3-6 1B		0-0 HR 1B	0-0 3-1	5 2 2 0 0 1 2																										
Vic Wertz, L (1, 3) OBP: 0.388, SLG: 0.548	0-3 K			0-0 F7		0-0 1B 1-3 FC3-6 1B		0-0 HR		4 1 2 3 0 1 0																										
Al Rosen, R (1, 5) OBP: 0.396, SLG: 0.494		0-0 F6		0-0 5-3		0-0 F4		0-0 F8		4 0 0 0 0 0 2																										
Preston Ward, L (1, 9) OBP: 0.372, SLG: 0.467 Sam Mele, R (6, PH) OBP: 0.369, SLG: 0.487 Dale Mitchell, L (6, PH) OBP: 0.314, SLG: 0.143 (6, 7)		0-0 4-3 1B 1B		0-0 2B		0-0 FC3-6 1B 1-2f 3-H		0-0 4-1		2 0 2 0 0 0 0 0 0 0 0 0 0 0 2 0 0 1 0 0 1																										
Jim Busby, R (1, 8) OBP: 0.293, SLG: 0.371		0-0 4-3 1B		0-0 F7		0-0 1B		0-0 F9		4 0 2 0 0 0 1																										
Hal Naragon, L (1, 2) OBP: 0.403, SLG: 0.463 Jim Hegan, R (8, 2) OBP: 0.326, SLG: 0.358		0-0 4-3 1B 1-2 2-3			0-0 L4-3 1B	0-0 G3			0-3 K	3 0 1 0 0 0 4 1 0 0 0 0 1 0	AB 37 R 4 H 11 RBI 4 BB 1 SO 4 LOB 13																									
Chico Carrasquel, R (1, 6) OBP: 0.326, SLG: 0.317		0-0 5-3			0-0 L4-3		0-0 F9		0-0 F6	4 0 0 0 0 0 3																										
Bob Lemon, L (1, 1) OBP: 0.281, SLG: 0.414			0-3 K		0-0 F8		0-0 4-3		0-0 BB 1B	4 0 1 0 0 1 0																										
Inning Stats	R: 0 E: 0 K: 2 S: 7	H: 0 LOB: 0 BB: 0 P: 7	R: 0 E: 0 K: 0 S: 5	H: 2 LOB: 2 BB: 0 P: 5	R: 0 E: 0 K: 1 S: 5	H: 0 LOB: 0 BB: 0 P: 5	R: 0 E: 0 K: 0 S: 4	H: 1 LOB: 1 BB: 0 P: 4	R: 0 E: 0 K: 0 S: 3	H: 1 LOB: 0 BB: 0 P: 3	R: 2 E: 0 K: 0 S: 7	H: 4 LOB: 2 BB: 0 P: 7	R: 0 E: 0 K: 0 S: 3	H: 0 LOB: 0 BB: 0 P: 3	R: 2 E: 0 K: 0 S: 5	H: 2 LOB: 0 BB: 0 P: 5	R: 0 E: 0 K: 1 S: 6	H: 1 LOB: 2 BB: 1 P: 10	1B: 9 2B: 2 3B: 0 HR: 1	SF: 0 SAC: 0 DP: 1 HBP: 0	WP: 0 PB: 0 SB: 0 CS: 0	PA: 38														
PITCHER	IP WLS BF H R ER SO BB IBB HBP BLK WP HR S P ERA WHIP																																			
Ray Moore, R (1, 1) ERA: 4.84	5.0		20	6	2	2	3	0	0	0	0	0	0	26	26	3.60	1.200																			
Morrie Martin, L (6, 1) ERA: 4.5	0.1		2	1	0	0	0	0	0	0	0	0	0	2	2	0.00	3.000																			
George Zuverink, R (6, 1) ERA: 2.78	1.2		7	2	1	1	0	0	0	0	0	0	0	7	7	5.40	1.200																			
Don Ferrarese, L (8, 1) ERA: 4.86	2.0	L	9	2	1	1	1	1	0	0	0	0	1	10	14	4.50	1.500																			

Cleveland Indians @ Baltimore Orioles
Memorial Stadium, Baltimore, MD
 Sat Jul 21 1956, 3:33 AM EDT
 Unknown

livebaseballscorecards.com

Batter	1	2	3	4	5	6	7	8	9	AB	R	H	RBI	BB	SO	LOB
Dick Williams, R OBP: 0.309, SLG: 0.473 (1, 8) (8, 9) (9, 4)	0-0 1-3 ①		0-0 F7 ②		0-0 4-3 ①		0-0 F8 ①		0-0 F8 ③	5	0	0	0	0	0	0
Bob Hale, L OBP: 0.304, SLG: 0.339 Jim Pyburn, R OBP: 0.282, SLG: 0.316 (1, 3) (8, 8)	0-0 1-3 ②		0-0 HR		0-0 F8 ②		0-0 G3 ②			4	1	1	1	0	0	0
George Kell, R OBP: 0.390, SLG: 0.466 (1, 5)	0-0 1B 2B		0-0 1B 1B		0-0 5-3 ③		0-0 1-3 ③			4	1	2	0	0	0	0
Bob Nieman, R OBP: 0.415, SLG: 0.526 (1, 7)	0-0 1B 2-H		0-0 1B 1-3		0-0 2B 1B		0-0 F8 ①			4	1	3	1	0	0	0
Tito Francona, L OBP: 0.336, SLG: 0.346 (1, 9) (8, 3)	0-0 F8 ③		0-0 4-3 ③		0-0 2B 1-H		0-0 G3 ②			4	0	1	1	0	0	3
Gus Triandos, R OBP: 0.362, SLG: 0.439 (1, 2)		0-0 5-3 ①		0-0 6-3 ①		0-0 6-3 ①		4-0 FC4-6 BB		3	0	0	0	1	0	1
Billy Gardner, R OBP: 0.256, SLG: 0.330 Joe Frazier, L OBP: 0.373, SLG: 0.435 (1, 4) (8, PH) (9, 9)		0-0 1-3 ②		0-0 6-3 ②		0-0 6-3 ②		0-0 FC4-6 ③		3	0	0	0	0	0	1
Willy Miranda, S OBP: 0.298, SLG: 0.288 (1, 6)		0-0 F9 ③		0-0 1B		4-0 IBB		0-0 4-3 ①		3	0	1	0	1	0	0
Ray Moore, R OBP: 0.342, SLG: 0.444 Morrie Martin, L OBP: 0.333, SLG: 0.200 George Zuverink, R OBP: 0.125, SLG: 0.067 Don Ferrarese, R OBP: 0.100, SLG: 0.053 Hoot Evers, R OBP: 0.404, SLG: 0.337 (1, 1) (6, 1) (6, 1) (8, 1) (9, PH)			0-0 6-3 ①	0-3 K ③		0-3 K ③		0-0 1-3 ②		2	0	0	0	0	1	1

Inning Stats	R: 1	H: 2	R: 0	H: 0	R: 1	H: 3	R: 0	H: 1	R: 0	H: 0	R: 1	H: 2	R: 0	H: 0	R: 0	H: 0	R: 0	H: 0	R: 0	H: 0	R: 0	H: 0	R: 0	H: 0	1B: 5	SF: 0	WP: 0	PA: 37
	E: 0	LOB: 1	E: 0	LOB: 0	E: 0	LOB: 2	E: 0	LOB: 1	E: 0	LOB: 0	E: 0	LOB: 2	E: 0	LOB: 0	E: 0	LOB: 1	E: 0	LOB: 0	E: 0	LOB: 0	E: 0	LOB: 1	E: 0	LOB: 0	2B: 2	SAC: 0	PB: 0	
	K: 0	BB: 0	K: 0	BB: 0	K: 0	BB: 0	K: 1	BB: 0	K: 0	BB: 0	K: 0	BB: 1	K: 0	BB: 0	K: 0	BB: 1	K: 0	BB: 0	K: 0	BB: 0	K: 0	BB: 1	K: 0	BB: 0	3B: 0	DP: 0	SB: 0	
	S: 5	P: 5	S: 3	P: 3	S: 6	P: 6	S: 6	P: 6	S: 3	P: 3	S: 7	P: 11	S: 3	P: 3	S: 3	P: 7	S: 3	P: 3	S: 3	P: 3	S: 3	P: 7	S: 3	P: 3	HR: 1	HBP: 0	CS: 0	


PITCHER	IP	WLS	BF	H	R	ER	SO	BB	IBB	HBP	BLK	WP	HR	S	P	ERA	WHIP
Bob Lemon, R ERA: 3.77 (1, 1)	9.0	W	37	8	3	3	2	1	1	0	0	0	1	39	47	3.00	1.000

BOTTOM

Cleveland Indians @ Baltimore Orioles
Memorial Stadium, Baltimore, MD
 Sat Jul 21 1956, 3:33 AM EDT
 Unknown

livebaseballscorecards.com

AB	35
R	3
H	8
RBI	3
BB	2
SO	2
LOB	9



TOP

Cleveland Indians @ Baltimore Orioles
Memorial Stadium, Baltimore, MD

Sat Jul 21 1956, 3:38 AM EDT
Att. 22,986 - Unknown

livebaseballscores.com

AB	40
R	4
H	11
RBI	3
BB	2
SO	4
LOB	16



AB R H RBI BB SO LOB

5	1	1	0	0	0	1
4	0	0	1	0	1	1
5	1	2	0	0	1	2
0	0	0	0	0	0	0
5	0	2	2	0	0	1
0	0	0	0	0	0	0
5	0	1	0	0	1	3
3	0	1	0	2	0	0
5	0	1	0	0	0	5
0	0	0	0	0	0	0
4	1	1	0	0	0	3
3	1	2	0	0	1	0
1	0	0	0	0	0	0
0	0	0	0	0	0	0
0	0	0	0	0	0	0

1B: 9 SF: 1
2B: 3 SAC: 0
3B: 0 DP: 1
HR: 0 HBP: 0

WP: 1 PA: 43
PB: 1
SB: 1
CS: 0

Batter	1	2	3	4	5	6	7	8	9	10
Bobby Avila, R (1, 4) OBP: 0.331, SLG: 0.312	G3		F2				E6		5-3	
Gene Woodling, L (1, 7) OBP: 0.416, SLG: 0.413	G3		SF8				K		1-3	
Vic Wertz, L (1, 3) OBP: 0.389, SLG: 0.549	F9		K2-3				4-3			2B
Sam Mele, R (10, 9) OBP: 0.369, SLG: 0.487										2B
Al Rosen, R (1, 5) OBP: 0.396, SLG: 0.496			F7				F8			2B
George Strickland, R (10, PR) OBP: 0.344, SLG: 0.321										
Preston Ward, L (1, 9) OBP: 0.365, SLG: 0.455			F8				G3			L9
Jim Busby, R (1, 8) OBP: 0.297, SLG: 0.371							F4			FC4-6
Hal Naragon, L (1, 2) OBP: 0.390, SLG: 0.444			4-3							BB
Jim Hegan, R (10, 2) OBP: 0.326, SLG: 0.358			4-3				L5-3			FC4-6
Chico Carrasquel, R (1, 6) OBP: 0.325, SLG: 0.316			F7				L5-3			
Herb Score, L (1, 1) OBP: 0.286, SLG: 0.209										F8
Dale Mitchell, L (9, PH) OBP: 0.306, SLG: 0.138										F7
Mike Garcia, R (9, 1) OBP: 0.139, SLG: 0.094										
Don Mossi, L (9, 1) OBP: 0.200, SLG: 0.154										

Inning Stats	R: 0	H: 0	E: 0	K: 0	S: 3	P: 3	LOB: 0	BB: 0
	R: 0	H: 2	E: 0	K: 0	S: 5	P: 5	LOB: 2	BB: 0
	R: 2	H: 3	E: 0	K: 1	S: 8	P: 8	LOB: 1	BB: 0
	R: 1	H: 2	E: 0	K: 0	S: 5	P: 5	LOB: 1	BB: 0
	R: 0	H: 1	E: 0	K: 0	S: 4	P: 4	LOB: 1	BB: 0
	R: 0	H: 1	E: 0	K: 0	S: 3	P: 3	LOB: 0	BB: 0
	R: 0	H: 0	E: 1	K: 2	S: 8	P: 8	LOB: 1	BB: 0
	R: 0	H: 0	E: 0	K: 1	S: 5	P: 9	LOB: 1	BB: 1
	R: 0	H: 0	E: 0	K: 0	S: 3	P: 3	LOB: 0	BB: 0
	R: 1	H: 2	E: 0	K: 0	S: 5	P: 9	LOB: 2	BB: 1

PITCHER	IP	WLS	BF	H	R	ER	SO	BB	IBB	HBP	BLK	WP	HR	S	P	ERA	WHIP
Hal Brown, R (1, 1) ERA: 3.29	9.0		37	9	3	2	4	1	0	0	0	1	0	44	48	2.00	1.111
Billy Loes, R (10, 1) ERA: 5.19	1.0	L	6	2	1	1	0	1	0	0	0	0	0	5	9	9.00	3.000

BOTTOM

Cleveland Indians @ Baltimore Orioles
Memorial Stadium, Baltimore, MD

Sat Jul 21 1956, 3:38 AM EDT
Att: 22,986 - Unknown

livebaseballscorecards.com

AB	32
R	3
H	4
RBI	2
BB	8
SO	9
LOB	13



WP:	0	PA:	41
PB:	0		
SB:	0		
CS:	0		

AB R H RBI BB SO LOB

5 1 1 2 0 2 2

4 0 1 0 1 1 0

5 0 0 0 0 1 2

3 1 0 0 2 1 1

5 0 1 0 0 0 1
2 0 0 0 1 0 1
0 0 0 0 1 0 0
0 0 0 0 0 0 0

3 0 0 0 0 0 2

2 0 1 0 1 1 0
0 0 0 0 1 0 0
0 0 0 0 0 0 0

2 1 0 0 1 2 2
1 0 0 0 0 1 2

1B: 2 SF: 0
2B: 1 SAC: 1
3B: 0 DP: 0
HR: 1 HBP: 0

Batter	1	2	3	4	5	6	7	8	9	10
Dick Williams, R OBP: 0.304, SLG: 0.490 (1, 8) (10, 4)	0-3 K		0-3 K		0-0 5-3		0-0 1-H HR		0-0 F7	
Hoot Evers, R OBP: 0.404, SLG: 0.344 (1, 9) X	0-0 4-3 2B		4-0 FC5-4 BB		0-0 F8		0-3 K		0-0 6-3	
George Kell, R OBP: 0.382, SLG: 0.457 (1, 5) X	0-0 4-3 2-3		0-0 FC5-4 1-2f		0-3 K			0-0 L6		0-0 F6
Bob Nieman, R OBP: 0.415, SLG: 0.519 (1, 7) X	0-0 5-3			4-0 1B E BB		0-0 5-3		0-3 K		4-0 BB
Gus Triandos, R OBP: 0.359, SLG: 0.434 (1, 3) (10, 2)		0-0 6-3		0-0 FC3-6 1-2 1B		0-0 6-3		0-0 F4		0-0 F9
Hal Smith, R OBP: 0.325, SLG: 0.378 (1, 2)		4-0 FC3-6 BB		0-0 FC3-6 1-2f 2-H		0-0 F9			4-0 SH3-4 BB	
Bob Hale, L OBP: 0.308, SLG: 0.339 (9, PH)										
Jim Pyburn, R OBP: 0.282, SLG: 0.316 (9, PR) (10, 8)										
Billy Gardner, R OBP: 0.253, SLG: 0.326 (1, 4) (10, 6)		0-0 FC3-6 1B 1-2f		0-0 F9			0-0 F6		0-0 SH3-4 1-2	
Willy Miranda, S OBP: 0.301, SLG: 0.290 (1, 6)							0-3 K		4-0 IBB	
Joe Frazier, L OBP: 0.382, SLG: 0.435 (9, PH)										
Billy Loes, R OBP: 0.091, SLG: 0.091 (10, 1)		0-0 1-3 1B		4-0 BB						
Hal Brown, R OBP: 0.360, SLG: 0.300 (1, 1)			0-3 K		0-3 K		4-0 HR BB		0-3 K	
Tito Francona, L OBP: 0.335, SLG: 0.344 (9, PH) (10, 3)										

Inning Stats	R: 0	H: 1	E: 0	K: 1	S: 6	P: 6	R: 0	H: 1	E: 0	K: 0	S: 3	P: 7	R: 0	H: 0	E: 0	K: 2	S: 7	R: 1	H: 1	E: 1	K: 1	S: 6	P: 14	R: 0	H: 0	E: 0	K: 1	S: 5	P: 5	R: 0	H: 0	E: 0	K: 0	S: 3	P: 3	R: 2	H: 1	E: 0	K: 2	S: 8	P: 12	R: 0	H: 0	E: 0	K: 1	S: 5	P: 5	R: 0	H: 0	E: 0	K: 1	S: 5	P: 13	R: 0	H: 0	E: 0	K: 0	S: 3	P: 7	1B: 2	SF: 0	2B: 1	SAC: 1	3B: 0	DP: 0	HR: 1	HBP: 0	WP: 0	PA: 41
--------------	------	------	------	------	------	------	------	------	------	------	------	------	------	------	------	------	------	------	------	------	------	------	-------	------	------	------	------	------	------	------	------	------	------	------	------	------	------	------	------	------	-------	------	------	------	------	------	------	------	------	------	------	------	-------	------	------	------	------	------	------	-------	-------	-------	--------	-------	-------	-------	--------	-------	--------

PITCHER	IP	WLS	BF	H	R	ER	SO	BB	IBB	HBP	BLK	WP	HR	S	P	ERA	WHIP
Herb Score, L ERA: 3.24 (1, 1)	8.0		32	4	3	2	8	5	0	0	0	0	1	43	63	2.25	1.125
Mike Garcia, R ERA: 3.94 (9, 1)	0.1		3	0	0	0	0	1	1	0	0	0	0	1	9	0.00	3.000
Don Mossi, L ERA: 4.5 (9, 1)	1.2	W	6	0	0	0	1	1	0	0	0	0	0	7	11	0.00	0.600

Batter	1	2	3	4	5	6	7	8	9	AB R H RBI BB SO LOB	TOP									
Bobby Avila, R (1, 4) OBP: 0.329, SLG: 0.308	0-0 1-3	0-0 1-3		0-3 K		0-0 SH1-3	0-0 G4-6-3		4-0 BB	4 0 0 0 1 1 4										
Gene Woodling, L (1, 7) OBP: 0.414, SLG: 0.407	0-0 1B 1B	0-0 3-1			0-0 E3 HR	0-0 F5		4-0 1B BB	0-3 K	5 2 1 0 1 1 3										
Sam Mele, R (1, 9) OBP: 0.371, SLG: 0.481	0-0 1B 1-2 1B		0-0 5-3		0-0 F8		0-0 1B 1B		0-3 K	5 2 2 0 0 1 2										
Vic Wertz, L (1, 3) OBP: 0.392, SLG: 0.561 Preston Ward, L (7, PR) OBP: 0.362, SLG: 0.450	0-0 SH5-3 1-3 2-H 1B		0-0 6-3		0-0 1-H HR		0-0 SH5-3 1-3 1B		0-0 F9	4 1 3 3 0 0 0 1 1 0 0 0 0 1										
Jim Busby, R (1, 8) OBP: 0.301, SLG: 0.374	0-0 SH5-3 1-2 1B		0-0 F9		0-0 4-3		0-0 SH5-3 1-2 1B		0-0 1B	5 1 3 2 0 0 0										
Chico Carrasquel, R (1, 6) OBP: 0.325, SLG: 0.316	0-0 SH5-3 1-2 2-3			0-0 F9		0-0 1B	0-0 SH5-3 1-2 2-3		0-0 G3	3 0 1 0 0 0 2										
Earl Averill, R (1, 2) OBP: 0.360, SLG: 0.378 Jim Hegan, R (7, PR) OBP: 0.324, SLG: 0.355	4-0 BB BB BB BB			0-0 FC5-4 1B		0-0 F7	0-0 SH1-3 SH1-4 1B		0-0 F6	3 0 2 2 1 0 1 1 1 0 0 0 0 0										
George Strickland, R (1, 5) OBP: 0.356, SLG: 0.337	0-0 F4			0-0 FC5-4 1-2f 1B		0-0 SH1-3 SH1-4 1B	0-0 1B 1-2 1B		0-0 SH5-3 1B	5 0 3 0 0 0 4										
Early Wynn, S (1, 1) OBP: 0.276, SLG: 0.231		0-0 6-3		0-0 2-3 1B		0-0 SH1-4	0-0 G4-6-3 1-3 2-H 1B		0-0 SH5-3	3 0 2 1 0 0 0										
Inning Stats	R: 2 E: 0 K: 0 S: 7	H: 4 LOB: 3 BB: 1 P: 11	R: 0 E: 0 K: 0 S: 3	H: 0 LOB: 0 BB: 0 P: 3	R: 0 E: 0 K: 1 S: 3	H: 0 LOB: 0 BB: 0 P: 3	R: 0 E: 1 K: 0 S: 6	H: 2 LOB: 1 BB: 0 P: 6	R: 0 E: 0 K: 0 S: 4	H: 1 LOB: 1 BB: 0 P: 4	R: 4 E: 0 K: 0 S: 8	H: 6 LOB: 2 BB: 0 P: 8	R: 0 E: 0 K: 1 S: 6	H: 1 LOB: 2 BB: 1 P: 10	R: 0 E: 0 K: 1 S: 6	H: 1 LOB: 2 BB: 1 P: 10	1B: 16 2B: 0 3B: 0 HR: 1	SF: 0 SAC: 5 DP: 1 HBP: 0	WP: 0 PB: 0 SB: 0 CS: 0	PA: 47
PITCHER	IP WLS BF H R ER SO BB IBB HBP BLK WP HR S P ERA WHIP																			
Bill Wight, L (1, 1) ERA: 4.42	5.0 L 25 8 4 3 1 1 0 0 0 0 0 1 26 30 5.40 1.800																			
George Zuverink, R (6, 1) ERA: 3.19	2.0 12 7 4 4 0 0 0 0 0 0 0 0 12 12 18.00 3.500																			
Johnny Schmitz, L (8, 1) ERA: 3.38	2.0 10 2 0 0 2 2 0 0 0 0 0 0 12 20 0.00 2.000																			

Cleveland Indians @ Baltimore Orioles
Memorial Stadium, Baltimore, MD
 Sun Jul 22 1956, 3:33 AM EDT
 Att: 10,019 - Unknown

livebaseballscorecards.com

AB	39
R	8
H	17
RBI	8
BB	3
SO	3
LOB	17




Batter	1	2	3	4	5	6	7	8	9	AB	R	H	RBI	BB	SO	LOB
Dick Williams, R OBP: 0.311, SLG: 0.490 (1, 8) (8, 7)	0-0 G5-4-3 1B		0-3 K			0-0 G3-6-3 1B		0-0 L6		4	0	2	0	0	1	1
Bob Hale, L OBP: 0.303, SLG: 0.333 Tex Nelson, L OBP: 0.269, SLG: 0.182 (1, 3) (8, 9)	0-0 G5-4-3 1-2f			0-0 F7		0-0 G3-6-3 1-2f			0-0 4-3	3	0	0	0	0	0	2
Tito Francona, L OBP: 0.341, SLG: 0.353 (1, 9) (8, 3)	0-0 1B			0-0 2B		0-0 F6			4-0 FC6-4 BB	3	0	2	0	1	0	0
Bob Nieman, R OBP: 0.411, SLG: 0.513 Jim Pyburn, R OBP: 0.280, SLG: 0.314 (1, 7) (8, 8)	0-0 F2			0-0 F3		0-0 F3			0-3 K	3	0	0	0	0	0	2
Gus Triandos, R OBP: 0.355, SLG: 0.429 Johnny Schmitz, R (8, 1)		0-0 F4		0-0 F3		0-0 F2			0-0 FC6-4	3	0	0	0	0	0	1
Hoot Evers, R OBP: 0.400, SLG: 0.341 (9, PH)									1-2f	0	0	0	0	0	0	0
Wayne Causey, L OBP: 0.203, SLG: 0.167 (1, 5)		0-0 F8			0-0 F9		0-0 F8			3	0	0	0	0	0	0
Billy Gardner, R OBP: 0.258, SLG: 0.333 (1, 4)		0-0 4-3				WP 2B				3	0	2	0	0	0	0
Willy Miranda, S OBP: 0.298, SLG: 0.287 (1, 6)			0-0 F7		0-0 F8		0-0 F9			3	0	0	0	0	0	2
Bill Wight, L OBP: 0.211, SLG: 0.189 Joe Frazier, L OBP: 0.377, SLG: 0.429 George Zuverink, R OBP: 0.125, SLG: 0.067 Tom Gastall, R OBP: 0.250, SLG: 0.241 (1, 1) (5, PH) (6, 1) (8, 2)			0-3 K		0-0 F9		0-0 F5			1	0	0	0	0	1	0

Inning Stats	R: 0	H: 2	E: 0	K: 0	S: 4	LOB: 1	BB: 0	P: 4	R: 0	H: 0	E: 0	K: 0	S: 3	LOB: 0	BB: 0	P: 3	R: 0	H: 1	E: 0	K: 0	S: 4	LOB: 1	BB: 0	P: 4	R: 0	H: 1	E: 0	K: 0	S: 3	LOB: 0	BB: 0	P: 3	R: 0	H: 1	E: 0	K: 0	S: 4	LOB: 1	BB: 0	P: 4	R: 0	H: 0	E: 0	K: 1	S: 5	LOB: 1	BB: 1	P: 9			
Early Wynn, R ERA: 3.14 (1, 1)	IP	WLS	BF	H	R	ER	SO	BB	IBB	HBP	BLK	WP	HR	S	P	ERA	WHIP	IP	WLS	BF	H	R	ER	SO	BB	IBB	HBP	BLK	WP	HR	S	P	ERA	WHIP	IP	WLS	BF	H	R	ER	SO	BB	IBB	HBP	BLK	WP	HR	S	P	ERA	WHIP
	9.0	W	32	6	0	0	3	1	0	0	0	1	0	37	41	0.00	0.778																																		

BOTTOM

Cleveland Indians @ Baltimore Orioles
Memorial Stadium, Baltimore, MD
 Sun Jul 22 1956, 3:33 AM EDT
 Att. 10,019 - Unknown

AB	31
R	0
H	6
RBI	0
BB	1
SO	3
LOB	12



1B:	4	SF:	0
2B:	2	SAC:	0
3B:	0	DP:	2
HR:	0	HBP:	0
WP:	1	PA:	32
PB:	0	SB:	0
CS:	0		

Batter	1	2	3	4	5	6	7	8	9	AB R H RBI BB SO LOB	TOP											
Eddie Yost, R (1, 5) OBP: 0.446, SLG: 0.408	4-0 BB 4-3		x 0-0 P5		x 0-0 3B			0-3 K		3 0 1 0 1 1 0	Washington Senators @ Cleveland Indians Cleveland Municipal Stadium, Cleveland, OH Tue Jul 24 1956, 3:33 AM EDT Att. 9,582 - Unknown livebaseballscorecards.com											
Whitey Herzog, L (1, 8) OBP: 0.311, SLG: 0.360	0-0 4-3 1-2		x 0-0 1B		x 0-0 F8			0-0 4-3		4 0 1 0 0 0 2												
Jim Lemon, R (1, 9) OBP: 0.358, SLG: 0.488	0-0 L9		0-3 K			x 0-0 P4		0-0 4-3		4 0 0 0 0 1 2												
Pete Runnels, L (1, 4) OBP: 0.364, SLG: 0.429	4-0 BB		x 0-0 4-3			0-3 K		x 0-0 L9		3 0 0 0 1 1 1												
Roy Sievers, R (1, 3) OBP: 0.379, SLG: 0.480	0-3 K			x 0-0 5-3		x 0-0 F8		x 0-0 F3		4 0 0 0 0 1 2												
Clint Courtney, L (1, 2) OBP: 0.395, SLG: 0.481		x 0-0 F3		x 0-0 L8		x 0-0 F9		x 0-0 F5		4 0 0 0 0 0 0												
Ernie Oravetz, S (1, 7) OBP: 0.352, SLG: 0.267		x 0-0 1-3		x 0-0 G3		x 0-0 F8				3 0 0 0 0 0 0												
Jose Valdivielso, R (1, 6) OBP: 0.293, SLG: 0.331		BB 4-0 FC6-4 BB			x 0-0 P5		x 0-0 FC6-4 1B			2 0 1 0 1 0 0												
Bunky Stewart, L (1, 1) OBP: 0.273, SLG: 0.273		x 0-0 FC6-4			x 0-0 4-3		x 0-0 FC6-4 1-2f			2 0 0 0 0 0 1												
Bud Byerly, R (6, 1)										0 0 0 0 0 0 0												
Herb Plews, L (7, PH) OBP: 0.302, SLG: 0.171										1 0 0 0 0 0 1												
Bob Wiesler, S (7, 1) OBP: 0.042, SLG: 0.083		1-2f								0 0 0 0 0 0 0												
Inning Stats	R: 0 E: 0 K: 1 S: 5	H: 0 LOB: 2 BB: 2 P: 13	R: 0 E: 0 K: 0 S: 3	H: 0 LOB: 1 BB: 1 P: 7	R: 0 E: 0 K: 1 S: 6	H: 1 LOB: 1 BB: 0 P: 6	R: 0 E: 0 K: 0 S: 3	H: 0 LOB: 0 BB: 0 P: 3	R: 0 E: 0 K: 0 S: 4	H: 1 LOB: 1 BB: 0 P: 4	R: 0 E: 0 K: 1 S: 5	H: 0 LOB: 0 BB: 0 P: 5	R: 0 E: 0 K: 0 S: 4	H: 1 LOB: 1 BB: 0 P: 4	R: 0 E: 0 K: 1 S: 5	H: 0 LOB: 0 BB: 0 P: 5	R: 0 E: 0 K: 0 S: 3	H: 0 LOB: 0 BB: 0 P: 3	1B: 2 2B: 0 3B: 1 HR: 0	SF: 0 SAC: 0 DP: 0 HBP: 0	WP: 0 PB: 0 SB: 0 CS: 0	PA: 33
PITCHER Mike Garcia, R (1, 1) ERA: 3.64	IP: 9.0 WLS: W BF: 33 H: 3 R: 0 ER: 0 SO: 4 BB: 3 IBB: 0 HBP: 0 BLK: 0 WP: 0 HR: 0 S: 38 P: 50 ERA: 0.00 WHIP: 0.667											PITCHER	IP: 9.0 WLS: W BF: 33 H: 3 R: 0 ER: 0 SO: 4 BB: 3 IBB: 0 HBP: 0 BLK: 0 WP: 0 HR: 0 S: 38 P: 50 ERA: 0.00 WHIP: 0.667									

AB	30
R	0
H	3
RBI	0
BB	3
SO	4
LOB	9



BOTTOM

Washington Senators @ Cleveland Indians
Cleveland Municipal Stadium, Cleveland, OH

Tue Jul 24 1956, 3:33 AM EDT
Att. 9,582 - Unknown

livebaseballscorecards.com

AB	33
R	11
H	12
RBI	9
BB	9
SO	1
LOB	21



WP:	0	PA:	45
PB:	0	SB:	0
CS:	0		

AB R H RBI BB SO LOB

3 1 1 0 1 0 0

2 1 0 0 2 0 2

5 1 2 0 0 1 5

4 0 1 1 0 0 3

4 2 3 3 1 0 0

5 1 2 1 0 0 3

0 1 0 0 0 0 0

2 1 0 1 3 0 1

3 2 2 2 1 0 2

5 0 1 1 0 0 5

1B: 6	SF: 1
2B: 4	SAC: 2
3B: 2	DP: 1
HR: 0	HBP: 0

WP:	0	PA:	45
PB:	0	SB:	0
CS:	0		

Batter	1	2	3	4	5	6	7	8	9
Bobby Avila, R (1, 4) OBP: 0.331, SLG: 0.308	0-0 6-3		0-0 5-3		0-0 SH1-3 1B	4-0 E BB		0-0 SH3	
Gene Woodling, L (1, 7) OBP: 0.415, SLG: 0.403	4-0 1B BB		0-0 F8		0-0 SH1-3	0-0 F5		4-0 BB FC4-2 3B BB	
Jim Busby, R (1, 8) OBP: 0.303, SLG: 0.377	0-0 G3-6-1 1-3 1B		0-0 2B		0-0 L5	0-3 K		0-0 FC4-2 BB 3B	
Vic Wertz, L (1, 3) OBP: 0.391, SLG: 0.557	0-0 G3-6-1		0-0 4-3		0-0 1B		0-0 F8	4-0 1-2 2-3 3B BB	
Preston Ward, L (8, 3) OBP: 0.367, SLG: 0.450	1-2f				2-H 1B				
Rocky Colavito, R (1, 9) OBP: 0.367, SLG: 0.454		0-0 2B 6-3 1B		4-0 FC5-4 1-3 BB	0-0 FC6-4 1-2 1B		0-0 F2	0-0 1-H 2-H 3-H 1B 3B	
Chico Carrasquel, R (1, 6) OBP: 0.326, SLG: 0.321		0-0 6-3 SF8 2B		0-0 1-3	0-0 FC6-4		0-0 F9	0-0 BB 2B 1B	
Kenny Kuhn, L (8, PR) OBP: 0.400, SLG: 0.250		1-3		1-2	1-2f				
Jim Hegan, R (1, 2) OBP: 0.332, SLG: 0.351		0-0 6-3		4-0 FC5-4 BB		0-0 6-3		FC1 BB E BB	
George Strickland, R (1, 5) OBP: 0.368, SLG: 0.382		0-0 SF8		0-0 FC5-4		0-0 2B 3B		FC1 SH3 E FC4-2 1-H 2-H 2B	
Mike Garcia, R (1, 1) OBP: 0.146, SLG: 0.135		0-0 F9		0-0 F9		0-0 E 2B		FC1 SH3 E FC4-2 1-H 2-H 2B	

Inning Stats	R: 0 E: 0 K: 0 S: 3	H: 1 LOB: 1 BB: 1 P: 7	R: 2 E: 0 K: 0 S: 5	H: 2 LOB: 0 BB: 0 P: 5	R: 0 E: 0 K: 0 S: 4	H: 1 LOB: 1 BB: 0 P: 4	R: 0 E: 0 K: 0 S: 3	H: 0 LOB: 2 BB: 2 P: 11	R: 1 E: 0 K: 0 S: 6	H: 3 LOB: 2 BB: 0 P: 6	R: 1 E: 1 K: 1 S: 7	H: 2 LOB: 2 BB: 1 P: 11	R: 0 E: 0 K: 0 S: 3	H: 0 LOB: 0 BB: 0 P: 3	R: 7 E: 1 K: 0 S: 7	H: 3 LOB: 3 BB: 5 P: 27
---------------------	------------------------------	---------------------------------	------------------------------	---------------------------------	------------------------------	---------------------------------	------------------------------	----------------------------------	------------------------------	---------------------------------	------------------------------	----------------------------------	------------------------------	---------------------------------	------------------------------	----------------------------------

PITCHER	IP	WLS	BF	H	R	ER	SO	BB	IBB	HBP	BLK	WP	HR	S	P	ERA	WHIP
Bunky Stewart, L (1, 1) ERA: 3.95	5.2	L	29	9	4	4	0	4	0	0	0	0	0	25	41	6.35	2.294
Bud Byerly, R (6, 1) ERA: 4.86	0.1		1	0	0	0	1	0	0	0	0	0	0	3	3	0.00	0.000
Bob Wiesler, L (7, 1) ERA: 6.16	2.0		15	3	7	0	0	5	0	0	0	0	0	10	30	0.00	4.000

WP:	0	PA:	45
PB:	0	SB:	0
CS:	0		

Batter	1	2	3	4	5	6	7	8	9	AB R H RBI BB SO LOB	TOP																								
Eddie Yost, R OBP: 0.445, SLG: 0.404 (1, 5)	0-3 K		4-0 FC6-4 BB		0-3 K			4-0 2B HR BB	0-3 K	3 1 0 0 2 3 1	Washington Senators @ Cleveland Indians Cleveland Municipal Stadium, Cleveland, OH Wed Jul 25 1956, 3:33 AM EDT Att. 5,099 - Unknown livebaseballscorecards.com																								
Ed Fitz Gerald, R OBP: 0.400, SLG: 0.416 (1, 2)	4-0 BB BB		0-0 F9			0-0 FC5-4 1B		0-0 1-3 HR 2B		3 1 2 0 1 0 1																									
Pete Runnels, L OBP: 0.363, SLG: 0.426 (1, 3)	4-0 FC6-4 1-2 BB		0-0 FC6-4 1-2f			0-3 K		0-0 F5		3 0 0 0 1 1 4																									
Jim Lemon, R OBP: 0.354, SLG: 0.483 (1, 9)	0-0 FC6-4 1-2f		0-0 FC6-4 1-2f			0-0 FC5-4 1-2f		0-3 K		4 0 0 0 0 1 6																									
Roy Sievers, R OBP: 0.380, SLG: 0.489 (1, 7)	0-0 FC5-4 1-2f			0-0 G5-4-3 1B		0-0 P6		0-0 2-H 3-H HR		4 1 2 3 0 0 3																									
Tony Roig, R OBP: 0.309, SLG: 0.271 (1, 4)		0-0 F3		0-0 G5-4-3 1-2f			0-3 K	0-0 F3		4 0 0 0 0 1 1																									
Jose Valdivielso, R OBP: 0.281, SLG: 0.328 (1, 6)		0-0 6-3		0-3 K			0-0 F9		0-0 1B	4 0 1 0 0 1 0																									
Whitey Herzog, L OBP: 0.314, SLG: 0.357 (1, 8)		4-0 BB			0-0 4-3		4-0 BB		0-0 F7	2 0 0 0 2 0 1																									
Camilo Pascual, R OBP: 0.194, SLG: 0.200 (1, 1)		0-3 K			0-0 L8		0-3 K		0-3 K	2 0 0 0 0 1 1																									
Ernie Oravetz, S OBP: 0.349, SLG: 0.264 (7, PH)										1 0 0 0 0 1 1																									
Hal Griggs, R (7, 1)										0 0 0 0 0 0 0																									
Herb Plews, L OBP: 0.285, SLG: 0.167 (9, PH)										1 0 0 0 0 1 1																									
Inning Stats	R: 0 E: 0 K: 1 S: 5	H: 0 LOB: 2 BB: 2 P: 13	R: 0 E: 0 K: 1 S: 5	H: 0 LOB: 1 BB: 1 P: 9	R: 0 E: 0 K: 0 S: 3	H: 1 LOB: 0 BB: 0 P: 7	R: 0 E: 0 K: 1 S: 5	H: 0 LOB: 0 BB: 0 P: 5	R: 0 E: 0 K: 2 S: 7	H: 0 LOB: 1 BB: 1 P: 11	R: 3 E: 0 K: 1 S: 7	H: 2 LOB: 0 BB: 1 P: 11	R: 0 E: 0 K: 2 S: 8	H: 1 LOB: 1 BB: 0 P: 8	1B: 3 2B: 1 3B: 0 HR: 1	SF: 0 SAC: 0 DP: 1 HBP: 0	WP: 0 PB: 0 SB: 0 CS: 0	PA: 37																	
PITCHER Herb Score, L ERA: 3.22 (1, 1)	IP 9.0	WLS W	BF 37	H 5	R 3	ER 3	SO 10	BB 6	IBB 0	HBP 0	BLK 0	WP 0	HR 1	S 51	P 75	ERA 3.00	WHIP 1.222	PITCHER	IP 9.0	WLS W	BF 37	H 5	R 3	ER 3	SO 10	BB 6	IBB 0	HBP 0	BLK 0	WP 0	HR 1	S 51	P 75	ERA 3.00	WHIP 1.222



Batter	1	2	3	4	5	6	7	8	9
Bobby Avila, R OBP: 0.335, SLG: 0.318 (1, 4)	0-3 K		4-0 BB		0-0 1-H 2-H HR				
Gene Woodling, L OBP: 0.411, SLG: 0.395 (1, 7)	0-0 4-3		0-0 F9		0-3 K		0-0 F8	4-0 G6-4-3 BB	
Jim Busby, R OBP: 0.304, SLG: 0.374 (1, 8)	4-0 BB			4-0 WP BB	0-3 K		0-0 E6 1B	0-0 G6-4-3	
Vic Wertz, L OBP: 0.389, SLG: 0.554 Preston Ward, L OBP: 0.364, SLG: 0.446 (1, 3) (7, PR) (8, 3)	0-0 F7			0-3 K		0-0 FC6-4 1B	0-0 E4 1B	0-0 F8	
Rocky Colavito, R OBP: 0.363, SLG: 0.446 (1, 9)		0-0 6-3		0-0 6-3		0-0 FC6-4 HR	0-0 BB 1B		
Chico Carrasquel, R OBP: 0.325, SLG: 0.320 Kenny Kuhn, L OBP: 0.400, SLG: 0.250 (1, 6) (7, PR) (8, 6)		0-0 F8		0-3 K		0-0 F8	0-0 BB BB 4-3 1B		
Jim Hegan, R OBP: 0.340, SLG: 0.374 (1, 2)		0-3 K			0-0 E7 HR 1B	0-0 HR	4-0 4-3 BB BB		
George Strickland, R OBP: 0.373, SLG: 0.374 (1, 5)			0-0 P6		4-0 HR BB	0-0 4-3	4-0 4-3 BB		
Herb Score, L OBP: 0.283, SLG: 0.234 (1, 1)			0-3 K		0-0 F5				

Inning Stats	R: 0	H: 0	E: 0	K: 1	S: 5	LOB: 1	BB: 1	P: 9
	R: 0	H: 0	E: 0	K: 1	S: 5	LOB: 0	BB: 0	P: 5
	R: 0	H: 0	E: 0	K: 1	S: 5	LOB: 1	BB: 1	P: 9
	R: 0	H: 0	E: 0	K: 2	S: 7	LOB: 1	BB: 1	P: 11
	R: 3	H: 2	E: 1	K: 2	S: 9	LOB: 0	BB: 1	P: 13
	R: 2	H: 2	E: 0	K: 0	S: 5	LOB: 0	BB: 0	P: 5
	R: 6	H: 3	E: 2	K: 0	S: 8	LOB: 3	BB: 3	P: 20
	R: 0	H: 0	E: 0	K: 0	S: 2	LOB: 0	BB: 1	P: 6

PITCHER	IP	WLS	BF	H	R	ER	SO	BB	IBB	HBP	BLK	WP	HR	S	P	ERA	WHIP
Camilo Pascual, R ERA: 6.31 (1, 1)	6.0	L	26	4	5	5	7	4	0	0	0	1	2	36	52	7.50	1.333
Hal Griggs, R ERA: 5.97 (7, 1)	2.0		14	3	6	0	0	4	0	0	0	0	0	10	26	0.00	3.500

PITCHER	IP	WLS	BF	H	R	ER	SO	BB	IBB	HBP	BLK	WP	HR	S	P	ERA	WHIP

AB R H RBI BB SO LOB

3	2	1	3	2	1	3
4	0	0	0	1	1	2
3	1	0	0	2	1	2
4	0	1	0	0	1	3
1	1	0	0	0	0	0
4	2	1	1	0	0	2
4	0	1	1	0	1	2
0	1	0	0	0	0	0
3	2	2	2	1	1	0
2	1	0	1	2	0	0
4	1	1	1	0	1	4

AB	32
R	11
H	7
RBI	9
BB	8
SO	7
LOB	18



WP	PA
1	40
PB: 2	
SB: 0	
CS: 0	

Washington Senators @ Cleveland Indians
Cleveland Municipal Stadium, Cleveland, OH
 Wed Jul 25 1956, 3:33 AM EDT
 Att. 5,099 - Unknown

livebaseballscorecards.com

Batter	1	2	3	4	5	6	7	8	9	AB R H RBI BB SO LOB	TOP
Eddie Yost, R OBP: 0.447, SLG: 0.406 (1, 5) X	0-0 F9 ①		0-0 1-3 1B ③			0-0 SH3-4 SH 1B X				3 0 2 0 0 0 0	Washington Senators @ Cleveland Indians Cleveland Municipal Stadium, Cleveland, OH Thu Jul 26 1956, 3:33 AM EDT Att. 6,804 - Unknown livebaseballscorecards.com
Whitey Herzog, L OBP: 0.312, SLG: 0.354 (1, 8) S S	0-3 K ②			0-0 G3 ①		0-0 SH SH3-4 1-2 X				2 0 0 0 0 1 0	
Pete Runnels, L OBP: 0.361, SLG: 0.423 (1, 3) X	0-0 F8 ③			0-0 F7 ②		0-0 SH3-4 1-2 2-3 X				2 0 0 0 0 0 0	
Roy Sievers, R OBP: 0.377, SLG: 0.485 (1, 7) S S		0-3 K ①		0-0 P5 ③		0-0 F3 ② X				3 0 0 0 0 1 2	
Clint Courtney, L OBP: 0.394, SLG: 0.476 (1, 2) X		0-0 4-3 ②			0-0 4-3 ①	4-0 IBB X				2 0 0 0 1 0 0	
Jim Lemon, R OBP: 0.354, SLG: 0.481 (1, 9) X		0-0 P4 ③			0-0 BB 1B 1B X	0-0 5-3 ③ X				3 0 1 0 0 0 3	
Jose Valdivielso, R OBP: 0.289, SLG: 0.343 (1, 6) X			0-0 F8 FC5-6-2 2B ①		0-0 BB 1B X		0-0 F3 ① X			3 0 2 0 0 0 0	
Tony Roig, R OBP: 0.310, SLG: 0.264 (1, 4) X			0-0 F8 ①		4-0 BB 1B X		0-3 K ②			2 0 0 0 1 1 1	
Chuck Stobbs, L OBP: 0.152, SLG: 0.159 (1, 1) X			0-0 FC5-6-2 1B ②		0-0 G6-3 BB ② ③		0-0 F5 ③ X			3 0 0 0 0 0 4	
Inning Stats	R: 0 H: 0 E: 0 LOB: 0 K: 1 BB: 0 S: 5 P: 5	R: 0 H: 0 E: 0 LOB: 0 K: 1 BB: 0 S: 5 P: 5	R: 0 H: 2 E: 0 LOB: 2 K: 0 BB: 0 S: 4 P: 4	R: 0 H: 0 E: 0 LOB: 0 K: 0 BB: 0 S: 3 P: 3	R: 0 H: 2 E: 0 LOB: 2 K: 0 BB: 1 S: 4 P: 8	R: 0 H: 1 E: 1 LOB: 3 K: 0 BB: 1 S: 5 P: 9	R: 0 H: 0 E: 0 LOB: 0 K: 1 BB: 0 S: 5 P: 5			1B: 4 SF: 0 2B: 1 SAC: 2 3B: 0 DP: 1 HR: 0 HBP: 0	WP: 0 PA: 27 PB: 0 SB: 0 CS: 0
PITCHER Bob Lemon, R (1, 1) ERA: 3.6	IP 7.0 WLS W BF 27 H 5 R 0 ER 0 SO 3 BB 1 IBB 1 HBP 0 BLK 0 WP 0 HR 0 S 31 P 39 ERA 0.00 WHIP 0.857						PITCHER IP WLS BF H R ER SO BB IBB HBP BLK WP HR S P ERA WHIP				

AB	23
R	0
H	5
RBI	0
BB	2
SO	3
LOB	10



Batter	1	2	3	4	5	6	7	8	9	AB	R	H	RBI	BB	SO	LOB
Bobby Avila, R OBP: 0.335, SLG: 0.316 (1, 4) X	0-0 P3 ①		4-0 BB ①			0-0 6-3 ②				2	0	0	0	1	0	0
Gene Woodling, L OBP: 0.410, SLG: 0.409 (1, 7) X	0-0 F9 ②		0-3 K ③			0-0 HR ③				3	1	1	1	0	1	2
Jim Busby, R OBP: 0.304, SLG: 0.374 (1, 8) X	0-0 1-3 ③					0-0 F2 ③				3	0	1	0	0	0	0
Vic Wertz, L OBP: 0.386, SLG: 0.548 (1, 3) X		0-0 6-3 ①				0-0 G4-6-3 ①②				3	0	0	0	0	0	1
Rocky Colavito, R OBP: 0.362, SLG: 0.442 (1, 9) X		0-0 F8 ②				0-0 6-3 ③				3	0	1	0	0	0	0
Chico Carrasquel, R OBP: 0.322, SLG: 0.317 (1, 6) X		0-0 5-3 ③								3	0	0	0	0	0	1
Jim Hegan, R OBP: 0.337, SLG: 0.370 (1, 2) X			0-0 6-3 ①							2	0	0	0	0	0	0
George Strickland, R OBP: 0.375, SLG: 0.376 (1, 5) X			0-0 SH2-3 ①							2	0	1	0	0	0	0
Bob Lemon, L OBP: 0.277, SLG: 0.407 (1, 1) X			0-0 SH2-3 ②							1	0	0	0	0	0	0

Inning Stats	R: 0	H: 0	E: 0	LOB: 0	K: 0	BB: 0	S: 3	P: 3	R: 0	H: 0	E: 0	LOB: 0	K: 1	BB: 1	S: 6	P: 10	R: 0	H: 1	E: 0	LOB: 0	K: 0	BB: 0	S: 3	P: 3	R: 0	H: 0	E: 0	LOB: 0	K: 0	BB: 0	S: 3	P: 3	R: 1	H: 1	E: 0	LOB: 0	K: 0	BB: 0	S: 4	P: 4	R: 0	H: 1	E: 0	LOB: 1	K: 0	BB: 0	S: 3	P: 3
	1B: 3	2B: 0	3B: 0	HR: 1	SF: 0	SAC: 1	DP: 1	HBP: 0	WP: 0	PA: 24	ERA	WHIP	WP: 0	PA: 24	ERA	WHIP	WP: 0	PA: 24	ERA	WHIP	WP: 0	PA: 24	ERA	WHIP	WP: 0	PA: 24	ERA	WHIP	WP: 0	PA: 24	ERA	WHIP	WP: 0	PA: 24	ERA	WHIP	WP: 0	PA: 24	ERA	WHIP	WP: 0	PA: 24	ERA	WHIP	WP: 0	PA: 24	ERA	WHIP

PITCHER	IP	WLS	BF	H	R	ER	SO	BB	IBB	HBP	BLK	WP	HR	S	P	ERA	WHIP	PITCHER	IP	WLS	BF	H	R	ER	SO	BB	IBB	HBP	BLK	WP	HR	S	P	ERA	WHIP													
Chuck Stobbs, L ERA: 4.08 (1, 1)	6.2	L	24	4	1	1	1	1	0	0	0	0	1	25	29	1.35	0.750																															


BOTTOM


Washington Senators @ Cleveland Indians
Cleveland Municipal Stadium, Cleveland, OH

Thu Jul 26 1956, 3:33 AM EDT
Att. 6,804 - Unknown

livebaseballscorecards.com

AB	22
R	1
H	4
RBI	1
BB	1
SO	1
LOB	4



Batter	1	2	3	4	5	6	7	8	9	AB R H RBI BB SO LOB	TOP											
Dick Williams, R (1, 8) OBP: 0.318, SLG: 0.508	0-0 F9		0-0 L8		0-0 B1-3		0-0 1B		0-0 4-3	5 0 1 0 0 0 3												
Tito Francona, L (1, 3) OBP: 0.346, SLG: 0.379	0-0 F8			0-3 K		0-0 SH2 1B	0-0 F5			4 1 1 0 0 1 2												
George Kell, R (1, 5) OBP: 0.384, SLG: 0.475	0-0 1-3			0-0 1B SF8		0-0 SH2		0-0 F6		3 1 1 0 0 0 0												
Bob Nieman, R (1, 7) OBP: 0.419, SLG: 0.514		0-0 F8		0-0 1B		0-0 F7		0-3 K		4 0 1 0 0 1 1												
Gus Triandos, R (1, 2) OBP: 0.348, SLG: 0.427		4-0 BB		0-0 SF8		0-0 FC6-4 1B		0-0 6-3		2 0 1 2 1 0 0												
Hoot Evers, R (1, 9) OBP: 0.389, SLG: 0.304		0-0 F3		0-0 F3		0-0 FC6-4			4-0 1B FC5-2 BB	3 0 0 0 1 0 3 0 0 0 0 0 0 0												
Jim Pyburn, R (9, PR) OBP: 0.280, SLG: 0.314																						
Billy Gardner, R (1, 4) OBP: 0.267, SLG: 0.349		0-0 F9			0-0 G3 2B		0-0 F6		0-0 FC5-2 G3 1B	4 0 2 0 0 0 1	AB 32 R 2 H 7 RBI 2 BB 3 SO 4 LOB 18											
Willy Miranda, S (1, 6) OBP: 0.303, SLG: 0.301			0-0 F8		0-0 G3		4-0 1B BB		0-0 G3	3 0 0 0 1 0 3												
Johnny Schmitz, R (1, 1) Joe Frazier, L (7, PH) Mike Fornieles, R (7, 1) Bob Hale, L (9, PH)			0-3 K		0-3 K		0-0 F8		0-0 FC5-2	2 0 0 0 0 2 1 1 0 0 0 0 0 1 0 0 0 0 0 0 0 1 0 0 0 0 0 3												
Inning Stats	R: 0 E: 0 K: 0 S: 3	H: 0 LOB: 0 BB: 0 P: 3	R: 0 E: 0 K: 0 S: 3	H: 0 LOB: 1 BB: 1 P: 7	R: 0 E: 0 K: 1 S: 5	H: 0 LOB: 0 BB: 0 P: 5	R: 1 E: 0 K: 1 S: 7	H: 2 LOB: 1 BB: 0 P: 7	R: 0 E: 0 K: 1 S: 6	H: 1 LOB: 1 BB: 0 P: 6	R: 1 E: 0 K: 0 S: 5	H: 2 LOB: 1 BB: 0 P: 5	R: 0 E: 0 K: 0 S: 4	H: 1 LOB: 2 BB: 1 P: 8	R: 0 E: 0 K: 1 S: 5	H: 0 LOB: 0 BB: 0 P: 5	R: 0 E: 0 K: 0 S: 4	H: 1 LOB: 2 BB: 1 P: 8	1B: 6 2B: 1 3B: 0 HR: 0	SF: 1 SAC: 1 DP: 0 HBP: 0	WP: 0 PB: 0 SB: 0 CS: 0	PA: 37
PITCHER	IP WLS BF H R ER SO BB IBB HBP BLK WP HR S P ERA WHIP																					
Early Wynn, R (1, 1) ERA: 3.09	8.1 W 35 7 2 2 4 3 0 0 0 0 0 0 40 52 2.16 1.200																					
Don Mossi, L (9, 1) ERA: 4.45	0.2 S 2 0 0 0 0 0 0 0 0 0 0 0 2 2 0.00 0.000																					

Baltimore Orioles @ Cleveland Indians
Cleveland Municipal Stadium, Cleveland, OH

Fri Jul 27 1956, 3:33 AM EDT
Att: 10,063 - Unknown

livebaseballscorecards.com

Batter	1	2	3	4	5	6	7	8	9	AB	R	H	RBI	BB	SO	LOB
--------	---	---	---	---	---	---	---	---	---	----	---	---	-----	----	----	-----

Bobby Avila, R <small>OBP: 0.337, SLG: 0.316</small> (1, 4)	0-0 		4-0 		0-0 		0-0 			3	0	1	0	1	0	0
Gene Woodling, L <small>OBP: 0.403, SLG: 0.401</small> (1, 7)	0-0 		0-0 		0-0 		0-0 			4	0	0	0	0	0	4
Jim Busby, R <small>OBP: 0.303, SLG: 0.372</small> (1, 8)	0-0 			0-0 	0-0 		0-3 			4	0	1	0	0	1	2
Vic Wertz, L <small>OBP: 0.385, SLG: 0.544</small> Preston Ward, L <small>OBP: 0.364, SLG: 0.446</small> (9, 3)		0-3 		0-0 		4-0 		0-3 		3	1	0	0	1	2	1
Rocky Colavito, R <small>OBP: 0.366, SLG: 0.472</small> (1, 9)		0-0 		0-0 		0-0 		0-3 		4	1	2	2	0	1	0
Chico Carrasquel, R <small>OBP: 0.321, SLG: 0.316</small> (1, 6)		0-0 		0-0 		0-0 		0-0 		4	0	1	0	0	0	2
Jim Hegan, R <small>OBP: 0.337, SLG: 0.386</small> (1, 2)		0-3 		0-0 		0-0 				3	1	1	1	0	1	3
George Strickland, R <small>OBP: 0.365, SLG: 0.365</small> (1, 5)			0-0 		0-0 	0-0 				3	0	0	0	0	0	0
Early Wynn, S <small>OBP: 0.295, SLG: 0.255</small> Don Mossi, L <small>OBP: 0.200, SLG: 0.154</small> (9, 1)			0-0 		0-0 	0-0 				3	0	2	0	0	0	0
			0-0 		0-0 					0	0	0	0	0	0	0

Inning Stats	R: 0	H: 0	E: 0	K: 0	S: 3	R: 0	H: 1	E: 0	K: 2	S: 8	R: 0	H: 1	E: 0	K: 0	S: 3	R: 0	H: 2	E: 0	K: 0	S: 5	R: 0	H: 2	E: 0	K: 0	S: 5	R: 3	H: 2	E: 0	K: 1	S: 5	R: 0	H: 0	E: 0	K: 2	S: 7	R: 0	H: 0	E: 0	K: 1	S: 7	R: 0	H: 0	E: 0	K: 2	S: 7
--------------	------	------	------	------	------	------	------	------	------	------	------	------	------	------	------	------	------	------	------	------	------	------	------	------	------	------	------	------	------	------	------	------	------	------	------	------	------	------	------	------	------	------	------	------	------

1B: 6 2B: 0 3B: 0 HR: 2	SF: 0 SAC: 0 DP: 1 HBP: 0	WP: 0 PB: 0 SB: 0 CS: 0	PA: 33
--	--	--	---------------

PITCHER	IP	WLS	BF	H	R	ER	SO	BB	IBB	HBP	BLK	WP	HR	S	P	ERA	WHIP
Johnny Schmitz, L <small>ERA: 3.38</small> (1, 1)	6.0	L	27	8	3	3	2	2	0	0	0	0	2	29	37	4.50	1.667
Mike Fornieles, R <small>ERA: 4.6</small> (7, 1)	2.0		6	0	0	0	3	0	0	0	0	0	0	12	12	0.00	0.000

BOTTOM

Baltimore Orioles @ Cleveland Indians
 Cleveland Municipal Stadium, Cleveland, OH

Fri Jul 27 1956, 3:33 AM EDT
 Att. 10,063 - Unknown

livebaseballscorecards.com

AB	31
R	3
H	8
RBI	3
BB	2
SO	5
LOB	12



Batter	1	2	3	4	5	6	7	8	9	AB R H RBI BB SO LOB	TOP											
Dick Williams, R (1, 8) OBP: 0.321, SLG: 0.512	0-0 E5 FC6-4		0-0 F7		0-0 HR 1B		0-0 F2		0-0 1B 2B	5 2 2 1 0 0 0												
Hoot Evers, R (9, 9) OBP: 0.389, SLG: 0.304										0 0 0 0 0 0 0												
Tito Francona, L (1, 9) OBP: 0.347, SLG: 0.392	0-0 F9			0-3 K	0-0 HR		0-0 L9		0-0 FC5-4 1B	5 1 2 4 0 1 1												
George Kell, R (1, 5) OBP: 0.381, SLG: 0.470	0-0 F6			0-0 F7	0-0 E 1B			0-0 E5 FC5-4 1B SF8	0-0 FC5-4 1B	5 2 1 0 0 0 2												
Bob Nieman, R (1, 7) OBP: 0.416, SLG: 0.510	0-0 FC6-4			0-3 K	0-0 E4			0-0 FC5-4 1B		4 0 1 0 0 1 1												
Gus Triandos, R (1, 3) OBP: 0.347, SLG: 0.424		0-0 5-3						0-0 FC5-4		4 0 1 0 0 0 3												
Hal Smith, R (1, 2) OBP: 0.316, SLG: 0.362		0-3 K			0-3 K	0-0 F9		0-0 SF8		3 0 0 0 0 2 1												
Bob Hale, L (8, PH) OBP: 0.300, SLG: 0.331										0 0 0 1 0 0 0												
Jim Pyburn, R (8, 8) OBP: 0.280, SLG: 0.314										0 0 0 0 0 0 0												
Billy Gardner, R (1, 4) OBP: 0.264, SLG: 0.344		0-0 F8			0-0 FC1-6 S 1B	0-0 F5		0-0 F7		4 1 0 0 0 0 2												
Willy Miranda, S (1, 6) OBP: 0.305, SLG: 0.301					4-0 1B BB	0-0 B5-3			0-3 K	3 1 1 0 1 1 0												
Connie Johnson, R (1, 1) OBP: 0.324, SLG: 0.290									0-3 K	3 1 1 1 0 1 1												
Hal Brown, R (8, 1) OBP: 0.385, SLG: 0.333										0 0 0 0 0 0 0												
Billy Loes, R (8, 1) OBP: 0.154, SLG: 0.154					1-2 HR 1B		0-0 L4			1 0 0 0 0 1 0												
Inning Stats	R: 0 E: 1 K: 0 S: 4	H: 0 LOB: 1 BB: 0 P: 4	R: 0 E: 0 K: 1 S: 5	H: 0 LOB: 0 BB: 0 P: 5	R: 0 E: 0 K: 1 S: 5	H: 1 LOB: 0 BB: 0 P: 5	R: 0 E: 0 K: 2 S: 7	H: 0 LOB: 0 BB: 0 P: 7	R: 6 E: 1 K: 1 S: 11	H: 5 LOB: 1 BB: 1 P: 15	R: 0 E: 0 K: 0 S: 3	H: 0 LOB: 0 BB: 0 P: 3	R: 0 E: 0 K: 0 S: 3	H: 0 LOB: 0 BB: 0 P: 3	R: 1 E: 1 K: 0 S: 5	H: 1 LOB: 1 BB: 0 P: 5	R: 1 E: 0 K: 2 S: 9	H: 2 LOB: 1 BB: 0 P: 9	1B: 7 2B: 1 3B: 0 HR: 1	SF: 1 SAC: 0 DP: 0 HBP: 0	WP: 0 PB: 0 SB: 1 CS: 1	PA: 39
PITCHER	IP WLS BF H R ER SO BB IBB HBP BLK WP HR S P ERA WHIP																					
Mike Garcia, R (1, 1) ERA: 3.86	5.0 L 23 6 6 5 5 1 0 0 0 0 0 1 32 36 9.00 1.400																					
Cal McLish, R (6, 1) ERA: 5.17	1.0 3 0 0 0 0 0 0 0 0 0 0 0 3 3 0.00 0.000																					
Bob Feller, R (7, 1) ERA: 3.3	1.0 3 0 0 0 0 0 0 0 0 0 0 0 3 3 0.00 0.000																					
Art Houtteman, R (8, 1) ERA: 5.67	1.0 5 1 1 0 0 0 0 0 0 0 0 0 5 5 0.00 1.000																					
Don Mossi, L (9, 1) ERA: 4.53	1.0 5 2 1 1 2 0 0 0 0 0 0 0 9 9 9.00 2.000																					

Baltimore Orioles @ Cleveland Indians
Cleveland Municipal Stadium, Cleveland, OH

Sat Jul 28 1956, 3:33 AM EDT
Att. 5,172 - Unknown

livebaseballscorecards.com

AB	37
R	8
H	9
RBI	7
BB	1
SO	7
LOB	11



BOTTOM

Baltimore Orioles @ Cleveland Indians
Cleveland Municipal Stadium, Cleveland, OH

Sat Jul 28 1956, 3:33 AM EDT
Att. 5,172 - Unknown

livebaseballscorecards.com

AB	33
R	6
H	9
RBI	6
BB	7
SO	7
LOB	16



WP:	0	PA:	43
PB:	0	SB:	0
CS:	2		

AB R H RBI BB SO LOB

5	0	0	0	0	1	4
5	1	2	0	0	0	0
4	1	2	0	1	0	0
1	2	0	0	3	1	0
4	2	2	1	1	1	4
2	0	0	0	0	2	1
1	0	1	1	0	0	0
0	0	0	0	0	0	0
1	0	1	2	0	0	0
0	0	0	0	0	0	0
1	0	0	0	0	1	3
3	0	0	0	0	1	2
2	0	0	0	0	0	0
0	0	0	0	1	0	0
1	0	0	1	0	0	1
1	0	0	0	0	0	0
1	0	0	0	0	0	0
0	0	0	0	0	0	0
1	0	0	1	1	0	1

1B:	8	SF:	0
2B:	2	SAC:	1
3B:	0	DP:	1
HR:	0	HBP:	1

IP	WLS	BF	H	R	ER	SO	BB	IBB	HBP	BLK	WP	HR	S	P	ERA	WHIP
7.0		30	6	4	4	5	5	0	0	0	0	0	35	55	5.14	1.571
0.0		2	0	0	0	0	2	0	0	0	0	0	0	8	∞	∞
2.0	S	10	3	2	2	2	0	0	1	0	0	0	13	14	9.00	1.500

Batter	1	2	3	4	5	6	7	8	9	AB	R	H	RBI	BB	SO	LOB
Bobby Avila, R OBP: 0.332, SLG: 0.311 (1, 4)	0-3 K ①		0-0 FC6-4 1-2f ③			0-0 F7 ②	0-0 L7 ③		0-0 6-3 ①	5	0	0	0	0	1	4
Gene Woodling, L OBP: 0.403, SLG: 0.401 (1, 7)	0-0 F9 ②			0-0 F7 ①		0-0 F7 ③		0-0 BB 1B BB 1B	0-0 HBP 1B 1B	5	1	2	0	0	0	0
Jim Busby, R OBP: 0.307, SLG: 0.374 (1, 8)	4-0 CS BB			0-0 F7 ②			0-0 F4 ①	0-0 BB 1B BB 1B	0-0 HBP 1B	4	1	2	0	1	0	0
Vic Wertz, L OBP: 0.390, SLG: 0.542 (1, 3)	0-0 CS 1-2	0-3 K ①		4-0 BB			4-0 1B BB	4-0 1B BB	1-0 HBP 1B	1	2	0	0	3	1	0
Rocky Colavito, R OBP: 0.375, SLG: 0.473 (1, 9)		0-0 CS 1B		0-0 F7 ③			0-0 2B BB	4-0 1B BB	0-3 K ②	4	2	2	1	1	1	4
Chico Carrasquel, R OBP: 0.320, SLG: 0.314 (7, PH)		0-3 K ②			0-3 K ①		0-0 BB 2B	0-0 4-3 SH5-3	0-3 K ③	2	0	0	0	0	2	1
Preston Ward, L OBP: 0.369, SLG: 0.460 (8, 1)							1-3 2-H 3-H	1-3 2-H 3-H		1	0	1	1	0	0	0
Art Houtteman, R OBP: 0.222, SLG: 0.222 (8, PH)										0	0	0	0	0	0	0
Bob Lemon, L OBP: 0.286, SLG: 0.417 (9, 1)										1	0	1	2	0	0	0
Don Mossi, L OBP: 0.200, SLG: 0.154 (9, PH)										0	0	0	0	0	0	0
Earl Averill, R OBP: 0.356, SLG: 0.373 (9, PH)										1	0	0	0	0	1	3
Hal Naragon, L OBP: 0.376, SLG: 0.427 (1, 2)			0-0 F8 ①		0-0 4-3 ②		0-3 K ②	0-0 SH5-3 ①		3	0	0	0	0	1	2
George Strickland, R OBP: 0.359, SLG: 0.357 (7, PH)			0-0 5-3 ②		0-0 F2 ③		4-0 BB BB	0-0 4-3 ②		2	0	0	0	0	0	0
Al Rosen, R OBP: 0.398, SLG: 0.496 (7, PR)										0	0	0	0	1	0	0
Kenny Kuhn, L OBP: 0.333, SLG: 0.200 (8, 6)								2-3 3-H		1	0	0	1	0	0	1
Mike Garcia, R OBP: 0.187, SLG: 0.158 (6, 1)			0-0 FC6-4 1B				4-0 F7 ①	4-0 BB BB	0-0 6-3 ③	1	0	1	0	0	0	0
Cal McLish, S OBP: 0.297, SLG: 0.133 (6, PH)										0	0	0	0	0	0	0
Dale Mitchell, L OBP: 0.297, SLG: 0.133 (7, 1)										0	0	0	0	0	0	0
Bob Feller, R OBP: 0.401, SLG: 0.483 (8, 5)										1	0	0	1	1	0	1

Inning Stats	R: 0	H: 0	E: 0	K: 1	S: 4	H: 1	LOB: 0	BB: 1	P: 8	R: 0	H: 1	E: 0	K: 2	S: 7	H: 0	LOB: 1	BB: 0	P: 7	R: 0	H: 0	E: 0	K: 0	S: 4	H: 1	LOB: 1	BB: 0	P: 4	R: 0	H: 0	E: 0	K: 1	S: 5	H: 0	LOB: 0	BB: 0	P: 5	R: 0	H: 0	E: 0	K: 0	S: 3	H: 0	LOB: 0	BB: 0	P: 3	R: 2	H: 2	E: 0	K: 1	S: 7	H: 2	LOB: 3	BB: 3	P: 19	R: 4	H: 3	E: 0	K: 0	S: 6	H: 3	LOB: 1	BB: 2	P: 14	R: 0	H: 2	E: 0	K: 2	S: 9	H: 2	LOB: 3	BB: 0	P: 10	1B: 8	SF: 0	2B: 2	SAC: 1	3B: 0	DP: 1	HR: 0	HBP: 1	WP: 0	PA: 43
--------------	------	------	------	------	------	------	--------	-------	------	------	------	------	------	------	------	--------	-------	------	------	------	------	------	------	------	--------	-------	------	------	------	------	------	------	------	--------	-------	------	------	------	------	------	------	------	--------	-------	------	------	------	------	------	------	------	--------	-------	-------	------	------	------	------	------	------	--------	-------	-------	------	------	------	------	------	------	--------	-------	-------	-------	-------	-------	--------	-------	-------	-------	--------	-------	--------

PITCHER	IP	WLS	BF	H	R	ER	SO	BB	IBB	HBP	BLK	WP	HR	S	P	ERA	WHIP
Connie Johnson, R ERA: 3.77 (1, 1)	7.0		30	6	4	4	5	5	0	0	0	0	0	35	55	5.14	1.571
Hal Brown, R ERA: 3.39 (8, 1)	0.0		2	0	0	0	0	2	0	0	0	0	0	0	8	∞	∞
Billy Loes, R ERA: 4.61 (8, 1)	2.0	S	10	3	2	2	2	0	0	1	0	0	0	13	14	9.00	1.500

Batter	1	2	3	4	5	6	7	8	9	AB R H RBI BB SO LOB	TOP
Dick Williams, R (1, 8) OBP: 0.319, SLG: 0.504	0-0 F4		0-0 1B		0-3 K			0-3 K		4 0 1 0 0 2 0	Baltimore Orioles @ Cleveland Indians Cleveland Municipal Stadium, Cleveland, OH Sun Jul 29 1956, 3:33 AM EDT Unknown livebaseballscorecards.com
Hoot Evers, R (1, 9) OBP: 0.377, SLG: 0.292	0-0 F2		0-0 F8			0-0 L7		0-3 K		4 0 0 0 0 1 1	
George Kell, R (1, 5) OBP: 0.380, SLG: 0.467	0-0 F2		0-0 L8			0-0 F7			0-0 G4-6-3 1B	4 0 1 0 0 0 1	
Bob Nieman, R (1, 7) OBP: 0.411, SLG: 0.502		0-0 F4	0-0 4-3			0-3 K			0-0 G4-6-3 1-2f	4 0 0 0 0 1 2	
Gus Triandos, R (1, 3) OBP: 0.349, SLG: 0.425		0-0 BB BB 1B		0-0 4-3			0-0 FC5-4 1B		0-3 K	4 0 2 0 0 1 0	
Billy Gardner, R (1, 4) OBP: 0.264, SLG: 0.342		4-0 BB BB 1-2 BB		0-0 F7			0-3 K			2 0 0 0 1 1 1	
Tom Gastall, R (1, 2) OBP: 0.257, SLG: 0.226		4-0 BB BB 1-2 2-3 BB		0-0 F5			0-0 FC5-4 1-2f			2 0 0 0 1 0 1	
Willy Miranda, S (1, 6) OBP: 0.302, SLG: 0.298	0-0 F6				0-0 F4		0-3 K			3 0 0 0 0 1 4	
Erv Palica, R (1, 1) OBP: 0.136, SLG: 0.136	0-3 K				0-3 K			0-0 F4		2 0 0 0 0 2 3	
Hal Smith, R (8, PH) OBP: 0.315, SLG: 0.360										1 0 0 0 0 0 0	
George Zuverink, R (8, 1) OBP: 0.118, SLG: 0.063										0 0 0 0 0 0 0	
Inning Stats	R: 0 E: 0 K: 0 S: 3 H: 0 LOB: 0 BB: 0 P: 3	R: 0 E: 0 K: 1 S: 6 H: 1 LOB: 3 BB: 2 P: 14	R: 0 E: 0 K: 0 S: 4 H: 1 LOB: 1 BB: 0 P: 4	R: 0 E: 0 K: 0 S: 3 H: 0 LOB: 0 BB: 0 P: 3	R: 0 E: 0 K: 0 S: 7 H: 0 LOB: 0 BB: 0 P: 7	R: 0 E: 0 K: 1 S: 5 H: 0 LOB: 0 BB: 0 P: 5	R: 0 E: 0 K: 2 S: 8 H: 1 LOB: 1 BB: 0 P: 8	R: 0 E: 0 K: 2 S: 7 H: 0 LOB: 0 BB: 0 P: 7	R: 0 E: 0 K: 1 S: 5 H: 1 LOB: 0 BB: 0 P: 5	1B: 4 2B: 0 3B: 0 HR: 0 SF: 0 SAC: 0 DP: 1 HBP: 0	WP: 0 PB: 0 SB: 0 CS: 0 PA: 32
PITCHER Herb Score, L (1, 1) ERA: 3.02	IP 9.0 WLS W BF 32 H 4 R 0 ER 0 SO 9 BB 2 IBB 0 HBP 0 BLK 0 WP 0 HR 0 S 48 P 56 ERA 0.00 WHIP 0.667										

AB	30
R	0
H	4
RBI	0
BB	2
SO	9
LOB	13



Batter	1	2	3	4	5	6	7	8	9	AB R H RBI BB SO LOB	TOP	
Dick Williams, R OBP: 0.317, SLG: 0.493 (1, 8) X	0-0 B2-3		0-0 FC4-6 1-2f			4-0 5-3 BB	0-0 F4			3 0 0 0 1 0 3		
Tito Francona, L OBP: 0.345, SLG: 0.389 (1, 9) S S S	0-3 K		0-0 F6 1-2			0-0 F8		0-0 FC4-6 1B		4 0 1 0 0 1 2		
George Kell, R OBP: 0.378, SLG: 0.464 (1, 5) X	0-0 FC6-4 1B			0-0 F5		0-0 5-3 1-2		0-0 FC4-6 WP 1-2f		4 0 1 0 0 0 2		
Bob Nieman, R OBP: 0.412, SLG: 0.500 (1, 7) X	0-0 FC6-4 1-2f			0-0 G6-4-3 1B		4-0 IBB		0-0 F9 1-2		3 0 1 0 1 0 2		
Gus Triandos, R OBP: 0.347, SLG: 0.423 (1, 3) X		0-0 FC4-6 1B		0-0 G6-4-3 1-2f		0-0 F5		0-0 5-3		4 0 1 0 0 0 4		
Billy Gardner, R OBP: 0.261, SLG: 0.338 (1, 4) X		0-0 FC4-6 G6-3 1-2f			0-3 K		0-0 F9		0-0 5-3	4 0 0 0 0 1 1		
Hal Smith, R OBP: 0.318, SLG: 0.368 (1, 2) X		0-0 G6-3 1-2f			0-0 2B		0-0 BB 1B		0-0 F9	4 0 2 0 0 0 1		
Willy Miranda, S OBP: 0.302, SLG: 0.297 (1, 6) X			0-0 FC4-6 1B		0-0 6-3		0-0 F9		0-0 L7	4 0 1 0 0 0 2		
Don Ferrarese, R OBP: 0.125, SLG: 0.045 George Zuerink, R OBP: 0.118, SLG: 0.063 (1, 1) (7, 1)			0-0 F2		0-3 K		4-0 BB 1-2			2 0 0 0 1 1 2 0 0 0 0 0 0 0		
Inning Stats	R: 0 E: 0 K: 1 S: 6 H: 1 LOB: 1 BB: 0 P: 6	R: 0 E: 0 K: 0 S: 3 H: 1 LOB: 0 BB: 0 P: 3	R: 0 E: 0 K: 0 S: 4 H: 1 LOB: 1 BB: 0 P: 4	R: 0 E: 0 K: 0 S: 3 H: 1 LOB: 0 BB: 0 P: 3	R: 0 E: 0 K: 2 S: 8 H: 1 LOB: 1 BB: 0 P: 8	R: 0 E: 0 K: 0 S: 3 H: 0 LOB: 2 BB: 2 P: 11	R: 0 E: 0 K: 0 S: 4 H: 1 LOB: 2 BB: 1 P: 8	R: 0 E: 0 K: 0 S: 4 H: 1 LOB: 1 BB: 0 P: 4	R: 0 E: 0 K: 0 S: 3 H: 0 LOB: 0 BB: 0 P: 3	1B: 6 2B: 1 3B: 0 HR: 0 SF: 0 SAC: 0 DP: 2 HBP: 0	WP: 1 PA: 35 PB: 0 SB: 1 CS: 0	
PITCHER Hank Aguirre, L ERA: 2.05 (1, 1)	IP 9.0 WLS W BF 35 H 7 R 0 ER 0 SO 3 BB 2 IBB 1 HBP 0 BLK 0 WP 1 HR 0 S 38 P 50 ERA 0.00 WHIP 1.000											PITCHER IP WLS BF H R ER SO BB IBB HBP BLK WP HR S P ERA WHIP

Baltimore Orioles @ Cleveland Indians
Cleveland Municipal Stadium, Cleveland, OH
Sun Jul 29 1956, 3:38 AM EDT
Att: 13,005 - Unknown

livebaseballscorecards.com

AB	32
R	0
H	7
RBI	0
BB	3
SO	3
LOB	19



Batter	1	2	3	4	5	6	7	8	9
Bobby Avila, R OBP: 0.336, SLG: 0.315 (1, 4)	0-0 F1		4-0 BB			0-0 5-3	4-0 BB		
Gene Woodling, L OBP: 0.406, SLG: 0.411 (1, 7)	0-3 K		0-0 F8			0-0 HR	4-0 BB		
Al Smith, R OBP: 0.400, SLG: 0.477 (1, 5)	0-0			0-0 F8		4-0 HR	0-0 F3		
George Strickland, R OBP: 0.359, SLG: 0.357 (8, 5)									
Vic Wertz, L OBP: 0.385, SLG: 0.541 (1, 3)	0-3 K			0-0 F6		0-0 HR	0-0 G3		
Preston Ward, L OBP: 0.369, SLG: 0.460 (8, 3)									
Rocky Colavito, R OBP: 0.357, SLG: 0.445 (1, 9)		0-0 5-3		0-0 5-3		0-0 G3		0-0 6-3	
Jim Busby, R OBP: 0.307, SLG: 0.372 (1, 8)		0-0 5-3			0-0 6-3	0-0 1B		0-0 1B	
Chico Carrasquel, R OBP: 0.322, SLG: 0.316 (1, 6)		0-0 L5			0-0 6-3	0-0 6-3		0-0 1B	
Earl Averill, R OBP: 0.352, SLG: 0.368 (1, 2)			0-0 5-3		0-0 1B		0-0 SH1-4	0-0 FC6-4	
Jim Hegan, R OBP: 0.341, SLG: 0.390 (5, 2)								0-0 FC6-4	
Hank Aguirre, R (1, 1)			0-3 K2-3		0-3 K		0-0 SH1-4	0-3 K	

AB	R	H	RBI	BB	SO	LOB
2	0	0	0	2	0	0
3	1	1	0	1	1	1
3	1	1	0	1	0	3
0	0	0	0	0	0	0
4	1	1	3	0	1	4
0	0	0	0	0	0	0
4	0	0	0	0	0	0
4	1	2	0	0	0	0
4	0	1	0	0	0	1
1	0	0	0	0	0	0
3	0	2	0	0	0	1
3	0	0	0	0	3	2

Inning Stats		R: 0	H: 1	E: 0	LOB: 1	K: 2	BB: 0	S: 8	P: 8
Inning Stats		R: 0	H: 0	E: 0	LOB: 0	K: 0	BB: 0	S: 3	P: 3
Inning Stats		R: 0	H: 0	E: 0	LOB: 1	K: 1	BB: 1	S: 5	P: 9
Inning Stats		R: 0	H: 0	E: 0	LOB: 0	K: 0	BB: 0	S: 3	P: 3
Inning Stats		R: 0	H: 1	E: 0	LOB: 1	K: 1	BB: 0	S: 6	P: 6
Inning Stats		R: 3	H: 3	E: 0	LOB: 1	K: 0	BB: 1	S: 6	P: 10
Inning Stats		R: 0	H: 1	E: 0	LOB: 3	K: 0	BB: 2	S: 4	P: 12
Inning Stats		R: 1	H: 2	E: 1	LOB: 1	K: 1	BB: 0	S: 7	P: 7
Inning Stats		1B: 6	SF: 0	2B: 1	SAC: 1	3B: 0	DP: 0	HR: 1	HBP: 0

BOTTOM

Baltimore Orioles @ Cleveland Indians
Cleveland Municipal Stadium, Cleveland, OH

Sun Jul 29 1956, 3:38 AM EDT
Att. 13,005 - Unknown

AB	31
R	4
H	8
RBI	3
BB	4
SO	5
LOB	12

C

WP: 0	PA: 36
PB: 0	
SB: 0	
CS: 0	

PITCHER		IP	WLS	BF	H	R	ER	SO	BB	IBB	HBP	BLK	WP	HR	S	P	ERA	WHIP
Don Ferrarese, L ERA: 4.72 (1, 1)		6.1	L	29	6	3	3	4	4	0	0	0	0	1	33	49	4.26	1.579
George Zuverink, R ERA: 3.76 (7, 1)		1.2		7	2	1	0	1	0	0	0	0	0	0	9	9	0.00	1.200

Batter	1	2	3	4	5	6	7	8	9	AB R H RBI BB SO LOB
Billy Martin, R OBP: 0.350, SLG: 0.432 (1, 4) X	0-0 BB 1B	4-0 CI HR BB	0-0 HR		0-0 4-3 HR 2B		0-0 L7		0-0 G4-6-3 1-2f	5 4 3 2 1 0 1
Joe Collins, L OBP: 0.298, SLG: 0.351 (1, 7) S S S	0-3 K	0-1 CI HR	0-0 3-1		0-0 4-3		0-0 F9			4 1 0 1 0 1 2
Mickey Mantle, S OBP: 0.482, SLG: 0.731 (1, 8) B B B	4-0 1B 1-2 BB	0-0 HR			0-0 HR		0-3 K			4 3 2 6 1 1 0
Yogi Berra, L OBP: 0.370, SLG: 0.531 (1, 2) X	0-0 G6-4-3 1-2 2-H 1B	4-0 1B SF7-5-3-4-3 BB			4-0 1B BB			4-0 FC6-4 BB		2 1 2 1 3 0 0
Bill Skowron, R OBP: 0.404, SLG: 0.569 (1, 3) X	0-0 G6-4-3 1-2f	0-0 SF7-5-3-4-3 1B			0-3 K		0-0 FC5-4 1-2f			5 0 1 0 0 1 6
Hank Bauer, R OBP: 0.319, SLG: 0.477 (1, 9)		E5 1B SH 3-1			0-0 F7		0-0 E4 S			4 1 0 1 0 0 3
Andy Carey, R OBP: 0.327, SLG: 0.357 (1, 5)		0-0 SH 3-1 1B CI	4-0 SH1-4 HR BB		0-0 1-2 2-H 1B		0-3 K			3 2 1 1 1 1 2
Jerry Coleman, R OBP: 0.300, SLG: 0.279 (1, 6)		0-0 CI HR 3-1 1B	0-0 F8		0-0 4-3		0-0 F8			5 1 1 0 0 0 4
Whitey Ford, L OBP: 0.295, SLG: 0.241 (1, 1)		0-0 3-1	0-0 SH1-4				0-3 K			4 0 1 1 0 1 3
Tom Morgan, R OBP: 0.273, SLG: 0.200 (9, 1)		1-2 2-3 3-H					0-0 4-3			0 0 0 0 0 0 0

Inning Stats	R: 1	H: 2	E: 0	LOB: 1	K: 1	BB: 1	S: 6	P: 10	R: 7	H: 3	E: 3	LOB: 0	K: 0	BB: 2	S: 8	P: 16	R: 2	H: 1	E: 0	LOB: 0	K: 0	BB: 1	S: 4	P: 8	R: 1	H: 1	E: 1	LOB: 2	K: 1	BB: 1	S: 7	P: 11	R: 2	H: 3	E: 0	LOB: 1	K: 1	BB: 0	S: 8	P: 8	R: 0	H: 0	E: 1	LOB: 1	K: 1	BB: 0	S: 6	P: 6	R: 0	H: 0	E: 0	LOB: 0	K: 1	BB: 0	S: 5	P: 5	R: 0	H: 0	E: 0	LOB: 1	K: 0	BB: 1	S: 3	P: 7	R: 0	H: 1	E: 0	LOB: 0	K: 0	BB: 0	S: 3	P: 3	R: 0	H: 0	E: 0	LOB: 0	K: 0	BB: 0	S: 3	P: 3	1B: 7	SF: 1	2B: 2	SAC: 2	3B: 0	DP: 3	HR: 3	HBP: 0	WP: 0	PA: 46
--------------	------	------	------	--------	------	-------	------	-------	------	------	------	--------	------	-------	------	-------	------	------	------	--------	------	-------	------	------	------	------	------	--------	------	-------	------	-------	------	------	------	--------	------	-------	------	------	------	------	------	--------	------	-------	------	------	------	------	------	--------	------	-------	------	------	------	------	------	--------	------	-------	------	------	------	------	------	--------	------	-------	------	------	------	------	------	--------	------	-------	------	------	-------	-------	-------	--------	-------	-------	-------	--------	-------	--------

PITCHER	IP	WLS	BF	H	R	ER	SO	BB	IBB	HBP	BLK	WP	HR	S	P	ERA	WHIP
Bob Lemon, R ERA: 3.63 (1, 1)	1.1	L	12	4	7	1	1	2	0	0	0	0	1	12	20	6.75	4.500
Art Houtteman, R ERA: 5.91 (2, 1)	1.2		8	2	3	2	0	2	0	0	0	0	1	6	14	10.80	2.400
Bob Feller, R ERA: 3.66 (4, 1)	2.0		12	4	3	2	2	1	0	0	0	0	1	15	19	9.00	2.500
Cal McLish, R ERA: 4.76 (6, 1)	4.0		14	1	0	0	2	1	0	0	0	0	0	17	21	0.00	0.500

TOP

New York Yankees @ Cleveland Indians
Cleveland Municipal Stadium, Cleveland, OH

Mon Jul 30 1956, 3:33 AM EDT
Att. 22,659 - Unknown

livebaseballscorecards.com

AB	36
R	13
H	11
RBI	13
BB	6
SO	5
LOB	21



Batter	1	2	3	4	5	6	7	8	9	AB R H RBI BB SO LOB	TOP
Billy Martin, R OBP: 0.345, SLG: 0.426 (1, 4) X	0-0 F4 ①		0-0 F9 ③		0-0 FC6-4 ③ 1-2f			0-0 1-3 ②		4 0 0 0 0 0 2	New York Yankees @ Cleveland Indians Cleveland Municipal Stadium, Cleveland, OH Tue Jul 31 1956, 3:33 AM EDT Att. 29,619 - Overcast AB 29 R 0 H 3 RBI 0 BB 2 SO 5 LOB 10
Joe Collins, L OBP: 0.293, SLG: 0.343 (1, 7) X	0-0 F2 ②			0-0 1-3 ①		0-0 F9 ①		0-0 G3 ③		4 0 0 0 0 0 0	
Mickey Mantle, S OBP: 0.482, SLG: 0.728 (1, 8) SSS	0-3 K ③			4-0 1B BB		0-0 FC6-4 ② 1B		0-3 K ①	SSS	3 0 1 0 1 2 0	
Yogi Berra, L OBP: 0.369, SLG: 0.528 (1, 2) X		0-0 F7 ①		0-0 1-3 1B		0-0 F7 ②		0-0 4-3 ②		4 0 1 0 0 0 1	
Bill Skowron, R OBP: 0.399, SLG: 0.561 (1, 3) X		0-0 6-3 ②		0-3 K ②		0-0 FC6-4 ③ 1-2f		0-0 L9 ③		4 0 0 0 0 1 3	
Hank Bauer, R OBP: 0.316, SLG: 0.472 (1, 9) X		0-0 5-3 ③		0-0 F9 ③			0-0 F8 ①			3 0 0 0 0 0 2	
Andy Carey, R OBP: 0.327, SLG: 0.355 (1, 5) X			0-0 L8 ①		4-0 FC5-4 BB		0-3 K ②			2 0 0 0 1 1 0	
Jerry Coleman, R OBP: 0.301, SLG: 0.281 (1, 6) X			0-0 SH1-3 1B		0-0 FC5-4 FC6-4 ① 1-2f		0-0 4-3 ③			3 0 1 0 0 0 1	
Johnny Kucks, R OBP: 0.179, SLG: 0.118 (1, 1) X			0-0 SH1-3 ②		0-0 L6 ②			0-3 K ①	SSS	1 0 0 0 0 0 1	
Don Larsen, R OBP: 0.320, SLG: 0.468 (7, 1) X			1-2							1 0 0 0 0 1 0	
Inning Stats	R: 0 H: 0 E: 0 LOB: 0 K: 1 BB: 0 S: 5 P: 5	R: 0 H: 0 E: 0 LOB: 0 K: 0 BB: 0 S: 3 P: 3	R: 0 H: 1 E: 0 LOB: 1 K: 0 BB: 0 S: 4 P: 4	R: 0 H: 1 E: 0 LOB: 2 K: 1 BB: 1 S: 6 P: 10	R: 0 H: 0 E: 0 LOB: 1 K: 0 BB: 1 S: 3 P: 7	R: 0 H: 1 E: 0 LOB: 1 K: 0 BB: 0 S: 4 P: 4	R: 0 H: 0 E: 0 LOB: 0 K: 1 BB: 0 S: 5 P: 5	R: 0 H: 0 E: 0 LOB: 0 K: 1 BB: 0 S: 5 P: 5	R: 0 H: 0 E: 0 LOB: 0 K: 1 BB: 0 S: 5 P: 5	1B: 3 SF: 0 2B: 0 SAC: 1 3B: 0 DP: 0 HR: 0 HBP: 0	WP: 0 PA: 32 PB: 0 SB: 0 CS: 0
PITCHER Early Wynn, R ERA: 2.92 (1, 1)	IP WLS BF H R ER SO BB IBB HBP BLK WP HR S P ERA WHIP										
	9.0 W 32 3 0 0 5 2 0 0 0 0 0 0 40 48 0.00 0.556										



Batter	1	2	3	4	5	6	7	8	9	AB	R	H	RBI	BB	SO	LOB
Bobby Avila, R OBP: 0.336, SLG: 0.313 (1, 4) BB	4-0 G3-6-3 BB		0-0 4-3		0-0 F6		0-0 L4-3			3	0	0	0	1	0	2
Jim Busby, R OBP: 0.310, SLG: 0.379 (1, 8) 1-2f	0-0 G3-6-3		0-0 3B			0-0 5-3		0-0 4-3		4	0	1	0	0	0	1
Vic Wertz, L OBP: 0.383, SLG: 0.535 Preston Ward, L OBP: 0.373, SLG: 0.457 (1, 3) (7, 3)	0-0 F7		0-0 G3			0-0 F9		0-3 K		3	0	0	0	0	0	1
Al Smith, R OBP: 0.396, SLG: 0.466 (1, 7)		0-0 5-3	0-0 5-3			0-0 5-3		0-0 F8		4	0	0	0	0	0	1
Al Rosen, R OBP: 0.394, SLG: 0.488 (1, 5) BB		4-0 3B BB		0-0 L3 1B			0-0 L5			2	1	1	0	1	0	0
Rocky Colavito, R OBP: 0.364, SLG: 0.488 (1, 9) BB		4-0 3B BB		0-0 F7 1-2			0-0 HR			2	2	1	1	1	0	1
Hal Naragon, L OBP: 0.386, SLG: 0.462 (1, 2) 1-H 2-H		0-0 SF7 3B		0-0 L3 1-2			0-0 1B 1B			3	2	2	2	0	0	1
Chico Carrasquel, R OBP: 0.323, SLG: 0.317 (1, 6) 3-H		0-0 SF7			0-0 6-3		0-0 1B 1B			2	0	1	1	0	0	0
Early Wynn, S OBP: 0.297, SLG: 0.259 (1, 1) 3-H		0-0 4-3			0-3 K		0-0 L4-3 1B			3	0	1	1	0	1	0

Inning Stats	R: 0	H: 0	E: 0	K: 0	S: 2	R: 3	H: 1	E: 0	K: 0	S: 4	R: 0	H: 1	E: 0	K: 0	S: 3	R: 0	H: 0	E: 0	K: 1	S: 5	R: 0	H: 0	E: 0	K: 0	S: 3	R: 2	H: 4	E: 0	K: 0	S: 6	R: 0	H: 0	E: 0	K: 1	S: 5	
	LOB: 0	BB: 1	P: 6	LOB: 0	BB: 2	LOB: 0	BB: 0	LOB: 0	BB: 0	P: 4	LOB: 0	BB: 0	LOB: 0	BB: 0	P: 3	LOB: 1	BB: 0	LOB: 0	BB: 0	P: 5	LOB: 1	BB: 0	LOB: 0	BB: 0	P: 5	LOB: 0	BB: 0	LOB: 0	BB: 0	LOB: 0	BB: 0	LOB: 0	BB: 0	LOB: 0	BB: 0	LOB: 0

PITCHER	IP	WLS	BF	H	R	ER	SO	BB	IBB	HBP	BLK	WP	HR	S	P	ERA	WHIP
Johnny Kucks, R ERA: 3.88 (1, 1)	6.1	L	27	7	5	5	1	3	0	0	0	0	1	26	38	7.11	1.579
Don Larsen, R ERA: 4.16 (7, 1)	1.2		4	0	0	0	1	0	0	0	0	0	0	6	6	0.00	0.000


BOTTOM

New York Yankees @ Cleveland Indians
Cleveland Municipal Stadium, Cleveland, OH

Tue Jul 31 1956, 3:33 AM EDT
Att. 29,619 - Overcast

livebaseballscorecards.com

AB	27
R	5
H	7
RBI	5
BB	3
SO	2
LOB	7



WP: 0	PA: 31
PB: 0	
SB: 0	
CS: 0	

Batter	1	2	3	4	5	6	7	8	9	AB R H RBI BB SO LOB	TOP
Billy Martin, R (1, 4) OBP: 0.341, SLG: 0.420 Billy Hunter, R (8, 6) OBP: 0.500, SLG: 1.000	0-0 F9			0-0 F8	0-0 F5			0-0 6-3		4 0 0 0 0 0 2 0 0 0 0 0 0 0	New York Yankees @ Cleveland Indians Cleveland Municipal Stadium, Cleveland, OH Wed Aug 01 1956, 3:33 AM EDT Att: 32,915 - Unknown livebaseballscorecards.com
Joe Collins, L (1, 7) OBP: 0.292, SLG: 0.342	0-0 F4			0-3 K		0-0 BB 1B		0-0 3-1		4 0 1 0 0 1 0	
Mickey Mantle, S (1, 8) OBP: 0.480, SLG: 0.721	0-0 F8			4-0 BB		0-0 F8			0-0 4-3	3 0 0 0 1 0 1	
Yogi Berra, L (1, 2) OBP: 0.368, SLG: 0.523		0-0 4-3		0-0 F7		4-0 BB G5-4-3 1-2		0-0 F6		3 0 0 0 1 0 1	
Bill Skowron, R (1, 3) OBP: 0.397, SLG: 0.556		0-0 BB G6-4-3 1B		0-0 F7	0-0 F7	0-0 BB G5-4-3 1-2f		0-0 6-3		4 0 1 0 0 0 2	
Hank Bauer, R (1, 9) OBP: 0.319, SLG: 0.481		0-0 BB G6-4-3 1-2f		0-0 HR		4-0 BB G6-4-3				2 1 1 1 1 0 1	
Andy Carey, R (1, 5) OBP: 0.330, SLG: 0.358			0-0 FC5-4 1B		0-0 3-1 1B	0-0 BB G6-4-3 1-2f	0-0 G6-4-3			3 0 2 0 0 0 1	
Jerry Coleman, R (1, 6) OBP: 0.302, SLG: 0.282 (8, 4)			0-0 FC5-4 G4-6-3 1-2f		0-0 3-1 1B	0-3 K	0-3 K			3 0 1 0 0 1 1	
Tommy Byrne, L (1, 1) OBP: 0.314, SLG: 0.529 Rip Coleman, L (2, 1) Mickey McDermott, L (4, 1) OBP: 0.229, SLG: 0.129			0-0 G4-6-3 1-2f		0-0 3-1	0-0 1-2 2-3		0-0 3-1		0 0 0 0 0 0 0 1 0 0 0 0 0 1 2 0 0 0 0 0 2	
Inning Stats	R: 0 H: 0 E: 0 LOB: 0 K: 0 BB: 0 S: 3 P: 3	R: 0 H: 1 E: 0 LOB: 0 K: 0 BB: 0 S: 3 P: 3	R: 0 H: 1 E: 0 LOB: 0 K: 0 BB: 0 S: 3 P: 3	R: 0 H: 0 E: 0 LOB: 1 K: 1 BB: 1 S: 5 P: 9	R: 1 H: 3 E: 0 LOB: 2 K: 0 BB: 0 S: 6 P: 6	R: 0 H: 1 E: 0 LOB: 1 K: 0 BB: 1 S: 3 P: 7	R: 0 H: 0 E: 0 LOB: 0 K: 1 BB: 1 S: 4 P: 8	R: 0 H: 0 E: 0 LOB: 0 K: 0 BB: 0 S: 3 P: 3	R: 0 H: 0 E: 0 LOB: 0 K: 0 BB: 0 S: 3 P: 3	1B: 5 SF: 0 2B: 0 SAC: 0 3B: 0 DP: 4 HR: 1 HBP: 0	WP: 0 PA: 32 PB: 0 SB: 0 CS: 0
PITCHER Bob Lemon, R (1, 1) ERA: 3.48	IP WLS BF H R ER SO BB IBB HBP BLK WP HR S P ERA WHIP 9.0 W 32 6 1 1 2 3 0 0 0 0 0 1 33 45 1.00 1.000										

New York Yankees @ Cleveland Indians
 Cleveland Municipal Stadium, Cleveland, OH
 Wed Aug 01 1956, 3:33 AM EDT
 Att: 32,915 - Unknown

AB	29
R	1
H	6
RBI	1
BB	3
SO	2
LOB	12



Batter	1	2	3	4	5	6	7	8	9
Bobby Avila, R OBP: 0.338, SLG: 0.313 (1, 4)	4-0 FC6-4 BB	0-0 F4		0-0 FC6-4 1B		0-0 F2			
Jim Busby, R OBP: 0.309, SLG: 0.376 (1, 8)	0-0 FC6-4 2B 1-2f 1B	4-0 2B 4-3 BB		0-0 FC6-4 1-2f		0-3 K			
Al Smith, R OBP: 0.397, SLG: 0.473 (1, 5) (3, 7)	0-0 1B 1-3 SF9 2B	0-0 4-3 2B		0-0 L7		0-0 F8			
Vic Wertz, L OBP: 0.381, SLG: 0.531 (1, 3)	0-0 E 2-3 3-H 1B	0-0 4-3		0-0 1-6-3		0-0 G3			
Preston Ward, L OBP: 0.373, SLG: 0.457 (8, 3)									
Sam Mele, R OBP: 0.359, SLG: 0.470 (1, 7)	0-0 SF9	0-0 F9		4-0 1B BB		0-3 K			
George Strickland, R OBP: 0.355, SLG: 0.347 (3, 5)									
Rocky Colavito, R OBP: 0.381, SLG: 0.504 (1, 9)	4-0 E 1-2 BB		4-0 G6-4-3 BB		0-0 1-2 1B		0-0 SH5-4 2B		
Jim Hegan, R OBP: 0.335, SLG: 0.378 (1, 2)	0-0 4-3 1-2 2-3		0-0 G6-4-3 1-2f		0-3 K		0-0 SH5-4 2-3		
Chico Carrasquel, R OBP: 0.322, SLG: 0.319 (1, 6)		0-0 SH 2B 2B		0-0 5-3		0-3 K		0-0 F8	
Bob Lemon, L OBP: 0.275, SLG: 0.397 (1, 1)		0-0 SH BB 2B 2-3		0-3 K		0-3 K		0-3 K	

Inning Stats	R: 2	H: 2	E: 2	LOB: 2	K: 0	P: 13	R: 3	H: 2	E: 1	LOB: 1	K: 0	P: 10	R: 0	H: 0	E: 0	LOB: 0	K: 0	P: 6	R: 0	H: 1	E: 0	LOB: 2	K: 2	P: 12	R: 0	H: 0	E: 0	LOB: 0	K: 1	P: 7	R: 0	H: 0	E: 0	LOB: 0	K: 1	P: 5	R: 0	H: 1	E: 0	LOB: 1	K: 1	P: 6	
	1B: 3	SF: 1	2B: 4	SAC: 2	3B: 0	DP: 1	HR: 0	HBP: 0	WP: 0	PA: 36																																	


PITCHER	IP	WLS	BF	H	R	ER	SO	BB	IBB	HBP	BLK	WP	HR	S	P	ERA	WHIP
Tommy Byrne, L ERA: 4.46 (1, 1)	1.1	L	12	4	5	3	0	3	0	0	0	0	0	9	21	20.25	5.250
Rip Coleman, L ERA: 2.89 (2, 1)	1.2		5	0	0	0	0	1	0	0	0	0	0	4	8	0.00	0.600
Mickey McDermott, L ERA: 5.08 (4, 1)	5.0		19	3	0	0	7	1	0	0	0	0	0	32	36	0.00	0.800

BOTTOM

New York Yankees @ Cleveland Indians
Cleveland Municipal Stadium, Cleveland, OH

Wed Aug 01 1956, 3:33 AM EDT
Att. 32,915 - Unknown

AB	28
R	5
H	7
RBI	5
BB	5
SO	7
LOB	16



WP	PA	ERA	WHIP
0	36		

Batter	1	2	3	4	5	6	7	8	9	AB R H RBI BB SO LOB	TOP	
Hank Bauer, R (1, 9) OBP: 0.318, SLG: 0.477	4-0 WP BB		0-0 F7		0-0 4-3			0-0 6-3		3 0 0 0 1 0 2		
Phil Rizzuto, R (1, 6) OBP: 0.322, SLG: 0.231	0-0 F3		0-0 F6		0-3 K			0-0 F5		3 0 0 0 0 1 2		
Bob Cerv, R (8, PH) OBP: 0.373, SLG: 0.477	1-2									1 0 0 0 0 0 0		
Billy Hunter, R (8, 6) OBP: 0.500, SLG: 1.000										0 0 0 0 0 0 0		
Yogi Berra, L (1, 2) OBP: 0.366, SLG: 0.520	0-0 L7			0-0 F5		0-0 4-3			0-0 FC4-6 1B	4 0 1 0 0 0 1		
Mickey Mantle, S (1, 8) OBP: 0.476, SLG: 0.713	0-3 K			0-3 K		0-0 L7			0-0 F8	4 0 0 0 0 2 2		
Bill Skowron, R (1, 3) OBP: 0.398, SLG: 0.557		4-0 G4-6-3 BB		0-0 2B			0-0 F8		0-0 FC4-6 1-2f	3 0 1 0 1 0 1		
Elston Howard, R (1, 7) OBP: 0.314, SLG: 0.347		0-0 G4-6-3 1-2f		0-0 6-3			0-0 2B		0-0 F8	4 0 1 0 0 0 3		
Andy Carey, R (1, 5) OBP: 0.328, SLG: 0.354		0-3 K			0-3 K		0-0 6-3			3 0 0 0 0 2 1	AB 30	
Jerry Coleman, R (1, 4) OBP: 0.295, SLG: 0.275			0-0 L7		0-3 K			0-3 K		3 0 0 0 0 2 1	R 0	
Tom Sturdivant, L (1, 1) OBP: 0.324, SLG: 0.405					4-0 BB			0-0 F8		1 0 1 0 0 0 0	H 4	
Don Larsen, R (5, PH) OBP: 0.327, SLG: 0.458										1 0 0 0 1 0 0	RBI 0	
											BB 3	
											SO 7	
											LOB 13	
Inning Stats	R: 0 H: 0 E: 0 LOB: 1 K: 1 BB: 1 S: 5 P: 9	R: 0 H: 0 E: 0 LOB: 0 K: 1 BB: 1 S: 4 P: 8	R: 0 H: 1 E: 0 LOB: 1 K: 0 BB: 0 S: 4 P: 4	R: 0 H: 1 E: 0 LOB: 1 K: 1 BB: 0 S: 6 P: 6	R: 0 H: 0 E: 0 LOB: 1 K: 2 BB: 1 S: 7 P: 11	R: 0 H: 0 E: 0 LOB: 0 K: 1 BB: 0 S: 5 P: 5	R: 0 H: 1 E: 0 LOB: 1 K: 1 BB: 0 S: 6 P: 6	R: 0 H: 0 E: 0 LOB: 0 K: 0 BB: 0 S: 3 P: 3	R: 0 H: 1 E: 0 LOB: 1 K: 0 BB: 0 S: 4 P: 4	1B: 2 SF: 0 2B: 2 SAC: 0 3B: 0 DP: 1 HR: 0 HBP: 0	WP: 1 PA: 33 PB: 0 SB: 0 CS: 0	
PITCHER Herb Score, L (1, 1) ERA: 2.84	IP WLS BF H R ER SO BB IBB HBP BLK WP HR S P ERA WHIP	9.0 W 33 4 0 0 7 3 0 0 0 1 0 44 56 0.00 0.778										

New York Yankees @ Cleveland Indians
Cleveland Municipal Stadium, Cleveland, OH

Thu Aug 02 1956, 3:33 AM EDT
Att: 25,266 - Unknown

livebaseballscores.com

AB 30
R 0
H 4
RBI 0
BB 3
SO 7
LOB 13



Batter	1	2	3	4	5	6	7	8	9	AB	R	H	RBI	BB	SO	LOB
Bobby Avila, R OBP: 0.337, SLG: 0.322 (1, 4)	0-0 F8		0-0 IHR	0-0 4-3			0-0 5-3			4	1	1	1	0	0	0
Jim Busby, R OBP: 0.309, SLG: 0.375 (1, 8)	0-0 6-3		0-0 BB 1B			0-0 F3	0-0 4-3			4	0	1	0	0	0	0
Vic Wertz, L OBP: 0.380, SLG: 0.527 (1, 3)	0-3 K		4-0 BB			0-3 K		0-3 K2-3		3	0	0	0	1	3	0
George Strickland, R OBP: 0.355, SLG: 0.347 (9, 5)			1-2 BB							0	0	0	0	0	0	0
Al Smith, R OBP: 0.395, SLG: 0.470 (1, 5) (9, 7)		0-0 F3	0-0 F3		0-0 L5			0-0 CS 1B		4	0	1	0	0	0	2
Preston Ward, L OBP: 0.384, SLG: 0.487 (1, 7) (9, 3)		0-0 F3		0-0 HR		0-0 G3 1B		4-0 BB		3	1	2	1	1	0	0
Rocky Colavito, R OBP: 0.384, SLG: 0.527 (1, 9)		0-0 1B		0-0 HR		0-0 L5		0-0 1-3		4	1	2	1	0	0	2
Hal Naragon, L OBP: 0.374, SLG: 0.444 (1, 2)		0-0 F6		0-0 G3		0-0 G3				3	0	0	0	0	0	2
Chico Carrasquel, R OBP: 0.322, SLG: 0.328 (1, 6)			0-0 F5	0-0 HR		0-0 F4				3	1	1	1	0	0	1
Herb Score, L OBP: 0.254, SLG: 0.208 (1, 1)			0-3 K	0-3 K			0-3 K			3	0	0	0	0	3	0

Inning Stats	R: 0	H: 0	E: 0	K: 1	S: 5	R: 0	H: 1	E: 0	K: 0	S: 4	R: 1	H: 2	E: 0	K: 1	S: 7	R: 3	H: 3	E: 0	K: 1	S: 8	R: 0	H: 0	E: 0	K: 1	S: 5	R: 0	H: 1	E: 0	K: 0	S: 4	R: 0	H: 0	E: 0	K: 1	S: 5	R: 0	H: 1	E: 0	K: 1	S: 5	R: 0	H: 1	E: 0	K: 1	S: 9
	LOB: 0	BB: 0	P: 5	LOB: 1	BB: 0	P: 4	LOB: 2	BB: 1	P: 11	LOB: 0	BB: 0	P: 8	LOB: 0	BB: 0	P: 5	LOB: 1	BB: 0	P: 4	LOB: 0	BB: 0	P: 5	LOB: 0	BB: 0	P: 5	LOB: 1	BB: 0	P: 4	LOB: 0	BB: 0	P: 5	LOB: 1	BB: 1	P: 9	LOB: 0	BB: 0	P: 9	LOB: 0	BB: 0	P: 9	LOB: 0	BB: 0	P: 9			


PITCHER	IP	WLS	BF	H	R	ER	SO	BB	IBB	HBP	BLK	WP	HR	S	P	ERA	WHIP
Tom Sturdivant, R ERA: 3.47 (1, 1)	4.0	L	19	6	4	4	3	1	0	0	0	0	3	24	28	9.00	1.750
Don Larsen, R ERA: 4.0 (5, 1)	4.0		14	2	0	0	3	1	0	0	0	0	0	19	23	0.00	0.750

BOTTOM

New York Yankees @ Cleveland Indians
Cleveland Municipal Stadium, Cleveland, OH

Thu Aug 02 1956, 3:33 AM EDT
Att. 25,266 - Unknown

AB	31
R	4
H	8
RBI	4
BB	2
SO	6
LOB	7



WP	HR	S	P	ERA	WHIP
0	0	0	33		

Batter	1	2	3	4	5	6	7	8	9	AB R H RBI BB SO LOB	TOP											
Billy Goodman, L (1, 4) OBP: 0.360, SLG: 0.416	0-0 F7		0-0 F7		0-0 BB 2B BB 1B	0-3 K		0-0 WP 1B 1B		5 2 2 0 0 1 0	Boston Red Sox @ Cleveland Indians Cleveland Municipal Stadium, Cleveland, OH Fri Aug 03 1956, 3:33 AM EDT Att. 1,858 - Unknown											
Billy Klaus, L (1, 5) OBP: 0.383, SLG: 0.373	0-0 6-3		0-0 F9		4-0 BB 2B BB	0-0 6-3		0-0 G3-6-3 1B		4 1 1 1 1 0 0												
Ted Williams, L (1, 7) OBP: 0.485, SLG: 0.560 Gene Stephens, L (8, 7) OBP: 0.359, SLG: 0.250	0-0 F7		4-0 1B BB		0-3 K	4-0 BB BB		0-0 G3-6-3 1B		3 0 0 0 2 1 3 0 0 0 0 0 0 0												
Mickey Vernon, L (1, 3) OBP: 0.426, SLG: 0.576 Billy Consolo, R (9, PR) Norm Zauchin, R (9, 3) OBP: 0.300, SLG: 0.333		0-0 1-3 5-3 2B 1B	0-0 1-2 1B		4-0 2B BB 1-2 2-3 BB	4-0 1-2 BB		0-0 1B		3 2 3 0 2 0 0 0 0 0 0 0 0 0 0 0 0 0 0 0 0												
Jackie Jensen, R (1, 9) OBP: 0.400, SLG: 0.481		0-0 5-3 1-2	0-0 F7		0-0 BB 1B 2B	0-0 F9		0-0 F6		5 1 1 2 0 0 6												
Jim Piersall, R (1, 8) OBP: 0.369, SLG: 0.437		0-0 1-3 2-3		0-0 L6	4-0 BB 1B BB		0-0 F3		0-3 K	4 1 0 0 1 1 2												
Sammy White, R (1, 2) OBP: 0.331, SLG: 0.383		0-0 2B		0-0 F8	4-0 1B BB 1-2 2-3 3-H		0-0 F3		0-0 G3	4 0 1 2 1 0 1												
Don Buddin, R (1, 6) OBP: 0.365, SLG: 0.346		4-0 3-H 2B BB		0-0 F8	0-0 FC6-4 1B 1-3 2-H 3-H		0-0 F8			3 0 1 2 1 0 0												
Mel Parnell, L (1, 1) OBP: 0.241, SLG: 0.276		0-0 4-3						0-0 F3		4 0 0 0 0 0 4												
Inning Stats	R: 0 E: 0 K: 0 S: 3	H: 0 LOB: 0 BB: 0 P: 3	R: 1 E: 0 K: 0 S: 5	H: 2 LOB: 2 BB: 1 P: 9	R: 0 E: 0 K: 0 S: 4	H: 1 LOB: 0 BB: 1 P: 8	R: 0 E: 0 K: 0 S: 3	H: 0 LOB: 0 BB: 0 P: 3	R: 5 E: 0 K: 1 S: 8	H: 3 LOB: 2 BB: 4 P: 24	R: 0 E: 0 K: 1 S: 5	H: 0 LOB: 2 BB: 2 P: 13	R: 0 E: 0 K: 0 S: 3	H: 0 LOB: 0 BB: 0 P: 3	R: 1 E: 0 K: 0 S: 4	H: 2 LOB: 0 BB: 0 P: 4	R: 0 E: 0 K: 1 S: 6	H: 1 LOB: 1 BB: 0 P: 6	1B: 7 2B: 2 3B: 0 HR: 0	SF: 0 SAC: 0 DP: 1 HBP: 0	WP: 1 PB: 0 SB: 0 CS: 0	PA: 43
PITCHER	IP WLS BF H R ER SO BB IBB HBP BLK WP HR S P ERA WHIP																					
Mike Garcia, R (1, 1) ERA: 4.13	4.2 L 24 5 6 6 1 5 0 0 0 0 0 0 21 41 11.57 2.143																					
Art Houtteman, R (5, 1) ERA: 5.86	0.1 3 1 0 0 0 1 0 0 0 0 0 0 2 6 0.00 6.000																					
Don Mossi, L (6, 1) ERA: 4.37	2.0 8 0 0 0 1 2 0 0 0 0 0 0 8 16 0.00 1.000																					
Cal McLish, R (8, 1) ERA: 4.75	2.0 8 3 1 1 1 0 0 0 0 1 0 10 10 4.50 1.500																					

livebaseballscorecards.com

AB	35
R	7
H	9
RBI	7
BB	8
SO	3
LOB	16



BOTTOM

Boston Red Sox @ Cleveland Indians
 Cleveland Municipal Stadium, Cleveland, OH

Fri Aug 03 1956, 3:33 AM EDT
 Att. 1,858 - Unknown

livebaseballscorecards.com

AB	30
R	1
H	4
RBI	1
BB	6
SO	1
LOB	19



WP: 0	PA: 36
PB: 0	SB: 0
CS: 0	

AB	R	H	RBI	BB	SO	LOB
4	0	1	0	0	0	2
3	0	1	0	1	0	0
4	0	1	0	0	0	3
3	0	0	0	1	0	1
0	0	0	0	0	0	0
3	1	1	0	1	0	1
3	0	0	0	1	0	4
3	0	0	1	1	0	2
2	0	0	0	0	0	3
1	0	0	0	1	0	0
2	0	0	0	0	0	2
0	0	0	0	0	0	0
0	0	0	0	0	0	0
1	0	0	0	0	1	0
0	0	0	0	0	0	0
1	0	0	0	0	0	1

Batter	1	2	3	4	5	6	7	8	9
Bobby Avila, R OBP: 0.336, SLG: 0.324 (1, 4)	0-0 4-3 ①		0-0 G1-6-3 2B	0-0 FC6-4 1-2f			0-0 F7		
Jim Busby, R OBP: 0.310, SLG: 0.374 (1, 8)	0-0 6-3 ②		4-0 G1-6-3 BB		0-0 G6-4-3 1B			0-0 F7 ①	
Al Smith, R OBP: 0.394, SLG: 0.468 (1, 7) (8, 5)	0-0 BB BB 1B		0-0 G1-6-3 ① ② 1-2f 2-3		0-0 G6-4-3 ① ② 1-2f			0-0 6-3 ②	
Vic Wertz, L OBP: 0.379, SLG: 0.522 (1, 3) Preston Ward, L OBP: 0.384, SLG: 0.487 (8, PR) (9, 3)	4-0 1-2 BB BB		0-0 4-3 ③		0-0 4-3 ③			0-0 E3	
Rocky Colavito, R OBP: 0.387, SLG: 0.522 (1, 9)	4-0 1-2 2-3 BB			0-0 E E 1B		0-0 F3		0-0 F2 ③	
Chico Carrasquel, R OBP: 0.321, SLG: 0.325 (1, 6)	0-0 F6 ③			0-0 E1 1-3 E		4-0 G6-4-3 BB		0-0 4-3 ①	
Jim Hegan, R OBP: 0.333, SLG: 0.372 (1, 2)		4-0 G6-4-3 BB		0-0 E6 FC6-4 1-2 3-H		0-0 G6-4-3 ② ③ 1-2f		0-0 F5 ②	
George Strickland, R OBP: 0.350, SLG: 0.340 Sam Mele, R OBP: 0.362, SLG: 0.464 (7, PH) (8, 7)		0-0 G6-4-3 ① ② 1-2f		0-0 L5 ①			0-0 F9 ①	4-0 BB	
Mike Garcia, R OBP: 0.159, SLG: 0.150 Art Houtteman, R OBP: 0.200, SLG: 0.200 Don Moesi, L OBP: 0.200, SLG: 0.154 Al Rosen, R OBP: 0.393, SLG: 0.486 Cal McLish, S OBP: 0.620, SLG: 0.250 Earl Averill, R OBP: 0.348, SLG: 0.364 (1, 1) (5, 1) (6, 1) (7, PH) (8, 1) (9, PH)		0-0 F8 ③		0-0 F4 ②			0-3 K ②	0-0 F7 ③	

Inning	R	H	E	K	S	H	LOB	BB	P
1	0	1	0	0	4	0	3	2	12
2	0	0	0	0	2	0	0	1	6
3	0	1	0	0	1	1	1	1	7
4	1	1	0	0	6	1	2	0	6
5	0	1	0	0	3	0	0	0	3
6	0	0	0	0	2	0	0	1	6
7	0	0	0	1	5	0	0	0	5
8	0	0	1	0	4	0	1	0	4
9	0	0	0	0	7	0	1	1	7

PITCHER	IP	WLS	BF	H	R	ER	SO	BB	IBB	HBP	BLK	WP	HR	S	P	ERA	WHIP
Mel Parnell, L ERA: 2.39 (1, 1)	9.0	W	36	4	1	0	1	6	0	0	0	0	0	32	56	0.00	1.111

Batter	1	2	3	4	5	6	7	8	9	10	AB R H RBI BB SO LOB	TOP															
Billy Goodman, L (1, 4) OBP: 0.365, SLG: 0.424	0-0 6-3		0-0 1B WP HBP 1B		0-0 L4-3 1B		0-0 2B 2B	0-0 E7 1-3 2-H		0-0 6-3 1B 2-H	6 2 4 1 0 0 1	Boston Red Sox @ Cleveland Indians Cleveland Municipal Stadium, Cleveland, OH Sat Aug 04 1956, 3:33 AM EDT Att. 13,683 - Unknown															
Billy Klaus, L (1, 5) OBP: 0.382, SLG: 0.372	0-0 HR 1B		0-0 HBP IBB 1B 1-3		0-0 L4-3 1-2		0-0 F8 2	0-0 6-3 3		0-0 6-3 2	6 1 2 0 0 0 5																
Ted Williams, L (1, 7) OBP: 0.488, SLG: 0.573 Gene Stephens, L (8, 7) OBP: 0.341, SLG: 0.235	0-0 1-H HR		4-0 HBP IBB 1B 1-2		0-0 G3 3		4-0 2B BB BBB		0-0 4-3 1 SS	0-3 K 3	2 1 1 2 2 0 0 2 0 0 0 0 1 1																
Mickey Vernon, L (1, 3) OBP: 0.429, SLG: 0.577 Norm Zauchin, R (9, 3) OBP: 0.300, SLG: 0.333	0-0 3-1 2		1-0 G6-4-3 HBP 1-2 2-3 3-H			4-0 SH5-4 1B BB	0-0 1-3 2-H 2B		0-0 F8 2		3 0 1 2 1 0 0 0 0 0 0 0 0 0																
Jackie Jensen, R (1, 9) OBP: 0.400, SLG: 0.483	0-0 1-3 3		0-0 G6-4-3 HBP 1-2f			0-0 SH5-4 1B 1-2	0-0 F9 3		0-0 2B 2		5 0 2 0 0 0 5																
Jim Piersall, R (1, 8) OBP: 0.370, SLG: 0.439		0-0 F4 1		0-0 6-3 1		0-0 SH5-4 1B 1-2 2-3		0-0 E 2B BBB	4-0 BB BB		3 1 1 0 1 0 0																
Sammy White, R (1, 2) OBP: 0.329, SLG: 0.377		0-0 F3 2		0-3 K 2		4-0 G4-6-3 IBB SS		0-0 4-3 1 X	0-0 F7 3		4 0 0 0 1 1 3																
Don Buddin, R (1, 6) OBP: 0.366, SLG: 0.347		0-3 K 3		0-0 1B 3		0-0 G4-6-3 1-2f SS		0-0 F5 2		0-0 SH3-4 1B 1B	5 1 2 0 0 1 4																
Frank Sullivan, R (1, 1) OBP: 0.161, SLG: 0.153 Ike Delock, R (7, 1) OBP: 0.217, SLG: 0.190			0-3 K 1 X	0-0 F3 3			0-3 K 1 SS	4-0 E BB BBB		0-0 SH3-4 1-2 1	3 0 0 0 0 2 1 0 0 0 0 1 0 0																
Inning Stats	R: 2 E: 0 K: 0 S: 5	H: 2 LOB: 0 BB: 0 P: 5	R: 0 E: 0 K: 1 S: 5	H: 0 LOB: 0 BB: 0 P: 5	R: 1 E: 0 K: 1 S: 6	H: 2 LOB: 2 BB: 1 P: 11	R: 0 E: 0 K: 1 S: 6	H: 1 LOB: 1 BB: 0 P: 6	R: 0 E: 0 K: 0 S: 3	H: 1 LOB: 0 BB: 0 P: 3	R: 0 E: 0 K: 0 S: 3		H: 1 LOB: 2 BB: 2 P: 11	R: 1 E: 0 K: 1 S: 7	H: 2 LOB: 2 BB: 1 P: 11	R: 1 E: 1 K: 0 S: 5	H: 1 LOB: 2 BB: 1 P: 9	R: 0 E: 0 K: 0 S: 4	H: 1 LOB: 2 BB: 1 P: 8	R: 1 E: 0 K: 1 S: 7	H: 2 LOB: 1 BB: 0 P: 7	1B: 8 2B: 5 3B: 0 HR: 1	SF: 0 SAC: 2 DP: 3 HBP: 1	WP: 1 PB: 0 SB: 0 CS: 0	PA: 48		
PITCHER	IP WLS BF H R ER SO BB IBB HBP BLK WP HR S P ERA WHIP																										
Early Wynn, R (1, 1) ERA: 3.0	7.2		10	5	4	4	3	2	1	0	1	1	38	59	4.70	1.696											
Don Mossi, L (8, 1) ERA: 4.27	1.1		7	1	0	0	0	1	0	0	0	0	6	10	0.00	1.500											
Mike Garcia, R (10, 1) ERA: 4.17	1.0	L	5	2	1	1	1	0	0	0	0	0	7	7	9.00	2.000											

livebaseballscorecards.com

AB	39
R	6
H	13
RBI	5
BB	6
SO	5
LOB	20



Batter	1	2	3	4	5	6	7	8	9	AB R H RBI BB SO LOB	TOP		
Billy Goodman, L (1, 4) OBP: 0.365, SLG: 0.423	0-0 G6-4-3 1B			x 0-0 4-3		x 0-0 G3				3 0 1 0 0 0 0			
Billy Klaus, L (1, 5) OBP: 0.379, SLG: 0.369	0-0 G6-4-3 1-2f			x 0-0 F7		x 0-0 G3				3 0 0 0 0 0 1			
Ted Williams, L (1, 7) OBP: 0.487, SLG: 0.582	0-0 1-3			x 0-0 E4		x 0-0 HR				3 1 1 1 0 0 0			
Mickey Vernon, L (1, 3) OBP: 0.428, SLG: 0.574		x 0-0 F9		x 0-0 F3		x 0-0 1B 1B				3 0 1 0 0 0 1			
Jackie Jensen, R (1, 9) OBP: 0.402, SLG: 0.492		x 0-0 F8			x 0-0 HR	x 0-0 1-2 1B				3 1 2 1 0 0 0			
Jim Piersall, R (1, 8) OBP: 0.368, SLG: 0.436		x 0-0 F4			x 0-0 5-3	x 0-0 F9				3 0 0 0 0 0 2			
Sammy White, R (1, 2) OBP: 0.329, SLG: 0.375			B B B B 4-0 G5-4-3 BB		x 0-0 1-3		x 0-0 1-3			2 0 0 0 1 0 0			
Don Buddin, R (1, 6) OBP: 0.366, SLG: 0.344			x 0-0 G5-4-3 1-2f		B B B B 4-0 FC4-6 BB		x 0-0 4-3			2 0 0 0 1 0 1			
Dave Sisler, R (1, 1) OBP: 0.227, SLG: 0.105			x 0-0 5-3		x 0-0 FC4-6 1-2f		x 0-0 L5			3 0 0 0 0 0 1			
Inning Stats	R: 0 E: 0 K: 0 S: 3 H: 1 LOB: 0 BB: 0 P: 3	R: 0 E: 0 K: 0 S: 3 H: 0 LOB: 0 BB: 0 P: 3	R: 0 E: 0 K: 0 S: 2 H: 0 LOB: 0 BB: 1 P: 6	R: 0 E: 1 K: 0 S: 4 H: 0 LOB: 1 BB: 0 P: 4	R: 1 E: 0 K: 0 S: 4 H: 1 LOB: 1 BB: 1 P: 8	R: 1 E: 0 K: 0 S: 6 H: 3 LOB: 2 BB: 0 P: 6	R: 0 E: 0 K: 0 S: 3 H: 0 LOB: 0 BB: 0 P: 3			1B: 3 2B: 0 3B: 0 HR: 2 SF: 0 SAC: 0 DP: 2 HBP: 0	WP: 0 PB: 0 SB: 0 CS: 0 PA: 27		
PITCHER	IP WLS BF H R ER SO BB IBB HBP BLK WP HR S P ERA WHIP											PITCHER	IP WLS BF H R ER SO BB IBB HBP BLK WP HR S P ERA WHIP
Bob Lemon, R (1, 1) ERA: 3.47	6.0 L 24 5 2 2 0 2 0 0 0 0 0 2 22 30 3.00 1.167												
Cal McLish, R (7, 1) ERA: 4.67	1.0 3 0 0 0 0 0 0 0 0 0 0 0 3 3 0.00 0.000												

Boston Red Sox @ Cleveland Indians
Cleveland Municipal Stadium, Cleveland, OH
 Sun Aug 05 1956, 3:33 AM EDT
 Att: 28,924 - Unknown

livebaseballscorecards.com

AB 25
R 2
H 5
RBI 2
BB 2
SO 0
LOB 6



Batter	1	2	3	4	5	6	7	8	9	AB R H RBI BB SO LOB	TOP	
Chico Carrasquel, R (1, 6) OBP: 0.319, SLG: 0.326 Preston Ward, L (8, PH) OBP: 0.381, SLG: 0.483 (8, 7)	0-0 5-3		0-0 1B		0-0 FC6-4			0-0 P6		3 0 1 0 0 0 1 1 0 0 0 0 0 1		
Gene Woodling, L (1, 7) OBP: 0.412, SLG: 0.425 Art Houtteman, R (8, 1) OBP: 0.200, SLG: 0.200 Bob Feller, R (8, 1) Cal McLish, S (8, 1) OBP: 0.500, SLG: 0.250	0-0 L9		4-0 BB			0-0 2B		0-3 K		3 0 1 0 1 1 1 0		
Al Smith, R (1, 9) OBP: 0.392, SLG: 0.472	0-0 1B		0-3 K			0-0 F7			0-0 F8	4 0 1 0 0 1 2		
Vic Wertz, L (1, 3) OBP: 0.378, SLG: 0.514	0-3 K			0-3 K		0-0 P6			0-3 K	4 0 0 0 0 3 2		
Al Rosen, R (1, 5) OBP: 0.389, SLG: 0.479		0-0 L9		0-0 P4		0-0 F8			0-0 1B	4 0 1 0 0 0 1		
Jim Busby, R (1, 8) OBP: 0.309, SLG: 0.372		4-0 FC6-4 BB		0-0 F2			0-3 K		0-0 4-3	3 0 0 0 1 1 1		
Jim Hegan, R (1, 2) OBP: 0.330, SLG: 0.364		0-3 K			0-0 L9		0-0 6-3			3 0 0 0 0 1 1		
George Strickland, R (1, 4) OBP: 0.349, SLG: 0.340		0-0 FC6-4			0-0 FC6-4 1B		0-0 6-3			3 0 1 0 0 0 1		
Herb Score, L (1, 1) OBP: 0.246, SLG: 0.200 Hal Naragon, L (8, PH) OBP: 0.367, SLG: 0.419 Kenny Kuhn, L (8, PR) OBP: 0.333, SLG: 0.200 (8, 6)			0-0 4-3		0-3 K			4-0 CS BB		2 0 0 0 0 1 1 0 0 0 0 1 0 0 0 0 0 0 0 0 0		
Inning Stats	R: 0 H: 1 E: 0 LOB: 1 K: 1 BB: 0 S: 6 P: 6	R: 0 H: 0 E: 0 LOB: 1 K: 1 BB: 1 S: 5 P: 9	R: 0 H: 1 E: 0 LOB: 1 K: 1 BB: 1 S: 5 P: 9	R: 0 H: 0 E: 0 LOB: 0 K: 1 BB: 0 S: 5 P: 5	R: 0 H: 1 E: 0 LOB: 1 K: 1 BB: 0 S: 6 P: 6	R: 0 H: 1 E: 0 LOB: 1 K: 0 BB: 0 S: 4 P: 4	R: 0 H: 0 E: 0 LOB: 0 K: 1 BB: 0 S: 5 P: 5	R: 0 H: 0 E: 0 LOB: 1 K: 1 BB: 1 S: 4 P: 8	R: 0 H: 1 E: 0 LOB: 1 K: 1 BB: 0 S: 6 P: 6	1B: 4 SF: 0 2B: 2 SAC: 0 3B: 0 DP: 1 HR: 0 HBP: 0	WP: 0 PA: 33 PB: 0 SB: 0 CS: 1	
PITCHER Paul Foytack, R (1, 1) ERA: 3.94	IP WLS BF H R ER SO BB IBB HBP BLK WP HR S P ERA WHIP											PITCHER IP WLS BF H R ER SO BB IBB HBP BLK WP HR S P ERA WHIP
	9.0 W 33 5 0 0 8 3 0 0 0 0 0 0 46 58 0.00 0.889											

Cleveland Indians @ Detroit Tigers
 Briggs Stadium, Detroit, MI
 Mon Aug 06 1956, 4:33 AM EDT
 Att: 29,813 - Unknown

livebaseballscorecards.com

AB	30
R	0
H	5
RBI	0
BB	3
SO	8
LOB	12



Batter	1	2	3	4	5	6	7	8	9
Harvey Kuenn, R (1, 6) OBP: 0.390, SLG: 0.484 Jim Brideweser, R (9, 6) OBP: 0.316, SLG: 0.256	0-0 S E 2B	0-0 F9			0-0 F8			1B BB 1B SF8	
Jack Phillips, R (1, 3) OBP: 0.367, SLG: 0.376 Earl Torgeson, L (8, PH) OBP: 0.402, SLG: 0.415	0-3 K 2-H		0-0 L5-4-3 1B		0-3 K			BB 1B BB 1B	
Charlie Maxwell, L (1, 7) OBP: 0.422, SLG: 0.580	0-3 K		0-0 F6			0-3 K		BB 1B 4-3	
Al Kaline, R (1, 9) OBP: 0.355, SLG: 0.527 Jim Small, L (8, PR) OBP: 0.382, SLG: 0.469	4-0 E BB		0-0 L5-4-3 1-2			4-0 FC6-4 BB		BB BB BB BB 1-2 2-3 3-H 3B BB	
Ray Boone, R (1, 5) OBP: 0.397, SLG: 0.471	0-0 E5 1-2			0-3 K		0-3 K		0-0 1-H 2-H 3-H 1B 3B	
Bill Tuttle, R (1, 8) OBP: 0.302, SLG: 0.360	0-0 P6			0-0 6-3		0-0 FC6-4 1-2f		0-0 BB SF8 1B 3-H 1B	
Frank Bolling, R (1, 4) OBP: 0.365, SLG: 0.399		4-0 BB BB BB 1B G6-4-3 BB		0-3 K			0-3 K	0-0 1-2 1B 1B	
Red Wilson, R (1, 2) OBP: 0.396, SLG: 0.416							0-3 K	4-0 BB BB BB 1B 1-2 2-3 BB	
Paul Foytack, R (1, 1) OBP: 0.158, SLG: 0.193		0-0 G6-4-3 1-2f 3-H			0-3 K		0-3 K	0-3 K	

Inning Stats	R: 1 E: 2 K: 2 S: 9	H: 1 LOB: 2 BB: 1 P: 13	R: 1 E: 0 K: 0 S: 3	H: 1 LOB: 0 BB: 1 P: 7	R: 0 E: 0 K: 0 S: 3	H: 1 LOB: 0 BB: 0 P: 3	R: 0 E: 0 K: 2 S: 7	H: 0 LOB: 0 BB: 0 P: 7	R: 0 E: 0 K: 2 S: 7	H: 0 LOB: 1 BB: 1 P: 11	R: 0 E: 0 K: 3 S: 9	H: 0 LOB: 0 BB: 0 P: 9	R: 7 E: 0 K: 1 S: 11	H: 6 LOB: 2 BB: 3 P: 23
--------------	------------------------------	----------------------------------	------------------------------	---------------------------------	------------------------------	---------------------------------	------------------------------	---------------------------------	------------------------------	----------------------------------	------------------------------	---------------------------------	-------------------------------	----------------------------------

PITCHER	IP	WLS	BF	H	R	ER	SO	BB	IBB	HBP	BLK	WP	HR	S	P	ERA	WHIP
Herb Score, L (1, 1) ERA: 2.77	7.0	L	27	3	2	1	11	4	0	0	0	0	0	45	61	1.29	1.000
Art Houtteman, R (8, 1) ERA: 6.62	0.0		3	2	3	3	0	1	0	0	0	0	0	2	6	∞	∞
Bob Feller, R (8, 1) ERA: 4.78	0.0		5	3	2	2	0	2	0	0	0	0	0	3	11	∞	∞
Cal McLish, R (8, 1) ERA: 4.58	1.0		4	1	2	2	1	0	0	0	0	0	0	6	6	18.00	1.000

BOTTOM

AB	R	H	RBI	BB	SO	LOB
4	2	2	1	0	0	1
0	0	0	0	0	0	0
3	0	1	0	0	2	1
1	1	1	1	1	0	0
5	1	1	0	0	2	3
1	0	0	1	3	0	1
0	1	0	0	0	0	0
4	1	1	3	0	2	2
4	1	1	1	0	0	3
3	2	1	0	1	2	0
2	0	1	0	2	1	0
4	0	0	0	0	3	5

Cleveland Indians @ Detroit Tigers
 Briggs Stadium, Detroit, MI
 Mon Aug 06 1956, 4:33 AM EDT
 Att. 29,813 - Unknown

AB	31
R	9
H	9
RBI	7
BB	7
SO	12
LOB	16

WP: 0 PA: 39
 PB: 0
 SB: 2
 CS: 0



PITCHER	IP	WLS	BF	H	R	ER	SO	BB	IBB	HBP	BLK	WP	HR	S	P	ERA	WHIP
---------	----	-----	----	---	---	----	----	----	-----	-----	-----	----	----	---	---	-----	------

Batter	1	2	3	4	5	6	7	8	9	AB R H RBI BB SO LOB	TOP											
Bobby Avila, R (1, 4) OBP: 0.338, SLG: 0.320	0-0 5-3	0-0 G4-6-3		0-0 F5		4-0 FC3-6 BB		0-3 K		4 0 0 0 1 1 5												
Gene Woodling, L (1, 7) OBP: 0.408, SLG: 0.418	4-0 BB		0-0 4-3		0-0 4-3	0-0 FC3-6		0-0 4-3		4 0 0 0 1 0 2												
Al Smith, R (1, 9) OBP: 0.390, SLG: 0.466	0-3 K		0-0 1-3		0-0 L7		0-0 6-3	4-0 BB 1B BB		4 1 0 0 1 1 1												
Al Rosen, R (1, 5) OBP: 0.386, SLG: 0.474	0-0 5-3		0-0 L9		0-0 1B 1B		0-3 K	0-0 L7		5 0 1 0 0 1 2												
Preston Ward, L (1, 3) OBP: 0.396, SLG: 0.516		0-0 2B WP 1B		0-0 HR	0-0 1-2 1B		0-0 L9	4-0 FC5 1B BB		4 2 3 1 1 0 0												
Jim Busby, R (1, 8) OBP: 0.312, SLG: 0.377		0-0 WP 1B 2B		0-0 E 1B	0-0 F7		0-0 F2	0-0 1-2 2-H 1B		5 1 3 1 0 0 2												
Hal Naragon, L (1, 2) OBP: 0.392, SLG: 0.478		0-0 1B 1B		0-0 E9 1B		0-0 BB 1B	0-0 HR	0-0 FC5		4 1 4 2 0 0 0 1 0 0 0 0 0 2												
Jim Hegan, R (9, PH) OBP: 0.329, SLG: 0.362		2-H 3-H		1-3																		
Chico Carrasquel, R (1, 6) OBP: 0.318, SLG: 0.325		0-0 G4-6-3 1B		0-3 K		0-3 K		0-0 5-3		4 0 1 0 0 2 3												
Mike Garcia, R (1, 1) OBP: 0.167, SLG: 0.140		0-3 K		0-0 L4		0-3 K		4-0 BB		3 0 0 0 1 2 5												
Inning Stats	R: 0 E: 0 K: 1 S: 5	H: 0 LOB: 1 BB: 1 P: 9	R: 2 E: 0 K: 1 S: 8	H: 4 LOB: 1 BB: 0 P: 8	R: 0 E: 0 K: 0 S: 3	H: 0 LOB: 0 BB: 0 P: 3	R: 1 E: 1 K: 1 S: 8	H: 3 LOB: 2 BB: 0 P: 8	R: 0 E: 0 K: 0 S: 5	H: 2 LOB: 2 BB: 0 P: 5	R: 0 E: 0 K: 2 S: 8	H: 1 LOB: 2 BB: 1 P: 12	R: 0 E: 0 K: 1 S: 5	H: 0 LOB: 0 BB: 0 P: 5	R: 1 E: 0 K: 1 S: 6	H: 1 LOB: 1 BB: 1 P: 10	R: 1 E: 0 K: 0 S: 4	H: 1 LOB: 2 BB: 2 P: 12	1B: 9 2B: 1 3B: 0 HR: 2	SF: 0 SAC: 0 DP: 1 HBP: 0	WP: 1 PB: 0 SB: 0 CS: 0	PA: 43
PITCHER	IP WLS BF H R ER SO BB IBB HBP BLK WP HR S P ERA WHIP																					
Frank Lary, R (1, 1) ERA: 4.41	6.0 L 29 10 3 3 5 2 0 0 0 1 1 37 45 4.50 2.000																					
Steve Gromek, R (7, 1) ERA: 4.03	2.0 8 1 1 1 2 1 0 0 0 0 1 11 15 4.50 1.000																					
Bob Miller, L (9, 1) ERA: 7.27	1.0 6 1 1 1 0 2 0 0 0 0 0 4 12 9.00 3.000																					

Cleveland Indians @ Detroit Tigers
 Briggs Stadium, Detroit, MI
 Tue Aug 07 1956, 4:33 AM EDT
 Att: 11,963 - Unknown

livebaseballscorecards.com

AB	38
R	5
H	12
RBI	4
BB	5
SO	7
LOB	22



Batter	1	2	3	4	5	6	7	8	9	AB	R	H	RBI	BB	SO	LOB	BOTTOM						
Harvey Kuenn, R OBP: 0.391, SLG: 0.483 (1, 6)	0-0 F9	0-0 F8		0-0 1-2 1B			0-0 1B	0-0 FC6-4		5	0	2	0	0	0	4	Cleveland Indians @ Detroit Tigers Briggs Stadium, Detroit, MI Tue Aug 07 1956, 4:33 AM EDT Att. 11,963 - Unknown						
Earl Torgeson, L OBP: 0.402, SLG: 0.423 (1, 3)	0-0 3B	0-0 P5		0-0 F9			0-0 1-3 1B		0-3 K	5	0	2	0	0	1	4							
Charlie Maxwell, L OBP: 0.419, SLG: 0.573 (1, 7)	4-0 BB BB		0-3 K			0-0 P6	0-0 L8		0-0 F8	4	0	0	0	1	1	2							
Al Kaline, R OBP: 0.354, SLG: 0.522 Billy Hoefl, L OBP: 0.339, SLG: 0.296 (1, 9) (9, PR)	0-3 K		4-0 BB			0-0 L7	0-0 L8		0-0 L9 HR	4	0	0	0	1	1	4							
Ray Boone, R OBP: 0.397, SLG: 0.478 (1, 5)	4-0 1-2 BB		0-0 P4			0-0 6-3	0-0 L8		0-0 HR	4	1	1	2	1	0	3							
Frank House, L OBP: 0.309, SLG: 0.379 (1, 2)	0-0 F8		0-0 4-3			0-0 1B 2B		4-0 1B BB	0-3 K2-3	4	0	1	0	1	1	5							
Bill Tuttle, R OBP: 0.306, SLG: 0.364 (1, 8)		0-0 FC3-5 1B		0-0 G4-6-3 1B		0-0 2-3 1B		0-0 L9		4	0	3	0	0	0	1							
Frank Bolling, R OBP: 0.363, SLG: 0.396 (1, 4)		0-0 FC3-5 1B		0-0 G4-6-3 1-2f		0-0 P5		0-3 K		4	0	1	0	0	1	4							
Frank Lary, R OBP: 0.246, SLG: 0.258 Wayne Belardi, L OBP: 0.395, SLG: 0.437 Steve Gromek, S OBP: 0.357, SLG: 0.143 Jim Small, L OBP: 0.400, SLG: 0.485 Bob Miller, R OBP: 0.200, SLG: 0.400 (1, 1) (6, PH) (7, 1) (8, PH) (9, 1)		0-0 FC3-5		0-0 1B		0-0 G6-3 1-2f		0-0 FC6-4 1B		2	0	1	0	0	0	2							
Inning Stats	R: 0 E: 0 K: 1 S: 6	H: 1 LOB: 3 BB: 2 P: 14	R: 0 E: 0 K: 0 S: 5	H: 2 LOB: 2 BB: 0 P: 5	R: 0 E: 0 K: 1 S: 5	H: 0 LOB: 1 BB: 1 P: 9	R: 0 E: 0 K: 0 S: 5	H: 3 LOB: 2 BB: 0 P: 5	R: 0 E: 0 K: 0 S: 3	H: 0 LOB: 0 BB: 0 P: 3	R: 0 E: 0 K: 0 S: 4	H: 2 LOB: 1 BB: 0 P: 4	R: 0 E: 0 K: 0 S: 5	H: 2 LOB: 2 BB: 0 P: 5	R: 0 E: 0 K: 1 S: 6	H: 1 LOB: 2 BB: 1 P: 10		R: 2 E: 1 K: 2 S: 9	H: 1 LOB: 1 BB: 0 P: 9	1B: 9 2B: 1 3B: 1 HR: 1	SF: 0 SAC: 0 DP: 2 HBP: 0	WP: 0 PB: 0 SB: 0 CS: 0	PA: 42
PITCHER Mike Garcia, R ERA: 3.9 (1, 1)	IP 9.0	WLS W	BF 42	H 12	R 2	ER 0	SO 5	BB 4	IBB 0	HBP 0	BLK 0	WP 0	HR 1	S 48	P 64	ERA 0.00	WHIP 1.778					ERA 0.00	WHIP 1.778

livebaseballscorecards.com

AB	38
R	2
H	12
RBI	2
BB	4
SO	5
LOB	31



Batter	1	2	3	4	5	6	7	8	9	10	11	12	13	14	AB	R	H	RBI	BB	SO	LOB						
Bobby Avila, R OBP: 0.337, SLG: 0.320 (1, 4)	0-0 6-3	0-0 1B		0-3 K			0-0 F5		0-0 1B		0-0 6-3		0-0 1-3		7	0	2	3	0	1	4						
Jim Busby, R OBP: 0.507, SLG: 0.371 (1, 8)	0-0 5-3	0-3 K			0-0 F8		0-0 F8		0-0 6-3			0-0 6-3		0-0 5-3	7	0	0	0	0	1	2						
Al Smith, R OBP: 0.388, SLG: 0.461 (1, 7) (10, 5)	0-0 L1		0-0 F4		0-0 5-3		0-0 1B		0-0 6-3			1-0 FC3-6 HBP		0-0 F2	6	0	1	0	0	0	0						
Al Rosen, R OBP: 0.368, SLG: 0.475 George Strickland, R OBP: 0.349, SLG: 0.340 (8, PR) (8, 5)		0-0 SH1-4 1B	0-0 5-3		0-0 F7		0-0 1B		0-3 K		0-0 FC3-6		0-0 FC3-6	4	1	2	0	0	0	0							
Gene Woodling, L OBP: 0.407, SLG: 0.417 (10, PH) (10, 7)		0-0 SH1-4 1B					1-2 1B		0-3 K		0-0 1-2f		0-0 1B	3	0	1	0	0	1	1							
Rocky Colavito, R OBP: 0.376, SLG: 0.514 (1, 9)		0-0 SH1-4 1B	0-0 HR				0-0 F9		0-0 F8			0-0 F9		0-0 6-3	7	2	3	1	0	0	4						
Preston Ward, L OBP: 0.389, SLG: 0.504 (1, 3)		0-0 SH1-4	0-0 4-3				0-0 F5		0-0 L9				0-0 FC3-6 1B	5	0	1	0	0	0	3							
Chico Carrasquel, R OBP: 0.316, SLG: 0.322 (1, 6)		0-3 K		0-0 SH3-4 1B			0-0 F2		0-0 G3			0-0 5-3		0-0 FC3-6 BB	6	0	1	0	0	1	3						
Jim Hegan, R OBP: 0.335, SLG: 0.359 (1, 2)		4-0 1B		0-3 K			0-0 F7		4-0 PB 1B BB			4-0 SH1-4 BB		4-0 1-2 BB	2	2	0	0	3	1	1						
Vic Wertz, L OBP: 0.379, SLG: 0.514 (13, PH)															0	0	0	0	1	0	0						
Kenny Kuhn, L OBP: 0.333, SLG: 0.200 (13, PR)		1B													0	0	0	0	0	0	0						
Cal McLish, S OBP: 0.500, SLG: 0.250 (13, 1)		1B													0	0	0	0	0	0	0						
Hank Aguirre, R OBP: 0.111, SLG: 0.111 (8, 1)															2	1	1	2	0	0	0						
Don Mossi, L OBP: 0.200, SLG: 0.154 (8, PH)															0	0	0	0	0	0	0						
Sam Mele, R OBP: 0.264, SLG: 0.453 (8, 1)															1	0	0	0	0	1	1						
Herb Score, L OBP: 0.266, SLG: 0.200 (13, PH)															0	0	0	0	0	0	0						
Hal Naragon, L OBP: 0.388, SLG: 0.473 (13, 2)		1-3 2-H 3-H 1B													1	0	0	0	0	0	2						
Inning Stats	R: 0 E: 0 K: 0 S: 3	H: 0 LOB: 0 BB: 0 P: 3	R: 4 E: 0 K: 2 S: 11	H: 4 LOB: 1 BB: 1 P: 15	R: 1 E: 0 K: 0 S: 4	H: 1 LOB: 0 BB: 0 P: 4	R: 0 E: 0 K: 2 S: 8	H: 1 LOB: 1 BB: 0 P: 8	R: 0 E: 0 K: 0 S: 3	H: 0 LOB: 0 BB: 0 P: 3	R: 0 E: 0 K: 0 S: 3	H: 0 LOB: 0 BB: 0 P: 3	R: 0 E: 0 K: 1 S: 6	H: 1 LOB: 1 BB: 1 P: 10	R: 0 E: 0 K: 1 S: 6	H: 1 LOB: 1 BB: 0 P: 6	R: 0 E: 1 K: 0 S: 3	H: 0 LOB: 1 BB: 0 P: 4	R: 0 E: 0 K: 0 S: 4	H: 1 LOB: 2 BB: 1 P: 8	R: 0 E: 0 K: 0 S: 4	H: 1 LOB: 0 BB: 0 P: 4	1B: 11 2B: 0 3B: 0 HR: 1	SF: 0 SAC: 3 DP: 0 HBP: 1	WP: 0 PB: 1 SB: 0 CS: 0	PA: 59	
PITCHER	IP	WLS	BF	H	R	ER	SO	BB	IBB	HBP	BLK	WP	HR	S	P	ERA	WHIP										
Billy Pierce, L ERA: 3.14 (1, 1)	7.0		28	6	5	5	4	0	1	0	0	0	1	35	39	6.43	0.857										
Ellis Kinder, R ERA: 3.1 (8, 1)	0.1		3	2	0	0	0	0	0	0	0	0	0	3	3	0.00	6.000										
Paul LaPalme, L ERA: 3.72 (8, 1)	1.2		7	1	1	0	1	1	0	0	0	0	0	8	12	0.00	1.200										
Gerry Staley, R ERA: 4.14 (10, 1)	5.0	W	21	3	0	0	1	2	0	1	0	0	0	20	29	0.00	1.000										

Cleveland Indians @ Chicago White Sox
Comiskey Park, Chicago, IL
Wed Aug 08 1956, 4:33 AM EDT
Att: 26,606 - Unknown

AB	51
R	6
H	12
RBI	6
BB	4
SO	6
LOB	21



WP: 0	PA: 59
PB: 1	
SB: 0	
CS: 0	

Batter	1	2	3	4	5	6	7	8	9	10	11	12	13	14	AB	R	H	RBI	BB	SO	LOB																					
Luis Aparicio, R (1, 6) OBP: 0.288, SLG: 0.314 Ron Northey, L (13, PH) OBP: 0.395, SLG: 0.552 Sammy Esposito, R (13, PR) OBP: 0.365, SLG: 0.275 (14, 6)	4-0 SH5-3 2B BB	0-0 S 1B			0-0 F4		0-0 S 1B		0-0 F6		0-0 6-3		4-0 IBB		5	1	2	3	1	0	0																					
Nellie Fox, L (1, 4) OBP: 0.352, SLG: 0.380	0-0 SH5-3 1-2	0-0 F8 1-2			0-0 F9		0-0 F9		0-0 E 1B		0-0 F7		0-0 F9		6	1	1	0	0	0	4																					
Larry Doby, L (1, 8) OBP: 0.395, SLG: 0.447	0-0 4-3 2-3		0-0 G3		0-3 K			0-0 2B 1B 1B	0-0 E3 1B		0-0 F8			0-0 F5	7	1	1	0	0	1	2																					
Sherm Lollar, R (1, 2) OBP: 0.385, SLG: 0.447	0-0 2B		0-0 F4			0-0 5-3		0-0 F7	0-0 1-2 2-H 1B		0-0 F5			0-0 F5	7	1	3	3	0	0	1																					
Minnie Minoso, R (1, 7) OBP: 0.406, SLG: 0.451 Gerry Staley, R (10, 1) OBP: 0.211, SLG: 0.167	0-0 5-3		0-0 F8			0-0 F7		0-0 1B G1-2-3 2B	0-0 F7		0-0 F2			0-0 F2	5	0	1	0	0	0	3																					
Walt Dropo, R (1, 3) OBP: 0.346, SLG: 0.337		0-0 FC3-6 1B		0-0 5-3		0-0 F5		4-0 1B IBB		0-0 6-3		0-0 6-3			5	0	1	0	1	0	0																					
Jim Rivera, L (1, 9) OBP: 0.358, SLG: 0.413		0-0 FC3-6 E 1B 1-2f		0-0 6-3			0-0 S 1B 1B	0-0 1-2 2-3 3-H 1B		0-0 1-3			0-3 K	6	2	2	1	0	1	1																						
Fred Hatfield, L (1, 5) OBP: 0.381, SLG: 0.396		0-0 E9 1B 1B		4-0 BB			0-3 K	0-0 G1-2-3		4-0 BB			0-0 4-3 1B	4	1	2	0	2	1	4																						
Billy Pierce, L (1, 11) OBP: 0.143, SLG: 0.098 Les Mossi, L (7, PH) OBP: 0.333, SLG: 0.581 Ellis Kinder, R (8, 11) OBP: 0.333, SLG: 0.500 Paul LaPalme, L (9, PH) OBP: 0.333, SLG: 0.356 Dave Phillips, S (10, 7)		0-3 K		0-0 F8			0-0 F8		0-0 F3		0-3 K		0-0 4-3	2	0	0	0	0	0	1	3																					
Inning Stats	R: 1 E: 0 K: 0 S: 4	H: 1 LOB: 1 BB: 1 P: 8	R: 2 E: 1 K: 1 S: 8	H: 3 LOB: 1 BB: 0 P: 8	R: 0 E: 0 K: 0 S: 3	H: 0 LOB: 1 BB: 1 P: 7	R: 0 E: 0 K: 0 S: 3	H: 0 LOB: 0 BB: 0 P: 5	R: 0 E: 0 K: 0 S: 3	H: 0 LOB: 0 BB: 0 P: 3	R: 1 E: 0 K: 1 S: 7	H: 2 LOB: 1 BB: 0 P: 7	R: 1 E: 0 K: 0 S: 5	H: 3 LOB: 2 BB: 1 P: 9	R: 1 E: 1 K: 0 S: 6	H: 2 LOB: 2 BB: 0 P: 6	R: 0 E: 0 K: 1 S: 5	H: 0 LOB: 1 BB: 1 P: 9	R: 0 E: 0 K: 0 S: 3	H: 0 LOB: 0 BB: 0 P: 3	R: 0 E: 0 K: 0 S: 3	H: 0 LOB: 0 BB: 0 P: 3	R: 0 E: 0 K: 1 S: 6	H: 1 LOB: 2 BB: 1 P: 10	R: 1 E: 0 K: 0 S: 2	H: 1 LOB: 0 BB: 0 P: 2	1B: 10 2B: 2 3B: 0 HR: 1	SF: 0 SAC: 1 DP: 1 HBP: 0	WP: 0 PB: 0 SB: 3 CS: 0	PA: 58												
PITCHER	IP WLS BF H R ER SO BB IBB HBP BLK WP HR S P ERA WHIP																																									
Hank Aguirre, L (1, 1) ERA: 2.48	7.0	29	6	4	3	3	2	0	0	0	0	0	0	0	0	0	0	0	0	0	0	0	0	0	0	0	0	0	0	0	0	0	0	0	0	0	0	0	0			
Don Mossi, L (8, 1) ERA: 4.35	1.0	6	3	1	1	0	0	1	0	0	0	0	0	0	0	0	0	0	0	0	0	0	0	0	0	0	0	0	0	0	0	0	0	0	0	0	0	0	0	0		
Herb Score, L (9, 1) ERA: 2.71	4.0	16	2	1	0	1	1	0	0	0	0	0	0	0	0	0	0	0	0	0	0	0	0	0	0	0	0	0	0	0	0	0	0	0	0	0	0	0	0	0	0	
Cal McLish, R (13, 1) ERA: 4.63	1.1	L 7	2	1	1	1	0	1	0	0	0	0	0	0	0	0	0	0	0	0	0	0	0	0	0	0	0	0	0	0	0	0	0	0	0	0	0	0	0	0	0	0

Cleveland Indians @ Chicago White Sox
 Comiskey Park, Chicago, IL
 Wed Aug 08 1956, 4:33 AM EDT
 Att. 26,606 - Unknown

livebaseballscorecards.com

AB	52
R	7
H	13
RBI	7
BB	5
SO	5
LOB	21



Batter	1	2	3	4	5	6	7	8	9	AB R H RBI BB SO LOB	TOP											
Bobby Avila, R (1, 4) OBP: 0.333, SLG: 0.316	0-0 F4		0-0 5-3		0-0 L5		0-0 4-3			4 0 0 0 0 0 2	Cleveland Indians @ Chicago White Sox Comiskey Park, Chicago, IL Thu Aug 09 1956, 4:33 AM EDT Att. 9,050 - Unknown											
Jim Busby, R (1, 8) OBP: 0.305, SLG: 0.367	0-3 K		0-3 K		0-0 FC5-4		0-0 4-3			4 0 0 0 0 2 2												
Al Smith, R (1, 5) OBP: 0.389, SLG: 0.460	0-0 6-3			0-0 1-3	0-0 1B		4-0 BB			3 0 1 1 1 0 0												
Sam Mele, R (1, 7) OBP: 0.350, SLG: 0.438		4-0 1B BB BB		0-0 F8		0-0 5-3	0-0 F4			3 0 0 0 1 0 1												
Rocky Colavito, R (1, 9) OBP: 0.379, SLG: 0.507		0-0 L7		4-0 BB		4-0 BB	0-0 F7			2 0 0 0 2 0 2												
Preston Ward, L (1, 3) OBP: 0.388, SLG: 0.496		4-0 1B BB		0-0 F9		0-3 K		0-0 5-3		2 0 0 0 1 1 2												
Earl Averill, R (9, PH) OBP: 0.344, SLG: 0.359		1-2 BB		0-0 F9		0-3 K		0-0 5-3		1 0 0 0 0 0 0												
Jim Hegan, R (1, 2) OBP: 0.336, SLG: 0.366		0-0 G6-4-3 1B		0-0 1B	0-0 1B 2B	0-0 F7		0-3 K		4 1 2 0 0 1 1												
George Strickland, R (1, 6) OBP: 0.346, SLG: 0.336		0-0 G6-4-3		0-0 1B	0-0 FC5-4 1B		0-0 F7		0-0 F8	4 1 1 0 0 0 3												
Early Wynn, S (1, 1) OBP: 0.314, SLG: 0.281			0-3 K		0-0 1B		0-0 F8			3 0 1 1 0 1 0												
Art Houtteman, R (7, 1) OBP: 0.200, SLG: 0.200					1-2 3-H 1B					0 0 0 0 0 0 0												
Inning Stats	R: 0 E: 0 K: 1 S: 5	H: 0 LOB: 0 BB: 0 P: 5	R: 0 E: 0 K: 0 S: 3	H: 1 LOB: 2 BB: 2 P: 11	R: 0 E: 0 K: 2 S: 7	H: 0 LOB: 0 BB: 0 P: 7	R: 0 E: 0 K: 0 S: 3	H: 0 LOB: 1 BB: 1 P: 7	R: 0 E: 0 K: 0 S: 6	H: 4 LOB: 2 BB: 0 P: 6	R: 0 E: 0 K: 1 S: 5	H: 0 LOB: 1 BB: 1 P: 9	R: 0 E: 0 K: 0 S: 3	H: 0 LOB: 0 BB: 0 P: 3	R: 0 E: 0 K: 0 S: 3	H: 0 LOB: 1 BB: 1 P: 7	R: 0 E: 0 K: 1 S: 5	H: 0 LOB: 0 BB: 0 P: 5	1B: 4 2B: 1 3B: 0 HR: 0	SF: 0 SAC: 0 DP: 1 HBP: 0	WP: 0 PB: 0 SB: 0 CS: 0	PA: 35
PITCHER Jack Harshman, L (1, 1) ERA: 3.38	IP: 9.0 WLS: W BF: 35 H: 5 R: 2 ER: 2 SO: 5 BB: 5 IBB: 0 HBP: 0 BLK: 0 WP: 0 HR: 0 S: 40 P: 60 ERA: 2.00 WHIP: 1.111																					

livebaseballscorecards.com

AB	30
R	2
H	5
RBI	2
BB	5
SO	5
LOB	13



Batter	1	2	3	4	5	6	7	8	9	AB	R	H	RBI	BB	SO	LOB	BOTTOM			
Luis Aparicio, R (1, 6) OBP: 0.290, SLG: 0.314	0-0 1B 1B	0-0 F8			4-0 WP 1B BB	0-3 K	0-0 SH FC6-4			3	1	1	1	1	1	3				
Nellie Fox, L (1, 4) OBP: 0.353, SLG: 0.380	0-0 1B 1-3 1B		0-0 3-1		0-0 WP 1-2 1B	0-0 6-3	0-0 FC6-4 1-2f 2-3			5	0	2	0	0	0	4				
Larry Doby, L (1, 8) OBP: 0.398, SLG: 0.445	0-3 K		4-0 2-3 1B BB		0-0 F2 1-2 2-3		0-0 BB 1B BB			3	2	1	1	2	1	4				
Minnie Mino, R (1, 7) OBP: 0.410, SLG: 0.453	0-0 1-2 3-H 1B		0-0 2-3		4-0 G4-6-3 BB		0-0 BB 1B			3	1	2	1	1	0	1				
Jim Rivera, L (1, 9) OBP: 0.359, SLG: 0.411	0-3 K		0-0 2-H 1B		0-0 G4-6-3 1-2f		0-0 BB SF8 BB			4	1	1	1	1	1	8				
Les Moss, R (1, 2) OBP: 0.327, SLG: 0.568	0-3 K		0-3 K			0-0 1B SF9 1B	0-0 1B 1B	0-0 F7		2	0	0	0	0	2	3				
Sherm Lollar, R (6, PH) (7, 2) OBP: 0.387, SLG: 0.449	0-3 K		0-3 K				1-3 2-H 3-H 1B	0-0 F7		3	2	2	2	0	0	0				
Walt Dropo, R (1, 3) OBP: 0.342, SLG: 0.335		0-3 K		0-3 K		0-0 SF9 1B	0-0 SF8	0-0 5-3		4	0	1	1	0	2	0				
Fred Hatfield, L (1, 5) OBP: 0.377, SLG: 0.392		0-0 F9		0-0 G3		1-3 SF9 1B	0-0 SF9	0-0 G3		4	1	1	1	0	0	0				
Jack Harshman, L (1, 1) OBP: 0.275, SLG: 0.455		4-0 BB		0-0 G3		1-2 3-H BB	1-3 SH 1B	0-0 G3		2	1	1	1	2	0	0				
Inning Stats	R: 1 E: 0 K: 3 S: 12	H: 3 LOB: 2 BB: 0 P: 12	R: 0 E: 0 K: 1 S: 5	H: 0 LOB: 1 BB: 1 P: 9	R: 1 E: 0 K: 1 S: 6	H: 1 LOB: 1 BB: 1 P: 10	R: 0 E: 0 K: 1 S: 5	H: 0 LOB: 0 BB: 0 P: 5	R: 0 E: 0 K: 0 S: 3	H: 1 LOB: 2 BB: 2 P: 11	R: 1 E: 0 K: 1 S: 7	H: 2 LOB: 2 BB: 1 P: 11	R: 6 E: 0 K: 0 S: 9	H: 5 LOB: 3 BB: 2 P: 18	R: 0 E: 0 K: 0 S: 3	H: 0 LOB: 0 BB: 0 P: 3	1B: 12 2B: 0 3B: 0 HR: 0	SF: 2 SAC: 1 DP: 1 HBP: 1	WP: 1 PB: 0 SB: 0 CS: 0	PA: 44
PITCHER	IP WLS L	WLS L	IP WLS L	IP WLS L	IP WLS L	IP WLS L	IP WLS L	IP WLS L	IP WLS L	IP WLS L	IP WLS L	IP WLS L	IP WLS L	IP WLS L	IP WLS L	IP WLS L	ERA WHIP	ERA WHIP		
Early Wynn, R (1, 1) ERA: 3.29	6.1																11.37	2.684		
Art Houtteman, R (7, 1) ERA: 6.57	1.2																5.40	1.200		

Cleveland Indians @ Chicago White Sox
 Comiskey Park, Chicago, IL
 Thu Aug 09 1956, 4:33 AM EDT
 Att. 9,050 - Unknown

livebaseballscorecards.com

AB	33
R	9
H	12
RBI	9
BB	7
SO	7
LOB	23



Batter	1	2	3	4	5	6	7	8	9	AB R H RBI BB SO LOB	TOP									
Bobby Avila, R (1, 4) OBP: 0.338, SLG: 0.321	0-0 G4-6-3 1B		4-0 CS BB		0-0 1-3		4-0 1B BB	0-0 WP 2B	0-0 G4-3 1-2f	4 0 2 1 2 0 4										
Gene Woodling, L (1, 7) OBP: 0.407, SLG: 0.416	0-0 G4-6-3 1-2f		0-0 SF8		0-0 F4		0-0 1B	4-0 BB		3 0 1 3 1 0 1										
Al Smith, R (1, 5) OBP: 0.384, SLG: 0.454	0-3 K		0-0 CS 1-2	0-0 6-3		0-0 F8	0-3 K	0-0 F6 2-3		5 0 0 0 0 2 4										
Vic Wertz, L (1, 3) OBP: 0.378, SLG: 0.509 George Strickland, R (8, PR) OBP: 0.345, SLG: 0.336 Preston Ward, L (8, 3) OBP: 0.392, SLG: 0.523		0-0 G3		0-0 G3		0-3 K		4-0 1B HR BB	0-0 HR	3 0 0 0 1 1 0 0 1 0 0 0 0 0 1 1 1 1 0 0 0										
Rocky Colavito, R (1, 9) OBP: 0.396, SLG: 0.545		0-0 HR		0-0 FC5 2B			0-0 HBP E 1B	0-0 1-2 HR 1B	1-0 BB 1B HBP	4 4 4 1 0 0 0										
Jim Busby, R (1, 8) OBP: 0.308, SLG: 0.375		0-0 F8		0-0 FC5 2-3			4-0 K HBP 1B BB	0-0 1-1 HR 2-H	0-0 BB BB 1B	4 2 2 3 1 0 1										
Chico Carrasquel, R (1, 6) OBP: 0.320, SLG: 0.321		0-0 5-3			0-0 F6		1-0 K 1B HBP	1-0 CS SH HBP	4-0 BB BB	2 1 0 0 1 0 0										
Jim Hegan, R (1, 2) OBP: 0.345, SLG: 0.373			0-0 SH1 SF8 2B		4-0 SH1 BB		0-3 K	0-0 SH CS 2B	4-0 G4-3 BB	2 2 1 1 2 1 2										
Bob Lemon, L (1, 1) OBP: 0.278, SLG: 0.394 Kenny Kuhn, L (8, PH) OBP: 0.286, SLG: 0.167 Bob Feller, R (8, 1)			0-0 SH1		0-0 SH1		0-3 K	0-3 K	0-3 K	1 0 0 0 0 1 2 1 0 0 0 0 1 2 1 0 0 0 0 1 3										
Inning Stats	R: 0 E: 0 K: 1 S: 5	H: 1 LOB: 0 BB: 0 P: 5	R: 1 E: 0 K: 0 S: 4	H: 1 LOB: 0 BB: 0 P: 4	R: 1 E: 0 K: 0 S: 3	H: 1 LOB: 0 BB: 1 P: 7	R: 0 E: 0 K: 0 S: 4	H: 1 LOB: 1 BB: 1 P: 4	R: 0 E: 0 K: 1 S: 5	H: 0 LOB: 1 BB: 1 P: 7	R: 3 E: 1 K: 3 S: 11	H: 2 LOB: 2 BB: 2 P: 20	R: 4 E: 1 K: 1 S: 8	H: 3 LOB: 2 BB: 2 P: 17	R: 2 E: 0 K: 1 S: 6	H: 2 LOB: 2 BB: 2 P: 15	1B: 5 2B: 4 3B: 0 HR: 3	SF: 1 SAC: 3 DP: 3 HBP: 3	WP: 1 PB: 0 SB: 0 CS: 3	PA: 47
PITCHER	IP WLS BF H R ER SO BB IBB HBP BLK WP HR S P ERA WHIP																			
Wally Burnette, R (1, 1) ERA: 3.0	6.2 L 29 6 5 5 4 4 0 1 0 0 0 1 32 49 6.75 1.500																			
Tom Gorman, R (7, 1) ERA: 4.4	0.1 1 0 0 0 1 0 0 0 0 0 0 0 3 3 0.00 0.000																			
Troy Herriage, R (8, 1) ERA: 6.47	1.0 13 5 6 5 1 3 0 2 0 1 2 10 24 45.00 8.000																			
Jack McMahan, L (9, 1) ERA: 5.52	1.0 3 0 0 0 1 1 0 0 0 0 0 0 4 8 0.00 1.000																			

Cleveland Indians @ Kansas City Athletics
Municipal Stadium, Kansas City, MO
Fri Aug 10 1956, 4:33 AM EDT
Att: 13,463 - Unknown

AB	31
R	11
H	11
RBI	10
BB	8
SO	7
LOB	19



Batter	1	2	3	4	5	6	7	8	9	AB	R	H	RBI	BB	SO	LOB
Vic Power, R OBP: 0.339, SLG: 0.439 (1, 4)	0-3 K		0-0 1-3		0-0 F8			4-0 BB		3	0	0	0	1	1	1
Al Pilarcik, L OBP: 0.333, SLG: 0.383 (1, 8)	0-0 F4		0-0 1-3			0-0 FC5-4 1B		0-0 G3		4	0	1	0	0	0	3
Lou Skizas, R OBP: 0.379, SLG: 0.478 (1, 9)	0-0 1B 1B		0-0 6-3			0-0 FC5-4 4-3 1-2f		0-0 F7		4	0	1	0	0	0	1
Harry Simpson, L OBP: 0.345, SLG: 0.510 (1, 3)	0-0 1-2 1B			0-0 6-3		0-0 4-3 1-2		0-0 F5		4	0	1	0	0	0	1
Gus Zernial, R OBP: 0.303, SLG: 0.438 (1, 7)	0-3 K			0-3 K		0-0 F2		0-0 F8		4	0	0	0	0	2	3
Tim Thompson, L OBP: 0.335, SLG: 0.365 (1, 2)		0-0 L4		0-0 F2			0-3 K		0-0 4-3	4	0	0	0	0	1	0
Mike Baxes, R OBP: 0.350, SLG: 0.265 (1, 6)		0-0 F8			0-0 6-3		0-0 G3		0-0 E 1B	2	0	0	0	0	0	0
Enos Slaughter, L OBP: 0.388, SLG: 0.407 (7, PH)										1	0	0	0	0	0	0
Troy Herriage, R OBP: 0.192, SLG: 0.125 (8, 1)										0	0	0	0	0	0	0
Jack McMahan, R OBP: 0.296, SLG: 0.366 (9, PH)										0	0	0	0	0	0	0
Eddie Robinson, L OBP: 0.296, SLG: 0.366 (9, PH)										1	0	1	0	0	0	0
Clete Boyer, R OBP: 0.278, SLG: 0.283 (1, 5)		4-0 BB			0-0 2-3 1B		0-0 E5 BB 1B		0-0 E5 G6-4-3	3	0	1	0	1	0	1
Wally Burnette, R OBP: 0.059, SLG: 0.059 (1, 1)		0-3 K			0-0 2-3		0-0 BB 1B		0-0 G6-4-3	2	0	0	0	0	1	2
Tom Gorman, R OBP: 0.138, SLG: 0.038 (7, 1)					1-2					0	0	0	0	0	0	0
Hector Lopez, R OBP: 0.354, SLG: 0.439 (7, PH)										2	0	1	0	0	0	2

BOTTOM

Cleveland Indians @ Kansas City Athletics
Municipal Stadium, Kansas City, MO

Fri Aug 10 1956, 4:33 AM EDT
Att. 13,463 - Unknown

livebaseballscorecards.com

AB	34
R	0
H	6
RBI	0
BB	2
SO	5
LOB	14



Inning Stats	R: 0	H: 2	E: 0	LOB: 2	K: 2	S: 9	P: 9	R: 0	H: 0	E: 0	LOB: 1	K: 1	S: 5	R: 0	H: 0	E: 0	LOB: 0	K: 0	S: 3	R: 0	H: 0	E: 0	LOB: 0	K: 1	S: 5	R: 0	H: 1	E: 0	LOB: 1	K: 0	S: 4	R: 0	H: 1	E: 1	LOB: 3	K: 1	S: 7	R: 0	H: 0	E: 0	LOB: 0	K: 0	S: 3	R: 0	H: 1	E: 1	LOB: 1	K: 0	S: 4	R: 0	H: 1	E: 1	LOB: 1	K: 0	S: 4	1B: 6	SF: 0	2B: 0	SAC: 0	3B: 0	DP: 1	HR: 0	HBP: 0	WP: 0	PA: 36
--------------	------	------	------	--------	------	------	------	------	------	------	--------	------	------	------	------	------	--------	------	------	------	------	------	--------	------	------	------	------	------	--------	------	------	------	------	------	--------	------	------	------	------	------	--------	------	------	------	------	------	--------	------	------	------	------	------	--------	------	------	-------	-------	-------	--------	-------	-------	-------	--------	-------	--------

PITCHER	IP	WLS	BF	H	R	ER	SO	BB	IBB	HBP	BLK	WP	HR	S	P	ERA	WHIP
Bob Lemon, R ERA: 3.33 (1, 1)	7.0	W	29	5	0	0	5	2	0	0	0	0	0	37	45	0.00	1.000
Bob Feller, R ERA: 4.5 (8, 1)	2.0	S	7	1	0	0	0	0	0	0	0	0	0	7	7	0.00	0.500

Batter	1	2	3	4	5	6	7	8	9	AB R H RBI BB SO LOB	TOP											
Bobby Avila, R (1, 4) OBP: 0.344, SLG: 0.322	1-0 BB 1B HBP	4-0 HR BB		0-3 K			0-0 S 1B		4-0 4-3 1B BB	2 4 1 0 2 1 0												
Gene Woodling, L (1, 7) OBP: 0.410, SLG: 0.430 George Strickland, R (9, 5) OBP: 0.346, SLG: 0.336	4-0 1B 1-2 BB	0-0 HR			0-0 F8		0-0 BB 1B		0-0 4-3 1-2 2-3	4 1 2 4 1 0 2 0 0 0 0 0 0 0												
Al Smith, R (1, 5) OBP: 0.385, SLG: 0.451	0-0 F7	0-0 F8			0-0 F2		4-0 1-2 BB		0-0 1B	4 0 1 2 1 0 2												
Vic Wertz, L (1, 3) OBP: 0.377, SLG: 0.507 Preston Ward, L (7, 3) OBP: 0.390, SLG: 0.519	0-0 1-3 2-H 1B		0-0 F6		0-0 F5		0-0 F2		0-0 F5	4 0 1 1 0 0 2 1 0 0 0 0 0 1												
Rocky Colavito, R (1, 9) OBP: 0.387, SLG: 0.532	0-0 F3		0-0 F8			0-0 F6		0-0 5-3		4 0 0 0 0 0 2												
Jim Busby, R (1, 8) OBP: 0.307, SLG: 0.381	0-0 1-3		0-0 HR			0-0 F8		0-0 6-3		4 1 1 1 0 0 2												
Chico Carrasquel, R (1, 6) OBP: 0.319, SLG: 0.318		4-0 SH3 HR BB	0-0 F5			0-0 F8		0-0 F8		3 1 0 0 1 0 0												
Hal Naragon, L (1, 2) OBP: 0.374, SLG: 0.453 Jim Hegan, R (9, 2) OBP: 0.345, SLG: 0.373		0-0 F7		0-0 F8			0-0 F7		0-0 4-3	4 0 0 0 0 0 1 0 0 0 0 0 0 0												
Mike Garcia, R (1, 1) OBP: 0.163, SLG: 0.136 Don Mossi, L (6, 1) OBP: 0.188, SLG: 0.143 Early Wynn, S (7, 1) OBP: 0.324, SLG: 0.308		0-0 SH3		0-0 F8			0-0 6-3		0-0 4-3 1B 2B	1 0 0 0 0 0 0 1 0 0 0 0 0 0 1 1 1 0 0 0 0												
Inning Stats	R: 1 E: 0 K: 0 S: 4	H: 1 LOB: 2 BB: 1 P: 9	R: 3 E: 0 K: 0 S: 4	H: 1 LOB: 0 BB: 2 P: 12	R: 1 E: 0 K: 0 S: 4	H: 1 LOB: 0 BB: 0 P: 4	R: 0 E: 0 K: 1 S: 5	H: 0 LOB: 0 BB: 0 P: 5	R: 0 E: 0 K: 0 S: 3	H: 0 LOB: 0 BB: 0 P: 3	R: 0 E: 0 K: 0 S: 3	H: 0 LOB: 0 BB: 0 P: 3	R: 1 E: 0 K: 0 S: 5	H: 2 LOB: 2 BB: 1 P: 9	R: 0 E: 0 K: 0 S: 3	H: 0 LOB: 0 BB: 0 P: 3	R: 2 E: 0 K: 0 S: 5	H: 2 LOB: 1 BB: 1 P: 9	1B: 4 2B: 1 3B: 0 HR: 2	SF: 0 SAC: 1 DP: 0 HBP: 1	WP: 0 PB: 0 SB: 1 CS: 0	PA: 40
PITCHER	IP WLS BF H R ER SO BB IBB HBP BLK WP HR S P ERA WHIP																					
Jack Crimian, R (1, 1) ERA: 5.99 Tom Gorman, R (9, 1) ERA: 4.51	8.0 L 34 5 6 6 1 4 0 1 0 0 0 2 31 48 6.75 1.125																					
	1.0 6 2 2 2 0 1 0 0 0 0 0 0 5 9 18.00 3.000																					

Cleveland Indians @ Kansas City Athletics
Municipal Stadium, Kansas City, MO
Sat Aug 11 1956, 4:33 AM EDT
Att: 13,594 - Unknown

AB	33
R	8
H	7
RBI	8
BB	5
SO	1
LOB	12



livebaseballscores.com

BOTTOM

Cleveland Indians @ Kansas City Athletics
Municipal Stadium, Kansas City, MO

livebaseballscorecards.com

AB	34
R	5
H	9
RBI	5
BB	4
SO	4
LOB	15



WP:	0	PA:	39
PB:	0	SB:	0
CS:	0		

Sat Aug 11 1956, 4:33 AM EDT
Att. 13,594 - Unknown

AB	R	H	RBI	BB	SO	LOB
5	1	1	0	0	0	1
5	1	1	0	0	2	3
3	1	2	0	1	0	0
0	0	0	0	0	0	0
1	0	0	0	0	0	0
2	1	1	5	2	0	1
3	0	0	0	0	1	2
1	0	0	0	0	0	3
4	0	2	0	0	0	0
3	0	1	0	0	0	2
3	0	0	0	0	0	1
1	0	0	0	0	0	1
0	0	0	0	0	0	0
2	1	1	0	1	0	0
1	0	0	0	0	1	1

Batter	1	2	3	4	5	6	7	8	9
Vic Power, R (1, 4) OBP: 0.337, SLG: 0.435	0-0 5-3		0-0 2-3		0-0 1-2 HR 1B		0-0 F8		0-0 6-3
Al Pilarcik, L (1, 8) OBP: 0.328, SLG: 0.375	0-0 1B 1-3 1B		0-0 4-3		0-3 K		0-3 K		0-0 3-1-3
Lou Skizas, R (1, 9) OBP: 0.389, SLG: 0.482	0-0 1-3 1B		0-0 6-3		4-0 1-2 2-3 HR BB		0-0 1-2 BB 1B		0-0 F3
Troy Herriage, R (7, PR) OBP: 0.192, SLG: 0.125									
Johnny Groth, R (8, 7) OBP: 0.308, SLG: 0.386									
Harry Simpson, L (1, 3) OBP: 0.348, SLG: 0.517	0-0 1-3		4-0 1B BB		0-0 1-1 2-3 3-3 HR		4-0 1-2 2-3 BB		
Gus Zernial, R (1, 7) OBP: 0.300, SLG: 0.432	0-0 5-3		0-0 F3		0-3 K		0-0 F6		
Enos Slaughter, L (7, PH) OBP: 0.387, SLG: 0.405									
Tim Thompson, L (1, 2) OBP: 0.337, SLG: 0.367		0-0 3-1	0-0 FC6-4 1B		0-0 L5-4 SH1-4 1B		0-0 F5		
Mike Baxes, R (1, 6) OBP: 0.350, SLG: 0.267		0-0 F7	0-0 FC6-4 1-2f		0-0 SH1-4		0-0 1B		
Clete Boyer, R (1, 5) OBP: 0.270, SLG: 0.275		0-0 5-3			0-0 F2		0-0 L5-4		0-0 F8
Eddie Robinson, L (8, PH) OBP: 0.294, SLG: 0.364									
Tom Gorman, R (9, 1) OBP: 0.138, SLG: 0.038									
Jack Crimian, R (1, 1) OBP: 0.375, SLG: 0.286			0-0 F9		0-0 BB 1B HR 1B		4-0 BB 1B BB		0-3 K
Hector Lopez, R (8, PH) OBP: 0.353, SLG: 0.438									

Inning	R	H	E	K	S	P	BB	IBB	HBP	BLK	WP	HR	S	P	ERA	WHIP
1	1	2	0	0	5	3	0	0	0	0	0	1	25	33	9.00	1.600
2	0	0	0	0	3	3	0	0	0	0	0	0	0	7	0.00	1.200
3	0	0	0	0	3	3	0	0	0	0	0	0	11	15	0.00	1.286
4	0	0	0	0	3	3	0	0	0	0	0	0	0	0	0.00	1.200
5	0	0	0	0	3	3	0	0	0	0	0	0	0	0	0.00	1.200
6	0	0	0	0	3	3	0	0	0	0	0	0	0	0	0.00	1.200
7	0	0	0	0	3	3	0	0	0	0	0	0	0	0	0.00	1.200
8	0	0	0	0	3	3	0	0	0	0	0	0	0	0	0.00	1.200
9	0	0	0	0	3	3	0	0	0	0	0	0	0	0	0.00	1.200

PITCHER	IP	WLS	BF	H	R	ER	SO	BB	IBB	HBP	BLK	WP	HR	S	P	ERA	WHIP
Mike Garcia, R (1, 1) ERA: 4.08	5.0		23	6	5	5	2	2	0	0	0	0	0	25	33	9.00	1.600
Don Mossi, L (6, 1) ERA: 4.23	1.2	W	6	1	0	0	1	1	0	0	0	0	0	7	11	0.00	1.200
Early Wynn, R (7, 1) ERA: 3.25	2.1	S	10	2	0	0	1	1	0	0	0	0	0	11	15	0.00	1.286

PITCHER	IP	WLS	BF	H	R	ER	SO	BB	IBB	HBP	BLK	WP	HR	S	P	ERA	WHIP
Mike Garcia, R (1, 1) ERA: 4.08	5.0		23	6	5	5	2	2	0	0	0	0	0	25	33	9.00	1.600
Don Mossi, L (6, 1) ERA: 4.23	1.2	W	6	1	0	0	1	1	0	0	0	0	0	7	11	0.00	1.200
Early Wynn, R (7, 1) ERA: 3.25	2.1	S	10	2	0	0	1	1	0	0	0	0	0	11	15	0.00	1.286

Batter	1	2	3	4	5	6	7	8	9	AB R H RBI BB SO LOB	TOP																													
Bobby Avila, R (1, 4) OBP: 0.342, SLG: 0.329	0-0 F5		0-3 K		0-0 1-H HR		0-3 K		0-0 5-3	5 1 1 2 0 2 1	Cleveland Indians @ Kansas City Athletics Municipal Stadium, Kansas City, MO Sun Aug 12 1956, 4:33 AM EDT Att: 16,702 - Unknown livebaseballscorecards.com																													
Gene Woodling, L (1, 7) OBP: 0.417, SLG: 0.437	0-0 1-4-3		0-0 1-2 1B		4-0 BB		4-0 BB		0-0 HR 2B	3 1 2 0 2 0 0																														
Al Smith, R (1, 5) OBP: 0.385, SLG: 0.459	0-0 1B		0-0 F7		0-0 6-3		0-0 F9		0-0 2-H HR	5 1 2 2 0 0 4																														
Vic Wertz, L (1, 3) OBP: 0.375, SLG: 0.501 Preston Ward, L (9, 3) OBP: 0.390, SLG: 0.519	0-3 K		0-0 F7		4-0 FC5-4 BB		0-0 1-3		0-0 1-3	4 0 0 0 1 1 2 0 0 0 0 0 0 0																														
Rocky Colavito, R (1, 9) OBP: 0.385, SLG: 0.543		0-0 F8		0-0 4-3		0-0 F8		0-0 HR		4 1 1 1 0 0 1																														
Jim Busby, R (1, 8) OBP: 0.305, SLG: 0.378		0-0 L5		0-0 F7		0-0 FC5-4 1B E		0-0 F6		4 1 0 0 0 0 1																														
Chico Carrasquel, R (1, 6) OBP: 0.321, SLG: 0.319 George Strickland, R (6, 6) OBP: 0.344, SLG: 0.333		0-0 F6			4-0 HR BB		0-0 E1 1-H 1B		0-3 K	2 1 1 0 1 0 0 1 0 0 0 0 1 0																														
Jim Hegan, R (1, 2) OBP: 0.343, SLG: 0.367			0-0 6-3		0-3 K		0-0 5-3		0-0 5-3	3 0 0 0 1 1 1																														
Herb Score, L (1, 1) OBP: 0.246, SLG: 0.203			0-0 1B 1B		0-3 K		0-0 4-3		0-0 4-3	4 0 1 0 0 1 3																														
Inning Stats	R: 0 E: 0 K: 1 S: 6	H: 1 LOB: 1 BB: 0 P: 6	R: 0 E: 0 K: 0 S: 3	H: 0 LOB: 0 BB: 0 P: 3	R: 0 E: 0 K: 1 S: 7	H: 2 LOB: 2 BB: 0 P: 7	R: 0 E: 0 K: 0 S: 3	H: 0 LOB: 0 BB: 0 P: 3	R: 2 E: 0 K: 2 S: 8	H: 1 LOB: 1 BB: 2 P: 16		R: 1 E: 1 K: 0 S: 4	H: 1 LOB: 2 BB: 2 P: 12	R: 0 E: 0 K: 1 S: 5	H: 0 LOB: 1 BB: 1 P: 9	R: 1 E: 0 K: 1 S: 6	H: 1 LOB: 0 BB: 0 P: 6	R: 2 E: 0 K: 0 S: 5	H: 2 LOB: 0 BB: 0 P: 5	1B: 4 2B: 1 3B: 0 HR: 3	SF: 0 SAC: 0 DP: 0 HBP: 0	WP: 0 PB: 0 SB: 0 CS: 0	PA: 40																	
PITCHER Lou Kretlow, R (1, 1) ERA: 4.85	IP 9.0	WLS L	BF 40	H 8	R 6	ER 5	SO 6	BB 4	IBB 1	HBP 0	BLK 0	WP 0	HR 3	S 47	P 67	ERA 5.00	WHIP 1.333						PITCHER	IP	WLS	BF	H	R	ER	SO	BB	IBB	HBP	BLK	WP	HR	S	P	ERA	WHIP



Batter	1	2	3	4	5	6	7	8	9	AB R H RBI BB SO LOB
Vic Power, R OBP: 0.338, SLG: 0.433 (1, 4)	4-0 2B BB		0-0 WP 1B		0-0 5-3		0-0 F8		0-0 F7	4 2 1 0 1 0 2
Al Pilarcik, L OBP: 0.326, SLG: 0.366 (1, 8)	0-3 K		0-3 K 1-2		4-0 BB		0-0 F5			3 0 0 0 1 2 2
Gus Zernial, R OBP: 0.299, SLG: 0.433 (1, 7)	0-0 1-H 2B		0-3 K		0-0 F8			0-3 K		4 0 1 1 0 2 2
Harry Simpson, L OBP: 0.347, SLG: 0.514 (1, 3)	0-0 F5		0-0 2-H 1B		0-3 K		0-0 F7			4 0 1 1 0 1 1
Johnny Groth, R OBP: 0.311, SLG: 0.390 (1, 9)	4-0 BB		0-3 K		0-0 2B 2B		0-0 F2			3 1 1 0 1 1 1
Joe Ginsberg, L OBP: 0.330, SLG: 0.321 Jim Finigan, R OBP: 0.311, SLG: 0.304 (1, 2) (9, PH)	0-0 F6		0-3 K	0-3 K	0-0 F4	0-0 F4		0-0 4-3		3 0 0 0 0 1 3 1 0 0 0 0 0 0
Mike Baxes, R OBP: 0.343, SLG: 0.261 Hector Lopez, R OBP: 0.356, SLG: 0.443 (1, 6) (6, PH) (7, 6)		0-3 K	0-0 F4	0-0 F4	0-0 2B 2B	0-0 2B		0-0 2B 1B		2 0 0 0 0 1 0 2 0 2 1 0 0 0
Clete Boyer, R OBP: 0.263, SLG: 0.267 Enos Slaughter, L OBP: 0.370, SLG: 0.413 (1, 5) (9, PH)		0-3 K	0-3 K	0-3 K	0-3 5-3	0-0 5-3		0-0 2B		3 0 0 0 0 2 1 1 0 1 0 0 0 0
Lou Kretlow, R OBP: 0.097, SLG: 0.034 Eddie Robinson, L OBP: 0.292, SLG: 0.361 (1, 1) (9, PH)		0-3 K	0-3 K	0-3 K	0-3 K	0-3 K		0-3 K		3 0 0 0 0 3 0 1 0 0 0 0 1 2

Inning Stats	R: 1 E: 0 K: 1 S: 6	H: 1 LOB: 2 BB: 2 P: 14	R: 0 E: 0 K: 3 S: 9	H: 0 LOB: 0 BB: 0 P: 9	R: 1 E: 0 K: 3 S: 11	H: 2 LOB: 1 BB: 0 P: 11	R: 0 E: 0 K: 2 S: 7	H: 0 LOB: 0 BB: 0 P: 7	R: 0 E: 0 K: 1 S: 5	H: 0 LOB: 1 BB: 1 P: 9	R: 1 E: 0 K: 1 S: 7	H: 2 LOB: 1 BB: 0 P: 7	R: 0 E: 0 K: 1 S: 5	H: 0 LOB: 0 BB: 0 P: 5	R: 0 E: 0 K: 1 S: 5	H: 0 LOB: 0 BB: 0 P: 5	R: 0 E: 0 K: 1 S: 7	H: 2 LOB: 2 BB: 0 P: 7	1B: 3 2B: 4 3B: 0 HR: 0	SF: 0 SAC: 0 DP: 0 HBP: 0
--------------	------------------------------	----------------------------------	------------------------------	---------------------------------	-------------------------------	----------------------------------	------------------------------	---------------------------------	------------------------------	---------------------------------	------------------------------	---------------------------------	------------------------------	---------------------------------	------------------------------	---------------------------------	------------------------------	---------------------------------	----------------------------------	------------------------------------

PITCHER	IP	WLS	BF	H	R	ER	SO	BB	IBB	HBP	BLK	WP	HR	S	P	ERA	WHIP
Herb Score, L ERA: 2.72 (1, 1)	9.0	W	37	7	3	3	14	3	0	0	0	1	0	62	74	3.00	1.111

BOTTOM

Cleveland Indians @ Kansas City Athletics
Municipal Stadium, Kansas City, MO

Sun Aug 12 1956, 4:33 AM EDT
Att. 16,702 - Unknown

livebaseballscorecards.com

AB	34
R	3
H	7
RBI	3
BB	3
SO	14
LOB	14



WP: 1	PA: 37
PB: 0	
SB: 0	
CS: 0	

Batter	1	2	3	4	5	6	7	8	9	10	11	12	13	14	15	AB	R	H	RBI	BB	SO	LOB	TOP			
Harvey Kuenn, R OBP: 0.386, SLG: 0.470 (15, 7)	0-3 K	0-0 SF7		0-0 L8		0-0 4-3			0-0 P4			0-0 F8			4-0 FC1-6 BB	5	0	0	1	1	1	0				
Earl Torgeson, L OBP: 0.399, SLG: 0.422 (11, 3)	4-0 BB BB	0-0 E4		0-0 2B			0-0 4-3			0-3 K			0-3 K		0-0 FC1-6 HR	6	1	1	0	1	2	2				
Jim Small, L OBP: 0.350, SLG: 0.421 (10, PH)	0-0 F5	0-0 4-3		0-0 F8			0-0 6-3			0-0 F3			0-0 F2		0-0 HR	4	0	0	0	0	0	4				
Jack Phillips, R OBP: 0.377, SLG: 0.393 Wayne Belardi, L OBP: 0.390, SLG: 0.458 Jim Bideweser, R OBP: 0.316, SLG: 0.256 (15, 6)															1-2 HR	1	0	0	0	0	0	0				
Al Kaline, R OBP: 0.364, SLG: 0.534 (11, 7)	4-0 BB		0-0 1B 2B	0-0 L4			0-3 K			0-0 L9			0-0 1B		0-0 L6	6	1	2	0	1	1	1				
Ray Boone, R OBP: 0.391, SLG: 0.482 (1, 5)	0-0 6-3		0-3 K		0-0 1-3			0-0 F9			0-0 F9		0-0 F8		0-0 HR	7	1	1	1	0	1	4				
Frank House, L OBP: 0.299, SLG: 0.368 (1, 2)		0-0 P4	0-0 P4		0-0 F4			0-0 F5			0-0 F8			0-0 3-1	0-0 P4	7	0	0	0	0	0	1				
Bill Tuttle, R OBP: 0.302, SLG: 0.356 (1, 8)		0-0 1B 1B	0-0 1B 1B		0-0 F9			0-0 6-3			0-0 F9			0-0 6-3		6	1	2	1	0	0	0				
Frank Bolling, R OBP: 0.372, SLG: 0.431 (1, 4)		0-0 1B SF7	0-0 1B 1B		0-0 5-3			0-0 F7			0-0 F9			0-0 1B		6	1	3	0	0	0	0				
Paul Foytack, R OBP: 0.177, SLG: 0.210 Bob Kennedy, R OBP: 0.320, SLG: 0.336 Steve Chiomek, S OBP: 0.346, SLG: 0.136 Jay Porter, R OBP: 0.090, SLG: 0.100 Jim Skinning, R OBP: 0.288, SLG: 0.429 Al Aber, L OBP: 0.333, SLG: 0.250 (15, 1)		0-0 1B	0-0 4-3		0-3 K			0-3 K			0-0 F9		0-0 F9		0-0 P4	3	0	1	1	0	1	2				
Inning Stats	R: 0 E: 0 K: 1 S: 5	H: 0 LOB: 2 BB: 2 P: 13	R: 2 E: 1 K: 0 S: 7	H: 3 LOB: 2 BB: 0 P: 7	R: 1 E: 0 K: 1 S: 8	H: 3 LOB: 2 BB: 0 P: 8	R: 0 E: 0 K: 0 S: 4	H: 1 LOB: 1 BB: 0 P: 4	R: 0 E: 0 K: 1 S: 5	H: 0 LOB: 0 BB: 0 P: 5	R: 0 E: 0 K: 0 S: 3	H: 0 LOB: 0 BB: 0 P: 3	R: 0 E: 0 K: 0 S: 5	H: 0 LOB: 0 BB: 0 P: 5	R: 0 E: 0 K: 0 S: 3	H: 0 LOB: 0 BB: 0 P: 3	R: 0 E: 0 K: 1 S: 6	H: 1 LOB: 1 BB: 0 P: 6	R: 0 E: 0 K: 0 S: 4	H: 1 LOB: 1 BB: 0 P: 4	R: 3 E: 0 K: 0 S: 5	H: 2 LOB: 0 BB: 1 P: 9	1B: 7 2B: 2 3B: 0 HR: 2	SF: 1 SAC: 0 DP: 0 HBP: 0	WP: 0 PB: 0 SB: 0 CS: 0	PA: 60
PITCHER Early Wynn, R ERA: 3.27 Don Mossi, L ERA: 4.13 (8, 1)	IP: 7.0 WLS: L BF: 29 H: 4 R: 3 ER: 3 SO: 3 BB: 1 IBB: 0 HBP: 0 BLK: 0 WP: 0 HR: 2 S: 34 P: 38 ERA: 3.38 WHIP: 0.625																									

Detroit Tigers @ Cleveland Indians
Cleveland Municipal Stadium, Cleveland, OH
Tue Aug 14 1956, 3:33 AM EDT
Att: 14,148 - Unknown

livebaseballscores.com

AB	56
R	6
H	11
RBI	6
BB	3
SO	7
LOB	15



Batter	1	2	3	4	5	6	7	8	9	10	11	12	13	14	15	AB	R	H	RBI	BB	SO	LOB	BOTTOM			
Bobby Avila, R OBP: 0.346, SLG: 0.330 (1, 4)	0-0 F7		0-3 K			0-0 1B		4-0 HR	0-0 SH1-3		0-0 1B	4-0 BB			0-0 P6	5	1	2	0	2	1	0				
Gene Woodling, L OBP: 0.416, SLG: 0.443 (1, 7)	0-0 L9		0-0 P4			0-0 L8		4-0 HR	4-0 IBB		0-0 P3	0-0 F7			0-0 HR	6	2	1	1	2	0	5				
Al Smith, R OBP: 0.382, SLG: 0.462 (1, 5)	0-0 P6			0-0 6-3		0-0 FC6-4 1B		0-0 HR	0-3 K		0-0 L9		0-0 F2		0-3 K	8	1	2	3	0	2	3				
Vic Wertz, L OBP: 0.375, SLG: 0.496 (1, 3)		0-3 K		4-0 BB		0-3 K		0-0 F5		0-3 K	4-0 BB		0-3 K		0-0 2B 1B	6	0	1	0	2	4	2				
Rocky Colavito, R OBP: 0.374, SLG: 0.529 (1, 9)		0-3 K		0-0 L7		0-0 FC6-4		0-0 P4		0-0 6-3	0-0 P4		0-0 F2		0-0 F2	8	0	1	0	0	1	5				
Jim Busby, R OBP: 0.308, SLG: 0.376 (1, 8)		1-0 1B HBP		0-0 F8			0-0 P4	0-0 1B		0-0 E7 IBB 1B		0-0 6-3		0-0 F7	7	0	2	0	0	0	3					
Chico Carrasquel, R OBP: 0.326, SLG: 0.320 (1, 6)		0-0 1B			4-0 G6-4-3 BB		0-0 1B	0-0 F7		1-0 IBB HBP		0-0 5-3		0-0 F2	5	0	2	0	1	0	1					
Jim Hegan, R OBP: 0.340, SLG: 0.364 (1, 2)		0-0 6-3			0-0 G6-4-3		0-0 P5		0-0 FC2-6 1B	1-2 2-3 IBB		4-0 2B BB		0-0 1B	2	0	0	0	0	0	0	3				
Preston Ward, L OBP: 0.387, SLG: 0.515 (7, PH)																1	0	0	0	0	0	1				
Hai Naragon, L OBP: 0.396, SLG: 0.464 (8, 2)																2	0	2	0	2	0	0				
Early Wynn, S OBP: 0.315, SLG: 0.299 (1, 1)			0-3 K				0-3 K		0-0 FC2-6 SH1-3	0-3 K		0-0 2B		0-3 K	2	0	0	0	0	0	2	0				
Al Rosen, R OBP: 0.387, SLG: 0.473 (7, PH)																1	0	0	0	0	1	1				
Don Mossi, L OBP: 0.200, SLG: 0.222 (8, 1)																4	0	1	0	0	2	5				
Inning Stats	R: 0 E: 0 K: 0 S: 3	H: 0 LOB: 0 BB: 0 P: 3	R: 0 E: 0 K: 2 S: 8	H: 1 LOB: 2 BB: 0 P: 9	R: 0 E: 0 K: 2 S: 7	H: 0 LOB: 0 BB: 0 P: 7	R: 0 E: 0 K: 1 S: 4	H: 0 LOB: 0 BB: 1 P: 8	R: 0 E: 0 K: 1 S: 6	H: 1 LOB: 1 BB: 0 P: 6	R: 3 E: 0 K: 0 S: 5	H: 2 LOB: 1 BB: 2 P: 13	R: 0 E: 0 K: 1 S: 6	H: 1 LOB: 2 BB: 1 P: 10	R: 0 E: 1 K: 2 S: 8	H: 1 LOB: 3 BB: 1 P: 13	R: 0 E: 0 K: 0 S: 4	H: 0 LOB: 0 BB: 0 P: 5	R: 0 E: 0 K: 1 S: 6	H: 1 LOB: 1 BB: 0 P: 6	R: 1 E: 0 K: 1 S: 8	H: 3 LOB: 2 BB: 0 P: 8	1B: 10 2B: 2 3B: 0 HR: 2	SF: 0 SAC: 1 DP: 1 HBP: 2	WP: 0 PB: 0 SB: 0 CS: 0	PA: 69
PITCHER	IP	WLS	BF	H	R	ER	SO	BB	IBB	HBP	BLK	WP	HR	S	P	ERA	WHIP									
Paul Foytack, R ERA: 4.07 (1, 1)	8.0		34	6	3	3	7	4	0	1	0	0	1	43	60	3.38	1.250									
Steve Gromek, R ERA: 3.76 (9, 1)	3.0		16	3	0	0	3	1	2	1	0	0	0	18	31	0.00	1.333									
Jim Bunning, R ERA: 3.22 (12, 1)	3.2	W	18	5	1	1	3	2	0	0	0	0	1	22	30	2.46	1.909									
Al Aber, L ERA: 3.23 (15, 1)	0.1	S	1	0	0	0	0	0	0	0	0	0	0	1	1	0.00	0.000									

Detroit Tigers @ Cleveland Indians
 Cleveland Municipal Stadium, Cleveland, OH
 Tue Aug 14 1956, 3:33 AM EDT
 Att: 14,148 - Unknown

AB 57
R 4
H 14
RBI 4
BB 9
SO 13
LOB 29



WP: 0 **PA: 69**

Batter	1	2	3	4	5	6	7	8	9	AB R H RBI BB SO LOB	TOP
Harvey Kuenn, R (1, 6) OBP: 0.385, SLG: 0.471	0-0 5-3		0-0 F3			0-0 F3		0-0 2-H 2B		4 0 1 1 0 0 1	Detroit Tigers @ Cleveland Indians Cleveland Municipal Stadium, Cleveland, OH Wed Aug 15 1956, 3:33 AM EDT Att: 11,858 - Unknown livebaseballscorecards.com
Earl Torgeson, L (1, 3) OBP: 0.395, SLG: 0.416	0-0 F9		0-0 6-3			0-0 F9		0-0 3-1		4 0 0 0 0 0 2	
Jim Small, L (1, 7) OBP: 0.318, SLG: 0.381	0-0 L4				0-0 F9		0-0 F5		0-0 1-3	4 0 0 0 0 0 0	
Al Kaline, R (1, 9) OBP: 0.365, SLG: 0.533		4-0 4-3 6-3 BB			0-0 G5-4-3 1B		0-0 L6-3		0-0 L5-3	3 0 1 0 1 0 0	
Bob Kennedy, R (1, 5) OBP: 0.318, SLG: 0.333		0-0 6-3 1-2			0-0 G5-4-3 1-2f		0-0 5-3		0-0 1B	4 0 1 0 0 0 2	
Frank House, L (1, 2) OBP: 0.295, SLG: 0.363		0-0 4-3 2-3			0-0 G3		0-0 3-1		0-0 F8	4 0 0 0 0 0 2	
Bill Tuttle, R (1, 8) OBP: 0.302, SLG: 0.356		0-0 F3			0-3 K			0-0 4-3 2B 1B		3 1 1 0 0 1 1	
Frank Bolling, R (1, 4) OBP: 0.376, SLG: 0.434			0-0 PB SH1-4 1B		0-0 1B			0-0 4-3 1-2		3 0 2 0 0 0 1	
Frank Lary, R (1, 1) OBP: 0.230, SLG: 0.239			0-0 SH1-4		0-3 K			0-3 K		2 0 0 0 0 2 2	
Inning Stats	R: 0 H: 0 E: 0 LOB: 0 K: 0 BB: 0 S: 3 P: 3	R: 0 H: 0 E: 0 LOB: 1 K: 0 BB: 1 S: 3 P: 7	R: 0 H: 1 E: 0 LOB: 1 K: 0 BB: 0 S: 4 P: 4	R: 0 H: 1 E: 0 LOB: 0 K: 0 BB: 0 S: 3 P: 3	R: 0 H: 1 E: 0 LOB: 1 K: 2 BB: 0 S: 8 P: 8	R: 0 H: 0 E: 0 LOB: 0 K: 0 BB: 0 S: 3 P: 3	R: 0 H: 0 E: 0 LOB: 0 K: 0 BB: 0 S: 3 P: 3	R: 1 H: 2 E: 0 LOB: 1 K: 1 BB: 0 S: 7 P: 7	R: 0 H: 1 E: 0 LOB: 1 K: 0 BB: 0 S: 4 P: 4	1B: 5 SF: 0 2B: 1 SAC: 1 3B: 0 DP: 1 HR: 0 HBP: 0	WP: 0 PA: 33 PB: 1 SB: 0 CS: 0
PITCHER Bob Lemon, R (1, 1) ERA: 3.22	IP WLS BF H R ER SO BB IBB HBP BLK WP HR S P ERA WHIP										
	9.0 L 33 6 1 1 3 1 0 0 0 0 0 0 38 42 1.00 0.778										

Batter	1	2	3	4	5	6	7	8	9	AB R H RBI BB SO LOB
Bobby Avila, R (1, 4) OBP: 0.346, SLG: 0.329	0-0 L6-3 1B		0-3 K		4-0 1-2 BB		0-3 K		0-0 L9	4 0 1 0 1 2 4
Gene Woodling, L (1, 7) OBP: 0.414, SLG: 0.437	0-0 L6-3 1-2		0-0 L9		0-0 F5		4-0 1-2 2-3 BB			3 0 0 0 1 0 4
Al Smith, R (1, 9) OBP: 0.381, SLG: 0.460	0-0 5-3		0-0 4-3			0-0 FC1-6 1B	0-3 K			4 0 1 0 0 1 4
Al Rosen, R (1, 5) OBP: 0.385, SLG: 0.470 George Strickland, R (8, PR) OBP: 0.344, SLG: 0.333 (9, 5)		0-0 6-3		0-0 F3		0-0 L9		0-0 CS 1B		4 0 1 0 0 0 1 0 0 0 0 0 0 0
Preston Ward, L (1, 3) OBP: 0.384, SLG: 0.507		0-0 FC2-5 E 1B		0-0 P4		0-0 FC1-6 1-2f		0-0 L9		4 0 1 0 0 0 2
Jim Busby, R (1, 8) OBP: 0.303, SLG: 0.373		0-0 E1 FC2-5 1-2		0-0 L7		0-0 L9		0-3 K 1-2		4 0 0 0 0 1 3
Chico Carrasquel, R (1, 6) OBP: 0.323, SLG: 0.318 Rocky Colavito, R (9, PH) OBP: 0.373, SLG: 0.526		0-0 FC2-5 1-2 2-3f			0-0 5-3		0-0 P4		0-0 F5	3 0 0 0 0 0 2 1 0 0 0 0 0 0
Hal Naragon, L (1, 2) OBP: 0.400, SLG: 0.460 Jim Hegan, R (9, PR) OBP: 0.340, SLG: 0.364		0-3 K		0-0 G3		4-0 BB SH BB		0-0 1B		3 0 1 0 1 1 2 0 0 0 0 0 0 0
Bob Lemon, L (1, 1) OBP: 0.297, SLG: 0.403 Sam Mele, R (9, PH) OBP: 0.347, SLG: 0.433			0-0 1B		4-0 BB BB		0-0 SH BB 1-2		0-3 K	1 0 1 0 1 0 0 1 0 0 0 0 1 1

Inning Stats	R: 0 E: 0 K: 0 S: 3	H: 1 LOB: 0 BB: 0 P: 3	R: 0 E: 1 K: 1 S: 7	H: 1 LOB: 2 BB: 0 P: 7	R: 0 E: 0 K: 1 S: 6	H: 1 LOB: 1 BB: 0 P: 6	R: 0 E: 0 K: 0 S: 3	H: 0 LOB: 0 BB: 0 P: 3	R: 0 E: 0 K: 0 S: 3	H: 0 LOB: 2 BB: 2 P: 11	R: 0 E: 0 K: 0 S: 4	H: 1 LOB: 1 BB: 0 P: 4	R: 0 E: 1 K: 2 S: 8	H: 0 LOB: 3 BB: 2 P: 16	R: 0 E: 0 K: 1 S: 5	H: 1 LOB: 1 BB: 0 P: 5	R: 0 E: 0 K: 1 S: 6	H: 1 LOB: 1 BB: 0 P: 6	1B: 6 2B: 2 3B: 0 HR: 0	SF: 0 SAC: 1 DP: 2 HBP: 0
--------------	------------------------------	---------------------------------	------------------------------	---------------------------------	------------------------------	---------------------------------	------------------------------	---------------------------------	------------------------------	----------------------------------	------------------------------	---------------------------------	------------------------------	----------------------------------	------------------------------	---------------------------------	------------------------------	---------------------------------	----------------------------------	------------------------------------

PITCHER	IP	WLS	BF	H	R	ER	SO	BB	IBB	HBP	BLK	WP	HR	S	P	ERA	WHIP	PITCHER	IP	WLS	BF	H	R	ER	SO	BB	IBB	HBP	BLK	WP	HR	S	P	ERA	WHIP	
Frank Lary, R (1, 1) ERA: 4.02	9.0	W	37	6	0	0	6	4	0	0	0	0	0	45	61	0.00	1.111																			

BOTTOM

Detroit Tigers @ Cleveland Indians
Cleveland Municipal Stadium, Cleveland, OH
 Wed Aug 15 1956, 3:33 AM EDT
 Att. 11,858 - Unknown

livebaseballscorecards.com

AB	32
R	0
H	6
RBI	0
BB	4
SO	6
LOB	23



WP: 0	PA: 37
PB: 0	
SB: 0	
CS: 1	

Batter	1	2	3	4	5	6	7	8	9	AB R H RBI BB SO LOB	TOP	
Harvey Kuenn, R (1, 6) OBP: 0.381, SLG: 0.466	0-3 K		0-3 K2-3		X 0-0 SF9		X 0-0 F8		X 0-0 F3	4 0 0 1 0 2 1	Detroit Tigers @ Cleveland Indians Cleveland Municipal Stadium, Cleveland, OH Thu Aug 16 1956, 3:33 AM EDT Att. 7,217 - Unknown	
Jack Phillips, R (1, 3) OBP: 0.380, SLG: 0.392 Charlie Maxwell, L (9, PH) OBP: 0.421, SLG: 0.569	0-0 F9		0-0 F9		X 0-0 FC6-4 1B		BBB 4-0 1B BB		X 0-0 F3	3 1 1 1 1 0 0 1 0 0 0 0 0 1		
Bob Kennedy, R (1, 7) OBP: 0.322, SLG: 0.333 Earl Torgeson, L (9, PH) OBP: 0.396, SLG: 0.416	4-0 FC6-4 BB			S 0-3 K	X 0-0 FC6-4		X 0-0 1B 1B		BBB 4-0 1B BB	3 0 1 0 1 1 2 0 0 0 0 1 0 0		
Al Kaline, R (1, 9) OBP: 0.367, SLG: 0.532	0-0 FC6-4			X 0-0 L5-3		BBB 4-0 2B BB	X 0-0 1-3 1B		X 0-0 1-2 2-3 FC6-4 1B	4 1 2 1 1 0 1		
Bill Tuttle, R (1, 8) OBP: 0.299, SLG: 0.352		X 0-0 6-3		X 0-0 5-3		S 0-3 K	X 0-0 F2		X 0-0 1-2 FC6-4	5 0 0 0 0 1 6		
Frank Bolling, R (1, 4) OBP: 0.382, SLG: 0.439		BBB 4-0 BB			BBB 4-0 FC5-4 BB		S 0-3 K			2 0 1 1 2 1 0		
Jim Brideweser, R (1, 5) OBP: 0.309, SLG: 0.250		S 0-3 K			X 0-0 FC5-4 BB SF9		X 0-0 4-3		X 0-0 F3	4 1 0 0 0 1 3		
Red Wilson, R (1, 2) OBP: 0.379, SLG: 0.393		X 0-0 F2			X 0-0 BB 1B		X 0-0 6-3		X 0-0 L6	4 1 1 0 0 0 2		
Billy Hoelt, L (1, 1) OBP: 0.348, SLG: 0.310 Jay Porter, R (3, PH) OBP: 0.091, SLG: 0.095 Bob Miller, R (3, 1) OBP: 0.633, SLG: 0.400 Walt Masterson, R (6, 1) OBP: 0.290, SLG: 0.250 Wayne Belardi, L (9, PH) OBP: 0.385, SLG: 0.463 Jim Small, L (9, PR) OBP: 0.318, SLG: 0.381			S 0-3 K		BBB 4-0 1B BB		X 0-0 5-3		X 0-0 1B BB 1B	0 0 0 0 0 0 0 1 0 0 0 0 1 0 0 0 0 0 1 0 0 1 0 0 0 0 0 0 1 0 1 0 0 0 0 0 0 0 0 0 0 0		
Inning Stats	R: 0 H: 0 E: 0 LOB: 1 K: 1 BB: 1 S: 5 P: 9	R: 0 H: 0 E: 0 LOB: 1 K: 1 BB: 1 S: 5 P: 9	R: 0 H: 0 E: 0 LOB: 0 K: 2 BB: 0 S: 7 P: 7	R: 0 H: 0 E: 0 LOB: 0 K: 1 BB: 0 S: 5 P: 5	R: 2 H: 2 E: 0 LOB: 2 K: 0 BB: 2 S: 5 P: 13	R: 1 H: 1 E: 0 LOB: 1 K: 1 BB: 1 S: 6 P: 10	R: 1 H: 2 E: 0 LOB: 2 K: 0 BB: 1 S: 5 P: 9	R: 0 H: 0 E: 0 LOB: 0 K: 1 BB: 0 S: 5 P: 5	R: 0 H: 2 E: 0 LOB: 3 K: 0 BB: 1 S: 5 P: 9	1B: 6 SF: 1 2B: 1 SAC: 0 3B: 0 DP: 0 HR: 0 HBP: 0	WP: 0 PA: 41 PB: 0 SB: 0 CS: 0	
PITCHER Herb Score, L (1, 1) ERA: 2.82 Early Wynn, R (7, 1) ERA: 3.23	IP WLS BF H R ER SO BB IBB HBP BLK WP HR S P ERA WHIP	6.2 W 31 5 4 4 6 6 0 0 0 0 0 0 37 61 5.40 1.650	2.1 S 10 2 0 0 1 1 0 0 0 0 0 0 0 11 0.00 1.286	PITCHER								IP WLS BF H R ER SO BB IBB HBP BLK WP HR S P ERA WHIP

livebaseballscorecards.com

AB	33
R	4
H	7
RBI	4
BB	7
SO	7
LOB	16



Batter	1	2	3	4	5	6	7	8	9	AB R H RBI BB SO LOB
Bobby Avila, R OBP: 0.349, SLG: 0.329 (1, 4)	0-0 F8	4-0 CS BB	0-0 FC5			0-0 1B		4-0 F8 BB		3 0 1 0 2 0 3
Gene Woodling, L OBP: 0.420, SLG: 0.444 (1, 7)	0-0 BB HR 1B	0-0 1-2 2B			0-3 K	4-0 BB 1B BB		4-0 1-2 BB		3 1 2 0 2 1 0
Al Smith, R OBP: 0.384, SLG: 0.459 (1, 8)	4-0 BB HR BB	1-0 HBP			0-0 6-3	0-0 BB 1B		0-0 F8		3 1 1 0 1 0 2
Al Rosen, R OBP: 0.388, SLG: 0.479 (1, 5)	4-0 1-2 2-3 HR BB	0-0 F8			0-0 HR	4-0 1-2 2-3 L4-3 BB		0-0 F8		3 2 1 1 2 0 4
Rocky Colavito, R OBP: 0.375, SLG: 0.540 (1, 9)	0-0 1-H 2-H 3-H HR		4-0 1B SH1 BB		0-0 F8	0-0 L4-3				3 1 1 4 1 0 3
Preston Ward, L OBP: 0.383, SLG: 0.504 (1, 3)	0-3 K		0-0 SH1			0-0 SH3-4 1B		0-3 K		3 0 1 0 0 2 0
Jim Hegan, R OBP: 0.344, SLG: 0.362 (1, 2)	4-0 BB		4-0 FC5 1B BB			0-0 SH3-4		0-0 F7		1 0 0 0 2 0 0
George Strickland, R OBP: 0.341, SLG: 0.330 (1, 6)	0-3 K		0-0 1-2 2-3 1B			0-0 6-3		0-3 K		4 0 1 0 0 2 2
Herb Score, L OBP: 0.235, SLG: 0.194 (1, 1)			0-3 K			0-0 G3		0-0 F8		3 0 0 0 0 2 4
Early Wynn, S OBP: 0.311, SLG: 0.294 (7, 1)										1 0 0 0 0 0 0


Inning Stats	R: 4 E: 0 K: 2 S: 9	H: 2 LOB: 1 BB: 3 P: 21	R: 0 E: 0 K: 1 S: 5	H: 1 LOB: 2 BB: 1 P: 10	R: 0 E: 0 K: 1 S: 6	H: 1 LOB: 3 BB: 2 P: 14	R: 1 E: 0 K: 1 S: 6	H: 1 LOB: 0 BB: 0 P: 6	R: 0 E: 0 K: 0 S: 4	H: 1 LOB: 1 BB: 0 P: 4	R: 0 E: 0 K: 0 S: 3	H: 2 LOB: 2 BB: 2 P: 11	R: 0 E: 0 K: 2 S: 7	H: 0 LOB: 0 BB: 0 P: 7	R: 0 E: 0 K: 0 S: 3	H: 0 LOB: 2 BB: 2 P: 11
	1B: 5 2B: 2 3B: 0 HR: 2	SF: 0 SAC: 2 DP: 1 HBP: 1	WP: 0 PB: 0 SB: 0 CS: 1	PA: 40												

PITCHER	IP	WLS	BF	H	R	ER	SO	BB	IBB	HBP	BLK	WP	HR	S	P	ERA	WHIP
Billy Hoef, L ERA: 4.5 (1, 1)	2.0	L	13	3	4	4	3	4	0	0	0	0	1	14	31	18.00	3.500
Bob Miller, L ERA: 6.53 (3, 1)	3.1		18	5	1	1	2	4	0	0	0	0	1	18	34	2.70	2.700
Walt Masterson, R ERA: 5.21 (6, 1)	2.2		9	0	0	0	2	2	0	0	0	0	0	11	19	0.00	0.750

DETROIT TIGERS @ CLEVELAND INDIANS
Cleveland Municipal Stadium, Cleveland, OH

Thu Aug 16 1956, 3:33 AM EDT
Att. 7,217 - Unknown

AB	27
R	5
H	8
RBI	5
BB	10
SO	7
LOB	18



Batter	1	2	3	4	5	6	7	8	9	AB R H RBI BB SO LOB	TOP		
Vic Power, R (1, 4) OBP: 0.337, SLG: 0.436	0-0 F3	0-0 HR	0-0 6-3			0-0 1B			0-0 3-1 1B 2B 1B	5 2 3 3 0 0 2			
Al Pilarcik, L (1, 8) OBP: 0.320, SLG: 0.350	0-0 F8	0-0 1B			0-0 5-3	0-0 1B			0-0 F2	5 0 2 0 0 0 1			
Lou Skizas, R (1, 9) OBP: 0.384, SLG: 0.475 Enos Slaughter, L (2, PH) OBP: 0.369, SLG: 0.404	0-0 F5	0-0 FC5-4 1B			0-0 F8	0-0 F7			0-0 3-1 2B 1B	1 0 0 0 0 0 0 4 1 2 0 0 0 2			
Harry Simpson, L (1, 3) OBP: 0.338, SLG: 0.498		F8 FC5-4			0-0 6-3			0-0 F7	0-0 3-1	5 0 0 0 0 0 4			
Gus Zernial, R (1, 7) OBP: 0.306, SLG: 0.429		4-0 1B BB 1B BB	0-0 FC3-6 1B 1B			0-0 1B		0-3 K	4-0 2B IBB	3 3 2 0 2 1 0			
Hector Lopez, R (1, 5) OBP: 0.356, SLG: 0.438		4-0 1B BB 1B BB	0-0 FC3-6 1B			0-0 F8		0-0 F8	0-0 2B	4 1 2 3 1 0 0			
Tim Thompson, L (1, 2) OBP: 0.344, SLG: 0.376		0-0 1B 1-2 2-3 1B	0-0 FC3-6 SH1-4 1B			0-0 F4		0-0 4-3	0-3 K	5 0 1 0 0 1 3			
Joe Demaestri, R (1, 6) OBP: 0.281, SLG: 0.333		0-0 1B 1-3 2-H 3-H HR 1B	0-0 SH1-4 1B			0-0 F9		0-0 F9		4 1 2 3 0 0 0			
Jack Crimian, R (1, 1) OBP: 0.389, SLG: 0.313 Clete Boyer, R (8, PH) OBP: 0.269, SLG: 0.282 Tom Gorman, R (8, 1) OBP: 0.138, SLG: 0.038		0-0 2-3 HR 1B	0-0 SH1-4			0-3 K		0-0 F4		2 1 1 0 0 1 0 1 0 0 0 0 0 0 0 0 0 0 0 0 0			
Inning Stats	R: 0 H: 0 E: 0 LOB: 0 K: 0 BB: 0 S: 3 P: 3	R: 5 H: 6 E: 0 LOB: 2 K: 0 BB: 2 S: 8 P: 16	R: 1 H: 3 E: 0 LOB: 0 K: 0 BB: 0 S: 6 P: 6	R: 0 H: 0 E: 0 LOB: 0 K: 0 BB: 0 S: 3 P: 3	R: 0 H: 1 E: 0 LOB: 0 K: 0 BB: 0 S: 3 P: 3	R: 0 H: 2 E: 0 LOB: 2 K: 1 BB: 0 S: 7 P: 7	R: 0 H: 0 E: 0 LOB: 0 K: 1 BB: 0 S: 5 P: 5	R: 0 H: 0 E: 0 LOB: 0 K: 0 BB: 0 S: 3 P: 3	R: 3 H: 3 E: 0 LOB: 1 K: 1 BB: 1 S: 8 P: 12	1B: 13 SF: 0 2B: 1 SAC: 1 3B: 0 DP: 0 HR: 1 HBP: 0	WP: 0 PA: 43 PB: 0 SB: 0 CS: 0		
PITCHER	IP WLS BF H R ER SO BB IBB HBP BLK WP HR S P ERA WHIP											PITCHER	IP WLS BF H R ER SO BB IBB HBP BLK WP HR S P ERA WHIP
Hank Aguirre, L (1, 1) ERA: 3.82	1.2 L 11 5 5 5 0 2 0 0 0 0 0 1 9 17 27.00 4.200												
Bob Feller, R (2, 1) ERA: 4.23	4.1 19 7 1 1 1 0 0 0 0 0 0 0 21 21 2.08 1.615												
Don Mossi, L (7, 1) ERA: 4.02	2.0 6 0 0 0 1 0 0 0 0 0 0 0 8 8 0.00 0.000												
Cal McLish, R (9, 1) ERA: 5.02	1.0 7 3 3 3 1 0 1 0 0 0 0 0 8 12 27.00 3.000												

Kansas City Athletics @ Cleveland Indians
Cleveland Municipal Stadium, Cleveland, OH

AB 39
R 9
H 15
RBI 9
BB 3
SO 3
LOB 12



Fri Aug 17 1956, 3:33 AM EDT
Att. 7,406 - Unknown

livebaseballscorecards.com

Batter	1	2	3	4	5	6	7	8	9	AB	R	H	RBI	BB	SO	LOB
Bobby Avila, R (1, 4) OBP: 0.346, SLG: 0.325	0-0 F7			0-0 F6		0-0 4-3		0-0 F5		4	0	0	0	0	0	1
Gene Woodling, L (1, 7) OBP: 0.418, SLG: 0.441	0-0 4-3			0-0 G6-4-3 1B		0-0 4-3		0-0 F5		4	0	1	0	0	0	1
Al Smith, R (1, 8) OBP: 0.385, SLG: 0.462	0-0 F8			0-0 G6-4-3 1-2f			0-0 1B 2B		0-0 G6-4-3 1B	4	1	2	0	0	0	1
Al Rosen, R (1, 5) OBP: 0.386, SLG: 0.479		0-3 K			0-0 HR 2B		0-0 F3		0-0 G6-4-3 1-2f	4	1	1	0	0	1	2
Preston Ward, L (1, 3) OBP: 0.373, SLG: 0.490		0-0 G3			0-0 F4		0-0 F6		0-0 F9	4	0	0	0	0	0	2
Rocky Colavito, R (1, 9) OBP: 0.379, SLG: 0.559		0-0 1-3			0-0 HR 2-H		0-0 2-H 1B			3	1	2	3	0	0	0
Hal Naragon, L (1, 2) OBP: 0.390, SLG: 0.447			0-0 F5		0-0 4-3		0-0 G3			3	0	0	0	0	0	1
George Strickland, R (1, 6) OBP: 0.336, SLG: 0.325			0-0 F2		0-0 F7			0-0 1B		2	0	0	0	0	0	0
Kenny Kuhn, L (8, PH) (9, 6) OBP: 0.375, SLG: 0.286			0-0 F2							1	0	1	0	0	0	0
Hank Aguirre, R (1, 1) OBP: 0.111, SLG: 0.111		0-3 K					0-0 F7		0-0 F9	0	0	0	0	0	0	0
Bob Feller, R (2, 1)										1	0	0	0	0	1	0
Jim Busby, R (6, PH)										1	0	0	0	0	0	0
Don Mossi, L (7, 1)										0	0	0	0	0	0	0
Sam Mele, R (8, PH)										1	0	0	0	0	0	1
Cal McLish, S (9, 1) OBP: 0.500, SLG: 0.250										0	0	0	0	0	0	0

BOTTOM																	
Kansas City Athletics @ Cleveland Indians Cleveland Municipal Stadium, Cleveland, OH Fri Aug 17 1956, 3:33 AM EDT Att. 7,406 - Unknown																	
AB 32 R 3 H 7 RBI 3 BB 0 SO 2 LOB 9																	
Inning Stats	WP: 0 PA: 32 PB: 0 SB: 0 CS: 0 1B: 4 SF: 0 2B: 2 SAC: 0 3B: 0 DP: 2 HR: 1 HBP: 0																
PITCHER	IP	WLS	BF	H	R	ER	SO	BB	IBB	HBP	BLK	WP	HR	S	P	ERA	WHIP
Jack Crimian, R (1, 1) ERA: 5.82	7.0	W	25	5	3	3	2	0	0	0	0	0	1	29	29	3.86	0.714
Tom Gorman, R (8, 1) ERA: 4.37	2.0	S	7	2	0	0	0	0	0	0	0	0	0	7	7	0.00	1.000

Batter	1	2	3	4	5	6	7	8	9	AB R H RBI BB SO LOB	TOP																						
Vic Power, R OBP: 0.336, SLG: 0.434 (1, 4) X	0-0 6-3 ①		0-0 SF7 BB 1-2 1B		0-3 K ①		0-0 L4 ②			4 0 1 0 0 1 1																							
Al Pilarcik, L OBP: 0.325, SLG: 0.345 (1, 8) X	0-0 F8 ②		4-0 1-2 2-3 BB		0-0 3-1 ②		4-0 1-2 BB			2 0 0 0 2 0 0																							
Lou Skizas, R OBP: 0.387, SLG: 0.479 Jack McMahan, R (7, 1)	0-0 1B		0-0 SF7 ②		0-0 1B		0-0 F6 ③			3 0 2 1 0 0 2 0 0 0 0 0 0 0																							
Harry Simpson, L OBP: 0.335, SLG: 0.493 (1, 3) X	0-0 4-3 ③		0-0 F2 ③		0-0 G3 ③		0-3 K ①			4 0 0 0 0 1 4																							
Gus Zernial, R OBP: 0.302, SLG: 0.421 (1, 7)		0-0 F4 ①		0-0 F5 ①		0-0 5-3 ①		0-0 F8 ②		4 0 0 0 0 0 0																							
Hector Lopez, R OBP: 0.355, SLG: 0.436 (1, 5)		0-0 F8 ②		0-0 2B 1B		0-0 E6 L6-4		0-0 F8 ③		4 0 1 0 0 0 0																							
Tim Thompson, L OBP: 0.342, SLG: 0.378 (1, 2)		0-0 4-3 ③		0-0 1-3 2B		0-0 L6-4 ② ③ 2-3				4 0 1 0 0 0 1																							
Joe Demaestri, R OBP: 0.280, SLG: 0.332 (1, 6)			0-3 K ①	0-3 K ②			0-0 BB 1B			4 0 1 0 0 2 2																							
Lou Kretlow, R OBP: 0.125, SLG: 0.034 Bobby Shantz, R OBP: 0.222, SLG: 0.188 Eddie Robinson, L OBP: 0.297, SLG: 0.352 Troy Herriage, R OBP: 0.192, SLG: 0.125 Enos Slaughter, L OBP: 0.366, SLG: 0.400 (1, 1) (3, 1) (4, PH) (4, 1) (7, PH) (7, 9)			4-0 BB 1B SF7 BB	0-0 3-1 ③			0-0 F6 ①			0 1 0 0 0 1 0 0 0 0 0 0 0 0 0 0 1 0 0 0 0 0 0 2 0 0 0 0 0 0 0 0 2 0 0 0 0 0 0 1																							
Inning Stats	R: 0 E: 0 K: 0 S: 4	H: 1 LOB: 1 BB: 0 P: 4	R: 0 E: 0 K: 0 S: 3	H: 0 LOB: 0 BB: 0 P: 3	R: 1 E: 0 K: 1 S: 6	H: 1 LOB: 2 BB: 2 P: 14	R: 0 E: 0 K: 1 S: 7	H: 2 LOB: 2 BB: 0 P: 7	R: 0 E: 0 K: 1 S: 6	H: 1 LOB: 1 BB: 0 P: 6	R: 0 E: 1 K: 0 S: 3	H: 0 LOB: 0 BB: 0 P: 3	R: 0 E: 0 K: 0 S: 4	H: 1 LOB: 2 BB: 1 P: 8	R: 0 E: 0 K: 1 S: 5	H: 0 LOB: 0 BB: 0 P: 5	R: 0 E: 0 K: 0 S: 3	H: 0 LOB: 0 BB: 0 P: 3	1B: 5 2B: 2 3B: 0 HR: 0	SF: 1 SAC: 0 DP: 1 HBP: 0	WP: 0 PB: 0 SB: 0 CS: 0	PA: 36											
PITCHER Early Wynn, R ERA: 3.17 Hank Aguirre, L ERA: 3.58	IP 7.0 (1, 1)	WLS W (8, 1)	BF 30	H 6	R 1	ER 1	SO 3	BB 3	IBB 0	HBP 0	BLK 0	WP 0	HR 0	S 33	P 45	ERA 1.29	WHIP 1.286																
											PITCHER	IP	WLS	BF	H	R	ER	SO	BB	IBB	HBP	BLK	WP	HR	S	P	ERA	WHIP					

Kansas City Athletics @ Cleveland Indians
Cleveland Municipal Stadium, Cleveland, OH
 Sat Aug 18 1956, 3:33 AM EDT
 Att. 4,355 - Unknown

livebaseballscorecards.com

AB	32
R	1
H	6
RBI	1
BB	3
SO	4
LOB	13



Batter	1	2	3	4	5	6	7	8	9
Bobby Avila, R OBP: 0.351, SLG: 0.326 (1, 4)	4-0 1B E BB		0-0 2B 1B BB	4-0 1-2 BB		4-0 BB BB		0-0 5-3	
Gene Woodling, L OBP: 0.419, SLG: 0.440 (1, 7)	0-0 BB E 1B		4-0 2B 1-2 SF8 BB	0-0 F4		0-0 F7			
Al Smith, R OBP: 0.383, SLG: 0.463 (1, 8)	0-3 K		0-0 1-3 2-H SF8 2B	0-0 F4		0-0 F8			
Al Rosen, R OBP: 0.388, SLG: 0.478 (1, 5)	4-0 FC3-6 1-2 BB		0-0 2-H 3-H SF8		4-0 BB BB		0-0 5-3		
Preston Ward, L OBP: 0.371, SLG: 0.480 (1, 3)	0-0 FC3-6 1-2f 2-H 3-H		0-3 K		4-0 1-2 HR BB		0-3 K		
Rocky Colavito, R OBP: 0.377, SLG: 0.552 (1, 9)	0-0 4-3		0-0 F3		0-0 F5		0-0 FC5-4 1B		
Jim Hegan, R OBP: 0.347, SLG: 0.383 (1, 2)		0-0 3-1		0-0 E 2B		0-0 1-H HR		0-0 FC5-4 1-2f	
George Strickland, R OBP: 0.333, SLG: 0.322 (1, 6)		0-3 K		0-0 FC4-5 2-H 1B		0-0 5-3		0-0 F9	
Early Wynn, S OBP: 0.299, SLG: 0.282 (1, 1)		0-3 K		0-0 FC4-5 BB				0-0 4-3	
Hank Aguirre, R OBP: 0.100, SLG: 0.100 (8, 1)				2-3					

Inning Stats	R: 2	H: 1	E: 1	LOB: 1	K: 1	P: 14	R: 0	H: 0	E: 0	LOB: 0	K: 2	P: 7	R: 3	H: 2	E: 0	LOB: 0	K: 1	P: 11	R: 1	H: 2	E: 1	LOB: 2	K: 0	P: 9	R: 2	H: 1	E: 0	LOB: 0	K: 0	P: 11	R: 0	H: 0	E: 0	LOB: 1	K: 1	P: 7	R: 0	H: 1	E: 0	LOB: 1	K: 1	P: 6	R: 0	H: 0	E: 0	LOB: 0	K: 0	P: 3

PITCHER	IP	WLS	BF	H	R	ER	SO	BB	IBB	HBP	BLK	WP	HR	S	P	ERA	WHIP
Lou Kretlow, R ERA: 5.1 (1, 1)	2.1	L	13	3	5	4	3	3	0	0	0	0	0	16	28	15.43	2.571
Bobby Shantz, L ERA: 4.81 (3, 1)	0.2		2	0	0	0	1	0	0	0	0	0	0	4	4	0.00	0.000
Troy Herring, R ERA: 6.73 (4, 1)	3.0		15	3	3	2	0	4	0	0	0	0	1	11	27	6.00	2.333
Jack McMahan, L ERA: 5.28 (7, 1)	2.0		7	1	0	0	1	0	0	0	0	0	0	9	9	0.00	0.500

BOTTOM

Kansas City Athletics @ Cleveland Indians
Cleveland Municipal Stadium, Cleveland, OH

Sat Aug 18 1956, 3:33 AM EDT
Att. 4,355 - Unknown

AB	29
R	8
H	7
RBI	6
BB	7
SO	5
LOB	13



WP	HR	S	P	ERA	WHIP
0	0	0	37		

Batter	1	2	3	4	5	6	7	8	9	AB R H RBI BB SO LOB	TOP									
Vic Power, R (1, 4) OBP: 0.335, SLG: 0.435	0-0 1B 2B		0-0 F9		0-0 5-3			0-0 FC6-4 L4-3		4 1 1 0 0 0 1										
Al Pilarcik, L (1, 8) OBP: 0.323, SLG: 0.343	0-0 4-3 2-3 2-H 1B		0-0 F8			0-3 K		0-0 L4-3		4 0 1 1 0 1 1										
Enos Slaughter, L (1, 7) OBP: 0.364, SLG: 0.397	0-0 2-3 1-2		0-0 G3			0-0 L4			0-0 BB 1B	4 0 1 0 0 0 1										
Harry Simpson, L (1, 3) OBP: 0.337, SLG: 0.492	0-0 4-3 2-3			0-0 G3		0-0 FC6-4 1B			4-0 BB G5-4-3 BB	3 0 1 0 1 0 1										
Lou Skizas, R (1, 9) OBP: 0.377, SLG: 0.466	0-0 6-3			0-0 1-3		0-0 FC6-4			0-0 F7	4 0 0 0 0 0 4										
Hector Lopez, R (1, 5) OBP: 0.357, SLG: 0.442		0-0 HR		4-0 FC6 BB			0-0 F7		0-0 G5-4-3	3 1 1 1 1 0 2										
Tim Thompson, L (1, 2) OBP: 0.338, SLG: 0.373		0-0 4-3		0-0 FC6			0-0 F9			3 0 0 0 0 0 1										
Joe Demaestri, R (1, 6) OBP: 0.278, SLG: 0.329		0-0 F8			0-0 5-3		0-0 F5			3 0 0 0 0 0 0										
Wally Burnette, R (1, 1) OBP: 0.100, SLG: 0.100		0-3 K			0-3 K			4-0 FC6-4 BB		1 0 0 0 0 1 0										
Jack McMahan, R (4, 1)										1 0 0 0 0 1 0										
Eddie Robinson, L (8, PH) OBP: 0.291, SLG: 0.352										0 0 0 0 1 0 0										
Lou Kretlow, R (8, 1) OBP: 0.125, SLG: 0.034										0 0 0 0 0 0 0										
Inning Stats	R: 1 E: 0 K: 0 S: 5	H: 2 LOB: 1 BB: 0 P: 5	R: 1 E: 0 K: 1 S: 6	H: 1 LOB: 0 BB: 0 P: 6	R: 0 E: 0 K: 0 S: 3	H: 0 LOB: 0 BB: 0 P: 3	R: 0 E: 0 K: 0 S: 3	H: 0 LOB: 1 BB: 1 P: 7	R: 0 E: 0 K: 1 S: 5	H: 1 LOB: 1 BB: 0 P: 6	R: 0 E: 0 K: 0 S: 3	H: 0 LOB: 0 BB: 0 P: 3	R: 0 E: 0 K: 0 S: 2	H: 0 LOB: 0 BB: 1 P: 6	R: 0 E: 0 K: 0 S: 3	H: 1 LOB: 1 BB: 1 P: 7	1B: 3 2B: 2 3B: 0 HR: 1	SF: 0 SAC: 0 DP: 2 HBP: 0	WP: 0 PB: 0 SB: 0 CS: 0	PA: 33
PITCHER Bob Lemon, R (1, 1) ERA: 3.16	IP: 9.0 WLS: W BF: 33 H: 5 R: 2 ER: 2 SO: 3 BB: 3 IBB: 0 HBP: 0 BLK: 0 WP: 0 HR: 1 S: 36 P: 48 ERA: 2.00 WHIP: 0.889																			
PITCHER	IP	WLS	BF	H	R	ER	SO	BB	IBB	HBP	BLK	WP	HR	S	P	ERA	WHIP			

Kansas City Athletics @ Cleveland Indians
Cleveland Municipal Stadium, Cleveland, OH

AB	30
R	2
H	5
RBI	2
BB	3
SO	3
LOB	11



Sun Aug 19 1956, 3:33 AM EDT
Unknown

livebaseballscorecards.com

Batter	1	2	3	4	5	6	7	8	9
Bobby Avila, R OBP: 0.352, SLG: 0.327 (1, 4)	0-0 S PB 1B		0-0 F9	0-0 BB 1B		0-0 5-3		0-0 F9	
Gene Woodling, L OBP: 0.422, SLG: 0.438 (1, 7)	0-0 F8		0-0 FC1-6-4 1B	4-0 1-2 BB 1B		4-0 BB 1B		0-0 F7	
Al Smith, R OBP: 0.384, SLG: 0.460 (1, 8)	4-0 5-3 BB		0-0 FC1-6-4 1-2f 1B	0-0 F8		0-0 1-2 1B		0-0 F7	
Al Rosen, R OBP: 0.383, SLG: 0.471 (1, 5)	0-0 5-3 1-2			0-0 F8	0-0 E5 SH1-3 1B		0-0 F7		
Preston Ward, L OBP: 0.376, SLG: 0.483 (1, 3)	0-0 G3			0-0 1B 1B	0-0 SH1-3		0-0 E F8 1B		
Rocky Colavito, R OBP: 0.379, SLG: 0.551 (1, 9)		0-0 6-3		0-0 1B 1B	0-0 PB 2-H 1B		0-0 F8		
Jim Hegan, R OBP: 0.345, SLG: 0.381 (1, 2)		0-0 F7		0-0 1B 1B	0-0 F4		0-0 E6 G4-3		
George Strickland, R OBP: 0.331, SLG: 0.320 (1, 6)		0-0 F2		0-0 1B 1B	0-0 6-3		0-0 G4-3		
Bob Lemon, L OBP: 0.295, SLG: 0.394 (1, 1)			0-0 F5	0-0 F4		0-3 K		0-0 1B	

AB	R	H	RBI	BB	SO	LOB
5	1	2	1	0	0	1
3	0	1	0	2	0	1
4	0	1	0	1	0	5
4	1	0	0	0	0	3
3	1	2	0	0	0	1
4	1	2	1	0	0	1
4	1	1	1	0	0	2
4	0	1	1	0	0	3
4	0	1	0	0	1	2

BOTTOM

Kansas City Athletics @ Cleveland Indians
Cleveland Municipal Stadium, Cleveland, OH
Sun Aug 19 1956, 3:33 AM EDT
Unknown

AB	35
R	5
H	11
RBI	4
BB	3
SO	1
LOB	19



1B: 11	SF: 0	WP: 0	PA: 39
2B: 0	SAC: 1	PB: 3	
3B: 0	DP: 1	SB: 2	
HR: 0	HBP: 0	CS: 0	

Inning Stats														
R	H	E	K	S	R	H	E	K	S	R	H	E	K	S
1	1	0	4	8	0	0	0	3	3	0	0	0	0	0
2	0	0	0	0	0	0	0	0	0	0	0	0	0	0
3	1	0	0	4	1	0	0	0	0	0	0	0	0	0
4	5	0	1	12	3	0	0	8	12	0	0	0	0	0
5	1	1	0	5	1	0	0	5	5	0	0	0	0	0
6	1	0	1	10	1	0	1	6	10	0	0	0	0	0
7	0	1	0	4	0	0	0	4	4	0	0	0	0	0
8	0	1	0	4	0	0	0	4	4	0	0	0	0	0
9	0	0	0	0	0	0	0	0	0	0	0	0	0	0


PITCHER														
IP	WLS	BF	H	R	ER	SO	BB	IBB	HBP	BLK	WP	HR	S	P
3.2	L	19	7	4	4	0	1	0	0	0	0	0	18	22
3.1		16	3	1	1	1	2	0	0	0	0	0	16	24
1.0		4	1	0	0	0	0	0	0	0	0	0	4	4

ERA	WHIP
9.82	2.182
2.70	1.500
0.00	1.000

Kansas City Athletics @ Cleveland Indians
Cleveland Municipal Stadium, Cleveland, OH

Sun Aug 19 1956, 3:38 AM EDT
 Att: 10,319 - Unknown

AB	35
R	1
H	8
RBI	1
BB	3
SO	7
LOB	28



AB	R	H	RBI	BB	SO	LOB
4	0	1	0	0	0	2
0	0	0	0	0	0	0
4	0	0	0	0	2	1
3	0	2	1	1	0	1
0	0	0	0	0	0	0
3	0	0	0	1	0	3
1	0	0	0	0	1	2
5	0	1	0	0	1	4
2	0	1	0	1	0	1
1	0	1	0	0	0	0
4	0	0	0	0	0	4
4	0	1	0	0	2	4
4	1	1	0	0	1	6

Batter	1	2	3	4	5	6	7	8	9
Vic Power, R (1, 4) OBP: 0.334, SLG: 0.433 Bobby Shantz, R (9, PR) OBP: 0.222, SLG: 0.188	0-0 G3	0-0 FC5-4 1-2f			0-0 SH SH5-4 1-2		0-0 3-1		0-0 1B 1B
Al Pilarcik, L (1, 8) OBP: 0.315, SLG: 0.333	0-0 E4		0-3 K		0-0 SH5-4 1-2 2-3		0-0 1-3		0-3 K
Lou Skizas, R (1, 9) OBP: 0.384, SLG: 0.470 Clete Boyer, R (9, PR) OBP: 0.269, SLG: 0.282	0-0 F9		0-0 G4-6-3 1B		0-0 SF8 3-H		4-0 BB		0-0 1B 1B
Eddie Robinson, L (1, 3) OBP: 0.290, SLG: 0.345 Jim Finigan, R (9, PH) OBP: 0.309, SLG: 0.301	4-0 BB		0-0 G4-6-3 1-2f		0-0 F6		0-0 F8		0-3 K
Hal Smith, R (1, 2) OBP: 0.312, SLG: 0.363	0-0 4-3			0-0 FC4-5 2B		0-3 K		0-0 6-3	0-0 F3
Gus Zernial, R (1, 7) OBP: 0.306, SLG: 0.422 Johnny Groth, R (6, PR) OBP: 0.317, SLG: 0.391 (6, 7)		0-0 E 1B		0-0 FC4-5 2-3		4-0 1B BB		0-0 E 5-3 1B	
Hector Lopez, R (1, 5) OBP: 0.354, SLG: 0.438		0-0 E6 FC5-4 1-2		0-0 F7		0-0 F6		0-0 5-3	
Joe Demaestri, R (1, 6) OBP: 0.277, SLG: 0.328		0-3 K		0-0 F3		0-0 1B		0-3 K S	
Art Ditmar, R (1, 1) OBP: 0.176, SLG: 0.153		0-3 K			0-0 SH5-4 SH SF8 1B		0-0 L6		0-0 F5

Inning Stats	R: 0	H: 0	E: 1	K: 0	S: 4	P: 8	R: 0	H: 1	E: 1	K: 2	S: 9	P: 9	R: 0	H: 1	E: 0	K: 1	S: 5	P: 5	R: 0	H: 1	E: 0	K: 0	S: 4	P: 4	R: 1	H: 1	E: 0	K: 0	S: 5	P: 5	R: 0	H: 1	E: 0	K: 1	S: 6	P: 10	R: 0	H: 0	E: 0	K: 0	S: 3	P: 7	R: 0	H: 1	E: 1	K: 1	S: 7	P: 7	R: 0	H: 2	E: 0	K: 2	S: 9	P: 9	1B: 7	SF: 1	2B: 1	SAC: 2	3B: 0	DP: 1	HR: 0	HBP: 0	WP: 0	PA: 41
--------------	------	------	------	------	------	------	------	------	------	------	------	------	------	------	------	------	------	------	------	------	------	------	------	------	------	------	------	------	------	------	------	------	------	------	------	-------	------	------	------	------	------	------	------	------	------	------	------	------	------	------	------	------	------	------	-------	-------	-------	--------	-------	-------	-------	--------	-------	--------

PITCHER	IP	WLS	BF	H	R	ER	SO	BB	IBB	HBP	BLK	WP	HR	S	P	ERA	WHIP
Mike Garcia, R (1, 1) ERA: 3.92	8.1	W	39	8	1	1	6	3	0	0	0	0	0	48	60	1.08	1.320
Don Mossi, L (9, 1) ERA: 3.98	0.2	S	2	0	0	0	1	0	0	0	0	0	0	4	4	0.00	0.000

Batter	1	2	3	4	5	6	7	8	9	AB R H RBI BB SO LOB	TOP									
Bobby Avila, R (1, 4) OBP: 0.347, SLG: 0.325	0-3 K	0-0 F3		0-3 K			0-0 WP 2B		0-0 1-3	5 0 1 0 0 2 4	Cleveland Indians @ New York Yankees Yankee Stadium, Bronx, NY Tue Aug 21 1956, 3:33 AM EDT Att. 39,187 - Overcast - 67 F									
Gene Woodling, L (1, 7) OBP: 0.417, SLG: 0.431	4-0 E G3 BB	0-0 1-2 3-H 1B			0-0 F8		0-0 F6			3 0 1 1 1 0 1										
Al Smith, R (1, 8) OBP: 0.379, SLG: 0.454	0-0 G3	0-3 K			0-0 F9		0-0 F5			4 0 0 0 0 1 4										
Al Rosen, R (1, 5) OBP: 0.380, SLG: 0.465 George Strickland, R (8, 5) OBP: 0.331, SLG: 0.320	0-0 E6		0-0 L4		0-3 K			0-0 5-3		4 0 0 0 0 1 1 0 0 0 0 0 0 0										
Preston Ward, L (1, 3) OBP: 0.376, SLG: 0.475	0-0 4-3		0-0 5-3 1B		0-3 K		0-0 4-3			4 0 1 0 0 1 2										
Dave Pope, L (1, 9) OBP: 0.238, SLG: 0.250 Rocky Colavito, R (3, PH) OBP: 0.367, SLG: 0.531		0-0 FC3-5 2B	0-0 5-3		0-0 5-3		0-0 F5			1 0 1 0 0 0 0 3 0 0 0 0 0 1										
Jim Hegan, R (1, 2) OBP: 0.336, SLG: 0.369		0-0 FC3-5 2B 1B	0-3 K		0-0 F2			0-0 F8		4 1 0 0 0 1 2										
Chico Carrasquel, R (1, 6) OBP: 0.327, SLG: 0.323		0-0 1B 1B 2B		4-0 FC3-6 BB		0-0 F8		0-0 F8		3 1 1 0 1 0 0										
Herb Score, L (1, 1) OBP: 0.264, SLG: 0.262		0-0 1B 1B		0-0 FC3-6 CS		0-0 HR		4-0 WP BB		3 1 2 2 1 0 1										
Inning Stats	R: 0 E: 1 K: 1 S: 6	H: 0 LOB: 2 BB: 1 P: 10	R: 2 E: 0 K: 1 S: 9	H: 4 LOB: 2 BB: 0 P: 9	R: 0 E: 0 K: 1 S: 6	H: 1 LOB: 1 BB: 0 P: 6	R: 0 E: 0 K: 1 S: 4	H: 0 LOB: 1 BB: 1 P: 8	R: 0 E: 0 K: 1 S: 5	H: 0 LOB: 0 BB: 0 P: 5	R: 1 E: 0 K: 0 S: 5	H: 2 LOB: 1 BB: 0 P: 5	R: 0 E: 0 K: 0 S: 3	H: 0 LOB: 0 BB: 0 P: 3	R: 0 E: 0 K: 0 S: 3	H: 0 LOB: 1 BB: 1 P: 7	1B: 3 2B: 4 3B: 0 HR: 1	SF: 0 SAC: 0 DP: 1 HBP: 0	WP: 2 PB: 0 SB: 0 CS: 1	PA: 37
PITCHER	IP WLS BF H R ER SO BB IBB HBP BLK WP HR S P ERA WHIP																			
Don Larsen, R (1, 1) ERA: 3.69 Mickey McDermott, L (3, 1) ERA: 4.35	2.1 L 14 5 2 2 2 1 0 0 0 0 0 0 17 21 7.71 2.571																			

AB	34
R	3
H	7
RBI	3
BB	3
SO	6
LOB	16



livebaseballscorecards.com

Batter	1	2	3	4	5	6	7	8	9	AB	R	H	RBI	BB	SO	LOB
Hank Bauer, R OBP: 0.325, SLG: 0.451 (1, 9)	0-3 K			0-0 F8		0-0 L5		0-0 6-3		4	0	0	0	0	1	1
Gil McDougald, R OBP: 0.407, SLG: 0.441 (1, 6)	0-0 F8			4-0 BB		0-0 F4			0-0 5-3	3	0	0	0	1	0	0
Mickey Mantle, S OBP: 0.473, SLG: 0.717 (1, 8)	0-3 K			0-3 K			0-0 5-3		0-0 1B	4	0	1	0	0	2	1
Yogi Berra, L OBP: 0.370, SLG: 0.518 (1, 2)		0-0 F8		0-0 1-3			4-0 WP BB		0-0 F2	3	0	0	0	1	0	2
Billy Martin, R OBP: 0.341, SLG: 0.437 (1, 4)		0-3 K			0-0 F8		0-3 K		0-3 K	4	0	0	0	0	3	2
Bill Skowron, R OBP: 0.387, SLG: 0.542 (1, 3)		0-0 4-3			0-3 K		0-0 6-3			3	0	0	0	0	1	1
Elston Howard, R OBP: 0.308, SLG: 0.363 (1, 7)			0-3 K		4-0 BB			0-0 2B		2	0	1	0	1	1	0
Andy Carey, R OBP: 0.316, SLG: 0.348 (1, 5)			0-0 F2		0-0 L9			0-0 4-3		3	0	0	0	0	0	2
Don Larsen, R OBP: 0.277, SLG: 0.393 (1, 1)			0-3 K			0-3 K			0-3 K	0	0	0	0	0	0	0
Mickey McDermott, L OBP: 0.255, SLG: 0.238 (3, 1)										3	0	0	0	0	3	1

BOTTOM

Cleveland Indians @ New York Yankees
Yankee Stadium, Bronx, NY
 Tue Aug 21 1956, 3:33 AM EDT
 Att. 39,187 - Overcast - 67 F

livebaseballscorecards.com

AB	29
R	0
H	2
RBI	0
BB	3
SO	11
LOB	10



Inning Stats	R: 0 E: 0 K: 2 S: 7	H: 0 LOB: 0 BB: 0 P: 7	R: 0 E: 0 K: 1 S: 5	H: 0 LOB: 0 BB: 0 P: 5	R: 0 E: 0 K: 2 S: 7	H: 0 LOB: 0 BB: 0 P: 7	R: 0 E: 0 K: 1 S: 5	H: 0 LOB: 1 BB: 1 P: 9	R: 0 E: 0 K: 1 S: 5	H: 0 LOB: 1 BB: 1 P: 9	R: 0 E: 0 K: 1 S: 5	H: 0 LOB: 0 BB: 0 P: 5	R: 0 E: 0 K: 1 S: 5	H: 0 LOB: 1 BB: 1 P: 9	R: 0 E: 0 K: 1 S: 6	H: 1 LOB: 1 BB: 0 P: 6	R: 0 E: 0 K: 1 S: 6	H: 1 LOB: 1 BB: 0 P: 6	1B: 1 2B: 1 3B: 0 HR: 0	SF: 0 SAC: 0 DP: 0 HBP: 0	WP: 1 PB: 0 SB: 0 CS: 0	PA: 32
---------------------	------------------------------	---------------------------------	------------------------------	---------------------------------	------------------------------	---------------------------------	------------------------------	---------------------------------	------------------------------	---------------------------------	------------------------------	---------------------------------	------------------------------	---------------------------------	------------------------------	---------------------------------	------------------------------	---------------------------------	----------------------------------	------------------------------------	----------------------------------	--------

PITCHER Herb Score, L ERA: 2.69 (1, 1)	IP: 9.0 WLS: W BF: 32 H: 2 R: 0 ER: 0 SO: 11 BB: 3 IBB: 0 HBP: 0 BLK: 0 WP: 1 HR: 0 S: 51 P: 63 ERA: 0.00 WHIP: 0.556	PITCHER	IP: 9.0 WLS: W BF: 32 H: 2 R: 0 ER: 0 SO: 11 BB: 3 IBB: 0 HBP: 0 BLK: 0 WP: 1 HR: 0 S: 51 P: 63 ERA: 0.00 WHIP: 0.556
--	---	----------------	---

Batter	1	2	3	4	5	6	7	8	9	AB R H RBI BB SO LOB	TOP											
Bobby Avila, R (1, 4) OBP: 0.346, SLG: 0.324	0-3 K		0-0 FC5-6 S 1B 1-2f 2-3		0-0 B2-4 1B			0-0 5-3		4 1 1 0 0 1 2	Cleveland Indians @ New York Yankees Yankee Stadium, Bronx, NY Wed Aug 22 1956, 3:33 AM EDT Att. 23,584 - Overcast - 68 F											
Gene Woodling, L (1, 7) OBP: 0.418, SLG: 0.432	0-0 1B		0-0 1B S FC8-2 1B 1-2 3-H		0-0 B2-4			0-0 4-3		4 0 2 1 0 0 2												
Al Smith, R (1, 8) OBP: 0.378, SLG: 0.452	0-3 K		0-0 1B 1-3 2-H		0-0 F4			0-0 F8		4 0 1 1 0 1 3												
Al Rosen, R (1, 5) OBP: 0.379, SLG: 0.462 George Strickland, R (9, PR) OBP: 0.331, SLG: 0.320	0-3 K		0-0 FC8-2 3-H		0-0 F7			0-0 1B		4 0 1 0 0 1 3 0 0 0 0 0 0 0												
Preston Ward, L (1, 3) OBP: 0.368, SLG: 0.463		0-0 F8		0-0 L9		0-3 K		0-0 L9		4 0 0 0 0 1 1												
Dave Pope, L (1, 9) OBP: 0.200, SLG: 0.208		0-0 P8		0-0 P7		0-0 P4-3		0-0 P3		4 0 0 0 0 0 1												
Jim Hegan, R (1, 2) OBP: 0.332, SLG: 0.364 Vic Wertz, L (9, PH) OBP: 0.374, SLG: 0.495		0-3 K		0-0 F7			0-0 5-3	0-3 K		3 0 0 0 0 1 0 1 0 0 0 0 1 1												
Chico Carrasquel, R (1, 6) OBP: 0.330, SLG: 0.324			0-0 FC5-6 BB 1B		4-0 FC1-6 BB		0-0 F8			2 1 1 0 1 0 0												
Early Wynn, S (1, 1) OBP: 0.300, SLG: 0.274			4-0 FC5-6 BB		0-0 FC1-6 B2-4 1B 1-2f		0-3 K			2 0 0 0 1 1 1												
Inning Stats	R: 0 E: 0 K: 3 S: 10	H: 1 LOB: 1 BB: 0 P: 10	R: 0 E: 0 K: 1 S: 5	H: 0 LOB: 0 BB: 0 P: 5	R: 2 E: 0 K: 0 S: 5	H: 3 LOB: 1 BB: 1 P: 9	R: 0 E: 0 K: 0 S: 3	H: 0 LOB: 0 BB: 0 P: 3	R: 0 E: 0 K: 1 S: 4	H: 1 LOB: 2 BB: 1 P: 8	R: 0 E: 0 K: 1 S: 5	H: 0 LOB: 0 BB: 0 P: 5	R: 0 E: 0 K: 1 S: 5	H: 0 LOB: 0 BB: 0 P: 5	R: 0 E: 0 K: 0 S: 3	H: 0 LOB: 0 BB: 0 P: 3	R: 0 E: 0 K: 1 S: 6	H: 1 LOB: 1 BB: 0 P: 6	1B: 6 2B: 1 3B: 0 HR: 0	SF: 0 SAC: 0 DP: 1 HBP: 0	WP: 0 PB: 0 SB: 2 CS: 0	PA: 34
PITCHER Tom Sturdivant, R (1, 1) ERA: 3.14	IP: 9.0 WLS: W BF: 34 H: 6 R: 2 ER: 2 SO: 7 BB: 2 IBB: 0 HBP: 0 BLK: 0 WP: 0 HR: 0 S: 46 P: 54 ERA: 2.00 WHIP: 0.889											PITCHER	IP: 9.0 WLS: W BF: 34 H: 6 R: 2 ER: 2 SO: 7 BB: 2 IBB: 0 HBP: 0 BLK: 0 WP: 0 HR: 0 S: 46 P: 54 ERA: 2.00 WHIP: 0.889									

livebaseballscorecards.com

AB	32
R	2
H	6
RBI	2
BB	2
SO	7
LOB	14



Batter	1	2	3	4	5	6	7	8	9
Hank Bauer, R OBP: 0.324, SLG: 0.448 (1, 9) X	0-0 1-3 ①		4-0 SF8 BB		0-0 6-3 ①		0-0 F6 ③		
Gil McDougald, R OBP: 0.405, SLG: 0.439 (1, 6) X	0-0 F7 ②		0-0 1-3 1B		0-0 P9 ②			0-0 F9 ①	
Mickey Mantle, S OBP: 0.469, SLG: 0.712 (1, 8) X	0-0 F2 ③		0-0 SF8 ②		0-3 K ③			0-0 F5 ②	
Yogi Berra, L OBP: 0.367, SLG: 0.512 (1, 2) X		0-3 K ①	0-0 2-3 ③		0-0 G3 ①			0-0 F8 ③	
Billy Martin, R OBP: 0.343, SLG: 0.442 (1, 4) X		0-0 1B SF8 1B		0-0 E 2B		0-0 4-3 ②			
Bill Skowron, R OBP: 0.387, SLG: 0.540 (1, 3) X		0-0 1-3 1B		0-0 FC1 ②		0-0 4-3 ③			
Norm Siebern, L OBP: 0.275, SLG: 0.362 (1, 7) X		0-0 SF8 ②		0-0 L9 ①			0-0 FC1-6 1B		
Andy Carey, R OBP: 0.313, SLG: 0.346 (1, 5) X		0-0 F4 ③		0-3 K ②			0-0 F8 ①		
Tom Sturdivant, L OBP: 0.277, SLG: 0.340 (1, 1) X			0-0 6-3 ①	0-0 L8 ③			0-0 FC1-6 ②		

Inning Stats	R: 0	H: 0	E: 0	K: 0	S: 3	R: 1	H: 2	E: 0	K: 1	S: 7	R: 1	H: 1	E: 0	K: 0	S: 4	R: 1	H: 1	E: 1	K: 1	S: 7	R: 0	H: 0	E: 0	K: 1	S: 5	R: 0	H: 0	E: 0	K: 0	S: 3	R: 0	H: 1	E: 0	K: 0	S: 4	R: 0	H: 0	E: 0	K: 0	S: 3	R: 0	H: 0	E: 0	K: 0	S: 3						
	0	0	0	0	3	1	2	0	1	7	1	1	0	0	4	0	0	0	1	0	7	0	0	0	0	5	0	0	0	0	0	0	1	0	0	0	4	0	0	0	0	0	0	0	0	0	0	0	0	0	0

PITCHER	IP	WLS	BF	H	R	ER	SO	BB	IBB	HBP	BLK	WP	HR	S	P	ERA	WHIP
Early Wynn, R ERA: 3.13 (1, 1)	8.0	L	31	5	3	2	3	1	0	0	0	0	0	36	40	2.25	0.750

BOTTOM

AB	R	H	RBI	BB	SO	LOB
3	1	0	0	1	0	1
4	0	1	0	0	0	0
3	0	0	1	0	1	0
4	0	0	0	0	1	1
3	2	2	0	0	0	0
3	0	1	0	0	0	0
2	0	1	1	0	0	2
3	0	0	0	0	1	4
3	0	0	0	0	0	3

AB	28
R	3
H	5
RBI	2
BB	1
SO	3
LOB	11



WP	PA	ERA	WHIP
0	31		

Cleveland Indians @ New York Yankees
Yankee Stadium, Bronx, NY
 Wed Aug 22 1956, 3:33 AM EDT
 Att. 23,584 - Overcast - 68 F

livebaseballscorecards.com

Batter	1	2	3	4	5	6	7	8	9	AB R H RBI BB SO LOB	TOP	
Bobby Avila, R OBP: 0.343, SLG: 0.321 (1, 4) X	0-0 F4 ①			X 0-0 F9 ①		X 0-0 F8 ②			X 0-0 F6 ①	4 0 0 0 0 0 1		
Jim Busby, R OBP: 0.300, SLG: 0.369 (1, 8) X	0-0 5-3 ②			X 0-0 6-3 ②		X 0-0 FC6-4 ③			X 0-0 5-3 ②	4 0 0 0 0 0 1		
Al Smith, R OBP: 0.375, SLG: 0.447 (1, 7) X	0-0 6-3 ③			X 0-0 6-3 ③			X 0-0 5-3 ①		X 0-0 E5	4 0 0 0 0 0 0		
Al Rosen, R OBP: 0.375, SLG: 0.456 (1, 5)		X 0-0 5-3 ①			X 0-0 F4 ①		X 0-0 F8 ②		X 0-0 F4 ③	4 0 0 0 0 0 1		
Rocky Colavito, R OBP: 0.371, SLG: 0.546 (1, 9)		BB BB BB BB L6-3 BB			X 0-0 HR		X 0-0 6-3 ③			2 1 1 1 1 0 0		
Preston Ward, L OBP: 0.362, SLG: 0.455 (1, 3)		X 0-0 L6-3 ② ③			X 0-0 F8 ②			X 0-0 6-3 ①		3 0 0 0 0 0 1		
Chico Carrasquel, R OBP: 0.327, SLG: 0.321 (1, 6)			X 0-0 L3 ①		X 0-0 6-3 ③			X 0-0 5-3 ②		3 0 0 0 0 0 0		
Jim Hegan, R OBP: 0.336, SLG: 0.368 (1, 2)			0-3 K ②			X 0-0 FC6-4 1B		X 0-0 1B		3 0 2 0 0 1 0		
Bob Lemon, L OBP: 0.284, SLG: 0.378 (1, 1)			X 0-0 4-3 ③			0-3 K ①		X 0-0 4-3 ③		3 0 0 0 0 1 2		
Inning Stats	R: 0 H: 0 E: 0 LOB: 0 K: 0 BB: 0 S: 3 P: 3	R: 0 H: 0 E: 0 LOB: 0 K: 0 BB: 1 S: 2 P: 6	R: 0 H: 0 E: 0 LOB: 0 K: 1 BB: 0 S: 5 P: 5	R: 0 H: 0 E: 0 LOB: 0 K: 0 BB: 0 S: 3 P: 3	R: 1 H: 1 E: 0 LOB: 0 K: 0 BB: 0 S: 4 P: 4	R: 0 H: 1 E: 0 LOB: 1 K: 1 BB: 0 S: 6 P: 6	R: 0 H: 0 E: 0 LOB: 0 K: 0 BB: 0 S: 3 P: 3	R: 0 H: 1 E: 0 LOB: 1 K: 0 BB: 0 S: 4 P: 4	R: 0 H: 0 E: 1 LOB: 1 K: 0 BB: 0 S: 4 P: 4	1B: 2 SF: 0 2B: 1 SAC: 0 3B: 0 DP: 1 HR: 1 HBP: 0	WP: 0 PA: 31 PB: 0 SB: 0 CS: 0	
PITCHER Mel Parnell, L (1, 1) ERA: 2.7	IP WLS BF H R ER SO BB IBB HBP BLK WP HR S P ERA WHIP	9.0 W 31 3 1 1 2 1 0 0 0 0 1 34 38 1.00 0.444										

Cleveland Indians @ Boston Red Sox
Fenway Park, Boston, MA
 Thu Aug 23 1956, 3:33 AM EDT
 Att: 26,439 - Unknown

livebaseballscorecards.com

AB	30
R	1
H	3
RBI	1
BB	1
SO	2
LOB	6




Batter	1	2	3	4	5	6	7	8	9	AB	R	H	RBI	BB	SO	LOB
Milt Bolling, R OBP: 0.309, SLG: 0.417 (1, 6)	0-0 F8		0-0 6-3		0-0 5-3		0-0 F7			4	0	0	0	0	0	1
Billy Klaus, L OBP: 0.379, SLG: 0.368 (1, 5)	0-0 4-3		0-0 G3			0-0 F8		4-0 FC5-6 BB SF8 BB		3	1	0	0	1	0	0
Ted Williams, L OBP: 0.486, SLG: 0.597 (1, 7) Gene Stephens, L OBP: 0.340, SLG: 0.275 (9, 7)	0-0 1B			0-0 G3		0-0 G3		4-0 FC5-6 BB 1-2		3	0	1	0	1	0	0
Mickey Vernon, L OBP: 0.413, SLG: 0.538 (1, 3)	0-0 4-3			0-0 G3		4-0 2B BB		0-0 FC5-6 BB 1-2f 2-3		3	1	0	0	1	0	3
Jackie Jensen, R OBP: 0.401, SLG: 0.498 (1, 9)		4-0 BB G1-6-3 BB		4-0 1B BB		0-0 1-H 2B		4-0 1-2 BB		1	0	1	1	3	0	0
Jim Piersall, R OBP: 0.366, SLG: 0.444 (1, 8)		0-0 G1-6-3 1-2f		0-0 1-3 1B		0-0 6-3		0-0 SF8 3-H		3	0	1	1	0	0	2
Ted Lepcio, R OBP: 0.354, SLG: 0.484 (1, 4)		0-0 E5		0-3 K2-1			4-0 6-3 6-3 BB	0-0 F7		3	0	0	0	1	1	4
Sammy White, R OBP: 0.309, SLG: 0.353 (1, 2)		0-0 F3			0-0 6-3		0-0 6-3 1-2			3	0	0	0	0	0	2
Mel Parnell, L OBP: 0.184, SLG: 0.211 (1, 1)			0-0 4-3		0-0 5-3		0-0 6-3 2-3			3	0	0	0	0	0	1

Inning Stats	R: 0	H: 1	E: 0	LOB: 1	K: 0	BB: 0	S: 4	P: 4	R: 0	H: 0	E: 1	LOB: 1	K: 0	BB: 1	S: 3	P: 7	R: 0	H: 0	E: 0	LOB: 0	K: 0	BB: 0	S: 3	P: 3	R: 0	H: 1	E: 0	LOB: 2	K: 1	BB: 1	S: 6	P: 10	R: 0	H: 0	E: 0	LOB: 0	K: 0	BB: 0	S: 3	P: 3	R: 1	H: 1	E: 0	LOB: 1	K: 0	BB: 1	S: 4	P: 8	R: 0	H: 0	E: 0	LOB: 1	K: 0	BB: 1	S: 3	P: 7	R: 1	H: 0	E: 0	LOB: 2	K: 0	BB: 3	S: 3	P: 15
PITCHER Bob Lemon, R ERA: 3.13 (1, 1)	IP	WLS	BF	H	R	ER	SO	BB	IBB	HBP	BLK	WP	HR	S	P	ERA	WHIP	IP	WLS	BF	H	R	ER	SO	BB	IBB	HBP	BLK	WP	HR	S	P	ERA	WHIP	IP	WLS	BF	H	R	ER	SO	BB	IBB	HBP	BLK	WP	HR	S	P	ERA	WHIP													

BOTTOM

Cleveland Indians @ Boston Red Sox
 Fenway Park, Boston, MA
 Thu Aug 23 1956, 3:33 AM EDT
 Att. 26,439 - Unknown

AB	26
R	2
H	3
RBI	2
BB	7
SO	1
LOB	13



1B: 2	SF: 1	WP: 0	PA: 34
2B: 1	SAC: 0	PB: 0	
3B: 0	DP: 1	SB: 0	
HR: 0	HBP: 0	CS: 0	

Batter	1	2	3	4	5	6	7	8	9	AB R H RBI BB SO LOB	TOP											
Chico Carrasquel, R OBP: 0.328, SLG: 0.322 (1, 6)	0-0 5-3	0-0 FC4-6 1B			0-0 CS 1B		0-0 4-3		0-0 F6	5 0 2 0 0 0 2												
Gene Woodling, L OBP: 0.415, SLG: 0.425 (1, 7)	0-0 F4	0-0 FC4-6 1-2f			4-0 1-2 HR BB		0-3 K		0-3 K	4 1 0 0 1 2 3												
Vic Wertz, L OBP: 0.375, SLG: 0.501 (1, 3)	4-0 BB				0-0 1-H HR				0-0 F6	3 1 1 2 1 0 0												
Preston Ward, L OBP: 0.362, SLG: 0.455 (8, 3)										0 0 0 0 0 0 0												
Rocky Colavito, R OBP: 0.369, SLG: 0.538 (1, 9)	0-3 K				0-0 5-3				4-0 BB	3 0 0 0 1 2 1												
Dave Pope, L OBP: 0.250, SLG: 0.259 (1, 8)									0-0 F7	3 1 2 0 0 0 0												
Jim Busby, R OBP: 0.300, SLG: 0.368 (6, 8)					0-0 P1-3				0-0 FC5-4 BB 1B	1 0 0 0 0 0 1												
Al Rosen, R OBP: 0.376, SLG: 0.453 (1, 5)									0-3 K	2 1 0 0 2 1 1												
Bobby Avila, R OBP: 0.343, SLG: 0.321 (8, 4)					4-0 1-2 HR BB				0-3 K	0 0 0 0 0 0 0												
Jim Hegan, R OBP: 0.335, SLG: 0.363 (1, 2)									0-0 F3	3 0 0 0 1 1 4												
George Strickland, R OBP: 0.331, SLG: 0.344 (1, 4)					0-3 K				4-0 1B SH5-3 BB	3 1 1 3 0 1 2												
Mike Garcia, R OBP: 0.148, SLG: 0.122 (1, 1)					0-0 1-H 2-H HR				0-0 SH5-3	3 1 1 3 0 1 2												
Don Mossi, L OBP: 0.238, SLG: 0.263 (7, 1)					0-3 K				0-0 F8	3 0 0 0 0 1 0												
					0-0 F9				0-0 K	1 0 1 0 0 0 0												
									0-3 K													
									0-0 2-3 1B													
Inning Stats	R: 0 E: 0 K: 1 S: 5	H: 0 LOB: 1 BB: 1 P: 9	R: 3 E: 0 K: 0 S: 6	H: 3 LOB: 1 BB: 1 P: 10	R: 0 E: 0 K: 1 S: 5	H: 0 LOB: 0 BB: 0 P: 5	R: 0 E: 0 K: 2 S: 7	H: 0 LOB: 0 BB: 0 P: 7	R: 2 E: 0 K: 0 S: 4	H: 2 LOB: 0 BB: 1 P: 8	R: 0 E: 0 K: 0 S: 3	H: 1 LOB: 1 BB: 1 P: 7	R: 0 E: 0 K: 2 S: 7	H: 0 LOB: 0 BB: 0 P: 7	R: 0 E: 0 K: 1 S: 5	H: 0 LOB: 1 BB: 1 P: 9	R: 0 E: 0 K: 1 S: 6	H: 1 LOB: 2 BB: 1 P: 10	1B: 5 2B: 0 3B: 0 HR: 2	SF: 0 SAC: 1 DP: 1 HBP: 0	WP: 0 PB: 0 SB: 0 CS: 1	PA: 38
PITCHER	IP WLS BF H R ER SO BB IBB HBP BLK WP HR S P ERA WHIP											PITCHER	IP WLS BF H R ER SO BB IBB HBP BLK WP HR S P ERA WHIP									
Tom Brewer, R ERA: 3.61 (1, 1)	6.0 L 26 6 5 5 4 4 0 0 0 0 2 30 46 7.50 1.667											Bob Porterfield, R ERA: 5.0 (7, 1)	3.0 12 1 0 0 4 2 0 0 0 0 0 0 18 26 0.00 1.000									

Cleveland Indians @ Boston Red Sox
 Fenway Park, Boston, MA
 Fri Aug 24 1956, 3:33 AM EDT
 Att. 6,047 - Unknown

livebaseballscorecards.com

AB	31
R	5
H	7
RBI	5
BB	6
SO	8
LOB	14



Batter	1	2	3	4	5	6	7	8	9	AB R H RBI BB SO LOB
Milt Bolling, R (1, 6) OBP: 0.300, SLG: 0.385	4-0 G4-6-3 BB		0-0 F9	0-0 F6		0-0 F8			0-0 F4	4 0 0 0 1 0 2
Billy Klaus, L (1, 5) OBP: 0.381, SLG: 0.377	0-0 G4-6-3 1-2f		0-0 4-3		0-0 HR		4-0 FC3-6 BB		0-0 1B 1B	4 1 2 1 1 0 1
Ted Williams, L (1, 7) OBP: 0.485, SLG: 0.597 Billy Consolo, R (9, PR) OBP: 0.250, SLG: 0.143	0-0 F9		0-0 2B		0-3 K		0-3 K		0-0 1B 1-2	5 1 2 0 0 2 1 0 0 0 0 0 0 0
Mickey Vernon, L (1, 3) OBP: 0.413, SLG: 0.539		0-0 2B 1B	0-0 2B		0-3 K		0-0 FC3-6 1-2f		0-0 F7	5 0 2 1 0 1 3
Jackie Jensen, R (1, 9) OBP: 0.402, SLG: 0.502		0-0 1-3 2B	0-3 K		0-0 1B 2B		0-0 F6			4 1 2 0 0 1 2
Jim Piersall, R (1, 8) OBP: 0.365, SLG: 0.442		0-0 F2		0-0 1-3		0-0 WP 1B		0-0 5-3		4 0 1 1 0 0 2
Ted Lepcio, R (1, 4) OBP: 0.352, SLG: 0.475		0-0 5-3		4-0 1B BB		0-0 F7 2-3		0-3 K		3 0 0 0 1 1 3
Sammy White, R (1, 2) OBP: 0.310, SLG: 0.352 Billy Goodman, L (6, PH) OBP: 0.348, SLG: 0.402 Pete Daley, R (7, 2) OBP: 0.331, SLG: 0.430		4-0 BB		0-0 F9		0-0 6-3		0-3 K		1 0 0 0 1 0 1 1 0 0 0 0 0 0 1 0 0 0 0 1 0
Tom Brewer, R (1, 1) OBP: 0.321, SLG: 0.351 Gene Stephens, L (6, PH) OBP: 0.333, SLG: 0.268 Bob Porterfield, R (7, 1) OBP: 0.333, SLG: 0.389 Dick Gemert, R (9, PH) OBP: 0.414, SLG: 0.517		0-0 1-3		0-0 1-2 1B		0-0 F8		0-3 K		2 0 1 0 0 0 3 1 0 0 0 0 0 0 0 0 0 0 0 0 0 1 0 0 0 0 1 0

Inning Stats	R: 0 E: 0 K: 0 S: 2	H: 0 LOB: 0 BB: 1 P: 6	R: 0 E: 0 K: 0 S: 5	H: 2 LOB: 3 BB: 1 P: 9	R: 1 E: 0 K: 1 S: 7	H: 2 LOB: 1 BB: 0 P: 7	R: 0 E: 0 K: 0 S: 4	H: 1 LOB: 2 BB: 1 P: 8	R: 2 E: 0 K: 2 S: 10	H: 3 LOB: 1 BB: 0 P: 10	R: 0 E: 0 K: 0 S: 3	H: 0 LOB: 0 BB: 0 P: 3	R: 0 E: 0 K: 1 S: 5	H: 0 LOB: 1 BB: 1 P: 9	R: 0 E: 0 K: 2 S: 7	H: 0 LOB: 0 BB: 0 P: 7	R: 0 E: 0 K: 1 S: 7	H: 2 LOB: 2 BB: 0 P: 7	1B: 5 2B: 4 3B: 0 HR: 1	SF: 0 SAC: 0 DP: 1 HBP: 0	WP: 1 PB: 0 SB: 0 CS: 0	PA: 40
--------------	------------------------------	---------------------------------	------------------------------	---------------------------------	------------------------------	---------------------------------	------------------------------	---------------------------------	-------------------------------	----------------------------------	------------------------------	---------------------------------	------------------------------	---------------------------------	------------------------------	---------------------------------	------------------------------	---------------------------------	----------------------------------	------------------------------------	----------------------------------	--------

PITCHER	IP	WLS	BF	H	R	ER	SO	BB	IBB	HBP	BLK	WP	HR	S	P	ERA	WHIP
Mike Garcia, R (1, 1) ERA: 3.94	6.0	W	29	8	3	3	3	4	0	0	0	1	1	31	47	4.50	2.000
Don Mossi, L (7, 1) ERA: 3.82	3.0	S	11	2	0	0	4	0	0	0	0	0	0	19	19	0.00	0.667

BOTTOM

Cleveland Indians @ Boston Red Sox
 Fenway Park, Boston, MA
 Fri Aug 24 1956, 3:33 AM EDT
 Att. 6,047 - Unknown

livebaseballscorecards.com

AB	36
R	3
H	10
RBI	3
BB	4
SO	7
LOB	18



Batter	1	2	3	4	5	6	7	8	9	AB R H RBI BB SO LOB	TOP											
Al Smith, R (1, 8) OBP: 0.377, SLG: 0.450	0-0 CS BB 1B		1-0 1B HBP		0-0 G3 2B	0-0 F5		0-0 3-1		4 1 2 0 0 0 1												
Chico Carrasquel, R (1, 6) OBP: 0.333, SLG: 0.323	4-0 BB 1-2 BB		0-0 1B 1B		0-0 G3		4-0 1B SF8 BB		4-0 BB BB	2 2 1 0 3 0 1												
Vic Wertz, L (1, 3) OBP: 0.373, SLG: 0.496	0-3 K 2-3		0-3 K		4-0 BB		0-0 F5		0-0 F4	4 0 0 0 1 2 7												
Rocky Colavito, R (1, 9) OBP: 0.370, SLG: 0.535	0-0 F7		0-0 1B 1B		0-3 K		0-0 1B 1B		0-0 F7	5 1 2 2 0 1 4												
Gene Woodling, L (1, 7) OBP: 0.415, SLG: 0.424		0-3 K	0-0 1B		0-0 F4		0-0 SF8		4-0 BB 1-2 BB	3 0 1 3 1 1 2												
Al Rosen, R (1, 5) OBP: 0.374, SLG: 0.449		0-0 F5	0-0 F5			0-0 F6		0-0 1B	0-3 K	5 0 1 0 0 1 3												
Jim Hegan, R (1, 2) OBP: 0.333, SLG: 0.366		0-0 F4		0-0 F8		0-0 1B SF8 2B		0-0 F7		4 1 1 0 0 0 2												
George Strickland, R (1, 4) OBP: 0.331, SLG: 0.344			0-0 F6		0-0 F5			0-3 K		3 0 1 0 0 0 0												
Preston Ward, L (8, PH) OBP: 0.360, SLG: 0.452										1 0 0 0 0 1 0												
Don Mossi, L (8, 1) OBP: 0.238, SLG: 0.263										0 0 0 0 0 0 0												
Herb Score, L (1, 1) OBP: 0.270, SLG: 0.258			4-0 1B HBP 1B BB		0-3 K		0-0 SF8		0-0 F5	1 1 0 0 0 1 1 0												
Hank Aquino, R (5, 1) OBP: 0.100, SLG: 0.100										0 0 0 0 0 0 0 0												
Art Houtteman, R (5, 1) OBP: 0.200, SLG: 0.200										0 0 0 0 0 0 0 0												
Dave Pope, L (8, PH) OBP: 0.241, SLG: 0.259										0 0 0 1 0 0 0 0												
Cal McLish, S (6, 1) OBP: 0.500, SLG: 0.250										0 0 0 0 0 0 0 0												
Bobby Avila, R (8, PH) OBP: 0.343, SLG: 0.320										1 0 0 0 0 0 0 0												
Inning Stats	R: 0 E: 0 K: 1 S: 5	H: 1 LOB: 1 BB: 1 P: 9	R: 0 E: 0 K: 1 S: 5	H: 0 LOB: 0 BB: 0 P: 5	R: 4 E: 0 K: 1 S: 8	H: 3 LOB: 1 BB: 1 P: 13	R: 0 E: 0 K: 1 S: 5	H: 0 LOB: 0 BB: 0 P: 5	R: 0 E: 0 K: 1 S: 6	H: 1 LOB: 2 BB: 1 P: 10	R: 1 E: 0 K: 0 S: 5	H: 2 LOB: 1 BB: 0 P: 5	R: 1 E: 0 K: 0 S: 5	H: 2 LOB: 2 BB: 1 P: 9	R: 0 E: 0 K: 1 S: 5	H: 0 LOB: 0 BB: 0 P: 5	R: 0 E: 0 K: 1 S: 5	H: 0 LOB: 2 BB: 2 P: 13	1B: 7 2B: 3 3B: 0 HR: 0	SF: 2 SAC: 0 DP: 1 HBP: 1	WP: 0 PB: 0 SB: 0 CS: 1	PA: 42
PITCHER	IP WLS BF H R ER SO BB IBB HBP BLK WP HR S P ERA WHIP																					
Dave Sisler, R (1, 1) ERA: 5.07	5.1 W 26 7 5 5 5 3 0 1 0 0 0 0 32 45 8.44 1.875																					
Ike Delock, R (6, 1) ERA: 4.3	3.2 S 16 2 1 1 2 3 0 0 0 0 0 0 17 29 2.46 1.364																					

Cleveland Indians @ Boston Red Sox
Fenway Park, Boston, MA
 Sat Aug 25 1956, 3:33 AM EDT
 Att: 19,830 - Unknown

livebaseballscorecards.com

AB	33
R	6
H	9
RBI	6
BB	6
SO	7
LOB	20



Batter	1	2	3	4	5	6	7	8	9	AB R H RBI BB SO LOB	TOP											
Al Smith, R (1, 7) OBP: 0.378, SLG: 0.448	4-0 BB		0-3 K		0-0 L9		0-0 1B		0-0 6-3	4 0 1 0 1 1 3	Cleveland Indians @ Washington Senators Griffith Stadium, Washington, DC Sun Aug 26 1956, 3:33 AM EDT Att. 6,880 - Unknown											
Chico Carrasquel, R (1, 6) OBP: 0.330, SLG: 0.319	0-3 K		0-3 K		0-0 F7		0-0 5-3		0-0 5-3	5 0 0 0 0 2 5												
Al Rosen, R (1, 5) OBP: 0.375, SLG: 0.448	0-0 L8		4-0 2B		0-0 L5			0-0 HR		3 2 1 0 1 0 2												
Rocky Colavito, R (1, 9) OBP: 0.372, SLG: 0.553	0-0 F9		0-0 2B		0-0 P6			0-0 HR		4 1 2 4 0 0 1												
Jim Busby, R (1, 8) OBP: 0.301, SLG: 0.368		4-0 BB	0-0 F3		0-0 1B			0-0 F7		3 0 1 0 1 0 1												
Preston Ward, L (1, 3) OBP: 0.352, SLG: 0.441		0-0 5-3		0-3 K		0-0 F7		0-0 F8		4 0 0 0 0 1 2												
Sam Mele, R (9, 3) OBP: 0.343, SLG: 0.429		1-2								0 0 0 0 0 0 0												
Jim Hegan, R (1, 2) OBP: 0.329, SLG: 0.360		0-0 6-3		0-0 F3		0-0 1-3		0-0 4-3		4 0 0 0 0 0 2												
Bobby Avila, R (1, 4) OBP: 0.340, SLG: 0.317		0-0 F9		0-3 K			0-0 P3		0-0 F5	4 0 0 0 0 1 1												
Early Wynn, S (1, 1) OBP: 0.310, SLG: 0.299			0-0 2B		0-0 E5		0-0 6-3		0-0 2B	4 1 2 0 0 0 0												
Inning Stats	R: 0 E: 0 K: 1 S: 5	H: 0 LOB: 1 BB: 1 P: 9	R: 0 E: 0 K: 0 S: 3	H: 0 LOB: 1 BB: 1 P: 7	R: 2 E: 0 K: 2 S: 9	H: 2 LOB: 1 BB: 1 P: 13	R: 0 E: 0 K: 2 S: 7	H: 0 LOB: 0 BB: 0 P: 7	R: 0 E: 1 K: 0 S: 4	H: 0 LOB: 1 BB: 0 P: 4	R: 0 E: 0 K: 0 S: 4	H: 1 LOB: 1 BB: 0 P: 4	R: 0 E: 0 K: 0 S: 4	H: 1 LOB: 1 BB: 0 P: 4	R: 2 E: 0 K: 0 S: 5	H: 2 LOB: 0 BB: 0 P: 5	R: 0 E: 0 K: 0 S: 4	H: 1 LOB: 1 BB: 0 P: 4	1B: 4 2B: 2 3B: 0 HR: 1	SF: 0 SAC: 0 DP: 0 HBP: 0	WP: 0 PB: 0 SB: 1 CS: 0	PA: 38
PITCHER	IP WLS BF H R ER SO BB IBB HBP BLK WP HR S P ERA WHIP																					
Dean Stone, L (1, 1) ERA: 6.66	8.0 L 34 6 4 4 5 3 0 0 0 0 0 1 41 53 4.50 1.125																					
Bob Chakales, R (9, 1) ERA: 3.4	1.0 4 1 0 0 0 0 0 0 0 0 0 0 4 4 0.00 1.000																					

livebaseballscorecards.com

AB	35
R	4
H	7
RBI	4
BB	3
SO	5
LOB	17



Batter	1	2	3	4	5	6	7	8	9
Eddie Yost, R OBP: 0.439, SLG: 0.368 (1, 5)	0-0 5-3		0-0 G1-4-3			0-0 F2		0-0 F6	
Whitey Herzog, L OBP: 0.307, SLG: 0.359 (1, 8)	0-0 E S 1B		0-0 F8			4-0 BB		0-0 F9	
Pete Runnels, L OBP: 0.378, SLG: 0.429 (1, 3)	0-0 1-H 1B			0-0 2B		0-0 P6		0-0 FC4-6 BB 1B	
Roy Sievers, R OBP: 0.371, SLG: 0.487 (1, 7)	0-0 F8			0-3 K		0-0 P3		0-0 F9	
Jim Lemon, R OBP: 0.351, SLG: 0.501 (1, 9)		0-3 K		0-3 K		0-3 K		4-0 FC4-6 BB 1-2	
Herb Plews, L OBP: 0.342, SLG: 0.333 (1, 4)		0-0 F7		0-0 4-3		0-3 K		0-0 FC4-6 1-2f 2-3	
Lou Berberet, L OBP: 0.415, SLG: 0.417 (1, 2)		4-0 BB			0-0 G3		0-0 E3	0-0 F2	
Camilo Pascual, R OBP: 0.188, SLG: 0.217 (7, PR)									
Ed Fitz Gerald, R OBP: 0.407, SLG: 0.426 (8, 2)									
Jose Valdivielso, R OBP: 0.326, SLG: 0.332 (1, 6)		0-0 F8			0-0 P6		0-0 F2		
Dean Stone, L OBP: 0.226, SLG: 0.115 (1, 1)			4-0 G1-4-3 BB		0-3 K			0-0 P5	
Ernie Oravetz, S OBP: 0.361, SLG: 0.311 (8, PH)									
Bob Chakales, R OBP: 0.111, SLG: 0.111 (9, 1)									


AB	R	H	RBI	BB	SO	LOB
4	0	0	0	0	0	1
3	1	1	0	1	0	0
4	0	3	1	0	0	1
4	0	0	0	0	1	3
3	0	0	0	1	3	1
4	0	0	0	0	1	3
2	0	0	0	1	0	0
0	0	0	0	0	0	0
1	0	0	0	0	0	2
3	0	0	0	0	0	2
1	0	0	0	1	1	0
1	0	0	0	0	0	0
0	0	0	0	0	0	0

BOTTOM

Cleveland Indians @ Washington Senators
Griffith Stadium, Washington, DC

Sun Aug 26 1956, 3:33 AM EDT
Att. 6,880 - Unknown

AB	30
R	1
H	4
RBI	1
BB	4
SO	6
LOB	13



Inning Stats	R	H	E	K	S	R	H	E	K	S	R	H	E	K	S	R	H	E	K	S	R	H	E	K	S	R	H	E	K	S	R	H	E	K	S				
	1	2	0	0	4	0	0	0	1	4	0	0	0	2	5	0	0	0	0	2	0	0	0	0	0	0	0	0	0	0	0	0	0	0	0	0	0	0	0

PITCHER	IP	WLS	BF	H	R	ER	SO	BB	IBB	HBP	BLK	WP	HR	S	P	ERA	WHIP
Early Wynn, R ERA: 3.0 (1, 1)	9.0	W	34	4	1	0	6	4	0	0	0	0	0	42	58	0.00	0.889

WP	PA	ERA	WHIP
0	34		

Cleveland Indians @ Washington Senators
 Griffith Stadium, Washington, DC

Mon Aug 27 1956, 3:33 AM EDT
 Att. 4,879 - Unknown

AB	37
R	5
H	11
RBI	5
BB	4
SO	3
LOB	13



WP:	0	PA:	41
PB:	0		
SB:	0		
CS:	0		

Batter	1	2	3	4	5	6	7	8	9	AB R H RBI BB SO LOB
Al Smith, R (1, 8) OBP: 0.376, SLG: 0.445	0-0 L6		0-0 F9		0-0 1B		0-0 FC5-4 1B		0-0 6-3	5 0 1 1 0 0 1
Bobby Avila, R (1, 4) OBP: 0.342, SLG: 0.320	0-0 1B		0-3 K		0-0 1-3		0-0 BB 1B		0-0 4-3 1B	5 0 3 0 0 1 1
Vic Wertz, L (1, 3) OBP: 0.371, SLG: 0.491	0-0 P5		0-3 K			0-0 5-3		0-0 BB BB	0-0 4-3	4 0 0 0 1 1 2
Rocky Colavito, R (1, 9) OBP: 0.377, SLG: 0.567	0-0 G3			0-0 G6-4-3 1B		0-0 HR		0-0 F9	0-0 FC6-4 BB	4 1 2 1 1 0 4
Al Rosen, R (1, 5) OBP: 0.370, SLG: 0.441		0-0 5-3		0-0 G6-4-3 1-2f		0-3 K		0-0 5-3	0-0 FC6-4 1-2f	5 0 0 0 0 1 3
Gene Woodling, L (1, 7) Jim Busby, R (8, 8) OBP: 0.301, SLG: 0.368		0-0 4-3		0-0 F7		0-0 4-3		0-0 6-3		4 0 0 0 0 0 0 0 0 0 0 0 0 0
Jim Hegan, R (1, 2) OBP: 0.331, SLG: 0.359		4-0 HR BB			0-0 5-3		0-0 L9		0-0 BB 1B	3 1 1 0 1 0 0
Chico Carrasquel, R (1, 6) OBP: 0.335, SLG: 0.342		0-0 HR			0-0 HR		0-0 1B FC5-4 2B		4-0 BB	3 3 3 3 1 0 0
Bob Lemon, L (1, 1) OBP: 0.282, SLG: 0.372		0-0 L4			0-0 P4		0-0 FC5-4 1B		0-0 F9	4 0 1 0 0 0 2

Inning Stats	R: 0	H: 1	E: 0	K: 0	S: 4	P: 4	R: 2	H: 1	E: 0	K: 0	S: 4	P: 8	R: 0	H: 0	E: 0	K: 2	S: 7	R: 0	H: 1	E: 0	K: 0	S: 3	P: 3	R: 1	H: 2	E: 0	K: 0	S: 5	P: 5	R: 1	H: 1	E: 0	K: 1	S: 6	P: 6	R: 1	H: 3	E: 0	K: 0	S: 6	P: 10	R: 0	H: 1	E: 0	K: 0	S: 4	P: 8	R: 0	H: 1	E: 0	K: 0	S: 4	P: 8	R: 0	H: 1	E: 0	K: 0	S: 4	P: 8	1B: 7	SF: 0	2B: 1	SAC: 0	3B: 0	DP: 1	HR: 3	HBP: 0	WP: 0	PA: 41
--------------	------	------	------	------	------	------	------	------	------	------	------	------	------	------	------	------	------	------	------	------	------	------	------	------	------	------	------	------	------	------	------	------	------	------	------	------	------	------	------	------	-------	------	------	------	------	------	------	------	------	------	------	------	------	------	------	------	------	------	------	-------	-------	-------	--------	-------	-------	-------	--------	-------	--------

PITCHER	IP	WLS	BF	H	R	ER	SO	BB	IBB	HBP	BLK	WP	HR	S	P	ERA	WHIP
Hal Griggs, R (1, 1) ERA: 5.4	5.0	L	20	5	3	3	2	1	0	0	0	0	2	23	27	5.40	1.200
Bunky Stewart, L (6, 1) ERA: 5.23	3.0		16	5	2	2	1	2	0	0	0	0	1	16	24	6.00	2.333
Connie Grob, R (9, 1) ERA: 7.28	1.0		5	1	0	0	0	1	0	0	0	0	0	4	8	0.00	2.000

PITCHER	IP	WLS	BF	H	R	ER	SO	BB	IBB	HBP	BLK	WP	HR	S	P	ERA	WHIP
---------	----	-----	----	---	---	----	----	----	-----	-----	-----	----	----	---	---	-----	------

Batter	1	2	3	4	5	6	7	8	9	AB	R	H	RBI	BB	SO	LOB				
Eddie Yost, R OBP: 0.436, SLG: 0.364 (1, 5)	0-0 6-3		0-0 6-3			0-3 K		0-0 F8		4	0	0	0	0	1	1				
Whitey Herzog, L OBP: 0.310, SLG: 0.361 (1, 8)	0-0 1B		0-0 G4-3			0-0 1-3		0-0 E4		4	0	2	0	0	0	1				
Pete Runnels, L OBP: 0.379, SLG: 0.430 (1, 3)	0-0 1B		0-0 G4-3			0-0 L3		0-0 BB		4	0	2	0	0	0	1				
Roy Sievers, R OBP: 0.372, SLG: 0.489 (1, 7)	0-0 L8			0-0 P3				4-0 BB		3	1	1	1	1	0	2				
Clint Courtney, L OBP: 0.377, SLG: 0.452 (1, 2)	0-0 F8			0-0 L4				0-0 BB		4	0	0	0	0	0	6				
Jim Lemon, R OBP: 0.348, SLG: 0.497 (1, 9)		0-0 6-3		0-3 K				0-3 K		4	0	0	1	0	2	0				
Herb Plews, L OBP: 0.340, SLG: 0.331 (1, 4)		0-3 K			0-0 F8			0-0 K		4	0	1	0	0	2	0				
Jose Valdivielso, R OBP: 0.326, SLG: 0.332 (1, 6)		0-0 FC6-4			0-0 F8			0-0 L4		3	0	1	0	0	0	1				
Ed Fitz Gerald, R OBP: 0.404, SLG: 0.421 (9, PH)		0-0 FC6-4			0-0 L1-3			0-0 6-3		1	0	0	0	0	0	1				
Hal Griggs, R OBP: 0.358, SLG: 0.308 (5, PH)		0-0 L9			0-0 L1-3			0-0 K		1	0	0	0	0	0	1				
Ernie Oravetz, S OBP: 0.231, SLG: 0.231 (6, 1)								0-3 K		1	0	0	0	0	0	0				
Bunky Stewart, L OBP: 0.231, SLG: 0.231 (6, 1)								0-0 L4		1	0	1	0	0	0	0				
Lou Berberet, L OBP: 0.417, SLG: 0.420 (8, PH)								0-0 L4		0	1	0	0	0	0	0				
Camilo Pascual, R OBP: 0.389, SLG: 0.412 (9, 1)								0-0 L4		0	1	0	0	0	0	0				
Connie Grob, L OBP: 0.389, SLG: 0.412 (9, 1)								0-0 L4		0	0	0	0	0	0	0				
Karl Olson, R OBP: 0.316, SLG: 0.339 (9, PH)								0-0 L4		1	0	0	0	0	1	1				
Inning Stats	R: 0 E: 0 K: 0 S: 5	H: 2 LOB: 2 BB: 0 P: 5	R: 0 E: 1 K: 1 S: 6	H: 0 LOB: 1 BB: 0 P: 6	R: 0 E: 0 K: 0 S: 3	H: 1 LOB: 0 BB: 0 P: 3	R: 0 E: 0 K: 1 S: 5	H: 0 LOB: 0 BB: 0 P: 5	R: 0 E: 0 K: 1 S: 5	H: 0 LOB: 0 BB: 0 P: 5	R: 1 E: 0 K: 1 S: 6	H: 1 LOB: 0 BB: 0 P: 6	R: 1 E: 1 K: 0 S: 6	H: 2 LOB: 3 BB: 1 P: 10	R: 0 E: 0 K: 2 S: 8	H: 1 LOB: 1 BB: 0 P: 8	1B: 7 2B: 2 3B: 0 HR: 0	SF: 0 SAC: 0 DP: 2 HBP: 0	WP: 0 PB: 0 SB: 0 CS: 0	PA: 36
PITCHER Bob Lemon, R ERA: 3.04 (1, 1)	IP 9.0	WLS W	BF 36	H 8	R 2	ER 1	SO 6	BB 1	IBB 0	HBP 0	BLK 1	WP 0	HR 0	S 47	P 51	ERA 1.00	WHIP 1.000			

BOTTOM

Cleveland Indians @ Washington Senators
Griffith Stadium, Washington, DC
Mon Aug 27 1956, 3:33 AM EDT
Att. 4,879 - Unknown

livebaseballscorecards.com

AB	35
R	2
H	8
RBI	2
BB	1
SO	6
LOB	16



Batter	1	2	3	4	5	6	7	8	9	AB R H RBI BB SO LOB	TOP
--------	---	---	---	---	---	---	---	---	---	----------------------	-----

Al Smith, R (1, 8) <small>OBP: 0.373, SLG: 0.441</small>										4 0 0 0 0 1 1		
Bobby Avila, R (1, 4) <small>OBP: 0.342, SLG: 0.320</small>										4 0 1 0 0 0 1		
Vic Wertz, L (1, 3) <small>OBP: 0.370, SLG: 0.487</small>										3 0 0 0 1 0 0		
Rocky Colavito, R (1, 9) <small>OBP: 0.376, SLG: 0.563</small>										3 0 1 0 0 1 1		
Al Rosen, R (1, 5) <small>OBP: 0.367, SLG: 0.437</small>										3 0 0 0 0 2 1		
Gene Woodling, L (1, 7) <small>OBP: 0.407, SLG: 0.414</small>										3 0 0 0 0 1 1		
Jim Hegan, R (1, 2) <small>OBP: 0.329, SLG: 0.356</small> Dave Pope, L (8, PH) <small>OBP: 0.233, SLG: 0.250</small> Herb Score, L (8, 1) <small>OBP: 0.270, SLG: 0.258</small>										2 0 0 0 0 0 0 1 0 0 0 0 0 0 0 0 0 0 0 0 0		
Chico Carrasquel, R (1, 6) <small>OBP: 0.335, SLG: 0.341</small>										3 0 1 0 0 1 0		
Hank Aguirre, R (1, 1) <small>OBP: 0.167, SLG: 0.167</small> Hal Naragon, L (8, PH) <small>OBP: 0.387, SLG: 0.442</small> (8, 2)										2 0 1 0 0 0 1 1 0 0 0 0 0 0		
Inning Stats	R: 0 H: 1 E: 0 LOB: 1 K: 1 BB: 1 S: 5 P: 9	R: 0 H: 0 E: 0 LOB: 0 K: 1 BB: 0 S: 5 P: 5	R: 0 H: 1 E: 0 LOB: 1 K: 2 BB: 0 S: 8 P: 8	R: 0 H: 0 E: 0 LOB: 0 K: 1 BB: 0 S: 5 P: 5	R: 0 H: 1 E: 0 LOB: 1 K: 0 BB: 0 S: 4 P: 4	R: 0 H: 0 E: 0 LOB: 0 K: 0 BB: 0 S: 3 P: 3	R: 0 H: 1 E: 0 LOB: 1 K: 1 BB: 0 S: 5 P: 5	R: 0 H: 0 E: 0 LOB: 0 K: 0 BB: 0 S: 3 P: 3	R: 0 H: 0 E: 0 LOB: 0 K: 0 BB: 0 S: 3 P: 3	R: 0 H: 0 E: 0 LOB: 0 K: 0 BB: 0 S: 3 P: 3	1B: 4 SF: 0 2B: 1 SAC: 0 3B: 0 DP: 1 HR: 0 HBP: 0	WP: 0 PA: 30 PB: 0 SB: 0 CS: 1

PITCHER Ray Moore, R (1, 1) <small>ERA: 3.91</small>	IP WLS BF H R ER SO BB IBB HBP BLK WP HR S P ERA WHIP 9.0 W 30 4 0 0 6 1 0 0 0 0 0 0 41 45 0.00 0.556	PITCHER IP WLS BF H R ER SO BB IBB HBP BLK WP HR S P ERA WHIP
--	--	---

Cleveland Indians @ Baltimore Orioles
Memorial Stadium, Baltimore, MD
 Tue Aug 28 1956, 3:33 AM EDT
 Att. 13,673 - Unknown

livebaseballscorecards.com

AB	29
R	0
H	4
RBI	0
BB	1
SO	6
LOB	6



Batter	1	2	3	4	5	6	7	8	9
Dick Williams, R OBP: 0.335, SLG: 0.468 (1, 8) (9, 9)	0-0 F9 ①		0-0 F7 ②			4-0 PB BB ①		4-0 SH5-3 BB ②	
Bob Boyd, L OBP: 0.396, SLG: 0.437 (1, 3)	0-0 BLK 2B 1B		0-0 4-3 ③			0-3 K 1-2 ①		0-0 SH5-3 1-2 ②	
George Kell, R OBP: 0.349, SLG: 0.411 (1, 5)	0-0 F7 1-2 ②				0-0 G6-4-3 1B ②	0-0 6-3 ②		0-3 K ③	
Bob Nieman, R OBP: 0.435, SLG: 0.517 (1, 7)	0-0 BLK 2-H 2B				0-3 K ①	0-0 5-3 ③			
Gus Triandos, R OBP: 0.349, SLG: 0.430 (1, 2)	0-0 F8 2-3 ③				0-0 G6-4-3 1-2f ② ③			0-0 4-3 G3 1B ①	
Tito Francona, L OBP: 0.334, SLG: 0.371 Jim Pyburn, R OBP: 0.272, SLG: 0.309 (1, 9) (9, 8)		0-3 K ①			4-0 BB BB BB ①	0-0 BB ①		0-0 G3 1-2 ①	
Billy Gardner, R OBP: 0.284, SLG: 0.334 (1, 4)		0-0 L1 ②			0-0 F6 ①	0-0 F6 ②		0-0 4-3 2-3 ②	
Willy Miranda, S OBP: 0.286, SLG: 0.293 (1, 6)		0-0 F8 ③			0-0 F9 ②	0-0 F9 ②		0-0 F2 ③	
Ray Moore, R OBP: 0.300, SLG: 0.431 (1, 1)			0-0 F6 ①		0-3 K ③			0-0 F8 ①	

Inning Stats	R: 1	H: 2	E: 0	K: 0	S: 5	R: 0	H: 0	E: 0	K: 1	S: 5	R: 0	H: 0	E: 0	K: 0	S: 3	R: 0	H: 1	E: 0	K: 1	S: 5	R: 0	H: 0	E: 0	K: 1	S: 5	R: 0	H: 0	E: 0	K: 1	S: 5	R: 0	H: 1	E: 0	K: 0	S: 4	R: 0	H: 0	E: 0	K: 1	S: 5
	LOB: 1	BB: 0	P: 5			LOB: 0	BB: 0	P: 5			LOB: 0	BB: 0	P: 5			LOB: 1	BB: 1	P: 9			LOB: 1	BB: 1	P: 9			LOB: 1	BB: 1	P: 9			LOB: 1	BB: 1	P: 9			LOB: 1	BB: 1	P: 9		

PITCHER	IP	WLS	BF	H	R	ER	SO	BB	IBB	HBP	BLK	WP	HR	S	P	ERA	WHIP
Hank Aguirre, L ERA: 3.83 (1, 1)	7.0	L	26	4	1	1	4	2	0	0	2	0	0	32	40	1.29	0.857
Herb Score, L ERA: 2.76 (8, 1)	1.0		4	0	0	0	1	1	0	0	0	0	0	5	9	0.00	1.000

BOTTOM

AB	R	H	RBI	BB	SO	LOB
2	0	0	0	2	0	0
3	1	1	0	0	1	1
4	0	1	0	0	1	3
3	0	1	1	0	1	2
3	0	1	0	0	0	2
2	0	0	0	1	1	1
0	0	0	0	0	0	0
3	0	0	0	0	0	2
3	0	0	0	0	1	1

WP	PA	1B	SF	2B	SAC	3B	DP	HR	HBP	CS
0	30	3	0	1	1	0	1	0	0	0

Cleveland Indians @ Baltimore Orioles
Memorial Stadium, Baltimore, MD
 Tue Aug 28 1956, 3:33 AM EDT
 Att. 13,673 - Unknown

livebaseballscorecards.com

AB	26
R	1
H	4
RBI	1
BB	3
SO	5
LOB	14



Batter	1	2	3	4	5	6	7	8	9	AB R H RBI BB SO LOB	TOP							
Al Smith, R OBP: 0.371, SLG: 0.438 (1, 5) (8, 7)	0-0 F9		0-0 F7			0-0 5-3		0-0 6-3	0-0 S 1B	5 0 1 0 0 0 0								
Bobby Avila, R OBP: 0.342, SLG: 0.321 (1, 4)	0-0 6-3			0-0 5-3 1B		0-3 K		0-0 S 1B SF8 1B	0-3 K 1-2	5 1 2 0 0 2 1								
Dave Pope, L OBP: 0.273, SLG: 0.323 Jim Busby, R OBP: 0.303, SLG: 0.369 (1, 8) (8, PH) (8, 8)	0-0 2B			0-0 P9		0-0 3B 1B		0-0 SF8 S 1B 1-2		3 1 2 0 0 0 1 1 0 1 0 0 0 0								
Rocky Colavito, R OBP: 0.378, SLG: 0.569 (1, 9)	0-0 F3			0-0 5-3 1-2		0-0 1B 3B		4-0 SF8 1-2 2-3 BB		3 1 1 1 1 0 2								
Vic Wertz, L OBP: 0.369, SLG: 0.486 (1, 3)		0-3 K		0-0 F7		0-0 1B		0-0 SF8 1-2 2-3 3-H		3 0 1 2 0 1 1								
Gene Woodling, L OBP: 0.405, SLG: 0.410 Al Rosen, R OBP: 0.367, SLG: 0.437 (1, 7) (8, 5)		0-0 E6 G6-4-3			0-0 4-3	0-3 K		0-3 FC6-4 IBB		3 0 0 0 1 1 1 0 0 0 0 0 0 0								
Jim Hegan, R OBP: 0.324, SLG: 0.351 (1, 2)		0-0 G6-4-3 1-2f			0-0 F6		0-0 F8	0-0 FC6-4 1-2f		4 0 0 0 0 0 4								
Chico Carrasquel, R OBP: 0.335, SLG: 0.341 (1, 6)			0-3 K		0-0 1B		0-0 5-3		0-3 K	4 0 1 0 0 2 0								
Mike Garcia, R OBP: 0.140, SLG: 0.115 Don Mossi, L OBP: 0.227, SLG: 0.250 Bob Lemon, L OBP: 0.282, SLG: 0.372 (1, 1) (7, 1) (9, 1)			0-0 4-3		0-0 1-3		0-0 6-3		0-0 F5	3 0 0 0 0 0 1 1 0 0 0 0 0 0 0 0 0 0 0 0 0								
Inning Stats	R: 0 E: 0 K: 0 S: 4	H: 1 LOB: 1 BB: 0 P: 4	R: 0 E: 1 K: 1 S: 5	H: 0 LOB: 0 BB: 0 P: 5	R: 0 E: 0 K: 1 S: 5	H: 0 LOB: 0 BB: 0 P: 5	R: 0 E: 0 K: 0 S: 4	H: 1 LOB: 1 BB: 0 P: 4	R: 0 E: 0 K: 0 S: 3	H: 0 LOB: 0 BB: 0 P: 3	R: 1 E: 0 K: 0 S: 5	H: 2 LOB: 3 BB: 2 P: 13	R: 0 E: 0 K: 2 S: 8	H: 1 LOB: 1 BB: 0 P: 8	1B: 7 2B: 1 3B: 1 HR: 0	SF: 1 SAC: 0 DP: 1 HBP: 0	WP: 0 PB: 0 SB: 3 CS: 0	PA: 38
PITCHER	IP WLS BF H R ER SO BB IBB HBP BLK WP HR S P ERA WHIP																	
Mike Fornieles, R ERA: 3.96 (1, 1)	7.1 L 29 7 3 3 4 0 0 0 0 0 0 0 37 37 3.68 0.955																	
Bill Wight, L ERA: 4.26 (8, 1)	0.0 2 1 0 0 0 1 0 0 0 0 0 0 1 5 ∞ ∞																	
Billy Loes, R ERA: 5.4 (8, 1)	1.2 7 1 0 0 2 0 1 0 0 0 0 0 10 14 0.00 0.600																	

Cleveland Indians @ Baltimore Orioles
 Memorial Stadium, Baltimore, MD
 Wed Aug 29 1956, 3:33 AM EDT
 Att. 8,882 - Unknown

livebaseballscorecards.com

AB	35
R	3
H	9
RBI	3
BB	2
SO	6
LOB	11



Batter	1	2	3	4	5	6	7	8	9	AB	R	H	RBI	BB	SO	LOB
Dick Williams, R OBP: 0.332, SLG: 0.463 (1, 8) (8, 9)	0-3 K		0-0 F6	0-0 E5			0-0 SH5-4 1B		0-3 K	5	0	1	0	0	2	1
Bob Boyd, L OBP: 0.406, SLG: 0.446 (1, 3)	0-0 2B 1B		0-0 1B 1B	0-0 F2			0-0 SH5-4 1-2		0-0 1B	4	1	3	0	0	0	2
Tito Francona, L OBP: 0.334, SLG: 0.371 George Kell, R OBP: 0.348, SLG: 0.408 (1, 9) (7, PH) (8, 5)	0-3 K		0-0 1B 1-2 1B		0-0 L8		0-0 5-3		0-3 K	3	0	1	0	0	1	1
Bob Nieman, R OBP: 0.438, SLG: 0.521 (1, 7)	0-0 1-3 2B		0-0 1-3 2-H 1B		0-0 P8		4-0 IBB			3	0	2	1	1	0	0
Gus Triandos, R OBP: 0.346, SLG: 0.425 (1, 2)	0-0 6-3		0-0 F2		0-0 6-3		0-0 P8			4	0	0	0	0	0	6
Billy Gardner, R OBP: 0.286, SLG: 0.334 (1, 4)		0-3 K		0-0 1B E 1B		4-0 BB		0-0 F7		3	1	1	0	1	1	0
Wayne Causey, L OBP: 0.214, SLG: 0.219 Jim Pyburn, R OBP: 0.270, SLG: 0.307 (1, 5) (8, 8)		0-0 P8		0-0 P8		0-3 K		0-0 4-3		3	0	0	0	0	1	2
Willy Miranda, S OBP: 0.283, SLG: 0.290 (1, 6)		0-0 5-3		0-0 F5		0-0 F7		0-3 K		1	0	0	0	0	0	0
Mike Fornieles, R OBP: 0.172, SLG: 0.241 Bill Wight, L OBP: 0.212, SLG: 0.196 Billy Loes, R OBP: 0.133, SLG: 0.133 Tom Gastall, R OBP: 0.226, SLG: 0.204 (1, 1) (8, 1) (8, 1) (9, PH)			0-0 F4	0-0 E 1-2 1B		0-0 6-3			0-0 1-3	3	0	1	0	0	0	1

Inning Stats	R: 0	H: 2	E: 0	LOB: 2	K: 2	S: 9	R: 0	H: 0	E: 0	LOB: 0	K: 1	S: 5	R: 1	H: 3	E: 0	LOB: 2	K: 0	S: 6	R: 1	H: 2	E: 1	LOB: 2	K: 0	S: 6	R: 0	H: 0	E: 0	LOB: 0	K: 0	S: 3	R: 0	H: 0	E: 0	LOB: 1	K: 1	S: 5	R: 0	H: 1	E: 0	LOB: 2	K: 0	S: 4	R: 0	H: 0	E: 0	LOB: 0	K: 1	S: 5	R: 0	H: 1	E: 0	LOB: 1	K: 2	S: 8
--------------	------	------	------	--------	------	------	------	------	------	--------	------	------	------	------	------	--------	------	------	------	------	------	--------	------	------	------	------	------	--------	------	------	------	------	------	--------	------	------	------	------	------	--------	------	------	------	------	------	--------	------	------	------	------	------	--------	------	------

PITCHER	IP	WLS	BF	H	R	ER	SO	BB	IBB	HBP	BLK	WP	HR	S	P	ERA	WHIP
Mike Garcia, R ERA: 3.84 (1, 1)	6.1		29	8	2	1	4	1	0	0	0	0	0	36	40	1.42	1.421
Don Mossi, L ERA: 3.78 (7, 1)	2.1	W	9	1	0	0	2	0	1	0	0	0	0	12	16	0.00	0.429
Bob Lemon, R ERA: 3.03 (9, 1)	0.1	S	1	0	0	0	1	0	0	0	0	0	0	3	3	0.00	0.000


BOTTOM

Cleveland Indians @ Baltimore Orioles
Memorial Stadium, Baltimore, MD

Wed Aug 29 1956, 3:33 AM EDT
 Att. 8,882 - Unknown

livebaseballscorecards.com

AB	36
R	2
H	9
RBI	1
BB	2
SO	7
LOB	17



WP	PA
0	39

Batter	1	2	3	4	5	6	7	8	9	AB R H RBI BB SO LOB	TOP
Al Smith, R (1, 7) x OBP: 0.368, SLG: 0.434	0-0 5-3 ①		x 0-0 F2 ① x	0-0 F7 ③			x 0-0 F8 ②			4 0 0 0 0 0 2	Cleveland Indians @ Chicago White Sox Comiskey Park, Chicago, IL Fri Aug 31 1956, 4:33 AM EDT Unknown livebaseballscorecards.com
Bobby Avila, R (1, 4) x OBP: 0.343, SLG: 0.327	0-0 2B 3B		x 0-0 6-3 ②		x 0-0 G6-4-3 1B		0-3 K ③			4 1 2 0 0 1 0	
Al Rosen, R (1, 5) x OBP: 0.369, SLG: 0.441	0-0 E 1B 2B		x 0-0 1B		x 0-0 G6-4-3 1-2f ① ②		x 0-0 F4 ①			4 1 2 1 0 0 1	
Rocky Colavito, R (1, 9) x OBP: 0.376, SLG: 0.564	0-0 3-H 2-H 1B		x 0-0 F2 ③		x 0-0 L7 ③		S S 0-3 K ②			4 0 1 1 0 1 1	
Sam Mele, R (1, 3) x OBP: 0.349, SLG: 0.457	0-0 G5-4-3 1-2f ② ③		x 0-0 HR		x 0-0 6-3 ①		B B B 4-0 FC6-4 BB			3 1 1 1 1 0 1	
Jim Busby, R (1, 8)		x 0-0 5-3 ①		x 0-0 1B 1B		x 0-0 F8 ②		x 0-0 FC6-4 1-2f ③		4 0 1 0 0 0 1	
Chico Carrasquel, R (1, 6)		x 0-0 6-3 2B		x 0-0 F7 ①		x 0-0 1B		x 0-0 F9 ①		4 0 2 0 0 0 1	
Jim Hegan, R (1, 2)		x 0-0 6-3 ②		x 0-0 1-2 1B		x 0-0 6-3 ③		S S 0-3 K ②		4 0 1 0 0 1 2	
Herb Score, L (1, 1) Don Mossi, L (9, 1)	0-0 5-3 ③		0-0 2-3		0-3 K ②		0-3 K ①		0-3 K ③	4 0 0 0 0 3 3 0 0 0 0 0 0 0	
Inning Stats	R: 2 H: 3 E: 1 LOB: 0 K: 0 BB: 0 S: 5 P: 5	R: 0 H: 1 E: 0 LOB: 1 K: 0 BB: 0 S: 4 P: 4	R: 0 H: 1 E: 0 LOB: 1 K: 0 BB: 0 S: 4 P: 4	R: 1 H: 3 E: 0 LOB: 2 K: 1 BB: 0 S: 8 P: 8	R: 0 H: 1 E: 0 LOB: 0 K: 0 BB: 0 S: 3 P: 3	R: 0 H: 1 E: 0 LOB: 1 K: 0 BB: 0 S: 4 P: 4	R: 0 H: 0 E: 0 LOB: 0 K: 2 BB: 0 S: 7 P: 7	R: 0 H: 0 E: 0 LOB: 1 K: 1 BB: 1 S: 5 P: 9	R: 0 H: 0 E: 0 LOB: 0 K: 2 BB: 0 S: 7 P: 7	1B: 6 SF: 0 2B: 2 SAC: 0 3B: 1 DP: 2 HR: 1 HBP: 0	WP: 0 PA: 36 PB: 0 SB: 0 CS: 0
PITCHER Billy Pierce, L (1, 1) ERA: 3.38	IP WLS BF H R ER SO BB IBB HBP BLK WP HR S P ERA WHIP	PITCHER IP WLS BF H R ER SO BB IBB HBP BLK WP HR S P ERA WHIP									

Cleveland Indians @ Chicago White Sox
Comiskey Park, Chicago, IL
Fri Aug 31 1956, 4:33 AM EDT
Unknown

AB 35
R 3
H 10
RBI 3
BB 1
SO 6
LOB 12



Batter	1	2	3	4	5	6	7	8	9	AB	R	H	RBI	BB	SO	LOB
Luis Aparicio, R OBP: 0.296, SLG: 0.327 (1, 6) BBB	4-0 FC6-4 BB		0-3 K		0-0 L6-4 2-3			0-3 K	0-0 F9	4	0	0	0	1	2	4
Nellie Fox, L OBP: 0.358, SLG: 0.390 (1, 4) X	0-0 FC6-4 L6-3 1-2f		0-0 4-3			0-0 FC5-6 1B		0-0 1-3		4	0	1	0	0	0	1
Larry Doby, L OBP: 0.379, SLG: 0.433 (1, 8) X	0-0 L6-3 1-2			0-0 F9		0-0 FC5-6 1-2f		0-0 1B		4	0	1	0	0	0	2
Minnie Minoso, R OBP: 0.419, SLG: 0.470 (1, 7) X		0-0 F9		0-0 F4		0-0 F4		0-0 F8		4	0	0	0	0	0	2
Sherm Lollar, R OBP: 0.384, SLG: 0.442 (1, 2) Jim Rivera, L OBP: 0.338, SLG: 0.393 (9, PR)		0-0 5-3		0-0 2B		0-0 L6			0-0 1B 6-3 1B	4	0	2	0	0	0	1
Walt Dropo, R OBP: 0.333, SLG: 0.349 (1, 3) X		0-0 HR		0-3 K			0-0 5-3		0-0 6-3 1-2	4	1	1	1	0	1	2
Bubba Phillips, R OBP: 0.324, SLG: 0.448 (1, 9) X		0-0 2B			0-0 HR		0-3 K		4-0 1B BB	3	1	2	1	1	1	0
Fred Hatfield, L OBP: 0.369, SLG: 0.382 (1, 5) Les Moss, R OBP: 0.336, SLG: 0.553 (9, PH)		0-3 K			0-0 E6 L6-4 SH1-4		4-0 BB		0-0 1B 1-2 2-3	2	0	0	0	1	1	1
Billy Pierce, L OBP: 0.146, SLG: 0.106 (1, 1) Ron Northey, L OBP: 0.391, SLG: 0.543 (9, PH)			0-3 K		0-0 SH1-4 1-2		0-3 K		0-0 F4	2	0	0	0	0	2	1


Inning Stats	R: 0	H: 0	R: 1	H: 2	R: 0	H: 0	R: 0	H: 1	R: 1	H: 1	R: 0	H: 0	R: 0	H: 1	R: 0	H: 1	R: 0	H: 2	R: 0	H: 2	1B: 4	SF: 0	WP: 0	PA: 37
	E: 0	LOB: 0	E: 0	LOB: 1	E: 0	LOB: 0	E: 0	LOB: 1	E: 1	LOB: 0	E: 0	LOB: 1	E: 0	LOB: 1	E: 0	LOB: 1	E: 0	LOB: 3	E: 0	LOB: 3	2B: 4	SAC: 1	PB: 0	
	K: 0	BB: 1	K: 1	BB: 0	K: 2	BB: 0	K: 1	BB: 0	K: 0	BB: 0	K: 2	BB: 1	K: 1	BB: 0	K: 0	BB: 1	K: 0	BB: 1	K: 0	BB: 1	3B: 0	DP: 2	SB: 0	
	S: 2	P: 6	S: 7	P: 7	S: 7	P: 7	S: 6	P: 6	S: 4	P: 4	S: 7	P: 11	S: 6	P: 6	S: 5	P: 9	S: 5	P: 9	S: 5	P: 6	HR: 2	HBP: 0	CS: 0	

PITCHER	IP	WLS	BF	H	R	ER	SO	BB	IBB	HBP	BLK	WP	HR	S	P	ERA	WHIP
Herb Score, L ERA: 2.73 (1, 1)	8.1	W	34	7	2	2	7	3	0	0	0	0	2	45	57	2.16	1.200
Don Mossi, L ERA: 3.74 (9, 1)	0.2	S	3	1	0	0	0	0	0	0	0	0	0	3	3	0.00	1.500

BOTTOM

Cleveland Indians @ Chicago White Sox
Comiskey Park, Chicago, IL
Fri Aug 31 1956, 4:33 AM EDT
Unknown

AB	33
R	2
H	8
RBI	2
BB	3
SO	7
LOB	17



livebaseballscorecards.com

Batter	1	2	3	4	5	6	7	8	9	10	AB R H RBI BB SO LOB	TOP									
Al Smith, R (1, 8) OBP: 0.365, SLG: 0.429	0-0 G3		0-0 F8		0-0 F9			0-0 6-3		0-0 F9	5 0 0 0 0 0 1	Cleveland Indians @ Chicago White Sox Comiskey Park, Chicago, IL Fri Aug 31 1956, 4:38 AM EDT Att. 31,445 - Unknown									
Bobby Avila, R (1, 4) OBP: 0.343, SLG: 0.326	0-0 6-3		0-0 1B		0-0 1-3			0-0 1-3			4 0 1 0 0 0 1										
Vic Wertz, L (1, 3) OBP: 0.366, SLG: 0.481	0-0 F8		0-0 F8					0-0 F4			4 0 0 0 0 0 1										
Rocky Colavito, R (1, 9) OBP: 0.362, SLG: 0.565		4-0 1B FC3-2 BB		0-0 5-3 1B				0-0 FC3-6 1B		0-0 F8	3 0 2 0 1 0 0										
Al Rosen, R (1, 5) OBP: 0.365, SLG: 0.436		0-3 K		0-0 5-3 1-2				0-0 FC3-6 1-2f		0-0 F8	4 0 0 0 0 1 3										
Gene Woodling, L (1, 7) OBP: 0.406, SLG: 0.411		0-0 FC3-2 1-3 1B		0-0 F7				0-0 4-3		0-0 FC4-6 1B	4 0 2 0 0 0 2										
Hal Naragon, L (1, 2) OBP: 0.374, SLG: 0.426		0-0 FC3-2 1-2 3-H		0-0 1-3				0-0 4-3		0-0 FC4-6 1-2f	4 0 0 0 0 0 4										
Chico Carrasquel, R (1, 6) OBP: 0.335, SLG: 0.342		0-0 FC6-4 1-2f			4-0 BB			0-0 F7		0-0 F2	3 0 0 0 1 0 2										
Early Wynn, S (1, 1) OBP: 0.295, SLG: 0.284			0-3 K		0-0 F7			0-0 6-3		0-0 F8	4 0 0 0 0 1 1										
Inning Stats	R: 0 E: 0 K: 0 S: 3	H: 0 LOB: 0 BB: 0 P: 3	R: 0 E: 0 K: 1 S: 6	H: 1 LOB: 2 BB: 1 P: 10	R: 0 E: 0 K: 1 S: 6	H: 1 LOB: 1 BB: 0 P: 6	R: 0 E: 0 K: 0 S: 4	H: 1 LOB: 1 BB: 0 P: 4	R: 0 E: 0 K: 0 S: 3	H: 0 LOB: 0 BB: 0 P: 3	R: 0 E: 0 K: 0 S: 3		H: 0 LOB: 0 BB: 0 P: 3	R: 0 E: 0 K: 0 S: 4	H: 1 LOB: 1 BB: 0 P: 4	R: 0 E: 0 K: 0 S: 3	H: 0 LOB: 0 BB: 0 P: 3	1B: 5 2B: 0 3B: 0 HR: 0	SF: 0 SAC: 0 DP: 0 HBP: 0	WP: 0 PB: 0 SB: 0 CS: 0	PA: 37
PITCHER Dick Donovan, R (1, 1) ERA: 3.93	IP 10.0	WLS W	BF 37	H 5	R 0	ER 0	SO 2	BB 2	IBB 0	HBP 0	BLK 0	WP 0	HR 0	S 39	P 47	ERA 0.00	WHIP 0.700				

livebaseballscorecards.com

AB	35
R	0
H	5
RBI	0
BB	2
SO	2
LOB	15



Batter	1	2	3	4	5	6	7	8	9	AB R H RBI BB SO LOB	TOP									
Al Smith, R (1, 8) <small>OBP: 0.367, SLG: 0.434</small> <small>(7, 7)</small>	0-3 K		0-0 G3 1B	0-0 F8			H 1-0 1B 1B HBP		0-0 SF9 3B	4 2 2 0 0 1 1										
Bobby Avila, R (1, 4) <small>OBP: 0.343, SLG: 0.326</small> <small>(7, 7)</small>	0-0 5-3		0-0 F8		0-0 6-3		0-0 G3 1-H SF8 1B	4-0 BB	4 1 1 1 1 0 1											
Vic Wertz, L (1, 3) <small>OBP: 0.366, SLG: 0.482</small> <small>(7, 8)</small>	0-0 1B		0-0 G3		0-0 1B		0-0 G3	0-0 SF9	4 0 2 1 0 0 2											
Rocky Colavito, R (1, 9) <small>OBP: 0.375, SLG: 0.555</small> <small>(7, 8)</small>	0-0 5-3		0-0 5-3		0-0 F7		0-0 SF8	0-0 3-H F4	4 0 0 1 0 0 4											
Dave Pope, L (1, 7) <small>OBP: 0.278, SLG: 0.324</small> Jim Busby, R (7, PH) <small>OBP: 0.302, SLG: 0.367</small> <small>(7, 8)</small>		0-3 K		0-0 6-3 1B 1B	0-0 P7		0-0 F5		3 1 1 0 0 1 1 1 0 0 0 0 0 0											
Al Rosen, R (1, 5) <small>OBP: 0.366, SLG: 0.437</small> <small>(7, 8)</small>		0-0 1B 1B		0-0 6-3		0-0 6-3 1B		0-0 F7	4 0 2 0 0 0 1											
Chico Carrasquel, R (1, 6) <small>OBP: 0.335, SLG: 0.341</small> <small>(7, 8)</small>		0-0 F3		0-0 1B 1B		0-0 6-3		0-0 F6	4 1 1 1 0 0 2											
Jim Hegan, R (1, 2) <small>OBP: 0.326, SLG: 0.351</small> <small>(7, 8)</small>		0-0 1B		0-0 1-3 1B		0-0 6-3		0-0 F8	4 0 2 1 0 0 1											
Bob Lemon, L (1, 1) <small>OBP: 0.270, SLG: 0.354</small> <small>(7, 8)</small>		0-0 4-3		0-0 1-3		0-0 4-3		0-0 F9	4 0 0 0 0 0 4											
Inning Stats	R: 0 E: 0 K: 1 S: 6	H: 1 LOB: 1 BB: 0 P: 6	R: 0 E: 0 K: 1 S: 7	H: 2 LOB: 2 BB: 0 P: 7	R: 0 E: 0 K: 0 S: 4	H: 1 LOB: 1 BB: 0 P: 4	R: 2 E: 0 K: 0 S: 6	H: 3 LOB: 1 BB: 0 P: 6	R: 0 E: 0 K: 0 S: 4	H: 1 LOB: 1 BB: 0 P: 4	R: 2 E: 0 K: 0 S: 4	H: 1 LOB: 0 BB: 0 P: 5	R: 0 E: 0 K: 0 S: 3	H: 0 LOB: 0 BB: 0 P: 3	R: 1 E: 0 K: 0 S: 4	H: 1 LOB: 1 BB: 1 P: 8	1B: 10 2B: 0 3B: 1 HR: 0	SF: 2 SAC: 0 DP: 0 HBP: 1	WP: 0 PB: 0 SB: 0 CS: 0	PA: 40
PITCHER	IP WLS BF H R ER SO BB IBB HBP BLK WP HR S P ERA WHIP																			
Gerry Staley, R (1, 1) <small>ERA: 3.89</small>	6.0 L 29 10 4 4 2 0 0 0 1 0 0 0 32 33 6.00 1.667																			
Paul LaPalme, L (7, 1) <small>ERA: 3.6</small>	2.0 6 0 0 0 0 0 0 0 0 0 0 0 6 6 0.00 0.000																			
Ellis Kinder, R (9, 1) <small>ERA: 3.1</small>	1.0 5 1 1 1 0 1 0 0 0 0 0 0 4 8 9.00 2.000																			

Cleveland Indians @ Chicago White Sox
 Comiskey Park, Chicago, IL
 Sat Sep 01 1956, 4:33 AM EDT
 Att: 17,749 - Unknown

AB	36
R	5
H	11
RBI	5
BB	1
SO	2
LOB	17



WP: 0	PA: 40
PB: 0	
SB: 0	
CS: 0	

ERA	WHIP

Batter	1	2	3	4	5	6	7	8	9	AB	R	H	RBI	BB	SO	LOB
--------	---	---	---	---	---	---	---	---	---	----	---	---	-----	----	----	-----

Jim Rivera, L <small>OBP: 0.338, SLG: 0.398</small> (1, 9) X	0-0 4-3 		0-0 		0-0 			0-0 		4	0	3	0	0	0	0
Nellie Fox, L <small>OBP: 0.357, SLG: 0.387</small> (1, 4) X	0-0 F9 		0-0 4-3 		0-0 F3 			0-0 		4	0	1	0	0	0	2
Larry Doby, L <small>OBP: 0.379, SLG: 0.429</small> (1, 8) X	0-0 		0-0 P7 					0-0 L6-3 		4	0	1	0	0	1	3
Minnie Minoso, R <small>OBP: 0.417, SLG: 0.468</small> (1, 7) X	0-0 F9 			0-0 				0-0 F9 		4	0	1	0	0	0	1
Sherm Lollar, R <small>OBP: 0.377, SLG: 0.433</small> (1, 2) X		0-0 L8 		0-0 6-3 				0-0 5-3 		4	0	0	0	0	0	1
Walt Dropo, R <small>OBP: 0.332, SLG: 0.346</small> Bubba Phillips, R <small>OBP: 0.324, SLG: 0.448</small> (9, PR) X		0-0 5-3 		0-0 F6 				4-0 		3	0	0	0	1	0	1
Fred Hatfield, L <small>OBP: 0.369, SLG: 0.389</small> (1, 5) X		0-0 		0-0 E4 				0-0 4-3 		4	1	2	0	0	0	1
Luis Aparicio, R <small>OBP: 0.298, SLG: 0.328</small> (1, 6) X		0-0 			0-0 6-3 			0-0 6-3 		4	0	1	1	0	0	3
Gerry Staley, R <small>OBP: 0.160, SLG: 0.125</small> Paul LaPalme, L <small>OBP: 0.250, SLG: 0.375</small> Ron Northey, L <small>OBP: 0.383, SLG: 0.528</small> Ellis Kinder, R (9, 1) X			0-0 6-3 		0-0 1-3 			0-0 F4 		2	0	0	0	0	0	0

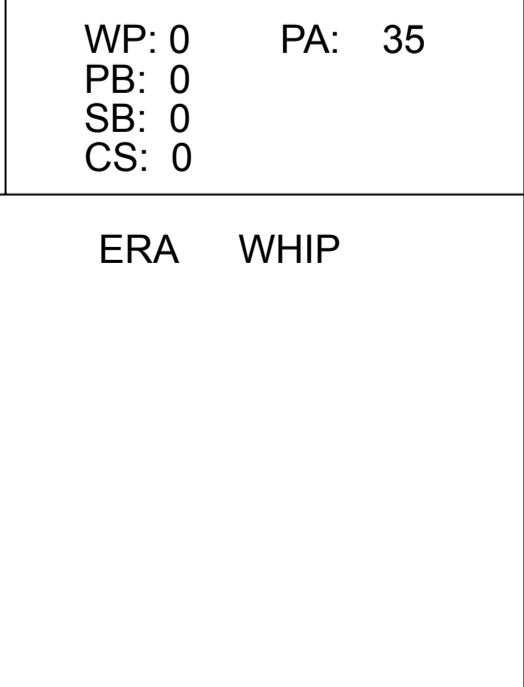
Inning Stats	R: 0 E: 0 K: 0 S: 4	H: 1 LOB: 1 BB: 0 P: 4	R: 1 E: 0 K: 0 S: 4	H: 2 LOB: 1 BB: 0 P: 4	R: 0 E: 0 K: 0 S: 4	H: 1 LOB: 1 BB: 0 P: 4	R: 0 E: 1 K: 0 S: 4	H: 1 LOB: 2 BB: 0 P: 4	R: 0 E: 0 K: 1 S: 5	H: 0 LOB: 0 BB: 0 P: 5	R: 0 E: 0 K: 0 S: 3	H: 0 LOB: 0 BB: 0 P: 3	R: 0 E: 0 K: 0 S: 4	H: 2 LOB: 1 BB: 0 P: 4	R: 0 E: 0 K: 0 S: 4	H: 1 LOB: 3 BB: 1 P: 8	1B: 5 2B: 4 3B: 1 HR: 0	SF: 0 SAC: 0 DP: 1 HBP: 0	WP: 0 PB: 0 SB: 0 CS: 0	PA: 35
---------------------	------------------------------	---------------------------------	------------------------------	---------------------------------	------------------------------	---------------------------------	------------------------------	---------------------------------	------------------------------	---------------------------------	------------------------------	---------------------------------	------------------------------	---------------------------------	------------------------------	---------------------------------	----------------------------------	------------------------------------	----------------------------------	--------

PITCHER	IP	WLS	BF	H	R	ER	SO	BB	IBB	HBP	BLK	WP	HR	S	P	ERA	WHIP
Bob Lemon, R <small>ERA: 2.95</small> (1, 1)	9.0	W	35	9	1	1	1	1	1	0	0	0	0	36	40	1.00	1.111

BOTTOM

Cleveland Indians @ Chicago White Sox
 Comiskey Park, Chicago, IL
 Sat Sep 01 1956, 4:33 AM EDT
 Att. 17,749 - Unknown

AB	34
R	1
H	9
RBI	1
BB	1
SO	1
LOB	12



Batter	1	2	3	4	5	6	7	8	9	AB R H RBI BB SO LOB	TOP	
Al Smith, R (1, 7) OBP: 0.369, SLG: 0.435	0-0 G6-4-3 1B		4-0 HR BB		0-0 6-3		0-0 F9		0-0 1B	4 1 2 0 1 0 2		
Bobby Avila, R (1, 4) OBP: 0.342, SLG: 0.326	0-0 G6-4-3 1-2f		0-3 K		0-0 F8			0-0 S 1B 2B	0-0 L3	5 1 1 0 0 1 3		
Al Rosen, R (1, 5) OBP: 0.368, SLG: 0.446	0-0 BB 1B		0-0 1-H HR		0-0 F6			0-0 F8 2-3		4 1 2 2 0 0 1		
Rocky Colavito, R (1, 9) OBP: 0.376, SLG: 0.552	4-0 1-2 BB		0-3 K		0-3 K			0-0 BB 1B 3-H		3 0 1 1 1 2 0		
Sam Mele, R (1, 3) OBP: 0.336, SLG: 0.439	0-0 F8		0-3 K		0-0 1-3			0-0 F8		4 0 0 0 0 1 3		
Jim Busby, R (1, 8) OBP: 0.303, SLG: 0.367		0-0 F4		0-0 F5			0-0 1B 1B	4-0 1-2 BB		3 0 1 0 1 0 0		
Chico Carrasquel, R (1, 6) OBP: 0.334, SLG: 0.340		0-3 K		0-0 G6-4-3 1B			0-0 F4	0-0 F8		4 0 1 0 0 1 3		
Jim Hegan, R (1, 2) OBP: 0.325, SLG: 0.350		0-0 E2		0-0 G6-4-3 1-2f			0-0 1-3 1B		0-0 F7	4 0 1 0 0 0 1		
Hank Aguirre, R (1, 1) OBP: 0.143, SLG: 0.143		0-0 1-3		0-3 K			0-3 K		0-3 K	2 0 0 0 0 1 1		
Gene Woodling, L (7, PH) OBP: 0.405, SLG: 0.410										1 0 0 0 0 1 2		
Ray Narleski, R (7, 1) OBP: 0.250, SLG: 0.143										0 0 0 0 0 0 0		
Don Mossi, L (8, 1) OBP: 0.227, SLG: 0.250										0 0 0 0 0 0 0		
Dave Pope, L (9, PH) OBP: 0.270, SLG: 0.314										1 0 0 0 0 1 0		
Inning Stats	R: 0 H: 2 E: 0 LOB: 2 K: 0 BB: 1 S: 4 P: 8	R: 0 H: 0 E: 1 LOB: 1 K: 1 BB: 0 S: 6 P: 6	R: 2 H: 1 E: 0 LOB: 0 K: 3 BB: 1 S: 10 P: 14	R: 0 H: 1 E: 0 LOB: 0 K: 0 BB: 0 S: 3 P: 3	R: 0 H: 0 E: 0 LOB: 0 K: 1 BB: 0 S: 5 P: 5	R: 0 H: 0 E: 0 LOB: 0 K: 1 BB: 0 S: 5 P: 5	R: 0 H: 2 E: 0 LOB: 2 K: 1 BB: 0 S: 7 P: 7	R: 1 H: 2 E: 0 LOB: 2 K: 0 BB: 1 S: 5 P: 9	R: 0 H: 1 E: 0 LOB: 1 K: 1 BB: 0 S: 6 P: 6	1B: 7 SF: 0 2B: 1 SAC: 0 3B: 0 DP: 2 HR: 1 HBP: 0	WP: 0 PA: 38 PB: 0 SB: 1 CS: 0	
PITCHER Jack Harshman, L (1, 1) ERA: 3.08	IP WLS BF H R ER SO BB IBB HBP BLK WP HR S P ERA WHIP	9.0 W 38 9 3 3 8 3 0 0 0 0 0 1 51 63 3.00 1.333										

Cleveland Indians @ Chicago White Sox
Comiskey Park, Chicago, IL
Sun Sep 02 1956, 4:33 AM EDT
Att: 14,704 - Unknown


livebaseballscorecards.com

AB	35
R	3
H	9
RBI	3
BB	3
SO	8
LOB	16



Batter	1	2	3	4	5	6	7	8	9
Luis Aparicio, R OBP: 0.297, SLG: 0.327 (1, 6)	0-0 F2		0-0 HR 1B	0-0 5-3			0-3 K		
Nellie Fox, L OBP: 0.355, SLG: 0.384 (1, 4)	0-0 L6		0-0 F7		0-0 5-3		0-0 F7		
Minnie Minoso, R OBP: 0.419, SLG: 0.478 (1, 7)	0-0 L9		0-0 HR		0-0 S 1B 2B		4-0 1B BB		
Walt Dropo, R OBP: 0.334, SLG: 0.348 (1, 3)		0-0 F8	0-0 BB BB 1B		0-3 K		0-0 1-3 1B		
Les Moss, R OBP: 0.342, SLG: 0.547 (1, 2)		0-0 F3	4-0 BB BB		0-0 1B		0-0 F7		
Bubba Phillips, R OBP: 0.333, SLG: 0.435 (1, 9)		1-0 HBP	4-0 1-2 2-3 BB		0-0 F8		0-0 5-3		
Jim Rivera, L OBP: 0.338, SLG: 0.396 (1, 8)		0-3 K	0-0 3-1			0-3 K	0-0 F9 1B		
Fred Hatfield, L OBP: 0.367, SLG: 0.387 (1, 5)			0-0 HR 1B 1B		0-0 G3		0-0 F3	0-0 F9	
Jack Harshman, L OBP: 0.265, SLG: 0.443 (1, 1)			0-0 F8		0-0 F9		0-0 G3		

Inning Stats	R: 0	H: 0	E: 0	K: 0	S: 3	LOB: 0	BB: 0	P: 3	R: 0	H: 0	E: 0	K: 1	S: 5	LOB: 1	BB: 0	P: 6	R: 3	H: 4	E: 0	K: 0	S: 7	LOB: 3	BB: 2	P: 15	R: 0	H: 0	E: 0	K: 0	S: 3	LOB: 0	BB: 0	P: 3	R: 1	H: 2	E: 0	K: 1	S: 7	LOB: 1	BB: 0	P: 7	R: 0	H: 0	E: 0	K: 1	S: 5	LOB: 0	BB: 0	P: 5	R: 0	H: 1	E: 0	K: 1	S: 6	LOB: 2	BB: 1	P: 10	R: 0	H: 1	E: 0	K: 0	S: 3	LOB: 0	BB: 0	P: 3
--------------	------	------	------	------	------	--------	-------	------	------	------	------	------	------	--------	-------	------	------	------	------	------	------	--------	-------	-------	------	------	------	------	------	--------	-------	------	------	------	------	------	------	--------	-------	------	------	------	------	------	------	--------	-------	------	------	------	------	------	------	--------	-------	-------	------	------	------	------	------	--------	-------	------

AB R H RBI BB SO LOB										BOTTOM																	
4 1 1 0 0 1 0										Cleveland Indians @ Chicago White Sox																	
4 0 0 0 0 0 2										Comiskey Park, Chicago, IL																	
3 2 2 3 1 0 0										Sun Sep 02 1956, 4:33 AM EDT																	
4 0 2 0 0 1 1										Att. 14,704 - Unknown																	
3 0 1 1 1 0 2										livebaseballscorecards.com																	
2 0 0 0 1 0 1										AB 31 R 4 H 8 RBI 4 BB 3 SO 4 LOB 12																	
4 0 1 0 0 2 4																											
4 1 1 0 0 0 1										WP: 0 PA: 35 PB: 0 SB: 1 CS: 0																	
3 0 0 0 0 0 1										1B: 6 SF: 0 2B: 1 SAC: 0 3B: 0 DP: 0 HR: 1 HBP: 1																	
PITCHER	IP	WLS	BF	H	R	ER	SO	BB	IBB	HBP	BLK	WP	HR	S	P	ERA	WHIP										
Hank Aguirre, L (1, 1)	6.0	L	27	6	4	4	3	2	0	1	0	0	1	30	39	6.00	1.333										
Ray Narleski, R (7, 1)	1.1		7	2	0	0	1	1	0	0	0	0	0	8	12	0.00	2.250										
Don Mossi, L (8, 1)	0.2		1	0	0	0	0	0	0	0	0	0	0	1	1	0.00	0.000										

Batter	1	2	3	4	5	6	7	8	9	AB R H RBI BB SO LOB	TOP									
Al Smith, R (1, 7) OBP: 0.370, SLG: 0.436	0-0 F2			0-0 1-3		0-0 1-2 1B		0-0 BB 1B		4 0 2 0 0 0 0	Cleveland Indians @ Kansas City Athletics Municipal Stadium, Kansas City, MO Mon Sep 03 1956, 4:33 AM EDT Att: 13,459 - Unknown									
Bobby Avila, R (1, 4) OBP: 0.341, SLG: 0.324	0-0 5-3			0-0 F7		0-0 F8		4-0 BB 1-2 BB		3 0 0 0 1 0 2										
Al Rosen, R (1, 5) OBP: 0.364, SLG: 0.441	0-0 5-3			0-3 K		0-0 F8 2-3		0-0 F8		4 0 0 0 0 1 4										
Rocky Colavito, R (1, 9) OBP: 0.378, SLG: 0.549				0-0 F7		4-0 HR BB		0-0 BB 1B 1B		3 1 1 0 1 1 2										
Vic Wertz, L (1, 3) OBP: 0.366, SLG: 0.487				0-0 3-1		0-0 HR		0-0 F3		4 1 1 2 0 0 1										
Jim Busby, R (1, 8) OBP: 0.301, SLG: 0.364				0-0 F2		0-0 F5		0-0 F8		4 0 0 0 0 0 1										
Chico Carrasquel, R (1, 6) OBP: 0.333, SLG: 0.339				0-0 L6		0-0 6-3		0-0 K		4 0 1 0 0 1 0										
Hal Naragon, L (1, 2) OBP: 0.388, SLG: 0.418				0-0 G3		0-3 K		0-0 6-3		2 0 0 0 0 1 0										
Sam Mele, R (8, PH) OBP: 0.333, SLG: 0.434								0-0 4-3		1 0 0 0 0 0 0										
Jim Hegan, R (8, 2) OBP: 0.323, SLG: 0.348								0-0 F6		1 0 0 0 0 0 2										
Mike Garcia, R (1, 1) OBP: 0.153, SLG: 0.130				0-0 F6		0-0 F8 1B		0-0 F6		2 0 1 0 0 0 0										
Bob Feller, R (6, 1)										0 0 0 0 0 0 0										
Gene Woodling, L (8, PH) OBP: 0.404, SLG: 0.408										1 0 0 0 0 0 0										
Ray Narleski, R (8, 1) OBP: 0.250, SLG: 0.143										0 0 0 0 0 0 0										
Inning Stats	R: 0 E: 0 K: 0 S: 3	H: 0 LOB: 0 BB: 0 P: 3	R: 0 E: 0 K: 0 S: 3	H: 0 LOB: 0 BB: 0 P: 3	R: 0 E: 0 K: 1 S: 5	H: 0 LOB: 0 BB: 0 P: 5	R: 2 E: 0 K: 1 S: 6	H: 1 LOB: 0 BB: 1 P: 10	R: 0 E: 0 K: 1 S: 7	H: 2 LOB: 2 BB: 0 P: 7	R: 0 E: 0 K: 1 S: 5	H: 0 LOB: 0 BB: 0 P: 5	R: 0 E: 0 K: 0 S: 4	H: 1 LOB: 2 BB: 1 P: 8	R: 0 E: 0 K: 0 S: 5	H: 2 LOB: 2 BB: 0 P: 5	1B: 5 2B: 0 3B: 0 HR: 1	SF: 0 SAC: 0 DP: 0 HBP: 0	WP: 0 PB: 0 SB: 0 CS: 0	PA: 35
PITCHER	IP WLS BF H R ER SO BB IBB HBP BLK WP HR S P ERA WHIP																			
Tom Gorman, R (1, 1) ERA: 4.13	6.0 W 22 3 2 2 3 1 0 0 0 0 0 1 27 31 3.00 0.667																			
Bobby Shantz, L (7, 1) ERA: 4.37	3.0 S 13 3 0 0 1 1 0 0 0 0 0 0 14 18 0.00 1.333																			

AB	33
R	2
H	6
RBI	2
BB	2
SO	4
LOB	12



Batter	1	2	3	4	5	6	7	8	9
Al Pilarcik, L OBP: 0.311, SLG: 0.328 (1, 8) X	0-0 1-3 ①		0-3 K ①		4-0 PO S BB		0-0 G3 ①		
Lou Skizas, R OBP: 0.352, SLG: 0.470 (1, 7) X	0-0 HR 1B		0-0 1B		0-0 E5 1-2		0-0 F7 ②		
Vic Power, R OBP: 0.339, SLG: 0.442 (1, 3) X	0-0 1-H HR		0-0 F7 ②		0-0 PO 2-3	0-0 HR	0-0 2B 1B		
Harry Simpson, L OBP: 0.334, SLG: 0.490 (1, 9) X	0-0 1-3 ②		0-3 K ③		4-0 BB HBP SF9 BB	0-0 1-H 2B	0-0 2B		
Hal Smith, R OBP: 0.298, SLG: 0.346 (1, 2) S S S	0-3 K ③			0-0 L4 ①		0-0 F3 ① X	0-0 F6 ③		
Hector Lopez, R OBP: 0.358, SLG: 0.441 (1, 5) X		0-0 E5 G5-4-3		0-0 F6 ②		1-0 SF9 BB HBP 1-2		0-0 G1-6-3 1B	
Jim Finigan, R OBP: 0.306, SLG: 0.295 (1, 4) X		0-0 G5-4-3 ① ② 1-2f		0-3 K ③		4-0 BB 1-2 2-3		0-0 G1-6-3 ① ② 1-2f	
Joe Demaestri, R OBP: 0.279, SLG: 0.321 (1, 6) B B B B		4-0 BB		0-3 K ① X		0-0 SF9 ②		0-0 1B	
Eddie Robinson, L OBP: 0.302, SLG: 0.354 (6, PH) S S S				0-0 1-3 ② X		2-3 3-H		0-3 K ③	
Mike Baxes, R OBP: 0.333, SLG: 0.265 (7, 6) S S S									
Tom Gorman, R OBP: 0.143, SLG: 0.063 (1, 1) S S S		0-3 K ③							
Tim Thompson, L OBP: 0.335, SLG: 0.368 (6, PH)									
Bobby Shantz, R OBP: 0.182, SLG: 0.150 (7, 1)									

Inning Stats	R: 2	H: 2	E: 0	K: 1	S: 7	LOB: 0	BB: 0	P: 7
	R: 0	H: 0	E: 1	K: 1	S: 5	LOB: 1	BB: 1	P: 9
	R: 0	H: 1	E: 0	K: 2	S: 8	LOB: 1	BB: 0	P: 8
	R: 0	H: 0	E: 0	K: 1	S: 5	LOB: 0	BB: 0	P: 5
	R: 0	H: 0	E: 1	K: 1	S: 5	LOB: 1	BB: 1	P: 9
	R: 2	H: 1	E: 0	K: 0	S: 4	LOB: 2	BB: 2	P: 13
	R: 1	H: 2	E: 0	K: 0	S: 5	LOB: 1	BB: 0	P: 5
	R: 0	H: 2	E: 0	K: 1	S: 6	LOB: 1	BB: 0	P: 6

PITCHER															PITCHER																				
IP	WLS	BF	H	R	ER	SO	BB	IBB	HBP	BLK	WP	HR	S	P	ERA	WHIP	IP	WLS	BF	H	R	ER	SO	BB	IBB	HBP	BLK	WP	HR	S	P	ERA	WHIP		
Mike Garcia, R (1, 1)	5.1	L	25	4	4	4	6	4	0	0	0	2	32	49	6.75	1.500																			
Bob Feller, R (6, 1)	1.2		7	2	1	1	0	0	0	0	0	0	7	7	5.40	1.200																			
Ray Narleski, R (8, 1)	1.0		4	2	0	0	1	0	0	0	0	0	6	6	0.00	2.000																			

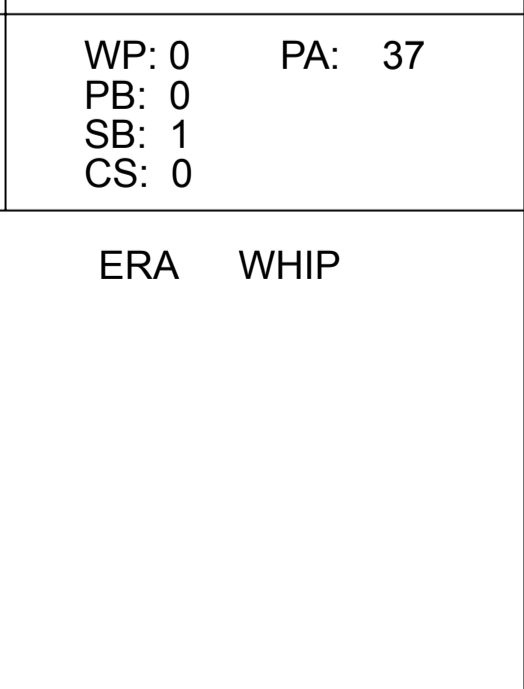

AB R H RBI BB SO LOB

3	0	0	0	1	1	0
4	1	2	0	0	0	1
4	3	3	3	0	0	1
3	1	1	1	1	1	1
4	0	0	0	0	1	2
3	0	1	0	0	0	0
3	0	0	0	1	1	2
1	0	0	0	1	1	0
0	0	0	1	0	0	0
1	0	1	0	0	0	0
2	0	0	0	0	1	1
1	0	0	0	0	0	2
1	0	0	0	0	1	1

1B: 5	SF: 1	WP: 0	PA: 37
2B: 1	SAC: 0	PB: 0	
3B: 0	DP: 2	SB: 1	
HR: 2	HBP: 1	CS: 0	

Cleveland Indians @ Kansas City Athletics
Municipal Stadium, Kansas City, MO
Mon Sep 03 1956, 4:33 AM EDT
Att. 13,459 - Unknown

AB	30
R	5
H	8
RBI	5
BB	4
SO	7
LOB	11



Batter	1	2	3	4	5	6	7	8	9	AB R H RBI BB SO LOB	TOP
Al Smith, R OBP: 0.372, SLG: 0.436 (1, 8) BB (9, 5) BB	4-0 G5-4-3 BB		0-3 K		0-0 F7			0-0 FC1-6 1B	0-0 1-2 1B	4 0 2 0 1 1 1	Cleveland Indians @ Kansas City Athletics Municipal Stadium, Kansas City, MO Mon Sep 03 1956, 4:38 AM EDT Att: 11,837 - Unknown livebaseballscorecards.com
Bobby Avila, R OBP: 0.338, SLG: 0.321 (1, 4) X	0-0 G5-4-3 1-2f		0-0 F7		0-0 F2		0-0 FC1-6 1-2f	0-3 K	5 0 0 0 0 1 5		
Vic Wertz, L OBP: 0.363, SLG: 0.482 (1, 3) X	0-0 G3			0-0 4-3		0-0 3-1		0-0 F7 1-2	4 0 0 0 0 0 1		
Rocky Colavito, R OBP: 0.380, SLG: 0.555 (1, 9)		0-3 K		4-0 1B BB		0-0 3B		0-3 K	3 0 1 0 1 2 1		
Al Rosen, R OBP: 0.365, SLG: 0.440 Jim Busby, R OBP: 0.301, SLG: 0.364 (1, 5) (9, PR) (9, 8)		0-0 F9		0-0 1-2 1B		0-3 K		4-0 S 2B BB	3 0 1 0 1 1 1 0 1 0 0 0 0 0		
Dave Pope, L OBP: 0.293, SLG: 0.333 (1, 7)		0-0 1B		0-3 K		0-0 FC3-6 1B		0-0 P8 1-2	4 0 2 0 0 1 3		
Chico Carrasquel, R OBP: 0.331, SLG: 0.337 Gene Woodling, L OBP: 0.405, SLG: 0.414 Kenny Kuhn, L OBP: 0.375, SLG: 0.286 (1, 6) (9, PH) (9, 6)		0-3 K		0-0 F5		0-0 FC3-6 1-2f		0-0 1B 2B	3 0 0 0 0 1 4 1 1 1 1 0 0 0 0 0 0 0 0 0 0		
Jim Hegan, R OBP: 0.319, SLG: 0.343 (1, 2)			0-0 E5		0-0 G3		0-3 K	0-3 K	4 0 0 0 0 2 3		
Early Wynn, S OBP: 0.293, SLG: 0.282 (1, 1)			0-0 F4		0-0 1-3		0-0 F5	0-0 2-H 1B 1B	4 0 1 1 0 0 2		
Inning Stats	R: 0 H: 0 E: 0 LOB: 0 K: 0 BB: 1 S: 2 P: 6	R: 0 H: 1 E: 0 LOB: 1 K: 2 BB: 0 S: 8 P: 8	R: 0 H: 0 E: 1 LOB: 1 K: 1 BB: 0 S: 6 P: 6	R: 0 H: 1 E: 0 LOB: 2 K: 1 BB: 1 S: 6 P: 10	R: 0 H: 0 E: 0 LOB: 0 K: 0 BB: 0 S: 3 P: 3	R: 0 H: 1 E: 0 LOB: 1 K: 1 BB: 0 S: 6 P: 6	R: 0 H: 1 E: 0 LOB: 1 K: 1 BB: 0 S: 6 P: 6	R: 0 H: 1 E: 0 LOB: 1 K: 1 BB: 0 S: 6 P: 6	R: 2 H: 3 E: 0 LOB: 2 K: 2 BB: 1 S: 10 P: 14	1B: 6 SF: 0 2B: 1 SAC: 0 3B: 1 DP: 1 HR: 0 HBP: 0	
PITCHER Wally Burnette, R ERA: 3.63 Troy Heriage, R ERA: 6.57 (1, 1) (9, 1)	IP WLS BF H R ER SO BB IBB HBP BLK WP HR S P ERA WHIP										
	8.2 L 37 8 2 2 8 3 0 0 0 0 0 0 50 62 2.08 1.269										
	0.1 1 0 0 0 1 0 0 0 0 0 0 0 3 3 0.00 0.000										



Batter	1	2	3	4	5	6	7	8	9	AB R H RBI BB SO LOB	TOP		
Al Smith, R (1, 8) OBP: 0.369, SLG: 0.432	0-0 6-3		0-0 5-3			0-0 6-3		0-3 K		4 0 0 0 0 1 3	Cleveland Indians @ Kansas City Athletics Municipal Stadium, Kansas City, MO Tue Sep 04 1956, 4:33 AM EDT Att. 7,332 - Unknown		
Bobby Avila, R (1, 4) OBP: 0.335, SLG: 0.318	0-0 5-3			0-3 K		0-0 6-3		0-0 FC5-4		4 0 0 1 0 1 2			
Vic Wertz, L (1, 3) OBP: 0.360, SLG: 0.477	0-0 F8			0-0 F4		0-0 F9		0-0 F6		4 0 0 0 0 0 2			
Rocky Colavito, R (1, 9) OBP: 0.375, SLG: 0.546		0-0 1-3		0-0 6-3			0-3 K		0-3 K	4 0 0 0 0 2 0			
Al Rosen, R (1, 5) OBP: 0.362, SLG: 0.435		0-0 F8			0-0 F7		0-0 F5		0-0 6-3	4 0 0 0 0 0 0			
Dave Pope, L (1, 7) OBP: 0.311, SLG: 0.395		0-0 3B			0-0 1B SF8 1B		0-0 P8		0-0 P4-3	4 1 2 0 0 0 0			
Chico Carrasquel, R (1, 6) OBP: 0.333, SLG: 0.338		0-0 F7			0-0 1B			1-0 BB 1B FC5-4 HBP		2 1 1 0 0 0 1			
Hal Naragon, L (1, 2) OBP: 0.367, SLG: 0.420			0-3 K		0-0 SF8			0-0 FC5-4 BB 1B		2 0 1 1 0 1 0			
Herb Score, L (1, 1) OBP: 0.253, SLG: 0.239			0-3 K		0-0 1-3			4-0 BB 1B FC5-4		1 0 0 0 0 1 0			
Cal McLish, S (4, 1) OBP: 0.467, SLG: 0.222								1-2 BB		1 0 0 0 0 0 1			
Don Mossi, L (5, 1) OBP: 0.227, SLG: 0.250										0 0 0 0 0 0 0			
Gene Woodling, L (8, PH) OBP: 0.407, SLG: 0.414										0 0 0 0 1 0 0			
Ray Narleski, R (8, 1) OBP: 0.250, SLG: 0.143										0 0 0 0 0 0 0			
Inning Stats	R: 0 H: 0 E: 0 LOB: 0 K: 0 BB: 0 S: 3 P: 3	R: 0 H: 1 E: 0 LOB: 1 K: 0 BB: 0 S: 4 P: 4	R: 0 H: 0 E: 0 LOB: 0 K: 2 BB: 0 S: 7 P: 7	R: 0 H: 0 E: 0 LOB: 0 K: 1 BB: 0 S: 5 P: 5	R: 1 H: 2 E: 0 LOB: 1 K: 0 BB: 0 S: 5 P: 5	R: 0 H: 0 E: 0 LOB: 0 K: 0 BB: 0 S: 3 P: 3	R: 0 H: 0 E: 0 LOB: 0 K: 1 BB: 0 S: 5 P: 5	R: 1 H: 1 E: 0 LOB: 2 K: 1 BB: 1 S: 6 P: 11	R: 0 H: 0 E: 0 LOB: 0 K: 1 BB: 0 S: 5 P: 5	1B: 3 SF: 1 2B: 0 SAC: 0 3B: 1 DP: 0 HR: 0 HBP: 1	WP: 0 PA: 33 PB: 0 SB: 0 CS: 0		
PITCHER	IP WLS BF H R ER SO BB IBB HBP BLK WP HR S P ERA WHIP											PITCHER	IP WLS BF H R ER SO BB IBB HBP BLK WP HR S P ERA WHIP
Jack Crimian, R (1, 1) ERA: 5.58	7.0 W 27 4 2 2 4 1 0 1 0 0 0 0 33 38 2.57 0.714												
Art Ditmar, R (8, 1) ERA: 4.4	2.0 S 6 0 0 0 2 0 0 0 0 0 0 0 10 10 0.00 0.000												

livebaseballscorecards.com

AB	30
R	2
H	4
RBI	2
BB	1
SO	6
LOB	9



Batter	1	2	3	4	5	6	7	8	9
Johnny Groth, R (1, 8) OBP: 0.320, SLG: 0.400 Al Pilarcik, L (4, PH) OBP: 0.315, SLG: 0.321 (5, 8)	0-0 4-3	0-0 2-H 1B		0-0 3-1		4-0 CS BB			
Lou Skizas, R (1, 7) OBP: 0.344, SLG: 0.457	0-0 1B 1B	0-0 F8		0-0 1-3		0-3 K 1-2			
Vic Power, R (1, 3) OBP: 0.341, SLG: 0.442	0-0 1B 1-2 1B		0-0 SH1-3 1B		0-0 F8	0-0 F8			
Harry Simpson, L (1, 9) OBP: 0.339, SLG: 0.493	0-0 1-3 2-H 1B		0-0 SH1-3		0-3 K		0-0 5-3		
Hal Smith, R (1, 2) OBP: 0.300, SLG: 0.348	0-3 K		0-0 FC4-6 1B		0-0 1B 1B		0-0 F8		
Hector Lopez, R (1, 5) OBP: 0.358, SLG: 0.444	0-0 F4		0-0 F9		0-0 BB 1B		0-0 F9		
Jim Finigan, R (1, 4) OBP: 0.300, SLG: 0.289 Eddie Robinson, L (5, PH) OBP: 0.309, SLG: 0.354 Clete Boyer, R (6, 4) OBP: 0.281, SLG: 0.276		0-0 F9	0-0 FC4-6		4-0 1B BB		0-3 K		
Joe Demaestri, R (1, 6) OBP: 0.281, SLG: 0.320		4-0 SH1-4 1B BB		0-0 SH1-4 1B		0-0 1-2 2-H 3-H 1B		0-0 F4	
Jack Crimian, R (1, 1) OBP: 0.318, SLG: 0.250 Art Ditmar, R (8, 1) OBP: 0.183, SLG: 0.152		0-0 SH1-4		0-0 SH1-4		0-0 F9		0-0 6-3	

AB	R	H	RBI	BB	SO	LOB
2	0	1	1	0	0	0
1	0	0	0	1	0	1
4	1	1	0	0	1	3
4	1	2	0	0	0	0
3	0	1	1	0	1	0
4	1	2	1	0	1	2
4	1	1	0	0	0	3
2	0	0	0	0	0	1
0	0	0	0	1	0	0
1	0	0	0	0	1	0
3	1	2	2	1	0	0
1	0	0	0	0	0	2
1	0	0	0	0	0	0


BOTTOM

Cleveland Indians @ Kansas City Athletics
 Municipal Stadium, Kansas City, MO

Tue Sep 04 1956, 4:33 AM EDT
 Att. 7,332 - Unknown

livebaseballscorecards.com

AB	30
R	5
H	10
RBI	5
BB	3
SO	4
LOB	12



Inning	R	H	E	K	S	IP	WLS	BF	H	R	ER	SO	BB	IBB	HBP	BLK	WP	HR	S	P	ERA	WHIP
1	1	3	0	8	8	3.1		18	7	3	3	1	1	0	0	0	0	0	19	23	8.10	2.400
2	0	1	0	4	4	1.1		6	2	2	2	1	0	0	0	0	0	0	8	8	13.50	1.500
3	1	1	0	5	5	2.1		9	1	0	0	1	2	0	0	0	0	0	9	17	0.00	1.286
4	0	0	0	8	8	1.0		3	0	0	0	1	0	0	0	0	0	5	5	0.00	0.000	

PITCHER	IP	WLS	BF	H	R	ER	SO	BB	IBB	HBP	BLK	WP	HR	S	P	ERA	WHIP
Herb Score, L (1, 1) ERA: 2.82	3.1		18	7	3	3	1	1	0	0	0	0	0	19	23	8.10	2.400
Cal McLish, R (4, 1) ERA: 5.04	1.1		6	2	2	2	1	0	0	0	0	0	0	8	8	13.50	1.500
Don Mossi, L (5, 1) ERA: 3.61	2.1		9	1	0	0	1	2	0	0	0	0	0	9	17	0.00	1.286
Ray Narveski, R (8, 1) ERA: 1.52	1.0		3	0	0	0	1	0	0	0	0	0	0	5	5	0.00	0.000

Batter	1	2	3	4	5	6	7	8	9	AB R H RBI BB SO LOB	TOP																					
Fred Hatfield, L (1, 5) OBP: 0.372, SLG: 0.397	0-0 G3		0-0 1B		0-0 4-3		0-0 6-3			4 0 1 0 0 0 2	Chicago White Sox @ Cleveland Indians Cleveland Municipal Stadium, Cleveland, OH Fri Sep 07 1956, 3:33 AM EDT Att. 11,202 - Unknown livebaseballscorecards.com																					
Nellie Fox, L (1, 4) OBP: 0.355, SLG: 0.387	0-0 F6		0-0 1-3			0-0 3-1	0-0 3B			4 0 1 1 0 0 1																						
Larry Doby, L (1, 8) OBP: 0.383, SLG: 0.432	0-0 4-3			0-0 F8		HBP 1B	0-0 G3			4 1 1 0 0 0 1																						
Minnie Minoso, R (1, 7) OBP: 0.422, SLG: 0.485		0-0 L4		0-0 WP E 1B		H 1-2 1B HBP		0-0 6-3		3 0 1 0 0 0 0																						
Jim Rivera, L (1, 9) OBP: 0.335, SLG: 0.403		0-0 G3		0-0 F8		0-0 F9		0-3 K		4 0 0 0 0 1 3																						
Sherm Lollar, R (1, 2) OBP: 0.374, SLG: 0.423		4-0 BB		0-0 F8		0-0 FC5-4 1B		0-0 5-3		3 0 1 1 1 0 1																						
Walt Dropo, R (1, 3) OBP: 0.335, SLG: 0.344		0-0 4-3			0-0 6-3	0-0 FC5-4			0-0 6-3	4 0 0 0 0 0 3																						
Luis Aparicio, R (1, 6) OBP: 0.304, SLG: 0.331			0-0 B5-3		0-0 1B		4-0 6-3 SH2-4 3B BB		0-0 5-3	3 1 1 0 1 0 0																						
Jack Harshman, L (1, 1) OBP: 0.254, SLG: 0.422			0-0 F9		0-0 F9		0-0 SH2-4		0-0 4-3	3 0 0 0 0 0 1																						
Inning Stats	R: 0 E: 0 K: 0 S: 3	H: 0 LOB: 0 BB: 0 P: 3	R: 0 E: 0 K: 0 S: 3	H: 0 LOB: 1 BB: 1 P: 7	R: 0 E: 0 K: 0 S: 4	H: 1 LOB: 1 BB: 0 P: 4	R: 0 E: 1 K: 0 S: 4	H: 1 LOB: 1 BB: 0 P: 4	R: 1 E: 0 K: 0 S: 5	H: 2 LOB: 2 BB: 0 P: 6	R: 1 E: 0 K: 0 S: 4	H: 1 LOB: 1 BB: 1 P: 8	R: 0 E: 0 K: 1 S: 5	H: 0 LOB: 0 BB: 0 P: 5	R: 0 E: 0 K: 0 S: 3	H: 0 LOB: 0 BB: 0 P: 3	1B: 5 2B: 0 3B: 1 HR: 0	SF: 0 SAC: 1 DP: 0 HBP: 1	WP: 1 PB: 0 SB: 0 CS: 0	PA: 36												
PITCHER Bob Lemon, R (1, 1) ERA: 2.91	IP 9.0	WLS L	BF 36	H 6	R 2	ER 2	SO 1	BB 2	IBB 0	HBP 1	BLK 0	WP 1	HR 0	S 35	P 44	ERA 2.00	WHIP 0.889															
											PITCHER	IP	WLS	BF	H	R	ER	SO	BB	IBB	HBP	BLK	WP	HR	S	P	ERA	WHIP				



Batter	1	2	3	4	5	6	7	8	9	AB R H RBI BB SO LOB
--------	---	---	---	---	---	---	---	---	---	----------------------

Al Smith, R <small>OBP: 0.369, SLG: 0.430</small> (1, 7)	4-0 SH1-3 2B BB		0-0 4-3		0-0 FC6-4 1-2f			0-0 F8		3 1 0 0 1 0 1
Bobby Avila, R <small>OBP: 0.335, SLG: 0.318</small> (1, 4)	0-0 SH1-3 1-2		0-0 1B			0-3 K		0-0 F8		3 0 1 0 0 1 0
Al Rosen, R <small>OBP: 0.363, SLG: 0.437</small> (1, 5)	0-0 CS 2-H 2B		0-0 F2			4-0 BB		0-0 6-3		3 0 1 1 1 0 1
Rocky Colavito, R <small>OBP: 0.373, SLG: 0.539</small> (1, 9)	4-0 BB			0-0 F8		0-0 F3		0-0 6-3		3 0 0 0 1 0 1
Sam Mele, R <small>OBP: 0.322, SLG: 0.417</small> (1, 3)	0-3 K 2-3			0-3 K		0-0 F8		0-0 F8		4 0 0 0 0 2 3
Jim Busby, R <small>OBP: 0.302, SLG: 0.364</small> (1, 8)		0-0 4-3		0-3 K			4-0 BB		0-0 1B	3 0 1 0 1 1 0
Chico Carrasquel, R <small>OBP: 0.331, SLG: 0.335</small> (1, 6)		0-0 F6			0-0 F2		0-3 K		0-3 K	4 0 0 0 0 2 2
Jim Hegan, R <small>OBP: 0.319, SLG: 0.343</small> (1, 2)			0-3 K		0-0 FC6-4 1B		0-0 F3			3 0 1 0 0 1 1
Bob Lemon, L <small>OBP: 0.261, SLG: 0.341</small> (1, 1)			0-3 K		0-0 F9		0-0 F8			3 0 0 0 0 1 2

Inning Stats	R: 1	H: 1	E: 0	K: 1	S: 5	R: 0	H: 0	E: 0	K: 1	S: 5	R: 0	H: 1	E: 0	K: 1	S: 6	R: 0	H: 0	E: 0	K: 2	S: 7	R: 0	H: 1	E: 0	K: 0	S: 4	R: 0	H: 0	E: 0	K: 1	S: 5	R: 0	H: 0	E: 0	K: 1	S: 5	R: 0	H: 0	E: 0	K: 0	S: 3	R: 0	H: 1	E: 0	K: 1	S: 6	1B: 3	2B: 2	3B: 0	HR: 0	SF: 0	SAC: 1	DP: 1	HBP: 0	WP: 0	PB: 0	SB: 0	CS: 1	PA: 34
--------------	------	------	------	------	------	------	------	------	------	------	------	------	------	------	------	------	------	------	------	------	------	------	------	------	------	------	------	------	------	------	------	------	------	------	------	------	------	------	------	------	------	------	------	------	------	-------	-------	-------	-------	-------	--------	-------	--------	-------	-------	-------	-------	--------

PITCHER	IP	WLS	BF	H	R	ER	SO	BB	IBB	HBP	BLK	WP	HR	S	P	ERA	WHIP
Jack Harshman, L <small>ERA: 2.98</small>	9.0	W	34	4	1	1	8	4	0	0	0	0	0	46	62	1.00	0.889

BOTTOM

Chicago White Sox @ Cleveland Indians
 Cleveland Municipal Stadium, Cleveland, OH

AB	29
R	1
H	4
RBI	1
BB	4
SO	8
LOB	11



PITCHER	IP	WLS	BF	H	R	ER	SO	BB	IBB	HBP	BLK	WP	HR	S	P	ERA	WHIP
---------	----	-----	----	---	---	----	----	----	-----	-----	-----	----	----	---	---	-----	------

Fri Sep 07 1956, 3:33 AM EDT
 Att. 11,202 - Unknown

livebaseballscorecards.com

Batter	1	2	3	4	5	6	7	8	9	AB R H RBI BB SO LOB	TOP
Fred Hatfield, L (1, 5) OBP: 0.370, SLG: 0.395	0-0 6-3		0-0 F7		0-0 1B		0-0 SH1-4		0-0 F2	4 0 1 0 0 0 1	
Nellie Fox, L (1, 4) OBP: 0.353, SLG: 0.386	0-0 F9		0-0 4-3		0-0 4-3		0-0 F9		0-0 1B	5 0 1 0 0 0 2	
Larry Doby, L (1, 8) OBP: 0.385, SLG: 0.435	4-0 BB			0-3 K		0-0 SH SF9 1B		0-0 2B	0-0 F5	4 1 2 1 1 1 2	
Minnie Minoso, R (1, 7) OBP: 0.421, SLG: 0.490	0-0 5-3			0-0 HR		0-0 SH 1-3		0-0 F3		3 1 1 1 0 0 2	
Jim Rivera, L (1, 9) OBP: 0.334, SLG: 0.403		0-0 1B		0-0 6-3		0-0 SF9		0-3 K		3 1 1 1 0 1 0	
Sherm Lollar, R (1, 2) OBP: 0.373, SLG: 0.421		0-3 K		0-0 1B		0-3 K		0-0 F2		4 0 1 0 0 2 2	
Walt Dropo, R (1, 3) OBP: 0.337, SLG: 0.344		0-0 1B		0-0 F3		4-0 BB		0-0 1-3		3 0 1 1 1 0 1	
Sammy Esposito, R (1, 6) OBP: 0.358, SLG: 0.307		0-0 G5-4-3			0-0 F8		0-0 4-3		0-0 F9	4 0 0 0 0 0 3	
Billy Pierce, L (1, 1) OBP: 0.161, SLG: 0.124			0-0 4-3		0-0 F8		0-0 SH1-4 2B 1B		0-0 1B 1B	4 1 2 0 0 0 0	
Inning Stats	R: 0 E: 0 K: 0 S: 3 H: 0 LOB: 1 BB: 1 P: 7	R: 1 E: 0 K: 1 S: 6 H: 2 LOB: 0 BB: 0 P: 6	R: 0 E: 0 K: 0 S: 3 H: 0 LOB: 0 BB: 0 P: 3	R: 1 E: 0 K: 1 S: 7 H: 2 LOB: 1 BB: 0 P: 7	R: 0 E: 0 K: 0 S: 4 H: 1 LOB: 1 BB: 0 P: 4	R: 1 E: 1 K: 1 S: 7 H: 1 LOB: 2 BB: 1 P: 11	R: 1 E: 0 K: 0 S: 5 H: 2 LOB: 1 BB: 0 P: 5	R: 0 E: 0 K: 1 S: 5 H: 0 LOB: 0 BB: 0 P: 5	R: 0 E: 0 K: 0 S: 5 H: 2 LOB: 2 BB: 0 P: 5	1B: 8 2B: 1 3B: 0 HR: 1 SF: 1 SAC: 2 DP: 1 HBP: 0	WP: 0 PB: 0 SB: 1 CS: 0 PA: 39
PITCHER	IP WLS BF H R ER SO BB IBB HBP BLK WP HR S P ERA WHIP										
Early Wynn, R (1, 1) ERA: 2.87	7.0 L 31 8 4 3 3 2 0 0 0 0 0 1 35 43 3.86 1.429										
Don Mossi, L (8, 1) ERA: 3.52	2.0 8 2 0 0 1 0 0 0 0 0 0 0 10 10 0.00 1.000										

Chicago White Sox @ Cleveland Indians
Cleveland Municipal Stadium, Cleveland, OH

AB	34
R	4
H	10
RBI	4
BB	2
SO	4
LOB	13



Sat Sep 08 1956, 3:33 AM EDT
Att. 5,583 - Unknown

livebaseballscorecards.com

BOTTOM

Chicago White Sox @ Cleveland Indians
Cleveland Municipal Stadium, Cleveland, OH

Sat Sep 08 1956, 3:33 AM EDT
Att. 5,583 - Unknown

livebaseballscorecards.com

AB	34
R	2
H	7
RBI	2
BB	3
SO	8
LOB	14



WP:	0	PA:	37
PB:	0	SB:	0
CS:	0		

AB R H RBI BB SO LOB

4	0	0	0	1	1	1
4	1	1	0	0	0	1
3	0	1	0	1	1	0
4	0	2	1	0	1	2
4	1	1	1	0	1	3
4	0	0	0	0	0	3
4	0	2	0	0	0	0
4	0	0	0	0	1	3
2	0	0	0	0	2	0
1	0	0	0	0	1	1
0	0	0	0	0	0	0
0	0	0	0	1	0	0

Batter	1	2	3	4	5	6	7	8	9
Al Smith, R OBP: 0.367, SLG: 0.426 (1, 7)	0-0 F4		0-0 F8			4-0 BB BB		0-0 6-3	0-3 K
Bobby Avila, R OBP: 0.335, SLG: 0.317 (1, 4)	0-0 F5		0-0 F8			0-0 F5		0-0 1B 1B	
Al Rosen, R OBP: 0.364, SLG: 0.436 (1, 5)	0-0 5-3			0-3 K		4-0 BB		0-0 1B 1B	
Rocky Colavito, R OBP: 0.375, SLG: 0.538 (1, 9)		0-0 1B 1B		0-0 5-3		0-3 K		0-0 1B	
Sam Mele, R OBP: 0.319, SLG: 0.439 (1, 3)		0-0 F8		0-3 K			0-0 HR	0-0 F6	
Jim Busby, R OBP: 0.300, SLG: 0.361 (1, 8)		0-0 F7			0-0 F9		0-0 F4	0-0 F6	
Chico Carrasquel, R OBP: 0.332, SLG: 0.336 (1, 6)		0-0 FC5-4 1B			0-0 F4		0-0 1B		0-0 F9
Jim Hegan, R OBP: 0.315, SLG: 0.338 (1, 2)		0-0 FC5-4			0-0 F4		0-0 L6		0-3 K
Early Wynn, S OBP: 0.287, SLG: 0.276 (1, 1)			0-3 K			0-3 K			4-0 BB
Dave Pope, L (7, PH) OBP: 0.304, SLG: 0.386									
Don Mossi, L (8, 1) OBP: 0.227, SLG: 0.250									
Gene Woodling, L (9, PH) OBP: 0.409, SLG: 0.414									

Inning Stats	R: 0	H: 0	E: 0	K: 0	S: 3	R: 0	H: 2	E: 0	K: 0	S: 5	R: 0	H: 0	E: 0	K: 1	S: 5	R: 0	H: 0	E: 0	K: 2	S: 7	R: 0	H: 0	E: 0	K: 0	S: 3	R: 0	H: 0	E: 0	K: 2	S: 7	R: 1	H: 2	E: 0	K: 1	S: 7	R: 1	H: 3	E: 0	K: 0	S: 6	R: 0	H: 0	E: 0	K: 2	S: 7	R: 0	H: 0	E: 0	K: 2	S: 7	1B: 6	SF: 0	2B: 0	SAC: 0	3B: 0	DP: 0	HR: 1	HBP: 0	WP: 0	PA: 37
--------------	------	------	------	------	------	------	------	------	------	------	------	------	------	------	------	------	------	------	------	------	------	------	------	------	------	------	------	------	------	------	------	------	------	------	------	------	------	------	------	------	------	------	------	------	------	------	------	------	------	------	-------	-------	-------	--------	-------	-------	-------	--------	-------	--------

PITCHER	IP	WLS	BF	H	R	ER	SO	BB	IBB	HBP	BLK	WP	HR	S	P	ERA	WHIP
Billy Pierce, L ERA: 3.3 (1, 1)	9.0	W	37	7	2	2	8	3	0	0	0	0	1	50	62	2.00	1.111

Batter	1	2	3	4	5	6	7	8	9	AB R H RBI BB SO LOB	TOP	
Luis Aparicio, R (1, 6) OBP: 0.303, SLG: 0.328	4-0 SH1-3 SH FC5-2-1-5 BB		0-3 K		0-3 K		0-0 F7		0-3 K	4 0 0 0 1 3 0		
Nellie Fox, L (1, 4) OBP: 0.353, SLG: 0.384	0-0 SH FC5-2-1-5 SH1-3 1-2		0-0 3-1		4-0 1B BB		0-3 K			2 0 0 0 1 1 0		
Larry Doby, L (1, 8) OBP: 0.386, SLG: 0.435	0-0 SH1-3 1-2 2-3		4-0 BB		0-0 1B G6-4-3		0-0 4-3			2 0 1 0 1 0 0		
Minnie Minoso, R (1, 7) OBP: 0.418, SLG: 0.486	0-0 FC5-2-1-5 2-3 3-H		0-0 F4		0-0 G6-4-3 1-2f			0-3 K		4 0 0 0 0 1 5		
Sherm Lollar, R (1, 2) OBP: 0.372, SLG: 0.420	0-0 5-3			0-0 F7		0-0 BB 1B		0-0 F7		4 0 1 0 0 0 2		
Walt Dropo, R (1, 3) OBP: 0.339, SLG: 0.356		0-0 6-3		0-0 HR		0-0 F3		0-0 1B		4 1 2 1 0 0 1		
Bubba Phillips, R (1, 9) OBP: 0.325, SLG: 0.419		0-0 F2		0-3 K		0-0 F4		0-0 F8		4 0 0 0 0 1 2		
Fred Hatfield, L (1, 5) OBP: 0.375, SLG: 0.396		0-0 1B		4-0 BB		4-0 BB			0-0 4-3	2 0 1 0 2 0 0		
Dick Donovan, L (1, 1) OBP: 0.319, SLG: 0.392		0-3 K		0-3 K		0-3 K			0-0 F9	3 0 0 0 0 3 4		
Ellis Kinder, R (8, 1)										0 0 0 0 0 0 0		
Les Moss, R (9, PH) OBP: 0.336, SLG: 0.541										1 0 0 0 0 0 0		
Inning Stats	R: 0 H: 0 E: 1 LOB: 2 K: 0 BB: 1 S: 4 P: 8	R: 0 H: 1 E: 0 LOB: 1 K: 1 BB: 0 S: 6 P: 6	R: 0 H: 0 E: 0 LOB: 1 K: 1 BB: 1 S: 5 P: 9	R: 1 H: 1 E: 0 LOB: 1 K: 2 BB: 1 S: 8 P: 12	R: 0 H: 1 E: 0 LOB: 1 K: 1 BB: 1 S: 5 P: 9	R: 0 H: 1 E: 0 LOB: 2 K: 1 BB: 1 S: 6 P: 10	R: 0 H: 0 E: 0 LOB: 0 K: 1 BB: 0 S: 5 P: 5	R: 0 H: 1 E: 0 LOB: 1 K: 1 BB: 0 S: 6 P: 6	R: 0 H: 0 E: 0 LOB: 0 K: 1 BB: 0 S: 5 P: 5	1B: 4 SF: 0 2B: 0 SAC: 2 3B: 0 DP: 1 HR: 1 HBP: 0	WP: 0 PA: 37 PB: 0 SB: 0 CS: 0	
PITCHER Herb Score, L (1, 1) ERA: 2.74	IP WLS BF H R ER SO BB IBB HBP BLK WP HR S P ERA WHIP	9.0 W 37 5 1 1 9 5 0 0 0 0 1 50 70 1.00 1.111										

Chicago White Sox @ Cleveland Indians
Cleveland Municipal Stadium, Cleveland, OH
Sun Sep 09 1956, 3:33 AM EDT
Unknown

livebaseballscorecards.com

AB	30
R	1
H	5
RBI	1
BB	5
SO	9
LOB	14



Batter	1	2	3	4	5	6	7	8	9	AB	R	H	RBI	BB	SO	LOB
Dave Pope, L (1, 8) OBP: 0.300, SLG: 0.375 Jim Busby, R (8, 8) OBP: 0.300, SLG: 0.361	0-0 1B		0-0 P5-3			0-0 P7	0-0 F3			4	0	1	0	0	0	3
Bobby Avila, R (1, 4) OBP: 0.336, SLG: 0.317	0-0 F9		0-0 1B			0-0 6-3		4-0 1B		3	1	1	1	1	0	1
Gene Woodling, L (1, 7) OBP: 0.404, SLG: 0.408	0-0 F5		0-3 K			0-0 F5		0-0 F2		4	0	0	0	0	1	3
Vic Wertz, L (1, 3) OBP: 0.359, SLG: 0.475	0-3 K			0-0 4-3			0-0 F9	0-0 1B		4	0	1	1	0	1	1
Rocky Colavito, R (1, 9) OBP: 0.376, SLG: 0.548		0-0 6-3		0-0 F7			0-0 HR	4-0 1B		3	1	1	1	1	0	0
Al Rosen, R (1, 5) OBP: 0.361, SLG: 0.431		0-0 6-3		0-3 K			0-0 6-3	0-0 6-3		4	0	0	0	0	1	2
Chico Carrasquel, R (1, 6) OBP: 0.331, SLG: 0.334		0-0 F5			0-3 K		0-0 E6	4-0 1B		3	1	0	0	1	1	0
Jim Hegan, R (1, 2) OBP: 0.318, SLG: 0.338			0-0 1B		0-0 1B		4-0 1B	0-0 F8		3	1	1	0	1	0	3
Herb Score, L (1, 1) OBP: 0.259, SLG: 0.247			0-0 SH3-4		0-0 G4-6-3		0-0 1B			2	0	1	1	0	0	1

Inning Stats	R: 0	H: 1	E: 0	LOB: 1	K: 1	S: 6	P: 6	R: 0	H: 0	E: 0	LOB: 0	K: 0	S: 3	R: 1	H: 1	E: 1	LOB: 1	K: 1	S: 7	R: 0	H: 0	E: 0	LOB: 0	K: 1	S: 5	R: 0	H: 1	E: 0	LOB: 0	K: 1	S: 5	R: 0	H: 0	E: 0	LOB: 0	K: 0	S: 3	R: 2	H: 2	E: 1	LOB: 2	K: 0	S: 6	R: 1	H: 1	E: 0	LOB: 3	K: 0	S: 4	1B: 5	SF: 0	2B: 0	SAC: 1	3B: 0	DP: 1	HR: 1	HBP: 0	WP: 0	PA: 35
--------------	------	------	------	--------	------	------	------	------	------	------	--------	------	------	------	------	------	--------	------	------	------	------	------	--------	------	------	------	------	------	--------	------	------	------	------	------	--------	------	------	------	------	------	--------	------	------	------	------	------	--------	------	------	-------	-------	-------	--------	-------	-------	-------	--------	-------	--------


PITCHER	IP	WLS	BF	H	R	ER	SO	BB	IBB	HBP	BLK	WP	HR	S	P	ERA	WHIP
Dick Donovan, R (1, 1) ERA: 3.83	7.1	L	32	6	4	2	4	2	1	0	0	0	1	37	49	2.46	1.091
Ellis Kinder, R (8, 1) ERA: 3.06	0.2		3	0	0	0	0	1	0	0	0	0	0	2	6	0.00	1.500

BOTTOM

Chicago White Sox @ Cleveland Indians
Cleveland Municipal Stadium, Cleveland, OH

Sun Sep 09 1956, 3:33 AM EDT
Unknown

AB	30
R	4
H	6
RBI	4
BB	4
SO	4
LOB	14



Batter	1	2	3	4	5	6	7	8	9	AB R H RBI BB SO LOB	TOP											
Fred Hatfield, L (1, 5) OBP: 0.372, SLG: 0.392	0-3 K	0-0 1B		0-0 F8			0-0 L3		0-0 F9	5 0 1 0 0 1 1												
Nellie Fox, L (1, 4) OBP: 0.353, SLG: 0.383	0-0 E6 HR	0-0 P7			0-0 L6-3 1B			0-0 F4		4 1 1 0 0 0 1												
Larry Doby, L (1, 8) OBP: 0.387, SLG: 0.443	0-0 1-H HR		0-3 K		0-3 K			0-0 FC6-4 1B		4 1 2 2 0 2 1												
Minnie Minoso, R (1, 7) OBP: 0.419, SLG: 0.493	0-0 E S SF8 1B		0-0 HR		0-0 L6-3			0-0 FC6-4		4 2 2 1 0 0 2												
Walt Dropo, R (1, 3) OBP: 0.335, SLG: 0.352	0-0 1-H SF8		0-0 6-3		0-0 5-3			0-0 F4		3 0 0 1 0 0 1												
Les Moss, R (1, 2) Bubba Phillips, R (9, PR) Sherm Lollar, R (9, 2)	4-0 BB		0-0 F4		0-0 5-3			0-0 SH5-3 1B 2B		3 0 1 0 1 0 0 0 1 0 0 0 0 0 0 0 0 0 0 0 0												
Jim Rivera, L (1, 9) OBP: 0.334, SLG: 0.401	0-0 4-3		4-0 E S 5-3 BB		0-0 3-1			0-0 SH5-3		2 1 0 0 1 0 1												
Luis Aparicio, R (1, 6) OBP: 0.303, SLG: 0.328		0-0 B1-3		0-0 1-H 5-3			0-3 K	0-0 SH1-4 1B		4 0 1 2 0 1 0												
Gerry Staley, R (1, 1) OBP: 0.143, SLG: 0.111		0-0 F8		0-0 6-3			0-3 K	0-0 SH1-4		3 0 0 0 0 1 0												
Inning Stats	R: 3 E: 1 K: 1 S: 8	H: 2 LOB: 1 BB: 1 P: 12	R: 0 E: 0 K: 0 S: 4	H: 1 LOB: 1 BB: 0 P: 4	R: 1 E: 0 K: 1 S: 6	H: 1 LOB: 0 BB: 1 P: 6	R: 1 E: 0 K: 0 S: 3	H: 0 LOB: 0 BB: 1 P: 7	R: 0 E: 0 K: 1 S: 5	H: 1 LOB: 0 BB: 0 P: 5	R: 0 E: 0 K: 0 S: 3	H: 0 LOB: 0 BB: 0 P: 3	R: 0 E: 0 K: 2 S: 7	H: 0 LOB: 0 BB: 0 P: 7	R: 0 E: 0 K: 0 S: 4	H: 1 LOB: 1 BB: 0 P: 4	R: 1 E: 0 K: 0 S: 5	H: 2 LOB: 1 BB: 0 P: 5	1B: 5 2B: 2 3B: 0 HR: 2	SF: 1 SAC: 2 DP: 1 HBP: 0	WP: 0 PB: 0 SB: 2 CS: 0	PA: 37
PITCHER	IP WLS BF H R ER SO BB IBB HBP BLK WP HR S P ERA WHIP																					
Hank Aguirre, L (1, 1) ERA: 4.22	3.0 L 15 4 4 2 2 1 0 0 0 0 0 2 18 22 6.00 1.667																					
Mike Garcia, R (4, 1) ERA: 3.84	4.0 13 1 1 0 3 1 0 0 0 0 0 0 18 22 0.00 0.500																					
Don Mossi, L (8, 1) ERA: 3.54	2.0 9 3 1 1 0 0 0 0 0 0 0 0 9 9 4.50 1.500																					

Chicago White Sox @ Cleveland Indians
Cleveland Municipal Stadium, Cleveland, OH
Sun Sep 09 1956, 3:38 AM EDT
Att: 28,457 - Unknown

AB	32
R	6
H	8
RBI	6
BB	2
SO	5
LOB	7



Batter	1	2	3	4	5	6	7	8	9	AB R H RBI BB SO LOB	TOP	
Dick Williams, R (1, 8) OBP: 0.336, SLG: 0.446 Jim Pyburn, R (8, 8) OBP: 0.250, SLG: 0.273	4-0 BB BB		0-0 G6-4-3 1-2f			0-0 P8		4-0 CS BB		2 0 0 0 2 0 1 0 0 0 0 0 0 0		
Bob Boyd, L (1, 3) OBP: 0.408, SLG: 0.446	4-0 BB BB G1-4-3 1-2 BB			0-0 P8		0-0 F6		0-0 CS 1-2	0-0 4-3	3 0 0 0 1 0 0		
George Kell, R (1, 5) OBP: 0.338, SLG: 0.415	0-0 F5			0-0 P8		0-0 F7			0-0 5-3	4 0 0 0 0 0 2		
Bob Nieman, R (1, 7) OBP: 0.442, SLG: 0.521	0-0 G1-4-3 1-2f			0-0 6-3			4-0 G6-4-3 1B BB		0-0 1B 1B	3 0 1 0 1 0 2		
Tito Francona, L (1, 9) OBP: 0.330, SLG: 0.363		0-0 P8			0-0 F7		0-0 G6-4-3 1-2 1B		0-0 FC6-4 1-2 1B	4 0 2 0 0 0 0		
Gus Triandos, R (1, 2) OBP: 0.338, SLG: 0.425		0-0 F4			0-0 HR		0-0 G6-4-3 1-2f 2-3		0-0 FC6-4 1-2f	4 1 1 1 0 0 4		
Billy Gardner, R (1, 4) OBP: 0.291, SLG: 0.349		0-0 F6			0-0 F9		0-0 P8			3 0 0 0 0 0 1		
Willy Miranda, S (1, 6) OBP: 0.283, SLG: 0.287			0-0 6-3		0-0 1B			0-0 4-3		3 0 1 0 0 0 0		
Ray Moore, R (1, 1) OBP: 0.299, SLG: 0.406			0-0 G6-4-3 1B		0-0 F3			0-0 L6		3 0 1 0 0 0 1		
Inning Stats	R: 0 H: 0 E: 0 LOB: 1 K: 0 BB: 2 S: 2 P: 10	R: 0 H: 0 E: 0 LOB: 0 K: 0 BB: 0 S: 3 P: 3	R: 0 H: 1 E: 0 LOB: 0 K: 0 BB: 0 S: 3 P: 3	R: 0 H: 0 E: 0 LOB: 0 K: 0 BB: 0 S: 3 P: 3	R: 1 H: 2 E: 0 LOB: 1 K: 0 BB: 0 S: 5 P: 5	R: 0 H: 0 E: 0 LOB: 0 K: 0 BB: 0 S: 3 P: 3	R: 0 H: 1 E: 0 LOB: 1 K: 0 BB: 1 S: 3 P: 7	R: 0 H: 0 E: 0 LOB: 0 K: 0 BB: 1 S: 2 P: 6	R: 0 H: 2 E: 0 LOB: 2 K: 0 BB: 0 S: 5 P: 5	1B: 5 SF: 0 2B: 0 SAC: 0 3B: 0 DP: 3 HR: 1 HBP: 0	WP: 0 PA: 34 PB: 0 SB: 0 CS: 1	
PITCHER Bob Lemon, R (1, 1) ERA: 2.84	IP WLS BF H R ER SO BB IBB HBP BLK WP HR S P ERA WHIP											PITCHER IP WLS BF H R ER SO BB IBB HBP BLK WP HR S P ERA WHIP
	9.0 W 33 6 1 1 0 4 0 0 0 0 0 1 29 45 1.00 1.111											

Baltimore Orioles @ Cleveland Indians
Cleveland Municipal Stadium, Cleveland, OH

Tue Sep 11 1956, 3:33 AM EDT
 Att. 5,427 - Unknown

livebaseballscorecards.com

AB	29
R	1
H	6
RBI	1
BB	4
SO	0
LOB	11



Batter	1	2	3	4	5	6	7	8	9	AB	R	H	RBI	BB	SO	LOB
Dave Pope, L OBP: 0.259, SLG: 0.321 (1, 8) X	0-0 F5	0-0 F5		0-0 P3-1		0-3 K				4	0	0	0	0	1	2
Al Smith, R OBP: 0.369, SLG: 0.432 (1, 5) X	0-0 5-3	0-0 6-3			0-0 SH2-3-5		0-3 K			4	0	1	0	0	1	0
Gene Woodling, L OBP: 0.403, SLG: 0.404 (1, 7) B B B B	4-0 2B E BB	0-0 F7			0-0 SH2-3-5		0-0 F9			2	1	0	0	1	0	0
Vic Wertz, L OBP: 0.361, SLG: 0.484 (1, 3) X	0-0 E 1-3 2B		0-0 F4		0-0 BB 1B		4-0 BB BB BB BB BB BB BB			3	0	2	0	1	0	0
Rocky Colavito, R OBP: 0.383, SLG: 0.547 (1, 9) B B B B B	4-0 E BB		0-0 G5-4-3 1B		4-0 FC6-4 BB 1-2		0-0 F8			2	0	1	0	2	0	1
Chico Carrasquel, R OBP: 0.327, SLG: 0.329 (1, 6) X	0-0 E6 1-2 2-3 3-H		0-0 G5-4-3 1-2f		0-0 FC6-4 1-2f			0-0 6-3		4	0	0	0	0	0	5
Hal Naragon, L OBP: 0.363, SLG: 0.412 (1, 2) X	0-0 F9			0-0 FC1-6 1B		0-0 F8			4	0	2	0	0	0	0	3
Jim Hegan, R OBP: 0.318, SLG: 0.338 (8, PR) (9, 2)									0	0	0	0	0	0	0	0
George Strickland, R OBP: 0.323, SLG: 0.333 (1, 4) X		0-0 E7 HR		0-0 FC1-6 5-3 1-2f		0-0 6-3		0-0 F3	4	1	0	0	0	0	0	2
Bob Lemon, L OBP: 0.268, SLG: 0.371 (1, 1) X		0-0 HR 1-H		0-0 5-3 1-2		4-0 BB BB BB BB BB BB BB BB		0-0 G3	3	1	1	2	1	0	2	
Inning Stats	R: 1 E: 1 K: 0 S: 5	H: 1 LOB: 3 BB: 2 P: 13	R: 2 E: 1 K: 0 S: 5	H: 1 LOB: 0 BB: 0 P: 5	R: 0 E: 0 K: 0 S: 3	H: 1 LOB: 1 BB: 0 P: 3	R: 0 E: 0 K: 0 S: 4	H: 2 LOB: 2 BB: 1 P: 8	R: 0 E: 0 K: 1 S: 5	H: 0 LOB: 1 BB: 1 P: 9	R: 0 E: 0 K: 1 S: 5	H: 0 LOB: 1 BB: 1 P: 9	R: 0 E: 0 K: 0 S: 4	H: 1 LOB: 1 BB: 0 P: 4	1B: 5 2B: 2 3B: 0 HR: 1	SF: 0 SAC: 1 DP: 2 HBP: 0

BOTTOM

Baltimore Orioles @ Cleveland Indians
Cleveland Municipal Stadium, Cleveland, OH

Tue Sep 11 1956, 3:33 AM EDT
Att. 5,427 - Unknown

livebaseballscorecards.com

AB	30
R	3
H	7
RBI	2
BB	5
SO	2
LOB	15



PITCHER	IP	WLS	BF	H	R	ER	SO	BB	IBB	HBP	BLK	WP	HR	S	P	ERA	WHIP
Ray Moore, R ERA: 4.14 (1, 1)	8.0	L	36	7	3	1	2	5	0	0	0	0	1	35	55	1.12	1.500

WP: 0	PA: 36
PB: 0	SB: 0
CS: 0	

Batter	1	2	3	4	5	6	7	8	9	AB R H RBI BB SO LOB	TOP														
Dick Williams, R OBP: 0.334, SLG: 0.441 (1, 8)	0-3 K			0-0 SH1-4 1B		0-3 K		0-0 4-3	0-0 F8	5 1 1 0 0 2 3															
Bob Boyd, L OBP: 0.412, SLG: 0.452 (1, 3)	0-0 F2			0-0 SH1-4 1-2		4-0 WP 4-3 BB		0-0 2B		2 0 1 0 1 0 0															
George Kell, R OBP: 0.337, SLG: 0.413 (1, 5)	0-0 F7			0-0 BB 1B		0-0 4-3 1-2		0-0 F6		4 0 1 1 0 0 2															
Bob Nieman, R OBP: 0.443, SLG: 0.519 (1, 7)				4-0 BB 1-2		0-0 1-3 2-3		0-3 K		3 0 1 0 1 1 2															
Tito Francona, L OBP: 0.329, SLG: 0.360 (1, 9)				0-0 3-6 1B		0-0 L8		0-0 4-3	4-0 1B 1B BB	3 0 0 0 1 0 3															
Gus Triandos, R OBP: 0.339, SLG: 0.426 Hoot Evers, R OBP: 0.382, SLG: 0.297 (1, 2) (9, PR)				0-0 L6		0-0 L8		0-0 FC1-6 1B	0-0 1B 1B	4 0 2 0 0 0 2 0 0 0 0 0 0 0															
Billy Gardner, R OBP: 0.291, SLG: 0.348 (7, 6)				0-0 F7		0-0 F3		0-0 FC1-6 BB	0-0 1B	4 0 1 0 0 0 1															
Willy Miranda, S OBP: 0.282, SLG: 0.286 Joe Frazier, L OBP: 0.327, SLG: 0.333 Jim Pyburn, R OBP: 0.250, SLG: 0.273 Brooks Robinson, R (7, 4)				0-3 K		0-3 K		4-0 BB 1-2	0-0 F7	2 0 0 0 0 2 0 0 0 0 0 1 0 0 0 0 0 0 0 0 0 1 0 0 0 0 0 3															
Hal Brown, R OBP: 0.318, SLG: 0.263 Joe Ginsberg, L OBP: 0.303, SLG: 0.286 Mike Fornieles, R OBP: 0.156, SLG: 0.219 Wayne Causey, L OBP: 0.208, SLG: 0.215 Tom Gastall, R OBP: 0.233, SLG: 0.218 (1, 1) (7, PH) (7, 1) (9, PH) (9, PH)				0-3 K		0-3 K		0-3 K	0-3 K	2 0 0 0 0 2 0 1 0 0 0 0 1 2 0 0 0 0 0 0 0 0 0 0 0 0 0 0 1 0 0 0 0 1 3															
Inning Stats	R: 0 E: 0 K: 1 S: 5	H: 0 LOB: 0 BB: 0 P: 5	R: 0 E: 0 K: 2 S: 3	H: 1 LOB: 0 BB: 0 P: 3	R: 0 E: 0 K: 2 S: 7	H: 0 LOB: 0 BB: 0 P: 7	R: 1 E: 0 K: 0 S: 5	H: 2 LOB: 2 BB: 1 P: 9	R: 0 E: 0 K: 2 S: 7	H: 0 LOB: 0 BB: 0 P: 7	R: 0 E: 0 K: 1 S: 5	H: 0 LOB: 1 BB: 1 P: 9	R: 0 E: 0 K: 1 S: 6	H: 1 LOB: 2 BB: 1 P: 10	R: 0 E: 0 K: 1 S: 6	H: 1 LOB: 1 BB: 0 P: 6	R: 0 E: 0 K: 1 S: 7	H: 2 LOB: 3 BB: 1 P: 11	1B: 6 2B: 2 3B: 0 HR: 0	SF: 0 SAC: 1 DP: 1 HBP: 0	WP: 1 PB: 0 SB: 0 CS: 0	PA: 37			
PITCHER	IP	WLS	BF	H	R	ER	SO	BB	IBB	HBP	BLK	WP	HR	S	P	ERA	WHIP								
Early Wynn, R ERA: 2.81 (1, 1)	8.1	W	35	7	1	1	8	4	0	0	0	1	0	47	63	1.08	1.320								
Don Mossi, L ERA: 3.52 (9, 1)	0.2	S	2	0	0	0	1	0	0	0	0	0	0	4	4	0.00	0.000								

Baltimore Orioles @ Cleveland Indians
Cleveland Municipal Stadium, Cleveland, OH

Wed Sep 12 1956, 3:33 AM EDT
Att. 4,738 - Unknown

AB	32
R	1
H	7
RBI	1
BB	4
SO	9
LOB	21



livebaseballscorecards.com

Batter	1	2	3	4	5	6	7	8	9
Dave Pope, L (1, 8) <small>OBP: 0.258, SLG: 0.317</small> Jim Busby, R (9, 8) <small>OBP: 0.300, SLG: 0.361</small>	0-0 P7			0-0 G6-4-3 1B		0-0 F5		0-0 P8	
Al Smith, R (1, 5) <small>OBP: 0.368, SLG: 0.429</small>	0-0 F8			0-0 G6-4-3 1-2f		4-0 FC3-6 BB		0-0 F3	
Gene Woodling, L (1, 7) <small>OBP: 0.399, SLG: 0.400</small>	0-0 F3			0-0 6-3		0-0 FC3-6 1B 1-2f			
Vic Wertz, L (1, 3) <small>OBP: 0.363, SLG: 0.492</small>		0-0 F8			0-0 HR	0-0 1-3 1B			
Rocky Colavito, R (1, 9) <small>OBP: 0.382, SLG: 0.544</small>		0-0 1-3			0-0 FC6-5 SH1-3 1B	0-3 K			
Chico Carrasquel, R (1, 6) <small>OBP: 0.326, SLG: 0.328</small>		0-0 4-3			0-0 SH1-3 1-2		0-0 5-3		
Jim Hegan, R (1, 2) <small>OBP: 0.315, SLG: 0.335</small>			0-0 L5		0-0 FC6-5 2-3		0-3 K		
George Strickland, R (1, 4) <small>OBP: 0.316, SLG: 0.326</small>			0-0 F8		0-0 5-3		0-0 F3		
Early Wynn, S (1, 1) <small>OBP: 0.289, SLG: 0.311</small> Don Mossi, L (9, 1) <small>OBP: 0.227, SLG: 0.250</small>			0-0 6-3			0-0 HR		0-3 K	

Inning Stats	R: 0	H: 0	E: 0	K: 0	S: 3	R: 0	H: 0	E: 0	K: 0	S: 3	R: 0	H: 1	E: 0	K: 0	S: 3	R: 1	H: 2	E: 0	K: 0	S: 5	R: 1	H: 2	E: 0	K: 1	S: 7	R: 0	H: 0	E: 0	K: 1	S: 5	R: 0	H: 0	E: 0	K: 1	S: 5
	0	0	0	0	3	0	0	0	0	3	0	1	0	0	3	1	2	0	0	5	1	2	0	1	7	0	0	0	0	5	0	0	0	1	5

PITCHER	IP	WLS	BF	H	R	ER	SO	BB	IBB	HBP	BLK	WP	HR	S	P	ERA	WHIP
Hal Brown, R (1, 1) <small>ERA: 3.49</small>	6.0	L	23	5	2	2	1	1	0	0	0	0	2	24	28	3.00	1.000
Mike Fornieles, R (7, 1) <small>ERA: 3.98</small>	2.0		6	0	0	0	2	0	0	0	0	0	0	10	10	0.00	0.000

1B	2B	3B	HR	SF	SAC	DP	HBP
3	0	0	2	0	1	1	0

WP	PA
0	29

ERA	WHIP
0.00	0.000

BOTTOM

Baltimore Orioles @ Cleveland Indians
Cleveland Municipal Stadium, Cleveland, OH
 Wed Sep 12 1956, 3:33 AM EDT
 Att. 4,738 - Unknown

livebaseballscorecards.com

AB	27
R	2
H	5
RBI	2
BB	1
SO	3
LOB	6




Batter	1	2	3	4	5	6	7	8	9	AB R H RBI BB SO LOB												
Dick Williams, R (1, 8) OBP: 0.336, SLG: 0.439	0-0 F7		0-0 SH1-4		4-0 G4-6-3 BB		4-0 1B BB		0-0 5-3	2 0 0 0 2 0 1												
Bob Boyd, L (1, 3) OBP: 0.409, SLG: 0.448	0-3 K		0-0 F2		0-0 G4-6-3		0-0 1B			4 0 1 1 0 1 3												
George Kell, R (1, 5) OBP: 0.334, SLG: 0.409	0-0 P8		0-0 E6			0-0 P8	0-0 4-3			4 0 0 0 0 0 2												
Bob Nieman, R (1, 7) OBP: 0.439, SLG: 0.514		0-0 L4	0-0 P8			0-0 1-3		0-0 4-3		4 0 0 0 0 0 1												
Gus Triandos, R (1, 2) OBP: 0.341, SLG: 0.441		0-0 HR		0-0 P8		0-0 HR		0-0 F4		4 2 2 2 0 0 0												
Tito Francona, L (1, 9) OBP: 0.328, SLG: 0.362		0-0 2B		0-0 1-3		0-0 F5		0-0 B1-3		4 0 1 0 0 0 0												
Billy Gardner, R (1, 4) OBP: 0.290, SLG: 0.347		0-0 F4		0-0 F9			0-0 SH1-4 1B 1B		0-3 K	4 1 1 0 0 1 1												
Willy Miranda, S (1, 6) OBP: 0.285, SLG: 0.285		0-3 K			4-0 BB BB		0-0 SH1-4		4-0 SH1-4 BB	1 0 0 0 2 1 1												
Connie Johnson, R (1, 1) OBP: 0.323, SLG: 0.268			0-0 SH1-4 E 1B		0-0 L9		0-0 5-3		0-0 SH1-4	3 1 1 0 0 0 2												
Inning Stats	R: 0 E: 0 K: 1 S: 5	H: 0 LOB: 0 BB: 0 P: 5	R: 1 E: 0 K: 1 S: 7	H: 2 LOB: 1 BB: 0 P: 7	R: 1 E: 1 K: 0 S: 5	H: 1 LOB: 1 BB: 0 P: 5	R: 0 E: 0 K: 0 S: 3	H: 0 LOB: 0 BB: 0 P: 3	R: 0 E: 0 K: 0 S: 2	H: 0 LOB: 1 BB: 2 P: 10	R: 1 E: 0 K: 0 S: 4	H: 1 LOB: 0 BB: 0 P: 4	R: 1 E: 0 K: 0 S: 5	H: 2 LOB: 2 BB: 1 P: 9	R: 0 E: 0 K: 0 S: 3	H: 0 LOB: 0 BB: 0 P: 3	R: 0 E: 0 K: 1 S: 5	H: 0 LOB: 1 BB: 1 P: 9	1B: 3 2B: 1 3B: 0 HR: 2	SF: 0 SAC: 3 DP: 1 HBP: 0	WP: 0 PB: 0 SB: 0 CS: 0	PA: 37
PITCHER	IP WLS BF H R ER SO BB IBB HBP BLK WP HR S P ERA WHIP																					
Hank Aguirre, L (1, 1) ERA: 4.2	6.2 L 29 6 4 3 2 3 0 0 0 0 0 2 30 42 4.05 1.350																					
Ray Narleski, R (7, 1) ERA: 1.48	1.1 4 0 0 0 0 0 0 0 0 0 0 0 4 4 0.00 0.000																					
Art Houtteman, R (9, 1) ERA: 6.28	1.0 4 0 0 0 0 1 1 0 0 0 0 0 5 9 0.00 1.000																					

Baltimore Orioles @ Cleveland Indians
Cleveland Municipal Stadium, Cleveland, OH
 Thu Sep 13 1956, 3:33 AM EDT
 Att. 1,663 - Unknown

livebaseballscorecards.com

AB	30
R	4
H	6
RBI	3
BB	4
SO	3
LOB	11



Batter	1	2	3	4	5	6	7	8	9	AB	R	H	RBI	BB	SO	LOB	BOTTOM																		
Joe Caffie, L OBP: 0.250, SLG: 0.250 (1, 7)	0-0 4-3			0-0 1B		0-0 4-3		0-0 F8		4	0	1	0	0	0	1	<p>Baltimore Orioles @ Cleveland Indians Cleveland Municipal Stadium, Cleveland, OH</p> <p>Thu Sep 13 1956, 3:33 AM EDT Att. 1,663 - Unknown</p> <p>livebaseballscorecards.com</p> <table> <tr><td>AB</td><td>32</td></tr> <tr><td>R</td><td>1</td></tr> <tr><td>H</td><td>5</td></tr> <tr><td>RBI</td><td>1</td></tr> <tr><td>BB</td><td>0</td></tr> <tr><td>SO</td><td>9</td></tr> <tr><td>LOB</td><td>8</td></tr> </table> 	AB	32	R	1	H	5	RBI	1	BB	0	SO	9	LOB	8				
AB	32																																		
R	1																																		
H	5																																		
RBI	1																																		
BB	0																																		
SO	9																																		
LOB	8																																		
Al Smith, R OBP: 0.365, SLG: 0.426 (1, 5)	0-0 6-3			0-0 F6		0-0 4-3		0-0 F5		4	0	0	0	0	0	2																			
Vic Wertz, L OBP: 0.360, SLG: 0.487 (1, 3)	0-0 G3			0-0 F7		0-3 K			0-0 F8	4	0	0	0	0	1	1																			
Rocky Colavito, R OBP: 0.377, SLG: 0.536 (1, 9)		0-3 K		0-3 K			0-0 6-3		0-3 K	4	0	0	0	0	3	1																			
Dave Pope, L OBP: 0.258, SLG: 0.313 (1, 8)		0-0 P3			0-3 K		0-0 1B		0-3 K	4	0	1	0	0	2	0																			
Chico Carrasquel, R OBP: 0.325, SLG: 0.327 (1, 6) Bobby Avila, R OBP: 0.336, SLG: 0.324 (4, 4)		0-0 4-3			0-0 HR		0-0 F7			1	0	0	0	0	0	0																			
Hal Naragon, L OBP: 0.355, SLG: 0.402 (1, 2)			0-0 G3		0-0 L4		0-0 F9			3	0	0	0	0	0	1																			
George Strickland, R OBP: 0.319, SLG: 0.329 (1, 4) Kenny Kuhn, L OBP: 0.300, SLG: 0.222 (8, PH) (9, 6)			0-3 K		0-0 1B			0-3 K		2	0	1	0	0	1	0																			
Hank Aguirre, R OBP: 0.125, SLG: 0.125 (1, 1) Ray Narleski, R OBP: 0.250, SLG: 0.143 (7, 1) Gene Woodling, L OBP: 0.401, SLG: 0.402 (8, PH) Art Houtteman, R OBP: 0.200, SLG: 0.200 (9, 1)			0-3 K		0-0 F9			0-0 1B		2	0	0	0	0	1	1																			
										0	0	0	0	0	0	0																			
										1	0	1	0	0	0	0																			
										0	0	0	0	0	0	0																			
Inning Stats	R: 0 E: 0 K: 0 S: 3	H: 0 LOB: 0 BB: 0 P: 3	R: 0 E: 0 K: 1 S: 5	H: 0 LOB: 0 BB: 0 P: 5	R: 0 E: 0 K: 2 S: 7	H: 0 LOB: 0 BB: 0 P: 7	R: 0 E: 0 K: 1 S: 6	H: 1 LOB: 1 BB: 0 P: 6	R: 1 E: 0 K: 1 S: 7	H: 2 LOB: 1 BB: 0 P: 7	R: 0 E: 0 K: 1 S: 5	H: 0 LOB: 0 BB: 0 P: 5	R: 0 E: 0 K: 0 S: 4	H: 1 LOB: 1 BB: 0 P: 4	R: 0 E: 0 K: 1 S: 6	H: 1 LOB: 1 BB: 0 P: 6	R: 0 E: 0 K: 2 S: 7	H: 0 LOB: 0 BB: 0 P: 7	1B: 4 2B: 0 3B: 0 HR: 1	SF: 0 SAC: 0 DP: 0 HBP: 0	WP: 0 PB: 0 SB: 0 CS: 0	PA: 32													
PITCHER Connie Johnson, R ERA: 3.44 (1, 1)	IP 9.0	WLS W	BF 32	H 5	R 1	ER 1	SO 9	BB 0	IBB 0	HBP 0	BLK 0	WP 0	HR 1	S 50	P 50	ERA 1.00	WHIP 0.556																		
	<table> <thead> <tr> <th>PITCHER</th> <th>IP</th> <th>WLS</th> <th>BF</th> <th>H</th> <th>R</th> <th>ER</th> <th>SO</th> <th>BB</th> <th>IBB</th> <th>HBP</th> <th>BLK</th> <th>WP</th> <th>HR</th> <th>S</th> <th>P</th> <th>ERA</th> <th>WHIP</th> </tr> </thead> </table>																	PITCHER	IP	WLS	BF	H	R	ER	SO	BB	IBB	HBP	BLK	WP	HR	S	P	ERA	WHIP
PITCHER	IP	WLS	BF	H	R	ER	SO	BB	IBB	HBP	BLK	WP	HR	S	P	ERA	WHIP																		

Batter	1	2	3	4	5	6	7	8	9	AB R H RBI BB SO LOB	TOP	
Milt Bolling, R (1, 5) OBP: 0.282, SLG: 0.330	0-0 F6		0-0 F6		0-0 F5			0-0 6-3		4 0 0 0 0 0 1		
Billy Klaus, L (1, 6) OBP: 0.376, SLG: 0.378	0-3 K		0-0 F8			0-3 K		0-0 F7		4 0 0 0 0 2 1		
Ted Williams, L (1, 7) OBP: 0.489, SLG: 0.606 Billy Conso, R (9, PR) OBP: 0.250, SLG: 0.143	4-0 BB			0-0 1B SF8 1B		0-0 HR		4-0 BB BB		2 2 2 1 2 0 0 0 0 0 0 0 0 0		
Dick Gernert, R (1, 3) OBP: 0.398, SLG: 0.496	0-0 5-3			0-0 F3		0-3 K		4-0 1-2 BB		3 0 0 0 1 1 2		
Jackie Jensen, R (1, 9) OBP: 0.397, SLG: 0.498		0-0 F8		0-0 S 1B		0-0 5-3		0-0 F7		4 0 1 0 0 0 2		
Jim Piersall, R (1, 8) OBP: 0.360, SLG: 0.461		0-0 F8		0-0 SF8			0-0 L5		0-0 F9	3 0 0 1 0 0 2		
Ted Lepcio, R (1, 4) OBP: 0.332, SLG: 0.468		0-3 K		0-0 3-H F7			0-3 K		0-0 F6	4 0 0 0 0 2 3		
Pete Daley, R (1, 2) OBP: 0.346, SLG: 0.467			0-0 SH5-4 2B		0-0 F2		0-3 K			3 0 1 0 0 1 0		
Mel Parnell, L (1, 1) OBP: 0.159, SLG: 0.182 Tom Hurd, R (6, 1) OBP: 0.500, SLG: 0.500 Gene Mauch, R (8, PH) Harry Dorish, R (8, 1)			0-0 SH5-4		0-3 K			0-3 K		1 0 0 0 0 1 0 0 0 0 0 0 0 0 1 0 0 0 0 1 0 0 0 0 0 0 0 0		
Inning Stats	R: 0 H: 0 E: 0 LOB: 1 K: 1 BB: 1 S: 5 P: 9	R: 0 H: 0 E: 0 LOB: 0 K: 1 BB: 0 S: 5 P: 5	R: 0 H: 1 E: 0 LOB: 1 K: 0 BB: 0 S: 4 P: 4	R: 1 H: 2 E: 0 LOB: 1 K: 0 BB: 0 S: 5 P: 5	R: 0 H: 0 E: 0 LOB: 0 K: 1 BB: 0 S: 5 P: 5	R: 1 H: 1 E: 0 LOB: 0 K: 2 BB: 0 S: 8 P: 8	R: 0 H: 0 E: 0 LOB: 0 K: 2 BB: 0 S: 7 P: 7	R: 0 H: 0 E: 0 LOB: 0 K: 1 BB: 0 S: 5 P: 5	R: 0 H: 0 E: 0 LOB: 2 K: 0 BB: 2 S: 3 P: 11	1B: 2 SF: 1 2B: 1 SAC: 1 3B: 0 DP: 0 HR: 1 HBP: 0	WP: 0 PA: 34 PB: 0 SB: 1 CS: 0	
PITCHER Herb Score, L (1, 1) ERA: 2.71	IP WLS BF H R ER SO BB IBB HBP BLK WP HR S P ERA WHIP											PITCHER IP WLS BF H R ER SO BB IBB HBP BLK WP HR S P ERA WHIP

Boston Red Sox @ Cleveland Indians
Cleveland Municipal Stadium, Cleveland, OH

AB 29
R 2
H 4
RBI 2
BB 3
SO 8
LOB 11



Fri Sep 14 1956, 3:33 AM EDT
Unknown

livebaseballscorecards.com

Batter	1	2	3	4	5	6	7	8	9	AB R H RBI BB SO LOB
--------	---	---	---	---	---	---	---	---	---	----------------------

Al Smith, R <small>OBP: 0.369, SLG: 0.426</small> (1, 5) X	0-0 6-3 	0-0 		4-0 		4-0 1-2 2-3 HR IBB 	4-0 SH1-3 E BB 			2 2 1 0 3 0 0
Bobby Avila, R <small>OBP: 0.335, SLG: 0.330</small> (1, 4) S S S	0-3 K 	0-0 F9 		0-0 F9 		0-0 1-H 2-H 3-H HR 	0-0 SH1-3 			4 1 1 4 0 1 3
Rocky Colavito, R <small>OBP: 0.381, SLG: 0.547</small> (1, 9) B B B B	4-0 BB BB BB 		0-0 1-3 		0-0 HR 	0-0 BB BB 2B 1B 	0-0 F8 2-H 			4 3 2 1 1 0 0
Vic Wertz, L <small>OBP: 0.358, SLG: 0.483</small> (1, 3) B B B B	4-0 BB BB 1-2 BB 		0-0 F8 		0-0 3-1 	0-3 K 	0-3 K 			4 0 0 0 1 2 1
Jim Busby, R <small>OBP: 0.303, SLG: 0.359</small> (1, 8) B B B B	4-0 BB 1-2 2-3 BB 		0-0 6-3 		4-0 BB 0-3 BB 	4-0 BB 1-2 2B BB 		0-3 K 		2 1 0 0 3 1 0
Gene Woodling, L <small>OBP: 0.401, SLG: 0.398</small> (1, 7) B B B B	4-0 BB 1-2 2-3 3-H BB 		0-3 K 		0-0 9-3 1-2f 	4-0 2B 1-2 2-3 BB 	0-0 4-3 			3 0 0 1 2 1 1
Chico Carrasquel, R <small>OBP: 0.326, SLG: 0.330</small> George Strickland, R <small>OBP: 0.317, SLG: 0.326</small> (1, 6) X (8, 6)	0-0 6-3 		0-0 F7 		0-0 WP HR 1B 	0-0 WP HR 1B 	0-0 F7 			4 1 2 2 0 0 3 1 0 0 0 0 0 0
Jim Hegan, R <small>OBP: 0.317, SLG: 0.335</small> (1, 2)		0-0 6-3 		0-0 2B 1B 		0-0 F7 	0-0 WP HR 1B 			3 1 1 0 1 0 1
Herb Score, L <small>OBP: 0.271, SLG: 0.273</small> (1, 1)		0-3 K 		0-0 1-H 		0-0 WP HR 1B 	0-0 3-1 			4 1 2 1 0 1 3

Inning Stats	R: 1	H: 0	E: 0	K: 1	S: 5	LOB: 3	BB: 4	P: 21	R: 0	H: 1	E: 0	K: 1	S: 6	LOB: 1	BB: 0	P: 6	R: 0	H: 0	E: 0	K: 0	S: 3	LOB: 0	BB: 0	P: 3	R: 1	H: 2	E: 0	K: 1	S: 7	LOB: 2	BB: 1	P: 11	R: 1	H: 1	E: 0	K: 0	S: 3	LOB: 0	BB: 1	P: 7	R: 6	H: 5	E: 0	K: 1	S: 10	LOB: 3	BB: 4	P: 26	R: 1	H: 0	E: 1	K: 1	S: 5	LOB: 0	BB: 1	P: 9	R: 0	H: 0	E: 0	K: 1	S: 5	LOB: 0	BB: 0	P: 5
--------------	------	------	------	------	------	--------	-------	-------	------	------	------	------	------	--------	-------	------	------	------	------	------	------	--------	-------	------	------	------	------	------	------	--------	-------	-------	------	------	------	------	------	--------	-------	------	------	------	------	------	-------	--------	-------	-------	------	------	------	------	------	--------	-------	------	------	------	------	------	------	--------	-------	------

PITCHER	IP	WLS	BF	H	R	ER	SO	BB	IBB	HBP	BLK	WP	HR	S	P	ERA	WHIP
Mel Parnell, L <small>ERA: 3.6</small> (1, 1)	5.1	L	28	6	6	6	3	5	2	0	0	1	1	27	55	10.12	2.062
Tom Hurd, R <small>ERA: 5.26</small> (6, 1)	1.2		12	3	4	3	2	4	0	0	0	0	1	12	28	16.20	4.200
Harry Dorish, R <small>ERA: 4.19</small> (8, 1)	1.0		3	0	0	0	1	0	0	0	0	0	0	5	5	0.00	0.000

BOTTOM

Boston Red Sox @ Cleveland Indians
 Cleveland Municipal Stadium, Cleveland, OH
 Fri Sep 14 1956, 3:33 AM EDT
 Unknown

livebaseballscorecards.com

AB	31
R	10
H	9
RBI	9
BB	11
SO	6
LOB	12



WP: 1	PA: 43
PB: 0	
SB: 0	
CS: 0	

Batter	1	2	3	4	5	6	7	8	9	AB R H RBI BB SO LOB	TOP					
Gene Mauch, R (1, 4) X	0-0 6-3 ①		0-0 F9 ②			0-0 6-3 ①		0-0 F6 ②		4 0 0 0 0 0 0	Boston Red Sox @ Cleveland Indians Cleveland Municipal Stadium, Cleveland, OH Fri Sep 14 1956, 3:38 AM EDT Att: 10,000 - Unknown livebaseballscorecards.com					
Billy Klaus, L (1, 6) X OBP: 0.379, SLG: 0.382	0-0 6-3 ②		4-0 BB			0-0 FC3-6 2B		0-0 1B		3 1 2 0 1 0 0						
Gene Stephens, L (1, 7) X OBP: 0.371, SLG: 0.358	0-0 1B		0-0 F3 ③			0-0 FC3-6 1B		0-3 K		4 0 2 0 0 1 2						
Mickey Vernon, L (1, 3) X OBP: 0.397, SLG: 0.512	0-0 5-3 ③					0-0 FC3-6 1B		4-0 1B 2B BB		3 1 0 1 1 0 2						
Jackie Jensen, R (1, 9) X OBP: 0.396, SLG: 0.496		0-0 1-4-3 1B		0-0 F7 ②		0-0 6-3 ③		0-0 F9 ①		4 0 1 0 0 0 2						
Jim Piersall, R (1, 8) X OBP: 0.359, SLG: 0.460		0-0 1-4-3 1-2		0-0 F3 ③			0-0 F9 ①		0-0 1-2 2B 1B	4 1 1 0 0 0 1						
Ted Lepcio, R (1, 5) X OBP: 0.328, SLG: 0.462		0-0 5-3 ②				0-0 P8 ①		0-3 K ②		0-0 1B 2B		3 0 0 0 0 1 1				
Ted Williams, L (9, PH) X OBP: 0.490, SLG: 0.610									0-0 1-H 2-H	1 0 1 2 0 0 0						
Milt Bolling, R (9, PR) X OBP: 0.282, SLG: 0.330									0-0 2B	0 1 0 0 0 0 0						
Sammy White, R (1, 2) X OBP: 0.307, SLG: 0.342		0-0 F2 ③				0-0 4-3 ②		0-0 5-3 ③		4 0 1 1 0 0 1						
Dave Sisler, R (1, 1) X OBP: 0.158, SLG: 0.088			0-0 G3 ①			0-3 K ③		0-0 4-3 ①	0-0 F5 ③	4 0 0 0 0 1 1						
Inning Stats	R: 0 H: 1 E: 0 LOB: 1 K: 0 BB: 0 S: 4 P: 4	R: 0 H: 1 E: 0 LOB: 1 K: 0 BB: 0 S: 4 P: 4	R: 0 H: 0 E: 0 LOB: 1 K: 0 BB: 1 S: 3 P: 7	R: 0 H: 0 E: 0 LOB: 0 K: 0 BB: 0 S: 3 P: 3	R: 0 H: 0 E: 0 LOB: 0 K: 1 BB: 0 S: 5 P: 5	R: 1 H: 2 E: 0 LOB: 1 K: 0 BB: 0 S: 5 P: 5	R: 0 H: 0 E: 0 LOB: 0 K: 1 BB: 0 S: 5 P: 5	R: 0 H: 1 E: 0 LOB: 1 K: 0 BB: 0 S: 6 P: 6	R: 3 H: 3 E: 0 LOB: 1 K: 0 BB: 1 S: 5 P: 9	1B: 6 SF: 0 2B: 2 SAC: 0 3B: 0 DP: 0 HR: 0 HBP: 0	WP: 1 PA: 36 PB: 0 SB: 0 CS: 0					
PITCHER	IP WLS BF H R ER SO BB IBB HBP BLK WP HR S P ERA WHIP															
Mike Garcia, R (1, 1) ERA: 3.82	8.1	33	6	3	3	3	2	0	0	0	1	0	37	45	3.24	0.960
Don Mossi, L (9, 1) ERA: 3.59	0.2	L	3	2	1	1	0	0	0	0	0	0	3	3	13.50	3.000



Batter	1	2	3	4	5	6	7	8	9	AB R H RBI BB SO LOB
Al Smith, R OBP: 0.367, SLG: 0.423 (1, 5)	0-0 F8			0-3 K		0-0 F9		0-3 K		4 0 0 0 0 2 1
Bobby Avila, R OBP: 0.333, SLG: 0.327 (1, 4)	0-3 K			0-0 F7		0-0 F7		0-0 F8		4 0 0 0 0 1 0
Gene Woodling, L OBP: 0.397, SLG: 0.393 (1, 7)	0-0 4-3			0-0 F8		0-3 K		0-0 4-3		4 0 0 0 0 1 0
Vic Wertz, L OBP: 0.356, SLG: 0.479 (1, 3)		0-3 K		0-0 F8		0-3 K		0-0 4-3		4 0 0 0 0 2 0
Rocky Colavito, R OBP: 0.377, SLG: 0.541 (1, 9)		0-0 L5		0-0 6-3		0-3 K		0-3 K		3 0 0 0 0 1 0
Dave Pope, L OBP: 0.261, SLG: 0.303 (1, 8)		0-0 P7		0-0 P1-3				4-0 E		2 1 0 0 1 0 0
Jim Busby, R OBP: 0.303, SLG: 0.359 (9, 8)								E		0 0 0 0 0 0 0
George Strickland, R OBP: 0.313, SLG: 0.322 (1, 6)			0-0 6-3			0-0 E5		0-0 E9		2 0 0 0 0 0 0
Joe Caffie, L OBP: 0.400, SLG: 0.400 (8, PH)								E		1 1 1 0 0 0 0
Chico Carrasquel, R OBP: 0.326, SLG: 0.330 (9, 6)								1-3 E		0 0 0 0 0 0 0
Jim Hegan, R OBP: 0.317, SLG: 0.341 (1, 2)			0-0 F3			0-0 F7		0-0 E6		3 1 1 2 0 0 1
Mike Garcia, R OBP: 0.159, SLG: 0.123 (1, 1)			0-3 K			0-3 K		2-H 3-H E		3 0 0 0 0 2 1
Don Mossi, L OBP: 0.227, SLG: 0.250 (9, 1)								6-3		0 0 0 0 0 0 0

Inning Stats	R: 0 E: 0 K: 1 S: 5	H: 0 LOB: 0 BB: 0 P: 5	R: 0 E: 0 K: 1 S: 5	H: 0 LOB: 0 BB: 0 P: 5	R: 0 E: 0 K: 1 S: 5	H: 0 LOB: 0 BB: 0 P: 5	R: 0 E: 0 K: 1 S: 5	H: 0 LOB: 0 BB: 0 P: 5	R: 0 E: 1 K: 1 S: 6	H: 0 LOB: 1 BB: 0 P: 6	R: 0 E: 0 K: 2 S: 7	H: 0 LOB: 0 BB: 0 P: 7	R: 3 E: 2 K: 2 S: 9	H: 2 LOB: 0 BB: 1 P: 13	R: 0 E: 0 K: 0 S: 3	H: 0 LOB: 0 BB: 0 P: 3	1B: 1 2B: 0 3B: 1 HR: 0	SF: 0 SAC: 0 DP: 0 HBP: 0	
PITCHER Dave Sisler, R ERA: 4.69 (1, 1)	IP 9.0	WLS W	BF 31	H 2	R 3	ER 2	SO 9	BB 1	IBB 0	HBP 0	BLK 0	WP 0	HR 0	S 48	P 52	ERA 2.00	WHIP 0.333	WP: 0 PB: 0 SB: 0 CS: 0	PA: 31 ERA WHIP

BOTTOM

Boston Red Sox @ Cleveland Indians
Cleveland Municipal Stadium, Cleveland, OH


Fri Sep 14 1956, 3:38 AM EDT
Att. 10,000 - Unknown

AB	30
R	3
H	2
RBI	2
BB	1
SO	9
LOB	3



WP: 0	PA: 31
PB: 0	ERA
SB: 0	WHIP
CS: 0	

livebaseballscorecards.com

Batter	1	2	3	4	5	6	7	8	9	AB R H RBI BB SO LOB	TOP														
Gene Mauch, R (1, 4) X	0-0 4-3 ①		0-0 6-3 ③			0-0 F9 ①		0-0 4-3 ① X	0-0 5-3 ③	5 0 0 0 0 0 4	<p>Boston Red Sox @ Cleveland Indians Cleveland Municipal Stadium, Cleveland, OH</p> <p>Sat Sep 15 1956, 3:33 AM EDT Att. 5,242 - Unknown</p> <p>livebaseballscorecards.com</p> <table> <tr><td>AB</td><td>32</td></tr> <tr><td>R</td><td>5</td></tr> <tr><td>H</td><td>7</td></tr> <tr><td>RBI</td><td>5</td></tr> <tr><td>BB</td><td>5</td></tr> <tr><td>SO</td><td>6</td></tr> <tr><td>LOB</td><td>17</td></tr> </table> 	AB	32	R	5	H	7	RBI	5	BB	5	SO	6	LOB	17
AB	32																								
R	5																								
H	7																								
RBI	5																								
BB	5																								
SO	6																								
LOB	17																								
Billy Klaus, L (1, 6) SSS	0-3 K ②			0-0 F7 ①		0-0 FC3-6 ② HR		0-0 G4-6-3 ② 1B		4 1 1 0 0 1 2															
Ted Williams, L (1, 7) SSS	0-3 K ③			0-0 F7 ②		0-0 HR ③ 1-H 3-H		0-0 G4-6-3 ② ③ 1-2f		4 1 1 3 0 1 1															
Mickey Vernon, L (1, 3)		0-0 G3 ①		0-0 F7 ③		0-3 K ③			4-0 1B ③ BB	3 1 0 0 1 1 0															
Jackie Jensen, R (1, 9)		0-0 1B ① S			0-0 P8 ①		0-0 G5-3 ① 1B		0-0 1B ① P8 1-3	4 1 3 0 0 0 0															
Jim Piersall, R (1, 8)		0-0 F3 ② 1-2			0-0 F7 ②		0-0 G5-3 ② 1B		0-0 P8 ① 1-2	4 0 1 0 0 0 3															
Ted Lepcio, R (1, 5)		0-0 F7 ③			0-3 K ③		0-0 G5-3 ① ② 1-2 2-3f		4-0 1B ③ IBB	3 0 0 0 1 1 3															
Sammy White, R (1, 2)			0-0 F7 ①			4-0 FC3-6 ① HR BB			0-0 1B ② 1-3 2-H 3-H	2 1 1 2 2 0 0															
Rudy Minarcin, R (1, 1)			0-0 1-3 ②			4-0 FC3-6 ② BB		0-3 K ③	0-3 K ②	1 0 0 0 0 0 0															
Gene Stephens, L (6, PH)										0 0 0 0 1 0 0															
Ike Delock, R (6, 1)										2 0 0 0 0 2 4															
Inning Stats	R: 0 E: 0 K: 2 S: 7	H: 0 LOB: 0 BB: 0 P: 7	R: 0 E: 0 K: 0 S: 4	H: 1 LOB: 1 BB: 0 P: 4	R: 0 E: 0 K: 0 S: 3	H: 0 LOB: 0 BB: 0 P: 3	R: 0 E: 0 K: 1 S: 5	H: 0 LOB: 0 BB: 0 P: 5	R: 3 E: 0 K: 1 S: 6	H: 1 LOB: 0 BB: 2 P: 14	R: 0 E: 0 K: 1 S: 6	H: 2 LOB: 2 BB: 1 P: 10	R: 0 E: 0 K: 0 S: 3	H: 1 LOB: 0 BB: 0 P: 3	R: 2 E: 0 K: 1 S: 7	H: 2 LOB: 2 BB: 2 P: 15	1B: 6 2B: 0 3B: 0 HR: 1	SF: 0 SAC: 0 DP: 2 HBP: 0	WP: 0 PB: 0 SB: 1 CS: 0	PA: 37					
PITCHER Bob Feller, R (1, 1) ERA: 4.41	IP: 9.0 WLS: L BF: 37 H: 7 R: 5 ER: 5 SO: 6 BB: 3 IBB: 2 HBP: 0 BLK: 0 WP: 0 HR: 1 S: 44 P: 64 ERA: 5.00 WHIP: 1.111																								

Batter	1	2	3	4	5	6	7	8	9	AB	R	H	RBI	BB	SO	LOB
Joe Caffie, L (1, 7) OBP: 0.500, SLG: 0.444	1-0 FC6-4 HBP	0-0 4-3		0-0 1B		0-0 1B		0-3 K		4	0	2	0	0	1	2
Bobby Avila, R (1, 4) OBP: 0.330, SLG: 0.324	0-0 FC6-4 1B	0-0 5-3		0-0 F5		0-0 F8			0-0 F2	5	0	0	0	0	0	5
Al Smith, R (1, 5) OBP: 0.369, SLG: 0.422	0-0 BB 1-3 1B		4-0 1B FC6-4 BB		0-3 K				0-3 K	3	1	1	0	2	2	1
Sam Mele, R (1, 3) OBP: 0.331, SLG: 0.436	4-0 1-2 BB		0-0 FC6-4 1-2 1B		4-0 HR BB			0-3 K	0-0 F2	3	1	1	0	2	1	2
Rocky Colavito, R (1, 9) OBP: 0.379, SLG: 0.551	0-3 K		0-0 FC6-4 1-2 2-3 1B		0-0 HR			0-0 F7		4	1	2	2	0	1	3
Dave Pope, L (1, 8) OBP: 0.247, SLG: 0.286	0-0 P8		0-0 FC6-4 1-2 2-3 3-H 1B		0-0 P4-3			0-3 K		4	0	0	1	0	1	5
Chico Carrasquel, R (1, 6) OBP: 0.326, SLG: 0.328		4-0 4-3 BB BB	0-0 1-3		0-0 F5			0-0 F2		3	0	0	0	1	0	2
Jim Hegan, R (1, 2) OBP: 0.313, SLG: 0.337		0-0 F9	0-0 F8		0-0 6-3			0-0 F8		4	0	0	0	0	0	3
Bob Feller, R (1, 1)		4-0 1-2 4-3 BB		0-0 6-3		0-3 K		0-3 K		3	0	0	0	1	2	0

Inning Stats	R: 0	H: 1	E: 0	K: 1	S: 6	R: 0	H: 0	E: 0	K: 0	S: 3	R: 1	H: 2	E: 0	K: 0	S: 5	R: 0	H: 1	E: 0	K: 1	S: 6	R: 2	H: 1	E: 0	K: 0	S: 4	R: 0	H: 1	E: 0	K: 2	S: 8	R: 0	H: 0	E: 0	K: 1	S: 7	R: 0	H: 0	E: 0	K: 1	S: 5	R: 0	H: 0	E: 0	K: 1	S: 5	1B: 5	SF: 0	2B: 0	SAC: 0	3B: 0	DP: 0	HR: 1	HBP: 1	WP: 0	PA: 40
--------------	------	------	------	------	------	------	------	------	------	------	------	------	------	------	------	------	------	------	------	------	------	------	------	------	------	------	------	------	------	------	------	------	------	------	------	------	------	------	------	------	------	------	------	------	------	-------	-------	-------	--------	-------	-------	-------	--------	-------	--------

PITCHER	IP	WLS	BF	H	R	ER	SO	BB	IBB	HBP	BLK	WP	HR	S	P	ERA	WHIP
Rudy Minarcin, R (1, 1) ERA: 5.4	5.0		26	5	3	3	2	5	0	1	0	0	1	24	45	5.40	2.000
Ike Delock, R (6, 1) ERA: 4.24	4.0	W	14	1	0	0	6	1	0	0	0	0	0	25	29	0.00	0.500

BOTTOM

Boston Red Sox @ Cleveland Indians
Cleveland Municipal Stadium, Cleveland, OH
 Sat Sep 15 1956, 3:33 AM EDT
 Att. 5,242 - Unknown

livebaseballscorecards.com

AB	33
R	3
H	6
RBI	3
BB	6
SO	8
LOB	23



Batter	1	2	3	4	5	6	7	8	9	AB R H RBI BB SO LOB	TOP	
Hank Bauer, R OBP: 0.319, SLG: 0.458 (1, 9) X	0-0 L8		0-0 L8		0-0 4-3		0-0 1B		0-3 K	6 1 1 0 0 1 3		
Enos Slaughter, L OBP: 0.357, SLG: 0.396 (1, 7) X	0-0 FC4-6 1B			0-0 4-3	0-0 F8		0-0 E1 1B	0-0 F8		5 1 1 0 0 0 1		
Mickey Mantle, S OBP: 0.461, SLG: 0.694 (1, 8) X	0-0 F5			0-0 BB 1B		0-0 4-3	0-0 BB 1B	4-0 BB 1B		4 2 2 1 1 0 1		
Yogi Berra, L OBP: 0.379, SLG: 0.542 (1, 2) X	0-0 FC4-6 1-2f			4-0 BB 1B	0-0 SF8	0-0 1B	0-0 BB 1B	0-0 BB 1B	0-0 BB 1B	4 3 3 2 1 0 1		
Joe Collins, L OBP: 0.313, SLG: 0.363 (1, 3) X		0-0 F3		0-0 SF8 1B	0-0 BB 1B	0-0 SF8 1B	0-3 K	4-0 BB 1B	0-0 BB 1B	4 2 2 1 1 1 1		
Gil McDougald, R OBP: 0.403, SLG: 0.436 (1, 6) X		4-0 CS BB		4-0 BB 1B	0-0 BB 1B	0-0 SF8	0-0 F7	0-0 G5-3	0-0 BB	2 0 0 1 2 0 4		
Billy Martin, R OBP: 0.316, SLG: 0.401 (1, 4) X		0-3 K		0-0 SF8	0-0 BB 1B	4-0 BB 1B	0-0 BB 1B		0-0 SH1-3 1-4-3	3 1 1 1 1 1 1	AB 36 R 10 H 13 RBI 10 BB 7 SO 4 LOB 14	
Andy Carey, R OBP: 0.314, SLG: 0.342 (1, 5) X			0-0 3-1	0-0 BB 1B	0-0 BB 1B	0-0 BB 1B	4-0 BB 1B		0-0 SH1-3	3 0 2 2 1 0 0		
Tom Sturdivant, L OBP: 0.295, SLG: 0.350 (1, 1) X			0-0 B4-3		0-0 L3	0-3 K	0-0 FC6-4 1B		0-0 1-4-3	4 0 1 1 0 1 2		
Tommy Byrne, L OBP: 0.294, SLG: 0.490 (7, 1) X									0-0 3-H	1 0 0 1 0 0 0		
Inning Stats	R: 0 H: 1 E: 0 LOB: 1 K: 0 BB: 0 S: 4 P: 4	R: 0 H: 0 E: 0 LOB: 0 K: 1 BB: 1 S: 4 P: 8	R: 0 H: 0 E: 0 LOB: 0 K: 0 BB: 0 S: 3 P: 3	R: 3 H: 3 E: 0 LOB: 2 K: 0 BB: 2 S: 5 P: 13	R: 0 H: 0 E: 0 LOB: 0 K: 0 BB: 0 S: 3 P: 3	R: 2 H: 3 E: 0 LOB: 2 K: 1 BB: 1 S: 8 P: 12	R: 4 H: 5 E: 1 LOB: 3 K: 1 BB: 1 S: 11 P: 15	R: 0 H: 1 E: 0 LOB: 2 K: 0 BB: 2 S: 3 P: 11	R: 1 H: 0 E: 1 LOB: 0 K: 1 BB: 0 S: 6 P: 6	1B: 13 SF: 2 2B: 0 SAC: 1 3B: 0 DP: 1 HR: 0 HBP: 0	WP: 0 PA: 46 PB: 0 SB: 0 CS: 1	
PITCHER	IP WLS BF H R ER SO BB IBB HBP BLK WP HR S P ERA WHIP											
Bob Lemon, R ERA: 2.96 (1, 1)	5.2 L 26 7 5 5 1 4 0 0 0 0 0 0 24 40 7.94 1.941											
Ray Narleski, R ERA: 1.47 (6, 1)	0.1 1 0 0 0 1 0 0 0 0 0 0 0 3 3 0.00 0.000											
Hank Aguirre, L ERA: 4.31 (7, 1)	0.2 9 5 4 1 1 1 0 0 0 0 0 0 10 14 13.50 9.000											
Cal McLish, R ERA: 5.02 (7, 1)	0.1 1 0 0 0 0 0 0 0 0 0 0 0 1 1 0.00 0.000											
Art Houtteman, R ERA: 5.98 (8, 1)	2.0 9 1 1 0 1 2 0 0 0 0 0 0 9 17 0.00 1.500											

New York Yankees @ Cleveland Indians
Cleveland Municipal Stadium, Cleveland, OH

livebaseballscorecards.com



Sun Sep 16 1956, 3:33 AM EDT
Overcast

BOTTOM

New York Yankees @ Cleveland Indians
Cleveland Municipal Stadium, Cleveland, OH

Sun Sep 16 1956, 3:33 AM EDT
Overcast

livebaseballscorecards.com

AB	32
R	3
H	6
RBI	3
BB	2
SO	6
LOB	10



WP: 0	PA: 34
PB: 0	
SB: 0	
CS: 0	

AB	R	H	RBI	BB	SO	LOB
3	0	0	0	0	0	0
1	0	0	0	0	1	2
3	0	1	0	1	1	0
4	0	0	0	0	0	2
4	1	1	0	0	1	1
4	1	2	0	0	0	0
4	0	0	0	0	0	3
2	0	0	0	0	0	1
2	1	1	1	0	0	0
2	0	0	0	0	1	1
1	0	1	2	0	0	0
0	0	0	0	0	0	0
0	0	0	0	0	0	0
1	0	0	0	0	1	0
0	0	0	0	0	0	0
1	0	0	0	0	1	0
0	0	0	0	0	0	0
0	0	0	0	0	0	0
0	0	0	0	1	0	0
0	0	0	0	0	0	0

Batter	1	2	3	4	5	6	7	8	9	AB	R	H	RBI	BB	SO	LOB
Joe Caffie, L (1, 7) OBP: 0.385, SLG: 0.333 Jim Busby, R (7, PH) OBP: 0.302, SLG: 0.358 (8, 8)	0-0 F7 ①		0-0 4-3 ③			0-0 4-3 ②	0-3 K ③			3	0	0	0	0	0	0
Bobby Avila, R (1, 4) OBP: 0.331, SLG: 0.324	0-0 6-3 1B			4-0 G5-4-3 BB		0-0 6-3 ③		0-3 K ①		3	0	1	0	1	1	0
Al Smith, R (1, 8) OBP: 0.366, SLG: 0.419 (8, 7)	0-0 6-3 ②			0-0 G5-4-3 ① ②			0-0 F8 ①	0-0 6-3 ②		4	0	0	0	0	0	2
Rocky Colavito, R (1, 9) OBP: 0.377, SLG: 0.547	0-0 F7 ③			0-3 K ③			0-0 1B 2B 1B	0-0 F7 ③		4	1	1	0	0	1	1
Al Rosen, R (1, 5) OBP: 0.361, SLG: 0.430		0-0 F9 ①			0-0 5-3 1B		0-0 2B 1B 1B		0-0 5-3 ①	4	1	2	0	0	0	0
Sam Mele, R (1, 3) OBP: 0.320, SLG: 0.421		0-0 F8 ②			0-0 5-3 ①		0-0 F9 ②		0-0 F2 ②	4	0	0	0	0	0	3
Jim Hegan, R (1, 2) OBP: 0.311, SLG: 0.334 Kenny Kuhn, L (7, PH) OBP: 0.333, SLG: 0.364 (8, 6)		0-0 G1 ③			0-0 L9 ②		0-0 1B 2B		0-0 1-3 ③	2	0	0	0	0	0	1
George Strickland, R (1, 6) OBP: 0.309, SLG: 0.317 Gene Woodling, L (7, PH) OBP: 0.398, SLG: 0.395 Earl Averill, R (8, 2) OBP: 0.344, SLG: 0.359			0-0 6-3 ①		0-3 K ③		0-0 BB 1B		0-0 2-H 3-H	2	0	0	0	0	1	1
Bob Lemon, L (1, 1) OBP: 0.246, SLG: 0.367 Ray Narveski, R (6, 1) OBP: 0.260, SLG: 0.143 Dave Fingers, L (6, PH) OBP: 0.243, SLG: 0.282 Hank Aguirre, R (7, 1) OBP: 0.129, SLG: 0.125 Cal McLish, S (7, 1) OBP: 0.467, SLG: 0.222 Vic Wertz, L (7, PH) OBP: 0.357, SLG: 0.479 Art Houtteman, R (8, 1) OBP: 0.200, SLG: 0.200			0-3 K ②			0-3 K ①	4-0 BB		0-0 1-2 BB	1	0	0	0	0	1	0

Inning Stats	R: 0	H: 1	E: 0	K: 0	S: 4	H: 0	LOB: 1	BB: 0	P: 4	R: 0	H: 0	E: 0	K: 0	S: 3	H: 0	LOB: 0	BB: 0	P: 3	R: 0	H: 0	E: 0	K: 1	S: 5	H: 0	LOB: 0	BB: 0	P: 5	R: 0	H: 0	E: 0	K: 1	S: 4	R: 0	H: 0	E: 0	K: 1	S: 4	R: 0	H: 0	E: 0	K: 1	S: 6	R: 0	H: 1	E: 0	K: 1	S: 6	R: 0	H: 0	E: 0	K: 1	S: 5	R: 3	H: 4	E: 0	K: 1	S: 9	R: 0	H: 0	E: 0	K: 1	S: 5	R: 0	H: 0	E: 0	K: 0	S: 3	R: 0	H: 0	E: 0	K: 0	S: 3	1B: 5	2B: 1	3B: 0	HR: 0	SF: 0	SAC: 0	DP: 1	HBP: 0	WP: 0	PB: 0	SB: 0	CS: 0	PA: 34
--------------	------	------	------	------	------	------	--------	-------	------	------	------	------	------	------	------	--------	-------	------	------	------	------	------	------	------	--------	-------	------	------	------	------	------	------	------	------	------	------	------	------	------	------	------	------	------	------	------	------	------	------	------	------	------	------	------	------	------	------	------	------	------	------	------	------	------	------	------	------	------	------	------	------	------	------	-------	-------	-------	-------	-------	--------	-------	--------	-------	-------	-------	-------	--------

PITCHER	IP	WLS	BF	H	R	ER	SO	BB	IBB	HBP	BLK	WP	HR	S	P	ERA	WHIP
Tom Sturdivant, R (1, 1) ERA: 3.21	6.2	W	26	6	3	3	4	1	0	0	0	0	0	33	37	4.05	1.050
Tommy Byrne, L (7, 1) ERA: 3.48	2.1	S	8	0	0	0	2	1	0	0	0	0	0	11	15	0.00	0.429

PITCHER	IP	WLS	BF	H	R	ER	SO	BB	IBB	HBP	BLK	WP	HR	S	P	ERA	WHIP
---------	----	-----	----	---	---	----	----	----	-----	-----	-----	----	----	---	---	-----	------

Batter	1	2	3	4	5	6	7	8	9	AB R H RBI BB SO LOB	TOP											
Hank Bauer, R (1, 9) OBP: 0.322, SLG: 0.460	0-3 K		0-0 1B			0-0 1B 3-1	0-0 1B 1-2 2-H			4 1 3 1 0 1 0	New York Yankees @ Cleveland Indians Cleveland Municipal Stadium, Cleveland, OH Sun Sep 16 1956, 3:38 AM EDT Att: 39,651 - Unknown livebaseballscorecards.com											
Joe Collins, L (1, 3) OBP: 0.312, SLG: 0.361	0-0 F6		0-3 K			0-0 1B 1-3	0-3 K			4 0 1 0 0 2 3												
Mickey Mantle, S (1, 8) OBP: 0.462, SLG: 0.697	0-0 F8					0-3 K		0-0 HR		3 1 1 1 1 1 2												
Yogi Berra, L (1, 2) OBP: 0.378, SLG: 0.539		0-0 1B				0-0 FC3-6 1-2f		0-3 K FC5-6		4 0 1 1 0 1 2												
Irv Noren, L (1, 7) OBP: 0.475, SLG: 0.310 Jerry Coleman, R (7, 5) OBP: 0.302, SLG: 0.300 Jerry Lumpe, L (8, PH) OBP: 0.292, SLG: 0.227		0-0 F9				0-0 G4-6-3 1-2f		0-0 FC5-6 G6-4-3 1-2f		3 0 0 0 0 0 2 0 0 0 0 0 0 0 1 0 0 0 0 0 1												
Gil McDougald, R (1, 6) OBP: 0.404, SLG: 0.439		0-0 2B				0-0 6-3		0-0 BB 1B		4 1 2 0 0 0 1												
Billy Martin, R (1, 4) OBP: 0.316, SLG: 0.400		0-0 F8				0-0 1B		0-0 F9		4 0 1 0 0 0 2												
Andy Carey, R (1, 5) OBP: 0.313, SLG: 0.340 Enos Slaughter, L (7, PH) OBP: 0.355, SLG: 0.394			0-3 K			0-0 F9		0-0 F8		2 0 0 0 0 1 1 2 0 0 0 0 0 1												
Johnny Kucks, R (1, 1) OBP: 0.220, SLG: 0.160 George Wilson, L (7, PH) OBP: 0.213, SLG: 0.203 Bob Grim, R (7, 1) OBP: 0.211, SLG: 0.063 Bill Skowron, R (9, PH) OBP: 0.374, SLG: 0.516			0-3 K			0-3 K		4-0 1B 1-2 BB		2 0 0 0 0 2 1 0 0 0 0 1 0 0 0 0 0 0 0 0 0 1 0 0 0 0 0 0												
Inning Stats	R: 0 E: 0 K: 1 S: 5	H: 0 LOB: 0 BB: 0 P: 5	R: 0 E: 0 K: 0 S: 4	H: 2 LOB: 1 BB: 0 P: 4	R: 0 E: 0 K: 3 S: 10	H: 1 LOB: 1 BB: 0 P: 10	R: 0 E: 0 K: 0 S: 2	H: 0 LOB: 0 BB: 1 P: 6	R: 0 E: 0 K: 1 S: 6	H: 1 LOB: 1 BB: 0 P: 6		R: 1 E: 0 K: 1 S: 7	H: 2 LOB: 1 BB: 0 P: 7	R: 1 E: 0 K: 1 S: 7	H: 2 LOB: 2 BB: 1 P: 11	R: 1 E: 1 K: 1 S: 6	H: 1 LOB: 0 BB: 0 P: 6	R: 0 E: 0 K: 0 S: 3	H: 0 LOB: 0 BB: 0 P: 3	1B: 7 2B: 1 3B: 0 HR: 1	SF: 0 SAC: 0 DP: 2 HBP: 0	WP: 0 PB: 0 SB: 0 CS: 0
PITCHER Early Wynn, R (1, 1) ERA: 2.82	IP: 9.0 WLS: W BF: 36 H: 9 R: 3 ER: 3 SO: 8 BB: 2 IBB: 0 HBP: 0 BLK: 0 WP: 0 HR: 1 S: 50 P: 58 ERA: 3.00 WHIP: 1.222											PITCHER	IP: WLS: BF: H: R: ER: SO: BB: IBB: HBP: BLK: WP: HR: S: P: ERA: WHIP									

New York Yankees @ Cleveland Indians
 Cleveland Municipal Stadium, Cleveland, OH
 Sun Sep 16 1956, 3:38 AM EDT
 Att: 39,651 - Unknown

AB	34
R	3
H	9
RBI	3
BB	2
SO	8
LOB	16



Batter	1	2	3	4	5	6	7	8	9
Joe Caffie, L (1, 7) OBP: 0.313, SLG: 0.267 Jim Busby, R (6, 8) OBP: 0.302, SLG: 0.358	0-0 E1 FC6-4		0-0 4-3		0-3 K		0-0 F2		
Bobby Avila, R (1, 4) OBP: 0.330, SLG: 0.323	0-0 FC6-4 1-2f			0-0 F4		0-0 HR 1B		0-0 F2	
Vic Wertz, L (1, 3) OBP: 0.356, SLG: 0.483	0-0 F8			0-0 4-3		0-0 HR 1B		0-0 F5	
Rocky Colavito, R (1, 9) OBP: 0.376, SLG: 0.543	0-0 F9			0-3 K		0-0 6-3		0-0 1B	
Al Rosen, R (1, 5) OBP: 0.358, SLG: 0.426		0-0 F8			0-0 F3		0-3 K	0-0 F9	
Al Smith, R (1, 8) OBP: 0.368, SLG: 0.424 (6, 7)		0-3 K			0-0 2B 2B		0-0 2B		
Jim Hegan, R (1, 2) OBP: 0.309, SLG: 0.331		0-0 6-3			0-0 6-3		0-0 F8		
Chico Carrasquel, R (1, 6) OBP: 0.326, SLG: 0.327			0-0 3-1		4-0 2B BB		0-0 F4		
Early Wynn, S (1, 1) OBP: 0.290, SLG: 0.323			0-3 K		0-0 2B 1-H 2-H		0-0 F9		

Inning Stats	R: 0	H: 0	R: 0	H: 0	R: 0	H: 0	R: 2	H: 2	R: 2	H: 3	R: 0	H: 0	R: 0	H: 1
	E: 1	LOB: 1	E: 0	LOB: 0	E: 0	LOB: 0	E: 0	LOB: 1	E: 0	LOB: 1	E: 0	LOB: 0	E: 0	LOB: 1
	K: 0	BB: 0	K: 1	BB: 0	K: 1	BB: 0	K: 1	BB: 1	K: 1	BB: 0	K: 0	BB: 0	K: 0	BB: 0
	S: 4	P: 4	S: 5	P: 5	S: 5	P: 5	S: 7	P: 11	S: 8	P: 8	S: 3	P: 3	S: 4	P: 4

PITCHER	IP	WLS	BF	H	R	ER	SO	BB	IBB	HBP	BLK	WP	HR	S	P	ERA	WHIP
Johnny Kucks, R (1, 1) ERA: 3.81	6.0	L	25	5	4	4	5	1	0	0	0	0	1	34	38	6.00	1.000
Bob Grim, R (7, 1) ERA: 2.97	2.0		7	1	0	0	0	0	0	0	0	0	0	7	7	0.00	0.500

AB R H RBI BB SO LOB

3	0	0	0	0	1	1
1	0	0	0	0	0	0
4	1	1	0	0	0	1
4	1	1	2	0	0	1
4	0	1	0	0	1	1
4	0	0	0	0	1	1
3	1	2	0	0	1	0
3	0	0	0	0	0	2
2	1	0	0	1	0	0
3	0	1	2	0	1	0

WP	PA	3B	SF	SAC	DP	HBP
0	32	0	0	0	0	0

AB	R	H	RBI	BB	SO	LOB
31	4	6	4	1	5	7



New York Yankees @ Cleveland Indians
Cleveland Municipal Stadium, Cleveland, OH
 Sun Sep 16 1956, 3:38 AM EDT
 Att. 39,651 - Unknown

livebaseballscorecards.com

Batter	1	2	3	4	5	6	7	8	9	AB R H RBI BB SO LOB	TOP
Ernie Oravetz, S OBP: 0.364, SLG: 0.297 (1, 8) BB BB BB	4-0 1B BB		4-0 4-3 BB	0-0 F3			4-0 FC6-4 BB		0-0 4-3	2 0 0 0 3 0 3	
Ed Fitz Gerald, R OBP: 0.392, SLG: 0.398 (1, 2) X	0-0 BB 1-3 1B		0-0 L8			4-0 BB	0-3 K		0-3 K	4 0 1 0 1 2 2	
Pete Runnels, L OBP: 0.375, SLG: 0.432 (1, 3) S S S	0-3 K		0-0 4-3			0-0 F7	0-0 FC6-4			4 0 0 0 0 1 5	
Roy Sievers, R OBP: 0.370, SLG: 0.474 (1, 7) S S	0-3 K		0-0 F8			0-0 F8		0-0 E8 4-3 1B		4 0 1 0 0 1 4	
Eddie Yost, R OBP: 0.417, SLG: 0.342 (1, 9) B B B	4-0 1-2 BB			0-0 F9		0-0 F8		0-0 4-3		3 0 0 0 1 0 2	
Harmon Killebrew, R OBP: 0.271, SLG: 0.484 (1, 5) S S S	0-3 K			0-0 1B 1B		0-3 K		0-3 K		4 0 1 0 0 3 4	
Herb Plews, L OBP: 0.335, SLG: 0.393 (1, 4) S S S		0-3 K		0-0 1-3 1B		0-3 K		4-0 FC5-4 BB		3 0 1 0 1 2 0	
Lyle Luttrell, R OBP: 0.311, SLG: 0.413 (1, 6) S S S		0-3 K		4-0 BB		0-3 K		0-0 FC5-4		3 0 0 0 1 2 2	
Bob Wiesler, S OBP: 0.063, SLG: 0.094 (1, 1) Jim Lemon, R OBP: 0.344, SLG: 0.498 (9, PH)		0-3 K		0-3 K			0-0 1-3		0-3 K	3 0 0 0 0 2 3 1 0 0 0 0 1 0	
Inning Stats	R: 0 H: 1 E: 0 LOB: 3 K: 3 BB: 2 S: 10 P: 18	R: 0 H: 0 E: 0 LOB: 0 K: 3 BB: 0 S: 9 P: 9	R: 0 H: 0 E: 0 LOB: 1 K: 0 BB: 1 S: 3 P: 7	R: 0 H: 2 E: 0 LOB: 3 K: 1 BB: 1 S: 7 P: 11	R: 0 H: 0 E: 0 LOB: 1 K: 0 BB: 1 S: 3 P: 7	R: 0 H: 0 E: 0 LOB: 0 K: 3 BB: 0 S: 9 P: 9	R: 0 H: 0 E: 0 LOB: 1 K: 1 BB: 1 S: 5 P: 9	R: 0 H: 1 E: 1 LOB: 2 K: 1 BB: 1 S: 6 P: 10	R: 0 H: 0 E: 0 LOB: 0 K: 2 BB: 0 S: 7 P: 7	1B: 4 SF: 0 2B: 0 SAC: 0 3B: 0 DP: 0 HR: 0 HBP: 0	WP: 0 PA: 38 PB: 0 SB: 0 CS: 0
PITCHER Herb Score, L ERA: 2.61 (1, 1)	IP WLS BF H R ER SO BB IBB HBP BLK WP HR S P ERA WHIP										
	9.0 W 38 4 0 0 14 7 0 0 0 0 0 0 59 87 0.00 1.222										
	PITCHER IP WLS BF H R ER SO BB IBB HBP BLK WP HR S P ERA WHIP										

Washington Senators @ Cleveland Indians
Cleveland Municipal Stadium, Cleveland, OH
Tue Sep 18 1956, 3:33 AM EDT
Unknown

AB	31
R	0
H	4
RBI	0
BB	7
SO	14
LOB	25



Batter	1	2	3	4	5	6	7	8	9	AB	R	H	RBI	BB	SO	LOB
Al Smith, R OBP: 0.368, SLG: 0.422 (1, 7)	4-0 BB K	0-0 F9		4-0 FC6-4 BB		0-0 F7		0-0 6-3		3	0	0	0	2	0	6
Bobby Avila, R OBP: 0.330, SLG: 0.322 (1, 4)	0-3 K 1-2		0-0 5-3 1B	0-0 F9			0-0 F7			4	0	1	0	0	1	3
Al Rosen, R OBP: 0.357, SLG: 0.426 (1, 5)	0-0 2B		0-0 E8 5-3 1-2	0-0 FC6-4 1-2f			0-0 F7			4	0	1	0	0	0	3
Rocky Colavito, R OBP: 0.371, SLG: 0.535 (1, 9)	0-3 K		0-0 5-3 1-2 2-3		0-0 F2		0-0 F3			4	0	0	0	0	1	3
Vic Wertz, L OBP: 0.355, SLG: 0.484 (1, 3)		0-0 1-5-3		0-0 F2		0-3 K		0-0 1B 2B		4	0	1	0	0	1	2
Dave Pope, L OBP: 0.243, SLG: 0.282 (8, PR)									0	1	0	0	0	0	0	0
Preston Ward, L OBP: 0.352, SLG: 0.441 (9, 3)									0	0	0	0	0	0	0	0
Jim Busby, R OBP: 0.303, SLG: 0.357 (1, 8)		0-0 F9	4-0 BB		0-0 F3			0-0 2B FC4-2-5-1 1B		3	0	1	0	1	0	0
Chico Carrasquel, R OBP: 0.325, SLG: 0.325 (1, 6)		4-0 BB 1B BB	0-0 F7			0-0 P6		0-3 K		3	0	0	0	1	1	6
Jim Hegan, R OBP: 0.314, SLG: 0.340 (1, 2)		0-0 BB 1-2 1B		0-0 P3		0-0 SH3-4 1B		0-0 FC4-2-5-1 1-3 3-H 2B		4	0	3	1	0	0	0
Herb Score, L OBP: 0.284, SLG: 0.278 (1, 1)		4-0 BB 1-2 2-3 BB		0-0 BB 1B		0-0 SH3-4		0-0 FC4-2-5-1 2-3 3-H 2B		2	0	1	0	1	0	2
Inning Stats	R: 0 E: 0 K: 2 S: 7	H: 1 LOB: 1 BB: 1 P: 11	R: 0 E: 0 K: 0 S: 4	H: 1 LOB: 3 BB: 2 P: 12	R: 0 E: 1 K: 0 S: 5	H: 1 LOB: 3 BB: 1 P: 9	R: 0 E: 0 K: 0 S: 4	H: 0 LOB: 0 BB: 0 P: 5	R: 0 E: 0 K: 1 S: 4	H: 1 LOB: 1 BB: 0 P: 4	R: 0 E: 0 K: 0 S: 3	H: 0 LOB: 0 BB: 0 P: 3	R: 1 E: 0 K: 1 S: 8	H: 3 LOB: 2 BB: 0 P: 8	1B: 5 2B: 3 3B: 0 HR: 0	SF: 0 SAC: 1 DP: 0 HBP: 0

BOTTOM

Washington Senators @ Cleveland Indians
 Cleveland Municipal Stadium, Cleveland, OH
 Tue Sep 18 1956, 3:33 AM EDT
 Unknown

livebaseballscores.com

AB	31
R	1
H	8
RBI	1
BB	5
SO	4
LOB	25



WP: 0	PA: 37
PB: 0	
SB: 0	
CS: 0	

PITCHER	IP	WLS	BF	H	R	ER	SO	BB	IBB	HBP	BLK	WP	HR	S	P	ERA	WHIP
Bob Wiesler, L ERA: 6.35 (1, 1)	8.0	L	37	8	1	1	4	5	0	0	0	0	0	40	60	1.12	1.625

Batter	1	2	3	4	5	6	7	8	9	AB R H RBI BB SO LOB	TOP									
Eddie Yost, R OBP: 0.417, SLG: 0.342 (1, 9) X	0-0 CS 1B			0-3 K			4-0 BB		0-3 K	3 0 1 0 1 2 0	Washington Senators @ Cleveland Indians Cleveland Municipal Stadium, Cleveland, OH Tue Sep 18 1956, 3:38 AM EDT Att. 4,305 - Unknown AB 28 R 0 H 3 RBI 0 BB 1 SO 8 LOB 7									
Whitey Herzog, L OBP: 0.299, SLG: 0.336 (1, 8) S	0-3 K 1-2			0-3 K			0-3 K		0-0 1-3	4 0 0 0 0 3 2										
Pete Runnels, L OBP: 0.373, SLG: 0.430 (1, 3) X	0-0 6-3			0-0 3-1			0-0 F7		0-0	3 0 0 0 0 0 1										
Roy Sievers, R OBP: 0.368, SLG: 0.471 (1, 7) X		0-0 4-3				0-0 6-3			0-3 K	3 0 0 0 0 1 1										
Clint Courtney, L OBP: 0.364, SLG: 0.440 (1, 2) X		0-0 3-1				0-0 P5		0-0 P3		3 0 0 0 0 0 0										
Herb Pilews, L OBP: 0.335, SLG: 0.392 (1, 4) X		0-0 6-3				0-0 6-3		0-0 1B		3 0 1 0 0 0 0										
Harmon Killebrew, R OBP: 0.274, SLG: 0.478 (1, 5) X			0-0 1-3			0-0 G4-6-3 1B		0-0 P6		3 0 1 0 0 0 1										
Lyle Luttrell, R OBP: 0.305, SLG: 0.404 (1, 6) X			0-0 F8			0-0 G4-6-3 1-2f		0-3 K		2 0 0 0 0 0 1										
Lou Berberet, L OBP: 0.412, SLG: 0.391 (8, PH)										1 0 0 0 0 1 1										
Jose Valdivielso, R OBP: 0.318, SLG: 0.333 (8, 6) X										0 0 0 0 0 0 0										
Chuck Stobbs, L OBP: 0.212, SLG: 0.222 (1, 1) X			0-0 4-3			0-0 4-3			0-3 K	2 0 0 0 0 0 0										
Ernie Oravetz, S OBP: 0.361, SLG: 0.295 (9, PH) X										1 0 0 0 0 1 0										
Inning Stats	R: 0 E: 0 K: 1 S: 5	H: 1 LOB: 0 BB: 0 P: 5	R: 0 E: 0 K: 0 S: 3	H: 0 LOB: 0 BB: 0 P: 3	R: 0 E: 0 K: 0 S: 3	H: 0 LOB: 0 BB: 0 P: 3	R: 0 E: 0 K: 2 S: 7	H: 0 LOB: 0 BB: 0 P: 7	R: 0 E: 0 K: 0 S: 3	H: 1 LOB: 0 BB: 0 P: 3	R: 0 E: 0 K: 2 S: 7	H: 0 LOB: 1 BB: 1 P: 11	R: 0 E: 0 K: 1 S: 6	H: 1 LOB: 1 BB: 0 P: 6	R: 0 E: 0 K: 2 S: 7	H: 0 LOB: 0 BB: 0 P: 7	1B: 3 2B: 1 3B: 0 HR: 0	SF: 0 SAC: 0 DP: 2 HBP: 0	WP: 0 PB: 0 SB: 0 CS: 1	PA: 29
PITCHER Mike Garcia, R ERA: 3.64 (1, 1)	IP: 9.0 WLS: W BF: 29 H: 3 R: 0 ER: 0 SO: 8 BB: 1 IBB: 0 HBP: 0 BLK: 0 WP: 0 HR: 0 S: 44 P: 48 ERA: 0.00 WHIP: 0.444											PITCHER	IP: WLS: BF: H: R: ER: SO: BB: IBB: HBP: BLK: WP: HR: S: P: ERA: WHIP:							

livebaseballscorecards.com




Batter	1	2	3	4	5	6	7	8	9
Al Smith, R OBP: 0.369, SLG: 0.422 (1, 7)	0-0 K 1B 1B		0-0 FC6-4 2B		0-0 F3		0-0 1B		
Bobby Avila, R OBP: 0.329, SLG: 0.322 (1, 4)	0-0 K 1B		0-0 L9		0-0 P6		0-0 F9		
Al Rosen, R OBP: 0.358, SLG: 0.430 (1, 5)	0-3 K 1B 2-3		0-0 1-H 2B		0-0 3B 1B		0-0 E6 HR		
Rocky Colavito, R OBP: 0.370, SLG: 0.538 (1, 9)	0-0 F3		0-0 F8		0-0 1-H SF7 3B		0-0 F2		
Vic Wertz, L OBP: 0.354, SLG: 0.489 (1, 3)		0-0 F8		0-0 4-3		0-0 SF7		0-0 1-H HR	
Jim Busby, R OBP: 0.303, SLG: 0.357 (1, 8)		0-0 5-3		0-0 E4 1B		0-0 F8		0-0 F9	
George Strickland, R OBP: 0.302, SLG: 0.309 (1, 6)		0-0 F9		0-3 K		0-0 F8		0-0 F8	
Earl Averill, R OBP: 0.344, SLG: 0.370 (1, 2)			0-0 1B FC6-4 2B		0-0 P3		0-0 F7		
Mike Garcia, R OBP: 0.167, SLG: 0.133 (1, 1)			0-0 FC6-4 1B		0-0 P4		0-0 4-3		

AB	R	H	RBI	BB	SO	LOB
4	1	2	1	0	0	1
4	0	1	0	0	0	2
4	2	2	1	0	1	2
4	1	1	1	0	0	3
3	1	1	3	0	0	0
4	0	1	0	0	0	0
4	0	0	0	0	1	1
3	1	1	0	0	0	1
3	0	1	0	0	0	0

Washington Senators @ Cleveland Indians
Cleveland Municipal Stadium, Cleveland, OH
 Tue Sep 18 1956, 3:38 AM EDT
 Att. 4,305 - Unknown

AB	33
R	6
H	10
RBI	6
BB	0
SO	2
LOB	10



Inning Stats	R	H	E	K	S	R	H	E	K	S	R	H	E	K	S	R	H	E	K	S	R	H	E	K	S
	0	2	0	1	6	0	0	0	0	3	0	1	0	1	6	2	2	0	0	5	0	0	0	0	3

PITCHER	IP	WLS	BF	H	R	ER	SO	BB	IBB	HBP	BLK	WP	HR	S	P	ERA	WHIP
Chuck Stobbs, L ERA: 3.43 (1, 1)	8.0	L	34	10	6	5	2	0	0	0	0	0	1	38	38	5.62	1.250

WP	PA	ERA	WHIP
0	34		

Batter	1	2	3	4	5	6	7	8	9	AB R H RBI BB SO LOB	TOP
Eddie Yost, R OBP: 0.415, SLG: 0.339 (1, 9) X	0-0 4-3		0-0 P6		0-0 4-3		0-0 L4			4 0 0 0 0 0 2	Washington Senators @ Cleveland Indians Cleveland Municipal Stadium, Cleveland, OH Wed Sep 19 1956, 3:33 AM EDT Att: 365 - Unknown livebaseballscorecards.com
Whitey Herzog, L OBP: 0.299, SLG: 0.336 (1, 8) X	0-0 G4-6-3 1B		0-0 E1		0-0 F8					3 0 1 0 0 0 0	
Pete Runnels, L OBP: 0.372, SLG: 0.427 (1, 3) X	0-0 G4-6-3 1-2f		0-0 4-3		0-0 F7					3 0 0 0 0 0 2	
Roy Sievers, R OBP: 0.368, SLG: 0.470 (1, 7)		0-0 4-3		0-0 F7		0-0 BB 1B				3 0 1 0 0 0 0	
Herb Plews, L OBP: 0.335, SLG: 0.388 (1, 4)		0-0 P4		0-0 G3		4-0 BB BB FC4-6 1-2 BB				2 0 0 0 1 0 0	
Lou Berberet, L OBP: 0.411, SLG: 0.387 (1, 2)		4-0 BB BB 1B BB		0-0 4-3		0-0 FC4-6 1-2f				2 0 0 0 1 0 2	
Harmon Killebrew, R OBP: 0.289, SLG: 0.486 (1, 5)		0-0 1-2 1B			0-0 5-3		0-0 FC5-4 1B			3 0 2 0 0 0 0	
Lyle Luttrell, R OBP: 0.296, SLG: 0.392 (1, 6)	0-0 K				0-0 F8		0-0 FC5-4 1-2f			3 0 0 0 0 1 3	
Ted Abernathy, R OBP: 0.333, SLG: 0.333 (1, 1)			0-0 6-3		0-0 1B		0-0 L9			2 0 1 0 0 0 0	
Clint Courtney, L OBP: 0.363, SLG: 0.438 (7, PH)										1 0 0 0 0 0 1	
Pedro Ramos, S OBP: 0.239, SLG: 0.295 (7, 1)										0 0 0 0 0 0 0	
Inning Stats	R: 0 E: 0 K: 0 S: 3 H: 1 LOB: 0 BB: 0 P: 3	R: 0 E: 0 K: 1 S: 6 H: 1 LOB: 2 BB: 1 P: 10	R: 0 E: 1 K: 0 S: 4 H: 0 LOB: 1 BB: 0 P: 4	R: 0 E: 0 K: 0 S: 3 H: 0 LOB: 0 BB: 0 P: 3	R: 0 E: 0 K: 0 S: 4 H: 1 LOB: 1 BB: 0 P: 4	R: 0 E: 0 K: 0 S: 4 H: 1 LOB: 2 BB: 1 P: 8	R: 0 E: 0 K: 0 S: 4 H: 1 LOB: 1 BB: 0 P: 4			1B: 5 2B: 0 3B: 0 HR: 0 SF: 0 SAC: 0 DP: 1 HBP: 0	WP: 0 PB: 0 SB: 0 CS: 0 PA: 28
PITCHER Bob Lemon, R ERA: 2.88 (1, 1)	IP: 7.0 WLS: W BF: 28 H: 5 R: 0 ER: 0 SO: 1 BB: 2 IBB: 0 HBP: 0 BLK: 0 WP: 0 HR: 0 S: 28 P: 36 ERA: 0.00 WHIP: 1.000										



Batter	1	2	3	4	5	6	7	8	9	AB	R	H	RBI	BB	SO	LOB
Joe Caffie, L OBP: 0.300, SLG: 0.263 (1, 7)	0-0 G6-4-3 1B		0-0 P6		0-0 6-3	0-3 K				4	0	1	0	0	1	3
Bobby Avila, R OBP: 0.329, SLG: 0.325 (1, 4)	0-0 G6-4-3 1-2f		0-0 5-3		0-0 1B 3B		0-0 F3			4	1	1	0	0	0	2
Al Smith, R OBP: 0.370, SLG: 0.422 (1, 8)	0-3 K			0-0 1-3	0-0 1B		4-0 CS BB			3	0	1	1	1	1	0
Vic Wertz, L OBP: 0.357, SLG: 0.499 (1, 3)		0-0 1B 2B		0-0 HR	0-0 1-3		4-0 2B BB			3	2	2	1	1	0	1
Al Rosen, R OBP: 0.359, SLG: 0.433 (1, 5)		0-0 CS 1B		0-0 F6	0-0 5-3		0-0 1B 2B			4	1	2	1	0	0	1
Rocky Colavito, R OBP: 0.374, SLG: 0.539 (1, 9)		0-3 K		0-0 BB 1B		4-0 HBP BB	0-0 2B 1B			3	1	2	1	1	1	2
George Strickland, R OBP: 0.306, SLG: 0.309 (1, 6)		0-3 K		0-0 BB 1B		0-0 L6	4-0 2B BB			3	1	1	0	1	1	3
Jim Hegan, R OBP: 0.319, SLG: 0.344 (1, 2)			4-0 BB	4-0 BB	1-2 2-3 BB	0-0 F7	0-0 2B			2	0	1	2	2	0	1
Bob Lemon, L OBP: 0.267, SLG: 0.359 (1, 1)			0-3 K	0-0 F7		1-0 HBP				2	0	0	0	0	1	4

Inning Stats	R: 0	H: 1	E: 0	K: 1	S: 5	LOB: 0	BB: 0	P: 5	R: 0	H: 2	E: 0	K: 2	S: 8	LOB: 1	BB: 0	P: 8	R: 0	H: 0	E: 0	K: 1	S: 5	LOB: 1	BB: 1	P: 9	R: 1	H: 3	E: 0	K: 0	S: 6	LOB: 3	BB: 1	P: 10	R: 1	H: 2	E: 0	K: 1	S: 5	LOB: 1	BB: 0	P: 5	R: 0	H: 0	E: 0	K: 1	S: 5	LOB: 2	BB: 1	P: 10	R: 4	H: 3	E: 0	K: 0	S: 4	LOB: 1	BB: 3	P: 16
--------------	------	------	------	------	------	--------	-------	------	------	------	------	------	------	--------	-------	------	------	------	------	------	------	--------	-------	------	------	------	------	------	------	--------	-------	-------	------	------	------	------	------	--------	-------	------	------	------	------	------	------	--------	-------	-------	------	------	------	------	------	--------	-------	-------

PITCHER	IP	WLS	BF	H	R	ER	SO	BB	IBB	HBP	BLK	WP	HR	S	P	ERA	WHIP
Ted Abernathy, R ERA: 1.8 (1, 1)	6.0	L	28	8	2	2	5	3	0	1	0	0	1	34	47	3.00	1.833
Pedro Ramos, R ERA: 4.9 (7, 1)	0.2		7	3	4	4	0	3	0	0	0	0	0	4	16	54.00	9.000


BOTTOM

Washington Senators @ Cleveland Indians
Cleveland Municipal Stadium, Cleveland, OH

Wed Sep 19 1956, 3:33 AM EDT
Att. 365 - Unknown

AB	28
R	6
H	11
RBI	6
BB	6
SO	5
LOB	17

livebaseballscores.com



WP: 0	PA: 35
PB: 0	SB: 1
CS: 2	

Batter	1	2	3	4	5	6	7	8	9	AB R H RBI BB SO LOB	TOP
Al Smith, R (1, 7) X OBP: 0.372, SLG: 0.423	0-0 FC5-4 SF8 2B	0-0 4-3		4-0 1-2 BB		4-0 1B BB		0-0 6-3		3 1 1 0 2 0 0	
Bobby Avila, R (1, 4) S S S OBP: 0.328, SLG: 0.324	0-3 K FC5-4		0-0 5-3	0-0 5-3		0-0 1B		0-0 6-3		5 0 1 0 0 1 3	
Al Rosen, R (1, 5) X OBP: 0.362, SLG: 0.445	0-0 FC5-4 SF8 1B 1-2f 2-3		0-0 2B		0-0 HR	0-0 L9		0-0 FC4-8 1B		5 2 3 1 0 0 4	
Rocky Colavito, R (1, 9) B B B OBP: 0.378, SLG: 0.541	4-0 1B 1-2 BB		0-3 K		4-0 BB		0-0 HR 2B	0-0 FC4-6 1-2f		3 1 1 0 2 1 2	
Vic Wertz, L (1, 3) X OBP: 0.358, SLG: 0.504	0-0 SF8 2-3 3-H		4-0 FC4-8 BB		0-3 K		0-0 HR 2-H		0-0 F8	3 1 1 3 1 1 1	
Jim Busby, R (1, 8) X OBP: 0.302, SLG: 0.355	0-0 1B 1-2 3-H		0-0 FC4-6 1-2f		0-0 F8		0-0 6-3		0-0 L9	5 0 1 1 0 0 3	
Jim Hegan, R (1, 2) X OBP: 0.320, SLG: 0.343	0-0 L4			0-0 BB 1B		0-0 L9		4-0 SH5-3 BB		4 0 1 0 1 0 3	
George Strickland, R (1, 6) S S S OBP: 0.301, SLG: 0.303		0-3 K		0-3 K		0-0 P3		0-0 SH5-3 1-2		3 0 0 0 0 2 1	
Early Wynn, S (1, 1) S S S OBP: 0.279, SLG: 0.309		0-3 K		0-3 K		0-0 5-3		0-0 6-3		4 0 0 0 0 2 2	
Inning Stats	R: 2 H: 2 E: 1 LOB: 2 K: 1 BB: 1 S: 8 P: 12	R: 0 H: 0 E: 0 LOB: 0 K: 2 BB: 0 S: 7 P: 7	R: 0 H: 1 E: 0 LOB: 2 K: 1 BB: 1 S: 6 P: 10	R: 0 H: 1 E: 0 LOB: 2 K: 2 BB: 1 S: 8 P: 12	R: 1 H: 1 E: 0 LOB: 1 K: 1 BB: 1 S: 6 P: 10	R: 0 H: 1 E: 0 LOB: 2 K: 0 BB: 1 S: 4 P: 8	R: 2 H: 2 E: 0 LOB: 1 K: 0 BB: 1 S: 5 P: 9	R: 0 H: 1 E: 0 LOB: 1 K: 0 BB: 0 S: 4 P: 4	R: 0 H: 0 E: 0 LOB: 0 K: 0 BB: 0 S: 3 P: 3	1B: 4 SF: 1 2B: 3 SAC: 1 3B: 0 DP: 0 HR: 2 HBP: 0	WP: 0 PA: 43 PB: 0 SB: 0 CS: 0
PITCHER Billy Hoelt, L (1, 1) ERA: 4.16 Jim Bunning, R (8, 1) ERA: 2.58	IP WLS BF H R ER SO BB IBB HBP BLK WP HR S P ERA WHIP										
	7.0 L 36 8 5 3 7 6 0 0 0 0 0 2 44 68 3.86 2.000										
	2.0 7 1 0 0 0 0 0 0 0 0 0 0 7 7 0.00 0.500										

Cleveland Indians @ Detroit Tigers
 Briggs Stadium, Detroit, MI
 Fri Sep 21 1956, 4:33 AM EDT
 Att. 19,199 - Unknown

livebaseballscorecards.com

AB	35
R	5
H	9
RBI	5
BB	6
SO	7
LOB	19



Batter	1	2	3	4	5	6	7	8	9	AB	R	H	RBI	BB	SO	LOB
Harvey Kuenn, R (1, 6) OBP: 0.383, SLG: 0.468	0-0 L9 ①		0-0 3B		0-0 G5-4-3 ②③			0-0 6-3 ①		4	0	1	0	0	0	1
Jack Phillips, R (1, 3) OBP: 0.369, SLG: 0.408	0-0 4-3 ②		0-0 6-3 ③			0-0 4-3 ①		0-0 F3 ②		4	0	0	0	0	0	1
Charlie Maxwell, L (1, 7) OBP: 0.423, SLG: 0.534	0-0 6-3 ③			0-3 K ①		0-0 1B 1B		0-0 FC6-4 1B		4	0	2	0	0	1	0
Al Kaline, R (1, 9) OBP: 0.378, SLG: 0.528		0-0 L1-3 ①		0-0 L1-3 ②		0-0 1B 1B		0-0 FC6-4 ③		4	0	1	0	0	0	1
Ray Boone, R (1, 5) OBP: 0.400, SLG: 0.512		0-0 6-3 ②		4-0 BB ③		0-0 F5 ②			0-0 6-3 ①	3	0	0	0	1	0	2
Bill Tuttle, R (1, 8) OBP: 0.297, SLG: 0.352		0-0 1B ③		0-0 F9 ③		0-0 F7 ③			0-0 F8 ②	4	0	1	0	0	0	3
Frank Bolling, R (1, 4) OBP: 0.354, SLG: 0.425		0-0 L1 ③			0-0 HR			0-0 F8 ①		4	1	2	1	0	0	1
Red Wilson, R (1, 2) OBP: 0.391, SLG: 0.446			0-0 L9 ①		0-0 G5-4-3 1B			0-0 F7 ②		4	0	1	0	0	0	1
Billy Hoefl, L (1, 1) OBP: 0.372, SLG: 0.338			0-0 P6 ②			0-0 F8 ①		0-0 F2 ③		2	0	0	0	0	0	1
Earl Torgeson, L (7, PH) OBP: 0.401, SLG: 0.406										1	0	0	0	0	0	0
Jim Bunning, R (8, 1) OBP: 0.353, SLG: 0.471										0	0	0	0	0	0	0


Inning Stats	R: 0 E: 0 K: 0 S: 3	H: 0 LOB: 0 BB: 0 P: 3	R: 0 E: 0 K: 0 S: 4	H: 1 LOB: 1 BB: 0 P: 4	R: 0 E: 0 K: 0 S: 4	H: 1 LOB: 1 BB: 0 P: 4	R: 0 E: 0 K: 1 S: 5	H: 0 LOB: 1 BB: 1 P: 9	R: 1 E: 0 K: 0 S: 4	H: 2 LOB: 0 BB: 0 P: 4	R: 0 E: 0 K: 0 S: 5	H: 2 LOB: 2 BB: 0 P: 5	R: 0 E: 0 K: 0 S: 3	H: 0 LOB: 0 BB: 0 P: 3	R: 0 E: 0 K: 0 S: 4	H: 1 LOB: 1 BB: 0 P: 4	R: 0 E: 0 K: 0 S: 4	H: 1 LOB: 1 BB: 0 P: 4	1B: 6 2B: 0 3B: 1 HR: 1	SF: 0 SAC: 0 DP: 1 HBP: 0	WP: 0 PB: 0 SB: 0 CS: 0	PA: 35 ERA WHIP
PITCHER Early Wynn, R (1, 1) ERA: 2.76	IP: 9.0 WLS: W BF: 35 H: 8 R: 1 ER: 1 SO: 1 BB: 1 IBB: 0 HBP: 0 BLK: 0 WP: 0 HR: 1 S: 36 P: 40 ERA: 1.00 WHIP: 1.000																					

BOTTOM

Cleveland Indians @ Detroit Tigers
Briggs Stadium, Detroit, MI

Fri Sep 21 1956, 4:33 AM EDT
Att. 19,199 - Unknown

AB	34
R	1
H	8
RBI	1
BB	1
SO	1
LOB	11



Batter	1	2	3	4	5	6	7	8	9	AB R H RBI BB SO LOB	TOP	
Al Smith, R (1, 7) X OBP: 0.374, SLG: 0.430	0-0 HR	4-0 BB			0-0 WP E 1B		0-0 L9		0-3 K	4 2 2 1 1 1 1		
Bobby Avila, R (1, 4) S OBP: 0.327, SLG: 0.322	0-3 K	0-3 K			0-0 L9			4-0 FC1-5 BB		3 0 0 0 1 2 2		
Vic Wertz, L (1, 3) X OBP: 0.357, SLG: 0.501	0-0 L8		0-0 L8		0-0 E3 G6-4-3			4-0 FC1-5 2B BB		3 1 0 0 1 0 0		
Al Rosen, R (1, 5) B OBP: 0.361, SLG: 0.442	4-0 1B BB		0-0 6-3		0-0 G6-4-3			0-0 FC1-5 2B		3 2 0 0 1 0 3		
Rocky Colavito, R (1, 9) X OBP: 0.379, SLG: 0.543	0-0 1B 1-2 1B		0-0 G3		0-0 6-3			0-0 2B 1-H 2-H		4 0 2 2 0 0 0		
Dave Pope, L (1, 8) X OBP: 0.244, SLG: 0.280	0-0 FC5-4 1B		0-3 K		0-0 P8			0-0 P4-3		4 0 1 1 0 1 0		
Jim Busby, R (8, 8)	1-3 2-H									0 0 0 0 0 0 0		
Jim Hegan, R (1, 2) X OBP: 0.319, SLG: 0.342	0-0 FC5-4		0-0 L9		0-0 6-3			0-0 SH1-3 1B		4 0 1 0 0 0 2		
George Strickland, R (1, 6) X OBP: 0.302, SLG: 0.299		0-0 F8		4-0 PB BB		0-3 K		0-0 SH1-3		2 0 0 0 1 1 0		
Herb Score, L (1, 1)		0-3 K		0-3 K		0-3 K		0-3 K2-3		4 0 0 0 0 4 2		
Inning Stats	R: 2 H: 3 E: 0 LOB: 2 K: 1 BB: 1 S: 8 P: 12	R: 0 H: 0 E: 0 LOB: 1 K: 2 BB: 1 S: 7 P: 11	R: 0 H: 0 E: 0 LOB: 0 K: 0 BB: 0 S: 3 P: 3	R: 0 H: 0 E: 0 LOB: 1 K: 2 BB: 1 S: 7 P: 11	R: 1 H: 1 E: 1 LOB: 0 K: 0 BB: 0 S: 4 P: 4	R: 0 H: 0 E: 0 LOB: 0 K: 0 BB: 0 S: 3 P: 3	R: 0 H: 0 E: 0 LOB: 0 K: 2 BB: 0 S: 7 P: 7	R: 2 H: 1 E: 0 LOB: 0 K: 0 BB: 2 S: 3 P: 11	R: 0 H: 1 E: 0 LOB: 1 K: 2 BB: 0 S: 8 P: 8	1B: 4 SF: 0 2B: 1 SAC: 1 3B: 0 DP: 1 HR: 1 HBP: 0	WP: 1 PA: 37 PB: 1 SB: 0 CS: 0	
PITCHER Paul Foytack, R (1, 1) ERA: 3.71	IP WLS BF H R ER SO BB IBB HBP BLK WP HR S P ERA WHIP											

Cleveland Indians @ Detroit Tigers
 Briggs Stadium, Detroit, MI
 Sat Sep 22 1956, 4:33 AM EDT
 Att. 7,738 - Unknown

livebaseballscorecards.com

AB	31
R	5
H	6
RBI	4
BB	5
SO	9
LOB	10




Batter	1	2	3	4	5	6	7	8	9	AB R H RBI BB SO LOB
Harvey Kuenn, R OBP: 0.381, SLG: 0.464 (1, 6) X	0-0 6-3 ①		0-0 6-3 ②		0-3 K ③			0-3 K ①		4 0 0 0 0 2 1
Jack Phillips, R OBP: 0.371, SLG: 0.411 (1, 3) X	0-0 1B 2B		4-0 BB			0-3 K ①		0-0 5-3 ②		3 0 1 0 1 1 0
Charlie Maxwell, L OBP: 0.422, SLG: 0.532 (1, 7) X	0-0 1B 2-3		0-3 K ③			0-3 K ②		0-3 K ③		4 0 1 0 0 3 1
Al Kaline, R OBP: 0.376, SLG: 0.525 (1, 9) X	0-0 L4			0-0 L4-3 ①		0-3 K ③		0-0 L9 ①		4 0 0 0 0 1 2
Ray Boone, R OBP: 0.399, SLG: 0.510 (1, 5) SSS	0-3 K			0-0 F7 ②			0-0 4-3 1B 4-3 1B	0-0 F2 ②		4 1 1 0 0 1 2
Bill Tuttle, R OBP: 0.295, SLG: 0.349 (1, 8)		0-0 P8 ①		0-0 P8 ③		0-0 4-3 ①		0-0 5-3 ③		4 0 0 0 0 0 1
Frank Bolling, R OBP: 0.354, SLG: 0.424 (1, 4)		0-3 K ②			0-0 1B	0-0 4-3 ②				3 0 1 0 0 1 1
Red Wilson, R OBP: 0.390, SLG: 0.444 (1, 2)		0-0 F5 ③			0-0 F9 ①	0-0 2-3		0-0 1B 3-H		3 0 1 1 0 0 1
Paul Foytack, R OBP: 0.135, SLG: 0.148 (1, 1)			0-0 F2 ①		0-0 P8 ②	0-0 P3 ③				3 0 0 0 0 0 2

Inning Stats	R: 0 E: 0 K: 1 S: 7	H: 2 LOB: 2 BB: 0 P: 7	R: 0 E: 0 K: 1 S: 5	H: 0 LOB: 0 BB: 0 P: 5	R: 0 E: 0 K: 1 S: 5	H: 0 LOB: 1 BB: 1 P: 9	R: 0 E: 0 K: 0 S: 3	H: 0 LOB: 0 BB: 0 P: 3	R: 0 E: 0 K: 1 S: 6	H: 1 LOB: 1 BB: 0 P: 6	R: 0 E: 0 K: 3 S: 9	H: 0 LOB: 0 BB: 0 P: 9	R: 1 E: 0 K: 0 S: 5	H: 2 LOB: 1 BB: 0 P: 5	R: 0 E: 0 K: 2 S: 7	H: 0 LOB: 0 BB: 0 P: 7	R: 0 E: 0 K: 0 S: 3	H: 0 LOB: 0 BB: 0 P: 3	1B: 4 2B: 1 3B: 0 HR: 0	SF: 0 SAC: 0 DP: 0 HBP: 0	WP: 0 PB: 0 SB: 0 CS: 0	PA: 33
PITCHER Herb Score, L ERA: 2.55 (1, 1)	IP 9.0 WLS W BF 33 H 5 R 1 ER 1 SO 9 BB 1 IBB 0 HBP 0 BLK 0 WP 0 HR 0 S 50 P 54 ERA 1.00 WHIP 0.667																					

BOTTOM

Cleveland Indians @ Detroit Tigers
Briggs Stadium, Detroit, MI
Sat Sep 22 1956, 4:33 AM EDT
Att. 7,738 - Unknown

AB	32
R	1
H	5
RBI	1
BB	1
SO	9
LOB	11

Batter	1	2	3	4	5	6	7	8	9	AB R H RBI BB SO LOB	TOP						
Al Smith, R (1, 7) OBP: 0.374, SLG: 0.428	4-0 BB BB		4-0 FC6-4 BB		0-3 K			0-0 F7		2 0 0 0 2 1 1							
Bobby Avila, R (1, 4) OBP: 0.326, SLG: 0.321	0-0 L9		0-0 F8				0-0 F7	0-0 BB 1B		4 0 1 0 0 0 3							
Vic Wertz, L (1, 3) OBP: 0.358, SLG: 0.499	4-0 FC5-4 BB		0-0 F8				0-0 F8	4-0 BB 1-2 2-3		2 0 0 0 2 0 2							
Al Rosen, R (1, 5) OBP: 0.358, SLG: 0.439	0-0 F2		0-0 FC6-4				0-0 4-3	0-0 SF9		3 0 0 1 0 0 4							
Rocky Colavito, R (1, 9) OBP: 0.375, SLG: 0.536	0-0 FC5-4			0-0 6-3			0-0 F7	0-0 F7		4 0 0 0 0 0 4							
Dave Pope, L (1, 8) OBP: 0.244, SLG: 0.278		0-0 P4		0-0 P3-1			0-0 P3		0-0 FC5-4 1B	4 0 1 0 0 0 0							
Jim Hegan, R (1, 2) Earl Averill, R (8, 2) OBP: 0.319, SLG: 0.340 OBP: 0.340, SLG: 0.366		0-0 F7		0-0 5-3			4-0 FC6 BB	0-0 F7		2 0 0 0 1 0 0 1 0 0 0 0 0 1	AB 28 R 1 H 2 RBI 1 BB 6 SO 3 LOB 18						
George Strickland, R (1, 6) Gene Woodling, L (7, PH) Chico Carrasquel, R (7, 6) OBP: 0.298, SLG: 0.296 OBP: 0.397, SLG: 0.394 OBP: 0.325, SLG: 0.324		0-0 F8			0-3 K		0-0 FC6	0-0 FC5-4		2 0 0 0 0 1 0 1 0 0 0 0 0 1 1 0 0 0 0 0 1							
Bob Lemon, L (1, 1) Mike Garcia, R (3, 1) Joe Caffie, L (8, PH) Ray Narleski, R (8, 1) Preston Ward, L (9, PH) OBP: 0.275, SLG: 0.359 OBP: 0.164, SLG: 0.131 OBP: 0.333, SLG: 0.263 OBP: 0.250, SLG: 0.143 OBP: 0.351, SLG: 0.439			4-0 BB BB		0-3 K			1-0 BB 1B SF9 HBP	0-0 F8	0 0 0 0 1 0 0 1 0 0 0 0 1 0 0 1 0 0 0 0 0 0 0 0 0 0 0 0 1 0 0 0 0 0 1							
Inning Stats	R: 0 E: 0 K: 0 S: 3	H: 0 LOB: 2 BB: 2 P: 11	R: 0 E: 0 K: 0 S: 3	H: 0 LOB: 2 BB: 2 P: 11	R: 0 E: 0 K: 0 S: 3	H: 0 LOB: 0 BB: 0 P: 3	R: 0 E: 0 K: 3 S: 9	H: 0 LOB: 1 BB: 1 P: 7	R: 1 E: 0 K: 0 S: 4	H: 1 LOB: 2 BB: 1 P: 9	R: 0 E: 0 K: 0 S: 4	H: 1 LOB: 1 BB: 0 P: 4	1B: 2 2B: 0 3B: 0 HR: 0	SF: 1 SAC: 0 DP: 0 HBP: 1	WP: 0 PB: 0 SB: 0 CS: 0	PA: 36	
PITCHER Frank Lary, R (1, 1) ERA: 3.22	IP 9.0 WLS W BF 36 H 2 R 1 ER 1 SO 3 BB 6 IBB 0 HBP 1 BLK 0 WP 0 HR 0 S 35 P 60 ERA 1.00 WHIP 0.889								PITCHER								

Cleveland Indians @ Detroit Tigers
 Briggs Stadium, Detroit, MI
 Sun Sep 23 1956, 4:33 AM EDT
 Att. 13,300 - Unknown

livebaseballscorecards.com

Batter	1	2	3	4	5	6	7	8	9	AB R H RBI BB SO LOB
Harvey Kuenn, R OBP: 0.386, SLG: 0.471 (1, 6)	0-0 G3 1B	0-0 4-3 2B		0-0 FC3-6 1B		0-0 SH3-4 1B	0-0 HR 1B			5 2 5 3 0 0 0
Jack Phillips, R OBP: 0.365, SLG: 0.404 (1, 3)	0-0 G3 1-2	0-0 4-3 2-3		0-3 K		0-0 SH3-4 1-2	0-0 F9			4 0 0 0 0 1 5
Charlie Maxwell, L OBP: 0.422, SLG: 0.537 (1, 7)	0-0 F2	0-0 P6		0-0 FC3-6 1B		0-0 1B 2-H	0-0 HR 1-H 2-H			5 1 2 3 0 0 3
Al Kaline, R OBP: 0.380, SLG: 0.527 (1, 9)	0-0 FC6-4 1B	4-0 PB BB		0-0 1B		0-0 FC6-4 1B	4-0 BB			3 0 3 1 2 0 0
Ray Boone, R OBP: 0.395, SLG: 0.504 (1, 5)	0-0 FC6-4 1-2f	0-0 5-3 1-2			0-0 F6	0-0 FC6-4 1-2f	0-0 1-3			5 0 0 0 0 0 6
Bill Tuttle, R OBP: 0.298, SLG: 0.350 (1, 8)		0-0 1B 1B	0-0 1-3		4-0 1B BB		0-0 1B FC6 1B	0-3 K		4 2 2 0 1 1 0
Frank Bolling, R OBP: 0.360, SLG: 0.444 (1, 4)		0-0 1B SH 1B	0-0 HR		0-0 F9		0-0 FC6 1B 1B	0-0 FC5-2 3B		5 3 4 1 0 0 1
Red Wilson, R OBP: 0.395, SLG: 0.448 (1, 2)		0-0 SH 2B 1B	0-0 F7		0-0 1B		0-0 FC6 1B	0-0 FC5-2 FC6-4		5 1 3 1 0 0 1
Frank Lary, R OBP: 0.231, SLG: 0.224 (1, 1)		0-0 SH 2B	0-0 6-3		0-0 F3		0-0 FC6 1B HR	0-0 FC6-4		4 2 0 1 0 0 5

Inning Stats	R: 1 E: 0 K: 0 S: 5	H: 2 LOB: 1 BB: 0 P: 5	R: 4 E: 1 K: 0 S: 8	H: 4 LOB: 2 BB: 1 P: 12	R: 1 E: 0 K: 0 S: 4	H: 1 LOB: 0 BB: 0 P: 4	R: 0 E: 0 K: 1 S: 6	H: 2 LOB: 2 BB: 0 P: 6	R: 0 E: 0 K: 0 S: 4	H: 1 LOB: 2 BB: 1 P: 8	R: 0 E: 0 K: 0 S: 5	H: 3 LOB: 2 BB: 0 P: 5	R: 5 E: 0 K: 0 S: 8	H: 5 LOB: 1 BB: 1 P: 12	R: 0 E: 0 K: 1 S: 6	H: 1 LOB: 1 BB: 0 P: 6	1B: 15 2B: 1 3B: 1 HR: 2	SF: 0 SAC: 2 DP: 0 HBP: 0	WP: 0 PB: 1 SB: 0 CS: 0	PA: 45
--------------	------------------------------	---------------------------------	------------------------------	----------------------------------	------------------------------	---------------------------------	------------------------------	---------------------------------	------------------------------	---------------------------------	------------------------------	---------------------------------	------------------------------	----------------------------------	------------------------------	---------------------------------	-----------------------------------	------------------------------------	----------------------------------	--------

PITCHER	IP	WLS	BF	H	R	ER	SO	BB	IBB	HBP	BLK	WP	HR	S	P	ERA	WHIP
Bob Lemon, R ERA: 3.03 (1, 1)	2.1	L	16	7	6	5	0	1	0	0	0	0	1	15	19	19.29	3.429
Mike Garcia, R ERA: 3.78 (3, 1)	4.2		25	11	5	5	1	2	0	0	0	0	1	25	33	9.64	2.786
Ray Narleski, R ERA: 1.45 (8, 1)	1.0		4	1	0	0	1	0	0	0	0	0	0	6	6	0.00	1.000

BOTTOM

Cleveland Indians @ Detroit Tigers
Briggs Stadium, Detroit, MI
Sun Sep 23 1956, 4:33 AM EDT
Att. 13,300 - Unknown

livebaseballscores.com

AB	40
R	11
H	19
RBI	10
BB	3
SO	2
LOB	21



Batter	1	2	3	4	5	6	7	8	9	10	AB R H RBI BB SO LOB	TOP										
Vic Power, R OBP: 0.343, SLG: 0.442 (1, 4) X	0-0 F9		0-0 L6			0-0 4-3		0-0 5-3		0-0 F9	5 0 0 0 0 0 2	Kansas City Athletics @ Cleveland Indians Cleveland Municipal Stadium, Cleveland, OH Tue Sep 25 1956 3:33 AM EDT Att: 3,604 - Unknown livebaseballscorecards.com										
Hector Lopez, R OBP: 0.347, SLG: 0.431 (1, 5) X	0-0 E6		0-3 K			0-3 K		0-0 F7		0-0 F7	4 0 0 0 0 2 0											
Lou Skizas, R OBP: 0.332, SLG: 0.460 (1, 7) X	0-0 F6				0-0 6-3	0-0 F7			0-0 F6		4 0 0 0 0 0 2											
Eddie Robinson, L OBP: 0.309, SLG: 0.332 (1, 3) B	4-0 1-2 BB				0-0 1-3		0-0 F5		0-0 4-3		3 0 0 0 1 0 0											
Hal Smith, R OBP: 0.302, SLG: 0.368 (1, 2) X	0-0 4-3				0-0 6-3		0-0 F9		0-0 1-3		4 0 0 0 0 0 2											
Al Pilarcik, L OBP: 0.338, SLG: 0.357 (1, 8) X		0-0 F8			0-0	0-0	0-0	0-0	0-0	0-0	4 1 2 0 0 0 0											
Johnny Groth, R OBP: 0.317, SLG: 0.394 (1, 9) X		0-0 3-1			0-0	0-0 F8		0-0	0-0	0-0 F4	4 0 1 1 0 0 1											
Joe Demaestri, R OBP: 0.273, SLG: 0.315 (1, 6) S		0-3 K			0-0	0-0 F9		0-0	0-0	0-0	4 0 1 0 0 1 1											
Wally Burnette, R OBP: 0.075, SLG: 0.051 (1, 1) X			0-0 6-3			0-0 4-3		0-0 F2		0-0 F8	3 0 0 0 0 0 0											
Rance Pless, R OBP: 0.349, SLG: 0.315 (10, PH) X											1 0 0 0 0 0 2											
Jack Crimian, R OBP: 0.304, SLG: 0.238 (10, 1) X											0 0 0 0 0 0 0											
Tom Gorman, R OBP: 0.140, SLG: 0.051 (10, 1) X											0 0 0 0 0 0 0											
Inning Stats	R: 0 E: 1 K: 0 S: 4	H: 0 LOB: 2 BB: 1 P: 8	R: 0 E: 0 K: 1 S: 5	H: 0 LOB: 0 BB: 0 P: 5	R: 0 E: 0 K: 1 S: 5	H: 0 LOB: 0 BB: 0 P: 5	R: 0 E: 0 K: 0 S: 3	H: 0 LOB: 0 BB: 0 P: 3	R: 0 E: 1 K: 1 S: 6	H: 0 LOB: 1 BB: 0 P: 6	R: 1 E: 0 K: 0 S: 5	H: 2 LOB: 1 BB: 0 P: 5	R: 0 E: 0 K: 0 S: 3	H: 0 LOB: 0 BB: 0 P: 3	R: 0 E: 0 K: 0 S: 3	H: 0 LOB: 0 BB: 0 P: 3	R: 0 E: 0 K: 0 S: 5	H: 2 LOB: 2 BB: 0 P: 5	1B: 4 2B: 0 3B: 0 HR: 0	SF: 0 SAC: 0 DP: 0 HBP: 0	WP: 0 PB: 0 SB: 1 CS: 0	PA: 37
PITCHER Early Wynn, R ERA: 2.69 (1, 1)	IP: 10.0 WLS: W BF: 37 H: 4 R: 1 ER: 1 SO: 3 BB: 1 IBB: 0 HBP: 0 BLK: 0 WP: 0 HR: 0 S: 42 P: 46 ERA: 0.90 WHIP: 0.500											PITCHER	IP: WLS: BF: H: R: ER: SO: BB: IBB: HBP: BLK: WP: HR: S: P: ERA: WHIP:									



BOTTOM

Kansas City Athletics @ Cleveland Indians
Cleveland Municipal Stadium, Cleveland, OH

Tue Sep 25 1956, 3:33 AM EDT
Att. 3,604 - Unknown

livebaseballscorecards.com

AB	36
R	4
H	10
RBI	4
BB	4
SO	2
LOB	16



WP	1	PA	41
PB	0		
SB	1		
CS	0		

AB R H RBI BB SO LOB

5	1	3	0	0	1	1
3	0	0	0	1	0	1
4	1	1	0	1	0	2
3	0	1	0	2	0	2
5	1	2	3	0	1	5
3	0	0	0	0	0	2
1	0	0	0	0	0	0
0	0	0	0	0	0	0
3	0	1	0	0	0	1
1	0	0	0	0	0	0
0	0	0	0	0	0	0
3	0	0	0	0	0	2
1	1	1	1	0	0	0
0	0	0	0	0	0	0
4	0	1	0	0	0	0

1B:	7	SF:	0
2B:	2	SAC:	1
3B:	0	DP:	1
HR:	2	HBP:	0

IP	WLS	BF	H	R	ER	SO	BB	IBB	HBP	BLK	WP	HR	S	P	ERA	WHIP
9.0		36	8	1	1	2	2	1	0	0	1	1	37	49	1.00	1.111
0.1	L	3	1	2	2	0	0	1	0	0	0	0	2	6	54.00	3.000
0.1		2	1	1	1	0	0	0	0	0	0	1	2	2	27.00	3.000

Batter	1	2	3	4	5	6	7	8	9	10
Joe Caffie, L (1, 7) OBP: 0.385, SLG: 0.333	F8		WP S 1B		K		1B			SH1-3 HR 1B
Al Smith, R (1, 8) OBP: 0.374, SLG: 0.426	F9		1-3 BB		L4		5-3			SH1-3 1-2
Vic Wertz, L (1, 3) OBP: 0.358, SLG: 0.499	4-3		F7		1-3 2B			3-1		HR IBB
Al Rosen, R (1, 5) OBP: 0.361, SLG: 0.438		L5		6-3 1B				L3 BB		F5
Rocky Colavito, R (1, 9) OBP: 0.375, SLG: 0.544		4-3 1B		F8				L3		HR 1-H 2-H
Bobby Avila, R (1, 4) OBP: 0.325, SLG: 0.320		4-3		6-3		F6			F7	
Gene Woodling, L (9, PH) OBP: 0.396, SLG: 0.392		1-2		1-2		F2			P4-3	
Kenny Kuhn, L (10, 4) OBP: 0.333, SLG: 0.364				1B		F8				HR
Jim Hegan, R (1, 2) OBP: 0.319, SLG: 0.340		F3								
Dave Pope, L (9, PH) OBP: 0.241, SLG: 0.275										
Earl Averill, R (10, 2) OBP: 0.340, SLG: 0.366										
George Strickland, R (1, 6) OBP: 0.293, SLG: 0.290			F7		F8					
Preston Ward, L (9, PH) OBP: 0.354, SLG: 0.459										
Chico Carrasquel, R (10, 6) OBP: 0.326, SLG: 0.324										
Early Wynn, S (1, 1) OBP: 0.278, SLG: 0.307			F5		2B 1B		6-3		F2	

Inning Stats	R: 0	H: 0	E: 0	K: 0	S: 3	P: 3	R: 0	H: 1	E: 0	K: 0	S: 4	P: 4	R: 0	H: 1	E: 0	K: 0	S: 4	P: 8	R: 0	H: 2	E: 0	K: 2	S: 9	P: 13	R: 0	H: 0	E: 0	K: 0	S: 3	P: 3	R: 0	H: 1	E: 0	K: 0	S: 3	P: 3	R: 0	H: 0	E: 0	K: 0	S: 2	P: 6	R: 1	H: 1	E: 0	K: 0	S: 4	P: 4	R: 3	H: 2	E: 0	K: 0	S: 4	P: 8	1B: 7	SF: 0	2B: 2	SAC: 1	3B: 0	DP: 1	HR: 2	HBP: 0
--------------	------	------	------	------	------	------	------	------	------	------	------	------	------	------	------	------	------	------	------	------	------	------	------	-------	------	------	------	------	------	------	------	------	------	------	------	------	------	------	------	------	------	------	------	------	------	------	------	------	------	------	------	------	------	------	-------	-------	-------	--------	-------	-------	-------	--------

PITCHER	IP	WLS	BF	H	R	ER	SO	BB	IBB	HBP	BLK	WP	HR	S	P	ERA	WHIP
Wally Burnette, R (1, 1) ERA: 2.95	9.0		36	8	1	1	2	2	1	0	0	1	1	37	49	1.00	1.111
Jack Crimian, R (10, 1) ERA: 5.7	0.1	L	3	1	2	2	0	0	1	0	0	0	0	2	6	54.00	3.000
Tom Gorman, R (10, 1) ERA: 3.89	0.1		2	1	1	1	0	0	0	0	0	0	1	2	2	27.00	3.000

Batter	1	2	3	4	5	6	7	8	9	AB R H RBI BB SO LOB	TOP											
Vic Power, R (1, 4) OBP: 0.340, SLG: 0.438	0-3 K	0-0 F8			0-0 6-3		0-0 F8		0-0 F9	5 0 0 0 0 1 2												
Hector Lopez, R (1, 5) OBP: 0.347, SLG: 0.430	0-0 S BB 4-3 1B		0-3 K		0-3 K		0-3 K			4 1 1 0 0 3 0												
Lou Skizas, R (1, 9) OBP: 0.338, SLG: 0.466	4-0 4-3 S 1-2 BB		0-0 F7			0-0 6-3 SF7 2B	0-0 1B			3 1 2 0 1 0 0												
Hal Smith, R (1, 2) OBP: 0.299, SLG: 0.364	0-0 4-3 1-3 2-H		0-0 4-3		0-0 6-3 2-3	0-0 6-3	0-0 F2			4 0 0 1 0 0 3												
Gus Zernial, R (1, 7) OBP: 0.315, SLG: 0.433	0-0 F8			0-3 K		0-0 SF7		0-3 K		3 0 0 1 0 2 1												
Johnny Groth, R (1, 8) OBP: 0.323, SLG: 0.395		4-0 1B BB		4-0 BB		0-0 3-H 2B 1B	0-0 F9			2 1 1 0 2 0 0												
Rance Pless, R (1, 3) OBP: 0.356, SLG: 0.338		0-0 1-2 1B		0-3 K		0-0 1-H 1B 2B	0-0 F9			4 1 2 1 0 1 1												
Joe Demaestri, R (1, 6) OBP: 0.273, SLG: 0.315		0-3 K		0-0 6-3		0-0 2-H 1B		0-0 F3		4 0 1 1 0 1 3												
Art Diltmar, R (1, 1) OBP: 0.172, SLG: 0.178		0-3 K			0-3 K	0-3 K		0-3 K		1 0 0 0 0 0 1 2												
George Brunet, R (3, 1)										1 0 0 0 0 0 1 0												
Troy Herriage, R (5, 1)										0 0 0 0 0 0 0 0												
Jim Finigan, R (6, PH)										1 0 0 0 0 0 1 1												
Bill Harrington, R (6, 1)										0 0 0 0 0 0 0 0												
Jim Pisoni, R (9, PH)										1 0 0 0 0 0 1 0												
Inning Stats	R: 1 E: 0 K: 1 S: 6	H: 1 LOB: 1 BB: 1 P: 10	R: 0 E: 0 K: 2 S: 8	H: 1 LOB: 2 BB: 1 P: 12	R: 0 E: 0 K: 1 S: 5	H: 0 LOB: 0 BB: 0 P: 5	R: 0 E: 0 K: 2 S: 7	H: 0 LOB: 1 BB: 1 P: 11	R: 0 E: 0 K: 2 S: 7	H: 0 LOB: 0 BB: 0 P: 7	R: 3 E: 0 K: 1 S: 9	H: 4 LOB: 1 BB: 0 P: 9	R: 0 E: 0 K: 1 S: 6	H: 1 LOB: 1 BB: 0 P: 6	R: 0 E: 0 K: 1 S: 5	H: 0 LOB: 0 BB: 0 P: 5	R: 0 E: 0 K: 1 S: 5	H: 0 LOB: 0 BB: 0 P: 5	1B: 5 2B: 2 3B: 0 HR: 0	SF: 1 SAC: 0 DP: 0 HBP: 0	WP: 0 PB: 0 SB: 2 CS: 0	PA: 37
PITCHER Herb Score, L (1, 1) ERA: 2.6	IP 9.0 WLS W BF 37 H 7 R 4 ER 4 SO 12 BB 3 IBB 0 HBP 0 BLK 0 WP 0 HR 0 S 58 P 70 ERA 4.00 WHIP 1.111											PITCHER	IP WLS BF H R ER SO BB IBB HBP BLK WP HR S P ERA WHIP									

Kansas City Athletics @ Cleveland Indians
 Cleveland Municipal Stadium, Cleveland, OH
 Wed Sep 26 1956, 3:33 AM EDT
 Att. 3,630 - Unknown

AB	33
R	4
H	7
RBI	4
BB	3
SO	12
LOB	13



Batter	1	2	3	4	5	6	7	8	9	AB	R	H	RBI	BB	SO	LOB
Joe Caffie, L (1, 7) OBP: 0.452, SLG: 0.346	4-0 E 1B BB	0-0 3-1		4-0 BB 2B BB	4-0 CS BB		0-0 2B 1B			2	3	1	0	3	0	1
Al Smith, R (1, 8) OBP: 0.375, SLG: 0.425	0-0 F8		0-0 2B 2B 1B	4-0 1-2 2B BB	4-0 1-2 2B BB		0-0 F9			3	3	1	0	2	0	2
Vic Wertz, L (1, 3) OBP: 0.364, SLG: 0.513	0-0 FC1-6 1-H 1B		0-0 1-3 2B 2B	0-0 1-H 2-H 2B	0-0 1-H 2B		0-0 1-H 2B			5	1	5	5	0	0	0
Al Rosen, R (1, 5) OBP: 0.359, SLG: 0.437	0-0 FC1-6 1-2f BB		0-0 2-3 3-H SF7 2B	0-0 F9	0-3 K		0-0 5-3			5	1	1	1	0	1	4
Rocky Colavito, R (1, 9) OBP: 0.378, SLG: 0.540	4-0 1-2 BB		4-0 2-3 3-H F3 PB BB	4-0 SH1-3 BB		0-0 F7		0-0 6-3		2	0	0	0	3	0	0
Bobby Avila, R (1, 4) OBP: 0.323, SLG: 0.318	0-0 4-1		0-0 3-H SF7	0-0 1-2 2-3 SH1-3		0-3 K		0-0 3-1		3	0	0	1	0	1	2
Jim Hegan, R (1, 2) OBP: 0.326, SLG: 0.339		4-0 6-3 SH1-3 BB	4-0 1-2 IBB	4-0 BB BB		4-0 BB		0-0 6-3		1	0	0	0	4	0	0
George Strickland, R (1, 6) OBP: 0.293, SLG: 0.290		0-0 SH1-3	0-0 1-2 2-3 F3	0-3 K		0-0 5-3				0	0	0	0	0	0	0
Gene Woodling, L (3, PH) OBP: 0.396, SLG: 0.392		0-0 SH1-3	0-0 1-2 2-3 F3	0-3 K		0-0 5-3				0	0	0	0	0	0	0
Jim Busby, R (3, PH) OBP: 0.301, SLG: 0.354		1-2 SH1-3	1-2 2-3 F3	0-3 K		0-0 5-3				1	0	0	0	0	0	2
Chico Carrasquel, R (4, 6) OBP: 0.323, SLG: 0.323		1-2 SH1-3	1-2 2-3 F3	0-3 K		0-0 5-3				2	0	0	0	0	1	4
Herb Score, L (1, 1) OBP: 0.260, SLG: 0.253		0-0 6-3	0-0 1-3		4-3		0-0 4-3			4	0	0	0	0	0	3

Inning Stats	R: 1	H: 1	E: 1	K: 0	S: 4	LOB: 2	BB: 2	P: 12	R: 0	H: 0	E: 0	K: 0	S: 3	LOB: 1	BB: 1	P: 7	R: 3	H: 3	E: 0	K: 0	S: 6	LOB: 2	BB: 2	P: 14	R: 2	H: 1	E: 0	K: 1	S: 6	LOB: 3	BB: 4	P: 22	R: 1	H: 1	E: 0	K: 1	S: 5	LOB: 1	BB: 2	P: 13	R: 0	H: 0	E: 0	K: 1	S: 5	LOB: 1	BB: 1	P: 9	R: 1	H: 2	E: 0	K: 0	S: 5	LOB: 1	BB: 0	P: 5	R: 0	H: 0	E: 0	K: 0	S: 3	LOB: 0	BB: 0	P: 3
PITCHER	IP	WLS	BF	H	R	ER	SO	BB	IBB	HBP	BLK	WP	HR	S	P	ERA	WHIP																																															
Art Ditmar, R (1, 1) ERA: 4.43	2.1	L	16	4	4	2	0	4	1	0	0	0	0	11	31	7.71	3.429																																															
George Brunet, L (3, 1) ERA: 6.14	2.1		14	2	3	3	1	6	0	0	0	0	0	10	34	11.57	3.429																																															
Troy Herring, R (5, 1) ERA: 6.64	0.1		1	0	0	0	1	0	0	0	0	0	0	3	3	0.00	0.000																																															
Bill Harrington, R (6, 1) ERA: 6.35	3.0		12	2	1	1	1	1	0	0	0	0	0	13	17	3.00	1.000																																															


BOTTOM

Kansas City Athletics @ Cleveland Indians
Cleveland Municipal Stadium, Cleveland, OH

Wed Sep 26 1956, 3:33 AM EDT
Att. 3,630 - Unknown

livebaseballscorecards.com

AB	28
R	8
H	8
RBI	7
BB	12
SO	3
LOB	18



WP: 0	PA: 43
PB: 2	
SB: 0	
CS: 1	

Batter	1	2	3	4	5	6	7	8	9	AB R H RBI BB SO LOB	TOP									
Harvey Kuenn, R (1, 6) OBP: 0.383, SLG: 0.464	4-0 FC4-6 BB	0-0 G4-6-3			0-0 F2		0-0 5-3			3 0 0 0 1 0 2	<p align="center">Detroit Tigers @ Cleveland Indians Cleveland Municipal Stadium, Cleveland, OH</p> <p align="center">Fri Sep 28 1956, 3:33 AM EDT Att. 4,528 - Unknown</p>									
Jack Phillips, R (1, 3) OBP: 0.354, SLG: 0.384	0-0 FC4-6 WP 1-2f		0-0 4-3		0-0 5-3		0-0 F9			4 0 0 0 0 0 1										
Charlie Maxwell, L (1, 7) OBP: 0.418, SLG: 0.540	0-0 4-3		0-0 F9		0-0 G3		0-0 F2			4 0 0 0 0 0 1										
Al Kaline, R (1, 9) OBP: 0.380, SLG: 0.521	4-0 WP BB		0-0 L4		0-0 FC4-6 1B		0-0 L4-3			3 0 1 0 1 0 0										
Ray Boone, R (1, 5) OBP: 0.401, SLG: 0.517	0-0 F9 1-2 2-3			0-0 F7		0-0 FC4-6 1-2f		0-3 K		4 0 0 0 0 1 3										
Bill Tuttle, R (1, 8) OBP: 0.299, SLG: 0.356		0-0 E1 BB 1B		0-0 E 1B 1B		0-0 F8		4-0 CS BB		3 1 1 0 1 0 1										
Frank Bolling, R (1, 4) OBP: 0.355, SLG: 0.437		4-0 1B 1-2 BB		0-0 F8		0-0 P3		0-3 K		3 0 0 0 1 1 3										
Red Wilson, R (1, 2) OBP: 0.399, SLG: 0.460		0-0 G4-6-3 1-3 2-H 1B		0-0 E5 1-3 1B		0-0 F5		0-0 CS 1-2		3 0 2 1 0 0 0										
Billy Hoelt, L (1, 1) OBP: 0.348, SLG: 0.313		0-3 K		0-3 K		0-0 P6				3 0 0 0 0 2 4										
Inning Stats	R: 0 E: 0 K: 0 S: 3	H: 0 LOB: 2 BB: 2 P: 11	R: 1 E: 1 K: 1 S: 6	H: 1 LOB: 1 BB: 1 P: 10	R: 0 E: 0 K: 0 S: 3	H: 0 LOB: 0 BB: 0 P: 3	R: 0 E: 1 K: 1 S: 7	H: 2 LOB: 2 BB: 0 P: 7	R: 0 E: 0 K: 0 S: 3	H: 0 LOB: 0 BB: 0 P: 3	R: 0 E: 0 K: 0 S: 4	H: 1 LOB: 1 BB: 0 P: 4	R: 0 E: 0 K: 0 S: 3	H: 0 LOB: 0 BB: 0 P: 3	R: 0 E: 0 K: 2 S: 6	H: 0 LOB: 0 BB: 1 P: 10	1B: 4 2B: 0 3B: 0 HR: 0	SF: 0 SAC: 0 DP: 1 HBP: 0	WP: 1 PB: 0 SB: 0 CS: 1	PA: 35
PITCHER Hank Aguirre, L (1, 1) ERA: 3.72	IP: 9.0 WLS: W BF: 34 H: 4 R: 1 ER: 0 SO: 4 BB: 4 IBB: 0 HBP: 0 BLK: 0 WP: 1 HR: 0 S: 38 P: 54 ERA: 0.00 WHIP: 0.889																			

livebaseballscorecards.com

AB	30
R	1
H	4
RBI	1
BB	4
SO	4
LOB	15



Batter	1	2	3	4	5	6	7	8	9	AB R H RBI BB SO LOB
--------	---	---	---	---	---	---	---	---	---	----------------------

Joe Caffie, L <small>OBP: 0.429, SLG: 0.333</small> <small>(1, 7)</small> 										4 1 1 0 0 2 2
Al Smith, R <small>OBP: 0.376, SLG: 0.426</small> <small>(1, 8)</small> 										4 1 2 0 0 0 1
Vic Wertz, L <small>OBP: 0.363, SLG: 0.509</small> <small>(1, 3)</small> 										3 0 0 0 1 0 3
Al Rosen, R <small>OBP: 0.356, SLG: 0.434</small> <small>(1, 5)</small> 										3 0 0 1 0 0 1
Rocky Colavito, R <small>OBP: 0.378, SLG: 0.541</small> <small>(1, 9)</small> 										3 0 1 1 0 1 0
Kenny Kuhn, L <small>OBP: 0.267, SLG: 0.286</small> <small>(1, 6)</small> 										3 0 0 0 0 0 1
Earl Averill, R <small>OBP: 0.330, SLG: 0.353</small> <small>(1, 2)</small> 										3 0 0 0 0 0 0
George Strickland, R <small>OBP: 0.305, SLG: 0.299</small> <small>(1, 4)</small> 										2 0 2 0 1 0 0
Hank Aguirre, R <small>OBP: 0.111, SLG: 0.111</small> <small>(1, 1)</small> 										2 0 0 0 0 2 2

Inning Stats	R: 0 H: 0 E: 0 LOB: 1 K: 1 BB: 1 S: 5 P: 9	R: 0 H: 0 E: 0 LOB: 0 K: 0 BB: 0 S: 3 P: 3	R: 0 H: 1 E: 0 LOB: 1 K: 2 BB: 0 S: 8 P: 8	R: 0 H: 0 E: 0 LOB: 0 K: 1 BB: 0 S: 5 P: 5	R: 0 H: 0 E: 0 LOB: 1 K: 1 BB: 1 S: 5 P: 9	R: 2 H: 3 E: 0 LOB: 1 K: 0 BB: 0 S: 6 P: 6	R: 0 H: 1 E: 0 LOB: 1 K: 0 BB: 0 S: 4 P: 4	R: 0 H: 1 E: 0 LOB: 0 K: 0 BB: 0 S: 3 P: 3
--------------	---	---	---	---	---	---	---	---

PITCHER Billy Hoefl, L <small>ERA: 4.06</small> <small>(1, 1)</small>	IP 8.0 WLS L BF 31 H 6 R 2 ER 2 SO 5 BB 2 IBB 0 HBP 0 BLK 0 WP 0 HR 0 S 39 P 47 ERA 2.25 WHIP 1.000	PITCHER <small>(1, 1)</small>	IP WLS BF H R ER SO BB IBB HBP BLK WP HR S P ERA WHIP
--	---	---	---

BOTTOM

Detroit Tigers @ Cleveland Indians
Cleveland Municipal Stadium, Cleveland, OH
 Fri Sep 28 1956, 3:33 AM EDT
 Att. 4,528 - Unknown

AB	27
R	2
H	6
RBI	2
BB	2
SO	5
LOB	10



WP: 0	PA: 31
PB: 0	
SB: 0	
CS: 0	

Batter	1	2	3	4	5	6	7	8	9	AB R H RBI BB SO LOB	TOP		
Harvey Kuenn, R (1, 6) OBP: 0.385, SLG: 0.469	0-0 HR		0-0 2B SF9 1B	0-0 L4-3		4-0 1B BB		0-0 P8		4 3 2 1 1 0 1			
Earl Torgeson, L (1, 3) OBP: 0.405, SLG: 0.420	0-0 P8		0-0 SF9 HR 2B	4-0 BB		0-0 G3		4-0 BB		3 1 1 1 2 0 2			
Charlie Maxwell, L (1, 7) OBP: 0.416, SLG: 0.537	0-0 P4		0-0 SF9	0-0 L9		0-0 1B 1B		0-0 P6		4 0 1 3 0 0 2			
Al Kaline, R (1, 9) OBP: 0.381, SLG: 0.528	0-0 L5-3		0-0 HR		0-0 L7	0-0 1B		0-0 1B 2B		5 2 3 2 0 0 0			
Ray Boone, R (1, 5) OBP: 0.403, SLG: 0.518		0-0 1B 2B	4-0 1B 1B BB		0-0 P3	0-0 G3		4-0 1B BB		3 1 1 0 2 0 2			
Bill Tuttle, R (1, 8) OBP: 0.300, SLG: 0.357		0-0 5-3 1B	0-0 1B 1B		0-0 L8		0-3 K	0-0 P4		5 0 2 1 0 1 2			
Frank Bolling, R (1, 4) OBP: 0.355, SLG: 0.436		0-0 P4	0-0 G5-4-3 1B			0-0 S 1B G3 1B	0-0 P8	0-0 L7		5 1 2 0 0 0 3			
Red Wilson, R (1, 2) OBP: 0.393, SLG: 0.452		0-0 5-3	0-0 G5-4-3			0-0 F2	0-3 K	0-0 S 1B	0-0 K	4 0 0 0 0 1 5			
Frank House, L (8, 2) OBP: 0.288, SLG: 0.365		1-2	1-2f			1-2 G3 1B BB 1B		1-3 2-H S 1B		1 0 1 1 0 0 0			
Frank Lary, R (1, 1) OBP: 0.239, SLG: 0.233		0-0 1-3		0-0 L4-3 1B		0-0 G3 1B BB 1B		0-3 K	0-3 K	5 1 2 0 0 2 3			
Inning Stats	R: 1 H: 1 E: 0 LOB: 0 K: 0 BB: 0 S: 4 P: 4	R: 1 H: 2 E: 0 LOB: 1 K: 0 BB: 0 S: 5 P: 5	R: 3 H: 5 E: 0 LOB: 2 K: 0 BB: 1 S: 7 P: 11	R: 0 H: 1 E: 0 LOB: 1 K: 0 BB: 1 S: 3 P: 7	R: 0 H: 0 E: 0 LOB: 0 K: 0 BB: 0 S: 3 P: 3	R: 3 H: 4 E: 0 LOB: 2 K: 0 BB: 1 S: 7 P: 11	R: 0 H: 0 E: 0 LOB: 0 K: 2 BB: 0 S: 7 P: 7	R: 0 H: 0 E: 0 LOB: 1 K: 1 BB: 1 S: 5 P: 9	R: 1 H: 2 E: 0 LOB: 2 K: 1 BB: 1 S: 7 P: 11	1B: 10 SF: 1 2B: 4 SAC: 0 3B: 0 DP: 2 HR: 2 HBP: 0	WP: 0 PA: 45 PB: 0 SB: 2 CS: 0		
PITCHER	IP WLS BF H R ER SO BB IBB HBP BLK WP HR S P ERA WHIP											PITCHER	IP WLS BF H R ER SO BB IBB HBP BLK WP HR S P ERA WHIP
Art Houtteman, R (1, 1) ERA: 6.75	6.0 L 32 13 8 8 0 3 0 0 0 0 0 2 29 41 12.00 2.667												
Ray Narleski, R (7, 1) ERA: 1.53	3.0 13 2 1 1 4 2 0 0 0 0 0 0 19 27 3.00 1.333												

Detroit Tigers @ Cleveland Indians
Cleveland Municipal Stadium, Cleveland, OH

Sat Sep 29 1956, 3:33 AM EDT
Att. 2,946 - Unknown

livebaseballscorecards.com

AB	39
R	9
H	15
RBI	9
BB	5
SO	4
LOB	20



Batter	1	2	3	4	5	6	7	8	9	AB R H RBI BB SO LOB
Joe Caffie, L (1, 7) OBP: 0.432, SLG: 0.342	0-0 L9		0-0 CS 1B		0-0 K 1B		0-0 L9		0-3 K	5 0 2 1 0 1 0
Dave Pope, L (1, 8) OBP: 0.239, SLG: 0.281	0-0 P3		0-0 P4 1-2		0-3 K 1-2		0-0 P1-3		0-3 K	5 0 0 0 0 2 2
Preston Ward, L (1, 3) OBP: 0.345, SLG: 0.450	0-3 K				0-3 K		0-0 1-3			4 0 0 0 0 3 2
Al Rosen, R (1, 5) OBP: 0.351, SLG: 0.428		0-0 E6 FC4-5 1B		0-0 F8		0-0 HR		0-0 G5-4-3 1B		2 0 0 0 0 0 0
Al Smith, R (6, 5) OBP: 0.378, SLG: 0.433										2 1 2 1 0 0 0
Rocky Colavito, R (1, 9) OBP: 0.372, SLG: 0.531		0-0 FC4-5 1B 1-2		0-0 P6		0-3 K		0-0 G5-4-3 1-2f		4 0 1 0 0 1 1
Kenny Kuhn, L (1, 6) OBP: 0.304, SLG: 0.318		0-0 FC4-5 FC6-4 1-2 2-3f			0-0 E4 1-3 1B WP	0-0 4-3		0-0 2B 1B		4 1 1 0 0 0 2
Earl Averill, R (1, 2) OBP: 0.343, SLG: 0.398		0-3 K			0-0 WP 1-3 1B 1-2	0-0 1B 2B		0-0 1-3 2B		4 2 3 0 0 1 2
George Strickland, R (1, 4) OBP: 0.299, SLG: 0.292		0-0 FC6-4 1-2f			0-0 F5	0-0 1B 2-H		0-3 K		4 0 1 1 0 1 6
Bob Feller, R (1, 1) Gene Woodling, L (9, PH) OBP: 0.395, SLG: 0.391			0-3 K		0-0 1-3 1-2 2-3	0-0 F3			0-0 F7	3 0 0 0 0 1 3 1 0 0 0 0 0 0

Inning Stats	R: 0 E: 0 K: 1 S: 5	H: 0 LOB: 0 BB: 0 P: 5	R: 0 E: 1 K: 1 S: 7	H: 1 LOB: 2 BB: 0 P: 7	R: 0 E: 0 K: 1 S: 5	H: 1 LOB: 0 BB: 0 P: 5	R: 0 E: 0 K: 1 S: 5	H: 0 LOB: 0 BB: 0 P: 5	R: 2 E: 2 K: 2 S: 11	H: 2 LOB: 2 BB: 0 P: 11	R: 2 E: 0 K: 1 S: 8	H: 3 LOB: 1 BB: 0 P: 8	R: 0 E: 0 K: 0 S: 3	H: 0 LOB: 0 BB: 0 P: 3	R: 0 E: 0 K: 1 S: 7	H: 3 LOB: 2 BB: 0 P: 7	R: 0 E: 0 K: 2 S: 7	H: 0 LOB: 0 BB: 0 P: 7	1B: 7 2B: 2 3B: 0 HR: 1	SF: 0 SAC: 0 DP: 1 HBP: 0
--------------	------------------------------	---------------------------------	------------------------------	---------------------------------	------------------------------	---------------------------------	------------------------------	---------------------------------	-------------------------------	----------------------------------	------------------------------	---------------------------------	------------------------------	---------------------------------	------------------------------	---------------------------------	------------------------------	---------------------------------	----------------------------------	------------------------------------

BOTTOM

Detroit Tigers @ Cleveland Indians
Cleveland Municipal Stadium, Cleveland, OH

Sun Sep 30 1956, 3:33 AM EDT
Att. 5,910 - Unknown

livebaseballscorecards.com

AB	38
R	4
H	10
RBI	3
BB	0
SO	10
LOB	18

C

WP: 1	PA: 38
PB: 0	
SB: 0	
CS: 1	

PITCHER	IP	WLS	BF	H	R	ER	SO	BB	IBB	HBP	BLK	WP	HR	S	P	ERA	WHIP
Ned Garver, R (1, 1) ERA: 4.08	3.0		11	2	0	0	3	0	0	0	0	0	0	17	17	0.00	0.667
Billy Hoelt, L (4, 1) ERA: 4.06	4.0	W	19	5	4	2	4	0	0	0	0	1	1	27	27	4.50	1.250
Paul Foytack, R (8, 1) ERA: 3.59	2.0	S	8	3	0	0	3	0	0	0	0	0	0	14	14	0.00	1.500