

Cleveland Indians - 1959

Batter	1	2	3	4	5	6	7	8	9	AB R H RBI BB SO LOB
--------	---	---	---	---	---	---	---	---	---	----------------------

TOP

Jim Piersall, R <small>(1, 8) OBP: 0.500, SLG: 0.750</small>	0-0 	0-3 K		0-0 F7		0-0 SH5-4 <small>1-2 2-3</small>		0-0 SH1-3 1B 2B	4 2 2 0 0 1 3
--	---------	-----------------	--	------------------	--	---	--	---	---------------

Billy Martin, R <small>(1, 4) OBP: 0.250, SLG: 0.250</small>	0-0 	0-0 F5		0-3 K		0-0 F8		0-0 SH1-3 2-3	4 0 1 0 0 1 4
--	---------	------------------	--	-----------------	--	------------------	--	-----------------------------------	---------------

Minnie Minoso, R <small>(1, 7) OBP: 0.200, SLG: 0.200</small>	0-0 F8 <small>1-2 2-3</small>		0-0 L7		0-0 5-3	0-0 4-3		0-0 1B E 1B	5 1 1 1 0 0 4
---	--	--	------------------	--	-------------------	-------------------	--	---	---------------

Rocky Colavito, R <small>(1, 9) OBP: 0.400, SLG: 0.600</small>	0-3 K <small>2-3 3-H</small>		0-0 F8		0-0 1B 2B		0-0 F2	0-0 	5 1 2 0 0 1 1
--	---	--	------------------	--	-------------------------------	--	------------------	---------	---------------

Russ Nixon, L <small>(1, 2) OBP: 0.200, SLG: 0.200</small>	0-3 K		0-0 P6		0-0 		0-0 F7	0-0 E4 <small>1-3 3-H</small>	5 0 1 2 0 1 2
--	-----------------	--	------------------	--	---------	--	------------------	--	---------------

Vic Power, R <small>(1, 3) OBP: 0.600, SLG: 0.333</small>		4-0 		0-0 	4-0 		0-0 6-3	0-0 P6	3 2 1 0 2 0 2
---	--	---------	--	---------	---------	--	-------------------	------------------	---------------

Woodie Held, R <small>(1, 5)</small>		0-0 FC5 		0-0 F2	0-0 F7		0-0 5-3	0-0 5-3	5 0 0 0 0 0 6
--	--	-----------------------	--	------------------	------------------	--	-------------------	-------------------	---------------

George Strickland, R <small>(1, 6) OBP: 0.750, SLG: 0.750</small>		0-0 		0-0 		0-0 		0-0 6-3	4 0 3 2 0 0 0
---	--	---------	--	---------	--	---------	--	-------------------	---------------

Gary Bell, R <small>(1, 1)</small>		0-0 SH2-4		0-0 SH5-4		0-0 SH <small>SH5-4</small>		0-0 5-3	1 0 0 0 0 0 0
Herb Score, L <small>(9, 1)</small>		SH2-4		SH5-4		SH		5-3	0 0 0 0 0 0 0
Dick Brodowski, R <small>(9, 1)</small>		SH2-4 <small>1-2 2-3</small>		SH5-4 <small>1-2</small>		SH <small>SH5-4</small>		5-3	0 0 0 0 0 0 0

Inning Stats	R: 1 E: 0 K: 2 S: 9	H: 2 LOB: 1 BB: 0 P: 9	R: 1 E: 1 K: 1 S: 7	H: 1 LOB: 2 BB: 1 P: 11	R: 0 E: 0 K: 0 S: 3	H: 0 LOB: 0 BB: 0 P: 3	R: 1 E: 0 K: 0 S: 5	H: 2 LOB: 1 BB: 0 P: 5	R: 1 E: 0 K: 1 S: 7	H: 2 LOB: 2 BB: 1 P: 11	R: 0 E: 1 K: 0 S: 5	H: 1 LOB: 2 BB: 0 P: 5	R: 0 E: 0 K: 0 S: 3	H: 0 LOB: 0 BB: 0 P: 3	R: 0 E: 0 K: 0 S: 3	H: 0 LOB: 0 BB: 0 P: 3	R: 2 E: 1 K: 0 S: 7	H: 3 LOB: 2 BB: 0 P: 7	1B: 9 2B: 2 3B: 0 HR: 0	SF: 0 SAC: 5 DP: 0 HBP: 0	WP: 0 PB: 1 SB: 1 CS: 0	PA: 43
--------------	------------------------------	---------------------------------	------------------------------	----------------------------------	------------------------------	---------------------------------	------------------------------	---------------------------------	------------------------------	----------------------------------	------------------------------	---------------------------------	------------------------------	---------------------------------	------------------------------	---------------------------------	------------------------------	---------------------------------	----------------------------------	------------------------------------	----------------------------------	--------

PITCHER	IP	WLS	BF	H	R	ER	SO	BB	IBB	HBP	BLK	WP	HR	S	P	ERA	WHIP
Bob Grim, R <small>(1, 1) ERA: 2.25</small>	8.0	L	36	8	4	2	4	1	1	0	0	0	0	42	50	2.25	1.125
Ray Herbert, R <small>(9, 1) ERA: 54.0</small>	0.1		4	3	2	2	0	0	0	0	0	0	0	4	4	54.00	9.000
Russ Meyer, R <small>(9, 1) ERA:</small>	0.2		3	0	0	0	0	0	0	0	0	0	0	3	3	0.00	0.000

Cleveland Indians @ Kansas City Athletics
 Municipal Stadium, Kansas City, MO
 Fri Apr 10 1959, 4:33 AM EST
 Att: 22,630 - Unknown

AB	36
R	6
H	11
RBI	5
BB	2
SO	4
LOB	22



Batter	1	2	3	4	5	6	7	8	9	AB R H RBI BB SO LOB
Bill Tuttle, R OBP: 0.200, SLG: 0.200 (1, 8)	0-0 1-3 		0-0 1B 		0-0 F9 			0-0 6-3 	0-0 P6 	5 0 1 0 0 0 3
Roger Maris, L OBP: 0.400, SLG: 0.250 (1, 9)	0-3 K 		0-0 4-3 			0-0 1-3 1B 		4-0 BB 	0-0 L6 	4 0 1 0 1 1 4
Hector Lopez, R OBP: 0.250, SLG: 1.000 (1, 4)	0-0 F8 			0-0 HR 		0-0 P4 		0-3 K 		4 1 1 1 0 1 2
Bob Cerv, R OBP: 0.250, SLG: 0.750 (1, 7)		0-0 5-3 		0-0 1B 3B 		0-0 1-3 			0-0 6-3 	4 1 1 0 0 0 1
Hal Smith, R OBP: 0.500, SLG: 0.500 (1, 5)		0-0 F5 		0-0 K2-6-2 1B 		0-0 6-3 			0-0 1B 1B 	4 1 2 1 0 0 1
Kent Hadley, L OBP: 0.500, SLG: 0.500 (1, 3)		0-0 1B 		0-3 K2-6-2 1-2f 			0-0 F9 		0-0 BB 1B WP 1B 	4 1 2 0 0 1 1
Frank House, L OBP: 0.250, SLG: 0.250 (1, 2) Wayne Terwilliger, R (9, PR)		0-0 P6 		0-0 3-1 			0-0 3-1 		0-0 WP BB 1B 	4 0 1 1 0 0 1 0 0 0 0 0 0 0
Joe Demaestri, R (1, 6) Preston Ward, L (9, PH) Harry Chiti, R (9, PH)			0-0 F9 		0-0 4-3 		0-0 5-3 		4-0 WP BB 	3 0 0 0 0 0 0 0 0 0 0 0 0 0 0 0 0 0 1 0 0
Bob Grim, R (1, 1) Bob Martyn, L (8, PH) Ray Herbert, R (9, 1) Russ Meyer, S (9, 1) Dick Williams, R (9, PH)			0-0 5-3 		0-0 F8 			0-0 4-3 	4-0 BB 	2 0 0 0 0 0 0 1 0

Inning Stats	R: 0 E: 0 K: 1 S: 5	H: 0 LOB: 0 BB: 0 P: 5	R: 0 E: 0 K: 0 S: 4	H: 1 LOB: 1 BB: 0 P: 4	R: 0 E: 0 K: 0 S: 4	H: 1 LOB: 1 BB: 0 P: 4	R: 2 E: 0 K: 1 S: 7	H: 3 LOB: 0 BB: 0 P: 7	R: 0 E: 0 K: 0 S: 3	H: 0 LOB: 0 BB: 0 P: 3	R: 0 E: 0 K: 0 S: 4	H: 1 LOB: 1 BB: 0 P: 4	R: 0 E: 0 K: 0 S: 3	H: 0 LOB: 0 BB: 0 P: 3	R: 0 E: 0 K: 1 S: 5	H: 0 LOB: 1 BB: 1 P: 9	R: 2 E: 0 K: 0 S: 6	H: 3 LOB: 3 BB: 2 P: 14	1B: 7 2B: 1 3B: 1 HR: 1	SF: 0 SAC: 0 DP: 1 HBP: 0
--------------	------------------------------	---------------------------------	------------------------------	---------------------------------	------------------------------	---------------------------------	------------------------------	---------------------------------	------------------------------	---------------------------------	------------------------------	---------------------------------	------------------------------	---------------------------------	------------------------------	---------------------------------	------------------------------	----------------------------------	----------------------------------	------------------------------------

BOTTOM

Cleveland Indians @ Kansas City Athletics
Municipal Stadium, Kansas City, MO

AB	35
R	4
H	9
RBI	3
BB	3
SO	3
LOB	13



WP: 1	PA: 38
PB: 0	
SB: 0	
CS: 0	

Fri Apr 10 1959, 4:33 AM EST
Att. 22,630 - Unknown

PITCHER	IP	WLS	BF	H	R	ER	SO	BB	IBB	HBP	BLK	WP	HR	S	P	ERA	WHIP
Gary Bell, R ERA: 4.32 (1, 1)	8.1	W	34	9	4	4	3	1	0	0	0	0	1	39	43	4.32	1.200
Herb Score, L ERA: (9, 1)	0.0		2	0	0	0	0	2	0	0	0	1	0	0	8	∞	∞
Dick Brodowski, R ERA: (9, 1)	0.2	S	2	0	0	0	0	0	0	0	0	0	0	2	2	0.00	0.000

Batter	1	2	3	4	5	6	7	8	9	AB R H RBI BB SO LOB	TOP
Jim Piersall, R (1, 8) <small>OBP: 0.444, SLG: 0.556</small>	0-0 6-3		0-0 2-H 1B			0-0 2-3	0-0 F9		0-0 FC6-4 1B	5 0 2 0 0 0 1	
Billy Martin, R (1, 4) <small>OBP: 0.222, SLG: 0.125</small>	0-0 F8			0-0 5-3		4-0 5-3 E BB		0-0 P3	0-0 FC6-4 1-2f	4 1 0 0 1 0 1	
Minnie Minoso, R (1, 7) <small>OBP: 0.222, SLG: 0.222</small>	0-0 F9			0-0 1B 1B		0-0 5-3 1-2		0-0 6-3		4 0 1 0 0 0 1	
Rocky Colavito, R (1, 9) <small>OBP: 0.444, SLG: 0.556</small>		0-0 F8		0-0 1-2 FC4-6 1B		0-0 E3 2-H		0-0 1B 1B		4 1 2 0 0 0 0	
Russ Nixon, L (1, 2) <small>OBP: 0.222, SLG: 0.222</small>		0-0 L8		0-3 K		0-0 5-3		0-0 1B 1B		4 0 1 0 0 1 3	
Vic Power, R (1, 3) <small>OBP: 0.556, SLG: 0.429</small>		0-0 CS 1B		0-0 FC4-6 1-2f			0-3 K	0-0 1-2 2-H FC6-4 1B		4 0 2 1 0 1 2	
Woodie Held, R (1, 5)	0-0 CS 1-2	0-0 4-3			0-0 F8		0-0 1-3	0-0 FC6-4 1-2f		4 0 0 0 0 0 2	
George Strickland, R (1, 6) <small>OBP: 0.625, SLG: 0.875</small>			0-0 1B 2B		0-0 F8		0-0 1B 2B		0-0 F7	4 1 2 0 0 0 0	
Don Ferrarese, R (1, 1) <small>OBP: 0.333, SLG: 0.333</small> Dick Brodowski, R (8, 1)			0-3 K		0-3 K		0-0 2-H 1B		0-0 1-3	3 0 1 1 0 2 1 1 0 0 0 0 0 0	
Inning Stats	R: 0 E: 0 K: 0 S: 3 H: 0 LOB: 0 BB: 0 P: 3	R: 0 E: 0 K: 0 S: 3 H: 1 LOB: 0 BB: 0 P: 3	R: 0 E: 0 K: 1 S: 6 H: 2 LOB: 2 BB: 0 P: 6	R: 0 E: 0 K: 1 S: 7 H: 2 LOB: 2 BB: 0 P: 7	R: 0 E: 0 K: 1 S: 5 H: 0 LOB: 0 BB: 0 P: 5	R: 1 E: 1 K: 0 S: 4 H: 0 LOB: 1 BB: 1 P: 8	R: 1 E: 0 K: 1 S: 7 H: 2 LOB: 1 BB: 0 P: 7	R: 1 E: 0 K: 0 S: 6 H: 3 LOB: 2 BB: 0 P: 6	R: 0 E: 0 K: 0 S: 4 H: 1 LOB: 1 BB: 0 P: 4	1B: 9 2B: 2 3B: 0 HR: 0 SF: 0 SAC: 0 DP: 0 HBP: 0	WP: 0 PB: 0 SB: 0 CS: 1 PA: 39
PITCHER Ned Garver, R (1, 1) <small>ERA: 2.35</small> Tom Gorman, R (8, 1) <small>ERA:</small> Dick Tomanek, L (9, 1) <small>ERA:</small>	IP: 7.2 WLS: L BF: 33 H: 10 R: 3 ER: 2 SO: 4 BB: 1 IBB: 0 HBP: 0 BLK: 0 WP: 0 HR: 0 S: 40 P: 44 ERA: 2.35 WHIP: 1.435	PITCHER IP: 0.1 WLS: BF: 1 H: 0 R: 0 ER: 0 SO: 0 BB: 0 IBB: 0 HBP: 0 BLK: 0 WP: 0 HR: 0 S: 1 P: 1 ERA: 0.00 WHIP: 0.000	IP: 1.0 WLS: BF: 4 H: 1 R: 0 ER: 0 SO: 0 BB: 0 IBB: 0 HBP: 0 BLK: 0 WP: 0 HR: 0 S: 4 P: 4 ERA: 0.00 WHIP: 1.000	PITCHER IP: 0.0 WLS: BF: 0 H: 0 R: 0 ER: 0 SO: 0 BB: 0 IBB: 0 HBP: 0 BLK: 0 WP: 0 HR: 0 S: 0 P: 0 ERA: 0.00 WHIP: 0.000							

Cleveland Indians @ Kansas City Athletics
 Municipal Stadium, Kansas City, MO
 Sat Apr 11 1959, 4:33 AM EST
 Att. 8,181 - Unknown

AB	37
R	3
H	11
RBI	2
BB	1
SO	4
LOB	11



WP	0
PA	39

Batter	1	2	3	4	5	6	7	8	9	AB	R	H	RBI	BB	SO	LOB
Bill Tuttle, R OBP: 0.333, SLG: 0.625 (1, 8)	0-3 K		4-0 BB			0-0 F9		0-0 HR		3	1	1	1	1	1	0
Roger Maris, L OBP: 0.333, SLG: 0.143 (1, 9)	0-0 4-3		0-0 F7			0-0 4-3		4-0 HBP WP BB		3	0	0	0	1	0	2
Hector Lopez, R OBP: 0.375, SLG: 1.143 (1, 4)	0-3 K			0-0 6-3		0-0 HR		4-0 HBP BB		3	1	1	1	1	1	0
Bob Cerv, R OBP: 0.375, SLG: 0.571 (1, 7)		0-0 G5-4-3 1B		0-0 6-3		4-0 FC5-4 BB		0-0 P4		3	0	1	0	1	0	2
Hal Smith, R OBP: 0.375, SLG: 0.266 (1, 5)		0-0 F8		0-0 5-3		0-0 FC5-4		1-0 HBP		3	0	0	0	0	0	2
Harry Chiti, R OBP: 0.400, SLG: 0.250 (1, 2)		0-0 G5-4-3			0-0 L3 1B		0-0 F8	0-0 F5		4	0	1	0	0	0	4
Dick Williams, R (1, 3) Harry Simpson, L (9, PH)			0-0 F8		0-0 L3		0-0 F8		0-0 F9	3	0	0	0	0	0	1
Joe Demaestri, R (1, 6) Preston Ward, L (9, PH)			4-0 SH1-3 BB		1-0 HBP		0-0 5-3		0-0 F9	1	0	0	0	1	0	0
Ned Garver, R (1, 1) Tom Gorman, R (8, 1) Zeke Bella, R (8, PH) Dick Tomanek, L (9, 1) Kent Hadley, L (9, PH)			0-0 SH1-3		0-0 F8			0-0 2-3	0-3 K	1	0	0	0	0	0	1

Inning Stats	R: 0	H: 0	E: 0	K: 2	S: 7	R: 0	H: 1	E: 0	K: 0	S: 3	R: 0	H: 0	E: 0	K: 0	S: 3	R: 0	H: 0	E: 0	K: 0	S: 3	R: 1	H: 1	E: 0	K: 0	S: 4	R: 0	H: 0	E: 0	K: 0	S: 3	R: 1	H: 1	E: 0	K: 0	S: 4	R: 0	H: 0	E: 0	K: 1	S: 5													
PITCHER	IP	WLS	BF	H	R	ER	SO	BB	IBB	HBP	BLK	WP	HR	S	P	ERA	WHIP													PITCHER	IP	WLS	BF	H	R	ER	SO	BB	IBB	HBP	BLK	WP	HR	S	P	ERA	WHIP						
Don Ferrarese, L (1, 1) ERA: 2.45	7.1	W	29	4	2	2	2	4	0	1	0	0	2	28	45	2.46	1.091																																				
Dick Brodowski, R (8, 1) ERA:	1.2	S	7	0	0	0	1	1	0	1	0	1	0	7	12	0.00	0.600																																				

BOTTOM

Cleveland Indians @ Kansas City Athletics
Municipal Stadium, Kansas City, MO

Sat Apr 11 1959, 4:33 AM EST
Att. 8,181 - Unknown

AB	28
R	2
H	4
RBI	2
BB	5
SO	3
LOB	12



livebaseballscorecards.com

WP: 1	PA: 36
PB: 0	
SB: 0	
CS: 0	

Batter	1	2	3	4	5	6	7	8	9	AB R H RBI BB SO LOB	TOP
Eddie Yost, R (1, 5) OBP: 0.350, SLG: 0.529	4-0 BB 1B		0-0 6-3			0-0 F7		0-0 FC5-4		3 0 0 0 1 0 1	
Rocky Bridges, R (1, 6) OBP: 0.556, SLG: 0.500	0-0 FC6-4 1B		0-0 F7			0-0 F8			0-0 1B E 1B	4 0 2 0 0 0 0	
Harvey Kuenn, R (1, 8) OBP: 0.200, SLG: 0.250	0-3 K				0-0 4-3				0-0 4-3	4 0 0 0 0 1 3	
Gail Harris, L (1, 3) OBP: 0.250, SLG: 0.333	0-3 K				0-0 F8				0-0 F9	4 1 1 1 0 1 3	
Al Kaline, R (1, 9) OBP: 0.350, SLG: 0.500	0-0 FC6-4				0-0 L6-3				0-0 1B	4 0 1 0 0 0 2	
Frank Bolling, R (1, 4) OBP: 0.211, SLG: 0.167		0-0 P5				0-0 6-3			0-0 1-3	4 0 0 0 0 1 2	
Johnny Groth, R (1, 7) OBP: 0.400, SLG: 0.600		0-3 K				0-0 6-3			0-0 FC5-4 1B	3 0 1 0 0 1 0	
Red Wilson, R (1, 2)		0-3 K				0-0 1-3			0-3 K	3 0 0 0 0 2 1	
Jim Bunning, R (1, 1) Jerry Davie, R (5, 1) Ossie Alvarez, R (6, PH) Tom Morgan, R (6, 1) Gus Zernial, R (8, PH) George Susce, R (8, 1) Ray Narleski, R (8, 1)			0-3 K						0-3 K	1 0 0 0 0 1 0 0 0 0 0 0 0 0 1 0 0 0 0 1 0 0 0 0 0 0 0 0 1 0 0 0 0 1 1 0 0 0 0 0 0 0 0 0 0 0 0 0 0	
Inning Stats	R: 0 H: 1 E: 0 LOB: 2 K: 2 BB: 1 S: 8 P: 12	R: 0 H: 0 E: 0 LOB: 0 K: 2 BB: 0 S: 7 P: 7	R: 0 H: 0 E: 0 LOB: 0 K: 1 BB: 0 S: 5 P: 5	R: 0 H: 0 E: 0 LOB: 0 K: 0 BB: 0 S: 3 P: 3	R: 0 H: 0 E: 0 LOB: 0 K: 0 BB: 0 S: 3 P: 3	R: 0 H: 0 E: 0 LOB: 0 K: 1 BB: 0 S: 5 P: 5	R: 1 H: 1 E: 0 LOB: 0 K: 1 BB: 0 S: 6 P: 6	R: 0 H: 1 E: 0 LOB: 1 K: 2 BB: 0 S: 8 P: 8	R: 0 H: 2 E: 1 LOB: 2 K: 0 BB: 0 S: 5 P: 5	1B: 4 SF: 0 2B: 0 SAC: 0 3B: 0 DP: 0 HR: 1 HBP: 0	WP: 0 PA: 33 PB: 0 SB: 0 CS: 0
PITCHER Herb Score, L (1, 1) ERA: 1.0	IP WLS BF H R ER SO BB IBB HBP BLK WP HR S P ERA WHIP										
	9.0 W 33 5 1 1 9 1 0 0 0 0 0 1 50 54 1.00 0.667										

Detroit Tigers @ Cleveland Indians
 Cleveland Municipal Stadium, Cleveland, OH

Tue Apr 14 1959, 6:05 PM EST
 Att: 33,098 - Unknown

livebaseballscorecards.com

AB 32
R 1
H 5
RBI 1
BB 1
SO 9
LOB 13



Batter	1	2	3	4	5	6	7	8	9
Jim Piersall, R OBP: 0.357, SLG: 0.385 (1, 8) X	0-0 L8 ①		0-0 6-3 ②	0-3 K ③			0-3 K ②	4-0 BB	
Billy Martin, R OBP: 0.143, SLG: 0.077 (1, 4) X	0-0 5-3 ②		0-0 6-3 ③		0-0 5-3 ①		0-0 6-3 ③	0-0 F8 ③	
Minnie Minoso, R OBP: 0.385, SLG: 0.545 (1, 7) X	0-0 6-3 ③			0-0 HR	4-0 FC5-4 BB			1-0 SH1-3 1B HR HBP	
Rocky Colavito, R OBP: 0.462, SLG: 0.500 (1, 9)		4-0 1B BB		0-0 F7 ①	0-0 FC5-4 ②			0-0 SH1-3 1B HR	
Russ Nixon, L OBP: 0.333, SLG: 0.273 (1, 2)		0-0 1B		4-0 HR BB	0-3 K ③			0-0 SH1-3 ①	
Vic Power, R OBP: 0.462, SLG: 0.300 (1, 3)		0-0 F3 ①		0-0 L9 ②		0-0 P6 ①		4-0 HR BB	
Woodie Held, R OBP: 0.154, SLG: 0.615 (1, 5)		0-3 K ②		0-0 HR 1-H		0-0 P4 ②		0-0 HR 1-H 2-H 3-H	
George Strickland, R OBP: 0.583, SLG: 1.000 (1, 6)		0-3 K ③		0-0 HR		0-3 K ③		4-0 BB BB	
Herb Score, L OBP: 0.250, SLG: 0.250 (1, 1)			0-0 F7 ①	0-0 1B			0-0 L9 ①	0-0 P3 ②	

Inning Stats	R: 0	H: 0	E: 0	K: 0	S: 3	H: 0	LOB: 0	BB: 0	P: 3	R: 0	H: 1	E: 0	K: 2	S: 8	H: 0	LOB: 2	BB: 1	P: 12	R: 0	H: 0	E: 0	K: 0	S: 3	R: 4	H: 4	E: 0	K: 1	S: 9	H: 0	LOB: 1	BB: 1	P: 13	R: 0	H: 0	E: 0	K: 1	S: 5	H: 0	LOB: 0	BB: 0	P: 5	R: 0	H: 0	E: 0	K: 1	S: 5	R: 0	H: 0	E: 0	K: 1	S: 5	R: 4	H: 2	E: 0	K: 0	S: 5	H: 2	LOB: 2	BB: 3	P: 18	R: 0	H: 0	E: 0	K: 1	S: 5	R: 4	H: 0	E: 0	K: 1	S: 5
--------------	------	------	------	------	------	------	--------	-------	------	------	------	------	------	------	------	--------	-------	-------	------	------	------	------	------	------	------	------	------	------	------	--------	-------	-------	------	------	------	------	------	------	--------	-------	------	------	------	------	------	------	------	------	------	------	------	------	------	------	------	------	------	--------	-------	-------	------	------	------	------	------	------	------	------	------	------


AB	R	H	RBI	BB	SO	LOB
4	0	0	0	1	2	1
5	0	0	0	0	0	2
2	2	1	1	1	0	0
3	1	1	0	1	0	1
2	1	1	0	1	1	1
3	1	0	0	1	0	3
4	2	2	6	0	1	2
3	1	1	1	1	2	2
4	0	1	0	0	0	1

BOTTOM

Detroit Tigers @ Cleveland Indians
Cleveland Municipal Stadium, Cleveland, OH

Tue Apr 14 1959, 6:05 PM EST
Att. 33,098 - Unknown

AB	30
R	8
H	7
RBI	8
BB	6
SO	6
LOB	13



PITCHER	IP	WLS	BF	H	R	ER	SO	BB	IBB	HBP	BLK	WP	HR	S	P	ERA	WHIP
Jim Bunning, R ERA: 7.56 (1, 1)	4.0	L	19	5	4	4	3	2	0	0	0	0	3	23	31	9.00	1.750
Jerry Davie, R ERA: (5, 1)	1.0		4	0	0	0	1	1	0	0	0	0	0	5	9	0.00	1.000
Tom Morgan, R ERA: (6, 1)	2.0		6	0	0	0	2	0	0	0	0	0	0	10	10	0.00	0.000
George Susce, R ERA: 6.23 (8, 1)	0.1		4	1	3	3	0	1	0	1	0	0	0	2	7	81.00	6.000
Ray Narleski, R ERA: 6.75 (8, 1)	0.2		5	1	1	1	0	2	0	0	0	0	1	3	11	13.50	4.500

Batter	1	2	3	4	5	6	7	8	9	10	AB R H RBI BB SO LOB	TOP												
Eddie Yost, R (1, 5) OBP: 0.320, SLG: 0.455	0-0 2-3		0-0 F8			0-3 K		0-0 3B 1B		0-0 6-3	5 1 1 0 0 1 1	Detroit Tigers @ Cleveland Indians Cleveland Municipal Stadium, Cleveland, OH Wed Apr 15 1959, 3:33 AM EST Att: 3,424 - Unknown												
Harvey Kuenn, R (1, 8) OBP: 0.200, SLG: 0.240	0-0 6-3		0-0 L5			0-0 6-3		0-0 F7		0-0 1B	5 0 1 0 0 0 2													
Larry Doby, L (1, 7) OBP: 0.286, SLG: 0.417	0-3 K			0-0 3-1		0-0 WP 2B		0-0 1-H 3B		0-0 L9	5 0 2 1 0 1 1													
Gail Harris, L (1, 3) OBP: 0.208, SLG: 0.273		0-0 4-3		0-0 4-3		0-0 4-3		0-0 4-3			4 0 0 0 0 0 2													
Al Kaline, R (1, 9) OBP: 0.417, SLG: 0.524		4-0 4-3 BB		0-0 L6-3			0-0 G3 1B		0-0 E8 1B 1B		3 0 2 0 1 0 0													
Rocky Bridges, R (1, 6) OBP: 0.500, SLG: 0.450		0-0 4-3 1-2			0-0 P5		0-0 G3 1-2		0-0 G3-6-3 1B		4 0 1 0 0 0 2													
Frank Bolling, R (1, 4) OBP: 0.174, SLG: 0.136		0-0 P5			0-0 6-3		0-0 P3		0-0 P3		4 0 0 0 0 0 4													
Lou Berberet, L (1, 2) OBP: 0.385, SLG: 0.200			0-0 F7			0-0 1B		0-0 4-3		0-0 G3-6-3 1-2f	4 0 1 0 0 0 3													
Paul Foytack, R (1, 1) OBP: 0.250, SLG: 0.250 Charlie Maxwell, L (8, PH) OBP: 0.333, SLG: 0.833 Ray Narleski, R (8, 1)			0-0 1B		0-3 K			0-0 4-3		0-0 4-3	2 0 1 0 0 1 1 1 0 0 0 0 0 0 1 0 0 0 0 0 0													
Inning Stats	R: 0 E: 0 K: 1 S: 5	H: 0 LOB: 0 BB: 0 P: 5	R: 0 E: 0 K: 0 S: 3	H: 0 LOB: 1 BB: 1 P: 7	R: 0 E: 0 K: 0 S: 4	H: 1 LOB: 1 BB: 0 P: 4	R: 0 E: 0 K: 0 S: 3	H: 0 LOB: 0 BB: 0 P: 3	R: 0 E: 0 K: 1 S: 6	H: 1 LOB: 1 BB: 0 P: 6	R: 0 E: 0 K: 1 S: 6		H: 1 LOB: 1 BB: 0 P: 6	R: 0 E: 0 K: 0 S: 4	H: 1 LOB: 1 BB: 0 P: 4	R: 1 E: 0 K: 0 S: 5	H: 2 LOB: 1 BB: 0 P: 5	R: 0 E: 1 K: 0 S: 4	H: 2 LOB: 1 BB: 0 P: 4	R: 0 E: 0 K: 0 S: 4	H: 1 LOB: 1 BB: 0 P: 4	1B: 7 2B: 1 3B: 1 HR: 0	SF: 0 SAC: 0 DP: 1 HBP: 0	WP: 1 PB: 0 SB: 0 CS: 0
PITCHER Cal McLish, R (1, 1) ERA: 0.9	IP 10.0	WLS W	BF 39	H 9	R 1	ER 1	SO 3	BB 1	IBB 0	HBP 0	BLK 0	WP 1	HR 0	S 44	P 48	ERA 0.90	WHIP 1.000							

livebaseballscorecards.com

AB 38
R 1
H 9
RBI 1
BB 1
SO 3
LOB 16



Batter	1	2	3	4	5	6	7	8	9	10	AB R H RBI BB SO LOB
Jim Piersall, R (1, 8) OBP: 0.278, SLG: 0.294	0-0 F8		0-0 F3			0-0 L9		0-0 5-3			4 0 0 0 0 0 1
Billy Martin, R (1, 4) OBP: 0.111, SLG: 0.059	0-3 K		0-0 F7			0-0 1-3		0-0 L9			4 0 0 0 0 1 1
Minnie Minoso, R (1, 7) OBP: 0.353, SLG: 0.467	0-0 5-3			0-0 1B G5-4-3 1B		0-0 P4		0-0 4-3			4 1 1 0 0 0 0
Rocky Colavito, R (1, 9) OBP: 0.471, SLG: 0.500		0-0 G4-6-3 BB 1B		0-0 1-3 G5-4-3 1B		0-0 6-3		0-3 K			4 0 2 0 0 1 0
Russ Nixon, L (1, 2) OBP: 0.313, SLG: 0.214		4-0 BB BB BB BB		0-0 G5-4-3		0-0 P6		0-0 6-3			3 0 0 0 1 0 1
Vic Power, R (1, 3) OBP: 0.412, SLG: 0.429		0-0 G4-6-3 1-2f 2-3		0-0 1-3		0-0 3B		0-0 5-3			4 0 1 0 0 0 2
Woodie Held, R (1, 5) OBP: 0.176, SLG: 0.706		0-3 K			0-0 5-3		0-0 1-3		0-0 HR		4 1 1 1 0 1 2
George Strickland, R (1, 6) OBP: 0.533, SLG: 0.857			0-0 SH1-4 1B		0-0 F8		0-3 K				3 0 1 0 0 1 0
Cal McLish, S (1, 1)			0-0 SH1-4		0-0 6-3		0-0 L7				2 0 0 0 0 0 0


Inning Stats	R: 0 E: 0 K: 1 S: 5	H: 0 LOB: 0 BB: 0 P: 5	R: 0 E: 0 K: 1 S: 5	H: 1 LOB: 1 BB: 1 P: 9	R: 0 E: 0 K: 0 S: 4	H: 1 LOB: 1 BB: 0 P: 4	R: 1 E: 0 K: 0 S: 4	H: 2 LOB: 0 BB: 0 P: 4	R: 0 E: 0 K: 0 S: 3	H: 0 LOB: 0 BB: 0 P: 3	R: 0 E: 0 K: 0 S: 3	H: 0 LOB: 0 BB: 0 P: 3	R: 0 E: 0 K: 0 S: 4	H: 1 LOB: 1 BB: 0 P: 4	R: 0 E: 0 K: 1 S: 5	H: 0 LOB: 0 BB: 0 P: 5	R: 0 E: 0 K: 1 S: 5	H: 0 LOB: 0 BB: 0 P: 5	R: 1 E: 0 K: 0 S: 3	H: 1 LOB: 0 BB: 0 P: 3	1B: 4 2B: 0 3B: 1 HR: 1	SF: 0 SAC: 1 DP: 2 HBP: 0	WP: 0 PB: 0 SB: 0 CS: 0	PA: 34
--------------	------------------------------	---------------------------------	------------------------------	---------------------------------	------------------------------	---------------------------------	------------------------------	---------------------------------	------------------------------	---------------------------------	------------------------------	---------------------------------	------------------------------	---------------------------------	------------------------------	---------------------------------	------------------------------	---------------------------------	------------------------------	---------------------------------	----------------------------------	------------------------------------	----------------------------------	--------

PITCHER	IP	WLS	BF	H	R	ER	SO	BB	IBB	HBP	BLK	WP	HR	S	P	ERA	WHIP
Paul Foytack, R (1, 1) ERA: 2.77	7.0		25	5	1	1	2	1	0	0	0	0	0	28	32	1.29	0.857
Ray Narleski, R (8, 1) ERA: 5.4	2.2	L	9	1	1	1	2	0	0	0	0	0	1	13	13	3.38	0.375

PITCHER	IP	WLS	BF	H	R	ER	SO	BB	IBB	HBP	BLK	WP	HR	S	P	ERA	WHIP
---------	----	-----	----	---	---	----	----	----	-----	-----	-----	----	----	---	---	-----	------

DETROIT TIGERS @ CLEVELAND INDIANS
Cleveland Municipal Stadium, Cleveland, OH
 Wed Apr 15 1959, 3:33 AM EST
 Att. 3,424 - Unknown

AB	32
R	2
H	6
RBI	1
BB	1
SO	4
LOB	7



Batter	1	2	3	4	5	6	7	8	9	AB	R	H	RBI	BB	SO	LOB	TOP										
Joe Demaestri, R OBP: 0.375, SLG: 0.385 (1, 6)	0-0 F9 ①		0-3 K ③			0-0 F9 ①		0-0 6-3 ①		4	0	0	0	0	1	0											
Whitey Herzog, L OBP: 0.583, SLG: 1.182 (1, 8)	0-0 L1 ②			0-0 HR ①		0-0 F8 ②		0-0 G3 ②		4	1	1	1	0	0	0											
Hector Lopez, R OBP: 0.269, SLG: 0.542 (1, 4)	0-0 2B ③			0-0 6-3 ①		0-0 2B ③		0-0 5-3 ③		4	0	2	0	0	0	0											
Bob Cerv, R OBP: 0.385, SLG: 0.550 (1, 7)	0-0 F8 ③			0-0 5-3 ②		0-0 F9 ③			0-0 F8 ①	4	0	0	0	0	0	2											
Roger Maris, L OBP: 0.222, SLG: 0.250 (1, 9)		0-0 G3 ①		0-0 HR ①		0-0 P4 ①			0-0 F9 ②	4	1	1	1	0	0	0											
Hal Smith, R OBP: 0.308, SLG: 0.348 (1, 5)		0-0 5-3 ②		0-0 5-3 ③		0-0 HR ③			0-0 1-3 ③	4	1	1	1	0	0	0											
Kent Hadley, L OBP: 0.333, SLG: 0.556 (1, 3)		0-0 F7 ③			0-0 4-3 ①		0-0 F7 ②			3	0	0	0	0	0	0											
Frank House, L OBP: 0.412, SLG: 0.643 (1, 2)			0-0 P3 ①		0-3 K ②		4-0 BB ②			2	0	0	0	1	1	0											
Rip Coleman, L (1, 1)			0-3 K ②		0-3 K ③		0-3 K ③			3	0	0	0	0	3	1											
Tom Gorman, R (7, 1)										0	0	0	0	0	0	0											
Bud Daley, L (7, 1)										0	0	0	0	0	0	0											
Inning Stats	R: 0 E: 0 K: 0 S: 4	H: 1 LOB: 1 BB: 0 P: 4	R: 0 E: 0 K: 0 S: 3	H: 0 LOB: 0 BB: 0 P: 3	R: 0 E: 0 K: 2 S: 7	H: 0 LOB: 0 BB: 0 P: 7	R: 2 E: 0 K: 0 S: 5	H: 2 LOB: 0 BB: 0 P: 5	R: 0 E: 0 K: 2 S: 7	H: 0 LOB: 0 BB: 0 P: 7	R: 0 E: 0 K: 0 S: 4	H: 1 LOB: 1 BB: 0 P: 4	R: 1 E: 0 K: 1 S: 6	H: 1 LOB: 1 BB: 1 P: 10	R: 0 E: 0 K: 0 S: 3	H: 0 LOB: 0 BB: 0 P: 3	R: 0 E: 0 K: 0 S: 3	H: 0 LOB: 0 BB: 0 P: 3	1B: 0 2B: 2 3B: 0 HR: 3	SF: 0 SAC: 0 DP: 0 HBP: 0	WP: 0 PB: 0 SB: 0 CS: 0	PA: 33					
PITCHER	IP	WLS	BF	H	R	ER	SO	BB	IBB	HBP	BLK	WP	HR	S	P	ERA	WHIP										
Gary Bell, R ERA: 4.11 (1, 1)	7.0		27	5	3	3	5	1	0	0	0	0	3	36	40	3.86	0.857										
Dick Brodowski, R ERA: (8, 1)	2.0	W	6	0	0	0	0	0	0	0	0	0	0	6	6	0.00	0.000										

Kansas City Athletics @ Cleveland Indians
Cleveland Municipal Stadium, Cleveland, OH

Fri Apr 17 1959, 6:05 PM EST
Att. 18,850 - Unknown

AB	32
R	3
H	5
RBI	3
BB	1
SO	5
LOB	3



Batter	1	2	3	4	5	6	7	8	9	AB	R	H	RBI	BB	SO	LOB
Jim Piersall, R (1, 8) <small>OBP: 0.286, SLG: 0.300</small> Hal Naragon, L (7, PH) <small>(8, 2)</small>	0-0 F3		0-0 F8		0-0 G4-6-3 1B		4-0 BB 1-2 2-3 3-H BB		4-0 E BB	3	0	1	0	0	0	0
Billy Martin, R (1, 4) <small>OBP: 0.095, SLG: 0.050</small> Tito Francona, L (7, PH) Ray Webster, R (7, PH) <small>(8, 4)</small>	0-0 F9		0-0 6-3		0-0 F9		0-0 L5		0-3 K	3	0	0	0	0	0	1
Minnie Minoso, R (1, 7) <small>OBP: 0.318, SLG: 0.368</small>	0-0 1-3			4-0 1B PB BB	0-0 G4-6-3 1-2f		0-0 F3		0-0 E5 1-2 2-H	4	1	0	0	1	0	5
Rocky Colavito, R (1, 9) <small>OBP: 0.381, SLG: 0.400</small>		0-3 K		0-3 K		0-0 6-3	0-0 F5			4	0	0	0	0	2	4
Vic Power, R (1, 3) <small>OBP: 0.429, SLG: 0.611</small>		0-0 HR		0-0 1B PB 1B		0-0 5-3		0-0 F9		4	1	2	1	0	0	0
Woodie Held, R (1, 5) <small>OBP: 0.190, SLG: 0.619</small>		0-0 5-3		0-0 1B BB		0-0 6-3		0-0 F7		4	0	1	0	0	0	0
George Strickland, R (1, 6) <small>OBP: 0.579, SLG: 0.882</small>		0-0 2B		4-0 1B BB			0-0 E8 BB 1B	0-0 F7		3	1	2	0	1	0	0
Russ Nixon, L (1, 2) <small>OBP: 0.278, SLG: 0.188</small> Carroll Hardy, R (7, PH) <small>OBP: 1.000, SLG: 1.000</small> <small>(8, 8)</small>		0-0 F7		0-3 K			0-0 BB BB 1B		0-0 E SH1-4 1B	2	0	0	0	0	1	4
Gary Bell, R (1, 1) Jim Bolger, R (7, PH) Dick Brodowski, R (8, 1)			0-3 K		0-0 F8		4-0 BB BB		0-0 SH1-4	2	0	0	0	0	1	3

Inning Stats	R: 0	H: 0	E: 0	K: 0	S: 3	R: 1	H: 2	E: 0	K: 1	S: 7	R: 0	H: 0	E: 0	K: 1	S: 5	R: 1	H: 2	E: 0	K: 2	S: 9	R: 0	H: 1	E: 0	K: 0	S: 3	R: 0	H: 0	E: 0	K: 0	S: 3	R: 1	H: 2	E: 1	K: 0	S: 5	R: 0	H: 0	E: 0	K: 0	S: 3	R: 1	H: 1	E: 1	K: 1	S: 6	R: 0	H: 0	E: 0	K: 0	S: 3	R: 1	H: 1	E: 1	K: 1	S: 6	1B: 6	SF: 0	2B: 1	SAC: 1	3B: 0	DP: 1	HR: 1	HBP: 0	WP: 0	PA: 39
--------------	------	------	------	------	------	------	------	------	------	------	------	------	------	------	------	------	------	------	------	------	------	------	------	------	------	------	------	------	------	------	------	------	------	------	------	------	------	------	------	------	------	------	------	------	------	------	------	------	------	------	------	------	------	------	------	-------	-------	-------	--------	-------	-------	-------	--------	-------	--------

PITCHER	IP	WLS	BF	H	R	ER	SO	BB	IBB	HBP	BLK	WP	HR	S	P	ERA	WHIP
Rip Coleman, L (1, 1) <small>ERA: 4.5</small>	6.0		27	7	3	3	4	3	0	0	0	0	1	32	44	4.50	1.667
Tom Gorman, R (7, 1) <small>ERA:</small>	0.0		1	0	0	0	0	1	0	0	0	0	0	0	4	∞	∞
Bud Daley, L (7, 1) <small>ERA:</small>	2.2	L	11	1	1	0	1	1	0	0	0	0	0	12	16	0.00	0.750

BOTTOM

Kansas City Athletics @ Cleveland Indians
Cleveland Municipal Stadium, Cleveland, OH

livebaseballscorecards.com

AB	33
R	4
H	8
RBI	2
BB	5
SO	5
LOB	22



Fri Apr 17 1959, 6:05 PM EST
Att. 18,850 - Unknown

Batter	1	2	3	4	5	6	7	8	9	AB R H RBI BB SO LOB	TOP	
Bill Tuttle, R (1, 8) OBP: 0.368, SLG: 0.438	4-0 1B S BB		0-0 5-3			0-0 2B SF9 1B	0-0 1-3			3 1 1 0 1 0 0		
Roger Maris, L (1, 9) OBP: 0.258, SLG: 0.429	0-0 P3 1-2		0-0 4-3			0-0 1-3 2B		0-0 HR		4 1 2 1 0 0 1		
Hector Lopez, R (1, 4) OBP: 0.233, SLG: 0.464	0-0 L8		0-0 6-3			0-0 P3		0-3 K		4 0 0 0 0 1 3		
Bob Cerv, R (1, 7) OBP: 0.400, SLG: 0.565	0-0 2-3 1B			0-0 P4		0-0 SF9 3-H		0-0 BB 1B		3 0 2 1 0 0 0		
Hal Smith, R (1, 5) OBP: 0.367, SLG: 0.360		0-0 1B 1B		4-0 BB CS BB		0-0 F8		4-0 G6-4-3 1-2 BB		2 0 1 0 2 0 1		
Dick Williams, R (1, 3) OBP: 0.273, SLG: 0.400		0-0 F9		0-0 F3			0-0 3B 2B	0-0 G6-4-3 1-2		4 1 1 0 0 0 4		
Frank House, L (1, 2) OBP: 0.429, SLG: 0.722		0-0 1-2 1B		0-0 CS 1-2	0-0 1-3		0-0 2-H 5-3 3B		0-0 G3	4 1 2 1 0 0 0		
Joe Demaestri, R (1, 6) OBP: 0.316, SLG: 0.313		0-0 F3			0-0 F9		0-0 5-3		0-0 6-3	3 0 0 1 0 0 2		
Tom Carroll, R (7, 6) OBP: 0.167, SLG: 0.167										1 0 0 0 0 0 0		
Ralph Terry, R (1, 1) Mark Freeman, R (2, 1) Russ Snyder, L (5, PH) George Brunet, R (5, 1) Zeke Bella, R (7, PH) Russ Meyer, S (7, 1) Harry Simpson, L (9, PH)		0-0 F2			0-0 1-3		0-0 3-H F8		0-3 K	1 0 0 0 0 0 2 0 0 0 0 0 0 0 1 0 0 0 0 0 0 0 0 0 0 0 0 0 1 0 0 0 0 0 0 0 0 0 0 0 0 0 1 0 0 0 0 1 0		
Inning Stats	R: 0 H: 1 E: 0 LOB: 2 K: 0 BB: 1 S: 3 P: 7	R: 0 H: 2 E: 0 LOB: 2 K: 0 BB: 0 S: 5 P: 5	R: 0 H: 0 E: 0 LOB: 0 K: 0 BB: 0 S: 3 P: 3	R: 0 H: 0 E: 0 LOB: 0 K: 0 BB: 1 S: 2 P: 6	R: 0 H: 0 E: 0 LOB: 0 K: 0 BB: 0 S: 3 P: 3	R: 1 H: 2 E: 0 LOB: 1 K: 0 BB: 0 S: 5 P: 5	R: 2 H: 2 E: 0 LOB: 0 K: 0 BB: 0 S: 5 P: 5	R: 1 H: 2 E: 0 LOB: 1 K: 1 BB: 1 S: 6 P: 10	R: 0 H: 0 E: 0 LOB: 0 K: 1 BB: 0 S: 5 P: 5	1B: 5 SF: 1 2B: 2 SAC: 0 3B: 1 DP: 1 HR: 1 HBP: 0	WP: 0 PA: 37 PB: 0 SB: 1 CS: 1	
PITCHER Don Ferrarese, L (1, 1) ERA: 3.31	IP WLS BF H R ER SO BB IBB HBP BLK WP HR S P ERA WHIP	9.0 W 36 9 4 4 2 3 0 0 0 0 0 1 37 49 4.00 1.333										

Kansas City Athletics @ Cleveland Indians
Cleveland Municipal Stadium, Cleveland, OH
Sat Apr 18 1959, 3:33 AM EST
Att. 3,959 - Unknown

livebaseballscorecards.com

AB	32
R	4
H	9
RBI	4
BB	3
SO	2
LOB	13



Batter	1	2	3	4	5	6	7	8	9	AB	R	H	RBI	BB	SO	LOB
Carroll Hardy, R OBP: 0.286, SLG: 0.286 (1, 8)	0-3 K	0-3 K		0-0 L8		0-0 6-3	0-0 4-3			5	0	0	0	0	2	2
Billy Martin, R OBP: 0.154, SLG: 0.250 (1, 4)	0-0 HR	0-0 SF7		0-0 P6		0-0 FC4-2-5 1B	0-0 P6			4	1	2	2	0	0	0
Minnie Minoso, R OBP: 0.259, SLG: 0.292 (1, 7)	0-0 L4	0-0 5-3		0-0 F8		0-0 FC4-2-5 HR		0-0 F7		5	1	0	0	0	0	2
Rocky Colavito, R OBP: 0.385, SLG: 0.520 (1, 9)	0-0 L7		0-0 F9		0-0 E 1B	0-0 HR		0-0 F7		5	1	2	2	0	0	0
Vic Power, R OBP: 0.500, SLG: 0.818 (1, 3)		0-0 HR	0-0 L8		0-0 E8 1B	4-0 BLK 1B BB		0-0 WP S 2B		4	3	3	1	1	0	0
Hal Naragon, L OBP: 0.714, SLG: 0.800 (1, 2)		0-0 1B 2B 2B	0-0 1B 2B 1B		0-0 6-3	0-0 HR 1B		0-0 2-3		5	3	3	1	0	0	2
Woodie Held, R OBP: 0.280, SLG: 0.760 (1, 5)		0-0 2B 2B 1B	0-0 1-2 2B 1B		0-3 K	0-0 HR				4	3	3	2	0	1	2
George Strickland, R OBP: 0.609, SLG: 0.950 (1, 6)		0-0 2B SF7 2B	0-0 1-H 2-H 2B		4-0 IBB	0-3 K				3	1	2	3	1	1	0
Don Ferrarese, R OBP: 0.286, SLG: 0.429 (1, 1)		0-0 2-3 3-H 2B	0-0 L5		0-3 K		0-0 P5			4	0	1	1	0	1	4

Inning Stats	R: 1	H: 1	E: 0	K: 1	S: 6	LOB: 0	BB: 0	P: 6	R: 2	H: 3	E: 0	K: 0	S: 6	LOB: 1	BB: 0	P: 6	R: 0	H: 0	E: 0	K: 0	S: 3	LOB: 0	BB: 0	P: 3	R: 0	H: 2	E: 1	K: 2	S: 9	LOB: 3	BB: 1	P: 13	R: 5	H: 4	E: 0	K: 1	S: 9	LOB: 0	BB: 1	P: 13	R: 0	H: 0	E: 0	K: 0	S: 3	LOB: 0	BB: 0	P: 3	R: 1	H: 1	E: 0	K: 0	S: 4	LOB: 0	BB: 0	P: 4
--------------	------	------	------	------	------	--------	-------	------	------	------	------	------	------	--------	-------	------	------	------	------	------	------	--------	-------	------	------	------	------	------	------	--------	-------	-------	------	------	------	------	------	--------	-------	-------	------	------	------	------	------	--------	-------	------	------	------	------	------	------	--------	-------	------

PITCHER	IP	WLS	BF	H	R	ER	SO	BB	IBB	HBP	BLK	WP	HR	S	P	ERA	WHIP
Ralph Terry, R ERA: 7.88 (1, 1)	1.0	L	8	5	5	5	1	0	0	0	0	0	2	10	10	45.00	5.000
Mark Freeman, R ERA: 6.0 (2, 1)	3.0		13	4	2	2	1	0	0	0	0	0	0	15	15	6.00	1.333
George Brunet, L ERA: 22.5 (5, 1)	2.0		14	6	5	5	3	1	1	0	1	0	2	18	26	22.50	3.500
Russ Meyer, R ERA: 3.38 (7, 1)	2.0		7	1	1	1	0	0	0	0	0	1	0	7	7	4.50	0.500

BOTTOM

Kansas City Athletics @ Cleveland Indians
Cleveland Municipal Stadium, Cleveland, OH

Sat Apr 18 1959, 3:33 AM EST
Att. 3,959 - Unknown

AB	39
R	13
H	16
RBI	12
BB	2
SO	5
LOB	12



1B	2B	3B	HR	SF	SAC	DP	HBP	WP	HR	S	P	ERA	WHIP
7	5	0	4	1	0	0	0	1	0	0	0	42	

Batter	1	2	3	4	5	6	7	8	9	AB R H RBI BB SO LOB	TOP																				
Bill Tuttle, R (1, 8) OBP: 0.348, SLG: 0.550	0-0 4-3			0-0 F8		0-0 G6-4-3			0-0 HR	4 1 1 1 0 0 1																					
Dick Williams, R (1, 3) OBP: 0.200, SLG: 0.286	0-0 P6			0-0 F5		0-0 P6			0-0 F7	4 0 0 0 0 0 0																					
Hector Lopez, R (1, 4) OBP: 0.265, SLG: 0.469	0-3 K			0-0 1B			0-0 P4		0-0 5-3 1B 2B 1B	4 1 2 0 0 1 0																					
Roger Maris, L (1, 9) OBP: 0.257, SLG: 0.406		0-3 K		0-0 P5			0-3 K		0-0 5-3 1B 1-2 2B	4 1 1 0 0 2 1																					
Bob Cerv, R (1, 7) OBP: 0.412, SLG: 0.577		0-0 F8			4-0 F8 WP BB		0-0 2B		0-0 5-3 1-2 2-3	3 0 1 0 1 0 2																					
Hal Smith, R (1, 5) OBP: 0.353, SLG: 0.321		0-0 5-3			0-0 F8 1-3		0-3 K		4-0 2B BB	3 1 0 0 1 1 2																					
Joe Demaestri, R (1, 6) OBP: 0.273, SLG: 0.263			0-3 K		0-3 K			0-0 4-3	0-0 2B 1-H 2-H 3-H	3 0 0 0 0 2 1																					
Zeke Bella, R (9, PH) OBP: 0.250, SLG: 0.500										1 0 1 3 0 0 0																					
Tom Carroll, R (9, 6) OBP: 0.167, SLG: 0.167										0 0 0 0 0 0 0																					
Frank House, L (1, 2) OBP: 0.360, SLG: 0.591			0-3 K		0-0 L4			0-3 K	0-0 L8	4 0 0 0 0 2 2																					
Ray Herbert, R (1, 1) OBP: 0.167, SLG: 0.167			0-0 P6			4-0 G6-4-3 BB		0-3 K		2 0 0 0 1 1 0																					
Inning Stats	R: 0 E: 0 K: 1 S: 5	H: 0 LOB: 0 BB: 0 P: 5	R: 0 E: 0 K: 1 S: 5	H: 0 LOB: 0 BB: 0 P: 5	R: 0 E: 0 K: 2 S: 7	H: 0 LOB: 0 BB: 0 P: 7	R: 0 E: 0 K: 0 S: 4	H: 1 LOB: 1 BB: 0 P: 4	R: 0 E: 0 K: 1 S: 5	H: 0 LOB: 1 BB: 1 P: 9	R: 0 E: 0 K: 0 S: 2	H: 0 LOB: 0 BB: 1 P: 6	R: 0 E: 0 K: 2 S: 8	H: 1 LOB: 1 BB: 0 P: 8	R: 0 E: 0 K: 2 S: 7	H: 0 LOB: 0 BB: 0 P: 7	R: 4 E: 0 K: 0 S: 7	H: 4 LOB: 1 BB: 1 P: 11	1B: 3 2B: 2 3B: 0 HR: 1	SF: 0 SAC: 0 DP: 1 HBP: 0	WP: 1 PA: 35										
PITCHER Herb Score, L (1, 1) ERA: 2.5	IP 9.0	WLS L	BF 35	H 6	R 4	ER 4	SO 9	BB 3	IBB 0	HBP 0	BLK 0	WP 1	HR 1	S 50	P 62	ERA 4.00	WHIP 1.000														
											PITCHER	IP	WLS	BF	H	R	ER	SO	BB	IBB	HBP	BLK	WP	HR	S	P	ERA	WHIP			

Kansas City Athletics @ Cleveland Indians
Cleveland Municipal Stadium, Cleveland, OH
Sun Apr 19 1959, 3:33 AM EST
Att: 11,264 - Unknown

AB	32
R	4
H	6
RBI	4
BB	3
SO	9
LOB	9



Batter	1	2	3	4	5	6	7	8	9	AB	R	H	RBI	BB	SO	LOB
Carroll Hardy, R OBP: 0.273, SLG: 0.200 (1, 8)	F8		4-0 1B BB		F2		4-3			3	1	0	0	1	0	0
Billy Martin, R OBP: 0.133, SLG: 0.214 (1, 4)	G3		F9		P4			K		4	0	0	0	0	1	1
Minnie Minoso, R OBP: 0.290, SLG: 0.321 (1, 7)	1-3		1-H CS 1B		F7			FC6-4 1B		4	0	2	1	0	0	0
Rocky Colavito, R OBP: 0.400, SLG: 0.517 (1, 9)		FC5-4 1B	CS	BB SF7 1B		7-4-6-3		P6		4	1	2	0	0	0	1
Vic Power, R OBP: 0.500, SLG: 0.760 (1, 3)		P4		BB 1B		4-3 BB		FC6-4		3	0	1	0	1	0	2
Hal Naragon, L OBP: 0.545, SLG: 0.500 (1, 2)		FC5-4 BB		1-2 2-3 BB		4-3		4-3		3	0	0	0	1	0	2
Woodie Held, R OBP: 0.310, SLG: 0.821 (1, 5)		1-2 BB		F9		4-3		HR		3	1	1	1	1	0	4
George Strickland, R OBP: 0.519, SLG: 0.826 (1, 6)		K		SF7		4-3		F9		3	0	0	1	0	1	2
Herb Score, L OBP: 0.286, SLG: 0.286 (1, 1) Tito Francona, L (9, PH)			K	1-2 2-H 1B		2-3		4-3		3	0	1	0	0	1	0
										1	0	0	0	0	0	0

Inning Stats	R: 0 E: 0 K: 0 S: 3	H: 0 LOB: 0 BB: 0 P: 3	R: 0 E: 0 K: 1 S: 6	H: 1 LOB: 2 BB: 1 P: 10	R: 1 E: 0 K: 1 S: 5	H: 1 LOB: 0 BB: 1 P: 9	R: 1 E: 0 K: 0 S: 5	H: 3 LOB: 2 BB: 1 P: 9	R: 0 E: 0 K: 0 S: 3	H: 0 LOB: 1 BB: 1 P: 7	R: 0 E: 0 K: 0 S: 3	H: 0 LOB: 0 BB: 0 P: 3	R: 0 E: 0 K: 1 S: 6	H: 1 LOB: 1 BB: 0 P: 6	R: 1 E: 0 K: 0 S: 4	H: 1 LOB: 0 BB: 0 P: 4	1B: 6 2B: 0 3B: 0 HR: 1	SF: 1 SAC: 0 DP: 0 HBP: 0	
PITCHER Ray Herbert, R ERA: 4.82 (1, 1)	IP: 9.0	WLS: W	BF: 36	H: 7	R: 3	ER: 3	SO: 3	BB: 4	IBB: 0	HBP: 0	BLK: 0	WP: 0	HR: 1	S: 38	P: 54	ERA: 3.00	WHIP: 1.222		
PITCHER	IP	WLS	BF	H	R	ER	SO	BB	IBB	HBP	BLK	WP	HR	S	P	ERA	WHIP		


BOTTOM

Kansas City Athletics @ Cleveland Indians
Cleveland Municipal Stadium, Cleveland, OH

Sun Apr 19 1959, 3:33 AM EST
Att. 11,264 - Unknown

livebaseballscorecards.com

AB	31
R	3
H	7
RBI	3
BB	4
SO	3
LOB	12



WP: 0	PA: 37
PB: 0	
SB: 1	
CS: 1	

Batter	1	2	3	4	5	6	7	8	9	AB R H RBI BB SO LOB	TOP											
Jim Piersall, R OBP: 0.370, SLG: 0.360 (1, 8) X	0-0 1B HR 1B	0-0 L9		0-0 FC5-4 1B		0-0 P4 BB	4-0 HR BB		0-0 1B 1B	5 3 3 0 1 0 1												
Vic Power, R OBP: 0.500, SLG: 0.806 (1, 3) X	0-0 1B HR 1B	0-0 1-3		0-0 FC5-4 1B 1-2 2-H		0-0 L7	0-0 HR 1-H 2-H		0-0 1B 1B	6 2 3 4 0 0 2												
Minnie Minoso, R OBP: 0.378, SLG: 0.588 (1, 7) X	0-0 1-H 3-H HR		0-0 L9	0-0 1B		0-0 HR	0-0 1B		0-0 1B 1B	6 2 5 6 0 0 0												
Rocky Colavito, R OBP: 0.361, SLG: 0.441 (1, 9) X	0-0 F2		0-0 6-3	0-0 P6		0-0 F8	0-0 F7		4-0 1B BB	5 0 0 0 1 0 3												
Russ Nixon, L OBP: 0.304, SLG: 0.200 Dick Brown, R (9, PH) (9, 2)	0-0 P4		0-0 1B 1B		4-0 FC6-4 BB		0-0 L9	0-0 1-3	0-3 K	4 0 1 0 1 0 0 1 0 0 0 0 1 3												
Woodie Held, R OBP: 0.343, SLG: 0.750 (1, 5) B B B	4-0 HR BB		0-0 1B		0-0 L9		1-0 BB 2B HBP	0-3 K	0-3 K	4 2 1 0 1 2 4												
George Strickland, R OBP: 0.515, SLG: 0.852 (1, 6) X	0-0 1-H HR		0-3 K		0-0 F8		4-0 1-2 2B BB	4-0 1B BB	0-3 K	4 2 1 2 2 2 6												
Billy Martin, R OBP: 0.143, SLG: 0.212 (1, 4) X	0-0 F3			0-0 F8	0-0 FC6-4		0-0 F8	0-0 1B		5 0 1 0 0 0 3												
Cal McLish, S OBP: 0.286, SLG: 0.333 (1, 1)		0-3 K		4-0 1B FC5-4 BB		0-0 E6 HR	0-0 1-H 2-H HR 2B	0-0 1-3		4 3 1 2 1 1 2												
Inning Stats	R: 5 E: 0 K: 0 S: 7	H: 4 LOB: 0 BB: 1 P: 11	R: 0 E: 0 K: 1 S: 5	H: 0 LOB: 0 BB: 0 P: 5	R: 0 E: 0 K: 1 S: 7	H: 2 LOB: 2 BB: 0 P: 7	R: 1 E: 1 K: 0 S: 5	H: 2 LOB: 2 BB: 1 P: 9	R: 0 E: 0 K: 0 S: 3	H: 0 LOB: 1 BB: 1 P: 7	R: 2 E: 1 K: 0 S: 5	H: 1 LOB: 0 BB: 0 P: 5	R: 5 E: 0 K: 0 S: 6	H: 3 LOB: 1 BB: 2 P: 15	R: 0 E: 0 K: 1 S: 6	H: 1 LOB: 2 BB: 1 P: 10	R: 1 E: 0 K: 3 S: 12	H: 3 LOB: 3 BB: 1 P: 16	1B: 11 2B: 1 3B: 0 HR: 4	SF: 0 SAC: 0 DP: 0 HBP: 1	WP: 0 PB: 0 SB: 0 CS: 0	PA: 52
PITCHER	IP WLS BF H R ER SO BB IBB HBP BLK WP HR S P ERA WHIP	Paul Foytack, R ERA: 5.93 (1, 1)	0.2 L 7 4 5 5 0 1 0 0 0 0 2 6 10 67.50 7.500	Jerry Davie, R ERA: 1.42 (1, 1)	5.1 24 5 3 1 2 2 2 0 0 0 0 1 26 34 1.69 1.312	George Susce, R ERA: 14.4 (7, 1)	0.2 7 2 5 5 0 2 0 1 0 0 1 4 13 67.50 6.000	Pete Burnside, L ERA: (7, 1)	1.1 7 2 0 0 1 1 0 0 0 0 0 0 8 12 0.00 2.250	Hank Aguirre, L ERA: (9, 1)	0.0 4 3 1 1 0 1 0 0 0 0 0 0 3 7 ∞ ∞	PITCHER	IP WLS BF H R ER SO BB IBB HBP BLK WP HR S P ERA WHIP	Don Mossi, L ERA: 3.6 (9, 1)	1.0 3 3 0 0 0 3 0 0 0 0 0 0 9 9 0.00 0.000							

Cleveland Indians @ Detroit Tigers
 Briggs Stadium, Detroit, MI
 Tue Apr 21 1959, 6:05 PM EST
 Att. 12,935 - Unknown

livebaseballscorecards.com

AB	44
R	14
H	16
RBI	14
BB	7
SO	6
LOB	24



Batter	1	2	3	4	5	6	7	8	9	AB R H RBI BB SO LOB
Eddie Yost, R OBP: 0.333, SLG: 0.559 (1, 5)	0-0 F8		0-0 FC6-4			0-0 F9		0-0 6-3		4 0 0 0 0 0 3
Bobo Osborne, L OBP: 0.364, SLG: 0.250 (1, 3)	0-0 6-3		0-0 F8			0-0 G3		0-0 2B		4 0 1 1 0 0 2
Harvey Kuenn, R OBP: 0.308, SLG: 0.333 (1, 8)	0-0 6-3				0-0 F7		0-0 1B	0-0 F7		4 0 1 0 0 0 1
Al Kaline, R OBP: 0.500, SLG: 0.647 (1, 9)		0-0 1B			0-0 L5-3		0-0 L5-3	0-3 K		4 0 1 0 0 1 1
Charlie Maxwell, L OBP: 0.214, SLG: 0.429 (1, 7)		0-0 3-1			0-0 1B		0-3 K	0-0 3-1		4 0 1 0 0 1 0
Rocky Bridges, R OBP: 0.394, SLG: 0.355 (1, 6)		0-0 1-3			0-0 1-3		0-0 6-3	0-3 K		2 0 0 0 0 0 1
Neil Christley, L (7, PH)										1 0 0 0 0 0 0
Coot Veal, R (8, 6)										1 0 0 0 0 1 0
Frank Bolling, R OBP: 0.235, SLG: 0.212 (1, 4)			0-3 K			0-0 G1-6-3 1B		0-0 F7		3 0 1 0 0 1 0
Lou Berberet, L OBP: 0.542, SLG: 0.389 (1, 2)			4-0 BB BB			0-0 G1-6-3		0-0 E6 2B 1B		2 1 1 0 1 0 1
Paul Foytack, R OBP: 0.250, SLG: 0.250 (1, 1)			4-0 BB BB			0-3 K		0-3 K		0 0 0 0 0 0 0
Jerry Davie, R (1, 1)										1 0 0 0 0 1 1 0
George Susce, R (7, 1)										0 0 0 0 0 0 0 0
Pete Burnside, R (7, 1)										0 0 0 0 0 0 0 0
Gail Harris, L (8, PH)										1 0 0 0 0 1 1 1
Hank Aguirre, R (9, 1)										0 0 0 0 0 0 0 0
Don Mossi, L (9, 1)										0 0 0 0 0 0 0 0

Inning Stats	R: 0	H: 0	E: 0	K: 0	S: 3	R: 0	H: 1	E: 0	K: 0	S: 3	R: 0	H: 0	E: 0	K: 1	S: 5	R: 0	H: 1	E: 0	K: 1	S: 5	R: 0	H: 1	E: 0	K: 0	S: 4	R: 0	H: 0	E: 0	K: 1	S: 5	R: 0	H: 2	E: 1	K: 1	S: 7	R: 0	H: 0	E: 0	K: 2	S: 7	1B: 5	SF: 0	2B: 1	SAC: 0	3B: 0	DP: 1	HR: 0	HBP: 0	WP: 0	PA: 33
PITCHER Cal McLish, R ERA: 0.47 (1, 1)	IP	WLS	BF	H	R	ER	SO	BB	IBB	HBP	BLK	WP	HR	S	P	ERA	WHIP	IP	WLS	BF	H	R	ER	SO	BB	IBB	HBP	BLK	WP	HR	S	P	ERA	WHIP																

BOTTOM

Cleveland Indians @ Detroit Tigers

Briggs Stadium, Detroit, MI

Tue Apr 21 1959, 6:05 PM EST

Att. 12,935 - Unknown

livebaseballscorecards.com

AB	31
R	1
H	6
RBI	1
BB	2
SO	6
LOB	10



Batter	1	2	3	4	5	6	7	8	9	AB R H RBI BB SO LOB	TOP											
Jim Piersall, R (1, 8) OBP: 0.375, SLG: 0.467	0-0 1-3		0-0 1B		0-0 HR	0-0 L9		0-0 F8		5 1 2 4 0 0 2												
Vic Power, R (1, 3) OBP: 0.488, SLG: 0.750	0-0 2-3		0-0 L9		0-0 E4 1B		0-0 1B HR 1B	0-0 1B		5 1 2 0 0 0 2												
Minnie Minoso, R (1, 7) OBP: 0.381, SLG: 0.564	0-0 F7		0-0 F3		0-0 P3		0-0 1B HR 1B	0-0 FC6-4 1B		5 1 2 0 0 0 3												
Rocky Colavito, R (1, 9) OBP: 0.366, SLG: 0.513		0-0 5-3	0-3 K		0-0 1B		0-0 1B HR	0-0 FC6-4		5 1 2 3 0 1 4												
Hal Naragon, L (1, 2) OBP: 0.500, SLG: 0.692		0-0 4-3		0-0 P3	0-0 1-3		0-0 SF8 3B	0-0 L9 HR 2B		5 2 2 0 0 0 2												
George Strickland, R (1, 6) OBP: 0.447, SLG: 0.742		0-3 K		0-3 K		0-3 K	0-0 SF8	0-0 L9		4 0 0 1 0 3 1												
Gene Leek, R (1, 5) OBP: 0.600, SLG: 1.250			4-0 SH 1B BB	0-0 L9		0-0 1B	0-0 P6	0-0 HR		4 2 2 2 1 0 0												
Billy Martin, R (1, 4) OBP: 0.150, SLG: 0.211			0-0 SH 1B		0-0 4-3	0-0 F2	0-0 L4	0-0 5-3		5 1 1 0 0 0 1												
Gary Bell, R (1, 1) OBP: 0.286, SLG: 0.286			0-0 SH 1B		0-0 HR 1B	0-0 1B		0-3 K	0-3 K	4 1 2 0 0 2 0												
Inning Stats	R: 0 E: 0 K: 0 S: 3	H: 0 LOB: 0 BB: 0 P: 3	R: 0 E: 0 K: 1 S: 5	H: 0 LOB: 0 BB: 0 P: 5	R: 2 E: 0 K: 1 S: 8	H: 2 LOB: 2 BB: 1 P: 12	R: 0 E: 0 K: 1 S: 5	H: 0 LOB: 0 BB: 0 P: 5	R: 2 E: 1 K: 0 S: 7	H: 3 LOB: 2 BB: 0 P: 7	R: 0 E: 0 K: 1 S: 7	H: 2 LOB: 2 BB: 0 P: 7	R: 4 E: 0 K: 0 S: 7	H: 4 LOB: 0 BB: 0 P: 7	R: 0 E: 0 K: 1 S: 7	H: 2 LOB: 2 BB: 0 P: 7	R: 2 E: 0 K: 1 S: 7	H: 2 LOB: 0 BB: 0 P: 7	1B: 10 2B: 1 3B: 1 HR: 3	SF: 1 SAC: 1 DP: 0 HBP: 0	WP: 0 PB: 0 SB: 0 CS: 0	PA: 45
PITCHER	IP WLS BF H R ER SO BB IBB HBP BLK WP HR S P ERA WHIP																					
Frank Lary, R (1, 1) ERA: 7.23	6.0 L 31 10 7 7 4 1 0 0 0 0 0 2 38 42 10.50 1.833																					
Tom Morgan, R (7, 1) ERA: 0.84	1.0 4 1 1 1 0 0 0 0 0 0 0 0 4 4 9.00 1.000																					
George Susce, R (8, 1) ERA: 12.86	2.0 10 4 2 2 2 0 0 0 0 0 0 1 14 14 9.00 2.000																					

Cleveland Indians @ Detroit Tigers
 Briggs Stadium, Detroit, MI
 Wed Apr 22 1959, 3:33 AM EST
 Att. 3,253 - Unknown

livebaseballscorecards.com

AB	42
R	10
H	15
RBI	10
BB	1
SO	6
LOB	15



BOTTOM

Cleveland Indians @ Detroit Tigers

Briggs Stadium, Detroit, MI

Wed Apr 22 1959, 3:33 AM EST
Att. 3,253 - Unknown

livebaseballscorecards.com

AB	31
R	1
H	7
RBI	1
BB	4
SO	6
LOB	12



AB	R	H	RBI	BB	SO	LOB
3	0	1	0	1	1	1
4	0	1	0	0	0	1
3	0	0	0	1	1	2
4	0	1	0	0	0	3
4	1	2	1	0	0	1
3	0	1	0	1	0	1
4	0	1	0	0	0	2
2	0	0	0	0	1	1
2	0	0	0	0	2	0
2	0	0	0	0	1	0
0	0	0	0	0	0	0
0	0	0	0	1	0	0
0	0	0	0	0	0	0

WP:	0	PA:	35
PB:	0		
SB:	1		
CS:	0		

Batter	1	2	3	4	5	6	7	8	9
Eddie Yost, R OBP: 0.349, SLG: 0.541 (1, 5)	0-0 P6 		0-0 1B 		4-0 BB 		0-3 K 		
Harvey Kuenn, R OBP: 0.302, SLG: 0.325 (1, 8)	0-0 4-3 		0-0 1B 		0-0 F9 			0-0 6-3 	
Larry Doby, L OBP: 0.227, SLG: 0.263 (1, 7)	0-0 F8 		0-0 F8 			4-0 L6-3 BB 		0-3 K 	
Al Kaline, R OBP: 0.476, SLG: 0.605 (1, 9)		0-0 L5-3 	0-0 L4-3 			0-0 L6-3 		0-0 1B 	
Gail Harris, L OBP: 0.235, SLG: 0.355 (1, 3)		0-0 HR 		0-0 3-1 		0-0 FC6-4 1B 		0-0 P6 	
Rocky Bridges, R OBP: 0.405, SLG: 0.353 (1, 6)		0-0 P6 		4-0 L3 BB 		0-0 FC6-4 			0-0 G6-4-3 1B
Frank Bolling, R OBP: 0.237, SLG: 0.216 (1, 4)		0-0 1B 		0-0 L3 			0-0 6-3 		0-0 G6-4-3
Red Wilson, R Charlie Lau, L (7, PH) (8, 2)		0-0 6-3 				0-3 K 	0-3 K 	0-3 K 	
Frank Lary, R OBP: 0.286, SLG: 0.286 Tom Morgan, R OBP: 0.500, SLG: 0.500 Bobo Osborne, L OBP: 0.417, SLG: 0.250 George Susce, R (8, 1)			0-0 F8 			0-3 K 	4-0 S BB 		

Inning Stats	R: 0	H: 0	E: 0	K: 0	S: 3	R: 1	H: 2	E: 0	K: 0	S: 5	R: 0	H: 2	E: 0	K: 0	S: 5	R: 0	H: 0	E: 0	K: 0	S: 2	R: 0	H: 0	E: 0	K: 2	S: 7	R: 0	H: 1	E: 0	K: 0	S: 3	R: 0	H: 1	E: 0	K: 1	S: 6	R: 0	H: 1	E: 0	K: 1	S: 5	R: 0	H: 1	E: 0	K: 1	S: 5	1B: 6	SF: 0	2B: 1	SAC: 0	3B: 0	DP: 3	HR: 1	HBP: 0	WP: 0	PA: 35
--------------	------	------	------	------	------	------	------	------	------	------	------	------	------	------	------	------	------	------	------	------	------	------	------	------	------	------	------	------	------	------	------	------	------	------	------	------	------	------	------	------	------	------	------	------	------	-------	-------	-------	--------	-------	-------	-------	--------	-------	--------

PITCHER	IP	WLS	BF	H	R	ER	SO	BB	IBB	HBP	BLK	WP	HR	S	P	ERA	WHIP
Gary Bell, R ERA: 2.96 (1, 1)	9.0	W	35	7	1	1	6	4	0	0	0	0	1	43	59	1.00	1.222

Batter	1	2	3	4	5	6	7	8	9	AB R H RBI BB SO LOB	TOP											
Jim Piersall, R (1, 8) OBP: 0.333, SLG: 0.412	0-0 6-3	0-3 K		0-0 F8		0-0 SH3-4		0-0 6-3		4 0 0 0 0 1 3												
Vic Power, R (1, 3) OBP: 0.500, SLG: 0.725	0-0 5-3		0-0 BB HBP 1B	4-0 G6-4-3 BB		0-0 E4 F8 2-H		0-0 1B		4 1 2 1 1 0 0												
Minnie Minoso, R (1, 7) OBP: 0.362, SLG: 0.512	0-0 F8		4-0 HBP BB FC3-6 BB	0-0 G6-4-3 1-2f		0-0 F8 2-3		0-0 1-3		4 1 0 0 1 0 3												
Rocky Colavito, R (1, 9) OBP: 0.391, SLG: 0.524		4-0 FC1-6 BB	4-0 FC3-6 HBP 1-2 HR 2-3 BB		0-0 2B	0-0 3-1		0-0 1-3		3 2 1 0 2 0 1												
Hal Naragon, L (1, 2) OBP: 0.476, SLG: 0.647		0-0 FC1-6 BB 1B 1-2f 1B	1-0 FC3-6 1-2 HBP 2-3 3-H		0-0 2B		0-0 3-1		0-0 4-3	4 1 1 2 0 0 1												
George Strickland, R (1, 6) OBP: 0.442, SLG: 0.722		0-0 BB 1-2 1B	0-0 FC3-6 1-2f HR 2-3 3-H		0-0 F8		0-0 F8		0-0 WP 2B	5 2 2 1 0 0 3												
Gene Leek, R (1, 5) OBP: 0.300, SLG: 0.556		0-0 F8	0-3 K		0-0 5-3		0-3 K		0-3 K 2-3	5 0 0 0 0 3 6												
Billy Martin, R (1, 4) OBP: 0.205, SLG: 0.317		4-0 1B 1-2 BB 2-3	0-0 1H HR 3-H		0-3 K			0-0 6-3 SH3-4 1B 1B		3 2 2 3 1 1 1												
Jim Perry, S (1, 1) OBP: 0.500, SLG: 0.500		0-0 1B 1-2 2-H 3-H	0-0 P4			0-0 SH3-4 E 1B		0-0 SH3-4		2 0 1 2 0 0 0												
Dick Brodowski, R (5, 1) OBP: 0.500, SLG: 0.500										1 1 1 0 0 0 0												
Inning Stats	R: 0 E: 0 K: 0 S: 3	H: 0 LOB: 0 BB: 0 P: 3	R: 2 E: 0 K: 1 S: 7	H: 2 LOB: 2 BB: 2 P: 15	R: 5 E: 0 K: 1 S: 7	H: 2 LOB: 0 BB: 2 P: 16	R: 0 E: 0 K: 0 S: 2	H: 0 LOB: 0 BB: 1 P: 6	R: 1 E: 0 K: 1 S: 7	H: 2 LOB: 1 BB: 0 P: 7	R: 1 E: 1 K: 0 S: 5	H: 1 LOB: 1 BB: 0 P: 5	R: 0 E: 0 K: 1 S: 5	H: 0 LOB: 0 BB: 0 P: 5	R: 1 E: 0 K: 0 S: 5	H: 2 LOB: 1 BB: 0 P: 5	R: 0 E: 0 K: 1 S: 6	H: 1 LOB: 1 BB: 0 P: 6	1B: 6 2B: 3 3B: 0 HR: 1	SF: 0 SAC: 2 DP: 1 HBP: 1	WP: 1 PB: 0 SB: 0 CS: 0	PA: 43
PITCHER	IP WLS BF H R ER SO BB IBB HBP BLK WP HR S P ERA WHIP	IP WLS BF H R ER SO BB IBB HBP BLK WP HR S P ERA WHIP																				
Ray Narieski, R (1, 1) ERA: 10.24	2.0 L 13 3 5 5 1 4 0 0 0 0 0 0 11 27 22.50 3.500																					
Jim Bunning, R (3, 1) ERA: 8.68	1.0 5 1 2 2 1 0 0 1 0 0 1 6 7 18.00 1.000																					
Pete Burnside, L (4, 1) ERA: 2.7	2.0 8 2 1 1 1 1 1 0 0 0 0 0 9 13 4.50 1.500																					
Tom Morgan, R (6, 1) ERA: 0.77	1.0 5 1 1 0 0 0 0 0 0 0 0 0 5 5 0.00 1.000																					
Don Mossi, L (7, 1) ERA: 3.86	2.0 8 2 1 1 1 0 0 0 0 0 0 0 10 10 4.50 1.000																					
PITCHER	IP WLS BF H R ER SO BB IBB HBP BLK WP HR S P ERA WHIP	IP WLS BF H R ER SO BB IBB HBP BLK WP HR S P ERA WHIP																				
Jerry Davie, R (9, 1) ERA: 1.23	1.0 4 1 0 0 0 1 0 0 0 0 0 1 6 6 0.00 1.000																					

Cleveland Indians @ Detroit Tigers
 Briggs Stadium, Detroit, MI
 Thu Apr 23 1959, 3:33 AM EST
 Att. 3,197 - Unknown

livebaseballscorecards.com

AB	35
R	10
H	10
RBI	9
BB	5
SO	5
LOB	18



BOTTOM

Cleveland Indians @ Detroit Tigers
Briggs Stadium, Detroit, MI
Thu Apr 23 1959, 3:33 AM EST
Att. 3,197 - Unknown

livebaseballscorecards.com

AB 33
R 4
H 10
RBI 4
BB 8
SO 4
LOB 24



WP: 0 PA: 42
PB: 0
SB: 0
CS: 1

AB R H RBI BB SO LOB

3 1 0 0 2 1 4

5 1 2 1 0 0 3

5 0 3 1 0 0 2

4 1 1 0 1 0 5

5 0 2 0 0 0 2

3 0 0 1 1 0 3

4 0 1 1 0 1 3

1 0 0 0 3 0 0


0 0 0 0 0 0 0
0 0 0 0 0 0 0
1 0 0 1 0 0 0
0 0 0 0 0 0 0
0 0 1 0 0 1 0 0
0 0 0 0 0 0 0 0
1 0 0 0 0 0 1 1
0 0 0 0 0 0 0 0
1 0 0 0 0 0 1 1
0 0 0 0 0 0 0 0

1B: 9 SF: 0
2B: 2 SAC: 0
3B: 0 DP: 3
HR: 0 HBP: 0

Batter	1	2	3	4	5	6	7	8	9
Eddie Yost, R OBP: 0.354, SLG: 0.500 (1, 5)	4-0 BB G6-4-3 BB		0-3 K		4-0 1B 1B BB	0-0 L8-3		0-0 P4	
Rocky Bridges, R OBP: 0.405, SLG: 0.359 (1, 6)	0-0 G6-4-3 1-2f		0-0 F8		0-0 1B 1B BB 1B		0-0 F5		0-0 G4-6-3 1B 1B
Harvey Kuenn, R OBP: 0.333, SLG: 0.356 (1, 8)	0-0 1B		0-0 F9		0-0 BB 1B 1B		0-0 6-3		0-0 G4-6-3 1B
Gail Harris, L OBP: 0.256, SLG: 0.371 (1, 3)	0-0 P3			0-0 1B 2B	0-0 F5		4-0 1B BB		0-0 G4-6-3 1-2f 2-3
Al Kaline, R OBP: 0.468, SLG: 0.581 (1, 9)		0-0 L6-3		0-0 L6-3	0-0 BB 1B		0-0 1B		0-0 L6-3
Charlie Maxwell, L OBP: 0.222, SLG: 0.353 (1, 7)		0-0 4-3		0-0 P5	4-0 FC6-4 BB		0-0 G3		
Frank Bolling, R OBP: 0.238, SLG: 0.220 (1, 4)		0-0 6-3		0-0 CS 1B	0-0 FC6-4			0-3 K	
Lou Berberet, L OBP: 0.571, SLG: 0.368 (1, 2)			4-0 1B BB	0-0 CS	0-0 P4	4-0 L8-3 BB		4-0 BB	
Ray Nateski, R Jim Bunning, R Ossie Alvarez, R Pete D'Amico, R Neil Christley, L Tom Morgan, R Bobo Osborne, L Don Mostil, L Larry Doby, L Jerry Davis, R			0-0 1B		4-0 BB K	0-3 K		0-3 K	

Inning Stats	R: 0	H: 1	E: 0	K: 0	S: 3	LOB: 1	BB: 1	P: 7	R: 0	H: 0	E: 0	K: 0	S: 3	LOB: 0	BB: 0	P: 3	R: 0	H: 1	E: 0	K: 1	S: 6	LOB: 2	BB: 1	P: 10	R: 1	H: 2	E: 0	K: 0	S: 4	LOB: 0	BB: 0	P: 4	R: 3	H: 3	E: 0	K: 0	S: 6	LOB: 3	BB: 3	P: 18	R: 0	H: 0	E: 0	K: 1	S: 4	LOB: 0	BB: 1	P: 8	R: 0	H: 1	E: 0	K: 0	S: 4	LOB: 2	BB: 1	P: 8	R: 0	H: 0	E: 0	K: 2	S: 7	LOB: 1	BB: 1	P: 11	R: 0	H: 2	E: 0	K: 0	S: 4	LOB: 1	BB: 0	P: 4	1B: 9	SF: 0	2B: 2	SAC: 0	3B: 0	DP: 3	HR: 0	HBP: 0	WP: 0	PA: 42
--------------	------	------	------	------	------	--------	-------	------	------	------	------	------	------	--------	-------	------	------	------	------	------	------	--------	-------	-------	------	------	------	------	------	--------	-------	------	------	------	------	------	------	--------	-------	-------	------	------	------	------	------	--------	-------	------	------	------	------	------	------	--------	-------	------	------	------	------	------	------	--------	-------	-------	------	------	------	------	------	--------	-------	------	-------	-------	-------	--------	-------	-------	-------	--------	-------	--------

PITCHER	IP	WLS	BF	H	R	ER	SO	BB	IBB	HBP	BLK	WP	HR	S	P	ERA	WHIP
Jim Perry, R ERA: 7.71 (1, 1)	4.2		23	7	4	4	1	4	0	0	0	0	0	21	37	7.71	2.357
Dick Brodowski, R ERA: (5, 1)	4.1	W	18	3	0	0	3	4	0	0	0	0	0	20	36	0.00	1.615

Batter	1	2	3	4	5	6	7	8	9	AB R H RBI BB SO LOB	TOP																										
Luis Aparicio, R (1, 6) OBP: 0.391, SLG: 0.548	4-0 BB S BB	0-0 F9		0-0 1B		0-0 FC1-3-6 1-2f			0-0 6-3	4 1 1 0 1 0 2																											
Nellie Fox, L (1, 4) OBP: 0.434, SLG: 0.510	4-0 BB BB SF7	0-0 4-3		0-0 WP 1B		0-0 G3			0-0 G3	4 1 1 0 1 0 2																											
Jim Landis, R (1, 8) OBP: 0.385, SLG: 0.395	4-0 SF7 BB 1-2 2-3		0-0 K BB	0-3 K			0-0 5-3		0-3 K	3 0 0 0 2 2 2																											
Sherm Lollar, R (1, 2) OBP: 0.362, SLG: 0.500	4-0 BB 1-2 2-3 3-H		0-3 K		0-0 F8		0-0 F8			3 0 0 1 1 1 1																											
Ray Boone, R (1, 3) OBP: 0.500, SLG: 0.750	0-0 SF7		0-0 HR		0-0 L3 1B		0-0 6-3			3 1 2 2 0 0 0																											
Al Smith, R (1, 9) OBP: 0.217, SLG: 0.146	0-3 K		0-0 BB		0-0 L3			0-3 K		3 0 0 0 1 2 3																											
Lou Skizas, R (1, 7) Jim Rivera, L (3, 7) OBP: 0.857, SLG: 1.500	0-0 P6		0-0 P5			4-0 S 1B BB		0-0 CS S 1B		2 0 0 0 0 0 3 1 1 1 0 1 0 0	AB 29 R 4 H 6 RBI 4 BB 9 SO 8 LOB 17																										
Bubba Phillips, R (1, 5) OBP: 0.214, SLG: 0.158 Billy Goodman, L (8, PH) OBP: 0.556, SLG: 0.625 (8, 5)		4-0 BLK BB		0-0 F7		0-0 P4		4-0 BB 1-2		2 0 0 0 1 0 1 0 0 0 0 1 0 0																											
Dick Donovan, L (1, 1) OBP: 0.429, SLG: 0.500 Turk Lowm, R (7, 1) Earl Torgeson, L (8, PH) OBP: 0.300, SLG: 0.125 Gerry Staley, R (8, 1) Rudy Arias, L (8, 1) Bob Shaw, R (8, 1)		0-3 K		0-3 K		0-0 C1-3-6 1B 1-H		0-3 K 2-3		3 0 1 1 0 2 1 0 0 0 0 0 0 0 1 0 0 0 0 1 2 0																											
Inning Stats	R: 2 E: 0 K: 1 S: 5	H: 0 LOB: 2 BB: 4 P: 21	R: 0 E: 0 K: 1 S: 5	H: 0 LOB: 1 BB: 1 P: 9	R: 1 E: 0 K: 1 S: 5	H: 1 LOB: 1 BB: 2 P: 13	R: 0 E: 0 K: 2 S: 9	H: 2 LOB: 2 BB: 0 P: 9	R: 0 E: 0 K: 0 S: 3	H: 1 LOB: 0 BB: 0 P: 3	R: 1 E: 0 K: 0 S: 4	H: 1 LOB: 1 BB: 1 P: 8	R: 0 E: 0 K: 0 S: 3	H: 0 LOB: 0 BB: 0 P: 3	R: 0 E: 0 K: 2 S: 7	H: 1 LOB: 2 BB: 1 P: 11	R: 0 E: 0 K: 1 S: 5	H: 0 LOB: 0 BB: 0 P: 5	1B: 5 2B: 2 3B: 0 HR: 1	SF: 1 SAC: 0 DP: 2 HBP: 0	WP: 1 PB: 0 SB: 4 CS: 1	PA: 39															
PITCHER	IP WLS BF H R ER SO BB IBB HBP BLK WP HR S P ERA WHIP																																				
Herb Score, L (1, 1) ERA: 3.43	3.0		16	1	3	3	3	7	0	0	1	0	1	15	43	9.00	2.667																				
John Briggs, R (4, 1) ERA: 3.0	3.0		13	4	1	1	2	1	0	0	0	1	0	16	20	3.00	1.667																				
Al Cicotte, R (7, 1) ERA:	1.0		3	0	0	0	0	0	0	0	0	0	0	3	3	0.00	0.000																				
Humberto Robinson, R (8, 1) ERA:	2.0	W	7	1	0	0	3	1	0	0	0	0	0	12	16	0.00	1.000																				

Chicago White Sox @ Cleveland Indians
Cleveland Municipal Stadium, Cleveland, OH

Fri Apr 24 1959, 6:05 PM EST
Att: 28,498 - Unknown

livebaseballscorecards.com

BOTTOM

Chicago White Sox @ Cleveland Indians
Cleveland Municipal Stadium, Cleveland, OH

Fri Apr 24 1959, 6:05 PM EST
Att. 28,498 - Unknown

livebaseballscorecards.com

AB	29
R	6
H	6
RBI	5
BB	3
SO	2
LOB	12



WP:	0	PA:	35
PB:	1	SB:	0
CS:	0		

AB	R	H	RBI	BB	SO	LOB
4	0	0	0	0	0	2
4	1	1	0	0	0	0
3	2	1	0	0	0	0
2	0	0	0	1	0	0
3	2	2	1	0	0	0
1	0	0	0	0	1	2
0	0	0	0	0	0	0
3	1	1	1	1	0	2
1	0	0	0	0	0	1
1	0	0	1	1	1	0
2	0	0	0	0	0	0
1	0	0	0	0	0	3
1	0	0	0	0	0	2
0	0	0	0	0	0	0
1	0	0	0	0	0	0
0	0	0	0	0	0	0
1	0	0	0	0	0	0
0	0	0	0	0	0	0
1	0	1	2	0	0	0
0	0	0	0	0	0	0

Batter	1	2	3	4	5	6	7	8	9
Jim Piersall, R OBP: 0.300, SLG: 0.368 (1, 8)	0-0 F9 ①		0-0 P4 ③			0-0 6-3 ②	0-0 1-3 ③		
Vic Power, R OBP: 0.480, SLG: 0.682 (1, 3)	0-0 F9 ②			0-0 L7 ①		0-0 F8 ③		0-0 SH PB 1B	
Minnie Minoso, R OBP: 0.360, SLG: 0.500 (1, 7)	0-0 L4 ③			0-0 F8 ②			0-0 HBP 1B	0-0 SH PB SF7	
Rocky Colavito, R OBP: 0.400, SLG: 0.500 (1, 9)		0-0 F9 ①		0-0 6-3 ③			H 1-0 FC1-5 1-2 HBP 1B	4-0 SF7 PB BB	
Russ Nixon, L OBP: 0.346, SLG: 0.348 (1, 2) Jim Bolger, R (8, PH) Dick Brown, R (9, 2)		0-0 4-3 ②			0-0 6-3 ①		X 0-0 BB FC1-5 1B	0-3 K ①	
George Strickland, R OBP: 0.447, SLG: 0.692 (1, 6)		0-0 1B			0-0 6-3 ①		X 0-0 FC1-5 1B	4-0 SF7 IBB	
Gene Leek, R OBP: 0.273, SLG: 0.500 (1, 5) Woodie Held, R OBP: 0.342, SLG: 0.727 (5, PH) (6, 5)		0-0 F9 ③			0-3 K ②		B 4-0 1B BB	X 0-0 SF7 ②	
Billy Martin, R OBP: 0.196, SLG: 0.302 (1, 4) Hal Naragon, L OBP: 0.455, SLG: 0.611 (7, PH) Ray Webster, R (8, 4)			0-0 L6 ①		0-0 6-3 ③		X 0-0 P5 ②	0-0 4-3 ③	
Herb Score, L OBP: 0.296, SLG: 0.296 (3, PH) Don Dillards, L (4, 1) John Briggs, R (6, PH) Carroll Hardy, R OBP: 0.250, SLG: 0.182 (7, 1) Al Cicotte, R (7, PH) Tito Franco, L OBP: 0.500, SLG: 0.500 (8, 1) Humberto Robinson, R (8, 1)			0-0 G3 ②			0-0 5-3 ①	X 0-0 1B ③		

Inning	R	H	E	K	S	H	LOB	BB	P
1	0	0	0	3	3	0	0	0	3
2	0	1	0	4	4	1	1	0	4
3	0	0	0	3	3	0	0	0	3
4	0	0	0	3	3	0	0	0	3
5	1	1	0	6	6	0	0	0	6
6	0	0	0	3	3	0	0	0	3
7	3	3	0	6	6	1	1	1	11
8	2	1	1	7	7	1	2	2	15

PITCHER	IP	WLS	BF	H	R	ER	SO	BB	IBB	HBP	BLK	WP	HR	S	P	ERA	WHIP
Dick Donovan, R ERA: 5.4 (1, 1)	6.1		25	4	4	4	1	1	0	1	0	0	0	25	30	5.68	0.789
Turk Lown, R ERA: (7, 1)	0.2		3	1	0	0	0	0	0	0	0	0	0	3	3	0.00	1.500
Gerry Staley, R ERA: 1.04 (8, 1)	0.0	L	3	1	2	1	0	1	0	0	0	0	0	2	6	∞	∞
Rudy Arias, L ERA: 1.5 (8, 1)	0.1		2	0	0	0	1	0	1	0	0	0	0	3	7	0.00	0.000
Bob Shaw, R ERA: 0.59 (8, 1)	0.2		2	0	0	0	0	0	0	0	0	0	0	2	2	0.00	0.000

1B:	5	SF:	1
2B:	0	SAC:	1
3B:	1	DP:	0
HR:	0	HBP:	1

1B	R	H	RBI	BB	SO	LOB
5	0	1	1	1	1	0
0	0	0	0	0	0	0
1	0	0	0	0	0	0
0	0	0	0	0	0	0
1	0	0	0	0	0	0
0	0	0	0	0	0	0
1	0	1	2	0	0	0
0	0	0	0	0	0	0

Batter	1	2	3	4	5	6	7	8	9	AB R H RBI BB SO LOB	TOP	
Billy Goodman, L (1, 5) OBP: 0.500, SLG: 0.500 Earl Battey, R (9, 2)	4-0 SH5-3 2B BB		0-0 2B 1B		0-0 L6			0-0 F8	0-0 F7	4 1 1 0 1 0 2 0 0 0 0 0 0 0		
Nellie Fox, L (1, 4) OBP: 0.421, SLG: 0.509	0-0 SH5-3 1-2		0-0 1-3 2B			0-0 F7		0-0 G3	0-0 P4	4 0 1 0 0 0 2		
Jim Landis, R (1, 8) OBP: 0.357, SLG: 0.362	0-0 P6		0-0 5-3			0-0 P3		0-0 5-3		4 0 0 0 0 0 3		
Sherm Lollar, R (1, 2) OBP: 0.373, SLG: 0.511 Bubba Phillips, R (9, PR) OBP: 0.214, SLG: 0.158	0-0 2-H 2B		0-3 K			0-0 5-3			4-0 E BB	3 0 1 1 1 1 2 0 1 0 0 0 0 0		
Ray Boone, R (1, 3) OBP: 0.389, SLG: 0.500 Al Smith, R (9, PR) OBP: 0.217, SLG: 0.146 Bob Shaw, R (9, 1) OBP: 0.333, SLG: 0.200	0-0 P3			0-0 5-3			0-0 P4		0-0 E 1-H	4 0 0 0 0 0 1 0 1 0 0 0 0 0 0 0 0 0 0 0 0		
Jim Rivera, L (1, 9) OBP: 0.636, SLG: 1.100		0-0 P6		0-0 4-3			0-0 HR 2B		0-0 F3	4 1 1 0 0 0 2		
Johnny Callison, L (1, 7) OBP: 0.297, SLG: 0.333		0-0 4-3		0-0 G3			0-0 2-H HR		0-0 E1 WP HR	4 2 1 2 0 0 1		
Luis Aparicio, R (1, 6) OBP: 0.380, SLG: 0.511		0-0 5-3			0-0 F7		0-0 F7		4-0 1-2 HR BB	3 1 0 0 1 0 0		
Barry Latman, R (1, 1) Turk Lown, R (7, 1) Earl Torgeson, L (9, PH) OBP: 0.364, SLG: 0.556			0-0 5-3		0-0 4-3		0-0 4-3		0-0 1-H 2-H HR	3 0 0 0 0 0 0 0 0 0 0 0 0 0 1 1 1 3 0 0 0		
Inning Stats	R: 1 H: 1 E: 0 LOB: 1 K: 0 BB: 1 S: 4 P: 8	R: 0 H: 0 E: 0 LOB: 0 K: 0 BB: 0 S: 3 P: 3	R: 0 H: 2 E: 0 LOB: 2 K: 1 BB: 0 S: 7 P: 7	R: 0 H: 0 E: 0 LOB: 0 K: 0 BB: 0 S: 3 P: 3	R: 0 H: 0 E: 0 LOB: 0 K: 0 BB: 0 S: 3 P: 3	R: 0 H: 0 E: 0 LOB: 0 K: 0 BB: 0 S: 3 P: 3	R: 2 H: 2 E: 0 LOB: 0 K: 0 BB: 0 S: 5 P: 5	R: 0 H: 0 E: 0 LOB: 0 K: 0 BB: 0 S: 3 P: 3	R: 5 H: 1 E: 2 LOB: 2 K: 0 BB: 2 S: 6 P: 14	1B: 1 SF: 0 2B: 3 SAC: 1 3B: 0 DP: 0 HR: 2 HBP: 0	WP: 1 PA: 38 PB: 0 SB: 0 CS: 0	
PITCHER Cal McLish, R (1, 1) ERA: 1.38 Dick Brodowski, R (8, 1) ERA:	IP WLS BF H R ER SO BB IBB HBP BLK WP HR S P ERA WHIP											PITCHER IP WLS BF H R ER SO BB IBB HBP BLK WP HR S P ERA WHIP
	7.0 27 5 3 3 1 1 0 0 0 0 1 28 32 3.86 0.857											
	2.0 L 11 1 5 0 0 2 0 0 0 1 1 9 17 0.00 1.500											

Chicago White Sox @ Cleveland Indians
Cleveland Municipal Stadium, Cleveland, OH

AB 34
R 8
H 6
RBI 6
BB 3
SO 1
LOB 13



Sat Apr 25 1959, 3:33 AM EST
Att. 7,290 - Unknown

livebaseballscorecards.com

BOTTOM

Chicago White Sox @ Cleveland Indians
Cleveland Municipal Stadium, Cleveland, OH

Sat Apr 25 1959, 3:33 AM EST
Att. 7,290 - Unknown

livebaseballscorecards.com

AB	34
R	6
H	8
RBI	4
BB	4
SO	8
LOB	14



WP	2	PA	40
PB	0		
SB	2		
CS	0		


AB R H RBI BB SO LOB

2	1	0	0	2	1	0
5	2	3	1	0	0	2
5	0	0	1	0	1	5
5	1	2	1	0	1	0
3	0	0	0	1	0	2
4	0	1	0	0	1	1
3	0	0	0	1	1	1
3	1	1	0	0	0	2
2	0	0	0	0	2	0
1	0	1	1	0	0	0
0	1	0	0	0	0	0
1	0	0	0	0	1	1

Batter	1	2	3	4	5	6	7	8	9
Jim Piersall, R OBP: 0.318, SLG: 0.350 (1, 8)	4-0 1B E BB		0-0 F9 2		4-0 FC4-6 BB		0-0 SH3-4 1-2		0-3 K 1
Vic Power, R OBP: 0.491, SLG: 0.714 (1, 3)	0-0 F9 1		0-0 2B		0-0 FC4-6 1-2f S		0-0 4-3 2-H S 2B		0-0 WP 6-3 1B
Minnie Minoso, R OBP: 0.327, SLG: 0.451 (1, 7)	0-0 F8 2		0-3 K 3		0-0 F8 1-2		0-0 4-3 2-3		0-0 6-3 1-H 2
Rocky Colavito, R OBP: 0.400, SLG: 0.551 (1, 9)	0-0 E8 1-H 1B			0-0 5-3 1		0-3 K 1	0-0 HR 3-H		0-0 5-3 3
Russ Nixon, L OBP: 0.333, SLG: 0.308 (1, 2)	0-0 L7 3			0-0 1-3 2		4-0 FC6-4 BB	0-0 P6 3		
George Strickland, R OBP: 0.431, SLG: 0.651 (1, 6)		0-0 F3 1		0-0 BB 1B		0-3 K 2		0-0 L8 1	
Woodie Held, R OBP: 0.333, SLG: 0.667 (1, 5)		0-3 K 2		4-0 1-2 BB		0-0 FC6-4 1-2f		0-0 4-3 2	
Billy Martin, R OBP: 0.220, SLG: 0.326 (1, 4)		0-0 P6 3		0-0 L8 3			0-0 1B 2B	1-0 HBP	
Cal McLish, S OBP: 0.222, SLG: 0.250 (1, 1)			0-3 K 1		0-3 K 1		0-0 2B SH3-4 2B 1B	0-3 K 3	

Inning Stats	R	H	E	K	S	R	H	E	K	S	R	H	E	K	S	R	H	E	K	S	R	H	E	K	S	R	H	E	K	S	R	H	E	K	S	R	H	E	K	S	1B	2B	3B	HR	SF	SAC	DP	HBP										
	1	1	0	1	4	0	0	0	1	5	0	1	0	2	8	0	0	0	1	9	0	0	0	1	7	0	0	0	1	6	0	0	0	1	6	0	0	0	1	6	0	0	0	1	6	0	0	0	1	6	4	3	0	1	0	1	0	1

PITCHER	IP	WLS	BF	H	R	ER	SO	BB	IBB	HBP	BLK	WP	HR	S	P	ERA	WHIP
Barry Latman, R ERA: 9.0 (1, 1)	6.1		29	6	5	4	6	4	0	0	0	0	0	37	53	5.68	1.579
Turk Lown, R ERA: 1.69 (7, 1)	1.2	W	7	1	0	0	1	0	0	1	0	0	1	8	9	0.00	0.600
Bob Shaw, R ERA: 1.1 (9, 1)	1.0	S	4	1	1	1	1	0	0	0	0	1	0	6	6	9.00	1.000

Batter	1	2	3	4	5	6	7	8	9	AB R H RBI BB SO LOB	TOP		
Luis Aparicio, R (1, 6) OBP: 0.382, SLG: 0.490	4-0 FC1-5 1B BB	0-0 F9		0-0 BB 1B BB 1B		0-3 K		0-0 4-3		4 1 1 0 1 1 2			
Nellie Fox, L (1, 4) OBP: 0.435, SLG: 0.509	0-0 BB FC1-5 1-2 1B		0-3 K2-3	0-0 BB BB SF9 1B		0-0 P4		4-0 IBB		4 1 2 0 1 1 0			
Jim Landis, R (1, 8) OBP: 0.344, SLG: 0.333	0-0 FC1-5 BB 1-2 2-3f		0-3 K	4-0 SF9 BB BB BB		0-3 K		0-3 K		4 0 0 1 1 3 4			
Ray Boone, R (1, 3) OBP: 0.435, SLG: 0.429	4-0 1-2 2-3 BB		0-3 K	4-0 SF9 BB 1-2 2-3 3-H		4-0 S BB		0-0 F9		2 0 0 1 3 1 0			
Lou Skizas, R (1, 7) Jim Rivera, L (4, PH) OBP: 0.500, SLG: 0.917	0-0 F3			1-2 2-3 3-H BB BB SF9		0-0 F4		0-0 3-1		1 1 0 0 1 0 3 2 0 0 1 0 0 1			
Earl Battey, R (1, 2)	0-0 F8			K P6		0-3 K		4-0 BB		4 0 0 0 1 2 7			
Al Smith, R (1, 9) OBP: 0.235, SLG: 0.174		0-0 P4		0-0 1B BB 1-2 2B 1B	0-0 L5-3 1B		0-0 6-3		0-0 L6	5 1 2 0 0 0 2	AB 32 R 6 H 8 RBI 6 BB 9 SO 8 LOB 21		
Bubba Phillips, R (1, 5) OBP: 0.239, SLG: 0.214		0-0 L7		0-0 1-3 2-H 2B 1B	0-0 F7			0-0 SH1-4 2B		4 1 2 1 0 0 1			
Early Wynn, S (1, 1) Gerry Staley, R (6, 1) OBP: 0.333, SLG: 0.286		4-0 BB		0-0 1B BB 2-H 3-H 2B	0-0 L5-3			0-0 SH1-4 2-3		2 1 1 2 1 0 1 0 0 0 0 0 0 0			
Inning Stats	R: 0 H: 1 E: 0 LOB: 3 K: 0 BB: 2 S: 4 P: 12	R: 0 H: 0 E: 0 LOB: 1 K: 0 BB: 1 S: 3 P: 7	R: 0 H: 0 E: 0 LOB: 0 K: 3 BB: 0 S: 9 P: 9	R: 6 H: 5 E: 0 LOB: 2 K: 1 BB: 3 S: 10 P: 22	R: 0 H: 1 E: 0 LOB: 0 K: 0 BB: 0 S: 3 P: 3	R: 0 H: 0 E: 0 LOB: 0 K: 2 BB: 0 S: 7 P: 7	R: 0 H: 0 E: 0 LOB: 1 K: 1 BB: 1 S: 5 P: 9	R: 0 H: 1 E: 0 LOB: 2 K: 1 BB: 1 S: 6 P: 10	R: 0 H: 0 E: 0 LOB: 1 K: 0 BB: 1 S: 3 P: 7	1B: 6 SF: 1 2B: 3 SAC: 1 3B: 0 DP: 1 HR: 0 HBP: 0	WP: 0 PA: 43 PB: 0 SB: 1 CS: 0		
PITCHER	IP WLS BF H R ER SO BB IBB HBP BLK WP HR S P ERA WHIP											PITCHER	IP WLS BF H R ER SO BB IBB HBP BLK WP HR S P ERA WHIP
Don Ferrarese, L (1, 1) ERA: 5.49	3.1 L 20 6 6 6 4 4 0 0 0 0 0 0 24 40 16.20 3.000												
Al Cicotte, R (4, 1) ERA:	1.2 7 1 0 0 0 2 0 0 0 0 0 0 5 13 0.00 1.800												
Jim Perry, R (6, 1) ERA: 6.35	1.0 3 0 0 0 2 0 0 0 0 0 0 0 7 7 0.00 0.000												
Humberto Robinson, R (7, 1) ERA:	2.0 9 1 0 0 2 1 1 0 0 0 0 0 11 19 0.00 1.000												
John Briggs, R (9, 1) ERA: 2.25	1.0 4 0 0 0 0 1 0 0 0 0 0 0 3 7 0.00 1.000												

Chicago White Sox @ Cleveland Indians
Cleveland Municipal Stadium, Cleveland, OH

Sun Apr 26 1959, 3:33 AM EDT
Unknown

livebaseballscorecards.com

TOP

Chicago White Sox @ Cleveland Indians
Cleveland Municipal Stadium, Cleveland, OH

Sun Apr 26 1959, 3:38 AM EDT
 Att. 14,358 - Unknown

AB	34
R	5
H	10
RBI	5
BB	5
SO	4
LOB	14



Batter	1	2	3	4	5	6	7	8	9	AB R H RBI BB SO LOB
Luis Aparicio, R (1, 6) OBP: 0.383, SLG: 0.472	0-0 F9	0-0 6-3		4-0 BB			0-0 F3		0-0 1B CS 1B	4 0 1 1 1 0 1
Nellie Fox, L (1, 4) OBP: 0.433, SLG: 0.500	0-0 1B	0-0 3-1		0-0 P6			0-0 3-1		0-0 3-H 1B CS 2B 1B	5 1 2 0 0 0 3
Billy Goodman, L (1, 5) OBP: 0.500, SLG: 0.429	0-0 F9			4-0 F8 S BB		0-0 6-3	4-0 BB		0-0 1-H 2B	2 0 0 0 2 0 1
Bubba Phillips, R (7, 5) OBP: 0.255, SLG: 0.256									0-3 3-H 2B	1 0 1 1 0 0 0
Sherm Lollar, R (1, 2) OBP: 0.339, SLG: 0.460	0-0 P6			0-0 F8		0-0 F7	0-0 F7		0-3 K	5 0 0 0 0 1 4
Earl Torgeson, L (1, 3) OBP: 0.333, SLG: 0.417		0-3 K	0-0 P4		4-0 BB			0-0 3-1		3 0 0 0 1 1 1
Jim Rivera, L (1, 7) OBP: 0.444, SLG: 0.750		0-0 1B 1B	0-0 1-3		0-3 K			0-0 4-3		4 1 1 0 0 1 2
Al Smith, R (1, 9) OBP: 0.273, SLG: 0.188		0-0 1B 2B 1B		0-0 2-3		1-0 G4-6-3 HBP		4-0 CS BB		2 1 1 0 1 0 0
Jim Landis, R (1, 8) OBP: 0.338, SLG: 0.327		0-0 2B 1B		0-3 K		0-0 P6		0-0 CS	0-0 P3	4 1 1 1 0 1 1
Billy Pierce, L (1, 1) OBP: 0.500, SLG: 0.857		0-0 2B		0-0 PB 1B		0-0 G4-6-3			0-0 1B 3B	4 1 3 2 0 0 1

Inning Stats	R: 0	H: 1	E: 0	K: 0	S: 4	P: 4	R: 3	H: 4	E: 0	K: 1	S: 9	P: 9	R: 0	H: 0	E: 0	K: 0	S: 3	R: 0	H: 1	E: 0	K: 1	S: 6	P: 10	R: 0	H: 0	E: 0	K: 1	S: 5	P: 9	R: 0	H: 0	E: 0	K: 0	S: 2	P: 3	R: 0	H: 0	E: 0	K: 0	S: 3	P: 7	R: 0	H: 0	E: 0	K: 0	S: 2	P: 6	R: 2	H: 4	E: 0	K: 1	S: 8	P: 8	1B: 7	SF: 0	2B: 2	SAC: 0	3B: 1	DP: 1	HR: 0	HBP: 1	WP: 0	PA: 41
--------------	------	------	------	------	------	------	------	------	------	------	------	------	------	------	------	------	------	------	------	------	------	------	-------	------	------	------	------	------	------	------	------	------	------	------	------	------	------	------	------	------	------	------	------	------	------	------	------	------	------	------	------	------	------	-------	-------	-------	--------	-------	-------	-------	--------	-------	--------

PITCHER	IP	WLS	BF	H	R	ER	SO	BB	IBB	HBP	BLK	WP	HR	S	P	ERA	WHIP
Gary Bell, R (1, 1) ERA: 3.62	3.0	L	15	5	3	3	1	1	0	0	0	0	0	16	20	9.00	2.000
Mudcat Grant, R (4, 1) ERA:	4.0		16	1	0	0	2	3	0	1	0	0	0	16	29	0.00	1.000
Jim Perry, R (8, 1) ERA: 5.4	1.0		3	0	0	0	0	1	0	0	0	0	0	2	6	0.00	1.000
Humberto Robinson, R (9, 1) ERA: 3.86	0.2		5	4	2	2	0	0	0	0	0	0	0	5	5	27.00	6.000
Herb Score, L (9, 1) ERA: 3.38	0.1		1	0	0	0	1	0	0	0	0	0	0	3	3	0.00	0.000

PITCHER	IP	WLS	BF	H	R	ER	SO	BB	IBB	HBP	BLK	WP	HR	S	P	ERA	WHIP
---------	----	-----	----	---	---	----	----	----	-----	-----	-----	----	----	---	---	-----	------

Batter	1	2	3	4	5	6	7	8	9	10	AB R H RBI BB SO LOB	TOP
Tony Kubek, L OBP: 0.233, SLG: 0.256 (1, 8) X	0-0 F8 ①		0-0 1B X			0-0 F9 ①		0-0 1-3 X		0-0 1B ② ③	5 0 2 1 0 0 0	
Mary Throneberry, L OBP: 0.182, SLG: 0.100 (1, 9) S Bobby Shantz, R Zach Monroe, R (10, 1)	0-3 K ②		0-3 K ②			0-0 4-3 X		0-0 F9 ① S	0-0 K ③	5 0 0 0 0 3 3 0 0 0 0 0 0 0 0 0 0 0 0 0 0		
Gil McDougald, R OBP: 0.405, SLG: 0.344 (1, 4) X	0-0 E6 BB		0-3 K ③			0-0 FC6-4 1B X		0-0 5-3 X		4 0 1 0 0 1 1		
Bill Skowron, R OBP: 0.414, SLG: 0.710 (1, 3) B	4-0 1-2 BB B			0-0 5-3 ①		0-0 FC6-4 1-2f ③		0-0 1B 2B X		3 1 1 0 1 0 1		
Yogi Berra, L OBP: 0.295, SLG: 0.231 (1, 2) X	0-0 3-1 ③			0-0 P4 ②		0-0 F8 ①		0-0 1B 2B ③		4 0 1 1 0 0 2		
Elston Howard, R OBP: 0.326, SLG: 0.432 (1, 7)		0-0 4-3 ①		0-0 F8 ③			0-0 6-3 ②			0-0 4-3 ①	4 0 0 0 0 0 0	
Jerry Lumpe, L OBP: 0.308, SLG: 0.250 (1, 6) X		0-0 G1-4-3 1B			0-0 5-3 ①		0-0 4-3 ③			0-0 G1 ②	4 0 1 0 0 0 0	
Andy Carey, R OBP: 0.300, SLG: 0.304 (1, 5) X Enos Slaughter, L OBP: 0.286, SLG: 0.714 (8, PH) X Bobby Richardson, R OBP: 0.271, SLG: 0.304 (8, 5) X		0-0 G1-4-3 ② ③			0-0 5-3 ②			0-0 3-1 ①		0-0 BB 1B	2 0 0 0 0 0 1 1 0 0 0 0 0 0 1 1 1 0 0 0 0	AB 36 R 2 H 7 RBI 2 BB 2 SO 5 LOB 8
Art Ditmar, R OBP: 0.286, SLG: 0.286 (1, 1) X Norm Siebern, L OBP: 0.333, SLG: 0.438 (8, PH) X Johnny Kucks, R (8, 1) X Hank Bauer, R OBP: 0.366, SLG: 0.459 (10, PH) (10, 9)			0-0 5-3 ①			0-0 F9 ③		0-3 K2-3 ②		4-0 1B BB ②	2 0 0 0 0 0 0 1 0 0 0 0 1 0 0 0 0 0 0 0 0 0 0 0 0 1 0 0	
Inning Stats	R: 0 H: 0 E: 1 LOB: 2 K: 1 BB: 1 S: 6 P: 10	R: 0 H: 1 E: 0 LOB: 0 K: 0 BB: 0 S: 3 P: 3	R: 0 H: 1 E: 0 LOB: 1 K: 2 BB: 0 S: 8 P: 8	R: 0 H: 0 E: 0 LOB: 0 K: 0 BB: 0 S: 3 P: 3	R: 0 H: 0 E: 0 LOB: 0 K: 0 BB: 0 S: 3 P: 3	R: 0 H: 1 E: 0 LOB: 1 K: 0 BB: 0 S: 4 P: 4	R: 0 H: 0 E: 0 LOB: 0 K: 0 BB: 0 S: 3 P: 3	R: 0 H: 0 E: 0 LOB: 0 K: 1 BB: 0 S: 5 P: 5	R: 1 H: 2 E: 0 LOB: 1 K: 0 BB: 0 S: 4 P: 4	R: 1 H: 2 E: 0 LOB: 2 K: 1 BB: 1 S: 7 P: 11	1B: 6 SF: 0 2B: 1 SAC: 0 3B: 0 DP: 1 HR: 0 HBP: 0	WP: 0 PA: 38 PB: 0 SB: 0 CS: 0
PITCHER Cal McLish, R ERA: 1.5 (1, 1)	IP 10.0 WLS W BF 38 H 7 R 2 ER 2 SO 5 BB 2 IBB 0 HBP 0 BLK 0 WP 0 HR 0 S 46 P 54 ERA 1.80 WHIP 0.900											PITCHER IP WLS BF H R ER SO BB IBB HBP BLK WP HR S P ERA WHIP

New York Yankees @ Cleveland Indians
 Cleveland Municipal Stadium, Cleveland, OH
 Fri May 01 1959, 7:05 PM EDT
 Att. 36,682 - Unknown

livebaseballscorecards.com



BOTTOM

New York Yankees @ Cleveland Indians
Cleveland Municipal Stadium, Cleveland, OH

Fri May 01 1959, 7:05 PM EDT
Att: 36,682 - Unknown

livebaseballscorecards.com

AB	32
R	4
H	5
RBI	4
BB	2
SO	2
LOB	7



WP	1	PA	34
PB	0		
SB	0		
CS	0		

Batter	1	2	3	4	5	6	7	8	9	10	AB	R	H	RBI	BB	SO	LOB
Jim Piersall, R OBP: 0.298, SLG: 0.308 (1, 8)	F7			F7		1-6-3			G4-6-3 BB		3	0	0	0	1	0	0
Vic Power, R OBP: 0.456, SLG: 0.645 (1, 3)	6-3			5-3			1-3		G4-6-3 1-2f		4	0	0	0	0	0	1
Minnie Minoso, R OBP: 0.324, SLG: 0.429 (1, 7)	F8			F5			6-3			FC1-5 BB 1B	4	0	1	0	0	0	0
Rocky Colavito, R OBP: 0.382, SLG: 0.533 (1, 9)		5-3			HR		K			FC6-4 FC1-5 1-2 HR BB	3	2	1	1	1	1	0
Russ Nixon, L OBP: 0.297, SLG: 0.281 (1, 2) Carroll Hardy, R OBP: 0.200, SLG: 0.143 (10, PH)	F7			L9				B3-6 WP 1B		FC1-5 FC6-4	3	0	1	0	0	0	0
Billy Martin, R OBP: 0.230, SLG: 0.333 (1, 4)	1-3			F6				B3-6 1-3f		FC6-4 1-2f 2-3 HR	4	1	0	0	0	0	3
George Strickland, R OBP: 0.419, SLG: 0.604 (1, 6) Tito Francona, L OBP: 0.600, SLG: 1.500 (10, PH)			6-3	F2						FC6-4 1-2f 2-3 HR	3	0	1	0	0	0	0
Gene Leek, R OBP: 0.222, SLG: 0.412 (1, 5)			P4			4-3				HR	1	1	1	3	0	0	0
Cal McLish, S OBP: 0.167, SLG: 0.182 (1, 1)			L9			6-3			F7		3	0	0	0	0	0	0

Inning Stats	R: 0	H: 0	E: 0	K: 0	S: 3	P: 3	R: 0	H: 0	E: 0	K: 0	S: 3	P: 3	R: 0	H: 0	E: 0	K: 0	S: 3	P: 3	R: 0	H: 0	E: 0	K: 0	S: 3	P: 3	R: 1	H: 1	E: 0	K: 0	S: 4	P: 4	R: 0	H: 0	E: 0	K: 1	S: 5	P: 5	R: 0	H: 2	E: 0	K: 1	S: 6	P: 6	R: 0	H: 0	E: 0	K: 0	S: 2	P: 6	R: 3	H: 2	E: 0	K: 0	S: 4	P: 8	1B: 2	SF: 0	2B: 2	SAC: 0	3B: 0	DP: 2	HR: 2	HBP: 0	WP: 1	PA: 34
--------------	------	------	------	------	------	------	------	------	------	------	------	------	------	------	------	------	------	------	------	------	------	------	------	------	------	------	------	------	------	------	------	------	------	------	------	------	------	------	------	------	------	------	------	------	------	------	------	------	------	------	------	------	------	------	-------	-------	-------	--------	-------	-------	-------	--------	-------	--------

PITCHER	IP	WLS	BF	H	R	ER	SO	BB	IBB	HBP	BLK	WP	HR	S	P	ERA	WHIP
Art Ditmar, R ERA: 2.95 (1, 1)	7.0		22	1	1	1	1	0	0	0	0	0	1	24	24	1.29	0.143
Johnny Kucks, R ERA: 6.0 (8, 1)	2.0		7	2	0	0	1	1	0	0	0	1	0	8	12	0.00	1.500
Bobby Shantz, L ERA: 3.86 (10, 1)	0.1	L	3	1	2	2	0	1	0	0	0	0	0	2	6	54.00	6.000
Zach Monroe, R ERA: 6.75 (10, 1)	0.1		2	1	1	1	0	0	0	0	0	0	1	2	2	27.00	3.000

Batter	1	2	3	4	5	6	7	8	9	AB R H RBI BB SO LOB	TOP
Bobby Richardson, R OBP: 0.254, SLG: 0.283 (1, 6) X	0-0 6-3		0-3 K		0-0 1-3		0-0 F9			4 0 0 0 0 1 0	
Hank Bauer, R OBP: 0.360, SLG: 0.438 (1, 9) B B B	4-0 FC5-4 BB		0-0 6-3		0-0 6-3		0-0 F5			3 0 0 0 1 0 0	
Gil McDougald, R OBP: 0.415, SLG: 0.343 (1, 4) X	0-0 FC5-4 1-2f			0-0 4-3 WP 1B	4-0 FC4 BB		0-0 F9			3 1 1 0 1 0 1	
Bill Skowron, R OBP: 0.392, SLG: 0.667 (1, 3) S S S	0-3 K			0-0 4-3 1-3	0-0 FC4 1-2f		0-0 F3			4 0 0 0 0 1 3	
Yogi Berra, L OBP: 0.292, SLG: 0.233 (1, 2) S S S		0-3 K		0-0 WP 1B 3-H		0-0 4-3		0-3 K		4 0 1 1 0 2 0	
Elston Howard, R OBP: 0.360, SLG: 0.458 (1, 7) X		0-0 1B		0-0 WP 1B 1-2		0-0 F9 WP 1B		0-3 K		4 1 3 0 0 1 0	
Clete Boyer, R (1, 5) S S S		0-3 K		0-3 K		0-0 F9 1-3		0-0 F9		4 0 0 0 0 2 4	
Tony Kubek, L OBP: 0.261, SLG: 0.267 (1, 8) S S S		0-3 K		4-0 1-2 2-3 BB		0-0 1B 3-H		0-3 K		2 0 1 1 1 1 1 1 0 0 0 0 1 0	
Don Larsen, R OBP: 0.500, SLG: 0.333 (9, PH) S S S											
Tom Sturdivant, L (1, 1) S S S			0-3 K		0-3 K		0-3 K		0-3 K	3 0 0 0 0 3 4 0 0 0 0 0 0 0 1 0 0 0 0 1 0	
Jim Coates, R (8, 1) S S S											
Enos Slaughter, L OBP: 0.250, SLG: 0.625 (9, PH) S S S											
Inning Stats	R: 0 E: 0 K: 1 S: 5 H: 0 LOB: 1 BB: 1 P: 9	R: 0 E: 0 K: 3 S: 10 H: 1 LOB: 1 BB: 0 P: 10	R: 0 E: 0 K: 2 S: 7 H: 0 LOB: 0 BB: 0 P: 7	R: 1 E: 0 K: 2 S: 10 H: 3 LOB: 3 BB: 1 P: 14	R: 0 E: 0 K: 0 S: 3 H: 0 LOB: 1 BB: 1 P: 7	R: 1 E: 0 K: 1 S: 7 H: 2 LOB: 1 BB: 0 P: 7	R: 0 E: 0 K: 0 S: 3 H: 0 LOB: 0 BB: 0 P: 3	R: 0 E: 0 K: 2 S: 7 H: 0 LOB: 0 BB: 0 P: 7	R: 0 E: 0 K: 2 S: 7 H: 0 LOB: 0 BB: 0 P: 7	1B: 6 2B: 0 3B: 0 HR: 0 SF: 0 SAC: 0 DP: 0 HBP: 0	WP: 3 PB: 0 SB: 0 CS: 0 PA: 36
PITCHER Herb Score, L ERA: 2.97 (1, 1)	IP 9.0 WLS W BF 36 H 6 R 2 ER 2 SO 13 BB 3 IBB 0 HBP 0 BLK 0 WP 3 HR 0 S 59 P 71 ERA 2.00 WHIP 1.000										

New York Yankees @ Cleveland Indians
Cleveland Municipal Stadium, Cleveland, OH
 Sat May 02 1959, 3:33 AM EDT
 Att. 14,484 - Unknown

livebaseballscorecards.com

AB 33
R 2
H 6
RBI 2
BB 3
SO 13
LOB 13



Batter	1	2	3	4	5	6	7	8	9	AB	R	H	RBI	BB	SO	LOB
Jim Piersall, R OBP: 0.279, SLG: 0.286 (1, 8)	0-0 1-3		0-0 E6 HR		0-0 F3		0-0 L9			4	1	0	0	0	0	0
Vic Power, R OBP: 0.444, SLG: 0.667 (1, 3)	0-0 F7		0-0 1-H HR			0-0 6-3	0-3 K			4	1	1	2	0	1	0
Minnie Minoso, R OBP: 0.306, SLG: 0.403 (1, 7)	0-0 F8		0-3 K			0-0 F7	0-3 K			4	0	0	0	0	2	0
Rocky Colavito, R OBP: 0.389, SLG: 0.571 (1, 9)		4-0 FC5-4 1B BB	0-0 6-3			0-0 HR	0-0 P3			3	1	1	1	1	0	0
Russ Nixon, L OBP: 0.293, SLG: 0.278 (1, 2)		0-3 K		0-0 4-3		0-0 1B	0-0 F7			4	0	1	0	0	1	1
Randy Jackson, R OBP: 0.250, SLG: 0.250 (1, 5) Woodie Held, R OBP: 0.348, SLG: 0.641 (7, 5)		0-0 FC5-4 1B		0-3 K		0-0 F3				3	0	1	0	0	1	1
George Strickland, R OBP: 0.431, SLG: 0.600 (1, 6)		0-0 FC5-4 1-2f 2-3		4-0 CS BB			0-0 HR 1B			2	1	1	0	1	0	2
Billy Martin, R OBP: 0.234, SLG: 0.383 (1, 4)		0-0 F7		0-0 CS 1-2	0-0 F6		0-0 1-H HR			3	1	1	2	0	0	2
Herb Score, L OBP: 0.200, SLG: 0.200 (1, 1)			0-3 K		0-0 3-1		0-3 K			3	0	0	0	0	2	0

Inning Stats	R: 0	H: 0	E: 0	K: 0	S: 3	R: 0	H: 1	E: 0	K: 1	S: 6	R: 2	H: 1	E: 1	K: 2	S: 9	R: 0	H: 0	E: 0	K: 1	S: 4	R: 0	H: 0	E: 0	K: 0	S: 3	R: 1	H: 2	E: 0	K: 0	S: 5	R: 2	H: 2	E: 0	K: 2	S: 9	R: 0	H: 0	E: 0	K: 1	S: 5											
PITCHER	IP	WLS	BF	H	R	ER	SO	BB	IBB	HBP	BLK	WP	HR	S	P	ERA	WHIP													PITCHER	IP	WLS	BF	H	R	ER	SO	BB	IBB	HBP	BLK	WP	HR	S	P	ERA	WHIP				
Tom Sturdivant, R ERA: 3.71 (1, 1)	7.0	L	29	6	5	4	6	2	0	0	0	0	0	3	39	47	5.14	1.143																																	
Jim Coates, R ERA: 3.6 (8, 1)	1.0		3	0	0	0	1	0	0	0	0	0	0	0	5	5	0.00	0.000																																	

BOTTOM

New York Yankees @ Cleveland Indians
Cleveland Municipal Stadium, Cleveland, OH

Sat May 02 1959, 3:33 AM EDT
Att. 14,484 - Unknown

AB	30
R	5
H	6
RBI	5
BB	2
SO	7
LOB	6

C

1B: 3	SF: 0	WP: 0	PA: 33
2B: 0	SAC: 0	PB: 0	
3B: 0	DP: 0	SB: 0	
HR: 3	HBP: 0	CS: 1	

livebaseballscorecards.com

Batter	1	2	3	4	5	6	7	8	9	AB R H RBI BB SO LOB	TOP											
Reno Bertoia, R (1, 4) OBP: 0.375, SLG: 0.494	0-0 6-3		0-0 F7		0-0 F8			0-0 5-3		4 0 0 0 0 0 0	Washington Senators @ Cleveland Indians Cleveland Municipal Stadium, Cleveland, OH Sun May 03 1959, 3:33 AM EDT Unknown livebaseballscorecards.com											
Bob Allison, R (1, 8) OBP: 0.322, SLG: 0.405	0-0 L7		0-0 1B			0-0 F9		0-3 K	4 0 1 0 0 1 0													
Julio Becquer, L (1, 3) OBP: 0.273, SLG: 0.300	0-0 2B		0-0 5-3			4-0 G6-4-3 BB		0-0 F2	3 0 1 0 1 0 1													
Jim Lemon, R (1, 9) OBP: 0.400, SLG: 0.679	4-0 BB			0-3 K		0-0 G6-4-3 1-2f		4-0 FC5-4 BB	2 0 0 0 2 1 1													
Harmon Killebrew, R (1, 5) OBP: 0.373, SLG: 0.580	0-3 K			4-0 BB		0-0 F7		0-0 FC5-4 1-2f	3 0 0 0 1 1 3													
Jay Porter, R (1, 2) OBP: 0.341, SLG: 0.297		0-0 F2		0-0 F8		0-3 K			3 0 0 0 0 1 1													
Ed Fitz Gerald, R (7, 2) OBP: 0.143, SLG: 0.040									0 0 0 0 0 0 0													
Faye Throneberry, L (1, 7) OBP: 0.286, SLG: 0.167		4-0 G6-4-3 BB		0-0 G3		0-0 P6			2 0 0 0 1 0 1													
Ron Samford, R (1, 6) OBP: 0.325, SLG: 0.500		0-0 G6-4-3 1-2f			0-0 F8			0-0 6-3	3 0 0 0 0 0 1													
Pedro Ramos, S (1, 1) OBP: 0.400, SLG: 0.429			0-3 K2-3		0-3 K			0-0 F2	2 0 0 0 0 2 0													
John Romonosky, R (7, 1) OBP: 1.000, SLG: 1.000									0 0 0 0 0 0 0													
Ken Aspromonte, R (8, PH) OBP: 0.294, SLG: 0.179									1 0 0 0 0 0 0													
Jack Kralick, L (8, 1)									0 0 0 0 0 0 0													
Inning Stats	R: 0 E: 0 K: 1 S: 6	H: 1 LOB: 2 BB: 1 P: 10	R: 0 E: 0 K: 0 S: 2	H: 0 LOB: 0 BB: 1 P: 6	R: 0 E: 0 K: 1 S: 6	H: 1 LOB: 1 BB: 0 P: 6	R: 0 E: 0 K: 1 S: 5	H: 0 LOB: 1 BB: 1 P: 9	R: 0 E: 0 K: 1 S: 5	H: 0 LOB: 0 BB: 0 P: 5	R: 0 E: 0 K: 0 S: 2	H: 0 LOB: 0 BB: 1 P: 6	R: 0 E: 0 K: 1 S: 5	H: 0 LOB: 0 BB: 0 P: 5	R: 0 E: 0 K: 0 S: 3	H: 0 LOB: 0 BB: 0 P: 3	R: 0 E: 0 K: 1 S: 5	H: 0 LOB: 1 BB: 1 P: 9	1B: 1 2B: 1 3B: 0 HR: 0	SF: 0 SAC: 0 DP: 2 HBP: 0	WP: 0 PB: 0 SB: 0 CS: 0	PA: 32
PITCHER Mudcat Grant, R (1, 1) ERA:	IP: 9.0 WLS: W BF: 32 H: 2 R: 0 ER: 0 SO: 6 BB: 5 IBB: 0 HBP: 0 BLK: 0 WP: 0 HR: 0 S: 39 P: 59 ERA: 0.00 WHIP: 0.778											PITCHER	IP: WLS: BF: H: R: ER: SO: BB: IBB: HBP: BLK: WP: HR: S: P: ERA: WHIP:									



Batter	1	2	3	4	5	6	7	8	9	AB	R	H	RBI	BB	SO	LOB
Jim Piersall, R (1, 8) OBP: 0.297, SLG: 0.305 Carroll Hardy, R (7, PH) OBP: 0.188, SLG: 0.133 (8, 8)	0-3 K		0-0 E 2B 1-3 1B		0-0 E5 L3 1-3 1B		0-0 6-3			3	1	2	0	0	1	0
Vic Power, R (1, 3) OBP: 0.447, SLG: 0.667	0-0 5-3		0-0 E2 S 1-H 3-H 2B		0-0 L3 1-2		4-0 BLK HBP BB			3	1	1	1	1	0	2
Minnie Minoso, R (1, 7) OBP: 0.303, SLG: 0.386	0-0 1-3		0-0 F3 3-H		0-0 5-3		1-0 BLK HBP			3	0	0	0	0	0	1
Rocky Colavito, R (1, 9) OBP: 0.395, SLG: 0.582		0-0 FC4-6 1B		0-0 2B		0-0 5-3		0-0 5-3 1-2 2-3		4	0	2	0	0	0	2
Russ Nixon, L (1, 2) OBP: 0.289, SLG: 0.256		0-0 FC4-6 G6-4-3 1-2f		4-0 BB		0-0 L8		0-0 3-1		3	0	0	0	1	0	1
Randy Jackson, R (1, 5) OBP: 0.143, SLG: 0.143 Woodie Held, R (7, 5) OBP: 0.340, SLG: 0.625		0-0 G6-4-3 1-2f		0-0 F8		0-0 6-3		0-0 1-3		3	0	0	0	0	0	3
George Strickland, R (1, 6) OBP: 0.420, SLG: 0.576			0-0 4-3		0-0 P4		0-0 HR 1B		0-0 6-3	4	1	1	0	0	0	2
Billy Martin, R (1, 4) OBP: 0.254, SLG: 0.444			0-0 1B 2B 1B		0-3 K		0-0 1-H HR			3	2	2	2	0	1	2
Mudcat Grant, R (1, 1)			0-3 K		0-0 E6 E 1B		0-0 P4			3	0	0	0	0	1	1

Inning Stats	R: 0	H: 0	E: 0	K: 1	S: 5	LOB: 0	BB: 0	P: 5	R: 0	H: 1	E: 0	K: 0	S: 3	LOB: 0	BB: 0	P: 3	R: 0	H: 1	E: 0	K: 1	S: 6	LOB: 2	BB: 1	P: 10	R: 0	H: 0	E: 2	K: 0	S: 4	LOB: 1	BB: 0	P: 4	R: 0	H: 0	E: 0	K: 0	S: 3	LOB: 0	BB: 0	P: 3	R: 2	H: 2	E: 0	K: 0	S: 5	LOB: 2	BB: 1	P: 10	R: 0	H: 0	E: 0	K: 0	S: 3	LOB: 0	BB: 0	P: 3
1B: 5	SF: 0	2B: 3	SAC: 0	3B: 0	DP: 2	HR: 1	HBP: 1	WP: 0	PA: 34																																															

PITCHER	IP	WLS	BF	H	R	ER	SO	BB	IBB	HBP	BLK	WP	HR	S	P	ERA	WHIP
Pedro Ramos, R (1, 1) ERA: 4.89	6.1	L	27	8	5	3	3	1	0	0	0	0	1	32	36	4.26	1.421
John Romonosky, R (7, 1) ERA:	0.2		4	0	0	0	0	1	0	1	1	0	0	2	7	0.00	1.500
Jack Kralick, L (8, 1) ERA: 10.13	1.0		3	0	0	0	0	0	0	0	0	0	0	3	3	0.00	0.000

BOTTOM

Washington Senators @ Cleveland Indians
 Cleveland Municipal Stadium, Cleveland, OH
 Sun May 03 1959, 3:33 AM EDT
 Unknown

AB	31
R	5
H	8
RBI	3
BB	2
SO	3
LOB	14



WP	HR	S	P	ERA	WHIP
0	1	3	3	0.00	0.000

Batter	1	2	3	4	5	6	7	8	9	AB R H RBI BB SO LOB	TOP
Reno Bertoia, R (1, 4) OBP: 0.360, SLG: 0.473	0-0 3-1		0-0 P4			0-3 K			0-0 F8	4 0 0 0 0 1 1	Washington Senators @ Cleveland Indians Cleveland Municipal Stadium, Cleveland, OH Sun May 03 1959, 3:38 AM EDT Att. 19,586 - Unknown livebaseballscorecards.com
Bob Allison, R (1, 8) OBP: 0.340, SLG: 0.414	4-0 G3-6 BB		0-0 5-3			0-0 1B			0-0 E 2B 1B	3 1 2 0 1 0 1	
Julio Becquer, L (1, 3) OBP: 0.200, SLG: 0.214	0-0 G3-6 1-2f				0-0 F7	0-0 4-3			0-0 E3 2B	4 1 0 0 0 0 3	
Jim Lemon, R (1, 9) OBP: 0.377, SLG: 0.633		0-0 F9			0-0 F7			0-0 F8	0-0 P3	4 0 0 0 0 0 2	
Harmon Killebrew, R (1, 5) OBP: 0.379, SLG: 0.583		4-0 S BB			0-0 F7		0-3 K		0-0 1B 2B	3 1 1 2 1 1 0	
Ed Fitz Gerald, R (1, 2) OBP: 0.156, SLG: 0.069		0-3 K			0-3 K		0-3 K		0-0 1B	4 0 1 1 0 3 1	
Faye Throneberry, L (1, 7) OBP: 0.182, SLG: 0.100		0-0 6-3 1-2			0-0 4-3			0-0 3-1	0-0 G3	4 0 0 0 0 0 2	
Ron Samford, R (1, 6) OBP: 0.302, SLG: 0.463			0-0 4-3		0-0 L1			0-0 5-3		3 0 0 0 0 0 0	
Hal Griggs, R (1, 1) Dick Hyde, R (9, 1)			0-0 E6			0-0 5-3		0-3 K		3 0 0 0 0 1 0 0 0 0 0 0 0 0	
Inning Stats	R: 0 H: 0 E: 0 LOB: 0 K: 0 BB: 1 S: 2 P: 6	R: 0 H: 0 E: 0 LOB: 1 K: 1 BB: 1 S: 5 P: 9	R: 0 H: 0 E: 1 LOB: 1 K: 0 BB: 0 S: 4 P: 4	R: 0 H: 0 E: 0 LOB: 0 K: 0 BB: 0 S: 3 P: 3	R: 0 H: 0 E: 0 LOB: 0 K: 1 BB: 0 S: 5 P: 5	R: 0 H: 1 E: 0 LOB: 1 K: 1 BB: 0 S: 6 P: 6	R: 0 H: 0 E: 0 LOB: 0 K: 2 BB: 0 S: 7 P: 7	R: 0 H: 0 E: 0 LOB: 0 K: 1 BB: 0 S: 5 P: 5	R: 3 H: 3 E: 1 LOB: 1 K: 0 BB: 0 S: 7 P: 7	1B: 3 SF: 0 2B: 1 SAC: 0 3B: 0 DP: 1 HR: 0 HBP: 0	WP: 0 PA: 34 PB: 0 SB: 1 CS: 0
PITCHER Mike Garcia, R (1, 1) ERA:	IP WLS BF H R ER SO BB IBB HBP BLK WP HR S P ERA WHIP										
	9.0 L 34 4 3 0 6 2 0 0 0 0 0 0 44 52 0.00 0.667										



Batter	1	2	3	4	5	6	7	8	9
Jim Piersall, R OBP: 0.315, SLG: 0.313 (1, 8)									
Vic Power, R OBP: 0.435, SLG: 0.641 (1, 3)									
Minnie Minoso, R OBP: 0.294, SLG: 0.359 (1, 7)									
Rocky Colavito, R OBP: 0.412, SLG: 0.627 (1, 9)									
Woodie Held, R OBP: 0.364, SLG: 0.587 (1, 5)									
George Strickland, R OBP: 0.408, SLG: 0.545 (1, 6)									
Billy Martin, R OBP: 0.297, SLG: 0.456 (1, 4)									
Dick Brown, R OBP: 0.333, SLG: 0.250 (1, 2)									
Don Ferrarese, R OBP: 0.250, SLG: 0.333 (1, 1)									

AB	R	H	RBI	BB	SO	LOB
4	2	2	1	1	0	2
5	2	2	2	0	0	2
4	1	1	0	1	0	3
5	0	2	1	0	1	4
3	1	0	1	1	1	3
4	1	1	2	0	0	2
4	1	2	1	0	1	0
4	1	1	0	0	1	1
4	0	1	0	0	0	4

AB	R	H	RBI	BB	SO	LOB
37	9	12	8	3	4	21

Inning Stats		R: 5	H: 3	LOB: 2	K: 1	S: 9	P: 21	R: 0	H: 0	LOB: 0	K: 0	S: 3	R: 0	H: 0	LOB: 0	K: 1	S: 5	R: 0	H: 2	LOB: 2	K: 0	S: 5	R: 0	H: 1	LOB: 0	K: 0	S: 3	R: 4	H: 5	LOB: 2	K: 1	S: 11	R: 0	H: 0	LOB: 0	K: 1	S: 5	R: 0	H: 1	LOB: 1	K: 0	S: 4
PITCHER	IP	WLS	BF	H	R	ER	SO	BB	IBB	HBP	BLK	WP	HR	S	P	ERA	WHIP																									
Jack Harshman, L ERA: 7.17 (1, 1)	0.1	L	6	2	5	4	1	3	0	0	0	0	0	0	5	17	108.00	15.000																								
Hal Brown, R ERA: 0.84 (1, 1)	4.2		18	4	0	0	1	0	0	0	0	0	0	0	20	20	0.00	0.857																								
Arnie Portocarrero, R ERA: 18.0 (6, 1)	3.0		16	6	4	4	2	0	0	0	0	0	0	0	20	20	12.00	2.000																								

WP	HR	S	P	ERA	WHIP
0	0	0	0	0	0

BOTTOM


Baltimore Orioles @ Cleveland Indians
Cleveland Municipal Stadium, Cleveland, OH

livebaseballscorecards.com

AB 37
R 9
H 12
RBI 8
BB 3
SO 4
LOB 21



Tue May 05 1959, 7:05 PM EDT
Att. 11,182 - Unknown

Batter	1	2	3	4	5	6	7	8	9	AB R H RBI BB SO LOB	TOP											
Willie Tasby, R (1, 8) OBP: 0.400, SLG: 0.432	0-0 4-3		0-0 1B		0-0 5-3		0-0 2B SF7 1B		0-0 5-3	5 1 2 1 0 0 0	<p>Baltimore Orioles @ Cleveland Indians Cleveland Municipal Stadium, Cleveland, OH</p> <p>Wed May 06 1959, 7:05 PM EDT Att. 11,313 - Unknown</p> <p>livebaseballscorecards.com</p> <p>AB 33 R 6 H 9 RBI 6 BB 3 SO 4 LOB 9</p> 											
Bob Boyd, L (1, 3) OBP: 0.325, SLG: 0.384	0-0 F3		0-0 1B		0-0 3-1		0-0 2B		0-0 4-3	5 0 2 0 0 0 0												
Bob Nieman, R (1, 7) Lenny Green, L (7, 7) OBP: 0.415, SLG: 0.415 OBP: 0.364, SLG: 0.450	0-3 K		0-0 L8				0-0 F8 1B			4 0 1 0 0 1 2 0 0 0 0 0 0 0												
Gene Woodling, L (1, 9) Al Pilarcik, L (7, 9) OBP: 0.397, SLG: 0.420 OBP: 0.294, SLG: 0.344		0-0 F7	0-0 4-1			0-0 F7	0-0 SF7			3 0 0 1 0 0 2 0 0 0 0 0 0 0												
Billy Klaus, L (1, 5) OBP: 0.214, SLG: 0.045		4-0 HR BB		4-0 1B BB		0-0 L4	0-0 3-1			2 1 0 0 2 0 2												
Joe Ginsberg, L (1, 2) OBP: 0.500, SLG: 0.700		0-0 1-H HR		0-0 1B			4-0 2B BB	0-0 4-3		3 2 2 2 1 0 0												
Billy Gardner, R (1, 4) OBP: 0.273, SLG: 0.397		0-3 K		0-0 FC5-2-6-1-5			0-0 2B	0-3 K		4 1 1 0 0 2 2												
Willy Miranda, S (1, 6) OBP: 0.200, SLG: 0.333		0-0 F7		0-0 F8			0-0 SH3-4 1B 2B	0-3 K		4 1 1 2 0 1 1												
Milt Pappas, R (1, 1) Billy Loes, R (9, 1)			0-0 F9		0-0 5-3		0-0 SH3-4		0-0 L6	3 0 0 0 0 0 0 0 0 0 0 0 0 0												
Inning Stats	R: 0 E: 0 K: 1 S: 5	H: 0 LOB: 0 BB: 0 P: 5	R: 2 E: 0 K: 1 S: 6	H: 1 LOB: 0 BB: 1 P: 10	R: 0 E: 0 K: 0 S: 5	H: 2 LOB: 2 BB: 0 P: 5	R: 0 E: 0 K: 0 S: 3	H: 1 LOB: 1 BB: 1 P: 7	R: 0 E: 0 K: 0 S: 3	H: 0 LOB: 0 BB: 0 P: 3		R: 0 E: 0 K: 0 S: 3	H: 0 LOB: 0 BB: 0 P: 3	R: 4 E: 0 K: 0 S: 8	H: 5 LOB: 2 BB: 1 P: 12	R: 0 E: 0 K: 2 S: 7	H: 0 LOB: 0 BB: 0 P: 7	R: 0 E: 0 K: 0 S: 3	H: 0 LOB: 0 BB: 0 P: 3	1B: 5 2B: 4 3B: 0 HR: 1	SF: 1 SAC: 1 DP: 1 HBP: 0	WP: 0 PB: 0 SB: 0 CS: 0
PITCHER	IP WLS BF H R ER SO BB IBB HBP BLK WP HR S P ERA WHIP																					
Gary Bell, R (1, 1) ERA: 3.62	5.0 L 20 4 2 2 2 2 2 0 0 0 0 1 22 30 3.60 1.200																					
Humberto Robinson, R (6, 1) ERA: 6.35	1.0 5 1 2 2 0 1 0 0 0 0 0 0 4 8 18.00 2.000																					
Al Cicotte, R (7, 1) ERA: 6.0	0.1 4 3 1 1 0 0 0 0 0 0 0 0 4 4 27.00 9.000																					
John Briggs, R (7, 1) ERA: 1.93	0.2 3 1 1 1 0 0 0 0 0 0 0 0 3 3 13.50 1.500																					
Jim Perry, R (8, 1) ERA: 4.15	2.0 6 0 0 0 0 2 0 0 0 0 0 0 0 10 10 0.00 0.000																					

Batter	1	2	3	4	5	6	7	8	9	AB	R	H	RBI	BB	SO	LOB	TOP										
Jim Piersall, R OBP: 0.305, SLG: 0.316 (1, 8) X	0-0 6-3		0-0 FC6-4			0-0 5-3		0-0 5-3		4	0	0	0	0	0	1	Cleveland Indians @ Chicago White Sox Comiskey Park, Chicago, IL Fri May 08 1959, 8:05 PM EDT Att. 19,170 - Unknown livebaseballscorecards.com										
Vic Power, R OBP: 0.404, SLG: 0.586 (1, 3) X	0-0 5-3			0-0 4-3		0-0 6-3		0-0 6-3		4	0	0	0	0	0	0											
Minnie Minoso, R OBP: 0.312, SLG: 0.357 (1, 7) X	0-0 6-3			0-0 1B		4-0 HR		0-0 1-3		3	2	1	0	1	0	0											
Rocky Colavito, R OBP: 0.398, SLG: 0.627 (1, 9) X		0-0 L5		0-0 1B		0-0 HR		0-0 F7		4	1	2	3	0	0	0											
Russ Nixon, L OBP: 0.281, SLG: 0.224 (1, 2) X		0-0 L6		0-0 1B		4-0 BB		0-0 F5		3	0	0	0	1	0	1											
George Strickland, R OBP: 0.381, SLG: 0.493 (1, 6) X		0-3 K		0-0 1B		0-0 BB		0-0 F6		4	0	0	0	0	1	2											
Woodie Held, R OBP: 0.371, SLG: 0.558 (1, 5) X			0-0 F9		0-0 5-3		0-0 F7			3	0	0	0	0	0	0											
Billy Martin, R OBP: 0.278, SLG: 0.425 (1, 4) X			0-0 F2		0-0 F9		0-0 4-3			3	0	0	0	0	0	0											
Cal McLish, S OBP: 0.133, SLG: 0.143 (1, 1) X			0-0 E6		0-0 F4		0-0 4-3			3	0	0	0	0	0	0											
Inning Stats	R: 0 E: 0 K: 0 S: 3	H: 0 LOB: 0 BB: 0 P: 3	R: 0 E: 0 K: 1 S: 5	H: 0 LOB: 0 BB: 0 P: 5	R: 0 E: 1 K: 0 S: 4	H: 0 LOB: 1 BB: 0 P: 4	R: 1 E: 0 K: 0 S: 5	H: 2 LOB: 1 BB: 0 P: 5	R: 0 E: 0 K: 0 S: 3	H: 0 LOB: 0 BB: 0 P: 3	R: 2 E: 1 K: 0 S: 4	H: 1 LOB: 1 BB: 2 P: 12	R: 0 E: 0 K: 0 S: 3	H: 0 LOB: 0 BB: 0 P: 3	R: 0 E: 0 K: 0 S: 3	H: 0 LOB: 0 BB: 0 P: 3	1B: 2 2B: 0 3B: 0 HR: 1	SF: 0 SAC: 0 DP: 0 HBP: 0	WP: 0 PB: 0 SB: 1 CS: 0	PA: 33							
PITCHER	IP	WLS	BF	H	R	ER	SO	BB	IBB	HBP	BLK	WP	HR	S	P	ERA	WHIP										
Dick Donovan, R ERA: 4.45 (1, 1)	6.0	L	24	3	3	3	1	2	0	0	0	0	1	24	32	4.50	0.833										
Bob Shaw, R ERA: 1.11 (7, 1)	2.0		6	0	0	0	0	0	0	0	0	0	0	6	6	0.00	0.000										
Gerry Staley, R ERA: 1.02 (9, 1)	1.0		3	0	0	0	0	0	0	0	0	0	0	3	3	0.00	0.000										

Cleveland Indians @ Chicago White Sox
Comiskey Park, Chicago, IL
Fri May 08 1959, 8:05 PM EDT
Att. 19,170 - Unknown

AB	31
R	3
H	3
RBI	3
BB	2
SO	1
LOB	4



Batter	1	2	3	4	5	6	7	8	9	AB R H RBI BB SO LOB
Jim Landis, R (1, 8) OBP: 0.306, SLG: 0.301	0-0 5-3			0-0 HR		0-0 F2			0-0 FC5-4 1B	4 1 2 1 0 0 0
Nellie Fox, L (1, 4) OBP: 0.442, SLG: 0.511	0-0 4-3			0-0 4-3		0-0 2B			0-0 FC5-4 G4-6-3 1-2f	4 0 1 0 0 0 1
Billy Goodman, L (1, 5) OBP: 0.424, SLG: 0.333	0-0 4-3			4-0 G4-3 BB		0-0 4-3			0-0 G4-6-3 1-2f	3 0 0 0 1 0 2
Sherm Lollar, R (1, 2) OBP: 0.333, SLG: 0.461		0-0 4-3		0-0 G4-3 1-2f		0-0 4-3				3 0 0 0 0 0 1
Norm Cash, L (1, 3) OBP: 0.321, SLG: 0.362		0-0 6-3			0-0 CS 1B 1B	0-0 3-1				3 0 1 0 0 0 0
Al Smith, R (1, 9) OBP: 0.289, SLG: 0.205		0-0 L4			0-0 1-2 1B	0-0 5-3				3 0 1 0 0 0 0
Johnny Callison, L (1, 7) OBP: 0.268, SLG: 0.294			0-0 3-1		0-0 F9			0-0 G3		3 0 0 0 0 0 2
Luis Aparicio, R (1, 6) OBP: 0.326, SLG: 0.395			0-0 1-3		0-3 K 2-3			0-0 F8		3 0 0 0 0 1 2
Dick Donovan, L (1, 1) OBP: 0.300, SLG: 0.333			0-3 K			0-0 1-3		0-3 K		1 0 0 0 0 1 0
Harry Simpson, L (6, PH) OBP: 0.320, SLG: 0.350										1 0 0 0 0 0 0
Bob Shaw, R (7, 1) OBP: 0.333, SLG: 0.200										0 0 0 0 0 0 0
Earl Torgeson, L (8, PH) OBP: 0.333, SLG: 0.467										1 0 0 0 0 1 0
Gerry Staley, R (9, 1)										0 0 0 0 0 0 0

Inning Stats	R: 0 E: 0 K: 0 S: 3	H: 0 LOB: 0 BB: 0 P: 3	R: 0 E: 0 K: 0 S: 3	H: 0 LOB: 0 BB: 0 P: 3	R: 0 E: 0 K: 1 S: 5	H: 0 LOB: 0 BB: 0 P: 5	R: 1 E: 0 K: 0 S: 3	H: 1 LOB: 0 BB: 1 P: 7	R: 0 E: 0 K: 1 S: 6	H: 2 LOB: 2 BB: 0 P: 6	R: 0 E: 0 K: 0 S: 4	H: 1 LOB: 1 BB: 0 P: 4	R: 0 E: 0 K: 0 S: 3	H: 0 LOB: 0 BB: 0 P: 3	R: 0 E: 0 K: 1 S: 5	H: 0 LOB: 0 BB: 0 P: 5	R: 0 E: 0 K: 0 S: 3	H: 1 LOB: 0 BB: 0 P: 3	1B: 3 2B: 2 3B: 0 HR: 1	SF: 0 SAC: 0 DP: 3 HBP: 0	WP: 0 PB: 0 SB: 0 CS: 1	PA: 30
--------------	------------------------------	---------------------------------	------------------------------	---------------------------------	------------------------------	---------------------------------	------------------------------	---------------------------------	------------------------------	---------------------------------	------------------------------	---------------------------------	------------------------------	---------------------------------	------------------------------	---------------------------------	------------------------------	---------------------------------	----------------------------------	------------------------------------	----------------------------------	--------

PITCHER	IP	WLS	BF	H	R	ER	SO	BB	IBB	HBP	BLK	WP	HR	S	P	ERA	WHIP	PITCHER	IP	WLS	BF	H	R	ER	SO	BB	IBB	HBP	BLK	WP	HR	S	P	ERA	WHIP		
Cal McLish, R (1, 1) ERA: 1.4	9.0	W	30	5	1	1	3	1	0	0	0	0	1	35	39	1.00	0.667																				

BOTTOM

Cleveland Indians @ Chicago White Sox
Comiskey Park, Chicago, IL
Fri May 08 1959, 8:05 PM EDT
Att. 19,170 - Unknown

livebaseballscorecards.com

AB	29
R	1
H	5
RBI	1
BB	1
SO	3
LOB	8



Batter	1	2	3	4	5	6	7	8	9	AB R H RBI BB SO LOB	TOP																										
Jim Piersall, R (1, 8) OBP: 0.333, SLG: 0.350	0-0 G5-4-3 1B		4-0 BB 1-2 2-3 BB	0-0 2B		0-0 F8			0-0 G4-6-3 1B	4 0 3 2 1 0 1																											
Vic Power, R (1, 3) OBP: 0.384, SLG: 0.554	0-0 F9		0-0 G6-4-3 1-2f 2-3 3-H	0-0 6-3			0-0 F9		0-0 G4-6-3 1-2f	5 0 0 0 0 0 5																											
Minnie Minoso, R (1, 7) OBP: 0.309, SLG: 0.352	0-0 G5-4-3 1-2f		0-0 BB 1B 3-H		0-0 5-3		0-0 G3			4 0 1 1 0 0 1																											
Rocky Colavito, R (1, 9) OBP: 0.402, SLG: 0.612		4-0 BB BB BB	4-0 BB 1-2		0-0 5-3		0-0 F6			2 0 0 0 2 0 0																											
Russ Nixon, L (1, 2) OBP: 0.262, SLG: 0.208		0-0 FC5-4 1-2f	0-0 5-3		0-0 L6			0-0 4-3		4 0 0 0 0 0 3																											
George Strickland, R (1, 6) OBP: 0.386, SLG: 0.467		0-0 F2		4-0 BB BB BB		0-0 4-3 1B 1B 1B		0-0 F8		3 2 1 0 1 0 1																											
Woodie Held, R (1, 5) OBP: 0.379, SLG: 0.554		0-3 K		0-0 F9		0-0 4-3 1-2 1B		0-0 1B		4 0 2 0 0 1 2																											
Billy Martin, R (1, 4) OBP: 0.296, SLG: 0.440			0-0 BB 1B G6-4-3 1B	0-0 2B 1B		0-0 4-3 1-2 2-3		0-0 F7		2 2 2 0 0 0 0																											
Ray Webster, R (4, 4) OBP: 0.167, SLG: 0.667										1 0 0 0 0 0 2																											
Tito Francona, L (8, PH) OBP: 0.375, SLG: 0.857										1 0 0 0 0 0 1																											
Gene Leek, R (8, 5) OBP: 0.222, SLG: 0.412										0 0 0 0 0 0 0																											
Herb Score, L (1, 1) OBP: 0.200, SLG: 0.200			0-0 G6-4-3 1B	0-3 K		0-0 1B 3-H		0-0 4-3		0 0 0 0 0 0 0																											
Jim Perry, S (2, 1) OBP: 0.667, SLG: 0.667										1 1 1 0 0 0 0																											
Gary Bell, R (3, 1) OBP: 0.222, SLG: 0.222										1 0 0 0 0 0 1																											
Don Dillard, L (8, PH) OBP: 0.250, SLG: 0.250										1 0 1 1 0 0 0																											
Humberto Robinson, R (6, 1) OBP: 0.250, SLG: 0.250										0 0 0 0 0 0 0																											
Hal Naragon, L (8, PH) OBP: 0.400, SLG: 0.524										1 0 0 0 0 0 0																											
Inning Stats	R: 0 E: 0 K: 0 S: 3	H: 1 LOB: 0 BB: 0 P: 3	R: 0 E: 0 K: 1 S: 5	H: 0 LOB: 1 BB: 1 P: 9	R: 2 E: 0 K: 0 S: 5	H: 3 LOB: 2 BB: 2 P: 13	R: 2 E: 0 K: 1 S: 7	H: 2 LOB: 1 BB: 1 P: 11	R: 0 E: 0 K: 0 S: 3	H: 0 LOB: 0 BB: 0 P: 3	R: 1 E: 0 K: 0 S: 5	H: 3 LOB: 1 BB: 0 P: 5	R: 0 E: 0 K: 0 S: 3	H: 0 LOB: 0 BB: 0 P: 3	R: 0 E: 0 K: 0 S: 4	H: 1 LOB: 1 BB: 0 P: 4	R: 0 E: 0 K: 0 S: 3	H: 1 LOB: 0 BB: 0 P: 3	1B: 10 2B: 1 3B: 0 HR: 0	SF: 0 SAC: 0 DP: 3 HBP: 0	WP: 0 PB: 0 SB: 0 CS: 0	PA: 38															
PITCHER	IP WLS BF H R ER SO BB IBB HBP BLK WP HR S P ERA WHIP																				PITCHER	IP WLS BF H R ER SO BB IBB HBP BLK WP HR S P ERA WHIP															
Barry Latman, R (1, 1) ERA: 9.19	3.2	19	6	4	4	2	4	0	0	0	0	0	0	19	35	9.82	2.727																				
Ray Moore, R (4, 1) ERA: 4.34	5.1	19	5	1	1	0	0	0	0	0	0	0	0	19	19	1.69	0.938																				

Cleveland Indians @ Chicago White Sox
Comiskey Park, Chicago, IL
Sat May 09 1959, 4:33 AM EDT
Att. 6,325 - Unknown

livebaseballscorecards.com

AB	34
R	5
H	11
RBI	4
BB	4
SO	2
LOB	18



Batter	1	2	3	4	5	6	7	8	9	AB	R	H	RBI	BB	SO	LOB	BOTTOM
--------	---	---	---	---	---	---	---	---	---	----	---	---	-----	----	----	-----	--------

<p>Luis Aparicio, R (1, 6) OBP: 0.330, SLG: 0.391</p> <p>Sammy Esposito, R (3, 6) OBP: 0.222, SLG: 0.125</p>	<p>0-0</p> <p>6-3</p>	<p>4-0</p> <p>1B CS BB</p>	<p>0-3</p> <p>K</p>		<p>0-0</p> <p>5-3</p>			<p>0-0</p> <p>F8</p>		<p>1 0 0 1 1 0 0</p> <p>3 0 0 0 0 1 2</p>							
<p>Nellie Fox, L (1, 4) OBP: 0.450, SLG: 0.510</p>	<p>0-0</p> <p>F8</p>	<p>0-0</p> <p>1B</p>		<p>4-0</p> <p>F8 1B BLK BB</p>		<p>0-0</p> <p>1-3 1B</p>		<p>0-0</p> <p>4-3</p>		<p>4 1 2 2 1 0 0</p>							
<p>Jim Landis, R (1, 8) OBP: 0.320, SLG: 0.310</p>	<p>0-0</p> <p>S 1B</p>	<p>0-0</p> <p>CS</p>	<p>4-0</p> <p>S 1B BB</p>	<p>0-0</p> <p>BLK E 1B</p>		<p>0-0</p> <p>F4</p>		<p>0-3</p> <p>K</p>		<p>4 1 2 0 1 1 1</p>							
<p>Sherm Lollar, R (1, 2) OBP: 0.330, SLG: 0.450</p>	<p>0-3</p> <p>K</p>		<p>0-0</p> <p>BB BB SF7 1B</p>	<p>0-0</p> <p>F8</p>		<p>0-0</p> <p>1-3</p>		<p>0-3</p> <p>K</p>		<p>4 1 1 1 0 1 4</p>							
<p>Del Ennis, R (1, 7) OBP: 0.333, SLG: 0.394</p> <p>Johnny Callison, L (7, 7) OBP: 0.268, SLG: 0.294</p>		<p>0-0</p> <p>1-3</p>	<p>4-0</p> <p>BB 2B BB</p>	<p>0-0</p> <p>5-3</p>		<p>0-0</p> <p>5-3</p>				<p>3 1 0 0 1 0 3</p> <p>0 0 0 0 0 0 0</p>							
<p>Al Smith, R (1, 9) OBP: 0.299, SLG: 0.200</p>		<p>4-0</p> <p>F9 HBP BB BB</p>	<p>4-0</p> <p>2B 1B BB</p>	<p>0-0</p> <p>6-3</p>		<p>0-0</p> <p>F7</p>				<p>2 2 0 0 2 0 1</p>							
<p>Ron Jackson, R (1, 3) OBP: 0.364, SLG: 0.700</p> <p>Earl Torgeson, L (3, 3) OBP: 0.333, SLG: 0.471</p>		<p>1-0</p> <p>BB BB 1B HBP</p>	<p>0-0</p> <p>SF7</p>		<p>0-0</p> <p>F9</p>		<p>0-0</p> <p>1B</p>			<p>0 1 0 0 0 0 0</p> <p>2 0 1 1 0 0 0</p>							
<p>Bubba Phillips, R (1, 5) OBP: 0.296, SLG: 0.323</p>		<p>0-0</p> <p>F9</p>	<p>0-0</p> <p>1B 2B</p>		<p>0-0</p> <p>SH3 1B</p>		<p>0-0</p> <p>F8</p>			<p>4 1 2 1 0 0 3</p>							
<p>Barry Latman, R (1, 1) OBP: 0.400, SLG: 0.250</p> <p>Ray Moore, R (4, 1)</p>		<p>4-0</p> <p>BB 1B BB</p>	<p>0-0</p> <p>CS 1B</p>		<p>0-0</p> <p>SH3</p>		<p>0-0</p> <p>F7</p>			<p>1 1 1 2 1 0 0</p> <p>1 0 0 0 0 0 1</p>							

Inning Stats	R: 0 E: 0 K: 1 S: 6	H: 1 LOB: 1 BB: 0 P: 6	R: 3 E: 0 K: 0 S: 3	H: 1 LOB: 1 BB: 3 P: 16	R: 5 E: 0 K: 1 S: 7	H: 3 LOB: 1 BB: 3 P: 19	R: 1 E: 1 K: 0 S: 4	H: 1 LOB: 1 BB: 1 P: 8	R: 0 E: 0 K: 0 S: 4	H: 1 LOB: 1 BB: 0 P: 4	R: 0 E: 0 K: 0 S: 4	H: 1 LOB: 1 BB: 0 P: 4	R: 0 E: 0 K: 1 S: 5	H: 0 LOB: 0 BB: 0 P: 5	1B: 8 2B: 2 3B: 0 HR: 0	SF: 1 SAC: 1 DP: 1 HBP: 1	WP: 0 PB: 0 SB: 2 CS: 2	PA: 40
--------------	------------------------------	---------------------------------	------------------------------	----------------------------------	------------------------------	----------------------------------	------------------------------	---------------------------------	------------------------------	---------------------------------	------------------------------	---------------------------------	------------------------------	---------------------------------	----------------------------------	------------------------------------	----------------------------------	--------

PITCHER	IP	WLS	BF	H	R	ER	SO	BB	IBB	HBP	BLK	WP	HR	S	P	ERA	WHIP
Herb Score, L (1, 1) ERA: 3.66	1.2	L	11	2	3	3	1	3	0	0	0	0	0	9	22	16.20	3.000
Jim Perry, R (2, 1) ERA: 8.0	0.1		4	1	4	4	0	3	0	0	0	0	0	1	13	108.00	12.000
Gary Bell, R (3, 1) ERA: 3.82	3.0		13	4	2	2	1	1	0	0	1	0	0	14	18	6.00	1.667
Humberto Robinson, R (6, 1) ERA: 4.15	3.0		11	2	0	0	1	0	0	0	0	0	0	13	13	0.00	0.667

Cleveland Indians @ Chicago White Sox
Comiskey Park, Chicago, IL
Sat May 09 1959, 4:33 AM EDT
Att. 6,325 - Unknown

livebaseballscorecards.com

AB 29
R 9
H 9
RBI 8
BB 7
SO 3
LOB 15



Batter	1	2	3	4	5	6	7	8	9	10	11	AB R H RBI BB SO LOB	TOP												
Jim Piersall, R OBP: 0.333, SLG: 0.360 (1, 8)												6 0 2 0 0 0 0	Cleveland Indians @ Chicago White Sox Comiskey Park, Chicago, IL Sun May 10 1959, 4:33 AM EDT Unknown												
Vic Power, R OBP: 0.390, SLG: 0.573 (1, 3)												4 1 2 1 1 0 1													
Minnie Minoso, R OBP: 0.320, SLG: 0.355 (1, 7)												5 0 2 1 1 0 3													
Rocky Colavito, R OBP: 0.388, SLG: 0.582 (1, 9)												6 0 1 0 0 2 6													
Woodie Held, R OBP: 0.352, SLG: 0.508 (1, 5)												5 0 0 0 0 1 1													
George Strickland, R OBP: 0.408, SLG: 0.513 (1, 6)												4 1 3 0 1 1 0													
Billy Martin, R OBP: 0.291, SLG: 0.425 (1, 4)												5 1 1 0 0 0 4													
Russ Nixon, L OBP: 0.258, SLG: 0.207 (1, 2)												5 0 1 2 0 0 5													
Mudcat Grant, R OBP: 0.125, SLG: 0.125 Dick Brodowski, R OBP: 0.250, SLG: 0.250 (1, 1) (8, 1)												4 1 1 0 0 1 3 1 0 0 0 0 0 0													
Inning Stats	R: 0 H: 0 E: 0 K: 1 S: 5	H: 0 LOB: 1 BB: 1 P: 9	R: 0 H: 1 E: 0 K: 0 S: 4	H: 1 LOB: 1 BB: 0 P: 4	R: 1 H: 2 E: 0 K: 0 S: 4	H: 2 LOB: 0 BB: 0 P: 4	R: 2 H: 3 E: 0 K: 0 S: 6	H: 3 LOB: 1 BB: 0 P: 6	R: 0 H: 1 E: 0 K: 1 S: 6	H: 1 LOB: 1 BB: 0 P: 6	R: 0 H: 0 E: 0 K: 1 S: 3	H: 0 LOB: 1 BB: 1 P: 7		R: 0 H: 1 E: 0 K: 1 S: 6	H: 1 LOB: 2 BB: 1 P: 10	R: 0 H: 2 E: 0 K: 0 S: 5	H: 2 LOB: 2 BB: 0 P: 5	R: 0 H: 1 E: 0 K: 0 S: 4	H: 1 LOB: 1 BB: 0 P: 4	R: 0 H: 0 E: 1 K: 2 S: 8	H: 0 LOB: 1 BB: 0 P: 8	R: 1 H: 2 E: 0 K: 0 S: 5	H: 2 LOB: 1 BB: 0 P: 5	1B: 9 SF: 1 2B: 4 SAC: 0 3B: 0 DP: 1 HR: 0 HBP: 0	WP: 0 PA: 49 PB: 0 SB: 1 CS: 0
PITCHER Billy Pierce, L ERA: 3.42 (1, 1)	IP 11.0 WLS W BF 49 H 13 R 4 ER 4 SO 5 BB 3 IBB 0 HBP 0 BLK 0 WP 0 HR 0 S 56 P 68 ERA 3.27 WHIP 1.455																								

livebaseballscorecards.com

AB	45
R	4
H	13
RBI	4
BB	3
SO	5
LOB	23



Batter	1	2	3	4	5	6	7	8	9	10	11	AB	R	H	RBI	BB	SO	LOB	BOTTOM								
Luis Aparicio, R OBP: 0.324, SLG: 0.374 (1, 6)	F7		F8			6-3		K		BB		4	0	0	0	1	1	0	Cleveland Indians @ Chicago White Sox Comiskey Park, Chicago, IL Sun May 10 1959, 4:33 AM EDT Unknown								
Nellie Fox, L OBP: 0.456, SLG: 0.505 (1, 4)	F8			F6		BB		BB		1B		3	0	1	0	2	0	0									
Jim Landis, R OBP: 0.315, SLG: 0.297 (1, 8)	F2			F2		F9		FC6-4		BB		4	0	0	0	1	0	3									
Sherm Lollar, R OBP: 0.323, SLG: 0.429 (1, 2)		2B		5-3		F8		FC6-4				4	0	0	0	1	0	3									
Earl Torgeson, L OBP: 0.385, SLG: 0.500 (1, 3)		2B				G3		G3				3	2	1	0	2	0	0									
Al Smith, R OBP: 0.319, SLG: 0.241 Harry Simpson, L OBP: 0.308, SLG: 0.333 (1, 9)		2B				K		K				4	1	3	1	0	1	0									
Johnny Callison, L OBP: 0.244, SLG: 0.263 Billy Goodman, L OBP: 0.441, SLG: 0.357 (1, 7)		L3-6				1B		1B				1	1	0	0	0	0	1									
Bubba Phillips, R OBP: 0.316, SLG: 0.386 (1, 5)						K		F9		G4-6-3		4	0	0	0	0	1	4									
Billy Pierce, L OBP: 0.353, SLG: 0.467 (1, 1)						1B				1B		5	1	3	3	0	0	0									
						F7		HR		6-3		4	0	0	0	0	1	1									
						K		F6		G3																	
Inning Stats	R: 0 E: 0 K: 0 S: 3	H: 0 LOB: 0 BB: 0 P: 3	R: 1 E: 0 K: 0 S: 3	H: 2 LOB: 0 BB: 1 P: 7	R: 0 E: 0 K: 1 S: 5	H: 0 LOB: 0 BB: 0 P: 5	R: 0 E: 0 K: 0 S: 3	H: 0 LOB: 0 BB: 0 P: 3	R: 1 E: 0 K: 1 S: 6	H: 2 LOB: 1 BB: 1 P: 10	R: 0 E: 0 K: 0 S: 3	H: 0 LOB: 1 BB: 1 P: 7	R: 0 E: 0 K: 1 S: 5	H: 0 LOB: 0 BB: 0 P: 5	R: 1 E: 0 K: 1 S: 7	H: 2 LOB: 2 BB: 1 P: 11	R: 0 E: 0 K: 0 S: 3	H: 1 LOB: 0 BB: 0 P: 3	R: 0 E: 0 K: 0 S: 3	H: 0 LOB: 2 BB: 2 P: 11	R: 2 E: 1 K: 0 S: 4	H: 2 LOB: 2 BB: 1 P: 8	1B: 6 2B: 3 3B: 0 HR: 1	SF: 0 SAC: 0 DP: 2 HBP: 0	WP: 0 PB: 0 SB: 2 CS: 0	PA: 44	
PITCHER	IP	WLS	BF	H	R	ER	SO	BB	IBB	HBP	BLK	WP	HR	S	P	ERA	WHIP										
Mudcat Grant, R ERA: 1.31 Dick Brodowski, R ERA: 0.68	(1, 1)	7.2	30	6	3	3	4	4	0	0	0	0	1	34	50	3.52	1.304										
	(8, 1)	2.2	L	14	3	2	1	0	2	1	0	0	0	11	23	3.38	1.875										



livebaseballscorecards.com

Batter	1	2	3	4	5	6	7	8	9	AB R H RBI BB SO LOB	TOP
Jim Piersall, R (1, 8) <small>OBP: 0.320, SLG: 0.344</small> (7, 5)	0-3 		0-0 		0-0 			0-0 		4 0 0 0 0 1 0	
Vic Power, R (1, 3) <small>OBP: 0.376, SLG: 0.550</small>	0-0 		0-0 			0-0 			0-0 	4 0 0 0 0 0 0	
Minnie Minoso, R (1, 7) <small>OBP: 0.327, SLG: 0.371</small>	0-0 			0-0 		0-0 			0-0 	4 0 2 0 0 0 0	
Rocky Colavito, R (1, 9) <small>OBP: 0.383, SLG: 0.579</small>	0-3 			0-0 		0-3 			0-0 	4 0 1 0 0 2 1	
Woodie Held, R (1, 5) <small>OBP: 0.342, SLG: 0.492</small> Carroll Hardy, R (7, PH) <small>OBP: 0.176, SLG: 0.125</small> (7, 8)		0-0 		0-0 			0-0 			2 0 0 0 0 0 2	
George Strickland, R (1, 6) <small>OBP: 0.406, SLG: 0.500</small>		0-0 		4-0 			0-0 			2 0 0 0 1 0 0	
Russ Nixon, L (1, 2) <small>OBP: 0.261, SLG: 0.213</small>		0-0 		0-0 			0-0 			3 0 1 0 0 0 2	
Billy Martin, R (1, 4) <small>OBP: 0.284, SLG: 0.415</small> Tito Francona, L (8, PH) <small>OBP: 0.333, SLG: 0.750</small> Ray Webster, R (8, 4) <small>OBP: 0.167, SLG: 0.667</small>	0-0 				0-0 			0-0 		2 0 0 0 0 0 1	
Mike Garcia, R (1, 1) Don Dillard, L (8, PH) <small>OBP: 0.200, SLG: 0.200</small> Al Cicotte, R (8, 1)		0-3 		0-0 			0-3 			2 0 0 0 0 1 0	
Inning Stats	R: 0 H: 1 E: 0 LOB: 1 K: 2 BB: 0 S: 8 P: 8	R: 0 H: 1 E: 0 LOB: 1 K: 0 BB: 0 S: 4 P: 4	R: 0 H: 0 E: 0 LOB: 0 K: 1 BB: 0 S: 5 P: 5	R: 0 H: 2 E: 0 LOB: 2 K: 0 BB: 1 S: 4 P: 8	R: 0 H: 0 E: 0 LOB: 0 K: 0 BB: 0 S: 3 P: 3	R: 0 H: 0 E: 0 LOB: 0 K: 1 BB: 0 S: 5 P: 5	R: 0 H: 0 E: 0 LOB: 0 K: 0 BB: 0 S: 3 P: 3	R: 0 H: 0 E: 0 LOB: 0 K: 1 BB: 0 S: 5 P: 5	R: 0 H: 0 E: 0 LOB: 0 K: 0 BB: 0 S: 3 P: 3	1B: 2 SF: 0 2B: 3 SAC: 0 3B: 0 DP: 1 HR: 0 HBP: 0	WP: 0 PA: 31 PB: 0 SB: 0 CS: 0
PITCHER Early Wynn, R (1, 1) <small>ERA: 4.02</small>	IP WLS BF H R ER SO BB IBB HBP BLK WP HR S P ERA WHIP 9.0 W 31 4 0 0 5 1 0 0 0 0 0 0 40 44 0.00 0.556										

Cleveland Indians @ Chicago White Sox
 Comiskey Park, Chicago, IL
 Sun May 10 1959, 4:38 AM EDT
 Att. 24,346 - Unknown

AB	30
R	0
H	4
RBI	0
BB	1
SO	5
LOB	6



WP: 0	PA: 31
PB: 0	
SB: 0	
CS: 0	

livebaseballscorecards.com

Batter	1	2	3	4	5	6	7	8	9	AB	R	H	RBI	BB	SO	LOB
Luis Aparicio, R OBP: 0.336, SLG: 0.389 (1, 6)	0-0 1B 2B		4-0 S BB		4-3 ①		0-0 4-3 S 1B	0-0 B1 ③		4	2	2	0	1	0	2
Nellie Fox, L OBP: 0.458, SLG: 0.500 (1, 4)	0-0 1B 2-H 1B		4-0 G6-3 1-2 BB		3-1 ②		0-0 4-3 1-3			3	0	1	1	1	0	1
Jim Landis, R OBP: 0.330, SLG: 0.316 (1, 8)	0-0 1-3 1B ①		0-0 B1 ①		0-0 1B ③		0-0 CS 1B 3-H			4	0	3	1	0	0	2
Earl Torgeson, L OBP: 0.367, SLG: 0.458 (1, 3)	0-0 F5 ②		0-0 G6-3 1-2f ② ③		4-3 ③		0-0 CS 1-2 ③	0-0 SH2 BB 1B 1B		4	1	1	0	0	0	4
Del Ennis, R OBP: 0.333, SLG: 0.472 (1, 7)	0-0 6-3 ③			0-0 HR		0-0 F6		4-0 1B SH2 BB 1-2		3	1	1	1	0	0	1
Johnny Callison, L OBP: 0.261, SLG: 0.263 (7, 7)								1B SH2 BB		0	1	0	0	1	0	0
Al Smith, R OBP: 0.319, SLG: 0.244 (1, 9)		0-3 K ①		0-0 F7 ①		0-0 S 1B		0-0 SH2 ①		3	0	1	0	0	1	0
Bubba Phillips, R OBP: 0.338, SLG: 0.397 (1, 5)		0-0 S 1B		0-0 CS 1B		0-3 K ②		4-0 1B IBB		3	0	2	0	1	1	1
Earl Battey, R OBP: 0.364, SLG: 0.222 (1, 2)		0-3 K 1-2 ②		0-0 1-2 1B		0-0 1-6-3 ③		0-0 1B 1-2 2-3 3-H		4	0	2	1	0	1	2
Early Wynn, S OBP: 0.263, SLG: 0.500 (1, 1)		0-0 1-3 ③		0-0 4-3 ③			0-3 K ①	0-0 SF8 ②		3	0	0	1	0	1	2

Inning Stats	R: 1	H: 3	E: 0	K: 5	S: 5	LOB: 1	BB: 0	P: 5	R: 0	H: 1	E: 0	K: 2	S: 8	LOB: 1	BB: 0	P: 8	R: 0	H: 0	E: 0	K: 0	S: 2	LOB: 1	BB: 2	P: 10	R: 1	H: 3	E: 0	K: 0	S: 5	LOB: 1	BB: 0	P: 5	R: 0	H: 1	E: 0	K: 1	S: 6	LOB: 1	BB: 0	P: 6	R: 1	H: 2	E: 0	K: 1	S: 6	LOB: 0	BB: 0	P: 6	R: 2	H: 2	E: 0	K: 0	S: 5	LOB: 2	BB: 2	P: 13
--------------	------	------	------	------	------	--------	-------	------	------	------	------	------	------	--------	-------	------	------	------	------	------	------	--------	-------	-------	------	------	------	------	------	--------	-------	------	------	------	------	------	------	--------	-------	------	------	------	------	------	------	--------	-------	------	------	------	------	------	------	--------	-------	-------

PITCHER	IP	WLS	BF	H	R	ER	SO	BB	IBB	HBP	BLK	WP	HR	S	P	ERA	WHIP
Mike Garcia, R ERA: 1.69 (1, 1)	7.0	L	30	11	3	3	4	2	0	0	0	0	1	36	44	3.86	1.857
Al Cicotte, R ERA: 9.0 (8, 1)	1.0		7	2	2	2	0	1	1	0	0	0	0	5	13	18.00	3.000

BOTTOM

Cleveland Indians @ Chicago White Sox
Comiskey Park, Chicago, IL

Sun May 10 1959, 4:38 AM EDT
Att. 24,346 - Unknown

AB	31
R	5
H	13
RBI	5
BB	4
SO	4
LOB	15



1B: 11	SF: 1	WP: 0	PA: 38
2B: 1	SAC: 1	PB: 0	
3B: 0	DP: 1	SB: 4	
HR: 1	HBP: 0	CS: 2	

PITCHER	IP	WLS	BF	H	R	ER	SO	BB	IBB	HBP	BLK	WP	HR	S	P	ERA	WHIP
---------	----	-----	----	---	---	----	----	----	-----	-----	-----	----	----	---	---	-----	------

Batter	1	2	3	4	5	6	7	8	9	AB R H RBI BB SO LOB	TOP											
Woodie Held, R OBP: 0.333, SLG: 0.515 (1, 5) X	0-0 6-3		0-0 K	0-3 K		0-0 F8			0-3 K	5 1 1 2 0 2 1	<p>Cleveland Indians @ New York Yankees Yankee Stadium, Bronx, NY Tue May 12 1959, 7:05 PM EDT Att. 36,130 - Unknown - 85 F</p>											
Jim Piersall, R OBP: 0.314, SLG: 0.337 (1, 8) X	0-0 6-3		0-0 3-1	0-0 1-3		0-0 F7			0-0 1B	5 0 1 0 0 0 1												
Vic Power, R OBP: 0.368, SLG: 0.533 (1, 3) X	0-0 6-3		0-0 E6 2B	0-0 F7				0-0 6-3	0-0 1B	5 1 1 0 0 0 0												
Rocky Colavito, R OBP: 0.402, SLG: 0.640 (1, 9)		0-0 HR	0-0 E 1B 2B		0-0 SF7 2B			0-0 FC6-4 1B	0-3 K	5 2 4 2 0 1 2												
Minnie Minoso, R OBP: 0.339, SLG: 0.380 (1, 7)		0-0 2B	4-0 E 1B BB		4-0 E SF7 BB			0-0 F8	0-0 5-3	3 2 1 0 2 0 3												
George Strickland, R OBP: 0.390, SLG: 0.462 (1, 6)		0-0 1-3	0-0 E6 1B		0-0 SF7			0-0 FC6-4		3 0 0 1 0 0 4												
Russ Nixon, L OBP: 0.274, SLG: 0.231 (1, 2)		0-0 F8	0-0 1-2 2-3 1B		0-0 4-3			0-0 G5-4-3 1B		4 0 2 2 0 0 1												
Billy Martin, R OBP: 0.272, SLG: 0.395 (1, 4)		0-0 5-3	0-0 F8		0-3 K			0-0 G5-4-3		4 0 0 0 0 1 4												
Cal McLish, S OBP: 0.222, SLG: 0.188 (1, 1)					4-0 BB			0-0 G3		2 1 1 0 1 1 2												
Tito Francona, L OBP: 0.300, SLG: 0.667 (8, PH)										1 0 0 0 0 0 0												
Jim Perry, S OBP: 0.667, SLG: 0.667 (8, 1)										0 0 0 0 0 0 0												
Inning Stats	R: 0 E: 0 K: 0 S: 3	H: 0 LOB: 0 BB: 0 P: 3	R: 1 E: 0 K: 0 S: 5	H: 2 LOB: 1 BB: 0 P: 5	R: 5 E: 2 K: 1 S: 11	H: 4 LOB: 2 BB: 1 P: 15	R: 0 E: 0 K: 1 S: 5	H: 0 LOB: 0 BB: 0 P: 5	R: 1 E: 0 K: 0 S: 3	H: 1 LOB: 0 BB: 1 P: 7	R: 0 E: 0 K: 1 S: 5	H: 0 LOB: 1 BB: 1 P: 9	R: 0 E: 0 K: 0 S: 4	H: 1 LOB: 1 BB: 0 P: 4	R: 0 E: 0 K: 0 S: 3	H: 1 LOB: 0 BB: 0 P: 3	R: 0 E: 0 K: 2 S: 9	H: 2 LOB: 2 BB: 0 P: 9	1B: 6 2B: 3 3B: 0 HR: 2	SF: 1 SAC: 0 DP: 1 HBP: 0	WP: 0 PB: 0 SB: 1 CS: 0	PA: 41
PITCHER	IP WLS BF H R ER SO BB IBB HBP BLK WP HR S P ERA WHIP																					
Art Ditmar, R ERA: 3.62 (1, 1)	2.1 L 13 5 5 3 0 0 0 0 0 0 0 2 13 13 11.57 2.143																					
Duke Maas, R ERA: 5.06 (3, 1)	0.2 5 1 1 0 1 1 0 0 0 0 0 0 6 10 0.00 3.000																					
Bobby Shantz, L ERA: 2.0 (4, 1)	3.0 11 1 1 0 2 2 0 0 0 0 0 0 13 21 0.00 1.000																					
Jim Coates, R ERA: 2.0 (7, 1)	2.0 7 2 0 0 0 0 0 0 0 0 0 0 7 7 0.00 1.000																					
Ryne Duren, R ERA: 2.51 (9, 1)	1.0 5 2 0 0 2 0 0 0 0 0 0 0 9 9 0.00 2.000																					

livebaseballscorecards.com

AB	37
R	7
H	11
RBI	7
BB	3
SO	5
LOB	18



Batter	1	2	3	4	5	6	7	8	9	AB	R	H	RBI	BB	SO	LOB
Hank Bauer, R (1, 9) OBP: 0.320, SLG: 0.352 Jim Coates, R (7, 1) Andy Carey, R (8, PH) OBP: 0.286, SLG: 0.292 Ryne Duren, R (9, 1)	0-3 K ①	0-3 K ②		0-0 6-3 ①		0-0 F7 ②		0-3 K ③		4	0	0	0	0	2	5
Tony Kubek, L (1, 6) OBP: 0.286, SLG: 0.392	0-0 4-3 ②	0-0 G3 ③		0-0 F7 ②		0-0 F8 ③			0-0 2B	5	0	1	0	0	0	5
Mickey Mantle, S (1, 8) OBP: 0.386, SLG: 0.527	4-0 BB		0-0 IHR	0-0 1B			0-0 HR 1B		0-3 K ①	4	2	3	1	1	1	1
Yogi Berra, L (1, 2) OBP: 0.324, SLG: 0.385	0-0 F7 ③		0-0 HR 1B		0-0 4-3 ①		0-0 HR 1-H		0-0 F4 ②	5	2	2	2	0	0	2
Elston Howard, R (1, 3) OBP: 0.291, SLG: 0.390		0-0 1B 1B 1B	0-0 HR 1-H		0-0 1-3 ②		0-0 5-3 ①		0-3 K ③	5	2	2	2	0	1	1
Norm Siebern, L (1, 7) OBP: 0.333, SLG: 0.458		0-0 1B 1-2 1B	0-3 K ①		0-0 F8 ③		0-0 F8 ②			4	0	1	0	0	1	0
Gil McDougald, R (1, 4) OBP: 0.364, SLG: 0.362		0-0 1-3 1-2 2-3 ①	0-0 4-3 2B			4-0 BB ①	0-0 1-3 ③			3	0	1	0	1	0	2
Jerry Lumpe, L (1, 5) OBP: 0.344, SLG: 0.250		4-0 1B IBB	0-0 4-3 ②			0-0 4-3 ①		0-0 3-1 ①		3	0	0	0	1	0	2
Art Diltmar, R (1, 1) Duke Mason, R (3, 1) Johnny Blanchard, L (3, PH) Bobby Shantz, R (4, 1) Enos Slaughter, L (6, PH)		0-0 1-2 2-3 3-H ①	0-0 3-1 ③			4-0 BB ①		0-3 K ②		1	0	1	1	0	0	0

Inning Stats	R: 0	H: 0	E: 0	K: 1	S: 5	R: 1	H: 3	E: 0	K: 1	S: 8	R: 3	H: 4	E: 0	K: 1	S: 9	R: 0	H: 1	E: 0	K: 0	S: 3	R: 0	H: 0	E: 0	K: 0	S: 3	R: 2	H: 2	E: 0	K: 0	S: 5	R: 0	H: 0	E: 0	K: 2	S: 7	R: 0	H: 1	E: 0	K: 2	S: 8	R: 0	H: 0	E: 0	K: 0	S: 7	R: 0	H: 1	E: 0	K: 2	S: 8	1B: 6	SF: 0	2B: 2	SAC: 0	3B: 0	DP: 0	HR: 3	HBP: 0	WP: 0	PA: 41
--------------	------	------	------	------	------	------	------	------	------	------	------	------	------	------	------	------	------	------	------	------	------	------	------	------	------	------	------	------	------	------	------	------	------	------	------	------	------	------	------	------	------	------	------	------	------	------	------	------	------	------	-------	-------	-------	--------	-------	-------	-------	--------	-------	--------

PITCHER	IP	WLS	BF	H	R	ER	SO	BB	IBB	HBP	BLK	WP	HR	S	P	ERA	WHIP
Cal McLish, R (1, 1) ERA: 2.25	7.0	W	34	10	6	6	3	3	1	0	0	0	2	36	52	7.71	1.857
Jim Perry, R (8, 1) ERA: 6.55	2.0	S	7	1	0	0	4	0	0	0	0	0	0	15	15	0.00	0.500

BOTTOM

Cleveland Indians @ New York Yankees
Yankee Stadium, Bronx, NY
Tue May 12 1959, 7:05 PM EDT
Att: 36,130 - Unknown - 85 F

livebaseballscorecards.com

AB	37
R	6
H	11
RBI	6
BB	4
SO	7
LOB	19



Batter	1	2	3	4	5	6	7	8	9	AB R H RBI BB SO LOB	TOP										
Woodie Held, R OBP: 0.313, SLG: 0.479 (1.5) X	0-0 F9	0-3 K			0-3 K		0-3 K		0-3 K	5 0 0 0 0 4 4	Cleveland Indians @ Boston Red Sox Fenway Park, Boston, MA Fri May 15 1959, 7:05 PM EDT Att. 23,412 - Unknown livebaseballscorecards.com										
Jim Piersall, R OBP: 0.316, SLG: 0.340 (1.8) X	0-0 FC5-4 1B		0-0 L3		0-0 5-3			0-0 1-6-3	0-0 5-3	5 0 2 0 0 0 1											
Vic Power, R OBP: 0.356, SLG: 0.514 (1.3) X	0-0 FC5-4 1-2f CS		0-0 L3		0-0 5-3			0-0 6-3		4 0 0 0 0 0 2											
Rocky Colavito, R OBP: 0.414, SLG: 0.667 (1.9)	0-0 CS	0-0 HR	4-0 HR		0-0 E6 FC6-4			4-0 1B BB		2 2 1 1 2 0 0											
Minnie Mino, R OBP: 0.353, SLG: 0.423 (1.7)		0-0 E 1B	0-0 HR		0-0 FC6-4 G4-3			0-0 BB 1-3 1B		4 2 3 2 0 0 1											
George Strickland, R OBP: 0.385, SLG: 0.466 (1.6)		0-0 E4 1-2 1B	0-3 K		0-0 G4-3			4-0 1-2 BB		3 0 0 0 1 1 2											
Russ Nixon, L OBP: 0.260, SLG: 0.217 (1.2)		0-0 P6		0-0 L8			0-0 F8	0-0 3-1		4 0 0 0 0 0 5											
Billy Martin, R OBP: 0.292, SLG: 0.416 (1.4)		0-0 1-2 2-H 1B		0-0 P3		4-0 SH1 BB		0-0 E 2B		3 0 2 1 1 0 0											
Mudcat Grant, R OBP: 0.091, SLG: 0.091 (1.1)		0-3 K		0-0 2-3		0-0 SH1		0-0 F3		3 0 0 0 0 1 3 0 0 0 0 0 0 0											
Jim Perry, S OBP: 0.667, SLG: 0.667 (9.1)																					
Inning Stats	R: 0 E: 0 K: 0 S: 3	H: 1 LOB: 0 BB: 0 P: 3	R: 2 E: 1 K: 2 S: 11	H: 3 LOB: 2 BB: 0 P: 11	R: 2 E: 0 K: 1 S: 6	H: 2 LOB: 0 BB: 1 P: 10	R: 0 E: 0 K: 0 S: 3	H: 0 LOB: 0 BB: 0 P: 3	R: 0 E: 2 K: 1 S: 5	H: 0 LOB: 0 BB: 0 P: 3	R: 0 E: 0 K: 1 S: 5	H: 0 LOB: 1 BB: 1 P: 9	R: 0 E: 0 K: 1 S: 4	H: 1 LOB: 3 BB: 2 P: 12	R: 0 E: 1 K: 1 S: 6	H: 1 LOB: 1 BB: 0 P: 6	1B: 5 2B: 2 3B: 0 HR: 2	SF: 0 SAC: 1 DP: 2 HBP: 0	WP: 0 PA: 39 PB: 0 SB: 0 CS: 1		
PITCHER	Tom Brewer, R ERA: 3.47 (1.1)	Murray Wall, R ERA: 2.37 (8.1)														PITCHER					
	IP: 7.0 WLS: L BF: 28 H: 6 R: 4 ER: 4 SO: 5 BB: 2 IBB: 0 HBP: 0 BLK: 0 WP: 0 HR: 2 S: 36 P: 44 ERA: 5.14 WHIP: 1.143	IP: 2.0 WLS: BF: 10 H: 2 R: 0 ER: 0 SO: 1 BB: 2 IBB: 0 HBP: 0 BLK: 0 WP: 0 HR: 0 S: 10 P: 18 ERA: 0.00 WHIP: 2.000														IP: 0 WLS: BF: H: R: ER: SO: BB: IBB: HBP: BLK: WP: HR: S: P: ERA: WHIP:					

AB	33
R	4
H	8
RBI	4
BB	4
SO	6
LOB	18



Batter	1	2	3	4	5	6	7	8	9	AB R H RBI BB SO LOB
Marty Keough, L OBP: 0.333, SLG: 0.444 (1, 8)	4-0 1B 3-2 BB		0-0 P5		0-0 1-H 3B			0-0 P6		3 0 1 1 1 0 0
Pete Runnels, L OBP: 0.433, SLG: 0.505 (1, 4)	0-0 1-3 3-2 1B		0-3 K		0-3 K			4-0 L1-3 BB		3 0 1 0 1 2 1
Ted Williams, L OBP: 0.167, SLG: 0.063 (1, 7)	0-0 1-2 3-2 3-Hr		0-0 3-1				0-0 F7	0-0 L1-3 1-2		4 0 0 0 0 0 3
Frank Malzone, R OBP: 0.347, SLG: 0.536 (1, 5)	0-0 5-3			0-0 4-3			0-3 K2-3		0-0 HR 1B	4 1 1 0 0 1 1
Jackie Jensen, R OBP: 0.376, SLG: 0.577 (1, 9)		0-0 L7		4-0 G6-4-3 BB			0-0 P6	0-0 HR 1-H		3 1 1 2 1 0 0
Dick Gernert, R OBP: 0.389, SLG: 0.446 (1, 3)		4-0 1B BB		0-0 G6-4-3 1-2f			4-0 FC5-4 BB	0-0 5-3		2 0 0 0 2 0 1
Sammy White, R OBP: 0.341, SLG: 0.321 (1, 2)		0-0					0-0 F5	0-0 F8		1 0 1 0 0 0 0
Billy Hoelt, L OBP: 0.200, SLG: 0.200 (2, PR)		1-3 1B					0-0 F5	0-0 F8		0 0 0 0 0 0 0
Pete Daley, R OBP: 0.400, SLG: 0.381 (3, 2)		0-0 1B					0-0 F5	0-0 F8		3 0 0 0 0 0 1
Don Buddin, R OBP: 0.323, SLG: 0.336 (1, 6)		0-3 K					0-0 5-3	0-0 FC5-4 E S 1-2f		3 0 0 0 0 1 3
Bill Renna, R OBP: 0.280, SLG: 0.100 (9, PH)		0-3 K					0-0 5-3	0-0 FC5-4 E S 1-2f		1 0 0 0 0 0 0
Tom Brewer, R OBP: 0.176, SLG: 0.125 (1, 1)		0-0 1-3					4-0 3B BB	0-3 K		1 1 0 0 1 0 2
Gary Geiger, L OBP: 0.281, SLG: 0.377 (7, PH)		0-0 1-3					4-0 3B BB	0-3 K		1 0 0 0 0 1 1
Murray Wall, R (8, 1)		0-0 1-3					4-0 3B BB	0-3 K		0 0 0 0 0 0 0

Inning Stats	R: 0	H: 1	E: 0	LOB: 1	K: 0	S: 3	P: 7	R: 0	H: 1	E: 0	LOB: 2	K: 1	S: 6	P: 10	R: 0	H: 0	E: 0	LOB: 0	K: 1	S: 5	P: 5	R: 0	H: 0	E: 0	LOB: 0	K: 1	S: 2	P: 6	R: 1	H: 1	E: 0	LOB: 1	K: 1	S: 6	P: 10	R: 0	H: 0	E: 0	LOB: 0	K: 1	S: 5	P: 5	R: 0	H: 0	E: 0	LOB: 1	K: 1	S: 5	P: 9	R: 0	H: 0	E: 0	LOB: 0	K: 0	S: 2	P: 6	R: 2	H: 2	E: 0	LOB: 0	K: 0	S: 5	P: 5	1B: 3	SF: 0	2B: 2	SAC: 0	3B: 1	DP: 3	HR: 1	HBP: 0	WP: 0	PA: 35
--------------	------	------	------	--------	------	------	------	------	------	------	--------	------	------	-------	------	------	------	--------	------	------	------	------	------	------	--------	------	------	------	------	------	------	--------	------	------	-------	------	------	------	--------	------	------	------	------	------	------	--------	------	------	------	------	------	------	--------	------	------	------	------	------	------	--------	------	------	------	-------	-------	-------	--------	-------	-------	-------	--------	-------	--------

PITCHER	IP	WLS	BF	H	R	ER	SO	BB	IBB	HBP	BLK	WP	HR	S	P	ERA	WHIP
Mudcat Grant, R ERA: 1.88 (1, 1)	8.0	W	32	5	3	3	5	6	0	0	0	0	1	36	60	3.38	1.375
Jim Perry, R ERA: 6.0 (9, 1)	1.0	S	3	0	0	0	0	0	0	0	0	0	0	3	3	0.00	0.000

BOTTOM

Cleveland Indians @ Boston Red Sox

Fenway Park, Boston, MA

Fri May 15 1959, 7:05 PM EDT

Att. 23,412 - Unknown

AB	29
R	3
H	5
RBI	3
BB	6
SO	5
LOB	13



PITCHER	IP	WLS	BF	H	R	ER	SO	BB	IBB	HBP	BLK	WP	HR	S	P	ERA	WHIP
---------	----	-----	----	---	---	----	----	----	-----	-----	-----	----	----	---	---	-----	------

Batter	1	2	3	4	5	6	7	8	9	AB R H RBI BB SO LOB	TOP											
Woodie Held, R OBP: 0.315, SLG: 0.481 (1, 5) X	0-0 2B 2B	0-0 P6		0-3 K		0-0 BB FC5-4 1B		0-0 6-3	0-0 F9	6 2 2 0 0 1 3												
Jim Piersall, R OBP: 0.321, SLG: 0.346 (1, 8) X	0-0 1B HR 2B	0-0 F8			0-0 6-3	4-0 FC5-4 BB		0-0 F8		4 1 1 1 1 0 0												
Vic Power, R OBP: 0.358, SLG: 0.509 (1, 3) X	0-0 HR 1B	0-0 L4			0-0 3-1	0-0 FC5-4			0-0 1B 3B 1B	5 2 2 1 0 0 1												
Rocky Colavito, R OBP: 0.421, SLG: 0.720 (1, 9) X	0-0 HR		0-3 K		0-0 HR	0-3 K			0-0 3B 1B	5 3 3 4 0 2 1												
Minnie Minoso, R OBP: 0.347, SLG: 0.422 (1, 7) X	0-0 4-3		0-0 E6 CS		0-0 F7		0-0 FC1 2B		0-0 P6	5 0 1 0 0 0 2												
George Strickland, R OBP: 0.394, SLG: 0.495 (1, 6) X	0-0 6-3 BB 1B		0-3 K			0-0 2B 2B 1B		0-0 3-1	0-0 SH 3B	5 2 3 2 0 1 2												
Russ Nixon, L OBP: 0.284, SLG: 0.250 (1, 2) B B B	4-0 6-3 1-2 BB			0-0 1B		0-0 2B 2B	0-0 FC1		0-0 SH 1B	3 1 2 1 1 0 1												
Billy Martin, R OBP: 0.297, SLG: 0.426 (1, 4) X	0-0 6-3			0-0 F7		0-0 FC1-5-6 2B	0-0 F3		0-0 E7 1B	5 0 2 2 0 0 4												
Herb Score, L OBP: 0.133, SLG: 0.133 (1, 1) X	0-0 F8			0-0 B1		0-0 BB FC5-4 1B		0-0 4-3	0-3 K	5 1 0 0 0 1 6												
Inning Stats	R: 4 E: 0 K: 0 S: 8	H: 5 LOB: 2 BB: 1 P: 12	R: 0 E: 0 K: 0 S: 3	H: 0 LOB: 0 BB: 0 P: 3	R: 0 E: 1 K: 2 S: 7	H: 0 LOB: 0 BB: 0 P: 7	R: 0 E: 0 K: 1 S: 6	H: 1 LOB: 1 BB: 0 P: 6	R: 1 E: 0 K: 0 S: 4	H: 1 LOB: 0 BB: 0 P: 4	R: 4 E: 0 K: 1 S: 9	H: 4 LOB: 1 BB: 1 P: 13	R: 0 E: 0 K: 0 S: 4	H: 1 LOB: 1 BB: 0 P: 4	R: 0 E: 0 K: 0 S: 3	H: 0 LOB: 0 BB: 0 P: 3	R: 3 E: 1 K: 1 S: 10	H: 4 LOB: 2 BB: 0 P: 10	1B: 8 2B: 5 3B: 1 HR: 2	SF: 0 SAC: 1 DP: 0 HBP: 0	WP: 0 PB: 0 SB: 0 CS: 1	PA: 46
PITCHER	IP WLS BF H R ER SO BB IBB HBP BLK WP HR S P ERA WHIP																					
Frank Baumann, L ERA: 5.89 (1, 1)	0.1 L 7 5 4 4 0 1 0 0 0 0 0 1 6 10 108.00 18.000																					
Jerry Casale, R ERA: 5.18 (1, 1)	5.0 22 6 5 5 3 1 0 0 0 0 0 1 27 31 9.00 1.400																					
Mike Fornieles, R ERA: 4.73 (6, 1)	0.2 2 0 0 0 1 0 0 0 0 0 0 0 4 4 0.00 0.000																					
Leo Kiely, L ERA: 4.15 (7, 1)	3.0 15 5 3 3 1 0 0 0 0 0 0 0 17 17 9.00 1.667																					

Cleveland Indians @ Boston Red Sox
 Fenway Park, Boston, MA
 Sat May 16 1959, 3:33 AM EDT
 Att: 16,057 - Unknown

livebaseballscorecards.com

AB	43
R	12
H	16
RBI	11
BB	2
SO	5
LOB	20




Batter	1	2	3	4	5	6	7	8	9	AB R H RBI BB SO LOB
Jim Busby, R OBP: 0.269, SLG: 0.280 (1, 8)	0-3 K		0-0 6-3			0-0 F8 BB 1B	0-0 6-3		0-0 F9	5 1 1 0 0 1 0
Pete Runnels, L OBP: 0.439, SLG: 0.509 (1, 4)	4-0 FC6-4 BB			0-0 1-3		4-0 BB 1B SF8 BB	0-0 5-3		0-0 2B	3 1 1 0 2 0 0
Ted Williams, L OBP: 0.174, SLG: 0.050 (1, 7)	0-0 F7			4-0 G6-4-3 BB		0-0 F8	0-0 F2		0-0 6-3	4 0 0 0 1 0 4
Frank Malzone, R OBP: 0.352, SLG: 0.543 (1, 5)	0-0 FC6-4 1-2f			0-0 G6-4-3 1-2f		0-0 SF8 BB 1B		0-0 FC6-4 2B		4 1 2 1 0 0 2
Jackie Jensen, R OBP: 0.380, SLG: 0.566 (1, 9)		0-3 K			4-0 HR BB	4-0 1B BB		0-0 5-3		2 2 0 0 2 1 1
Dick Gernert, R OBP: 0.393, SLG: 0.479 (1, 3)		0-3 K			0-0 HR	0-0 SF8		4-0 FC6-4 BB		2 1 1 3 3 1 0
Pete Daley, R OBP: 0.379, SLG: 0.333 (1, 2)		0-0 P3			0-3 K	0-0 1B BB		0-0 FC6-4 1-2f 2-3		3 0 0 0 1 1 2
Don Buddin, R OBP: 0.321, SLG: 0.333 (1, 6)			0-0 P4		0-3 K	0-0 1B		0-3 K		4 0 1 2 0 2 2
Frank Baumann, L OBP: 0.286, SLG: 0.571 Jerry Casale, R OBP: 0.200, SLG: 0.444 Mike Fortmeier, R OBP: 0.333, SLG: 0.333 Bill Renna, R OBP: 0.259, SLG: 0.095 Leo Kiely, L Billy Consoia, R		0-3 K			0-3 K	0-3 K		0-0 6-3		0 0 0 0 0 0 0 2 0 0 0 0 0 2 0 0 0 0 0 0 0 0 0 1 0 0 0 0 0 1 2 0 0 0 0 0 0 0 0 1 0 0 0 0 0 0 0

BOTTOM

Cleveland Indians @ Boston Red Sox
 Fenway Park, Boston, MA
 Sat May 16 1959, 3:33 AM EDT
 Att. 16,057 - Unknown

AB	31
R	6
H	6
RBI	6
BB	7
SO	9
LOB	13



Inning Stats	R: 0	H: 0	E: 0	LOB: 1	K: 1	S: 5	P: 9	R: 0	H: 0	E: 0	LOB: 0	K: 2	S: 7	R: 0	H: 0	E: 0	LOB: 0	K: 1	S: 5	R: 0	H: 0	E: 0	LOB: 0	K: 0	S: 2	R: 2	H: 1	E: 0	LOB: 0	K: 3	S: 10	R: 4	H: 3	E: 0	LOB: 2	K: 1	S: 8	R: 0	H: 0	E: 0	LOB: 0	K: 0	S: 3	R: 0	H: 1	E: 0	LOB: 2	K: 1	S: 6	R: 0	H: 1	E: 0	LOB: 1	K: 0	S: 4	R: 0	H: 1	E: 0	LOB: 1	K: 0	S: 4	1B: 3	SF: 1	2B: 2	SAC: 0	3B: 0	DP: 1	HR: 1	HBP: 0	WP: 0	PA: 39
PITCHER Herb Score, L ERA: 4.17 (1, 1)	IP	WLS	BF	H	R	ER	SO	BB	IBB	HBP	BLK	WP	HR	S	P	ERA	WHIP	IP	WLS	BF	H	R	ER	SO	BB	IBB	HBP	BLK	WP	HR	S	P	ERA	WHIP	IP	WLS	BF	H	R	ER	SO	BB	IBB	HBP	BLK	WP	HR	S	P	ERA	WHIP																				

Batter	1	2	3	4	5	6	7	8	9	10	11	AB R H RBI BB SO LOB	TOP																							
Woodie Held, R OBP: 0.316, SLG: 0.464 (1, 5)	0-0 5-3	0-0 F9			4-0 BB		0-0 E 1B		0-0 5-3		0-0 F7	5 1 1 0 1 0 3	Cleveland Indians @ Baltimore Orioles Memorial Stadium, Baltimore, MD Sun May 17 1959, 3:33 AM EDT Unknown																							
Jim Piersall, R OBP: 0.316, SLG: 0.339 (1, 8)	0-0 5-3		0-0 B3		0-0 F8		0-0 E 1B		0-3 K			5 1 1 1 0 1 1																								
Vic Power, R OBP: 0.359, SLG: 0.504 (1, 3)	0-0 P6		0-3 K2-3			0-0 5-3 1B	0-0 E 1B		0-0 5-3			5 2 2 1 0 1 0																								
Rocky Colavito, R OBP: 0.405, SLG: 0.688 (1, 9)		0-0 F9	0-0 F8			0-0 5-3 1B	0-0 F8			0-0 F5		5 0 0 0 0 0 3																								
Minnie Minoso, R OBP: 0.349, SLG: 0.421 (1, 7)		0-0 E 1B 1B		0-0 5-3		0-0 1B	0-0 E6		0-3 K			5 1 2 1 0 1 0																								
Russ Nixon, L OBP: 0.267, SLG: 0.234 (1, 2)		0-0 E4 1B 1-2 1B		0-0 F8		0-0 F8	0-0 F8			0-0 1-3		5 1 0 0 0 0 3																								
George Strickland, R OBP: 0.395, SLG: 0.490 (1, 6)		0-0 1B 1-2 2-H 1B		0-0 F8		0-0 F8		0-3 K			0-0 1B	5 0 2 1 0 1 1																								
Billy Martin, R OBP: 0.283, SLG: 0.404 (1, 4)		0-0 F2			0-0 F3		0-0 F7	0-3 K			0-0 B3	5 0 0 0 0 1 3																								
Cal McLish, S OBP: 0.273, SLG: 0.250 (1, 1)		0-0 1B			0-0 F7		0-0 1B 1B	0-0 4-3			0-0 P5	4 1 2 1 0 0 0																								
Tito Francona, L OBP: 0.273, SLG: 0.600 (11, PH)												1 0 0 0 0 0 1																								
Jim Perry, S OBP: 0.667, SLG: 0.667 (11, 1)												0 0 0 0 0 0 0																								
Inning Stats	R: 0 E: 0 K: 3 S: 3	H: 0 LOB: 0 BB: 0 P: 3	R: 2 E: 1 K: 0 S: 7	H: 3 LOB: 2 BB: 0 P: 7	R: 0 E: 0 K: 1 S: 5	H: 0 LOB: 0 BB: 0 P: 5	R: 0 E: 0 K: 0 S: 3	H: 0 LOB: 0 BB: 0 P: 3	R: 0 E: 0 K: 0 S: 5	H: 2 LOB: 1 BB: 0 P: 5	R: 4 E: 2 K: 0 S: 8	H: 4 LOB: 1 BB: 0 P: 8	R: 0 E: 0 K: 2 S: 7	H: 0 LOB: 0 BB: 0 P: 7	R: 0 E: 0 K: 1 S: 5	H: 0 LOB: 0 BB: 0 P: 5	R: 0 E: 0 K: 1 S: 5	H: 0 LOB: 0 BB: 0 P: 5	R: 0 E: 0 K: 0 S: 4	H: 1 LOB: 1 BB: 0 P: 4	1B: 10 2B: 0 3B: 0 HR: 0	SF: 0 SAC: 0 DP: 0 HBP: 0	WP: 0 PB: 0 SB: 0 CS: 0	PA: 46												
PITCHER	IP WLS BF H R ER SO BB IBB HBP BLK WP HR S P ERA WHIP																				IP WLS BF H R ER SO BB IBB HBP BLK WP HR S P ERA WHIP															
Amie Portocarrero, R ERA: 9.74 (1, 1)	6.1	28	7	5	3	1	1	0	0	0	0	0	0	29	33	4.26	1.263																			
Ernie Johnson, R ERA: 3.16 (7, 1)	2.2	11	2	2	0	3	0	0	0	0	0	0	0	17	17	0.00	0.750																			
Jerry Walker, R ERA: 1.53 (10, 1)	2.0	W	7	1	0	0	1	0	0	0	0	0	0	9	9	0.00	0.500																			

livebaseballscorecards.com

AB	45
R	7
H	10
RBI	5
BB	1
SO	5
LOB	15



Batter	1	2	3	4	5	6	7	8	9	10	11	AB R H RBI BB SO LOB	BOTTOM																
Willie Tasby, R OBP: 0.370, SLG: 0.434 (1, 8)	1-3		1-H 3B		F7		F8		1-3		FC3-6 1B BB	6 1 1 1 0 0 2	Cleveland Indians @ Baltimore Orioles Memorial Stadium, Baltimore, MD Sun May 17 1959, 3:33 AM EDT Unknown																
Bob Boyd, L OBP: 0.310, SLG: 0.336 (1, 3)	3-1		1-3		1-2 BB		E4 1B 1-3		HR 1B		F8	5 2 1 0 1 0 2																	
Bob Nieman, R OBP: 0.391, SLG: 0.513 (1, 7)	6-3				F8		1-3		E6 HR		BB BB 1B	5 2 1 0 1 0 4																	
Gus Triandos, R OBP: 0.415, SLG: 0.580 (1, 2)		F5									BB BB BB BB	5 1 3 4 1 1 0																	
Billy Klaus, L OBP: 0.291, SLG: 0.250 (1, 5)		F7									BB BB BB BB	5 0 1 2 1 0 1																	
Al Pilarcik, L OBP: 0.265, SLG: 0.362 (1, 9)		1-3									BB BB BB BB	5 1 1 0 0 1 2																	
Chico Carrasquel, R OBP: 0.284, SLG: 0.319 (1, 6)												5 1 3 0 0 0 2																	
Billy Gardner, R OBP: 0.286, SLG: 0.365 (1, 4)												2 0 0 0 0 0 1																	
Gene Woodling, L OBP: 0.391, SLG: 0.440 (6, PH)												1 0 1 1 0 0 0																	
Bobby Avila, R OBP: 0.267, SLG: 0.195 (7, 4)												2 0 0 0 0 0 1																	
Amie Portocarrero, R OBP: 0.200, SLG: 0.250 (9, PH)												2 0 0 0 0 1 2 3																	
Ernie Johnson, R OBP: 0.133, SLG: 0.133 (10, 1)												0 0 0 0 0 0 0 0																	
Bob Hale, L OBP: 0.200, SLG: 0.250 (9, PH)												1 0 0 0 0 0 0 0																	
Jerry Walker, S OBP: 0.133, SLG: 0.133 (10, 1)												1 0 1 0 0 0 0 0																	
Inning Stats	R: 0 E: 0 K: 0 S: 3	H: 0 LOB: 0 BB: 0 P: 3	R: 0 E: 0 K: 0 S: 3	H: 0 LOB: 0 BB: 0 P: 3	R: 1 E: 0 K: 1 S: 7	H: 2 LOB: 1 BB: 0 P: 7	R: 1 E: 0 K: 1 S: 6	H: 2 LOB: 1 BB: 1 P: 10	R: 0 E: 0 K: 0 S: 3	H: 0 LOB: 2 BB: 2 P: 11	R: 1 E: 0 K: 2 S: 10	H: 3 LOB: 2 BB: 0 P: 10	R: 1 E: 1 K: 0 S: 5	H: 1 LOB: 1 BB: 0 P: 5	R: 0 E: 0 K: 0 S: 3	H: 1 LOB: 0 BB: 0 P: 3	R: 3 E: 1 K: 0 S: 6	H: 2 LOB: 0 BB: 0 P: 6	R: 0 E: 0 K: 0 S: 3	H: 0 LOB: 0 BB: 0 P: 3	R: 1 E: 0 K: 0 S: 4	H: 2 LOB: 3 BB: 2 P: 12	1B: 11 2B: 0 3B: 1 HR: 1	SF: 0 SAC: 0 DP: 2 HBP: 0	WP: 0 PB: 0 SB: 0 CS: 0	PA: 50			
PITCHER	IP WLS BF H R ER SO BB IBB HBP BLK WP HR S P ERA WHIP												IP WLS BF H R ER SO BB IBB HBP BLK WP HR S P ERA WHIP																
Cal McLish, R ERA: 2.32 (1, 1)	10.0	L	6	2	1	1	0	2	0	0	0	0	0	0	4	12	13.50	6.000											
Jim Perry, R ERA: 6.39 (11, 1)	0.2	L	6	2	1	1	0	2	0	0	0	0	0	4	12	13.50	6.000												

livebaseballscores.com

AB	45
R	8
H	13
RBI	8
BB	5
SO	4
LOB	18



Batter	1	2	3	4	5	6	7	8	9	AB R H RBI BB SO LOB	TOP
Woodie Held, R OBP: 0.330, SLG: 0.466 (1, 5) X	0-0 F8		0-0 1B 1B	0-0 5-3			0-0 SH 3B 1B	4-0 BB		4 2 2 0 1 0 1	
Jim Piersall, R OBP: 0.319, SLG: 0.336 (1, 8) B B B	4-0 G3-6-3 BB		0-3 K				0-0 SH 3B	0-0 F9		1 0 0 0 1 1 2 2 1 0 0 0 0 1	
Carroll Hardy, R OBP: 0.158, SLG: 0.111 (3, 8) B B											
Vic Power, R OBP: 0.361, SLG: 0.516 (1, 3) X	0-0 G3-6-3 1-2f		0-0 1B 1B				0-0 F9	0-0 4-3		5 1 2 3 0 0 2	
Rocky Colavito, R OBP: 0.405, SLG: 0.675 (1, 9) X			0-0 F7	0-0 FC6-4 1B			0-0 F3	0-0 F8 1-3 1B		5 1 2 1 0 1 0	
Minnie Minoso, R OBP: 0.359, SLG: 0.449 (1, 7) X			0-0 1-3 1B	0-0 FC6-4 1-2f			0-0 HR	0-0 1-3 1-2		4 1 2 1 1 0 3	
Russ Nixon, L OBP: 0.264, SLG: 0.244 (1, 2) X			0-0 1-3 1-2				0-3 K	0-0 F8 2-3		5 1 1 0 0 1 3	
George Strickland, R OBP: 0.387, SLG: 0.476 (1, 6) X			0-0 6-3				0-0 F8	0-0 3-H 1B		5 0 1 1 0 0 3	
Billy Martin, R OBP: 0.282, SLG: 0.392 (1, 4) X			0-0 P4	0-0 6-3			4-0 BB	0-0 P6		3 0 0 0 1 0 2	
Gary Bell, R OBP: 0.308, SLG: 0.250 (1, 1) B B B			4-0 1B 1B BB	0-0 WP 1B 2-H			0-3 K	0-3 K		3 1 1 1 1 2 1	
Inning Stats	R: 0 H: 0 E: 0 LOB: 0 K: 0 BB: 1 S: 2 P: 6	R: 0 H: 1 E: 0 LOB: 1 K: 0 BB: 0 S: 4 P: 4	R: 2 H: 3 E: 0 LOB: 2 K: 1 BB: 1 S: 8 P: 12	R: 1 H: 2 E: 0 LOB: 1 K: 0 BB: 0 S: 5 P: 5	R: 0 H: 0 E: 0 LOB: 0 K: 0 BB: 0 S: 3 P: 3	R: 1 H: 1 E: 0 LOB: 1 K: 2 BB: 1 S: 8 P: 12	R: 4 H: 4 E: 1 LOB: 1 K: 0 BB: 0 S: 8 P: 8	R: 0 H: 0 E: 0 LOB: 1 K: 1 BB: 1 S: 5 P: 9	R: 0 H: 0 E: 0 LOB: 1 K: 1 BB: 1 S: 5 P: 9	1B: 8 SF: 0 2B: 1 SAC: 1 3B: 1 DP: 1 HR: 1 HBP: 0	WP: 1 PA: 43 PB: 0 SB: 0 CS: 0
PITCHER	IP WLS BF H R ER SO BB IBB HBP BLK WP HR S P ERA WHIP										
Milt Pappas, R ERA: 5.71 (1, 1)	6.0 L 30 9 7 6 3 3 0 0 0 1 1 33 45 9.00 2.000										
Ernie Johnson, R ERA: 2.84 (7, 1)	2.0 9 2 1 0 1 1 0 0 1 0 0 10 14 0.00 1.500										
Jack Harshman, L ERA: 6.26 (9, 1)	1.0 4 0 0 0 0 1 1 0 0 0 0 5 9 0.00 1.000										

Cleveland Indians @ Baltimore Orioles
 Memorial Stadium, Baltimore, MD
 Sun May 17 1959, 3:38 AM EDT
 Att: 21,177 - Unknown

livebaseballscorecards.com

AB	37
R	8
H	11
RBI	7
BB	5
SO	5
LOB	18



Batter	1	2	3	4	5	6	7	8	9	AB	R	H	RBI	BB	SO	LOB
Willie Tasby, R OBP: 0.371, SLG: 0.433 (1, 8)	0-3 K		0-0 L4-6 1B		0-0 F3		0-0 1-2 2-H 1B		0-0 L8	5	0	2	2	0	1	1
Bob Boyd, L OBP: 0.308, SLG: 0.333 (1, 3)	0-0 L8		0-0 1-2 2-H 1B			0-0 F9	0-0 3-1			4	0	1	1	0	0	2
Gene Woodling, L OBP: 0.385, SLG: 0.423 (1, 9)	0-0 4-3		0-0 L4-6			4-0 FC3-6 BB		0-0 F7		3	0	0	0	1	0	2
Bob Nieman, R OBP: 0.375, SLG: 0.488 (1, 7)		0-0 F8		0-3 K		0-0 FC3-6 WP		0-0 P4		4	0	0	0	0	1	1
Gus Triandos, R OBP: 0.404, SLG: 0.560 (1, 2)		0-3 K		0-0 F8		0-0 5-3		4-0 1B BB		3	0	0	0	0	1	1
Jack Harshman, L (9, 1)										0	0	0	0	0	0	0
Billy Klaus, L OBP: 0.305, SLG: 0.255 (1, 5)		4-0 CS BB		0-0 F9			0-0 F7	0-0 1-3 1B		3	0	1	0	1	0	0
Chico Carrasquel, R OBP: 0.295, SLG: 0.342 (1, 6)		0-0 CS	0-0 FC4-6 1B 2B		0-0 FC6-4 1B		0-0 6-3	0-0 1-3 1B		4	1	2	0	0	0	2
Billy Gardner, R OBP: 0.295, SLG: 0.364 (1, 4)			4-0 FC4-6 BB		0-0 FC6-4		0-0 BB 1B		0-0 F8	3	1	1	0	1	0	1
Milt Pappas, R (1, 1)			0-0 FC4-6 1B		0-0 P5		4-0 1B BB		0-0 F7	2	1	0	0	0	0	3
Ernie Johnson, R (7, 1)										0	0	0	0	0	0	0
Joe Ginsberg, L OBP: 0.435, SLG: 0.474 (7, 2)										1	0	0	0	1	0	0
Whitey Lockman, L OBP: 0.400, SLG: 0.286 (8, PH)										0	0	0	0	1	0	0

Inning Stats	R: 0	H: 0	E: 0	K: 1	S: 5	R: 0	H: 0	E: 0	K: 1	S: 4	R: 0	H: 3	E: 0	K: 0	S: 5	R: 0	H: 0	E: 0	K: 1	S: 5	R: 0	H: 1	E: 0	K: 0	S: 4	R: 1	H: 2	E: 0	K: 0	S: 5	R: 0	H: 1	E: 0	K: 0	S: 4	R: 0	H: 0	E: 0	K: 0	S: 3
	LOB: 0	BB: 0	P: 5	LOB: 0	BB: 1	P: 8	LOB: 1	BB: 1	P: 9	LOB: 0	BB: 0	P: 5	LOB: 1	BB: 0	P: 4	LOB: 1	BB: 1	P: 7	LOB: 2	BB: 1	P: 9	LOB: 2	BB: 1	P: 8	LOB: 0	BB: 0	P: 3	1B: 6	SF: 0	2B: 2	SAC: 0	3B: 0	DP: 1	HR: 0	HBP: 0	WP: 1	PA: 38			


PITCHER	IP	WLS	BF	H	R	ER	SO	BB	IBB	HBP	BLK	WP	HR	S	P	ERA	WHIP
Gary Bell, R ERA: 3.65 (1, 1)	9.0	W	37	7	3	3	3	5	0	0	0	1	0	38	58	3.00	1.333


BOTTOM

Cleveland Indians @ Baltimore Orioles
Memorial Stadium, Baltimore, MD

Sun May 17 1959, 3:38 AM EDT
Att. 21,177 - Unknown

AB	32
R	3
H	7
RBI	3
BB	5
SO	3
LOB	13



Batter	1	2	3	4	5	6	7	8	9	AB R H RBI BB SO LOB	TOP											
Woodie Held, R (1, 5) OBP: 0.330, SLG: 0.462 Tito Francona, L (8, PH) OBP: 0.250, SLG: 0.545 Gene Leek, R (8, 5) OBP: 0.222, SLG: 0.412	0-3 K		0-0 1B		0-0 F7			0-3 K		3 0 1 0 0 1 1 1 0 0 0 0 1 1 0 0 0 0 0 0 0												
Jim Piersall, R (1, 8) OBP: 0.317, SLG: 0.342	0-3 K		0-0 F9			0-0 F9 2B		0-0 F8		4 0 1 0 0 1 3												
Vic Power, R (1, 3) OBP: 0.350, SLG: 0.500	0-0 F7			0-0 P4		0-0 F9 2-3		0-0 E3 1-2		4 0 0 0 0 0 2												
Rocky Colavito, R (1, 9) OBP: 0.407, SLG: 0.678		0-0 1B CS		0-0 2B		0-0 F5		0-0 F8		4 0 2 0 0 0 3												
Minnie Minoso, R (1, 7) OBP: 0.356, SLG: 0.438	0-3 K		0-0 5-3		0-0 F7			1-0 G1-6-3 HBP		3 0 0 0 0 1 3												
Russ Nixon, L (1, 2) OBP: 0.253, SLG: 0.233	0-3 K 1-2		0-0 5-3			0-0 F7		0-0 G1-6-3 1-2		4 0 0 0 0 1 3												
George Strickland, R (1, 6) OBP: 0.388, SLG: 0.471 Granny Hamner, R (7, PH) OBP: 0.338, SLG: 0.439 (7, 6)			0-0 1-6-3		4-0 BB	0-0 5-3		0-3 K		1 0 0 0 1 0 0 2 0 0 0 0 1 0	AB 31 R 0 H 6 RBI 0 BB 1 SO 6 LOB 18											
Billy Martin, R (1, 4) OBP: 0.283, SLG: 0.390			0-0 1B SH1-3 1B		0-0 F9	0-0 F8				3 0 1 0 0 0 1												
Don Ferrarese, R (1, 1) OBP: 0.231, SLG: 0.308 Don Dillard, L (8, PH) OBP: 0.333, SLG: 0.333 Al Cicotte, R (8, 1)			0-0 SH1-3 1-2		0-0 F7			0-0 E 1B		1 0 0 0 0 0 1 1 0 1 0 0 0 0 0 0 0 0 0 0 0												
Inning Stats	R: 0 E: 0 K: 2 S: 7	H: 0 LOB: 0 BB: 0 P: 7	R: 0 E: 0 K: 2 S: 7	H: 1 LOB: 0 BB: 0 P: 7	R: 0 E: 0 K: 0 S: 5	H: 2 LOB: 2 BB: 0 P: 5	R: 0 E: 0 K: 0 S: 4	H: 1 LOB: 1 BB: 0 P: 4	R: 0 E: 0 K: 0 S: 3	H: 0 LOB: 1 BB: 1 P: 7	R: 0 E: 0 K: 0 S: 4	H: 1 LOB: 1 BB: 0 P: 4	R: 0 E: 0 K: 0 S: 3	H: 0 LOB: 0 BB: 0 P: 3	R: 0 E: 1 K: 1 S: 7	H: 1 LOB: 2 BB: 0 P: 7	R: 0 E: 0 K: 1 S: 4	H: 0 LOB: 0 BB: 0 P: 5	1B: 4 2B: 2 3B: 0 HR: 0	SF: 0 SAC: 1 DP: 1 HBP: 1	WP: 0 PB: 0 SB: 0 CS: 1	PA: 34
PITCHER	IP WLS BF H R ER SO BB IBB HBP BLK WP HR S P ERA WHIP																					
Hal Brown, R (1, 1) ERA: 2.13 Billy Loes, R (8, 1) ERA: 1.15	7.2 W 30 6 0 0 5 1 0 0 0 0 0 0 39 43 0.00 0.913																					
	1.1 S 4 0 0 0 1 0 0 1 0 0 0 0 5 6 0.00 0.000																					

Cleveland Indians @ Baltimore Orioles
 Memorial Stadium, Baltimore, MD
 Mon May 18 1959, 7:05 PM EDT
 Att. 9,167 - Unknown

livebaseballscorecards.com

Batter	1	2	3	4	5	6	7	8	9
Willie Tasby, R OBP: 0.375, SLG: 0.435 (1, 8)	0-3 K2-3		0-0 BB BB 1-2 1B		0-0 1B FC6-4 2-H 1B		0-0 6-3		
Bob Boyd, L OBP: 0.314, SLG: 0.333 (1, 3)	0-0 L5		4-0 BB 1-2 2-3 BB		0-0 FC6-4 1-3 1B		0-0 5-3		
Bob Nieman, R OBP: 0.374, SLG: 0.476 (1, 7)	0-3 K		4-0 BB 1-2 2-3 3-H BB		0-0 FC6-4 1-2f 3-H BB		0-0 1-3 SH1-3 1B		
Al Pilarcik, L OBP: 0.280, SLG: 0.375 (8, 9)									
Gus Triandos, R OBP: 0.402, SLG: 0.547 (1, 2)		0-0 P3	0-0 F8		4-0 BB 1-2 BB		0-0 SH1-3		
Bobby Avila, R OBP: 0.250, SLG: 0.182 (1, 9)		0-3 K		0-0 F7	0-0 F9		0-0 1-3		
Lenny Green, L OBP: 0.333, SLG: 0.409 (8, 7)							2-3		
Chico Carrasquel, R OBP: 0.293, SLG: 0.329 (1, 6)		0-0 P3		0-0 5-3		0-3 K G6-4-3	4-0 BB		
Jim Finigan, R OBP: 0.328, SLG: 0.358 (1, 5)			0-0 FC1-6-4 1B	0-0 F8		0-0 G6-4-3 1-2f	0-0 6-3		
Billy Gardner, R OBP: 0.296, SLG: 0.363 (1, 4)			0-0 FC1-6-4 BB BB 1-2f 1B		0-0 SH1-4 1B	0-0 L8			
Hal Brown, R (1, 1)			0-0 F9		0-0 SH1-4		0-3 K		
Billy Loes, R (8, 1)									

AB	R	H	RBI	BB	SO	LOB
4	1	2	1	0	1	0
3	0	1	0	1	0	0
2	0	0	2	1	1	1
1	0	1	0	0	0	0
2	0	0	0	1	0	3
3	0	0	0	0	1	2
1	0	0	0	0	0	1
3	0	0	0	1	1	0
4	0	1	0	0	0	3
3	2	1	0	0	0	1
2	0	0	0	0	1	1
0	0	0	0	0	0	0

BOTTOM

Cleveland Indians @ Baltimore Orioles
Memorial Stadium, Baltimore, MD

Mon May 18 1959, 7:05 PM EDT
 Att. 9,167 - Unknown

livebaseballscorecards.com

AB	28
R	3
H	6
RBI	3
BB	4
SO	5
LOB	12



1B: 6	SF: 0
2B: 0	SAC: 2
3B: 0	DP: 1
HR: 0	HBP: 0

WP: 1	PA: 34
PB: 0	
SB: 0	
CS: 0	

Inning Stats	R: 0	H: 0	E: 0	LOB: 0	K: 2	BB: 0	S: 7	P: 7									
PITCHER	IP	WLS	BF	H	R	ER	SO	BB	IBB	HBP	BLK	WP	HR	S	P	ERA	WHIP
Don Ferrarese, L (1, 1)	7.0	L	29	5	3	3	5	3	0	0	0	1	0	36	48	3.86	1.143
Al Cicotte, R (8, 1)	1.0		5	1	0	0	0	1	0	0	0	0	0	4	8	0.00	2.000

Batter	1	2	3	4	5	6	7	8	9	AB R H RBI BB SO LOB	TOP																		
Jim Piersall, R (1, 8) ^x OBP: 0.320, SLG: 0.370 Carroll Hardy, R (9, 8) OBP: 0.158, SLG: 0.111	0-0 F8	0-0 1-2 2-H 1B			0-0 HR		0-0 4-3		0-0 5-3 1-2 2-3	5 1 2 2 0 0 2 0 0 0 0 0 0 0	Cleveland Indians @ Washington Senators Griffith Stadium, Washington, DC Tue May 19 1959, 7:05 PM EDT Att: 12,681 - Unknown livebaseballscorecards.com																		
Granny Hamner, R (1, 6) ^x OBP: 0.316, SLG: 0.408	0-0 4-3	0-0 F9			0-0 F9		0-0 F8		0-0 2-3	5 0 0 0 0 0 4																			
Vic Power, R (1, 3) ^x OBP: 0.340, SLG: 0.485	0-0 4-3			0-0 4-3		0-0 1-3		0-0 P6		4 0 0 0 0 0 0																			
Rocky Colavito, R (1, 9) OBP: 0.410, SLG: 0.696		0-0 HR		0-0 F7		0-0 L5		0-0 G6-4-3 1B		4 1 2 1 0 0 0																			
Minnie Minoso, R (1, 7) OBP: 0.353, SLG: 0.432		0-0 1B SF7 1B		0-0 4-3		0-0 4-3		0-0 G6-4-3 1-2f		4 1 1 0 0 0 1																			
Woodie Held, R (1, 5) OBP: 0.336, SLG: 0.495		0-0 1B 1-3 1B 1B		0-0 F7		0-0 HR		0-0 3-1		4 2 2 1 0 0 0																			
Hal Naragon, L (1, 2) OBP: 0.414, SLG: 0.583		0-0 SF7		0-0 1B		0-0 F3		0-0 2B		0 0 0 0 0 0 0																			
Ray Webster, R (1, 4) OBP: 0.300, SLG: 0.556		0-0 3-H 1B 1-2 1B 1B		0-0 P4		4-0 BB BB BB		0-0 F7		3 0 1 0 1 0 2																			
Mudcat Grant, R (1, 1) OBP: 0.071, SLG: 0.071 Dick Brodowski, R (8, 1) OBP: 0.200, SLG: 0.200		0-3 K		0-3 K		0-3 K		0-0 E6 5-3		3 0 0 0 0 3 4 1 0 0 0 0 0 1																			
Inning Stats	R: 0 E: 0 K: 0 S: 3	H: 0 LOB: 0 BB: 0 P: 3	R: 3 E: 0 K: 1 S: 10	H: 5 LOB: 2 BB: 0 P: 10	R: 0 E: 0 K: 0 S: 3	H: 0 LOB: 0 BB: 0 P: 3	R: 0 E: 0 K: 1 S: 6	H: 1 LOB: 1 BB: 0 P: 6	R: 1 E: 0 K: 0 S: 4	H: 1 LOB: 0 BB: 0 P: 4	R: 1 E: 0 K: 1 S: 6	H: 1 LOB: 1 BB: 1 P: 10	R: 0 E: 0 K: 0 S: 3	H: 0 LOB: 0 BB: 0 P: 3	R: 0 E: 0 K: 0 S: 3	H: 1 LOB: 0 BB: 0 P: 3	R: 0 E: 1 K: 0 S: 5	H: 1 LOB: 2 BB: 0 P: 5	1B: 6 2B: 1 3B: 0 HR: 3	SF: 1 SAC: 0 DP: 1 HBP: 0	WP: 0 PB: 0 SB: 0 CS: 0	PA: 38							
PITCHER	IP WLS BF H R ER SO BB IBB HBP BLK WP HR S P ERA WHIP																												
Hal Griggs, R (1, 1) ERA: 2.2	1.1	L	8	4	3	3	0	0	0	0	0	0	1	8	8	20.25	3.000												
Tex Clevenger, R (2, 1) ERA: 3.06	5.2		22	4	2	2	3	1	0	0	0	0	2	27	31	3.18	0.882												
Camilo Pascual, R (8, 1) ERA: 2.96	2.0		8	2	0	0	0	0	0	0	0	0	0	8	8	0.00	1.000												

BOTTOM

Cleveland Indians @ Washington Senators
Griffith Stadium, Washington, DC
Tue May 19 1959, 7:05 PM EDT
Att. 12,681 - Unknown

livebaseballscorecards.com

AB 31
R 2
H 7
RBI 2
BB 5
SO 2
LOB 19



WP: 0 PA: 37
PB: 1
SB: 0
CS: 0

AB R H RBI BB SO LOB

5	0	1	0	0	0	2
4	0	1	0	0	0	2
3	0	0	0	1	0	1
2	1	0	0	2	0	1
3	0	0	0	1	1	1
3	0	1	0	1	0	1
3	1	2	2	0	0	1
4	0	2	0	0	0	4
0	0	0	0	0	0	0
2	0	0	0	0	1	4
1	0	0	0	0	0	1
0	0	0	0	0	0	0
1	0	0	0	0	0	1

Batter	1	2	3	4	5	6	7	8	9
Albie Pearson, L (1, 9) OBP: 0.318, SLG: 0.203	0-0 F8		0-0 3-1		0-0 G6-4-3 1B		0-0 FC4-6 1-2f		0-0 F7
Bob Allison, R (1, 8) OBP: 0.331, SLG: 0.524	0-0 G5-4-3 1B		0-0 L5		0-0 G6-4-3 1-2f		0-0 5-3		
Harmon Killebrew, R (1, 5) OBP: 0.397, SLG: 0.640	0-0 G5-4-3 1-2f		4-0 BB		0-0 5-3			0-0 F8	
Roy Sievers, R (1, 3) OBP: 0.333, SLG: 0.411		4-0 BB PB SF8 BB	0-0 F8		4-0 FC5-4 BB		0-0 5-3	0-0 5-3	
Jim Lemon, R (1, 7) OBP: 0.371, SLG: 0.586		4-0 BB 6-3 1-2 BB		0-0 F8		0-0 F8		0-3 K	
Reno Bertoia, R (1, 4) OBP: 0.340, SLG: 0.458		4-0 BB 6-3 1-2 2-3 BB		0-0 FC6-5 1B		0-0 FC5-4 1-2f		0-0 4-3	
Jay Porter, R (1, 2) OBP: 0.310, SLG: 0.329		0-0 SF8		0-0 1-2 1B		0-0 F3		0-0 HR	
Ron Samford, R (1, 6) OBP: 0.320, SLG: 0.419		0-0 6-3 1-2 2-3		0-0 F7		0-0 FC4-6 1B		0-0 2B	
Hal Griggs, R (1, 1) Tex Clevenger, R (2, 1) Herb Plews, L (7, PH) Camilo Pascual, R (8, 1) Julio Becquer, L (9, PH)		0-3 K		0-0 FC6-5 2-3f		0-0 F9		0-0 P3	

Inning Stats	R: 0	H: 1	E: 0	LOB: 0	K: 0	BB: 0	S: 3	R: 1	H: 0	E: 0	LOB: 2	K: 1	BB: 3	S: 5	R: 0	H: 0	E: 0	LOB: 1	K: 0	BB: 1	S: 3	R: 0	H: 2	E: 0	LOB: 2	K: 0	BB: 0	S: 5	R: 0	H: 1	E: 0	LOB: 1	K: 0	BB: 1	S: 3	R: 0	H: 0	E: 0	LOB: 0	K: 0	BB: 0	S: 4	R: 0	H: 1	E: 0	LOB: 1	K: 0	BB: 0	S: 5	R: 0	H: 0	E: 0	LOB: 0	K: 1	BB: 0	S: 5	R: 1	H: 2	E: 0	LOB: 1	K: 0	BB: 0	S: 5	1B: 5	SF: 1	2B: 1	SAC: 0	3B: 0	DP: 2	HR: 1	HBP: 0	WP: 0	PA: 37
--------------	------	------	------	--------	------	-------	------	------	------	------	--------	------	-------	------	------	------	------	--------	------	-------	------	------	------	------	--------	------	-------	------	------	------	------	--------	------	-------	------	------	------	------	--------	------	-------	------	------	------	------	--------	------	-------	------	------	------	------	--------	------	-------	------	------	------	------	--------	------	-------	------	-------	-------	-------	--------	-------	-------	-------	--------	-------	--------

PITCHER	IP	WLS	BF	H	R	ER	SO	BB	IBB	HBP	BLK	WP	HR	S	P	ERA	WHIP
Mudcat Grant, R (1, 1) ERA: 1.77	7.0	W	29	5	1	1	1	5	0	0	0	0	0	26	46	1.29	1.429
Dick Brodowski, R (8, 1) ERA: 1.17	2.0	S	8	2	1	1	1	0	0	0	0	0	1	10	10	4.50	1.000

PITCHER	IP	WLS	BF	H	R	ER	SO	BB	IBB	HBP	BLK	WP	HR	S	P	ERA	WHIP
---------	----	-----	----	---	---	----	----	----	-----	-----	-----	----	----	---	---	-----	------

Batter	1	2	3	4	5	6	7	8	9	AB R H RBI BB SO LOB	TOP											
Jim Piersall, R (1, 8) OBP: 0.323, SLG: 0.366	0-0 F7		0-0 2B 1B		0-3 K		0-0 F9		4-0 1B BB	4 1 1 0 1 1 0	Cleveland Indians @ Washington Senators Griffith Stadium, Washington, DC Wed May 20 1959, 7:05 PM EDT Att. 13,395 - Unknown livebaseballscorecards.com											
Granny Hamner, R (1, 6) OBP: 0.321, SLG: 0.434	0-0 6-3		0-0 P3		0-0 SF9 3B		0-0 F9		0-0 1B	5 1 2 0 0 0 1												
Vic Power, R (1, 3) OBP: 0.342, SLG: 0.489	4-0 WP 2B BB		0-0 1B 2B		0-0 SF9		0-0 1-3		0-0 4-3	3 2 1 2 1 0 2												
Rocky Colavito, R (1, 9) OBP: 0.413, SLG: 0.698	0-0 1-H 2B		0-0 2-H 1B		0-0 F7			0-3 K		4 0 2 2 0 1 0												
Minnie Minoso, R (1, 7) OBP: 0.357, SLG: 0.438	4-0 BB		0-0 6-3		0-0 WP 1B 2B			0-3 K		3 1 1 0 1 1 1												
Woodie Held, R (1, 5) OBP: 0.342, SLG: 0.505	0-0 L1		0-3 K		0-0 FC6-4 1B			0-0 2B		4 0 2 1 0 1 3												
Hal Naragon, L (1, 2) OBP: 0.364, SLG: 0.500		0-0 5-3		0-0 4-3		0-0 F8		0-0 F9		0 0 0 0 0 0 0												
Ray Webster, R (1, 4) OBP: 0.214, SLG: 0.385		0-0 6-3		0-0 F8		0-0 FC6-4			0-3 K	4 0 0 0 0 1 1												
Herb Score, L (1, 1) OBP: 0.111, SLG: 0.111		0-3 K		0-0 F8		0-0 4-3			0-0 5-3	3 0 0 0 0 1 1												
Jim Perry, S (7, 1) OBP: 0.500, SLG: 0.500										1 0 0 0 0 0 0												
Inning Stats	R: 1 E: 0 K: 0 S: 4	H: 1 LOB: 2 BB: 2 P: 12	R: 0 E: 0 K: 1 S: 5	H: 0 LOB: 0 BB: 0 P: 5	R: 2 E: 0 K: 1 S: 8	H: 3 LOB: 1 BB: 0 P: 8	R: 0 E: 0 K: 0 S: 3	H: 0 LOB: 0 BB: 0 P: 3	R: 1 E: 0 K: 1 S: 6	H: 1 LOB: 0 BB: 0 P: 6	R: 1 E: 0 K: 0 S: 5	H: 2 LOB: 1 BB: 0 P: 5	R: 0 E: 0 K: 0 S: 3	H: 0 LOB: 0 BB: 0 P: 3	R: 0 E: 0 K: 2 S: 8	H: 1 LOB: 1 BB: 0 P: 8	R: 0 E: 0 K: 1 S: 6	H: 1 LOB: 2 BB: 1 P: 10	1B: 4 2B: 4 3B: 1 HR: 0	SF: 1 SAC: 0 DP: 0 HBP: 0	WP: 2 PB: 0 SB: 0 CS: 0	PA: 39
PITCHER	IP WLS BF H R ER SO BB IBB HBP BLK WP HR S P ERA WHIP																					
Russ Kemmerer, R (1, 1) ERA: 3.67	5.0 L 22 5 4 4 3 2 0 0 0 1 0 26 34 7.20 1.400																					
Hal Griggs, R (6, 1) ERA: 2.35	2.0 8 2 1 1 0 0 0 0 0 1 0 8 8 4.50 1.000																					
Bill Fischer, R (8, 1) ERA: 2.44	2.0 9 2 0 0 3 1 0 0 0 0 0 14 18 0.00 1.500																					

AB	31
R	5
H	9
RBI	5
BB	3
SO	6
LOB	9



Batter	1	2	3	4	5	6	7	8	9	AB R H RBI BB SO LOB	BOTTOM
Ron Samford, R (1, 6) OBP: 0.308, SLG: 0.406 Faye Throneberry, L (9, PH) OBP: 0.194, SLG: 0.152	0-3 K		0-0 F3		0-0 5-3		0-0 SF8		0-3 K	3 0 0 1 0 1 4 1 0 0 0 0 1 1	Cleveland Indians @ Washington Senators Griffith Stadium, Washington, DC Wed May 20 1959, 7:05 PM EDT Att. 13,395 - Unknown livebaseballscorecards.com
Albie Pearson, L (1, 9) OBP: 0.315, SLG: 0.205	0-0 F8		0-0 F7		0-0 4-3		0-0 E8			4 0 1 0 0 0 4	
Bob Allison, R (1, 8) OBP: 0.329, SLG: 0.513	0-0 P4		4-0 BB			0-0 5-3	0-0 P6			3 0 0 1 1 0 2	
Harmon Killebrew, R (1, 5) OBP: 0.394, SLG: 0.651		0-3 K	0-3 K			0-0 HR		0-3 K		4 1 1 1 0 3 3	
Jim Lemon, R (1, 7) OBP: 0.360, SLG: 0.567		0-3 K		0-0 E6		0-3 K		0-3 K		4 0 0 0 0 3 0	
Reno Bertoia, R (1, 4) OBP: 0.331, SLG: 0.445		0-0 6-3		0-0 F8		0-0 F8		0-0 4-3		4 0 0 0 0 0 1	
Ken Aspromonte, R (1, 3) OBP: 0.341, SLG: 0.324			0-0 SH 1B BB 1B		0-3 K		4-0 FC1-6 1B SF8 BB		0-3 K	3 2 1 0 1 2 1	
Jay Porter, R (1, 2) OBP: 0.341, SLG: 0.354			0-0 BB SH 1B		0-0 5-3 1B		0-0 FC1-6 1B		4-0 FC3-6 BB	3 0 3 0 1 0 0	
Russ Kemmerer, R (1, 1) OBP: 0.158, SLG: 0.167 Herb Plewys, L (5, PH) OBP: 0.200, SLG: 0.200 Hal Griggs, R (6, 1) Ed Fitz Gerald, R (7, PH) OBP: 0.208, SLG: 0.143 John Romonosky, R (7, PR) OBP: 0.600, SLG: 0.600 Bill Fischer, R (8, 1) OBP: 0.286, SLG: 0.231 Julio Becquer, L (9, PH) OBP: 0.224, SLG: 0.273			0-0 SH BB		0-3 K		0-0 FC1-6 E 1B		0-0 FC3-6	0 0 0 0 0 0 0 1 0 0 0 0 0 1 1 0 0 0 0 0 0 0 1 0 0 0 0 0 0 2 0 0 0 0 0 0 0 0 0 0 0 0 0 0 0 0 1 0 0 0 0 0 0 1	
Inning Stats	R: 0 H: 0 E: 0 LOB: 0 K: 1 BB: 0 S: 5 P: 5	R: 0 H: 0 E: 0 LOB: 0 K: 2 BB: 0 S: 7 P: 7	R: 1 H: 2 E: 1 LOB: 3 K: 1 BB: 1 S: 8 P: 12	R: 0 H: 0 E: 1 LOB: 1 K: 1 BB: 0 S: 5 P: 5	R: 0 H: 1 E: 0 LOB: 1 K: 1 BB: 0 S: 6 P: 6	R: 1 H: 1 E: 0 LOB: 0 K: 1 BB: 0 S: 6 P: 6	R: 1 H: 2 E: 1 LOB: 2 K: 0 BB: 1 S: 5 P: 9	R: 0 H: 0 E: 0 LOB: 0 K: 2 BB: 0 S: 7 P: 7	R: 0 H: 0 E: 0 LOB: 1 K: 2 BB: 1 S: 7 P: 11	1B: 5 SF: 1 2B: 1 SAC: 1 3B: 0 DP: 1 HR: 1 HBP: 0	
PITCHER Herb Score, L (1, 1) ERA: 3.97 Jim Perry, R (7, 1) ERA: 5.4	IP WLS BF H R ER SO 6.2 W 29 6 3 2 7	IP WLS BF H R ER SO 2.1 S 8 0 0 0 4	IP WLS BF H R ER SO 2 0 0 0 0 0	IP WLS BF H R ER SO 0 0 0 0 0 0	IP WLS BF H R ER SO 0 0 15 19 0.00 0.429	PITCHER	IP WLS BF H R ER SO 0 0 0 0 0 0	IP WLS BF H R ER SO 0 0 0 0 0 0	IP WLS BF H R ER SO 0 0 0 0 0 0	WP HR S P ERA WHIP 0 0 0 0 0.00 0.429	WP HR S P ERA WHIP 0 0 0 0 0.00 0.429



Batter	1	2	3	4	5	6	7	8	9	AB R H RBI BB SO LOB	TOP											
Eddie Yost, R OBP: 0.441, SLG: 0.613 (1, 5) X	0-0 F7		0-0 6-3			0-0 5-3		0-3 K		4 0 0 0 0 1 2												
Harvey Kuenn, R OBP: 0.419, SLG: 0.486 (1, 9) X	0-0 L3		0-0 F5			0-0 4-3		0-0 F8		4 0 0 0 0 0 0												
Charlie Maxwell, L OBP: 0.337, SLG: 0.517 (1, 7) X	0-0 3-1			0-0 FC5-4 1B		0-3 K		0-0 3-1		4 0 1 0 0 1 0												
Al Kaline, R OBP: 0.388, SLG: 0.547 (1, 8) X		0-0 L8		0-0 FC5-4 FC4-6 1-2f		0-0 L9		0-0 WP HBP 1B		4 0 1 0 0 0 1												
Gail Harris, L OBP: 0.229, SLG: 0.324 (1, 3)		0-0 BB 1B		0-0 FC4-6 1-2f		0-0 4-3		1-0 WP HBP		3 0 1 0 0 0 1												
Coot Veal, R OBP: 0.667, SLG: 0.667 (9, PR)								1-2 HBP		0 0 0 0 0 0 0												
Rocky Bridges, R OBP: 0.377, SLG: 0.377 (1, 6)		4-0 BB 1-2 BB		0-0 1-6-3		0-0 F8		0-0 F8 1-2 2-3		2 0 0 0 1 0 1												
Bobo Osborne, L OBP: 0.300, SLG: 0.333 (9, PH)										1 0 0 0 0 0 2												
Lou Berberet, L OBP: 0.392, SLG: 0.452 (1, 2)		0-3 K			0-3 K			0-0 G3 SH5-3 1B		3 0 1 0 0 2 2												
Ted Lepcio, R OBP: 0.333, SLG: 0.533 (8, PR)										0 0 0 0 0 0 0												
Red Wilson, R OBP: 0.242, SLG: 0.273 (8, 2)										0 0 0 0 0 0 0												
Frank Bolling, R OBP: 0.302, SLG: 0.358 (1, 4) X		0-0 F8			0-0 1-3			0-0 SH5-3 1-2		2 0 0 0 0 0 2												
Paul Foytack, R OBP: 0.154, SLG: 0.083 (1, 1)			0-3 K			0-0 6-3		0-0 G3 2-3		2 0 0 0 0 1 0												
Neil Christley, L OBP: 0.188, SLG: 0.154 (8, PH)										1 0 0 0 0 0 1												
Ray Narleski, R (8, 1)										0 0 0 0 0 0 0												
Inning Stats	R: 0 E: 0 K: 0 S: 3	H: 0 LOB: 0 BB: 0 P: 3	R: 0 E: 0 K: 1 S: 6	H: 1 LOB: 2 BB: 1 P: 10	R: 0 E: 0 K: 1 S: 5	H: 0 LOB: 0 BB: 0 P: 5	R: 0 E: 0 K: 0 S: 4	H: 1 LOB: 1 BB: 0 P: 4	R: 0 E: 0 K: 1 S: 5	H: 0 LOB: 0 BB: 0 P: 5	R: 0 E: 0 K: 1 S: 5	H: 0 LOB: 0 BB: 0 P: 5	R: 0 E: 0 K: 0 S: 3	H: 0 LOB: 0 BB: 0 P: 3	R: 0 E: 0 K: 1 S: 6	H: 1 LOB: 2 BB: 0 P: 6	R: 0 E: 0 K: 0 S: 4	H: 1 LOB: 3 BB: 0 P: 5	1B: 4 2B: 0 3B: 0 HR: 0	SF: 0 SAC: 1 DP: 0 HBP: 1	WP: 1 PB: 0 SB: 0 CS: 0	PA: 33
PITCHER Gary Bell, R ERA: 3.04 (1, 1)	IP: 9.0 WLS: W BF: 33 H: 4 R: 0 ER: 0 SO: 5 BB: 1 IBB: 0 HBP: 1 BLK: 0 WP: 1 HR: 0 S: 41 P: 46 ERA: 0.00 WHIP: 0.556																				PITCHER IP: WLS: BF: H: R: ER: SO: BB: IBB: HBP: BLK: WP: HR: S: P: ERA: WHIP	

Detroit Tigers @ Cleveland Indians
Cleveland Municipal Stadium, Cleveland, OH

Fri May 22 1959, 7:05 PM EDT
Att. 24,317 - Unknown

livebaseballscorecards.com

AB	30
R	0
H	4
RBI	0
BB	1
SO	5
LOB	12



Batter	1	2	3	4	5	6	7	8	9	AB	R	H	RBI	BB	SO	LOB
Jim Piersall, R OBP: 0.316, SLG: 0.357 (1, 8)	0-0 F9			0-0 F7		0-0 6-3				3	0	0	0	0	0	0
Granny Hamner, R OBP: 0.310, SLG: 0.418 (1, 6)	0-0 4-3			0-0 F7			0-3 K			3	0	0	0	0	1	0
Vic Power, R OBP: 0.342, SLG: 0.493 (1, 3)	0-0 6-3			0-0 L8			0-0 2B			3	1	1	0	0	0	0
Rocky Colavito, R OBP: 0.404, SLG: 0.682 (1, 9)		0-0 F9			0-0 E6		0-0 F7			3	0	0	0	0	0	1
Minnie Minoso, R OBP: 0.356, SLG: 0.443 (1, 7)		0-0 P4			0-0 4-3		0-0 2B			3	0	1	1	0	0	1
Woodie Held, R OBP: 0.333, SLG: 0.490 (1, 5)		0-0 F9			0-3 K		0-0 L8			3	0	0	0	0	1	2
Hal Naragon, L OBP: 0.333, SLG: 0.452 (1, 2)			0-0 4-3		0-3 K			0-0 P1		3	0	0	0	0	1	1
Ray Webster, R OBP: 0.176, SLG: 0.313 (1, 4)			0-0 L9			0-0 F7		0-0 6-3		3	0	0	0	0	0	0
Gary Bell, R OBP: 0.250, SLG: 0.200 (1, 1)			0-0 5-3			0-0 F3		0-0 F3		3	0	0	0	0	0	0

Inning Stats		R: 0	H: 0	E: 0	LOB: 0	K: 0	BB: 0	S: 3	P: 3	R: 0	H: 0	E: 0	LOB: 0	K: 0	BB: 0	S: 3	P: 3	R: 0	H: 0	E: 1	LOB: 1	K: 2	BB: 0	S: 8	P: 8	R: 0	H: 0	E: 0	LOB: 0	K: 0	BB: 0	S: 3	P: 3	R: 1	H: 2	E: 0	LOB: 1	K: 1	BB: 0	S: 7	P: 7	R: 0	H: 0	E: 0	LOB: 0	K: 0	BB: 0	S: 3	P: 3			
PITCHER	IP	WLS	BF	H	R	ER	SO	BB	IBB	HBP	BLK	WP	HR	S	P	ERA	WHIP																																			
Paul Foytack, R ERA: 8.14 (1, 1)	7.0	L	24	2	1	1	3	0	0	0	0	0	0	30	30	1.29	0.286																																			
Ray Narleski, R ERA: 9.0 (8, 1)	1.0		3	0	0	0	0	0	0	0	0	0	0	3	3	0.00	0.000																																			

DETROIT TIGERS @ CLEVELAND INDIANS
Cleveland Municipal Stadium, Cleveland, OH

Fri May 22 1959, 7:05 PM EDT
Att. 24,317 - Unknown

AB 27	WP: 0 PA: 27
R 1	PB: 0
H 2	SB: 0
RBI 1	CS: 0
BB 0	
SO 3	
LOB 5	

Batter	1	2	3	4	5	6	7	8	9	AB R H RBI BB SO LOB	TOP											
Eddie Yost, R (1, 5) OBP: 0.440, SLG: 0.596	0-3 K		4-0 BB		0-0 4-3		0-0 P6		4-0 1B BB	3 0 0 0 2 1 0												
Harvey Kuenn, R (1, 9) OBP: 0.418, SLG: 0.477	0-0 L1		0-0 F3		0-0 P6		4-0 L8-4 HBP BB		0-0 1-3 1B	4 0 1 0 1 0 1												
Charlie Maxwell, L (1, 7) OBP: 0.350, SLG: 0.511	0-0 P3			4-0 1B BB		0-0 HR 1B	1-0 HBP		0-0 L4	3 1 1 0 1 0 2												
Al Kaline, R (1, 8) OBP: 0.385, SLG: 0.559		0-0 L5		0-0 L8		0-0 HR 1B	0-0 L8-4			4 1 1 2 0 0 3												
Gail Harris, L (1, 3) OBP: 0.241, SLG: 0.333		0-0 F3		0-0 1-2 1B		0-0 HR 1B		0-3 K		4 1 2 0 0 1 0												
Rocky Bridges, R (1, 6) OBP: 0.373, SLG: 0.397		0-0 F5		0-0 F8		0-0 HR 1B		0-0 5-3		4 1 1 2 0 0 2												
Lou Berberet, L (1, 2) OBP: 0.386, SLG: 0.477			0-0 HR	0-0 G3		0-0 P4		0-0 4-3		4 1 1 1 0 0 2												
Frank Bolling, R (1, 4) OBP: 0.301, SLG: 0.379			0-0 6-3		0-0 HR	0-0 F3		0-0 F8		4 1 1 1 0 0 0												
Jim Bunning, R (1, 1) OBP: 0.269, SLG: 0.440			0-0 6-3		0-0 1-3	0-3 K		0-0 6-3		4 0 0 0 0 1 0												
Inning Stats	R: 0 E: 0 K: 1 S: 5	H: 0 LOB: 0 BB: 0 P: 5	R: 0 E: 0 K: 0 S: 3	H: 0 LOB: 0 BB: 0 P: 3	R: 1 E: 0 K: 0 S: 4	H: 1 LOB: 1 BB: 1 P: 8	R: 0 E: 0 K: 0 S: 4	H: 1 LOB: 2 BB: 1 P: 8	R: 1 E: 0 K: 0 S: 4	H: 1 LOB: 0 BB: 0 P: 4	R: 4 E: 0 K: 1 S: 9	H: 4 LOB: 0 BB: 0 P: 9	R: 0 E: 0 K: 0 S: 2	H: 0 LOB: 1 BB: 1 P: 7	R: 0 E: 0 K: 1 S: 5	H: 0 LOB: 0 BB: 0 P: 5	R: 0 E: 0 K: 0 S: 4	H: 1 LOB: 2 BB: 1 P: 8	1B: 4 2B: 1 3B: 0 HR: 4	SF: 0 SAC: 0 DP: 1 HBP: 1	WP: 0 PB: 0 SB: 0 CS: 0	PA: 39
PITCHER	IP WLS BF H R ER SO BB IBB HBP BLK WP HR S P ERA WHIP																					
Cal McLish, R (1, 1) ERA: 2.96	5.0 L 24 7 6 6 1 2 0 0 0 0 0 4 24 32 10.80 1.800																					
Bud Podbielan, R (6, 1) ERA:	1.0 3 0 0 0 1 0 0 0 0 0 0 5 5 0.00 0.000																					
Al Cicotte, R (7, 1) ERA: 5.14	2.0 7 0 0 0 1 1 0 1 0 0 0 7 12 0.00 0.500																					
Dick Brodowski, R (9, 1) ERA: 1.1	1.0 5 1 0 0 0 1 0 0 0 0 0 4 8 0.00 2.000																					

Detroit Tigers @ Cleveland Indians
Cleveland Municipal Stadium, Cleveland, OH

Sat May 23 1959, 3:33 AM EDT
Att. 5,864 - Unknown

livebaseballscorecards.com

AB	34
R	6
H	8
RBI	6
BB	4
SO	3
LOB	10



Batter	1	2	3	4	5	6	7	8	9	AB R H RBI BB SO LOB
--------	---	---	---	---	---	---	---	---	---	----------------------

Jim Piersall, R <small>(1, 8) OBP: 0.314, SLG: 0.362</small>										4 1 1 0 0 0 0
Granny Hamner, R <small>(1, 6) OBP: 0.314, SLG: 0.420</small> Jim Baxes, R <small>(7, PH) OBP: 0.400, SLG: 0.600</small> <small>(8, 5)</small>										2 0 1 0 0 0 0 2 1 1 1 0 1 1
Vic Power, R <small>(1, 3) OBP: 0.346, SLG: 0.500</small>										4 1 2 1 0 0 0
Rocky Colavito, R <small>(1, 9) OBP: 0.393, SLG: 0.662</small>										4 0 0 0 0 2 2
Minnie Minoza, R <small>(1, 7) OBP: 0.367, SLG: 0.466</small>										2 1 1 2 2 0 0
Woodie Held, R <small>(1, 5) OBP: 0.322, SLG: 0.472</small> <small>(8, 6)</small>										4 0 0 0 0 1 2
Russ Nixon, L <small>(1, 2) OBP: 0.247, SLG: 0.227</small> Carroll Hardy, R <small>(8, PH) OBP: 0.150, SLG: 0.105</small> Billy Martin, R <small>(9, 4) OBP: 0.283, SLG: 0.390</small>										2 0 0 0 0 0 1 1 0 0 0 0 1 0 0 0 0 0 0 0 0
Ray Webster, R <small>(1, 4) OBP: 0.158, SLG: 0.278</small> Tito Francona, L <small>(8, PH) OBP: 0.231, SLG: 0.500</small> Dick Brodowski, R <small>(9, 1) OBP: 0.200, SLG: 0.200</small>										2 0 0 0 0 0 0 1 0 0 0 0 0 0 0 0 0 0 0 0 0
Cal McLish, S <small>(1, 1) OBP: 0.281, SLG: 0.238</small> Bud Podbielan, R <small>(6, 1) OBP: 0.150, SLG: 0.105</small> Jim Bolger, R <small>(8, PH) OBP: 0.150, SLG: 0.105</small> Al Cicotte, R <small>(7, 1) OBP: 0.150, SLG: 0.105</small> Hal Naragon, L <small>(8, PH) OBP: 0.150, SLG: 0.105</small> <small>(9, 2)</small>										1 0 0 0 0 1 0 0 0 0 0 0 0 0 1 0 0 0 0 0 0 0 0 0 0 0 0 0 1 0 0 0 0 0 0

Inning Stats	R: 0	H: 0	E: 0	LOB: 0	K: 0	BB: 0	S: 3	P: 3	R: 0	H: 0	E: 0	LOB: 0	K: 1	BB: 0	S: 5	R: 0	H: 2	E: 0	LOB: 1	K: 1	BB: 0	S: 5	R: 0	H: 0	E: 0	LOB: 0	K: 0	BB: 0	S: 3	R: 1	H: 1	E: 0	LOB: 1	K: 1	BB: 1	S: 6	R: 0	H: 0	E: 0	LOB: 0	K: 1	BB: 0	S: 5	R: 3	H: 3	E: 0	LOB: 0	K: 2	BB: 0	S: 10	1B: 2	SF: 0	2B: 3	SAC: 0	3B: 0	DP: 1	HR: 2	HBP: 0	WP: 0	PA: 33
--------------	------	------	------	--------	------	-------	------	------	------	------	------	--------	------	-------	------	------	------	------	--------	------	-------	------	------	------	------	--------	------	-------	------	------	------	------	--------	------	-------	------	------	------	------	--------	------	-------	------	------	------	------	--------	------	-------	-------	-------	-------	-------	--------	-------	-------	-------	--------	-------	--------

PITCHER	IP	WLS	BF	H	R	ER	SO	BB	IBB	HBP	BLK	WP	HR	S	P	ERA	WHIP	IP	WLS	BF	H	R	ER	SO	BB	IBB	HBP	BLK	WP	HR	S	P	ERA	WHIP															
Jim Bunning, R <small>(1, 1) ERA: 4.02</small>	9.0	W	33	6	4	4	6	2	0	0	0	0	2	43	51	4.00	0.889																																

BOTTOM

Detroit Tigers @ Cleveland Indians
 Cleveland Municipal Stadium, Cleveland, OH
 Sat May 23 1959, 3:33 AM EDT
 Att. 5,864 - Unknown

livebaseballscorecards.com

AB	31
R	4
H	6
RBI	4
BB	2
SO	6
LOB	6



Batter	1	2	3	4	5	6	7	8	9	AB R H RBI BB SO LOB	TOP
Eddie Yost, R (1, 5) OBP: 0.438, SLG: 0.580	4-0 BB WP BB	0-0 F9			0-0 5-3		0-0 F8		4-0 1B BB	3 0 0 0 2 0 2	Detroit Tigers @ Cleveland Indians Cleveland Municipal Stadium, Cleveland, OH Sun May 24 1959, 3:33 AM EDT Unknown
Harvey Kuenn, R (1, 9) OBP: 0.425, SLG: 0.483	0-3 K	0-0 1B			0-3 K		0-0 1B	0-0 1B	5 0 3 2 0 2 1		
Charlie Maxwell, L (1, 7) OBP: 0.333, SLG: 0.485	0-3 K	0-0 4-3			0-0 L8		0-0 F7	0-0 F9	5 0 0 0 0 1 6		
Al Kaline, R (1, 8) OBP: 0.388, SLG: 0.555	4-0 BB BB				0-0 L8		0-0 BB 1B	0-3 K	3 0 1 0 1 1 0		
Gail Harris, L (1, 3) OBP: 0.242, SLG: 0.321	4-0 1-2 2-3 BB				0-0 F8		0-0 F9	0-0 1-3	3 0 0 0 1 0 1		
Rocky Bridges, R (1, 6) OBP: 0.370, SLG: 0.388	0-3 K				0-0 6-3		4-0 1-2 BB	0-0 P4	3 0 0 0 1 1 3		
Red Wilson, R (1, 2) OBP: 0.243, SLG: 0.250		4-0 BB 1B BB			0-0 5-3		0-0 F2	0-0 P6	3 1 0 0 1 0 2		
Frank Bolling, R (1, 4) OBP: 0.299, SLG: 0.370		4-0 1B 1-2 BB			0-0 F8		0-3 K	0-3 K	3 0 0 0 1 2 2		
Don Mossi, L (1, 1) OBP: 0.118, SLG: 0.063 Gus Zernial, R (9, PH) OBP: 0.222, SLG: 0.222 Coot Veal, R (9, PR) OBP: 0.667, SLG: 0.667 Ray Narveski, R (9, 1)		0-3 K			0-3 K		0-3 K	0-0 E7 1B	3 0 0 0 0 3 2 1 0 1 0 0 0 0 0 1 0 0 0 0 0 0 0 0 0 0 0 0		
Inning Stats	R: 0 E: 0 K: 3 S: 9 H: 0 LOB: 3 BB: 3 P: 21	R: 1 E: 0 K: 1 S: 6 H: 1 LOB: 2 BB: 2 P: 14	R: 0 E: 0 K: 0 S: 3 H: 0 LOB: 0 BB: 0 P: 3	R: 0 E: 0 K: 1 S: 5 H: 0 LOB: 0 BB: 0 P: 5	R: 0 E: 0 K: 1 S: 5 H: 0 LOB: 0 BB: 0 P: 5	R: 0 E: 0 K: 1 S: 6 H: 1 LOB: 2 BB: 1 P: 10	R: 0 E: 0 K: 1 S: 6 H: 1 LOB: 1 BB: 0 P: 6	R: 0 E: 0 K: 1 S: 5 H: 0 LOB: 0 BB: 0 P: 5	R: 1 E: 1 K: 1 S: 7 H: 2 LOB: 2 BB: 1 P: 11 1B: 5 2B: 0 3B: 0 HR: 0 SF: 0 SAC: 0 DP: 0 HBP: 0	WP: 1 PB: 0 SB: 0 CS: 0 PA: 39	
PITCHER Herb Score, L (1, 1) ERA: 3.65	IP: 9.0 WLS: W BF: 39 H: 5 R: 2 ER: 2 SO: 10 BB: 7 IBB: 0 HBP: 0 BLK: 0 WP: 1 HR: 0 S: 52 P: 80 ERA: 2.00 WHIP: 1.333										

AB	32
R	2
H	5
RBI	2
BB	7
SO	10
LOB	19



Batter	1	2	3	4	5	6	7	8	9	AB R H RBI BB SO LOB
Jim Piersall, R OBP: 0.324, SLG: 0.373 (1, 8)	0-0 BB 1B		0-0 6-3	0-0 1-3			0-0 2B		4-0 BB 1B BB	4 0 2 0 1 0 2
Granny Hamner, R OBP: 0.330, SLG: 0.435 (1, 6)	4-0 1-2 BB BB		0-0 2B		0-0 L8		0-0 F7		0-0 1-2 1B	4 1 2 1 1 0 1
Minnie Minoso, R OBP: 0.370, SLG: 0.471 (1, 7)	4-0 1-2 BB G5-4-3		0-0 2B E		0-0 F3		0-0 F9			3 1 1 1 1 0 1
Rocky Colavito, R OBP: 0.396, SLG: 0.655 (1, 9)	0-0 1-2f G5-4-3		0-0 E6		4-0 BB			0-0 1-6-3 1B		3 0 1 0 1 0 2
Vic Power, R OBP: 0.338, SLG: 0.486 (1, 3)		0-0 6-3	0-0 L8		0-0 P6			0-0 1-2 1-6-3 1B		4 0 0 0 0 0 3
Jim Baxes, R OBP: 0.409, SLG: 0.590 (1, 5)		0-0 1B		0-0 1B		0-0 F2		0-0 P6		4 0 2 0 0 0 1
Hal Naragon, L OBP: 0.341, SLG: 0.444 (1, 2)		0-0 L8		0-0 1B		0-0 G1-6-3 1B		0-0 P5		4 0 2 0 0 0 2
Billy Martin, R OBP: 0.274, SLG: 0.376 (1, 4)		0-0 1-3		0-3 K		0-0 G1-6-3			0-0 P6	4 0 0 0 0 1 4
Herb Score, L OBP: 0.095, SLG: 0.095 (1, 1)			0-3 K		0-3 K		0-3 K		4-0 BB 1B BB	3 0 0 0 0 3 2
Tito Francona, L OBP: 0.286, SLG: 0.500 (9, PH)										0 0 0 0 1 0 0
Carroll Hardy, R OBP: 0.150, SLG: 0.105 (9, PR)										0 1 0 0 0 0 0

Inning Stats	R: 0	H: 1	E: 0	K: 0	S: 2	LOB: 1	BB: 2	P: 10	R: 0	H: 1	E: 0	K: 0	S: 4	LOB: 1	BB: 0	P: 4	R: 2	H: 2	E: 1	K: 1	S: 8	LOB: 1	BB: 0	P: 8	R: 0	H: 2	E: 0	K: 2	S: 9	LOB: 2	BB: 0	P: 9	R: 0	H: 0	E: 0	K: 0	S: 3	LOB: 1	BB: 1	P: 7	R: 0	H: 1	E: 0	K: 0	S: 3	LOB: 0	BB: 0	P: 3	R: 0	H: 1	E: 0	K: 1	S: 6	LOB: 1	BB: 0	P: 6	R: 0	H: 1	E: 0	K: 0	S: 4	LOB: 1	BB: 0	P: 4	R: 1	H: 1	E: 0	K: 0	S: 2	LOB: 2	BB: 2	P: 10	1B: 7	SF: 0	2B: 3	SAC: 0	3B: 0	DP: 2	HR: 0	HBP: 0	WP: 0	PA: 38
--------------	------	------	------	------	------	--------	-------	-------	------	------	------	------	------	--------	-------	------	------	------	------	------	------	--------	-------	------	------	------	------	------	------	--------	-------	------	------	------	------	------	------	--------	-------	------	------	------	------	------	------	--------	-------	------	------	------	------	------	------	--------	-------	------	------	------	------	------	------	--------	-------	------	------	------	------	------	------	--------	-------	-------	-------	-------	-------	--------	-------	-------	-------	--------	-------	--------

PITCHER	IP	WLS	BF	H	R	ER	SO	BB	IBB	HBP	BLK	WP	HR	S	P	ERA	WHIP
Don Mossi, L ERA: 2.88 (1, 1)	8.0		34	9	2	1	4	3	0	0	0	0	0	39	51	1.12	1.500
Ray Narleski, R ERA: 9.33 (9, 1)	0.1	L	4	1	1	1	0	2	0	0	0	0	0	2	10	27.00	9.000


BOTTOM

Detroit Tigers @ Cleveland Indians
Cleveland Municipal Stadium, Cleveland, OH

Sun May 24 1959, 3:33 AM EDT
Unknown

livebaseballscorecards.com

AB	33
R	3
H	10
RBI	2
BB	5
SO	4
LOB	18



Batter	1	2	3	4	5	6	7	8	9	AB R H RBI BB SO LOB	TOP											
Eddie Yost, R (1, 5) OBP: 0.437, SLG: 0.569	0-0 F3		0-0 2B 1-2 2B 1B		4-0 S E 1B BB		0-0 F8		0-0 P6	4 2 1 0 1 0 1	Detroit Tigers @ Cleveland Indians Cleveland Municipal Stadium, Cleveland, OH Sun May 24 1959, 3:38 AM EDT Att: 22,735 - Unknown livebaseballscorecards.com											
Harvey Kuenn, R (1, 9) OBP: 0.435, SLG: 0.500	0-0 G3		0-0 2B 1-3 2-H		0-0 S S 1B		0-0 1B		4 2 3 1 0 0 0													
Charlie Maxwell, L (1, 7) OBP: 0.330, SLG: 0.485	0-3 K		0-0 2B 2-H 3-H		0-3 K 1-H 2-H		0-3 K		4 0 1 2 0 3 1													
Al Kaline, R (1, 8) OBP: 0.390, SLG: 0.567		0-0 3B	0-0 L7		0-3 K			0-0 G4-6-3 1B	4 0 2 0 0 1 1													
Gail Harris, L (1, 3) OBP: 0.242, SLG: 0.318		0-0 G3	0-0 F8			0-0 1B SH5-3 1B		0-0 P5	4 1 1 0 0 0 3													
Lou Berberet, L (1, 2) OBP: 0.381, SLG: 0.467		0-0 1-3		0-0 4-3		0-0 CS SH5-3 1B		0-0 G4-6-3	4 0 1 0 0 0 2													
Rocky Bridges, R (1, 6) OBP: 0.362, SLG: 0.379		0-0 4-3		0-0 4-3		0-0 SH5-3			3 0 0 1 0 0 1													
Coot Veal, R (9, 6) OBP: 0.667, SLG: 0.667						1-2 3-H			0 0 0 0 0 0 0													
Frank Bolling, R (1, 4) OBP: 0.291, SLG: 0.359			0-3 K	0-0 F8		0-0 F3		0-0 6-3	4 0 0 0 0 1 1													
Frank Lary, R (1, 1) OBP: 0.207, SLG: 0.250			0-0 2B 1B		0-3 K		0-0 4-3		4 1 1 0 0 1 0													
Dave Sisler, R (9, 1) OBP: 0.500, SLG: 0.500								0-0 E4	0 0 0 0 0 0 0													
Inning Stats	R: 0 E: 0 K: 1 S: 5	H: 0 LOB: 0 BB: 0 P: 5	R: 0 E: 0 K: 0 S: 4	H: 1 LOB: 1 BB: 0 P: 4	R: 3 E: 0 K: 1 S: 9	H: 4 LOB: 1 BB: 0 P: 9	R: 0 E: 0 K: 0 S: 3	H: 0 LOB: 0 BB: 0 P: 3	R: 2 E: 1 K: 3 S: 10	H: 1 LOB: 0 BB: 1 P: 14	R: 1 E: 0 K: 0 S: 4	H: 2 LOB: 0 BB: 0 P: 4	R: 0 E: 0 K: 1 S: 6	H: 1 LOB: 1 BB: 0 P: 6	R: 0 E: 0 K: 0 S: 3	H: 1 LOB: 0 BB: 0 P: 3	R: 0 E: 1 K: 0 S: 4	H: 0 LOB: 1 BB: 0 P: 4	1B: 7 2B: 2 3B: 1 HR: 0	SF: 0 SAC: 1 DP: 1 HBP: 0	WP: 0 PB: 0 SB: 3 CS: 1	PA: 37
PITCHER	IP WLS BF H R ER SO BB IBB HBP BLK WP HR S P ERA WHIP																					
Mike Garcia, R (1, 1) ERA: 2.57	5.0 L 22 6 5 3 5 1 0 0 0 0 0 0 0 31 35 5.40 1.400																					
Bud Podbielan, R (6, 1) ERA: 2.25	3.0 11 4 1 1 1 0 0 0 0 0 0 0 0 13 13 3.00 1.333																					
Al Cicotte, R (9, 1) ERA: 4.5	1.0 4 0 0 0 0 0 0 0 0 0 0 0 0 4 4 0.00 0.000																					

Detroit Tigers @ Cleveland Indians
Cleveland Municipal Stadium, Cleveland, OH
 Sun May 24 1959, 3:38 AM EDT
 Att: 22,735 - Unknown

AB	35
R	6
H	10
RBI	4
BB	1
SO	6
LOB	10



Batter	1	2	3	4	5	6	7	8	9	AB	R	H	RBI	BB	SO	LOB
Jim Piersall, R (1, 8) OBP: 0.315, SLG: 0.362	0-0 F3		0-0 6-3			0-0 L8		0-3 K		4	0	0	0	0	1	3
Vic Power, R (1, 3) OBP: 0.335, SLG: 0.480	0-0 P6			0-0 2B 1B		0-3 K		0-0 1-3		4	1	1	0	0	1	2
Minnie Minoso, R (1, 7) OBP: 0.373, SLG: 0.479	0-3 K			0-0 1-H E 2B		0-0 6-3		0-0 1B 1B SF7 1B		4	2	2	1	0	1	0
Rocky Colavito, R (1, 9) OBP: 0.392, SLG: 0.643		0-3 K		0-0 F7 2-H		0-0 6-3		0-0 1B 1B		4	0	1	0	0	1	0
Jim Baxes, R (1, 5) OBP: 0.417, SLG: 0.581		0-0 G6-4-3 1B		0-3 K		0-0 6-3		0-0 1B 1B		4	0	2	0	0	1	0
Russ Nixon, L (1, 2) OBP: 0.238, SLG: 0.220		0-0 G6-4-3 1-2f		0-0 F9		0-3 K		0-0 SF7		3	0	0	1	0	1	1
Woodie Held, R (1, 6) OBP: 0.328, SLG: 0.473			0-0 5-3 1B		0-0 6-3		0-0 HBP 1B	0-0 L8		4	0	2	0	0	0	2
Ray Webster, R (1, 4) Granny Hamner, R (9, PH) OBP: 0.136, SLG: 0.238 OBP: 0.326, SLG: 0.430			0-0 5-3 1-2		0-0 P4		0-0 P4	0-0 F2		3	0	0	0	0	0	2
Mike Garcia, R (1, 1) Jim Bolger, R (5, PH) Bud Podbielan, R (6, 1) Tito Francona, L (8, PH) Al Cicotte, R (9, 1)			0-3 K		0-0 P5		0-0 HBP			1	0	0	0	0	1	1
										1	0	0	0	0	0	0
										0	0	0	0	0	0	0
										0	0	0	0	0	0	0
										0	0	0	0	0	0	0

Inning Stats	R: 0	H: 0	E: 0	K: 1	S: 5	R: 0	H: 1	E: 0	K: 1	S: 5	R: 0	H: 1	E: 0	K: 1	S: 6	R: 2	H: 2	E: 1	K: 1	S: 7	R: 0	H: 0	E: 0	K: 0	S: 3	R: 0	H: 0	E: 0	K: 1	S: 5	R: 0	H: 1	E: 0	K: 1	S: 6	R: 1	H: 3	E: 0	K: 0	S: 6	1B: 7	SF: 1	2B: 1	3B: 0	HR: 0
	LOB: 0	BB: 0	P: 5	LOB: 0	BB: 0	P: 5	LOB: 1	BB: 0	P: 6	LOB: 0	BB: 0	P: 6	LOB: 0	BB: 0	P: 6	LOB: 0	BB: 0	P: 7	LOB: 0	BB: 0	P: 7	LOB: 0	BB: 0	P: 3	LOB: 0	BB: 0	P: 5	LOB: 2	BB: 0	P: 7	LOB: 2	BB: 0	P: 6	LOB: 2	BB: 0	P: 6	SAC: 0	DP: 1	HBP: 1	WP: 0	PB: 0	SB: 0	CS: 0	PA: 35	

PITCHER	IP	WLS	BF	H	R	ER	SO	BB	IBB	HBP	BLK	WP	HR	S	P	ERA	WHIP
Frank Lary, R (1, 1) ERA: 3.69	8.0	W	32	8	3	2	7	0	0	1	0	0	0	45	46	2.25	1.000
Dave Sisler, R (9, 1) ERA: 6.75	1.0	S	3	0	0	0	0	0	0	0	0	0	0	3	3	0.00	0.000

BOTTOM

Detroit Tigers @ Cleveland Indians
Cleveland Municipal Stadium, Cleveland, OH

Sun May 24 1959, 3:38 AM EDT
Att. 22,735 - Unknown

livebaseballscores.com

AB	33
R	3
H	8
RBI	2
BB	0
SO	7
LOB	13



Batter	1	2	3	4	5	6	7	8	9	AB R H RBI BB SO LOB	TOP											
Jim Piersall, R (1, 8) <small>OBP: 0.320, SLG: 0.369</small>	0-0 6-3		4-0 BB		0-0 2-H 2B		0-0 FC5 2-3			3 0 1 1 1 0 1												
Ed Fitz Gerald, R (1, 2) <small>OBP: 0.229, SLG: 0.227</small>	0-0 6-3		0-0 F9		0-0 4-3			0-0 4-3		4 0 0 0 0 0 3												
Minnie Minoso, R (1, 7) <small>OBP: 0.364, SLG: 0.465</small>	0-0 F8			0-3 K		0-0 5-3		0-0 4-3		4 0 0 0 0 1 0												
Rocky Colavito, R (1, 9) <small>OBP: 0.383, SLG: 0.626</small>		0-0 F8		0-3 K		0-3 K		0-0 6-3		4 0 0 0 0 2 0												
Vic Power, R (1, 3) <small>OBP: 0.333, SLG: 0.481</small>		0-0 F7		0-0 F4		0-0 F9			0-0 2B	4 0 1 0 0 0 0												
Jim Baxes, R (1, 5) <small>OBP: 0.385, SLG: 0.532</small>		0-0 F4			0-0 6-3		0-0 6-3		0-0 5-3	4 0 0 0 0 0 0												
Woodie Held, R (1, 6) <small>OBP: 0.333, SLG: 0.474</small>			0-0 F8		0-0 2B 1B		0-0 2B 1B		0-0 5-3	4 2 2 0 0 0 0												
Billy Martin, R (1, 4) <small>OBP: 0.267, SLG: 0.366</small>			0-0 F6		0-0 1-2		0-0 F7			3 0 0 0 0 0 2												
Don Ferrarese, R (1, 1) <small>OBP: 0.375, SLG: 0.625</small> Jim Perry, S (7, 1) <small>OBP: 0.500, SLG: 0.500</small>			0-0 2B		0-0 2-H 2B		0-0 FC5 1-H 2B			3 1 3 2 0 0 0 0 0 0 0 0 0 0												
Inning Stats	R: 0 E: 0 K: 0 S: 3	H: 0 LOB: 0 BB: 0 P: 3	R: 0 E: 0 K: 0 S: 3	H: 0 LOB: 0 BB: 0 P: 3	R: 0 E: 0 K: 0 S: 4	H: 1 LOB: 2 BB: 1 P: 8	R: 0 E: 0 K: 2 S: 7	H: 0 LOB: 0 BB: 0 P: 7	R: 2 E: 1 K: 0 S: 6	H: 3 LOB: 1 BB: 0 P: 6	R: 0 E: 0 K: 1 S: 5	H: 0 LOB: 0 BB: 0 P: 5	R: 1 E: 0 K: 0 S: 5	H: 2 LOB: 1 BB: 0 P: 5	R: 0 E: 0 K: 0 S: 3	H: 0 LOB: 0 BB: 0 P: 3	R: 0 E: 0 K: 0 S: 3	H: 1 LOB: 0 BB: 0 P: 3	1B: 2 2B: 5 3B: 0 HR: 0	SF: 0 SAC: 0 DP: 0 HBP: 0	WP: 0 PB: 0 SB: 0 CS: 0	PA: 34
PITCHER	IP WLS BF H R ER SO BB IBB HBP BLK WP HR S P ERA WHIP																					
Dick Donovan, R (1, 1) <small>ERA: 4.02</small> Gerry Staley, R (8, 1) <small>ERA: 0.91</small>	7.0 L 28 6 3 3 3 1 0 0 0 0 0 0 33 37 3.86 1.000																					

Cleveland Indians @ Chicago White Sox
 Comiskey Park, Chicago, IL
 Tue May 26 1959, 8:05 PM EDT
 Att: 40,018 - Unknown

AB	33
R	3
H	7
RBI	3
BB	1
SO	3
LOB	6



WP: 0	PA: 34
-------	--------

ERA	WHIP
-----	------

ERA	WHIP
-----	------

ERA	WHIP
-----	------

Batter	1	2	3	4	5	6	7	8	9	AB	R	H	RBI	BB	SO	LOB
Luis Aparicio, R OBP: 0.385, SLG: 0.403 (1, 6)	4-0 CS BB		0-0 S 1B		0-0 5-3			0-0 SH5-3 1B		3	0	2	0	1	0	1
Nellie Fox, L OBP: 0.446, SLG: 0.459 (1, 4)	4-0 1-2 BB		0-0 F7 1-2			0-0 G6-4-3 1B		0-0 SH5-3 1-2		2	0	1	0	1	0	1
Jim Landis, R OBP: 0.341, SLG: 0.354 (1, 8)	0-3 K			4-0 1B BB		0-0 G6-4-3 1-2f		0-3 K		3	0	0	0	1	2	3
Sherm Lollar, R OBP: 0.369, SLG: 0.482 (1, 2)	0-0 F4			0-0 F8		4-0 BB		0-0 F3		3	0	0	0	1	0	3
Del Ennis, R OBP: 0.292, SLG: 0.367 (1, 7)		0-0 F3		0-0 1-3 1B		0-0 F3		0-0 F8		4	0	1	0	0	0	1
Al Smith, R OBP: 0.309, SLG: 0.326 (1, 9)		0-0 F8		0-0 F8			0-0 6-3		0-3 K	3	0	0	0	0	0	1
Billy Goodman, L OBP: 0.375, SLG: 0.294 (9, PH)										1	0	0	0	0	1	0
Earl Torgeson, L OBP: 0.420, SLG: 0.409 (1, 3)		0-3 K			4-0 BB		4-0 G3 BB		0-0 F8	2	0	0	0	2	1	0
Bubba Phillips, R OBP: 0.356, SLG: 0.398 (1, 5)			0-0 6-3		0-0 F7		0-0 G3 1-2			3	0	0	0	0	0	2
Dick Donovan, L OBP: 0.200, SLG: 0.368 (1, 1)			0-3 K		0-3 K		0-3 K			2	0	0	0	0	2	1
Larry Doby, L OBP: 0.276, SLG: 0.284 (7, PH)										1	0	0	0	0	1	1
Gerry Staley, R (8, 1)										0	0	0	0	0	0	0

Inning Stats	R: 0	H: 0	E: 0	K: 1	S: 4	R: 0	H: 0	E: 0	K: 1	S: 5	R: 0	H: 1	E: 0	K: 1	S: 6	R: 0	H: 0	E: 0	K: 1	S: 5	R: 0	H: 1	E: 0	K: 0	S: 3	R: 0	H: 1	E: 0	K: 1	S: 5	R: 0	H: 0	E: 0	K: 1	S: 6	R: 0	H: 1	E: 0	K: 1	S: 6	R: 0	H: 0	E: 0	K: 1	S: 5	R: 0	H: 0	E: 0	K: 1	S: 5	R: 0	H: 0	E: 0	K: 1	S: 5	1B: 4	2B: 0	3B: 0	HR: 0	SF: 0	SAC: 1	DP: 1	HBP: 0	WP: 0	PB: 0	SB: 1	CS: 1	PA: 34
--------------	------	------	------	------	------	------	------	------	------	------	------	------	------	------	------	------	------	------	------	------	------	------	------	------	------	------	------	------	------	------	------	------	------	------	------	------	------	------	------	------	------	------	------	------	------	------	------	------	------	------	------	------	------	------	------	-------	-------	-------	-------	-------	--------	-------	--------	-------	-------	-------	-------	--------

PITCHER	IP	WLS	BF	H	R	ER	SO	BB	IBB	HBP	BLK	WP	HR	S	P	ERA	WHIP
Don Ferrarese, L (1, 1) ERA: 3.43	6.1	W	25	3	0	0	4	6	0	0	0	0	0	27	51	0.00	1.421
Jim Perry, R (7, 1) ERA: 4.58	2.2	S	9	1	0	0	3	0	0	0	0	0	0	15	15	0.00	0.375


BOTTOM

Cleveland Indians @ Chicago White Sox
Comiskey Park, Chicago, IL

Tue May 26 1959, 8:05 PM EDT
Att. 40,018 - Unknown

livebaseballscorecards.com

AB	27
R	0
H	4
RBI	0
BB	6
SO	7
LOB	14



Batter	1	2	3	4	5	6	7	8	9	AB R H RBI BB SO LOB	TOP	
Jim Piersall, R (1, 8) OBP: 0.321, SLG: 0.368 Tito Francona, L (9, PH) OBP: 0.375, SLG: 0.500	0-3 		0-0 			0-0 			4-0 	3 0 1 0 0 1 0 0 0 0 0 1 0 0		
Ed Fitz Gerald, R (1, 2) OBP: 0.243, SLG: 0.271	0-0 		0-0 			0-3 			0-0 	4 1 2 0 0 1 1		
Minnie Minoso, R (1, 7) OBP: 0.367, SLG: 0.473	0-0 			0-0 			0-0 		0-0 	4 0 2 1 0 0 2		
Rocky Colavito, R (1, 9) OBP: 0.380, SLG: 0.613	0-3 			0-0 			4-0 		0-0 	3 0 0 0 1 1 4		
Vic Power, R (1, 3) OBP: 0.327, SLG: 0.471	0-3 			0-0 			0-0 			3 0 0 0 0 1 2		
Jim Baxes, R (1, 5) OBP: 0.364, SLG: 0.500		0-0 			0-0 			0-0 		3 0 0 0 0 0 0		
Woodie Held, R (1, 6) OBP: 0.326, SLG: 0.462		0-0 			0-0 			0-3 		3 0 0 0 0 1 0		
Billy Martin, R (1, 4) OBP: 0.262, SLG: 0.360 Granny Hamner, R (8, PH) OBP: 0.323, SLG: 0.425 (8, 4)		0-0 			0-0 			0-3 		2 0 0 0 0 0 0 1 0 0 0 0 1 0		
Gary Bell, R (1, 1) OBP: 0.222, SLG: 0.176 Jim Bolger, R (9, PH)			0-0 			0-3 			0-0 	2 0 0 0 0 1 0 1 0 0 0 0 0 0		
Inning Stats	R: 1 H: 2 E: 0 LOB: 1 K: 3 BB: 0 S: 11 P: 11	R: 0 H: 0 E: 0 LOB: 0 K: 0 BB: 0 S: 3 P: 3	R: 0 H: 0 E: 0 LOB: 0 K: 0 BB: 0 S: 3 P: 3	R: 0 H: 1 E: 0 LOB: 0 K: 0 BB: 0 S: 3 P: 3	R: 0 H: 0 E: 0 LOB: 0 K: 0 BB: 0 S: 3 P: 3	R: 0 H: 1 E: 0 LOB: 0 K: 2 BB: 0 S: 7 P: 7	R: 0 H: 0 E: 0 LOB: 0 K: 0 BB: 1 S: 2 P: 6	R: 0 H: 0 E: 0 LOB: 0 K: 2 BB: 0 S: 7 P: 7	R: 0 H: 1 E: 0 LOB: 2 K: 0 BB: 1 S: 4 P: 8	1B: 2 SF: 0 2B: 3 SAC: 0 3B: 0 DP: 2 HR: 0 HBP: 0	WP: 0 PA: 31 PB: 0 SB: 0 CS: 1	
PITCHER Early Wynn, R (1, 1) ERA: 4.03 Gerry Staley, R (9, 1) ERA: 0.89	IP WLS BF H R ER SO BB IBB HBP BLK WP HR S P ERA WHIP 8.1 W 29 5 1 1 7 2 0 0 0 0 0 0 41 49 1.08 0.840 0.2 S 2 0 0 0 0 0 0 0 0 0 0 0 2 2 0.00 0.000											PITCHER IP WLS BF H R ER SO BB IBB HBP BLK WP HR S P ERA WHIP

Cleveland Indians @ Chicago White Sox
 Comiskey Park, Chicago, IL
 Wed May 27 1959, 4:33 AM EDT
 Att. 6,883 - Unknown

livebaseballscorecards.com

AB	29
R	1
H	5
RBI	1
BB	2
SO	7
LOB	9



Batter	1	2	3	4	5	6	7	8	9	AB	R	H	RBI	BB	SO	LOB
Luis Aparicio, R OBP: 0.382, SLG: 0.399 (1, 6)	0-0 F7		0-0 6-3		0-0 F9		0-0 G4-6-3 1-2 1B			4	0	1	0	0	0	2
Nellie Fox, L OBP: 0.447, SLG: 0.460 (1, 4)	0-0 1B			0-0 F9		0-0 SH1-4 1B	0-0 G4-6-3 1-2f			4	1	2	0	0	0	2
Jim Landis, R OBP: 0.335, SLG: 0.347 (1, 8)	0-3 K			0-0 5-3		0-0 SH1-4 1-2		0-0 F3		3	0	0	0	0	1	1
Sherm Lollar, R OBP: 0.366, SLG: 0.496 (1, 2)	0-0 F8			0-0 F5		0-0 5-3		0-0 HR		4	1	1	1	0	0	2
Larry Doby, L OBP: 0.275, SLG: 0.282 (1, 9)		0-0 F9			0-3 K	0-0 HR 1B		0-0 F6		4	1	1	1	0	1	0
Jim Rivera, L OBP: 0.357, SLG: 0.520 (9, 9)										0	0	0	0	0	0	0
Earl Torgeson, L OBP: 0.424, SLG: 0.457 (1, 3)		0-3 K			0-0 G3	0-0 HR 1B		0-0 1B		4	1	2	2	0	1	0
Johnny Callison, L OBP: 0.283, SLG: 0.265 (1, 7)		0-3 K			4-0 2B BB	0-3 K		0-0 4-3		3	1	0	0	1	2	1
Bubba Phillips, R OBP: 0.355, SLG: 0.405 (1, 5)			0-0 F5		0-0 2B		0-0 6-3			3	0	1	1	0	0	0
Early Wynn, S OBP: 0.242, SLG: 0.321 (1, 1)			0-3 K		4-0 BB		4-0 1B BB			1	0	0	0	2	1	0
Gerry Staley, R (9, 1)										0	0	0	0	0	0	0

Inning Stats	R: 0	H: 1	R: 0	H: 0	R: 0	H: 0	R: 1	H: 1	R: 3	H: 3	R: 0	H: 1	R: 1	H: 2	1B: 5	SF: 0
	E: 0	LOB: 1	E: 0	LOB: 0	E: 0	LOB: 0	E: 0	LOB: 2	E: 0	LOB: 0	E: 0	LOB: 1	E: 0	LOB: 1	2B: 1	SAC: 1
	K: 1	BB: 0	K: 2	BB: 0	K: 0	BB: 0	K: 1	BB: 2	K: 1	BB: 0	K: 0	BB: 1	K: 0	BB: 0	3B: 0	DP: 1
	S: 6	P: 6	S: 7	P: 7	S: 5	P: 5	S: 6	P: 14	S: 8	P: 8	S: 3	P: 7	S: 5	P: 5	HR: 2	HBP: 0


PITCHER	IP	WLS	BF	H	R	ER	SO	BB	IBB	HBP	BLK	WP	HR	S	P	ERA	WHIP
Gary Bell, R ERA: 3.38 (1, 1)	8.0	L	34	8	5	5	6	3	0	0	0	0	2	43	55	5.62	1.375

BOTTOM

Cleveland Indians @ Chicago White Sox
Comiskey Park, Chicago, IL
Wed May 27 1959, 4:33 AM EDT
Att. 6,883 - Unknown

AB	30
R	5
H	8
RBI	5
BB	3
SO	6
LOB	8

livebaseballscorecards.com



WP: 0	PA: 34
PB: 0	
SB: 0	
CS: 0	

Batter	1	2	3	4	5	6	7	8	9	AB R H RBI BB SO LOB	TOP									
Bill Tuttle, R OBP: 0.402, SLG: 0.452 (1, 8) X	0-0 BB 1B	0-0 G6-3 1-2f		0-0 1B 2-H		0-0 WP S 1B		0-0 1-H HR	0-0 PO 3-H	5 2 4 3 0 0 1										
Whitey Herzog, L OBP: 0.478, SLG: 0.457 (1, 9) B B B	4-0 1B 1-2	0-0 L4		0-0 F9		0-3 K 1-2		0-0 1B		4 0 1 0 1 1 2										
Dick Williams, R OBP: 0.311, SLG: 0.495 (1, 5) X	0-0 1B		0-0 F9	0-0 1B		0-0 F3 2-3		0-0 5-3		5 0 2 1 0 0 2										
Hal Smith, R OBP: 0.316, SLG: 0.291 (8, 5)	1-2 2-H 1B		0-0 F9	1-3 1B						0 0 0 0 0 0 0										
Ray Boone, R OBP: 0.426, SLG: 0.439 (1, 3) X	0-0 P1		0-0 BB 1B	0-0 F9			0-0 F8		4-0 BB BB BB BB G4-6-3 BB	4 0 1 0 0 0 4										
Kent Hadley, L OBP: 0.317, SLG: 0.459 (8, 3)										0 0 0 0 1 0 0										
Frank House, L OBP: 0.323, SLG: 0.403 (1, 2) X	0-0 P6		0-0 P6		0-0 F5		0-0 F8		0-0 G4-6-3 1-2f	5 0 0 0 0 0 4										
Zeke Bella, R OBP: 0.417, SLG: 0.400 (1, 7) X	0-0 F8		4-0 BB 1B	1-2 BB 1B	0-0 FC4 1B		0-0 5-3		0-0 BB BB HBP 1B	4 1 2 0 1 0 2										
Jerry Lumpe, L OBP: 0.321, SLG: 0.208 (1, 4)		4-0 BB BB BB BB 2B 1B BB	0-0 F8	0-0 FC4 1-2f	0-0 FC4		0-0 3-1		4-0 HBP BB BB PO BB	3 1 0 0 2 0 3										
Joe Demaestri, R OBP: 0.313, SLG: 0.381 (1, 6) X		0-0 1B 1-3		0-0 SH1-4 1B 1B	0-3 K		0-0 1-3		4-0 HBP BB	4 2 2 0 1 1 1										
Bud Daley, L OBP: 0.529, SLG: 0.533 (1, 1) X		0-0 G6-3 1B 2-H 3-H		0-0 SH1-4 1-2		0-0 1-3		0-0 HR 1B	1-0 HBP 1-2 2-3 3-H	3 1 2 3 0 0 0										
Inning Stats	R: 1 E: 0 K: 0 S: 5	H: 2 LOB: 2 BB: 1 P: 9	R: 2 E: 0 K: 0 S: 4	H: 2 LOB: 0 BB: 1 P: 8	R: 0 E: 0 K: 0 S: 4	H: 1 LOB: 2 BB: 1 P: 8	R: 1 E: 0 K: 0 S: 6	H: 3 LOB: 2 BB: 0 P: 6	R: 0 E: 0 K: 1 S: 6	H: 1 LOB: 1 BB: 0 P: 6	R: 0 E: 0 K: 0 S: 3	H: 0 LOB: 0 BB: 0 P: 3	R: 2 E: 0 K: 0 S: 6	H: 3 LOB: 1 BB: 0 P: 6	R: 1 E: 0 K: 0 S: 2	H: 1 LOB: 2 BB: 3 P: 15	1B: 12 2B: 1 3B: 0 HR: 1	SF: 0 SAC: 1 DP: 2 HBP: 1	WP: 1 PB: 0 SB: 1 CS: 0	PA: 46
PITCHER	IP WLS BF H R ER SO BB IBB HBP BLK WP HR S P ERA WHIP																			
Mudcat Grant, R ERA: 2.45 (1, 1)	1.0 L 9 4 3 3 0 2 0 0 0 0 0 0 7 15 27.00 6.000																			
Bud Podbielan, R ERA: 2.25 (2, 1)	4.0 17 5 1 1 1 1 0 0 0 0 0 0 18 22 2.25 1.500																			
Mike Garcia, R ERA: 2.45 (6, 1)	1.0 4 1 0 0 1 0 0 0 0 0 1 0 6 6 0.00 1.000																			
Dick Brodowski, R ERA: 2.37 (7, 1)	2.2 15 4 3 3 0 3 0 1 0 0 1 11 24 10.12 2.625																			
Jim Perry, R ERA: 4.5 (9, 1)	0.1 0 0 0 0 0 0 0 0 0 0 0 0 0 0.00 0.000																			

Kansas City Athletics @ Cleveland Indians
 Cleveland Municipal Stadium, Cleveland, OH
 Thu May 28 1959, 7:05 PM EDT
 Att. 12,785 - Unknown

AB	37
R	7
H	14
RBI	7
BB	6
SO	2
LOB	19



WP: 1	PA: 46
-------	--------

BOTTOM

Kansas City Athletics @ Cleveland Indians
Cleveland Municipal Stadium, Cleveland, OH

Thu May 28 1959, 7:05 PM EDT
Att. 12,785 - Unknown

livebaseballscorecards.com

AB	36
R	2
H	10
RBI	2
BB	0
SO	4
LOB	19



WP:	0	PA:	37
PB:	1	SB:	0
CS:	0		

AB R H RBI BB SO LOB

5	0	1	0	0	0	1
4	0	1	1	0	0	0
3	0	1	0	0	0	0
4	1	2	1	0	1	4
4	0	3	0	0	0	1
4	0	0	0	0	1	5
4	0	1	0	0	1	2
4	1	1	0	0	0	3
0	0	0	0	0	0	0
1	0	0	0	0	0	0
1	0	0	0	0	0	1
0	0	0	0	0	0	0
1	0	0	0	0	1	2
0	0	0	0	0	0	0
0	0	0	0	0	0	0
0	0	0	0	0	0	0
1	0	0	0	0	0	0

1B:	8	SF:	0
2B:	1	SAC:	0
3B:	0	DP:	1
HR:	1	HBP:	1

WP HR S P ERA WHIP

IP	WLS	BF	H	R	ER	SO	BB	IBB	HBP	BLK	WP	HR	S	P	ERA	WHIP
9.0	W	37	10	2	1	4	0	0	1	0	0	1	44	45	1.00	1.111

Batter	1	2	3	4	5	6	7	8	9
Carroll Hardy, R OBP: 0.160, SLG: 0.125 (1, 8) X	0-0 6-3 ①		0-0 6-3 ②		0-0 E1 1B 2-3		0-0 5-3 ①		0-0 1B ③
Vic Power, R OBP: 0.326, SLG: 0.466 (1, 3) X	0-0 4-3 ②		0-0 6-3 ③		0-0 HBP 1B 1-3 3-H		0-0 F3 ②		
Minnie Minoso, R OBP: 0.371, SLG: 0.470 (1, 7) X	0-0 L6 ③			0-0 PB 1B 1-2	1-0 HBP ③		0-0 6-3 ③		
Rocky Colavito, R OBP: 0.382, SLG: 0.630 (1, 9) X		0-0 HR		0-0 5-3 ① 1-2	0-3 K ③			0-0 G6-4-3 1B ①	
Ed Fitz Gerald, R OBP: 0.269, SLG: 0.311 (1, 2) X		0-0 2B		0-0 6-3 ②		0-0 1B 1B		0-0 G6-4-3 1B ①	
George Strickland, R OBP: 0.376, SLG: 0.454 (1, 6) X		0-3 K ①		0-0 F9 ③		0-0 P3 ①		0-0 G6-4-3 ① ② 1-2f 2-3	
Woodie Held, R OBP: 0.323, SLG: 0.455 (1, 5) X		0-0 5-3 ②			0-0 5-3 ①	0-0 1B 1-2		0-3 K ③	
Billy Martin, R OBP: 0.262, SLG: 0.356 (1, 4) X		0-0 6-3 ③			0-0 E 4-3 1B ①	0-0 F8 ②		0-0 4-3 ①	
Mudcat Grant, R OBP: 0.071, SLG: 0.071 (1, 1) X			0-0 5-3 ①		0-0 4-3 ② ③	0-3 K ③		0-0 6-3 ②	
Bud Podbielan, R (2, 1)									
Jim Bolger, R (5, PH)									
Mike Garcia, R (6, 1)									
Jim Baxes, R (6, PH)									
Dick Brodowski, R OBP: 0.259, SLG: 0.200 (7, 1)									
Jim Perry, S (9, 1)									
Granny Hamner, R OBP: 0.500, SLG: 0.500 (9, PH)									

Inning Stats	R: 0	H: 0	E: 0	LOB: 0	K: 0	S: 3	P: 3	R: 1	H: 2	E: 0	LOB: 1	K: 1	BB: 0	S: 7	P: 7	R: 0	H: 0	E: 0	LOB: 0	K: 0	BB: 0	S: 3	P: 3	R: 0	H: 1	E: 0	LOB: 1	K: 0	BB: 0	S: 4	P: 4	R: 1	H: 2	E: 1	LOB: 3	K: 1	BB: 0	S: 8	P: 9	R: 0	H: 2	E: 0	LOB: 2	K: 1	BB: 0	S: 7	P: 7	R: 0	H: 0	E: 0	LOB: 0	K: 0	BB: 0	S: 3	P: 3	R: 0	H: 2	E: 0	LOB: 1	K: 1	BB: 0	S: 6	P: 6	R: 0	H: 1	E: 0	LOB: 1	K: 0	BB: 0	S: 3	P: 3	R: 0	H: 1	E: 0	LOB: 1	K: 0	BB: 0	S: 3	P: 3
--------------	------	------	------	--------	------	------	------	------	------	------	--------	------	-------	------	------	------	------	------	--------	------	-------	------	------	------	------	------	--------	------	-------	------	------	------	------	------	--------	------	-------	------	------	------	------	------	--------	------	-------	------	------	------	------	------	--------	------	-------	------	------	------	------	------	--------	------	-------	------	------	------	------	------	--------	------	-------	------	------	------	------	------	--------	------	-------	------	------

PITCHER	IP	WLS	BF	H	R	ER	SO	BB	IBB	HBP	BLK	WP	HR	S	P	ERA	WHIP
Bud Daley, L ERA: 1.58 (1, 1)	9.0	W	37	10	2	1	4	0	0	1	0	0	1	44	45	1.00	1.111

Batter	1	2	3	4	5	6	7	8	9	AB R H RBI BB SO LOB	TOP
Bill Tuttle, R (1, 8) OBP: 0.394, SLG: 0.437	0-0 6-3		0-0 F8	0-0 F7			0-0 5-3		4-0 1B BB	4 0 0 0 1 0 3	
Whitey Herzog, L (1, 9) OBP: 0.495, SLG: 0.458	0-0 F9		4-0 BB BB		4-0 SH3-4 1B BB		4-0 E S 2B BB		0-0 1-3 G4-6-3 1B	2 2 1 0 3 0 0	
Dick Williams, R (1, 5) OBP: 0.309, SLG: 0.495 (8, 7)	0-0 F9		0-0 P3		0-0 SH3-4 1-2		0-0 1-H 2B		0-0 G4-6-3 1-2f	4 0 1 1 0 0 4	
Ray Boone, R (1, 3) OBP: 0.417, SLG: 0.417 Kent Hadley, L (7, 3) OBP: 0.317, SLG: 0.459		0-3 K	4-0 1-2 2-3 BB		0-0 F8		0-0 P3			3 0 0 0 1 1 2 0 0 0 0 0 0 0	
Harry Chitt, R (1, 2) OBP: 0.273, SLG: 0.333		0-0 2B 1B	0-0 F7		0-0 1B		0-0 5-3			4 0 2 1 0 0 4	
Zeke Bella, R (1, 7) OBP: 0.375, SLG: 0.357 Hal Smith, R (8, 5) OBP: 0.316, SLG: 0.291		0-0 P3		0-0 BB 1B		0-0 G3		0-0 6-3		4 0 1 0 0 0 2 0 0 0 0 0 0 0	
Jerry Lumpe, L (1, 4) OBP: 0.350, SLG: 0.240		0-0 1-3 2B		4-0 1-2 BB		0-0 1-3		4-0 CS BB		2 0 1 0 2 0 0	
Joe Demaestri, R (1, 6) OBP: 0.304, SLG: 0.369		0-0 6-3		0-0 F3		0-0 6-3		0-0 5-3 1-2		4 0 0 0 0 0 5	
Johnny Kucks, R (1, 1) Tom Sturdivant, L (9, 1)			4-0 BB BB BB	0-0 F9		0-3 K		0-3 K		3 0 0 0 1 2 2 0 0 0 0 0 0 0	

Kansas City Athletics @ Cleveland Indians
Cleveland Municipal Stadium, Cleveland, OH
 Sat May 30 1959, 3:33 AM EDT
 Unknown

AB	30
R	2
H	6
RBI	2
BB	8
SO	3
LOB	22



Inning Stats	R: 0	H: 0	E: 0	K: 0	S: 3	P: 3	R: 0	H: 2	E: 0	K: 1	S: 7	P: 7	R: 0	H: 0	E: 0	K: 0	S: 3	P: 15	R: 0	H: 1	E: 0	K: 0	S: 4	P: 8	R: 1	H: 1	E: 0	K: 0	S: 4	P: 8	R: 0	H: 0	E: 0	K: 1	S: 5	P: 5	R: 1	H: 1	E: 0	K: 0	S: 4	P: 8	R: 0	H: 0	E: 0	K: 0	S: 2	P: 6	R: 0	H: 1	E: 0	K: 1	S: 5	P: 9	1B: 4	SF: 0	2B: 2	SAC: 1	3B: 0	DP: 1	HR: 0	HBP: 0	WP: 0	PA: 39
--------------	------	------	------	------	------	------	------	------	------	------	------	------	------	------	------	------	------	-------	------	------	------	------	------	------	------	------	------	------	------	------	------	------	------	------	------	------	------	------	------	------	------	------	------	------	------	------	------	------	------	------	------	------	------	------	-------	-------	-------	--------	-------	-------	-------	--------	-------	--------

PITCHER	IP	WLS	BF	H	R	ER	SO	BB	IBB	HBP	BLK	WP	HR	S	P	ERA	WHIP
Herb Score, L (1, 1) ERA: 3.53	7.0		32	5	2	2	2	6	0	0	0	0	0	30	54	2.57	1.571
Jim Perry, R (8, 1) ERA: 4.26	1.0		3	0	0	0	0	1	0	0	0	0	0	2	6	0.00	1.000
Al Cicotte, R (9, 1) ERA: 4.0	1.0	W	4	1	0	0	1	1	0	0	0	0	0	5	9	0.00	2.000

Batter	1	2	3	4	5	6	7	8	9	AB R H RBI BB SO LOB	BOTTOM								
Jim Piersall, R OBP: 0.323, SLG: 0.365 (1, 8) X	0-0 E 1B		0-0 F9 X	0-0 F8 X			0-0 F8 X		4-0 E 2B BB	4 1 1 0 1 0 4	Kansas City Athletics @ Cleveland Indians Cleveland Municipal Stadium, Cleveland, OH Sat May 30 1959, 3:33 AM EDT Unknown livebaseballscorecards.com								
Vic Power, R OBP: 0.328, SLG: 0.464 (1, 3) S S S	0-3 K X		0-0 BB 1B X		0-0 F8 X		0-0 FC5-4 1B 1-2 2-3 X	0-0 E6 2B 1B 1-2 X	5 1 2 0 0 1 2										
Minnie Minoso, R OBP: 0.371, SLG: 0.471 (1, 7) X	0-0 P3 1-2 X		4-0 BB 1B BB BB BB X		0-0 F8 X		0-3 K X	0-0 1B 1B 2B 1-3 2-H X	4 1 1 1 1 1 4										
Rocky Colavito, R OBP: 0.377, SLG: 0.614 (1, 9) X	0-0 6-3 X		0-0 F8 X		0-0 6-3 X		0-0 FC5-4 1-2f X	4-0 1B 1B IBB X	4 0 0 0 1 0 6										
Russ Nixon, L OBP: 0.245, SLG: 0.221 (1, 2)		4-0 1B BB BB BB BB BB X	0-0 F7 X		0-0 4-3 X		0-3 K X	0-0 1B 1B 1-2 2-3 3-H X	4 0 1 1 1 1 2										
Woodie Held, R OBP: 0.333, SLG: 0.464 (1, 5) (9, 6)		0-0 F2 X		4-0 1B BB BB BB BB BB X	0-0 5-3 X		0-0 2B X	0-0 1B 1-2 2-3 3-H X	4 0 2 1 1 0 1										
George Strickland, R OBP: 0.367, SLG: 0.441 (1, 6)		0-3 K BB BB BB BB BB X		0-0 P3 X	0-0 F8 X		0-0 F8 X		3 0 0 0 0 1 2 1 0 0 0 0 0 1										
Jim Baxes, R OBP: 0.351, SLG: 0.481 (8, PH) (9, 5)																			
Billy Martin, R OBP: 0.271, SLG: 0.358 (1, 4)		0-0 1B 1-2 X		0-0 F2 X		H 1-0 1B BB HBP BB BB BB BB X	4-0 BB X	2 0 1 0 0 0 1 0 0 0 0 1 0 0 0 0 0 0 0 0 0											
Ed Fitz Gerald, R OBP: 0.278, SLG: 0.311 (8, PH)																			
Al Cicotte, R (9, 1)																			
Herb Score, L OBP: 0.130, SLG: 0.130 (1, 1)		0-0 5-3 X		0-0 1B 1-3 X			4-0 1B BB 1-2 BB BB BB BB X	0-0 P4 X	2 0 1 0 0 0 2 0 0 0 0 1 0 0 0 0 0 0 0 0 0 0 0 0 0 0 0 0 1 0 0 0 0 0 2										
Tom Sturdivant, R ERA: 4.97 (9, 1)																			
Johnny Kucks, R ERA: 6.57 (1, 1)																			
Inning Stats	R: 0 E: 1 K: 1 S: 6	H: 1 LOB: 1 BB: 0 P: 6	R: 0 E: 0 K: 1 S: 6	H: 1 LOB: 2 BB: 1 P: 10	R: 0 E: 0 K: 0 S: 4	H: 1 LOB: 2 BB: 1 P: 8	R: 0 E: 0 K: 0 S: 3	H: 0 LOB: 0 BB: 0 P: 3	R: 0 E: 0 K: 1 S: 6	H: 1 LOB: 3 BB: 1 P: 11	R: 0 E: 0 K: 1 S: 6	H: 1 LOB: 2 BB: 1 P: 10	R: 3 E: 1 K: 0 S: 4	H: 3 LOB: 3 BB: 2 P: 12	1B: 7 2B: 2 3B: 0 HR: 0	SF: 0 SAC: 0 DP: 0 HBP: 1	WP: 0 PB: 0 SB: 0 CS: 0	PA: 42 ERA WHIP	
PITCHER	IP WLS BF H R ER SO BB IBB HBP BLK WP HR S P ERA WHIP																		
Johnny Kucks, R ERA: 6.57 (1, 1)	8.0 L 39 7 3 2 4 6 0 1 0 0 0 0 40 65 2.25 1.625																		
Tom Sturdivant, R ERA: 4.97 (9, 1)	0.0 3 2 0 0 0 0 1 0 0 0 0 2 6 ∞ ∞																		




Batter	1	2	3	4	5	6	7	8	9	AB R H RBI BB SO LOB	TOP											
Bill Tuttle, R (1, 8) OBP: 0.387, SLG: 0.435	0-0 5-3		0-0 P6		0-0 E3		0-0 1B 2B		0-0 P4	5 1 1 0 0 0 0	Kansas City Athletics @ Cleveland Indians Cleveland Municipal Stadium, Cleveland, OH Sat May 30 1959, 3:38 AM EDT Att: 20,338 - Unknown livebaseballscorecards.com											
Whitey Herzog, L (1, 9) OBP: 0.480, SLG: 0.442	0-0 F8		0-0 L4		0-0 L3		0-3 K		0-0 1B	5 0 1 0 0 1 2												
Dick Williams, R (1, 7) OBP: 0.313, SLG: 0.500	0-0 F7		0-0 F7				0-0 2B		0-3 K	5 1 2 1 0 1 1												
Ray Boone, R (1, 3) OBP: 0.421, SLG: 0.429		0-0 3-1		4-0 FC4-6 BB		0-0 2B		0-0 6-3		3 1 1 1 1 0 0												
Kent Hadley, L (7, 3) OBP: 0.317, SLG: 0.459										0 0 0 0 0 0 0												
Jerry Lumpe, L (1, 4) OBP: 0.359, SLG: 0.278		0-0 E 1B 1B		0-0 FC4-6 BB		0-0 2B		0-0 F7		4 0 2 1 0 0 1												
Hal Smith, R (1, 5) OBP: 0.333, SLG: 0.295		0-0 E 1B		4-0 G4-6-3 BB		0-3 K		4-0 BB		2 0 1 0 2 1 1												
Frank House, L (1, 2) OBP: 0.314, SLG: 0.391		0-0 F9		0-0 G4-6-3		0-0 P4		0-0 P6		4 0 0 0 0 0 6												
Joe Demaestri, R (1, 6) OBP: 0.302, SLG: 0.360		0-0 E1				0-0 F9		0-0 F3		3 0 0 0 1 0 3												
Rip Coleman, L (1, 1) OBP: 0.302, SLG: 0.360		0-3 K				0-3 K		0-3 5-3		4 0 0 0 0 3 5												
Inning Stats	R: 0 E: 0 K: 0 S: 3	H: 0 LOB: 0 BB: 0 P: 3	R: 0 E: 1 K: 1 S: 8	H: 2 LOB: 3 BB: 0 P: 8	R: 0 E: 0 K: 0 S: 3	H: 0 LOB: 0 BB: 0 P: 3	R: 0 E: 0 K: 0 S: 2	H: 0 LOB: 1 BB: 2 P: 10	R: 0 E: 1 K: 1 S: 6	H: 0 LOB: 1 BB: 0 P: 6	R: 2 E: 0 K: 1 S: 8	H: 3 LOB: 2 BB: 1 P: 12	R: 1 E: 0 K: 1 S: 6	H: 2 LOB: 0 BB: 0 P: 6	R: 0 E: 0 K: 0 S: 3	H: 0 LOB: 1 BB: 1 P: 7	R: 0 E: 0 K: 2 S: 8	H: 1 LOB: 1 BB: 0 P: 8	1B: 4 2B: 4 3B: 0 HR: 0	SF: 0 SAC: 0 DP: 1 HBP: 0	WP: 0 PB: 0 SB: 0 CS: 0	PA: 39
PITCHER	IP WLS BF H R ER SO BB IBB HBP BLK WP HR S P ERA WHIP																					
Cal McLish, R (1, 1) ERA: 3.04	7.0 L 31 7 3 3 4 2 1 0 0 0 0 0 36 48 3.86 1.286																					
Mudcat Grant, R (8, 1) ERA: 2.39	1.0 4 0 0 0 0 1 0 0 0 0 0 0 3 7 0.00 1.000																					
Jim Perry, R (9, 1) ERA: 4.05	1.0 4 1 0 0 0 2 0 0 0 0 0 0 8 8 0.00 1.000																					

Kansas City Athletics @ Cleveland Indians
Cleveland Municipal Stadium, Cleveland, OH

Sat May 30 1959, 3:38 AM EDT
 Att: 20,338 - Unknown

AB 35
R 3
H 8
RBI 3
BB 4
SO 6
LOB 19



Batter	1	2	3	4	5	6	7	8	9	AB R H RBI BB SO LOB
Jim Piersall, R OBP: 0.315, SLG: 0.355 (1, 8) X	0-0 F9 ①		0-0 6-3 ①		0-0 P5 ③			0-0 F8 ③		4 0 0 0 0 0 0
Vic Power, R OBP: 0.326, SLG: 0.459 (1, 3) X	0-0 4-3 ②		0-0 4-3 ②			0-0 1-3 ①			0-0 1B 1B	4 0 1 0 0 0 0
Minnie Minoso, R OBP: 0.369, SLG: 0.465 (1, 7) X	0-0 FC6-4 1B		0-0 P5 ③			0-3 K ②			0-0 P4 ①	4 0 1 0 0 1 1
Rocky Colavito, R OBP: 0.369, SLG: 0.599 (1, 9) X	0-0 FC6-4 1-2f			0-0 F7 ①		0-0 5-3 ③			0-0 F9 ②	4 0 0 0 0 0 2
Ed Fitz Gerald, R OBP: 0.289, SLG: 0.333 (1, 2) X		0-0 2B 2B		0-0 6-3 ②			0-0 6-3 ①		0-0 FC5-4 1B 1-2	4 1 2 0 0 0 0
Jim Baxes, R OBP: 0.344, SLG: 0.464 (1, 5) X		0-0 P6 ①		0-0 1B		0-0 5-3 ②			0-0 FC5-4 1-2f	4 0 1 0 0 0 3
Woodie Held, R OBP: 0.333, SLG: 0.469 (1, 6) X		0-0 SH3-4 2-H 2B		0-0 F8 ③		0-3 K ③				3 0 1 1 0 1 1
Billy Martin, R OBP: 0.267, SLG: 0.352 (1, 4) X		0-0 SH3-4 2-3 ②			0-0 6-3 ①			0-0 F9 ①		2 0 0 0 0 0 0
Cal McLish, S OBP: 0.240, SLG: 0.217 (1, 1) X		0-0 4-3 ③			0-3 K ②			0-0 F3 ②		2 0 0 0 0 1 1
Mudcat Grant, R OBP: 0.071, SLG: 0.071 (8, 1)										0 0 0 0 0 0 0
Jim Bolger, R (8, PH)										1 0 0 0 0 0 0
Jim Perry, S OBP: 0.500, SLG: 0.500 (9, 1)										0 0 0 0 0 0 0

BOTTOM	
Kansas City Athletics @ Cleveland Indians Cleveland Municipal Stadium, Cleveland, OH Sat May 30 1959, 3:38 AM EDT Att. 20,338 - Unknown	
AB 32 R 1 H 6 RBI 1 BB 0 SO 3 LOB 8	

Inning Stats	R: 0	H: 1	E: 0	K: 0	S: 4	H: 1	LOB: 1	BB: 0	P: 4	R: 1	H: 2	E: 0	K: 0	S: 5	R: 0	H: 0	E: 0	K: 0	S: 3	R: 0	H: 1	E: 0	K: 0	S: 4	R: 0	H: 0	E: 0	K: 1	S: 5	R: 0	H: 0	E: 0	K: 1	S: 5	R: 0	H: 0	E: 0	K: 0	S: 3	R: 0	H: 0	E: 0	K: 0	S: 5	R: 0	H: 2	E: 0	K: 0	S: 5	1B: 4	SF: 0	2B: 2	SAC: 1	3B: 0	DP: 0	HR: 0	HBP: 0	WP: 0	PA: 33
PITCHER Rip Coleman, L ERA: 2.93 (1, 1)	IP	WLS	BF	H	R	ER	SO	BB	IBB	HBP	BLK	WP	HR	S	P	ERA	WHIP																																										

Batter	1	2	3	4	5	6	7	8	9	AB R H RBI BB SO LOB	TOP									
Jim Piersall, R (1, 8) OBP: 0.314, SLG: 0.353	0-0 1-3	0-0 1B			0-0 6-3		0-0 L5			4 0 1 0 0 0 0										
Vic Power, R (1, 3) OBP: 0.324, SLG: 0.451	4-0 2B 1B BB	0-0 G3-6-3-4			0-0 F9			0-0 F9		3 1 0 0 1 0 1										
Minnie Minoso, R (1, 7) OBP: 0.372, SLG: 0.469	0-0 1B 2B				1-0 HBP			0-0 F7		3 1 1 0 0 1 0										
Rocky Colavito, R (1, 9) OBP: 0.366, SLG: 0.590	0-0 BB SF8 1B				0-0 L8			0-0 P6		4 1 1 2 0 0 1										
Ed Fitz Gerald, R (1, 2) OBP: 0.287, SLG: 0.321	1-0 BB HBP				0-0 L9			0-0 L8		3 0 0 0 0 0 0										
Jim Baxes, R (1, 5) OBP: 0.338, SLG: 0.441	4-0 1-2 2-3 BB				0-3 K			0-0 L8		3 0 0 0 1 1 0										
Woodie Held, R (1, 6) OBP: 0.324, SLG: 0.458	0-0 SF8				0-0 F9			0-0 1-3		3 0 0 1 0 1 0										
Billy Martin, R (1, 4) OBP: 0.269, SLG: 0.376	0-0 P5				0-0 HR			0-0 P5		3 1 1 1 0 0 2										
Don Ferrarese, R (1, 1) OBP: 0.333, SLG: 0.556					0-3 K			0-0 L8		2 0 0 0 0 2 0										
Tito Francona, L (7, PH) OBP: 0.389, SLG: 0.462					0-3 K					1 0 0 0 0 0 0										
Mike Garcia, R (7, 1)										0 0 0 0 0 0 0										
Jim Perry, S (9, 1)										0 0 0 0 0 0 0										
Inning Stats	R: 3 E: 0 K: 0 S: 5	H: 2 LOB: 2 BB: 2 P: 14	R: 0 E: 0 K: 1 S: 5	H: 1 LOB: 0 BB: 0 P: 5	R: 0 E: 0 K: 1 S: 5	H: 0 LOB: 0 BB: 0 P: 5	R: 1 E: 0 K: 2 S: 8	H: 1 LOB: 0 BB: 0 P: 8	R: 0 E: 0 K: 0 S: 3	H: 0 LOB: 1 BB: 0 P: 4	R: 0 E: 0 K: 0 S: 3	H: 0 LOB: 0 BB: 0 P: 3	R: 0 E: 0 K: 0 S: 3	H: 0 LOB: 0 BB: 0 P: 3	R: 0 E: 0 K: 1 S: 5	H: 0 LOB: 0 BB: 0 P: 5	1B: 2 2B: 1 3B: 0 HR: 1	SF: 1 SAC: 0 DP: 1 HBP: 2	WP: 0 PB: 0 SB: 1 CS: 0	PA: 34
PITCHER Jerry Davie, R (1, 1) ERA: 3.51	IP 9.0 WLS W BF 34 H 4 R 4 ER 4 SO 5 BB 2 IBB 0 HBP 2 BLK 0 WP 0 HR 1 S 40 P 50 ERA 4.00 WHIP 0.667																			

Cleveland Indians @ Detroit Tigers
 Briggs Stadium, Detroit, MI
 Sun May 31 1959, 4:33 AM EDT
 Att. 27,706 - Unknown

livebaseballscorecards.com

AB 29
R 4
H 4
RBI 4
BB 2
SO 5
LOB 4



Batter	1	2	3	4	5	6	7	8	9	AB R H RBI BB SO LOB
Eddie Yost, R OBP: 0.435, SLG: 0.532 (1, 5)	4-0 BB BB BB BB	0-0 G5-3 1-2 1B	0-3 K			0-3 K2-3			0-0 SH1-4 1-2	3 1 1 0 1 2 2
Harvey Kuenn, R OBP: 0.403, SLG: 0.438 (1, 9)	0-3 K	0-0 G5-3 1-2 2-3f			0-0 P4		0-0 L7		4-0 HR IBB	4 1 0 0 1 1 3
Charlie Maxwell, L OBP: 0.317, SLG: 0.504 (1, 7)	4-0 BB BB 1-2 BB	0-0 F9			0-0 P4		0-0 1-3		0-0 HR 1-H 2-H	4 2 1 3 1 0 1
Al Kaline, R OBP: 0.393, SLG: 0.557 (1, 8)	4-0 BB BB 1-2 2-3 BB		0-0 SH5-3 1B 1B		0-0 L7		4-0 BB			2 1 1 0 2 0 0
Red Wilson, R OBP: 0.286, SLG: 0.277 (1, 2)	4-0 BB 1-2 2-3 3-H BB		0-0 SH5-3 1B 1B		0-0 1-3		0-0 P6			3 1 1 1 1 0 1
Rocky Bridges, R OBP: 0.372, SLG: 0.399 Bobo Osborne, L OBP: 0.297, SLG: 0.329 Coot Veal, R OBP: 0.667, SLG: 0.667 (1, 6) (8, PH) (9, 6)	4-0 BB		0-0 SH5-3		0-0 F7		0-0 4-3			1 0 0 1 1 0 0 1 0 0 0 0 0 0 0 0 0 0 0 0 0
Gail Harris, L OBP: 0.256, SLG: 0.358 (1, 3)	0-3 K		0-3 K		0-0 F9		0-0 6-3			4 0 0 0 0 2 5
Frank Bolling, R OBP: 0.277, SLG: 0.325 (1, 4)	0-0 4-3		4-0 1B IBB		0-0 F8		0-0 F9			3 0 0 0 1 0 3
Jerry Davie, R OBP: 0.545, SLG: 0.444 (1, 1)		4-0 G5-3 1B BB	0-0 1B 1-3 2-H 3-H		0-0 F3			0-0 SH1-4 HR 1B		3 1 2 2 1 0 0


Inning Stats	R: 2 E: 0 K: 2 S: 7	H: 0 LOB: 3 BB: 5 P: 27	R: 0 E: 0 K: 0 S: 3	H: 1 LOB: 1 BB: 1 P: 7	R: 2 E: 0 K: 2 S: 10	H: 3 LOB: 2 BB: 1 P: 14	R: 0 E: 0 K: 0 S: 3	H: 0 LOB: 0 BB: 0 P: 3	R: 0 E: 0 K: 1 S: 5	H: 0 LOB: 0 BB: 0 P: 5	R: 0 E: 0 K: 0 S: 3	H: 0 LOB: 1 BB: 1 P: 7	R: 0 E: 0 K: 0 S: 3	H: 0 LOB: 0 BB: 0 P: 3	R: 3 E: 0 K: 0 S: 3	H: 2 LOB: 0 BB: 1 P: 7	1B: 5 2B: 0 3B: 0 HR: 1	SF: 0 SAC: 2 DP: 1 HBP: 0
--------------	------------------------------	----------------------------------	------------------------------	---------------------------------	-------------------------------	----------------------------------	------------------------------	---------------------------------	------------------------------	---------------------------------	------------------------------	---------------------------------	------------------------------	---------------------------------	------------------------------	---------------------------------	----------------------------------	------------------------------------

PITCHER	IP	WLS	BF	H	R	ER	SO	BB	IBB	HBP	BLK	WP	HR	S	P	ERA	WHIP
Don Ferrarese, L ERA: 3.75 (1, 1)	6.0		28	4	4	4	5	6	1	0	0	0	0	31	59	6.00	1.667
Mike Garcia, R ERA: 2.59 (7, 1)	2.1	L	9	1	1	1	0	1	0	0	0	0	0	8	12	3.86	0.857
Jim Perry, R ERA: 4.95 (9, 1)	0.0		2	1	2	2	0	0	1	0	0	0	1	5	∞	∞	

BOTTOM

Cleveland Indians @ Detroit Tigers
 Briggs Stadium, Detroit, MI
 Sun May 31 1959, 4:33 AM EDT
 Att. 27,706 - Unknown

AB	28
R	7
H	6
RBI	7
BB	9
SO	5
LOB	15




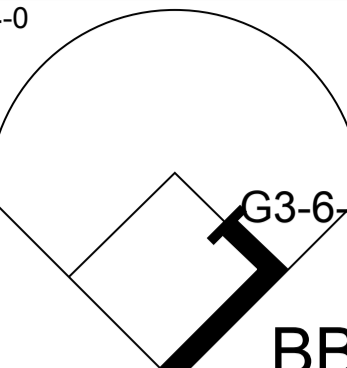
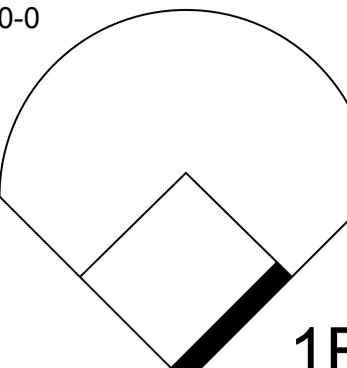
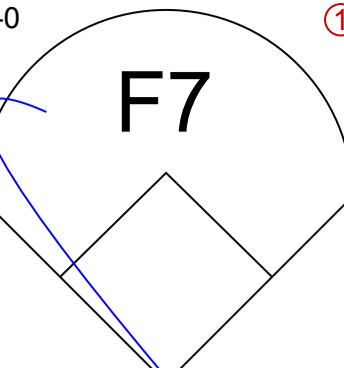
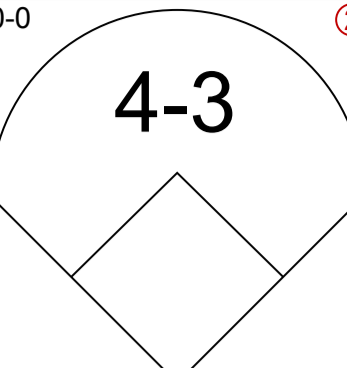
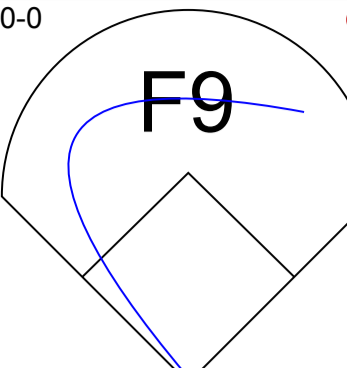

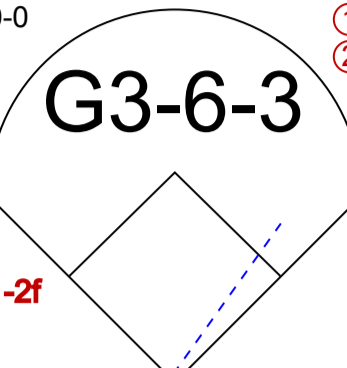
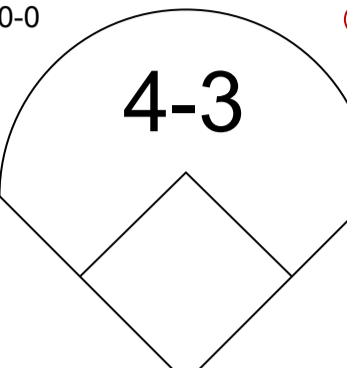
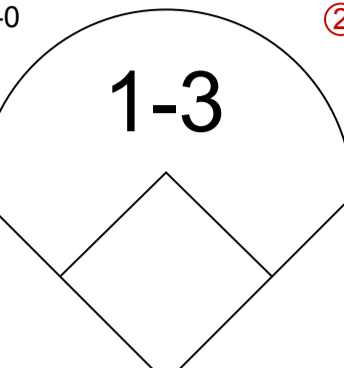
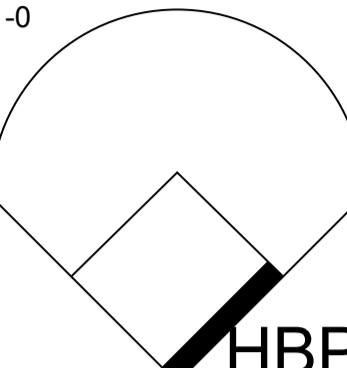

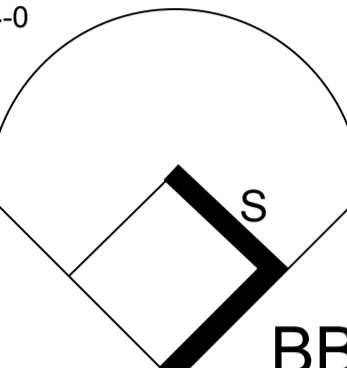
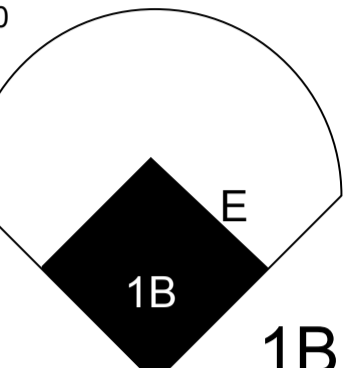
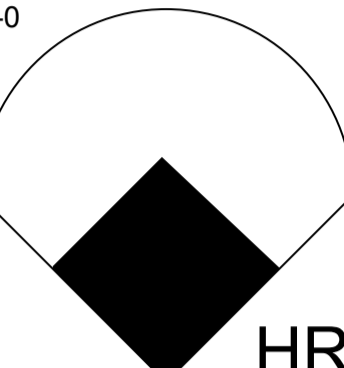
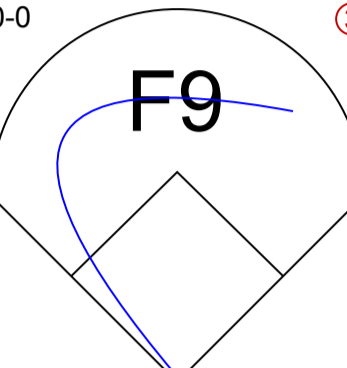

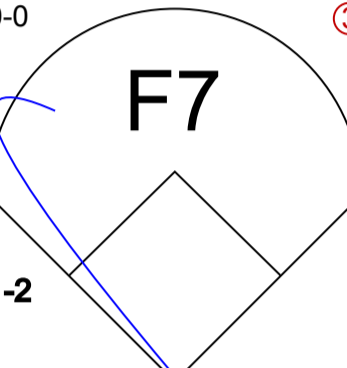
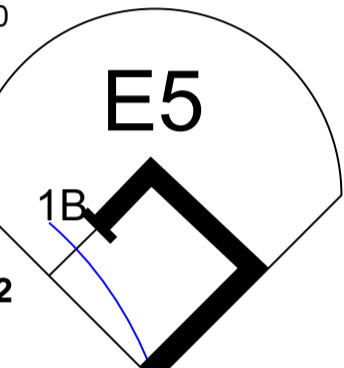
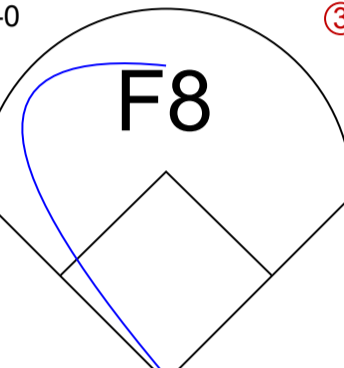
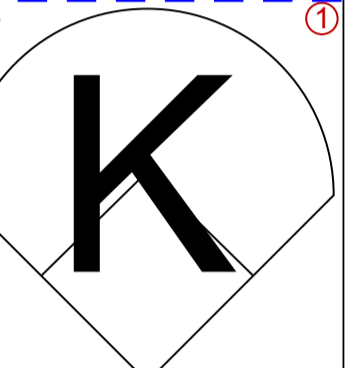
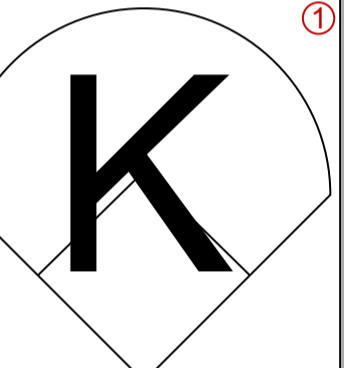
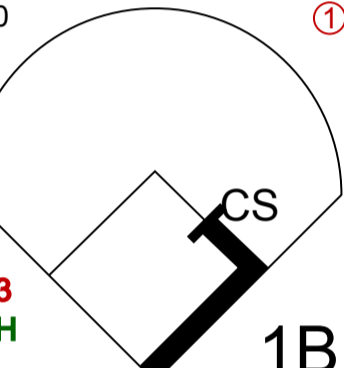
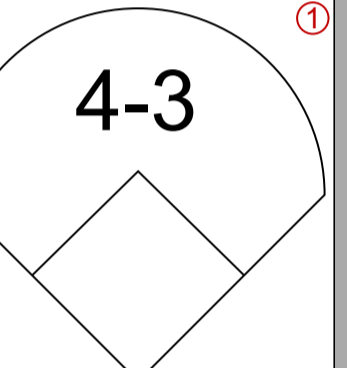
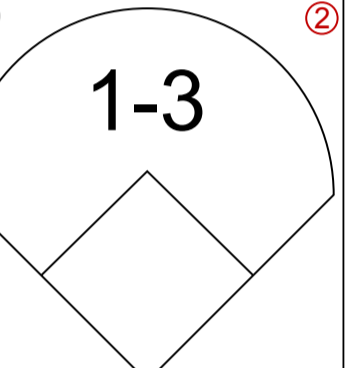
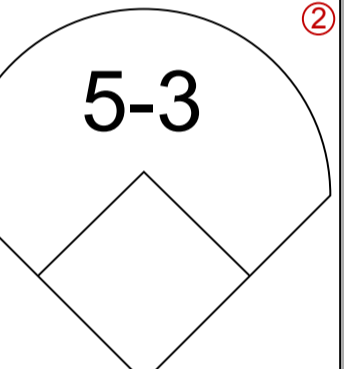
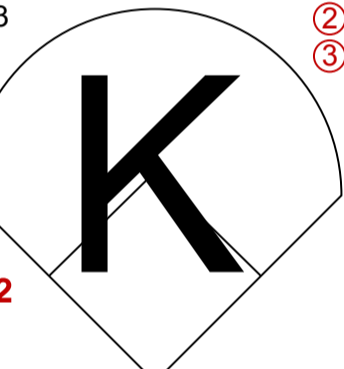
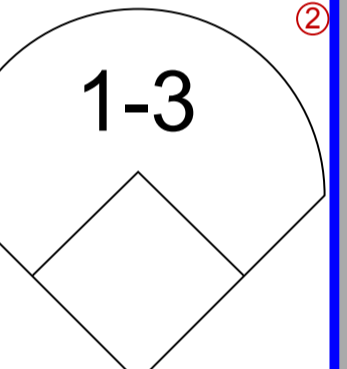
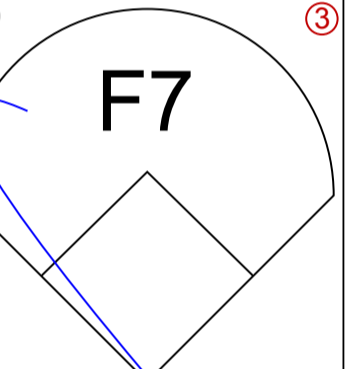
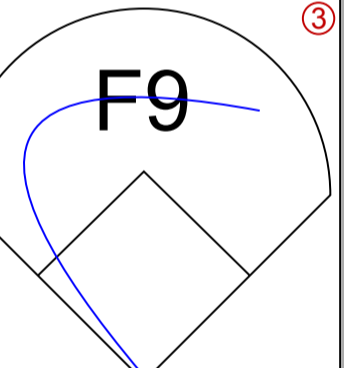
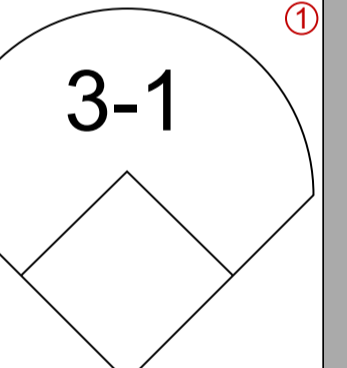
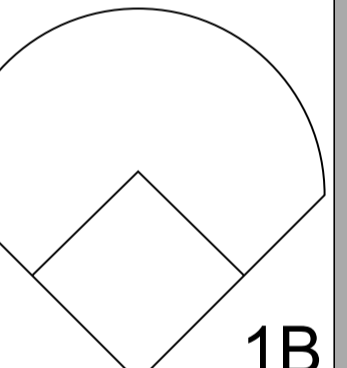
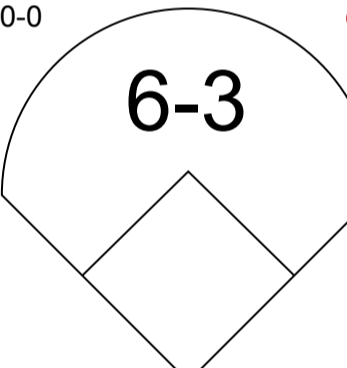
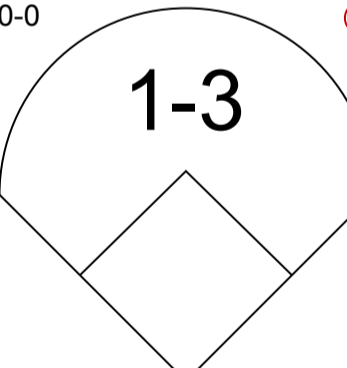
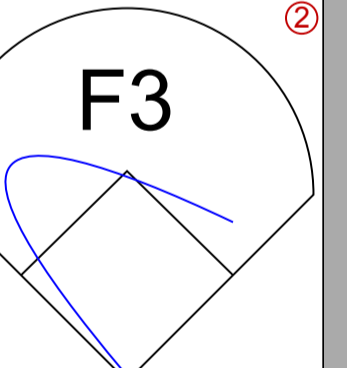
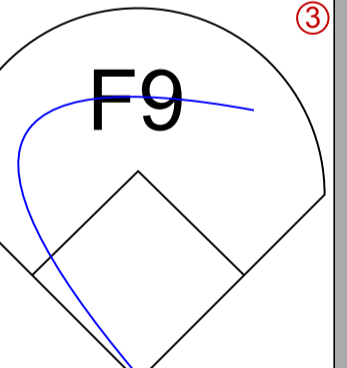
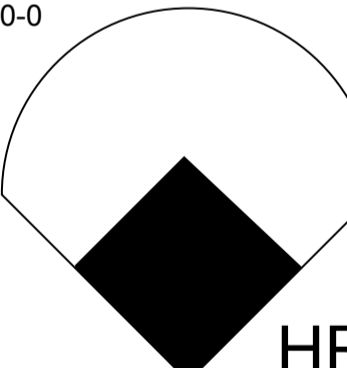
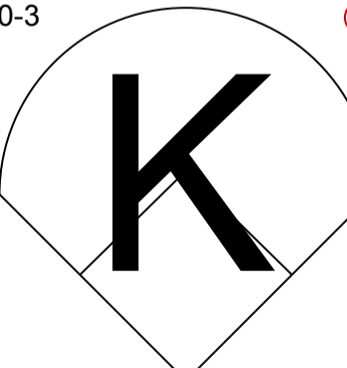

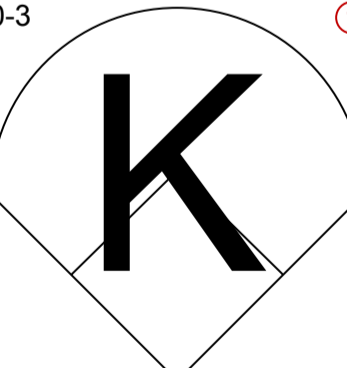
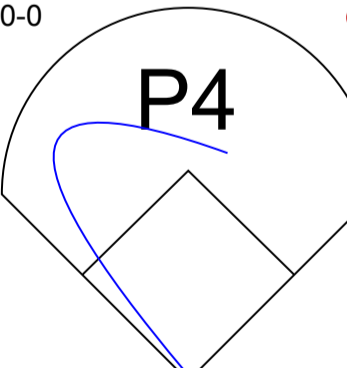
PITCHER	IP	WLS	BF	H	R	ER	SO	BB	IBB	HBP	BLK	WP	HR	S	P	ERA	WHIP
Don Ferrarese, L ERA: 3.75 (1, 1)	6.0		28	4	4	4	5	6	1	0	0	0	0	31	59	6.00	1.667
Mike Garcia, R ERA: 2.59 (7, 1)	2.1	L	9	1	1	1	0	1	0	0	0	0	0	8	12	3.86	0.857
Jim Perry, R ERA: 4.95 (9, 1)	0.0		2	1	2	2	0	0	1	0	0	0	1	5	∞	∞	

Batter	1	2	3	4	5	6	7	8	9	AB R H RBI BB SO LOB	TOP
Jim Piersall, R (1, 8) <small>OBP: 0.306, SLG: 0.344</small>	0-3 		0-0 			0-0 		0-3 		4 0 0 0 0 2 1	Cleveland Indians @ Detroit Tigers Briggs Stadium, Detroit, MI Mon Jun 01 1959, 4:33 AM EDT Att. 6,470 - Unknown
Granny Hamner, R (1, 5) <small>OBP: 0.303, SLG: 0.398</small>	0-0 		0-0 			0-0 		0-0 		4 0 0 0 0 0 1	
Minnie Minoso, R (1, 7) <small>OBP: 0.374, SLG: 0.470</small>	0-0 			0-0 		0-0 		0-0 		4 0 2 0 0 0 0	
Rocky Colavito, R (1, 9) <small>OBP: 0.358, SLG: 0.576</small>		0-0 		0-0 		0-0 		0-0 		4 0 0 0 0 0 2	
Vic Power, R (1, 3) <small>OBP: 0.323, SLG: 0.446</small>		0-0 		0-0 			0-0 	0-0 		4 1 1 0 0 0 1	
Woodie Held, R (1, 6) <small>OBP: 0.324, SLG: 0.455</small>		0-0 		0-0 			0-0 			3 0 1 0 0 0 1	
Russ Nixon, L (1, 2) <small>OBP: 0.239, SLG: 0.216</small>		0-0 			0-0 		0-0 			2 0 0 1 0 0 0	
Billy Martin, R (1, 4) <small>OBP: 0.265, SLG: 0.370</small> Ed Fitz Gerald, R (8, PH) <small>OBP: 0.284, SLG: 0.317</small> George Strickland, R (8, 4) <small>OBP: 0.367, SLG: 0.441</small>	0-0 				0-0 			0-0 		2 0 0 0 0 0 1 1 0 0 0 0 0 0 0 0 0 0 0 0 0	
Gary Bell, R (1, 1) <small>OBP: 0.200, SLG: 0.158</small> Tito Francona, L (8, PH) <small>OBP: 0.421, SLG: 0.500</small> Dick Brodowski, R (8, 1) <small>OBP: 0.200, SLG: 0.200</small>			0-0 		0-0 			0-0 		2 0 0 0 0 0 0 1 0 1 0 0 0 0 0 0 0 0 0 0 0	
Inning Stats	R: 0 H: 0 E: 0 LOB: 0 K: 1 BB: 0 S: 5 P: 5	R: 1 H: 2 E: 0 LOB: 1 K: 0 BB: 0 S: 5 P: 5	R: 0 H: 0 E: 0 LOB: 0 K: 0 BB: 0 S: 3 P: 3	R: 0 H: 1 E: 0 LOB: 1 K: 0 BB: 0 S: 4 P: 4	R: 0 H: 0 E: 0 LOB: 0 K: 0 BB: 0 S: 3 P: 3	R: 0 H: 1 E: 0 LOB: 1 K: 0 BB: 0 S: 4 P: 4	R: 0 H: 0 E: 0 LOB: 0 K: 0 BB: 0 S: 3 P: 3	R: 0 H: 1 E: 0 LOB: 1 K: 1 BB: 0 S: 6 P: 6	R: 0 H: 0 E: 0 LOB: 0 K: 0 BB: 0 S: 3 P: 3	1B: 5 SF: 1 2B: 0 SAC: 0 3B: 0 DP: 0 HR: 0 HBP: 0	
PITCHER Paul Foytack, R (1, 1) <small>ERA: 6.95</small>	IP: 9.0 WLS: W BF: 32 H: 5 R: 1 ER: 1 SO: 2 BB: 0 IBB: 0 HBP: 0 BLK: 0 WP: 0 HR: 0 S: 36 P: 36 ERA: 1.00 WHIP: 0.556										

livebaseballscorecards.com

AB	31
R	1
H	5
RBI	1
BB	0
SO	2
LOB	7



Batter	1	2	3	4	5	6	7	8	9	10	AB R H RBI BB SO LOB	TOP
Reno Bertoia, R OBP: 0.311, SLG: 0.406 (1, 4) 	4-0 		X 0-0 			X 0-0 		X 0-0 		X 0-0 	4 0 1 0 1 0 0	Washington Senators @ Cleveland Indians Cleveland Municipal Stadium, Cleveland, OH Tue Jun 02 1959, 7:05 PM EDT Att: 7,016 - Unknown livebaseballscorecards.com
Faye Throneberry, L OBP: 0.316, SLG: 0.338 (1, 9) 	0-0 		X 0-0 			X 0-0 		H 1-0 			3 0 0 0 0 0 2	
Bob Allison, R OBP: 0.332, SLG: 0.511 (1, 8) 	4-0 			X 0-0 		X 0-0 		X 0-0 			3 2 2 1 1 0 1	
Harmon Killebrew, R OBP: 0.356, SLG: 0.595 (1, 5) 	0-0 			X 0-0 		X 0-0 			S S S 0-3 		4 0 0 0 0 1 2	
Julio Becquer, L OBP: 0.282, SLG: 0.343 (1, 3)		0-3 		X 0-0 			X 0-0 		X 0-0 		4 0 1 1 0 1 0	
Jim Lemon, R OBP: 0.363, SLG: 0.558 Lenny Green, L OBP: 0.250, SLG: 0.294 (1, 7) (7, 7)		0-0 		X 0-3 			X 0-0 		X 0-0 		3 0 0 0 0 1 1 1 0 0 0 0 0 0	
Hal Naragon, L OBP: 0.338, SLG: 0.413 (1, 2)		0-0 			X 0-0 		X 0-0 			X 0-0 	0 0 0 0 0 0 0	
Ron Samford, R OBP: 0.292, SLG: 0.388 (1, 6)			X 0-0 		X 0-0 		X 0-0 			X 0-0 	4 1 1 1 0 0 1	
Pedro Ramos, S OBP: 0.259, SLG: 0.240 (1, 1)			0-3 		X 0-0 			S S S 0-3 		X 0-0 	4 0 0 0 0 2 0	
Inning Stats	R: 0 H: 0 E: 0 LOB: 1 K: 0 BB: 2 S: 2 P: 10	R: 0 H: 0 E: 0 LOB: 0 K: 1 BB: 0 S: 5 P: 5	R: 0 H: 1 E: 0 LOB: 1 K: 1 BB: 0 S: 6 P: 6	R: 1 H: 2 E: 1 LOB: 1 K: 1 BB: 0 S: 6 P: 6	R: 0 H: 0 E: 0 LOB: 0 K: 0 BB: 0 S: 3 P: 3	R: 1 H: 1 E: 0 LOB: 0 K: 0 BB: 0 S: 4 P: 4	R: 0 H: 1 E: 0 LOB: 1 K: 0 BB: 0 S: 4 P: 4	R: 0 H: 0 E: 0 LOB: 1 K: 1 BB: 0 S: 5 P: 6	R: 0 H: 0 E: 0 LOB: 0 K: 1 BB: 0 S: 5 P: 5	R: 1 H: 1 E: 0 LOB: 0 K: 0 BB: 0 S: 4 P: 4	1B: 4 SF: 0 2B: 1 SAC: 0 3B: 0 DP: 2 HR: 2 HBP: 1	
PITCHER	IP WLS BF H R ER SO BB IBB HBP BLK WP HR S P ERA WHIP											
Mudcat Grant, R ERA: 2.36 (1, 1)	8.0											
Bud Podbielan, R ERA: 2.7 (9, 1)	2.0	L	7	1	1	1	1	0	0	0	0	4.50 0.500

Batter	1	2	3	4	5	6	7	8	9	10	AB	R	H	RBI	BB	SO	LOB
Woodie Held, R OBP: 0.327, SLG: 0.460 (1, 6)	0-3 K		0-0 G6-4-3			0-0 1B		0-0 SF9 1-3		0-3 K	5	0	2	0	0	2	2
Vic Power, R OBP: 0.321, SLG: 0.461 (1, 3)	0-0 F3			0-0 HR		0-0 F9		0-0 SF9			3	1	1	2	0	0	1
Tito Francona, L OBP: 0.435, SLG: 0.500 (1, 8)	0-0 1B			0-0 F8		0-0 1B		0-0 P4			4	0	2	0	0	0	1
Minnie Minoso, R OBP: 0.366, SLG: 0.459 (1, 7)	0-0 P5			0-0 P6		0-0 P4			0-0 F8		4	0	0	0	0	0	3
Rocky Colavito, R OBP: 0.351, SLG: 0.563 (1, 9)		0-0 6-3		0-0 F7			0-3 K		0-0 6-3		4	0	0	0	0	1	0
Ed Fitz Gerald, R OBP: 0.272, SLG: 0.302 (1, 2)		0-0 4-3			0-0 5-3		0-3 K		0-3 K		4	0	0	0	0	2	0
Jim Baxes, R OBP: 0.333, SLG: 0.429 (1, 5)		0-0 F9			0-3 K		0-0 F7			0-0 FC3-6 1B	4	0	1	0	0	1	0
George Strickland, R OBP: 0.364, SLG: 0.435 (1, 4)			0-0 G6-4-3 1B		0-0 F7			0-0 4-3		0-0 FC3-6	4	0	1	0	0	0	1
Billy Martin, R OBP: 0.265, SLG: 0.370 (10, PR)										0-0 K	0	0	0	0	0	0	0
Mudcat Grant, R OBP: 0.063, SLG: 0.063 (1, 1)			0-3 K			0-0 F2		4-0 2B SF9 BB		0-3 K	2	0	0	0	0	1	1
Carroll Hardy, R OBP: 0.192, SLG: 0.125 (8, PH)											0	1	0	0	1	0	0
Bud Podbielan, R OBP: 0.305, SLG: 0.342 (9, 1)											0	0	0	0	0	0	0
Jim Piersall, R OBP: 0.305, SLG: 0.342 (10, PH)											1	0	0	0	0	1	1

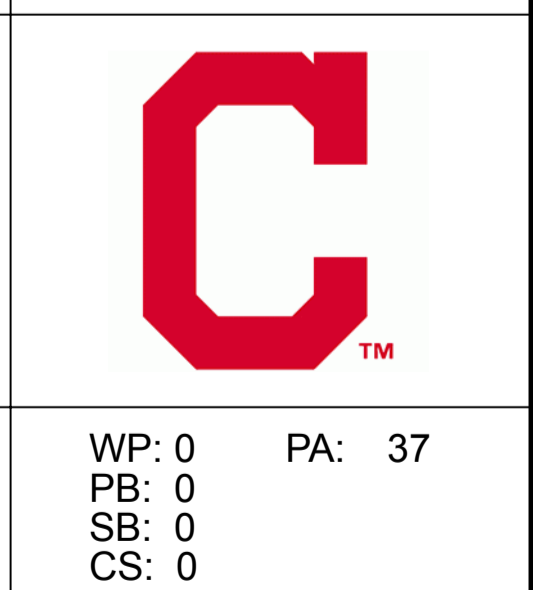
Inning Stats	R: 0	H: 1	R: 0	H: 0	R: 0	H: 1	R: 1	H: 1	R: 0	H: 0	R: 0	H: 2	R: 0	H: 0	R: 1	H: 1	R: 0	H: 0	R: 0	H: 1	1B: 5	SF: 1	WP: 0	PA: 37
E: 0	LOB: 1	E: 0	LOB: 0	E: 0	LOB: 0	E: 0	LOB: 2	E: 0	LOB: 0	E: 0	LOB: 0	E: 0	LOB: 2	E: 0	LOB: 1	E: 0	LOB: 0	E: 0	LOB: 0	E: 0	LOB: 1	2B: 1	SAC: 0	FB: 0
K: 1	BB: 0	K: 0	BB: 0	K: 1	BB: 0	K: 0	BB: 0	K: 1	BB: 0	K: 2	BB: 0	K: 0	BB: 0	K: 0	BB: 1	K: 1	BB: 0	K: 2	BB: 0	K: 2	BB: 0	3B: 0	DP: 1	SB: 0
S: 6	P: 6	S: 3	P: 3	S: 5	P: 5	S: 4	P: 4	S: 5	P: 5	S: 7	P: 7	S: 4	P: 8	S: 5	P: 5	S: 8	P: 8	S: 8	P: 8	S: 8	P: 8	HR: 1	HBP: 0	CS: 0

PITCHER	IP	WLS	BF	H	R	ER	SO	BB	IBB	HBP	BLK	WP	HR	S	P	ERA	WHIP
Pedro Ramos, R ERA: 4.07 (1, 1)	10.0	W	37	7	2	2	8	1	0	0	0	0	1	52	56	1.80	0.800

PITCHER	IP	WLS	BF	H	R	ER	SO	BB	IBB	HBP	BLK	WP	HR	S	P	ERA	WHIP

Washington Senators @ Cleveland Indians
Cleveland Municipal Stadium, Cleveland, OH
 Tue Jun 02 1959, 7:05 PM EDT
 Att. 7,016 - Unknown

AB	35
R	2
H	7
RBI	2
BB	1
SO	8
LOB	10



Batter	1	2	3	4	5	6	7	8	9	AB R H RBI BB SO LOB	TOP											
Reno Bertoia, R (1, 4) OBP: 0.305, SLG: 0.398	0-3 K		0-0 F9		0-0 P3		0-3 K			4 0 0 0 0 2 0	Washington Senators @ Cleveland Indians Cleveland Municipal Stadium, Cleveland, OH Wed Jun 03 1959, 7:05 PM EDT Att. 7,644 - Unknown livebaseballscorecards.com											
Faye Throneberry, L (1, 9) OBP: 0.315, SLG: 0.333	0-3 K		0-3 K		0-0 F9			0-0 S 1B		4 0 1 0 0 2 0												
Bob Allison, R (1, 8) OBP: 0.335, SLG: 0.508	4-0 BB			0-0 F7		0-0 1B 1B		0-0 P4 1-2		3 1 1 0 1 0 1												
Harmon Killebrew, R (1, 5) OBP: 0.364, SLG: 0.614	0-3 K			0-0 HR		0-0 1B SF8 1B		4-0 BB		3 2 2 1 1 1 1												
Jim Lemon, R (1, 7) OBP: 0.361, SLG: 0.550		0-0 6-3		0-0 5-3		0-0 G6-4-3 1B		0-0 F8		4 0 1 1 0 0 2												
Lenny Green, L (8, 7) OBP: 0.250, SLG: 0.294						1-3 2-H 1B				0 0 0 0 0 0 0												
Jay Porter, R (1, 2) OBP: 0.340, SLG: 0.341				0-0 WP 1B		0-0 SF8		0-0 F3		2 0 1 1 1 0 2												
Julio Becquer, L (1, 3) OBP: 0.271, SLG: 0.330		0-3 K		0-0 F7		0-0 G6-4-3 1-2		0-0 F8		4 0 0 0 0 1 3												
Ron Samford, R (1, 6) OBP: 0.291, SLG: 0.406		0-0 F7			0-0 HR		0-0 6-3		0-0 P6	4 1 1 1 0 0 1												
Bill Fischer, R (1, 1) OBP: 0.261, SLG: 0.190			0-0 L9		0-3 K		0-0 P3		0-0 6-3	4 0 0 0 0 1 0												
Inning Stats	R: 0 E: 0 K: 3 S: 9	H: 0 LOB: 1 BB: 1 P: 13	R: 0 E: 0 K: 1 S: 6	H: 1 LOB: 1 BB: 0 P: 6	R: 0 E: 0 K: 1 S: 5	H: 0 LOB: 0 BB: 0 P: 5	R: 1 E: 0 K: 0 S: 4	H: 1 LOB: 1 BB: 1 P: 8	R: 1 E: 0 K: 1 S: 6	H: 1 LOB: 0 BB: 0 P: 6	R: 2 E: 0 K: 0 S: 5	H: 3 LOB: 0 BB: 0 P: 5	R: 0 E: 0 K: 1 S: 5	H: 0 LOB: 0 BB: 0 P: 5	R: 0 E: 0 K: 0 S: 4	H: 1 LOB: 2 BB: 1 P: 8	R: 0 E: 0 K: 0 S: 3	H: 0 LOB: 0 BB: 0 P: 3	1B: 5 2B: 0 3B: 0 HR: 2	SF: 1 SAC: 0 DP: 1 HBP: 0	WP: 1 PB: 0 SB: 1 CS: 0	PA: 36
PITCHER	IP WLS BF H R ER SO BB IBB HBP BLK WP HR S P ERA WHIP																					
Herb Score, L (1, 1) ERA: 3.75	6.0 L 25 6 4 4 6 2 0 0 0 1 2 35 43 6.00 1.333																					
Dick Brodowski, R (7, 1) ERA: 2.05	2.0 8 1 0 0 1 1 0 0 0 0 0 9 13 0.00 1.000																					
Jim Perry, R (9, 1) ERA: 4.71	1.0 3 0 0 0 0 0 0 0 0 0 0 3 3 0.00 0.000																					



BOTTOM

Washington Senators @ Cleveland Indians
Cleveland Municipal Stadium, Cleveland, OH

Wed Jun 03 1959, 7:05 PM EDT
Att. 7,644 - Unknown

livebaseballscorecards.com

AB	31
R	0
H	3
RBI	0
BB	0
SO	4
LOB	8



WP:	0	PA:	31
PB:	0	SB:	1
CS:	0		

AB R H RBI BB SO LOB

4 0 1 0 0 0 0

4 0 1 0 0 1 1

4 0 0 0 0 0 2

4 0 0 0 0 1 1

3 0 1 0 0 0 0

3 0 0 0 0 0 1

3 0 0 0 0 0 2

1 0 0 0 0 0 0

1 0 0 0 0 0 0

0 0 0 0 0 0 0

1 0 0 0 0 0 0

0 0 0 0 0 0 0

1B:	3	SF:	0
2B:	0	SAC:	0
3B:	0	DP:	0
HR:	0	HBP:	0

Batter	1	2	3	4	5	6	7	8	9
Billy Martin, R (1, 4) OBP: 0.264, SLG: 0.366	0-0 1-3		0-0 F3			0-0 P6			0-0 1-3 1B
Vic Power, R (1, 3) OBP: 0.320, SLG: 0.457	0-0 6-3		0-3 K			0-0 1B			0-0 1-3 1-2
Tito Francona, L (1, 8) OBP: 0.370, SLG: 0.409	0-0 F9			0-0 G3		0-0 4-3			0-0 F3
Rocky Colavito, R (1, 9) OBP: 0.344, SLG: 0.551		0-3 K		0-0 6-3		0-0 F7			0-0 L1
Minnie Minoso, R (1, 7) OBP: 0.366, SLG: 0.457		0-0 E S 1B		0-0 6-3		0-0 6-3			
Woodie Held, R (1, 5) OBP: 0.321, SLG: 0.451		0-3 K		0-3 K		0-0 L5			
George Strickland, R (1, 6) OBP: 0.356, SLG: 0.424		0-0 E5		0-0 P6				0-0 1-4-3	
Russ Nixon, L (1, 2) OBP: 0.232, SLG: 0.210		0-0 3-1		0-0 L8				0-0 4-1	
Herb Score, L (1, 1) OBP: 0.125, SLG: 0.125			0-0 F7			0-0 G3		0-0 F7	
Carroll Hardy, R (6, PH) OBP: 0.185, SLG: 0.120									
Dick Brodowski, R (7, 1) OBP: 0.200, SLG: 0.200									
Jim Piersall, R (8, PH) OBP: 0.303, SLG: 0.340									
Jim Perry, S (9, 1) OBP: 0.500, SLG: 0.500									

Inning Stats	R: 0	H: 0	R: 0	H: 1	R: 0	H: 0	R: 0	H: 0	R: 0	H: 1	R: 0	H: 0	R: 0	H: 1	R: 0	H: 1	1B: 3	SF: 0	WP: 0	PA: 31
	E: 0	LOB: 0	E: 1	LOB: 2	E: 0	LOB: 0	E: 0	LOB: 0	E: 0	LOB: 1	E: 0	LOB: 0	E: 0	LOB: 0	E: 0	LOB: 1	2B: 0	SAC: 0	PB: 0	
	K: 0	BB: 0	K: 2	BB: 0	K: 0	BB: 0	K: 1	BB: 0	K: 1	BB: 0	K: 0	BB: 0	K: 0	BB: 0	K: 0	BB: 0	3B: 0	DP: 0	SB: 1	
	S: 3	P: 3	S: 9	P: 9	S: 5	P: 5	S: 3	P: 3	S: 5	P: 5	S: 4	P: 4	S: 3	P: 3	S: 4	P: 4	HR: 0	HBP: 0	CS: 0	

PITCHER	IP	WLS	BF	H	R	ER	SO	BB	IBB	HBP	BLK	WP	HR	S	P	ERA	WHIP
Bill Fischer, R (1, 1) ERA: 2.33	9.0	W	31	3	0	0	4	0	0	0	0	0	0	39	39	0.00	0.333

Batter	1	2	3	4	5	6	7	8	9	AB	R	H	RBI	BB	SO	LOB	TOP										
Norm Siebern, L (1, 7) OBP: 0.330, SLG: 0.369	0-0 6-3	0-0 L8		0-0 1-2 3-H 1B		0-0 F9		0-0 1B 2B	0-0 1B	6	1	3	2	0	0	0											
Tony Kubek, L (1, 6) OBP: 0.301, SLG: 0.395	0-0 6-3		0-0 K2-3-2 1B	0-0 F8			0-0 L8 1B 2B	0-0 4-3 BB 1B	0-0 1-2 1B	6	2	4	1	0	0	2											
Mickey Mantle, S (1, 8) OBP: 0.435, SLG: 0.576	4-0 1B BB		0-3 K		0-0 4-3		4-0 1B BB FC3-5-2-5	4-0 1-2 1B BB 4-3	0-3 K	3	2	0	0	3	2	3											
Yogi Berra, L (1, 9) OBP: 0.331, SLG: 0.423 Hank Bauer, R (8, 9) OBP: 0.350, SLG: 0.383	0-0 1-3 1B		0-3 K2-3-2 1-1		0-0 G3		0-0 L8 2-3	0-0 4-3 1-2 2-3		5	0	1	0	0	1	5											
Bill Skowron, R (1, 3) OBP: 0.306, SLG: 0.507 Mary Throneberry, L (9, 3) OBP: 0.219, SLG: 0.107	0-0 1-2 3-H 1B			0-0 L7	0-3 K		0-0 1-3 3-H 1B FC3-5-2-5	4-0 1-2 BB 1B		4	0	2	2	1	1	0											
Hector Lopez, R (1, 5) OBP: 0.350, SLG: 0.558	0-3 K			4-0 2B 1B BB		0-0 HR 1B	0-0 FC3-5-2-5 1-2 3-H	0-0 1-2 2-H 3-H 1B FC6-4		4	2	2	2	1	1	4											
Gil McDougald, R (1, 4) OBP: 0.316, SLG: 0.359		0-0 HR		0-0 1B 1-3 2B		0-0 F9 1-2	0-0 F7 3-H	0-0 FC6-4 1-2f		5	2	2	1	0	0	5											
Elston Howard, R (1, 2) OBP: 0.297, SLG: 0.464		0-3 K		0-0 F3		0-0 HR 2-H		0-0 SH5-3 2B 2B	0-3 K	5	2	2	2	0	2	2											
Art Ditmar, R (1, 1) OBP: 0.160, SLG: 0.167		0-0 6-3		0-0 1B 2-3 3-H		0-0 1-3		0-0 SH5-3 2-3	0-0 F9	4	0	1	1	0	0	0											
Inning Stats	R: 1 E: 0 K: 1 S: 7	H: 2 LOB: 2 BB: 1 P: 11	R: 1 E: 0 K: 1 S: 6	H: 1 LOB: 0 BB: 0 P: 6	R: 0 E: 0 K: 2 S: 7	H: 1 LOB: 1 BB: 0 P: 7	R: 2 E: 0 K: 0 S: 6	H: 3 LOB: 2 BB: 1 P: 10	R: 0 E: 0 K: 1 S: 5	H: 0 LOB: 0 BB: 0 P: 5	R: 2 E: 0 K: 0 S: 5	H: 2 LOB: 0 BB: 0 P: 5	R: 1 E: 0 K: 0 S: 5	H: 2 LOB: 2 BB: 1 P: 9	R: 4 E: 0 K: 0 S: 7	H: 4 LOB: 2 BB: 2 P: 15	R: 0 E: 0 K: 2 S: 9	H: 2 LOB: 2 BB: 0 P: 9	1B: 11 2B: 5 3B: 0 HR: 2	SF: 0 SAC: 1 DP: 1 HBP: 0	WP: 0 PB: 0 SB: 1 CS: 0	PA: 48					
PITCHER	IP	WLS	BF	H	R	ER	SO	BB	IBB	HBP	BLK	WP	HR	S	P	ERA	WHIP										
Gary Bell, R (1, 1) ERA: 3.87	6.0	L	28	9	6	6	5	2	0	0	0	0	2	36	44	9.00	1.833										
Bud Podbielan, R (7, 1) ERA: 5.56	1.1		10	5	4	4	0	1	0	0	0	0	0	9	13	27.00	4.500										
Al Cicotte, R (8, 1) ERA: 4.66	0.2		5	1	1	1	0	2	0	0	0	0	0	3	11	13.50	4.500										
Mike Garcia, R (9, 1) ERA: 2.49	1.0		5	2	0	0	2	0	0	0	0	0	0	9	9	0.00	2.000										

New York Yankees @ Cleveland Indians
Cleveland Municipal Stadium, Cleveland, OH
 Fri Jun 05 1959, 7:05 PM EDT
 Att. 51,935 - Unknown - 70 F

AB	42
R	11
H	17
RBI	11
BB	5
SO	7
LOB	21



WP: 0	PA: 48
-------	--------

1B: 11	SF: 0
2B: 5	SAC: 1
3B: 0	DP: 1
HR: 2	HBP: 0

Batter	1	2	3	4	5	6	7	8	9	AB R H RBI BB SO LOB
Jim Piersall, R OBP: 0.302, SLG: 0.337 (1, 8)	0-0 G4-6-3 1B		0-0 5-3			0-0 F7		0-0 F8		4 0 1 0 0 0 0
Vic Power, R OBP: 0.313, SLG: 0.447 (1, 3)	0-0 F4			0-0 F8		0-0 5-3		0-0 F7		4 0 0 0 0 0 1
Minnie Minoso, R OBP: 0.364, SLG: 0.452 (1, 7)	0-0 G4-6-3 1-2f			0-0 1B 1B		0-0 4-3			0-0 F5	4 0 1 0 0 0 1
Rocky Colavito, R OBP: 0.342, SLG: 0.560 (1, 9)		0-0 5-3		0-0 F8		0-0 5-3			0-0 HR	4 1 1 1 0 0 1
Russ Nixon, L OBP: 0.233, SLG: 0.212 (1, 2)		0-0 F8		0-0 FC5-4 1-2 1B		0-0 F9			0-0 2-3	4 0 1 0 0 0 0
Woodie Held, R OBP: 0.325, SLG: 0.459 (1, 5)		0-0 1B		0-0 FC5-4 1-2f		0-0 2B			0-0 5-3	4 0 2 0 0 0 2
George Strickland, R OBP: 0.348, SLG: 0.413 (1, 6)		0-0 F8			0-0 5-3		0-0 6-3			3 0 0 0 0 0 2
Billy Martin, R OBP: 0.266, SLG: 0.388 (1, 4)			0-0 F2		0-0 6-3			0-0 HR		3 1 1 1 0 0 0
Gary Bell, R OBP: 0.182, SLG: 0.143 (1, 1)			0-3 K		0-0 P4			0-0 F2		2 0 0 0 0 0 1 0
Bud Podbielan, R (7, 1)										0 0 0 0 0 0 0 0
Al Cicotte, R (8, 1)										0 0 0 0 0 0 0 0
Tito Francona, L (8, PH)										1 0 0 0 0 0 0 0
Mike Garcia, R (9, 1)										0 0 0 0 0 0 0 0

Inning Stats	R: 0 E: 0 K: 0 S: 3	H: 1 LOB: 0 BB: 0 P: 3	R: 0 E: 0 K: 0 S: 4	H: 1 LOB: 1 BB: 0 P: 4	R: 0 E: 0 K: 1 S: 5	H: 0 LOB: 0 BB: 0 P: 5	R: 0 E: 0 K: 0 S: 5	H: 2 LOB: 2 BB: 0 P: 5	R: 0 E: 0 K: 0 S: 3	H: 0 LOB: 0 BB: 0 P: 3	R: 0 E: 0 K: 0 S: 3	H: 0 LOB: 0 BB: 0 P: 3	R: 0 E: 0 K: 0 S: 4	H: 1 LOB: 1 BB: 0 P: 4	R: 1 E: 0 K: 0 S: 4	H: 1 LOB: 0 BB: 0 P: 4	R: 1 E: 0 K: 0 S: 4	H: 1 LOB: 0 BB: 0 P: 4	1B: 4 2B: 1 3B: 0 HR: 2	SF: 0 SAC: 0 DP: 1 HBP: 0
--------------	------------------------------	---------------------------------	------------------------------	---------------------------------	------------------------------	---------------------------------	------------------------------	---------------------------------	------------------------------	---------------------------------	------------------------------	---------------------------------	------------------------------	---------------------------------	------------------------------	---------------------------------	------------------------------	---------------------------------	----------------------------------	------------------------------------


PITCHER	IP	WLS	BF	H	R	ER	SO	BB	IBB	HBP	BLK	WP	HR	S	P	ERA	WHIP	PITCHER	IP	WLS	BF	H	R	ER	SO	BB	IBB	HBP	BLK	WP	HR	S	P	ERA	WHIP	
Art Ditmar, R ERA: 2.98 (1, 1)	9.0	W	33	7	2	2	1	0	0	0	0	0	2	35	35	2.00	0.778																			

BOTTOM

New York Yankees @ Cleveland Indians
Cleveland Municipal Stadium, Cleveland, OH

Fri Jun 05 1959, 7:05 PM EDT
Att: 51,935 - Unknown - 70 F

AB	33
R	2
H	7
RBI	2
BB	0
SO	1
LOB	7



Batter	1	2	3	4	5	6	7	8	9	AB R H RBI BB SO LOB	TOP	
Hank Bauer, R OBP: 0.347, SLG: 0.379 (1, 9) X	0-0 F3		0-0 F9		0-0 P4			0-0 SH3 1B		4 1 1 0 0 0 2		
Elston Howard, R OBP: 0.297, SLG: 0.461 (1, 7) X	0-0 F9		0-0 L8		0-0			0-0 SH3		3 0 1 0 0 0 1		
Yogi Berra, L OBP: 0.329, SLG: 0.426 (1, 2) X	0-0		0-0 L8		0-0 F9			0-0 F8		4 0 1 0 0 0 4		
Mickey Mantle, S OBP: 0.436, SLG: 0.571 (1, 8) B B B	4-0				0-0 6-3			0-0		3 0 1 1 1 0 0		
Bill Skowron, R OBP: 0.304, SLG: 0.500 (1, 3) X	0-0 F9				0-3 K			0-0		4 0 1 0 0 1 2		
Hector Lopez, R OBP: 0.343, SLG: 0.545 Bobby Richardson, R OBP: 0.275, SLG: 0.289 (1, 5) (8, 5) X			0-0 5-3		0-3 K			0-0		4 0 0 0 0 2 2 0 0 0 0 0 0 0		
Gil McDougald, R OBP: 0.309, SLG: 0.350 (1, 4) X			0-0 4-3		0-0 E5 1B			0-0		4 1 0 0 0 1 0		
Tony Kubek, L OBP: 0.305, SLG: 0.390 (1, 6) X			0-0 1-3		4-0			0-0		2 0 0 0 2 0 0		
Bob Turley, R OBP: 0.250, SLG: 0.143 (1, 1) B B B			4-0		0-0			0-0		3 0 1 1 1 0 1		
Inning Stats	R: 0 H: 1 E: 0 LOB: 2 K: 0 BB: 1 S: 4 P: 8	R: 0 H: 0 E: 0 LOB: 0 K: 0 BB: 0 S: 3 P: 3	R: 0 H: 0 E: 0 LOB: 1 K: 0 BB: 1 S: 3 P: 7	R: 0 H: 0 E: 0 LOB: 0 K: 2 BB: 0 S: 7 P: 7	R: 1 H: 2 E: 1 LOB: 2 K: 0 BB: 1 S: 5 P: 9	R: 0 H: 0 E: 0 LOB: 0 K: 1 BB: 0 S: 5 P: 5	R: 0 H: 0 E: 0 LOB: 0 K: 1 BB: 0 S: 5 P: 5	R: 1 H: 3 E: 0 LOB: 2 K: 0 BB: 0 S: 6 P: 6	R: 0 H: 0 E: 0 LOB: 0 K: 0 BB: 1 S: 2 P: 6	1B: 5 SF: 0 2B: 1 SAC: 1 3B: 0 DP: 1 HR: 0 HBP: 0	WP: 0 PA: 36 PB: 0 SB: 0 CS: 0	
PITCHER Don Ferrarese, L ERA: 3.32 (1, 1)	IP WLS BF H R ER SO BB IBB HBP BLK WP HR S P ERA WHIP	9.0 L 36 6 2 1 4 4 0 0 0 0 0 0 40 56 1.00 1.111										

New York Yankees @ Cleveland Indians
Cleveland Municipal Stadium, Cleveland, OH

AB 31
R 2
H 6
RBI 2
BB 4
SO 4
LOB 12



Sat Jun 06 1959, 3:33 AM EDT
Att. 17,156 - Unknown

livebaseballscorecards.com

Batter	1	2	3	4	5	6	7	8	9	AB R H RBI BB SO LOB
Billy Martin, R OBP: 0.264, SLG: 0.377 (1, 4) BBB	4-0 1B BB		X 0-0 L7		0-3 K		0-3 K		X 0-0 P3	4 0 0 0 1 2 0
Minnie Minoso, R OBP: 0.366, SLG: 0.453 (1, 7) X	0-0 F3		X 0-0 1B		0-3 K		0-0 1B			4 0 2 0 0 1 1
Willie Jones, R OBP: 0.341, SLG: 0.463 (1, 5) SSS	0-3 K		SSS 0-3 K		0-0 1B		0-0 F5			4 0 1 0 0 2 3
Rocky Colavito, R OBP: 0.345, SLG: 0.559 (1, 9) X	0-0 1-3 1B			X 0-0 BB BB 1B	X 0-0 F7			X 0-0 F2		4 0 2 0 0 0 1
Vic Power, R OBP: 0.312, SLG: 0.440 (1, 3) X	0-0 F2			BBB BB 4-0 1-2 BB		X 0-0 F2		X 0-0 F2		3 0 0 0 1 0 2
Woodie Held, R OBP: 0.323, SLG: 0.450 (1, 6)		0-3 K		0-3 K		BBB BB 4-0 FC6-4 BB		X 0-0 F7		3 0 0 0 1 2 2
Jim Piersall, R OBP: 0.295, SLG: 0.329 (1, 8)		X 0-0 5-3		0-3 K		X 0-0 F7		X 0-0 6-3		4 0 0 0 0 1 3
Ed Fitz Gerald, R OBP: 0.271, SLG: 0.292 (1, 2)		0-3 K		BBB BB 4-0 1-2 2-3 BB		X 0-0 FC6-4		X 0-0 P6		3 0 0 0 1 1 1
Don Ferrarese, R OBP: 0.286, SLG: 0.476 (1, 1) Tito Francona, L OBP: 0.379, SLG: 0.542 (9, PH)			X 0-0 F9	X 0-0 P4			X 0-0 5-3		X 0-0 HR	3 0 0 0 0 0 3 1 1 1 1 0 0 0

Inning Stats	R: 0	H: 1	E: 0	K: 1	S: 6	LOB: 2	BB: 1	P: 10	R: 0	H: 0	E: 0	K: 2	S: 7	LOB: 0	BB: 0	P: 7	R: 0	H: 1	E: 0	K: 1	S: 6	LOB: 1	BB: 0	P: 6	R: 0	H: 1	E: 0	K: 2	S: 8	LOB: 3	BB: 2	P: 16	R: 0	H: 1	E: 0	K: 2	S: 8	LOB: 1	BB: 0	P: 8	R: 0	H: 0	E: 0	K: 0	S: 3	LOB: 1	BB: 1	P: 7	R: 0	H: 1	E: 0	K: 1	S: 6	LOB: 1	BB: 0	P: 6	R: 0	H: 0	E: 0	K: 0	S: 3	LOB: 0	BB: 0	P: 3	R: 1	H: 1	E: 0	K: 0	S: 4	LOB: 0	BB: 0	P: 4	1B: 5	SF: 0	2B: 0	SAC: 0	3B: 0	DP: 0	HR: 1	HBP: 0	WP: 0	PA: 37
PITCHER Bob Turley, R ERA: 3.42 (1, 1)	IP	WLS	BF	H	R	ER	SO	BB	IBB	HBP	BLK	WP	HR	S	P	ERA	WHIP																																																																	
	9.0	W	37	6	1	1	9	4	0	0	0	0	1	51	67	1.00	1.111	PITCHER	IP	WLS	BF	H	R	ER	SO	BB	IBB	HBP	BLK	WP	HR	S	P	ERA	WHIP																																															

BOTTOM

New York Yankees @ Cleveland Indians
Cleveland Municipal Stadium, Cleveland, OH

Sat Jun 06 1959, 3:33 AM EDT
Att. 17,156 - Unknown

livebaseballscorecards.com

AB	33
R	1
H	6
RBI	1
BB	4
SO	9
LOB	16



Batter	1	2	3	4	5	6	7	8	9	AB R H RBI BB SO LOB	TOP																						
Enos Slaughter, L (1, 7) OBP: 0.297, SLG: 0.375	0-0 5-3		0-3 K		0-3 K		0-0 F8		0-0 HR	5 1 1 3 0 2 2																							
Hank Bauer, R (1, 9) OBP: 0.349, SLG: 0.388	0-0 2B		0-0 FC6-4 1B		0-3 K		0-0 F8		0-0 F8	5 0 2 0 0 1 1																							
Gil McDougald, R (1, 4) OBP: 0.306, SLG: 0.341	0-0 F7		0-0 F9		4-0 FC5-4 BB		0-0 6-3		0-0 6-3	4 0 0 0 1 0 3																							
Mickey Mantle, S (1, 8) OBP: 0.438, SLG: 0.564	4-0 BB		0-0 FC6-4 1-2f		0-0 F3		4-0 BB			2 0 0 0 2 0 3																							
Bill Skowron, R (1, 3) OBP: 0.297, SLG: 0.487	0-3 K			0-0 L6		0-0 FC5-4 HR		0-3 K		4 1 0 0 0 2 4																							
Hector Lopez, R (1, 5) OBP: 0.346, SLG: 0.561		0-0 F8		0-0 FC5-4 1B		0-0 HR		0-0 F7		4 1 2 2 0 0 1																							
Elston Howard, R (1, 2) OBP: 0.296, SLG: 0.469		0-0 F3		0-0 FC5-4 1-2f		0-0 F3			0-0 HR	4 1 1 0 0 0 1																							
Tony Kubek, L (1, 6) OBP: 0.304, SLG: 0.383		0-0 4-3		0-0 F8			0-0 E1		4-0 HR	3 1 0 0 1 0 1																							
Don Larsen, R (1, 1) OBP: 0.552, SLG: 0.500			4-0 F9 1B BB		0-0 F9		0-3 K		0-3 K	1 0 0 0 0 1 0 0																							
Ryne Duren, R (6, 1) OBP: 0.381, SLG: 0.500										0 0 0 0 0 0 0 0																							
Johnny Blanchard, L (7, PH) OBP: 0.381, SLG: 0.500										1 0 0 0 0 0 1 1																							
Jim Coates, R (7, 1) OBP: 0.381, SLG: 0.500										0 0 0 0 0 0 0 0																							
Jim Bronstad, R (8, 1) OBP: 0.212, SLG: 0.103										0 0 0 0 0 0 0 0																							
Marv Throneberry, L (9, PH) OBP: 0.212, SLG: 0.103										1 0 0 0 0 0 1 2																							
Inning Stats	R: 0 E: 0 K: 1 S: 6	H: 1 LOB: 2 BB: 1 P: 10	R: 0 E: 0 K: 0 S: 3	H: 0 LOB: 0 BB: 0 P: 3	R: 0 E: 0 K: 1 S: 6	H: 1 LOB: 2 BB: 1 P: 10	R: 0 E: 0 K: 0 S: 4	H: 1 LOB: 1 BB: 0 P: 4	R: 0 E: 0 K: 2 S: 7	H: 0 LOB: 0 BB: 0 P: 7	R: 2 E: 0 K: 0 S: 4	H: 1 LOB: 0 BB: 1 P: 8	R: 0 E: 1 K: 1 S: 6	H: 0 LOB: 1 BB: 0 P: 6	R: 0 E: 0 K: 1 S: 5	H: 0 LOB: 1 BB: 1 P: 9	R: 3 E: 0 K: 1 S: 7	H: 2 LOB: 0 BB: 1 P: 11	1B: 2 2B: 1 3B: 1 HR: 2	SF: 0 SAC: 0 DP: 0 HBP: 0	WP: 0 PB: 0 SB: 1 CS: 0	PA: 39											
PITCHER Herb Score, L (1, 1) ERA: 3.89	IP 9.0	WLS W	BF 39	H 6	R 5	ER 5	SO 7	BB 5	IBB 0	HBP 0	BLK 0	WP 0	HR 2	S 48	P 68	ERA 5.00	WHIP 1.222																
											PITCHER	IP	WLS	BF	H	R	ER	SO	BB	IBB	HBP	BLK	WP	HR	S	P	ERA	WHIP					

New York Yankees @ Cleveland Indians
Cleveland Municipal Stadium, Cleveland, OH

AB	34
R	5
H	6
RBI	5
BB	5
SO	7
LOB	19



Sun Jun 07 1959, 3:33 AM EDT
Unknown - 79 F

livebaseballscorecards.com

BOTTOM

New York Yankees @ Cleveland Indians
Cleveland Municipal Stadium, Cleveland, OH
Sun Jun 07 1959, 3:33 AM EDT
Unknown - 79 F

livebaseballscorecards.com

AB	29
R	7
H	10
RBI	7
BB	5
SO	3
LOB	14



WP: 0	PA: 35
PB: 0	
SB: 0	
CS: 1	

AB	R	H	RBI	BB	SO	LOB
4	2	2	0	0	0	0
4	1	2	1	0	1	1
4	1	2	3	0	0	1
0	0	0	0	0	0	0
2	1	1	0	2	0	0
2	1	1	1	1	0	1
0	0	0	0	0	0	0
1	0	0	0	0	0	1
3	0	0	0	1	1	4
2	0	0	1	1	0	3
4	1	2	1	0	0	1
3	0	0	0	0	1	2

Batter	1	2	3	4	5	6	7	8	9
Woodie Held, R OBP: 0.327, SLG: 0.451 (1, 6)									
Minnie Minoso, R OBP: 0.369, SLG: 0.454 (1, 7)									
Tito Francona, L OBP: 0.394, SLG: 0.643 Vic Power, R OBP: 0.312, SLG: 0.440 (1, 3) (8, 3)									
Rocky Colavito, R OBP: 0.353, SLG: 0.559 (1, 9)									
Willie Jones, R OBP: 0.346, SLG: 0.464 Ray Webster, R OBP: 0.136, SLG: 0.238 George Strickland, R OBP: 0.345, SLG: 0.410 (1, 5) (6, PR) (7, 5)									
Russ Nixon, L OBP: 0.233, SLG: 0.206 (1, 2)									
Jim Piersall, R OBP: 0.294, SLG: 0.326 (1, 8)									
Billy Martin, R OBP: 0.270, SLG: 0.380 (1, 4)									
Herb Score, L OBP: 0.111, SLG: 0.111 (1, 1)									

Inning Stats	R: 0	H: 0	E: 0	K: 0	S: 3	H: 1	LOB: 0	BB: 0	P: 3	R: 0	H: 0	E: 0	K: 0	S: 3	R: 0	H: 1	E: 0	K: 0	S: 3	R: 2	H: 2	E: 1	K: 1	S: 7	R: 1	H: 2	E: 0	K: 2	S: 9	R: 4	H: 4	E: 0	K: 0	S: 6	R: 0	H: 0	E: 0	K: 0	S: 2	H: 0	LOB: 0	BB: 0	P: 6	1B: 9	SF: 1	2B: 0	SAC: 0	3B: 0	DP: 3	HR: 1	HBP: 0	WP: 0	PA: 35
--------------	------	------	------	------	------	------	--------	-------	------	------	------	------	------	------	------	------	------	------	------	------	------	------	------	------	------	------	------	------	------	------	------	------	------	------	------	------	------	------	------	------	--------	-------	------	-------	-------	-------	--------	-------	-------	-------	--------	-------	--------

PITCHER	IP	WLS	BF	H	R	ER	SO	BB	IBB	HBP	BLK	WP	HR	S	P	ERA	WHIP
Don Larsen, R ERA: 2.35 (1, 1)	5.1	L	21	6	3	1	2	1	0	0	0	0	0	24	28	1.69	1.312
Ryne Duren, R ERA: 1.74 (6, 1)	0.2		4	0	0	0	1	2	0	0	0	0	0	4	12	0.00	3.000
Jim Coates, R ERA: 3.66 (7, 1)	1.0		7	4	4	4	0	1	0	0	0	0	1	6	10	36.00	5.000
Jim Bronstad, R ERA: (8, 1)	1.0		3	0	0	0	0	1	0	0	0	0	0	2	6	0.00	1.000


Batter	1	2	3	4	5	6	7	8	9	AB R H RBI BB SO LOB	TOP									
Norm Siebern, L (1, 7) OBP: 0.332, SLG: 0.366	0-0 F7	0-0 FC6-4 1B		0-0 G4-6-3		4-0 BB		0-0 FC1-5		4 0 1 0 1 0 3										
Tony Kubek, L (1, 6) OBP: 0.295, SLG: 0.371	0-0 3-1	0-0 FC6-4 BB			0-0 E3 FC4-6	0-0 F7		0-0 P6		5 0 0 0 0 0 5										
Mickey Mantle, S (1, 8) OBP: 0.431, SLG: 0.550	0-3 K	4-0 BB			0-0 FC4-6 2B FC6-2		0-3 K		0-3 K	4 0 0 0 1 3 1										
Yogi Berra, L (1, 2) OBP: 0.338, SLG: 0.455		HR P5			0-0 BB 2B		0-0 L6		4-0 BB BB	4 1 2 1 1 0 3										
Bill Skowron, R (1, 3) OBP: 0.294, SLG: 0.475		0-0 E6 2B HR	0-0 F3		0-0 FC6-2 BB		4-0 FC6-4 BB		0-3 K	4 1 0 0 1 1 3										
Hector Lopez, R (1, 5) OBP: 0.353, SLG: 0.563		0-0 HR 2B	0-0 F3		4-0 BB BB		0-0 FC6-4		4-0 PO BB	3 1 1 0 2 0 1										
Bobby Richardson, R (9, 5) OBP: 0.275, SLG: 0.289		1-3 HR 2B	0-0 F3		1-2 2-3 BB		1-2f		1-2 BB	0 0 0 0 0 0 0										
Gil McDougald, R (1, 4) OBP: 0.289, SLG: 0.333		0-0 4-3	0-0 F5		0-0 F8			0-0 F9	0-0 PO	4 0 0 0 0 0 5										
Mary Throneberry, L (1, 9) OBP: 0.270, SLG: 0.250		0-0 HR		4-0 FC1-6 BB		0-0 F6		0-0 FC1-5 BB 1B		3 1 2 3 1 0 0										
Hank Bauer, R (8, 9) OBP: 0.349, SLG: 0.388		2-H 3-H HR		0-0 FC1-6 G4-6-3		0-3 K		4-0 FC1-5 BB		0 0 0 0 0 0 0										
Duke Maas, R (1, 1) OBP: 0.118, SLG: 0.063		4-0 FC6-4 1B BB		0-0 FC1-6 G4-6-3				1-2 BB		2 0 0 0 1 1 1										
Ryne Duren, R (7, 1)										0 0 0 0 1 0 0										
Inning Stats	R: 0 E: 0 K: 1 S: 5	H: 0 LOB: 0 BB: 0 P: 5	R: 4 E: 1 K: 0 S: 8	H: 4 LOB: 3 BB: 2 P: 16	R: 0 E: 0 K: 0 S: 3	H: 0 LOB: 0 BB: 1 P: 3	R: 0 E: 1 K: 0 S: 5	H: 1 LOB: 3 BB: 1 P: 9	R: 0 E: 0 K: 1 S: 5	H: 0 LOB: 1 BB: 1 P: 9	R: 0 E: 0 K: 1 S: 5	H: 0 LOB: 1 BB: 1 P: 9	R: 0 E: 0 K: 0 S: 4	H: 1 LOB: 2 BB: 1 P: 8	R: 0 E: 0 K: 2 S: 6	H: 0 LOB: 1 BB: 2 P: 14	1B: 2 2B: 2 3B: 0 HR: 2	SF: 0 SAC: 0 DP: 1 HBP: 0	WP: 0 PB: 0 SB: 0 CS: 0	PA: 43
PITCHER	IP WLS BF H R ER SO BB IBB HBP BLK WP HR S P ERA WHIP																			
Cal McLish, R (1, 1) ERA: 3.33	1.2 L 12 4 4 3 1 2 0 0 0 0 2 12 20 16.20 3.600																			
Mudcat Grant, R (2, 1) ERA: 2.2	3.1 13 1 0 0 0 2 0 0 0 0 0 11 19 0.00 0.900																			
Mike Garcia, R (6, 1) ERA: 2.3	2.0 8 0 0 0 2 2 0 0 0 0 0 10 18 0.00 1.000																			
Jim Perry, R (8, 1) ERA: 4.5	1.0 5 1 0 0 0 1 0 0 0 0 0 4 8 0.00 2.000																			
Al Cicotte, R (9, 1) ERA: 4.22	1.0 4 0 0 0 2 2 0 0 0 0 0 6 14 0.00 2.000																			

New York Yankees @ Cleveland Indians
Cleveland Municipal Stadium, Cleveland, OH
 Sun Jun 07 1959, 7:05 PM EDT
 Att. 59,823 - Unknown - 78 F

AB	33
R	4
H	6
RBI	4
BB	9
SO	5
LOB	22



Batter	1	2	3	4	5	6	7	8	9	AB R H RBI BB SO LOB	BOTTOM
--------	---	---	---	---	---	---	---	---	---	----------------------	--------

Woodie Held, R (1, 6) OBP: 0.335, SLG: 0.452	4-0 BB G5-4-3		0-0 1B		0-0 F7		0-0 1B 1-2 3-H		0-0 F3	4 0 2 1 1 0 0	<p>New York Yankees @ Cleveland Indians Cleveland Municipal Stadium, Cleveland, OH</p> <p>Sun Jun 07 1959, 7:05 PM EDT Att: 59,823 - Unknown - 78 F</p> <p>livebaseballscorecards.com</p> <p>AB 36 R 3 H 9 RBI 2 BB 2 SO 5 LOB 17</p> 
Minnie Minoso, R (1, 7) OBP: 0.360, SLG: 0.442	0-0 G5-4-3 1-2f		0-0 P6			0-0 F7	0-0 F7		0-0 F3	5 0 0 0 0 0 4	
Tito Francona, L (1, 8) OBP: 0.421, SLG: 0.667	0-0 1B		0-0 4-3			0-0 2B	0-0 1-2 2-H 1B		0-0 F8	5 0 3 1 0 0 1	
Rocky Colavito, R (1, 9) OBP: 0.346, SLG: 0.547	0-3 K			0-0 5-3		0-3 K	0-3 K			4 0 0 0 0 3 4	
Granny Hamner, R (1, 5) OBP: 0.301, SLG: 0.392		0-0 6-3 PB 1B		0-0 F4		0-0 F7		0-3 K		4 0 1 0 0 1 1	
Vic Power, R (1, 3) OBP: 0.311, SLG: 0.436		0-0 6-3 1-3		0-0 1B			0-0 4-3	0-0 1-3		4 0 1 0 0 0 1	
Ed Fitz Gerald, R (1, 2) OBP: 0.280, SLG: 0.286		0-3 K		0-0 F7			4-0 1B E BB	1-0 1B HBP		2 1 0 0 1 1 2	
Billy Martin, R (1, 4) OBP: 0.276, SLG: 0.384		0-0 6-3			0-0 F7		0-0 1-2 E 1B 1B	0-0 1-2 FC6-4 1B		4 1 2 0 0 0 1	
Cal McLish, S Mudcat Grant, R Carroll Hardy, R Alvin Coshick, R Willie Jones, R Ray Webster, R Jim Perry, S George Strickland, R Al Cicotte, R			0-0 4-3		0-0 5-3		0-0 1-3 2-H 1B	0-0 1-2f FC6-4		0 0 0 0 0 0 0 1 0 0 0 0 0 0 1 0 0 0 0 0 0 0 0 0 0 0 0 0 1 0 0 0 0 0 0 0 1 0 0 0 0 0 0 0 0 0 0 0 0 1 0 0 0 0 0 0 1 0 0 0 0 0 0 0 0 0 0 0 0 0 0 0 0 0 0 0 2 0 0 0 0 0 0 0	

Inning Stats	R: 0 E: 0 K: 1 S: 5	H: 1 LOB: 1 BB: 1 P: 9	R: 0 E: 0 K: 1 S: 6	H: 1 LOB: 1 BB: 0 P: 6	R: 0 E: 0 K: 0 S: 4	H: 1 LOB: 1 BB: 0 P: 4	R: 0 E: 0 K: 0 S: 4	H: 1 LOB: 1 BB: 0 P: 4	R: 0 E: 0 K: 0 S: 3	H: 0 LOB: 0 BB: 0 P: 3	R: 0 E: 0 K: 1 S: 6	H: 1 LOB: 1 BB: 0 P: 6	R: 3 E: 1 K: 1 S: 9	H: 3 LOB: 2 BB: 1 P: 13	R: 0 E: 0 K: 1 S: 6	H: 1 LOB: 2 BB: 0 P: 7	R: 0 E: 0 K: 0 S: 3	H: 0 LOB: 0 BB: 0 P: 3	1B: 8 2B: 1 3B: 0 HR: 0	SF: 0 SAC: 0 DP: 1 HBP: 1	WP: 0 PB: 1 SB: 0 CS: 0	PA: 39
--------------	------------------------------	---------------------------------	------------------------------	---------------------------------	------------------------------	---------------------------------	------------------------------	---------------------------------	------------------------------	---------------------------------	------------------------------	---------------------------------	------------------------------	----------------------------------	------------------------------	---------------------------------	------------------------------	---------------------------------	----------------------------------	------------------------------------	----------------------------------	--------

PITCHER	IP	WLS	BF	H	R	ER	SO	BB	IBB	HBP	BLK	WP	HR	S	P	ERA	WHIP
Duke Maas, R (1, 1) ERA: 4.18	6.1	W	28	7	3	1	3	2	0	0	0	0	0	32	40	1.42	1.421
Ryne Duren, R (7, 1) ERA: 1.54	2.2	S	11	2	0	0	2	0	0	1	0	0	0	14	15	0.00	0.750

Batter	1	2	3	4	5	6	7	8	9	AB R H RBI BB SO LOB	TOP																									
Woodie Held, R OBP: 0.333, SLG: 0.447 (1, 6) X	0-0 1-3		0-0 2B 1B		0-3 K		0-0 P3			4 1 1 0 0 1 3																										
George Strickland, R OBP: 0.340, SLG: 0.409 (1, 5) S	0-3 K		0-0 FC6-5 1-H 2B		0-0 F9		0-3 K			4 0 1 1 0 2 3																										
Minnie Minoso, R OBP: 0.353, SLG: 0.433 (1, 7) X	0-0 F7		0-0 FC6-5 CS 2-3				0-0 F7		0-3 K	4 0 0 0 0 1 4																										
Rocky Colavito, R OBP: 0.344, SLG: 0.538 (1, 9)		0-0 F7	0-0 CS 1-2	0-0 5-3		4-0 BB		0-0 F5		3 0 0 0 1 0 0																										
Vic Power, R OBP: 0.319, SLG: 0.439 (1, 3)		0-0 1B FC6-4 1B		0-0 E 1B E 1B		0-0 F3		4-0 G4-6-3 BB		3 2 2 0 1 0 1																										
Ed Fitz Gerald, R OBP: 0.282, SLG: 0.287 Russ Nixon, L OBP: 0.231, SLG: 0.204 (1, 2) (8, PH) (8, 2)		0-0 FC6-4 1-3 1B		0-3 K		0-0 P4		0-0 G4-6-3 1-2f		3 0 1 0 0 1 2 1 0 0 0 0 0 1																										
Billy Martin, R OBP: 0.281, SLG: 0.387 (1, 4)		0-0 FC6-4 1-2f 3-H		0-0 E1 E 1-3 1B			0-0 2B 1B		0-0 F8	4 0 2 1 0 0 1	AB 33 R 3 H 8 RBI 2 BB 3 SO 7 LOB 17																									
Jim Piersall, R OBP: 0.291, SLG: 0.322 Willie Jones, R OBP: 0.347, SLG: 0.470 Al Cicotte, R (7, 1) Carroll Hardy, R OBP: 0.172, SLG: 0.111 (9, PH)		0-0 F7		0-3 K			0-0 2B		0-0 P3	2 0 0 0 0 1 2 1 0 1 0 0 0 0 0 0 0 0 0 0 0 1 0 0 0 0 0 0																										
Mudcat Grant, R OBP: 0.053, SLG: 0.053 Cal McLish, S OBP: 0.240, SLG: 0.217 Tito Francona, L OBP: 0.425, SLG: 0.647 (1, 1) (6, 1) (7, PH) (7, 8)			0-0 P3		0-0 6-3		4-0 BB		0-3 K	2 0 0 0 0 0 0 0 0 0 0 0 0 0 1 0 0 0 1 1 0																										
Inning Stats	R: 0 E: 0 K: 1 S: 5	H: 0 LOB: 0 BB: 0 P: 5	R: 1 E: 0 K: 0 S: 5	H: 2 LOB: 1 BB: 0 P: 5	R: 1 E: 0 K: 2 S: 9	H: 2 LOB: 1 BB: 0 P: 9	R: 0 E: 0 K: 1 S: 5	H: 0 LOB: 0 BB: 0 P: 5	R: 0 E: 0 K: 0 S: 3	H: 0 LOB: 1 BB: 1 P: 7	R: 0 E: 0 K: 2 S: 9	H: 2 LOB: 3 BB: 1 P: 13	R: 0 E: 0 K: 0 S: 2	H: 0 LOB: 0 BB: 1 P: 6	R: 0 E: 0 K: 1 S: 5	H: 0 LOB: 0 BB: 0 P: 5	1B: 6 2B: 2 3B: 0 HR: 0	SF: 0 SAC: 0 DP: 1 HBP: 0	WP: 0 PB: 0 SB: 0 CS: 1	PA: 37																
PITCHER	IP WLS BF H R ER SO BB IBB HBP BLK WP HR S P ERA WHIP																																			
Billy O'Dell, L ERA: 4.21 (1, 1)	4.0		17	6	3	2	3	0	0	0	0	0	0	23	23	4.50	1.500																			
Ernie Johnson, R ERA: 1.88 (5, 1)	2.0	W	10	2	0	0	1	2	0	0	0	0	0	10	18	0.00	2.000																			
Billy Loes, R ERA: 1.63 (7, 1)	3.0	S	9	0	0	0	3	1	0	0	0	0	0	14	18	0.00	0.333																			

Cleveland Indians @ Baltimore Orioles
 Memorial Stadium, Baltimore, MD
 Tue Jun 09 1959, 7:05 PM EDT
 Att: 46,601 - Unknown

livebaseballscorecards.com



Batter	1	2	3	4	5	6	7	8	9
Chico Carrasquel, R (1, 6) OBP: 0.296, SLG: 0.311	0-0 F7		0-0 F2		4-0 BB E BB	0-0 HR		0-0 6-3	
Al Pilarcik, L (1, 9) OBP: 0.367, SLG: 0.429	0-0 6-3		0-0 FC5-4 1B		4-0 BB E BB	0-0 1B 1B			
Willie Tasby, R (1, 8) OBP: 0.350, SLG: 0.428	4-0 HR BB		0-0 FC5-4 1B		0-0 E1 1B	0-0 1B			
Gene Woodling, L (1, 7) OBP: 0.392, SLG: 0.530 Willy Miranda, S (8, 5) OBP: 0.150, SLG: 0.179	0-0 HR		0-0 1B		0-0 F8	0-0 2-1	0-0 1B		
Gus Triandos, R (1, 2) OBP: 0.396, SLG: 0.545	4-0 BB		0-0 1-3		0-0 F8		0-3 K		
Bob Hale, L (1, 3) OBP: 0.194, SLG: 0.250 Whitey Lockman, L (8, 3) OBP: 0.310, SLG: 0.281	0-0 F7			0-0 G3	0-0 F7		0-0 F8		
Billy Klaus, L (1, 5) OBP: 0.343, SLG: 0.312 Albie Pearson, L (8, 7) OBP: 0.321, SLG: 0.220		0-0 F8		0-0 2B		0-0 F9		0-0 F8	
Billy Gardner, R (1, 4) OBP: 0.307, SLG: 0.317		0-0 P6		0-0 5-3		0-0 P3		0-0 2B	
Billy O'Dell, S (1, 1) OBP: 0.211, SLG: 0.294 Bob Boyd, L (4, PH) OBP: 0.270, SLG: 0.275 Ernie Johnson, R (5, 1) OBP: 0.500, SLG: 0.500 Billy Loes, R (7, 1)		0-0 P6		0-0 G3		0-0 HR 1B		0-0 1-3	

Inning Stats	R: 2 E: 0 K: 0 S: 4	H: 1 LOB: 1 BB: 2 P: 12	R: 0 E: 0 K: 0 S: 3	H: 0 LOB: 0 BB: 0 P: 3	R: 0 E: 0 K: 0 S: 5	H: 2 LOB: 2 BB: 0 P: 5	R: 0 E: 0 K: 0 S: 4	H: 1 LOB: 1 BB: 0 P: 4	R: 3 E: 1 K: 0 S: 4	H: 1 LOB: 0 BB: 2 P: 12	R: 2 E: 0 K: 0 S: 6	H: 4 LOB: 2 BB: 0 P: 6	R: 0 E: 0 K: 1 S: 5	H: 1 LOB: 0 BB: 0 P: 5	R: 0 E: 0 K: 0 S: 4	H: 1 LOB: 1 BB: 0 P: 4
--------------	------------------------------	----------------------------------	------------------------------	---------------------------------	------------------------------	---------------------------------	------------------------------	---------------------------------	------------------------------	----------------------------------	------------------------------	---------------------------------	------------------------------	---------------------------------	------------------------------	---------------------------------

PITCHER	IP	WLS	BF	H	R	ER	SO	BB	IBB	HBP	BLK	WP	HR	S	P	ERA	WHIP
Mudcat Grant, R (1, 1) ERA: 2.5	5.0	L	24	5	5	3	0	4	0	0	0	0	1	20	36	5.40	1.800
Cal McLish, R (6, 1) ERA: 3.52	1.0		7	4	2	2	0	0	0	0	0	0	1	6	6	18.00	4.000
Al Cicotte, R (7, 1) ERA: 3.55	2.0		7	2	0	0	1	0	0	0	0	0	0	9	9	0.00	1.000


BOTTOM

Cleveland Indians @ Baltimore Orioles
Memorial Stadium, Baltimore, MD

Tue Jun 09 1959, 7:05 PM EDT
Att. 46,601 - Unknown

AB	R	H	RBI	BB	SO	LOB
4	2	1	2	1	0	1
3	1	2	0	1	0	0
3	2	2	0	1	0	1
4	1	3	2	0	0	0
0	0	0	0	0	0	0
3	0	0	0	1	1	2
4	0	0	0	0	0	1
0	0	0	0	0	0	0
3	0	1	0	0	0	0
1	0	0	0	0	0	0
4	0	1	0	0	0	1
1	0	0	0	0	0	0
1	1	1	0	0	0	0
1	0	0	0	0	0	1

AB 33
R 7
H 11
RBI 4
BB 4
SO 1
LOB 8



WP	HR	S	P	ERA	WHIP
0	0	0	0	0	0
0	0	0	0	0	0
0	0	0	0	0	0
0	0	0	0	0	0

Batter	1	2	3	4	5	6	7	8	9	AB R H RBI BB SO LOB	TOP											
Woodie Held, R OBP: 0.330, SLG: 0.446 (1, 6)	0-0 F8	0-3 K		0-0 F9		0-0 4-3 2B		0-0 F7		5 1 1 0 0 1 0												
Vic Power, R OBP: 0.317, SLG: 0.431 (1, 3)	0-0 4-3		4-0 HR BB	0-0 F7		0-0 4-3		0-0 4-3		4 1 0 0 1 0 1												
Tito Francona, L OBP: 0.422, SLG: 0.641 (1, 8)	0-0 HR BB 1B		0-0 P6		0-3 K	0-0 HR 2B			0-0 4-3	5 2 2 1 0 1 1												
Rocky Colavito, R OBP: 0.359, SLG: 0.608 (1, 9)	4-0 HR BB 1-2		0-0 HR 1-H		0-0 HR	0-0 HR 2-H			0-0 HR	4 5 4 6 1 0 0												
Minnie Minoso, R OBP: 0.359, SLG: 0.452 (1, 7)	0-0 HR 1-H 2-H		0-0 S 1B		0-0 2B 1B	0-0 F9			0-0 5-3	5 1 3 3 0 0 0												
Willie Jones, R OBP: 0.342, SLG: 0.462 (1, 5)	0-0 6-3		0-3 K		0-0 F2			0-0 F8		3 0 0 0 0 1 2												
George Strickland, R OBP: 0.342, SLG: 0.411 (5, 5)									0-0 FC6-4 1B	2 0 1 0 0 0 0												
Dick Brown, R OBP: 0.357, SLG: 0.333 (1, 2)		0-0 F8	4-0 1-2 BB		0-0 1-3 2B			0-0 F7		4 0 1 0 1 0 1												
Billy Martin, R OBP: 0.282, SLG: 0.405 (1, 4)		0-0 HR		0-0 F9				0-0 P6		3 1 1 1 0 0 4												
Ray Webster, R OBP: 0.130, SLG: 0.227 (7, PH) (7, 4)										1 0 0 0 0 0 0												
Gary Bell, R OBP: 0.160, SLG: 0.125 (1, 1)		0-0 4-3		0-3 K		0-0 F8			0-0 6-3	3 0 0 0 0 1 0												
Mike Garcia, R (7, 1)										1 0 0 0 0 0 0												
Inning Stats	R: 3 E: 0 K: 0 S: 5	H: 2 LOB: 0 BB: 1 P: 9	R: 1 E: 0 K: 1 S: 6	H: 1 LOB: 0 BB: 0 P: 6	R: 2 E: 0 K: 1 S: 7	H: 2 LOB: 2 BB: 2 P: 15	R: 0 E: 0 K: 1 S: 5	H: 0 LOB: 0 BB: 0 P: 5	R: 1 E: 0 K: 1 S: 8	H: 3 LOB: 2 BB: 0 P: 8	R: 3 E: 0 K: 0 S: 6	H: 3 LOB: 0 BB: 0 P: 6	R: 0 E: 0 K: 0 S: 3	H: 0 LOB: 0 BB: 0 P: 3	R: 0 E: 0 K: 0 S: 3	H: 0 LOB: 0 BB: 0 P: 3	R: 1 E: 0 K: 0 S: 5	H: 2 LOB: 1 BB: 0 P: 5	1B: 4 2B: 3 3B: 0 HR: 6	SF: 0 SAC: 0 DP: 0 HBP: 0	WP: 0 PB: 0 SB: 1 CS: 0	PA: 43
PITCHER	IP WLS BF H R ER SO BB IBB HBP BLK WP HR S P ERA WHIP																					
Jerry Walker, R ERA: 2.93 (1, 1)	2.1 L 13 4 6 6 1 2 0 0 0 0 0 3 13 21 23.14 2.571																					
Arnie Portocarrero, R ERA: 9.09 (3, 1)	3.1 18 7 4 4 3 1 0 0 0 0 0 2 23 27 10.80 2.400																					
George Zuverink, R ERA: 3.0 (6, 1)	1.1 4 0 0 0 0 0 0 0 0 0 0 0 4 4 0.00 0.000																					
Ernie Johnson, R ERA: 2.05 (8, 1)	2.0 8 2 1 1 0 0 0 0 0 0 0 1 8 8 4.50 1.000																					

Cleveland Indians @ Baltimore Orioles
 Memorial Stadium, Baltimore, MD
 Wed Jun 10 1959, 7:05 PM EDT
 Att. 15,883 - Unknown

AB	40
R	11
H	13
RBI	11
BB	3
SO	4
LOB	9



livebaseballscores.com

BOTTOM

Cleveland Indians @ Baltimore Orioles
Memorial Stadium, Baltimore, MD

AB 38
R 8
H 12
RBI 8
BB 4
SO 6
LOB 17



WP: 0 PA: 43
PB: 0
SB: 0
CS: 0

ERA WHIP

Wed Jun 10 1959, 7:05 PM EDT
Att. 15,883 - Unknown

AB R H RBI BB SO LOB

3 1 2 0 2 0 0

5 1 1 2 0 0 4

5 1 3 1 0 0 2

2 0 1 1 0 1 1

1 1 0 0 1 1 0

3 0 0 0 0 0 3

0 0 0 0 0 0 0

1 0 0 0 0 0 3

0 0 0 0 0 0 0

1 1 1 0 0 0 0

5 0 2 4 0 1 1

5 0 0 0 0 1 3

4 1 1 0 0 1 0

1 1 1 0 0 0 0

1 0 0 0 0 1 0

1 1 0 0 1 0 0

1B: 10 SF: 1
2B: 2 SAC: 0
3B: 0 DP: 0
HR: 0 HBP: 0

Table with 9 columns (Batter 1-9) and 10 rows (Albie Pearson, Al Pilarcik, Gene Woodling, Gus Triandos, Joe Ginsberg, Bob Hale, George Zuverink, Bob Boyd, Ernie Johnson, Bob Nieman, Billy Klaus, Chico Carrasquel, Billy Gardner, Jerry Walker, Arnie Portocarrero, Whitey Lockman). Each cell contains a batter's name, stats, and a baseball diamond diagram with annotations.

Inning Stats table with columns for R, H, E, K, S and rows for each of the 9 batters.

PITCHER table with columns for IP, WLS, BF, H, R, ER, SO, BB, IBB, HBP, BLK, WP, HR, S, P, ERA, WHIP and rows for Gary Bell and Mike Garcia.

Batter	1	2	3	4	5	6	7	8	9	AB R H RBI BB SO LOB	TOP	
Woodie Held, R (1, 6) OBP: 0.333, SLG: 0.444	0-0 F7		0-3 K		0-0 1B			4-0 2B BB		3 1 1 1 1 1 1		
Vic Power, R (1, 3) OBP: 0.311, SLG: 0.422	0-0 F2		0-0 F9		0-0 F3			0-0 L7		4 0 0 0 0 0 3		
Tito Francona, L (1, 8) OBP: 0.429, SLG: 0.651	0-0 1B		0-0 G3				0-0 2B	0-3 K		4 0 2 0 0 1 2		
Rocky Colavito, R (1, 9) OBP: 0.357, SLG: 0.606	0-0 P4			0-0 4-3		0-0 5-3		0-0 2B		4 0 1 1 0 0 2		
Minnie Minoso, R (1, 7) OBP: 0.353, SLG: 0.443		0-0 6-3		0-0 F9		0-0 FC		0-0 F9		4 0 0 0 0 0 2		
Willie Jones, R (1, 5) OBP: 0.338, SLG: 0.457		0-0 E5 BB		0-0 P6		0-0 G6-4-3		0-0 L8		2 0 0 0 0 0 0		
George Strickland, R (5, 5) OBP: 0.338, SLG: 0.405						1-2f				2 0 0 0 0 0 2		
Dick Brown, R (1, 2) OBP: 0.389, SLG: 0.333		4-0 BB BB BB			0-0 2-3 SH1-3 1B 1B		0-0 F8	0-0 F3		3 1 1 0 1 0 0		
Billy Martin, R (1, 4) OBP: 0.283, SLG: 0.404		0-0 G6-4-3 1-2f			0-0 SH1-3 1-2		0-0 2-3	0-0 2-3		3 0 1 0 0 0 2		
Don Ferrarese, R (1, 1) OBP: 0.280, SLG: 0.440			0-0 1B		0-0 2-3		0-0 F8	0-3 K		4 0 1 0 0 1 2		
Inning Stats	R: 0 H: 1 E: 0 LOB: 1 K: 0 BB: 0 S: 4 P: 4	R: 0 H: 0 E: 1 LOB: 1 K: 0 BB: 1 S: 3 P: 7	R: 0 H: 1 E: 0 LOB: 1 K: 1 BB: 0 S: 6 P: 6	R: 0 H: 0 E: 0 LOB: 0 K: 0 BB: 0 S: 3 P: 3	R: 1 H: 2 E: 0 LOB: 1 K: 0 BB: 0 S: 5 P: 5	R: 0 H: 1 E: 0 LOB: 1 K: 0 BB: 0 S: 4 P: 4	R: 0 H: 0 E: 0 LOB: 0 K: 0 BB: 0 S: 3 P: 3	R: 1 H: 1 E: 0 LOB: 1 K: 1 BB: 1 S: 6 P: 10	R: 0 H: 1 E: 0 LOB: 1 K: 1 BB: 0 S: 6 P: 6	1B: 5 SF: 0 2B: 2 SAC: 1 3B: 0 DP: 2 HR: 0 HBP: 0	WP: 0 PA: 36 PB: 0 SB: 0 CS: 0	
PITCHER Milt Pappas, R (1, 1) ERA: 5.03	IP WLS BF H R ER SO BB IBB HBP BLK WP HR S P ERA WHIP											PITCHER IP WLS BF H R ER SO BB IBB HBP BLK WP HR S P ERA WHIP

Cleveland Indians @ Baltimore Orioles
 Memorial Stadium, Baltimore, MD
 Thu Jun 11 1959, 7:05 PM EDT
 Att. 8,712 - Unknown

livebaseballscorecards.com

AB	33
R	2
H	7
RBI	2
BB	2
SO	3
LOB	16



Batter	1	2	3	4	5	6	7	8	9	AB R H RBI BB SO LOB
Chico Carrasquel, R OBP: 0.291, SLG: 0.306 (1, 6)	0-0 1-3		0-0 1-3 2B		4-0 BB		0-0 FC5-4 1-2f		0-0 4-3	4 0 1 0 1 0 1
Gene Woodling, L OBP: 0.394, SLG: 0.522 (1, 9)	0-0 P4		4-0 BB		0-0 4-3		0-0 4-3			3 0 0 0 1 0 2
Bob Nieman, R OBP: 0.329, SLG: 0.422 (1, 7)	0-3 K		0-0 5-3			0-0 F8		4-0 1B BB		3 0 0 0 1 1 3
Gus Triandos, R OBP: 0.397, SLG: 0.541 (1, 2)		0-0 F9		4-0 BB G5-4-3		0-0 1B 1B		0-0 P4		3 0 1 0 1 0 1
Willie Tasby, R OBP: 0.349, SLG: 0.422 (1, 8)		4-0 BB G5-4-3		0-0 BB G5-4-3 1-2f		0-0 F2		0-0 P2		3 0 0 0 1 0 3
Jim Finigan, R OBP: 0.309, SLG: 0.314 (1, 5)		0-0 G5-4-3 1-2f		0-0 5-3		0-0 S 1B		0-0 FC6-4 1-2 1B		4 0 2 0 0 0 1
Bob Boyd, L OBP: 0.262, SLG: 0.266 (1, 3)			0-0 1-3		0-0 4-3		0-0 F7 1-2		0-0 FC6-4 1-2f	4 0 0 0 0 0 4
Billy Gardner, R OBP: 0.304, SLG: 0.333 (1, 4)			0-3 K		0-0 HR		0-3 K		0-0 F7	4 1 1 1 0 2 0
Milt Pappas, R OBP: 0.182, SLG: 0.143 (1, 1)			0-0 2B 1B		0-3 K		0-0 FC5-4 1B		0-0 4-3	3 0 2 0 0 1 0 1 0 0 0 0 0 0

Inning Stats	R: 0	H: 0	E: 0	LOB: 0	K: 1	BB: 0	S: 5	P: 5	R: 0	H: 0	E: 0	LOB: 0	K: 0	BB: 1	S: 2	P: 6	R: 0	H: 2	E: 0	LOB: 3	K: 1	BB: 1	S: 7	P: 11	R: 0	H: 0	E: 0	LOB: 0	K: 0	BB: 1	S: 2	P: 6	R: 1	H: 1	E: 0	LOB: 1	K: 1	BB: 1	S: 6	P: 10	R: 0	H: 2	E: 0	LOB: 2	K: 0	BB: 0	S: 5	P: 5	R: 0	H: 1	E: 0	LOB: 1	K: 1	BB: 0	S: 6	P: 6	R: 0	H: 1	E: 0	LOB: 2	K: 0	BB: 1	S: 4	P: 8	R: 0	H: 1	E: 0	LOB: 0	K: 0	BB: 0	S: 3	P: 3	1B: 5	SF: 0	2B: 1	SAC: 0	3B: 0	DP: 2	HR: 1	HBP: 0	WP: 0	PA: 37
--------------	------	------	------	--------	------	-------	------	------	------	------	------	--------	------	-------	------	------	------	------	------	--------	------	-------	------	-------	------	------	------	--------	------	-------	------	------	------	------	------	--------	------	-------	------	-------	------	------	------	--------	------	-------	------	------	------	------	------	--------	------	-------	------	------	------	------	------	--------	------	-------	------	------	------	------	------	--------	------	-------	------	------	-------	-------	-------	--------	-------	-------	-------	--------	-------	--------


PITCHER	IP	WLS	BF	H	R	ER	SO	BB	IBB	HBP	BLK	WP	HR	S	P	ERA	WHIP
Don Ferrarese, L ERA: 3.0 (1, 1)	9.0	W	37	7	1	1	4	5	0	0	0	0	1	40	60	1.00	1.333

BOTTOM

Cleveland Indians @ Baltimore Orioles
Memorial Stadium, Baltimore, MD

Thu Jun 11 1959, 7:05 PM EDT
 Att. 8,712 - Unknown

AB	32
R	1
H	7
RBI	1
BB	5
SO	4
LOB	15



livebaseballscorecards.com

Batter	1	2	3	4	5	6	7	8	9	AB R H RBI BB SO LOB	TOP																
Woodie Held, R (1, 6) OBP: 0.335, SLG: 0.443	0-0 1-6-3			0-3 K		0-0 1B HR	0-0 FC4-6 1B		0-0 6-3	5 1 2 0 0 1 0	Cleveland Indians @ Washington Senators Griffith Stadium, Washington, DC Sat Jun 13 1959, 3:33 AM EDT Att. 9,342 - Unknown livebaseballscorecards.com																
Vic Power, R (1, 3) OBP: 0.319, SLG: 0.443	0-0 G3-6-3 1B			0-0 HR		0-0 1-3 HR 1B	0-0 FC4-6 1-2f			4 2 3 1 0 0 1																	
Tito Francona, L (1, 8) OBP: 0.415, SLG: 0.609	0-0 G3-6-3 1-2f			0-0 1-3		4-0 1-2 HR BB		0-0 4-3		3 1 0 0 1 0 1																	
Rocky Colavito, R (1, 9) OBP: 0.360, SLG: 0.617		0-0 F8		0-3 K		0-0 1-H 2-H 3-H HR		4-0 BB		3 1 1 4 1 1 0																	
Minnie Minoso, R (1, 7) OBP: 0.351, SLG: 0.444		0-0 6-3			0-0 5-3	0-0 4-6 2B		0-0 F7		4 0 1 0 0 0 1																	
Granny Hamner, R (1, 5) OBP: 0.293, SLG: 0.416		0-0 4-3			0-0 HR	0-0 4-6 2-3f		0-0 1-3		4 1 1 1 0 0 2																	
George Strickland, R (9, 5) OBP: 0.338, SLG: 0.405										0 0 0 0 0 0 0																	
Dick Brown, R (1, 2) OBP: 0.409, SLG: 0.333			1-0 G6-4-3 HBP		0-3 K		0-0 HR 1B		0-0 6-3	3 0 1 0 0 1 0																	
Ray Webster, R (1, 4) OBP: 0.185, SLG: 0.462			0-0 G6-4-3 1-2f		0-0 F8		0-0 1-2 HR		0-0 SF8 3B	4 2 2 1 0 0 1																	
Mike Garcia, R (1, 1) Carroll Hardy, R (6, PH) Bud Podbielan, R (6, 1) Jim Baxes, R (7, PH) Jim Perry, S (7, 1) Jim Piersall, R (9, PH) Dick Brodowski, R (9, 1) OBP: 0.167, SLG: 0.107 OBP: 0.329, SLG: 0.422 OBP: 0.500, SLG: 0.500 OBP: 0.289, SLG: 0.322 OBP: 0.200, SLG: 0.200			0-0 F7			0-0 6-3	0-0 1-3		0-0 SF8 3-H	1 0 0 0 0 0 0 1 0 0 0 0 0 0 0 0 0 0 0 0 0 1 0 0 0 0 0 0 0 0 0 0 0 0 0 0 0 0 1 0 0 0 0 0 0 0 0 0 0																	
Inning Stats	R: 0 E: 0 K: 0 S: 3	H: 1 LOB: 0 BB: 0 P: 3	R: 0 E: 0 K: 0 S: 3	H: 0 LOB: 0 BB: 0 P: 3	R: 0 E: 0 K: 0 S: 2	H: 0 LOB: 0 BB: 0 P: 3	R: 1 E: 0 K: 2 S: 8	H: 1 LOB: 0 BB: 0 P: 8	R: 1 E: 0 K: 1 S: 6	H: 1 LOB: 0 BB: 0 P: 6	R: 4 E: 0 K: 0 S: 6	H: 4 LOB: 0 BB: 1 P: 10	R: 1 E: 0 K: 0 S: 5	H: 3 LOB: 1 BB: 0 P: 5	R: 0 E: 0 K: 0 S: 3	H: 0 LOB: 1 BB: 1 P: 7	R: 1 E: 0 K: 0 S: 4	H: 1 LOB: 0 BB: 0 P: 4	1B: 5 2B: 2 3B: 1 HR: 4	SF: 1 SAC: 0 DP: 3 HBP: 1	WP: 0 PB: 0 SB: 0 CS: 0	PA: 37					
PITCHER	IP WLS BF H R ER SO BB IBB HBP BLK WP HR S P ERA WHIP											PITCHER	IP WLS BF H R ER SO BB IBB HBP BLK WP HR S P ERA WHIP														
Pedro Ramos, R (1, 1) ERA: 4.18	3.2		12	2	1	1	1	0	0	1	0	0	1	13	14	2.46	0.545										
Tex Clevenger, R (4, 1) ERA: 5.28	1.2		11	5	5	5	2	1	0	0	0	0	2	14	18	27.00	3.600										
Murray Wall, R (6, 1) ERA: 5.45	1.1		5	3	1	1	0	0	0	0	0	0	1	5	5	6.75	2.250										
Hal Griggs, R (7, 1) ERA: 3.65	2.1	L	9	1	1	1	0	1	0	0	0	0	0	8	12	3.86	0.857										



Batter	1	2	3	4	5	6	7	8	9	AB	R	H	RBI	BB	SO	LOB
Faye Thronberry, L (1, 9) OBP: 0.353, SLG: 0.373	0-0 G3 X		0-0 1-3 X		0-0 HR 1B X		0-3 K S S		0-0 3-1 X	5	1	1	0	0	1	1
Bob Allison, R (1, 8) OBP: 0.344, SLG: 0.559	0-0 P6 X		0-0 5-3 X		0-0 F7 X		0-0 HR X		0-3 K S S	5	1	1	1	0	1	2
Harmon Killebrew, R (1, 5) OBP: 0.371, SLG: 0.596	0-3 K S S				0-0 F2 X		0-0 HR 1-H		0-0 L6 X	4	1	1	2	0	1	0
Roy Sievers, R (1, 3) OBP: 0.318, SLG: 0.412					0-0 E5 X		0-0 F8 X		0-0 F9 X	3	2	0	0	1	0	0
Clint Courtney, L (1, 2) OBP: 0.438, SLG: 0.448					0-0 E9 X				0-0 F5 X	4	2	3	0	0	0	0
Jim Lemon, R (1, 7) OBP: 0.347, SLG: 0.519					0-0 1B X				0-3 K S S	4	0	1	2	0	1	3
Reno Bertoia, R (1, 4) OBP: 0.308, SLG: 0.393					0-3 K S S				0-0 2B X	4	0	3	2	0	1	1
Billy Consolo, R (1, 6) OBP: 0.263, SLG: 0.235					0-3 K S S				0-0 P6 X	3	0	0	0	0	2	2
Lenny Green, L (8, PH) OBP: 0.256, SLG: 0.297					0-3 K S S					1	0	0	0	0	0	1
Jose Valdivieso, R (9, 6) OBP: 0.500, SLG: 0.500					0-3 K S S					0	0	0	0	0	0	0
Pedro Ramos, S (1, 1) OBP: 0.300, SLG: 0.333					0-0 3B X					1	0	1	0	0	0	0
Tex Clevenger, R (4, 1) OBP: 0.143, SLG: 0.333										1	0	0	0	0	1	0
Murray Wall, R (6, 1)										1	0	0	0	0	1	1
Hal Griggs, R (7, 1)										0	0	0	0	0	0	0
Julio Becquer, L (9, PH) OBP: 0.248, SLG: 0.301										1	0	0	0	0	0	0

R: 0 H: 0	R: 1 H: 2	R: 0 H: 1	R: 2 H: 2	R: 2 H: 2	R: 1 H: 2	R: 1 H: 1	R: 0 H: 1	R: 0 H: 0
E: 0 LOB: 0	E: 0 LOB: 0	E: 0 LOB: 1	E: 2 LOB: 1	E: 0 LOB: 0	E: 0 LOB: 1	E: 0 LOB: 0	E: 0 LOB: 1	E: 0 LOB: 0
K: 1 BB: 0	K: 0 BB: 1	K: 0 BB: 0	K: 2 BB: 0	K: 1 BB: 0	K: 1 BB: 0	K: 1 BB: 0	K: 1 BB: 0	K: 1 BB: 0
S: 5 P: 5	S: 3 P: 7	S: 6 P: 6	S: 10 P: 10	S: 7 P: 7	S: 7 P: 7	S: 6 P: 6	S: 6 P: 6	S: 5 P: 5

	AB	R	H	RBI	BB	SO	LOB
AB	37						
R	7						
H	11						
RBI	7						
BB	1						
SO	9						
LOB	11						

WP: 0	PA: 39
PB: 0	
SB: 0	
CS: 1	

PITCHER	IP	WLS	BF	H	R	ER	SO	BB	IBB	HBP	BLK	WP	HR	S	P	ERA	WHIP
Mike Garcia, R (1, 1) ERA: 2.83	5.0		22	7	5	3	5	1	0	0	0	0	0	7	7	9.00	2.000
Bud Podbielan, R (6, 1) ERA: 5.84	1.0		5	2	1	1	1	0	0	0	0	0	0	7	7	9.00	2.000
Jim Perry, R (7, 1) ERA: 4.5	2.0	W	8	2	1	1	2	0	0	0	0	0	1	12	12	4.50	1.000
Dick Brodowski, R (9, 1) ERA: 1.96	1.0	S	3	0	0	0	1	0	0	0	0	0	0	5	5	0.00	0.000

Cleveland Indians @ Washington Senators

Griffith Stadium, Washington, DC

Sat Jun 13 1959, 3:33 AM EDT
Att. 9,342 - Unknown



Batter	1	2	3	4	5	6	7	8	9	AB R H RBI BB SO LOB	TOP											
Woodie Held, R OBP: 0.327, SLG: 0.430 (1, 6)	0-0 1-3		0-3 K	0-0 6-3		0-0 6-3		0-3 K		5 0 0 0 0 2 1	Cleveland Indians @ Washington Senators Griffith Stadium, Washington, DC Sun Jun 14 1959, 3:33 AM EDT Unknown											
Vic Power, R OBP: 0.329, SLG: 0.446 (1, 3)	4-0 CS BB		0-0 1B FC6-4	0-0 1B		4-0 1B BB		0-0 F7		3 2 2 1 2 0 0												
Tito Francona, L OBP: 0.431, SLG: 0.608 (1, 8)	0-3 K		0-0 FC6-4 1B	0-0 F8		0-0 1B BB		0-0 FC5-4 1B		5 1 3 0 0 1 2												
Rocky Colavito, R OBP: 0.356, SLG: 0.605 (1, 9)		0-0 F8	0-0 FC6-4 HR		0-0 P6	4-0 1B BB		0-0 FC5-4		4 1 0 1 1 0 2												
Minnie Mino, R OBP: 0.361, SLG: 0.472 (1, 7)		0-0 E 1B 2B	0-0 1B HR		0-0 WP 1B	0-0 1B 1B		0-0 F7		5 3 4 4 0 0 0												
Ray Webster, R OBP: 0.219, SLG: 0.433 (1, 4)		0-0 E6 FC3-6 1B	0-0 5-3		4-0 1B BB	0-0 G6-4-3		0-0 G6-4-3 1B		4 0 1 0 1 0 3												
Jim Baxes, R OBP: 0.333, SLG: 0.420 (1, 5)		0-0 FC3-6 1B		0-0 2B E 1B	0-0 F8		0-0 F7		0-0 G6-4-3	5 1 2 1 0 0 3												
Dick Brown, R OBP: 0.423, SLG: 0.409 (1, 2)		0-0 FC3-6		0-0 E4 1B 2B	0-0 L6		0-0 L6		0-0 G6-4-3	4 1 2 1 0 0 2												
Mudcat Grant, R OBP: 0.043, SLG: 0.043 (1, 1)		0-0 F8		0-0 4-3 1B	0-0 5-3		0-3 K		0-3 K	4 0 0 0 0 1 5												
Inning Stats	R: 0 E: 0 K: 1 S: 4	H: 0 LOB: 1 BB: 1 P: 8	R: 1 E: 1 K: 0 S: 6	H: 2 LOB: 2 BB: 0 P: 6	R: 3 E: 0 K: 1 S: 8	H: 3 LOB: 0 BB: 0 P: 8	R: 2 E: 1 K: 0 S: 6	H: 3 LOB: 1 BB: 0 P: 6	R: 1 E: 0 K: 0 S: 5	H: 2 LOB: 2 BB: 1 P: 9	R: 2 E: 0 K: 0 S: 4	H: 2 LOB: 1 BB: 2 P: 12	R: 0 E: 0 K: 1 S: 5	H: 0 LOB: 0 BB: 0 P: 5	R: 0 E: 0 K: 1 S: 6	H: 1 LOB: 1 BB: 0 P: 6	R: 0 E: 0 K: 0 S: 3	H: 1 LOB: 0 BB: 0 P: 3	1B: 11 2B: 3 3B: 0 HR: 1	SF: 0 SAC: 0 DP: 3 HBP: 0	WP: 1 PB: 0 SB: 0 CS: 1	PA: 43
PITCHER	IP WLS BF H R ER SO BB IBB HBP BLK WP HR S P ERA WHIP																					
Russ Kemmerer, R ERA: 4.78 (1, 1)	5.0 L 27 10 7 7 2 2 0 0 0 1 1 29 37 12.60 2.400																					
Hal Griggs, R ERA: 3.92 (6, 1)	2.0 9 2 2 2 1 2 0 0 0 0 0 9 17 9.00 2.000																					
Chuck Stobbs, L ERA: 3.46 (8, 1)	2.0 7 2 0 0 0 1 0 0 0 0 0 9 9 0.00 1.000																					

AB	39
R	9
H	14
RBI	8
BB	4
SO	4
LOB	18



Batter	1	2	3	4	5	6	7	8	9	AB	R	H	RBI	BB	SO	LOB
Faye Throneberry, L (1, 9) OBP: 0.358, SLG: 0.400	0-0 HR		4-0 FC5-4 BB		0-0 4-3		0-0 F7			3	1	1	1	1	0	0
Bob Allison, R (1, 8) OBP: 0.339, SLG: 0.549	0-3 K		0-0 FC5-4 1-2f			0-0 5-3		0-0 F5		4	0	0	0	0	1	1
Harmon Killebrew, R (1, 5) OBP: 0.373, SLG: 0.594	0-0 5-3			0-0 2B SF9 1B		0-0 F7		0-0 1B		4	1	2	0	0	0	0
Roy Sievers, R (1, 3) OBP: 0.325, SLG: 0.455	0-3 K			0-0 SF9 1-3 2B		0-0 HR		0-3 K		4	1	2	1	0	2	1
Clint Courtney, L (1, 2) OBP: 0.444, SLG: 0.438		4-0 FC5-4 BB		0-0 P4		0-0 HR 1B		0-0 F8		3	1	1	0	1	0	3
Jim Lemon, R (1, 7) OBP: 0.346, SLG: 0.531		0-0 FC5-4 L1-3 1-2f		0-0 SF9 2-3 3-H		0-0 HR		0-0 F9		3	1	1	3	0	0	1
Reno Bertoia, R (1, 4) OBP: 0.303, SLG: 0.385		0-0 L1-3 1-2		0-3 K		0-0 F7		0-0 P4		4	0	0	0	0	1	2
Billy Consolo, R (1, 6) OBP: 0.217, SLG: 0.190			0-0 F9		0-3 K		0-0 6-3		0-3 K	4	0	0	0	0	2	0
Russ Kemmerer, R (1, 1) OBP: 0.120, SLG: 0.125			0-0 6-3		0-0 G3		0-0 4-3			1	0	0	0	0	0	0
Hal Naragon, L (5, PH) OBP: 0.325, SLG: 0.368										1	0	0	0	0	0	0
Hal Griggs, R (6, 1)										0	0	0	0	0	0	0
Lenny Green, L (7, PH) OBP: 0.250, SLG: 0.289										1	0	0	0	0	0	0
Chuck Stobbs, L (8, 1) OBP: 0.100, SLG: 0.100										0	0	0	0	0	0	0

Inning Stats	R: 1	H: 1	E: 0	K: 2	S: 8	LOB: 0	BB: 0	P: 8	R: 0	H: 0	E: 0	K: 0	S: 2	LOB: 0	BB: 1	P: 6	R: 0	H: 0	E: 0	K: 0	S: 3	LOB: 1	BB: 1	P: 7	R: 1	H: 2	E: 0	K: 1	S: 7	LOB: 1	BB: 0	P: 7	R: 0	H: 0	E: 0	K: 1	S: 5	LOB: 0	BB: 0	P: 5	R: 3	H: 3	E: 0	K: 0	S: 6	LOB: 0	BB: 0	P: 6	R: 0	H: 0	E: 0	K: 0	S: 3	LOB: 0	BB: 0	P: 3	R: 0	H: 1	E: 0	K: 1	S: 6	LOB: 1	BB: 0	P: 6	R: 0	H: 0	E: 0	K: 1	S: 5	LOB: 0	BB: 0	P: 5	1B: 3	2B: 2	3B: 0	HR: 3	SF: 1	SAC: 0	DP: 1	HBP: 0	WP: 0	PB: 0	SB: 0	CS: 0	PA: 35
PITCHER Mudcat Grant, R (1, 1) ERA: 2.86	IP	WLS	BF	H	R	ER	SO	BB	IBB	HBP	BLK	WP	HR	S	P	ERA	WHIP																		PITCHER	IP	WLS	BF	H	R	ER	SO	BB	IBB	HBP	BLK	WP	HR	S	P	ERA	WHIP																																	

BOTTOM

Cleveland Indians @ Washington Senators
Griffith Stadium, Washington, DC

Sun Jun 14 1959, 3:33 AM EDT
Unknown

AB	32
R	5
H	7
RBI	5
BB	2
SO	6
LOB	8



Batter	1	2	3	4	5	6	7	8	9	AB R H RBI BB SO LOB	TOP											
Woodie Held, R (1, 6) OBP: 0.323, SLG: 0.440	0-3 K		0-0 HR	0-0 4-3		0-0 5-3			0-3 K	5 1 1 1 0 2 2	Cleveland Indians @ Washington Senators Griffith Stadium, Washington, DC Sun Jun 14 1959, 3:38 AM EDT Att. 16,641 - Unknown livebaseballscorecards.com											
Vic Power, R (1, 3) OBP: 0.335, SLG: 0.447	0-0 5-3		0-0 1B HR 1B		0-0 2B SF7 1B		0-0 6-3	0-0 SF8 HR BB	4 3 2 0 1 0 0													
Tito Francona, L (1, 8) OBP: 0.429, SLG: 0.600	0-0 FC6-4 1B		0-0 1B HR 1B		0-0 F8		0-0 4-3	0-0 SF8	4 1 2 1 0 0 1													
Rocky Colavito, R (1, 9) OBP: 0.361, SLG: 0.621	0-0 FC6-4 1-2f		0-0 1B HR		0-0 2B		0-0 6-3	0-0 HR IBB	4 3 2 3 1 0 1													
Minnie Mino, R (1, 7) OBP: 0.361, SLG: 0.484		4-0 BB S	0-0 6-3		0-0 SF7		0-0 6-3	0-0 HR	3 1 1 5 1 0 0													
Ray Webster, R (1, 4) OBP: 0.216, SLG: 0.429		0-0 F9	0-0 6-3		0-0 2B		0-0 F9	0-3 K	5 0 1 1 0 1 1													
Jim Baxes, R (1, 5) OBP: 0.329, SLG: 0.425		0-0 F7		0-0 6-3 SF8 2B		0-0 L6	0-3 K2-3		4 1 1 0 0 1 2													
Dick Brown, R (1, 2) OBP: 0.400, SLG: 0.385		0-0 L5		0-0 6-3		0-0 6-3		0-0 PB 1B SF8 1B	4 1 1 0 0 0 2													
Herb Score, L (1, 1) OBP: 0.100, SLG: 0.103			0-0 G3		0-0 SF8		0-3 K	0-0 SF8 PB HR 1B	2 0 0 1 0 1 0													
Dick Brodowski, R (8, 1) OBP: 0.333, SLG: 0.333									1 1 1 0 0 0 0													
Inning Stats	R: 0 E: 0 K: 1 S: 6	H: 1 LOB: 1 BB: 0 P: 6	R: 0 E: 0 K: 0 S: 3	H: 0 LOB: 1 BB: 1 P: 7	R: 4 E: 0 K: 0 S: 7	H: 4 LOB: 0 BB: 0 P: 7	R: 1 E: 0 K: 0 S: 4	H: 1 LOB: 0 BB: 0 P: 4	R: 2 E: 0 K: 0 S: 6	H: 3 LOB: 1 BB: 0 P: 6	R: 0 E: 0 K: 1 S: 5	H: 0 LOB: 0 BB: 0 P: 5	R: 0 E: 0 K: 0 S: 3	H: 0 LOB: 0 BB: 0 P: 3	R: 0 E: 0 K: 1 S: 5	H: 0 LOB: 0 BB: 0 P: 5	R: 5 E: 0 K: 2 S: 10	H: 3 LOB: 0 BB: 2 P: 18	1B: 6 2B: 3 3B: 0 HR: 3	SF: 3 SAC: 0 DP: 0 HBP: 0	WP: 0 PB: 1 SB: 1 CS: 0	PA: 42
PITCHER	IP WLS BF H R ER SO BB IBB HBP BLK WP HR S P ERA WHIP																					
Bill Fischer, R (1, 1) ERA: 3.2	5.0 L 25 9 7 7 1 1 0 0 0 0 0 2 26 30 12.60 2.000																					
Hal Woodeshick, L (6, 1) ERA: 9.95	2.0 6 0 0 0 1 0 0 0 0 0 0 0 8 8 0.00 0.000																					
Tex Clevenger, R (8, 1) ERA: 6.39	2.0 11 3 5 5 3 1 1 0 0 0 1 15 23 22.50 2.000																					



Batter	1	2	3	4	5	6	7	8	9
Reno Bertoia, R OBP: 0.305, SLG: 0.383 (1, 4)	0-0 6-3			0-0 E5		0-0 G6-4-3 1B		4-0 HR BB	0-0 F9
Bob Allison, R OBP: 0.336, SLG: 0.554 (1, 8)	0-0 4-3			0-3 K		0-0 G6-4-3 1-2f		0-0 HR	0-3 K
Harmon Killebrew, R OBP: 0.371, SLG: 0.602 (1, 5)	0-0 6-3			0-3 K			0-0 HR	0-0 E4 G6-4-3	
Roy Sievers, R OBP: 0.314, SLG: 0.438 (1, 3)			0-0 P3	0-0 P3			0-0 P6	0-0 G6-4-3 1-2f	
Jim Lemon, R OBP: 0.353, SLG: 0.577 (1, 7)			0-0 F9				0-0 HR FC3 3B	0-0 HR	
Jay Porter, R OBP: 0.324, SLG: 0.309 (1, 2)			0-3 K			0-0 F7	0-0 FC3 BB	1-0 E HBP	
Clint Courtney, L OBP: 0.459, SLG: 0.438 (8, PH)							3-H		
Pedro Ramos, S OBP: 0.300, SLG: 0.333 (8, PR)									
Hal Naragon, L OBP: 0.325, SLG: 0.368 (9, 2)									
Billy Consolo, R OBP: 0.231, SLG: 0.174 (1, 6)				0-0 F3		0-3 K	4-0 BB 1-2	0-0 E5	
Julio Becquer, L OBP: 0.246, SLG: 0.298 (8, PH)								1-2	
Jose Valdivielso, R OBP: 0.500, SLG: 0.500 (9, 6)									
Faye Throneberry, L OBP: 0.346, SLG: 0.385 (1, 9)			0-0 P5	0-3 K		0-0 F2	0-0 4-3		
Bill Fischer, R OBP: 0.231, SLG: 0.167 (1, 1)						0-3 K	0-0 6-3		0-0 3-1
Hal Woodeshick, R (6, 1)									
Ron Samford, R OBP: 0.288, SLG: 0.401 (7, PH)									
Tex Clevenger, R OBP: 0.143, SLG: 0.333 (8, 1)									
Lenny Green, L OBP: 0.244, SLG: 0.282 (9, PH)									

AB	R	H	RBI	BB	SO	LOB
4	1	1	0	1	0	0
5	1	1	2	0	2	2
4	1	1	1	0	1	1
4	0	0	0	0	0	2
4	3	3	2	0	0	0
3	0	0	1	0	1	0
0	0	0	0	0	0	0
0	0	0	0	0	0	0
0	0	0	0	0	0	0
2	0	0	0	1	1	0
1	0	0	0	0	0	1
0	0	0	0	0	0	0
4	0	0	0	0	1	4
1	0	0	0	0	1	0
1	0	0	0	0	1	0
1	0	0	0	0	0	2
0	0	0	0	0	0	0
1	0	0	0	0	0	0

BOTTOM	
AB	35
R	6
H	6
RBI	6
BB	2
SO	8
LOB	12



WP	PA
0	38

Cleveland Indians @ Washington Senators
Griffith Stadium, Washington, DC
Sun Jun 14 1959, 3:38 AM EDT
Att. 16,641 - Unknown

Inning Stats	R	H	E	K	S	H	LOB	P	ERA	WHIP
Reno Bertoia	0	0	0	3	5	0	0	8	7.04	1.043
Bob Allison	0	0	0	1	5	0	0	8	0.00	0.000
Harmon Killebrew	0	0	0	1	5	0	0	8	0.00	0.000
Roy Sievers	0	0	0	1	5	0	0	8	0.00	0.000
Jim Lemon	0	0	0	1	5	0	0	8	0.00	0.000
Jay Porter	0	0	0	1	5	0	0	8	0.00	0.000
Clint Courtney	0	0	0	1	5	0	0	8	0.00	0.000
Pedro Ramos	0	0	0	1	5	0	0	8	0.00	0.000
Hal Naragon	0	0	0	1	5	0	0	8	0.00	0.000
Billy Consolo	0	0	0	1	5	0	0	8	0.00	0.000
Julio Becquer	0	0	0	1	5	0	0	8	0.00	0.000
Jose Valdivielso	0	0	0	1	5	0	0	8	0.00	0.000
Faye Throneberry	0	0	0	1	5	0	0	8	0.00	0.000
Bill Fischer	0	0	0	1	5	0	0	8	0.00	0.000
Hal Woodeshick	0	0	0	1	5	0	0	8	0.00	0.000
Ron Samford	0	0	0	1	5	0	0	8	0.00	0.000
Tex Clevenger	0	0	0	1	5	0	0	8	0.00	0.000
Lenny Green	0	0	0	1	5	0	0	8	0.00	0.000

PITCHER	IP	WLS	BF	H	R	ER	SO	BB	IBB	HBP	BLK	WP	HR	S	P	ERA	WHIP
Herb Score, L ERA: 4.17 (1, 1)	7.2	W	32	6	6	6	7	2	0	0	0	0	4	44	52	7.04	1.043
Dick Brodowski, R ERA: 1.85 (8, 1)	1.1	S	6	0	0	0	1	0	0	1	0	0	0	7	8	0.00	0.000

Batter	1	2	3	4	5	6	7	8	9	AB R H RBI BB SO LOB	TOP											
Ray Webster, R (1, 4) OBP: 0.190, SLG: 0.375	0-3 K		0-0 L6		0-0 F9		0-0 6-3		0-0 F9	5 0 0 0 0 1 2												
Vic Power, R (1, 3) OBP: 0.333, SLG: 0.443	0-0 P6			0-0 4-3 HR 1B	0-0 F3			0-0 F2		4 1 1 0 0 0 1												
Tito Francona, L (1, 8) OBP: 0.403, SLG: 0.559	0-0 6-3			0-0 4-3 1-2		0-3 K		0-0 6-3		4 0 0 0 0 1 1												
Rocky Colavito, R (1, 9) OBP: 0.368, SLG: 0.622		0-0 P3		4-0 HR BB		0-0 PB E 1B		0-0 1B 1B		3 1 2 0 1 0 0												
Minnie Minoso, R (1, 7) OBP: 0.368, SLG: 0.502		0-0 CS 1B		0-0 1-H 2-H HR		0-0 5-3 1-3		0-0 1-3 1B		4 1 3 3 0 0 1												
Dick Brown, R (1, 2) OBP: 0.353, SLG: 0.333	0-3 K 1-2			0-3 K		0-3 K		0-0 P5		4 0 0 0 0 3 4												
Woodie Held, R (1, 6) OBP: 0.327, SLG: 0.455			0-3 K	0-0 F8			0-0 HR		4-0 K BB	3 1 1 1 1 1 0												
Jim Baxes, R (1, 5) OBP: 0.337, SLG: 0.461			0-0 HR		0-3 K		4-0 CS BB		0-3 K 1-2	3 1 1 1 1 2 1												
Gary Bell, R (1, 1) OBP: 0.172, SLG: 0.111			0-0 F8		4-0 BB		0-3 K 1-2		0-0 E6	3 0 0 0 1 1 1												
Inning Stats	R: 0 E: 0 K: 1 S: 5	H: 0 LOB: 0 BB: 0 P: 5	R: 0 E: 0 K: 1 S: 5	H: 1 LOB: 0 BB: 0 P: 5	R: 1 E: 0 K: 1 S: 6	H: 1 LOB: 0 BB: 0 P: 6	R: 3 E: 0 K: 1 S: 7	H: 2 LOB: 0 BB: 1 P: 11	R: 0 E: 0 K: 1 S: 5	H: 0 LOB: 1 BB: 1 P: 9	R: 0 E: 1 K: 2 S: 8	H: 1 LOB: 1 BB: 0 P: 8	R: 1 E: 0 K: 1 S: 5	H: 1 LOB: 0 BB: 1 P: 9	R: 0 E: 0 K: 0 S: 5	H: 2 LOB: 2 BB: 0 P: 5	R: 0 E: 1 K: 1 S: 5	H: 0 LOB: 1 BB: 1 P: 9	1B: 5 2B: 1 3B: 0 HR: 3	SF: 0 SAC: 0 DP: 1 HBP: 0	WP: 0 PB: 1 SB: 0 CS: 2	PA: 37
PITCHER	IP WLS BF H R ER SO BB IBB HBP BLK WP HR S P ERA WHIP																					
Bill Monbouquette, R (1, 1) ERA: 5.92	4.0 L 16 4 4 4 4 1 0 0 0 0 2 23 27 9.00 1.250																					
Frank Baumann, L (5, 1) ERA: 5.6	3.0 12 2 1 1 4 2 0 0 0 0 1 18 26 3.00 1.333																					
Mike Fornieles, R (8, 1) ERA: 4.74	2.0 9 2 0 0 1 1 0 0 0 0 0 10 14 0.00 1.500																					

Cleveland Indians @ Boston Red Sox
Fenway Park, Boston, MA
Mon Jun 15 1959, 7:05 PM EDT
Att. 12,322 - Unknown

livebaseballscorecards.com

AB 33
R 5
H 8
RBI 5
BB 4
SO 9
LOB 11



Batter	1	2	3	4	5	6	7	8	9	AB	R	H	RBI	BB	SO	LOB				
Don Buddin, R OBP: 0.349, SLG: 0.356 (1, 6) X	0-0 L6	0-3 K		0-3 K			0-3 K			4	0	0	0	0	3	2				
Pete Runnels, L OBP: 0.432, SLG: 0.502 (1, 4) X	0-0 BB 2B 1B		4-0 BB BB		0-0 6-3		0-0 P6			3	1	1	0	1	0	0				
Gene Stephens, L OBP: 0.275, SLG: 0.323 (1, 7) X	0-0 F7		4-0 BB 1-2		0-0 F7			0-0 6-3		3	0	0	0	1	0	1				
Dick Gernert, R OBP: 0.405, SLG: 0.470 (1, 3) B B B	4-0 BB 2B 1-2		0-3 K		0-3 K			0-0 F7		3	0	0	0	1	2	2				
Jackie Jensen, R OBP: 0.373, SLG: 0.510 (1, 9) X	0-0 BB 1-3 2-H		0-0 F3			0-0 1B		4-0 BB FC5-4		3	0	2	1	1	0	2				
Frank Malzone, R OBP: 0.335, SLG: 0.454 (1, 5) S S S	0-3 K		0-0 F3		0-0 F3			0-0 FC5-4 1-2f		4	0	0	0	0	1	6				
Marty Keough, L OBP: 0.346, SLG: 0.443 (1, 8) X		0-0 F5		4-0 WP BB		0-0 L8		0-0 4-3		3	0	0	0	1	0	1				
Pete Daley, R OBP: 0.316, SLG: 0.352 (1, 2) S S S		0-3 K		0-0 6-3		0-0 L6		0-0 F2		4	0	0	0	0	1	2				
Bill Monbouquette, R OBP: 0.280, SLG: 0.111 (1, 1) (4, PH)		4-0 BB		0-0 P5			0-3 K		0-3 K	0	0	0	0	1	0	0				
Ted Williams, L OBP: 0.294, SLG: 0.289 (5, 1)										1	0	0	0	0	0	1				
Frank Baumann, L OBP: 0.333, SLG: 0.455 (7, PH)										0	0	0	0	0	0	0				
Gary Geiger, L OBP: 0.273, SLG: 0.381 (8, 1)										1	0	0	0	0	1	0				
Mike Fornieles, R OBP: 0.260, SLG: 0.200 (9, PH)										0	0	0	0	0	0	0				
Herb Plews, L OBP: 0.287, SLG: 0.214										1	0	0	0	0	1	0				
Inning Stats	R: 1 E: 0 K: 1 S: 7	H: 2 LOB: 2 BB: 1 P: 11	R: 0 E: 0 K: 2 S: 7	H: 0 LOB: 1 BB: 1 P: 11	R: 0 E: 0 K: 1 S: 5	H: 0 LOB: 2 BB: 2 P: 13	R: 0 E: 0 K: 1 S: 5	H: 0 LOB: 1 BB: 1 P: 9	R: 0 E: 0 K: 1 S: 5	H: 1 LOB: 1 BB: 0 P: 4	R: 0 E: 0 K: 2 S: 7	H: 0 LOB: 0 BB: 0 P: 7	R: 0 E: 0 K: 0 S: 3	H: 0 LOB: 1 BB: 1 P: 7	R: 0 E: 0 K: 1 S: 5	H: 0 LOB: 0 BB: 0 P: 5	1B: 2 2B: 1 3B: 0 HR: 0	SF: 0 SAC: 0 DP: 0 HBP: 0	WP: 1 PB: 0 SB: 0 CS: 0	PA: 36
PITCHER Gary Bell, R ERA: 4.01 (1, 1)	IP 9.0	WLS W	BF 36	H 3	R 1	ER 1	SO 9	BB 6	IBB 0	HBP 0	BLK 0	WP 1	HR 0	S 48	P 72	ERA 1.00	WHIP 1.000			
PITCHER	IP	WLS	BF	H	R	ER	SO	BB	IBB	HBP	BLK	WP	HR	S	P	ERA	WHIP			

BOTTOM

Cleveland Indians @ Boston Red Sox
Fenway Park, Boston, MA
 Mon Jun 15 1959, 7:05 PM EDT
 Att. 12,322 - Unknown

AB 30
 R 1
 H 3
 RBI 1
 BB 6
 SO 9
 LOB 17



livebaseballscorecards.com

Batter	1	2	3	4	5	6	7	8	9	AB R H RBI BB SO LOB	TOP											
Ray Webster, R (1, 4) OBP: 0.191, SLG: 0.356	0-0 F5		0-0 5-3		0-0 1B 1B		0-0 5-3		0-0 F8	5 0 1 0 0 0 1												
Vic Power, R (1, 3) OBP: 0.335, SLG: 0.442	0-0 5-3		0-0 5-3		0-0 1-3 1B			0-0 6-3	0-0 2-H 1B	5 0 2 1 0 0 0												
Woodie Held, R (1, 6) OBP: 0.325, SLG: 0.450	0-3 K			0-0 F7	0-0 5-3			0-0 WP SF8 1B		4 1 1 0 0 1 2												
Rocky Colavito, R (1, 9) OBP: 0.370, SLG: 0.620		0-0 BB 1B		0-0 1-3		0-0 5-3		0-0 SF8 WP 1B		4 0 2 0 0 0 0												
Minnie Minoso, R (1, 7) OBP: 0.370, SLG: 0.498		4-0 BB FC6-4 BB		0-0 P4		0-0 F9		4-0 1-2 2-3 IBB		2 0 0 0 2 0 0												
George Strickland, R (1, 5) OBP: 0.342, SLG: 0.410		0-3 K			0-0 HR 1B	0-0 1B		0-0 SF8	2-3 3-H	3 1 2 1 0 1 2												
Jim Piersall, R (1, 8) OBP: 0.284, SLG: 0.315		0-0 P4			0-0 L6	0-0 F8		0-0 P4		4 0 0 0 0 0 6												
Dick Brown, R (1, 2) OBP: 0.368, SLG: 0.441		0-0 FC6-4			0-0 1-H HR		0-0 1-3		0-0 SH1-4 1B	4 2 2 2 0 0 2												
Cal McLish, S (1, 1) OBP: 0.214, SLG: 0.192			0-0 F7		0-0 P6		0-0 1-3		0-0 SH1-4	3 0 0 0 0 0 0												
Inning Stats	R: 0 E: 0 K: 1 S: 5	H: 0 LOB: 0 BB: 0 P: 5	R: 0 E: 0 K: 1 S: 6	H: 1 LOB: 2 BB: 1 P: 10	R: 0 E: 0 K: 0 S: 3	H: 0 LOB: 0 BB: 0 P: 3	R: 0 E: 0 K: 0 S: 3	H: 0 LOB: 0 BB: 0 P: 3	R: 2 E: 0 K: 0 S: 7	H: 4 LOB: 2 BB: 0 P: 7	R: 0 E: 0 K: 0 S: 4	H: 1 LOB: 1 BB: 0 P: 4	R: 0 E: 0 K: 0 S: 3	H: 0 LOB: 0 BB: 0 P: 3	R: 1 E: 0 K: 0 S: 5	H: 2 LOB: 2 BB: 1 P: 9	R: 1 E: 0 K: 0 S: 4	H: 2 LOB: 1 BB: 0 P: 4	1B: 9 2B: 0 3B: 0 HR: 1	SF: 1 SAC: 1 DP: 0 HBP: 0	WP: 1 PB: 0 SB: 0 CS: 0	PA: 38
PITCHER	IP WLS BF H R ER SO BB IBB HBP BLK WP HR S P ERA WHIP																					
Ted Wills, L (1, 1) ERA: 4.67	7.0 L 28 6 2 2 2 1 0 0 0 0 0 1 31 35 2.57 1.000																					
Murray Wall, R (8, 1) ERA: 5.66	2.0 10 4 2 2 0 0 1 0 0 1 0 9 13 9.00 2.000																					

Cleveland Indians @ Boston Red Sox
Fenway Park, Boston, MA
 Tue Jun 16 1959, 7:05 PM EDT
 Att. 16,656 - Unknown

livebaseballscorecards.com

AB	34
R	4
H	10
RBI	4
BB	2
SO	2
LOB	13



Batter	1	2	3	4	5	6	7	8	9	AB R H RBI BB SO LOB	TOP																	
Woodie Held, R OBP: 0.327, SLG: 0.462 (1, 6)	0-0 L8		0-0 HR	0-3 K			0-3 K		4-0 BB	4 1 1 1 1 2 0																		
Vic Power, R OBP: 0.336, SLG: 0.443 (1, 3)	4-0 FC3-6 BB		0-0 F5		0-0 E 2B		0-0 5-3		0-0 F9	4 1 1 0 1 0 2																		
Tito Francona, L OBP: 0.386, SLG: 0.532 (1, 8)	0-0 FC3-6 1-2f		0-0 4-3		0-0 SH1-3			0-3 K		3 0 0 0 0 1 1																		
Rocky Colavito, R OBP: 0.372, SLG: 0.614 (1, 9)	0-3 K			4-0 FC5-4 BB	0-0 P6			4-0 BB		2 0 0 0 2 1 1																		
Minnie Minoso, R OBP: 0.364, SLG: 0.489 (1, 7)		0-0 F7		0-0 FC5-4 3B 1-2f	0-0 F8			0-0 F9		4 1 0 0 0 0 2																		
George Strickland, R OBP: 0.340, SLG: 0.420 (1, 5)		0-0 P4		0-0 HR 3B 1-H	0-0 F8			0-0 P4		4 1 1 1 0 0 1																		
Dick Brown, R OBP: 0.381, SLG: 0.417 (1, 2)		4-0 BB		4-0 HR BB	0-0 F9			0-0 6-3		2 1 0 0 2 0 0																		
Billy Martin, R OBP: 0.278, SLG: 0.396 (1, 4)		0-3 K		0-0 F2	0-0 F9			0-0 BB 1B		3 0 0 0 0 0 1 3																		
Willie Jones, R OBP: 0.342, SLG: 0.460 (9, PH)										1 0 1 0 0 0 0																		
Carroll Hardy, R OBP: 0.167, SLG: 0.107 (9, PR)										0 0 0 0 0 0 0																		
Bobby Locke, R OBP: 0.500, SLG: 2.000 (1, 1)			0-0 1-3	0-0 HR 1-H 3-H			0-3 K		0-3 K	2 1 1 3 0 0 0																		
Mike Garcia, R (6, 1)										1 0 0 0 0 1 0																		
Jim Perry, S (8, 1)										0 0 0 0 0 0 0																		
Granny Hamner, R OBP: 0.296, SLG: 0.412 (9, PH)										1 0 0 0 0 1 1																		
Inning Stats	R: 0 E: 0 K: 1 S: 5	H: 0 LOB: 1 BB: 1 P: 9	R: 0 E: 0 K: 1 S: 5	H: 0 LOB: 1 BB: 1 P: 9	R: 1 E: 0 K: 0 S: 4	H: 1 LOB: 0 BB: 0 P: 4	R: 4 E: 0 K: 1 S: 7	H: 2 LOB: 0 BB: 2 P: 15	R: 1 E: 1 K: 0 S: 4	H: 1 LOB: 0 BB: 0 P: 4	R: 0 E: 0 K: 0 S: 3	H: 0 LOB: 0 BB: 0 P: 3	R: 0 E: 0 K: 2 S: 7	H: 0 LOB: 0 BB: 0 P: 7	R: 0 E: 0 K: 1 S: 5	H: 0 LOB: 1 BB: 1 P: 9	R: 0 E: 0 K: 1 S: 6	H: 1 LOB: 2 BB: 1 P: 10	1B: 1 2B: 1 3B: 1 HR: 2	SF: 0 SAC: 1 DP: 0 HBP: 0	WP: 0 PB: 0 SB: 0 CS: 0	PA: 38						
PITCHER	IP WLS BF H R ER SO BB IBB HBP BLK WP HR S P ERA WHIP																											
Frank Sullivan, R ERA: 4.48 (1, 1)	4.0		19	3	5	5	3	4	0	0	0	0	0	2	21	37	11.25	1.750										
Jack Harshman, L ERA: 6.02 (5, 1)	5.0	W	19	2	1	0	4	2	0	0	0	0	0	0	25	33	0.00	0.800										

Cleveland Indians @ Boston Red Sox
 Fenway Park, Boston, MA
 Thu Jun 18 1959, 3:33 AM EDT
 Att. 3,386 - Unknown

livebaseballscorecards.com

AB	31
R	6
H	5
RBI	5
BB	6
SO	7
LOB	11



Batter	1	2	3	4	5	6	7	8	9
Don Buddin, R OBP: 0.352, SLG: 0.348 (1, 6)	0-0 6-3	0-0 6-3		4-0 BB		4-0 BB		0-0 5-3	
Pete Runnels, L OBP: 0.432, SLG: 0.496 (1, 4)	0-0 4-3		0-0 4-3	0-0 F7		0-0 1B		4-0 WP 1B BB	
Gene Stephens, L OBP: 0.269, SLG: 0.300 (1, 7)	4-0 2B BB		0-0 F8		0-0 5-3	0-0 6-3		0-0 P6	
Vic Wertz, L OBP: 0.351, SLG: 0.490 Bobby Avila, R OBP: 0.227, SLG: 0.164 Dick Gemert, R OBP: 0.397, SLG: 0.459 (1, 3) (8, PR) (9, 3)	0-0 1B 2B		0-0 4-3		0-0 HR		0-0 F7	0-0 1B	
Jackie Jensen, R OBP: 0.379, SLG: 0.528 (1, 9)	0-0 1B			4-0 1B BB	0-0 HR		0-3 K	0-0 FC5-4 1B	
Frank Malzone, R OBP: 0.335, SLG: 0.451 (1, 5)	0-0 1B			0-0 F9	0-0 P5		4-0 WP 1B BB	0-0 FC5-4	
Marty Keough, L OBP: 0.348, SLG: 0.474 (1, 8)	0-3 K			0-0 BB 1-3 1B	0-0 F9		0-0 BB 1B		
Pete Daley, R OBP: 0.308, SLG: 0.336 (1, 2)		0-0 L4		0-0 1-3		0-0 P6	4-0 1-2 BB		
Frank Sullivan, R OBP: 0.091, SLG: 0.091 Ted Williams, L OBP: 0.305, SLG: 0.276 Tom Brewer, R OBP: 0.138, SLG: 0.107 Jack Harshman, L OBP: 0.286, SLG: 0.417 (1, 1) (4, PH) (4, PR) (5, 1)		0-0 1-3		1-0 BB HBP		0-0 F9	0-3 K		

Inning Stats	R: 2	H: 3	E: 0	K: 1	S: 8	LOB: 2	BB: 1	P: 12	R: 0	H: 0	E: 0	K: 0	S: 3	LOB: 0	BB: 0	P: 3	R: 0	H: 0	E: 0	K: 0	S: 3	LOB: 0	BB: 0	P: 3	R: 1	H: 1	E: 0	K: 0	S: 4	LOB: 3	BB: 2	P: 13	R: 2	H: 2	E: 0	K: 0	S: 5	LOB: 0	BB: 0	P: 5	R: 0	H: 1	E: 0	K: 0	S: 4	LOB: 2	BB: 1	P: 8	R: 1	H: 1	E: 0	K: 2	S: 8	LOB: 2	BB: 2	P: 16	R: 1	H: 2	E: 0	K: 0	S: 5	LOB: 2	BB: 1	P: 9
--------------	------	------	------	------	------	--------	-------	-------	------	------	------	------	------	--------	-------	------	------	------	------	------	------	--------	-------	------	------	------	------	------	------	--------	-------	-------	------	------	------	------	------	--------	-------	------	------	------	------	------	------	--------	-------	------	------	------	------	------	------	--------	-------	-------	------	------	------	------	------	--------	-------	------

PITCHER	IP	WLS	BF	H	R	ER	SO	BB	IBB	HBP	BLK	WP	HR	S	P	ERA	WHIP
Bobby Locke, R ERA: 7.94 (1, 1)	5.2		29	7	5	5	1	4	0	1	0	0	2	26	43	7.94	1.941
Mike Garcia, R ERA: 3.19 (6, 1)	1.2	L	9	1	2	2	2	3	0	0	0	1	0	10	22	10.80	2.400
Jim Perry, R ERA: 4.38 (8, 1)	0.2		4	2	0	0	0	0	0	0	0	1	0	4	4	0.00	3.000

AB R H RBI BB SO LOB

3 0 0 1 2 0 0

4 1 1 0 1 0 3

4 1 0 0 1 0 3

5 2 3 3 0 0 0

0 0 0 0 0 0 0

0 0 0 0 0 0 0

4 2 3 1 1 1 0

4 1 1 1 1 0 3

4 0 2 1 0 1 2

3 0 0 0 1 0 2

1 0 0 0 0 0 0

0 0 0 0 0 0 0

0 0 0 0 0 0 0

2 0 0 0 0 1 2

AB 34

R 7

H 10

RBI 7

BB 7

SO 3

LOB 15

WP: 2

PA: 42

PB: 0

SB: 0

CS: 0

SF: 0

SAC: 0

DP: 0

HBP: 1

1B: 7

2B: 1

3B: 0

HR: 2


livebaseballscorecards.com

Cleveland Indians @ Boston Red Sox

Fenway Park, Boston, MA

Thu Jun 18 1959, 3:33 AM EDT

Att. 3,386 - Unknown



Batter	1	2	3	4	5	6	7	8	9	AB R H RBI BB SO LOB	TOP																									
Carroll Hardy, R (1, 8) OBP: 0.147, SLG: 0.094	0-3 K		0-3 K		0-0 F8		0-0 F2			4 0 0 0 0 2 3																										
Vic Power, R (1, 3) OBP: 0.335, SLG: 0.438	0-0 F9		0-0 F4			4-0 1B 1B BB	0-0 F9			3 1 0 0 1 0 1																										
Woodie Held, R (1, 6) OBP: 0.326, SLG: 0.457	0-0 FC5-4 1B			0-0 6-3		0-0 F6		0-0 L9		4 0 1 0 0 0 1																										
Rocky Colavito, R (1, 9) OBP: 0.370, SLG: 0.608	0-0 FC5-4 1-2f			0-0 F4		0-0 1B 1-3 1B		0-0 F6		4 1 1 0 0 0 1																										
Minnie Minoso, R (1, 7) OBP: 0.362, SLG: 0.485		0-3 K		0-0 F8		0-0 1B 1-2 CS 1B		0-0 F8		4 0 1 1 0 1 0																										
George Strickland, R (1, 5) OBP: 0.344, SLG: 0.423		0-0 4-3			0-0 1B 1B		0-0 F7			4 0 2 0 0 0 2																										
Mudcat Grant, R (9, PR) OBP: 0.043, SLG: 0.043										0 0 0 0 0 0 0																										
Dick Brown, R (1, 2) OBP: 0.400, SLG: 0.436		0-0 6-3			0-0 1B 1-2 1B		0-0 1B 1-3 2-H 1B		0-0 F7	3 0 2 1 0 0 0																										
Tito Francona, L (9, PH) OBP: 0.380, SLG: 0.524									0-0 F7	1 0 0 0 0 0 1	AB 34																									
Billy Martin, R (1, 4) OBP: 0.285, SLG: 0.398			0-0 1B		0-3 K		4-0 IBB		0-0 F7	2 0 1 0 1 1 2	R 2																									
Russ Nixon, L (9, PH) OBP: 0.230, SLG: 0.202					0-3 K				0-0 F7	1 0 0 0 0 0 1	H 8																									
Gary Bell, R (1, 1) OBP: 0.156, SLG: 0.100			0-3 K		0-3 K		0-0 CS		0-0 4-3	3 0 0 0 0 3 3	RBI 2																									
Willie Jones, R (9, PH) OBP: 0.340, SLG: 0.457					0-3 K		0-0 CS			1 0 0 0 0 0 1	BB 2																									
Inning Stats	R: 0 E: 0 K: 1 S: 6	H: 1 LOB: 1 BB: 0 P: 6	R: 0 E: 0 K: 1 S: 5	H: 0 LOB: 0 BB: 0 P: 5	R: 0 E: 0 K: 2 S: 8	H: 1 LOB: 1 BB: 0 P: 8	R: 0 E: 0 K: 0 S: 3	H: 0 LOB: 0 BB: 0 P: 3	R: 0 E: 0 K: 0 S: 9	H: 2 LOB: 2 BB: 0 P: 9	R: 2 E: 0 K: 0 S: 5	H: 3 LOB: 2 BB: 2 P: 13	R: 0 E: 0 K: 1 S: 5	H: 0 LOB: 0 BB: 0 P: 5	R: 0 E: 0 K: 0 S: 3	H: 0 LOB: 0 BB: 0 P: 3	R: 0 E: 0 K: 0 S: 4	H: 1 LOB: 1 BB: 0 P: 4	1B: 8 2B: 0 3B: 0 HR: 0	SF: 0 SAC: 0 DP: 0 HBP: 0	WP: 0 PB: 0 SB: 0 CS: 1	PA: 37														
PITCHER	IP WLS BF H R ER SO BB IBB HBP BLK WP HR S P ERA WHIP																																			
Whitey Ford, L (1, 1) ERA: 2.96	5.2		25	7	2	2	6	1	0	0	0	0	0	36	40	3.18	1.412																			
Jim Coates, R (6, 1) ERA: 2.9	3.1	W	11	1	0	0	1	0	1	0	0	0	0	12	16	0.00	0.300																			

Cleveland Indians @ New York Yankees
Yankee Stadium, Bronx, NY
 Fri Jun 19 1959, 7:05 PM EDT
 Att. 53,448 - Unknown - 67 F

livebaseballscorecards.com



Batter	1	2	3	4	5	6	7	8	9	AB	R	H	RBI	BB	SO	LOB
Hank Bauer, R OBP: 0.353, SLG: 0.396 (1, 9)	0-0 G3	0-0 F7			0-0 FC2-6 F8 BB 1B	0-0 1B				4	1	1	1	0	0	2
Norm Siebern, L OBP: 0.336, SLG: 0.384 Jim Pisoni, R OBP: 0.226, SLG: 0.207 (1, 7) (9, 7)	0-0 F8		0-0 4-3		4-0 HBP 1B WP BB 1-2	0-0 F8				3	1	0	0	1	0	1
Mickey Mantle, S OBP: 0.423, SLG: 0.580 (1, 8)	4-0 BB BB BB		0-3 K		0-0 F8					3	0	0	0	1	2	2
Yogi Berra, L OBP: 0.327, SLG: 0.419 (1, 2)	4-0 BB BB 1-2		0-0 F8		0-0 WP HBP 1B 1-2					3	0	1	1	1	0	0
Bill Skowron, R OBP: 0.323, SLG: 0.482 (1, 3)	4-0 BB BB 1-2 2-3			0-0 F9	1-0 WP HBP 1B 1-2 2-3					2	0	1	0	1	0	0
Hector Lopez, R OBP: 0.353, SLG: 0.528 Gil McDougald, R OBP: 0.300, SLG: 0.332 (1, 5) (9, 4)	0-3 K		0-0 SH5-3 BB		0-0 F9					3	0	0	0	1	1	6
Bobby Richardson, R OBP: 0.320, SLG: 0.355 (1, 4) (9, 5)		0-0 4-3 E 1B		0-0 SH5-3		0-0 E6 1B 1B				3	1	2	0	0	0	0
Tony Kubek, L OBP: 0.301, SLG: 0.394 (1, 6)		0-0 4-3		0-0 L9		0-0 F6				4	0	0	0	0	0	3
Whitey Ford, L OBP: 0.333, SLG: 0.412 Jim Coates, R (6, 1)		0-0 1-3			0-0 FC2-6 1B	0-3 K				2	0	1	0	0	0	1
										2	0	0	0	0	2	1


Inning Stats	R: 0	H: 0	E: 0	K: 1	S: 5	R: 0	H: 1	E: 1	K: 0	S: 4	R: 0	H: 0	E: 0	K: 1	S: 5	R: 0	H: 0	E: 0	K: 0	S: 3	R: 0	H: 0	E: 0	K: 0	S: 3	R: 2	H: 2	E: 0	K: 0	S: 5	R: 1	H: 2	E: 1	K: 1	S: 7	R: 0	H: 1	E: 0	K: 1	S: 6	R: 0	H: 0	E: 0	K: 1	S: 5	1B: 6	2B: 0	3B: 0	HR: 0	SF: 0	SAC: 1	DP: 0	HBP: 1	WP: 1	PA: 36
Gary Bell, R ERA: 3.87 (1, 1)	IP	WLS	BF	H	R	ER	SO	BB	IBB	HBP	BLK	WP	HR	S	P	ERA	WHIP													IP	WLS	BF	H	R	ER	SO	BB	IBB	HBP	BLK	WP	HR	S	P	ERA	WHIP									

BOTTOM

Cleveland Indians @ New York Yankees
 Yankee Stadium, Bronx, NY
 Fri Jun 19 1959, 7:05 PM EDT
 Att: 53,448 - Unknown - 67 F

livebaseballscorecards.com

AB 29
R 3
H 6
RBI 2
BB 5
SO 5
LOB 16



Batter	1	2	3	4	5	6	7	8	9	AB R H RBI BB SO LOB	TOP	
George Strickland, R (1, 4) OBP: 0.344, SLG: 0.421 Ray Webster, R (4, 4) OBP: 0.188, SLG: 0.348	0-0 6-3		0-0 1B	0-0 F2			0-0 5-3			3 0 1 0 0 0 1 1 0 0 0 0 0 0		
Vic Power, R (1, 3) OBP: 0.341, SLG: 0.443	0-0 BB 1B 1B		0-0 1B 1-2			0-0 5-3		0-0 G4-6-3 1B		4 0 3 0 0 0 0		
Tito Francona, L (1, 8) OBP: 0.387, SLG: 0.522	0-0 BB 1-2 1B		0-0 1-2 2-3 1B			0-0 G3		0-0 G4-6-3 1-2f		4 0 2 0 0 0 1		
Rocky Colavito, R (1, 9) OBP: 0.364, SLG: 0.597	0-0 F2		0-0 F2			0-0 F7		0-0 5-3		4 0 0 0 0 0 5		
Minnie Minoso, R (1, 7) OBP: 0.366, SLG: 0.483 Carroll Hardy, R (6, 7) OBP: 0.171, SLG: 0.094	4-0 BB 1-2 2-3 BB		0-3 K			4-0 BB G4-6-3 BB		4-0 HR BB		1 0 0 0 2 1 3 0 1 0 0 1 0 0		
Russ Nixon, L (1, 2) OBP: 0.222, SLG: 0.195	0-0 L7		0-0 6-3			0-0 G4-6-3 1-2f		0-0 L8		4 0 0 0 0 0 8		
Woodie Held, R (1, 6) OBP: 0.324, SLG: 0.468		0-3 K		0-3 K		0-0 6-3		0-0 HR		4 1 1 2 0 2 0		
Jim Baxes, R (1, 5) OBP: 0.322, SLG: 0.438		0-0 6-3		0-0 6-3		0-3 K		0-0 F5		4 0 0 0 0 1 0		
Herb Score, L (1, 1) OBP: 0.097, SLG: 0.100 Al Cicotte, R (2, 1) OBP: 1.000, SLG: 1.000 Granny Hamner, R (7, PH) OBP: 0.294, SLG: 0.408 Jim Perry, S (7, 1) OBP: 0.500, SLG: 0.500 Willie Jones, R (9, PH) OBP: 0.338, SLG: 0.455		0-0 6-3		0-0 1B		0-0 F3		0-0 F7		1 0 0 0 0 0 0 1 0 1 0 0 0 0 1 0 0 0 0 0 0 0 0 0 0 0 0 0 1 0 0 0 0 0 0		
Inning Stats	R: 0 H: 2 E: 0 LOB: 3 K: 0 BB: 1 S: 5 P: 9	R: 0 H: 0 E: 0 LOB: 0 K: 1 BB: 0 S: 5 P: 5	R: 0 H: 3 E: 0 LOB: 3 K: 1 BB: 0 S: 8 P: 8	R: 0 H: 1 E: 0 LOB: 1 K: 1 BB: 0 S: 6 P: 6	R: 0 H: 0 E: 0 LOB: 0 K: 0 BB: 0 S: 3 P: 3	R: 0 H: 0 E: 0 LOB: 0 K: 0 BB: 1 S: 2 P: 6	R: 0 H: 0 E: 0 LOB: 0 K: 1 BB: 0 S: 5 P: 5	R: 0 H: 1 E: 0 LOB: 0 K: 0 BB: 0 S: 3 P: 3	R: 2 H: 1 E: 0 LOB: 0 K: 0 BB: 1 S: 4 P: 8	1B: 7 SF: 0 2B: 0 SAC: 0 3B: 0 DP: 2 HR: 1 HBP: 0	WP: 0 PA: 36 PB: 0 SB: 0 CS: 0	
PITCHER Duke Maas, R (1, 1) ERA: 4.45	IP WLS BF H R ER SO BB IBB HBP BLK WP HR S P ERA WHIP	9.0 W 36 8 2 2 4 3 0 0 0 0 0 1 41 53 2.00 1.222										

Cleveland Indians @ New York Yankees
 Yankee Stadium, Bronx, NY
 Sat Jun 20 1959, 3:33 AM EDT
 Att. 47,167 - Unknown - 81 F

livebaseballscorecards.com

AB 33
 R 2
 H 8
 RBI 2
 BB 3
 SO 4
 LOB 18



Batter	1	2	3	4	5	6	7	8	9
Hank Bauer, R OBP: 0.349, SLG: 0.386 (1, 9)	4-0 SH1-3 E BB	0-0 F2 BB		0-3 K SS		0-3 K SS		0-0 F7 BB	
Jim Pisoni, R OBP: 0.265, SLG: 0.290 (1, 7)	0-0 SH1-3 1-2	4-0 BB E BB		0-0 3B SS			0-3 K SS		
Mickey Mantle, S OBP: 0.429, SLG: 0.580 (1, 8)	4-0 E 3B BB	4-0 FC5-4 BB			0-0 HR 1B		0-3 K SS		
Bill Skowron, R OBP: 0.330, SLG: 0.527 (1, 3)	0-0 FC6-2 3B	0-0 FC5-4 3B			0-0 HR 1B		0-0 HR SS		
Mary Throneberry, L OBP: 0.311, SLG: 0.389 (8, 3)	1-H 2-H FC6-2 3B	1-2 2-3 3-H 3B			1-H HR		0-0 HR		
Elston Howard, R OBP: 0.293, SLG: 0.464 (1, 2)	0-0 FC6-2 FC6-4	0-0 3B 2-H			0-0 F9		0-0 F2 SS		
Hector Lopez, R OBP: 0.347, SLG: 0.518 (1, 5)	0-0 FC6-4 1-2f		0-3 K SS		0-0 6-3 SS		0-0 F7 SS		
Bobby Richardson, R OBP: 0.317, SLG: 0.351 (1, 4)		0-0 SH BB BB 1B	0-0 1-3 SS		0-0 F7 SS		0-0 F6 SS		
Gil McDougald, R OBP: 0.304, SLG: 0.328 (1, 6)		4-0 BB SH BB BB	0-3 K SS			0-0 F8 SS		4-0 1B BB	
Duke Maas, R OBP: 0.150, SLG: 0.105 (1, 1)		0-0 SH BB BB		0-3 K SS		0-3 K SS		0-0 1B 1-2	

Inning Stats	R: 2 E: 1 K: 0 S: 4	H: 1 LOB: 1 BB: 2 P: 12	R: 5 E: 2 K: 0 S: 5	H: 2 LOB: 1 BB: 3 P: 17	R: 0 E: 0 K: 2 S: 7	H: 0 LOB: 0 BB: 0 P: 7	R: 0 E: 0 K: 2 S: 7	H: 1 LOB: 1 BB: 0 P: 7	R: 2 E: 0 K: 0 S: 5	H: 2 LOB: 0 BB: 0 P: 5	R: 0 E: 0 K: 2 S: 7	H: 0 LOB: 0 BB: 0 P: 7	R: 1 E: 0 K: 2 S: 8	H: 1 LOB: 0 BB: 0 P: 8	R: 0 E: 0 K: 0 S: 4	H: 1 LOB: 2 BB: 1 P: 8
--------------	------------------------------	----------------------------------	------------------------------	----------------------------------	------------------------------	---------------------------------	------------------------------	---------------------------------	------------------------------	---------------------------------	------------------------------	---------------------------------	------------------------------	---------------------------------	------------------------------	---------------------------------

PITCHER	IP	WLS	BF	H	R	ER	SO	BB	IBB	HBP	BLK	WP	HR	S	P	ERA	WHIP
Herb Score, L ERA: 4.31 (1, 1)	1.1	L	12	2	7	2	0	5	0	0	0	0	0	7	27	13.50	5.250
Al Cicotte, R ERA: 3.63 (2, 1)	4.2		16	4	2	2	6	0	0	0	0	0	1	28	28	3.86	0.857
Jim Perry, R ERA: 4.39 (7, 1)	2.0		9	2	1	1	2	1	0	0	0	0	1	12	16	4.50	1.500

AB R H RBI BB SO LOB

4	1	0	0	1	2	5
2	1	1	1	1	1	0
2	2	1	1	2	1	0
4	3	3	5	0	0	1
0	0	0	0	0	0	0
4	0	1	1	0	0	1
4	0	0	0	0	1	1
4	1	1	0	0	0	0
2	1	0	0	2	1	0
3	1	1	0	0	2	0

WP	HR	S	P	ERA	WHIP
0	0	0	37		
0	0	0			
0	0	0			
0	0	0			
0	0	0			

Cleveland Indians @ New York Yankees
 Yankee Stadium, Bronx, NY
 Sat Jun 20 1959, 3:33 AM EDT
 Att: 47,167 - Unknown - 81 F

AB	29
R	10
H	8
RBI	8
BB	6
SO	8
LOB	8



Batter	1	2	3	4	5	6	7	8	9	AB R H RBI BB SO LOB	TOP											
Billy Martin, R (1, 4) OBP: 0.284, SLG: 0.394	0-3 K		0-0 3B 1B		0-0 1-3		0-0 F5			4 1 1 0 0 1 1	Cleveland Indians @ New York Yankees Yankee Stadium, Bronx, NY Sun Jun 21 1959, 3:33 AM EDT Unknown - 82 F											
Vic Power, R (1, 3) OBP: 0.344, SLG: 0.454	0-0 F2		0-0 F6		4-0 CS BB			0-0 HR		3 1 1 1 1 0 1												
Tito Francona, L (1, 8) OBP: 0.380, SLG: 0.535	0-3 K		0-0 1-H HR 3B		0-0 F8 1-2			0-3 K		4 1 1 1 0 2 1												
Rocky Colavito, R (1, 9) OBP: 0.366, SLG: 0.607		4-0 1B BB	0-0 3-H HR			0-3 K		0-0 6-3		3 1 1 2 1 1 0												
Minnie Minoso, R (1, 7) OBP: 0.364, SLG: 0.476		0-0 F9	4-0 CS BB			0-0 4-3		0-0 F6		3 0 0 0 1 0 1												
George Strickland, R (1, 5) OBP: 0.347, SLG: 0.423		0-0 1-3 1B	0-0 CS 1-2	0-0 6-3		0-0 1-3		0-0 FC4-6 1B		4 0 2 0 0 0 0												
Woodie Held, R (1, 6) OBP: 0.323, SLG: 0.464		0-3 K		0-3 K			0-0 1B	0-3 K		4 0 1 0 0 3 3												
Dick Brown, R (1, 2) OBP: 0.388, SLG: 0.419		0-3 K		0-0 1B			0-0 F2	0-0 FC4-6		4 0 1 0 0 1 4												
Cal McLish, S (1, 1) OBP: 0.188, SLG: 0.167			0-3 K		0-0 F8		0-3 K	0-3 K		4 0 0 0 0 3 3												
Inning Stats	R: 0 E: 0 K: 2 S: 7	H: 0 LOB: 0 BB: 0 P: 7	R: 0 E: 0 K: 2 S: 8	H: 1 LOB: 2 BB: 1 P: 12	R: 3 E: 0 K: 1 S: 7	H: 3 LOB: 0 BB: 1 P: 11	R: 0 E: 0 K: 1 S: 6	H: 1 LOB: 1 BB: 0 P: 6	R: 0 E: 0 K: 0 S: 2	H: 0 LOB: 0 BB: 1 P: 6	R: 0 E: 0 K: 1 S: 5	H: 0 LOB: 0 BB: 0 P: 5	R: 0 E: 0 K: 1 S: 6	H: 1 LOB: 1 BB: 0 P: 6	R: 1 E: 0 K: 1 S: 6	H: 1 LOB: 0 BB: 0 P: 6	R: 0 E: 0 K: 2 S: 8	H: 1 LOB: 1 BB: 0 P: 8	1B: 5 2B: 0 3B: 1 HR: 2	SF: 0 SAC: 0 DP: 0 HBP: 0	WP: 0 PB: 0 SB: 0 CS: 2	PA: 37
PITCHER	IP WLS BF H R ER SO BB IBB HBP BLK WP HR S P ERA WHIP																					
Art Ditmar, R (1, 1) ERA: 3.05	6.0 L 24 5 3 3 7 3 0 0 0 0 0 1 35 47 4.50 1.333																					
Ralph Terry, R (7, 1) ERA: 4.89	2.0 8 2 1 1 2 0 0 0 0 0 0 1 12 12 4.50 1.000																					
Jim Bronstad, R (9, 1) ERA: 1.8	1.0 4 1 0 0 2 0 0 0 0 0 0 0 8 8 0.00 1.000																					

livebaseballscores.com

AB	33
R	4
H	8
RBI	4
BB	3
SO	11
LOB	14



Batter	1	2	3	4	5	6	7	8	9	AB	R	H	RBI	BB	SO	LOB
Hank Bauer, R (1, 9) OBP: 0.350, SLG: 0.382	4-0 BB 1B	0-3 K		0-0 1B		0-0 F3		0-0 6-3		4	1	1	0	1	1	2
Norm Siebern, L (1, 7) OBP: 0.338, SLG: 0.381	0-3 K	0-0 1B		0-0 F7		4-0 BB		0-0 4-3		4	0	1	1	1	1	2
Mickey Mantle, S (1, 8) OBP: 0.432, SLG: 0.576	4-0 1B BB	4-0 BB		0-0 1B		0-0 F3			0-3 K	3	0	1	0	2	1	1
Yogi Berra, L (1, 2) OBP: 0.324, SLG: 0.413	0-0 1B	0-0 4-3		0-0 6-3			0-0 F5		0-0 6-3	5	0	1	1	0	0	5
Bill Skowron, R (1, 3) OBP: 0.332, SLG: 0.524	0-0 F5		0-3 K		0-0 1-3		0-0 1B		0-0 FC6-4 1B	5	0	2	0	0	1	2
Hector Lopez, R (1, 5) OBP: 0.344, SLG: 0.511	0-3 K		0-0 F7		0-0 F7		0-0 G3 1B		0-0 FC6-4	5	0	1	0	0	1	3
Bobby Richardson, R (1, 4) OBP: 0.336, SLG: 0.370		0-0 FC1-5 1B		0-0 E8 1B		0-0 FC6-4 1B		0-0 G3		3	0	3	0	0	0	0
Enos Slaughter, L (7, PH) OBP: 0.283, SLG: 0.308								1-2 1B		1	0	0	0	0	0	2
Fritz Brickell, R (8, 6)										0	0	0	0	0	0	0
Gil McDougald, R (1, 6) OBP: 0.303, SLG: 0.327		0-0 FC1-5 1B		0-0 1-3		0-0 FC6-4		0-0 6-3		4	1	1	0	0	0	4
Art Ditmar, R (1, 1) OBP: 0.143, SLG: 0.176		0-0 FC1-5		0-0 5-3		0-3 K		0-0 4-3		2	0	0	0	0	0	2
Johnny Blanchard, L (6, PH) OBP: 0.333, SLG: 0.429										1	0	0	0	0	1	0
Ralph Terry, R (7, 1) OBP: 0.160, SLG: 0.160										0	0	0	0	0	0	0
Tony Kubek, L (8, PH) OBP: 0.300, SLG: 0.392										1	0	0	0	0	0	0
Jim Bronstad, R (9, 1)										0	0	0	0	0	0	0

Inning Stats	R: 1	H: 1	E: 0	K: 2	S: 8	R: 1	H: 3	E: 0	K: 1	S: 8	R: 0	H: 1	E: 1	K: 1	S: 6	R: 0	H: 2	E: 0	K: 0	S: 5	R: 0	H: 1	E: 0	K: 0	S: 4	R: 0	H: 0	E: 0	K: 1	S: 5	R: 0	H: 2	E: 0	K: 0	S: 5	R: 0	H: 0	E: 0	K: 0	S: 3	R: 0	H: 1	E: 0	K: 1	S: 6
	LOB: 2	BB: 2	P: 16	LOB: 3	BB: 1	P: 12	LOB: 1	BB: 0	P: 6	LOB: 2	BB: 0	P: 5	LOB: 1	BB: 0	P: 4	LOB: 1	BB: 1	P: 9	LOB: 2	BB: 0	P: 5	LOB: 0	BB: 0	P: 3	LOB: 1	BB: 0	P: 6	LOB: 0	BB: 0	P: 6	LOB: 0	BB: 0	P: 6	LOB: 0	BB: 0	P: 6	LOB: 0	BB: 0	P: 6	LOB: 0	BB: 0	P: 6			

PITCHER	IP	WLS	BF	H	R	ER	SO	BB	IBB	HBP	BLK	WP	HR	S	P	ERA	WHIP
Cal McLish, R (1, 1) ERA: 3.14	9.0	W	42	11	2	2	6	4	0	0	0	0	0	50	66	2.00	1.667

BOTTOM

Cleveland Indians @ New York Yankees
 Yankee Stadium, Bronx, NY

Sun Jun 21 1959, 3:33 AM EDT
 Unknown - 82 F

AB	38
R	2
H	11
RBI	2
BB	4
SO	6
LOB	23



WP	PA
0	42

Batter	1	2	3	4	5	6	7	8	9	10	11	12	13	14	AB R H RBI BB SO LOB	TOP
Billy Martin, R OBP: 0.279, SLG: 0.384 (1, 4) X	0-0 L5 ①		X 0-0 F8 ① X	0-0 F5 ②			0-3 K ②			X 0-0 F6 ②		X 0-0 FC4 1B ③		X 0-0 L3 ①	7 0 1 0 0 1 2	Cleveland Indians @ New York Yankees Yankee Stadium, Bronx, NY Sun Jun 21 1959, 7:05 PM EDT Att: 68,680 - Unknown - 83 F
Vic Power, R OBP: 0.342, SLG: 0.462 (1, 3) X	0-0 6-3 ②		X 0-0 F3 ② X	0-0 FC6-4 ③			X 0-0 L9 ③			X 0-0 1B 1B ③		X 0-0 FC4 1-2f ③		X 0-0 HR	7 1 2 1 0 0 3	
Tito Francona, L OBP: 0.394, SLG: 0.519 (1, 8) X	0-0 FC5-4 1B		B B B B 4-0 HR BB				X 0-0 G1 ①			X 0-0 4-3 ①			X 0-0 E3 BB IBB SH1-3 ②	X 0-0 F8 ②	6 2 2 0 1 0 0	
Rocky Colavito, R OBP: 0.361, SLG: 0.606 (1, 9) X	0-0 FC5-4 ③		X 0-0 HR 1-H				X 0-0 5-3 ②			X 0-3 K ②			X 0-0 F4 ① X	X 0-0 F9 ③	7 1 1 2 0 2 4	
Minnie Minoso, R OBP: 0.360, SLG: 0.466 (1, 7) X		X 0-0 F6 ① S S S S	0-3 K ③				X 0-0 4-3 ③			X 0-0 F2 ③			X 0-3 K ①		5 0 0 0 1 2 0	
Russ Nixon, L OBP: 0.223, SLG: 0.190 (1, 2) X		X 0-0 F7 ②		X 0-0 F8 ①			X 0-0 F9 ①		B B B B 4-0 CS BB		X 0-0 L7 ②		B B B B 4-0 SH1-3 IBB		3 0 0 0 1 0 0	
Carroll Hardy, R OBP: 0.171, SLG: 0.094 (9, PR) X															0 0 0 0 0 0 0	
Dick Brown, R OBP: 0.392, SLG: 0.409 (9, 2) X															1 0 0 0 1 0 0	
George Strickland, R OBP: 0.349, SLG: 0.418 (1, 5) X		B B B B 4-0 BB BB		X 0-0 WP 1B 1B			X 0-0 1-3 ②			X 0-0 F6 ① ②		X 0-0 6-3 ③		X 0-0 SH1-3 ②	4 1 1 1 1 0 1	
Woodie Held, R OBP: 0.328, SLG: 0.457 (1, 6) X		B B B B 4-0 FC5-4 BB 1-2		B B B B 4-0 1B BB 1-2			X 0-3 K ③			X 0-0 F9 ③			X 0-3 K ①		3 0 0 0 3 2 1	
Mudcat Grant, R OBP: 0.069, SLG: 0.069 (1, 1) X		X 0-0 FC5-4 ③		X 0-0 FC6-4 1B 1-3 2-H			X 0-0 6-3 ①			X 0-3 K ①			X 0-3 K ②	X 0-3 K ③	6 0 1 1 0 3 5	
Inning Stats	R: 0 H: 1 E: 0 K: 0 S: 4 LOB: 1 BB: 0 P: 4	R: 0 H: 0 E: 0 K: 3 S: 3 LOB: 2 BB: 2 P: 11	R: 2 H: 1 E: 0 K: 1 S: 6 LOB: 0 BB: 1 P: 10	R: 1 H: 2 E: 0 K: 0 S: 5 LOB: 2 BB: 1 P: 9	R: 0 H: 0 E: 0 K: 3 S: 3 LOB: 0 BB: 0 P: 3	R: 0 H: 0 E: 0 K: 5 S: 5 LOB: 0 BB: 0 P: 5	R: 0 H: 0 E: 0 K: 1 S: 5 LOB: 0 BB: 0 P: 5	R: 0 H: 0 E: 0 K: 5 S: 5 LOB: 0 BB: 0 P: 5	R: 0 H: 0 E: 0 K: 2 S: 2 LOB: 1 BB: 1 P: 6	R: 0 H: 2 E: 0 K: 9 S: 9 LOB: 2 BB: 0 P: 9	R: 0 H: 0 E: 0 K: 5 S: 5 LOB: 0 BB: 0 P: 5	R: 0 H: 1 E: 0 K: 2 S: 8 LOB: 1 BB: 0 P: 8	R: 1 H: 0 E: 1 K: 6 S: 6 LOB: 3 BB: 3 P: 18	R: 1 H: 1 E: 0 K: 4 S: 4 LOB: 0 BB: 0 P: 4	1B: 6 2B: 0 3B: 0 HR: 2 SF: 0 SAC: 1 DP: 0 HBP: 0	WP: 1 PA: 58 FB: 0 SB: 0 CS: 1
PITCHER	IP WLS BF H R ER SO BB IBB HBP BLK WP HR S P ERA WHIP															
Don Larsen, R ERA: 2.65 (1, 1)	8.0 32 4 3 3 4 4 0 0 0 1 1 36 52 3.38 1.000															
Ryne Duren, R ERA: 1.06 (9, 1)	4.0 15 3 0 0 5 1 0 0 0 0 0 24 28 0.00 1.000															
Jim Coates, R ERA: 3.0 (13, 1)	2.0 L 11 1 2 1 1 1 2 0 0 0 1 10 22 4.50 1.000															

AB	49
R	5
H	8
RBI	5
BB	8
SO	10
LOB	16



Batter	1	2	3	4	5	6	7	8	9	10	11	12	13	14	AB R H RBI BB SO LOB
Tony Kubek, L (1, 9) OBP: 0.300, SLG: 0.394 (12, 6)	F9		L9		L8					F5		G3 1B		F6	7 0 2 0 0 0 0
Norm Siebern, L (1, 7) OBP: 0.335, SLG: 0.377 Jim Pisoni, R (11, 7) OBP: 0.278, SLG: 0.303	F8		WP 1B		L8					F7		G3 1-2		1B	5 0 1 0 0 0 1 2 0 1 0 0 0 1
Mickey Mantle, S (1, 8) OBP: 0.432, SLG: 0.567	BB BB		F8 1-2			2B 6-3 1B		F2		K		IBB		F3	5 1 1 0 2 1 2
Bill Skowron, R (1, 3) OBP: 0.342, SLG: 0.547 Fritz Brickell, R (11, PR) (12, 4)	BB BB		F2		6-3 1-3 2B			HR			CS 1B	F7		F6	4 2 3 1 1 0 1 2 0 0 0 0 0 3
Hector Lopez, R (1, 5) OBP: 0.348, SLG: 0.515	L9			1B		6-3		F4			1B 1-2 1B		L9 1B 2B		6 1 3 1 0 0 3
Elston Howard, R (1, 2) OBP: 0.283, SLG: 0.448		1-3		K		6-3		F7			F3		L9		6 0 0 1 0 1 3
Bobby Richardson, R (1, 4) OBP: 0.324, SLG: 0.356 Yogi Berra, L (11, PH) OBP: 0.327, SLG: 0.416 Hank Bauer, R (12, 9) OBP: 0.354, SLG: 0.386		6-3		F7		6-3		F7		F7		1B		1B	4 0 0 0 0 0 1 1 0 1 0 0 0 0 1 0 1 1 0 0 0
Gil McDougald, R (1, 6) OBP: 0.302, SLG: 0.335 Johnny Blanchard, L (11, PH) OBP: 0.320, SLG: 0.409 Marv Throneberry, L (12, 3) OBP: 0.306, SLG: 0.382										F5		6-3		F9	4 0 1 0 0 2 1 1 0 0 0 0 0 2 1 0 0 0 0 0 1
Don Larsen, R (1, 1) OBP: 0.457, SLG: 0.393 Ryne Duren, R (9, 1) Enos Slaughter, L (12, PH) OBP: 0.277, SLG: 0.300 Jim Coates, R (13, 1)														F9	3 0 0 0 0 2 1 1 0 0 0 0 1 0 1 0 0 0 0 0 0 1 0 0 0 0 1 1

Inning Stats	R: 0 H: 0 E: 0 K: 0 S: 3	H: 0 LOB: 2 BB: 2 P: 11	R: 0 H: 1 E: 0 K: 1 S: 6	H: 1 LOB: 1 BB: 0 P: 6	R: 0 H: 1 E: 0 K: 2 S: 4	H: 1 LOB: 1 BB: 0 P: 4	R: 0 H: 1 E: 0 K: 2 S: 8	H: 1 LOB: 1 BB: 0 P: 8	R: 0 H: 0 E: 0 K: 0 S: 3	H: 0 LOB: 0 BB: 0 P: 3	R: 2 H: 2 E: 0 K: 0 S: 5	H: 2 LOB: 0 BB: 0 P: 5	R: 0 H: 1 E: 0 K: 2 S: 8	H: 1 LOB: 1 BB: 0 P: 8	R: 1 H: 1 E: 0 K: 0 S: 4	H: 1 LOB: 0 BB: 0 P: 4	R: 0 H: 0 E: 0 K: 1 S: 5	H: 0 LOB: 0 BB: 0 P: 5	R: 0 H: 0 E: 0 K: 1 S: 5	H: 0 LOB: 0 BB: 0 P: 5	R: 0 H: 3 E: 0 K: 0 S: 5	H: 3 LOB: 2 BB: 0 P: 5	R: 0 H: 1 E: 0 K: 0 S: 4	H: 1 LOB: 2 BB: 1 P: 8	R: 1 H: 2 E: 0 K: 1 S: 7	H: 2 LOB: 1 BB: 0 P: 7	R: 0 H: 1 E: 0 K: 0 S: 4	H: 1 LOB: 1 BB: 0 P: 4	1B: 9 SF: 0 2B: 3 SAC: 0 3B: 1 DP: 0 HR: 1 HBP: 0	WP: 1 PA: 58 PB: 0 SB: 0 CS: 1
PITCHER Mudcat Grant, R (1, 1) ERA: 2.81	IP 14.0 WLS 58 BF 14 H 4 R 4 ER 4 SO 8 BB 2 IBB 1 HBP 0 BLK 0 WP 1 HR 1 S 71 P 83 ERA 2.57 WHIP 1.143															PITCHER	IP WLS BF H R ER SO BB IBB HBP BLK WP HR S P ERA WHIP													


BOTTOM

Cleveland Indians @ New York Yankees
Yankee Stadium, Bronx, NY

Sun Jun 21 1959, 7:05 PM EDT
Att. 68,650 - Unknown - 83 F

livebaseballscorecards.com

AB	55
R	4
H	14
RBI	4
BB	3
SO	8
LOB	21



Batter	1	2	3	4	5	6	7	8	9	AB R H RBI BB SO LOB	TOP											
Willie Tasby, R (1, 8) OBP: 0.353, SLG: 0.415	0-0 3-1		4-0 6-3 1B BB		0-0 SH1-3 1B	0-0 1-2 2-H 1B			0-0 P5	4 1 2 1 1 0 0												
Bob Boyd, L (1, 3) OBP: 0.276, SLG: 0.285	4-0 1B BB		0-0 6-3		0-0 SH1-3	0-3 K			0-0 1B 1B	3 0 1 0 1 1 3												
Gene Woodling, L (1, 9) (7, 7) OBP: 0.404, SLG: 0.542	0-0 1-2 1B		4-0 1B 1B BB		0-0 P6			4-0 SH4-3 BB	0-0 F5	3 1 1 0 2 0 2												
Bob Nieman, R (1, 7) OBP: 0.337, SLG: 0.432	0-0 F7		0-0 1B 1B		0-3 K			0-0 SH4-3	0-0 1B	3 0 1 1 0 1 3												
Al Pilarcik, L (7, PH) OBP: 0.369, SLG: 0.434	0-0 F7		1-3 2-H 1B					1-2 1B	1-2 1B	1 0 1 0 0 0 0												
Gus Triandos, R (1, 2) OBP: 0.395, SLG: 0.579	0-0 F8		0-0 1-2 3-H 1B					0-0 6-3	0-0 P4	5 0 1 1 0 0 5												
Billy Klaus, L (1, 5) OBP: 0.338, SLG: 0.294		0-0 F7	0-0 F9			4-0 2B 1B BB		0-3 K		3 1 0 0 1 1 3												
Billy Gardner, R (1, 4) OBP: 0.284, SLG: 0.316		0-0 F8		0-0 4-3		0-0 1B 1B 2B		0-0 F7		4 1 1 0 0 0 0												
Willy Miranda, S (1, 6) OBP: 0.177, SLG: 0.186		0-0 4-3		0-0 P6		0-0 1B 1B		0-0 L7		4 1 1 1 0 0 0												
Milt Pappas, R (1, 1) OBP: 0.172, SLG: 0.143			0-3 K	0-0 F7		0-0 CS 1B 1B		0-3 K2-3		4 0 1 1 0 2 0												
Inning Stats	R: 0 E: 0 K: 0 S: 4	H: 1 LOB: 2 K: 0 P: 8	R: 0 E: 0 K: 0 S: 3	H: 0 LOB: 0 BB: 0 P: 3	R: 2 E: 0 K: 1 S: 7	H: 2 LOB: 2 BB: 2 P: 15	R: 0 E: 0 K: 0 S: 3	H: 0 LOB: 0 BB: 0 P: 3	R: 0 E: 0 K: 1 S: 6	H: 1 LOB: 1 BB: 0 P: 6	R: 3 E: 0 K: 1 S: 8	H: 4 LOB: 2 BB: 1 P: 12	R: 0 E: 0 K: 1 S: 5	H: 0 LOB: 1 BB: 1 P: 9	R: 0 E: 0 K: 1 S: 5	H: 0 LOB: 0 BB: 0 P: 5	R: 0 E: 0 K: 0 S: 5	H: 2 LOB: 2 BB: 0 P: 5	1B: 9 2B: 2 3B: 0 HR: 0	SF: 0 SAC: 2 DP: 1 HBP: 0	WP: 0 PB: 0 SB: 0 CS: 1	PA: 41
PITCHER	IP WLS BF H R ER SO BB IBB HBP BLK WP HR S P ERA WHIP																					
Gary Bell, R (1, 1) ERA: 4.11	5.1 L 27 7 5 5 2 4 0 0 0 0 0 0 27 43 8.44 2.062																					
Dick Brodowski, R (6, 1) ERA: 1.8	0.2 2 1 0 0 1 0 0 0 0 0 0 0 4 4 0.00 1.500																					
Mike Garcia, R (7, 1) ERA: 3.03	2.0 7 0 0 0 2 1 0 0 0 0 0 0 10 14 0.00 0.500																					
Jim Perry, R (9, 1) ERA: 4.23	1.0 5 2 0 0 0 0 0 0 0 0 0 0 5 5 0.00 2.000																					

Baltimore Orioles @ Cleveland Indians
Cleveland Municipal Stadium, Cleveland, OH
Tue Jun 23 1959, 7:05 PM EDT
Att: 19,979 - Unknown

livebaseballscorecards.com

AB	34
R	5
H	10
RBI	5
BB	5
SO	5
LOB	16



Batter	1	2	3	4	5	6	7	8	9	AB R H RBI BB SO LOB
Woodie Held, R OBP: 0.326, SLG: 0.467 (1, 6) S S	0-3 K ①		0-0 F8 ③			0-0 6-3 ②		0-0 HR ③		4 1 1 1 0 1 1
Vic Power, R OBP: 0.341, SLG: 0.458 (1, 3) X	0-0 4-3 ②			0-0 6-3 ①		0-0 1B 1B		0-0 1-3 ③		4 0 1 0 0 0 0
Tito Francona, L OBP: 0.378, SLG: 0.506 (1, 8) X	0-0 4-3 ③			0-0 L5 ②		0-0 1B 1B		0-0 F7 ①		4 0 1 0 0 0 0
Rocky Colavito, R OBP: 0.359, SLG: 0.600 (1, 9)		X	0-0 F8 ①		0-0 F7 ③	0-3 K ③		0-0 G1-6-3 1B		4 0 1 0 0 1 2
Minnie Minoso, R OBP: 0.358, SLG: 0.461 (1, 7)		S S	0-3 K ②		B B B B	4-0 BB		0-0 G1-6-3 ② ③ 1-2f		3 0 0 0 1 1 1
George Strickland, R OBP: 0.343, SLG: 0.410 (1, 5)		X	0-0 F5 ③		X	0-0 L8 ①		0-0 P6 ②		3 0 0 0 0 0 1
Dick Brown, R OBP: 0.370, SLG: 0.383 (1, 2)			0-0 F7 ①		X	0-0 F3 ②		0-0 F9 ③		3 0 0 0 0 0 1
Billy Martin, R OBP: 0.276, SLG: 0.379 Ray Webster, R OBP: 0.184, SLG: 0.340 (8, PH) (9, 4)			0-0 F9 ②		X	0-0 F3 ③		0-3 K ①		2 0 0 0 0 0 1 1 0 0 0 0 1 0
Gary Bell, R OBP: 0.182, SLG: 0.129 Dick Brodowski, R OBP: 0.333, SLG: 0.333 Jim Piersall, R OBP: 0.282, SLG: 0.313 Mike Garcia, R OBP: 0.221, SLG: 0.188 Russ Nixon, L OBP: 0.500, SLG: 0.500 (6, 1) (6, PH) (7, 1) (8, PH) (9, 1)			0-0 1B		X	0-0 6-3 ①		0-0 G3 ②		1 0 1 0 0 0 0 0 0 0 0 0 0 0 1 0 0 0 0 0 0 0 0 0 0 0 0 0 1 0 0 0 0 0 0 0 0 0 0 0 0 0

Inning Stats	R: 0	H: 0	E: 0	LOB: 0	K: 1	BB: 0	S: 5	P: 5	R: 0	H: 0	E: 0	LOB: 0	K: 1	BB: 0	S: 5	P: 5	R: 0	H: 1	E: 0	LOB: 1	K: 0	BB: 0	S: 4	P: 4	R: 0	H: 0	E: 0	LOB: 0	K: 0	BB: 0	S: 3	P: 3	R: 0	H: 0	E: 0	LOB: 1	K: 0	BB: 1	S: 3	P: 7	R: 0	H: 2	E: 0	LOB: 2	K: 1	BB: 0	S: 7	P: 7	R: 0	H: 0	E: 0	LOB: 0	K: 0	BB: 0	S: 3	P: 3	R: 1	H: 1	E: 0	LOB: 0	K: 1	BB: 0	S: 6	P: 6	R: 0	H: 1	E: 0	LOB: 0	K: 0	BB: 0	S: 3	P: 3	1B: 4	SF: 0	2B: 0	SAC: 0	3B: 0	DP: 1	HR: 1	HBP: 0	WP: 0	PA: 32
PITCHER Milt Pappas, R ERA: 3.97 (1, 1)	IP	WLS	BF	H	R	ER	SO	BB	IBB	HBP	BLK	WP	HR	S	P	ERA	WHIP	IP	WLS	BF	H	R	ER	SO	BB	IBB	HBP	BLK	WP	HR	S	P	ERA	WHIP																																																

BOTTOM

Baltimore Orioles @ Cleveland Indians
Cleveland Municipal Stadium, Cleveland, OH

Tue Jun 23 1959, 7:05 PM EDT
Att. 19,979 - Unknown

livebaseballscorecards.com

AB	31
R	1
H	5
RBI	1
BB	1
SO	4
LOB	7



Batter	1	2	3	4	5	6	7	8	9	AB R H RBI BB SO LOB	TOP
Jim Finigan, R (1, 5) <small>OBP: 0.306, SLG: 0.307</small>	0-3 		0-0 		0-0 			0-0 	0-0 	4 0 0 1 0 1 0	
Willie Tasby, R (1, 8) <small>OBP: 0.350, SLG: 0.409</small>	4-0 		0-0 		0-0 			0-0 	0-0 	4 0 0 0 1 0 0	
Joe Taylor, R (1, 9) <small>OBP: 0.273, SLG: 0.111</small> Al Pilarcik, L (8, PR) <small>OBP: 0.374, SLG: 0.434</small>	4-0 			0-0 		0-0 		4-0 	4-0 	2 0 0 0 2 0 0 0 0 0 0 1 0 0	
Gus Triandos, R (1, 2) <small>OBP: 0.400, SLG: 0.594</small>	0-0 			0-0 		0-0 		4-0 	0-0 	4 1 2 1 1 0 1	
Bob Nieman, R (1, 7) <small>OBP: 0.341, SLG: 0.449</small> Albie Pearson, L (9, 7) <small>OBP: 0.331, SLG: 0.237</small>	0-0 		0-0 		0-0 			4-0 		3 1 1 1 1 0 3 0 0 0 0 0 0 0	
Walt Dropo, R (1, 3) <small>OBP: 0.208, SLG: 0.279</small>		0-0 		0-0 		0-0 		0-0 		4 1 1 1 0 0 3	
Billy Gardner, R (1, 4) <small>OBP: 0.292, SLG: 0.340</small>		0-0 		0-0 			0-0 		0-0 	4 2 3 1 0 0 0	AB 33 R 7 H 9 RBI 5 BB 6 SO 5 LOB 8
Willy Miranda, S (1, 6) <small>OBP: 0.169, SLG: 0.177</small> Gene Woodling, L (9, PH) <small>OBP: 0.406, SLG: 0.545</small> Billy Klaus, L (9, 6) <small>OBP: 0.338, SLG: 0.294</small>		0-0 		0-3 			0-0 		0-0 	3 0 0 0 0 1 1 1 1 1 0 0 0 0 0 0 0 0 0 0 0	
Hal Brown, R (1, 1) <small>OBP: 0.158, SLG: 0.176</small> Bob Boyd, L (9, PH) <small>OBP: 0.279, SLG: 0.289</small> Billy Loes, R (9, 1)			0-3 		0-3 		0-3 		0-0 	3 0 0 0 0 3 0 1 1 1 0 0 0 0 0 0 0 0 0 0 0	
Inning Stats	R: 0 H: 1 E: 0 LOB: 2 K: 1 BB: 2 S: 5 P: 13	R: 0 H: 1 E: 0 LOB: 0 K: 0 BB: 0 S: 3 P: 3	R: 0 H: 0 E: 0 LOB: 0 K: 1 BB: 0 S: 5 P: 5	R: 3 H: 3 E: 0 LOB: 0 K: 1 BB: 0 S: 8 P: 8	R: 0 H: 0 E: 0 LOB: 0 K: 1 BB: 0 S: 5 P: 5	R: 1 H: 1 E: 0 LOB: 0 K: 0 BB: 0 S: 4 P: 4	R: 0 H: 0 E: 0 LOB: 0 K: 1 BB: 0 S: 5 P: 5	R: 0 H: 0 E: 0 LOB: 3 K: 0 BB: 3 S: 3 P: 15	R: 3 H: 3 E: 1 LOB: 1 K: 0 BB: 1 S: 6 P: 10	1B: 5 SF: 1 2B: 0 SAC: 0 3B: 0 DP: 2 HR: 4 HBP: 0	WP: 0 PA: 40 PB: 0 SB: 0 CS: 0
PITCHER Herb Score, L (1, 1) <small>ERA: 4.52</small> Dick Brodowski, R (9, 1) <small>ERA: 1.73</small>	IP WLS BF H R ER SO BB IBB HBP BLK WP HR S P ERA WHIP 8.0 L 35 8 6 6 5 5 0 0 0 0 0 4 40 60 6.75 1.625										PITCHER IP WLS BF H R ER SO BB IBB HBP BLK WP HR S P ERA WHIP

Baltimore Orioles @ Cleveland Indians
 Cleveland Municipal Stadium, Cleveland, OH
 Wed Jun 24 1959, 7:05 PM EDT
 Att: 11,694 - Unknown


livebaseballscorecards.com

Batter	1	2	3	4	5	6	7	8	9	AB	R	H	RBI	BB	SO	LOB	BOTTOM			
Woodie Held, R OBP: 0.329, SLG: 0.463 (1, 6)	4-0 HR BB		4-0 G4-6-3 BB		x 0-0 F3		x 0-0 F8			2	1	0	0	2	0	0	<p>Baltimore Orioles @ Cleveland Indians Cleveland Municipal Stadium, Cleveland, OH</p> <p>Wed Jun 24 1959, 7:05 PM EDT Att. 11,694 - Unknown</p>			
Vic Power, R OBP: 0.339, SLG: 0.459 (1, 3)	0-0 P5		0-0 G4-6-3 1-2f			0-0 2B		0-0 5-3		4	1	1	0	0	0	2				
Tito Francona, L OBP: 0.372, SLG: 0.529 (1, 8)	0-0 HR		0-0 F8			0-0 F7		0-0 P4		4	1	1	2	0	0	1				
Rocky Colavito, R OBP: 0.357, SLG: 0.598 (1, 9)	0-0 F7			0-0 1-3		0-0 2B		0-0 F8		4	0	1	1	0	0	0				
Minnie Minoso, R OBP: 0.364, SLG: 0.475 (1, 7)	0-0 1B			0-0 HR		0-0 F7		1-0 FC5-4 HBP		3	1	2	1	0	0	1				
George Strickland, R OBP: 0.341, SLG: 0.403 (1, 5)	0-0 5-3			0-0 5-3		4-0 FC6-4 BB		0-0 F8		3	0	0	0	1	0	2				
Dick Brown, R OBP: 0.345, SLG: 0.353 (1, 2)		0-3 K		0-0 F8		0-0 FC6-4 1-2f		0-0 F3		4	0	0	0	0	1	3				
Ray Webster, R OBP: 0.173, SLG: 0.320 Willie Jones, R OBP: 0.337, SLG: 0.452 (9, PH)		0-0 F7			0-3 K		0-0 F2		0-0 FC5-4	3	0	0	0	0	1	0				
Herb Score, L OBP: 0.088, SLG: 0.091 Dick Brodowski, R OBP: 0.333, SLG: 0.333 (9, 1)		0-0 F9			0-0 1-3		0-3 K			1	0	0	0	0	0	1				
Inning Stats	R: 2 E: 0 K: 0 S: 5	H: 2 LOB: 1 BB: 1 P: 9	R: 0 E: 0 K: 1 S: 5	H: 0 LOB: 0 BB: 0 P: 5	R: 0 E: 0 K: 0 S: 2	H: 0 LOB: 0 BB: 1 P: 6	R: 1 E: 0 K: 0 S: 4	H: 1 LOB: 0 BB: 0 P: 4	R: 0 E: 0 K: 1 S: 5	H: 0 LOB: 0 BB: 0 P: 5	R: 1 E: 0 K: 0 S: 5	H: 2 LOB: 2 BB: 1 P: 9	R: 0 E: 0 K: 0 S: 3	H: 0 LOB: 0 BB: 0 P: 3	R: 0 E: 0 K: 0 S: 3	H: 0 LOB: 1 BB: 0 P: 4	1B: 1 2B: 2 3B: 0 HR: 2	SF: 0 SAC: 0 DP: 1 HBP: 1	WP: 0 PB: 0 SB: 0 CS: 0	PA: 35
PITCHER	IP WLS BF H R ER SO	WLS W BF H R ER SO	IP WLS BF H R ER SO	IP WLS BF H R ER SO	IP WLS BF H R ER SO	IP WLS BF H R ER SO	IP WLS BF H R ER SO	IP WLS BF H R ER SO	IP WLS BF H R ER SO	IP WLS BF H R ER SO	IP WLS BF H R ER SO	IP WLS BF H R ER SO	IP WLS BF H R ER SO	IP WLS BF H R ER SO	IP WLS BF H R ER SO	IP WLS BF H R ER SO	ERA WHIP	ERA WHIP		
Hal Brown, R ERA: 2.44 Billy Loes, R ERA: 2.45	(1, 1) 8.0 W 31 5 4 4 3	(9, 1) 1.0 S 4 0 0 0 0															0.00	0.000		

livebaseballscorecards.com

AB	31
R	4
H	5
RBI	4
BB	3
SO	3
LOB	10



Batter	1	2	3	4	5	6	7	8	9	AB R H RBI BB SO LOB	TOP																
Willie Tasby, R (1, 8) OBP: 0.348, SLG: 0.405	0-0 5-3 ①		0-0 FC3-6 1B		0-0 4-3		0-0 F9		0-3 K	5 0 1 0 0 1 0	<p>Baltimore Orioles @ Cleveland Indians Cleveland Municipal Stadium, Cleveland, OH</p> <p>Thu Jun 25 1959, 3:33 AM EDT Att. 7,433 - Unknown</p> <p>livebaseballscorecards.com</p> <p>AB 35 R 2 H 7 RBI 2 BB 4 SO 4 LOB 21</p> 																
Bob Boyd, L (1, 3) OBP: 0.282, SLG: 0.291 Billy O'Dell, S (9, PR) OBP: 0.192, SLG: 0.250	0-0 5-3 ②		0-0 FC3-6 6-3 1-2f		0-3 K			0-0 FC4-6 1B	0-0 WP 1B	5 0 2 0 0 1 1 0 0 0 0 0 0 0																	
Gene Woodling, L (1, 9) OBP: 0.406, SLG: 0.541	0-0 1B 1B		0-0 6-3 1-2		0-0 BB 1B			0-0 FC4-6 BB 1B 1-2f	0-0 F2 1-2	5 1 2 0 0 0 3																	
Bob Nieman, R (1, 7) OBP: 0.344, SLG: 0.447	0-0 1-2 1B		0-0 5-3		0-0 P6			4-0 BB 1B BB		3 1 1 0 1 0 2																	
Gus Triandos, R (1, 2) OBP: 0.393, SLG: 0.581	0-0 6-3 ③			0-0 E6 FC4-6		0-0 F8		0-0 P3		4 0 0 0 0 0 5																	
Billy Klaus, L (1, 5) OBP: 0.349, SLG: 0.291 (7, 6)		4-0 BB BB BB BB		0-0 FC4-6 1-2f		4-0 FC6-4 BB 1-2		4-0 1B BB 1-2 2-3		1 0 0 0 3 0 1																	
Billy Gardner, R (1, 4) OBP: 0.288, SLG: 0.335 Joe Ginsberg, L (8, PH) OBP: 0.318, SLG: 0.293 Chico Carrasquel, R (8, 5) OBP: 0.298, SLG: 0.343		0-0 P3		0-0 F7		0-0 FC6-4 1-2f		0-0 1B 1-2 2-H 3-H		3 0 0 0 0 0 4 1 0 1 2 0 0 0 0 0 0 0 0 0 0																	
Willy Miranda, S (1, 6) OBP: 0.164, SLG: 0.172 Albie Pearson, L (7, PH) OBP: 0.328, SLG: 0.235 Jim Finigan, R (7, 5) OBP: 0.304, SLG: 0.304 (8, 4)		0-0 FC1-6-4 1-2f		0-0 F7		0-0 4-3		0-0 F8		2 0 0 0 0 0 2 1 0 0 0 0 0 0 1 0 0 0 0 0 2																	
Hoyt Wilhelm, R (1, 1) OBP: 0.103, SLG: 0.028 Al Pilarcik, L (7, PH) OBP: 0.371, SLG: 0.430 Jack Fisher, R (7, 1) Walt Dropo, R (9, PH) OBP: 0.204, SLG: 0.273		0-3 K		0-0 G3		0-3 K		0-0 F8		2 0 0 0 0 1 1 1 0 0 0 0 1 0 0 0 0 0 0 0 0 1 0 0 0 0 0 0																	
Inning Stats	R: 0 E: 0 K: 0 S: 5	H: 2 LOB: 2 BB: 0 P: 5	R: 0 E: 0 K: 1 S: 5	H: 0 LOB: 1 BB: 1 P: 9	R: 0 E: 0 K: 0 S: 4	H: 1 LOB: 1 BB: 0 P: 4	R: 0 E: 1 K: 0 S: 4	H: 0 LOB: 1 BB: 0 P: 4	R: 0 E: 0 K: 1 S: 5	H: 0 LOB: 0 BB: 0 P: 5	R: 0 E: 0 K: 0 S: 4	H: 1 LOB: 2 BB: 1 P: 8	R: 0 E: 0 K: 1 S: 5	H: 0 LOB: 0 BB: 0 P: 5	R: 2 E: 0 K: 0 S: 5	H: 2 LOB: 2 BB: 2 P: 13	R: 0 E: 0 K: 1 S: 6	H: 1 LOB: 2 BB: 0 P: 6	1B: 7 2B: 0 3B: 0 HR: 0	SF: 0 SAC: 0 DP: 0 HBP: 0	WP: 1 PB: 0 SB: 0 CS: 0	PA: 39					
PITCHER Bobby Locke, R (1, 1) ERA: 4.85 Mike Garcia, R (8, 1) ERA: 2.9	IP 7.1	WLS 31	BF 5	H 2	R 2	ER 2	SO 3	BB 3	IBB 0	HBP 0	BLK 0	WP 0	HR 0	S 34	P 46	ERA 2.46	WHIP 1.091						PITCHER				
	IP 1.2	WLS W	BF 8	H 2	R 0	ER 0	SO 1	BB 1	IBB 0	HBP 0	BLK 0	WP 1	HR 0	S 9	P 13	ERA 0.00	WHIP 1.800										

Batter	1	2	3	4	5	6	7	8	9
Woodie Held, R OBP: 0.328, SLG: 0.457 (1, 6)	0-0 5-3		0-0 F8		0-0 1-3		4-0 BB		
Vic Power, R OBP: 0.335, SLG: 0.452 (1, 3)	0-0 4-3		0-0 6-3			0-0 E6 1B	0-0 F7		
Tito Francona, L OBP: 0.398, SLG: 0.618 (1, 8)	0-0 HR			0-0 PB 1B		0-0 B5-6 1B		0-0 HR	
Rocky Colavito, R OBP: 0.356, SLG: 0.597 (1, 9)	0-0 F5			0-3 K 1-2		0-0 E6 1-2		0-0 4-3 2B	
Minnie Minoso, R OBP: 0.358, SLG: 0.468 (1, 7)		0-0 4-3		0-0 F8		0-0 B5-6 2-3f		0-0 4-3	
George Strickland, R OBP: 0.339, SLG: 0.395 (1, 5)		0-0 4-3		0-0 F7		0-0 F7		4-0 G4-3 BB	
Granny Hamner, R OBP: 0.292, SLG: 0.402 (1, 4)		0-0 P4			0-0 6-3		0-0 SH3-4 1B	0-0 G4-3 1-2f	
Dick Brown, R OBP: 0.361, SLG: 0.370 (1, 2)			0-0 SH3-4 1B		0-0 1B		0-0 P6		
Bobby Locke, R OBP: 0.333, SLG: 1.333 (1, 1)			0-0 SH3-4		0-0 F3		0-0 SH3-4		
Mike Garcia, R (8, 1)			1-2				1-2		

Inning Stats	R: 1	H: 1	E: 0	LOB: 0	K: 0	S: 4	P: 4	R: 0	H: 0	E: 0	LOB: 0	K: 0	S: 3	P: 3	R: 0	H: 1	E: 0	LOB: 1	K: 0	S: 4	P: 4	R: 0	H: 1	E: 0	LOB: 1	K: 1	S: 6	R: 0	H: 1	E: 2	LOB: 1	K: 0	S: 5	P: 5	R: 0	H: 1	E: 0	LOB: 2	K: 0	S: 4	P: 8	R: 1	H: 2	E: 0	LOB: 1	K: 0	S: 4	P: 8																			
PITCHER	IP	WLS	BF	H	R	ER	SO	BB	IBB	HBP	BLK	WP	HR	S	P	ERA	WHIP																			PITCHER	IP	WLS	BF	H	R	ER	SO	BB	IBB	HBP	BLK	WP	HR	S	P	ERA	WHIP														
Hoyt Wilhelm, R ERA: 1.62 (1, 1)	6.0		24	5	2	1	1	0	0	0	0	0	0	1	26	1.50	0.833																																																		
Jack Fisher, R ERA: 5.4 (7, 1)	2.0	L	10	3	1	1	0	2	0	0	0	0	0	1	8	4.50	2.500																																																		

BOTTOM

Baltimore Orioles @ Cleveland Indians
Cleveland Municipal Stadium, Cleveland, OH

Thu Jun 25 1959, 3:33 AM EDT
Att. 7,433 - Unknown

AB	R	H	RBI	BB	SO	LOB
3	0	0	0	1	0	2
4	1	0	0	0	0	3
4	2	4	2	0	0	0
4	0	1	1	0	1	2
4	0	0	0	0	0	4
3	0	0	0	1	0	2
4	0	1	0	0	0	2
3	0	2	0	0	0	1
1	0	0	0	0	0	1
0	0	0	0	0	0	0

1B:	5	SF:	0
2B:	2	SAC:	2
3B:	0	DP:	2
HR:	2	HBP:	0
WP:	0	PA:	34
PB:	1	SB:	0
CS:	0		

C™

livebaseballscorecards.com

Batter	1	2	3	4	5	6	7	8	9	AB R H RBI BB SO LOB	TOP	
Don Buddin, R (1, 6) OBP: 0.366, SLG: 0.351	4-0 1B BB		0-0 BB HR 1B	0-0 G4-3 1B			0-0 6-3	0-0 1-3		4 1 2 0 1 0 1		
Pete Runnels, L (1, 4) OBP: 0.443, SLG: 0.490	0-0 1B 1B		0-0 BB HR 1B	0-0 G4-3 1-2f			0-0 WP BB 1B		0-0 FC5-4 1B	5 1 4 0 0 0 1		
Ted Williams, L (1, 7) OBP: 0.322, SLG: 0.311	0-0 1B		4-0 HR BB				0-3 K		0-0 F9	3 1 1 0 1 1 1		
Gene Stephens, L (7, 7) OBP: 0.278, SLG: 0.296	1-2 2-3 1B		1-2 2-3 HR							1 0 0 0 0 0 1		
Jackie Jensen, R (1, 9) OBP: 0.381, SLG: 0.520	0-0 F9		0-0 HR				4-0 WP BB		0-0 FC5-4 1-2f	4 1 1 4 1 0 4		
Frank Malzone, R (1, 5) OBP: 0.333, SLG: 0.466	0-0 F9		0-0 P6				0-0 E6		0-0 F5	5 0 0 0 0 0 6		
Dick Gernert, R (1, 3) OBP: 0.400, SLG: 0.492	0-3 K		0-0 5-3				0-0 F7		0-0 HR	4 1 1 1 0 1 4		
Marty Keough, L (1, 8) OBP: 0.345, SLG: 0.490		0-3 K	0-0 1B				0-0 4-3		0-0 4-3 3-1 1B	4 0 2 0 0 1 0		
Pete Daley, R (1, 2) OBP: 0.295, SLG: 0.307		0-0 F7	0-0 6-3				0-0 5-3		0-0 3-1	3 0 0 0 0 0 1		
Herb Plews, L (8, PH) OBP: 0.255, SLG: 0.205									1-2	1 0 0 0 0 0 1		
Sammy White, R (8, 2) OBP: 0.294, SLG: 0.278									0-0	0 0 0 0 0 0 0		
Jerry Casale, R (1, 1) OBP: 0.250, SLG: 0.320		0-3 K		0-0 F8			0-3 K		0-0 4-3	0 0 0 0 0 0 0		
Bill Monbouquette, R (1, 1) OBP: 0.182, SLG: 0.100									2-3	1 0 0 0 0 0 1		
Gary Geiger, L (4, PH) OBP: 0.279, SLG: 0.390										1 0 0 0 0 0 0		
Mike Fornieles, R (4, 1) OBP: 0.143, SLG: 0.143										1 0 0 0 0 0 1		
Vic Wertz, L (8, PH) OBP: 0.350, SLG: 0.482										1 0 0 0 0 0 1		
Frank Baumann, L (8, 1) OBP: 0.333, SLG: 0.455										0 0 0 0 0 0 0		
Inning Stats	R: 0 H: 2 E: 0 LOB: 3 K: 1 BB: 1 S: 7 P: 11	R: 0 H: 0 E: 0 LOB: 0 K: 2 BB: 0 S: 7 P: 7	R: 4 H: 4 E: 0 LOB: 1 K: 0 BB: 1 S: 7 P: 11	R: 0 H: 1 E: 0 LOB: 0 K: 0 BB: 0 S: 3 P: 3	R: 0 H: 0 E: 1 LOB: 1 K: 0 BB: 0 S: 4 P: 4	R: 0 H: 0 E: 0 LOB: 0 K: 1 BB: 0 S: 5 P: 5	R: 0 H: 1 E: 0 LOB: 2 K: 1 BB: 1 S: 6 P: 10	R: 1 H: 2 E: 0 LOB: 1 K: 0 BB: 0 S: 5 P: 5	R: 0 H: 1 E: 0 LOB: 1 K: 0 BB: 0 S: 4 P: 4	1B: 9 SF: 0 2B: 0 SAC: 0 3B: 0 DP: 1 HR: 2 HBP: 0	WP: 1 PA: 41 PB: 0 SB: 0 CS: 0	
PITCHER Cal McLish, R (1, 1) ERA: 3.3	IP WLS BF H R ER SO BB IBB HBP BLK WP HR S P ERA WHIP	9.0 W 41 11 5 5 5 3 0 0 0 1 2 48 60 5.00 1.556										

Boston Red Sox @ Cleveland Indians
Cleveland Municipal Stadium, Cleveland, OH
 Fri Jun 26 1959, 7:05 PM EDT
 Att: 25,416 - Unknown

livebaseballscorecards.com

AB 38
R 5
H 11
RBI 5
BB 3
SO 5
LOB 21



Batter	1	2	3	4	5	6	7	8	9
Woodie Held, R (1, 6) OBP: 0.333, SLG: 0.468 (1, 4) (1, 6)									
Vic Power, R (1, 3) OBP: 0.342, SLG: 0.460 Jim Piersall, R (3, PR) OBP: 0.279, SLG: 0.309 (4, 8)									
Tito Francona, L (1, 8) OBP: 0.398, SLG: 0.613 (4, 3)									
Rocky Colavito, R (1, 9) OBP: 0.357, SLG: 0.591									
Minnie Minoso, R (1, 7) OBP: 0.356, SLG: 0.460									
George Strickland, R (1, 5) OBP: 0.342, SLG: 0.394									
Granny Hamner, R (1, 4) OBP: 0.291, SLG: 0.400 (1, 6) (1, 4)									
Dick Brown, R (1, 2) OBP: 0.369, SLG: 0.431									
Cal McLish, S (1, 1) OBP: 0.229, SLG: 0.212									

Inning Stats	R: 5	H: 4	E: 0	LOB: 2	K: 0	BB: 3	S: 7	P: 19	R: 2	H: 2	E: 1	LOB: 0	K: 0	BB: 0	S: 5	P: 5	R: 2	H: 2	E: 0	LOB: 1	K: 0	BB: 0	S: 5	P: 6	R: 0	H: 0	E: 0	LOB: 0	K: 0	BB: 0	S: 3	P: 3	R: 2	H: 3	E: 0	LOB: 0	K: 0	BB: 0	S: 5	P: 5	R: 0	H: 0	E: 0	LOB: 0	K: 0	BB: 0	S: 3	P: 3	R: 0	H: 0	E: 0	LOB: 1	K: 2	BB: 1	S: 7	P: 11	R: 0	H: 0	E: 0	LOB: 2	K: 0	BB: 2	S: 3	P: 11
--------------	------	------	------	--------	------	-------	------	-------	------	------	------	--------	------	-------	------	------	------	------	------	--------	------	-------	------	------	------	------	------	--------	------	-------	------	------	------	------	------	--------	------	-------	------	------	------	------	------	--------	------	-------	------	------	------	------	------	--------	------	-------	------	-------	------	------	------	--------	------	-------	------	-------

PITCHER	IP	WLS	BF	H	R	ER	SO	BB	IBB	HBP	BLK	WP	HR	S	P	ERA	WHIP
Jerry Casale, R ERA: 3.84	(1, 1)	0.0	L	6	3	5	0	3	0	0	0	0	0	3	15	∞	∞
Bill Monbouquette, R ERA: 6.21	(1, 1)	3.0		15	5	4	0	0	0	1	0	0	1	14	15	12.00	1.667
Mike Fornieles, R ERA: 4.31	(4, 1)	4.0		15	3	2	2	1	0	0	0	0	1	18	22	4.50	1.000
Frank Baumann, L ERA: 5.26	(8, 1)	1.0		5	0	0	0	2	0	0	0	0	0	3	11	0.00	2.000

BOTTOM

AB	R	H	RBI	BB	SO	LOB
3	2	1	2	2	0	3
2	2	2	0	0	0	0
2	0	0	0	0	0	1
4	2	1	1	1	0	2
4	1	1	2	1	0	0
4	1	0	0	1	0	2
3	0	1	2	1	0	0
3	1	1	1	0	0	1
4	2	2	2	0	1	2
3	0	2	0	0	1	1

AB	32
R	11
H	11
RBI	10
BB	6
SO	2
LOB	12



WP	HR	S	P	ERA	WHIP
0	0	0	0	0.00	2.000
0	0	0	0	0.00	2.000
0	0	0	0	0.00	2.000
0	0	0	0	0.00	2.000

Boston Red Sox @ Cleveland Indians
 Cleveland Municipal Stadium, Cleveland, OH
 Fri Jun 26 1959, 7:05 PM EDT
 Att. 25,416 - Unknown

livebaseballscorecards.com

Batter	1	2	3	4	5	6	7	8	9	AB R H RBI BB SO LOB	TOP											
Don Buddin, R (1, 6) OBP: 0.370, SLG: 0.348	4-0 WP 2B BB	0-0 FC6-4 1-2f			4-0 2B BB		0-0 F3		4-0 FC6-4 BB	2 2 0 0 3 0 1												
Pete Runnels, L (1, 4) OBP: 0.449, SLG: 0.502	0-0 WP 1-3 2B		0-0 G6-4-3 1B		0-0 HR 2B		4-0 CS BB		0-0 FC6-4 1B 1-2f	4 1 3 1 1 0 1												
Ted Williams, L (1, 7) OBP: 0.320, SLG: 0.333	0-0 F7		0-0 P3		0-0 HR		0-0 F8		0-0 1B	4 1 1 2 0 0 4 1 0 1 0 0 0 0												
Gene Stephens, L (7, 7) OBP: 0.286, SLG: 0.305									1-3 1B													
Jackie Jensen, R (1, 9) OBP: 0.385, SLG: 0.530	4-0 G5-4-3 2-3 3-H BB		0-0 G6-4-3 1-2f		0-0 HR		0-0 CS 1-2	4-0 SH5-3 BB	0-0 F7	3 1 1 1 2 0 3												
Frank Malzone, R (1, 5) OBP: 0.330, SLG: 0.461	0-0 G5-4-3 1-2f			0-0 F9	0-0 5-3			0-0 SH5-3 1-2		3 0 0 0 0 0 2												
Dick Gernert, R (1, 3) OBP: 0.393, SLG: 0.483		0-0 4-3		0-0 F7		0-3 K		0-0 F3		4 0 0 0 0 1 1												
Marty Keough, L (1, 8) OBP: 0.359, SLG: 0.500		0-0 1B 2B		0-0 3-1		4-0 BB		4-0 BB		2 1 1 0 2 0 0												
Sammy White, R (1, 2) OBP: 0.285, SLG: 0.269		0-0 P6			0-0 F7	0-0 L7		0-0 F5		4 0 0 0 0 0 4												
Frank Sullivan, R (1, 1) OBP: 0.120, SLG: 0.120		0-0 FC6-4 1B 2-H			0-0 6-3	0-0 F9			0-0 F8	3 0 1 1 0 0 1 1 0 0 0 0 0 0												
Tom Brewer, R (8, 1) OBP: 0.114, SLG: 0.088																						
Inning Stats	R: 1 E: 0 K: 0 S: 3	H: 1 LOB: 1 BB: 2 P: 11	R: 1 E: 0 K: 0 S: 5	H: 2 LOB: 1 BB: 0 P: 5	R: 0 E: 0 K: 0 S: 3	H: 1 LOB: 0 BB: 0 P: 3	R: 0 E: 0 K: 0 S: 3	H: 0 LOB: 0 BB: 0 P: 3	R: 4 E: 0 K: 0 S: 6	H: 3 LOB: 0 BB: 1 P: 10	R: 0 E: 0 K: 1 S: 5	H: 0 LOB: 1 BB: 1 P: 9	R: 0 E: 0 K: 0 S: 2	H: 0 LOB: 0 BB: 1 P: 6	R: 0 E: 0 K: 0 S: 3	H: 0 LOB: 2 BB: 2 P: 11	R: 0 E: 0 K: 0 S: 4	H: 1 LOB: 2 BB: 1 P: 8	1B: 3 2B: 3 3B: 0 HR: 2	SF: 0 SAC: 1 DP: 2 HBP: 0	WP: 1 PB: 0 SB: 0 CS: 1	PA: 41
PITCHER	IP WLS BF H R ER SO BB IBB HBP BLK WP HR S P ERA WHIP																					
Mudcat Grant, R (1, 1) ERA: 3.29	5.0 L 23 7 6 6 0 3 0 0 0 1 2 20 32 10.80 2.000																					
Mike Garcia, R (6, 1) ERA: 2.78	2.0 7 0 0 0 1 2 0 0 0 0 0 7 15 0.00 1.000																					
Dick Brodowski, R (8, 1) ERA: 1.61	2.0 10 1 0 0 0 3 0 0 0 0 0 7 19 0.00 2.000																					

Boston Red Sox @ Cleveland Indians
Cleveland Municipal Stadium, Cleveland, OH
 Sat Jun 27 1959, 3:33 AM EDT
 Att: 10,919 - Unknown

livebaseballscorecards.com

AB	31
R	6
H	8
RBI	5
BB	8
SO	1
LOB	17



Batter	1	2	3	4	5	6	7	8	9	AB R H RBI BB SO LOB
Woodie Held, R <small>OBP: 0.323, SLG: 0.500</small>	4-0 L3 BB 		4-0 1-2 BB 		0-3 K 		0-0 F8 		0-0 HR 	3 1 1 1 1 2 1 0
Vic Power, R <small>OBP: 0.343, SLG: 0.459</small> (1, 3)	0-0 L3 1-2 		0-0 1-2 2-H 1B 		0-0 HR 1B 		0-0 P4 		0-0 1-3 	5 1 2 1 0 0 1
Tito Francona, L <small>OBP: 0.393, SLG: 0.629</small> (1, 8)	0-0 E1 		0-3 K 		0-0 HR 			0-0 2-3 		4 1 1 2 0 1 2
Rocky Colavito, R <small>OBP: 0.352, SLG: 0.582</small> (1, 9)	0-0 F7 		0-0 P6 		0-3 K 			0-0 F7 		4 0 0 0 0 1 3
Minnie Minoso, R <small>OBP: 0.361, SLG: 0.469</small> (1, 7)		0-0 L4-3 1B 		0-0 L5-4 2B 		0-0 5-3 		0-0 BB 1B 		4 0 3 0 0 0 0
George Strickland, R <small>OBP: 0.346, SLG: 0.389</small> (1, 5)		0-3 K 		4-0 BB 		0-0 F8 		4-0 BB 1-2 BB 		2 0 0 0 2 1 1
Granny Hamner, R <small>OBP: 0.289, SLG: 0.388</small>		0-0 L4-3 1-2 		0-0 L5-4 2-3 		0-0 BB 1B 		0-3 K 		4 0 1 0 0 1 5
Dick Brown, R <small>OBP: 0.353, SLG: 0.410</small> (1, 2)			0-0 5-3 		0-3 K 		0-0 P6 		0-0 1-3 	3 0 0 0 0 1 2
Willie Jones, R <small>OBP: 0.335, SLG: 0.449</small> (9, PH)									0-0 1-3 	1 0 0 0 0 0 0
Mudcat Grant, R <small>OBP: 0.100, SLG: 0.100</small> (1, 1)			0-0 BB 1B 						0-0 3-1 	1 1 1 0 0 0 0
Jim Bakes, R <small>OBP: 0.318, SLG: 0.432</small> (5, PH)										0 0 0 0 0 0 0
Mike Garcia, R <small>OBP: 0.303, SLG: 0.333</small> (6, 1)										0 0 0 0 0 0 0
Jim Piersall, R <small>OBP: 0.278, SLG: 0.308</small> (7, PH)										1 0 0 0 0 0 0
Dick Brodowski, R <small>OBP: 0.255, SLG: 0.333</small> (8, 1)										0 0 0 0 0 0 0
Russ Nixon, L <small>OBP: 0.220, SLG: 0.188</small> (9, PH)										1 0 0 0 0 0 0

Inning Stats	R: 0	H: 0	E: 1	K: 0	S: 3	LOB: 1	BB: 1	P: 7									
	R: 0	H: 1	E: 0	K: 1	S: 5	LOB: 0	BB: 0	P: 5									
	R: 1	H: 2	E: 0	K: 1	S: 7	LOB: 2	BB: 1	P: 11									
	R: 0	H: 1	E: 0	K: 1	S: 5	LOB: 1	BB: 1	P: 9									
	R: 2	H: 2	E: 0	K: 2	S: 9	LOB: 0	BB: 0	P: 9									
	R: 0	H: 1	E: 0	K: 0	S: 4	LOB: 1	BB: 0	P: 4									
	R: 0	H: 0	E: 0	K: 0	S: 3	LOB: 0	BB: 0	P: 3									
	R: 0	H: 1	E: 0	K: 1	S: 6	LOB: 2	BB: 1	P: 10									
	R: 1	H: 1	E: 0	K: 0	S: 4	LOB: 0	BB: 0	P: 4									
	1B: 6	2B: 4	3B: 0	HR: 2	SF: 0	SAC: 0	DP: 3	HBP: 0									
PITCHER	IP	WLS	BF	H	R	ER	SO	BB	IBB	HBP	BLK	WP	HR	S	P	ERA	WHIP
Frank Sullivan, R <small>ERA: 4.37</small> (1, 1)	7.2	W	33	8	3	3	5	4	0	0	0	0	1	39	55	3.52	1.565
Tom Brewer, R <small>ERA: 3.49</small> (8, 1)	1.1	S	5	1	1	1	1	0	0	0	0	0	1	7	7	6.75	0.750

BOTTOM

Boston Red Sox @ Cleveland Indians
Cleveland Municipal Stadium, Cleveland, OH

Sat Jun 27 1959, 3:33 AM EDT
Att. 10,919 - Unknown

livebaseballscorecards.com

AB 34
R 4
H 9
RBI 4
BB 4
SO 6
LOB 14



WP: 0 PA: 38
PB: 0
SB: 0
CS: 0

Batter	1	2	3	4	5	6	7	8	9	AB R H RBI BB SO LOB	TOP																
Don Buddin, R (1, 6) OBP: 0.367, SLG: 0.343	0-0 L7		0-3 K	0-0 5-3			4-0 1B BLK SF7 BB		0-0 5-3	4 1 0 0 1 1 0	Boston Red Sox @ Cleveland Indians Cleveland Municipal Stadium, Cleveland, OH Sun Jun 28 1959, 3:33 AM EDT Unknown livebaseballscorecards.com																
Pete Runnels, L (1, 4) OBP: 0.445, SLG: 0.496	0-0 L8		0-0 F7			0-0 F7	0-0 SF7 BB 1-3 2-H 1B		0-0 4-3	5 0 1 1 0 0 0																	
Ted Williams, L (1, 7) OBP: 0.323, SLG: 0.359	0-0 FC6-4 1B		HR			0-0 F8	0-0 F9		0-0 F9	5 1 2 1 0 0 3																	
Jackie Jensen, R (1, 9) OBP: 0.389, SLG: 0.532	0-0 FC6-4 1-2f		E 1B 1B			0-0 1B	4-0 SF7 BB 1-2			3 0 2 0 1 0 1																	
Frank Malzone, R (1, 5) OBP: 0.332, SLG: 0.463		0-0 FC1-4 1B	E 1B 1-2			0-0 5-3	0-0 SF7 1-2 2-3 3-H			3 0 2 1 0 0 0																	
Dick Gernert, R (1, 3) OBP: 0.387, SLG: 0.473		0-0 L9	E6 1-2 2-3			0-0 F9	0-0 5-3			4 0 0 0 0 0 5																	
Marty Keough, L (1, 8) OBP: 0.347, SLG: 0.481		0-0 FC1-4 1B 1-2f	P6			0-0 4-3		0-0 F8		4 0 0 0 0 0 4																	
Pete Daley, R (1, 2) OBP: 0.298, SLG: 0.310		0-0 S 1B 1-3		0-0 5-3			4-0 2B BB	0-0 3-1		2 0 1 0 0 0 0																	
Gene Stephens, L (7, PH) OBP: 0.293, SLG: 0.305										0 1 0 0 1 0 0																	
Sammy White, R (7, 2) OBP: 0.282, SLG: 0.267										1 0 0 0 0 0 0																	
Ike Delock, R (1, 1) OBP: 0.108, SLG: 0.143		0-0 P6		0-0 5-3			0-0 BLK 1B 2B 1-H	0-0 4-3		2 0 0 0 0 0 2																	
Vic Wertz, L (7, PH) OBP: 0.355, SLG: 0.495										1 0 1 1 0 0 0																	
Tom Brewer, R (7, PR) OBP: 0.114, SLG: 0.088										0 1 0 0 0 0 0																	
Jack Harshman, L (7, 1) OBP: 0.294, SLG: 0.357										1 0 0 0 0 0 0																	
Inning Stats	R: 0 H: 1 E: 0 LOB: 1 K: 0 BB: 0 S: 4 P: 4	R: 0 H: 2 E: 0 LOB: 2 K: 0 BB: 0 S: 5 P: 5	R: 1 H: 3 E: 1 LOB: 3 K: 1 BB: 0 S: 9 P: 9	R: 0 H: 0 E: 0 LOB: 0 K: 0 BB: 0 S: 3 P: 3	R: 0 H: 1 E: 0 LOB: 1 K: 0 BB: 0 S: 3 P: 3	R: 0 H: 0 E: 0 LOB: 0 K: 0 BB: 0 S: 3 P: 3	R: 3 H: 2 E: 0 LOB: 2 K: 0 BB: 3 S: 5 P: 17	R: 0 H: 0 E: 0 LOB: 0 K: 0 BB: 0 S: 3 P: 3	R: 0 H: 0 E: 0 LOB: 0 K: 0 BB: 0 S: 3 P: 3	1B: 7 SF: 1 2B: 1 SAC: 0 3B: 0 DP: 0 HR: 1 HBP: 0	WP: 0 PA: 39 PB: 0 SB: 1 CS: 0																
PITCHER	IP WLS BF H R ER SO BB IBB HBP BLK WP HR S P ERA WHIP											PITCHER	IP WLS BF H R ER SO BB IBB HBP BLK WP HR S P ERA WHIP														
Gary Bell, R (1, 1) ERA: 4.21	6.0	28	8	4	4	1	2	0	0	0	0	1	28	36	6.00	1.667											
Jim Perry, R (7, 1) ERA: 3.82	3.0	W	11	1	0	0	0	1	0	0	1	0	10	14	0.00	0.667											



Batter	1	2	3	4	5	6	7	8	9	AB R H RBI BB SO LOB	TOP																				
Don Buddin, R OBP: 0.362, SLG: 0.337 (1, 6)	0-3 K		0-0 L3		0-0 F5		0-0 F7			4 0 0 0 0 1 3																					
Pete Runnels, L OBP: 0.449, SLG: 0.494 (1, 3)	4-0 FC3-6 BB		4-0 G5-4-3 BB		0-3 K			4-0 BB		1 0 0 0 3 1 2																					
Jackie Jensen, R OBP: 0.384, SLG: 0.524 (1, 9)	0-0 FC3-6 WP 1-2f		0-0 G5-4-3 1-2f		0-0 P4			0-3 K		4 0 0 0 0 1 4																					
Frank Malzone, R OBP: 0.331, SLG: 0.458 (1, 5)	0-0 6-3 1-2			4-0 G6-4-3 BB		0-0 P4		0-0 F3		3 0 0 0 1 0 2																					
Dick Gernert, R OBP: 0.389, SLG: 0.469 (1, 7)		4-0 G1-4-6-3 E BB		0-0 F9		4-0 BB BB		0-0 F9		2 0 0 0 2 0 2																					
Jim Busby, R OBP: 0.281, SLG: 0.361 (1, 8)		0-0 E6 G1-4-6-3 1-2		0-0 G6-4-3 1-2f		4-0 BB BB		0-0 L7		3 0 0 0 1 0 2																					
Bobby Avila, R OBP: 0.239, SLG: 0.227 (1, 4)		0-0 G1-4-6-3 1-2 2-3f			0-0 SH5-3 E 1B		0-3 K		0-0 5-3	4 0 1 0 0 1 4																					
Sammy White, R OBP: 0.276, SLG: 0.260 (1, 2)		0-0 5-3			0-0 E5 SH5-3 1-2			0-3 K		3 0 0 0 0 1 2																					
Ted Williams, L OBP: 0.321, SLG: 0.357 (9, PH)								0-3 K		1 0 0 0 0 1 0																					
Ted Wills, L OBP: 0.286, SLG: 0.429 (1, 1)			0-0 2B		0-0 SH5-3 1-2 2-3			0-3 K		2 0 1 0 0 1 0																					
Inning Stats	R: 0 E: 0 K: 1 S: 5	H: 0 LOB: 1 BB: 1 P: 9	R: 0 E: 1 K: 0 S: 3	H: 0 LOB: 1 BB: 1 P: 7	R: 0 E: 0 K: 0 S: 3	H: 1 LOB: 1 BB: 1 P: 7	R: 0 E: 0 K: 0 S: 2	H: 0 LOB: 0 BB: 1 P: 6	R: 0 E: 1 K: 1 S: 7	H: 1 LOB: 2 BB: 0 P: 7	R: 0 E: 0 K: 2 S: 5	H: 0 LOB: 2 BB: 2 P: 13	R: 0 E: 0 K: 2 S: 7	H: 0 LOB: 0 BB: 0 P: 7	R: 0 E: 0 K: 1 S: 5	H: 0 LOB: 1 BB: 1 P: 9	R: 0 E: 0 K: 1 S: 5	H: 0 LOB: 0 BB: 0 P: 5	1B: 1 2B: 1 3B: 0 HR: 0	SF: 0 SAC: 1 DP: 3 HBP: 0	WP: 1 PB: 0 SB: 0 CS: 0	PA: 35									
PITCHER Herb Score, L ERA: 4.13 (1, 1)	IP 9.0	WLS W	BF 35	H 2	R 0	ER 0	SO 7	BB 7	IBB 0	HBP 0	BLK 0	WP 1	HR 0	S 42	P 70	ERA 0.00	WHIP 1.000														
											PITCHER	IP	WLS	BF	H	R	ER	SO	BB	IBB	HBP	BLK	WP	HR	S	P	ERA	WHIP			

Boston Red Sox @ Cleveland Indians
Cleveland Municipal Stadium, Cleveland, OH
 Sun Jun 28 1959, 3:38 AM EDT
 Att. 27,610 - Unknown

livebaseballscorecards.com

AB	27
R	0
H	2
RBI	0
BB	7
SO	7
LOB	21



Batter	1	2	3	4	5	6	7	8	9	AB R H RBI BB SO LOB
Jim Piersall, R OBP: 0.282, SLG: 0.308 (1, 8) X	0-0 BB BB 1B	1-0 HBP			0-0 F9		0-0 F8			3 0 1 0 0 0 0
Vic Power, R OBP: 0.340, SLG: 0.449 (1, 3) B B B	4-0 G5-3 BB 1-2 BB	0-0 F9			4-0 G5-4-3 BB		0-0 P4			2 0 0 0 2 0 3
Woodie Held, R OBP: 0.340, SLG: 0.481 (1, 6) X	0-0 F7		0-0 CS S 1B		0-0 G5-4-3 1-2f		0-0 F2			4 0 1 0 0 0 3
Rocky Colavito, R OBP: 0.352, SLG: 0.571 (1, 9) B B B	4-0 1-2 2-3 BB		0-0 F7		0-0 L5		0-0 6-3			3 0 0 0 1 0 1
Minnie Minoso, R OBP: 0.368, SLG: 0.485 (1, 7) X	0-0 G5-3 2-3f		4-0 BB		4-0 2B BB		0-0 1B			2 0 1 0 2 0 3
George Strickland, R OBP: 0.352, SLG: 0.400 (1, 5) X		0-0 FC5-4 1B	0-3 K		0-0 F7		0-0 F9			4 0 1 0 0 1 4
Dick Brown, R OBP: 0.352, SLG: 0.422 (1, 2) X		0-0 FC5-4 HBP 1B 1-2f	0-3 K		0-0 1-H 2B					3 0 1 0 0 1 1
Jim Baxes, R OBP: 0.330, SLG: 0.476 (1, 4) X		0-0 HBP 1B 1-2			0-0 F7		0-0 HR			3 1 2 1 0 0 0
Herb Score, L OBP: 0.081, SLG: 0.083 (1, 1) S S S		0-3 K	0-3 K		0-3 K		0-3 K			3 0 0 0 0 3 2

Inning Stats	R: 0 E: 0 K: 0 S: 3	H: 1 LOB: 2 BB: 2 P: 11	R: 0 E: 0 K: 1 S: 7	H: 2 LOB: 3 BB: 0 P: 8	R: 0 E: 0 K: 1 S: 5	H: 1 LOB: 2 BB: 1 P: 9	R: 0 E: 0 K: 2 S: 7	H: 0 LOB: 0 BB: 0 P: 7	R: 0 E: 0 K: 0 S: 2	H: 1 LOB: 2 BB: 1 P: 7	R: 1 E: 0 K: 1 S: 6	H: 1 LOB: 0 BB: 0 P: 6	R: 0 E: 0 K: 0 S: 4	H: 1 LOB: 1 BB: 0 P: 4	1B: 5 2B: 2 3B: 0 HR: 1	SF: 0 SAC: 0 DP: 3 HBP: 1	WP: 0 PB: 0 SB: 1 CS: 1	PA: 33
--------------	------------------------------	----------------------------------	------------------------------	---------------------------------	------------------------------	---------------------------------	------------------------------	---------------------------------	------------------------------	---------------------------------	------------------------------	---------------------------------	------------------------------	---------------------------------	----------------------------------	------------------------------------	----------------------------------	--------

PITCHER	IP	WLS	BF	H	R	ER	SO	BB	IBB	HBP	BLK	WP	HR	S	P	ERA	WHIP
Ted Wills, L ERA: 4.07 (1, 1)	8.0	L	33	7	1	1	5	5	0	1	0	0	1	37	58	1.12	1.500


BOTTOM

Boston Red Sox @ Cleveland Indians
Cleveland Municipal Stadium, Cleveland, OH

Sun Jun 28 1959, 3:38 AM EDT
Att. 27,610 - Unknown

livebaseballscorecards.com

AB	27
R	1
H	7
RBI	1
BB	5
SO	5
LOB	17



Batter	1	2	3	4	5	6	7	8	9	AB R H RBI BB SO LOB	TOP	
Luis Aparicio, R (1, 6) OBP: 0.343, SLG: 0.359	0-0 1-3		0-0 6-3 1B		0-0 F9			0-0 FC1-6		4 0 1 1 0 0 1		
Nellie Fox, L (1, 4) OBP: 0.401, SLG: 0.440	0-0 F8		0-0 6-3 1B			0-3 K		0-0 F5		4 0 1 0 0 1 1		
Earl Torgeson, L (1, 3) OBP: 0.380, SLG: 0.397	0-0 6-3		0-0 6-3			0-0 4-3			0-0 6-3	4 0 0 0 0 0 2		
Harry Simpson, L (1, 9) OBP: 0.269, SLG: 0.444		0-0 G3	0-0 4-3			0-0 F8			0-0 4-3	4 0 0 0 0 0 2		
Sherm Lollar, R (1, 2) OBP: 0.351, SLG: 0.464		0-0 FC7-4 1B		0-0 F8			0-0 F7		0-0 1-3	4 0 1 0 0 0 0		
Jim Rivera, L (1, 7) OBP: 0.315, SLG: 0.452		0-0 FC7-4 FC4-6 1-2f		0-0 F3			0-0 P4			3 0 0 0 0 0 1		
Bubba Phillips, R (1, 5) OBP: 0.336, SLG: 0.389		0-0 FC4-6 1-2f		0-0 L6			0-0 5-3			3 0 0 0 0 0 1		
Jim Landis, R (1, 8) OBP: 0.337, SLG: 0.347			0-0 E6 SH1-3 1B		0-3 K			0-0 FC1-6 1B		3 1 1 0 0 1 0		
Billy Pierce, L (1, 1) OBP: 0.268, SLG: 0.359			0-0 SH1-3		0-0 6-3			0-0 F8		1 0 0 0 0 0 0		
Billy Goodman, L (8, PH) OBP: 0.311, SLG: 0.258										1 0 0 0 0 0 1		
Gerry Staley, R (8, 1)										0 0 0 0 0 0 0		
Inning Stats	R: 0 H: 0 E: 0 LOB: 0 K: 0 BB: 0 S: 3 P: 3	R: 0 H: 1 E: 0 LOB: 1 K: 0 BB: 0 S: 4 P: 4	R: 1 H: 2 E: 1 LOB: 2 K: 0 BB: 0 S: 6 P: 6	R: 0 H: 0 E: 0 LOB: 0 K: 0 BB: 0 S: 3 P: 3	R: 0 H: 0 E: 0 LOB: 0 K: 1 BB: 0 S: 5 P: 5	R: 0 H: 0 E: 0 LOB: 0 K: 1 BB: 0 S: 5 P: 5	R: 0 H: 0 E: 0 LOB: 0 K: 0 BB: 0 S: 3 P: 3	R: 0 H: 1 E: 0 LOB: 1 K: 0 BB: 0 S: 4 P: 4	R: 0 H: 0 E: 0 LOB: 0 K: 0 BB: 0 S: 3 P: 3	1B: 4 SF: 0 2B: 0 SAC: 1 3B: 0 DP: 0 HR: 0 HBP: 0	WP: 0 PA: 32 PB: 0 SB: 0 CS: 0	
PITCHER Cal McLish, R (1, 1) ERA: 3.04	IP WLS BF H R ER SO BB IBB HBP BLK WP HR S P ERA WHIP	9.0 W 32 4 1 0 2 0 0 0 0 0 0 0 36 36 0.00 0.444										

Chicago White Sox @ Cleveland Indians
Cleveland Municipal Stadium, Cleveland, OH

Tue Jun 30 1959, 7:05 PM EDT
Att. 23,416 - Unknown

livebaseballscorecards.com

AB	31
R	1
H	4
RBI	1
BB	0
SO	2
LOB	9



Batter	1	2	3	4	5	6	7	8	9	AB R H RBI BB SO LOB	TOP									
Jim Landis, R (1, 8) <small>OBP: 0.334, SLG: 0.343</small>	0-0 6-3		4-0 CS BB BB	0-0 F9			0-0 F9		0-0 SF9	3 0 0 1 1 0 3										
Nellie Fox, L (1, 4) <small>OBP: 0.401, SLG: 0.436</small>	0-0 6-3		4-0 CS 1B BB BB		0-0 F2		4-0 BB BB		0-0 FC6-4	3 1 0 0 2 0 1										
Billy Goodman, L (1, 5) <small>OBP: 0.295, SLG: 0.243</small> Bubba Phillips, R (7, 5) <small>OBP: 0.335, SLG: 0.387</small>	0-0 3-1		0-3 K 1-2 2-3 S S S		0-0 F6		0-0 P6		0-0 P4	4 0 0 0 0 1 4 1 0 0 0 0 0 1										
Sherm Lollar, R (1, 2) <small>OBP: 0.350, SLG: 0.460</small>		0-0 F7	0-0 CS 2-H 1B		0-0 L6			0-0 E3 3-1 SH1-3		4 0 1 1 0 0 0										
Earl Torgeson, L (1, 3) <small>OBP: 0.385, SLG: 0.419</small>		4-0 1B E BB BB	0-0 CS 1-2	0-0 HR		0-0 P4		0-0 SH1-3 1-2		2 2 1 1 1 0 0										
Jim Rivera, L (1, 9) <small>OBP: 0.302, SLG: 0.432</small>		0-0 F9		0-0 4-3		0-0 6-3		0-0 3-1 2-3		4 0 0 0 0 0 2										
Al Smith, R (1, 7) <small>OBP: 0.310, SLG: 0.346</small>		0-0 E 1B 1-3		0-0 5-3		0-0 F9		0-0 F8		4 1 1 0 0 0 1										
Luis Aparicio, R (1, 6) <small>OBP: 0.351, SLG: 0.371</small>		0-0 E4 1-H 3-H 3B		4-0 BB BB		0-0 F9 S 1B		4-0 1B S SF9 BB		2 2 2 2 2 0 0										
Barry Latman, R (1, 1) <small>OBP: 0.176, SLG: 0.071</small> Gerry Staley, R (6, 1) <small>OBP: 0.250, SLG: 0.250</small> Turk Lown, R (9, 1)		0-0 6-3		4-0 BB 1-2		0-0 B3-4 1-2		0-0 FC6-4 1B		1 0 0 0 1 0 0 2 0 1 0 0 0 1 0 0 0 0 0 0 0										
Inning Stats	R: 0 E: 0 K: 0 S: 3	H: 0 LOB: 0 BB: 0 P: 3	R: 3 E: 1 K: 0 S: 5	H: 2 LOB: 0 BB: 1 P: 9	R: 1 E: 0 K: 1 S: 4	H: 1 LOB: 0 BB: 2 P: 12	R: 1 E: 0 K: 0 S: 4	H: 1 LOB: 2 BB: 2 P: 12	R: 0 E: 0 K: 0 S: 3	H: 0 LOB: 0 BB: 0 P: 3	R: 0 E: 0 K: 0 S: 4	H: 1 LOB: 2 BB: 1 P: 8	R: 0 E: 1 K: 0 S: 4	H: 0 LOB: 1 BB: 0 P: 4	R: 1 E: 0 K: 0 S: 4	H: 1 LOB: 1 BB: 1 P: 8	1B: 4 2B: 1 3B: 1 HR: 1	SF: 1 SAC: 1 DP: 1 HBP: 0	WP: 0 PB: 0 SB: 2 CS: 3	PA: 40
PITCHER	IP WLS BF H R ER SO BB IBB HBP BLK WP HR S P ERA WHIP																			
Mudcat Grant, R (1, 1) <small>ERA: 3.54</small>	2.0 L 11 2 4 3 0 3 0 0 0 0 0 0 8 20 13.50 2.500																			
Jim Perry, R (3, 1) <small>ERA: 3.74</small>	3.0 11 2 1 1 1 2 0 0 0 0 0 1 11 19 3.00 1.333																			
Bobby Locke, R (6, 1) <small>ERA: 4.2</small>	2.0 8 1 0 0 0 1 0 0 0 0 0 0 7 11 0.00 1.000																			
Dick Brodowski, R (8, 1) <small>ERA: 1.8</small>	2.0 9 1 1 1 0 1 0 0 0 0 0 0 8 12 4.50 1.000																			

Chicago White Sox @ Cleveland Indians
Cleveland Municipal Stadium, Cleveland, OH

Wed Jul 01 1959, 7:05 PM EDT
Att: 16,700 - Unknown

AB	30
R	6
H	6
RBI	5
BB	7
SO	1
LOB	13



BOTTOM

Chicago White Sox @ Cleveland Indians
Cleveland Municipal Stadium, Cleveland, OH

Wed Jul 01 1959, 7:05 PM EDT
Att. 16,700 - Unknown

livebaseballscorecards.com

AB	37
R	5
H	11
RBI	5
BB	3
SO	2
LOB	17



WP:	0	PA:	40
PB:	1		
SB:	1		
CS:	0		

AB R H RBI BB SO LOB

5	1	1	2	0	1	1
5	1	2	0	0	0	1
5	1	2	1	0	0	2
4	1	1	0	1	0	2
3	0	1	0	1	0	0
4	0	2	2	0	0	2
1	0	0	0	1	0	2
1	0	0	0	0	0	2
1	0	0	0	0	0	1
4	0	0	0	0	1	4
1	0	0	0	0	0	0
0	0	0	0	0	0	0
1	0	0	0	0	0	0
0	0	0	0	0	0	0
0	0	0	0	0	0	0
1	0	1	0	0	0	0
0	0	0	0	0	0	0
0	0	0	0	0	0	0
1	1	1	0	0	0	0

Batter	1	2	3	4	5	6	7	8	9
Woodie Held, R OBP: 0.332, SLG: 0.479 (1, 6)	0-0 6-3 1B	0-0 L5			0-0 F2		0-3 K		0-0 HR
Vic Power, R OBP: 0.340, SLG: 0.456 (1, 3)	0-0 E S 1B		0-0 G4-6-3 1B		0-0 4-3		0-0 FC6-4 PB 1B		0-0 G3
Tito Francona, L OBP: 0.397, SLG: 0.642 (1, 8)	0-0 F8		0-0 G4-6-3			0-0 HR	0-0 PB 1B		0-0 6-3
Rocky Colavito, R OBP: 0.356, SLG: 0.579 (1, 9)	4-0 BB 1B BB		0-0 5-3		0-0 FC1-5 1B		0-0 6-3		0-0 6-3
Minnie Minoso, R OBP: 0.370, SLG: 0.485 (1, 7)	4-0 1B 1-2 BB		0-0 6-3		0-0 3-1 FC1-5 1B		0-0 6-3		
George Strickland, R OBP: 0.350, SLG: 0.396 (1, 5)	0-0 1-3 2-H 3-H 1B		0-0 F2		0-0 FC1-5 3-1		0-0 1B		
Jim Baxes, R OBP: 0.323, SLG: 0.455 (1, 4)	0-0 F7		4-0 BB		0-0 3-1		0-0 F8		
Elmer Valo, L (6, PH)									
Billy Martin, R OBP: 0.274, SLG: 0.377 (7, 4)									
Dick Brown, R OBP: 0.333, SLG: 0.408 (1, 2)		0-0 F7		0-0 F7		0-3 K		0-0 L7	
Mudcat Grant, R OBP: 0.097, SLG: 0.097 (1, 1)		0-0 5-3			0-0 F7		0-0 FC6-4 1B		0-0 HR 1B
Jim Perry, S OBP: 0.500, SLG: 0.500 (3, 1)									
Granny Hamner, R OBP: 0.278, SLG: 0.378 (5, PH)									
Bobby Locke, R OBP: 0.333, SLG: 1.333 (6, 1)									
Jim Piersall, R OBP: 0.266, SLG: 0.312 (7, PH)									
Dick Brodowski, R OBP: 0.333, SLG: 0.333 (8, 1)									
Russ Nixon, L OBP: 0.219, SLG: 0.187 (9, PH)									

Inning Stats	R: 2	H: 2	E: 0	K: 5	LOB: 2	BB: 2	P: 13	R: 0	H: 0	E: 0	K: 3	LOB: 0	BB: 3	R: 0	H: 1	E: 0	K: 3	LOB: 0	BB: 0	P: 3	R: 0	H: 0	E: 0	K: 3	LOB: 1	BB: 1	P: 7	R: 0	H: 0	E: 0	K: 3	LOB: 0	BB: 0	P: 3	R: 1	H: 3	E: 0	K: 8	LOB: 2	BB: 0	P: 8	R: 0	H: 2	E: 0	K: 7	LOB: 2	BB: 0	P: 7	R: 0	H: 1	E: 0	K: 4	LOB: 1	BB: 0	P: 4	R: 2	H: 2	E: 0	K: 5	LOB: 0	BB: 0	P: 5	1B: 9	SF: 0	2B: 0	SAC: 0	3B: 0	DP: 1	HR: 2	HBP: 0	WP: 0	PA: 40
--------------	------	------	------	------	--------	-------	-------	------	------	------	------	--------	-------	------	------	------	------	--------	-------	------	------	------	------	------	--------	-------	------	------	------	------	------	--------	-------	------	------	------	------	------	--------	-------	------	------	------	------	------	--------	-------	------	------	------	------	------	--------	-------	------	------	------	------	------	--------	-------	------	-------	-------	-------	--------	-------	-------	-------	--------	-------	--------

PITCHER	IP	WLS	BF	H	R	ER	SO	BB	IBB	HBP	BLK	WP	HR	S	P	ERA	WHIP
Barry Latman, R ERA: 4.47 (1, 1)	5.0		23	6	3	3	0	3	3	0	0	0	1	20	32	5.40	1.800
Gerry Staley, R ERA: 2.12 (6, 1)	3.0		14	5	2	2	2	0	0	0	0	0	1	18	18	6.00	1.667
Turk Lown, R ERA: 3.53 (9, 1)	1.0	S	3	0	0	0	0	0	0	0	0	0	0	3	3	0.00	0.000

Batter	1	2	3	4	5	6	7	8	9	AB R H RBI BB SO LOB	TOP									
Woodie Held, R (1, 6) OBP: 0.330, SLG: 0.486	0-0 4-3		0-0 F8		0-0 HR		0-3 K	0-3 K		5 1 1 1 0 2 1	Cleveland Indians @ Kansas City Athletics Municipal Stadium, Kansas City, MO Thu Jul 02 1959, 8:05 PM EDT Att. 9,416 - Unknown livebaseballscorecards.com									
Vic Power, R (1, 3) OBP: 0.338, SLG: 0.455	0-0 BB 2B		0-0 F7		0-0 F9		0-0 F7		0-0 1-3	5 0 1 0 0 0 0										
Tito Francona, L (1, 8) OBP: 0.413, SLG: 0.645	4-0 BB 2-3 BB		0-0 BB 1B		6-3 WP 1B		0-0 1B		0-0 F7	4 0 3 0 1 0 0										
Rocky Colavito, R (1, 9) OBP: 0.354, SLG: 0.570	0-3 K		4-0 FC5-4 1-2 BB		0-0 6-3 1-3		0-3 K		0-0 P4	4 0 0 0 1 2 3										
Minnie Minoso, R (1, 7) OBP: 0.371, SLG: 0.483		0-0 5-3	0-0 FC5-4 1-2f		4-0 BB			0-0 1B 2B 1B		3 1 1 0 1 0 2										
George Strickland, R (1, 5) OBP: 0.348, SLG: 0.392		0-0 1B SF8 1B		0-0 F9		0-0 F8		0-0 F9		4 1 1 0 0 0 3										
Jim Baxes, R (1, 4) OBP: 0.330, SLG: 0.457		0-0 1-3 SF8 1B		0-0 5-3		0-0 F2		0-0 2B SF8 1B		4 1 2 0 0 0 0										
Dick Brown, R (1, 2) OBP: 0.341, SLG: 0.425		0-0 SF8 1-2 3-H		4-0 BB		0-0 L5		0-0 1-3 2B		2 0 1 2 1 0 0										
Gary Bell, R (1, 1) OBP: 0.158, SLG: 0.111		0-0 5-3		0-0 1-3		0-0 4-3		0-0 3-H SF8		2 0 0 0 0 0 2										
Al Cicotte, R (4, 1) OBP: 1.000, SLG: 1.000										0 0 0 0 0 0 0										
Ray Webster, R (6, PH) OBP: 0.170, SLG: 0.314										1 0 0 0 0 0 0										
Mike Garcia, R (6, 1)										0 0 0 0 0 0 0										
Elmer Valo, L (8, PH)										0 0 0 1 0 0 0										
Mudcat Grant, R (8, 1) OBP: 0.097, SLG: 0.097										0 0 0 0 0 0 0										
Inning Stats	R: 0 E: 0 K: 1 S: 5	H: 1 LOB: 1 BB: 1 P: 9	R: 1 E: 0 K: 0 S: 5	H: 2 LOB: 1 BB: 0 P: 5	R: 0 E: 0 K: 0 S: 4	H: 1 LOB: 2 BB: 1 P: 8	R: 0 E: 0 K: 0 S: 3	H: 0 LOB: 1 BB: 1 P: 7	R: 1 E: 0 K: 0 S: 5	H: 2 LOB: 2 BB: 1 P: 9	R: 0 E: 0 K: 2 S: 8	H: 1 LOB: 1 BB: 0 P: 8	R: 2 E: 0 K: 1 S: 8	H: 3 LOB: 1 BB: 0 P: 8	R: 0 E: 0 K: 0 S: 3	H: 0 LOB: 0 BB: 0 P: 3	1B: 7 2B: 2 3B: 0 HR: 1	SF: 2 SAC: 0 DP: 0 HBP: 0	WP: 1 PB: 0 SB: 0 CS: 0	PA: 40
PITCHER	IP WLS BF H R ER SO BB IBB HBP BLK WP HR S P ERA WHIP																			
Ray Herbert, R (1, 1) ERA: 5.28	7.1 W 35 10 4 4 3 4 0 0 0 1 1 37 53 4.91 1.909																			
Johnny Kucks, R (8, 1) ERA: 6.39	1.2 S 5 0 0 0 1 0 0 0 0 0 0 7 7 0.00 0.000																			



Batter	1	2	3	4	5	6	7	8	9	AB	R	H	RBI	BB	SO	LOB
Bill Tuttle, R OBP: 0.338, SLG: 0.365 (1, 8)	0-0 4-3 1B	0-0 5-3		0-0 6-3	0-0 E4 3B		0-0 1B			5	1	3	2	0	0	2
Jerry Lumpe, L OBP: 0.346, SLG: 0.353 (1, 4)	0-0 F7		0-0 F8	0-0 BB 1B 1B	0-0 F8		0-0 G3			5	1	1	0	0	0	3
Roger Maris, L OBP: 0.353, SLG: 0.544 (1, 9)	0-0 4-3 1-2		4-0 BB BB BB	0-0 1B BB 1B		0-0 P6		0-0 F9		4	0	1	0	1	0	1
Ray Boone, R OBP: 0.414, SLG: 0.419 (1, 5)	0-3 K		0-0 F8	4-0 FC5 1B 1-2 2-3 BB		4-0 L3 BB		0-0 E3		3	0	0	0	2	1	2
Bob Cerv, R OBP: 0.326, SLG: 0.450 (1, 7)		0-3 K	4-0 BB 1-2 BB	0-0 1-2 2-3 3-H 1B		0-0 L3 1-2		0-3 K		4	0	1	1	1	2	2
Kent Hadley, L OBP: 0.293, SLG: 0.478 (1, 3)		0-0 F7	4-0 BB 1-2 2-3	0-0 FC5 2-3f		0-0 P6		0-3 K		4	0	0	0	1	1	4
Harry Chiti, R OBP: 0.324, SLG: 0.449 (1, 2)		0-0 E 1B E 1B	0-0 F8		0-0 SH3 E 1B		4-0 2B 1B BB			3	3	2	0	1	0	3
Joe Demaestri, R OBP: 0.320, SLG: 0.444 (1, 6)		0-0 E 1-2 1B		0-0 HR	0-0 F9		0-3 K			4	1	2	1	0	1	2
Ray Herbert, R OBP: 0.265, SLG: 0.250 (1, 1)		0-0 E1		0-0 P5	0-0 SH3		0-0 1B 1-3 2-H 2B			3	0	1	0	0	0	1
Johnny Kucks, R (8, 1)										0	0	0	0	0	0	0

Inning Stats	R: 0	H: 1	E: 0	K: 1	S: 6	LOB: 1	BB: 0	P: 6	R: 1	H: 2	E: 1	K: 1	S: 8	LOB: 2	BB: 0	P: 8	R: 0	H: 0	E: 0	K: 0	S: 3	LOB: 3	BB: 3	P: 15	R: 2	H: 4	E: 0	K: 0	S: 7	LOB: 3	BB: 1	P: 11	R: 2	H: 2	E: 1	K: 0	S: 5	LOB: 0	BB: 0	P: 5	R: 0	H: 0	E: 0	K: 0	S: 2	LOB: 0	BB: 1	P: 6	R: 1	H: 2	E: 0	K: 1	S: 7	LOB: 2	BB: 1	P: 11	R: 0	H: 0	E: 1	K: 2	S: 8	LOB: 1	BB: 0	P: 8
--------------	------	------	------	------	------	--------	-------	------	------	------	------	------	------	--------	-------	------	------	------	------	------	------	--------	-------	-------	------	------	------	------	------	--------	-------	-------	------	------	------	------	------	--------	-------	------	------	------	------	------	------	--------	-------	------	------	------	------	------	------	--------	-------	-------	------	------	------	------	------	--------	-------	------

PITCHER	IP	WLS	BF	H	R	ER	SO	BB	IBB	HBP	BLK	WP	HR	S	P	ERA	WHIP
Gary Bell, R ERA: 4.23 (1, 1)	3.2	L	23	7	3	2	2	4	0	0	0	0	1	23	39	4.91	3.000
Al Cicotte, R ERA: 3.86 (4, 1)	1.1		6	2	2	1	0	0	0	0	0	0	0	6	6	6.75	1.500
Mike Garcia, R ERA: 2.84 (6, 1)	2.0		9	2	1	1	1	2	0	0	0	0	0	9	17	4.50	2.000
Mudcat Grant, R ERA: 3.49 (8, 1)	1.0		4	0	0	0	2	0	0	0	0	0	0	8	8	0.00	0.000


BOTTOM

Cleveland Indians @ Kansas City Athletics
Municipal Stadium, Kansas City, MO

Thu Jul 02 1959, 8:05 PM EDT
Att. 9,416 - Unknown

livebaseballscorecards.com

AB	35
R	6
H	11
RBI	4
BB	6
SO	5
LOB	20



WP : 0	PA : 42
PB : 0	
SB : 0	
CS : 0	

Batter	1	2	3	4	5	6	7	8	9	AB R H RBI BB SO LOB	TOP											
George Strickland, R OBP: 0.353, SLG: 0.395 (1, 5)	0-3 K	0-0 F9		4-0 1B BB		0-0 1B			0-0 2B E 1B	4 1 2 0 1 1 0												
Vic Power, R OBP: 0.345, SLG: 0.467 (1, 3)	0-0 2B	0-0 1B		0-0 1B		0-0 F8			0-0 1B 2B	5 2 4 1 0 0 2												
Minnie Minoso, R OBP: 0.372, SLG: 0.486 (1, 7)	0-0 S E 2B	0-0 F9		0-0 5-3					0-0 4-3 BB 1B	5 1 2 2 0 0 3												
Tito Francona, L OBP: 0.413, SLG: 0.628 (1, 8)	4-0 S 1B BB		0-0 1-4-3		0-0 4-3				4-0 4-3 BB	3 1 0 0 2 0 0												
Rocky Colavito, R OBP: 0.358, SLG: 0.569 (1, 9)	0-0 1-H 2-H HR 1B		4-0 G6-4-3 BB		0-3 K				0-0 P5	4 1 2 1 1 1 2												
Jim Baxes, R OBP: 0.324, SLG: 0.474 (1, 4)	0-0 1-H HR		0-0 G6-4-3		0-0 F8				0-0 4-3	5 1 1 2 0 1 4												
Dick Brown, R OBP: 0.333, SLG: 0.403 (1, 2)	0-0 F5			0-0 F7		4-0 1B BB			0-0 F2	4 0 0 0 1 0 2												
Woodie Held, R OBP: 0.329, SLG: 0.480 (1, 6)	0-3 K			4-0 1B BB		0-0 F7			0-3 K	3 1 0 0 1 2 1												
Herb Score, L OBP: 0.073, SLG: 0.075 (1, 1)		0-0 3-1		0-3 K		0-0 B2			0-3 K	4 0 0 0 0 2 2												
Inning Stats	R: 5 E: 0 K: 2 S: 11	H: 4 LOB: 0 BB: 1 P: 15	R: 0 E: 0 K: 0 S: 4	H: 1 LOB: 1 BB: 0 P: 4	R: 0 E: 0 K: 0 S: 2	H: 0 LOB: 0 BB: 1 P: 6	R: 1 E: 0 K: 1 S: 6	H: 1 LOB: 2 BB: 2 P: 14	R: 0 E: 0 K: 1 S: 5	H: 0 LOB: 0 BB: 0 P: 5	R: 0 E: 0 K: 0 S: 4	H: 1 LOB: 2 BB: 1 P: 8	R: 0 E: 0 K: 1 S: 6	H: 1 LOB: 1 BB: 0 P: 6	R: 0 E: 0 K: 2 S: 7	H: 0 LOB: 0 BB: 0 P: 7	R: 2 E: 1 K: 0 S: 6	H: 3 LOB: 2 BB: 1 P: 10	1B: 7 2B: 3 3B: 0 HR: 1	SF: 0 SAC: 0 DP: 1 HBP: 0	WP: 0 PB: 0 SB: 2 CS: 0	PA: 43
PITCHER	IP WLS BF H R ER SO BB IBB HBP BLK WP HR S P ERA WHIP																					
Howie Reed, R ERA: 9.95 (1, 1)	0.1 L 5 3 4 4 1 1 0 0 0 0 0 0 6 10 108.00 12.000																					
Tom Sturdivant, R ERA: 4.21 (1, 1)	6.2 28 5 2 2 4 4 0 0 0 0 0 1 32 48 2.70 1.350																					
John Tsitouris, R ERA: 4.32 (8, 1)	1.0 7 3 2 2 2 1 0 0 0 0 0 0 10 14 18.00 4.000																					
Murry Dickson, R ERA: 4.32 (9, 1)	1.0 3 0 0 0 0 0 0 0 0 0 0 0 3 3 0.00 0.000																					

Cleveland Indians @ Kansas City Athletics
Municipal Stadium, Kansas City, MO
Fri Jul 03 1959, 4:33 AM EDT
Att. 7,989 - Unknown

AB	37
R	8
H	11
RBI	6
BB	6
SO	7
LOB	16



WP: 0	PA: 43
-------	--------

Batter	1	2	3	4	5	6	7	8	9	AB R H RBI BB SO LOB	TOP
George Strickland, R OBP: 0.355, SLG: 0.392 (1, 5) X	0-0 F8 ①		0-0 2-3 ②		4-0 E SF8 1B BB		0-0 L6 ①		0-0 FC5 1B 1-3	4 1 1 0 1 0 2	Cleveland Indians @ Detroit Tigers Briggs Stadium, Detroit, MI Sat Jul 04 1959, 4:33 AM EDT Unknown livebaseballscorecards.com
Vic Power, R OBP: 0.346, SLG: 0.466 (1, 3) X	0-0 6-3 ②		0-0 1-3 ③		0-0 E5 SF8 1B		0-0 6-3 ②		0-0 1B 1-2 3-H	5 1 2 1 0 0 2	
Minnie Minoso, R OBP: 0.369, SLG: 0.493 (1, 7) X	0-0 HR				0-0 F9 SF8 ②		0-0 F7 ③		0-0 FC5 ③ 2-3f	4 1 1 2 0 0 3	
Tito Francona, L OBP: 0.408, SLG: 0.624 (1, 8) X	0-0 4-3 ③				0-0 2B 2B ①				0-0 4-3 ①	4 1 1 0 0 0 0	
Rocky Colavito, R OBP: 0.356, SLG: 0.568 (1, 9) X					0-0 2B 2B ③				0-0 6-3 ②	4 1 1 1 0 1 1	
Jim Baxes, R OBP: 0.321, SLG: 0.475 (1, 4) X					0-0 2B 2B ③				0-0 L8 ③	4 0 1 1 0 1 0	
Dick Brown, R OBP: 0.330, SLG: 0.388 (1, 2) X					0-0 6-3 ②				0-3 K ①	3 0 0 0 0 1 1	
Woodie Held, R OBP: 0.331, SLG: 0.476 (1, 6) X					0-0 4-3 ③				1-0 1B 1B HBP	2 1 0 0 1 0 2	
Cal McLish, S OBP: 0.214, SLG: 0.225 (1, 1) X					0-0 P4 ①				0-3 K ②	4 0 1 0 0 2 2	
Inning Stats	R: 1 H: 1 E: 0 LOB: 0 K: 0 BB: 0 S: 4 P: 4	R: 0 H: 0 E: 0 LOB: 0 K: 0 BB: 0 S: 3 P: 3	R: 0 H: 0 E: 0 LOB: 1 K: 0 BB: 1 S: 3 P: 7	R: 2 H: 3 E: 0 LOB: 1 K: 0 BB: 0 S: 6 P: 6	R: 2 H: 1 E: 2 LOB: 1 K: 2 BB: 1 S: 9 P: 13	R: 0 H: 0 E: 0 LOB: 0 K: 1 BB: 0 S: 4 P: 5	R: 0 H: 1 E: 0 LOB: 1 K: 0 BB: 0 S: 4 P: 4	R: 0 H: 0 E: 0 LOB: 0 K: 0 BB: 0 S: 3 P: 3	R: 1 H: 2 E: 0 LOB: 2 K: 2 BB: 0 S: 9 P: 10	1B: 3 SF: 1 2B: 4 SAC: 0 3B: 0 DP: 1 HR: 1 HBP: 2	WP: 0 PA: 39 PB: 0 SB: 0 CS: 0
PITCHER	IP WLS BF H R ER SO BB IBB HBP BLK WP HR S P ERA WHIP										
Frank Lary, R ERA: 3.32 (1, 1)	8.0 L 33 6 5 3 3 2 0 1 0 0 0 1 36 45 3.38 1.000										
Barney Schultz, R ERA: 3.09 (9, 1)	1.0 6 2 1 1 2 0 0 1 0 0 0 0 9 10 9.00 2.000										

Cleveland Indians @ Detroit Tigers
 Briggs Stadium, Detroit, MI
 Sat Jul 04 1959, 4:33 AM EDT
 Unknown

AB	34
R	6
H	8
RBI	5
BB	2
SO	5
LOB	13




Batter	1	2	3	4	5	6	7	8	9	AB	R	H	RBI	BB	SO	LOB
Eddie Yost, R OBP: 0.395, SLG: 0.428 (1, 5)	0-3 K			0-0 4-3		0-0 BB 1B 1-3 1B		0-0 1-3		4	0	1	0	0	1	0
Harvey Kuenn, R OBP: 0.419, SLG: 0.507 (1, 8)	0-3 K			0-0 2B		0-0 BB 1-2 1B 3-H		0-0 1B		4	0	3	1	0	1	0
Charlie Maxwell, L OBP: 0.340, SLG: 0.502 (1, 7)	0-0 F8			0-0 F9		4-0 FC5-4 1-2 2-3 BB		0-3 K		3	0	0	0	1	1	2
Gus Zernial, R OBP: 0.275, SLG: 0.531 (1, 3)		0-3 K		0-0 F7		0-3 K			0-0 4-3	4	0	0	0	0	2	4
Red Wilson, R OBP: 0.337, SLG: 0.455 (1, 2)		0-3 K			0-0 F8	0-0 FC5-4 1-2f			0-0 F7	4	0	0	0	0	1	3
Neil Christley, L OBP: 0.179, SLG: 0.294 (1, 9)		0-0 3-1			1-0 HBP G1-4-3		0-0 E6 G6-4-3		0-0 F8	3	0	0	0	0	0	0
Rocky Bridges, R OBP: 0.336, SLG: 0.381 (1, 4)			0-0 F7		0-0 G1-4-3 1-2f		0-0 G6-4-3 1-2f			3	0	0	0	0	0	2
Coot Veal, R OBP: 0.333, SLG: 0.286 (1, 6)			0-0 6-3			0-0 6-3	0-0 F8			3	0	0	0	0	0	0
Frank Lary, R OBP: 0.163, SLG: 0.190 (1, 1)			0-0 F9			0-0 1B 1B 1B		0-0 4-3		2	1	1	0	0	0	0
Gail Harris, L OBP: 0.217, SLG: 0.315 (8, PH)										1	0	0	0	0	0	0
Barney Schultz, R OBP: 1.000, SLG: 1.000 (9, 1)										0	0	0	0	0	0	0

Inning Stats	R: 0	H: 0	E: 0	K: 2	S: 7	LOB: 0	BB: 0	P: 7	R: 0	H: 0	E: 0	K: 2	S: 7	LOB: 0	BB: 0	P: 7	R: 0	H: 0	E: 0	K: 0	S: 3	LOB: 0	BB: 0	P: 3	R: 0	H: 1	E: 0	K: 1	S: 8	LOB: 3	BB: 1	P: 12	R: 0	H: 0	E: 1	K: 0	S: 3	LOB: 0	BB: 0	P: 3	R: 0	H: 1	E: 0	K: 1	S: 6	LOB: 1	BB: 0	P: 6	R: 0	H: 0	E: 0	K: 0	S: 3	LOB: 0	BB: 0	P: 3	1B: 4	SF: 0	2B: 1	SAC: 0	3B: 0	DP: 2	HR: 0	HBP: 1	WP: 0	PA: 33
PITCHER Cal McLish, R ERA: 2.88 (1, 1)	IP	WLS	BF	H	R	ER	SO	BB	IBB	HBP	BLK	WP	HR	S	P	ERA	WHIP	IP	WLS	BF	H	R	ER	SO	BB	IBB	HBP	BLK	WP	HR	S	P	ERA	WHIP	IP	WLS	BF	H	R	ER	SO	BB	IBB	HBP	BLK	WP	HR	S	P	ERA	WHIP															

BOTTOM

Cleveland Indians @ Detroit Tigers
 Briggs Stadium, Detroit, MI
 Sat Jul 04 1959, 4:33 AM EDT
 Unknown

AB	31
R	1
H	5
RBI	1
BB	1
SO	6
LOB	11



Batter	1	2	3	4	5	6	7	8	9	10	11	AB R H RBI BB SO LOB	TOP													
George Strickland, R OBP: 0.358, SLG: 0.389	4-0 E S BB		0-3 K		4-0 SH3 SH 1B BB	0-0 FC6-4		0-0 FC6-4 1B		0-0 F8		4 1 1 0 2 1 2														
Vic Power, R OBP: 0.344, SLG: 0.462	0-0 P6		0-0 F9		0-0 SH SH3 1B		0-0 P3	0-0 FC6-4 1B		0-0 1B		5 2 1 0 0 0 3														
Minnie Minoso, R OBP: 0.370, SLG: 0.491	0-3 K		0-0 FC5-4		0-0 SH3		0-0 CS 1B	0-0 1B		0-0 4-3		5 0 2 0 0 1 3														
Tito Francona, L OBP: 0.419, SLG: 0.650	0-0 F8			0-0 HR 1B	0-0 6-3 1B		0-0 L7	0-0 1B			0-0 HR	6 2 4 4 0 0 2														
Rocky Colavito, R OBP: 0.359, SLG: 0.577		0-0 P4		0-0 HR 1B	0-0 6-3			0-0 1B			0-0 SH3 1B	6 3 3 2 0 0 3														
Russ Nixon, L OBP: 0.214, SLG: 0.183		0-0 4-3		0-0 P5	0-0 F7			0-0 SH5-4 HR 1B		0-0 K		3 0 0 0 0 0 1														
Elmer Valo, L OBP: 0.333, SLG: 0.500								1-2 HR 1B			1-2 SH3	1 1 1 0 0 0 0														
Dick Brown, R OBP: 0.326, SLG: 0.383											1-2 SH3	1 0 0 0 0 1 0														
Woodie Held, R OBP: 0.338, SLG: 0.482		4-0 BB		0-0 2B		0-0 P4		0-0 SH5-4 HR 1B		0-0 4-3		5 1 3 2 1 0 0														
Jim Baxes, R OBP: 0.316, SLG: 0.491		0-0 P6		0-0 L9		0-0 L7		0-0 SH5-4		0-0 P4		5 1 1 1 0 0 2														
Bobby Locke, R OBP: 0.500, SLG: 1.000			0-0 FC5-4 1B		0-3 K		0-0 FC6-4 1B				0-0 HR															
Mudcat Grant, R OBP: 0.125, SLG: 0.219								2-H 3-H																		
Jim Peary, S OBP: 0.500, SLG: 0.500																										
Granny Hamner, R OBP: 0.275, SLG: 0.375																										
Dick Brodowski, R OBP: 0.333, SLG: 0.333																										
Gary Bell, R OBP: 0.154, SLG: 0.108																										
Inning Stats	R: 0 E: 1 K: 1 S: 5	H: 0 LOB: 1 BB: 1 P: 9	R: 0 E: 0 K: 0 S: 3	H: 0 LOB: 1 BB: 1 P: 7	R: 0 E: 0 K: 1 S: 6	H: 1 LOB: 1 BB: 0 P: 6	R: 2 E: 0 K: 1 S: 8	H: 3 LOB: 1 BB: 0 P: 8	R: 2 E: 1 K: 0 S: 5	H: 1 LOB: 1 BB: 1 P: 9	R: 0 E: 0 K: 0 S: 4	H: 1 LOB: 1 BB: 0 P: 4	R: 0 E: 0 K: 0 S: 3	H: 1 LOB: 0 BB: 0 P: 3	R: 5 E: 0 K: 0 S: 10	H: 7 LOB: 2 BB: 0 P: 10	R: 0 E: 0 K: 1 S: 5	H: 0 LOB: 0 BB: 0 P: 5	R: 0 E: 0 K: 0 S: 4	H: 1 LOB: 1 BB: 0 P: 4	R: 3 E: 0 K: 0 S: 6	H: 4 LOB: 0 BB: 0 P: 6	1B: 14 2B: 1 3B: 0 HR: 4	SF: 0 SAC: 4 DP: 0 HBP: 0	WP: 0 PB: 0 SB: 1 CS: 1	PA: 54
PITCHER	IP WLS BF H R ER SO BB IBB HBP BLK WP HR S P ERA WHIP																									
Ray Narleski, R ERA: 5.98	(1, 1) 5.0 24 5 4 3 3 3 0 0 0 0 1 27 39 5.40 1.600																									
Dave Sisler, R ERA: 5.91	(6, 1) 2.2 16 9 5 5 0 0 0 0 0 0 1 16 16 16.88 3.375																									
Barney Schultz, R ERA: 3.0	(8, 1) 0.1 1 0 0 0 0 0 0 0 0 0 0 1 1 0.00 0.000																									
Bob Smith, L ERA: 4.46	(9, 1) 3.0 L 13 5 3 3 1 0 0 0 0 0 2 15 15 9.00 1.667																									

Cleveland Indians @ Detroit Tigers
 Briggs Stadium, Detroit, MI
 Sat Jul 04 1959, 4:38 AM EDT
 Att. 35,799 - Unknown

livebaseballscorecards.com

AB	47
R	12
H	19
RBI	12
BB	3
SO	4
LOB	17



Batter	1	2	3	4	5	6	7	8	9	10	AB	R	H	RBI	BB	SO	LOB
George Strickland, R OBP: 0.369, SLG: 0.394 (1, 6)											5	1	2	0	0	0	1
Vic Power, R OBP: 0.344, SLG: 0.461 (1, 3)											5	1	2	0	0	1	1
Minnie Minoso, R OBP: 0.370, SLG: 0.490 (1, 7)											5	1	2	0	0	0	2
Tito Francona, L OBP: 0.440, SLG: 0.661 (1, 8)											4	1	4	0	1	0	0
Rocky Colavito, R OBP: 0.356, SLG: 0.571 (1, 9)											5	0	1	1	0	1	6
Granny Hamner, R OBP: 0.267, SLG: 0.363 (1, 5)											4	0	0	0	0	0	4
Jim Baxes, R OBP: 0.305, SLG: 0.473 (1, 4)										4	0	0	0	0	0	1	1
Dick Brown, R OBP: 0.333, SLG: 0.424 (1, 2)										4	1	2	1	0	0	0	0
Mike Garcia, R (1, 1)										3	0	0	0	0	0	1	1
Herb Score, L OBP: 0.073, SLG: 0.075 (7, 1)										0	0	0	0	0	0	0	0
Elmer Valo, L OBP: 0.250, SLG: 0.333 (9, PH)										1	0	0	0	0	0	0	0
Gary Bell, R OBP: 0.154, SLG: 0.108 (9, 1)										0	0	0	0	0	0	0	0

Inning Stats	R: 0	H: 1	E: 0	LOB: 0	K: 0	BB: 0	S: 3	P: 3	R: 1	H: 2	E: 0	LOB: 0	K: 0	BB: 0	S: 4	P: 4	R: 1	H: 2	E: 0	LOB: 1	K: 1	BB: 0	S: 5	P: 5	R: 0	H: 1	E: 0	LOB: 0	K: 1	BB: 0	S: 5	P: 5	R: 1	H: 2	E: 1	LOB: 1	K: 0	BB: 1	S: 4	P: 8	R: 0	H: 1	E: 0	LOB: 1	K: 1	BB: 0	S: 6	P: 6	R: 1	H: 2	E: 0	LOB: 1	K: 1	BB: 0	S: 7	P: 7	R: 0	H: 0	E: 0	LOB: 0	K: 0	BB: 0	S: 3	P: 3	R: 1	H: 2	E: 1	LOB: 1	K: 0	BB: 0	S: 5	P: 5	1B: 11	SF: 0	2B: 1	SAC: 0	3B: 0	DP: 3	HR: 1	HBP: 0	WP: 0	PA: 42
--------------	------	------	------	--------	------	-------	------	------	------	------	------	--------	------	-------	------	------	------	------	------	--------	------	-------	------	------	------	------	------	--------	------	-------	------	------	------	------	------	--------	------	-------	------	------	------	------	------	--------	------	-------	------	------	------	------	------	--------	------	-------	------	------	------	------	------	--------	------	-------	------	------	------	------	------	--------	------	-------	------	------	--------	-------	-------	--------	-------	-------	-------	--------	-------	--------

PITCHER	IP	WLS	BF	H	R	ER	SO	BB	IBB	HBP	BLK	WP	HR	S	P	ERA	WHIP
Paul Foytack, R ERA: 5.54 (1, 1)	7.1		31	11	4	3	4	0	0	0	0	0	1	38	42	3.68	1.500
Tom Morgan, R ERA: 3.15 (8, 1)	2.0	L	9	2	1	1	0	0	0	0	0	0	0	9	9	4.50	1.000
Jim Bunning, R ERA: 4.71 (10, 1)	0.2		1	0	0	0	0	0	0	0	0	0	0	1	1	0.00	0.000

TOP

Cleveland Indians @ Detroit Tigers
Briggs Stadium, Detroit, MI
Sun Jul 05 1959, 4:33 AM EDT
Att. 16,676 - Unknown

AB	40
R	5
H	13
RBI	2
BB	1
SO	4
LOB	16

BOTTOM

Cleveland Indians @ Detroit Tigers
Briggs Stadium, Detroit, MI
Sun Jul 05 1959, 4:33 AM EDT
Att: 16,676 - Unknown

livebaseballscorecards.com

AB 35
R 4
H 8
RBI 3
BB 5
SO 4
LOB 12



AB R H RBI BB SO LOB

2 1 1 0 3 0 0

5 0 1 1 0 1 3

4 0 1 0 1 1 2

5 0 0 0 0 0 3

5 0 0 0 0 2 0

3 1 2 0 1 0 0

4 1 1 0 0 0 2

4 1 2 2 0 0 1

2 0 0 0 0 0 1

1 0 0 0 0 0 0

0 0 0 0 0 0 0

1B: 7 SF: 0
2B: 1 SAC: 1
3B: 0 DP: 1
HR: 0 HBP: 0

WP: 1 PA: 41
PB: 0
SB: 0
CS: 0

Batter	1	2	3	4	5	6	7	8	9	10
Eddie Yost, R OBP: 0.406, SLG: 0.434 (1, 5)	F7		2B		FC6-4 BB		1B WP BB		BB	
Harvey Kuenn, R OBP: 0.415, SLG: 0.500 (1, 8)	K		6-3		FC6-4		1B		F7	
Charlie Maxwell, L OBP: 0.344, SLG: 0.506 (1, 7)	1B		F8		K		BB			P6
Lou Berberet, L OBP: 0.311, SLG: 0.389 (1, 2)	F2		F7		F8		5-3			F7
Neil Chrisley, L OBP: 0.180, SLG: 0.318 (1, 9)		3-1		L9		K				4-3
Bobo Osborne, L OBP: 0.287, SLG: 0.318 (1, 3)		1B		1B BB		F5			G4-6-3 1B	
Rocky Bridges, R OBP: 0.338, SLG: 0.382 (1, 4)		F8		1B 1B		F7			G4-6-3	
Coot Veal, R OBP: 0.400, SLG: 0.348 (1, 6)		P4		1B			SH3-4 1B		1-3	
Paul Foytack, R OBP: 0.128, SLG: 0.081 (1, 1)			4-3		F3		SH3-4			5-3
Tom Morgan, R OBP: 0.250, SLG: 0.625 (8, 1)										
Jim Bunning, R OBP: 0.245, SLG: 0.304 (10, 1)										

Inning Stats	R: 0	H: 1	E: 0	K: 1	S: 6	P: 6	R: 0	H: 1	E: 0	K: 0	S: 4	P: 4	R: 0	H: 1	E: 0	K: 0	S: 4	P: 4	R: 2	H: 2	E: 0	K: 0	S: 5	P: 9	R: 0	H: 0	E: 0	K: 1	S: 5	P: 9	R: 0	H: 0	E: 0	K: 1	S: 5	P: 5	R: 2	H: 2	E: 0	K: 0	S: 4	P: 12	R: 0	H: 1	E: 0	K: 1	S: 5	P: 5	R: 0	H: 0	E: 0	K: 0	S: 3	P: 7	R: 0	H: 0	E: 0	K: 0	S: 3	P: 3	1B: 7	SF: 0	2B: 1	SAC: 1	3B: 0	DP: 1	HR: 0	HBP: 0	WP: 1	PA: 41
PITCHER	IP	WLS	BF	H	R	ER	SO	BB	IBB	HBP	BLK	WP	HR	S	P	ERA	WHIP																																																					
Mike Garcia, R ERA: 3.18 (1, 1)	6.2		29	7	4	4	3	3	0	0	0	0	0	32	44	5.40	1.500																																																					
Herb Score, L ERA: 4.07 (7, 1)	1.1		5	1	0	0	1	1	0	0	0	1	0	6	10	0.00	1.500																																																					
Gary Bell, R ERA: 4.09 (9, 1)	2.0	W	7	0	0	0	0	1	0	0	0	0	0	6	10	0.00	0.500																																																					

Batter	1	2	3	4	5	6	7	8	9	AB R H RBI BB SO LOB	TOP											
George Strickland, R OBP: 0.353, SLG: 0.386 (1, 5)	0-0 F7		0-0 F8		0-3 K			0-0 5-3		4 0 0 0 0 1 0												
Vic Power, R OBP: 0.346, SLG: 0.465 (1, 3)	0-0 L1-6 2B		0-0 4-3 1B			0-0 F7		0-0 L9		4 0 2 0 0 0 0												
Minnie Minoso, R OBP: 0.366, SLG: 0.483 (1, 7)	0-0 L1-6 2-3		0-0 4-3 1-2			0-0 6-3		0-3 K		4 0 0 0 0 1 2												
Tito Francona, L OBP: 0.441, SLG: 0.654 (1, 8)		4-0 E E G6-4-3 BB	0-0 1-3			0-0 1B		0-3 K		3 1 1 0 1 1 1												
Rocky Colavito, R OBP: 0.355, SLG: 0.565 (1, 9)		0-0 E5 G6-4-3 1-2 1B		0-0 5-3		0-0 4-3		4-0 BB		3 1 0 0 1 0 2												
Woodie Held, R OBP: 0.333, SLG: 0.475 (1, 6)		0-0 E1 G6-4-3 1-2 2-3		0-0 F8			0-0 F8	0-0 L5		4 0 0 0 0 0 3												
Jim Baxes, R OBP: 0.303, SLG: 0.491 (1, 4)		0-0 G6-4-3 1-2 2-3 3-H		0-0 5-3			0-0 HR	0-0 F6		4 1 1 1 0 0 3												
Dick Brown, R OBP: 0.333, SLG: 0.420 (1, 2)		0-0 1B			0-0 6-3		0-3 K			3 0 1 1 0 1 0												
Herb Score, L OBP: 0.070, SLG: 0.071 (1, 1)		0-3 K			0-0 1-3		0-0 5-3			2 0 0 0 0 1 1												
Jim Piersall, R OBP: 0.285, SLG: 0.311 (7, PH)										1 0 0 0 0 0 0												
Mudcat Grant, R OBP: 0.125, SLG: 0.219 (7, 1)										0 0 0 0 0 0 0												
Inning Stats	R: 0 E: 0 K: 0 S: 3	H: 1 LOB: 0 BB: 0 P: 3	R: 2 E: 2 K: 1 S: 7	H: 1 LOB: 1 BB: 1 P: 11	R: 0 E: 0 K: 0 S: 4	H: 0 LOB: 1 BB: 0 P: 4	R: 0 E: 0 K: 0 S: 3	H: 0 LOB: 0 BB: 0 P: 3	R: 0 E: 0 K: 1 S: 5	H: 0 LOB: 0 BB: 0 P: 5	R: 0 E: 0 K: 0 S: 4	H: 1 LOB: 1 BB: 0 P: 4	R: 1 E: 0 K: 1 S: 6	H: 1 LOB: 0 BB: 0 P: 6	R: 0 E: 0 K: 1 S: 5	H: 0 LOB: 0 BB: 0 P: 5	R: 0 E: 0 K: 1 S: 5	H: 0 LOB: 1 BB: 1 P: 9	1B: 3 2B: 2 3B: 0 HR: 1	SF: 0 SAC: 0 DP: 2 HBP: 0	WP: 0 PB: 0 SB: 0 CS: 0	PA: 34
PITCHER Billy Pierce, L ERA: 3.97 (1, 1)	IP: 9.0 WLS: W BF: 34 H: 5 R: 3 ER: 1 SO: 5 BB: 2 IBB: 0 HBP: 0 BLK: 0 WP: 0 HR: 1 S: 42 P: 50 ERA: 1.00 WHIP: 0.778											PITCHER	IP: 9.0 WLS: W BF: 34 H: 5 R: 3 ER: 1 SO: 5 BB: 2 IBB: 0 HBP: 0 BLK: 0 WP: 0 HR: 1 S: 42 P: 50 ERA: 1.00 WHIP: 0.778									

Cleveland Indians @ Chicago White Sox
 Comiskey Park, Chicago, IL
 Thu Jul 09 1959, 8:05 PM EDT
 Att: 36,742 - Unknown

AB	32
R	3
H	5
RBI	2
BB	2
SO	5
LOB	12



WP: 0	PA: 34
PB: 0	
SB: 0	
CS: 0	

livebaseballscorecards.com

Batter	1	2	3	4	5	6	7	8	9
Luis Aparicio, R OBP: 0.355, SLG: 0.379 (1, 6)	0-0 G3 S SF7 1B		0-0 G6-4-3 1-2f		4-0 1B 1B BB		0-0 F9		
Nellie Fox, L OBP: 0.408, SLG: 0.440 (1, 4)	0-0 G3 1-3			4-0 WP BB BB	0-0 1B 1-2 2-3 1B		4-0 BB BB BB BB		
Jim Landis, R OBP: 0.352, SLG: 0.351 (1, 8)	0-0 SF7 3-H			4-0 WP BB 1-2	0-0 1-3 2-H 3-H 1B		0-3 K		
Sherm Lollar, R OBP: 0.341, SLG: 0.462 (1, 3)	0-0 5-3			0-0 F4 1-2 2-3	0-0 6-3		0-0 F5		
Al Smith, R OBP: 0.325, SLG: 0.396 (1, 7)		4-0 F9 BB		0-3 K		0-0 F7	0-0 5-3		
Earl Battey, R OBP: 0.314, SLG: 0.318 (1, 2)		0-0 F9 1-2		0-0 F8		0-0 F4	4-0 1B BB		
Bubba Phillips, R OBP: 0.336, SLG: 0.407 (1, 5)		0-0 6-3			4-0 1B 1B BB BB	0-0 HR	0-0 1-3 1B		
Jim McAnany, R OBP: 0.348, SLG: 0.478 (1, 9)			0-3 K		0-0 F9	0-0 F7	0-0 4-3		
Billy Pierce, L OBP: 0.267, SLG: 0.333 (1, 1)			4-0 G6-4-3 BB		0-0 B1		0-0 F7		

Inning Stats	R: 1	H: 1	E: 0	K: 0	S: 4	LOB: 0	BB: 0	P: 4	R: 0	H: 0	E: 0	K: 0	S: 2	LOB: 0	BB: 1	P: 6	R: 0	H: 0	E: 0	K: 1	S: 4	LOB: 0	BB: 1	P: 8	R: 0	H: 0	E: 0	K: 1	S: 5	LOB: 2	BB: 2	P: 13	R: 2	H: 2	E: 0	K: 0	S: 5	LOB: 2	BB: 2	P: 13	R: 1	H: 1	E: 0	K: 0	S: 4	LOB: 0	BB: 0	P: 4	R: 0	H: 0	E: 0	K: 1	S: 5	LOB: 1	BB: 1	P: 9	R: 0	H: 1	E: 0	K: 0	S: 4	LOB: 2	BB: 1	P: 8
--------------	------	------	------	------	------	--------	-------	------	------	------	------	------	------	--------	-------	------	------	------	------	------	------	--------	-------	------	------	------	------	------	------	--------	-------	-------	------	------	------	------	------	--------	-------	-------	------	------	------	------	------	--------	-------	------	------	------	------	------	------	--------	-------	------	------	------	------	------	------	--------	-------	------


PITCHER	IP	WLS	BF	H	R	ER	SO	BB	IBB	HBP	BLK	WP	HR	S	P	ERA	WHIP
Herb Score, L ERA: 4.17 (1, 1)	6.0	L	26	4	4	4	2	6	0	0	0	1	1	24	48	6.00	1.667
Mudcat Grant, R ERA: 3.77 (7, 1)	2.0		9	1	0	0	1	2	0	0	0	0	0	9	17	0.00	1.500

AB R H RBI BB SO LOB

3	2	1	0	1	0	1
2	0	1	0	2	0	1
2	0	1	3	1	1	1
4	0	0	0	0	0	4
3	0	0	0	1	1	2
3	0	0	0	1	0	3
3	2	2	1	1	0	0
4	0	0	0	0	1	3
2	0	0	0	1	0	1

AB	R	H	RBI	BB	SO	LOB
26	4	5	4	8	3	16

WP: 1 PA: 35
PB: 0
SB: 1
CS: 0



Cleveland Indians @ Chicago White Sox
Comiskey Park, Chicago, IL
Thu Jul 09 1959, 8:05 PM EDT
Att. 36,742 - Unknown

livebaseballscorecards.com

Batter	1		2		3		4		5		6		7		8		9		AB R H RBI BB SO LOB	TOP											
George Strickland, R OBP: 0.358, SLG: 0.389 (1, 5) X	0-0 HBP 1B	0-0 S	0-3 K			4-0 BB 1-2 BB			0-0 F9			0-0 SH5-4 1B							4 2 2 0 1 1 1												
Vic Power, R OBP: 0.345, SLG: 0.462 (1, 3) X	0-0 F2				0-0 1B 1B			0-0 5-3			0-0 6-3						0-0 SH5-4 1B		4 1 1 0 0 0 3												
Minnie Minoso, R OBP: 0.369, SLG: 0.483 (1, 7) H	1-0 1B 5-3 HBP				0-0 1B 1B			0-0 1B 1B			0-0 5-3						0-0 F4		4 2 2 0 0 0 2												
Tito Francona, L OBP: 0.453, SLG: 0.659 (1, 8) X	0-0 5-3 1B				0-0 F6			0-0 1B G6-3 1B			0-0 G6-4-3 1B						0-0 1B 1B		5 2 4 3 0 0 2												
Rocky Colavito, R OBP: 0.359, SLG: 0.566 (1, 9) X	0-0 5-3 1B				0-0 1B			0-0 1B G6-3 1B			0-0 G6-4-3						0-0 1B 1B		5 0 3 3 0 0 2												
Woodie Held, R OBP: 0.331, SLG: 0.470 (1, 6) X	0-0 6-3				0-0 F6			0-0 G6-3			0-0 G6-3						0-0 F8		5 0 1 0 0 0 3												
Jim Baxes, R OBP: 0.310, SLG: 0.492 (1, 4)			0-3 K			0-3 K			0-0 1B								0-0 G5-4-3 1B		4 0 2 0 0 2 0												
Dick Brown, R OBP: 0.320, SLG: 0.402 (1, 2)			0-0 F6			0-3 K			0-3 K								0-0 G5-4-3		4 0 0 0 0 2 2												
Cal McLish, S OBP: 0.244, SLG: 0.238 Gary Bell, R OBP: 0.175, SLG: 0.132 (1, 1) (8, 1)			4-0 BB			0-0 S 1B			0-0 F4								0-0 SH5-4 1B 1B		2 0 1 0 1 0 0 1 1 1 0 0 0 0												
Inning Stats	R: 2 E: 0 K: 0 S: 5	H: 2 LOB: 1 BB: 0 P: 6	R: 0 E: 0 K: 2 S: 7	H: 0 LOB: 1 BB: 1 P: 11	R: 1 E: 0 K: 0 S: 5	H: 3 LOB: 1 BB: 0 P: 5	R: 0 E: 0 K: 2 S: 8	H: 1 LOB: 2 BB: 1 P: 12	R: 2 E: 0 K: 1 S: 8	H: 4 LOB: 1 BB: 0 P: 8	R: 0 E: 0 K: 0 S: 3	H: 0 LOB: 0 BB: 0 P: 3	R: 0 E: 0 K: 0 S: 3	H: 1 LOB: 0 BB: 0 P: 3	R: 0 E: 0 K: 0 S: 3	H: 1 LOB: 0 BB: 0 P: 3	R: 3 E: 0 K: 0 S: 7	H: 5 LOB: 2 BB: 0 P: 7	1B: 17 2B: 0 3B: 0 HR: 0	SF: 0 SAC: 1 DP: 3 HBP: 1	WP: 0 PB: 0 SB: 1 CS: 0	PA: 42									
PITCHER	IP	WLS	BF	H	R	ER	SO	BB	IBB	HBP	BLK	WP	HR	S	P	ERA	WHIP	PITCHER													
Early Wynn, R ERA: 4.04 (1, 1)	4.0	L	23	9	5	5	4	2	0	1	0	0	0	28	37	11.25	2.750														
Gerry Staley, R ERA: 1.99 (5, 1)	3.0		9	2	0	0	1	0	0	0	0	0	0	11	11	0.00	0.667														
Turk Lown, R ERA: 3.16 (8, 1)	1.0		3	1	0	0	0	0	0	0	0	0	0	3	3	0.00	1.000														
Bob Shaw, R ERA: 3.28 (9, 1)	1.0		7	5	3	3	0	0	0	0	0	0	0	7	7	27.00	5.000														

Cleveland Indians @ Chicago White Sox
 Comiskey Park, Chicago, IL
 Fri Jul 10 1959, 8:05 PM EDT
 Att: 41,588 - Unknown

livebaseballscorecards.com

AB 38
R 8
H 17
RBI 6
BB 2
SO 5
LOB 15



Batter	1	2	3	4	5	6	7	8	9	AB	R	H	RBI	BB	SO	LOB
Luis Aparicio, R OBP: 0.350, SLG: 0.373 (1, 6)	0-0 6-3	0-0 F7		0-0 F9			0-0 1-3	0-0 FC6		5	0	0	0	0	0	4
Nellie Fox, L OBP: 0.410, SLG: 0.440 (1, 4)	0-0 1B		0-0 6-3		0-0 F9		0-0 BB 1B		4-0 G4-3 BB	4	0	2	0	1	0	0
Jim Landis, R OBP: 0.356, SLG: 0.351 (1, 8)	0-3 K		0-0 S 3B 1B		4-0 G5-4-3 BB		4-0 1-2 BB		0-0 F8	3	1	1	0	2	1	2
Sherm Lollar, R OBP: 0.335, SLG: 0.454 (1, 2)	0-3 K		0-0 F5		0-0 G5-4-3		0-3 K		0-0 G4-3	5	0	0	0	0	2	6
Earl Torgeson, L OBP: 0.398, SLG: 0.437 (1, 3)		0-0 WP 2B 1B		0-0 2-H 3B		4-0 BB FC6-4 BB		0-0 3-1		3	1	2	1	1	0	0
Al Smith, R OBP: 0.324, SLG: 0.394 (1, 7)	0-3 K		0-3 K		0-0 F5		0-0 5-3 1B 1B			4	1	1	0	0	2	3
Bubba Phillips, R OBP: 0.335, SLG: 0.408 (1, 5)		0-0 1-H 1B 2B		0-0 4-3		0-0 FC6-4		0-0 5-3		4	1	1	1	0	0	2
Jim McAnany, R OBP: 0.407, SLG: 0.500 (1, 9)		0-0 2-H 1B		4-0 5-3 BB		0-0 F8		0-0 BB 1B		3	0	2	2	1	0	1
Early Wynn, S OBP: 0.245, SLG: 0.404 (1, 1)		0-3 K		0-0 5-3		0-0 4-3		4-0 FC6 BB		2	0	0	0	0	1	2
Gerry Staley, R OBP: 0.200, SLG: 0.200 (5, 1)										0	0	0	0	0	0	0
Billy Goodman, L OBP: 0.267, SLG: 0.220 (7, PH)										1	0	0	0	0	0	0
Turk Lown, R OBP: 0.267, SLG: 0.220 (8, 1)										0	0	0	0	0	0	0
Harry Simpson, L OBP: 0.275, SLG: 0.438 (8, PH)										0	0	0	0	1	0	0
Bob Shaw, R OBP: 0.176, SLG: 0.129 (9, 1)										0	0	0	0	0	0	0

Inning Stats	R: 0	H: 1	E: 0	K: 2	S: 8	P: 8	R: 2	H: 3	E: 0	K: 2	S: 10	R: 1	H: 2	E: 0	K: 1	S: 7	R: 0	H: 0	E: 0	K: 0	S: 3	R: 0	H: 0	E: 0	K: 0	S: 2	R: 0	H: 0	E: 0	K: 1	S: 6	R: 1	H: 2	E: 0	K: 0	S: 5	R: 0	H: 0	E: 0	K: 0	S: 2	R: 0	H: 0	E: 0	K: 0	S: 6	R: 0	H: 0	E: 0	K: 0	S: 2	R: 0	H: 0	E: 0	K: 0	S: 2	1B: 7	SF: 0	2B: 1	SAC: 0	3B: 1	DP: 2	HR: 0	HBP: 0	WP: 1	PA: 40
PITCHER	IP	WLS	BF	H	R	ER	SO	BB	IBB	HBP	BLK	WP	HR	S	P	ERA	WHIP																																																	
Cal McLish, R ERA: 2.99 (1, 1)	7.2	W	36	9	4	4	6	5	0	0	0	1	0	43	63	4.70	1.826																																																	
Gary Bell, R ERA: 4.04 (8, 1)	1.1	S	4	0	0	0	0	1	0	0	0	0	0	3	7	0.00	0.750																																																	


BOTTOM

Cleveland Indians @ Chicago White Sox
Comiskey Park, Chicago, IL

Fri Jul 10 1959, 8:05 PM EDT
Att. 41,588 - Unknown

livebaseballscorecards.com

AB	34
R	4
H	9
RBI	4
BB	6
SO	6
LOB	20



Detroit Tigers @ Cleveland Indians
 Cleveland Municipal Stadium, Cleveland, OH

Sat Jul 11 1959, 7:05 PM EDT
 Att. 29,895 - Unknown

AB	36
R	7
H	11
RBI	7
BB	7
SO	6
LOB	17



WP:	0	PA:	45
PB:	0		
SB:	0		
CS:	1		

Batter	1	2	3	4	5	6	7	8	9	AB	R	H	RBI	BB	SO	LOB
Eddie Yost, R OBP: 0.413, SLG: 0.432 (1, 5) X	0-0 F9		0-0 1B 1B		4-0 HR BB	4-0 BB BB		4-0 BB BB		2	2	1	0	3	0	0
Harvey Kuenn, R OBP: 0.414, SLG: 0.490 (1, 9) X	0-0 CS 1B		0-0 1B 1B		0-0 HR 1B	4-0 1-2 BB		0-0 F3		4	1	3	0	1	0	2
Charlie Maxwell, L OBP: 0.341, SLG: 0.502 (1, 7) X	0-0 F8		0-0 BB 1B		0-0 HR 1-H 2-H	0-3 K		0-0 F2		5	1	2	4	0	1	5
Al Kaline, R OBP: 0.403, SLG: 0.567 (1, 8) X	0-0 CS 1-2	0-0 HR	4-0 1-2 BB		0-0 5-3 1B			0-0 L6		4	1	3	1	1	0	0
Red Wilson, R OBP: 0.336, SLG: 0.442 (1, 2) X		0-0 6-3	0-3 K		0-0 5-3 1-2			0-0 1-3		5	0	0	0	0	1	5
Gus Zernial, R OBP: 0.271, SLG: 0.493 (1, 3) X		0-0 5-3			0-0 HR			0-0 6-3		4	1	1	1	0	1	1
Bobo Osborne, L OBP: 0.282, SLG: 0.312 (7, 3) X										1	0	0	0	0	0	1
Rocky Bridges, R OBP: 0.335, SLG: 0.382 (1, 6) X		0-0 6-3			0-0 L3			4-0 SH3 BB		3	1	0	0	1	0	1
Lou Berberet, L OBP: 0.308, SLG: 0.381 (9, PH) X								4-0 BB		0	0	0	0	1	0	0
Coot Veal, R OBP: 0.400, SLG: 0.348 (9, PR) X								1-2 BB		0	0	0	0	0	0	0
Ted Lepcio, R OBP: 0.354, SLG: 0.447 (1, 4) X			0-0 5-3		0-0 F8			0-0 SH3		4	0	0	0	0	1	2
Don Mossi, L OBP: 0.150, SLG: 0.158 (1, 1) X			0-3 K		0-0 F7			0-0 E4		1	0	0	0	0	1	0
Neil Christley, L OBP: 0.176, SLG: 0.311 (4, PH) X										1	0	0	0	0	0	0
Pete Burnside, R (4, 1) X										1	0	0	0	0	1	0
Gail Harris, L OBP: 0.219, SLG: 0.315 (8, PH) X										1	0	1	1	0	0	0
Dave Sisler, R OBP: 0.250, SLG: 0.250 (8, 1) X								2-H 1B		0	0	0	0	0	0	0

Inning	R	H	E	K	S	WLS	BF	H	R	ER	SO	BB	IBB	HBP	BLK	WP	HR	S	P	ERA	WHIP
1	0	1	0	0	3		12	5	2	2	1	0	0	0	0	0	1	14	14	6.75	1.875
2	1	1	0	0	1		25	5	5	5	4	6	0	0	0	0	2	27	51	9.64	2.357
3	0	0	0	0	0	W	2	0	0	0	0	0	0	0	0	0	0	2	2	0.00	0.000
4	0	0	0	0	0	S	5	1	0	0	1	1	0	0	0	0	0	6	10	0.00	2.000

PITCHER	IP	WLS	BF	H	R	ER	SO	BB	IBB	HBP	BLK	WP	HR	S	P	ERA	WHIP
Mike Garcia, R ERA: 3.35 (1, 1)	2.2		12	5	2	2	1	0	0	0	0	0	1	14	14	6.75	1.875
Mudcat Grant, R ERA: 4.06 (3, 1)	4.2		25	5	5	5	4	6	0	0	0	0	2	27	51	9.64	2.357
Jim Perry, R ERA: 3.72 (8, 1)	0.2	W	2	0	0	0	0	0	0	0	0	0	0	2	2	0.00	0.000
Gary Bell, R ERA: 4.01 (9, 1)	1.0	S	5	1	0	0	1	1	0	0	0	0	0	6	10	0.00	2.000

1B:	8	SF:	0
2B:	0	SAC:	1
3B:	0	DP:	0
HR:	3	HBP:	0

BOTTOM

Detroit Tigers @ Cleveland Indians
Cleveland Municipal Stadium, Cleveland, OH

Sat Jul 11 1959, 7:05 PM EDT
Att. 29,895 - Unknown

livebaseballscorecards.com

AB	37
R	8
H	13
RBI	7
BB	2
SO	5
LOB	14



WP:	0	PA:	40
PB:	0		
SB:	1		
CS:	0		

AB R H RBI BB SO LOB

5	1	1	0	0	1	2
5	0	2	1	0	0	1
5	1	2	0	0	0	2
4	1	1	0	0	1	2
4	2	3	3	0	0	1
4	0	1	0	0	0	4
4	1	1	0	0	1	2
3	1	1	1	0	1	0
0	0	0	0	1	0	0
0	1	0	0	0	0	0
0	0	0	0	0	0	0
1	0	1	2	0	0	0
2	0	0	0	0	1	0
0	0	0	0	0	0	0
0	0	0	0	1	0	0
0	0	0	0	0	0	0

1B:	11	SF:	0
2B:	0	SAC:	0
3B:	0	DP:	0
HR:	2	HBP:	0

Batter	1	2	3	4	5	6	7	8	9
George Strickland, R (1, 5) OBP: 0.355, SLG: 0.384	0-3 K (1) X	0-0 F7 (3) X		0-0 1B		0-0 5-3 (3) X		0-0 FC6-4 (2) X 1-2f 2-H 1B	
Vic Power, R (1, 3) OBP: 0.346, SLG: 0.461	0-0 L1 (2) X		0-0 3-1 (1) X	0-0 L8 (3) X			0-0 FC5-4 (1) X 1B	0-0 S 1B (3-H)	
Minnie Minoso, R (1, 7) OBP: 0.370, SLG: 0.482	0-0 PO 1B (1) X		0-0 HR 1B		0-0 L8 (1) X		0-0 FC5-4 (1) X 1-2f FC6-4	0-0 F9 (3) X 1-2	
Tito Francona, L (1, 8) OBP: 0.448, SLG: 0.647	0-0 PO (3) X 1-2	0-0 1B 1B 1B (3) X	0-3 K (2) X		0-0 F7 (2) X		0-0 FC6-4 (2) X 1-2f E		
Rocky Colavito, R (1, 9) OBP: 0.363, SLG: 0.588		0-0 1B 1B 1B (1-2) X	0-0 HR (1-H)		0-0 HR		0-0 E4 FC6-4 (1-3) X		
Woodie Held, R (1, 6) OBP: 0.330, SLG: 0.467		0-0 P3 (1) X	0-0 E6		0-0 1B		0-0 FC6-4 (3) X 1-2f		
Jim Baxes, R (1, 4) OBP: 0.308, SLG: 0.484		0-0 1B E 1B (1-2 2-3) X	0-3 K (3) X		0-0 5-3 (3) X			0-0 5-3 (1) X	
Dick Brown, R (1, 2) OBP: 0.321, SLG: 0.400		0-0 E 1B (1-3 2-H 3-H) X		0-3 K (1) X		0-0 F7 (1) X		4-0 BB BB BB BB	
Russ Nixon, L (8, PH) OBP: 0.220, SLG: 0.183				0-3 K (1) X				4-0 BB BB BB BB	
Billy Martin, R (8, PR) OBP: 0.274, SLG: 0.377									
Ed Fitz Gerald, R (9, 2) OBP: 0.282, SLG: 0.287									
Mike Garcia, R (1, 1) OBP: 0.077, SLG: 0.077		0-0 E2 (2) X		0-3 K (2) X		0-0 4-3 (2) X		4-0 FC6-4 (1-2) X BB	
Mudcat Grant, R (3, 1) OBP: 0.118, SLG: 0.206									
Jim Perry, S (8, 1) OBP: 0.500, SLG: 0.500									
Elmer Valo, L (8, PH) OBP: 0.400, SLG: 0.333									
Gary Bell, R (9, 1) OBP: 0.175, SLG: 0.132									
Inning Stats	R: 0 H: 1 E: 0 K: 1 S: 5	R: 3 H: 5 E: 1 K: 0 S: 7	R: 2 H: 2 E: 1 K: 2 S: 10	R: 0 H: 1 E: 0 K: 2 S: 8	R: 1 H: 2 E: 0 K: 0 S: 5	R: 0 H: 0 E: 0 K: 0 S: 3	R: 0 H: 1 E: 1 K: 0 S: 5	R: 2 H: 1 E: 1 K: 0 S: 4	

PITCHER	IP	WLS	BF	H	R	ER	SO	BB	IBB	HBP	BLK	WP	HR	S	P	ERA	WHIP
Don Mossi, L (1, 1) ERA: 3.29	3.0		16	8	5	5	3	0	0	0	0	0	1	22	22	15.00	2.667
Pete Burnside, L (4, 1) ERA: 3.55	4.0		17	4	1	1	2	0	0	0	0	0	1	21	21	2.25	1.000
Dave Sisler, R (8, 1) ERA: 6.0	1.0	L	6	1	2	1	0	2	0	0	0	0	0	4	12	9.00	3.000

Batter	1	2	3	4	5	6	7	8	9	AB R H RBI BB SO LOB	TOP											
Eddie Yost, R OBP: 0.414, SLG: 0.429 (1, 5) X	0-0 4-3			4-0 BB 1B BB	4-0 HR BB		0-0 F8			2 2 0 0 2 0 0	Detroit Tigers @ Cleveland Indians Cleveland Municipal Stadium, Cleveland, OH Sun Jul 12 1959, 3:33 AM EDT Unknown livebaseballscorecards.com											
Harvey Kuenn, R OBP: 0.412, SLG: 0.497 (1, 9) SSS	0-3 K			0-0 F9	0-0 1-H HR		0-0 F8			4 1 1 2 0 1 1												
Charlie Maxwell, L OBP: 0.339, SLG: 0.496 (1, 7) SSS	0-3 K			4-0 PB 1B 1-2 4-3 BB	0-0 F7			0-0 5-3		3 1 0 0 1 1 0												
Al Kaline, R OBP: 0.401, SLG: 0.562 (1, 8) X		0-0 L6-3		0-0 4-3 PB 1B 1-2 2-H	0-0 L8			0-0 L5-3		4 1 1 1 0 0 0												
Lou Berberet, L OBP: 0.307, SLG: 0.376 (1, 2) BBB		4-0 G5-4-3 BB		0-0 4-3	0-3 K			0-0 5-3		3 0 0 1 1 1 1												
Gus Zernial, R OBP: 0.270, SLG: 0.479 (1, 3) X		0-0 G5-4-3		0-0 E 1B 3-H		0-0 F9			0-3 K	4 1 1 1 0 1 1 0 0 0 0 0 0 0												
Bobo Osborne, L OBP: 0.282, SLG: 0.312 (9, 3) X				0-0 E6 E 1B 1-2		0-0 6-3			0-0 BB 1B	4 0 1 0 0 0 1 0 0 0 0 0 0 0												
Rocky Bridges, R OBP: 0.334, SLG: 0.380 (1, 6) X				0-0 E8 1-3 2-H 1B		0-0 5-3			4-0 G1-6-3 BB	3 0 1 1 1 0 0												
Coot Veal, R OBP: 0.400, SLG: 0.348 (9, 6) X				0-3 K	0-0 6-3				0-0 G1-6-3	4 0 0 0 0 1 4												
Frank Bolling, R OBP: 0.323, SLG: 0.357 (1, 4) X							0-0 3-1															
Paul Foytack, R OBP: 0.116, SLG: 0.073 (1, 1) SSS																						
Inning Stats	R: 0 E: 0 K: 2 S: 7	H: 0 LOB: 0 BB: 0 P: 7	R: 0 E: 0 K: 0 S: 2	H: 0 LOB: 0 BB: 1 P: 6	R: 0 E: 0 K: 1 S: 5	H: 0 LOB: 0 BB: 0 P: 5	R: 4 E: 2 K: 0 S: 7	H: 3 LOB: 2 BB: 2 P: 15	R: 2 E: 0 K: 1 S: 6	H: 1 LOB: 0 BB: 1 P: 10	R: 0 E: 0 K: 0 S: 3	H: 0 LOB: 0 BB: 0 P: 3	R: 0 E: 0 K: 0 S: 3	H: 0 LOB: 0 BB: 0 P: 3	R: 0 E: 0 K: 0 S: 3	H: 0 LOB: 0 BB: 0 P: 3	R: 0 E: 0 K: 1 S: 5	H: 1 LOB: 1 BB: 1 P: 9	1B: 4 2B: 0 3B: 0 HR: 1	SF: 0 SAC: 0 DP: 2 HBP: 0	WP: 0 PB: 1 SB: 0 CS: 0	PA: 36
PITCHER	IP WLS BF H R ER SO BB IBB HBP BLK WP HR S P ERA WHIP																					
Bobby Locke, R ERA: 5.26 (1, 1)	5.0 L 23 4 6 5 4 4 0 0 0 0 0 1 27 43 9.00 1.600																					
Bob Smith, L ERA: 14.73 (6, 1)	3.0 9 0 0 0 0 0 0 0 0 0 0 0 9 9 0.00 0.000																					
Don Ferrarese, L ERA: 2.96 (9, 1)	1.0 4 1 0 0 0 1 1 0 0 0 0 0 5 9 0.00 2.000																					

Detroit Tigers @ Cleveland Indians
 Cleveland Municipal Stadium, Cleveland, OH
 Sun Jul 12 1959, 3:33 AM EDT
 Unknown

AB	31
R	6
H	5
RBI	6
BB	5
SO	5
LOB	8



Batter	1	2	3	4	5	6	7	8	9	AB	R	H	RBI	BB	SO	LOB
George Strickland, R OBP: 0.349, SLG: 0.377 (1, 5)	0-3 K		0-0 F7			0-0 F7			0-0 F9	4	0	0	0	0	1	0
Vic Power, R OBP: 0.342, SLG: 0.455 (1, 3)	0-0 F7			0-0 4-3		0-0 4-3			0-0 F9	4	0	0	0	0	0	0
Minnie Minoso, R OBP: 0.368, SLG: 0.477 (1, 7)	0-0 F7			4-0 BB		0-0 1-3			0-0 L4	3	0	0	0	1	0	0
Tito Francona, L OBP: 0.446, SLG: 0.641 (1, 8)		0-0 4-3		0-0 G6-4-3						3	0	1	0	0	0	1
Rocky Colavito, R OBP: 0.363, SLG: 0.585 (1, 9)		0-0 1B			0-0 F7				0-0 G6-4-3	3	0	1	0	0	0	1
Russ Nixon, L OBP: 0.222, SLG: 0.186 (1, 2)		0-0 1B			0-0 P6				0-0 F7	3	0	1	0	0	0	0
Woodie Held, R OBP: 0.333, SLG: 0.469 (1, 6)		0-0 G4-6-3			0-0 HR				0-0 G4-6-3	3	1	2	0	0	0	2
Jim Baxes, R OBP: 0.308, SLG: 0.504 (1, 4)			0-0 L8		0-0 HR				0-0 F5	3	1	1	2	0	0	1
Bobby Locke, R OBP: 0.429, SLG: 0.857 (1, 1)			0-0 5-3		0-3 K				0-0 G4-6-3	1	0	0	0	0	0	0
Granny Hamner, R OBP: 0.265, SLG: 0.360 (5, PH)										1	0	0	0	0	1	0
Bob Smith, L (6, 1)										0	0	0	0	0	0	0
Elmer Valo, L OBP: 0.333, SLG: 0.250 (8, PH)										1	0	0	0	0	0	1
Don Ferrarese, R OBP: 0.280, SLG: 0.440 (9, 1)										0	0	0	0	0	0	0

Inning Stats	R: 0	H: 0	R: 0	H: 2	R: 0	H: 0	R: 0	H: 0	R: 2	H: 2	R: 0	H: 0	R: 0	H: 1	R: 0	H: 1	R: 0	H: 0	R: 0	H: 0	1B: 5	SF: 0	WP: 0	PA: 30
	E: 0	LOB: 0	E: 0	LOB: 1	E: 0	LOB: 0	E: 0	LOB: 0	E: 0	LOB: 0	E: 0	LOB: 0	E: 0	LOB: 0	E: 0	LOB: 0	E: 0	LOB: 0	E: 0	LOB: 0	2B: 0	SAC: 0	PB: 0	
	K: 1	BB: 0	K: 0	BB: 0	K: 0	BB: 1	K: 0	BB: 0	K: 1	BB: 0	K: 0	BB: 0	K: 0	BB: 0	K: 0	BB: 0	K: 0	BB: 0	K: 0	BB: 0	3B: 0	DP: 4	SB: 0	
	S: 5	P: 5	S: 4	P: 4	S: 3	P: 3	S: 2	P: 6	S: 7	P: 7	S: 3	P: 3	S: 3	P: 3	S: 3	P: 3	S: 3	P: 3	S: 3	P: 3	HR: 1	HBP: 0	CS: 0	

PITCHER	IP	WLS	BF	H	R	ER	SO	BB	IBB	HBP	BLK	WP	HR	S	P	ERA	WHIP
Paul Foytack, R ERA: 5.28 (1, 1)	9.0	W	30	6	2	2	2	1	0	0	0	0	1	33	37	2.00	0.778

BOTTOM

Detroit Tigers @ Cleveland Indians
Cleveland Municipal Stadium, Cleveland, OH
Sun Jul 12 1959, 3:33 AM EDT
Unknown

livebaseballscores.com

AB	29
R	2
H	6
RBI	2
BB	1
SO	2
LOB	6



Batter	1	2	3	4	5	6	7	8	9	AB R H RBI BB SO LOB	TOP						
Eddie Yost, R OBP: 0.415, SLG: 0.426 (1, 5) BB	4-0 2B BB		4-0 2B BB	0-3 K			0-0 P4			2 2 0 0 2 1 2	Detroit Tigers @ Cleveland Indians Cleveland Municipal Stadium, Cleveland, OH Sun Jul 12 1959, 3:38 AM EDT Att: 54,727 - Unknown livebaseballscorecards.com						
Harvey Kuenn, R OBP: 0.413, SLG: 0.498 (1, 9) X	0-0 2B		4-0 2B BB	0-0 1-3			0-3 K			3 1 1 1 1 1 2							
Charlie Maxwell, L OBP: 0.338, SLG: 0.497 (1, 7) X	0-0 SH1-3 SF7 2B		0-3 K				0-0 F8			4 1 1 1 0 1 2							
Al Kaline, R OBP: 0.397, SLG: 0.556 (1, 8) X	0-0 SH1-3		0-3 K				0-3 K			3 0 0 0 0 2 2							
Red Wilson, R OBP: 0.333, SLG: 0.448 (1, 2) X	0-0 SF7		0-0 2B				0-0 P4			3 0 1 2 0 0 0							
Gus Zernial, R OBP: 0.273, SLG: 0.473 (1, 3) Bobo Osborne, L OBP: 0.287, SLG: 0.316 (6, PR) (6, 3)	0-0 3-1		0-0 6-3				0-0 1B			3 0 1 0 0 0 2 1 0 1 0 0 0 0							
Rocky Bridges, R OBP: 0.331, SLG: 0.377 (1, 6) Neil Christley, L OBP: 0.173, SLG: 0.304 (9, PH)			0-0 F7				0-0 F9			3 0 0 0 0 0 1 1 0 0 0 0 1 1							
Frank Bolling, R OBP: 0.326, SLG: 0.359 (1, 4)			0-0 G5-4-3 1B				0-0 G4-6-3 1B			4 0 2 0 0 1 2							
Tom Morgan, R OBP: 0.278, SLG: 0.611 (1, 1) Ray Narleski, R OBP: 0.125, SLG: 0.250 (6, 1) Gail Harris, L OBP: 0.217, SLG: 0.314 (9, PH)			0-0 G5-4-3				0-0 F7			2 0 1 0 0 0 1 1 0 0 0 0 0 0 1 0 0 0 0 0 1							
Inning Stats	R: 3 H: 2 E: 0 LOB: 0 K: 0 BB: 1 S: 5 P: 9	R: 0 H: 1 E: 0 LOB: 0 K: 0 BB: 0 S: 3 P: 3	R: 1 H: 1 E: 0 LOB: 2 K: 2 BB: 2 S: 8 P: 16	R: 0 H: 2 E: 0 LOB: 2 K: 1 BB: 0 S: 7 P: 7	R: 0 H: 0 E: 0 LOB: 0 K: 0 BB: 0 S: 3 P: 3	R: 0 H: 1 E: 0 LOB: 1 K: 0 BB: 0 S: 3 P: 3	R: 0 H: 0 E: 0 LOB: 0 K: 1 BB: 0 S: 5 P: 5	R: 0 H: 0 E: 0 LOB: 0 K: 1 BB: 0 S: 5 P: 5	R: 0 H: 1 E: 0 LOB: 1 K: 2 BB: 0 S: 8 P: 8	1B: 5 SF: 1 2B: 3 SAC: 1 3B: 0 DP: 2 HR: 0 HBP: 0	WP: 0 PA: 36 PB: 0 SB: 0 CS: 0						
PITCHER	IP WLS BF H R ER SO BB IBB HBP BLK WP HR S P ERA WHIP																
Al Cicotte, R ERA: 5.06 (1, 1)	2.2	14	4	4	4	2	3	0	0	0	0	0	0	15	27	13.50	2.625
Jim Perry, R ERA: 3.16 (3, 1)	6.1	22	4	0	0	5	0	0	0	0	0	0	0	32	32	0.00	0.632

Detroit Tigers @ Cleveland Indians
Cleveland Municipal Stadium, Cleveland, OH
 Sun Jul 12 1959, 3:38 AM EDT
 Att: 54,727 - Unknown
livebaseballscorecards.com

AB 31
R 4
H 8
RBI 4
BB 3
SO 7
LOB 16



Batter	1	2	3	4	5	6	7	8	9
George Strickland, R OBP: 0.344, SLG: 0.371 (1, 5) X	0-0 5-3 ①		0-0 5-3 ② 1-2		0-0 L8 ③		0-0 F7 ②		
Vic Power, R OBP: 0.341, SLG: 0.453 (1, 3) X	0-0 4-3 ②		0-0 1-3 ③			0-0 G3 ①	0-0 1B E 1B 1-2		
Minnie Minoso, R OBP: 0.375, SLG: 0.492 (1, 7) H	1-0 HBP			0-0 HR		0-0 1B HR 1B	0-0 E 1B 1-2 2-H		
Tito Francona, L OBP: 0.441, SLG: 0.630 (1, 8) X	0-0 F7 ③			0-0 L8 ①		0-0 HR 1B 1-3	0-0 E6 1B 1-H 2-H		
Rocky Colavito, R OBP: 0.365, SLG: 0.603 (1, 9) X		0-0 F9 ①		0-0 HR		0-0 HR 1-H 3-H	0-0 F2 ③		
Woodie Held, R OBP: 0.329, SLG: 0.462 (1, 6) X		0-3 K ②		0-0 5-3 ②		0-3 K ②		0-0 L9 ①	
Ed Fitz Gerald, R OBP: 0.280, SLG: 0.286 (1, 2) X		0-3 K ③		0-0 5-3 ③		0-0 1-3 ③		0-0 1B	
Jim Baxes, R OBP: 0.307, SLG: 0.496 (1, 4) X			0-0 P6 ①		0-0 5-3 ①		0-0 FC4-6 1B	0-0 P4 ②	
Al Cicotte, R OBP: 1.000, SLG: 1.000 Jim Perry, S OBP: 0.375, SLG: 0.375 (1, 1) X (3, 1) X			0-0 5-3 1B		0-0 4-3 ②		0-0 FC4-6 1B 1-2f	0-0 1-3 ③	

Inning Stats	R: 0	H: 0	E: 0	LOB: 1	K: 0	BB: 0	S: 3	P: 4
	R: 0	H: 0	E: 0	LOB: 0	K: 2	BB: 0	S: 7	P: 7
	R: 0	H: 1	E: 0	LOB: 1	K: 0	BB: 0	S: 4	P: 4
	R: 2	H: 2	E: 0	LOB: 0	K: 0	BB: 0	S: 5	P: 5
	R: 0	H: 0	E: 0	LOB: 0	K: 0	BB: 0	S: 3	P: 3
	R: 3	H: 3	E: 0	LOB: 0	K: 1	BB: 0	S: 8	P: 8
	R: 3	H: 3	E: 1	LOB: 1	K: 0	BB: 0	S: 7	P: 7
	R: 0	H: 1	E: 0	LOB: 1	K: 0	BB: 0	S: 4	P: 4

PITCHER	IP	WLS	BF	H	R	ER	SO	BB	IBB	HBP	BLK	WP	HR	S	P	ERA	WHIP
Tom Morgan, R ERA: 3.62 (1, 1)	5.1	L	23	6	5	5	2	0	0	0	0	0	3	26	27	8.44	1.125
Ray Narleski, R ERA: 5.79 (6, 1)	2.2		13	4	3	1	1	0	0	0	0	0	0	15	15	3.38	1.500

BOTTOM

AB	R	H	RBI	BB	SO	LOB
4	0	0	0	0	0	2
4	1	1	0	0	0	1
3	3	3	2	0	0	0
4	1	1	0	0	0	1
4	2	2	4	0	0	1
4	0	0	0	0	2	0
4	0	1	0	0	1	0
4	0	1	0	0	0	1

AB	35
R	8
H	10
RBI	6
BB	0
SO	3
LOB	8



WP	PA	3B	HR	SF	SAC	DP	HBP	CS
0	36	0	0	0	0	0	1	0
0	0	0	0	0	0	0	0	0
0	0	0	0	0	0	0	0	0

livebaseballscores.com

Detroit Tigers @ Cleveland Indians
Cleveland Municipal Stadium, Cleveland, OH
 Sun Jul 12 1959, 3:38 AM EDT
 Att. 54,727 - Unknown

Batter	1	2	3	4	5	6	7	8	9	AB R H RBI BB SO LOB	TOP											
George Strickland, R OBP: 0.337, SLG: 0.362 (1, 5)	0-0 6-3	0-0 F4		0-0 F8			0-3 K2-3		0-3 K	5 0 0 0 0 2 6												
Vic Power, R OBP: 0.337, SLG: 0.447 (1, 3)	0-0 6-3		0-0 4-3		0-0 F9		0-0 6-3			4 0 0 0 0 0 0												
Minnie Minoso, R OBP: 0.374, SLG: 0.487 (1, 7)	4-0 BB		0-0 F9		0-0 6-3		0-0 6-3			3 0 0 0 1 0 0												
Tito Francona, L OBP: 0.442, SLG: 0.624 (1, 8)	0-0 2-3		4-0 BB		0-0 4-3			0-0 FC6-4 1B		3 0 1 0 1 0 1												
Rocky Colavito, R OBP: 0.363, SLG: 0.599 (1, 9)		0-0 F9	0-3 K			0-0 F8 1B		0-0 FC6-4 1B		4 0 1 0 0 1 2												
Dick Brown, R OBP: 0.321, SLG: 0.400 (8, 2)										0 0 0 0 0 0 0												
Woodie Held, R OBP: 0.328, SLG: 0.459 (1, 6)		0-0 3-1		0-3 K		0-0 1-2 1B		0-0 FC6-4 WP E CS		4 0 1 0 0 1 1												
Ed Fitz Gerald, R OBP: 0.282, SLG: 0.280 (1, 2)		4-0 BB BB		0-0 6-3		0-0 L8		0-0 CS		2 0 0 0 1 0 2												
Elmer Valo, L OBP: 0.429, SLG: 0.250 (8, PH)									4-0 BB	0 0 0 0 1 0 0	AB 31											
Jim Baxes, R OBP: 0.312, SLG: 0.492 (1, 4)		4-0 BB BB		0-0 1B		0-0 F8			0-3 K	3 0 1 0 1 1 3	R 0											
Herb Score, L OBP: 0.109, SLG: 0.091 (1, 1)		4-0 BB BB		0-0 1B		0-3 K			0-3 K	2 0 1 0 1 1 2	H 5											
Russ Nixon, L OBP: 0.221, SLG: 0.185 (9, PH)				1-2 2-3 BB						1 0 0 0 0 1 1	RBI 0											
Inning Stats	R: 0 E: 0 K: 0 S: 3	H: 0 LOB: 1 BB: 1 P: 7	R: 0 E: 0 K: 0 S: 3	H: 0 LOB: 3 BB: 3 P: 15	R: 0 E: 0 K: 1 S: 5	H: 0 LOB: 1 BB: 1 P: 9	R: 0 E: 0 K: 1 S: 7	H: 2 LOB: 2 BB: 0 P: 7	R: 0 E: 0 K: 1 S: 3	H: 0 LOB: 0 BB: 0 P: 3	R: 0 E: 0 K: 1 S: 5	H: 0 LOB: 0 BB: 0 P: 5	R: 0 E: 1 K: 0 S: 3	H: 1 LOB: 0 BB: 0 P: 3	R: 0 E: 0 K: 3 S: 9	H: 0 LOB: 1 BB: 1 P: 13	1B: 5 2B: 0 3B: 0 HR: 0	SF: 0 SAC: 0 DP: 0 HBP: 0	WP: 1 PB: 0 SB: 0 CS: 1	PA: 38		
PITCHER	IP WLS BF H R ER SO BB IBB HBP BLK WP HR S P ERA WHIP	Whitey Ford, L ERA: 3.13 (1, 1)	7.0 W 30 4 0 0 4 5 0 0 0 0 0 33 53 0.00 1.286	Ryne Duren, R ERA: 0.82 (8, 1)	2.0 S 7 1 0 0 3 1 0 0 0 1 0 12 16 0.00 1.000	PITCHER	IP WLS BF H R ER SO BB IBB HBP BLK WP HR S P ERA WHIP															

Cleveland Indians @ New York Yankees
 Yankee Stadium, Bronx, NY
 Tue Jul 14 1959, 7:05 PM EDT
 Att. 32,210 - Overcast - 70 F

livebaseballscorecards.com



Batter	1	2	3	4	5	6	7	8	9	AB	R	H	RBI	BB	SO	LOB
Bobby Richardson, R OBP: 0.325, SLG: 0.337 (1, 4)	0-0 F4	0-0 1-2 2-H 1B		0-0 F3			4-0 BB BB			3	0	1	1	1	0	2
Gil McDougald, R OBP: 0.328, SLG: 0.388 (1, 6)	0-0 F7	0-0 F5			0-3 K		4-0 1-2 BB			3	0	0	0	1	1	2
Mickey Mantle, S OBP: 0.416, SLG: 0.548 (1, 8)	4-0 1B BB		0-0 4-3		0-0 6-3		0-0 1-2 PO	4-0 BB BB		2	0	0	0	2	0	0
Hector Lopez, R OBP: 0.339, SLG: 0.497 (1, 5)	0-0 1-2 1B		0-0 F9		0-0 F6			4-0 1-2 BB G4-3		3	0	1	0	1	0	0
Hank Bauer, R OBP: 0.338, SLG: 0.385 (1, 9)	0-0 L7		0-0 1B		0-0 5-3			0-0 F6		4	0	1	0	0	0	4
Elston Howard, R OBP: 0.298, SLG: 0.463 Mary Thronberry, L OBP: 0.263, SLG: 0.319 (1, 3) (9, 3)		4-0 1B BB	0-0 F9		0-0 5-3			0-0 1-2f BB G4-3		3	1	0	0	1	0	3
Yogi Berra, L OBP: 0.337, SLG: 0.439 (1, 2)		0-0 4-3		0-0 F6		0-0 5-3				3	0	0	0	0	0	1
Tony Kubek, L OBP: 0.336, SLG: 0.434 (1, 7)		0-3 K		0-0 CS BB 1B		0-3 K				3	0	1	0	0	2	1
Whitey Ford, L OBP: 0.353, SLG: 0.395 Enos Slaughter, L OBP: 0.279, SLG: 0.327 Ryne Duren, R (8, 1)		4-0 1B BB		4-0 1-2 BB		0-3 K				0	0	0	0	2	0	0

Inning Stats	R: 0	H: 1	E: 0	LOB: 2	K: 0	P: 8	R: 1	H: 1	E: 0	LOB: 2	K: 1	P: 14	R: 0	H: 1	E: 0	LOB: 1	K: 0	P: 4	R: 0	H: 0	E: 0	LOB: 0	K: 1	P: 5	R: 0	H: 0	E: 0	LOB: 0	K: 0	P: 3	R: 0	H: 0	E: 0	LOB: 1	K: 2	P: 14	R: 0	H: 0	E: 0	LOB: 1	K: 0	P: 10
	0	1	0	2	0	8	1	1	0	2	1	14	0	1	0	1	0	0	4	0	0	0	0	5	3	0	0	0	0	0	3	0	0	1	2	14	0	0	1	2	10	


PITCHER	IP	WLS	BF	H	R	ER	SO	BB	IBB	HBP	BLK	WP	HR	S	P	ERA	WHIP	PITCHER	IP	WLS	BF	H	R	ER	SO	BB	IBB	HBP	BLK	WP	HR	S	P	ERA	WHIP							
Herb Score, L ERA: 3.98 (1, 1)	8.0	L	33	4	1	1	4	8	0	0	0	0	0	33	65	1.12	1.500																									

BOTTOM

Cleveland Indians @ New York Yankees
Yankee Stadium, Bronx, NY

Tue Jul 14 1959, 7:05 PM EDT
Att. 32,210 - Overcast - 70 F

AB	25
R	1
H	4
RBI	1
BB	8
SO	4
LOB	13



1B	2B	3B	HR	SF	SAC	DP	HBP	WP	PB	SB	CS	PA
4	0	0	0	0	0	1	0	0	0	0	0	34

Batter	1	2	3	4	5	6	7	8	9	10	AB	R	H	RBI	BB	SO	LOB	TOP								
Woodie Held, R (1, 6) OBP: 0.329, SLG: 0.458	0-0 1-3			0-0 2B 1B 1B	0-0 F8		0-0 FC6-4 1-2f		0-0 1-2 1B		5	1	2	0	0	0	2	Cleveland Indians @ New York Yankees Yankee Stadium, Bronx, NY Thu Jul 16 1959, 3:33 AM EDT Unknown								
Vic Power, R (1, 3) OBP: 0.338, SLG: 0.452	0-0 F9			0-0 1B 4-3 2B	0-0 F7			0-0 2B 2B	0-0 F8		5	2	2	0	0	0	2									
Minnie Minoso, R (1, 7) OBP: 0.374, SLG: 0.484	0-0 6-3			0-0 S E 4-3 1B 2-3 3-H		0-0 6-3		4-0 2B FC6 BB	0-0 F8		4	2	1	1	1	0	2									
Tito Francona, L (1, 8) OBP: 0.435, SLG: 0.610		0-0 G6-4-3 1B		0-0 4-3 1-2 3-H		0-0 G3		0-3 K	0-0 F9		5	0	1	1	0	1	5									
Rocky Colavito, R (1, 9) OBP: 0.364, SLG: 0.598	0-0 F8			0-0 E IBB		0-0 5-3		0-0 FC6 1-3 2-H 2B		0-0 F6		4	0	1	1	1	0		1							
Ed Fitz Gerald, R (1, 2) OBP: 0.278, SLG: 0.276	0-0 G6-4-3 1-2f			0-0 E1 1-2 2-H			0-0 BB 1B	0-0 FC6		0-3 K		5	0	1	1	0	1		3							
George Strickland, R (1, 5) OBP: 0.331, SLG: 0.355				0-0 F7			0-0 F3	0-0 F8		0-3 K		5	0	0	0	0	1		5							
Jim Baxes, R (1, 4) OBP: 0.303, SLG: 0.478				0-0 F8			0-3 K	0-0 F8				4	0	0	0	0	1		5							
Cal McLish, S (1, 1) OBP: 0.234, SLG: 0.227			0-3 K		0-3 K		4-0 BB 1B FC6-4		0-0 1B		2	0	0	0	0	0	2		0							
Elmer Valo, L (7, PH) OBP: 0.500, SLG: 0.250											0	0	0	0	0	1	0		0							
Don Ferrarese, R (7, 1) OBP: 0.280, SLG: 0.440											0	0	0	0	0	0	0	0								
Gary Bell, R (8, 1) OBP: 0.195, SLG: 0.154											1	0	1	0	0	0	0	0								
Inning Stats	R: 0 E: 0 K: 0 S: 3	H: 0 LOB: 0 BB: 0 P: 3	R: 0 E: 0 K: 0 S: 3	H: 1 LOB: 0 BB: 0 P: 3	R: 0 E: 0 K: 1 S: 5	H: 0 LOB: 0 BB: 0 P: 5	R: 3 E: 1 K: 0 S: 7	H: 3 LOB: 2 BB: 1 P: 11	R: 0 E: 0 K: 1 S: 5	H: 0 LOB: 0 BB: 0 P: 5	R: 0 E: 0 K: 0 S: 3	H: 0 LOB: 0 BB: 0 P: 3	R: 0 E: 0 K: 1 S: 6	H: 1 LOB: 2 BB: 1 P: 10	R: 2 E: 0 K: 1 S: 8	H: 2 LOB: 2 BB: 1 P: 12	R: 0 E: 0 K: 0 S: 5	H: 2 LOB: 2 BB: 0 P: 5	R: 0 E: 0 K: 2 S: 7	H: 0 LOB: 0 BB: 0 P: 7	1B: 6 2B: 3 3B: 0 HR: 0	SF: 0 SAC: 0 DP: 1 HBP: 0	WP: 0 PB: 0 SB: 1 CS: 0	PA: 43		
PITCHER	IP WLS BF H R ER SO BB IBB HBP BLK WP HR S P ERA WHIP																									
Art Ditmar, R (1, 1) ERA: 4.04	7.0																									
Ryne Duren, R (8, 1) ERA: 1.01	1.0																									
Duke Maas, R (9, 1) ERA: 4.41	2.0	W	8	2	0	0	2	0	0	0	0	0	0	0	0	0	0	0	0	0						

livebaseballscorecards.com

AB 40
R 5
H 9
RBI 4
BB 3
SO 6
LOB 25



BOTTOM

Cleveland Indians @ New York Yankees
Yankee Stadium, Bronx, NY
Thu Jul 16 1959, 3:33 AM EDT
Unknown

livebaseballscorecards.com

AB	43
R	7
H	14
RBI	6
BB	4
SO	7
LOB	27



WP:	0	PA:	48
PB:	0		
SB:	1		
CS:	0		

AB	6	R	2	H	2	RBI	0	BB	0	SO	1	LOB	2
----	---	---	---	---	---	-----	---	----	---	----	---	-----	---

AB	5	R	1	H	1	RBI	0	BB	1	SO	2	LOB	2
----	---	---	---	---	---	-----	---	----	---	----	---	-----	---

AB	6	R	1	H	2	RBI	2	BB	0	SO	2	LOB	4
----	---	---	---	---	---	-----	---	----	---	----	---	-----	---

AB	3	R	2	H	2	RBI	1	BB	2	SO	1	LOB	0
----	---	---	---	---	---	-----	---	----	---	----	---	-----	---

AB	5	R	1	H	3	RBI	1	BB	0	SO	1	LOB	2
----	---	---	---	---	---	-----	---	----	---	----	---	-----	---

AB	2	R	0	H	1	RBI	1	BB	1	SO	0	LOB	2
----	---	---	---	---	---	-----	---	----	---	----	---	-----	---

AB	1	R	0	H	0	RBI	0	BB	0	SO	0	LOB	1
----	---	---	---	---	---	-----	---	----	---	----	---	-----	---

AB	4	R	0	H	1	RBI	1	BB	0	SO	0	LOB	3
----	---	---	---	---	---	-----	---	----	---	----	---	-----	---

AB	1	R	0	H	0	RBI	0	BB	0	SO	0	LOB	1
----	---	---	---	---	---	-----	---	----	---	----	---	-----	---

AB	5	R	0	H	2	RBI	0	BB	0	SO	0	LOB	4
----	---	---	---	---	---	-----	---	----	---	----	---	-----	---

AB	3	R	0	H	0	RBI	0	BB	0	SO	0	LOB	5
----	---	---	---	---	---	-----	---	----	---	----	---	-----	---

AB	0	R	0	H	0	RBI	0	BB	0	SO	0	LOB	0
----	---	---	---	---	---	-----	---	----	---	----	---	-----	---

AB	1	R	0	H	0	RBI	0	BB	0	SO	0	LOB	1
----	---	---	---	---	---	-----	---	----	---	----	---	-----	---

AB	1	R	0	H	0	RBI	0	BB	0	SO	0	LOB	0
----	---	---	---	---	---	-----	---	----	---	----	---	-----	---

1B:	12	SF:	0
2B:	0	SAC:	0
3B:	0	DP:	1
HR:	2	HBP:	1

Batter	1	2	3	4	5	6	7	8	9	10	AB	R	H	RBI	BB	SO	LOB
Bobby Richardson, R OBP: 0.325, SLG: 0.337 (1, 4)	F6		4-3 1B	5-3		6-3		K		HR 1B	6	2	2	0	0	1	2
Marv Throneberry, L OBP: 0.267, SLG: 0.312 (1, 3)	F2		K		1B 1B	4-3		BB		K	5	1	1	0	1	2	2
Mickey Mantle, S OBP: 0.415, SLG: 0.554 (1, 8)	BB 1B		4-3		K	4-3		K		HR	6	1	2	2	0	2	4
Yogi Berra, L OBP: 0.345, SLG: 0.454 (1, 2)	1-2 BB		1B IBB		1B FC4 1B		K		HR		3	2	2	1	2	1	0
Hector Lopez, R OBP: 0.343, SLG: 0.498 (1, 5)	5-3		1-2 3-H 1B		FC4 E 1B		1B		K		5	1	3	1	0	1	2
Norm Siebern, L OBP: 0.353, SLG: 0.425 Hank Bauer, R OBP: 0.339, SLG: 0.383 (7, PH) (8, 9) (8, 7)		4-0 FC4 BB	1-3		FC4 E 1B		F8		H 1-0 HBP		2	0	1	1	1	0	2
Tony Kubek, L OBP: 0.334, SLG: 0.431 (8, 7) Enos Slaughter, L OBP: 0.274, SLG: 0.321 (8, 9)		0-0 FC4 1B			FC4 FC4		F8		0-0 F9		4	0	1	1	0	0	3
Gil McDougald, R OBP: 0.329, SLG: 0.388 (1, 6)		0-0 G5-4-3 1B			FC4 FC6-4				0-0 BB 1B		5	0	2	0	0	0	4
Art Ditmar, R OBP: 0.140, SLG: 0.167 Ryne Duren, R OBP: 0.257, SLG: 0.313 Johnny Blanchard, L OBP: 0.207, SLG: 0.148 (8, PH) Duke Maas, R OBP: 0.207, SLG: 0.148 (9, 1)		0-0 G5-4-3			FC6-4				0-0 F4		3	0	0	0	0	0	5
		0-0 F9			FC6-4				0-0 F9		0	0	0	0	0	0	1
		1-2f									1	0	0	0	0	0	1
											1	0	0	0	0	0	0

Inning Stats	R: 0 E: 0 K: 0 S: 4	H: 1 LOB: 2 BB: 1 P: 8	R: 0 E: 0 K: 0 S: 3	H: 1 LOB: 1 BB: 1 P: 7	R: 1 E: 0 K: 1 S: 7	H: 2 LOB: 2 BB: 1 P: 11	R: 0 E: 0 K: 0 S: 4	H: 1 LOB: 0 BB: 0 P: 4	R: 3 E: 1 K: 1 S: 10	H: 4 LOB: 2 BB: 0 P: 10	R: 0 E: 0 K: 0 S: 3	H: 0 LOB: 0 BB: 0 P: 3	R: 0 E: 0 K: 1 S: 6	H: 1 LOB: 1 BB: 0 P: 6	R: 0 E: 0 K: 2 S: 8	H: 1 LOB: 2 BB: 1 P: 12	R: 1 E: 0 K: 1 S: 6	H: 1 LOB: 1 BB: 0 P: 7	R: 2 E: 0 K: 1 S: 6	H: 2 LOB: 0 BB: 0 P: 6	1B: 12 2B: 0 3B: 0 HR: 2	SF: 0 SAC: 0 DP: 1 HBP: 1	WP: 0 PB: 0 SB: 1 CS: 0	PA: 48
--------------	------------------------------	---------------------------------	------------------------------	---------------------------------	------------------------------	----------------------------------	------------------------------	---------------------------------	-------------------------------	----------------------------------	------------------------------	---------------------------------	------------------------------	---------------------------------	------------------------------	----------------------------------	------------------------------	---------------------------------	------------------------------	---------------------------------	-----------------------------------	------------------------------------	----------------------------------	--------

PITCHER	IP	WLS	BF	H	R	ER	SO	BB	IBB	HBP	BLK	WP	HR	S	P	ERA	WHIP
Cal McLish, R ERA: 3.06 (1, 1)	6.0		30	9	4	3	2	2	1	0	0	0	0	31	43	4.50	1.833
Don Ferrarese, L ERA: 2.91 (7, 1)	1.0		4	1	0	0	1	0	0	0	0	0	0	6	6	0.00	1.000
Gary Bell, R ERA: 4.14 (8, 1)	2.2	L	14	4	3	3	4	1	0	1	0	0	2	20	25	10.12	1.875

Batter	1	2	3	4	5	6	7	8	9	AB R H RBI BB SO LOB	TOP	
Jim Piersall, R (1, 8) OBP: 0.280, SLG: 0.304	0-0 5-3 1B	0-0 F2			0-3 K		0-0 G3			4 0 0 0 0 1 4		
Vic Power, R (1, 3) OBP: 0.337, SLG: 0.450	0-0 1B		0-0 F4		0-0 F3			0-0 4-3		4 0 1 0 0 0 0		
Minnie Minoso, R (1, 7) OBP: 0.370, SLG: 0.478	0-3 K		0-0 G3			0-0 F3		0-0 4-3		4 0 0 0 0 1 1		
Rocky Colavito, R (1, 9) OBP: 0.360, SLG: 0.590	0-0 F6		0-0 L6			0-0 F8		0-0 1-3		4 0 0 0 0 0 1		
Woodie Held, R (1, 6) OBP: 0.328, SLG: 0.459		0-3 K		0-0 L8		0-0 2B		0-0 6-3		4 0 1 0 0 1 0		
George Strickland, R (1, 5) OBP: 0.330, SLG: 0.350		4-0 2B BB		0-0 L9		0-0 6-3		0-0 5-3		3 0 0 0 1 0 1		
Billy Martin, R (1, 4) OBP: 0.279, SLG: 0.385		0-0 1-3 2B		0-0 1B			0-0 F9	0-0 F4		4 0 2 0 0 0 0		
Dick Brown, R (1, 2) OBP: 0.321, SLG: 0.392		4-0 IBB		0-3 K			0-3 K			2 0 0 0 1 2 1		
Bob Smith, L (1, 1) Mudcat Grant, R (6, 1) Mike Garcia, R (8, 1) OBP: 0.077, SLG: 0.077		0-3 K		0-3 K			0-0 1B			2 0 0 0 0 2 3 1 0 1 0 0 0 0 0 0 0 0 0 0 0		
Inning Stats	R: 0 H: 1 E: 0 LOB: 1 K: 1 BB: 0 S: 6 P: 6	R: 0 H: 1 E: 0 LOB: 3 K: 2 BB: 2 S: 8 P: 16	R: 0 H: 0 E: 0 LOB: 0 K: 0 BB: 0 S: 3 P: 3	R: 0 H: 1 E: 0 LOB: 1 K: 1 BB: 0 S: 6 P: 6	R: 0 H: 0 E: 0 LOB: 0 K: 2 BB: 0 S: 7 P: 7	R: 0 H: 1 E: 0 LOB: 1 K: 0 BB: 0 S: 4 P: 4	R: 0 H: 1 E: 0 LOB: 1 K: 1 BB: 0 S: 6 P: 6	R: 0 H: 0 E: 0 LOB: 0 K: 0 BB: 0 S: 3 P: 3	R: 0 H: 0 E: 0 LOB: 0 K: 0 BB: 0 S: 3 P: 3	1B: 3 SF: 0 2B: 2 SAC: 0 3B: 0 DP: 0 HR: 0 HBP: 0	WP: 0 PA: 34 PB: 0 SB: 0 CS: 0	
PITCHER Bobby Shantz, L (1, 1) ERA: 3.02	IP WLS BF H R ER SO BB IBB HBP BLK WP HR S P ERA WHIP	9.0 W 34 5 0 0 7 1 1 0 0 0 0 0 46 54 0.00 0.667										

Cleveland Indians @ New York Yankees
 Yankee Stadium, Bronx, NY
 Thu Jul 16 1959, 7:05 PM EDT
 Att. 36,130 - Unknown

livebaseballscorecards.com

AB	32
R	0
H	5
RBI	0
BB	2
SO	7
LOB	11



Batter	1	2	3	4	5	6	7	8	9	AB	R	H	RBI	BB	SO	LOB
Bobby Richardson, R OBP: 0.317, SLG: 0.328 (1, 4)	0-0 F2	0-0 F9				0-0 F8		0-0 4-3		5	0	0	0	0	0	4
Hank Bauer, R OBP: 0.338, SLG: 0.395 (1, 7)	0-3 K		0-0 F8			0-0 F8				4	1	1	1	0	1	0
Mickey Mantle, S OBP: 0.416, SLG: 0.552 (1, 8)	0-0 FC6-4 1B		0-0 F7			0-3 K		4-0 1B BB		3	0	1	0	1	1	0
Hector Lopez, R OBP: 0.339, SLG: 0.492 (1, 5)	0-0 FC6-4		0-0 F9			0-0 F7		0-0 L8		4	0	0	0	0	0	2
Yogi Berra, L OBP: 0.351, SLG: 0.462 (1, 2)		0-0 HR 1B			0-0 FC5-4 2B	0-0 2B SF8 1B		0-0 F3		4	2	3	0	0	0	1
Elston Howard, R OBP: 0.302, SLG: 0.468 (1, 3)		0-0 L6		0-0 6-3		0-0 BB 1-3 2B		0-0 1-2 1B		4	0	2	0	0	0	2
Enos Slaughter, L OBP: 0.303, SLG: 0.382 (1, 9)		0-0 HR		4-0 FC5-4 BB		4-0 BB BB		0-0 2-3		2	1	1	2	2	0	2
Gil McDougald, R OBP: 0.325, SLG: 0.384 (1, 6)		0-0 4-3		0-0 FC5-4		0-0 SF8		0-0 4-3		3	0	0	1	0	0	2
Bobby Shantz, R OBP: 0.357, SLG: 0.417 (1, 1)		4-0 BB		0-0 F9		4-0 FC6-4 BB		0-0 F6		2	0	0	0	2	0	2

Inning Stats	R: 0	H: 1	E: 0	K: 1	S: 6	LOB: 1	BB: 0	P: 6	R: 2	H: 2	E: 0	K: 0	S: 5	LOB: 1	BB: 1	P: 9	R: 0	H: 0	E: 0	K: 0	S: 3	LOB: 0	BB: 0	P: 3	R: 0	H: 1	E: 0	K: 0	S: 4	LOB: 2	BB: 1	P: 8	R: 0	H: 0	E: 0	K: 1	S: 5	LOB: 0	BB: 0	P: 5	R: 1	H: 2	E: 0	K: 0	S: 5	LOB: 2	BB: 1	P: 9	R: 0	H: 0	E: 0	K: 0	S: 3	LOB: 0	BB: 0	P: 3
Bob Smith, L ERA: 8.68 (1, 1)	5.2	WLS	L	BF	27	H	6	R	3	ER	3	SO	2	BB	4	IBB	0	HBP	0	BLK	0	WP	0	HR	1	S	27	P	43	ERA	4.76	WHIP	1.765																							
Mudcat Grant, R ERA: 4.1 (6, 1)	1.1			7	2	1	1	0	1	0	0	0	0	0	0	0	0	0	0	0	0	0	0	1	6	10	6.75	2.250																												
Mike Garcia, R ERA: 3.29 (8, 1)	1.0			3	0	0	0	0	0	0	0	0	0	0	0	0	0	0	0	0	0	0	0	0	3	3	0.00	0.000																												


BOTTOM

Cleveland Indians @ New York Yankees
Yankee Stadium, Bronx, NY

Thu Jul 16 1959, 7:05 PM EDT
Att. 36,130 - Unknown

livebaseballscores.com

AB	31
R	4
H	8
RBI	4
BB	5
SO	2
LOB	15



WP: 0	PA: 37
PB: 0	CS: 0
SB: 0	
CS: 0	

Batter	1	2	3	4	5	6	7	8	9	AB R H RBI BB SO LOB	TOP											
Woodie Held, R OBP: 0.326, SLG: 0.454 (1, 6) X	0-0 E6 3B	0-0 F9 2-3		X 0-0 1-3		X 0-0 4-3 2-3		X 0-0 E 1B		5 1 1 0 0 0 3												
Vic Power, R OBP: 0.338, SLG: 0.455 (1, 3) X	0-0 1-H SF8 3B	0-0 E6 1B 1-2 3-H		X 0-0 L3		X 0-0 1B 3-H 1B		X 0-0 E4 FC4 1-2		5 1 2 2 0 0 2												
Tito Francona, L OBP: 0.434, SLG: 0.608 (1, 8) X (8, 7)	0-0 SF8 3-H	0-0 1-2 2-H 1B		X 0-0 4-3		X 0-0 1-3 1B		X 0-0 FC4 1-2f		4 0 2 2 0 0 2												
Minnie Minoso, R OBP: 0.368, SLG: 0.472 (1, 7) B Jim Piersall, R OBP: 0.280, SLG: 0.304 (8, 8) B	4-0 FC2-4 BB	0-0 P4		X 0-0 F9		X 0-3 K		X 0-3 K		4 0 0 0 1 2 6 0 0 0 0 0 0 0												
Rocky Colavito, R OBP: 0.360, SLG: 0.596 (1, 9) X	0-0 FC2-4 1-2f		X 0-0 HR		X 0-3 K		X 0-0 F7		X 0-0 G5-4-3 1B	5 1 2 1 0 1 1												
George Strickland, R OBP: 0.331, SLG: 0.351 (1, 5) X	0-0 P4		X 0-0 FC1-4 1B		X 0-0 5-3		X 0-0 G3 1B		X 0-0 G5-4-3 1-2f	5 0 2 0 0 0 2												
Ed Fitz Gerald, R OBP: 0.283, SLG: 0.282 (1, 2)		X 0-0 FC1-6 1B	X 0-0 P4		X 0-0 1B 2B 1B		X 0-0 G3 1-2		X 0-0 4-3	5 1 2 0 0 0 2												
Billy Martin, R OBP: 0.278, SLG: 0.383 (1, 4)		X 0-0 FC1-6 F9 E 1B 1-2f	X 0-0 FC1-4 CS 1-2f		X 0-0 2B 1B		X 0-0 F3			4 2 1 0 0 0 3												
Bobby Locke, R OBP: 0.500, SLG: 0.900 (1, 1) Jim Perry, S OBP: 0.333, SLG: 0.333 (7, 1) Gary Bell, R OBP: 0.195, SLG: 0.154 (9, 1)		X 0-0 E 1B 1-2	X 0-0 CS 1-2	X 0-3 K		X 0-0 4-3 1B 2B 1-H 2-H		X 0-0 5-3		3 2 2 2 0 1 0 1 0 0 0 0 0 0 0 0 0 0 0 0 0												
Inning Stats	R: 2 E: 1 K: 0 S: 5	H: 1 LOB: 1 BB: 1 P: 9	R: 2 E: 1 K: 0 S: 7	H: 3 LOB: 2 BB: 0 P: 7	R: 1 E: 0 K: 0 S: 4	H: 2 LOB: 0 BB: 0 P: 4	R: 0 E: 0 K: 1 S: 5	H: 0 LOB: 0 BB: 0 P: 5	R: 0 E: 0 K: 1 S: 5	H: 0 LOB: 0 BB: 0 P: 5	R: 3 E: 0 K: 1 S: 10	H: 5 LOB: 2 BB: 0 P: 10	R: 0 E: 0 K: 0 S: 4	H: 1 LOB: 1 BB: 0 P: 4	R: 0 E: 1 K: 1 S: 7	H: 1 LOB: 2 BB: 0 P: 7	R: 0 E: 0 K: 0 S: 3	H: 1 LOB: 0 BB: 0 P: 3	1B: 11 2B: 1 3B: 1 HR: 1	SF: 1 SAC: 0 DP: 1 HBP: 0	WP: 0 PB: 0 SB: 0 CS: 1	PA: 44
PITCHER	IP WLS BF H R ER SO BB IBB HBP BLK WP HR S P ERA WHIP																					
Ike Delock, R ERA: 3.51 (1, 1)	1.2 L 12 4 4 1 0 1 0 0 0 0 0 0 0 11 15 5.40 3.000																					
Jack Harshman, L ERA: 6.72 (2, 1)	4.0 18 7 4 4 2 0 0 0 0 0 0 0 1 22 22 9.00 1.750																					
Murray Wall, R ERA: 5.21 (6, 1)	1.1 5 1 0 0 1 0 0 0 0 0 0 0 0 7 7 0.00 0.750																					
Leo Kiely, L ERA: 4.5 (8, 1)	1.0 5 1 0 0 1 0 0 0 0 0 0 0 0 7 7 0.00 1.000																					
Mike Fornieles, R ERA: 3.45 (9, 1)	1.0 3 1 0 0 0 0 0 0 0 0 0 0 0 3 3 0.00 1.000																					

Cleveland Indians @ Boston Red Sox
Fenway Park, Boston, MA
Fri Jul 17 1959, 7:05 PM EDT
Att: 26,432 - Unknown

livebaseballscorecards.com

AB	41
R	8
H	14
RBI	7
BB	1
SO	4
LOB	21



Batter	1	2	3	4	5	6	7	8	9	AB R H RBI BB SO LOB
Don Buddin, R (1, 6) OBP: 0.366, SLG: 0.359 Herb Plews, L (7, PH) OBP: 0.245, SLG: 0.220 (8, 4)	4-0 G6-3 BB	0-0 6-3			0-0 6-3		0-3 K		0-0 3-1	2 0 0 0 1 0 2 2 0 0 0 0 1 1
Pete Runnels, L (1, 4) OBP: 0.420, SLG: 0.445 (8, 6)	0-0 G6-3 1-2f		0-3 K		0-0 F7		0-0 HR 1B		0-0 3-1	5 1 1 1 0 1 1
Marty Keough, L (1, 8) OBP: 0.335, SLG: 0.466 (8, 8)	4-0 BB		0-0 4-3		4-0 BB		0-0 HR		0-0 2B 1B	3 2 2 2 2 0 0
Vic Wertz, L (1, 3) OBP: 0.350, SLG: 0.446 (8, 8)	0-0 4-3		4-0 BB		0-0 4-1		4-0 BB		4-0 2B 1B BB	2 1 0 0 3 0 2
Jackie Jensen, R (1, 9) OBP: 0.400, SLG: 0.572 (8, 8)		0-0 1B SF8 2B	0-0 P6		0-0 F7		0-3 K		0-0 1B 2B	5 2 2 1 0 1 2
Ted Williams, L (1, 7) OBP: 0.355, SLG: 0.395 Gene Stephens, L (7, 7) OBP: 0.345, SLG: 0.373 (8, 8)		4-0 1B BB		0-0 F7		0-0 3-1		0-0 F8	0-0 1B 1B	2 0 0 0 1 0 0 2 0 1 2 0 0 0
Frank Malzone, R (1, 5) OBP: 0.328, SLG: 0.434 (8, 8)		0-0 F9		0-0 1B		0-0 F5		0-0 F9	0-0 1B	5 0 2 0 0 0 2
Sammy White, R (1, 2) OBP: 0.324, SLG: 0.325 Bobby Avila, R (9, PH) OBP: 0.277, SLG: 0.314 (8, 8)		0-0 1B		0-0 F8		4-0 1B BB		0-0 FC4 1B	0-3 K	3 1 2 0 1 0 1 1 0 0 0 0 1 2
Ike Delock, R (1, 1) OBP: 0.116, SLG: 0.139 Jack Hartsman, (2, 1) OBP: 0.333, SLG: 0.375 Murray Wall, R (6, 1) OBP: 0.283, SLG: 0.380 Gary Geiger, L (7, PH) Leo Kiely, L (8, 1) Dick Gemert, R (8, PH) OBP: 0.385, SLG: 0.434 Mike Fornieles, R (9, 1) OBP: 0.091, SLG: 0.091 (8, 1)		0-0 SF8 3-H		0-0 4-3		0-0 F8		0-0 FC4 1-2f		0 0 0 0 0 0 0 1 0 0 1 0 0 1 0 0 0 0 0 0 0 1 0 0 0 0 0 1 0 0 0 0 0 0 0 1 0 0 0 0 0 1 0 0 0 0 0 0 0

Inning Stats	R: 0 E: 0 K: 0 S: 2	H: 0 LOB: 1 BB: 2 P: 10	R: 1 E: 0 K: 0 S: 5	H: 2 LOB: 2 BB: 1 P: 9	R: 0 E: 0 K: 1 S: 5	H: 0 LOB: 1 BB: 1 P: 9	R: 0 E: 0 K: 0 S: 4	H: 1 LOB: 1 BB: 0 P: 4	R: 0 E: 0 K: 0 S: 3	H: 0 LOB: 1 BB: 1 P: 7	R: 0 E: 0 K: 0 S: 3	H: 0 LOB: 0 BB: 0 P: 3	R: 3 E: 0 K: 2 S: 9	H: 2 LOB: 1 BB: 2 P: 17	R: 0 E: 0 K: 0 S: 4	H: 1 LOB: 1 BB: 0 P: 4	R: 3 E: 0 K: 1 S: 9	H: 4 LOB: 2 BB: 1 P: 13	1B: 7 2B: 2 3B: 0 HR: 1	SF: 1 SAC: 0 DP: 1 HBP: 0	WP: 0 PB: 0 SB: 2 CS: 0	PA: 44
--------------	------------------------------	----------------------------------	------------------------------	---------------------------------	------------------------------	---------------------------------	------------------------------	---------------------------------	------------------------------	---------------------------------	------------------------------	---------------------------------	------------------------------	----------------------------------	------------------------------	---------------------------------	------------------------------	----------------------------------	----------------------------------	------------------------------------	----------------------------------	--------

PITCHER	IP	WLS	BF	H	R	ER	SO	BB	IBB	HBP	BLK	WP	HR	S	P	ERA	WHIP
Bobby Locke, R (1, 1) ERA: 5.29	6.2	W	30	5	4	4	2	6	0	0	0	0	1	28	52	5.40	1.650
Jim Perry, R (7, 1) ERA: 3.63	2.0		11	3	3	3	1	2	0	0	0	0	0	11	19	13.50	2.500
Gary Bell, R (9, 1) ERA: 4.13	0.1	S	3	2	0	0	1	0	0	0	0	0	0	5	5	0.00	6.000

BOTTOM

Cleveland Indians @ Boston Red Sox
Fenway Park, Boston, MA
Fri Jul 17 1959, 7:05 PM EDT
Att. 26,432 - Unknown

livebaseballscorecards.com

AB	35
R	7
H	10
RBI	7
BB	8
SO	4
LOB	16



Batter	1	2	3	4	5	6	7	8	9	10	11	12	13	AB R H RBI BB SO LOB	TOP	
Jim Piersall, R <small>(1, 8) X OBP: 0.276, SLG: 0.300</small>														6 0 1 1 0 1 2	Cleveland Indians @ Boston Red Sox Fenway Park, Boston, MA Sat Jul 18 1959, 3:33 AM EDT Att. 14,453 - Unknown	
Vic Power, R <small>(1, 3) X OBP: 0.340, SLG: 0.459</small>														6 0 3 0 0 0 1		
Tito Francona, L <small>(1, 7) X OBP: 0.431, SLG: 0.604</small>														6 1 2 1 0 0 3		
Rocky Colavito, R <small>(1, 9) X OBP: 0.360, SLG: 0.589</small>														4 1 0 0 2 0 2		
George Strickland, R <small>(1, 5) OBP: 0.331, SLG: 0.355</small>														6 1 2 2 0 2 2		
Woodie Held, R <small>(1, 6) OBP: 0.323, SLG: 0.449</small>														6 0 1 1 0 2 1		
Dick Brown, R <small>(1, 2) OBP: 0.322, SLG: 0.427</small>														6 1 2 1 0 0 1		
Billy Martin, R <small>(1, 4) OBP: 0.281, SLG: 0.404</small>														5 2 2 1 0 0 1		
Herb Score, L <small>(1, 1) OBP: 0.104, SLG: 0.087</small> Elmer Valo, L <small>(8, 99) OBP: 0.444, SLG: 0.200</small> Don Ferriss, R <small>(8, 1) OBP: 0.269, SLG: 0.423</small> Mike Garcia, R <small>(10, 1) OBP: 0.077, SLG: 0.077</small> Ed Fitz Gerald, R <small>(13, 99) OBP: 0.289, SLG: 0.288</small> Mudcat Grant, R <small>(13, 99) OBP: 0.143, SLG: 0.229</small> Bob Smith, L <small>(13, 1) OBP: 0.234, SLG: 0.227</small>													2 0 0 0 0 0 1 0 1 0 0 0 0 0 0 1 1 0 0 0 0 0 1 1 0 0 0 0 0 0 0 0 1 0 1 0 0 0 0 0 0 1 0			
Inning Stats	R: 0 H: 1 E: 0 LOB: 1 K: 0 BB: 0 S: 4 P: 4	R: 0 H: 0 E: 0 LOB: 0 K: 2 BB: 0 S: 7 P: 7	R: 1 H: 1 E: 0 LOB: 0 K: 1 BB: 0 S: 6 P: 6	R: 0 H: 1 E: 0 LOB: 1 K: 0 BB: 0 S: 4 P: 4	R: 1 H: 1 E: 0 LOB: 0 K: 0 BB: 0 S: 4 P: 4	R: 0 H: 1 E: 0 LOB: 0 K: 0 BB: 0 S: 3 P: 3	R: 0 H: 0 E: 0 LOB: 0 K: 0 BB: 0 S: 3 P: 3	R: 1 H: 2 E: 0 LOB: 1 K: 0 BB: 0 S: 5 P: 5	R: 0 H: 0 E: 0 LOB: 0 K: 1 BB: 0 S: 5 P: 5	R: 0 H: 1 E: 0 LOB: 1 K: 2 BB: 0 S: 8 P: 8	R: 0 H: 1 E: 0 LOB: 2 K: 1 BB: 1 S: 5 P: 9	R: 0 H: 0 E: 0 LOB: 0 K: 0 BB: 0 S: 3 P: 3	R: 4 H: 5 E: 0 LOB: 1 K: 0 BB: 1 S: 7 P: 11	1B: 7 SF: 0 2B: 6 3B: 0 HR: 2 SAC: 0 HBP: 0		WP: 0 PA: 53 PB: 0 SB: 0 CS: 5
PITCHER Frank Sullivan, R <small>(1, 1) ERA: 3.93</small> Tom Brewer, R <small>(9, 1) ERA: 3.32</small> Murray Wall, R <small>(11, 1) ERA: 5.62</small>	IP WLS BF H R ER SO BB IBB HBP BLK WP HR S P ERA WHIP 8.0 30 7 3 3 3 0 0 0 0 0 0 2 36 3.38 0.875 2.0 7 1 0 0 3 0 0 0 0 0 0 0 13 0.00 0.500 3.0 L 15 6 4 4 1 0 2 0 0 0 0 0 15 12.00 2.000	PITCHER IP WLS BF H R ER SO BB IBB HBP BLK WP HR S P ERA WHIP														

livebaseballscorecards.com

AB	50
R	7
H	14
RBI	7
BB	2
SO	7
LOB	15



Batter	1	2	3	4	5	6	7	8	9	10	11	12	13	AB R H RBI BB SO LOB
Jim Busby, R OBP: 0.263, SLG: 0.320 (1, 8)	F8		HR	E6			F8		P6	F5			F8	4 1 0 0 1 0 2
Herb Plews, L OBP: 0.241, SLG: 0.216 (10, PH)			BB											1 0 0 0 0 0 3
Gary Geiger, L OBP: 0.281, SLG: 0.377 (11, 7)				1-2 2-3										1 0 0 0 0 0 0
Pete Runnels, L OBP: 0.422, SLG: 0.459 (1, 6)	2B		HR	K			F7		1B		L6		BB BB	7 2 4 2 0 1 3
Bobby Avila, R OBP: 0.287, SLG: 0.308 (1, 4)	K		F9		6-3		FC6-4 1B		F8		BB BB		BB BB	5 1 1 0 2 1 2
Dick Gernert, R OBP: 0.362, SLG: 0.426 (1, 3)	5-3				6-3		FC6-4		F8				BB	4 0 0 0 1 1 3
Murray Wall, R (11, 1)			BB		K		1-2		F8				BB	1 0 0 0 0 0 1
Don Buddin, R OBP: 0.367, SLG: 0.359 (13, PH)				BB									BB	0 0 0 0 1 0 0
Frank Malzone, R OBP: 0.327, SLG: 0.434 (1, 5)			F9		5-3				1-3		F2			7 0 2 2 0 1 2
Ted Williams, L OBP: 0.356, SLG: 0.389 (1, 7)			FC5-4 1B										1-3 2-H 3-H	3 0 0 0 2 1 1
Marty Keough, L OBP: 0.332, SLG: 0.460 (10, PR)	FC5-4			E BB			F9		K		IBB G3		F9	2 0 0 0 0 1 2
Marty Keough, L OBP: 0.332, SLG: 0.460 (11, 8)			1-2	BB							BB			
Gene Stephens, L OBP: 0.344, SLG: 0.358 (1, 9)	F3				6-3						G3			4 0 0 0 2 0 2
Sammy White, R OBP: 0.330, SLG: 0.341 (1, 2)														
Sammy White, R OBP: 0.330, SLG: 0.341 (1, 2)	P4				P6						IBB			4 1 1 1 2 0 3
Sammy White, R OBP: 0.330, SLG: 0.341 (1, 2)							HR				IBB			
Frank Sullivan, R OBP: 0.135, SLG: 0.135 (1, 1)														3 0 0 0 0 2 2
Pete Daley, R OBP: 0.296, SLG: 0.303 (8, PH)														1 0 0 0 0 0 2
Tom Brewer, R OBP: 0.119, SLG: 0.098 (9, 1)														0 0 0 0 0 0 0
Vic Wertz, L OBP: 0.351, SLG: 0.443 (10, PH)														1 0 0 0 1 1 0
Vic Wertz, L OBP: 0.351, SLG: 0.443 (11, 3)														

BOTTOM

Cleveland Indians @ Boston Red Sox
Fenway Park, Boston, MA
 Sat Jul 18 1959, 3:33 AM EDT
 Att: 14,453 - Unknown

AB	48
R	5
H	8
RBI	5
BB	12
SO	9
LOB	28



Inning Stats	R: 0	H: 1	E: 0	LOB: 1	K: 1	S: 6	P: 6	R: 0	H: 1	E: 0	LOB: 1	K: 0	S: 4	P: 4	R: 2	H: 1	E: 0	LOB: 1	K: 0	S: 4	P: 12	R: 0	H: 0	E: 0	LOB: 0	K: 1	S: 5	P: 5	R: 1	H: 1	E: 0	LOB: 0	K: 1	S: 6	P: 6	R: 0	H: 1	E: 0	LOB: 1	K: 0	S: 4	P: 4	R: 0	H: 0	E: 0	LOB: 2	K: 1	S: 5	P: 13	R: 0	H: 1	E: 0	LOB: 1	K: 0	S: 4	P: 4	R: 0	H: 0	E: 0	LOB: 3	K: 1	S: 5	P: 17	R: 0	H: 0	E: 0	LOB: 1	K: 0	S: 3	P: 7	R: 0	H: 0	E: 0	LOB: 0	K: 1	S: 5	P: 5	R: 2	H: 2	E: 0	LOB: 2	K: 1	S: 7	P: 15	1B: 4	SF: 0	2B: 2	SAC: 0	3B: 0	DP: 0	HR: 2	HBP: 0	WP: 0	PA: 60
PITCHER	IP	WLS	BF	H	R	ER	SO	BB	IBB	HBP	BLK	WP	HR	S	P	ERA	WHIP																																																																													
Herb Score, L ERA: 3.97	7.0		31	5	3	3	5	4	0	0	0	0	2	37	53	3.86	1.286																																																																													
Don Ferrarese, L ERA: 2.8	2.2		13	1	0	0	2	3	1	0	0	0	0	13	29	0.00	1.500																																																																													
Mike Garcia, R ERA: 3.16	2.1	W	9	0	0	0	1	1	1	0	0	0	0	9	17	0.00	0.429																																																																													
Bob Smith, L ERA: 9.9	0.2		4	1	2	2	1	1	0	0	0	0	0	5	9	27.00	3.000																																																																													
Cal McLish, R ERA: 3.05	0.1	S	3	1	0	0	0	1	0	0	0	0	0	2	6	0.00	6.000																																																																													

Batter	1	2	3	4	5	6	7	8	9	AB R H RBI BB SO LOB	TOP														
Jim Piersall, R (1, 8) OBP: 0.281, SLG: 0.304	0-0 F9		0-0 SH3-4		0-0 1B		0-0 1B		0-0 6-3	4 0 2 0 0 0 0	Cleveland Indians @ Boston Red Sox Fenway Park, Boston, MA Sun Jul 19 1959, 3:33 AM EDT Unknown livebaseballscorecards.com														
Vic Power, R (1, 3) OBP: 0.339, SLG: 0.455	0-0 F9		0-0 1B		0-0 L6		0-0 F9		0-0 F7	5 1 1 2 0 0 1															
Tito Francona, L (1, 7) OBP: 0.430, SLG: 0.598	0-0 E5		0-0 1B				0-0 4-3		0-3 K	5 0 2 1 0 1 0															
Rocky Colavito, R (1, 9) OBP: 0.359, SLG: 0.588	0-0 L4		0-0 F7				0-0 4-3			4 1 1 0 0 0 4															
George Strickland, R (1, 5) OBP: 0.326, SLG: 0.349		0-0 E8	0-0 F9				0-0 F8		0-3 K	4 0 0 0 0 1 2															
Woodie Held, R (1, 6) OBP: 0.322, SLG: 0.446		0-0 G6-4-3		0-0 F9			0-0 E6		0-0 1B	4 0 1 0 0 0 1															
Dick Brown, R (1, 2) OBP: 0.311, SLG: 0.411		0-3 K		0-3 K			0-3 K		0-3 K	4 0 0 0 0 4 2															
Billy Martin, R (1, 4) OBP: 0.281, SLG: 0.401			0-0 E6	0-0 G1			0-0 1-5-3		0-0 1B	4 1 1 0 0 0 0															
Gary Bell, R (1, 1) OBP: 0.209, SLG: 0.171			0-0 1B		0-3 K		0-0 HR		0-0 4-3	2 1 1 0 0 1 0															
Jim Baxes, R (7, PH) OBP: 0.308, SLG: 0.504			0-0 1B							1 1 1 1 0 0 0															
Jim Perry, S (7, 1) OBP: 0.300, SLG: 0.300			0-0 1B							1 0 0 0 0 0 2															
Inning Stats	R: 0 E: 1 K: 0 S: 4	H: 0 LOB: 1 BB: 0 P: 4	R: 0 E: 1 K: 1 S: 5	H: 0 LOB: 0 BB: 0 P: 5	R: 3 E: 1 K: 0 S: 7	H: 3 LOB: 1 BB: 0 P: 7	R: 0 E: 0 K: 1 S: 5	H: 0 LOB: 0 BB: 0 P: 5	R: 0 E: 0 K: 1 S: 5	H: 1 LOB: 0 BB: 0 P: 5	R: 1 E: 1 K: 1 S: 7	H: 1 LOB: 1 BB: 0 P: 7	R: 1 E: 0 K: 0 S: 6	H: 3 LOB: 2 BB: 0 P: 6	R: 0 E: 0 K: 2 S: 9	H: 2 LOB: 2 BB: 0 P: 9	R: 0 E: 0 K: 1 S: 5	H: 0 LOB: 0 BB: 0 P: 5	1B: 8 2B: 1 3B: 0 HR: 1	SF: 0 SAC: 1 DP: 1 HBP: 0	WP: 0 PB: 0 SB: 0 CS: 0	PA: 39			
PITCHER	IP WLS BF H R ER SO BB IBB HBP BLK WP HR S P ERA WHIP																								
Bill Monbouquette, R (1, 1) ERA: 5.01	6.0		25	5	4	2	4	0	0	0	0	0	0	33	33	3.00	0.833								
Mike Fornieles, R (7, 1) ERA: 3.49	2.0		11	5	1	1	2	0	0	0	0	0	1	15	15	4.50	2.500								
Leo Kiely, L (9, 1) ERA: 4.39	1.0	W	3	0	0	0	1	0	0	0	0	0	0	5	5	0.00	0.000								



Batter	1	2	3	4	5	6	7	8	9	AB	R	H	RBI	BB	SO	LOB
Don Buddin, R OBP: 0.373, SLG: 0.363 (1, 6)	4-0 FC3-6 BB		4-0 BB		0-0 2B	4-0 FC4-6 BB		0-3 K		2	0	1	0	3	1	0
Pete Runnels, L OBP: 0.419, SLG: 0.456 (1, 4)	0-0 FC3-6 1B WP 1-2f		0-0 F8		0-0 P3	0-0 FC4-6 2B 1-2f			0-0 E 2B 1B	5	1	1	0	0	0	4
Marty Keough, L OBP: 0.333, SLG: 0.461 (1, 8)	0-3 K 1-2		0-0 F5		4-0 BB	0-0 2B			0-0 F8	4	0	1	0	1	1	3
Vic Wertz, L OBP: 0.353, SLG: 0.435 (1, 3)	4-0 1B BB		0-3 K		0-0 F7	4-0 PO IBB			0-0 E3 2B FC3	3	0	0	0	2	1	4
Tom Brewer, R OBP: 0.119, SLG: 0.098 (9, PR)										0	1	0	0	0	0	0
Gene Stephens, L OBP: 0.346, SLG: 0.355 (1, 9)	0-0 1-2 2-3 1B			1-0 1B HBP	0-0 P5	0-0 PO 1-2	0-0 4-3		0-0 FC3 2B	4	1	1	0	0	0	4
Ted Williams, L OBP: 0.354, SLG: 0.383 (1, 7)	0-0 G3			0-0 L9		4-0 6-3 1B HR BB	0-0 F8		0-3 K	3	1	0	0	1	0	4
Leo Kiely, L OBP: 0.284, SLG: 0.304 (9, PH)										0	0	0	0	0	0	0
Bobby Avila, R OBP: 0.284, SLG: 0.304 (9, PH)										1	0	0	0	0	1	3
Frank Malzone, R OBP: 0.331, SLG: 0.439 (1, 5)		0-0 FC5-4 1B		0-0 F8		0-0 6-3 HR 1B	0-0 5-3		0-0 1-1 2-1 3-1 2B	5	1	3	3	0	0	1
Sammy White, R OBP: 0.328, SLG: 0.339 (1, 2)		0-0 FC5-4 F2-3 1-2f		0-0 1-3 1B		0-0 6-3		0-0 F9		4	0	1	0	0	0	3
Bill Monbouquette, R OBP: 0.125, SLG: 0.067 (1, 1)		0-0 F2-3		0-3 K		0-0 HR		0-0 F8		2	0	0	0	0	1	3
Gary Geiger, L OBP: 0.286, SLG: 0.403 (6, PH)										1	1	1	3	0	0	0
Mike Fornieles, R OBP: 0.091, SLG: 0.091 (7, 1)										0	0	0	0	0	0	0
Dick Gemert, R OBP: 0.360, SLG: 0.424 (8, PH)										1	0	0	0	0	0	0
										1	0	0	0	0	0	0


Inning Stats	R: 0	H: 1	E: 0	LOB: 3	K: 1	BB: 2	S: 6	P: 14	R: 0	H: 1	E: 0	LOB: 0	K: 0	BB: 0	S: 3	P: 3	R: 0	H: 0	E: 0	LOB: 1	K: 1	BB: 1	S: 5	P: 9	R: 0	H: 1	E: 0	LOB: 2	K: 1	BB: 0	S: 6	P: 7	R: 0	H: 1	E: 0	LOB: 2	K: 0	BB: 1	S: 4	P: 8	R: 3	H: 3	E: 0	LOB: 2	K: 0	BB: 3	S: 5	P: 17	R: 0	H: 0	E: 0	LOB: 0	K: 0	BB: 0	S: 3	P: 3	R: 0	H: 0	E: 0	LOB: 0	K: 1	BB: 0	S: 5	P: 5	R: 3	H: 2	E: 1	LOB: 2	K: 1	BB: 0	S: 8	P: 8	1B: 5	SF: 0	2B: 4	SAC: 0	3B: 0	DP: 1	HR: 1	HBP: 1	WP: 1	PA: 44
--------------	------	------	------	--------	------	-------	------	-------	------	------	------	--------	------	-------	------	------	------	------	------	--------	------	-------	------	------	------	------	------	--------	------	-------	------	------	------	------	------	--------	------	-------	------	------	------	------	------	--------	------	-------	------	-------	------	------	------	--------	------	-------	------	------	------	------	------	--------	------	-------	------	------	------	------	------	--------	------	-------	------	------	-------	-------	-------	--------	-------	-------	-------	--------	-------	--------

PITCHER	IP	WLS	BF	H	R	ER	SO	BB	IBB	HBP	BLK	WP	HR	S	P	ERA	WHIP
Gary Bell, R ERA: 4.15 (1, 1)	6.0		31	7	3	3	3	6	1	1	0	1	1	29	58	4.50	2.167
Jim Perry, R ERA: 3.42 (7, 1)	2.2	L	12	2	3	0	2	0	0	0	0	0	0	16	16	0.00	0.750

BOTTOM

Cleveland Indians @ Boston Red Sox
Fenway Park, Boston, MA
Sun Jul 19 1959, 3:33 AM EDT
Unknown

AB	35
R	6
H	9
RBI	6
BB	7
SO	5
LOB	29



Batter	1	2	3	4	5	6	7	8	9	AB R H RBI BB SO LOB	TOP
Jim Piersall, R (1, 8) <small>OBP: 0.289, SLG: 0.306</small> 	4-0 		4-0 		0-0 		0-0 		2 2 1 1 2 0 0	Cleveland Indians @ Boston Red Sox Fenway Park, Boston, MA Sun Jul 19 1959, 3:38 AM EDT Att: 27,753 - Unknown	
Vic Power, R (1, 3) <small>OBP: 0.340, SLG: 0.457</small> 	4-0 		0-0 		0-0 		0-0 	3 2 1 0 1 0 1			
Tito Francona, L (1, 7) <small>OBP: 0.432, SLG: 0.601</small> 	0-0 		0-0 		0-0 		0-0 	4 0 2 3 0 0 0			
Rocky Colavito, R (1, 9) <small>OBP: 0.358, SLG: 0.584</small> 	0-3 		0-0 		0-0 		0-0 	4 0 1 0 0 1 3			
George Strickland, R (1, 5) <small>OBP: 0.324, SLG: 0.348</small> Jim Baxes, R (6, PH) <small>OBP: 0.304, SLG: 0.496</small> 	0-0 		0-0 		0-3 		0-3 	1 0 0 1 0 0 0 2 0 0 0 0 2 1			
Woodie Held, R (1, 6) <small>OBP: 0.320, SLG: 0.442</small> 	0-0 			0-0 		0-0 		3 0 0 0 0 0 2			
Ed Fitz Gerald, R (1, 2) <small>OBP: 0.282, SLG: 0.281</small> 		0-0 		0-0 		0-0 		3 0 0 0 0 0 0			
Billy Martin, R (1, 4) <small>OBP: 0.277, SLG: 0.395</small> 		0-3 		0-0 		0-0 		3 1 0 0 0 1 0			
Mudcat Grant, R (1, 1) <small>OBP: 0.139, SLG: 0.222</small> Bobby Locke, R (4, 1) <small>OBP: 0.455, SLG: 0.818</small> Al Cicotte, R (6, 1) <small>OBP: 1.000, SLG: 1.000</small> 		0-0 		0-3 		0-0 		1 0 0 0 0 0 0 1 0 0 0 0 1 0 0 0 0 0 0 0 0			
Inning Stats	R: 2 H: 1 E: 0 LOB: 1 K: 1 BB: 2 S: 6 P: 14	R: 0 H: 0 E: 0 LOB: 0 K: 1 BB: 0 S: 5 P: 5	R: 2 H: 2 E: 0 LOB: 0 K: 0 BB: 1 S: 4 P: 8	R: 0 H: 0 E: 0 LOB: 0 K: 0 BB: 0 S: 3 P: 3	R: 0 H: 0 E: 0 LOB: 0 K: 1 BB: 0 S: 5 P: 5	R: 0 H: 1 E: 0 LOB: 1 K: 1 BB: 0 S: 6 P: 6	R: 1 H: 1 E: 1 LOB: 1 K: 0 BB: 0 S: 5 P: 5	R: 0 H: 0 E: 0 LOB: 0 K: 1 BB: 0 S: 5 P: 5	1B: 3 SF: 1 2B: 3 SAC: 1 3B: 0 DP: 1 HR: 0 HBP: 0	WP: 0 PA: 32 PB: 0 SB: 1 CS: 0	
PITCHER Frank Baumann, L (1, 1) <small>ERA: 5.51</small> Al Schroll, R (3, 1) <small>ERA: 5.28</small>	IP WLS BF H R ER SO BB IBB HBP BLK WP HR S P ERA WHIP 2.0 L 12 3 4 4 2 3 0 0 0 0 0 0 13 25 18.00 3.000									PITCHER IP WLS BF H R ER SO BB IBB HBP BLK WP HR S P ERA WHIP 6.0 20 2 1 0 3 0 0 0 0 0 0 0 26 26 0.00 0.333	

livebaseballscorecards.com



Batter	1	2	3	4	5	6	7	8	9
Don Buddin, R <small>OBP: 0.378, SLG: 0.368</small> Vic Wertz, L <small>OBP: 0.351, SLG: 0.433</small> Bobby Avila, R <small>OBP: 0.284, SLG: 0.304</small>	4-0 BB	0-0 2B		1-0 BB HBP		0-3 K			
Pete Runnels, L <small>OBP: 0.418, SLG: 0.452</small>	0-0 FC3-6 BB 1B	0-0 F7		4-0 BB		0-3 K			
Marty Keough, L <small>OBP: 0.326, SLG: 0.450</small>	0-0 F3		0-0 4-3	0-0 4-3			0-3 K		
Dick Gernert, R <small>OBP: 0.370, SLG: 0.433</small>	4-0 1B BB		0-0 1B 2B		0-0 4-3 1B		4-0 BB		
Gene Stephens, L <small>OBP: 0.351, SLG: 0.360</small>	0-0 FC6-4 1B		0-0 CS 1B		0-0 4-3		0-0 F8		
Frank Malzone, R <small>OBP: 0.327, SLG: 0.434</small>	0-0 FC6-4 1B		0-0 L7		0-3 K		0-0 F8		
Gary Geiger, L <small>OBP: 0.285, SLG: 0.413</small>		0-0 G3		0-0 3B		0-0 P6		0-0 F9	
Pete Daley, R <small>OBP: 0.302, SLG: 0.311</small> Tom Brewer, R <small>OBP: 0.119, SLG: 0.098</small> Sammy White, R <small>OBP: 0.326, SLG: 0.337</small>		0-0 E 1B		0-3 K		0-0 SH1-3 1B		0-3 K	
Frank Baumann, L <small>OBP: 0.313, SLG: 0.400</small> Al Schroll, R <small>OBP: 0.200, SLG: 0.400</small> Jack Harshman, L <small>OBP: 0.318, SLG: 0.353</small>		0-0 F7		0-3 K		0-0 SH1-3		0-3 K	

AB	R	H	RBI	BB	SO	LOB
1	0	1	1	1	0	0
1	0	0	0	0	1	2
0	0	0	0	0	0	0

3	1	0	0	1	1	4
---	---	---	---	---	---	---

4	0	0	0	0	1	4
---	---	---	---	---	---	---

2	1	2	0	2	0	0
---	---	---	---	---	---	---

4	0	2	2	0	0	2
---	---	---	---	---	---	---

4	0	0	0	0	1	5
---	---	---	---	---	---	---

4	0	1	0	0	0	1
---	---	---	---	---	---	---

3	1	2	0	0	1	1
0	0	0	0	0	0	0
1	0	0	0	0	1	0

1	0	0	0	0	0	1
1	0	0	0	0	1	1
1	0	0	0	0	1	0

1B:	5	SF:	0
2B:	2	SAC:	1
3B:	1	DP:	0
HR:	0	HBP:	1

BOTTOM

Cleveland Indians @ Boston Red Sox
 Fenway Park, Boston, MA
 Sun Jul 19 1959, 3:38 AM EDT
 Att. 27,753 - Unknown

livebaseballscorecards.com

AB	30
R	3
H	8
RBI	3
BB	4
SO	8
LOB	21



Inning Stats	R: 1	H: 1	E: 0	K: 0	S: 4	LOB: 2	BB: 2	P: 12	R: 1	H: 2	E: 1	K: 0	S: 5	LOB: 1	BB: 0	P: 5	R: 1	H: 2	E: 0	K: 0	S: 4	LOB: 0	BB: 0	P: 4	R: 0	H: 1	E: 0	K: 2	S: 8	LOB: 3	BB: 1	P: 13	R: 0	H: 1	E: 0	K: 1	S: 6	LOB: 1	BB: 0	P: 6	R: 0	H: 1	E: 0	K: 2	S: 8	LOB: 2	BB: 0	P: 8	R: 0	H: 0	E: 0	K: 1	S: 5	LOB: 1	BB: 1	P: 9	R: 0	H: 0	E: 0	K: 2	S: 7	LOB: 0	BB: 0	P: 7
PITCHER	IP	WLS	BF	H	R	ER	SO	BB	IBB	HBP	BLK	WP	HR	S	P	ERA	WHIP																																															
Mudcat Grant, R <small>ERA: 4.25</small>	(1, 1)		3.0													9.00	2.333																																															
Bobby Locke, R <small>ERA: 4.98</small>	(4, 1)		2.0													0.00	1.500																																															
Al Cicotte, R <small>ERA: 4.44</small>	(6, 1)	W	3.0	11	1	0	5	1	0	0	0	0	0	20	24	0.00	0.667																																															

WP:	0	PA:	36
PB:	0	SB:	0
CS:	1		

Batter	1	2	3	4	5	6	7	8	9	AB R H RBI BB SO LOB	TOP							
Enos Slaughter, L (1, 9) OBP: 0.282, SLG: 0.433	0-0 2-3		0-0 4-3			0-0 G3			0-0 1-3	4 0 0 0 0 0 0								
Hector Lopez, R (1, 5) OBP: 0.332, SLG: 0.473	0-0 L9			0-0 1-3			0-0 6-3		0-0 F9	4 0 0 0 0 0 0								
Mickey Mantle, S (1, 8) OBP: 0.412, SLG: 0.552	0-0 F5			0-3 K			0-3 K		0-0 F5	4 0 0 0 0 2 0								
Yogi Berra, L (1, 2) OBP: 0.347, SLG: 0.445		0-0 L6		0-0 4-3			0-0 F9			3 0 0 0 0 0 0								
Elston Howard, R (1, 3) OBP: 0.293, SLG: 0.459		0-0 P3			0-0 1-3			0-0 6-3		3 0 0 0 0 0 0								
Norm Siebern, L (1, 7) OBP: 0.352, SLG: 0.427		0-0 2B			0-0 F8			0-0 2B		3 1 2 0 0 0 0								
Gil McDougald, R (1, 6) OBP: 0.316, SLG: 0.375		0-0 F7			0-0 F7			0-0 5-3		1 0 0 0 0 0 1								
Fritz Brickell, R (2, 6) OBP: 0.167, SLG: 0.167										2 0 0 0 0 0 1								
Bobby Richardson, R (1, 4) OBP: 0.320, SLG: 0.350			0-0 F5			0-0 5-3		0-0 2B		3 0 1 1 0 0 0								
Bobby Shantz, R (1, 1) OBP: 0.313, SLG: 0.357			0-3 K			0-3 K		0-0 F8		2 0 0 0 0 2 0								
Jim Coates, R (7, 1)										0 0 0 0 0 0 0								
Johnny Blanchard, L (8, PH) OBP: 0.250, SLG: 0.303										1 0 0 0 0 0 1								
Jim Bronstad, R (8, 1)										0 0 0 0 0 0 0								
Inning Stats	R: 0 E: 0 K: 0 S: 3	H: 0 LOB: 0 BB: 0 P: 3	R: 0 E: 0 K: 0 S: 4	H: 1 LOB: 1 BB: 0 P: 4	R: 0 E: 0 K: 1 S: 5	H: 0 LOB: 0 BB: 0 P: 5	R: 0 E: 0 K: 1 S: 5	H: 0 LOB: 0 BB: 0 P: 5	R: 0 E: 0 K: 0 S: 3	H: 0 LOB: 0 BB: 0 P: 3	R: 0 E: 0 K: 1 S: 5	H: 2 LOB: 1 BB: 0 P: 5	R: 0 E: 0 K: 0 S: 3	H: 0 LOB: 0 BB: 0 P: 3	1B: 0 2B: 3 3B: 0 HR: 0	SF: 0 SAC: 0 DP: 0 HBP: 0	WP: 0 PB: 0 SB: 0 CS: 0	PA: 30
PITCHER Cal McLish, R (1, 1) ERA: 2.92	IP: 9.0 WLS: W BF: 30 H: 3 R: 1 ER: 1 SO: 4 BB: 0 IBB: 0 HBP: 0 BLK: 0 WP: 0 HR: 0 S: 38 P: 38 ERA: 1.00 WHIP: 0.333											PITCHER	IP: 9.0 WLS: W BF: 30 H: 3 R: 1 ER: 1 SO: 4 BB: 0 IBB: 0 HBP: 0 BLK: 0 WP: 0 HR: 0 S: 38 P: 38 ERA: 1.00 WHIP: 0.333					

New York Yankees @ Cleveland Indians
Cleveland Municipal Stadium, Cleveland, OH

Tue Jul 21 1959, 7:05 PM EDT
Att. 46,912 - Unknown - 80 F

livebaseballscorecards.com

AB 30
R 1
H 3
RBI 1
BB 0
SO 4
LOB 3



Batter	1	2	3	4	5	6	7	8	9	AB	R	H	RBI	BB	SO	LOB
Woodie Held, R OBP: 0.316, SLG: 0.436 (1, 6)	0-3 K			0-0 6-3	0-0 L3		0-0 SH1-4	0-3 K		4	0	0	0	0	2	2
Vic Power, R OBP: 0.347, SLG: 0.460 (1, 3)	0-0 G4-6-3 1B			4-0 2B BB		0-0 E5 E 1B	4-0 BB BB IBB			2	1	2	0	2	0	0
Minnie Minoso, R OBP: 0.369, SLG: 0.474 (1, 7)	0-0 G4-6-3 1-2f			0-0 F7		0-0 E9 HR 2B	4-0 BB BB			3	1	1	2	1	0	2
Tito Francona, L OBP: 0.433, SLG: 0.621 (1, 8)		0-0 3-1		0-0 1-3 2B		0-0 HR	0-0 F5			4	1	2	2	0	0	3
Rocky Colavito, R OBP: 0.359, SLG: 0.581 (1, 9)		0-0 5-3		4-0 FC6-4 IBB		0-0 4-3	4-0 BB BB BB BB			2	0	0	1	2	0	0
George Strickland, R OBP: 0.319, SLG: 0.342 (1, 5)		0-3 K		0-0 FC6-4 1-2f		0-0 F5	0-3 K			4	0	0	0	0	2	6
Ed Fitz Gerald, R OBP: 0.281, SLG: 0.280 (1, 2)			0-0 6-3		0-0 FC2-6 1B	0-0 4-3		0-3 K		4	0	1	0	0	1	0
Billy Martin, R OBP: 0.276, SLG: 0.392 (1, 4)			0-0 F9		0-0 FC2-6 SH1-3 1-2f		0-0 SH1-4 BB 1B	0-0 F5		4	1	1	0	0	0	1
Cal McLish, S OBP: 0.240, SLG: 0.234 (1, 1)			0-3 K		0-0 SH1-3 1-2		0-0 FC1 BB SH1-4 BB	0-0 1B		3	1	1	0	0	1	1

Inning Stats	R: 0	H: 1	E: 0	K: 1	S: 5	LOB: 0	BB: 0	P: 5	R: 0	H: 0	E: 0	K: 1	S: 5	LOB: 0	BB: 0	P: 5	R: 0	H: 0	E: 0	K: 1	S: 5	LOB: 0	BB: 0	P: 5	R: 0	H: 1	E: 0	K: 0	S: 4	LOB: 3	BB: 2	P: 12	R: 0	H: 1	E: 0	K: 0	S: 4	LOB: 1	BB: 0	P: 4	R: 3	H: 3	E: 2	K: 0	S: 6	LOB: 0	BB: 0	P: 6	R: 2	H: 1	E: 1	K: 1	S: 7	LOB: 3	BB: 3	P: 19	R: 0	H: 1	E: 0	K: 2	S: 8	LOB: 1	BB: 0	P: 8
1B: 5	SF: 0	2B: 2	SAC: 2	3B: 0	DP: 1	HR: 1	HBP: 0	WP: 0	PA: 37																																																							

PITCHER	IP	WLS	BF	H	R	ER	SO	BB	IBB	HBP	BLK	WP	HR	S	P	ERA	WHIP
Bobby Shantz, L ERA: 3.14 (1, 1)	6.1	L	28	7	5	3	3	1	1	0	0	0	1	32	40	4.26	1.263
Jim Coates, R ERA: 3.73 (7, 1)	0.2		5	0	0	0	1	2	1	0	0	0	0	4	16	0.00	3.000
Jim Bronstad, R ERA: 5.33 (8, 1)	1.0		4	1	0	0	2	0	0	0	0	0	0	8	8	0.00	1.000


BOTTOM

New York Yankees @ Cleveland Indians
Cleveland Municipal Stadium, Cleveland, OH

Tue Jul 21 1959, 7:05 PM EDT
Att: 46,912 - Unknown - 80 F

livebaseballscorecards.com

AB	30
R	5
H	8
RBI	5
BB	5
SO	6
LOB	15



Batter	1	2	3	4	5	6	7	8	9	AB R H RBI BB SO LOB	TOP									
Bobby Richardson, R OBP: 0.325, SLG: 0.355 (1, 4) X	0-0 P4		4-0 FC4 BB		0-0 F9		0-0 1B 2B	0-0 1B	0-0 FC6-4	5 1 2 2 1 0 3										
Norm Siebern, L OBP: 0.350, SLG: 0.423 (1, 7) X	0-0 L7		0-3 K			0-3 K	0-0 F7	0-0 FC6-4 1B		5 0 1 1 0 2 2										
Mickey Mantle, S OBP: 0.412, SLG: 0.551 (1, 8) X	0-0 F3		0-0 FC4			0-0 HR 2B	4-0 1B 1B BB	0-0 FC6-4		4 1 1 0 1 0 3										
Elston Howard, R OBP: 0.292, SLG: 0.455 (1, 3)		0-0 F9		0-0 F8		0-0 L4	0-0 1B 1B		0-3 K	4 0 1 1 0 0 1										
Ryne Duren, R (7, 1)							1-2 2-H			1 0 0 0 0 1 0										
Hector Lopez, R OBP: 0.336, SLG: 0.484 (1, 5)		0-3 K		0-0 6-3		0-0 HR	0-0 1B		0-0 2B SH 1B	5 2 3 2 0 1 0										
Hank Bauer, R OBP: 0.332, SLG: 0.404 (1, 9)		0-0 1B 1B		0-0 L6		0-3 K	0-0 F5		0-0 SH 2B	5 1 2 0 0 1 3										
Yogi Berra, L OBP: 0.351, SLG: 0.446 (1, 2)		0-0 1B			0-0 SH3 1B		0-0 P5	0-0 F7	4-0 SH IBB	4 0 2 0 1 0 0										
Fritz Brickell, R OBP: 0.188, SLG: 0.188 (1, 6)		0-0 1-3		0-3 K		0-0 K	0-0 1B 2B 1B	0-0 4-3	0-0 SH FC6-4	4 1 1 1 0 1 3										
Duke Maas, R OBP: 0.200, SLG: 0.143 (1, 1)			0-3 K		0-0 SH3		0-0 2B 1B	4-0 1B	0-0 P6	1 0 0 0 0 1 0										
Don Larsen, R OBP: 0.415, SLG: 0.353 (7, PH)					1-2					1 1 1 0 0 0 0										
Marv Throneberry, L OBP: 0.260, SLG: 0.291 (7, 3)										1 1 0 0 1 0 2										
Inning Stats	R: 0 H: 0 E: 0 K: 0 S: 3	H: 0 LOB: 0 BB: 0 P: 3	R: 0 H: 2 E: 0 K: 1 S: 7	H: 2 LOB: 2 BB: 0 P: 7	R: 0 H: 0 E: 0 K: 2 S: 7	H: 0 LOB: 1 BB: 1 P: 11	R: 0 H: 0 E: 0 K: 0 S: 3	H: 0 LOB: 0 BB: 0 P: 3	R: 0 H: 1 E: 0 K: 1 S: 6	H: 1 LOB: 1 BB: 0 P: 6	R: 2 H: 2 E: 0 K: 2 S: 9	H: 2 LOB: 0 BB: 0 P: 9	R: 3 H: 5 E: 0 K: 0 S: 8	H: 5 LOB: 3 BB: 1 P: 12	R: 1 H: 2 E: 0 K: 0 S: 5	H: 2 LOB: 2 BB: 1 P: 9	R: 2 H: 2 E: 1 K: 1 S: 8	H: 2 LOB: 2 BB: 1 P: 12	1B: 10 SF: 0 2B: 3 SAC: 2 3B: 0 DP: 0 HR: 1 HBP: 0	WP: 0 PA: 46 PB: 0 SB: 0 CS: 0
PITCHER	IP WLS BF H R ER SO BB IBB HBP BLK WP HR S P ERA WHIP																			
Herb Score, L ERA: 4.1 (1, 1)	6.2 L 31 9 5 5 6 2 0 0 0 0 0 1 41 49 6.75 1.650																			
Gary Bell, R ERA: 4.14 (7, 1)	0.1 2 1 0 0 0 0 0 0 0 0 0 0 2 2 0.00 3.000																			
Don Ferrarese, L ERA: 3.0 (8, 1)	1.1 9 4 3 2 1 1 0 0 0 0 0 0 10 14 13.50 3.750																			
Mike Garcia, R ERA: 3.12 (9, 1)	0.2 4 0 0 0 0 0 0 1 0 0 0 0 3 7 0.00 0.000																			

New York Yankees @ Cleveland Indians
Cleveland Municipal Stadium, Cleveland, OH
 Wed Jul 22 1959, 7:05 PM EDT
 Att. 42,747 - Unknown - 80 F

AB	40
R	8
H	14
RBI	7
BB	4
SO	7
LOB	17



BOTTOM

New York Yankees @ Cleveland Indians
Cleveland Municipal Stadium, Cleveland, OH

Wed Jul 22 1959, 7:05 PM EDT
Att: 42,747 - Unknown - 80 F

livebaseballscorecards.com

AB	34
R	5
H	8
RBI	4
BB	3
SO	7
LOB	12



WP:	0	PA:	37
PB:	1	SB:	0
CS:	0		

AB R H RBI BB SO LOB

5	1	1	1	0	1	1
4	0	1	0	0	0	1
4	1	1	0	0	0	1
4	1	1	0	0	2	1
2	0	0	0	2	0	2
4	1	2	1	0	0	1
4	0	0	0	0	0	5
4	1	2	2	0	1	0
2	0	0	0	0	2	0
0	0	0	0	0	0	0
0	0	0	0	1	0	0
0	0	0	0	0	0	0
0	0	0	0	0	0	0
1	0	0	0	0	1	0

Batter	1	2	3	4	5	6	7	8	9
Woodie Held, R (1, 6) OBP: 0.314, SLG: 0.442	0-0 F7		0-0 5-3		0-0 HR		0-3 K		0-0 4-3
Vic Power, R (1, 3) OBP: 0.346, SLG: 0.458	0-0 8-1-3 1B		0-0 F7		0-0 P6		0-0 G3		
Minnie Minoso, R (1, 7) OBP: 0.368, SLG: 0.471	0-0 8-1-3 1-2f		0-0 F8		0-0 F7			0-0 2B 1B	
Tito Francona, L (1, 8) OBP: 0.429, SLG: 0.619		0-0 PB E 2B		0-3 K		0-0 3-1		0-3 K	
Rocky Colavito, R (1, 9) OBP: 0.361, SLG: 0.578		0-0 P6		4-0 1B BB		4-0 BB		0-0 L7	
George Strickland, R (1, 5) OBP: 0.322, SLG: 0.349		0-0 E5 1B 2-H		0-0 FC5-4 1B		0-0 F8		0-0 1-H 2B	
Ed Fitz Gerald, R (1, 2) OBP: 0.273, SLG: 0.270		0-0 F2		0-0 FC5-4 1-2f		0-0 F7		0-0 6-3	
Jim Baxes, R (1, 4) OBP: 0.309, SLG: 0.517		0-0 2-H 1B			0-0 HR		0-3 K		0-0 F9
Herb Score, L (1, 1) OBP: 0.192, SLG: 0.083			0-3 K		0-3 K		4-0 BB		0-3 K
Gary Bell, R (7, 1) OBP: 0.209, SLG: 0.171									
Elmer Valo, L (7, PH) OBP: 0.500, SLG: 0.200									
Don Ferraresi, R (8, 1) OBP: 0.259, SLG: 0.423									
Mike Garcia, R (9, 1) OBP: 0.077, SLG: 0.077									
Granny Hamner, R (9, PH) OBP: 0.263, SLG: 0.357									

Inning Stats	R: 0	H: 1	E: 0	K: 0	S: 3	R: 2	H: 2	E: 1	K: 0	S: 5	R: 0	H: 0	E: 0	K: 1	S: 5	R: 0	H: 1	E: 0	K: 1	S: 6	R: 2	H: 2	E: 0	K: 1	S: 7	R: 0	H: 0	E: 0	K: 0	S: 3	R: 0	H: 0	E: 0	K: 2	S: 7	R: 1	H: 2	E: 0	K: 1	S: 7	R: 0	H: 0	E: 0	K: 1	S: 5	1B: 4	2B: 3	3B: 0	HR: 2	SF: 0	SAC: 0	DP: 1	HBP: 0	WP: 0	PA: 37
--------------	------	------	------	------	------	------	------	------	------	------	------	------	------	------	------	------	------	------	------	------	------	------	------	------	------	------	------	------	------	------	------	------	------	------	------	------	------	------	------	------	------	------	------	------	------	-------	-------	-------	-------	-------	--------	-------	--------	-------	--------

PITCHER	IP	WLS	BF	H	R	ER	SO	BB	IBB	HBP	BLK	WP	HR	S	P	ERA	WHIP
Duke Maas, R (1, 1) ERA: 4.26	6.0	W	25	6	4	2	3	2	0	0	0	0	2	29	37	3.00	1.333
Ryne Duren, R (7, 1) ERA: 1.05	3.0	S	12	2	1	1	4	1	0	0	0	0	0	19	23	3.00	1.000

Batter	1	2	3	4	5	6	7	8	9	AB R H RBI BB SO LOB	TOP																	
Bobby Richardson, R OBP: 0.322, SLG: 0.349 (1, 4) X	0-0 6-3 1B	0-0 FC5-2 2-H 3-H		4-0 BB			0-0 F4		0-0 F5	4 0 0 0 1 0 2	New York Yankees @ Cleveland Indians Cleveland Municipal Stadium, Cleveland, OH Thu Jul 23 1959, 7:05 PM EDT Att: 50,766 - Unknown livebaseballscorecards.com																	
Norm Siebern, L OBP: 0.347, SLG: 0.419 (1, 7) X	0-0 E 1B	0-3 K		0-0 4-3			0-3 K		0-0 4-3	5 1 1 0 0 2 4																		
Mickey Mantle, S OBP: 0.413, SLG: 0.554 (1, 8) X	0-0 E2 HR 2B		0-0 E4 F8				0-0 3-1		0-0 4-3 1B 1B	4 2 2 1 0 0 0																		
Elston Howard, R OBP: 0.291, SLG: 0.464 (1, 3) X	0-0 HR		0-0 F8				0-0 F3		0-0 4-3 1-2	4 1 1 2 0 0 2																		
Hector Lopez, R OBP: 0.335, SLG: 0.481 (1, 5) X	0-0 5-3		0-3 K				0-0 6-3		0-0 2B 1B	4 0 1 1 0 1 1																		
Hank Bauer, R OBP: 0.327, SLG: 0.396 (1, 9) S S S	0-3 K		0-0 1-3				0-0 F8		0-0 F5	4 0 0 0 0 1 2																		
Yogi Berra, L OBP: 0.356, SLG: 0.458 (1, 2) X		0-0 1B FC5-2 2B		0-0 6-3 4-3 1B			0-0 3-1		0-0 2B 1-H 2B	4 0 3 0 0 0 0																		
Fritz Brickell, R OBP: 0.250, SLG: 0.250 (1, 6) X		0-0 5-3 E 1B		0-0 4-3 1-2			0-0 L5		0-0 1B	4 1 2 0 0 0 1																		
Ralph Terry, R OBP: 0.152, SLG: 0.132 (6, 1) X		0-0 5-3		0-0 6-3			0-0 4-3		0-0 F2	2 0 0 0 0 0 3																		
Eli Grba, R (6, 1)										0 0 0 0 0 0 0																		
Art Ditmar, R OBP: 0.140, SLG: 0.167 (6, 1)										0 0 0 0 0 0 0																		
Enos Slaughter, L OBP: 0.276, SLG: 0.426 (7, PH)										1 0 0 0 0 0 0																		
Jim Bronstad, R (7, 1)										0 0 0 0 0 0 0																		
Johnny Blanchard, L OBP: 0.243, SLG: 0.294 (8, PH)		1-2		2-3						1 0 0 0 0 0 1																		
Inning Stats	R: 3 E: 1 K: 1 S: 8	H: 3 LOB: 0 BB: 0 P: 8	R: 1 E: 1 K: 1 S: 7	H: 2 LOB: 1 BB: 0 P: 7	R: 0 E: 1 K: 1 S: 6	H: 0 LOB: 1 BB: 0 P: 6	R: 0 E: 0 K: 0 S: 4	H: 1 LOB: 2 BB: 1 P: 8	R: 0 E: 0 K: 0 S: 3	H: 0 LOB: 0 BB: 0 P: 3	R: 0 E: 0 K: 1 S: 5	H: 0 LOB: 0 BB: 0 P: 5	R: 1 E: 0 K: 0 S: 5	H: 3 LOB: 2 BB: 0 P: 5	R: 0 E: 0 K: 0 S: 4	H: 1 LOB: 1 BB: 0 P: 4	1B: 6 2B: 3 3B: 0 HR: 1	SF: 0 SAC: 0 DP: 0 HBP: 0	WP: 0 PB: 0 SB: 0 CS: 0	PA: 38								
PITCHER	IP WLS BF H R ER SO BB IBB HBP BLK WP HR S P ERA WHIP																											
Bob Smith, L ERA: 10.5 (1, 1)	2.0		11	5	4	3	2	0	0	0	0	0	1	15	15	13.50	2.500											
Jim Perry, R ERA: 3.16 (3, 1)	4.0	W	15	1	0	0	1	1	0	0	0	0	0	16	20	0.00	0.500											
Mudcat Grant, R ERA: 4.22 (7, 1)	3.0	S	12	4	1	1	1	0	0	0	0	0	0	14	14	3.00	1.333											



BOTTOM

New York Yankees @ Cleveland Indians
Cleveland Municipal Stadium, Cleveland, OH

Thu Jul 23 1959, 7:05 PM EDT
Att. 50,766 - Unknown

livebaseballscorecards.com

AB	36
R	8
H	14
RBI	8
BB	6
SO	2
LOB	20



WP:	0	PA:	43
PB:	0		
SB:	0		
CS:	0		

AB R H RBI BB SO LOB

4	1	1	0	1	1	1
4	1	1	1	1	0	2
5	1	1	4	0	0	3
4	1	3	0	0	0	1
0	1	0	0	1	0	0
4	1	2	0	1	1	2
4	1	3	2	1	0	0
1	0	0	0	0	0	1
4	0	0	0	0	0	7
0	0	0	0	1	0	0
1	0	0	0	0	0	0
0	0	0	1	0	0	0
1	0	1	0	0	0	0
0	0	0	0	0	0	0
4	1	2	0	0	0	3

1B:	12	SF:	1
2B:	1	SAC:	0
3B:	0	DP:	1
HR:	1	HBP:	0

WP:	0	PA:	43
ERA:		WHIP:	

Batter	1	2	3	4	5	6	7	8	9
Woodie Held, R OBP: 0.315, SLG: 0.439 (1, 6)	0-0 4-3 1B		0-0 1B 1B		0-0 F7	4-0 BB HR BB	0-3 K		
Vic Power, R OBP: 0.347, SLG: 0.455 (1, 3)	0-0 E6 1B		0-0 L9		0-0 FC5-4 1-2f	4-0 BB HR BB		0-0 F7	
Minnie Minoso, R OBP: 0.366, SLG: 0.476 (1, 7)	0-0 5-3		0-0 F3		0-0 FC5-4 1-2f	0-0 HR		0-0 6-3	
Tito Francona, L OBP: 0.436, SLG: 0.622 Jim Piersall, R OBP: 0.292, SLG: 0.306 (6, PR) (7, 8)	0-0 L6		0-0 1B			0-0 1B 1B		4-0 BB 1B BB	
Rocky Colavito, R OBP: 0.364, SLG: 0.580 (1, 9)		0-0 6-3	0-3 K			0-0 1B 2B		4-0 1B BB	
George Strickland, R OBP: 0.330, SLG: 0.355 (1, 5)		0-0 E5 1B		0-0 6-3		0-0 BB 1B		0-0 1B BB	
Jim Baxes, R OBP: 0.307, SLG: 0.514 Granny Hamner, R OBP: 0.255, SLG: 0.346 (3, 4)		0-0 5-3		0-0 F3		0-0 P4		0-0 F8	
Ed Fitz Gerald, R OBP: 0.278, SLG: 0.270 Jim Perry, S OBP: 0.273, SLG: 0.273 Elmer Valo, L OBP: 0.455, SLG: 0.200 Mudcat Grant, R OBP: 0.162, SLG: 0.243 (6, PH) (7, 1)		4-0 BB		0-0 6-3		0-0 SF9 3-H	0-0 G4-3 1B		
Bob Smith, L Russ Nixon, L OBP: 0.228, SLG: 0.194 (2, PH) (3, 2)		0-0 F8			0-0 FC5-4 1B	0-0 BB HR 1B	0-0 G4-3 1-2f		

Inning Stats	R: 0	H: 1	E: 1	LOB: 1	K: 0	BB: 0	S: 4	P: 4
	R: 0	H: 1	E: 1	LOB: 2	K: 0	BB: 1	S: 4	P: 8
	R: 0	H: 2	E: 0	LOB: 2	K: 1	BB: 0	S: 7	P: 7
	R: 0	H: 0	E: 0	LOB: 0	K: 0	BB: 0	S: 3	P: 3
	R: 0	H: 1	E: 0	LOB: 1	K: 0	BB: 0	S: 4	P: 4
	R: 7	H: 7	E: 0	LOB: 3	K: 0	BB: 3	S: 10	P: 22
	R: 0	H: 1	E: 0	LOB: 0	K: 1	BB: 0	S: 5	P: 5
	R: 1	H: 1	E: 0	LOB: 2	K: 0	BB: 2	S: 4	P: 12

PITCHER	IP	WLS	BF	H	R	ER	SO	BB	IBB	HBP	BLK	WP	HR	S	P	ERA	WHIP
Ralph Terry, R ERA: 4.21 (1, 1)	5.2		26	8	3	3	3	1	1	0	0	0	0	27	31	4.76	1.588
Eli Grba, R ERA: 4.35 (6, 1)	0.0	L	6	4	4	4	0	2	0	0	0	0	1	4	12	∞	∞
Art Ditmar, R ERA: 4.01 (6, 1)	0.1		2	0	0	0	0	1	0	0	0	0	0	1	5	0.00	3.000
Jim Bronstad, R ERA: 5.28 (7, 1)	2.0		9	2	1	1	1	2	0	0	0	0	0	9	17	4.50	2.000

Batter	1	2	3	4	5	6	7	8	9	AB R H RBI BB SO LOB	TOP											
Faye Throneberry, L (1, 9) OBP: 0.347, SLG: 0.407	0-0 4-3		0-0 4-3			0-0 F7		0-0 F8		4 0 0 0 0 0 1	Washington Senators @ Cleveland Indians Cleveland Municipal Stadium, Cleveland, OH Fri Jul 24 1959, 7:05 PM EDT Att. 14,147 - Unknown											
Bob Allison, R (1, 8) OBP: 0.333, SLG: 0.568	0-0 5-3		0-0 F5			0-3 K		0-3 K		4 0 0 0 0 2 1												
Harmon Killebrew, R (1, 5) OBP: 0.374, SLG: 0.595	0-3 K				0-0 6-3	0-0 6-3		0-0 L6		4 0 0 0 0 1 1												
Roy Sievers, R (1, 3) OBP: 0.316, SLG: 0.500		0-0 P4			0-0 HR		0-0 F8		0-0 HR	4 2 2 2 0 0 0												
Jim Lemon, R (1, 7) OBP: 0.325, SLG: 0.502		0-0 1B			0-3 K		0-0 F8		0-3 K	4 0 1 0 0 2 0												
Hal Naragon, L (1, 2) OBP: 0.297, SLG: 0.333		0-0 1B			0-0 4-3		0-0 1B		0-0 3-1	0 0 0 0 0 0 0												
Ron Samford, R (1, 4) OBP: 0.283, SLG: 0.370		0-3 K			0-0 F8		1-0 HBP		0-0 4-3	3 0 0 0 0 1 2												
Jose Valdivielso, R (1, 6) OBP: 0.333, SLG: 0.286		0-0 L4			0-0 3-1		0-0 G3			2 0 0 0 0 0 2												
Julio Becquer, L (7, PH) OBP: 0.259, SLG: 0.333										1 0 0 0 0 0 2												
Billy Consolo, R (7, 6) OBP: 0.273, SLG: 0.253										0 0 0 0 0 0 0												
Camilo Pascual, R (1, 1) OBP: 0.317, SLG: 0.316		0-3 K			0-0 F7			0-0 1B		1 0 0 0 0 1 0												
Reno Bertoia, R (5, PH) OBP: 0.317, SLG: 0.377										1 0 0 0 0 0 0												
Russ Kemmerer, R (5, 1) OBP: 0.250, SLG: 0.158										0 0 0 0 0 0 0												
Lenny Green, L (8, PH) OBP: 0.354, SLG: 0.443										1 0 1 0 0 0 0												
Chuck Stobbs, L (8, 1) OBP: 0.091, SLG: 0.091										0 0 0 0 0 0 0												
Inning Stats	R: 0 E: 0 K: 1 S: 5	H: 0 LOB: 0 BB: 0 P: 5	R: 0 E: 0 K: 1 S: 7	H: 2 LOB: 2 BB: 0 P: 7	R: 0 E: 0 K: 1 S: 5	H: 0 LOB: 0 BB: 0 P: 5	R: 1 E: 0 K: 1 S: 6	H: 1 LOB: 0 BB: 0 P: 6	R: 0 E: 0 K: 0 S: 3	H: 0 LOB: 0 BB: 0 P: 3	R: 0 E: 0 K: 1 S: 5	H: 0 LOB: 0 BB: 0 P: 5	R: 0 E: 0 K: 0 S: 4	H: 1 LOB: 2 BB: 0 P: 5	R: 0 E: 0 K: 1 S: 6	H: 1 LOB: 1 BB: 0 P: 6	R: 1 E: 0 K: 1 S: 6	H: 1 LOB: 0 BB: 0 P: 6	1B: 4 2B: 0 3B: 0 HR: 2	SF: 0 SAC: 0 DP: 0 HBP: 1	WP: 0 PB: 0 SB: 0 CS: 0	PA: 34
PITCHER Gary Bell, R (1, 1) ERA: 4.0	IP: 9.0 WLS: W BF: 34 H: 6 R: 2 ER: 2 SO: 7 BB: 0 IBB: 0 HBP: 1 BLK: 0 WP: 0 HR: 2 S: 47 P: 48 ERA: 2.00 WHIP: 0.667											PITCHER	IP: 9.0 WLS: W BF: 34 H: 6 R: 2 ER: 2 SO: 7 BB: 0 IBB: 0 HBP: 1 BLK: 0 WP: 0 HR: 2 S: 47 P: 48 ERA: 2.00 WHIP: 0.667									

livebaseballscorecards.com

AB	29
R	2
H	4
RBI	2
BB	0
SO	7
LOB	9



Batter	1	2	3	4	5	6	7	8	9
Woodie Held, R OBP: 0.317, SLG: 0.440 (1, 6)	0-3 K		4-0 FC4-6 BB	0-0 1B 2B		0-0 4-3		0-3 K	
Vic Power, R OBP: 0.347, SLG: 0.453 (1, 3)	0-0 E5		0-0 FC4-6 BB 1B	4-0 1B BB		0-3 K		0-0 E 1B	
Minnie Minoso, R OBP: 0.369, SLG: 0.476 (1, 7)	0-0 5-3		0-0 BB 1B	0-0 1B		4-0 BB		0-0 F7	
Rocky Colavito, R OBP: 0.362, SLG: 0.573 (1, 9)	0-3 K		4-0 1B BB	0-0 5-3		0-0 F2		0-0 E6	
George Strickland, R OBP: 0.331, SLG: 0.359 (1, 5)		0-0 5-3	0-0 1B		0-0 4-3 2B		0-0 5-3	0-3 K	
Russ Nixon, L OBP: 0.229, SLG: 0.196 (1, 2)		0-3 K	0-0 5-3		0-0 4-3		0-0 1B		
Jim Baxes, R OBP: 0.312, SLG: 0.531 (1, 4)		0-0 HR		4-0 2B BB	0-0 FC6-5-6		0-0 F7		
Jim Piersall, R OBP: 0.291, SLG: 0.301 (1, 8)		0-0 1-3		0-0 F9		4-0 4-3 BB	0-0 4-3		
Gary Bell, R OBP: 0.234, SLG: 0.182 (1, 1)			0-3 K	0-3 K		4-0 4-3 BB		0-0 E 1B	

AB	R	H	RBI	BB	SO	LOB
4	1	1	1	1	2	3
4	1	1	0	1	1	3
4	1	2	1	1	0	3
4	0	0	0	1	1	8
5	0	2	2	0	1	3
4	0	1	0	0	1	3
3	2	1	1	1	0	2
3	0	0	0	1	0	2
3	0	1	0	1	2	1

BOTTOM

Washington Senators @ Cleveland Indians
Cleveland Municipal Stadium, Cleveland, OH

Fri Jul 24 1959, 7:05 PM EDT
Att. 14,147 - Unknown

livebaseballscorecards.com

AB	34
R	5
H	9
RBI	5
BB	7
SO	8
LOB	28



1B: 6	SF: 0
2B: 3	SAC: 0
3B: 0	DP: 1
HR: 1	HBP: 0

WP: 0	PA: 41
PB: 0	
SB: 1	
CS: 0	

Inning Stats	R: 0	H: 0	E: 1	K: 2	S: 8	LOB: 1	BB: 0	P: 8									
PITCHER	IP	WLS	BF	H	R	ER	SO	BB	IBB	HBP	BLK	WP	HR	S	P	ERA	WHIP
Camilo Pascual, R ERA: 2.74 (1, 1)	4.0	L	22	5	5	5	5	4	0	0	0	0	1	28	44	11.25	2.250
Russ Kemmerer, R ERA: 4.8 (5, 1)	3.0		13	2	0	0	1	3	0	0	0	0	0	12	24	0.00	1.667
Chuck Stobbs, L ERA: 3.24 (8, 1)	1.0		6	2	0	0	2	0	0	0	0	0	0	10	10	0.00	2.000

Washington Senators @ Cleveland Indians

Cleveland Municipal Stadium, Cleveland, OH

Sat Jul 25 1959, 3:33 AM EDT
Att. 12,653 - Unknown

AB	29
R	1
H	7
RBI	1
BB	1
SO	6
LOB	12



Batter	1	2	3	4	5	6	7	8	9	AB	R	H	RBI	BB	SO	LOB						
Lenny Green, L (1, 9) OBP: 0.348, SLG: 0.431	0-0 4-3			0-0 F3		0-0 L7		0-0 FC5-4 1B		4	0	1	0	0	0	0						
Bob Allison, R (1, 8) OBP: 0.329, SLG: 0.562	0-3 K			0-3 K		0-0 5-3		0-0 F8		4	0	0	0	0	2	1						
Harmon Killebrew, R (1, 5) OBP: 0.373, SLG: 0.591	0-3 K			0-0 F3		0-0 1B		0-0 F7		4	0	1	0	0	1	1						
Roy Sievers, R (1, 3) OBP: 0.315, SLG: 0.496		0-0 F8			0-0 G3 FC5-2-5 1B	0-3 K		0-0 FC5-4 1-2f		4	0	1	0	0	1	2						
Jim Lemon, R (1, 7) OBP: 0.327, SLG: 0.511		0-0 5-3			0-0 FC5-2-5 G3 1-2 1B		0-0 HR		0-0 4-3	4	1	2	1	0	0	0						
Hal Naragon, L (1, 2) OBP: 0.290, SLG: 0.325		0-0 1-3			0-0 G3 1-2 2-3		0-0 F8		0-0 F8	0	0	0	0	0	0	0						
Ron Samford, R (1, 4) OBP: 0.282, SLG: 0.367			0-0 G4-3-6 1B		0-0 FC5-2-5 BB 2-3 3-H		0-0 G3		0-0 6-3	4	0	1	0	0	0	2						
Billy Conso, R (1, 6) OBP: 0.283, SLG: 0.257			0-0 F8		4-0 BB 1-2 BB		0-0 1B			2	0	1	0	1	0	1						
Bill Fischer, R (1, 1) OBP: 0.154, SLG: 0.111			0-0 G4-3-6		0-3 K		0-3 K			1	0	0	0	0	0	1						
Julio Becquer, L (5, PH) OBP: 0.257, SLG: 0.331										1	0	0	0	0	1	3						
Hal Woodeshick, R (5, 1)										0	0	0	0	0	0	0						
Faye Throneberry, L (7, PH) OBP: 0.346, SLG: 0.405										1	0	0	0	0	1	1						
Tex Clevenger, R (7, 1) OBP: 0.125, SLG: 0.286										0	0	0	0	0	0	0						
Inning Stats	R: 0 E: 0 K: 2 S: 7	H: 0 LOB: 0 BB: 0 P: 7	R: 0 E: 0 K: 0 S: 3	H: 0 LOB: 0 BB: 0 P: 3	R: 0 E: 0 K: 0 S: 3	H: 1 LOB: 0 BB: 0 P: 3	R: 0 E: 0 K: 1 S: 5	H: 0 LOB: 0 BB: 0 P: 5	R: 0 E: 0 K: 1 S: 7	H: 2 LOB: 3 BB: 1 P: 11	R: 0 E: 0 K: 1 S: 6	H: 1 LOB: 1 BB: 0 P: 6	R: 1 E: 0 K: 1 S: 7	H: 2 LOB: 1 BB: 0 P: 7	R: 0 E: 0 K: 0 S: 4	H: 1 LOB: 1 BB: 0 P: 4	R: 0 E: 0 K: 0 S: 3	H: 0 LOB: 0 BB: 0 P: 3	1B: 6 2B: 0 3B: 0 HR: 1	SF: 0 SAC: 0 DP: 1 HBP: 0	WP: 0 PB: 0 SB: 0 CS: 0	PA: 34
PITCHER Cal McLish, R (1, 1) ERA: 2.81	IP: 9.0 WLS: W BF: 34 H: 7 R: 1 ER: 1 SO: 6 BB: 1 IBB: 0 HBP: 0 BLK: 0 WP: 0 HR: 1 S: 45 P: 49 ERA: 1.00 WHIP: 0.889																					

livebaseballscores.com

Batter	1	2	3	4	5	6	7	8	9
Woodie Held, R (1, 6) Granny Hamner, R (7, 6) OBP: 0.313, SLG: 0.435 OBP: 0.261, SLG: 0.351	0-0 F8	0-3 K		0-0 5-3		0-0 6-3		0-0 1-3 1B	
Vic Power, R (1, 3) OBP: 0.346, SLG: 0.452	0-0 L6		0-0 F8	0-0 1B 2B		0-0 F7		0-0 1-3 1-2	
Minnie Minoso, R (1, 7) OBP: 0.374, SLG: 0.480	4-0 PB BB		0-0 1B 1B	0-0 1B 1B		0-0 FC5-4 1B		0-0 6-3	
Rocky Colavito, R (1, 9) OBP: 0.360, SLG: 0.569	0-3 K 1-2		0-0 1B 1B	0-0 CS 1-2		0-0 L6		0-0 FC5-4 1-2	
George Strickland, R (1, 5) Billy Martin, R (7, 5) OBP: 0.331, SLG: 0.359 OBP: 0.275, SLG: 0.390		0-0 4-3	0-0 L8		0-0 BB HR 1B		0-0 6-3		
Russ Nixon, L (1, 2) OBP: 0.229, SLG: 0.197		0-0 F7	0-0 1B		0-0 K		0-0 F7		
Jim Baxes, R (1, 4) OBP: 0.323, SLG: 0.530		0-0 2B 1B 1B	0-0 F2		0-0 HR BB		0-0 BB BB		
Jim Piersall, R (1, 8) OBP: 0.299, SLG: 0.329		0-0 1B 2B		0-0 SH3-4 2B 1B		0-0 HR		0-0 6-3	
Cal McLish, S (1, 1) OBP: 0.245, SLG: 0.240		0-0 1B		0-0 SH3-4 1-2		0-0 1-3		0-3 K	

Inning Stats	R: 0	H: 0	E: 0	K: 1	S: 5	LOB: 1	BB: 1	P: 9	R: 2	H: 3	E: 0	K: 1	S: 8	LOB: 2	BB: 0	P: 8	R: 1	H: 3	E: 0	K: 0	S: 6	LOB: 0	BB: 0	P: 6	R: 2	H: 3	E: 0	K: 0	S: 5	LOB: 0	BB: 0	P: 5	R: 3	H: 2	E: 0	K: 1	S: 7	LOB: 0	BB: 1	P: 11	R: 0	H: 1	E: 0	K: 0	S: 4	LOB: 1	BB: 0	P: 4	R: 0	H: 0	E: 0	K: 0	S: 3	LOB: 1	BB: 1	P: 7	R: 0	H: 1	E: 0	K: 1	S: 6	LOB: 1	BB: 0	P: 6
--------------	------	------	------	------	------	--------	-------	------	------	------	------	------	------	--------	-------	------	------	------	------	------	------	--------	-------	------	------	------	------	------	------	--------	-------	------	------	------	------	------	------	--------	-------	-------	------	------	------	------	------	--------	-------	------	------	------	------	------	------	--------	-------	------	------	------	------	------	------	--------	-------	------

PITCHER	IP	WLS	BF	H	R	ER	SO	BB	IBB	HBP	BLK	WP	HR	S	P	ERA	WHIP
Bill Fischer, R (1, 1) ERA: 3.88	4.0	L	21	9	5	5	2	1	0	0	0	0	0	24	28	11.25	2.500
Hal Woodeshick, L (5, 1) ERA: 6.52	2.0		10	3	3	3	1	1	0	0	0	0	1	11	15	13.50	2.000
Tex Clevenger, R (7, 1) ERA: 5.81	2.0		8	1	0	0	1	1	0	0	0	0	0	9	13	0.00	1.000

AB R H RBI BB SO LOB

4	0	0	0	0	1	2
1	0	1	0	0	0	0
5	1	1	1	0	0	1
4	1	3	1	1	0	1
4	0	1	0	0	1	2
3	1	1	0	0	0	1
1	0	0	0	0	0	0
4	0	1	0	0	1	1
2	2	1	0	2	0	2
4	3	3	3	0	0	1
3	0	1	2	0	1	0

AB	35
R	8
H	13
RBI	7
BB	3
SO	4
LOB	11



Washington Senators @ Cleveland Indians
Cleveland Municipal Stadium, Cleveland, OH

Sat Jul 25 1959, 3:33 AM EDT
Att. 12,653 - Unknown

WP	PA
0	40
1	0
0	0
1	0

Batter	1	2	3	4	5	6	7	8	9	AB R H RBI BB SO LOB	TOP	
Ron Samford, R (1, 4) OBP: 0.278, SLG: 0.361 Faye Throneberry, L (9, PH) OBP: 0.348, SLG: 0.405	0-0 4-3			0-0 F9		0-0 1-3			4-0 F7 BB	3 0 0 0 0 0 0 0 0 0 0 1 0 0		
Lenny Green, L (1, 9) OBP: 0.342, SLG: 0.420	0-0 F7			0-0 1B		0-0 6-3			0-0 F7 1-2	4 0 1 0 0 0 3		
Harmon Killebrew, R (1, 5) OBP: 0.370, SLG: 0.585	0-0 1-3			0-0 F8		0-0 F7				3 0 0 0 0 0 1		
Roy Sievers, R (1, 3) OBP: 0.312, SLG: 0.489		0-0 F2		0-3 K		0-0 F3				3 0 0 0 0 1 1		
Bob Allison, R (1, 8) OBP: 0.327, SLG: 0.557		0-0 6-3			0-0 F9			0-0 F7		3 0 0 0 0 0 0		
Jim Lemon, R (1, 7) OBP: 0.324, SLG: 0.506		0-3 K			0-0 1-3			0-0 5-3		3 0 0 0 0 1 0		
Hal Naragon, L (1, 2) OBP: 0.285, SLG: 0.319			0-0 F7		0-0 3-1			0-0 P6		0 0 0 0 0 0 0		
Billy Consolo, R (1, 6) OBP: 0.287, SLG: 0.255 Julio Becquer, L (9, PH) OBP: 0.262, SLG: 0.343 Ken Aspromonte, R (9, PR) OBP: 0.348, SLG: 0.353			4-0 BB G1-6-3 BB			0-0 6-3			0-0 G3 2B	1 0 0 0 1 0 0 1 0 1 0 0 0 0 0 0 0 0 0 0 0		
Hal Griggs, R (1, 1) Clint Courtney, L (9, PH) OBP: 0.340, SLG: 0.280			0-0 G1-6-3 1-2			0-0 6-3			0-0 G3 2-3	2 0 0 0 0 0 1 1 0 0 0 0 0 1		
Inning Stats	R: 0 H: 0 E: 0 LOB: 0 K: 0 BB: 0 S: 3 P: 3	R: 0 H: 0 E: 0 LOB: 0 K: 1 BB: 0 S: 5 P: 5	R: 0 H: 0 E: 0 LOB: 0 K: 0 BB: 1 S: 2 P: 6	R: 0 H: 1 E: 0 LOB: 1 K: 1 BB: 0 S: 6 P: 6	R: 0 H: 0 E: 0 LOB: 0 K: 0 BB: 0 S: 3 P: 3	R: 0 H: 0 E: 0 LOB: 0 K: 0 BB: 0 S: 3 P: 3	R: 0 H: 0 E: 0 LOB: 0 K: 0 BB: 0 S: 3 P: 3	R: 0 H: 0 E: 0 LOB: 0 K: 0 BB: 0 S: 3 P: 3	R: 0 H: 1 E: 0 LOB: 2 K: 0 BB: 1 S: 3 P: 7	1B: 1 SF: 0 2B: 1 SAC: 0 3B: 0 DP: 1 HR: 0 HBP: 0	WP: 0 PA: 29 PB: 0 SB: 0 CS: 0	
PITCHER Jim Perry, R (1, 1) ERA: 2.69	IP WLS BF H R ER SO BB IBB HBP BLK WP HR S P ERA WHIP											PITCHER IP WLS BF H R ER SO BB IBB HBP BLK WP HR S P ERA WHIP
	9.0 W 29 2 0 0 2 2 0 0 0 0 0 0 0 31 39 0.00 0.444											

Washington Senators @ Cleveland Indians
Cleveland Municipal Stadium, Cleveland, OH

AB	24
R	0
H	2
RBI	0
BB	2
SO	2
LOB	7



Sun Jul 26 1959, 3:33 AM EDT
Unknown

livebaseballscorecards.com

Batter	1	2	3	4	5	6	7	8	9
Woodie Held, R OBP: 0.320, SLG: 0.458 (1, 6)	0-0 5-3 BB SF8 1B	0-0 HR		0-0 F9			0-0 HR	0-0 1-2 2-H 3-H 3B 1B	
Vic Power, R OBP: 0.351, SLG: 0.459 (1, 3)	4-0 SF8 5-3 2B BB 1-2	0-0 CS 1B			4-0 F5 BB		0-0 L7	0-0 1-H 2-H 3B	
Minnie Minoso, R OBP: 0.370, SLG: 0.473 (1, 7)	0-0 5-3 1-2 2-3	0-0 CS 1-2	0-0 F7		0-0 F8		0-0 F8	0-0 F8	
Rocky Colavito, R OBP: 0.357, SLG: 0.565 (1, 9)	0-0 SF8 2-3 3-H		0-3 K2-3		0-0 F5 1-2		0-3 K		
George Strickland, R OBP: 0.337, SLG: 0.358 (1, 5)	4-0 2B BB		4-0 BB		0-0 6-3		4-0 2B 1B BB		
Jim Baxes, R OBP: 0.327, SLG: 0.542 (1, 4)	0-0 1-3 3-H 2B		0-0 F9		0-0 F8		0-0 1B 1-3 1B 2B		
Russ Nixon, L OBP: 0.224, SLG: 0.192 (1, 2)	0-0 4-3			0-0 G3		0-0 3-1	0-0 F5		
Jim Piersall, R OBP: 0.303, SLG: 0.326 (1, 8)		0-0 1-3		4-0 BB		0-0 6-3	4-0 1B 1B IBB		
Jim Perry, S OBP: 0.267, SLG: 0.267 (1, 1)		0-0 F7		0-0 F7			0-3 K 1-2 2-3 3-H 3B 1B		

Inning Stats	R: 2	H: 2	E: 0	LOB: 2	K: 0	BB: 2	S: 5	P: 13
	R: 1	H: 2	E: 0	LOB: 0	K: 0	BB: 0	S: 4	P: 4
	R: 0	H: 0	E: 0	LOB: 1	K: 1	BB: 1	S: 5	P: 9
	R: 0	H: 0	E: 0	LOB: 1	K: 0	BB: 1	S: 3	P: 7
	R: 0	H: 0	E: 0	LOB: 0	K: 0	BB: 0	S: 3	P: 3
	R: 1	H: 1	E: 0	LOB: 0	K: 1	BB: 0	S: 6	P: 6
	R: 5	H: 4	E: 0	LOB: 1	K: 1	BB: 2	S: 9	P: 17

PITCHER	IP	WLS	BF	H	R	ER	SO	BB	IBB	HBP	BLK	WP	HR	S	P	ERA	WHIP
Hal Griggs, R ERA: 5.29 (1, 1)	8.0	L	39	9	9	9	3	6	1	0	0	0	2	38	66	10.12	1.875

AB R H RBI BB SO LOB

5	4	4	4	0	0	1
3	1	2	2	2	0	0
5	0	0	0	0	0	4
3	0	0	1	0	2	1
1	1	0	0	3	0	1
4	1	2	1	0	0	1
4	0	0	0	0	0	4
2	1	0	0	2	0	0
4	1	1	1	0	1	1

AB	31
R	9
H	9
RBI	9
BB	7
SO	3
LOB	13



Washington Senators @ Cleveland Indians
 Cleveland Municipal Stadium, Cleveland, OH
 Sun Jul 26 1959, 3:33 AM EDT
 Unknown

livebaseballscorecards.com

AB	31
R	9
H	9
RBI	9
BB	7
SO	3
LOB	13

WP	0
PA	40
PB	0
SB	0
CS	1

Batter	1	2	3	4	5	6	7	8	9	10	11	12	AB R H RBI BB SO LOB	TOP														
Ken Aspromonte, R OBP: 0.342, SLG: 0.340 (1, 4)	0-0 1-3		0-0 6-3		0-0 F7		0-3 K			4-0 SH5-3 BB		0-0 P3	5 0 0 0 1 1 2															
Lenny Green, L OBP: 0.346, SLG: 0.411 (1, 7)	4-0 BB BB		0-0 G4-6-3 1B		0-0 3-1		0-0 F5			0-0 SH5-3 1-2		0-0 L7	4 0 1 0 1 0 2															
Harmon Killebrew, R OBP: 0.370, SLG: 0.580 (1, 5)	4-0 FC6-4 BB		0-0 G4-6-3 1-2f		0-0 6-3		0-0 6-3	4-0 1B BB		0-3 K			3 0 0 0 2 1 2															
Roy Sievers, R OBP: 0.317, SLG: 0.491 (1, 3)	0-0 F8			4-0 E BB		0-0 1B SF8 2B		0-0 P6		4-0 FC6-4 IBB			3 2 1 0 2 0 3															
Bob Allison, R OBP: 0.330, SLG: 0.563 (1, 8)	0-0 FC6-4 1-2f			0-0 E5 1-H 3B		0-0 SF8 1B		0-0 1-3 1B		0-0 FC6-4 1-2f			5 1 3 1 0 0 4															
Faye Throneberry, L OBP: 0.342, SLG: 0.398 (1, 9)		0-3 K		0-3 K		0-0 SF8 1-2 3-H		0-0 3-1			0-0 L9		4 0 0 1 0 2 1															
Hal Naragon, L OBP: 0.282, SLG: 0.315 (1, 2)		0-0 4-3		0-0 4-3		0-3 K			0-0 F5		0-0 1B		0 0 0 0 0 0 0															
Billy Consolo, R OBP: 0.291, SLG: 0.252 (7, PH)		4-0 BB		0-0 F9		4-0 SH3-4 BB			0-0 F8		0-0 L4-3 1-2		1 0 0 0 1 0 0 0 0 0 0 1 0 0 0 0 0 0 0 0 0															
Jim Lemon, R OBP: 0.326, SLG: 0.506 (7, PR)													1 0 0 0 0 0 0 1 0 0 0 0 0 1															
Jose Valdivieso, R OBP: 0.333, SLG: 0.286 (7, 6)																												
Julio Becquer, L OBP: 0.361, SLG: 0.341 (9, PH)																												
Ron Samford, R OBP: 0.277, SLG: 0.399 (9, 6)																												
Pedro Ramos, S OBP: 0.218, SLG: 0.216 (1, 1)		0-3 K		0-3 K		0-0 SH3-4 1-2			0-0 P5			0-3 K	4 0 0 0 0 3 1															
Inning Stats	R: 0 E: 0 K: 0 S: 3	H: 0 LOB: 2 BB: 2 P: 11	R: 0 E: 0 K: 2 S: 7	H: 0 LOB: 1 BB: 1 P: 11	R: 0 E: 0 K: 0 S: 3	H: 1 LOB: 0 BB: 1 P: 3	R: 2 E: 1 K: 1 S: 6	H: 1 LOB: 0 BB: 1 P: 10	R: 0 E: 0 K: 1 S: 5	H: 0 LOB: 0 BB: 0 P: 5	R: 1 E: 0 K: 1 S: 7	H: 2 LOB: 1 BB: 0 P: 7	R: 0 E: 0 K: 1 S: 5	H: 0 LOB: 2 BB: 1 P: 9	R: 0 E: 0 K: 0 S: 3	H: 1 LOB: 1 BB: 1 P: 7	R: 0 E: 0 K: 0 S: 3	H: 0 LOB: 2 BB: 2 P: 13	R: 0 E: 0 K: 0 S: 3	H: 1 LOB: 0 BB: 0 P: 3	R: 0 E: 0 K: 1 S: 5	H: 0 LOB: 0 BB: 0 P: 5	R: 0 E: 0 K: 1 S: 5	H: 0 LOB: 0 BB: 0 P: 5	1B: 4 2B: 2 3B: 1 HR: 0	SF: 1 SAC: 2 DP: 2 HBP: 0	WP: 0 PB: 0 SB: 0 CS: 0	PA: 47
PITCHER	IP WLS BF H R ER SO BB IBB HBP BLK WP HR S P ERA WHIP																											
Bobby Locke, R ERA: 4.37 (1, 1)	11.0	44	6	3	3	7	7	1	0	0	0	0	0	0	0	50	82	2.46	1.182									
Mudcat Grant, R ERA: 4.17 (12, 1)	1.0	3	0	0	0	1	0	0	0	0	0	0	0	0	5	5	0.00	0.000										

Washington Senators @ Cleveland Indians
Cleveland Municipal Stadium, Cleveland, OH

Sun Jul 26 1959, 3:38 AM EDT
Att. 30,121 - Unknown

AB	31
R	3
H	5
RBI	2
BB	8
SO	7
LOB	16



Batter	1	2	3	4	5	6	7	8	9	10	11	12	AB	R	H	RBI	BB	SO	LOB
Woodie Held, R (1, 6) OBP: 0.318, SLG: 0.455 Billy Martin, R (4, 5) OBP: 0.276, SLG: 0.389 Tito Francona, L (11, PH) OBP: 0.433, SLG: 0.618 Granny Hamner, R (12, 5) OBP: 0.261, SLG: 0.351	0-0 P3		0-0 6-3		0-0 F7		0-0 F9		0-0 F9		0-3 K		2	0	0	0	0	0	0
Vic Power, R (1, 3) OBP: 0.351, SLG: 0.457	0-0 1B HR 1B		0-0 F7		0-0 F7		0-0 F9			0-0 FC4-6 1B		0-0 F8	6	1	2	0	0	0	1
Minnie Minoso, R (1, 7) OBP: 0.369, SLG: 0.473	0-0 1-2 HR 1B		0-0 P4			0-0 P3	0-0 F9			0-0 FC4-6 1-2f 1B		0-0 1B 2B	6	2	2	0	0	0	2
Rocky Colavito, R (1, 9) OBP: 0.359, SLG: 0.569	0-0 1-H 2-H HR			0-0 6-3		4-0 E S BB		0-0 F8		0-0 L7		4-0 1B IBB	4	1	1	3	2	0	1
George Strickland, R (1, 5) OBP: 0.337, SLG: 0.355	0-0 6-3			0-0 F3		4-0 E BB		0-0 1B		0-0 5-3		0-0 F5	5	0	1	0	1	0	3
Jim Baxes, R (1, 4) OBP: 0.333, SLG: 0.535	0-0 6-3			4-0 1B BB		0-0 E6 1-2 2-3		0-0 F9		0-0 F9		4-0 FC4 BB 1-2 2-H 1B	4	0	1	1	2	0	3
Russ Nixon, L (1, 2) OBP: 0.223, SLG: 0.192 Ed Fitz Gerald, R (12, 2) OBP: 0.278, SLG: 0.270		0-0 P4		0-0 1-3 1B		0-0 F7		0-0 P4			0-3 K		5	0	1	0	0	1	5
Jim Piersall, R (1, 8) OBP: 0.296, SLG: 0.318		0-0 F2		0-0 F9		0-0 F8			0-0 5-3		0-0 FC4 1-2f		0	0	0	0	0	0	6
Bobby Locke, R (1, 1) OBP: 0.333, SLG: 0.600 Elmer Valo, L (11, PH) OBP: 0.500, SLG: 0.200 Mudcat Grant, R (12, 1) OBP: 0.162, SLG: 0.243		0-0 6-3		0-3 K		0-0 F9			0-0 F8		4-0 1-2 IBB		4	0	0	0	0	1	0

Inning Stats	R: 3	H: 3	E: 0	LOB: 0	K: 0	S: 6	R: 0	H: 0	E: 0	LOB: 0	K: 0	S: 3	R: 0	H: 0	E: 0	LOB: 0	K: 0	S: 3	R: 0	H: 1	E: 0	LOB: 2	K: 0	S: 4	R: 0	H: 0	E: 0	LOB: 0	K: 1	S: 5	R: 0	H: 0	E: 0	LOB: 0	K: 0	S: 5	R: 0	H: 1	E: 0	LOB: 1	K: 0	S: 4	R: 0	H: 1	E: 0	LOB: 1	K: 0	S: 4	R: 0	H: 0	E: 0	LOB: 0	K: 0	S: 3	R: 0	H: 1	E: 0	LOB: 1	K: 0	S: 4	R: 0	H: 0	E: 0	LOB: 2	K: 2	S: 7	R: 1	H: 2	E: 0	LOB: 2	K: 0	S: 4	1B: 7	2B: 1	3B: 0	HR: 1	SF: 0	SAC: 0	DP: 0	HBP: 0	WP: 0	PA: 51
--------------	------	------	------	--------	------	------	------	------	------	--------	------	------	------	------	------	--------	------	------	------	------	------	--------	------	------	------	------	------	--------	------	------	------	------	------	--------	------	------	------	------	------	--------	------	------	------	------	------	--------	------	------	------	------	------	--------	------	------	------	------	------	--------	------	------	------	------	------	--------	------	------	------	------	------	--------	------	------	-------	-------	-------	-------	-------	--------	-------	--------	-------	--------

PITCHER	IP	WLS	BF	H	R	ER	SO	BB	IBB	HBP	BLK	WP	HR	S	P	ERA	WHIP
Pedro Ramos, R (1, 1) ERA: 4.07	11.2	L	51	9	4	4	3	4	2	0	0	0	1	51	75	3.09	1.114

Washington Senators @ Cleveland Indians
 Cleveland Municipal Stadium, Cleveland, OH
 Sun Jul 26 1959, 3:38 AM EDT
 Att: 30,121 - Unknown

AB	45
R	4
H	9
RBI	4
BB	6
SO	3
LOB	23



Batter	1	2	3	4	5	6	7	8	9	AB R H RBI BB SO LOB	TOP		
Don Buddin, R (1, 6) OBP: 0.374, SLG: 0.364	0-3 K		0-0 FC6-4 1B		0-0 F3		0-3 K		0-0 5-3	5 0 1 0 0 2 0	Boston Red Sox @ Cleveland Indians Cleveland Municipal Stadium, Cleveland, OH Mon Jul 27 1959, 7:05 PM EDT Att: 12,716 - Unknown livebaseballscorecards.com		
Pete Runnels, L (1, 4) OBP: 0.410, SLG: 0.440	0-3 K		0-0 FC6-4 2B		4-0 G3 BB		0-0 F7	4-0 S BB	3 1 0 0 2 1 1				
Jim Busby, R (1, 8) OBP: 0.270, SLG: 0.325	0-0 F9		0-0 2B		0-0 G3		0-0 5-3	0-3 K	5 0 1 1 0 1 2				
Dick Gernert, R (1, 3) OBP: 0.373, SLG: 0.433		0-0 BB FC4-6 1B	0-3 K		4-0 BB		0-0 1B 1B	0-3 K	4 1 2 0 1 2 2				
Jackie Jensen, R (1, 9) OBP: 0.394, SLG: 0.563		4-0 FC4-6 BB 1-2 BB		0-0 HR	0-3 K		0-0 S 1B		3 1 2 1 1 1 2				
Ted Williams, L (1, 7) OBP: 0.363, SLG: 0.408		4-0 FC4-6 BB 1-2 2-3 BB		4-0 WP BB		0-0 F8	0-3 K		1 0 0 0 2 0 0				
Gene Stephens, L (6, 7) OBP: 0.351, SLG: 0.344									1 0 0 0 0 1 2				
Frank Malzone, R (1, 5) OBP: 0.318, SLG: 0.431		0-0 FC4-6 G5-4-3 1-2 2-3 3-H		0-0 P4		0-0 HR	0-0 P6	0-0 P6	4 1 1 2 0 0 5				
Sammy White, R (1, 2) OBP: 0.309, SLG: 0.314		0-0 G5-4-3		0-0 F7		0-0 P6	4-0 IBB		3 0 0 0 1 0 3				
Jerry Casale, R (1, 1) OBP: 0.244, SLG: 0.351			0-3 K	0-0 F7		0-0 6-3	0-3 K		4 0 0 0 0 2 4				
Inning Stats	R: 0 E: 0 K: 2 S: 7 H: 0 LOB: 0 BB: 0 P: 7	R: 1 E: 0 K: 0 S: 3 H: 1 LOB: 1 BB: 2 P: 11	R: 1 E: 0 K: 2 S: 9 H: 2 LOB: 1 BB: 0 P: 9	R: 1 E: 0 K: 0 S: 4 H: 1 LOB: 1 BB: 1 P: 8	R: 0 E: 0 K: 1 S: 5 H: 0 LOB: 2 BB: 2 P: 13	R: 1 E: 0 K: 0 S: 4 H: 1 LOB: 0 BB: 0 P: 4	R: 0 E: 0 K: 1 S: 5 H: 0 LOB: 0 BB: 0 P: 5	R: 0 E: 0 K: 2 S: 9 H: 2 LOB: 3 BB: 1 P: 13	R: 0 E: 0 K: 2 S: 7 H: 0 LOB: 1 BB: 1 P: 11	1B: 4 2B: 1 3B: 0 HR: 2 SF: 0 SAC: 0 DP: 1 HBP: 0	WP: 1 PB: 0 SB: 3 CS: 0 PA: 40		
PITCHER	IP WLS BF H R ER SO BB IBB HBP BLK WP HR S P ERA WHIP											PITCHER	IP WLS BF H R ER SO BB IBB HBP BLK WP HR S P ERA WHIP
Herb Score, L (1, 1) ERA: 4.14	5.0 L 23 4 3 3 5 5 0 0 0 0 1 1 28 48 5.40 1.800												
Al Cicotte, R (6, 1) ERA: 4.44	2.0 7 1 1 1 1 0 0 0 0 0 0 1 9 9 4.50 0.500												
Mike Garcia, R (8, 1) ERA: 3.02	2.0 10 2 0 0 4 1 1 0 0 0 0 0 16 24 0.00 1.500												



Batter	1	2	3	4	5	6	7	8	9	AB	R	H	RBI	BB	SO	LOB
Woodie Held, R OBP: 0.317, SLG: 0.451 (1, 6) (8, 8)	0-0 F7		0-0 F8			4-0 BB BB		0-0 P5		3	0	0	0	1	0	0
Vic Power, R OBP: 0.348, SLG: 0.453 (1, 3) S S	0-3 K			0-0 L3		0-0 F8		0-0 F7		4	0	0	0	0	1	1
Minnie Minoso, R OBP: 0.370, SLG: 0.472 (1, 7) X	0-0 F8			4-0 5-3 BB		0-3 K		0-0 1B		3	0	1	0	1	1	1
Rocky Colavito, R OBP: 0.358, SLG: 0.565 (1, 9)		0-0 F9		0-0 5-3		4-0 1-2 BB		0-0 F7		3	0	0	0	1	0	2
George Strickland, R OBP: 0.342, SLG: 0.356 (1, 5) (8, 6)		0-0 1B		4-0 BB		0-0 F9			4-0 G6-4-3 BB	2	0	1	0	2	0	2
Jim Baxes, R OBP: 0.331, SLG: 0.528 (1, 4)		0-0 P6		0-0 5-3			0-0 1B		0-0 G6-4-3 1-2f	4	0	1	0	0	0	4
Ed Fitz Gerald, R OBP: 0.274, SLG: 0.266 (1, 2) Al Cicotte, R OBP: 1.000, SLG: 1.000 (6, 1) Elmer Valo, L OBP: 0.462, SLG: 0.167 (7, PH) Billy Martin, R OBP: 0.274, SLG: 0.387 (8, 5)		0-0 4-3			0-0 F2		0-0 L9		0-0 P4	2	0	0	0	0	0	1
Jim Piersall, R OBP: 0.294, SLG: 0.315 (1, 8) Tito Francona, L OBP: 0.431, SLG: 0.615 (7, PH) Mike Garcia, R OBP: 0.077, SLG: 0.077 (8, 1)			0-0 F8		0-0 F9		0-3 K			1	0	0	0	0	1	1
Herb Score, L OBP: 0.098, SLG: 0.082 (1, 1) Russ Nixon, L OBP: 0.220, SLG: 0.190 (5, PH) (6, 2)			0-0 F9		0-0 G3		0-0 F7			0	0	0	0	0	0	0

Inning Stats	R: 0	H: 0	R: 0	H: 1	R: 0	H: 0	R: 0	H: 0	R: 0	H: 0	R: 0	H: 1	R: 0	H: 0	R: 0	H: 0	R: 0	H: 1	R: 0	H: 0	R: 0	H: 0	R: 0	H: 0	R: 0	H: 1	R: 0	H: 0	1B: 3	SF: 0	WP: 0	PA: 34
E: 0	LOB: 0	E: 0	LOB: 1	E: 0	LOB: 0	E: 0	LOB: 2	E: 0	LOB: 0	E: 0	LOB: 2	E: 0	LOB: 1	E: 0	LOB: 0	E: 0	LOB: 0	E: 0	LOB: 1	E: 0	LOB: 0	E: 0	LOB: 0	E: 0	LOB: 0	E: 0	LOB: 1	E: 0	LOB: 0	PB: 0	CS: 0	
K: 1	BB: 0	K: 0	BB: 0	K: 0	BB: 0	K: 1	BB: 2	K: 0	BB: 0	K: 1	BB: 2	K: 1	BB: 0	K: 0	BB: 1	K: 0	BB: 0	K: 0	BB: 0	K: 0	BB: 0	K: 0	BB: 0	K: 0	BB: 0	K: 0	BB: 0	K: 0	BB: 0	SB: 0		
S: 5	P: 5	S: 4	P: 4	S: 3	P: 3	S: 3	P: 11	S: 3	P: 3	S: 6	P: 6	S: 6	P: 6	S: 4	P: 4	S: 2	P: 6	S: 4	P: 4	S: 2	P: 6	S: 2	P: 6	S: 2	P: 6	S: 4	P: 4	HR: 0	HBP: 0	CS: 0		

PITCHER	IP	WLS	BF	H	R	ER	SO	BB	IBB	HBP	BLK	WP	HR	S	P	ERA	WHIP
Jerry Casale, R ERA: 3.87 (1, 1)	9.0	W	34	3	0	0	3	5	0	0	0	0	0	35	55	0.00	0.889

BOTTOM


Boston Red Sox @ Cleveland Indians
Cleveland Municipal Stadium, Cleveland, OH

Mon Jul 27 1959, 7:05 PM EDT
Att. 12,716 - Unknown

AB	29
R	0
H	3
RBI	0
BB	5
SO	3
LOB	14



livebaseballscorecards.com

Batter	1	2	3	4	5	6	7	8	9	AB R H RBI BB SO LOB	TOP										
Don Buddin, R (1, 6) <small>OBP: 0.373, SLG: 0.361</small> Jim Busby, R (9, PH) <small>OBP: 0.267, SLG: 0.321</small>	0-0 F2		0-0 1-3		0-3 K		4-0 BB BB		0-3 K	3 0 0 0 1 1 0 1 0 0 0 0 1 0											
Pete Runnels, L (1, 4) <small>OBP: 0.415, SLG: 0.441</small>	0-0 5-3			4-0 FC3-6 1B BB	4-0 BB BB		4-0 1-2 BB		0-0 1B 1B 1B	2 1 1 0 3 0 0											
Marty Keough, L (1, 8) <small>OBP: 0.327, SLG: 0.436</small>	0-0 F7			0-0 G3 1-2	4-0 BB BB		0-0 P4 1-2		0-0 1B 1B	4 0 1 0 1 0 3											
Vic Wertz, L (1, 3) <small>OBP: 0.354, SLG: 0.429</small>		0-0 4-3		4-0 FC3-6 BB	0-0 L7		0-3 K		0-0 F7	4 0 0 0 1 1 6											
Gene Stephens, L (1, 9) <small>OBP: 0.346, SLG: 0.338</small>		0-3 K		0-0 FC3-6 WP 1B 1-2f 2-3		0-0 F8		0-0 P4	0-0 1B 1-2 2-3	5 0 1 0 0 1 2											
Gary Geiger, L (1, 7) <small>OBP: 0.298, SLG: 0.434</small>		0-0 HR		0-0 WP 1B 1-2 3-H		4-0 BB		0-0 F7	0-0 F7	4 1 2 2 1 0 3											
Frank Malzone, R (1, 5) <small>OBP: 0.320, SLG: 0.430</small>		0-0 F7		4-0 1-2 2-3 IBB		0-0 F7		0-0 BB 1B		3 0 1 0 1 0 1	AB 33 R 2 H 6 RBI 2 BB 9 SO 6 LOB 21										
Sammy White, R (1, 2) <small>OBP: 0.304, SLG: 0.309</small> Dick Gernert, R (8, PH) <small>OBP: 0.375, SLG: 0.433</small> Pete Daley, R (8, 2) <small>OBP: 0.296, SLG: 0.303</small>			0-3 K	0-0 F9		0-0 5-3		4-0 BB 1-2		3 0 0 0 0 1 4 0 0 0 0 1 0 0 0 0 0 0 0 0 0											
Frank Sullivan, R (1, 1) <small>OBP: 0.175, SLG: 0.175</small> Ike Delock, R (4, 1) <small>OBP: 0.183, SLG: 0.135</small> Pumpsie Green, S (7, PH) <small>OBP: 0.383, SLG: 0.561</small> Earl Wilson, R (7, 1) Jackie Jensen, R (8, PH) <small>OBP: 0.318, SLG: 0.353</small> Jack Hartshorn, L (8, 1)			0-3 K		0-0 5-3		0-0 F8	0-0 F9		1 0 0 0 0 1 0 1 0 0 0 0 0 0 1 0 0 0 0 0 0 0 0 0 0 0 0 0 1 0 0 0 0 0 2 0 0 0 0 0 0 0											
Inning Stats	R: 0 E: 0 K: 0 S: 3	H: 0 LOB: 0 BB: 0 P: 3	R: 1 E: 0 K: 1 S: 6	H: 1 LOB: 0 BB: 0 P: 6	R: 0 E: 0 K: 2 S: 7	H: 0 LOB: 0 BB: 0 P: 7	R: 1 E: 0 K: 0 S: 4	H: 1 LOB: 3 BB: 3 P: 16	R: 0 E: 0 K: 1 S: 5	H: 0 LOB: 2 BB: 2 P: 13	R: 0 E: 0 K: 1 S: 5	H: 0 LOB: 2 BB: 2 P: 13	R: 0 E: 0 K: 1 S: 4	H: 1 LOB: 2 BB: 1 P: 8	R: 0 E: 0 K: 1 S: 8	H: 3 LOB: 3 BB: 0 P: 8	1B: 5 2B: 0 3B: 0 HR: 1	SF: 0 SAC: 0 DP: 0 HBP: 0	WP: 1 PB: 0 SB: 0 CS: 0	PA: 42	
PITCHER Gary Bell, R (1, 1) <small>ERA: 3.87</small>	IP 9.0	WLS W	BF 42	H 6	R 2	ER 2	SO 6	BB 8	IBB 1	HBP 0	BLK 0	WP 1	HR 1	S 45	P 81	ERA 2.00	WHIP 1.556				
											PITCHER IP WLS BF H R ER SO BB IBB HBP BLK WP HR S P ERA WHIP										

Boston Red Sox @ Cleveland Indians
 Cleveland Municipal Stadium, Cleveland, OH
 Tue Jul 28 1959, 7:05 PM EDT
 Unknown

livebaseballscorecards.com

Batter	1	2	3	4	5	6	7	8	9	AB R H RBI BB SO LOB
Woodie Held, R OBP: 0.317, SLG: 0.449 (1, 6)	0-0 FC6-4 1B		0-0 6-3	0-0 P4		0-0 F7				4 0 1 0 0 0 2
Vic Power, R OBP: 0.344, SLG: 0.448 (1, 3)	0-0 FC6-4 1B 1-2f G1-2-3		0-0 F8	0-0 F9		0-0 L8				4 0 0 0 0 0 3
Minnie Minoso, R OBP: 0.372, SLG: 0.471 (1, 7)	0-0 BB 1-3 1B			4-0 1B 2B BB	0-0 F9		0-0 F8			3 1 1 0 1 0 0
Tito Francona, L OBP: 0.438, SLG: 0.616 (1, 8)	4-0 BB 1-2 BB			0-0 2B 1B 1B	0-0 1B		0-0 F2			3 1 2 0 1 0 0 0 0 0 0 0 0 0
Jim Piersall, R OBP: 0.294, SLG: 0.315 (8, 8)										
Rocky Colavito, R OBP: 0.359, SLG: 0.567 (1, 9)	0-0 G1-2-3 3-Hf			0-0 1B 2B	0-0 1B		0-0 F5			4 1 2 1 0 0 3
George Strickland, R OBP: 0.341, SLG: 0.354 (1, 5)		0-0 F7		0-0 HR 1B	0-0 F7		0-0 F7			4 1 1 2 0 0 2
Jim Baxes, R OBP: 0.330, SLG: 0.539 (1, 4)		0-3 K		0-0 HR	0-0 G3		0-0 F8			4 1 1 2 0 1 2
Dick Brown, R OBP: 0.309, SLG: 0.400 (1, 2)		0-0 F7		4-0 SH3-4 BB		0-3 K		0-0 P6		3 0 0 0 1 1 0
Gary Bell, R OBP: 0.245, SLG: 0.196 (1, 1)			0-0 F9	0-0 SH3-4		0-0 1B				2 0 1 0 0 0 0

Inning Stats	R: 0	H: 2	E: 0	LOB: 2	K: 0	P: 8	R: 0	H: 0	E: 0	LOB: 0	K: 1	P: 5	R: 0	H: 0	E: 0	LOB: 0	K: 0	P: 3	R: 0	H: 0	E: 0	LOB: 2	K: 0	P: 5	R: 0	H: 1	E: 0	LOB: 1	K: 1	P: 6	R: 0	H: 0	E: 0	LOB: 0	K: 0	P: 3	R: 0	H: 0	E: 0	LOB: 0	K: 0	P: 3	1B: 7	SF: 0	2B: 1	SAC: 1	3B: 0	DP: 1	HR: 1	HBP: 0	WP: 0	PA: 35
--------------	------	------	------	--------	------	------	------	------	------	--------	------	------	------	------	------	--------	------	------	------	------	------	--------	------	------	------	------	------	--------	------	------	------	------	------	--------	------	------	------	------	------	--------	------	------	-------	-------	-------	--------	-------	-------	-------	--------	-------	--------

PITCHER	IP	WLS	BF	H	R	ER	SO	BB	IBB	HBP	BLK	WP	HR	S	P	ERA	WHIP	PITCHER	IP	WLS	BF	H	R	ER	SO	BB	IBB	HBP	BLK	WP	HR	S	P	ERA	WHIP																
Frank Sullivan, R ERA: 4.2 (1, 1)	3.0	L	17	6	5	5	1	3	0	0	0	0	1	16	28	15.00	3.000																																		
Ike Delock, R ERA: 3.43 (4, 1)	3.0		12	3	0	0	1	0	0	0	0	0	0	14	14	0.00	1.000																																		
Earl Wilson, R ERA: (7, 1)	1.0		3	0	0	0	0	0	0	0	0	0	0	3	3	0.00	0.000																																		
Jack Harshman, L ERA: 6.63 (8, 1)	1.0		3	0	0	0	0	0	0	0	0	0	0	3	3	0.00	0.000																																		


BOTTOM

Boston Red Sox @ Cleveland Indians
Cleveland Municipal Stadium, Cleveland, OH

Tue Jul 28 1959, 7:05 PM EDT
 Unknown

livebaseballscorecards.com

AB	31
R	5
H	9
RBI	5
BB	3
SO	2
LOB	12



Batter	1	2	3	4	5	6	7	8	9	AB R H RBI BB SO LOB	TOP									
Pumpsie Green, S (1, 4) OBP: 0.571, SLG: 0.250	0-0 4-3		4-0 BB		4-0 FC1-5 BB		0-0 SH5-3 1B		4-0 E 1B BB	2 1 1 0 3 0 0										
Pete Runnels, L (1, 3) OBP: 0.415, SLG: 0.444	4-0 CS BB		0-0 F7		0-0 FC1-5		0-0 SH5-3		0-0 E4 1B SF7	3 1 0 0 1 0 5										
Marty Keough, L (1, 8) OBP: 0.326, SLG: 0.436	0-3 K				0-0 F8		0-0 F8		0-0 FC6-4 1B	5 0 1 1 0 1 4										
Frank Malzone, R (1, 5) OBP: 0.318, SLG: 0.434					0-0 F7		0-0 F7		0-0 SF7	4 1 1 1 0 1 3										
Jackie Jensen, R (1, 9) OBP: 0.392, SLG: 0.553					0-0 F7		4-0 FC4-6 BB		0-0 F8 FC6-4	4 0 0 0 1 0 2										
Gary Geiger, L (1, 7) OBP: 0.301, SLG: 0.439					0-0 F8		0-0 FC4-6 3-1 1B		0-0 3-1	4 1 1 0 0 0 1										
Sammy White, R (1, 2) OBP: 0.318, SLG: 0.328					0-0 2B		0-0 3-1 1B		0-0 1B	4 0 4 2 0 0 0										
Jim Mahoney, R (1, 6) OBP: 0.167, SLG: 0.167					0-0 2B		0-0 3-1 1B		0-0 6-3	2 0 1 0 0 0 1										
Ted Williams, L (6, PH) OBP: 0.361, SLG: 0.406					0-0 5-3		0-0 3-1			1 0 0 0 0 0 2										
Don Buddin, R (6, 6) OBP: 0.372, SLG: 0.360					0-0 1B		1-2 2-3			1 0 0 0 0 0 1										
Al Schroll, R (1, 1) OBP: 0.200, SLG: 0.222					0-0 F8		4-0 FC1-5 BB		0-3 K	3 0 0 0 1 1 3										
Inning Stats	R: 0 E: 0 K: 1 S: 4	H: 0 LOB: 0 BB: 1 P: 8	R: 0 E: 0 K: 0 S: 3	H: 0 LOB: 0 BB: 0 P: 3	R: 0 E: 0 K: 0 S: 4	H: 1 LOB: 2 BB: 1 P: 8	R: 2 E: 0 K: 0 S: 6	H: 4 LOB: 2 BB: 0 P: 6	R: 0 E: 0 K: 0 S: 3	H: 0 LOB: 2 BB: 2 P: 11	R: 0 E: 0 K: 1 S: 6	H: 1 LOB: 1 BB: 0 P: 6	R: 0 E: 0 K: 0 S: 4	H: 1 LOB: 1 BB: 0 P: 4	R: 2 E: 1 K: 1 S: 7	H: 1 LOB: 1 BB: 1 P: 11	1B: 7 2B: 2 3B: 0 HR: 0	SF: 1 SAC: 1 DP: 0 HBP: 0	WP: 0 PB: 0 SB: 0 CS: 1	PA: 41
PITCHER	IP WLS BF H R ER SO BB IBB HBP BLK WP HR S P ERA WHIP																			
Cal McLish, R (1, 1) ERA: 2.78	8.0 L 35 8 2 2 2 5 0 0 0 0 0 0 34 54 2.25 1.625																			
Al Cicotte, R (9, 1) ERA: 4.28	1.0 6 1 2 0 1 1 0 0 0 0 0 0 7 11 0.00 2.000																			

Boston Red Sox @ Cleveland Indians
Cleveland Municipal Stadium, Cleveland, OH

Wed Jul 29 1959, 7:05 PM EDT
Att. 14,591 - Unknown

livebaseballscorecards.com

AB	33
R	4
H	9
RBI	4
BB	6
SO	3
LOB	22



Batter	1	2	3	4	5	6	7	8	9	AB	R	H	RBI	BB	SO	LOB
Woodie Held, R OBP: 0.313, SLG: 0.444 (1, 5)	0-0 4-3		0-0 6-3		0-0 4-3			0-3 K		4	0	0	0	0	1	1
Vic Power, R OBP: 0.347, SLG: 0.449 (1, 3)	0-0 FC6 1B		0-0 2-3 1B			0-0 F8		0-0 F2		4	0	2	1	0	0	0
Minnie Minoso, R OBP: 0.368, SLG: 0.465 (1, 7)	0-3 K		0-0 3-H L6			0-0 F7			0-0 1B	4	0	1	0	0	1	2
Tito Francona, L OBP: 0.440, SLG: 0.619 (1, 8)	0-0 FC6 1-2f			0-0 1B		0-0 4-3			0-0 F7	4	0	1	0	0	0	2
Rocky Colavito, R OBP: 0.355, SLG: 0.558 (1, 9)		0-0 F7		0-0 F7			0-0 5-3		0-0 P5	4	0	0	0	0	0	2
George Strickland, R OBP: 0.335, SLG: 0.348 (1, 6)		0-0 6-3		0-0 F7			0-3 K		0-0 P6	4	0	0	0	0	1	2
Jim Baxes, R OBP: 0.328, SLG: 0.529 (1, 4)		0-0 F8		0-3 K						3	0	1	0	0	1	1
Ed Fitz Gerald, R OBP: 0.277, SLG: 0.269 (1, 2)			0-0 6-3 SH3-4 1B 1B		0-0 5-3		0-0 G3			3	1	1	0	0	0	1
Cal McLish, S OBP: 0.241, SLG: 0.235 (1, 1)			0-0 SH3-4		0-3 K			0-0 4-3		1	0	0	0	0	1	0
Elmer Valo, L OBP: 0.400, SLG: 0.125 (8, PH)										1	0	0	0	0	0	0
Al Cicotte, R OBP: 1.000, SLG: 1.000 (9, 1)										0	0	0	0	0	0	0

Inning Stats	R: 0	H: 1	E: 0	LOB: 1	K: 1	BB: 0	S: 6	P: 6	R: 0	H: 0	E: 0	LOB: 0	K: 0	BB: 0	S: 3	R: 1	H: 2	E: 0	LOB: 1	K: 0	BB: 0	S: 5	R: 0	H: 1	E: 0	LOB: 1	K: 1	BB: 0	S: 6	R: 0	H: 0	E: 0	LOB: 0	K: 1	BB: 0	S: 5	R: 0	H: 0	E: 0	LOB: 0	K: 0	BB: 0	S: 3	R: 0	H: 1	E: 0	LOB: 1	K: 1	BB: 0	S: 6	R: 0	H: 0	E: 0	LOB: 0	K: 0	BB: 0	S: 5	R: 0	H: 0	E: 0	LOB: 0	K: 1	BB: 0	S: 5	R: 0	H: 0	E: 0	LOB: 0	K: 0	BB: 0	S: 4	R: 0	H: 1	E: 0	LOB: 1	K: 0	BB: 0	S: 4	R: 0	H: 1	E: 0	LOB: 1	K: 0	BB: 0	S: 4
PITCHER Al Schroll, R ERA: 3.68 (1, 1)	IP	WLS	BF	H	R	ER	SO	BB	IBB	HBP	BLK	WP	HR	S	P	ERA	WHIP																																																																				
	9.0	W	33	6	1	1	5	0	0	0	0	0	0	43	43	1.00	0.667																																																																				

BOTTOM

Boston Red Sox @ Cleveland Indians
Cleveland Municipal Stadium, Cleveland, OH

Wed Jul 29 1959, 7:05 PM EDT
Att. 14,591 - Unknown

livebaseballscorecards.com

AB	32
R	1
H	6
RBI	1
BB	0
SO	5
LOB	11



WP: 0	PA: 33
PB: 0	
SB: 0	
CS: 0	
1B: 6	SF: 0
2B: 0	SAC: 1
3B: 0	DP: 0
HR: 0	HBP: 0
IP	WLS
BF	H
R	ER
SO	BB
IBB	HBP
BLK	WP
HR	S
P	ERA
WHIP	

Batter	1	2	3	4	5	6	7	8	9	AB R H RBI BB SO LOB	TOP	
Pumpsie Green, S (1, 4) OBP: 0.444, SLG: 0.167	0-0 P6		0-0 1-3		0-0 F8		0-0 SH1-3		0-0 P5	4 0 0 0 0 0 1	Boston Red Sox @ Cleveland Indians Cleveland Municipal Stadium, Cleveland, OH Thu Jul 30 1959, 3:33 AM EDT Att: 10,244 - Unknown	
Pete Runnels, L (1, 3) OBP: 0.414, SLG: 0.441	0-0 F9		0-0 6-3			0-0 F5	4-0 BB			3 0 0 0 1 0 0		
Gary Geiger, L (1, 8) OBP: 0.306, SLG: 0.438	4-0 BB		0-0 F8			0-0 1B HR 1B	0-3 K			3 1 1 0 1 1 2		
Ted Williams, L (1, 7) OBP: 0.359, SLG: 0.403 Gene Stephens, L (8, 7) OBP: 0.346, SLG: 0.338	0-0 F9			0-3 K		0-0 1B HR 1B	0-0 4-1			4 1 1 0 0 1 3 0 0 0 0 0 0 0		
Jackie Jensen, R (1, 9) OBP: 0.393, SLG: 0.549		4-0 S 1B BB FC5-2-5		0-3 K		0-0 F9	4-0 9-3 BB			2 0 0 0 2 1 2		
Frank Malzone, R (1, 5) OBP: 0.319, SLG: 0.443		0-0 S 1B		0-0 P4		0-0 1-H 3-H HR	0-0 F8			4 1 2 3 0 0 1		
Sammy White, R (1, 2) OBP: 0.321, SLG: 0.333		0-0 P4			0-0 SH1-3 2B	4-0 FC5-4 BB	0-0 9-3			3 0 1 0 1 0 3		
Jim Mahoney, R (1, 6) OBP: 0.143, SLG: 0.143 Vic Wertz, L (5, PH) OBP: 0.353, SLG: 0.427 Don Buddin, R (5, 6) OBP: 0.370, SLG: 0.358		0-0 FC5-2-5			0-0 P6	0-0 FC5-4			0-0 F9	1 0 0 0 0 0 2 1 0 0 0 0 0 1 2 0 0 0 0 0 1		
Tom Brewer, R (1, 1) OBP: 0.143, SLG: 0.125 Mike Fornieles, R (8, 1) OBP: 0.083, SLG: 0.083		0-0 4-3			0-0 SH1-3		0-0 S SH1-3 1B		0-3 K	2 0 1 0 0 0 2 1 0 0 0 0 1 0		
Inning Stats	R: 0 H: 0 E: 0 LOB: 1 K: 0 BB: 1 S: 3 P: 7	R: 0 H: 1 E: 0 LOB: 2 K: 0 BB: 1 S: 4 P: 8	R: 0 H: 0 E: 0 LOB: 0 K: 2 BB: 0 S: 3 P: 3	R: 0 H: 0 E: 0 LOB: 0 K: 2 BB: 0 S: 7 P: 7	R: 0 H: 1 E: 0 LOB: 1 K: 0 BB: 0 S: 4 P: 4	R: 3 H: 3 E: 0 LOB: 1 K: 0 BB: 1 S: 6 P: 10	R: 0 H: 1 E: 0 LOB: 2 K: 1 BB: 1 S: 6 P: 10	R: 0 H: 0 E: 0 LOB: 0 K: 0 BB: 1 S: 2 P: 6	R: 0 H: 0 E: 0 LOB: 0 K: 1 BB: 0 S: 5 P: 5	1B: 4 SF: 0 2B: 2 SAC: 2 3B: 0 DP: 1 HR: 1 HBP: 0		WP: 0 PA: 37 PB: 0 SB: 3 CS: 0
PITCHER Mudcat Grant, R (1, 1) ERA: 4.05 Bobby Locke, R (9, 1) ERA: 4.18	IP WLS BF H R ER SO BB IBB HBP BLK WP HR S P ERA WHIP											PITCHER IP WLS BF H R ER SO BB IBB HBP BLK WP HR S P ERA WHIP

livebaseballscorecards.com

AB	30
R	3
H	6
RBI	3
BB	5
SO	4
LOB	18



Batter	1	2	3	4	5	6	7	8	9	AB R H RBI BB SO LOB
Billy Martin, R OBP: 0.286, SLG: 0.413 (1, 4) x	0-0 5-3 ①		0-0 1B 1B		0-0 1B BB 1B		0-0 1-2 1B		0-3 K ①	5 2 3 0 0 1 1
Vic Power, R OBP: 0.350, SLG: 0.450 (1, 3) x	0-0 F7 ②		0-0 1B 1B		4-0 1B BB 1B		0-0 F8 ②		0-0 1B 1B	4 1 2 0 1 0 2
Minnie Minoso, R OBP: 0.371, SLG: 0.466 (1, 7) x	0-0 6-3 ③		0-0 1B		0-0 G4-6-3 1B		0-3 K ③		0-0 1B	5 0 3 4 0 1 2
Tito Francona, L OBP: 0.432, SLG: 0.607 (1, 8) x		0-0 F7 ①	0-0 4-3 ③		0-0 G4-6-3 ② ③			0-0 4-3 ①		4 0 0 0 0 0 3
Rocky Colavito, R OBP: 0.356, SLG: 0.557 (1, 9) x		0-0 1B			0-3 K ①			0-0 1B 1B		4 0 2 0 0 1 0
George Strickland, R OBP: 0.334, SLG: 0.347 (1, 6) x		0-0 P4 ②			0-0 6-3 ②			0-0 1B		4 0 1 0 0 0 1
Jim Baxes, R OBP: 0.326, SLG: 0.520 (1, 5) x		0-0 F9 ③			4-0 BB			0-0 F3 ②		3 0 0 0 1 0 3
Russ Nixon, L OBP: 0.214, SLG: 0.184 (1, 2) x			0-0 L8 ①	0-0 F9 ③			0-0 1-3 ① ②	0-3 K ③		4 0 0 0 0 1 3
Mudcat Grant, R OBP: 0.175, SLG: 0.250 (1, 1) x			0-0 6-3 ②		0-0 F7 ①		0-0 1B 1B		4-0 1B BB	3 0 1 0 0 0 0
Bobby Locke, R OBP: 0.375, SLG: 0.600 (9, 1) x										0 1 0 0 1 0 0

Inning Stats	R: 0	H: 0	E: 0	K: 0	S: 3	LOB: 0	BB: 0	P: 3	R: 0	H: 1	E: 0	K: 0	S: 4	LOB: 1	BB: 0	P: 4	R: 2	H: 3	E: 0	K: 0	S: 6	LOB: 1	BB: 0	P: 6	R: 0	H: 0	E: 0	K: 1	S: 5	LOB: 1	BB: 1	P: 9	R: 1	H: 2	E: 0	K: 0	S: 4	LOB: 1	BB: 1	P: 8	R: 0	H: 0	E: 0	K: 0	S: 3	LOB: 0	BB: 0	P: 3	R: 0	H: 2	E: 0	K: 1	S: 7	LOB: 2	BB: 0	P: 7	R: 0	H: 2	E: 0	K: 1	S: 7	LOB: 2	BB: 0	P: 7	R: 0	H: 2	E: 0	K: 1	S: 5	LOB: 2	BB: 1	P: 9	1B: 12	SF: 0	2B: 0	SAC: 0	3B: 0	DP: 1	HR: 0	HBP: 0	WP: 0	PA: 39
PITCHER	IP	WLS	BF	H	R	ER	SO	BB	IBB	HBP	BLK	WP	HR	S	P	ERA	WHIP																																																																	
Tom Brewer, R ERA: 3.33 (1, 1)	7.1		33	10	3	3	2	2	0	0	0	0	0	35	43	3.68	1.636																																																																	
Mike Fornieles, R ERA: 3.42 (8, 1)	1.0	L	6	2	1	1	2	1	0	0	0	0	0	9	13	9.00	3.000																																																																	

BOTTOM

Boston Red Sox @ Cleveland Indians
Cleveland Municipal Stadium, Cleveland, OH

Thu Jul 30 1959, 3:33 AM EDT
Att. 10,244 - Unknown

livebaseballscorecards.com

AB	36
R	4
H	12
RBI	4
BB	3
SO	4
LOB	15



Batter	1	2	3	4	5	6	7	8	9	AB R H RBI BB SO LOB	TOP											
Chico Carrasquel, R (1, 6) OBP: 0.296, SLG: 0.311	0-3 K		0-0 F5		0-0 1B 1B	0-0 SH1-3		0-0 1B		4 1 2 0 0 1 0	Baltimore Orioles @ Cleveland Indians Cleveland Municipal Stadium, Cleveland, OH Fri Jul 31 1959, 7:05 PM EDT Att: 32,864 - Unknown											
Bob Boyd, L (1, 3) OBP: 0.299, SLG: 0.311	0-0 FC6-4 BB 1B		4-0 2B BB		0-0 1B 1B	0-0 1B		0-0 F9 1B		4 1 3 1 1 0 2												
Al Pilarcik, L (1, 9) OBP: 0.345, SLG: 0.373	4-0 FC6-4 1-2 BB		0-0 1-3 2B		0-3 K	0-0 G3		0-0 P4		4 0 1 0 1 1 6												
Gene Woodling, L (1, 7) OBP: 0.413, SLG: 0.534	0-0 FC6-4 1-2f 2-3		4-0 FC6-4 IBB		0-0 1B 1-2 2-H SF8 1B		0-0 F9		0-0 6-3	4 1 1 1 1 0 2												
Gus Triandos, R (1, 2) OBP: 0.353, SLG: 0.478	0-0 F3		0-0 FC6-4 1-2f		0-0 1-3 2-H E 1B		4-0 BB		0-0 4-3	4 0 1 1 1 0 5												
Willie Tasby, R (1, 8) OBP: 0.310, SLG: 0.376		0-3 K		0-0 F8	0-0 1-2 3-H SF8		0-0 F3		0-0 1-3	4 0 0 1 0 1 1												
Brooks Robinson, R (1, 5) OBP: 0.220, SLG: 0.271 Billy Loes, R (7, 1)		0-3 K		0-0 1B	0-0 F3		0-0 F9			4 0 1 0 0 1 2 0 0 0 0 0 0 0												
Billy Gardner, R (1, 4) OBP: 0.290, SLG: 0.332		0-0 L6		0-3 K		0-0 6-3		0-0 L6		4 0 0 0 0 1 1												
Arnie Portocarrero, R (1, 1) Billy Klaus, L (7, 5) Barry Shetrone, L (8, PR) Willy Miranda, S (8, 5) OBP: 0.211, SLG: 0.193			0-3 K	0-3 K		0-0 E5 SH1-3 1B		4-0 F9 1B BB		3 1 0 0 0 2 1 0 0 0 0 1 0 0 0 0 0 0 0 0 0 0 0 0 0 0 0 0												
Inning Stats	R: 0 E: 0 K: 1 S: 6	H: 1 LOB: 2 BB: 1 P: 10	R: 0 E: 0 K: 2 S: 7	H: 0 LOB: 0 BB: 0 P: 7	R: 0 E: 0 K: 1 S: 6	H: 1 LOB: 3 BB: 2 P: 14	R: 0 E: 0 K: 2 S: 8	H: 1 LOB: 1 BB: 0 P: 8	R: 3 E: 1 K: 1 S: 9	H: 4 LOB: 1 BB: 0 P: 9		R: 1 E: 1 K: 0 S: 5	H: 1 LOB: 1 BB: 0 P: 5	R: 0 E: 0 K: 0 S: 3	H: 0 LOB: 1 BB: 1 P: 7	R: 0 E: 0 K: 0 S: 4	H: 1 LOB: 3 BB: 1 P: 8	R: 0 E: 0 K: 0 S: 3	H: 0 LOB: 0 BB: 0 P: 3	1B: 8 2B: 1 3B: 0 HR: 0	SF: 1 SAC: 1 DP: 0 HBP: 0	WP: 0 PB: 0 SB: 0 CS: 0
PITCHER	IP WLS BF H R ER SO BB IBB HBP BLK WP HR S P ERA WHIP												IP WLS BF H R ER SO BB IBB HBP BLK WP HR S P ERA WHIP									
Jim Perry, R (1, 1) ERA: 2.94	8.0 W 39 9 4 3 7 4 1 0 0 0 0 0 48 68 3.38 1.625																					
Al Cicotte, R (9, 1) ERA: 4.13	1.0 S 3 0 0 0 0 0 0 0 0 0 0 0 3 3 0.00 0.000																					


livebaseballscorecards.com

AB	35
R	4
H	9
RBI	4
BB	5
SO	7
LOB	20



Batter	1	2	3	4	5	6	7	8	9
Billy Martin, R OBP: 0.284, SLG: 0.410 (1, 4)	0-0 P4		0-0 E 1B	0-0 P5		0-0 F7		0-0 SF7	
Vic Power, R OBP: 0.351, SLG: 0.449 (1, 3)	0-0 1B		0-0 E8 1B	0-0 4-3			0-0 F7	0-0 FC4-6	
Minnie Minoso, R OBP: 0.369, SLG: 0.463 (1, 7)	0-0 F7		4-0 1B 1-3 BB		0-0 E5		0-0 4-3		
Tito Francona, L OBP: 0.433, SLG: 0.605 (1, 8)	0-0 1-2 1B		0-0 1-3 1B		0-0 F5		0-0 F5		
Rocky Colavito, R OBP: 0.353, SLG: 0.551 (1, 9)	0-3 K		0-0 1-3		0-0 F8			0-0 5-3	
George Strickland, R OBP: 0.333, SLG: 0.346 (1, 6)		0-0 5-3	0-0 F2		0-0 F3			0-0 BB BB 1B	
Jim Baxes, R OBP: 0.330, SLG: 0.514 (1, 5)		4-0 BB	0-0 5-3			0-0 5-3		4-0 BB BB SF7 BB	
Ed Fitz Gerald, R OBP: 0.285, SLG: 0.278 (1, 2)		0-0 F8		0-0 SH1-4 1B		0-0 FC4-6 1B		4-0 BB BB	
Elmer Valo, L OBP: 0.438, SLG: 0.125 (8, PH)								1-2 2-3 BB BB	
Russ Nixon, L OBP: 0.214, SLG: 0.184 (9, 2)								4-0 FC4-6 BB	
Jim Perry, S OBP: 0.235, SLG: 0.235 (1, 1)		0-0 L4		0-0 SH1-4		0-0 FC4-6		1-2 2-3 3-H BB	
Jack Harshman, L OBP: 0.348, SLG: 0.353 (8, PH)									
Al Cicotte, R OBP: 1.000, SLG: 1.000 (9, 1)									

AB	R	H	RBI	BB	SO	LOB
4	1	1	1	0	0	2
5	1	2	0	0	0	3
3	1	0	0	1	0	1
4	0	2	2	0	0	1
4	0	0	1	0	1	4
4	1	1	0	0	0	2
2	1	0	0	2	0	1
3	0	2	0	0	0	1
0	0	0	0	1	0	0
0	0	0	0	0	0	0
2	0	0	0	0	0	2
0	0	0	1	1	0	0
0	0	0	0	0	0	0

BOTTOM	
Baltimore Orioles @ Cleveland Indians Cleveland Municipal Stadium, Cleveland, OH	
AB 31	
R 5	
H 8	
RBI 5	
BB 5	
SO 1	
LOB 17	
	
WP: 0 PA: 38	
PB: 0	
SB: 0	
CS: 0	

PITCHER	
Amie Portocarrero, R ERA: 7.68 (1, 1)	IP: 6.0 WLS: 0 BF: 28 H: 7 R: 3 ER: 3 SO: 1 BB: 2 IBB: 0 HBP: 0 BLK: 0 WP: 0 HR: 0 S: 28 P: 36 ERA: 4.50 WHIP: 1.500
Billy Loes, R ERA: 2.55 (7, 1)	IP: 2.0 WLS: 1 BF: 10 H: 1 R: 2 ER: 2 SO: 0 BB: 3 IBB: 0 HBP: 0 BLK: 0 WP: 0 HR: 0 S: 7 P: 19 ERA: 9.00 WHIP: 2.000

Fri Jul 31 1959, 7:05 PM EDT
Att. 32,864 - Unknown

livebaseballscorecards.com

Batter	1	2	3	4	5	6	7	8	9	AB R H RBI BB SO LOB	TOP									
Chico Carrasquel, R OBP: 0.296, SLG: 0.310 (1, 6)	0-0 5-3		0-0 5-3	0-0 1B			0-3 K			4 0 1 1 0 1 0										
Bob Boyd, L OBP: 0.295, SLG: 0.306 (1, 3)	0-0 5-3		0-0 E1	0-0 F7			0-0 5-3			4 0 0 0 0 0 1										
Walt Dropo, R OBP: 0.252, SLG: 0.388 (8, 3)										0 0 0 0 0 0 0										
Al Pilarcik, L OBP: 0.349, SLG: 0.372 (1, 9)	4-0 BB		0-0 FC6		0-0 1B		0-3 K			3 1 1 0 1 1 1										
Gene Woodling, L OBP: 0.411, SLG: 0.531 (1, 7)	0-0 4-3		0-0 HR		0-0 G4-3-6-3		0-0 4-3			4 1 1 0 0 0 2										
Gus Triandos, R OBP: 0.355, SLG: 0.486 (1, 2)		4-0 SH2-3	0-0 HR		0-0 5-3		0-0 1-3			3 2 1 3 1 0 0										
Joe Ginsberg, L OBP: 0.247, SLG: 0.213 (9, 2)										0 0 0 0 0 0 0										
Willie Tasby, R OBP: 0.309, SLG: 0.375 (1, 8)		0-0 SH2-3	0-3 K			0-0 F8		0-0 F9		4 0 1 0 0 1 0										
Brooks Robinson, R OBP: 0.230, SLG: 0.281 (1, 5)		0-0 SH2-3		0-0 SH1-4		0-0 G3-6		0-0 F8		3 1 2 0 0 0 0										
Billy Gardner, R OBP: 0.287, SLG: 0.329 (1, 4)		0-0 SF8		0-0 1B		0-0 G3-6		0-0 F3		3 0 0 1 0 0 2										
Hal Brown, R OBP: 0.161, SLG: 0.111 (1, 1)		0-0 5-3		0-0 SH1-4			0-0 4-3			2 0 0 0 0 0 1										
Jerry Walker, S OBP: 0.156, SLG: 0.205 (9, 1)										0 0 0 0 0 0 0										
Inning Stats	R: 0 E: 0 K: 0 S: 3	H: 0 LOB: 1 BB: 1 P: 7	R: 1 E: 0 K: 0 S: 4	H: 1 LOB: 1 BB: 1 P: 8	R: 3 E: 1 K: 1 S: 8	H: 2 LOB: 0 BB: 0 P: 8	R: 1 E: 0 K: 0 S: 5	H: 2 LOB: 1 BB: 0 P: 5	R: 0 E: 0 K: 0 S: 3	H: 1 LOB: 0 BB: 0 P: 3	R: 0 E: 0 K: 1 S: 5	H: 0 LOB: 0 BB: 0 P: 5	R: 0 E: 0 K: 0 S: 5	H: 0 LOB: 0 BB: 0 P: 5	R: 0 E: 0 K: 0 S: 3	H: 0 LOB: 0 BB: 0 P: 3	1B: 6 2B: 0 3B: 0 HR: 1	SF: 1 SAC: 2 DP: 2 HBP: 0	WP: 0 PB: 0 SB: 0 CS: 0	PA: 35
PITCHER	IP WLS BF H R ER SO BB IBB HBP BLK WP HR S P ERA WHIP																			IP WLS BF H R ER SO BB IBB HBP BLK WP HR S P ERA WHIP
Bobby Locke, R ERA: 4.21 (1, 1)	4.0 L 20 5 5 2 1 2 0 0 0 0 1 20 28 4.50 1.750																			
Bob Smith, L ERA: 7.88 (5, 1)	4.0 12 2 0 0 2 0 0 0 0 0 0 0 16 16 0.00 0.500																			
Mike Garcia, R ERA: 3.34 (9, 1)	1.0 3 0 0 0 0 0 0 0 0 0 0 0 3 3 0.00 0.000																			

Baltimore Orioles @ Cleveland Indians
Cleveland Municipal Stadium, Cleveland, OH

Sat Aug 01 1959, 3:33 AM EDT
Att: 12,115 - Unknown

livebaseballscorecards.com

AB	30
R	5
H	7
RBI	5
BB	2
SO	3
LOB	7



BOTTOM

Baltimore Orioles @ Cleveland Indians
 Cleveland Municipal Stadium, Cleveland, OH

Sat Aug 01 1959, 3:33 AM EDT
 Att. 12,115 - Unknown

livebaseballscorecards.com

AB	33
R	2
H	9
RBI	2
BB	2
SO	3
LOB	15



WP: 0	PA: 35
PB: 0	
SB: 0	
CS: 0	

AB	R	H	RBI	BB	SO	LOB
4	1	1	0	0	0	1
2	0	2	0	0	0	0
1	0	0	0	1	0	0
4	0	1	0	0	0	4
3	0	2	2	1	0	0
4	0	1	0	0	0	4
0	0	0	0	0	0	0
4	0	0	0	0	1	2
4	0	0	0	0	1	2
3	0	0	0	0	1	2
1	0	1	0	0	0	0
1	0	0	0	0	0	0
1	1	1	0	0	0	0

Batter	1	2	3	4	5	6	7	8	9
Billy Martin, R OBP: 0.283, SLG: 0.407 (1, 4)	0-0 1-3		0-0 G5-4-3			0-0 6-3		0-0 BB 2B 1B	
Vic Power, R OBP: 0.353, SLG: 0.452 (1, 3)	0-0 2B 1B		0-0 FC5-4 1B			0-0 6-3		4-0 BB BB BB L1-3 BB	
Jim Piersall, R OBP: 0.296, SLG: 0.314 (5, 8)								1-2 2-3	
Minnie Minoso, R OBP: 0.368, SLG: 0.463 (1, 7)	0-0 G5-3 1-3 2B		0-0 FC5-4			0-0 F7		0-0 L1-3	
Tito Francona, L OBP: 0.439, SLG: 0.611 (1, 8)	4-0 IBB			0-0 F7			0-0 1B 1B	0-0 2B	
Rocky Colavito, R OBP: 0.352, SLG: 0.548 (1, 9)	0-0 G5-3			0-0 P4			0-0 1B	0-0 F7	
Mike Garcia, R OBP: 0.077, SLG: 0.077 (9, 1)							1-2 1B		
George Strickland, R OBP: 0.329, SLG: 0.341 (1, 6)		0-0 6-3		0-0 P5		0-3 K			0-0 F5
Jim Baxes, R OBP: 0.323, SLG: 0.503 (1, 5)		0-0 5-3			0-3 K		0-0 P6		0-0 P6
Dick Brown, R OBP: 0.302, SLG: 0.389 (1, 2)					0-3 K		0-0 F7		0-0 F8
Jack Harshman, L OBP: 0.333, SLG: 0.333 (9, PH)		0-0 F7							
Bobby Locke, R OBP: 0.412, SLG: 0.625 (1, 1)			0-0 G5-4-3 1B			0-0 F9		0-0 BB 1B 2B 1B	
Bob Smith, L (5, 1)									
Elmer Valo, L OBP: 0.471, SLG: 0.222 (8, PH)									
Elmer Valo, L (9, 9)									

Inning Stats	R: 0	H: 2	E: 0	LOB: 2	K: 0	S: 4	P: 8	R: 0	H: 0	E: 0	LOB: 0	K: 0	S: 3	R: 0	H: 2	E: 0	LOB: 1	K: 0	S: 4	R: 0	H: 0	E: 0	LOB: 0	K: 0	S: 3	R: 0	H: 0	E: 0	LOB: 0	K: 2	S: 7	R: 0	H: 2	E: 0	LOB: 2	K: 1	S: 7	R: 2	H: 3	E: 0	LOB: 1	K: 0	S: 5	R: 0	H: 0	E: 0	LOB: 0	K: 0	S: 3	
Hal Brown, R ERA: 3.58 (1, 1)	8.0	WLS	W	32	H	9	R	2	ER	2	SO	3	BB	1	IBB	1	HBP	0	BLK	0	WP	0	HR	0	S	36	P	44	ERA	2.25	WHIP	1.250																		
Jerry Walker, R ERA: 2.62 (9, 1)	1.0	S	3	0	0	0	0	0	0	0	0	0	0	0	0	0	0	0	0	0	0	0	0	0	0	0	0	0	0	0	0	0	0	0	0	0	0	0	0	0	0	0	0	0	0	0	0	0	0	0

PITCHER	IP	WLS	BF	H	R	ER	SO	BB	IBB	HBP	BLK	WP	HR	S	P	ERA	WHIP
Hal Brown, R ERA: 3.58 (1, 1)	8.0	W	32	9	2	2	3	1	1	0	0	0	0	36	44	2.25	1.250
Jerry Walker, R ERA: 2.62 (9, 1)	1.0	S	3	0	0	0	0	0	0	0	0	0	0	3	3	0.00	0.000

Batter	1	2	3	4	5	6	7	8	9	10	AB	R	H	RBI	BB	SO	LOB	TOP		
Chico Carrasquel, R (1, 6) OBP: 0.293, SLG: 0.308 Billy Klaus, L (6, PH) OBP: 0.366, SLG: 0.309 (6, 6)	0-3 K			0-0 5-3		0-0 F7	0-0 2-3 1B		0-0 P4		2	0	0	0	0	1	0			
Bob Boyd, L (1, 3) OBP: 0.296, SLG: 0.308	0-0 G3-6-3 1B			0-0 4-3		0-0 1B 1B	0-3 K		0-0 F7		5	1	2	0	0	1	2			
Al Pilarcik, L (1, 9) OBP: 0.356, SLG: 0.375	0-0 G3-6-3 1-2f			0-0 1B 1B		0-0 1-2 1B 1B		0-0 6-3	4-0 BB		4	1	2	0	1	0	1			
Willie Tasby, R (1, 8) OBP: 0.310, SLG: 0.375		0-0 6-3		0-0 1B 1-2 1B		0-3 K		0-0 E 1B 1B	0-0 P4		5	1	2	0	0	1	3			
Barry Shetrone, L (1, 7) OBP: 0.316, SLG: 0.444		0-0 3-1		0-0 1-3 2-H 1B		0-0 1-2 2-H 1B		0-0 E8 1B SF8 1B		0-0 SH5-4 BB 1B	5	2	4	2	0	0	0			
Joe Ginsberg, L (1, 2) OBP: 0.255, SLG: 0.205		0-0 F7		0-0 5-3		0-0 F9		4-0 1B IBB		4-0 1B SH5-4 BB	3	0	0	0	2	0	4			
Brooks Robinson, R (1, 5) OBP: 0.233, SLG: 0.282 Gene Woodling, L (8, PH) OBP: 0.413, SLG: 0.532 Walt Dropo, R (8, 5) OBP: 0.252, SLG: 0.388			0-0 L3 1B		0-0 6-3		0-0 F9	0-0 1-2 2-3 3-H 1B		0-0 SH5-4	3	0	1	0	0	0	0			
Billy Gardner, R (1, 4) OBP: 0.290, SLG: 0.330 Albie Pearson, L (8, PH) OBP: 0.319, SLG: 0.268 Willy Miranda, S (8, 4) OBP: 0.220, SLG: 0.202			0-0 L3 1-2		0-0 B2-3 1B		4-0 1B SH1-4 BB	0-0 SF8		0-0 G4-3 1B	2	0	1	0	1	0	1			
Hoyt Wilhelm, R (1, 1) OBP: 0.123, SLG: 0.038 Bob Nieman, R (10, PH) OBP: 0.349, SLG: 0.487 Billy O'Dell, S (10, 1) OBP: 0.190, SLG: 0.184			0-0 P3		0-0 B2-3		0-0 SH1-4	0-0 P6		0-0 G4-3	3	0	0	0	0	0	3			
Inning Stats	R: 0 E: 0 K: 1 S: 5	H: 1 LOB: 0 BB: 0 P: 5	R: 0 E: 0 K: 0 S: 3	H: 0 LOB: 0 BB: 0 P: 3	R: 0 E: 0 K: 0 S: 3	H: 1 LOB: 0 BB: 0 P: 3	R: 1 E: 0 K: 0 S: 6	H: 3 LOB: 2 BB: 0 P: 6	R: 0 E: 0 K: 1 S: 8	H: 1 LOB: 2 BB: 1 P: 10	R: 2 E: 1 K: 0 S: 6	H: 3 LOB: 2 BB: 1 P: 10	R: 0 E: 0 K: 0 S: 3	H: 0 LOB: 1 BB: 1 P: 7	R: 1 E: 0 K: 0 S: 4	H: 2 LOB: 1 BB: 1 P: 8	1B: 15 2B: 2 3B: 0 HR: 0	SF: 1 SAC: 2 DP: 4 HBP: 0	WP: 0 PB: 0 SB: 0 CS: 0	PA: 45
PITCHER	IP WLS BF H R ER SO BB IBB HBP BLK WP HR S P ERA WHIP	IP WLS BF H R ER SO BB IBB HBP BLK WP HR S P ERA WHIP																		
Cal McLish, R (1, 1) ERA: 2.86 Al Cicotte, R (9, 1) ERA: 4.15	8.0 L 9 2 1 1 0 2 0 0 0 0 0 7 15 4.50 2.000																			

Baltimore Orioles @ Cleveland Indians
Cleveland Municipal Stadium, Cleveland, OH

Sun Aug 02 1959, 3:33 AM EDT
Unknown

livebaseballscores.com

AB 38
R 5
H 15
RBI 5
BB 4
SO 3
LOB 16



Batter	1	2	3	4	5	6	7	8	9	10	AB	R	H	RBI	BB	SO	LOB
Billy Martin, R OBP: 0.286, SLG: 0.407 (1, 4)	0-0 6-3		0-0 5-3		0-0 CS 1B			0-0 PB 1B		0-3 K	5	1	2	0	0	1	1
Vic Power, R OBP: 0.350, SLG: 0.446 (1, 3)	0-0 6-3			0-0 F8	0-0 CS 1-2	0-0 6-3		0-3 K 1-2		0-0 6-3	5	0	0	0	0	1	1
Minnie Minoso, R OBP: 0.367, SLG: 0.461 (1, 7)	0-3 K			0-0 6-3		0-0 P4		0-0 1B 2-H 1B			4	0	1	1	0	1	0
Tito Francona, L OBP: 0.448, SLG: 0.618 (1, 8)		0-0 G6-4-3 1B		0-0 HR 1B		0-0 FC5-4 1B		0-0 1B 1-2			4	1	4	0	0	0	0
Rocky Colavito, R OBP: 0.351, SLG: 0.553 (1, 9)		0-0 G6-4-3 1-2f		0-0 HR		0-0 FC5-4 1-2f		0-0 P4			4	1	1	2	0	0	4
George Strickland, R OBP: 0.329, SLG: 0.338 (1, 5)		0-0 4-3		0-0 P4			0-0 1-3		4-0 BB BB BB G5-4-3 BB		3	0	0	0	1	0	0
Woodie Held, R OBP: 0.313, SLG: 0.450 (1, 6)			0-0 1-4-3		0-0 HR		0-0 6-3		0-0 F7		4	1	1	1	0	0	1
Ed Fitz Gerald, R OBP: 0.284, SLG: 0.285 (1, 2)			0-0 2B		0-0 5-3		0-0 F9		0-0 G5-4-3 1-2f		4	0	1	0	0	0	1
Cal McLish, S OBP: 0.232, SLG: 0.226 (1, 1)			0-0 P4		0-0 6-3			0-0 1-3		0-0 F8	2	0	0	0	0	0	1
Elmer Valo, L (8, PH) OBP: 0.444, SLG: 0.200											1	0	0	0	0	0	0
Al Cicotte, R OBP: 1.000, SLG: 1.000 (9, 1)											0	0	0	0	0	0	0
Jim Baxes, R OBP: 0.322, SLG: 0.500 (10, PH)											1	0	0	0	0	0	0

Inning Stats	R: 0	H: 0	E: 0	K: 1	S: 5	P: 5	R: 0	H: 1	E: 0	K: 0	S: 3	P: 3	R: 0	H: 1	E: 0	K: 0	S: 4	P: 4	R: 2	H: 2	E: 0	K: 0	S: 5	P: 5	R: 1	H: 2	E: 0	K: 0	S: 4	P: 4	R: 0	H: 1	E: 0	K: 0	S: 3	P: 3	R: 1	H: 3	E: 0	K: 1	S: 8	P: 8	R: 0	H: 0	E: 0	K: 0	S: 2	P: 6	R: 0	H: 0	E: 0	K: 1	S: 5	P: 5	1B: 7	SF: 0	2B: 1	SAC: 0	3B: 0	DP: 2	HR: 2	HBP: 0	WP: 0	PA: 39
--------------	------	------	------	------	------	------	------	------	------	------	------	------	------	------	------	------	------	------	------	------	------	------	------	------	------	------	------	------	------	------	------	------	------	------	------	------	------	------	------	------	------	------	------	------	------	------	------	------	------	------	------	------	------	------	-------	-------	-------	--------	-------	-------	-------	--------	-------	--------

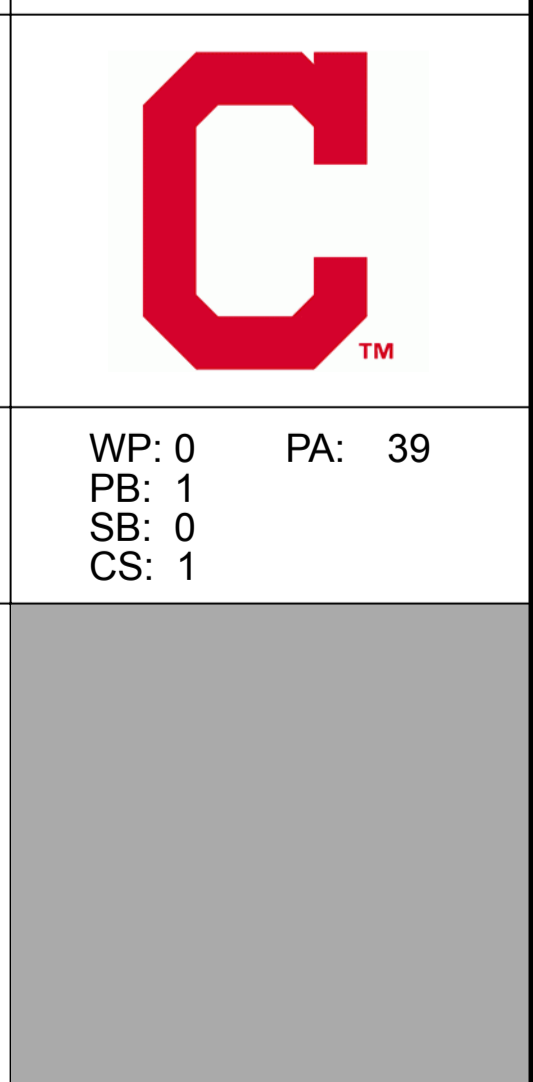
PITCHER	IP	WLS	BF	H	R	ER	SO	BB	IBB	HBP	BLK	WP	HR	S	P	ERA	WHIP
Hoyt Wilhelm, R (1, 1) ERA: 2.35	9.0	W	35	10	4	4	2	1	0	0	0	0	2	38	42	4.00	1.222
Billy O'Dell, L (10, 1) ERA: 3.5	1.0	S	3	0	0	0	1	0	0	0	0	0	0	5	5	0.00	0.000


PITCHER	IP	WLS	BF	H	R	ER	SO	BB	IBB	HBP	BLK	WP	HR	S	P	ERA	WHIP
---------	----	-----	----	---	---	----	----	----	-----	-----	-----	----	----	---	---	-----	------

Baltimore Orioles @ Cleveland Indians
Cleveland Municipal Stadium, Cleveland, OH

Sun Aug 02 1959, 3:33 AM EDT
Unknown

AB	37
R	4
H	10
RBI	4
BB	1
SO	3
LOB	9



Batter	1	2	3	4	5	6	7	8	9	AB R H RBI BB SO LOB	TOP									
Billy Klaus, L (1, 6) OBP: 0.369, SLG: 0.319	0-3 K		0-0 F8		0-0 1B		0-0 SH3-4		0-0 2B	4 0 2 1 0 1 1	Baltimore Orioles @ Cleveland Indians Cleveland Municipal Stadium, Cleveland, OH Sun Aug 02 1959, 3:38 AM EDT Att: 34,682 - Unknown AB 35 R 3 H 12 RBI 3 BB 1 SO 7 LOB 21									
Bob Boyd, L (1, 3) OBP: 0.295, SLG: 0.310	0-0 SH1-3 2B		0-0 1-3		0-0 F9		0-0 5-3		0-0 F7	5 0 1 0 0 0 5										
Al Pilarcik, L (1, 9) OBP: 0.353, SLG: 0.372	0-0 SH1-3 2-3		0-3 K		0-0 SH1-3 1B 2B 1B		0-0 F8		0-0 4-3	4 1 1 0 0 1 3										
Gene Woodling, L (1, 7) OBP: 0.414, SLG: 0.532	0-0 1-3		0-3 K		0-0 SH1-3 2B 1B		0-0 1B			4 1 2 0 0 1 1										
Barry Shetrone, L (1, 8) OBP: 0.318, SLG: 0.400		0-3 K		4-0 G4-6-3 BB		0-0 SH1-3 1-2 2-3		0-0 F9		2 0 0 0 1 1 1										
Joe Ginsberg, L (1, 2) OBP: 0.255, SLG: 0.218		0-0 2B		0-0 G4-6-3 1-2f		0-3 K		0-0 F8		4 0 1 0 0 1 4										
Brooks Robinson, R (1, 5) OBP: 0.233, SLG: 0.289		0-0 F8		0-0 5-3		0-0 2B		0-0 F9		4 0 1 2 0 0 2										
Billy Gardner, R (1, 4) OBP: 0.290, SLG: 0.330		0-0 F7		0-0 1B 1B		0-0 F7		0-0 2B 1B		3 0 1 0 0 0 2										
Albie Pearson, L (9, PH) OBP: 0.323, SLG: 0.273										1 1 1 0 0 0 0										
Willy Miranda, S (9, 4) OBP: 0.220, SLG: 0.202										0 0 0 0 0 0 0										
Milt Pappas, R (1, 1) OBP: 0.196, SLG: 0.200			0-0 1-3 1B		0-3 K		0-0 5-3 SH3-4 1B		0-3 K	3 0 2 0 0 1 1										
Willie Tasby, R (9, PH) OBP: 0.310, SLG: 0.374										1 0 0 0 0 1 1										
Billy O'Dell, S (9, 1) OBP: 0.190, SLG: 0.184										0 0 0 0 0 0 0										
Inning Stats	R: 0 E: 0 K: 1 S: 6	H: 1 LOB: 1 BB: 0 P: 6	R: 0 E: 0 K: 1 S: 6	H: 1 LOB: 1 BB: 0 P: 6	R: 0 E: 0 K: 1 S: 6	H: 0 LOB: 0 BB: 1 P: 8	R: 0 E: 0 K: 1 S: 7	H: 2 LOB: 2 BB: 0 P: 7	R: 2 E: 0 K: 1 S: 8	H: 3 LOB: 1 BB: 0 P: 8	R: 0 E: 0 K: 0 S: 4	H: 1 LOB: 1 BB: 0 P: 4	R: 0 E: 0 K: 0 S: 4	H: 1 LOB: 1 BB: 0 P: 4	R: 1 E: 0 K: 1 S: 7	H: 2 LOB: 1 BB: 0 P: 7	1B: 8 2B: 4 3B: 0 HR: 0	SF: 0 SAC: 3 DP: 1 HBP: 0	WP: 0 PB: 0 SB: 0 CS: 0	PA: 39
PITCHER Gary Bell, R (1, 1) ERA: 3.82	IP 9.0 WLS W BF 39 H 12 R 3 ER 3 SO 7 BB 1 IBB 0 HBP 0 BLK 0 WP 0 HR 0 S 52 P 56 ERA 3.00 WHIP 1.444																			

livebaseballscorecards.com

Batter	1	2	3	4	5	6	7	8	9	AB	R	H	RBI	BB	SO	LOB					
Billy Martin, R OBP: 0.284, SLG: 0.403 (1, 4)	F9		6-3	1-3			3-4-1		FC1-6 1B	5	0	1	0	0	0	1					
Vic Power, R OBP: 0.350, SLG: 0.444 (1, 3)	P3		1-3				HBP BB		FC1-6 1B 1-2f	4	1	1	0	1	0	1					
Minnie Minoso, R OBP: 0.372, SLG: 0.463 (1, 7)	E 1B BB		2B 1B				HBP		HR 1B 1-2	3	2	2	0	1	0	1					
Tito Francona, L OBP: 0.456, SLG: 0.639 (1, 8)	E5 1-3 1B		1-H 2B				FC5-4 BB 1-2		HR 1-2-H 2-H	4	1	3	4	1	0	2					
Rocky Colavito, R OBP: 0.348, SLG: 0.547 (1, 9)	6-3		K				FC5-4 BB 1-2f		HR	4	0	0	0	0	1	4					
George Strickland, R OBP: 0.328, SLG: 0.334 (1, 6)			K				F7		3B BB	3	1	0	0	1	2	0					
Jim Baxes, R OBP: 0.320, SLG: 0.495 (1, 5)			K				K 2B 1B		P5	4	0	1	0	0	2	1					
Russ Nixon, L OBP: 0.226, SLG: 0.216 (1, 2)							L5		1-H 3B	4	1	3	1	0	0	0					
Gary Bell, R OBP: 0.226, SLG: 0.180 (1, 1)							F8		P4	4	0	0	0	0	0	2					
Inning Stats	R: 0 E: 1 K: 0 S: 4	H: 1 LOB: 2 BB: 1 P: 8	R: 0 E: 0 K: 2 S: 8	H: 1 LOB: 1 BB: 0 P: 8	R: 1 E: 0 K: 1 S: 7	H: 2 LOB: 1 BB: 0 P: 7	R: 1 E: 1 K: 1 S: 7	H: 2 LOB: 1 BB: 0 P: 7	R: 0 E: 0 K: 0 S: 3	H: 0 LOB: 0 BB: 0 P: 5	R: 0 E: 0 K: 0 S: 3	H: 0 LOB: 2 BB: 1 P: 8	R: 1 E: 0 K: 0 S: 4	H: 1 LOB: 1 BB: 1 P: 8	R: 3 E: 0 K: 0 S: 4	H: 3 LOB: 0 BB: 0 P: 4	1B: 7 2B: 2 3B: 1 HR: 1	SF: 0 SAC: 0 DP: 0 HBP: 1	WP: 0 PB: 1 SB: 0 CS: 1	PA: 40	
PITCHER	IP	WLS	BF	H	R	ER	SO	BB	IBB	HBP	BLK	WP	HR	S	P	ERA	WHIP				
Milt Pappas, R ERA: 3.63 (1, 1)	8.0		36	8	3	2	5	4	0	1	0	0	0	41	58	2.25	1.500				
Billy O'Dell, L ERA: 3.7 (9, 1)	0.1	L	4	3	3	3	0	0	0	0	0	0	1	4	4	81.00	9.000				

BOTTOM

Baltimore Orioles @ Cleveland Indians
Cleveland Municipal Stadium, Cleveland, OH

Sun Aug 02 1959, 3:38 AM EDT
Att. 34,682 - Unknown

livebaseballscorecards.com

AB	35
R	6
H	11
RBI	5
BB	4
SO	5
LOB	12



Batter	1	2	3	4	5	6	7	8	9	AB R H RBI BB SO LOB	TOP		
Billy Martin, R OBP: 0.286, SLG: 0.403 (1, 4) X	0-0 FC4-6 1B	0-0 5-3		0-0 1-3		0-0 FC6-4 1B		0-0 L4		5 0 2 0 0 0 1			
Vic Power, R OBP: 0.351, SLG: 0.443 (1, 5) X	0-0 FC4-6 1B 1-2f		4-0 1B E BB	0-0 6-3 1B		0-0 FC6-4 1-2f		0-0 6-3		4 1 1 0 1 0 2			
Minnie Minoso, R OBP: 0.377, SLG: 0.464 (1, 7) X	0-0 1-3 1B		0-0 1-3 E 1B	0-0 6-3 1-2		4-0 HR BB		4-0 CS BB		3 2 2 0 2 0 1			
Tito Francona, L OBP: 0.455, SLG: 0.656 (1, 3) X	0-0 L3		0-0 E8 1-H 3-H 3B	0-0 L5		0-0 1-H HR		0-0 F8 1-2		5 2 2 4 0 0 3			
Rocky Colavito, R OBP: 0.346, SLG: 0.543 (1, 9) X		0-0 1-3	0-0 P6		0-0 6-3		0-0 4-3	0-0 FC6-4 1B		5 0 1 0 0 0 0			
George Strickland, R OBP: 0.329, SLG: 0.333 (1, 6) X		0-0 1B E 1B	4-0 5-3 1B BB		0-3 K		0-0 F7	0-0 FC6-4 1-2f		4 2 1 0 1 1 1			
Woodie Held, R OBP: 0.315, SLG: 0.451 (1, 8) X		0-0 1-2 FC3-6 1B	0-0 5-3 1-2		0-3 K		0-0 1B			4 0 2 0 0 1 1			
Russ Nixon, L OBP: 0.228, SLG: 0.218 (1, 2) X		0-0 FC3-6 3B 1-2f 2-H	0-0 2-H 1B		0-0 P6		0-3 K			3 1 1 1 0 0 1			
Dick Brown, R OBP: 0.299, SLG: 0.386 (6, 2) X										1 0 0 0 0 1 1			
Jim Perry, S OBP: 0.238, SLG: 0.333 (1, 1) X		0-0 2-H 3B	0-0 4-3		0-0 1-3			0-0 G3		4 0 1 1 0 0 1			
Inning Stats	R: 0 E: 0 K: 0 S: 4 H: 2 LOB: 1 BB: 0 P: 4	R: 2 E: 1 K: 0 S: 6 H: 3 LOB: 1 BB: 0 P: 6	R: 4 E: 1 K: 0 S: 6 H: 3 LOB: 1 BB: 2 P: 14	R: 0 E: 0 K: 0 S: 4 H: 1 LOB: 1 BB: 0 P: 4	R: 0 E: 0 K: 2 S: 7 H: 0 LOB: 0 BB: 0 P: 7	R: 0 E: 0 K: 0 S: 4 H: 1 LOB: 1 BB: 0 P: 4	R: 2 E: 0 K: 1 S: 7 H: 2 LOB: 1 BB: 1 P: 11	R: 0 E: 0 K: 0 S: 3 H: 0 LOB: 0 BB: 0 P: 3	R: 0 E: 0 K: 0 S: 3 H: 1 LOB: 1 BB: 1 P: 7	1B: 10 2B: 0 3B: 2 HR: 1 SF: 0 SAC: 0 DP: 0 HBP: 0	WP: 0 PB: 0 SB: 0 CS: 1 PA: 42		
PITCHER	IP WLS BF H R ER SO BB IBB HBP BLK WP HR S P ERA WHIP											PITCHER	IP WLS BF H R ER SO BB IBB HBP BLK WP HR S P ERA WHIP
Bill Fischer, R ERA: 4.4 (1, 1)	2.1 L 15 7 6 6 0 2 0 0 0 0 0 0 13 21 23.14 3.857												
Dick Hyde, R ERA: 5.67 (3, 1)	4.2 20 5 2 2 3 1 0 0 0 0 0 1 25 29 3.86 1.286												
Hal Griggs, R ERA: 5.42 (8, 1)	2.0 7 1 0 0 0 1 0 0 0 0 0 0 6 10 0.00 1.000												

Cleveland Indians @ Washington Senators
Griffith Stadium, Washington, DC
Tue Aug 04 1959, 7:05 PM EDT
Att. 5,438 - Unknown

AB	38
R	8
H	13
RBI	6
BB	4
SO	3
LOB	12



livebaseballscorecards.com

Batter	1	2	3	4	5	6	7	8	9	AB	R	H	RBI	BB	SO	LOB
Ron Samford, R OBP: 0.270, SLG: 0.343 (1, 4)	0-0 F8		0-0 5-3		0-0 4-3		0-0 F8			4	0	0	0	0	0	1
Faye Throneberry, L OBP: 0.338, SLG: 0.411 (1, 9)	0-0 4-3		0-0 F8		0-0 1B			0-0 E9 1B		4	0	2	0	0	0	0
Bob Allison, R OBP: 0.331, SLG: 0.548 (1, 8)	0-0 4-3			4-0 HR BB	0-0 4-3			0-0 6-3		3	1	0	0	1	0	2
Jim Lemon, R OBP: 0.337, SLG: 0.529 (1, 7)		0-0 P4		0-0 HR 1-H		0-0 F2		4-0 G5-4-3 BB		3	1	1	2	1	0	0
Harmon Killebrew, R OBP: 0.360, SLG: 0.552 (1, 5)		0-0 F9		0-0 6-3		0-0 F3		0-0 G5-4-3 1-2f		4	0	0	0	0	0	2
Roy Sievers, R OBP: 0.306, SLG: 0.449 (1, 3)		0-0 BB 1B		0-0 5-3		0-0 P3			0-0 P4	4	0	1	0	0	0	0
Hal Naragon, L OBP: 0.299, SLG: 0.324 (1, 2)		4-0 BB 1-2		0-0 1B			0-0 4-3		0-0 G3	3	0	1	0	1	0	0
Zoilo Versalles, R OBP: 0.294, SLG: 0.250 (1, 6)		0-3 K		0-0 P3			0-0 1B		0-0 5-3	4	0	1	0	0	1	3
Bill Fischer, R OBP: 0.150, SLG: 0.108 (1, 1)		0-3 K		0-3 K		0-0 P4		0-3 K		0	0	0	0	0	0	0
Dick Hyde, R (3, 1)										2	0	0	0	0	1	0
Clint Courtney, L (7, PH)										1	0	0	0	0	1	1
Hal Griggs, R (8, 1)										0	0	0	0	0	0	0

Inning Stats	R: 0	H: 0	E: 0	K: 0	S: 3	R: 0	H: 1	E: 0	K: 1	S: 6	R: 0	H: 0	E: 0	K: 1	S: 5	R: 2	H: 2	E: 0	K: 0	S: 5	R: 0	H: 1	E: 0	K: 0	S: 4	R: 0	H: 0	E: 0	K: 0	S: 3	R: 0	H: 1	E: 1	K: 0	S: 3	R: 0	H: 0	E: 0	K: 0	S: 3	R: 0	H: 0	E: 0	K: 0	S: 3	1B: 5	2B: 0	3B: 0	HR: 1	SF: 0	SAC: 0	DP: 1	HBP: 0	WP: 0	PA: 35
PITCHER Jim Perry, R (1, 1) ERA: 2.84	IP: 9.0	WLS: W	BF: 35	H: 6	R: 2	ER: 2	SO: 3	BB: 3	IBB: 0	HBP: 0	BLK: 0	WP: 0	HR: 1	S: 38	P: 50	ERA: 2.00	WHIP: 1.000																																						

BOTTOM

Cleveland Indians @ Washington Senators
Griffith Stadium, Washington, DC
Tue Aug 04 1959, 7:05 PM EDT
Att. 5,438 - Unknown

livebaseballscorecards.com

AB	32
R	2
H	6
RBI	2
BB	3
SO	3
LOB	9



Batter	1	2	3	4	5	6	7	8	9	AB R H RBI BB SO LOB	TOP									
Billy Martin, R (1, 4) OBP: 0.289, SLG: 0.402	0-0 F8		0-0 1B		0-0 F7		0-0 E 1B		0-0 F8	5 1 2 2 0 0 0	Cleveland Indians @ Washington Senators Griffith Stadium, Washington, DC Wed Aug 05 1959, 7:05 PM EDT Unknown livebaseballscorecards.com									
Vic Power, R (1, 5) OBP: 0.349, SLG: 0.440	0-3 K		0-0 P6		0-0 4-3		0-0 E9 1B		0-0 6-3	5 1 1 2 0 1 1										
Minnie Minoso, R (1, 7) OBP: 0.375, SLG: 0.461	0-0 F8		0-0 F3				0-0 F8		0-0 P4	5 0 1 1 0 0 1										
Tito Francona, L (1, 3) OBP: 0.451, SLG: 0.649		0-0 G3		0-0 E8 1B		0-0 F7		0-0 P4		4 1 1 0 0 0 1										
Rocky Colavito, R (1, 9) OBP: 0.343, SLG: 0.538		0-0 F8		0-0 5-3		0-0 6-3		0-0 G3		4 0 0 0 0 0 2										
George Strickland, R (1, 6) OBP: 0.331, SLG: 0.345		0-0 BB 1B		0-0 5-3						4 1 2 1 0 0 3										
Woodie Held, R (1, 8) OBP: 0.319, SLG: 0.451		4-0 1-2 BB		0-0 1B						2 1 1 1 2 0 0										
Russ Nixon, L (1, 2) OBP: 0.225, SLG: 0.216		0-0 F8		0-0 4-3						2 0 0 0 0 0 3										
Elmer Valo, L (7, PH) OBP: 0.474, SLG: 0.273										1 1 1 0 0 0 0										
Dick Brown, R (7, 2) OBP: 0.297, SLG: 0.383										1 0 0 0 0 0 0										
Mudcat Grant, R (1, 1) OBP: 0.167, SLG: 0.238			0-0 4-3		0-0 P4					2 0 0 0 0 0 0										
Jack Harshman, L (7, PH) OBP: 0.360, SLG: 0.333										0 0 0 0 1 0 0										
Ray Webster, R (7, PR) OBP: 0.170, SLG: 0.314										0 1 0 0 0 0 0										
Al Cicotte, R (7, 1) OBP: 0.500, SLG: 0.500										1 0 0 0 0 1 0										
Inning Stats	R: 0 E: 0 K: 1 S: 5	H: 0 LOB: 0 BB: 0 P: 5	R: 0 E: 0 K: 0 S: 4	H: 1 LOB: 2 BB: 1 P: 8	R: 0 E: 0 K: 0 S: 4	H: 1 LOB: 1 BB: 0 P: 4	R: 1 E: 1 K: 0 S: 5	H: 2 LOB: 1 BB: 0 P: 5	R: 0 E: 0 K: 0 S: 3	H: 0 LOB: 0 BB: 0 P: 3	R: 6 E: 1 K: 0 S: 8	H: 5 LOB: 2 BB: 2 P: 16	R: 0 E: 0 K: 1 S: 5	H: 0 LOB: 0 BB: 0 P: 5	R: 0 E: 0 K: 0 S: 3	H: 0 LOB: 0 BB: 0 P: 3	1B: 8 2B: 0 3B: 0 HR: 1	SF: 0 SAC: 0 DP: 0 HBP: 0	WP: 0 PB: 0 SB: 0 CS: 0	PA: 39
PITCHER	IP WLS BF H R ER SO BB IBB HBP BLK WP HR S P ERA WHIP																			
Pedro Ramos, R (1, 1) ERA: 4.28	6.0 L 28 7 7 5 1 3 0 0 0 0 0 1 27 39 7.50 1.667																			
Hal Woodeshick, L (7, 1) ERA: 5.55	0.1 3 2 0 0 0 0 0 0 0 0 0 0 3 3 0.00 6.000																			
Hal Griggs, R (7, 1) ERA: 5.38	0.2 2 0 0 0 0 0 0 0 0 0 0 0 2 2 0.00 0.000																			
Chuck Stobbs, L (8, 1) ERA: 2.75	2.0 6 0 0 0 0 1 0 0 0 0 0 0 8 8 0.00 0.000																			

Cleveland Indians @ Washington Senators
Griffith Stadium, Washington, DC
Wed Aug 05 1959, 7:05 PM EDT
Unknown

AB	36
R	7
H	9
RBI	7
BB	3
SO	2
LOB	11



Batter	1	2	3	4	5	6	7	8	9	AB	R	H	RBI	BB	SO	LOB
Zoilo Versalles, R OBP: 0.333, SLG: 0.450 (1, 6)	0-0 6-3 ①		X 0-0 HR		X 0-0 1-3 ②			X 0-0 FC6 1B		4	1	2	1	0	0	0
Lenny Green, L OBP: 0.315, SLG: 0.361 (1, 8)	0-0 6-3 ②		X 0-0 F8 ①		X 0-0 F7 ③			X 0-0 FC6 1-2f ①		4	0	0	0	0	0	1
Jim Lemon, R OBP: 0.336, SLG: 0.534 (1, 7)	0-0 E7 BB 1B		X 0-0 HR			S S S 0-3 K ①		S S S 0-3 K ②		4	2	1	1	0	2	1
Bob Allison, R OBP: 0.333, SLG: 0.546 (1, 9)	4-0 1B 1-2 BB		S S S 0-3 K ②		X 0-0 G1-6-3 1B		X 0-0 F2 ③			3	0	1	0	1	1	1
Hal Naragon, L OBP: 0.299, SLG: 0.323 (1, 2)	0-0 1-2 2-H 1B		X 0-0 ③		X 0-0 G1-6-3 1-2f ② ③			X 0-0 F8 ①		4	0	1	1	0	0	1
Harmon Killebrew, R OBP: 0.359, SLG: 0.549 (1, 5)	0-3 K ③		S S S 0-3 K ①		X 0-0 L6-4 1B 1B		X 0-0 P3 ②		X 0-0 P5 ③	4	0	1	0	0	2	2
Roy Sievers, R OBP: 0.305, SLG: 0.446 (1, 3)		X 0-0 F7 ①		X 0-0 P5 ②		X 0-0 1-2 1B		X 0-0 P5 ③		4	0	1	0	0	0	0
Ron Samford, R OBP: 0.268, SLG: 0.340 Faye Throneberry, L OBP: 0.336, SLG: 0.410 Ken Aspromonte, R OBP: 0.335, SLG: 0.333 (1, 4) (7, PH) (8, 4)		S S S 0-3 K ②		X 0-0 6-3 ③		X 0-0 L6-4 2-3 ① ②		X 0-0 P5 ③		2	0	0	0	0	1	0
Pedro Ramos, S OBP: 0.207, SLG: 0.204 Hal Woodeshick, R OBP: 0.059, SLG: 0.059 Hal Griggs, R OBP: 0.324, SLG: 0.261 Clint Courtney, L OBP: 0.083, SLG: 0.083 (1, 1) (7, 1) (7, 1) (7, PH) (8, 1)		S S S 0-3 K ③		X 0-0 6-3 ①						1	0	0	0	0	0	0

Inning Stats	R: 1 E: 1 K: 1 S: 7	H: 1 LOB: 2 BB: 1 P: 11	R: 0 E: 0 K: 2 S: 7	H: 0 LOB: 0 BB: 0 P: 7	R: 2 E: 0 K: 1 S: 7	H: 2 LOB: 0 BB: 0 P: 7	R: 0 E: 0 K: 1 S: 5	H: 0 LOB: 0 BB: 0 P: 5	R: 0 E: 0 K: 0 S: 3	H: 1 LOB: 0 BB: 0 P: 5	R: 0 E: 0 K: 0 S: 4	H: 2 LOB: 1 BB: 0 P: 4	R: 0 E: 0 K: 1 S: 6	H: 1 LOB: 1 BB: 0 P: 6	R: 0 E: 0 K: 0 S: 3	H: 0 LOB: 0 BB: 0 P: 3	1B: 5 2B: 1 3B: 0 HR: 2	SF: 0 SAC: 0 DP: 2 HBP: 0	WP: 0 PB: 0 SB: 0 CS: 0	PA: 34
PITCHER	IP WLS BF H R ER SO BB IBB HBP BLK WP HR S P ERA WHIP	IP WLS BF H R ER SO BB IBB HBP BLK WP HR S P ERA WHIP	IP WLS BF H R ER SO BB IBB HBP BLK WP HR S P ERA WHIP	IP WLS BF H R ER SO BB IBB HBP BLK WP HR S P ERA WHIP	IP WLS BF H R ER SO BB IBB HBP BLK WP HR S P ERA WHIP	IP WLS BF H R ER SO BB IBB HBP BLK WP HR S P ERA WHIP	IP WLS BF H R ER SO BB IBB HBP BLK WP HR S P ERA WHIP	IP WLS BF H R ER SO BB IBB HBP BLK WP HR S P ERA WHIP	IP WLS BF H R ER SO BB IBB HBP BLK WP HR S P ERA WHIP	IP WLS BF H R ER SO BB IBB HBP BLK WP HR S P ERA WHIP	IP WLS BF H R ER SO BB IBB HBP BLK WP HR S P ERA WHIP	IP WLS BF H R ER SO BB IBB HBP BLK WP HR S P ERA WHIP	IP WLS BF H R ER SO BB IBB HBP BLK WP HR S P ERA WHIP	IP WLS BF H R ER SO BB IBB HBP BLK WP HR S P ERA WHIP	IP WLS BF H R ER SO BB IBB HBP BLK WP HR S P ERA WHIP	IP WLS BF H R ER SO BB IBB HBP BLK WP HR S P ERA WHIP	IP WLS BF H R ER SO BB IBB HBP BLK WP HR S P ERA WHIP	IP WLS BF H R ER SO BB IBB HBP BLK WP HR S P ERA WHIP	IP WLS BF H R ER SO BB IBB HBP BLK WP HR S P ERA WHIP	IP WLS BF H R ER SO BB IBB HBP BLK WP HR S P ERA WHIP


BOTTOM

Cleveland Indians @ Washington Senators
Griffith Stadium, Washington, DC

Wed Aug 05 1959, 7:05 PM EDT
Unknown

livebaseballscorecards.com

AB 33
R 3
H 7
RBI 3
BB 1
SO 7
LOB 9



Batter	1	2	3	4	5	6	7	8	9	AB R H RBI BB SO LOB	TOP
Billy Martin, R (1, 4) OBP: 0.291, SLG: 0.402 Jim Baxes, R (1, PR) OBP: 0.316, SLG: 0.487 (1, 4) (3, 5) (6, 4)	1-0 		0-0 F5 			0-0 F7 		0-0 5-3 		0 0 0 0 0 0 3 0 0 0 0 0 3	Cleveland Indians @ Washington Senators Griffith Stadium, Washington, DC Wed Aug 05 1959, 7:05 PM EDT Att: 12,198 - Unknown livebaseballscorecards.com
Vic Power, R (1, 5) OBP: 0.348, SLG: 0.439 Ray Webster, R (3, 4) OBP: 0.187, SLG: 0.308 Jack Harshman, L (6, PH) OBP: 0.346, SLG: 0.316 (6, 1) Bob Smith, L (8, 1) Elmer Valo, L (9, PH) OBP: 0.450, SLG: 0.250	0-0 FC4-6 			0-0 1-3 		0-0 1-3 		0-0 3-1 		1 0 0 0 0 0 1 1 0 0 0 0 0 0 1 0 0 0 0 0 0 0 0 0 0 0 0 0 1 0 0 0 0 0 0	
Minnie Minoso, R (1, 7) OBP: 0.376, SLG: 0.461	0-0 G6-3 			0-0 			0-3 K 	0-0 		4 0 2 0 0 1 1	
Tito Francona, L (1, 3) OBP: 0.448, SLG: 0.642		0-0 F7 		0-0 FC5-4 			0-0 3-1 	0-0 		4 0 1 0 0 0 1	
Rocky Colavito, R (1, 9) OBP: 0.343, SLG: 0.535		0-0 		0-0 FC6-4 			0-0 5-3 	0-0 		4 0 1 0 0 0 3	
George Strickland, R (1, 6) OBP: 0.327, SLG: 0.341		0-0 G6-4-3 		0-3 K 			0-0 5-3 	0-3 K 		4 0 0 0 0 2 3	
Woodie Held, R (1, 8) OBP: 0.322, SLG: 0.456 (6, 5)			0-0 		0-0 5-3 			0-0 		3 0 2 0 0 0 0	
Dick Brown, R (1, 2) OBP: 0.290, SLG: 0.373			0-3 K 		0-3 K 			0-3 K 		3 0 0 0 0 3 2	
Cal McLish, S (1, 1) OBP: 0.228, SLG: 0.222 Bobby Locke, R (5, 1) OBP: 0.389, SLG: 0.588 Jim Piersall, R (6, 8) OBP: 0.298, SLG: 0.317			0-3 K 			0-3 K 		0-0 		1 0 0 0 0 1 1 1 0 0 0 0 1 0 1 0 1 0 0 0 0	
Inning Stats	R: 0 H: 0 E: 0 LOB: 1 K: 0 BB: 0 S: 2 P: 3	R: 0 H: 1 E: 0 LOB: 0 K: 0 BB: 0 S: 3 P: 3	R: 0 H: 1 E: 0 LOB: 1 K: 2 BB: 0 S: 8 P: 8	R: 0 H: 1 E: 0 LOB: 1 K: 0 BB: 0 S: 4 P: 4	R: 0 H: 0 E: 0 LOB: 0 K: 2 BB: 0 S: 7 P: 7	R: 0 H: 0 E: 0 LOB: 0 K: 1 BB: 0 S: 5 P: 5	R: 0 H: 0 E: 0 LOB: 0 K: 1 BB: 0 S: 5 P: 5	R: 0 H: 2 E: 0 LOB: 2 K: 1 BB: 0 S: 7 P: 7	R: 0 H: 2 E: 0 LOB: 2 K: 1 BB: 0 S: 7 P: 7	1B: 6 SF: 0 2B: 1 SAC: 0 3B: 0 DP: 2 HR: 0 HBP: 1	WP: 0 PA: 33 PB: 0 SB: 0 CS: 0
PITCHER Tex Clevenger, R (1, 1) ERA: 4.65	IP WLS BF H R ER SO BB IBB HBP BLK WP HR S P ERA WHIP 9.0 W 33 7 0 0 8 0 0 1 0 0 0 0 48 49 0.00 0.778							PITCHER IP WLS BF H R ER SO BB IBB HBP BLK WP HR S P ERA WHIP			

AB	32
R	0
H	7
RBI	0
BB	0
SO	8
LOB	15



Batter	1	2	3	4	5	6	7	8	9	AB	R	H	RBI	BB	SO	LOB
Zoilo Versalles, R OBP: 0.308, SLG: 0.400 (1, 6)	0-3 K	0-0 FC6-4		0-0 1B	0-0 E5		0-0 F8			5	0	1	0	0	1	4
Lenny Green, L OBP: 0.319, SLG: 0.364 (1, 8)	0-0 F8		0-0 1B FC6 1B		0-0 F9		0-0 1B			5	1	2	0	0	0	1
Jim Lemon, R OBP: 0.337, SLG: 0.538 (1, 7)	0-0 F7		0-0 1B E 1B		0-0 K		0-3 K			5	2	2	0	0	2	3
Bob Allison, R OBP: 0.335, SLG: 0.546 (1, 9)		0-0 1B BB 1B	0-0 FC6		0-0 1B HR 1B	0-0 6-3		4-0 SH3 BB		4	2	2	2	1	0	1
Clint Courtney, L OBP: 0.340, SLG: 0.283 (1, 2)		0-0 BB 1-3 1B	0-0 4-3		0-0 HR 1B	0-0 BB 1B		0-0 SH3		4	1	3	0	0	0	1
Harmon Killebrew, R OBP: 0.362, SLG: 0.556 (1, 5)		0-0 1-3	0-0 1B		0-0 HR	4-0 BB		0-0 FC1-6-5-3-4		4	1	2	4	1	0	3
Roy Sievers, R OBP: 0.307, SLG: 0.444 (1, 3)		4-0 BB IBB	0-3 K		0-0 SH1-3 E 1B	0-0 F8				3	1	1	0	1	1	3
Ron Samford, R OBP: 0.268, SLG: 0.338 (1, 4)		0-3 K		0-0 P4	0-0 E SH1-3 1B	0-0 1-3				4	1	1	0	0	1	5
Tex Clevenger, R OBP: 0.167, SLG: 0.200 (1, 1)		4-0 FC6-4 BB		0-0 F9	0-0 SH1-3		0-0 1-3			2	0	0	1	1	0	0

Inning Stats	R: 0	H: 0	E: 0	K: 1	S: 5	R: 1	H: 2	E: 0	K: 1	S: 7	R: 2	H: 3	E: 1	K: 1	S: 8	R: 0	H: 1	E: 0	K: 0	S: 3	R: 6	H: 6	E: 2	K: 1	S: 13	R: 0	H: 1	E: 0	K: 1	S: 6	R: 0	H: 0	E: 0	K: 0	S: 2	1B: 12	SF: 0	2B: 1	SAC: 2	3B: 1	DP: 1	HR: 1	HBP: 0	WP: 0	PA: 42
--------------	------	------	------	------	------	------	------	------	------	------	------	------	------	------	------	------	------	------	------	------	------	------	------	------	-------	------	------	------	------	------	------	------	------	------	------	--------	-------	-------	--------	-------	-------	-------	--------	-------	--------

PITCHER	IP	WLS	BF	H	R	ER	SO	BB	IBB	HBP	BLK	WP	HR	S	P	ERA	WHIP
Cal McLish, R ERA: 3.1 (1, 1)	4.1	L	25	11	8	6	3	1	1	0	0	0	1	29	37	12.46	2.769
Bobby Locke, R ERA: 4.15 (5, 1)	0.2		5	1	1	0	1	0	0	0	0	0	0	7	7	0.00	1.500
Jack Harshman, L ERA: 6.45 (6, 1)	2.0		9	2	0	0	1	1	0	0	0	0	0	10	14	0.00	1.500
Bob Smith, L ERA: 7.41 (8, 1)	1.0		3	0	0	0	0	1	0	0	0	0	0	2	6	0.00	1.000

BOTTOM

Cleveland Indians @ Washington Senators
Griffith Stadium, Washington, DC
Wed Aug 05 1959, 7:05 PM EDT
Att. 12,198 - Unknown

livebaseballscores.com

AB	36
R	9
H	14
RBI	7
BB	4
SO	5
LOB	21



Batter	1	2	3	4	5	6	7	8	9	AB R H RBI BB SO LOB
Jim Piersall, R OBP: 0.302, SLG: 0.329 (1, 8) X	0-0 FC1-2-5-1 3B	0-0 F8			0-0 SH1-4 1-2		0-0 S 1B	0-3 K		4 0 2 0 0 1 2
Woodie Held, R OBP: 0.320, SLG: 0.451 (1, 5) S S	0-3 K		0-3 K		0-0 F9		4-0 FC6-4 BB		0-0 6-3	4 0 0 0 1 2 2
Minnie Minoso, R OBP: 0.372, SLG: 0.455 (1, 7) X	0-0 FC1-2-5-1 3-H		0-3 K		0-0 F2		0-0 FC6-4 1-2f		0-0 5-3	5 0 0 0 0 1 4
Tito Francona, L OBP: 0.447, SLG: 0.641 (1, 3) X	0-0 F8		0-0 3-1			0-0 2B		0-0 HR 1B	0-0 3-1	5 1 2 0 0 0 1
Rocky Colavito, R OBP: 0.342, SLG: 0.539 (1, 9) S S		0-3 K		0-0 F2		0-0 L8		0-0 1-H HR		4 1 1 2 0 1 1
George Strickland, R OBP: 0.329, SLG: 0.340 (1, 6) B B B B		4-0 FC5-4 BB		0-0 1-3		0-0 P4		0-0 3B 1B		3 1 1 0 1 0 1
Russ Nixon, L OBP: 0.231, SLG: 0.234 (1, 2) X		0-0 FC5-4 1B 2B 1-2f		0-0 1B		0-0 3-1		0-0 1-H FC6-2 3B		4 1 2 1 0 0 2
Jim Baxes, R OBP: 0.314, SLG: 0.482 (1, 4) X		0-0 2B 1B 1-2		0-3 K			0-0 6-3	0-0 6-3		4 1 1 0 0 1 2
Gary Bell, R OBP: 0.246, SLG: 0.222 (1, 1) X		0-0 2B 1-H 2-H			0-0 SH1-4 1B		0-0 F8	0-0 FC6-2 3-H		4 0 2 2 0 0 1

TOP	
Cleveland Indians @ Washington Senators	Griffith Stadium, Washington, DC
Thu Aug 06 1959, 7:05 PM EDT	Att. 7,344 - Unknown

AB	37
R	5
H	11
RBI	5
BB	2
SO	6
LOB	16



Inning Stats	R: 0	H: 1	E: 0	K: 1	S: 6	P: 6	R: 2	H: 2	E: 0	K: 1	S: 7	P: 11	R: 0	H: 0	E: 0	K: 2	S: 7	P: 7	R: 0	H: 1	E: 0	K: 1	S: 6	P: 6	R: 0	H: 1	E: 0	K: 0	S: 4	P: 4	R: 0	H: 1	E: 0	K: 0	S: 4	P: 4	R: 0	H: 1	E: 0	K: 0	S: 4	P: 8	R: 3	H: 4	E: 0	K: 1	S: 9	P: 9	R: 0	H: 0	E: 0	K: 0	S: 3	P: 3	1B: 6	2B: 2	3B: 2	HR: 1	SF: 0	SAC: 1	DP: 0	HBP: 0	WP: 0	PB: 0	SB: 1	CS: 0	PA: 40
--------------	------	------	------	------	------	------	------	------	------	------	------	-------	------	------	------	------	------	------	------	------	------	------	------	------	------	------	------	------	------	------	------	------	------	------	------	------	------	------	------	------	------	------	------	------	------	------	------	------	------	------	------	------	------	------	-------	-------	-------	-------	-------	--------	-------	--------	-------	-------	-------	-------	--------

PITCHER	IP	WLS	BF	H	R	ER	SO	BB	IBB	HBP	BLK	WP	HR	S	P	ERA	WHIP
Russ Kemmerer, R ERA: 4.74 (1, 1)	7.0	L	34	11	5	5	5	2	0	0	0	0	1	42	50	6.43	1.857
Dick Hyde, R ERA: 5.35 (8, 1)	2.0		6	0	0	0	1	0	0	0	0	0	0	8	8	0.00	0.000

Batter	1	2	3	4	5	6	7	8	9	AB	R	H	RBI	BB	SO	LOB
Zoilo Versalles, R OBP: 0.300, SLG: 0.379 (1, 6)	0-3 K	0-0 P4			0-0 WP 1B 1B		0-0 P5			4	0	1	0	0	1	2
Lenny Green, L OBP: 0.316, SLG: 0.359 (1, 8)	0-0 4-3		0-0 F5		0-0 WP 1B 1B			0-0 L4		4	0	1	0	0	0	0
Jim Lemon, R OBP: 0.336, SLG: 0.538 (1, 7)	0-0 PB 2B 2B		0-0 G3		0-0 1-3 1-2 2-3			0-0 5-3		4	1	1	0	0	0	2
Bob Allison, R OBP: 0.337, SLG: 0.543 (1, 9)	4-0 2B 2B BB		0-0 L7			0-0 5-3		4-0 BB BB BB BB BB		2	1	0	0	2	0	0
Clint Courtney, L OBP: 0.336, SLG: 0.292 (1, 2)	0-0 1-H 3-H 2B		0-0 F9		0-0 4-3			0-0 F7		4	0	1	2	0	0	1
Harmon Killebrew, R OBP: 0.359, SLG: 0.550 (1, 5)	0-3 K		0-0 5-3		0-0 6-3			0-0 6-3		4	0	0	0	0	1	1
Roy Sievers, R OBP: 0.307, SLG: 0.445 (1, 3)		0-3 K		0-0 F9			0-0 2B		0-0 L8	4	0	1	0	0	1	0
Ron Samford, R OBP: 0.264, SLG: 0.333 Faye Throneberry, L OBP: 0.335, SLG: 0.408 (9, PH)		0-0 5-3			0-3 K		0-3 K		0-0 F8	3	0	0	0	0	2	1
Russ Kemmerer, R OBP: 0.240, SLG: 0.159 Dick Hyde, R (8, 1)		0-0 1B			0-0 5-3		0-0 F9			1	0	0	0	0	0	0

Inning Stats	R: 2	H: 2	E: 0	K: 2	S: 9	LOB: 1	BB: 1	P: 13	R: 0	H: 1	E: 0	K: 1	S: 6	LOB: 1	BB: 0	P: 6	R: 0	H: 0	E: 0	K: 0	S: 3	LOB: 0	BB: 0	P: 3	R: 0	H: 0	E: 0	K: 0	S: 3	LOB: 0	BB: 0	P: 3	R: 0	H: 0	E: 0	K: 0	S: 3	LOB: 0	BB: 0	P: 3	R: 0	H: 1	E: 0	K: 1	S: 6	LOB: 1	BB: 0	P: 6	R: 0	H: 0	E: 0	K: 0	S: 3	LOB: 1	BB: 1	P: 7	R: 0	H: 0	E: 0	K: 0	S: 3	LOB: 0	BB: 0	P: 3	R: 0	H: 0	E: 0	K: 0	S: 3	LOB: 0	BB: 0	P: 3	R: 0	H: 0	E: 0	K: 0	S: 3	LOB: 0	BB: 0	P: 3
--------------	------	------	------	------	------	--------	-------	-------	------	------	------	------	------	--------	-------	------	------	------	------	------	------	--------	-------	------	------	------	------	------	------	--------	-------	------	------	------	------	------	------	--------	-------	------	------	------	------	------	------	--------	-------	------	------	------	------	------	------	--------	-------	------	------	------	------	------	------	--------	-------	------	------	------	------	------	------	--------	-------	------	------	------	------	------	------	--------	-------	------

PITCHER	IP	WLS	BF	H	R	ER	SO	BB	IBB	HBP	BLK	WP	HR	S	P	ERA	WHIP
Gary Bell, R ERA: 3.72 (1, 1)	9.0	W	35	6	2	2	5	2	0	0	0	1	0	43	51	2.00	0.889

BOTTOM

Cleveland Indians @ Washington Senators
Griffith Stadium, Washington, DC
 Thu Aug 06 1959, 7:05 PM EDT
 Att. 7,344 - Unknown

AB	33
R	2
H	6
RBI	2
BB	2
SO	5
LOB	8



WP: 1	PA: 35
PB: 1	SB: 0
CS: 0	

Batter	1	2	3	4	5	6	7	8	9	AB R H RBI BB SO LOB	TOP	
Jim Piersall, R (1, 8) <small>OBP: 0.302, SLG: 0.326</small>	4-0 	0-0 F8 	0-0 		0-0 1-3 		0-3 K 		0-0 F9 	5 1 1 1 1 1 6		
Woodie Held, R (1, 5) <small>OBP: 0.316, SLG: 0.444</small>	0-3 K 	0-0 F9 	0-0 F3 		0-3 K 			0-0 F9 		5 0 0 0 0 2 5		
Minnie Minoso, R (1, 7) <small>OBP: 0.372, SLG: 0.457</small>	0-0 FC5-4 		0-0 1B 	0-0 L9 		0-0 L6 		0-0 6-3 		5 1 2 0 0 0 0		
Tito Francona, L (1, 3) <small>OBP: 0.450, SLG: 0.637</small>	4-0 		0-0 1B 	4-0 		0-0 6-3 		0-0 4-3 		3 2 1 0 2 0 0		
Rocky Colavito, R (1, 9) <small>OBP: 0.345, SLG: 0.538</small>	0-0 FC5-4 		0-0 1-6-3 	4-0 		0-0 P4 		4-0 		3 2 1 2 2 0 2		
George Strickland, R (1, 6) <small>OBP: 0.327, SLG: 0.338</small>	0-0 1-3 		0-0 G3 	0-0 		0-0 1-3 		0-0 		5 1 1 1 0 0 5		
Russ Nixon, L (1, 2) <small>OBP: 0.230, SLG: 0.233</small>		0-3 K 	0-0 1-6-3 	0-0 		0-0 G3 		0-0 		5 0 1 2 0 1 2		
Jim Baxes, R (1, 4) <small>OBP: 0.321, SLG: 0.480</small>		4-0 	0-0 	0-0 		4-0 		0-3 K 		3 1 1 1 2 1 4		
Herb Score, L (1, 1) <small>OBP: 0.132, SLG: 0.100</small> Al Cicotte, R (4, 1) <small>OBP: 0.500, SLG: 0.333</small> Mudcat Grant, R (7, 1) <small>OBP: 0.186, SLG: 0.256</small>		4-0 	0-0 		0-0 6-3 		1-0 		0-0 		1 0 1 0 1 0 0	
Inning Stats	R: 1 H: 1 E: 0 LOB: 2 K: 1 BB: 2 S: 6 P: 14	R: 0 H: 0 E: 0 LOB: 2 K: 1 BB: 2 S: 5 P: 13	R: 4 H: 6 E: 0 LOB: 2 K: 0 BB: 0 S: 9 P: 9	R: 2 H: 1 E: 2 LOB: 1 K: 0 BB: 2 S: 4 P: 12	R: 0 H: 0 E: 0 LOB: 0 K: 1 BB: 0 S: 5 P: 5	R: 0 H: 0 E: 0 LOB: 0 K: 0 BB: 0 S: 3 P: 3	R: 0 H: 0 E: 0 LOB: 2 K: 1 BB: 1 S: 5 P: 10	R: 0 H: 0 E: 0 LOB: 0 K: 0 BB: 0 S: 3 P: 3	R: 1 H: 2 E: 0 LOB: 2 K: 1 BB: 1 S: 7 P: 11	1B: 9 SF: 0 2B: 1 SAC: 0 3B: 0 DP: 1 HR: 0 HBP: 1	WP: 0 PA: 46 PB: 0 SB: 0 CS: 0	
PITCHER Jerry Walker, R (1, 1) <small>ERA: 2.93</small> Jack Fisher, R (3, 1) <small>ERA: 4.54</small> Billy Hoelt, L (8, 1) <small>ERA: 4.9</small>	IP WLS BF H R ER SO BB IBB HBP BLK WP HR S P ERA WHIP											PITCHER IP WLS BF H R ER SO BB IBB HBP BLK WP HR S P ERA WHIP

Cleveland Indians @ Baltimore Orioles
 Memorial Stadium, Baltimore, MD
 Fri Aug 07 1959, 7:05 PM EDT
 Att. 16,336 - Unknown

AB	37
R	8
H	10
RBI	8
BB	8
SO	5
LOB	24



WP: 0	PA: 46
PB: 0	
SB: 0	
CS: 0	

ERA	WHIP
4.54	1.500

livebaseballscorecards.com

Batter	1	2	3	4	5	6	7	8	9
Brooks Robinson, R (1, 5) OBP: 0.247, SLG: 0.275	0-0 2B 1B	0-0 P3		4-0 BB BB		0-0 G6-4-3 1-2f		0-0 F9	
Al Pilarcik, L (1, 9) OBP: 0.360, SLG: 0.370	0-3 K		4-0 1B BB	0-3 K		4-0 BB		0-0 F8	
Willie Tasby, R (1, 8) OBP: 0.308, SLG: 0.368	0-0 1B 2B		0-0 FC6-4 1B	4-0 1-2 2-3 BB		0-0 6-3		0-3 K	
Gene Woodling, L (1, 7) OBP: 0.415, SLG: 0.514	4-0 1B BB		0-0 F2	0-0 F9		4-0 2B 3-1 BB		0-0 E 1B	
Walt Dropo, R (1, 3) OBP: 0.252, SLG: 0.383 Bob Boyd, L (7, PH) OBP: 0.297, SLG: 0.318	0-0 1B 1B		0-3 K		0-0 F9		0-0 3-1 2B	0-0 E6	
Billy Gardner, R (1, 4) OBP: 0.285, SLG: 0.319	0-0 1B		0-0 FC6-4		0-0 L6		0-0 F9	0-3 K	
Joe Ginsberg, L (1, 2) OBP: 0.254, SLG: 0.220	0-0 G4-6-3 1-2f 1B			0-0 F8	0-0 2B		0-0 3-1	0-0 F7	
Willy Miranda, S (1, 6) OBP: 0.221, SLG: 0.216 Billy Klaus, L (5, PH) OBP: 0.370, SLG: 0.320		0-3 K		0-0 2B	0-3 K		4-0 BB	0-3 K	
Jerry Walker, S (1, 1) OBP: 0.152, SLG: 0.200 Jack Fisher, R (3, 1) OBP: 0.444, SLG: 0.500 Albie Pearson, L (7, PH) OBP: 0.311, SLG: 0.262 Billy Hoelt, L (8, 1) OBP: 0.250, SLG: 0.313		0-0 4-3		0-0 BB 2B		1-0 G6-4-3 HBP	0-0 G3		

AB	R	H	RBI	BB	SO	LOB
4	1	1	0	1	0	1
3	0	0	0	2	2	3
4	1	2	0	1	1	1
3	2	1	0	2	0	5
3	0	1	2	0	1	2
2	0	1	0	0	0	1
5	0	1	1	0	1	6
5	0	1	1	0	0	5
2	1	1	0	0	1	0
2	0	0	0	1	2	3
1	0	0	0	0	0	0
1	0	1	1	0	0	0
1	0	0	0	0	0	2
0	0	0	0	0	0	0

BOTTOM

Cleveland Indians @ Baltimore Orioles
Memorial Stadium, Baltimore, MD

Fri Aug 07 1959, 7:05 PM EDT
Att. 16,336 - Unknown

AB	36
R	5
H	10
RBI	5
BB	7
SO	8
LOB	29

WP: 0 PA: 44
PB: 0
SB: 0
CS: 0



Inning Stats	R	H	E	K	S	P	BB	IBB	HBP	BLK	WP	HR	S	P	ERA	WHIP	
R: 3 E: 0 K: 1 S: 8	H: 4 LOB: 1 BB: 1 P: 12	R: 0 E: 0 K: 1 S: 5	H: 0 LOB: 0 BB: 0 P: 5	R: 0 E: 0 K: 1 S: 6	H: 1 LOB: 2 BB: 1 P: 10	R: 1 E: 0 K: 1 S: 7	H: 2 LOB: 3 BB: 2 P: 15	R: 0 E: 0 K: 1 S: 6	H: 1 LOB: 1 BB: 0 P: 6	R: 0 E: 0 K: 0 S: 2	H: 0 LOB: 1 BB: 1 P: 7	R: 1 E: 0 K: 0 S: 4	H: 1 LOB: 2 BB: 2 P: 12	R: 0 E: 0 K: 1 S: 5	H: 0 LOB: 0 BB: 0 P: 5	R: 0 E: 1 K: 2 S: 9	H: 1 LOB: 2 BB: 0 P: 9

PITCHER	IP	WLS	BF	H	R	ER	SO	BB	IBB	HBP	BLK	WP	HR	S	P	ERA	WHIP
Herb Score, L (1, 1) ERA: 4.28	3.2		21	7	4	4	4	4	4	0	0	0	0	25	41	9.82	3.000
Al Cicotte, R (4, 1) ERA: 3.72	3.0	W	14	2	1	1	1	3	0	1	0	0	0	12	25	3.00	1.667
Mudcat Grant, R (7, 1) ERA: 3.92	2.1	S	9	1	0	0	3	0	0	0	0	0	0	15	15	0.00	0.429

WP	HR	S	P	ERA	WHIP
0	0	0	0		

Batter	1	2	3	4	5	6	7	8	9	AB R H RBI BB SO LOB	TOP
Jim Piersall, R (1, 8) <small>OBP: 0.305, SLG: 0.338</small>	0-0 		0-0 		0-0 		0-0 			4 1 2 0 0 0 1	
Russ Nixon, L (1, 2) <small>OBP: 0.231, SLG: 0.233</small>	0-0 		0-0 			0-0 		0-0 		4 1 1 2 0 0 1	
Minnie Minoso, R (1, 7) <small>OBP: 0.369, SLG: 0.453</small>	0-0 		0-0 			0-0 		0-0 		4 0 0 0 0 0 2	
Tito Francona, L (1, 3) <small>OBP: 0.447, SLG: 0.631</small>	0-3 			0-0 		0-0 		0-0 		4 0 1 1 0 1 0	
Rocky Colavito, R (1, 9) <small>OBP: 0.342, SLG: 0.533</small>		0-0 		0-0 		0-0 		0-0 		4 0 0 0 0 0 1	
George Strickland, R (1, 5) <small>OBP: 0.326, SLG: 0.335</small>		0-0 		0-0 		4-0 		0-0 		3 0 0 0 1 0 0	
Woodie Held, R (1, 6) <small>OBP: 0.313, SLG: 0.440</small>		0-0 			0-3 	0-3 		0-0 		4 0 0 0 0 2 2	
Billy Moran, R (1, 4) <small>OBP: 0.292, SLG: 0.375</small>			0-3 		0-0 		0-0 			3 0 0 0 0 1 0	
Jim Perry, S (1, 1) <small>OBP: 0.292, SLG: 0.375</small>			0-0 		0-0 		0-3 			3 1 2 0 0 1 0	
Gary Bell, R (7, 1) <small>OBP: 0.246, SLG: 0.222</small>										0 0 0 0 0 0 0	
Inning Stats	R: 1 H: 1 E: 0 LOB: 0 K: 1 BB: 0 S: 6 P: 6	R: 0 H: 0 E: 0 LOB: 0 K: 0 BB: 0 S: 3 P: 3	R: 1 H: 2 E: 0 LOB: 1 K: 1 BB: 0 S: 7 P: 7	R: 0 H: 0 E: 0 LOB: 0 K: 0 BB: 0 S: 3 P: 3	R: 0 H: 1 E: 0 LOB: 1 K: 1 BB: 0 S: 6 P: 6	R: 1 H: 2 E: 0 LOB: 2 K: 1 BB: 1 S: 7 P: 11	R: 0 H: 0 E: 0 LOB: 0 K: 1 BB: 0 S: 5 P: 5	R: 0 H: 0 E: 0 LOB: 0 K: 0 BB: 0 S: 3 P: 3	R: 0 H: 0 E: 0 LOB: 0 K: 0 BB: 0 S: 3 P: 3	1B: 5 SF: 0 2B: 0 SAC: 0 3B: 1 DP: 0 HR: 0 HBP: 0	WP: 0 PA: 34 PB: 0 SB: 0 CS: 0
PITCHER Milt Pappas, R (1, 1) <small>ERA: 3.59</small>	IP: 9.0 WLS: W BF: 34 H: 6 R: 3 ER: 3 SO: 5 BB: 1 IBB: 0 HBP: 0 BLK: 0 WP: 0 HR: 0 S: 43 P: 47 ERA: 3.00 WHIP: 0.778					PITCHER					

Cleveland Indians @ Baltimore Orioles
 Memorial Stadium, Baltimore, MD
 Sun Aug 09 1959, 3:33 AM EDT
 Att: 12,875 - Unknown

livebaseballscorecards.com

AB	33
R	3
H	6
RBI	3
BB	1
SO	5
LOB	7



Batter	1	2	3	4	5	6	7	8	9	AB R H RBI BB SO LOB	BOTTOM
Albie Pearson, L (1, 8) <small>OBP: 0.313, SLG: 0.266</small>	0-0 	0-0 F7		0-0 		0-0 G4-6-3		0-0 4-3		5 0 2 0 0 0 2	Cleveland Indians @ Baltimore Orioles Memorial Stadium, Baltimore, MD Sun Aug 09 1959, 3:33 AM EDT Att. 12,875 - Unknown
Billy Klaus, L (1, 6) <small>OBP: 0.366, SLG: 0.314</small>	4-0 		0-0 G3	0-0 P6		0-0 F8		0-0 F7		4 0 0 0 1 0 1	
Al Pilarcik, L (1, 9) <small>OBP: 0.370, SLG: 0.380</small>	0-0 		4-0 		0-0 4-3 3B		0-0 F8	4-0 		3 2 2 0 2 0 0	
Gene Woodling, L (1, 7) Barry Shetrone, L (8, PR) Willie Tasby, R (9, 8) <small>OBP: 0.415, SLG: 0.511</small> <small>OBP: 0.267, SLG: 0.296</small> <small>OBP: 0.308, SLG: 0.368</small>	0-3 K		4-0 	0-0 4-3		0-0 G3	0-0 	0-0 		4 0 1 0 1 1 4 0 0 0 0 0 0 0 0 0 0 0 0 0 0	
Bob Boyd, L (1, 3) <small>OBP: 0.298, SLG: 0.326</small>	0-0 		0-0 E7	0-0 	0-0 1B		0-0 	0-0 		5 2 2 1 0 0 6	
Joe Ginsberg, L (1, 2) <small>OBP: 0.262, SLG: 0.223</small>	0-3 K		0-0 L8	0-0 	0-0 1B		4-0 			3 0 1 1 1 1 5	
Brooks Robinson, R (1, 5) <small>OBP: 0.247, SLG: 0.275</small>		0-0 	0-0 F7		0-0 F8		0-0 	0-0 		4 0 1 0 0 0 4	
Billy Gardner, R (1, 4) <small>OBP: 0.286, SLG: 0.319</small>		0-0 SH1-3		0-0 P3	0-0 1-3		0-0 			3 0 1 0 0 0 1	
Milt Pappas, R (1, 1) <small>OBP: 0.200, SLG: 0.204</small>		0-0 6-3		0-0 P2		0-0 	0-0 F8			4 0 1 0 0 0 4	
Inning Stats	R: 0 H: 2 E: 0 LOB: 3 K: 2 BB: 1 S: 9 P: 13	R: 0 H: 1 E: 0 LOB: 1 K: 0 BB: 0 S: 4 P: 4	R: 1 H: 0 E: 1 LOB: 2 K: 0 BB: 2 S: 4 P: 12	R: 0 H: 1 E: 0 LOB: 1 K: 0 BB: 0 S: 4 P: 4	R: 2 H: 3 E: 0 LOB: 1 K: 0 BB: 0 S: 6 P: 6	R: 0 H: 1 E: 0 LOB: 0 K: 0 BB: 0 S: 3 P: 3	R: 1 H: 2 E: 1 LOB: 3 K: 0 BB: 1 S: 6 P: 10	R: 0 H: 1 E: 0 LOB: 2 K: 0 BB: 1 S: 4 P: 8	1B: 9 SF: 0 2B: 1 SAC: 1 3B: 1 DP: 1 HR: 0 HBP: 0	WP: 0 PA: 41 PB: 0 SB: 0 CS: 0	
PITCHER Jim Perry, R (1, 1) <small>ERA: 2.83</small> Gary Bell, R (7, 1) <small>ERA: 3.69</small>	IP WLS BF H R ER SO 6.2 L 33 9 4 2 2	IP WLS BF H R ER SO 1.1 8 2 0 0 0	IP WLS BF H R ER SO 1.0 0 0 0 0 0	IP WLS BF H R ER SO 1.0 0 0 0 0 0	IP WLS BF H R ER SO 2.0 0 0 0 0 0	IP WLS BF H R ER SO 1.0 0 0 0 0 0	IP WLS BF H R ER SO 2.0 0 0 0 0 0	IP WLS BF H R ER SO 2.0 0 0 0 0 0	WP HR S P 0 0 7 11	ERA WHIP 2.70 1.950 0.00 2.250	ERA WHIP 2.70 1.950 0.00 2.250

livebaseballscorecards.com

AB	35
R	4
H	11
RBI	2
BB	5
SO	2
LOB	27



Batter	1	2	3	4	5	6	7	8	9	AB R H RBI BB SO LOB	TOP										
Jim Piersall, R (1, 8) OBP: 0.307, SLG: 0.339	0-0 4-3		0-0 1-3		0-0 2B	0-0 1B		0-0 F9		5 1 2 1 0 0 0	Cleveland Indians @ Kansas City Athletics Municipal Stadium, Kansas City, MO Mon Aug 10 1959, 8:05 PM EDT Att: 11,478 - Unknown livebaseballscorecards.com										
George Strickland, R (1, 5) OBP: 0.322, SLG: 0.330	0-0 P3		0-0 F2		0-3 K	0-0 F8		0-0 F7		5 0 0 0 0 1 2											
Minnie Minoso, R (1, 7) OBP: 0.374, SLG: 0.457	4-0 BB		0-0 1B		0-0 2B		4-0 2B		0-0 F8	3 1 2 1 2 0 0											
Tito Francona, L (1, 3) OBP: 0.442, SLG: 0.622	0-0 P4		0-0 G3		0-0 4-3		0-0 F8		0-0 1B	5 0 1 0 0 0 3											
Rocky Colavito, R (1, 9) OBP: 0.346, SLG: 0.545		0-0 1B		0-0 HR		0-0 2B	0-0 1B	0-0 2B	0-0 F7	5 2 4 2 0 0 1											
Jim Baxes, R (1, 4) OBP: 0.327, SLG: 0.485		0-0 1B		0-3 K		0-0 SF9	4-0 BB		0-3 K	4 1 2 0 1 2 1											
Woodie Held, R (1, 6) OBP: 0.310, SLG: 0.435		0-3 K		0-0 E6		0-0 FC4	0-3 K			4 1 0 0 0 2 5											
Russ Nixon, L (1, 2) OBP: 0.231, SLG: 0.231		4-0 IBB		0-0 F8		0-0 SF9	0-0 F8			2 0 0 1 1 0 3											
Cal McLish, S (1, 1) OBP: 0.233, SLG: 0.228 Ray Webster, R (8, PH) OBP: 0.164, SLG: 0.302 Mike Garcia, R (8, 1) OBP: 0.077, SLG: 0.077 Jack Harshman, L (8, 1) OBP: 0.346, SLG: 0.316		0-0 G4-6-3		0-0 1B		0-0 G3		0-0 4-3		3 0 1 0 0 0 4 1 0											
Inning Stats	R: 0 H: 0 E: 0 LOB: 1 K: 0 BB: 1 S: 3 P: 7	R: 0 H: 2 E: 0 LOB: 2 K: 1 BB: 1 S: 6 P: 10	R: 0 H: 1 E: 0 LOB: 1 K: 1 BB: 0 S: 4 P: 4	R: 1 H: 2 E: 1 LOB: 2 K: 1 BB: 0 S: 7 P: 7	R: 1 H: 2 E: 0 LOB: 0 K: 1 BB: 0 S: 6 P: 6	R: 3 H: 3 E: 1 LOB: 1 K: 0 BB: 0 S: 7 P: 7	R: 1 H: 1 E: 0 LOB: 2 K: 1 BB: 2 S: 6 P: 14	R: 0 H: 0 E: 0 LOB: 0 K: 0 BB: 0 S: 3 P: 3	R: 0 H: 1 E: 0 LOB: 1 K: 1 BB: 0 S: 6 P: 6	1B: 8 SF: 1 2B: 3 SAC: 0 3B: 0 DP: 1 HR: 1 HBP: 0	WP: 0 PA: 42 PB: 0 SB: 2 CS: 0										
PITCHER	IP WLS BF H R ER SO BB IBB HBP BLK WP HR S P ERA WHIP	Ray Herbert, R (1, 1) ERA: 4.06 Rip Coleman, L (3, 1) ERA: 4.62 Murry Dickson, R (6, 1) ERA: 3.88 Tom Sturdivant, R (7, 1) ERA: 3.84 John Tsitouris, R (8, 1) ERA: 3.53										Johnny Kucks, R (9, 1) ERA: 3.81									



Batter	1	2	3	4	5	6	7	8	9	AB	R	H	RBI	BB	SO	LOB
Bill Tuttle, R OBP: 0.356, SLG: 0.389 (1, 8)	0-0 1B		0-0 P5		0-0 F7		0-0 5-3	0-0 1B		5	0	2	1	0	0	4
Russ Snyder, L OBP: 0.344, SLG: 0.393 (1, 7) Bob Cerv, R OBP: 0.319, SLG: 0.438 (8, PH) Johnny Kucks, R OBP: 0.147, SLG: 0.094 (9, 1)	0-0 F8		0-3 K		0-0 4-3		0-0 F8	0-0 G4-6-3		4	0	0	0	0	1	5
Roger Maris, L OBP: 0.377, SLG: 0.527 (1, 9)	0-3 K			0-0 F9		0-0 P6	1-0 1B HBP		0-0 F8	4	0	0	0	0	1	1
Dick Williams, R OBP: 0.312, SLG: 0.462 (1, 3) (9, 7)	4-0 BB			0-3 K		0-0 BB 1B	0-0 1B		0-3 K	4	0	2	2	1	2	0
Jerry Lumpe, L OBP: 0.318, SLG: 0.315 (1, 6)	0-0 F8			0-0 1B		0-0 F7	0-0 6-3		0-0 6-3	5	0	1	0	0	0	5
Hal Smith, R OBP: 0.381, SLG: 0.384 (1, 5)		0-0 5-3		0-0 F7		4-0 BB FC6		4-0 1B BB		2	1	0	0	2	0	1
Frank House, L OBP: 0.297, SLG: 0.331 (1, 2)		0-3 K			0-0 F9	0-0 FC6		0-3 K		4	0	0	0	0	2	3
Wayne Terwilliger, R OBP: 0.345, SLG: 0.370 (1, 4)		0-0 F8				1B 1B		0-0 1B 1B		4	2	3	0	0	0	0
Ray Herbert, R Rip Coleman, L Kent Hadley, L Harry Dickson, R Tom Shivers, L Preston Ward, L John Talouris, R Ray Boone, R			0-0 4-3		0-0 1B		0-0 1B 1B		0-0 1B	0	0	0	0	0	0	0

Inning Stats	R: 0	H: 1	E: 0	LOB: 2	K: 1	P: 10	R: 0	H: 0	E: 0	LOB: 0	K: 1	P: 5	R: 0	H: 0	E: 0	LOB: 0	K: 1	P: 5	R: 0	H: 1	E: 0	LOB: 1	K: 1	P: 6	R: 0	H: 2	E: 0	LOB: 2	K: 0	P: 5	R: 0	H: 1	E: 0	LOB: 2	K: 0	P: 8	R: 2	H: 3	E: 0	LOB: 2	K: 0	P: 7	R: 2	H: 3	E: 0	LOB: 1	K: 1	P: 11	R: 0	H: 0	E: 0	LOB: 0	K: 1	P: 5	1B: 11	SF: 0	2B: 0	SAC: 0	3B: 0	DP: 1	HR: 0	HBP: 1	WP: 0	PA: 41
Cal McLish, R ERA: 3.08 (1, 1)	IP	WLS	BF	H	R	ER	SO	BB	IBB	HBP	BLK	WP	HR	S	P	ERA	WHIP																																															
Mike Garcia, R ERA: 3.61 (8, 1)	0.1		5	3	2	2	1	1	0	0	0	0	0	6	10	54.00	12.000																																															
Jack Harshman, L ERA: 6.3 (8, 1)	1.2	S	4	0	0	0	1	0	0	0	0	0	0	6	6	0.00	0.000																																															
PITCHER	IP	WLS	BF	H	R	ER	SO	BB	IBB	HBP	BLK	WP	HR	S	P	ERA	WHIP																																															

Cleveland Indians @ Kansas City Athletics
Municipal Stadium, Kansas City, MO
Mon Aug 10 1959, 8:05 PM EDT
Att. 11,478 - Unknown

livebaseballscorecards.com

AB	37
R	4
H	11
RBI	4
BB	3
SO	6
LOB	21



Batter	1	2	3	4	5	6	7	8	9	AB R H RBI BB SO LOB	TOP											
Jim Piersall, R (1, 8) OBP: 0.305, SLG: 0.340	0-0 F9		0-0 F9		0-0 2B		0-0 1-3		0-0 6-3	5 0 1 0 0 0 2	Cleveland Indians @ Kansas City Athletics Municipal Stadium, Kansas City, MO Tue Aug 11 1959, 8:05 PM EDT Att: 10,884 - Unknown livebaseballscorecards.com											
Vic Power, R (1, 5) OBP: 0.347, SLG: 0.437	0-0 HBP 1B		0-0 G6-4-3 1-2f		0-0 5-3		0-0 3-1			4 0 1 0 0 0 3												
Minnie Minoso, R (1, 7) OBP: 0.379, SLG: 0.470	1-0 G5-4-3 HBP			0-0 2B		0-0 HR	0-0 FC5-4 1B			3 1 3 1 0 0 0												
Tito Francona, L (1, 3) OBP: 0.436, SLG: 0.612	0-0 G5-4-3 1-2f			0-0 E3 BB		0-0 E5 HR	0-0 FC5-4 1-2f			4 1 0 0 0 0 3												
Rocky Colavito, R (1, 9) OBP: 0.350, SLG: 0.553		0-3 K		4-0 FC6-4 1-2 BB		0-0 HR	0-0 G6-4-3 1B			3 1 2 2 1 1 0												
Jim Baxes, R (1, 4) OBP: 0.321, SLG: 0.475		0-3 K		0-3 K		0-0 F8	0-0 G6-4-3 1-2f			4 0 0 0 0 2 3												
Woodie Held, R (1, 6) OBP: 0.307, SLG: 0.430		0-3 K		0-0 FC6-4 1-2f		0-0 F9	0-3 K			4 0 0 0 0 2 2												
Dick Brown, R (1, 2) OBP: 0.296, SLG: 0.380			0-0 1B 2B		0-0 F7	1-0 HBP		0-3 K		3 0 1 0 0 1 0												
Mudcat Grant, R (1, 1) OBP: 0.186, SLG: 0.256			0-0 G6-4-3		0-0 F9	0-0 1-3		0-0 F3		0 0 0 0 0 0 0												
Bob Smith, L (1, 1)										0 0 0 0 0 0 0												
Bobby Locke, R (3, PH) OBP: 0.381, SLG: 0.550										3 0 1 0 0 0 1												
Ray Webster, R (9, PH) OBP: 0.161, SLG: 0.296			2-3 1B							1 0 0 0 0 0 0												
Inning Stats	R: 0 E: 0 K: 0 S: 3	H: 1 LOB: 1 BB: 0 P: 4	R: 0 E: 0 K: 3 S: 9	H: 0 LOB: 0 BB: 0 P: 9	R: 0 E: 0 K: 0 S: 4	H: 2 LOB: 1 BB: 0 P: 4	R: 0 E: 1 K: 1 S: 6	H: 1 LOB: 2 BB: 1 P: 10	R: 0 E: 0 K: 0 S: 4	H: 1 LOB: 1 BB: 0 P: 4	R: 3 E: 1 K: 0 S: 6	H: 2 LOB: 1 BB: 0 P: 7	R: 0 E: 0 K: 0 S: 4	H: 1 LOB: 1 BB: 0 P: 4	R: 0 E: 0 K: 1 S: 5	H: 1 LOB: 0 BB: 0 P: 5	R: 0 E: 0 K: 1 S: 5	H: 0 LOB: 0 BB: 0 P: 5	1B: 4 2B: 3 3B: 0 HR: 2	SF: 0 SAC: 0 DP: 3 HBP: 2	WP: 0 PB: 0 SB: 0 CS: 0	PA: 37
PITCHER Bud Daley, L (1, 1) ERA: 2.94	IP: 9.0 WLS: W BF: 37 H: 9 R: 3 ER: 2 SO: 6 BB: 1 IBB: 0 HBP: 2 BLK: 0 WP: 0 HR: 2 S: 46 P: 52 ERA: 2.00 WHIP: 1.111											PITCHER	IP: WLS: BF: H: R: ER: SO: BB: IBB: HBP: BLK: WP: HR: S: P: ERA: WHIP:									



Batter	1	2	3	4	5	6	7	8	9
Bill Tuttle, R OBP: 0.356, SLG: 0.393 (1, 8)									
Russ Snyder, L OBP: 0.347, SLG: 0.404 (1, 7)									
Jerry Lumpe, L OBP: 0.320, SLG: 0.317 (1, 6)									
Dick Williams, R OBP: 0.316, SLG: 0.461 (1, 3)									
Roger Maris, L OBP: 0.375, SLG: 0.521 (1, 9)									
Hal Smith, R OBP: 0.387, SLG: 0.393 (1, 5)									
Frank House, L OBP: 0.297, SLG: 0.327 (1, 2)									
Wayne Terwilliger, R OBP: 0.350, SLG: 0.375 (1, 4)									
Bud Daley, L OBP: 0.339, SLG: 0.333 (1, 1)									

Inning Stats	R: 5 E: 0 K: 0 S: 7	H: 4 LOB: 2 BB: 3 P: 19	R: 0 E: 0 K: 0 S: 4	H: 1 LOB: 3 BB: 2 P: 12	R: 0 E: 0 K: 0 S: 3	H: 0 LOB: 0 BB: 0 P: 3	R: 0 E: 0 K: 0 S: 4	H: 1 LOB: 1 BB: 0 P: 4	R: 1 E: 0 K: 1 S: 8	H: 3 LOB: 2 BB: 0 P: 8	R: 0 E: 0 K: 0 S: 3	H: 0 LOB: 0 BB: 0 P: 3	R: 0 E: 0 K: 0 S: 3	H: 0 LOB: 0 BB: 0 P: 3	R: 1 E: 0 K: 1 S: 7	H: 2 LOB: 2 BB: 1 P: 11
1B: 8 2B: 2 3B: 1 HR: 0	SF: 0 SAC: 1 DP: 0 HBP: 0	WP: 1 PB: 0 SB: 0 CS: 0	PA: 41													

PITCHER	IP	WLS	BF	H	R	ER	SO	BB	IBB	HBP	BLK	WP	HR	S	P	ERA	WHIP
Mudcat Grant, R ERA: 4.29 (1, 1)	0.1	L	6	3	5	5	0	2	0	0	0	0	0	4	12	135.00	15.000
Bob Smith, L ERA: 6.75 (1, 1)	1.2		10	2	0	0	0	3	0	0	0	1	0	7	19	0.00	3.000
Bobby Locke, R ERA: 4.03 (3, 1)	6.0		25	6	2	2	2	1	0	0	0	0	0	28	32	3.00	1.167

BOTTOM

Cleveland Indians @ Kansas City Athletics
Municipal Stadium, Kansas City, MO

Tue Aug 11 1959, 8:05 PM EDT
Att. 10,884 - Unknown

livebaseballscorecards.com

AB	34
R	7
H	11
RBI	6
BB	6
SO	2
LOB	20



Batter	1	2	3	4	5	6	7	8	9	AB R H RBI BB SO LOB	TOP											
Jim Piersall, R (1, 8) <small>OBP: 0.310, SLG: 0.340</small> Woodie Held, R (8, 8) <small>OBP: 0.307, SLG: 0.430</small>	4-0 G4-3 BB	0-0 1-2 1B		0-0 6-3		0-0 L6		1-0 1B FC6-2 1-2 2-3 HBP		3 0 1 0 1 0 1 0 0 0 0 0 0 0												
Vic Power, R (1, 5) <small>OBP: 0.348, SLG: 0.437</small>	0-0 G4-3 1-2f	0-0 P4			0-0 E 2B 1B	0-0 1B 1B		0-0 FC6-2 1B 1-2 2-3 3-Hf		5 1 2 0 0 0 6												
Minnie Minoso, R (1, 7) <small>OBP: 0.383, SLG: 0.480</small>	0-0 HR	4-0 1-2 2-3 BB			0-3 K 1-2	0-0 1B		0-0 G6-4-3 1B 1-2 2-3 3-H		4 1 3 3 1 1 1												
Tito Francona, L (1, 3) <small>OBP: 0.428, SLG: 0.600</small>	0-3 K	0-0 F8			0-0 F9	0-0 4-3		0-0 G6-4-3 1-2f		5 0 0 0 0 1 9												
Rocky Colavito, R (1, 9) <small>OBP: 0.352, SLG: 0.555</small>		4-0 1B G3 HR BB	0-0 G6-4-3 1B		0-0 2B 2B		0-0 F8		0-0 F7	4 2 2 1 1 0 0												
Jim Baxes, R (1, 4) <small>OBP: 0.323, SLG: 0.493</small>		0-0 G3 1-2	0-0 G6-4-3 1-2f		0-0 2B 2B		0-0 P4		0-0 HR	5 1 2 2 0 0 2												
George Strickland, R (1, 6) <small>OBP: 0.320, SLG: 0.328</small>		0-0 HR 2-3 1B	0-0 6-3		0-3 K		0-0 F2		0-0 6-3	5 1 1 0 0 1 1												
Russ Nixon, L (1, 2) <small>OBP: 0.240, SLG: 0.257</small>		0-0 HR 1-H 3-H		0-0 4-3		0-0 1B SH2-4 1B		0-0 HBP SH FC6-2 1B	0-3 K	5 2 3 3 0 1 0												
Gary Bell, R (1, 1) <small>OBP: 0.254, SLG: 0.232</small>		0-0 BB 1B 1B		0-0 6-3		0-0 SH2-4		0-0 SH FC6-2 HBP 1B		2 1 1 0 0 0 0												
Inning Stats	R: 1 E: 0 K: 1 S: 5	H: 1 LOB: 0 BB: 1 P: 9	R: 3 E: 0 K: 0 S: 7	H: 4 LOB: 3 BB: 2 P: 15	R: 0 E: 0 K: 0 S: 3	H: 1 LOB: 0 BB: 0 P: 3	R: 0 E: 0 K: 0 S: 3	H: 0 LOB: 0 BB: 0 P: 3	R: 2 E: 1 K: 2 S: 10	H: 3 LOB: 1 BB: 0 P: 10	R: 1 E: 0 K: 0 S: 6	H: 3 LOB: 2 BB: 0 P: 6	R: 0 E: 0 K: 0 S: 3	H: 0 LOB: 0 BB: 0 P: 3	R: 1 E: 1 K: 0 S: 5	H: 2 LOB: 2 BB: 0 P: 6	R: 1 E: 0 K: 1 S: 6	H: 1 LOB: 0 BB: 0 P: 6	1B: 10 2B: 2 3B: 0 HR: 3	SF: 0 SAC: 2 DP: 3 HBP: 1	WP: 0 PB: 0 SB: 0 CS: 0	PA: 44
PITCHER	IP WLS BF H R ER SO BB IBB HBP BLK WP HR S P ERA WHIP																				PITCHER	IP WLS BF H R ER SO BB IBB HBP BLK WP HR S P ERA WHIP
Johnny Kucks, R (1, 1) <small>ERA: 4.08</small>	1.1 L 10 5 4 4 1 2 0 0 0 0 0 2 10 18 27.00 5.250																					
Murry Dickson, R (2, 1) <small>ERA: 3.61</small>	3.2 15 4 2 0 2 1 0 0 0 0 0 0 18 22 0.00 1.364																					
Rip Coleman, L (6, 1) <small>ERA: 4.68</small>	1.0 6 3 1 1 0 0 0 0 0 0 0 0 6 6 9.00 3.000																					
Tom Sturdivant, R (7, 1) <small>ERA: 3.74</small>	2.0 9 2 1 0 0 0 0 0 1 0 0 0 8 9 0.00 1.000																					
Dick Tomanek, L (9, 1) <small>ERA: 8.49</small>	1.0 4 1 1 1 1 0 0 0 0 0 0 1 6 6 9.00 1.000																					

Cleveland Indians @ Kansas City Athletics
 Municipal Stadium, Kansas City, MO
 Wed Aug 12 1959, 8:05 PM EDT
 Att: 10,937 - Unknown

AB	38
R	9
H	15
RBI	9
BB	3
SO	4
LOB	20



Batter	1	2	3	4	5	6	7	8	9	AB	R	H	RBI	BB	SO	LOB	BOTTOM								
Bill Tuttle, R (1, 8) OBP: 0.359, SLG: 0.392	0-3 K ①		4-0 G1-6-3 BB		0-0 2B 1B	4-0 BB BB BB		0-0 F7 ③		3	0	1	0	2	1	1									
Russ Snyder, L (1, 7) OBP: 0.350, SLG: 0.414	0-0 3B 1B		0-0 G1-6-3 ② ③ 1-2f		0-0 1-3 2-H 2B	0-0 4-3 ③			0-0 P1 ①	5	1	2	1	0	0	4									
Jerry Lumpe, L (1, 6) OBP: 0.321, SLG: 0.325	0-0 1-H 3B			0-0 FC4-6 1B	0-0 3-1 ③			0-0 F8 ①	0-0 F8 ②	5	0	2	1	0	0	2									
Dick Williams, R (1, 3) OBP: 0.312, SLG: 0.455	0-0 1-3 ②			0-0 F7 ①		0-3 K S S S	0-0 P6 ②		0-3 K S S S	5	0	0	0	0	2	2									
Roger Maris, L (1, 9) OBP: 0.376, SLG: 0.517	0-3 K ③			0-0 FC4-6 1-2f	4-0 FC4-6 BB 1B BB	4-0 BB BB BB	4-0 BB			2	1	0	0	2	1	2									
Hal Smith, R (1, 5) OBP: 0.385, SLG: 0.387		0-3 K ①		0-0 F8 ③		4-0 BB BB BB	0-0 FC4-6 BB	0-0 F8 ③		3	0	0	0	1	1	2									
Frank House, L (1, 2) OBP: 0.296, SLG: 0.326		0-0 F7 ②			0-0 1B 2B 1B	0-0 FC4-6 1B 1-2f 2-3		0-0 F9 ①		4	2	1	0	0	0	2									
Wayne Terwilliger, R (1, 4) OBP: 0.354, SLG: 0.379		0-3 K ③			0-0 F5 ①	0-0 BB BB 1B 1-2 3-H		0-0 1B 1B		4	0	2	1	0	1	1									
Johnny Kucks, R (1, 1) OBP: 0.147, SLG: 0.094			0-0 5-3 ①		0-3 K S S S	0-0 BB BB 1B 1-2 2-H		0-3 K S S S		0	0	0	0	0	0	0									
Murry Dickson, R (2, 1) OBP: 0.250, SLG: 0.250										1	0	0	0	0	0	0									
Kent Hadley, L (5, PH) OBP: 0.285, SLG: 0.389										1	0	0	0	0	0	1									
Rip Coleman, L (6, 1) OBP: 0.080, SLG: 0.080										0	0	0	0	0	0	0									
Ray Boone, R (6, PH) OBP: 0.442, SLG: 0.387										1	0	1	1	0	0	0									
Tom Sturdivant, L (7, 1) OBP: 0.350, SLG: 0.453										0	0	0	0	0	0	0									
Harry Chiti, R (8, PH) OBP: 0.350, SLG: 0.453										1	0	0	0	0	1	1									
Dick Tomaneck, L (9, 1) OBP: 0.350, SLG: 0.453										0	0	0	0	0	0	0									
Inning Stats	R: 1 E: 0 K: 2 S: 9	H: 2 LOB: 1 BB: 0 P: 9	R: 0 E: 0 K: 2 S: 7	H: 0 LOB: 0 BB: 0 P: 7	R: 0 E: 0 K: 0 S: 2	H: 0 LOB: 0 BB: 1 P: 6	R: 0 E: 0 K: 0 S: 4	H: 1 LOB: 1 BB: 0 P: 4	R: 1 E: 0 K: 1 S: 8	H: 3 LOB: 2 BB: 0 P: 8	R: 2 E: 0 K: 1 S: 7	H: 2 LOB: 3 BB: 3 P: 19	R: 0 E: 0 K: 0 S: 3	H: 0 LOB: 1 BB: 1 P: 7	R: 0 E: 0 K: 1 S: 6	H: 1 LOB: 1 BB: 0 P: 6	R: 0 E: 0 K: 1 S: 5	H: 0 LOB: 0 BB: 0 P: 5	1B: 7 2B: 1 3B: 1 HR: 0	SF: 0 SAC: 0 DP: 1 HBP: 0	WP: 0 PB: 0 SB: 0 CS: 0	PA: 40			
PITCHER Gary Bell, R (1, 1) ERA: 3.71	IP 9.0 WLS W BF 40 H 9 R 4 ER 4 SO 8 BB 5 IBB 0 HBP 0 BLK 0 WP 0 HR 0 S 51 P 71 ERA 4.00 WHIP 1.556																								

Cleveland Indians @ Kansas City Athletics
Municipal Stadium, Kansas City, MO
Wed Aug 12 1959, 8:05 PM EDT
Att. 10,937 - Unknown

livebaseballscorecards.com

AB	35
R	4
H	9
RBI	4
BB	5
SO	8
LOB	18



	WP: 0	PA: 40
	PB: 0	
	SB: 0	
	CS: 0	

Batter	1	2	3	4	5	6	7	8	9	AB R H RBI BB SO LOB	TOP		
Jim Piersall, R (1, 8) OBP: 0.309, SLG: 0.337	0-0 4-3	0-0 F9		0-0 G4-3 1-3 1B			0-0 F7	0-0 6-3		5 0 1 0 0 0 2	Cleveland Indians @ Kansas City Athletics Municipal Stadium, Kansas City, MO Thu Aug 13 1959, 8:05 PM EDT Att: 12,510 - Unknown livebaseballscorecards.com		
Vic Power, R (1, 5) OBP: 0.346, SLG: 0.434	0-3 K FC6-4	0-0 FC5-4 1-3 1B		0-0 G4-3 1-2f			0-0 5-3		0-0 5-3	5 0 1 0 0 1 2			
Minnie Minoso, R (1, 7) OBP: 0.381, SLG: 0.477	0-0 FC6-4 FC5-4 1-2f	0-0 FC5-4 1-2f				0-0 5-3		0-3 K	0-0 1B	5 0 1 0 0 1 3			
Tito Francona, L (1, 3) OBP: 0.424, SLG: 0.596	0-0 FC5-4 1-2f		0-0 4-3			0-0 3-1		0-0 2B	0-0 3-1	5 1 1 0 0 0 1			
Rocky Colavito, R (1, 9) OBP: 0.354, SLG: 0.552		4-0 2B BB	0-0 F8		0-0 P3			4-0 2B BB		2 1 0 0 2 0 0			
Jim Baxes, R (1, 4) OBP: 0.330, SLG: 0.505		0-0 HR 1-2 2B	4-0 BB			0-3 K		0-0 1B 1-H 2-H 2B		3 2 2 2 1 1 0			
Russ Nixon, L (1, 2) OBP: 0.250, SLG: 0.263		4-0 HR BB	0-0 F8			0-0 G6-4-3 1B		0-0 2B 2-H 1B		3 2 2 1 1 0 1			
Woodie Held, R (1, 6) OBP: 0.309, SLG: 0.442		0-0 HR 1-H 2-H		0-0 5-3		0-0 G6-4-3 1-2f		0-0 G3 1-H 2B		4 1 2 4 0 0 1			
Jack Harshman, L (1, 1) OBP: 0.367, SLG: 0.318		4-0 1B BB		0-0 1B			0-0 F9	0-0 G3 2-3		3 0 1 0 1 0 1			
Inning Stats	R: 0 E: 0 K: 1 S: 6 H: 0 LOB: 1 BB: 0 P: 6	R: 3 E: 0 K: 0 S: 5 H: 3 LOB: 2 BB: 3 P: 17	R: 0 E: 0 K: 0 S: 3 H: 0 LOB: 1 BB: 1 P: 7	R: 0 E: 0 K: 0 S: 4 H: 2 LOB: 1 BB: 0 P: 4	R: 0 E: 0 K: 0 S: 3 H: 0 LOB: 0 BB: 0 P: 3	R: 0 E: 0 K: 1 S: 5 H: 1 LOB: 0 BB: 0 P: 5	R: 0 E: 0 K: 0 S: 3 H: 0 LOB: 0 BB: 0 P: 3	R: 4 E: 0 K: 1 S: 9 H: 4 LOB: 1 BB: 1 P: 13	R: 0 E: 0 K: 0 S: 3 H: 1 LOB: 0 BB: 0 P: 3	1B: 6 2B: 4 3B: 0 HR: 1 SF: 0 SAC: 0 DP: 2 HBP: 0	WP: 0 PB: 1 SB: 0 CS: 0 PA: 40		
PITCHER	IP WLS BF H R ER SO BB IBB HBP BLK WP HR S P ERA WHIP											PITCHER	IP WLS BF H R ER SO BB IBB HBP BLK WP HR S P ERA WHIP
John Tsitouris, R (1, 1) ERA: 4.4	7.1 L 34 9 7 7 3 5 0 0 0 0 0 1 35 55 8.59 1.909												
Bob Grim, R (8, 1) ERA: 4.22	0.2 3 1 0 0 0 0 0 0 0 0 0 0 3 3 0.00 1.500												
Tom Sturdivant, R (9, 1) ERA: 3.69	1.0 3 1 0 0 0 0 0 0 0 0 0 0 0 3 3 0.00 1.000												



Batter	1	2	3	4	5	6	7	8	9	AB	R	H	RBI	BB	SO	LOB
Bill Tuttle, R OBP: 0.356, SLG: 0.388 (1, 8)	F8		F9			6-3		4-3		4	0	0	0	0	0	0
Jerry Lumpe, L OBP: 0.320, SLG: 0.324 (1, 6)	F7			F7		G6-4-3 1B		P5		4	0	1	0	0	0	0
Dick Williams, R OBP: 0.314, SLG: 0.462 (1, 5)	6-3			HR BB		G6-4-3 1-2f			HR	3	2	1	1	1	0	1
Bob Cerv, R OBP: 0.324, SLG: 0.452 (1, 7)		1B		HR			1-3		G4-6-3 1B	4	1	3	2	0	0	0
Ray Boone, R OBP: 0.403, SLG: 0.377 (1, 3)		K		P6			F7		F8	4	0	0	0	0	1	2
Hal Smith, R OBP: 0.383, SLG: 0.385 (1, 2)		F9		P4			HR 1B		G4-6-3 1-2f	4	1	1	0	0	0	2
Zeke Bella, R OBP: 0.316, SLG: 0.329 (1, 9)		P4				F8			HR	3	1	1	2	0	0	1
Wayne Terwilliger, R OBP: 0.346, SLG: 0.370 (1, 4)			6-3			F9		F7		3	0	0	0	0	0	0
John Tsitouris, R OBP: 0.200, SLG: 0.200 (1, 1)			F3			L5			5-3	2	0	0	0	0	0	0
Bob Grim, R OBP: 0.167, SLG: 0.222 (8, 1)										0	0	0	0	0	0	0
Harry Chiti, R OBP: 0.348, SLG: 0.450 (8, PH)										1	0	0	0	0	0	0
Tom Sturdivant, L (9, 1)										0	0	0	0	0	0	0

Inning Stats	R: 0	H: 0	E: 0	K: 0	S: 3	R: 0	H: 1	E: 0	K: 1	S: 6	R: 0	H: 0	E: 0	K: 0	S: 3	R: 2	H: 1	E: 0	K: 0	S: 4	R: 0	H: 0	E: 0	K: 0	S: 3	R: 0	H: 1	E: 0	K: 0	S: 3	R: 2	H: 2	E: 0	K: 0	S: 5	R: 0	H: 0	E: 0	K: 0	S: 3	R: 1	H: 2	E: 0	K: 0	S: 4	1B: 4	2B: 0	3B: 0	HR: 3	SF: 0	SAC: 0	DP: 2	HBP: 0	WP: 0	PA: 33
PITCHER Jack Harshman, L ERA: 6.17 (1, 1)	IP	WLS	BF	H	R	ER	SO	BB	IBB	HBP	BLK	WP	HR	S	P	ERA	WHIP	IP	WLS	BF	H	R	ER	SO	BB	IBB	HBP	BLK	WP	HR	S	P	ERA	WHIP	IP	WLS	BF	H	R	ER	SO	BB	IBB	HBP	BLK	WP	HR	S	P	ERA	WHIP				

BOTTOM

Cleveland Indians @ Kansas City Athletics
Municipal Stadium, Kansas City, MO

Thu Aug 13 1959, 8:05 PM EDT
Att. 12,510 - Unknown

livebaseballscorecards.com

AB	32
R	5
H	7
RBI	5
BB	1
SO	1
LOB	6



Batter	1	2	3	4	5	6	7	8	9	AB R H RBI BB SO LOB	TOP	
Jim Piersall, R (1, 8) <small>OBP: 0.305, SLG: 0.333</small> Jack Harshman, L (8, PH) <small>OBP: 0.355, SLG: 0.304</small> Billy Moran, R (8, 6)	0-0 1-3		0-0 G3			0-0 1-3		0-0 L8		3 0 0 0 0 0 1 1 0 0 0 0 0 2 0 0 0 0 0 0 0	Cleveland Indians @ Detroit Tigers Briggs Stadium, Detroit, MI Fri Aug 14 1959, 7:05 PM EDT Att: 28,198 - Unknown	
Vic Power, R (1, 5) <small>OBP: 0.346, SLG: 0.435</small>	0-0 6-3 2B		0-0 6-3			0-0 4-3		0-0 F9		4 0 1 0 0 0 3		
Minnie Minoso, R (1, 7) <small>OBP: 0.380, SLG: 0.475</small>	0-0 6-3 2-3			0-0 1B 1B		0-0 L8		0-0 5-3		4 0 1 0 0 0 1		
Tito Francona, L (1, 3) <small>OBP: 0.422, SLG: 0.602</small>	0-0 G3			0-3 K			0-0 4-3		0-0 HR	4 1 1 1 0 1 2		
Rocky Colavito, R (1, 9) <small>OBP: 0.353, SLG: 0.550</small>		0-0 6-3		0-0 1-2 1B			0-0 5-3		0-0 F7	4 0 1 0 0 0 0		
Jim Baxes, R (1, 4) <small>OBP: 0.325, SLG: 0.495</small>		0-0 3-1		0-0 L8			0-0 F2		0-0 P6	4 0 0 0 0 0 1		
Russ Nixon, L (1, 2) <small>OBP: 0.251, SLG: 0.264</small>		0-0 F9			0-0 6-3					3 0 1 0 0 0 0		
Woodie Held, R (1, 6) <small>OBP: 0.311, SLG: 0.443</small> (8, 8)			0-0 E6 6-3		0-0 G4-3 1B			0-0 1-2 1B		3 0 2 0 0 0 0		
Cal McLish, S (1, 1) <small>OBP: 0.230, SLG: 0.224</small> Bobby Locke, R (3, 1) <small>OBP: 0.364, SLG: 0.524</small> Elmer Valo, L (8, PH) <small>OBP: 0.429, SLG: 0.231</small> Bob Smith, L (8, 1)			0-0 6-3		0-0 G4-3			0-0 F2		1 0 0 0 0 0 1 1 0 0 0 0 0 1 1 0 0 0 0 0 2 0 0 0 0 0 0 0		
Inning Stats	R: 0 H: 1 E: 0 LOB: 1 K: 0 BB: 0 S: 4 P: 4	R: 0 H: 0 E: 0 LOB: 0 K: 0 BB: 0 S: 3 P: 3	R: 0 H: 0 E: 1 LOB: 1 K: 0 BB: 0 S: 4 P: 4	R: 0 H: 2 E: 0 LOB: 1 K: 1 BB: 0 S: 6 P: 6	R: 0 H: 1 E: 0 LOB: 0 K: 0 BB: 0 S: 3 P: 3	R: 0 H: 0 E: 0 LOB: 0 K: 0 BB: 0 S: 3 P: 3	R: 0 H: 0 E: 0 LOB: 0 K: 0 BB: 0 S: 3 P: 3	R: 0 H: 2 E: 0 LOB: 2 K: 0 BB: 0 S: 5 P: 5	R: 1 H: 1 E: 0 LOB: 0 K: 0 BB: 0 S: 4 P: 4	1B: 5 SF: 0 2B: 1 SAC: 0 3B: 0 DP: 1 HR: 1 HBP: 0	WP: 0 PA: 33 PB: 0 SB: 0 CS: 0	
PITCHER Frank Lary, R (1, 1) <small>ERA: 2.96</small>	IP WLS BF H R ER SO BB IBB HBP BLK WP HR S P ERA WHIP	9.0 W 33 7 1 1 1 0 0 0 0 0 0 1 35 35 1.00 0.778										

livebaseballscorecards.com

AB	33
R	1
H	7
RBI	1
BB	0
SO	1
LOB	14



Batter	1	2	3	4	5	6	7	8	9
Eddie Yost, R OBP: 0.428, SLG: 0.412 (1, 5)	0-0 4-3 HR 1B	0-0 2-H 3-H 1B		0-0 FC4-6 1B		0-0 1B		0-0 1B 1B WP 1B	
Frank Bolling, R OBP: 0.335, SLG: 0.382 (1, 4)	0-0 4-3 1-2		0-3 K	0-0 FC4-6 1B		0-0 L9		0-0 1B 1B WP 1B	
Harvey Kuenn, R OBP: 0.406, SLG: 0.503 (1, 9)	0-0 2-H HR		0-0 1B 2B	0-3 K		0-0 F9		0-0 1B 1B WP 1B	
Al Kaline, R OBP: 0.400, SLG: 0.541 (1, 8)	0-0 L5-3		0-0 1B 1B	0-0 L9			0-3 K	4-0 1B 1B BB	
Gail Harris, L OBP: 0.290, SLG: 0.347 (1, 3)	0-0 4-3		0-0 1B 1B WP 1B		0-0 4-3		0-0 4-3	0-3 K	
Charlie Maxwell, L OBP: 0.351, SLG: 0.458 (1, 7)		4-0 SH1-3 1B BB	0-0 WP 1B 1B		4-0 WP G1 BB		0-0 F8	0-3 K	
Lou Berberet, L OBP: 0.292, SLG: 0.362 (1, 2)		0-3 K	0-3 K		0-0 G1			0-0 1B 1B E	
Rocky Bridges, R OBP: 0.324, SLG: 0.363 (1, 6)		0-0 E5 SH1-3 1B	0-0 FC6-4 1B		0-0 5-3			0-0 F7	
Coot Veal, R OBP: 0.276, SLG: 0.241 (8, 6)									
Frank Lary, R OBP: 0.189, SLG: 0.229 (1, 1)		0-0 SH1-3	0-0 FC6-4			0-0 6-3		0-0 E4 1B	

Inning Stats	R: 2	H: 2	E: 0	LOB: 0	K: 0	BB: 0	S: 5	P: 5
	R: 1	H: 1	E: 1	LOB: 2	K: 1	BB: 1	S: 6	P: 10
	R: 4	H: 5	E: 0	LOB: 1	K: 2	BB: 0	S: 12	P: 12
	R: 0	H: 1	E: 0	LOB: 1	K: 1	BB: 0	S: 6	P: 6
	R: 0	H: 0	E: 0	LOB: 1	K: 0	BB: 1	S: 3	P: 7
	R: 0	H: 1	E: 0	LOB: 1	K: 0	BB: 0	S: 4	P: 4
	R: 0	H: 0	E: 0	LOB: 0	K: 1	BB: 0	S: 5	P: 5
	R: 4	H: 4	E: 1	LOB: 2	K: 2	BB: 1	S: 12	P: 16

PITCHER	IP	WLS	BF	H	R	ER	SO	BB	IBB	HBP	BLK	WP	HR	S	P	ERA	WHIP
Cal McLish, R ERA: 3.34 (1, 1)	2.1	L	15	7	7	6	2	1	0	0	0	0	1	18	22	23.14	3.429
Bobby Locke, R ERA: 3.73 (3, 1)	4.2		18	3	0	0	3	1	0	0	0	2	0	23	27	0.00	0.857
Bob Smith, L ERA: 7.78 (8, 1)	1.0		9	4	4	3	2	1	0	0	0	1	0	12	16	27.00	5.000


BOTTOM

Cleveland Indians @ Detroit Tigers
 Briggs Stadium, Detroit, MI
 Fri Aug 14 1959, 7:05 PM EDT
 Att. 28,198 - Unknown

AB	R	H	RBI	BB	SO	LOB
5	2	5	2	0	0	0
5	1	1	1	0	1	3
5	2	3	2	0	1	2
4	1	1	1	1	1	1
5	1	1	0	0	1	2
3	2	1	1	2	1	2
4	1	1	0	0	2	3
3	0	1	1	0	0	2
1	0	0	0	0	0	1
3	1	0	0	0	0	2

AB	38
R	11
H	14
RBI	8
BB	3
SO	7
LOB	18

WP: 5 PA: 42
 PB: 0
 SB: 0
 CS: 0



PITCHER	IP	WLS	BF	H	R	ER	SO	BB	IBB	HBP	BLK	WP	HR	S	P	ERA	WHIP
Cal McLish, R ERA: 3.34 (1, 1)	2.1	L	15	7	7	6	2	1	0	0	0	0	1	18	22	23.14	3.429
Bobby Locke, R ERA: 3.73 (3, 1)	4.2		18	3	0	0	3	1	0	0	0	2	0	23	27	0.00	0.857
Bob Smith, L ERA: 7.78 (8, 1)	1.0		9	4	4	3	2	1	0	0	0	1	0	12	16	27.00	5.000

Batter	1	2	3	4	5	6	7	8	9	AB R H RBI BB SO LOB	TOP
Vic Power, R OBP: 0.345, SLG: 0.433 (1, 3) X	0-0 L5		0-0 P6		0-0 FC6-4 1B		0-0 4-3			4 0 1 0 0 0 0	
Minnie Minoso, R OBP: 0.381, SLG: 0.480 (1, 7) X	0-0 HR		1-0 HR HBP		0-0 FC6-4		0-0 F9			3 2 1 2 0 0 2	
Tito Francona, L OBP: 0.426, SLG: 0.629 (1, 8) X	0-0 HR		0-0 HR 1-H		0-0 SF8		0-0 G1-4-3 1B			3 2 3 4 0 0 0	
Rocky Colavito, R OBP: 0.350, SLG: 0.545 (1, 9) S S S	0-3 K		0-0 P4		0-0 F2		0-0 L8			4 0 0 0 0 1 2	
Jim Baxes, R OBP: 0.320, SLG: 0.486 (1, 4) S S S	0-3 K			0-0 P5		0-0 F7		0-0 G1-4-3 1-2f		4 0 0 0 0 1 1	
Russ Nixon, L OBP: 0.251, SLG: 0.264 (1, 2) X		0-0 F9		0-0 L8		0-0 1B		0-0 1-3		4 0 1 0 0 0 0	
Woodie Held, R OBP: 0.309, SLG: 0.439 (1, 5) X		0-0 F7		0-3 K		0-0 F2		0-3 K		4 0 0 0 0 2 1	
George Strickland, R OBP: 0.320, SLG: 0.328 (1, 6) X		0-0 P5			0-0 1B FC6-4 1B		0-3 K		0-0 F9	4 1 1 0 0 1 1	
Herb Score, L OBP: 0.130, SLG: 0.098 Mudcat Grant, R OBP: 0.205, SLG: 0.256 Jack Harshman, L OBP: 0.344, SLG: 0.292 Al Cicotte, R OBP: 0.500, SLG: 0.333 (1, 1) (3, 1) (7, PH) (7, 1) X			0-0 P6		4-0 FC6-4 1B 1-2 SF8 BB		0-0 L8			1 0 0 0 0 0 0 0 1 0 0 1 0 0 1 0 0 0 0 0 0 0 0 0 0 0 0 0	
Inning Stats	R: 2 H: 2 E: 0 LOB: 0 K: 2 BB: 0 S: 9 P: 9	R: 0 H: 0 E: 0 LOB: 0 K: 0 BB: 0 S: 3 P: 3	R: 2 H: 1 E: 0 LOB: 0 K: 0 BB: 0 S: 4 P: 5	R: 0 H: 0 E: 0 LOB: 0 K: 1 BB: 0 S: 5 P: 5	R: 2 H: 2 E: 0 LOB: 1 K: 0 BB: 1 S: 5 P: 9	R: 0 H: 1 E: 0 LOB: 1 K: 1 BB: 0 S: 6 P: 6	R: 0 H: 0 E: 0 LOB: 0 K: 0 BB: 0 S: 3 P: 3	R: 0 H: 1 E: 0 LOB: 0 K: 1 BB: 0 S: 5 P: 5	1B: 4 SF: 1 2B: 0 SAC: 0 3B: 0 DP: 1 HR: 3 HBP: 1	WP: 0 PA: 35 PB: 0 SB: 0 CS: 0	
PITCHER Jim Bunning, R ERA: 4.44 Tom Morgan, R ERA: 3.54 (1, 1) (7, 1)	IP WLS BF H R ER SO BB IBB HBP BLK WP HR S P ERA WHIP	6.0 W 26 6 6 6 4 1 0 1 0 0 3 32 37 9.00 1.167	3.0 S 9 1 0 0 1 0 0 0 0 0 0 0 11 11 0.00 0.333	PITCHER IP WLS BF H R ER SO BB IBB HBP BLK WP HR S P ERA WHIP							

Cleveland Indians @ Detroit Tigers
 Briggs Stadium, Detroit, MI
 Sat Aug 15 1959, 4:33 AM EDT
 Att: 12,330 - Unknown

livebaseballscorecards.com

AB	32
R	6
H	7
RBI	6
BB	1
SO	5
LOB	7



BOTTOM

Cleveland Indians @ Detroit Tigers

Briggs Stadium, Detroit, MI

Sat Aug 15 1959, 4:33 AM EDT

Att. 12,330 - Unknown

livebaseballscorecards.com

AB	36
R	9
H	11
RBI	9
BB	8
SO	6
LOB	25



WP:	1	PA:	44
PB:	1	SB:	0
CS:	0		

AB R H RBI BB SO LOB

3 1 0 1 2 0 2

5 1 1 1 0 2 4

4 1 2 1 1 0 1

4 0 1 2 1 1 4

4 2 2 2 1 0 4

3 2 2 1 1 1 0

1 0 1 1 0 0 0

5 0 1 0 0 1 4

1B:	5	SF:	0
2B:	3	SAC:	0
3B:	0	DP:	0
HR:	3	HBP:	0

WP: 1 HR: 3 S: 0 P: 0

ERA: 15.43 WHIP: 3.857

ERA: 7.36 WHIP: 1.909

ERA: 4.50 WHIP: 1.000

ERA: 4.45

ERA: 4.38

ERA: 3.76

Batter	1	2	3	4	5	6	7	8	9
Eddie Yost, R OBP: 0.427, SLG: 0.409 (1, 5)	4-0 WP BB	0-0 E5 1B	4-0 2B 1B		0-0 F9		0-0 6-3		
Frank Bolling, R OBP: 0.333, SLG: 0.382 (1, 4)	0-0 P6	0-3 K	0-0 1B 2B		0-3 K		0-0 F8		
Harvey Kuenn, R OBP: 0.408, SLG: 0.502 (1, 9)	0-0 4-3	0-0 1B	4-0 E 1B BB		0-0 P5		0-0 PB 1B		
Al Kaline, R OBP: 0.400, SLG: 0.538 (1, 8)	4-0 BB	0-0 L4-3	0-0 E5 1B		0-3 K		0-0 L6-3		
Charlie Maxwell, L OBP: 0.354, SLG: 0.473 (1, 7)	0-0 L9		0-0 HR		0-0 HR		4-0 1B IBB		
Gus Zernial, R OBP: 0.276, SLG: 0.461 (1, 3)		4-0 BB BB E BB	0-0 HR		0-3 K		0-0 1B		
Tom Morgan, R OBP: 0.381, SLG: 0.667 (7, 1)									
Lou Berberet, L OBP: 0.291, SLG: 0.362 (1, 2)		0-3 K	0-0 4-3		0-0 P6		0-0 F9		
Rocky Bridges, R OBP: 0.326, SLG: 0.362 (1, 6)		4-0 E BB BB	0-0 2B 1B		0-0 F9		0-0 F8		
Neil Christley, L OBP: 0.220, SLG: 0.352 (8, PH)		1-2 1B BB	0-0 2B 1B		0-0 F8		0-0 4-3		
Coot Veal, R OBP: 0.276, SLG: 0.241 (9, 6)									
Jim Bunning, R OBP: 0.214, SLG: 0.242 (1, 1)		4-0 1B E BB	0-3 K		0-0 F8		0-0 F3		
Gail Harris, L OBP: 0.289, SLG: 0.346 (7, 3)									

Inning Stats	R: 0	H: 0	E: 0	K: 0	S: 3	L: 0	LOB: 2	BB: 2	P: 11
	R: 2	H: 1	E: 1	K: 2	S: 9	L: 1	LOB: 3	BB: 3	P: 21
	R: 5	H: 5	E: 1	K: 1	S: 10	L: 2	LOB: 2	BB: 2	P: 18
	R: 0	H: 1	E: 0	K: 0	S: 4	L: 1	LOB: 1	BB: 0	P: 4
	R: 0	H: 0	E: 0	K: 1	S: 5	L: 0	LOB: 0	BB: 0	P: 5
	R: 1	H: 2	E: 0	K: 2	S: 9	L: 1	LOB: 1	BB: 0	P: 9
	R: 0	H: 0	E: 0	K: 0	S: 3	L: 0	LOB: 0	BB: 0	P: 3
	R: 1	H: 2	E: 0	K: 0	S: 5	L: 2	LOB: 2	BB: 1	P: 9

PITCHER	IP	WLS	BF	H	R	ER	SO	BB	IBB	HBP	BLK	WP	HR	S	P	ERA	WHIP
Herb Score, L ERA: 4.45 (1, 1)	2.1	L	17	4	5	4	2	5	0	0	0	1	2	16	36	15.43	3.857
Mudcat Grant, R ERA: 4.38 (3, 1)	3.2		18	5	3	3	4	2	0	0	0	0	1	24	32	7.36	1.909
Al Cicotte, R ERA: 3.76 (7, 1)	2.0		9	2	1	1	0	0	1	0	0	0	0	8	12	4.50	1.000

Batter	1	2	3	4	5	6	7	8	9	AB R H RBI BB SO LOB	TOP																					
Vic Power, R (1, 3) OBP: 0.344, SLG: 0.431	0-3 K	0-0 1-2 2-H 1B			0-0 1-3		0-0 F9			4 0 1 1 0 1 0																						
Minnie Minoso, R (1, 7) OBP: 0.380, SLG: 0.478	0-3 K2-3	0-0 P6			0-0 G4-6-3 1B		0-0 P6			4 0 1 0 0 1 2																						
Tito Francona, L (1, 8) OBP: 0.420, SLG: 0.620	0-0 L8				0-0 G4-6-3 1-2f			0-0 F9		4 0 0 0 0 0 1																						
Rocky Colavito, R (1, 9) OBP: 0.349, SLG: 0.549		0-0 HR			0-0 5-3		0-0 F2		0-0 L7	4 1 1 1 0 0 0																						
Jim Baxes, R (1, 4) OBP: 0.318, SLG: 0.487		0-0 5-3			0-3 K		0-0 1B 2B		0-0 L8	4 1 1 0 0 1 0																						
George Strickland, R (1, 5) OBP: 0.322, SLG: 0.330		0-0 1B E 1B			0-0 1-3		0-0 2-H 1B		0-0 F7	4 1 2 1 0 0 0																						
Russ Nixon, L (1, 2) OBP: 0.253, SLG: 0.271		0-3 K			0-0 2B		0-3 K		0-3 K	2 0 1 0 0 1 1																						
Dick Brown, R (4, PR) OBP: 0.294, SLG: 0.377										1 0 0 0 0 1 1																						
Jack Harshman, L (9, PH) OBP: 0.333, SLG: 0.280										1 0 0 0 0 1 0																						
Woodie Held, R (1, 6) OBP: 0.308, SLG: 0.437		0-0 1-2 1B 1B			0-3 K		0-0 1-3		0-0 F2	4 1 1 0 0 1 2																						
Gary Bell, R (1, 1) OBP: 0.246, SLG: 0.224		0-0 E3			0-0 P4		0-0 F5			2 0 0 0 0 0 2																						
Elmer Valo, L (7, PH) OBP: 0.409, SLG: 0.214										1 0 0 0 0 0 0																						
Bobby Locke, R (7, 1) OBP: 0.364, SLG: 0.524		1-2 2-H								0 0 0 0 0 0 0																						
Inning Stats	R: 0 E: 0 K: 2 S: 7	H: 0 LOB: 0 BB: 0 P: 7	R: 3 E: 1 K: 1 S: 10	H: 4 LOB: 2 BB: 0 P: 10	R: 0 E: 0 K: 1 S: 5	H: 0 LOB: 0 BB: 0 P: 5	R: 0 E: 0 K: 1 S: 6	H: 1 LOB: 1 BB: 0 P: 6	R: 0 E: 0 K: 0 S: 3	H: 1 LOB: 0 BB: 0 P: 3	R: 1 E: 0 K: 1 S: 7	H: 2 LOB: 1 BB: 0 P: 7	R: 0 E: 0 K: 0 S: 3	H: 0 LOB: 0 BB: 0 P: 3	R: 0 E: 0 K: 1 S: 5	H: 0 LOB: 0 BB: 0 P: 5	1B: 5 2B: 2 3B: 0 HR: 1	SF: 0 SAC: 0 DP: 1 HBP: 0	WP: 0 PB: 0 SB: 0 CS: 0	PA: 35												
PITCHER Paul Foytack, R (1, 1) ERA: 4.73	IP 9.0	WLS W	BF 35	H 8	R 4	ER 2	SO 7	BB 0	IBB 0	HBP 0	BLK 0	WP 0	HR 1	S 49	P 49	ERA 2.00	WHIP 0.889															
											PITCHER	IP	WLS	BF	H	R	ER	SO	BB	IBB	HBP	BLK	WP	HR	S	P	ERA	WHIP				

Cleveland Indians @ Detroit Tigers
 Briggs Stadium, Detroit, MI
 Mon Aug 17 1959, 4:33 AM EDT
 Att. 4,788 - Unknown

livebaseballscorecards.com

AB	35
R	4
H	8
RBI	3
BB	0
SO	7
LOB	9



BOTTOM

Cleveland Indians @ Detroit Tigers
Briggs Stadium, Detroit, MI
Mon Aug 17 1959, 4:33 AM EDT
Att. 4,788 - Unknown

livebaseballscorecards.com

AB	31
R	5
H	8
RBI	5
BB	4
SO	2
LOB	12



WP:	1	PA:	36
PB:	0		
SB:	1		
CS:	0		

AB R H RBI BB SO LOB

3	1	1	1	1	0	0
3	0	0	0	1	0	3
3	0	1	2	1	0	2
4	0	0	0	0	1	3
4	2	2	1	0	0	0
4	0	1	0	0	0	0
3	0	1	1	0	0	0
4	1	2	0	0	0	1
0	0	0	0	0	0	0
3	1	0	0	1	1	3
1B:	6	SF:	1			
2B:	1	SAC:	0			
3B:	0	DP:	0			
HR:	1	HBP:	0			

Batter	1	2	3	4	5	6	7	8	9
Eddie Yost, R OBP: 0.428, SLG: 0.408 (1, 5)	0-0 F8 ①		4-0 WP BB ②		0-0 1B 1B ②		0-0 F2 ①		
Frank Bolling, R OBP: 0.332, SLG: 0.379 (1, 4)	4-0 S BB ②		0-0 1-3 ②		0-0 5-3 ②		0-0 F7 ②		
Harvey Kuenn, R OBP: 0.409, SLG: 0.501 (1, 9)	0-0 F9 ②		0-0 6-3 ③		0-0 1B ③		4-0 FC5-4 BB ③		
Al Kaline, R OBP: 0.396, SLG: 0.532 (1, 8)	0-3 K ③			0-0 L3 ①	0-0 L6 ③		0-0 FC5-4 ③		
Charlie Maxwell, L OBP: 0.355, SLG: 0.481 (1, 7)		0-0 HR ①		0-0 F7 ②		0-0 1B SF7 1B ①		0-0 6-3 ①	
Gail Harris, L OBP: 0.288, SLG: 0.344 (1, 3)		0-0 F9 ①		0-0 F8 ③		0-0 1B ①		0-0 F2 ②	
Lou Berberet, L OBP: 0.290, SLG: 0.362 (1, 2)		0-0 F8 ②			0-0 4-3 ①	0-0 SF7 ①		0-0 1B 1B ①	
Rocky Bridges, R OBP: 0.328, SLG: 0.367 Coot Veal, R OBP: 0.276, SLG: 0.241 (1, 6) (9, 6)		0-0 5-3 ③			0-0 1B 2B ②	0-0 F9 ②		0-0 FC4 1B ②	
Paul Foytack, R OBP: 0.145, SLG: 0.086 (1, 1)			0-3 K ①		4-0 1B 1B BB ①	0-0 F3 ③		0-0 FC4 ③	

Inning Stats	R: 0	H: 0	E: 0	K: 1	S: 5	R: 1	H: 1	E: 0	K: 0	S: 4	R: 0	H: 0	E: 0	K: 1	S: 5	R: 0	H: 0	E: 0	K: 0	S: 3	R: 3	H: 3	E: 0	K: 0	S: 6	R: 1	H: 2	E: 0	K: 0	S: 5	R: 0	H: 0	E: 0	K: 0	S: 3	R: 0	H: 2	E: 0	K: 0	S: 5
--------------	------	------	------	------	------	------	------	------	------	------	------	------	------	------	------	------	------	------	------	------	------	------	------	------	------	------	------	------	------	------	------	------	------	------	------	------	------	------	------	------

PITCHER	IP	WLS	BF	H	R	ER	SO	BB	IBB	HBP	BLK	WP	HR	S	P	ERA	WHIP
Gary Bell, R ERA: 3.84 (1, 1)	6.0	L	27	6	5	5	2	3	0	0	0	1	1	28	40	7.50	1.500
Bobby Locke, R ERA: 3.62 (7, 1)	2.0		9	2	0	0	0	1	0	0	0	0	0	8	12	0.00	1.500

PITCHER	IP	WLS	BF	H	R	ER	SO	BB	IBB	HBP	BLK	WP	HR	S	P	ERA	WHIP
---------	----	-----	----	---	---	----	----	----	-----	-----	-----	----	----	---	---	-----	------

Batter	1	2	3	4	5	6	7	8	9	AB R H RBI BB SO LOB	TOP														
Ken Aspromonte, R (1, 4) x OBP: 0.316, SLG: 0.319	0-0 F7		0-0 5-3		0-0 5-3	0-0 HR 1B		0-0 1B 2B	0-0 1B	6 2 3 1 0 0 1	<p>Washington Senators @ Cleveland Indians Cleveland Municipal Stadium, Cleveland, OH</p> <p>Tue Aug 18 1959, 7:05 PM EDT Att: 18,064 - Unknown</p> <p>livebaseballscorecards.com</p> <table border="0"> <tr><td>AB</td><td>38</td></tr> <tr><td>R</td><td>11</td></tr> <tr><td>H</td><td>16</td></tr> <tr><td>RBI</td><td>10</td></tr> <tr><td>BB</td><td>3</td></tr> <tr><td>SO</td><td>5</td></tr> <tr><td>LOB</td><td>15</td></tr> </table>	AB	38	R	11	H	16	RBI	10	BB	3	SO	5	LOB	15
AB	38																								
R	11																								
H	16																								
RBI	10																								
BB	3																								
SO	5																								
LOB	15																								
Lenny Green, L (1, 9) x OBP: 0.312, SLG: 0.349	0-0 L1		0-0 CS 1B		0-0 1B	0-0 HR		0-0 F8	0-0 6-3	6 1 3 3 0 0 2															
Bob Allison, R (1, 8) x OBP: 0.337, SLG: 0.525	0-0 F3		4-0 BB		0-0 P3	0-0 1-3		0-0 E S 1B		4 1 1 1 1 0 2															
Harmon Killebrew, R (1, 5) x OBP: 0.360, SLG: 0.557		0-0 6-3	0-0 F3			0-0 WP 1B SF8 1B	0-3 K	0-0 1B 1B 1B		5 1 2 1 0 1 1															
Jim Lemon, R (1, 7) x OBP: 0.330, SLG: 0.512		0-0 E FC4-6 1B		0-0 1-3		0-0 WP HR 1B	0-3 K	0-0 1B 1B		5 2 3 0 0 1 0															
Clint Courtney, L (1, 2) Pedro Ramos, S (2, PR) Hal Naragon, L (2, 2)		0-0 E6 FC4-6 1B		0-0 F9		0-0 SF8	0-0 F9	0-0 1B		1 0 1 0 0 0 0 0 0 0 0 0 0 0 0 0 0 0 0 0 0															
Roy Sievers, R (1, 3) x OBP: 0.313, SLG: 0.443		4-0 FC4-6 IBB		0-0 6-3		0-0 HR		0-0 1B 2B		4 2 2 2 1 0 3															
Billy Consolo, R (1, 6) x OBP: 0.286, SLG: 0.239		0-0 FC4-6			0-0 E6 1B SH3	4-0 1B HR BB		0-0 SH1-4 2B 1B	0-0 F9	4 2 1 2 1 0 2															
Russ Kemmerer, R (1, 1) x OBP: 0.232, SLG: 0.160		0-3 K			0-0 SH3	0-3 K		0-0 SH1-4	0-3 K	3 0 0 0 0 3 4															
Inning Stats	R: 0 H: 0 E: 0 LOB: 0 K: 0 BB: 0 S: 3 P: 3	R: 1 H: 2 E: 1 LOB: 3 K: 1 BB: 1 S: 7 P: 11	R: 0 H: 1 E: 0 LOB: 1 K: 0 BB: 0 S: 3 P: 7	R: 0 H: 0 E: 0 LOB: 0 K: 0 BB: 0 S: 3 P: 3	R: 0 H: 1 E: 1 LOB: 2 K: 0 BB: 0 S: 5 P: 5	R: 6 H: 5 E: 0 LOB: 0 K: 1 BB: 1 S: 10 P: 14	R: 0 H: 0 E: 0 LOB: 0 K: 2 BB: 0 S: 7 P: 7	R: 4 H: 7 E: 0 LOB: 3 K: 0 BB: 0 S: 10 P: 10	R: 0 H: 1 E: 0 LOB: 1 K: 1 BB: 0 S: 6 P: 6	1B: 13 SF: 1 2B: 2 SAC: 2 3B: 0 DP: 0 HR: 2 HBP: 0	WP: 1 PA: 47 PB: 0 SB: 1 CS: 1														
PITCHER	IP WLS BF H R ER SO BB IBB HBP BLK WP HR S P ERA WHIP											PITCHER	IP WLS BF H R ER SO BB IBB HBP BLK WP HR S P ERA WHIP												
Jim Perry, R (1, 1) ERA: 3.39	7.0 L 35 11 9 8 4 2 1 0 0 0 1 2 40 52 10.29 1.857																								
Al Cicotte, R (8, 1) ERA: 4.15	0.2 7 5 2 2 0 0 0 0 0 0 0 0 7 7 27.00 7.500																								
Mike Garcia, R (8, 1) ERA: 3.53	1.1 5 1 0 0 1 0 0 0 0 0 0 0 7 7 0.00 0.750																								



Batter	1	2	3	4	5	6	7	8	9	AB	R	H	RBI	BB	SO	LOB
Vic Power, R OBP: 0.341, SLG: 0.427 (1, 3)	0-0 P4		0-0 G4-6-3		0-0 5-3		0-0 P4		0-0 E6	5	0	0	0	0	0	4
Minnie Minoso, R OBP: 0.378, SLG: 0.474 (1, 7)	0-0 F9			1-0 S BB HR HBP		0-0 6-3		0-0 F8	0-0 FC5-4	4	1	0	0	0	0	2
Tito Francona, L OBP: 0.418, SLG: 0.615 (1, 8)	0-0 F7			0-0 F8		0-0 1B 1B		0-0 F8		4	0	1	0	0	0	1
Rocky Colavito, R OBP: 0.352, SLG: 0.549 (1, 9)		0-0 F9		4-0 B 1-2 HR BB		0-0 1B 1B		0-0 1B		3	1	2	0	1	0	0
Jim Baxes, R OBP: 0.317, SLG: 0.496 (1, 4)		0-0 6-3		0-0 1-H 2-H HR		0-0 F7		0-3 K		4	1	1	3	0	1	3
George Strickland, R OBP: 0.318, SLG: 0.326 (1, 5)		0-0 6-3		0-0 F8		0-3 K			0-0 6-3	4	0	0	0	0	1	2
Woodie Held, R OBP: 0.308, SLG: 0.435 (1, 6)			0-0 1-3	0-0 6-3			0-0 F9		0-0 1B E 1B	4	1	1	0	0	0	0
Ed Fitz Gerald, R OBP: 0.283, SLG: 0.284 (1, 2)			0-0 1B 1B		0-0 F9		0-0 6-3		0-0 F9	4	0	1	0	0	0	1
Jim Perry, S OBP: 0.333, SLG: 0.407 (1, 1)			0-0 1B		0-0 4-3		0-0 1B		0-0 1B E 1B	3	0	2	0	0	0	0
Al Cicotte, R OBP: 0.500, SLG: 0.333 (8, 1)										0	0	0	0	0	0	0
Mike Garcia, R OBP: 0.077, SLG: 0.077 (8, 1)										0	0	0	0	0	0	0
Elmer Valo, L OBP: 0.435, SLG: 0.267 (9, PH)			1-2 G4-6-3 1B						1-3 1B	1	0	1	0	0	0	0

Inning Stats	R: 0	H: 0	E: 0	LOB: 0	K: 0	BB: 0	S: 3	P: 3	R: 0	H: 0	E: 0	LOB: 0	K: 0	BB: 0	S: 4	P: 4	R: 3	H: 1	E: 0	LOB: 0	K: 0	BB: 1	S: 4	P: 9	R: 0	H: 0	E: 0	LOB: 0	K: 0	BB: 0	S: 3	P: 3	R: 0	H: 2	E: 0	LOB: 2	K: 1	BB: 0	S: 7	P: 7	R: 0	H: 1	E: 0	LOB: 1	K: 0	BB: 0	S: 4	P: 4	R: 0	H: 1	E: 0	LOB: 1	K: 1	BB: 0	S: 6	P: 6	R: 1	H: 2	E: 1	LOB: 2	K: 0	BB: 0	S: 6	P: 6	1B: 8	SF: 0	2B: 0	SAC: 0	3B: 0	DP: 1	HR: 1	HBP: 1	WP: 0	PA: 38
PITCHER Russ Kemmerer, R ERA: 4.48 (1, 1)	IP	WLS	BF	H	R	ER	SO	BB	IBB	HBP	BLK	WP	HR	S	P	ERA	WHIP	IP	WLS	BF	H	R	ER	SO	BB	IBB	HBP	BLK	WP	HR	S	P	ERA	WHIP																																								

BOTTOM

Washington Senators @ Cleveland Indians
Cleveland Municipal Stadium, Cleveland, OH

Tue Aug 18 1959, 7:05 PM EDT
Att. 18,064 - Unknown

livebaseballscorecards.com

AB	36
R	4
H	9
RBI	3
BB	1
SO	2
LOB	13



Washington Senators @ Cleveland Indians

Cleveland Municipal Stadium, Cleveland, OH

Wed Aug 19 1959, 7:05 PM EDT
Att. 7,795 - Unknown

livebaseballscorecards.com

AB	33
R	4
H	8
RBI	4
BB	5
SO	4
LOB	18



AB R H RBI BB SO LOB

3	0	0	0	2	0	2	5	1	1	0	0	0	4	4	1	2	2	1	1	3	3	1	0	0	1	0	5	4	1	1	2	0	1	1	4	0	0	0	0	0	0	4	0	1	0	0	1	0	3	0	2	0	1	0	0	1	0	0	0	0	0	2	0	0	0	0	0	0	0	1	0	1	0	0	0	0	0	0	0	0	0	0	0	0	0	0	0	0	0	0	0	0	0	0	0	0	0	0	0	0	0	0	0	0	1	0	0	0	0	1	1	0	0	0	0	0	0	0
---	---	---	---	---	---	---	---	---	---	---	---	---	---	---	---	---	---	---	---	---	---	---	---	---	---	---	---	---	---	---	---	---	---	---	---	---	---	---	---	---	---	---	---	---	---	---	---	---	---	---	---	---	---	---	---	---	---	---	---	---	---	---	---	---	---	---	---	---	---	---	---	---	---	---	---	---	---	---	---	---	---	---	---	---	---	---	---	---	---	---	---	---	---	---	---	---	---	---	---	---	---	---	---	---	---	---	---	---	---	---	---	---	---	---	---	---	---	---

Batter	1	2	3	4	5	6	7	8	9
Ken Aspromonte, R (1, 4) OBP: 0.318, SLG: 0.314	0-0 6-3	0-0 F5			4-0 FC3-2 BB		4-0 BB		0-0 4-3
Lenny Green, L (1, 9) OBP: 0.308, SLG: 0.343	0-0 1B		0-0 L3		0-0 FC3-2		0-0 P3		0-0 6-3
Bob Allison, R (1, 8) OBP: 0.340, SLG: 0.531	0-0 1B		4-0 CS BB		0-0 F3			0-0 HR	0-3 K
Clint Courtney, L (1, 2) OBP: 0.348, SLG: 0.339	0-0 F9		0-0 F9		0-0 6-3			4-0 HR BB	
Harmon Killebrew, R (1, 5) OBP: 0.359, SLG: 0.562	0-3 K		0-0 CS	0-0 5-3		0-0 5-3		0-0 HR	
Jim Lemon, R (1, 7) OBP: 0.327, SLG: 0.507		0-0 5-3		0-0 P4		0-0 P4		0-0 6-3	
Roy Sievers, R (1, 3) OBP: 0.312, SLG: 0.440		0-0 BB 1B		0-0 F7		0-0 F9		0-3 K	
Billy Consolo, R (1, 6) OBP: 0.299, SLG: 0.250		4-0 BB			0-0 BB FC3-2 1B		0-0 F9	0-0 1B	
Bill Fischer, R (1, 1) OBP: 0.136, SLG: 0.098 Camilo Pascual, R (3, 1) OBP: 0.282, SLG: 0.290 Faye Throneberry, L (5, PH) OBP: 0.331, SLG: 0.451 Hal Griggs, R (5, 1) OBP: 0.059, SLG: 0.059 Hal Naragon, L (7, PH) OBP: 0.282, SLG: 0.315 Hal Woodeshick, R (7, 1) Julio Becquer, L (8, PH) OBP: 0.287, SLG: 0.351 Tex Clevenger, R (8, 1) OBP: 0.220, SLG: 0.231		0-0 F8			0-0 FC3-2 BB 1B		0-0 4-3	0-3 K	

Inning Stats	R: 1 E: 0 K: 1 S: 7	H: 2 LOB: 1 BB: 0 P: 7	R: 0 E: 0 K: 0 S: 4	H: 1 LOB: 2 BB: 1 P: 8	R: 0 E: 0 K: 0 S: 2	H: 0 LOB: 0 BB: 1 P: 6	R: 0 E: 0 K: 0 S: 3	H: 0 LOB: 0 BB: 0 P: 3	R: 0 E: 0 K: 0 S: 5	H: 2 LOB: 3 BB: 1 P: 9	R: 0 E: 0 K: 0 S: 3	H: 0 LOB: 0 BB: 0 P: 3	R: 0 E: 0 K: 0 S: 3	H: 0 LOB: 1 BB: 1 P: 7	R: 3 E: 0 K: 2 S: 10	H: 3 LOB: 1 BB: 1 P: 14	R: 0 E: 0 K: 1 S: 5	H: 0 LOB: 0 BB: 0 P: 5	1B: 6 2B: 0 3B: 0 HR: 2	SF: 0 SAC: 0 DP: 0 HBP: 0	WP: 0 PB: 0 SB: 1 CS: 1	PA: 40
---------------------	------------------------------	---------------------------------	------------------------------	---------------------------------	------------------------------	---------------------------------	------------------------------	---------------------------------	------------------------------	---------------------------------	------------------------------	---------------------------------	------------------------------	---------------------------------	-------------------------------	----------------------------------	------------------------------	---------------------------------	----------------------------------	------------------------------------	----------------------------------	--------

PITCHER	IP	WLS	BF	H	R	ER	SO	BB	IBB	HBP	BLK	WP	HR	S	P	ERA	WHIP
Cal McLish, R (1, 1) ERA: 3.4	7.0	W	32	7	4	4	1	5	0	0	0	0	2	29	49	5.14	1.714
Bobby Locke, R (8, 1) ERA: 3.51	2.0	S	7	1	0	0	3	0	0	0	0	0	0	13	13	0.00	0.500

Batter	1	2	3	4	5	6	7	8	9	AB	R	H	RBI	BB	SO	LOB
Vic Power, R OBP: 0.339, SLG: 0.429 (1, 3)	0-0 5-3	0-0 F9		0-0 BB	0-0 F9			0-0 FC4-6		5	1	1	0	0	0	3
Minnie Minoso, R OBP: 0.377, SLG: 0.470 (1, 7)	4-0 2B	0-0 P4		0-0 L6				0-0 G6-4-3		4	1	0	0	1	0	3
Tito Francona, L OBP: 0.419, SLG: 0.615 (1, 8)	0-0 2B		0-0 F7	4-0 BB				0-0 P6		3	0	1	1	1	0	0
Rocky Colavito, R OBP: 0.355, SLG: 0.549 (1, 9)	4-0 BB		0-0 HR	4-0 BB				0-0 F5		2	1	1	0	2	0	0
Jim Baxes, R OBP: 0.320, SLG: 0.506 (1, 4)	0-0 P6		0-0 HR	4-0 BB				0-0 F5		3	1	1	3	1	0	2
George Strickland, R OBP: 0.320, SLG: 0.326 (1, 5)	0-0 P4		0-0 1B	0-0 1-3				4-0 BB		3	0	1	0	1	0	5
Woodie Held, R OBP: 0.312, SLG: 0.444 (1, 6)		0-0 HR	0-0 1B	0-3 K				4-0 L3		3	1	2	1	1	1	0
Ed Fitz Gerald, R OBP: 0.288, SLG: 0.290 (1, 2)		0-0 F9	0-0 G1-6-3					0-0 L3		4	0	2	0	0	0	4
Cal McLish, S OBP: 0.226, SLG: 0.220 (1, 1)		0-0 SH3		0-3 K				0-0 SH2-3		1	0	0	0	0	1	0
Bobby Locke, R OBP: 0.391, SLG: 0.545 (8, 1)		1-2 SH3		1-2 K				0-0 FC4-6		1	0	1	0	0	0	0

Inning Stats	R: 1	H: 1	E: 0	K: 0	S: 4	H: 2	LOB: 2	BB: 2	P: 12	R: 1	H: 2	E: 0	K: 0	S: 5	R: 2	H: 4	E: 0	K: 0	S: 6	R: 1	H: 1	E: 0	K: 1	S: 6	R: 0	H: 1	E: 0	K: 1	S: 6	R: 0	H: 0	E: 0	K: 0	S: 3	R: 0	H: 0	E: 0	K: 0	S: 2	R: 0	H: 1	E: 0	K: 0	S: 3
--------------	------	------	------	------	------	------	--------	-------	-------	------	------	------	------	------	------	------	------	------	------	------	------	------	------	------	------	------	------	------	------	------	------	------	------	------	------	------	------	------	------	------	------	------	------	------


PITCHER	IP	WLS	BF	H	R	ER	SO	BB	IBB	HBP	BLK	WP	HR	S	P	ERA	WHIP
Bill Fischer, R ERA: 4.57 (1, 1)	2.1	L	15	6	4	4	0	2	0	0	0	0	2	13	21	15.43	3.429
Camilo Pascual, R ERA: 2.82 (3, 1)	1.2		9	2	1	1	1	3	0	0	0	0	0	8	20	5.40	3.000
Hal Griggs, R ERA: 5.57 (5, 1)	2.0		7	1	0	0	1	0	0	0	0	0	0	9	9	0.00	0.500
Hal Woodeshick, L ERA: 5.05 (7, 1)	1.0		4	0	0	0	0	2	0	0	0	0	0	2	10	0.00	2.000
Tex Clevenger, R ERA: 4.23 (8, 1)	1.0		3	1	0	0	0	0	0	0	0	0	0	3	3	0.00	1.000

BOTTOM

Washington Senators @ Cleveland Indians
Cleveland Municipal Stadium, Cleveland, OH

Wed Aug 19 1959, 7:05 PM EDT
 Att. 7,795 - Unknown

AB	29
R	5
H	10
RBI	5
BB	7
SO	2
LOB	17



WP	HR	S	P	ERA	WHIP
0	0	3	0	0	0

Batter	1	2	3	4	5	6	7	8	9	AB R H RBI BB SO LOB	TOP									
Bob Allison, R (1, 8) OBP: 0.339, SLG: 0.531	0-0 6-3			0-0 F8		0-0 SH1-3 2-H 2B		0-0 F8		4 0 1 1 0 0 0	Washington Senators @ Cleveland Indians Cleveland Municipal Stadium, Cleveland, OH Thu Aug 20 1959, 3:33 AM EDT Att: 10,157 - Unknown livebaseballscorecards.com									
Lenny Green, L (1, 9) OBP: 0.301, SLG: 0.336	0-0 P1			0-0 4-3		0-0 SH1-3		0-0 G3	3 0 0 0 0 0 0											
Faye Throneberry, L (1, 7) OBP: 0.330, SLG: 0.397	0-3 K			0-0 F5		0-0 F5		4-0 FC4-6 BB	3 0 0 0 1 1 1											
Julio Becquer, L (1, 3) OBP: 0.273, SLG: 0.354		0-0 F7		0-0 CS 1B		0-0 FC5-4 1B		0-0 FC4-6 1-2f	4 0 2 0 0 0 1											
Clint Courtney, L (1, 2) OBP: 0.345, SLG: 0.331		0-0 F8		4-0 1-2 BB		0-0 F2		0-0 F9	3 0 0 0 1 0 2											
Harmon Killebrew, R (1, 5) OBP: 0.357, SLG: 0.558		0-0 P5		0-0 F9		0-0 FC5-4 1-2f			3 0 0 0 0 0 2											
Ken Aspromonte, R (1, 4) OBP: 0.314, SLG: 0.310			0-0 F7		0-0 P5		0-0 F7		3 0 0 0 0 0 2											
Billy Consolo, R (1, 6) OBP: 0.302, SLG: 0.248			0-0 F8		4-0 SH1-4 2B BB		0-3 K		1 1 0 0 1 0 0											
Roy Sievers, R (8, PH) OBP: 0.311, SLG: 0.439							0-3 K		1 0 0 0 0 1 0											
Zoilo Versalles, R (8, 6) OBP: 0.229, SLG: 0.244							0-3 K		0 0 0 0 0 0 0											
Pedro Ramos, S (1, 1) OBP: 0.203, SLG: 0.200		0-3 K				0-0 SH1-4			1 0 0 0 0 1 0											
Jim Lemon, R (8, PH) OBP: 0.327, SLG: 0.506									1 0 0 0 0 1 0											
Dick Hyde, R (8, 1)									0 0 0 0 0 0 0											
Inning Stats	R: 0 E: 0 K: 1 S: 5	H: 0 LOB: 0 BB: 0 P: 5	R: 0 E: 0 K: 0 S: 3	H: 0 LOB: 0 BB: 0 P: 3	R: 0 E: 0 K: 1 S: 5	H: 0 LOB: 0 BB: 0 P: 5	R: 0 E: 0 K: 0 S: 3	H: 1 LOB: 1 BB: 1 P: 7	R: 1 E: 0 K: 0 S: 4	H: 1 LOB: 1 BB: 1 P: 8	R: 0 E: 0 K: 0 S: 4	H: 1 LOB: 1 BB: 0 P: 4	R: 0 E: 0 K: 2 S: 7	H: 0 LOB: 0 BB: 0 P: 7	R: 0 E: 0 K: 0 S: 3	H: 0 LOB: 1 BB: 1 P: 7	1B: 2 2B: 1 3B: 0 HR: 0	SF: 0 SAC: 2 DP: 0 HBP: 0	WP: 0 PB: 0 SB: 0 CS: 1	PA: 32
PITCHER Mudcat Grant, R (1, 1) ERA: 4.15	IP: 9.0 WLS: W BF: 32 H: 3 R: 1 ER: 1 SO: 4 BB: 3 IBB: 0 HBP: 0 BLK: 0 WP: 0 HR: 0 S: 37 P: 49 ERA: 1.00 WHIP: 0.667																			



Batter	1	2	3	4	5	6	7	8	9
Vic Power, R OBP: 0.339, SLG: 0.427 (1, 3)	0-0 6-3		0-0 F8			0-0 F8		0-0 1B 1B	
Minnie Minoso, R OBP: 0.380, SLG: 0.471 (1, 7)	0-0 FC1-4 1B		0-0 F8			1-0 1B HBP		0-0 1B F7 1B	
Tito Francona, L OBP: 0.420, SLG: 0.613 (1, 8)	0-0 FC1-4			0-0 6-3		0-0 1B		0-0 5-3 E 1B	
Jim Piersall, R OBP: 0.305, SLG: 0.333 (8, PR) (9, 8)	1-2f					1-3		1-3 3-H	
Rocky Colavito, R OBP: 0.353, SLG: 0.544 (1, 9)	0-0 4-3			0-3 K		0-0 5-3		0-0 F7	
Jim Baxes, R OBP: 0.319, SLG: 0.502 (1, 4)		0-0 E5 G5-4-3		0-3 K			0-0 FC1-6 1B	0-0 5-3	
George Strickland, R OBP: 0.317, SLG: 0.322 (1, 5)		0-0 G5-4-3			0-0 P4		0-0 FC1-6 HR	0-0 E6	
Woodie Held, R OBP: 0.311, SLG: 0.450 (1, 6)		0-3 K			0-0 P6		0-0 HR	0-3 K	
Ed Fitz Gerald, R OBP: 0.289, SLG: 0.311 (1, 2)			0-0 HR		0-0 5-3		0-0 F5		
Mudcat Grant, R OBP: 0.191, SLG: 0.239 (1, 1)			0-3 K			0-0 P4	0-0 P4		

AB	R	H	RBI	BB	SO	LOB
4	1	1	0	0	0	0
3	1	2	0	0	0	0
4	0	2	1	0	0	1
0	1	0	0	0	0	0
4	0	0	1	0	1	4
4	0	1	0	0	1	1
4	1	0	0	0	0	3
4	1	1	2	0	2	1
3	1	1	1	0	0	0
3	0	0	0	0	1	0

BOTTOM

Washington Senators @ Cleveland Indians
Cleveland Municipal Stadium, Cleveland, OH

Thu Aug 20 1959, 3:33 AM EDT
 Att. 10,157 - Unknown

AB	33
R	6
H	8
RBI	5
BB	0
SO	5
LOB	10



1B:	6	SF:	0
2B:	0	SAC:	0
3B:	0	DP:	1
HR:	2	HBP:	1

WP:	0	PA:	34
PB:	0		
SB:	0		
CS:	0		

Inning Stats	R	H	E	K	S	H	LOB	BB	IBB	HBP	BLK	WP	HR	S	P	ERA	WHIP
Pedro Ramos, R ERA: 4.1 (1, 1)	7	0	0	0	0	0	0	0	0	0	0	0	2	34	35	3.86	0.714
Dick Hyde, R ERA: 4.91 (8, 1)	1	1	0	1	5	0	0	0	0	0	0	0	0	9	9	18.00	3.000

PITCHER	IP	WLS	BF	H	R	ER	SO	BB	IBB	HBP	BLK	WP	HR	S	P	ERA	WHIP
Pedro Ramos, R ERA: 4.1 (1, 1)	7.0	L	27	5	3	3	4	0	0	0	0	0	2	34	35	3.86	0.714
Dick Hyde, R ERA: 4.91 (8, 1)	1.0		7	3	3	2	1	0	0	0	0	0	0	9	9	18.00	3.000

Batter	1	2	3	4	5	6	7	8	9	AB R H RBI BB SO LOB	TOP									
Chico Carrasquel, R OBP: 0.297, SLG: 0.309 (1, 6) X	0-0 6-3		0-0 5-3			0-0 P3			0-3 K	4 0 0 0 0 1 1	Baltimore Orioles @ Cleveland Indians Cleveland Municipal Stadium, Cleveland, OH Fri Aug 21 1959, 7:05 PM EDT Att: 28,573 - Unknown livebaseballscorecards.com									
Gene Woodling, L OBP: 0.416, SLG: 0.497 (1, 9) X	0-0 F7			0-0 4-3		0-0 4-3			0-0 4-3	4 0 0 0 0 0 1										
Bob Nieman, R OBP: 0.357, SLG: 0.473 (1, 7) X	0-0 1B			0-0 F9			0-0 P6		0-0 P6	4 0 1 0 0 0 0										
Gus Triandos, R OBP: 0.356, SLG: 0.477 (1, 2) X Joe Ginsberg, L OBP: 0.269, SLG: 0.219 (1, 2) X	0-0 P4			0-3 K			0-0 4-3			1 0 0 0 0 0 1 2 0 0 0 0 1 0										
Willie Tasby, R OBP: 0.301, SLG: 0.366 (1, 8) X		0-0 6-3			0-0 F7		0-0 L6			3 0 0 0 0 0 0										
Walt Dropo, R OBP: 0.298, SLG: 0.370 (1, 3) X		0-0 F9			0-0 6-3			0-0 5-3		3 0 0 0 0 0 0										
Billy Gardner, R OBP: 0.288, SLG: 0.318 (1, 4) X		0-3 K			0-0 F8			0-3 K		3 0 0 0 0 2 0										
Brooks Robinson, R OBP: 0.275, SLG: 0.291 (1, 5) X			0-0 F8			0-0 5-3		0-0 FC6-4 1B		3 0 1 0 0 0 0										
Hal Brown, R OBP: 0.152, SLG: 0.103 (1, 1) X Al Pilarcik, L OBP: 0.368, SLG: 0.376 (6, PH) X Jack Fisher, R OBP: 0.267, SLG: 0.286 (6, 1) X			0-3 K			0-0 1B		0-0 FC6-4 1-2f		1 0 0 0 0 1 0 1 0 1 0 0 0 0 1 0 0 0 0 0 1										
Inning Stats	R: 0 E: 0 K: 0 S: 4	H: 1 LOB: 1 BB: 0 P: 4	R: 0 E: 0 K: 1 S: 5	H: 0 LOB: 0 BB: 0 P: 5	R: 0 E: 0 K: 1 S: 5	H: 0 LOB: 0 BB: 0 P: 5	R: 0 E: 0 K: 0 S: 3	H: 0 LOB: 0 BB: 0 P: 3	R: 0 E: 0 K: 0 S: 4	H: 1 LOB: 1 BB: 0 P: 4		R: 0 E: 0 K: 0 S: 3	H: 0 LOB: 0 BB: 0 P: 3	R: 0 E: 0 K: 1 S: 6	H: 1 LOB: 1 BB: 0 P: 6	R: 0 E: 0 K: 1 S: 5	H: 0 LOB: 0 BB: 0 P: 5	1B: 3 2B: 0 3B: 0 HR: 0	SF: 0 SAC: 0 DP: 0 HBP: 0	WP: 0 PB: 0 SB: 0 CS: 0
PITCHER Jack Harshman, L ERA: 5.57 (1, 1)	IP: 9.0 WLS: W BF: 30 H: 3 R: 0 ER: 0 SO: 5 BB: 0 IBB: 0 HBP: 0 BLK: 0 WP: 0 HR: 0 S: 40 P: 40 ERA: 0.00 WHIP: 0.333											PITCHER	IP: 9.0 WLS: W BF: 30 H: 3 R: 0 ER: 0 SO: 5 BB: 0 IBB: 0 HBP: 0 BLK: 0 WP: 0 HR: 0 S: 40 P: 40 ERA: 0.00 WHIP: 0.333							

AB	30
R	0
H	3
RBI	0
BB	0
SO	5
LOB	4



Batter	1	2	3	4	5	6	7	8	9	AB	R	H	RBI	BB	SO	LOB
Vic Power, R OBP: 0.342, SLG: 0.429 (1, 3)	0-0 PB 1B 2B 1B	4-0 SH1-3 BB		0-0 1B		0-0 F8				3	1	2	0	1	0	0
Minnie Minoso, R OBP: 0.383, SLG: 0.473 (1, 7)	0-0 PB 1B 1-2 2B 1B	0-0 SH1-3		0-0 1B			4-0 FC5-4 BB			2	1	2	0	1	0	0
Tito Francona, L OBP: 0.418, SLG: 0.608 (1, 8)	0-3 K	0-0 F7		0-0 1B			0-0 FC5-4 1B 1-2f			4	0	1	0	0	1	4
Jim Piersall, R OBP: 0.305, SLG: 0.333 (7, PR) (8, 8)	1-2 2-3			1-3 1B						0	0	0	0	0	0	0
Rocky Colavito, R OBP: 0.354, SLG: 0.543 (1, 9)	4-0 2B 1B IBB		0-0 F2	0-0 F5			0-0 G5-4-3 1B			3	1	1	0	1	0	2
Jim Baxes, R OBP: 0.322, SLG: 0.510 (1, 4)	0-0 1B 2B		0-0 1B 2B		0-3 K		0-0 G5-4-3			4	2	2	2	0	1	2
Billy Moran, R (9, 4)	1-3 2-H 3-H						1-2f			0	0	0	0	0	0	0
George Strickland, R OBP: 0.316, SLG: 0.322 (1, 5)	0-0 1B		0-0 6-3	0-0 6-3				0-0 6-3		4	0	1	2	0	0	1
Woodie Held, R OBP: 0.313, SLG: 0.449 (1, 6)	0-0 P4		0-0 1B		0-0 F8			4-0 BB		3	0	1	1	1	0	1
Ed Fitz Gerald, R OBP: 0.282, SLG: 0.303 (1, 2)	0-0 5-3		0-0 5-3			0-0 1-3		0-0 F8		4	0	0	0	0	0	3
Jack Harshman, L OBP: 0.297, SLG: 0.241 (1, 1)		0-3 K		0-0 F3		0-3 K		0-0 P4		4	0	0	0	0	2	1

Inning Stats	R: 4	H: 4	E: 0	LOB: 1	K: 1	BB: 1	S: 9	P: 13	R: 0	H: 0	E: 0	LOB: 1	K: 1	BB: 1	S: 5	P: 9	R: 1	H: 2	E: 0	LOB: 1	K: 0	BB: 0	S: 5	P: 5	R: 0	H: 0	E: 0	LOB: 0	K: 1	BB: 0	S: 5	P: 5	R: 0	H: 1	E: 0	LOB: 2	K: 0	BB: 1	S: 3	P: 7	R: 0	H: 0	E: 0	LOB: 1	K: 0	BB: 1	S: 3	P: 7
--------------	------	------	------	--------	------	-------	------	-------	------	------	------	--------	------	-------	------	------	------	------	------	--------	------	-------	------	------	------	------	------	--------	------	-------	------	------	------	------	------	--------	------	-------	------	------	------	------	------	--------	------	-------	------	------

PITCHER	IP	WLS	BF	H	R	ER	SO	BB	IBB	HBP	BLK	WP	HR	S	P	ERA	WHIP
Hal Brown, R ERA: 3.74 (1, 1)	5.0	L	25	9	5	5	3	1	1	0	0	0	0	29	37	9.00	2.000
Jack Fisher, R ERA: 4.08 (6, 1)	3.0		11	1	0	0	1	2	0	0	0	0	0	11	19	0.00	1.000

BOTTOM

Baltimore Orioles @ Cleveland Indians
Cleveland Municipal Stadium, Cleveland, OH

Fri Aug 21 1959, 7:05 PM EDT
Att. 28,573 - Unknown

livebaseballscorecards.com

AB	31
R	5
H	10
RBI	5
BB	4
SO	4
LOB	14



WP: 0	PA: 36
PB: 1	SB: 0
CS: 0	

Batter	1	2	3	4	5	6	7	8	9	AB R H RBI BB SO LOB	TOP									
Albie Pearson, L (1, 8) OBP: 0.321, SLG: 0.281	0-0 3-1		0-0 3-1		4-0 1B BB		0-0 1B		4-0 L4-3 BB	3 1 1 0 2 0 0										
Billy Klaus, L (1, 6) OBP: 0.378, SLG: 0.338	0-0 6-3		0-0 F9		0-0 1B 1B		0-0 F8		0-0 F9	5 0 1 0 0 0 2										
Al Pilarcik, L (1, 9) OBP: 0.364, SLG: 0.369	4-0 1B S BB		0-0 G3		0-0 F8		0-0 F9		0-0 L4-3 1-2	4 0 0 0 1 0 4										
Gene Woodling, L (1, 7) OBP: 0.419, SLG: 0.497	4-0 1B 1-2 BB			4-0 FC3-6 1B BB	0-0 1B 1-2 2-H			0-0 3-1		2 0 1 1 2 0 0										
Bob Boyd, L (1, 3) OBP: 0.289, SLG: 0.318	0-0 FC4 1B 1-2 2-3		0-0 F9	0-0 L3				0-0 1B 2B		4 1 2 0 0 0 3										
Brooks Robinson, R (1, 5) OBP: 0.280, SLG: 0.296	0-0 FC4 1-2f		0-0 FC3-6 1B		0-0 5-3			0-0 BB 1B 2-H		4 0 2 1 0 0 3										
Joe Ginsberg, L (1, 2) OBP: 0.264, SLG: 0.214		0-0 4-3		0-0 FC3-6 1-2f 2-3		0-0 3-1		0-0 F8		3 0 0 0 0 0 2										
Barry Shetrone, L (8, PH) OBP: 0.222, SLG: 0.242										1 0 0 0 0 0 1	AB 33									
Gus Triandos, R (8, 2) OBP: 0.356, SLG: 0.477										0 0 0 0 0 0 0	R 2									
Billy Gardner, R (1, 4) OBP: 0.285, SLG: 0.315		0-0 1-3		0-0 P6		0-0 F9		4-0 BB		3 0 0 0 0 0 2	H 7									
Bob Nieman, R (8, PH) OBP: 0.359, SLG: 0.473								1-2 BB		0 0 0 0 1 0 0	RBI 2									
Chico Carrasquel, R (8, PR) OBP: 0.297, SLG: 0.309										0 0 0 0 0 0 0	BB 6									
Milt Pappas, R (1, 1) OBP: 0.177, SLG: 0.180		0-3 K		0-3 K				0-0 3-1		3 0 0 0 0 3 0	SO 3									
Walt Dropo, R (8, PH) OBP: 0.257, SLG: 0.367										1 0 0 0 0 0 2	LOB 19									
Billy O'Dell, S (8, 1) OBP: 0.170, SLG: 0.163										0 0 0 0 0 0 0										
Inning Stats	R: 0 E: 0 K: 0 S: 4	H: 1 LOB: 3 BB: 2 P: 12	R: 0 E: 0 K: 1 S: 5	H: 0 LOB: 0 BB: 0 P: 5	R: 0 E: 0 K: 0 S: 3	H: 1 LOB: 2 BB: 1 P: 8	R: 1 E: 0 K: 1 S: 7	H: 2 LOB: 2 BB: 1 P: 11	R: 0 E: 0 K: 0 S: 3	H: 0 LOB: 0 BB: 0 P: 3	R: 0 E: 0 K: 1 S: 6	H: 1 LOB: 1 BB: 0 P: 6	R: 1 E: 0 K: 0 S: 5	H: 2 LOB: 2 BB: 1 P: 9	R: 0 E: 0 K: 0 S: 2	H: 0 LOB: 0 BB: 1 P: 6	1B: 6 2B: 2 3B: 0 HR: 0	SF: 0 SAC: 0 DP: 1 HBP: 0	WP: 0 PB: 0 SB: 1 CS: 0	PA: 39
PITCHER	IP WLS BF H R ER SO BB IBB HBP BLK WP HR S P ERA WHIP																			
Gary Bell, R (1, 1) ERA: 3.74	7.0 W 30 5 1 1 3 4 0 0 0 0 0 0 32 48 1.29 1.286																			
Bobby Locke, R (8, 1) ERA: 3.59	1.0 7 2 1 1 0 2 0 0 0 0 0 0 5 13 9.00 4.000																			
Mudcat Grant, R (9, 1) ERA: 4.12	1.0 S 2 0 0 0 0 0 0 0 0 0 0 0 2 2 0.00 0.000																			

Baltimore Orioles @ Cleveland Indians
Cleveland Municipal Stadium, Cleveland, OH
 Sat Aug 22 1959, 3:33 AM EDT
 Att: 10,117 - Unknown

livebaseballscorecards.com



Batter	1	2	3	4	5	6	7	8	9
Vic Power, R OBP: 0.343, SLG: 0.430 (1, 3)	0-0 2B		0-0 F3		0-0 5-3			4-0 FC5-4 BB	
Minnie Minoso, R OBP: 0.380, SLG: 0.469 (1, 7)	0-3 K		0-0 F9		0-0 6-3			0-0 P6	
Tito Francona, L OBP: 0.416, SLG: 0.603 Jim Piersall, R OBP: 0.305, SLG: 0.333 (1, 8) (9, 8)	0-3 K			0-0 FC5-6 E HR 1B	0-0 4-3			0-3 K	
Rocky Colavito, R OBP: 0.351, SLG: 0.538 (1, 9)	0-0 1-3			0-0 E1 FC5-6 1-2		0-0 5-3		0-0 FC5-4 1-2f	
Jim Baxes, R OBP: 0.318, SLG: 0.504 (1, 4)		0-3 K		0-0 FC5-6 BB HR 1-2f 2-3		0-0 P6			
George Strickland, R OBP: 0.319, SLG: 0.322 (1, 5)		0-0 1B 1B		4-0 BB BB BB 1-2 HR BB		0-0 F9			
Woodie Held, R OBP: 0.315, SLG: 0.458 (1, 6)		0-0 G4-6-3 1-3 1B		0-0 1-H 2-H 3-H HR			0-3 K2-3		
Ed Fitz Gerald, R OBP: 0.277, SLG: 0.297 (1, 2)		0-0 G4-6-3 1-2f		0-0 F9			0-0 1-3		
Gary Bell, R OBP: 0.238, SLG: 0.217 Bobby Locke, R OBP: 0.375, SLG: 0.522 (7, PH) (8, 1) Mudcat Grant, R OBP: 0.191, SLG: 0.239 (9, 1)			0-3 K	0-0 F9			0-0 6-3		

AB	R	H	RBI	BB	SO	LOB
3	0	1	0	1	0	0
4	0	0	0	0	1	2
4	1	1	0	0	2	2
0	0	0	0	0	0	0
4	0	0	0	0	0	3
3	1	0	0	0	1	2
2	1	1	0	1	0	0
3	1	2	4	0	1	0
3	0	0	0	0	0	2
2	0	0	0	0	1	0
1	0	0	0	0	0	0
0	0	0	0	0	0	0

BOTTOM

Baltimore Orioles @ Cleveland Indians
Cleveland Municipal Stadium, Cleveland, OH

Sat Aug 22 1959, 3:33 AM EDT
Att. 10,117 - Unknown

livebaseballscorecards.com

AB	29
R	4
H	5
RBI	4
BB	2
SO	6
LOB	11



WP: 0	PA: 31
PB: 0	
SB: 0	
CS: 0	

Inning Stats	R	H	E	K	S	P	IP	WLS	BF	H	R	ER	SO	BB	IBB	HBP	BLK	WP	HR	S	P	ERA	WHIP
	0	1	0	2	8		7.0	L	27	5	4	3	5	1	0	0	0	0	0	36	40	3.86	0.857
	0	2	0	1	6		1.0		4	0	0	0	1	1	0	0	0	0	5	9	0.00	1.000	

PITCHER	IP	WLS	BF	H	R	ER	SO	BB	IBB	HBP	BLK	WP	HR	S	P	ERA	WHIP
Milt Pappas, R ERA: 3.51 Billy O'Dell, L ERA: 3.33	7.0	L	27	5	4	3	5	1	0	0	0	0	0	36	40	3.86	0.857

Batter	1	2	3	4	5	6	7	8	9	AB R H RBI BB SO LOB	TOP
Pumpsie Green, S (1, 4) OBP: 0.427, SLG: 0.397	0-3 K		0-3 K			0-0 P1			0-0 SH1-4 1B	4 0 1 0 0 2 0	Boston Red Sox @ Cleveland Indians Cleveland Municipal Stadium, Cleveland, OH Sun Aug 23 1959, 3:33 AM EDT Unknown livebaseballscorecards.com
Gene Stephens, L (1, 8) OBP: 0.326, SLG: 0.329 (7, 7)	0-0 4-3		0-0 F8			0-0 F5			0-0 SH1-4 1-2	3 0 0 0 0 0 0	
Ted Williams, L (1, 7) OBP: 0.364, SLG: 0.398 Gary Geiger, L (7, PR) OBP: 0.316, SLG: 0.463 (7, 8)	4-0 1B BB				0-0 3-1				0-0 F7	1 0 0 0 2 0 0 1 0 0 0 0 0 1	
Vic Wertz, L (1, 3) OBP: 0.333, SLG: 0.406	0-0 1-2 1B				0-0 3-1				4-0 IBB	3 0 1 0 1 0 1	
Jackie Jensen, R (1, 9) OBP: 0.373, SLG: 0.507	0-3 K				0-0 6-3				0-0 F5	4 0 0 0 0 1 5	
Frank Malzone, R (1, 5) OBP: 0.326, SLG: 0.444		4-0 G4-3 BB			0-0 G5-4-3 1B				0-0 6-3 1-2	2 0 1 0 1 0 1	
Sammy White, R (1, 2) OBP: 0.341, SLG: 0.356		0-0 G4-3 1-2f			0-0 F7				0-3 K	3 0 0 0 0 1 2	
Don Buddin, R (1, 6) OBP: 0.369, SLG: 0.346		0-3 K			0-0 G5-4-3 1-2f				0-0 F9	3 0 0 0 0 1 1	
Tom Brewer, R (1, 1) OBP: 0.131, SLG: 0.117					0-0 F5				0-0 P4	3 0 0 0 0 0 0	
Inning Stats	R: 0 E: 0 K: 2 S: 8 H: 1 LOB: 2 BB: 1 P: 12	R: 0 E: 0 K: 1 S: 4 H: 0 LOB: 0 BB: 1 P: 8	R: 0 E: 0 K: 1 S: 5 H: 0 LOB: 0 BB: 0 P: 5	R: 0 E: 0 K: 0 S: 3 H: 0 LOB: 0 BB: 0 P: 3	R: 0 E: 0 K: 0 S: 3 H: 1 LOB: 0 BB: 0 P: 3	R: 0 E: 0 K: 0 S: 3 H: 0 LOB: 0 BB: 0 P: 3	R: 0 E: 0 K: 0 S: 3 H: 0 LOB: 2 BB: 1 P: 7	R: 0 E: 0 K: 1 S: 5 H: 0 LOB: 0 BB: 0 P: 5	R: 0 E: 0 K: 0 S: 4 H: 1 LOB: 2 BB: 1 P: 8	1B: 3 2B: 0 3B: 0 HR: 0 SF: 0 SAC: 1 DP: 2 HBP: 0	WP: 0 PB: 0 SB: 1 CS: 0 PA: 32
PITCHER Jim Perry, R (1, 1) ERA: 3.09	IP: 9.0 WLS: W BF: 32 H: 3 R: 0 ER: 0 SO: 5 BB: 3 IBB: 1 HBP: 0 BLK: 0 WP: 0 HR: 0 S: 38 P: 54 ERA: 0.00 WHIP: 0.667										



Batter	1	2	3	4	5	6	7	8	9
Vic Power, R OBP: 0.342, SLG: 0.429 (1, 3) X	0-0 F5 ①		0-0 P4 ②			0-0 5-3 ①		0-0 1-2 1B	
Minnie Minoso, R OBP: 0.379, SLG: 0.466 (1, 7) X	0-0 5-3 ②		4-0 BB			0-0 F9 ②		0-0 L4 ③	
Tito Francona, L OBP: 0.414, SLG: 0.609 (1, 8) X	0-0 F8 ③		0-3 K ③			0-0 F5 ③		0-0 HR	
Rocky Colavito, R OBP: 0.349, SLG: 0.535 (1, 9) X		0-0 F8 ①		0-3 K ①		0-0 F7 ①			
Jim Baxes, R OBP: 0.318, SLG: 0.502 (1, 4) X		0-0 E5 1B		0-0 F3 ②		0-0 F9 ②			
George Strickland, R OBP: 0.317, SLG: 0.320 (1, 5) X		0-3 K ②		0-0 F8 ③		0-0 F8 ③			
Woodie Held, R OBP: 0.313, SLG: 0.454 (1, 6) X		0-0 6-3 ③			0-3 K ①			0-0 6-3 ①	
Ed Fitz Gerald, R OBP: 0.278, SLG: 0.304 (1, 2) X			0-0 4-3 2B		0-3 K ②			0-3 K ②	
Jim Perry, S OBP: 0.333, SLG: 0.400 (1, 1) X			0-0 4-3 ①		0-0 4-3 ③			0-0 1B 1B	

Inning Stats	R: 0	H: 0	E: 0	K: 0	S: 3	R: 0	H: 1	E: 1	K: 1	S: 6	R: 0	H: 1	E: 0	K: 1	S: 6	R: 0	H: 0	E: 0	K: 1	S: 5	R: 0	H: 0	E: 0	K: 2	S: 7	R: 0	H: 0	E: 0	K: 0	S: 3	R: 0	H: 2	E: 0	K: 1	S: 7	R: 1	H: 1	E: 0	K: 0	S: 1	
	LOB: 0	BB: 0	P: 3	LOB: 1	BB: 0	P: 6	LOB: 2	BB: 1	P: 10	LOB: 0	BB: 0	P: 5	LOB: 0	BB: 0	P: 7	LOB: 0	BB: 0	P: 3	LOB: 2	BB: 0	P: 7	LOB: 0	BB: 0	P: 3	LOB: 2	BB: 0	P: 7	LOB: 0	BB: 0	P: 1	LOB: 0	BB: 0	P: 1	1B: 3	SF: 0	2B: 1	SAC: 0	3B: 0	DP: 0	HR: 1	HBP: 0

PITCHER	IP	WLS	BF	H	R	ER	SO	BB	IBB	HBP	BLK	WP	HR	S	P	ERA	WHIP
Tom Brewer, R ERA: 3.67 (1, 1)	8.0	L	30	5	1	1	6	1	0	0	0	0	1	41	45	1.12	0.750

BOTTOM

AB	R	H	RBI	BB	SO	LOB
4	0	1	0	0	0	1
3	0	0	0	1	0	2
4	1	1	1	0	1	2
3	0	0	0	0	1	0
3	0	1	0	0	0	0
3	0	0	0	0	1	1
3	0	0	0	0	1	1
3	0	1	0	0	2	0
3	0	1	0	0	0	1

AB	29
R	1
H	5
RBI	1
BB	1
SO	6
LOB	8



WP	PA
0	30

Boston Red Sox @ Cleveland Indians
Cleveland Municipal Stadium, Cleveland, OH
 Sun Aug 23 1959, 3:33 AM EDT
 Unknown

livebaseballscorecards.com

Batter	1	2	3	4	5	6	7	8	9	AB R H RBI BB SO LOB	TOP																
Pumpsie Green, S (1, 4) OBP: 0.402, SLG: 0.370	0-0 F7		0-0 FC6-5 CS		0-3 K		0-3 K		0-0 P3	5 0 0 0 0 2 4	Boston Red Sox @ Cleveland Indians Cleveland Municipal Stadium, Cleveland, OH Sun Aug 23 1959, 3:38 AM EDT Att: 26,208 - Unknown																
Pete Runnels, L (1, 3) OBP: 0.424, SLG: 0.436	0-0 4-3		0-0 CS	0-0 FC4-6 1B		0-0 6-3	0-0 F7			4 0 1 0 0 0 2																	
Gary Geiger, L (1, 8) OBP: 0.312, SLG: 0.455	0-3 K			0-0 P6		0-0 E4 SH1-3 1B	0-0 3-1			4 1 0 0 0 1 3																	
Gene Stephens, L (1, 7) OBP: 0.321, SLG: 0.324		0-0 G3		0-0 FC4-6 E		0-0 SH1-3		0-0 F8		3 0 0 0 0 0 1																	
Jackie Jensen, R (1, 9) OBP: 0.374, SLG: 0.508		0-0 1B 2B		0-0 E6		4-0 1B BB		0-0 P6		3 1 1 0 1 0 1																	
Frank Malzone, R (1, 5) OBP: 0.327, SLG: 0.447		0-0 F5		0-0 1-3		0-0 1-2 2-H 1B		0-0 2B		4 0 2 1 0 0 3																	
Sammy White, R (1, 2) OBP: 0.340, SLG: 0.355		0-0 CS 1B		0-0 F3		0-0 F8		0-3 K		4 0 1 1 0 1 3																	
Don Buddin, R (1, 6) OBP: 0.372, SLG: 0.348		0-0 CS	0-0 FC6-5 SH3-4 1B		4-0 BB		0-0 2B 1B		0-0 5-3	3 0 2 0 1 0 0																	
Al Schroll, R (1, 1) OBP: 0.296, SLG: 0.333 Jerry Casale, R (4, 1) OBP: 0.255, SLG: 0.372 Dick Gernert, R (5, PH) OBP: 0.272, SLG: 0.433 Nelson Chittum, R (5, 1) OBP: 1.000, SLG: 2.000 Jim Busby, R (7, PH) OBP: 0.282, SLG: 0.354 Earl Wilson, R (7, 1) OBP: 0.750, SLG: 1.250 Ted Williams, L (9, PH) OBP: 0.363, SLG: 0.397			0-0 SH3-4		0-3 K		0-0 K 2B		0-0 4-1	0 0 0 0 0 0 0 0 0 0 0 0 0 0 0 0 1 0 0 0 0 0 1 1 0 0 0 0 0 0 0 0 1 0 1 0 0 0 0 0 0 0 0 0 0 0 0 0 1 0 0 0 0 0 0 0																	
Inning Stats	R: 0 E: 0 K: 1 S: 5	H: 0 LOB: 0 BB: 0 P: 5	R: 1 E: 0 K: 0 S: 4	H: 2 LOB: 0 BB: 0 P: 4	R: 0 E: 0 K: 0 S: 3	H: 1 LOB: 0 BB: 0 P: 3	R: 0 E: 1 K: 0 S: 5	H: 1 LOB: 2 BB: 0 P: 5	R: 0 E: 0 K: 2 S: 7	H: 0 LOB: 1 BB: 1 P: 11	R: 1 E: 1 K: 0 S: 5	H: 1 LOB: 2 BB: 1 P: 9	R: 0 E: 0 K: 1 S: 7	H: 2 LOB: 2 BB: 0 P: 7	R: 0 E: 0 K: 1 S: 6	H: 1 LOB: 1 BB: 0 P: 6	R: 0 E: 0 K: 0 S: 3	H: 0 LOB: 0 BB: 0 P: 3	1B: 5 2B: 3 3B: 0 HR: 0	SF: 0 SAC: 2 DP: 0 HBP: 0	WP: 0 PB: 0 SB: 0 CS: 2	PA: 39					
PITCHER	IP WLS BF H R ER SO BB IBB HBP BLK WP HR S P ERA WHIP																										
Mike Garcia, R (1, 1) ERA: 3.46	4.0	15	4	1	1	1	1	0	0	0	0	0	0	17	17	2.25	1.000										
Jack Harshman, L (5, 1) ERA: 5.29	5.0	W	22	4	1	0	4	2	0	0	0	0	0	28	36	0.00	1.200										

livebaseballscorecards.com

AB	33
R	2
H	8
RBI	2
BB	2
SO	5
LOB	18



BOTTOM

Boston Red Sox @ Cleveland Indians
Cleveland Municipal Stadium, Cleveland, OH

Sun Aug 23 1959, 3:38 AM EDT
Att. 26,208 - Unknown

livebaseballscorecards.com

AB 32
R 6
H 10
RBI 6
BB 6
SO 5
LOB 16



WP: 0 PA: 40
PB: 2
SB: 0
CS: 1

AB R H RBI BB SO LOB

5 1 3 1 0 0 0

5 1 1 3 0 1 2

4 1 2 1 1 0 2
0 0 0 0 0 0 0

3 0 0 0 1 2 2

3 0 0 0 1 1 2

3 1 0 0 1 0 1

2 1 1 0 2 0 0

4 1 3 0 0 0 2

1 0 0 0 0 1 2
2 0 0 1 0 0 3

1B: 6 SF: 1
2B: 2 SAC: 0
3B: 0 DP: 0
HR: 2 HBP: 0

Batter	1	2	3	4	5	6	7	8	9							
Vic Power, R OBP: 0.345, SLG: 0.434 (1, 3)	0-0 4-3 1B		0-0 1B	0-0 HR 2B		0-0 F7 2B		0-0 P3								
Minnie Minoso, R OBP: 0.378, SLG: 0.470 (1, 7)	0-0 6-3		0-0 F9	0-0 HR		0-3 K		0-0 6-3								
Tito Francona, L OBP: 0.417, SLG: 0.617 Jim Piersall, R OBP: 0.305, SLG: 0.333 (8, PR) (9, 8)	0-0 HR		0-0 F9	0-0 BB 1B		0-0 F7 2-3		4-0 CS BB								
Rocky Colavito, R OBP: 0.348, SLG: 0.532 (1, 9)	0-3 K2-3		0-0 F8	4-0 FC5-4 BB		0-3 K		0-0 CS 1-2								
Jim Baxes, R OBP: 0.317, SLG: 0.496 (1, 4)		0-0 6-3		K FC5-4		4-0 6-3 PB BB										
George Strickland, R OBP: 0.316, SLG: 0.317 (1, 5)		0-0 4-3		4-0 1B SF9 BB BB		0-0 F2		0-0 F7								
Woodie Held, R OBP: 0.317, SLG: 0.455 (1, 6)		0-0 1B 1B		4-0 1B 2B BB 1-2		0-0 4-3		4-0 6-3 BB 1-2								
Ed Fitz Gerald, R OBP: 0.289, SLG: 0.315 (1, 2)		0-0 1B 1-3		0-0 2B HR 1B 1-2 2-3		0-0 PB 1B		0-0 6-3 1-2 2-3								
Mike Garcia, R OBP: 0.071, SLG: 0.071 Jack Harshman, L OBP: 0.275, SLG: 0.226 (4, PH) (5, 1)		0-3 K		0-0 SF9 3-H		0-0 4-3		0-0 F8								
Inning Stats	R: 1 E: 0 K: 1 S: 6	H: 1 LOB: 0 BB: 0 P: 6	R: 0 E: 0 K: 1 S: 7	H: 2 LOB: 2 BB: 0 P: 7	R: 0 E: 0 K: 0 S: 4	H: 1 LOB: 1 BB: 0 P: 4	R: 5 E: 0 K: 1 S: 9	H: 4 LOB: 2 BB: 3 P: 21	R: 0 E: 0 K: 0 S: 4	H: 1 LOB: 1 BB: 0 P: 4	R: 0 E: 0 K: 2 S: 8	H: 1 LOB: 1 BB: 0 P: 8	R: 0 E: 0 K: 0 S: 3	H: 0 LOB: 2 BB: 2 P: 11	R: 0 E: 0 K: 0 S: 2	H: 0 LOB: 1 BB: 1 P: 6

PITCHER	IP	WLS	BF	H	R	ER	SO	BB	IBB	HBP	BLK	WP	HR	S	P	ERA	WHIP
Al Schroll, R ERA: 5.59 (1, 1)	3.2	L	19	6	5	5	3	2	0	0	0	0	1	23	31	12.27	2.182
Jerry Casale, R ERA: 4.8 (4, 1)	0.1		4	2	1	1	0	1	0	0	0	0	1	3	7	27.00	9.000
Nelson Chittum, R ERA: (5, 1)	2.0		8	2	0	0	2	0	0	0	0	0	0	12	12	0.00	1.000
Earl Wilson, R ERA: 4.76 (7, 1)	2.0		8	0	0	0	0	3	0	0	0	0	0	5	17	0.00	1.500

New York Yankees @ Cleveland Indians
 Cleveland Municipal Stadium, Cleveland, OH

Tue Aug 25 1959, 7:05 PM EDT
 Att: 36,143 - Unknown

livebaseballscorecards.com

AB	38
R	3
H	12
RBI	3
BB	0
SO	3
LOB	17



AB	R	H	RBI	BB	SO	LOB	
5	1	3	0	0	0	4	
5	0	1	0	0	1	2	
5	0	1	0	0	2	4	
3	0	1	1	0	0	2	
4	0	0	0	0	0	3	
4	1	1	1	0	0	0	
4	1	2	1	0	0	0	
4	0	2	0	0	0	0	
2	0	1	0	0	0	2	
1	0	0	0	0	0	0	
0	0	0	0	0	0	0	
1	0	0	0	0	0	0	
1B: 10	SF: 1	2B: 0	SAC: 0	3B: 0	DP: 0	HR: 2	HBP: 0

Batter	1	2	3	4	5	6	7	8	9										
Bobby Richardson, R (1, 4) OBP: 0.323, SLG: 0.353	0-0 F9 SF8 1B	0-0 F7		0-0 6-3			0-0 1B		0-0 FC3-6 1B										
Tony Kubek, L (1, 5) OBP: 0.319, SLG: 0.398	0-0 1-2 1B		0-3 K		0-0 6-3		0-0 F5		0-0 FC3-6 1-2f										
Mickey Mantle, S (1, 8) OBP: 0.394, SLG: 0.509	0-0 F9 2-3		0-0 FC3-6 1B		0-3 K		0-3 K		0-0 G3										
Yogi Berra, L (1, 9) OBP: 0.353, SLG: 0.472	0-0 SF8		0-0 FC3-6 1-2f		0-0 1B		0-0 F8												
Elston Howard, R (1, 2) OBP: 0.317, SLG: 0.497	0-0 F7		0-0 6-3		0-0 L5			0-0 L9											
Hector Lopez, R (1, 7) OBP: 0.339, SLG: 0.489		0-0 L6		0-0 5-3		0-0 F6		0-0 HR											
Mary Throneberry, L (1, 3) OBP: 0.295, SLG: 0.361		0-0 3-1		0-0 6-3 1B		0-0 HR		0-0 F7											
Clete Boyer, R (1, 6) OBP: 0.207, SLG: 0.171		0-0 1B		0-0 6-3 1B		0-0 F8		0-0 5-3											
Whitey Ford, L (1, 1) OBP: 0.379, SLG: 0.382		0-0 1B		0-0 6-3		0-0 F7		0-0 3-1											
Enos Slaughter, L (6, PH) OBP: 0.259, SLG: 0.362				1-2 2-3															
Gary Blaylock, R (6, 1) OBP: 0.139, SLG: 0.333																			
Norm Siebern, L (9, PH) OBP: 0.339, SLG: 0.405																			
Inning Stats	R: 1 E: 0 K: 0 S: 5	H: 2 LOB: 1 BB: 0 P: 5	R: 0 E: 0 K: 0 S: 5	H: 2 LOB: 2 BB: 0 P: 5	R: 0 E: 0 K: 1 S: 6	H: 1 LOB: 1 BB: 0 P: 6	R: 0 E: 0 K: 0 S: 5	H: 2 LOB: 2 BB: 0 P: 5	R: 0 E: 0 K: 1 S: 6	H: 1 LOB: 1 BB: 0 P: 6	R: 1 E: 0 K: 0 S: 4	H: 1 LOB: 0 BB: 0 P: 4	R: 0 E: 0 K: 1 S: 6	H: 1 LOB: 1 BB: 0 P: 6	R: 1 E: 0 K: 0 S: 4	H: 1 LOB: 0 BB: 0 P: 4	R: 0 E: 0 K: 0 S: 4	H: 1 LOB: 1 BB: 0 P: 4	
PITCHER Cal McLish, R (1, 1) ERA: 3.39	IP: 9.0 WLS: W BF: 39 H: 12 R: 3 ER: 3 SO: 3 BB: 0 IBB: 0 HBP: 0 BLK: 0 WP: 0 HR: 2 S: 45 P: 45 ERA: 3.00 WHIP: 1.333																		

WP: 0	PA: 39
PB: 0	
SB: 0	
CS: 0	

BOTTOM

New York Yankees @ Cleveland Indians
Cleveland Municipal Stadium, Cleveland, OH

Tue Aug 25 1959, 7:05 PM EDT
 Att. 36,143 - Unknown

livebaseballscorecards.com

AB	26
R	6
H	6
RBI	6
BB	4
SO	5
LOB	7




WP	1	PA	33
PB	0	SB	0
CS	0		

AB R H RBI BB SO LOB

4	2	2	1	0	0	0
0	1	0	0	2	0	0
2	1	0	1	1	0	2
0	0	0	0	0	0	0
4	2	2	4	0	0	1
4	0	1	0	0	2	0
4	0	0	0	0	0	1
3	0	1	0	0	0	0
2	0	0	0	1	0	1
3	0	0	0	0	3	2
1B:	2	SF:	1			
2B:	2	SAC:	2			
3B:	0	DP:	3			
HR:	3	HBP:	0			

Batter	1	2	3	4	5	6	7	8	9									
Vic Power, R OBP: 0.346, SLG: 0.443 (1, 3)	0-0 HR	0-0 6-3			0-0 SH1-3 SF8		0-0 SH5-3 7-2 2B											
Minnie Minoso, R OBP: 0.380, SLG: 0.470 (1, 7)	4-0 WP HR BB		4-0 FC4-6 BB		0-0 SH1-3		0-0 SH5-3											
Tito Francona, L OBP: 0.415, SLG: 0.613 (1, 8)	4-0 HR BB		0-0 FC4-6 G6-4-3 1-2f		0-0 SF8		0-0 7-2											
Jim Piersall, R OBP: 0.305, SLG: 0.333 (8, 8)																		
Rocky Colavito, R OBP: 0.349, SLG: 0.544 (1, 9)	0-0 1-H 2-H HR		0-0 G6-4-3 1-2f		0-0 HR			0-0 5-3										
Jim Baxes, R OBP: 0.316, SLG: 0.492 (1, 4)	0-3 K			0-0 5-3	0-0 1B			0-3 K										
George Strickland, R OBP: 0.313, SLG: 0.314 (1, 5)	0-0 6-3			0-0 F3	0-0 F3			0-0 F8										
Woodie Held, R OBP: 0.317, SLG: 0.454 (1, 6)	0-0 4-3			0-0 BB 1B			0-0 E5 G6-3											
Ed Fitz Gerald, R OBP: 0.290, SLG: 0.311 (1, 2)		0-0 1-4-3		4-0 BB 1-2 BB			0-0 G6-3 1-2f											
Cal McLish, S OBP: 0.215, SLG: 0.210 (1, 1)		0-3 K		0-3 K			0-3 K											
Inning Stats	R: 4 E: 0 K: 1 S: 7	H: 2 LOB: 0 BB: 2 P: 15	R: 0 E: 0 K: 1 S: 5	H: 0 LOB: 0 BB: 0 P: 5	R: 0 E: 0 K: 0 S: 2	H: 1 LOB: 2 BB: 1 P: 10	R: 2 E: 1 K: 0 S: 6	H: 2 LOB: 1 BB: 0 P: 6	R: 0 E: 1 K: 1 S: 5	H: 0 LOB: 0 BB: 0 P: 5	R: 0 E: 0 K: 0 S: 3	H: 1 LOB: 0 BB: 0 P: 3	R: 0 E: 0 K: 1 S: 5	H: 0 LOB: 0 BB: 0 P: 5	1B: 2 2B: 2 3B: 0 HR: 3	SF: 1 SAC: 2 DP: 3 HBP: 0	WP: 1 PB: 0 SB: 0 CS: 0	PA: 33
PITCHER	IP WLS BF H R ER SO	IP WLS BF H R ER SO	IP WLS BF H R ER SO	IP WLS BF H R ER SO	IP WLS BF H R ER SO	IP WLS BF H R ER SO	IP WLS BF H R ER SO	IP WLS BF H R ER SO	IP WLS BF H R ER SO	IP WLS BF H R ER SO	IP WLS BF H R ER SO	IP WLS BF H R ER SO	IP WLS BF H R ER SO	IP WLS BF H R ER SO	ERA WHIP	ERA WHIP		
Whitey Ford, L ERA: 3.15 (1, 1)	5.0 L														7.20 1.800			
Gary Blaylock, R ERA: 4.64 (6, 1)	3.0														0.00 0.333			

Batter	1	2	3	4	5	6	7	8	9	AB R H RBI BB SO LOB	TOP	
Bobby Richardson, R (1, 4) OBP: 0.319, SLG: 0.349	0-0 F6		0-0 5-3		0-0 SH3-4			0-0 F7	0-0 F7	4 0 0 0 0 0 1		
Tony Kubek, L (1, 5) OBP: 0.319, SLG: 0.396	0-3 K		0-3 K		0-0 F8			0-0 BB 2B 1B		4 1 1 0 0 2 1		
Mickey Mantle, S (1, 8) OBP: 0.397, SLG: 0.516	0-0 HR		4-0 BB BB		0-3 K			4-0 BB 2B BB		2 2 1 1 2 1 1		
Yogi Berra, L (1, 2) OBP: 0.352, SLG: 0.468	0-0 F6		4-0 BB 1-2		0-0 F8			0-0 F2		3 0 0 0 1 0 2		
Elston Howard, R (1, 3) OBP: 0.319, SLG: 0.508 Bobby Shantz, R (8, PR) OBP: 0.286, SLG: 0.292 Mary Throneberry, L (8, 3) OBP: 0.295, SLG: 0.361		0-0 HR	0-0 F7		0-0 F6			0-0 1-H 2-H 2B		4 1 2 3 0 0 2 0 0 0 0 0 0 0 0 0 0 0 0 0 0		
Hector Lopez, R (1, 7) OBP: 0.336, SLG: 0.485		0-0 F9		0-0 F7		0-0 L3		0-0 6-3		4 0 0 0 0 0 1		
Hank Bauer, R (1, 9) OBP: 0.304, SLG: 0.364 Enos Slaughter, L (9, PH) OBP: 0.286, SLG: 0.379		4-0 BB		0-3 K		0-0 4-3		0-0 2B		2 0 0 0 1 1 0 1 0 1 0 0 0 0	AB 32 R 4 H 7 RBI 4 BB 4 SO 5 LOB 13	
Clete Boyer, R (1, 6) OBP: 0.212, SLG: 0.177 Norm Siebern, L (9, PH) OBP: 0.339, SLG: 0.403		0-0 L9		0-0 1-3		0-0 B1-6-4 1B		0-0 F7		3 0 1 0 0 0 1 1 0 0 0 0 0 1		
Duke Maas, R (1, 1) OBP: 0.179, SLG: 0.139 Ryne Duren, R (7, 1) Johnny Blanchard, L (9, PH) OBP: 0.226, SLG: 0.245		0-0 F3		0-0 SH3-4 1B		0-0 B1-6-4 1-2f		0-3 K		3 0 1 0 0 0 2 0 0 0 0 0 0 0 1 0 0 0 0 1 1		
Inning Stats	R: 1 E: 0 K: 1 S: 6 H: 1 LOB: 0 BB: 0 P: 6	R: 1 E: 0 K: 0 S: 4 H: 1 LOB: 1 BB: 1 P: 8	R: 0 E: 0 K: 1 S: 5 H: 0 LOB: 2 BB: 2 P: 13	R: 0 E: 0 K: 1 S: 5 H: 0 LOB: 0 BB: 0 P: 5	R: 0 E: 0 K: 1 S: 6 H: 1 LOB: 1 BB: 0 P: 6	R: 0 E: 0 K: 0 S: 3 H: 0 LOB: 0 BB: 0 P: 3	R: 0 E: 0 K: 0 S: 3 H: 1 LOB: 0 BB: 0 P: 3	R: 2 E: 0 K: 0 S: 5 H: 2 LOB: 1 BB: 1 P: 9	R: 0 E: 0 K: 1 S: 6 H: 1 LOB: 1 BB: 0 P: 6	1B: 3 2B: 2 3B: 0 HR: 2 SF: 0 SAC: 1 DP: 1 HBP: 0	WP: 0 PB: 0 SB: 0 CS: 0 PA: 37	
PITCHER	IP WLS BF H R ER SO BB IBB HBP BLK WP HR S P ERA WHIP											
Gary Bell, R (1, 1) ERA: 3.78 Jim Perry, R (8, 1) ERA: 3.05	7.2 32 6 4 4 4 4 4 0 0 0 0 2 36 52 4.70 1.304											

New York Yankees @ Cleveland Indians
Cleveland Municipal Stadium, Cleveland, OH
 Wed Aug 26 1959, 7:05 PM EDT
 Att: 31,800 - Unknown

livebaseballscorecards.com

Batter	1	2	3	4	5	6	7	8	9	AB	R	H	RBI	BB	SO	LOB
Vic Power, R OBP: 0.347, SLG: 0.444 (1, 3)	0-0 1B E 1B	0-0 F6			0-0 4-3		0-0 2-H 1B			4	1	2	1	0	0	1
Minnie Minoso, R OBP: 0.379, SLG: 0.470 (1, 7)	0-0 F8		0-0 2B		0-0 F7		0-0 F4			4	0	1	0	0	0	2
Tito Francona, L OBP: 0.416, SLG: 0.612 (1, 8)	0-0 E9 FC5-4 1-H 1B		0-0 G3			0-0 G5-4-3 1B		0-3 K		4	0	2	0	0	1	1
Jim Piersall, R OBP: 0.305, SLG: 0.333 (9, 8)										0	0	0	0	0	0	0
Rocky Colavito, R OBP: 0.351, SLG: 0.549 (1, 9)	0-0 FC5-4 1-2f		4-0 G1-4-3 IBB		0-0 F5			0-0 HR		3	1	1	1	1	0	2
Jim Baxes, R OBP: 0.312, SLG: 0.484 (1, 4)	0-0 F5		0-0 G1-4-3 1-2f		0-0 G5-4-3 1-2f			0-0 F8		4	0	0	0	0	0	4
George Strickland, R OBP: 0.310, SLG: 0.311 (1, 5)		0-0 F4		0-0 F7			0-0 5-3	0-0 5-3		4	0	0	0	0	0	0
Woodie Held, R OBP: 0.319, SLG: 0.454 (1, 6)		4-0 FC6-4 BB		0-0 L8			0-0 1-3 E 1B			2	1	1	0	1	0	0
Ed Fitz Gerald, R OBP: 0.285, SLG: 0.305 (1, 2)		0-0 FC6-4 1-2f 2B		0-0 F3			0-0 1-3 1-2			3	1	0	0	0	0	2
Gary Bell, R OBP: 0.258, SLG: 0.254 (1, 1)		0-0 2B			0-0 F8			0-0 E1 1B 1B		3	1	2	1	0	0	0
Jim Perry, S OBP: 0.333, SLG: 0.400 (8, 1)		1-H 2B								0	0	0	0	0	0	0

Inning Stats	R: 1	H: 2	E: 2	K: 0	S: 5	H: 2	LOB: 1	BB: 0	P: 5	R: 1	H: 1	E: 0	K: 0	S: 4	H: 1	LOB: 1	BB: 1	P: 8	R: 0	H: 1	E: 0	K: 0	S: 3	H: 0	LOB: 0	BB: 0	P: 3	R: 0	H: 0	E: 0	K: 0	S: 3	H: 1	LOB: 0	BB: 0	P: 3	R: 2	H: 3	E: 1	K: 0	S: 6	H: 1	LOB: 1	BB: 0	P: 6	R: 1	H: 1	E: 0	K: 1	S: 6	H: 1	LOB: 0	BB: 0	P: 6
--------------	------	------	------	------	------	------	--------	-------	------	------	------	------	------	------	------	--------	-------	------	------	------	------	------	------	------	--------	-------	------	------	------	------	------	------	------	--------	-------	------	------	------	------	------	------	------	--------	-------	------	------	------	------	------	------	------	--------	-------	------

PITCHER	IP	WLS	BF	H	R	ER	SO	BB	IBB	HBP	BLK	WP	HR	S	P	ERA	WHIP
Duke Maas, R ERA: 4.58 (1, 1)	6.2		28	8	4	3	0	1	1	0	0	0	0	26	34	4.05	1.350
Ryne Duren, R ERA: 1.86 (7, 1)	1.1	L	5	1	1	1	1	0	0	0	0	0	1	7	7	6.75	0.750


BOTTOM

New York Yankees @ Cleveland Indians
Cleveland Municipal Stadium, Cleveland, OH

Wed Aug 26 1959, 7:05 PM EDT
Att. 31,800 - Unknown

AB	R	H	RBI	BB	SO	LOB
31	5	9	3	2	1	12

WP: 0 PA: 33
PB: 0 SB: 0
CS: 0



PITCHER	IP	WLS	BF	H	R	ER	SO	BB	IBB	HBP	BLK	WP	HR	S	P	ERA	WHIP
---------	----	-----	----	---	---	----	----	----	-----	-----	-----	----	----	---	---	-----	------

Batter	1	2	3	4	5	6	7	8	9	AB	R	H	RBI	BB	SO	LOB
Vic Power, R OBP: 0.346, SLG: 0.442 (1, 3)	0-0 F6		0-0 4-3		0-0 1B		0-0 6-3			4	0	1	0	0	0	1
Minnie Minoso, R OBP: 0.380, SLG: 0.470 (1, 7)	0-3 K			0-0 FC3-6 1B	0-0 1B		0-0 F5			4	0	2	1	0	1	0
Tito Francona, L OBP: 0.411, SLG: 0.604 (1, 8)	0-0 4-3			0-0 FC3-6 2B E 1-2f	0-0 F9			0-0 4-3		4	1	0	0	0	0	3
Rocky Colavito, R OBP: 0.350, SLG: 0.548 (1, 9)		0-0 F3		0-0 E6 2B 1-H	0-3 K			0-0 F8		4	1	1	0	0	1	2
Jim Baxes, R OBP: 0.311, SLG: 0.479 (1, 4)		0-3 K		0-0 6-3		4-0 FC6-5 SH1-4 BB		0-0 F7		3	0	0	0	1	1	0
George Strickland, R OBP: 0.313, SLG: 0.313 (1, 5)		0-0 F5		0-0 1B		0-0 SH1-4			0-0 FC6-4 1B	3	0	2	0	0	0	0
Woodie Held, R OBP: 0.316, SLG: 0.450 (1, 6)			0-0 6-3	0-0 5-3		0-0 FC6-5			0-3 K	4	0	0	0	0	1	3
Ed Fitz Gerald, R OBP: 0.290, SLG: 0.318 (1, 2)			0-0 3B		4-0 1B BB	0-0 1-3			0-0 FC6-4	3	1	1	0	1	0	2
Jack Harshman, L OBP: 0.268, SLG: 0.219 (1, 1)			0-0 F8		0-3 K		0-0 F7		0-0 4-3	1	0	0	0	0	0	1
Mudcat Grant, R OBP: 0.188, SLG: 0.234 (5, 1)										1	0	0	0	0	1	1
Bobby Locke, R OBP: 0.360, SLG: 0.500 (7, 1)										1	0	0	0	0	0	0
Elmer Valo, L OBP: 0.417, SLG: 0.250 (9, PH)										1	0	0	0	0	0	1

Inning Stats	R: 0	H: 0	R: 0	H: 0	R: 0	H: 1	R: 2	H: 3	R: 1	H: 2	R: 0	H: 0	R: 0	H: 0	R: 0	H: 1	1B: 5	SF: 0
	E: 0	LOB: 0	E: 0	LOB: 0	E: 0	LOB: 1	E: 1	LOB: 1	E: 0	LOB: 2	E: 0	LOB: 1	E: 0	LOB: 0	E: 0	LOB: 1	2B: 1	SAC: 1
	K: 1	BB: 0	K: 1	BB: 0	K: 0	BB: 0	K: 0	BB: 0	K: 2	BB: 1	K: 0	BB: 1	K: 0	BB: 0	K: 1	BB: 0	3B: 1	DP: 0
	S: 5	P: 5	S: 5	P: 5	S: 4	P: 4	S: 6	P: 6	S: 9	P: 13	S: 3	P: 7	S: 3	P: 3	S: 6	P: 6	HR: 0	HBP: 0

PITCHER	IP	WLS	BF	H	R	ER	SO	BB	IBB	HBP	BLK	WP	HR	S	P	ERA	WHIP	PITCHER	IP	WLS	BF	H	R	ER	SO	BB	IBB	HBP	BLK	WP	HR	S	P	ERA	WHIP	
Bob Shaw, R ERA: 2.79 (1, 1)	9.0	W	36	7	3	3	5	2	0	0	0	0	0	44	52	3.00	1.000																			

BOTTOM

Chicago White Sox @ Cleveland Indians
Cleveland Municipal Stadium, Cleveland, OH
 Fri Aug 28 1959, 7:05 PM EDT
 Att. 70,398 - Unknown

AB	33
R	3
H	7
RBI	1
BB	2
SO	5
LOB	14



WP: 0	PA: 36
PB: 0	
SB: 0	
CS: 0	

livebaseballscorecards.com

Batter	1	2	3	4	5	6	7	8	9	AB R H RBI BB SO LOB	TOP
Luis Aparicio, R (1, 6) OBP: 0.322, SLG: 0.337	0-0 F9		0-0 G3-6-3 1B			0-3 K		0-0 SF8 1B		4 0 2 0 0 1 0	
Nellie Fox, L (1, 4) OBP: 0.388, SLG: 0.403	1-0 1B HBP		0-0 G3-6-3			0-0 6-3		0-0 SF8		2 0 0 1 0 0 1	
Jim Landis, R (1, 8) OBP: 0.380, SLG: 0.379	0-0 CS 1B			0-0 G6-4-3 1B			0-0 E 1B	0-0 F6		4 1 3 0 0 0 1	
Sherm Lollar, R (1, 2) OBP: 0.348, SLG: 0.460	0-0 F5			0-0 G6-4-3			0-0 F7		0-0 6-3	4 0 0 0 0 0 4	
Billy Goodman, L (1, 5) OBP: 0.296, SLG: 0.282					0-0 F7				0-0 6-3	3 0 0 0 0 0 1	
Sammy Esposito, R (7, 5) OBP: 0.308, SLG: 0.273										1 0 0 0 0 0 0	
Earl Torgeson, L (1, 3) OBP: 0.366, SLG: 0.372						0-3 K		0-0 E7 1B	4-0 BB	2 0 1 0 2 1 0	
Al Smith, R (1, 7) OBP: 0.315, SLG: 0.376						0-0 1-3		0-0 5-3	0-0 L8	4 0 0 0 0 0 3	
Jim Rivera, L (1, 9) OBP: 0.261, SLG: 0.360						0-0 F7			0-0 1B SH5-4 SF8 1B	3 1 1 0 0 0 1	
Dick Donovan, L (1, 1) OBP: 0.204, SLG: 0.294						0-3 K			0-0 SH5-4	2 0 0 0 0 2 0	
Inning Stats	R: 0 H: 1 E: 0 LOB: 1 K: 0 BB: 0 S: 3 P: 4	R: 0 H: 0 E: 0 LOB: 1 K: 0 BB: 1 S: 3 P: 7	R: 0 H: 1 E: 0 LOB: 0 K: 1 BB: 0 S: 5 P: 5	R: 0 H: 1 E: 0 LOB: 0 K: 0 BB: 0 S: 3 P: 3	R: 0 H: 0 E: 0 LOB: 0 K: 1 BB: 0 S: 5 P: 5	R: 0 H: 0 E: 0 LOB: 0 K: 2 BB: 0 S: 7 P: 7	R: 1 H: 2 E: 1 LOB: 1 K: 0 BB: 0 S: 5 P: 5	R: 1 H: 2 E: 0 LOB: 1 K: 0 BB: 0 S: 5 P: 5	R: 0 H: 0 E: 0 LOB: 1 K: 0 BB: 1 S: 3 P: 7	1B: 7 SF: 1 2B: 0 SAC: 1 3B: 0 DP: 2 HR: 0 HBP: 1	WP: 0 PA: 34 PB: 0 SB: 0 CS: 1
PITCHER Jim Perry, R (1, 1) ERA: 2.88	IP WLS BF H R ER SO BB IBB HBP BLK WP HR S P ERA WHIP										
	9.0 L 34 7 2 1 4 2 0 1 0 0 0 0 39 48 1.00 1.000										

Chicago White Sox @ Cleveland Indians
Cleveland Municipal Stadium, Cleveland, OH
Sat Aug 29 1959, 3:33 AM EDT
Att: 28,107 - Unknown

AB	29
R	2
H	7
RBI	1
BB	2
SO	4
LOB	11



Batter	1	2	3	4	5	6	7	8	9	AB	R	H	RBI	BB	SO	LOB
Vic Power, R OBP: 0.344, SLG: 0.438 (1, 3)	F7	G3			K		FC6-4			4	0	0	0	0	1	4
Minnie Minoso, R OBP: 0.379, SLG: 0.468 (1, 7)	F8		5-3		E6			F5		4	0	1	0	0	0	0
Tito Francona, L OBP: 0.409, SLG: 0.599 (1, 8)	1B		G3		F4			F5		4	0	1	0	0	0	1
Rocky Colavito, R OBP: 0.349, SLG: 0.545 (1, 9)	K		F8			K		FC5-4 BB		3	0	0	0	1	2	1
Jim Baxes, R OBP: 0.310, SLG: 0.473 (1, 4)		FC5-2 BB		5-3		F7		FC5-4		3	0	0	0	1	0	1
George Strickland, R OBP: 0.312, SLG: 0.313 (1, 5)		K			F4			5-3		4	0	1	0	0	1	1
Woodie Held, R OBP: 0.316, SLG: 0.448 (1, 6)		E8 FC5-2 1B			F9		F3		F8	4	0	1	0	0	0	1
Ed Fitz Gerald, R OBP: 0.289, SLG: 0.312 (1, 2)		FC5-2 IBB		4-3			L8		F8	3	0	0	0	1	0	1
Jim Perry, S OBP: 0.333, SLG: 0.394 (1, 1)		FC5-2			1-3		FC6-4 1B			3	0	1	0	0	0	3

Inning Stats	R: 0	H: 1	E: 0	LOB: 1	K: 1	BB: 0	S: 6	P: 6	R: 0	H: 0	E: 0	LOB: 0	K: 0	BB: 0	S: 3	P: 3	R: 0	H: 1	E: 0	LOB: 1	K: 0	BB: 0	S: 4	P: 4	R: 0	H: 1	E: 1	LOB: 1	K: 1	BB: 0	S: 6	P: 6	R: 0	H: 0	E: 0	LOB: 0	K: 1	BB: 0	S: 5	P: 5	R: 0	H: 1	E: 0	LOB: 1	K: 0	BB: 0	S: 4	P: 4	R: 0	H: 0	E: 0	LOB: 1	K: 0	BB: 1	S: 3	P: 7	R: 0	H: 0	E: 0	LOB: 0	K: 0	BB: 0	S: 3	P: 3	1B: 5	SF: 0	2B: 0	SAC: 0	3B: 0	DP: 0	HR: 0	HBP: 0	WP: 0	PA: 35
PITCHER Dick Donovan, R ERA: 3.62 (1, 1)	IP	WLS	BF	H	R	ER	SO	BB	IBB	HBP	BLK	WP	HR	S	P	ERA	WHIP	IP	WLS	BF	H	R	ER	SO	BB	IBB	HBP	BLK	WP	HR	S	P	ERA	WHIP	IP	WLS	BF	H	R	ER	SO	BB	IBB	HBP	BLK	WP	HR	S	P	ERA	WHIP																							

BOTTOM

Chicago White Sox @ Cleveland Indians
Cleveland Municipal Stadium, Cleveland, OH

Sat Aug 29 1959, 3:33 AM EDT
Att. 28,107 - Unknown

livebaseballscorecards.com

AB	32
R	0
H	5
RBI	0
BB	3
SO	4
LOB	13



Batter	1	2	3	4	5	6	7	8	9	AB R H RBI BB SO LOB	TOP									
Luis Aparicio, R (1, 6) OBP: 0.321, SLG: 0.336	0-0 F7			0-3 K		0-0 2B	0-0 6-3		0-0 SF7	4 1 1 1 0 1 0	Chicago White Sox @ Cleveland Indians Cleveland Municipal Stadium, Cleveland, OH Sun Aug 30 1959, 3:33 AM EDT Unknown livebaseballscorecards.com									
Nellie Fox, L (1, 4) OBP: 0.388, SLG: 0.401	0-0 F9			0-0 1-3		4-0 2B	4-0 CS		0-0 F6	3 1 0 0 2 0 0										
Jim Landis, R (1, 8) OBP: 0.379, SLG: 0.380	0-0 1-3			0-0 6-3		0-0 1B	0-3 K			4 1 1 1 0 1 1										
Ted Kluszewski, L (1, 3) OBP: 0.307, SLG: 0.406		0-0 4-3			0-0 F9	4-0 1B		4-0 6-3		2 0 0 0 1 0 0										
Bubba Phillips, R (6, PR) OBP: 0.322, SLG: 0.379						BB				0 1 0 0 1 0 0										
Sherm Lollar, R (1, 2) OBP: 0.349, SLG: 0.461		0-0 F5			0-0 2B	1-0 BB		0-0 6-3		3 0 1 1 0 0 1										
Billy Goodman, L (1, 5) OBP: 0.297, SLG: 0.283		0-0 4-3			0-3 K	0-0 BB		0-0 6-3		3 0 1 1 0 1 1										
Sammy Esposito, R (7, 5) OBP: 0.302, SLG: 0.267						1-2 2-3 3-H				1 0 0 0 0 0 1										
Al Smith, R (1, 7) OBP: 0.313, SLG: 0.374				0-3 K		0-0 6-3	4-0 BB		0-0 1-3	2 0 0 0 0 1 1										
Earl Torgeson, L (6, PH) OBP: 0.367, SLG: 0.370						1-2 2-3 3-H				1 0 0 1 1 0 1										
Jim Rivera, L (1, 9) OBP: 0.257, SLG: 0.354			0-0 L8			0-0 F9			0-0 WP	2 0 0 0 0 0 0										
John Romano, R (6, PH) OBP: 0.387, SLG: 0.472									SH3-4	1 0 0 0 0 0 3										
Jim McAnany, R (6, 9) OBP: 0.333, SLG: 0.354									SF7	1 1 1 0 0 0 0										
Early Wynn, S (1, 1) OBP: 0.329, SLG: 0.417			0-0 F9						0-0 SH3-4	3 1 1 1 0 0 3										
Gerry Staley, R (8, 1) OBP: 0.364, SLG: 0.222										0 0 0 0 0 0 0										
Inning Stats	R: 0 E: 0 K: 0 S: 3	H: 0 LOB: 0 BB: 0 P: 3	R: 0 E: 0 K: 0 S: 3	H: 0 LOB: 0 BB: 0 P: 3	R: 0 E: 0 K: 1 S: 5	H: 0 LOB: 0 BB: 0 P: 5	R: 0 E: 0 K: 1 S: 5	H: 1 LOB: 1 BB: 0 P: 6	R: 5 E: 0 K: 0 S: 7	H: 4 LOB: 3 BB: 3 P: 20	R: 0 E: 0 K: 1 S: 4	H: 0 LOB: 1 BB: 1 P: 8	R: 0 E: 0 K: 0 S: 3	H: 0 LOB: 1 BB: 1 P: 7	R: 1 E: 0 K: 0 S: 4	H: 1 LOB: 0 BB: 0 P: 4	1B: 3 2B: 3 3B: 0 HR: 1	SF: 1 SAC: 1 DP: 1 HBP: 1	WP: 1 PB: 0 SB: 1 CS: 1	PA: 38
PITCHER	IP WLS BF H R ER SO BB IBB HBP BLK WP HR S P ERA WHIP																			
Cal McLish, R (1, 1) ERA: 3.52	5.1 L 24 5 5 5 3 1 1 1 0 0 1 27 36 8.44 1.125																			
Bobby Locke, R (6, 1) ERA: 3.44	0.0 1 0 0 0 0 1 0 0 0 0 0 0 4 ∞ ∞																			
Jack Harshman, L (6, 1) ERA: 5.25	3.2 13 1 1 1 1 2 0 0 0 1 0 13 21 2.46 0.818																			



Batter	1	2	3	4	5	6	7	8	9	AB R H RBI BB SO LOB
Jim Piersall, R OBP: 0.300, SLG: 0.327 (1, 8)	0-3 K		0-0 FC6-4 1B		0-0 4-3		0-0 FC5-4 FC4-6		0-0 F9	5 0 0 0 0 1 3
Vic Power, R OBP: 0.347, SLG: 0.440 (1, 4)	4-0 BB		0-0 1-3 1B		0-0 CS 1B		0-0 FC4-6			3 0 2 1 1 0 1
Minnie Minoso, R OBP: 0.378, SLG: 0.467 (1, 7)	0-0 F6		0-0 6-3		0-0 CS 1-2	0-3 K		0-0 5-3 1B 6-3 1B		4 1 1 0 0 1 3
Tito Francona, L OBP: 0.410, SLG: 0.598 (1, 3)	0-0 F7			0-0 F8		0-0 BB 1B		0-0 5-3 1B		4 0 2 0 0 0 1
Rocky Colavito, R OBP: 0.347, SLG: 0.541 (1, 9)		0-0 6-3		0-0 F7		0-3 K		0-0 5-3		4 0 0 0 0 1 3
George Strickland, R OBP: 0.311, SLG: 0.310 (1, 5)		0-0 F7		0-0 F9		4-0 BB		0-0 6-3		3 0 0 1 1 0 1
Woodie Held, R OBP: 0.315, SLG: 0.453 (1, 6)		0-0 F3			0-0 HR	0-3 K		0-0 F5		4 1 1 1 0 1 3
Ed Fitz Gerald, R OBP: 0.298, SLG: 0.318 (1, 2)			4-0 FC6-4 BB		0-0 4-3 SH1-4 1B		0-0 FC5-4 1B		0-0 5-3	3 1 2 0 1 0 0
Cal McLish, S OBP: 0.212, SLG: 0.206 (1, 1)			0-3 K		0-0 SH1-4		0-0 F2		0-0 1-5-3	1 0 0 0 0 1 1
Bobby Locke, R OBP: 0.360, SLG: 0.500 (6, 1)										0 0 0 0 0 0 0
Jack Harshman, L OBP: 0.256, SLG: 0.206 (6, 1)										2 0 0 0 0 0 1

Inning Stats	R: 0	H: 0	E: 0	K: 1	S: 5	LOB: 1	BB: 1	P: 9	R: 0	H: 0	E: 0	K: 0	S: 3	LOB: 0	BB: 0	P: 3	R: 0	H: 1	E: 0	K: 1	S: 6	LOB: 2	BB: 1	P: 10	R: 0	H: 0	E: 0	K: 0	S: 3	LOB: 0	BB: 0	P: 3	R: 2	H: 3	E: 0	K: 0	S: 5	LOB: 0	BB: 0	P: 5	R: 0	H: 1	E: 0	K: 3	S: 10	LOB: 2	BB: 1	P: 14	R: 0	H: 1	E: 0	K: 0	S: 4	LOB: 1	BB: 0	P: 4	R: 1	H: 2	E: 0	K: 0	S: 5	LOB: 1	BB: 0	P: 5	R: 0	H: 0	E: 0	K: 0	S: 3	LOB: 0	BB: 0	P: 3	1B: 7	2B: 0	3B: 0	HR: 1	SF: 0	SAC: 1	DP: 0	HBP: 0	WP: 0	PB: 0	SB: 0	CS: 1	PA: 38
--------------	------	------	------	------	------	--------	-------	------	------	------	------	------	------	--------	-------	------	------	------	------	------	------	--------	-------	-------	------	------	------	------	------	--------	-------	------	------	------	------	------	------	--------	-------	------	------	------	------	------	-------	--------	-------	-------	------	------	------	------	------	--------	-------	------	------	------	------	------	------	--------	-------	------	------	------	------	------	------	--------	-------	------	-------	-------	-------	-------	-------	--------	-------	--------	-------	-------	-------	-------	--------


PITCHER	IP	WLS	BF	H	R	ER	SO	BB	IBB	HBP	BLK	WP	HR	S	P	ERA	WHIP
Early Wynn, R ERA: 3.33 (1, 1)	7.0	W	30	7	3	3	5	3	0	0	0	0	1	37	49	3.86	1.429
Gerry Staley, R ERA: 1.94 (8, 1)	2.0	S	7	1	0	0	0	0	0	0	0	0	0	7	7	0.00	0.500

BOTTOM

Chicago White Sox @ Cleveland Indians
Cleveland Municipal Stadium, Cleveland, OH

Sun Aug 30 1959, 3:33 AM EDT
Unknown

AB	33
R	3
H	8
RBI	3
BB	3
SO	5
LOB	17



WP	PB	SB	CS	PA
0	0	0	1	38

Batter	1	2	3	4	5	6	7	8	9	AB R H RBI BB SO LOB	TOP											
Luis Aparicio, R (1, 6) OBP: 0.322, SLG: 0.337	0-3 K	0-0 F7		0-3 K		0-0 CS 1B		0-0 SF8 1-3 1B		5 0 2 0 0 2 1												
Nellie Fox, L (1, 4) OBP: 0.386, SLG: 0.400	0-0 6-3		0-0 FC6-4 1B	0-0 E4 6-3		0-0 F8 1-2		0-0 SF8 2-3 3-H		4 0 1 1 0 0 1												
Jim Landis, R (1, 8) OBP: 0.375, SLG: 0.376	0-0 F2		0-0 FC6-4 BB 1B 1-2f	0-0 6-3 1-2		0-0 F8		0-3 K		5 1 0 0 0 1 3												
Ted Kluszewski, L (1, 3) OBP: 0.313, SLG: 0.404 Earl Torgeson, L (7, 3) OBP: 0.366, SLG: 0.369		0-0 BB E 1B	4-0 BB 1B BB	0-0 F7		0-0 F9		0-3 K		3 2 1 0 1 0 1 1 0 0 0 0 1 0												
John Romano, R (1, 2) OBP: 0.394, SLG: 0.468 Sherm Lollar, R (6, 2) OBP: 0.349, SLG: 0.466		4-0 BB E SF9 BB 1-2	4-0 BB 2-3 1B BB 1-2 2-3		0-0 6-3		0-0 F8		0-0 SF7 3B	1 1 0 0 2 0 0 2 1 1 0 0 0 0												
Billy Goodman, L (1, 5) OBP: 0.305, SLG: 0.303 Sammy Esposito, R (7, 5) OBP: 0.296, SLG: 0.267		0-0 F9	0-0 2-3 1B 1-2 2-H 3-H		0-0 HR 3B		0-0 1B		0-0 SF7 3-H	4 1 3 2 0 0 2 0 0 0 1 0 0 0												
Al Smith, R (1, 7) OBP: 0.314, SLG: 0.382		0-0 E8 SF9 1B 1-3 2-H	0-0 2-3 1B 1-2 2-3		0-0 HR		0-0 F9		0-0 6-3	5 2 2 3 0 0 3												
Jim Rivera, L (1, 9) OBP: 0.264, SLG: 0.349		4-0 SF9 IBB	4-0 IBB		0-0 F7		0-3 K			2 0 0 0 2 1 0												
Barry Latman, R (1, 1) OBP: 0.191, SLG: 0.167 Turk Lown, R (6, 1) OBP: 0.364, SLG: 0.300		0-0 SF9 1-2 2-H 3-H	0-0 F8		0-0 5-3		0-0 1B SF8			2 0 0 2 0 0 3 1 1 1 0 0 0 0												
Inning Stats	R: 0 E: 0 K: 1 S: 5	H: 0 LOB: 0 BB: 0 P: 5	R: 3 E: 1 K: 0 S: 5	H: 2 LOB: 1 BB: 2 P: 13	R: 2 E: 0 K: 0 S: 5	H: 2 LOB: 3 BB: 3 P: 17	R: 0 E: 1 K: 1 S: 6	H: 0 LOB: 1 BB: 0 P: 6	R: 2 E: 0 K: 0 S: 5	H: 2 LOB: 0 BB: 0 P: 5	R: 0 E: 0 K: 0 S: 3	H: 1 LOB: 0 BB: 0 P: 3	R: 0 E: 0 K: 0 S: 4	H: 1 LOB: 1 BB: 0 P: 4	R: 1 E: 0 K: 2 S: 9	H: 2 LOB: 1 BB: 0 P: 9	R: 1 E: 0 K: 1 S: 6	H: 1 LOB: 0 BB: 0 P: 6	1B: 8 2B: 0 3B: 2 HR: 1	SF: 3 SAC: 0 DP: 0 HBP: 0	WP: 0 PB: 0 SB: 0 CS: 1	PA: 43
PITCHER	IP WLS BF H R ER SO BB IBB HBP BLK WP HR S P ERA WHIP																					
Gary Bell, R (1, 1) ERA: 3.96	2.1 L 14 3 5 5 1 3 1 0 0 0 0 0 12 28 19.29 2.571																					
Mudcat Grant, R (3, 1) ERA: 4.37	2.2 13 3 2 2 1 0 1 0 0 0 0 1 14 18 6.75 1.125																					
Mike Garcia, R (6, 1) ERA: 3.36	2.0 7 2 0 0 0 0 0 0 0 0 0 0 7 7 0.00 1.000																					
Bob Smith, L (8, 1) ERA: 7.89	2.0 9 3 2 2 3 0 0 0 0 0 0 0 15 15 9.00 1.500																					

Chicago White Sox @ Cleveland Indians
Cleveland Municipal Stadium, Cleveland, OH
Sun Aug 30 1959, 3:38 AM EDT
Att: 66,586 - Unknown

AB	35
R	9
H	11
RBI	9
BB	5
SO	5
LOB	14



livebaseballscorecards.com

BOTTOM

Chicago White Sox @ Cleveland Indians
Cleveland Municipal Stadium, Cleveland, OH

Sun Aug 30 1959, 3:38 AM EDT
Att. 66,586 - Unknown

livebaseballscorecards.com

AB	36
R	4
H	9
RBI	4
BB	2
SO	6
LOB	16



WP:	0	PA:	38
PB:	0	SB:	0
CS:	0		

AB R H RBI BB SO LOB

3	0	0	0	0	1	1
0	0	0	0	0	0	0
1	0	1	0	0	0	0
0	0	0	0	0	0	0
1	0	0	0	0	0	2

5	0	0	0	0	0	5
---	---	---	---	---	---	---

3	1	1	0	1	0	0
---	---	---	---	---	---	---

4	1	2	0	0	0	1
---	---	---	---	---	---	---

4	1	1	3	0	2	2
---	---	---	---	---	---	---

4	0	1	0	0	1	1
---	---	---	---	---	---	---

4	1	2	1	0	0	2
---	---	---	---	---	---	---

4	0	1	0	0	1	1
---	---	---	---	---	---	---

0	0	0	0	0	0	0
1	0	0	0	0	1	0
1	0	0	0	0	0	0
1	0	0	0	1	0	1

1B:	7	SF:	0
2B:	1	SAC:	0
3B:	0	DP:	2
HR:	2	HBP:	0

Batter	1	2	3	4	5	6	7	8	9																									
Jim Piersall, R (1, 8) Mike Garcia, R (6, 1) Elmer Valo, L (7, PH) Bob Smith, L (8, 1) Jim Baxes, R (9, PH) Vic Power, R (1, 4) Minnie Minoso, R (1, 7) Tito Francona, L (1, 3) Rocky Colavito, R (1, 9) George Strickland, R (1, 5) Woodie Held, R (1, 6) Ed Fitz Gerald, R (1, 2) Gary Bell, R (1, 1) Mudcat Grant, R (3, 1) Jack Harshman, L (5, PH) Ray Webster, R (5, PR)	0-0 6-3 0-0 F7 0-0 5-3 0-0 F6 0-0 F7 0-3 K 0-0 L6-3 0-0 L6-3 0-3 K			0-0 F7 4-0 1B HR BB 0-0 F6 1-2 HR 1B 0-0 K 1-H 2-H HR 0-0 F6 0-0 L6-3 1B 0-0 L6-3 0-3 K	0-3 K 0-0 FC5-4 0-0 K 0-0 F6 0-0 K 0-0 E4 FC5-4		0-0 1-3 1B 0-0 5-3 0-0 6-3 0-0 FC5-4 1B 0-3 K 0-0 FC5-4 0-0 L1 0-0 F7 0-3 K 4-0 1B BB		0-0 F2 0-0 G4-6-3 0-0 6-3 0-0 F7 0-3 K 0-0 1B 0-0 F7 0-0 E6 G4-6-3																									
Inning Stats	R: 0 E: 0 K: 0 S: 3	H: 0 LOB: 0 BB: 0 P: 3	R: 0 E: 0 K: 1 S: 5	H: 0 LOB: 0 BB: 0 P: 5	R: 0 E: 0 K: 1 S: 5	H: 1 LOB: 0 BB: 0 P: 5	R: 3 E: 0 K: 0 S: 5	H: 2 LOB: 0 BB: 1 P: 9	R: 1 E: 1 K: 1 S: 7	H: 1 LOB: 1 BB: 0 P: 7	R: 0 E: 0 K: 1 S: 6	H: 1 LOB: 1 BB: 0 P: 6	R: 0 E: 0 K: 1 S: 6	H: 1 LOB: 2 BB: 1 P: 10	R: 0 E: 0 K: 1 S: 7	H: 2 LOB: 2 BB: 0 P: 7	R: 0 E: 1 K: 0 S: 4	H: 1 LOB: 1 BB: 0 P: 4																
PITCHER	IP WLS BF H R ER SO	WLS W 20 4 4 4 3	BF 20 5 0 0 0 3	H 4 5 0 0 0 3	R 4 0 0 0 0 3	ER 4 0 0 0 0 3	SO 3 3 3 3 3 3	BB 1 0 0 0 0 1	IBB 0 0 0 0 0 0	HBP 0 0 0 0 0 0	BLK 0 0 0 0 0 0	WP 0 0 0 0 0 0	HR 2 0 0 0 0 0	S 25 23 27 29	P 29 27 27 29	ERA 7.20 0.00 0.00 7.20	WHIP 1.000 1.500 1.500 1.000	IP WLS BF H R ER SO	WLS S 18 5 0 0 3	BF 20 5 0 0 0 3	H 4 5 0 0 0 3	R 4 0 0 0 0 3	ER 4 0 0 0 0 3	SO 3 3 3 3 3 3	BB 1 0 0 0 0 1	IBB 0 0 0 0 0 0	HBP 0 0 0 0 0 0	BLK 0 0 0 0 0 0	WP 0 0 0 0 0 0	HR 2 0 0 0 0 0	S 25 23 27 29	P 29 27 27 29	ERA 7.20 0.00 0.00 7.20	WHIP 1.000 1.500 1.500 1.000

Batter	1	2	3	4	5	6	7	8	9	AB R H RBI BB SO LOB	TOP
Wayne Terwilliger, R OBP: 0.355, SLG: 0.362 (1, 4) BB BB	4-0 1B BB	0-0 F8		4-0 1-2 BB		0-0 F7		0-0 F7		3 1 0 0 2 0 3	Kansas City Athletics @ Cleveland Indians Cleveland Municipal Stadium, Cleveland, OH Wed Sep 02 1959, 7:05 PM EDT Att: 15,264 - Unknown livebaseballscorecards.com
Russ Snyder, L OBP: 0.348, SLG: 0.416 (1, 8) X	0-0 1B 1-2 BB 1B	0-0 5-3		0-0 F7		0-0 F8		0-0 F7		5 1 1 0 0 0 5	
Dick Williams, R OBP: 0.325, SLG: 0.464 (1, 3) X	0-0 BB 1-2 2-H 1B		0-0 HR	0-3 K		0-0 5-3		0-3 K		5 1 2 2 0 2 2	
Bob Cerv, R OBP: 0.343, SLG: 0.488 (1, 7) X	0-0 BB 1-2 2-3 1B		0-0 5-3 1B		0-0 6-3		0-0 F9		0-0 5-3	5 0 2 0 0 0 0	
Roger Maris, L OBP: 0.369, SLG: 0.479 (1, 9) BB BB	4-0 1-2 2-3 3-H BB		0-0 F7		0-0 F8		0-0 1B 1B		0-0 F9	4 0 1 1 1 0 1	
Ray Jablonski, R OBP: 0.291, SLG: 0.361 (1, 5) S S	0-3 K		0-0 5-3	1-2	0-0 F3		0-0 1-3 1B			4 0 1 0 0 1 4	
Hal Smith, R OBP: 0.366, SLG: 0.370 (1, 2) S S	0-3 K		0-0 5-3		0-0 BB 1B		0-0 F7			4 0 1 0 0 1 6	
Joe Demaestri, R OBP: 0.306, SLG: 0.365 (1, 6) Kent Hadley, L OBP: 0.313, SLG: 0.427 (8, PH) John Tsitouris, R OBP: 0.143, SLG: 0.143 (8, 1)	0-0 F8		0-0 E4 BB		0-0 P4		4-0 BB			3 0 0 0 0 0 4 0 0 0 0 1 0 0 0 0 0 0 0 0 0	
Ned Garver, R OBP: 0.318, SLG: 0.435 (1, 1) Ray Herbert, R OBP: 0.232, SLG: 0.283 (3, 1) Joe Morgan, L OBP: 0.333, SLG: 0.276 (6, PH) Tom Sturdivant, L OBP: 0.156, SLG: 0.207 (6, 1) Bob Grim, R OBP: 0.156, SLG: 0.207 (8, PH) Jerry Lutzke, L OBP: 0.311, SLG: 0.303 (8, 6)		0-0 1-4-3		0-0 P4		4-0 1-2 BB		0-0 F9		1 0 0 0 0 0 0 1 0 0 0 0 0 1 0 0 0 0 1 0 0 0 0 0 0 0 0 0 0 0 0 0 0 0 0 1 0 0 0 0 0 1	
Inning Stats	R: 2 H: 3 E: 0 LOB: 3 K: 2 BB: 2 S: 10 P: 18	R: 0 H: 0 E: 0 LOB: 0 K: 0 BB: 0 S: 3 P: 3	R: 1 H: 2 E: 0 LOB: 1 K: 0 BB: 0 S: 5 P: 5	R: 0 H: 0 E: 1 LOB: 2 K: 1 BB: 1 S: 6 P: 10	R: 0 H: 0 E: 0 LOB: 0 K: 0 BB: 0 S: 3 P: 3	R: 0 H: 1 E: 0 LOB: 2 K: 0 BB: 1 S: 4 P: 8	R: 0 H: 2 E: 0 LOB: 2 K: 0 BB: 0 S: 5 P: 5	R: 0 H: 0 E: 0 LOB: 1 K: 1 BB: 1 S: 3 P: 7	R: 0 H: 0 E: 0 LOB: 0 K: 1 BB: 0 S: 5 P: 5	1B: 7 SF: 0 2B: 0 SAC: 0 3B: 0 DP: 0 HR: 1 HBP: 0	WP: 0 PA: 41 PB: 0 SB: 0 CS: 0
PITCHER Herb Score, L ERA: 4.57 (1, 1) Gary Bell, R ERA: 3.83 (1, 1)	IP WLS BF H R ER SO BB IBB HBP BLK WP HR S P ERA WHIP										
	0.0 0 5 3 2 2 0 2 0 0 0 0 0 3 11 ∞ ∞										
	9.0 W 36 5 1 1 4 3 0 0 0 0 0 1 41 53 1.00 0.889										



Batter	1	2	3	4	5	6	7	8	9
Vic Power, R OBP: 0.342, SLG: 0.433 (1, 3)	0-0 F7		0-0 SH5-3	0-0 4-3			0-0 F7		
Minnie Minoso, R OBP: 0.380, SLG: 0.466 (1, 7)	0-0 CS 1B		0-0 FC1 1B 2B			0-0 G6-4-3 1B	0-0 F7		
Tito Francona, L OBP: 0.412, SLG: 0.596 (1, 8)	0-0 1B		0-0 2B 1B			0-0 G6-4-3 1-2f	0-3 K		
Rocky Colavito, R OBP: 0.345, SLG: 0.542 (1, 9)	0-3 K		0-3 K			0-0 F9	0-0 S 1B		
Woodie Held, R OBP: 0.318, SLG: 0.467 (1, 6)		0-0 F9	0-0 2B 2B			0-0 SF8 3B	0-3 K		
George Strickland, R OBP: 0.310, SLG: 0.313 (1, 5)		0-0 1-3	0-0 2B			0-0 SF8	0-0 F9		
Jim Baxes, R OBP: 0.308, SLG: 0.468 (1, 4)		0-0 6-3	0-3 K			0-0 1B L1-5 1B	0-0 5-3		
Ed Fitz Gerald, R OBP: 0.303, SLG: 0.322 (1, 2)			0-0 SH5-3 1B 1B	0-0 5-3		0-0 1B			
Herb Score, L OBP: 0.130, SLG: 0.098 (1, 1)			0-0 1B 1B	0-3 K		0-0 L1-5			
Gary Bell, R OBP: 0.261, SLG: 0.258 (1, 1)			1-2 1B 1B			3-H			

Inning Stats	R: 0	H: 2	E: 0	K: 1	S: 6	LOB: 2	BB: 0	P: 6	R: 0	H: 0	E: 0	K: 0	S: 3	LOB: 0	BB: 0	P: 3	R: 5	H: 5	E: 0	K: 2	S: 13	LOB: 1	BB: 0	P: 13	R: 0	H: 0	E: 0	K: 1	S: 5	LOB: 0	BB: 0	P: 5	R: 1	H: 3	E: 0	K: 0	S: 5	LOB: 1	BB: 0	P: 5	R: 0	H: 0	E: 0	K: 1	S: 5	LOB: 0	BB: 0	P: 5	R: 0	H: 1	E: 0	K: 1	S: 6	LOB: 1	BB: 0	P: 6
--------------	------	------	------	------	------	--------	-------	------	------	------	------	------	------	--------	-------	------	------	------	------	------	-------	--------	-------	-------	------	------	------	------	------	--------	-------	------	------	------	------	------	------	--------	-------	------	------	------	------	------	------	--------	-------	------	------	------	------	------	------	--------	-------	------

PITCHER	IP	WLS	BF	H	R	ER	SO	BB	IBB	HBP	BLK	WP	HR	S	P	ERA	WHIP
Ned Garver, R ERA: 3.92 (1, 1)	2.2	L	15	7	5	5	2	0	0	0	0	0	0	19	19	16.88	2.625
Ray Herbert, R ERA: 4.6 (3, 1)	2.1		7	1	0	0	2	0	0	0	0	0	0	11	11	0.00	0.429
Tom Sturdivant, R ERA: 4.36 (6, 1)	0.1		4	3	1	1	0	0	0	0	0	0	0	4	4	27.00	9.000
Bob Grim, R ERA: 3.81 (6, 1)	1.2		4	0	0	0	1	0	0	0	0	0	0	6	6	0.00	0.000
John Tsitouris, R ERA: 4.37 (8, 1)	1.0		4	1	0	0	1	0	0	0	0	0	0	6	6	0.00	1.000

AB R H RBI BB SO LOB

3	0	0	0	0	0	0
4	1	2	0	0	0	2
4	1	2	2	0	1	1
4	0	1	0	0	2	4
4	2	2	2	0	1	1
3	0	1	2	0	0	1
4	0	1	0	0	1	2
3	1	2	0	0	0	0
0	0	0	0	0	0	0
3	1	1	0	0	1	2

AB	32
R	6
H	12
RBI	6
BB	0
SO	6
LOB	13



Kansas City Athletics @ Cleveland Indians
 Cleveland Municipal Stadium, Cleveland, OH
 Wed Sep 02 1959, 7:05 PM EDT
 Att. 15,264 - Unknown

livebaseballscorecards.com

AB	32
R	6
H	12
RBI	6
BB	0
SO	6
LOB	13

WP	PA
0	34

Batter	1	2	3	4	5	6	7	8	9	AB R H RBI BB SO LOB	TOP											
Vic Power, R (1, 3) OBP: 0.339, SLG: 0.430	0-0 4-3		0-0 5-3		0-0 F7			0-0 F4		4 0 0 0 0 0 2												
Minnie Minoso, R (1, 7) OBP: 0.379, SLG: 0.466	0-0 F6			0-0 L7	0-0 F8			0-0 1B 2B		4 0 1 0 0 0 2												
Tito Francona, L (1, 8) OBP: 0.413, SLG: 0.593	0-3 K			0-0 4-3		4-0 G4-3 BB		0-0 2-H 1B		3 0 1 0 1 1 0												
Rocky Colavito, R (1, 9) OBP: 0.348, SLG: 0.545		0-0 1B		4-0 BB		0-0 G4-3 1-2f		0-0 1B 2B		3 1 2 0 1 0 1												
Woodie Held, R (1, 6) OBP: 0.316, SLG: 0.463		0-0 F8		0-3 K		0-0 F4		0-0 F7		4 0 0 0 0 1 3												
George Strickland, R (1, 5) Mudcat Grant, R (9, PR) OBP: 0.310, SLG: 0.312 OBP: 0.184, SLG: 0.229		0-3 K			0-0 1-3		0-0 F4		0-0 2-H 1B	4 0 1 1 0 1 1 0 0 0 0 0 0 0												
Jim Baxes, R (1, 4) OBP: 0.307, SLG: 0.476		0-3 K			0-0 HR		0-0 L7		0-3 K	4 1 1 1 0 2 2												
Ed Fitz Gerald, R (1, 2) Elmer Valo, L (9, PH) OBP: 0.303, SLG: 0.319 OBP: 0.423, SLG: 0.278			0-3 K		4-0 1B BB		0-0 5-3		0-0 F8	2 0 0 0 1 1 0 1 0 0 0 0 0 1												
Jim Perry, S (1, 1) OBP: 0.333, SLG: 0.389			0-0 F8		0-0 1-2 1B			0-0 F5		3 0 1 0 0 0 0												
Inning Stats	R: 0 E: 0 K: 1 S: 5	H: 0 LOB: 0 BB: 0 P: 5	R: 0 E: 0 K: 2 S: 8	H: 1 LOB: 1 BB: 0 P: 8	R: 0 E: 0 K: 1 S: 5	H: 0 LOB: 0 BB: 0 P: 5	R: 0 E: 0 K: 1 S: 5	H: 0 LOB: 1 BB: 1 P: 9	R: 1 E: 0 K: 0 S: 5	H: 2 LOB: 2 BB: 1 P: 9	R: 0 E: 0 K: 0 S: 2	H: 0 LOB: 0 BB: 1 P: 6	R: 0 E: 0 K: 0 S: 3	H: 0 LOB: 0 BB: 0 P: 3	R: 0 E: 0 K: 0 S: 4	H: 2 LOB: 2 BB: 0 P: 4	R: 1 E: 0 K: 1 S: 7	H: 2 LOB: 1 BB: 0 P: 7	1B: 4 2B: 2 3B: 0 HR: 1	SF: 0 SAC: 0 DP: 1 HBP: 0	WP: 0 PB: 0 SB: 0 CS: 0	PA: 35
PITCHER	IP WLS BF H R ER SO BB IBB HBP BLK WP HR S P ERA WHIP																					
Early Wynn, R (1, 1) ERA: 3.25	8.0 W 30 5 1 1 5 3 0 0 0 0 0 1 37 49 1.12 1.000																					
Gerry Staley, R (9, 1) ERA: 1.97	1.0 S 5 2 1 1 1 0 0 0 0 0 0 0 7 7 9.00 2.000																					

Cleveland Indians @ Chicago White Sox
 Comiskey Park, Chicago, IL
 Fri Sep 04 1959, 8:05 PM EDT
 Att. 45,510 - Unknown

AB	32
R	2
H	7
RBI	2
BB	3
SO	6
LOB	12



livebaseballscorecards.com

Batter	1	2	3	4	5	6	7	8	9
Luis Aparicio, R OBP: 0.324, SLG: 0.336 (1, 6)	0-0 F7	0-0 1B		0-0 F4			0-0 F3		
Nellie Fox, L OBP: 0.383, SLG: 0.397 (1, 4)	0-0 F7	0-0 F7		0-0 FC5			0-0 F9		
Jim Landis, R OBP: 0.375, SLG: 0.374 (1, 8)	0-0 1B		1-0 HBP		0-0 F3		0-0 F4		
Ted Kluszewski, L OBP: 0.325, SLG: 0.408 (1, 3)	0-0 F6		0-0 F8		0-0 G3			0-0 1B	
Earl Torgeson, L OBP: 0.364, SLG: 0.366 (8, PR) (9, 3)								E	
Sherm Lollar, R OBP: 0.351, SLG: 0.465 (1, 2)		0-0 5-3	0-0 F2		0-0 F6			0-0 1B	
Billy Goodman, L OBP: 0.305, SLG: 0.300 (1, 5)		0-0 1B	0-0 F7			0-0 6-3		0-0 SH2-4	
Sammy Esposito, R OBP: 0.281, SLG: 0.250 (7, 5)		1B						1-2	
Al Smith, R OBP: 0.315, SLG: 0.386 (1, 7)		0-0 1B		4-0 FC5		0-0 5-3		0-0 2-3	
Jim McAnany, R OBP: 0.330, SLG: 0.346 (1, 9)		0-0 1B		0-3 K		0-0 F4		4-0 IBB	
Jim Rivera, L OBP: 0.271, SLG: 0.344 (7, 9)		1-3 2-H							
Early Wynn, S OBP: 0.341, SLG: 0.427 (1, 1)		0-3 K		0-0 1B				0-0 F6	
Norm Cash, L OBP: 0.375, SLG: 0.357 (8, PH)									
Gerry Staley, R OBP: 0.364, SLG: 0.222 (9, 1)									


AB	R	H	RBI	BB	SO	LOB
4	0	1	1	0	0	3
4	0	0	0	0	0	5
3	0	1	0	0	0	1
4	0	1	0	0	0	2
0	1	0	0	0	0	0
4	0	1	0	0	0	1
3	1	1	0	0	0	1
0	0	0	0	0	0	0
3	1	1	0	1	0	2
3	0	1	1	0	1	1
0	0	0	0	1	0	0
3	0	2	0	0	1	2
1	0	0	0	0	0	2
0	0	0	0	0	0	0

BOTTOM

Cleveland Indians @ Chicago White Sox
Comiskey Park, Chicago, IL

Fri Sep 04 1959, 8:05 PM EDT
Att. 45,510 - Unknown

AB	32
R	3
H	9
RBI	2
BB	2
SO	2
LOB	20



Inning Stats	R	H	E	K	S	P	IP	WLS	BF	H	R	ER	SO	BB	IBB	HBP	BLK	WP	HR	S	P	ERA	WHIP
Jim Perry, R ERA: 2.92 (1, 1)	0	1	0	0	4	3	8.0	L	36	9	3	3	2	1	1	1	0	0	0	37	46	3.38	1.250

WP	PA	ERA	WHIP
0	36		

Batter	1	2	3	4	5	6	7	8	9	AB R H RBI BB SO LOB	TOP	
Jim Piersall, R OBP: 0.293, SLG: 0.319 (1, 8)	0-0 6-3		0-0 5-3		0-0 6-3		0-0 SH1-4		0-0 F4	4 0 0 0 0 0 0		
Minnie Minoso, R OBP: 0.377, SLG: 0.463 (1, 7)	0-3 K		0-0 5-3		1-0 HR HBP		0-0 F8		0-0 6-3	4 1 0 0 0 1 1		
Tito Francona, L OBP: 0.417, SLG: 0.604 Billy Moran, R (1, 3) (9, 4)	0-0 FC5 BB 1B		0-0 4-3		0-0 HR		0-0 1B			4 1 3 3 0 0 0 0 0 0 0 0 0 0		
Rocky Colavito, R OBP: 0.347, SLG: 0.542 (1, 9)	4-0 1-2 BB			0-0 F7		0-0 6-3		0-0 F8		3 0 0 0 1 0 1		
Woodie Held, R OBP: 0.317, SLG: 0.472 (1, 6)	0-0 FC5 2-3f			0-0 6-3 E 2B		0-0 6-3		0-0 HR		4 2 2 1 0 0 2		
Vic Power, R OBP: 0.339, SLG: 0.428 (1, 4) (9, 3)		0-0 6-3 1B		0-0 6-3		0-0 F4		0-0 F4		4 0 1 0 0 0 1		
George Strickland, R OBP: 0.307, SLG: 0.309 (1, 5)		0-0 6-3 1-2		0-0 E5		0-0 6-3		0-0 F2		4 0 0 0 0 0 1		
Dick Brown, R OBP: 0.293, SLG: 0.397 (1, 2)		0-0 F6		0-3 K			0-0 HR	0-0 F7		4 1 1 1 0 1 2		
Cal McLish, S OBP: 0.206, SLG: 0.200 Gary Bell, R OBP: 0.268, SLG: 0.265 (1, 1) (6, 1)		0-0 4-3			0-0 1-3		0-0 F8 SH1-4 1B		0-3 K	2 0 0 0 0 0 1 2 1 1 0 0 1 0		
Inning Stats	R: 0 E: 0 K: 1 S: 6 H: 1 LOB: 2 BB: 1 P: 10	R: 0 E: 0 K: 0 S: 4 H: 1 LOB: 1 BB: 0 P: 4	R: 0 E: 0 K: 0 S: 3 H: 0 LOB: 0 BB: 0 P: 3	R: 1 E: 1 K: 1 S: 7 H: 1 LOB: 1 BB: 0 P: 7	R: 2 E: 0 K: 0 S: 4 H: 1 LOB: 0 BB: 0 P: 5	R: 0 E: 0 K: 0 S: 3 H: 0 LOB: 0 BB: 0 P: 3	R: 2 E: 0 K: 0 S: 6 H: 3 LOB: 1 BB: 0 P: 6	R: 1 E: 0 K: 0 S: 4 H: 1 LOB: 0 BB: 0 P: 4	R: 0 E: 0 K: 1 S: 5 H: 0 LOB: 0 BB: 0 P: 5	1B: 4 2B: 1 3B: 0 HR: 3 SF: 0 SAC: 1 DP: 0 HBP: 1	WP: 0 PB: 0 SB: 0 CS: 0 PA: 38	
PITCHER	IP WLS BF H R ER SO BB IBB HBP BLK WP HR S P ERA WHIP											
Bob Shaw, R ERA: 3.01 (1, 1)	6.0 L 27 6 5 4 2 1 0 1 0 0 0 2 29 34 6.00 1.167											
Turk Lown, R ERA: 2.41 (7, 1)	1.0 4 1 0 0 0 0 0 0 0 0 0 0 4 4 0.00 1.000											
Joe Stanka, R ERA: 3.38 (8, 1)	2.0 7 1 1 1 1 0 0 0 0 0 0 1 9 9 4.50 0.500											

Cleveland Indians @ Chicago White Sox
Comiskey Park, Chicago, IL
Sat Sep 05 1959, 4:33 AM EDT
Att: 26,920 - Unknown

AB	35
R	6
H	8
RBI	5
BB	1
SO	3
LOB	9



WP: 0	PA: 38
PB: 0	
SB: 0	
CS: 0	

Batter	1	2	3	4	5	6	7	8	9	AB	R	H	RBI	BB	SO	LOB
Luis Aparicio, R OBP: 0.324, SLG: 0.335 (1, 6)	0-0 F7		4-0 1B BB		0-0 7-2 1B		0-0 5-3		0-0 5-3	4	1	1	0	1	0	0
Nellie Fox, L OBP: 0.382, SLG: 0.396 (1, 4)	0-0 4-3		0-0 1B 1B		0-3 K			0-0 G3		4	0	1	0	0	1	1
Jim Landis, R OBP: 0.375, SLG: 0.373 (1, 8)	0-0 F7		0-0 G3-6-1 1B		0-0 7-2			0-0 4-3		4	0	1	2	0	0	1
Ted Kluszewski, L OBP: 0.325, SLG: 0.406 (1, 3)		0-0 F9	0-0 G3-6-1		0-0 HBP 1B			0-3 K		3	0	1	0	0	0	2
Earl Torgeson, L OBP: 0.363, SLG: 0.365 (6, PR) (7, 3)			1-2f							1	0	0	0	0	1	0
Sherm Lollar, R OBP: 0.351, SLG: 0.462 (1, 2)		0-0 F9		0-0 F4		1-0 G6-4-3 HBP			0-0 5-3	3	0	0	0	0	0	0
Billy Goodman, L OBP: 0.313, SLG: 0.308 (1, 5)		0-0 1B		0-0 S 1B		0-0 F9			0-0 HR 1B	4	1	3	0	0	0	2
Al Smith, R OBP: 0.314, SLG: 0.392 (1, 7)		0-3 K		0-0 6-3		0-0 G6-4-3			0-0 HR	4	1	1	2	0	1	4
Jim McAnany, R OBP: 0.333, SLG: 0.346 (1, 9)			0-0 1B BB 1B		4-0 IBB		0-0 F8		0-0 F7	3	1	1	0	1	0	0
Bob Shaw, R OBP: 0.188, SLG: 0.136 (1, 1)			0-3 K		0-0 4-3		0-0 G3		0-0 HR	2	0	0	0	0	1	3
Turk Lown, R OBP: 0.364, SLG: 0.300 (7, 1)										0	0	0	0	0	0	0
Norm Cash, L OBP: 0.372, SLG: 0.354 (7, PH)										1	0	0	0	0	0	0
Joe Stanka, R OBP: 0.333, SLG: 0.333 (8, 1)										0	0	0	0	0	0	0
John Romano, R OBP: 0.398, SLG: 0.500 (9, PH)										1	1	1	1	0	0	0

Inning Stats	R: 0	H: 0	E: 0	K: 0	S: 3	R: 0	H: 1	E: 0	K: 1	S: 6	R: 2	H: 3	E: 0	K: 1	S: 7	R: 0	H: 1	E: 0	K: 0	S: 4	R: 0	H: 1	E: 0	K: 1	S: 5	R: 0	H: 1	E: 0	K: 0	S: 3	R: 0	H: 0	E: 0	K: 0	S: 3	R: 0	H: 0	E: 0	K: 1	S: 5	R: 3	H: 3	E: 0	K: 0	S: 6	1B: 8	SF: 0	2B: 1	SAC: 0	3B: 0	DP: 3	HR: 2	HBP: 1	WP: 0	PA: 37
PITCHER	IP	WLS	BF	H	R	ER	SO	BB	IBB	HBP	BLK	WP	HR	S	P	ERA	WHIP																																						
Cal McLish, R ERA: 3.52 (1, 1)	5.0	W	23	7	2	2	3	1	1	1	0	0	0	26	35	3.60	1.600																																						
Gary Bell, R ERA: 3.89 (6, 1)	4.0	S	14	3	3	3	1	0	0	0	0	0	2	16	16	6.75	0.750																																						

BOTTOM

Cleveland Indians @ Chicago White Sox
Comiskey Park, Chicago, IL
Sat Sep 05 1959, 4:33 AM EDT
Att. 26,920 - Unknown

livebaseballscorecards.com

AB	34
R	5
H	10
RBI	5
BB	2
SO	4
LOB	13



Batter	1	2	3	4	5	6	7	8	9	AB	R	H	RBI	BB	SO	LOB
Luis Aparicio, R (1, 6) OBP: 0.325, SLG: 0.338	0-0 1B 2B	0-0 F4			0-0 1B S 1B		0-0 F8		0-0 F4	5	1	2	0	0	0	3
Nellie Fox, L (1, 4) OBP: 0.383, SLG: 0.396	0-0 F9		0-0 FC1-6 1B		0-0 G3-6-3 1B 1-3		0-0 6-3		0-0 G3	5	0	2	0	0	0	2
Jim Landis, R (1, 8) OBP: 0.375, SLG: 0.374	0-0 1B 2-3		0-0 FC1-6 1B 1-2f		0-0 G3-6-3 1B 1-2 3-H		0-0 F8			4	0	2	1	0	0	1
Ted Kluszewski, L (1, 3) OBP: 0.317, SLG: 0.396	0-0 F4		0-0 F2		0-0 G3-6-3 1-2f 2-3		0-0 F8			4	0	0	0	0	0	5
Earl Torgeson, L (9, 3) OBP: 0.363, SLG: 0.365										0	0	0	0	0	0	0
Sherm Lollar, R (1, 2) OBP: 0.352, SLG: 0.461	0-3 K		0-0 1-3 1B		0-0 5-3			4-0 BB BB BB		3	0	1	0	1	1	3
Billy Goodman, L (1, 5) OBP: 0.309, SLG: 0.304		0-0 1-3	0-0 4-3			0-0 F7		0-0 F9		3	0	0	0	0	0	2
Sammy Esposito, R (7, 5) OBP: 0.276, SLG: 0.245										1	0	0	0	0	0	1
Al Smith, R (1, 7) OBP: 0.311, SLG: 0.388		0-0 F6		0-0 1-3		0-0 1-3		0-0 F8		4	0	0	0	0	0	1
Jim McAnany, R (1, 9) OBP: 0.338, SLG: 0.347		4-0 BB BB		0-0 F4		0-0 1B			0-0 4-3	2	0	1	0	1	0	0
Jim Rivera, L (6, PR) OBP: 0.269, SLG: 0.341										1	0	0	0	0	0	0
Dick Donovan, L (1, 1) OBP: 0.213, SLG: 0.268		4-0 BB BB		0-0 F8		0-3 K		4-0 BB BB BB		2	0	0	0	1	1	1
John Romano, R (9, PH) OBP: 0.403, SLG: 0.500										0	0	0	0	0	1	0
Bubba Phillips, R (9, PR) OBP: 0.322, SLG: 0.379		1-2 BB								0	0	0	0	0	0	0

Inning Stats	R: 0	H: 2	R: 0	H: 0	R: 0	H: 2	R: 0	H: 0	R: 1	H: 3	R: 0	H: 1	R: 0	H: 0	R: 0	H: 0	R: 0	H: 0	R: 0	H: 0	1B: 7	SF: 0	WP: 0	PA: 38
	E: 0	LOB: 2	E: 0	LOB: 2	E: 0	LOB: 2	E: 0	LOB: 0	E: 0	LOB: 1	E: 0	LOB: 1	E: 0	LOB: 0	E: 0	LOB: 1	E: 0	LOB: 1	E: 0	LOB: 1	2B: 1 <td>SAC: 0 <td>PB: 0 <td></td> </td></td>	SAC: 0 <td>PB: 0 <td></td> </td>	PB: 0 <td></td>	
	K: 1	BB: 0	K: 0	BB: 2	K: 0	BB: 0	K: 0	BB: 0	K: 1	BB: 0	K: 0	BB: 0	K: 0	BB: 0	K: 0	BB: 1	K: 0	BB: 1	K: 0	BB: 1	3B: 0	DP: 1 <td>SB: 1</td> <td></td>	SB: 1	
	P: 7		P: 3		P: 5		P: 3		P: 5		P: 6		P: 7		P: 7		P: 7		P: 7		HR: 0	HBP: 0 <td>CS: 0</td> <td></td>	CS: 0	

PITCHER	IP	WLS	BF	H	R	ER	SO	BB	IBB	HBP	BLK	WP	HR	S	P	ERA	WHIP	PITCHER	IP	WLS	BF	H	R	ER	SO	BB	IBB	HBP	BLK	WP	HR	S	P	ERA	WHIP	
Mudcat Grant, R (1, 1) ERA: 4.16	9.0	W	38	8	1	1	2	4	0	0	0	0	0	38	54	1.00	1.333																			

BOTTOM

Cleveland Indians @ Chicago White Sox
Comiskey Park, Chicago, IL

Sun Sep 06 1959, 4:33 AM EDT
Att. 34,269 - Unknown

AB	34
R	1
H	8
RBI	1
BB	4
SO	2
LOB	19



WP	PA
0	38

Batter	1	2	3	4	5	6	7	8	9	AB	R	H	RBI	BB	SO	LOB	TOP																			
Eddie Yost, R OBP: 0.441, SLG: 0.450 (1, 5)	0-0 HR	0-0 P5		0-0 P4	0-0 F8		0-0 HR			5	2	2	3	0	0	4																				
Gail Harris, L OBP: 0.284, SLG: 0.339 (1, 3)	0-0 P4	0-0 BB 1B		4-0 2B 1B BB	0-0 4-3		0-0 F9			4	1	1	2	1	0	0																				
Harvey Kuenn, R OBP: 0.407, SLG: 0.501 (1, 9)	0-0 F9	4-0 L6-4-3 BB		0-0 1B 2B		0-0 F8		0-0 F8		4	1	1	1	1	0	0																				
Al Kaline, R OBP: 0.408, SLG: 0.530 (1, 8)	0-0 L8	0-0 L6-4-3 BB		0-0 L5-3		4-0 BB		0-0 FC4-8 1B		4	0	1	0	1	0	5																				
Charlie Maxwell, L OBP: 0.367, SLG: 0.473 (1, 7)		0-0 BB 1B 1B		0-0 F7		4-0 1B HR IBB		0-0 FC4-6 FC5-4		4	2	1	0	1	0	2																				
Frank Bolling, R OBP: 0.338, SLG: 0.410 (1, 4)		0-0 BB BB 1B		0-0 HR		0-0 HR 1B		0-0 FC5-4		5	3	3	3	0	0	2																				
Lou Berberet, L OBP: 0.287, SLG: 0.383 (1, 2)		4-0 1B BB BB		0-0 F9		0-0 HR		0-0 F7		4	2	1	3	1	0	0																				
Ted Lepcio, R OBP: 0.339, SLG: 0.421 (1, 6)		4-0 1B BB		0-0 6-3		0-3 K		0-3 F8		4	1	0	1	1	2	0																				
Paul Foytack, R OBP: 0.171, SLG: 0.127 (1, 1)		0-0 1B						0-0 F8		3	1	2	1	0	0	0																				
Tom Morgan, R OBP: 0.364, SLG: 0.636 (5, 1)		0-0 1B						0-3 K		0	0	0	0	0	0	0																				
Dave Sisler, R OBP: 0.286, SLG: 0.286 (6, 1)		1B						0-0 HR 1B		2	1	1	0	0	1	0																				
Jim Bunning, R OBP: 0.228, SLG: 0.244 (9, 1)		1-2 2-3 3-H 1B		0-0 2B 2B		0-0 4-3		0-0 K		0	0	0	0	0	0	0																				
Inning Stats	R: 1 E: 0 K: 0 S: 4	H: 1 LOB: 0 BB: 0 P: 4	R: 4 E: 0 K: 0 S: 6	H: 4 LOB: 2 BB: 3 P: 18	R: 1 E: 0 K: 0 S: 4	H: 1 LOB: 0 BB: 0 P: 4	R: 6 E: 0 K: 1 S: 9	H: 4 LOB: 0 BB: 2 P: 17	R: 0 E: 0 K: 0 S: 3	H: 0 LOB: 0 BB: 0 P: 3	R: 0 E: 0 K: 0 S: 3	H: 0 LOB: 1 BB: 1 P: 7	R: 2 E: 0 K: 1 S: 7	H: 2 LOB: 0 BB: 0 P: 7	R: 0 E: 0 K: 0 S: 4	H: 1 LOB: 1 BB: 0 P: 4	R: 0 E: 0 K: 1 S: 5	H: 0 LOB: 0 BB: 0 P: 5	1B: 7 2B: 2 3B: 0 HR: 4	SF: 0 SAC: 0 DP: 1 HBP: 0	WP: 0 PB: 0 SB: 0 CS: 0	PA: 45														
PITCHER	IP	WLS	BF	H	R	ER	SO	BB	IBB	HBP	BLK	WP	HR	S	P	ERA	WHIP	PITCHER	IP	WLS	BF	H	R	ER	SO	BB	IBB	HBP	BLK	WP	HR	S	P	ERA	WHIP	
Mike Garcia, R ERA: 3.95 (1, 1)	1.0		7	3	4	4	0	1	0	0	0	0	1	6	10	36.00	4.000	Don Ferrarese, L ERA: 3.2 (6, 1)	1.0		4	0	0	0	0	1	0	0	0	0	3	7	0.00	1.000		
Cal McLish, R ERA: 3.51 (2, 1)	0.1		5	2	1	1	0	2	0	0	0	0	0	3	11	27.00	12.000	Gary Bell, R ERA: 3.95 (7, 1)	1.0		5	2	2	2	1	0	0	0	0	1	7	7	18.00	2.000		
Jim Perry, R ERA: 2.9 (2, 1)	0.2		1	0	0	0	0	0	0	0	0	0	0	1	1	0.00	0.000	Bobby Locke, R ERA: 3.34 (8, 1)	2.0	W	7	1	0	0	1	0	0	0	0	0	9	9	0.00	0.500		
Al Cicotte, R ERA: 5.49 (3, 1)	2.0		13	5	7	7	1	1	1	0	0	0	2	13	21	31.50	3.000																			
Herb Score, L ERA: 4.54 (5, 1)	1.0		3	0	0	0	0	0	0	0	0	0	0	3	3	0.00	0.000																			

Detroit Tigers @ Cleveland Indians
 Cleveland Municipal Stadium, Cleveland, OH
 Mon Sep 07 1959, 3:33 AM EDT
 Unknown

livebaseballscorecards.com

AB	39
R	14
H	13
RBI	14
BB	6
SO	3
LOB	13



Batter	1	2	3	4	5	6	7	8	9	AB R H RBI BB SO LOB
Jim Piersall, R (1, 8) OBP: 0.300, SLG: 0.330	0-0 5-3	0-0 2B			4-0 HR BB	0-0 2B 1B	0-3 K		0-0 1B	5 2 3 4 1 1 2
Minnie Minoso, R (1, 7) OBP: 0.375, SLG: 0.460	0-0 6-3	0-0 L7			0-0 HR 1B	0-0 1B 2B		0-0 5-3		5 2 2 2 0 0 1
Tito Francona, L (1, 3) OBP: 0.425, SLG: 0.618	0-0 HR 1B		0-0 SH5-3 BB 1B		0-0 HR 1B	0-0 4-3 2B		0-0 1B		5 2 4 3 0 0 1
Rocky Colavito, R (1, 9) OBP: 0.345, SLG: 0.541	0-0 HR		4-0 SH5-3 BB		0-0 5-3	0-3 K		0-0 L9		4 1 1 2 1 1 2
Woodie Held, R (1, 6) OBP: 0.318, SLG: 0.477	0-3 K		0-0 SH5-3		0-0 HR	0-0 1B		0-3 K		4 1 2 2 0 2 1
Vic Power, R (1, 4) OBP: 0.340, SLG: 0.433		0-0 FC6-4 1B	0-0 4-3-5-2-6-5		0-0 4-3 3B	0-0 F3			4-0 BB 1B BB	4 2 2 0 1 0 3
George Strickland, R Herb Score, L Elmer Valo, L Don Ferrarese, R Gary Bell, R Russ Nixon, L Mudcat Grady, R Bobby Locke, R Jack Harshman, L		0-0 FC6-4 2B		4-0 G6-4-3 BB	0-0 4-3		0-0 G3 2B		4-0 SH5-3 1B 1B BB	1 1 0 0 0 1 0 1 0 0 0 0 0 0 0 0 1 0 0 0 1 0 0 0 0 0 0 0 0 0 0 0 0 0 0 0 0 0 0 0 1 0 1 0 1 0 0 0 1 0 0
Ed Fitz Gerald, R (1, 2) Ray Webster, R (9, PR)		4-0 4-1 2B BB		0-0 G6-4-3	0-0 5-3		0-0 G3		0-0 SH5-3 1B 1B	4 1 1 1 1 0 2 0 1 0 0 0 0 0
Mike Garcia, R Cal McLish, S Jim Perry, S Al Cicotte, R Jim Baxes, R		0-0 4-1		0-0 F7		4-0 1B 2B BB	0-3 K		0-0 SH5-3	0 0 0 0 0 0 0 0 0 0 0 0 0 0 0 0 1 0 0 0 0 0 0 2 0 0 0 0 0 0 0 0 2 1 0 0 0 1 1 2

Inning Stats	R: 2 E: 0 K: 1 S: 7	H: 2 LOB: 0 BB: 0 P: 7	R: 2 E: 0 K: 0 S: 5	H: 2 LOB: 1 BB: 1 P: 9	R: 0 E: 0 K: 0 S: 3	H: 1 LOB: 1 BB: 1 P: 7	R: 0 E: 0 K: 0 S: 2	H: 0 LOB: 0 BB: 1 P: 6	R: 5 E: 0 K: 0 S: 7	H: 4 LOB: 0 BB: 1 P: 11	R: 3 E: 0 K: 1 S: 8	H: 3 LOB: 1 BB: 1 P: 12	R: 0 E: 0 K: 2 S: 8	H: 1 LOB: 2 BB: 0 P: 8	R: 0 E: 0 K: 1 S: 6	H: 1 LOB: 1 BB: 0 P: 6	R: 3 E: 0 K: 0 S: 3	H: 2 LOB: 1 BB: 2 P: 11	1B: 9 2B: 4 3B: 1 HR: 3	SF: 0 SAC: 2 DP: 2 HBP: 0	WP: 0 PB: 0 SB: 0 CS: 0	PA: 46
--------------	------------------------------	---------------------------------	------------------------------	---------------------------------	------------------------------	---------------------------------	------------------------------	---------------------------------	------------------------------	----------------------------------	------------------------------	----------------------------------	------------------------------	---------------------------------	------------------------------	---------------------------------	------------------------------	----------------------------------	----------------------------------	------------------------------------	----------------------------------	--------

PITCHER	IP	WLS	BF	H	R	ER	SO	BB	IBB	HBP	BLK	WP	HR	S	P	ERA	WHIP
Paul Foytack, R (1, 1) ERA: 4.79	4.0		21	7	7	7	1	4	0	0	0	0	2	19	35	15.75	2.750
Tom Morgan, R (5, 1) ERA: 4.35	1.0		8	4	5	5	0	1	0	0	0	0	1	7	11	45.00	5.000
Dave Sisler, R (6, 1) ERA: 4.25	3.0		14	3	2	2	4	2	0	0	0	0	0	20	28	6.00	1.667
Jim Bunning, R (9, 1) ERA: 4.08	0.1	L	3	2	1	1	0	0	0	0	0	0	0	3	3	27.00	6.000

BOTTOM

Detroit Tigers @ Cleveland Indians
Cleveland Municipal Stadium, Cleveland, OH
Mon Sep 07 1959, 3:33 AM EDT
Unknown

livebaseballscorecards.com

AB	37
R	15
H	16
RBI	15
BB	7
SO	5
LOB	17



Batter	1	2	3	4	5	6	7	8	9	AB R H RBI BB SO LOB	TOP														
Eddie Yost, R OBP: 0.439, SLG: 0.448 (1, 5)	0-3 K		0-0 F5		0-0 SF8		0-0 6-3		0-0 1B	4 0 1 1 0 1 1	Detroit Tigers @ Cleveland Indians Cleveland Municipal Stadium, Cleveland, OH Mon Sep 07 1959, 3:38 AM EDT Att: 28,041 - Unknown livebaseballscorecards.com														
Frank Bolling, R OBP: 0.336, SLG: 0.408 (1, 4)	0-0 1B		0-3 K2-3		0-0 F8		0-0 E6		0-0 F8	5 1 1 0 0 1 3															
Harvey Kuenn, R OBP: 0.406, SLG: 0.499 (1, 9)	0-0 1B		0-0 6-3				0-0 F8			4 0 1 0 0 1 2															
Al Kaline, R OBP: 0.406, SLG: 0.526 (1, 8)	0-0 F3			0-0 L6-3		0-0 L5-3		4-0 FC4-8 BB		3 0 0 0 1 0 2															
Charlie Maxwell, L OBP: 0.366, SLG: 0.471 (1, 7)	0-0 1B			0-0 6-3		0-0 4-3		0-0 FC4-6		4 0 1 1 0 0 1															
Gus Zernial, R OBP: 0.282, SLG: 0.451 Bobo Osborne, L OBP: 0.261, SLG: 0.286 (1, 3) (7, PR) (7, 3)	0-0 F8			0-0 P4			4-0 1B HR BB	0-3 K		2 0 0 0 1 0 2 1 1 0 0 0 1 1															
Red Wilson, R OBP: 0.310, SLG: 0.436 (1, 2)			0-0 6-3		0-0 SH5-4 1B SF8 1B		0-0 1B HR 1B	0-0 6-3		4 2 2 0 0 0 1															
Ted Lepcio, R OBP: 0.343, SLG: 0.442 Coot Veal, R OBP: 0.280, SLG: 0.247 (1, 6) (9, 6)			0-3 K		0-0 SH5-4 1B		0-0 1B HR		0-0 F8	4 1 2 3 0 1 0 0 0 0 0 0 0 0															
Ray Narleski, R OBP: 0.100, SLG: 0.200 Pete Burnside, R OBP: 0.286, SLG: 0.286 (1, 1) (7, 1) (9, 1)			0-0 F8		0-0 SH5-4		0-3 K		0-0 4-3	2 0 0 0 0 1 1 1 0 0 0 0 0 0 0 0 0 0 0 0 0															
Inning Stats	R: 1 E: 0 K: 1 S: 8	H: 3 LOB: 2 BB: 0 P: 8	R: 0 E: 0 K: 1 S: 5	H: 0 LOB: 0 BB: 0 P: 5	R: 0 E: 0 K: 1 S: 5	H: 0 LOB: 0 BB: 0 P: 5	R: 0 E: 0 K: 0 S: 3	H: 0 LOB: 0 BB: 0 P: 3	R: 1 E: 0 K: 0 S: 5	H: 2 LOB: 1 BB: 0 P: 5	R: 0 E: 0 K: 1 S: 5	H: 0 LOB: 0 BB: 0 P: 5	R: 3 E: 1 K: 1 S: 8	H: 2 LOB: 2 BB: 1 P: 12	R: 0 E: 0 K: 1 S: 5	H: 0 LOB: 1 BB: 1 P: 9	R: 0 E: 0 K: 0 S: 4	H: 1 LOB: 1 BB: 0 P: 4	1B: 7 2B: 0 3B: 0 HR: 1	SF: 1 SAC: 1 DP: 0 HBP: 0	WP: 0 PB: 0 SB: 0 CS: 0	PA: 38			
PITCHER	IP WLS BF H R ER SO BB IBB HBP BLK WP HR S P ERA WHIP																								
Bob Smith, L ERA: 7.48 (1, 1)	6.0		25	6	4	4	4	1	0	0	0	0	0	32	36	6.00	1.167								
Mudcat Grant, R ERA: 4.2 (7, 1)	1.0		5	1	1	1	1	0	0	0	0	0	1	7	7	9.00	1.000								
Bobby Locke, R ERA: 3.3 (8, 1)	1.0		4	0	0	0	1	1	0	0	0	0	0	5	9	0.00	1.000								
Mike Garcia, R ERA: 3.89 (9, 1)	1.0	W	4	1	0	0	0	0	0	0	0	0	0	4	4	0.00	1.000								

Detroit Tigers @ Cleveland Indians
 Cleveland Municipal Stadium, Cleveland, OH
 Mon Sep 07 1959, 3:38 AM EDT
 Att: 28,041 - Unknown

AB	34
R	5
H	8
RBI	5
BB	2
SO	6
LOB	14



BOTTOM

Detroit Tigers @ Cleveland Indians
Cleveland Municipal Stadium, Cleveland, OH

Mon Sep 07 1959, 3:38 AM EDT
Att. 28,041 - Unknown

livebaseballscorecards.com

AB	34
R	6
H	9
RBI	5
BB	6
SO	8
LOB	25



WP	3	PA	42
PB	1		
SB	0		
CS	0		

AB R H RBI BB SO LOB

5	2	2	0	0	0	3
4	1	2	0	1	1	2
3	1	1	0	1	1	1
3	0	1	2	2	1	2
5	1	1	0	0	1	8
3	1	1	1	1	0	3
3	0	0	0	1	0	1
4	0	1	2	0	1	1
3	0	0	0	0	3	4
0	0	0	0	0	0	0
0	0	0	0	0	0	0
1	0	0	0	0	0	0
0	0	0	0	0	0	0

1B	8	SF	1
2B	1	SAC	0
3B	0	DP	1
HR	0	HBP	1

WP	3	PA	42
PB	1		
SB	0		
CS	0		

Batter	1	2	3	4	5	6	7	8	9
Jim Piersall, R OBP: 0.301, SLG: 0.331 (1, 8)	0-0 L8	0-0 F2		0-0 6-3			0-0 BB 1B BB 1B		0-0 HBP 1B 1B
Minnie Minoso, R OBP: 0.377, SLG: 0.461 (1, 7)	4-0 BB	0-0 F5			0-3 K		0-0 BB BB 1B G1-2-3		0-0 1B HBP 1B WP
Tito Francona, L OBP: 0.428, SLG: 0.615 (1, 3)	0-3 K		0-0 PB 1B		0-0 G3		4-0 G1-2-3 BB BB		1-0 WP 1B SF8 HBP
Rocky Colavito, R OBP: 0.348, SLG: 0.540 (1, 9)	0-0 P5		0-3 K		4-0 BB		4-0 G1-2-3 BB		0-0 WP 1B
Woodie Held, R OBP: 0.317, SLG: 0.476 (1, 6)		0-0 WP 1B 2B	0-0 F2		0-0 4-3		0-0 G1-2-3		0-3 K
Vic Power, R OBP: 0.341, SLG: 0.433 (1, 4)		4-0 BB 1B BB	0-0 L8			0-0 FC6-5-4 F9 1B	0-0 P5		0-0 SF8
George Strickland, R OBP: 0.307, SLG: 0.305 (1, 5)		4-0 E 1B BB		0-0 4-3		0-0 F9		0-0 5-3	
Dick Brown, R OBP: 0.288, SLG: 0.386 (1, 2)		0-0 E2 1B		0-0 E3 WP		0-0 FC6-5-4		0-3 K	
Bob Smith, L (1, 1)		0-3 K		0-3 K		0-3 K		0-0 5-3	
Mudcat Grant, R OBP: 0.212, SLG: 0.255 (7, 1)									
Bobby Locke, R OBP: 0.360, SLG: 0.500 (8, 1)									
Jim Baxes, R OBP: 0.307, SLG: 0.471 (8, PH)									
Mike Garcia, R OBP: 0.071, SLG: 0.071 (9, 1)									

Inning Stats	R: 0 H: 0 E: 0 K: 5 S: 5	R: 2 H: 2 E: 1 K: 7 S: 7	R: 0 H: 1 E: 0 K: 1 S: 6	R: 0 H: 0 E: 1 K: 1 S: 6	R: 0 H: 0 E: 0 K: 1 S: 5	R: 0 H: 1 E: 0 K: 1 S: 6	R: 1 H: 2 E: 0 K: 4 S: 4	R: 0 H: 0 E: 0 K: 1 S: 5	R: 3 H: 3 E: 0 K: 1 S: 7
--------------	--------------------------	--------------------------	--------------------------	--------------------------	--------------------------	--------------------------	--------------------------	--------------------------	--------------------------

PITCHER	IP	WLS	BF	H	R	ER	SO	BB	IBB	HBP	BLK	WP	HR	S	P	ERA	WHIP
Ray Narleski, R ERA: 5.63 (1, 1)	6.0		30	6	3	3	6	5	0	0	0	2	0	37	57	4.50	1.833
Pete Burnside, L ERA: 3.6 (7, 1)	2.0	L	9	2	3	3	1	1	0	1	0	0	0	9	14	13.50	1.500
Dave Sisler, R ERA: 4.19 (9, 1)	0.2		3	1	0	0	1	0	0	0	0	1	0	5	5	0.00	1.500

Batter	1	2	3	4	5	6	7	8	9	AB R H RBI BB SO LOB	TOP																						
Jim Piersall, R OBP: 0.297, SLG: 0.325 (1, 8) X	0-0 4-3		0-0 FC5-4 CS 1-2f			0-3 K		0-0 F8	0-0 6-3	5 0 0 0 0 1 1																							
Minnie Minoso, R OBP: 0.376, SLG: 0.458 (1, 7) X	0-0 G3		0-0 F2 1-2			0-0 5-3		4-0 FC6 BB		3 0 0 0 1 0 1																							
Tito Francona, L OBP: 0.426, SLG: 0.610 (1, 3) X	0-0 L8			4-0 6-3 1-3 BB		0-0 6-3		0-0 FC6 1B 1-2f		3 1 0 0 1 0 1																							
Rocky Colavito, R OBP: 0.349, SLG: 0.538 (1, 9)		0-3 K		0-0 1-3 1-2			4-0 2B BB	0-0 1B 1-2		3 1 1 0 1 1 1																							
Russ Nixon, L OBP: 0.258, SLG: 0.286 (1, 2)		0-0 L9		0-0 6-3 2-3			0-0 G3 1-H	0-0 1B 1-3 2-H		3 0 1 1 0 0 1																							
Ray Webster, R OBP: 0.172, SLG: 0.291 (7, PR)										0 0 0 0 0 0 0																							
Ed Fitz Gerald, R OBP: 0.309, SLG: 0.321 (7, 2)										1 0 1 1 0 0 0																							
Vic Power, R OBP: 0.340, SLG: 0.431 (1, 4)		0-0 1B 1B		0-0 F5			0-0 G3 2-3	0-0 6-3		4 0 1 0 0 0 4																							
George Strickland, R OBP: 0.313, SLG: 0.310 (1, 5)		0-0 FC6-4 1B			0-0 G6-3 1B		4-0 BB		0-0 E8 1B	3 1 3 0 1 0 0																							
Woodie Held, R OBP: 0.316, SLG: 0.474 (1, 6)		0-0 FC6-4			0-0 G6-3		0-3 K		0-0 6-3	2 0 0 0 0 0 3																							
Chuck Tanner, L (7, PH)					1-2f					1 0 0 0 0 1 3																							
Billy Moran, R (7, 6)										1 0 0 0 0 0 0																							
Jack Harshman, L OBP: 0.265, SLG: 0.205 (1, 1)			0-0 FC5-4 1B			0-0 G3		0-0 G3	0-3 K	4 0 1 0 0 1 3																							
Inning Stats	R: 0 E: 0 K: 0 S: 3	H: 0 LOB: 0 BB: 0 P: 3	R: 0 E: 0 K: 1 S: 7	H: 2 LOB: 2 BB: 0 P: 7	R: 0 E: 0 K: 0 S: 3	H: 1 LOB: 0 BB: 0 P: 3	R: 0 E: 0 K: 0 S: 3	H: 0 LOB: 1 BB: 1 P: 7	R: 0 E: 0 K: 0 S: 3	H: 1 LOB: 0 BB: 0 P: 3	R: 0 E: 0 K: 1 S: 5	H: 0 LOB: 0 BB: 0 P: 5	R: 1 E: 0 K: 1 S: 6	H: 1 LOB: 3 BB: 2 P: 14	R: 1 E: 0 K: 0 S: 5	H: 2 LOB: 2 BB: 1 P: 9	R: 1 E: 1 K: 1 S: 6	H: 1 LOB: 0 BB: 0 P: 6	1B: 7 2B: 1 3B: 0 HR: 0	SF: 0 SAC: 0 DP: 1 HBP: 0	WP: 0 PB: 0 SB: 0 CS: 1	PA: 37											
PITCHER Milt Pappas, R ERA: 3.3 (1, 1)	IP 9.0	WLS L	BF 37	H 8	R 3	ER 2	SO 4	BB 4	IBB 0	HBP 0	BLK 0	WP 0	HR 0	S 41	P 57	ERA 2.00	WHIP 1.333																
											PITCHER	IP	WLS	BF	H	R	ER	SO	BB	IBB	HBP	BLK	WP	HR	S	P	ERA	WHIP					

Cleveland Indians @ Baltimore Orioles
Memorial Stadium, Baltimore, MD
Wed Sep 09 1959, 7:05 PM EDT
Unknown

livebaseballscorecards.com

AB	33
R	3
H	8
RBI	2
BB	4
SO	4
LOB	18



Batter	1	2	3	4	5	6	7	8	9	AB	R	H	RBI	BB	SO	LOB
Chico Carrasquel, R OBP: 0.299, SLG: 0.305 (1, 6) (8, 4)	0-0 F2		0-0 FC5-4 1B			0-0 P3		0-0 P6		4	0	1	0	0	0	0
Brooks Robinson, R OBP: 0.309, SLG: 0.361 (1, 5)	0-0 5-3		0-3 K			0-0 F9		0-0 F8		4	0	0	0	0	1	1
Bob Nieman, R OBP: 0.375, SLG: 0.549 Albie Pearson, L OBP: 0.317, SLG: 0.272 (1, 7) (9, 7)	0-0 1-3		0-0 FC5-4 1-2f			0-0 HR		0-0 5-3		4	1	1	1	0	0	1
Gus Triandos, R OBP: 0.344, SLG: 0.458 (1, 2)		0-0 SH2-3 E 1B		0-3 K		0-0 F9		0-0 P6		4	0	1	0	0	1	0
Willie Tasby, R OBP: 0.295, SLG: 0.363 (1, 8)		0-0 E6 SH2-3 1-2		0-3 K			0-0 E 1B		0-0 F8	4	1	1	0	0	1	1
Walt Dropo, R OBP: 0.294, SLG: 0.382 (1, 3)		0-0 SH2-3 1-2 2-3		0-0 P6			0-0 E 1B		0-0 F9	3	0	1	0	0	0	0
Fred Valentine, S (1, 9)		0-3 K			0-0 1-3		0-0 F9			2	0	0	0	0	1	2
Gene Woodling, L OBP: 0.408, SLG: 0.481 (7, PH)										1	0	0	0	0	0	2
Al Pilarcik, L OBP: 0.356, SLG: 0.356 (8, 9)										0	0	0	0	0	0	0
Billy Gardner, R OBP: 0.285, SLG: 0.302 (1, 4)		0-0 5-3			0-0 F2		0-0 L6			2	0	0	0	0	0	2
Bob Boyd, L OBP: 0.305, SLG: 0.344 (7, PH)										1	0	0	0	0	0	1
Billy Klaus, L OBP: 0.372, SLG: 0.337 (8, 6)							1-3 2-H			0	0	0	0	0	0	0
Milt Pappas, R OBP: 0.167, SLG: 0.157 (1, 1)			0-3 K		0-3 K			0-0 P4		3	0	0	0	0	2	1


Inning Stats	R: 0	H: 0	E: 0	K: 0	S: 3	R: 0	H: 1	E: 1	K: 1	S: 7	R: 0	H: 1	E: 0	K: 2	S: 8	R: 0	H: 0	E: 0	K: 2	S: 7	R: 0	H: 0	E: 0	K: 1	S: 5	R: 1	H: 1	E: 0	K: 0	S: 4	R: 1	H: 2	E: 1	K: 0	S: 5	R: 0	H: 0	E: 0	K: 0	S: 3	R: 0	H: 0	E: 0	K: 0	S: 3	1B: 4	2B: 0	3B: 0	HR: 1	SF: 0	SAC: 1	DP: 0	HBP: 0	WP: 0	PA: 33
PITCHER Jack Harshman, L ERA: 4.92 (1, 1)	IP	WLS	BF	H	R	ER	SO	BB	IBB	HBP	BLK	WP	HR	S	P	ERA	WHIP													IP	WLS	BF	H	R	ER	SO	BB	IBB	HBP	BLK	WP	HR	S	P	ERA	WHIP									

BOTTOM

Cleveland Indians @ Baltimore Orioles
Memorial Stadium, Baltimore, MD

Wed Sep 09 1959, 7:05 PM EDT
Unknown

AB 32
R 2
H 5
RBI 1
BB 0
SO 6
LOB 11



livebaseballscorecards.com

Batter	1	2	3	4	5	6	7	8	9	AB R H RBI BB SO LOB	TOP
Jim Piersall, R (1, 8) <small>OBP: 0.295, SLG: 0.323</small>	0-0 		0-0 			0-0 	0-3 		0-0 	5 0 1 0 0 1 2	
Minnie Minoso, R (1, 7) <small>OBP: 0.377, SLG: 0.458</small>	0-0 		0-0 			0-0 	0-0 			4 1 2 1 0 0 1	
Tito Francona, L (1, 3) <small>OBP: 0.421, SLG: 0.603</small>	0-0 		0-3 			0-0 	0-0 			4 0 0 0 0 1 4	
Rocky Colavito, R (1, 9) <small>OBP: 0.348, SLG: 0.538</small>		0-0 		0-0 		0-0 		0-0 		4 0 1 1 0 0 0	
Russ Nixon, L (1, 2) <small>OBP: 0.253, SLG: 0.280</small>		0-0 		0-0 		0-0 		0-0 		4 0 0 0 0 0 1	
Vic Power, R (1, 4) <small>OBP: 0.341, SLG: 0.431</small>		0-0 		0-0 			0-0 	1-0 		3 1 1 0 0 0 1	
George Strickland, R (1, 5) <small>OBP: 0.310, SLG: 0.307</small>		0-0 			0-0 		0-0 	0-0 		4 0 0 0 0 0 3	
Woodie Held, R (1, 6) <small>OBP: 0.319, SLG: 0.481</small>			0-0 		0-3 		0-0 		0-0 	4 2 3 1 0 1 0	
Jim Perry, S (1, 1) <small>OBP: 0.317, SLG: 0.366</small>			0-0 		0-0 		0-0 		0-0 	4 0 1 1 0 0 2	
Inning Stats	R: 0 H: 0 E: 0 LOB: 0 K: 0 BB: 0 S: 3 P: 3	R: 0 H: 0 E: 1 LOB: 1 K: 0 BB: 0 S: 4 P: 4	R: 1 H: 2 E: 0 LOB: 1 K: 1 BB: 0 S: 7 P: 7	R: 0 H: 0 E: 0 LOB: 0 K: 0 BB: 0 S: 3 P: 3	R: 0 H: 0 E: 0 LOB: 0 K: 1 BB: 0 S: 5 P: 5	R: 1 H: 2 E: 0 LOB: 1 K: 0 BB: 0 S: 5 P: 5	R: 2 H: 4 E: 0 LOB: 2 K: 1 BB: 0 S: 9 P: 9	R: 0 H: 0 E: 0 LOB: 1 K: 0 BB: 0 S: 3 P: 4	R: 0 H: 1 E: 0 LOB: 0 K: 0 BB: 0 S: 3 P: 3	1B: 7 SF: 0 2B: 1 SAC: 0 3B: 1 DP: 1 HR: 0 HBP: 1	WP: 0 PA: 37 PB: 0 SB: 0 CS: 0
PITCHER Hal Brown, R (1, 1) <small>ERA: 3.81</small> Rip Coleman, L (9, 1) <small>ERA: 4.5</small>	IP WLS BF H R ER SO BB IBB HBP BLK WP HR S P ERA WHIP 8.0 L 34 8 4 4 3 0 0 0 0 0 0 0 39 40 4.50 1.000 1.0 3 1 0 0 0 0 0 0 0 0 0 0 3 3 0.00 1.000	PITCHER IP WLS BF H R ER SO BB IBB HBP BLK WP HR S P ERA WHIP									

Cleveland Indians @ Baltimore Orioles
 Memorial Stadium, Baltimore, MD
 Wed Sep 09 1959, 7:05 PM EDT
 Att. 12,172 - Unknown

AB	36
R	4
H	9
RBI	4
BB	0
SO	3
LOB	14



livebaseballscorecards.com

BOTTOM

Cleveland Indians @ Baltimore Orioles
Memorial Stadium, Baltimore, MD

Wed Sep 09 1959, 7:05 PM EDT
Att. 12,172 - Unknown

livebaseballscorecards.com

AB	32
R	1
H	5
RBI	1
BB	1
SO	3
LOB	6



WP:	0	PA:	33
PB:	0	SB:	0
CS:	0		

AB R H RBI BB SO LOB

4	0	0	0	0	0	0
4	0	0	0	0	0	0
3	0	0	0	1	1	0
4	1	1	0	0	0	1
4	0	2	0	0	0	0
4	0	2	1	0	0	2
3	0	0	0	0	0	3
2	0	0	0	0	1	0
1	0	0	0	0	0	0
0	0	0	0	0	0	0
2	0	0	0	0	1	0
1	0	0	0	0	0	0
0	0	0	0	0	0	0

1B:	5	SF:	0
2B:	0	SAC:	0
3B:	0	DP:	0
HR:	0	HBP:	0

1B:	5	SF:	0
2B:	0	SAC:	0
3B:	0	DP:	0
HR:	0	HBP:	0

Batter	1	2	3	4	5	6	7	8	9
Billy Klaus, L OBP: 0.367, SLG: 0.332 (1, 6)	0-0 F9		0-0 F3		0-0 P6			0-0 P4	
Barry Shetrone, L OBP: 0.266, SLG: 0.259 (1, 8)	0-0 3-1			0-0 F2		0-0 F9			0-0 F3
Bob Nieman, R OBP: 0.373, SLG: 0.543 (1, 7)	0-0 F7			0-3 K		0-0 F9		4-0 BB	
Gene Woodling, L OBP: 0.407, SLG: 0.479 (1, 9)		0-0 L9		0-0 1B		0-0 F8		0-0 F7	
Bob Boyd, L OBP: 0.307, SLG: 0.346 (1, 3)		0-0 F5		0-0 1B		0-0 F7		0-0 1B	
Brooks Robinson, R OBP: 0.312, SLG: 0.363 (1, 5)		0-0 1B		0-0 1B		0-0 F7		0-0 6-3	
Chico Carrasquel, R OBP: 0.297, SLG: 0.302 (1, 4)		0-0 L7		0-0 P4		0-0 F7			
Joe Ginsberg, L OBP: 0.261, SLG: 0.211 (1, 2)			0-0 F8		0-3 K			0-0 5-3	
Albie Pearson, L OBP: 0.316, SLG: 0.271 (8, PH)									
Gus Triandos, R OBP: 0.344, SLG: 0.458 (9, 2)									
Hal Brown, R OBP: 0.140, SLG: 0.103 (1, 1)			0-3 K		0-0 1-3			0-0 4-3	
Al Pilarcik, L OBP: 0.355, SLG: 0.354 (8, PH)									
Rip Coleman, L OBP: 0.080, SLG: 0.080 (9, 1)									

Inning Stats	R: 0	H: 0	R: 0	H: 1	R: 0	H: 0	R: 1	H: 3	R: 0	H: 0	R: 0	H: 0	R: 0	H: 0	R: 0	H: 0	R: 0	H: 0	R: 0	H: 1	R: 0	H: 1
	E: 0	LOB: 0	E: 0	LOB: 1	E: 0	LOB: 0	E: 1	LOB: 2	E: 0	LOB: 0	E: 0	LOB: 0	E: 0	LOB: 0	E: 0	LOB: 0	E: 0	LOB: 0	E: 0	LOB: 2	E: 0	LOB: 2
	K: 0	BB: 0	K: 0	BB: 0	K: 1	BB: 0	K: 1	BB: 0	K: 1	BB: 0	K: 0	BB: 0	K: 0	BB: 0	K: 0	BB: 0	K: 0	BB: 0	K: 0	BB: 1	K: 0	BB: 1
	S: 3	P: 3	S: 4	P: 4	S: 5	P: 5	S: 8	P: 8	S: 5	P: 5	S: 3	P: 3	S: 3	P: 3	S: 3	P: 3	S: 3	P: 3	S: 4	P: 8	S: 4	P: 8

PITCHER	IP	WLS	BF	H	R	ER	SO	BB	IBB	HBP	BLK	WP	HR	S	P	ERA	WHIP
Jim Perry, R ERA: 2.77 (1, 1)	9.0	W	33	5	1	1	3	1	0	0	0	0	0	38	42	1.00	0.667

PITCHER	IP	WLS	BF	H	R	ER	SO	BB	IBB	HBP	BLK	WP	HR	S	P	ERA	WHIP
---------	----	-----	----	---	---	----	----	----	-----	-----	-----	----	----	---	---	-----	------

Batter	1	2	3	4	5	6	7	8	9	AB R H RBI BB SO LOB	TOP										
Jim Piersall, R (1, 8) OBP: 0.291, SLG: 0.319	0-0 F3		0-0 B1			0-0 G4-6-3 1-2f		0-3 K		4 0 0 0 0 1 2											
Minnie Minoso, R (1, 7) OBP: 0.374, SLG: 0.455	0-3 K				0-3 K2-3	0-3 K			0-0 P3	4 0 0 0 0 3 0											
Tito Francona, L (1, 3) OBP: 0.420, SLG: 0.598	0-0 4-3			0-0 4-3			4-0 PB BB		0-0 6-3	3 0 0 0 1 0 0											
Rocky Colavito, R (1, 9) OBP: 0.346, SLG: 0.534		0-3 K2-3		0-0 5-3			0-3 K 1-2		0-0 5-3	4 0 0 0 0 2 1											
Russ Nixon, L (1, 2) OBP: 0.259, SLG: 0.286		0-0 G5-4-3 1B			0-0 PB 1B		0-0 L8			3 0 2 0 0 0 1											
Vic Power, R (1, 4) OBP: 0.340, SLG: 0.428		0-0 G5-4-3 1-2f			0-0 F2 1-2		0-3 K2-3			3 0 0 0 0 1 3											
George Strickland, R (1, 5) OBP: 0.310, SLG: 0.306			0-0 1-3		0-3 K			4-0 PB 4-3 BB		2 1 0 0 1 1 1	AB 28 R 1 H 3 RBI 1 BB 3 SO 9 LOB 11										
Woodie Held, R (1, 6) OBP: 0.319, SLG: 0.482			0-0 6-3 2B		0-3 K			0-0 F5		3 0 1 0 0 1 2											
Cal McLish, S (1, 1) OBP: 0.203, SLG: 0.197			0-0 6-3			4-0 G4-6-3 BB		0-0 4-3 1-H		1 0 0 0 0 0 1											
Ed Fitz Gerald, R (6, PH) OBP: 0.313, SLG: 0.321										0 0 0 0 1 0 0											
Bobby Locke, R (6, 1) OBP: 0.360, SLG: 0.500										0 0 0 0 0 0 0											
Chuck Tanner, L (8, PH)										1 0 0 1 0 0 0											
Herb Score, L (8, 1) OBP: 0.130, SLG: 0.098										0 0 0 0 0 0 0											
Inning Stats	R: 0 E: 0 K: 1 S: 5	H: 0 LOB: 0 BB: 0 P: 5	R: 0 E: 0 K: 1 S: 5	H: 1 LOB: 0 BB: 0 P: 5	R: 0 E: 0 K: 0 S: 4	H: 1 LOB: 1 BB: 0 P: 4	R: 0 E: 0 K: 1 S: 5	H: 0 LOB: 0 BB: 0 P: 5	R: 0 E: 0 K: 1 S: 8	H: 1 LOB: 1 BB: 0 P: 8	R: 0 E: 0 K: 2 S: 7	H: 0 LOB: 1 BB: 1 P: 11	R: 1 E: 0 K: 1 S: 5	H: 0 LOB: 0 BB: 1 P: 9	R: 0 E: 0 K: 0 S: 3	H: 0 LOB: 0 BB: 0 P: 3	1B: 2 2B: 1 3B: 0 HR: 0	SF: 0 SAC: 0 DP: 2 HBP: 0	WP: 0 PB: 4 SB: 0 CS: 0	PA: 31	
PITCHER Hoyt Wilhelm, R (1, 1) ERA: 2.28	IP 9.0 WLS W BF 31 H 3 R 1 ER 0 SO 9 BB 3 IBB 0 HBP 0 BLK 0 WP 0 HR 0 S 46 P 58 ERA 0.00 WHIP 0.667																				PITCHER IP WLS BF H R ER SO BB IBB HBP BLK WP HR S P ERA WHIP

Cleveland Indians @ Baltimore Orioles
 Memorial Stadium, Baltimore, MD
 Thu Sep 10 1959, 7:05 PM EDT
 Att. 6,431 - Unknown

livebaseballscorecards.com



Batter	1	2	3	4	5	6	7	8	9
Billy Klaus, L OBP: 0.363, SLG: 0.327 (1, 6)	0-0 1-3		0-0 FC6-4		0-0 1-3		0-3 K		
Albie Pearson, L OBP: 0.311, SLG: 0.266 (1, 8) (9, 7)	0-0 3-1		0-0 4-3		0-0 4-3		0-0 F8		
Bob Nieman, R OBP: 0.370, SLG: 0.538 (1, 7) Al Pilarcik, L OBP: 0.353, SLG: 0.353 (7, 9)	0-3 K			0-3 K		0-3 K2-3		0-0 F7	
Gene Woodling, L OBP: 0.407, SLG: 0.478 (1, 9) (7, 7) Willie Tasby, R OBP: 0.295, SLG: 0.363 (9, 8)		0-0 G6-3 1B 1B		0-0 4-3		0-3 K		4-0 HR BB BB	
Bob Boyd, L OBP: 0.311, SLG: 0.349 (1, 3) Walt Dropo, R OBP: 0.294, SLG: 0.382 (9, 3)		0-0 G6-3 1-2 1B		0-0 S 2B 1B		0-0 5-3		4-0 HR BB 1-2 BB	
Brooks Robinson, R OBP: 0.315, SLG: 0.382 (1, 5)		0-0 G6-3 1-2f 2-3		0-0 3B 2B			0-0 6-3	0-0 HR 1-H 2-H	
Joe Ginsberg, L OBP: 0.267, SLG: 0.214 (1, 2)		0-0 F9		4-0 3B BB			0-0 1B HBP 1B	0-0 1-3	
Billy Gardner, R OBP: 0.290, SLG: 0.309 (1, 4)			4-0 FC6-4 BB	0-0 3B			1-0 1B HBP	0-0 4-3	
Hoyt Wilhelm, R OBP: 0.120, SLG: 0.057 (1, 1)			0-0 FC6-4		0-3 K		0-0 1-2 2-3 1B		

Inning Stats	R: 0	H: 0	E: 0	K: 1	S: 5	LOB: 0	BB: 0	P: 5	R: 0	H: 2	E: 0	K: 0	S: 4	LOB: 1	BB: 0	P: 4	R: 0	H: 0	E: 0	K: 0	S: 3	LOB: 1	BB: 1	P: 7	R: 3	H: 3	E: 0	K: 1	S: 7	LOB: 1	BB: 1	P: 11	R: 0	H: 0	E: 0	K: 1	S: 5	LOB: 0	BB: 0	P: 5	R: 0	H: 0	E: 0	K: 2	S: 7	LOB: 0	BB: 0	P: 7	R: 0	H: 2	E: 0	K: 1	S: 7	LOB: 3	BB: 0	P: 8	R: 3	H: 1	E: 0	K: 0	S: 4	LOB: 0	BB: 2	P: 12
--------------	------	------	------	------	------	--------	-------	------	------	------	------	------	------	--------	-------	------	------	------	------	------	------	--------	-------	------	------	------	------	------	------	--------	-------	-------	------	------	------	------	------	--------	-------	------	------	------	------	------	------	--------	-------	------	------	------	------	------	------	--------	-------	------	------	------	------	------	------	--------	-------	-------

PITCHER		IP	WLS	BF	H	R	ER	SO	BB	IBB	HBP	BLK	WP	HR	S	P	ERA	WHIP
Cal McLish, R ERA: 3.56 (1, 1)		5.0	L	20	5	3	3	3	2	0	0	0	0	0	24	32	5.40	1.400
Bobby Locke, R ERA: 3.21 (6, 1)		2.0		9	2	0	0	3	0	0	1	0	0	0	14	15	0.00	1.000
Herb Score, L ERA: 4.68 (8, 1)		1.0		6	1	3	3	0	2	0	0	0	0	1	4	12	27.00	3.000

BOTTOM

Cleveland Indians @ Baltimore Orioles
Memorial Stadium, Baltimore, MD


Thu Sep 10 1959, 7:05 PM EDT
Att. 6,431 - Unknown

AB	R	H	RBI	BB	SO	LOB
4	0	0	0	0	1	4
4	0	0	0	0	0	4
3	0	0	0	0	3	0
1	0	0	0	0	0	0
3	1	1	0	1	1	0
0	0	0	0	0	0	0
3	2	2	0	1	0	0
0	0	0	0	0	0	0
4	2	2	4	0	0	2
3	1	1	0	1	0	1
2	0	1	2	1	0	0
3	0	1	0	0	1	1

AB	30
R	6
H	8
RBI	6
BB	4
SO	6
LOB	12

livebaseballscorecards.com

WP	PA
0	35



Batter	1	2	3	4	5	6	7	8	9	AB R H RBI BB SO LOB	TOP							
Minnie Minoso, R (1, 7) OBP: 0.373, SLG: 0.455	0-0 5-3	0-0 L6			0-0 F8			0-0 4-3 E 2B		4 1 1 0 0 0 1	Cleveland Indians @ Washington Senators Griffith Stadium, Washington, DC Fri Sep 11 1959, 7:05 PM EDT Att. 6,261 - Unknown							
Chuck Tanner, L (1, 8) OBP: 0.333, SLG: 0.333	0-0 G3 1B		0-3 K			0-0 FC9-6 1B		0-0 4-3		4 1 2 1 0 1 2								
Vic Power, R (1, 4) OBP: 0.337, SLG: 0.425	0-0 G3 1-2		0-0 4-3			0-3 K		0-0 E6 G6-3		4 0 0 0 0 1 3								
Tito Francona, L (1, 3) OBP: 0.418, SLG: 0.594	0-0 2-H 1B		0-0 F8			0-0 FC9-6 1-2f		0-0 G6-3 1-2f		4 0 1 1 0 0 2								
Rocky Colavito, R (1, 9) OBP: 0.345, SLG: 0.532	0-3 K			0-0 G4-6-3 1B		0-3 K		0-0 F7		4 0 1 0 0 2 2								
Russ Nixon, L (1, 2) OBP: 0.264, SLG: 0.296		0-0 1B 2B		0-0 G4-6-3 1-2f			0-0 G1-6-3 1B		0-0 1-3	3 1 2 0 0 0 1								
Ray Webster, R (7, PR) OBP: 0.172, SLG: 0.291										0 0 0 0 0 0 0								
Ed Fitz Gerald, R (7, 2) OBP: 0.311, SLG: 0.319										1 0 0 0 0 0 0								
George Strickland, R (1, 5) OBP: 0.308, SLG: 0.303		0-3 K		0-3 K			0-0 G1-6-3 1-2f		0-0 5-3	4 0 0 0 0 2 2								
Woodie Held, R (1, 6) OBP: 0.317, SLG: 0.479		0-0 F9			0-0 5-3		0-3 K			3 0 0 0 0 1 2								
Mudcat Grant, R (1, 1) OBP: 0.222, SLG: 0.264		0-0 1B			0-3 K			0-0 2B 4-3 1B		2 0 1 1 0 1 0								
Elmer Valo, L (8, PH) OBP: 0.414, SLG: 0.286										1 0 1 0 0 0 0								
Billy Moran, R (8, PR)										0 1 0 0 0 0 0								
Mike Garcia, R (8, 1)										0 0 0 0 0 0 0								
Jack Harshman, L (8, 1)										0 0 0 0 0 0 0								
Inning Stats	R: 1 E: 0 K: 1 S: 7	H: 2 LOB: 1 BB: 0 P: 7	R: 1 E: 0 K: 1 S: 7	H: 2 LOB: 1 BB: 0 P: 7	R: 0 E: 0 K: 1 S: 5	H: 0 LOB: 0 BB: 0 P: 5	R: 0 E: 0 K: 1 S: 5	H: 1 LOB: 0 BB: 0 P: 5	R: 0 E: 0 K: 1 S: 5	H: 1 LOB: 1 BB: 0 P: 5	R: 0 E: 1 K: 0 S: 5	H: 2 LOB: 1 BB: 0 P: 5	R: 0 E: 0 K: 0 S: 3	H: 0 LOB: 0 BB: 0 P: 3	1B: 7 2B: 2 3B: 0 HR: 0	SF: 0 SAC: 0 DP: 3 HBP: 0	WP: 0 PB: 0 SB: 0 CS: 0	PA: 34
PITCHER Pedro Ramos, R (1, 1) ERA: 3.97	IP: 9.0 WLS: W BF: 34 H: 9 R: 4 ER: 3 SO: 8 BB: 0 IBB: 0 HBP: 0 BLK: 0 WP: 0 HR: 0 S: 50 P: 50 ERA: 3.00 WHIP: 1.000											PITCHER	IP: WLS: BF: H: R: ER: SO: BB: IBB: HBP: BLK: WP: HR: S: P: ERA: WHIP:					

livebaseballscorecards.com

AB	34
R	4
H	9
RBI	3
BB	0
SO	8
LOB	15



Batter	1	2	3	4	5	6	7	8	9	AB R H RBI BB SO LOB
Billy Consolo, R OBP: 0.324, SLG: 0.246 (1, 6) X	0-0 4-3 ①		0-3 K ①		0-0 L1 ① X	0-0 5-3 ③				4 0 0 0 0 1 1
Lenny Green, L OBP: 0.318, SLG: 0.335 (1, 8) X	0-0 P6 ②		0-0 P4 ②		4-0 E S SF8 BB		0-0 F7 ①			3 1 0 0 1 0 0
Harmon Killebrew, R OBP: 0.359, SLG: 0.531 (1, 5) X	0-0 F8 ③		0-0 1B 1B		4-0 E 1-3 BB		0-0 3-1 ②			3 1 1 0 1 0 0
Jim Lemon, R OBP: 0.333, SLG: 0.505 (1, 7) X		0-3 K ①	0-0 1B 1B		0-0 SF8 ②		0-0 1-3 ③			3 0 1 1 0 1 0
Roy Sievers, R OBP: 0.323, SLG: 0.451 (1, 3) X		4-0 2B BB	0-0 1B 1B		0-0 E7 ②			4-0 SH3-4 1B BB		2 1 2 1 2 0 0
John Romonosky, R OBP: 0.182, SLG: 0.364 (8, PR) X			1-2 2-H 1B		1-3 1B					0 1 0 0 0 0 0
Ron Samford, R OBP: 0.262, SLG: 0.342 (9, 4) X										0 0 0 0 0 0 0
Dan Dobbek, L OBP: 0.091, SLG: 0.091 (1, 9) X		0-3 K ②	0-0 F9 ③		0-0 F7 ③			0-0 SH3-4 ①		3 0 0 0 0 1 5
Johnny Schaive, R OBP: 0.182, SLG: 0.273 (1, 4) X		0-0 2B		0-0 4-3 ①		0-0 FC1-6 1B		0-0 2-H 1B		3 0 2 1 0 0 0
Julio Becquer, L OBP: 0.297, SLG: 0.372 (8, PH) (9, 3) X		1-H 2B								1 0 1 1 0 0 0
Steve Korcheck, R OBP: 0.226, SLG: 0.148 (1, 2) X		0-0 P4 ③		0-3 K ②		0-0 FC1-6 SH1 ①		0-0 F3 ②		4 0 0 0 0 1 3
Pedro Ramos, S OBP: 0.197, SLG: 0.236 (1, 1) X			0-0 HR	0-3 K ③		0-0 SH1 ②		0-0 P6 ③		3 1 1 1 0 1 1

Inning Stats	R: 0	H: 0	E: 0	K: 0	S: 3	R: 1	H: 1	E: 0	K: 2	S: 8	R: 2	H: 4	E: 0	K: 1	S: 9	R: 0	H: 0	E: 0	K: 2	S: 7	R: 1	H: 1	E: 0	K: 0	S: 4	R: 0	H: 0	E: 0	K: 0	S: 3	R: 1	H: 1	E: 0	K: 0	S: 4	R: 0	H: 0	E: 0	K: 0	S: 3	R: 0	H: 1	E: 0	K: 0	S: 4	R: 1	H: 1	E: 0	K: 0	S: 4	1B: 6	SF: 1	2B: 1	SAC: 2	3B: 0	DP: 0	HR: 1	HBP: 0	WP: 0	PA: 36
--------------	------	------	------	------	------	------	------	------	------	------	------	------	------	------	------	------	------	------	------	------	------	------	------	------	------	------	------	------	------	------	------	------	------	------	------	------	------	------	------	------	------	------	------	------	------	------	------	------	------	------	-------	-------	-------	--------	-------	-------	-------	--------	-------	--------

PITCHER	IP	WLS	BF	H	R	ER	SO	BB	IBB	HBP	BLK	WP	HR	S	P	ERA	WHIP
Mudcat Grant, R ERA: 4.24 (1, 1)	7.0		31	7	4	4	5	3	0	0	0	0	1	38	50	5.14	1.429
Mike Garcia, R ERA: 4.0 (8, 1)	0.1	L	2	0	1	1	0	1	0	0	0	0	0	1	5	27.00	3.000
Jack Harshman, L ERA: 4.89 (8, 1)	0.2		3	1	0	0	0	0	0	0	0	0	0	3	3	0.00	1.500

BOTTOM

Cleveland Indians @ Washington Senators
Griffith Stadium, Washington, DC
 Fri Sep 11 1959, 7:05 PM EDT
 Att. 6,261 - Unknown

AB	29
R	5
H	8
RBI	5
BB	4
SO	5
LOB	10



WP: 0	PA: 36
PB: 0	SB: 1
CS: 0	

Batter	1	2	3	4	5	6	7	8	9	AB R H RBI BB SO LOB	TOP											
Vic Power, R (1, 4) OBP: 0.334, SLG: 0.421	0-0 F5		0-0 6-3		0-0 6-3	0-0 F3			0-0 F9	5 0 0 0 0 0 1	Cleveland Indians @ Washington Senators Griffith Stadium, Washington, DC Sat Sep 12 1959, 3:33 AM EDT Att. 6,409 - Unknown											
Chuck Tanner, L (1, 8) Jim Piersall, R (9, 8) OBP: 0.364, SLG: 0.455 OBP: 0.291, SLG: 0.319	0-0 5-3		0-0 2B		0-3 K			0-0 HBP BB 1B	0-0 P4	5 0 2 1 0 1 0 0 0 0 0 0 0 0												
Minnie Minoso, R (1, 7) OBP: 0.372, SLG: 0.452	0-0 6-3		0-3 K		0-0 5-3			4-0 HBP BB	0-0 6-3	4 0 0 0 1 1 1												
Tito Francona, L (1, 3) OBP: 0.419, SLG: 0.594		0-0 F9 2B		0-0 F7		4-0 HR BB		0-0 F7		3 1 1 0 1 0 2												
Rocky Colavito, R (1, 9) OBP: 0.348, SLG: 0.540		0-0 F9 2B		0-0 4-3 1B 2B		0-0 HR 1B		1-0 G4-6-3 HBP		3 2 2 2 0 0 1												
Russ Nixon, L (1, 2) OBP: 0.264, SLG: 0.295		0-0 4-3		0-0 4-3 2B		0-0 HR 1B		0-0 G4-6-3		4 1 1 0 0 0 5												
Jim Baxes, R (1, 5) OBP: 0.306, SLG: 0.468		0-0 F8		0-0 3B 1B		0-3 K		0-0 P6		4 1 1 1 0 1 2												
Woodie Held, R (1, 6) OBP: 0.321, SLG: 0.492			0-0 6-3 SH1-4 2B 1B		0-0 1-H 3B		0-0 1-H HR	0-3 K		4 2 3 3 0 1 0												
Gary Bell, R (1, 1) OBP: 0.257, SLG: 0.254			0-0 SH1-4 1-2		0-0 1-3		0-0 1-3	0-0 L7		3 0 0 0 0 0 1												
Inning Stats	R: 0 E: 0 K: 0 S: 3	H: 0 LOB: 0 BB: 0 P: 3	R: 0 E: 0 K: 0 S: 4	H: 1 LOB: 1 BB: 0 P: 4	R: 1 E: 0 K: 1 S: 7	H: 2 LOB: 1 BB: 0 P: 7	R: 2 E: 0 K: 0 S: 6	H: 3 LOB: 1 BB: 0 P: 6	R: 0 E: 0 K: 1 S: 5	H: 0 LOB: 0 BB: 0 P: 5	R: 4 E: 0 K: 1 S: 8	H: 3 LOB: 0 BB: 1 P: 12	R: 0 E: 0 K: 0 S: 3	H: 1 LOB: 2 BB: 1 P: 8	R: 0 E: 0 K: 1 S: 5	H: 0 LOB: 0 BB: 0 P: 5	R: 0 E: 0 K: 0 S: 3	H: 0 LOB: 0 BB: 0 P: 3	1B: 4 2B: 3 3B: 1 HR: 2	SF: 0 SAC: 1 DP: 1 HBP: 1	WP: 0 PB: 0 SB: 0 CS: 0	PA: 39
PITCHER	IP WLS BF H R ER SO BB IBB HBP BLK WP HR S P ERA WHIP																					
Russ Kemmerer, R (1, 1) ERA: 4.48	6.0 L 28 9 7 5 3 1 0 0 0 0 0 2 33 37 7.50 1.667																					
Hal Griggs, R (7, 1) ERA: 5.23	1.0 5 1 0 0 0 1 0 1 0 0 0 0 3 8 0.00 2.000																					
Chuck Stobbs, L (8, 1) ERA: 3.0	2.0 6 0 0 0 0 1 0 0 0 0 0 0 8 8 0.00 0.000																					

livebaseballscorecards.com

AB	35
R	7
H	10
RBI	7
BB	2
SO	4
LOB	13



Batter	1	2	3	4	5	6	7	8	9	AB	R	H	RBI	BB	SO	LOB
Billy Consolo, R (1, 6) Zolo Versalles, R (7, 6) Faye Throneberry, L (8, PH) Reno Bertoia, R (9, 6)	0-0 5-3		0-3 K			0-3 K		0-0 4-3		3	0	0	0	0	2	1
Lenny Green, L (1, 8)	0-0 F7			0-0 F9			4-0 HR BB	0-0 G3		3	1	0	0	1	0	0
Harmon Killebrew, R (1, 5)	0-3 K			0-0 F7			0-3 K		0-0 P3	4	0	0	0	0	2	1
Jim Lemon, R (1, 7)		0-0 6-3		0-0 P4			0-0 HR		0-0 P5	4	1	1	2	0	0	0
Roy Sievers, R (1, 3)		0-0 6-3			0-0 P6		4-0 1B BB		0-0 F9	3	0	0	0	1	0	0
Dan Dobbek, L (1, 9)		0-3 K			0-0 4-3		0-3 K			3	0	0	0	0	2	1
Johnny Schaive, R (1, 4)			0-0 F7		0-3 K			0-0 1B		3	0	1	0	0	1	0
Steve Korcheck, R (1, 2) Hal Griggs, R (7, 1) Julio Becquer, L (7, PH) Chuck Stobbs, L (8, 1)		0-0 6-3		0-0 6-3		0-0 5-3	0-0 P6			2	0	0	0	0	0	0
Russ Kemmerer, R (1, 1) Clint Courtney, L (6, PH)		0-0 1B		0-0 1B		0-0 G3		0-0 4-3		1	0	1	0	0	0	0

Inning Stats	R: 0	H: 0	R: 0	H: 0	R: 0	H: 0	R: 0	H: 0	R: 2	H: 2	R: 0	H: 0	R: 0	H: 0	R: 0	H: 0
	E: 0	LOB: 0	E: 0	LOB: 0	E: 0	LOB: 0	E: 0	LOB: 0	E: 0	LOB: 2	E: 0	LOB: 0	E: 0	LOB: 0	E: 0	LOB: 0
	K: 1	BB: 0	K: 1	BB: 0	K: 0	BB: 0	K: 1	BB: 0	K: 2	BB: 2	K: 0	BB: 0	K: 0	BB: 0	K: 0	BB: 0
	S: 5	P: 5	S: 5	P: 5	S: 3	P: 3	S: 5	P: 5	S: 9	P: 17	S: 3	P: 3	S: 3	P: 3	S: 3	P: 3

PITCHER	IP	WLS	BF	H	R	ER	SO	BB	IBB	HBP	BLK	WP	HR	S	P	ERA	WHIP
Gary Bell, R (1, 1)	9.0	W	32	3	2	2	7	2	0	0	0	0	1	44	52	2.00	0.556

BOTTOM

Cleveland Indians @ Washington Senators
Griffith Stadium, Washington, DC

Sat Sep 12 1959, 3:33 AM EDT
Att. 6,409 - Unknown

AB	30
R	2
H	3
RBI	2
BB	2
SO	7
LOB	5



WP	PA	ERA	WHIP
0	32		

Batter	1	2	3	4	5	6	7	8	9	10	11	AB R H RBI BB SO LOB	TOP														
Vic Power, R OBP: 0.333, SLG: 0.419 (1, 4)	0-3 K		0-0 5-3		0-0 F8			0-0 F4		0-0 1B	0-3 K	6 0 1 0 0 2 3															
Chuck Tanner, L OBP: 0.313, SLG: 0.375 Jim Piersall, R OBP: 0.291, SLG: 0.319 (1, 8) (10, 8)	0-0 5-3		0-0 2B 1B		0-3 K			0-0 F4		0-0 L7		5 0 1 0 0 1 2 0 0 0 0 0 0 0															
Minnie Minoso, R OBP: 0.372, SLG: 0.453 (1, 7)	0-0 1B		0-0 2B			0-0 5-3		0-0 F8		0-0 F8		5 0 2 0 0 0 2															
Tito Francona, L OBP: 0.416, SLG: 0.589 (1, 3)	0-3 K		0-0 F4			0-0 F5			0-0 F5		0-0 1B 1B 1B	5 1 1 0 0 1 3															
Rocky Colavito, R OBP: 0.348, SLG: 0.539 (1, 9)		0-3 K	0-3 K			0-0 F9			0-0 FC4-6 1B		0-0 1B 1B 1B	5 0 2 0 0 2 2															
Russ Nixon, L OBP: 0.263, SLG: 0.293 Ray Webster, R OBP: 0.172, SLG: 0.291 Ed Fitz Gerald, R OBP: 0.311, SLG: 0.319 (1, 2) (11, PR) (11, 2)		0-3 K		0-3 K			0-0 L8		0-0 FC4-6 FC5-4		0-0 BB 1B 1B	5 0 1 0 0 2 1 0 0 0 0 0 0 0 0 0 0 0 0 0 0															
Woodie Held, R OBP: 0.321, SLG: 0.490 (1, 6)		4-0 BB BB		0-0 5-3			0-0 F6		0-0 FC5-4		0-0 BB 1B	4 0 1 1 1 0 1															
George Strickland, R OBP: 0.311, SLG: 0.302 (1, 5)		4-0 BB BB	0-3 K				4-0 BB BB			0-0 5-3	4-0 BB BB	2 0 0 0 3 1 0															
Jack Harshman, L OBP: 0.259, SLG: 0.186 (1, 1)		0-0 F4			0-0 G3		0-0 6-3			4-0 1B BB	0-3 K	4 0 0 0 1 1 6															
Inning Stats	R: 0 E: 0 K: 2 S: 8	H: 1 LOB: 1 BB: 0 P: 8	R: 0 E: 0 K: 2 S: 7	H: 0 LOB: 2 BB: 2 P: 15	R: 0 E: 0 K: 1 S: 7	H: 2 LOB: 0 BB: 0 P: 7	R: 0 E: 0 K: 2 S: 7	H: 0 LOB: 0 BB: 0 P: 7	R: 0 E: 0 K: 1 S: 5	H: 0 LOB: 0 BB: 0 P: 5	R: 0 E: 0 K: 0 S: 3	H: 0 LOB: 0 BB: 0 P: 3	R: 0 E: 0 K: 0 S: 3	H: 0 LOB: 1 BB: 1 P: 7	R: 0 E: 0 K: 0 S: 3	H: 0 LOB: 0 BB: 0 P: 3	R: 0 E: 0 K: 0 S: 4	H: 1 LOB: 1 BB: 0 P: 4	R: 0 E: 0 K: 0 S: 4	H: 1 LOB: 2 BB: 1 P: 8	R: 1 E: 0 K: 2 S: 10	H: 4 LOB: 3 BB: 1 P: 14	1B: 8 2B: 1 3B: 0 HR: 0	SF: 0 SAC: 0 DP: 0 HBP: 0	WP: 0 PB: 0 SB: 0 CS: 0	PA: 46	
PITCHER	IP	WLS	BF	H	R	ER	SO	BB	IBB	HBP	BLK	WP	HR	S	P	ERA	WHIP										
Bob Turley, R ERA: 4.39 (1, 1)	10.0		39	5	0	0	8	4	0	0	0	0	0	51	67	0.00	0.900										
Ryne Duren, R ERA: 1.88 (11, 1)	0.0		1	1	1	1	0	0	0	0	0	0	0	1	1	∞	∞										
Gary Blaylock, R ERA: 4.7 (11, 1)	0.1		3	3	0	0	0	0	0	0	0	0	0	3	3	0.00	9.000										
Eli Grba, R ERA: 5.83 (11, 1)	0.2	W	3	0	0	0	2	1	0	0	0	0	0	6	10	0.00	1.500										

Cleveland Indians @ New York Yankees
Yankee Stadium, Bronx, NY
Sun Sep 13 1959, 3:33 AM EDT
Unknown - 75 F

livebaseballscores.com

AB	41
R	1
H	9
RBI	1
BB	5
SO	10
LOB	20



Batter	1	2	3	4	5	6	7	8	9	10	11	AB R H RBI BB SO LOB
Bobby Richardson, R (1, 4) OBP: 0.326, SLG: 0.366	0-0 F5		0-0 1B			0-0 SH1-3 1B		0-0 F9		0-0 6-3		5 0 2 0 0 0 2
Tony Kubek, L (1, 6) OBP: 0.324, SLG: 0.403	0-0 1B		0-3 K			0-0 SH1-3 1-2		0-0 F6		0-0 HR 1B		4 1 2 0 0 1 1
Mickey Mantle, S (1, 8) OBP: 0.394, SLG: 0.518	0-0 F9				0-3 K	0-0 6-3				0-0 K	0-0 HR	5 1 1 2 0 2 2
Yogi Berra, L (1, 2) OBP: 0.346, SLG: 0.470	0-0 F8				0-0 4-3	0-0 F6				0-0 6-3		4 0 0 0 0 0 2
Hector Lopez, R (1, 7) OBP: 0.338, SLG: 0.472		0-0 5-3			4-0 BB	0-0 1B				0-0 6-3		3 0 1 0 1 0 0
Elston Howard, R (1, 3) OBP: 0.309, SLG: 0.480		0-0 1-3			0-3 K			0-0 F9		0-0 F9		4 0 0 0 0 1 2
Hank Bauer, R (1, 9) OBP: 0.309, SLG: 0.384		0-0 F8				0-0 F6		0-0 F3		0-0 1B 1B		4 0 1 0 0 0 1
Gil McDougald, R (1, 5) OBP: 0.307, SLG: 0.353			0-0 F3			0-0 L7		0-0 F2		0-0 1-2 1B		4 0 1 0 0 0 1
Bob Turley, R (1, 1) OBP: 0.196, SLG: 0.089			0-0 L7			0-3 K		0-3 K		0-0 F2		3 0 0 0 0 2 0
Gordie Windhorn, R (10, PH)												1 0 0 0 0 0 2
Ryne Duren, R (11, 1)												0 0 0 0 0 0 0
Gary Blaylock, R (11, 1) OBP: 0.139, SLG: 0.333												0 0 0 0 0 0 0
Eli Grba, R (11, 1) OBP: 0.267, SLG: 0.286												0 0 0 0 0 0 0


Inning Stats	R: 0	H: 1	R: 0	H: 0	R: 0	H: 1	R: 0	H: 0	R: 0	H: 0	R: 0	H: 1	R: 0	H: 1	R: 0	H: 0	R: 0	H: 0	R: 0	H: 2	R: 2	H: 2
	E: 0	LOB: 1	E: 0	LOB: 0	E: 0	LOB: 1	E: 0	LOB: 0	E: 0	LOB: 0	E: 0	LOB: 1	E: 0	LOB: 1	E: 0	LOB: 0	E: 0	LOB: 0	E: 0	LOB: 2	E: 0	LOB: 0
	K: 0	BB: 0	K: 0	BB: 0	K: 1	BB: 0	K: 2	BB: 1	K: 1	BB: 0	K: 0	BB: 0	K: 0	BB: 0	K: 1	BB: 0	K: 0	BB: 0	K: 1	BB: 0	K: 0	BB: 0
	S: 4	P: 4	S: 3	P: 3	S: 6	P: 6	S: 7	P: 11	S: 5	P: 5	S: 4	P: 4	S: 5	P: 5	S: 5	P: 5	S: 5	P: 5	S: 5	P: 5	S: 2	P: 2

BOTTOM

Cleveland Indians @ New York Yankees
Yankee Stadium, Bronx, NY
 Sun Sep 13 1959, 3:33 AM EDT
 Unknown - 75 F

AB	37
R	2
H	8
RBI	2
BB	1
SO	6
LOB	13

WP: 0 PA: 39
 PB: 0
 SB: 0
 CS: 0



PITCHER	IP	WLS	BF	H	R	ER	SO	BB	IBB	HBP	BLK	WP	HR	S	P	ERA	WHIP
Jack Harshman, L (1, 1) ERA: 4.64	10.0	L	39	8	2	2	6	1	0	0	0	0	1	50	54	1.80	0.900

livebaseballscores.com

Batter	1	2	3	4	5	6	7	8	9	AB R H RBI BB SO LOB	TOP
Ray Webster, R (1, 5) <small>OBP: 0.164, SLG: 0.276</small> Elmer Valo, L (8, PH) <small>OBP: 0.433, SLG: 0.286</small> George Strickland, R (8, 5) <small>OBP: 0.311, SLG: 0.302</small>	0-0 6-3		0-0 L8			0-0 FC2-6 FC6-4 1-2f		4-0 BB		3 0 0 0 0 0 2 0 0 0 0 1 0 0 0 0 0 0 0 0 0	Cleveland Indians @ New York Yankees Yankee Stadium, Bronx, NY Sun Sep 13 1959, 7:05 PM EDT Att. 41,645 - Unknown - 75 F
Chuck Tanner, L (1, 8) <small>OBP: 0.250, SLG: 0.300</small>	0-0 3-1		0-0 FC6 1-2f			0-0 F7		0-0 F5		4 0 0 0 0 0 3	
Minnie Minoso, R (1, 7) <small>OBP: 0.371, SLG: 0.453</small>	0-0 2B					0-0 FC6-4 1-2f				4 0 1 0 0 1 1	
Tito Francona, L (1, 3) <small>OBP: 0.417, SLG: 0.588</small>	0-0 4-3						0-0 G4-6-3 1B			4 0 2 0 0 1 1	
Rocky Colavito, R (1, 9) <small>OBP: 0.347, SLG: 0.536</small>		4-0 BB CS BB				0-0 6-3				4 0 0 0 0 1 1	
Russ Nixon, L (1, 2) <small>OBP: 0.266, SLG: 0.298</small> Billy Moran, R (9, PR)		0-3 K 1-2				0-0 F6				3 0 0 0 1 1 1 0 0 0 0 0 0 0	
Vic Power, R (1, 4) <small>OBP: 0.331, SLG: 0.416</small>		0-0 F2				0-0 L8		0-0 L9		4 0 0 0 0 0 3	
Woodie Held, R (1, 6) <small>OBP: 0.320, SLG: 0.487</small>			0-0 5-3			0-0 F4		0-0 5-3		3 0 0 0 0 0 0	
Jim Perry, S (1, 1) <small>OBP: 0.341, SLG: 0.386</small>			0-0 FC6 1B			0-0 FC2-6 1B		0-0 4-3		3 0 2 0 0 0 0	
Inning Stats	R: 0 H: 1 E: 0 LOB: 1 K: 0 BB: 0 S: 4 P: 4	R: 0 H: 0 E: 0 LOB: 0 K: 1 BB: 1 S: 4 P: 8	R: 0 H: 1 E: 0 LOB: 1 K: 0 BB: 0 S: 4 P: 4	R: 0 H: 0 E: 0 LOB: 0 K: 1 BB: 0 S: 5 P: 5	R: 0 H: 0 E: 0 LOB: 0 K: 0 BB: 0 S: 3 P: 3	R: 0 H: 1 E: 0 LOB: 1 K: 0 BB: 0 S: 4 P: 4	R: 0 H: 2 E: 0 LOB: 1 K: 0 BB: 0 S: 4 P: 4	R: 0 H: 0 E: 0 LOB: 1 K: 2 BB: 1 S: 8 P: 7	R: 0 H: 1 E: 0 LOB: 2 K: 2 BB: 1 S: 8 P: 12	1B: 4 SF: 0 2B: 3 SAC: 0 3B: 0 DP: 2 HR: 0 HBP: 0	
PITCHER Duke Maas, R (1, 1) <small>ERA: 4.27</small>	IP WLS BF H R ER SO BB IBB HBP BLK WP HR S P ERA WHIP 9.0 W 34 6 0 0 4 3 0 0 0 0 0 0 39 51 0.00 1.000										

livebaseballscores.com

AB	31
R	0
H	6
RBI	0
BB	3
SO	4
LOB	13



Batter	1	2	3	4	5	6	7	8	9	AB R H RBI BB SO LOB	TOP											
Ray Webster, R (1, 5) OBP: 0.212, SLG: 0.323 George Strickland, R (9, 5) OBP: 0.311, SLG: 0.302	0-0 2B		4-0 HBP 1B 3-1 BB	0-0 FC4-6 1B		0-0 F4		0-0 G4-6-3 1B		4 1 3 3 1 0 0 0 0 0 0 0 0 0												
Chuck Tanner, L (1, 8) OBP: 0.240, SLG: 0.280	0-0 F9		0-0 3-1 HBP 1-2 1B	0-0 FC4-6 1B			0-3 K	0-0 G4-6-3 1B		5 1 1 0 0 1 4												
Minnie Minoso, R (1, 7) OBP: 0.372, SLG: 0.452	0-0 F2		1-0 1B 3-1 HBP	0-0 F7			0-0 6-3		0-0 BB 1B	4 0 1 0 0 0 3												
Tito Francona, L (1, 3) OBP: 0.417, SLG: 0.583	0-0 1-3		0-0 3-1	0-0 F8			4-0 FC4-6 BB		4-0 BB 1B	3 0 0 1 2 0 5												
Rocky Colavito, R (1, 9) OBP: 0.346, SLG: 0.533		0-0 6-3	0-0 2-3 3-H 1B		0-0 F9		0-0 FC4-6 1-2f		0-3 K	5 0 1 1 0 1 3												
Russ Nixon, L (1, 2) OBP: 0.273, SLG: 0.304		0-0 1B		0-0 E BB 1B	0-0 6-3			0-0 1B 3B 1B	0-0 FC6-4-6-4-2 1-2 2-H	5 2 3 0 0 0 2												
Vic Power, R (1, 4) OBP: 0.332, SLG: 0.415		0-0 F8		4-0 1B E 1-2 1B BB	0-0 5-3			0-0 3B 1B		3 2 1 0 1 0 1												
Woodie Held, R (1, 6) OBP: 0.317, SLG: 0.483		0-0 F8		0-0 FC1 1B		0-0 F9		0-3 K		4 1 0 0 0 1 5												
Cal McLish, S (1, 1) OBP: 0.219, SLG: 0.243 Gary Bell, R (9, 1) OBP: 0.257, SLG: 0.254			0-0 3-1	0-0 FC4-6 1B		0-3 K		0-0 1B 3B		4 1 2 3 0 1 0 0 0 0 0 0 0 0												
Inning Stats	R: 0 E: 0 K: 0 S: 4	H: 1 LOB: 1 BB: 0 P: 4	R: 0 E: 0 K: 0 S: 4	H: 1 LOB: 1 BB: 0 P: 4	R: 2 E: 0 K: 0 S: 4	H: 2 LOB: 2 BB: 1 P: 9	R: 3 E: 1 K: 0 S: 7	H: 3 LOB: 2 BB: 1 P: 11	R: 0 E: 0 K: 0 S: 3	H: 0 LOB: 0 BB: 0 P: 3	R: 0 E: 0 K: 1 S: 5	H: 0 LOB: 0 BB: 0 P: 5	R: 0 E: 0 K: 1 S: 5	H: 0 LOB: 1 BB: 1 P: 9	R: 3 E: 0 K: 1 S: 8	H: 4 LOB: 0 BB: 0 P: 8	R: 0 E: 0 K: 1 S: 5	H: 1 LOB: 1 BB: 1 P: 9	1B: 10 2B: 2 3B: 1 HR: 0	SF: 0 SAC: 0 DP: 2 HBP: 1	WP: 0 PB: 0 SB: 0 CS: 0	PA: 42
PITCHER	IP WLS BF H R ER SO BB IBB HBP BLK WP HR S P ERA WHIP																					
Art Ditmar, R (1, 1) ERA: 2.94	4.0 L 22 7 5 4 0 2 1 0 0 0 0 0 19 28 9.00 2.250																					
Don Larsen, R (5, 1) ERA: 4.27	3.0 10 0 0 0 2 1 0 0 0 0 0 0 13 17 0.00 0.333																					
Gary Blaylock, R (8, 1) ERA: 4.84	2.0 10 5 3 3 2 1 0 0 0 0 0 0 13 17 13.50 3.000																					

Cleveland Indians @ New York Yankees
 Yankee Stadium, Bronx, NY
 Mon Sep 14 1959, 3:33 AM EDT
 Att: 4,953 - Unknown - 69 F

AB	37
R	8
H	12
RBI	8
BB	4
SO	4
LOB	23



WP: 0	PA: 42
PB: 0	
SB: 0	
CS: 0	

Batter	1	2	3	4	5	6	7	8	9	AB R H RBI BB SO LOB
Bobby Richardson, R (1, 4) OBP: 0.328, SLG: 0.368	0-0 FC6-5 BB 1B		0-3 K		0-0 FC5-4 1-2f		0-0 FC6-4 1-2f		0-0 2B SF8 1B	5 1 2 0 0 1 2
Tony Kubek, L (1, 6) OBP: 0.320, SLG: 0.400	0-0 F7		0-0 G3			0-0 G3	0-3 K2-3		0-0 1B 2B	5 1 1 2 0 1 2
Mickey Mantle, S (1, 8) OBP: 0.392, SLG: 0.512 Ken Hunt, R (9, 9) OBP: 0.250, SLG: 0.333	4-0 FC6-5 BB 1-2		0-3 K			0-0 BB 1B 1B		0-0 F6	0-0 SF8	3 0 1 0 1 1 0 0 0 0 1 0 0 0
Elston Howard, R (1, 2) OBP: 0.309, SLG: 0.483 Johnny Blanchard, L (9, 2) OBP: 0.232, SLG: 0.250	0-0 FC6-5 1-2 2-3f			0-0 3-1		0-0 F8		0-0 3B	0-0 FC14 1B	4 0 1 0 0 0 3 1 0 1 1 0 0 0
Hector Lopez, R (1, 7) OBP: 0.337, SLG: 0.470 Gordie Windhorn, R (9, 7)	0-0 F3			0-0 5-3		0-0 BB 1B		0-3 K	0-0 FC1-4 1-2f	4 0 1 0 0 1 3 1 0 0 0 0 0 1
Norm Siebern, L (1, 9) OBP: 0.345, SLG: 0.412 (9, 8)		0-0 1B		0-0 4-3		4-0 1-2 2-3 BB		0-3 K	0-3 K	4 0 1 0 1 2 2
Mary Throneberry, L (1, 3) OBP: 0.305, SLG: 0.383		0-0 L9			0-3 K	0-0 4-3			0-0 HR	4 1 1 1 0 1 4
Gil McDougald, R (1, 5) OBP: 0.305, SLG: 0.351 Clete Boyer, R (8, 5) OBP: 0.212, SLG: 0.179		0-0 F5			0-0 FC4-6 1B		0-3 K		0-0 1B 2B 1B	3 0 1 0 0 1 1 1 1 1 0 0 0 0
Art Ditmar, R (1, 1) OBP: 0.178, SLG: 0.264 Don Larsen, R (5, 1) OBP: 0.352, SLG: 0.304 Yogi Berra, L (7, PH) OBP: 0.349, SLG: 0.473 Gary Blaylock, R (8, 1) OBP: 0.139, SLG: 0.333 Hank Bauer, R (9, PH) OBP: 0.308, SLG: 0.381		0-3 K			0-0 FC4-6 FC5-4 1-2f		0-0 FC6-4 1B		0-0 E5 1B 2B	1 0 0 0 0 1 1 1 0 0 0 0 0 1 1 0 1 0 0 0 0 0 0 0 0 0 0 0 1 1 0 0 0 0 1

Inning Stats	R: 0	H: 1	E: 0	LOB: 2	K: 0	BB: 1	S: 4	P: 8
	R: 0	H: 1	E: 0	LOB: 1	K: 1	BB: 0	S: 6	P: 6
	R: 0	H: 0	E: 0	LOB: 0	K: 2	BB: 0	S: 7	P: 7
	R: 0	H: 0	E: 0	LOB: 0	K: 0	BB: 0	S: 3	P: 3
	R: 0	H: 1	E: 0	LOB: 1	K: 1	BB: 0	S: 6	P: 6
	R: 0	H: 2	E: 0	LOB: 3	K: 0	BB: 1	S: 5	P: 9
	R: 0	H: 1	E: 0	LOB: 1	K: 2	BB: 0	S: 8	P: 8
	R: 0	H: 1	E: 0	LOB: 1	K: 2	BB: 0	S: 8	P: 8
	R: 5	H: 5	E: 1	LOB: 1	K: 1	BB: 0	S: 11	P: 11

PITCHER	IP	WLS	BF	H	R	ER	SO	BB	IBB	HBP	BLK	WP	HR	S	P	ERA	WHIP
Cal McLish, R (1, 1) ERA: 3.59	8.1	W	40	12	5	4	8	2	0	0	0	0	1	54	62	4.32	1.680
Gary Bell, R (9, 1) ERA: 3.86	0.2	S	2	0	0	0	1	0	0	0	0	0	4	4	0.00	0.000	

BOTTOM

Cleveland Indians @ New York Yankees
 Yankee Stadium, Bronx, NY
 Mon Sep 14 1959, 3:33 AM EDT
 Att. 4,953 - Unknown - 69 F

AB	39
R	5
H	12
RBI	5
BB	2
SO	9
LOB	21



WP	PA	42
PB	0	
SB	0	
CS	0	

PITCHER	IP	WLS	BF	H	R	ER	SO	BB	IBB	HBP	BLK	WP	HR	S	P	ERA	WHIP
---------	----	-----	----	---	---	----	----	----	-----	-----	-----	----	----	---	---	-----	------

Batter	1	2	3	4	5	6	7	8	9	AB R H RBI BB SO LOB	TOP									
Ray Webster, R (1, 5) <small>OBP: 0.232, SLG: 0.328</small> George Strickland, R (8, 5) <small>OBP: 0.311, SLG: 0.302</small>	0-0 WP 1B		4-0 1B BB		0-0 L9			0-0 SH G4-6-3		2 0 1 0 1 0 0 0 0 0 0 0 0 0	Cleveland Indians @ Boston Red Sox Fenway Park, Boston, MA Tue Sep 15 1959, 7:05 PM EDT Att. 8,456 - Unknown									
Chuck Tanner, L (1, 8) <small>OBP: 0.241, SLG: 0.276</small>	0-3 K 1-2		0-0 1B		0-0 G3			0-0 G4-6-3 1-2f 2-3		4 0 1 0 0 1 3										
Minnie Minoso, R (1, 7) <small>OBP: 0.371, SLG: 0.450</small>	0-0 1-3		0-0 P6				0-0 G4-6-3 1B		0-0 F9	4 0 1 0 0 0 4										
Tito Francona, L (1, 3) <small>OBP: 0.413, SLG: 0.577</small>	0-0 4-3		0-3 K				0-0 G4-6-3 1-2f		0-0 3-1	4 0 0 0 0 1 4										
Rocky Colavito, R (1, 9) <small>OBP: 0.344, SLG: 0.529</small>		0-0 5-3		0-0 5-3			0-0 6-3		0-0 F8	4 0 0 0 0 0 0										
Russ Nixon, L (1, 2) <small>OBP: 0.277, SLG: 0.312</small> Carroll Hardy, R (9, PR) <small>OBP: 0.171, SLG: 0.094</small> Ed Fitz Gerald, R (9, 2) <small>OBP: 0.311, SLG: 0.319</small>		0-3 K		0-0 2B			0-0 3-1		0-0 1B	4 0 2 0 0 1 0 0 0 0 0 0 0 0 0 0 0 0 0 0 0										
Vic Power, R (1, 4) <small>OBP: 0.333, SLG: 0.415</small>		0-0 1B		0-0 5-3			4-0 G5-4-3 BB		0-0 1-3	3 0 1 0 1 0 2										
Woodie Held, R (1, 6) <small>OBP: 0.315, SLG: 0.480</small>		0-0 5-3		0-0 5-3			0-0 G5-4-3 1-2f			3 0 0 0 0 0 3										
Mudcat Grant, R (1, 1) <small>OBP: 0.228, SLG: 0.255</small>			0-0 1-3		0-0 3-1			4-0 G4-6-3 SH BB		2 0 0 0 1 0 0										
Inning Stats	R: 0 E: 0 K: 1 S: 6	H: 1 LOB: 1 BB: 0 P: 6	R: 0 E: 0 K: 1 S: 6	H: 1 LOB: 1 BB: 0 P: 6	R: 0 E: 0 K: 1 S: 6	H: 1 LOB: 2 BB: 1 P: 10	R: 0 E: 0 K: 0 S: 4	H: 1 LOB: 1 BB: 0 P: 4	R: 0 E: 0 K: 0 S: 3	H: 0 LOB: 0 BB: 0 P: 3	R: 0 E: 0 K: 0 S: 2	H: 0 LOB: 0 BB: 1 P: 6	R: 0 E: 1 K: 0 S: 3	H: 0 LOB: 1 BB: 1 P: 7	R: 0 E: 0 K: 0 S: 4	H: 1 LOB: 1 BB: 0 P: 4	1B: 5 2B: 1 3B: 0 HR: 0	SF: 0 SAC: 1 DP: 3 HBP: 0	WP: 1 PB: 0 SB: 0 CS: 0	PA: 34
PITCHER Tom Brewer, R (1, 1) <small>ERA: 3.67</small>	IP: 9.0 WLS: W BF: 34 H: 6 R: 0 ER: 0 SO: 3 BB: 3 IBB: 0 HBP: 0 BLK: 0 WP: 1 HR: 0 S: 37 P: 49 ERA: 0.00 WHIP: 1.000																			PITCHER IP: WLS: BF: H: R: ER: SO: BB: IBB: HBP: BLK: WP: HR: S: P: ERA: WHIP

livebaseballscorecards.com

AB	30
R	0
H	6
RBI	0
BB	3
SO	3
LOB	16



Batter	1	2	3	4	5	6	7	8	9	AB	R	H	RBI	BB	SO	LOB						
Pumpsie Green, S OBP: 0.366, SLG: 0.353 (1, 4)	0-3 K ①		0-0 F7 ②			0-0 F8 ①		0-0 F9 ②		4	0	0	0	0	1	3						
Gary Geiger, L OBP: 0.296, SLG: 0.403 (1, 8)	0-0 P5 ②		0-3 K ③			0-0 E1		0-0 F8 ③		4	0	0	0	0	1	3						
Pete Runnels, L OBP: 0.414, SLG: 0.422 (1, 3)	0-0 E5			0-0 4-3 ①		0-0 F7 ②			0-0 SH3-4 1B	4	1	1	0	0	0	1						
Gene Stephens, L OBP: 0.338, SLG: 0.368 (1, 7)	0-0 F7 ③			0-3 K ②		0-3 K ③			0-0 SH3-4 ①	3	0	0	0	0	2	2						
Jackie Jensen, R OBP: 0.368, SLG: 0.487 (1, 9)		0-0 F7 ①		0-3 K ③			0-0 F5 ①		4-0 SH3-4 1B	3	0	0	0	1	1	0						
Frank Malzone, R OBP: 0.327, SLG: 0.438 (1, 5)		0-0 P4 ②			0-0 G5-4-3 1B		0-0 P4 ②		0-0 SH3-4 1B	4	0	2	1	0	0	0						
Sammy White, R OBP: 0.333, SLG: 0.352 (1, 2)		0-0 F8 ③			0-0 G5-4-3 ①		0-0 F5 ③		1-2 2-H 1B	3	0	0	0	0	0	1						
Don Buddin, R OBP: 0.359, SLG: 0.340 Ted Williams, L OBP: 0.366, SLG: 0.411 Jim Mahoney, R OBP: 0.150, SLG: 0.263 (8, PH) (8, PR) (9, 6)			0-0 SH3-4 1B			0-0 WP 1B		0-0 SH2-4 1B		2	0	2	0	0	0	0						
Tom Brewer, R OBP: 0.129, SLG: 0.159 (1, 1)			0-0 SH3-4 ①			0-0 L8 ③		0-0 SH2-4 ①		1	0	0	0	0	0	1						
Inning Stats	R: 0 E: 1 K: 1 S: 6	H: 0 LOB: 1 BB: 0 P: 6	R: 0 E: 0 K: 0 S: 3	H: 0 LOB: 0 BB: 0 P: 3	R: 0 E: 0 K: 1 S: 6	H: 1 LOB: 1 BB: 0 P: 6	R: 0 E: 0 K: 2 S: 7	H: 0 LOB: 0 BB: 0 P: 7	R: 0 E: 0 K: 0 S: 4	H: 2 LOB: 1 BB: 0 P: 4	R: 0 E: 1 K: 1 S: 6	H: 0 LOB: 1 BB: 0 P: 6	R: 0 E: 0 K: 0 S: 3	H: 0 LOB: 0 BB: 0 P: 3	R: 0 E: 0 K: 0 S: 4	H: 1 LOB: 2 BB: 0 P: 4	R: 1 E: 0 K: 0 S: 3	H: 2 LOB: 2 BB: 1 P: 7	1B: 6 2B: 0 3B: 0 HR: 0	SF: 0 SAC: 3 DP: 1 HBP: 0	WP: 1 PB: 0 SB: 0 CS: 0	PA: 33
PITCHER Mudcat Grant, R ERA: 4.08 (1, 1)	IP: 8.1 WLS: L BF: 33	H: 6 R: 1 ER: 1 SO: 5	BB: 0 IBB: 1 HBP: 0 BLK: 0	WP: 1 HR: 0 S: 42 P: 46	ERA: 1.08 WHIP: 0.720																	

BOTTOM

Cleveland Indians @ Boston Red Sox
Fenway Park, Boston, MA
Tue Sep 15 1959, 7:05 PM EDT
Att. 8,456 - Unknown

livebaseballscorecards.com

AB	29
R	1
H	6
RBI	1
BB	1
SO	5
LOB	11



Batter	1	2	3	4	5	6	7	8	9	AB R H RBI BB SO LOB	TOP	
Ray Webster, R (1, 5) George Strickland, R (5, 5) OBP: 0.222, SLG: 0.313 OBP: 0.309, SLG: 0.300	0-0 F8	0-0 FC5-4			0-0 5-3			0-0 P4	0-0 P4	3 0 0 0 0 0 2 2 0 0 0 0 0 0		
Chuck Tanner, L (1, 8) Carroll Hardy, R (9, 8) OBP: 0.235, SLG: 0.265 OBP: 0.171, SLG: 0.094	0-0 4-3		0-0 F8		0-0 F7			0-0 2B	0-3 K	5 1 1 0 0 1 0 0 0 0 0 0 0 0		
Minnie Minoso, R (1, 7) OBP: 0.373, SLG: 0.456	0-3 K							0-0 2B		4 1 3 1 0 1 0		
Tito Francona, L (1, 3) OBP: 0.413, SLG: 0.574		0-3 K	0-3 K					0-0 2B		2 1 0 0 2 2 1		
Rocky Colavito, R (1, 9) OBP: 0.342, SLG: 0.525		0-0 6-3	0-0 F8					0-0 F5		4 0 0 0 0 0 5		
Russ Nixon, L (1, 2) OBP: 0.280, SLG: 0.319		0-0 BB 1B		0-3 K				0-0 2B		4 1 2 2 0 2 1		
Vic Power, R (1, 4) OBP: 0.334, SLG: 0.414		0-0 BB 1B		0-3 K				0-0 P6		3 1 1 0 1 1 0		
Woodie Held, R (1, 6) OBP: 0.315, SLG: 0.477		0-0 BB 1B		0-3 K				0-3 K	0-3 K	3 0 0 0 1 3 2		
Gary Bell, R (1, 1) Jim Perry, S (8, 1) OBP: 0.260, SLG: 0.257 OBP: 0.333, SLG: 0.378		0-0 FC5-4			0-0 F9			0-0 6-3	0-0 3-1	3 0 1 2 0 0 0 1 0 0 0 0 0 0		
Inning Stats	R: 0 H: 0 E: 0 LOB: 0 K: 1 BB: 0 S: 5 P: 5	R: 2 H: 3 E: 0 LOB: 2 K: 1 BB: 1 S: 8 P: 12	R: 0 H: 1 E: 0 LOB: 1 K: 1 BB: 0 S: 6 P: 6	R: 0 H: 0 E: 0 LOB: 0 K: 3 BB: 0 S: 9 P: 9	R: 0 H: 0 E: 0 LOB: 0 K: 0 BB: 0 S: 3 P: 3	R: 0 H: 1 E: 0 LOB: 1 K: 1 BB: 1 S: 5 P: 9	R: 0 H: 0 E: 0 LOB: 0 K: 1 BB: 0 S: 5 P: 5	R: 3 H: 3 E: 0 LOB: 2 K: 1 BB: 2 S: 8 P: 16	R: 0 H: 0 E: 0 LOB: 0 K: 1 BB: 0 S: 5 P: 5	1B: 5 SF: 0 2B: 3 SAC: 0 3B: 0 DP: 1 HR: 0 HBP: 0	WP: 0 PA: 38 PB: 0 SB: 0 CS: 0	
PITCHER Jerry Casale, R (1, 1) ERA: 4.56 Nelson Chittum, R (9, 1) ERA: 1.37	IP WLS BF H R ER SO BB IBB HBP BLK WP HR S P ERA WHIP	8.0 35 8 5 5 9 4 0 0 0 0 0 0 49 65 5.62 1.500	1.0 W 3 0 0 0 1 0 0 0 0 0 0 0 5 5 0.00 0.000									PITCHER IP WLS BF H R ER SO BB IBB HBP BLK WP HR S P ERA WHIP

Cleveland Indians @ Boston Red Sox
 Fenway Park, Boston, MA
 Wed Sep 16 1959, 3:33 AM EDT
 Att. 3,006 - Unknown

livebaseballscorecards.com

AB	34
R	5
H	8
RBI	5
BB	4
SO	10
LOB	11



Batter	1	2	3	4	5	6	7	8	9	AB	R	H	RBI	BB	SO	LOB
Pumpsie Green, S (1, 4) OBP: 0.362, SLG: 0.344	0-0 4-3			0-0 6-3		0-0 F5		4-0 1B BB	0-0 FC3-2	4	1	0	0	1	0	4
Gary Geiger, L (1, 8) OBP: 0.292, SLG: 0.397	0-0 P6			0-0 5-3		0-0 P6		0-0 G3	0-0 SF8	4	0	0	1	0	0	3
Pete Runnels, L (1, 3) OBP: 0.413, SLG: 0.420	0-0 F7			0-0 3-1				0-0 1B 1B		4	1	1	2	0	0	0
Gene Stephens, L (1, 7) OBP: 0.341, SLG: 0.370		0-0 G6-4-3 1B			0-0 L7			0-0 1B 1B		4	0	2	0	0	0	0
Jackie Jensen, R (1, 9) OBP: 0.369, SLG: 0.486		0-0 G6-4-3 1-2f			0-3 K			4-0 HR BB	0-0 FC6-4 1B	3	1	1	1	1	1	1
Frank Malzone, R (1, 5) OBP: 0.329, SLG: 0.444		0-0 P4			0-0 1B			0-0 HR	0-0 FC6-4	4	1	2	2	0	0	2
Sammy White, R (1, 2) OBP: 0.331, SLG: 0.349			0-0 6-3		0-0 F5			0-0 4-3		3	0	0	0	0	0	1
Marty Keough, L (9, PH) OBP: 0.315, SLG: 0.415									4-0 1B FC3-2 BB	0	0	0	0	1	0	0
Don Buddin, R (1, 6) OBP: 0.359, SLG: 0.339			0-0 P4					4-0 5-3 BB	0-0 G3 BB 1B	1	0	0	0	1	0	0
Ted Williams, L (8, PH) OBP: 0.368, SLG: 0.413									0-0 FC3-2 IBB	1	0	1	0	0	0	0
Jim Mahoney, R (8, PR) OBP: 0.190, SLG: 0.300									1-3 SF8 1B	1	2	1	0	0	0	0
Jerry Casale, R (1, 1) OBP: 0.233, SLG: 0.364			0-3 K					0-0 5-3	4-0 FC3-2	2	0	0	0	0	1	1
Vic Wertz, L (8, PH) OBP: 0.331, SLG: 0.401								1-2 1B	1-2 IBB	1	0	0	0	0	0	1
Nelson Chittum, R (9, 1) OBP: 0.333, SLG: 0.667									1-2 IBB	0	0	0	0	0	0	0
Dick Gemert, R (9, PH) OBP: 0.365, SLG: 0.429										0	0	0	0	1	0	0

Inning Stats	R: 0	H: 0	R: 0	H: 1	R: 0	H: 0	R: 0	H: 1	R: 0	H: 0	R: 2	H: 1	R: 3	H: 4	R: 1	H: 1	1B: 7	SF: 1	WP: 0	PA: 38
	E: 0	LOB: 0	E: 0	LOB: 0	E: 0	LOB: 0	E: 0	LOB: 1	E: 0	LOB: 1	E: 0	LOB: 0	E: 0	LOB: 2	E: 0	LOB: 2	2B: 0	SAC: 0	PB: 0	
	K: 0	BB: 0	K: 0	BB: 0	K: 1	BB: 0	K: 0	BB: 1	K: 0	BB: 1	K: 0	BB: 1	K: 0	BB: 1	K: 0	BB: 2	3B: 0	DP: 1	SB: 0	
	S: 3	P: 3	S: 3	P: 3	S: 5	P: 5	S: 3	P: 7	S: 4	P: 8	S: 7	P: 11	S: 3	P: 11	S: 3	P: 11	HR: 1	HBP: 0	CS: 0	

PITCHER	IP	WLS	BF	H	R	ER	SO	BB	IBB	HBP	BLK	WP	HR	S	P	ERA	WHIP
Gary Bell, R (1, 1) ERA: 3.93	7.2		31	6	5	5	2	3	0	0	0	0	1	32	44	5.87	1.174
Jim Perry, R (8, 1) ERA: 2.72	1.0	L	7	2	1	1	0	1	1	0	0	0	0	5	13	9.00	3.000

BOTTOM

Cleveland Indians @ Boston Red Sox
Fenway Park, Boston, MA
 Wed Sep 16 1959, 3:33 AM EDT
 Att. 3,006 - Unknown

livebaseballscorecards.com

AB	32
R	6
H	8
RBI	6
BB	5
SO	2
LOB	13



Batter	1	2	3	4	5	6	7	8	9	AB R H RBI BB SO LOB	TOP
Jim Piersall, R (1, 8) <small>OBP: 0.296, SLG: 0.333</small>	0-0 		0-0 			0-0 	0-0 		0-0 	5 3 3 3 0 0 0	
Tito Francona, L (1, 3) <small>OBP: 0.411, SLG: 0.568</small>	0-3 			0-0 		0-0 	4-0 		0-3 	4 0 0 0 1 2 3	
Minnie Minoso, R (1, 7) <small>OBP: 0.375, SLG: 0.459</small>	0-0 			0-0 					0-0 	5 2 3 4 0 0 0	
Rocky Colavito, R (1, 9) <small>OBP: 0.342, SLG: 0.522</small>		0-0 		0-0 					1-3 	3 1 0 0 2 0 2	
George Strickland, R (1, 5) <small>OBP: 0.309, SLG: 0.296</small>		4-0 			0-0 		0-0 	0-0 	0-3 	3 0 0 0 1 1 3	
Vic Power, R (1, 4) <small>OBP: 0.333, SLG: 0.412</small>		0-0 			0-0 		0-0 	0-0 	0-0 	5 1 1 2 0 0 2	
Woodie Held, R (1, 6) <small>OBP: 0.312, SLG: 0.472</small>		0-0 			0-0 		0-0 	0-3 	0-0 	5 1 0 0 0 1 5	
Dick Brown, R (1, 2) <small>OBP: 0.283, SLG: 0.385</small>			0-3 			0-3 	4-0 		0-0 	3 2 1 0 1 2 0	
Jim Perry, S (1, 1) <small>OBP: 0.306, SLG: 0.347</small>			0-0 			0-0 	0-3 		0-0 	4 1 0 0 0 1 4	
Inning Stats	R: 0 H: 0 E: 0 LOB: 0 K: 1 BB: 0 S: 5 P: 5	R: 0 H: 0 E: 0 LOB: 1 K: 0 BB: 1 S: 3 P: 7	R: 0 H: 0 E: 0 LOB: 0 K: 1 BB: 0 S: 5 P: 5	R: 0 H: 0 E: 0 LOB: 0 K: 0 BB: 0 S: 3 P: 3	R: 0 H: 0 E: 0 LOB: 0 K: 0 BB: 0 S: 3 P: 3	R: 1 H: 1 E: 0 LOB: 0 K: 1 BB: 0 S: 6 P: 6	R: 6 H: 3 E: 2 LOB: 2 K: 1 BB: 3 S: 10 P: 22	R: 0 H: 0 E: 0 LOB: 0 K: 1 BB: 0 S: 5 P: 5	R: 4 H: 4 E: 1 LOB: 2 K: 2 BB: 1 S: 12 P: 16	1B: 6 SF: 0 2B: 1 SAC: 1 3B: 0 DP: 0 HR: 1 HBP: 0	WP: 0 PA: 43 PB: 0 SB: 0 CS: 0
PITCHER Bud Daley, L (1, 1) <small>ERA: 3.03</small> Ray Herbert, R (7, 1) <small>ERA: 4.72</small> Al Grunwald, L (9, 1) <small>ERA: 8.1</small>	IP WLS BF H R ER SO BB IBB HBP BLK WP HR S P ERA WHIP 6.2 L 29 3 7 1 4 4 0 0 0 0 0 1 33 49 1.35 1.050 1.1 5 1 0 0 1 0 0 0 0 0 0 0 7 7 0.00 0.750 1.0 9 4 4 1 2 1 0 0 0 0 0 0 12 16 9.00 5.000	PITCHER IP WLS BF H R ER SO BB IBB HBP BLK WP HR S P ERA WHIP									

Cleveland Indians @ Kansas City Athletics
 Municipal Stadium, Kansas City, MO
 Fri Sep 18 1959, 8:05 PM EDT
 Att. 6,943 - Unknown

AB	37
R	11
H	8
RBI	9
BB	5
SO	7
LOB	19



livebaseballscorecards.com

Batter	1	2	3	4	5	6	7	8	9	AB R H RBI BB SO LOB	TOP											
Jim Piersall, R (1, 8) OBP: 0.298, SLG: 0.334	0-0 BB 1B 1B	0-0 F9		0-0 SH 2B HR	0-0 FC6-4		0-0 BB 1B 1B		0-0 6-3	5 2 2 1 0 0 2	Cleveland Indians @ Kansas City Athletics Municipal Stadium, Kansas City, MO Sat Sep 19 1959, 8:05 PM EDT Att. 8,852 - Unknown											
Vic Power, R (1, 4) OBP: 0.336, SLG: 0.417	0-0 1-2 BB 1B	0-0 2-H 1B		0-0 1-3 HR 2B	0-0 F7		0-0 1-2 BB 2-3 1B		0-0 6-3	6 2 4 2 0 0 1												
Minnie Minoso, R (1, 7) OBP: 0.376, SLG: 0.466	0-0 F4	0-0 F7		0-0 2-H HR 3-H		0-0 CS 1B	0-0 3-H SF9		0-0 E 1B 1B	5 1 3 4 0 0 3												
Tito Francona, L (1, 3) OBP: 0.415, SLG: 0.567	4-0 1B 1-2 SF8 2-3 BB		0-3 K	0-0 G4-6-3 1B		0-3 1-2 K	4-0 3-H FC5-4 BB		0-0 E 1B	4 1 2 0 2 2 1												
Rocky Colavito, R (1, 9) OBP: 0.341, SLG: 0.519	0-0 1-3 2-H 3-H 1B		0-3 K	0-0 F6		0-0 6-3	0-0 1-2 FC5-4		0-0 E5	6 0 1 2 0 1 6												
Russ Nixon, L (1, 2) OBP: 0.278, SLG: 0.317	0-0 SF8		0-0 1B	0-0 G4-6-3 1-2		0-0 F9	0-0 1-3		0-0 4-3	5 0 1 1 0 0 4												
Woodie Held, R (1, 6) OBP: 0.313, SLG: 0.469	0-0 F8		0-3 K		0-0 6-3		4-0 BB E 1B BB			3 1 0 0 2 1 2												
George Strickland, R (1, 5) OBP: 0.312, SLG: 0.301		0-0 G3 1B 1B		0-0 E1 2B 1B	0-0 1B 3B		0-0 E7 1B 1B		0-0 F6	2 2 2 0 0 0 0												
Gordy Coleman, L (5, PH) OBP: 1.000, SLG: 3.000										1 1 1 0 0 0 0												
Gene Leek, R (5, 5) OBP: 0.200, SLG: 0.368										2 1 0 0 0 0 2												
Jack Harshman, L (1, 1) OBP: 0.288, SLG: 0.250		0-0 G3		0-0 SH 2B	0-0 FC6-4 1B		0-0 1-2 2-H 1B 1B SF9 1B		0-0 F7	5 2 3 3 0 0 2												
Inning Stats	R: 3 E: 0 K: 0 S: 6	H: 3 LOB: 1 BB: 1 P: 10	R: 1 E: 0 K: 0 S: 5	H: 2 LOB: 1 BB: 0 P: 5	R: 0 E: 0 K: 3 S: 10	H: 1 LOB: 1 BB: 0 P: 10	R: 5 E: 1 K: 0 S: 8	H: 5 LOB: 0 BB: 0 P: 8	R: 1 E: 0 K: 0 S: 5	H: 2 LOB: 1 BB: 0 P: 5	R: 0 E: 0 K: 1 S: 5	H: 1 LOB: 0 BB: 0 P: 5	R: 3 E: 1 K: 0 S: 7	H: 3 LOB: 3 BB: 2 P: 15	R: 0 E: 0 K: 0 S: 3	H: 0 LOB: 1 BB: 1 P: 7	R: 0 E: 1 K: 0 S: 6	H: 2 LOB: 3 BB: 0 P: 6	1B: 15 2B: 3 3B: 1 HR: 1	SF: 2 SAC: 1 DP: 2 HBP: 0	WP: 0 PB: 0 SB: 0 CS: 1	PA: 51
PITCHER	IP WLS BF H R ER SO BB IBB HBP BLK WP HR S P ERA WHIP																					
Johnny Kucks, R (1, 1) ERA: 4.21	2.0 L 12 5 4 4 0 1 0 0 0 0 0 0 11 15 18.00 3.000																					
Tom Sturdivant, R (3, 1) ERA: 4.9	1.0 10 6 5 5 3 0 0 0 0 0 0 1 16 16 45.00 6.000																					
Bob Grim, R (4, 1) ERA: 4.15	4.0 19 6 4 3 1 2 0 0 0 0 0 0 19 27 6.75 2.000																					
Marty Kutyna, R (8, 1) ERA:	2.0 10 2 0 0 0 1 0 0 0 0 0 0 9 13 0.00 1.500																					

AB	44
R	13
H	19
RBI	13
BB	4
SO	4
LOB	23



BOTTOM

Cleveland Indians @ Kansas City Athletics
Municipal Stadium, Kansas City, MO

livebaseballscorecards.com

AB 36
R 7
H 9
RBI 7
BB 2
SO 7
LOB 15



WP: 0 PA: 38
PB: 0
SB: 0
CS: 0

ERA WHIP

Sat Sep 19 1959, 8:05 PM EDT
Att. 8,852 - Unknown

AB R H RBI BB SO LOB

4	1	1	3	1	1	0
5	1	2	0	0	0	1
4	0	0	0	0	1	3
4	1	1	0	0	0	3
4	1	2	3	0	1	1
4	1	2	0	0	0	1
4	1	1	1	0	1	1
3	1	0	0	1	0	1
0	0	0	0	0	0	0
1	0	0	0	0	1	0
1	0	0	0	0	1	0
1	0	0	0	0	0	1
0	0	0	0	0	0	0
1	0	0	0	0	1	3

9

0-0	1B	2B	1B	1B	2B	2B	2B	BB	K
-----	----	----	----	----	----	----	----	----	---

8

0-0	F8	3-1	K	2B	2B	2B	2B	BB	K
-----	----	-----	---	----	----	----	----	----	---

7

0-0	4-3	F2	HR	1B	K	F3
-----	-----	----	----	----	---	----

6

0-0	4-3	FC6-4	1B	FC6-4	1B	F9	F3
-----	-----	-------	----	-------	----	----	----

5

0-0	4-3	1B	1B	4-3	1B	4-3	K
-----	-----	----	----	-----	----	-----	---

4

4-0	4-3	1B	BB	4-3	1B	4-3	K
-----	-----	----	----	-----	----	-----	---

3

0-0	F5	4-3	1B	4-3	1B	F3	K
-----	----	-----	----	-----	----	----	---

2

0-0	F3	6-3	F3	F3	1B	6-3	K
-----	----	-----	----	----	----	-----	---

1

0-3	K	6-3	F3	F3	1B	F3	K
-----	---	-----	----	----	----	----	---

Batter

Russ Snyder, L (1, 8) OBP: 0.362, SLG: 0.408	Roger Maris, L (1, 9) OBP: 0.353, SLG: 0.459	Dick Williams, R (1, 3) OBP: 0.312, SLG: 0.439	Bob Cerv, R (1, 7) OBP: 0.338, SLG: 0.478	Ray Jablonski, R (1, 5) OBP: 0.291, SLG: 0.387	Hal Smith, R (1, 2) OBP: 0.367, SLG: 0.366	Jerry Lumpe, L (1, 6) OBP: 0.313, SLG: 0.303	Lou Klimchok, L (1, 4) OBP: 0.222, SLG: 0.400	Johnny Kucks, R (1, 1) OBP: 0.140, SLG: 0.106	Tom Sturdivant, L (3, 1) OBP: 0.045, SLG: 0.045	Bob Grim, R (4, 1) OBP: 0.152, SLG: 0.200	Joe Demasisti, R (7, PH) OBP: 0.308, SLG: 0.374	Marty Kutyna, R (8, 1)	Zeke Bella, R (9, PH) OBP: 0.289, SLG: 0.288
---	---	---	--	---	---	---	--	--	--	--	--	------------------------	---

Inning Stats

PITCHER
Jack Harshman, L (1, 1)
ERA: 4.8

R: 0 H: 0
E: 0 LOB: 0
K: 1 BB: 0
S: 5 P: 5

R: 0 H: 0
E: 0 LOB: 0
K: 1 BB: 0
S: 5 P: 3

R: 0 H: 0
E: 0 LOB: 0
K: 1 BB: 0
S: 5 P: 5

R: 2 H: 2
E: 0 LOB: 1
K: 0 BB: 1
S: 5 P: 9

R: 0 H: 0
E: 0 LOB: 0
K: 1 BB: 0
S: 5 P: 5

R: 0 H: 1
E: 0 LOB: 1
K: 0 BB: 0
S: 4 P: 4

R: 1 H: 2
E: 0 LOB: 1
K: 1 BB: 0
S: 7 P: 7

R: 0 H: 0
E: 0 LOB: 0
K: 1 BB: 0
S: 5 P: 5

R: 4 H: 4
E: 0 LOB: 1
K: 2 BB: 1
S: 11 P: 15

1B: 6 SF: 0
2B: 2 SAC: 0
3B: 0 DP: 0
HR: 1 HBP: 0

IP WLS BF H R ER SO BB IBB HBP BLK WP HR S P ERA WHIP

Batter	1	2	3	4	5	6	7	8	9	AB R H RBI BB SO LOB	TOP
Jim Piersall, R OBP: 0.299, SLG: 0.333 (1, 8) X	0-0 F5	0-0 F7			0-0 E 1B		4-0 G1-6-3 BB	0-0 G3		4 0 1 0 1 0 4	
Vic Power, R OBP: 0.335, SLG: 0.416 (1, 4) X	0-0 P4		0-0 5-3		0-0 SH5-3		0-0 G1-6-3		0-0 FC6-4 1B	4 0 1 0 0 0 1	
Minnie Minoso, R OBP: 0.378, SLG: 0.472 (1, 7) X	0-0 HR		0-0 HR 1B		0-0 FC5		0-0 1B		0-0 F5	5 2 3 1 0 0 2	
Tito Francona, L OBP: 0.414, SLG: 0.572 (1, 3) B B B	4-0 BB		0-0 1-H HR		0-3 K		0-3 K		0-0 FC6-4	4 1 1 2 1 2 4	
Rocky Colavito, R OBP: 0.340, SLG: 0.516 (1, 9) X	0-0 F3		0-0 P6		0-0 F8				0-0 E7 4-3 1B 1B	5 1 1 0 0 0 4	
Russ Nixon, L OBP: 0.277, SLG: 0.316 (1, 2)		0-0 F7	0-0 F7			0-0 1B			0-0 4-3	4 0 1 0 0 0 1	
Woodie Held, R OBP: 0.314, SLG: 0.470 (1, 6)		0-0 1B 1B		0-0 F7		0-3 K			0-0 2-3 FC1-5 1B 1B	4 0 2 1 0 1 1	
George Strickland, R OBP: 0.311, SLG: 0.301 (1, 5)		0-0 F8		0-0 F8		0-3 K			0-0 3-H FC1-5 1B	4 0 1 0 0 1 2	
Cal McLish, S OBP: 0.221, SLG: 0.243 (1, 1) X		0-0 1-2 1B		0-0 P6		0-3 K			0-0 1-2 2-3 FC1-5	4 0 1 0 0 1 3	
Inning Stats	R: 1 H: 1 E: 0 LOB: 1 K: 0 BB: 1 S: 4 P: 8	R: 0 H: 2 E: 0 LOB: 2 K: 0 BB: 0 S: 5 P: 5	R: 2 H: 2 E: 0 LOB: 0 K: 0 BB: 0 S: 5 P: 5	R: 0 H: 0 E: 0 LOB: 0 K: 0 BB: 0 S: 3 P: 3	R: 0 H: 1 E: 1 LOB: 2 K: 1 BB: 0 S: 7 P: 7	R: 0 H: 1 E: 0 LOB: 1 K: 3 BB: 0 S: 10 P: 10	R: 0 H: 1 E: 0 LOB: 1 K: 1 BB: 1 S: 5 P: 9	R: 1 H: 3 E: 1 LOB: 2 K: 0 BB: 0 S: 6 P: 6	R: 0 H: 1 E: 0 LOB: 1 K: 0 BB: 0 S: 4 P: 4	1B: 10 SF: 0 2B: 0 SAC: 1 3B: 0 DP: 1 HR: 2 HBP: 0	WP: 0 PA: 41 PB: 0 SB: 0 CS: 0
PITCHER Ned Garver, R (1, 1) ERA: 3.85	IP WLS BF H R ER SO BB IBB HBP BLK WP HR S P ERA WHIP										
	9.0 L 41 12 4 4 5 2 0 0 0 0 0 2 49 57 4.00 1.556										

Cleveland Indians @ Kansas City Athletics
Municipal Stadium, Kansas City, MO
Sun Sep 20 1959, 4:33 AM EDT
Att: 11,058 - Unknown

AB	38
R	4
H	12
RBI	4
BB	2
SO	5
LOB	22



Batter	1	2	3	4	5	6	7	8	9	AB	R	H	RBI	BB	SO	LOB
Russ Snyder, L (1, 8) OBP: 0.359, SLG: 0.404	0-0 F9		0-0 E 1B		0-0 F8		0-0 F5		0-0 G3	5	0	1	0	0	0	2
Roger Maris, L (1, 9) OBP: 0.350, SLG: 0.453	0-0 F2		0-0 E4		0-0 4-3		0-0 F9		0-0 E4	5	0	0	0	0	0	2
Kent Hadley, L (1, 3) OBP: 0.307, SLG: 0.418	0-3 K		0-0 4-3			0-0 HR 1B		0-0 F7	0-0 1-3	5	1	2	0	0	1	2
Bob Cerv, R (1, 7) OBP: 0.337, SLG: 0.482		0-0 5-3		0-0 1-3		0-0 HR		0-3 K	0-0 5-3	5	1	1	2	0	1	2
Ray Jablonski, R (1, 5) Wayne Terwilliger, R (8, PR) Joe Demaestri, R (9, 6) OBP: 0.297, SLG: 0.386 OBP: 0.337, SLG: 0.363 OBP: 0.308, SLG: 0.374		0-0 1-3		0-0 BB 1B		0-0 F7		4-0 BB BB		3	0	1	0	1	0	0
Jerry Lumpe, L (1, 6) OBP: 0.316, SLG: 0.308		0-0 3B		4-0 BB BB		0-3 K		4-0 BB		2	0	1	0	2	1	0
Hal Smith, R (1, 2) OBP: 0.362, SLG: 0.360		0-0 P5		0-0 F2		0-0 5-3		0-0 1-3		4	0	0	0	0	0	5
Lou Klimchok, L (1, 4) OBP: 0.200, SLG: 0.359			0-0 4-3		0-0 P4		0-3 K		0-0 4-3	4	0	0	0	0	1	2
Ned Garver, R (1, 1) Joe Morgan, L (9, PH) OBP: 0.311, SLG: 0.406 OBP: 0.333, SLG: 0.324			0-0 1-3		0-0 5-3		4-0 BB BB		0-0 E G3 1B	2	0	0	0	1	0	0
										1	1	1	0	0	0	0

Inning Stats	R: 0 E: 0 K: 1 S: 5	H: 0 LOB: 0 BB: 0 P: 5	R: 0 E: 0 K: 0 S: 4	H: 1 LOB: 1 BB: 0 P: 4	R: 0 E: 1 K: 0 S: 5	H: 1 LOB: 2 BB: 0 P: 5	R: 0 E: 0 K: 0 S: 4	H: 1 LOB: 2 BB: 1 P: 8	R: 0 E: 0 K: 0 S: 3	H: 0 LOB: 0 BB: 0 P: 3	R: 2 E: 0 K: 1 S: 7	H: 2 LOB: 0 BB: 0 P: 7	R: 0 E: 0 K: 1 S: 5	H: 0 LOB: 1 BB: 1 P: 9	R: 0 E: 0 K: 1 S: 5	H: 0 LOB: 2 BB: 2 P: 13	R: 1 E: 1 K: 0 S: 6	H: 2 LOB: 2 BB: 0 P: 6	1B: 5 2B: 0 3B: 1 HR: 1	SF: 0 SAC: 0 DP: 0 HBP: 0	
PITCHER Cal McLish, R (1, 1) ERA: 3.53	IP 9.0	WLS W	BF 40	H 7	R 3	ER 2	SO 4	BB 4	IBB 0	HBP 0	BLK 0	WP 0	HR 1	S 44	P 60	ERA 2.00	WHIP 1.222				
PITCHER	IP	WLS	BF	H	R	ER	SO	BB	IBB	HBP	BLK	WP	HR	S	P	ERA	WHIP				

BOTTOM

Cleveland Indians @ Kansas City Athletics
Municipal Stadium, Kansas City, MO

Sun Sep 20 1959, 4:33 AM EDT
Att. 11,058 - Unknown

livebaseballscorecards.com

AB	36
R	3
H	7
RBI	2
BB	4
SO	4
LOB	15



WP: 0 PA: 40
PB: 0
SB: 0
CS: 0

Batter	1	2	3	4	5	6	7	8	9	AB R H RBI BB SO LOB	TOP											
Luis Aparicio, R (1, 6) OBP: 0.316, SLG: 0.333	0-0 F5		0-0 2B		0-0 1B	0-0 FC5-4			0-0 5-3	5 1 2 1 0 0 1												
Nellie Fox, L (1, 4) OBP: 0.379, SLG: 0.389	0-0 F3		4-0 2B		0-0 F9		0-0 F7		0-0 F7	4 0 0 0 1 0 1												
Billy Goodman, L (1, 5) OBP: 0.300, SLG: 0.317	0-0 L5		0-0 2B		0-0 1B		0-0 4-3			4 0 2 1 0 0 0												
Jim Landis, R (7, 8) OBP: 0.372, SLG: 0.380			1-3 2-H		1-3 1B					0 0 0 0 0 0 0												
Ted Kluszewski, L (1, 3) OBP: 0.322, SLG: 0.403		0-0 G3	4-0 IBB		0-0 4-3		0-0 F3			3 0 0 0 1 0 2												
John Romano, R (1, 2) OBP: 0.406, SLG: 0.475		0-0 F9	0-0 6-3			0-0 F8		0-0 L5		3 0 0 0 0 0 3												
Earl Battey, R (6, 2) OBP: 0.299, SLG: 0.350										0 0 0 0 0 0 0												
Sherm Lollar, R (6, 2) OBP: 0.345, SLG: 0.451										1 0 0 0 0 0 0												
Al Smith, R (1, 7) OBP: 0.311, SLG: 0.391		0-3 K		0-0 F7		0-0 HR		0-0 6-3		4 1 1 1 0 1 0												
Jim Rivera, L (1, 9) OBP: 0.270, SLG: 0.376			0-0 F9	0-0 F3		0-0 HR		0-0 1B		4 1 2 1 0 0 0												
Bubba Phillips, R (1, 8) OBP: 0.322, SLG: 0.382			0-0 2B	0-0 F7		0-0 FC6-4		0-0 F6		4 1 2 0 0 0 1												
Early Wynn, S (1, 1) OBP: 0.316, SLG: 0.391			0-0 F6		0-0 L4	0-0 FC6-4			0-3 K	3 0 0 0 0 0 2												
Bob Shaw, R (6, 1) OBP: 0.184, SLG: 0.141										1 0 0 0 0 1 0												
Gerry Staley, R (9, 1) OBP: 0.313, SLG: 0.154										0 0 0 0 0 0 0												
Inning Stats	R: 0 E: 0 K: 0 S: 3	H: 0 LOB: 0 BB: 0 P: 3	R: 0 E: 0 K: 1 S: 5	H: 0 LOB: 0 BB: 0 P: 5	R: 2 E: 0 K: 0 S: 6	H: 3 LOB: 3 BB: 2 P: 14	R: 0 E: 0 K: 0 S: 3	H: 0 LOB: 0 BB: 0 P: 3	R: 0 E: 0 K: 0 S: 5	H: 2 LOB: 2 BB: 0 P: 5	R: 2 E: 0 K: 0 S: 6	H: 3 LOB: 1 BB: 0 P: 6	R: 0 E: 0 K: 0 S: 3	H: 0 LOB: 0 BB: 0 P: 3	R: 0 E: 0 K: 0 S: 4	H: 1 LOB: 1 BB: 0 P: 4	R: 0 E: 0 K: 1 S: 5	H: 0 LOB: 0 BB: 0 P: 5	1B: 5 2B: 2 3B: 0 HR: 2	SF: 0 SAC: 0 DP: 0 HBP: 0	WP: 0 PB: 0 SB: 0 CS: 0	PA: 38
PITCHER	IP WLS BF H R ER SO BB IBB HBP BLK WP HR S P ERA WHIP																					
Jim Perry, R (1, 1) ERA: 2.65	5.0 L 22 5 2 2 1 1 1 0 0 0 0 0 22 30 3.60 1.200																					
Mudcat Grant, R (6, 1) ERA: 4.16	1.0 6 3 2 2 0 0 0 0 0 0 0 2 6 6 18.00 3.000																					
Gary Bell, R (7, 1) ERA: 3.91	1.0 3 0 0 0 0 0 0 0 0 0 0 0 3 3 0.00 0.000																					
Jack Harshman, L (8, 1) ERA: 4.73	2.0 7 1 0 0 1 0 0 0 0 0 0 0 9 9 0.00 0.500																					

Chicago White Sox @ Cleveland Indians
Cleveland Municipal Stadium, Cleveland, OH
Tue Sep 22 1959, 7:05 PM EDT
Att: 54,293 - Unknown

livebaseballscorecards.com

AB	36
R	4
H	9
RBI	4
BB	2
SO	2
LOB	10



BOTTOM

Chicago White Sox @ Cleveland Indians
Cleveland Municipal Stadium, Cleveland, OH

Tue Sep 22 1959, 7:05 PM EDT
Att. 54,293 - Unknown

livebaseballscorecards.com

AB	34
R	2
H	11
RBI	2
BB	2
SO	2
LOB	18



WP:	0	PA:	38
PB:	0		
SB:	0		
CS:	0		

AB R H RBI BB SO LOB

5 0 3 1 0 0 1

5 0 1 0 0 0 6

4 1 1 0 0 1 2

3 0 1 0 0 0 1

4 0 2 0 0 0 1

3 0 0 1 0 0 3

3 1 0 0 1 0 2

0	0	0	0	1	0	0
1	0	0	0	0	1	1
0	0	0	0	0	0	0
1	0	0	0	0	0	0
1	0	1	0	0	0	0
0	0	0	0	0	0	0

1	0	0	0	0	0	1
1	0	1	0	0	0	0
0	0	0	0	0	0	0
0	0	0	0	0	0	0
2	0	1	0	0	0	0
0	0	0	0	0	0	0

1B:	11	SF:	1
2B:	1	SAC:	0
3B:	0	DP:	4
HR:	0	HBP:	1

Batter	1	2	3	4	5	6	7	8	9
Jim Piersall, R (1, 8) OBP: 0.303, SLG: 0.338	0-0 F4		0-0 F8		0-0 1B		0-0 1B		0-0 1B
Vic Power, R (1, 4) OBP: 0.334, SLG: 0.414	0-0 L7		0-0 F6		0-0 G6-4-3		0-0 1B		0-0 G6-3
Tito Francona, L (1, 3) OBP: 0.413, SLG: 0.569	0-3 K			0-0 F7		0-0 1B SF8			
Minnie Mingo, R (1, 7) OBP: 0.379, SLG: 0.472		1-0 1B 7-2 HBP		0-0 F8		0-0 F7			0-0 1B G4-6-3
Russ Nixon, L (1, 2) OBP: 0.280, SLG: 0.319		0-0 1B 7-2		0-0 E6		0-0 1B FC5-4			0-0 1B G4-6-3
Rocky Colavito, R (1, 9) OBP: 0.337, SLG: 0.513		0-0 1B 7-2		0-0 F8		0-0 1B SF8			0-0 1B 6-3
Woodie Held, R (1, 6) OBP: 0.314, SLG: 0.467		0-0 1B F3			4-0 1B BB	0-0 1B FC5-4			0-0 1B F4
George Strickland, R (1, 5) OBP: 0.313, SLG: 0.301			4-0 1B BB		0-3 1B K		0-0 1B 5-3		0-0 1B 1B
Chuck Tanner, L (5, PH) OBP: 0.229, SLG: 0.257					0-0 1B K		0-0 1B G3		0-0 1B 1B
Gene Lusk, R (6, 5) OBP: 0.200, SLG: 0.368					0-0 1B K				0-0 1B 1B
Elmer Valo, L (7, PH) OBP: 0.419, SLG: 0.470					0-0 1B K				0-0 1B 1B
Jim Baxes, R (8, 5) OBP: 0.306, SLG: 0.260					0-0 1B K				0-0 1B 1B
Ray Webster, R (9, PR) OBP: 0.222, SLG: 0.313					0-0 1B K				0-0 1B 1B
Jim Perry, S (1, 1) OBP: 0.340, SLG: 0.340					0-0 1B K				0-0 1B 1B
Gordy Coleman, L (5, PH) OBP: 1.000, SLG: 2.000					0-0 1B K				0-0 1B 1B
Mudcat Grant, R (6, 1) OBP: 0.228, SLG: 0.255					0-0 1B K				0-0 1B 1B
Gary Bell, R (7, 1) OBP: 0.260, SLG: 0.257					0-0 1B K				0-0 1B 1B
Jack Harshman, L (7, PH) OBP: 0.295, SLG: 0.260					0-0 1B K				0-0 1B 1B
Carroll Hardy, R (9, PR) OBP: 0.171, SLG: 0.094					0-0 1B K				0-0 1B 1B

Inning Stats	R: 0	H: 0	E: 0	K: 1	S: 5	R: 0	H: 1	E: 0	K: 0	S: 3	R: 0	H: 0	E: 0	K: 0	S: 3	R: 0	H: 0	E: 1	K: 0	S: 4	R: 1	H: 2	E: 0	K: 1	S: 6	R: 1	H: 2	E: 0	K: 0	S: 5	R: 0	H: 2	E: 0	K: 0	S: 5	R: 0	H: 1	E: 0	K: 0	S: 3	R: 0	H: 3	E: 0	K: 0	S: 5	1B: 11	SF: 1	2B: 1	SAC: 0	3B: 0	DP: 4	HR: 0	HBP: 1	WP: 0	PA: 38
--------------	------	------	------	------	------	------	------	------	------	------	------	------	------	------	------	------	------	------	------	------	------	------	------	------	------	------	------	------	------	------	------	------	------	------	------	------	------	------	------	------	------	------	------	------	------	--------	-------	-------	--------	-------	-------	-------	--------	-------	--------

PITCHER	IP	WLS	BF	H	R	ER	SO	BB	IBB	HBP	BLK	WP	HR	S	P	ERA	WHIP
Early Wynn, R (1, 1) ERA: 3.12	5.2	W	24	5	2	2	2	2	2	0	0	0	0	25	34	3.18	1.235
Bob Shaw, R (6, 1) ERA: 2.71	2.2		13	6	0	0	0	0	0	0	0	0	0	13	13	0.00	2.250
Gerry Staley, R (9, 1) ERA: 2.14	0.2	S	1	0	0	0	0	0	0	0	0	0	0	1	1	0.00	0.000

Kansas City Athletics @ Cleveland Indians
 Cleveland Municipal Stadium, Cleveland, OH

Fri Sep 25 1959, 7:05 PM EDT
 Unknown

livebaseballscorecards.com

AB	37
R	2
H	11
RBI	2
BB	5
SO	7
LOB	23



AB R H RBI BB SO LOB

3	0	0	0	2	0	0
4	2	3	0	1	1	3
5	0	3	1	0	1	4
4	0	0	1	0	1	4
4	0	0	0	1	1	3
5	0	1	0	0	0	2
2	0	0	0	1	0	1
2	0	0	0	0	1	1
4	0	3	0	0	0	1
2	0	0	0	0	2	2
0	0	0	0	0	0	0
1	0	0	0	0	0	2
0	0	0	0	0	0	0
0	0	0	0	0	0	0
0	0	0	0	0	0	0
0	0	0	0	0	0	0
1	0	1	0	0	0	0
0	0	0	0	0	0	0

Batter	1	2	3	4	5	6	7	8	9
Russ Snyder, L (1, 8) OBP: 0.361, SLG: 0.413	0-0 F8		0-0 1-6-3		0-0 P6		4-0 1B BB	4-0 1-2 2-3 BB	
Roger Maris, L (1, 9) OBP: 0.357, SLG: 0.467	0-0 1B 1B		0-0 1B SF8 1B		4-0 FC6-4 BB		0-0 1-2 E 1B	0-3 K	
Lou Klimchok, L (1, 4) OBP: 0.245, SLG: 0.423	0-0 1-3 1B		0-0 1-3 E 1B		0-3 K		0-0 3-1 2-H 1B	0-0 P6	
Bob Cerv, R (1, 7) OBP: 0.338, SLG: 0.489	0-3 K		0-0 1-2 3-H SF8		0-0 1-2 FC6-4		0-0 2-3 3-1	0-0 P6	
Dick Williams, R (1, 5) OBP: 0.311, SLG: 0.435 (8, 3)	0-3 K		0-0 P6			0-0 F8	4-0 BB	0-0 F9	
Jerry Lumpe, L (1, 6) OBP: 0.312, SLG: 0.306		0-0 F7		0-0 6-3		0-0 E3 1B	0-0 4-3	0-0 1B	
Kent Hadley, L (1, 3) OBP: 0.310, SLG: 0.411 Ray Jablonski, R (8, PH) OBP: 0.302, SLG: 0.392 (8, 5)		4-0 BB		0-0 F7		0-0 F8		0-0 F9	0-3 K2-3
Hal Smith, R (1, 2) OBP: 0.365, SLG: 0.367		0-0 F8		0-0 1B		0-0 1-2 1B		0-0 BB 1B 1B	
Johnny Kucks, R (1, 1) OBP: 0.135, SLG: 0.102 John Isidoris, R (4, 1) OBP: 0.150, SLG: 0.150 Joe Demaestri, R (6, PH) OBP: 0.397, SLG: 0.372 Al Grunwald, L (6, 1) Evans Killeen, R (6, 1) Tom Sturdivant, L (7, 1) OBP: 0.043, SLG: 0.043 Zeke Belia, R (8, PH) OBP: 0.293, SLG: 0.293 Marty Kutyna, R (8, 1)		0-3 K		0-3 K		0-0 F8		0-0 1-2 1B	

Inning Stats	R: 0	H: 2	E: 0	LOB: 2	K: 2	BB: 0	S: 9	P: 9
	R: 0	H: 0	E: 0	LOB: 1	K: 1	BB: 1	S: 5	P: 9
	R: 1	H: 2	E: 1	LOB: 1	K: 0	BB: 0	S: 5	P: 5
	R: 0	H: 1	E: 0	LOB: 1	K: 1	BB: 0	S: 6	P: 6
	R: 0	H: 0	E: 0	LOB: 1	K: 1	BB: 1	S: 5	P: 9
	R: 0	H: 1	E: 1	LOB: 2	K: 0	BB: 0	S: 5	P: 5
	R: 1	H: 2	E: 1	LOB: 2	K: 0	BB: 2	S: 4	P: 12
	R: 0	H: 2	E: 0	LOB: 3	K: 1	BB: 1	S: 7	P: 11
	R: 0	H: 1	E: 0	LOB: 1	K: 1	BB: 0	S: 6	P: 6

1B: 11	SF: 1
2B: 0	SAC: 0
3B: 0	DP: 0
HR: 0	HBP: 0

WP: 0	PA: 43
PB: 0	
SB: 0	
CS: 0	

PITCHER	IP	WLS	BF	H	R	ER	SO	BB	IBB	HBP	BLK	WP	HR	S	P	ERA	WHIP
Jake Striker, L (1, 1) ERA: 2.7	6.2	W	32	8	2	2	5	4	0	0	0	0	0	38	54	2.70	1.800
Bob Smith, L (7, 1) ERA: 7.14	1.1		7	2	0	0	1	1	0	0	0	0	0	8	12	0.00	2.250
Bobby Locke, R (9, 1) ERA: 3.17	1.0	S	4	1	0	0	1	0	0	0	0	0	0	6	6	0.00	1.000

Batter	1	2	3	4	5	6	7	8	9
Gene Leek, R OBP: 0.200, SLG: 0.333 (1, 5)	0-0 F8		0-0 P6	0-3 K		0-0 9-2		0-0 1B	
Carroll Hardy, R OBP: 0.250, SLG: 0.189 (1, 8)	0-0 G3-6 1B			0-0 1B			0-0 P6	0-0 1B	
Chuck Tanner, L OBP: 0.250, SLG: 0.282 (1, 7)	0-0 G3-6 1-2f			0-0 1B	0-0 F7		4-0 SF8 BB	0-0 F8	
Gordy Coleman, L OBP: 0.500, SLG: 0.833 (1, 3)		0-0 F8		0-0 E5 1B	0-0 P6		0-0 E4 SF8 E 1B		
Rocky Colavito, R OBP: 0.337, SLG: 0.511 (1, 9)		0-0 5-3		4-0 1B BB	0-0 4-3		0-0 SF8		
Russ Nixon, L OBP: 0.280, SLG: 0.318 (1, 2)		0-0 4-3		0-0 1B 1B		0-0 4-3	0-0 E7		
Woodie Held, R OBP: 0.315, SLG: 0.466 (1, 6)			0-0 5-3	0-0 1B 1B		4-0 BB 9-2 BB	0-3 K		
Billy Moran, R OBP: 0.250, SLG: 0.250 (1, 4)			0-0 6-3	0-0 1B 1B		0-0 BB 1B		0-0 3-1	
Jake Striker, L (1, 1)			1-0 HBP	0-3 K		4-0 BB 1B		0-0 F8	
Bob Smith, L (7, 1)									
Don Dillard, L (8, PH)									
Bobby Locke, R (9, 1)									

Inning Stats	R: 0	H: 1	E: 0	K: 0	S: 3	L: 0	LOB: 0	BB: 0	P: 3	R: 0	H: 0	E: 0	K: 0	S: 3	L: 0	LOB: 0	BB: 0	P: 3	R: 0	H: 0	E: 0	K: 0	S: 3	L: 0	LOB: 0	BB: 0	P: 3	R: 0	H: 1	E: 0	K: 0	S: 3	L: 0	LOB: 2	BB: 2	P: 11	R: 2	H: 1	E: 2	K: 1	S: 7	L: 0	LOB: 2	BB: 0	P: 5
--------------	------	------	------	------	------	------	--------	-------	------	------	------	------	------	------	------	--------	-------	------	------	------	------	------	------	------	--------	-------	------	------	------	------	------	------	------	--------	-------	-------	------	------	------	------	------	------	--------	-------	------

PITCHER	IP	WLS	BF	H	R	ER	SO	BB	IBB	HBP	BLK	WP	HR	S	P	ERA	WHIP
Johnny Kucks, R (1, 1) ERA: 4.35	3.0	L	16	5	6	4	0	1	0	1	0	0	0	14	19	12.00	2.000
John Tsitouris, R (4, 1) ERA: 4.87	2.0		7	2	0	0	2	0	0	0	0	0	0	11	11	0.00	1.000
Al Grunwald, L (6, 1) ERA: 8.18	0.1		4	1	0	0	0	2	0	0	0	0	0	2	10	0.00	9.000
Evans Killeen, R (6, 1) ERA: 4.5	0.2		1	0	0	0	0	0	0	0	0	0	0	1	1	0.00	0.000
Tom Sturdivant, R (7, 1) ERA: 4.73	1.0		6	1	2	0	1	1	0	0	0	0	0	7	11	0.00	2.000

AB R H RBI BB SO LOB

5	0	1	0	0	1	6
5	1	4	1	0	0	0
4	2	1	1	1	0	3
4	2	1	0	0	0	1
2	1	0	1	1	0	0
4	1	1	1	0	0	0
3	1	1	2	1	1	1
4	0	2	1	0	0	0
1	0	0	0	1	1	2
0	0	0	0	0	0	0
1	0	0	0	0	0	0
0	0	0	0	0	0	0

AB	33
R	8
H	11
RBI	7
BB	4
SO	3
LOB	13



WP	HR	S	P	ERA	WHIP
0	0	5	5	0.00	2.000

Kansas City Athletics @ Cleveland Indians
 Cleveland Municipal Stadium, Cleveland, OH
 Fri Sep 25 1959, 7:05 PM EDT
 Unknown

livebaseballscorecards.com

Batter	1	2	3	4	5	6	7	8	9	AB R H RBI BB SO LOB	TOP																									
Russ Snyder, L (1, 8) OBP: 0.354, SLG: 0.404	0-0 1-3	0-0 F9	0-0 4-3		0-3 K			0-0 4-3		5 0 0 0 0 1 4																										
Roger Maris, L (1, 9) OBP: 0.356, SLG: 0.464	0-0 F9	0-0 FC4-6		0-3 K		0-0 SH1-3 1B		0-0 G3		5 0 1 1 0 1 1																										
Lou Klimchok, L (1, 4) OBP: 0.263, SLG: 0.429	0-0 FC6-4 1B	0-0 F8		0-0 BB 1B		0-0 SH1-3 1-2		0-0 F8		4 1 2 0 0 0 1																										
Bob Cerv, R (1, 7) OBP: 0.337, SLG: 0.485	0-0 FC6-4 1-2f		0-0 E5 4-3 1B	4-0 1B BB		0-0 6-3		0-3 K		4 1 0 0 1 1 2																										
Dick Williams, R (1, 5) OBP: 0.313, SLG: 0.436		0-0 BB 1B	0-0 4-3	0-0 1-2 1B		0-0 F9		0-0 1B		5 1 3 1 0 0 2																										
Kent Hadley, L (1, 3) OBP: 0.312, SLG: 0.408		4-0 1B 2B BB	0-0 E 1B	0-3 K		0-0 F5		0-0 4-3		4 2 1 1 1 1 3																										
Jerry Lumpe, L (1, 6) OBP: 0.311, SLG: 0.305		0-0 2B 1B	0-0 F9	0-0 F7		0-0 F9				4 1 1 1 0 0 3																										
Hal Smith, R (1, 2) OBP: 0.366, SLG: 0.372		0-0 1B FC4-6 2B	0-0 E3 1B		0-0 F2		0-0 6-3			4 1 2 2 0 0 0																										
Bud Daley, L (1, 1) OBP: 0.329, SLG: 0.308		0-0 FC4-6 1B	0-0		0-0 F7			0-0 P4		3 0 2 0 0 0 0																										
Bob Grim, R (6, 1) OBP: 0.143, SLG: 0.188										1 0 0 0 0 0 0																										
Inning Stats	R: 0 E: 0 K: 0 S: 4	H: 1 LOB: 1 BB: 0 P: 4	R: 4 E: 0 K: 0 S: 7	H: 4 LOB: 1 BB: 1 P: 11	R: 2 E: 2 K: 0 S: 7	H: 3 LOB: 2 BB: 0 P: 7	R: 1 E: 0 K: 2 S: 9	H: 2 LOB: 2 BB: 1 P: 13	R: 0 E: 0 K: 1 S: 5	H: 0 LOB: 0 BB: 0 P: 5	R: 0 E: 0 K: 0 S: 4	H: 1 LOB: 1 BB: 0 P: 4	R: 0 E: 0 K: 0 S: 3	H: 0 LOB: 0 BB: 0 P: 3	R: 0 E: 0 K: 1 S: 6	H: 1 LOB: 1 BB: 0 P: 6	1B: 11 2B: 1 3B: 0 HR: 0	SF: 0 SAC: 1 DP: 0 HBP: 0	WP: 0 PB: 0 SB: 0 CS: 0	PA: 42																
PITCHER	IP WLS BF H R ER SO BB IBB HBP BLK WP HR S P ERA WHIP																																			
Cal McLish, R (1, 1) ERA: 3.63	3.0		19	8	6	4	0	1	0	0	0	0	0	18	22	12.00	3.000																			
Gary Bell, R (4, 1) ERA: 3.9	3.0		13	3	1	1	3	1	0	0	0	0	0	18	22	3.00	1.333																			
Al Cicotte, R (7, 1) ERA: 5.23	2.0		6	0	0	0	0	0	0	0	0	0	0	6	6	0.00	0.000																			
Mudcat Grant, R (9, 1) ERA: 4.14	1.0	W	4	1	0	0	1	0	0	0	0	0	0	6	6	0.00	1.000																			

Kansas City Athletics @ Cleveland Indians
Cleveland Municipal Stadium, Cleveland, OH
Fri Sep 25 1959, 7:05 PM EDT
Att: 29,411 - Unknown

AB	39
R	7
H	12
RBI	6
BB	2
SO	4
LOB	16



WP: 0	PA: 42
PB: 0	
SB: 0	
CS: 0	

BOTTOM

Kansas City Athletics @ Cleveland Indians
Cleveland Municipal Stadium, Cleveland, OH

Fri Sep 25 1959, 7:05 PM EDT
Att. 29,411 - Unknown

livebaseballscorecards.com

AB	42
R	8
H	15
RBI	8
BB	3
SO	9
LOB	20



WP:	0	PA:	47
PB:	0	SB:	0
CS:	0		

AB	R	H	RBI	BB	SO	LOB
6	2	2	1	0	0	4
3	0	0	0	1	0	1
0	0	0	0	0	0	0
1	0	0	0	0	0	0
0	0	0	0	0	0	0
1	0	1	2	0	0	0
4	0	2	2	0	0	0
4	0	0	0	0	1	4
5	2	3	1	0	1	2
4	0	1	0	0	3	3
1	0	0	0	0	0	0
5	2	2	0	0	1	1
3	0	1	0	0	2	2
0	0	0	0	1	0	0
0	0	0	0	0	0	0
1	0	0	0	0	1	1
0	0	0	0	1	0	0
1	0	1	0	0	0	0
3	2	2	2	0	0	2

Batter	1	2	3	4	5	6	7	8	9
Carroll Hardy, R OBP: 0.261, SLG: 0.209 (1, 8)	0-0 G4-6-3 1B	0-0 F2		0-0 FC6-4 1-2f		0-0 BB 1B		0-0 G3	0-0 E6 1B
Vic Power, R OBP: 0.334, SLG: 0.412 (1, 4)	0-0 G4-6-3		0-0 F8		0-0 5-3	4-0 BB 1B		0-0 P5	0-0
Al Cicotte, R OBP: 0.500, SLG: 0.333 (7, 1)	0-0 G4-6-3		0-0 F8		0-0 5-3	1-2 2-3 BB		0-0 P5	0-0
Chuck Tanner, L OBP: 0.244, SLG: 0.275 (8, PH)	0-0 G4-6-3		0-0 F8		0-0 5-3	1-2 2-3 BB		0-0 P5	0-0
Mudcat Grant, R OBP: 0.228, SLG: 0.255 (9, 1)	0-0 G4-6-3		0-0 F8		0-0 5-3	1-2 2-3 BB		0-0 P5	0-0
Elmer Valo, L OBP: 0.438, SLG: 0.304 (9, PH)	0-0 G4-6-3		0-0 F8		0-0 5-3	1-2 2-3 BB		0-0 P5	0-0
Tito Francona, L OBP: 0.415, SLG: 0.568 (1, 3)	1-0 HBP		0-0 1B		0-0 P6	0-0 1B		0-0 E6 HBP	
Minnie Minoso, R OBP: 0.377, SLG: 0.468 (1, 7)	0-0 F2		0-3 K		0-0 F2	0-0 4-3		1-0 HBP	
Rocky Colavito, R OBP: 0.339, SLG: 0.517 (1, 9)		0-0 HR	0-0 1B		0-0 F7	0-0 1B 1B		0-3 K	
Woodie Held, R OBP: 0.315, SLG: 0.466 (1, 6)		0-3 K	0-3 K		0-3 K	0-3 K		0-0 L4	
Billy Moran, R OBP: 0.222, SLG: 0.222 (8, 6)		0-3 K	0-3 K		0-3 K	0-3 K		0-0 L4	
Gene Leek, R OBP: 0.233, SLG: 0.379 (1, 5)		0-3 K		0-0 F7		0-0 1B 1B		0-0 F9	
Dick Brown, R OBP: 0.294, SLG: 0.384 (1, 2)		0-0 BB		0-3 K		0-3 K		4-0 BB	
Gordy Coleman, L OBP: 0.571, SLG: 0.833 (7, PH)		0-0 BB		0-3 K		0-3 K		4-0 BB	
Russ Nixon, L OBP: 0.280, SLG: 0.318 (8, 2)		0-0 BB		0-3 K		0-3 K		4-0 BB	
Don Dillard, L OBP: 0.250, SLG: 0.250 (9, PH)		0-0 BB		0-3 K		0-3 K		4-0 BB	
Cal McLish, S OBP: 0.231, SLG: 0.243 (1, 1)		4-0 BB		0-0 FC6-4		0-0 BB 1B		0-0 4-3	
Gary Bell, R OBP: 0.269, SLG: 0.267 (4, 1)		4-0 BB		0-0 FC6-4		0-0 BB 1B		0-0 4-3	
Ray Webster, R OBP: 0.240, SLG: 0.329 (6, PH)		4-0 BB		0-0 FC6-4		0-0 BB 1B		0-0 4-3	
		1-2 BB		0-0 FC6-4		0-0 BB 1B		0-0 4-3	

Inning	R	H	E	K	S	P	BB	IBB	HBP	BLK	WP	HR	S	P	ERA	WHIP
1	0	1	0	3	9	4	0	0	0	0	0	0	41	50	7.94	2.294
2	1	2	0	2	13	5	0	0	1	0	0	0	19	24	3.00	1.667
3	0	2	0	2	9	5	0	0	0	0	0	0	19	24	3.00	1.667
4	0	1	0	1	6	5	0	0	0	0	0	0	19	24	3.00	1.667
5	0	0	0	0	3	5	0	0	0	0	0	0	19	24	3.00	1.667
6	4	5	0	2	16	5	0	0	1	0	0	0	19	24	3.00	1.667
7	0	1	0	1	8	5	0	0	0	0	0	0	19	24	3.00	1.667
8	0	0	1	0	7	5	0	0	0	0	0	0	19	24	3.00	1.667
9	3	3	1	0	8	5	0	0	0	0	0	0	19	24	3.00	1.667

PITCHER	IP	WLS	BF	H	R	ER	SO	BB	IBB	HBP	BLK	WP	HR	S	P	ERA	WHIP
Bud Daley, L ERA: 3.16 (1, 1)	5.2		30	11	5	5	7	2	0	1	0	0	1	41	50	7.94	2.294
Bob Grim, R ERA: 4.09 (6, 1)	3.0	L	17	4	3	1	2	1	0	1	0	0	0	19	24	3.00	1.667

Batter	1	2	3	4	5	6	7	8	9	AB R H RBI BB SO LOB	TOP	
Russ Snyder, L (1, 8) OBP: 0.363, SLG: 0.418	4-0 1B BB		x 0-0 F8		x 0-0 1B			x 0-0 1B E	x 0-0 1B 3B	4 2 3 2 1 0 0		
Roger Maris, L (1, 9) OBP: 0.358, SLG: 0.465	0-0 P5		x 0-0 1B		x 0-0 P4			x 0-0 2B 1B	x 0-0 1B SF8	5 2 3 1 0 0 2		
Lou Klimchok, L (1, 4) OBP: 0.274, SLG: 0.426	0-0 1-2 1B		x 0-0 4-3				x 0-0 P4	x 0-0 2B SF8	x 0-0 1-3 1B	5 1 2 0 0 0 2		
Bob Cerv, R (1, 7) OBP: 0.335, SLG: 0.485	0-0 P6			x 0-0 6-3			x 0-0 6-3	x 0-0 3-H 2B	x 0-0 3-H SF8	4 0 1 2 0 0 2		
Dick Williams, R (1, 5) OBP: 0.312, SLG: 0.441	0-0 F8			x 0-0 HR			x 0-0 6-3	x 0-0 3-H SF8	x 0-0 P5	4 1 1 2 0 0 3		
Kent Hadley, L (1, 3) OBP: 0.308, SLG: 0.403		0-3 K		x 0-0 F8			x 0-0 P3	x 0-0 F8		4 0 0 0 0 1 1		
Jerry Lumpe, L (1, 6) OBP: 0.311, SLG: 0.307		0-0 P5		x 0-0 F7			x 0-0 F8		x 0-0 SH5-4 3B 2B	4 1 1 0 0 0 0		
Hal Smith, R (1, 2) OBP: 0.365, SLG: 0.368		0-0 L6			x 0-0 6-3		x 0-0 6-3		x 4-0 SH5-4 3B BB	3 1 0 0 1 0 0		
Ken Johnson, R (1, 1) Joe Morgan, L (8, PH) Ray Herbert, R (8, 1) Dick Tomanek, L (9, 1)		0-3 K		x 0-3 K				x 0-0 F7	x 0-0 SH5-4	2 0 0 0 0 2 0 1 0		
Inning Stats	R: 0 H: 1 E: 0 LOB: 2 K: 0 BB: 1 S: 4 P: 8	R: 0 H: 0 E: 0 LOB: 0 K: 1 BB: 0 S: 5 P: 5	R: 0 H: 1 E: 0 LOB: 1 K: 1 BB: 0 S: 6 P: 6	R: 1 H: 1 E: 0 LOB: 0 K: 0 BB: 0 S: 4 P: 4	R: 0 H: 1 E: 0 LOB: 1 K: 1 BB: 0 S: 6 P: 6	R: 0 H: 0 E: 0 LOB: 0 K: 0 BB: 0 S: 3 P: 3	R: 0 H: 0 E: 0 LOB: 0 K: 0 BB: 0 S: 3 P: 3	R: 3 H: 3 E: 1 LOB: 1 K: 0 BB: 0 S: 7 P: 7	R: 4 H: 4 E: 0 LOB: 1 K: 0 BB: 1 S: 7 P: 11	1B: 7 SF: 2 2B: 2 SAC: 1 3B: 1 DP: 0 HR: 1 HBP: 0	WP: 0 PA: 41 PB: 0 SB: 0 CS: 0	
PITCHER	IP WLS BF H R ER SO BB IBB HBP BLK WP HR S P ERA WHIP											
John Briggs, R (1, 1) ERA: 2.13	8.0 L 33 7 4 2 3 1 0 0 0 0 0 1 38 42 2.25 1.000											
Gary Bell, R (9, 1) ERA: 4.04	1.0 8 4 4 4 0 1 0 0 0 0 0 0 7 11 36.00 5.000											

Kansas City Athletics @ Cleveland Indians
Cleveland Municipal Stadium, Cleveland, OH
Sat Sep 26 1959, 3:33 AM EDT
Att. 8,108 - Unknown

livebaseballscorecards.com

AB 36
R 8
H 11
RBI 7
BB 2
SO 3
LOB 10



Batter	1	2	3	4	5	6	7	8	9	AB R H RBI BB SO LOB
Woodie Held, R (1, 5) OBP: 0.314, SLG: 0.467 Gary Bell, R (9, 1) OBP: 0.269, SLG: 0.267 Elmer Valo, L (9, PH) OBP: 0.438, SLG: 0.304 Jim Baxes, R (9, PH) OBP: 0.310, SLG: 0.471	0-0 1B 2B		0-3 K		0-0 FC6-2-5			0-3 K	0-0 FC6-4 1B	4 0 1 0 0 2 1 0 0 0 0 0 0 0 0 0 0 0 0 0 0 1 0 1 0 0 0 0
Carroll Hardy, R (1, 8) OBP: 0.235, SLG: 0.188	0-0 F7		0-0 6-3		0-0 4-3			0-3 K	0-0 FC6-4 1B	5 0 0 0 0 1 5
Chuck Tanner, L (1, 7) OBP: 0.267, SLG: 0.349	4-0 1B BB		0-0 6-3				0-0 HR	0-3 K		3 1 1 1 1 1 0
Gordy Coleman, L (1, 3) OBP: 0.455, SLG: 0.600	0-3 K			0-3 K		0-0 G3			0-0 1B FC6-4 1B	4 1 1 0 0 2 2
Rocky Colavito, R (1, 9) OBP: 0.338, SLG: 0.515	0-0 1-2 2-3 1B			0-0 1-3		0-0 1-3			0-3 K	4 0 1 0 0 1 1
Russ Nixon, L (1, 2) OBP: 0.277, SLG: 0.314 Don Dillard, L (9, PH) OBP: 0.333, SLG: 0.333 Jim Piersall, R (9, PR) OBP: 0.303, SLG: 0.338	0-0 P4		0-3 K		0-3 K		0-3 K		0-0 FC6-4 1B	3 0 0 0 0 2 3 1 0 1 0 0 0 0 0 0 0 0 0 0 0
Gene Leek, R (1, 6) OBP: 0.235, SLG: 0.394		0-0 5-3			0-0 1B SF8 2B		0-0 4-3		0-0 FC6-4 1B	4 2 1 1 0 0 1
Billy Moran, R (1, 4) OBP: 0.385, SLG: 0.385		0-0 G6-4-3 1B			0-0 SF8 FC6-2-5 1B		0-0 P6		0-0 1B 1B 1B	4 0 3 1 0 0 0
John Briggs, R (1, 1) Ray Webster, R (9, 4) OBP: 0.250, SLG: 0.338		0-0 G6-4-3			0-0 SF8		0-0 P4		0-0 1B 1B	2 0 0 1 0 0 1 1 0 1 0 0 0 0

Inning Stats	R: 0 E: 0 K: 1 S: 7	H: 2 LOB: 3 BB: 1 P: 11	R: 0 E: 0 K: 0 S: 3	H: 1 LOB: 0 BB: 0 P: 3	R: 0 E: 0 K: 1 S: 5	H: 0 LOB: 0 BB: 0 P: 5	R: 0 E: 0 K: 2 S: 7	H: 0 LOB: 0 BB: 0 P: 7	R: 1 E: 0 K: 1 S: 6	H: 1 LOB: 0 BB: 0 P: 6	R: 0 E: 0 K: 0 S: 3	H: 0 LOB: 0 BB: 0 P: 3	R: 0 E: 0 K: 3 S: 9	H: 0 LOB: 0 BB: 0 P: 9	R: 2 E: 1 K: 1 S: 10	H: 5 LOB: 3 BB: 0 P: 10	1B: 8 2B: 2 3B: 0 HR: 1	SF: 1 SAC: 0 DP: 1 HBP: 0
--------------	------------------------------	----------------------------------	------------------------------	---------------------------------	------------------------------	---------------------------------	------------------------------	---------------------------------	------------------------------	---------------------------------	------------------------------	---------------------------------	------------------------------	---------------------------------	-------------------------------	----------------------------------	----------------------------------	------------------------------------

PITCHER	IP	WLS	BF	H	R	ER	SO	BB	IBB	HBP	BLK	WP	HR	S	P	ERA	WHIP
Ken Johnson, R (1, 1) ERA: 4.09	7.0	W	27	6	2	2	5	1	0	0	0	0	1	36	40	2.57	1.000
Ray Herbert, R (8, 1) ERA: 4.82	1.2		9	4	2	2	4	0	0	0	0	0	0	17	17	10.80	2.400
Dick Tomanek, L (9, 1) ERA: 6.53	0.1	S	2	1	0	0	0	0	0	0	0	0	0	2	2	0.00	3.000

BOTTOM

Kansas City Athletics @ Cleveland Indians
Cleveland Municipal Stadium, Cleveland, OH


Sat Sep 26 1959, 3:33 AM EDT
Att. 8,108 - Unknown

AB	36
R	4
H	11
RBI	4
BB	1
SO	9
LOB	14



WP: 0	PA: 38
PB: 0	
SB: 0	
CS: 0	

PITCHER	IP	WLS	BF	H	R	ER	SO	BB	IBB	HBP	BLK	WP	HR	S	P	ERA	WHIP
---------	----	-----	----	---	---	----	----	----	-----	-----	-----	----	----	---	---	-----	------

Batter	1	2	3	4	5	6	7	8	9	AB R H RBI BB SO LOB	TOP											
Russ Snyder, L (1, 8) OBP: 0.367, SLG: 0.420	0-3 K		0-3 K		4-0 1B HR BB	0-0 FC6 1B		0-0 FC1-6 1B		4 1 2 0 1 2 0	Kansas City Athletics @ Cleveland Indians Cleveland Municipal Stadium, Cleveland, OH Sun Sep 27 1959, 3:33 AM EDT Att: 14,601 - Unknown livebaseballscorecards.com											
Roger Maris, L (1, 9) OBP: 0.361, SLG: 0.464	4-0 WP E BB		4-0 BB		0-0 1B HR	0-0 FC6		0-0 FC1-6 1B		3 1 1 1 2 0 3												
Lou Klimchok, L (1, 4) OBP: 0.284, SLG: 0.470	0-0 FC4 WP		0-0 F8		0-0 1B HR			0-0 G1-6-3		5 2 2 3 0 0 3												
Bob Cerv, R (1, 7) OBP: 0.332, SLG: 0.479	0-0 P6		0-3 K		0-0 F7			0-0 5-3 1B		5 0 0 0 0 1 4												
Dick Williams, R (1, 3) OBP: 0.309, SLG: 0.436	0-3 K			0-0 5-3	0-3 K			0-0 F8		5 0 0 0 0 2 3												
Ray Jablonski, R (1, 5) OBP: 0.305, SLG: 0.388		4-0 BB		0-0 P6	0-0 4-3			0-0 F9		4 0 1 1 1 0 0												
Hal Smith, R (1, 2) OBP: 0.367, SLG: 0.380		0-3 K		0-0 HR		0-0 5-3		0-0 BB 1B		4 1 2 1 0 1 1												
Joe Demaestri, R (1, 6) OBP: 0.305, SLG: 0.369		0-3 K		0-3 K		0-0 F8		4-0 BB 1B		3 0 0 0 0 2 1												
John Tsitouris, R (6, 1) OBP: 0.190, SLG: 0.150								1-2 BB		0 0 0 0 1 0 0												
Marty Kutyna, R (7, 1)								1-2 BB		0 0 0 0 0 0 0												
Ned Garver, R (1, 1) OBP: 0.316, SLG: 0.423		0-0 F7			0-0 1B 2B		0-0 1B		0-0 L4	2 1 1 0 0 0 1												
Jerry Lumpe, L (6, PH) OBP: 0.312, SLG: 0.308										2 0 1 0 0 0 3												
Inning Stats	R: 0 E: 1 K: 2 S: 8	H: 0 LOB: 2 BB: 1 P: 12	R: 0 E: 0 K: 2 S: 7	H: 0 LOB: 1 BB: 1 P: 11	R: 0 E: 0 K: 2 S: 7	H: 0 LOB: 1 BB: 1 P: 11	R: 1 E: 0 K: 1 S: 6	H: 1 LOB: 0 BB: 0 P: 6	R: 4 E: 0 K: 1 S: 8	H: 3 LOB: 0 BB: 1 P: 12	R: 0 E: 0 K: 0 S: 5	H: 2 LOB: 2 BB: 0 P: 5	R: 1 E: 0 K: 0 S: 6	H: 3 LOB: 3 BB: 1 P: 10	R: 0 E: 0 K: 0 S: 3	H: 1 LOB: 0 BB: 0 P: 3	R: 0 E: 0 K: 0 S: 3	H: 0 LOB: 0 BB: 0 P: 3	1B: 7 2B: 1 3B: 0 HR: 2	SF: 0 SAC: 0 DP: 1 HBP: 0	WP: 1 PB: 0 SB: 0 CS: 0	PA: 42
PITCHER	IP WLS BF H R ER SO BB IBB HBP BLK WP HR S P ERA WHIP																					
Herb Score, L (1, 1) ERA: 4.71	5.0 L 24 4 5 3 8 4 0 0 0 1 2 36 52 5.40 1.600																					
Bobby Locke, R (6, 1) ERA: 3.13	1.0 5 2 0 0 0 0 0 0 0 0 0 5 5 0.00 2.000																					
Al Cicotte, R (7, 1) ERA: 5.32	1.0 7 3 1 1 0 1 0 0 0 0 0 6 10 9.00 4.000																					
Bob Smith, L (8, 1) ERA: 6.9	1.0 3 1 0 0 0 0 0 0 0 0 0 3 3 0.00 1.000																					
Jack Harshman, L (9, 1) ERA: 4.7	1.0 3 0 0 0 0 0 0 0 0 0 0 3 3 0.00 0.000																					

Batter	1	2	3	4	5	6	7	8	9	AB R H RBI BB SO LOB	BOTTOM
Woodie Held, R (1, 6) OBP: 0.313, SLG: 0.465 Ray Webster, R (4, 4) OBP: 0.253, SLG: 0.338	0-0 P6		0-0 E6		0-0 E 1B		0-3 K	0-0 F7		2 0 0 0 0 0 3 1 1 0 0 1	Kansas City Athletics @ Cleveland Indians Cleveland Municipal Stadium, Cleveland, OH Sun Sep 27 1959, 3:33 AM EDT Att. 14,601 - Unknown livebaseballscores.com AB 39 R 5 H 12 RBI 4 BB 2 SO 2 LOB 28
Carroll Hardy, R (1, 8) OBP: 0.250, SLG: 0.226	0-0 1B 2B		0-0 L6-3		0-0 F9		0-0 BB 1B	0-0 F7		5 2 2 0 0 5	
Chuck Tanner, L (1, 7) OBP: 0.280, SLG: 0.354	0-0 1B		0-0 F7		0-0 F9		0-0 F9		5 0 2 0 0 3		
Gordy Coleman, L (1, 3) OBP: 0.563, SLG: 0.667	0-0 1B			0-0 E 1B		0-0 1B	0-0 BB 1B	0-0 F8	5 1 4 2 0 1		
Rocky Colavito, R (1, 9) OBP: 0.337, SLG: 0.512	0-0 F7			0-0 E6 FC5-4		0-0 F9	0-0 1B BB	0-0 G6-4-3	4 0 0 0 1 0 5		
Gene Leek, R (1, 5) OBP: 0.263, SLG: 0.389	0-0 F7			0-0 F7		0-0 FC6-4 BB	0-0 1B		3 0 1 2 1 0 4		
Billy Moran, R (1, 4) OBP: 0.294, SLG: 0.294		0-0 5-3		0-0 F5		0-0 FC6-4 FC5-4	0-0 F7		4 0 0 0 0 0 5		
Dick Brown, R (1, 2) OBP: 0.288, SLG: 0.376 Elmer Valo, L (8, PH) OBP: 0.424, SLG: 0.292 Russ Nixon, L (9, 2) OBP: 0.277, SLG: 0.314		0-0 F7		0-0 FC5-4		0-0 FC5-4		0-0 F9	3 0 0 0 0 0 3 1 0 0 0 0 0 0 0 0 0 0 0 0 0		
Herb Score, L Don Dillard, R Jim Piersall, R Bobby Slaughter, R Tito Francona, L Al Cicotte, R Bob Smith, L Jack Harshman, L		0-3 K			0-0 1B E 1B	0-0 P6		0-0 1B	1 0 0 0 0 0 1 0 1 0 1 0 0 0 0 0 0 1 0 1 0 0 0 0 0 0 1 0 0 0 0 0 0 0 0 1 0 0 0 0 0 0 0 1 0 0 1 0 0 0 0		
Inning Stats	R: 1 H: 3 E: 0 LOB: 2 K: 0 BB: 0 S: 6 P: 6	R: 0 H: 0 E: 0 LOB: 0 K: 1 BB: 0 S: 5 P: 5	R: 0 H: 0 E: 1 LOB: 0 K: 0 BB: 0 S: 3 P: 3	R: 0 H: 1 E: 1 LOB: 2 K: 0 BB: 0 S: 5 P: 5	R: 2 H: 3 E: 1 LOB: 1 K: 0 BB: 0 S: 6 P: 6	R: 0 H: 0 E: 0 LOB: 1 K: 0 BB: 1 S: 3 P: 7	R: 2 H: 3 E: 0 LOB: 2 K: 1 BB: 1 S: 8 P: 12	R: 0 H: 1 E: 0 LOB: 1 K: 0 BB: 0 S: 4 P: 4	R: 0 H: 1 E: 0 LOB: 0 K: 0 BB: 0 S: 3 P: 3	1B: 11 SF: 0 2B: 2 SAC: 0 3B: 0 DP: 2 HR: 0 HBP: 0	WP: 0 PA: 41 PB: 0 SB: 0 CS: 0
PITCHER Ned Garver, R (1, 1) ERA: 3.84 John Tsitouris, R (6, 1) ERA: 4.99 Marty Kutyna, R (7, 1) ERA:	IP WLS BF H R ER SO BB IBB HBP BLK WP HR S P ERA WHIP	5.0 W 23 7 3 2 1 0 0 0 0 0 0 25 25 3.60 1.400	1.2 10 3 2 2 1 2 0 0 0 0 0 10 18 10.80 3.000	2.1 S 8 2 0 0 0 0 0 0 0 0 0 8 8 0.00 0.857							

