

Cleveland Indians - 1960

Batter	1	2	3	4	5	6	7	8	9	10	11	12	13	14	15	AB R H RBI BB SO LOB	TOP		
Eddie Yost, R OBP: 0.286, SLG: 0.167 (1, 5)	0-0 F8		0-3 K			0-0 F7			0-0 CS 1B		4-0 1B BB	0-0 3-1			0-0 F8	6 0 1 0 1 1 4			
Frank Bolling, R (1, 4)	0-0 5-3			0-0 F5		0-0 F9			0-3 K		0-0 1B		0-3 K		0-0 1B 2B	4 0 0 0 0 1 1 1 0 1 2 0 0 0 2 1 1 0 0 1 0			
Neil Christley, L (11, PH) Red Wilson, R (11, 2) OBP: 1.000, SLG: 1.000 OBP: 0.500, SLG: 1.000				0-0 1B		0-0 F9			0-3 K		0-0 F7		0-0 4-3		4-0 1B BB	6 0 1 0 1 2 2			
Charlie Maxwell, L (1, 7) OBP: 0.286, SLG: 0.167	0-3 K2-3			0-0 1B		0-0 F9			0-3 K		0-0 F7		0-0 4-3		0-0 1B BB	4 0 1 2 3 0 3			
Al Kaline, R (1, 8) OBP: 0.571, SLG: 0.250		4-0 BB		0-0 L5-4-3		4-0 BB			0-0 L9		0-0 L7		4-0 BB		0-0 1B	4 0 1 2 3 0 3			
Rocky Colavito, R (1, 9)		0-3 K			0-0 F7				0-3 K		4-0 CS BB		0-3 K		0-0 G5-4-3 1B	6 0 0 0 1 4 5			
Steve Bilko, R (1, 3) Gail Harris, L (11, 3)		0-3 K			0-0 F7				0-3 K		0-3 K		4-0 BB BB		0-0 F9	4 0 0 0 0 3 3 1 0 0 0 1 0 0			
Chico Fernandez, R (1, 6) OBP: 0.167, SLG: 0.167		0-0 FC1-6-4			0-0 1B				0-0 6-3		0-0 1-3		0-0 E4 BB		0-0 F9	6 0 1 0 0 0 2			
Lou Berberet, L (1, 2) Johnny Groth, R (11, PR) Casey Wise, S (11, 4)			0-3 K		0-0 F7				0-0 F8		4-0 1B BB		0-0 F7		0-0 F7	3 0 0 0 1 1 1 0 1 0 0 0 0 0 2 0 0 0 0 0 2			
Frank Lary, R (1, 1) Jim Bunning, R (11, 1) Norm Cash, L (12, PH) Pete Burnside, R (12, 1)			0-0 6-3		0-0 F7				0-3 K		0-0 K		4-0 BB		4-0 2B 1B BB	4 1 1 0 0 2 0 0 0 0 0 0 0 0 0 0 0 0 1 0 0 0 1 0 0 1 0 0			
Inning Stats	R: 0 H: 0 E: 0 LOB: 0 K: 1 BB: 0 S: 5	R: 0 H: 0 E: 0 LOB: 1 K: 2 BB: 1 P: 11	R: 0 H: 0 E: 0 LOB: 0 K: 2 BB: 0 P: 7	R: 0 H: 1 E: 0 LOB: 0 K: 0 BB: 0 P: 3	R: 0 H: 1 E: 0 LOB: 1 K: 0 BB: 0 P: 4	R: 0 H: 0 E: 0 LOB: 0 K: 1 BB: 0 P: 5	R: 0 H: 0 E: 0 LOB: 1 K: 2 BB: 1 P: 11	R: 0 H: 0 E: 0 LOB: 0 K: 1 BB: 0 P: 5	R: 0 H: 1 E: 0 LOB: 0 K: 2 BB: 0 P: 7	R: 0 H: 0 E: 0 LOB: 1 K: 1 BB: 1 P: 8	R: 2 H: 2 E: 0 LOB: 2 K: 0 BB: 2 P: 13	R: 0 H: 0 E: 1 LOB: 3 K: 1 BB: 2 P: 14	R: 0 H: 0 E: 0 LOB: 1 K: 2 BB: 1 P: 11	R: 0 H: 0 E: 0 LOB: 0 K: 0 BB: 0 P: 3	R: 2 H: 2 E: 0 LOB: 1 K: 0 BB: 2 P: 12	1B: 6 SF: 0 2B: 3 SAC: 0 3B: 0 DP: 4 HR: 0 HBP: 0	WP: 0 PA: 59 PB: 0 SB: 1 CS: 2		
PITCHER	IP WLS BF H R ER SO BB IBB HBP BLK WP HR S P ERA WHIP																		
Gary Bell, R (1, 1) ERA: 1.74	10.1		37	4	2	2	12	5	0	0	0	0	0	0	0	56	76	1.74	0.871
Bob Grim, R (11, 1) ERA:	0.2		3	1	0	0	0	0	0	0	0	0	0	0	0	3	3	0.00	1.500
Mudcat Grant, R (12, 1) ERA: 5.4	3.1	L	16	1	2	2	3	4	0	0	0	0	0	0	0	18	34	5.40	1.500
Johnny Klippstein, R (15, 1) ERA:	0.0		1	0	0	0	0	1	0	0	0	0	0	0	0	4		∞	∞
Bobby Tiefenauer, R (15, 1) ERA:	0.2		2	1	0	0	0	0	0	0	0	0	0	0	2	2	0.00	1.500	

Detroit Tigers @ Cleveland Indians
Cleveland Municipal Stadium, Cleveland, OH
Tue Apr 19 1960, 3:33 AM EST
Att: 52,756 - Unknown

livebaseballscorecards.com

AB 49
R 4
H 7
RBI 4
BB 10
SO 15
LOB 23



Batter	1	2	3	4	5	6	7	8	9	AB R H RBI BB SO LOB	TOP		
Eddie Yost, R OBP: 0.273, SLG: 0.111 (1, 5) X	0-0 F2			H 1-0 FC6-4 HBP	0-0 G5-4-3			0-3 K		3 0 0 0 0 1 1			
Casey Wise, S OBP: 0.167, SLG: 0.167 (1, 4) X	0-0 F8			1-2f FC6-4 1B HR				0-0 F8		4 1 1 0 0 0 1			
Charlie Maxwell, L OBP: 0.182, SLG: 0.100 (1, 7) X	0-0 L4			0-0 F9				0-0 F9 1B		4 0 0 0 0 0 2			
Al Kaline, R OBP: 0.545, SLG: 0.750 (1, 8)			X 0-0 L2-3	X 0-0 HR 1B				X 0-0	X 0-0 HR	4 2 2 1 0 0 0			
Rocky Colavito, R OBP: 0.273, SLG: 0.444 (1, 9)			X 0-0 P5	X 0-0 HR			X 0-0 6-3	X 4-0 3B BB	X 4-0 3B BB	3 2 1 3 1 0 0			
Steve Bilko, R OBP: 0.375, SLG: 0.625 (1, 3)			X 0-0 P4	X 0-0 1B			X 0-0 G1-6-3 1B	X 0-0 3B	X 0-0 3B	4 0 3 1 0 0 0			
Johnny Groth, R (9, PR)										0 0 0 0 0 0 0			
Gail Harris, L (9, 3)										0 0 0 0 0 0 0			
Chico Fernandez, R OBP: 0.100, SLG: 0.100 (1, 6)			X 0-0 F8	X 0-0 4-3			X 0-0 G1-6-3	X 0-0 L5	X 0-0 L5	4 0 0 0 0 0 3			
Lou Berberet, L (1, 2)			0-3 K		X 0-0 1-3		0-3 K	4-0 L4-3 BB	4-0 L4-3 BB	3 0 0 0 1 2 0			
Don Mossi, L (1, 1)			0-3 K		4-0 BB		0-0 HR	0-0 L4-3	0-0 L4-3	1 0 0 0 1 1 0			
Norm Cash, L (8, PH) OBP: 1.000, SLG: 4.000										1 1 1 1 0 0 0			
Tom Morgan, R (8, 1)										0 0 0 0 0 0 0			
Neil Christley, L (9, PH) OBP: 0.500, SLG: 0.500										1 0 0 0 0 0 2			
Paul Foytack, R (9, 1)										0 0 0 0 0 0 0			
Inning Stats	R: 0 H: 0 E: 0 LOB: 0 K: 0 BB: 0 S: 3 P: 3	R: 0 H: 0 E: 0 LOB: 0 K: 0 BB: 0 S: 3 P: 3	R: 0 H: 0 E: 0 LOB: 0 K: 2 BB: 0 S: 7 P: 7	R: 3 H: 3 E: 0 LOB: 1 K: 0 BB: 0 S: 6 P: 7	R: 0 H: 0 E: 0 LOB: 0 K: 0 BB: 1 S: 2 P: 6	R: 0 H: 0 E: 0 LOB: 0 K: 0 BB: 0 S: 3 P: 3	R: 0 H: 1 E: 0 LOB: 0 K: 0 BB: 0 S: 3 P: 3	R: 1 H: 2 E: 0 LOB: 1 K: 2 BB: 0 S: 9 P: 9	R: 2 H: 2 E: 0 LOB: 1 K: 0 BB: 2 S: 4 P: 12	1B: 4 SF: 0 2B: 1 SAC: 0 3B: 1 DP: 3 HR: 3 HBP: 1	WP: 0 PA: 36 PB: 0 SB: 0 CS: 0		
PITCHER	IP WLS BF H R ER SO BB IBB HBP BLK WP HR S P ERA WHIP											PITCHER	IP WLS BF H R ER SO BB IBB HBP BLK WP HR S P ERA WHIP
Jim Perry, R (1, 1) ERA: 6.75	8.0 L 32 7 6 6 4 2 0 1 0 0 0 3 37 46 6.75 1.125												
Carl Thomas, R (9, 1) ERA:	1.0 4 1 0 0 0 1 0 0 0 0 0 0 3 7 0.00 2.000												

Detroit Tigers @ Cleveland Indians
Cleveland Municipal Stadium, Cleveland, OH

Wed Apr 20 1960, 3:33 AM EST
Att. 4,836 - Unknown

livebaseballscorecards.com

AB	32
R	6
H	8
RBI	6
BB	3
SO	4
LOB	9



Batter	1	2	3	4	5	6	7	8	9	AB R H RBI BB SO LOB
Johnny Temple, R (1, 4) OBP: 0.182, SLG: 0.100	0-0 6-3		0-0 SH5-3		0-0 E5 SF9		0-0 F9		0-0 FC6	4 1 0 0 0 0 1
Jim Piersall, R (1, 8) OBP: 0.400, SLG: 0.250	0-0 L8		4-0 BB 2B BB		0-0 E5		0-0 L8			3 1 0 0 1 0 1
Walt Bond, L (1, 9) OBP: 0.364, SLG: 0.143	4-0 BB		4-0 BB 1-2 2-3 3-H		0-0 SF9		0-0 P6			1 0 0 2 2 0 0
Tito Francona, L (1, 7) OBP: 0.182, SLG: 0.182	0-0 G3		0-0 P6		0-0 F7		0-0 4-3			4 0 0 0 0 0 5
Vic Power, R (1, 3) OBP: 0.364, SLG: 0.700		0-0 6-3	0-0 BB 1-3 2-H 3-H 2B		0-0 4-3		0-0 6-3			4 0 1 2 0 0 1
John Romano, R (1, 2) OBP: 0.500, SLG: 0.500		0-3 K	0-0 F7			0-0 G5-4-3 1B		0-0 4-3		3 0 1 0 0 1 2
Russ Nixon, L (8, PH) OBP: 0.400, SLG: 0.600										1 0 0 0 0 0 0
Woodie Held, R (1, 6) OBP: 0.125, SLG: 0.125		0-0 5-3		0-0 G3		0-0 G5-4-3 1B		0-0 L8		4 0 1 0 0 0 0
Bubba Phillips, R (1, 5) Don Dillard, L (9, PH)			4-0 SH5-3 1B BB BB	0-0 P5		0-0 G5-4-3		0-0 4-3		2 1 0 0 1 0 2
Jim Perry, S (1, 1) OBP: 0.333, SLG: 0.333			0-0 BB SH5-3 1-2 2B 1B	0-0 6-3		0-0 6-3		4-0 FC6 BB		3 1 1 0 0 0 1
Carl Thomas, R (9, 1) Bob Hale, L (9, PH) Carroll Hardy, R (9, PR)										0 0 0 0 0 0 0
										0 0 0 0 1 0 0
										0 0 0 0 0 0 0

Inning Stats	R: 0 E: 0 K: 0 S: 3	H: 0 LOB: 1 BB: 1 P: 7	R: 0 E: 0 K: 1 S: 5	H: 0 LOB: 0 BB: 0 P: 5	R: 3 E: 0 K: 0 S: 5	H: 2 LOB: 2 BB: 3 P: 17	R: 0 E: 0 K: 0 S: 3	H: 0 LOB: 0 BB: 0 P: 3	R: 1 E: 2 K: 0 S: 5	H: 0 LOB: 1 BB: 0 P: 5	R: 0 E: 0 K: 0 S: 4	H: 2 LOB: 1 BB: 0 P: 4	R: 0 E: 0 K: 0 S: 3	H: 0 LOB: 0 BB: 0 P: 3	R: 0 E: 0 K: 0 S: 3	H: 0 LOB: 0 BB: 0 P: 3	R: 0 E: 0 K: 0 S: 3	H: 0 LOB: 1 BB: 1 P: 7	1B: 3 2B: 1 3B: 0 HR: 0	SF: 1 SAC: 1 DP: 1 HBP: 0
--------------	------------------------------	---------------------------------	------------------------------	---------------------------------	------------------------------	----------------------------------	------------------------------	---------------------------------	------------------------------	---------------------------------	------------------------------	---------------------------------	------------------------------	---------------------------------	------------------------------	---------------------------------	------------------------------	---------------------------------	----------------------------------	------------------------------------

PITCHER	IP	WLS	BF	H	R	ER	SO	BB	IBB	HBP	BLK	WP	HR	S	P	ERA	WHIP
Don Mossi, L (1, 1) ERA: 3.86	7.0		30	4	4	3	1	4	0	0	0	0	0	28	44	3.86	1.143
Tom Morgan, R (8, 1) ERA:	1.0	W	3	0	0	0	0	0	0	0	0	0	0	3	3	0.00	0.000
Paul Foytack, R (9, 1) ERA:	1.0	S	4	0	0	0	0	1	0	0	0	0	0	3	7	0.00	1.000


BOTTOM

Detroit Tigers @ Cleveland Indians
Cleveland Municipal Stadium, Cleveland, OH

Wed Apr 20 1960, 3:33 AM EST
Att. 4,836 - Unknown

livebaseballscores.com

AB	30
R	4
H	4
RBI	4
BB	5
SO	1
LOB	13



WP: 0	PA: 37
PB: 0	
SB: 0	
CS: 0	

Batter	1	2	3	4	5	6	7	8	9	AB R H RBI BB SO LOB	TOP	
Johnny Temple, R (1, 4) OBP: 0.133, SLG: 0.071	0-0 6-3		0-0 F8			0-0 6-3		0-0 F8		4 0 0 0 0 0 1	Cleveland Indians @ Kansas City Athletics Municipal Stadium, Kansas City, MO Fri Apr 22 1960, 4:33 AM EST Att. 23,826 - Unknown	
Don Dillard, L (1, 9) Bobby Tiefenauer, R (6, 1) Bob Hale, L (8, PH) John Briggs, R (8, 1)	0-3 K		0-0 G4-6-3			4-0 2B BB		0-3 K		2 0 0 0 1 1 1 0 0 0 0 0 0 0 1 0 0 0 0 1 0 0 0 0 0 0 0 0		
Walt Bond, L (1, 8) OBP: 0.400, SLG: 0.364	0-0 4-3				0-0 F8			0-0 1B		4 0 2 0 0 0 0		
Tito Francona, L (1, 7) OBP: 0.333, SLG: 0.357		0-0 1B 2B			0-0 1B			0-0 F6		3 1 2 0 1 0 1		
Russ Nixon, L (1, 2) OBP: 0.444, SLG: 0.667		0-0 1B			0-0 G4-6-3			0-0 2B		4 0 2 1 0 0 4		
Vic Power, R (1, 3) OBP: 0.333, SLG: 0.571		0-0 G6-4-3			0-0 4-3			0-0 F7		4 0 1 0 0 0 2		
Woodie Held, R (1, 6) OBP: 0.250, SLG: 0.182		1-0 HBP			0-3 K			0-3 K		3 0 1 0 0 2 1		
Bubba Phillips, R (1, 5) Harvey Kuenn, R (9, PH) OBP: 0.250, SLG: 0.375		0-0 4-3			0-3 K			0-0 6-3		3 0 0 0 0 1 3 1 0 0 0 0 0 1		
Wynn Hawkins, R (1, 1) Dick Stigman, R (3, 1) Jim Piersall, R (6, PH) (6, 9) OBP: 1.000, SLG: 1.000 OBP: 0.286, SLG: 0.167			0-0 1B			0-0 1-3		0-0 F8		1 0 1 0 0 0 0 0 0 0 0 0 0 0 2 0 0 0 0 0 1		
Inning Stats	R: 0 H: 0 E: 0 LOB: 0 K: 1 BB: 0 S: 5 P: 5	R: 1 H: 2 E: 0 LOB: 1 K: 0 BB: 0 S: 4 P: 5	R: 0 H: 1 E: 0 LOB: 0 K: 0 BB: 0 S: 3 P: 3	R: 0 H: 1 E: 0 LOB: 0 K: 0 BB: 0 S: 3 P: 3	R: 0 H: 0 E: 0 LOB: 0 K: 2 BB: 0 S: 7 P: 7	R: 0 H: 1 E: 0 LOB: 3 K: 0 BB: 2 S: 4 P: 12	R: 0 H: 2 E: 0 LOB: 1 K: 0 BB: 0 S: 4 P: 4	R: 0 H: 1 E: 0 LOB: 1 K: 1 BB: 0 S: 6 P: 6	R: 0 H: 1 E: 0 LOB: 1 K: 1 BB: 0 S: 6 P: 6	1B: 6 SF: 0 2B: 4 SAC: 0 3B: 0 DP: 4 HR: 0 HBP: 1		WP: 0 PA: 35 PB: 0 SB: 1 CS: 0
PITCHER Ray Herbert, R (1, 1) ERA: 1.0	IP WLS BF H R ER SO BB IBB HBP BLK WP HR S P ERA WHIP	9.0 W 35 9 1 1 5 2 0 1 0 0 0 0 42 51 1.00 1.222										

livebaseballscorecards.com

AB	32
R	1
H	9
RBI	1
BB	2
SO	5
LOB	15




Batter	1	2	3	4	5	6	7	8	9	AB	R	H	RBI	BB	SO	LOB	BOTTOM
--------	---	---	---	---	---	---	---	---	---	----	---	---	-----	----	----	-----	--------

Bill Tuttle, R <small>OBP: 0.267, SLG: 0.214</small> (1, 8)	0-0 5-3	0-0 5-3		0-0 F3			0-0 F5			4	0	0	0	0	0	2	Cleveland Indians @ Kansas City Athletics Municipal Stadium, Kansas City, MO <small>Fri Apr 22 1960, 4:33 AM EST</small> <small>Att. 23,826 - Unknown</small>
Jerry Lumpe, L <small>OBP: 0.500, SLG: 0.538</small> (1, 4)	0-0 4-3		0-0 3B 1B	0-0 6-3			0-0 CS 1B			4	1	2	0	0	0	0	
Hank Bauer, R <small>OBP: 0.286, SLG: 0.385</small> (1, 9)	0-0 CS 1B		0-3 K		0-0 F6		0-0 CS	0-0 F6		4	0	1	0	0	1	1	
Norm Siebern, L <small>OBP: 0.571, SLG: 1.000</small> Mary Throneberry, L <small>OBP: 0.600, SLG: 0.333</small> (1, 3) (9, 3)	0-0 CS	0-0 HR	0-3 K		0-0 4-3		0-0 FC3-6 BB	4-0 FC3-6 BB		3	1	1	1	1	1	1	
Bob Cerv, R <small>OBP: 0.444, SLG: 1.000</small> Russ Snyder, L (8, PR) (9, 7)		0-0 HR	0-0 2B 3B		0-3 K		0-0 FC3-6	0-0 FC3-6		4	2	2	2	0	1	1	
Harry Chiti, R <small>OBP: 0.385, SLG: 0.500</small> (1, 2)		4-0 SH1-4 BB FC6-2 BB	0-0 2B		0-0 5-3		0-3 K	0-3 K		3	0	1	1	1	1	1	
Bob Johnson, R (1, 5)		4-0 FC6-2 SH1-4 BB	4-0 FC6-4 BB		0-3 K		0-0 F9			1	0	0	0	2	1	0	
Ken Hamlin, R <small>OBP: 0.167, SLG: 0.091</small> (1, 6)		0-0 SH1-4	0-0 FC6-4		0-0 F8		0-0 5-3			2	0	0	0	0	0	2	
Ray Herbert, R (1, 1)		0-0 FC6-2		0-0 F8			0-0 5-3			3	0	0	0	0	0	2	

Inning Stats R: 0 H: 1 E: 0 LOB: 0 K: 0 BB: 0 S: 3 P: 3 R: 2 H: 2 E: 0 LOB: 2 K: 0 BB: 2 S: 5 P: 13 R: 2 H: 3 E: 0 LOB: 2 K: 2 BB: 1 S: 10 P: 14 R: 0 H: 0 E: 0 LOB: 0 K: 0 BB: 0 S: 3 P: 3 R: 0 H: 0 E: 0 LOB: 0 K: 1 BB: 0 S: 5 P: 5 R: 0 H: 0 E: 0 LOB: 0 K: 1 BB: 0 S: 5 P: 5 R: 0 H: 1 E: 0 LOB: 0 K: 0 BB: 0 S: 3 P: 3 R: 0 H: 0 E: 0 LOB: 1 K: 1 BB: 1 S: 5 P: 9	1B: 3 SF: 0 2B: 1 SAC: 1 3B: 1 DP: 0 HR: 2 HBP: 0	WP: 0 PA: 35 PB: 0 SB: 0 CS: 2
--	--	---

PITCHER	IP	WLS	BF	H	R	ER	SO	BB	IBB	HBP	BLK	WP	HR	S	P	ERA	WHIP
Wynn Hawkins, R <small>ERA: 13.5</small> (1, 1)	2.2	L	16	6	4	4	2	3	0	0	0	0	2	17	29	13.50	3.375
Dick Stigman, L <small>ERA:</small> (3, 1)	2.1		7	0	0	0	1	0	0	0	0	0	0	9	9	0.00	0.000
Bobby Tiefenauer, R <small>ERA:</small> (6, 1)	2.0		6	1	0	0	1	0	0	0	0	0	0	8	8	0.00	0.500
John Briggs, R <small>ERA:</small> (8, 1)	1.0		4	0	0	0	1	1	0	0	0	0	0	5	9	0.00	1.000

- AB 28**
- R 4**
- H 7**
- RBI 4**
- BB 4**
- SO 5**
- LOB 10**



Batter	1	2	3	4	5	6	7	8	9	AB R H RBI BB SO LOB	TOP																									
Johnny Temple, R (1, 4) OBP: 0.300, SLG: 0.278	0-0 1B 1B 2B	0-0 4-3			0-0 SH1-3 HR 1B	0-0 1B 1-2		4-0 BB 1-2 2-3		4 2 3 0 1 0 1	Cleveland Indians @ Kansas City Athletics Municipal Stadium, Kansas City, MO Sat Apr 23 1960, 4:33 AM EST Att. 9,659 - Unknown																									
Jim Piersall, R (1, 8) OBP: 0.455, SLG: 0.400	0-0 BB 1B 2-3 1B		0-0 BB 1B		0-0 SH1-3 1-2	0-0 1-3 2-H 1B		0-0 F4		4 0 3 1 0 0 3																										
Walt Bond, L (1, 9) OBP: 0.400, SLG: 0.563	0-0 L6-4 BB 1-2 1B 3-H		0-3 K		0-0 HR 2-H	0-0 1-3		0-0 4-3		5 1 2 3 0 1 6																										
Tito Francona, L (1, 7) OBP: 0.400, SLG: 0.353	4-0 WP 1-2 2-3 BB 1B		4-0 BB 1-2 BB		0-0 4-3		0-0 4-3		0-0 BB 1B	3 0 1 0 2 0 0																										
Russ Nixon, L (1, 2) OBP: 0.357, SLG: 0.500	0-0 L6-4 2-3		0-0 F5		0-0 2B 1B		0-0 4-3		0-0 F6	5 1 1 0 0 0 6																										
Vic Power, R (1, 3) OBP: 0.300, SLG: 0.526	0-0 5-3 1-2		0-3 K		0-0 PO 1-H 2B		0-0 4-3		0-0 F5	5 0 1 1 0 1 5																										
Woodie Held, R (1, 6) OBP: 0.294, SLG: 0.143		0-0 F8		0-0 6-3	0-0 PO 3-H	0-0 F9		4-0 BB SH1-4 BB	4-0 1-2 BB	3 0 0 0 2 0 0																										
Bubba Phillips, R (1, 5) OBP: 0.308, SLG: 0.182		0-0 SH2-4 1B		0-3 K		0-0 1B 1B		0-0 SH1-4	0-0 1-3	3 1 2 0 0 1 0																										
Bob Hale, L (9, PH)										1 0 0 0 0 0 2																										
George Strickland, R (9, 5)										0 0 0 0 0 0 0																										
Barry Latman, R (1, 1)		0-0 SH2-4		0-0 F4		0-0 L1		4-0 BB IBB		2 0 0 0 0 0 1																										
Mudcat Grant, R (7, 1)										0 0 0 0 0 0 0																										
Harvey Kuenn, R (8, PH) OBP: 0.333, SLG: 0.375										0 0 0 0 1 0 0																										
Carroll Hardy, R (8, PR)										0 0 0 0 0 0 0																										
Bob Grim, R (8, 1)										0 0 0 0 0 0 0																										
Inning Stats	R: 1 E: 0 K: 0 S: 5	H: 3 LOB: 2 BB: 1 P: 9	R: 0 E: 0 K: 0 S: 4	H: 1 LOB: 1 BB: 0 P: 4	R: 0 E: 0 K: 2 S: 8	H: 1 LOB: 2 BB: 1 P: 12	R: 0 E: 0 K: 1 S: 5	H: 0 LOB: 0 BB: 0 P: 5	R: 3 E: 0 K: 0 S: 6	H: 4 LOB: 0 BB: 0 P: 6	R: 1 E: 0 K: 0 S: 6	H: 3 LOB: 2 BB: 0 P: 6	R: 0 E: 0 K: 0 S: 3	H: 0 LOB: 0 BB: 0 P: 3	R: 0 E: 0 K: 0 S: 3	H: 0 LOB: 3 BB: 3 P: 15	R: 0 E: 0 K: 0 S: 4	H: 1 LOB: 2 BB: 1 P: 8	1B: 10 2B: 3 3B: 0 HR: 1	SF: 0 SAC: 3 DP: 1 HBP: 0	WP: 1 PB: 0 SB: 0 CS: 0	PA: 45														
PITCHER	IP WLS BF H R ER SO BB IBB HBP BLK WP HR S P ERA WHIP																																			
Dick Hall, R (1, 1) ERA:	0.0		4	3	1	1	0	1	0	0	0	0	0	3	7	∞	∞																			
Bob Trowbridge, R (1, 1) ERA: 5.4	5.0		20	6	3	3	3	1	0	0	0	1	1	25	29	5.40	1.400																			
George Brunet, L (6, 1) ERA: 3.0	3.0		15	3	1	1	0	2	1	0	0	0	0	12	24	3.00	1.667																			
Marty Kutyna, R (9, 1) ERA:	1.0	W	5	1	0	0	0	1	0	0	0	0	0	4	8	0.00	2.000																			

AB	35
R	5
H	13
RBI	5
BB	6
SO	3
LOB	24



BOTTOM

Cleveland Indians @ Kansas City Athletics
Municipal Stadium, Kansas City, MO

livebaseballscorecards.com

AB	32
R	6
H	9
RBI	4
BB	5
SO	6
LOB	17



WP:	0	PA:	39
PB:	1	SB:	0
CS:	0		

Sat Apr 23 1960, 4:33 AM EST
Att. 9,659 - Unknown

AB R H RBI BB SO LOB

5	1	1	0	0	0	1
4	0	3	0	0	0	0
4	0	1	1	0	2	3
2	1	0	0	2	0	2
4	1	1	0	0	1	4
4	1	2	2	0	0	0
3	0	0	0	1	1	2
3	1	1	1	1	0	3
0	0	0	0	0	0	0
1	0	0	0	0	0	1
0	1	0	0	1	0	0
1	0	0	0	0	1	0
1	0	0	0	0	1	1
0	0	0	0	0	0	0

Batter	1	2	3	4	5	6	7	8	9
Bill Tuttle, R OBP: 0.250, SLG: 0.211 (1, 8)	0-0 F3		0-0 5-3		0-0 F7	0-0 F8			0-0 SH1-3 1B
Jerry Lumpe, L OBP: 0.556, SLG: 0.588 (1, 4)	0-0 G3		0-0 1B		0-0 E 1-2 1B		0-0 SH3-4 1B		0-0 SH1-3 1-2
Hank Bauer, R OBP: 0.278, SLG: 0.353 (1, 9)	0-3 K		0-3 K		0-0 F8		0-0 SH3-4 1-2		0-0 2-H 1B
Norm Siebern, L OBP: 0.556, SLG: 0.833 (1, 3)		4-0 1B 1B BB	0-0 4-3		0-0 E7 1-3 2-H		4-0 G6-4-3 IBB		
Bob Cerv, R OBP: 0.385, SLG: 0.750 (1, 7)		0-0 FC5-4 1-2 PB 1B		0-0 4-3	0-3 K		0-0 G6-4-3 1-2f		
Harry Chiti, R OBP: 0.412, SLG: 0.688 (1, 2)		0-0 FC5-4 1-2 2-H 1B		0-0 5-3		0-0 HR		0-0 F7	
Bob Johnson, R (1, 5)		0-0 FC5-4 1-2f 2-3 PB		4-0 FC5-4 BB		0-0 F6		0-3 K	
Ken Hamlin, R OBP: 0.250, SLG: 0.357 (1, 6)		0-0 F8		0-0 FC5-4 1-2f		0-0 HR		4-0 BB	
Dick Hall, R (1, 1) Bob Trowbridge, R (1, 1) Whitey Herzog, L (5, PH) George Brunet, R (6, 1) Marv Throneberry, L (8, PH) Marty Kutyna, R (9, 1)		0-0 F4 1-2 3-H		4-0 E BB		0-3 K		0-3 K	

Inning Stats	R: 0 H: 0 E: 0 K: 1 S: 5	H: 0 LOB: 0 BB: 0 P: 5	R: 2 H: 2 E: 0 K: 0 S: 5	H: 2 LOB: 1 BB: 1 P: 9	R: 0 H: 1 E: 0 K: 1 S: 6	H: 1 LOB: 1 BB: 0 P: 6	R: 0 H: 0 E: 0 K: 0 S: 3	H: 0 LOB: 1 BB: 1 P: 7	R: 1 H: 1 E: 1 K: 1 S: 7	H: 1 LOB: 2 BB: 1 P: 11	R: 2 H: 2 E: 0 K: 1 S: 7	H: 2 LOB: 0 BB: 0 P: 7	R: 0 H: 1 E: 0 K: 0 S: 3	H: 1 LOB: 1 BB: 1 P: 7	R: 0 H: 0 E: 0 K: 2 S: 7	H: 0 LOB: 1 BB: 1 P: 11	R: 1 H: 2 E: 0 K: 0 S: 3	H: 2 LOB: 1 BB: 0 P: 3
--------------	--------------------------	------------------------	--------------------------	------------------------	--------------------------	------------------------	--------------------------	------------------------	--------------------------	-------------------------	--------------------------	------------------------	--------------------------	------------------------	--------------------------	-------------------------	--------------------------	------------------------

PITCHER	IP	WLS	BF	H	R	ER	SO	BB	IBB	HBP	BLK	WP	HR	S	P	ERA	WHIP
Barry Latman, R (1, 1) ERA: 4.5	6.0		28	6	5	3	4	3	0	0	0	0	2	33	45	4.50	1.500
Mudcat Grant, R (7, 1) ERA: 4.15	1.0		4	1	0	0	0	0	1	0	0	0	0	3	7	0.00	1.000
Bob Grim, R (8, 1) ERA: 4.5	1.1	L	7	2	1	1	2	1	0	0	0	0	0	10	14	6.75	2.250

PITCHER	IP	WLS	BF	H	R	ER	SO	BB	IBB	HBP	BLK	WP	HR	S	P	ERA	WHIP
---------	----	-----	----	---	---	----	----	----	-----	-----	-----	----	----	---	---	-----	------

Batter	1	2	3	4	5	6	7	8	9	AB R H RBI BB SO LOB	TOP											
Vic Power, R OBP: 0.360, SLG: 0.542 (1, 3) X	0-0 FC4-6 E 1B 1B	0-0 F9		0-0 F8		0-0 1-3 2-H 1B			0-0 1B S 1B	5 1 3 1 0 0 2												
Jim Piersall, R OBP: 0.500, SLG: 0.533 (1, 8) X	0-0 FC4-6 1-2 SF8 1B	0-0 F9			0-0 SH1-3 2B	0-0 5-3			0-0 1-3 1B	5 1 3 0 0 0 2												
Johnny Temple, R OBP: 0.250, SLG: 0.227 (1, 4) X	0-0 E1 FC4-6 1-2 2-3		0-0 L6		0-0 SH1-3		0-0 4-3		0-0 F8	4 0 0 0 0 0 4												
Walt Bond, L OBP: 0.320, SLG: 0.429 (1, 9) X	0-0 FC4-6 1-2f 2-3 3-H HR BB		0-0 F6		0-0 1-3		0-0 F2		0-0 F6	5 1 0 1 0 0 5												
Tito Francona, L OBP: 0.360, SLG: 0.286 (1, 7) B B B	4-0 HR BB		0-3 K		0-0 F8		0-0 F7		0-0 4-3	4 1 0 0 1 1 3												
Russ Nixon, L OBP: 0.333, SLG: 0.438 (1, 2) X	0-0 SF8 3-H		0-3 K		4-0 BB 1B BB		0-0 G3			2 1 0 1 1 1 0												
Woodie Held, R OBP: 0.333, SLG: 0.556 (1, 6) X	0-0 HR		0-3 K		0-0 F6		0-0 HR			4 2 2 4 0 1 1												
Bubba Phillips, R OBP: 0.294, SLG: 0.143 (1, 5) X	0-0 F7		4-0 BB BB BB BB		4-0 1B BB		0-0 F5			3 0 0 0 1 0 1												
Gary Bell, R OBP: 0.250, SLG: 0.143 (1, 1) X		0-0 1-3		0-0 1-2 1B		4-0 1B 1-2 BB		0-0 5-3		3 0 1 0 1 0 0												
Inning Stats	R: 5 E: 1 K: 0 S: 7	H: 3 LOB: 0 BB: 1 P: 11	R: 0 E: 0 K: 0 S: 3	H: 0 LOB: 0 BB: 0 P: 3	R: 0 E: 0 K: 1 S: 5	H: 0 LOB: 0 BB: 0 P: 5	R: 0 E: 0 K: 2 S: 8	H: 1 LOB: 2 BB: 1 P: 12	R: 0 E: 0 K: 0 S: 4	H: 1 LOB: 1 BB: 0 P: 4	R: 1 E: 0 K: 0 S: 4	H: 1 LOB: 2 BB: 2 P: 12	R: 0 E: 0 K: 0 S: 3	H: 0 LOB: 0 BB: 0 P: 3	R: 1 E: 0 K: 0 S: 4	H: 1 LOB: 0 BB: 0 P: 4	R: 0 E: 0 K: 0 S: 5	H: 2 LOB: 2 BB: 0 P: 5	1B: 6 2B: 1 3B: 0 HR: 2	SF: 1 SAC: 1 DP: 0 HBP: 0	WP: 0 PB: 0 SB: 1 CS: 0	PA: 41
PITCHER	IP WLS BF H R ER SO BB IBB HBP BLK WP HR S P ERA WHIP																					
Don Larsen, R ERA: 1.8 (1, 1)	5.0 L 23 5 5 1 3 2 0 0 0 0 0 1 27 35 1.80 1.400																					
Johnny Kucks, R ERA: 10.8 (6, 1)	3.0 13 2 2 2 0 2 0 0 0 0 0 1 11 19 6.00 1.333																					
Leo Kiely, L ERA: (9, 1)	1.0 5 2 0 0 0 0 0 0 0 0 0 0 5 5 0.00 2.000																					

Cleveland Indians @ Kansas City Athletics
Municipal Stadium, Kansas City, MO
Sun Apr 24 1960, 4:33 AM EDT
Att. 13,531 - Unknown

AB	35
R	7
H	9
RBI	7
BB	4
SO	3
LOB	18



livebaseballscorecards.com

Batter	1	2	3	4	5	6	7	8	9	AB	R	H	RBI	BB	SO	LOB
Bill Tuttle, R OBP: 0.292, SLG: 0.261 (1, 8)	0-0 L3 1B		0-0 1B 1B		0-0 FC6-4 1-2f			0-0 6-3		4	0	2	0	0	0	1
Jerry Lumpe, L OBP: 0.591, SLG: 0.619 (1, 4)	0-0 L3 1-2		0-0 1B 1-2			0-0 G1-6-3 1B		0-0 1B		4	0	3	0	0	0	1
Hank Bauer, R OBP: 0.227, SLG: 0.286 (1, 9)	0-3 K		0-0 F8			0-0 G1-6-3 1-2f		0-0 F7		4	0	0	0	0	1	4
Norm Siebern, L OBP: 0.455, SLG: 0.625 (1, 3)		0-0 1-3		0-3 K		0-0 F5			0-0 3-1	4	0	0	0	0	1	0
Bob Cerv, R OBP: 0.412, SLG: 0.667 (1, 7)		0-0 FC6-4 1B		0-3 K			4-0 BB		0-3 K	3	0	1	0	1	2	0
Harry Chiti, R OBP: 0.368, SLG: 0.611 (1, 2)		0-3 K		0-3 K			0-0 F8		0-0 F5	2	0	0	0	0	2	1
Pete Daley, R (6, 2)										2	0	0	0	0	0	1
Bob Johnson, R (1, 5)		0-0 FC6-4 1-2f			4-0 FC6-4 BB		0-0 F9			2	0	0	0	1	0	2
Ken Hamlin, R OBP: 0.211, SLG: 0.294 (1, 6)			0-3 K		0-0 F7		0-0 4-3			3	0	0	0	0	1	2
Don Larsen, R (1, 1)			0-3 K		0-0 F7			0-3 K		1	0	0	0	0	1	0
Whitey Herzog, L OBP: 0.667, SLG: 2.000 (5, PH)										1	0	0	0	0	0	1
Johnny Kucks, R (6, 1)										0	0	0	0	0	0	0
Russ Snyder, L (8, PH)										1	0	0	0	0	1	0
Leo Kiely, L (9, 1)										0	0	0	0	0	0	0

Inning Stats	R: 0	H: 1	R: 0	H: 1	R: 0	H: 2	R: 0	H: 0	R: 0	H: 1	R: 0	H: 0	R: 0	H: 1	R: 0	H: 0	R: 0	H: 1	R: 0	H: 0	1B: 6	SF: 0	WP: 0	PA: 33	
E: 0	LOB: 0	E: 0	LOB: 1	E: 0	LOB: 2	E: 0	LOB: 0	E: 0	LOB: 0	E: 0	LOB: 1	E: 0	LOB: 0	E: 0	LOB: 1	E: 0	LOB: 0	E: 0	LOB: 0	E: 0	LOB: 0	2B: 1	SAC: 0	PB: 0	
K: 1	BB: 0	K: 1	BB: 0	K: 2	BB: 0	K: 3	BB: 0	K: 0	BB: 1	K: 0	BB: 1	K: 0	BB: 0	K: 1	BB: 0	K: 1	BB: 0	K: 1	BB: 0	K: 1	BB: 0	3B: 0	DP: 2	SB: 0	
S: 5	P: 5	S: 6	P: 6	S: 9	P: 9	S: 9	P: 9	S: 3	P: 7	S: 3	P: 3	S: 3	P: 7	S: 6	P: 6	S: 5	P: 5	S: 5	P: 5	S: 5	P: 5	HR: 0	HBP: 0	CS: 0	

PITCHER	IP	WLS	BF	H	R	ER	SO	BB	IBB	HBP	BLK	WP	HR	S	P	ERA	WHIP	PITCHER	IP	WLS	BF	H	R	ER	SO	BB	IBB	HBP	BLK	WP	HR	S	P	ERA	WHIP	
Gary Bell, R ERA: 0.93 (1, 1)	9.0	W	33	6	0	0	9	2	0	0	0	0	0	49	57	0.00	0.889																			

BOTTOM

Cleveland Indians @ Kansas City Athletics
Municipal Stadium, Kansas City, MO

AB	31
R	0
H	6
RBI	0
BB	2
SO	9
LOB	13



Sun Apr 24 1960, 4:33 AM EDT
Att. 13,531 - Unknown

WP: 0	PA: 33
PB: 0	
SB: 0	
CS: 0	

Batter	1	2	3	4	5	6	7	8	9	10	11	12	AB R H RBI BB SO LOB
Vic Power, R OBP: 0.355, SLG: 0.500 (1, 3)	F2		FC6-4			SH1-4 1B	F9			L8		L8	6 1 2 1 0 0 2
Jim Piersall, R OBP: 0.381, SLG: 0.400 (1, 8)	4-3			5-3		SH1-4 1B		F7		F7		L8	5 0 0 0 0 0 3
Johnny Temple, R OBP: 0.276, SLG: 0.259 (1, 4)	F9			FC3-6 1B		PB BB 1B		L8			F3		5 0 2 1 0 0 0
Tito Francona, L OBP: 0.333, SLG: 0.240 (1, 7) (12, 9)		P6		FC3-6 1B		PB BB 1B		4-3			K		4 0 0 0 1 1 1
Walt Bond, L OBP: 0.267, SLG: 0.346 John Romano, R OBP: 0.500, SLG: 0.500 (1, 9) (12, 2)		P3		P5		K			K		4-3		5 0 0 0 0 2 3 0 0 0 0 0 0 0
Russ Nixon, L OBP: 0.348, SLG: 0.368 Carroll Hardy, R (12, PR) (12, 9) (12, 7)		K			3-1	IBB		F7				1B BB	3 0 0 0 2 1 0 0 1 0 0 0 0 0
Woodie Held, R OBP: 0.308, SLG: 0.478 (1, 6)			F5			K		L8				F6	5 0 1 0 0 1 4
Bubba Phillips, R OBP: 0.333, SLG: 0.222 Don Dillard, L OBP: 0.333, SLG: 0.200 George Strickland, R (12, 5) (12, 5)				FC6-4 1B		K		L8				SH1-4 1B	4 0 2 0 0 1 1 1 0 1 0 0 0 0 0 0 0 0 0 0 0
Wynn Hawkins, R OBP: 0.250, SLG: 0.250 Bob Hale, L (12, PH) Jim Perry, S OBP: 0.333, SLG: 0.333 (12, 1)				K		K		K		SH1-4		L8	3 0 0 0 0 3 2 1 0 0 0 0 0 2 0 0 0 0 0 0 0

Inning Stats	R: 0	H: 0	E: 0	K: 3	S: 3	P: 3	R: 0	H: 0	E: 0	K: 1	S: 5	P: 5	R: 0	H: 1	E: 0	K: 1	S: 6	P: 6	R: 0	H: 1	E: 0	K: 0	S: 4	P: 4	R: 0	H: 1	E: 0	K: 2	S: 8	P: 8	R: 1	H: 2	E: 0	K: 2	S: 9	P: 17	R: 0	H: 0	E: 0	K: 1	S: 5	P: 5	R: 0	H: 0	E: 0	K: 0	S: 3	P: 3	R: 0	H: 0	E: 0	K: 1	S: 5	P: 5	R: 0	H: 1	E: 0	K: 0	S: 4	P: 4	R: 0	H: 0	E: 0	K: 1	S: 5	P: 5	R: 1	H: 2	E: 0	K: 0	S: 5	P: 9	1B: 8	SF: 0	2B: 0	SAC: 2	3B: 0	DP: 0	HR: 0	HBP: 0	WP: 0	PA: 47
--------------	------	------	------	------	------	------	------	------	------	------	------	------	------	------	------	------	------	------	------	------	------	------	------	------	------	------	------	------	------	------	------	------	------	------	------	-------	------	------	------	------	------	------	------	------	------	------	------	------	------	------	------	------	------	------	------	------	------	------	------	------	------	------	------	------	------	------	------	------	------	------	------	------	-------	-------	-------	--------	-------	-------	-------	--------	-------	--------

PITCHER	IP	WLS	BF	H	R	ER	SO	BB	IBB	HBP	BLK	WP	HR	S	P	ERA	WHIP
Jim Bunning, R ERA: 3.0 (1, 1)	10.0		38	6	1	1	8	1	1	0	0	0	0	52	60	0.90	0.700
Dave Sisler, R ERA: 3.0 (11, 1)	1.0	L	4	0	1	1	1	0	0	0	0	0	0	5	9	9.00	1.000
Tom Morgan, R ERA: (12, 1)	1.0		5	2	0	0	0	0	0	0	0	0	0	5	5	0.00	2.000

Cleveland Indians @ Detroit Tigers
 Briggs Stadium, Detroit, MI
 Tue Apr 26 1960, 4:33 AM EDT
 Att. 10,325 - Unknown

AB	42
R	2
H	8
RBI	2
BB	3
SO	9
LOB	18




WP	0	PA	47
PB	1		
SB	0		
CS	0		

Batter	1	2	3	4	5	6	7	8	9	10	11	12	AB	R	H	RBI	BB	SO	LOB						
Eddie Yost, R OBP: 0.419, SLG: 0.318 (1, 5) X	0-0 1B 1B	4-0 BB			4-0 BB BB		4-0 3-1 E 4-3 BB		0-0 F8		4-0 BB		2	1	1	0	4	0	1						
Casey Wise, S OBP: 0.269, SLG: 0.577 (1, 4) X	0-0 S 1B	0-0 6-3			0-0 F2		0-0 4-3		0-0 P6		0-0 F8		6	0	1	0	0	0	6						
Charlie Maxwell, L OBP: 0.290, SLG: 0.120 (1, 7) S	0-3 K 1-2		0-0 6-3		0-0 P4		0-0 3-1		0-0 F9			0-3 K	6	0	0	0	0	2	5						
Al Kaline, R OBP: 0.467, SLG: 0.455 (1, 8) S	4-0 IBB		0-0 L9		4-0 FC5-4 BB		0-0 L5			0-0 L7		0-0 L7	4	0	0	0	2	0	0						
Rocky Colavito, R OBP: 0.387, SLG: 0.654 (1, 9) X	0-0 P4		0-0 F8		0-0 FC5-4 1-2f		0-3 K			4-0 BB		4-0 BB	4	0	0	0	2	1	6						
Steve Bilko, R OBP: 0.269, SLG: 0.542 (1, 3) S	0-3 K			0-0 6-3		0-0 5-3		0-0 6-3		0-0 F9		0-3 K	6	0	0	0	0	2	5						
Chico Fernandez, R OBP: 0.333, SLG: 0.292 (1, 6) S		0-0 6-3		0-0 1B		0-0 FC6-4 1B		0-0 5-3		0-0 P4			5	0	2	0	0	0	1						
Lou Berberet, L OBP: 0.364, SLG: 0.353 (1, 2) S		4-0 SH1-3 BB		0-3 K		0-3 K		0-0 1-3			0-0 4-3		4	0	0	0	1	2	2						
Jim Bunning, R OBP: 0.250, SLG: 0.250 (1, 1) S		0-0 SH1-3		0-0 F8		0-0 FC6-4			0-0 1B		0-3 K		3	0	1	0	0	0	2						
Dave Sisler, R (11, 1) S													1	0	0	0	0	1	0						
Tom Morgan, R (12, 1) S													0	0	0	0	0	0	0						
Inning Stats	R: 0 E: 0 K: 2 S: 9	H: 2 LOB: 3 BB: 1 P: 13	R: 0 E: 0 K: 0 S: 3	H: 0 LOB: 2 BB: 2 P: 11	R: 0 E: 0 K: 0 S: 3	H: 0 LOB: 0 BB: 0 P: 3	R: 0 E: 0 K: 1 S: 6	H: 1 LOB: 1 BB: 0 P: 6	R: 0 E: 0 K: 1 S: 6	H: 1 LOB: 1 BB: 0 P: 6	R: 1 E: 1 K: 1 S: 6	H: 0 LOB: 1 BB: 1 P: 10	R: 0 E: 0 K: 0 S: 3	H: 0 LOB: 0 BB: 0 P: 3	R: 0 E: 0 K: 0 S: 4	H: 1 LOB: 1 BB: 0 P: 4	R: 0 E: 0 K: 0 S: 3	H: 0 LOB: 1 BB: 1 P: 7	R: 0 E: 0 K: 1 S: 5	H: 0 LOB: 1 BB: 1 P: 9	R: 0 E: 0 K: 2 S: 7	H: 0 LOB: 1 BB: 1 P: 11	1B: 5 2B: 0 3B: 0 HR: 0	SF: 0 SAC: 1 DP: 0 HBP: 0	WP: 0 PA: 51 PB: 0 SB: 1 CS: 0

BOTTOM

Cleveland Indians @ Detroit Tigers
Briggs Stadium, Detroit, MI
Tue Apr 26 1960, 4:33 AM EDT
Att: 10,325 - Unknown

AB	41
R	1
H	5
RBI	0
BB	9
SO	8
LOB	28



PITCHER	IP	WLS	BF	H	R	ER	SO	BB	IBB	HBP	BLK	WP	HR	S	P	ERA	WHIP
Wynn Hawkins, R ERA: 2.63 (1, 1) S	11.0	W	47	5	1	0	6	7	1	0	0	0	0	51	83	0.00	1.091
Jim Perry, R ERA: 6.0 (12, 1) S	1.0	S	4	0	0	0	2	1	0	0	0	0	0	7	11	0.00	1.000

Batter	1	2	3	4	5	6	7	8	9	AB R H RBI BB SO LOB	TOP
Jim Piersall, R (1, 7) <small>OBP: 0.360, SLG: 0.375</small>	0-0 F7		0-0 1-3		0-0 BB 1B 1B		0-0 E5 FC5-4			4 0 1 0 0 0 0	Cleveland Indians @ Chicago White Sox Comiskey Park, Chicago, IL Thu Apr 28 1960, 8:05 PM EDT Att. 27,967 - Unknown
Carroll Hardy, R (1, 8) <small>OBP: 0.250, SLG: 0.250</small>	0-0 6-3		0-0 2-3		0-0 BB 1B		0-0 FC5-4 1-2f			4 0 1 0 0 0 1	
Johnny Temple, R (1, 4) <small>OBP: 0.273, SLG: 0.233</small>	0-3 K			0-0 F4 B B B B	4-0 BB			0-0 F7		3 0 0 0 1 1 0	
Harvey Kuenn, R (1, 9) <small>OBP: 0.385, SLG: 0.300</small>		4-0 BB BB BB BB		4-0 BB BB BB BB	0-0 F3			0-0 F6		2 0 0 0 2 0 3	
Vic Power, R (1, 3) <small>OBP: 0.314, SLG: 0.441</small>		0-0 F7		0-0 F2		0-0 5-3		0-0 6-3		4 0 0 0 0 0 2	
Woodie Held, R (1, 6) <small>OBP: 0.367, SLG: 0.577</small>		4-0 BB BB BB BB		0-0 BB BB BB BB	0-0 1B		0-0 6-3		0-0 1B 3B	3 1 2 0 1 0 0	
Bubba Phillips, R (1, 5) <small>OBP: 0.320, SLG: 0.227</small>		0-0 F4		0-0 F4		0-3 K		0-0 G4-6-3 1B		4 0 1 1 0 1 4	
Russ Nixon, L (1, 2) <small>OBP: 0.296, SLG: 0.304</small>		0-0 F8		0-0 F8			0-0 F8		0-0 G4-6-3 1-2f	4 0 0 0 0 0 3	
Gary Bell, R (1, 1) <small>OBP: 0.200, SLG: 0.111</small> John Romano, R (7, PH) <small>OBP: 0.400, SLG: 0.400</small> Johnny Klippstein, R (7, 1) <small>OBP: 0.400, SLG: 0.400</small> Steve Demeter, R (9, PH)			0-0 5-3		0-0 5-3		0-0 5-3		0-0 F4	2 0 0 0 0 0 0 1 0 0 0 0 0 0 0 0 0 0 0 0 0 1 0 0 0 0 0 0	
Inning Stats	R: 0 H: 0 E: 0 LOB: 0 K: 1 BB: 0 S: 5 P: 5	R: 0 H: 0 E: 0 LOB: 2 K: 0 BB: 2 S: 3 P: 11	R: 0 H: 0 E: 0 LOB: 0 K: 0 BB: 0 S: 3 P: 3	R: 0 H: 1 E: 0 LOB: 2 K: 0 BB: 1 S: 4 P: 8	R: 0 H: 2 E: 0 LOB: 3 K: 0 BB: 1 S: 5 P: 9	R: 0 H: 0 E: 0 LOB: 0 K: 1 BB: 0 S: 5 P: 5	R: 0 H: 0 E: 1 LOB: 1 K: 0 BB: 0 S: 4 P: 4	R: 0 H: 0 E: 0 LOB: 0 K: 0 BB: 0 S: 3 P: 3	R: 1 H: 2 E: 0 LOB: 0 K: 0 BB: 0 S: 4 P: 4	1B: 4 SF: 0 2B: 0 SAC: 0 3B: 1 DP: 1 HR: 0 HBP: 0	WP: 0 PA: 36 PB: 0 SB: 0 CS: 0
PITCHER Billy Pierce, L (1, 1) <small>ERA: 2.77</small>	IP: 9.0 WLS: W BF: 36 H: 5 R: 1 ER: 1 SO: 2 BB: 4 IBB: 0 HBP: 0 BLK: 0 WP: 0 HR: 0 S: 36 P: 52 ERA: 1.00 WHIP: 1.000										

livebaseballscorecards.com

AB	32
R	1
H	5
RBI	1
BB	4
SO	2
LOB	13



Batter	1	2	3	4	5	6	7	8	9
Al Smith, R OBP: 0.364, SLG: 0.516 (1, 9)	0-0 1-6-3 1B		0-0 SH2-3 SF9 1B		0-0 3B 1B		0-0 F2		
Nellie Fox, L OBP: 0.389, SLG: 0.393 (1, 4)	0-0 1-6-3 1-2		0-0 SH2-3 1-3		0-0 1-H 3B			0-0 6-3	
Minnie Minoso, R OBP: 0.343, SLG: 0.656 (1, 7)	0-0 2-H 1B		0-0 SF9 3-H		0-3 K			0-0 L5-4 2B	
Roy Sievers, R OBP: 0.188, SLG: 0.071 (1, 3)	0-0 1-2 5-3		0-0 F8			0-0 F7		0-0 L5-4 2-3	
Sherm Lollar, R OBP: 0.419, SLG: 0.520 (1, 2)	4-0 BB			0-0 4-3		0-0 F2			
Billy Goodman, L (1, 5) Sammy Esposito, R OBP: 0.200, SLG: 0.400 (7, 5)	0-0 F4			0-0 F7		0-0 F7			
Jim Landis, R OBP: 0.393, SLG: 0.417 (1, 8)		0-0 L7		0-3 K			4-0 SH1-3 BB		
Luis Aparicio, R OBP: 0.235, SLG: 0.242 (1, 6)		0-0 6-3			0-0 6-3		0-0 SH1-3 1-2		
Billy Pierce, L OBP: 0.250, SLG: 0.250 (1, 1)		0-0 F8			0-0 F5		0-0 F7		


Inning Stats	R: 1	H: 2	E: 0	K: 0	S: 5	LOB: 2	BB: 1	P: 9
	R: 0	H: 0	E: 0	K: 0	S: 3	LOB: 0	BB: 0	P: 3
	R: 1	H: 1	E: 0	K: 0	S: 4	LOB: 0	BB: 0	P: 4
	R: 0	H: 0	E: 0	K: 1	S: 5	LOB: 0	BB: 0	P: 5
	R: 1	H: 2	E: 0	K: 1	S: 7	LOB: 1	BB: 0	P: 7
	R: 0	H: 0	E: 0	K: 0	S: 3	LOB: 0	BB: 0	P: 3
	R: 0	H: 0	E: 0	K: 0	S: 3	LOB: 1	BB: 1	P: 7
	R: 0	H: 1	E: 0	K: 0	S: 3	LOB: 0	BB: 0	P: 3

PITCHER	IP	WLS	BF	H	R	ER	SO	BB	IBB	HBP	BLK	WP	HR	S	P	ERA	WHIP
Gary Bell, R ERA: 1.78 (1, 1)	6.0	L	24	5	3	3	2	1	0	0	0	0	0	27	31	4.50	1.000
Johnny Klippstein, R ERA: (7, 1)	2.0		7	1	0	0	0	1	0	0	0	0	0	6	10	0.00	1.000

BOTTOM

Cleveland Indians @ Chicago White Sox
Comiskey Park, Chicago, IL
Thu Apr 28 1960, 8:05 PM EDT
Att. 27,967 - Unknown

AB	26
R	3
H	6
RBI	3
BB	2
SO	2
LOB	8



WP	HR	S	P	ERA	WHIP
1B: 4	SF: 1	WP: 0	PA: 31		
2B: 2	SAC: 2	PB: 0			
3B: 1	DP: 1	SB: 1			
HR: 0	HBP: 0	CS: 0			

Batter	1	2	3	4	5	6	7	8	9	AB	R	H	RBI	BB	SO	LOB
Vic Power, R OBP: 0.333, SLG: 0.444 (1, 3)	0-0 5-3		0-0 G1-6-3 1B		4-0 S G3 BB		0-0 SF9			2	0	1	1	1	0	0
Johnny Temple, R OBP: 0.243, SLG: 0.206 (1, 4)	0-0 F8		0-0 G1-6-3 1-2f		0-0 G3		0-0 L4			4	0	0	0	0	0	2
Harvey Kuenn, R OBP: 0.353, SLG: 0.286 (1, 9)	0-0 F3			0-0 1B HR 1B	0-0 4-3			0-0 5-3		4	1	1	0	0	0	1
Tito Francona, L OBP: 0.353, SLG: 0.250 (1, 7)		0-0 4-3		0-0 F7		4-0 8-4 3-1 BB		0-0 F8 1B		3	0	1	0	1	0	1
Walt Bond, L OBP: 0.235, SLG: 0.300 (1, 8)		0-0 F5		0-3 K		0-0 3-1		0-0 F8		4	0	0	0	0	1	3
Carroll Hardy, R OBP: 0.250, SLG: 0.250 (9, 8)						1-2		1-2		0	0	0	0	0	0	0
Russ Nixon, L OBP: 0.323, SLG: 0.333 (1, 2)		0-0 1B 1B		0-0 1-3 HR 1B		0-0 8-4		0-0 4-3		4	1	2	0	0	0	2
Woodie Held, R OBP: 0.424, SLG: 0.828 (1, 6)		0-0 1-2 1B		0-0 1-H 3-H HR				HR		3	2	3	4	0	0	0
Bubba Phillips, R OBP: 0.321, SLG: 0.280 (1, 5)		0-0 F7		0-0 F3				SH1-4 SF9 2B		3	1	1	0	0	0	2
Jim Perry, S OBP: 0.200, SLG: 0.200 (1, 1)			0-0 P6		0-0 4-3			SH1-4		2	0	0	0	0	0	0

Inning Stats	R: 0	H: 0	E: 0	K: 0	S: 3	R: 0	H: 2	E: 0	K: 0	S: 5	R: 0	H: 1	E: 0	K: 0	S: 3	R: 3	H: 3	E: 0	K: 1	S: 8	R: 0	H: 0	E: 0	K: 0	S: 3	R: 0	H: 0	E: 0	K: 0	S: 2	R: 2	H: 2	E: 0	K: 0	S: 5	R: 0	H: 1	E: 0	K: 0	S: 4
	LOB: 0	BB: 0	P: 3	LOB: 2	BB: 0	P: 5	LOB: 0	BB: 0	P: 3	LOB: 0	BB: 0	P: 3	LOB: 1	BB: 1	P: 7	LOB: 0	BB: 0	P: 8	LOB: 0	BB: 0	P: 8	LOB: 1	BB: 1	P: 7	LOB: 0	BB: 1	P: 6	LOB: 0	BB: 0	P: 5	LOB: 1	BB: 0	P: 4	LOB: 1	BB: 0	P: 4				

PITCHER	IP	WLS	BF	H	R	ER	SO	BB	IBB	HBP	BLK	WP	HR	S	P	ERA	WHIP
Don Larsen, R ERA: 4.91 (1, 1)	6.0	L	26	8	5	5	1	2	0	0	0	0	2	26	34	7.50	1.667
Johnny Kucks, R ERA: 7.71 (7, 1)	2.0		7	1	0	0	0	0	0	0	0	0	0	7	7	0.00	0.500

BOTTOM

Kansas City Athletics @ Cleveland Indians
Cleveland Municipal Stadium, Cleveland, OH

AB	29
R	5
H	9
RBI	5
BB	2
SO	1
LOB	11



WP: 0	PA: 33
PB: 0	
SB: 1	
CS: 0	

Fri Apr 29 1960, 7:05 PM EDT
Att. 12,299 - Unknown

livebaseballscorecards.com

Batter	1	2	3	4	5	6	7	8	9	AB R H RBI BB SO LOB	TOP	
Bill Tuttle, R (1, 8) OBP: 0.308, SLG: 0.347	0-0 HR	0-0 P3			0-0 F7		0-3 K		0-0 P4	5 1 1 1 0 1 0	Kansas City Athletics @ Cleveland Indians Cleveland Municipal Stadium, Cleveland, OH Sat Apr 30 1960, 3:33 AM EDT Att. 3,666 - Unknown livebaseballscorecards.com	
Jerry Lumpe, L (1, 4) OBP: 0.489, SLG: 0.489	4-0 BB BB BB		0-0 F7		0-0 2B 1B		0-0 CS 1B			3 0 2 0 1 0 0		
Whitey Herzog, L (1, 9) OBP: 0.727, SLG: 1.143	4-0 BB 1-2 BB		0-0 1B		0-0 1-3 2B		4-0 1-2 BB			2 0 2 0 2 0 0		
Norm Siebern, L (1, 3) OBP: 0.390, SLG: 0.424	4-0 1-2 2-3 BB		0-0 F8		4-0 IBB		0-0 4-3			2 0 0 0 2 0 2		
Bob Cerv, R (1, 7) OBP: 0.325, SLG: 0.472	0-3 K		0-0 P1		0-3 K		0-0 E4 G3-6-4			4 0 0 0 0 2 7		
Dick Williams, R (1, 5) OBP: 0.310, SLG: 0.357	0-0 F5			0-0 L1		0-0 F7		0-0 G3-6-4 1-2f		4 0 0 0 0 0 4		
Harry Chiti, R (1, 2) OBP: 0.381, SLG: 0.474	0-0 P4		1-0 HBP G4-6-3		0-3 K		0-0 L4			3 0 0 0 0 1 3		
Ken Hamlin, R (1, 6) Russ Snyder, L (9, PH) OBP: 0.237, SLG: 0.235		0-0 6-3		0-0 G4-6-3 1-2f		0-0 FC6 1B		0-0 F7		3 0 1 0 0 0 1 1 0 0 0 0 0 0		
Bud Daley, L (1, 1) Mary Throneberry, L (9, PH) OBP: 0.143, SLG: 0.143		0-0 F7		0-0 6-3		0-0 FC6 1-2f		0-0 P6		3 0 0 0 0 0 1 1 0 0 0 0 0 0		
Inning Stats	R: 1 H: 1 E: 0 LOB: 3 K: 1 BB: 3 S: 6 P: 18	R: 0 H: 0 E: 0 LOB: 0 K: 0 BB: 0 S: 3 P: 3	R: 0 H: 1 E: 0 LOB: 1 K: 0 BB: 0 S: 4 P: 4	R: 0 H: 0 E: 0 LOB: 0 K: 0 BB: 0 S: 2 P: 3	R: 0 H: 2 E: 0 LOB: 3 K: 1 BB: 1 S: 7 P: 11	R: 0 H: 1 E: 0 LOB: 1 K: 1 BB: 0 S: 6 P: 6	R: 0 H: 1 E: 0 LOB: 1 K: 1 BB: 1 S: 5 P: 9	R: 0 H: 0 E: 1 LOB: 0 K: 0 BB: 0 S: 3 P: 3	R: 0 H: 0 E: 0 LOB: 0 K: 0 BB: 0 S: 3 P: 3	1B: 4 SF: 0 2B: 1 SAC: 0 3B: 0 DP: 2 HR: 1 HBP: 1		WP: 0 PA: 37 PB: 0 SB: 0 CS: 1
PITCHER Barry Latman, R (1, 1) ERA: 2.77 John Briggs, R (8, 1) ERA:	IP WLS BF H R ER SO BB IBB HBP BLK WP HR S P ERA WHIP											IP WLS BF H R ER SO BB IBB HBP BLK WP HR S P ERA WHIP
	7.0 31 6 1 1 4 4 1 1 0 0 1 33 54 1.29 1.429											



Batter	1	2	3	4	5	6	7	8	9	AB R H RBI BB SO LOB	TOP
Bill Tuttle, R (1, 8) <small>OBP: 0.304, SLG: 0.340</small>	0-3 		0-0 6-3		0-0 		0-0 6-3			4 0 1 1 0 1 1	Kansas City Athletics @ Cleveland Indians Cleveland Municipal Stadium, Cleveland, OH Sun May 01 1960, 3:33 AM EDT Unknown
Jerry Lumpe, L (1, 4) <small>OBP: 0.490, SLG: 0.479</small>	4-0 		0-0 		0-3 			0-3 		3 0 1 0 1 2 1	
Whitey Herzog, L (1, 9) <small>OBP: 0.600, SLG: 1.091</small>	0-0 		0-0 			0-0 		0-0 		4 1 1 1 0 0 2	
Norm Siebern, L (1, 3) <small>OBP: 0.400, SLG: 0.595</small>	0-0 			0-0 		0-0 		0-0 		4 2 2 2 0 0 1	
Bob Cerv, R (1, 7) <small>OBP: 0.318, SLG: 0.450</small>		0-0 		0-0 		0-0 6-3		0-0 		4 0 1 0 0 0 0	
Dick Williams, R (1, 5) <small>OBP: 0.303, SLG: 0.344</small>		0-0 		0-0 		0-0 5-3		0-0 		4 0 1 0 0 0 0	
Harry Chitt, R (1, 2) <small>OBP: 0.370, SLG: 0.452</small>		0-0 			0-0 6-3	0-0 5-3		0-0 		4 0 1 0 0 0 2	
Ken Hamlin, R (1, 6) <small>OBP: 0.220, SLG: 0.216</small> Mary Throneberry, L (9, PH) <small>OBP: 0.300, SLG: 0.125</small>		0-0 			0-0 6-3		0-0 	0-0 		3 0 0 0 0 0 2 1 0 0 0 0 0 1	
Ned Garver, R (1, 1) Pete Daley, R (5, PH) John Tsitouris, R (5, 1) Russ Snyder, L (7, PH) Marty Kutyna, R (7, 1) Hank Bauer, R (9, PH) <small>OBP: 0.250, SLG: 0.306</small>			0-0 4-3		0-0 		0-0 	0-0 		1 0 0 0 0 0 0 1 1 1 0 0 0 0 0 0 0 0 0 0 0 1 0 1 0 0 0 0 0 0 0 0 0 0 0 1 0 0 0 0 0 1	
Inning Stats	R: 0 H: 0 E: 0 LOB: 1 K: 1 BB: 1 S: 5 P: 9	R: 0 H: 2 E: 0 LOB: 1 K: 0 BB: 0 S: 4 P: 4	R: 0 H: 1 E: 0 LOB: 1 K: 0 BB: 0 S: 4 P: 4	R: 0 H: 0 E: 0 LOB: 0 K: 0 BB: 0 S: 3 P: 3	R: 1 H: 2 E: 0 LOB: 1 K: 1 BB: 0 S: 7 P: 7	R: 2 H: 2 E: 0 LOB: 0 K: 0 BB: 0 S: 5 P: 5	R: 0 H: 1 E: 0 LOB: 0 K: 0 BB: 0 S: 3 P: 3	R: 1 H: 1 E: 0 LOB: 0 K: 1 BB: 0 S: 6 P: 6	R: 0 H: 1 E: 0 LOB: 1 K: 0 BB: 0 S: 4 P: 4	1B: 5 SF: 0 2B: 2 SAC: 0 3B: 0 DP: 1 HR: 3 HBP: 0	
PITCHER Wynn Hawkins, R (1, 1) <small>ERA: 3.18</small>	IP WLS BF H R ER SO BB IBB HBP BLK WP HR S P ERA WHIP 9.0 W 36 10 4 4 3 1 0 0 0 0 3 41 45 4.00 1.222										

livebaseballscorecards.com

AB	35
R	4
H	10
RBI	4
BB	1
SO	3
LOB	11



Batter	1	2	3	4	5	6	7	8	9	AB	R	H	RBI	BB	SO	LOB
Vic Power, R OBP: 0.319, SLG: 0.477 (1, 3)	0-0 F7		0-0 1-3	0-0 P3			0-0 1B 3B			4	1	1	0	0	0	0
Johnny Temple, R OBP: 0.244, SLG: 0.214 (1, 4)	0-0 F7		0-0 F7		0-0 5-3		0-0 1B			4	0	1	1	0	0	0
Harvey Kuenn, R OBP: 0.400, SLG: 0.300 (1, 9)	0-0 6-3		4-0 1B BB		0-0 1B		0-0 F8			3	0	1	0	1	0	1
Tito Francona, L OBP: 0.333, SLG: 0.250 (1, 7)		0-0 5-3 HR 1B	0-0 1-3 1B		0-0 F7		0-0 F7			4	1	2	0	0	0	2
Woodie Held, R OBP: 0.390, SLG: 0.784 (1, 6)		0-0 5-3 1-2	0-3 K		0-3 K		0-0 1-3			4	0	0	0	0	2	5
Russ Nixon, L OBP: 0.306, SLG: 0.313 (1, 2)		0-0 F8		0-0 F8		0-0 1B		0-0 F7		4	0	1	0	0	0	1
Walt Bond, L OBP: 0.263, SLG: 0.303 (1, 8)		4-0 HR IBB		0-0 HR 1B		0-0 F2		0-0 4-3		3	2	1	0	1	0	1
Carroll Hardy, R OBP: 0.333, SLG: 0.200 (9, 8)										0	0	0	0	0	0	0
Bubba Phillips, R OBP: 0.353, SLG: 0.500 (1, 5)		0-0 HR		0-0 HR		0-0 P5		0-3 K2-3		4	2	2	5	0	1	1
Wynn Hawkins, R OBP: 0.143, SLG: 0.143 (1, 1)		0-0 L5		0-3 K		0-0 F8				3	0	0	0	0	1	1

Inning Stats	R: 0	H: 0	E: 0	K: 0	S: 3	R: 3	H: 2	E: 0	K: 0	S: 5	R: 0	H: 1	E: 0	K: 1	S: 6	R: 2	H: 2	E: 0	K: 1	S: 7	R: 0	H: 1	E: 0	K: 1	S: 6	R: 0	H: 1	E: 0	K: 0	S: 4	R: 1	H: 2	E: 0	K: 0	S: 5	R: 0	H: 0	E: 0	K: 1	S: 5
	LOB: 0	BB: 0	P: 3			LOB: 0	BB: 1	P: 9			LOB: 0	BB: 0	P: 7			LOB: 1	BB: 0	P: 6			LOB: 1	BB: 0	P: 4			LOB: 0	BB: 0	P: 5			LOB: 0	BB: 0	P: 5			LOB: 0	BB: 0	P: 5		

PITCHER	IP	WLS	BF	H	R	ER	SO	BB	IBB	HBP	BLK	WP	HR	S	P	ERA	WHIP
Ned Garver, R ERA: 10.24 (1, 1)	4.0	L	19	5	5	5	2	1	1	0	0	0	2	21	29	11.25	1.500
John Tsitouris, R ERA: 4.5 (5, 1)	2.0		8	2	0	0	1	0	0	0	0	0	0	10	10	0.00	1.000
Marty Kutyna, R ERA: 2.25 (7, 1)	2.0		8	2	1	1	1	0	0	0	0	0	0	10	10	4.50	1.000

BOTTOM

Kansas City Athletics @ Cleveland Indians
Cleveland Municipal Stadium, Cleveland, OH
 Sun May 01 1960, 3:33 AM EDT
 Unknown

AB	33
R	6
H	9
RBI	6
BB	2
SO	4
LOB	12



WP	HR	S	P	ERA	WHIP
0	0	0	35		

livebaseballscorecards.com

Kansas City Athletics @ Cleveland Indians
Cleveland Municipal Stadium, Cleveland, OH

Sun May 01 1960, 3:38 AM EDT
 Att. 13,042 - Unknown

AB	32
R	1
H	6
RBI	0
BB	4
SO	6
LOB	16



Batter	1	2	3	4	5	6	7	8	9	AB R H RBI BB SO LOB	TOP											
Bill Tuttle, R (1, 8) OBP: 0.283, SLG: 0.316	0-0 6-3		0-0 4-3			0-0 L6		0-0 6-3		4 0 0 0 0 0 1												
Jerry Lumpe, L (1, 6) OBP: 0.509, SLG: 0.490	4-0 FC6-4 BB			0-3 K		0-0 E 1B		0-0 E6 2-H 1B		3 0 2 0 1 1 0												
Hank Bauer, R (1, 9) OBP: 0.227, SLG: 0.275	0-0 F3			0-3 K		0-0 E6 1-2		0-0 F9		4 0 0 0 0 1 3												
Bob Cerv, R (1, 7) OBP: 0.313, SLG: 0.419	0-0 FC6-4 1-2f			0-0 F3		0-0 F8			4-0 FC5-4 BB	3 0 0 0 1 0 3												
Norm Siebern, L (1, 3) OBP: 0.408, SLG: 0.585		0-0 G3-6 1B			0-0 G5-4-3 BB 1B		0-0 3-1		0-3 K	4 0 2 0 0 1 1												
Dick Williams, R (1, 5) OBP: 0.297, SLG: 0.314		0-0 G3-6 1-2f		4-0 G5-4-3 BB 1B		0-0 F7		0-0 FC5-4 BB 1B 1-2f		3 0 0 0 1 0 2												
Harry Chiti, R (1, 2) OBP: 0.360, SLG: 0.435		0-0 F9		0-0 G5-4-3 1-2f 2-3		0-0 6-3		0-0 BB 1B 1-2		4 0 1 0 0 0 2												
Wayne Terwilliger, R (1, 4) Ken Hamlin, R (4, 6) Hank Foiles, R (9, PH) Russ Snyder, L (9, PR) OBP: 0.167, SLG: 0.333			0-0 P4		0-3 K			0-0 6-3	4-0 BB BB BB 1-2 2-3 BB	1 0 0 0 0 0 0 2 0 0 0 0 1 1 0 0 0 0 1 0 0 0 0 0 0 0 0 0												
George Brunet, R (1, 1) Pete Daley, R (8, PH) Ken Johnson, R (8, 1) Bob Johnson, R (9, PH) OBP: 0.421, SLG: 0.083			0-3 K			0-3 K		0-0 E 2B	0-0 F9	2 0 0 0 0 2 0 1 1 1 0 0 0 0 0 0 0 0 0 0 0 1 0 0 0 0 0 3												
Inning Stats	R: 0 E: 0 K: 0 S: 3	H: 0 LOB: 1 BB: 1 P: 7	R: 0 E: 0 K: 0 S: 3	H: 1 LOB: 0 BB: 0 P: 3	R: 0 E: 0 K: 1 S: 5	H: 0 LOB: 0 BB: 0 P: 5	R: 0 E: 0 K: 2 S: 7	H: 0 LOB: 0 BB: 0 P: 7	R: 0 E: 0 K: 1 S: 5	H: 1 LOB: 1 BB: 1 P: 9	R: 0 E: 0 K: 1 S: 7	H: 1 LOB: 2 BB: 0 P: 7	R: 0 E: 0 K: 0 S: 3	H: 0 LOB: 0 BB: 0 P: 3	R: 1 E: 1 K: 0 S: 5	H: 2 LOB: 1 BB: 0 P: 5	R: 0 E: 0 K: 1 S: 6	H: 1 LOB: 3 BB: 2 P: 14	1B: 5 2B: 1 3B: 0 HR: 0	SF: 0 SAC: 0 DP: 2 HBP: 0	WP: 0 PB: 0 SB: 0 CS: 0	PA: 36
PITCHER Dick Stigman, L (1, 1) ERA: 0.79	IP 9.0 WLS W BF 36 H 6 R 1 ER 1 SO 6 BB 4 IBB 0 HBP 0 BLK 0 WP 0 HR 0 S 44 P 60 ERA 1.00 WHIP 1.111											PITCHER	IP WLS BF H R ER SO BB IBB HBP BLK WP HR S P ERA WHIP									

Batter	1	2	3	4	5	6	7	8	9	AB R H RBI BB SO LOB
--------	---	---	---	---	---	---	---	---	---	----------------------

Vic Power, R OBP: 0.320, SLG: 0.468 (1, 3)	0-3 K		0-0 1-3		0-0 SH1-3	0-0 1B				3 0 1 2 0 1 0
Johnny Temple, R OBP: 0.265, SLG: 0.222 (1, 4)	0-0 F8		4-0 FC3-6 BB		0-0 E2 1B	0-0 F9				3 0 1 0 1 0 2
Harvey Kuenn, R OBP: 0.379, SLG: 0.292 (1, 9)	0-0 WP 1B		0-0 FC3-6 1-2f		0-0 5-3 1-2					4 0 1 0 0 1 2
Tito Francona, L OBP: 0.326, SLG: 0.231 (1, 7)	4-0 1-2 BB		0-3 K		0-0 5-3					3 0 0 0 1 1 2
Woodie Held, R OBP: 0.378, SLG: 0.732 (1, 6)	0-0 F9			0-0 FC1-6 1B		0-0 L4				4 0 1 0 0 1 2
Jim Piersall, R OBP: 0.355, SLG: 0.345 (1, 8)		0-0 G6-4-3 1B		0-0 FC1-6 1-3 CS		4-0 BB WP 1B BB				3 1 1 0 1 0 1
John Romano, R OBP: 0.500, SLG: 0.333 (1, 2)		0-0 G6-4-3 1-2 1B		4-0 1-3 BB		0-0 L6 1-2				3 0 1 0 1 0 1
Bubba Phillips, R OBP: 0.342, SLG: 0.455 (1, 5)		0-0 G6-4-3 1-2f 2-3		0-0 1-3 1-2 2-3		4-0 BB 1B IBB				3 1 0 0 1 0 4
Dick Stigman, R OBP: 0.667, SLG: 0.500 (1, 1)		0-0 F8		0-0 CS 3-H		4-0 SH1-3 E 1B 1-2 2-3 BB				2 1 1 0 1 0 1

Inning Stats	R: 0 E: 0 K: 1 S: 6	H: 1 LOB: 2 BB: 1 P: 10	R: 0 E: 0 K: 0 S: 4	H: 2 LOB: 1 BB: 0 P: 4	R: 0 E: 0 K: 1 S: 5	H: 0 LOB: 1 BB: 1 P: 9	R: 0 E: 1 K: 0 S: 3	H: 1 LOB: 1 BB: 1 P: 7	R: 1 E: 1 K: 0 S: 5	H: 2 LOB: 1 BB: 0 P: 5	R: 2 E: 0 K: 2 S: 4	H: 1 LOB: 2 BB: 3 P: 16	R: 0 E: 0 K: 2 S: 7	H: 0 LOB: 0 BB: 0 P: 7	R: 0 E: 0 K: 0 S: 3	H: 0 LOB: 0 BB: 0 P: 3
--------------	------------------------------	----------------------------------	------------------------------	---------------------------------	------------------------------	---------------------------------	------------------------------	---------------------------------	------------------------------	---------------------------------	------------------------------	----------------------------------	------------------------------	---------------------------------	------------------------------	---------------------------------

PITCHER	IP	WLS	BF	H	R	ER	SO	BB	IBB	HBP	BLK	WP	HR	S	P	ERA	WHIP
George Brunet, L ERA: 2.7 (1, 1)	7.0	L	32	7	3	2	4	5	1	0	0	2	0	34	58	2.57	1.714
Ken Johnson, R ERA: 0.66 (8, 1)	1.0		3	0	0	0	0	0	0	0	0	0	0	3	3	0.00	0.000

BOTTOM

Kansas City Athletics @ Cleveland Indians Cleveland Municipal Stadium, Cleveland, OH Sun May 01 1960, 3:38 AM EDT Att. 13,042 - Unknown		AB	28
		R	3
		H	7
		RBI	2
		BB	6
SO	4		
LOB	15		
		WP: 2	PA: 36
		PB: 0	
		SB: 0	
		CS: 1	

1B	2B	3B	HR	SF	SAC	DP	HBP
7	0	0	0	0	1	1	0

livebaseballscorecards.com

Batter	1	2	3	4	5	6	7	8	9	AB R H RBI BB SO LOB	TOP											
Vic Power, R OBP: 0.345, SLG: 0.481 (1, 3) X	0-0 G3		0-0 E 1B		0-0 6-3		0-0 1B 1B		0-0 G6-4-3 1B	5 0 3 2 0 0 1												
Johnny Temple, R OBP: 0.259, SLG: 0.220 (1, 4) X	0-0 5-3		0-0 G2			0-0 F8	0-0 1B 1B		0-0 F1	5 0 1 1 0 0 2												
Harvey Kuenn, R OBP: 0.324, SLG: 0.241 (1, 9) X	0-0 6-3		0-0 F9			0-0 2-3	0-0 4-3		0-0 G6-4-3	5 0 0 0 0 0 4												
Tito Francona, L OBP: 0.340, SLG: 0.238 (1, 7)		0-3 K		0-0 G6-4-3 1B		0-0 F4		4-0 FC2-8 BB		3 0 1 0 1 1 0												
Russ Nixon, L OBP: 0.300, SLG: 0.306 (1, 2)		0-0 4-3		0-0 F9			0-0 1B 5-3 1B	0-0 FC2-6 WP BB		4 1 1 0 0 0 2												
Woodie Held, R OBP: 0.388, SLG: 0.705 (1, 6)		0-0 1B 1B		0-0 G6-4-3			0-0 5-3	4-0 WP BB		3 0 1 0 1 0 2												
Walt Bond, L OBP: 0.317, SLG: 0.343 Jim Piersall, R OBP: 0.344, SLG: 0.333 (8, PH) (8, 8)		0-0 1-3 1B			0-0 FC6 1B		4-0 1B BB	0-0 F8		2 1 2 0 1 0 0 1 0 0 0 0 0 2												
Bubba Phillips, R OBP: 0.325, SLG: 0.429 Bob Hale, L OBP: 0.500, SLG: 0.250 George Strickland, R (7, 5)		0-3 K			0-0 FC6 SH2-4		0-0 1B 1B	4-0 IBB		2 0 0 0 0 1 3 1 1 1 0 0 0 0 0 0 0 0 1 0 0												
Gary Bell, R OBP: 0.154, SLG: 0.083 (1, 1)			0-0 6-3		0-0 SH2-4		0-3 K	0-0 F5		3 0 0 0 0 1 6												
Inning Stats	R: 0 E: 0 K: 0 S: 3	H: 0 LOB: 0 BB: 0 P: 3	R: 0 E: 0 K: 2 S: 9	H: 2 LOB: 2 BB: 0 P: 9	R: 0 E: 1 K: 0 S: 4	H: 1 LOB: 1 BB: 0 P: 4	R: 0 E: 0 K: 0 S: 3	H: 1 LOB: 0 BB: 0 P: 3	R: 0 E: 0 K: 0 S: 3	H: 0 LOB: 0 BB: 0 P: 3	R: 3 E: 0 K: 1 S: 9	H: 4 LOB: 2 BB: 1 P: 13	R: 0 E: 0 K: 0 S: 3	H: 0 LOB: 3 BB: 3 P: 15	R: 0 E: 0 K: 0 S: 3	H: 1 LOB: 0 BB: 0 P: 3	1B: 10 2B: 0 3B: 0 HR: 0	SF: 0 SAC: 1 DP: 2 HBP: 0	WP: 1 PB: 0 SB: 0 CS: 0	PA: 39		
PITCHER	IP WLS BF H R ER SO BB IBB HBP BLK WP HR S P ERA WHIP	IP WLS BF H R ER SO BB IBB HBP BLK WP HR S P ERA WHIP	IP WLS BF H R ER SO BB IBB HBP BLK WP HR S P ERA WHIP	IP WLS BF H R ER SO BB IBB HBP BLK WP HR S P ERA WHIP	IP WLS BF H R ER SO BB IBB HBP BLK WP HR S P ERA WHIP	IP WLS BF H R ER SO BB IBB HBP BLK WP HR S P ERA WHIP	IP WLS BF H R ER SO BB IBB HBP BLK WP HR S P ERA WHIP	IP WLS BF H R ER SO BB IBB HBP BLK WP HR S P ERA WHIP	IP WLS BF H R ER SO BB IBB HBP BLK WP HR S P ERA WHIP	IP WLS BF H R ER SO BB IBB HBP BLK WP HR S P ERA WHIP	IP WLS BF H R ER SO BB IBB HBP BLK WP HR S P ERA WHIP	IP WLS BF H R ER SO BB IBB HBP BLK WP HR S P ERA WHIP	IP WLS BF H R ER SO BB IBB HBP BLK WP HR S P ERA WHIP	IP WLS BF H R ER SO BB IBB HBP BLK WP HR S P ERA WHIP	IP WLS BF H R ER SO BB IBB HBP BLK WP HR S P ERA WHIP	IP WLS BF H R ER SO BB IBB HBP BLK WP HR S P ERA WHIP	IP WLS BF H R ER SO BB IBB HBP BLK WP HR S P ERA WHIP	IP WLS BF H R ER SO BB IBB HBP BLK WP HR S P ERA WHIP	IP WLS BF H R ER SO BB IBB HBP BLK WP HR S P ERA WHIP	IP WLS BF H R ER SO BB IBB HBP BLK WP HR S P ERA WHIP	IP WLS BF H R ER SO BB IBB HBP BLK WP HR S P ERA WHIP	
Pedro Ramos, R ERA: 4.09 (1, 1)	7.0 L 30 9 3 3 3 1 0 0 0 0 0 35 39 3.86 1.429		0.1 (8, 1)	3 0 0 0 0 0 2 0 0 0 0 0 1 9 0.00 6.000	1.2 (8, 1)	6 1 0 0 0 0 0 1 0 0 1 0 5 9 0.00 0.600																

Cleveland Indians @ Washington Senators
Griffith Stadium, Washington, DC
Mon May 02 1960, 7:05 PM EDT
Att. 8,702 - Unknown

AB	34
R	3
H	10
RBI	3
BB	4
SO	3
LOB	22



WP	1	PA	39
PB	0		
SB	0		
CS	0		

1B	10	SF	0
2B	0	SAC	1
3B	0	DP	2
HR	0	HBP	0

Batter	1	2	3	4	5	6	7	8	9	AB	R	H	RBI	BB	SO	LOB
Billy Consolo, R OBP: 0.426, SLG: 0.538 (1, 6) X	0-0 1-3		0-0 L4			0-3 K		0-0 5-3		4	0	0	0	0	1	0
Billy Gardner, R OBP: 0.333, SLG: 0.385 (1, 4) X	0-0 E5			0-0 5-3		0-0 F8		0-0 2B		4	0	1	0	0	0	0
Dan Dobbek, L OBP: 0.389, SLG: 0.517 (1, 8) X	0-0 F8			4-0 5-3 BB		0-3 K		0-0 1-3		3	0	0	0	1	1	2
Bob Allison, R OBP: 0.455, SLG: 0.592 (1, 9) X	0-0 4-3			0-0 5-3 1-2			0-0 1B 2B 1B	0-0 1-3		4	1	1	0	0	0	3
Jim Lemon, R OBP: 0.372, SLG: 0.568 (1, 7)		0-0 G1-6-3 1B		4-0 BB			0-0 1-2 2B 1B		0-0 F5	3	1	2	0	1	0	0
Don Mincher, L OBP: 0.327, SLG: 0.468 (1, 3) X	0-0 F8			0-0 F8			0-0 F9		0-0 2B	4	0	1	0	0	0	5
Reno Bertoia, R OBP: 0.286, SLG: 0.231 (1, 5) X		0-0 G1-6-3			0-3 K		0-0 1-H 2-H 2B		4-0 BB	2	0	0	0	0	1	1
Julio Becquer, L OBP: 0.200, SLG: 0.400 (7, PH)										1	0	1	2	0	0	0
Jose Valdivielso, R (8, 5)										0	0	0	0	0	0	0
Harmon Killebrew, R OBP: 0.390, SLG: 0.441 (9, PH)										0	0	0	0	0	1	0
Ken Aspromonte, R (9, PR)										0	0	0	0	0	0	0
Hal Naragon, L (1, 2) X			0-0 3-1		0-0 F8		0-3 K		0-0 F8	4	0	0	0	0	1	3
Pedro Ramos, S OBP: 0.143, SLG: 0.143 (1, 1) X			0-3 K		0-0 F5		0-0 1-3		0-3 K	2	0	0	0	0	1	0
Faye Throneberry, L OBP: 0.385, SLG: 0.364 (7, PH)										1	0	0	0	0	0	1
Chuck Stobbs, L (8, 1)										0	0	0	0	0	0	0
Tex Clevenger, R OBP: 0.500, SLG: 0.500 (8, 1)										0	0	0	0	0	0	0
Lenny Green, L OBP: 0.241, SLG: 0.240 (9, PH)										1	0	0	0	0	1	2

BOTTOM

Cleveland Indians @ Washington Senators
Griffith Stadium, Washington, DC

Mon May 02 1960, 7:05 PM EDT
Att. 8,702 - Unknown

livebaseballscorecards.com

AB	33
R	2
H	6
RBI	2
BB	3
SO	6
LOB	17



Inning Stats	R: 0 H: 0 E: 1 LOB: 1 K: 0 BB: 0 S: 4 P: 4	R: 0 H: 1 E: 0 LOB: 0 K: 0 BB: 0 S: 3 P: 3	R: 0 H: 0 E: 0 LOB: 0 K: 1 BB: 0 S: 5 P: 5	R: 0 H: 0 E: 0 LOB: 2 K: 0 BB: 2 S: 3 P: 11	R: 0 H: 0 E: 0 LOB: 0 K: 1 BB: 0 S: 5 P: 5	R: 0 H: 0 E: 0 LOB: 0 K: 2 BB: 0 S: 7 P: 7	R: 2 H: 3 E: 0 LOB: 1 K: 1 BB: 0 S: 8 P: 8	R: 0 H: 1 E: 0 LOB: 1 K: 0 BB: 0 S: 4 P: 4	R: 0 H: 1 E: 0 LOB: 2 K: 1 BB: 1 S: 6 P: 10	1B: 3 SF: 0 2B: 3 SAC: 0 3B: 0 DP: 1 HR: 0 HBP: 0	WP: 0 PA: 36 PB: 0 SB: 0 CS: 0
---------------------	---	---	---	--	---	---	---	---	--	--	---

PITCHER Gary Bell, R ERA: 1.83 (1, 1)	IP 9.0	WLS W	BF 36	H 6	R 2	ER 2	SO 6	BB 3	IBB 0	HBP 0	BLK 0	WP 0	HR 0	S 45	P 57	ERA 2.00	WHIP 1.000
PITCHER	IP	WLS	BF	H	R	ER	SO	BB	IBB	HBP	BLK	WP	HR	S	P	ERA	WHIP

Batter	1	2	3	4	5	6	7	8	9	AB R H RBI BB SO LOB	TOP																									
Johnny Temple, R (1, 4) OBP: 0.254, SLG: 0.218	0-0 6-3	0-0 F2			0-0 F7		0-0 1B S 1B 1B		0-0 5-3	5 1 1 0 0 0 2	Cleveland Indians @ Washington Senators Griffith Stadium, Washington, DC Tue May 03 1960, 7:05 PM EDT Att. 7,256 - Unknown																									
Harvey Kuenn, R (1, 9) OBP: 0.333, SLG: 0.265	0-0 4-3		0-0 BB 1B SF7 1B		0-0 FC6-4 1B		0-0 P1 1-2		0-0 4-3	5 1 2 0 0 0 1																										
Vic Power, R (1, 3) Carroll Hardy, R (9, PR) OBP: 0.333, SLG: 0.200	0-0 4-3		0-0 BB 1-2 1B		0-0 FC6-4 1-2f 1B		0-0 1B 2-3 1B		0-0 1B 2B 1B	5 0 3 0 0 0 1 0 1 0 0 0 0 0																										
Woodie Held, R (1, 6) Bob Hale, L (9, PH) Gary Bell, R (9, PR) Steve Demeter, R (9, 5)		0-3 K	4-0 BB 1-2 2-3 BB		0-0 5-3		0-3 K		0-0 2B 1-2 1B	3 0 0 0 1 2 3 1 0 1 0 0 0 0 0 0 0 0 0 0 0 0 0 0 0 0 0 0																										
John Romano, R (1, 2) Tito Francona, L (3, PH) OBP: 0.538, SLG: 0.333		4-0 BB 1B BB	0-0 SF7		0-0 1B 2B		0-0 1-2 1B		0-0 1-3 2-H 2B	0 1 0 0 1 0 0 3 1 3 3 0 0 0																										
Pete Whisenant, R (1, 7) Russ Nixon, L (3, PH) OBP: 0.273, SLG: 0.275		0-0 F7	0-0 G6-4-3 1-2f		0-0 F9		0-0 G3		0-0 5-3	1 0 0 0 0 0 1 4 0 0 0 0 0 8																										
Jim Piersall, R (1, 8) OBP: 0.361, SLG: 0.333		4-0 1B 1-2 1B BB		0-0 6-3		0-0 4-3 2-H 1B		0-0 1-3		3 1 1 1 1 0 0																										
Bubba Phillips, R (1, 5) OBP: 0.318, SLG: 0.410		0-0 1B 1-3 2-H 1B		0-0 F5		0-0 4-3		0-0 6-3		4 0 1 1 0 0 1																										
Jim Perry, S (1, 1) George Strickland, R (2, PH) Mudcat Grant, R (2, 1) Don Dillard, L (6, PH) Carl Thomas, R (6, 1) Dick Stigman, R (8, 1) Bobby Tietenauer, R (9, 1)		0-0 1B 1-2 3-H 1B		0-0 4-3		0-3 K		0-0 1-3		0 0 0 0 0 0 0 1 0 1 1 0 0 0 1 0 0 0 0 0 0 1 0 0 0 0 0 1 1 0																										
Inning Stats	R: 0 E: 0 K: 0 S: 3	H: 0 LOB: 0 BB: 0 P: 3	R: 2 E: 0 K: 1 S: 7	H: 2 LOB: 2 BB: 2 P: 15	R: 1 E: 0 K: 0 S: 4	H: 2 LOB: 1 BB: 1 P: 8	R: 0 E: 0 K: 0 S: 3	H: 0 LOB: 0 BB: 0 P: 3	R: 0 E: 0 K: 0 S: 4	H: 1 LOB: 1 BB: 0 P: 4		R: 1 E: 0 K: 1 S: 7	H: 2 LOB: 1 BB: 0 P: 7	R: 1 E: 0 K: 1 S: 8	H: 3 LOB: 2 BB: 0 P: 8	R: 0 E: 0 K: 0 S: 3	H: 0 LOB: 0 BB: 0 P: 3	R: 1 E: 0 K: 0 S: 6	H: 3 LOB: 3 BB: 0 P: 6	1B: 11 2B: 2 3B: 0 HR: 0	SF: 1 SAC: 0 DP: 1 HBP: 0	WP: 0 PB: 0 SB: 1 CS: 0	PA: 42													
PITCHER	IP WLS BF H R ER SO BB IBB HBP BLK WP HR S P ERA WHIP																																			
Jim Kaat, L (1, 1) ERA: 3.71	2.0		13	4	3	3	1	3	0	0	0	0	0	12	24	13.50	3.500																			
Bill Fischer, R (3, 1) ERA: 3.0	6.0		23	6	2	2	2	0	0	0	0	0	0	27	27	3.00	1.000																			
Dick Hyde, R (9, 1) ERA: 6.75	0.2		4	2	1	1	0	0	0	0	0	0	0	4	4	13.50	3.000																			
Jack Kralick, L (9, 1) ERA: 9.0	0.1	W	2	1	0	0	0	0	0	0	0	0	0	2	2	0.00	3.000																			

AB	38
R	6
H	13
RBI	6
BB	3
SO	3
LOB	18



livebaseballscorecards.com

Batter	1	2	3	4	5	6	7	8	9	AB	R	H	RBI	BB	SO	LOB
Billy Consolo, R OBP: 0.412, SLG: 0.500 Harmon Killebrew, R OBP: 0.381, SLG: 0.429 Jose Valdivielso, R (9, 6)	4-0 F8 1B BB	0-0 F6	0-0 F8			0-3 K		0-3 K		3	1	0	0	1	1	3
Billy Gardner, R OBP: 0.339, SLG: 0.386 (1, 4)	0-0 E 1B SF8 1B	0-3 K		0-0 F7		0-0 1-3		0-0 1B		5	1	2	1	0	1	1
Dan Dobbek, L OBP: 0.415, SLG: 0.500 (1, 8) (9, 7)	0-0 F8 2-3	4-0 BB BB 1-2 BB		0-0 4-3			4-0 BB BB	0-0 1-2 1B		3	0	1	0	2	0	2
Bob Allison, R OBP: 0.467, SLG: 0.604 (1, 9)	0-0 E 1B 1-2 3-H	4-0 BB BB 1-2 2-3 BB		0-0 2B			0-0 F5	0-3 K		4	1	2	1	1	1	3
Jim Lemon, R OBP: 0.340, SLG: 0.512 Earl Battey, R OBP: 0.395, SLG: 0.556 (1, 7) (9, 2)	0-0 E4 1B 1-2 2-3	0-0 F7		0-0 F8			0-3 K		0-0 FC3-5 SH 1B	4	1	0	0	0	1	7
Don Mincher, L OBP: 0.339, SLG: 0.469 (1, 3)	0-0 SF8 1-2 2-H 3-H		0-0 FC1-5 1B		4-0 BB BB BB G4-6-3 BB		0-0 F9		0-0 SH FC3-5 1B	2	1	1	1	1	0	1
Reno Bertoia, R OBP: 0.316, SLG: 0.278 (1, 5)	0-0 1B 2-H		0-0 FC1-5 1B		0-0 G4-6-3 1-2f			0-0 F9	0-0 FC3-5 1B	5	0	2	1	0	0	3
Hal Naragon, L OBP: 0.182, SLG: 0.100 Lenny Green, L OBP: 0.267, SLG: 0.269 (1, 2) (8, PR) (9, 8)	0-0 F6		0-3 K		0-0 F5			0-0 3B 1B	0-0 1-2 2-H 1B	4	0	1	0	0	1	3
Jim Kaat, L OBP: 0.167, SLG: 0.167 Bill Fischer, R (3, 1) Julio Becquer, L OBP: 0.333, SLG: 0.833 Dick Hyde, R (9, 1) Jack Kralick, L OBP: 1.000, SLG: 1.000 (9, 1)		0-0 BB BB 1B	0-0 FC1-5		0-3 K			0-0 1B 3B		1	0	1	0	0	0	0

Inning Stats	R: 4	H: 3	LOB: 1	BB: 1	S: 7	R: 0	H: 1	LOB: 3	BB: 2	S: 6	R: 0	H: 2	LOB: 2	BB: 0	S: 7	R: 0	H: 1	LOB: 1	BB: 0	S: 4	R: 0	H: 0	LOB: 0	BB: 1	S: 2	R: 0	H: 0	LOB: 0	BB: 0	S: 7	R: 0	H: 0	LOB: 1	BB: 1	S: 5	R: 2	H: 4	LOB: 2	BB: 0	S: 11	R: 1	H: 2	LOB: 2	BB: 0	S: 4	1B: 11	SF: 1	2B: 1	SAC: 1	3B: 1	DP: 1	HR: 0	HBP: 0
--------------	------	------	--------	-------	------	------	------	--------	-------	------	------	------	--------	-------	------	------	------	--------	-------	------	------	------	--------	-------	------	------	------	--------	-------	------	------	------	--------	-------	------	------	------	--------	-------	-------	------	------	--------	-------	------	--------	-------	-------	--------	-------	-------	-------	--------


PITCHER	IP	WLS	BF	H	R	ER	SO	BB	IBB	HBP	BLK	WP	HR	S	P	ERA	WHIP
Jim Perry, R ERA: 5.21 (1, 1)	1.0		8	3	4	1	0	1	0	0	0	0	0	7	11	9.00	4.000
Mudcat Grant, R ERA: 2.16 (2, 1)	4.0		18	4	0	0	2	3	0	0	0	0	0	19	31	0.00	1.750
Carl Thomas, R ERA: 5.4 (6, 1)	2.1		10	2	2	2	3	1	0	0	0	0	0	15	19	7.71	1.286
Dick Stigman, L ERA: 0.75 (8, 1)	0.2		4	2	0	0	2	0	0	0	0	0	0	8	8	0.00	3.000
Bobby Tiefenauer, R ERA: 3.0 (9, 1)	0.1	L	4	2	1	1	0	0	0	0	0	0	0	4	4	27.00	6.000

BOTTOM

Cleveland Indians @ Washington Senators
Griffith Stadium, Washington, DC

Tue May 03 1960, 7:05 PM EDT
Att. 7,256 - Unknown

AB 37
R 7
H 13
RBI 6
BB 5
SO 7
LOB 27



PITCHER	IP	WLS	BF	H	R	ER	SO	BB	IBB	HBP	BLK	WP	HR	S	P	ERA	WHIP
---------	----	-----	----	---	---	----	----	----	-----	-----	-----	----	----	---	---	-----	------

Batter	1	2	3	4	5	6	7	8	9	AB R H RBI BB SO LOB	TOP																								
Johnny Temple, R (1, 4) OBP: 0.281, SLG: 0.250	0-0 L4-3 1B		0-0 BB 1B		0-0 HR 1B	0-0 F9		0-3 K		5 2 3 0 0 1 1	Cleveland Indians @ Washington Senators Griffith Stadium, Washington, DC Wed May 04 1960, 7:05 PM EDT Att. 7,130 - Unknown livebaseballscorecards.com																								
Harvey Kuenn, R (1, 9) OBP: 0.341, SLG: 0.243	0-0 L4-3 1-2		4-0 1B 1-2 BB		0-0 1-3 1-2	4-0 BB		0-0 FC6-4 1-2f	3 0 0 0 2 0 3																										
Walt Bond, L (1, 8) OBP: 0.356, SLG: 0.538 Jim Piersall, R (9, PH) OBP: 0.351, SLG: 0.324	0-0 HR		0-0 1-3 2-H 1B		0-0 HR 2-H	0-3 K		0-0 6-3	4 2 3 4 0 1 1 1 0 0 0 0 0 0																										
Tito Francona, L (1, 7) OBP: 0.373, SLG: 0.340	0-3 K		0-0 F6		0-0 2B 1B		0-0 3-1 1B	0-3 K	5 1 2 0 0 2 2																										
Vic Power, R (1, 3) OBP: 0.385, SLG: 0.516		0-0 PB 1B	0-0 F6		0-0 1-3 1B 2B		0-0 F6	0-0 FC4 1B	5 1 3 0 0 0 3																										
John Romano, R (1, 2) OBP: 0.444, SLG: 0.286		0-3 K 1-2		0-3 K	0-0 5-3 1B 2-H 3-H		0-0 3-1 1-2	0-0 FC4 1-2f	5 0 1 2 0 2 3																										
Woodie Held, R (1, 6) OBP: 0.351, SLG: 0.608		0-0 F3		0-3 K	0-0 5-3 1-2		0-3 K		4 0 0 0 0 2 3																										
Bubba Phillips, R (1, 5) OBP: 0.292, SLG: 0.372		0-0 1-3		0-0 E3 WP	0-0 F9			0-0 F7	4 0 0 0 0 0 2																										
Barry Latman, R (1, 1) John Briggs, R (5, 1) Jim Perry, S (7, 1) Pete Whisenant, R (8, PH) Carroll Hardy, R (8, PR) Johnny Klippstein, R (8, 1)			0-0 6-3	0-0 4-3		0-0 G3		0-0 FC6-4 1B	2 0 0 0 0 0 1 1 0 0 0 0 0 0 0 0 0 0 0 0 0 1 0 1 0 0 0 0 0 0 0 0 0 0 0 0 0 0 0 0 0 0																										
Inning Stats	R: 1 E: 0 K: 1 S: 6	H: 2 LOB: 0 BB: 0 P: 6	R: 0 E: 0 K: 1 S: 6	H: 1 LOB: 1 BB: 0 P: 6	R: 1 E: 0 K: 0 S: 5	H: 2 LOB: 2 BB: 1 P: 9	R: 0 E: 1 K: 2 S: 8	H: 0 LOB: 1 BB: 0 P: 8	R: 4 E: 0 K: 0 S: 8	H: 5 LOB: 1 BB: 0 P: 8	R: 0 E: 0 K: 1 S: 5	H: 0 LOB: 1 BB: 1 P: 9	R: 0 E: 0 K: 1 S: 6	H: 1 LOB: 1 BB: 0 P: 6	R: 0 E: 0 K: 1 S: 6	H: 1 LOB: 1 BB: 0 P: 6	R: 0 E: 0 K: 1 S: 6	H: 1 LOB: 1 BB: 0 P: 6	1B: 10 2B: 2 3B: 0 HR: 2	SF: 0 SAC: 0 DP: 1 HBP: 0	WP: 1 PB: 1 SB: 0 CS: 0	PA: 42													
PITCHER Don Lee, R (1, 1) ERA: 8.78 Hal Woodeshick, L (5, 1) ERA: 3.18	IP 4.1	WLS W	BF 22	H 8	R 5	ER 5	SO 4	BB 1	IBB 0	HBP 0	BLK 0	WP 1	HR 2	S 29	P 33	ERA 10.38	WHIP 2.077	PITCHER	IP 4.2	WLS W	BF 20	H 5	R 1	ER 1	SO 4	BB 1	IBB 0	HBP 0	BLK 0	WP 0	HR 0	S 27	P 31	ERA 1.93	WHIP 1.286



BOTTOM

Cleveland Indians @ Washington Senators
Griffith Stadium, Washington, DC

livebaseballscorecards.com

AB	30
R	7
H	8
RBI	7
BB	8
SO	7
LOB	13



WP:	1	PA:	40
PB:	0	SB:	1
CS:	1		

ERA WHIP

Wed May 04 1960, 7:05 PM EDT
Att. 7,130 - Unknown

Batter	1	2	3	4	5	6	7	8	9	AB	R	H	RBI	BB	SO	LOB
Billy Gardner, R OBP: 0.343, SLG: 0.387 (1, 4)	0-0 F8	0-0 1B			0-0 F8	0-0 CS 1B		0-0 F6		5	0	2	2	0	0	0
Dan Dobbek, L OBP: 0.391, SLG: 0.459 Lenny Green, L OBP: 0.267, SLG: 0.269 (1, 8) (9, 8)	0-0 3-1	0-3 K			0-0 WP BB 1B	0-0 CS	0-3 K	0-3 K		5	1	1	0	0	3	2
Bob Allison, R OBP: 0.484, SLG: 0.593 (1, 9)	4-0 PO BB		0-0 1-3		4-0 WP BB 1B		4-0 S HR BB			1	2	0	0	3	0	0
Harmon Killebrew, R OBP: 0.370, SLG: 0.436 Reno Bertoia, R OBP: 0.316, SLG: 0.278 (1, 5) (8, 5)	0-0 PO	0-0 FC6-5 2B	0-0 F7		0-0 L5		0-3 K			4	0	1	0	0	1	3
Jim Lemon, R OBP: 0.353, SLG: 0.578 (1, 7)		0-0 FC6-5 BB 1B	0-3 K		0-0 BB 1B		0-0 HR			4	2	2	4	0	1	1
Don Mincher, L OBP: 0.367, SLG: 0.460 (1, 3)		4-0 BB 1B BB		0-0 4-3	4-0 BB 1B		4-0 BB			1	1	0	0	3	0	0
Billy Consolo, R OBP: 0.418, SLG: 0.500 (1, 6)		0-0 BB 1B 1B		0-0 F3	0-0 F3		0-0 BB 1B			4	1	2	1	0	0	2
Earl Battey, R OBP: 0.383, SLG: 0.513 (1, 2)		0-3 K		4-0 BB		0-0 F7	0-0 F9			3	0	0	0	1	1	4
Don Lee, R OBP: 0.333, SLG: 0.200 Hal Woodeshick, R ERA: 5.12 (1, 1) (5, 1)		4-0 BB 1B BB		0-0 4-3		0-0 F4		0-3 K		1	0	0	0	1	0	1
										2	0	0	0	0	1	0

Inning Stats	R: 0	H: 0	E: 0	K: 0	S: 2	R: 3	H: 3	E: 0	K: 2	S: 10	R: 0	H: 0	E: 0	K: 1	S: 5	R: 0	H: 0	E: 0	K: 0	S: 3	R: 2	H: 2	E: 0	K: 0	S: 5	R: 0	H: 1	E: 0	K: 0	S: 3	R: 2	H: 2	E: 0	K: 2	S: 9	R: 0	H: 0	E: 0	K: 2	S: 7
	LOB: 0	BB: 1	P: 6	LOB: 2	BB: 2	P: 18	LOB: 0	BB: 0	P: 5	LOB: 1	BB: 1	P: 7	LOB: 2	BB: 2	P: 13	LOB: 0	BB: 0	P: 3	LOB: 2	BB: 2	P: 17	LOB: 0	BB: 0	P: 7	LOB: 0	BB: 0	P: 7	LOB: 0	BB: 0	P: 7	LOB: 0	BB: 0	P: 7	LOB: 0	BB: 0	P: 7	LOB: 0	BB: 0	P: 7	

PITCHER	IP	WLS	BF	H	R	ER	SO	BB	IBB	HBP	BLK	WP	HR	S	P	ERA	WHIP
Barry Latman, R ERA: 4.58 (1, 1)	4.2		24	5	5	5	3	6	0	0	0	1	0	24	48	9.64	2.357
John Briggs, R ERA: 3.6 (5, 1)	2.0	L	10	3	2	2	2	2	0	0	0	0	1	12	20	9.00	2.500
Jim Perry, R ERA: 5.12 (7, 1)	0.1		1	0	0	0	0	0	0	0	0	0	0	1	1	0.00	0.000
Johnny Klippstein, R ERA: (8, 1)	1.0		3	0	0	0	2	0	0	0	0	0	0	7	7	0.00	0.000

Batter	1	2	3	4	5	6	7	8	9	AB R H RBI BB SO LOB	TOP				
Johnny Temple, R (1, 4) <small>OBP: 0.300, SLG: 0.262</small>	0-0 		4-0 	0-0 5-3		0-0 	0-0 		0-0 	5 3 2 0 1 0 1					
Harvey Kuenn, R (1, 9) <small>OBP: 0.360, SLG: 0.302</small> Carroll Hardy, R (9, PR) <small>OBP: 0.333, SLG: 0.200</small>	0-0 		0-0 	0-0 		0-0 	0-0 	0-0 	0-0 	6 1 3 2 0 0 2 0 0 0 0 0 0 0					
Walt Bond, L (1, 8) <small>OBP: 0.333, SLG: 0.477</small>	4-0 		0-0 		0-3 	0-0 	0-0 		0-0 	5 2 0 1 1 1 4					
Tito Francona, L (1, 7) <small>OBP: 0.422, SLG: 0.472</small> Gary Bell, R (8, 1) <small>OBP: 0.143, SLG: 0.077</small>	0-0 		4-0 		4-0 	0-0 		0-0 	0-3 	3 3 3 4 2 0 0 1 0 0 0 0 1 1					
Vic Power, R (1, 3) <small>OBP: 0.386, SLG: 0.522</small>	0-0 		0-3 		0-0 	0-0 		0-0 		5 1 2 2 0 1 3					
Russ Nixon, L (1, 2) <small>OBP: 0.306, SLG: 0.279</small>	0-0 		4-0 		4-0 	0-0 		0-3 		3 0 1 0 2 1 1					
Woodie Held, R (1, 6) <small>OBP: 0.371, SLG: 0.607</small>		0-0 	0-3 		0-0 	0-0 		0-0 		5 0 3 1 0 1 5					
Bubba Phillips, R (1, 5) <small>OBP: 0.264, SLG: 0.333</small>		0-0 	0-0 		0-0 		0-0 	0-0 		5 0 0 0 0 0 7					
Wynn Hawkins, R (1, 1) <small>OBP: 0.091, SLG: 0.091</small> Bob Grim, R (7, 1) <small>OBP: 0.368, SLG: 0.343</small> Jim Piersall, R (8, 7)		0-3 		0-0 	0-3 		0-3 		0-0 	4 0 0 0 0 3 2 0 0 0 0 0 0 0 1 1 1 0 0 0 0					
Inning Stats	R: 2 H: 2 E: 0 LOB: 1 K: 0 BB: 1 S: 5 P: 9	R: 0 H: 1 E: 0 LOB: 0 K: 1 BB: 0 S: 5 P: 5	R: 2 H: 1 E: 1 LOB: 3 K: 2 BB: 3 S: 9 P: 21	R: 0 H: 0 E: 0 LOB: 0 K: 0 BB: 0 S: 3 P: 3	R: 2 H: 2 E: 0 LOB: 2 K: 2 BB: 2 S: 9 P: 17	R: 2 H: 4 E: 0 LOB: 2 K: 0 BB: 0 S: 7 P: 7	R: 1 H: 1 E: 1 LOB: 1 K: 1 BB: 0 S: 7 P: 7	R: 1 H: 2 E: 0 LOB: 1 K: 1 BB: 0 S: 7 P: 7	R: 1 H: 2 E: 0 LOB: 1 K: 1 BB: 0 S: 7 P: 7	1B: 10 SF: 0 2B: 4 SAC: 0 3B: 0 DP: 1 HR: 1 HBP: 0	WP: 1 PA: 49 PB: 0 SB: 2 CS: 0				
PITCHER	IP WLS BF H R ER SO BB IBB HBP BLK WP HR S P ERA WHIP	IP WLS BF H R ER SO BB IBB HBP BLK WP HR S P ERA WHIP													
Milt Pappas, R (1, 1) <small>ERA: 8.02</small> Gordon Jones, R (5, 1) <small>ERA: 9.35</small> Rip Coleman, L (6, 1) <small>ERA: 11.25</small> Jack Fisher, R (7, 1) <small>ERA: 9.31</small> Bob Mabe, R (9, 1) <small>ERA: 27.0</small>	4.0 L 20 4 4 4 3 3 1 0 0 1 0 22 38 9.00 1.750	1.0 7 2 2 2 2 1 1 0 0 0 0 9 17 18.00 3.000	1.0 7 4 2 2 0 0 0 0 0 0 0 7 7 18.00 4.000	2.0 10 3 2 1 2 0 0 0 0 0 1 14 14 4.50 1.500	0.0 1 1 1 1 0 0 0 0 0 0 0 1 1 ∞ ∞	Arnie Portocarrero, R (9, 1) <small>ERA: 2.89</small>	1.0 4 1 0 0 1 0 0 0 0 0 0 6 6 0.00 1.000								

Cleveland Indians @ Baltimore Orioles
 Memorial Stadium, Baltimore, MD
 Thu May 05 1960, 7:05 PM EDT
 Att. 8,816 - Unknown

livebaseballscorecards.com

AB	43
R	11
H	15
RBI	10
BB	6
SO	8
LOB	26



BOTTOM

Cleveland Indians @ Baltimore Orioles
Memorial Stadium, Baltimore, MD
 Thu May 05 1960, 7:05 PM EDT
 Att. 8,816 - Unknown

livebaseballscorecards.com

AB	37
R	6
H	11
RBI	5
BB	4
SO	8
LOB	17



WP: 0	PA: 42
PB: 1	SB: 0
CS: 0	

AB R H RBI BB SO LOB

5 0 1 0 0 2 2

5 0 0 0 0 1 1

4 1 1 0 1 1 1

3 2 2 1 2 1 0

5 2 2 2 0 2 4

4 1 2 1 0 1 1

3 0 2 1 1 0 0

4 0 1 0 0 0 4

1	0	0	0	0	0	2
1	0	0	0	0	0	1
0	0	0	0	0	0	0
0	0	0	0	0	0	0
0	0	0	0	0	0	0
1	0	0	0	0	0	1
0	0	0	0	0	0	0
1	0	0	0	0	0	0
0	0	0	0	0	0	0
0	0	0	0	0	0	0

1B: 6	SF: 0
2B: 4	SAC: 0
3B: 0	DP: 0
HR: 1	HBP: 0

Batter	1	2	3	4	5	6	7	8	9
Marv Breeding, R (1, 4) OBP: 0.321, SLG: 0.347	0-0 FC6-4 1B	0-3 K			0-0 6-3		0-0 L4	0-3 K	
Al Pilarcik, L (1, 9) OBP: 0.422, SLG: 0.500	0-0 FC6-4 4-3 1-2f		0-3 K		0-0 F8		0-0 1-3	0-0 F5	
Gene Woodling, L (1, 7) OBP: 0.514, SLG: 0.519	0-0 4-3 2-3		4-0 PO BB BB		0-3 K		0-0 2B 2B 1B	0-0 F7	
Jim Gentile, L (1, 3) OBP: 0.429, SLG: 0.683	4-0 BB		4-0 BB BB		1-2 BB	0-0 HR	0-0 1-3 2B 2B	0-3 K	
Jackie Brandt, R (1, 8) OBP: 0.414, SLG: 0.311	0-0 F3		0-3 K		0-0 F9 PB 2B	0-0 2B 2B	0-0 2B 2B	0-3 K	
Brooks Robinson, R (1, 5) OBP: 0.301, SLG: 0.323		0-0 1B 1B	0-0 PO 2-3	0-3 K	0-0 F9 2-3	0-0 2B 1B 2B			
Joe Ginsberg, L (1, 2) OBP: 0.400, SLG: 0.353		0-0 G3 1B		4-0 BB BB BB	4-0 FC5-4 BB	0-0 3-1	0-0 FC5-4 1B		
Ron Hansen, R (1, 6) OBP: 0.413, SLG: 0.544		0-0 G3 1-2		0-0 FC5-4 1-2f	0-0 F3	0-0 1B	0-0 FC5-4 1-2f		
Milt Pappas, R Clint Courtney, L Gordon Jones, R Rip Coleman, L Bob Boyd, L Jack Fisher, R Albie Pearson, L Bob Mabe, R Annie Portocarrero, R	0-0 F5			0-0 F3		0-0 F4		0-0 F9	

Inning Stats	R: 0	H: 1	E: 1	K: 0	S: 4	LOB: 2	BB: 1	P: 8
Inning Stats	R: 0	H: 2	E: 0	K: 1	S: 7	LOB: 2	BB: 0	P: 7
Inning Stats	R: 0	H: 0	E: 0	K: 2	S: 6	LOB: 1	BB: 2	P: 14
Inning Stats	R: 0	H: 0	E: 0	K: 1	S: 5	LOB: 1	BB: 1	P: 9
Inning Stats	R: 0	H: 0	E: 0	K: 1	S: 5	LOB: 0	BB: 0	P: 5
Inning Stats	R: 2	H: 3	E: 0	K: 0	S: 6	LOB: 1	BB: 0	P: 6
Inning Stats	R: 4	H: 5	E: 0	K: 0	S: 8	LOB: 1	BB: 0	P: 8
Inning Stats	R: 0	H: 0	E: 0	K: 1	S: 5	LOB: 0	BB: 0	P: 5
Inning Stats	R: 0	H: 0	E: 0	K: 2	S: 7	LOB: 0	BB: 0	P: 7

PITCHER	IP	WLS	BF	H	R	ER	SO	BB	IBB	HBP	BLK	WP	HR	S	P	ERA	WHIP
Wynn Hawkins, R (1, 1) ERA: 3.68	6.2	W	31	8	4	4	5	4	0	0	0	0	1	37	53	5.40	1.800
Bob Grim, R (7, 1) ERA: 11.57	0.1		4	3	2	2	0	0	0	0	0	0	0	4	4	54.00	9.000
Gary Bell, R (8, 1) ERA: 1.73	2.0	S	6	0	0	0	3	0	0	0	0	0	0	12	12	0.00	0.000

Batter	1	2	3	4	5	6	7	8	9	AB R H RBI BB SO LOB	TOP	
Johnny Temple, R (1, 4) OBP: 0.297, SLG: 0.275	0-0 6-3 2B		0-0 1-3		0-0 L6			0-0 F8		4 0 1 0 0 0 0		
Harvey Kuenn, R (1, 9) OBP: 0.377, SLG: 0.348 Carroll Hardy, R (7, 9) OBP: 0.286, SLG: 0.167	0-0 6-3 2-3		0-0 1B		0-0 2B			0-0 6-3		3 0 2 0 0 0 1 1 0 0 0 0 0 0		
Walt Bond, L (1, 8) OBP: 0.327, SLG: 0.458	0-0 F8		0-0 E8 1-3 1B		0-0 F8			0-0 G3		4 0 1 0 0 0 2		
Tito Francona, L (1, 7) OBP: 0.426, SLG: 0.464	0-3 K2-3		4-0 1B IBB		0-0 5-3			0-0 4-3 HR 1B		3 1 1 0 1 1 1		
Vic Power, R (1, 3) OBP: 0.370, SLG: 0.500 Don Dillard, L (9, PH) OBP: 0.250, SLG: 0.143		0-0 5-3	0-0 F8		0-0 4-3			0-3 K		3 0 0 0 0 0 3 1 0 0 0 0 1 1		
Russ Nixon, L (1, 2) OBP: 0.308, SLG: 0.283 Bob Hale, L (9, PH) OBP: 0.500, SLG: 0.333		0-0 G5-3 1B 1B		0-0 4-3		0-0 F8		0-0 4-3		3 0 1 0 0 0 0 1 0 0 0 0 0 1		
Woodie Held, R (1, 6) OBP: 0.379, SLG: 0.650		0-0 G5-3 1-2 1B		0-0 F8		0-0 F8		0-0 HR		4 1 2 2 0 0 0		
Bubba Phillips, R (1, 5) OBP: 0.255, SLG: 0.320 Carl Thomas, R (5, 1) Pete Whisenant, R (7, PH) OBP: 0.200, SLG: 0.200 Mike Lee, L (7, 1) Jim Piersall, R (9, PH) OBP: 0.359, SLG: 0.333		0-0 G5-3 1-2 2-3f		0-3 K			0-0 F9	0-0 5-3		2 0 0 0 0 1 2 0 0 0 0 0 0 0 1 0 0 0 0 0 0 0 0 0 0 0 0 0 1 0 0 0 0 0 0		
Dick Stigman, R (1, 1) OBP: 0.500, SLG: 0.333 Jim Perry, S (4, 1) OBP: 0.200, SLG: 0.200 Steve Demeter, R (5, PH) (5, 5)			0-3 K		0-0 6-3		0-0 F8			1 0 0 0 0 1 0 0 0 0 0 0 0 0 2 0 0 0 0 0 0		
Inning Stats	R: 0 H: 1 E: 0 LOB: 1 K: 1 BB: 0 S: 6 P: 6	R: 0 H: 2 E: 0 LOB: 1 K: 0 BB: 0 S: 4 P: 4	R: 0 H: 2 E: 1 LOB: 3 K: 1 BB: 1 S: 7 P: 11	R: 0 H: 0 E: 0 LOB: 0 K: 1 BB: 0 S: 5 P: 5	R: 0 H: 1 E: 0 LOB: 1 K: 0 BB: 0 S: 4 P: 4	R: 0 H: 0 E: 0 LOB: 0 K: 0 BB: 0 S: 3 P: 3	R: 0 H: 0 E: 0 LOB: 0 K: 0 BB: 0 S: 3 P: 3	R: 0 H: 0 E: 0 LOB: 0 K: 1 BB: 0 S: 7 P: 7	R: 2 H: 2 E: 0 LOB: 0 K: 1 BB: 0 S: 7 P: 7	1B: 5 SF: 0 2B: 2 SAC: 0 3B: 0 DP: 1 HR: 1 HBP: 0	WP: 0 PA: 35 PB: 0 SB: 0 CS: 0	
PITCHER Hal Brown, R (1, 1) ERA: 1.59	IP WLS BF H R ER SO BB IBB HBP BLK WP HR S P ERA WHIP	9.0 W 35 8 2 2 4 0 1 0 0 0 1 42 46 2.00 0.889										

Cleveland Indians @ Baltimore Orioles
 Memorial Stadium, Baltimore, MD
 Fri May 06 1960, 7:05 PM EDT
 Att. 12,510 - Unknown

livebaseballscorecards.com

AB	34
R	2
H	8
RBI	2
BB	1
SO	4
LOB	11



Batter	1	2	3	4	5	6	7	8	9	AB	R	H	RBI	BB	SO	LOB
--------	---	---	---	---	---	---	---	---	---	----	---	---	-----	----	----	-----


<p>Marv Breeding, R (1, 4) OBP: 0.325, SLG: 0.351</p>	<p>Gene Woodling, L (1, 7) Albie Pearson, L (7, 9) OBP: 0.526, SLG: 0.518 OBP: 0.379, SLG: 0.435</p>		<p>Jackie Brandt, R (1, 8) OBP: 0.429, SLG: 0.298</p>	<p>Walt Drogo, R (1, 3) Jim Gentile, L (4, PH) OBP: 0.250, SLG: 0.176 OBP: 0.423, SLG: 0.651</p>	<p>Brooks Robinson, R (1, 5) OBP: 0.333, SLG: 0.377</p>	<p>Willie Tasby, R (1, 9) OBP: 0.355, SLG: 0.357</p>	<p>Ron Hansen, R (1, 6) OBP: 0.433, SLG: 0.550</p>	<p>Joe Ginsberg, L (1, 2) OBP: 0.391, SLG: 0.350</p>	<p>Hal Brown, R (1, 1) OBP: 0.333, SLG: 0.143</p>	<p>5 1 2 2 0 1 1</p>							
				<p>1-2 2-3 3-H BB BB 1B</p>		<p>0-3 K</p>		<p>1-3 FC4-6 1B</p>		<p>2 2 1 0 1 1 0 1 0 0 0 0 0 2</p>							
				<p>1-2 2-3 BB BB 2B BB</p>		<p>1-0 1B WP HBP</p>		<p>1-2f FC4-6 1B</p>		<p>2 1 0 1 3 0 2</p>							
				<p>1-2 2-3 3-H BB BB 2B BB</p>		<p>0-0 F5</p>		<p>4-0 FC4-6 BB</p>		<p>2 0 0 0 0 0 2 2 1 0 1 1 0 2</p>							
				<p>1-2 2-3 BB BB 2B BB</p>		<p>0-0 F8</p>		<p>1-2f FC4-6 BB</p>		<p>4 1 3 4 1 0 0</p>							
				<p>1B 2B</p>		<p>0-0 CS 1B</p>		<p>4-0 G4-6-3 BB</p>		<p>5 1 2 0 0 0 3</p>							
				<p>SH5-3 1B FC6-2 1B F7</p>		<p>0-0 CS 1B</p>		<p>0-0 G4-6-3 BB</p>		<p>3 1 2 1 1 0 0</p>							
						<p>0-0 L5</p>		<p>1B BB</p>		<p>AB 32 R 9 H 11 RBI 9 BB 8 SO 3 LOB 20</p>							
						<p>FC6-2 SH5-3 1B 1B</p>		<p>0-0 F4</p>									
						<p>SH5-3 1-2 2-3</p>		<p>0-0 F9</p>									
						<p>FC6-2 BB BB 1B BB</p>											
						<p>BB</p>											

Inning Stats	R: 0	H: 0	E: 0	K: 1	S: 5	R: 0	H: 2	E: 0	K: 1	S: 7	R: 0	H: 1	E: 0	K: 0	S: 4	R: 7	H: 5	E: 0	K: 0	S: 8	R: 0	H: 0	E: 0	K: 1	S: 5	R: 1	H: 1	E: 0	K: 0	S: 3	R: 1	H: 2	E: 0	K: 0	S: 5	R: 0	H: 0	E: 0	K: 0	S: 2	1B: 8	2B: 2	3B: 1	HR: 0	SF: 0	SAC: 1	DP: 1	HBP: 1	WP: 1	PB: 0	SB: 0	CS: 1	PA: 43
--------------	------	------	------	------	------	------	------	------	------	------	------	------	------	------	------	------	------	------	------	------	------	------	------	------	------	------	------	------	------	------	------	------	------	------	------	------	------	------	------	------	-------	-------	-------	-------	-------	--------	-------	--------	-------	-------	-------	-------	--------

PITCHER	IP	WLS	BF	H	R	ER	SO	BB	IBB	HBP	BLK	WP	HR	S	P	ERA	WHIP
Dick Stigman, L (1, 1) ERA: 4.02	3.2	L	21	7	6	6	2	3	0	0	0	0	0	22	34	14.73	2.727
Jim Perry, R (4, 1) ERA: 5.49	0.1		3	1	1	1	0	1	0	0	0	0	0	2	6	27.00	6.000
Carl Thomas, R (5, 1) ERA: 5.06	2.0		8	1	1	1	1	1	0	1	0	1	0	8	13	4.50	1.000
Mike Lee, L (7, 1) ERA: 4.5	2.0		10	2	1	1	0	3	0	0	0	0	0	7	19	4.50	2.500

Cleveland Indians @ Baltimore Orioles
Memorial Stadium, Baltimore, MD
 Fri May 06 1960, 7:05 PM EDT
 Att. 12,510 - Unknown

livebaseballscorecards.com



Batter	1	2	3	4	5	6	7	8	9	AB R H RBI BB SO LOB	TOP
Johnny Temple, R (1, 4) <small>OBP: 0.316, SLG: 0.278</small>	0-3 		0-0 		4-0 		0-0 		4-0 	3 0 1 0 2 1 0	
Harvey Kuenn, R (1, 9) <small>OBP: 0.379, SLG: 0.360</small> Carroll Hardy, R (9, PR) <small>OBP: 0.286, SLG: 0.167</small> (9, 8)	0-0 		0-0 		0-0 		0-0 		0-0 	4 0 2 1 0 0 2 0 0 0 0 0 0 0	
Walt Bond, L (1, 8) <small>OBP: 0.339, SLG: 0.451</small> Jim Piersall, R (9, PH) <small>OBP: 0.350, SLG: 0.333</small> (9, 9)	4-0 			0-0 	0-0 		0-0 		0-0 	3 0 1 1 1 0 1 0 0 0 1 0 0 0	
Tito Francona, L (1, 7) <small>OBP: 0.417, SLG: 0.450</small> Pete Whisenant, R (9, PH) <small>OBP: 0.167, SLG: 0.167</small> (9, 7)	0-0 			0-0 	0-0 		0-0 		0-3 	4 0 1 0 0 0 4 1 0 0 0 0 1 2	
Vic Power, R (1, 3) <small>OBP: 0.351, SLG: 0.473</small>		0-0 		0-3 		0-0 		0-0 		4 0 0 0 0 1 1	
Russ Nixon, L (1, 2) <small>OBP: 0.304, SLG: 0.265</small>		0-3 		0-0 		4-0 		0-0 		3 0 0 0 1 1 1	
George Strickland, R (1, 5) <small>OBP: 0.375, SLG: 0.167</small>		0-0 			1-0 	0-0 		0-3 		3 1 0 0 0 1 1	
Woodie Held, R (1, 6) <small>OBP: 0.371, SLG: 0.619</small>			0-0 		1-0 	0-3 		0-3 		3 1 0 0 0 2 2	
Gary Bell, R (1, 1) <small>OBP: 0.235, SLG: 0.133</small>			4-0 		0-0 	0-0 		0-0 		2 1 1 0 1 0 2	
Inning Stats	R: 0 H: 0 E: 0 LOB: 1 K: 1 BB: 1 S: 5 P: 9	R: 0 H: 0 E: 0 LOB: 0 K: 1 BB: 0 S: 5 P: 5	R: 0 H: 1 E: 0 LOB: 1 K: 0 BB: 1 S: 3 P: 7	R: 0 H: 1 E: 0 LOB: 1 K: 1 BB: 0 S: 6 P: 6	R: 2 H: 1 E: 0 LOB: 2 K: 0 BB: 1 S: 4 P: 10	R: 0 H: 0 E: 1 LOB: 2 K: 1 BB: 1 S: 6 P: 10	R: 0 H: 1 E: 0 LOB: 1 K: 0 BB: 0 S: 4 P: 4	R: 0 H: 0 E: 0 LOB: 0 K: 1 BB: 0 S: 5 P: 5	R: 1 H: 2 E: 0 LOB: 2 K: 2 BB: 1 S: 9 P: 13	1B: 6 SF: 2 2B: 0 SAC: 1 3B: 0 DP: 1 HR: 0 HBP: 2	WP: 0 PA: 40 PB: 0 SB: 0 CS: 0
PITCHER Chuck Estrada, R (1, 1) <small>ERA: 2.63</small> Steve Barber, L (9, 1) <small>ERA: 2.16</small>	IP WLS BF H R ER SO BB IBB HBP BLK WP HR S P ERA WHIP 8.0 L 34 4 2 2 5 4 0 2 0 0 0 0 38 56 2.25 1.000 1.0 6 2 1 1 2 1 0 0 0 0 0 0 9 13 9.00 3.000										

Cleveland Indians @ Baltimore Orioles
 Memorial Stadium, Baltimore, MD
 Sat May 07 1960, 3:33 AM EDT
 Att: 11,133 - Unknown

AB	30
R	3
H	6
RBI	3
BB	5
SO	7
LOB	16



WP: 0	PA: 40
PB: 0	
SB: 0	
CS: 0	

Batter	1	2	3	4	5	6	7	8	9	AB R H RBI BB SO LOB
Marv Breeding, R (1, 4) <small>OBP: 0.314, SLG: 0.338</small> Bob Boyd, L (8, PH) <small>OBP: 0.286, SLG: 0.357</small> (9, 3)	0-0 6-3		0-3 K		0-3 K			0-0 BB HBP 1B	0-0 1-3	3 0 0 0 0 2 1 2 0 1 0 0 0 2
Albie Pearson, L (1, 8) <small>OBP: 0.394, SLG: 0.423</small>	0-0 3-1		4-0 BB			0-0 1B 1B		0-3 K		3 0 1 0 0 1 1 1
Gene Woodling, L (1, 7) <small>OBP: 0.524, SLG: 0.508</small> Jackie Brandt, R (8, PR) <small>OBP: 0.429, SLG: 0.298</small> (9, 7)	0-0 4-3		0-0 4-3			0-0 1-3 1B		1-0 BB HBP		3 0 1 0 0 0 2 0 0 0 0 0 0 0
Jim Gentile, L (1, 3) <small>OBP: 0.411, SLG: 0.609</small> Willie Tasby, R (8, PR) <small>OBP: 0.355, SLG: 0.357</small> Steve Barber, L (9, 1)		0-0 F7		0-0 3-1		0-0 L4-3 1B		4-0 BB		3 0 0 0 0 1 0 2 0 0 0 0 0 0 0 0 0 0 0 0 0 0
Al Pilarcik, L (1, 9)		0-0 G3		0-0 L8		0-0 F6		0-0 F8		4 0 0 0 0 0 4
Brooks Robinson, R (1, 5)		0-0 4-3		0-0 3B			0-0 5-3		0-3 K	4 0 1 0 0 0 1 0
Joe Ginsberg, L (1, 2) <small>OBP: 0.370, SLG: 0.304</small>			4-0 3B BB		0-0 F9		0-0 F8		0-0 G3	3 1 0 0 1 0 1
Ron Hansen, R (1, 6) <small>OBP: 0.423, SLG: 0.524</small>			0-0 F9		0-0 6-3		0-3 K		4-0 BB BB	3 0 0 0 1 1 1
Chuck Estrada, R (1, 1) <small>OBP: 0.333, SLG: 0.667</small> Clint Courtney, L (8, PH) <small>OBP: 0.364, SLG: 0.250</small> Billy Klaus, L (9, 4) <small>OBP: 0.400, SLG: 1.000</small> John Powers, L (9, PH) <small>OBP: 0.238, SLG: 0.111</small>			0-0 1-H 3B		0-0 5-3			0-0 F9	4-0 BB	2 0 1 1 0 0 0 1 0 0 0 0 0 0 0 0 0 0 0 0 0 0 0 0 0 1 0 0

Inning Stats	R: 0	H: 0	E: 0	K: 0	S: 3	R: 0	H: 0	E: 0	K: 0	S: 3	R: 0	H: 0	E: 0	K: 1	S: 6	R: 0	H: 1	E: 0	K: 0	S: 4	R: 0	H: 2	E: 0	K: 0	S: 4	R: 0	H: 0	E: 0	K: 1	S: 5	R: 0	H: 1	E: 0	K: 1	S: 6	R: 0	H: 0	E: 0	K: 1	S: 5	R: 0	H: 3	E: 0	K: 1	S: 5	R: 0	H: 0	E: 0	K: 1	S: 5	1B: 3	SF: 0	2B: 1	SAC: 0	3B: 2	DP: 1	HR: 0	HBP: 1	WP: 0	PA: 37
Gary Bell, R (1, 1) <small>ERA: 1.59</small>	IP: 9.0	WLS: W	BF: 37	H: 5	R: 1	ER: 1	SO: 5	BB: 5	IBB: 0	HBP: 1	BLK: 0	WP: 0	HR: 0	S: 41	P: 62	ERA: 1.00	WHIP: 1.111																																											


BOTTOM

Cleveland Indians @ Baltimore Orioles
 Memorial Stadium, Baltimore, MD

Sat May 07 1960, 3:33 AM EDT
 Att. 11,133 - Unknown

livebaseballscorecards.com

AB	31
R	1
H	5
RBI	1
BB	5
SO	5
LOB	14



Batter	1	2	3	4	5	6	7	8	9	10	AB R H RBI BB SO LOB	TOP												
Johnny Temple, R (1, 4) OBP: 0.333, SLG: 0.303	0-0 G6-4-3 2B		0-0 6-3		4-0 1-2 E BB			0-0 6-3		0-0 1B HR 1B	4 2 2 1 1 0 0	Cleveland Indians @ New York Yankees Yankee Stadium, Bronx, NY Tue May 10 1960, 7:05 PM EDT Att. 26,651 - Unknown - 61 F												
Harvey Kuenn, R (1, 9) OBP: 0.397, SLG: 0.358	4-0 G6-4-3 BB		4-0 FC6-4 BB		0-0 1-2 2-3 E6			0-0 4-3		0-0 2-3 HR 1B	3 1 1 0 2 0 2													
Jim Piersall, R (1, 7) OBP: 0.333, SLG: 0.390	0-0 G6-4-3 1-2f 2-3		0-0 FC6-4 1-2f		0-0 1-2f F7			0-0 F8		0-0 1-H 3-H HR	5 1 1 3 0 0 6													
Woodie Held, R (1, 6) OBP: 0.373, SLG: 0.612	0-0 1B 2B 3-H			0-0 3-1				0-0 6-3		0-0 F2 1B BB	4 0 1 1 1 0 0													
Vic Power, R (1, 3) OBP: 0.354, SLG: 0.468	0-0 2-H 1B			0-0 F7				0-0 F5		0-0 4-3 1-2 1B	5 0 2 0 0 0 0													
John Romano, R (1, 2) OBP: 0.348, SLG: 0.211		0-0 L1		0-0 5-3				0-3 K		0-0 F7 K	5 0 0 0 0 2 2													
George Strickland, R (1, 5) OBP: 0.364, SLG: 0.222		0-0 F4			0-0 G5-4-3 1B			0-0 F8		0-0 L7	3 0 1 0 0 0 0 1 0 0 0 0 0 0 0 0 0 0 0 0 0													
Bob Hale, L (10, PH) OBP: 0.444, SLG: 0.286																								
Bubba Phillips, R (10, 5) OBP: 0.255, SLG: 0.320																								
Carroll Hardy, R (1, 8) OBP: 0.200, SLG: 0.111		0-0 G3			0-0 G5-4-3 1-2f			0-0 F6		1-0 SH1-4 1B HBP	3 0 0 0 0 0 1 0 1 0 0 0 0 0													
Walt Bond, L (10, PH) OBP: 0.350, SLG: 0.451																								
Jim Perry, S (1, 1) OBP: 0.250, SLG: 0.250			0-0 F8					0-0 4-3		0-0 SH1-4 1-2	3 0 1 0 0 0 0 0 0 0 0 0 0 0													
Dick Stigman, R (8, 1) OBP: 0.500, SLG: 0.333																								
Inning Stats	R: 1 E: 0 K: 0 S: 4	H: 3 LOB: 2 BB: 1 P: 8	R: 0 E: 0 K: 0 S: 3	H: 0 LOB: 0 BB: 0 P: 3	R: 0 E: 0 K: 0 S: 3	H: 0 LOB: 1 BB: 1 P: 7	R: 0 E: 0 K: 0 S: 3	H: 0 LOB: 0 BB: 0 P: 3	R: 0 E: 1 K: 0 S: 5	H: 2 LOB: 3 BB: 1 P: 9	R: 0 E: 0 K: 1 S: 5	H: 0 LOB: 0 BB: 0 P: 5	R: 0 E: 0 K: 0 S: 3	H: 0 LOB: 0 BB: 0 P: 3	R: 0 E: 0 K: 0 S: 3	R: 0 E: 0 K: 0 S: 3	R: 0 E: 0 K: 1 S: 9	H: 4 LOB: 2 BB: 1 P: 14	1B: 6 2B: 2 3B: 0 HR: 1	SF: 0 SAC: 1 DP: 2 HBP: 1	WP: 0 PB: 0 SB: 0 CS: 0	PA: 42		
PITCHER	IP WLS BF H R ER SO BB IBB HBP BLK WP HR S P ERA WHIP																							
Bill Short, L (1, 1) ERA: 2.25	4.2		18	5	1	1	0	2	0	0	0	0	0	16	24	1.93	1.500							
Bob Turley, R (5, 1) ERA: 4.26	4.1		15	0	0	0	1	1	0	0	0	0	0	16	20	0.00	0.231							
Ryne Duren, R (10, 1) ERA: 3.27	1.0	L	9	4	4	4	1	1	0	1	0	0	1	9	14	36.00	5.000							

livebaseballscorecards.com

AB	36
R	5
H	9
RBI	5
BB	4
SO	2
LOB	11



Batter	1	2	3	4	5	6	7	8	9	10	AB R H RBI BB SO LOB
Tony Kubek, L (1, 6) OBP: 0.311, SLG: 0.472	0-0 2B		0-0 F8			0-0 4-3		0-0 2-3 1B		0-0 F8	5 0 2 0 0 0 0
Gil McDougald, R (1, 5) OBP: 0.294, SLG: 0.365	0-0 F7		0-0 F9			0-3 K		0-3 K		0-0 F9	5 0 0 0 0 2 3
Mickey Mantle, S (1, 8) OBP: 0.447, SLG: 0.475	4-0 BB			0-0 F8		0-0 F7		4-0 BB		0-0 6-3	3 0 0 0 2 0 0
Roger Maris, L (1, 9) OBP: 0.492, SLG: 0.824	0-0 F6			4-0 BB			0-0 4-3	0-0 F3			3 0 0 0 1 0 5
Bill Skowron, R (1, 3) OBP: 0.389, SLG: 0.696	0-3 K			0-0 F3			0-0 L6		0-0 6-3		4 0 0 0 0 1 3
Yogi Berra, L (1, 7) OBP: 0.316, SLG: 0.405 (10, 2)		0-0 F8		0-0 F5			0-0 4-3		0-0 F4		4 0 0 0 0 0 1
Elston Howard, R (1, 2) OBP: 0.277, SLG: 0.542 Ken Hunt, R (9, PR) OBP: 0.400, SLG: 0.313 (10, 7)		0-0 1-3			0-0 F8			0-0 HR	0-0 2B		4 1 2 1 0 0 0 0 0 0 0 0 0 0
Bobby Richardson, R (1, 4) OBP: 0.265, SLG: 0.286		0-0 F7			0-0 F6			0-0 L5	4-0 IBB		3 0 0 0 1 0 0
Bill Short, L (1, 1) OBP: 0.222, SLG: 0.222 Bob Turley, R (5, 1) OBP: 0.500, SLG: 1.000 Hector Lopez, R (9, PH) OBP: 0.294, SLG: 0.300 Ryne Duren, R (10, 1)			0-3 K		0-3 K			0-0 1B 2B	0-0 3-1		1 0 0 0 0 1 0 2 0 1 0 0 1 0 1 0 0 0 0 0 2 0 0 0 0 0 0 0


Inning Stats	R: 0 E: 0 K: 1 S: 6	H: 1 LOB: 2 BB: 1 P: 10	R: 0 E: 0 K: 0 S: 3	H: 0 LOB: 0 BB: 0 P: 3	R: 0 E: 0 K: 1 S: 5	H: 0 LOB: 0 BB: 0 P: 5	R: 0 E: 0 K: 0 S: 3	H: 0 LOB: 1 BB: 1 P: 7	R: 0 E: 0 K: 1 S: 5	H: 0 LOB: 0 BB: 0 P: 5	R: 0 E: 0 K: 1 S: 5	H: 0 LOB: 0 BB: 0 P: 5	R: 0 E: 0 K: 0 S: 3	H: 0 LOB: 0 BB: 0 P: 3	R: 1 E: 0 K: 1 S: 8	H: 3 LOB: 3 BB: 1 P: 12	R: 0 E: 0 K: 0 S: 4	H: 1 LOB: 2 BB: 1 P: 8	R: 0 E: 0 K: 0 S: 3	H: 0 LOB: 0 BB: 0 P: 3	1B: 1 2B: 3 3B: 0 HR: 1	SF: 0 SAC: 0 DP: 0 HBP: 0	WP: 0 PB: 0 SB: 0 CS: 0	PA: 39
--------------	------------------------------	----------------------------------	------------------------------	---------------------------------	------------------------------	---------------------------------	------------------------------	---------------------------------	------------------------------	---------------------------------	------------------------------	---------------------------------	------------------------------	---------------------------------	------------------------------	----------------------------------	------------------------------	---------------------------------	------------------------------	---------------------------------	----------------------------------	------------------------------------	----------------------------------	--------

PITCHER	IP	WLS	BF	H	R	ER	SO	BB	IBB	HBP	BLK	WP	HR	S	P	ERA	WHIP
Jim Perry, R (1, 1) ERA: 4.33	7.1		28	4	1	1	4	2	0	0	0	0	1	34	42	1.23	0.818
Dick Stigman, L (8, 1) ERA: 3.44	2.2	W	11	1	0	0	1	1	1	0	0	0	0	11	19	0.00	0.750

PITCHER	IP	WLS	BF	H	R	ER	SO	BB	IBB	HBP	BLK	WP	HR	S	P	ERA	WHIP

Cleveland Indians @ New York Yankees
Yankee Stadium, Bronx, NY
 Tue May 10 1960, 7:05 PM EDT
 Att. 26,651 - Unknown - 61 F

AB 35
 R 1
 H 5
 RBI 1
 BB 4
 SO 5
 LOB 14



Batter	1	2	3	4	5	6	7	8	9	10	11	AB R H RBI BB SO LOB	TOP	
Johnny Temple, R (1, 4) <small>OBP: 0.337, SLG: 0.321</small>												5 0 2 1 0 0 0	Cleveland Indians @ New York Yankees Yankee Stadium, Bronx, NY Thu May 12 1960, 3:33 AM EDT Att. 7,350 - Sunny - 62 F	
Harvey Kuenn, R (1, 9) <small>OBP: 0.412, SLG: 0.368</small>												4 0 2 0 1 0 1		
Walt Bond, L (1, 8) <small>OBP: 0.328, SLG: 0.418</small> Carroll Hardy, R (8, 8) <small>OBP: 0.200, SLG: 0.111</small> Bob Hale, L (10, PH) <small>OBP: 0.400, SLG: 0.250</small> Jim Piersall, R (10, 8) <small>OBP: 0.333, SLG: 0.390</small>												4 0 0 0 0 1 2 0 0 0 0 0 0 0 1 0 0 0 0 0 2 0 0 0 0 0 0 0		
Tito Francona, L (1, 7) <small>OBP: 0.390, SLG: 0.415</small>												5 0 0 0 0 1 3		
Vic Power, R (1, 3) <small>OBP: 0.345, SLG: 0.464</small>												5 1 1 0 0 0 0		
Russ Nixon, L (1, 2) <small>OBP: 0.328, SLG: 0.358</small>												4 1 2 1 0 0 0		
Woodie Held, R (1, 6) <small>OBP: 0.375, SLG: 0.592</small>												4 0 1 0 1 0 2		
Bubba Phillips, R (1, 5) <small>OBP: 0.250, SLG: 0.327</small>												5 1 1 0 0 0 4		
Gary Bell, R (1, 1) <small>OBP: 0.190, SLG: 0.105</small>												4 0 0 0 0 1 2		
Inning Stats	R: 0 H: 1 E: 0 LOB: 1 K: 1 BB: 0 S: 6 P: 6	R: 1 H: 1 E: 1 LOB: 1 K: 1 BB: 0 S: 6 P: 7	R: 0 H: 0 E: 0 LOB: 0 K: 0 BB: 0 S: 3 P: 3	R: 0 H: 1 E: 0 LOB: 2 K: 0 BB: 1 S: 4 P: 8	R: 0 H: 1 E: 0 LOB: 1 K: 1 BB: 0 S: 6 P: 6	R: 0 H: 0 E: 0 LOB: 0 K: 0 BB: 0 S: 3 P: 3	R: 1 H: 2 E: 0 LOB: 1 K: 0 BB: 0 S: 5 P: 5	R: 0 H: 0 E: 0 LOB: 0 K: 0 BB: 0 S: 3 P: 3	R: 0 H: 1 E: 0 LOB: 0 K: 0 BB: 0 S: 3 P: 3	R: 0 H: 1 E: 0 LOB: 2 K: 0 BB: 1 S: 4 P: 8	R: 1 H: 1 E: 0 LOB: 0 K: 0 BB: 0 S: 4 P: 4	1B: 4 SF: 0 2B: 4 SAC: 0 3B: 0 DP: 1 HR: 1 HBP: 1		WP: 0 PA: 44 PB: 0 SB: 1 CS: 0
PITCHER Ralph Terry, R (1, 1) <small>ERA: 1.71</small>	IP 11.0 WLS L BF 44 H 9 R 3 ER 2 SO 3 BB 1 IBB 1 HBP 1 BLK 0 WP 0 HR 1 S 47 P 56 ERA 1.64 WHIP 0.909													

livebaseballscores.com

AB	41
R	3
H	9
RBI	2
BB	2
SO	3
LOB	16



Batter	1	2	3	4	5	6	7	8	9	10	11	AB R H RBI BB SO LOB
Tony Kubek, L (1, 6) OBP: 0.316, SLG: 0.468	F8		F5		2-H 1B		F7			1B 1B		5 0 2 1 0 0 1
Mickey Mantle, S (1, 8) OBP: 0.432, SLG: 0.444	K		F9		1-2 BB		K			F7		4 0 0 0 1 2 2
Yogi Berra, L (1, 7) OBP: 0.349, SLG: 0.500	1B		4-3		4-3			HR		1-2 1B		5 1 3 1 0 0 2
Roger Maris, L (1, 9) OBP: 0.455, SLG: 0.750	L4		F8		F6		F9			F6		5 0 0 0 0 0 3
Bill Skowron, R (1, 3) OBP: 0.377, SLG: 0.662		1B 1B 1B	K		L8		F9			F3		5 0 1 0 0 1 2
Elston Howard, R (1, 2) OBP: 0.286, SLG: 0.547		1-2 1B	K		2B		K			F6		5 0 2 0 0 2 0
Gil McDougald, R (1, 5) OBP: 0.288, SLG: 0.343		K			5-3 1B BB		6-3		F3			4 1 0 0 1 1 3
Bobby Richardson, R (1, 4) OBP: 0.292, SLG: 0.303 Hector Lopez, R (11, PH) OBP: 0.286, SLG: 0.290		G5-4-3 1-2 2-3 1B			5-3		1-2 1B		4-0 CS BB			3 0 2 0 1 0 1 1 0 0 0 0 0 0
Ralph Terry, R (1, 1) OBP: 0.286, SLG: 0.290		G5-4-3 1-2			K		F2		5-3			4 0 0 0 0 1 6


Inning Stats	R: 0	H: 1	E: 0	K: 1	S: 6	P: 6	R: 0	H: 3	E: 0	K: 1	S: 7	P: 7	R: 0	H: 0	E: 0	K: 0	S: 3	P: 3	R: 0	H: 0	E: 0	K: 2	S: 7	P: 7	R: 1	H: 1	E: 0	K: 1	S: 6	P: 14	R: 0	H: 1	E: 0	K: 0	S: 4	P: 4	R: 0	H: 1	E: 0	K: 1	S: 6	P: 6	R: 1	H: 1	E: 0	K: 1	S: 6	P: 6	R: 0	H: 0	E: 0	K: 0	S: 2	P: 6	R: 0	H: 2	E: 0	K: 0	S: 5	P: 5	R: 0	H: 0	E: 0	K: 0	S: 3	P: 3
IP	11.0	WLS	W	BF	44	H	10	R	2	ER	2	SO	7	BB	3	IBB	0	HBP	0	BLK	0	WP	0	HR	1	S	55	P	67	ERA	1.64	WHIP	1.182																																	

BOTTOM

Cleveland Indians @ New York Yankees
Yankee Stadium, Bronx, NY
 Thu May 12 1960, 3:33 AM EDT
 Att. 7,350 - Sunny - 62 F

livebaseballscores.com

AB	41
R	2
H	10
RBI	2
BB	3
SO	7
LOB	20



WP	PA	1B	2B	3B	HR	SF	SAC	DP	HBP
0	44	8	1	0	1	0	0	1	0

Batter	1	2	3	4	5	6	7	8	9	AB R H RBI BB SO LOB	TOP									
Luis Aparicio, R (1, 6) OBP: 0.286, SLG: 0.259	0-3 K		0-0 FC6-4		0-0 1B		0-0 F2		0-0 6-3	5 1 1 0 0 1 2										
Nellie Fox, L (1, 4) OBP: 0.354, SLG: 0.398	0-0 HBP 1B		0-0 F7		0-0 1B		0-0 3-1		0-0 2B	5 1 3 2 0 0 1										
Minnie Minoso, R (1, 7) OBP: 0.344, SLG: 0.512	1-0 HBP		0-0 FC6-4		0-0 1B		0-0 6-3		0-0 P6	4 0 1 2 0 0 2										
Roy Sievers, R (1, 3) OBP: 0.333, SLG: 0.449	0-3 K			0-0 6-3		0-0 F7		0-3 K		4 0 0 0 0 2 3										
Sherm Lollar, R (1, 2) OBP: 0.387, SLG: 0.469	0-0 F8			0-0 5-3		0-0 4-3 S 1B		0-0 FC6-4 1B		4 0 2 0 0 0 2										
Billy Goodman, L (1, 5) OBP: 0.316, SLG: 0.371		0-0 4-3		0-0 3-1		0-0 4-3		0-0 F5		3 0 0 0 0 0 1										
Sammy Esposito, R (6, 5) OBP: 0.188, SLG: 0.214						1-3				1 0 0 0 0 0 1										
Al Smith, R (1, 9) OBP: 0.333, SLG: 0.457		0-0 6-3				0-3 K	0-0 1-3		0-0 FC6-4	4 0 0 0 0 1 2										
Jim Landis, R (1, 8) OBP: 0.388, SLG: 0.328		0-0 1-3			4-0 1B BB	4-0 S IBB			4-0 SH5-3 2B BB	1 2 0 0 3 0 0										
Billy Pierce, L (1, 1) OBP: 0.214, SLG: 0.154			4-0 FC6-4 BB		0-0 F7	0-0 F7			0-0 SH5-3	2 0 0 0 1 0 3										
Inning Stats	R: 0 E: 0 K: 2 S: 8	H: 1 LOB: 2 BB: 0 P: 9	R: 0 E: 0 K: 0 S: 3	H: 0 LOB: 0 BB: 0 P: 3	R: 0 E: 0 K: 0 S: 3	H: 0 LOB: 0 BB: 0 P: 3	R: 3 E: 0 K: 1 S: 8	H: 3 LOB: 1 BB: 1 P: 12	R: 0 E: 0 K: 0 S: 4	H: 1 LOB: 2 BB: 1 P: 8	R: 0 E: 0 K: 0 S: 3	H: 0 LOB: 0 BB: 0 P: 3	R: 0 E: 0 K: 1 S: 6	H: 1 LOB: 1 BB: 0 P: 6	R: 1 E: 0 K: 0 S: 4	H: 1 LOB: 1 BB: 1 P: 8	1B: 6 2B: 1 3B: 0 HR: 0	SF: 0 SAC: 1 DP: 0 HBP: 1	WP: 0 PB: 0 SB: 2 CS: 0	PA: 39
PITCHER	IP WLS BF H R ER SO BB IBB HBP BLK WP HR S P ERA WHIP																			
Wynn Hawkins, R (1, 1) ERA: 3.93	5.0 L 22 4 3 3 3 2 0 1 0 0 0 25 34 5.40 1.200																			
Johnny Klippstein, R (6, 1) ERA:	2.0 8 1 0 0 0 0 0 1 0 0 0 7 11 0.00 0.500																			
John Briggs, R (8, 1) ERA: 3.86	2.0 9 2 1 1 1 1 0 0 0 0 0 10 14 4.50 1.500																			

Chicago White Sox @ Cleveland Indians
Cleveland Municipal Stadium, Cleveland, OH

Fri May 13 1960, 7:05 PM EDT
Att: 19,970 - Unknown

livebaseballscorecards.com

AB	33
R	4
H	7
RBI	4
BB	4
SO	4
LOB	17



Batter	1	2	3	4	5	6	7	8	9	AB	R	H	RBI	BB	SO	LOB
Johnny Temple, R OBP: 0.333, SLG: 0.318 (1, 4)	0-0 G4-6-3 1B	0-0 P4			0-0 F7		0-0 F7			4	0	1	0	0	0	1
Jim Piersall, R OBP: 0.327, SLG: 0.444 (1, 8)	0-0 G4-6-3 1-2f		0-0 5-3		0-0 HR		0-0 P3			4	1	1	1	0	0	1
Harvey Kuenn, R OBP: 0.417, SLG: 0.367 (1, 9)	4-0 BB 1B BB		0-0 FC1-6 1B		0-0 1-3			0-0 F9		3	0	1	0	1	0	0
Tito Francona, L OBP: 0.383, SLG: 0.406 (1, 7)	0-0 BB 1-2 1B		0-0 F8		0-3 K			0-0 F5		4	0	1	0	0	1	1
Vic Power, R OBP: 0.352, SLG: 0.460 (1, 3)	4-0 BB 1-2 2-3 BB		0-0 FC1-6 1-2f		0-0 E 1B			0-0 F8		3	0	1	0	1	0	1
Woodie Held, R OBP: 0.369, SLG: 0.613 (1, 6)	0-0 L3		0-0 P3		0-0 E1 1-2			0-0 HR		4	1	1	1	0	0	4
John Romano, R OBP: 0.333, SLG: 0.217 Mudcat Grant, R (9, PR)		0-0 L6	0-0 6-3		0-3 K			0-0 FC5-4 1B		4	0	1	0	0	1	2
Bubba Phillips, R OBP: 0.250, SLG: 0.339 (1, 5)		0-0 2B	0-0 F9		0-0 F9			0-0 FC5-4 L6-3 1-2f		4	0	1	0	0	0	3
Wynn Hawkins, R OBP: 0.083, SLG: 0.083 Carroll Harvey, R OBP: 0.152, SLG: 0.199 Johnny Klippstein, R OBP: 0.333, SLG: 0.200 George Strickland, R OBP: 0.333, SLG: 0.200 John Briggs, R OBP: 0.143, SLG: 0.143 (1, 1) (5, PH) (6, 1) (7, PH) (8, 1) (9, PH)		0-0 L5		0-0 F3		0-0 F8		0-0 L6-3 1-2		1	0	0	0	0	0	1

Inning Stats	R: 0	H: 2	E: 0	K: 0	S: 4	LOB: 3	BB: 2	P: 12	R: 0	H: 1	E: 0	K: 0	S: 4	LOB: 1	BB: 0	P: 4	R: 0	H: 1	E: 0	K: 0	S: 3	LOB: 0	BB: 0	P: 3	R: 1	H: 1	E: 0	K: 0	S: 4	LOB: 0	BB: 0	P: 4	R: 0	H: 1	E: 1	K: 2	S: 9	LOB: 2	BB: 0	P: 9	R: 0	H: 0	E: 0	K: 0	S: 3	LOB: 0	BB: 0	P: 3	R: 0	H: 0	E: 0	K: 0	S: 3	LOB: 0	BB: 0	P: 3	R: 1	H: 2	E: 0	K: 0	S: 4	LOB: 1	BB: 0	P: 4	1B: 5	2B: 2	3B: 0	HR: 2	SF: 0	SAC: 0	DP: 2	HBP: 0	WP: 0	PB: 0	SB: 0	CS: 0	PA: 36
PITCHER Billy Pierce, L ERA: 2.77 (1, 1)	IP	WLS	BF	H	R	ER	SO	BB	IBB	HBP	BLK	WP	HR	S	P	ERA	WHIP	IP	WLS	BF	H	R	ER	SO	BB	IBB	HBP	BLK	WP	HR	S	P	ERA	WHIP	IP	WLS	BF	H	R	ER	SO	BB	IBB	HBP	BLK	WP	HR	S	P	ERA	WHIP																										


BOTTOM

Chicago White Sox @ Cleveland Indians
Cleveland Municipal Stadium, Cleveland, OH

Fri May 13 1960, 7:05 PM EDT
Att. 19,970 - Unknown

livebaseballscorecards.com

AB	34
R	2
H	8
RBI	2
BB	2
SO	2
LOB	15



Batter	1	2	3	4	5	6	7	8	9	AB R H RBI BB SO LOB	TOP
--------	---	---	---	---	---	---	---	---	---	----------------------	-----

Luis Aparicio, R OBP: 0.289, SLG: 0.247 (1, 6) X	0-0 6-3	4-0 1B 1-2 BB		4-0 F7 9-2 1B BB	0-0 P1		0-0 F9		0-0 6-3	4 0 0 0 2 0 3	Chicago White Sox @ Cleveland Indians Cleveland Municipal Stadium, Cleveland, OH Sat May 14 1960, 3:33 AM EDT Att. 5,690 - Unknown
Nellie Fox, L OBP: 0.373, SLG: 0.402 (1, 4) H	1-0 1B HBP	0-0 HBP 1B		0-0 1-2 1B		4-0 1B BB E BB	0-0 4-3		0-0 3-1	4 1 2 1 1 0 0	
Minnie Minoso, R OBP: 0.357, SLG: 0.544 (1, 7) X	0-0 2B 1B 1-3	1-0 1B HBP		0-0 F7 2-3		0-0 F8	0-0 HR			4 2 2 1 0 0 3	
Ted Kluszewski, L OBP: 0.375, SLG: 0.343 (1, 3) X	0-0 1B 2B	0-0 F8		0-0 9-2 3-H		4-0 E 6-3 BB	0-0 P6			4 2 1 0 1 0 5	
Billy Goodman, L OBP: 0.372, SLG: 0.378 Sammy Esposito, R OBP: 0.188, SLG: 0.214 (1, 5) BB (8, PR) BB (8, 5) BB	4-0 1B BB	0-0 F7			4-0 SH2-3 BB	0-0 E5 1B 1B		4-0 FC4-6 BB		2 1 1 0 3 0 3 0 0 0 0 0 0 0	
Al Smith, R OBP: 0.337, SLG: 0.447 (1, 9) X	0-0 1B		0-0 F2		4-0 SH2-3 BB	0-0 6-3		0-3 K		4 0 1 3 1 1 2	
Jim Landis, R OBP: 0.383, SLG: 0.323 Joe Hicks, L OBP: 0.385, SLG: 0.455 (1, 8) X (2, 8) X	0-0 F7		4-0 BB		0-0 SH2-3 2-3	0-0 HR 1B		0-0 F7		1 0 0 0 0 0 2 2 1 1 1 1 0 1	
Dick Brown, R OBP: 0.167, SLG: 0.417 (1, 2) X		0-0 P6	0-0 F8		0-0 F3	0-0 HR		0-0 FC4-6		5 1 1 2 0 0 4	
Herb Score, L Don Ferrarese, R OBP: 0.500, SLG: 0.500 Ray Moore, R Earl Torgeson, L OBP: 0.875, SLG: 0.887 Mike Garcia, R Jim Rivera, L Turk Lown, R Roy Sievers, R OBP: 0.326, SLG: 0.440 (1, 1) BB (2, 1) BB (3, 1) BB (5, PH) (5, 1) (6, PH) (6, 1) (9, PH)		4-0 BB 1B BB	0-3 K		4-0 BB	0-3 K		0-3 K		0 1 0 0 1 0 0 1 0 0 0 0 1 1 0 0 0 0 0 0 0 0 0 0 0 1 0 0 0 0 0 0 0 0 0 1 0 0 0 0 1 0 0 0 0 0 0 0 0 1 0 0 0 0 0 0	

Inning Stats																															WP: 0	PA: 47																																																	
	R: 2	H: 3	E: 0	LOB: 2	K: 0	S: 5	P: 10	R: 1	H: 1	E: 0	LOB: 3	K: 0	BB: 2	S: 4	P: 13	R: 0	H: 0	E: 0	LOB: 1	K: 1	BB: 1	S: 5	P: 9	R: 0	H: 1	E: 0	LOB: 1	K: 0	BB: 3	S: 3	P: 7	R: 0	H: 0	E: 0	LOB: 3	K: 0	BB: 3	S: 3	P: 15	R: 5	H: 3	E: 1	LOB: 0	K: 1	BB: 2	S: 8	P: 16	R: 1	H: 1	E: 0	LOB: 0	K: 0	BB: 0	S: 4	P: 4	R: 0	H: 0	E: 0	LOB: 1	K: 1	BB: 1	S: 5	P: 9	R: 0	H: 0	E: 0	LOB: 0	K: 1	BB: 0	S: 5	P: 5	1B: 6	SF: 0	2B: 2	SAC: 1	3B: 0	DP: 1	HR: 2	HBP: 2	WP: 0	PA: 47

PITCHER	IP	WLS	BF	H	R	ER	SO	BB	IBB	HBP	BLK	WP	HR	S	P	ERA	WHIP											ERA	WHIP
Barry Latman, R ERA: 5.88 (1, 1)	1.1		12	4	3	3	0	3	0	2	0	0	0	7	21	20.25	5.250												
Carl Thomas, R ERA: 7.45 (2, 1)	4.1	W	23	4	5	5	1	7	0	0	0	0	1	18	46	10.38	2.538												
Johnny Klippstein, R ERA: 1.08 (6, 1)	3.1	S	12	1	1	1	3	1	0	0	0	0	1	17	21	2.70	0.600												



Batter	1	2	3	4	5	6	7	8	9	AB R H RBI BB SO LOB	TOP											
Luis Aparicio, R (1, 6) OBP: 0.275, SLG: 0.234	0-3 K		0-0 5-3		0-0 F8		0-3 K		0-0 F8	5 0 0 0 0 2 1	<p>Chicago White Sox @ Cleveland Indians</p> <p>Cleveland Municipal Stadium, Cleveland, OH</p> <p>Sun May 15 1960, 3:33 AM EDT Unknown</p> <p>livebaseballscorecards.com</p>											
Nellie Fox, L (1, 4) OBP: 0.364, SLG: 0.413	0-0 P6		0-0 F7		0-0 5-3			0-0 SF8 3B	0-0 P4	5 1 1 0 0 0 1												
Minnie Minoso, R (1, 7) OBP: 0.343, SLG: 0.521	0-0 5-3		0-0 F8			0-0 6-3		0-3 K		4 0 0 0 0 1 1												
Ted Kluszewski, L (1, 3) OBP: 0.409, SLG: 0.368		0-0 BB HBP 1B		0-0 2B SF8 1B		0-0 4-3		4-0 3B IBB		3 1 2 0 1 0 0												
Jim Rivera, L (8, PR)										0 1 0 0 0 0 0												
Earl Torgeson, L (8, 3) OBP: 0.875, SLG: 0.667										0 0 0 0 0 0 0												
Sherm Lollar, R (1, 2) OBP: 0.405, SLG: 0.492		1-0 BB 1-2 HBP		0-0 1-3 2B		4-0 FC6-4 BB		0-0 SF8		1 0 1 1 1 0 0												
Al Smith, R (1, 9) OBP: 0.333, SLG: 0.466		0-0 F3		0-0 SF8		0-0 FC6-4		0-0 3-H 1-H 3B		3 0 1 2 0 0 3												
Jim Landis, R (1, 8) OBP: 0.376, SLG: 0.309		4-0 BB 1-2 2-3 BB		0-0 F8		0-0 E6 F9 SF8		0-0 5-3		3 1 0 0 1 0 3												
Sammy Esposito, R (1, 5) OBP: 0.150, SLG: 0.167	0-3 K		0-3 K		0-3 K		0-0 F9		0-0 5-3	4 0 0 0 0 2 5												
Early Wynn, S (1, 1) OBP: 0.273, SLG: 0.222	0-0 F8				0-3 K		0-0 SF8		0-0 1B	3 0 1 1 0 1 3												
Inning Stats	R: 0 E: 0 K: 1 S: 5	H: 0 LOB: 0 BB: 0 P: 5	R: 0 E: 0 K: 1 S: 6	H: 1 LOB: 3 BB: 1 P: 11	R: 0 E: 0 K: 0 S: 3	H: 0 LOB: 0 BB: 0 P: 3	R: 1 E: 0 K: 1 S: 7	H: 2 LOB: 1 BB: 0 P: 7	R: 0 E: 0 K: 1 S: 5	H: 0 LOB: 0 BB: 0 P: 5	R: 0 E: 0 K: 0 S: 3	H: 0 LOB: 1 BB: 1 P: 7	R: 1 E: 1 K: 1 S: 6	H: 0 LOB: 0 BB: 0 P: 6	R: 2 E: 0 K: 1 S: 7	H: 2 LOB: 2 BB: 1 P: 11	R: 0 E: 0 K: 0 S: 4	H: 1 LOB: 1 BB: 0 P: 4	1B: 3 2B: 1 3B: 2 HR: 0	SF: 3 SAC: 0 DP: 0 HBP: 1	WP: 0 PB: 0 SB: 0 CS: 0	PA: 38
PITCHER	IP WLS BF H R ER SO BB IBB HBP BLK WP HR S P ERA WHIP																					
Jim Perry, R (1, 1) ERA: 4.11	8.0 L 34 5 4 3 6 2 1 1 0 0 0 42 55 3.38 0.875																					
Mudcat Grant, R (9, 1) ERA: 1.93	1.0 4 1 0 0 0 0 0 0 0 0 0 4 4 0.00 1.000																					



Batter	1	2	3	4	5	6	7	8	9
Johnny Temple, R OBP: 0.327, SLG: 0.297 (1, 4)	4-0 FC5-4 BB BB		0-3 K		0-0 FC6-4 1-2f			0-0 F2	
Jim Piersall, R OBP: 0.362, SLG: 0.528 (1, 8)	4-0 FC5-4 BB 1-2		0-3 K			0-0 F8		0-0 BB 1B	
Harvey Kuenn, R OBP: 0.432, SLG: 0.373 (1, 9) (9, 5)	0-0 FC5-4 G6-4-3 1-2f 2-3			0-0 6-3		0-0 F3		4-0 BB 1-2	
Tito Francona, L OBP: 0.378, SLG: 0.382 (1, 7) (8, 3) Mudcat Grant, R (9, 1)	0-0 G6-4-3 1-2f			0-0 1-3		0-0 F7		0-0 F7	
Vic Power, R OBP: 0.360, SLG: 0.457 (1, 3) (8, 5) (9, 3)		0-0 4-3		0-0 F3			0-0 F9		0-0 4-3
Russ Nixon, L OBP: 0.338, SLG: 0.357 (1, 2)		0-0 CS BB 1B			1-0 1B HBP		0-0 2-3		0-0 4-3
Woodie Held, R OBP: 0.366, SLG: 0.578 (1, 6)		4-0 BB 1-2 BB			0-0 FC6-4 1-2 1B		0-0 1B		0-3 K
George Strickland, R OBP: 0.308, SLG: 0.182 Bob Hale, L OBP: 0.304, SLG: 0.222 Bubba Phillips, R OBP: 0.246, SLG: 0.317 John Powers, L OBP: 0.227, SLG: 0.105 (1, 5) (5, PH) (6, 5) (7, PH) (8, 7)		0-3 K			0-0 F7		0-0 F4		
Jim Perry, S OBP: 0.300, SLG: 0.300 Walt Bond, L OBP: 0.323, SLG: 0.411 (1, 1) (8, PH) (9, 9)			0-0 CS 1B		0-0 P6			0-0 3-1	


AB	R	H	RBI	BB	SO	LOB
3	0	0	0	1	1	3
3	0	1	0	1	1	1
3	0	0	0	1	0	2
4	0	0	0	0	0	4
0	0	0	0	0	0	0
4	0	0	0	0	0	0
3	0	1	0	0	0	0
3	0	2	0	1	1	0
1	0	0	0	0	1	2
1	0	0	0	0	0	2
0	0	0	0	0	0	0
1	0	0	0	0	0	1
2	0	1	0	0	0	2
1	0	0	0	0	0	0

BOTTOM

Chicago White Sox @ Cleveland Indians
Cleveland Municipal Stadium, Cleveland, OH

Sun May 15 1960, 3:33 AM EDT
Unknown

AB	29
R	0
H	5
RBI	0
BB	4
SO	4
LOB	17



Inning Stats	R: 0	H: 0	E: 0	K: 0	S: 2	R: 0	H: 1	E: 0	K: 1	S: 5	R: 0	H: 1	E: 0	K: 2	S: 7	R: 0	H: 0	E: 0	K: 0	S: 3	R: 0	H: 1	E: 0	K: 0	S: 4	R: 0	H: 0	E: 0	K: 0	S: 3	R: 0	H: 1	E: 0	K: 0	S: 4	R: 0	H: 1	E: 0	K: 0	S: 4	R: 0	H: 0	E: 0	K: 1	S: 5
IP	9.0	WLS	W	BF	34	H	5	R	0	ER	0	SO	4	BB	4	IBB	0	HBP	1	BLK	0	WP	0	HR	0	S	37	P	54	ERA	0.00	WHIP	1.000												

WP: 0	PA: 34
PB: 0	
SB: 0	
CS: 2	

Batter	1	2	3	4	5	6	7	8	9	10	AB	R	H	RBI	BB	SO	LOB	TOP									
Luis Aparicio, R OBP: 0.271, SLG: 0.232 (1, 6)	0-3 K		0-0 F9			0-0 BB S BB 1B	0-0 F7			0-3 K	5	1	1	0	0	2	2	Chicago White Sox @ Cleveland Indians Cleveland Municipal Stadium, Cleveland, OH Sun May 15 1960, 3:38 AM EDT Att. 31,273 - Unknown									
Nellie Fox, L OBP: 0.357, SLG: 0.396 (1, 4)	0-0 F7		0-0 L7			4-0 BB BB 1B BB	0-0 FC4-6			0-0 3-1	4	1	0	0	1	0	2										
Minnie Minoso, R OBP: 0.340, SLG: 0.505 (1, 7)	0-0 6-3				0-3 K	4-0 1B BB 1B BB				0-0 6-3	3	1	0	0	1	1	0										
Roy Sievers, R OBP: 0.323, SLG: 0.415 (1, 3)		0-3 K			0-3 K	4-0 BB BB 1B BB				0-0 P3	3	0	0	1	1	2	0										
Al Smith, R OBP: 0.330, SLG: 0.457 (1, 9)		0-0 F7			0-3 K	0-0 L4-6 BB 1B				0-0 6-3	4	0	1	1	0	1	0										
Jim Landis, R OBP: 0.382, SLG: 0.300 (1, 8)		4-0 BB			0-0 F9	4-0 1B BB BB				0-0 5-3	2	0	0	1	2	0	0										
Dick Brown, R OBP: 0.143, SLG: 0.357 (1, 2)		0-3 K			0-3 K	0-0 L4-6 2-3				0-0 P3	2	0	0	0	0	2	1										
Ted Kluszewski, L OBP: 0.400, SLG: 0.359 (6, PH)										0-0 P3	1	0	0	0	0	0	3										
Sherm Lollar, R OBP: 0.400, SLG: 0.485 (6, 2)										0-0 K	1	0	0	0	0	0	0										
Sammy Esposito, R OBP: 0.208, SLG: 0.150 (1, 5)			4-0 BB		0-0 F8		4-0 FC4-6 BB			0-3 K	2	0	0	0	2	1	0										
Dick Donovan, L OBP: 0.125, SLG: 0.125 (1, 1)			0-3 K			0-3 K				0-0 F8	3	0	0	0	0	3	2										
Frank Baumann, L (7, 1)											0	0	0	0	0	0	0										
Gerry Staley, R (7, 1)											1	0	0	0	0	0	0										
Inning Stats	R: 0 E: 0 K: 1 S: 5	H: 0 LOB: 0 BB: 0 P: 5	R: 0 E: 0 K: 2 S: 7	H: 0 LOB: 1 BB: 1 P: 11	R: 0 E: 0 K: 1 S: 5	H: 0 LOB: 1 BB: 1 P: 9	R: 0 E: 0 K: 3 S: 9	H: 0 LOB: 0 BB: 0 P: 9	R: 0 E: 0 K: 1 S: 5	H: 0 LOB: 0 BB: 0 P: 5	R: 3 E: 0 K: 1 S: 6	H: 2 LOB: 2 BB: 4 P: 22	R: 0 E: 0 K: 1 S: 5	H: 0 LOB: 1 BB: 1 P: 9	R: 0 E: 0 K: 0 S: 3	H: 0 LOB: 0 BB: 0 P: 3	R: 0 E: 0 K: 1 S: 5	H: 0 LOB: 0 BB: 0 P: 5	R: 0 E: 0 K: 1 S: 5	H: 0 LOB: 0 BB: 0 P: 5	1B: 2 2B: 1 3B: 0 HR: 0	SF: 0 SAC: 0 DP: 1 HBP: 0	WP: 0 PB: 0 SB: 1 CS: 0	PA: 38			
PITCHER	IP	WLS	BF	H	R	ER	SO	BB	IBB	HBP	BLK	WP	HR	S	P	ERA	WHIP										
Dick Stigman, L ERA: 3.8 (1, 1)	5.1		23	2	3	3	9	5	0	0	0	0	0	36	56	5.06	1.312										
Gary Bell, R ERA: 1.55 (6, 1)	1.2		6	0	0	0	1	2	0	0	0	0	0	6	14	0.00	1.200										
Johnny Klippstein, R ERA: 0.79 (8, 1)	3.0	W	9	0	0	0	2	0	0	0	0	0	0	13	13	0.00	0.000										

livebaseballscorecards.com

AB	31
R	3
H	2
RBI	3
BB	7
SO	12
LOB	10



Batter	1	2	3	4	5	6	7	8	9	AB R H RBI BB SO LOB	TOP									
Tony Kubek, L (1, 6) OBP: 0.337, SLG: 0.505	0-0 G4-6-3 1B			4-0 BB	0-0 6-3		0-0 1-H 2B		0-0 1-3 2-H HR 1B	4 1 3 2 1 0 2										
Mickey Mantle, S (1, 8) OBP: 0.424, SLG: 0.506	0-0 F8			0-3 K		4-0 FC5-4 BB	0-0 3-1		0-0 1-H 3-H HR	4 1 1 3 1 1 3										
Yogi Berra, L (1, 7) OBP: 0.403, SLG: 0.464	0-0 G4-6-3 1-2f			0-0 F8		4-0 1-2 FC5-4 BB		4-0 PO BB	0-0 3-1	3 0 0 0 2 0 2										
Roger Maris, L (1, 9) OBP: 0.417, SLG: 0.667		0-3 K		0-0 G3		0-3 K		0-3 K		4 0 0 0 0 3 4										
Bill Skowron, R (1, 3) OBP: 0.355, SLG: 0.607		0-0 F3			0-0 5-3	0-0 FC5-4 FC6-4 1-2f 2-3		0-3 K		4 0 0 0 0 1 3										
Elston Howard, R (1, 2) OBP: 0.267, SLG: 0.519		0-0 F9			0-0 1B 1B	0-0 FC6-4 1-2f		0-0 PO 1-2	0-0 E6 1B	4 1 2 0 0 0 2										
Gil McDougald, R (1, 5) OBP: 0.292, SLG: 0.363			0-0 5-3		0-0 1B 1B		0-0 F8		0-0 E6 1B 1-2	4 1 1 0 0 0 1										
Bobby Richardson, R (1, 4) OBP: 0.287, SLG: 0.296			0-0 F3		0-0 1B 1-2 2-H		0-0 F6		0-0 1B 1-2 HR 1B	4 1 2 1 0 0 0										
Bill Short, L (1, 1) ERA: 1.62 Bob Turley, L (9, 1) ERA: 3.75			0-3 K		0-3 K		0-0 2B 1B		0-0 L9	0 0 0 0 0 0 0 0 0 0 0 0 0 0 0 0 1 0 0 0 0 0 0 1 0 0 0 0 0 0 0 0 0 0 0 0 0 0 0 0 1 0 0 0 0 0 0 0 1 1 1 0 0 0 0 0 0 0 0 0 0 0 0 0 1 0 0 0 0 0 0 2										
Inning Stats	R: 0 E: 0 K: 0 S: 3	H: 1 LOB: 0 BB: 0 P: 3	R: 0 E: 0 K: 1 S: 5	H: 0 LOB: 0 BB: 0 P: 5	R: 0 E: 0 K: 1 S: 5	H: 0 LOB: 1 BB: 1 P: 9	R: 1 E: 0 K: 1 S: 8	H: 3 LOB: 2 BB: 0 P: 8	R: 0 E: 0 K: 1 S: 5	H: 0 LOB: 2 BB: 2 P: 13	R: 1 E: 0 K: 0 S: 5	H: 2 LOB: 1 BB: 0 P: 5	R: 0 E: 0 K: 2 S: 6	H: 0 LOB: 0 BB: 1 P: 10	R: 4 E: 1 K: 0 S: 7	H: 4 LOB: 0 BB: 0 P: 7	1B: 8 2B: 1 3B: 0 HR: 1	SF: 0 SAC: 0 DP: 1 HBP: 0	WP: 0 PB: 0 SB: 0 CS: 0	PA: 40
PITCHER	IP WLS BF H R ER SO BB IBB HBP BLK WP HR S P ERA WHIP																			
Gary Bell, R (1, 1) ERA: 1.62 Dick Stigman, L (9, 1) ERA: 3.75	8.2 W 38 10 6 2 7 4 0 0 0 0 1 48 64 2.08 1.615																			

New York Yankees @ Cleveland Indians
Cleveland Municipal Stadium, Cleveland, OH
 Tue May 17 1960, 7:05 PM EDT
 Att. 14,642 - Unknown

livebaseballscorecards.com

AB	35
R	6
H	10
RBI	6
BB	4
SO	7
LOB	21



Batter	1	2	3	4	5	6	7	8	9
Johnny Temple, R <small>OBP: 0.315, SLG: 0.287</small> (1, 4) X	0-0 SH5-3 1B	0-0 F9		0-3 K		0-0 6-3 1-2		0-0 4-3	
Jim Piersall, R <small>OBP: 0.358, SLG: 0.516</small> (1, 8) X	0-0 SH5-3 1-2	0-0 1-3 1-2		0-0 1-3		0-0 2B 2-H		0-3 K	
Harvey Kuenn, R <small>OBP: 0.418, SLG: 0.403</small> (1, 9) X	0-0 1B 2-H	0-0 1B 2-H			0-0 6-3	0-0 F7		0-0 F9	
Tito Francona, L <small>OBP: 0.400, SLG: 0.392</small> (1, 7) B B B B	4-0 1B BB	4-0 BB			0-0 BB 2B 1B		0-0 1B BB		
Vic Power, R <small>OBP: 0.364, SLG: 0.455</small> (1, 3) X	0-0 1B 1-H 2-H	0-0 F8			0-0 F5		0-0 F2		
Woodie Held, R <small>OBP: 0.364, SLG: 0.557</small> (1, 6) X	0-0 1B 2-H		0-0 L5		4-0 2B BB 1-2		0-3 K		
Russ Nixon, L <small>OBP: 0.343, SLG: 0.377</small> (1, 2) X	0-0 1-3		0-0 3-1		0-0 2B 1-H 2-H		0-0 1B 1-3		
Bubba Phillips, R <small>OBP: 0.260, SLG: 0.318</small> (1, 5) X		0-0 1B E	0-0 F4			0-0 6-3	4-0 IBB		
Gary Bell, R <small>OBP: 0.240, SLG: 0.136</small> Dick Stigman, R <small>OBP: 0.333, SLG: 0.200</small> (9, 1) X		0-0 1B 1-3 1-H		0-3 K		1-0 6-3 2B HBP	0-3 K		

AB	R	H	RBI	BB	SO	LOB
5	1	1	0	0	1	2
4	0	1	1	0	1	1
5	1	2	2	0	0	1
2	1	2	0	2	0	0
4	1	1	1	0	0	4
3	0	1	1	1	1	1
4	0	2	1	0	0	1
3	1	1	0	1	0	0
3	2	1	1	0	2	3
0	0	0	0	0	0	0
1B: 10	SF: 0	2B: 2	SAC: 1	3B: 0	DP: 0	HR: 0
	HBP: 1					

BOTTOM

New York Yankees @ Cleveland Indians
 Cleveland Municipal Stadium, Cleveland, OH

Tue May 17 1960, 7:05 PM EDT
 Att. 14,642 - Unknown

livebaseballscorecards.com

AB	33
R	7
H	12
RBI	7
BB	4
SO	5
LOB	13



Inning Stats		R	H	E	K	S	H	LOB	BB	P	R	H	E	K	S	R	H	E	K	S	R	H	E	K	S	R	H	E	K	S
R: 3 H: 4 E: 0 K: 6 S: 6		3	4	0	6	6	4	1	10		R: 2 H: 3 E: 1 K: 6 S: 6	2	3	0	6	2	3	0	6	6	R: 0 H: 0 E: 0 K: 3 S: 3	0	0	0	3	0	0	3		
R: 1 H: 2 E: 0 K: 4 S: 4		1	2	0	4	4	2	1	8		R: 1 H: 1 E: 0 K: 4 S: 4	1	1	0	4	1	5	0	5	4	R: 0 H: 2 E: 0 K: 2 S: 9	0	2	3	1	13				
R: 0 H: 0 E: 0 K: 3 S: 3		0	0	0	3	3	0	3	7		R: 0 H: 0 E: 0 K: 2 S: 5	0	0	0	2	0	5	0	5	R: 0 H: 0 E: 0 K: 1 S: 5	0	0	0	0	5					

PITCHER	IP	WLS	BF	H	R	ER	SO	BB	IBB	HBP	BLK	WP	HR	S	P	ERA	WHIP
Bill Short, L <small>ERA: 3.72</small>	(1, 1)	1.0	9	6	5	5	0	1	0	0	0	0	0	8	12	45.00	7.000
Bob Turley, R <small>ERA: 2.61</small>	(2, 1)	1.0	5	1	0	0	0	1	0	0	0	0	0	4	8	0.00	2.000
Bobby Shantz, L <small>ERA: 7.94</small>	(3, 1)	2.0	6	0	0	0	2	0	0	0	0	0	0	10	10	0.00	0.000
Duke Maas, R <small>ERA: 8.31</small>	(5, 1)	2.0	10	3	2	2	0	1	0	1	0	0	0	8	13	9.00	2.000
Johnny James, R <small>ERA: 5.14</small>	(7, 1)	2.0	9	2	0	0	3	0	1	0	0	0	0	14	18	0.00	1.000

PITCHER	IP	WLS	BF	H	R	ER	SO	BB	IBB	HBP	BLK	WP	HR	S	P	ERA	WHIP
Bill Short, L <small>ERA: 3.72</small>	(1, 1)	1.0	9	6	5	5	0	1	0	0	0	0	0	8	12	45.00	7.000
Bob Turley, R <small>ERA: 2.61</small>	(2, 1)	1.0	5	1	0	0	0	1	0	0	0	0	0	4	8	0.00	2.000
Bobby Shantz, L <small>ERA: 7.94</small>	(3, 1)	2.0	6	0	0	0	2	0	0	0	0	0	0	10	10	0.00	0.000
Duke Maas, R <small>ERA: 8.31</small>	(5, 1)	2.0	10	3	2	2	0	1	0	1	0	0	0	8	13	9.00	2.000
Johnny James, R <small>ERA: 5.14</small>	(7, 1)	2.0	9	2	0	0	3	0	1	0	0	0	0	14	18	0.00	1.000

Batter	1	2	3	4	5	6	7	8	9	AB R H RBI BB SO LOB	TOP											
Tony Kubek, L (1, 6) OBP: 0.333, SLG: 0.495	0-0 B1		0-0 3-1		0-0 BB 1B			0-0 F4		4 0 1 0 0 0 0												
Mickey Mantle, S (1, 8) OBP: 0.437, SLG: 0.500	0-3 K		4-0 G3 E BB		4-0 G6-4-3 BB			4-0 1B SF9 BB		1 1 0 0 3 1 0												
Bill Skowron, R (1, 3) OBP: 0.351, SLG: 0.591	0-0 F7		0-0 E6 G3		0-0 G6-4-3			0-0 SF9 1B		4 0 1 0 0 0 3												
Roger Maris, L (1, 9) OBP: 0.398, SLG: 0.640		0-0 F2	0-0 G3			0-3 K		0-0 SF9		3 0 0 1 0 1 2												
Yogi Berra, L (1, 7) OBP: 0.394, SLG: 0.441		4-0 1B HR BB	0-0 1-3			0-0 6-3		0-0 4-3		3 1 0 0 1 0 3												
Ken Hunt, R (9, 7) OBP: 0.429, SLG: 0.412										0 0 0 0 0 0 0												
Elston Howard, R (1, 2) OBP: 0.286, SLG: 0.506		0-0 1-2 HR 1B		0-3 K		0-0 5-3		0-0 F4		4 1 1 0 0 1 0												
Gil McDougald, R (1, 5) OBP: 0.290, SLG: 0.393		0-0 1-H 2-H HR		0-3 K			0-0 F7	0-0 F8		4 1 1 3 0 1 0												
Bobby Richardson, R (1, 4) OBP: 0.286, SLG: 0.294		0-0 G3		0-0 6-3			0-0 1-3	0-0 1B		4 0 1 0 0 0 0												
Ralph Terry, R (1, 1) OBP: 0.000, SLG: 0.000		0-3 K		0-3 K			0-3 K	0-0 5-3		4 0 0 0 0 3 1												
Inning Stats	R: 0 E: 0 K: 1 S: 5	H: 0 LOB: 0 BB: 0 P: 5	R: 3 E: 0 K: 1 S: 7	H: 2 LOB: 0 BB: 1 P: 11	R: 0 E: 1 K: 0 S: 4	H: 0 LOB: 0 BB: 1 P: 8	R: 0 E: 0 K: 2 S: 7	H: 0 LOB: 0 BB: 0 P: 7	R: 0 E: 0 K: 1 S: 5	H: 1 LOB: 1 BB: 1 P: 9	R: 0 E: 0 K: 1 S: 5	H: 0 LOB: 0 BB: 0 P: 5	R: 0 E: 0 K: 1 S: 5	H: 0 LOB: 0 BB: 0 P: 5	R: 1 E: 0 K: 0 S: 4	H: 1 LOB: 1 BB: 1 P: 8	R: 0 E: 0 K: 0 S: 4	H: 1 LOB: 1 BB: 0 P: 4	1B: 4 2B: 0 3B: 0 HR: 1	SF: 1 SAC: 0 DP: 1 HBP: 0	WP: 0 PB: 0 SB: 0 CS: 0	PA: 36
PITCHER	IP WLS BF H R ER SO BB IBB HBP BLK WP HR S P ERA WHIP																					
Wynn Hawkins, R (1, 1) ERA: 4.12	5.0 L 21 3 3 3 5 3 0 0 0 0 0 1 28 40 5.40 1.200																					
Johnny Klippstein, R (6, 1) ERA: 0.68	2.0 6 0 0 0 2 0 0 0 0 0 0 0 10 10 0.00 0.000																					
Jim Perry, R (8, 1) ERA: 4.14	2.0 9 2 1 1 0 1 0 0 0 0 0 0 8 12 4.50 1.500																					

New York Yankees @ Cleveland Indians
Cleveland Municipal Stadium, Cleveland, OH

Wed May 18 1960, 7:05 PM EDT
 Att. 15,585 - Unknown - 60 F

livebaseballscorecards.com

AB 31
R 4
H 5
RBI 4
BB 4
SO 7
LOB 9



Batter	1	2	3	4	5	6	7	8	9	AB R H RBI BB SO LOB
Johnny Temple, R (1, 4) OBP: 0.313, SLG: 0.286	0-0 6-3	0-0 6-3			0-0 1B			0-0 F7		4 0 1 0 0 0 0
Jim Piersall, R (1, 8) OBP: 0.352, SLG: 0.500	0-0 1B 2B 1B		0-0 F8		0-0 F9			0-3 K		4 1 1 0 0 1 1
Harvey Kuenn, R (1, 9) (8, 5) OBP: 0.421, SLG: 0.407	0-0 2B 1-3 FC3-2 1B		0-0 F9		0-0 F9			0-0 1B		4 0 2 0 0 0 0
Tito Francona, L (1, 7) OBP: 0.404, SLG: 0.446	0-0 FC3-2 1-3 2B		0-0 4-3		0-0 HR			0-3 K		4 1 2 2 0 1 1
Vic Power, R (1, 3) OBP: 0.369, SLG: 0.452	0-0 FC3-2 IBB		0-0 6-3		0-0 5-3			0-0 WP BB 1B		3 0 1 0 1 0 0
Russ Nixon, L (1, 2) OBP: 0.324, SLG: 0.354	0-0 FC3-2 FC6-4		0-0 4-3		0-0 F9			0-3 K		4 0 0 0 0 1 4
Woodie Held, R (1, 6) OBP: 0.359, SLG: 0.543	0-0 FC6-4 1-2f		0-3 K		0-0 G1-6-3 1B			0-3 K		4 0 1 0 0 2 4
Bubba Phillips, R (1, 5) OBP: 0.253, SLG: 0.309		0-3 K			0-0 F7		0-0 F9	4-0 WP BB		2 0 0 0 0 1 0
Bob Hale, L (7, PH) OBP: 0.385, SLG: 0.273								1-2 BB		1 0 0 0 0 0 1
Jim Perry, S (8, 1) OBP: 0.300, SLG: 0.300								0-0 WP BB		0 0 0 0 0 0 0
John Romano, R (9, PH) OBP: 0.361, SLG: 0.367								0-0 BB		0 0 0 0 1 0 0
Carroll Hardy, R (9, PR) OBP: 0.182, SLG: 0.100								0-0 BB		0 0 0 0 0 0 0
Wynn Hawkins, R (1, 1) OBP: 0.077, SLG: 0.077		0-3 K2-3			0-3 K		0-0 G1-6-3 1-2f	0-0 F8		1 0 0 0 0 1 0
Walt Bond, L (5, PH) OBP: 0.300, SLG: 0.383								1-2 2-3		1 0 0 0 0 1 0
Johnny Klippstein, R (6, 1) OBP: 0.250, SLG: 0.280										0 0 0 0 0 0 0
John Powers, L (7, PH) (8, 9)										2 0 0 0 0 0 3

Inning Stats	R: 1 E: 0 K: 0 S: 6	H: 3 LOB: 3 BB: 1 P: 10	R: 0 E: 0 K: 2 S: 7	H: 0 LOB: 0 BB: 0 P: 7	R: 0 E: 0 K: 0 S: 3	H: 0 LOB: 0 BB: 0 P: 3	R: 0 E: 0 K: 1 S: 5	H: 0 LOB: 0 BB: 0 P: 5	R: 0 E: 0 K: 1 S: 6	H: 1 LOB: 1 BB: 0 P: 6	R: 1 E: 0 K: 0 S: 4	H: 1 LOB: 0 BB: 0 P: 4	R: 0 E: 0 K: 0 S: 3	H: 1 LOB: 0 BB: 0 P: 3	R: 0 E: 0 K: 2 S: 8	H: 1 LOB: 1 BB: 0 P: 8	R: 0 E: 0 K: 2 S: 8	H: 1 LOB: 3 BB: 1 P: 12	1B: 6 2B: 1 3B: 0 HR: 1	SF: 0 SAC: 0 DP: 1 HBP: 0
--------------	------------------------------	----------------------------------	------------------------------	---------------------------------	------------------------------	---------------------------------	------------------------------	---------------------------------	------------------------------	---------------------------------	------------------------------	---------------------------------	------------------------------	---------------------------------	------------------------------	---------------------------------	------------------------------	----------------------------------	----------------------------------	------------------------------------


PITCHER	IP	WLS	BF	H	R	ER	SO	BB	IBB	HBP	BLK	WP	HR	S	P	ERA	WHIP
Ralph Terry, R (1, 1) ERA: 1.78	9.0	W	36	8	2	2	8	1	1	0	0	1	1	50	58	2.00	1.000

BOTTOM

New York Yankees @ Cleveland Indians
Cleveland Municipal Stadium, Cleveland, OH


Wed May 18 1960, 7:05 PM EDT
Att: 15,585 - Unknown - 60 F

AB	34
R	2
H	8
RBI	2
BB	2
SO	8
LOB	14



WP	1	PA	36
PB	0		
SB	0		
CS	0		

livebaseballscorecards.com

Batter	1	2	3	4	5	6	7	8	9	AB R H RBI BB SO LOB	TOP											
Don Buddin, R (1, 6) OBP: 0.368, SLG: 0.367	0-0 F7			0-0 F7		0-0 P5		0-3 K		4 0 0 0 0 1 3												
Pete Runnels, L (1, 4) OBP: 0.438, SLG: 0.440 Ray Boone, R (8, PH) OBP: 0.444, SLG: 0.308 Dave Hillman, R (8, 1)	0-0 F7			0-0 1B S 1B		0-0 1B		0-3 K		3 0 2 0 0 0 0 1 0 0 0 0 1 3 0 0 0 0 0 0 0												
Frank Malzone, R (1, 5) OBP: 0.304, SLG: 0.348	0-0 P6			0-3 K 1-2		0-0 F7		0-0 F8		4 0 0 0 0 1 5												
Vic Wertz, L (1, 3) OBP: 0.424, SLG: 0.600		0-0 F8		0-0 FC6-4 2-3 1B		0-0 F7		4-0 BB		3 0 1 0 1 0 0												
Gene Stephens, L (1, 7) OBP: 0.303, SLG: 0.276 Bobby Thomson, R (9, PH) OBP: 0.278, SLG: 0.356		0-0 4-3		0-0 FC6-4 1-2f		4-0 CS BB		0-3 K		2 0 0 0 1 0 2 1 0 0 0 0 1 1												
Marty Keough, L (1, 8) OBP: 0.321, SLG: 0.280 Ted Williams, L (9, PH) OBP: 0.333, SLG: 0.615		0-0 P6			0-0 P5		0-0 P4		0-3 K	3 0 0 0 0 0 1 1 0 0 0 0 1 1												
Lou Clinton, R (1, 9) OBP: 0.299, SLG: 0.433			0-3 K		0-0 5-3		0-0 CS 1-2	4-0 BB BB BB	0-3 K	3 0 0 0 1 2 1	AB 29 R 0 H 3 RBI 0 BB 5 SO 7 LOB 17											
Haywood Sullivan, R (1, 2) OBP: 0.245, SLG: 0.250 Gary Geiger, L (8, PH) OBP: 0.279, SLG: 0.282 Don Gile, R (8, 2) OBP: 0.143, SLG: 0.143			0-0 6-3		0-0 1-3			4-0 BB 1-2 BB		2 0 0 0 0 0 0 0 0 0 0 1 0 0 0 0 0 0 0 0 0												
Bill Monbouquette, R (1, 1) OBP: 0.500, SLG: 0.667 Rip Repulski, R (8, PH) OBP: 0.375, SLG: 0.429 Pumpsie Green, S (8, 4)			0-0 4-3			0-0 3-1		4-0 BB 1-2 2-3 BB		2 0 0 0 0 0 0 0 0 0 0 1 0 0 0 0 0 0 0 0 0												
Inning Stats	R: 0 E: 0 K: 0 S: 3	H: 0 LOB: 0 BB: 0 P: 3	R: 0 E: 0 K: 0 S: 3	H: 0 LOB: 0 BB: 0 P: 3	R: 0 E: 0 K: 1 S: 5	H: 0 LOB: 0 BB: 0 P: 5	R: 0 E: 0 K: 1 S: 7	H: 2 LOB: 2 BB: 0 P: 7	R: 0 E: 0 K: 0 S: 3	H: 0 LOB: 0 BB: 0 P: 3	R: 0 E: 0 K: 0 S: 4	H: 1 LOB: 1 BB: 0 P: 4	R: 0 E: 0 K: 0 S: 2	H: 0 LOB: 0 BB: 1 P: 6	R: 0 E: 0 K: 2 S: 7	H: 0 LOB: 3 BB: 3 P: 19	R: 0 E: 0 K: 3 S: 9	H: 0 LOB: 1 BB: 1 P: 13	1B: 3 2B: 0 3B: 0 HR: 0	SF: 0 SAC: 0 DP: 0 HBP: 0	WP: 0 PB: 0 SB: 1 CS: 1	PA: 35
PITCHER Mudcat Grant, R (1, 1) ERA: 1.1 Dick Stigman, L (8, 1) ERA: 3.46	IP 7.0 WLS W BF 26 H 3 R 0 ER 0 SO 2 BB 3 IBB 0 HBP 0 BLK 0 WP 0 HR 0 S 27 P 39 ERA 0.00 WHIP 0.857	IP 2.0 WLS S BF 8 H 0 R 0 ER 0 SO 5 BB 2 IBB 0 HBP 0 BLK 0 WP 0 HR 0 S 16 P 24 ERA 0.00 WHIP 1.000	PITCHER IP WLS BF H R ER SO BB IBB HBP BLK WP HR S P ERA WHIP																			

Boston Red Sox @ Cleveland Indians
Cleveland Municipal Stadium, Cleveland, OH
 Fri May 20 1960, 7:05 PM EDT
 Att. 13,147 - Unknown

livebaseballscorecards.com

Batter	1	2	3	4	5	6	7	8	9
Johnny Temple, R (1, 4) OBP: 0.303, SLG: 0.275	0-0 6-3		0-0 F3			0-0 F8		0-0 F7	
Ken Aspromonte, R (1, 5) OBP: 0.286, SLG: 0.167	0-0 L3			4-0 FC5-4 BB		0-3 K		0-0 1B	
Harvey Kuenn, R (1, 9) OBP: 0.414, SLG: 0.400	0-0 1-3			0-3 K			0-0 2B 1B	0-0 P5	
Tito Francona, L (1, 7) OBP: 0.398, SLG: 0.448		0-0 4-3		0-0 FC5-4 1-2f			0-0 1B 2B	0-0 4-3	
Vic Power, R (1, 3) OBP: 0.368, SLG: 0.443		0-0 F3		0-0 L5			4-0 G6-4-3 1B IBB		
Jim Piersall, R (1, 8) OBP: 0.365, SLG: 0.507		0-0 1B			0-3 K		0-0 G6-4-3 1B		
John Romano, R (1, 2) OBP: 0.333, SLG: 0.333		0-0 F9			0-0 F7		0-0 G6-4-3		
Woodie Held, R (1, 6) OBP: 0.358, SLG: 0.532			0-0 F9		0-3 K		4-0 FC4-6 IBB		
Mudcat Grant, R (1, 1) Dick Stigman, R (8, 1) OBP: 0.333, SLG: 0.200			0-0 L9			0-0 F8	0-0 FC4-6		

AB	R	H	RBI	BB	SO	LOB
4	0	0	0	0	0	0
3	0	1	0	1	1	0
4	1	1	0	0	1	2
4	1	1	0	0	0	2
2	0	0	0	1	0	1
3	0	2	2	0	1	0
3	0	0	0	0	0	3
2	0	0	0	1	1	0
3	0	0	0	0	0	2
0	0	0	0	0	0	0

BOTTOM

Boston Red Sox @ Cleveland Indians
Cleveland Municipal Stadium, Cleveland, OH

Fri May 20 1960, 7:05 PM EDT
Att. 13,147 - Unknown

AB	28
R	2
H	5
RBI	2
BB	3
SO	4
LOB	10



Inning Stats		R: 0	H: 0	R: 0	H: 1	R: 0	H: 0	R: 0	H: 0	R: 0	H: 0	R: 2	H: 3	R: 0	H: 1
		E: 0	LOB: 0	E: 0	LOB: 1	E: 0	LOB: 0	E: 0	LOB: 1	E: 0	LOB: 0	E: 0	LOB: 2	E: 0	LOB: 1
		K: 0	BB: 0	K: 0	BB: 0	K: 1	BB: 1	K: 2	BB: 0	K: 1	BB: 0	K: 0	BB: 2	K: 0	BB: 0
		S: 3	P: 3	S: 4	P: 4	S: 3	P: 3	S: 7	P: 7	S: 5	P: 5	S: 5	P: 13	S: 4	P: 4

PITCHER		IP	WLS	BF	H	R	ER	SO	BB	IBB	HBP	BLK	WP	HR	S	P	ERA	WHIP
Bill Monbouquette, R (1, 1) ERA: 3.18	(1, 1)	7.0	L	27	4	2	2	4	1	2	0	0	0	0	32	44	2.57	0.714
Dave Hillman, R (8, 1) ERA:	(8, 1)	1.0		4	1	0	0	0	0	0	0	0	0	4	4	0.00	1.000	

WP	PA	31
WP: 0	PA: 31	
PB: 0		
SB: 0		
CS: 0		

Batter	1	2	3	4	5	6	7	8	9	AB R H RBI BB SO LOB	TOP											
Marty Keough, L (1, 8) OBP: 0.313, SLG: 0.250	4-0 1B PB BB		0-0 F8		0-0 F8		0-0 L3			3 1 0 0 1 0 0												
Pete Runnels, L (1, 4) OBP: 0.440, SLG: 0.437	0-3 K		0-0 1B 1B		0-0 6-3			4-0 G4-6-3 BB		3 0 1 0 1 1 1												
Ted Williams, L (1, 7) OBP: 0.409, SLG: 0.625	0-0 F8 PB 1-3 1B		0-0 1-2 1B		4-0 BB			0-3 K		3 0 2 0 1 1 1												
Vic Wertz, L (1, 3) OBP: 0.397, SLG: 0.556	0-0 F8 1-3 3-H		0-0 F7		0-0 F7			0-0 G4-6-3 1-2f		4 0 0 0 0 0 5												
Gene Stephens, L (1, 9) OBP: 0.286, SLG: 0.258	0-0 F8		0-0 F8			0-0 F8			0-0 G3	4 0 0 0 0 0 3												
Frank Malzone, R (1, 5) OBP: 0.292, SLG: 0.333		0-0 6-3		0-0 P3		0-0 6-3			0-0 F9	4 0 0 0 0 0 0												
Don Buddin, R (1, 6) OBP: 0.364, SLG: 0.355		4-0 FC5-4 BB		0-0 4-3		0-0 6-3			0-3 K	3 0 0 0 1 1 0												
Haywood Sullivan, R (1, 2) OBP: 0.255, SLG: 0.261		0-3 K		0-0 1B			0-0 5-3			2 0 1 0 0 1 1												
Bobby Thomson, R (7, PH) OBP: 0.275, SLG: 0.351										1 0 0 0 0 0 0												
Don Gile, R (7, 2) OBP: 0.143, SLG: 0.143										0 0 0 0 0 0 0												
Jerry Casale, R (1, 1) OBP: 0.353, SLG: 0.375		0-0 FC5-4		0-0 F2			0-0 4-3			2 0 0 0 0 0 2												
Mike Fornieles, R (5, 1)										0 0 0 0 0 0 0												
Tom Borland, L (6, 1)										1 0 0 0 0 0 0												
Inning Stats	R: 1 E: 0 K: 1 S: 6	H: 1 LOB: 1 BB: 1 P: 10	R: 0 E: 0 K: 1 S: 5	H: 0 LOB: 1 BB: 1 P: 9	R: 0 E: 0 K: 0 S: 5	H: 2 LOB: 2 BB: 0 P: 5	R: 0 E: 0 K: 0 S: 4	H: 1 LOB: 1 BB: 0 P: 4	R: 0 E: 0 K: 0 S: 3	H: 0 LOB: 1 BB: 1 P: 7	R: 0 E: 0 K: 0 S: 3	H: 0 LOB: 0 BB: 0 P: 3	R: 0 E: 0 K: 0 S: 3	H: 0 LOB: 0 BB: 0 P: 3	R: 0 E: 0 K: 1 S: 4	H: 0 LOB: 0 BB: 1 P: 8	R: 0 E: 0 K: 1 S: 5	H: 0 LOB: 0 BB: 0 P: 5	1B: 4 2B: 0 3B: 0 HR: 0	SF: 0 SAC: 0 DP: 1 HBP: 0	WP: 0 PB: 1 SB: 0 CS: 0	PA: 34
PITCHER	IP WLS BF H R ER SO BB IBB HBP BLK WP HR S P ERA WHIP																					
Jim Perry, R (1, 1) ERA: 3.6	8.0 W 31 4 1 1 3 4 0 0 0 0 0 0 33 49 1.12 1.000																					
Johnny Klippstein, R (9, 1) ERA: 0.63	1.0 S 3 0 0 0 1 0 0 0 0 0 0 0 5 5 0.00 0.000																					

Boston Red Sox @ Cleveland Indians
Cleveland Municipal Stadium, Cleveland, OH
 Sat May 21 1960, 3:33 AM EDT
 Att. 4,774 - Unknown

livebaseballscorecards.com

AB	30
R	1
H	4
RBI	0
BB	4
SO	4
LOB	13



Batter	1	2	3	4	5	6	7	8	9	AB	R	H	RBI	BB	SO	LOB
Johnny Temple, R (1, 4) <small>OBP: 0.309, SLG: 0.283</small> Mudcat Grant, R (6, PR) George Strickland, R (7, 5) <small>OBP: 0.267, SLG: 0.154</small>	0-0 FC6-4 1B		0-0 1-2 FC1-6 1B		0-0 F9	0-0 FC6-4 BB WP	0-0 1-2f G6-4-3			4	0	2	0	0	0	0
Ken Aspromonte, R (1, 5) <small>OBP: 0.333, SLG: 0.200</small>	0-0 L5		0-0 F7		0-0 BB BB 1B	4-0 FC6-4 BB		0-3 K		4	1	1	0	1	1	3
Harvey Kuenn, R (1, 9) <small>OBP: 0.408, SLG: 0.386</small> Carroll Hardy, R (8, 9) <small>OBP: 0.167, SLG: 0.091</small>	0-0 FC6-4 1-2f		0-0 FC1-6 1-2f 2-3		4-0 BB BB BB	0-0 FC6-4 1-2 BB		0-0 P6		3	1	0	0	1	0	5
Tito Francona, L (1, 7) <small>OBP: 0.389, SLG: 0.429</small>	0-0 F8		0-0 4-3		4-0 BB BB 2B BB	0-0 L5		0-0 F8		4	1	0	0	1	0	4
Vic Power, R (1, 3) <small>OBP: 0.364, SLG: 0.431</small>		0-0 F7		4-0 SH1-3 BB	0-0 P3	0-0 F9				3	0	0	0	1	0	5
Jim Piersall, R (1, 8) <small>OBP: 0.377, SLG: 0.521</small>		0-0 F8		0-0 SH1-3 1-2	4-0 BB 2B BB		0-0 4-3 1B 2B			2	2	1	1	1	0	0
John Romano, R (1, 2) <small>OBP: 0.349, SLG: 0.314</small>		4-0 BB		0-0 F3 1-2 2-3 3-H	4-0 2B BB		0-0 4-3 2-3			2	0	0	1	2	0	2
Woodie Held, R (1, 6) <small>OBP: 0.373, SLG: 0.542</small>		0-0 P3		4-0 BB 1-3 2-H 3-H	0-0 2B		4-0 1B IBB			2	0	1	2	2	0	1
Jim Perry, S (1, 1) <small>OBP: 0.357, SLG: 0.357</small> Johnny Klippstein, R (9, 1)			0-0 FC1-6 1B		0-3 K	0-0 1-6-3		0-0 1-2 3-H 1B		4	0	2	1	0	1	4

Inning Stats	R: 0	H: 1	E: 0	K: 0	S: 4	R: 0	H: 0	E: 0	K: 0	S: 3	R: 0	H: 2	E: 0	K: 0	S: 5	R: 0	H: 0	E: 0	K: 1	S: 5	R: 4	H: 2	E: 0	K: 0	S: 5	R: 1	H: 0	E: 1	K: 0	S: 4	R: 1	H: 2	E: 0	K: 0	S: 4	R: 0	H: 0	E: 0	K: 1	S: 5
	0	1	0	0	4	0	0	0	0	3	0	2	0	0	5	0	0	0	1	5	4	2	0	0	5	1	0	1	2	0	8	1	2	0	4	0	0	0	5	

PITCHER	IP	WLS	BF	H	R	ER	SO	BB	IBB	HBP	BLK	WP	HR	S	P	ERA	WHIP
Jerry Casale, R (1, 1) <small>ERA: 4.21</small>	4.2	L	25	4	4	4	1	7	0	0	0	0	0	20	48	7.71	2.357
Mike Fornieles, R (5, 1) <small>ERA: 1.76</small>	0.2		5	1	1	0	0	1	0	0	0	0	0	4	8	0.00	3.000
Tom Borland, L (6, 1) <small>ERA: 2.45</small>	2.2		10	2	1	1	1	0	1	0	0	1	0	11	15	3.38	0.750

BOTTOM

Boston Red Sox @ Cleveland Indians
Cleveland Municipal Stadium, Cleveland, OH

Sat May 21 1960, 3:33 AM EDT
 Att. 4,774 - Unknown

AB	30
R	6
H	7
RBI	5
BB	9
SO	2
LOB	26



WP	PA	1B	2B	3B	HR	SF	SAC	DP	HBP	CS
1	40	5	2	0	0	0	1	1	0	0

Batter	1	2	3	4	5	6	7	8	9	AB	R	H	RBI	BB	SO	LOB
Jim Piersall, R OBP: 0.388, SLG: 0.527 (1, 8)	G6-4-3 1B		BB 1-3 HR 1B	G4-6-3 1-2f						3	1	2	0	0	0	1
Ken Aspromonte, R OBP: 0.467, SLG: 0.385 (1, 4)	G6-4-3 1-2 1B		BB 1-2 HR 1B		G5-4-3 1B					3	1	3	1	0	0	0
Harvey Kuenn, R OBP: 0.396, SLG: 0.374 (1, 9)	G6-4-3 1-2f 2-3		K 0-3		G5-4-3 1-2f					3	0	0	0	0	1	5
Tito Francona, L OBP: 0.387, SLG: 0.419 (1, 7)	1-3		BB 1-2 2-3 HR BB		G3					2	1	0	0	1	0	1
Vic Power, R OBP: 0.367, SLG: 0.459 (1, 3)		5-3	1-H 2-H 3-H HR							2	1	1	4	0	0	0
Russ Nixon, L OBP: 0.316, SLG: 0.343 (1, 2)		4-3	P5							2	0	0	0	0	0	0
Woodie Held, R OBP: 0.375, SLG: 0.571 (1, 6)		HR	4-3							2	1	1	1	0	0	0
Bubba Phillips, R OBP: 0.247, SLG: 0.300 (1, 5)		F7		F7						2	0	0	0	0	0	0
Gary Bell, R OBP: 0.240, SLG: 0.136 (1, 1)			E4 1B							0	0	0	0	0	0	0
Bobby Tiefenauer, R (2, 1)			1B	G4-6-3 BB						1	1	0	0	1	0	0

Inning Stats	R: 0	H: 2	E: 0	LOB: 1	K: 0	BB: 0	S: 4	P: 4	R: 1	H: 1	E: 0	LOB: 0	K: 0	BB: 0	S: 4	P: 4	R: 5	H: 3	E: 1	LOB: 0	K: 1	BB: 1	S: 9	P: 13	R: 0	H: 0	E: 0	LOB: 0	K: 0	BB: 1	S: 2	P: 6	R: 0	H: 1	E: 0	LOB: 0	K: 0	BB: 0	S: 3	P: 3
--------------	------	------	------	--------	------	-------	------	------	------	------	------	--------	------	-------	------	------	------	------	------	--------	------	-------	------	-------	------	------	------	--------	------	-------	------	------	------	------	------	--------	------	-------	------	------

PITCHER	IP	WLS	BF	H	R	ER	SO	BB	IBB	HBP	BLK	WP	HR	S	P	ERA	WHIP
Hal Brown, R ERA: 3.3 (1, 1)	2.1		14	6	6	5	1	1	0	0	0	0	2	15	19	19.29	3.000
Jack Fisher, R ERA: 6.65 (3, 1)	2.2	W	8	1	0	0	0	1	0	0	0	0	0	7	11	0.00	0.750


BOTTOM

Baltimore Orioles @ Cleveland Indians
Cleveland Municipal Stadium, Cleveland, OH

Sun May 22 1960, 3:33 AM EDT
Att. 12,268 - Unknown

livebaseballscorecards.com

AB	20
R	6
H	7
RBI	6
BB	2
SO	1
LOB	7



WP: 0	PA: 22
PB: 0	
SB: 0	
CS: 0	

Batter	1	2	3	4	5	6	7	8	9
Jim Piersall, R <small>OBP: 0.376, SLG: 0.506</small> (1, 8) X	0-0 F9 ① 		0-0 CS 1B 			0-0 F9 ① X 	0-0 F9 ③ X 	0-0 FC6-4 ③ 	
Ken Aspromonte, R <small>OBP: 0.421, SLG: 0.313</small> (1, 4) X	0-0 F6 ② 		0-0 CS ③ X 	0-0 5-3 ① 		0-0 F8 ② 		4-0 1B BB 1-3 BB 	
Harvey Kuenn, R <small>OBP: 0.409, SLG: 0.370</small> Carroll Hardy, R <small>OBP: 0.167, SLG: 0.091</small> (8, PR) (9, 9)	4-0 BB 			4-0 BB BB E BB 		0-0 6-3 ③ 		4-0 1-3 1B 1-2 1B BB 	
Tito Francona, L <small>OBP: 0.391, SLG: 0.417</small> (1, 7) S S S	0-3 K ③ 			4-0 BB BB BB BB FC5-4 1-2 BB 			0-0 F9 ① X 	0-0 1-3 1B 1-2 2-3 1B 	
Vic Power, R <small>OBP: 0.363, SLG: 0.452</small> (1, 3)		0-0 F7 ① 		0-0 FC5-4 ② 			0-0 HR 1B 	0-3 K ① 	
John Romano, R <small>OBP: 0.340, SLG: 0.385</small> (1, 2)		0-0 F3 ② 		0-0 F5 ③ 			0-0 HR 1-2 2-3 3-H 	0-0 1-3 ② 	
Woodie Held, R <small>OBP: 0.371, SLG: 0.554</small> (1, 6)		0-0 4-3 ③ 			0-3 K ① 		0-0 6-3 ② 	4-0 1B 1B IBB 	
Bubba Phillips, R <small>OBP: 0.259, SLG: 0.311</small> (1, 5)			0-0 F5 ① 			0-0 F9 ② 		0-0 1B 1B 1-2 2-H 3-H 1B 	
Mudcat Grant, R <small>OBP: 0.222, SLG: 0.222</small> (1, 1)			0-0 L1 ② 			0-0 F8 ③ 		0-0 1-2 1B 1-2 2-H FC6-4 1B 	

AB	R	H	RBI	BB	SO	LOB
5	0	1	0	0	0	4
3	1	0	0	1	0	0
1	1	0	0	3	0	0
0	1	0	0	0	0	0
3	1	1	0	1	1	1
4	1	1	0	0	1	4
4	1	1	3	0	0	3
3	1	0	0	1	1	0
4	0	2	2	0	0	0
4	0	2	1	0	0	0

BOTTOM

Washington Senators @ Cleveland Indians
 Cleveland Municipal Stadium, Cleveland, OH

Tue May 24 1960, 7:05 PM EDT
 Att. 6,144 - Unknown

livebaseballscorecards.com

AB	31
R	7
H	8
RBI	6
BB	6
SO	3
LOB	12

Inning Stats	R	H	E	K	S	H	LOB	BB	P	R	H	E	K	S	H	LOB	BB	P	R	H	E	K	S	H	LOB	BB	P
	0	0	0	1	3	0	0	0	3	1	0	0	0	3	0	0	0	0	0	0	0	0	0	0	0	0	0
	0	0	0	0	3	0	0	0	3	0	0	0	0	3	0	0	0	0	0	0	0	0	0	0	0	0	
	0	0	0	0	3	0	0	0	3	0	0	0	0	3	0	0	0	0	0	0	0	0	0	0	0	0	
	0	0	0	0	3	0	0	0	3	0	0	0	0	3	0	0	0	0	0	0	0	0	0	0	0	0	
	0	0	0	0	3	0	0	0	3	0	0	0	0	3	0	0	0	0	0	0	0	0	0	0	0	0	
	0	0	0	0	3	0	0	0	3	0	0	0	0	3	0	0	0	0	0	0	0	0	0	0	0	0	
	0	0	0	0	3	0	0	0	3	0	0	0	0	3	0	0	0	0	0	0	0	0	0	0	0	0	

PITCHER	IP	WLS	BF	H	R	ER	SO	BB	IBB	HBP	BLK	WP	HR	S	P	ERA	WHIP
Chuck Stobbs, L	6.2	L	27	5	3	2	2	3	0	0	0	0	1	28	40	2.70	1.200
Tex Clevenger, R	0.1		1	0	0	0	0	0	0	0	0	0	0	1	1	0.00	0.000
Hal Woodeshick, L	1.0		9	3	4	4	1	2	1	0	0	0	0	8	20	36.00	5.000


WP	PA	ERA	WHIP
0	38		
0			
0			
1			

Batter	1	2	3	4	5	6	7	8	9	10	11	AB R H RBI BB SO LOB	TOP											
Billy Gardner, R OBP: 0.353, SLG: 0.372 (1, 4)	X 0-0 P4		X 0-0 1B			X 0-0 1B		X 0-0 6-3		X 0-0 1B		5 0 3 0 0 0 2	Washington Senators @ Cleveland Indians Cleveland Municipal Stadium, Cleveland, OH Wed May 25 1960, 7:05 PM EDT Att: 6,427 - Unknown											
Lenny Green, L OBP: 0.300, SLG: 0.269 (1, 8)	X 0-0 F8		X 0-0 F8			X 0-0 F2		X 0-0 F9		X 0-0 4-3		5 0 0 0 0 0 7												
Bob Allison, R OBP: 0.429, SLG: 0.486 (1, 9)	X 0-0 CS 1B			X 0-0 F7		X 0-0 P6			X 0-0 6-3		X 0-0 F3	5 0 1 0 0 0 1												
Jim Lemon, R OBP: 0.317, SLG: 0.537 (1, 7)	X 0-0 CS 1-2	X 0-0 F7		X 0-0 F3			X 0-0 1B		X 0-0 P6		X 0-3 K	5 0 1 0 0 1 0												
Harmon Killebrew, R OBP: 0.324, SLG: 0.377 (1, 5)		X 0-0 1-3		X 0-0 F8		X 0-3 K		X 0-0 1B		X 0-3 K		5 0 1 0 0 2 1												
Julio Becquer, L OBP: 0.205, SLG: 0.295 (1, 3)		X 0-0 4-3			X 0-0 F9		X 0-3 K		X 0-3 K			4 0 0 0 0 2 2												
Earl Battey, R OBP: 0.345, SLG: 0.404 (1, 2)			X 0-3 K		X 0-0 P4		X 0-3 K			X 0-0 P4		4 0 0 0 0 2 1												
Billy Consolo, R OBP: 0.351, SLG: 0.341 (1, 6)			X 0-0 4-3		X 0-0 6-3		X 4-0 SH1-3 BB		X 0-0 1B 1B			2 0 0 0 0 0 0												
Faye Throneberry, L OBP: 0.357, SLG: 0.306 (8, PH)												0 0 0 0 1 0 0												
Jose Valdivielso, R OBP: 0.333, SLG: 0.333 (8, PR)												1 0 1 0 0 0 0												
Bill Fischer, R OBP: 0.333, SLG: 0.200 (1, 1)			X 4-0 1B BB		X 0-3 K		X 0-0 SH1-3		X 0-0 1B 1-2			2 0 1 0 1 1 0												
Inning Stats	R: 0 E: 0 K: 0 S: 3	H: 1 LOB: 0 BB: 0 P: 3	R: 0 E: 0 K: 0 S: 3	H: 0 LOB: 0 BB: 0 P: 3	R: 0 E: 0 K: 1 S: 6	H: 1 LOB: 2 BB: 1 P: 10	R: 0 E: 0 K: 0 S: 3	H: 0 LOB: 0 BB: 0 P: 3	R: 0 E: 0 K: 0 S: 3	H: 0 LOB: 0 BB: 0 P: 3	R: 0 E: 0 K: 3 S: 6	H: 1 LOB: 1 BB: 0 P: 6	R: 0 E: 0 K: 0 S: 3	H: 0 LOB: 2 BB: 1 P: 7	R: 0 E: 0 K: 1 S: 6	H: 1 LOB: 1 BB: 0 P: 6	R: 0 E: 0 K: 0 S: 5	H: 3 LOB: 2 BB: 0 P: 5	R: 0 E: 0 K: 2 S: 7	H: 0 LOB: 0 BB: 0 P: 7	1B: 8 2B: 0 3B: 0 HR: 0	SF: 0 SAC: 1 DP: 0 HBP: 0	WP: 0 PB: 0 SB: 0 CS: 1	PA: 42
PITCHER Jim Perry, R ERA: 2.89 (1, 1)	IP 11.0	WLS W	BF 41	H 8	R 0	ER 0	SO 8	BB 2	IBB 0	HBP 0	BLK 0	WP 0	HR 0	S 55	P 63	ERA 0.00	WHIP 0.909							

livebaseballscorecards.com

AB	38
R	0
H	8
RBI	0
BB	2
SO	8
LOB	14



Batter	1	2	3	4	5	6	7	8	9	10	11	AB R H RBI BB SO LOB	BOTTOM										
Jim Piersall, R OBP: 0.367, SLG: 0.488 (1, 8)	0-0 E6 G5-3-6			0-0 L4		0-0 6-3		0-0 F9			0-0 4-3 1B 1B	5 1 1 0 0 0 1	Washington Senators @ Cleveland Indians Cleveland Municipal Stadium, Cleveland, OH Wed May 25 1960, 7:05 PM EDT Att: 6,427 - Unknown AB 38 R 1 H 7 RBI 1 BB 1 SO 3 LOB 12 										
Ken Aspromonte, R OBP: 0.375, SLG: 0.286 (1, 4)	0-0 G5-3-6 1-3f			0-0 F9		0-0 P4			0-0 F7		0-0 1B 4-3 1B	5 0 1 0 0 0 1											
Harvey Kuenn, R OBP: 0.391, SLG: 0.351 (1, 9)	0-0 4-3			0-0 F9			0-0 4-3		0-0 5-3		0-0 4-3 1-2 2-3	5 0 0 0 0 0 2											
Tito Francona, L OBP: 0.383, SLG: 0.406 (1, 7)		0-0 4-3			0-0 L3		0-0 4-3		0-0 4-3		0-0 1B 2-3 3-H	5 0 1 1 0 0 0											
Vic Power, R OBP: 0.375, SLG: 0.462 (1, 3)		0-0 6-3			0-0 FC5 1B		0-0 FC6-4 1B			0-0 1B		4 0 3 0 0 0 0											
John Romano, R OBP: 0.333, SLG: 0.372 (1, 2)		0-0 6-3			0-0 1-2 1B		0-0 FC6-4 1-2f			0-0 F2		4 0 1 0 0 0 2											
Woodie Held, R OBP: 0.358, SLG: 0.533 (1, 6)			0-0 4-3		0-0 F7			0-0 1-3		0-3 K		4 0 0 0 0 1 3											
Bubba Phillips, R OBP: 0.259, SLG: 0.299 (1, 5)			0-0 F8		0-0 FC5 2-3f			4-0 SH1-3 BB		0-0 5-3		3 0 0 0 1 0 3											
Jim Perry, S OBP: 0.294, SLG: 0.294 (1, 1)			0-3 K			0-3 K		0-0 SH1-3 1-2			0-0 6-3	3 0 0 0 0 2 0											
Inning Stats	R: 0 E: 1 K: 0 S: 3	H: 0 LOB: 0 BB: 0 P: 3	R: 0 E: 0 K: 0 S: 3	H: 0 LOB: 0 BB: 0 P: 3	R: 0 E: 0 K: 1 S: 5	H: 0 LOB: 0 BB: 0 P: 5	R: 0 E: 0 K: 0 S: 5	H: 0 LOB: 2 BB: 0 P: 5	R: 0 E: 0 K: 1 S: 5	H: 1 LOB: 1 BB: 0 P: 4	R: 0 E: 0 K: 0 S: 3	H: 0 LOB: 1 BB: 1 P: 7		R: 0 E: 0 K: 0 S: 6	H: 0 LOB: 0 BB: 0 P: 3	R: 0 E: 0 K: 1 S: 6	H: 1 LOB: 1 BB: 0 P: 6	R: 1 E: 0 K: 0 S: 5	H: 3 LOB: 2 BB: 0 P: 5	1B: 7 2B: 1 3B: 0 HR: 0	SF: 0 SAC: 1 DP: 1 HBP: 0	WP: 0 PB: 0 SB: 0 CS: 0	PA: 40
PITCHER Bill Fischer, R ERA: 2.52 (1, 1)	IP 10.2 WLS L BF 40 H 7 R 1 ER 1 SO 3 BB 1 IBB 0 HBP 0 BLK 0 WP 0 HR 0 S 45 P 49 ERA 0.84 WHIP 0.750																						

livebaseballscorecards.com

Batter	1	2	3	4	5	6	7	8	9	10	AB	R	H	RBI	BB	SO	LOB	TOP		
Jim Piersall, R (1, 8) OBP: 0.368, SLG: 0.494	0-0 2-3		0-0 FC6-5 2B			0-0 G4-3 1B		0-0 P4		0-3 K	5	0	2	0	0	1	0			
Ken Aspromonte, R (1, 4) OBP: 0.345, SLG: 0.269	0-0 HR 1B		0-0 FC6-5 FC5-4 2-3			0-0 G4-3 1-2f			0-0 6-3	0-0 L8	5	1	1	0	0	0	2			
Harvey Kuenn, R (1, 9) OBP: 0.387, SLG: 0.376 (9, 7)	0-0 1-H HR		0-0 FC5-4 1-2f			0-0 6-3			0-0 E5 1-3 2B		4	2	1	2	0	0	1			
Tito Francona, L (1, 7) OBP: 0.371, SLG: 0.390 (7, 3)	0-3 K			0-0 F7				0-3 K		0-0 1-3 1-2	4	0	0	0	0	2	1			
Vic Power, R (1, 3) OBP: 0.371, SLG: 0.463 (7, 6) (8, 5)	0-0 6-3			0-0 6-3				0-0 1-3		0-0 BB 2-H 2B	4	0	1	1	0	0	0			
Russ Nixon, L (1, 2) OBP: 0.316, SLG: 0.343 Carroll Hardy, R (7, PR) OBP: 0.167, SLG: 0.091 John Romano, R (7, 2) OBP: 0.346, SLG: 0.372		0-0 3-1		0-0 1-3				0-0 1B		4-0 BB BB	3	0	1	0	0	0	0			
Woodie Held, R (1, 6) OBP: 0.352, SLG: 0.523 John Powers, L (7, PH) OBP: 0.267, SLG: 0.269 (7, 7) (9, 9)		0-3 K				0-3 K		0-3 K		4-0 1-2 2-3 BB	2	0	0	0	0	2	0			
Bubba Phillips, R (1, 5) OBP: 0.253, SLG: 0.291 Bob Hale, L (8, PH) OBP: 0.357, SLG: 0.250 George Strickland, R (8, 6) OBP: 0.250, SLG: 0.143		0-0 5-3				0-0 1-3				0-0 6-3	2	0	0	0	0	0	0			
Gary Bell, R (1, 1) OBP: 0.222, SLG: 0.125 Walt Bond, L (8, PH) OBP: 0.296, SLG: 0.377 Dick Stigman, R (8, 1) OBP: 0.333, SLG: 0.200 Johnny Klippstein, R (9, 1)			0-0 F3			0-3 K		0-3 K		0-0 5-3	2	0	0	0	0	1	0			
Inning Stats	R: 2 E: 0 K: 1 S: 7	H: 2 LOB: 0 BB: 0 P: 7	R: 0 E: 0 K: 1 S: 5	H: 0 LOB: 0 BB: 0 P: 5	R: 0 E: 0 K: 0 S: 4	H: 1 LOB: 1 BB: 0 P: 4	R: 0 E: 0 K: 0 S: 3	H: 0 LOB: 0 BB: 0 P: 3	R: 0 E: 0 K: 2 S: 7	H: 1 LOB: 1 BB: 0 P: 8	R: 0 E: 0 K: 1 S: 5	H: 0 LOB: 0 BB: 0 P: 5	R: 1 E: 1 K: 0 S: 5	H: 1 LOB: 3 BB: 2 P: 13	R: 0 E: 0 K: 1 S: 5	H: 0 LOB: 0 BB: 0 P: 5	1B: 3 2B: 2 3B: 0 HR: 1	SF: 0 SAC: 0 DP: 1 HBP: 0	WP: 0 PB: 0 SB: 0 CS: 0	PA: 38
PITCHER	IP WLS BF H R ER SO BB IBB HBP BLK WP HR S P ERA WHIP																			
Jim Bunning, R (1, 1) ERA: 2.54	8.2																			
Tom Morgan, R (9, 1) ERA: 0.77	0.1	1	0	0	0	0	0	0	0	0	0	0	0	0	0	0	0	0	0	0
Pete Burnside, L (10, 1) ERA: 2.16	1.0	W	3	0	0	0	1	0	0	0	0	0	0	0	0	0	0	0	0	0

Cleveland Indians @ Detroit Tigers
 Briggs Stadium, Detroit, MI
 Sat May 28 1960, 4:33 AM EDT
 Att. 12,399 - Unknown

livebaseballscorecards.com

AB 36
 R 3
 H 6
 RBI 3
 BB 2
 SO 8
 LOB 8



BOTTOM

Cleveland Indians @ Detroit Tigers
Briggs Stadium, Detroit, MI
Sat May 28 1960, 4:33 AM EDT
Att. 12,399 - Unknown

livebaseballscorecards.com

AB 29
R 4
H 8
RBI 4
BB 9
SO 4
LOB 17



WP: 0 PA: 40
PB: 0
SB: 0
CS: 0

AB R H RBI BB SO LOB

1 1 0 0 4 1 0
4 1 1 0 0 0 2
1 0 0 0 0 0 3

3 1 1 1 2 1 2

3 1 1 3 1 0 1

3 0 0 0 1 0 3

4 0 2 0 0 1 3

3 0 1 0 1 0 1

3 0 1 0 0 1 1

3 0 0 0 0 0 1

0 0 0 0 0 0 0

1 0 1 0 0 0 0

0 0 0 0 0 0 0

0 0 0 0 0 0 0

1B: 6 SF: 0
2B: 0 SAC: 1
3B: 0 DP: 3
HR: 2 HBP: 0

Batter	1	2	3	4	5	6	7	8	9	10
Eddie Yost, R OBP: 0.397, SLG: 0.318 (1, 5)	4-0 BB BB BB		4-0 1B HR BB		0-3 K		4-0 BB		4-0 1-2 G6-4-3 IBB	
Neil Chrisley, L OBP: 0.310, SLG: 0.442 (1, 9)	0-0 F7		0-0 1-3 HR 1B		0-0 1-3		0-0 P6		0-0 G6-4-3 1-2f	
Rocky Colavito, R OBP: 0.288, SLG: 0.298 (9, PH)										
Charlie Maxwell, L OBP: 0.338, SLG: 0.397 (1, 7)	4-0 1-2 BB BB		0-0 F2		0-3 K		4-0 BB 1B BB		0-0 HR	
Al Kaline, R OBP: 0.360, SLG: 0.448 (1, 8)	4-0 1-2 2-3 BB		0-0 2-H 3-H HR		0-0 L3		0-0 L8			
Norm Cash, L OBP: 0.372, SLG: 0.472 (1, 3)	0-0 F5		0-0 P5		0-0 G3		4-0 1B 1-2 BB			
Red Wilson, R OBP: 0.313, SLG: 0.279 (1, 2)	0-0 P4		0-3 K		0-0 1B		0-0 1-3 2-H 1B			
Frank Bolling, R OBP: 0.325, SLG: 0.356 (1, 4)		0-0 F7		0-0 G6-4-3 1B		0-0 F7		0-0 1-2 PO	4-0 1B SH1-4 BB	
Chico Fernandez, R OBP: 0.372, SLG: 0.367 (1, 6)		0-0 G6-4-3 1B		0-0 G6-4-3 1-2f		0-3 K		0-0 1-2 SH1-4	0-0 1-2 1B	
Jim Bunning, R OBP: 0.158, SLG: 0.211 (1, 1)		0-0 G6-4-3		0-0 F9		0-0 P5		0-0 2-3 1B		
Tom Morgan, R OBP: 0.196, SLG: 0.302 (9, PH)										
Johnny Groth, R OBP: 0.333, SLG: 0.250 (9, PR)										
Pete Burnside, R OBP: 0.333, SLG: 0.250 (10, 1)										

Inning Stats	R: 0	H: 0	E: 0	K: 0	S: 3	R: 0	H: 1	E: 0	K: 0	S: 3	R: 3	H: 2	E: 0	K: 1	S: 7	R: 0	H: 1	E: 0	K: 2	S: 7	R: 0	H: 1	E: 0	K: 0	S: 4	R: 0	H: 0	E: 0	K: 1	S: 5	R: 0	H: 1	E: 0	K: 0	S: 2	R: 0	H: 1	E: 0	K: 0	S: 3	R: 1	H: 1	E: 0	K: 0	S: 1
	LOB: 3	BB: 3	P: 15	LOB: 0	BB: 0	P: 3	LOB: 0	BB: 1	P: 11	LOB: 0	BB: 0	P: 3	LOB: 0	BB: 0	P: 7	LOB: 1	BB: 0	P: 4	LOB: 1	BB: 1	P: 9	LOB: 1	BB: 2	P: 10	LOB: 3	BB: 2	P: 11	LOB: 0	BB: 0	P: 1	LOB: 1	BB: 0	P: 1	1B: 6	SF: 0	2B: 0	SAC: 1	3B: 0	DP: 3	HR: 2	HBP: 0				

PITCHER	IP	WLS	BF	H	R	ER	SO	BB	IBB	HBP	BLK	WP	HR	S	P	ERA	WHIP
Gary Bell, R ERA: 2.63 (1, 1)	7.0		29	5	3	3	4	5	0	0	0	0	1	32	52	3.86	1.429
Dick Stigman, L ERA: 3.29 (8, 1)	1.1		8	2	0	0	0	3	1	0	0	0	0	4	20	0.00	3.750
Johnny Klippstein, R ERA: 1.2 (9, 1)	0.2	L	2	1	1	1	0	0	0	0	0	0	1	2	2	13.50	1.500

Batter	1	2	3	4	5	6	7	8	9	AB R H RBI BB SO LOB	TOP																
Jim Piersall, R (1, 8) OBP: 0.364, SLG: 0.516	0-0 F9		0-0 HR	0-0 SH1-3		0-0 L8			0-0 G5-4-3	4 1 1 3 0 0 2																	
Ken Aspromonte, R (1, 4) OBP: 0.364, SLG: 0.276	0-0 1B		0-0 F9	4-0 FC6-4 BB			0-0 L8			3 0 1 0 1 0 0																	
Harvey Kuenn, R (1, 9) OBP: 0.382, SLG: 0.371	0-3 K		0-0 1B	0-0 FC6-4			0-0 6-3			4 0 1 0 0 1 3																	
John Romano, R (1, 2) OBP: 0.321, SLG: 0.340	0-0 6-3		0-3 K		0-0 6-3		0-0 L5			4 0 0 0 0 1 2																	
Vic Power, R (1, 3) OBP: 0.368, SLG: 0.457		0-0 6-3		0-0 HR 1B	0-0 F7			0-0 L8		4 1 1 0 0 0 0																	
Tito Francona, L (1, 7) OBP: 0.367, SLG: 0.413		0-3 K		0-0 HR	0-0 1-3			0-0 4-3		4 1 1 2 0 1 0																	
Woodie Held, R (1, 6) OBP: 0.349, SLG: 0.509		0-0 6-3		4-0 FC5-4 SH1-3 1B BB		0-0 L8		0-0 F7		3 1 0 0 1 0 0																	
Bubba Phillips, R (1, 5) OBP: 0.267, SLG: 0.317			0-0 5-3	0-0 FC5-4 1B		0-0 4-3 2B			0-0 L8	3 0 2 0 0 0 0																	
Walt Bond, L (9, PH) OBP: 0.292, SLG: 0.371				1-2 1B					0-0 L8	1 0 0 0 0 0 0																	
Wynn Hawkins, R (1, 1) OBP: 0.133, SLG: 0.200			0-0 HR 2B	0-0 FC5-4 SH1-3		0-0 4-3			0-0 G5-4-3 1B	2 1 1 0 0 0 2																	
Dick Stigman, R (4, 1) OBP: 0.333, SLG: 0.200				1-2f 2-3						0 0 0 0 0 0 0																	
John Powers, L (6, PH) OBP: 0.259, SLG: 0.259										1 0 0 0 0 0 1																	
John Briggs, R (6, 1)										0 0 0 0 0 0 0																	
Bob Hale, L (9, PH) OBP: 0.400, SLG: 0.308										1 0 1 0 0 0 0																	
Carroll Hardy, R (9, PR) OBP: 0.167, SLG: 0.091										0 0 0 0 0 0 0																	
Inning Stats	R: 0 E: 0 K: 1 S: 6	H: 1 LOB: 1 BB: 0 P: 6	R: 0 E: 0 K: 1 S: 5	H: 0 LOB: 0 BB: 0 P: 5	R: 2 E: 0 K: 1 S: 8	H: 3 LOB: 1 BB: 0 P: 8	R: 3 E: 0 K: 0 S: 6	H: 3 LOB: 2 BB: 2 P: 14	R: 0 E: 0 K: 0 S: 3	H: 0 LOB: 0 BB: 0 P: 3	R: 0 E: 0 K: 0 S: 4	H: 1 LOB: 1 BB: 0 P: 4	R: 0 E: 0 K: 0 S: 3	H: 0 LOB: 0 BB: 0 P: 3	R: 0 E: 0 K: 0 S: 3	H: 0 LOB: 0 BB: 0 P: 3	R: 0 E: 0 K: 0 S: 3	H: 1 LOB: 1 BB: 0 P: 3	1B: 5 2B: 2 3B: 0 HR: 2	SF: 0 SAC: 1 DP: 1 HBP: 0	WP: 0 PB: 0 SB: 1 CS: 0	PA: 37					
PITCHER	IP WLS BF H R ER SO BB IBB HBP BLK WP HR S P ERA WHIP																										
Don Mossi, L (1, 1) ERA: 3.65	3.2		20	7	5	5	3	2	0	0	0	0	2	24	32	12.27	2.455										
Bob Bruce, R (4, 1) ERA: 5.4	0.1		1	0	0	0	0	0	0	0	0	0	0	1	1	0.00	0.000										
Ray Semproch, R (5, 1) ERA: 2.77	5.0	W	16	2	0	0	0	0	0	0	0	0	0	16	16	0.00	0.400										

Cleveland Indians @ Detroit Tigers
 Briggs Stadium, Detroit, MI
 Sun May 29 1960, 4:33 AM EDT
 Unknown

livebaseballscorecards.com

AB	34
R	5
H	9
RBI	5
BB	2
SO	3
LOB	10



Batter	1	2	3	4	5	6	7	8	9
Eddie Yost, R OBP: 0.407, SLG: 0.336 (1, 5)	0-0 FC3 FC6-4 2B		0-0 6-3	0-0 E 1B 1B		4-0 BB BB BB			
Neil Chrisley, L OBP: 0.330, SLG: 0.450 (1, 9)	4-0 FC6-4 FC3 CS BB		0-0 HR 1B	0-0 3-H 1-3 1B		0-0 P6			
Charlie Maxwell, L OBP: 0.333, SLG: 0.433 (1, 7)	0-0 FC3 FC6-4 1-2 2-3		0-0 1-H HR	0-0 F9		0-0 F8			
Al Kaline, R OBP: 0.357, SLG: 0.435 (1, 8)	0-0 FC6-4 1-2f 2-3 3-H		4-0 BB		0-0 L5-3		0-0 L6-3		
Norm Cash, L OBP: 0.366, SLG: 0.500 (1, 3)	0-3 K		0-0 4-3		0-0 HR		0-3 K		
Red Wilson, R OBP: 0.308, SLG: 0.261 (1, 2)		0-0 F9		4-0 1B BB G4-6-3 BB	0-3 K		0-0 5-3		
Frank Bolling, R OBP: 0.322, SLG: 0.342 (1, 4)		0-0 P4		4-0 G4-6-3 1B 1-2 BB	0-3 K		0-0 5-3		
Chico Fernandez, R OBP: 0.376, SLG: 0.373 (1, 6)		0-0 F8		0-0 G4-6-3 1-2 2-3 1B		0-0 SH1 1B		0-0 4-3	
Don Mossi, L (1, 1)			0-3 K	0-0 G4-6-3		0-0 SH1		0-3 K	
Bob Bruce, R (4, 1)				1-2f 2-3 3-H					
Sandy Amoros, L (4, PH)									
Ray Semproch, R (5, 1)									

Inning Stats	R: 1	H: 1	E: 0	K: 1	S: 6	LOB: 2	BB: 1	P: 10	R: 0	H: 0	E: 0	K: 0	S: 3	LOB: 0	BB: 0	P: 3	R: 2	H: 2	E: 0	K: 1	S: 7	LOB: 1	BB: 1	P: 11	R: 2	H: 3	E: 1	K: 0	S: 5	LOB: 2	BB: 2	P: 13	R: 1	H: 1	E: 0	K: 2	S: 8	LOB: 0	BB: 0	P: 8	R: 0	H: 1	E: 0	K: 0	S: 4	LOB: 2	BB: 1	P: 8	R: 0	H: 0	E: 0	K: 1	S: 5	LOB: 0	BB: 0	P: 5	R: 0	H: 0	E: 0	K: 1	S: 5	LOB: 0	BB: 0	P: 5
--------------	------	------	------	------	------	--------	-------	-------	------	------	------	------	------	--------	-------	------	------	------	------	------	------	--------	-------	-------	------	------	------	------	------	--------	-------	-------	------	------	------	------	------	--------	-------	------	------	------	------	------	------	--------	-------	------	------	------	------	------	------	--------	-------	------	------	------	------	------	------	--------	-------	------

PITCHER	IP	WLS	BF	H	R	ER	SO	BB	IBB	HBP	BLK	WP	HR	S	P	ERA	WHIP
Wynn Hawkins, R (1, 1) ERA: 4.81	3.2		19	5	5	5	2	4	0	0	0	0	1	19	35	12.27	2.455
Dick Stigman, L (4, 1) ERA: 3.45	1.1	L	6	2	1	1	2	0	0	0	0	0	1	10	10	6.75	1.500
John Briggs, R (6, 1) ERA: 2.7	3.0		11	1	0	0	2	1	0	0	0	0	0	14	18	0.00	0.667

BOTTOM

Cleveland Indians @ Detroit Tigers
 Briggs Stadium, Detroit, MI
 Sun May 29 1960, 4:33 AM EDT
 Unknown

AB	R	H	RBI	BB	SO	LOB
3	1	2	1	1	0	0
3	1	2	0	1	0	2
4	1	1	2	0	0	6
3	0	0	1	1	0	2
4	1	1	1	0	2	3
3	1	0	0	1	1	0
3	1	0	0	1	1	0
4	0	2	0	0	0	0
1	0	0	0	0	1	0
0	0	0	0	0	0	0
1	0	0	0	0	0	2
1	0	0	0	0	1	0

AB	30
R	6
H	8
RBI	5
BB	5
SO	6
LOB	15

WP	PA
0	36
0	
0	
0	

1B	2B	3B	HR	SF	SAC	DP	HBP
5	2	0	2	0	1	2	0

Batter	1	2	3	4	5	6	7	8	9	AB R H RBI BB SO LOB	TOP											
Jim Piersall, R (1, 8) OBP: 0.356, SLG: 0.531	0-3 K		0-0 L8			0-0 P6		0-0 L6	0-0 HR	5 1 1 3 0 1 1												
Ken Aspromonte, R (1, 4) OBP: 0.316, SLG: 0.235	0-0 6-3		0-0 5-3			0-0 4-3		0-0 6-3	0-0 F9	5 0 0 0 0 0 2												
Harvey Kuenn, R (1, 9) OBP: 0.383, SLG: 0.367	0-0 BLK 1B				0-0 F9	0-0 L8		1-0 1B HBP	0-0 6-3	4 1 1 0 0 0 1												
Tito Francona, L (1, 7) OBP: 0.371, SLG: 0.416	0-3 K 1-2				0-0 P3		0-0 E 1B	0-0 1B 1-2		4 1 2 0 0 1 1												
Vic Power, R (1, 3) OBP: 0.364, SLG: 0.450 (7, 6) (9, 3)		0-0 1-6-3		0-0 1-3		0-0 P6		0-0 1-3 2-H 1B		4 0 1 1 0 0 1												
Russ Nixon, L (1, 2) OBP: 0.313, SLG: 0.338		0-0 L6			0-3 K		0-0 E6 G3 1B	0-0 4-3		4 1 1 0 0 1 2												
George Strickland, R (1, 6) OBP: 0.222, SLG: 0.125		0-0 L8			0-0 6-3		0-0 G3		0-0 SH3-4 1B HR	2 0 0 0 0 0 0 2 0 1 1 0 0 0												
Bob Hale, L (7, PH) OBP: 0.412, SLG: 0.333										0 1 0 0 0 0 0 0 0 0 0 0 0 0												
Carroll Hardy, R (9, PR) OBP: 0.091																						
Woodie Held, R (9, 6) OBP: 0.349, SLG: 0.509																						
Bubba Phillips, R (1, 5) OBP: 0.287, SLG: 0.329			0-3 K			0-0 1B			0-0 SH3-4 HR	3 1 2 0 0 1 0												
Mudcat Grant, R (1, 1) OBP: 0.182, SLG: 0.182			0-0 E6			0-0 5-3			0-0 SH3-4	2 0 0 0 0 0 1 1 0 0 0 0 0 1												
John Powers, L (7, PH) OBP: 0.250, SLG: 0.250										0 0												
Bobby Tiefenauer, R (7, 1) OBP: 0.250, SLG: 0.250										0 0 0 0 0 0 0 0 0 0 0 0 0 0												
Johnny Klippstein, R (7, 1) OBP: 0.250, SLG: 0.250										0 0 0 0 0 0 0 0 0 0 0 0 0 0												
John Briggs, R (7, 1) OBP: 0.250, SLG: 0.250										0 0 0 0 0 0 0 0 0 0 0 0 0 0												
Johnny Temple, R (9, PH) OBP: 0.309, SLG: 0.283										0 0 0 0 0 0 0 0 0 0 0 0 0 0												
Dick Stigman, R (9, 1) OBP: 0.333, SLG: 0.200										0 0 0 0 0 0 0 0 0 0 0 0 0 0												
Inning Stats	R: 0 E: 0 K: 2 S: 8	H: 1 LOB: 1 BB: 0 P: 8	R: 0 E: 0 K: 0 S: 3	H: 0 LOB: 0 BB: 0 P: 3	R: 0 E: 1 K: 1 S: 6	H: 0 LOB: 1 BB: 0 P: 6	R: 0 E: 0 K: 0 S: 3	H: 0 LOB: 0 BB: 0 P: 3	R: 0 E: 0 K: 1 S: 6	H: 1 LOB: 1 BB: 0 P: 6	R: 0 E: 0 K: 0 S: 3	H: 0 LOB: 0 BB: 0 P: 3	R: 2 E: 1 K: 0 S: 5	H: 2 LOB: 1 BB: 0 P: 6	R: 1 E: 0 K: 0 S: 5	H: 2 LOB: 2 BB: 0 P: 6	R: 3 E: 0 K: 0 S: 6	H: 3 LOB: 1 BB: 0 P: 6	1B: 8 2B: 0 3B: 0 HR: 1	SF: 0 SAC: 1 DP: 0 HBP: 2	WP: 0 PB: 0 SB: 0 CS: 0	PA: 39
PITCHER	IP WLS BF H R ER SO BB IBB HBP BLK WP HR S P ERA WHIP																					
Frank Lary, R (1, 1) ERA: 2.42	8.0 L 35 8 5 3 4 0 0 2 1 0 0 41 43 3.38 1.000																					
Tom Morgan, R (9, 1) ERA: 1.42	1.0 4 1 1 1 0 0 0 0 0 0 0 1 4 4 9.00 1.000																					

Cleveland Indians @ Detroit Tigers
 Briggs Stadium, Detroit, MI
 Sun May 29 1960, 4:38 AM EDT
 Att. 42,670 - Unknown

livebaseballscorecards.com

AB	36
R	6
H	9
RBI	5
BB	0
SO	4
LOB	10



BOTTOM

Cleveland Indians @ Detroit Tigers

Briggs Stadium, Detroit, MI

Sun May 29 1960, 4:38 AM EDT
Att. 42,670 - Unknown

livebaseballscorecards.com

AB 33
R 4
H 7
RBI 4
BB 8
SO 5
LOB 24



WP: 1 PA: 43
PB: 0
SB: 0
CS: 0

AB	R	H	RBI	BB	SO	LOB
4	0	2	2	1	0	5
5	0	1	0	0	0	4
3	1	0	0	2	0	2
4	1	1	0	1	0	2
3	0	0	1	1	2	3
3	1	0	0	1	0	3
1	0	0	0	0	1	0
5	1	2	0	0	0	1
3	0	1	0	1	1	2
2	0	0	1	1	1	2
0	0	0	0	0	0	0

Batter	1	2	3	4	5	6	7	8	9
Eddie Yost, R OBP: 0.414, SLG: 0.351 (1, 5)	4-0 BB BB	0-0 2B		0-0 F8		0-0 1B 1B	0-0 5-3		
Neil Chrissy, L OBP: 0.323, SLG: 0.435 (1, 9)	0-0 F2	0-0 F8		0-0 F8		0-0 WP 1B		0-0 4-3	
Charlie Maxwell, L OBP: 0.337, SLG: 0.414 (1, 7)	4-0 1-2 BB		0-0 F9		4-0 1B SF8 BB	0-0 P4		0-0 P6	
Al Kaline, R OBP: 0.358, SLG: 0.429 (1, 8)	0-0 L4		0-0 L8		0-0 SF8 FC4-2 1B		4-0 2B BB BB	0-0 L8	
Norm Cash, L OBP: 0.356, SLG: 0.481 (1, 3)	0-3 K		4-0 BB		0-0 SF8		0-0 F7	0-3 K	
Lou Berberet, L OBP: 0.316, SLG: 0.270 (1, 2)		4-0 E 1B 2B BB		0-0 P6		0-0 FC4-2 FC6-4	0-0 F7	0-3 K	
Steve Bilko, R OBP: 0.193, SLG: 0.296 (9, PH)									
Frank Bolling, R OBP: 0.326, SLG: 0.358 (1, 4)		0-0 E5 2B 1B		0-0 F8		0-0 FC6-4	0-0 BB 2B	0-0 F8	
Chico Fernandez, R OBP: 0.380, SLG: 0.371 (1, 6)		0-3 K		0-0 SH 1B			0-0 F7	4-0 BB IBB	
Frank Lary, R OBP: 0.172, SLG: 0.115 (1, 1)		0-3 K		0-0 SH			0-0 F3	4-0 BB	
Tom Morgan, R (9, 1)				1-2				1-2 2-3 3-H	

Inning	R	H	E	K	S	P	BB	IBB	HBP	BLK	WP	HR	S	P	ERA	WHIP
1	0	0	0	1	5	1	0	0	0	0	1	0	31	51	4.50	1.833
2	2	2	1	2	9	2	1	0	0	0	0	0	3	7	13.50	3.000
3	0	0	0	0	3	0	0	0	0	0	0	0	0	8	∞	∞
4	0	0	0	0	3	0	0	0	0	0	0	0	4	4	0.00	0.000
5	0	0	0	0	3	0	0	0	0	0	0	0	7	7	0.00	0.000
6	0	2	0	0	5	1	0	0	0	0	0	0	5	5		
7	1	2	0	0	4	1	0	0	0	0	0	0	3	16		
8	0	0	0	0	3	0	0	0	0	0	0	0	3	3		
9	0	0	0	0	7	0	0	0	0	0	0	0	7	7		

PITCHER	IP	WLS	BF	H	R	ER	SO	BB	IBB	HBP	BLK	WP	HR	S	P	ERA	WHIP
Mudcat Grant, R ERA: 2.01 (1, 1)	6.0		30	6	3	3	3	5	0	0	0	1	0	31	51	4.50	1.833
Bobby Tiefenauer, R ERA: 2.57 (7, 1)	0.2		4	1	1	1	0	1	0	0	0	0	0	3	7	13.50	3.000
Johnny Klippstein, R ERA: 1.2 (7, 1)	0.0		2	0	0	0	0	1	1	0	0	0	0	0	8	∞	∞
John Briggs, R ERA: 2.38 (7, 1)	1.1	W	4	0	0	0	0	0	0	0	0	0	0	4	4	0.00	0.000
Dick Stigman, L ERA: 3.34 (9, 1)	1.0	S	3	0	0	0	2	0	0	0	0	0	0	7	7	0.00	0.000

Batter	1	2	3	4	5	6	7	8	9	AB R H RBI BB SO LOB	TOP											
Jim Piersall, R (1, 8) <small>OBP: 0.349, SLG: 0.520</small> John Powers, L (3, PR) <small>OBP: 0.265, SLG: 0.241</small> Carroll Hardy, R (6, PR) <small>OBP: 0.154, SLG: 0.083</small>	0-0 F6		0-0 FC1-6		0-0 F2	4-0 BB			0-0 6-3	2 0 0 0 0 0 1 1 0 0 0 1 0 1 1 0 0 0 0 0 0												
Ken Aspromonte, R (1, 4) <small>OBP: 0.279, SLG: 0.205</small>	0-0 5-3		0-3 K		0-0 FC4-6	0-0 F7			0-0 L5	5 0 0 0 0 1 4												
Harvey Kuenn, R (1, 9) <small>OBP: 0.376, SLG: 0.360</small> (3, 8) (6, 9)	0-0 4-3		0-0 F6			0-0 SH 1B BB 1B			0-0 6-3	5 1 1 0 0 0 1												
Tito Francona, L (1, 7) <small>OBP: 0.382, SLG: 0.417</small>		4-0 FC4-2 BB		0-0 G3 1B		4-0 SH 1B BB			0-0 1-3	2 1 1 0 2 0 0												
Vic Power, R (1, 3) <small>OBP: 0.357, SLG: 0.440</small>	0-0 4-3		0-0 F9		0-0 SH 1B 1-2 2-3			0-0 E6		3 1 0 0 0 0 2												
Russ Nixon, L (1, 2) <small>OBP: 0.310, SLG: 0.333</small>	0-0 FC4-2 BB		0-0 G3		0-0 SH 1B 1-3 2-H 3-H			0-0 3-1		4 0 1 2 0 0 3												
Woodie Held, R (1, 6) <small>OBP: 0.346, SLG: 0.496</small>	4-0 1-2 BB		0-3 K		0-0 FC1-6 1B 1-2			0-0 6-3		3 1 0 0 1 1 3												
Bubba Phillips, R (1, 5) <small>OBP: 0.286, SLG: 0.326</small>	0-0 F6		0-0 E5 FC4-6 SH3 1B		0-0 SH3 1B			0-0 6-3		4 0 1 1 0 0 2												
Jim Perry, S (1, 1) <small>OBP: 0.300, SLG: 0.350</small> Dick Stigman, R (9, 1) <small>OBP: 0.333, SLG: 0.200</small>			0-0 FC1-6 2B		0-0 F6	0-0 SH3			0-0 G3	3 0 1 1 0 0 1 0 0 0 0 0 0 0												
Inning Stats	R: 0 E: 0 K: 0 S: 3	H: 0 LOB: 0 BB: 0 P: 3	R: 0 E: 0 K: 0 S: 3	H: 0 LOB: 2 BB: 2 P: 11	R: 0 E: 0 K: 1 S: 6	H: 1 LOB: 1 BB: 0 P: 6	R: 0 E: 0 K: 1 S: 6	H: 1 LOB: 1 BB: 0 P: 6	R: 0 E: 1 K: 0 S: 4	H: 0 LOB: 1 BB: 0 P: 4	R: 4 E: 1 K: 0 S: 7	H: 3 LOB: 2 BB: 2 P: 15	R: 0 E: 1 K: 0 S: 4	H: 0 LOB: 1 BB: 0 P: 4	R: 0 E: 0 K: 0 S: 3	H: 0 LOB: 0 BB: 0 P: 3	R: 0 E: 0 K: 0 S: 3	H: 0 LOB: 0 BB: 0 P: 3	1B: 4 2B: 1 3B: 0 HR: 0	SF: 0 SAC: 2 DP: 0 HBP: 0	WP: 0 PB: 0 SB: 2 CS: 0	PA: 39
PITCHER	IP WLS BF H R ER SO BB IBB HBP BLK WP HR S P ERA WHIP																					
Early Wynn, R (1, 1) <small>ERA: 3.91</small> Gerry Staley, R (6, 1) <small>ERA: 0.49</small> Turk Lown, R (8, 1) <small>ERA: 1.97</small> Russ Kemmerer, R (9, 1) <small>ERA: 5.4</small>	5.2 L 28 5 4 2 2 4 0 0 0 0 0 0 28 44 3.18 1.588																					

Cleveland Indians @ Chicago White Sox
 Comiskey Park, Chicago, IL
 Mon May 30 1960, 4:33 AM EDT
 Unknown

livebaseballscorecards.com

AB	33
R	4
H	5
RBI	4
BB	4
SO	2
LOB	18



Batter	1	2	3	4	5	6	7	8	9	AB	R	H	RBI	BB	SO	LOB
--------	---	---	---	---	---	---	---	---	---	----	---	---	-----	----	----	-----

Al Smith, R <small>(1, 9) OBP: 0.353, SLG: 0.469</small> <small>(9, 8)</small>	0-0 3-1 		0-0 		0-0 F6 		4-0 	0-0 F6 		4	0	1	0	1	0	5
Nellie Fox, L <small>(1, 4) OBP: 0.353, SLG: 0.370</small>	0-0 		0-0 F9 		0-0 		0-0 F9 		0-0 	5	0	3	0	0	0	3
Minnie Minoso, R <small>(1, 7) OBP: 0.352, SLG: 0.500</small> <small>(9, 9)</small>	0-0 F7 		0-0 L9 		0-0 5-3 		1-0 		0-0 	4	0	1	1	0	0	5
Ted Kluszewski, L <small>(1, 3) OBP: 0.392, SLG: 0.460</small>	4-0 		0-3 K 		0-0 4-3 		0-0 4-3 		0-0 F7 	4	0	0	0	1	1	8
Sherm Lollar, R <small>(1, 2) OBP: 0.383, SLG: 0.470</small> Jim Rivera, L <small>(8, PR)</small> Dick Brown, R <small>(9, 2) OBP: 0.258, SLG: 0.393</small>	0-3 K 			0-0 6-3 		0-0 F5 		0-0 	0-0 F4 	4	0	1	0	0	1	2
Gene Freese, R <small>(1, 5) OBP: 0.210, SLG: 0.295</small>		0-0 P3 		0-0 F9 		0-0 		0-0 F2 	0-0 F2 	5	0	1	0	0	0	3
Jim Landis, R <small>(1, 8) OBP: 0.395, SLG: 0.292</small> Earl Torgeson, L <small>(8, PH) OBP: 0.786, SLG: 0.500</small> Russ Kemmerer, R <small>(9, 1)</small>		0-0 1-3 		0-3 K 		0-0 F8 		4-0 		3	0	0	0	0	1	1
Luis Aparicio, R <small>(1, 6) OBP: 0.272, SLG: 0.281</small> Roy Sievers, R <small>(8, PH) OBP: 0.289, SLG: 0.384</small> <small>(9, 7)</small>		0-0 F9 			0-0 		0-0 1-3 		0-0 F2 	3	1	1	0	0	0	1
Early Wynn, S <small>(1, 1) OBP: 0.250, SLG: 0.178</small> Gerry Stieglitz, R <small>(6, 1)</small> Joe Hicks, L <small>(7, PH) OBP: 0.364, SLG: 0.400</small> Turk Lown, R <small>(8, 1)</small> Billy Goodman, L <small>(8, PH) OBP: 0.365, SLG: 0.341</small> Sammy Esposito, R <small>(8, PR) OBP: 0.302, SLG: 0.229</small> <small>(9, 8)</small>			0-0 L9 		4-0 		0-0 6-3 		4-0 	1	0	1	0	1	0	0

Inning Stats	R: 0	H: 1	E: 0	K: 1	S: 6	LOB: 2	BB: 1	P: 10	R: 0	H: 0	E: 0	K: 0	S: 3	LOB: 0	BB: 0	P: 3	R: 0	H: 2	E: 0	K: 1	S: 7	LOB: 2	BB: 0	P: 7	R: 0	H: 0	E: 0	K: 1	S: 5	LOB: 0	BB: 0	P: 5	R: 1	H: 2	E: 0	K: 0	S: 5	LOB: 2	BB: 1	P: 9	R: 0	H: 1	E: 0	K: 0	S: 4	LOB: 1	BB: 0	P: 4	R: 0	H: 0	E: 0	K: 0	S: 3	LOB: 2	BB: 1	P: 8	R: 0	H: 1	E: 0	K: 0	S: 4	LOB: 3	BB: 2	P: 12	R: 0	H: 2	E: 0	K: 0	S: 5	LOB: 2	BB: 0	P: 5	1B: 7	2B: 2	3B: 0	HR: 0	SF: 0	SAC: 0	DP: 0	HBP: 1	WP: 0	PB: 0	SB: 1	CS: 0	PA: 42
--------------	------	------	------	------	------	--------	-------	-------	------	------	------	------	------	--------	-------	------	------	------	------	------	------	--------	-------	------	------	------	------	------	------	--------	-------	------	------	------	------	------	------	--------	-------	------	------	------	------	------	------	--------	-------	------	------	------	------	------	------	--------	-------	------	------	------	------	------	------	--------	-------	-------	------	------	------	------	------	--------	-------	------	-------	-------	-------	-------	-------	--------	-------	--------	-------	-------	-------	-------	--------

PITCHER	IP	WLS	BF	H	R	ER	SO	BB	IBB	HBP	BLK	WP	HR	S	P	ERA	WHIP
Jim Perry, R <small>(1, 1) ERA: 2.67</small>	8.0	W	39	9	1	1	3	5	0	1	0	0	0	39	60	1.12	1.750
Dick Stigman, L <small>(9, 1) ERA: 3.23</small>	1.0	S	3	0	0	0	0	0	0	0	0	0	0	3	3	0.00	0.000

BOTTOM

Cleveland Indians @ Chicago White Sox
 Comiskey Park, Chicago, IL
 Mon May 30 1960, 4:33 AM EDT
 Unknown

AB	36
R	1
H	9
RBI	1
BB	5
SO	3
LOB	32



1B	7	SF	0
2B	2	SAC	0
3B	0	DP	0
HR	0	HBP	1

Batter	1	2	3	4	5	6	7	8	9	AB R H RBI BB SO LOB	TOP											
Jim Piersall, R (1, 8) OBP: 0.333, SLG: 0.495	0-0 6-3			F8 5-3			F4 0-0		0-0 6-3	5 0 0 0 0 0 1												
Ken Aspromonte, R (1, 4) OBP: 0.271, SLG: 0.205	0-0 1-3			FC4-6 1B	0-0 5-3		L7 0-0		0-0 6-3	5 0 1 0 0 0 0												
Harvey Kuenn, R (1, 9) OBP: 0.365, SLG: 0.347	0-0 4-3			FC4-6 E	0-0 5-3			F8 0-0		4 1 0 0 0 0 1												
Tito Francona, L (1, 7) OBP: 0.393, SLG: 0.445		0-0 4-3		E4 1B				1B 0-0		4 2 3 1 0 0 0												
Vic Power, R (1, 3) OBP: 0.354, SLG: 0.435		0-0 6-3		2B 0-0		F8 0-0		K 0-3		4 1 1 1 0 1 2												
John Romano, R (1, 2) OBP: 0.350, SLG: 0.392		0-0 F4		1B 0-0		G6-4-3 1B		HR 0-0		4 2 3 2 0 0 0												
Woodie Held, R (1, 6) OBP: 0.351, SLG: 0.521			0-0 6-3	1B 0-0		G6-4-3 1B		HR 0-0		4 2 2 3 0 0 1												
Bubba Phillips, R (1, 5) OBP: 0.284, SLG: 0.323			0-0 F7	1B 0-0		F8 0-0		1-3 0-0		4 1 1 0 0 0 0												
Barry Latman, R (1, 1) OBP: 0.111, SLG: 0.111			0-0 1-3	E5 1B			F9 0-0		0-3 K	3 0 1 1 0 0 0												
John Briggs, R (8, 1)										1 0 0 0 0 1 0												
Inning Stats	R: 0 E: 0 K: 0 S: 3	H: 0 LOB: 0 BB: 0 P: 3	R: 0 E: 0 K: 0 S: 3	H: 0 LOB: 0 BB: 0 P: 3	R: 0 E: 0 K: 0 S: 3	H: 0 LOB: 0 BB: 0 P: 3	R: 6 E: 2 K: 0 S: 10	H: 7 LOB: 1 BB: 0 P: 10	R: 0 E: 0 K: 0 S: 4	H: 1 LOB: 1 BB: 0 P: 4	R: 0 E: 0 K: 0 S: 3	H: 1 LOB: 0 BB: 0 P: 3	R: 0 E: 0 K: 0 S: 3	H: 0 LOB: 0 BB: 0 P: 3	R: 3 E: 0 K: 1 S: 8	H: 3 LOB: 0 BB: 0 P: 8	R: 0 E: 0 K: 1 S: 5	H: 0 LOB: 0 BB: 0 P: 5	1B: 8 2B: 3 3B: 0 HR: 1	SF: 0 SAC: 0 DP: 1 HBP: 0	WP: 0 PB: 0 SB: 0 CS: 0	PA: 38
PITCHER	IP WLS BF H R ER SO BB IBB HBP BLK WP HR S P ERA WHIP																					
Bob Shaw, R (1, 1) ERA: 3.81	4.0 L 19 7 6 5 0 0 0 0 0 0 0 0 0 19 19 11.25 1.750																					
Dick Donovan, R (5, 1) ERA: 6.46	1.0 4 1 0 0 0 0 0 0 0 0 0 0 0 4 4 0.00 1.000																					
Ray Moore, R (6, 1) ERA: 4.76	2.0 6 1 0 0 0 0 0 0 0 0 0 0 0 6 6 0.00 0.500																					
Gerry Staley, R (8, 1) ERA: 1.16	2.0 9 3 3 3 2 0 0 0 0 0 0 0 1 13 13 13.50 1.500																					

Cleveland Indians @ Chicago White Sox
Comiskey Park, Chicago, IL
 Mon May 30 1960, 4:38 AM EDT
 Att: 45,731 - Unknown

AB	38
R	9
H	12
RBI	8
BB	0
SO	2
LOB	5



WP: 0	PA: 38
PB: 0	
SB: 0	
CS: 0	

BOTTOM

Cleveland Indians @ Chicago White Sox
Comiskey Park, Chicago, IL
Mon May 30 1960, 4:38 AM EDT
Att. 45,731 - Unknown

livebaseballscorecards.com

AB	32
R	4
H	7
RBI	4
BB	8
SO	3
LOB	15



WP:	1	PA:	40
PB:	0		
SB:	1		
CS:	1		

AB R H RBI BB SO LOB

4	0	1	0	1	0	1
3	0	0	0	2	0	2
4	0	0	0	1	1	3
5	1	1	0	0	0	3
2	1	2	0	2	0	0
3	1	1	2	1	1	3
4	0	1	1	0	0	2
3	0	0	0	0	1	0
1	0	0	0	0	0	1
0	0	0	0	0	0	0
0	0	0	0	0	0	0
1	1	1	1	0	0	0
0	0	0	0	0	0	0
1	0	0	0	0	0	0

Batter	1	2	3	4	5	6	7	8	9									
Luis Aparicio, R OBP: 0.276, SLG: 0.287 (1, 6)	0-0 1-4-3 ①		0-0 F7 ②		0-0 L6 ③		4-0 BB		0-0 G3 2B									
Nellie Fox, L OBP: 0.355, SLG: 0.362 (1, 4)	0-0 L3 ②		4-0 1-2 BB			4-0 WP BB	0-0 F9 ③		0-0 G3 2-3 ②									
Roy Sievers, R OBP: 0.284, SLG: 0.364 (1, 7)	0-3 K ③		0-0 1-3 ③			0-0 F7 1-2 ①		0-0 F7 ①	4-0 BB									
Ted Kluszewski, L OBP: 0.382, SLG: 0.446 (1, 3)		0-0 F9 ①		0-0 F4 ①		0-0 F8 ②		0-0 2B 1B 1B	0-0 F8 ③									
Minnie Minoso, R OBP: 0.367, SLG: 0.513 (1, 9)		0-0 CS 1B		4-0 6-3 BB		4-0 BB		0-0 1B 2B										
Al Smith, R OBP: 0.356, SLG: 0.466 (1, 8)		4-0 1-2 BB		0-0 6-3 ②		0-3 K ③		0-0 1B 1B 2-H 3-H										
Gene Freese, R OBP: 0.212, SLG: 0.292 (1, 5)		0-0 5-3 ③		0-0 P3 ③			0-0 5-3 ①	0-0 G6-4-3 1B 1-H										
Dick Brown, R OBP: 0.235, SLG: 0.355 (1, 2)			0-0 F3 ①		0-0 P3 ①		0-3 K ②	0-0 G6-4-3 ② ③										
Sherm Lollar, R OBP: 0.380, SLG: 0.465 (8, PH) (9, 2)								1-2f										
Bob Shaw, R OBP: 0.150, SLG: 0.059 (5, 1)			4-0 BB		0-0 F8 ②		0-0 HR		0-0 5-3 ①									
Dick Donovan, L OBP: 0.091, SLG: 0.091 (5, PH)																		
Joe Hicks, L OBP: 0.348, SLG: 0.381 (8, 1)																		
Ray Moore, R OBP: 0.348, SLG: 0.381 (8, 1)																		
Earl Torgerson, L OBP: 0.600, SLG: 1.000 (8, 1)																		
Gerry Staley, R OBP: 0.358, SLG: 0.333 (9, PH)																		
Inning Stats	R: 0 E: 0 K: 1 S: 5	H: 0 LOB: 0 BB: 0 P: 5	R: 0 E: 0 K: 0 S: 3	H: 1 LOB: 1 BB: 1 P: 7	R: 0 E: 0 K: 0 S: 3	H: 0 LOB: 1 BB: 1 P: 7	R: 0 E: 0 K: 0 S: 3	H: 0 LOB: 0 BB: 0 P: 3	R: 0 E: 0 K: 1 S: 5	H: 1 LOB: 1 BB: 1 P: 10	R: 3 E: 0 K: 0 S: 6	H: 4 LOB: 0 BB: 0 P: 6	R: 0 E: 0 K: 0 S: 4	H: 1 LOB: 2 BB: 1 P: 8	1B: 4 2B: 2 3B: 0 HR: 1	SF: 0 SAC: 0 DP: 1 HBP: 0	WP: 1 PB: 0 SB: 1 CS: 1	PA: 40
PITCHER	IP WLS BF H R ER SO	IP WLS BF H R ER SO	IP WLS BF H R ER SO	IP WLS BF H R ER SO	IP WLS BF H R ER SO	IP WLS BF H R ER SO	IP WLS BF H R ER SO	IP WLS BF H R ER SO	IP WLS BF H R ER SO	IP WLS BF H R ER SO	IP WLS BF H R ER SO	IP WLS BF H R ER SO	IP WLS BF H R ER SO	IP WLS BF H R ER SO	IP WLS BF H R ER SO	IP WLS BF H R ER SO	IP WLS BF H R ER SO	IP WLS BF H R ER SO
Barry Latman, R ERA: 5.47 (1, 1)	7.1	W	34	6	4	4	3	7	0	0	0	0	1	1	33	61	4.91	1.773
John Briggs, R ERA: 2.08 (8, 1)	1.2	S	6	1	0	0	0	1	0	0	0	0	0	0	5	9	0.00	1.200

Batter	1	2	3	4	5	6	7	8	9	AB R H RBI BB SO LOB	TOP											
Jim Piersall, R (1, 8) OBP: 0.345, SLG: 0.536	0-0 HR		0-0 F6		0-0 1B		0-0 1-3		0-0 DI 2B	5 1 3 1 0 0 3												
Ken Aspromonte, R (1, 4) OBP: 0.283, SLG: 0.208	0-0 5-3		4-0 1B BB		0-0 5-3		0-0 1B		0-3 K	4 0 1 2 1 1 2												
Harvey Kuenn, R (1, 9) OBP: 0.369, SLG: 0.352	0-0 F8		0-0 1B		0-0 1B		0-0 1-3		0-0 1B	4 0 2 1 0 0 1												
John Romano, R (1, 2) OBP: 0.359, SLG: 0.400	0-3 K		0-3 K		0-0 1B		0-0 1B		0-0 FC5-4 1B	4 0 2 0 0 2 2												
Woodie Held, R (1, 6) OBP: 0.343, SLG: 0.508		0-0 4-3		0-0 5-3		0-0 B1		0-3 K		3 0 0 0 0 0 2												
John Powers, L (8, PH) OBP: 0.257, SLG: 0.233										1 0 0 0 0 1 1												
George Strickland, R (8, 6) OBP: 0.222, SLG: 0.125										0 0 0 0 0 0 0												
Tito Francona, L (1, 3) OBP: 0.382, SLG: 0.431		0-0 F6		0-0 F6		0-0 G6-4-3		0-0 FC5-4		4 0 0 0 0 0 3												
Bubba Phillips, R (1, 5) OBP: 0.274, SLG: 0.309		0-0 5-3		0-0 5-3			0-0 F8		0-0 6-3	4 0 0 0 0 0 1												
Carroll Hardy, R (1, 7) OBP: 0.188, SLG: 0.071			0-0 6-3		0-0 F7		4-0 1B BB		0-0 F7	2 1 0 0 1 0 0												
Walt Bond, L (9, PH) OBP: 0.288, SLG: 0.365										1 0 0 0 0 0 0												
Gary Bell, R (1, 1) OBP: 0.241, SLG: 0.192			0-0 1B 2B		0-0 F8		0-0 1B		0-0 F7	2 1 1 0 0 0 0												
Johnny Temple, R (7, PH) OBP: 0.315, SLG: 0.289										1 0 1 0 0 0 0												
Bobby Tiefenauer, R (7, 1) OBP: 0.288, SLG: 0.365										0 1 0 0 0 0 0												
Bob Hale, L (9, PH) OBP: 0.389, SLG: 0.313										1 0 0 0 0 0 0												
Inning Stats	R: 1 E: 0 K: 1 S: 6	H: 1 LOB: 0 BB: 0 P: 6	R: 0 E: 0 K: 0 S: 3	H: 0 LOB: 0 BB: 0 P: 3	R: 1 E: 0 K: 1 S: 7	H: 2 LOB: 2 BB: 1 P: 11	R: 0 E: 0 K: 0 S: 3	H: 0 LOB: 0 BB: 0 P: 3	R: 0 E: 0 K: 0 S: 4	H: 1 LOB: 1 BB: 0 P: 4	R: 0 E: 0 K: 0 S: 4	H: 2 LOB: 1 BB: 0 P: 4	R: 2 E: 0 K: 0 S: 5	H: 2 LOB: 1 BB: 1 P: 9	R: 0 E: 0 K: 1 S: 6	H: 1 LOB: 1 BB: 0 P: 6	R: 0 E: 0 K: 1 S: 6	H: 1 LOB: 1 BB: 0 P: 6	1B: 7 2B: 2 3B: 0 HR: 1	SF: 0 SAC: 0 DP: 1 HBP: 0	WP: 0 PB: 0 SB: 0 CS: 0	PA: 38
PITCHER	IP WLS BF H R ER SO BB IBB HBP BLK WP HR S P ERA WHIP																					
Billy Pierce, L (1, 1) ERA: 4.06	6.2 W 29 8 4 4 2 2 0 0 0 0 0 1 31 39 5.40 1.500																					
Russ Kemmerer, R (7, 1) ERA: 5.01	2.1 S 9 2 0 0 2 0 0 0 0 0 0 0 13 13 0.00 0.857																					

Cleveland Indians @ Chicago White Sox
Comiskey Park, Chicago, IL
Tue May 31 1960, 8:05 PM EDT
Att. 23,770 - Unknown

livebaseballscorecards.com

AB	36
R	4
H	10
RBI	4
BB	2
SO	4
LOB	15



Batter	1	2	3	4	5	6	7	8	9
Luis Aparicio, R OBP: 0.280, SLG: 0.292 (1, 6)	0-0 F9		0-0 E1		0-0 SF7	0-0 SF8		0-0 6-3	
Nellie Fox, L OBP: 0.356, SLG: 0.364 (1, 4)	0-0 F9		0-0 F7		0-0 WP	0-0 BB		0-0 F9	
Earl Torgeson, L OBP: 0.750, SLG: 0.900 (1, 3)	0-0 L4		0-0 F3		4-0 BB	4-0 BB		0-0 2B	
Minnie Minoso, R OBP: 0.374, SLG: 0.513 (1, 7)		0-0 S		4-0 CS	0-0 SF7	0-0 L8		4-0 BB	
Sherm Lollar, R OBP: 0.373, SLG: 0.462 (1, 2)		0-3 K		0-3 K	0-0 G6-4-3		0-0 2B	0-0 F8	
Al Smith, R OBP: 0.360, SLG: 0.483 (1, 9)		0-0 5-3		4-0 HR		0-0 HR	0-0 6-3		
Gene Freese, R OBP: 0.229, SLG: 0.348 (1, 5)		0-0 F4		0-0 HR		0-0 SH5-4	0-0 5-3		
Jim Landis, R OBP: 0.414, SLG: 0.306 (1, 8)			1-0 E	0-0 HBP	0-0 1B	0-0 SF8	4-0 SH5-4	0-0 1B	
Billy Pierce, L OBP: 0.211, SLG: 0.167 (1, 1)			0-0 B3	0-0 F7		0-0 SH5-4	0-0 F7		
Russ Kemmerer, R (7, 1)									

AB	R	H	RBI	BB	SO	LOB
4	1	2	1	0	0	0
5	0	2	1	0	0	2
3	0	1	0	2	0	2
2	0	1	1	2	0	2
5	0	1	0	0	2	6
3	2	1	1	1	0	2
4	2	2	2	0	0	2
2	1	2	0	1	0	0
2	0	0	0	0	0	2
1	0	0	0	0	0	2

BOTTOM

Cleveland Indians @ Chicago White Sox
 Comiskey Park, Chicago, IL
 Tue May 31 1960, 8:05 PM EDT
 Att. 23,770 - Unknown

livebaseballscorecards.com

AB	31
R	6
H	12
RBI	6
BB	6
SO	2
LOB	20



1B: 8	SF: 2
2B: 2	SAC: 1
3B: 0	DP: 1
HR: 2	HBP: 1

WP: 1	PA: 41
PB: 0	
SB: 3	
CS: 1	

Inning Stats	Pitcher																																												
	R	H	E	K	S	R	H	E	K	S	R	H	E	K	S	R	H	E	K	S	R	H	E	K	S	R	H	E	K	S	R	H	E	K	S										
	0	0	0	3	3	0	1	0	1	6	2	2	0	1	6	1	2	0	4	8	3	4	0	7	11	0	0	0	4	8	0	1	0	4	8	0	0	0	0	2	0	0	0	0	2
	0	0	0	0	0	0	0	0	0	0	0	0	0	0	0	0	0	0	0	0	0	0	0	0	0	0	0	0	0	0	0	0	0	0	0	0	0	0	0	0					
	0	0	0	0	0	0	0	0	0	0	0	0	0	0	0	0	0	0	0	0	0	0	0	0	0	0	0	0	0	0	0	0	0	0	0	0	0	0	0	0					
	0	0	0	0	0	0	0	0	0	0	0	0	0	0	0	0	0	0	0	0	0	0	0	0	0	0	0	0	0	0	0	0	0	0	0	0	0	0	0	0					
	0	0	0	0	0	0	0	0	0	0	0	0	0	0	0	0	0	0	0	0	0	0	0	0	0	0	0	0	0	0	0	0	0	0	0	0	0	0	0	0					
	0	0	0	0	0	0	0	0	0	0	0	0	0	0	0	0	0	0	0	0	0	0	0	0	0	0	0	0	0	0	0	0	0	0	0	0	0	0	0	0					
	0	0	0	0	0	0	0	0	0	0	0	0	0	0	0	0	0	0	0	0	0	0	0	0	0	0	0	0	0	0	0	0	0	0	0	0	0	0	0	0					
	0	0	0	0	0	0	0	0	0	0	0	0	0	0	0	0	0	0	0	0	0	0	0	0	0	0	0	0	0	0	0	0	0	0	0	0	0	0	0	0					

PITCHER	IP	WLS	BF	H	R	ER	SO	BB	IBB	HBP	BLK	WP	HR	S	P	ERA	WHIP
Gary Bell, R (1, 1)	6.0	L	31	10	6	6	2	4	0	1	0	1	2	30	47	9.00	2.333
Bobby Tiefenauer, R (7, 1)	2.0		10	2	0	0	0	1	1	0	0	0	0	8	16	0.00	1.500

Batter	1	2	3	4	5	6	7	8	9	AB R H RBI BB SO LOB	TOP											
Jim Piersall, R (1, 8) OBP: 0.339, SLG: 0.522	0-0 F9		0-0 S 2B 1B		0-0 1-3	0-0 F2			0-0 4-3	5 1 1 0 0 0 2	Cleveland Indians @ Kansas City Athletics Municipal Stadium, Kansas City, MO Thu Jun 02 1960, 8:05 PM EDT Att. 13,796 - Unknown livebaseballscorecards.com											
Ken Aspromonte, R (1, 4) OBP: 0.293, SLG: 0.226	0-0 1B		0-3 K		0-0 HR 1B	0-0 FC6-4		0-0 F9	5 1 2 0 0 1 3													
Harvey Kuenn, R (1, 9) OBP: 0.370, SLG: 0.357	0-0 F9		0-0 HR 2B		0-0 F9		0-0 6-3	4-0 1B BB	4 1 1 1 1 0 2													
Tito Francona, L (1, 3) OBP: 0.396, SLG: 0.465	0-0 G3		0-0 HR		4-0 HR IBB		0-0 G5-4-3 1B	0-0 1-3 1B	4 2 3 2 1 0 1													
John Romano, R (1, 2) OBP: 0.348, SLG: 0.433		0-0 5-3	0-0 6-3		0-0 HR		0-0 G5-4-3	0-0 F8	5 1 1 3 0 0 3													
Walt Bond, L (1, 7) OBP: 0.273, SLG: 0.343		0-0 E6		0-3 K		0-0 4-3		0-0 4-3	4 0 0 0 0 1 0													
Carroll Hardy, R (8, 7) OBP: 0.188, SLG: 0.071									0 0 0 0 0 0 0													
Woodie Held, R (1, 6) OBP: 0.348, SLG: 0.540		0-3 K		0-0 HR		0-0 5-3		0-0 2B	4 1 2 1 0 1 1													
Bubba Phillips, R (1, 5) OBP: 0.273, SLG: 0.307		0-3 K		0-3 K		0-0 SH 1B		0-0 L6	4 0 1 0 0 2 2													
Mudcat Grant, R (1, 1) OBP: 0.143, SLG: 0.143			0-3 K		0-0 F9		0-0 SH FC6-4	0-0 F8	3 0 0 0 0 1 1													
Dick Stigman, R (9, 1) OBP: 0.333, SLG: 0.200									0 0 0 0 0 0 0													
Inning Stats	R: 0 E: 0 K: 0 S: 4	H: 1 LOB: 1 BB: 0 P: 4	R: 0 E: 1 K: 2 S: 8	H: 0 LOB: 1 BB: 0 P: 8	R: 3 E: 0 K: 2 S: 10	H: 3 LOB: 0 BB: 0 P: 10	R: 1 E: 0 K: 2 S: 8	H: 1 LOB: 0 BB: 0 P: 8	R: 3 E: 0 K: 0 S: 5	H: 2 LOB: 0 BB: 1 P: 9	R: 0 E: 0 K: 0 S: 5	H: 1 LOB: 2 BB: 0 P: 5	R: 0 E: 0 K: 0 S: 3	H: 1 LOB: 0 BB: 0 P: 3	R: 0 E: 0 K: 0 S: 4	H: 1 LOB: 1 BB: 0 P: 4	R: 0 E: 0 K: 0 S: 4	H: 1 LOB: 2 BB: 1 P: 8	1B: 6 2B: 2 3B: 0 HR: 3	SF: 0 SAC: 1 DP: 1 HBP: 0	WP: 0 PB: 0 SB: 3 CS: 0	PA: 41
PITCHER	IP WLS BF H R ER SO BB IBB HBP BLK WP HR S P ERA WHIP																				ERA WHIP	
Ray Herbert, R (1, 1) ERA: 4.55	5.0 L 24 7 7 7 6 0 1 0 0 0 3 35 39 12.60 1.400																					
Bob Giggie, R (6, 1) ERA: 3.45	4.0 17 4 0 0 0 0 1 0 0 0 0 0 16 20 0.00 1.250																					

AB	38
R	7
H	11
RBI	7
BB	2
SO	6
LOB	15




BOTTOM

Cleveland Indians @ Kansas City Athletics
Municipal Stadium, Kansas City, MO

livebaseballscores.com

AB 37
R 6
H 11
RBI 6
BB 5
SO 4
LOB 20



WP: 2 PA: 42
PB: 0
SB: 0
CS: 0

ERA WHIP

Thu Jun 02 1960, 8:05 PM EDT
Att. 13,796 - Unknown

AB R H RBI BB SO LOB

5	1	1	1	0	1	2
4	0	1	0	1	0	2
5	1	2	2	0	1	1
4	0	1	0	0	0	3
1	0	1	1	0	0	0
0	0	0	0	0	0	0
3	0	0	0	1	0	2
0	0	0	0	1	0	0
5	1	1	0	0	0	5
4	2	2	2	0	0	0
2	1	2	0	2	0	0
2	0	0	0	0	1	2
1	0	0	0	0	1	1
1	0	0	0	0	0	2

Batter	1	2	3	4	5	6	7	8	9
Bill Tuttle, R OBP: 0.298, SLG: 0.301 (1, 8)	0-3 K 1-2	0-0 6-3 1-2		0-0 G6-4-3 1-2f			0-0 1-3		0-0 2B 1B 1-2 2-H
Jerry Lumpe, L OBP: 0.361, SLG: 0.377 (1, 4)	0-0 G3 1B 1B		4-0 WP BB		0-0 F7		0-0 F8		0-0 F8
Andy Carey, R OBP: 0.305, SLG: 0.491 (1, 5)	0-0 G3 1-2 1B		0-0 P6 1-2		0-0 F8		0-3 K		0-0 WP 1B 2B 1-H 2-H
Norm Siebern, L OBP: 0.370, SLG: 0.471 Dick Williams, R OBP: 0.339, SLG: 0.365 Bob Johnson, R OBP: 0.348, SLG: 0.063 (1, 7) (9, PH) (9, PR)	0-0 G3 1-2 2-3		0-0 4-3 2-3		0-0 1B			0-0 3-1 2-H	0-0 BB 1B
Whitey Herzog, L OBP: 0.450, SLG: 0.549 Hank Bauer, R OBP: 0.312, SLG: 0.313 (1, 9) (9, PH)	4-0 IBB		0-0 F8		0-0 F8			0-0 G3	4-0 1-2 BB
Harry Chiti, R OBP: 0.338, SLG: 0.391 (1, 2)	0-0 F9			0-0 HR 1B		0-0 F9		0-0 F9	0-0 F8
Mary Throneberry, L OBP: 0.370, SLG: 0.610 (1, 3)		0-0 F8		0-0 HR 1-H		0-0 F7		0-0 BB 1B 1B	
Ken Hamlin, R OBP: 0.306, SLG: 0.270 (1, 6)		0-0 BLK 1B		4-0 FC4-6 BB		0-0 1B		4-0 1B 2B BB	
Ray Herbert, R OBP: 0.364, SLG: 0.222 Bob Giggie, R Danny Kravitz, L (1, 1) (6, 1) (9, PH)		0-3 K		0-0 FC4-6 G6-4-3 1-2f		0-3 K		0-0 F9	0-0 F9

Inning Stats	R: 0 E: 0 K: 1 S: 7	H: 2 LOB: 3 BB: 1 P: 11	R: 0 E: 0 K: 1 S: 6	H: 1 LOB: 1 BB: 0 P: 6	R: 0 E: 0 K: 0 S: 3	H: 0 LOB: 1 BB: 1 P: 7	R: 2 E: 0 K: 0 S: 4	H: 2 LOB: 0 BB: 1 P: 8	R: 0 E: 0 K: 0 S: 4	H: 1 LOB: 1 BB: 0 P: 4	R: 0 E: 0 K: 1 S: 6	H: 0 LOB: 0 BB: 0 P: 5	R: 0 E: 0 K: 0 S: 3	H: 0 LOB: 0 BB: 0 P: 3	R: 4 E: 0 K: 0 S: 7	H: 4 LOB: 2 BB: 2 P: 15	1B: 9 2B: 1 3B: 0 HR: 1	SF: 0 SAC: 0 DP: 1 HBP: 0
--------------	------------------------------	----------------------------------	------------------------------	---------------------------------	------------------------------	---------------------------------	------------------------------	---------------------------------	------------------------------	---------------------------------	------------------------------	---------------------------------	------------------------------	---------------------------------	------------------------------	----------------------------------	----------------------------------	------------------------------------

PITCHER	IP	WLS	BF	H	R	ER	SO	BB	IBB	HBP	BLK	WP	HR	S	P	ERA	WHIP
Mudcat Grant, R ERA: 2.93 (1, 1)	8.2	W	39	10	6	6	4	3	1	0	1	1	1	43	59	6.23	1.500
Dick Stigman, L ERA: 3.19 (9, 1)	0.1	S	3	1	0	0	0	1	0	0	0	1	0	2	6	0.00	6.000

Batter	1	2	3	4	5	6	7	8	9	AB R H RBI BB SO LOB	TOP											
Eddie Yost, R (1, 5) OBP: 0.410, SLG: 0.331	0-0 4-3		0-0 F9		0-0 G5-4-3		0-0 BB BB 1B		0-0 6-3	5 0 1 1 0 0 2	Detroit Tigers @ Cleveland Indians Cleveland Municipal Stadium, Cleveland, OH Fri Jun 03 1960, 7:05 PM EDT Att. 21,881 - Unknown											
Frank Bolling, R (1, 4) OBP: 0.288, SLG: 0.295 Sandy Amoros, L (7, PR) OBP: 0.346, SLG: 0.364 Casey Wise, S (7, 4) OBP: 0.184, SLG: 0.333	0-0 F8		0-0 E6			0-0 F7	4-0 BB BB	4-0 BB BB		3 0 0 0 1 0 1 0 0 0 0 0 0 0 0 0 0 0 0 0 0												
Charlie Maxwell, L (1, 7) OBP: 0.330, SLG: 0.457	0-0 F9		0-0 F9			0-3 K	4-0 BB BB	4-0 BB BB		3 0 0 1 1 1 2												
Al Kaline, R (1, 8) OBP: 0.350, SLG: 0.428		0-0 FC6-4 1B		0-0 F3		0-0 FC6-4 1B	0-3 K	0-3 K		4 0 2 0 0 1 3												
Steve Bilko, R (1, 3) OBP: 0.203, SLG: 0.308	0-0 F9		0-0 L6		0-0 FC6-4			0-0 F2		4 0 0 0 0 0 2												
Lou Berberet, L (1, 2) OBP: 0.313, SLG: 0.269	0-0 F7		0-0 1B			4-0 BB BB 1B	0-0 3-1			3 1 1 0 1 0 1												
Rocky Colavito, R (1, 9) OBP: 0.279, SLG: 0.295	0-0 FC6-4		0-0 G3			0-0 F8	0-3 K			4 0 0 0 0 1 3												
Chico Fernandez, R (1, 6) OBP: 0.338, SLG: 0.325 Norm Cash, L (9, PH) OBP: 0.324, SLG: 0.413			0-3 K		0-0 4-3		0-3 K		0-0 F7	3 0 0 0 0 2 1 1 0 0 0 0 0 0												
Frank Lary, R (1, 1) OBP: 0.200, SLG: 0.148 Bob Bruce, R (4, 1) OBP: 1.000, SLG: 1.000 Neil Christley, L (9, PH) OBP: 0.313, SLG: 0.430			0-0 E 1B		4-0 G5-4-3 BB		0-0 BB BB 1B		0-0 6-3	1 0 1 0 0 0 0 1 1 1 0 1 0 0 1 0 0 0 0 0 0												
Inning Stats	R: 0 E: 0 K: 0 S: 3	H: 0 LOB: 0 BB: 0 P: 3	R: 0 E: 0 K: 0 S: 4	H: 1 LOB: 1 BB: 0 P: 4	R: 0 E: 1 K: 1 S: 7	H: 1 LOB: 2 BB: 0 P: 7	R: 0 E: 0 K: 0 S: 4	H: 1 LOB: 1 BB: 0 P: 4	R: 0 E: 0 K: 0 S: 2	H: 0 LOB: 0 BB: 1 P: 6		R: 0 E: 0 K: 1 S: 6	H: 1 LOB: 1 BB: 0 P: 6	R: 2 E: 0 K: 2 S: 9	H: 2 LOB: 3 BB: 3 P: 21	R: 0 E: 0 K: 1 S: 5	H: 0 LOB: 0 BB: 0 P: 5	R: 0 E: 0 K: 0 S: 3	H: 0 LOB: 0 BB: 0 P: 3	1B: 6 2B: 0 3B: 0 HR: 0	SF: 0 SAC: 0 DP: 1 HBP: 0	WP: 0 PB: 0 SB: 0 CS: 0
PITCHER	IP WLS BF H R ER SO BB IBB HBP BLK WP HR S P ERA WHIP												IP WLS BF H R ER SO BB IBB HBP BLK WP HR S P ERA WHIP									
Jim Perry, R (1, 1) ERA: 2.67	6.2 W 30 6 2 2 3 4 0 0 0 0 0 0 32 48 2.70 1.500																					
Johnny Klippstein, R (7, 1) ERA: 1.04	2.1 S 7 0 0 0 2 0 0 0 0 0 0 0 11 11 0.00 0.000																					

livebaseballscorecards.com

AB	33
R	2
H	6
RBI	2
BB	4
SO	5
LOB	15



Batter	1	2	3	4	5	6	7	8	9
Jim Piersall, R OBP: 0.336, SLG: 0.513 (1, 8)	0-0 F9		0-0 1B S 5-3 1B		0-0 F7			0-0 4-3	
Ken Aspromonte, R OBP: 0.323, SLG: 0.316 (1, 4)	0-3 K		0-0 1-3 3-H 1B 5-3 1B		0-0 1-H HR			0-0 WP 1B	
Harvey Kuenn, R OBP: 0.360, SLG: 0.346 (1, 9)	0-0 5-3		0-0 1-2 3-H 5-3		0-0 F9			0-0 F9	
Tito Francona, L OBP: 0.392, SLG: 0.458 (1, 3)		0-0 6-3	0-0 2-H 1B		0-0 G3			0-0 4-3	
John Romano, R OBP: 0.333, SLG: 0.413 (1, 2)		0-0 P3		0-0 6-3		0-0 1-3			
Walt Bond, L OBP: 0.263, SLG: 0.329 (1, 7)		0-0 4-3		0-0 L8		0-0 6-3			
Woodie Held, R OBP: 0.347, SLG: 0.535 (1, 6)			0-0 1B 5-3 1B	0-0 6-3			0-0 1-3		
Bubba Phillips, R OBP: 0.265, SLG: 0.298 (1, 5)			0-0 1-2 5-3		0-0 5-3		0-3 K		
Jim Perry, S OBP: 0.364, SLG: 0.409 (1, 1)			0-0 1B 2-3 1B		0-0 HR 1B		0-3 K		
Johnny Klippstein, R (7, 1)									

Inning Stats	R: 0	H: 0	E: 0	K: 1	S: 5	LOB: 0	BB: 0	P: 5
	R: 0	H: 0	E: 0	K: 0	S: 3 <td>LOB: 0</td> <td>BB: 0</td> <td>P: 3 </td>	LOB: 0	BB: 0	P: 3
	R: 4	H: 5	E: 0	K: 0	S: 7 <td>LOB: 1</td> <td>BB: 0</td> <td>P: 7 </td>	LOB: 1	BB: 0	P: 7
	R: 0	H: 0	E: 0	K: 0	S: 3 <td>LOB: 0</td> <td>BB: 0</td> <td>P: 3 </td>	LOB: 0	BB: 0	P: 3
	R: 2	H: 2	E: 0	K: 0	S: 5 <td>LOB: 0</td> <td>BB: 0</td> <td>P: 5 </td>	LOB: 0	BB: 0	P: 5
	R: 0	H: 0	E: 0	K: 0	S: 3 <td>LOB: 0</td> <td>BB: 0</td> <td>P: 3 </td>	LOB: 0	BB: 0	P: 3
	R: 0	H: 0	E: 0	K: 2	S: 7 <td>LOB: 0</td> <td>BB: 0</td> <td>P: 7 </td>	LOB: 0	BB: 0	P: 7
	R: 0	H: 1	E: 0	K: 0	S: 4 <td>LOB: 1</td> <td>BB: 0</td> <td>P: 4 </td>	LOB: 1	BB: 0	P: 4

PITCHER	IP	WLS	BF	H	R	ER	SO	BB	IBB	HBP	BLK	WP	HR	S	P	ERA	WHIP
Frank Lary, R ERA: 2.79 (1, 1)	3.0	L	13	5	4	4	1	0	0	0	0	0	0	15	15	12.00	1.667
Bob Bruce, R ERA: 3.71 (4, 1)	5.0		18	3	2	2	2	0	0	0	0	1	1	22	22	3.60	0.600

AB R H RBI BB SO LOB

4	1	1	1	0	0	1
4	2	3	3	0	1	0
4	0	0	1	0	0	2
4	0	1	1	0	0	1
3	0	0	0	0	0	0
3	0	0	0	0	0	0
3	1	1	0	0	0	0
3	0	0	0	0	1	1
2	2	2	0	0	0	0
1	0	0	0	0	1	0


AB	R	H	RBI	BB	SO	LOB
31	6	8	6	0	3	5



WP	PA
1	31

livebaseballscores.com

Detroit Tigers @ Cleveland Indians
Cleveland Municipal Stadium, Cleveland, OH
Fri Jun 03 1960, 7:05 PM EDT
Att. 21,881 - Unknown

Batter	1	2	3	4	5	6	7	8	9	10	AB R H RBI BB SO LOB	TOP										
Eddie Yost, R OBP: 0.416, SLG: 0.326 (1, 5)	4-0 BB		4-0 1B WP 1B BB	0-0 F9		4-0 1-2 BB			0-0 L3		2 1 0 0 3 0 2	Detroit Tigers @ Cleveland Indians Cleveland Municipal Stadium, Cleveland, OH Sat Jun 04 1960, 3:33 AM EDT Att: 7,349 - Unknown										
Frank Bolling, R OBP: 0.287, SLG: 0.294 (1, 4)	0-0 F8		0-0 WP 1B SF8 1B	0-0 F8		0-0 5-3			0-0 F3		4 1 1 0 0 0 4											
Sandy Amoros, L OBP: 0.333, SLG: 0.348 (9, PH)											1 0 0 0 0 0 1											
Casey Wise, S OBP: 0.184, SLG: 0.333 (9, 4)											0 0 0 0 0 0 0											
Charlie Maxwell, L OBP: 0.333, SLG: 0.485 (1, 7)	0-0 F8		0-0 PB WP 1B		0-0 HR		0-0 4-3		0-3 K		5 1 2 1 0 1 2											
Al Kaline, R OBP: 0.345, SLG: 0.423 (1, 8)	0-3 K		0-0 SF8		0-0 L8		0-0 1B			0-3 K	4 0 1 1 0 2 1											
Steve Bilko, R OBP: 0.189, SLG: 0.286 (1, 3)		0-3 K	0-0 6-3		0-0 6-3		0-0 6-3			0-0 F8	5 0 0 0 0 1 1											
Lou Berberet, L OBP: 0.303, SLG: 0.259 (1, 2)		0-0 4-3	0-0 F7		0-0 F8			0-0 F3		0-0 HR 1B	3 0 0 0 0 0 1											
Neil Chrisley, L OBP: 0.310, SLG: 0.426 (8, PH)											1 0 0 0 0 0 0											
Red Wilson, R OBP: 0.322, SLG: 0.260 (8, 2)											1 1 1 0 0 0 0											
Rocky Colavito, R OBP: 0.299, SLG: 0.367 (1, 9)		4-0 BB BB		0-0 HR		0-0 1B S CS 1B		0-3 K		0-0 HR 1B	4 2 3 3 1 1 0	AB 37 R 7 H 11 RBI 5 BB 6 SO 6 LOB 16										
Chico Fernandez, R OBP: 0.354, SLG: 0.354 (1, 6)		4-0 FC4-6 BB		0-0 F9 SH1-4 1B		0-0 CS 1B		0-0 6-3		0-0 S 3B	4 1 3 0 1 0 0											
Paul Foytack, R OBP: 0.300, SLG: 0.222 (1, 1)		0-0 FC4-6		0-0 SH1-4		0-3 K			4-0 BB	0-0 3-H	2 0 0 0 0 1 4											
Ray Semproch, R (7, 1)											0 0 0 0 1 0 0											
Dave Sisler, R (9, 1)				1-2							1 0 0 0 0 0 0											
Inning Stats	R: 0 E: 0 K: 1 S: 5	H: 0 LOB: 1 BB: 1 P: 9	R: 0 E: 0 K: 1 S: 5	H: 0 LOB: 2 BB: 2 P: 13	R: 2 E: 0 K: 0 S: 5	H: 2 LOB: 1 BB: 1 P: 9	R: 1 E: 0 K: 0 S: 4	H: 1 LOB: 0 BB: 0 P: 4	R: 0 E: 0 K: 1 S: 6	H: 2 LOB: 2 BB: 1 P: 10	R: 0 E: 0 K: 0 S: 3	H: 1 LOB: 0 BB: 0 P: 3	R: 0 E: 0 K: 1 S: 5	H: 0 LOB: 0 BB: 0 P: 5	R: 0 E: 0 K: 1 S: 5	H: 0 LOB: 1 BB: 1 P: 9	R: 3 E: 0 K: 1 S: 8	H: 3 LOB: 0 BB: 0 P: 8	1B: 7 2B: 0 3B: 1 HR: 3	SF: 1 SAC: 1 DP: 0 HBP: 0	WP: 1 PB: 1 SB: 2 CS: 2	PA: 45
PITCHER	IP WLS BF H R ER SO BB IBB HBP BLK WP HR S P ERA WHIP																					
Barry Latman, R ERA: 5.74 (1, 1)	5.0	24	5	4	4	2	4	0	0	0	1	2	24	40	7.20	1.800						
Wynn Hawkins, R ERA: 4.6 (6, 1)	2.0	8	3	0	0	1	1	0	0	0	0	0	9	13	0.00	2.000						
John Briggs, R ERA: 1.8 (8, 1)	2.0	7	0	0	0	2	1	0	0	0	0	0	10	14	0.00	0.500						
Dick Stigman, L ERA: 3.94 (10, 1)	1.0	L 6	3	3	3	1	0	0	0	0	0	1	8	8	27.00	3.000						

BOTTOM

Detroit Tigers @ Cleveland Indians
 Cleveland Municipal Stadium, Cleveland, OH

Sat Jun 04 1960, 3:33 AM EDT
 Att. 7,349 - Unknown

livebaseballscorecards.com

AB	41
R	4
H	14
RBI	4
BB	2
SO	1
LOB	19



AB R H RBI BB SO LOB

5 1 3 0 0 0 2

3 0 0 1 2 0 1

5 0 1 2 0 1 4

5 1 3 0 0 0 5

5 0 0 0 0 0 3

5 0 1 0 0 0 1

5 0 1 0 0 0 1

4 1 3 1 0 0 0

1 0 0 0 0 0 0
 1 0 0 1 0 0 0
 0 0 0 0 0 0 0
 0 0 0 0 0 0 0
 1 0 0 0 0 0 0
 0 1 0 0 0 0 0
 0 0 1 0 0 0 0
 1 0 1 0 0 0 0
 0 0 0 0 0 0 0
 0 0 0 0 0 0 0

1B: 13 SF: 0
 2B: 1 SAC: 0
 3B: 0 DP: 2
 HR: 0 HBP: 0

WP: 0 PA: 43
 PB: 0
 SB: 0
 CS: 0

Batter	1	2	3	4	5	6	7	8	9	10
Jim Piersall, R OBP: 0.346, SLG: 0.516 (1, 8)										
Ken Aspromonte, R OBP: 0.328, SLG: 0.300 (1, 4)										
Harvey Kuenn, R OBP: 0.355, SLG: 0.341 (1, 9)										
Tito Francona, L OBP: 0.399, SLG: 0.463 (1, 3)										
John Romano, R OBP: 0.312, SLG: 0.382 (1, 2)										
Walt Bond, L OBP: 0.259, SLG: 0.320 (1, 7)										
Woodie Held, R OBP: 0.342, SLG: 0.523 (1, 6)										
Bubba Phillips, R OBP: 0.282, SLG: 0.324 (1, 5)										
Barry Latman, R Johnny Temple, R Bobby Ligon, R Wynn Hawkins, R Bob Hall, R Gary Bell, R John Biggs, R Carroll Hardy, R Dick Stegman, R										

Inning Stats	R: 0	H: 1	E: 0	K: 0	S: 3	P: 3											
Paul Foytack, R ERA: 7.08 (1, 1)	IP: 6.2	WLS: 29	BF: 11	H: 4	R: 4	ER: 4	SO: 1	BB: 1	IBB: 0	HBP: 0	BLK: 0	WP: 0	HR: 0	S: 30	P: 34	ERA: 5.40	WHIP: 1.800
Ray Semproch, R ERA: 2.12 (7, 1)	IP: 1.2	WLS: 9	BF: 3	H: 0	R: 0	ER: 0	SO: 0	BB: 1	IBB: 0	HBP: 0	BLK: 0	WP: 0	HR: 0	S: 8	P: 12	ERA: 0.00	WHIP: 2.400
Dave Sisler, R ERA: 4.15 (9, 1)	IP: 1.2	WLS: 5	BF: 0	H: 0	R: 0	ER: 0	SO: 0	BB: 0	IBB: 0	HBP: 0	BLK: 0	WP: 0	HR: 0	S: 5	P: 5	ERA: 0.00	WHIP: 0.000

PITCHER	IP	WLS	BF	H	R	ER	SO	BB	IBB	HBP	BLK	WP	HR	S	P	ERA	WHIP
	3	4	11	4	0	0	2	1	0	0	0	0	0	11	11		


Batter	1	2	3	4	5	6	7	8	9	AB R H RBI BB SO LOB	TOP											
Eddie Yost, R (1, 5) OBP: 0.415, SLG: 0.324	0-0 F9		0-0 F6	4-0 1-2 BB		0-0 2-H 1B		0-0 4-3		4 0 1 1 1 0 2	Detroit Tigers @ Cleveland Indians Cleveland Municipal Stadium, Cleveland, OH Sun Jun 05 1960, 3:33 AM EDT Unknown											
Frank Bolling, R (1, 4) OBP: 0.283, SLG: 0.298	0-0 F8		0-0 1B 2-H 3-H 2B	0-0 F6		0-0 F9		0-0 F8	5 0 1 2 0 0 3													
Charlie Maxwell, L (1, 7) OBP: 0.344, SLG: 0.485	0-0 4-3		0-0 BB 1B		0-0 3-1		0-0 S 1B 1B	4-0 L6-4-3 BB	4 1 2 0 1 0 0													
Al Kaline, R (1, 8) OBP: 0.341, SLG: 0.411		0-0 L1-3	4-0 1-2 BB		0-0 L9		0-3 K	0-0 L6-4-3 1-2	4 0 0 0 1 1 2													
Steve Bilko, R (1, 3) OBP: 0.203, SLG: 0.324		0-0 1-3	0-0 1-3		0-0 4-3		4-0 1B 1-2 BB	0-0 HR	4 1 1 1 1 0 3													
Red Wilson, R (1, 2) OBP: 0.328, SLG: 0.273		0-0 F8		0-0 2B 1B		0-0 F8	0-3 K	0-0 1B	5 1 2 0 0 1 2													
Rocky Colavito, R (1, 9) OBP: 0.318, SLG: 0.416			4-0 E 2B BB	0-0 FC6-5-4 1-H 2B		0-0 HR	0-0 1-3 2-H 1B	0-0 G3	4 2 3 3 1 0 1													
Chico Fernandez, R (1, 6) OBP: 0.358, SLG: 0.366			0-0 E8 2B 1B	0-0 1-3		0-0 1B 2B	0-0 FC6-4		4 2 2 0 0 0 3													
Casey Wise, S (8, 6) OBP: 0.184, SLG: 0.333									0 0 0 0 0 0 0													
Jim Bunning, R (1, 1) OBP: 0.120, SLG: 0.160			0-3 K	0-0 FC6-5-4 BB		0-3 K		0-0 F8	4 0 0 0 0 2 4													
Inning Stats	R: 0 E: 0 K: 0 S: 3	H: 0 LOB: 0 BB: 0 P: 3	R: 0 E: 0 K: 0 S: 3	H: 0 LOB: 0 BB: 0 P: 3	R: 2 E: 1 K: 1 S: 8	H: 3 LOB: 3 BB: 2 P: 16	R: 1 E: 0 K: 0 S: 5	H: 2 LOB: 2 BB: 1 P: 9	R: 0 E: 0 K: 0 S: 3	H: 0 LOB: 0 BB: 0 P: 3	R: 2 E: 0 K: 1 S: 8	H: 3 LOB: 1 BB: 0 P: 8	R: 1 E: 0 K: 2 S: 9	H: 2 LOB: 2 BB: 1 P: 13	R: 0 E: 0 K: 0 S: 3	H: 0 LOB: 0 BB: 0 P: 3	R: 1 E: 0 K: 0 S: 4	H: 2 LOB: 1 BB: 1 P: 8	1B: 7 2B: 3 3B: 0 HR: 2	SF: 0 SAC: 0 DP: 1 HBP: 0	WP: 0 PB: 0 SB: 1 CS: 0	PA: 43
PITCHER	IP WLS BF H R ER SO BB IBB HBP BLK WP HR S P ERA WHIP																					
Gary Bell, R (1, 1) ERA: 3.41	5.2 L 28 8 5 5 2 3 0 0 0 0 0 1 29 41 7.94 1.941																					
Wynn Hawkins, R (6, 1) ERA: 4.56	2.1 10 2 1 1 2 1 0 0 0 0 0 0 13 17 3.86 1.286																					
Mike Lee, L (9, 1) ERA: 6.0	1.0 5 2 1 1 0 1 0 0 0 0 0 1 4 8 9.00 3.000																					

livebaseballscorecards.com

AB	38
R	7
H	12
RBI	7
BB	5
SO	4
LOB	20




Batter	1	2	3	4	5	6	7	8	9	AB R H RBI BB SO LOB
Jim Piersall, R OBP: 0.343, SLG: 0.508 (1, 8) X	0-0 L5 ①		0-0 F5 ③		0-0 F5 ③			0-0 F7 ②		4 0 1 1 0 0 1
Ken Aspromonte, R OBP: 0.324, SLG: 0.344 (1, 4) S S S	0-3 K ②		0-0 L8 ③			0-0 5-3 ①		0-0 HR		4 1 1 1 0 1 1
Harvey Kuenn, R OBP: 0.352, SLG: 0.338 (1, 9) X	0-0 F5 ③			0-0 F9 ①		0-0 6-3 ②		0-0 1B		4 0 1 0 0 0 0
Tito Francona, L OBP: 0.401, SLG: 0.460 (1, 3) X		0-0 L8 ①		0-0 FC6-4 1B		1-0 HBP		0-3 K ③		3 0 1 0 0 1 1
Russ Nixon, L OBP: 0.306, SLG: 0.341 (1, 2) X		0-0 F2 ②		0-0 FC6-4 1-2f		0-0 3-1 ③		0-0 3-1 2B		4 0 1 0 0 0 2
Woodie Held, R OBP: 0.333, SLG: 0.507 (1, 6) S S S		0-3 K ③		0-3 K ③		0-0 6-3 ①		0-0 1-4-3 ①		4 0 0 0 0 2 2
Walt Bond, L OBP: 0.258, SLG: 0.308 (1, 7) B S B B			4-0 SH3 1B BB		0-0 F5 ①	0-0 L8 ②		0-0 3-1 ②		3 1 0 0 1 0 1
Bubba Phillips, R OBP: 0.281, SLG: 0.321 (1, 5) X			0-0 F7 ①		0-0 SH1-4 1B	0-0 F3 ③		0-0 5-3 ③		4 0 1 0 0 0 2
Gary Bell, R OBP: 0.241, SLG: 0.192 (1, 1) X			0-0 SH3 ②		0-0 SH1-4 ②			0-0 4-3 ①		0 0 0 0 0 0 0
Wynn Hawkins, R OBP: 0.133, SLG: 0.200 (6, 1) X										0 0 0 0 0 0 0
Bob Hale, L OBP: 0.350, SLG: 0.278 (8, PH) X										1 0 0 0 0 0 0
Mike Lee, L (9, 1) X			1-2		1-2					0 0 0 0 0 0 0

BOTTOM	
AB	31
R	2
H	6
RBI	2
BB	1
SO	4
LOB	10
	
WP: 0	PA: 35
PB: 0	SB: 1
CS: 0	CS: 0

Detroit Tigers @ Cleveland Indians
 Cleveland Municipal Stadium, Cleveland, OH
 Sun Jun 05 1960, 3:33 AM EDT
 Unknown

livebaseballscorecards.com

Inning Stats	R: 0	H: 0	E: 0	LOB: 0	K: 1	BB: 0	S: 5	P: 5									
PITCHER Jim Bunning, R (1, 1) ERA: 2.45	IP: 9.0	WLS: W	BF: 35	H: 6	R: 2	ER: 2	SO: 4	BB: 1	IBB: 0	HBP: 1	BLK: 0	WP: 0	HR: 1	S: 41	P: 46	ERA: 2.00	WHIP: 0.778

Batter	1	2	3	4	5	6	7	8	9	AB R H RBI BB SO LOB	TOP											
Eddie Yost, R OBP: 0.417, SLG: 0.324 (1, 5) X	0-0 6-3 ①		0-3 K ②			0-0 G3 1B 1B X		4-0 FC5-4 BB BBB X		3 0 1 0 1 1 1	Detroit Tigers @ Cleveland Indians Cleveland Municipal Stadium, Cleveland, OH Sun Jun 05 1960, 3:38 AM EDT Att: 26,437 - Unknown											
Frank Bolling, R OBP: 0.282, SLG: 0.297 (1, 4) X	0-0 F7 ②		0-0 1-3 ③			0-0 G3 1B 1-2 X		0-0 FC5-4 1-2f X		4 0 1 0 0 0 2												
Charlie Maxwell, L OBP: 0.333, SLG: 0.467 (1, 7) X	0-0 F7 ③			0-0 1-3 ①		0-0 G3 1-2 2-3 X		0-0 F2 X		4 0 0 0 0 0 3												
Al Kaline, R OBP: 0.345, SLG: 0.409 (1, 8)		0-0 L6-3 ①		0-3 K ②		4-0 BB BBB X		0-0 5-3 1B X		3 0 1 0 1 1 0												
Steve Bilko, R OBP: 0.193, SLG: 0.308 (1, 3)		0-0 4-3 ②		0-0 6-3 ③		0-0 F4 X		0-0 F7 ①		4 0 0 0 0 0 4												
Red Wilson, R OBP: 0.324, SLG: 0.288 (1, 2)		0-0 1B 2B X			0-0 F6 ①		0-0 F7 ①		0-0 5-3 1-2 X			4 0 1 0 0 0 1										
Rocky Colavito, R OBP: 0.316, SLG: 0.410 (1, 9)		0-0 1B 2-H X			0-0 6-3 ②		0-3 K ②		0-0 F8 ③			4 0 1 0 0 1 1										
Chico Fernandez, R OBP: 0.358, SLG: 0.366 (1, 6)			0-0 FC1-6 1B X			0-0 F3 ③		0-3 K ③		3 0 1 0 0 1 0												
Pete Burnside, R (1, 1)			0-0 FC1-6 1-2f X			0-0 4-3 ①		0-0 F6 ①		2 0 0 0 0 0 1												
Norm Cash, L OBP: 0.320, SLG: 0.409 (8, PH)										1 0 0 0 0 0 0												
Ray Semproch, R (8, 1)										0 0 0 0 0 0 0												
Tom Morgan, R (8, 1)										0 0 0 0 0 0 0												
Inning Stats	R: 0 E: 0 K: 0 S: 3	H: 0 LOB: 0 BB: 0 P: 3	R: 0 E: 0 K: 0 S: 4	H: 2 LOB: 2 BB: 0 P: 4	R: 0 E: 0 K: 1 S: 6	H: 1 LOB: 1 BB: 0 P: 6	R: 0 E: 0 K: 1 S: 5	H: 0 LOB: 0 BB: 0 P: 5	R: 0 E: 0 K: 0 S: 3	H: 0 LOB: 0 BB: 0 P: 3		R: 0 E: 0 K: 2 S: 7	H: 0 LOB: 0 BB: 0 P: 7	R: 0 E: 0 K: 0 S: 3	H: 0 LOB: 1 BB: 1 P: 7	R: 0 E: 0 K: 0 S: 4	H: 1 LOB: 1 BB: 0 P: 4	1B: 5 2B: 1 3B: 0 HR: 0	SF: 0 SAC: 0 DP: 0 HBP: 0	WP: 0 PB: 0 SB: 0 CS: 0	PA: 34	
PITCHER Bobby Locke, R ERA: (1, 1)	IP 9.0	WLS W	BF 34	H 6	R 0	ER 0	SO 4	BB 2	IBB 0	HBP 0	BLK 0	WP 0	HR 0	S 40	P 48	ERA 0.00	WHIP 0.889					PITCHER IP WLS BF H R ER SO BB IBB HBP BLK WP HR S P ERA WHIP

livebaseballscores.com

AB	32
R	0
H	6
RBI	0
BB	2
SO	4
LOB	13


Batter	1	2	3	4	5	6	7	8	9	AB R H RBI BB SO LOB
Jim Piersall, R (1, 8) <small>OBP: 0.343, SLG: 0.527</small> Walt Bond, L (7, 7) <small>OBP: 0.264, SLG: 0.313</small>	0-3 K		0-0 HR		0-0 L8		0-0 1B 1B	0-0 FC4-6 1B		3 1 1 2 0 1 0 2 1 1 0 0 0 1
Ken Aspromonte, R (1, 4) <small>OBP: 0.342, SLG: 0.377</small>	0-0 F7		0-0 2B			0-0 F7	0-0 FC6-4 1B	0-0 FC6 1B		5 0 3 2 0 0 0
Harvey Kuenn, R (1, 9) <small>OBP: 0.348, SLG: 0.333</small>	0-0 4-3		0-0 F9			0-0 5-3 1B	0-0 FC6-4 1-2f	0-0 FC6 1-2f		5 1 1 0 0 0 4
Hank Foiles, R (1, 2) <small>OBP: 0.571, SLG: 0.727</small>		0-0 6-3	0-0 F3			0-0 5-3 1-2		0-0 HR		4 1 1 1 0 0 2
Woodie Held, R (1, 6) <small>OBP: 0.331, SLG: 0.500</small>		0-0 F5		0-0 6-3		0-0 2-H 1B		0-0 G3		4 0 1 1 0 0 0
Tito Francona, L (1, 3) <small>OBP: 0.404, SLG: 0.469</small>		0-0 1B		0-0 F4		0-3 K		0-0 1B 2B 2B		4 1 2 0 0 1 1
Bubba Phillips, R (1, 5) <small>OBP: 0.280, SLG: 0.319</small>		0-0 F4		0-0 6-3			0-0 L8	0-0 2B 1B 1B		4 1 1 0 0 0 1
Carroll Hardy, R (1, 7) <small>OBP: 0.200, SLG: 0.167</small> (7, 8)			0-0 4-3		0-0 6-3		0-3 K	0-0 1B 2B		4 1 1 1 0 1 0
Bobby Locke, R (1, 1) <small>OBP: 0.750, SLG: 0.500</small>			4-0 HR BB		0-0 4-3		4-0 1B 1B BB	0-0 FC4-6 1B		2 2 1 2 2 0 0


Inning Stats	R: 0	H: 0	E: 0	K: 1	S: 5	R: 0	H: 1	E: 0	K: 0	S: 4	R: 2	H: 2	E: 0	K: 0	S: 5	R: 0	H: 0	E: 0	K: 0	S: 3	R: 0	H: 0	E: 0	K: 1	S: 7	R: 1	H: 2	E: 0	K: 1	S: 7	R: 1	H: 2	E: 0	K: 1	S: 7	R: 5	H: 6	E: 1	K: 0	S: 9
	LOB: 0	BB: 0	P: 5	LOB: 1	BB: 0	P: 4	LOB: 1	BB: 0	P: 4	LOB: 1	BB: 1	P: 9	LOB: 0	BB: 0	P: 3	LOB: 0	BB: 0	P: 3	LOB: 1	BB: 0	P: 3	LOB: 2	BB: 1	P: 7	LOB: 2	BB: 1	P: 11	LOB: 2	BB: 1	P: 11	LOB: 1	BB: 0	P: 9	LOB: 1	BB: 0	P: 9				

											PITCHER											PITCHER																							
											IP	WLS	BF	H	R	ER	SO	BB	IBB	HBP	BLK	WP	HR	S	P	ERA	WHIP	IP	WLS	BF	H	R	ER	SO	BB	IBB	HBP	BLK	WP	HR	S	P	ERA	WHIP	
											7.0	L	30	7	4	4	3	2	0	0	0	0	1	34	42	5.14	1.286	7.0	0.1	6	5	5	4	0	0	0	0	0	0	0	1	6	6	108.00	15.000
											8.1																	8.1	0.2	3	1	0	0	0	0	0	0	0	0	3	3	0.00	1.500		
											Pete Burnside, L (1, 1) <small>ERA: 2.93</small> Ray Semproch, R (8, 1) <small>ERA: 4.15</small> Tom Morgan, R (8, 1) <small>ERA: 3.77</small>																																		

DETROIT TIGERS @ CLEVELAND INDIANS
CLEVELAND MUNICIPAL STADIUM, CLEVELAND, OH
Sun Jun 05 1960, 3:38 AM EDT
Att. 26,437 - Unknown

AB	37
R	9
H	13
RBI	9
BB	2
SO	3
LOB	9



Batter	1	2	3	4	5	6	7	8	9	AB R H RBI BB SO LOB	TOP													
Jim Piersall, R (1, 8) x OBP: 0.345, SLG: 0.519	0-0 4-3 ①			4-0 E BB	0-0 E6 2B	0-0 SF8	4-0 G4-6-3 BB			2 2 0 1 2 0 0														
Ken Aspromonte, R (1, 4) x OBP: 0.346, SLG: 0.405	0-0 F5			0-0 E6 SH 1-H	0-0 1B SF8 2B 1-H	0-0 1B 2B	0-0 G4-6-3 ② ③			5 3 2 2 0 0 1														
Harvey Kuenn, R (1, 9) x OBP: 0.357, SLG: 0.340	0-0 P3			0-0 SH FC6-4	0-0 1B FC5-4 2-3	4-0 1B 1B IBB		0-0 G1-6-3 1B		3 1 2 1 1 0 0														
Tito Francona, L (1, 7) OBP: 0.398, SLG: 0.459		0-3 K ①		0-0 FC6-4 HR 1-2f	0-3 K ①	0-0 1B 2B 1B		0-0 G1-6-3 ① ②		5 2 1 2 0 2 4														
Vic Power, R (1, 3) OBP: 0.355, SLG: 0.458		0-0 6-3 ②		0-0 HR 1-H	0-0 SF8	0-0 2B 1B		0-0 6-3 ③		4 1 2 4 0 0 0														
Woodie Held, R (1, 6) OBP: 0.327, SLG: 0.497		0-0 F9 ③		0-0 F7	0-0 FC5-4 1-2f	0-0 2B			0-0 1-3 ①	5 0 1 1 0 0 1														
Hank Foiles, R (1, 2) OBP: 0.579, SLG: 0.667			0-3 K ①	0-0 2B 1B					0-0 FC4 1B	4 1 2 0 1 2 2	AB 38 R 12 H 13 RBI 11 BB 4 SO 6 LOB 14													
Bubba Phillips, R (1, 5) OBP: 0.285, SLG: 0.331		0-0 5-3 ②		0-0 2B					0-3 K ②	5 1 2 0 0 1 3														
Mudcat Grant, R (1, 1) OBP: 0.158, SLG: 0.158		0-0 4-3 ③		0-3 K ③					0-0 FC4 ③	5 1 1 0 0 1 3														
Inning Stats	R: 0 E: 0 K: 0 S: 3	H: 0 LOB: 0 BB: 0 P: 3	R: 0 E: 0 K: 1 S: 5	H: 0 LOB: 0 BB: 0 P: 5	R: 0 E: 0 K: 1 S: 5	H: 0 LOB: 0 BB: 0 P: 5	R: 4 E: 3 K: 1 S: 10	H: 3 LOB: 2 BB: 1 P: 14	R: 2 E: 1 K: 1 S: 8	H: 2 LOB: 1 BB: 0 P: 8	R: 6 E: 0 K: 1 S: 11	H: 6 LOB: 2 BB: 2 P: 19	R: 0 E: 0 K: 0 S: 2	H: 0 LOB: 0 BB: 1 P: 6	R: 0 E: 0 K: 0 S: 3	H: 1 LOB: 0 BB: 0 P: 3	R: 0 E: 0 K: 1 S: 6	H: 1 LOB: 1 BB: 0 P: 6	1B: 8 2B: 4 3B: 0 HR: 1	SF: 2 SAC: 1 DP: 2 HBP: 0	WP: 0 PB: 0 SB: 0 CS: 0	PA: 45		
PITCHER Jerry Casale, R (1, 1) ERA: 4.89 Tom Borland, L (6, 1) ERA: 3.28 Ted Bowsfield, L (8, 1) ERA: 5.5	IP	WLS	BF	H	R	ER	SO	BB	IBB	HBP	BLK	WP	HR	S	P	ERA	WHIP							
	5.1	L	30	8	11	5	4	2	1	0	0	0	1	35	47	8.44	1.875							
	1.2		8	3	1	1	1	1	0	0	0	0	0	9	13	5.40	2.400							
	0.0		0	0	0	0	0	0	0	0	0	0	0	0	0	∞	∞							

Cleveland Indians @ Boston Red Sox
 Fenway Park, Boston, MA
 Tue Jun 07 1960, 7:05 PM EDT
 Att: 19,269 - Unknown

livebaseballscorecards.com


Batter	1	2	3	4	5	6	7	8	9	AB	R	H	RBI	BB	SO	LOB
Marty Keough, L (1, 8) OBP: 0.293, SLG: 0.365	0-0 1B		0-0 HR		0-0 P5		0-0 G3			4	1	2	2	0	0	1
Pete Runnels, L (1, 4) OBP: 0.448, SLG: 0.488	0-0 F5		0-0 F8			0-0 6-3		0-0 FC3-8 1B		4	0	1	0	0	0	0
Ted Williams, L (1, 7) OBP: 0.447, SLG: 0.643 Gene Stephens, L (7, 7) OBP: 0.303, SLG: 0.314	4-0 BB		0-0 4-3			0-0 P4		0-0 FC3-6 4-3 1B 1-2f		2	0	0	0	1	0	0
Bobby Thomson, R (1, 3) OBP: 0.321, SLG: 0.459	0-0 5-3			4-0 BB		0-0 HR		0-0 4-3 1B 1-2		3	1	2	1	1	0	1
Gary Geiger, L (1, 9) OBP: 0.326, SLG: 0.360		0-0 F9		0-0 4-3 1-2		0-0 FC6-4 1B		0-0 4-3 1-2 2-3		4	0	1	0	0	0	3
Frank Malzone, R (1, 5) OBP: 0.317, SLG: 0.381		0-0 4-3		0-3 K		0-0 FC6-4 1-2f		0-0 F9		4	0	0	0	0	1	4
Don Buddin, R (1, 6) OBP: 0.329, SLG: 0.333 Pumpsie Green, S (5, 6) OBP: 0.323, SLG: 0.286		0-0 4-3		0-3 K			0-0 4-3		0-0 1-3	2	0	0	0	0	1	1
Ed Sadowski, R (1, 2) OBP: 0.309, SLG: 0.380			0-0 HR 1B		0-0 6-3		0-0 1B		0-0 6-3	4	1	2	0	0	0	0
Jerry Casale, R (1, 1) OBP: 0.292, SLG: 0.304 Tom Borland, L (6, 1)			0-0 F9		0-0 P3		0-0 F8		0-0 F8	2	0	0	0	0	0	1
Ray Boone, R (7, PH) OBP: 0.357, SLG: 0.190 Ted Bowsfield, R (8, 1) OBP: 0.250, SLG: 0.250 Rip Repulski, R (9, PH) OBP: 0.383, SLG: 0.538										0	0	0	0	0	0	0

Inning Stats	R: 0 E: 0 K: 0 S: 3	H: 1 LOB: 1 BB: 1 P: 7	R: 0 E: 0 K: 0 S: 3	H: 0 LOB: 0 BB: 0 P: 3	R: 2 E: 0 K: 0 S: 5	H: 2 LOB: 0 BB: 0 P: 5	R: 0 E: 0 K: 2 S: 7	H: 0 LOB: 1 BB: 1 P: 11	R: 0 E: 0 K: 0 S: 3	H: 0 LOB: 0 BB: 0 P: 3	R: 1 E: 0 K: 0 S: 5	H: 2 LOB: 1 BB: 0 P: 5	R: 0 E: 0 K: 0 S: 4	H: 1 LOB: 1 BB: 0 P: 4	R: 0 E: 0 K: 0 S: 5	H: 2 LOB: 2 BB: 0 P: 5	R: 0 E: 0 K: 0 S: 3	H: 0 LOB: 0 BB: 0 P: 3	1B: 6 2B: 0 3B: 0 HR: 2	SF: 0 SAC: 0 DP: 0 HBP: 0	WP: 0 PB: 0 SB: 0 CS: 0	PA: 36
---------------------	------------------------------	---------------------------------	------------------------------	---------------------------------	------------------------------	---------------------------------	------------------------------	----------------------------------	------------------------------	---------------------------------	------------------------------	---------------------------------	------------------------------	---------------------------------	------------------------------	---------------------------------	------------------------------	---------------------------------	----------------------------------	------------------------------------	----------------------------------	--------

PITCHER Mudcat Grant, R (1, 1) ERA: 2.94	IP: 9.0 WLS: W BF: 36 H: 8 R: 3 ER: 3 SO: 2 BB: 2 IBB: 0 HBP: 0 BLK: 0 WP: 0 HR: 2 S: 38 P: 46 ERA: 3.00 WHIP: 1.111	PITCHER	IP: 9.0 WLS: W BF: 36 H: 8 R: 3 ER: 3 SO: 2 BB: 2 IBB: 0 HBP: 0 BLK: 0 WP: 0 HR: 2 S: 38 P: 46 ERA: 3.00 WHIP: 1.111
---	--	----------------	--

Cleveland Indians @ Boston Red Sox
 Fenway Park, Boston, MA
 Tue Jun 07 1960, 7:05 PM EDT
 Att. 19,269 - Unknown

AB	34
R	3
H	8
RBI	3
BB	2
SO	2
LOB	13



Batter	1	2	3	4	5	6	7	8	9	AB R H RBI BB SO LOB	TOP																									
Jim Piersall, R (1, 8) OBP: 0.347, SLG: 0.514	0-0 5-3	0-0 F8			0-0 S 1B 1B	0-0 4-3			0-0 CS 1B	5 1 2 0 0 0 0																										
Ken Aspromonte, R (1, 4) OBP: 0.349, SLG: 0.397	4-0 1B 1B BB	0-0 P3			0-0 1-2 3B 1B		0-0 6-3		0-0 1-2 L5	4 2 1 0 1 0 1																										
Harvey Kuenn, R (1, 9) OBP: 0.364, SLG: 0.344	0-0 1-2 1B 1B				0-0 1-2 2-H 3B 1B		0-0 F8		4-0 WP BB	4 2 2 1 1 0 0																										
Tito Francona, L (1, 7) OBP: 0.403, SLG: 0.474	0-0 1-2 2-H 1B 1B				0-0 1-H 2-H 1B 3B		4-0 1B BB		0-3 1-2 K	4 2 2 3 1 1 1																										
Vic Power, R (1, 3) OBP: 0.359, SLG: 0.459	0-0 1-3 2-H 1B FC6-4				0-0 5-3		0-0 1-3		0-0 1-2 1B	4 1 2 1 0 0 1																										
Woodie Held, R (1, 6) OBP: 0.331, SLG: 0.497	0-0 1-3 3-H 1B FC6-4				0-0 F4		0-0 1B 1B		0-3 K	4 0 2 2 0 1 2																										
John Romano, R (1, 2) OBP: 0.309, SLG: 0.375	0-0 1-2 3-H FC6-4				0-0 5-3		0-0 1-3 1B		0-0 F8	4 0 1 1 0 0 1																										
Bubba Phillips, R (1, 5) OBP: 0.276, SLG: 0.320	0-0 6-3				0-3 K		0-0 P5		0-3 K	4 0 0 0 0 2 1																										
Jim Perry, S (1, 1) Johnny Klippstein, R (7, 1)		0-0 4-3			0-0 4-3		0-3 K		0-0 P4	3 0 0 0 0 1 0 1 0 0 0 0 0 0																										
Inning Stats	R: 4 E: 0 K: 0 S: 7	H: 4 LOB: 1 BB: 1 P: 11	R: 0 E: 0 K: 0 S: 3	H: 0 LOB: 0 BB: 0 P: 3	R: 0 E: 0 K: 1 S: 5	H: 0 LOB: 0 BB: 0 P: 5	R: 4 E: 0 K: 0 S: 8	H: 6 LOB: 2 BB: 0 P: 8	R: 0 E: 0 K: 1 S: 5	H: 0 LOB: 0 BB: 0 P: 5	R: 0 E: 0 K: 1 S: 6	H: 1 LOB: 2 BB: 1 P: 10	R: 0 E: 0 K: 1 S: 5	H: 0 LOB: 0 BB: 0 P: 5	R: 0 E: 0 K: 1 S: 5	H: 1 LOB: 1 BB: 1 P: 9	1B: 11 2B: 0 3B: 1 HR: 0	SF: 0 SAC: 0 DP: 0 HBP: 0	WP: 1 PB: 0 SB: 1 CS: 1	PA: 40																
PITCHER	IP WLS BF H R ER SO BB IBB HBP BLK WP HR S P ERA WHIP																																			
Ike Delock, R (1, 1) ERA: 27.0	0.1		6	4	4	4	0	1	0	0	0	0	0	5	9	108.00	15.000																			
Tom Sturdivant, R (1, 1) ERA: 5.03	3.2		11	0	0	0	1	0	0	0	0	0	0	13	13	0.00	0.000																			
Mike Fornieles, R (5, 1) ERA: 2.88	0.1	L	4	3	3	3	0	0	0	0	0	0	0	4	4	81.00	9.000																			
Frank Sullivan, R (5, 1) ERA: 5.98	3.2		15	4	1	1	3	1	0	0	0	0	0	20	24	2.46	1.364																			
Tom Borland, L (9, 1) ERA: 3.16	1.0		4	1	0	0	1	1	0	0	0	1	0	5	9	0.00	2.000																			

Cleveland Indians @ Boston Red Sox
Fenway Park, Boston, MA
Wed Jun 08 1960, 3:33 AM EDT
Unknown

livebaseballscorecards.com

AB 37
R 8
H 12
RBI 8
BB 3
SO 5
LOB 7



Batter	1	2	3	4	5	6	7	8	9	AB R H RBI BB SO LOB
Pumpsie Green, S (1, 4) OBP: 0.314, SLG: 0.328	0-0 4-3		0-0 FC3-6 1B	0-0 HR		0-0 1-3			0-0 F9	5 1 1 4 0 0 1
Pete Runnels, L (1, 5) OBP: 0.452, SLG: 0.515	0-0 E5		0-0 1B	0-0 2B		0-0 HR			0-0 L5	5 1 3 1 0 0 0
Ted Williams, L (1, 7) OBP: 0.395, SLG: 0.545	0-0 P4		0-0 F3	0-0 F3		0-0 F3			0-0 F3	5 0 0 0 0 0 4
Marty Keough, L (1, 8) OBP: 0.292, SLG: 0.352	0-0 F8			0-0 F3	0-0 F7		4-0 BB G3-6			3 0 0 0 1 0 1
Ray Boone, R (1, 3) OBP: 0.344, SLG: 0.167		0-0 F8		0-0 L8	4-0 BB		0-3 K			3 0 0 0 1 1 1
Gary Geiger, L (1, 9) OBP: 0.323, SLG: 0.356		0-0 F7		0-0 1B 1B	0-0 L4		0-0 G3-6			4 1 1 0 0 0 2
Don Buddin, R (1, 6) OBP: 0.328, SLG: 0.331		0-0 F5		0-0 1B HR 1B	0-0 5-3		0-3 K			4 1 1 0 0 1 1
Ed Sadowski, R (1, 2) OBP: 0.322, SLG: 0.444			0-0 F8	0-0 HR 1B		0-0 HR		0-3 K		4 2 2 2 0 1 0
Ike Delock, R (1, 1) Tom Sturdivant, L (1, 1) Rip Repulski, R (4, PH) Mike Fornieles, R (5, 1) Frank Sullivan, R (5, 1) Bobby Thomson, R (8, PH) Tom Borland, L (9, 1)			0-0 FC3-6 1B	0-0 HR 1B		0-0 4-3		0-0 F7		0 0 0 0 0 0 0 1 0 1 0 0 0 0 1 1 0 0 0 0 2 0 0 0 0 0 0 0 1 0 0 0 0 0 0 1 0 0 0 0 0 0 0 0 0 0 0 0 0

BOTTOM

Cleveland Indians @ Boston Red Sox
Fenway Park, Boston, MA
Wed Jun 08 1960, 3:33 AM EDT
Unknown

livebaseballscorecards.com

AB	37
R	7
H	9
RBI	7
BB	2
SO	3
LOB	12



Inning Stats	R: 0	H: 0	E: 1	LOB: 1	K: 0	BB: 0	S: 4	P: 4	R: 0	H: 0	E: 0	LOB: 0	K: 0	BB: 0	S: 3	P: 3	R: 0	H: 2	E: 0	LOB: 2	K: 0	BB: 0	S: 5	P: 5	R: 5	H: 5	E: 1	LOB: 1	K: 0	BB: 0	S: 9	P: 9	R: 0	H: 0	E: 0	LOB: 1	K: 0	BB: 1	S: 3	P: 7	R: 2	H: 2	E: 0	LOB: 0	K: 0	BB: 0	S: 5	P: 5	R: 0	H: 0	E: 0	LOB: 0	K: 1	BB: 1	S: 4	P: 8	R: 0	H: 0	E: 0	LOB: 0	K: 2	BB: 0	S: 7	P: 7	R: 0	H: 0	E: 0	LOB: 0	K: 0	BB: 0	S: 3	P: 3	1B: 5	SF: 0	2B: 1	SAC: 0	3B: 0	DP: 1	HR: 3	HBP: 0	WP: 0	PA: 39	PB: 0	SB: 0	CS: 0
--------------	------	------	------	--------	------	-------	------	------	------	------	------	--------	------	-------	------	------	------	------	------	--------	------	-------	------	------	------	------	------	--------	------	-------	------	------	------	------	------	--------	------	-------	------	------	------	------	------	--------	------	-------	------	------	------	------	------	--------	------	-------	------	------	------	------	------	--------	------	-------	------	------	------	------	------	--------	------	-------	------	------	-------	-------	-------	--------	-------	-------	-------	--------	-------	--------	-------	-------	-------

PITCHER	IP	WLS	BF	H	R	ER	SO	BB	IBB	HBP	BLK	WP	HR	S	P	ERA	WHIP
Jim Perry, R (1, 1) ERA: 2.82	6.0	W	30	9	7	3	0	1	0	0	0	0	0	29	33	4.50	1.667
Johnny Klippstein, R (7, 1) ERA: 0.89	3.0	S	9	0	0	0	3	1	0	0	0	0	0	14	18	0.00	0.333

Batter	1	2	3	4	5	6	7	8	9	AB R H RBI BB SO LOB	TOP											
Jim Piersall, R (1, 8) OBP: 0.344, SLG: 0.528	0-0 HR		0-0 4-3			0-0 5-3	0-0 P5			4 1 1 1 0 0 1												
Ken Aspromonte, R (1, 4) OBP: 0.344, SLG: 0.390	0-0 6-3			0-0 FC5-4 1B		0-0 6-3	0-3 K			4 0 1 0 0 1 1												
Harvey Kuenn, R (1, 9) OBP: 0.362, SLG: 0.338	0-0 F9			0-0 FC5-4 1-2f		4-0 1B HR BB		0-0 6-3		3 1 0 0 1 0 1												
Tito Francona, L (1, 7) OBP: 0.400, SLG: 0.468	0-0 5-3			0-0 F5		0-0 1B HR 1B		0-3 K		4 1 1 0 0 1 1												
Vic Power, R (1, 3) OBP: 0.363, SLG: 0.460		0-0 P6		0-0 P4		0-0 1B HR 1B		0-0 1B		4 1 2 0 0 0 1												
Woodie Held, R (1, 6) OBP: 0.329, SLG: 0.510		0-3 K			0-0 1-3	0-0 1B HR		0-0 P4		4 1 1 4 0 1 1												
George Strickland, R (1, 5) OBP: 0.227, SLG: 0.105		0-0 P6			4-0 BB	0-0 F9		0-0 6-3		3 0 0 0 1 0 0												
Hank Foiles, R (1, 2) OBP: 0.522, SLG: 0.579			0-0 P4		0-0 F7		0-0 SH1-4 1B		0-0 P4	4 0 1 0 0 0 1												
Gary Bell, R (1, 1) OBP: 0.219, SLG: 0.172			0-0 P6		0-0 F8		0-0 SH1-4		0-3 K	3 0 0 0 0 1 1												
Inning Stats	R: 1 E: 0 K: 0 S: 4	H: 1 LOB: 0 BB: 0 P: 4	R: 0 E: 0 K: 1 S: 5	H: 0 LOB: 0 BB: 0 P: 5	R: 0 E: 0 K: 0 S: 3	H: 0 LOB: 0 BB: 0 P: 3	R: 0 E: 0 K: 0 S: 4	H: 1 LOB: 1 BB: 0 P: 4	R: 0 E: 0 K: 0 S: 3	H: 0 LOB: 1 BB: 1 P: 7	R: 4 E: 0 K: 0 S: 6	H: 3 LOB: 0 BB: 1 P: 10	R: 0 E: 0 K: 1 S: 6	H: 1 LOB: 1 BB: 0 P: 6	R: 0 E: 0 K: 1 S: 6	H: 1 LOB: 1 BB: 0 P: 6	R: 0 E: 0 K: 1 S: 5	H: 0 LOB: 0 BB: 0 P: 5	1B: 5 2B: 0 3B: 0 HR: 2	SF: 0 SAC: 1 DP: 0 HBP: 0	WP: 0 PB: 0 SB: 0 CS: 0	PA: 36
PITCHER	IP WLS BF H R ER SO BB IBB HBP BLK WP HR S P ERA WHIP																					
Dave Hillman, R (1, 1) ERA: 4.37	8.0 L 33 7 5 5 3 2 0 0 0 0 0 2 37 45 5.62 1.125																					
Tom Sturdivant, R (9, 1) ERA: 4.89	1.0 3 0 0 0 1 0 0 0 0 0 0 0 5 5 0.00 0.000																					

Cleveland Indians @ Boston Red Sox
 Fenway Park, Boston, MA
 Wed Jun 08 1960, 3:38 AM EDT
 Att: 11,193 - Unknown

livebaseballscorecards.com

AB	33
R	5
H	7
RBI	5
BB	2
SO	4
LOB	8



Batter	1	2	3	4	5	6	7	8	9
Pumpsie Green, S OBP: 0.324, SLG: 0.317 (1, 4)	4-0 BB G4-6-3		4-0 BB			0-3 K		0-0 4-3	
Gary Geiger, L OBP: 0.311, SLG: 0.340 (1, 9)	0-0 G4-6-3 1-2f		0-0 5-3			0-3 K		0-0 F9	
Pete Runnels, L OBP: 0.453, SLG: 0.512 (1, 5)	0-0 1B			0-0 6-3			4-0 2B 2B BB	0-0 1-3	
Marty Keough, L OBP: 0.290, SLG: 0.359 (1, 8)	0-0 F8			0-3 K			0-0 1-3 2B 2B	0-0 F9	
Ray Boone, R OBP: 0.306, SLG: 0.143 (1, 3)		0-0 F8		0-0 6-3			0-0 F8	0-0 5-3	
Gene Stephens, L OBP: 0.309, SLG: 0.324 (1, 7)		0-3 K			0-0 P6		0-0 2B	4-0 BB	
Don Buddin, R OBP: 0.320, SLG: 0.322 (1, 6)		0-3 K			0-0 P5		0-0 6-3	0-0 5-3	
Haywood Sullivan, R OBP: 0.244, SLG: 0.236 (1, 2)			0-3 K		0-0 P3		0-0 4-3		
Ted Williams, L OBP: 0.386, SLG: 0.529 (7, PH)									
Ed Sadowski, R OBP: 0.322, SLG: 0.444 (8, 2)									
Dave Hillman, R (1, 1)			0-3 K			0-0 F9		4-0 BB	
Rip Repulski, R OBP: 0.388, SLG: 0.525 (8, PH)									
Tom Sturdivant, L OBP: 0.200, SLG: 0.222 (9, 1)									

AB	R	H	RBI	BB	SO	LOB
2	0	0	0	2	1	1
4	0	0	0	0	1	3
3	1	1	0	1	0	1
4	1	1	0	0	1	1
4	0	0	0	0	0	2
3	0	1	2	1	1	0
4	0	0	0	0	1	2
2	0	0	0	0	1	0
1	0	0	0	0	0	1
0	0	0	0	0	0	0
2	0	0	0	0	1	0
0	0	0	0	1	0	0
0	0	0	0	0	0	0

BOTTOM

Cleveland Indians @ Boston Red Sox
Fenway Park, Boston, MA
 Wed Jun 08 1960, 3:38 AM EDT
 Att. 11,193 - Unknown

AB	29
R	2
H	3
RBI	2
BB	5
SO	7
LOB	11



Inning Stats	R: 0	H: 1	E: 0	K: 0	S: 3	LOB: 1	BB: 1	P: 7	R: 0	H: 0	E: 0	K: 2	S: 7	LOB: 0	BB: 0	P: 7	R: 0	H: 0	E: 0	K: 1	S: 5	LOB: 0	BB: 0	P: 5	R: 0	H: 0	E: 0	K: 0	S: 3	LOB: 0	BB: 0	P: 3	R: 2	H: 2	E: 0	K: 0	S: 5	LOB: 1	BB: 1	P: 9	R: 0	H: 0	E: 0	K: 0	S: 3	LOB: 1	BB: 1	P: 7	R: 0	H: 0	E: 0	K: 0	S: 3	LOB: 1	BB: 1	P: 7	1B: 1	2B: 2	3B: 0	HR: 0	SF: 0	SAC: 0	DP: 1	HBP: 0	WP: 0	PB: 0	SB: 0	CS: 0	PA: 34
PITCHER Gary Bell, R ERA: 3.28 (1, 1)	IP	WLS	BF	H	R	ER	SO	BB	IBB	HBP	BLK	WP	HR	S	P	ERA	WHIP																			IP	WLS	BF	H	R	ER	SO	BB	IBB	HBP	BLK	WP	HR	S	P	ERA	WHIP																	

Batter	1	2	3	4	5	6	7	8	9	AB R H RBI BB SO LOB	TOP	
Jim Piersall, R (1, 8) <small>OBP: 0.342, SLG: 0.521</small>	0-0 		0-0 		0-0 		0-3 			4 0 1 0 0 1 0		
Ken Aspromonte, R (1, 4) <small>OBP: 0.351, SLG: 0.407</small>	0-0 		0-0 		0-0 		0-0 			4 1 2 0 0 0 1		
Harvey Kuenn, R (1, 9) <small>OBP: 0.365, SLG: 0.354</small>	0-0 		0-0 		0-0 		0-0 			4 0 2 1 0 0 2		
Tito Francona, L (1, 7) <small>OBP: 0.397, SLG: 0.459</small>	0-0 		4-0 		0-0 			0-0 		3 0 0 0 1 0 2		
Vic Power, R (1, 3) <small>OBP: 0.360, SLG: 0.455</small>		0-0 	0-0 			0-0 		0-0 		4 0 1 0 0 0 3		
Woodie Held, R (1, 6) <small>OBP: 0.328, SLG: 0.510</small>		0-0 		0-0 		0-0 		0-3 		4 1 1 0 0 1 1		
George Strickland, R (1, 5) <small>OBP: 0.231, SLG: 0.261</small>		0-0 		0-0 		0-0 		0-0 	0-0 	4 1 1 1 0 0 1		
Hank Foiles, R (1, 2) <small>OBP: 0.481, SLG: 0.565</small>		0-0 		0-3 		0-0 			0-0 	4 0 1 1 0 1 0		
Wynn Hawkins, R (1, 1) <small>OBP: 0.111, SLG: 0.167</small> Johnny Klippstein, R (8, 1)		0-0 			0-3 		0-0 		0-3 	3 0 0 0 0 1 1 1 0 0 0 0 1 0		
Inning Stats	R: 0 H: 1 E: 0 LOB: 1 K: 0 BB: 0 S: 4 P: 4	R: 1 H: 2 E: 0 LOB: 1 K: 0 BB: 0 S: 5 P: 5	R: 0 H: 2 E: 0 LOB: 2 K: 0 BB: 1 S: 4 P: 8	R: 0 H: 0 E: 0 LOB: 0 K: 1 BB: 0 S: 5 P: 5	R: 1 H: 1 E: 1 LOB: 1 K: 1 BB: 0 S: 7 P: 7	R: 1 H: 1 E: 0 LOB: 0 K: 0 BB: 0 S: 4 P: 4	R: 0 H: 1 E: 0 LOB: 1 K: 1 BB: 0 S: 6 P: 6	R: 0 H: 1 E: 0 LOB: 0 K: 1 BB: 0 S: 5 P: 5	R: 0 H: 0 E: 0 LOB: 0 K: 1 BB: 0 S: 5 P: 5	1B: 3 SF: 0 2B: 5 SAC: 0 3B: 0 DP: 1 HR: 1 HBP: 0	WP: 0 PA: 37 PB: 0 SB: 0 CS: 1	
PITCHER Bill Monbouquette, R (1, 1) <small>ERA: 3.45</small> Mike Fornieles, R (8, 1) <small>ERA: 2.67</small>	IP WLS BF H R ER SO BB IBB HBP BLK WP HR S P ERA WHIP 7.0 L 30 8 3 2 3 0 1 0 0 0 1 35 39 2.57 1.143											PITCHER IP WLS BF H R ER SO BB IBB HBP BLK WP HR S P ERA WHIP 2.0 6 1 0 0 2 0 0 0 0 0 0 10 10 0.00 0.500

Cleveland Indians @ Boston Red Sox
 Fenway Park, Boston, MA
 Thu Jun 09 1960, 3:33 AM EDT
 Att. 4,002 - Unknown

livebaseballscorecards.com

AB 35
R 3
H 9
RBI 3
BB 1
SO 5
LOB 11



Batter	1	2	3	4	5	6	7	8	9	AB	R	H	RBI	BB	SO	LOB
Pumpsie Green, S OBP: 0.329, SLG: 0.324 (1, 4) X	0-0 1-3 ①		0-0 FC3-2 1B	0-0 F7			0-0 1B SF7 1B		0-0 6-3 ②	5	1	2	0	0	0	1
Pete Runnels, L OBP: 0.462, SLG: 0.517 (1, 5) B (9, 3) B	4-0 WP FC3-2 1B BB		0-0 FC3-2 1B BB			0-0 6-3 ①	0-0 FC4-6 1B		0-0 1B	4	1	3	0	1	0	0
Ted Williams, L OBP: 0.388, SLG: 0.514 (1, 7) X	0-0 FC3-2 WP 1-2 1B		4-0 FC3-2 1B BB			0-0 4-3 ②	0-0 SF7 ②		0-0 F8 ③	3	0	1	1	1	0	1
Marty Keough, L OBP: 0.298, SLG: 0.358 (1, 8) B B B	4-0 FC3-2 1-2 2-3 BB		0-0 FC3-2 1B			0-0 CS 1B	0-0 FC4-6 1-2f			3	0	1	0	1	0	4
Ray Boone, R OBP: 0.306, SLG: 0.143 (1, 3) X	0-0 FC3-2 ②		0-0 1B			0-0 CS 1-2	0-3 K		0-0 3-1 1B	0	0	0	0	0	0	0
Vic Wertz, L OBP: 0.336, SLG: 0.439 (1, 3) X	FC3-2		0-0 1B			0-0 CS	0-3 K		0-0 3-1 1B	4	0	2	1	0	1	3
Tom Brewer, R OBP: 0.333, SLG: 0.350 (8, PR) X	1-2 2-3 3-Hf		1-2 2-H 3-H			1-2				0	0	0	0	0	0	0
Frank Malzone, R OBP: 0.317, SLG: 0.381 (9, 5) X	1-2 2-3 3-Hf		1-2 2-H 3-H			1-2				0	0	0	0	0	0	0
Gary Geiger, L OBP: 0.299, SLG: 0.327 (1, 9) X	0-0 L8 ③		0-0 6-3 ③			0-0 F7 ②	0-0 F7 ②		0-0 3-1 1-2 ①	4	0	0	0	0	0	6
Don Buddin, R OBP: 0.324, SLG: 0.329 (1, 6) X		0-0 6-3 ①		0-0 2B		0-0 FC5-4 BB	0-0 FC5-4 ③		0-0 P6 ②	3	0	1	0	1	0	2
Ed Sadowski, R OBP: 0.306, SLG: 0.421 (1, 2) X		0-0 F7 ②		0-0 F9 ①		0-0 FC5-4 ③	0-0 FC5-4 ③		0-0 P6 ③	3	0	0	0	0	0	2
Rip Repulski, R OBP: 0.380, SLG: 0.512 (8, PH) X		0-0 F7 ②		0-0 F9 ①		0-0 FC5-4 ③	0-0 FC5-4 ③		0-0 P6 ③	1	0	0	0	0	0	2
Haywood Sullivan, R OBP: 0.244, SLG: 0.236 (9, 2) X		0-0 F7 ②		0-0 F9 ①		0-0 FC5-4 ③	0-0 FC5-4 ③		0-0 P6 ③	0	0	0	0	0	0	0
Bill Monbouquette, R OBP: 0.174, SLG: 0.050 (1, 1) S		0-3 K ③		0-3 K ②		0-3 K ②	0-3 K ①		0-3 K ①	2	0	0	0	0	2	1
Lou Clinton, R OBP: 0.312, SLG: 0.398 (7, PH) S		0-3 K ③		0-3 K ②		0-3 K ②	0-3 K ①		0-3 K ①	1	0	0	0	0	1	0
Mike Fornieles, R OBP: 0.333, SLG: 0.333 (8, 1) S		0-3 K ③		0-3 K ②		0-3 K ②	0-3 K ①		0-3 K ①	0	0	0	0	0	0	0
Gene Stephens, L OBP: 0.306, SLG: 0.321 (9, PH) S		0-3 K ③		0-3 K ②		0-3 K ②	0-3 K ①		0-3 K ①	1	0	0	0	0	1	0

Inning Stats	R: 0	H: 1	E: 0	LOB: 3	K: 0	BB: 2	S: 4	R: 0	H: 0	E: 0	LOB: 0	K: 1	BB: 0	S: 5	R: 1	H: 3	E: 0	LOB: 2	K: 0	BB: 1	S: 5	R: 0	H: 1	E: 0	LOB: 1	K: 1	BB: 0	S: 6	R: 0	H: 1	E: 0	LOB: 0	K: 0	BB: 0	S: 3	R: 0	H: 0	E: 0	LOB: 1	K: 1	BB: 1	S: 5	R: 1	H: 2	E: 0	LOB: 1	K: 1	BB: 0	S: 7	R: 0	H: 1	E: 0	LOB: 2	K: 0	BB: 0	S: 4	R: 0	H: 1	E: 0	LOB: 1	K: 1	BB: 0	S: 6	R: 0	H: 1	E: 0	LOB: 1	K: 1	BB: 0	S: 6	1B: 9	SF: 1	2B: 1	SAC: 0	3B: 0	DP: 0	HR: 0	HBP: 0	WP: 1	PA: 40
--------------	------	------	------	--------	------	-------	------	------	------	------	--------	------	-------	------	------	------	------	--------	------	-------	------	------	------	------	--------	------	-------	------	------	------	------	--------	------	-------	------	------	------	------	--------	------	-------	------	------	------	------	--------	------	-------	------	------	------	------	--------	------	-------	------	------	------	------	--------	------	-------	------	------	------	------	--------	------	-------	------	-------	-------	-------	--------	-------	-------	-------	--------	-------	--------

PITCHER	IP	WLS	BF	H	R	ER	SO	BB	IBB	HBP	BLK	WP	HR	S	P	ERA	WHIP
Wynn Hawkins, R ERA: 4.31 (1, 1)	7.0	W	31	8	2	2	4	4	4	0	0	1	0	35	51	2.57	1.714
Johnny Klippstein, R ERA: 0.81 (8, 1)	2.0	S	8	2	0	0	1	0	0	0	0	0	0	10	10	0.00	1.000

BOTTOM

Cleveland Indians @ Boston Red Sox
Fenway Park, Boston, MA
Thu Jun 09 1960, 3:33 AM EDT
Att. 4,002 - Unknown

livebaseballscorecards.com

AB	34
R	2
H	10
RBI	2
BB	4
SO	5
LOB	22



Batter	1	2	3	4	5	6	7	8	9	AB R H RBI BB SO LOB	TOP											
Jim Piersall, R (1, 8) OBP: 0.346, SLG: 0.533	0-0 1B 3B		0-0 1-3 2-3		0-0 E 2B 1B		0-0 F7			4 2 2 0 0 0 1	Cleveland Indians @ New York Yankees Yankee Stadium, Bronx, NY Fri Jun 10 1960, 7:05 PM EDT Att. 46,030 - Unknown - 68 F											
Ken Aspromonte, R (1, 4) OBP: 0.357, SLG: 0.411	0-0 G6-4-3 1B		0-0 6-3		0-0 E9 2B 1B			0-0 1-3		4 0 2 1 0 0 1												
Harvey Kuenn, R (1, 9) OBP: 0.373, SLG: 0.370	0-0 G6-4-3 1-2f			0-0 2B 6-3 1B	0-0 1-3 2B			0-0 1B 1B		4 1 3 1 0 0 1												
Tito Francona, L (1, 7) OBP: 0.394, SLG: 0.454	0-0 F9			0-0 B1-3 1-2	0-0 4-3			0-0 1-2 1B		4 0 1 0 0 0 3												
Vic Power, R (1, 3) OBP: 0.357, SLG: 0.456		0-0 L5		0-0 2-3 2B		0-0 5-3		0-0 F3		4 0 1 0 0 0 2												
Woodie Held, R (1, 6) OBP: 0.320, SLG: 0.497		0-0 5-3		0-0 6-3		0-0 F6		0-0 6-3		4 0 0 1 0 0 3												
George Strickland, R (1, 5) OBP: 0.207, SLG: 0.231		0-3 K		0-0 L8		0-0 F8			0-0 F9	3 0 0 0 0 0 1 1												
Johnny Temple, R (9, PH) OBP: 0.317, SLG: 0.293										1 0 0 0 0 0 0 0												
Hank Foiles, R (1, 2) OBP: 0.433, SLG: 0.500			0-0 F8		0-0 F7		0-0 F8		0-3 K	3 0 0 0 0 0 0 0												
Bob Hale, L (9, PH) OBP: 0.333, SLG: 0.263										1 0 0 0 0 0 1 0												
Bobby Locke, R (1, 1) OBP: 0.667, SLG: 0.750			0-0 WP 2B		0-0 6-3		0-0 4-3		0-0 F8	2 0 1 0 0 0 0 0												
Dick Stigman, R (5, 1) OBP: 0.286, SLG: 0.167										1 0 0 0 0 0 0 0												
Chuck Tanner, L (9, PH)										1 0 0 0 0 0 0 0												
Inning Stats	R: 1 E: 0 K: 0 S: 4	H: 2 LOB: 0 BB: 0 P: 4	R: 0 E: 0 K: 1 S: 5	H: 0 LOB: 0 BB: 0 P: 5	R: 0 E: 0 K: 0 S: 4	H: 1 LOB: 1 BB: 0 P: 4	R: 1 E: 0 K: 0 S: 5	H: 2 LOB: 1 BB: 0 P: 5	R: 1 E: 1 K: 0 S: 6	H: 3 LOB: 2 BB: 0 P: 6	R: 0 E: 0 K: 0 S: 3	H: 0 LOB: 0 BB: 0 P: 3	R: 0 E: 0 K: 0 S: 3	H: 0 LOB: 0 BB: 0 P: 3	R: 0 E: 0 K: 0 S: 5	H: 2 LOB: 2 BB: 0 P: 5	R: 0 E: 0 K: 1 S: 5	H: 0 LOB: 0 BB: 0 P: 5	1B: 6 2B: 3 3B: 1 HR: 0	SF: 0 SAC: 0 DP: 1 HBP: 0	WP: 1 PB: 0 SB: 0 CS: 0	PA: 36
PITCHER Art Ditmar, R (1, 1) ERA: 2.87	IP: 9.0 WLS: W BF: 36 H: 10 R: 3 ER: 3 SO: 2 BB: 0 IBB: 0 HBP: 0 BLK: 0 WP: 1 HR: 0 S: 40 P: 40 ERA: 3.00 WHIP: 1.111											PITCHER	IP: 9.0 WLS: W BF: 36 H: 10 R: 3 ER: 3 SO: 2 BB: 0 IBB: 0 HBP: 0 BLK: 0 WP: 1 HR: 0 S: 40 P: 40 ERA: 3.00 WHIP: 1.111									

livebaseballscorecards.com

AB	36
R	3
H	10
RBI	3
BB	0
SO	2
LOB	12



Batter	1	2	3	4	5	6	7	8	9	AB	R	H	RBI	BB	SO	LOB
Tony Kubek, L OBP: 0.320, SLG: 0.433 (1, 6) (9, 7)	0-0 F8		0-0 FC3-6 1B			4-0 BB L3		0-0 F6		3	1	0	1	1	0	1
Hector Lopez, R OBP: 0.379, SLG: 0.471 (1, 7) (9, 9)	0-0 6-3		0-0 1B 1B			0-0 L3		0-0 F6		4	0	1	0	0	0	1
Mickey Mantle, S OBP: 0.431, SLG: 0.567 Gil McDougald, R OBP: 0.293, SLG: 0.369 (1, 8) (9, 5)	0-0 3-1		0-0 L3 1B			4-0 BB 1B		0-0 HR		3	1	2	2	1	0	0
Roger Maris, L OBP: 0.394, SLG: 0.728 (1, 9) (9, 8)		0-0 F4	0-0 L3			0-0 1B		0-0 F8		4	0	1	0	0	0	2
Yogi Berra, L OBP: 0.400, SLG: 0.486 (1, 2)		0-0 F7		0-0 G3		0-0 3-1		0-0 1B		4	0	1	0	0	0	2
Bill Skowron, R OBP: 0.325, SLG: 0.495 (1, 3)		0-0 6-3		0-0 BB 1B G1-2-3		0-0 4-3		0-0 F9		4	0	1	0	0	0	1
Bobby Richardson, R OBP: 0.269, SLG: 0.277 (1, 4)			4-0 CS 2B BB	0-0 BB 1B		0-0 6-3		0-0 F4		3	1	1	0	1	0	1
Clete Boyer, R OBP: 0.286, SLG: 0.300 (1, 5) (9, 6)			0-0 1B FC3-6 2B	4-0 BB 1B	0-0 BB 1B	0-3 K				2	1	1	1	1	1	0
Art Ditmar, R OBP: 0.150, SLG: 0.200 (1, 1)			0-0 FC3-6 1B	0-0 G1-2-3		0-3 K				3	0	1	0	0	1	3

Inning Stats	R: 0	H: 0	E: 0	LOB: 0	K: 0	BB: 0	S: 3	P: 3	R: 0	H: 0	E: 0	LOB: 0	K: 0	BB: 0	S: 3	P: 3	R: 3	H: 4	E: 0	LOB: 1	K: 0	BB: 1	S: 6	P: 10	R: 0	H: 2	E: 0	LOB: 2	K: 0	BB: 1	S: 4	P: 8	R: 0	H: 1	E: 0	LOB: 2	K: 0	BB: 2	S: 3	P: 11	R: 0	H: 0	E: 0	LOB: 0	K: 1	BB: 0	S: 5	P: 5	R: 0	H: 0	E: 0	LOB: 0	K: 1	BB: 0	S: 5	P: 5	R: 1	H: 2	E: 0	LOB: 1	K: 0	BB: 0	S: 5	P: 5
--------------	------	------	------	--------	------	-------	------	------	------	------	------	--------	------	-------	------	------	------	------	------	--------	------	-------	------	-------	------	------	------	--------	------	-------	------	------	------	------	------	--------	------	-------	------	-------	------	------	------	--------	------	-------	------	------	------	------	------	--------	------	-------	------	------	------	------	------	--------	------	-------	------	------

PITCHER	IP	WLS	BF	H	R	ER	SO	BB	IBB	HBP	BLK	WP	HR	S	P	ERA	WHIP
Bobby Locke, R ERA: 1.32 (1, 1)	4.2		21	6	3	2	0	4	0	0	0	0	0	17	33	3.86	2.143
Dick Stigman, L ERA: 3.82 (5, 1)	3.1	L	13	3	1	1	2	0	0	0	0	0	1	17	17	2.70	0.900

BOTTOM

Cleveland Indians @ New York Yankees
 Yankee Stadium, Bronx, NY
 Fri Jun 10 1960, 7:05 PM EDT
 Att: 46,030 - Unknown - 68 F

AB	30
R	4
H	9
RBI	4
BB	4
SO	2
LOB	11



WP	PA	ERA	WHIP
0	34		

Batter	1	2	3	4	5	6	7	8	9	AB R H RBI BB SO LOB	TOP																				
Johnny Temple, R (1, 4) <small>OBP: 0.323, SLG: 0.319</small> Carroll Hardy, R (9, PR) <small>OBP: 0.200, SLG: 0.167</small>	0-0 6-3		0-0 1-H HR		0-0 F7		0-0 SH1-3		1-0 HBP	3 1 1 2 0 0 0 0 0 0 0 0 0 0	Cleveland Indians @ New York Yankees Yankee Stadium, Bronx, NY Sat Jun 11 1960, 3:33 AM EDT Att. 26,843 - Sunny - 77 F																				
Ken Aspromonte, R (1, 5) <small>OBP: 0.359, SLG: 0.404</small>	0-0 E6 F8		0-0 1B		4-0 BB		0-3 K		0-0 F7	4 0 1 0 1 1 2																					
Harvey Kuenn, R (1, 9) <small>OBP: 0.368, SLG: 0.365</small>	0-0 F8 1-2		0-0 L4		0-0 4-3		0-0 BB 1B		0-0 5-3	5 0 1 0 0 0 4																					
Tito Francona, L (1, 7) <small>OBP: 0.391, SLG: 0.446</small>		0-0 P5	0-0 F8			0-3 K	4-0 FC6-4 BB			3 0 0 0 1 1 1																					
Jim Piersall, R (1, 8) <small>OBP: 0.344, SLG: 0.526</small>		0-0 F9		0-0 L4		0-0 1B E	0-0 FC6-4 1-2f			4 1 1 0 0 0 3																					
Vic Power, R (1, 3) <small>OBP: 0.355, SLG: 0.451</small>		0-0 1B		0-0 5-3		0-0 F8 1-2		0-0 F8		4 0 1 0 0 0 1																					
John Romano, R (1, 2) <small>OBP: 0.318, SLG: 0.408</small>		0-0 F7		0-0 E4 3B		0-0 1B 2-H		0-3 K		4 1 2 1 0 1 1																					
Woodie Held, R (1, 6) <small>OBP: 0.313, SLG: 0.485</small>			0-3 K	0-0 F9		0-0 F9		0-3 K		4 0 0 0 0 2 1																					
Mudcat Grant, R (1, 1) <small>OBP: 0.190, SLG: 0.190</small> Johnny Klippstein, R (6, 1) Bob Hale, L (9, PH) <small>OBP: 0.318, SLG: 0.250</small>			0-0 HR 1B		0-0 6-3		4-0 1B SH1-3 BB		0-0 3-1	2 1 1 0 0 0 0 0 0 0 0 1 0 0 1 0 0 0 0 0 0																					
Inning Stats	R: 0 E: 1 K: 0 S: 3	H: 0 LOB: 0 BB: 0 P: 3	R: 0 E: 0 K: 0 S: 4	H: 1 LOB: 1 BB: 0 P: 4	R: 2 E: 0 K: 1 S: 8	H: 3 LOB: 1 BB: 0 P: 8	R: 1 E: 1 K: 0 S: 4	H: 1 LOB: 0 BB: 0 P: 4	R: 0 E: 0 K: 0 S: 3	H: 0 LOB: 1 BB: 1 P: 7	R: 1 E: 1 K: 1 S: 7	H: 2 LOB: 1 BB: 0 P: 7	R: 0 E: 0 K: 1 S: 6	H: 1 LOB: 3 BB: 2 P: 14	R: 0 E: 0 K: 2 S: 7	H: 0 LOB: 0 BB: 0 P: 7	R: 0 E: 0 K: 0 S: 3	H: 0 LOB: 1 BB: 0 P: 4	1B: 6 2B: 0 3B: 1 HR: 1	SF: 0 SAC: 1 DP: 0 HBP: 1	WP: 0 PB: 0 SB: 0 CS: 0	PA: 39									
PITCHER	IP WLS BF H R ER SO BB IBB HBP BLK WP HR S P ERA WHIP																														
Whitey Ford, L (1, 1) <small>ERA: 2.56</small> Duke Maas, R (5, 1) <small>ERA: 4.58</small> Ryne Duren, R (7, 1) <small>ERA: 5.29</small> Johnny James, R (8, 1) <small>ERA: 3.22</small>	4.0		17	5	3	2	1	0	0	0	0	0	1	19	19	4.50	1.250														
	2.0		9	2	1	0	1	1	0	0	0	0	0	10	14	0.00	1.500														
	1.0	W	6	1	0	0	1	2	0	0	0	0	0	6	14	0.00	3.000														
	2.0	S	7	0	0	0	2	0	0	1	0	0	0	10	11	0.00	0.000														

AB	34
R	4
H	8
RBI	3
BB	3
SO	5
LOB	13



livebaseballscorecards.com

Batter	1	2	3	4	5	6	7	8	9	AB	R	H	RBI	BB	SO	LOB
Tony Kubek, L OBP: 0.313, SLG: 0.424 (1, 6)	0-0 F9	0-0 SF9		0-0 3-1		0-0 4-3	0-0 F9			4	0	0	1	0	0	1
Hector Lopez, R OBP: 0.390, SLG: 0.500 (1, 7) (4, 9)	0-0 2B	4-0 1B		0-0 3B		0-0 SF8		0-0 F4		3	0	2	1	1	0	0
Mickey Mantle, S OBP: 0.427, SLG: 0.560 Bob Cerv, R OBP: 0.325, SLG: 0.459 (1, 8) (4, 7)	0-0 F9	0-3 K		0-0 4-3		0-0 BB 1B		0-3 K		2	0	0	0	0	1	4
Roger Maris, L OBP: 0.400, SLG: 0.747 (1, 9) (4, 8)	0-0 1-3 2B		0-0 HR		0-0 F7	4-0 1-2 BB		0-3 K		4	1	2	1	1	1	0
Yogi Berra, L OBP: 0.395, SLG: 0.504 (1, 2)	0-0 F8		0-0 F9		0-0 HR	0-0 F9				4	1	1	1	0	0	4
Bill Skowron, R OBP: 0.318, SLG: 0.484 (1, 3)		0-0 2B SF9	0-0 E5		0-0 F4		0-3 K			4	1	0	0	0	1	0
Bobby Richardson, R OBP: 0.269, SLG: 0.272 (1, 4)		0-0 F8	0-0 F7		4-0 BB		0-0 E2 HR			3	1	0	0	1	0	2
Clete Boyer, R OBP: 0.282, SLG: 0.324 (1, 5)		0-0 SF9 1-3 2B	0-3 K		0-3 K		0-3 K			4	0	1	0	0	3	3
Whitey Ford, L OBP: 0.278, SLG: 0.071 Kent Hadley, L OBP: 0.128, SLG: 0.313 Duke Madsen, R OBP: 0.287, SLG: 0.380 Gil McDougald, R OBP: 0.287, SLG: 0.380 Ryne Duren, R OBP: 0.310, SLG: 0.485 Elston Howard, R OBP: 0.310, SLG: 0.485 Johnny James, L (1, 1) (4, PH) (5, 1) (6, PH) (7, 1) (7, PH) (8, 1)		4-0 BB BB		0-0 F8		0-0 4-3 SF8 2B	0-0 1-H HR			0	0	0	0	1	0	0

Inning Stats	R: 0	H: 2	E: 0	K: 0	S: 5	H: 2	LOB: 2	BB: 0	P: 5	R: 1	H: 1	E: 1	K: 1	S: 7	H: 1	LOB: 3	BB: 2	P: 15	R: 1	H: 1	E: 1	K: 1	S: 7	H: 1	LOB: 1	BB: 0	P: 7	R: 0	H: 1	E: 0	K: 0	S: 4	R: 1	H: 1	E: 0	K: 1	S: 6	H: 2	LOB: 2	BB: 1	P: 9	R: 2	H: 1	E: 1	K: 2	S: 9	H: 0	LOB: 0	BB: 0	P: 7	R: 0	H: 0	E: 0	K: 2	S: 7	H: 0	LOB: 0	BB: 0	P: 7	1B: 2	2B: 3	3B: 1	HR: 3	SF: 2	SAC: 0	DP: 0	HBP: 0	WP: 0	PB: 0	SB: 0	CS: 0	PA: 40
--------------	------	------	------	------	------	------	--------	-------	------	------	------	------	------	------	------	--------	-------	-------	------	------	------	------	------	------	--------	-------	------	------	------	------	------	------	------	------	------	------	------	------	--------	-------	------	------	------	------	------	------	------	--------	-------	------	------	------	------	------	------	------	--------	-------	------	-------	-------	-------	-------	-------	--------	-------	--------	-------	-------	-------	-------	--------

PITCHER	IP	WLS	BF	H	R	ER	SO	BB	IBB	HBP	BLK	WP	HR	S	P	ERA	WHIP
Mudcat Grant, R ERA: 3.13 (1, 1)	5.2		31	8	4	3	3	4	0	0	0	0	2	33	49	4.76	2.118
Johnny Klippstein, R ERA: 0.73 (6, 1)	2.1	L	9	1	2	0	4	0	0	0	0	0	1	17	17	0.00	0.429


BOTTOM

Cleveland Indians @ New York Yankees
Yankee Stadium, Bronx, NY

Sat Jun 11 1960, 3:33 AM EDT
Att. 26,843 - Sunny - 77 F

livebaseballscorecards.com

AB	34
R	6
H	9
RBI	6
BB	4
SO	7
LOB	15



Batter	1	2	3	4	5	6	7	8	9	AB R H RBI BB SO LOB	TOP											
Mary Breeding, R (1, 4) OBP: 0.349, SLG: 0.362	0-0 F6	0-0 2-H 1B			0-0 1-3		0-0 4-3	0-0 1B SH5-3 1B	0-0 G6-4-3	6 1 2 2 0 0 2												
Al Pilarcik, L (1, 9) OBP: 0.322, SLG: 0.365	0-0 HBP 2B	0-0 6-3			0-0 WP 1B		0-0 1B 2B 1B	0-0 SH5-3		4 1 3 1 0 0 1												
Gene Woodling, L (1, 7) OBP: 0.442, SLG: 0.410	4-0 HBP BB				0-3 K		0-0 2B 1B	0-0 BB S 1B		4 1 3 2 1 1 1												
Jackie Brandt, R (8, PR) OBP: 0.380, SLG: 0.475					1-2 K		1-2 2B 1B	2-H 3-H 1B		0 0 0 0 0 0 0												
Jim Gentile, L (1, 3) OBP: 0.470, SLG: 0.575	1-0 HBP				4-0 BB		0-0 BB BB	4-0 BB BB		2 0 2 1 2 0 0												
Bob Boyd, L (8, 3) OBP: 0.269, SLG: 0.308	1-2 2-3 HBP				1-3 1B		1-3 2-H 2B	1-2 BB BB		0 0 0 0 0 0 0												
Gus Triandos, R (1, 2) OBP: 0.279, SLG: 0.190	0-3 K				0-3 K		0-3 K	4-0 BB BB		4 0 0 0 1 3 8												
Ron Hansen, R (1, 6) OBP: 0.364, SLG: 0.469	0-0 F8				0-0 F8		0-0 F8	BB FC6-2 1B		5 0 1 0 0 0 6												
Brooks Robinson, R (1, 5) OBP: 0.308, SLG: 0.369		4-0 BB BB BB 1B BB			0-0 6-3		0-0 6-3	0-0 FC6-2 BB 1B 1B	0-0 FC3-5 1B	4 2 2 0 1 0 0												
Gene Stephens, L (1, 8) OBP: 0.302, SLG: 0.303		0-0 G3			0-0 3-1		0-0 F8	4-0 BB BB 1B SH5-3 BB	0-0 FC3-5 1B	3 0 0 0 0 0 1												
Jim Busby, R (8, PH) OBP: 1.000, SLG: 1.000		1-2 BB						1-2 2-3 SH5-3 BB	1-2 FC3-5 1B	1 1 1 0 1 0 0												
Milt Pappas, R (1, 1) OBP: 0.188, SLG: 0.188		0-3 K			0-3 K		0-3 K	0-0 SH5-3 1B 1B	0-0 FC3-5 G6-4-3	4 1 0 0 0 3 4												
Jerry Walker, S (8, 1)								1-2 2-3 3-H	1-2 2-3	1 0 0 0 0 0 2												
Inning Stats	R: 0 E: 0 K: 1 S: 6	H: 1 LOB: 3 BB: 1 P: 11	R: 1 E: 0 K: 1 S: 6	H: 1 LOB: 1 BB: 1 P: 10	R: 1 E: 0 K: 0 S: 4	H: 2 LOB: 0 BB: 0 P: 4	R: 0 E: 0 K: 1 S: 5	H: 0 LOB: 0 BB: 0 P: 5	R: 0 E: 0 K: 2 S: 8	H: 1 LOB: 2 BB: 1 P: 12	R: 0 E: 0 K: 0 S: 3	H: 0 LOB: 0 BB: 0 P: 3	R: 1 E: 0 K: 2 S: 10	H: 3 LOB: 2 BB: 0 P: 10	R: 4 E: 0 K: 0 S: 7	H: 4 LOB: 3 BB: 3 P: 19	R: 0 E: 0 K: 0 S: 4	H: 2 LOB: 1 BB: 0 P: 4	1B: 12 2B: 2 3B: 0 HR: 0	SF: 0 SAC: 1 DP: 2 HBP: 1	WP: 1 PB: 0 SB: 2 CS: 0	PA: 46
PITCHER	IP WLS BF H R ER SO BB IBB HBP BLK WP HR S P ERA WHIP																					
Gary Bell, R (1, 1) ERA: 3.26	6.0 L 26 5 2 2 5 3 0 1 0 1 0 32 45 3.00 1.333																					
Dick Stigman, L (7, 1) ERA: 4.71	1.0 9 5 4 4 2 1 0 0 0 0 0 12 16 36.00 6.000																					
Johnny Klippstein, R (8, 1) ERA: 1.05	1.0 7 2 1 1 0 2 0 0 0 0 0 5 13 9.00 4.000																					
John Briggs, R (9, 1) ERA: 1.69	1.0 4 2 0 0 0 0 0 0 0 0 0 4 4 0.00 2.000																					

Baltimore Orioles @ Cleveland Indians
Cleveland Municipal Stadium, Cleveland, OH

Tue Jun 14 1960, 7:05 PM EDT
Att: 11,319 - Unknown

livebaseballscorecards.com

AB	38
R	7
H	14
RBI	6
BB	6
SO	7
LOB	25



Batter	1	2	3	4	5	6	7	8	9	AB	R	H	RBI	BB	SO	LOB
Johnny Temple, R (1, 4) OBP: 0.319, SLG: 0.309 Mudcat Grant, R (8, PR) OBP: 0.190, SLG: 0.190 John Briggs, R (9, 1) OBP: 0.333, SLG: 0.333	0-0 1-3		0-0 3-1	0-0 FC5 2-3f		0-0 F9		4-0 1B BB 1-2 2-3		4	0	0	0	1	0	3
Jim Piersall, R (1, 8) OBP: 0.345, SLG: 0.522	0-3 K		0-0 WP SF8 1B		0-0 4-3		0-0 1-3	0-0 1B 1-2 2-H 3-H		5	1	2	2	0	1	0
Harvey Kuenn, R (1, 9) OBP: 0.364, SLG: 0.363	0-0 F6		0-0 SF8 1-H		0-0 6-3		0-0 1B G6-4-3	0-0 1-3 1B		4	0	1	1	0	0	2
Tito Francona, L (1, 7) OBP: 0.396, SLG: 0.447		0-0 F3	0-0 1B		0-0 1B 1B		0-0 1B G6-4-3 1-2f	4-0 F8 1B BB		4	0	2	0	1	0	1
Vic Power, R (1, 3) OBP: 0.362, SLG: 0.455		0-0 F9 BB 1B	0-0 2-3		0-0 1B FC6-4 1-3 1B		0-0 F9	0-0 1B 1-2 1B		5	0	3	0	0	0	1
Woodie Held, R (1, 6) OBP: 0.316, SLG: 0.479		4-0 HBP BB 1-2 1B		0-0 F5	0-0 FC6-4 1-2f 1B		0-0 BB 1B SF7 1B	0-0 F8 2-3		4	1	1	0	1	0	4
Hank Foiles, R (1, 2) OBP: 0.457, SLG: 0.516		0-0 F9 2-3		0-0 FC2-5 1B 1B		0-0 SH3-4 1B	0-0 BB BB 1B 1-2 1B	0-0 F4		5	1	3	0	0	0	4
Bubba Phillips, R (1, 5) OBP: 0.292, SLG: 0.325 John Romano, R (9, PH) OBP: 0.314, SLG: 0.403		1-0 HBP 1-2 1B		0-0 FC5 FC2-5 1-2 1B		0-0 SH3-4 1-2	4-0 BB 1B BB 1-2 2-3 BB	0-0 F7		1	1	1	0	1	0	0
Gary Bell, R (1, 1) OBP: 0.226, SLG: 0.161 Marty Keough, L (6, PH) OBP: 0.293, SLG: 0.349 Dick Stigman, R (7, 1) OBP: 0.286, SLG: 0.197 Johnny Klippstein, R (8, 1) Bob Hale, L (8, PH) OBP: 0.204, SLG: 0.250 George Strickland, R (9, 4) OBP: 0.207, SLG: 0.231		0-3 K		0-0 FC2-5 1-2 2-3		0-0 F8	0-0 SF7 3-H			2	0	0	0	0	1	5

Inning Stats	R: 0	H: 0	E: 0	K: 1	S: 5	H: 0	LOB: 0	BB: 0	P: 5	R: 0	H: 1	E: 0	K: 1	S: 6	H: 1	LOB: 3	BB: 1	P: 11	R: 1	H: 2	E: 0	K: 0	S: 5	H: 2	LOB: 1	BB: 0	P: 5	R: 0	H: 2	E: 0	K: 0	S: 5	R: 0	H: 2	E: 0	K: 0	S: 5	R: 0	H: 1	E: 0	K: 0	S: 4	R: 0	H: 1	E: 0	K: 0	S: 3	R: 3	H: 3	E: 0	K: 0	S: 6	H: 3	LOB: 2	BB: 2	P: 14	R: 0	H: 1	E: 0	K: 0	S: 4	H: 1	LOB: 2	BB: 1	P: 8	1B: 13	2B: 0	3B: 0	HR: 0	SF: 2	SAC: 1	DP: 1	HBP: 1	WP: 2	PB: 0	SB: 0	CS: 0	PA: 44
--------------	------	------	------	------	------	------	--------	-------	------	------	------	------	------	------	------	--------	-------	-------	------	------	------	------	------	------	--------	-------	------	------	------	------	------	------	------	------	------	------	------	------	------	------	------	------	------	------	------	------	------	------	------	------	------	------	------	--------	-------	-------	------	------	------	------	------	------	--------	-------	------	--------	-------	-------	-------	-------	--------	-------	--------	-------	-------	-------	-------	--------

PITCHER	IP	WLS	BF	H	R	ER	SO	BB	IBB	HBP	BLK	WP	HR	S	P	ERA	WHIP
Milt Pappas, R (1, 1) ERA: 6.1	7.2	W	38	12	4	4	2	3	0	1	0	1	0	38	51	4.70	1.957
Jerry Walker, R (8, 1) ERA: 3.63	1.1	S	6	1	0	0	0	1	0	0	0	0	0	5	9	0.00	1.500

BOTTOM

Baltimore Orioles @ Cleveland Indians
 Cleveland Municipal Stadium, Cleveland, OH

Tue Jun 14 1960, 7:05 PM EDT
 Att. 11,319 - Unknown

livebaseballscorecards.com

AB	36
R	4
H	13
RBI	4
BB	4
SO	2
LOB	23



Batter	1	2	3	4	5	6	7	8	9	AB R H RBI BB SO LOB	TOP	
Mary Breeding, R (1, 4) OBP: 0.343, SLG: 0.356	0-0 F3			x 0-0 F4	x 0-0 F2			x 0-0 F8		4 0 0 0 0 0 2		
Al Pilarcik, L (1, 9) OBP: 0.319, SLG: 0.360	0-0 G3-6-3 1B			x 0-0 L3		x 0-0 F7		x 0-0 3-1		4 0 1 0 0 0 0		
Gene Woodling, L (1, 7) OBP: 0.443, SLG: 0.409 Dave Nicholson, R (8, PR) OBP: 0.148, SLG: 0.042 (8, 7)	0-0 G3-6-3 1-2f			x 0-0 1B		x 0-0 F6		BB BB BB FC6-4 BB		3 0 1 0 1 0 1 0 0 0 0 0 0 0		
Ron Hansen, R (1, 6) OBP: 0.358, SLG: 0.459		x 0-0 F3		x 0-0 F6		x 0-0 6-3		x 0-0 FC6-4 1-2f		4 0 0 0 0 0 2		
Clint Courtney, L (1, 2) OBP: 0.324, SLG: 0.239		x 0-0 F9			BB BB BB SH1-3 1B BB		x 0-0 F9	BB BB BB 1B BB		2 1 0 0 2 0 0		
Brooks Robinson, R (1, 5) OBP: 0.308, SLG: 0.369		x 0-0 5-3			x 0-0 SH1-3 1-2		x 0-0 1B E 1B	x 0-0 F3		3 1 1 0 0 0 1		
Bob Boyd, L (1, 3) OBP: 0.300, SLG: 0.333			x 0-0 4-3		x 0-0 E 1B 2-H		x 0-0 F6	x 0-0 1B 1-2		4 0 2 1 0 0 1		
Jim Busby, R (1, 8) OBP: 0.500, SLG: 0.400			x 0-0 F9		x 0-0 E4 1-2		x 0-0 E 1B 1-2	x 0-0 F6		4 0 1 0 0 0 3		
Steve Barber, L (1, 1) OBP: 0.192, SLG: 0.087 Jim Gentile, L (5, PH) OBP: 0.467, SLG: 0.570 Billy Hoelt, L (5, 1) Gus Triandos, R (7, PH) OBP: 0.275, SLG: 0.186 Arnie Portocarrero, R (7, 1) Billy Klaus, L (8, PH) OBP: 0.375, SLG: 0.714			x 0-0 4-3		0-0 K 2-H		x 0-0 5-3 1-3 2-H	x 0-3 K		1 0 0 0 0 0 0 1 0 0 0 0 1 2 0 0 0 0 0 0 0 1 0 0 0 0 0 1 0 0 0 0 0 0 0 1 0 0 0 0 1 2		
Inning Stats	R: 0 H: 1 E: 0 LOB: 0 K: 0 BB: 0 S: 3 P: 3	R: 0 H: 0 E: 0 LOB: 0 K: 0 BB: 0 S: 3 P: 3	R: 0 H: 0 E: 0 LOB: 0 K: 0 BB: 0 S: 3 P: 3	R: 0 H: 1 E: 0 LOB: 1 K: 0 BB: 0 S: 4 P: 4	R: 1 H: 1 E: 1 LOB: 2 K: 1 BB: 1 S: 7 P: 11	R: 0 H: 0 E: 0 LOB: 0 K: 0 BB: 0 S: 3 P: 3	R: 1 H: 2 E: 1 LOB: 1 K: 0 BB: 0 S: 5 P: 5	R: 0 H: 0 E: 0 LOB: 1 K: 0 BB: 1 S: 3 P: 7	R: 0 H: 1 E: 0 LOB: 2 K: 1 BB: 1 S: 6 P: 10	1B: 6 SF: 0 2B: 0 SAC: 1 3B: 0 DP: 1 HR: 0 HBP: 0	WP: 0 PA: 36 PB: 0 SB: 0 CS: 0	
PITCHER Jim Perry, R (1, 1) ERA: 2.63	IP WLS BF H R ER SO BB IBB HBP BLK WP HR S P ERA WHIP											PITCHER IP WLS BF H R ER SO BB IBB HBP BLK WP HR S P ERA WHIP
	9.0 W 36 6 2 1 2 3 0 0 0 0 0 0 37 49 1.00 1.000											

Baltimore Orioles @ Cleveland Indians
Cleveland Municipal Stadium, Cleveland, OH

livebaseballscorecards.com

AB	32
R	2
H	6
RBI	1
BB	3
SO	2
LOB	15



Wed Jun 15 1960, 7:05 PM EDT
Unknown

Baltimore Orioles @ Cleveland Indians
Cleveland Municipal Stadium, Cleveland, OH

Wed Jun 15 1960, 7:05 PM EDT
 Att: 17,876 - Unknown

livebaseballscorecards.com

AB	39
R	13
H	13
RBI	12
BB	8
SO	5
LOB	25



Batter	1	2	3	4	5	6	7	8	9	AB R H RBI BB SO LOB
Mary Breeding, R (1, 4) OBP: 0.347, SLG: 0.361	0-0 F7		0-0 1-3		0-0 FC6-2 HR		0-0 HR 1B	0-0 E 1B 2B	4-0 BB HBP BB	5 3 2 1 1 0 3
Al Pilarcik, L (1, 9) OBP: 0.320, SLG: 0.383	0-0 F8		0-0 4-3		0-0 HR		0-0 F4	0-0 E4 1B	1-0 BB HBP	5 2 1 3 0 0 3
Bob Boyd, L (1, 3) OBP: 0.333, SLG: 0.389	0-0 2B			0-0 1B	0-0 3-1		0-0 F5	0-0 1B SF8 1B	0-3 K	6 1 3 1 0 1 3
Gus Triandos, R (1, 2) OBP: 0.307, SLG: 0.266	0-0 F7			0-0 F4		0-0 G4-6-3 1B	0-0 1-H HR	0-0 1-3 2-H 1B 1B	4-0 1-2 2-3 BB	5 2 3 3 1 0 2
Ron Hansen, R (1, 6) OBP: 0.348, SLG: 0.448		0-0 F6		0-3 K		0-0 G4-6-3 1-2f	0-3 K	0-0 SF8	0-3 K	5 0 0 1 0 3 5
Brooks Robinson, R (1, 5) OBP: 0.315, SLG: 0.371		0-0 F6		0-0 F8		0-0 BB E 1B				4 2 2 0 1 0 1
Jim Busby, R (1, 8) OBP: 0.545, SLG: 0.667		0-0 6-3			4-0 3-1 PB FC6-2 BB	0-0 FC5 BB		E4 SF8 2B		4 1 2 2 1 0 1
Dave Nicholson, R (1, 7) OBP: 0.207, SLG: 0.042			4-0 1-3 BB		4-0 FC6-2 3-1 HR BB	4-0 1-2 2-3 BB				0 1 0 0 2 0 0
Gene Woodling, L (6, PH) OBP: 0.447, SLG: 0.406										1 1 0 0 2 0 1
Jackie Brandt, R (8, 7) OBP: 0.380, SLG: 0.475										0 0 0 0 0 0 0
Hal Brown, R (1, 1) OBP: 0.318, SLG: 0.263			0-0 F4		0-0 3-1	0-0 F5		0-0 SF8	0-3 K	1 0 0 0 0 0 1
Jim Gentile, L (5, PH) OBP: 0.464, SLG: 0.566										1 0 0 0 0 0 2
Gordon Jones, R (5, 1) OBP: 0.667, SLG: 0.667										0 0 0 0 0 0 0
Clint Courtney, L (6, PH) OBP: 0.321, SLG: 0.236										1 0 0 0 0 0 3
Hoyt Wilhelm, R (6, 1) OBP: 0.083, SLG: 0.045										1 0 0 1 0 1 0

Inning Stats	R: 0	H: 1	E: 0	K: 0	S: 4	P: 4	R: 0	H: 0	E: 0	K: 0	S: 3	P: 3	R: 0	H: 0	E: 0	K: 0	S: 3	P: 7	R: 0	H: 1	E: 0	K: 1	S: 6	P: 6	R: 3	H: 1	E: 0	K: 0	S: 4	P: 12	R: 0	H: 2	E: 1	K: 0	S: 5	P: 9	R: 2	H: 2	E: 0	K: 1	S: 7	P: 7	R: 8	H: 6	E: 2	K: 3	S: 10	P: 18	R: 0	H: 0	E: 0	K: 3	S: 9	P: 18	1B: 7	SF: 2	2B: 4	SAC: 0	3B: 0	DP: 1	HR: 2	HBP: 1	WP: 0	PA: 50
--------------	------	------	------	------	------	------	------	------	------	------	------	------	------	------	------	------	------	------	------	------	------	------	------	------	------	------	------	------	------	-------	------	------	------	------	------	------	------	------	------	------	------	------	------	------	------	------	-------	-------	------	------	------	------	------	-------	-------	-------	-------	--------	-------	-------	-------	--------	-------	--------

PITCHER	IP	WLS	BF	H	R	ER	SO	BB	IBB	HBP	BLK	WP	HR	S	P	ERA	WHIP
Bobby Locke, R (1, 1) ERA: 2.33	5.2		26	5	3	3	1	4	0	0	0	0	1	24	40	4.76	1.588
Mudcat Grant, R (6, 1) ERA: 3.99	1.2	L	13	5	8	6	1	1	1	0	0	0	1	13	21	32.40	3.600
John Briggs, R (8, 1) ERA: 1.62	0.2		5	3	2	0	0	0	0	0	0	0	0	5	5	0.00	4.500
Mike Lee, L (9, 1) ERA: 4.5	1.0		6	0	0	0	3	2	0	1	0	0	0	9	18	0.00	2.000

Batter	1	2	3	4	5	6	7	8	9	AB R H RBI BB SO LOB
Marty Keough, L OBP: 0.298, SLG: 0.351 (1, 9)	0-0 FC6-4 1B	0-0 1B SF7 2-H 1B		0-3 K			0-3 K		0-0 F8	5 1 2 1 0 2 2
Ken Aspromonte, R OBP: 0.363, SLG: 0.398 (1, 4)	0-0 F9	0-0 SF7 1-3 1B		0-0 F7			0-3 K		0-0 F2	5 0 1 0 0 1 3
Tito Francona, L OBP: 0.396, SLG: 0.438 (1, 7)	0-0 FC6-4 2B 1-2f	0-0 SF7 1-2 3-H				0-0 F8	0-0 G3		0-3 K	4 1 0 1 0 1 2
Jim Piersall, R OBP: 0.356, SLG: 0.545 (1, 8)	0-0 1-H 2B	0-0 F9				0-0 F8		0-0 F8		4 0 1 1 0 0 1
Vic Power, R OBP: 0.355, SLG: 0.437 (1, 3)	0-0 4-3		0-3 K			4-0 BB		0-0 F8		3 0 0 0 1 1 1
John Romano, R OBP: 0.326, SLG: 0.488 (1, 2)		0-0 2B 2B	0-0 6-3			0-0 L5		0-0 BB 1B		4 1 2 0 0 0 1
Woodie Held, R OBP: 0.327, SLG: 0.506 (1, 6)		0-0 2-H 1B 2B	0-0 6-3			0-3 K		4-0 1-2 BB		3 1 1 1 1 1 0
Bubba Phillips, R OBP: 0.291, SLG: 0.323 (1, 5)		0-0 2-H SH3-4 1B		0-0 1-3		0-0 5-3		0-0 F2		4 1 1 1 0 0 2
Bobby Locke, R OBP: 0.714, SLG: 0.800 (1, 1)		0-0 SH3-4		0-0		0-0 F8			0-0	1 0 1 0 0 0 0
Mudcat Grant, R OBP: 0.182, SLG: 0.182 (6, 1)										1 0 0 0 0 0 0
John Briggs, R OBP: 0.333, SLG: 0.333 (8, 1)										0 0 0 0 0 0 0
Mike Lee, L (9, 1)										0 0 0 0 0 0 0
Bob Hale, L (9, PH) OBP: 0.333, SLG: 0.286		1-2		1B					1B	1 0 1 0 0 0 0

Inning Stats	R: 1	H: 2	E: 0	K: 0	S: 5	H: 2	LOB: 1	BB: 0	P: 5	R: 4	H: 5	E: 0	K: 0	S: 8	H: 5	LOB: 1	BB: 0	P: 8	R: 0	H: 0	E: 0	K: 1	S: 5	H: 0	LOB: 0	BB: 0	P: 5	R: 0	H: 1	E: 0	K: 1	S: 6	H: 0	LOB: 1	BB: 1	P: 7	R: 0	H: 0	E: 0	K: 1	S: 5	H: 0	LOB: 0	BB: 0	P: 5	R: 0	H: 1	E: 0	K: 2	S: 7	H: 0	LOB: 0	BB: 0	P: 7	R: 0	H: 1	E: 0	K: 0	S: 4	H: 1	LOB: 2	BB: 1	P: 8	R: 0	H: 1	E: 0	K: 1	S: 6	H: 1	LOB: 1	BB: 0	P: 6	1B: 7	SF: 1	2B: 3	SAC: 1	3B: 0	DP: 0	HR: 0	HBP: 0	WP: 0	PA: 39
--------------	------	------	------	------	------	------	--------	-------	------	------	------	------	------	------	------	--------	-------	------	------	------	------	------	------	------	--------	-------	------	------	------	------	------	------	------	--------	-------	------	------	------	------	------	------	------	--------	-------	------	------	------	------	------	------	------	--------	-------	------	------	------	------	------	------	------	--------	-------	------	------	------	------	------	------	------	--------	-------	------	-------	-------	-------	--------	-------	-------	-------	--------	-------	--------

PITCHER	IP	WLS	BF	H	R	ER	SO	BB	IBB	HBP	BLK	WP	HR	S	P	ERA	WHIP
Hal Brown, R ERA: 4.01 (1, 1)	4.0		20	8	5	5	2	0	0	0	0	0	0	24	24	11.25	2.000
Gordon Jones, R ERA: 5.08 (5, 1)	1.0		4	0	0	0	0	1	0	0	0	0	0	3	7	0.00	1.000
Hoyt Wilhelm, R ERA: 4.7 (6, 1)	4.0	W	15	2	0	0	4	1	0	0	0	0	0	22	26	0.00	0.750

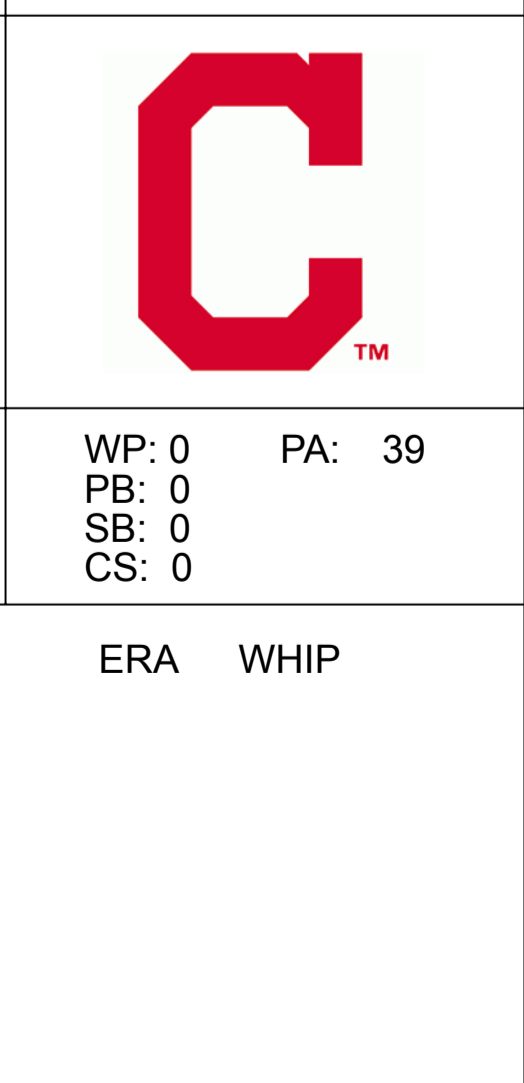
BOTTOM

Baltimore Orioles @ Cleveland Indians
Cleveland Municipal Stadium, Cleveland, OH

Wed Jun 15 1960, 7:05 PM EDT
Att. 17,876 - Unknown

AB	35
R	5
H	10
RBI	5
BB	2
SO	6
LOB	12

livebaseballscorecards.com



Batter	1	2	3	4	5	6	7	8	9	10	11	AB R H RBI BB SO LOB	TOP										
Marv Breeding, R (1, 4) <small>OBP: 0.340, SLG: 0.353</small>												5 0 0 0 0 0 4											
Gene Woodling, L (1, 7) <small>OBP: 0.438, SLG: 0.396</small> Jackie Brandt, R (8, 7) <small>OBP: 0.380, SLG: 0.475</small> Jim Gentile, L (11, PH) <small>OBP: 0.462, SLG: 0.562</small> Gene Stephens, L (11, 7) <small>OBP: 0.302, SLG: 0.303</small>												4 0 0 0 0 1 0 0 0 0 0 0 0 0 1 0 0 0 0 1 0 0 0 0 0 0 0 0											
Ron Hansen, R (1, 6) <small>OBP: 0.349, SLG: 0.459</small>												4 2 1 1 1 0 0											
Gus Triandos, R (1, 2) <small>OBP: 0.325, SLG: 0.290</small>												5 0 3 0 0 1 0											
Brooks Robinson, R (1, 5) <small>OBP: 0.316, SLG: 0.372</small>												5 1 2 1 0 0 2											
Walt Dropo, R (1, 3) <small>OBP: 0.309, SLG: 0.361</small> Bob Boyd, L (7, PR) <small>OBP: 0.324, SLG: 0.378</small>												3 0 2 1 0 0 2 1 0 0 0 0 0 0											
Al Pilarcik, L (1, 9) <small>OBP: 0.308, SLG: 0.367</small>												4 0 0 0 0 0 2											
Jim Busby, R (1, 8) <small>OBP: 0.600, SLG: 0.750</small>												3 0 2 0 1 1 0											
Jack Fisher, R (1, 1) <small>OBP: 0.211, SLG: 0.176</small>												4 0 0 0 0 3 4											
Inning Stats	R: 0 H: 0 E: 0 LOB: 0 K: 1 BB: 0 S: 5 P: 5	R: 0 H: 2 E: 0 LOB: 1 K: 0 BB: 0 S: 4 P: 4	R: 0 H: 1 E: 0 LOB: 0 K: 0 BB: 0 S: 3 P: 3	R: 1 H: 2 E: 0 LOB: 1 K: 0 BB: 1 S: 4 P: 8	R: 0 H: 1 E: 0 LOB: 1 K: 1 BB: 0 S: 6 P: 6	R: 0 H: 0 E: 0 LOB: 0 K: 0 BB: 0 S: 3 P: 3	R: 1 H: 2 E: 0 LOB: 2 K: 1 BB: 1 S: 7 P: 11	R: 0 H: 0 E: 0 LOB: 0 K: 1 BB: 0 S: 5 P: 5	R: 0 H: 0 E: 0 LOB: 0 K: 0 BB: 0 S: 3 P: 3	R: 0 H: 0 E: 0 LOB: 0 K: 2 BB: 0 S: 7 P: 7	R: 1 H: 2 E: 0 LOB: 0 K: 1 BB: 0 S: 6 P: 6	1B: 7 SF: 0 2B: 2 SAC: 0 3B: 0 DP: 3 HR: 1 HBP: 0	WP: 0 PA: 41 PB: 0 SB: 0 CS: 1										
PITCHER	IP WLS BF H R ER SO BB IBB HBP BLK WP HR S P ERA WHIP																						
Ted Bowsfield, L (1, 1) <small>ERA: 4.5</small>	7.0	28	8	2	2	3	1	1	0	0	0	0	0	32	40	2.57	1.286						
Johnny Klippstein, R (8, 1) <small>ERA: 0.96</small>	2.0	6	0	0	0	1	0	0	0	0	0	0	0	8	8	0.00	0.000						
Barry Latman, R (10, 1) <small>ERA: 5.67</small>	2.0	L 7	2	1	1	3	0	0	0	0	0	0	1	13	13	4.50	1.000						

Baltimore Orioles @ Cleveland Indians
Cleveland Municipal Stadium, Cleveland, OH

Thu Jun 16 1960, 3:33 AM EDT
 Att: 6,076 - Unknown

livebaseballscorecards.com

AB	39
R	3
H	10
RBI	3
BB	2
SO	7
LOB	14



Batter	1	2	3	4	5	6	7	8	9	10	11	AB	R	H	RBI	BB	SO	LOB
Johnny Temple, R (1, 5) <small>OBP: 0.324, SLG: 0.300</small> Bubba Phillips, R (10, 5) <small>OBP: 0.291, SLG: 0.323</small>												5	0	1	0	0	0	2
Ken Aspromonte, R (1, 4) <small>OBP: 0.364, SLG: 0.393</small>												4	0	1	0	1	0	2
Harvey Kuenn, R (1, 9) <small>OBP: 0.351, SLG: 0.348</small>												5	0	1	0	0	0	2
Jim Piersall, R (1, 8) <small>OBP: 0.346, SLG: 0.529</small>												5	0	0	0	0	1	3
John Romano, R (1, 2) <small>OBP: 0.330, SLG: 0.511</small>												4	1	1	1	1	0	3
Vic Power, R (1, 3) <small>OBP: 0.351, SLG: 0.430</small>												5	0	1	0	0	0	4
Tito Francona, L (1, 7) <small>OBP: 0.396, SLG: 0.439</small>												4	1	1	0	1	0	2
Woodie Held, R (1, 6) <small>OBP: 0.323, SLG: 0.500</small> Marty Keough, L (7, PH) <small>OBP: 0.295, SLG: 0.348</small> George Strickland, R (8, 6) <small>OBP: 0.226, SLG: 0.222</small>												2	0	0	0	0	1	3
Ted Bowsfield, R (1, 1) <small>OBP: 0.167, SLG: 0.167</small> Bob Hale, L (7, PH) <small>OBP: 0.320, SLG: 0.273</small> Johnny Klippstein, R (8, 1) <small>OBP: 0.182, SLG: 0.182</small> Chuck Tanner, L (9, PH) <small>OBP: 0.500, SLG: 0.500</small> Mudcat Grant, R (9, PH) <small>OBP: 0.182, SLG: 0.182</small> Barry Latman, R (10, 1) <small>OBP: 0.100, SLG: 0.100</small> Hank Foiles, R (11, PH) <small>OBP: 0.444, SLG: 0.500</small>												2 0 0 0 0 0 1 1 1 0 0 0 0 0 1 0 0 0 0 0 0 0 0 0 1 0 1 1 0 1 0 0 0 0 0 0 0	AB 41 R 2 H 7 RBI 2 BB 4 SO 5 LOB 22					

BOTTOM

Baltimore Orioles @ Cleveland Indians
Cleveland Municipal Stadium, Cleveland, OH

Thu Jun 16 1960, 3:33 AM EDT
Att: 6,076 - Unknown

livebaseballscorecards.com

AB	41
R	2
H	7
RBI	2
BB	4
SO	5
LOB	22



Inning Stats	R: 0	H: 0	E: 0	LOB: 0	K: 0	BB: 0	S: 3	P: 3	R: 0	H: 1	E: 0	LOB: 2	K: 0	BB: 1	S: 4	P: 8	R: 0	H: 1	E: 0	LOB: 1	K: 0	BB: 0	S: 4	P: 4	R: 0	H: 0	E: 0	LOB: 0	K: 0	BB: 0	S: 3	P: 3	R: 0	H: 1	E: 1	LOB: 1	K: 0	BB: 0	S: 4	P: 4	R: 0	H: 0	E: 0	LOB: 0	K: 1	BB: 0	S: 5	P: 5	R: 0	H: 0	E: 0	LOB: 0	K: 0	BB: 0	S: 3	P: 3	R: 2	H: 3	E: 0	LOB: 2	K: 0	BB: 1	S: 6	P: 10	R: 0	H: 0	E: 1	LOB: 2	K: 1	BB: 1	S: 6	P: 10	R: 0	H: 0	E: 0	LOB: 0	K: 1	BB: 0	S: 5	P: 5
Jack Fisher, R (1, 1) <small>ERA: 3.88</small>	IP	WLS	BF	H	R	ER	SO	BB	IBB	HBP	BLK	WP	HR	S	P	ERA	WHIP																																																															
																		PITCHER IP WLS BF H R ER SO BB IBB HBP BLK WP HR S P ERA WHIP																																																														

WP: 0	PA: 45
PB: 0	
SB: 0	
CS: 0	

Batter	1	2	3	4	5	6	7	8	9	AB R H RBI BB SO LOB	TOP									
Willie Tasby, R OBP: 0.347, SLG: 0.291 (1, 8) X	0-0 1-3		0-0 HR 1B	0-3 K			4-0 1B BB		0-0 1-3-1 1B	4 1 2 0 1 1 2										
Pete Runnels, L OBP: 0.442, SLG: 0.475 (1, 4) BB (9, 3) BB	4-0 4-3 BB		0-0 F5		0-0 F7		0-0 1-3 BB 1B		0-0 1-3-1 1-2	4 0 1 0 1 0 2										
Ted Williams, L OBP: 0.468, SLG: 0.763 Lou Clinton, R OBP: 0.303, SLG: 0.382 (1, 7) X (7, PR) (7, 9)	0-0 4-3 1-2		0-0 1-H HR		0-0 4-3		4-0 1-2 G4-3 BB		0-0 F9	3 1 1 2 1 0 1 1 0 0 0 0 0 1										
Vic Wertz, L OBP: 0.315, SLG: 0.406 Pumpsie Green, S OBP: 0.330, SLG: 0.316 (1, 3) X (9, 4)	0-0 G3		0-0 4-1		0-0 F8		0-0 F7			4 0 0 0 0 0 4 0 0 0 0 0 0 0										
Frank Malzone, R OBP: 0.316, SLG: 0.375 (1, 5) X		0-0 1B S 1B	0-0 F8		0-0 G3-6-3 1B		0-0 G4-3 1-2f			4 1 2 0 0 0 3										
Russ Nixon, L OBP: 0.297, SLG: 0.319 (1, 2) X		0-0 G5-3 1-3 1B		0-0 F8		0-0 F7		0-0 F5		4 0 1 0 0 0 1										
Gary Geiger, L OBP: 0.292, SLG: 0.317 (1, 9) X (7, 7)		0-0 1-2 3-H 1B		0-3 K		0-0 G3-6-3 1-2		0-0 G6-4-3 1B		4 0 2 1 0 1 1										
Don Buddin, R OBP: 0.336, SLG: 0.354 (1, 6) X		0-0 G5-3 1-2 2-3f		4-0 1B BB		4-0 IBB		0-0 G6-4-3 1-2f		2 0 0 0 2 0 3										
Frank Sullivan, R OBP: 0.217, SLG: 0.100 (1, 1) X		0-3 K		0-0 1-3 1B		0-3 K			0-3 K	4 0 1 0 0 3 3										
Inning Stats	R: 0 E: 0 K: 0 S: 3	H: 0 LOB: 1 BB: 1 P: 7	R: 1 E: 0 K: 1 S: 7	H: 3 LOB: 1 BB: 0 P: 7	R: 2 E: 0 K: 0 S: 5	H: 2 LOB: 0 BB: 0 P: 5	R: 0 E: 0 K: 2 S: 8	H: 1 LOB: 2 BB: 1 P: 12	R: 0 E: 0 K: 1 S: 6	H: 1 LOB: 2 BB: 1 P: 10	R: 0 E: 0 K: 0 S: 3	H: 1 LOB: 3 BB: 2 P: 11	R: 0 E: 0 K: 0 S: 3	H: 1 LOB: 0 BB: 0 P: 3	R: 0 E: 0 K: 1 S: 6	H: 1 LOB: 1 BB: 0 P: 6	1B: 9 2B: 0 3B: 0 HR: 1	SF: 0 SAC: 0 DP: 3 HBP: 0	WP: 0 PB: 0 SB: 1 CS: 0	PA: 39
PITCHER	IP WLS BF H R ER SO BB IBB HBP BLK WP HR S P ERA WHIP																			
Wynn Hawkins, R ERA: 4.33 (1, 1)	6.0 L 30 8 3 3 4 4 1 0 0 0 1 33 53 4.50 2.000																			
Johnny Klippstein, R ERA: 0.91 (7, 1)	2.0 5 1 0 0 0 0 0 0 0 0 0 5 5 0.00 0.500																			
Bobby Locke, R ERA: 2.21 (9, 1)	1.0 4 1 0 0 0 1 0 0 0 0 0 6 6 0.00 1.000																			

Boston Red Sox @ Cleveland Indians
Cleveland Municipal Stadium, Cleveland, OH
 Fri Jun 17 1960, 7:05 PM EDT
 Att. 9,765 - Unknown

livebaseballscorecards.com

AB	34
R	3
H	10
RBI	3
BB	5
SO	5
LOB	21



Batter	1	2	3	4	5	6	7	8	9	AB	R	H	RBI	BB	SO	LOB	BOTTOM					
Harvey Kuenn, R OBP: 0.354, SLG: 0.348 (1, 5)	4-0 		X 0-0 F9			X 0-0 		X 0-0 F6		3	1	1	0	1	0	2		33				
Ken Aspromonte, R OBP: 0.361, SLG: 0.387 (1, 4)	0-3 K		X 0-0 			X 0-0 4-3		S S S 0-3 K		4	0	1	0	0	2	4						
Marty Keough, L OBP: 0.266, SLG: 0.336 (1, 9)	0-3 K		X 0-0 L9			X 0-0 4-3		S S S 0-3 K		4	0	0	0	0	2	3						
John Romano, R OBP: 0.327, SLG: 0.500 (1, 2) X	0-0 		X 0-0 L6			S S S 0-3 K		S S S 0-3 K		4	0	1	1	0	2	1						
Jim Piersall, R OBP: 0.344, SLG: 0.520 (1, 8) X	0-0 5-3		X 0-0 			X 0-0 F8		B B B B 4-0 		3	0	0	0	1	0	1						
Vic Power, R OBP: 0.344, SLG: 0.421 (1, 3)		0-3 K	X 0-0 			X 0-0 5-3		X 0-0 5-3		4	0	0	0	0	1	1						
Tito Francona, L OBP: 0.391, SLG: 0.432 (1, 7)		0-0 6-3	X 0-0 F6			S S S 0-3 K		S S S 0-3 K		3	0	0	0	0	1	0						
Woodie Held, R OBP: 0.320, SLG: 0.494 (1, 6)		0-3 K	X 0-0 F6			X 0-0 K		X 0-0 FC4-6		2	0	0	0	0	2	0						
Chuck Tanner, L OBP: 0.667, SLG: 0.667 (8, PH)		0-3 K	X 0-0 K			X 0-0 K		X 0-0 FC4-6		1	0	1	0	0	0	0						
Mudcat Grant, R OBP: 0.182, SLG: 0.182 (8, PR)		0-3 K	X 0-0 K			X 0-0 K				0	0	0	0	0	0	0						
George Strickland, R OBP: 0.226, SLG: 0.222 (9, 6)		0-3 K	X 0-0 K			X 0-0 K				0	0	0	0	0	0	0						
Wynn Hawkins, R OBP: 0.100, SLG: 0.150 (1, 1)		0-3 K	X 0-0 K			X 0-0 K				2	0	0	0	0	2	0						
Johnny Klippstein, R (7, 1)		0-3 K	X 0-0 K			X 0-0 K				0	0	0	0	0	0	0						
Bob Hale, L OBP: 0.308, SLG: 0.261 (8, PH)		0-3 K	X 0-0 K			X 0-0 K				1	0	0	0	0	0	1						
Bobby Locke, R OBP: 0.714, SLG: 0.800 (9, 1)		0-3 K	X 0-0 K			X 0-0 K				0	0	0	0	0	0	0						
Inning Stats	R: 1 E: 0 K: 2 S: 8	H: 1 LOB: 1 BB: 1 P: 12	R: 0 E: 0 K: 2 S: 7	H: 0 LOB: 0 BB: 0 P: 7	R: 0 E: 0 K: 1 S: 6	H: 1 LOB: 1 BB: 0 P: 6	R: 0 E: 0 K: 0 S: 3	H: 0 LOB: 0 BB: 0 P: 3	R: 0 E: 0 K: 2 S: 7	H: 0 LOB: 0 BB: 0 P: 7	R: 0 E: 0 K: 1 S: 6	H: 1 LOB: 1 BB: 0 P: 6	R: 0 E: 0 K: 1 S: 5	H: 0 LOB: 0 BB: 0 P: 5	R: 0 E: 1 K: 1 S: 6	H: 1 LOB: 2 BB: 0 P: 6	R: 0 E: 0 K: 2 S: 7	H: 0 LOB: 1 BB: 1 P: 11	1B: 4 2B: 0 3B: 0 HR: 0	SF: 0 SAC: 0 DP: 0 HBP: 0	WP: 0 PB: 0 SB: 1 CS: 0	PA: 33
PITCHER Frank Sullivan, R ERA: 4.71 (1, 1)	IP: 9.0 WLS: W BF: 33 H: 4 R: 1 ER: 1 SO: 12 BB: 2 IBB: 0 HBP: 0 BLK: 0 WP: 0 HR: 0 S: 55 P: 63 ERA: 1.00 WHIP: 0.667																					
PITCHER	IP	WLS	BF	H	R	ER	SO	BB	IBB	HBP	BLK	WP	HR	S	P	ERA	WHIP					

Boston Red Sox @ Cleveland Indians
Cleveland Municipal Stadium, Cleveland, OH

Fri Jun 17 1960, 7:05 PM EDT
Att. 9,765 - Unknown

livebaseballscorecards.com

AB	31
R	1
H	4
RBI	1
BB	2
SO	12
LOB	13



Batter	1	2	3	4	5	6	7	8	9	AB R H RBI BB SO LOB	TOP		
Willie Tasby, R (1, 8) OBP: 0.358, SLG: 0.286	4-0 FC4 E SF9 BB	4-0 BB			X 0-0 6-3		BB BB 4-0 FC2 BB	X 0-0 G3		2 1 0 0 3 0 1			
Pete Runnels, L (1, 4) OBP: 0.434, SLG: 0.466	0-0 E5 FC4	0-0 F7			X 0-0 L6		X 0-0 FC2			4 0 0 0 0 0 6			
Frank Malzone, R (1, 5) OBP: 0.311, SLG: 0.367	0-0 FC4 SF9 BB		X 0-0 F9		X 0-0 6-3		X 0-0 3-1			4 0 0 0 0 0 5			
Ray Boone, R (1, 3) OBP: 0.327, SLG: 0.256	4-0 BB		S S 0-3 K		BB BB 4-0 BB		X 0-0 F3			2 0 0 0 2 1 0			
Rip Repulski, R (1, 7) OBP: 0.333, SLG: 0.457	0-0 SF9		X 0-0 F8		S S 0-3 K		X 0-0 5-3			3 0 0 1 0 1 1			
Carroll Hardy, R (1, 9) OBP: 0.148, SLG: 0.120	0-3 K		X 0-0 F7		S S 0-3 K		X 0-0 P3			4 0 0 0 0 2 3			
Don Buddin, R (1, 6) OBP: 0.332, SLG: 0.348		S S 0-3 K		X 0-0 5-3		X 0-0 F9		BB BB 4-0 BB		3 0 0 0 0 1 0	AB 27		
Bobby Thomson, R (9, PH) OBP: 0.331, SLG: 0.454										0 0 0 0 1 0 0	R 1		
Pumpsie Green, S (9, PR) OBP: 0.330, SLG: 0.316										0 0 0 0 0 0 0	H 1		
Ed Sadowski, R (1, 2) OBP: 0.309, SLG: 0.361		X 0-0 SH1-4 1B		X 0-0 5-3		BB BB 4-0 BB SH FC2 BB		X 0-0 P4		3 0 1 0 1 0 1	RBI 1		
Ike Delock, R (1, 1) OBP: 0.333, SLG: 0.333		X 0-0 SH1-4									SO 6		
Mike Fornieles, R (8, 1) OBP: 0.333, SLG: 0.333					X 0-0 F9		X 0-0 SH FC2 BB		S S 0-3 K	1 0 0 0 0 0 0	LOB 18		
Ted Williams, L (9, PH) OBP: 0.463, SLG: 0.750										0 0 0 0 0 0 0			
										1 0 0 0 0 1 1			
Inning Stats	R: 1 H: 0 E: 1 LOB: 2 K: 1 BB: 2 S: 6 P: 14	R: 0 H: 1 E: 0 LOB: 2 K: 1 BB: 1 S: 6 P: 10	R: 0 H: 0 E: 0 LOB: 0 K: 1 BB: 0 S: 5 P: 5	R: 0 H: 0 E: 0 LOB: 0 K: 0 BB: 0 S: 3 P: 3	R: 0 H: 0 E: 0 LOB: 0 K: 0 BB: 0 S: 3 P: 3	R: 0 H: 0 E: 0 LOB: 1 K: 2 BB: 1 S: 7 P: 11	R: 0 H: 0 E: 0 LOB: 3 K: 0 BB: 2 S: 4 P: 12	R: 0 H: 0 E: 0 LOB: 0 K: 0 BB: 0 S: 3 P: 3	R: 0 H: 0 E: 0 LOB: 1 K: 1 BB: 1 S: 5 P: 9	1B: 1 SF: 1 2B: 0 SAC: 2 3B: 0 DP: 0 HR: 0 HBP: 0	WP: 0 PA: 37 PB: 0 SB: 0 CS: 0		
PITCHER	IP WLS BF H R ER SO BB IBB HBP BLK WP HR S P ERA WHIP											PITCHER	IP WLS BF H R ER SO BB IBB HBP BLK WP HR S P ERA WHIP
Dick Stigman, L (1, 1) ERA: 3.95	7.0 0 30 1 1 0 5 6 0 0 0 0 0 0 34 58 0.00 1.000												
Ted Bowsfield, L (8, 1) ERA: 4.2	0.0 W 0 0 0 0 0 0 0 0 0 0 0 0 0 0 0 0 0 0												

Boston Red Sox @ Cleveland Indians
Cleveland Municipal Stadium, Cleveland, OH
Sat Jun 18 1960, 3:33 AM EDT
Att. 5,268 - Unknown

livebaseballscorecards.com



Batter	1	2	3	4	5	6	7	8	9	AB	R	H	RBI	BB	SO	LOB
Harvey Kuenn, R (1, 5) OBP: 0.352, SLG: 0.351	0-0 5-3		0-0 F3		0-0 2B		0-0 F9			4	1	1	0	0	0	1
Ken Aspromonte, R (1, 4) OBP: 0.373, SLG: 0.398	4-0 1B BB		4-0 BB BB		0-0 2B		0-0 4-3			2	0	1	1	2	0	1
Marty Keough, L (1, 9) OBP: 0.300, SLG: 0.339	0-0 1-2 1B		4-0 1-2 BB		4-0 BB		0-0 1-3			2	0	1	0	2	0	2
John Romano, R (1, 2) Hank Foiles, R (8, PR) OBP: 0.444, SLG: 0.500	0-0 F7		0-0 F3		0-0 P6			0-0 SH3-4 BB SF7 1B		4	0	1	0	0	0	6
Jim Piersall, R (1, 8) OBP: 0.347, SLG: 0.517	0-0 F8			0-0 G3-6-3 1B		0-0 P4		4-0 SH3-4 BB		3	0	1	0	1	0	4
Vic Power, R (1, 3) OBP: 0.338, SLG: 0.414		0-0 4-3		0-0 G3-6-3 1-2f		0-0 4-3		0-0 SH3-4		3	0	0	0	0	0	1
Tito Francona, L (1, 7) OBP: 0.393, SLG: 0.430		0-0 4-3		0-0 1B		0-0 F9		4-0 G6 IBB		3	0	1	0	1	0	0
Woodie Held, R (1, 6) Bob Hale, L (8, PH) George Strickland, R (9, 6) OBP: 0.226, SLG: 0.222		0-0 L1-5		0-0 6-3		0-0 6-3		0-0 SF7		3	0	0	0	0	0	1
Dick Stigman, R (1, 1) Johnny Temple, R (7, PH) Mudcat Grant, R (7, PR) Ted Bowsfield, R (8, 1) OBP: 0.143, SLG: 0.143			0-3 K		0-0 6-3		0-0 4-3 2B	0-0 G6 1-2f		2	0	0	0	0	1	0

Inning Stats	R: 0	H: 1	E: 0	K: 0	S: 4	LOB: 2	BB: 1	P: 8	R: 0	H: 0	E: 0	K: 0	S: 3	LOB: 0	BB: 0	P: 3	R: 0	H: 2	E: 0	K: 0	S: 4	LOB: 1	BB: 0	P: 4	R: 1	H: 2	E: 0	K: 0	S: 5	LOB: 2	BB: 1	P: 9	R: 0	H: 0	E: 0	K: 0	S: 3	LOB: 0	BB: 0	P: 3	R: 0	H: 1	E: 0	K: 0	S: 4	LOB: 2	BB: 0	P: 4	R: 1	H: 1	E: 0	K: 0	S: 4	LOB: 2	BB: 2	P: 12
--------------	------	------	------	------	------	--------	-------	------	------	------	------	------	------	--------	-------	------	------	------	------	------	------	--------	-------	------	------	------	------	------	------	--------	-------	------	------	------	------	------	------	--------	-------	------	------	------	------	------	------	--------	-------	------	------	------	------	------	------	--------	-------	-------

PITCHER	IP	WLS	BF	H	R	ER	SO	BB	IBB	HBP	BLK	WP	HR	S	P	ERA	WHIP
Ike Delock, R (1, 1) ERA: 6.19	7.0	L	32	7	2	2	1	5	0	0	0	0	0	29	49	2.57	1.714
Mike Fornieles, R (8, 1) ERA: 2.31	1.0		4	0	0	0	0	0	1	0	0	0	0	3	7	0.00	0.000

BOTTOM

Boston Red Sox @ Cleveland Indians
Cleveland Municipal Stadium, Cleveland, OH

Sat Jun 18 1960, 3:33 AM EDT
Att. 5,268 - Unknown

livebaseballscores.com

AB	28
R	2
H	7
RBI	2
BB	6
SO	1
LOB	18



WP: 0	PA: 36
PB: 0	
SB: 0	
CS: 0	

Batter	1	2	3	4	5	6	7	8	9	AB R H RBI BB SO LOB	TOP											
Willie Tasby, R (1, 8) OBP: 0.352, SLG: 0.275	0-0 F8		0-0 F8	0-0 FC4-6			0-0 F2		4-0 SH5-3 2B BB	4 0 0 0 1 0 3												
Pete Runnels, L (1, 4) OBP: 0.431, SLG: 0.462 (7, 3)	0-0 4-3		0-0 1-3		0-0 F7		0-0 HR 1B		0-0 SH5-3	4 1 1 0 0 0 0												
Ted Williams, L (1, 7) OBP: 0.464, SLG: 0.778 Pumpsie Green, S (7, 4) OBP: 0.337, SLG: 0.338	0-0 F8		4-0 BB		0-0 3-1		0-0 HR 1-H 2-H		0-0 2B 2-H	3 1 1 3 1 0 0 1 0 1 0 0 0 0												
Vic Wertz, L (1, 3) OBP: 0.313, SLG: 0.402 Lou Clinton, R (7, 9) OBP: 0.300, SLG: 0.378		0-0 1B 1B 1B	0-0 F7		0-0 F7		0-0 L4		0-0 F8	4 1 1 0 0 0 1 1 0 0 0 0 0 1												
Frank Malzone, R (1, 5) OBP: 0.318, SLG: 0.390		0-0 1B 1B G6-4-3 1B		0-0 HR		0-0 3-1 1B		0-0 3-1		4 2 3 1 0 0 0												
Russ Nixon, L (1, 2) OBP: 0.305, SLG: 0.326		0-0 G6-4-3 1B 1-2 2-3 1B		0-0 BB 1B		0-0 1-3		0-0 L4		4 0 2 0 0 0 1												
Gary Geiger, L (1, 9) OBP: 0.299, SLG: 0.347 (7, 7)		0-0 G6-4-3 1B 1-2 2-3 3-H 1B		0-3 K		0-0 3-1		0-0 HR		4 1 2 2 0 1 2												
Don Buddin, R (1, 6) OBP: 0.330, SLG: 0.342		0-0 G6-4-3		4-0 FC4-6 BB		0-0 F8		0-0 P6		3 0 0 0 1 0 3												
Bill Monbouquette, R (1, 1) OBP: 0.200, SLG: 0.040		0-3 K		0-0 F2		4-0 HR BB		0-0 4-3		3 1 0 0 1 1 3												
Inning Stats	R: 0 E: 0 K: 0 S: 3	H: 0 LOB: 0 BB: 0 P: 3	R: 2 E: 0 K: 1 S: 8	H: 4 LOB: 1 BB: 0 P: 8	R: 0 E: 0 K: 0 S: 3	H: 0 LOB: 1 BB: 1 P: 7	R: 1 E: 0 K: 1 S: 7	H: 2 LOB: 2 BB: 1 P: 11	R: 0 E: 0 K: 0 S: 3	H: 0 LOB: 0 BB: 0 P: 3	R: 0 E: 0 K: 0 S: 4	H: 1 LOB: 1 BB: 0 P: 4	R: 3 E: 0 K: 0 S: 5	H: 2 LOB: 0 BB: 1 P: 9	R: 1 E: 0 K: 0 S: 4	H: 1 LOB: 0 BB: 0 P: 4	R: 0 E: 0 K: 0 S: 3	H: 1 LOB: 1 BB: 1 P: 7	1B: 7 2B: 1 3B: 0 HR: 3	SF: 0 SAC: 1 DP: 1 HBP: 0	WP: 0 PB: 0 SB: 0 CS: 0	PA: 40
PITCHER	IP WLS BF H R ER SO BB IBB HBP BLK WP HR S P ERA WHIP																				IP WLS BF H R ER SO BB IBB HBP BLK WP HR S P ERA WHIP	
Jim Perry, R (1, 1) ERA: 3.01	7.0 L 32 9 6 6 2 3 0 0 0 0 2 33 45 7.71 1.714																					
John Briggs, R (8, 1) ERA: 2.04	1.0 4 1 1 1 0 0 0 0 0 0 0 1 4 4 9.00 1.000																					
Mike Lee, L (9, 1) ERA: 3.6	1.0 4 1 0 0 0 0 1 0 0 0 0 0 3 7 0.00 2.000																					

Boston Red Sox @ Cleveland Indians
Cleveland Municipal Stadium, Cleveland, OH
 Sun Jun 19 1960, 3:33 AM EDT
 Unknown

livebaseballscorecards.com

AB	35
R	7
H	11
RBI	6
BB	4
SO	2
LOB	14



Batter	1	2	3	4	5	6	7	8	9	AB R H RBI BB SO LOB
Harvey Kuenn, R OBP: 0.353, SLG: 0.352 (1, 5) (7, 9)	0-0 HBP 1B		0-0 F9			0-0 1B	0-0 L4		0-0 F9	5 0 2 0 0 0 1
Ken Aspromonte, R OBP: 0.369, SLG: 0.388 (1, 4)	0-0 P4		0-0 3-1			0-0 F9	4-0 BB			3 0 0 0 1 0 2
Marty Keough, L OBP: 0.306, SLG: 0.333 (1, 9) (7, 8)	1-0 1-2 HBP			4-0 BB 1B BB		0-0 F7	0-3 K			2 1 0 0 1 1 2
John Romano, R OBP: 0.313, SLG: 0.471 (1, 2)	0-0 P3			0-0 F7		0-0 6-3		0-0 5-3		4 0 0 0 0 0 3
Jim Piersall, R OBP: 0.352, SLG: 0.517 Bubba Phillips, R OBP: 0.296, SLG: 0.323 (1, 8) (6, PR) (7, 5)	0-3 K			4-0 1B 1-2 BB		0-0 E 1B		4-0 BB		2 0 1 0 1 1 2 0 0 0 0 1 0 0
Tito Francona, L OBP: 0.390, SLG: 0.426 (1, 7)		0-0 F5		0-0 G5-4-3 1B		0-0 E6		0-3 K		4 0 1 1 0 1 2
Vic Power, R OBP: 0.332, SLG: 0.405 (1, 3) (8, 6)		0-0 P3		0-0 G5-4-3		0-0 3-1		0-0 F8		4 0 0 0 0 0 5
Woodie Held, R OBP: 0.312, SLG: 0.481 Johnny Temple, R OBP: 0.333, SLG: 0.313 George Strickland, R OBP: 0.226, SLG: 0.222 John Briggs, R OBP: 0.333, SLG: 0.333 Mike Lee, L Chuck Tanner, L OBP: 0.500, SLG: 0.500 (1, 9) (7, PH) (7, PR) (8, 1) (9, 1) (9, PH)		0-0 F8			0-0 F8		4-0 BB BB		0-0 5-3	2 0 0 0 0 0 0 0 0 0 0 1 0 1 0 0 0 0 0 0
Jim Perry, S OBP: 0.281, SLG: 0.313 Bob Hale, L OBP: 0.276, SLG: 0.240 (1, 1) (7, PH) (8, 3)			0-3 K		0-0 G3		0-0 F9		0-0 4-3	2 0 0 0 0 1 0 2 0 0 0 0 0 1


Inning Stats	R: 0	H: 1	E: 0	K: 1	S: 6	LOB: 2	BB: 0	P: 7	R: 0	H: 0	E: 0	K: 0	S: 3	LOB: 0	BB: 0	P: 3	R: 0	H: 0	E: 0	K: 1	S: 5	LOB: 0	BB: 0	P: 5	R: 1	H: 1	E: 0	K: 0	S: 3	LOB: 1	BB: 2	P: 11	R: 0	H: 1	E: 0	K: 0	S: 4	LOB: 1	BB: 0	P: 4	R: 0	H: 1	E: 1	K: 0	S: 5	LOB: 2	BB: 0	P: 5	R: 0	H: 0	E: 0	K: 1	S: 5	LOB: 2	BB: 2	P: 13	R: 0	H: 0	E: 0	K: 1	S: 5	LOB: 1	BB: 1	P: 9	R: 0	H: 0	E: 0	K: 0	S: 3	LOB: 0	BB: 0	P: 3	1B: 4	2B: 0	3B: 0	HR: 0	SF: 0	SAC: 0	DP: 1	HBP: 1	WP: 0	PB: 0	SB: 0	CS: 0	PA: 37
PITCHER Bill Monbouquette, R ERA: 3.07 (1, 1)	IP	WLS	BF	H	R	ER	SO	BB	IBB	HBP	BLK	WP	HR	S	P	ERA	WHIP																																																																				


BOTTOM

Boston Red Sox @ Cleveland Indians
Cleveland Municipal Stadium, Cleveland, OH

Sun Jun 19 1960, 3:33 AM EDT
Unknown

AB	31
R	1
H	4
RBI	1
BB	5
SO	4
LOB	18



Batter	1	2	3	4	5	6	7	8	9	AB R H RBI BB SO LOB	TOP											
Willie Tasby, R OBP: 0.353, SLG: 0.268 (1, 8)	0-0 6-3		0-0 F7		4-0 1B BB		4-0 1-2 BB		0-0 5-3	3 0 0 0 2 0 0												
Pete Runnels, L OBP: 0.426, SLG: 0.454 (1, 4) (9, 3)	0-0 6-3			4-0 2-3 BB	0-0 F7		0-0 F7		0-0 4-3	4 1 0 0 1 0 3												
Vic Wertz, L OBP: 0.309, SLG: 0.394 Pumpsie Green, S OBP: 0.337, SLG: 0.338 (1, 3) (9, 4)	0-3 K		0-3 K	0-0 1-3 1B	0-0 1-3 1B		0-0 F8		0-0 6-3	5 0 1 0 0 2 3 0 0 0 0 0 0 0												
Frank Malzone, R OBP: 0.317, SLG: 0.387 (1, 5)		0-0 F8		0-0 2-3	0-0 F9			0-0 G4-6-3 1B		4 0 1 0 0 0 3												
Russ Nixon, L OBP: 0.312, SLG: 0.327 (1, 2)		0-0 1B		4-0 3B BB		0-0 3-1		0-0 G4-6-3 1-2f		3 1 1 0 1 0 1												
Gary Geiger, L OBP: 0.304, SLG: 0.367 (1, 9) (9, 7)		0-0 F9		0-0 1-H 2-H 3B		0-0 F8		0-0 1B 1B		4 0 2 2 0 0 1												
Rip Repulski, R OBP: 0.328, SLG: 0.440 Lou Clinton, R OBP: 0.300, SLG: 0.378 (1, 7) (9, 9)		0-0 5-3		0-3 K	0-0 1-3		0-0 1-3	0-0 BB 1B		4 0 1 0 0 1 2 0 0 0 0 0 0 0	AB 34 R 3 H 8 RBI 3 BB 5 SO 5 LOB 16											
Don Buddin, R OBP: 0.333, SLG: 0.358 (1, 6)			0-0 F5		0-0 HR		0-0 4-3	4-0 FC4-6 BB		3 1 1 1 1 0 0												
Tom Brewer, R OBP: 0.276, SLG: 0.286 Mike Fornieles, R OBP: 0.333, SLG: 0.333 (1, 1) (8, 1)			0-3 K		0-3 K		0-0 BB 1B	0-0 FC4-6 1-2f		4 0 1 0 0 2 3 0 0 0 0 0 0 0												
Inning Stats	R: 0 E: 0 K: 1 S: 5	H: 0 LOB: 0 BB: 0 P: 5	R: 0 E: 0 K: 0 S: 4	H: 1 LOB: 1 BB: 0 P: 4	R: 0 E: 0 K: 1 S: 5	H: 0 LOB: 0 BB: 0 P: 5	R: 2 E: 0 K: 2 S: 8	H: 1 LOB: 1 BB: 2 P: 16	R: 1 E: 0 K: 1 S: 7	H: 2 LOB: 2 BB: 1 P: 11	R: 0 E: 0 K: 0 S: 3	H: 0 LOB: 0 BB: 0 P: 3	R: 0 E: 0 K: 0 S: 4	H: 1 LOB: 2 BB: 1 P: 8	R: 0 E: 0 K: 0 S: 5	H: 3 LOB: 3 BB: 1 P: 9	R: 0 E: 0 K: 0 S: 3	H: 0 LOB: 0 BB: 0 P: 3	1B: 6 2B: 0 3B: 1 HR: 1	SF: 0 SAC: 0 DP: 1 HBP: 0	WP: 0 PB: 0 SB: 0 CS: 0	PA: 39
PITCHER	IP WLS BF H R ER SO BB IBB HBP BLK WP HR S P ERA WHIP																					
Gary Bell, R ERA: 3.36 (1, 1)	5.0 L 22 4 3 3 5 3 0 0 0 0 0 1 29 41 5.40 1.400																					
Johnny Klippstein, R ERA: 0.85 (6, 1)	2.0 8 1 0 0 0 1 0 0 0 0 0 0 7 11 0.00 1.000																					
Barry Latman, R ERA: 5.5 (8, 1)	1.0 6 3 0 0 0 1 0 0 0 0 0 0 5 9 0.00 4.000																					
Bobby Locke, R ERA: 2.11 (9, 1)	1.0 3 0 0 0 0 0 0 0 0 0 0 0 0 3 3 0.00 0.000																					

Boston Red Sox @ Cleveland Indians
Cleveland Municipal Stadium, Cleveland, OH

Sun Jun 19 1960, 3:38 AM EDT
Att. 21,279 - Unknown

livebaseballscorecards.com

Batter	1	2	3	4	5	6	7	8	9	AB R H RBI BB SO LOB
Johnny Temple, R OBP: 0.336, SLG: 0.311 (1, 4)	4-0 2B BB	0-0 1-3 1B			0-3 K 1-2		0-0 F9		0-0 F9	4 0 1 0 1 1 2
Jim Piersall, R OBP: 0.348, SLG: 0.508 (1, 8)	0-3 K		0-0 6-3		0-0 1B 2-3		0-0 G1-4-3 1-2f		0-0 F9	5 0 1 0 0 1 2
Harvey Kuenn, R OBP: 0.354, SLG: 0.359 (1, 9)	0-0 1-3 2B		0-0 L6		0-0 4-3			0-0 SH SF7 HBP 1B	0-0 F8	5 1 2 0 0 0 2
Tito Francona, L OBP: 0.396, SLG: 0.427 (1, 7)	4-0 BB		0-0 1-3			0-0 1B 1-3 1B		1-0 1B SH HBP		2 1 1 0 1 0 0
Vic Power, R OBP: 0.327, SLG: 0.399 (1, 3)	0-0 P3			0-0 5-3		0-0 1-3		0-0 SH 1B		3 0 0 0 0 0 4
Hank Foies, R OBP: 0.410, SLG: 0.457 (1, 2)	0-3 K			0-0 5-3		0-0 6-3		0-0 SF7		3 0 0 0 0 1 4
Bob Hale, L OBP: 0.267, SLG: 0.240 (8, PH)								3-H 0-3		0 0 0 1 0 0 0
George Strickland, R OBP: 0.226, SLG: 0.222 (9, 6)								0-0 K		0 0 0 0 0 0 0
Woodie Held, R OBP: 0.313, SLG: 0.479 (1, 6)		0-0 F7		0-0 6-3		0-0 FC6-4 1B		0-0 K		3 0 1 1 0 0 0
John Romano, R OBP: 0.310, SLG: 0.466 (8, PH)						2-H 0-0 FC6-4 1B				1 0 0 0 0 1 2
Bubba Phillips, R OBP: 0.295, SLG: 0.321 (1, 5)		0-0 6-3			0-0 F7	0-0 FC6-4 1-2f		0-0 1B 1-2 2-3		4 0 1 0 0 0 1
Gary Bell, R OBP: 0.229, SLG: 0.188 (5, PH)		0-0 1B			0-0 1B S		0-0 G1-4-3 1B	0-0 F9		1 0 1 0 0 0 0
Chuck Tanner, L OBP: 0.600, SLG: 0.600 (6, 1)										1 0 1 0 0 0 0
Johnny Klippstein, R OBP: 0.311, SLG: 0.339 (7, PH)										0 0 0 0 0 0 0
Marty Keough, L OBP: 0.311, SLG: 0.339 (8, 1)										1 0 1 0 0 0 0
Barry Latman, R OBP: 0.100, SLG: 0.100 (8, PH)										0 0 0 0 0 0 0
Ken Aspromonte, R OBP: 0.386, SLG: 0.385 (8, PH)										1 0 0 0 0 0 3
Bobby Locke, R OBP: 0.714, SLG: 0.800 (9, 1)										0 0 0 0 0 0 0

Inning Stats	R: 0	H: 1	E: 0	K: 2	S: 8	H: 1	LOB: 3	BB: 2	P: 16	R: 0	H: 2	E: 0	K: 0	S: 4	H: 0	LOB: 0	BB: 0	P: 4	R: 0	H: 0	E: 0	K: 0	S: 3	R: 0	H: 2	E: 0	K: 1	S: 7	H: 2	LOB: 1	BB: 0	P: 5	R: 0	H: 1	E: 0	K: 0	S: 3	R: 1	H: 2	E: 1	K: 1	S: 8	H: 2	LOB: 3	BB: 0	P: 9	R: 0	H: 0	E: 0	K: 0	S: 3	H: 0	LOB: 0	BB: 0	P: 3	1B: 9	SF: 1	2B: 1	SAC: 1	3B: 0	DP: 1	HR: 0	HBP: 1	WP: 0	PA: 39
PITCHER	IP	WLS	BF	H	R	ER	SO	BB	IBB	HBP	BLK	WP	HR	S	P	ERA	WHIP																																																
Tom Brewer, R ERA: 4.78 (1, 1)	7.0	W	31	9	2	2	3	2	0	1	0	0	0	34	43	2.57	1.571																																																
Mike Fornieles, R ERA: 2.19 (8, 1)	2.0	S	8	1	0	0	1	0	0	0	0	0	0	10	10	0.00	0.500																																																

BOTTOM

Boston Red Sox @ Cleveland Indians
Cleveland Municipal Stadium, Cleveland, OH

Sun Jun 19 1960, 3:38 AM EDT
Att. 21,279 - Unknown

livebaseballscorecards.com

AB	34
R	2
H	10
RBI	2
BB	2
SO	4
LOB	20



Batter	1	2	3	4	5	6	7	8	9	AB R H RBI BB SO LOB
Reno Bertoia, R (1, 5) OBP: 0.330, SLG: 0.301 Julio Becquer, L (9, PH) OBP: 0.235, SLG: 0.342	0-0 F8		0-0 E4 1B		0-0 F8		0-0 SH3 1-2		0-0 1-3 1-2	3 0 1 0 0 0 0 1 0 0 0 0 0 1
Billy Gardner, R (1, 4) OBP: 0.359, SLG: 0.403	0-0 F8		0-3 K		0-0 L6		0-0 5-3		0-0 F3	5 0 0 0 0 1 4
Bob Allison, R (1, 9) OBP: 0.402, SLG: 0.521	0-3 K		0-0 3-1		0-0 F9		0-3 K			4 0 0 0 0 2 2

Jim Lemon, R (1, 7) OBP: 0.371, SLG: 0.574		0-0 F3		0-0 FC3-6 BB 1B		0-0 HR 1B		0-0 FC3-6 1B		4 1 3 0 0 0 0
Dan Dobbek, L (1, 8) OBP: 0.333, SLG: 0.439		0-0 HR		0-0 F3		0-0 F9		0-0 FC3-6 1-2f		4 1 1 1 0 0 3
Harmon Killebrew, R (1, 3) OBP: 0.381, SLG: 0.417		4-0 FC6-4 WP BB		4-0 FC3-6 1-2 BB		0-0 F7		0-0 F3		2 0 0 0 2 0 2

Earl Battey, R (1, 2) OBP: 0.320, SLG: 0.429		0-0 FC6-4 1-3		0-0 FC3-6 1-2f 2-3		0-0 HR 1-H		0-3 K		4 1 1 2 0 1 4
Jose Valdivielso, R (1, 6) OBP: 0.256, SLG: 0.304 Elmer Valo, L (9, PH) OBP: 0.476, SLG: 0.267 Billy Consolo, R (9, PR) OBP: 0.319, SLG: 0.292		0-0 1-3		0-0 4-3		0-0 5-3			0-0 1-3 1B	3 0 0 0 0 0 3 1 0 1 0 0 0 0 0 0 0 0 0 0 0

Pedro Ramos, S (1, 1) OBP: 0.152, SLG: 0.250 Faye Throneberry, L (7, PH) OBP: 0.329, SLG: 0.343 Tex Clevenger, R (7, 1) OBP: 0.288, SLG: 0.286 Lenny Green, L (9, PH) OBP: 0.316, SLG: 0.369			0-0 5-3		0-0 HR		0-0 SH3 1B		0-0 F8	2 1 1 1 0 0 0 1 0 1 0 0 0 0 0 0 0 0 0 0 0 1 0 0 0 0 0 1
---	--	--	---------	--	--------	--	---------------	--	--------	--

Inning Stats	R: 0 E: 0 K: 1 S: 5	H: 0 LOB: 0 BB: 0 P: 5	R: 1 E: 0 K: 0 S: 4	H: 1 LOB: 1 BB: 1 P: 8	R: 0 E: 1 K: 1 S: 6	H: 1 LOB: 1 BB: 0 P: 6	R: 0 E: 0 K: 0 S: 4	H: 1 LOB: 2 BB: 1 P: 8	R: 1 E: 0 K: 0 S: 4	H: 1 LOB: 0 BB: 0 P: 4	R: 2 E: 0 K: 0 S: 5	H: 2 LOB: 0 BB: 0 P: 5	R: 0 E: 0 K: 1 S: 6	H: 1 LOB: 1 BB: 0 P: 6	R: 0 E: 0 K: 1 S: 6	H: 1 LOB: 1 BB: 0 P: 6	R: 0 E: 0 K: 0 S: 4	H: 1 LOB: 2 BB: 0 P: 4	1B: 6 2B: 0 3B: 0 HR: 3	SF: 0 SAC: 1 DP: 0 HBP: 0	WP: 1 PB: 0 SB: 0 CS: 0	PA: 38
--------------	------------------------------	---------------------------------	------------------------------	---------------------------------	------------------------------	---------------------------------	------------------------------	---------------------------------	------------------------------	---------------------------------	------------------------------	---------------------------------	------------------------------	---------------------------------	------------------------------	---------------------------------	------------------------------	---------------------------------	----------------------------------	------------------------------------	----------------------------------	--------


PITCHER	IP	WLS	BF	H	R	ER	SO	BB	IBB	HBP	BLK	WP	HR	S	P	ERA	WHIP
Mudcat Grant, R (1, 1) ERA: 4.19	6.0	W	26	6	4	4	2	2	0	0	0	1	3	28	36	6.00	1.333
Johnny Klippstein, R (7, 1) ERA: 0.78	3.0	S	12	3	0	0	2	0	0	0	0	0	0	16	16	0.00	1.000

TOP

Washington Senators @ Cleveland Indians
Cleveland Municipal Stadium, Cleveland, OH

Tue Jun 21 1960, 7:05 PM EDT
Att. 7,049 - Unknown

AB	35
R	4
H	9
RBI	4
BB	2
SO	4
LOB	20



Batter	1	2	3	4	5	6	7	8	9	AB	R	H	RBI	BB	SO	LOB	BOTTOM			
Johnny Temple, R OBP: 0.338, SLG: 0.321 (1, 4) X	0-0 HR 1B	0-3 K		0-0 G6-4-3 1-2f		0-0 2B		0-0 F9		5	1	2	2	0	1	6	Washington Senators @ Cleveland Indians Cleveland Municipal Stadium, Cleveland, OH Tue Jun 21 1960, 7:05 PM EDT Att. 7,049 - Unknown			
Jim Piersall, R OBP: 0.340, SLG: 0.495 (1, 8) X	0-0 F4	0-3 K			0-0 F4	0-0 6-3		0-0 4-3		5	0	0	0	0	1	6				
Harvey Kuenn, R OBP: 0.361, SLG: 0.381 (1, 9) X	0-0 HR 1B		0-0 F8		0-0 E S 1B		0-0 L6-3 1B			4	1	3	2	0	0	0				
Tito Francona, L OBP: 0.390, SLG: 0.418 (1, 7) X	0-0 1-3		0-0 F7		0-3 K		0-0 L6-3 1-2			4	0	0	0	0	1	2				
Vic Power, R OBP: 0.325, SLG: 0.393 (1, 3) X	0-0 F9		0-0 6-3		0-0 4-3		4-0 1B BB			3	0	0	0	1	0	1				
John Romano, R OBP: 0.333, SLG: 0.481 (1, 2) X		0-0 BB 1B		0-0 SH 1B SF8 1B		4-0 4-3 2B BB	0-0 1-3 1B			3	2	3	0	1	0	0				
Woodie Held, R OBP: 0.321, SLG: 0.482 (1, 6) X		4-0 BB 1-2 BB		0-0 SF8 SH 1B		0-0 4-3 2B 1B	0-3 K			3	1	2	0	1	1	2				
Bubba Phillips, R OBP: 0.289, SLG: 0.314 (1, 5) X		0-3 K		0-0 SH G6-4-3 1-2 2-3		0-3 K		0-0 5-3		3	0	0	0	0	2	4				
Mudcat Grant, R OBP: 0.208, SLG: 0.182 (1, 1) X		4-0 BB		0-0 SF8		0-0 4-3		0-0 1B		0	0	0	1	1	0	0				
Bob Hale, L OBP: 0.258, SLG: 0.231 (6, PH) X										1	0	0	0	0	0	2				
Johnny Klippstein, R OBP: 0.286, SLG: 0.167 (7, 1) X										1	0	1	0	0	0	0				
Inning Stats	R: 2 E: 0 K: 0 S: 5	H: 2 LOB: 0 BB: 0 P: 5	R: 0 E: 0 K: 3 S: 10	H: 1 LOB: 3 BB: 2 P: 18	R: 0 E: 0 K: 0 S: 3	H: 0 LOB: 0 BB: 0 P: 3	R: 1 E: 1 K: 0 S: 5	H: 2 LOB: 1 BB: 0 P: 5	R: 0 E: 0 K: 1 S: 6	H: 1 LOB: 1 BB: 0 P: 6	R: 2 E: 0 K: 1 S: 7	H: 2 LOB: 1 BB: 1 P: 11	R: 0 E: 0 K: 1 S: 6	H: 2 LOB: 2 BB: 1 P: 10	R: 0 E: 0 K: 0 S: 4	H: 1 LOB: 1 BB: 0 P: 4		1B: 9 2B: 2 3B: 0 HR: 1	SF: 1 SAC: 1 DP: 2 HBP: 0	WP: 0 PB: 0 SB: 1 CS: 0
PITCHER	IP WLS BF H R ER SO BB IBB HBP BLK WP HR S P ERA WHIP	IP WLS BF H R ER SO BB IBB HBP BLK WP HR S P ERA WHIP	IP WLS BF H R ER SO BB IBB HBP BLK WP HR S P ERA WHIP	IP WLS BF H R ER SO BB IBB HBP BLK WP HR S P ERA WHIP	IP WLS BF H R ER SO BB IBB HBP BLK WP HR S P ERA WHIP	IP WLS BF H R ER SO BB IBB HBP BLK WP HR S P ERA WHIP	IP WLS BF H R ER SO BB IBB HBP BLK WP HR S P ERA WHIP	IP WLS BF H R ER SO BB IBB HBP BLK WP HR S P ERA WHIP	IP WLS BF H R ER SO BB IBB HBP BLK WP HR S P ERA WHIP	IP WLS BF H R ER SO BB IBB HBP BLK WP HR S P ERA WHIP	IP WLS BF H R ER SO BB IBB HBP BLK WP HR S P ERA WHIP	IP WLS BF H R ER SO BB IBB HBP BLK WP HR S P ERA WHIP	IP WLS BF H R ER SO BB IBB HBP BLK WP HR S P ERA WHIP	IP WLS BF H R ER SO BB IBB HBP BLK WP HR S P ERA WHIP	IP WLS BF H R ER SO BB IBB HBP BLK WP HR S P ERA WHIP	IP WLS BF H R ER SO BB IBB HBP BLK WP HR S P ERA WHIP	IP WLS BF H R ER SO BB IBB HBP BLK WP HR S P ERA WHIP	IP WLS BF H R ER SO BB IBB HBP BLK WP HR S P ERA WHIP		
Pedro Ramos, R ERA: 3.84 (1, 1)	6.0 L	29	8	5	5	5	3	0	0	0	0	0	0	0	0	0	7.50	1.833		
Tex Clevenger, R ERA: 3.07 (7, 1)	2.0	9	3	0	0	1	1	0	0	0	0	0	0	0	0	0	0.00	2.000		

AB	32
R	5
H	11
RBI	5
BB	4
SO	6
LOB	23



Batter	1	2	3	4	5	6	7	8	9	AB R H RBI BB SO LOB	TOP										
Reno Bertoia, R (1, 5) OBP: 0.316, SLG: 0.287	0-0 F9		0-0 6-3			0-0 F7		0-0 5-3		4 0 0 0 0 0 1	Washington Senators @ Cleveland Indians Cleveland Municipal Stadium, Cleveland, OH Wed Jun 22 1960, 7:05 PM EDT Att. 6,799 - Unknown										
Billy Gardner, R (1, 4) OBP: 0.357, SLG: 0.398	0-0 6-3		0-0 6-3			4-0 F9 BB BB		0-0 F3		3 0 0 0 1 0 1											
Bob Allison, R (1, 9) OBP: 0.404, SLG: 0.523	0-3 K				0-0 2B	4-0 F9 BB 1-2		0-0 F8		3 0 1 0 1 1 0											
Jim Lemon, R (1, 7) Lenny Green, L (9, PR) OBP: 0.373, SLG: 0.573 OBP: 0.316, SLG: 0.369		0-0 G3 1B		0-0 6-3		0-0 F9 1-2 2-3		0-0 1B		4 0 2 0 0 0 3 0 0 0 0 0 0 0											
Pete Whisenant, R (1, 8) OBP: 0.390, SLG: 0.258		0-0 G3 1-2		0-0 6-3		0-0 F8		0-0 F7		4 0 0 0 0 0 5											
Earl Battey, R (1, 2) OBP: 0.319, SLG: 0.421		0-0 F2		0-0 F9		4-0 G4-6-3 BB		0-0 5-3		3 0 0 0 1 0 3											
Jose Valdivielso, R (1, 6) OBP: 0.258, SLG: 0.305		0-0 1-3			0-0 G1-6-3 1B	0-0 F9				3 0 1 0 0 0 2											
Julio Becquer, L (1, 3) OBP: 0.237, SLG: 0.342			0-0 SH3-4 1B		0-0 G1-6-3 1-2f	0-0 G4-6-3 1-2f				3 0 1 0 0 0 2											
Bill Fischer, R (1, 1) Dan Dobbek, L (8, PH) Tex Clevenger, R (8, 1) OBP: 0.267, SLG: 0.154 OBP: 0.331, SLG: 0.435 OBP: 0.286, SLG: 0.286			0-0 SH3-4		0-3 K		0-3 K			1 0 0 0 0 1 0 1 0 0 0 0 1 0 0 0 0 0 0 0 0											
Inning Stats	R: 0 E: 0 K: 1 S: 5	H: 0 LOB: 0 BB: 0 P: 5	R: 0 E: 0 K: 0 S: 4	H: 1 LOB: 1 BB: 0 P: 4	R: 0 E: 0 K: 0 S: 4	H: 1 LOB: 1 BB: 0 P: 4	R: 0 E: 0 K: 1 S: 5	H: 1 LOB: 0 BB: 0 P: 5	R: 0 E: 0 K: 0 S: 3	H: 0 LOB: 2 BB: 2 P: 11		R: 0 E: 0 K: 0 S: 2	H: 0 LOB: 0 BB: 1 P: 6	R: 0 E: 0 K: 1 S: 5	H: 0 LOB: 0 BB: 0 P: 5	R: 0 E: 0 K: 0 S: 4	H: 1 LOB: 1 BB: 0 P: 4	1B: 4 2B: 1 3B: 0 HR: 0	SF: 0 SAC: 1 DP: 2 HBP: 0	WP: 0 PB: 0 SB: 0 CS: 0	PA: 33
PITCHER Ted Bowsfield, L (1, 1) ERA: 3.23	IP 9.0	WLS W	BF 33	H 5	R 0	ER 0	SO 3	BB 3	IBB 0	HBP 0	BLK 0	WP 0	HR 0	S 36	P 48	ERA 0.00	WHIP 0.889				

AB	29
R	0
H	5
RBI	0
BB	3
SO	3
LOB	17



Batter	1	2	3	4	5	6	7	8	9	AB	R	H	RBI	BB	SO	LOB
--------	---	---	---	---	---	---	---	---	---	----	---	---	-----	----	----	-----

Johnny Temple, R <small>OBP: 0.329, SLG: 0.313</small> (1, 4)	0-0 5-3 		0-0 F8 			0-0 1-3 		0-0 6-3 		4	0	0	0	0	0	0
Jim Piersall, R <small>OBP: 0.340, SLG: 0.503</small> (1, 8)	0-0 1B 3B 		0-0 4-3 			0-3 K 				3	1	1	0	0	1	0
Harvey Kuenn, R <small>OBP: 0.365, SLG: 0.385</small> (1, 9)	0-0 FC4-6 1B 			0-0 F7 		0-0 1B				3	0	2	1	0	0	0
Tito Francona, L <small>OBP: 0.385, SLG: 0.412</small> (1, 7)	0-0 FC4-6 			0-0 F8 		0-0 4-3 				3	0	0	0	0	0	2
Vic Power, R <small>OBP: 0.321, SLG: 0.387</small> (1, 3)	0-0 F6 			0-0 F7 			0-0 6-3 			3	0	0	0	0	0	1
John Romano, R <small>OBP: 0.333, SLG: 0.477</small> (1, 2)		0-0 G5-4-3 1B 			0-0 F5 		0-3 K 			3	0	1	0	0	1	0
Woodie Held, R <small>OBP: 0.321, SLG: 0.479</small> (1, 6)		0-0 G5-4-3 			0-0 FC6-4 1B 		0-0 4-3 			3	0	1	0	0	0	1
Bubba Phillips, R <small>OBP: 0.283, SLG: 0.307</small> (1, 5)		0-0 F7 			0-0 FC6-4 			0-0 F6 		3	0	0	0	0	0	1
Ted Bowsfield, R <small>OBP: 0.100, SLG: 0.100</small> (1, 1)			0-3 K 		0-3 K 			0-0 1-6-3 		3	0	0	0	0	2	1

Inning Stats	R: 1	H: 2	E: 1	LOB: 1	K: 0	BB: 0	S: 5	P: 5	R: 0	H: 1	E: 0	LOB: 0	K: 0	BB: 0	S: 3	P: 3	R: 0	H: 0	E: 0	LOB: 0	K: 1	BB: 0	S: 5	P: 5	R: 0	H: 0	E: 0	LOB: 0	K: 0	BB: 0	S: 3	P: 3	R: 0	H: 1	E: 0	LOB: 1	K: 1	BB: 0	S: 6	P: 6	R: 0	H: 1	E: 0	LOB: 1	K: 1	BB: 0	S: 6	P: 6	R: 0	H: 0	E: 0	LOB: 0	K: 1	BB: 0	S: 5	P: 5	R: 0	H: 0	E: 0	LOB: 0	K: 0	BB: 0	S: 3	P: 3	R: 0	H: 0	E: 0	LOB: 0	K: 0	BB: 0	S: 3	P: 3
	1B: 4	2B: 0	3B: 1	HR: 0	SF: 0	SAC: 0	DP: 1	HBP: 0	1B: 4	2B: 0	3B: 1	HR: 0	SF: 0	SAC: 0	DP: 1	HBP: 0	1B: 4	2B: 0	3B: 1	HR: 0	SF: 0	SAC: 0	DP: 1	HBP: 0	1B: 4	2B: 0	3B: 1	HR: 0	SF: 0	SAC: 0	DP: 1	HBP: 0	1B: 4	2B: 0	3B: 1	HR: 0	SF: 0	SAC: 0	DP: 1	HBP: 0	1B: 4	2B: 0	3B: 1	HR: 0	SF: 0	SAC: 0	DP: 1	HBP: 0	1B: 4	2B: 0	3B: 1	HR: 0	SF: 0	SAC: 0	DP: 1	HBP: 0	1B: 4	2B: 0	3B: 1	HR: 0	SF: 0	SAC: 0	DP: 1	HBP: 0								

PITCHER	IP	WLS	BF	H	R	ER	SO	BB	IBB	HBP	BLK	WP	HR	S	P	ERA	WHIP
Bill Fischer, R <small>ERA: 3.99</small> (1, 1)	7.0	L	25	5	1	1	4	0	0	0	0	0	0	33	33	1.29	0.714
Tex Clevenger, R <small>ERA: 3.0</small> (8, 1)	1.0		3	0	0	0	0	0	0	0	0	0	0	3	3	0.00	0.000

BOTTOM

Washington Senators @ Cleveland Indians
 Cleveland Municipal Stadium, Cleveland, OH
 Wed Jun 22 1960, 7:05 PM EDT
 Att. 6,799 - Unknown

AB	28
R	1
H	5
RBI	1
BB	0
SO	4
LOB	6



WP	PA	ERA	WHIP
0	28		

Batter	1	2	3	4	5	6	7	8	9	AB R H RBI BB SO LOB	TOP																									
Reno Bertoia, R (1, 5) OBP: 0.330, SLG: 0.297	0-3 K	0-0 L5-3 1B			0-0 L5	0-0 WP 1B		4-0 G3-6-4 BB		4 0 2 1 1 1 0	Washington Senators @ Cleveland Indians Cleveland Municipal Stadium, Cleveland, OH Thu Jun 23 1960, 3:33 AM EDT Att. 3,481 - Unknown																									
Billy Gardner, R (1, 4) OBP: 0.358, SLG: 0.398	0-0 E BB 1B	0-0 L5-3			0-0 BB 1B	0-0 4-3		0-0 G3-6-4		5 1 2 0 0 0 3																										
Bob Allison, R (1, 9) OBP: 0.404, SLG: 0.518	4-0 BB E 1B BB			0-0 F2	0-0 F6		0-0 2B SF9 1B	0-3 K		4 2 1 0 1 1 1																										
Jim Lemon, R (1, 7) OBP: 0.375, SLG: 0.576	0-0 E5 1B BB SF9			0-0 F6	0-0 BB 1B		0-0 1B 6-3 2B	0-0 G4-6-3 1B		4 2 2 0 0 0 2																										
Pete Whisenant, R (7, 7) OBP: 0.405, SLG: 0.281	1-2 2-3				1-2 1B		1-3 6-3			1 0 1 0 0 0 0																										
Dan Dobbek, L (1, 8) OBP: 0.341, SLG: 0.431	4-0 SF9 1B BB			4-0 BB	4-0 BB		0-0 SF9	0-3 K		1 0 0 2 3 1 1																										
Julio Becquer, L (1, 3) OBP: 0.242, SLG: 0.344	0-0 SF9 1B			0-0 F7	0-0 F8		0-0 6-3 1B	0-0 G4-6-3		5 0 2 1 0 0 5																										
Earl Battey, R (1, 2) OBP: 0.317, SLG: 0.419	0-0 SF9			0-0 F3	0-0 SH3-4 1B		0-0 6-3			3 1 1 2 0 0 1																										
Jose Valdivielso, R (1, 6) OBP: 0.261, SLG: 0.298	0-0 L8			0-0 6-3	0-0 SH3-4		0-0 SH3-4 BB	4-0 FC6-4		2 0 0 0 1 0 2																										
Chuck Stobbs, L (1, 1) Ray Moore, R (6, 1) Hal Woodeshick, R (7, 1) Tex Clevenger, R (7, 1) OBP: 0.286, SLG: 0.286	0-3 K	0-3 K		0-0 F8	0-3 K		0-0 FC6-4			3 0 0 0 0 2 1																										
Inning Stats	R: 3 E: 1 K: 1 S: 8	H: 2 LOB: 2 BB: 2 P: 16	R: 0 E: 0 K: 1 S: 5	H: 1 LOB: 0 BB: 0 P: 5	R: 0 E: 0 K: 0 S: 3	H: 0 LOB: 1 BB: 1 P: 7	R: 0 E: 0 K: 0 S: 3	H: 0 LOB: 0 BB: 0 P: 3	R: 0 E: 0 K: 0 S: 5	H: 2 LOB: 3 BB: 1 P: 9	R: 1 E: 0 K: 1 S: 7	H: 2 LOB: 1 BB: 0 P: 7	R: 2 E: 0 K: 0 S: 6	H: 3 LOB: 2 BB: 1 P: 10	R: 0 E: 0 K: 1 S: 4	H: 0 LOB: 0 BB: 1 P: 8	R: 0 E: 0 K: 1 S: 5	H: 1 LOB: 0 BB: 0 P: 5	1B: 10 2B: 2 3B: 0 HR: 0	SF: 2 SAC: 1 DP: 3 HBP: 0	WP: 1 PB: 0 SB: 0 CS: 0	PA: 42														
PITCHER	IP WLS BF H R ER SO BB IBB HBP BLK WP HR S P ERA WHIP																																			
Barry Latman, R (1, 1) ERA: 5.03	5.0		24	5	3	1	2	4	0	0	0	0	0	24	40	1.80	1.800																			
Gary Bell, R (6, 1) ERA: 3.58	1.0		7	4	3	3	1	0	0	0	0	1	0	9	9	27.00	4.000																			
Johnny Klippstein, R (7, 1) ERA: 0.76	1.0		5	1	0	0	0	1	0	0	0	0	0	4	8	0.00	2.000																			
John Briggs, R (8, 1) ERA: 1.93	1.0	W	3	0	0	0	1	1	0	0	0	0	0	4	8	0.00	1.000																			
Dick Stigman, L (9, 1) ERA: 3.86	1.0	S	3	1	0	0	1	0	0	0	0	0	0	5	5	0.00	1.000																			

AB	33
R	6
H	11
RBI	6
BB	6
SO	5
LOB	18



livebaseballscorecards.com

Batter	1	2	3	4	5	6	7	8	9
Johnny Temple, R (1, 4) OBP: 0.343, SLG: 0.324	0-0 F7		4-0 1B BB		0-0 G6-4-3 1B		0-0 1B 1B	0-0 E9 1B	
Jim Piersall, R (1, 8) OBP: 0.336, SLG: 0.495	0-0 F9		0-0 F7		0-0 G6-4-3 1-2f		0-0 1B BB 1B	0-0 6-3	
Harvey Kuenn, R (1, 9) OBP: 0.376, SLG: 0.394	0-0 1B		0-0 1B			0-0 2B 1B	4-0 1B BB		
Tito Francona, L (1, 7) OBP: 0.387, SLG: 0.419	0-0 F9		0-0 L8			0-0 6-3 1B 2B	0-0 1B 1B		
Vic Power, R (1, 3) OBP: 0.324, SLG: 0.389		0-0 6-3		0-0 FC6-4 1B		0-0 6-3	0-0 1B		
John Romano, R (1, 2) OBP: 0.331, SLG: 0.469		0-0 F8		0-0 F6		0-0 G4-6-3 1B	0-0 F8		
Woodie Held, R (1, 6) OBP: 0.315, SLG: 0.470		0-0 5-3		0-3 K		0-0 G4-6-3 1-2f		0-0 1-3	
Bubba Phillips, R (1, 5) OBP: 0.279, SLG: 0.303			0-0 F9		0-0 FC6-4 1-2f		0-0 4-3	0-3 K	
Bob Hale, L (7, PH) OBP: 0.250, SLG: 0.222									
George Strickland, R (8, 5) OBP: 0.219, SLG: 0.214									
Barry Latman, R Ken Aspromonte, R Gary Bell, R Johnny Woodeshick, R Marty Keough, L John Briggs, R Chuck Tanner, L Jim Perry, S Dick Sigman, R			0-0 F7 BB 1B 1B		0-0 F3		0-0 F8	4-0 E 1B BB	

Inning Stats	R: 0	H: 1	E: 0	LOB: 1	K: 0	BB: 0	S: 4	P: 4
	R: 0	H: 0	E: 0	LOB: 0	K: 0	BB: 0	S: 3	P: 3
	R: 1	H: 2	E: 0	LOB: 2	K: 0	BB: 1	S: 5	P: 9
	R: 0	H: 1	E: 0	LOB: 1	K: 1	BB: 0	S: 6	P: 6
	R: 0	H: 1	E: 0	LOB: 0	K: 0	BB: 0	S: 3	P: 3
	R: 2	H: 3	E: 0	LOB: 0	K: 0	BB: 0	S: 5	P: 5
	R: 3	H: 4	E: 0	LOB: 2	K: 0	BB: 1	S: 7	P: 11
	R: 1	H: 1	E: 1	LOB: 2	K: 1	BB: 1	S: 6	P: 10

PITCHER	IP	WLS	BF	H	R	ER	SO	BB	IBB	HBP	BLK	WP	HR	S	P	ERA	WHIP
Chuck Stobbs, L (1, 1) ERA: 2.52	5.1		24	8	3	3	1	1	0	0	0	0	0	25	29	5.06	1.688
Ray Moore, R (6, 1) ERA: 6.59	1.1		6	2	3	3	0	1	0	0	0	0	0	5	9	20.25	2.250
Hal Woodeshick, L (7, 1) ERA: 4.84	0.0		2	2	0	0	0	0	0	0	0	0	0	2	2	∞	∞
Tex Clevenger, R (7, 1) ERA: 2.91	1.1	L	6	1	1	0	1	1	0	0	0	0	0	7	11	0.00	1.500

AB R H RBI BB SO LOB

4	1	3	0	1	0	0
5	1	1	0	0	0	5
3	2	3	1	1	0	0
4	1	2	2	0	0	3
4	0	2	2	0	0	1
4	0	1	1	0	0	3
4	0	0	0	0	1	2
2	0	0	0	0	0	1
1	0	0	0	0	0	0
1	0	0	0	0	1	0
1	1	1	0	0	0	0
1	0	0	0	0	0	0
0	0	0	0	0	0	0
0	0	0	0	0	0	0
0	0	0	0	0	0	0
0	0	0	0	0	0	0
0	0	0	0	0	0	0
0	0	0	0	0	0	0
0	0	0	0	0	0	0

AB	35
R	7
H	13
RBI	6
BB	3
SO	2
LOB	15



WP	PA	3B	SF	SAC	DP	HBP
0	38	0	0	0	2	0

Washington Senators @ Cleveland Indians
Cleveland Municipal Stadium, Cleveland, OH
Thu Jun 23 1960, 3:33 AM EDT
Att. 3,481 - Unknown

livebaseballscorecards.com

TOP

New York Yankees @ Cleveland Indians
 Cleveland Municipal Stadium, Cleveland, OH

Fri Jun 24 1960, 7:05 PM EDT
 Att: 39,675 - Unknown

livebaseballscorecards.com

AB	35
R	10
H	10
RBI	10
BB	7
SO	2
LOB	16



AB	R	H	RBI	BB	SO	LOB
5	3	3	5	0	0	0
3	0	1	1	2	0	3
3	0	0	1	1	1	2
4	0	1	0	1	0	2
5	1	1	1	0	0	5
4	1	2	0	1	0	0
4	1	0	0	0	1	2
4	2	1	0	0	0	2
2	1	1	1	0	0	0
0	1	0	0	1	0	0
0	0	0	0	0	0	0
0	0	0	1	1	0	0
0	0	0	0	0	0	0
1	0	0	0	0	0	0

1B: 6	SF: 1
2B: 1	SAC: 3
3B: 0	DP: 1
HR: 3	HBP: 0

WP: 0	PA: 46
PB: 0	
SB: 0	
CS: 0	

Batter	1	2	3	4	5	6	7	8	9
Tony Kubek, L (1, 6) OBP: 0.312, SLG: 0.430	0-0 4-3		0-0 HR	0-0 HR		0-0 SH5-3	0-0 E9 FC5-2 SF9 1B		0-0 3-1
Hector Lopez, R (1, 7) OBP: 0.370, SLG: 0.428	4-0 BB		4-0 BB	0-0 F8		0-0 1B	0-0 FC5-2		
Mickey Mantle, S (1, 8) OBP: 0.440, SLG: 0.609	0-0 L8		4-0 BB		0-0 F2	0-3 K	0-0 SF9		
Roger Maris, L (1, 9) OBP: 0.403, SLG: 0.714	0-0 F7		4-0 BB		0-0 3-1	0-0 1B	0-0 4-3		
Kent Hadley, L (1, 3) OBP: 0.324, SLG: 0.645		0-0 3-1	0-0 F5		0-0 HR	0-0 F9		0-0 F6	
Elston Howard, R (1, 2) OBP: 0.298, SLG: 0.436		0-0 4-3		0-0 G1-6-3 1B	0-0 E 1B		4-0 SH BB	0-0 5-3	
Clete Boyer, R (1, 5) OBP: 0.284, SLG: 0.388		0-3 K		0-0 G1-6-3	0-0 E5 FC6-4		0-0 SH BB E	0-0 L6	
Bobby Richardson, R (1, 4) OBP: 0.284, SLG: 0.273			0-0 L7	0-0 2B 1B	0-0 FC6-4		0-0 SH BB E	0-0 5-3	
Jim Coates, R (1, 1) OBP: 0.406, SLG: 0.448			0-0 1-3	0-0 HR		4-0 SH5-3 1B	4-0 E FC5-2 BB	0-0 F5	
Bobby Shantz, R (5, 1) ERA: 2.74									
Johnny James, L (6, 1) ERA: 1.25									
Yogi Berra, L (7, PH) OBP: 0.379, SLG: 0.479									
Eli Grba, R (7, PR) OBP: 0.233, SLG: 0.333									
John Gabriel, S (7, 1) OBP: 0.222, SLG: 0.125									

Inning Stats	R: 0	H: 0	E: 0	K: 0	S: 3	P: 7	R: 0	H: 0	E: 0	K: 1	S: 5	P: 5	R: 1	H: 1	E: 0	K: 0	S: 4	P: 16	R: 3	H: 4	E: 0	K: 0	S: 6	P: 6	R: 1	H: 2	E: 1	K: 0	S: 6	P: 6	R: 1	H: 2	E: 0	K: 1	S: 7	P: 11	R: 4	H: 1	E: 2	K: 0	S: 6	P: 14	R: 0	H: 0	E: 0	K: 0	S: 3	P: 3	R: 0	H: 0	E: 0	K: 0	S: 3	P: 3	1B: 6	SF: 1	2B: 1	SAC: 3	3B: 0	DP: 1	HR: 3	HBP: 0	WP: 0	PA: 46
--------------	------	------	------	------	------	------	------	------	------	------	------	------	------	------	------	------	------	-------	------	------	------	------	------	------	------	------	------	------	------	------	------	------	------	------	------	-------	------	------	------	------	------	-------	------	------	------	------	------	------	------	------	------	------	------	------	-------	-------	-------	--------	-------	-------	-------	--------	-------	--------

PITCHER	IP	WLS	BF	H	R	ER	SO	BB	IBB	HBP	BLK	WP	HR	S	P	ERA	WHIP
Jim Perry, R (1, 1) ERA: 3.26	4.0		20	5	4	4	1	4	0	0	0	0	2	18	34	9.00	2.250
Bobby Locke, R (5, 1) ERA: 2.74	1.2		11	4	2	2	1	1	0	0	0	0	1	12	16	10.80	3.000
Johnny Klippstein, R (6, 1) ERA: 1.25	0.1	L	6	1	4	2	0	2	0	0	0	0	0	4	12	54.00	9.000
John Briggs, R (7, 1) ERA: 1.83	1.0		3	0	0	0	0	0	0	0	0	0	0	3	3	0.00	0.000
Wynn Hawkins, R (8, 1) ERA: 4.19	2.0		6	0	0	0	0	0	0	0	0	0	0	6	6	0.00	0.000

PITCHER	IP	WLS	BF	H	R	ER	SO	BB	IBB	HBP	BLK	WP	HR	S	P	ERA	WHIP
---------	----	-----	----	---	---	----	----	----	-----	-----	-----	----	----	---	---	-----	------

Batter	1	2	3	4	5	6	7	8	9	AB	R	H	RBI	BB	SO	LOB	BOTTOM
--------	---	---	---	---	---	---	---	---	---	----	---	---	-----	----	----	-----	--------

Johnny Temple, R (1, 4) <small>OBP: 0.351, SLG: 0.329</small>										4	2	2	0	1	0	2	<p>New York Yankees @ Cleveland Indians Cleveland Municipal Stadium, Cleveland, OH</p> <p>Fri Jun 24 1960, 7:05 PM EDT Att. 39,675 - Unknown</p>
Jim Piersall, R (1, 8) <small>OBP: 0.335, SLG: 0.490</small>										4	1	1	1	0	0	3	
Harvey Kuenn, R (1, 9) <small>OBP: 0.381, SLG: 0.393</small>										3	1	1	2	2	0	1	
Tito Francona, L (1, 7) <small>OBP: 0.391, SLG: 0.420</small>										2	1	1	1	2	0	1	
Vic Power, R (1, 3) <small>OBP: 0.321, SLG: 0.385</small> (8, 5)										5	0	1	1	0	0	5	
John Romano, R (1, 2) <small>OBP: 0.333, SLG: 0.457</small>										3	0	0	0	2	1	4	
Woodie Held, R (1, 6) <small>OBP: 0.321, SLG: 0.468</small>										3	0	1	0	2	1	2	
Bubba Phillips, R (1, 5) <small>OBP: 0.280, SLG: 0.303</small> Bob Hale, L (7, PH) <small>OBP: 0.235, SLG: 0.207</small> (8, 3)										3	0	1	0	0	0	5	
Jim Perry, S (1, 1) <small>OBP: 0.273, SLG: 0.303</small> Bobby Locke, R (5, 1) <small>OBP: 0.856, SLG: 0.571</small> Johnny Kirpstein, R (6, 1) <small>OBP: 0.286, SLG: 0.167</small> John Briggs, R (7, 1) <small>OBP: 0.314, SLG: 0.333</small> Marty Keough, L (7, PH) <small>OBP: 0.100, SLG: 0.150</small> Wynn Hawkins, R (8, 1) <small>OBP: 0.100, SLG: 0.150</small> Chuck Tanner, L (9, PH) <small>OBP: 0.571, SLG: 0.500</small>										1	0	0	0	0	0	0	

Inning Stats	R: 0 E: 0 K: 0 S: 3	H: 1 LOB: 0 BB: 0 P: 3	R: 0 E: 0 K: 1 S: 6	H: 1 LOB: 2 BB: 1 P: 10	R: 0 E: 0 K: 0 S: 3	H: 0 LOB: 0 BB: 0 P: 3	R: 0 E: 0 K: 0 S: 4	H: 1 LOB: 2 BB: 1 P: 8	R: 5 E: 1 K: 0 S: 8	H: 5 LOB: 3 BB: 3 P: 20	R: 1 E: 0 K: 0 S: 4	H: 0 LOB: 2 BB: 2 P: 12	R: 0 E: 0 K: 1 S: 6	H: 1 LOB: 2 BB: 1 P: 10	R: 0 E: 0 K: 0 S: 3	H: 0 LOB: 1 BB: 1 P: 7	R: 0 E: 0 K: 1 S: 5	H: 0 LOB: 0 BB: 0 P: 5	1B: 9 2B: 0 3B: 0 HR: 0	SF: 1 SAC: 1 DP: 1 HBP: 0	WP: 2 PB: 0 SB: 0 CS: 0	PA: 45
---------------------	------------------------------	---------------------------------	------------------------------	----------------------------------	------------------------------	---------------------------------	------------------------------	---------------------------------	------------------------------	----------------------------------	------------------------------	----------------------------------	------------------------------	----------------------------------	------------------------------	---------------------------------	------------------------------	---------------------------------	----------------------------------	------------------------------------	----------------------------------	--------

PITCHER												PITCHER																								
IP	WLS	BF	H	R	ER	SO	BB	IBB	HBP	BLK	WP	HR	S	P	ERA	WHIP	IP	WLS	BF	H	R	ER	SO	BB	IBB	HBP	BLK	WP	HR	S	P	ERA	WHIP			
Jim Coates, R (1, 1) ERA: 4.15	4.1		23	8	5	5	1	3	0	0	0	0	22	34	10.38	2.538																				
Bobby Shantz, L (5, 1) ERA: 3.42	0.2		6	0	1	1	0	2	1	0	0	1	0	3	15	13.50	3.000																			
Johnny James, R (6, 1) ERA: 3.54	1.0	W	4	0	0	0	0	1	0	0	0	1	0	3	7	0.00	1.000																			
John Gabler, R (7, 1) ERA: 4.1	3.0	S	12	1	0	0	2	2	0	0	0	0	0	14	22	0.00	1.000																			

livebaseballscores.com

AB 34
R 6
H 9
RBI 5
BB 9
SO 3
LOB 28



Batter	1	2	3	4	5	6	7	8	9	AB R H RBI BB SO LOB	TOP																					
Bobby Richardson, R OBP: 0.288, SLG: 0.278 (1, 4)	0-0 L9		0-0 1B			0-0 L9		0-0 1B		4 0 2 0 0 0 0	New York Yankees @ Cleveland Indians Cleveland Municipal Stadium, Cleveland, OH Sat Jun 25 1960, 3:33 AM EDT Att: 40,033 - Unknown livebaseballscorecards.com																					
Hector Lopez, R OBP: 0.361, SLG: 0.415 (1, 7)	0-3 K		0-0 L8			0-0 5-3		0-0 F9		4 0 0 0 0 1 2																						
Roger Maris, L OBP: 0.401, SLG: 0.704 (1, 9)	4-0 BB			0-0 4-3			0-0 F6		0-0 4-3	3 0 0 0 1 0 0																						
Mickey Mantle, S OBP: 0.437, SLG: 0.600 (1, 8)	0-3 K			0-3 K2-3			4-0 1B 1B BB		0-0 L8	3 1 0 0 1 2 1																						
Elston Howard, R OBP: 0.297, SLG: 0.431 (1, 2)		0-0 F2		0-0 F6			0-0 G5-3 1B 1-3 1B		0-0 L5	4 0 1 0 0 0 0																						
Bob Cerv, R OBP: 0.335, SLG: 0.434 (1, 3)		0-3 K			0-0 F9		0-0 1-2 3-H 1B			3 0 1 1 0 1 0																						
Clete Boyer, R OBP: 0.275, SLG: 0.373 (1, 5) (8, 6)		0-3 K			0-3 K		0-0 G5-3 2-3f			3 0 0 0 0 2 2																						
Tony Kubek, L OBP: 0.310, SLG: 0.427 (1, 6) Gil McDougald, R OBP: 0.299, SLG: 0.388 (8, PH) (8, 5)			0-0 3-1		0-3 K			0-3 K		2 0 0 0 0 1 0 1 0 0 0 0 1 0																						
Ralph Terry, R (1, 1) Yogi Berra, L OBP: 0.377, SLG: 0.476 (8, PH) Ryne Duren, R (8, 1)			0-3 K			0-0 F7		0-3 K		2 0 0 0 0 1 0 1 0 0 0 0 1 0 0 0 0 0 0 0 0																						
Inning Stats	R: 0 E: 0 K: 2 S: 7	H: 0 LOB: 1 BB: 1 P: 11	R: 0 E: 0 K: 2 S: 7	H: 0 LOB: 0 BB: 0 P: 7	R: 0 E: 0 K: 1 S: 6	H: 1 LOB: 1 BB: 0 P: 6	R: 0 E: 0 K: 1 S: 5	H: 0 LOB: 0 BB: 0 P: 5	R: 0 E: 0 K: 2 S: 7	H: 0 LOB: 0 BB: 0 P: 7		R: 1 E: 0 K: 0 S: 4	H: 2 LOB: 1 BB: 1 P: 8	R: 0 E: 0 K: 2 S: 8	H: 1 LOB: 1 BB: 0 P: 8	R: 0 E: 0 K: 0 S: 3	H: 0 LOB: 0 BB: 0 P: 3	1B: 4 2B: 0 3B: 0 HR: 0	SF: 0 SAC: 0 DP: 1 HBP: 0	WP: 0 PB: 0 SB: 0 CS: 0	PA: 32											
PITCHER Dick Stigman, L ERA: 3.38 (1, 1)	IP 9.0	WLS W	BF 32	H 4	R 1	ER 1	SO 10	BB 2	IBB 0	HBP 0	BLK 0	WP 0	HR 0	S 50	P 58	ERA 1.00	WHIP 0.667															
											PITCHER	IP	WLS	BF	H	R	ER	SO	BB	IBB	HBP	BLK	WP	HR	S	P	ERA	WHIP				

New York Yankees @ Cleveland Indians
 Cleveland Municipal Stadium, Cleveland, OH
 Sat Jun 25 1960, 3:33 AM EDT
 Att: 40,033 - Unknown

AB	30
R	1
H	4
RBI	1
BB	2
SO	10
LOB	5



Batter	1	2	3	4	5	6	7	8	9	AB R H RBI BB SO LOB	TOP											
Bobby Richardson, R OBP: 0.294, SLG: 0.286 (1, 4)	0-0 6-3		0-0 SF8 SH1-3 1-2 1B	0-0 B1-3		0-0 1B G3 2B		4-0 BB		4 1 2 2 1 0 1												
Hector Lopez, R OBP: 0.364, SLG: 0.418 (1, 7) Gil McDougald, R OBP: 0.299, SLG: 0.388 (9, 5)	0-0 6-3		0-0 SH1-3 1-2 2-3		0-0 1B 1B	0-0 G3 1B		0-0 F9		4 0 2 0 0 0 1 0 0 0 0 0 0 0												
Roger Maris, L OBP: 0.393, SLG: 0.691 (1, 9)	0-0 F7		0-0 SF8 2-3 3-H		0-0 F8 1-2 3-H	0-0 G3 1-2 3-H		0-0 4-3		4 0 0 2 0 0 2												
Mickey Mantle, S OBP: 0.436, SLG: 0.593 (1, 8)		4-0 BB BB	0-3 K		0-0 1B	0-0 F6		0-0 1-3		4 0 1 0 1 1 2												
Elston Howard, R OBP: 0.294, SLG: 0.421 (1, 2)		0-0 F9		4-0 S 2B BB	0-0 F9		0-3 K	0-0 F5		4 1 0 0 1 1 3												
Bob Cerv, R OBP: 0.335, SLG: 0.429 (1, 3) Kent Hadley, L OBP: 0.314, SLG: 0.625 (6, 3)		4-0 1-2 BB		0-0 6-3 1-2	0-3 K		0-0 F7			2 0 0 0 1 1 3 1 0 0 0 0 0 0												
Clete Boyer, R OBP: 0.284, SLG: 0.384 (1, 5) (9, 6)		0-3 K		0-0 1B 2B		4-0 2B 2B BB	0-3 K			3 2 1 1 1 2 2												
Tony Kubek, L OBP: 0.313, SLG: 0.432 (1, 6) (9, 7)		0-0 F4		0-0 1B		0-0 2B 2B		0-0 G3		4 1 2 1 0 0 2												
Whitey Ford, L OBP: 0.286, SLG: 0.091 (1, 1)			4-0 SH1-3 SF8 1B BB	0-3 K		0-0 4-3		0-0 F8		3 1 0 0 1 1 3												
Inning Stats	R: 0 E: 0 K: 0 S: 3	H: 0 LOB: 0 BB: 0 P: 3	R: 0 E: 0 K: 1 S: 5	H: 0 LOB: 2 BB: 2 P: 13	R: 1 E: 0 K: 1 S: 6	H: 1 LOB: 1 BB: 1 P: 10	R: 2 E: 0 K: 1 S: 7	H: 2 LOB: 1 BB: 1 P: 11	R: 0 E: 0 K: 1 S: 7	H: 2 LOB: 2 BB: 0 P: 7	R: 3 E: 0 K: 0 S: 6	H: 3 LOB: 1 BB: 1 P: 10	R: 0 E: 0 K: 2 S: 7	H: 0 LOB: 0 BB: 0 P: 7	R: 0 E: 0 K: 0 S: 3	H: 0 LOB: 1 BB: 1 P: 7	R: 0 E: 0 K: 0 S: 3	H: 0 LOB: 0 BB: 0 P: 3	1B: 5 2B: 3 3B: 0 HR: 0	SF: 1 SAC: 1 DP: 0 HBP: 0	WP: 0 PB: 0 SB: 1 CS: 0	PA: 41
PITCHER	IP WLS BF H R ER SO BB IBB HBP BLK WP HR S P ERA WHIP																					
Ted Bowsfield, L ERA: 4.06 (1, 1)	5.1 L 28 7 6 6 4 5 0 0 0 0 0 0 31 51 10.12 2.250																					
Johnny Klippstein, R ERA: 1.16 (6, 1)	2.2 10 1 0 0 2 1 0 0 0 0 0 0 13 17 0.00 0.750																					
Bobby Locke, R ERA: 2.63 (9, 1)	1.0 3 0 0 0 0 0 0 0 0 0 0 0 3 3 0.00 0.000																					

New York Yankees @ Cleveland Indians
Cleveland Municipal Stadium, Cleveland, OH
 Sun Jun 26 1960, 3:33 AM EDT
 Unknown

livebaseballscorecards.com

AB	33
R	6
H	8
RBI	6
BB	6
SO	6
LOB	19



Batter	1	2	3	4	5	6	7	8	9	AB R H RBI BB SO LOB
Johnny Temple, R OBP: 0.346, SLG: 0.321 (1, 4) X	0-0 5-3 ①		0-0 G5-3 ② 2-3f			0-0 1B		0-0 2-3 ③		4 0 1 0 0 0 2
Vic Power, R OBP: 0.323, SLG: 0.398 (1, 3) X	0-0 3-1 ②			0-0 FC5-4 1B		0-0 F8 ①		0-0 5-3 ①		4 0 1 0 0 0 1
Harvey Kuenn, R OBP: 0.377, SLG: 0.402 (1, 9) S S S	0-3 K ③			0-0 FC5-4 1-2f HR		0-0 F4 ②		0-0 F7 ②		4 1 0 0 0 1 2
Tito Francona, L OBP: 0.382, SLG: 0.423 (1, 7)		0-0 1-3 ①		0-0 HR 1-H		0-3 K ③		0-0 4-3 ③		4 1 1 2 0 1 1
Jim Piersall, R OBP: 0.324, SLG: 0.474 (1, 8)		0-0 F7 ②		0-0 6-3 ②			0-0 6-3 ①			3 0 0 0 0 0 0
John Romano, R OBP: 0.326, SLG: 0.443 (1, 2)		0-3 K ③		0-0 4-3 ③			0-0 1-3 ②			3 0 0 0 0 1 0
Woodie Held, R OBP: 0.322, SLG: 0.464 (1, 6)			0-0 FC5-4 1B		0-0 F8 ①		0-0 F9 ③			3 0 1 0 0 0 0
Bubba Phillips, R OBP: 0.270, SLG: 0.291 (1, 5)			0-0 FC5-4 G5-3 1-2f BB		0-0 6-3 ②		0-0 G3 ①			3 0 0 0 0 0 1
Ted Bowsfield, R OBP: 0.167, SLG: 0.091 (1, 1)			4-0 BB		0-0 6-3 ③		0-0 F9 ②			1 0 0 0 1 0 0
Johnny Klippstein, R OBP: 0.286, SLG: 0.167 (6, 1)										0 0 0 0 0 0 0
Ken Aspromonte, R OBP: 0.361, SLG: 0.378 (8, PH)										1 0 0 0 0 0 0
Bobby Locke, R OBP: 0.556, SLG: 0.571 (9, 1)			1-2 BB							0 0 0 0 0 0 0

Inning Stats	R: 0 E: 0 K: 1 S: 5	H: 0 LOB: 0 BB: 0 P: 5	R: 0 E: 0 K: 1 S: 5	H: 0 LOB: 0 BB: 0 P: 5	R: 0 E: 0 K: 0 S: 3	H: 1 LOB: 1 BB: 1 P: 7	R: 2 E: 0 K: 0 S: 5	H: 2 LOB: 0 BB: 0 P: 5	R: 0 E: 0 K: 0 S: 3	H: 0 LOB: 0 BB: 0 P: 3	R: 0 E: 0 K: 1 S: 6	H: 1 LOB: 1 BB: 0 P: 6	R: 0 E: 0 K: 0 S: 3	H: 0 LOB: 0 BB: 0 P: 3	R: 0 E: 0 K: 0 S: 3	H: 0 LOB: 0 BB: 0 P: 3	R: 0 E: 0 K: 0 S: 3	H: 0 LOB: 0 BB: 0 P: 3	R: 0 E: 0 K: 0 S: 3	H: 0 LOB: 0 BB: 0 P: 3	1B: 3 2B: 0 3B: 0 HR: 1	SF: 0 SAC: 0 DP: 1 HBP: 0	WP: 0 PB: 0 SB: 0 CS: 0	PA: 31
--------------	------------------------------	---------------------------------	------------------------------	---------------------------------	------------------------------	---------------------------------	------------------------------	---------------------------------	------------------------------	---------------------------------	------------------------------	---------------------------------	------------------------------	---------------------------------	------------------------------	---------------------------------	------------------------------	---------------------------------	------------------------------	---------------------------------	----------------------------------	------------------------------------	----------------------------------	--------

PITCHER	IP	WLS	BF	H	R	ER	SO	BB	IBB	HBP	BLK	WP	HR	S	P	ERA	WHIP	PITCHER	IP	WLS	BF	H	R	ER	SO	BB	IBB	HBP	BLK	WP	HR	S	P	ERA	WHIP	
Whitey Ford, L ERA: 2.68 (1, 1)	9.0	W	31	4	2	2	3	1	0	0	0	0	1	36	40	2.00	0.556																			

BOTTOM

New York Yankees @ Cleveland Indians
Cleveland Municipal Stadium, Cleveland, OH

Sun Jun 26 1960, 3:33 AM EDT
Unknown

livebaseballscorecards.com

AB	30
R	2
H	4
RBI	2
BB	1
SO	3
LOB	7



Batter	1	2	3	4	5	6	7	8	9	10	11	AB	R	H	RBI	BB	SO	LOB	TOP																	
Tony Kubek, L (1, 6) OBP: 0.314, SLG: 0.435	L3		SH4-3 1B 2B	4-3			G6-4-3 1B		F8			5	1	2	0	0	0	2																		
Hector Lopez, R (1, 7) OBP: 0.367, SLG: 0.416	5-3		SH4-3 2-3			B B B B 4-0 HR BB	G6-4-3 1-2f 1B		1-2 1B			3	1	1	0	1	0	1																		
Mickey Mantle, S (1, 8) OBP: 0.432, SLG: 0.581	K		4-0 1B BB			X F8	S S S K		3-1			4	0	0	0	1	2	3																		
Roger Maris, L (1, 9) OBP: 0.397, SLG: 0.716			0-0 F5			X 0-0 1-2 3-H 1B	X 0-0 1-H HR		0-0 HR			5	2	3	4	0	0	0																		
Yogi Berra, L (1, 2) OBP: 0.371, SLG: 0.466			3-1 F7			X 0-0 CS 1B	X 0-0		0-0 F5			5	0	1	0	0	0	2																		
Kent Hadley, L (1, 3) OBP: 0.300, SLG: 0.556			4-0 2B WP BB			X 0-0 L3 1-2	X 0-0 L3		0-0 F2			4	1	0	0	1	1	3																		
Clete Boyer, R (1, 5) OBP: 0.280, SLG: 0.385			0-0 WP E 2B			X 0-0 K	X 0-0 F3		0-0 L5			5	1	1	0	0	1	0																		
Bobby Richardson, R (1, 4) OBP: 0.292, SLG: 0.284			0-0 E9			X 0-0 1B	X 0-0 F8		0-0 L8			5	0	1	0	0	0	0																		
Art Ditmar, R (1, 1) Eli Grba, R (1, 1) Bobby Shantz, R (7, 1) Bob Cerv, R (9, PH) Joe Demaestri, R (9, PR) Johnny James, L (9, 1)			0-0 F8			X 0-0 K	X 0-3 K		4-0 1B BB			0	0	0	0	0	0	0																		
Inning Stats	R: 0 E: 0 K: 1 S: 5	H: 0 LOB: 0 BB: 0 P: 5	R: 2 E: 1 K: 0 S: 5	H: 1 LOB: 1 BB: 1 P: 9	R: 1 E: 0 K: 0 S: 5	H: 2 LOB: 2 BB: 1 P: 9	R: 0 E: 0 K: 2 S: 8	H: 1 LOB: 1 BB: 0 P: 8	R: 2 E: 0 K: 0 S: 4	H: 2 LOB: 0 BB: 1 P: 8	R: 0 E: 0 K: 1 S: 5	H: 0 LOB: 0 BB: 0 P: 5	R: 0 E: 0 K: 1 S: 5	H: 1 LOB: 0 BB: 0 P: 5	R: 1 E: 0 K: 0 S: 4	H: 1 LOB: 0 BB: 0 P: 4	R: 0 E: 0 K: 0 S: 4	H: 1 LOB: 2 BB: 1 P: 8	R: 0 E: 0 K: 1 S: 5	H: 0 LOB: 0 BB: 0 P: 5	R: 0 E: 0 K: 1 S: 5	H: 0 LOB: 0 BB: 0 P: 5	1B: 5 2B: 2 3B: 0 HR: 2	SF: 0 SAC: 1 DP: 1 HBP: 0	WP: 1 PB: 0 SB: 0 CS: 1	PA: 45										
PITCHER	IP WLS BF H R ER SO BB IBB HBP BLK WP HR S P ERA WHIP																				IP WLS BF H R ER SO BB IBB HBP BLK WP HR S P ERA WHIP															
Mudcat Grant, R (1, 1) ERA: 4.46	4.1	W	23	6	5	4	3	3	0	0	0	1	1	26	38	8.31	2.077																			
Jim Perry, R (5, 1) ERA: 3.14	6.2	W	22	3	1	1	4	1	0	0	0	0	1	29	33	1.35	0.600																			

New York Yankees @ Cleveland Indians
 Cleveland Municipal Stadium, Cleveland, OH
 Sun Jun 26 1960, 3:38 AM EDT
 Att. 57,621 - Unknown

AB	40
R	6
H	9
RBI	4
BB	4
SO	7
LOB	13



WP	1	PA	45
PB	0		
SB	0		
CS	1		

1B	5	SF	0
2B	2	SAC	1
3B	0	DP	1
HR	2	HBP	0

livebaseballscorecards.com

Batter	1	2	3	4	5	6	7	8	9	10	11	AB R H RBI BB SO LOB	BOTTOM																	
Johnny Temple, R OBP: 0.348, SLG: 0.323 (1, 4)												5 1 2 0 0 1 0	New York Yankees @ Cleveland Indians Cleveland Municipal Stadium, Cleveland, OH Sun Jun 26 1960, 3:38 AM EDT Att. 57,621 - Unknown																	
Vic Power, R OBP: 0.321, SLG: 0.394 (1, 3)												5 1 1 0 0 0 1																		
Harvey Kuenn, R OBP: 0.388, SLG: 0.417 (1, 9)												4 3 3 2 1 0 0																		
Tito Francona, L OBP: 0.387, SLG: 0.421 (1, 7)												3 0 1 1 2 1 3																		
Jim Piersall, R OBP: 0.324, SLG: 0.472 Marty Keough, L OBP: 0.309, SLG: 0.336 (1, 8) (6, 8)												3 0 1 1 0 0 2 2 0 0 0 0 0 1																		
Woodie Held, R OBP: 0.323, SLG: 0.474 (1, 6)												4 1 1 2 1 2 2																		
Hank Foiles, R OBP: 0.395, SLG: 0.436 (1, 2)												4 1 1 0 0 0 2																		
Bubba Phillips, R OBP: 0.262, SLG: 0.282 (1, 5)												5 0 0 0 0 0 2																		
Mudcat Grant, R OBP: 0.192, SLG: 0.167 Jim Perry, S OBP: 0.257, SLG: 0.286 Bob Hale, L OBP: 0.257, SLG: 0.267 (1, 1) (5, 1) (11, PH)												2 0 0 0 0 1 0 2 0 0 0 0 0 1 1 0 1 0 0 0 0																		
Inning Stats	R: 4 E: 0 K: 1 S: 9	H: 4 LOB: 0 BB: 0 P: 9	R: 0 E: 0 K: 0 S: 3	H: 0 LOB: 0 BB: 0 P: 3	R: 1 E: 0 K: 1 S: 7	H: 2 LOB: 2 BB: 1 P: 11	R: 0 E: 0 K: 1 S: 5	H: 0 LOB: 0 BB: 0 P: 5	R: 1 E: 0 K: 0 S: 4	H: 2 LOB: 0 BB: 0 P: 4	R: 0 E: 0 K: 0 S: 3	H: 0 LOB: 1 BB: 1 P: 7		R: 0 E: 0 K: 1 S: 5	H: 0 LOB: 0 BB: 0 P: 5	R: 0 E: 0 K: 1 S: 5	H: 0 LOB: 0 BB: 0 P: 5	R: 0 E: 0 K: 0 S: 3	H: 0 LOB: 1 BB: 1 P: 7	R: 0 E: 0 K: 0 S: 3	H: 0 LOB: 1 BB: 1 P: 7	R: 1 E: 1 K: 0 S: 4	H: 2 LOB: 1 BB: 0 P: 4	1B: 7 2B: 4 3B: 0 HR: 1	SF: 0 SAC: 1 DP: 1 HBP: 0	WP: 0 PB: 0 SB: 1 CS: 1	PA: 46			
PITCHER	IP WLS BF H R ER SO BB IBB HBP BLK WP HR S P ERA WHIP																													
Art Ditmar, R ERA: 3.12 (1, 1)	0.2		6	4	4	4	1	0	0	0	0	0	1	8	8	54.00	6.000													
Eli Grba, R ERA: 2.84 (1, 1)	5.2		24	5	2	2	2	3	0	0	0	0	0	25	37	3.18	1.412													
Bobby Shantz, L ERA: 3.2 (7, 1)	1.2		4	0	0	0	1	0	0	0	0	0	0	6	6	0.00	0.000													
Johnny James, R ERA: 3.23 (9, 1)	2.2	L	11	2	1	0	1	1	0	0	0	0	0	12	16	0.00	1.125													

livebaseballscorecards.com

AB	40
R	7
H	11
RBI	6
BB	4
SO	5
LOB	14



Batter	1	2	3	4	5	6	7	8	9	10	11	AB R H RBI BB SO LOB	TOP	
Johnny Temple, R (1, 4) <small>OBP: 0.349, SLG: 0.339</small>												4 1 1 1 1 0 1	Cleveland Indians @ Baltimore Orioles Memorial Stadium, Baltimore, MD Tue Jun 28 1960, 7:05 PM EDT Att. 18,406 - Unknown	
Marty Keough, L (1, 8) <small>OBP: 0.306, SLG: 0.326</small>												4 1 0 0 1 1 1		
Harvey Kuenn, R (1, 9) <small>OBP: 0.381, SLG: 0.417</small>												5 1 1 0 0 0 1		
Tito Francona, L (1, 7) <small>OBP: 0.387, SLG: 0.425</small>												5 0 2 0 0 1 1		
Vic Power, R (1, 3) <small>OBP: 0.315, SLG: 0.388</small>												3 0 0 1 0 0 1		
John Romano, R (1, 2) <small>OBP: 0.317, SLG: 0.429</small> Hank Foiles, R (10, 2) <small>OBP: 0.395, SLG: 0.436</small>												4 0 0 0 0 0 2 0 0 0 0 0 0 0		
Woodie Held, R (1, 6) <small>OBP: 0.326, SLG: 0.472</small>												3 0 1 0 1 1 0		
Bubba Phillips, R (1, 5) <small>OBP: 0.256, SLG: 0.275</small>												4 0 0 0 0 0 2		
Gary Bell, R (1, 1) <small>OBP: 0.211, SLG: 0.171</small> Johnny Klippstein, R (9, 1) <small>OBP: 0.250, SLG: 0.143</small>												3 0 0 0 0 0 1 1 0 0 0 0 1 0		
Inning Stats	R: 0 H: 0 E: 0 LOB: 0 K: 0 BB: 1 S: 2 P: 6	R: 0 H: 0 E: 0 LOB: 0 K: 1 BB: 0 S: 5 P: 5	R: 0 H: 1 E: 0 LOB: 1 K: 0 BB: 0 S: 4 P: 4	R: 2 H: 1 E: 2 LOB: 0 K: 0 BB: 1 S: 4 P: 8	R: 0 H: 0 E: 0 LOB: 0 K: 1 BB: 0 S: 5 P: 5	R: 0 H: 1 E: 0 LOB: 1 K: 0 BB: 0 S: 4 P: 4	R: 0 H: 0 E: 0 LOB: 1 K: 0 BB: 1 S: 3 P: 7	R: 0 H: 0 E: 0 LOB: 0 K: 1 BB: 0 S: 5 P: 5	R: 0 H: 1 E: 0 LOB: 1 K: 0 BB: 0 S: 4 P: 4	R: 0 H: 0 E: 0 LOB: 0 K: 1 BB: 0 S: 5 P: 5	R: 1 H: 1 E: 0 LOB: 0 K: 0 BB: 0 S: 4 P: 4	1B: 2 SF: 1 2B: 2 SAC: 0 3B: 0 DP: 1 HR: 1 HBP: 0		WP: 0 PA: 41 PB: 0 SB: 0 CS: 1
PITCHER Steve Barber, L (1, 1) <small>ERA: 2.84</small> Gordon Jones, R (8, 1) <small>ERA: 4.17</small>	IP WLS BF H R ER SO BB IBB HBP BLK WP HR S P ERA WHIP 7.0 L 26 3 2 0 2 3 0 0 0 0 0 0 27 39 0.00 0.857													

livebaseballscorecards.com

AB	36
R	3
H	5
RBI	2
BB	3
SO	4
LOB	10



Batter	1	2	3	4	5	6	7	8	9	AB R H RBI BB SO LOB	TOP
Johnny Temple, R (1, 4) OBP: 0.351, SLG: 0.347	0-0 SH5-3 1B 2B		0-0 1B	0-0 FC6-4 1-2f		0-0 6-3			0-3 K	5 1 2 0 0 1 2	
Marty Keough, L (1, 8) OBP: 0.297, SLG: 0.316	0-0 SH5-3 2-3		0-0 F8		0-0 5-3		0-0 F4		0-0 L8	4 0 0 0 0 0 1	
Harvey Kuenn, R (1, 9) OBP: 0.383, SLG: 0.418	0-0 1B		0-0 6-3		0-0 2B 1B		0-3 K			4 0 2 1 0 1 1	
Tito Francona, L (1, 7) OBP: 0.385, SLG: 0.420	0-0 F4			1-0 FC6-4 HBP		0-3 K		0-3 K		3 0 0 0 0 2 2	
Vic Power, R (1, 3) OBP: 0.318, SLG: 0.395	0-0 F5			0-0 FC6-4 2B BB 1-2f		0-0 2B		0-0 E S SF8 1B		4 2 2 0 0 0 2	
John Romano, R (1, 2) OBP: 0.315, SLG: 0.419		0-3 K		4-0 2B 1B BB 1-2		0-0 5-3		0-3 K		3 1 0 0 1 2 3	
Woodie Held, R (1, 6) OBP: 0.321, SLG: 0.465		0-0 F3		0-0 F9		0-0 5-3		0-0 SF8		3 0 0 1 0 0 2	
Bubba Phillips, R (1, 5) OBP: 0.256, SLG: 0.280		0-0 5-3		0-0 1B 2B 1-3 2-H		0-0 F6		0-0 F7		4 1 1 1 0 0 0	
Dick Stigman, R (1, 1) OBP: 0.313, SLG: 0.154			0-3 K	0-0 FC6-4 1B 2-H 3-H		4-0 BB			0-3 K	3 0 1 2 1 2 0	
Inning Stats	R: 1 H: 2 E: 0 LOB: 1 K: 0 BB: 0 S: 5 P: 5	R: 0 H: 0 E: 0 LOB: 0 K: 1 BB: 0 S: 5 P: 5	R: 0 H: 1 E: 0 LOB: 1 K: 1 BB: 0 S: 6 P: 6	R: 3 H: 2 E: 0 LOB: 1 K: 0 BB: 1 S: 5 P: 10	R: 0 H: 2 E: 0 LOB: 2 K: 1 BB: 0 S: 7 P: 7	R: 0 H: 0 E: 0 LOB: 1 K: 0 BB: 1 S: 3 P: 7	R: 0 H: 0 E: 0 LOB: 0 K: 2 BB: 0 S: 7 P: 7	R: 1 H: 1 E: 0 LOB: 0 K: 1 BB: 0 S: 6 P: 6	R: 0 H: 0 E: 0 LOB: 0 K: 2 BB: 0 S: 7 P: 7	1B: 5 SF: 1 2B: 3 SAC: 1 3B: 0 DP: 0 HR: 0 HBP: 1	WP: 0 PA: 38 PB: 0 SB: 1 CS: 0
PITCHER	IP WLS BF H R ER SO BB IBB HBP BLK WP HR S P ERA WHIP										
Jerry Walker, R (1, 1) ERA: 3.39	7.0 L 31 7 4 4 5 2 0 1 0 0 0 0 38 47 5.14 1.286										
Hoyt Wilhelm, R (8, 1) ERA: 3.78	2.0 7 1 1 0 3 0 0 0 0 0 0 0 13 13 0.00 0.500										

Cleveland Indians @ Baltimore Orioles
 Memorial Stadium, Baltimore, MD
 Wed Jun 29 1960, 7:05 PM EDT
 Att. 15,524 - Unknown

livebaseballscorecards.com

AB	33
R	5
H	8
RBI	5
BB	2
SO	8
LOB	13



BOTTOM

Cleveland Indians @ Baltimore Orioles
Memorial Stadium, Baltimore, MD
Wed Jun 29 1960, 7:05 PM EDT
Att. 15,524 - Unknown

livebaseballscorecards.com

AB	30
R	3
H	6
RBI	3
BB	6
SO	5
LOB	13



WP:	1	PA:	36
PB:	0		
SB:	0		
CS:	0		

AB R H RBI BB SO LOB

3 1 0 0 1 0 2

4 0 2 2 0 0 0

3 0 0 0 1 1 1

3 0 1 0 1 0 3

4 0 0 0 0 0 4

4 0 0 0 0 1 1

2 1 1 0 2 0 0

3 0 1 0 0 1 1

1 0 0 0 0 0 1

1 1 1 1 1 0 0

1 0 0 0 0 1 0

0 0 0 0 0 0 0

1 0 0 0 0 1 0

1B:	6	SF:	0
2B:	0	SAC:	0
3B:	0	DP:	3
HR:	0	HBP:	0

Batter	1	2	3	4	5	6	7	8	9
Marv Breeding, R (1, 4) <small>OBP: 0.325, SLG: 0.338</small>	0-0 F6 	0-0 G5-3 			4-0 		0-0 4-3 		
Jim Busby, R (1, 8) <small>OBP: 0.352, SLG: 0.388</small>	0-0 		0-0 F3 		0-0 		0-0 4-3 		
Jackie Brandt, R (1, 9) <small>OBP: 0.376, SLG: 0.462</small>	4-0 		0-0 5-3 		0-3 K 		0-0 F8 		
Walt Dropo, R (1, 3) <small>OBP: 0.345, SLG: 0.421</small>	0-0 F9 		4-0 		0-0 G6-4-3 		0-0 		
Gus Triandos, R (1, 2) <small>OBP: 0.336, SLG: 0.345</small>	0-0 L6 		0-0 5-3 		0-0 F6 		0-0 F3 		
Brooks Robinson, R (1, 5) <small>OBP: 0.324, SLG: 0.394</small>		0-0 6-3 		0-0 F7 		0-0 5-3 		0-3 K 	
Ron Hansen, R (1, 6) <small>OBP: 0.339, SLG: 0.451</small>		4-0 		0-0 6-3 		0-0 		4-0 	
Dave Nicholson, R (1, 7) <small>OBP: 0.265, SLG: 0.302</small> Gene Woodling, L (9, PH) <small>OBP: 0.419, SLG: 0.391</small>		0-0 		0-0 F3 		0-3 K 		0-0 G4-6-3 	
Jerry Walker, S (1, 1) <small>OBP: 0.304, SLG: 0.286</small> Jim Gentile, L (7, PH) <small>OBP: 0.471, SLG: 0.579</small> Hoyt Wilhelm, R (8, 1) <small>OBP: 0.074, SLG: 0.040</small> Clint Courtney, L (9, PH) <small>OBP: 0.336, SLG: 0.250</small>		0-0 		4-0 		0-3 K 		0-3 K 	

Inning Stats	R: 0 H: 1 E: 0 K: 0 S: 4	H: 1 LOB: 2 BB: 1 P: 8	R: 1 H: 2 E: 0 K: 0 S: 4	H: 2 LOB: 1 BB: 1 P: 8	R: 0 H: 0 E: 0 K: 0 S: 3	H: 0 LOB: 1 BB: 1 P: 7	R: 0 H: 0 E: 0 K: 0 S: 3	H: 0 LOB: 0 BB: 0 P: 3	R: 2 H: 1 E: 0 K: 1 S: 5	H: 1 LOB: 0 BB: 2 P: 13	R: 0 H: 1 E: 0 K: 1 S: 6	H: 1 LOB: 1 BB: 0 P: 6	R: 0 H: 0 E: 0 K: 1 S: 5	H: 0 LOB: 0 BB: 0 P: 5	R: 0 H: 1 E: 0 K: 1 S: 6	H: 1 LOB: 1 BB: 0 P: 6	R: 0 H: 0 E: 0 K: 1 S: 4	H: 0 LOB: 0 BB: 1 P: 8	1B: 6 2B: 0 3B: 0 HR: 0	SF: 0 SAC: 0 DP: 3 HBP: 0	WP: 1 PB: 0 SB: 0 CS: 0	PA: 36
---------------------	--------------------------	------------------------	--------------------------	------------------------	--------------------------	------------------------	--------------------------	------------------------	--------------------------	-------------------------	--------------------------	------------------------	--------------------------	------------------------	--------------------------	------------------------	--------------------------	------------------------	-------------------------	---------------------------	-------------------------	--------

PITCHER	IP	WLS	BF	H	R	ER	SO	BB	IBB	HBP	BLK	WP	HR	S	P	ERA	WHIP
Dick Stigman, L (1, 1) <small>ERA: 3.32</small>	9.0	W	36	6	3	3	5	6	0	0	0	1	0	40	64	3.00	1.333

Batter	1	2	3	4	5	6	7	8	9	AB R H RBI BB SO LOB	TOP											
Johnny Temple, R (1, 4) OBP: 0.348, SLG: 0.345	0-0 L7		0-0 F9			0-0 F6		0-0 S 1B		4 0 1 0 0 0 1												
Marty Keough, L (1, 8) OBP: 0.296, SLG: 0.314	0-3 K			0-0 F8		0-0 1B 1B		0-0 F9 1-2		4 0 1 0 0 1 1												
Harvey Kuenn, R (1, 9) OBP: 0.381, SLG: 0.415	0-0 4-3			0-0 5-3		0-0 1-2 1B		0-0 6-3		4 0 1 0 0 0 1												
Tito Francona, L (1, 7) OBP: 0.379, SLG: 0.412		0-3 K		0-0 F6		0-0 F8		0-0 F8		4 0 0 0 0 1 2												
Vic Power, R (1, 3) OBP: 0.317, SLG: 0.397		0-0 F8			0-0 1B SF8 2B	0-0 F6		0-0 F7		4 1 1 0 0 0 2												
Hank Foiles, R (1, 2) OBP: 0.383, SLG: 0.419		0-0 F9			0-0 FC5-4 1B 2-3	0-0 F8		0-0 F8		4 0 1 0 0 0 0												
Woodie Held, R (1, 6) OBP: 0.321, SLG: 0.464			0-0 SH1-4 1B		0-0 FC5-4 SF8 1-2f	0-0 5-3				3 0 1 0 0 0 2												
Bubba Phillips, R (1, 5) OBP: 0.251, SLG: 0.277			0-0 F8		0-0 SF8 1-2 3-H	0-0 4-3				2 0 0 1 0 0 1												
Ted Bowsfield, R (1, 1) OBP: 0.154, SLG: 0.083			0-0 SH1-4		0-0 1-3			0-0 L6		1 0 0 0 0 0 1												
Wynn Hawkins, R (5, 1) OBP: 0.100, SLG: 0.150										0 0 0 0 0 0 0												
John Briggs, R (6, 1) OBP: 0.333, SLG: 0.333										0 0 0 0 0 0 0												
Chuck Tanner, L (8, PH) OBP: 0.500, SLG: 0.429										1 0 0 0 0 0 0												
Mike Lee, L (8, 1)										0 0 0 0 0 0 0												
Inning Stats	R: 0 E: 0 K: 1 S: 5	H: 0 LOB: 0 BB: 0 P: 5	R: 0 E: 0 K: 1 S: 5	H: 0 LOB: 0 BB: 0 P: 5	R: 0 E: 0 K: 0 S: 4	H: 1 LOB: 1 BB: 0 P: 4	R: 0 E: 0 K: 0 S: 3	H: 0 LOB: 0 BB: 0 P: 3	R: 1 E: 0 K: 0 S: 5	H: 2 LOB: 1 BB: 0 P: 5	R: 0 E: 0 K: 0 S: 5	H: 2 LOB: 2 BB: 0 P: 5	R: 0 E: 0 K: 0 S: 3	H: 0 LOB: 0 BB: 0 P: 3	R: 0 E: 0 K: 0 S: 4	H: 1 LOB: 1 BB: 0 P: 4	R: 0 E: 0 K: 0 S: 3	H: 0 LOB: 0 BB: 0 P: 3	1B: 5 2B: 1 3B: 0 HR: 0	SF: 1 SAC: 1 DP: 0 HBP: 0	WP: 0 PB: 0 SB: 1 CS: 0	PA: 33
PITCHER Hal Brown, R (1, 1) ERA: 3.48	IP: 9.0 WLS: W BF: 33 H: 6 R: 1 ER: 1 SO: 2 BB: 0 IBB: 0 HBP: 0 BLK: 0 WP: 0 HR: 0 S: 37 P: 37 ERA: 1.00 WHIP: 0.667											PITCHER	IP: 9.0 WLS: W BF: 33 H: 6 R: 1 ER: 1 SO: 2 BB: 0 IBB: 0 HBP: 0 BLK: 0 WP: 0 HR: 0 S: 37 P: 37 ERA: 1.00 WHIP: 0.667									

Cleveland Indians @ Baltimore Orioles
Memorial Stadium, Baltimore, MD
 Thu Jun 30 1960, 7:05 PM EDT
 Att. 14,757 - Unknown

livebaseballscorecards.com

AB	31
R	1
H	6
RBI	1
BB	0
SO	2
LOB	11



Batter	1	2	3	4	5	6	7	8	9
Marv Breeding, R (1, 4) <small>OBP: 0.326, SLG: 0.349</small>	0-0 E8 F7 1B		0-0 FC3-6 1-2f		0-0 K 1-H HR	0-3 K		0-0 6-3	
Jim Busby, R (1, 8) <small>OBP: 0.373, SLG: 0.385</small>	4-0 F7 1B BB		0-0 F9		0-3 K		0-0 BB HR 1B	4-0 FC6-4 BB	
Jackie Brandt, R (1, 9) <small>OBP: 0.376, SLG: 0.457</small>	0-0 F7 1-2 2-3		0-0 1-3		0-0 HR 1B		4-0 HR BB	0-0 FC6-4 1-2f	
Walt Dropo, R (1, 3) <small>OBP: 0.380, SLG: 0.436</small> Jim Gentile, L (5, PH) <small>OBP: 0.476, SLG: 0.621</small> (6, 3)	0-0 G6-4-3 1B 2-H 3-H		0-0 G4-3 1B	0-0 G4-3 1B	0-0 HR		0-0 HR		
Gus Triandos, R (1, 2) <small>OBP: 0.341, SLG: 0.351</small>	0-0 G6-4-3 1-2f		0-0 G4-3 1B	0-0 G4-3 1B	0-0 F7		0-0 G6-4-3 1B		
Brooks Robinson, R (1, 5) <small>OBP: 0.327, SLG: 0.393</small>		0-3 K	0-0 G4-3 1-2f 2-3	0-0 G4-3 1B	4-0 BB		0-0 G6-4-3 1B		
Ron Hansen, R (1, 6) <small>OBP: 0.338, SLG: 0.445</small>		0-0 4-3	4-0 BB	0-3 K			0-0 G6-4-3 1B		
Dave Nicholson, R (1, 7) <small>OBP: 0.245, SLG: 0.277</small>		0-0 F3	0-0 F8			0-0 6-3	0-3 K		
Hal Brown, R (1, 1) <small>OBP: 0.345, SLG: 0.280</small>			0-0 FC3-6 1B		0-0 HR 1B	0-0 F3		0-0 6-3	

Inning Stats	R: 2	H: 2	E: 1	K: 0	S: 4	LOB: 0	BB: 1	P: 8	R: 0	H: 0	E: 0	K: 1	S: 5	LOB: 0	BB: 0	P: 5	R: 0	H: 1	E: 0	K: 0	S: 4	LOB: 1	BB: 0	P: 4	R: 0	H: 2	E: 0	K: 0	S: 4	LOB: 2	BB: 1	P: 8	R: 4	H: 4	E: 0	K: 2	S: 11	LOB: 1	BB: 1	P: 15	R: 0	H: 0	E: 0	K: 1	S: 5	LOB: 0	BB: 0	P: 5	R: 3	H: 4	E: 0	K: 1	S: 8	LOB: 1	BB: 1	P: 12	R: 0	H: 0	E: 0	K: 0	S: 3	LOB: 1	BB: 1	P: 7
--------------	------	------	------	------	------	--------	-------	------	------	------	------	------	------	--------	-------	------	------	------	------	------	------	--------	-------	------	------	------	------	------	------	--------	-------	------	------	------	------	------	-------	--------	-------	-------	------	------	------	------	------	--------	-------	------	------	------	------	------	------	--------	-------	-------	------	------	------	------	------	--------	-------	------

AB	R	H	RBI	BB	SO	LOB
5	2	2	2	0	1	1
3	2	1	0	2	1	1
4	2	1	0	1	0	4
2	0	2	2	0	0	0
2	2	2	5	0	0	0
4	0	2	0	0	0	1
3	0	1	0	1	1	2
3	0	0	0	1	1	3
4	0	0	0	0	1	3
4	1	2	0	0	0	0

WP	HR	S	P	ERA	WHIP
0	0	0	39	10.38	2.308
0	1	5	9	13.50	3.000
0	1	13	17	13.50	2.500
0	0	3	7	0.00	1.000

Cleveland Indians @ Baltimore Orioles
 Memorial Stadium, Baltimore, MD
 Thu Jun 30 1960, 7:05 PM EDT
 Att. 14,757 - Unknown

AB	34
R	9
H	13
RBI	9
BB	5
SO	5
LOB	15



Batter	1	2	3	4	5	6	7	8	9	AB R H RBI BB SO LOB	TOP											
Johnny Temple, R (1, 4) OBP: 0.343, SLG: 0.339	0-0 E5		0-0 F3	0-0 S HBP 1B	0-0 F2		0-0 F8	0-0 F8		6 0 1 1 0 0 4	Cleveland Indians @ Washington Senators Griffith Stadium, Washington, DC Sat Jul 02 1960, 3:33 AM EDT Att. 11,331 - Unknown livebaseballscorecards.com											
Ken Aspromonte, R (1, 5) OBP: 0.367, SLG: 0.379	0-0 BB 1B		0-0 1B	1-0 S HBP	0-0 F6		0-0 L9	0-0 L9		5 0 2 0 0 0 4												
Marty Keough, L (1, 8) OBP: 0.297, SLG: 0.315	0-0 F5		0-0 F7	0-0 4-3		0-0 S 1B	0-0 1B		0-0 3-1	6 1 2 0 0 0 4												
Harvey Kuenn, R (1, 9) OBP: 0.384, SLG: 0.415	4-0 1-2 BB		0-0 F8		0-0 1B 1B 1B	0-0 1-H 3B 1B	0-0 L5		0-0 5-3	5 2 2 1 1 0 2												
Vic Power, R (1, 3) OBP: 0.321, SLG: 0.408	0-3 K			0-0 1B 1B 2B	0-0 1-2 1B 1B	0-0 L9		0-0 HR 2B	0-0 L7	6 3 3 0 0 1 3												
Tito Francona, L (1, 7) OBP: 0.385, SLG: 0.427		0-0 F7		0-0 SH5-3 SF8 1B	0-0 1-2 1B 1B	0-0 1-H SF8 3B		0-0 2-H HR		4 2 3 1 0 0 0 1 2 1 2 0 0 0												
Bubba Phillips, R (6, PR) OBP: 0.256, SLG: 0.299				0-0 SF8 SH5-3 1B 1B	0-0 1-2 1B 1B	0-0 BB BB		4-0 F8 BB BB		2 2 2 2 3 0 0												
Hank Foiles, R (1, 2) OBP: 0.442, SLG: 0.444		4-0 1B E BB		0-0 SF8 SH5-3 1-2 1B 1B	0-0 1-2 2-3 3-H	0-0 BB BB		4-0 BB BB		2 0 1 1 1 0 3												
Woodie Held, R (1, 6) OBP: 0.324, SLG: 0.464		0-0 FC5-4 1-2 1B		0-0 SH5-3	0-0 F3	0-0 SF8		4-0 BB BB		4 0 1 3 0 1 5												
Mudcat Grant, R (1, 1) OBP: 0.194, SLG: 0.179		0-0 FC5-4 1-2 2-H		0-0 SF8	0-0 1-2 2-H 3-H	0-0 F8		0-3 K														
Inning Stats	R: 0 E: 1 K: 1 S: 6	H: 1 LOB: 2 BB: 1 P: 10	R: 1 E: 1 K: 0 S: 3	H: 1 LOB: 2 BB: 1 P: 7	R: 0 E: 0 K: 0 S: 4	H: 1 LOB: 1 BB: 0 P: 4	R: 3 E: 0 K: 0 S: 7	H: 4 LOB: 2 BB: 0 P: 8	R: 3 E: 0 K: 0 S: 8	H: 5 LOB: 2 BB: 0 P: 8	R: 3 E: 0 K: 0 S: 6	H: 3 LOB: 2 BB: 1 P: 10	R: 0 E: 0 K: 0 S: 4	H: 1 LOB: 1 BB: 0 P: 4	R: 2 E: 0 K: 1 S: 7	H: 2 LOB: 2 BB: 2 P: 15	R: 0 E: 0 K: 0 S: 3	H: 0 LOB: 0 BB: 0 P: 3	1B: 14 2B: 2 3B: 1 HR: 1	SF: 2 SAC: 1 DP: 0 HBP: 1	WP: 0 PB: 0 SB: 3 CS: 0	PA: 50
PITCHER	IP WLS BF H R ER SO BB IBB HBP BLK WP HR S P ERA WHIP																					
Camilo Pascual, R (1, 1) ERA: 3.09	4.1 L 27 12 7 6 1 2 0 1 0 0 0 0 0 26 35 12.46 3.231																					
Tex Clevenger, R (5, 1) ERA: 3.66	1.2 9 3 3 3 0 1 0 0 0 0 0 0 8 12 16.20 2.400																					
Chuck Stobbs, L (7, 1) ERA: 2.68	3.0 14 3 2 2 1 2 0 0 0 0 0 1 14 22 6.00 1.667																					



Batter	1	2	3	4	5	6	7	8	9	AB	R	H	RBI	BB	SO	LOB
Reno Bertoia, R (1, 5) OBP: 0.366, SLG: 0.382	0-0 G3-6-3 1B			0-0 5-3		0-0 F6		0-0 6-3		4	0	1	0	0	0	2
Lenny Green, L (1, 8) OBP: 0.308, SLG: 0.348	0-0 G3-6-3 1-2f			0-0 3-1		0-0 F9			0-0 F9	4	0	0	0	0	0	2
Faye Throneberry, L (1, 9) Dan Dobbek, L (5, 9) OBP: 0.321, SLG: 0.324 OBP: 0.313, SLG: 0.367	0-0 1-3			0-0 F6			0-0 F9		4-0 HR BB	2	0	0	0	0	0	0
Jim Lemon, R (1, 7) OBP: 0.366, SLG: 0.541		0-3 K			4-0 BB		0-0 5-3		0-3 K	3	0	0	0	1	2	1
Julio Becquer, L (1, 3) OBP: 0.259, SLG: 0.378		0-0 4-3			0-0 F2		0-0 1B		0-0 HR	4	1	2	2	0	0	1
Billy Gardner, R (1, 4) OBP: 0.348, SLG: 0.388		0-3 K			0-0 L8		0-0 F3		0-0 F7	4	0	0	0	0	1	2
Hal Naragon, L (1, 2) OBP: 0.270, SLG: 0.211			0-0 F8		0-0 L1			0-0 F7		3	0	0	0	0	0	1
Jose Valdivielso, R (1, 6) OBP: 0.301, SLG: 0.309			0-0 G4-6-3 1B			0-0 G3		4-0 G3 BB		2	0	1	0	1	0	0
Camilo Pascual, R (1, 1) Tex Clevenger, R (5, 1) Harmon Killebrew, R (6, PH) Chuck Stobbs, L (7, 1) OBP: 0.188, SLG: 0.233 OBP: 0.285, SLG: 0.286 OBP: 0.383, SLG: 0.433	0-0 G4-6-3 1-2f			0-0 G4-6-3		0-0 3B		0-0 G3		1	0	0	0	0	0	1

Inning Stats	R: 0	H: 1	E: 0	LOB: 0	K: 0	S: 3	P: 3	R: 0	H: 0	E: 0	LOB: 0	K: 2	S: 7	P: 7	R: 0	H: 1	E: 0	LOB: 0	K: 0	S: 3	P: 3	R: 0	H: 0	E: 0	LOB: 1	K: 0	S: 3	P: 7	R: 0	H: 1	E: 0	LOB: 1	K: 0	S: 4	P: 4	R: 0	H: 0	E: 0	LOB: 1	K: 0	S: 3	P: 7	R: 2	H: 1	E: 0	LOB: 0	K: 1	S: 6	P: 10	1B: 3	SF: 0	2B: 0	SAC: 0	3B: 1	DP: 2	HR: 1	HBP: 0	WP: 0	PA: 33
PITCHER Mudcat Grant, R (1, 1) ERA: 4.16	IP	WLS	BF	H	R	ER	SO	BB	IBB	HBP	BLK	WP	HR	S	P	ERA	WHIP	IP	WLS	BF	H	R	ER	SO	BB	IBB	HBP	BLK	WP	HR	S	P	ERA	WHIP	IP	WLS	BF	H	R	ER	SO	BB	IBB	HBP	BLK	WP	HR	S	P	ERA	WHIP								


BOTTOM

Cleveland Indians @ Washington Senators
Griffith Stadium, Washington, DC

Sat Jul 02 1960, 3:33 AM EDT
Att. 11,331 - Unknown

livebaseballscorecards.com

AB 30
R 2
H 5
RBI 2
BB 3
SO 3
LOB 11



Batter	1	2	3	4	5	6	7	8	9	AB R H RBI BB SO LOB	TOP											
Johnny Temple, R (1, 4) OBP: 0.340, SLG: 0.335	0-0 4-3		0-0 G6-3 1B		0-0 5-3		0-0 F8		0-0 5-3	5 0 1 0 0 0 0												
Ken Aspromonte, R (1, 5) OBP: 0.371, SLG: 0.391	0-0 WP 1B		0-0 G6-3 1-2f		0-0 1B 2B		0-0 F8			4 2 2 0 0 0 1												
Marty Keough, L (1, 8) OBP: 0.302, SLG: 0.320	0-0 5-3 1-H 1B		0-0 4-3		0-0 HR 1B		0-0 F8			4 1 2 2 0 0 0												
Harvey Kuenn, R (1, 9) OBP: 0.385, SLG: 0.426	4-0 1-2 5-3 BB			0-0 6-3		0-0 1-H HR		0-0 L8		3 1 1 2 1 0 0												
Vic Power, R (1, 3) OBP: 0.320, SLG: 0.405	0-0 1-2 2-3 5-3			0-0 F8		0-0 F7		0-0 1B		4 0 1 0 0 0 2												
Chuck Tanner, L (1, 7) Bubba Phillips, R (7, 7) OBP: 0.455, SLG: 0.400 OBP: 0.254, SLG: 0.298	0-0 4-3			0-0 1B		0-0 4-3		0-3 K		3 0 1 0 0 0 2 1 0 0 0 0 1 1												
Hank Foiles, R (1, 2) OBP: 0.411, SLG: 0.408		0-0 E3 G1-6-3		0-0 L5		0-0 F8		0-0 5-3		4 0 0 0 0 0 2												
Woodie Held, R (1, 6) OBP: 0.327, SLG: 0.476		0-0 G1-6-3 1-2f			0-0 HR	4-0 BB BB			0-0 F3	3 1 1 1 1 0 1												
Jim Perry, S (1, 1) Johnny Klippstein, R (7, 1) OBP: 0.237, SLG: 0.263 OBP: 0.222, SLG: 0.125		0-0 3-1			0-0 5-3	0-3 K			0-0 6-3	3 0 0 0 0 1 1 1 0 0 0 0 0 0												
Inning Stats	R: 1 E: 0 K: 0 S: 5	H: 2 LOB: 2 BB: 1 P: 9	R: 0 E: 1 K: 0 S: 3	H: 0 LOB: 0 BB: 0 P: 3	R: 0 E: 0 K: 0 S: 3	H: 1 LOB: 1 BB: 0 P: 3	R: 0 E: 0 K: 0 S: 4	H: 1 LOB: 1 BB: 0 P: 4	R: 4 E: 0 K: 0 S: 7	H: 4 LOB: 0 BB: 0 P: 7	R: 0 E: 0 K: 1 S: 5	H: 0 LOB: 1 BB: 1 P: 9	R: 0 E: 0 K: 0 S: 3	H: 0 LOB: 0 BB: 0 P: 3	R: 0 E: 0 K: 1 S: 6	H: 1 LOB: 1 BB: 0 P: 6	R: 0 E: 0 K: 0 S: 3	H: 0 LOB: 0 BB: 0 P: 3	1B: 6 2B: 1 3B: 0 HR: 2	SF: 0 SAC: 0 DP: 2 HBP: 0	WP: 1 PB: 0 SB: 0 CS: 0	PA: 37
PITCHER	IP WLS BF H R ER SO BB IBB HBP BLK WP HR S P ERA WHIP												PITCHER	IP WLS BF H R ER SO BB IBB HBP BLK WP HR S P ERA WHIP								
Bill Fischer, R (1, 1) ERA: 4.52	5.0 L 23 8 5 5 0 1 0 0 0 1 2 22 26 9.00 1.800																					
Rudy Hernandez, R (6, 1) ERA:	3.0 11 1 0 0 2 1 0 0 0 0 0 14 18 0.00 0.667																					
Tex Clevenger, R (9, 1) ERA: 3.59	1.0 3 0 0 0 0 0 0 0 0 0 0 3 3 0.00 0.000																					

Cleveland Indians @ Washington Senators
Griffith Stadium, Washington, DC
Sun Jul 03 1960, 3:33 AM EDT
Unknown

livebaseballscorecards.com

AB	35
R	5
H	9
RBI	5
BB	2
SO	2
LOB	10



Batter	1	2	3	4	5	6	7	8	9
Reno Bertoia, R OBP: 0.355, SLG: 0.370 (1, 5)	0-3 K		0-3 K			0-0 G3		0-3 K	
Lenny Green, L OBP: 0.315, SLG: 0.347 (1, 8)	0-0 1B		0-0 F3			0-0 F1		4-0 BB	
Bob Allison, R OBP: 0.400, SLG: 0.482 (1, 9)	0-0 1-2 1B			0-3 K		0-3 K		0-0 4-3	
Jim Lemon, R OBP: 0.368, SLG: 0.553 (1, 7)	0-0 F3			0-0 HR			0-0 BB 1B		0-3 K
Harmon Killebrew, R OBP: 0.380, SLG: 0.428 (1, 3)	0-0 F8			0-0 6-3			0-0 BB 1B		0-0 F2
Billy Gardner, R OBP: 0.347, SLG: 0.397 (1, 4)		0-0 F2		0-0 L6			0-3 K		0-0 HR
Earl Battey, R OBP: 0.324, SLG: 0.413 (1, 2)		0-3 K			4-0 BB		4-0 BB		0-0 L7
Jose Valdivielso, R OBP: 0.296, SLG: 0.304 (1, 6)		0-3 K			0-3 K		0-0 G6-4-3		
Julio Becquer, L OBP: 0.258, SLG: 0.376 (7, PH)									
Billy Consolo, R OBP: 0.317, SLG: 0.311 (8, 6)									
Bill Fischer, R OBP: 0.263, SLG: 0.353 (1, 1)			0-0 1-3			0-0 G4-6-3		0-0 G3	
Elmer Valo, L OBP: 0.423, SLG: 0.222 (5, PH)									
Rudy Hernandez, R (6, 1)									
Dan Dobbek, L OBP: 0.311, SLG: 0.364 (8, PH)									
Tex Clevenger, R OBP: 0.286, SLG: 0.286 (9, 1)									

Inning Stats	R: 0	H: 2	E: 0	K: 1	S: 7	LOB: 2	BB: 0	P: 7	R: 0	H: 0	E: 0	K: 2	S: 7	LOB: 0	BB: 0	P: 7	R: 0	H: 0	E: 0	K: 1	S: 5	LOB: 0	BB: 0	P: 5	R: 1	H: 1	E: 0	K: 1	S: 6	LOB: 0	BB: 0	P: 6	R: 0	H: 0	E: 0	K: 1	S: 4	LOB: 0	BB: 1	P: 8	R: 0	H: 0	E: 0	K: 1	S: 5	LOB: 0	BB: 0	P: 5	R: 0	H: 2	E: 0	K: 1	S: 6	LOB: 2	BB: 1	P: 10	R: 0	H: 0	E: 0	K: 1	S: 5	LOB: 1	BB: 1	P: 9	R: 1	H: 1	E: 0	K: 1	S: 6	LOB: 0	BB: 0	P: 6
1B: 4	SF: 0	2B: 0	SAC: 0	3B: 0	DP: 2	HR: 2	HBP: 0	WP: 0	PA: 34																																																															

PITCHER	IP	WLS	BF	H	R	ER	SO	BB	IBB	HBP	BLK	WP	HR	S	P	ERA	WHIP
Jim Perry, R ERA: 3.04 (1, 1)	6.1	W	25	5	1	1	8	2	0	0	0	0	1	39	47	1.42	1.105
Johnny Klippstein, R ERA: 1.22 (7, 1)	2.2	S	9	1	1	1	2	1	0	0	0	0	1	12	16	3.38	0.750

BOTTOM

Cleveland Indians @ Washington Senators
Griffith Stadium, Washington, DC
Sun Jul 03 1960, 3:33 AM EDT
Unknown

livebaseballscorecards.com

AB	31
R	2
H	6
RBI	2
BB	3
SO	10
LOB	12



Batter	1	2	3	4	5	6	7	8	9	AB R H RBI BB SO LOB	TOP	
Johnny Temple, R (1, 4) OBP: 0.336, SLG: 0.332	0-0 6-3		0-0 FC6-4 1B	0-0 F7		0-0 F6	0-0 G5-4-3			5 0 1 0 0 0 1	Cleveland Indians @ Washington Senators Griffith Stadium, Washington, DC Sun Jul 03 1960, 3:38 AM EDT Att. 12,545 - Unknown livebaseballscorecards.com	
Ken Aspromonte, R (1, 5) OBP: 0.365, SLG: 0.383	0-3 K		0-0 FC6-4 WP 1B 1-2f	0-0 4-3		0-0 1B 1B 1B	0-0 F2			5 2 1 0 0 1 1		
Marty Keough, L (1, 8) OBP: 0.311, SLG: 0.329	0-3 K		0-0 WP 1B 1-2	0-0 CS 1B		0-0 1B 1B	0-0 F9			5 2 3 0 0 1 0		
Harvey Kuenn, R (1, 9) OBP: 0.393, SLG: 0.429		0-0 6-3	4-0 1B 1B 1-2 2-3	0-0 CS 1-2	4-0 SH5-3 1B BB	0-0 1B 1B 1-2 2-3		0-0 1B		3 3 2 0 2 0 0		
Vic Power, R (1, 3) OBP: 0.331, SLG: 0.412		0-0 2B 1B	0-0 1B HR 1-3 2-H 3-H		0-0 SH5-3 1-2	0-0 1B 1B 1-3 2-H 3-H		4-0 BB		3 2 3 4 1 0 0		
Chuck Tanner, L (1, 7) Bubba Phillips, R (8, 7) OBP: 0.500, SLG: 0.500 OBP: 0.254, SLG: 0.298	0-0 1-H 2B		0-0 1-3 3-H HR 1B		4-0 1B BB	0-3 K		0-0 F7		4 1 2 2 1 1 3 0 0 0 0 0 0 0		
John Romano, R (1, 2) OBP: 0.318, SLG: 0.440	0-3 K		0-0 1-H 3-H HR		0-0 F7	0-0 1-2 3-H 1B		0-0 F2		5 1 2 4 0 1 3		
Woodie Held, R (1, 6) OBP: 0.328, SLG: 0.478	0-3 K		0-0 2B		0-0 1-2 2-H 1B	0-3 K		0-3 K		5 0 2 1 0 3 3		
John Briggs, R (1, 1) Bobby Locke, R (7, 1) OBP: 0.143, SLG: 0.143 OBP: 0.500, SLG: 0.500			0-0 F8		0-3 K		0-0 E5 G5-4-3		0-0 4-3	4 0 0 0 0 1 3 1 0 0 0 0 0 0		
Inning Stats	R: 0 E: 0 K: 2 S: 7 H: 0 LOB: 0 BB: 0 P: 7	R: 1 E: 0 K: 2 S: 9 H: 2 LOB: 1 BB: 0 P: 9	R: 6 E: 0 K: 0 S: 9 H: 6 LOB: 1 BB: 1 P: 13	R: 0 E: 0 K: 0 S: 3 H: 1 LOB: 0 BB: 0 P: 3	R: 1 E: 0 K: 1 S: 6 H: 1 LOB: 2 BB: 2 P: 14	R: 3 E: 0 K: 2 S: 12 H: 5 LOB: 2 BB: 0 P: 12	R: 0 E: 1 K: 0 S: 3 H: 0 LOB: 0 BB: 0 P: 3	R: 0 E: 0 K: 0 S: 3 H: 1 LOB: 1 BB: 1 P: 7	R: 0 E: 0 K: 1 S: 5 H: 0 LOB: 0 BB: 0 P: 5	1B: 13 2B: 2 3B: 0 HR: 1 SF: 0 SAC: 1 DP: 1 HBP: 0	WP: 1 PB: 0 SB: 0 CS: 1 PA: 46	
PITCHER	IP WLS BF H R ER SO BB IBB HBP BLK WP HR S P ERA WHIP											
Don Lee, R (1, 1) ERA: 5.43	2.2 L 17 8 7 7 4 0 1 0 0 0 1 1 24 28 23.62 3.000											
Ray Moore, R (3, 1) ERA: 5.06	2.1 10 2 1 1 1 2 0 0 0 0 0 0 10 18 3.86 1.714											
Chuck Stobbs, L (6, 1) ERA: 3.19	1.0 8 5 3 3 2 0 0 0 0 0 0 0 12 12 27.00 5.000											
Bill Fischer, R (7, 1) ERA: 4.46	1.0 3 0 0 0 0 0 0 0 0 0 0 0 3 3 0.00 0.000											
Tex Clevenger, R (8, 1) ERA: 3.46	2.0 7 1 0 0 1 1 0 0 0 0 0 0 8 12 0.00 1.000											

Cleveland Indians @ Washington Senators
Griffith Stadium, Washington, DC
Sun Jul 03 1960, 3:38 AM EDT
Att. 12,545 - Unknown

AB	40
R	11
H	16
RBI	11
BB	4
SO	8
LOB	14



BOTTOM

Cleveland Indians @ Washington Senators
Griffith Stadium, Washington, DC

livebaseballscores.com

AB	36
R	5
H	10
RBI	4
BB	3
SO	3
LOB	14



WP:	0	PA:	39
PB:	0	SB:	0
CS:	0		

Sun Jul 03 1960, 3:38 AM EDT
Att. 12,545 - Unknown

AB R H RBI BB SO LOB

4 1 2 2 1 0 1

3	0	1	1	0	1	1
0	0	0	0	0	0	0
0	0	0	0	0	0	0
1	0	0	0	0	0	0
0	0	0	0	0	0	0
1	0	0	0	0	0	1

4 0 0 0 1 0 3

4 0 1 0 0 0 1

4 1 1 0 0 0 1

3 0 1 0 1 1 1

4 1 1 0 0 1 4

4 1 1 1 0 0 0

0 0 0 0 0 0 0

1 0 0 0 0 0 0

3 1 2 0 0 0 1

1B:	6	SF:	0
2B:	2	SAC:	0
3B:	1	DP:	2
HR:	1	HBP:	0

Batter	1	2	3	4	5	6	7	8	9
Reno Bertoia, R OBP: 0.364, SLG: 0.397 (1, 5)	0-0 F4		4-0 BB		0-0 1B		0-0 2-H HR		0-0 4-3
Lenny Green, L OBP: 0.315, SLG: 0.347 Chuck Stobbs, L OBP: 0.263, SLG: 0.353 Bill Fischer, R OBP: 0.380, SLG: 0.325 Pete Wisenandt, R OBP: 0.295, SLG: 0.296 Tex Clevenger, R OBP: 0.296, SLG: 0.374 (1, 8) (6, 1) (7, 1) (7, PH) (8, 1) (9, PH)	0-0 6-3		0-3 K		0-0 1B		0-0 F9		0-0 F7
Harmon Killebrew, R OBP: 0.374, SLG: 0.415 (1, 3)	0-0 F2			0-0 6-3	0-0 G6-4-3		4-0 BB		0-0 6-3
Jim Lemon, R OBP: 0.366, SLG: 0.548 (1, 7)		0-0 F6		0-0 BB		0-0 F4	0-0 F7		
Billy Gardner, R OBP: 0.345, SLG: 0.395 (1, 4)		0-0 1B		0-0 F3		0-0 F6		0-0 E6	
Dan Dobbek, L OBP: 0.315, SLG: 0.364 (1, 9) (6, 8)		0-3 K		4-0 1-2 BB		0-0 F8		0-0 G6-4-3	
Earl Battey, R OBP: 0.322, SLG: 0.420 (1, 2)		0-0 F8		0-3 K			0-0 6-3	0-0 G6-4-3	
Jose Valdivielso, R OBP: 0.295, SLG: 0.302 (1, 6)			0-0 F9		0-0 1B		0-0 6-3	0-0 F9	
Don Lee, R OBP: 0.263, SLG: 0.188 Ray Moore, R OBP: 0.448, SLG: 0.381 (1, 1) (3, 1) (5, PH) (6, 9)			0-0 1-3		0-0 F9		0-0 HR		0-0 4-3

Inning Stats	R: 0	H: 0	E: 0	K: 0	S: 3	LOB: 0	BB: 0	P: 3	R: 0	H: 1	E: 0	K: 1	S: 6	LOB: 1	BB: 0	P: 6	R: 0	H: 0	E: 0	K: 1	S: 5	LOB: 1	BB: 1	P: 9	R: 0	H: 1	E: 0	K: 1	S: 6	LOB: 2	BB: 1	P: 10	R: 1	H: 3	E: 0	K: 0	S: 5	LOB: 1	BB: 0	P: 5	R: 0	H: 0	E: 0	K: 0	S: 3	LOB: 0	BB: 0	P: 3	R: 3	H: 3	E: 0	K: 0	S: 6	LOB: 1	BB: 1	P: 10	R: 1	H: 1	E: 1	K: 0	S: 4	LOB: 0	BB: 0	P: 4	R: 0	H: 1	E: 0	K: 0	S: 4	LOB: 1	BB: 0	P: 4	1B: 6	SF: 0	2B: 2	SAC: 0	3B: 1	DP: 2	HR: 1	HBP: 0	WP: 0	PA: 39
--------------	------	------	------	------	------	--------	-------	------	------	------	------	------	------	--------	-------	------	------	------	------	------	------	--------	-------	------	------	------	------	------	------	--------	-------	-------	------	------	------	------	------	--------	-------	------	------	------	------	------	------	--------	-------	------	------	------	------	------	------	--------	-------	-------	------	------	------	------	------	--------	-------	------	------	------	------	------	------	--------	-------	------	-------	-------	-------	--------	-------	-------	-------	--------	-------	--------

PITCHER	IP	WLS	BF	H	R	ER	SO	BB	IBB	HBP	BLK	WP	HR	S	P	ERA	WHIP
John Briggs, R ERA: 3.49 (1, 1)	6.2	W	30	8	4	4	3	3	0	0	0	0	1	33	45	5.40	1.650
Bobby Locke, R ERA: 2.39 (7, 1)	2.1	S	9	2	1	0	0	0	0	0	0	0	0	9	9	0.00	0.857

Batter	1	2	3	4	5	6	7	8	9	AB	R	H	RBI	BB	SO	LOB
Johnny Temple, R OBP: 0.339, SLG: 0.332 (1, 4)	0-0 4-3	0-0 1B		0-0 FC6-4			4-0 SF8 1B BB			3	1	1	2	1	0	1
Ken Aspromonte, R OBP: 0.368, SLG: 0.387 (1, 5)	0-0 F2	0-0 1-3			0-0 L6-4 SH5-3 1B		0-0 E6 1-3 1B			4	0	2	0	0	0	1
Marty Keough, L OBP: 0.312, SLG: 0.331 (1, 8)	0-0 2B 1B		0-0 F6		0-0 SH5-3 1-2		0-0 SF8			2	1	1	1	0	0	0
Harvey Kuenn, R OBP: 0.391, SLG: 0.430 (1, 9)	0-0 1-H 2B		0-0 F9		0-0 L6-4 2-3		0-0 F3			4	0	1	1	0	0	2
Vic Power, R OBP: 0.333, SLG: 0.411 (1, 3)	0-0 F9		4-0 BB		0-0 FC3-6 1B		0-0 F5			3	0	1	0	1	0	1
Chuck Tanner, L OBP: 0.474, SLG: 0.438 (1, 7)		4-0 SH1-4 1B BB	0-0 1-3		0-0 FC3-6 1B		0-3 K			2	1	0	0	1	0	2
Bubba Phillips, R OBP: 0.253, SLG: 0.296 (6, PR) (7, 7)										1	0	0	0	0	1	0
John Romano, R OBP: 0.329, SLG: 0.445 (1, 2)		0-0 SH1-4 1B 1B		0-0 L5		0-0 1-3 1B		4-0 BB BB		3	1	2	0	1	0	0
Woodie Held, R OBP: 0.327, SLG: 0.472 (1, 6)		0-0 F3		0-0 F7		0-0 F9		4-0 BB 1-2 BB		3	0	0	0	1	0	4
Gary Bell, R OBP: 0.220, SLG: 0.184 (1, 1)		0-0 SH1-4		0-0 FC6-4 1B			0-0 F7		0-0 F7	3	0	1	0	0	0	2

Inning Stats	R: 1	H: 2	E: 0	LOB: 1	K: 0	S: 5	R: 2	H: 2	E: 0	LOB: 1	K: 0	S: 5	R: 0	H: 0	E: 0	LOB: 1	K: 0	S: 3	R: 0	H: 1	E: 0	LOB: 0	K: 0	S: 3	R: 0	H: 2	E: 0	LOB: 2	K: 0	S: 4	R: 1	H: 1	E: 1	LOB: 1	K: 0	S: 4	R: 0	H: 0	E: 0	LOB: 2	K: 1	S: 5	1B: 8	SF: 1	2B: 2	SAC: 2	3B: 0	DP: 1	HR: 0	HBP: 0	WP: 0	PA: 36
--------------	------	------	------	--------	------	------	------	------	------	--------	------	------	------	------	------	--------	------	------	------	------	------	--------	------	------	------	------	------	--------	------	------	------	------	------	--------	------	------	------	------	------	--------	------	------	-------	-------	-------	--------	-------	-------	-------	--------	-------	--------

PITCHER	IP	WLS	BF	H	R	ER	SO	BB	IBB	HBP	BLK	WP	HR	S	P	ERA	WHIP
Ray Herbert, R ERA: 3.98 (1, 1)	7.0	L	31	9	4	3	0	3	0	0	0	0	0	28	40	3.86	1.714
Marty Kutyna, R ERA: 2.56 (8, 1)	1.0		5	0	0	0	1	2	0	0	0	0	0	5	13	0.00	2.000

BOTTOM

Kansas City Athletics @ Cleveland Indians
Cleveland Municipal Stadium, Cleveland, OH

Mon Jul 04 1960, 3:33 AM EDT
Unknown

livebaseballscorecards.com

AB	28
R	4
H	9
RBI	4
BB	5
SO	1
LOB	13




Batter	1	2	3	4	5	6	7	8	9	AB R H RBI BB SO LOB	TOP											
Russ Snyder, L (1, 7) OBP: 0.297, SLG: 0.393	0-0 4-3		0-3 K		0-0 4-3			0-0 FC6-4 1B		4 0 1 0 0 1 0	Kansas City Athletics @ Cleveland Indians Cleveland Municipal Stadium, Cleveland, OH Mon Jul 04 1960, 3:38 AM EDT Att: 22,793 - Unknown livebaseballscorecards.com											
Bill Tuttle, R (1, 8) OBP: 0.328, SLG: 0.317	0-0 6-3			0-0 F6		0-0 3-1		0-0 FC6-4 1B 1-2f 4-2		4 0 0 0 0 0 1												
Hank Bauer, R (1, 9) OBP: 0.324, SLG: 0.388	0-0 1B			0-0 E 2B		0-0 5-3		0-0 1-3 1B		4 0 3 0 0 0 0												
Dick Williams, R (1, 5) OBP: 0.337, SLG: 0.388	0-0 F5			0-0 F3		0-0 F7		0-0 4-2 3-Hf		4 0 0 0 0 0 4												
Norm Siebern, L (1, 3) OBP: 0.387, SLG: 0.506		4-0 BB BB BB		0-0 E6 FC5-4 2-3		4-0 3B BB		0-0 2B 1B		2 2 1 0 2 0 1												
Pete Daley, R (1, 2) OBP: 0.283, SLG: 0.511		0-0 L3 1-2		0-0 FC5-4 1-2f		0-0 1B 3B		0-0 4-3 1-H 2B		4 1 2 2 0 0 3												
Jerry Lumpe, L (1, 4) OBP: 0.321, SLG: 0.366		0-0 G3			0-0 1B G5-4-3 1B		0-0 F8		0-0 4-3 2-3	4 1 1 0 0 0 2												
Bob Johnson, R (1, 6) OBP: 0.352, SLG: 0.254			0-0 5-3		0-0 1B G5-4-3 1B		0-0 L6-3 1B		0-0 F9	3 0 2 1 0 0 0												
Lou Klimchok, L (9, PH) OBP: 0.500, SLG: 0.500					1-3 1B		0-0 3-H 1B		0-0 F8	1 0 0 0 0 0 1												
Johnny Kucks, R (1, 1) OBP: 0.293, SLG: 0.472			0-0 F7		0-0 G5-4-3 1-2f 3-H		0-0 L6-3 1-2		0-0 F8	1 0 0 0 0 0 0												
Andy Carey, R (5, PH) OBP: 0.059, SLG: 0.118										1 0 0 0 0 0 1												
Bob Trowbridge, R (5, 1) OBP: 0.377, SLG: 0.440										0 0 0 0 0 0 0												
Whitey Herzog, L (7, PH) OBP: 0.250, SLG: 0.250										1 0 0 0 0 0 1												
Marty Kutyna, R (7, 1) OBP: 0.143, SLG: 0.296										0 0 0 0 0 0 0												
Ned Garver, R (8, 1) OBP: 0.289, SLG: 0.452										0 0 0 0 0 0 0												
Mary Throneberry, L (9, PH) OBP: 0.289, SLG: 0.452										1 0 0 0 0 0 1												
Inning Stats	R: 0 E: 0 K: 0 S: 4	H: 1 LOB: 1 BB: 0 P: 4	R: 0 E: 0 K: 0 S: 2	H: 0 LOB: 0 BB: 1 P: 6	R: 0 E: 0 K: 1 S: 5	H: 0 LOB: 0 BB: 0 P: 5	R: 0 E: 1 K: 0 S: 5	H: 1 LOB: 2 BB: 0 P: 5	R: 1 E: 0 K: 0 S: 4	H: 2 LOB: 0 BB: 0 P: 4	R: 0 E: 0 K: 0 S: 3	H: 0 LOB: 0 BB: 0 P: 3	R: 2 E: 0 K: 0 S: 4	H: 2 LOB: 0 BB: 1 P: 8	R: 0 E: 0 K: 0 S: 4	H: 2 LOB: 1 BB: 0 P: 4	R: 1 E: 0 K: 0 S: 5	H: 2 LOB: 1 BB: 0 P: 5	1B: 7 2B: 5 3B: 1 HR: 0	SF: 0 SAC: 0 DP: 4 HBP: 0	WP: 0 PB: 0 SB: 0 CS: 0	PA: 36
PITCHER	IP WLS BF H R ER SO BB IBB HBP BLK WP HR S P ERA WHIP																					
Ted Bowsfield, L (1, 1) ERA: 4.53	7.0 W 27 6 3 3 1 2 0 0 0 0 0 0 27 35 3.86 1.143																					
Johnny Klippstein, R (8, 1) ERA: 1.36	2.0 S 9 4 1 1 0 0 0 0 0 0 0 0 9 9 4.50 2.000																					

Kansas City Athletics @ Cleveland Indians
Cleveland Municipal Stadium, Cleveland, OH

Mon Jul 04 1960, 3:38 AM EDT
Att: 22,793 - Unknown

livebaseballscorecards.com

AB	34
R	4
H	10
RBI	3
BB	2
SO	1
LOB	15



Batter	1	2	3	4	5	6	7	8	9
Johnny Temple, R <small>OBP: 0.338, SLG: 0.330</small> (1, 4)	0-0 1-3 		0-0 SH5-3 		0-0 F9 		0-0 FC4-6 1B 	0-0 F4 	
Ken Aspromonte, R <small>OBP: 0.365, SLG: 0.404</small> (1, 5)	0-0 F8 		0-0 HR 		0-0 F8 		0-0 FC4-6 FC6-4 1-2f 		
Marty Keough, L <small>OBP: 0.316, SLG: 0.331</small> (1, 8)	0-0 F5 		0-0 1B 		4-0 PB S BB 		0-0 FC6-4 1-2f 		
Harvey Kuenn, R <small>OBP: 0.396, SLG: 0.431</small> (1, 9)		4-0 1B BB 	0-0 F3 		4-0 1-3 BB 			0-0 SH1-3 1B 	
Vic Power, R <small>OBP: 0.333, SLG: 0.410</small> (1, 3)		0-0 F9 		0-0 E CS SF7 1B 		0-0 F9 		0-0 SH1-3 1-2 	
Chuck Tanner, L <small>OBP: 0.476, SLG: 0.471</small> (1, 7)		0-0 G5-4-3 1-2 1B 		0-0 SF7 1-H 		0-0 1-3 		0-0 HR 2-H 1B 	
Jim Piersall, R <small>OBP: 0.326, SLG: 0.472</small> (6, PH) (7, 7)		0-0 G5-4-3 1-2f 		0-0 HR 		0-0 F7 		0-0 HR 1-H 	
John Romano, R <small>OBP: 0.333, SLG: 0.489</small> (1, 2)	0-0 G5-4-3 		0-0 F7 	0-0 F6 		0-0 F9 		0-0 2B 	
Woodie Held, R <small>OBP: 0.326, SLG: 0.473</small> (1, 6)			0-0 F7 	0-0 F3 			0-0 F2 	0-0 6-3 	
Ted Bowsfield, R <small>OBP: 0.200, SLG: 0.143</small> (1, 1)			0-0 HR SH5-3 1B 						
Bob Hale, L <small>OBP: 0.250, SLG: 0.258</small> (7, PH)									
Johnny Klippstein, R <small>OBP: 0.200, SLG: 0.111</small> (8, 1)									

AB	R	H	RBI	BB	SO	LOB
4	0	1	0	0	0	1
4	1	1	2	0	0	1
3	0	1	0	1	0	1
2	1	1	0	2	0	1
3	1	1	0	0	0	3
1	0	1	1	0	0	0
2	1	1	1	0	0	0
4	2	2	3	0	0	2
4	0	1	0	0	0	0
2	1	1	0	0	0	0
1	0	0	0	0	0	0
1	0	0	0	0	0	1

BOTTOM	
AB 31 R 7 H 11 RBI 7 BB 3 SO 0 LOB 10	

Kansas City Athletics @ Cleveland Indians
 Cleveland Municipal Stadium, Cleveland, OH

Mon Jul 04 1960, 3:38 AM EDT
 Att. 22,793 - Unknown

1B	2B	3B	HR	SF	SAC	DP	HBP
7	1	0	3	1	2	1	0

WP	PA
0	37

Inning Stats	R	H	E	K	S	H	LOB	BB	P	R	H	E	K	S	H	LOB	BB	P	ERA	WHIP
Johnny Kucks, R <small>ERA: 7.94</small> (1, 1)	0	0	0	3	3	0	0	0	0	0	0	0	0	0	0	0	0	0	6.75	1.750
Bob Trowbridge, R <small>ERA: 4.53</small> (5, 1)	0	0	0	0	0	0	0	2	0	0	0	0	0	0	0	0	0	0	0.00	1.000
Marty Kutyna, R <small>ERA: 3.15</small> (7, 1)	0	1	0	0	0	0	0	0	0	0	0	0	0	0	0	0	0	0	20.25	3.750
Ned Garver, R <small>ERA: 7.8</small> (8, 1)	0	0	0	0	0	0	0	0	0	0	0	0	0	0	0	0	0	0	0.00	0.000

PITCHER	IP	WLS	BF	H	R	ER	SO	BB	IBB	HBP	BLK	WP	HR	S	P	ERA	WHIP
Johnny Kucks, R <small>ERA: 7.94</small> (1, 1)	4.0	L	18	6	4	3	0	0	1	0	0	0	2	17	21	6.75	1.750
Bob Trowbridge, R <small>ERA: 4.53</small> (5, 1)	2.0		8	0	0	0	0	2	0	0	0	0	0	6	14	0.00	1.000
Marty Kutyna, R <small>ERA: 3.15</small> (7, 1)	1.1		9	5	3	3	0	0	0	0	0	0	1	9	9	20.25	3.750
Ned Garver, R <small>ERA: 7.8</small> (8, 1)	0.2		2	0	0	0	0	0	0	0	0	0	0	2	2	0.00	0.000

Batter	1	2	3	4	5	6	7	8	9	AB R H RBI BB SO LOB	TOP															
Luis Aparicio, R (1, 6) OBP: 0.286, SLG: 0.325	0-0 SH5-3 S 2B 1B	0-0 S 1B		0-0 F8		0-0 1B		0-0 F9		5 1 3 1 0 0 2																
Nellie Fox, L (1, 4) OBP: 0.326, SLG: 0.344	0-0 SH5-3 1-3	0-0 F7 1-2			0-0 F3	0-0 L3		0-0 F8		4 0 0 0 0 0 3																
Minnie Minoso, R (1, 7) OBP: 0.399, SLG: 0.493	0-0 F2		0-0 4-3		0-0 6-3		0-0 6-3		4-0 HR BB	4 1 0 0 1 0 1																
Roy Sievers, R (1, 3) OBP: 0.368, SLG: 0.494	0-0 2B		0-0 6-3		0-0 1B 1B		0-0 F4		0-0 HR	5 2 3 3 0 0 0																
Sherm Lollar, R (1, 2) OBP: 0.339, SLG: 0.371	0-0 6-3		0-0 BB		0-0 1B 1-2 1B		0-0 1B		0-0 F7	4 0 2 0 1 0 1																
Al Smith, R (1, 9)		0-0 F7	0-0 F2		0-0 1B 1-3 2-H		0-0 F3		0-0 G4-6-3 1B	5 0 2 1 0 0 2																
Gene Freese, R (1, 5) OBP: 0.292, SLG: 0.448		0-0 3B 1B		0-0 5-3	0-0 G3			0-0 HR	0-0 G4-6-3	5 2 2 1 0 0 3																
Jim Landis, R (1, 8) OBP: 0.364, SLG: 0.346		0-0 F2		0-3 K		0-0 6-3		0-0 5-3		4 0 0 0 0 1 1																
Early Wynn, S (1, 1) OBP: 0.270, SLG: 0.273		0-0 F2		4-0 BB		0-0 F4		0-0 1B		1 1 1 1 1 0 0																
Russ Kemmerer, R (4, 1)		0-0 1B 3B								0 0 0 0 0 0 0																
Earl Torgeson, L (6, PH) OBP: 0.479, SLG: 0.514		1-H 1B 3B								1 0 0 0 0 0 0																
Gerry Staley, R (6, 1) OBP: 0.333, SLG: 0.222										1 0 1 0 0 0 0																
Inning Stats	R: 1 E: 0 K: 0 S: 5	H: 2 LOB: 1 BB: 0 P: 5	R: 2 E: 0 K: 0 S: 6	H: 3 LOB: 1 BB: 0 P: 6	R: 0 E: 0 K: 0 S: 3	H: 0 LOB: 1 BB: 1 P: 7	R: 0 E: 0 K: 1 S: 5	H: 0 LOB: 1 BB: 1 P: 9	R: 1 E: 0 K: 0 S: 6	H: 3 LOB: 2 BB: 0 P: 6	R: 0 E: 0 K: 0 S: 4	H: 1 LOB: 1 BB: 0 P: 4	R: 0 E: 0 K: 0 S: 4	H: 1 LOB: 1 BB: 0 P: 4	R: 1 E: 0 K: 0 S: 5	H: 2 LOB: 1 BB: 0 P: 5	R: 2 E: 0 K: 0 S: 4	H: 2 LOB: 0 BB: 1 P: 8	1B: 10 2B: 1 3B: 1 HR: 2	SF: 0 SAC: 1 DP: 1 HBP: 0	WP: 0 PB: 0 SB: 2 CS: 0	PA: 43				
PITCHER	IP WLS BF H R ER SO BB IBB HBP BLK WP HR S P ERA WHIP																									
Dick Stigman, L (1, 1) ERA: 3.64	2.0		11	5	3	3	0	0	0	0	0	0	11	11	13.50	2.500										
Bobby Locke, R (3, 1) ERA: 3.03	6.1	L	31	9	4	4	1	3	0	0	0	2	30	42	5.68	1.895										
John Briggs, R (9, 1) ERA: 3.41	0.2		1	0	0	0	0	0	0	0	0	0	1	1	0.00	0.000										

Chicago White Sox @ Cleveland Indians
Cleveland Municipal Stadium, Cleveland, OH

Wed Jul 06 1960, 7:05 PM EDT
Att: 22,966 - Unknown

livebaseballscorecards.com

AB	39
R	7
H	14
RBI	7
BB	3
SO	1
LOB	13



Batter	1	2	3	4	5	6	7	8	9	AB	R	H	RBI	BB	SO	LOB
Johnny Temple, R (1, 4) <small>OBP: 0.338, SLG: 0.330</small> Bubba Phillips, R (6, PH) <small>OBP: 0.251, SLG: 0.294</small> (7, 5) Bob Hale, L (9, PH) <small>OBP: 0.270, SLG: 0.281</small> Mudcat Grant, R (9, PR) <small>OBP: 0.194, SLG: 0.179</small>	0-0 HBP 1B		0-0 6-3 6-3	0-0 5-3 5-3		0-0 4-3 4-3			0-0 1B	3	0	1	0	0	0	1
Ken Aspromonte, R (1, 5) <small>OBP: 0.366, SLG: 0.407</small> (7, 4)	0-0 HBP 1B		0-0 F4 F4	0-0 SF7 SF7			0-0 F8 F8		0-0 FC6-4 1B	4	0	2	1	0	0	0
Jim Piersall, R (1, 8) <small>OBP: 0.328, SLG: 0.470</small>	0-0 F9 F9		0-0 1B	0-0 CS 1B			0-0 4-3 4-3		0-0 FC6-4 1B	5	0	2	0	0	0	4
Harvey Kuenn, R (1, 9) <small>OBP: 0.390, SLG: 0.424</small>	0-3 K K		0-0 F9 F9	0-0 CS CS 1B	0-0 4-3 4-3		0-0 F7 F7			4	0	0	0	0	1	3
Tito Francona, L (1, 7) <small>OBP: 0.386, SLG: 0.426</small>	1-0 HBP 1B			0-0 1B	0-3 K K			0-0 4-3 4-3		3	1	1	0	0	1	0
Vic Power, R (1, 3) <small>OBP: 0.336, SLG: 0.412</small>	0-0 F9 F9			0-0 1B	0-0 1B			0-0 5-3 5-3		4	1	2	0	0	0	3
John Romano, R (1, 2) <small>OBP: 0.331, SLG: 0.483</small>		0-3 K K		0-0 1B	0-0 1B			0-0 6-3 6-3		4	1	1	1	0	1	1
Woodie Held, R (1, 6) <small>OBP: 0.325, SLG: 0.481</small>		0-0 F4 F4		0-0 HR		0-0 6-3 6-3		0-0 6-3 6-3		4	1	1	3	0	0	0
Dick Stigman, R (1, 1) <small>OBP: 0.313, SLG: 0.154</small> Chuck Tanner, L (2, PH) <small>OBP: 0.455, SLG: 0.444</small> Bobby Locke, R (3, 1) <small>OBP: 0.500, SLG: 0.500</small> John Briggs, R (9, 1) <small>OBP: 0.143, SLG: 0.143</small> Marty Keough, L (9, PH) <small>OBP: 0.314, SLG: 0.329</small>		0-3 K K		0-0 HR		0-3 K K		0-0 G3 G3		0	0	0	0	0	0	0

Inning Stats	R: 0	H: 2	E: 0	LOB: 3	K: 1	P: 8	R: 0	H: 0	E: 0	LOB: 0	K: 2	P: 7	R: 0	H: 1	E: 0	LOB: 1	K: 0	P: 4	R: 5	H: 6	E: 0	LOB: 0	K: 0	P: 8	R: 0	H: 1	E: 0	LOB: 1	K: 1	P: 6	R: 0	H: 0	E: 0	LOB: 0	K: 1	P: 5	R: 0	H: 0	E: 0	LOB: 0	K: 0	P: 3	R: 0	H: 0	E: 0	LOB: 0	K: 0	P: 3	R: 0	H: 2	E: 0	LOB: 2	K: 0	P: 5	1B: 11	SF: 1	2B: 0	SAC: 0	3B: 0	DP: 0	HR: 1	HBP: 1	WP: 0	PA: 40
--------------	------	------	------	--------	------	------	------	------	------	--------	------	------	------	------	------	--------	------	------	------	------	------	--------	------	------	------	------	------	--------	------	------	------	------	------	--------	------	------	------	------	------	--------	------	------	------	------	------	--------	------	------	------	------	------	--------	------	------	--------	-------	-------	--------	-------	-------	-------	--------	-------	--------

PITCHER	IP	WLS	BF	H	R	ER	SO	BB	IBB	HBP	BLK	WP	HR	S	P	ERA	WHIP
Early Wynn, R (1, 1) <small>ERA: 5.02</small>	3.0		17	7	4	4	3	0	0	1	0	0	1	22	23	12.00	2.333
Russ Kemmerer, R (4, 1) <small>ERA: 4.14</small>	2.0		8	3	1	1	1	0	0	0	0	0	0	10	10	4.50	1.500
Gerry Staley, R (6, 1) <small>ERA: 1.61</small>	4.0	W	14	2	0	0	1	0	0	0	0	0	0	16	16	0.00	0.500

BOTTOM

Chicago White Sox @ Cleveland Indians
 Cleveland Municipal Stadium, Cleveland, OH

Wed Jul 06 1960, 7:05 PM EDT
 Att. 22,966 - Unknown

livebaseballscorecards.com

AB	37
R	5
H	12
RBI	5
BB	0
SO	5
LOB	12



Batter	1	2	3	4	5	6	7	8	9	AB R H RBI BB SO LOB	TOP		
Luis Aparicio, R (1, 6) OBP: 0.282, SLG: 0.321	0-0 F9		0-0 F4	0-0 SH4-1		0-0 L5		0-0 5-3		4 0 0 0 0 0 2			
Nellie Fox, L (1, 4) OBP: 0.330, SLG: 0.344	0-0 F5		4-0 1B 1B BB	0-0 F7			1-0 E HBP		0-0 F8 BB SF7 1B	3 2 1 0 1 0 1			
Minnie Minoso, R (1, 7) OBP: 0.396, SLG: 0.486	0-0 F9		0-3 K	0-3 K			0-0 F9		4-0 1B 1-2 BB BB	4 0 0 0 1 2 3			
Roy Sievers, R (1, 3) OBP: 0.369, SLG: 0.492		0-0 1B 2B 1B	0-0 1B 1-2 1B		0-0 F2		0-0 F6		0-0 F8	5 2 2 0 0 0 3			
Sherm Lollar, R (1, 2) OBP: 0.340, SLG: 0.374		0-0 2B 1-2 6-3 1B	0-0 1B 1-3 2-H HR 1B		0-0 6-3		0-3 K		0-0 SF7	4 2 2 2 0 1 1			
Al Smith, R (1, 9) OBP: 0.376, SLG: 0.472		0-0 6-3 1-3 2-H 2B	0-0 HR 1-3 3-H 1B		0-0 HR			0-0 FC5-4 1B	4-0 1B 1-2 BB	4 2 4 3 1 0 0			
Gene Freese, R (1, 5) OBP: 0.295, SLG: 0.461		0-0 6-3	0-0 HR 1-H 3-H HR		0-0 F7			0-0 FC5-4 S 1B 1-2f	0-0 FC6-4 1B 1-2 2-3	5 1 2 3 0 0 3			
Jim Landis, R (1, 8) OBP: 0.361, SLG: 0.342		0-0 6-3	0-0 F6			0-0 F3		0-0 S 1-2 1B	0-0 FC6-4 1-2f	5 0 1 1 0 0 4			
Billy Pierce, L (1, 1) OBP: 0.237, SLG: 0.147		0-3 K		0-0 SH4-1 1B		0-0 F7		0-0 F8		4 0 1 0 0 1 3			
Inning Stats	R: 0 H: 0 E: 0 LOB: 0 K: 0 BB: 0 S: 3 P: 3	R: 2 H: 3 E: 0 LOB: 1 K: 1 BB: 0 S: 8 P: 8	R: 5 H: 4 E: 0 LOB: 0 K: 1 BB: 1 S: 9 P: 13	R: 0 H: 1 E: 0 LOB: 1 K: 1 BB: 0 S: 6 P: 6	R: 1 H: 1 E: 0 LOB: 0 K: 0 BB: 0 S: 4 P: 4	R: 0 H: 0 E: 0 LOB: 0 K: 0 BB: 0 S: 3 P: 3	R: 0 H: 0 E: 1 LOB: 1 K: 1 BB: 0 S: 5 P: 6	R: 0 H: 2 E: 0 LOB: 2 K: 0 BB: 0 S: 5 P: 5	R: 1 H: 2 E: 0 LOB: 3 K: 0 BB: 2 S: 5 P: 13	1B: 10 SF: 1 2B: 1 SAC: 1 3B: 0 DP: 0 HR: 2 HBP: 1	WP: 0 PA: 44 PB: 0 SB: 2 CS: 0		
PITCHER	IP WLS BF H R ER SO BB IBB HBP BLK WP HR S P ERA WHIP											PITCHER	IP WLS BF H R ER SO BB IBB HBP BLK WP HR S P ERA WHIP
Jim Perry, R (1, 1) ERA: 3.51	3.0 L 17 7 7 7 2 1 0 0 0 0 0 1 20 24 21.00 2.667												
Barry Latman, R (4, 1) ERA: 4.78	4.0 15 2 1 1 2 0 0 1 0 0 1 18 19 2.25 0.500												
Wynn Hawkins, R (8, 1) ERA: 4.29	2.0 12 4 1 1 0 2 0 0 0 0 0 0 10 18 4.50 3.000												

Chicago White Sox @ Cleveland Indians
Cleveland Municipal Stadium, Cleveland, OH

Thu Jul 07 1960, 7:05 PM EDT
Att: 19,870 - Unknown

AB	38
R	9
H	13
RBI	9
BB	3
SO	4
LOB	20



Batter	1	2	3	4	5	6	7	8	9	AB R H RBI BB SO LOB
--------	---	---	---	---	---	---	---	---	---	----------------------

BOTTOM

<p>Johnny Temple, R OBP: 0.341, SLG: 0.333 (1, 4)</p>				<p>0-0 FC5-4 1B 1B</p>	<p>0-0 1B 1B</p>		<p>0-0 L6</p>			4 1 2 0 0 1 0
<p>Ken Aspromonte, R OBP: 0.370, SLG: 0.409 (1, 5)</p>	<p>0-0 6-3</p>			<p>0-0 FC5-4 1B</p>	<p>0-0 1B 1B</p>			<p>0-0 F9</p>		4 0 2 1 0 0 0
<p>Jim Piersall, R OBP: 0.331, SLG: 0.482 (1, 8)</p>	<p>0-0 6-3</p>			<p>0-0 F4</p>		<p>4-0 FC5 1B BB</p>		<p>0-0 HR</p>		3 1 1 1 1 0 2
<p>Harvey Kuenn, R OBP: 0.389, SLG: 0.421 (1, 9)</p>			<p>0-3 K</p>	<p>0-0 FC5-4 1B</p>		<p>0-0 FC5 1B</p>		<p>0-0 F7</p>		4 0 1 0 0 1 2
<p>Vic Power, R OBP: 0.335, SLG: 0.409 (1, 3)</p>	<p>0-0 F4</p>			<p>0-0 1B 1B</p>		<p>0-0 FC5</p>		<p>0-0 F8</p>		4 0 1 1 0 0 2
<p>John Romano, R OBP: 0.323, SLG: 0.470 (1, 2)</p>	<p>0-0 6-3</p>			<p>0-0 F4</p>		<p>0-0 F7</p>		<p>0-0 F7</p>		4 0 0 0 0 0 4
<p>Tito Francona, L OBP: 0.381, SLG: 0.418 (1, 7)</p>			<p>0-0 F6</p>		<p>0-0 G3</p>	<p>0-0 F8</p>		<p>0-0 4-3</p>		4 0 0 0 0 0 2
<p>Woodie Held, R OBP: 0.320, SLG: 0.473 (1, 6)</p>			<p>0-0 F9</p>		<p>0-0 4-3</p>		<p>0-0 6-3</p>		<p>0-3 K</p>	4 0 0 0 0 1 0
<p>Jim Perry, S OBP: 0.237, SLG: 0.263 (1, 1)</p> <p>Bobby Locke, R OBP: 0.462, SLG: 0.455 (3, PH)</p> <p>Barry Latman, R OBP: 0.250, SLG: 0.182 (4, 1)</p> <p>George Strickland, R OBP: 0.212, SLG: 0.207 (7, PH)</p> <p>Wynn Hawkins, R OBP: 0.100, SLG: 0.150 (8, 1)</p>	<p>0-0 6-3</p>		<p>0-0 6-3</p>		<p>4-0 1B BB</p>		<p>0-0 6-3</p>			<p>0 0 0 0 0 0 0 1 0 0 0 0 0 0 0 1 0 0 1 0 0 1 0 0 0 0 0 0 0 0 0 0 0 0 0</p>

Chicago White Sox @ Cleveland Indians
Cleveland Municipal Stadium, Cleveland, OH

Thu Jul 07 1960, 7:05 PM EDT
Att. 19,870 - Unknown

livebaseballscorecards.com

AB	33
R	3
H	7
RBI	3
BB	2
SO	3
LOB	12



Inning Stats	R: 0 H: 0 E: 0 LOB: 0 K: 1 BB: 0 S: 5 P: 5	R: 0 H: 0 E: 0 LOB: 0 K: 1 BB: 0 S: 5 P: 5	R: 0 H: 0 E: 0 LOB: 0 K: 0 BB: 0 S: 3 P: 3	R: 1 H: 3 E: 0 LOB: 2 K: 0 BB: 0 S: 6 P: 6	R: 1 H: 2 E: 0 LOB: 2 K: 0 BB: 1 S: 4 P: 8	R: 0 H: 1 E: 0 LOB: 2 K: 0 BB: 1 S: 4 P: 8	R: 0 H: 0 E: 0 LOB: 0 K: 0 BB: 0 S: 3 P: 3	R: 1 H: 1 E: 0 LOB: 0 K: 0 BB: 0 S: 5 P: 4	R: 0 H: 0 E: 0 LOB: 0 K: 1 BB: 0 S: 5 P: 5	1B: 6 SF: 0 2B: 0 SAC: 0 3B: 0 DP: 0 HR: 1 HBP: 0	WP: 0 PA: 35 PB: 0 SB: 0 CS: 0
--------------	---	---	---	---	---	---	---	---	---	--	---

PITCHER	IP	WLS	BF	H	R	ER	SO	BB	IBB	HBP	BLK	WP	HR	S	P	ERA	WHIP
Billy Pierce, L ERA: 3.58 (1, 1)	9.0	W	35	7	3	3	3	2	0	0	0	0	1	39	47	3.00	1.000

Batter	1	2	3	4	5	6	7	8	9	AB R H RBI BB SO LOB	TOP									
Johnny Temple, R (1, 4) OBP: 0.339, SLG: 0.336	0-0 5-3		0-0 F8		0-0 6-3			0-0 2B		4 0 1 0 0 0 1										
Ken Aspromonte, R (1, 5) OBP: 0.367, SLG: 0.405	0-0 F8		0-0 1-3			0-0 1B		0-0 6-3		4 0 1 0 0 0 1										
Jim Piersall, R (1, 8) OBP: 0.333, SLG: 0.480	0-0 1B		0-0 P4			0-0 F8		4-0 BB		3 0 1 0 1 0 1										
Harvey Kuenn, R (1, 9) OBP: 0.383, SLG: 0.415	0-0 4-3			0-0 F9		0-0 F9		0-0 FC6-4		4 0 0 0 0 0 4										
Vic Power, R (1, 3) OBP: 0.333, SLG: 0.407		0-0 1B		0-0 4-3		0-0 P4			0-0 5-3	4 1 1 0 0 0 1										
John Romano, R (1, 2) OBP: 0.321, SLG: 0.461		4-0 BB		0-0 F9			0-0 F9		0-0 F2	3 0 0 0 1 0 0										
Tito Francona, L (1, 7) OBP: 0.382, SLG: 0.417		0-0 1B			0-0 SH2-3		4-0 BB		0-0 F7	3 0 1 0 1 0 2										
Woodie Held, R (1, 6) OBP: 0.320, SLG: 0.472		0-0 1B			0-0 F9		0-0 G5-4-3			3 0 1 1 0 0 2										
Gary Bell, R (1, 1) OBP: 0.214, SLG: 0.179		0-0 4-3			0-0 SH2-3			0-0 6-3		1 0 0 0 0 0 1										
Hank Foiles, R (8, PH) OBP: 0.404, SLG: 0.400										1 0 0 0 0 0 0										
Dick Stigman, R (8, 1) OBP: 0.313, SLG: 0.154										0 0 0 0 0 0 0										
Inning Stats	R: 0 E: 0 K: 0 S: 4	H: 1 LOB: 1 BB: 0 P: 4	R: 1 E: 0 K: 0 S: 4	H: 2 LOB: 1 BB: 1 P: 8	R: 0 E: 0 K: 0 S: 3	H: 0 LOB: 0 BB: 0 P: 3	R: 0 E: 0 K: 0 S: 3	H: 0 LOB: 0 BB: 0 P: 3	R: 0 E: 0 K: 0 S: 4	H: 1 LOB: 1 BB: 0 P: 4	R: 0 E: 0 K: 0 S: 2	H: 0 LOB: 0 BB: 1 P: 6	R: 0 E: 0 K: 0 S: 4	H: 1 LOB: 2 BB: 1 P: 8	R: 0 E: 0 K: 0 S: 3	H: 0 LOB: 0 BB: 0 P: 3	1B: 5 2B: 1 3B: 0 HR: 0	SF: 0 SAC: 1 DP: 1 HBP: 0	WP: 0 PB: 0 SB: 1 CS: 0	PA: 34
PITCHER Frank Baumann, L (1, 1) ERA: 2.39	IP: 9.0 WLS: W BF: 34 H: 6 R: 1 ER: 1 SO: 0 BB: 3 IBB: 0 HBP: 0 BLK: 0 WP: 0 HR: 0 S: 31 P: 43 ERA: 1.00 WHIP: 1.000																			
																				PITCHER IP: WLS: BF: H: R: ER: SO: BB: IBB: HBP: BLK: WP: HR: S: P: ERA: WHIP

Cleveland Indians @ Chicago White Sox
Comiskey Park, Chicago, IL
Fri Jul 08 1960, 8:05 PM EDT
Att: 48,231 - Unknown

AB	30
R	1
H	6
RBI	1
BB	3
SO	0
LOB	13



Batter	1	2	3	4	5	6	7	8	9	AB R H RBI BB SO LOB
--------	---	---	---	---	---	---	---	---	---	----------------------

Luis Aparicio, R <small>OBP: 0.285, SLG: 0.327</small> (1, 6) X	0-0 WP S 1-H 1B	0-0 1-H 1B		0-0 F7		0-0 P4				4 1 2 1 0 0 3
Nellie Fox, L <small>OBP: 0.332, SLG: 0.344</small> (1, 4) X	0-0 2-H 1B	4-0 1-3 BB			0-0 F9		0-0 F9			3 0 1 0 1 0 0
Minnie Minoso, R <small>OBP: 0.395, SLG: 0.483</small> (1, 7) X	0-0 1-2f 1B	0-0 P3			0-0 G5-4-3 1B		0-0 F8			4 1 1 0 0 0 3
Roy Sievers, R <small>OBP: 0.367, SLG: 0.487</small> (1, 3) X	0-0 1-3 1B		0-0 P3		0-0 G5-4-3 1-2f		0-0 F2			4 0 1 0 0 0 1
Sherm Lollar, R <small>OBP: 0.335, SLG: 0.368</small> (1, 2) X	0-0 SF7 3-H		0-0 F7		0-0 E8 BB 1B F7		0-3 K			3 1 0 1 0 1 0
Al Smith, R <small>OBP: 0.374, SLG: 0.469</small> (1, 9) X	0-0 6-3		0-3 K		0-0 E BB 1-2 1B		0-0 5-3			4 0 1 0 0 1 1
Gene Freese, R <small>OBP: 0.299, SLG: 0.467</small> (1, 5) X		0-0 F7		0-0 WP 2B		0-0 F8		0-0 1B		4 0 2 0 0 0 2
Jim Landis, R <small>OBP: 0.363, SLG: 0.339</small> (1, 8) X		4-0 S 1B BB		0-0 F7 2-3		4-0 E BB 1-2 2-3 BB		0-0 F3		2 1 0 0 2 0 2
Frank Baumann, L <small>OBP: 0.250, SLG: 0.100</small> (1, 1) X		0-3 K		0-3 K		0-0 F7 1-2 2-3 3-H				3 0 0 1 0 2 4

Inning Stats	R: 2 H: 3 E: 1 K: 0 S: 6	H: 3 LOB: 1 BB: 0 P: 6	R: 1 H: 1 E: 0 K: 1 S: 6	H: 1 LOB: 2 BB: 2 P: 14	R: 0 H: 0 E: 0 K: 1 S: 5	H: 0 LOB: 0 BB: 0 P: 5	R: 0 H: 1 E: 0 K: 1 S: 6	H: 1 LOB: 1 BB: 0 P: 6	R: 0 H: 1 E: 0 K: 0 S: 3	H: 1 LOB: 0 BB: 0 P: 3	R: 1 H: 1 E: 2 K: 0 S: 5	H: 1 LOB: 2 BB: 1 P: 9	R: 0 H: 0 E: 0 K: 0 S: 3	H: 0 LOB: 0 BB: 0 P: 3	R: 0 H: 1 E: 0 K: 1 S: 6	H: 1 LOB: 1 BB: 0 P: 6
--------------	--------------------------	------------------------	--------------------------	-------------------------	--------------------------	------------------------	--------------------------	------------------------	--------------------------	------------------------	--------------------------	------------------------	--------------------------	------------------------	--------------------------	------------------------

PITCHER	IP	WLS	BF	H	R	ER	SO	BB	IBB	HBP	BLK	WP	HR	S	P	ERA	WHIP
Gary Bell, R <small>ERA: 3.27</small>	(1, 1)	7.0	L 31	7	4	3	3	3	3	0	0	2	0	34	46	3.86	1.429
Dick Stigman, L <small>ERA: 3.58</small>	(8, 1)	1.0	4	1	0	0	1	0	0	0	0	0	0	6	6	0.00	1.000

BOTTOM

Cleveland Indians @ Chicago White Sox
 Comiskey Park, Chicago, IL
 Fri Jul 08 1960, 8:05 PM EDT
 Att. 48,231 - Unknown

AB	31
R	4
H	8
RBI	3
BB	3
SO	4
LOB	16



1B: 6	SF: 1	WP: 2	PA: 35
2B: 2	SAC: 0	PB: 0	
3B: 0	DP: 1	SB: 2	
HR: 0	HBP: 0	CS: 0	

Batter	1	2	3	4	5	6	7	8	9	AB R H RBI BB SO LOB	TOP	
Johnny Temple, R (1, 4) <small>OBP: 0.336, SLG: 0.330</small>	4-0 		0-0 5-3 		0-0 4-3 		0-0 F8 		0-0 6-3 	4 1 0 0 1 0 0	Cleveland Indians @ Chicago White Sox Comiskey Park, Chicago, IL Sat Jul 09 1960, 4:33 AM EDT Att. 22,716 - Unknown livebaseballscorecards.com	
Ken Aspromonte, R (1, 5) <small>OBP: 0.364, SLG: 0.401</small>	0-0 F7 		0-0 1-3 		0-0 6-3 			0-0 	4 1 1 0 0 0 1			
Harvey Kuenn, R (1, 9) <small>OBP: 0.385, SLG: 0.425</small>	0-0 E5 		0-0 		0-0 3-1 			4-0 	3 2 1 1 1 0 1			
Jim Piersall, R (1, 8) <small>OBP: 0.340, SLG: 0.485</small>	0-0 		0-0 		0-0 F8 			0-0 	4 0 3 3 0 0 0			
Vic Power, R (1, 3) <small>OBP: 0.336, SLG: 0.406</small>	4-0 		0-0 F7 		0-0 			0-0 FC5-4 	3 0 1 0 1 0 3			
Hank Foiles, R (1, 2) <small>OBP: 0.400, SLG: 0.396</small> Bob Hale, L (8, PH) <small>OBP: 0.263, SLG: 0.273</small> Bobby Locke, R (8, 1) <small>OBP: 0.462, SLG: 0.455</small>	0-0 CS 	0-0 		0-0 P6 		0-0 F3 		0-0 P6 	3 0 1 0 0 0 1 1 0 0 0 0 0 2 0 0 0 0 0 0 0			
Woodie Held, R (1, 6) <small>OBP: 0.319, SLG: 0.468</small>		0-0 P4 		0-0 		0-0 5-3 		0-0 5-3 	4 0 1 0 0 0 4			
Bubba Phillips, R (1, 7) <small>OBP: 0.255, SLG: 0.298</small> Barry Latman, R (2, 1) <small>OBP: 0.231, SLG: 0.167</small> Marty Keough, L (7, PH) <small>OBP: 0.313, SLG: 0.327</small> Wynn Hawkins, R (7, 1) <small>OBP: 0.100, SLG: 0.150</small> John Romano, R (8, 2) <small>OBP: 0.320, SLG: 0.458</small>		0-0 		0-0 F8 		0-0 G3 		0-0 F7 	1 0 1 0 0 0 0 1 0 0 0 0 0 1 1 0 0 0 0 0 0 0 0 0 0 0 0 0 1 0 0 0 0 0 0			
Ted Bowsfield, R (1, 1) <small>OBP: 0.200, SLG: 0.143</small> John Briggs, R (1, 1) <small>OBP: 0.143, SLG: 0.143</small> Tito Francona, L (2, PH) <small>OBP: 0.377, SLG: 0.411</small> (2, 7)		0-0 G6-3 		0-0 3-1 		0-0 P6 		0-0 F8 	0 0 0 0 0 0 0 0 0 0 0 0 0 0 4 0 0 0 0 0 3			
Inning Stats	R: 2 H: 1 E: 1 LOB: 0 K: 0 BB: 2 S: 3 P: 11	R: 0 H: 2 E: 0 LOB: 1 K: 0 BB: 0 S: 4 P: 4	R: 1 H: 2 E: 0 LOB: 1 K: 0 BB: 0 S: 5 P: 5	R: 0 H: 1 E: 0 LOB: 1 K: 0 BB: 0 S: 4 P: 4	R: 0 H: 0 E: 0 LOB: 0 K: 0 BB: 0 S: 3 P: 3	R: 0 H: 1 E: 0 LOB: 1 K: 0 BB: 0 S: 4 P: 4	R: 0 H: 0 E: 0 LOB: 0 K: 0 BB: 0 S: 3 P: 3	R: 1 H: 2 E: 0 LOB: 2 K: 0 BB: 1 S: 5 P: 9	R: 0 H: 0 E: 0 LOB: 0 K: 0 BB: 0 S: 3 P: 3	1B: 8 SF: 0 2B: 0 SAC: 0 3B: 0 DP: 1 HR: 1 HBP: 0		WP: 1 PA: 38 PB: 0 SB: 1 CS: 2
PITCHER Herb Score, L (1, 1) <small>ERA: 6.07</small> Dick Donovan, R (2, 1) <small>ERA: 5.49</small> Gerry Staley, R (8, 1) <small>ERA: 1.57</small>	IP WLS BF H R ER SO BB IBB HBP BLK WP HR S P ERA WHIP 1.1 0 8 3 2 1 0 2 0 0 0 1 0 6 14 6.75 3.750 5.2 W 22 5 2 2 0 1 0 0 0 0 0 1 21 25 3.18 1.059 2.0 S 7 1 0 0 0 0 0 0 0 0 0 0 0 7 7 0.00 0.500											



Batter	1	2	3	4	5	6	7	8	9
Luis Aparicio, R OBP: 0.290, SLG: 0.327 (1, 6) X	0-0 1B PB E 1B	4-0 1B SF7 BB	0-0 F2			0-0 L6		4-0 FC4-8 1-2 BB	
Nellie Fox, L OBP: 0.336, SLG: 0.346 (1, 4) X	0-0 2B 1B	0-0 E 1B 2B 1B	0-0 F9			4-0 G6-4-3 BB		0-0 FC4-6 FC6-4 1-2f 2-3	
Minnie Minoso, R OBP: 0.389, SLG: 0.476 (1, 7) X	0-0 E5 2B	0-0 SF7			0-0 6-3	0-0 G6-4-3 1-2f		0-0 FC6-4 1-2f	
Roy Sievers, R OBP: 0.378, SLG: 0.500 (1, 3) X	0-0 1B 2B	0-0 E 2B 1B			4-0 BB		0-0 FC5-4 1B		
Sherm Lollar, R OBP: 0.333, SLG: 0.366 (1, 2) X	0-0 SH4-3 2-H 3B 1B	0-0 E5 2B 1-2 2-3			0-0 P5		0-0 FC5-4 1-2f		
Al Smith, R OBP: 0.374, SLG: 0.471 (1, 9) X	0-0 SH4-3 2-3	0-0 2B			0-0 F9		0-3 K		
Gene Freese, R OBP: 0.302, SLG: 0.474 (1, 5) X	0-0 1-2 3B	4-0 FC5-4 BB			0-3 K		0-0 F5		
Jim Landis, R OBP: 0.358, SLG: 0.333 (1, 8) X	0-0 F8	0-0 FC5-4 1-2f			0-0 6-3		0-0 F8		
Herb Score, L (1, 1)	0-0 1-2	0-0 F7	0-3 K		0-0 4-3		0-0 FC4-6 BB 1B		
Dick Donovan, L OBP: 0.100, SLG: 0.053 (2, 1)									
Gerry Staley, R OBP: 0.385, SLG: 0.300 (8, 1)									

Inning Stats	R: 5	H: 5	E: 1	LOB: 1	K: 0	BB: 0	S: 8	P: 8	R: 3	H: 3	E: 1	LOB: 3	K: 0	BB: 2	S: 7	P: 15	R: 0	H: 0	E: 0	LOB: 0	K: 1	BB: 0	S: 5	P: 5	R: 0	H: 0	E: 0	LOB: 0	K: 1	BB: 0	S: 5	P: 5	R: 0	H: 0	E: 0	LOB: 0	K: 0	BB: 1	S: 3	P: 7	R: 0	H: 0	E: 0	LOB: 0	K: 1	BB: 0	S: 5	P: 5	R: 0	H: 0	E: 0	LOB: 0	K: 0	BB: 1	S: 2	P: 6	R: 0	H: 1	E: 0	LOB: 1	K: 1	BB: 0	S: 6	P: 6	R: 0	H: 1	E: 0	LOB: 2	K: 0	BB: 1	S: 4	P: 8
--------------	------	------	------	--------	------	-------	------	------	------	------	------	--------	------	-------	------	-------	------	------	------	--------	------	-------	------	------	------	------	------	--------	------	-------	------	------	------	------	------	--------	------	-------	------	------	------	------	------	--------	------	-------	------	------	------	------	------	--------	------	-------	------	------	------	------	------	--------	------	-------	------	------	------	------	------	--------	------	-------	------	------

PITCHER		IP	WLS	BF	H	R	ER	SO	BB	IBB	HBP	BLK	WP	HR	S	P	ERA	WHIP
Ted Bowsfield, L ERA: 5.17	(1, 1)	0.0	L	5	4	5	4	0	0	0	0	0	0	0	5	5	∞	∞
John Briggs, R ERA: 3.3	(1, 1)	1.0		4	1	0	0	0	0	0	0	0	0	0	3	3	0.00	1.000
Barry Latman, R ERA: 4.47	(2, 1)	5.0		22	3	3	1	2	4	0	0	0	0	0	22	38	1.80	1.400
Wynn Hawkins, R ERA: 4.23	(7, 1)	1.0		4	1	0	0	1	0	0	0	0	0	0	6	6	0.00	1.000
Bobby Locke, R ERA: 2.94	(8, 1)	1.0		5	1	0	0	0	1	0	0	0	0	0	4	8	0.00	2.000

AB R H RBI BB SO LOB

BOTTOM

3	2	1	0	2	0	0
4	2	2	0	1	0	2
4	1	0	2	0	0	4
3	2	3	2	1	0	0
4	1	1	1	0	0	4
3	0	1	2	0	1	2
3	0	1	1	1	1	1
4	0	0	0	0	0	4
0	0	0	0	0	0	0
3	0	0	0	0	1	0
1	0	1	0	0	0	0

AB	32
R	8
H	10
RBI	8
BB	5
SO	3
LOB	17



WP: 0	PA: 39
PB: 1	
SB: 0	
CS: 0	

Cleveland Indians @ Chicago White Sox
 Comiskey Park, Chicago, IL
 Sat Jul 09 1960, 4:33 AM EDT
 Att. 22,716 - Unknown

livebaseballscorecards.com

Batter	1	2	3	4	5	6	7	8	9	AB R H RBI BB SO LOB	TOP	
Johnny Temple, R (1, 4) <small>OBP: 0.342, SLG: 0.333</small>	4-0 		0-0 		0-0 		0-0 		0-0 	4 2 2 0 1 0 1	Cleveland Indians @ Chicago White Sox Comiskey Park, Chicago, IL Sun Jul 10 1960, 4:33 AM EDT Unknown	
Ken Aspromonte, R (1, 5) <small>OBP: 0.362, SLG: 0.404</small>	0-0 		0-0 		0-0 		0-0 	0-0 	4 1 1 0 0 0 2			
Harvey Kuenn, R (1, 9) <small>OBP: 0.385, SLG: 0.424</small>	0-0 		0-0 			0-0 		0-0 	3 1 1 1 1 0 1			
Tito Francona, L (1, 7) Bubba Phillips, R (8, 7) <small>OBP: 0.259, SLG: 0.302</small>	0-0 		0-0 			0-0 		0-0 	4 0 0 0 0 0 2 1 0 1 2 0 0 0			
Jim Piersall, R (1, 8) <small>OBP: 0.337, SLG: 0.476</small>		0-0 		0-0 		0-0 		4-0 	0-0 	4 1 0 0 1 0 3		
Vic Power, R (1, 3) <small>OBP: 0.340, SLG: 0.421</small>		0-0 		0-0 		0-0 		0-0 	0-0 	5 1 3 1 0 0 1		
Woodie Held, R (1, 6) <small>OBP: 0.325, SLG: 0.469</small>		4-0 		4-0 		0-3 		0-0 		2 0 1 1 2 1 1		
Hank Foiles, R (1, 2) <small>OBP: 0.406, SLG: 0.393</small>		0-0 		0-0 		4-0 		0-0 	3 0 1 0 1 0 3			
Jim Perry, S (1, 1) Johnny Klippstein, R (6, 1) <small>OBP: 0.182, SLG: 0.100</small>		0-0 		0-0 		0-0 		0-0 	2 0 0 0 0 0 2 1 0 0 0 0 0 2			
Inning Stats	R: 1 H: 0 E: 0 LOB: 0 K: 0 BB: 1 S: 3 P: 7	R: 0 H: 1 E: 0 LOB: 2 K: 0 BB: 1 S: 4 P: 8	R: 0 H: 1 E: 0 LOB: 1 K: 0 BB: 0 S: 4 P: 4	R: 0 H: 0 E: 0 LOB: 1 K: 0 BB: 1 S: 3 P: 7	R: 0 H: 0 E: 0 LOB: 0 K: 0 BB: 0 S: 3 P: 3	R: 1 H: 2 E: 0 LOB: 1 K: 1 BB: 0 S: 7 P: 7	R: 0 H: 0 E: 0 LOB: 1 K: 0 BB: 1 S: 3 P: 7	R: 2 H: 3 E: 1 LOB: 2 K: 0 BB: 1 S: 6 P: 10	R: 2 H: 3 E: 0 LOB: 1 K: 0 BB: 1 S: 5 P: 9	1B: 7 SF: 1 2B: 2 SAC: 2 3B: 1 DP: 1 HR: 0 HBP: 0		WP: 0 PA: 42 PB: 0 SB: 1 CS: 0
PITCHER Early Wynn, R (1, 1) <small>ERA: 5.0</small> Gerry Staley, R (8, 1) <small>ERA: 1.79</small>	IP WLS BF H R ER SO BB IBB HBP BLK WP HR S P ERA WHIP 7.2 L 35 7 4 4 1 5 0 0 0 0 0 0 32 52 4.70 1.565											PITCHER IP WLS BF H R ER SO BB IBB HBP BLK WP HR S P ERA WHIP 1.1 7 3 2 2 0 0 1 0 0 0 0 0 6 10 13.50 2.250

livebaseballscorecards.com

AB	33
R	6
H	10
RBI	5
BB	6
SO	1
LOB	18



Batter	1	2	3	4	5	6	7	8	9	AB	R	H	RBI	BB	SO	LOB
Luis Aparicio, R OBP: 0.291, SLG: 0.326 (1, 6)	0-0 P4		0-0 F8		0-0 L5-3 1-2 1B		4-0 BB		0-0 6-3	4	0	1	0	1	0	2
Nellie Fox, L OBP: 0.335, SLG: 0.345 (1, 4)	0-3 K			0-0 6-3 1B 5-3 1B	0-0 L5-3 1-2		0-0 F9			4	1	1	0	0	1	3
Minnie Minoso, R OBP: 0.393, SLG: 0.483 (1, 7)	0-0 2B			0-0 5-3 1B 6-3 1B	0-0 1-3		0-0 CS 1B			4	1	3	0	0	0	1
Roy Sievers, R OBP: 0.376, SLG: 0.500 (1, 3)	0-0 F8			0-0 6-3		0-0 F9 9-2 2B		0-0 F2 1-2		4	0	1	0	0	0	4
Joe Ginsberg, L OBP: 0.397, SLG: 0.333 (1, 2)		4-0 G1-4-3 BB		0-0 5-3		0-0 F9 2-3		0-0 G3		3	0	0	1	1	0	2
Al Smith, R OBP: 0.375, SLG: 0.470 (1, 9)		0-0 F9		0-0 BB 1B		4-0 IBB			0-0 4-3	3	0	1	1	1	0	1
Gene Freese, R OBP: 0.301, SLG: 0.468 (1, 5)		0-0 G1-4-3 1-2f		4-0 BB 1B		0-0 9-2 3-Hf			0-3 K	3	0	0	0	1	1	3
Jim Landis, R OBP: 0.360, SLG: 0.330 (1, 8)			0-0 P3		0-0 F7		4-0 CS BB		4-0 BB BB	2	0	0	0	2	0	2
Early Wynn, S OBP: 0.275, SLG: 0.257 (1, 1)			0-0 F9			4-0 1B BB		0-0 4-3 1-2	4-0 BB 1-2	2	0	0	0	1	0	1
Gerry Staley, R OBP: 0.385, SLG: 0.300 (8, 1)										0	0	0	0	0	0	0
Earl Torgeson, L OBP: 0.490, SLG: 0.514 (9, PH)										0	0	0	0	1	0	0

Inning Stats	R: 0	H: 1	R: 0	H: 0	R: 0	H: 0	R: 2	H: 3	R: 0	H: 1	R: 0	H: 0	R: 0	H: 1	R: 0	H: 1	R: 0	H: 0	R: 0	H: 0	1B: 5	SF: 0	WP: 0	PA: 37			
	E: 0	LOB: 1	E: 0	LOB: 0	E: 0	LOB: 0	E: 0	LOB: 2	E: 0	LOB: 1	E: 0	LOB: 1	E: 0	LOB: 1	E: 0	LOB: 0	E: 0	LOB: 2	E: 0	LOB: 2	2B: 4	SAC: 0	PB: 0				
	K: 1	BB: 0	K: 0	BB: 1	K: 0	BB: 0	K: 0	BB: 1	K: 0	BB: 1	K: 0	BB: 2	K: 0	BB: 2	K: 1	BB: 2	K: 1	BB: 2	K: 1	BB: 2	3B: 0	DP: 3	SB: 0				
	S: 6	P: 6	S: 2	P: 6	S: 3	P: 3	S: 6	P: 10	S: 3	P: 7	S: 3	P: 7	S: 2	P: 10	S: 3	P: 3	S: 5	P: 13	S: 5	P: 13	HR: 0	HBP: 0	CS: 2				
PITCHER	IP	WLS	BF	H	R	ER	SO	BB	IBB	HBP	BLK	WP	HR	S	P	ERA	WHIP										
Jim Perry, R ERA: 3.51 (1, 1)	5.1		24	6	2	2	1	3	1	0	0	0	0	22	38	3.38	1.688										
Johnny Klippstein, R ERA: 1.26 (6, 1)	3.2	W	13	1	0	0	1	4	0	0	0	0	0	11	27	0.00	1.364										


BOTTOM

Cleveland Indians @ Chicago White Sox

Comiskey Park, Chicago, IL

Sun Jul 10 1960, 4:33 AM EDT
Unknown

AB	29
R	2
H	7
RBI	2
BB	8
SO	2
LOB	19



livebaseballscorecards.com

Batter	1	2	3	4	5	6	7	8	9	AB R H RBI BB SO LOB	TOP															
Johnny Temple, R (1, 4) OBP: 0.343, SLG: 0.335	0-0 4-3		0-0 FC6 SH3 1-2 1B	0-0 F7		0-0 5-3			0-0 FC5-4 1B	5 0 2 0 0 0 2																
Ken Aspromonte, R (1, 5) OBP: 0.359, SLG: 0.400 Bubba Phillips, R (9, PR) OBP: 0.259, SLG: 0.302	0-0 P4		0-0 SH3 1-2 2-3		0-0 F7		0-0 FC6-4 1B		0-0 FC5-4 1-2f	4 0 1 0 0 0 1 0 0 0 0 0 0 0																
Harvey Kuenn, R (1, 9) OBP: 0.382, SLG: 0.418	0-0 4-3		4-0 FC6 BB		0-0 4-3		0-0 P4		0-0 5-3	4 0 0 0 1 0 2																
Tito Francona, L (1, 7) OBP: 0.372, SLG: 0.404		0-0 1B SF7 1B	0-0 FC6 BB 1-2f 2-3 3-H		0-0 1B		0-0 FC6-4 1-2f		0-0 F8	5 1 2 1 0 0 4																
Jim Piersall, R (1, 8) OBP: 0.340, SLG: 0.475		0-0 1B SF7 1B 1-3	4-0 BB 1-2		0-0 L6		0-0 6-3			3 1 1 0 1 0 2																
Vic Power, R (1, 3) OBP: 0.339, SLG: 0.420		0-0 SF7 1-2 3-H	0-0 4-3			0-0 2B 1B		0-0 4-3		3 1 1 1 0 0 3																
Woodie Held, R (1, 6) OBP: 0.328, SLG: 0.473		0-0 1B 2-H		0-0 4-3		0-0 6-3 1-H 2B		0-0 5-3		4 0 2 2 0 0 0																
Hank Foiles, R (1, 2) OBP: 0.388, SLG: 0.373 Bob Hale, L (8, PH) OBP: 0.282, SLG: 0.324 Bobby Locke, R (8, 1) OBP: 0.462, SLG: 0.455	0-0 F9			0-0 1-3		0-0 5-3		0-0 2B		3 0 0 0 0 0 1 1 0 1 0 0 0 0 0 0 0 0 0 0 0																
Dick Stigman, R (1, 1) OBP: 0.368, SLG: 0.250 Mudcat Grant, R (6, 1) OBP: 0.194, SLG: 0.179 John Briggs, R (6, 1) OBP: 0.143, SLG: 0.143 John Romano, R (8, PH) OBP: 0.318, SLG: 0.455 (8, 2)			0-0 SH3 FC6 1B	0-0 1B		0-0 6-3 2-3		0-3 K		3 1 2 0 0 0 1 0 0 0 0 0 0 0 0 0 0 0 0 0 0 1 0 0 0 0 1 1																
Inning Stats	R: 0 E: 0 K: 0 S: 3	H: 0 LOB: 0 BB: 0 P: 3	R: 2 E: 0 K: 0 S: 5	H: 3 LOB: 0 BB: 0 P: 5	R: 1 E: 0 K: 0 S: 5	H: 2 LOB: 3 BB: 2 P: 13	R: 0 E: 0 K: 0 S: 4	H: 1 LOB: 1 BB: 0 P: 4	R: 0 E: 0 K: 0 S: 4	H: 1 LOB: 1 BB: 0 P: 4	R: 1 E: 0 K: 0 S: 5	H: 2 LOB: 1 BB: 0 P: 5	R: 0 E: 0 K: 0 S: 4	H: 1 LOB: 1 BB: 0 P: 4	R: 0 E: 0 K: 1 S: 6	H: 1 LOB: 1 BB: 0 P: 6	R: 0 E: 1 K: 0 S: 4	H: 1 LOB: 1 BB: 0 P: 4	1B: 10 2B: 2 3B: 0 HR: 0	SF: 1 SAC: 1 DP: 0 HBP: 0	WP: 0 PB: 0 SB: 0 CS: 0	PA: 40				
PITCHER	IP WLS BF H R ER SO BB IBB HBP BLK WP HR S P ERA WHIP																									
Bob Shaw, R (1, 1) ERA: 3.55	2.0		10	5	3	3	0	0	0	0	0	0	10	10	13.50	2.500										
Russ Kemmerer, R (3, 1) ERA: 4.05	4.0	W	18	4	1	1	0	2	0	0	0	0	16	24	2.25	1.500										
Turk Lown, R (7, 1) ERA: 1.72	3.0	S	12	3	0	0	1	0	0	0	0	0	14	14	0.00	1.000										

Cleveland Indians @ Chicago White Sox
Comiskey Park, Chicago, IL
Sun Jul 10 1960, 4:38 AM EDT
Att. 32,806 - Unknown

livebaseballscorecards.com

AB	36
R	4
H	12
RBI	4
BB	2
SO	1
LOB	17



Batter	1	2	3	4	5	6	7	8	9
Luis Aparicio, R (1, 6) OBP: 0.291, SLG: 0.323 Turk Lown, R (7, 1) OBP: 0.333, SLG: 0.400	4-0 BB CS BB		0-0 E6 F8	0-0 F7		0-0 FC4 1B BB		0-0 1-3	
Nellie Fox, L (1, 4) OBP: 0.336, SLG: 0.342	0-0 4-3		4-0 BB BB		0-0 4-3	4-0 1B BB		0-0 1-3	
Minnie Minoso, R (1, 7) OBP: 0.393, SLG: 0.480	4-0 BB BB		0-3 K		0-0 F7	0-0 1B HR		0-0 4-3	
Roy Sievers, R (1, 3) OBP: 0.383, SLG: 0.523	4-0 1-2 2-3 BB		0-0 F8		0-0 1B 2B	0-0 1B HR			
Sherm Lollar, R (1, 2) OBP: 0.340, SLG: 0.367	0-0 F2		4-0 1-2 BB		0-0 1B	4-0 BB			
Al Smith, R (1, 9) OBP: 0.374, SLG: 0.465		4-0 G6-4-3 BB BB	0-0 F8		0-0 4-3	0-3 K			
Gene Freese, R (1, 5) OBP: 0.300, SLG: 0.461		4-0 G6-4-3 BB		0-0 F8		0-0 5-3	0-3 K		
Jim Landis, R (1, 8) OBP: 0.362, SLG: 0.343		0-0 G6-4-3		4-0 BB		0-0 HR	0-0 P4		
Bob Shaw, R (1, 1) OBP: 0.108, SLG: 0.059 Russ Kemmerer, R (3, 1) Sammy Esposito, R (6, PH) OBP: 0.294, SLG: 0.214 (7, 6)		0-0 F5		0-0 F3		4-0 FC4 BB	0-0 F3		

Inning Stats	R: 0	H: 0	E: 0	K: 0	S: 2	LOB: 2	BB: 3	P: 14
	R: 0	H: 0	E: 0	K: 0	S: 2	LOB: 1	BB: 2	P: 10
	R: 0	H: 0	E: 1	K: 1	S: 6	LOB: 3	BB: 2	P: 14
	R: 0	H: 0	E: 0	K: 0	S: 3	LOB: 1	BB: 1	P: 7
	R: 1	H: 2	E: 0	K: 0	S: 5	LOB: 1	BB: 0	P: 5
	R: 5	H: 3	E: 0	K: 1	S: 8	LOB: 1	BB: 3	P: 20
	R: 0	H: 0	E: 0	K: 1	S: 5	LOB: 0	BB: 0	P: 5
	R: 0	H: 0	E: 0	K: 0	S: 3	LOB: 0	BB: 0	P: 3

PITCHER	IP	WLS	BF	H	R	ER	SO	BB	IBB	HBP	BLK	WP	HR	S	P	ERA	WHIP
Dick Stigman, L (1, 1) ERA: 3.8	5.2		29	3	4	4	1	10	0	0	0	0	1	21	61	6.35	2.294
Mudcat Grant, R (6, 1) ERA: 4.4	0.0	L	3	2	2	2	0	1	0	0	0	0	1	2	6	∞	∞
John Briggs, R (6, 1) ERA: 3.16	1.1		4	0	0	0	2	0	0	0	0	0	0	8	8	0.00	0.000
Bobby Locke, R (8, 1) ERA: 2.86	1.0		3	0	0	0	0	0	0	0	0	0	0	3	3	0.00	0.000

BOTTOM

Cleveland Indians @ Chicago White Sox
Comiskey Park, Chicago, IL
Sun Jul 10 1960, 4:38 AM EDT
Att. 32,806 - Unknown

livebaseballscorecards.com

AB	28
R	6
H	5
RBI	6
BB	11
SO	3
LOB	19



1B: 2	SF: 0	WP: 0	PA: 39
2B: 1	SAC: 0	PB: 0	
3B: 0	DP: 1	SB: 1	
HR: 2	HBP: 0	CS: 1	

Batter	1	2	3	4	5	6	7	8	9	AB R H RBI BB SO LOB	TOP																					
Reno Bertoia, R (1, 5) OBP: 0.350, SLG: 0.402	0-0 3B		0-0 4-3		0-0 5-3			0-0 4-3		4 0 1 0 0 0 1	Washington Senators @ Cleveland Indians Cleveland Municipal Stadium, Cleveland, OH Fri Jul 15 1960, 7:05 PM EDT Att. 14,878 - Unknown livebaseballscorecards.com																					
Dan Dobbek, L (1, 8) OBP: 0.313, SLG: 0.391	0-0 F6			0-0 F6		0-3 K		0-0 F8		4 0 0 0 0 1 1																						
Bob Allison, R (1, 9) OBP: 0.394, SLG: 0.464	0-0 F5			0-0 F7		0-0 1B		0-0 F7		4 0 1 0 0 0 1																						
Jim Lemon, R (1, 7) OBP: 0.380, SLG: 0.550	0-0 L8			4-0 1B BB		0-0 F9		0-0 F5		3 0 0 0 1 0 2																						
Billy Gardner, R (1, 4) OBP: 0.349, SLG: 0.410		0-0 3-1		0-0 1-2 1B		0-0 F8		0-0 6-3		4 0 1 0 0 0 1																						
Harmon Killebrew, R (1, 3) OBP: 0.348, SLG: 0.410		0-0 F5		0-0 1-3		0-0 6-3				3 0 0 0 0 0 2																						
Earl Battey, R (1, 2) OBP: 0.322, SLG: 0.402		0-0 F2			0-0 1B	0-0 F7		0-0 F7		3 0 1 0 0 0 0																						
Jose Valdivielso, R (1, 6) OBP: 0.304, SLG: 0.281			0-0 4-3		0-0 F9	0-0 F7		0-0 F7		3 0 0 0 0 0 1																						
Pedro Ramos, S (1, 1) OBP: 0.136, SLG: 0.233			0-0 1-3		0-0 F9		0-0 3-1			2 0 0 0 0 0 1																						
Lenny Green, L (8, PH) OBP: 0.314, SLG: 0.349										1 0 0 0 0 0 0																						
Don Lee, R (8, 1) OBP: 0.263, SLG: 0.188										0 0 0 0 0 0 0																						
Inning Stats	R: 0 E: 0 K: 0 S: 4	H: 1 LOB: 1 BB: 0 P: 4	R: 0 E: 0 K: 0 S: 3	H: 0 LOB: 0 BB: 0 P: 3	R: 0 E: 0 K: 0 S: 3	H: 0 LOB: 0 BB: 0 P: 3	R: 0 E: 0 K: 0 S: 4	H: 1 LOB: 2 BB: 1 P: 8	R: 0 E: 0 K: 1 S: 6	H: 1 LOB: 1 BB: 0 P: 6	R: 0 E: 0 K: 0 S: 3	H: 0 LOB: 0 BB: 0 P: 3	R: 0 E: 0 K: 0 S: 3	H: 0 LOB: 0 BB: 0 P: 3	R: 0 E: 0 K: 0 S: 3	H: 0 LOB: 0 BB: 0 P: 3	1B: 3 2B: 0 3B: 1 HR: 0	SF: 0 SAC: 0 DP: 0 HBP: 0	WP: 0 PB: 0 SB: 0 CS: 0	PA: 32												
PITCHER Jim Perry, R (1, 1) ERA: 3.26	IP 9.0	WLS W	BF 32	H 4	R 0	ER 0	SO 1	BB 1	IBB 0	HBP 0	BLK 0	WP 0	HR 0	S 33	P 37	ERA 0.00	WHIP 0.556															
											PITCHER	IP	WLS	BF	H	R	ER	SO	BB	IBB	HBP	BLK	WP	HR	S	P	ERA	WHIP				



Batter	1	2	3	4	5	6	7	8	9
Johnny Temple, R (1, 4) OBP: 0.347, SLG: 0.339	0-0 SH 1B	0-0 CS 1B			0-0 SH3-4		0-0 F8		
Ken Aspromonte, R (1, 5) OBP: 0.359, SLG: 0.411	0-0 SH 1B	0-0 CS 1B	0-0 F5		0-0 F9		0-0 PB 3B		
Harvey Kuenn, R (1, 9) OBP: 0.381, SLG: 0.414	0-0 F4		0-0 4-3		0-0 F9		4-0 BB		
Tito Francona, L (1, 7) OBP: 0.374, SLG: 0.409	0-0 FC6 1B		0-0 G3		0-0 SH5-3 2B		0-0 L7		
Vic Power, R (1, 3) OBP: 0.339, SLG: 0.419	0-0 L8			0-0 FC5-4 1B		0-0 SH5-3 2B		0-0 F9	
Jim Piersall, R (1, 8) OBP: 0.335, SLG: 0.467	0-0 FC6 1B			0-0 FC5-4 S		0-0 L6		0-0 1-3	
John Romano, R (1, 2) OBP: 0.322, SLG: 0.449		4-0 FC5-4 BB		0-0 F9		0-3 K		4-0 BB BB	
Woodie Held, R (1, 6) OBP: 0.327, SLG: 0.467		0-0 FC5-4 SH1-4 1B		0-0 F8		0-3 K		4-0 BB	
Jim Perry, S (1, 1) OBP: 0.256, SLG: 0.279		0-0 SH1-4			0-0 SH3-4 1B		0-0 3B 1B		0-0 F8

Inning Stats	R: 1	H: 2	E: 1	K: 0	S: 6	LOB: 2	BB: 0	P: 6
	R: 1	H: 1	E: 0	K: 0	S: 3	LOB: 0	BB: 1	P: 7
	R: 0	H: 0	E: 0	K: 0	S: 3	LOB: 0	BB: 0	P: 3
	R: 0	H: 1	E: 0	K: 0	S: 4	LOB: 1	BB: 0	P: 4
	R: 0	H: 1	E: 0	K: 0	S: 4	LOB: 1	BB: 0	P: 4
	R: 0	H: 1	E: 0	K: 1	S: 6	LOB: 1	BB: 0	P: 6
	R: 2	H: 2	E: 0	K: 1	S: 7	LOB: 1	BB: 1	P: 11
	R: 0	H: 0	E: 0	K: 0	S: 3	LOB: 2	BB: 2	P: 11

PITCHER	IP	WLS	BF	H	R	ER	SO	BB	IBB	HBP	BLK	WP	HR	S	P	ERA	WHIP
Pedro Ramos, R (1, 1) ERA: 3.6	7.0	L	31	8	4	3	2	2	0	0	0	0	0	33	41	3.86	1.429
Don Lee, R (8, 1) ERA: 5.19	1.0		5	0	0	0	0	2	0	0	0	0	0	3	11	0.00	2.000

AB R H RBI BB SO LOB

BOTTOM

3	1	2	1	0	0	1
3	1	1	1	0	0	1
3	0	0	0	1	0	3
4	0	2	1	0	0	1
3	0	1	0	0	0	2
4	0	0	0	0	0	4
2	0	0	0	2	1	2
3	1	0	0	1	1	2
3	1	2	0	0	0	2

AB	28
R	4
H	8
RBI	3
BB	4
SO	2
LOB	18



WP	PA	ERA	WHIP
0	37		

Washington Senators @ Cleveland Indians
Cleveland Municipal Stadium, Cleveland, OH

Fri Jul 15 1960, 7:05 PM EDT
Att. 14,878 - Unknown

livebaseballscorecards.com

Batter	1	2	3	4	5	6	7	8	9	AB R H RBI BB SO LOB	TOP													
Reno Bertoia, R OBP: 0.356, SLG: 0.401 (1, 5) (6, 4)	1-0 E SF8 HBP	0-0 2-H 1B		0-0 F8		4-0 BB WP BB	0-0 FC4-6 1-2f			3 1 1 1 1 0 2														
Dan Dobbek, L OBP: 0.314, SLG: 0.396 Don Lee, R OBP: 0.263, SLG: 0.198 Faye Throneberry, L OBP: 0.337, SLG: 0.333 Rudy Hernandez, R OBP: 0.190 Hal Naragon, L OBP: 0.257, SLG: 0.190 Chuck Stobbs, L OBP: 0.190 (1, 8) (4, 1) (6, PH) (6, 1) (8, PH) (8, 1)	0-0 E4 BB E 1-2	0-3 K		0-0 1-3 2B		1-0 BB HBP 1-2		0-0 1-3		3 0 1 0 0 1 2 0 1 0 0 0 0 0 0 0 0 0 0 0 0 0														
Bob Allison, R OBP: 0.394, SLG: 0.461 (1, 9) (4, 8)	0-0 E5 BB 1-2 2-3	4-0 FC6-4 BB		0-0 SF7		4-0 1-2 2-3 BB		0-0 6-3		2 0 0 1 2 0 2														
Jim Lemon, R OBP: 0.374, SLG: 0.542 (1, 7)	0-0 SF8 3-H	0-0 FC6-4 1-2f		0-0 5-3		0-3 K		0-3 K2-3		4 0 0 1 0 2 6														
Billy Gardner, R OBP: 0.349, SLG: 0.408 Julio Becquer, L OBP: 0.263, SLG: 0.380 (1, 4) (6, PH) (6, 3)	4-0 1-2 2-3 BB		0-0 F7		0-0 F2	0-0 F8			0-0 1B	2 0 0 0 1 0 0 2 0 1 0 0 0 3														
Harmon Killebrew, R OBP: 0.349, SLG: 0.407 (1, 3) (6, 5)	0-3 K		0-0 5-3		0-0 1B		4-0 G4-3 BB 1B BB		0-0 F3	4 1 1 0 1 1 4														
Earl Battey, R OBP: 0.324, SLG: 0.396 (1, 2)	0-0 6-3		4-0 BB		0-0 F9		4-0 1-2 G4-3 BB		0-0 F8	3 0 0 0 2 0 5														
Jose Valdivielso, R OBP: 0.301, SLG: 0.278 (1, 6)		0-0 SH5-3 1B 1B		0-3 K		0-0 F9		0-0 G4-3 1-2f 2-3		5 1 1 0 0 1 5														
Hal Woodeshick, R OBP: 0.100, SLG: 0.053 Bill Fischer, R OBP: 0.250, SLG: 0.333 Lenny Green, L OBP: 0.314, SLG: 0.349 Ray Moore, R OBP: 0.314, SLG: 0.349 Elmer Valo, L OBP: 0.444, SLG: 0.346 (1, 1) (1, 1) (2, PH) (2, 1) (4, PH) (4, 9)		0-0 SH5-3 1-2		4-0 2B SF7 BB		0-0 F6		0-0 FC4-6 1B 3-H		0 2 1 1 1 1 0 0														
Inning Stats	R: 1 E: 2 K: 1 S: 7	H: 0 LOB: 3 BB: 1 P: 12	R: 1 E: 0 K: 1 S: 7	H: 2 LOB: 2 BB: 1 P: 11	R: 0 E: 0 K: 1 S: 5	H: 0 LOB: 1 BB: 1 P: 9	R: 1 E: 0 K: 0 S: 4	H: 1 LOB: 1 BB: 1 P: 8	R: 0 E: 0 K: 0 S: 4	H: 1 LOB: 1 BB: 0 P: 4	R: 0 E: 0 K: 1 S: 5	H: 0 LOB: 3 BB: 2 P: 14	R: 1 E: 0 K: 0 S: 3	H: 1 LOB: 1 BB: 2 P: 11	R: 0 E: 0 K: 1 S: 5	H: 0 LOB: 0 BB: 0 P: 5	R: 0 E: 0 K: 0 S: 4	H: 1 LOB: 1 BB: 0 P: 4	R: 0 E: 0 K: 0 S: 4	H: 1 LOB: 1 BB: 0 P: 4	1B: 5 2B: 1 3B: 0 HR: 0	SF: 2 SAC: 1 DP: 1 HBP: 2	WP: 1 PB: 0 SB: 0 CS: 0	PA: 44
PITCHER	IP WLS BF H R ER SO BB IBB HBP BLK WP HR S P ERA WHIP																				PITCHER	IP WLS BF H R ER SO BB IBB HBP BLK WP HR S P ERA WHIP		
Gary Bell, R ERA: 3.28 (1, 1)	5.1 W 28 4 3 2 3 5 0 1 0 0 0 28 49 3.38 1.688																							
Johnny Klippstein, R ERA: 1.42 (6, 1)	0.2 6 0 1 1 1 3 0 1 0 1 0 4 17 13.50 4.500																							
Bobby Locke, R ERA: 2.63 (7, 1)	3.0 S 10 2 0 0 1 0 0 0 0 0 0 12 12 0.00 0.667																							

Washington Senators @ Cleveland Indians
Cleveland Municipal Stadium, Cleveland, OH

AB	31
R	4
H	6
RBI	4
BB	8
SO	5
LOB	29



Sat Jul 16 1960, 3:33 AM EDT
Att. 7,902 - Unknown

livebaseballscorecards.com

BOTTOM

Washington Senators @ Cleveland Indians
 Cleveland Municipal Stadium, Cleveland, OH

Sat Jul 16 1960, 3:33 AM EDT
 Att. 7,902 - Unknown

livebaseballscorecards.com

AB	35
R	9
H	12
RBI	9
BB	7
SO	3
LOB	22



WP: 0	PA: 42
PB: 0	
SB: 1	
CS: 0	

AB	R	H	RBI	BB	SO	LOB
4	3	2	0	1	0	2
4	2	2	1	1	1	1
3	1	1	0	2	0	2
4	1	2	3	1	1	4
5	1	2	2	0	0	3
0	0	0	0	0	0	0
5	1	2	1	0	0	4
2	0	0	0	1	0	1
1	0	0	0	0	0	0
3	0	0	0	1	0	4
2	0	1	2	0	0	1
1	0	0	0	0	1	0
1	0	0	0	0	0	0

1B: 9	SF: 0
2B: 3	SAC: 0
3B: 0	DP: 0
HR: 0	HBP: 0

WP: 0	HR: 0	S: 8	P: 12	ERA: 18.00	WHIP: 3.000
-------	-------	------	-------	------------	-------------

Batter	1	2	3	4	5	6	7	8	9
Johnny Temple, R (1, 4) OBP: 0.352, SLG: 0.342									
Ken Aspromonte, R (1, 5) OBP: 0.365, SLG: 0.424									
Harvey Kuenn, R (1, 9) OBP: 0.384, SLG: 0.413									
Tito Francona, L (1, 7) OBP: 0.378, SLG: 0.414									
Vic Power, R (1, 3) OBP: 0.340, SLG: 0.418									
Jim Piersall, R (1, 8) OBP: 0.335, SLG: 0.467									
Marty Keough, L (1, PH) OBP: 0.315, SLG: 0.329									
John Romano, R (1, 2) OBP: 0.322, SLG: 0.443									
Hank Foiles, R (7, 2) OBP: 0.382, SLG: 0.367									
Woodie Held, R (1, 6) OBP: 0.326, SLG: 0.462									
Gary Bell, R (1, 1) OBP: 0.227, SLG: 0.195									
Johnny Klippstein, R (6, 1) OBP: 0.167, SLG: 0.091									
Bobby Locke, R (7, 1) OBP: 0.429, SLG: 0.417									

Inning Stats	R: 5	H: 5	E: 1	LOB: 2	K: 0	BB: 2	S: 8	P: 16
	R: 0	H: 0	E: 0	LOB: 2	K: 0	BB: 2	S: 3	P: 11
	R: 0	H: 0	E: 0	LOB: 0	K: 0	BB: 1	S: 2	P: 6
	R: 0	H: 0	E: 0	LOB: 1	K: 0	BB: 1	S: 3	P: 7
	R: 0	H: 1	E: 0	LOB: 1	K: 0	BB: 0	S: 4	P: 4
	R: 2	H: 3	E: 0	LOB: 1	K: 2	BB: 0	S: 10	P: 10
	R: 0	H: 0	E: 0	LOB: 0	K: 0	BB: 0	S: 3	P: 3
	R: 2	H: 3	E: 0	LOB: 2	K: 1	BB: 1	S: 8	P: 12

PITCHER	IP	WLS	BF	H	R	ER	SO	BB	IBB	HBP	BLK	WP	HR	S	P	ERA	WHIP
Hal Woodeshick, L (1, 1) ERA: 4.64	0.1	L	6	4	5	5	0	0	1	0	0	0	0	5	9	135.00	15.000
Bill Fischer, R (1, 1) ERA: 4.66	0.2		4	1	0	0	0	0	1	0	0	0	0	3	7	0.00	1.500
Ray Moore, R (2, 1) ERA: 4.83	2.0		8	0	0	0	0	3	0	0	0	0	0	5	17	0.00	1.500
Don Lee, R (4, 1) ERA: 5.04	2.0		8	1	0	0	0	1	0	0	0	0	0	7	11	0.00	1.000
Rudy Hernandez, R (6, 1) ERA: 2.0	2.0		9	3	2	2	2	0	0	0	0	0	0	13	13	9.00	1.500
Chuck Stobbs, L (8, 1) ERA: 3.33	1.0		7	3	2	2	0	0	1	0	0	0	0	8	12	18.00	3.000

Batter	1	2	3	4	5	6	7	8	9	AB R H RBI BB SO LOB	TOP																						
Reno Bertoia, R (1, 5) OBP: 0.358, SLG: 0.398	0-0 L8	4-0 BB BB			0-0 F4		0-0 1B 1-2 1B		0-0 4-3	4 0 1 0 1 0 0	Washington Senators @ Cleveland Indians Cleveland Municipal Stadium, Cleveland, OH Sun Jul 17 1960, 3:33 AM EDT Unknown livebaseballscorecards.com																						
Dan Dobbek, L (1, 8) OBP: 0.316, SLG: 0.393	0-0 F7	4-0 1-2 2-3 BB			0-0 F5		0-0 1-3 2-H 1B		0-0 F5	4 0 1 1 1 0 0																							
Faye Throneberry, L (1, 9) Don Lee, R (7, 1) OBP: 0.263, SLG: 0.188	0-0 1B	0-0 3-1			0-0 F6		0-0 L1			4 0 1 0 0 0 5 0 0 0 0 0 0 0																							
Julio Becquer, L (1, 3) OBP: 0.258, SLG: 0.373	0-0 3-1				0-0 F6				0-0 4-3	4 0 0 0 0 0 1																							
Elmer Valo, L (1, 7) Hal Naragon, L (7, 2) OBP: 0.410, SLG: 0.310 OBP: 0.254, SLG: 0.188		0-0 E5 1B PB 1B			0-0 F8				0-0 F9	3 1 0 0 0 0 0 1 0 0 0 0 0 0																							
Billy Gardner, R (1, 4) OBP: 0.348, SLG: 0.406		0-0 F3			0-0 5-3				0-0 E5 BB	4 0 1 0 0 0 1																							
Earl Battey, R (1, 2) Bob Allison, R (7, 9) OBP: 0.324, SLG: 0.395 OBP: 0.396, SLG: 0.461		0-0 PB 1B 1-2 6-3 1B			0-0 F8				4-0 BB 1-2 BB	3 1 1 0 0 0 1 0 0 0 0 1 0 0																							
Jose Valdivielso, R (1, 6) OBP: 0.299, SLG: 0.277		0-0 BB PB 1-2 2-3 1B			0-0 6-3				0-0 3-1	4 0 1 0 0 0 2																							
Tex Clevenger, R (1, 1) Harmon Killebrew, R (7, PH) Pedro Ramos, S (7, PR) Pete Whisenant, R (7, 7) OBP: 0.222, SLG: 0.222 OBP: 0.352, SLG: 0.410 OBP: 0.136, SLG: 0.233 OBP: 0.372, SLG: 0.409		0-0 6-3			0-0 L4				0-0 F3	2 0 0 1 0 0 1 1 0 1 0 0 0 0 0 1 0 0 0 0 0 1 0 0 0 0 0 0																							
Inning Stats	R: 0 E: 0 K: 0 S: 4	H: 1 LOB: 1 BB: 0 P: 4	R: 2 E: 1 K: 0 S: 6	H: 2 LOB: 3 BB: 2 P: 14	R: 0 E: 0 K: 0 S: 3	H: 0 LOB: 0 BB: 0 P: 3	R: 0 E: 0 K: 0 S: 3	H: 0 LOB: 0 BB: 0 P: 3	R: 0 E: 0 K: 0 S: 4	H: 1 LOB: 1 BB: 0 P: 4		R: 1 E: 0 K: 0 S: 5	H: 3 LOB: 2 BB: 0 P: 5	R: 0 E: 1 K: 0 S: 4	H: 0 LOB: 2 BB: 1 P: 8	R: 0 E: 0 K: 0 S: 3	H: 0 LOB: 0 BB: 0 P: 3	1B: 7 2B: 0 3B: 0 HR: 0	SF: 0 SAC: 0 DP: 0 HBP: 0	WP: 0 PB: 1 SB: 0 CS: 0	PA: 38												
PITCHER Mudcat Grant, R (1, 1) ERA: 4.04	IP 9.0	WLS L	BF 38	H 7	R 3	ER 1	SO 0	BB 3	IBB 0	HBP 0		BLK 0	WP 0	HR 0	S 35	P 47	ERA 1.00	WHIP 1.111															
												PITCHER	IP	WLS	BF	H	R	ER	SO	BB	IBB	HBP	BLK	WP	HR	S	P	ERA	WHIP				



Batter	1	2	3	4	5	6	7	8	9	AB R H RBI BB SO LOB
Johnny Temple, R OBP: 0.352, SLG: 0.347 (1, 4)	0-0 F3		0-0 1B 2B	0-0 G3			0-0 F7		0-0 1B 1B	5 1 2 0 0 0 1
Ken Aspromonte, R OBP: 0.371, SLG: 0.426 (1, 5)	4-0 1B BB		0-0 FC5-4 1B 2-H		0-0 F7		0-0 F6		0-0 G4-3 1B 1-2	4 0 2 1 1 0 0
Harvey Kuenn, R OBP: 0.381, SLG: 0.407 (1, 9)	0-0 F5		0-0 FC5-4 1-2f		0-0 F7		4-0 BB		0-0 G4-3 1-2f	4 0 0 0 1 0 4
Tito Francona, L OBP: 0.376, SLG: 0.412 (1, 7) (7, 3)	0-0 1-3 1B		0-0 F8		0-0 F9		0-0 F7			4 0 1 0 0 0 2
Vic Power, R OBP: 0.340, SLG: 0.418 Bubba Phillips, R OBP: 0.259, SLG: 0.302 Jim Piersall, R OBP: 0.333, SLG: 0.465 (1, 3) (7, 7) (8, PH) (9, 7)	0-0 L5		0-0 F7			0-0 1B 1B		0-3 K		3 0 1 0 0 0 3 0 0 0 0 0 0 0 1 0 0 0 0 1 0
Marty Keough, L OBP: 0.319, SLG: 0.345 (1, 8)		0-0 6-3 2B		0-0 SH3 1B 2B		0-0 L5		0-0 F4		4 1 2 0 0 0 1
Woodie Held, R OBP: 0.329, SLG: 0.464 (1, 6)		0-0 F7		0-0 SH3 2-3 1B		0-0 1B 1B		0-0 1B		3 0 2 0 0 0 1
Hank Foiles, R OBP: 0.380, SLG: 0.365 Bob Hale, L OBP: 0.275, SLG: 0.314 John Romano, R OBP: 0.322, SLG: 0.443 (1, 2) (8, PH) (9, 2)		0-0 6-3 2-3		0-0 FC3-6 1B 3-H		0-0 F3		0-0 G3		3 0 1 1 0 0 3 1 0 0 0 0 0 1 0 0 0 0 0 0 0
Mudcat Grant, R OBP: 0.206, SLG: 0.194 Chuck Tanner, L OBP: 0.435, SLG: 0.421 (1, 1) (9, PH)		0-3 K		0-0 FC3-6 1-2f		0-0 1-2 2-H 1B			0-0 4-3	3 0 1 0 0 1 2 1 0 0 0 0 0 0

Inning Stats	R: 0	H: 1	E: 0	LOB: 2	K: 0	BB: 1	S: 4	P: 8	R: 0	H: 1	E: 0	LOB: 1	K: 1	BB: 0	S: 6	P: 6	R: 1	H: 2	E: 0	LOB: 1	K: 0	BB: 0	S: 5	P: 5	R: 0	H: 0	E: 0	LOB: 0	K: 0	BB: 0	S: 3	P: 3	R: 0	H: 3	E: 0	LOB: 2	K: 0	BB: 0	S: 5	P: 5	R: 0	H: 0	E: 0	LOB: 1	K: 1	BB: 1	S: 6	P: 6	R: 0	H: 2	E: 0	LOB: 1	K: 0	BB: 0	S: 4	P: 4	1B: 9	SF: 0	2B: 3	SAC: 1	3B: 0	DP: 1	HR: 0	HBP: 0	WP: 0	PA: 39
PITCHER	IP	WLS	BF	H	R	ER	SO	BB	IBB	HBP	BLK	WP	HR	S	P	ERA	WHIP																																																	
Tex Clevenger, R ERA: 3.17 (1, 1)	6.0	W	27	9	2	2	1	1	0	0	0	0	0	28	32	3.00	1.667																																																	
Don Lee, R ERA: 4.83 (7, 1)	3.0	S	12	3	0	0	1	1	0	0	0	0	0	13	17	0.00	1.333																																																	

BOTTOM

Washington Senators @ Cleveland Indians
Cleveland Municipal Stadium, Cleveland, OH
Sun Jul 17 1960, 3:33 AM EDT
Unknown

livebaseballscores.com

AB	36
R	2
H	12
RBI	2
BB	2
SO	2
LOB	18



Washington Senators @ Cleveland Indians

Cleveland Municipal Stadium, Cleveland, OH

Sun Jul 17 1960, 3:38 AM EDT
Att: 15,843 - Unknown

livebaseballscorecards.com

AB	33
R	5
H	7
RBI	5
BB	3
SO	4
LOB	11



WP : 0	PA : 38
PB : 0	
SB : 2	
CS : 1	

Batter		1	2	3	4	5	6	7	8	9	AB	R	H	RBI	BB	SO	LOB
Reno Bertoia, R OBP: 0.354, SLG: 0.392	(1, 5)	F7		3B		4-3		F4		FC6-4	5	1	1	1	0	0	2
Lenny Green, L OBP: 0.336, SLG: 0.380	(1, 8)										2	1	2	1	2	0	0
Pete Whisenant, R OBP: 0.372, SLG: 0.409	(9, 7)	S		3B		S		CS		BB	0	0	0	0	0	0	0
Bob Allison, R OBP: 0.394, SLG: 0.461	(1, 9)	K		F5		3-1		F8			4	1	1	2	0	1	3
Julio Becquer, L OBP: 0.253, SLG: 0.366	(1, 3)	4-3				4-3		3-1		CS	4	0	0	0	0	0	2
Faye Throneberry, L OBP: 0.333, SLG: 0.329	(1, 7)			K		4-3		FC6-4		F9	3	0	1	1	0	1	0
Ray Moore, R	(5, 1)										1	0	0	0	0	0	0
Billy Gardner, R OBP: 0.347, SLG: 0.402	(1, 4)			K2-3				FC6-4		1-3	3	0	0	0	0	1	1
Hal Naragon, L OBP: 0.253, SLG: 0.179	(1, 2)										3	0	0	0	1	0	1
Pedro Ramos, S OBP: 0.136, SLG: 0.233	(9, PR)										0	0	0	0	0	0	0
Earl Battey, R OBP: 0.324, SLG: 0.395	(9, 2)			F7		F5		F8		FC1-6	0	0	0	0	0	0	0
Jose Valdivielso, R OBP: 0.298, SLG: 0.276	(1, 6)					6-3		K		FC1-6	4	1	1	0	0	1	1
Jack Kralick, L OBP: 0.200, SLG: 0.077	(1, 1)										1	0	0	0	0	0	0
Dan Dobbek, L OBP: 0.316, SLG: 0.392	(5, PH)					F7		E8		L6	3	1	1	0	0	0	1
	(5, 8)							6-3									

Inning Stats		R: 0 H: 1		R: 0 H: 0		R: 1 H: 2		R: 0 H: 0		R: 4 H: 4		R: 0 H: 0		R: 0 H: 0		R: 0 H: 0		R: 0 H: 0		R: 0 H: 0		1B: 5 SF: 0	
		E: 0 LOB: 1		E: 0 LOB: 0		E: 0 LOB: 1		E: 0 LOB: 1		E: 1 LOB: 1		E: 0 LOB: 0		E: 0 LOB: 0		E: 0 LOB: 0		E: 0 LOB: 1		E: 0 LOB: 1		2B: 1 SAC: 0	
		K: 1 BB: 0		K: 2 BB: 0		K: 0 BB: 0		K: 0 BB: 0		K: 0 BB: 1		K: 0 BB: 0		K: 0 BB: 1		K: 0 BB: 0		K: 0 BB: 1		K: 0 BB: 1		3B: 1 DP: 0	
		S: 6 P: 6		S: 7 P: 7		S: 5 P: 5		S: 3 P: 4		S: 7 P: 11		S: 5 P: 5		S: 2 P: 6		S: 3 P: 3		S: 3 P: 7		S: 3 P: 7		HR: 0 HBP: 1	

PITCHER																		IP	WLS	BF	H	R	ER	SO	BB	IBB	HBP	BLK	WP	HR	S	P	ERA	WHIP
John Briggs, R ERA: 3.57	(1, 1)	4.0	L	18	5	3	3	3	0	0	1	0	0	0	23	24	6.75	1.250																
Bobby Locke, R ERA: 3.03	(5, 1)	1.0		6	2	2	2	0	0	1	0	0	0	5	9	18.00	2.000																	
Barry Latman, R ERA: 4.38	(6, 1)	1.0		3	0	0	0	1	0	0	0	0	0	5	5	0.00	0.000																	
Ted Bowsfield, L ERA: 4.91	(7, 1)	3.0		10	0	0	0	0	2	0	0	0	0	8	16	0.00	0.667																	

New York Yankees @ Cleveland Indians
Cleveland Municipal Stadium, Cleveland, OH

Mon Jul 18 1960, 7:05 PM EDT
 Att. 23,513 - Unknown - 80 F

AB	38
R	9
H	13
RBI	9
BB	3
SO	8
LOB	17



WP:	0	PA:	44
PB:	0		
SB:	0		
CS:	2		

AB R H RBI BB SO LOB

4 0 1 2 0 0 1

4 2 0 1 1 0 3
 0 0 0 0 0 0 0

5 2 2 1 0 0 1

5 2 2 3 0 3 2

4 0 1 0 1 1 1

4 0 0 1 1 3 3

5 1 3 1 0 0 3

5 2 3 0 0 0 2

2 0 1 0 0 1 1

1B: 11 SF: 1
 2B: 0 SAC: 2
 3B: 0 DP: 0
 HR: 2 HBP: 0

Batter	1	2	3	4	5	6	7	8	9										
Clete Boyer, R (1, 6) OBP: 0.291, SLG: 0.449	0-0 5-3	0-0 F9		0-0 SF7		0-0 1-3		0-0 1B											
Hector Lopez, R (1, 7) OBP: 0.367, SLG: 0.399	4-0 BB BB	0-0 F8		0-0 FC1-6 1B HR		0-0 L8		0-0 4-3											
Tony Kubek, L (8, 7) OBP: 0.317, SLG: 0.430																			
Roger Maris, L (1, 9) OBP: 0.397, SLG: 0.698	0-0 E6 BB BB		0-0 6-3	0-0 HR 1B		0-0 1-3			0-0 HR										
Mickey Mantle, S (1, 8) OBP: 0.413, SLG: 0.587	0-3 K		0-3 K	0-0 HR		0-3 K			0-0 1-3 1B										
Bill Skowron, R (1, 3) OBP: 0.339, SLG: 0.541	4-0 BB BB		0-0 E4	0-3 K		0-0 CS 1B		0-0 F4											
Gil McDougald, R (1, 5) OBP: 0.314, SLG: 0.425	4-0 BB		0-3 K		0-3 K		0-3 K		0-0 1-3										
Elston Howard, R (1, 2) OBP: 0.316, SLG: 0.404	0-0 3-1			0-0 SH SF7 1B	0-0 5-3			0-0 FC6-4 1B	0-0 1B										
Bobby Richardson, R (1, 4) OBP: 0.312, SLG: 0.321		0-0 CS 1B		0-0 SF7 SH FC1-6 1B	0-0 1B			0-0 FC6-4 SH1-3 1B	0-0 F6										
Whitey Ford, L (1, 1) OBP: 0.306, SLG: 0.138		0-0 1B		0-0 SH FC1-6 1B	0-3 K			0-0 SH1-3											
Inning Stats	R: 1 E: 1 K: 1 S: 6	H: 0 LOB: 3 BB: 3 P: 18	R: 0 E: 0 K: 0 S: 4	H: 2 LOB: 1 BB: 0 P: 4	R: 0 E: 1 K: 2 S: 8	H: 0 LOB: 1 BB: 0 P: 8	R: 5 E: 0 K: 1 S: 10	H: 4 LOB: 0 BB: 0 P: 10	R: 0 E: 0 K: 2 S: 8	H: 1 LOB: 1 BB: 0 P: 8	R: 0 E: 0 K: 0 S: 3	H: 0 LOB: 0 BB: 0 P: 3	R: 0 E: 0 K: 2 S: 7	H: 1 LOB: 0 BB: 0 P: 7	R: 1 E: 0 K: 0 S: 5	H: 2 LOB: 1 BB: 0 P: 5	R: 2 E: 0 K: 0 S: 6	H: 3 LOB: 1 BB: 0 P: 6	
PITCHER	IP WLS BF H R ER SO BB IBB HBP BLK WP HR S P ERA WHIP																		
Dick Stigman, L (1, 1) ERA: 4.14	5.0 L 27 7 6 5 6 3 0 0 0 0 0 1 36 48 9.00 2.000																		
Barry Latman, R (6, 1) ERA: 4.56	4.0 17 6 3 3 2 0 0 0 0 0 1 21 21 6.75 1.500																		

livebaseballscorecards.com

BOTTOM

New York Yankees @ Cleveland Indians
Cleveland Municipal Stadium, Cleveland, OH

Mon Jul 18 1960, 7:05 PM EDT
Att. 23,513 - Unknown - 80 F

livebaseballscorecards.com

AB	34
R	2
H	8
RBI	2
BB	0
SO	2
LOB	9



WP:	0	PA:	35
PB:	0	SB:	0
CS:	0		

AB R H RBI BB SO LOB

4	0	0	0	0	0	1
4	0	1	0	0	0	0
4	1	2	0	0	0	2
4	0	1	0	0	0	1
4	0	1	0	0	0	0
3	1	2	2	0	0	0
4	0	0	0	0	1	3
0	0	0	0	0	0	0
4	0	1	0	0	0	1
1	0	0	0	0	1	0
1	0	0	0	0	0	1
1	0	0	0	0	0	0

Batter	1	2	3	4	5	6	7	8	9
Harvey Kuenn, R (1, 9) OBP: 0.375, SLG: 0.399	0-0 L7		0-0 F7		0-0 F5			0-0 6-3	
Johnny Temple, R (1, 4) OBP: 0.346, SLG: 0.340	0-0 6-3			0-0 F9	0-0 1B			0-0 F9	
Ken Aspromonte, R (1, 5) OBP: 0.371, SLG: 0.424	0-0 L7			0-0 1B SF7 1B	0-0 1-3			0-0 1B	
Vic Power, R (1, 3) OBP: 0.341, SLG: 0.420		0-0 F9		0-0 1B 1B		0-0 F7		0-0 5-3	
Jim Piersall, R (1, 8) OBP: 0.331, SLG: 0.459		0-0 4-3		0-0 1B 1B		0-0 F9		0-0 4-3	
John Romano, R (1, 2) OBP: 0.324, SLG: 0.463		0-0 HR		0-0 SF7		0-0 F9		0-0 FC4-6 1B	
Tito Francona, L (1, 7) OBP: 0.370, SLG: 0.404		0-0 1-3		0-3 K			0-0 6-3	0-0 FC4-6	
Woodie Held, R (1, 6) George Strickland, R (1, 6) OBP: 0.329, SLG: 0.464 OBP: 0.205, SLG: 0.200			0-0 F8		0-0 FC5-4 1B		0-0 6-3	0-0 6-3	
Dick Stigman, R (1, 1) Bubba Phillips, R (5, PH) Barry Latman, R (6, 1) OBP: 0.350, SLG: 0.235 OBP: 0.257, SLG: 0.299 OBP: 0.214, SLG: 0.154			0-3 K		0-0 FC5-4 1B		0-0 6-3		

Inning Stats	R: 0 H: 0 E: 0 K: 0 S: 3	R: 1 H: 1 E: 0 K: 0 S: 4	R: 0 H: 0 E: 0 K: 1 S: 5	R: 1 H: 3 E: 0 K: 1 S: 8	R: 0 H: 2 E: 0 K: 0 S: 5	R: 0 H: 0 E: 0 K: 0 S: 3	R: 0 H: 0 E: 0 K: 0 S: 3	R: 0 H: 1 E: 0 K: 0 S: 4	R: 0 H: 1 E: 0 K: 0 S: 4
---------------------	--------------------------	--------------------------	--------------------------	--------------------------	--------------------------	--------------------------	--------------------------	--------------------------	--------------------------

PITCHER Whitey Ford, L (1, 1) ERA: 3.01	IP 9.0	WLS W	BF 35	H 8	R 2	ER 2	SO 2	BB 0	IBB 0	HBP 0	BLK 0	WP 0	HR 1	S 39	P 39	ERA 2.00	WHIP 0.889
--	--------	-------	-------	-----	-----	------	------	------	-------	-------	-------	------	------	------	------	----------	------------

PITCHER	IP	WLS	BF	H	R	ER	SO	BB	IBB	HBP	BLK	WP	HR	S	P	ERA	WHIP
----------------	----	-----	----	---	---	----	----	----	-----	-----	-----	----	----	---	---	-----	------

Batter	1	2	3	4	5	6	7	8	9	AB R H RBI BB SO LOB	TOP																									
Clete Boyer, R OBP: 0.292, SLG: 0.444 (1, 5) (9, 6)	0-0 F7		0-0 4-3 HR 1B		0-0 F8		0-0 1-2 2-H 1B	0-0 F8	0-0 F3	6 1 2 1 0 0 3																										
Hector Lopez, R OBP: 0.370, SLG: 0.396 Bob Turley, R OBP: 0.167, SLG: 0.172 (1, 7) (9, 1)	4-0 G4-6-3 BB		0-0 4-3		0-0 1B		0-0 L8		1B BB 1-3	4 1 1 0 2 0 6 0 0 0 0 0 0 0																										
Mickey Mantle, S OBP: 0.410, SLG: 0.580 (1, 8)	0-0 G4-6-3 1-2f		0-0 4-3		0-0 F9		0-3 K		0-0 1B 2B 1B	5 1 1 1 0 1 5																										
Roger Maris, L OBP: 0.394, SLG: 0.700 (1, 9)		0-0 F4	0-0 HR		0-0 F9		0-0 G3		0-0 E1 1B 2B	5 2 1 2 0 0 4																										
Yogi Berra, L OBP: 0.356, SLG: 0.482 (1, 2)		0-0 3-1	0-0 3-1		0-0 F7			0-0 HR	0-0 2B 1B	5 2 2 2 0 0 0																										
Bill Skowron, R OBP: 0.346, SLG: 0.568 (1, 3)		0-0 HR		4-0 G6-4-3 BB		0-3 K		0-0 HR	0-0 1B 2B	4 3 3 5 1 1 0																										
Tony Kubek, L OBP: 0.324, SLG: 0.436 (1, 6) (9, 7)		0-0 1B		0-0 G6-4-3 1-2f			0-0 1B 1B	0-0 1B	0-0 SH1-3 1B	5 1 4 1 0 0 1																										
Bobby Richardson, R OBP: 0.311, SLG: 0.320 (1, 4)		0-0 F5		0-0 5-3			0-0 1B 1B	0-3 K	0-0 SH1-3	4 1 1 0 0 1 2																										
Jim Coates, R Kent Hadley, R Duke Maas, R Johnny James, L Elston Howard, R Earl Gray, R Johnny Blanchard, L Ryne Duren, R Gil McDougald, R			0-0 E4 4-3 1B 4-3		0-3 K2-3		0-0 1-2 2-H 1B	0-0 F5	4-0 BB BB BB	1 1 0 0 0 0 0 0 1 0 0 0 0 0 1 0 0 0 0 0 0 0 0 0 0 0 0 1 0 0 0 0 1 0 0 1 0 0 0 0 0 0 0 0 0 0 0 0 1 0 0 0 0 0 0 1 0 0 0 0 0 0 0 0 0 0 0 0 0 1 0 0																										
Inning Stats	R: 0 E: 0 K: 0 S: 2	H: 0 LOB: 0 BB: 1 P: 6	R: 1 E: 0 K: 0 S: 5	H: 2 LOB: 1 BB: 0 P: 5	R: 3 E: 1 K: 0 S: 6	H: 2 LOB: 0 BB: 0 P: 6	R: 0 E: 0 K: 0 S: 2	H: 0 LOB: 0 BB: 1 P: 6	R: 0 E: 0 K: 1 S: 5	H: 0 LOB: 0 BB: 0 P: 5	R: 2 E: 0 K: 1 S: 9	H: 4 LOB: 2 BB: 0 P: 9	R: 2 E: 0 K: 1 S: 8	H: 3 LOB: 1 BB: 0 P: 8	R: 5 E: 1 K: 0 S: 8	H: 4 LOB: 2 BB: 2 P: 16	1B: 11 2B: 1 3B: 0 HR: 4	SF: 0 SAC: 1 DP: 2 HBP: 0	WP: 0 PB: 0 SB: 0 CS: 0	PA: 47																
PITCHER	IP WLS BF H R ER SO BB IBB HBP BLK WP HR S P ERA WHIP																																			
Jim Perry, R ERA: 3.32 (1, 1)	6.0		28	9	6	3	2	2	0	0	0	0	2	30	38	4.50	1.833																			
Johnny Klippstein, R ERA: 1.74 (7, 1)	1.0		6	3	2	2	1	0	0	0	0	0	2	8	8	18.00	3.000																			
Bobby Locke, R ERA: 3.4 (8, 1)	1.0		5	1	2	2	1	1	0	0	0	0	0	6	10	18.00	2.000																			
Ted Bowsfield, L ERA: 5.22 (9, 1)	0.0	L	3	2	2	1	0	0	0	0	0	0	0	3	3	∞	∞																			
Mudcat Grant, R ERA: 3.99 (9, 1)	1.0		5	1	1	1	0	1	0	0	0	0	0	4	8	9.00	2.000																			

New York Yankees @ Cleveland Indians
Cleveland Municipal Stadium, Cleveland, OH

Tue Jul 19 1960, 7:05 PM EDT
Att: 26,068 - Unknown

AB	42
R	13
H	16
RBI	13
BB	4
SO	4
LOB	22



Batter	1	2	3	4	5	6	7	8	9	AB	R	H	RBI	BB	SO	LOB
Johnny Temple, R (1, 4) OBP: 0.338, SLG: 0.332	0-0 4-3		0-0 F8	0-0 5-3		0-0 6-3	0-0 5-3		0-0 F7	6	0	0	0	0	0	4
Ken Aspromonte, R (1, 5) OBP: 0.382, SLG: 0.428	0-0 F9		0-0 SF8 1B		0-0 2B 1B	4-0 WP E BB		4-0 E 1B BB		3	3	2	0	2	0	0
Harvey Kuenn, R (1, 9) OBP: 0.375, SLG: 0.403	0-0 6-3		0-0 1-2 2-3 1B		0-0 1-3 1B 2B	0-0 F2		0-0 F7		5	1	2	0	0	0	2
Tito Francona, L (1, 7) OBP: 0.373, SLG: 0.410		0-0 SH3 1B 2B	0-0 SF8		0-0 2-H 3-H 1B 1B	4-0 E BB		0-0 E6 1B E		3	4	2	3	1	0	1
Vic Power, R (1, 3) OBP: 0.346, SLG: 0.428		0-0 SH3 2-3	0-0 5-3		0-0 2-H 1B 1B	0-0 E6 1-H 2-H 2B		0-0 E7 S 1-H 2-H 6-3-2 1B		4	1	3	4	0	0	2
Jim Piersall, R (1, 8) OBP: 0.332, SLG: 0.470		0-0 5-3 S 1B 3-H		0-0 HR	0-0 F6	0-0 F4		0-0 6-3-2 2-H		5	1	2	2	0	0	3
John Romano, R (1, 2) OBP: 0.321, SLG: 0.461	0-0 5-3 1-3		0-0 F8	0-0 F8			0-0 G3 2B		0-0 6-3	5	0	1	0	0	0	2
George Strickland, R (1, 6) Marty Keough, L (9, PH) OBP: 0.209, SLG: 0.205 OBP: 0.323, SLG: 0.345	0-3 K		0-3 K		0-0 2-H 1B		0-0 L9		0-0 1B	4	0	1	1	0	2	2
Jim Perry, S (1, 1) Johnny Klippstein, R (7, 1) Bobby Locke, R (8, 1) Ted Bowsfield, R (9, 1) Mudcat Grant, R (9, 1) Bob Hale, L (9, PH) OBP: 0.283, SLG: 0.394 OBP: 0.194, SLG: 0.083 OBP: 0.429, SLG: 0.417 OBP: 0.250, SLG: 0.143 OBP: 0.226, SLG: 0.194 OBP: 0.273, SLG: 0.333		0-0 1B 1B SF8 1B	0-0 1B 1B		0-3 K		0-0 G3 2-3		0-0 F7	3	1	2	0	0	1	1

Inning Stats	R: 0	H: 0	E: 0	K: 0	S: 3	H: 0	LOB: 0	BB: 0	P: 3	R: 1	H: 2	E: 0	K: 1	S: 7	H: 3	LOB: 2	BB: 0	P: 6	R: 1	H: 2	E: 0	K: 1	S: 7	H: 4	H: 5	E: 0	K: 1	S: 10	R: 2	H: 1	E: 1	K: 0	S: 4	H: 1	H: 1	E: 2	K: 0	S: 4	R: 0	H: 1	E: 0	K: 0	S: 4	R: 0	H: 1	E: 0	K: 0	S: 4	1B: 11	2B: 5	3B: 0	HR: 1	SF: 1	SAC: 1	DP: 1	HBP: 0	WP: 1	PB: 0	SB: 2	CS: 0	PA: 46
--------------	------	------	------	------	------	------	--------	-------	------	------	------	------	------	------	------	--------	-------	------	------	------	------	------	------	------	------	------	------	-------	------	------	------	------	------	------	------	------	------	------	------	------	------	------	------	------	------	------	------	------	--------	-------	-------	-------	-------	--------	-------	--------	-------	-------	-------	-------	--------

PITCHER	IP	WLS	BF	H	R	ER	SO	BB	IBB	HBP	BLK	WP	HR	S	P	ERA	WHIP
Jim Coates, R (1, 1) ERA: 4.35	4.0		19	7	3	3	2	0	0	0	0	0	0	23	23	6.75	1.750
Duke Maas, R (5, 1) ERA: 5.13	0.0		3	3	3	3	0	0	0	0	0	0	0	3	3	∞	∞
Johnny James, R (5, 1) ERA: 4.23	2.0		11	3	3	3	1	2	0	0	0	1	0	11	19	13.50	2.500
Eli Grba, R (7, 1) ERA: 5.11	1.0		4	1	0	0	0	0	0	0	0	0	0	4	4	0.00	1.000
Ryne Duren, R (8, 1) ERA: 5.7	1.0	W	5	1	2	1	0	1	0	0	0	0	0	4	8	9.00	2.000

BOTTOM

New York Yankees @ Cleveland Indians
Cleveland Municipal Stadium, Cleveland, OH

Tue Jul 19 1960, 7:05 PM EDT
 Att. 26,068 - Unknown

livebaseballscorecards.com

AB	41
R	11
H	16
RBI	10
BB	3
SO	3
LOB	19



Batter	1	2	3	4	5	6	7	8	9	AB R H RBI BB SO LOB	TOP											
Clete Boyer, R (1, 5) OBP: 0.293, SLG: 0.440	0-3 K		0-0 3-1 HR 1B	0-3 K2-6-5-2		0-3 K		0-0 2B SF7 1B	0-0 5-3	6 2 2 0 0 3 4												
Hector Lopez, R (1, 7) OBP: 0.369, SLG: 0.404	0-0 1-3		0-0 5-3	0-0 2B			0-0 L7	0-0 2B	0-0 L4	6 0 2 1 0 0 3												
Mickey Mantle, S (1, 8) OBP: 0.410, SLG: 0.586	4-0 BB		0-0 3-1	0-3 K			0-0 HR	0-0 L3		4 1 1 1 1 1 5												
Roger Maris, L (1, 9) OBP: 0.397, SLG: 0.706	0-0 L8		0-0 HR		0-0 F7		4-0 1B BB	4-0 FC5-4 BB		3 2 1 2 2 0 1												
Yogi Berra, L (1, 2) OBP: 0.362, SLG: 0.482		1-0 FC4-6 HBP	0-0 1B		0-0 F8		4-0 F9 1B BB	0-0 SF7		2 0 1 1 1 0 0												
Bill Skowron, R (1, 3) OBP: 0.350, SLG: 0.567		0-0 FC4-6 E	0-0 1B		4-0 BB		0-0 1B	0-0 FC5-4		4 0 2 1 1 0 3												
Tony Kubek, L (1, 6) OBP: 0.322, SLG: 0.432		0-0 F8	0-0 3-1		0-0 F4		0-0 F9		0-0 5-3 1B 1B	5 0 1 0 0 0 6												
Bobby Richardson, R (1, 4) OBP: 0.311, SLG: 0.317		4-0 E		0-0 E5 K2-6-5-2 WP		0-0 L7	0-0 6-3		0-0 F8	2 0 0 0 1 0 0												
Bob Cerv, R (7, PH) OBP: 0.343, SLG: 0.442										1 0 0 0 0 0 2												
Joe Demaestri, R (7, 4) OBP: 0.286, SLG: 0.286										0 0 0 0 0 0 0												
Ryne Duren, R (8, 1) OBP: 0.187, SLG: 0.091										0 0 0 0 0 0 0												
Elston Howard, R (9, PH) OBP: 0.318, SLG: 0.405										1 0 0 0 0 0 1												
Art Ditmar, R (1, 1) OBP: 0.278, SLG: 0.294										2 0 1 0 0 0 2												
Kent Hadley, L (8, PH) OBP: 0.250, SLG: 0.438										1 0 0 0 0 0 0												
Ralph Terry, R (6, 1) OBP: 0.054, SLG: 0.065										0 0 0 0 0 0 0												
John Gabler, S (6, 1) OBP: 0.187, SLG: 0.091										0 0 0 0 0 0 0												
Gil McDougald, R (8, PH) OBP: 0.324, SLG: 0.428										1 1 1 0 1 0 0												
Inning Stats	R: 0 E: 0 K: 1 S: 5	H: 0 LOB: 1 BB: 1 P: 9	R: 0 E: 2 K: 0 S: 3	H: 0 LOB: 2 BB: 1 P: 8	R: 2 E: 0 K: 0 S: 7	H: 4 LOB: 2 BB: 0 P: 7	R: 0 E: 1 K: 2 S: 9	H: 2 LOB: 2 BB: 0 P: 9	R: 0 E: 0 K: 0 S: 3	H: 0 LOB: 1 BB: 1 P: 7	R: 0 E: 0 K: 1 S: 5	H: 0 LOB: 0 BB: 0 P: 5	R: 2 E: 0 K: 0 S: 5	H: 2 LOB: 2 BB: 2 P: 13	R: 2 E: 0 K: 0 S: 5	H: 2 LOB: 2 BB: 2 P: 13	R: 0 E: 0 K: 0 S: 5	H: 2 LOB: 2 BB: 0 P: 5	1B: 8 2B: 3 3B: 0 HR: 2	SF: 1 SAC: 0 DP: 1 HBP: 1	WP: 1 PB: 0 SB: 0 CS: 0	PA: 47
PITCHER	IP WLS BF H R ER SO BB IBB HBP BLK WP HR S P ERA WHIP																					
Gary Bell, R (1, 1) ERA: 3.49	7.0 W 38 10 6 6 4 6 0 1 0 1 2 39 64 7.71 2.286																					
John Briggs, R (8, 1) ERA: 3.53	0.1 1 0 0 0 0 0 0 0 0 0 0 1 1 0.00 0.000																					
Dick Stigman, L (8, 1) ERA: 4.06	1.2 S 8 2 0 0 0 0 1 0 0 0 0 0 7 11 0.00 1.800																					

New York Yankees @ Cleveland Indians
Cleveland Municipal Stadium, Cleveland, OH
 Wed Jul 20 1960, 7:05 PM EDT
 Att: 27,353 - Unknown

livebaseballscorecards.com

AB	38
R	6
H	12
RBI	6
BB	7
SO	4
LOB	27



Batter	1	2	3	4	5	6	7	8	9
Johnny Temple, R (1, 4) OBP: 0.336, SLG: 0.329	0-0 4-3		0-0 F7	0-0 6-3		0-0 2B 1B		0-3 K2-3	
Ken Aspromonte, R (1, 5) OBP: 0.389, SLG: 0.429 Bubba Phillips, R (6, PR) OBP: 0.255, SLG: 0.297	0-0 1B 1B		4-0 1B S BB		0-3 K	4-0 2B BB		0-3 K	
Harvey Kuenn, R (1, 9) OBP: 0.383, SLG: 0.422	0-0 1-2 1B		4-0 1-2 1B BB		0-0 HR	0-0 WP 1-2 2B			
Tito Francona, L (1, 7) OBP: 0.369, SLG: 0.404 Marty Keough, L (7, 8) OBP: 0.323, SLG: 0.345	0-0 G4-6-3 1-2f		0-0 L5		0-0 6-3	0-0 F8 2-3			
Vic Power, R (1, 3) OBP: 0.348, SLG: 0.429		0-0 HR 1B	0-0 1-2 2-3 1B		0-0 4-3		0-0 F5		
Jim Piersall, R (1, 8) OBP: 0.331, SLG: 0.478		0-0 HR	0-0 FC6-4			0-0 6-3	0-0 L8		
George Strickland, R (1, 6) OBP: 0.255, SLG: 0.238		0-0 6-3		4-0 1B G6-4-3 BB		0-0 FC4-6 1B 1B	0-0 FC5-4 1B		
Hank Foiles, R (1, 2) OBP: 0.397, SLG: 0.377		0-0 5-3		0-0 1-3 1B		4-0 1-2 FC4-6 BB	0-0 1-2f FC5-4		
Gary Bell, R (1, 1) OBP: 0.213, SLG: 0.182 John Briggs, R (8, 1) OBP: 0.125, SLG: 0.125 Dick Stigman, R (8, 1) OBP: 0.333, SLG: 0.222		0-0 F8		0-0 G6-4-3 1-2f 3-H		0-0 FC4-6 1B S	0-3 K		

Inning Stats	R: 0 E: 0 K: 0 S: 4	H: 2 LOB: 1 BB: 0 P: 4	R: 2 E: 0 K: 0 S: 5	H: 2 LOB: 0 BB: 0 P: 5	R: 0 E: 0 K: 0 S: 4	H: 1 LOB: 3 BB: 2 P: 12	R: 1 E: 0 K: 0 S: 3	H: 1 LOB: 0 BB: 1 P: 7	R: 1 E: 0 K: 1 S: 6	H: 1 LOB: 0 BB: 0 P: 6	R: 4 E: 0 K: 0 S: 6	H: 3 LOB: 2 BB: 2 P: 14	R: 0 E: 0 K: 0 S: 4	H: 1 LOB: 1 BB: 0 P: 4	R: 0 E: 0 K: 3 S: 9	H: 0 LOB: 0 BB: 0 P: 9
--------------	------------------------------	---------------------------------	------------------------------	---------------------------------	------------------------------	----------------------------------	------------------------------	---------------------------------	------------------------------	---------------------------------	------------------------------	----------------------------------	------------------------------	---------------------------------	------------------------------	---------------------------------

PITCHER	IP	WLS	BF	H	R	ER	SO	BB	IBB	HBP	BLK	WP	HR	S	P	ERA	WHIP
Art Ditmar, R (1, 1) ERA: 3.72	5.0	L	23	7	4	4	1	3	0	0	0	0	2	22	34	7.20	2.000
Ralph Terry, R (6, 1) ERA: 4.02	0.2		6	2	4	4	0	2	0	0	0	0	0	4	12	54.00	6.000
John Gabler, R (6, 1) ERA: 4.15	1.1		6	2	0	0	0	0	0	0	0	1	0	6	6	0.00	1.500
Ryne Duren, R (8, 1) ERA: 5.47	1.0		3	0	0	0	3	0	0	0	0	0	0	9	9	0.00	0.000

BOTTOM

New York Yankees @ Cleveland Indians
Cleveland Municipal Stadium, Cleveland, OH

Wed Jul 20 1960, 7:05 PM EDT
Att. 27,353 - Unknown

AB	R	H	RBI	BB	SO	LOB
5	1	1	2	0	1	0
2	0	1	0	2	1	0
1	1	0	0	0	1	0
3	1	3	3	1	0	0
4	0	0	0	0	0	6
0	0	0	0	0	0	0
4	1	2	0	0	0	0
4	1	1	2	0	0	3
3	2	2	0	1	0	0
3	0	1	0	1	0	1
3	1	0	0	0	0	3
0	0	0	0	0	0	0
1	0	0	0	0	1	0

AB	33
R	8
H	11
RBI	7
BB	5
SO	4
LOB	13

C

1B	2B	3B	HR	SF	SAC	DP	HBP	WP	PA
8	1	0	2	0	2	0	0	1	38

Batter	1	2	3	4	5	6	7	8	9	AB R H RBI BB SO LOB	TOP											
Johnny Temple, R (1, 5) OBP: 0.333, SLG: 0.331	0-0 5-3	0-0 2B		0-0 F7		0-0 FC6-4			0-0 F8	5 0 1 1 0 0 3												
Ken Aspromonte, R (1, 4) OBP: 0.389, SLG: 0.428	0-0 1B	0-0 F7			0-0 5-3		0-0 4-3		0-0 1B	5 0 2 0 0 0 1												
Harvey Kuenn, R (1, 9) OBP: 0.377, SLG: 0.415	0-3 K		0-0 F9		0-0 5-3		0-0 6-3		0-3 K	5 0 0 0 0 2 2												
Tito Francona, L (1, 7) OBP: 0.372, SLG: 0.406	0-0 6-3		0-0 1B	G4-6-3	0-0 1B		4-0 BB		0-0 F8	4 0 2 0 1 0 2												
Vic Power, R (1, 3) OBP: 0.347, SLG: 0.424		4-0 HR	0-0 G4-6-3	1-2f	0-0 F8		0-0 F7			3 1 0 0 1 0 3												
Jim Piersall, R (1, 8) OBP: 0.333, SLG: 0.502		0-0 HR		0-0 5-3		0-0 HR			0-0 F7	4 2 2 3 0 0 0												
Miguel de la Hoz, R (1, 6) OBP: 0.333, SLG: 0.333		0-0 F7		0-0 1B		0-0 5-3		0-0 F9		3 0 1 0 0 0 0												
Marty Keough, L (8, PH) OBP: 0.321, SLG: 0.343										1 0 0 0 0 0 0												
George Strickland, R (8, 6) OBP: 0.255, SLG: 0.238										0 0 0 0 0 0 0												
Hank Foiles, R (1, 2) OBP: 0.402, SLG: 0.375		4-0 2B	0-3 K		0-0 6-3				0-0 1B	3 1 1 0 1 1 1												
Mudcat Grant, R (1, 1) OBP: 0.222, SLG: 0.212		0-0 F9		0-0 1B		0-0 FC6-4		0-0 F8		2 0 1 0 0 0 1												
Dick Stigman, R (5, 1) OBP: 0.364, SLG: 0.263										1 0 1 0 0 0 0												
John Romano, R (8, PH) OBP: 0.319, SLG: 0.458										1 0 0 0 0 0 1												
Johnny Klippstein, R (8, 1) OBP: 0.154, SLG: 0.083										0 0 0 0 0 0 0												
Inning Stats	R: 0 E: 0 K: 1 S: 6	H: 1 LOB: 1 BB: 0 P: 6	R: 3 E: 0 K: 0 S: 5	H: 2 LOB: 1 BB: 2 P: 13	R: 0 E: 0 K: 0 S: 3	H: 1 LOB: 0 BB: 0 P: 3	R: 0 E: 0 K: 1 S: 7	H: 2 LOB: 2 BB: 0 P: 7	R: 0 E: 0 K: 0 S: 4	H: 1 LOB: 1 BB: 0 P: 4	R: 1 E: 0 K: 0 S: 5	H: 2 LOB: 1 BB: 0 P: 5	R: 0 E: 0 K: 0 S: 3	H: 0 LOB: 1 BB: 1 P: 7	R: 0 E: 0 K: 1 S: 4	H: 1 LOB: 1 BB: 0 P: 4	R: 0 E: 0 K: 1 S: 6	H: 1 LOB: 1 BB: 0 P: 6	1B: 8 2B: 1 3B: 0 HR: 2	SF: 0 SAC: 0 DP: 1 HBP: 0	WP: 0 PB: 0 SB: 0 CS: 0	PA: 40
PITCHER	IP WLS BF H R ER SO BB IBB HBP BLK WP HR S P ERA WHIP																					
Ike Delock, R (1, 1) ERA: 4.75	6.0 W 28 9 4 4 2 2 0 0 0 0 0 2 30 38 6.00 1.833																					
Mike Fornieles, R (7, 1) ERA: 2.89	3.0 S 12 2 0 0 1 1 0 0 0 0 0 0 13 17 0.00 1.000																					

Cleveland Indians @ Boston Red Sox
Fenway Park, Boston, MA
Fri Jul 22 1960, 7:05 PM EDT
Att: 29,595 - Unknown

livebaseballscorecards.com

AB	37
R	4
H	11
RBI	4
BB	3
SO	3
LOB	14



Batter	1	2	3	4	5	6	7	8	9	AB	R	H	RBI	BB	SO	LOB	BOTTOM			
Willie Tasby, R OBP: 0.360, SLG: 0.377 (1, 8) X	0-0 G5-4-3 1B		0-0 G3 HR 1B		0-0 5-3		4-0 FC4-6 SH BB	0-0 1-2 3-H 1B		4	1	3	1	1	0	0	Cleveland Indians @ Boston Red Sox Fenway Park, Boston, MA Fri Jul 22 1960, 7:05 PM EDT Att. 29,595 - Unknown			
Pete Runnels, L OBP: 0.390, SLG: 0.399 (1, 4) X	0-0 G5-4-3 1-2f		0-0 G3 1-2		4-0 BB 1B BB		0-0 SH FC4-6	0-0 1-3		3	1	0	0	1	0	4				
Ted Williams, L OBP: 0.459, SLG: 0.681 (1, 7) X	0-0 HR		4-0 HR BB		4-0 1B BB		0-0 FC4-6 S 1-2f 2-3			2	2	1	1	2	0	2				
Vic Wertz, L OBP: 0.344, SLG: 0.489 (1, 3) X	0-0 1B		0-0 HR 1-H 2-H		0-0 FC5-4 1B 1-2 2-H		0-3 K			4	1	3	4	0	1	2				
Gary Geiger, L OBP: 0.355, SLG: 0.454 (1, 9) X	0-0 F6		0-0 FC6-4 1B		0-0 F2		0-0 F8			4	0	1	0	0	0	5				
Frank Malzone, R OBP: 0.327, SLG: 0.398 (1, 5) X		0-0 F4	0-0 FC6-4 1-2f		0-0 FC5-4 1-2f			0-0 F2		4	0	0	0	0	0	3				
Russ Nixon, L OBP: 0.326, SLG: 0.394 (1, 2) X		0-0 F6		0-0 4-3		0-0 6-3		0-0 3-1		4	0	0	0	0	0	0				
Don Buddin, R OBP: 0.351, SLG: 0.385 (1, 6) X		0-0 F9		0-0 1-3		0-0 F7		0-0 1B 1B 1B		4	1	1	0	0	0	0				
Ike Delock, R OBP: 0.056, SLG: 0.056 (1, 1) X			0-0 F4		0-0 F8		0-0 F4		0-0 1B 1B	2	0	0	0	0	0	0				
Ray Boone, R OBP: 0.308, SLG: 0.254 (6, PH) X									1	0	0	0	0	0	0	0				
Mike Fornieles, R OBP: 0.500, SLG: 0.500 (7, 1) X								1-3		1	0	1	0	0	0	0				
Inning Stats	R: 1 E: 0 K: 0 S: 5	H: 3 LOB: 1 BB: 0 P: 5	R: 0 E: 0 K: 0 S: 3	H: 0 LOB: 0 BB: 0 P: 3	R: 3 E: 0 K: 0 S: 6	H: 3 LOB: 1 BB: 1 P: 10	R: 0 E: 0 K: 0 S: 3	H: 0 LOB: 0 BB: 0 P: 3	R: 1 E: 0 K: 1 S: 4	H: 1 LOB: 2 BB: 2 P: 12	R: 0 E: 0 K: 0 S: 3	H: 0 LOB: 0 BB: 0 P: 3	R: 0 E: 1 K: 1 S: 6	H: 0 LOB: 2 BB: 1 P: 10	R: 1 E: 0 K: 0 S: 6	H: 3 LOB: 2 BB: 0 P: 6	1B: 8 2B: 0 3B: 0 HR: 2	SF: 0 SAC: 1 DP: 1 HBP: 0	WP: 0 PB: 0 SB: 1 CS: 0	PA: 38
PITCHER	IP WLS BF H R ER SO	IP WLS BF H R ER SO	IP WLS BF H R ER SO	IP WLS BF H R ER SO	IP WLS BF H R ER SO	IP WLS BF H R ER SO	IP WLS BF H R ER SO	IP WLS BF H R ER SO	IP WLS BF H R ER SO	IP WLS BF H R ER SO	IP WLS BF H R ER SO	IP WLS BF H R ER SO	IP WLS BF H R ER SO	IP WLS BF H R ER SO	IP WLS BF H R ER SO	IP WLS BF H R ER SO	ERA WHIP	ERA WHIP		
Mudcat Grant, R ERA: 4.3 (1, 1)	4.1 L	21 L	6 5	5 5	0 0	0 1	0 0	0 0	0 0	0 0	0 0	0 0	0 0	0 0	0 0	0 0	10.38 2.077			
Dick Stigman, L ERA: 3.92 (5, 1)	2.2	11	1 0	0 0	1 1	0 0	0 0	0 0	0 0	12 16	0 0	0 0	0 0	0 0	0 0	0 0	0.00 0.750			
Johnny Klippstein, R ERA: 1.88 (8, 1)	1.0	6	3 1	1 1	0 0	0 0	0 0	0 0	0 0	6 6	9 9	0 0	0 0	0 0	0 0	0 0	9.00 3.000			

livebaseballscorecards.com

AB	33
R	6
H	10
RBI	6
BB	4
SO	1
LOB	16



Batter	1	2	3	4	5	6	7	8	9	AB R H RBI BB SO LOB	TOP
Johnny Temple, R (1, 5) <small>OBP: 0.339, SLG: 0.332</small> (7, 4)	0-0 	0-0 1-4-3			4-0 		4-0 			2 1 1 0 2 0 0	Cleveland Indians @ Boston Red Sox Fenway Park, Boston, MA Sat Jul 23 1960, 3:33 AM EDT Att. 13,328 - Unknown
Ken Aspromonte, R (1, 4) <small>OBP: 0.386, SLG: 0.421</small> Bubba Phillips, R (7, 5) <small>OBP: 0.255, SLG: 0.297</small> (8, 7)	4-0 		0-0 F1		0-0 L5		0-0 6-3		3 0 0 0 1 0 2 0 0 0 0 0 0 0		
Harvey Kuenn, R (1, 9) <small>OBP: 0.379, SLG: 0.423</small>	0-0 		0-0 		0-0 		0-0 		4 0 2 0 0 0 3		
Tito Francona, L (1, 7) <small>OBP: 0.371, SLG: 0.407</small> Marty Keough, L (8, 8) <small>OBP: 0.321, SLG: 0.343</small>	0-0 		0-0 6-3		0-0 		0-3 		4 0 1 1 0 1 3 0 0 0 0 0 0 0		
Vic Power, R (1, 3) <small>OBP: 0.343, SLG: 0.419</small>	0-0 5-3		0-0 		0-0 		0-0 		4 0 0 0 0 0 5		
Jim Piersall, R (1, 8) <small>OBP: 0.332, SLG: 0.498</small> (8, 7) George Strickland, R (8, 5) <small>OBP: 0.255, SLG: 0.238</small>		0-0 		0-0 		0-0 		0-0 	4 1 1 0 0 0 1 0 0 0 0 0 0 0		
John Romano, R (1, 2) <small>OBP: 0.318, SLG: 0.459</small>		0-0 		0-0 		0-0 		0-0 	4 1 1 0 0 0 0		
Miguel de la Hoz, R (1, 6) <small>OBP: 0.286, SLG: 0.833</small>		0-0 		0-0 		0-0 		0-3 	3 1 1 2 0 1 0		
Jim Perry, S (1, 1) <small>OBP: 0.260, SLG: 0.286</small>		0-0 		0-0 		0-0 		0-0 	3 0 0 1 0 0 0		
Inning Stats	R: 1 H: 1 E: 0 LOB: 1 K: 0 BB: 1 S: 4 P: 8	R: 2 H: 2 E: 0 LOB: 0 K: 0 BB: 0 S: 5 P: 5	R: 0 H: 1 E: 0 LOB: 1 K: 0 BB: 0 S: 4 P: 4	R: 1 H: 1 E: 0 LOB: 0 K: 0 BB: 0 S: 4 P: 4	R: 0 H: 1 E: 0 LOB: 2 K: 0 BB: 1 S: 4 P: 8	R: 0 H: 0 E: 0 LOB: 0 K: 0 BB: 0 S: 3 P: 3	R: 0 H: 0 E: 0 LOB: 0 K: 0 BB: 1 S: 2 P: 6	R: 0 H: 1 E: 0 LOB: 1 K: 1 BB: 0 S: 5 P: 5	1B: 2 SF: 2 2B: 4 SAC: 0 3B: 0 DP: 0 HR: 1 HBP: 0	WP: 0 PA: 36 PB: 0 SB: 0 CS: 1	
PITCHER Tom Brewer, R (1, 1) <small>ERA: 4.79</small> Billy Muffett, R (8, 1) <small>ERA: 5.45</small>	IP WLS BF H R ER SO BB IBB HBP BLK WP HR S P ERA WHIP 7.0 L 29 6 4 4 0 3 0 0 0 0 0 1 26 38 5.14 1.286										

livebaseballscorecards.com

AB	31
R	4
H	7
RBI	4
BB	3
SO	2
LOB	14



Batter	1	2	3	4	5	6	7	8	9	AB	R	H	RBI	BB	SO	LOB
Willie Tasby, R OBP: 0.365, SLG: 0.393 (1, 8) BB	4-0 FC6-4 BB		X 0-0 HR			X 0-0 F8		X 0-0 FC4-8 1B		3	1	2	1	1	0	0
Pumpsie Green, S OBP: 0.319, SLG: 0.331 (1, 4) X	0-0 FC6-4 1-2f		X 0-0 F8			X 0-0 F8		X 0-0 FC4-6 1-2f		4	0	0	0	0	0	2
Ted Williams, L OBP: 0.460, SLG: 0.694 (1, 7) X	0-0 F9			X 0-0 HR		B 4-0 BB		X 0-0 F9		3	1	1	1	1	0	2
Vic Wertz, L OBP: 0.339, SLG: 0.481 (1, 3) X	0-0 F7			X 0-0 F8		X 0-0 1-3		X 0-0 F8		4	0	0	0	0	0	3
Gary Geiger, L OBP: 0.353, SLG: 0.451 (1, 9) X		0-0 3-1		X 0-0 F9			X 0-0 G5-4-3 1B		X 0-0 P1	4	0	1	0	0	0	0
Frank Malzone, R OBP: 0.323, SLG: 0.393 (1, 5) X		0-0 5-3		X 0-0 F7			X 0-0 G5-4-3 1-2f		X 0-0 E6	4	0	0	0	0	0	1
Russ Nixon, L OBP: 0.330, SLG: 0.393 (1, 2) X		0-0 G3			X 0-0 G5-4-3 1B		B 4-0 BB		X 0-0 F7	3	0	1	0	1	0	1
Don Buddin, R OBP: 0.350, SLG: 0.384 (1, 6) X			X 0-0 F9		X 0-0 G5-4-3 1-2f		X 0-0 1-2 1B		X 0-0 4-3	4	0	1	0	0	0	2
Tom Brewer, R OBP: 0.263, SLG: 0.351 (1, 1) Rip Repulski, R OBP: 0.281, SLG: 0.376 (7, PH) Billy Muffett, R (8, 1)			X 0-0 1-3		S 0-3 K		X 0-0 L3			2	0	0	0	0	1	0
										1	0	0	0	0	0	2
										0	0	0	0	0	0	0

Inning Stats	R: 0	H: 0	E: 0	K: 0	S: 3	R: 0	H: 0	E: 0	K: 0	S: 3	R: 1	H: 1	E: 0	K: 0	S: 4	R: 1	H: 1	E: 0	K: 0	S: 4	R: 0	H: 1	E: 0	K: 1	S: 5	R: 0	H: 0	E: 0	K: 0	S: 3	R: 0	H: 2	E: 0	K: 0	S: 4	R: 0	H: 1	E: 1	K: 0	S: 4	R: 0	H: 0	E: 1	K: 0	S: 4	1B: 4	SF: 0	2B: 0	SAC: 0	3B: 0	DP: 2	HR: 2	HBP: 0	WP: 0	PA: 35
Jim Perry, R ERA: 3.23 (1, 1)	IP	WLS	BF	H	R	ER	SO	BB	IBB	HBP	BLK	WP	HR	S	P	ERA	WHIP	IP	WLS	BF	H	R	ER	SO	BB	IBB	HBP	BLK	WP	HR	S	P	ERA	WHIP	IP	WLS	BF	H	R	ER	SO	BB	IBB	HBP	BLK	WP	HR	S	P	ERA	WHIP				

BOTTOM


Cleveland Indians @ Boston Red Sox

Fenway Park, Boston, MA

Sat Jul 23 1960, 3:33 AM EDT

Att. 13,328 - Unknown

AB	32
R	2
H	6
RBI	2
BB	3
SO	1
LOB	13



Batter	1	2	3	4	5	6	7	8	9	AB R H RBI BB SO LOB	TOP									
Johnny Temple, R (1, 5) OBP: 0.341, SLG: 0.335	0-0 1B SF8 1B	0-0 F8			0-0 5-3		0-0 1B		0-0 SH1-3	4 1 2 1 0 0 1	Cleveland Indians @ Boston Red Sox Fenway Park, Boston, MA Sun Jul 24 1960, 3:33 AM EDT Unknown									
Ken Aspromonte, R (1, 4) OBP: 0.391, SLG: 0.426	0-0 1-3 2B 1B	0-0 6-3			0-0 F8		0-0 1-2 1B		0-0 2-3 1B	5 1 3 1 0 0 1										
Harvey Kuenn, R (1, 9) OBP: 0.374, SLG: 0.417	0-3 K		0-0 F7		0-0 F9		0-0 F8		0-0 3-H 4-3	4 0 0 0 0 1 4										
Ted Bowsfield, R (7, 1) OBP: 0.200, SLG: 0.143										0 0 0 0 0 0 0										
Bob Hale, L (9, PH) OBP: 0.267, SLG: 0.325										1 0 0 0 0 0 1										
Jim Piersall, R (1, 8) OBP: 0.327, SLG: 0.492	0-0 SF8		0-0 F9			0-3 K		0-0 6-3		3 0 0 1 0 1 0										
Vic Power, R (1, 3) OBP: 0.341, SLG: 0.420	0-0 1-H 1B 2B		0-0 F7			0-0 6-3		0-0 5-3		4 1 1 1 0 0 0										
Tito Francona, L (1, 7) OBP: 0.375, SLG: 0.420	0-0 2-H 1B			4-0 FC5-4 BB		0-0 F7		0-0 HR		3 1 2 2 1 0 0										
John Romano, R (1, 2) OBP: 0.316, SLG: 0.457	0-3 K		0-0 F2				0-0 P6	0-0 6-3		1 0 0 0 0 1 1										
Hank Foiles, R (1, 2) OBP: 0.388, SLG: 0.360										3 0 0 0 0 0 1										
Miguel de la Hoz, R (1, 6) OBP: 0.364, SLG: 0.778		4-0 SH3 BB		0-0 FC5-4 FC6-4 1-2f			0-0 1B 2B		0-0 F9	3 1 1 0 1 0 1										
Gary Bell, R (1, 1) OBP: 0.213, SLG: 0.182				0-0 FC6-4 1-2f			0-0 L4		0-0 SH1-3 1B 2B	0 0 0 0 0 0 0										
John Briggs, R (1, 1) OBP: 0.125, SLG: 0.125										0 0 0 0 0 0 0										
Bobby Locke, R (2, 1) OBP: 0.400, SLG: 0.385										1 0 0 0 0 0 1										
Marty Keough, L (7, PH) OBP: 0.323, SLG: 0.351										2 1 1 0 0 0 1										
Inning Stats	R: 3 E: 0 K: 2 S: 11	H: 4 LOB: 1 BB: 0 P: 11	R: 0 E: 0 K: 0 S: 3	H: 0 LOB: 1 BB: 1 P: 7	R: 0 E: 0 K: 0 S: 3	H: 0 LOB: 1 BB: 1 P: 7	R: 0 E: 0 K: 0 S: 3	H: 0 LOB: 0 BB: 0 P: 3	R: 0 E: 0 K: 1 S: 5	H: 0 LOB: 0 BB: 0 P: 5	R: 1 E: 0 K: 0 S: 6	H: 3 LOB: 2 BB: 0 P: 6	R: 1 E: 0 K: 0 S: 4	H: 1 LOB: 0 BB: 0 P: 4	R: 1 E: 0 K: 0 S: 5	H: 2 LOB: 1 BB: 0 P: 5	1B: 6 2B: 3 3B: 0 HR: 1	SF: 1 SAC: 2 DP: 0 HBP: 0	WP: 0 PB: 0 SB: 0 CS: 0	PA: 39
PITCHER Bill Monbouquette, R (1, 1) ERA: 3.32	IP: 9.0 WLS: W BF: 39 H: 10 R: 6 ER: 6 SO: 3 BB: 2 IBB: 0 HBP: 0 BLK: 0 WP: 0 HR: 1 S: 43 P: 51 ERA: 6.00 WHIP: 1.333																			

livebaseballscorecards.com

AB	34
R	6
H	10
RBI	6
BB	2
SO	3
LOB	12



Batter	1	2	3	4	5	6	7	8	9
Willie Tasby, R OBP: 0.370, SLG: 0.390 (1, 8)	1-0 HR HBP	4-0 1B BB	0-0 6-3			0-0 5-3		4-0 2B BB	
Gary Geiger, L OBP: 0.350, SLG: 0.458 (1, 9)	0-0 HR	0-0 F8	0-0 4-3			0-0 4-3		0-0 G1-2-3 BB	
Ted Williams, L OBP: 0.461, SLG: 0.687 Carroll Hardy, R OBP: 0.189, SLG: 0.206 (8, 7)	0-0 FC5 1B	4-0 E 1B 3B BB		0-3 K			0-0 F9	0-0 2B	
Vic Wertz, L OBP: 0.337, SLG: 0.477 Pete Runnels, L OBP: 0.368, SLG: 0.398 (8, 3)	0-0 F5	0-0 E2 3B 1B		0-0 F5			0-0 1-3	0-0 5-3	
Russ Nixon, L OBP: 0.339, SLG: 0.406 (1, 2)	4-0 FC5 2B BB	0-0 3B		0-0 F9			4-0 1B BB		
Frank Malzone, R OBP: 0.322, SLG: 0.391 (1, 5)	0-0 FC5 2B	0-0 5-6-3			0-0 P4		0-0 1B		
Pumpsie Green, S OBP: 0.324, SLG: 0.339 (1, 4)	0-0 2B	4-0 BB			0-0 F8		0-0 F9		
Don Buddin, R OBP: 0.348, SLG: 0.382 (1, 6)	0-0 6-3	0-0 4-3			0-3 K			0-0 BB E G1-2-3 1B	
Bill Monbouquette, R OBP: 0.170, SLG: 0.049 (1, 1)		4-0 BB 1B BB	0-3 K			0-0 3-1		0-0 E6 BB G1-2-3 2B	


Inning Stats	R: 4 E: 0 K: 0 S: 6	H: 3 LOB: 1 BB: 1 P: 11	R: 4 E: 1 K: 0 S: 5	H: 2 LOB: 2 BB: 4 P: 21	R: 0 E: 0 K: 1 S: 5	H: 0 LOB: 0 BB: 0 P: 5	R: 0 E: 0 K: 1 S: 5	H: 0 LOB: 0 BB: 0 P: 5	R: 0 E: 0 K: 0 S: 3	H: 0 LOB: 0 BB: 0 P: 3	R: 0 E: 0 K: 0 S: 4	H: 1 LOB: 2 BB: 1 P: 8	R: 2 E: 1 K: 0 S: 5	H: 2 LOB: 1 BB: 1 P: 9
1B: 4 2B: 2 3B: 1 HR: 1	SF: 0 SAC: 0 DP: 1 HBP: 1	WP: 0 PB: 0 SB: 0 CS: 0												

PITCHER	IP	WLS	BF	H	R	ER	SO	BB	IBB	HBP	BLK	WP	HR	S	P	ERA	WHIP
Gary Bell, R ERA: 3.72 (1, 1)	0.2	L	7	3	4	4	0	1	0	0	0	0	1	5	10	54.00	6.000
John Briggs, R ERA: 4.46 (1, 1)	0.2		6	1	4	4	0	3	0	0	0	0	0	3	15	54.00	6.000
Bobby Locke, R ERA: 3.05 (2, 1)	4.2		16	1	0	0	3	1	0	0	0	0	0	21	25	0.00	0.429
Ted Bowsfield, L ERA: 5.04 (7, 1)	2.0		11	3	2	0	0	2	0	0	0	0	0	9	17	0.00	2.500

BOTTOM

Cleveland Indians @ Boston Red Sox
Fenway Park, Boston, MA
Sun Jul 24 1960, 3:33 AM EDT
Unknown

AB	32
R	10
H	8
RBI	10
BB	7
SO	3
LOB	16



livebaseballscorecards.com

Batter	1	2	3	4	5	6	7	8	9	AB R H RBI BB SO LOB	TOP																										
Johnny Temple, R (1, 5) OBP: 0.346, SLG: 0.347	0-0 1B 3B		0-0 S 1B	0-0 FC1-2		0-0 F9		0-0 1-2 1B		5 1 3 0 0 0 3																											
Ken Aspromonte, R (1, 4) OBP: 0.383, SLG: 0.415	0-0 P4		0-0 P4	0-0 P6		0-0 P4		0-3 K		5 0 0 0 0 1 7																											
Marty Keough, L (1, 9) OBP: 0.315, SLG: 0.341	0-0 F3		0-0 4-3	0-0 F8		0-0 E1		0-3 K		5 0 0 0 0 1 7																											
Tito Francona, L (1, 7) OBP: 0.379, SLG: 0.423 (5, 3)	0-0 1B			0-0 1B 1B	0-0 5-3 1B 1B	0-0 P3		0-3 K		5 2 3 1 0 1 3																											
Jim Piersall, R (1, 8) OBP: 0.329, SLG: 0.491	0-3 K			0-0 HBP 1B 1B	0-0 5-3 1B 1B		0-0 F5		0-0 F3	5 2 2 0 0 1 1																											
Vic Power, R (1, 3) Harvey Kuenn, R (5, 7) OBP: 0.344, SLG: 0.422 OBP: 0.375, SLG: 0.418		0-0 L4-3 1B		0-0 1B HBP 1B	0-0 5-3		0-0 4-3		0-0 1B	3 1 2 1 0 0 2 2 0 1 0 0 0 0																											
John Romano, R (1, 2) OBP: 0.318, SLG: 0.452		0-0 L4-3		1-0 E 1B	0-3 K		0-0 FC5-4 1B		0-0 P5	4 0 1 0 0 1 4																											
Miguel de la Hoz, R (1, 6) OBP: 0.375, SLG: 0.643		0-0 F7		1-2 FC1-2 HBP	0-0 K		0-0 FC5-4		0-3 K	5 0 2 3 0 1 2																											
Jack Harshman, L (1, 1) Bob Hale, L (4, PH) Gary Bell, R (4, 1) Barry Laitman, R (4, 1) Chuck Tanner, L (8, PH) Mudcat Grant, R (8, PR) Johnny Kirpslein, R (8, 1) OBP: 0.261, SLG: 0.317 OBP: 0.213, SLG: 0.192 OBP: 0.200, SLG: 0.143 OBP: 0.440, SLG: 0.400 OBP: 0.222, SLG: 0.212 OBP: 0.164, SLG: 0.083			0-0 4-3	0-0 E4 FC1-2	0-3 K			4-0 1B BB		1 0 0 0 0 0 0 0 1 0 0 1 0 0 0 2 0 0 0 0 0 0 0 0 1 0 0 0 0 1 1 1 0 0 0 0 1 0 0 0 0 0 0 0 0 0 0 0 0 0 0 0 0 0 0 0																											
Inning Stats	R: 1 E: 0 K: 1 S: 7	H: 2 LOB: 1 BB: 0 P: 7	R: 0 E: 0 K: 0 S: 3	H: 1 LOB: 0 BB: 0 P: 3	R: 0 E: 0 K: 0 S: 4	H: 1 LOB: 1 BB: 0 P: 4	R: 3 E: 1 K: 0 S: 8	H: 4 LOB: 3 BB: 0 P: 9	R: 2 E: 0 K: 2 S: 10	H: 3 LOB: 1 BB: 0 P: 10	R: 0 E: 1 K: 0 S: 4	H: 0 LOB: 1 BB: 0 P: 4	R: 0 E: 0 K: 0 S: 4	H: 1 LOB: 1 BB: 0 P: 4	R: 0 E: 0 K: 3 S: 10	H: 1 LOB: 2 BB: 1 P: 14	R: 0 E: 0 K: 1 S: 6	H: 1 LOB: 1 BB: 0 P: 6	1B: 13 2B: 1 3B: 1 HR: 0	SF: 0 SAC: 0 DP: 1 HBP: 1	WP: 0 PB: 0 SB: 1 CS: 0	PA: 44															
PITCHER	IP WLS BF H R ER SO BB IBB HBP BLK WP HR S P ERA WHIP																																				
Frank Sullivan, R (1, 1) ERA: 5.33	3.0	16	7	4	4	4	1	0	0	1	0	0	0	17	18	12.00	2.333																				
Mike Fornieles, R (4, 1) ERA: 2.9	6.0	28	7	2	2	6	1	0	0	0	0	0	39	43	3.00	1.333																					

Cleveland Indians @ Boston Red Sox
 Fenway Park, Boston, MA
 Sun Jul 24 1960, 3:38 AM EDT
 Att: 30,415 - Unknown

livebaseballscores.com

AB	42
R	6
H	14
RBI	6
BB	1
SO	7
LOB	32



Batter	1	2	3	4	5	6	7	8	9
Willie Tasby, R OBP: 0.370, SLG: 0.385 (1, 8) X	0-0 6-3		4-0 1B E 2B BB	4-0 1B FC6-4 BB		0-0 F5		0-3 K	
Carroll Hardy, R OBP: 0.205, SLG: 0.200 (1, 9) B B B B Gary Geiger, L OBP: 0.351, SLG: 0.458 (4, PH) (5, 9)	4-0 HR BB		0-0 L5	0-0 FC6-4 1-3 2-H 1B		0-3 K			
Frank Malzone, R OBP: 0.324, SLG: 0.400 (1, 5) X	0-0 1-H HR		0-0 E6 1B 2B	0-0 FC6-4 WP		4-0 BB			
Rip Repulski, R OBP: 0.280, SLG: 0.371 (1, 7) X	0-0 1-3		0-0 2B SF7 1B	0-3 K		0-0 F3			
Ray Boone, R OBP: 0.317, SLG: 0.271 (1, 3) B B B B Pete Runnels, L OBP: 0.388, SLG: 0.398 (9, 3)	4-0 BB		0-0 1-3 2-H 3-H 2B	0-0 F8		0-3 K			
Pumpsie Green, S OBP: 0.315, SLG: 0.331 (1, 4) X	0-0 5-3		0-0 SF7		0-3 K		0-0 G3		
Haywood Sullivan, R OBP: 0.275, SLG: 0.240 (1, 2) X		0-0 F8	4-0 BB		0-0 1-3		0-0 4-3		
Don Buddin, R OBP: 0.347, SLG: 0.378 (1, 6) X		0-0 4-3	0-0 F8		4-0 FC4-6 BB		0-0 6-3		
Frank Sullivan, R OBP: 0.167, SLG: 0.074 (1, 1) Mike Fornieles, R OBP: 0.429, SLG: 0.429 (4, 1) X		0-0 F2		0-0 1B 1B	0-0 FC4-6		0-0 L4		

Inning Stats	R: 2 E: 0 K: 0 S: 4	H: 1 LOB: 1 BB: 2 P: 12	R: 0 E: 0 K: 0 S: 3	H: 0 LOB: 0 BB: 0 P: 3	R: 3 E: 1 K: 0 S: 6	H: 2 LOB: 2 BB: 2 P: 14	R: 2 E: 0 K: 1 S: 7	H: 2 LOB: 1 BB: 1 P: 11	R: 0 E: 0 K: 1 S: 5	H: 0 LOB: 1 BB: 1 P: 9	R: 0 E: 0 K: 1 S: 5	H: 0 LOB: 0 BB: 0 P: 5	R: 0 E: 0 K: 1 S: 5	H: 0 LOB: 0 BB: 0 P: 5	R: 0 E: 0 K: 1 S: 5	H: 0 LOB: 0 BB: 0 P: 5
--------------	------------------------------	----------------------------------	------------------------------	---------------------------------	------------------------------	----------------------------------	------------------------------	----------------------------------	------------------------------	---------------------------------	------------------------------	---------------------------------	------------------------------	---------------------------------	------------------------------	---------------------------------


PITCHER	IP	WLS	BF	H	R	ER	SO	BB	IBB	HBP	BLK	WP	HR	S	P	ERA	WHIP
Jack Harshman, L ERA: 9.0 (1, 1)	3.0	L	17	3	5	3	0	4	0	0	0	0	1	13	29	9.00	2.333
Gary Bell, R ERA: 3.85 (4, 1)	0.0		3	2	2	2	0	1	0	0	0	0	0	2	6	∞	∞
Bary Latman, R ERA: 4.24 (4, 1)	4.0		14	0	0	0	4	2	0	0	0	1	0	20	28	0.00	0.500
Johnny Klippstein, R ERA: 1.84 (8, 1)	1.0		3	0	0	0	1	0	0	0	0	0	0	5	5	0.00	0.000

BOTTOM

Cleveland Indians @ Boston Red Sox
Fenway Park, Boston, MA
Sun Jul 24 1960, 3:38 AM EDT
Att. 30,415 - Unknown

AB	R	H	RBI	BB	SO	LOB
3	2	0	0	2	1	0
1	1	0	0	1	0	1
2	0	1	1	0	1	0
3	2	1	3	1	0	2
4	1	1	0	0	1	2
3	0	1	2	1	1	1
0	0	0	0	0	0	0
3	0	0	1	0	1	1
3	0	0	0	1	0	0
3	0	0	0	1	0	2
1	0	0	0	0	0	0
3	1	1	0	0	0	1

AB	29
R	7
H	5
RBI	7
BB	7
SO	5
LOB	10



WP	PA
1	37
PB	0
SB	0
CS	0

livebaseballscorecards.com

Batter	1	2	3	4	5	6	7	8	9	AB R H RBI BB SO LOB	TOP	
Johnny Temple, R OBP: 0.351, SLG: 0.356 (1, 5) X	0-0 3-1 2B		0-0 1-3 1B		0-0 2-3 1B		0-0 F7			4 0 3 0 0 0 1		
Ken Aspromonte, R OBP: 0.376, SLG: 0.408 (1, 4) X	0-0 3-1 2-3		0-0 1-3 1-2		0-0 6-3			0-0 6-3		4 0 0 0 0 0 4		
Harvey Kuenn, R OBP: 0.374, SLG: 0.416 (1, 9) X	0-0 F9		0-0 F3		0-0 4-3 SH2-4 1B			0-0 F9		4 0 1 0 0 0 2		
Tito Francona, L OBP: 0.375, SLG: 0.419 (1, 7) (7, 3) X	0-0 4-3			0-0 4-3		0-0 SH2-4 1-2		0-0 F5		3 0 0 0 0 0 1		
Jim Piersall, R OBP: 0.328, SLG: 0.487 (1, 8) (7, 7) X		0-0 SH5-3 1B		0-0 5-3		0-0 4-3 2-3			0-0 6-3	4 1 1 0 0 0 1		
Vic Power, R OBP: 0.344, SLG: 0.421 (1, 3) (7, 6) X		0-0 SH5-3 1-2		0-0 1B		0-3 K			0-0 E6 G6-4-3	3 0 1 0 0 1 1		
John Romano, R OBP: 0.317, SLG: 0.448 (1, 2) X		0-0 G6-4-3 2-H 1B			0-0 5-3				0-0 6-3	4 0 1 1 0 0 1		
Miguel de la Hoz, R OBP: 0.333, SLG: 0.563 Marty Keough, L OBP: 0.313, SLG: 0.339 (1, 6) (7, PH) (7, 8) X		0-0 G6-4-3 1-2f			0-0 4-3				0-3 K	2 0 0 0 0 0 1 1 0 0 0 0 1 0		
Dick Stigman, R OBP: 0.375, SLG: 0.333 Bob Hale, L OBP: 0.277, SLG: 0.357 Mudcat Grant, R OBP: 0.252, SLG: 0.212 Johnny Klippstein, R OBP: 0.194, SLG: 0.083 Bobby Locke, R OBP: 0.400, SLG: 0.385 Jack Harshman, L OBP: 0.385, SLG: 0.385 (1, 1) (7, PH) (7, PR) (7, 1) (7, 1) (7, 1) X			0-3 K		0-0 1B 2B				0-0 2B	2 0 1 0 0 1 0 1 0 1 0		
Inning Stats	R: 0 H: 1 E: 0 LOB: 1 K: 0 BB: 0 S: 4 P: 4	R: 1 H: 2 E: 0 LOB: 0 K: 0 BB: 0 S: 4 P: 4	R: 0 H: 1 E: 0 LOB: 1 K: 1 BB: 0 S: 6 P: 6	R: 0 H: 1 E: 0 LOB: 1 K: 0 BB: 0 S: 3 P: 3	R: 0 H: 2 E: 0 LOB: 2 K: 0 BB: 0 S: 5 P: 5	R: 0 H: 1 E: 0 LOB: 1 K: 1 BB: 0 S: 6 P: 6	R: 0 H: 1 E: 0 LOB: 1 K: 1 BB: 0 S: 6 P: 6	R: 0 H: 0 E: 0 LOB: 0 K: 0 BB: 0 S: 3 P: 3	R: 0 H: 0 E: 1 LOB: 0 K: 0 BB: 0 S: 3 P: 3	1B: 6 SF: 0 2B: 3 SAC: 2 3B: 0 DP: 2 HR: 0 HBP: 0	WP: 0 PA: 34 PB: 0 SB: 0 CS: 0	
PITCHER Art Ditmar, R ERA: 3.57 Luis Arroyo, L ERA:	IP WLS BF H R ER SO BB IBB HBP BLK WP HR S P ERA WHIP 7.0 W 28 9 1 1 3 0 0 0 0 0 0 0 34 34 1.29 1.286 (8, 1) 2.0 S 6 0 0 0 0 0 0 0 0 0 0 0 6 6 0.00 0.000											PITCHER IP WLS BF H R ER SO BB IBB HBP BLK WP HR S P ERA WHIP

Cleveland Indians @ New York Yankees
Yankee Stadium, Bronx, NY
Tue Jul 26 1960, 7:05 PM EDT
Att: 37,632 - Unknown

livebaseballscorecards.com

AB	32
R	1
H	9
RBI	1
BB	0
SO	3
LOB	12



BOTTOM

Cleveland Indians @ New York Yankees
Yankee Stadium, Bronx, NY
Tue Jul 26 1960, 7:05 PM EDT
Att. 37,632 - Unknown

livebaseballscorecards.com

AB	28
R	6
H	7
RBI	6
BB	5
SO	4
LOB	12



WP:	0	PA:	34
PB:	0	SB:	0
CS:	0		

AB	R	H	RBI	BB	SO	LOB
2	1	0	1	2	1	0
2	0	1	1	1	0	1
4	1	1	2	0	1	4
4	0	1	0	0	0	1
2	0	1	0	1	0	1
0	1	0	0	0	0	0
1	0	0	0	0	0	1
4	1	1	0	0	1	2
2	0	0	0	0	1	1
2	1	1	1	0	0	1
3	1	1	1	0	0	0
2	0	0	0	0	0	0
0	0	0	0	1	0	0
1B:	5	SF:	1			
2B:	1	SAC:	0			
3B:	0	DP:	1			
HR:	1	HBP:	0			

Batter	1	2	3	4	5	6	7	8	9
Roger Maris, L OBP: 0.399, SLG: 0.684 (1, 9) X	0-0 F8 ①		0-3 K ③			4-0 HR BB	4-0 1-3 BB 1-2 2-3 3-H		
Hector Lopez, R OBP: 0.366, SLG: 0.402 (1, 7) B B B	4-0 G6-4-3 BB			0-0 F8 2B		0-0 F7 ② X	0-0 SF7 ①		
Mickey Mantle, S OBP: 0.408, SLG: 0.595 (1, 8) X	0-0 G6-4-3 1-2f		0-3 K ①			0-0 HR 1-H	0-0 1-3 ② ③		
Bill Skowron, R OBP: 0.364, SLG: 0.592 (1, 3)		0-0 6-3 ①		0-0 F8 2-3		0-0 F8 ③		0-0 FC5-6 1B	
Elston Howard, R OBP: 0.317, SLG: 0.403 Joe Demaestri, R OBP: 0.222, SLG: 0.222 (7, PR) Luis Arroyo, L (8, 1)		0-0 1B		0-0 6-3 ③			4-0 1B BB	0-0 FC5-6 1-2f	
Gil McDougald, R OBP: 0.320, SLG: 0.412 (1, 5)		0-0 F4 ②		0-3 K ①			0-0 1B 1B	0-0 F9 ②	
Clete Boyer, R OBP: 0.276, SLG: 0.415 Tony Kubek, L OBP: 0.322, SLG: 0.431 (6, 6)		0-3 K ③		0-0 F9 ②			0-0 1B BB 1B	0-0 3-1 ③	
Bobby Richardson, R OBP: 0.320, SLG: 0.326 (1, 4)			0-0 F5 ①		0-0 F9 ③		0-0 BB BB SF7 1B 1-3 2-H		
Art Ditmar, R OBP: 0.263, SLG: 0.278 Yogi Berra, L OBP: 0.365, SLG: 0.480 (7, PH) (8, 2)			0-0 4-3 ②			0-0 1-3 ①	4-0 BB BB		

Inning Stats	R: 0	H: 0	E: 0	K: 0	S: 2	LOB: 0	BB: 1	P: 6	R: 0	H: 1	E: 0	K: 1	S: 6	LOB: 1	BB: 0	P: 6	R: 0	H: 0	E: 0	K: 1	S: 5	LOB: 0	BB: 0	P: 5	R: 0	H: 1	E: 0	K: 1	S: 6	LOB: 1	BB: 0	P: 6	R: 0	H: 0	E: 0	K: 1	S: 5	LOB: 0	BB: 0	P: 5	R: 2	H: 1	E: 0	K: 0	S: 4	LOB: 0	BB: 1	P: 8	R: 4	H: 3	E: 0	K: 0	S: 5	LOB: 2	BB: 3	P: 17	R: 0	H: 1	E: 0	K: 0	S: 4	LOB: 1	BB: 0	P: 4
--------------	------	------	------	------	------	--------	-------	------	------	------	------	------	------	--------	-------	------	------	------	------	------	------	--------	-------	------	------	------	------	------	------	--------	-------	------	------	------	------	------	------	--------	-------	------	------	------	------	------	------	--------	-------	------	------	------	------	------	------	--------	-------	-------	------	------	------	------	------	--------	-------	------

PITCHER	IP	WLS	BF	H	R	ER	SO	BB	IBB	HBP	BLK	WP	HR	S	P	ERA	WHIP
Dick Stigman, L ERA: 3.86 (1, 1)	6.0	L	22	3	2	2	4	2	0	0	0	0	1	28	36	3.00	0.833
Johnny Klippstein, R ERA: 2.35 (7, 1)	0.0		3	2	3	3	0	1	0	0	0	0	0	2	6	∞	∞
Bobby Locke, R ERA: 3.25 (7, 1)	0.0		2	1	0	0	0	1	0	0	0	0	0	1	5	∞	∞
Jack Harshman, L ERA: 5.4 (7, 1)	2.0		7	1	1	1	0	1	0	0	0	0	0	6	10	4.50	1.000

Batter	1	2	3	4	5	6	7	8	9	AB R H RBI BB SO LOB	TOP	
Johnny Temple, R (1, 5) <small>OBP: 0.353, SLG: 0.356</small>	0-0 		0-0 		4-0 			0-0 		3 0 1 0 1 0 0	Cleveland Indians @ New York Yankees Yankee Stadium, Bronx, NY Thu Jul 28 1960, 3:33 AM EDT Unknown	
Ken Aspromonte, R (1, 4) <small>OBP: 0.374, SLG: 0.405</small>	0-0 		0-0 		0-0 			0-0 		4 0 1 0 0 0 2		
Harvey Kuenn, R (1, 9) <small>OBP: 0.375, SLG: 0.415</small>	0-0 		4-0 		0-0 			0-0 		3 0 1 0 1 0 1		
Jim Piersall, R (1, 8) <small>OBP: 0.327, SLG: 0.484</small>	0-3 		0-0 		0-0 			0-0 		4 0 1 0 0 1 3		
Vic Power, R (1, 3) <small>OBP: 0.343, SLG: 0.419</small>		0-0 		0-0 		0-3 		0-0 		4 0 1 0 0 1 1		
Red Wilson, R (1, 2) <small>OBP: 0.297, SLG: 0.268</small>		0-0 		0-0 		0-0 		0-0 		4 0 1 0 0 0 2		
Tito Francona, L (1, 7) <small>OBP: 0.374, SLG: 0.416</small>		0-3 		0-0 		0-0 		0-0 		4 0 1 0 0 1 2		
Rocky Bridges, R (1, 6) <small>OBP: 0.111, SLG: 0.111</small>		0-0 			0-0 		0-0 	0-0 		4 0 0 0 0 0 3		
Jim Perry, S (1, 1) <small>OBP: 0.250, SLG: 0.275</small> John Romano, R (8, PH) <small>OBP: 0.315, SLG: 0.445</small> Mudcat Grant, R (8, 1) <small>OBP: 0.222, SLG: 0.212</small>			0-3 		0-0 			0-0 		2 0 0 0 0 1 0 1 0 0 0 0 0 0 0 0 0 0 0 0 0		
Inning Stats	R: 0 H: 1 E: 0 LOB: 1 K: 1 BB: 0 S: 6 P: 6	R: 0 H: 1 E: 0 LOB: 1 K: 1 BB: 0 S: 6 P: 6	R: 0 H: 1 E: 0 LOB: 2 K: 1 BB: 1 S: 6 P: 10	R: 0 H: 1 E: 0 LOB: 0 K: 0 BB: 0 S: 3 P: 3	R: 0 H: 0 E: 0 LOB: 1 K: 0 BB: 1 S: 3 P: 7	R: 0 H: 0 E: 0 LOB: 0 K: 1 BB: 0 S: 5 P: 5	R: 0 H: 0 E: 0 LOB: 0 K: 0 BB: 0 S: 3 P: 3	R: 0 H: 1 E: 0 LOB: 1 K: 0 BB: 0 S: 4 P: 4	R: 0 H: 2 E: 0 LOB: 2 K: 0 BB: 0 S: 5 P: 5	1B: 7 SF: 0 2B: 0 SAC: 0 3B: 0 DP: 1 HR: 0 HBP: 0	WP: 0 PA: 35 PB: 0 SB: 0 CS: 0	
PITCHER Whitey Ford, L (1, 1) <small>ERA: 2.97</small> Bobby Shantz, L (6, 1) <small>ERA: 2.36</small>	IP WLS BF H R ER SO BB IBB HBP BLK WP HR S P ERA WHIP 5.0 W 20 4 0 0 3 2 0 0 0 0 0 0 24 32 0.00 1.200											PITCHER IP WLS BF H R ER SO BB IBB HBP BLK WP HR S P ERA WHIP 4.0 S 15 3 0 0 1 0 0 0 0 0 0 0 17 17 0.00 0.750

livebaseballscores.com

AB	33
R	0
H	7
RBI	0
BB	2
SO	4
LOB	14



Batter	1	2	3	4	5	6	7	8	9	AB	R	H	RBI	BB	SO	LOB
Hector Lopez, R OBP: 0.370, SLG: 0.406 (1, 7)										3	0	2	0	0	0	0
Tony Kubek, L OBP: 0.325, SLG: 0.442 (1, 6)										3	1	2	2	0	0	1
Yogi Berra, L OBP: 0.368, SLG: 0.481 (1, 2)										4	0	2	0	0	0	2
Roger Maris, L OBP: 0.395, SLG: 0.675 (1, 9)										4	0	0	0	0	1	4
Bill Skowron, R OBP: 0.360, SLG: 0.585 (1, 3)										4	0	0	0	0	0	1
Mickey Mantle, S OBP: 0.406, SLG: 0.600 (1, 8)										4	1	1	1	0	0	0
Clete Boyer, R OBP: 0.286, SLG: 0.441 (1, 5)										3	1	2	1	1	0	0
Bobby Richardson, R OBP: 0.317, SLG: 0.323 (1, 4)										3	0	0	0	0	0	2
Whitey Ford, L OBP: 0.325, SLG: 0.156 (1, 1)										1	1	0	0	1	1	1
Bobby Shantz, R (6, 1)										1	0	0	0	0	0	0

Inning Stats	R: 0	H: 2	E: 0	LOB: 1	K: 1	S: 6	P: 6	R: 0	H: 0	E: 0	LOB: 1	K: 0	S: 3	P: 7	R: 2	H: 2	E: 0	LOB: 1	K: 0	S: 5	P: 9	R: 0	H: 1	E: 0	LOB: 1	K: 1	S: 6	P: 6	R: 0	H: 1	E: 0	LOB: 0	K: 0	S: 5	P: 5	R: 0	H: 1	E: 0	LOB: 1	K: 0	S: 4	P: 4	R: 0	H: 0	E: 0	LOB: 0	K: 0	S: 3	P: 3
--------------	------	------	------	--------	------	------	------	------	------	------	--------	------	------	------	------	------	------	--------	------	------	------	------	------	------	--------	------	------	------	------	------	------	--------	------	------	------	------	------	------	--------	------	------	------	------	------	------	--------	------	------	------

PITCHER	IP	WLS	BF	H	R	ER	SO	BB	IBB	HBP	BLK	WP	HR	S	P	ERA	WHIP
Jim Perry, R ERA: 3.32 (1, 1)	7.0	L	31	9	4	4	2	2	0	0	0	0	3	33	41	5.14	1.571
Mudcat Grant, R ERA: 4.25 (8, 1)	1.0		3	0	0	0	0	0	0	0	0	0	0	3	3	0.00	0.000

BOTTOM

Cleveland Indians @ New York Yankees
Yankee Stadium, Bronx, NY

Thu Jul 28 1960, 3:33 AM EDT
Unknown

AB	30
R	4
H	9
RBI	4
BB	2
SO	2
LOB	11

livebaseballscores.com

WP	HR	S	P	ERA	WHIP
3	0	2	3	5.14	1.571
0	0	0	0	0.00	0.000

Batter	1	2	3	4	5	6	7	8	9	AB R H RBI BB SO LOB	TOP
Johnny Temple, R (1, 5) <small>OBP: 0.352, SLG: 0.355</small> Bubba Phillips, R (1, 5) <small>OBP: 0.254, SLG: 0.295</small> Chuck Tanner, L (5, PH) <small>OBP: 0.253, SLG: 0.381</small> Ted Bowsfield, R (5, 1) <small>OBP: 0.250, SLG: 0.143</small> Bobby Locke, R (6, 1) <small>OBP: 0.375, SLG: 0.357</small> John Romano, R (9, PH) <small>OBP: 0.314, SLG: 0.443</small>	0-0 F4			0-0 5-3	0-3 K		0-3 K		0-0 F8	1 0 0 0 0 0 0 1 0 0 0 0 0 0 1 0 0 0 0 0 1 2 0 0 0 0 0 0 0 0 1 0 0 0 0 0 1 1 1 0 0 0 0 0 0 1	
Ken Aspromonte, R (1, 4) <small>OBP: 0.374, SLG: 0.402</small>	0-0 L7			4-0 2B BB		0-0 F4	0-0 BB	0-0 FC5-4	4 0 1 1 1 0 1		
Marty Keough, L (1, 9) <small>OBP: 0.322, SLG: 0.357</small>	4-0 CS BB			0-0 F8		0-0 HR	4-0 1-2 BB		2 1 1 1 2 0 1		
Tito Francona, L (1, 7) <small>OBP: 0.375, SLG: 0.419</small>	0-0 CS 1-2	0-3 K		0-0 1-3 2B		4-0 1B BB	0-0 F6		3 0 1 0 0 1 1 2		
Jim Piersall, R (1, 8) <small>OBP: 0.326, SLG: 0.481</small>		0-3 K		0-0 F7		0-0 1-2 1B		0-0 L9	4 0 1 0 0 1 2		
Vic Power, R (1, 3) <small>OBP: 0.339, SLG: 0.414</small>		0-0 F9			0-0 4-3	0-0 F8		0-0 1-3	4 0 0 0 0 0 2		
Red Wilson, R (1, 2) <small>OBP: 0.302, SLG: 0.275</small>			0-0 L3 1B		0-0 1B 1B	0-0 F9		0-0 G3	4 0 2 0 0 0 2		
Rocky Bridges, R (1, 6) <small>OBP: 0.250, SLG: 0.250</small> Miguel de la Hoz, R (7, 6) <small>OBP: 0.368, SLG: 0.588</small>			0-0 L3 1-2		0-0 1-2 1B		0-0 4-3 1B 1B	0-0 FC5-4 1B	3 1 2 0 0 0 1 1 0 1 0 0 0 0		
Barry Latman, R (1, 1) <small>OBP: 0.200, SLG: 0.143</small> Gary Bell, R (1, 1) <small>OBP: 0.208, SLG: 0.178</small> Bob Hale, L (5, PH) <small>OBP: 0.260, SLG: 0.333</small>			0-0 5-3		0-3 K		0-0 4-3	0-3 K	0 0 0 0 0 0 0 1 0 0 0 0 0 0 3 0 0 0 0 0 2 4		
Inning Stats	R: 0 H: 0 E: 0 LOB: 0 K: 0 BB: 1 S: 2 P: 6	R: 0 H: 0 E: 0 LOB: 0 K: 2 BB: 0 S: 7 P: 7	R: 0 H: 1 E: 0 LOB: 0 K: 0 BB: 0 S: 3 P: 3	R: 0 H: 1 E: 0 LOB: 2 K: 0 BB: 1 S: 4 P: 8	R: 0 H: 2 E: 0 LOB: 2 K: 2 BB: 0 S: 9 P: 9	R: 1 H: 2 E: 0 LOB: 2 K: 0 BB: 1 S: 5 P: 9	R: 1 H: 2 E: 0 LOB: 2 K: 1 BB: 1 S: 7 P: 11	R: 0 H: 0 E: 0 LOB: 0 K: 0 BB: 0 S: 3 P: 3	R: 0 H: 1 E: 0 LOB: 1 K: 1 BB: 0 S: 6 P: 6	1B: 7 SF: 0 2B: 2 SAC: 0 3B: 0 DP: 1 HR: 1 HBP: 0	WP: 0 PA: 39 PB: 0 SB: 0 CS: 1
PITCHER Bob Turley, R (1, 1) <small>ERA: 3.38</small> Ryne Duren, R (8, 1) <small>ERA: 5.06</small>	IP WLS BF H R ER SO BB IBB HBP BLK WP HR S P ERA WHIP	7.0 W 31 8 2 2 5 4 0 0 0 0 0 1 37 53 2.57 1.714	2.0 S 7 1 0 0 1 0 0 0 0 0 0 0 9 9 0.00 0.500								

Cleveland Indians @ New York Yankees
 Yankee Stadium, Bronx, NY
 Thu Jul 28 1960, 7:05 PM EDT
 Att: 39,812 - Unknown

AB	34
R	2
H	9
RBI	2
BB	4
SO	6
LOB	19



WP: 0	PA: 39
PB: 0	
SB: 0	
CS: 1	

PITCHER	IP	WLS	BF	H	R	ER	SO	BB	IBB	HBP	BLK	WP	HR	S	P	ERA	WHIP
---------	----	-----	----	---	---	----	----	----	-----	-----	-----	----	----	---	---	-----	------

Batter	1	2	3	4	5	6	7	8	9	AB R H RBI BB SO LOB	TOP
--------	---	---	---	---	---	---	---	---	---	----------------------	-----

Johnny Temple, R OBP: 0.354, SLG: 0.357 (1, 5) 										4 1 2 0 0 1 1	
Marty Keough, L OBP: 0.316, SLG: 0.349 (1, 9) 										4 0 0 0 0 1 3	
Ken Aspromonte, R OBP: 0.372, SLG: 0.399 (1, 4) 										4 0 1 1 0 0 1	
Vic Power, R OBP: 0.341, SLG: 0.415 (1, 3) 										4 0 2 1 0 0 0	
Jim Piersall, R OBP: 0.321, SLG: 0.474 (1, 8) 										4 0 0 0 0 0 3	
Tito Francona, L OBP: 0.378, SLG: 0.417 (1, 7) Bubba Phillips, R OBP: 0.253, SLG: 0.294 (9, PH) (9, 7)										1 1 0 0 2 0 0 1 0 0 0 0 1 0	
Miguel de la Hoz, R OBP: 0.364, SLG: 0.550 (1, 6) 										3 0 1 0 0 0 2	
Red Wilson, R OBP: 0.309, SLG: 0.283 (1, 2) 										3 1 2 1 0 0 1	
Jack Harshman, L (1, 1) Dick Stigman, R OBP: 0.375, SLG: 0.333 (7, 1) 										1 0 0 0 0 0 0 0 0 0 0 0 0 0	

Inning Stats	R: 0 E: 0 K: 0 S: 3	H: 1 LOB: 0 BB: 0 P: 3	R: 0 E: 0 K: 0 S: 3	H: 1 LOB: 1 BB: 1 P: 7	R: 2 E: 0 K: 0 S: 7	H: 4 LOB: 2 BB: 0 P: 7	R: 0 E: 0 K: 0 S: 3	H: 1 LOB: 0 BB: 0 P: 3	R: 0 E: 0 K: 1 S: 5	H: 0 LOB: 0 BB: 0 P: 5	R: 0 E: 0 K: 0 S: 3	H: 0 LOB: 0 BB: 0 P: 3	R: 1 E: 0 K: 0 S: 4	H: 1 LOB: 1 BB: 1 P: 8	R: 0 E: 0 K: 1 S: 5	H: 0 LOB: 0 BB: 0 P: 5	R: 0 E: 0 K: 1 S: 5	H: 0 LOB: 0 BB: 0 P: 5	1B: 8 2B: 0 3B: 0 HR: 0	SF: 0 SAC: 3 DP: 2 HBP: 0	WP: 0 PB: 0 SB: 0 CS: 1	PA: 34
---------------------	------------------------------	---------------------------------	------------------------------	---------------------------------	------------------------------	---------------------------------	------------------------------	---------------------------------	------------------------------	---------------------------------	------------------------------	---------------------------------	------------------------------	---------------------------------	------------------------------	---------------------------------	------------------------------	---------------------------------	----------------------------------	------------------------------------	----------------------------------	--------

PITCHER	IP	WLS	BF	H	R	ER	SO	BB	IBB	HBP	BLK	WP	HR	S	P	ERA	WHIP
Jack Fisher, R ERA: 3.53 (1, 1)	4.0	L	17	7	2	2	0	1	0	0	0	0	0	16	20	4.50	2.000
Hoyt Wilhelm, R ERA: 3.54 (5, 1)	3.0		11	1	1	1	1	1	0	0	0	0	0	12	16	3.00	0.667
Wes Stock, R ERA: 3.0 (8, 1)	1.0		3	0	0	0	1	0	0	0	0	0	0	5	5	0.00	0.000
Billy Hoef, L ERA: 4.7 (9, 1)	1.0		3	0	0	0	1	0	0	0	0	0	0	5	5	0.00	0.000

Cleveland Indians @ Baltimore Orioles
Memorial Stadium, Baltimore, MD
Fri Jul 29 1960, 7:05 PM EDT
Att: 21,608 - Unknown
livebaseballscorecards.com

AB	29
R	3
H	8
RBI	3
BB	2
SO	3
LOB	11



Batter	1	2	3	4	5	6	7	8	9	AB R H RBI BB SO LOB
Jackie Brandt, R OBP: 0.340, SLG: 0.411 (1, 9) BB (5, 8)	4-0 BB		4-0 1-2 BB		0-0 5-3		0-0 SF8		4-0 1B BB	1 0 0 1 3 0 0
Gene Woodling, L OBP: 0.404, SLG: 0.392 (1, 7) X	0-0 L9		0-0 F9		0-3 K		0-3 K		0-0 1-3 1B	5 0 1 0 0 2 5
Brooks Robinson, R OBP: 0.338, SLG: 0.441 (1, 5) X	0-0 L8		0-0 F3			0-0 F3		0-3 K	0-3 K	5 0 0 0 0 2 5
Walt Dropo, R OBP: 0.353, SLG: 0.372 (1, 3) X	0-0 F3			0-0 5-3		0-3 K		0-0 6-3		4 0 0 0 0 1 1
Gus Triandos, R OBP: 0.335, SLG: 0.349 (1, 2) X		0-0 6-3		0-0 E6 1B		0-0 F9		0-0 1B 1B		4 0 1 0 0 0 0
Ron Hansen, R OBP: 0.325, SLG: 0.415 (1, 6) X		0-0 F8		0-0 FC5-4 1B		4-0 1B BB SF8 BB		0-0 1-2 1B		3 1 2 0 1 0 0
Jim Busby, R OBP: 0.333, SLG: 0.320 (5, 1) Hoyt Wilhelm, R OBP: 0.091, SLG: 0.065 (7, PH) Bob Boyd, L OBP: 0.453, SLG: 0.429 (8, 1) Wes Stock, R OBP: 0.434, SLG: 0.523 (8, PH) Billy Hoelt, L (9, 1)		0-0 F8		0-3 K		4-0 1B BB		0-3 K		2 0 0 0 0 1 2 0 0 0 0 0 0 0 0 0 0 0 1 0 0 0 0 0 0 0 0 0 1 0 0 0 0 1 2 0 0 0 0 0 0 0
Mary Breeding, R OBP: 0.319, SLG: 0.337 (1, 4) X		0-0 L8		0-0 FC5-4 1-2f		0-0 F3		0-0 F8		4 0 0 0 0 0 4
Jack Fisher, R OBP: 0.294, SLG: 0.233 (1, 1) Al Pilarcik, L OBP: 0.315, SLG: 0.356 (5, 9)			0-0 BB 1B		0-0 3-1		0-0 1-2 2-3 1B		0-3 K	1 0 1 0 0 0 0 3 0 1 0 0 1 0

Inning Stats	R: 0	H: 0	E: 0	K: 0	S: 3	LOB: 1	BB: 1	P: 7	R: 0	H: 0	E: 0	K: 0	S: 3	LOB: 0	BB: 0	P: 3	R: 0	H: 1	E: 1	K: 1	S: 7	LOB: 2	BB: 1	P: 8	R: 0	H: 0	E: 0	K: 1	S: 5	LOB: 0	BB: 0	P: 5	R: 1	H: 1	E: 0	K: 1	S: 6	LOB: 2	BB: 2	P: 14	R: 0	H: 2	E: 0	K: 2	S: 9	LOB: 2	BB: 0	P: 9	R: 0	H: 1	E: 0	K: 2	S: 8	LOB: 2	BB: 1	P: 12	1B: 6	SF: 1	2B: 0	SAC: 0	3B: 0	DP: 0	HR: 0	HBP: 0	WP: 0	PA: 39
--------------	------	------	------	------	------	--------	-------	------	------	------	------	------	------	--------	-------	------	------	------	------	------	------	--------	-------	------	------	------	------	------	------	--------	-------	------	------	------	------	------	------	--------	-------	-------	------	------	------	------	------	--------	-------	------	------	------	------	------	------	--------	-------	-------	-------	-------	-------	--------	-------	-------	-------	--------	-------	--------

PITCHER	IP	WLS	BF	H	R	ER	SO	BB	IBB	HBP	BLK	WP	HR	S	P	ERA	WHIP
Jack Harshman, L ERA: 3.27 (1, 1)	6.0	W	24	2	1	1	3	3	0	0	0	0	0	27	39	1.50	0.833
Dick Stigman, L ERA: 3.73 (7, 1)	3.0	S	15	4	0	0	5	2	0	0	0	0	0	23	31	0.00	2.000

BOTTOM

Cleveland Indians @ Baltimore Orioles
Memorial Stadium, Baltimore, MD

Fri Jul 29 1960, 7:05 PM EDT
Att. 21,608 - Unknown

livebaseballscorecards.com

AB	33
R	1
H	6
RBI	1
BB	5
SO	8
LOB	19



Batter	1	2	3	4	5	6	7	8	9	AB R H RBI BB SO LOB	TOP											
Johnny Temple, R (1, 5) OBP: 0.352, SLG: 0.353	0-0 F9		0-0 F4		0-0 FC5-4		0-0 CS	4-0 HR BB		3 1 0 0 1 0 3	Cleveland Indians @ Baltimore Orioles Memorial Stadium, Baltimore, MD Sat Jul 30 1960, 3:33 AM EDT Att. 6,614 - Unknown											
Marty Keough, L (1, 9) OBP: 0.314, SLG: 0.363	0-3 K		0-0 F5			0-0 F8		0-0 HR		4 1 1 2 0 1 1												
Ken Aspromonte, R (1, 4) OBP: 0.371, SLG: 0.396	0-0 1B			0-3 K		0-0 5-3		0-0 F8		4 0 1 0 0 1 0												
Vic Power, R (1, 3) OBP: 0.343, SLG: 0.416	0-0 G3			0-0 G6-4-3 1B		0-0 S 1B		0-0 4-3		4 0 2 0 0 0 1												
Jim Piersall, R (1, 8) OBP: 0.320, SLG: 0.474		0-0 4-3 2B		0-0 G6-4-3		0-3 K		0-3 K		4 0 1 0 0 2 2												
Tito Francona, L (1, 7) OBP: 0.379, SLG: 0.422		0-0 4-3			0-0 F7		0-0 1B 2B		0-0 S 1B	4 1 2 0 0 0 1												
Bubba Phillips, R (9, PR) OBP: 0.253, SLG: 0.294		2-3								0 0 0 0 0 0 0												
Red Wilson, R (1, 2) OBP: 0.313, SLG: 0.284		0-3 K			4-0 FC1-6 BB		0-0 FC6-4 1B		0-0 F2	3 0 1 1 1 1 2												
Rocky Bridges, R (1, 6) OBP: 0.200, SLG: 0.200		0-0 6-3			0-0 FC1-6 1B		0-3 K		0-0 F7	3 0 0 0 0 1 3												
Bob Hale, L (9, PH) OBP: 0.255, SLG: 0.326					1-2f				1-2	1 0 0 0 0 0 1												
Miguel de la Hoz, R (9, 6) OBP: 0.364, SLG: 0.550										0 0 0 0 0 0 0												
Mudcat Grant, R (1, 1) OBP: 0.250, SLG: 0.243			0-0 F5 1B			0-0 FC5-4 1B		0-0 FC6-4 CS		0 0 0 0 0 0 0												
Johnny Klippstein, R (9, 1) OBP: 0.154, SLG: 0.083									0-0 1-4-3	4 0 2 0 0 0 3												
Bobby Locke, R (9, 1) OBP: 0.375, SLG: 0.357										0 0 0 0 0 0 0												
Inning Stats	R: 0 E: 0 K: 1 S: 6	H: 1 LOB: 1 BB: 0 P: 6	R: 0 E: 0 K: 1 S: 6	H: 1 LOB: 1 BB: 0 P: 6	R: 0 E: 0 K: 0 S: 3	H: 1 LOB: 0 BB: 0 P: 3	R: 0 E: 0 K: 1 S: 5	H: 1 LOB: 0 BB: 0 P: 5	R: 0 E: 0 K: 1 S: 4	H: 1 LOB: 2 BB: 1 P: 8	R: 0 E: 0 K: 1 S: 6	H: 1 LOB: 1 BB: 0 P: 6	R: 1 E: 0 K: 1 S: 6	H: 2 LOB: 0 BB: 0 P: 6	R: 2 E: 0 K: 1 S: 6	H: 1 LOB: 0 BB: 1 P: 10	R: 0 E: 0 K: 0 S: 4	H: 1 LOB: 2 BB: 0 P: 4	1B: 7 2B: 2 3B: 0 HR: 1	SF: 0 SAC: 0 DP: 1 HBP: 0	WP: 0 PB: 0 SB: 2 CS: 1	PA: 37
PITCHER Chuck Estrada, R (1, 1) ERA: 3.84	IP: 9.0 WLS: W BF: 36 H: 10 R: 3 ER: 3 SO: 6 BB: 2 IBB: 0 HBP: 0 BLK: 0 WP: 0 HR: 1 S: 46 P: 54 ERA: 3.00 WHIP: 1.333											PITCHER	IP: 9.0 WLS: W BF: 36 H: 10 R: 3 ER: 3 SO: 6 BB: 2 IBB: 0 HBP: 0 BLK: 0 WP: 0 HR: 1 S: 46 P: 54 ERA: 3.00 WHIP: 1.333									

livebaseballscorecards.com

AB	34
R	3
H	10
RBI	3
BB	2
SO	6
LOB	17



Batter	1	2	3	4	5	6	7	8	9	AB R H RBI BB SO LOB
Jackie Brandt, R (1, 8) OBP: 0.337, SLG: 0.407 Bob Boyd, L (7, PH) OBP: 0.397, SLG: 0.421 Jim Busby, R (8, 8) OBP: 0.339, SLG: 0.327	0-0 F9		0-0 F9		0-3 K		0-0 F3		0-0 1B	3 0 0 0 0 1 1 1 0 0 0 0 0 2 1 0 1 1 0 0 0
Gene Stephens, L (1, 9) OBP: 0.311, SLG: 0.379 (8, 7)	0-0 2B 1B		0-3 K		0-0 6-3		0-0 2B			4 1 2 2 0 1 1
Gene Woodling, L (1, 7) OBP: 0.402, SLG: 0.394 Ron Hansen, R (8, 6) OBP: 0.325, SLG: 0.415	0-0 2B			0-0 F8		0-0 6-3	0-0 4-3			4 0 1 1 0 0 1 0 0 0 0 0 0 0
Jim Gentile, L (1, 3) OBP: 0.431, SLG: 0.518	0-0 F5			0-0 BB 1B		0-3 K		0-0 F9		4 0 1 0 0 1 1
Brooks Robinson, R (1, 5) OBP: 0.337, SLG: 0.439	0-0 F7			0-3 K		0-0 1B		0-0 5-3		4 0 1 0 0 1 2
Clint Courtney, L (1, 2) OBP: 0.373, SLG: 0.283		0-0 L9		4-0 BB		0-0 F3		4-0 BB		2 0 0 0 2 0 1
Billy Klaus, L (1, 6) OBP: 0.333, SLG: 0.400 (8, 4)		0-3 K		0-3 K			0-0 1B 2B	0-0 CS	4-0 6-3 B2 1B BB	3 2 1 0 1 2 2
Mary Breeding, R (1, 4) OBP: 0.320, SLG: 0.338 Al Pilarcik, L (7, PH) OBP: 0.318, SLG: 0.358 (8, 9)		0-0 F4			0-0 FC3-6 1B		0-0 2B 1B		0-0 B2	2 0 1 0 0 0 0 2 1 1 0 0 0 1
Chuck Estrada, R (1, 1) OBP: 0.184, SLG: 0.194			0-0 F8		0-0 FC3-6		0-0 F4		0-0 6-3	4 0 0 0 0 0 4

Inning Stats	R: 1	H: 2	E: 0	K: 0	S: 5	LOB: 1	BB: 0	P: 5	R: 0	H: 0	E: 0	K: 1	S: 5	LOB: 0	BB: 0	P: 5	R: 0	H: 0	E: 0	K: 1	S: 5	LOB: 0	BB: 0	P: 5	R: 0	H: 1	E: 0	K: 2	S: 8	LOB: 2	BB: 1	P: 12	R: 0	H: 1	E: 0	K: 1	S: 6	LOB: 1	BB: 0	P: 6	R: 0	H: 1	E: 0	K: 1	S: 6	LOB: 1	BB: 0	P: 6	R: 2	H: 3	E: 0	K: 0	S: 6	LOB: 1	BB: 0	P: 6	R: 0	H: 0	E: 0	K: 0	S: 2	LOB: 0	BB: 1	P: 6	R: 1	H: 1	E: 0	K: 0	S: 3	LOB: 1	BB: 1	P: 7	1B: 6	2B: 3	3B: 0	HR: 0	SF: 0	SAC: 0	DP: 0	HBP: 0	WP: 0	PB: 0	SB: 0	CS: 1	PA: 38
PITCHER	IP	WLS	BF	H	R	ER	SO	BB	IBB	HBP	BLK	WP	HR	S	P	ERA	WHIP																																																																				
Mudcat Grant, R (1, 1) ERA: 4.18	8.0		33	8	3	3	6	2	0	0	0	0	0	43	51	3.38	1.250																																																																				
Johnny Klippstein, R (9, 1) ERA: 2.5	0.1	L	2	0	1	1	0	1	0	0	0	0	0	1	5	27.00	3.000																																																																				
Bobby Locke, R (9, 1) ERA: 3.02	0.1		2	1	0	0	0	0	0	0	0	0	0	2	2	0.00	3.000																																																																				

BOTTOM

Cleveland Indians @ Baltimore Orioles
Memorial Stadium, Baltimore, MD

Sat Jul 30 1960, 3:33 AM EDT
Att. 6,614 - Unknown

livebaseballscores.com

AB	34
R	4
H	9
RBI	4
BB	3
SO	6
LOB	16



Batter	1	2	3	4	5	6	7	8	9	AB R H RBI BB SO LOB	TOP																
Johnny Temple, R OBP: 0.354, SLG: 0.355 (1, 5) X	0-0 5-3	0-0 FC4-6 1-3 1B			0-0 FC5-4 1B		0-0 4-3			4 0 2 0 0 0 0																	
Ken Aspromonte, R OBP: 0.369, SLG: 0.391 (1, 4) X	0-0 6-3	0-0 FC4-6 1-2f			0-0 F9			4-0 6-3 1B BB		3 1 0 0 1 0 3																	
Harvey Kuenn, R OBP: 0.376, SLG: 0.416 (1, 9) X	0-0 5-3			0-0 FC3-6 1B	0-0 FC5-4 1-2f			0-0 6-3 1B		4 1 2 0 0 0 1																	
Vic Power, R OBP: 0.342, SLG: 0.414 (1, 3) X		0-0 1B HR		0-0 FC3-6 G4-3 1-2f		0-0 6-3		0-0 6-3 1-2 2-3		4 1 1 0 0 0 3																	
Jim Piersall, R OBP: 0.323, SLG: 0.475 (1, 7) X		0-0 1B HR		0-0 G4-3 1-2f		0-0 1-3		0-0 CS 1B		4 1 2 2 0 0 1																	
Miguel de la Hoz, R OBP: 0.383, SLG: 0.667 (1, 6) X		0-0 HR 1-H 2-H		0-3 K		0-0 1B		0-0 F7		4 1 2 3 0 1 1																	
Marty Keough, L OBP: 0.313, SLG: 0.361 (1, 8) X		0-0 FC1-6 1B		0-0 6-3		0-0 F8		0-0 CS 1-2	0-0 F9	4 0 1 0 0 0 1																	
Red Wilson, R OBP: 0.310, SLG: 0.280 (1, 2) X		0-0 FC1-6 1B		0-0 5-3			0-0 F5		0-0 4-3	2 0 0 0 0 0 1																	
Bob Hale, L OBP: 0.250, SLG: 0.319 (7, PH)										1 0 0 0 0 0 0																	
Dick Stigman, R OBP: 0.375, SLG: 0.333 (7, 1) X										0 0 0 0 0 0 0																	
Don Newcombe, L OBP: 0.200, SLG: 0.162 (9, PH) X		0-0 F7 1-2f								1 0 0 0 0 0 0																	
Gary Bell, R OBP: 0.208, SLG: 0.178 (1, 1) X					0-3 K		0-3 K		0-0 F3	0 0 0 0 0 0 0																	
Tito Francona, L OBP: 0.378, SLG: 0.420 (2, PH)										1 0 0 0 0 0 1																	
Carl Mathias, S (2, 1)										1 0 0 0 0 1 0																	
Chuck Tanner, L OBP: 0.407, SLG: 0.364 (7, PH)										1 0 0 0 0 1 0																	
John Romano, R OBP: 0.312, SLG: 0.440 (7, 2) X										1 0 0 0 0 0 0																	
Inning Stats	R: 0 E: 0 K: 0 S: 3	H: 0 LOB: 0 BB: 0 P: 3	R: 3 E: 0 K: 0 S: 8	H: 5 LOB: 2 BB: 0 P: 8	R: 0 E: 0 K: 1 S: 5	H: 1 LOB: 0 BB: 0 P: 5	R: 0 E: 0 K: 1 S: 6	H: 1 LOB: 1 BB: 0 P: 6	R: 0 E: 0 K: 1 S: 5	H: 0 LOB: 0 BB: 0 P: 5	R: 2 E: 0 K: 0 S: 4	H: 2 LOB: 0 BB: 1 P: 8	R: 0 E: 0 K: 0 S: 3	H: 0 LOB: 0 BB: 0 P: 3	1B: 9 2B: 0 3B: 0 HR: 1	SF: 0 SAC: 0 DP: 1 HBP: 0	WP: 0 PB: 0 SB: 0 CS: 1	PA: 37									
PITCHER	IP WLS BF H R ER SO BB IBB HBP BLK WP HR S P ERA WHIP																										
Hal Brown, R ERA: 3.86 (1, 1)	1.0		6	3	3	3	0	0	0	0	0	0	1	6	6	27.00	3.000										
Wes Stock, R ERA: 2.89 (2, 1)	6.1	W	25	6	2	2	3	1	0	0	0	0	0	30	34	2.84	1.105										
Jack Fisher, R ERA: 3.48 (8, 1)	1.2	S	5	1	0	0	0	0	0	0	0	0	0	5	5	0.00	0.600										

Cleveland Indians @ Baltimore Orioles
 Memorial Stadium, Baltimore, MD
 Sun Jul 31 1960, 3:33 AM EDT
 Att. 9,465 - Unknown

livebaseballscorecards.com

AB	35
R	5
H	10
RBI	5
BB	1
SO	3
LOB	12



Batter	1	2	3	4	5	6	7	8	9	AB	R	H	RBI	BB	SO	LOB
Jackie Brandt, R OBP: 0.333, SLG: 0.401 (1, 8) (8, 9)	0-3 K	0-3 K		0-0 1-3		0-0 F6				4	0	0	0	0	2	0
Gene Stephens, L OBP: 0.319, SLG: 0.377 (1, 9) (8, 7)	4-0 BB HR BB	4-0 BB 1B BB		0-0 6-3		4-0 BB				1	2	0	0	3	0	0
Gene Woodling, L OBP: 0.403, SLG: 0.391 Jim Busby, R OBP: 0.339, SLG: 0.327 (1, 7) (8, 8)	4-0 BB HR BB	4-0 BB 1B BB		0-0 L9		0-0 G3				2	2	0	0	2	0	1
Jim Gentile, L OBP: 0.432, SLG: 0.516 (1, 3)	4-0 BB HR BB	0-0 1B 1B		0-0 4-3		0-0 G3				3	1	1	1	1	0	0
Brooks Robinson, R OBP: 0.341, SLG: 0.452 (1, 5)	0-0 HR	0-0 1B		0-0 2B		0-0 5-3				4	1	3	5	0	0	0
Clint Courtney, L OBP: 0.370, SLG: 0.277 Gus Triandos, R OBP: 0.335, SLG: 0.349 (1, 2) (8, 2)	0-0 F4	0-0 4-3		4-0 BB		0-0 F9				3	0	0	0	1	0	2
Billy Klaus, L OBP: 0.346, SLG: 0.455 Ron Hansen, R OBP: 0.324, SLG: 0.413 (1, 6) (5, PH) (6, 6)	0-0 2B		0-3 K	0-0 F7		0-0 F2				2	0	1	0	0	1	0
Mary Breeding, R OBP: 0.317, SLG: 0.334 (1, 4)	0-0 F9		0-3 K	0-0 F7		0-0 5-3				4	0	0	0	0	1	3
Hal Brown, R OBP: 0.343, SLG: 0.267 Wes Stock, R Jack Fisher, R OBP: 0.286, SLG: 0.226 (1, 1) (2, 1) (8, 1)		0-3 K	0-3 K	0-0 F3		0-0 6-3				0	0	0	0	0	0	0

Inning Stats	R: 4	H: 2	E: 0	K: 1	S: 7	LOB: 1	BB: 3	P: 19	R: 2	H: 2	E: 0	K: 2	S: 9	LOB: 2	BB: 2	P: 17	R: 0	H: 0	E: 0	K: 3	S: 9	LOB: 0	BB: 0	P: 9	R: 0	H: 0	E: 0	K: 0	S: 3	LOB: 0	BB: 0	P: 3	R: 0	H: 1	E: 0	K: 0	S: 4	LOB: 2	BB: 1	P: 8	R: 0	H: 0	E: 0	K: 0	S: 3	LOB: 1	BB: 1	P: 7	R: 0	H: 0	E: 0	K: 0	S: 3	LOB: 0	BB: 0	P: 3	R: 0	H: 0	E: 0	K: 0	S: 3	LOB: 0	BB: 0	P: 3
--------------	------	------	------	------	------	--------	-------	-------	------	------	------	------	------	--------	-------	-------	------	------	------	------	------	--------	-------	------	------	------	------	------	------	--------	-------	------	------	------	------	------	------	--------	-------	------	------	------	------	------	------	--------	-------	------	------	------	------	------	------	--------	-------	------	------	------	------	------	------	--------	-------	------

PITCHER	IP	WLS	BF	H	R	ER	SO	BB	IBB	HBP	BLK	WP	HR	S	P	ERA	WHIP
Gary Bell, R ERA: 4.03 (1, 1)	1.0	L	8	2	4	4	1	3	0	0	0	0	1	7	19	36.00	5.000
Carl Mathias, L ERA: 3.6 (2, 1)	5.0		22	3	2	2	5	4	0	0	0	0	0	28	44	3.60	1.400
Dick Stigman, L ERA: 3.65 (7, 1)	2.0		6	0	0	0	0	0	0	0	0	0	0	6	6	0.00	0.000

BOTTOM

Cleveland Indians @ Baltimore Orioles
Memorial Stadium, Baltimore, MD
 Sun Jul 31 1960, 3:33 AM EDT
 Att. 9,465 - Unknown

livebaseballscorecards.com

AB	29
R	6
H	5
RBI	6
BB	7
SO	6
LOB	8



WP: 0	PA: 36
PB: 0	SB: 0
CS: 0	

Batter	1	2	3	4	5	6	7	8	9	AB R H RBI BB SO LOB	TOP											
Johnny Temple, R OBP: 0.349, SLG: 0.349 (1, 5) X	0-0 6-3		0-0 6-3		0-0 F8		0-0 F8		0-0 FC6-4	5 0 0 0 0 0 3	Cleveland Indians @ Washington Senators Griffith Stadium, Washington, DC Mon Aug 01 1960, 7:05 PM EDT Att. 8,201 - Unknown livebaseballscorecards.com											
Ken Aspromonte, R OBP: 0.371, SLG: 0.391 (1, 4) X	0-0 5-3		1-0 FC5-4 HBP		0-0 P5			0-0 G4-6-3 BB 1B	3 0 1 0 0 0 1													
Harvey Kuenn, R OBP: 0.375, SLG: 0.412 (1, 9) X	0-0 5-3		0-0 FC5-4 FC6-4		0-3 K			4-0 G4-6-3 BB 1-2	3 0 0 0 1 1 1													
Vic Power, R OBP: 0.338, SLG: 0.409 (1, 3) X		0-0 G3	0-0 FC6-4		0-0 5-3			0-0 G4-6-3 BB 1-2f 2-3	4 0 0 0 0 0 3													
Jim Piersall, R OBP: 0.325, SLG: 0.475 (1, 8) X		0-0 PB 1B 1B		0-0 F9		0-0 S 1B 1B		0-0 F3	4 2 2 0 0 0 1													
Miguel de la Hoz, R OBP: 0.400, SLG: 0.643 (1, 6) X		0-0 PB 1-2 1B		0-0 5-3		0-0 1-H 1B		0-0 6-3	4 1 2 1 0 0 0													
John Romano, R OBP: 0.306, SLG: 0.431 (1, 2) S.S.		0-3 K 1-2 2-3		0-3 K		0-0 F7		0-0 E5 1B	4 0 0 0 0 2 3													
Bubba Phillips, R OBP: 0.253, SLG: 0.293 (1, 7) X		0-0 FC5-4 2-H 3-H 1B		0-0 5-3		0-0 F7		0-0 F7	4 0 1 2 0 0 1													
Jim Perry, S OBP: 0.268, SLG: 0.291 (1, 1) X		0-0 FC5-4 1-2f		0-0 1B		0-0 4-1		0-0 FC6-4 1-2 1B	4 0 2 0 0 0 1													
Inning Stats	R: 0 E: 0 K: 0 S: 3	H: 0 LOB: 0 BB: 0 P: 3	R: 2 E: 0 K: 1 S: 8	H: 3 LOB: 1 BB: 0 P: 8	R: 0 E: 0 K: 0 S: 3	H: 0 LOB: 1 BB: 0 P: 4	R: 0 E: 0 K: 1 S: 5	H: 0 LOB: 0 BB: 0 P: 5	R: 0 E: 0 K: 0 S: 4	H: 1 LOB: 1 BB: 0 P: 4	R: 1 E: 0 K: 1 S: 7	H: 2 LOB: 1 BB: 0 P: 7	R: 0 E: 0 K: 0 S: 3	H: 0 LOB: 0 BB: 0 P: 3	R: 0 E: 0 K: 0 S: 3	H: 1 LOB: 1 BB: 1 P: 7	R: 0 E: 1 K: 0 S: 5	H: 1 LOB: 2 BB: 0 P: 5	1B: 8 2B: 0 3B: 0 HR: 0	SF: 0 SAC: 0 DP: 1 HBP: 1	WP: 0 PB: 1 SB: 1 CS: 0	PA: 37
PITCHER	IP WLS BF H R ER SO BB IBB HBP BLK WP HR S P ERA WHIP																					
Hal Woodeshick, L ERA: 4.17 (1, 1)	5.0 L 20 4 2 1 2 0 0 1 0 0 0 0 23 24 1.80 0.800																					
Ray Moore, R ERA: 4.13 (6, 1)	3.0 12 3 1 1 1 1 0 0 0 0 0 0 13 17 3.00 1.333																					
Rudy Hernandez, R ERA: 1.88 (9, 1)	1.0 5 1 0 0 0 0 0 0 0 0 0 0 5 5 0.00 1.000																					



Batter	1	2	3	4	5	6	7	8	9
Lenny Green, L (1, 8) OBP: 0.357, SLG: 0.382	0-0 4-3		0-0 4-3			0-0 4-3		0-0 F5	
Reno Bertoia, R (1, 5) OBP: 0.350, SLG: 0.394	0-0 F8			0-0 L7		0-0 G5-4-3 1B		0-0 4-3	
Bob Allison, R (1, 9) OBP: 0.384, SLG: 0.438	0-3 K			0-0 F3		0-0 G5-4-3 1-2f		0-0 F7	
Jim Lemon, R (1, 7) OBP: 0.376, SLG: 0.562		0-0 F8		0-0 6-3			0-0 L5		0-0 F8
Julio Becquer, L (1, 3) OBP: 0.268, SLG: 0.388		0-0 3-1			0-0 E1 1B		0-0 2B 1B		0-0 G3
Billy Gardner, R (1, 4) OBP: 0.346, SLG: 0.414		0-0 6-3			0-0 F8		0-0 1-3 2B		
Earl Battey, R (1, 2) OBP: 0.320, SLG: 0.385			0-0 2B		0-0 1-2 1B		0-0 F3		
Billy Consolo, R (1, 6) OBP: 0.315, SLG: 0.309			0-3 K		0-0 F9		0-3 K		
Faye Throneberry, L (7, PH) OBP: 0.327, SLG: 0.327									
Jose Valdivielso, R (8, 6) OBP: 0.274, SLG: 0.255									
Hal Woodeshick, R (1, 1) OBP: 0.080, SLG: 0.042			0-3 K		0-0 3-1			0-0 F5	
Elmer Valo, L (5, PH) OBP: 0.373, SLG: 0.282									
Ray Moore, R (6, 1) OBP: 0.083, SLG: 0.083									
Dan Dobbek, L (8, PH) OBP: 0.300, SLG: 0.372									
Rudy Hernandez, R (9, 1) OBP: 0.300, SLG: 0.372									

AB	R	H	RBI	BB	SO	LOB
4	0	0	0	0	0	1
4	0	1	0	0	0	0
4	0	0	0	0	1	1
4	0	0	0	0	0	0
4	0	1	0	0	0	0
3	0	1	0	0	0	1
3	0	2	0	0	0	2
2	0	0	0	0	1	3
1	0	0	0	0	1	2
0	0	0	0	0	0	0
1	0	0	0	0	1	1
1	0	0	0	0	0	2
0	0	0	0	0	0	0
1	0	0	0	0	0	0
0	0	0	0	0	0	0

AB	32
R	0
H	5
RBI	0
BB	0
SO	4
LOB	13

Inning Stats	R: 0	H: 0	E: 0	K: 1	S: 5	R: 0	H: 0	E: 0	K: 0	S: 3	R: 0	H: 1	E: 0	K: 2	S: 8	R: 0	H: 0	E: 0	K: 0	S: 3	R: 0	H: 1	E: 1	K: 0	S: 5	R: 0	H: 1	E: 0	K: 1	S: 7	R: 0	H: 0	E: 0	K: 0	S: 3	R: 0	H: 0	E: 0	K: 0	S: 3		
	0	0	0	1	5	0	0	0	0	3	0	1	0	2	8	0	0	0	0	3	0	2	0	1	5	0	1	0	2	7	0	0	0	3	0	0	0	3	0	0	0	3

PITCHER	IP	WLS	BF	H	R	ER	SO	BB	IBB	HBP	BLK	WP	HR	S	P	ERA	WHIP
Jim Perry, R (1, 1) ERA: 3.13	9.0	W	32	5	0	0	4	0	0	0	0	0	0	40	40	0.00	0.556

WP	PA	32
PB	0	
SB	0	
CS	0	

Cleveland Indians @ Washington Senators
Griffith Stadium, Washington, DC
Mon Aug 01 1960, 7:05 PM EDT
Att. 8,201 - Unknown

livebaseballscorecards.com



Cleveland Indians @ Washington Senators
Griffith Stadium, Washington, DC

Tue Aug 02 1960, 7:05 PM EDT
Att. 14,830 - Unknown

AB	32
R	0
H	5
RBI	0
BB	2
SO	11
LOB	14



AB R H RBI BB SO LOB

4	0	2	0	0	0	0
4	0	0	0	0	2	3
3	0	1	0	1	2	2
4	0	0	0	0	0	3
3	0	0	0	1	1	0
4	0	1	0	0	1	1
4	0	0	0	0	2	3
3	0	1	0	0	1	1
0	0	0	0	0	0	0
0	0	0	0	0	0	0
2	0	0	0	0	2	0
1	0	0	0	0	0	1
0	0	0	0	0	0	0
0	0	0	0	0	0	0

Batter	1	2	3	4	5	6	7	8	9
Johnny Temple, R (1, 5) OBP: 0.351, SLG: 0.351	0-0 4-3			0-0 F8		0-0 BB 1B		0-0 FC6-4 1B	
Ken Aspromonte, R (1, 4) OBP: 0.365, SLG: 0.384	0-0 L7			0-3 K		0-3 K		0-0 FC6-4 1-2f 2-3	
Harvey Kuenn, R (1, 9) OBP: 0.376, SLG: 0.411	0-3 K			0-0 1B		4-0 FC6-4 1-2 BB		0-3 K	
Vic Power, R (1, 3) OBP: 0.334, SLG: 0.405		0-0 F8		0-0 1-6-4		0-0 FC6-4 1-2f		0-0 F9	
Jim Piersall, R (1, 8) OBP: 0.324, SLG: 0.470		0-3 K			4-0 FC1-6 BB		0-0 P6	0-0 F8	
Tito Francona, L (1, 7) OBP: 0.377, SLG: 0.421		0-3 K			0-0 FC1-6 1-2f		0-0 E6 G5-4-3	0-0 2B	
Miguel de la Hoz, R (1, 6) OBP: 0.353, SLG: 0.563			0-3 K		0-3 K		0-0 G5-4-3 1-2f	0-0 F9	
John Romano, R (1, 2) OBP: 0.307, SLG: 0.429			0-0 F9		0-3 K			0-0 FC6-4 1B 1B	
Red Wilson, R (8, PR) OBP: 0.310, SLG: 0.280									
Don Newcombe, L (1, 1) OBP: 0.200, SLG: 0.162			0-3 K					0-0 P4	
Barry Latman, R (2, 1) OBP: 0.176, SLG: 0.125									
Marty Keough, L (8, PH) OBP: 0.312, SLG: 0.359									
Bobby Locke, R (8, 1) OBP: 0.375, SLG: 0.357									
Jack Harshman, L (8, 1)									

Inning Stats	R: 0 E: 0 K: 1 S: 5	H: 0 LOB: 0 BB: 0 P: 5	R: 0 E: 0 K: 2 S: 7	H: 0 LOB: 0 BB: 0 P: 7	R: 0 E: 0 K: 2 S: 7	H: 0 LOB: 0 BB: 0 P: 7	R: 0 E: 0 K: 1 S: 6	H: 1 LOB: 1 BB: 0 P: 6	R: 0 E: 0 K: 2 S: 7	H: 0 LOB: 1 BB: 1 P: 11	R: 0 E: 0 K: 2 S: 8	H: 1 LOB: 2 BB: 1 P: 12	R: 0 E: 1 K: 0 S: 3	H: 0 LOB: 0 BB: 0 P: 3	R: 0 E: 0 K: 1 S: 7	H: 2 LOB: 2 BB: 0 P: 7	R: 0 E: 0 K: 0 S: 4	H: 1 LOB: 1 BB: 0 P: 4	1B: 4 2B: 1 3B: 0 HR: 0	SF: 0 SAC: 0 DP: 1 HBP: 0
--------------	------------------------------	---------------------------------	------------------------------	---------------------------------	------------------------------	---------------------------------	------------------------------	---------------------------------	------------------------------	----------------------------------	------------------------------	----------------------------------	------------------------------	---------------------------------	------------------------------	---------------------------------	------------------------------	---------------------------------	----------------------------------	------------------------------------

WP: 0	PA: 34
PB: 0	
SB: 0	
CS: 0	

PITCHER	IP	WLS	BF	H	R	ER	SO	BB	IBB	HBP	BLK	WP	HR	S	P	ERA	WHIP
Camilo Pascual, R (1, 1) ERA: 2.68	9.0	W	34	5	0	0	11	2	0	0	0	0	0	54	62	0.00	0.778

PITCHER	IP	WLS	BF	H	R	ER	SO	BB	IBB	HBP	BLK	WP	HR	S	P	ERA	WHIP
---------	----	-----	----	---	---	----	----	----	-----	-----	-----	----	----	---	---	-----	------

Batter	1	2	3	4	5	6	7	8	9
Reno Bertoia, R OBP: 0.351, SLG: 0.391 (1, 5)	4-0 FC5-4 BB	0-0 1B		0-3 K			0-0 F2	0-0 FC6 1B 2B	
Lenny Green, L OBP: 0.353, SLG: 0.376 (1, 8)	0-0 FC5-4 HR	0-0 L8			0-3 K		0-0 L9	0-0 1B 2B	
Harmon Killebrew, R OBP: 0.375, SLG: 0.505 Julio Becquer, L OBP: 0.268, SLG: 0.388 (1, 3) (9, 3)	0-0 HR	0-0 P4			4-0 FC4-6 BB		0-0 HR	0-0 2B	
Jim Lemon, R OBP: 0.376, SLG: 0.558 Pete Whisenant, R OBP: 0.333, SLG: 0.368 (1, 7) (8, PR) (9, 7)	0-3 K		0-0 1-3		0-0 P5		0-0 1B	0-0 IBB	
Faye Throneberry, L OBP: 0.316, SLG: 0.314 Bob Allison, R OBP: 0.383, SLG: 0.437 (1, 9) (8, PH) (9, 9)	0-0 4-3		0-0 1-3		0-0 FC4-6		0-0 F8	0-3 K	
Billy Gardner, R OBP: 0.342, SLG: 0.409 (1, 4)		0-0 F3	0-0 5-3			0-3 K		0-0 L4	
Earl Battey, R OBP: 0.326, SLG: 0.388 (1, 2)		0-0 1B 1B 1B		4-0 FC1-6 BB		0-0 6-3		0-0 BB 1B E 1B	
Billy Consono, R OBP: 0.328, SLG: 0.325 (1, 6)		0-0 1B 1B		0-0 FC1-6		0-0 1B		0-0 BB E 1B	
Camilo Pascual, R OBP: 0.250, SLG: 0.250 (1, 1)		0-0 1B 1B		0-3 K		0-0 G3		4-0 E 1B BB	

Inning Stats	R: 2 E: 0 K: 1 S: 6	H: 1 LOB: 0 BB: 1 P: 10	R: 2 E: 0 K: 0 S: 7	H: 4 LOB: 2 BB: 0 P: 7	R: 0 E: 0 K: 0 S: 3	H: 0 LOB: 0 BB: 0 P: 3	R: 0 E: 0 K: 2 S: 7	H: 0 LOB: 1 BB: 1 P: 11	R: 0 E: 0 K: 1 S: 5	H: 0 LOB: 1 BB: 1 P: 9	R: 0 E: 0 K: 1 S: 6	H: 1 LOB: 1 BB: 0 P: 6	R: 1 E: 0 K: 0 S: 5	H: 2 LOB: 1 BB: 0 P: 5	R: 4 E: 1 K: 1 S: 10	H: 4 LOB: 3 BB: 2 P: 18
--------------	------------------------------	----------------------------------	------------------------------	---------------------------------	------------------------------	---------------------------------	------------------------------	----------------------------------	------------------------------	---------------------------------	------------------------------	---------------------------------	------------------------------	---------------------------------	-------------------------------	----------------------------------

PITCHER													PITCHER																				
IP	WLS	BF	H	R	ER	SO	BB	IBB	HBP	BLK	WP	HR	S	P	ERA	WHIP	IP	WLS	BF	H	R	ER	SO	BB	IBB	HBP	BLK	WP	HR	S	P	ERA	WHIP
Don Newcombe, R ERA: 4.91 (1, 1)	1.2	L	11	5	4	4	1	1	0	0	0	1	12	16	21.60	3.600																	
Barry Latman, R ERA: 4.57 (2, 1)	5.1		21	3	1	1	4	2	0	0	0	1	27	35	1.69	0.938																	
Bobby Locke, R ERA: 3.56 (8, 1)	0.1		7	4	4	3	0	1	0	0	0	0	6	10	81.00	15.000																	
Jack Harshman, L ERA: 3.09 (8, 1)	0.2		3	0	0	0	1	0	1	0	0	0	4	8	0.00	0.000																	

AB R H RBI BB SO LOB

4	1	1	2	1	1	2
5	1	1	1	0	1	3
4	2	3	4	1	0	2
0	0	0	0	0	0	0
4	0	1	0	1	1	1
0	0	0	0	0	0	0
4	0	0	0	0	0	2
1	0	0	0	0	1	3
5	0	0	0	0	1	3
3	2	2	0	1	0	0
4	2	3	0	0	0	1
3	1	1	0	1	1	2

AB 37
R 9
H 12
RBI 7
BB 5
SO 6
LOB 19

WP: 0	PA: 42
PB: 0	CS: 0
SB: 0	
SF: 0	
SAC: 0	
DP: 0	
HBP: 0	



Cleveland Indians @ Washington Senators
Griffith Stadium, Washington, DC
Tue Aug 02 1960, 7:05 PM EDT
Att. 14,830 - Unknown

Batter	1	2	3	4	5	6	7	8	9	AB R H RBI BB SO LOB	TOP	
Johnny Temple, R (1, 5) <small>OBP: 0.352, SLG: 0.353</small>	0-0 HR 1B		0-0 SH5-3 1-2		0-0 E9 CS 1B		0-0 E6 2-H 1B	0-3 K2-3		4 2 2 0 0 1 1	Cleveland Indians @ Washington Senators Griffith Stadium, Washington, DC Wed Aug 03 1960, 7:05 PM EDT Att. 8,259 - Unknown	
Ken Aspromonte, R (1, 4) <small>OBP: 0.366, SLG: 0.401</small>	0-0 HR 1-H		0-0 WP 2-H 2B		0-0 6-3		0-0 E6 1B 1-2	0-0 E5 6-3 SH1-3		5 2 2 3 0 0 2		
Harvey Kuenn, R (1, 9) <small>OBP: 0.378, SLG: 0.411</small>	4-0 BB G5-4-3		0-0 L3 2-3		0-0 G1 2-3		0-0 1B 1-3 2-H	0-0 SH1-3 1-2		3 0 1 1 1 0 2		
Vic Power, R (1, 3) <small>OBP: 0.332, SLG: 0.402</small>	0-0 G5-4-3 1-2f		0-0 6-3			0-0 4-3	0-0 1B 1-2 3-H	0-0 6-3 2-3		5 0 1 1 0 0 3		
Jim Piersall, R (1, 8) <small>OBP: 0.319, SLG: 0.463</small>	0-0 F3			0-0 F8		0-0 6-3	0-0 5-3	0-0 F8		5 0 0 0 0 0 3		
Miguel de la Hoz, R (1, 6) <small>OBP: 0.368, SLG: 0.556</small>		0-0 6-3		0-0 1B 1B		0-0 1-3		0-0 6-3 SH5-3 1B		4 1 2 0 0 0 0		
Bubba Phillips, R (1, 7) <small>OBP: 0.251, SLG: 0.291</small> Tito Francona, L (3, 7) <small>OBP: 0.380, SLG: 0.425</small>		0-0 F8		0-0 1B 1-2			0-0 E 6-3 1B	0-0 SH5-3 1-2		1 0 0 0 0 0 0 2 1 2 0 0 0 0		
Red Wilson, R (1, 2) <small>OBP: 0.302, SLG: 0.273</small>		0-0 L4		0-0 F9			0-0 F8	0-0 6-3 2-3		4 0 0 0 0 0 4		
Mudcat Grant, R (1, 1) <small>OBP: 0.273, SLG: 0.268</small>			0-0 SH5-3 2B 1B		0-0 4-3		0-0 6-3 1-2	0-0 1B 3-H		4 1 2 1 0 0 3		
Inning Stats	R: 2 H: 2 E: 0 LOB: 0 K: 0 BB: 1 S: 4 P: 8	R: 0 H: 0 E: 0 LOB: 0 K: 0 BB: 0 S: 3 P: 3	R: 1 H: 2 E: 0 LOB: 1 K: 0 BB: 0 S: 5 P: 5	R: 0 H: 2 E: 0 LOB: 2 K: 0 BB: 0 S: 5 P: 5	R: 0 H: 1 E: 1 LOB: 0 K: 0 BB: 0 S: 3 P: 3	R: 0 H: 0 E: 0 LOB: 0 K: 0 BB: 0 S: 3 P: 3	R: 3 H: 3 E: 2 LOB: 2 K: 0 BB: 0 S: 8 P: 8	R: 1 H: 2 E: 0 LOB: 1 K: 1 BB: 0 S: 7 P: 7	R: 0 H: 0 E: 1 LOB: 1 K: 0 BB: 0 S: 4 P: 4	1B: 10 SF: 0 2B: 1 SAC: 3 3B: 0 DP: 1 HR: 1 HBP: 0		WP: 1 PA: 41 PB: 0 SB: 0 CS: 1
PITCHER Jack Kralick, L (1, 1) <small>ERA: 3.03</small> Tom Morgan, R (4, 1) <small>ERA: 4.14</small> Ray Moore, R (7, 1) <small>ERA: 4.11</small> Rudy Hernandez, R (8, 1) <small>ERA: 2.2</small>	IP WLS BF H R ER SO BB IBB HBP BLK WP HR S P ERA WHIP											PITCHER IP WLS BF H R ER SO BB IBB HBP BLK WP HR S P ERA WHIP

livebaseballscorecards.com

AB	37
R	7
H	12
RBI	6
BB	1
SO	1
LOB	18



BOTTOM

Cleveland Indians @ Washington Senators
Griffith Stadium, Washington, DC

Wed Aug 03 1960, 7:05 PM EDT
Att. 8,259 - Unknown

livebaseballscorecards.com

AB	33
R	4
H	6
RBI	3
BB	2
SO	6
LOB	15



WP:	1	PA:	35
PB:	0	SB:	0
CS:	1		

AB R H RBI BB SO LOB

4	0	0	0	0	0	2
4	2	3	1	0	0	1
4	0	1	0	0	3	3
4	0	0	0	0	0	3
3	1	1	2	1	0	2
4	0	0	0	0	2	1
4	0	0	0	0	0	1
2	1	1	0	1	0	0
1	0	0	0	0	0	0
0	0	0	0	0	0	0
1	0	0	0	0	0	1
1	0	0	0	0	0	1
0	0	0	0	0	0	0
0	0	0	0	0	0	0
1	0	0	0	0	1	0
0	0	0	0	0	0	0

Batter	1	2	3	4	5	6	7	8	9																															
Reno Bertoia, R OBP: 0.345, SLG: 0.385 (1, 5)	0-0 F7 ①		0-0 F7 ②		0-0 P3 ③			0-0 E3 FC6-4 1B																																
Lenny Green, L OBP: 0.362, SLG: 0.405 (1, 8)	0-0 WP 3B		0-0 1-H 2B			0-0 HR 1B		0-0 F9 ①																																
Harmon Killebrew, R OBP: 0.373, SLG: 0.500 (1, 3)	0-3 K ②		0-3 K ③			0-3 K ①		0-0 FC6-4 1B																																
Jim Lemon, R OBP: 0.372, SLG: 0.551 (1, 7)	0-0 F9 ③ 3-H			0-0 P6 ①		0-0 F9 ②		0-0 FC6-4 1-2F 2-3																																
Faye Throneberry, L OBP: 0.322, SLG: 0.343 (1, 9)		4-0 BB CS BB		0-0 F8 ②		0-0 HR 1-H		0-0 F8 ③																																
Billy Gardner, R OBP: 0.339, SLG: 0.405 (1, 4)		0-3 K ①		0-3 K ③		0-0 F8 ③		0-0 L9 ①																																
Earl Battey, R OBP: 0.322, SLG: 0.383 (1, 2)		0-0 L7 ② ③ 1-2			0-0 F8 ①		0-0 P5 ①	0-0 F2 ②																																
Billy Consono, R OBP: 0.336, SLG: 0.328 Elmer Valo, L OBP: 0.365, SLG: 0.275 (9, PH)			0-0 2B 1B ①		4-0 FC1-6 BB		0-0 4-3 ②	0-0 P6 ③																																
Jack Kralick, L OBP: 0.170, SLG: 0.067 Dan Dobsek, L OBP: 0.299, SLG: 0.370 Tom Morgan, R OBP: 0.083, SLG: 0.083 Ray Moore, R OBP: 0.082, SLG: 0.436 Bob Allison, R OBP: 0.082, SLG: 0.436 Rudy Hernandez, R OBP: 0.082, SLG: 0.436			0-0 F8 ①		0-0 FC1-6 ② 1-2F		0-3 K ③																																	
Inning Stats	R: 1 E: 0 K: 1 S: 6	H: 1 LOB: 0 BB: 0 P: 6	R: 0 E: 0 K: 1 S: 4	H: 0 LOB: 0 BB: 1 P: 8	R: 1 E: 0 K: 1 S: 7	H: 2 LOB: 1 BB: 0 P: 7	R: 0 E: 0 K: 1 S: 5	H: 0 LOB: 0 BB: 0 P: 5	R: 0 E: 0 K: 1 S: 5	H: 2 LOB: 0 BB: 0 P: 7	R: 2 E: 0 K: 1 S: 7	H: 2 LOB: 0 BB: 0 P: 7	R: 0 E: 0 K: 1 S: 5	H: 0 LOB: 0 BB: 0 P: 5	R: 0 E: 1 K: 0 S: 5	H: 1 LOB: 2 BB: 0 P: 5	R: 0 E: 0 K: 0 S: 3	H: 0 LOB: 0 BB: 0 P: 3	1B: 3 2B: 1 3B: 1 HR: 1	SF: 0 SAC: 0 DP: 0 HBP: 0	WP: 1 PB: 0 SB: 0 CS: 1	PA: 35																		
PITCHER Mudcat Grant, R ERA: 4.17 (1, 1)	IP 9.0	WLS W	BF 35	H 6	R 4	ER 4	SO 6	BB 2	IBB 0	HBP 0	BLK 0	WP 1	HR 1	S 45	P 53	ERA 4.00	WHIP 0.889						PITCHER	IP 9.0	WLS W	BF 35	H 6	R 4	ER 4	SO 6	BB 2	IBB 0	HBP 0	BLK 0	WP 1	HR 1	S 45	P 53	ERA 4.00	WHIP 0.889

Batter	1	2	3	4	5	6	7	8	9	AB R H RBI BB SO LOB	TOP											
Jackie Brandt, R (1, 8) OBP: 0.333, SLG: 0.405	0-3 K		0-0 F8	0-0 FC6-4		0-0 2B		0-0 FC6		5 0 1 0 0 1 3												
Gene Stephens, L (1, 9) OBP: 0.322, SLG: 0.381	0-0 4-3 2B		1-0 BB HBP		0-0 2B 4-3 1B	0-3 K		0-3 K	4 1 2 0 0 2 1													
Gene Woodling, L (1, 7) OBP: 0.402, SLG: 0.401	0-0 4-3 2-3		0-0 F8		0-0 4-3 1-3 1B 2B		0-0 4-3	0-0 3-1	5 1 1 0 0 0 2													
Jim Gentile, L (1, 3) OBP: 0.429, SLG: 0.504	0-3 K		4-0 1-2 BB		0-0 4-3 2-3 3-H 1B		0-3 K	0-0 4-3	4 0 0 1 1 2 2													
Brooks Robinson, R (1, 5) OBP: 0.338, SLG: 0.447		0-0 5-3	0-0 F8		0-0 1B		0-0 FC6-4 1B		4 0 2 1 0 0 2													
Gus Triandos, R (1, 2) OBP: 0.324, SLG: 0.363		0-0 HR		0-3 K	0-0 F8		0-0 FC6-4 1-2f		4 1 1 1 0 1 2													
Ron Hansen, R (1, 6) OBP: 0.330, SLG: 0.416		4-0 BB		4-0 F9 1B BB	0-0 F8		0-0 F7		2 0 0 0 2 0 1													
Mary Breeding, R (1, 4) OBP: 0.319, SLG: 0.339		0-0 F7		0-0 FC6-4 1-2 1B		0-0 E4 CS		0-0 F4	3 0 1 0 0 0 1													
Al Pilarcik, L (8, PH) OBP: 0.320, SLG: 0.360									1 0 0 0 0 0 0													
Billy Klaus, L (8, 4) OBP: 0.370, SLG: 0.478									0 0 0 0 0 0 0													
Chuck Estrada, R (1, 1) OBP: 0.171, SLG: 0.179		0-0 1-3		0-0 F9		0-3 K		0-0 FC6 1B	3 0 0 0 0 1 4													
Bob Boyd, L (8, PH) OBP: 0.400, SLG: 0.424									1 0 1 0 0 0 0													
Wes Stock, R (8, 1)									0 0 0 0 0 0 0													
Inning Stats	R: 0 E: 0 K: 2 S: 8	H: 1 LOB: 1 BB: 0 P: 8	R: 1 E: 0 K: 0 S: 4	H: 1 LOB: 1 BB: 1 P: 8	R: 0 E: 0 K: 0 S: 3	H: 0 LOB: 2 BB: 1 P: 8	R: 0 E: 0 K: 1 S: 6	H: 1 LOB: 2 BB: 1 P: 10	R: 2 E: 0 K: 0 S: 6	H: 3 LOB: 1 BB: 0 P: 6	R: 0 E: 1 K: 2 S: 8	H: 1 LOB: 1 BB: 0 P: 8	R: 0 E: 0 K: 1 S: 6	H: 1 LOB: 1 BB: 0 P: 6	R: 0 E: 0 K: 0 S: 4	H: 1 LOB: 1 BB: 0 P: 4	R: 0 E: 0 K: 1 S: 5	H: 0 LOB: 0 BB: 0 P: 5	1B: 5 2B: 3 3B: 0 HR: 1	SF: 0 SAC: 0 DP: 0 HBP: 1	WP: 0 PB: 0 SB: 0 CS: 1	PA: 40
PITCHER	IP WLS BF H R ER SO BB IBB HBP BLK WP HR S P ERA WHIP																					
Jim Perry, R (1, 1) ERA: 3.14	8.0 W 37 9 3 3 6 3 0 1 0 0 1 45 58 3.38 1.500																					
Johnny Klippstein, R (9, 1) ERA: 2.45	1.0 S 3 0 0 0 1 0 0 0 0 0 0 0 5 5 0.00 0.000																					

Baltimore Orioles @ Cleveland Indians
Cleveland Municipal Stadium, Cleveland, OH
Fri Aug 05 1960, 7:05 PM EDT
Att. 24,275 - Unknown

livebaseballscorecards.com

AB	36
R	3
H	9
RBI	3
BB	3
SO	7
LOB	18



Batter	1	2	3	4	5	6	7	8	9	AB	R	H	RBI	BB	SO	LOB
Johnny Temple, R (1, 5) OBP: 0.349, SLG: 0.350	0-0 5-3		0-0 F9		0-0 F8		0-0 SH1-3			3	0	0	1	0	0	0
Ken Aspromonte, R (1, 4) OBP: 0.368, SLG: 0.400	0-0 1B		4-0 HR BB		0-0 6-3		0-0 F8			3	1	1	0	1	0	0
Harvey Kuenn, R (1, 9) OBP: 0.379, SLG: 0.421	0-3 K		0-0 HR		0-0 1B			0-0 4-3		4	1	2	2	0	1	1
Tito Francona, L (1, 7) OBP: 0.376, SLG: 0.420	0-0 F7		0-0 6-3		0-0 F7			0-0 4-3		4	0	0	0	0	0	2
Vic Power, R (1, 3) OBP: 0.332, SLG: 0.400		0-0 FC1-5 1B	0-0 L4		0-0 F7			0-0 4-3		4	0	1	0	0	0	0
Jim Piersall, R (1, 8) OBP: 0.322, SLG: 0.465		0-0 FC1-5 SF8 1B		0-0 E5 1B		0-0 6-3				3	1	2	0	0	0	0
Miguel de la Hoz, R (1, 6) OBP: 0.341, SLG: 0.513		0-0 FC1-5		0-0 F4		0-0 F7				3	0	0	0	0	0	3
Red Wilson, R (1, 2) OBP: 0.303, SLG: 0.282		0-0 SF8		0-0 F8			0-0 SH5-4 SH1-3 2B			2	1	1	1	0	0	1
Jim Perry, S (1, 1) OBP: 0.259, SLG: 0.281		0-3 K		0-0 F6			0-0 SH5-4			2	0	0	0	0	1	2
Johnny Klippstein, R (9, 1) OBP: 0.154, SLG: 0.083										0	0	0	0	0	0	0

Inning Stats	R: 0	H: 1	E: 0	LOB: 1	K: 1	BB: 0	S: 6	P: 6
Inning Stats	R: 1	H: 2	E: 1	LOB: 1	K: 1	BB: 0	S: 7	P: 7
	R: 2	H: 1	E: 0	LOB: 0	K: 0	BB: 1	S: 4	P: 8
	R: 0	H: 1	E: 1	LOB: 1	K: 0	BB: 0	S: 4	P: 4
	R: 0	H: 1	E: 0	LOB: 1	K: 0	BB: 0	S: 4	P: 4
	R: 0	H: 0	E: 0	LOB: 0	K: 0	BB: 0	S: 3	P: 3
	R: 1	H: 1	E: 0	LOB: 0	K: 0	BB: 0	S: 4	P: 4
	R: 0	H: 0	E: 0	LOB: 0	K: 0	BB: 0	S: 3	P: 3

BOTTOM

Baltimore Orioles @ Cleveland Indians
Cleveland Municipal Stadium, Cleveland, OH

Fri Aug 05 1960, 7:05 PM EDT
Att. 24,275 - Unknown


livebaseballscorecards.com

AB	28
R	4
H	7
RBI	4
BB	1
SO	2
LOB	9




WP: 0	PA: 32
PB: 0	
SB: 0	
CS: 0	

PITCHER	IP	WLS	BF	H	R	ER	SO	BB	IBB	HBP	BLK	WP	HR	S	P	ERA	WHIP
Chuck Estrada, R (1, 1) ERA: 3.84	7.0	L	29	7	4	3	2	1	0	0	0	0	1	32	36	3.86	1.143
Wes Stock, R (8, 1) ERA: 2.19	1.0		3	0	0	0	0	0	0	0	0	0	0	3	3	0.00	0.000

Batter	1	2	3	4	5	6	7	8	9	AB R H RBI BB SO LOB	TOP											
Jackie Brandt, R OBP: 0.332, SLG: 0.406 (1, 9) (7, 8)	0-0 1-3		0-0 2B		0-0 F5		0-0 E5		0-0 SH3	4 0 1 0 0 0 1	<p>Baltimore Orioles @ Cleveland Indians Cleveland Municipal Stadium, Cleveland, OH</p> <p>Sat Aug 06 1960, 3:33 AM EDT Att. 9,203 - Unknown</p> <p>livebaseballscorecards.com</p> <p>AB 34 R 5 H 9 RBI 2 BB 4 SO 5 LOB 22</p> 											
Gene Woodling, L OBP: 0.399, SLG: 0.401 Al Pilarcik, L OBP: 0.320, SLG: 0.360 (1, 7) (9, 9)	0-0 2B		0-0 F2		0-3 K		0-0 F8		0-0 F9	5 0 1 0 0 1 4 0 0 0 0 0 0 0												
Brooks Robinson, R OBP: 0.341, SLG: 0.447 (1, 5)	0-3 K		0-0 F8		0-0 G6-4-3 1B		0-0 SH G4-6-3 1B		4-0 BB	4 1 2 0 0 1 1 2												
Walt Dropo, R OBP: 0.340, SLG: 0.356 Bob Boyd, L OBP: 0.403, SLG: 0.426 (1, 3) (8, PH) (8, 3)	0-0 F8		0-0 L7		0-0 G6-4-3 1-2f		0-0 G4-6-3 SH 1-2 1B		0-0 3-1	3 0 0 0 0 0 2 2 1 1 0 0 0 2												
Gus Triandos, R OBP: 0.325, SLG: 0.360 (1, 2)		0-0 6-3		0-0 F6		4-0 2B E BB		0-0 SH G4-6-3 1-2 2-3		2 1 0 0 0 1 0 0												
Ron Hansen, R OBP: 0.334, SLG: 0.429 (1, 6)		4-0 5-3 BB		0-0 HR		0-0 E 2B		0-0 G4-6-3 1-2f 2-3 3-H		3 2 2 1 1 0 2												
Jim Busby, R OBP: 0.325, SLG: 0.313 Clint Courtney, L OBP: 0.378, SLG: 0.277 Billy Klaus, L OBP: 0.393, SLG: 0.500 (1, 8) (7, PH) (7, PR) (7, 4)		0-0 5-3 1-2		0-0 F7		4-0 E BB		0-0 SH 3-H		2 0 0 0 0 0 1 0 0 0 0 1 0 0 1 0 1 1 0 0 0												
Mary Breeding, R OBP: 0.318, SLG: 0.337 Gene Stephens, L OBP: 0.319, SLG: 0.377 (1, 4) (7, PH) (7, 9) (9, 7)		0-0 F9		0-0 F3		0-3 K		0-0 F8		2 0 0 0 0 0 1 2 0 0 0 0 1 4												
Jack Fisher, R OBP: 0.278, SLG: 0.219 Dave Nicholson, R OBP: 0.307, SLG: 0.355 Hal Brown, R OBP: 0.343, SLG: 0.267 Jim Gentile, L OBP: 0.428, SLG: 0.502 Jerry Walker, S OBP: 0.375, SLG: 0.367 (1, 1) (5, PH) (5, 1) (7, PH) (7, 1)		0-0 5-3		0-3 K		0-3 K		0-0 SH3 1B		1 0 0 0 0 0 0 1 0 0 0 0 1 0 0 0 0 0 0 0 0 1 0 0 0 0 1 3 1 0 1 0 0 0 0												
Inning Stats	R: 0 E: 0 K: 1 S: 6	H: 1 LOB: 1 BB: 0 P: 6	R: 0 E: 0 K: 0 S: 3	H: 0 LOB: 1 BB: 1 P: 7	R: 0 E: 0 K: 0 S: 4	H: 1 LOB: 1 BB: 0 P: 4	R: 1 E: 0 K: 0 S: 4	H: 1 LOB: 0 BB: 0 P: 4	R: 0 E: 0 K: 1 S: 5	H: 0 LOB: 0 BB: 0 P: 5		R: 0 E: 0 K: 1 S: 5	H: 1 LOB: 0 BB: 0 P: 5	R: 2 E: 1 K: 2 S: 9	H: 1 LOB: 2 BB: 2 P: 17	R: 2 E: 0 K: 0 S: 6	H: 3 LOB: 1 BB: 0 P: 6	R: 0 E: 0 K: 0 S: 4	H: 1 LOB: 2 BB: 1 P: 8	1B: 5 2B: 3 3B: 0 HR: 1	SF: 0 SAC: 2 DP: 2 HBP: 0	WP: 0 PB: 0 SB: 0 CS: 0
PITCHER	IP WLS BF H R ER SO BB IBB HBP BLK WP HR S P ERA WHIP																					
Jack Harshman, L ERA: 2.55 (1, 1)	6.0 L 24 5 3 1 3 2 0 0 0 0 0 1 28 36 1.50 1.167																					
Barry Latman, R ERA: 4.5 (7, 1)	1.0 5 0 0 0 2 1 0 0 0 0 0 0 8 12 0.00 1.000																					
Don Newcombe, R ERA: 5.0 (8, 1)	2.0 11 4 2 2 0 1 0 0 0 0 0 0 10 14 9.00 2.500																					

Batter	1	2	3	4	5	6	7	8	9	AB	R	H	RBI	BB	SO	LOB
Johnny Temple, R (1, 4) OBP: 0.345, SLG: 0.345	0-0 F8		0-0 F9		0-0 5-3			0-0 F3		4	0	0	0	0	0	0
Miguel de la Hoz, R (1, 6) OBP: 0.356, SLG: 0.581	0-0 F6			0-0 HR	0-0 F9			0-0 1B		4	1	2	1	0	0	0
Harvey Kuenn, R (1, 9) OBP: 0.375, SLG: 0.416	0-0 L8			0-0 F9				0-0 F7		4	0	0	0	0	0	1
Vic Power, R (1, 3) OBP: 0.333, SLG: 0.399		0-0 F3		4-0 1B				0-0 1B		3	1	1	0	1	0	0
Jim Piersall, R (1, 8) OBP: 0.321, SLG: 0.462		0-0 F3		0-0 1B				0-0 1B		4	0	1	0	0	0	2
Tito Francona, L (1, 7) OBP: 0.380, SLG: 0.424		0-0 1B		0-0 F7				0-0 1B		4	0	3	0	0	0	2
Rocky Bridges, R (1, 5) OBP: 0.235, SLG: 0.235		0-0 3-1		0-0 1B				0-0 SH3-4		2	0	1	1	0	0	1
Marty Keough, L (9, PH) OBP: 0.310, SLG: 0.357				1-2 2-H				0-3 K		1	0	0	0	0	1	1
Red Wilson, R (1, 2) OBP: 0.298, SLG: 0.277			0-0 5-3		0-0 F7			0-0 G5-4-3		3	0	0	0	0	0	3
Chuck Tanner, L (9, PH) OBP: 0.393, SLG: 0.348					0-0 F9			0-0 1-2f		1	0	0	0	0	0	1
Jack Harshman, L (1, 1) OBP: 0.176, SLG: 0.125			0-0 F9					0-0 4-3		2	0	0	0	0	0	0
Barry Latman, R (7, 1) OBP: 0.245, SLG: 0.313										0	0	0	0	0	0	0
Don Newcombe, L (8, 1) OBP: 0.200, SLG: 0.162										1	0	0	0	0	0	1
										0	0	0	0	0	0	0

BOTTOM	
<p align="center">Baltimore Orioles @ Cleveland Indians Cleveland Municipal Stadium, Cleveland, OH</p> <p align="right">Sat Aug 06 1960, 3:33 AM EDT Att. 9,203 - Unknown</p>	
AB 33 R 2 H 8 RBI 2 BB 1 SO 1 LOB 12	


Inning Stats		R: 0	H: 0	R: 0	H: 1	R: 0	H: 0	R: 2	H: 3	R: 0	H: 0	R: 0	H: 0	R: 0	H: 2	R: 0	H: 1	1B: 7	SF: 0	WP: 0	PA: 35	
		E: 0	LOB: 0	E: 0	LOB: 1	E: 0	LOB: 0	E: 0	LOB: 2	E: 0	LOB: 0	E: 0	LOB: 1	E: 0	LOB: 1	E: 0	LOB: 0	2B: 0	SAC: 1	PB: 0		
		K: 0	BB: 0	K: 0	BB: 0	K: 0	BB: 0	K: 0	BB: 1	K: 0	BB: 0	K: 0	BB: 0	K: 0	BB: 0	K: 1	BB: 0	3B: 0	DP: 1	SB: 0		
		S: 3	P: 3	S: 4	P: 4	S: 3	P: 3	S: 6	P: 10	S: 3	P: 3	S: 4	P: 4	S: 5	P: 5	S: 5	P: 5	HR: 1	HBP: 0	CS: 0		
PITCHER		IP	WLS	BF	H	R	ER	SO	BB	IBB	HBP	BLK	WP	HR	S	P	ERA	WHIP				
Jack Fisher, R (1, 1) ERA: 3.6		4.0		17	4	2	2	0	1	0	0	0	0	1	16	20	4.50	1.250				
Hal Brown, R (5, 1) ERA: 3.78		2.0	W	6	0	0	0	0	0	0	0	0	0	0	6	6	0.00	0.000				
Jerry Walker, R (7, 1) ERA: 3.51		3.0	S	12	4	0	0	1	0	0	0	0	0	0	14	14	0.00	1.333				

Batter	1	2	3	4	5	6	7	8	9	AB	R	H	RBI	BB	SO	LOB	TOP
Jackie Brandt, R (1, 8) OBP: 0.332, SLG: 0.415	0-0 L7		0-0 HR	0-0 1B		0-0 L8		0-0 6-3	0-3 K	6	1	2	1	0	1	4	
Gene Stephens, L (1, 9) OBP: 0.320, SLG: 0.373	0-0 HR BB 1B		0-0 3-1	0-0 L8		0-3 K		4-0 BB BB 1B BB	0-0 1-3	5	2	1	0	1	1	6	
Gene Woodling, L (1, 7) OBP: 0.405, SLG: 0.414	4-0 HR BB		0-3 K		0-0 1-3 1B 1B		0-0 HR	4-0 1B BB		3	2	2	1	2	1	0	
Al Pilarcik, L (8, PR) OBP: 0.320, SLG: 0.360	1-2 HR BB		0-0 K		0-3 1-3 1B		0-0 HR	1-2 1B BB		0	0	0	0	0	0	0	
Jim Gentile, L (1, 3) OBP: 0.431, SLG: 0.529	0-0 HR 1-H 2-H		0-0 HR		0-3 K		0-0 F7	0-0 FC5-4 1B		5	2	3	5	0	1	1	
Brooks Robinson, R (1, 5) OBP: 0.344, SLG: 0.452	0-0 F7		0-0 HR		0-0 1-3 1B		0-0 1B	0-0 FC5-4 1-2		5	0	3	0	0	0	2	
Clint Courtney, L (1, 2) OBP: 0.369, SLG: 0.269	0-0 G3		0-0 F5		0-0 1-3 1B		0-0 F8	4-0 1B BB		4	0	0	0	0	0	4	
Gus Triandos, R (9, PH) OBP: 0.328, SLG: 0.360			0-0 F5		1-2 2-3		0-0 F8		0-0 1B BB	0	0	0	0	1	0	0	
Ron Hansen, R (1, 6) OBP: 0.333, SLG: 0.426		0-3 K		0-0 F8	0-0 F9		0-0 F8		0-0 1B 1B	5	0	1	0	0	1	3	
Mary Breeding, R (1, 4) OBP: 0.317, SLG: 0.336		0-0 F8		0-0 6-3		0-0 F7		0-0 F8	0-0 1-2 2-3 1B	5	0	1	0	0	0	0	
Steve Barber, L (1, 1) OBP: 0.140, SLG: 0.075		0-3 K		0-0 1B		0-0 1B		0-0 HR	0-3 K	2	0	1	0	0	1	0	
Jack Fisher, R (5, 1) OBP: 0.316, SLG: 0.353										2	1	2	1	0	0	0	
Wes Stock, R (8, 1)										1	0	0	0	0	1	3	
Inning Stats	R: 3 H: 2 E: 0 LOB: 0 K: 0 BB: 1 S: 5 P: 9	R: 0 H: 0 E: 0 LOB: 0 K: 2 BB: 0 P: 7	R: 2 H: 3 E: 0 LOB: 1 K: 1 BB: 0 P: 8	R: 0 H: 2 E: 0 LOB: 2 K: 0 BB: 0 P: 5	R: 0 H: 2 E: 0 LOB: 2 K: 1 BB: 0 P: 7	R: 0 H: 1 E: 0 LOB: 1 K: 1 BB: 0 P: 6	R: 1 H: 2 E: 0 LOB: 1 K: 0 BB: 0 P: 5	R: 2 H: 2 E: 0 LOB: 2 K: 0 BB: 2 P: 13	R: 0 H: 2 E: 0 LOB: 3 K: 2 BB: 1 P: 13	1B: 10 SF: 0 2B: 1 SAC: 0 3B: 0 DP: 0 HR: 5 HBP: 0	WP: 0 PA: 47 PB: 0 SB: 0 CS: 0						
PITCHER	IP WLS BF H R ER SO BB IBB HBP BLK WP HR S P ERA WHIP																
Mudcat Grant, R (1, 1) ERA: 4.47	2.2		14	5	5	5	3	1	0	0	0	0	3	19	23	16.88	2.250
Bobby Locke, R (3, 1) ERA: 3.74	5.0	L	24	8	3	3	2	1	0	0	0	0	2	27	31	5.40	1.800
Johnny Klippstein, R (8, 1) ERA: 2.44	0.1		3	1	0	0	0	1	0	0	0	0	0	2	6	0.00	6.000
Carl Mathias, L (9, 1) ERA: 3.0	1.0		6	2	0	0	2	1	0	0	0	0	0	9	13	0.00	3.000

Baltimore Orioles @ Cleveland Indians
Cleveland Municipal Stadium, Cleveland, OH
Sun Aug 07 1960, 3:33 AM EDT
Unknown

livebaseballscorecards.com

AB 43
R 8
H 16
RBI 8
BB 4
SO 7
LOB 23



Batter	1	2	3	4	5	6	7	8	9	AB	R	H	RBI	BB	SO	LOB	
Johnny Temple, R (1, 4) <small>OBP: 0.341, SLG: 0.341</small> Marty Keough, L (8, PH) <small>OBP: 0.309, SLG: 0.355</small> Carl Mathias, S (9, 1)	0-0 6-3		0-0 F9		0-0 E4 BB BB 6-4-3		0-0 F8	0-0 4-3		4	1	0	0	0	0	1	
Ken Aspromonte, R (1, 5) <small>OBP: 0.368, SLG: 0.398</small>	0-0 6-3		0-0 4-3		4-0 6-4-3 BB 1-2 2-3 1B BB		0-0 BB 1B 1B		0-0 6-3	4	1	1	0	1	0	0	
Harvey Kuenn, R (1, 9) <small>OBP: 0.380, SLG: 0.418</small>	0-3 K		4-0 BB		4-0 6-4-3 1-2 2-3 3-H 1B BB		0-0 BB 1B 1-2 1B		0-0 1B 1B	3	1	2	1	2	1	0	
Vic Power, R (1, 3) <small>OBP: 0.332, SLG: 0.397</small>		0-0 4-3	0-0 F8		0-0 6-4-3 1-2 2-3 3-H		0-0 F7		0-0 1B	5	0	1	1	0	0	5	
Jim Piersall, R (1, 8) <small>OBP: 0.325, SLG: 0.462</small>		0-0 2B 1B 1B		0-0 6-3		0-0 2-H 3-H 1B		4-0 1-2 2-3 BB		0-0 G1-4-6-3 1-2f	4	1	2	2	1	0	2
Tito Francona, L (1, 7) <small>OBP: 0.376, SLG: 0.419</small>		0-0 F8		0-0 F7		0-0 4-3		0-0 6-3			4	0	0	0	0	5	
Miguel de la Hoz, R (1, 6) <small>OBP: 0.367, SLG: 0.596</small>		0-0 1B 2B		0-0 F8				0-0 F6 FC4-6 1B		4	1	2	0	0	0	0	
Red Wilson, R (1, 2) <small>OBP: 0.298, SLG: 0.278</small> Chuck Tanner, L (8, PH) <small>OBP: 0.379, SLG: 0.333</small> John Romano, R (9, 2) <small>OBP: 0.307, SLG: 0.429</small>		0-0 WP 1B 2-H 3-H		0-0 F9		0-0 6-3		0-0 F5		3	0	1	2	0	0	0	
Mudcat Grant, R (1, 1) <small>OBP: 0.297, SLG: 0.262</small> Bobby Locke, R (3, 1) <small>OBP: 0.389, SLG: 0.533</small> Johnny Klipsstein, R (8, 1) <small>OBP: 0.154, SLG: 0.083</small> Bob Hale, L (8, PH) <small>OBP: 0.241, SLG: 0.306</small> Rocky Bridges, R (8, PR) <small>OBP: 0.235, SLG: 0.235</small>		0-3 K		4-0 BB E BB BB		0-0 3-1		0-0 FC4-6 1-2f		1	0	0	0	0	1	1	

Inning Stats	R: 0	H: 0	E: 0	LOB: 0	K: 1	BB: 0	S: 5	R: 2	H: 3	E: 0	LOB: 1	K: 1	BB: 0	S: 8	R: 0	H: 0	E: 0	LOB: 0	K: 0	BB: 0	S: 3	R: 4	H: 1	E: 1	LOB: 1	K: 0	BB: 3	S: 5	R: 0	H: 0	E: 0	LOB: 0	K: 0	BB: 0	S: 3	R: 0	H: 2	E: 0	LOB: 3	K: 0	BB: 1	S: 5	R: 0	H: 1	E: 0	LOB: 1	K: 0	BB: 0	S: 4	R: 0	H: 2	E: 0	LOB: 1	K: 0	BB: 0	S: 4	R: 0	H: 2	E: 0	LOB: 1	K: 0	BB: 0	S: 4	1B: 8	SF: 0	2B: 1	SAC: 0	3B: 0	DP: 1	HR: 0	HBP: 0	WP: 1	PA: 41
--------------	------	------	------	--------	------	-------	------	------	------	------	--------	------	-------	------	------	------	------	--------	------	-------	------	------	------	------	--------	------	-------	------	------	------	------	--------	------	-------	------	------	------	------	--------	------	-------	------	------	------	------	--------	------	-------	------	------	------	------	--------	------	-------	------	------	------	------	--------	------	-------	------	-------	-------	-------	--------	-------	-------	-------	--------	-------	--------

PITCHER	IP	WLS	BF	H	R	ER	SO	BB	IBB	HBP	BLK	WP	HR	S	P	ERA	WHIP
Steve Barber, L (1, 1) ERA: 3.07	4.1		21	3	6	2	2	4	0	0	0	1	0	21	37	4.15	1.615
Jack Fisher, R (5, 1) ERA: 3.53	2.2	W	12	3	0	0	0	1	0	0	0	0	0	11	15	0.00	1.500
Wes Stock, R (8, 1) ERA: 1.88	2.0	S	8	3	0	0	0	0	0	0	0	0	0	8	8	0.00	1.500

BOTTOM

Baltimore Orioles @ Cleveland Indians
 Cleveland Municipal Stadium, Cleveland, OH
 Sun Aug 07 1960, 3:33 AM EDT
 Unknown

livebaseballscorecards.com

AB	36
R	6
H	9
RBI	6
BB	5
SO	2
LOB	17



Batter	1	2	3	4	5	6	7	8	9	AB R H RBI BB SO LOB	TOP											
Jackie Brandt, R OBP: 0.333, SLG: 0.424 (1, 9) X	0-0 HR	0-0 G5-4-3 1-2f		0-0 FC6-4 1B	0-0 6-3		0-0 F9			5 1 2 2 0 0 2												
Jim Busby, R OBP: 0.336, SLG: 0.319 (1, 8) X	0-0 1B 4-3 1B	4-0 CS BB		0-0 F9		0-0 2B 1B		0-0 4-3		4 2 2 0 1 0 1												
Brooks Robinson, R OBP: 0.345, SLG: 0.451 (1, 5) X	0-0 BB 4-3 1B	0-0 CS	0-0 E7 1-3 1B	0-0 FC6-4		0-0 F9		0-0 F9		5 0 2 0 0 0 2												
Walt Dropo, R OBP: 0.342, SLG: 0.353 (1, 3) S S S	0-3 K		0-0 1-3		0-0 1B E 1B	0-0 F7		4-0 WP 1B BB		4 1 1 0 1 1 4												
Gus Triandos, R OBP: 0.333, SLG: 0.370 (1, 2) X	0-0 4-3		0-0 F9		0-0 2B 1B	0-0 1B 2B		0-0 WP 1B		5 2 3 2 0 0 2												
Ron Hansen, R OBP: 0.333, SLG: 0.424 (1, 6) B B B B	4-0 BB BB		0-0 F8		0-0 2B 5-3	0-0 PC 1B 1B		0-3 K		4 1 1 1 1 1 4												
Dave Nicholson, R OBP: 0.323, SLG: 0.354 (1, 7) B B B B	4-0 1-2 2-3 BB			4-0 1B E BB	0-0 K	0-0 1B		0-0 F8		3 1 1 0 2 1 2												
Mary Breeding, R OBP: 0.318, SLG: 0.339 (1, 4) X	0-0 F9			0-0 E5 1B 1B	0-0 5-3 2B	0-0 PO	0-0 F9		0-0 6-3	5 1 2 1 0 0 3												
Milt Pappas, R OBP: 0.122, SLG: 0.111 (1, 1) B B B B		4-0 G5-4-3 BB		0-3 K	0-0 5-3		0-0 F8		0-3 K	4 0 0 1 1 2 2												
Inning Stats	R: 2 E: 0 K: 1 S: 8	H: 3 LOB: 3 BB: 2 P: 16	R: 0 E: 0 K: 0 S: 1	H: 0 LOB: 0 BB: 2 P: 9	R: 0 E: 1 K: 0 S: 4	H: 1 LOB: 1 BB: 0 P: 4	R: 2 E: 1 K: 1 S: 7	H: 2 LOB: 1 BB: 1 P: 11	R: 3 E: 1 K: 1 S: 9	H: 3 LOB: 1 BB: 0 P: 9	R: 2 E: 0 K: 0 S: 6	H: 4 LOB: 1 BB: 0 P: 6	R: 0 E: 0 K: 0 S: 3	H: 0 LOB: 0 BB: 0 P: 3	R: 0 E: 0 K: 1 S: 6	H: 1 LOB: 2 BB: 1 P: 10	R: 0 E: 0 K: 1 S: 5	H: 0 LOB: 0 BB: 0 P: 5	1B: 11 2B: 2 3B: 0 HR: 1	SF: 0 SAC: 0 DP: 1 HBP: 0	WP: 1 PB: 0 SB: 0 CS: 1	PA: 47
PITCHER	IP WLS BF H R ER SO BB IBB HBP BLK WP HR S P ERA WHIP																					
Dick Stigman, L ERA: 3.97 (1, 1)	4.0 L 24 8 7 5 2 5 0 0 0 0 0 1 23 43 11.25 3.250																					
Barry Latman, R ERA: 4.43 (5, 1)	1.0 4 1 0 0 1 0 0 0 0 0 0 0 6 6 0.00 1.000																					
Carl Mathias, L ERA: 4.5 (6, 1)	2.0 9 4 2 2 0 0 0 0 0 0 0 0 9 9 9.00 2.000																					
Mike Lee, L ERA: 2.25 (8, 1)	2.0 8 1 0 0 2 1 0 0 0 0 1 0 11 15 0.00 1.000																					

Baltimore Orioles @ Cleveland Indians
Cleveland Municipal Stadium, Cleveland, OH
Sun Aug 07 1960, 3:38 AM EDT
Att: 35,515 - Unknown

livebaseballscorecards.com

AB	39
R	9
H	14
RBI	7
BB	6
SO	5
LOB	22



Batter	1	2	3	4	5	6	7	8	9
Ken Aspromonte, R OBP: 0.367, SLG: 0.393 (1, 4)	4-0 1B BB		0-0 F6			0-3 K		0-0 1-4-3	
Miguel de la Hoz, R OBP: 0.377, SLG: 0.580 (1, 6)	0-3 K			0-0 1-3		0-0 1B E 1B		4-0 BB	
Harvey Kuenn, R OBP: 0.384, SLG: 0.420 (1, 9)	0-0 G4-6-3 1B			4-0 1B BB		0-0 E FC5-2 1B		0-0 F3	
Vic Power, R OBP: 0.333, SLG: 0.398 (1, 3)	0-0 G4-6-3 1-2f			0-0 1-2 1B		0-0 E6 1-3 2-H 1B		0-3 K	
Jim Piersall, R OBP: 0.322, SLG: 0.457 (1, 8)		0-0 F4		0-0 F8		0-0 FC5-2 FC4-6		0-0 F8	
Tito Francona, L OBP: 0.372, SLG: 0.414 (1, 7)		0-0 F8		0-0 L8		0-0 FC4-6 1-2f		0-0 4-3	
John Romano, R OBP: 0.306, SLG: 0.441 (1, 2)		0-3 K			0-3 K		0-0 F8		0-0 HR
Rocky Bridges, R OBP: 0.238, SLG: 0.238 (1, 5)			0-0 F8		0-3 K		0-0 F4		0-0 1B
Dick Stigman, R OBP: 0.380, SLG: 0.318 Barry Latman, R OBP: 0.176, SLG: 0.125 Don Newcombe, L OBP: 0.195, SLG: 0.158 Carl Mathias, S Chuck Tanner, L OBP: 0.367, SLG: 0.320 Mike Lee, L Marty Keough, L OBP: 0.307, SLG: 0.354			0-0 5-3		0-3 K		0-3 K		0-3 K

AB	R	H	RBI	BB	SO	LOB
3	0	0	0	1	1	0
3	1	1	0	1	1	1
3	0	2	0	1	0	1
4	0	2	0	0	1	3
4	0	0	0	0	0	4
4	0	0	0	0	0	4
4	1	1	1	0	2	0
4	0	1	0	0	1	0
1	0	0	0	0	0	0
0	0	0	0	0	0	0
1	0	0	0	0	1	0
1	0	0	0	0	0	0
1	0	0	0	0	0	0
1	0	0	0	0	1	1

BOTTOM	
Baltimore Orioles @ Cleveland Indians	Cleveland Municipal Stadium, Cleveland, OH
Sun Aug 07 1960, 3:38 AM EDT	Att. 35,515 - Unknown
AB 33	R 2
H 7	RBI 1
BB 3	SO 9
LOB 14	WP: 0 PA: 36
	PB: 0
	SB: 0
	CS: 0
	1B: 6 SF: 0
	2B: 0 SAC: 0
	3B: 0 DP: 1
	HR: 1 HBP: 0
	WP: 0 PA: 36
	PB: 0
	SB: 0
	CS: 0
	1B: 6 SF: 0
	2B: 0 SAC: 0
	3B: 0 DP: 1
	HR: 1 HBP: 0

Inning Stats	R: 0	H: 1	E: 0	K: 1	S: 5	LOB: 1	BB: 1	P: 9
	R: 0	H: 0	E: 0	K: 1	S: 5	LOB: 0	BB: 0	P: 5
	R: 0	H: 0	E: 0	K: 0	S: 3	LOB: 0	BB: 0	P: 3
	R: 0	H: 1	E: 0	K: 0	S: 4	LOB: 2	BB: 1	P: 8
	R: 0	H: 0	E: 0	K: 3	S: 9	LOB: 0	BB: 0	P: 9
	R: 1	H: 3	E: 1	K: 1	S: 8	LOB: 2	BB: 0	P: 8
	R: 0	H: 0	E: 0	K: 1	S: 5	LOB: 0	BB: 0	P: 5
	R: 0	H: 0	E: 0	K: 1	S: 5	LOB: 1	BB: 1	P: 9
	R: 1	H: 2	E: 0	K: 1	S: 7	LOB: 1	BB: 0	P: 7

PITCHER	IP	WLS	BF	H	R	ER	SO	BB	IBB	HBP	BLK	WP	HR	S	P	ERA	WHIP
Milt Pappas, R ERA: 3.75 (1, 1)	9.0	W	36	7	2	1	9	3	0	0	0	0	1	51	63	1.00	1.111

PITCHER	IP	WLS	BF	H	R	ER	SO	BB	IBB	HBP	BLK	WP	HR	S	P	ERA	WHIP



Batter	1	2	3	4	5	6	7	8	9	AB R H RBI BB SO LOB	TOP											
Pete Runnels, L (1, 4) OBP: 0.377, SLG: 0.395	0-0 F7		0-0 BB BB FC6-4 1B		0-0 F7		0-0 4-3		0-0 F7	5 1 1 0 0 0 2												
Willie Tasby, R (1, 8) OBP: 0.376, SLG: 0.365	0-0 F8 E 1B		0-0 SF9		0-0 6-3		4-0 BB 3-6-3		0-3 K	3 0 1 1 1 1 1												
Ted Williams, L (1, 7) OBP: 0.457, SLG: 0.647	0-0 F8 1-3		4-0 FC6-4 BB 1-2 BB		0-0 HR		0-0 3-6-3		0-0 L3	4 1 1 1 1 0 4												
Vic Wertz, L (1, 3) OBP: 0.340, SLG: 0.504	0-0 1-3		4-0 FC6-4 1-2 2-3 BB		0-0 1B		0-0 3-1			3 0 1 0 1 0 3												
Russ Nixon, L (1, 2) OBP: 0.326, SLG: 0.416		0-0 3-1	0-0 FC6-4 1-2 2-3 3-H		0-0 F8			0-3 K		4 0 0 1 0 1 3												
Frank Malzone, R (1, 5) OBP: 0.341, SLG: 0.438		0-0 F9	0-0 L6			0-0 F8		0-0 F5		4 0 0 0 0 0 2												
Lou Clinton, R (1, 9) OBP: 0.275, SLG: 0.367		0-0 2B		0-0 6-3		0-0 F7		0-0 2B		4 0 2 0 0 0 0												
Don Buddin, R (1, 6) OBP: 0.344, SLG: 0.365		0-0 6-3		0-0 5-3		0-0 F7		0-3 K		4 0 0 0 0 1 2												
Bill Monbouquette, R (1, 1) OBP: 0.204, SLG: 0.085			0-0 1B BB SF9 1B				4-0 BB BB 3-6-3 4-3 BB		4-0 BB	2 1 1 0 0 1 0												
Tom Borland, L (5, 1)										0 0 0 0 0 0 0												
Pumpsie Green, S (7, PH) OBP: 0.319, SLG: 0.314										0 0 0 0 1 0 0												
Frank Sullivan, R (7, 1) OBP: 0.167, SLG: 0.074										0 0 0 0 0 0 0												
Ray Boone, R (9, PH) OBP: 0.340, SLG: 0.279										0 0 0 0 1 0 0												
Inning Stats	R: 0 E: 1 K: 0 S: 4	H: 1 LOB: 1 BB: 0 P: 4	R: 0 E: 0 K: 0 S: 4	H: 1 LOB: 1 BB: 0 P: 4	R: 2 E: 0 K: 0 S: 5	H: 2 LOB: 2 BB: 2 P: 13	R: 0 E: 0 K: 1 S: 5	H: 0 LOB: 0 BB: 0 P: 5	R: 1 E: 0 K: 0 S: 5	H: 2 LOB: 1 BB: 0 P: 5	R: 0 E: 0 K: 0 S: 3	H: 0 LOB: 0 BB: 0 P: 3	R: 0 E: 0 K: 0 S: 3	H: 0 LOB: 2 BB: 2 P: 11	R: 0 E: 0 K: 2 S: 8	H: 1 LOB: 1 BB: 0 P: 8	R: 0 E: 0 K: 1 S: 5	H: 0 LOB: 1 BB: 1 P: 9	1B: 4 2B: 2 3B: 0 HR: 1	SF: 1 SAC: 0 DP: 0 HBP: 0	WP: 0 PB: 0 SB: 0 CS: 0	PA: 39
PITCHER Jim Perry, R (1, 1) ERA: 3.14	IP 9.0	WLS W	BF 39	H 7	R 3	ER 3	SO 4	BB 5	IBB 0	HBP 0	BLK 0	WP 0	HR 1	S 42	P 62	ERA 3.00	WHIP 1.333					

Boston Red Sox @ Cleveland Indians
Cleveland Municipal Stadium, Cleveland, OH

Tue Aug 09 1960, 7:05 PM EDT
Att. 8,752 - Unknown

livebaseballscorecards.com

AB	33
R	3
H	7
RBI	3
BB	5
SO	4
LOB	17



Batter	1	2	3	4	5	6	7	8	9	AB	R	H	RBI	BB	SO	LOB
--------	---	---	---	---	---	---	---	---	---	----	---	---	-----	----	----	-----

Johnny Temple, R (1, 4) <small>OBP: 0.343, SLG: 0.343</small> 										4	1	2	0	0	0	0
Ken Aspromonte, R (1, 5) <small>OBP: 0.370, SLG: 0.396</small> 										3	1	2	0	0	0	1
Harvey Kuenn, R (1, 9) <small>OBP: 0.380, SLG: 0.415</small> 										4	0	0	0	0	1	4
Vic Power, R (1, 3) <small>OBP: 0.338, SLG: 0.412</small> 										4	2	3	3	0	0	0
Jim Piersall, R (1, 8) <small>OBP: 0.324, SLG: 0.455</small> 										3	1	1	0	1	1	2
Tito Francona, L (1, 7) <small>OBP: 0.371, SLG: 0.421</small> 										4	1	1	2	0	1	2
Miguel de la Hoz, R (1, 6) <small>OBP: 0.386, SLG: 0.574</small> 										4	0	2	1	0	0	0
Red Wilson, R (1, 2) <small>OBP: 0.292, SLG: 0.271</small> 										4	0	0	0	0	2	2
Jim Perry, S (1, 1) <small>OBP: 0.246, SLG: 0.267</small> 										3	0	0	0	0	0	1

Inning Stats	R: 0	H: 1	E: 0	LOB: 0	K: 0	S: 3	P: 3	R: 1	H: 2	E: 0	LOB: 1	K: 1	S: 7	P: 7	R: 0	H: 1	E: 0	LOB: 1	K: 0	S: 4	R: 2	H: 3	E: 0	LOB: 1	K: 1	S: 8	P: 8	R: 2	H: 2	E: 0	LOB: 1	K: 2	S: 9	P: 13	R: 0	H: 0	E: 0	LOB: 0	K: 0	S: 3	R: 1	H: 2	E: 0	LOB: 1	K: 0	S: 5	P: 5	R: 0	H: 0	E: 0	LOB: 0	K: 1	S: 5	P: 5
--------------	------	------	------	--------	------	------	------	------	------	------	--------	------	------	------	------	------	------	--------	------	------	------	------	------	--------	------	------	------	------	------	------	--------	------	------	-------	------	------	------	--------	------	------	------	------	------	--------	------	------	------	------	------	------	--------	------	------	------

PITCHER	IP	WLS	BF	H	R	ER	SO	BB	IBB	HBP	BLK	WP	HR	S	P	ERA	WHIP
Bill Monbouquette, R (1, 1)	4.2	L	23	9	5	5	3	1	0	0	0	1	2	28	32	9.64	2.143
Tom Borland, L (5, 1)	1.1		4	0	0	0	1	0	0	0	0	0	0	6	6	0.00	0.000
Frank Sullivan, R (7, 1)	2.0		8	2	1	1	1	0	0	0	0	0	0	10	10	4.50	1.000

BOTTOM

Boston Red Sox @ Cleveland Indians
 Cleveland Municipal Stadium, Cleveland, OH
 Tue Aug 09 1960, 7:05 PM EDT
 Att. 8,752 - Unknown

livebaseballscorecards.com

AB	33
R	6
H	11
RBI	6
BB	1
SO	5
LOB	12



1B: 8	SF: 0	WP: 1	PA: 35
2B: 2	SAC: 1	PB: 0	
3B: 0	DP: 1	SB: 2	
HR: 2	HBP: 0	CS: 0	

Batter	1	2	3	4	5	6	7	8	9	AB R H RBI BB SO LOB	TOP											
Pete Runnels, L OBP: 0.378, SLG: 0.394 (1, 4) BB BB (9, 3)	4-0 2B 2B BB	0-0 F7			0-0 4-3		0-0 S 1B		0-0 F7	4 1 1 0 1 0 2												
Willie Tasby, R OBP: 0.373, SLG: 0.359 (1, 8)	0-0 F5		0-0 F3		0-0 6-3		0-3 K 1-2		0-0 F9	5 0 0 0 0 1 3												
Ted Williams, L OBP: 0.460, SLG: 0.682 Carroll Hardy, R OBP: 0.206, SLG: 0.211 (1, 7) (9, 7)	0-0 2B 2B		0-0 F5		0-0 HR		0-3 K		0-0 HR	5 3 3 3 0 1 1 0 0 0 0 0 0 0												
Vic Wertz, L OBP: 0.341, SLG: 0.505 Pumpsie Green, S OBP: 0.319, SLG: 0.314 (1, 3) (9, 4)	0-0 2B		0-0		0-0 F7		0-0 1-3		0-0 F8	5 0 2 2 0 0 1 0 0 0 0 0 0 0												
Russ Nixon, L OBP: 0.322, SLG: 0.408 (1, 2) S S	0-3 K		0-0 F8		0-0 F8		0-0 4-3		0-0 4-3	4 0 0 0 0 1 2												
Frank Malzone, R OBP: 0.343, SLG: 0.439 (1, 5)	0-0 F2				0-0 F5		0-0 2B SF7 1B		0-0 1B	4 1 2 0 0 0 1												
Lou Clinton, R OBP: 0.281, SLG: 0.379 (1, 9)					0-0 S 1B		0-0 1-3 2B		0-0 F7	4 0 2 0 0 1 1												
Don Buddin, R OBP: 0.340, SLG: 0.361 (1, 6)					0-0 F8		0-0 SF7		0-3 K	3 0 0 1 0 1 2												
Earl Wilson, R OBP: 0.200, SLG: 0.111 (1, 1) BB BB BB					0-3 K		0-0 F9		0-0 E1 HR	3 1 0 0 1 1 2												
Inning Stats	R: 2 E: 0 K: 1 S: 7	H: 2 LOB: 1 BB: 1 P: 11	R: 0 E: 0 K: 1 S: 5	H: 0 LOB: 1 BB: 1 P: 9	R: 0 E: 0 K: 0 S: 4	H: 1 LOB: 1 BB: 0 P: 4	R: 0 E: 0 K: 1 S: 6	H: 1 LOB: 1 BB: 0 P: 6	R: 1 E: 0 K: 0 S: 4	H: 1 LOB: 0 BB: 0 P: 4	R: 1 E: 0 K: 0 S: 5	H: 2 LOB: 1 BB: 0 P: 5	R: 0 E: 0 K: 2 S: 8	H: 1 LOB: 1 BB: 0 P: 8	R: 0 E: 0 K: 1 S: 6	H: 1 LOB: 1 BB: 0 P: 6	R: 2 E: 1 K: 0 S: 5	H: 1 LOB: 0 BB: 0 P: 5	1B: 5 2B: 3 3B: 0 HR: 2	SF: 1 SAC: 0 DP: 0 HBP: 0	WP: 0 PB: 0 SB: 2 CS: 0	PA: 40
PITCHER	IP WLS BF H R ER SO BB IBB HBP BLK WP HR S P ERA WHIP																					
Barry Latman, R ERA: 4.56 (1, 1)	6.0 L 27 7 4 4 3 2 0 0 0 0 0 1 31 39 6.00 1.500																					
Bobby Locke, R ERA: 3.6 (7, 1)	2.0 8 2 0 0 3 0 0 0 0 0 0 0 14 14 0.00 1.000																					
Johnny Klippstein, R ERA: 2.4 (9, 1)	1.0 5 1 2 0 0 0 0 0 0 0 0 1 5 5 0.00 1.000																					

Boston Red Sox @ Cleveland Indians
Cleveland Municipal Stadium, Cleveland, OH
 Wed Aug 10 1960, 7:05 PM EDT
 Att. 7,787 - Unknown

livebaseballscorecards.com

AB 37
R 6
H 10
RBI 6
BB 2
SO 6
LOB 15



BOTTOM

Boston Red Sox @ Cleveland Indians
Cleveland Municipal Stadium, Cleveland, OH

Wed Aug 10 1960, 7:05 PM EDT
Att. 7,787 - Unknown

livebaseballscorecards.com

AB	29
R	1
H	4
RBI	0
BB	2
SO	1
LOB	6



WP:	0	PA:	32
PB:	0		
SB:	0		
CS:	0		

AB R H RBI BB SO LOB

3	0	0	0	1	0	0
4	0	0	0	0	0	2
4	0	1	0	0	1	0
4	0	1	0	0	0	1
4	0	0	0	0	0	1
3	1	1	0	0	0	0
3	0	0	0	0	0	1
1	0	0	0	1	0	1
1	0	0	0	0	0	0
0	0	0	0	0	0	0
1	0	1	0	0	0	0
0	0	0	0	0	0	0
1	0	0	0	0	0	0
0	0	0	0	0	0	0

1B:	3	SF:	0
2B:	1	SAC:	1
3B:	0	DP:	0
HR:	0	HBP:	0

Batter	1	2	3	4	5	6	7	8	9
Johnny Temple, R OBP: 0.342, SLG: 0.340 (1, 4) x	0-0 F2 ①		4-0 BB			0-0 F9 ①		0-0 F9 ③	
Ken Aspromonte, R OBP: 0.365, SLG: 0.390 (1, 5) x	0-0 4-3 ②		0-0 F5 ③			0-0 F7 ②		0-0 F7 ①	
Harvey Kuenn, R OBP: 0.379, SLG: 0.413 (1, 9) x	0-0 F3 ③			0-3 K		0-0 E5 1B		0-0 3-1 ②	
Vic Power, R OBP: 0.337, SLG: 0.413 (1, 3) x		0-0 F7 ①		0-0 6-3 ②		0-0 4-3 ③		0-0 2B	
Jim Piersall, R OBP: 0.320, SLG: 0.450 (1, 8) x		0-0 3-1 ②		0-0 1-3 ③			0-0 F8 ①	0-0 4-3 ③	
Tito Francona, L OBP: 0.371, SLG: 0.420 (1, 7) x		0-0 F2 ③			0-0 1B E 1B		0-0 4-3 ②		
Miguel de la Hoz, R OBP: 0.367, SLG: 0.544 (1, 6) x			0-0 6-3 ①			0-0 F3 ①		0-0 6-3 ③	
Red Wilson, R OBP: 0.294, SLG: 0.269 (1, 2) x			4-0 SH1 BB			0-0 F5 ②		0-0 F6 ①	
Marty Keough, L OBP: 0.306, SLG: 0.352 (8, PH) x									
John Romano, R OBP: 0.306, SLG: 0.441 (9, 2) x									
Barry Latman, R OBP: 0.222, SLG: 0.176 (1, 1) x			0-0 SH1 ②			0-0 E9 ③		0-0 F8 ②	
Bobby Locke, R OBP: 0.389, SLG: 0.333 (7, 1) x									
Bob Hale, L OBP: 0.236, SLG: 0.300 (8, PH) x									
Johnny Klippstein, R OBP: 0.154, SLG: 0.083 (9, 1) x			1-2			1-H 1B			

Inning Stats	R: 0	H: 0	E: 0	K: 0	S: 3	R: 0	H: 0	E: 0	K: 0	S: 3	R: 0	H: 0	E: 0	K: 1	S: 5	R: 1	H: 2	E: 1	K: 0	S: 4	R: 0	H: 1	E: 1	K: 0	S: 4	R: 0	H: 0	E: 0	K: 0	S: 3	R: 0	H: 0	E: 0	K: 0	S: 3	R: 0	H: 1	E: 0	K: 0	S: 4	1B: 3	2B: 1	3B: 0	HR: 0	SF: 0	SAC: 1	DP: 0	HBP: 0	WP: 0	PB: 0	SB: 0	CS: 0	PA: 32
--------------	------	------	------	------	------	------	------	------	------	------	------	------	------	------	------	------	------	------	------	------	------	------	------	------	------	------	------	------	------	------	------	------	------	------	------	------	------	------	------	------	-------	-------	-------	-------	-------	--------	-------	--------	-------	-------	-------	-------	--------

PITCHER	IP	WLS	BF	H	R	ER	SO	BB	IBB	HBP	BLK	WP	HR	S	P	ERA	WHIP
Earl Wilson, R ERA: 2.16 (1, 1)	9.0	W	32	4	1	0	1	2	0	0	0	0	0	32	40	0.00	0.667

Batter 1 2 3 4 5 6 7 8 9 AB R H RBI BB SO LOB TOP

Willie Tasby, R OBP: 0.368, SLG: 0.353 (1, 8)	0-0 6-3 F8	0-0 F8		0-0 6-3		0-0 F3		0-0 4-3		5 0 0 0 0 0 2
Pete Runnels, L OBP: 0.382, SLG: 0.396 (1, 4) (9, 3)	4-0 PB BB		0-0 1B 1B	0-0 F7		4-0 1B BB		0-0 FC5-4 1B		3 1 2 0 2 0 0
Frank Malzone, R OBP: 0.345, SLG: 0.441 (1, 5)	0-0 1-2 1B		0-0 F8	0-0		0-0 1-2 1B		0-0 FC5-4 1-2f		5 0 3 1 0 0 2
Ray Boone, R OBP: 0.330, SLG: 0.270 (1, 3)	0-3 K		0-0 F8	0-3 K		0-3 K		0-0 F8		3 0 0 0 0 2 4
Vic Wertz, L OBP: 0.339, SLG: 0.502 (6, PH) (6, 3)										2 0 0 0 0 1 3
Pumpsie Green, S OBP: 0.319, SLG: 0.314 (9, 4)										0 0 0 0 0 0 0
Jim Pagliaroni, R OBP: 0.313, SLG: 0.500 (1, 2)	0-0 F8		0-0 BB 1B 2B 1B			0-0 F7		0-0 F8		5 1 1 0 0 0 3
Rip Repulski, R OBP: 0.296, SLG: 0.413 (1, 7)		0-0 HR	0-0 1-2 2B 1B			0-0 6-3		0-0 F8		4 2 2 2 0 0 0
Lou Clinton, R OBP: 0.281, SLG: 0.370 (1, 9)		0-0 F4	4-0 2B BB			0-0 F7		0-0 F7		3 0 0 0 1 0 0
Don Buddin, R OBP: 0.342, SLG: 0.364 (1, 6)		0-0 F6	0-0 1-3 2B 2B			4-0 E 1B S BB		0-0 6-3		3 1 1 2 1 0 0
Ike Delock, R OBP: 0.077, SLG: 0.077 (1, 1)		0-0	0-0			0-3 K		0-3 K		4 0 1 0 0 2 3
Mike Fornieles, R OBP: 0.500, SLG: 0.500 (8, 1)		0-0 1B	0-0 F6							0 0 0 0 0 0 0

Boston Red Sox @ Cleveland Indians
Cleveland Municipal Stadium, Cleveland, OH
Thu Aug 11 1960, 3:33 AM EDT
Att. 6,965 - Unknown

AB	37
R	5
H	10
RBI	5
BB	4
SO	5
LOB	17



Inning Stats	R: 0 H: 1 E: 0 K: 1 S: 6	H: 1 LOB: 2 BB: 1 P: 10	R: 1 H: 2 E: 0 K: 0 S: 5	H: 2 LOB: 1 BB: 0 P: 5	R: 3 H: 4 E: 0 K: 0 S: 7	H: 4 LOB: 2 BB: 1 P: 11	R: 0 H: 1 E: 0 K: 1 S: 6	H: 1 LOB: 1 BB: 0 P: 6	R: 0 H: 0 E: 0 K: 0 S: 3	H: 0 LOB: 0 BB: 0 P: 3	R: 1 H: 1 E: 0 K: 2 S: 8	H: 1 LOB: 2 BB: 2 P: 16	R: 0 H: 0 E: 0 K: 0 S: 3	H: 0 LOB: 0 BB: 0 P: 3	R: 0 H: 0 E: 0 K: 1 S: 5	H: 0 LOB: 0 BB: 0 P: 5	R: 0 H: 1 E: 0 K: 0 S: 4	H: 1 LOB: 1 BB: 0 P: 4	1B: 8 SF: 0 2B: 1 SAC: 0 3B: 0 DP: 0 HR: 1 HBP: 0	WP: 0 PA: 41 PB: 1 SB: 1 CS: 0
---------------------	--------------------------	-------------------------	--------------------------	------------------------	--------------------------	-------------------------	--------------------------	------------------------	--------------------------	------------------------	--------------------------	-------------------------	--------------------------	------------------------	--------------------------	------------------------	--------------------------	------------------------	--	---

PITCHER	IP	WLS	BF	H	R	ER	SO	BB	IBB	HBP	BLK	WP	HR	S	P	ERA	WHIP
Jack Harshman, L ERA: 3.98 (1, 1)	2.2	L	17	7	4	4	1	2	0	0	0	0	1	17	25	13.50	3.375
Don Newcombe, R ERA: 4.76 (3, 1)	6.1		24	3	1	1	4	2	0	0	0	0	0	30	38	1.42	0.789

Batter	1	2	3	4	5	6	7	8	9	AB	R	H	RBI	BB	SO	LOB
Johnny Temple, R (1, 4) OBP: 0.338, SLG: 0.335	0-0 6-3		0-0 4-3		0-0 L3			0-0 F3		4	0	0	0	0	0	2
Ken Aspromonte, R (1, 5) OBP: 0.370, SLG: 0.395	0-0 F9 WP 1B			0-0 1B 1B		0-0 6-3		0-0 1-2 1B		4	1	3	0	0	0	0
Harvey Kuenn, R (1, 9) OBP: 0.378, SLG: 0.412	0-0 F9 1-3			0-0 G6-4-3 1-2 1B 1B		0-0 F8		0-0 F7		4	0	1	0	0	0	3
Vic Power, R (1, 3) OBP: 0.336, SLG: 0.412	0-0 4-3			0-0 G6-4-3 1-2 2-H 1B		0-0 F2		0-0 F8		4	0	1	1	0	0	3
Jim Piersall, R (1, 8) OBP: 0.319, SLG: 0.456		0-0 L6		0-0 G6-4-3 1-2 2-3			0-0 HR		0-0 F8	4	1	1	1	0	0	2
Tito Francona, L (1, 7) OBP: 0.367, SLG: 0.415		0-0 5-3		0-0 F7		0-0 1-3		0-3 K		4	0	0	0	0	1	1
Miguel de la Hoz, R (1, 6) OBP: 0.344, SLG: 0.508		0-0 6-3			0-0 F9		0-0 F6		0-0 F8	4	0	0	0	0	0	0
Red Wilson, R (1, 2) OBP: 0.295, SLG: 0.271			0-0 F9		0-0 1B		0-0 5-3			3	0	1	0	0	0	0
Jack Harshman, L (1, 1) Don Newcombe, L (3, 1) OBP: 0.205, SLG: 0.171			0-0 F6		0-0 F9			0-0 1B 1B		0	0	0	0	0	0	0
										3	0	1	0	0	0	1

Inning Stats	R: 0	H: 1	E: 0	LOB: 1	K: 0	BB: 0	S: 4	P: 4	R: 0	H: 0	E: 0	LOB: 0	K: 0	BB: 0	S: 3	P: 3	R: 0	H: 0	E: 0	LOB: 0	K: 0	BB: 0	S: 3	P: 3	R: 1	H: 3	E: 0	LOB: 1	K: 0	BB: 0	S: 5	P: 5	R: 0	H: 1	E: 0	LOB: 1	K: 0	BB: 0	S: 4	P: 4	R: 0	H: 0	E: 0	LOB: 0	K: 0	BB: 0	S: 3	P: 3	R: 1	H: 1	E: 0	LOB: 0	K: 0	BB: 0	S: 4	P: 4	R: 0	H: 2	E: 0	LOB: 2	K: 0	BB: 0	S: 5	P: 5	R: 0	H: 0	E: 0	LOB: 0	K: 1	BB: 0	S: 5	P: 5	1B: 7	SF: 0	2B: 0	SAC: 0	3B: 0	DP: 1	HR: 1	HBP: 0	WP: 1	PA: 34
--------------	------	------	------	--------	------	-------	------	------	------	------	------	--------	------	-------	------	------	------	------	------	--------	------	-------	------	------	------	------	------	--------	------	-------	------	------	------	------	------	--------	------	-------	------	------	------	------	------	--------	------	-------	------	------	------	------	------	--------	------	-------	------	------	------	------	------	--------	------	-------	------	------	------	------	------	--------	------	-------	------	------	-------	-------	-------	--------	-------	-------	-------	--------	-------	--------

PITCHER	IP	WLS	BF	H	R	ER	SO	BB	IBB	HBP	BLK	WP	HR	S	P	ERA	WHIP
Ike Delock, R (1, 1) ERA: 4.93	7.1	W	29	8	2	2	0	0	0	0	0	1	1	29	29	2.46	1.091
Mike Fornieles, R (8, 1) ERA: 2.95	1.2	S	5	0	0	0	1	0	0	0	0	0	0	7	7	0.00	0.000

BOTTOM

Boston Red Sox @ Cleveland Indians
Cleveland Municipal Stadium, Cleveland, OH

Thu Aug 11 1960, 3:33 AM EDT
Att. 6,965 - Unknown

livebaseballscorecards.com

AB	34
R	2
H	8
RBI	2
BB	0
SO	1
LOB	12



Batter	1	2	3	4	5	6	7	8	9	10	AB R H RBI BB SO LOB	TOP																
Eddie Yost, R (1, 5) OBP: 0.411, SLG: 0.368	0-0 FC6-4 FC5 1B		4-0 1B 5-3 BB	0-0 F4			0-0 E 1B 1B		4-0 G6-4-3 BB		3 1 2 0 2 0 0	Detroit Tigers @ Cleveland Indians Cleveland Municipal Stadium, Cleveland, OH Fri Aug 12 1960, 7:05 PM EDT Att. 18,559 - Unknown																
Chico Fernandez, R (1, 6) OBP: 0.301, SLG: 0.327	0-0 FC5 FC6-4 1-2		0-3 K	0-0 F6			0-0 E9 PB 1B		0-0 G6-4-3 1-2f		5 0 1 0 0 1 4																	
Norm Cash, L (1, 3) OBP: 0.399, SLG: 0.492	0-0 F2		0-0 5-3 HR 1B		0-0 F7		4-0 1-2 IBB		0-0 SH1-4 HR 1B		4 2 2 1 1 0 2																	
Rocky Colavito, R (1, 9) OBP: 0.331, SLG: 0.480	0-0 FC6-4 1-2f 2-3		0-0 5-3		0-3 K		0-0 F5		0-0 SH1-4		4 0 0 1 0 1 6																	
Charlie Maxwell, L (1, 7) OBP: 0.327, SLG: 0.451	0-0 F6		0-0 HR		0-0 F5		0-0 4-3		0-0 HR		5 2 2 4 0 0 5																	
Al Kaline, R (1, 8) OBP: 0.311, SLG: 0.355		0-3 K	4-0 S BB		0-0 L4-3		0-0 L1-3		0-0 S 1B		4 0 1 0 1 1 0																	
Frank Bolling, R (1, 4) OBP: 0.312, SLG: 0.367		0-0 F9	4-0 1-2 BB		0-0 5-3		0-0 1-3		0-3 K		4 0 0 0 1 1 1																	
Hank Foiles, R (1, 2) OBP: 0.368, SLG: 0.365		0-0 F8	0-0 F9		0-0 F2		0-0 6-3		0-0 L6		5 0 0 0 0 0 3																	
Jim Bunning, R (1, 1) OBP: 0.224, SLG: 0.200			4-0 BB 1B BB		0-0 4-3		0-3 K2-3		0-0 6-3		2 1 0 0 1 1 0																	
Ozzie Virgil, R (9, PH) OBP: 0.255, SLG: 0.377											1 0 0 0 0 0 0																	
Dave Sisler, R (9, 1) OBP: 0.182, SLG: 0.100											0 0 0 0 0 0 0																	
Inning Stats	R: 0 E: 0 K: 0 S: 5	H: 1 LOB: 2 BB: 0 P: 5	R: 0 E: 0 K: 1 S: 5	H: 0 LOB: 0 BB: 0 P: 5	R: 4 E: 0 K: 1 S: 7	H: 2 LOB: 2 BB: 4 P: 23	R: 0 E: 0 K: 0 S: 3	H: 0 LOB: 0 BB: 0 P: 3	R: 0 E: 0 K: 1 S: 5	H: 0 LOB: 0 BB: 0 P: 5	R: 0 E: 0 K: 0 S: 3	H: 0 LOB: 0 BB: 0 P: 3	R: 0 E: 1 K: 1 S: 7	H: 2 LOB: 3 BB: 1 P: 11	R: 0 E: 0 K: 0 S: 3	H: 0 LOB: 0 BB: 0 P: 3	R: 0 E: 0 K: 0 S: 2	H: 0 LOB: 0 BB: 1 P: 6	R: 2 E: 0 K: 1 S: 8	H: 3 LOB: 1 BB: 0 P: 8	1B: 6 2B: 0 3B: 0 HR: 2	SF: 0 SAC: 1 DP: 1 HBP: 0	WP: 0 PB: 1 SB: 2 CS: 0	PA: 44				
PITCHER	IP WLS BF H R ER SO BB IBB HBP BLK WP HR S P ERA WHIP												IP WLS BF H R ER SO BB IBB HBP BLK WP HR S P ERA WHIP															
Mudcat Grant, R (1, 1) ERA: 4.69	2.2	16	3	4	4	2	4	0	0	0	0	0	0	16	32	13.50	2.625											
Bobby Locke, R (3, 1) ERA: 3.28	5.1	19	2	0	0	2	0	1	0	0	0	0	0	22	26	0.00	0.375											
Johnny Klippstein, R (9, 1) ERA: 2.62	2.0	L 9	3	2	2	1	1	0	0	0	0	0	1	10	14	9.00	2.000											

livebaseballscorecards.com

AB 37
R 6
H 8
RBI 6
BB 6
SO 5
LOB 21



BOTTOM

Detroit Tigers @ Cleveland Indians
 Cleveland Municipal Stadium, Cleveland, OH

Fri Aug 12 1960, 7:05 PM EDT
 Att: 18,559 - Unknown

livebaseballscorecards.com

AB	40
R	4
H	13
RBI	3
BB	4
SO	3
LOB	16



AB	R	H	RBI	BB	SO	LOB
6	0	1	0	0	0	4

4	1	1	0	1	1	2
---	---	---	---	---	---	---

4	1	2	0	0	0	0
---	---	---	---	---	---	---

5	1	2	2	0	1	1
---	---	---	---	---	---	---

2	0	1	0	0	0	2
---	---	---	---	---	---	---

3	0	1	0	0	0	1
---	---	---	---	---	---	---

3	1	0	0	2	0	0
---	---	---	---	---	---	---

5	0	1	0	0	1	2
---	---	---	---	---	---	---

4	0	3	1	0	0	2
---	---	---	---	---	---	---

1	0	0	0	0	0	1
2	0	0	0	0	0	1
1	0	1	0	0	0	0
0	0	0	0	0	0	0
0	0	0	0	0	0	0
0	0	0	0	0	0	0
0	0	0	0	1	0	0


1B:	11	SF:	1
2B:	2	SAC:	1
3B:	0	DP:	0
HR:	0	HBP:	0

WP:	0	PA:	46
PB:	0		
SB:	0		
CS:	0		

Batter	1	2	3	4	5	6	7	8	9	10
Johnny Temple, R (1, 4) OBP: 0.335, SLG: 0.332	L8	1-3 1B			F7	F4		F9		FC6-4
Ken Aspromonte, R (1, 5) OBP: 0.370, SLG: 0.393	L8	K			2B 1B	F2			SH1-4 BB	
Harvey Kuenn, R (1, 9) OBP: 0.379, SLG: 0.415	1B 1B			F2	1-3 1B 2B		1-4-3		SH1-4	
Vic Power, R (1, 3) OBP: 0.337, SLG: 0.411	FC5-4 1B			F9	1B E 1B		K		L8	
Jim Piersall, R (1, 8) Marty Keough, L (4, 8) OBP: 0.306, SLG: 0.351	FC5-4				E9 1B		4-3		G3	
Tito Francona, L (1, 7) OBP: 0.367, SLG: 0.411		4-0 1B SF9 BB			F7			F5		6-3
Miguel de la Hoz, R (1, 6) OBP: 0.333, SLG: 0.485		1-3 1B 1B			K	F3		F7		6-3
Red Wilson, R (1, 2) OBP: 0.303, SLG: 0.282		SF9				L8		2B 1B		BB 1B
Mudcat Grant, R (1, 1) Bobby Locke, R (3, 1) Bob Hall, L (8, PH) Bubba Phillips, R (8, PR) Johnny Kippstein, R (9, 1) Joe Morgan, L (10, PH) OBP: 0.200, SLG: 0.205		3-H 0-0 F4			F6		F3	1-3 2B		4-0 1-2 FC6-4 BB

Inning Stats	R: 0	H: 2	E: 0	LOB: 2	K: 0	BB: 0	S: 5	P: 5	R: 1	H: 2	E: 0	LOB: 2	K: 1	BB: 1	S: 7	P: 11	R: 0	H: 1	E: 0	LOB: 1	K: 0	BB: 0	S: 3	P: 3	R: 0	H: 1	E: 0	LOB: 1	K: 1	BB: 0	S: 6	P: 6	R: 3	H: 4	E: 1	LOB: 2	K: 0	BB: 1	S: 7	P: 11	R: 0	H: 0	E: 0	LOB: 0	K: 0	BB: 0	S: 3	P: 3	R: 0	H: 0	E: 0	LOB: 0	K: 1	BB: 0	S: 5	P: 5	R: 0	H: 2	E: 0	LOB: 2	K: 0	BB: 0	S: 5	P: 5	R: 0	H: 0	E: 0	LOB: 1	K: 0	BB: 1	S: 3	P: 7	R: 0	H: 1	E: 0	LOB: 2	K: 0	BB: 1	S: 4	P: 8	1B: 11	SF: 1	2B: 2	SAC: 1	3B: 0	DP: 0	HR: 0	HBP: 0	WP: 0	PA: 46
--------------	------	------	------	--------	------	-------	------	------	------	------	------	--------	------	-------	------	-------	------	------	------	--------	------	-------	------	------	------	------	------	--------	------	-------	------	------	------	------	------	--------	------	-------	------	-------	------	------	------	--------	------	-------	------	------	------	------	------	--------	------	-------	------	------	------	------	------	--------	------	-------	------	------	------	------	------	--------	------	-------	------	------	------	------	------	--------	------	-------	------	------	--------	-------	-------	--------	-------	-------	-------	--------	-------	--------

PITCHER	IP	WLS	BF	H	R	ER	SO	BB	IBB	HBP	BLK	WP	HR	S	P	ERA	WHIP	PITCHER	IP	WLS	BF	H	R	ER	SO	BB	IBB	HBP	BLK	WP	HR	S	P	ERA	WHIP
Jim Bunning, R (1, 1) ERA: 2.7	8.0		37	12	4	3	3	1	1	0	0	0	0	41	49	3.38	1.625	Jim Bunning, R (1, 1) ERA: 2.7	8.0		37	12	4	3	3	1	1	0	0	0	0	41	49	3.38	1.625
Dave Sisler, R (9, 1) ERA: 1.9	2.0	W	9	1	0	0	0	2	0	0	0	0	0	7	15	0.00	1.500	Dave Sisler, R (9, 1) ERA: 1.9	2.0	W	9	1	0	0	0	2	0	0	0	0	0	7	15	0.00	1.500

Batter	1	2	3	4	5	6	7	8	9	AB R H RBI BB SO LOB	TOP														
Ozzie Virgil, R OBP: 0.254, SLG: 0.368 (1, 5) X	0-0 SH1-3 1B		0-0 E5 1B		0-0 F4			0-3 K		4 1 1 0 0 1 0	<p>Detroit Tigers @ Cleveland Indians Cleveland Municipal Stadium, Cleveland, OH</p> <p>Sat Aug 13 1960, 3:33 AM EDT Att. 8,117 - Unknown</p> <p>livebaseballscorecards.com</p> <table border="1"> <tr><td>AB</td><td>31</td></tr> <tr><td>R</td><td>1</td></tr> <tr><td>H</td><td>7</td></tr> <tr><td>RBI</td><td>1</td></tr> <tr><td>BB</td><td>1</td></tr> <tr><td>SO</td><td>5</td></tr> <tr><td>LOB</td><td>12</td></tr> </table> 	AB	31	R	1	H	7	RBI	1	BB	1	SO	5	LOB	12
AB	31																								
R	1																								
H	7																								
RBI	1																								
BB	1																								
SO	5																								
LOB	12																								
Chico Fernandez, R OBP: 0.304, SLG: 0.330 (1, 6) X	0-0 SH1-3 1-2		0-0 F3			0-0 CS 1B		0-0 FC3-6 1B	3 0 2 0 0 0 1																
Norm Cash, L OBP: 0.397, SLG: 0.488 (1, 3) X	0-0 F7		0-0 PO 1B			0-0 F7		0-0 FC3-6 1B 1-2f	4 0 1 1 0 0 3																
Rocky Colavito, R OBP: 0.328, SLG: 0.474 (1, 9) X	0-0 F4		0-0 PO 1-2	0-0 6-3		0-0 F7		0-0 F5	4 0 0 0 0 0 3																
Charlie Maxwell, L OBP: 0.326, SLG: 0.449 Sandy Amoros, L OBP: 0.295, SLG: 0.188 (9, PR)		0-0 F3		0-0 3-1		0-0 CS 1-2	0-0 G3	0-0 1B	4 0 1 0 0 0 0 0 0 0 0 0 0 0																
Al Kaline, R OBP: 0.313, SLG: 0.355 (1, 8) X		0-0 1B L6-5 1B		4-0 BB		0-0 L6		0-0 L9	3 0 1 0 1 0 2																
Frank Bolling, R OBP: 0.312, SLG: 0.367 (1, 4) X		0-0 1-3 1B		0-0 F9		0-0 F3			3 0 1 0 0 0 1																
Hank Foiles, R OBP: 0.359, SLG: 0.355 (1, 2) X		0-0 L6-5 3-H			0-3 K			0-0 F8	3 0 0 0 0 1 2																
Frank Lary, R OBP: 0.203, SLG: 0.222 (1, 1) X			0-3 K		0-3 K			0-3 K	3 0 0 0 0 3 0																
Inning Stats	R: 0 H: 1 E: 0 LOB: 1 K: 0 BB: 0 S: 4 P: 4	R: 0 H: 2 E: 0 LOB: 1 K: 0 BB: 0 S: 4 P: 4	R: 1 H: 1 E: 1 LOB: 0 K: 1 BB: 0 S: 6 P: 6	R: 0 H: 0 E: 0 LOB: 1 K: 0 BB: 1 S: 3 P: 7	R: 0 H: 0 E: 0 LOB: 0 K: 2 BB: 0 S: 7 P: 7	R: 0 H: 1 E: 0 LOB: 0 K: 0 BB: 0 S: 3 P: 3	R: 0 H: 0 E: 0 LOB: 0 K: 0 BB: 0 S: 3 P: 3	R: 0 H: 0 E: 0 LOB: 0 K: 2 BB: 0 S: 7 P: 7	R: 0 H: 2 E: 0 LOB: 2 K: 0 BB: 0 S: 5 P: 5	1B: 7 SF: 0 2B: 1 SAC: 1 3B: 0 DP: 1 HR: 0 HBP: 0	WP: 0 PA: 35 PB: 0 SB: 0 CS: 1														
PITCHER Jim Perry, R ERA: 2.98 (1, 1)	IP WLS BF H R ER SO BB IBB HBP BLK WP HR S P ERA WHIP											IP WLS BF H R ER SO BB IBB HBP BLK WP HR S P ERA WHIP													
	9.0 W 33 7 1 0 5 1 0 0 0 0 0 0 42 46 0.00 0.889																								

Batter	1	2	3	4	5	6	7	8	9	AB	R	H	RBI	BB	SO	LOB	BOTTOM	
Miguel de la Hoz, R OBP: 0.315, SLG: 0.457 (1, 6)	0-0 4-3 1B	0-0 5-3 1B			0-0 5-3 1B		0-0 L8			4	0	0	0	0	0	1	Detroit Tigers @ Cleveland Indians Cleveland Municipal Stadium, Cleveland, OH Sat Aug 13 1960, 3:33 AM EDT Att: 8,117 - Unknown livebaseballscorecards.com	AB 30 R 2 H 7 RBI 2 BB 4 SO 1 LOB 14
Ken Aspromonte, R OBP: 0.375, SLG: 0.394 (1, 5)	4-0 1B BB		0-0 2-3 1B		4-0 BB		0-0 4-3			2	0	1	0	2	0	0		
Harvey Kuenn, R OBP: 0.378, SLG: 0.414 (1, 9)	0-0 1-3 1B		0-0 L8		0-0 L8		0-0 6-3			4	0	1	0	0	0	2		
Vic Power, R OBP: 0.333, SLG: 0.407 (1, 3)	0-0 L8		0-0 2-3 1-2		0-0 5-3		0-0 6-3			4	0	0	0	0	0	3		
Jim Piersall, R OBP: 0.322, SLG: 0.457 (1, 8)		0-0 E 2B 1B	0-0 L8		0-0 5-3		0-0 S 1B			4	1	2	0	0	0	1		
Tito Francona, L OBP: 0.369, SLG: 0.411 (1, 7)		0-0 E9 2B 1B		0-0 1-3		0-0 4-3		4-0 1-2 BB		3	1	1	0	1	0	0		
Johnny Temple, R OBP: 0.334, SLG: 0.331 (1, 4)		0-0 F9		0-0 G3		0-0 1B		0-0 F7		4	0	1	0	0	0	4		
Red Wilson, R OBP: 0.308, SLG: 0.290 (1, 2)		0-0 4-3 2-H 3-H 2B		4-0 BB		0-0 L8				2	0	1	2	1	0	1		
Jim Perry, S OBP: 0.234, SLG: 0.254 (1, 1)		0-0 4-3 2-3		0-0 F4			0-3 K2-3			3	0	0	0	0	1	2		
Inning Stats	R: 0 E: 0 K: 0 S: 3	H: 1 LOB: 1 BB: 1 P: 7	R: 2 E: 1 K: 0 S: 6	H: 3 LOB: 1 BB: 0 P: 6	R: 0 E: 0 K: 0 S: 4	H: 1 LOB: 1 BB: 0 P: 4	R: 0 E: 0 K: 0 S: 3	H: 0 LOB: 1 BB: 1 P: 7	R: 0 E: 0 K: 1 S: 5	H: 1 LOB: 0 BB: 0 P: 5	R: 0 E: 0 K: 0 S: 4	H: 1 LOB: 2 BB: 1 P: 8	1B: 6 2B: 1 3B: 0 HR: 0	SF: 0 SAC: 0 DP: 0 HBP: 0	WP: 0 PB: 0 SB: 1 CS: 0	PA: 34	ERA WHIP	
PITCHER Frank Lary, R ERA: 3.53 (1, 1)	IP 8.0	WLS L	BF 34	H 7	R 2	ER 2	SO 1	BB 4	IBB 0	HBP 0	BLK 0	WP 0	HR 0	S 32	P 48	ERA 2.25	WHIP 1.375	IP WLS BF H R ER SO BB IBB HBP BLK WP HR S P ERA WHIP

Detroit Tigers @ Cleveland Indians
Cleveland Municipal Stadium, Cleveland, OH

Sat Aug 13 1960, 3:33 AM EDT
Att: 8,117 - Unknown

livebaseballscorecards.com

AB 30
R 2
H 7
RBI 2
BB 4
SO 1
LOB 14



Batter	1	2	3	4	5	6	7	8	9	AB R H RBI BB SO LOB	TOP		
Eddie Yost, R (1, 5) OBP: 0.412, SLG: 0.371 Ozzie Virgil, R (6, 5) OBP: 0.250, SLG: 0.362	4-0 FC6 1B SF8 BB		0-3 K	0-0 1-3 2B		0-0 5-3-5 2-3f			0-0 5-3	3 1 1 1 1 1 2 1 0 0 0 0 0 0			
Chico Fernandez, R (1, 6) OBP: 0.305, SLG: 0.329	0-0 1-2 FC6 1B		4-0 1-2 E BB	0-0 F5					0-0 6-3	4 1 1 0 1 1 2			
Al Kaline, R (1, 8) OBP: 0.310, SLG: 0.351	0-0 1-2f 2-3 FC6		0-3 K		0-0 L5				0-3 K	4 0 0 0 0 2 4			
Steve Bilko, R (1, 3) OBP: 0.276, SLG: 0.384	0-0 3-H SF8		0-0 1-H 2-H E9		0-0 HR				0-0 F8	3 1 1 2 0 0 0			
Rocky Colavito, R (1, 9) OBP: 0.329, SLG: 0.481	0-0 2-3 1-3		0-0 2-3		0-0 HR				4-0 FC3-6 BB	3 1 1 1 1 0 2			
Charlie Maxwell, L (1, 7) OBP: 0.323, SLG: 0.443		0-0 F4		0-0 1-3	0-0 3-1				0-0 FC3-6 1-2f	4 0 0 0 0 0 1			
Frank Bolling, R (1, 4) OBP: 0.309, SLG: 0.363		0-0 F8		0-0 F5	0-0 F5				0-0 F6	4 0 0 0 0 0 1			
Harry Chiti, R (1, 2) OBP: 0.281, SLG: 0.311		0-0 F9		4-0 1B 2B BB		0-0 5-3-5 SH1-4 1B			0-3 K	3 1 1 0 1 1 1			
Bill Fischer, R (1, 1) OBP: 0.292, SLG: 0.333			4-0 BB E BB	0-0 2B 1-3 1B		0-0 SH1-4 1-2			0-0 4-3	2 1 1 0 1 0 0			
Inning Stats	R: 1 H: 1 E: 1 LOB: 1 K: 0 BB: 1 S: 4 P: 8	R: 0 H: 0 E: 0 LOB: 0 K: 0 BB: 0 S: 3 P: 3	R: 2 H: 0 E: 1 LOB: 1 K: 2 BB: 2 S: 8 P: 16	R: 1 H: 2 E: 0 LOB: 2 K: 0 BB: 1 S: 5 P: 9	R: 2 H: 2 E: 0 LOB: 0 K: 0 BB: 0 S: 5 P: 5	R: 0 H: 1 E: 0 LOB: 0 K: 0 BB: 0 S: 3 P: 3	R: 0 H: 0 E: 0 LOB: 0 K: 1 BB: 0 S: 5 P: 5	R: 0 H: 0 E: 0 LOB: 1 K: 1 BB: 1 S: 5 P: 9	R: 0 H: 0 E: 0 LOB: 0 K: 1 BB: 0 S: 5 P: 5	1B: 3 SF: 1 2B: 2 SAC: 1 3B: 0 DP: 1 HR: 2 HBP: 0	WP: 0 PA: 38 PB: 0 SB: 1 CS: 0		
PITCHER	IP WLS BF H R ER SO BB IBB HBP BLK WP HR S P ERA WHIP											PITCHER	IP WLS BF H R ER SO BB IBB HBP BLK WP HR S P ERA WHIP
Dick Stigman, L (1, 1) ERA: 4.04	5.0 L 25 5 6 3 2 4 0 0 0 0 0 2 25 41 5.40 1.800												
Mudcat Grant, R (6, 1) ERA: 4.53	4.0 13 1 0 0 3 1 0 0 0 0 0 0 18 22 0.00 0.500												

Detroit Tigers @ Cleveland Indians
 Cleveland Municipal Stadium, Cleveland, OH
 Sun Aug 14 1960, 3:33 AM EDT
 Unknown

livebaseballscorecards.com

AB	31
R	6
H	6
RBI	4
BB	5
SO	5
LOB	13



Batter	1	2	3	4	5	6	7	8	9	AB R H RBI BB SO LOB	TOP	
Eddie Yost, R (1, 5) OBP: 0.413, SLG: 0.372 Ozzie Virgil, R (7, 5) OBP: 0.246, SLG: 0.356	0-0 SH5-3 1B	0-0 1-2 1B		0-0 5-3			0-0 F5		0-0 4-3	4 1 2 0 0 0 0 1 0 0 0 0 0 0		
Chico Fernandez, R (1, 6) OBP: 0.303, SLG: 0.326	0-0 SH5-3 1-2	0-3 K			0-0 5-3		0-0 6-3			3 0 0 0 0 1 2		
Norm Cash, L (1, 3) OBP: 0.391, SLG: 0.480	0-0 F6		0-0 F8		0-3 K		0-3 K			4 0 0 0 0 2 1		
Charlie Maxwell, L (1, 7) OBP: 0.325, SLG: 0.453	0-0 2-H 1B		0-0 3-1		0-0 HR			0-0 F3		4 1 2 2 0 0 0		
Rocky Colavito, R (1, 9) OBP: 0.333, SLG: 0.492	0-0 1-2 1B		0-0 HR		0-0 1B			0-0 F8		4 1 3 1 0 0 0		
Al Kaline, R (1, 8) OBP: 0.312, SLG: 0.352	0-3 K		0-0 FC6-4 1B		0-0 L5-3			0-0 1B		4 0 2 0 0 1 3		
Frank Bolling, R (1, 4) OBP: 0.306, SLG: 0.359		0-0 F7	0-0 FC6-4 1-2f			0-0 F8		0-0 5-3		4 0 0 0 0 0 2		
Lou Berberet, L (1, 2) OBP: 0.310, SLG: 0.255		0-0 F9		0-0 3-1		0-0 F6			0-3 K	4 0 0 0 0 1 0		
Paul Foytack, R (1, 1) OBP: 0.350, SLG: 0.294 Hank Aguirre, R (8, 1)		4-0 1B BB	0-3 K		0-3 K				0-0 5-3	2 0 0 0 1 2 0 1 0 0 0 0 0 0		
Inning Stats	R: 1 H: 3 E: 0 LOB: 2 K: 1 BB: 0 S: 8 P: 8	R: 0 H: 1 E: 0 LOB: 2 K: 1 BB: 1 S: 6 P: 10	R: 1 H: 2 E: 0 LOB: 1 K: 0 BB: 0 S: 5 P: 5	R: 0 H: 0 E: 0 LOB: 0 K: 1 BB: 0 S: 5 P: 5	R: 1 H: 2 E: 0 LOB: 1 K: 1 BB: 0 S: 7 P: 7	R: 0 H: 0 E: 0 LOB: 0 K: 1 BB: 0 S: 5 P: 5	R: 0 H: 0 E: 0 LOB: 0 K: 1 BB: 0 S: 5 P: 5	R: 0 H: 1 E: 0 LOB: 1 K: 0 BB: 0 S: 4 P: 4	R: 0 H: 0 E: 0 LOB: 0 K: 1 BB: 0 S: 5 P: 5	1B: 7 SF: 0 2B: 0 SAC: 1 3B: 0 DP: 0 HR: 2 HBP: 0	WP: 0 PA: 37 PB: 0 SB: 0 CS: 0	
PITCHER Barry Latman, R (1, 1) ERA: 4.56 Don Newcombe, R (7, 1) ERA: 4.61	IP WLS BF H R ER SO BB IBB HBP BLK WP HR S P ERA WHIP											PITCHER IP WLS BF H R ER SO BB IBB HBP BLK WP HR S P ERA WHIP

Detroit Tigers @ Cleveland Indians
Cleveland Municipal Stadium, Cleveland, OH

Sun Aug 14 1960, 3:38 AM EDT
Att: 18,564 - Unknown

livebaseballscorecards.com

AB	35
R	3
H	9
RBI	3
BB	1
SO	7
LOB	8



BOTTOM

Detroit Tigers @ Cleveland Indians
Cleveland Municipal Stadium, Cleveland, OH

Sun Aug 14 1960, 3:38 AM EDT
Att. 18,564 - Unknown

livebaseballscorecards.com

AB	30
R	2
H	3
RBI	2
BB	0
SO	4
LOB	3



WP:	0	PA:	30
PB:	0	SB:	0
CS:	0		

AB R H RBI BB SO LOB

4	0	0	0	0	0	1
3	0	0	0	0	0	0
1	0	0	0	0	1	0
4	0	0	0	0	0	0
3	0	0	0	0	0	0
3	1	1	0	0	0	0
3	1	1	2	0	1	0
3	0	1	0	0	0	0
3	0	0	0	0	1	1
1	0	0	0	0	0	1
1	0	0	0	0	0	0
1	0	0	0	0	1	0

Batter	1	2	3	4	5	6	7	8	9
Ken Aspromonte, R (1, 4) OBP: 0.375, SLG: 0.391	0-0 L8 ①		0-0 F9 ③			0-0 G2 ③			0-0 6-3 ①
Joe Morgan, L (1, 5) OBP: 0.202, SLG: 0.198 John Romano, R (9, PH) OBP: 0.304, SLG: 0.439	0-0 L8 ②			0-0 L8 ①			0-0 F5 ①		0-3 K ②
Harvey Kuenn, R (1, 9) OBP: 0.373, SLG: 0.410	0-0 L8 ③			0-0 F9 ②			0-0 F7 ②		0-0 F7 ③
Vic Power, R (1, 3) OBP: 0.330, SLG: 0.403		0-0 F9 ①		0-0 6-3 ③			0-0 F9 ③		
Jim Piersall, R (1, 8) OBP: 0.322, SLG: 0.454		0-0 F3 ②			0-0 F3 ①			0-0 HR 1B	
Tito Francona, L (1, 7) OBP: 0.365, SLG: 0.414		0-0 F5 ③			0-3 K ②			0-0 HR 1-H	
Miguel de la Hoz, R (1, 6) OBP: 0.300, SLG: 0.429			0-0 1B		0-0 1-3 ③			0-0 F5 ①	
Red Wilson, R (1, 2) OBP: 0.299, SLG: 0.280			0-3 K ①			0-0 F7 ①		0-0 F7 ②	
Barry Latman, R (1, 1) OBP: 0.211, SLG: 0.167 Marty Keough, L (6, PH) OBP: 0.305, SLG: 0.350 Don Newcombe, L (7, 1) OBP: 0.200, SLG: 0.167			0-0 L8 ②			0-0 G1 ②		0-3 K ③	

Inning Stats	R: 0	H: 0	E: 0	LOB: 0	K: 0	S: 3	P: 3	R: 0	H: 0	E: 0	LOB: 0	K: 0	S: 3	P: 3	R: 0	H: 1	E: 0	LOB: 1	K: 1	S: 6	P: 6	R: 0	H: 0	E: 0	LOB: 0	K: 0	S: 3	P: 3	R: 0	H: 0	E: 0	LOB: 0	K: 1	S: 5	P: 5	R: 0	H: 0	E: 0	LOB: 0	K: 0	S: 3	P: 3	R: 2	H: 2	E: 0	LOB: 0	K: 1	S: 7	P: 7	R: 0	H: 0	E: 0	LOB: 0	K: 1	S: 5	P: 5
--------------	------	------	------	--------	------	------	------	------	------	------	--------	------	------	------	------	------	------	--------	------	------	------	------	------	------	--------	------	------	------	------	------	------	--------	------	------	------	------	------	------	--------	------	------	------	------	------	------	--------	------	------	------	------	------	------	--------	------	------	------

PITCHER	IP	WLS	BF	H	R	ER	SO	BB	IBB	HBP	BLK	WP	HR	S	P	ERA	WHIP
Paul Foytack, R (1, 1) ERA: 6.78	7.0	W	24	3	2	2	2	0	0	0	0	0	1	28	28	2.57	0.429
Hank Aguirre, L (8, 1) ERA: 3.0	2.0	S	6	0	0	0	2	0	0	0	0	0	0	10	10	0.00	0.000

Batter	1	2	3	4	5	6	7	8	9	10	AB	R	H	RBI	BB	SO	LOB	TOP							
Bill Tuttle, R OBP: 0.316, SLG: 0.320 (1, 8) X	0-0 6-3 ①		X 0-0 1B			X 0-0 2B SF7 1B		0-3 K ①		X 0-0 L6 ③	5	1	2	0	0	1	0								
Jerry Lumpe, L OBP: 0.321, SLG: 0.363 (1, 4) X	0-0 F9		X 0-0 4-3 ③			X 0-0 1B 2B		0-0 F7 ②			4	1	1	0	0	0	1								
Hank Bauer, R OBP: 0.340, SLG: 0.388 Russ Snyder, L OBP: 0.304, SLG: 0.363 (8, PR) (8, 9) X	0-0 F8 ③			X 0-0 F4 ①		X 0-0 SF7 ①		0-0 CS 1B			3	0	1	1	0	0	0								
Dick Williams, R OBP: 0.351, SLG: 0.446 (1, 3) X		X 0-0 BB 1B		X 0-0 F6 ②		X 0-0 3-H 1B		0-0 CS ③	X 0-0 HR		4	1	3	2	0	0	0								
Norm Siebern, L OBP: 0.381, SLG: 0.521 (1, 7) X		BB BB BB 4-0 G1-6-3 1-2 BB		BB BB BB 4-0 BB		0-3 K ②			X 0-0 F7 ①		2	0	0	0	2	1	1								
Andy Carey, R OBP: 0.278, SLG: 0.448 (1, 5) X		X 0-0 F9 ①		X 0-0 F7 ③		X 0-0 P5 ③			SS 0-3 K ②		4	0	0	0	0	1	4								
Pete Daley, R OBP: 0.294, SLG: 0.396 (1, 2) X		X 0-0 G1-6-3 ② ③ 1-2f			X 0-0 F9 ①			X 0-0 6-3 ①		X 0-0 F6 ③	4	0	0	0	0	0	2								
Ken Hamlin, R OBP: 0.299, SLG: 0.256 (1, 6) X			X 0-0 F7 ①		X 0-0 F8 ②			X 0-0 F8 ②		X 0-0 F4 ①	4	0	0	0	0	0	0								
Dick Hall, R OBP: 0.163, SLG: 0.122 Ken Johnson, R OBP: 0.160, SLG: 0.160 (1, 1) (7, 1) X			X 0-0 F4 ②		SS 0-3 K ③			X 0-0 F5 ③		SS 0-3 K ②	3	0	0	0	0	1	0								
											1	0	0	0	0	1	0								
Inning Stats	R: 0 E: 0 K: 0 S: 3	H: 0 LOB: 0 BB: 0 P: 3	R: 0 E: 0 K: 0 S: 3	H: 1 LOB: 1 BB: 1 P: 7	R: 0 E: 0 K: 0 S: 4	H: 1 LOB: 1 BB: 0 P: 4	R: 0 E: 0 K: 0 S: 3	H: 0 LOB: 1 BB: 1 P: 7	R: 0 E: 0 K: 1 S: 5	H: 0 LOB: 0 BB: 0 P: 5	R: 2 E: 0 K: 1 S: 8	H: 3 LOB: 1 BB: 0 P: 8	R: 0 E: 0 K: 0 S: 3	H: 0 LOB: 0 BB: 0 P: 3	R: 0 E: 0 K: 1 S: 5	H: 1 LOB: 1 BB: 0 P: 5	R: 1 E: 0 K: 1 S: 6	H: 1 LOB: 0 BB: 0 P: 6	R: 0 E: 0 K: 1 S: 5	H: 0 LOB: 0 BB: 0 P: 5	1B: 5 2B: 1 3B: 0 HR: 1	SF: 1 SAC: 0 DP: 1 HBP: 0	WP: 0 PB: 0 SB: 0 CS: 1	PA: 38	
PITCHER	IP	WLS	BF	H	R	ER	SO	BB	IBB	HBP	BLK	WP	HR	S	P	ERA	WHIP								
Jack Harshman, L ERA: 3.76 (1, 1)	6.0		24	5	2	2	2	2	0	0	0	0	0	26	34	3.00	1.167								
Barry Latman, R ERA: 4.5 (7, 1)	1.0		3	0	0	0	0	0	0	0	0	0	0	3	3	0.00	0.000								
Don Newcombe, R ERA: 4.56 (8, 1)	3.0	W	10	2	1	1	3	0	0	0	0	0	1	16	16	3.00	0.667								

Kansas City Athletics @ Cleveland Indians
Cleveland Municipal Stadium, Cleveland, OH

Tue Aug 16 1960, 7:05 PM EDT
Att: 6,358 - Unknown

livebaseballscorecards.com

AB	34
R	3
H	7
RBI	3
BB	2
SO	5
LOB	8



Batter	1	2	3	4	5	6	7	8	9	10	AB R H RBI BB SO LOB	BOTTOM																									
Ken Aspromonte, R (1, 5) OBP: 0.373, SLG: 0.388	F7		F5		2-3 1B		FC4-6		5-3		5 0 1 1 0 0 3	Kansas City Athletics @ Cleveland Indians Cleveland Municipal Stadium, Cleveland, OH Tue Aug 16 1960, 7:05 PM EDT Att. 6,358 - Unknown livebaseballscorecards.com																									
Johnny Temple, R (1, 4) OBP: 0.334, SLG: 0.329	4-3		L6			1B FC3-2-5 1B	P3			1B SH3 1B	5 1 2 0 0 0 1																										
Harvey Kuenn, R (1, 9) OBP: 0.372, SLG: 0.408	1B		F7			F7		F4		SH3	4 0 1 0 0 0 1																										
Vic Power, R (1, 3) OBP: 0.331, SLG: 0.401	K			1-3		1-3 FC3-2-5 1B		4-3		1B 1B IBB	4 0 1 0 1 1 1																										
Jim Piersall, R (1, 8) OBP: 0.325, SLG: 0.456		HR 1B		F8		FC3-2-5 1B		CS 1B		1B 1B	5 1 3 0 0 0 2																										
Tito Francona, L (1, 7) OBP: 0.368, SLG: 0.425		1-H HR		F8		1-2 3-H 1-3		CS		SH1-4 1B	5 1 3 3 0 0 2																										
Miguel de la Hoz, R (1, 6) OBP: 0.301, SLG: 0.425			F8		6-3		1B SH3 FC4-6 1B		SH1-4		3 1 1 0 0 0 0																										
Red Wilson, R (1, 2) OBP: 0.300, SLG: 0.277			1-3		K		SH3		1-0		2 0 0 0 0 1 0																										
Jack Harshman, L (1, 1) OBP: 0.167, SLG: 0.333			K						0-3		2 0 1 0 0 1 0																										
Barry Latman, R (7, 1) OBP: 0.211, SLG: 0.167					1B		FC4-6 1B				0 0 0 0 0 0 0																										
Bob Hale, L (7, PH) OBP: 0.263, SLG: 0.346											1 0 1 0 0 0 0																										
Bubba Phillips, R (7, PR) OBP: 0.251, SLG: 0.291											0 0 0 0 0 0 0																										
Don Newcombe, L (8, 1) OBP: 0.196, SLG: 0.163					2B		2-3 1B				1 0 0 0 0 1 2																										
Inning Stats	R: 0 H: 1 E: 0 K: 1 S: 6	H: 1 LOB: 1 BB: 0 P: 6	R: 2 H: 2 E: 0 K: 1 S: 7	H: 2 LOB: 0 BB: 0 P: 7	R: 0 H: 0 E: 0 K: 0 S: 3	H: 0 LOB: 0 BB: 0 P: 3	R: 0 H: 0 E: 0 K: 0 S: 3	H: 0 LOB: 0 BB: 0 P: 3	R: 0 H: 2 E: 0 K: 1 S: 6	H: 2 LOB: 2 BB: 0 P: 6	R: 1 H: 2 E: 0 K: 0 S: 5	H: 2 LOB: 1 BB: 0 P: 5	R: 0 H: 1 E: 0 K: 0 S: 3	H: 1 LOB: 0 BB: 0 P: 3	R: 0 H: 1 E: 0 K: 1 S: 6	H: 1 LOB: 2 BB: 0 P: 7	R: 1 H: 3 E: 0 K: 0 S: 4	H: 3 LOB: 3 BB: 1 P: 8	1B: 12 SF: 0 2B: 1 SAC: 3 3B: 0 DP: 0 HR: 1 HBP: 1	WP: 0 PA: 43 PB: 0 SB: 0 CS: 1																	
PITCHER	IP WLS BF H R ER SO BB IBB HBP BLK WP HR S P ERA WHIP																																				
Dick Hall, R (1, 1) ERA: 4.14	6.1		27	9	3	3	3	0	0	0	0	0	0	1	33	33	4.26	1.421																			
Ken Johnson, R (7, 1) ERA: 3.97	3.0	L	15	5	1	1	1	0	1	1	0	0	0	0	15	20	3.00	1.667																			



Batter	1	2	3	4	5	6	7	8	9	AB R H RBI BB SO LOB	TOP																	
Jim Landis, R (1, 8) OBP: 0.362, SLG: 0.367	0-0 F6		0-0 G3		0-0 F8			0-3 K		4 0 0 0 0 1 3																		
Nellie Fox, L (1, 4) OBP: 0.340, SLG: 0.362	0-0 6-3			0-0 6-3		4-0 G6-4-3 BB		0-0 SH2-3		2 0 0 0 1 0 0																		
Roy Sievers, R (1, 3) OBP: 0.421, SLG: 0.570	0-0 L6			4-0 1B SF8 BB		0-0 G6-4-3 1-2f		0-0 1B		3 1 1 0 1 0 1																		
Minnie Minoso, R (1, 7) OBP: 0.380, SLG: 0.465		0-3 K		0-0 SF8 1-3 1B		0-0 FC5-4 1B			0-3 K	4 1 2 0 0 2 0																		
Gene Freese, R (1, 5) OBP: 0.316, SLG: 0.499		0-0 F9		0-0 SF8		0-0 FC5-4 1-2f			0-0 4-3	3 0 0 1 0 0 1																		
Al Smith, R (1, 9) OBP: 0.379, SLG: 0.468		0-0 5-3		0-0 1B			0-0 G5-4-3 1B		0-3 K	4 0 2 1 0 1 0																		
Luis Aparicio, R (1, 6) OBP: 0.321, SLG: 0.342			0-0 F3	0-0 6-3			0-0 F4			3 0 0 0 0 0 2																		
Sherm Lollar, R (1, 2) OBP: 0.341, SLG: 0.382			0-0 1B		4-0 FC1-6 BB		0-0 G5-4-3 1-2f			2 0 1 0 1 0 1																		
Bob Shaw, R (1, 1) OBP: 0.179, SLG: 0.100			0-3 K		0-0 FC1-6 F8			0-0 SH2-3 1B		2 0 0 0 0 1 2																		
Gerry Staley, R (7, 1) OBP: 0.389, SLG: 0.286										1 0 1 0 0 0 0																		
Inning Stats	R: 0 E: 0 K: 0 S: 3	H: 0 LOB: 0 BB: 0 P: 3	R: 0 E: 0 K: 1 S: 5	H: 0 LOB: 0 BB: 0 P: 5	R: 0 E: 0 K: 1 S: 6	H: 1 LOB: 1 BB: 0 P: 6	R: 2 E: 0 K: 0 S: 5	H: 2 LOB: 1 BB: 1 P: 9	R: 0 E: 0 K: 0 S: 2	H: 0 LOB: 0 BB: 1 P: 6	R: 0 E: 0 K: 0 S: 3	H: 1 LOB: 1 BB: 1 P: 7	R: 0 E: 0 K: 0 S: 3	H: 1 LOB: 0 BB: 0 P: 3	R: 0 E: 0 K: 1 S: 6	H: 2 LOB: 2 BB: 0 P: 6	R: 0 E: 0 K: 2 S: 7	H: 0 LOB: 0 BB: 0 P: 7	1B: 7 2B: 0 3B: 0 HR: 0	SF: 1 SAC: 1 DP: 2 HBP: 0	WP: 0 PB: 0 SB: 0 CS: 0	PA: 33						
PITCHER	IP WLS BF H R ER SO BB IBB HBP BLK WP HR S P ERA WHIP																											
Jim Perry, R (1, 1) ERA: 2.97	7.0		26	5	2	2	2	3	0	0	0	0	0	0	27	39	2.57	1.143										
Johnny Klippstein, R (8, 1) ERA: 2.54	2.0	W	7	2	0	0	3	0	0	0	0	0	0	0	13	13	0.00	1.000										

Chicago White Sox @ Cleveland Indians
Cleveland Municipal Stadium, Cleveland, OH
Wed Aug 17 1960, 7:05 PM EDT
Att. 15,617 - Unknown

AB	28
R	2
H	7
RBI	2
BB	3
SO	5
LOB	10



Batter	1	2	3	4	5	6	7	8	9	AB	R	H	RBI	BB	SO	LOB
--------	---	---	---	---	---	---	---	---	---	----	---	---	-----	----	----	-----

Ken Aspromonte, R <small>OBP: 0.371, SLG: 0.387</small> (1, 5) X	0-0 		0-0 			0-0 	0-0 			3	0	1	1	0	0	0
Johnny Temple, R <small>OBP: 0.333, SLG: 0.329</small> (1, 4) X	0-0 		0-0 			0-0 	0-0 			4	0	1	0	0	0	2
Harvey Kuenn, R <small>OBP: 0.375, SLG: 0.415</small> (1, 9) X	0-0 			0-0 		0-0 		0-0 		4	1	3	0	0	0	1
Vic Power, R <small>OBP: 0.329, SLG: 0.398</small> (1, 3) X	0-0 			0-0 		0-0 		0-0 		3	0	0	0	0	0	4
Jim Piersall, R <small>OBP: 0.324, SLG: 0.454</small> (1, 8) X		0-0 		0-0 		0-0 		0-0 		4	0	1	0	0	0	5
Tito Francona, L <small>OBP: 0.364, SLG: 0.421</small> (1, 7) X		0-0 			0-0 		0-0 	0-0 		3	0	0	1	0	0	1
Miguel de la Hoz, R <small>OBP: 0.310, SLG: 0.422</small> (1, 6) X		0-0 			4-0 		0-0 	0-0 		3	1	1	0	1	0	2
Red Wilson, R <small>OBP: 0.300, SLG: 0.274</small> (1, 2) X			0-0 		0-0 		4-0 		2-1 	2	1	0	0	1	0	1
Jim Perry, S <small>OBP: 0.227, SLG: 0.246</small> (1, 1) X			0-0 		0-0 		0-0 		0-0 	2	0	0	0	0	0	1
Bob Hale, L <small>OBP: 0.276, SLG: 0.358</small> (7, PH)										1	0	1	1	0	0	0
Bubba Phillips, R <small>OBP: 0.251, SLG: 0.291</small> (7, PR)										0	0	0	0	0	0	0
Johnny Klippstein, R <small>OBP: 0.154, SLG: 0.083</small> (8, 1)										0	0	0	0	0	0	0

Inning Stats	R: 0	H: 1	E: 0	LOB: 1	K: 0	BB: 0	S: 4	P: 4	R: 0	H: 1	E: 0	LOB: 0	K: 0	BB: 0	S: 3	P: 3	R: 0	H: 1	E: 0	LOB: 0	K: 0	BB: 0	S: 4	P: 4	R: 0	H: 0	E: 0	LOB: 1	K: 0	BB: 1	S: 3	P: 7	R: 0	H: 1	E: 1	LOB: 2	K: 0	BB: 0	S: 5	P: 5	R: 2	H: 2	E: 0	LOB: 1	K: 0	BB: 1	S: 5	P: 9	R: 1	H: 1	E: 1	LOB: 1	K: 0	BB: 0	S: 5	P: 5
--------------	------	------	------	--------	------	-------	------	------	------	------	------	--------	------	-------	------	------	------	------	------	--------	------	-------	------	------	------	------	------	--------	------	-------	------	------	------	------	------	--------	------	-------	------	------	------	------	------	--------	------	-------	------	------	------	------	------	--------	------	-------	------	------

PITCHER	IP	WLS	BF	H	R	ER	SO	BB	IBB	HBP	BLK	WP	HR	S	P	ERA	WHIP
Bob Shaw, R <small>ERA: 3.66</small>	(1, 1)	6.1	27	7	2	2	0	2	0	0	0	0	0	25	33	2.84	1.421
Gerry Staley, R <small>ERA: 1.93</small>	(7, 1)	1.2	7	1	1	0	0	0	0	0	0	0	0	7	7	0.00	0.600

BOTTOM

Chicago White Sox @ Cleveland Indians
 Cleveland Municipal Stadium, Cleveland, OH
 Wed Aug 17 1960, 7:05 PM EDT
 Att. 15,617 - Unknown

AB	29
R	3
H	8
RBI	3
BB	2
SO	0
LOB	17



WP	PA	ERA	WHIP
0	34		

1B	2B	3B	HR	SF	SAC	DP	HBP
7	1	0	0	2	1	2	0

Chicago White Sox @ Cleveland Indians
Cleveland Municipal Stadium, Cleveland, OH

Thu Aug 18 1960, 7:05 PM EDT
Att: 14,951 - Unknown

livebaseballscorecards.com

AB	39
R	6
H	10
RBI	4
BB	1
SO	5
LOB	17



WP	1	PA	40
PB	0		
SB	1		
CS	0		

Batter	1	2	3	4	5	6	7	8	9	AB	R	H	RBI	BB	SO	LOB
Luis Aparicio, R (1, 6) OBP: 0.324, SLG: 0.345	0-0 S 1B		0-0 1B	0-0 F9		4-0 6-3 BB		0-0 F7		4	2	2	0	1	0	0
Nellie Fox, L (1, 4) OBP: 0.336, SLG: 0.358	0-3 K 1-2		0-0 F8	0-0 F8		0-0 6-3		0-0 5-3		5	0	0	0	0	1	3
Roy Sievers, R (1, 3) OBP: 0.421, SLG: 0.567	0-0 FC6-4 2-H 1B		0-0 F4		0-0 1B WP 1B	0-3 K		0-0 F8		5	1	2	1	0	1	2
Minnie Minoso, R (1, 7) OBP: 0.380, SLG: 0.464	0-3 K		0-0 E 1B 2-H 1B		0-0 1B WP E 1B 1-3	0-0 F8		0-0 6-3		5	1	2	1	0	1	2
Gene Freese, R (1, 5) OBP: 0.315, SLG: 0.496	0-0 FC6-4 1-2f		0-0 E 1B 1-2		0-0 E1 1B 1-H 3-H		0-0 L7			4	1	1	0	0	0	1
Al Smith, R (1, 9) OBP: 0.376, SLG: 0.463		0-0 F3	0-0 E6 1-2 2-3		0-0 5-3		0-0 1-3			4	0	0	0	0	0	3
Joe Ginsberg, L (1, 2) OBP: 0.348, SLG: 0.295		0-0 F7	0-0 F4		0-3 K		0-0 5-3			3	0	0	0	0	1	4
Sherm Lollar, R (6, 2) OBP: 0.340, SLG: 0.381										1	0	0	0	0	0	0
Jim Landis, R (1, 8) OBP: 0.366, SLG: 0.382		0-0 2B		0-0 HR	0-0 1B 3-H			0-3 K		4	1	3	2	0	1	0
Billy Pierce, L (1, 1) OBP: 0.258, SLG: 0.211		0-0 1-3		0-0 F4	0-0 6-3			0-0 6-3		3	0	0	0	0	0	2
Dick Donovan, L (6, 1) OBP: 0.200, SLG: 0.174										0	0	0	0	0	0	0
Gerry Staley, R (7, 1) OBP: 0.356, SLG: 0.296										0	0	0	0	0	0	0
Frank Baumann, L (7, 1) OBP: 0.244, SLG: 0.114										0	0	0	0	0	0	0
Earl Averill, R (8, PH) OBP: 0.308, SLG: 0.301										1	0	0	0	0	0	0
Turk Lowitt, R (8, 1) OBP: 0.333, SLG: 0.400										0	0	0	0	0	0	0

Batter	1	2	3	4	5	6	7	8	9								
R: 1 E: 0 K: 2 S: 9	H: 2 LOB: 1 BB: 0 P: 9	R: 0 E: 0 K: 0 S: 4	H: 1 LOB: 1 BB: 0 P: 4	R: 1 E: 1 K: 0 S: 7	H: 3 LOB: 3 BB: 0 P: 7	R: 1 E: 0 K: 0 S: 4	H: 1 LOB: 0 BB: 0 P: 4	R: 3 E: 1 K: 1 S: 9	H: 3 LOB: 1 BB: 0 P: 9	R: 0 E: 0 K: 1 S: 5	H: 0 LOB: 1 BB: 1 P: 9	R: 0 E: 0 K: 0 S: 3	H: 0 LOB: 0 BB: 0 P: 3	R: 0 E: 0 K: 1 S: 5	H: 0 LOB: 0 BB: 0 P: 5	R: 0 E: 0 K: 0 S: 3	H: 0 LOB: 0 BB: 0 P: 3

1B: 7	SF: 0	WP: 1	PA: 40
2B: 2	SAC: 0	PB: 0	
3B: 0	DP: 0	SB: 1	
HR: 1	HBP: 0	CS: 0	

PITCHER	IP	WLS	BF	H	R	ER	SO	BB	IBB	HBP	BLK	WP	HR	S	P	ERA	WHIP
Mudcat Grant, R (1, 1) ERA: 4.63	5.0		27	10	6	4	3	0	0	0	0	1	1	33	33	7.20	2.000
Dick Stigman, L (6, 1) ERA: 3.88	4.0	W	13	0	0	0	2	1	0	0	0	0	0	16	20	0.00	0.250

BOTTOM

Chicago White Sox @ Cleveland Indians
Cleveland Municipal Stadium, Cleveland, OH

Thu Aug 18 1960, 7:05 PM EDT
Att. 14,951 - Unknown

livebaseballscorecards.com

AB	35
R	8
H	13
RBI	8
BB	1
SO	7
LOB	10



WP:	0	PA:	37
PB:	0		
SB:	0		
CS:	0		

AB	R	H	RBI	BB	SO	LOB	
4	2	1	1	1	0	2	
4	3	2	0	0	0	1	
4	1	4	2	0	0	0	
4	1	1	2	0	0	3	
2	0	1	0	0	1	1	
1	1	1	1	0	0	0	
1	0	0	0	0	1	1	
4	0	1	1	0	2	1	
3	0	0	1	0	1	0	
4	0	1	0	0	0	1	
1	0	0	0	0	1	0	
3	0	1	0	0	1	0	
1B:	10	SF:	1	WP:	0	PA:	37
2B:	2	SAC:	0	PB:	0		
3B:	0	DP:	2	SB:	0		
HR:	1	HBP:	0	CS:	0		

Batter	1	2	3	4	5	6	7	8	9	AB	R	H	RBI	BB	SO	LOB				
Ken Aspromonte, R OBP: 0.372, SLG: 0.396 (1, 5)	0-0 1-3 1B		0-0 1-3 1B			0-0 HR 1B	4-0 1B BB	0-0 F6 1B		4	2	1	1	1	0	2				
Johnny Temple, R OBP: 0.335, SLG: 0.333 (1, 4)	0-0 1B 2B			0-0 F8 1B		0-0 2B FC1 1B	0-0 E4 1B			4	3	2	0	0	0	1				
Harvey Kuenn, R OBP: 0.361, SLG: 0.423 (1, 9)	0-0 1B G6-4-3 2-H			0-0 E5 1B		0-0 FC1 1B 2B	0-0 1B 1B			4	1	4	2	0	0	0				
Vic Power, R OBP: 0.328, SLG: 0.397 (1, 3)	0-0 G6-4-3 1-2f			0-0 F4 1B		0-0 FC1 1B 1B	0-0 1B 1B			4	1	1	2	0	0	3				
Jim Piersall, R OBP: 0.325, SLG: 0.454 Marty Keough, L OBP: 0.308, SLG: 0.353 Bubba Phillips, R OBP: 0.250, SLG: 0.290 (1, 8) (5, 8) (7, PH) (8, 8)		0-0 G4-6-3 1B		0-3 K		0-0 1B SF8 1B	0-3 K			2	0	1	0	0	1	1				
Tito Francona, L OBP: 0.363, SLG: 0.419 (1, 7)		0-0 G4-6-3 1-2f			0-3 K	0-0 FC6-4 1B		0-3 K		4	0	1	1	0	2	1				
Miguel de la Hoz, R OBP: 0.297, SLG: 0.407 (1, 6)		0-0 4-3			0-3 K	0-0 SF8 1B		0-0 F8		3	0	0	1	0	1	0				
Red Wilson, R OBP: 0.299, SLG: 0.274 (1, 2)			0-0 L7		0-0 5-3	0-0 FC6-4 1-2f		0-0 1B 1B		4	0	1	0	0	0	1				
Mudcat Grant, R OBP: 0.250, SLG: 0.244 Dick Stigman, R OBP: 0.345, SLG: 0.308 (1, 1) (6, 1)			0-3 K			0-0 1-3	0-3 K	0-0 1B		1	0	0	0	0	1	0				
										3	0	1	0	0	1	0				
Inning Stats	R: 1 E: 0 K: 0 S: 4	H: 2 LOB: 0 BB: 0 P: 4	R: 0 E: 0 K: 0 S: 3	H: 1 LOB: 0 BB: 0 P: 3	R: 0 E: 0 K: 1 S: 5	H: 0 LOB: 0 BB: 0 P: 5	R: 0 E: 1 K: 1 S: 6	H: 1 LOB: 1 BB: 0 P: 6	R: 0 E: 0 K: 2 S: 7	H: 0 LOB: 0 BB: 0 P: 7	R: 5 E: 0 K: 0 S: 9	H: 5 LOB: 1 BB: 0 P: 9	R: 2 E: 1 K: 2 S: 9	H: 2 LOB: 1 BB: 1 P: 13	R: 0 E: 0 K: 1 S: 7	H: 2 LOB: 2 BB: 0 P: 7	1B: 10 2B: 2 3B: 0 HR: 1	SF: 1 SAC: 0 DP: 2 HBP: 0	WP: 0 PB: 0 SB: 0 CS: 0	PA: 37

PITCHER	IP	WLS	BF	H	R	ER	SO	BB	IBB	HBP	BLK	WP	HR	S	P	ERA	WHIP
Billy Pierce, L ERA: 3.4 (1, 1)	5.1		21	7	4	4	4	0	0	0	0	0	1	29	29	6.75	1.312
Dick Donovan, R ERA: 5.28 (6, 1)	0.2		5	2	2	2	0	0	0	0	0	0	0	5	5	27.00	3.000
Gerry Staley, R ERA: 2.01 (7, 1)	0.2	L	5	2	2	1	1	1	0	0	0	0	0	6	10	13.50	4.500
Frank Baumann, L ERA: 2.45 (7, 1)	0.1		1	0	0	0	1	0	0	0	0	0	0	3	3	0.00	0.000
Turk Lown, R ERA: 3.38 (8, 1)	1.0		5	2	0	0	1	0	0	0	0	0	0	7	7	0.00	2.000

Batter	1	2	3	4	5	6	7	8	9	AB R H RBI BB SO LOB	TOP											
Ken Aspromonte, R (1, 5) OBP: 0.369, SLG: 0.390	0-0 5-3		0-3 K		0-0 F5			4-0 BB G6-4-3	0-0 FC6-4	4 0 0 0 1 1 3												
Johnny Temple, R (1, 4) OBP: 0.332, SLG: 0.330	0-0 4-3		0-0 4-3			0-0 L8		0-0 G6-4-3		4 0 0 0 0 0 2												
Harvey Kuenn, R (1, 9) OBP: 0.380, SLG: 0.421	0-0 6-3		0-0 5-3			0-0 F7		0-0 1B		4 0 1 1 0 0 0												
Vic Power, R (1, 3) OBP: 0.329, SLG: 0.398		0-0 1B E		0-0 6-3		0-0 FC6-4 1B		0-0 L4		4 1 2 0 0 0 1												
Jim Piersall, R (1, 8) OBP: 0.325, SLG: 0.452		0-0 1B E5 SF8		0-0 4-3		0-0 FC6-4			0-0 1B 1B 1B	4 1 1 0 0 0 2												
Tito Francona, L (1, 7) OBP: 0.367, SLG: 0.421		0-0 1B 5-3		4-0 BB			0-0 4-3		0-0 1B 1B	3 0 2 1 1 0 0												
Miguel de la Hoz, R (1, 6) OBP: 0.284, SLG: 0.393		0-0 SF8		0-0 F9			0-0 1-3		0-0 F9	3 0 0 1 0 0 3												
Red Wilson, R (1, 2) OBP: 0.295, SLG: 0.269		0-0 5-3			0-0 1-3		0-3 K		0-0 FC6-4 1B	3 0 0 0 0 0 1 1												
Bob Hale, L (9, PH) OBP: 0.288, SLG: 0.370		1-2 1B							1-2 2-3	1 0 1 0 0 0 0												
Mudcat Grant, R (9, PR) OBP: 0.250, SLG: 0.244		1-2 1B								0 0 0 0 0 0 0												
Bobby Locke, R (1, 1) OBP: 0.318, SLG: 0.263		0-0 5-3			0-3 K			0-0 G6-4-3 BB 1B	0-3 K	2 0 0 0 0 0 1 1												
Don Newcombe, L (7, 1) OBP: 0.213, SLG: 0.182		0-0 5-3								1 1 1 0 0 0 0												
Marty Keough, L (9, PH) OBP: 0.308, SLG: 0.353										0 0 0 0 0 0 0												
John Romano, R (9, PH) OBP: 0.303, SLG: 0.437										1 0 0 0 0 0 1 3												
Inning Stats	R: 0 E: 0 K: 0 S: 3	H: 0 LOB: 0 BB: 0 P: 3	R: 2 E: 1 K: 0 S: 6	H: 2 LOB: 1 BB: 0 P: 6	R: 0 E: 0 K: 1 S: 5	H: 0 LOB: 0 BB: 1 P: 5	R: 0 E: 0 K: 0 S: 3	H: 0 LOB: 1 BB: 1 P: 7	R: 0 E: 0 K: 1 S: 5	H: 0 LOB: 0 BB: 0 P: 5	R: 0 E: 0 K: 1 S: 4	H: 1 LOB: 1 BB: 0 P: 4	R: 0 E: 0 K: 1 S: 5	H: 0 LOB: 0 BB: 0 P: 5	R: 1 E: 0 K: 0 S: 4	H: 2 LOB: 1 BB: 1 P: 8	R: 0 E: 0 K: 1 S: 8	H: 3 LOB: 3 BB: 0 P: 8	1B: 8 2B: 0 3B: 0 HR: 0	SF: 1 SAC: 0 DP: 1 HBP: 0	WP: 0 PB: 0 SB: 0 CS: 0	PA: 37
PITCHER	IP WLS BF H R ER SO BB IBB HBP BLK WP HR S P ERA WHIP																					
Bill Fischer, R (1, 1) ERA: 3.97	8.1 W 35 8 3 2 3 2 0 0 0 0 0 0 39 47 2.16 1.200																					
Hank Aguirre, L (9, 1) ERA: 2.97	0.2 S 2 0 0 0 1 0 0 0 0 0 0 0 4 4 0.00 0.000																					

Cleveland Indians @ Detroit Tigers
 Briggs Stadium, Detroit, MI
 Fri Aug 19 1960, 7:05 PM EDT
 Att: 33,065 - Unknown

livebaseballscorecards.com

AB	34
R	3
H	8
RBI	3
BB	2
SO	4
LOB	16



Batter	1	2	3	4	5	6	7	8	9	AB	R	H	RBI	BB	SO	LOB
Eddie Yost, R OBP: 0.410, SLG: 0.363 Ozzie Virgil, R OBP: 0.247, SLG: 0.366	4-0 5-3 1B BB		x 0-0 F5		x 0-0 P3	x 0-0 5-3				3	1	0	0	1	0	1
Chico Fernandez, R OBP: 0.314, SLG: 0.330	x 0-0 5-3 1-2		x 0-0 5-3		B B B B 4-0 1B BB		x 0-0 F7			3	0	0	0	1	0	1
Norm Cash, L OBP: 0.397, SLG: 0.504	x 0-0 2-H 1B			x 0-0 SH1-3 G5-2-3 1B	x 0-0 1-2 2-H 1B		x 0-0 L3			4	0	3	2	0	0	0
Charlie Maxwell, L OBP: 0.332, SLG: 0.443	x 0-0 P4		x 0-0 SH1-3 1-2 1B		x 0-0 P5		x 0-3 K			4	0	1	0	0	1	3
Al Kaline, R OBP: 0.325, SLG: 0.384	x 0-0 L4		x 0-0 SH1-3 1-2 2-3		x 0-0 HR 1B		x 0-0 L8			3	1	1	0	0	0	1
Rocky Colavito, R OBP: 0.339, SLG: 0.494		x 0-0 6-3		x 4-0 IBB		x 0-0 HR 1B		x 0-0 P4		3	1	1	0	1	0	0
Frank Bolling, R OBP: 0.302, SLG: 0.362		x 0-0 F8		x 0-0 G5-2-3 3-Hf		x 1-H 2-H HR		x 0-0 6-3		4	1	1	3	0	0	3
Harry Chiti, R OBP: 0.277, SLG: 0.301		x 0-0 F9			x 0-0 SH1-4 1B		x 0-0 F7			3	1	1	0	0	0	0
Bill Fischer, R OBP: 0.269, SLG: 0.304 Hank Aguirre, R			x 0-0 F9		x 0-0 SH1-4 1-2		x 0-0 6-3			2	0	0	0	0	0	0
										0	0	0	0	0	0	0


Inning Stats	R: 1	H: 1	E: 0	K: 0	S: 4	LOB: 1	BB: 1	P: 8	R: 0	H: 0	E: 0	K: 0	S: 3	LOB: 0	BB: 0	P: 3	R: 0	H: 2	E: 0	K: 0	S: 4	LOB: 2	BB: 1	P: 8	R: 1	H: 2	E: 0	K: 0	S: 5	LOB: 2	BB: 1	P: 9	R: 3	H: 3	E: 0	K: 0	S: 6	LOB: 0	BB: 0	P: 6	R: 0	H: 0	E: 0	K: 1	S: 5	LOB: 0	BB: 0	P: 5	R: 0	H: 0	E: 0	K: 0	S: 3	LOB: 0	BB: 0	P: 3
PITCHER	IP	WLS	BF	H	R	ER	SO	BB	IBB	HBP	BLK	WP	HR	S	P	ERA	WHIP																																							
Bobby Locke, R ERA: 3.66	(1, 1)	6.0	L	28	8	5	5	0	2	1	0	0	0	25	37	7.50	1.667																																							
Don Newcombe, R ERA: 4.47	(7, 1)	2.0		6	0	0	1	0	0	0	0	0	0	8	8	0.00	0.000																																							

BOTTOM

Cleveland Indians @ Detroit Tigers
Briggs Stadium, Detroit, MI
Fri Aug 19 1960, 7:05 PM EDT
Att. 33,065 - Unknown

AB	29
R	5
H	8
RBI	5
BB	3
SO	1
LOB	9

livebaseballscorecards.com



WP: 0	PA: 34
PB: 0	
SB: 0	
CS: 0	

Batter	1	2	3	4	5	6	7	8	9	AB R H RBI BB SO LOB	TOP		
Johnny Temple, R (1, 4) OBP: 0.331, SLG: 0.329	0-0 1-3		0-0 FC6-4		0-0 CS 1B			0-0 F5		4 0 1 0 0 0 1			
Ken Aspromonte, R (1, 5) OBP: 0.369, SLG: 0.390 Bubba Phillips, R (5, 5) OBP: 0.249, SLG: 0.288	0-0 G1		0-0 FC4-6		0-0 CS 1B			0-0 5-3		3 0 1 0 0 0 1 1 0 0 0 0 0 0			
Harvey Kuenn, R (1, 9) OBP: 0.379, SLG: 0.420	0-3 K		0-0 F9		0-0 CS	0-0 4-3		0-0 E 1B		4 0 1 0 0 1 1			
Vic Power, R (1, 3) OBP: 0.326, SLG: 0.394		0-0 E5 1B		0-0 F5		0-0 F7		0-0 E6 1B		4 1 0 0 0 0 1			
Jim Piersall, R (1, 8) OBP: 0.321, SLG: 0.447		0-0 5-3		0-0 P5		0-0 5-3		0-0 P3		4 0 0 0 0 0 3			
Tito Francona, L (1, 7) OBP: 0.372, SLG: 0.432		0-0 1B		4-0 FC5-4 BB		4-0 BB		0-0 HR		2 1 2 2 2 0 0			
Miguel de la Hoz, R (1, 6) OBP: 0.283, SLG: 0.387		0-3 K		0-0 FC5-4		0-0 L8		0-0 1B		4 0 1 0 0 1 3			
Red Wilson, R (1, 2) OBP: 0.290, SLG: 0.264		0-0 4-3		0-0 L8		0-0 F3		0-0 G6-4-3		4 0 0 0 0 0 3			
Barry Latman, R (1, 1) OBP: 0.238, SLG: 0.200 Marty Keough, L (7, PH) OBP: 0.307, SLG: 0.351 Mudcat Grant, R (7, 1) OBP: 0.250, SLG: 0.244 John Romano, R (9, PH) OBP: 0.301, SLG: 0.434			0-0 FC6-4 1B		0-0 L8		0-0 4-3		0-3 K	2 0 1 0 0 0 0 1 0 0 0 0 0 1 0 0 0 0 0 0 0 1 0 0 0 0 1 0			
Inning Stats	R: 0 H: 0 E: 0 LOB: 0 K: 1 BB: 0 S: 5 P: 5	R: 1 H: 1 E: 1 LOB: 1 K: 1 BB: 0 S: 7 P: 7	R: 0 H: 1 E: 0 LOB: 1 K: 0 BB: 0 S: 4 P: 4	R: 0 H: 0 E: 0 LOB: 1 K: 0 BB: 1 S: 3 P: 7	R: 0 H: 2 E: 0 LOB: 1 K: 0 BB: 0 S: 4 P: 4	R: 0 H: 0 E: 0 LOB: 0 K: 0 BB: 0 S: 3 P: 3	R: 0 H: 0 E: 0 LOB: 1 K: 0 BB: 1 S: 3 P: 7	R: 0 H: 1 E: 1 LOB: 2 K: 0 BB: 0 S: 5 P: 5	R: 1 H: 2 E: 0 LOB: 0 K: 1 BB: 0 S: 6 P: 6	1B: 6 SF: 0 2B: 0 SAC: 0 3B: 0 DP: 1 HR: 1 HBP: 0	WP: 0 PA: 37 PB: 0 SB: 1 CS: 2		
PITCHER	IP WLS BF H R ER SO BB IBB HBP BLK WP HR S P ERA WHIP											PITCHER	IP WLS BF H R ER SO BB IBB HBP BLK WP HR S P ERA WHIP
Bob Bruce, R (1, 1) ERA: 3.3	8.0 W 33 6 2 1 2 2 0 0 0 0 0 1 35 43 1.12 1.000												
Hank Aguirre, L (9, 1) ERA: 2.93	1.0 S 3 1 0 0 1 0 0 0 0 0 0 0 5 5 0.00 1.000												

Cleveland Indians @ Detroit Tigers
 Briggs Stadium, Detroit, MI
 Sat Aug 20 1960, 4:33 AM EDT
 Att: 14,619 - Unknown

livebaseballscorecards.com

AB 34
 R 2
 H 7
 RBI 2
 BB 2
 SO 3
 LOB 14



Batter	1	2	3	4	5	6	7	8	9	AB	R	H	RBI	BB	SO	LOB
Ozzie Virgil, R OBP: 0.247, SLG: 0.360 (1, 5)	0-0 SH5-3 1B		0-0 F2	0-0 E6		0-0 6-3				4	0	1	0	0	0	1
Chico Fernandez, R OBP: 0.312, SLG: 0.327 (1, 6)	0-0 SH5-3 1-2		0-3 K	0-3 K			0-0 5-3			3	0	0	0	0	2	1
Norm Cash, L OBP: 0.401, SLG: 0.517 (1, 3)	0-0 F2		0-0 E 1B		0-0 HR		4-0 BB			3	2	2	1	1	0	1
Charlie Maxwell, L OBP: 0.328, SLG: 0.438 (1, 7)	0-0 G3		0-0 E6 1B		0-0 4-3		0-0 F3			4	0	0	0	0	0	3
Al Kaline, R OBP: 0.329, SLG: 0.385 (1, 8)		4-0 S 1B BB	0-0	1-2 3-H 1B		4-0 G5-4-3 BB		0-0 L3		2	1	1	1	2	0	1
Rocky Colavito, R OBP: 0.338, SLG: 0.491 (1, 9)		0-3 K	0-0 3-1		0-0 G5-4-3			0-0 CS 1B		4	0	1	0	0	1	4
Frank Bolling, R OBP: 0.302, SLG: 0.361 (1, 4)		0-0 1-3		0-0 P6		0-0 5-3		0-0 1-2 1B		4	0	1	0	0	0	1
Harry Chiti, R OBP: 0.284, SLG: 0.322 (1, 2)		0-0	0-0	0-0 HR		0-0 SH1 1B		0-0 F7		4	1	3	2	0	0	1
Bob Bruce, R OBP: 0.320, SLG: 0.190 (1, 1) Hank Aguirre, R (9, 1)		0-3 K	0-0 F3		0-0 SH1		0-0 4-3			3	0	0	0	0	1	2
										0	0	0	0	0	0	0


Inning Stats	R: 0	H: 1	E: 0	LOB: 1	K: 0	BB: 0	S: 4	R: 1	H: 1	E: 0	LOB: 1	K: 2	BB: 1	S: 8	R: 1	H: 2	E: 1	LOB: 2	K: 1	BB: 0	S: 8	R: 1	H: 1	E: 1	LOB: 1	K: 1	BB: 0	S: 7	R: 1	H: 1	E: 0	LOB: 0	K: 0	BB: 1	S: 3	R: 0	H: 1	E: 0	LOB: 1	K: 0	BB: 0	S: 4	R: 0	H: 0	E: 0	LOB: 1	K: 0	BB: 1	S: 3	R: 0	H: 2	E: 0	LOB: 1	K: 0	BB: 0	S: 4
Barry Latman, R ERA: 4.5 (1, 1)	IP: 6.0	WLS: L	BF: 28	H: 7	R: 4	ER: 3	SO: 4	BB: 2	IBB: 0	HBP: 0	BLK: 0	WP: 0	HR: 2	S: 34	P: 42	ERA: 4.50	WHIP: 1.500																																							
Mudcat Grant, R ERA: 4.56 (7, 1)	IP: 2.0	WLS: L	BF: 8	H: 2	R: 0	ER: 0	SO: 0	BB: 1	IBB: 0	HBP: 0	BLK: 0	WP: 0	HR: 0	S: 7	P: 11	ERA: 0.00	WHIP: 1.500																																							

BOTTOM

Cleveland Indians @ Detroit Tigers
Briggs Stadium, Detroit, MI
Sat Aug 20 1960, 4:33 AM EDT
Att. 14,619 - Unknown

AB	31
R	4
H	9
RBI	4
BB	3
SO	4
LOB	15

livebaseballscorecards.com



1B: 7	SF: 0	WP: 0	PA: 36
2B: 0	SAC: 2	PB: 0	
3B: 0	DP: 1	SB: 1	
HR: 2	HBP: 0	CS: 1	

Batter	1	2	3	4	5	6	7	8	9	AB R H RBI BB SO LOB	TOP											
Johnny Temple, R (1, 4) OBP: 0.327, SLG: 0.325	0-3 K		0-0 SH1-3		0-0 6-3		0-0 P3		0-0 L8	4 0 0 0 0 1 1	Cleveland Indians @ Detroit Tigers Briggs Stadium, Detroit, MI Sun Aug 21 1960, 4:33 AM EDT Unknown											
Ken Aspromonte, R (1, 5) OBP: 0.370, SLG: 0.401	0-3 K		0-0 HR		0-0 1B		0-0 6-3			4 1 2 2 0 1 0												
Harvey Kuenn, R (1, 9) OBP: 0.377, SLG: 0.418	0-0 L8		0-0 F9		0-0 1B			0-0 F7		4 0 1 0 0 0 0												
Vic Power, R (1, 3) OBP: 0.323, SLG: 0.390		0-0 6-3	0-0 L8		0-0 P3			0-0 L8		4 0 0 0 0 0 2												
Tito Francona, L (1, 7) OBP: 0.376, SLG: 0.437		0-0 1B		0-0 P6		0-0 1B		0-0 BB		3 1 2 0 1 0 0												
Jim Piersall, R (1, 8) OBP: 0.323, SLG: 0.455		0-0 1B		0-0 HR		0-0 P6		0-0 F3		4 1 2 2 0 0 2												
Miguel de la Hoz, R (1, 6) OBP: 0.275, SLG: 0.375		0-0 FC5-4		0-0 4-3		0-0 F9		0-0 F9		3 0 0 0 0 0 2												
Marty Keough, L (9, PH) OBP: 0.305, SLG: 0.350		0-0 FC6-4		0-0 L4		0-0 L8		0-0 F5		1 0 0 0 0 0 0												
Red Wilson, R (1, 2) OBP: 0.286, SLG: 0.260		0-0 FC6-4		0-0 L4		0-0 L8		0-0 F5		3 0 0 0 0 0 2												
Joe Morgan, L (9, PH) OBP: 0.200, SLG: 0.195		0-0 FC6-4		0-0 L4		0-0 L8		0-0 F5		1 0 0 0 0 0 0												
Jim Perry, S (1, 1) OBP: 0.235, SLG: 0.269			0-0 SH1-3		0-0 L8		0-0 F7		0-0 1B	2 1 1 0 0 0 0												
Jack Harshman, L (5, 1) OBP: 0.143, SLG: 0.286										1 0 0 0 0 0 0												
Bob Hale, L (9, PH) OBP: 0.300, SLG: 0.382										1 0 1 0 0 0 0												
Bubba Phillips, R (9, PR) OBP: 0.249, SLG: 0.288										0 0 0 0 0 0 0												
Inning Stats	R: 0 E: 0 K: 2 S: 7	H: 0 LOB: 0 BB: 0 P: 7	R: 1 E: 0 K: 0 S: 5	H: 2 LOB: 1 BB: 0 P: 5	R: 2 E: 0 K: 0 S: 5	H: 2 LOB: 0 BB: 0 P: 5	R: 1 E: 0 K: 0 S: 4	H: 1 LOB: 0 BB: 0 P: 4	R: 0 E: 0 K: 0 S: 5	H: 2 LOB: 2 BB: 0 P: 5	R: 0 E: 0 K: 0 S: 4	H: 1 LOB: 1 BB: 0 P: 4	R: 0 E: 0 K: 0 S: 3	H: 0 LOB: 0 BB: 0 P: 3	R: 0 E: 0 K: 0 S: 3	H: 0 LOB: 1 BB: 1 P: 7	R: 0 E: 0 K: 0 S: 4	H: 1 LOB: 1 BB: 0 P: 4	1B: 5 2B: 2 3B: 0 HR: 2	SF: 0 SAC: 1 DP: 0 HBP: 0	WP: 0 PB: 0 SB: 0 CS: 0	PA: 37
PITCHER	IP WLS BF H R ER SO BB IBB HBP BLK WP HR S P ERA WHIP																					
Jim Bunning, R (1, 1) ERA: 2.75	5.0 W 22 7 4 4 2 0 0 0 0 0 0 2 26 26 7.20 1.400																					
Paul Foytack, R (6, 1) ERA: 6.39	4.0 S 15 2 0 0 0 1 0 0 0 0 0 0 14 18 0.00 0.750																					

livebaseballscorecards.com

AB	35
R	4
H	9
RBI	4
BB	1
SO	2
LOB	9



Batter	1	2	3	4	5	6	7	8	9	AB	R	H	RBI	BB	SO	LOB
Eddie Yost, R OBP: 0.412, SLG: 0.365 Ozzie Virgil, R OBP: 0.244, SLG: 0.355	0-0 SH3 1B	0-0 F8			0-0 1B 1B	0-0 F3				3	2	2	0	0	0	2
Chico Fernandez, R OBP: 0.312, SLG: 0.327	0-0 SH3 1-2	0-0 F7			0-0 1B 1B	0-0 F8				3	1	1	0	0	0	2
Norm Cash, L OBP: 0.406, SLG: 0.521	0-0 S 1B 2-H		0-0 FC6-4 1B		0-0 1B FC1-6 1B		0-3 K			4	2	3	1	0	1	0
Charlie Maxwell, L OBP: 0.328, SLG: 0.436	0-3 K 1-2		0-0 F5		0-0 FC1-6 1B		0-0 F8			4	0	1	2	0	1	2
Al Kaline, R OBP: 0.328, SLG: 0.383	0-0 1B 2-H		0-0 L8		0-0 FC1-6 3B 1-2f 3-H		0-0 F5			4	1	1	2	0	0	2
Rocky Colavito, R OBP: 0.335, SLG: 0.486	0-3 K		0-0 FC6-4 1-2f		0-0 F5			0-3 K		4	0	0	0	0	2	3
Frank Bolling, R OBP: 0.306, SLG: 0.370		0-0 WP BB 1B		0-0 F8	0-0 1B 3B 1-H		0-0 1B			4	0	3	1	0	0	0
Harry Chiti, R OBP: 0.284, SLG: 0.318		4-0 WP BB 1-2		0-0 F7	0-0 6-3		0-0 F8			3	0	0	0	1	0	2
Jim Bunning, R OBP: 0.206, SLG: 0.183 Paul Foytack, R OBP: 0.318, SLG: 0.263		0-0 4-3 1-2 2-3		0-0 6-3		0-3 K		0-0 F9		2	0	0	0	0	0	2
										2	0	0	0	0	1	1

Inning Stats	R: 2	H: 3	E: 0	LOB: 1	K: 2	S: 10	P: 10	R: 0	H: 1	E: 0	LOB: 2	K: 0	S: 4	R: 0	H: 1	E: 0	LOB: 1	K: 0	S: 4	R: 0	H: 0	E: 0	LOB: 0	K: 0	S: 3	R: 4	H: 5	E: 0	LOB: 1	K: 0	S: 8	R: 0	H: 0	E: 0	LOB: 0	K: 1	S: 5	R: 0	H: 0	E: 0	LOB: 0	K: 1	S: 6	R: 0	H: 1	E: 0	LOB: 1	K: 1	S: 6
--------------	------	------	------	--------	------	-------	-------	------	------	------	--------	------	------	------	------	------	--------	------	------	------	------	------	--------	------	------	------	------	------	--------	------	------	------	------	------	--------	------	------	------	------	------	--------	------	------	------	------	------	--------	------	------

PITCHER	IP	WLS	BF	H	R	ER	SO	BB	IBB	HBP	BLK	WP	HR	S	P	ERA	WHIP
Jim Perry, R ERA: 3.17	(1, 1)	4.2	L	25	10	6	6	2	1	0	0	1	0	28	32	11.57	2.357
Jack Harshman, L ERA: 3.34	(5, 1)	3.1		11	1	0	3	0	0	0	0	0	0	17	17	0.00	0.300

BOTTOM

AB	R	H	RBI	BB	SO	LOB
3	2	2	0	0	0	2
1	0	0	0	0	0	0
3	1	1	0	0	0	2
4	2	3	1	0	1	0
4	0	1	2	0	1	2
4	1	1	2	0	0	2
4	0	0	0	0	2	3
4	0	3	1	0	0	0
3	0	0	0	1	0	2
2	0	0	0	0	0	2
2	0	0	0	0	1	1

AB	34
R	6
H	11
RBI	6
BB	1
SO	5
LOB	16



WP	PA	3B	SF	SAC	DP	HBP
1	36	0	0	1	0	0
0		0	0	0	0	0
1		0	0	0	0	0
0		0	0	0	0	0

Cleveland Indians @ Detroit Tigers
 Briggs Stadium, Detroit, MI
 Sun Aug 21 1960, 4:33 AM EDT
 Unknown

livebaseballscorecards.com

Batter	1	2	3	4	5	6	7	8	9	AB R H RBI BB SO LOB	TOP																
Johnny Temple, R (1, 4) OBP: 0.330, SLG: 0.324	4-0 BB 1B		4-0 BB E	0-3 K		0-0 1B	0-0 6-3		0-0 G5-4-3 1-2f	4 1 1 0 2 1 7																	
Ken Aspromonte, R (1, 5) OBP: 0.376, SLG: 0.408	0-0 L5		0-0 E9 1B	0-0 1B 1-2 2-H		0-0 1B G6-3		0-0 SH5-4 1B		5 0 4 1 0 0 1																	
Harvey Kuenn, R (1, 9) OBP: 0.380, SLG: 0.420	0-0 FC6 1B 1-2		0-0 F3	0-0 1B 1-2		0-0 P6		0-0 SH5-4 1B 1-2		5 0 3 0 0 0 4																	
Tito Francona, L (1, 3) OBP: 0.375, SLG: 0.433	0-0 P6		4-0 E IBB	0-0 4-3		0-0 G6-3 1-2f		0-0 SH5-4 1-2 2-3		3 0 0 0 1 0 6																	
Jim Piersall, R (1, 8) OBP: 0.325, SLG: 0.461	0-0 FC6 1-2f		0-3 K			0-0 1B SF7		0-0 F9		4 1 2 0 0 1 5																	
Bubba Phillips, R (7, 8) OBP: 0.247, SLG: 0.286										1 0 0 0 0 0 2																	
Marty Keough, L (1, 7) OBP: 0.303, SLG: 0.346		0-0 6-3	0-0 E6 1-2 2-3 3-H			0-0 FC5-4 1B 1-3		0-0 P4	0-0 L8	5 0 1 0 0 0 5																	
John Romano, R (1, 2) OBP: 0.304, SLG: 0.446		0-0 HR	0-0 L8			0-0 P6		4-0 BB BB	0-0 F9	4 1 1 1 1 0 5																	
Miguel de la Hoz, R (1, 6) OBP: 0.280, SLG: 0.374		0-0 L8		0-0 SH 1B		0-0 SF7 3-H		0-0 F3	4-0 1B BB	3 1 1 1 1 0 2																	
Gary Bell, R (1, 1) OBP: 0.200, SLG: 0.170		0-0 F7		0-0 SH 1B 1-2		0-0 FC5-4 1-2f		4-0 BB	0-0 G5-4-3 1B 1-2	2 0 0 0 0 0 1																	
Don Newcombe, L (5, 1) OBP: 0.229, SLG: 0.182										0 0 0 0 1 0 0																	
Johnny Klippstein, R (8, 1) OBP: 0.154, SLG: 0.083										0 0 0 0 0 0 0																	
Red Wilson, R (9, PH) OBP: 0.289, SLG: 0.264										1 0 1 0 0 0 0																	
Inning Stats	R: 0 E: 0 K: 0 S: 4	H: 1 LOB: 2 BB: 1 P: 8	R: 1 E: 0 K: 0 S: 4	H: 1 LOB: 0 BB: 0 P: 4	R: 1 E: 2 K: 1 S: 7	H: 1 LOB: 3 BB: 2 P: 15	R: 1 E: 1 K: 1 S: 8	H: 3 LOB: 2 BB: 0 P: 8	R: 1 E: 0 K: 0 S: 5	H: 2 LOB: 1 BB: 0 P: 5	R: 0 E: 0 K: 0 S: 4	H: 2 LOB: 1 BB: 0 P: 4	R: 0 E: 0 K: 0 S: 4	H: 1 LOB: 3 BB: 2 P: 12	R: 0 E: 0 K: 0 S: 5	H: 2 LOB: 2 BB: 0 P: 5	R: 0 E: 0 K: 0 S: 3	H: 1 LOB: 1 BB: 1 P: 7	1B: 12 2B: 0 3B: 1 HR: 1	SF: 1 SAC: 2 DP: 2 HBP: 0	WP: 0 PB: 0 SB: 0 CS: 0	PA: 46					
PITCHER	IP WLS BF H R ER SO BB IBB HBP BLK WP HR S P ERA WHIP																										
Frank Lary, R (1, 1) ERA: 3.5	5.0		29	10	4	3	2	2	1	0	0	0	1	30	42	5.40	2.400										
Dave Sisler, R (6, 1) ERA: 2.2	2.0		8	1	0	0	0	2	0	0	0	0	0	6	14	0.00	1.500										
Phil Regan, R (8, 1) ERA: 4.78	0.0		2	2	0	0	0	0	0	0	0	0	0	2	2	∞	∞										
Pete Burnside, L (8, 1) ERA: 3.81	2.0	W	7	1	0	0	0	1	0	0	0	0	0	6	10	0.00	1.000										

Cleveland Indians @ Detroit Tigers
 Briggs Stadium, Detroit, MI
 Sun Aug 21 1960, 4:38 AM EDT
 Att: 28,891 - Unknown

livebaseballscorecards.com

AB	37
R	4
H	14
RBI	3
BB	6
SO	2
LOB	38



Batter	1	2	3	4	5	6	7	8	9
Eddie Yost, R OBP: 0.412, SLG: 0.368 Ozzie Virgil, R OBP: 0.244, SLG: 0.355 (1, 5) (8, PR) (9, 5)	0-0 1B 2B		0-3 K		0-0 E5 2B BB	0-0 F7		0-0 1B 2-H 3-H	
Chico Fernandez, R OBP: 0.310, SLG: 0.323 (1, 6)	0-0 1-3		0-0 F9		4-0 2B BB		0-0 F3	0-0 6-3	
Norm Cash, L OBP: 0.405, SLG: 0.520 (1, 3)	0-3 K			0-0 HR 2B	0-0 F8		4-0 1B BB	0-0 3-1	
Charlie Maxwell, L OBP: 0.332, SLG: 0.451 (1, 7)	0-0 FC6-4 1B 2-H			0-0 HR	0-0 PB 2B 1-H 2-H		0-3 K		
Al Kaline, R OBP: 0.330, SLG: 0.384 (1, 8)	0-0 FC6-4 1-2f			0-0 FC6-5 1B	0-0 L7		0-0 1-3 1B		
Rocky Colavito, R OBP: 0.334, SLG: 0.483 (1, 9)		4-0 G6-3 BB		0-0 FC6-5 1B 1-2f		0-3 K	0-0 F7		
Frank Bolling, R OBP: 0.310, SLG: 0.374 (1, 4)		0-0 F8		0-0 1-3 1B		0-0 BB 1B		0-0 1B 1B	
Harry Chiti, R OBP: 0.280, SLG: 0.314 Neil Chrisley, L OBP: 0.309, SLG: 0.420 Hank Foiles, R OBP: 0.359, SLG: 0.355 (1, 2) (8, PH) (9, 2)		0-0 G6-3 1-2f		0-3 K		0-0 P4		0-0 SH3 1B	
Frank Lary, R OBP: 0.216, SLG: 0.235 Dave Sisler, R OBP: 0.214, SLG: 0.083 Phil Regan, R Pete Burnside, R OBP: 0.222, SLG: 0.160 (1, 1) (6, 1) (8, 1) (8, 1)			0-0 P5	0-0 F2		4-0 BB		0-0 SH3	

Inning Stats	R: 1	H: 2	E: 0	K: 1	S: 7	R: 0	H: 0	E: 0	K: 0	S: 2	R: 0	H: 0	E: 0	K: 1	S: 5	R: 2	H: 4	E: 0	K: 1	S: 9	R: 1	H: 1	E: 1	K: 0	S: 4	R: 0	H: 1	E: 0	K: 1	S: 6	R: 0	H: 1	E: 0	K: 1	S: 6	R: 2	H: 3	E: 0	K: 0	S: 6
	LOB: 1	BB: 0	LOB: 0	BB: 1	P: 7	LOB: 0	BB: 1	LOB: 0	BB: 0	P: 6	LOB: 2	BB: 0	LOB: 2	BB: 1	P: 8	LOB: 2	BB: 1	LOB: 2	BB: 1	P: 10	LOB: 2	BB: 1	LOB: 2	BB: 1	P: 10	LOB: 1	BB: 0	P: 6	LOB: 1	BB: 0	P: 6	SF: 0	SAC: 1	DP: 1	HBP: 0	HR: 1				

PITCHER	IP	WLS	BF	H	R	ER	SO	BB	IBB	HBP	BLK	WP	HR	S	P	ERA	WHIP
Gary Bell, R ERA: 4.1 (1, 1)	4.0		20	6	4	3	3	2	0	0	0	0	1	24	32	6.75	2.000
Don Newcombe, R ERA: 4.5 (5, 1)	3.1	L	16	5	2	2	2	2	0	0	0	0	0	18	26	5.40	2.100
Johnny Klippstein, R ERA: 2.51 (8, 1)	0.2		3	1	0	0	0	0	0	0	0	0	0	3	3	0.00	1.500

BOTTOM

AB	R	H	RBI	BB	SO	LOB
5	2	2	2	0	1	2
0	0	0	0	0	0	0
4	0	0	0	1	0	2
4	1	1	0	1	1	4
4	1	3	4	0	1	1
4	0	2	0	0	0	2
3	0	0	0	1	1	3
4	1	3	0	0	0	1
3	0	0	0	0	1	4
1	1	1	0	0	0	0
0	0	0	0	0	0	0
2	0	0	0	0	0	2
0	0	0	0	1	0	0
0	0	0	0	0	0	0
0	0	0	0	0	0	0

AB 34
R 6
H 12
RBI 6
BB 4
SO 5
LOB 21



Cleveland Indians @ Detroit Tigers
Briggs Stadium, Detroit, MI
Sun Aug 21 1960, 4:38 AM EDT
Att. 28,891 - Unknown

WP: 0 PA: 39
PB: 1
SB: 0
CS: 0

livebaseballscorecards.com

Batter	1	2	3	4	5	6	7	8	9	10	AB R H RBI BB SO LOB	TOP						
Ken Aspromonte, R (1, 4) OBP: 0.370, SLG: 0.400	0-3 K		0-3 K	0-0 F8		0-0 5-3		0-0 FC5-4 1B		0-0 4-3	6 0 0 1 0 2 5							
Miguel de la Hoz, R (1, 6) OBP: 0.310, SLG: 0.398	4-0 5-3 BB		0-0 FC4-6 1B		0-0 5-3	4-0 BB		0-0 FC4-6 1B		0-0 2B	4 0 3 1 2 0 0							
Harvey Kuenn, R (1, 9) OBP: 0.375, SLG: 0.414	0-0 5-3		0-0 FC4-6 2B		0-3 K	0-0 P5		0-0 FC4-6		0-0 F9	6 0 0 0 0 1 6							
Vic Power, R (1, 3) OBP: 0.324, SLG: 0.392	0-0 F9		0-0 2B		0-0 1B		0-0 F9		0-0 F7		5 0 2 0 0 0 1							
Jim Piersall, R (1, 8) OBP: 0.328, SLG: 0.463		0-0 1B	0-0 F8		0-0 P4		0-0 1B		0-0 1B		5 0 3 0 0 0 3							
Tito Francona, L (1, 7) OBP: 0.377, SLG: 0.441		0-0 F7		0-0 SH3-4 2B		0-0 1B 2B		0-0 1B		0-3 K	5 1 3 0 0 1 2							
Bubba Phillips, R (1, 5) OBP: 0.246, SLG: 0.284		0-0 E6		0-0 P4		0-0 1B 5-3 1B		0-0 5-3		0-0 P4	5 1 1 1 0 0 5							
John Romano, R (1, 2) OBP: 0.306, SLG: 0.442		0-0 F8		4-0 SH3-4 BB		0-0 5-3 1B		0-3 K		0-0 P5	4 0 1 0 1 1 4							
Bobby Locke, R (1, 1) OBP: 0.304, SLG: 0.250		0-0 F8		0-0 SH3-4		0-0 P5		0-0 E3 FC5-4		0-0 2B 2B	1 0 0 0 0 0 2 1 0 0 0 0 0 2 2 1 1 0 0 0 0 0 0 0 0 0 0 0							
Bob Hale, L (6, PH) OBP: 0.295, SLG: 0.375																		
Mudcat Grant, R (6, 1) OBP: 0.280, SLG: 0.277																		
Johnny Klippstein, R (10, 1) OBP: 0.154, SLG: 0.083																		
Inning Stats	R: 0 H: 0 E: 0 LOB: 1 K: 1 BB: 1 S: 5 P: 9	R: 0 H: 1 E: 1 LOB: 2 K: 0 BB: 0 S: 5 P: 5	R: 0 H: 2 E: 0 LOB: 2 K: 1 BB: 0 S: 7 P: 7	R: 0 H: 1 E: 0 LOB: 2 K: 0 BB: 1 S: 4 P: 8	R: 0 H: 1 E: 0 LOB: 1 K: 1 BB: 0 S: 6 P: 6	R: 2 H: 3 E: 0 LOB: 2 K: 0 BB: 1 S: 6 P: 10	R: 0 H: 2 E: 0 LOB: 2 K: 1 BB: 0 S: 7 P: 7	R: 0 H: 1 E: 1 LOB: 1 K: 0 BB: 0 S: 4 P: 4	R: 0 H: 1 E: 0 LOB: 1 K: 1 BB: 0 S: 6 P: 6	R: 1 H: 2 E: 0 LOB: 1 K: 0 BB: 0 S: 5 P: 5	1B: 9 SF: 0 2B: 5 SAC: 1 3B: 0 DP: 0 HR: 0 HBP: 0	WP: 0 PA: 48 PB: 0 SB: 2 CS: 0						
PITCHER	IP WLS BF H R ER SO BB IBB HBP BLK WP HR S P ERA WHIP																	
Billy Muffett, R (1, 1) ERA: 3.86	6.1																	
Frank Sullivan, R (7, 1) ERA: 5.62	3.0	L	12	3	1	1	2	0	0	0	0	0	0	0	16	16	3.00	1.000
Mike Fornieles, R (10, 1) ERA: 2.67	0.2		3	1	0	0	0	0	0	0	0	0	0	3	3	0.00	1.500	

Cleveland Indians @ Boston Red Sox
 Fenway Park, Boston, MA
 Tue Aug 23 1960, 7:05 PM EDT
 Att. 29,232 - Unknown

livebaseballscorecards.com

AB 44
 R 3
 H 14
 RBI 3
 BB 3
 SO 5
 LOB 30



BOTTOM

Cleveland Indians @ Boston Red Sox
Fenway Park, Boston, MA
Tue Aug 23 1960, 7:05 PM EDT
Att: 29,232 - Unknown

livebaseballscorecards.com

AB	37
R	2
H	10
RBI	1
BB	3
SO	6
LOB	15



AB R H RBI BB SO LOB

4	0	0	0	1	0	2
5	0	0	0	0	2	2
5	0	2	0	0	2	1
0	0	0	0	0	0	0
3	1	1	1	1	0	1
0	0	0	0	1	0	0
5	0	2	0	0	0	2
3	0	1	0	0	0	2
4	0	1	0	0	1	2
4	0	1	0	0	1	2
2	1	2	0	0	0	0
2	0	0	0	0	0	1
0	0	0	0	0	0	0

1B:	8	SF:	0
2B:	2	SAC:	1
3B:	0	DP:	2
HR:	1	HBP:	0

WP:	1	PA:	41
PB:	0		
SB:	1		
CS:	0		

Batter	1	2	3	4	5	6	7	8	9	10
Pete Runnels, L OBP: 0.382, SLG: 0.383 (1, 4) BB	G6-4-3 BB		4-3 2-3		FC6-4 1-2f		F8			F7
Willie Tasby, R OBP: 0.368, SLG: 0.347 (1, 8) G6-4-3 1-2f			K 3-H		K			F2		1-3
Ted Williams, L OBP: 0.458, SLG: 0.662 Carroll Hardy, R OBP: 0.197, SLG: 0.200 (1, 7) (10, PR) 1B			K		K			3-1		BB 1B
Vic Wertz, L OBP: 0.334, SLG: 0.480 Pumpsie Green, S OBP: 0.350, SLG: 0.333 (1, 3) (8, PR) (9, 4)	4-3			HR		4-3		1B BB		1-2 BB
Russ Nixon, L OBP: 0.341, SLG: 0.436 (1, 2)		4-3		WP SH1-3 1B		F9		1-3 FC6-4 1B		F8
Frank Malzone, R OBP: 0.333, SLG: 0.419 (1, 5)		1-3		SH1-3 1-2 1B				FC6-4		
Lou Clinton, R OBP: 0.272, SLG: 0.379 (1, 9)				K 2-3		5-3			F5	
Don Buddin, R OBP: 0.343, SLG: 0.367 (1, 6)			K 1-2		P4		B5-4 1B		5-3	
Billy Muffett, R OBP: 0.346, SLG: 0.360 Frank Sullivan, R OBP: 0.211, SLG: 0.118 Mike Fomiele, R OBP: 0.364, SLG: 0.364 (1, 1) (7, 1) (10, 1)			4-3 BLK 2B		FC6-4 1B		B5-4 1-2f		F8	

Inning Stats	R: 0	H: 1	E: 0	K: 0	S: 3	R: 0	H: 1	E: 0	K: 1	S: 6	R: 0	H: 1	E: 0	K: 2	S: 8	R: 1	H: 2	E: 0	K: 1	S: 7	R: 0	H: 1	E: 0	K: 2	S: 8	R: 0	H: 1	E: 0	K: 0	S: 4	R: 0	H: 1	E: 0	K: 0	S: 3	R: 0	H: 1	E: 0	K: 0	S: 4	R: 0	H: 0	E: 0	K: 0	S: 3	R: 0	H: 1	E: 0	K: 0	S: 4
--------------	------	------	------	------	------	------	------	------	------	------	------	------	------	------	------	------	------	------	------	------	------	------	------	------	------	------	------	------	------	------	------	------	------	------	------	------	------	------	------	------	------	------	------	------	------	------	------	------	------	------

PITCHER	IP	WLS	BF	H	R	ER	SO	BB	IBB	HBP	BLK	WP	HR	S	P	ERA	WHIP
Bobby Locke, R ERA: 3.66	5.0		21	6	2	2	6	1	0	0	1	1	1	32	36	3.60	1.400
Mudcat Grant, R ERA: 4.4	4.2	W	19	4	0	0	0	2	0	0	0	0	0	17	25	0.00	1.286
Johnny Klippstein, R ERA: 2.49	0.1	S	1	0	0	0	0	0	0	0	0	0	0	1	1	0.00	0.000

PITCHER	IP	WLS	BF	H	R	ER	SO	BB	IBB	HBP	BLK	WP	HR	S	P	ERA	WHIP
---------	----	-----	----	---	---	----	----	----	-----	-----	-----	----	----	---	---	-----	------

Batter	1	2	3	4	5	6	7	8	9	AB R H RBI BB SO LOB	TOP	
Ken Aspromonte, R (1, 4) OBP: 0.370, SLG: 0.401	0-0 6-3	0-0 G5-4-3 1-2f			0-0 F7		0-0 2B		4-0 BB	4 0 1 0 1 0 3		
Miguel de la Hoz, R (1, 6) OBP: 0.297, SLG: 0.380	0-0 6-3		0-0 F8		0-0 L5		0-0 6-3		0-0 FC5 2-3f	5 0 0 0 0 0 4		
Harvey Kuenn, R (1, 9) OBP: 0.374, SLG: 0.412	0-0 1B		0-0 4-3			0-0 1-3		0-0 1-3		4 0 1 0 0 0 0		
Vic Power, R (1, 3) OBP: 0.321, SLG: 0.389	0-0 P4		0-0 F8			0-0 5-3		0-0 6-3		4 0 0 0 0 0 1		
Jim Piersall, R (1, 8) OBP: 0.328, SLG: 0.461		0-0 1B WP		0-0 P4		0-0 6-3		0-3 K		4 1 1 0 0 1 0		
Tito Francona, L (1, 7) OBP: 0.378, SLG: 0.441		0-0 1B 1-H		0-3 K		0-0 4-3		0-0 SH1-4 WP 1B		4 0 2 1 0 1 0		
Bubba Phillips, R (1, 5) OBP: 0.256, SLG: 0.299		0-0 1B E 1B		0-0 1B		0-0 WP HR 2B		0-0 F5		4 1 3 0 0 0 1		
John Romano, R (1, 2) OBP: 0.309, SLG: 0.455		0-0 E6 1B 1-2		0-0 6-3		0-0 HR		4-0 FC5 SH1-4 BB 1-2		3 1 1 2 1 0 2		
Barry Latman, R (1, 1) OBP: 0.250, SLG: 0.217		0-0 G5-4-3 1B 1-2 2-3		0-0 4-3		0-0 1-3		0-0 SH1-4		3 0 1 0 0 0 0		
Inning Stats	R: 0 E: 0 K: 0 S: 4 H: 1 LOB: 1 BB: 0 P: 4	R: 1 E: 1 K: 0 S: 6 H: 4 LOB: 2 BB: 0 P: 6	R: 0 E: 0 K: 0 S: 3 H: 0 LOB: 0 BB: 0 P: 3	R: 0 E: 0 K: 1 S: 6 H: 1 LOB: 1 BB: 0 P: 6	R: 0 E: 0 K: 0 S: 3 H: 0 LOB: 0 BB: 0 P: 3	R: 0 E: 0 K: 0 S: 3 H: 0 LOB: 0 BB: 0 P: 3	R: 2 E: 0 K: 0 S: 6 H: 3 LOB: 1 BB: 0 P: 6	R: 0 E: 0 K: 1 S: 5 H: 0 LOB: 0 BB: 0 P: 5	R: 0 E: 0 K: 0 S: 4 H: 1 LOB: 3 BB: 2 P: 12	1B: 7 2B: 2 3B: 0 HR: 1 SF: 0 SAC: 1 DP: 1 HBP: 0	WP: 3 PB: 0 SB: 0 CS: 0 PA: 38	
PITCHER	IP WLS BF H R ER SO BB IBB HBP BLK WP HR S P ERA WHIP											
Tom Brewer, R (1, 1) ERA: 5.18	7.0 L 29 9 3 3 1 0 0 0 0 0 2 1 31 31 3.86 1.286											
Tom Sturdivant, R (8, 1) ERA: 5.18	2.0 9 1 0 0 1 2 0 0 0 0 1 0 9 17 0.00 1.500											

Cleveland Indians @ Boston Red Sox
 Fenway Park, Boston, MA
 Wed Aug 24 1960, 7:05 PM EDT
 Att: 19,548 - Unknown

livebaseballscorecards.com

AB	35
R	3
H	10
RBI	3
BB	2
SO	2
LOB	11



Batter	1	2	3	4	5	6	7	8	9	AB	R	H	RBI	BB	SO	LOB	BOTTOM
Don Buddin, R (1, 6) <small>OBP: 0.344, SLG: 0.367</small> Rip Repulski, R (9, PH) <small>OBP: 0.288, SLG: 0.395</small>	4-0 		0-0 		0-0 		0-0 		0-3 	3	0	1	0	1	0	0	
Frank Malzone, R (1, 5) <small>OBP: 0.332, SLG: 0.417</small>	0-0 		0-0 		0-0 			0-0 		4	0	1	0	0	0	2	
Ted Williams, L (1, 7) <small>OBP: 0.455, SLG: 0.655</small>	0-0 		0-0 		0-0 			0-0 		4	0	1	0	0	0	2	
Russ Nixon, L (1, 2) <small>OBP: 0.336, SLG: 0.429</small>	0-3 		0-0 		0-0 			0-0 		4	0	0	0	0	1	4	
Don Gile, R (1, 3) <small>OBP: 0.188, SLG: 0.133</small>	0-0 			0-0 		0-3 		0-3 		4	0	0	0	0	2	3	
Pete Runnels, L (1, 4) <small>OBP: 0.383, SLG: 0.384</small>		0-0 		0-0 		0-0 			0-0 	4	0	2	0	0	0	0	
Willie Tasby, R (1, 8) <small>OBP: 0.370, SLG: 0.351</small>		0-0 		0-0 		0-0 			0-0 	4	1	2	0	0	0	2	
Lou Clinton, R (1, 9) <small>OBP: 0.272, SLG: 0.388</small>		0-3 		0-0 			0-0 		0-3 	4	0	1	1	0	2	2	
Tom Brewer, R (1, 1) <small>OBP: 0.234, SLG: 0.304</small> Pumpsie Green, S (7, PH) <small>OBP: 0.348, SLG: 0.331</small> Tom Sturdivant, L (8, 1) <small>OBP: 0.190, SLG: 0.200</small> Vic Wertz, L (9, PH) <small>OBP: 0.336, SLG: 0.482</small> Carroll Hardy, R (9, PR) <small>OBP: 0.197, SLG: 0.200</small>		0-0 		0-0 		0-3 		0-3 		2	0	0	0	0	0	2	
Inning Stats	R: 0 H: 1 E: 1 LOB: 2 K: 1 BB: 1 S: 6 P: 10	R: 0 H: 1 E: 0 LOB: 1 K: 1 BB: 0 S: 6 P: 6	R: 0 H: 1 E: 0 LOB: 1 K: 0 BB: 0 S: 4 P: 4	R: 1 H: 2 E: 0 LOB: 1 K: 0 BB: 0 S: 5 P: 5	R: 0 H: 0 E: 0 LOB: 0 K: 0 BB: 0 S: 3 P: 3	R: 0 H: 1 E: 0 LOB: 1 K: 1 BB: 0 S: 6 P: 6	R: 0 H: 0 E: 0 LOB: 0 K: 1 BB: 0 S: 5 P: 5	R: 0 H: 1 E: 0 LOB: 1 K: 1 BB: 0 S: 6 P: 6	R: 0 H: 2 E: 0 LOB: 2 K: 2 BB: 0 S: 9 P: 9	1B: 7 SF: 0 2B: 1 SAC: 0 3B: 1 DP: 0 HR: 0 HBP: 0	WP: 0 PA: 37 PB: 0 SB: 0 CS: 0						
PITCHER Barry Latman, R (1, 1) <small>ERA: 4.16</small>	IP 9.0 WLS W BF 37 H 9 R 1 ER 1 SO 7	BB 1 IBB 0 HBP 0 BLK 0	WP 0 HR 0 S 50 P 54	ERA 1.00 WHIP 1.111	PITCHER	IP WLS BF H R ER SO BB IBB HBP BLK WP HR S P ERA WHIP											

Cleveland Indians @ Boston Red Sox
 Fenway Park, Boston, MA
 Wed Aug 24 1960, 7:05 PM EDT
 Att. 19,548 - Unknown

AB	36
R	1
H	9
RBI	1
BB	1
SO	7
LOB	19



Batter	1	2	3	4	5	6	7	8	9	AB R H RBI BB SO LOB	TOP																
Ken Aspromonte, R (1, 4) OBP: 0.368, SLG: 0.398	0-0 F9		0-0 G5-4-3	0-0 6-3		0-0 1B		0-0 F8		5 0 1 1 0 0 3																	
Miguel de la Hoz, R (1, 6) OBP: 0.293, SLG: 0.381	0-0 5-3		0-0 E8 2B		0-0 1-3	0-0 L7		0-0 FC5-4		5 1 1 0 0 0 3																	
Harvey Kuenn, R (1, 9) OBP: 0.376, SLG: 0.417	0-0 1B		0-0 2B		0-0 F9		0-0 HR 1B		0-0 P6	5 1 3 1 0 0 0																	
Vic Power, R (1, 3) OBP: 0.322, SLG: 0.398	0-0 F8		0-0 4-3		0-0 2B		0-0 HR		0-0 6-3	5 1 2 2 0 0 2																	
Jim Piersall, R (1, 8) OBP: 0.328, SLG: 0.461		0-0 2B		4-0 1B BB		0-0 L4		0-0 F9	0-0 5-3	4 1 1 0 1 0 1																	
Tito Francona, L (1, 7) OBP: 0.377, SLG: 0.442		0-0 G3		0-3 K		0-0 1B 2B		0-0 4-3		4 1 1 0 0 1 1																	
Bubba Phillips, R (1, 5) OBP: 0.251, SLG: 0.293		0-0 P6		0-0 P3		0-0 P6		0-0 L8		4 0 0 0 0 0 2																	
John Romano, R (1, 2) OBP: 0.316, SLG: 0.460			0-0 1B G5-4-3	0-0 2B 1B		0-0 P6		0-0 FC5-4 1B		4 2 3 1 0 0 1																	
Don Newcombe, L (1, 1) OBP: 0.260, SLG: 0.239			0-0 1B		0-0 2B		0-0 K		0-3 K	2 0 2 1 0 0 0																	
Mudcat Grant, R (4, 1) OBP: 0.275, SLG: 0.292										1 0 1 0 0 0 0																	
Marty Keough, L (8, PH) OBP: 0.302, SLG: 0.344			0-0 1B							1 0 0 0 0 1 1																	
Johnny Klippstein, R (8, 1) OBP: 0.154, SLG: 0.083			0-0 1B							0 0 0 0 0 0 0																	
Inning Stats	R: 0 E: 0 K: 0 S: 4	H: 1 LOB: 1 BB: 0 P: 4	R: 0 E: 0 K: 0 S: 3	H: 1 LOB: 0 BB: 0 P: 3	R: 2 E: 1 K: 0 S: 6	H: 4 LOB: 1 BB: 0 P: 6	R: 2 E: 0 K: 1 S: 7	H: 2 LOB: 1 BB: 1 P: 11	R: 0 E: 0 K: 0 S: 4	H: 1 LOB: 1 BB: 0 P: 4	R: 1 E: 0 K: 0 S: 6	H: 3 LOB: 2 BB: 0 P: 6	R: 2 E: 0 K: 0 S: 5	H: 2 LOB: 0 BB: 0 P: 5	R: 0 E: 0 K: 1 S: 6	H: 1 LOB: 1 BB: 0 P: 6	R: 0 E: 0 K: 0 S: 3	H: 0 LOB: 0 BB: 0 P: 3	1B: 8 2B: 6 3B: 0 HR: 1	SF: 0 SAC: 0 DP: 1 HBP: 0	WP: 0 PB: 0 SB: 1 CS: 0	PA: 41					
PITCHER	IP WLS BF H R ER SO BB IBB HBP BLK WP HR S P ERA WHIP																										
Bill Monbouquette, R (1, 1) ERA: 3.67	4.0		19	8	4	4	1	1	0	0	0	0	0	20	24	9.00	2.250										
Jerry Casale, R (5, 1) ERA: 6.95	2.0		12	6	3	3	0	0	0	0	0	0	1	12	12	13.50	3.000										
Mike Fomieleles, R (7, 1) ERA: 2.58	3.0	W	10	1	0	0	1	0	0	0	0	0	0	12	12	0.00	0.333										

Cleveland Indians @ Boston Red Sox
Fenway Park, Boston, MA
 Thu Aug 25 1960, 3:33 AM EDT
 Att: 15,398 - Unknown

livebaseballscorecards.com

AB	40
R	7
H	15
RBI	6
BB	1
SO	2
LOB	14



Batter	1	2	3	4	5	6	7	8	9
Don Buddin, R (1, 6) OBP: 0.347, SLG: 0.368	0-0 1B E 1B		0-0 P3 BBB	4-0 SH5-3 BB		0-0 6-3 2-3		0-0 FC5-4 1-2 1B	
Frank Malzone, R (1, 5) OBP: 0.335, SLG: 0.420	0-0 E9 FC4-6 1-H 1B		0-0 HR 1B	0-0 SH5-3 1-2		0-0 1B 3-H 1B		0-0 FC5-4 1-2f 2-3 1B	
Ted Williams, L (1, 7) OBP: 0.461, SLG: 0.669 Carroll Hardy, R (8, PR) OBP: 0.197, SLG: 0.200	0-0 FC4-6 FC6 1-2f 1B		0-0 HR 1-H	4-0 G4-6-3 IBB		0-0 1B 1-3		0-0 1B 1-2 3-H	
Russ Nixon, L (1, 2) OBP: 0.330, SLG: 0.420	0-0 FC6 FC6-4 1-2f 1B		0-0 4-3	0-0 G4-6-3 1-2f		0-0 L8		0-0 4-3	
Don Gile, R (1, 3) OBP: 0.200, SLG: 0.158	0-0 FC6-4 1-2f 1B			0-0 1B 2B 1B	0-0 4-3		0-0 L5		
Pete Runnels, L (1, 4) OBP: 0.382, SLG: 0.383		0-0 F7		0-0 2B 1-3 HR 1B	0-0 P6		0-0 F9		
Willie Tasby, R (1, 8) OBP: 0.368, SLG: 0.353		0-0 6-3		0-0 1-3 3-H HR 2B	0-0 6-3		0-0 5-3		
Lou Clinton, R (1, 9) OBP: 0.266, SLG: 0.379		0-3 K		0-0 E5 HR		0-0 P6		0-3 K	
Bill Monbouquette, R (1, 1) OBP: 0.186, SLG: 0.077 Vic Wertz, L (4, PH) OBP: 0.338, SLG: 0.493 Jerry Casale, R (5, 1) OBP: 0.303, SLG: 0.355 Mike Fornieles, R (7, 1) OBP: 0.417, SLG: 0.417			0-0 P4	0-0 1-H 2-H 3-H HR		0-0 6-3 1B 2B		0-0 FC5-4 1B 1B	


Inning Stats	R: 1 E: 1 K: 0 S: 5	H: 2 LOB: 1 BB: 0 P: 5	R: 0 E: 0 K: 1 S: 5	H: 0 LOB: 0 BB: 0 P: 5	R: 2 E: 0 K: 0 S: 5	H: 2 LOB: 0 BB: 0 P: 5	R: 5 E: 1 K: 0 S: 7	H: 4 LOB: 1 BB: 2 P: 15	R: 0 E: 0 K: 0 S: 3	H: 0 LOB: 0 BB: 0 P: 3	R: 1 E: 0 K: 0 S: 6	H: 3 LOB: 2 BB: 0 P: 6	R: 0 E: 0 K: 0 S: 3	H: 0 LOB: 0 BB: 0 P: 3	R: 1 E: 0 K: 1 S: 8	H: 3 LOB: 2 BB: 0 P: 8
1B: 10 2B: 2 3B: 0 HR: 2	SF: 0 SAC: 1 DP: 1 HBP: 0	WP: 0 PB: 0 SB: 0 CS: 0	1B: 10 2B: 2 3B: 0 HR: 2	SF: 0 SAC: 1 DP: 1 HBP: 0	WP: 0 PB: 0 SB: 0 CS: 0	1B: 10 2B: 2 3B: 0 HR: 2	SF: 0 SAC: 1 DP: 1 HBP: 0	WP: 0 PB: 0 SB: 0 CS: 0	1B: 10 2B: 2 3B: 0 HR: 2	SF: 0 SAC: 1 DP: 1 HBP: 0	WP: 0 PB: 0 SB: 0 CS: 0	1B: 10 2B: 2 3B: 0 HR: 2	SF: 0 SAC: 1 DP: 1 HBP: 0	WP: 0 PB: 0 SB: 0 CS: 0	1B: 10 2B: 2 3B: 0 HR: 2	

PITCHER	IP	WLS	BF	H	R	ER	SO	BB	IBB	HBP	BLK	WP	HR	S	P	ERA	WHIP
Don Newcombe, R (1, 1) ERA: 4.96	3.0	L	19	8	8	7	1	1	0	0	0	0	2	20	24	21.00	3.000
Mudcat Grant, R (4, 1) ERA: 4.33	4.0		15	3	1	1	0	0	1	0	0	0	0	14	18	2.25	0.750
Johnny Klippstein, R (8, 1) ERA: 2.6	1.0		6	3	1	1	1	0	0	0	0	0	0	8	8	9.00	3.000

BOTTOM

Cleveland Indians @ Boston Red Sox
 Fenway Park, Boston, MA
 Thu Aug 25 1960, 3:33 AM EDT
 Att. 15,398 - Unknown

AB	37
R	10
H	14
RBI	9
BB	2
SO	2
LOB	14



Batter	1	2	3	4	5	6	7	8	9	10	11	AB R H RBI BB SO LOB	TOP																	
Ken Aspromonte, R (1.4) OBP: 0.367, SLG: 0.398	0-0 4-3		0-0 F8		0-0 2B		0-0 4-3	BB 4-0 1-2 2-3			0-0 F3	5 0 1 2 1 0 4	Cleveland Indians @ New York Yankees Yankee Stadium, Bronx, NY Fri Aug 26 1960, 7:05 PM EDT Unknown - 74 F																	
Miguel de la Hoz, R (1.6) OBP: 0.295, SLG: 0.387	0-0 2B		0-0 F8		0-0 5-3		0-0 F8	0-0 L1			0-0 FC6-4 1B	6 0 2 0 0 0 5																		
Marty Keough, L (1.9) OBP: 0.300, SLG: 0.346	0-0 L8					0-0 F8	0-0 F7				0-3 K	5 1 1 0 0 0 1																		
Red Wilson, R (11. PH) OBP: 0.288, SLG: 0.262											0-0 FC6-4	1 0 0 0 0 1 2																		
Joe Morgan, L (11.5) OBP: 0.200, SLG: 0.195											0-0 K	0 0 0 0 0 0 0																		
Vic Power, R (1.3) OBP: 0.320, SLG: 0.395	0-0 5-3					0-0 6-3	0-3 K				0-0 L8	6 0 1 1 0 1 3																		
Jim Piersall, R (1.8) OBP: 0.327, SLG: 0.458		0-0 6-3				0-0 F6		0-0 6-3			0-0 5-3	5 1 1 0 0 0 1																		
Tito Francona, L (1.7) OBP: 0.377, SLG: 0.448		0-0 F8				0-0 7-4		0-0 1B BB			0-0 3-1	4 2 1 2 1 0 1																		
Bubba Phillips, R (1.5) OBP: 0.259, SLG: 0.297		0-0 5-3				0-0 4-3 2B	0-0 1B	0-0 1B BB			0-3 K	4 2 2 0 1 1 0																		
John Romano, R (1.2) OBP: 0.318, SLG: 0.461						0-0 G3	4-0 WP 1B	0-0 F4			0-3 K	4 0 1 0 1 1 3																		
Jim Perry, S (1.1) OBP: 0.250, SLG: 0.282						0-0 2B	0-0 4-3	0-0 1B			0-0 1B	4 0 2 1 0 0 2																		
Johnny Klippstein, R (8.1) OBP: 0.154, SLG: 0.083							0-0 1B	0-0 1B			0-0 1B	0 0 0 0 0 0 0																		
Bobby Locke, R (8.1) OBP: 0.333, SLG: 0.286							0-0 1B	0-0 1B			0-0 1B	1 0 1 0 0 0 0																		
Inning Stats	R: 0 E: 0 K: 0 S: 4	H: 1 LOB: 1 BB: 0 P: 4	R: 0 E: 0 K: 0 S: 3	H: 0 LOB: 0 BB: 0 P: 3	R: 0 E: 0 K: 0 S: 4	H: 1 LOB: 1 BB: 0 P: 4	R: 1 E: 0 K: 0 S: 4	H: 2 LOB: 0 BB: 0 P: 4	R: 1 E: 0 K: 0 S: 5	H: 2 LOB: 1 BB: 0 P: 5	R: 3 E: 0 K: 0 S: 7	H: 4 LOB: 2 BB: 1 P: 11	R: 0 E: 0 K: 1 S: 5	H: 0 LOB: 0 BB: 0 P: 5	R: 1 E: 0 K: 0 S: 4	H: 1 LOB: 3 BB: 3 P: 16	R: 0 E: 0 K: 0 S: 3	H: 0 LOB: 0 BB: 0 P: 3	R: 0 E: 0 K: 2 S: 7	H: 0 LOB: 0 BB: 0 P: 7	R: 0 E: 0 K: 1 S: 7	H: 2 LOB: 2 BB: 0 P: 7	1B: 8 2B: 5 3B: 0 HR: 1	SF: 0 SAC: 0 DP: 1 HBP: 0	WP: 1 PB: 0 SB: 0 CS: 0	PA: 49				
PITCHER	IP WLS BF H R ER SO BB IBB HBP BLK WP HR S P ERA WHIP																													
Bob Turley, R (1.1) ERA: 3.69	6.0		28	10	5	5	0	1	0	0	0	1	1	27	31	7.50	1.833													
Jim Coates, R (7.1) ERA: 5.12	2.0		10	1	1	1	1	3	0	0	0	0	0	9	21	4.50	2.000													
Duke Maas, R (9.1) ERA: 4.38	2.0		6	0	0	0	2	0	0	0	0	0	0	10	10	0.00	0.000													
Luis Arroyo, L (11.1) ERA: 1.61	1.0	W	5	2	0	0	1	0	0	0	0	0	0	7	7	0.00	2.000													

livebaseballscorecards.com

AB	45
R	6
H	13
RBI	6
BB	4
SO	4
LOB	22



Batter	1	2	3	4	5	6	7	8	9	10	11	AB R H RBI BB SO LOB	BOTTOM	
Clete Boyer, R <small>OBP: 0.303, SLG: 0.424</small> Roger Maris, L <small>OBP: 0.376, SLG: 0.636</small> Eli Grba, R <small>OBP: 0.318, SLG: 0.400</small> Duke Maas, R <small>OBP: 0.341, SLG: 0.446</small> Bob Cerv, R <small>OBP: 0.341, SLG: 0.446</small> Luis Arroyo, L <small>OBP: 0.341, SLG: 0.446</small>	(1, 5) (8, PH) (8, PR) (9, 1) (10, PH) (11, 1)	0-0 	0-3 		0-3 		0-0 	0-0 		0-0 		4 0 1 0 0 2 0 1 0 1 1 0 0 0 0 0 0 0 0 0 0 0 0 0 0 0 0 0 1 0 1 0 0 0 0 0 0 0 0 0 0 0	Cleveland Indians @ New York Yankees Yankee Stadium, Bronx, NY Fri Aug 26 1960, 7:05 PM EDT Unknown - 74 F	
Hector Lopez, R <small>OBP: 0.354, SLG: 0.379</small>	(1, 7) (8, PH) (8, PR)	4-0 		0-3 	0-0 		0-0 	0-0 		0-0 		5 0 2 1 1 1 1		
Yogi Berra, L <small>OBP: 0.370, SLG: 0.493</small>	(1, 9)	0-0 		0-0 	0-0 		0-0 	0-0 			0-0 	6 2 2 2 0 0 6		
Mickey Mantle, S <small>OBP: 0.398, SLG: 0.556</small>	(1, 8) (8, PH) (8, PR)	4-0 		0-0 	0-0 		0-0 		0-3 			4 1 1 1 1 1 1		
Bill Skowron, R <small>OBP: 0.344, SLG: 0.560</small>	(1, 3)	0-0 		0-0 		0-0 		0-0 	0-0 			5 1 2 1 0 0 3		
Tony Kubek, L <small>OBP: 0.325, SLG: 0.419</small>	(1, 6)	0-0 		0-3 	0-0 	0-0 		0-0 	4-0 			4 0 1 0 1 1 4		
Elston Howard, R <small>OBP: 0.304, SLG: 0.384</small>	(1, 2)		0-0 		0-0 	0-3 		4-0 	0-3 			4 1 1 1 1 2 2		
Bobby Richardson, R <small>OBP: 0.300, SLG: 0.291</small> Gil McDougald, R <small>OBP: 0.336, SLG: 0.392</small>	(1, 4) (6, PH) (7, 4) (9, 5)		0-0 		0-0 	0-0 		0-0 		0-3 		2 0 0 0 0 0 0 3 1 1 0 0 1 1		
Bob Turley, R <small>OBP: 0.114, SLG: 0.116</small> Dale Long, L <small>OBP: 0.258, SLG: 0.327</small> Jim Coates, R <small>OBP: 0.319, SLG: 0.341</small> Johnny Blanchard, L <small>OBP: 0.383, SLG: 0.433</small> Joe DeMaestri, R <small>OBP: 0.200, SLG: 0.240</small>	(1, 1) (6, PH) (7, 1) (8, PH) (8, PR) (9, 4)		0-0 		0-0 	0-0 		0-0 	0-3 			2 0 0 0 0 0 0 1 0 0 0 0 0 2 0 0 0 0 0 0 0 1 0 1 0 0 0 0 1 1 0 0 0 1 0		
Inning Stats	R: 0 H: 1 E: 0 LOB: 3 K: 0 BB: 2 S: 4 P: 12	R: 1 H: 1 E: 0 LOB: 0 K: 1 BB: 0 S: 6 P: 6	R: 1 H: 2 E: 0 LOB: 1 K: 2 BB: 0 S: 9 P: 9	R: 0 H: 0 E: 0 LOB: 0 K: 0 BB: 0 S: 3 P: 3	R: 0 H: 1 E: 0 LOB: 1 K: 1 BB: 0 S: 6 P: 6	R: 0 H: 2 E: 0 LOB: 2 K: 1 BB: 0 S: 7 P: 7	R: 1 H: 1 E: 0 LOB: 0 K: 0 BB: 0 S: 4 P: 4	R: 3 H: 4 E: 0 LOB: 3 K: 0 BB: 1 S: 7 P: 11	R: 0 H: 0 E: 0 LOB: 1 K: 2 BB: 1 S: 7 P: 11	R: 0 H: 1 E: 0 LOB: 1 K: 2 BB: 0 S: 8 P: 8	R: 1 H: 1 E: 0 LOB: 0 K: 0 BB: 0 S: 1 P: 1	1B: 7 SF: 0 2B: 2 SAC: 0 3B: 0 DP: 0 HR: 5 HBP: 0		WP: 0 PA: 48 PB: 0 SB: 0 CS: 0
PITCHER	IP WLS BF H R ER SO BB IBB HBP BLK WP HR S P ERA WHIP													
Jim Perry, R <small>ERA: 3.24</small> Johnny Klippstein, R <small>ERA: 2.86</small> Bobby Locke, R <small>ERA: 3.67</small>	(1, 1) (8, 1) (8, 1)													

livebaseballscores.com

AB	44
R	7
H	14
RBI	7
BB	4
SO	9
LOB	20



Batter	1	2	3	4	5	6	7	8	9	AB R H RBI BB SO LOB	TOP											
Ken Aspromonte, R (1, 4) OBP: 0.371, SLG: 0.409	0-0 G4-6-3 1B		4-0 3B BB		0-0 HR	0-0 F2			0-0 F2	4 2 2 1 1 0 2	Cleveland Indians @ New York Yankees Yankee Stadium, Bronx, NY Fri Aug 26 1960, 7:05 PM EDT Att. 56,508 - Unknown - 75 F											
Miguel de la Hoz, R (1, 6) OBP: 0.299, SLG: 0.411	0-0 G4-6-3 1-2f		0-0 SF7 3B		0-0 2B	0-0 FC3-6 1-2f 2-3		0-0 5-3	5 2 2 1 0 0 3													
Bubba Phillips, R (1, 5) OBP: 0.258, SLG: 0.301	0-0 F9		0-0 SF7		0-0 L9 WP 2B	0-0 F4		0-0 F2	4 1 1 2 0 0 2													
Vic Power, R (1, 3) OBP: 0.322, SLG: 0.396		0-0 PB WP 1B	0-0 1B		0-0 L9 2-3		0-0 4-3		4 0 2 0 0 0 1													
Tito Francona, L (1, 7) OBP: 0.374, SLG: 0.443		0-3 K	0-0 4-3		0-0 G3		0-0 4-3		4 0 0 0 0 1 3													
Jim Piersall, R (1, 8) OBP: 0.331, SLG: 0.458		4-0 1-3 BB		0-0 FC1-6 1B	4-0 WP BB		0-0 F5		2 0 1 0 2 0 0													
Marty Keough, L (1, 9) OBP: 0.295, SLG: 0.339		0-3 K		0-0 FC1-6 1-2f	0-3 K 1-2 3-H		0-0 G3		4 0 0 0 0 2 4													
Red Wilson, R (1, 2) OBP: 0.287, SLG: 0.259		0-0 L7		0-0 F9		4-0 FC3-6 HBP BB		0-0 6-3	3 0 0 0 1 0 3													
Dick Stigman, R (1, 1) OBP: 0.344, SLG: 0.286			0-0 5-3		0-3 K	1-0 FC3-6 HBP		0-3 K	2 0 0 0 0 1 1													
Mudcat Grant, R (6, 1) OBP: 0.269, SLG: 0.286									1 0 0 0 0 1 0													
Inning Stats	R: 0 E: 0 K: 0 S: 3	H: 1 LOB: 0 BB: 0 P: 3	R: 0 E: 0 K: 2 S: 8	H: 1 LOB: 2 BB: 1 P: 12	R: 2 E: 0 K: 0 S: 5	H: 2 LOB: 1 BB: 1 P: 9	R: 0 E: 0 K: 1 S: 6	H: 1 LOB: 1 BB: 0 P: 6	R: 3 E: 0 K: 1 S: 8	H: 3 LOB: 1 BB: 1 P: 12	R: 0 E: 0 K: 0 S: 3	H: 0 LOB: 2 BB: 1 P: 8	R: 0 E: 0 K: 0 S: 3	H: 0 LOB: 0 BB: 0 P: 3	R: 0 E: 0 K: 1 S: 5	H: 0 LOB: 0 BB: 0 P: 5	R: 0 E: 0 K: 0 S: 3	H: 0 LOB: 0 BB: 0 P: 3	1B: 4 2B: 2 3B: 1 HR: 1	SF: 1 SAC: 0 DP: 1 HBP: 1	WP: 2 PB: 1 SB: 0 CS: 0	PA: 39
PITCHER	IP WLS BF H R ER SO BB IBB HBP BLK WP HR S P ERA WHIP																					
Whitey Ford, L (1, 1) ERA: 2.81	4.0		21 8 5 5 3 2 0 0 0 0 1 1 25 33 11.25 2.500																			
Ryne Duren, R (5, 1) ERA: 4.93	1.0		6 0 0 0 1 2 0 1 0 0 1 0 5 14 0.00 2.000																			
Jim Coates, R (6, 1) ERA: 5.04	2.0	W	6 0 0 0 0 0 0 0 0 0 0 0 6 6 0.00 0.000																			
Duke Maas, R (8, 1) ERA: 4.21	2.0	S	6 0 0 0 1 0 0 0 0 0 0 0 8 8 0.00 0.000																			

livebaseballscorecards.com

AB	33
R	5
H	8
RBI	4
BB	4
SO	5
LOB	19



Batter	1	2	3	4	5	6	7	8	9	AB	R	H	RBI	BB	SO	LOB
Clete Boyer, R (1, 5) OBP: 0.302, SLG: 0.423	0-3 K		0-0 5-3		0-0 SF9		0-0 E 1-3 1B			3	1	1	1	0	1	1
Tony Kubek, L (1, 6) OBP: 0.323, SLG: 0.415	0-3 K			0-0 F3	0-0 F6		0-0 E4 2-H 3-H			4	0	0	0	0	1	0
Hector Lopez, R (1, 9) OBP: 0.359, SLG: 0.383	0-0 F8			0-0 HR 2B		4-0 FC4-6 BB	4-0 PO BB			2	1	1	0	2	0	0
Mickey Mantle, S (1, 8) OBP: 0.403, SLG: 0.557		0-0 G6-4-3 1B		4-0 HR BB		4-0 FC4-6 1-2 BB	4-0 1-2 BB			1	1	1	0	3	0	0
Bill Skowron, R (1, 3) OBP: 0.343, SLG: 0.564		0-0 G6-4-3 1-2f		0-3 K		0-0 FC4-6 G5-3 1-2f 2-3 BB	0-0 PO 2-3	0-0 HR		4	1	1	1	0	1	5
Bob Cerv, R (1, 7) OBP: 0.343, SLG: 0.458		0-0 2-3		0-0 HR		4-0 1-2 BB		0-0 F8		3	1	1	3	1	0	0
Elston Howard, R (1, 2) OBP: 0.303, SLG: 0.382			0-0 4-3 WP 1B	0-0 L7		0-0 G5-3 2-3f		0-0 F5		4	0	1	0	0	0	3
Bobby Richardson, R (1, 4) OBP: 0.301, SLG: 0.291			0-0 4-3		4-0 SH2-3 SF9 BB		0-0 L9	4-0 BB		1	1	0	0	1	0	1
Gil McDougald, R (7, PH) OBP: 0.337, SLG: 0.391 (8, 4)			1-3						4-0 BB	1	0	0	0	1	0	0
Whitey Ford, L (1, 1) OBP: 0.269, SLG: 0.159			0-0 F8		0-0 SH2-3		4-0 1B E BB	0-0 2-3		1	0	0	0	0	0	1
Ryne Duren, R (5, 1)										0	0	0	0	0	0	0
Jim Coates, R (6, 1) OBP: 0.318, SLG: 0.341										0	0	0	0	0	0	0
Dale Long, L (7, PH) OBP: 0.270, SLG: 0.327										0	1	0	0	1	0	0
Duke Maas, R (8, 1)										1	0	0	0	0	0	1

Inning Stats	R: 0	H: 0	E: 0	K: 2	S: 7	R: 0	H: 1	E: 0	K: 0	S: 3	R: 0	H: 1	E: 0	K: 0	S: 4	R: 3	H: 2	E: 0	K: 1	S: 7	R: 1	H: 0	E: 0	K: 0	S: 3	R: 0	H: 0	E: 0	K: 0	S: 2	R: 2	H: 1	E: 1	K: 0	S: 3	R: 1	H: 1	E: 0	K: 0	S: 4
	LOB: 0	BB: 0	LOB: 0	BB: 0	P: 7	LOB: 0	BB: 0	LOB: 0	BB: 0	P: 3	LOB: 0	BB: 0	LOB: 0	BB: 0	P: 3	LOB: 0	BB: 1	LOB: 0	BB: 1	P: 7	LOB: 0	BB: 0	LOB: 2	BB: 3	P: 14	LOB: 1	BB: 3	P: 15	LOB: 1	BB: 1	P: 8	LOB: 1	BB: 1	P: 8	LOB: 1	BB: 1	P: 8			

PITCHER	IP	WLS	BF	H	R	ER	SO	BB	IBB	HBP	BLK	WP	HR	S	P	ERA	WHIP
Dick Stigman, L (1, 1) ERA: 4.03	5.0		22	4	4	4	3	4	0	0	0	1	1	24	40	7.20	1.600
Mudcat Grant, R (6, 1) ERA: 4.3	3.0	L	14	2	3	1	0	5	0	0	0	0	1	9	29	3.00	2.333


BOTTOM

Cleveland Indians @ New York Yankees
 Yankee Stadium, Bronx, NY

Fri Aug 26 1960, 7:05 PM EDT
 Att: 56,508 - Unknown - 75 F

AB	25
R	7
H	6
RBI	5
BB	9
SO	3
LOB	12

WP: 1 PA: 37
 PB: 0
 SB: 0
 CS: 0



1B	2B	3B	HR	SF	SAC	DP	HBP	WP	HR	S	P	ERA	WHIP
3	1	0	2	1	2	0	0	1	1	0			

Batter	1	2	3	4	5	6	7	8	9	AB R H RBI BB SO LOB	TOP									
Ken Aspromonte, R (1, 4) OBP: 0.372, SLG: 0.413	0-0 E4 K BB		0-0 1-3			0-0 G6-4-3 1B		0-0 1-3 2B		4 0 2 0 0 0 0										
Miguel de la Hoz, R (1, 6) OBP: 0.297, SLG: 0.405	4-0 1-2 K BB		0-0 5-3			0-0 G6-4-3 1-2f		0-0 SF7		2 0 0 1 1 0 1										
Joe Morgan, L (1, 5) OBP: 0.192, SLG: 0.187	0-3 1-2 2-3 K		0-3 K			0-0 6-3		0-0 3-1		4 0 0 0 0 2 3										
Vic Power, R (1, 3) OBP: 0.319, SLG: 0.392	0-0 L8					0-0 E4 FC6-4		0-0 5-3		4 1 0 0 0 0 1										
Tito Francona, L (1, 7) OBP: 0.375, SLG: 0.450						0-0 FC6-4 CS 1-2f		4-0 FC6-4 BB		3 2 1 1 1 0 2										
Jim Piersall, R (1, 8) OBP: 0.330, SLG: 0.456						0-3 K 1-2		0-0 FC6-4 1-2f		4 0 1 0 0 2 4										
Bubba Phillips, R (1, 9) OBP: 0.256, SLG: 0.305						0-3 K		0-0 6-3		4 0 1 2 0 1 2										
John Romano, R (1, 2) OBP: 0.321, SLG: 0.462						0-0 F9		0-0 FC6-4 1B		4 0 2 0 0 1 1										
Jack Harshman, L (1, 1) OBP: 0.111, SLG: 0.222						0-0 4-3		0-0 FC6-4 2B 1-2f		2 0 0 0 0 0 1										
Carl Mathias, S (5, 1)								0-0 F7		0 0 0 0 0 0 0										
Bob Hale, L (8, PH) OBP: 0.290, SLG: 0.368										1 1 0 0 0 0 1										
Mike Lee, L (8, 1)										0 0 0 0 0 0 0										
Harvey Kuenn, R (9, PH) OBP: 0.376, SLG: 0.416										1 0 0 0 0 0 1										
Inning Stats	R: 0 E: 1 K: 1 S: 5	H: 0 LOB: 1 BB: 1 P: 9	R: 1 E: 0 K: 0 S: 5	H: 3 LOB: 1 BB: 0 P: 5	R: 0 E: 0 K: 1 S: 5	H: 0 LOB: 0 BB: 0 P: 5	R: 0 E: 0 K: 1 S: 5	H: 0 LOB: 0 BB: 0 P: 5	R: 0 E: 0 K: 0 S: 3	H: 1 LOB: 0 BB: 0 P: 3	R: 0 E: 0 K: 0 S: 3	H: 0 LOB: 1 BB: 1 P: 7	R: 1 E: 0 K: 0 S: 5	H: 2 LOB: 1 BB: 0 P: 5	R: 2 E: 2 K: 2 S: 10	H: 1 LOB: 1 BB: 0 P: 10	1B: 4 2B: 4 3B: 0 HR: 1	SF: 1 SAC: 0 DP: 3 HBP: 0	WP: 0 PB: 0 SB: 0 CS: 1	PA: 36
PITCHER	IP WLS BF H R ER SO BB IBB HBP BLK WP HR S P ERA WHIP																			
Bill Stafford, R (1, 1) ERA: 3.38	8.1 W 34 7 4 2 5 2 0 0 0 0 0 1 42 50 2.16 1.080																			
Luis Arroyo, L (9, 1) ERA: 1.57	0.2 S 2 0 0 0 1 0 0 0 0 0 0 0 4 4 0.00 0.000																			

Cleveland Indians @ New York Yankees
 Yankee Stadium, Bronx, NY
 Sat Aug 27 1960, 3:33 AM EDT
 Unknown - 87 F

livebaseballscorecards.com

AB	33
R	4
H	7
RBI	4
BB	2
SO	6
LOB	17



Batter	1	2	3	4	5	6	7	8	9	AB	R	H	RBI	BB	SO	LOB
Tony Kubek, L OBP: 0.321, SLG: 0.413 (1, 6)	0-0 L9	0-0 4-3		0-0 F4	0-0 BLK 1B			0-0 4-3		5	0	1	2	0	0	3
Clete Boyer, R OBP: 0.303, SLG: 0.431 (1, 5)	0-0 5-3		0-0 F3		2-H 3-H HR			4-0 BB BB		4	1	1	1	1	1	1
Hector Lopez, R OBP: 0.359, SLG: 0.382 (1, 9)	0-0 BB BB 1B		0-3 K		0-3 K			4-0 BB 1-2 BB		4	0	1	0	1	3	0
Mickey Mantle, S OBP: 0.405, SLG: 0.557 (1, 8)	4-0 BB 1-2 BB		0-0 F3		4-0 2B 1B BB			0-3 K		3	1	1	0	2	1	2
Bill Skowron, R OBP: 0.346, SLG: 0.565 (1, 3)	4-0 FC4 1-2 BB 2-3			4-0 1B 1B BB	0-0 1B 2B			0-0 F9		3	2	1	0	2	0	3
Bob Cerv, R OBP: 0.345, SLG: 0.456 (1, 7)	0-0 FC4 1-2f			0-0 1B 1-2 1B	4-0 1B E 1BB			0-3 K		3	1	1	0	1	1	4
Elston Howard, R OBP: 0.306, SLG: 0.384 (1, 2)		0-3 K		0-0 1B 1-2 2-H	0-0 1B 1-2 2-H 3-H			0-0 6-3		4	1	2	3	0	1	0
Bobby Richardson, R OBP: 0.301, SLG: 0.293 (1, 4)		0-0 2B		0-0 F8	0-0 E5 1B			0-0 4-3		4	1	1	0	0	0	3
Bill Stafford, R (1, 1)		0-0 F9		0-3 K	0-0 F4			0-3 K		4	0	0	0	0	2	5
Luis Arroyo, L (9, 1)										0	0	0	0	0	0	0


Inning Stats	R: 0	H: 1	E: 0	LOB: 3	K: 0	BB: 2	S: 4	R: 0	H: 1	E: 0	LOB: 1	K: 1	BB: 0	S: 6	R: 0	H: 0	E: 0	LOB: 0	K: 1	BB: 0	S: 5	R: 1	H: 2	E: 0	LOB: 2	K: 1	BB: 1	S: 7	R: 6	H: 4	E: 1	LOB: 1	K: 2	BB: 2	S: 12	R: 0	H: 1	E: 0	LOB: 1	K: 2	BB: 0	S: 8	R: 0	H: 0	E: 0	LOB: 0	K: 1	BB: 0	S: 5	R: 0	H: 0	E: 0	LOB: 2	K: 1	BB: 2	S: 5	P: 13
1B: 5	SF: 0	2B: 3	SAC: 0	3B: 0	DP: 0	HR: 1	HBP: 0	WP: 0	PA: 41	ERA	WHIP																																														
PITCHER	IP	WLS	BF	H	R	ER	SO	BB	IBB	HBP	BLK	WP	HR	S	P	ERA	WHIP																																								
Jack Harshman, L (1, 1) ERA: 3.97	4.1	L	25	7	6	4	4	4	4	0	0	0	0	1	0	0	0	0	0	0	0	0	0	0	0	1	28	48	8.31	2.538																											
Carl Mathias, L (5, 1) ERA: 3.38	2.2		11	2	1	0	4	0	0	0	1	0	0	19	19	0.00	0.750																																								
Mike Lee, L (8, 1) ERA: 2.0	1.0		5	0	0	0	1	2	0	0	0	0	0	5	13	0.00	2.000																																								


BOTTOM

Cleveland Indians @ New York Yankees
 Yankee Stadium, Bronx, NY
 Sat Aug 27 1960, 3:33 AM EDT
 Unknown - 87 F

livebaseballscorecards.com

AB	34
R	7
H	9
RBI	6
BB	7
SO	9
LOB	21



Batter	1	2	3	4	5	6	7	8	9	AB R H RBI BB SO LOB	TOP									
Johnny Temple, R (1, 4) OBP: 0.329, SLG: 0.326	0-0 F9			0-3 K		0-0 L7			0-0 8-5 2B	4 0 1 0 0 1 0	Cleveland Indians @ New York Yankees Yankee Stadium, Bronx, NY Sat Aug 27 1960, 7:05 PM EDT Att. 42,520 - Unknown - 88 F AB 28 R 0 H 2 RBI 0 BB 2 SO 4 LOB 8 									
Miguel de la Hoz, R (1, 6) OBP: 0.298, SLG: 0.398 Rocky Bridges, R (8, 6) OBP: 0.238, SLG: 0.238 Harvey Kuenn, R (9, PH) OBP: 0.375, SLG: 0.415	0-0 4-3			0-0 6-3			4-0 2B BB	0-0 8-5 2-3f	2 0 0 0 1 0 0 0 0 0 0 0 0 0 1 0 0 0 0 0 1											
Bubba Phillips, R (1, 9) OBP: 0.253, SLG: 0.299	0-0 L6			0-0 F3			0-0 F4	0-0 F8	4 0 0 0 0 0 1											
Vic Power, R (1, 3) OBP: 0.319, SLG: 0.394		0-0 F7			0-0 L1		0-0 1-3 2B		3 0 1 0 0 0 0											
Tito Francona, L (1, 7) OBP: 0.375, SLG: 0.447		0-0 F7			4-0 WP BB		0-3 K		2 0 0 0 1 1 2											
Jim Piersall, R (1, 8) OBP: 0.328, SLG: 0.453		0-0 1-3			0-0 F7 1-2		0-0 F4		3 0 0 0 0 0 3											
Joe Morgan, L (1, 5) OBP: 0.186, SLG: 0.181			0-0 1-3		0-0 F9			0-0 L9	3 0 0 0 0 0 1											
Red Wilson, R (1, 2) OBP: 0.283, SLG: 0.255			0-0 6-3			0-0 F9		0-0 L9	3 0 0 0 0 0 0											
Gary Bell, R (1, 1) OBP: 0.200, SLG: 0.170 Bobby Locke, R (2, 1) OBP: 0.308, SLG: 0.261 Bob Hale, L (8, PH) OBP: 0.286, SLG: 0.362 Dick Stigman, R (8, 1) OBP: 0.344, SLG: 0.286			0-3 K			0-3 K		0-0 4-3	0 0 0 0 0 0 0 2 0 0 0 0 2 0 1 0 0 0 0 0 0 0 0 0 0 0 0 0											
Inning Stats	R: 0 E: 0 K: 0 S: 3	H: 0 LOB: 0 BB: 0 P: 3	R: 0 E: 0 K: 0 S: 3	H: 0 LOB: 0 BB: 0 P: 3	R: 0 E: 0 K: 1 S: 5	H: 0 LOB: 0 BB: 0 P: 5	R: 0 E: 0 K: 1 S: 5	H: 0 LOB: 1 BB: 1 P: 7	R: 0 E: 0 K: 1 S: 5	H: 0 LOB: 0 BB: 0 P: 5	R: 0 E: 0 K: 1 S: 6	H: 1 LOB: 2 BB: 1 P: 10	R: 0 E: 0 K: 0 S: 3	H: 0 LOB: 0 BB: 0 P: 3	R: 0 E: 0 K: 0 S: 3	H: 1 LOB: 0 BB: 0 P: 3	1B: 0 2B: 3 3B: 0 HR: 0	SF: 0 SAC: 0 DP: 1 HBP: 0	WP: 1 PB: 0 SB: 0 CS: 0	PA: 30
PITCHER Ralph Terry, R (1, 1) ERA: 4.24	IP 9.0 WLS W BF 30 H 2 R 0 ER 0 SO 4 BB 2 IBB 0 HBP 0 BLK 0 WP 1 HR 0 S 36 P 44 ERA 0.00 WHIP 0.444											PITCHER	IP WLS BF H R ER SO BB IBB HBP BLK WP HR S P ERA WHIP							

Batter	1	2	3	4	5	6	7	8	9	AB	R	H	RBI	BB	SO	LOB
Clete Boyer, R OBP: 0.303, SLG: 0.428 (1, 5) X	0-0 5-3 ①		X 0-0 1B ②		X 0-0 L9 ②		X 0-0 F6 ③			4	0	1	0	0	0	1
Bob Cerv, R OBP: 0.348, SLG: 0.469 (1, 7) X	0-0 HR		X 0-0 F3 ②		X 0-0 E7 1B ②-H			X 0-0 F6 ①		4	1	2	2	0	0	1
Yogi Berra, L OBP: 0.369, SLG: 0.489 (1, 9) X	0-0 1B		X 0-0 F8 ③		X 0-0 F3 ③			S S 0-3 K ②		4	0	1	0	0	1	2
Mickey Mantle, S OBP: 0.406, SLG: 0.557 (1, 8) S S	0-3 K ②			X 0-0 B4 ①		X 0-0 1B G6-3 1B		X 0-0 1B		4	1	2	0	0	1	1
Bill Skowron, R OBP: 0.345, SLG: 0.562 (1, 3) X	0-0 F5 ③			S S 0-3 K ②		X 0-0 1B G6-3 1B		S S 0-3 K ③		4	0	1	0	0	2	2
Tony Kubek, L OBP: 0.321, SLG: 0.412 (1, 6) X		X 0-0 F7 ①		X 0-0 1B		X 0-0 G6-3 ① ② 1-2f 3-H				3	0	1	0	0	0	1
Johnny Blanchard, L OBP: 0.318, SLG: 0.413 (1, 2) S S		S S 0-3 K ②		S S 0-3 K ③		X 0-0 F8 ③				3	0	0	0	0	2	1
Bobby Richardson, R OBP: 0.301, SLG: 0.293 (1, 4) X		X 0-0 1-3 ③			X 0-0 SH5-4 E 1B		X 0-0 F6 ①			3	1	1	0	0	0	0
Ralph Terry, R OBP: 0.083, SLG: 0.057 (1, 1) X			X 0-0 6-3 ①		X 0-0 SH5-4 1-2 ①		S S 0-3 K ②			2	0	0	0	0	1	0

BOTTOM

Cleveland Indians @ New York Yankees
 Yankee Stadium, Bronx, NY
 Sat Aug 27 1960, 7:05 PM EDT
 Att: 42,520 - Unknown - 88 F

livebaseballscorecards.com

AB	31
R	3
H	9
RBI	2
BB	0
SO	7
LOB	9



Inning Stats	R: 1	H: 2	E: 0	K: 1	S: 7	R: 0	H: 0	E: 0	K: 1	S: 5	R: 0	H: 1	E: 0	K: 0	S: 4	R: 0	H: 1	E: 0	K: 2	S: 8	R: 1	H: 2	E: 1	K: 0	S: 5	R: 1	H: 2	E: 0	K: 0	S: 4	R: 0	H: 0	E: 0	K: 1	S: 5	R: 0	H: 1	E: 0	K: 2	S: 8
--------------	------	------	------	------	------	------	------	------	------	------	------	------	------	------	------	------	------	------	------	------	------	------	------	------	------	------	------	------	------	------	------	------	------	------	------	------	------	------	------	------

PITCHER	IP	WLS	BF	H	R	ER	SO	BB	IBB	HBP	BLK	WP	HR	S	P	ERA	WHIP
Gary Bell, R ERA: 4.13 (1, 1)	1.0	L	5	2	1	1	1	0	0	0	0	0	1	7	7	9.00	2.000
Bobby Locke, R ERA: 3.62 (2, 1)	6.0		23	6	2	2	4	0	0	0	0	0	0	31	31	3.00	1.000
Dick Stigman, L ERA: 4.0 (8, 1)	1.0		4	1	0	0	2	0	0	0	0	0	0	8	8	0.00	1.000

WP: 0	PA: 32
PB: 0	
SB: 0	
CS: 0	

PITCHER	IP	WLS	BF	H	R	ER	SO	BB	IBB	HBP	BLK	WP	HR	S	P	ERA	WHIP
---------	----	-----	----	---	---	----	----	----	-----	-----	-----	----	----	---	---	-----	------

Batter	1	2	3	4	5	6	7	8	9	AB R H RBI BB SO LOB	TOP											
Johnny Temple, R (1, 4) <small>OBP: 0.328, SLG: 0.324</small>	0-0 1B	0-0 F8		0-0 FC6-5			0-3 K		0-0 F9	5 0 1 0 0 1 4												
Joe Morgan, L (1, 5) <small>OBP: 0.198, SLG: 0.194</small> Ken Aspromonte, R (9, PH) <small>OBP: 0.374, SLG: 0.413</small> Marty Keough, L (9, PR) <small>OBP: 0.295, SLG: 0.339</small>	0-0 1B		0-0 E7 1B	0-0 CS	0-0 4-3		0-0 FC5-4 1B	BB BB BB BB	4-0 1-2 FC5-4 BB	4 1 2 0 0 0 0 0 0 0 0 1 0 0 0 0 0 0 0 0 0												
Bubba Phillips, R (1, 9) <small>OBP: 0.248, SLG: 0.292</small>	0-3 K		0-0 5-3				0-0 FC5-4		0-0 FC5-4 HR	5 1 0 0 0 1 6												
Vic Power, R (1, 3) <small>OBP: 0.322, SLG: 0.403</small>	0-0 L6		0-0 HR 1B				0-0 F8		0-0 S BB 1B	5 2 3 4 0 0 2												
Tito Francona, L (1, 7) <small>OBP: 0.377, SLG: 0.454</small>	0-0 L5		0-0 F7				0-0 HR		0-0 S BB 1B	3 2 1 1 2 0 3												
Jim Piersall, R (1, 8) <small>OBP: 0.329, SLG: 0.462</small>			0-0 6-3	0-0 HR			0-0 L6		0-0 G2	5 2 2 2 0 0 2												
Rocky Bridges, R (1, 6) <small>OBP: 0.308, SLG: 0.280</small>			0-0 SH5-3 1B	0-0 5-3			0-0 F9		4-0 1-2 2-3 G6-4-3 IBB	4 0 2 2 1 0 0												
John Romano, R (1, 2) <small>OBP: 0.325, SLG: 0.464</small> Red Wilson, R (7, 2) <small>OBP: 0.281, SLG: 0.252</small>			0-0 SH5-3 1B	0-0 FC6-5 SH3-4 1B			0-0 P3		0-0 G6-4-3 1-2f	3 0 2 0 0 0 0 2 0 0 0 0 0 4												
Barry Latman, R (1, 1) <small>OBP: 0.240, SLG: 0.208</small> Johnny Klippstein, R (8, 1) <small>OBP: 0.214, SLG: 0.154</small>			0-0 SH5-3	0-0 SH3-4			0-3 K		0-0 FC5-4 BB HR 1B	1 0 0 0 0 1 0 1 1 1 0 0 0 0												
Inning Stats	R: 0 E: 0 K: 1 S: 7	H: 2 LOB: 2 BB: 0 P: 7	R: 0 E: 0 K: 0 S: 5	H: 2 LOB: 2 BB: 0 P: 5	R: 3 E: 1 K: 0 S: 6	H: 2 LOB: 0 BB: 0 P: 6	R: 0 E: 0 K: 0 S: 3	H: 1 LOB: 0 BB: 0 P: 3	R: 0 E: 0 K: 0 S: 3	H: 0 LOB: 0 BB: 0 P: 3	R: 1 E: 0 K: 0 S: 4	H: 1 LOB: 0 BB: 0 P: 4	R: 0 E: 0 K: 2 S: 8	H: 1 LOB: 1 BB: 0 P: 8	R: 0 E: 0 K: 0 S: 3	H: 1 LOB: 2 BB: 2 P: 11	R: 5 E: 0 K: 0 S: 7	H: 4 LOB: 1 BB: 2 P: 15	1B: 10 2B: 1 3B: 0 HR: 3	SF: 0 SAC: 2 DP: 1 HBP: 0	WP: 0 PB: 0 SB: 2 CS: 1	PA: 45
PITCHER	IP WLS BF H R ER SO BB IBB HBP BLK WP HR S P ERA WHIP																					
Tex Clevenger, R (1, 1) <small>ERA: 3.8</small>	6.0 L 26 8 4 1 1 0 0 0 0 0 0 2 28 28 1.50 1.333																					
Rudy Hernandez, R (7, 1) <small>ERA: 3.31</small>	1.1 8 2 0 0 2 1 1 0 0 0 0 0 10 18 0.00 2.250																					
Tom Morgan, R (8, 1) <small>ERA: 3.91</small>	0.2 1 0 0 0 0 0 0 0 0 0 0 0 1 1 0.00 0.000																					
Hal Woodeshick, L (9, 1) <small>ERA: 4.47</small>	1.0 9 4 5 5 0 2 0 0 0 0 0 1 7 15 45.00 6.000																					

Cleveland Indians @ Washington Senators
 Griffith Stadium, Washington, DC
 Sun Aug 28 1960, 3:33 AM EDT
 Att: 12,698 - Unknown

AB	38
R	9
H	14
RBI	9
BB	4
SO	3
LOB	21



BOTTOM

Cleveland Indians @ Washington Senators
Griffith Stadium, Washington, DC

livebaseballscorecards.com

AB	32
R	1
H	5
RBI	1
BB	5
SO	5
LOB	18



WP:	0	PA:	37
PB:	0		
SB:	2		
CS:	0		

Sun Aug 28 1960, 3:33 AM EDT
Att. 12,698 - Unknown

AB R H RBI BB SO LOB

5	1	0	0	0	1	3
3	0	1	0	1	1	0
4	0	1	1	0	1	2
3	0	0	0	1	0	2
4	0	1	0	0	1	5
3	0	0	0	1	0	1
3	0	1	0	1	1	2
2	0	0	0	0	0	1
1	0	0	0	0	0	1
1	0	0	0	0	0	0
1	0	1	0	0	0	0
0	0	0	0	0	0	0
0	0	0	0	0	0	0
0	0	0	0	0	0	0
1	0	0	0	0	0	0
0	0	0	0	0	0	0
0	0	0	0	1	0	0

Batter	1	2	3	4	5	6	7	8	9
Billy Gardner, R OBP: 0.328, SLG: 0.377 (1, 4) X	0-0 F8 ①		0-0 P5 ③			0-0 F9 ①		0-0 E5 1B 1B ①	0-3 K ③
Lenny Green, L OBP: 0.361, SLG: 0.392 (1, 8) X	0-0 F3 ②			0-3 K ①		4-0 BB BB ②		0-0 FC5 1B 1B ②	
Harmon Killebrew, R OBP: 0.376, SLG: 0.535 (1, 3) X	0-0 5-3 ③			0-3 K ②		0-0 F7 ②		0-0 E 1B ②	
Jim Lemon, R OBP: 0.370, SLG: 0.523 (1, 7) X		0-0 6-3 ①		0-0 5-3 ③		4-0 BB BB ②		0-0 FC5 ②	
Reno Bertoia, R OBP: 0.325, SLG: 0.369 (1, 5) X		0-0 6-3 ②			0-0 E9 1B ③	0-0 F8 ③		0-3 K ③	
Bob Allison, R OBP: 0.370, SLG: 0.419 (1, 9) X		4-0 BB BB ②		0-0 5-3 ①			0-0 P6 ①		0-0 F3 ①
Earl Battey, R OBP: 0.345, SLG: 0.407 (1, 2) X		0-3 K ③		0-0 5-3 ②			4-0 BB BB ②		0-0 S 1B ②
Jose Valdivielso, R OBP: 0.287, SLG: 0.256 (1, 6) X			0-0 F7 ①		0-0 F7 ③		0-0 G3-6-3 ② ③		0-0 F7 ②
Dan Dobbek, L OBP: 0.309, SLG: 0.373 (7, PH)									
Billy Consolo, R OBP: 0.333, SLG: 0.326 (8, 6) X							1-2f		
Tex Clevenger, R OBP: 0.186, SLG: 0.195 (1, 1) X			0-0 6-3 ②			0-0 BB 2B ②		0-0 4-3 ①	4-0 BB BB ②
Faye Throneberry, L OBP: 0.331, SLG: 0.336 (6, PH)									
Rudy Hernandez, R OBP: 0.167, SLG: 0.167 (7, 1) X									
Tom Morgan, R OBP: 0.167, SLG: 0.167 (8, 1) X									
Hal Naragon, L OBP: 0.229, SLG: 0.229 (8, PH)									
Hal Woodeshick, R OBP: 0.133, SLG: 0.071 (9, 1) X									
Elmer Valo, L OBP: 0.408, SLG: 0.294 (9, PH) X									

Inning Stats	R: 0	H: 0	E: 0	K: 0	S: 3	LOB: 0	BB: 0	P: 3	R: 0	H: 0	E: 0	K: 1	S: 5	LOB: 1	BB: 1	P: 9	R: 0	H: 0	E: 0	K: 0	S: 3	LOB: 0	BB: 0	P: 3	R: 0	H: 0	E: 0	K: 2	S: 7	LOB: 0	BB: 0	P: 7	R: 0	H: 1	E: 1	K: 0	S: 4	LOB: 1	BB: 0	P: 4	R: 0	H: 1	E: 0	K: 0	S: 4	LOB: 3	BB: 2	P: 12	R: 0	H: 0	E: 0	K: 0	S: 2	LOB: 0	BB: 1	P: 6	R: 1	H: 2	E: 2	K: 1	S: 8	LOB: 2	BB: 0	P: 8	R: 0	H: 1	E: 0	K: 1	S: 6	LOB: 2	BB: 1	P: 10	1B: 4	SF: 0	2B: 1	SAC: 0	3B: 0	DP: 1	HR: 0	HBP: 0	WP: 0	PA: 37
--------------	------	------	------	------	------	--------	-------	------	------	------	------	------	------	--------	-------	------	------	------	------	------	------	--------	-------	------	------	------	------	------	------	--------	-------	------	------	------	------	------	------	--------	-------	------	------	------	------	------	------	--------	-------	-------	------	------	------	------	------	--------	-------	------	------	------	------	------	------	--------	-------	------	------	------	------	------	------	--------	-------	-------	-------	-------	-------	--------	-------	-------	-------	--------	-------	--------

PITCHER	IP	WLS	BF	H	R	ER	SO	BB	IBB	HBP	BLK	WP	HR	S	P	ERA	WHIP
Barry Latman, R ERA: 3.86 (1, 1)	7.1	W	30	4	1	0	3	4	0	0	0	0	0	32	48	0.00	1.091
Johnny Klippstein, R ERA: 2.78 (8, 1)	1.2	S	7	1	0	0	2	1	0	0	0	0	0	10	14	0.00	1.200

PITCHER	IP	WLS	BF	H	R	ER	SO	BB	IBB	HBP	BLK	WP	HR	S	P	ERA	WHIP
Barry Latman, R ERA: 3.86 (1, 1)	7.1	W	30	4	1	0	3	4	0	0	0	0	0	32	48	0.00	1.091
Johnny Klippstein, R ERA: 2.78 (8, 1)	1.2	S	7	1	0	0	2	1	0	0	0	0	0	10	14	0.00	1.200

Batter	1	2	3	4	5	6	7	8	9	AB R H RBI BB SO LOB	TOP											
Johnny Temple, R (1, 4) OBP: 0.326, SLG: 0.323	0-0 5-3		0-0 F8		0-0 6-3		0-3 K		0-0 2B 1-2 1B	5 1 1 0 0 1 5	Cleveland Indians @ Washington Senators Griffith Stadium, Washington, DC Mon Aug 29 1960, 7:05 PM EDT Att: 13,239 - Unknown livebaseballscorecards.com											
Joe Morgan, L (1, 5) OBP: 0.198, SLG: 0.204	0-0 4-3			0-0 F8	0-3 K		0-0 5-3-6	0-0 1B 2B	5 0 1 2 0 1 3													
Bubba Phillips, R (1, 9) Marty Keough, L (9, 9) OBP: 0.251, SLG: 0.304 OBP: 0.295, SLG: 0.339	0-0 F7			0-0 L5		0-3 K		0-0 SF9 3B 2-3 3-H 1B	5 1 2 1 0 1 0 0 0 0 0 0 0 0													
Vic Power, R (1, 3) OBP: 0.323, SLG: 0.406		0-0 F7		0-0 2B 1B		0-0 1B 2B		0-0 SF9 3B 3-H 1-2f G4-3	4 2 2 1 0 0 2													
Tito Francona, L (1, 7) OBP: 0.378, SLG: 0.459		0-0 F7		0-0 2B		0-3 K		0-0 S 2B	4 0 2 1 0 1 1													
Jim Piersall, R (1, 8) OBP: 0.330, SLG: 0.461		0-0 L7		0-0 F8		0-0 FC6-4 1B		4-0 G5-4-3 IBB	3 0 1 1 1 0 1													
Rocky Bridges, R (1, 6) OBP: 0.333, SLG: 0.310			0-0 G3-6 1B		0-0 2B 1B	0-0 FC6-4 1B		0-0 G5-4-3 1-2f 2-3	4 0 2 0 0 0 3													
John Romano, R (1, 2) OBP: 0.332, SLG: 0.478			0-0 G3-6 1B		0-0 2B		0-0 1B 5-3-6 2B	0-3 K	4 1 3 0 0 1 0													
Mudcat Grant, R (1, 1) Johnny Klippstein, R (9, 1) OBP: 0.286, SLG: 0.302 OBP: 0.214, SLG: 0.154			0-0 G3-6 1-2f 2-3		0-3 K		0-0 5-3-6 2-3 1B	0-0 1B 2B	4 1 2 0 0 1 4 0 0 0 0 0 0 0													
Inning Stats	R: 0 E: 0 K: 0 S: 3	H: 0 LOB: 0 BB: 0 P: 3	R: 0 E: 0 K: 0 S: 3	H: 0 LOB: 0 BB: 0 P: 3	R: 0 E: 0 K: 0 S: 4	H: 2 LOB: 1 BB: 0 P: 4	R: 1 E: 0 K: 0 S: 5	H: 2 LOB: 1 BB: 0 P: 5	R: 0 E: 0 K: 2 S: 9	H: 2 LOB: 2 BB: 0 P: 9	R: 1 E: 0 K: 1 S: 6	H: 2 LOB: 0 BB: 0 P: 6	R: 1 E: 0 K: 0 S: 4	H: 2 LOB: 1 BB: 1 P: 8	R: 2 E: 0 K: 1 S: 8	H: 4 LOB: 1 BB: 0 P: 8	1B: 9 2B: 7 3B: 1 HR: 0	SF: 1 SAC: 0 DP: 4 HBP: 0	WP: 0 PB: 0 SB: 1 CS: 0	PA: 40		
PITCHER	IP WLS BF H R ER SO BB IBB HBP BLK WP HR S P ERA WHIP																				PITCHER	IP WLS BF H R ER SO BB IBB HBP BLK WP HR S P ERA WHIP
Camilo Pascual, R (1, 1) ERA: 3.03	6.0 L 25 8 2 2 4 0 0 0 0 0 0 33 33 3.00 1.333																					
Ray Moore, R (7, 1) ERA: 3.6	2.0 9 4 2 2 1 0 1 0 0 0 0 10 14 9.00 2.000																					
Tom Morgan, R (9, 1) ERA: 4.2	1.0 6 4 2 2 1 0 0 0 0 0 0 8 8 18.00 4.000																					

AB	38
R	6
H	16
RBI	6
BB	1
SO	6
LOB	19



Batter	1	2	3	4	5	6	7	8	9	AB	R	H	RBI	BB	SO	LOB
Billy Gardner, R OBP: 0.327, SLG: 0.375 (1, 4) (8, 6)	0-0 4-3 ①		0-0 5-3 ①		0-0 F9 ②			0-0 P6 ②	0-0 1B ②	5	0	1	0	0	0	0
Lenny Green, L OBP: 0.362, SLG: 0.394 (1, 8) BB	4-0 BB		0-0 3-1 ②		0-0 F7 ③			0-0 1B 2B	0-0 G1 ③	4	1	1	0	1	0	2
Harmon Killebrew, R OBP: 0.377, SLG: 0.533 (1, 3) (8, 5) SS	0-3 K ②		4-0 BB		0-3 K ①			0-0 1B 2-H		3	0	1	1	1	2	1
Jim Lemon, R OBP: 0.367, SLG: 0.518 (1, 7) X	0-0 P6 ③		0-0 P4 ③		0-0 F7 ②			0-3 K ③		4	0	0	0	0	1	3
Dan Dobbek, L OBP: 0.308, SLG: 0.371 (1, 9)		0-0 E3 1B FC5-2 1B		0-0 F9 ①		0-3 K ③			0-3 K ①	4	0	1	0	0	2	0
Reno Bertoia, R OBP: 0.324, SLG: 0.367 (1, 5) (8, 4)		0-0 FC5-2 1B 2-3		0-0 F8 ②		0-3 K ①			0-0 3-1 ②	4	1	1	0	0	1	0
Earl Battey, R OBP: 0.347, SLG: 0.406 (1, 2)		0-0 FC5-2 1B 2-3 3-H		0-0 1B ①		0-0 6-3 ②			4-0 2B BB	3	1	1	0	1	0	2
Jose Valdivielso, R OBP: 0.289, SLG: 0.259 (1, 6)		0-0 G6-4-3 1B		0-0 4-3 ③		0-0 4-3 ③			0-0 1B 2B	1	0	1	1	0	0	0
Billy Consolo, R OBP: 0.331, SLG: 0.324 (3, 6)										1	0	0	0	0	0	1
Julio Becquer, L OBP: 0.284, SLG: 0.402 (7, PH) (8, 3)										2	1	1	1	0	0	0
Camilo Pascual, R OBP: 0.417, SLG: 0.308 (1, 1)		0-0 G6-4-3 ②		0-0 6-3 ①				0-0 P6 ①	0-0 1B 2B	2	0	0	0	0	0	2
Ray Moore, R OBP: 0.063, SLG: 0.063 (7, 1)										0	0	0	0	0	0	0
Faye Throneberry, L OBP: 0.329, SLG: 0.333 (8, PH) (8, 1)										1	0	0	0	0	0	0
Tom Morgan, R OBP: 0.167, SLG: 0.167 (9, PH) (9, PR)										0	0	0	0	0	0	0
Elmer Valo, L OBP: 0.167, SLG: 0.167 (9, PH) (9, PR)										1	0	1	1	0	0	0
Rudy Hernandez, R OBP: 0.167, SLG: 0.167 (9, PR)										0	0	0	0	0	0	0

Inning Stats	R: 0	H: 0	E: 0	K: 1	S: 5	LOB: 1	BB: 1	P: 9
Inning 1	R: 1	H: 3	E: 1	K: 0	S: 5	LOB: 1	BB: 0	P: 5
Inning 2	R: 0	H: 0	E: 0	K: 0	S: 3	LOB: 1	BB: 1	P: 7
Inning 3	R: 0	H: 1	E: 0	K: 0	S: 4	LOB: 1	BB: 0	P: 4
Inning 4	R: 0	H: 0	E: 0	K: 0	S: 3	LOB: 0	BB: 0	P: 3
Inning 5	R: 0	H: 0	E: 0	K: 2	S: 7	LOB: 0	BB: 0	P: 7
Inning 6	R: 0	H: 0	E: 0	K: 1	S: 5	LOB: 0	BB: 0	P: 5
Inning 7	R: 1	H: 2	E: 0	K: 1	S: 7	LOB: 1	BB: 0	P: 7
Inning 8	R: 2	H: 3	E: 0	K: 1	S: 8	LOB: 2	BB: 1	P: 12
Inning 9	1B: 7	2B: 2	3B: 0	HR: 0	SF: 0	SAC: 0	DP: 1	HBP: 0


BOTTOM

Cleveland Indians @ Washington Senators
Griffith Stadium, Washington, DC

Mon Aug 29 1960, 7:05 PM EDT
Att. 13,239 - Unknown

livebaseballscores.com

AB	35
R	4
H	9
RBI	4
BB	3
SO	6
LOB	11



WP: 0	PA: 38
PB: 0	
SB: 0	
CS: 0	

Batter	1	2	3	4	5	6	7	8	9	AB R H RBI BB SO LOB	TOP	
Ken Aspromonte, R (1, 4) OBP: 0.372, SLG: 0.409	0-0 6-3		0-0 F7			4-0 1B BB		0-0 F4		3 0 0 0 1 0 0	Cleveland Indians @ Baltimore Orioles Memorial Stadium, Baltimore, MD Tue Aug 30 1960, 7:05 PM EDT Att: 14,185 - Unknown	
Joe Morgan, L (1, 5) OBP: 0.209, SLG: 0.243	0-0 F7			0-0 HR		0-0 1-2 1B		0-3 K		4 1 2 1 0 1 0		
Bubba Phillips, R (1, 9) OBP: 0.255, SLG: 0.301	1-0 HBP			0-0 F5		0-0 F2		4-0 1B WP BB		2 0 0 0 1 0 2		
Vic Power, R (1, 3) OBP: 0.320, SLG: 0.403	0-0 5-3			0-0 5-3		0-0 F9		0-0 1-3		4 0 0 0 0 0 4		
Tito Francona, L (1, 7) OBP: 0.377, SLG: 0.457		0-0 F7		0-0 F9		0-0 F8		0-0 2-3 1B		4 0 1 0 0 0 2		
Jim Piersall, R (1, 8) OBP: 0.327, SLG: 0.456		0-0 F9			0-0 F6		0-0 F9		0-0 F8			4 0 0 0 0 0 2
Rocky Bridges, R (1, 6) OBP: 0.333, SLG: 0.313 Don Newcombe, L (9, PH) OBP: 0.255, SLG: 0.234		0-0 1-3			0-0 1B		0-3 K		0-0 G3	3 0 1 0 0 1 0 1 0 0 0 0 0 2		
John Romano, R (1, 2) OBP: 0.328, SLG: 0.472			0-0 F6		0-0 L8		0-0 F5			3 0 0 0 0 0 1		
Jim Perry, S (1, 1) OBP: 0.243, SLG: 0.274 Bob Hale, L (8, PH) OBP: 0.281, SLG: 0.356 Jack Harshman, L (8, 1) OBP: 0.111, SLG: 0.222			0-3 K		0-0 1-3			0-0 4-3		2 0 0 0 0 1 1 1 0 0 0 0 0 0 0 0 0 0 0 0 0		
Inning Stats	R: 0 H: 0 E: 0 LOB: 1 K: 0 BB: 0 S: 3 P: 4	R: 0 H: 0 E: 0 LOB: 0 K: 0 BB: 0 S: 3 P: 3	R: 0 H: 0 E: 0 LOB: 0 K: 1 BB: 0 S: 5 P: 5	R: 1 H: 1 E: 0 LOB: 0 K: 0 BB: 0 S: 4 P: 4	R: 0 H: 1 E: 0 LOB: 1 K: 0 BB: 0 S: 4 P: 4	R: 0 H: 1 E: 0 LOB: 2 K: 0 BB: 1 S: 4 P: 8	R: 0 H: 0 E: 0 LOB: 0 K: 1 BB: 0 S: 5 P: 5	R: 0 H: 0 E: 0 LOB: 0 K: 1 BB: 0 S: 5 P: 5	R: 0 H: 1 E: 0 LOB: 2 K: 0 BB: 1 S: 4 P: 8	1B: 3 SF: 0 2B: 0 SAC: 0 3B: 0 DP: 0 HR: 1 HBP: 1	WP: 1 PA: 34 PB: 0 SB: 0 CS: 0	
PITCHER Chuck Estrada, R (1, 1) ERA: 3.49	IP WLS BF H R ER SO BB IBB HBP BLK WP HR S P ERA WHIP											

livebaseballscorecards.com

AB	31
R	1
H	4
RBI	1
BB	2
SO	3
LOB	14



Batter	1	2	3	4	5	6	7	8	9
Jackie Brandt, R OBP: 0.323, SLG: 0.430 (1, 8) (9, 9)	0-0 G3 SF8 2B		0-3 K		0-0 6-3		0-0 FC6-4 1-2f		
Gene Woodling, L OBP: 0.405, SLG: 0.426 Jim Busby, R OBP: 0.315, SLG: 0.288 (1, 7) (9, 8)	0-0 G3 2-3		0-0 HR 1B		0-0 F3			0-0 L3	
Brooks Robinson, R OBP: 0.339, SLG: 0.442 (1, 5)	0-0 SF8 3-H		0-0 F3		0-0 1-3			0-0 6-3	
Jim Gentile, L OBP: 0.413, SLG: 0.525 (1, 3) B B B	4-0 BB		0-0 HR 1-H		0-0 L9			4-0 FC5-4 BB	
Gus Triandos, R OBP: 0.333, SLG: 0.393 (1, 2)	0-0 6-3		0-0 5-3		0-0 F7			0-0 FC5-4 1-2f	
Ron Hansen, R OBP: 0.340, SLG: 0.456 (1, 6)		0-0 6-3		0-3 K		0-0 6-3			
Gene Stephens, L OBP: 0.321, SLG: 0.369 (1, 9) (9, 7)		0-0 HR		4-0 BB 1B		0-0 6-3			
Mary Breeding, R OBP: 0.324, SLG: 0.348 (1, 4)		0-0 F8		0-0 E5 1-2 1B		0-0 1B			
Chuck Estrada, R OBP: 0.214, SLG: 0.212 (1, 1)	0-0 4-3		0-0 G3		0-0 G3		0-0 FC6-4 1B		

Inning Stats	R: 1	H: 1	E: 0	LOB: 1	K: 0	BB: 1	S: 4	P: 8
	R: 1	H: 1	E: 0	LOB: 0	K: 0	BB: 0	S: 4	P: 4
	R: 2	H: 2	E: 0	LOB: 0	K: 1	BB: 0	S: 7	P: 7
	R: 0	H: 1	E: 1	LOB: 1	K: 1	BB: 1	S: 5	P: 9
	R: 0	H: 0	E: 0	LOB: 0	K: 0	BB: 0	S: 3	P: 3
	R: 0	H: 0	E: 0	LOB: 0	K: 0	BB: 0	S: 3	P: 3
	R: 0	H: 2	E: 0	LOB: 1	K: 0	BB: 0	S: 4	P: 4
	R: 0	H: 0	E: 0	LOB: 1	K: 0	BB: 1	S: 3	P: 7

PITCHER	IP	WLS	BF	H	R	ER	SO	BB	IBB	HBP	BLK	WP	HR	S	P	ERA	WHIP
Jim Perry, R ERA: 3.31 (1, 1)	7.0	L	28	7	4	4	2	2	0	0	0	0	2	30	38	5.14	1.286
Jack Harshman, L ERA: 3.86 (8, 1)	1.0		4	0	0	0	0	1	0	0	0	0	3	7	0.00	1.000	

BOTTOM


Cleveland Indians @ Baltimore Orioles
Memorial Stadium, Baltimore, MD

Tue Aug 30 1960, 7:05 PM EDT
Att. 14,185 - Unknown

AB	R	H	RBI	BB	SO	LOB
4	1	1	0	0	1	1
4	1	1	0	0	0	1
0	0	0	0	0	0	0
3	0	0	1	0	0	1
2	1	1	2	2	0	0
4	0	0	0	0	0	2
3	0	0	0	0	1	0
2	1	1	1	1	0	0
3	0	2	0	0	0	0
3	0	1	0	0	0	1

livebaseballscores.com

AB	28
R	4
H	7
RBI	4
BB	3
SO	2
LOB	6



WP	PA
0	32
PB	0
SB	0
CS	0

Batter	1	2	3	4	5	6	7	8	9	AB R H RBI BB SO LOB											
Ken Aspromonte, R (1, 4) OBP: 0.375, SLG: 0.412	0-0 BB 1B	0-0 1B			0-0 5-3		0-0 1B		0-0 L5	5 1 3 0 0 0 2											
Miguel de la Hoz, R (1, 6) OBP: 0.297, SLG: 0.389	4-0 FC4 1-2 BB	0-3 K			0-0 F8		0-0 F9			3 0 0 0 1 1 2											
Harvey Kuenn, R (1, 9) OBP: 0.376, SLG: 0.415	0-0 FC4 1B 1-2f 1B			0-0 G6-3 1B	4-0 BB			0-3 K		3 1 1 0 1 1 2											
Vic Power, R (1, 3) OBP: 0.322, SLG: 0.403	0-0 1-3 2-H 1B			0-0 G6-3 1B	0-0 F6			0-0 5-3		4 0 2 1 0 0 1											
Jim Piersall, R (1, 8) Marty Keough, L (8, 8) OBP: 0.327, SLG: 0.453 OBP: 0.295, SLG: 0.339	4-0 BB 1B BB			0-0 G6-3 1-2f 2-3	0-0 6-3			0-0 F8		3 1 0 0 1 0 2 0 0 0 0 0 0 0											
Tito Francona, L (1, 7) OBP: 0.376, SLG: 0.454	4-0 1B 1-2 BB			0-0 3-1	0-0 5-3			0-0 6-3		3 0 0 0 1 0 1											
Bubba Phillips, R (1, 5) OBP: 0.259, SLG: 0.304	0-0 1-H 2-H 3-H 1B			0-0 F7	0-0 F5			0-0 1B 1B		4 0 2 2 0 0 0											
John Romano, R (1, 2) OBP: 0.327, SLG: 0.468				0-3 K	0-0 F5			0-0 1B 1-2 1B		4 0 1 0 0 1 0											
Dick Stigman, R (1, 1) Don Newcombe, L (3, 1) Bob Hale, L (9, PH) OBP: 0.333, SLG: 0.276 OBP: 0.245, SLG: 0.224 OBP: 0.277, SLG: 0.350	5-3			0-3 K	0-3 K			0-0 F8		1 0 0 0 0 0 0 2 0 0 0 0 2 0 1 0 0 0 0 0 2											
Inning Stats	R: 3 E: 0 K: 0 S: 4	H: 3 LOB: 2 BB: 3 P: 16	R: 0 E: 0 K: 1 S: 6	H: 1 LOB: 1 BB: 0 P: 6	R: 0 E: 0 K: 0 S: 4	H: 2 LOB: 1 BB: 0 P: 4	R: 0 E: 0 K: 2 S: 7	H: 0 LOB: 0 BB: 0 P: 7	R: 0 E: 0 K: 0 S: 3	H: 0 LOB: 1 BB: 1 P: 3	R: 0 E: 0 K: 1 S: 6	H: 1 LOB: 1 BB: 0 P: 6	R: 0 E: 0 K: 1 S: 5	H: 0 LOB: 0 BB: 0 P: 5	R: 0 E: 0 K: 0 S: 5	H: 2 LOB: 2 BB: 0 P: 5	1B: 9 2B: 0 3B: 0 HR: 0	SF: 0 SAC: 0 DP: 1 HBP: 0	WP: 0 PB: 0 SB: 0 CS: 0	PA: 37	
PITCHER	IP Steve Barber, L (1, 1) ERA: 3.24	WLS 6	BF 2	H 3	R 3	ER 3	SO 0	BB 3	IBB 0	HBP 0	BLK 0	WP 0	HR 0	S 3	P 15	ERA 40.50	WHIP 7.500				
	IP Hal Brown, R (1, 1) ERA: 3.34	WLS 7	BF 31	H 7	R 0	ER 0	SO 5	BB 1	IBB 0	HBP 0	BLK 0	WP 0	HR 0	S 40	P 44	ERA 0.00	WHIP 0.960				

Cleveland Indians @ Baltimore Orioles
 Memorial Stadium, Baltimore, MD
 Wed Aug 31 1960, 7:05 PM EDT
 Att: 17,024 - Unknown

AB	33
R	3
H	9
RBI	3
BB	4
SO	5
LOB	12



livebaseballscorecards.com

Batter	1	2	3	4	5	6	7	8	9
Jackie Brandt, R OBP: 0.323, SLG: 0.427 (1, 9) SS (7, 8)	0-3 K ①		4-0 HR BB 1-2 2-3	0-0 CS ③	0-0 5-3 ①		0-0 F8 ②		
Gene Woodling, L OBP: 0.404, SLG: 0.432 (1, 7) X	0-0 4-3 ②		0-0 HR 1-H 2-H 3-H		0-0 F2 ②		0-0 F5 ③		
Brooks Robinson, R OBP: 0.340, SLG: 0.442 (1, 5) X	0-0 5-3 ③		0-0 F3 ①		0-0 1B ③			0-0 2B 1B	
Walt Dropo, R OBP: 0.345, SLG: 0.383 (1, 3) Al Pilarcik, L OBP: 0.341, SLG: 0.375 (3, PR) Jim Gentile, L OBP: 0.413, SLG: 0.528 (4, 3)		0-0 F9 ①	0-0 1B ②		0-0 L3 ③			0-0 SH 2B 1-H	
Gus Triandos, R OBP: 0.333, SLG: 0.391 (1, 2) BB	4-0 BB ②		0-0 F7 ②		0-0 F6 ①			0-0 SH 1B 2-H	
Ron Hansen, R OBP: 0.339, SLG: 0.454 (1, 6) SS	0-3 K ②		0-0 F7 ③		0-0 1B ②			0-0 F4 ①	
Jim Busby, R OBP: 0.311, SLG: 0.284 (1, 8) Gene Stephens, L OBP: 0.319, SLG: 0.366 (6, PH) (7, 9)	0-0 5-3 ③			0-3 K ①		0-0 F8 ②		0-0 F9 ②	
Mary Breeding, R OBP: 0.328, SLG: 0.351 (1, 4) X			0-0 BB HR 1B BB	0-0 CS 1B		0-0 5-3 ③		0-0 1B ③	
Steve Barber, L OBP: 0.122, SLG: 0.065 (1, 1) Hal Brown, R OBP: 0.341, SLG: 0.235 (1, 1)			4-0 HR BB 1-2	0-0 F8 ②			0-0 G3 ①		

AB	R	H	RBI	BB	SO	LOB
3	1	0	0	1	1	0
4	1	1	4	0	0	0
4	1	2	0	0	0	0
2	0	1	0	0	0	0
0	0	0	0	0	0	0
2	1	1	1	0	0	1
2	0	0	0	1	0	1
4	0	1	0	0	1	3
2	0	0	0	0	1	1
2	0	0	0	0	0	2
4	1	3	0	0	0	1
0	0	0	0	0	0	0
2	1	0	0	1	0	1

BOTTOM	
Cleveland Indians @ Baltimore Orioles Memorial Stadium, Baltimore, MD Wed Aug 31 1960, 7:05 PM EDT Att. 17,024 - Unknown	
AB	31
R	6
H	9
RBI	5
BB	3
SO	3
LOB	10
	
WP: 0	PA: 36
PB: 0	SB: 0
CS: 1	

Inning Stats	R: 0	H: 0	E: 0	K: 1	S: 5	LOB: 0	BB: 0	P: 5
	0	0	0	1	5	0	0	5
	0	0	0	1	5	1	1	9
	4	3	0	1	6	1	2	14
	0	1	0	1	5	0	0	5
	0	1	0	0	4	0	0	4
	0	0	0	3	3	0	0	3
	2	3	1	0	6	3	1	6

PITCHER	IP	WLS	BF	H	R	ER	SO	BB	IBB	HBP	BLK	WP	HR	S	P	ERA	WHIP
Dick Stigman, L ERA: 4.23 (1, 1)	2.1	L	13	3	4	4	2	3	0	0	0	0	1	14	26	15.43	2.571
Don Newcombe, R ERA: 4.79 (3, 1)	5.2		22	6	2	1	1	0	0	0	0	0	0	24	24	1.59	1.059

Batter	1	2	3	4	5	6	7	8	9	AB R H RBI BB SO LOB	TOP	
Ken Aspromonte, R (1, 4) OBP: 0.373, SLG: 0.409	0-0 6-3	0-0 G1-4-3		0-0 5-3		0-0 1B FC4-6 1B		0-3 K		5 1 1 1 0 1 1		
Tito Francona, L (1, 7) OBP: 0.381, SLG: 0.459	0-0 BB 1B		0-0 1B SF7 2B		4-0 SH1-3 1B BB	0-0 FC4-6 1B		0-0 4-3		4 1 3 0 1 0 0		
Harvey Kuenn, R (1, 9) OBP: 0.380, SLG: 0.416	4-0 1-2 BB		0-0 FC1-4 1B		0-0 SH1-3 1B	0-0 FC4-6		4-0 BB		3 0 2 1 2 0 1		
Vic Power, R (1, 3) OBP: 0.319, SLG: 0.401	0-0 F3		0-0 SF7		0-0 SH1-3	0-0 P3		0-0 4-3		3 0 0 1 0 0 4		
Woodie Held, R (1, 6) OBP: 0.327, SLG: 0.463	0-0 F8		0-0 FC1-4		0-0 4-3		0-0 4-3 1B 2B	0-3 K		5 1 1 0 0 1 5		
Marty Keough, L (1, 8) OBP: 0.297, SLG: 0.338		0-0 1B 1B	0-0 G3		4-0 BB		0-0 4-3	0-3 K		4 1 1 0 1 1 2		
Bubba Phillips, R (1, 5) OBP: 0.258, SLG: 0.302		0-0 F7		0-0 F8	0-0 F7		0-0 3-H 1B	0-0 P4		5 0 1 1 0 0 4		
John Romano, R (1, 2) OBP: 0.333, SLG: 0.485		0-0 1B 1B		0-0 HR		0-0 SH3-4 WP 1B 1B	0-0 F2			4 3 3 1 0 0 1		
Barry Latman, R (1, 1) OBP: 0.250, SLG: 0.222		0-0 G1-4-3 1B		0-0 4-3		0-0 SH3-4	0-3 K			3 0 1 2 0 1 1		
Inning Stats	R: 0 E: 0 K: 0 S: 4 H: 1 LOB: 2 BB: 1 P: 8	R: 2 E: 0 K: 0 S: 5 H: 3 LOB: 0 BB: 0 P: 5	R: 1 E: 0 K: 0 S: 5 H: 2 LOB: 1 BB: 0 P: 5	R: 1 E: 0 K: 0 S: 4 H: 1 LOB: 0 BB: 0 P: 4	R: 0 E: 0 K: 0 S: 4 H: 1 LOB: 3 BB: 2 P: 12	R: 2 E: 0 K: 0 S: 6 H: 3 LOB: 1 BB: 0 P: 6	R: 1 E: 0 K: 1 S: 7 H: 2 LOB: 1 BB: 0 P: 7	R: 0 E: 0 K: 1 S: 5 H: 0 LOB: 1 BB: 1 P: 9	R: 0 E: 0 K: 2 S: 7 H: 0 LOB: 0 BB: 0 P: 7	1B: 10 2B: 2 3B: 0 HR: 1 SF: 1 SAC: 2 DP: 1 HBP: 0	WP: 1 PB: 0 SB: 0 CS: 0 PA: 43	
PITCHER	IP WLS BF H R ER SO BB IBB HBP BLK WP HR S P ERA WHIP											
Johnny Kucks, R (1, 1) ERA: 5.8	4.0 L 19 7 4 4 0 1 0 0 0 0 1 18 22 9.00 2.000											
John Tsitouris, R (5, 1) ERA: 6.46	3.0 17 6 3 3 1 2 0 0 0 1 0 17 25 9.00 2.667											
Bob Davis, R (8, 1) ERA: 4.63	2.0 7 0 0 0 3 1 0 0 0 0 0 12 16 0.00 0.500											

Cleveland Indians @ Kansas City Athletics
Municipal Stadium, Kansas City, MO
Thu Sep 01 1960, 4:33 AM EDT
Att. 4,343 - Unknown

AB	36
R	7
H	13
RBI	7
BB	4
SO	4
LOB	19



livebaseballscorecards.com

Batter	1	2	3	4	5	6	7	8	9	AB	R	H	RBI	BB	SO	LOB
Bill Tuttle, R OBP: 0.324, SLG: 0.331 (1, 8)	0-0 6-3	0-0 FC6-4			0-0 6-3		0-0 G5-4-3 1-2 1B		0-0 FC5-4	5	0	1	0	0	0	3
Jerry Lumpe, L OBP: 0.324, SLG: 0.355 (1, 4)	0-0 4-3		0-0 CS 1B		0-0 F8		0-0 G5-4-3		4-0 1-2 BB	2	0	1	0	0	0	0
Bob Johnson, R OBP: 0.311, SLG: 0.216 (4, 4)										2	0	0	0	0	0	2
Mary Throneberry, L OBP: 0.295, SLG: 0.421 (9, PH)										0	0	0	0	0	1	0
Russ Snyder, L OBP: 0.315, SLG: 0.370 (1, 9)	0-0 1B		0-0 1-2 1B		0-3 K			0-0 1-3	0-0 4-3	5	0	2	0	0	1	2
Norm Siebern, L OBP: 0.362, SLG: 0.479 (1, 3)	0-0 G3		0-0 P5		0-0 F7			0-0 1B 2B		4	1	1	0	0	0	2
Jim Delsing, L OBP: 0.385, SLG: 0.462 (1, 7)		0-0 F2	0-0 1-2 1B		0-0 F7			0-0 1B 1B		4	0	2	1	0	0	0
Andy Carey, R OBP: 0.273, SLG: 0.410 (1, 5)		0-0 1B 1B	0-0 F9		0-0 HR			0-0 1-2 G4-6-3 1B		4	2	3	1	0	0	2
Danny Kravitz, L OBP: 0.267, SLG: 0.357 (1, 2)		0-0 1-2 1B 1B		0-0 G4-3 1B		0-0 6-3		0-0 1-2 G4-6-3		4	0	2	0	0	0	2
Ken Hamlin, R OBP: 0.296, SLG: 0.267 (1, 6)		0-0 F2		0-0 G4-3		0-0 1-2 1B 1B		0-0 1B 1B	0-0 5-3	4	0	1	0	0	0	3
Johnny Kucks, R OBP: 0.182, SLG: 0.160 (1, 1)		0-0 1-3 2-H 1B		0-3 K		0-0 F7		0-0 FC5-4 1B		1	0	1	1	0	0	0
Ray Jablonski, R OBP: 0.323, SLG: 0.269 (4, PH)										0	0	0	0	0	0	1
John Isidoris, R OBP: 0.333, SLG: 0.333 (5, 1)										0	0	0	0	0	0	0
Hank Bauer, R OBP: 0.318, SLG: 0.360 (7, PH)										1	0	0	0	0	0	1
Bob Davis, R OBP: 0.333, SLG: 0.333 (8, 1)										0	0	0	0	0	0	0
Dick Williams, R OBP: 0.345, SLG: 0.422 (9, PH)										1	0	1	0	0	0	0

Inning Stats	R: 0	H: 1	E: 0	LOB: 1	K: 0	BB: 0	S: 4	P: 4	R: 1	H: 3	E: 0	LOB: 2	K: 0	BB: 0	S: 6	P: 6	R: 0	H: 3	E: 0	LOB: 2	K: 0	BB: 0	S: 5	P: 5	R: 0	H: 0	E: 0	LOB: 0	K: 1	BB: 0	S: 5	P: 5	R: 1	H: 1	E: 0	LOB: 0	K: 0	BB: 0	S: 4	P: 4	R: 0	H: 2	E: 0	LOB: 1	K: 0	BB: 0	S: 4	P: 4	R: 1	H: 3	E: 0	LOB: 1	K: 0	BB: 0	S: 5	P: 5	R: 0	H: 1	E: 0	LOB: 2	K: 0	BB: 1	S: 4	P: 8	1B: 13	SF: 0	2B: 1	SAC: 0	3B: 0	DP: 3	HR: 1	HBP: 0	WP: 0	PA: 39
PITCHER Barry Latman, R ERA: 3.79 (1, 1)	IP	WLS	BF	H	R	ER	SO	BB	IBB	HBP	BLK	WP	HR	S	P	ERA	WHIP	IP	WLS	BF	H	R	ER	SO	BB	IBB	HBP	BLK	WP	HR	S	P	ERA	WHIP																																								

BOTTOM

Cleveland Indians @ Kansas City Athletics
Municipal Stadium, Kansas City, MO

Thu Sep 01 1960, 4:33 AM EDT
Att. 4,343 - Unknown

AB	38
R	3
H	15
RBI	3
BB	1
SO	2
LOB	17



Batter	1	2	3	4	5	6	7	8	9	AB R H RBI BB SO LOB	TOP
Ken Aspromonte, R (1, 4) OBP: 0.371, SLG: 0.406	0-0 P4		0-0 P6		0-0 F8			0-0 HR 1B	0-0 F7	5 1 1 0 0 0 3	Cleveland Indians @ Kansas City Athletics Municipal Stadium, Kansas City, MO Fri Sep 02 1960, 8:05 PM EDT Att. 8,432 - Unknown livebaseballscorecards.com
Tito Francona, L (1, 7) OBP: 0.378, SLG: 0.455	0-0 P5		0-0 F8		0-0 F7					4 0 0 0 0 0 3	
Harvey Kuenn, R (1, 9) OBP: 0.381, SLG: 0.424	0-0 1B			0-0 1-3		0-0 6-3		0-0 HR		4 1 2 2 0 0 0	
Vic Power, R (1, 3) OBP: 0.319, SLG: 0.402	0-0 4-3			0-0 HR 2B		0-0 F8		0-0 P6		4 1 1 0 0 0 1	
Woodie Held, R (1, 6) OBP: 0.326, SLG: 0.460		0-0 F7		0-3 K		0-3 K			0-0 SH5-3 2B 1B	4 1 1 0 0 2 1	
Marty Keough, L (1, 8) OBP: 0.297, SLG: 0.351		0-0 F9		0-0 HR		0-0 F5		0-0 SH5-3 1-2		3 1 1 2 0 0 0	
Bubba Phillips, R (1, 5) OBP: 0.254, SLG: 0.297		0-0 F3		0-0 2-3		0-0 5-3		0-0 6-3		4 0 0 0 0 0 1	
John Romano, R (1, 2) OBP: 0.336, SLG: 0.481			0-0 5-3		4-0 BB	0-0 6-3		4-0 2B IBB		2 1 0 0 2 0 0	
Bobby Locke, R (1, 1) OBP: 0.310, SLG: 0.269			0-0 1B		0-0 P2			0-0 P4	0-0 2B	3 0 1 0 0 0 1	
Bob Hale, L (9, PH) OBP: 0.288, SLG: 0.377									1-H 2-H	1 0 1 2 0 0 0	
Mudcat Grant, R (9, PR) OBP: 0.286, SLG: 0.302										0 0 0 0 0 0 0	
Johnny Klippstein, R (9, 1) OBP: 0.214, SLG: 0.154										0 0 0 0 0 0 0	
Inning Stats	R: 0 H: 1 E: 0 LOB: 1 K: 0 BB: 0 S: 4 P: 4	R: 0 H: 0 E: 0 LOB: 0 K: 0 BB: 0 S: 3 P: 3	R: 0 H: 1 E: 0 LOB: 1 K: 0 BB: 0 S: 4 P: 4	R: 2 H: 2 E: 0 LOB: 0 K: 1 BB: 0 S: 7 P: 7	R: 0 H: 0 E: 0 LOB: 1 K: 0 BB: 1 S: 3 P: 7	R: 0 H: 0 E: 0 LOB: 0 K: 1 BB: 0 S: 5 P: 5	R: 0 H: 0 E: 0 LOB: 0 K: 0 BB: 0 S: 3 P: 3	R: 2 H: 2 E: 0 LOB: 0 K: 0 BB: 0 S: 5 P: 5	R: 2 H: 2 E: 0 LOB: 1 K: 0 BB: 1 S: 5 P: 9	1B: 4 SF: 0 2B: 2 SAC: 1 3B: 0 DP: 0 HR: 2 HBP: 0	WP: 0 PA: 37 PB: 0 SB: 0 CS: 0
PITCHER Dick Hall, R (1, 1) ERA: 4.06	IP 9.0 WLS L BF 37 H 8 R 6 ER 6 SO 2 BB 1 IBB 1 HBP 0 BLK 0 WP 0 HR 2 S 39 P 47 ERA 6.00 WHIP 1.000										



BOTTOM

Cleveland Indians @ Kansas City Athletics
Municipal Stadium, Kansas City, MO

AB 34
R 2
H 10
RBI 2
BB 2
SO 2
LOB 18



WP: 0 PA: 38
PB: 1
SB: 0
CS: 0

ERA WHIP

Fri Sep 02 1960, 8:05 PM EDT
Att. 8,432 - Unknown

AB R H RBI BB SO LOB

4 1 2 0 0 0 2
0 0 0 0 1 0 0

5 0 2 1 0 0 3

4 0 0 0 0 0 5

4 0 1 1 0 1 2

3 0 0 0 1 0 0

4 0 1 0 0 1 3

4 0 1 0 0 0 1

4 1 3 0 0 0 1

1 0 0 0 0 0 0
1 0 0 0 0 0 1

1B: 9 SF: 0
2B: 1 SAC: 2
3B: 0 DP: 2
HR: 0 HBP: 0

Table with 9 columns (Batter 1-9) and 10 rows (Batters: Ken Hamlin, Dick Williams, Bill Tuttle, Russ Snyder, Norm Siebern, Jim Delsing, Andy Carey, Danny Kravitz, Bob Johnson, Dick Hall, Hank Bauer). Each cell contains a batter's name, stats, and a baseball diamond diagram with play details.

Inning Stats table with columns for R, H, E, K, S and rows for each of the 9 batters.

PITCHER table with columns for IP, WLS, BF, H, R, ER, SO, BB, IBB, HBP, BLK, WP, HR, S, P, ERA, WHIP and rows for Bobby Locke and Johnny Klippstein.

Batter	1	2	3	4	5	6	7	8	9	AB R H RBI BB SO LOB	TOP																									
Ken Aspromonte, R (1, 4) OBP: 0.374, SLG: 0.410	0-0 BB G4-6-3 2B	4-0 BB 1-2 BB		0-0 F8			0-0 BB 1B		0-0 F7	4 1 2 0 1 0 1																										
Tito Francona, L (1, 7) OBP: 0.378, SLG: 0.452	4-0 G4-6-3 WP BB	4-0 1-2 2-3 BB			0-0 1-3		0-0 F8		0-0 E6 1B HR	3 2 0 0 2 0 3																										
Harvey Kuenn, R (1, 9) OBP: 0.383, SLG: 0.423	4-0 1-2 2-3 BB	0-0 1-3			0-0 6-3		4-0 1-2 2-3 BB		0-0 HR 1B	3 1 1 1 2 0 3																										
Vic Power, R (1, 3) OBP: 0.315, SLG: 0.397	0-0 G4-6-3 1-2f 2-3 3-H			0-0 5-3		0-0 P4		0-0 P4	0-0 P3	5 0 0 0 0 0 7																										
Woodie Held, R (1, 6) OBP: 0.327, SLG: 0.468	4-0 3-H BB			0-0 1-3		0-0 5-3		0-3 K	0-0 HR	4 1 1 3 1 1 0																										
Marty Keough, L (1, 8) OBP: 0.299, SLG: 0.352	0-0 F7			0-0 1B		0-3 K		0-0 P3	0-0 PB 1B	5 0 2 0 0 1 1																										
Bubba Phillips, R (1, 5) OBP: 0.257, SLG: 0.299		0-0 BB 1B		0-0 F7		0-3 K		0-0 FC5-4 1B	0-3 K	5 0 2 0 0 2 2																										
John Romano, R (1, 2) OBP: 0.338, SLG: 0.482		0-0 P4		0-0 L5-3 1B			0-0 BB 1B	0-0 FC5-4		4 0 2 0 0 0 2																										
Jim Perry, S (1, 1) OBP: 0.237, SLG: 0.267		0-0 F8		0-0 L5-3			0-0 F7		0-0 E 1B	2 0 0 0 0 0 2																										
Carl Mathias, S (5, 1) OBP: 0.297, SLG: 0.241										0 0 0 0 0 0 0																										
Joe Morgan, L (7, PH) OBP: 0.297, SLG: 0.241										1 0 0 0 0 0 1																										
Frank Funk, R (7, 1)										0 0 0 0 0 0 0																										
Bob Hale, L (9, PH) OBP: 0.299, SLG: 0.387										1 0 1 0 0 0 0																										
Mudcat Grant, R (9, PR) OBP: 0.286, SLG: 0.302										0 1 0 0 0 0 0																										
Don Newcombe, L (9, 1) OBP: 0.245, SLG: 0.224										0 0 0 0 0 0 0																										
Inning Stats	R: 2 E: 0 K: 0 S: 3	H: 1 LOB: 1 BB: 3 P: 15	R: 0 E: 0 K: 0 S: 4	H: 1 LOB: 3 BB: 2 P: 12	R: 0 E: 0 K: 0 S: 4	H: 1 LOB: 1 BB: 0 P: 4	R: 0 E: 0 K: 0 S: 3	H: 1 LOB: 0 BB: 0 P: 3	R: 0 E: 0 K: 2 S: 7	H: 0 LOB: 0 BB: 0 P: 7	R: 0 E: 0 K: 0 S: 5	H: 2 LOB: 3 BB: 1 P: 9	R: 0 E: 0 K: 1 S: 6	H: 1 LOB: 1 BB: 0 P: 6	R: 4 E: 1 K: 1 S: 10	H: 4 LOB: 2 BB: 0 P: 10	1B: 9 2B: 2 3B: 0 HR: 1	SF: 0 SAC: 0 DP: 2 HBP: 0	WP: 1 PB: 1 SB: 0 CS: 0	PA: 43																
PITCHER	IP WLS BF H R ER SO BB IBB HBP BLK WP HR S P ERA WHIP																																			
Don Larsen, R (1, 1) ERA: 5.29	1.2		11	2	2	2	0	5	0	0	0	1	0	6	26	10.80	4.200																			
Ken Johnson, R (2, 1) ERA: 4.6	7.0	L	31	9	4	1	3	1	0	0	0	0	1	36	40	1.29	1.429																			
Bob Davis, R (9, 1) ERA: 4.56	0.1		1	0	0	0	1	0	0	0	0	0	0	3	3	0.00	0.000																			

Cleveland Indians @ Kansas City Athletics
Municipal Stadium, Kansas City, MO
Sat Sep 03 1960, 8:05 PM EDT
Att. 9,019 - Unknown

AB	37
R	6
H	11
RBI	4
BB	6
SO	4
LOB	22



WP: 1	PA: 43
-------	--------

ERA	WHIP
-----	------

livebaseballscorecards.com

Batter	1	2	3	4	5	6	7	8	9	AB	R	H	RBI	BB	SO	LOB
Ken Hamlin, R (1, 6) OBP: 0.300, SLG: 0.270 Mary Throneberry, L (9, PH) OBP: 0.294, SLG: 0.419	4-0 BB 1B	0-0 G1-6-3 2-H 1B		0-0 F9		0-0 P4			0-0 F7	3	1	1	1	1	0	3
Bill Tuttle, R (1, 8) OBP: 0.326, SLG: 0.330	4-0 G6-3 1-2 1B BB	0-0 G1-6-3 1-2f			4-0 FC4-6 BB		0-3 K			2	0	0	0	2	1	1
Jim Delsing, L (1, 9) OBP: 0.333, SLG: 0.350 Russ Snyder, L (8, 9) OBP: 0.311, SLG: 0.365	0-0 G6-3 1-2 2-H 1B		0-3 K		0-0 F7		0-0 F7			4	0	1	1	0	1	1
Norm Siebern, L (1, 3) OBP: 0.360, SLG: 0.474	0-0 G6-3 1-2f 2-3		4-0 G4-6-3 BB		0-0 FC4-6 1-2f FC6-4		0-0 F7			3	0	0	0	1	0	3
Dick Williams, R (1, 7) OBP: 0.343, SLG: 0.417	0-3 K		0-0 G4-6-3 1-2f		0-0 FC6-4 1-2f			0-0 1-3		4	0	0	0	0	1	3
Danny Kravitz, L (1, 2) OBP: 0.272, SLG: 0.358		0-0 3B 1B		0-0 F5		0-0 3-1		0-0 L5-3 1B		4	1	2	0	0	0	0
Andy Carey, R (1, 5) OBP: 0.276, SLG: 0.415		0-0 1B 3B		0-0 1-3		4-0 BB BB		0-0 L5-3 1-2		3	1	1	1	1	0	1
Bob Johnson, R (1, 4) OBP: 0.345, SLG: 0.277 Jerry Lumpe, L (9, PH) OBP: 0.324, SLG: 0.355		0-0 SH5-4 1B		0-0 2B		4-0 BB		0-3 K		2	2	2	1	1	0	0
Don Larsen, R (1, 1) OBP: 0.207, SLG: 0.241 Ken Johnson, R (2, 1) OBP: 0.185, SLG: 0.222 Bob Davis, R (9, 1) OBP: 0.333, SLG: 0.333 Hank Bauer, R (9, PH) OBP: 0.315, SLG: 0.357		0-0 SH5-4 1-2		0-0 2B		0-3 K		0-0 L6		1	0	0	0	0	0	0

Inning Stats	R: 1	H: 1	E: 0	K: 1	S: 5	H: 1	LOB: 1	BB: 2	P: 13	R: 3	H: 4	E: 0	K: 0	S: 6	R: 0	H: 0	E: 0	K: 1	S: 4	R: 1	H: 2	E: 0	K: 0	S: 5	R: 0	H: 0	E: 0	K: 0	S: 3	R: 0	H: 0	E: 0	K: 1	S: 5	R: 0	H: 1	E: 0	K: 0	S: 3	R: 0	H: 0	E: 0	K: 1	S: 5	R: 0	H: 0	E: 0	K: 1	S: 5	1B: 5	2B: 3	3B: 1	HR: 0	SF: 0	SAC: 1	DP: 4	HBP: 0	WP: 0	PB: 0	SB: 0	CS: 0	PA: 37
--------------	------	------	------	------	------	------	--------	-------	-------	------	------	------	------	------	------	------	------	------	------	------	------	------	------	------	------	------	------	------	------	------	------	------	------	------	------	------	------	------	------	------	------	------	------	------	------	------	------	------	------	-------	-------	-------	-------	-------	--------	-------	--------	-------	-------	-------	-------	--------

PITCHER	IP	WLS	BF	H	R	ER	SO	BB	IBB	HBP	BLK	WP	HR	S	P	ERA	WHIP
Jim Perry, R (1, 1) ERA: 3.45	4.0		19	7	5	5	2	3	0	0	0	0	0	20	32	11.25	2.500
Carl Mathias, L (5, 1) ERA: 2.84	2.0		9	0	0	0	1	3	0	0	0	0	0	8	20	0.00	1.500
Frank Funk, R (7, 1) ERA:	2.0	W	6	1	0	0	1	0	0	0	0	0	0	8	8	0.00	0.500
Don Newcombe, R (9, 1) ERA: 4.75	1.0	S	3	0	0	0	1	0	0	0	0	0	0	5	5	0.00	0.000

BOTTOM

Cleveland Indians @ Kansas City Athletics
Municipal Stadium, Kansas City, MO

livebaseballscorecards.com

AB	30
R	5
H	8
RBI	5
BB	6
SO	5
LOB	14



Sat Sep 03 1960, 8:05 PM EDT
Att: 9,019 - Unknown


Batter	1	2	3	4	5	6	7	8	9	AB R H RBI BB SO LOB	TOP
Ken Aspromonte, R (1, 4) OBP: 0.372, SLG: 0.408	0-0 F7	0-0 F2			0-0 G4-6-3 1B	0-0 L5		0-0 SF7		4 0 1 1 0 0 2	Cleveland Indians @ Kansas City Athletics Municipal Stadium, Kansas City, MO Sun Sep 04 1960, 4:33 AM EDT Att: 12,318 - Unknown livebaseballscorecards.com
Tito Francona, L (1, 7) OBP: 0.378, SLG: 0.451	0-0 G4-6-3 1B		0-0 3-1		0-0 G4-6-3 1-2f		0-0 F8	0-0 4-3 1B	5 0 2 0 0 0 1		
Harvey Kuenn, R (1, 9) OBP: 0.386, SLG: 0.423	0-0 G4-6-3 1-2f		0-0 HR 1B		4-0 BB HR BB		4-0 1B BB	0-0 4-3 1-2 2-3	3 2 1 0 2 0 3		
Vic Power, R (1, 3) OBP: 0.318, SLG: 0.397		4-0 2B BB	0-0 F8		4-0 1-2 HR BB		0-0 BB 1B	0-0 5-3	3 2 1 0 2 0 3		
Woodie Held, R (1, 6) OBP: 0.334, SLG: 0.496		0-0 HR 2B	0-0 HR		0-0 HR		4-0 G6-4-3 BB	0-3 K	4 3 3 6 1 1 0		
Jim Piersall, R (1, 8) OBP: 0.325, SLG: 0.457		0-0 HR 2-H	0-0 F2		0-0 F8		0-0 G6-4-3 1-2f	0-0 6-3	5 1 1 2 0 0 3		
Bubba Phillips, R (1, 5) OBP: 0.256, SLG: 0.297		0-0 F8		0-3 K		0-0 5-3		0-0 1B 1B	5 1 1 0 0 1 0		
John Romano, R (1, 2) OBP: 0.344, SLG: 0.492		0-0 3B		0-3 K		4-0 BB		0-0 1B SF7 1B	3 1 2 0 1 1 0		
Jack Harshman, L (1, 1) OBP: 0.154, SLG: 0.231		0-3 K		0-0 3-1		0-3 K		0-0 4-3 1B 1B	4 0 1 1 0 2 2		
Dick Stigman, R (9, 1) OBP: 0.333, SLG: 0.276								1-3 3-H	0 0 0 0 0 0 0		
Inning Stats	R: 0 H: 1 E: 0 LOB: 0 K: 0 BB: 0 S: 3 P: 3	R: 3 H: 3 E: 0 LOB: 1 K: 1 BB: 1 P: 12	R: 2 H: 2 E: 0 LOB: 0 K: 0 BB: 0 P: 5	R: 0 H: 0 E: 0 LOB: 0 K: 2 BB: 0 P: 7	R: 3 H: 2 E: 0 LOB: 0 K: 0 BB: 2 P: 12	R: 0 H: 0 E: 0 LOB: 1 K: 1 BB: 1 P: 9	R: 0 H: 1 E: 0 LOB: 2 K: 0 BB: 2 P: 11	R: 2 H: 4 E: 0 LOB: 2 K: 0 BB: 0 P: 7	R: 0 H: 0 E: 0 LOB: 0 K: 1 BB: 0 P: 5	1B: 8 SF: 1 2B: 1 SAC: 0 3B: 1 DP: 3 HR: 3 HBP: 0	WP: 0 PA: 43 PB: 0 SB: 0 CS: 0
PITCHER	IP WLS BF H R ER SO BB IBB HBP BLK WP HR S P ERA WHIP										
Bud Daley, L (1, 1) ERA: 4.75	3.0 L 15 6 5 5 1 1 0 0 0 0 2 16 20 15.00 2.333										
Marty Kutyna, R (4, 1) ERA: 4.14	2.0 9 2 3 3 2 2 0 0 0 0 1 11 19 13.50 2.000										
John Briggs, R (6, 1) ERA: 6.42	0.0 0 0 0 0 0 0 0 0 0 0 0 0 0 ∞ ∞										
John Tsitouris, R (8, 1) ERA: 6.61	2.0 10 4 2 2 1 0 0 0 0 0 0 12 12 9.00 2.000										



BOTTOM

Cleveland Indians @ Kansas City Athletics
Municipal Stadium, Kansas City, MO

AB 34
R 2
H 9
RBI 2
BB 3
SO 4
LOB 18



WP: 1 PA: 38
PB: 0
SB: 0
CS: 0

Sun Sep 04 1960, 4:33 AM EDT
Att. 12,318 - Unknown

AB R H RBI BB SO LOB

4 1 2 0 1 0 2

4 1 1 0 1 0 2

3 0 0 1 0 0 2

4 0 1 1 0 1 0

4 0 2 0 0 0 1

4 0 0 0 0 1 3

3 0 1 0 1 0 1

4 0 2 0 0 0 2

0 0 0 0 0 0 0
1 0 0 0 0 0 1
0 0 0 0 0 0 0
1 0 0 0 0 0 2
0 0 0 0 0 0 0
1 0 0 0 0 0 2
0 0 0 0 0 0 0
1 0 0 0 0 0 1

1B: 5 SF: 1
2B: 5 SAC: 0
3B: 0 DP: 1
HR: 0 HBP: 0

Batter	1	2	3	4	5	6	7	8	9
Ken Hamlin, R (1, 6) OBP: 0.304, SLG: 0.273	0-0 F8		4-0 BB BB		0-0 FC4-6-3-2			0-0 2B SF8 1B	0-0 1B
Bill Tuttle, R (1, 8) OBP: 0.327, SLG: 0.332	0-0 1-4-3		4-0 BB 1-2			0-0 6-3		0-0 SF8 2B 1-3	0-0 4-3
Hank Bauer, R (1, 9) OBP: 0.310, SLG: 0.352	0-0 4-3		0-0 6-3			0-0 4-3		0-0 SF8 2-3 3-H	
Dick Williams, R (1, 7) OBP: 0.342, SLG: 0.418		0-0 P4		0-0 P6		0-3 K		0-0 2B 3-H	
Andy Carey, R (1, 5) OBP: 0.279, SLG: 0.424		0-0 G3 2B		0-0 F8			0-0 2B	0-0 5-3	
Mary Throneberry, L (1, 3) OBP: 0.289, SLG: 0.412		0-0 G3 2-3		0-0 F9			0-3 K	0-0 F7	
Bob Johnson, R (1, 4) OBP: 0.351, SLG: 0.278		0-0 P3			0-0 1B FC4-6-3-2 1B		0-0 BB	0-0 5-3	
Pete Daley, R (1, 2) OBP: 0.272, SLG: 0.350			0-0 F7		0-0 1B FC4-6-3-2 1-2		0-0 F9	0-0 1B WP 1B	
Bud Daley, L (1, 1) OBP: 0.247, SLG: 0.172			0-3 K		0-0 F6		0-0 4-3	0-3 K 1-2	
Jim Delsing, L (3, PH) OBP: 0.376, SLG: 0.333									
Marty Kulynski, R (4, 1) OBP: 0.200, SLG: 0.200									
Ray Jablonski, R (5, PH) OBP: 0.313, SLG: 0.259									
John Briggs, R (6, 1) OBP: 0.091									
Russ Snyder, L (7, PH) OBP: 0.310, SLG: 0.363									
John Tsitouris, R (8, 1) OBP: 0.323, SLG: 0.354									

Inning Stats	R: 0	H: 0	E: 0	K: 0	S: 3	LOB: 0	BB: 0	P: 3	R: 0	H: 1	E: 0	K: 0	S: 4	LOB: 1	BB: 0	P: 4	R: 0	H: 0	E: 0	K: 1	S: 5	LOB: 2	BB: 2	P: 13	R: 0	H: 0	E: 0	K: 0	S: 3	LOB: 0	BB: 0	P: 3	R: 0	H: 2	E: 0	K: 0	S: 4	LOB: 1	BB: 0	P: 4	R: 0	H: 0	E: 0	K: 1	S: 5	LOB: 0	BB: 0	P: 5	R: 0	H: 1	E: 0	K: 1	S: 6	LOB: 2	BB: 1	P: 10	R: 2	H: 3	E: 0	K: 0	S: 6	LOB: 1	BB: 0	P: 6	R: 0	H: 2	E: 0	K: 1	S: 7	LOB: 2	BB: 0	P: 7	1B: 5	SF: 1	2B: 5	SAC: 0	3B: 0	DP: 1	HR: 0	HBP: 0	WP: 1	PA: 38
--------------	------	------	------	------	------	--------	-------	------	------	------	------	------	------	--------	-------	------	------	------	------	------	------	--------	-------	-------	------	------	------	------	------	--------	-------	------	------	------	------	------	------	--------	-------	------	------	------	------	------	------	--------	-------	------	------	------	------	------	------	--------	-------	-------	------	------	------	------	------	--------	-------	------	------	------	------	------	------	--------	-------	------	-------	-------	-------	--------	-------	-------	-------	--------	-------	--------

PITCHER	IP	WLS	BF	H	R	ER	SO	BB	IBB	HBP	BLK	WP	HR	S	P	ERA	WHIP
Jack Harshman, L (1, 1) ERA: 3.56	8.0	W	33	7	2	2	3	3	0	0	0	0	0	36	48	2.25	1.250
Dick Stigman, L (9, 1) ERA: 4.2	1.0	S	5	2	0	0	1	0	0	0	0	1	0	7	7	0.00	2.000

PITCHER	IP	WLS	BF	H	R	ER	SO	BB	IBB	HBP	BLK	WP	HR	S	P	ERA	WHIP
---------	----	-----	----	---	---	----	----	----	-----	-----	-----	----	----	---	---	-----	------

Batter	1	2	3	4	5	6	7	8	9	AB R H RBI BB SO LOB	TOP		
Ken Aspromonte, R (1, 4) OBP: 0.368, SLG: 0.403	0-0 L8		0-0 4-3			0-0 6-3		0-0 F7		4 0 0 0 0 0 1	Cleveland Indians @ Detroit Tigers Briggs Stadium, Detroit, MI Mon Sep 05 1960, 4:33 AM EDT Unknown		
Tito Francona, L (1, 7) OBP: 0.381, SLG: 0.463	0-0 1B		0-0 L8			0-0 2B		0-0 HR		4 1 3 2 0 0 0			
Harvey Kuenn, R (1, 9) OBP: 0.384, SLG: 0.421	0-0 F7				0-0 1B	0-0 6-3		0-0 6-3		4 0 1 0 0 0 2			
Vic Power, R (1, 3) OBP: 0.316, SLG: 0.394	0-0 F3				0-0 L6-3	0-0 4-3		0-3 K		4 0 0 0 0 1 3			
Woodie Held, R (1, 6) OBP: 0.336, SLG: 0.493		4-0 BB			0-0 L8			0-0 F7		2 0 0 0 2 0 0			
Jim Piersall, R (1, 8) OBP: 0.324, SLG: 0.455		0-0 L5-3			0-0 1B			0-0 P6		4 0 1 0 0 0 2			
Bubba Phillips, R (1, 5) OBP: 0.257, SLG: 0.310		0-0 HR			0-0 L1-3					3 1 1 1 0 0 2			
John Romano, R (1, 2) OBP: 0.341, SLG: 0.486		0-0 L8			0-0 6-3					3 0 0 0 0 0 1			
Mudcat Grant, R (1, 1) OBP: 0.293, SLG: 0.327			0-0 5-3			0-0 2B		0-0 F9		2 1 1 0 0 0 0			
Bob Hale, L (8, PH) OBP: 0.294, SLG: 0.381										1 0 0 0 0 0 0			
Don Newcombe, L (8, 1) OBP: 0.245, SLG: 0.224										0 0 0 0 0 0 0			
Inning Stats	R: 0 H: 1 E: 0 LOB: 1 K: 0 BB: 0 S: 4 P: 4	R: 1 H: 1 E: 0 LOB: 0 K: 0 BB: 1 S: 3 P: 7	R: 0 H: 0 E: 0 LOB: 0 K: 0 BB: 0 S: 3 P: 3	R: 0 H: 1 E: 0 LOB: 0 K: 0 BB: 0 S: 3 P: 3	R: 0 H: 1 E: 0 LOB: 0 K: 0 BB: 0 S: 3 P: 3	R: 1 H: 2 E: 0 LOB: 1 K: 0 BB: 0 S: 5 P: 5	R: 0 H: 0 E: 0 LOB: 1 K: 0 BB: 1 S: 3 P: 7	R: 1 H: 1 E: 0 LOB: 0 K: 1 BB: 0 S: 4 P: 4	R: 0 H: 0 E: 0 LOB: 0 K: 1 BB: 0 S: 5 P: 5	1B: 3 SF: 0 2B: 5 SAC: 0 3B: 0 DP: 3 HR: 2 HBP: 0	WP: 0 PA: 33 PB: 0 SB: 0 CS: 0		
PITCHER	IP WLS BF H R ER SO BB IBB HBP BLK WP HR S P ERA WHIP											PITCHER	IP WLS BF H R ER SO BB IBB HBP BLK WP HR S P ERA WHIP
Bill Fischer, R (1, 1) ERA: 3.73	8.0 W 30 7 3 3 0 2 0 0 0 0 0 2 28 36 3.38 1.125												
Frank Lary, R (9, 1) ERA: 3.67	1.0 S 3 0 0 0 1 0 0 0 0 0 0 0 5 5 0.00 0.000												

livebaseballscorecards.com

AB	31
R	3
H	7
RBI	3
BB	2
SO	1
LOB	11




Batter	1	2	3	4	5	6	7	8	9	AB	R	H	RBI	BB	SO	LOB
Eddie Yost, R OBP: 0.411, SLG: 0.375 Ozzie Virgil, R OBP: 0.252, SLG: 0.345	4-0 SH3-4 1B BB	0-0 4-3		4-0 1-2 BB		0-0 F9				2	1	0	0	2	0	3
Coot Veal, R OBP: 0.444, SLG: 0.500	0-0 SH3-4 1-2		4-0 HR BB	0-3 K			0-0 L5			2	1	0	0	1	1	2
Norm Cash, L OBP: 0.397, SLG: 0.492	1-0 1B HBP		0-3 K		0-0 3-1		0-0 HR			3	1	1	1	0	1	1
Charlie Maxwell, L OBP: 0.330, SLG: 0.457	0-3 K		0-0 1-H HR		0-3 K		0-0 F3			4	1	1	2	0	2	2
Al Kaline, R OBP: 0.348, SLG: 0.406	0-0 1-2 2-H 1B		0-3 K		0-0 L6-3		0-0 L3-1			4	0	1	1	0	1	0
Frank Bolling, R OBP: 0.307, SLG: 0.371	0-3 K		0-3 K			0-0 E5 SH5-4 FC6-2 BB		0-0 F9		4	0	0	0	0	2	2
Rocky Colavito, R OBP: 0.328, SLG: 0.463		0-3 K		0-0 F7		4-0 FC6-2 SH5-4 1-2 BB		0-3 K		3	0	0	0	1	2	0
Hank Foiles, R OBP: 0.336, SLG: 0.331		0-3 K		0-3 K		0-0 SH5-4		0-3 K		3	0	0	0	0	3	0
Bill Fischer, R OBP: 0.333, SLG: 0.346 Frank Lary, R OBP: 0.256, SLG: 0.320		0-0 1B		4-0 BB BB		0-0 FC6-2				2	0	1	0	1	0	2
										0	0	0	0	0	0	0

Inning Stats		R: 1	H: 1	R: 0	H: 1	R: 2	H: 1	R: 0	H: 0	R: 1	H: 1	R: 0	H: 0	R: 0	H: 0	R: 0	H: 0	R: 0	H: 0	1B:	SF:	WP:	PA:
		E: 0	LOB: 2	E: 0	LOB: 1	E: 0	LOB: 0	E: 0	LOB: 2	E: 1	LOB: 2	E: 0	LOB: 0	E: 0	LOB: 0	E: 0	LOB: 0	E: 0	LOB: 0	2B:	SAC:	PB:	PA:
		K: 2	BB: 1	K: 2	BB: 0	K: 3	BB: 1	K: 2	BB: 2	K: 0	BB: 1	K: 0	BB: 0	K: 2	BB: 0	K: 2	BB: 0	K: 0	BB: 0	3B:	DP:	SB:	CS:
		S: 8	P: 13	S: 8	P: 8	S: 10	P: 14	S: 7	P: 15	S: 4	P: 8	S: 4	P: 7	S: 7	P: 7	S: 7	P: 7	S: 4	P: 4	HR:	HBP:	CS:	CS:
PITCHER	IP	WLS	BF	H	R	ER	SO	BB	IBB	HBP	BLK	WP	HR	S	P	ERA	WHIP						
Mudcat Grant, R ERA: 4.33	(1, 1)	7.0	L	32	4	4	4	10	5	0	1	0	2	46	67	5.14	1.286						
Don Newcombe, R ERA: 4.71	(8, 1)	1.0		3	0	0	2	0	0	0	0	0	0	7	7	0.00	0.000						

BOTTOM

Cleveland Indians @ Detroit Tigers
 Briggs Stadium, Detroit, MI
 Mon Sep 05 1960, 4:33 AM EDT
 Unknown

AB	27
R	4
H	4
RBI	4
BB	5
SO	12
LOB	12



livebaseballscorecards.com

Batter	1	2	3	4	5	6	7	8	9	AB R H RBI BB SO LOB	TOP		
Ken Aspromonte, R (1, 4) OBP: 0.366, SLG: 0.401	0-0 F8	0-0 1B			0-0 3-1		0-3 K		0-3 K	5 0 1 1 0 2 0			
Tito Francona, L (1, 7) OBP: 0.380, SLG: 0.460	0-0 F8	0-3 K			4-0 1B BB		0-0 F8			3 0 0 0 1 1 2			
Harvey Kuenn, R (1, 9) OBP: 0.385, SLG: 0.422	0-0 HR 1B				0-0 F9		0-0 1B			4 1 2 0 0 1 1			
Woodie Held, R (1, 6) OBP: 0.341, SLG: 0.507	0-0 HR				0-0 FC6-4 1B		0-0 F8			4 2 3 2 0 0 1			
Jim Piersall, R (1, 8) OBP: 0.322, SLG: 0.451	0-0 6-3				0-0 FC6-4			0-0 F9		4 0 0 0 0 0 3			
Vic Power, R (1, 3) OBP: 0.315, SLG: 0.393								0-0 6-3		4 0 1 1 0 0 0			
Bubba Phillips, R (1, 5) OBP: 0.253, SLG: 0.305					0-0 P4		0-0 6-3			4 0 0 0 0 0 0			
Red Wilson, R (1, 2) OBP: 0.285, SLG: 0.262					0-0 1-3					4 1 2 0 0 0 0			
Barry Latman, R (1, 1) OBP: 0.250, SLG: 0.200					0-3 K					3 0 0 0 1 1 1			
Inning Stats	R: 2 H: 2 E: 0 LOB: 0 K: 0 BB: 0 S: 5 P: 5	R: 1 H: 2 E: 0 LOB: 2 K: 1 BB: 1 S: 7 P: 11	R: 1 H: 2 E: 0 LOB: 0 K: 1 BB: 0 S: 6 P: 6	R: 0 H: 0 E: 0 LOB: 0 K: 1 BB: 0 S: 5 P: 5	R: 0 H: 1 E: 0 LOB: 2 K: 0 BB: 1 S: 4 P: 8	R: 0 H: 1 E: 0 LOB: 1 K: 0 BB: 0 S: 4 P: 4	R: 0 H: 1 E: 0 LOB: 1 K: 1 BB: 0 S: 6 P: 6	R: 0 H: 0 E: 0 LOB: 0 K: 0 BB: 0 S: 3 P: 3	R: 0 H: 0 E: 0 LOB: 0 K: 1 BB: 0 S: 5 P: 5	1B: 7 SF: 0 2B: 1 SAC: 0 3B: 0 DP: 0 HR: 1 HBP: 0	WP: 0 PA: 38 PB: 0 SB: 0 CS: 1		
PITCHER	IP WLS BF H R ER SO BB IBB HBP BLK WP HR S P ERA WHIP											PITCHER	IP WLS BF H R ER SO BB IBB HBP BLK WP HR S P ERA WHIP
Paul Foytack, R (1, 1) ERA: 6.19	7.0 L 31 9 4 4 4 2 0 0 0 0 0 1 37 45 5.14 1.571												
Phil Regan, R (8, 1) ERA: 4.94	2.0 6 0 0 0 1 0 0 0 0 0 0 8 8 0.00 0.000												

Cleveland Indians @ Detroit Tigers
 Briggs Stadium, Detroit, MI
 Mon Sep 05 1960, 4:38 AM EDT
 Att: 22,475 - Unknown

livebaseballscorecards.com

AB 35
R 4
H 9
RBI 4
BB 2
SO 5
LOB 8



Batter	1	2	3	4	5	6	7	8	9	AB	R	H	RBI	BB	SO	LOB
Ozzie Virgil, R OBP: 0.246, SLG: 0.336 Eddie Yost, R OBP: 0.411, SLG: 0.374 (1, 5) (8, PH) (9, 5)	0-0 5-3 ①		0-0 1-3 ②		0-3 K ③			0-0 6-3 ①		3	0	0	0	0	1	1
Coot Veal, R OBP: 0.456, SLG: 0.500 Al Kaline, R OBP: 0.349, SLG: 0.406 Chico Fernandez, R OBP: 0.302, SLG: 0.313 (1, 6) (8, PH) (9, 6)	0-0 6-3 ②		0-0 1B			4-0 BB		4-0 BB		2	0	1	0	1	0	0
Neil Christley, L OBP: 0.306, SLG: 0.406 (1, 8)	0-0 F5		0-3 K ③			0-0 F7		0-3 K ②		4	0	0	0	0	2	3
Norm Cash, L OBP: 0.393, SLG: 0.486 (1, 7)		0-0 P4		0-0 P5		0-0 F9		0-0 P5 ③		4	0	0	0	0	0	2
Steve Bilko, R OBP: 0.278, SLG: 0.404 (1, 3)		0-0 HR 1B		0-3 K ②		0-3 K ③			0-0 5-3 ①	4	1	1	0	0	2	1
Frank Bolling, R OBP: 0.305, SLG: 0.367 (1, 4)		0-0 F8		0-0 P3 ③			0-0 1-3 ①		0-3 K ②	4	0	0	0	0	1	1
Rocky Colavito, R OBP: 0.327, SLG: 0.468 (1, 9)		0-0 HR 1-H			0-0 5-3 ①		0-3 K ②		0-0 6-3 ③	4	1	1	2	0	1	0
Lou Berberet, L OBP: 0.307, SLG: 0.261 (1, 2)		0-0 F9			0-0 F8 ②		0-0 1B			3	0	1	0	0	0	0
Paul Foytack, R OBP: 0.320, SLG: 0.273 Charlie Maxwell, L OBP: 0.330, SLG: 0.456 Phil Regan, R OBP: 0.188, SLG: 0.071 (1, 1) (7, PH) (8, 1)			0-3 K ①			0-0 1B		0-3 K ③		2	0	1	0	0	1	0
										1	0	0	0	0	1	1
										0	0	0	0	0	0	0

Inning Stats																1B	SF	WP	PA														
R: 0 H: 0				R: 2 H: 2				R: 0 H: 1				R: 0 H: 1				R: 0 H: 0				R: 0 H: 0				1B: 4 SF: 0		WP: 0 PA: 34							
E: 0 LOB: 0				E: 0 LOB: 0				E: 0 LOB: 1				E: 0 LOB: 1				E: 0 LOB: 1				E: 0 LOB: 0				2B: 0 SAC: 0		PB: 0							
K: 0 BB: 0				K: 0 BB: 0				K: 2 BB: 0				K: 1 BB: 0				K: 1 BB: 1				K: 1 BB: 0				3B: 0 DP: 0		SB: 0							
S: 3 P: 3				S: 5 P: 5				S: 8 P: 8				S: 6 P: 6				S: 5 P: 9				S: 5 P: 9				HR: 1 HBP: 0		CS: 0							
PITCHER Barry Latman, R (1, 1) ERA: 3.65																PITCHER Barry Latman, R (1, 1) ERA: 3.65																	
IP	WLS	BF	H	R	ER	SO	BB	IBB	HBP	BLK	WP	HR	S	P	ERA	WHIP	IP	WLS	BF	H	R	ER	SO	BB	IBB	HBP	BLK	WP	HR	S	P	ERA	WHIP
9.0	W	34	5	2	2	9	2	0	0	0	0	1	50	58	2.00	0.778	9.0	W	34	5	2	2	9	2	0	0	0	0	1	50	58	2.00	0.778

BOTTOM

Cleveland Indians @ Detroit Tigers

Briggs Stadium, Detroit, MI

Mon Sep 05 1960, 4:38 AM EDT

Att. 22,475 - Unknown

AB	32
R	2
H	5
RBI	2
BB	2
SO	9
LOB	9

livebaseballscorecards.com

Batter	1	2	3	4	5	6	7	8	9	10	AB	R	H	RBI	BB	SO	LOB	TOP								
Ken Aspromonte, R (1, 4) OBP: 0.373, SLG: 0.412	4-0 BLK 1B BB	0-0 2B 1B		0-0 F7	0-0 1B			4-0 G4-6-3 BB		0-0 HR	4	3	3	2	2	0	0									
Tito Francona, L (1, 7) OBP: 0.381, SLG: 0.465	0-0 2B 1B	0-0 CS 2B		0-0 HR 2B	0-0 P4			0-0 G4-6-3		0-0 F7	6	2	3	4	0	0	4									
Harvey Kuenn, R (1, 9) OBP: 0.383, SLG: 0.421	0-0 4-3 1B 2B	0-3 K		0-0 6-3				0-0 6-3		0-0 F9	6	1	1	1	0	1	3									
Woodie Held, R (1, 6) OBP: 0.339, SLG: 0.512	0-0 P3	0-0 F3		0-0 HR				0-0 5-3		0-0 P3	5	1	1	2	0	0	1									
Jim Piersall, R (1, 8) OBP: 0.322, SLG: 0.450	0-0 4-3 2-3			0-0 6-3	0-0 1B			0-3 K		0-0 1-5-3 1B	5	0	2	0	0	1	1									
Vic Power, R (1, 3) OBP: 0.316, SLG: 0.393	0-0 2-5-4 BB 1B			0-0 FC1-6 1B	0-3 K			0-0 P3		0-0 1-5-3	5	0	2	1	0	1	2									
Bubba Phillips, R (1, 5) OBP: 0.252, SLG: 0.300	4-0 1-2 BB			0-0 FC1-6 1B FC5	0-3 K			0-0 F2		0-0 L8	4	0	0	0	1	1	2									
John Romano, R (1, 2) OBP: 0.342, SLG: 0.484	0-0 2-5-4	0-0 1B 2B 1B		0-0 FC5 1B	0-0 L5			0-0 6-3		0-0 F9	5	1	2	0	0	0	0									
Bobby Locke, R (1, 1) OBP: 0.344, SLG: 0.286																										
Don Newcombe, L (5, 1) OBP: 0.245, SLG: 0.224																										
Frank Funk, R (7, 1) OBP: 1.000, SLG: 1.000		1-2 2B 1B		1-2 FC5	4-0 1B BB			0-0 G4-6-3 BB 1B		4-0 HR BB	2	1	1	0	1	0	2									
											0	0	0	0	0	0	0									
											1	1	1	0	1	0	0									
Inning Stats	R: 3 E: 0 K: 0 S: 5	H: 3 LOB: 2 BB: 2 P: 13	R: 3 E: 0 K: 1 S: 8	H: 4 LOB: 0 BB: 0 P: 8	R: 0 E: 0 K: 0 S: 5	H: 2 LOB: 2 BB: 0 P: 5	R: 2 E: 0 K: 1 S: 8	H: 3 LOB: 1 BB: 0 P: 8	R: 0 E: 0 K: 1 S: 6	H: 1 LOB: 2 BB: 1 P: 10	R: 0 E: 0 K: 1 S: 5	H: 0 LOB: 0 BB: 0 P: 5	R: 0 E: 0 K: 0 S: 3	H: 0 LOB: 0 BB: 0 P: 3	R: 0 E: 0 K: 0 S: 3	H: 1 LOB: 1 BB: 1 P: 7	R: 0 E: 0 K: 0 S: 4	H: 1 LOB: 1 BB: 0 P: 4	R: 2 E: 0 K: 0 S: 4	H: 1 LOB: 0 BB: 1 P: 8	1B: 11 2B: 3 3B: 0 HR: 2	SF: 0 SAC: 0 DP: 1 HBP: 0	WP: 0 PB: 0 SB: 0 CS: 1	PA: 48		
PITCHER	IP WLS BF H R ER SO BB IBB HBP BLK WP HR S P ERA WHIP																									
Pete Bumside, L (1, 1) ERA: 4.32	0.0																									
Phil Regan, R (1, 1) ERA: 5.26	2.0	11	5	3	3	1	1	0	0	0	0	0	11	15	13.50	3.000										
George Spencer, R (3, 1) ERA: 7.36	3.0	16	6	2	2	2	1	0	0	0	0	1	19	23	6.00	2.333										
Dave Sisler, R (6, 1) ERA: 2.36	5.0	L 19	3	2	2	1	2	0	0	0	0	1	19	27	3.60	1.000										

Cleveland Indians @ Detroit Tigers
 Briggs Stadium, Detroit, MI
 Tue Sep 06 1960, 4:33 AM EDT
 Att: 9,257 - Unknown

livebaseballscorecards.com

AB 43
 R 10
 H 16
 RBI 10
 BB 5
 SO 4
 LOB 15



BOTTOM

Cleveland Indians @ Detroit Tigers
Briggs Stadium, Detroit, MI
Tue Sep 06 1960, 4:33 AM EDT
Att. 9,257 - Unknown

livebaseballscorecards.com

AB 44
R 8
H 15
RBI 8
BB 2
SO 4
LOB 19



WP: 0 PA: 46
PB: 0
SB: 0
CS: 0

AB R H RBI BB SO LOB
5 1 1 0 0 0 4
1 0 0 0 0 0 0

4 1 1 0 1 1 1

5 1 2 3 0 0 0

5 0 1 2 0 1 3

5 1 2 0 0 0 1

5 0 2 0 0 0 3

4 2 2 1 1 1 1

5 2 2 1 0 0 2

0 0 0 0 0 0 0
0 0 0 0 0 0 0
1 0 0 0 0 1 2
1 0 0 0 0 0 2
1 0 1 1 0 0 0
1 0 1 0 0 0 0
1 0 0 0 0 0 0

1B: 11 SF: 0
2B: 4 SAC: 0
3B: 0 DP: 2
HR: 0 HBP: 0

Batter	1	2	3	4	5	6	7	8	9	10
Eddie Yost, R (1, 5) OBP: 0.409, SLG: 0.374 Ozzie Virgil, R (8, 5) OBP: 0.244, SLG: 0.333	0-0 4-3 E 2B	0-0 F7		0-0 4-3	0-0 6-3		0-0 G6-4-3 1-2f			0-0 5-3
Coot Veal, R (1, 6) OBP: 0.452, SLG: 0.481	0-0 4-3 2-3	4-0 1B BB		0-3 K		0-0 2B 1B		0-0 P4		
Norm Cash, L (1, 3) OBP: 0.393, SLG: 0.488	0-0 E6 FC5-6	0-0 1B		0-0 3-1		0-0 1B 2B		0-0 F3		
Charlie Maxwell, L (1, 7) OBP: 0.328, SLG: 0.453	0-0 FC5-6 1B	0-0 P6			0-3 K	0-0 L6-4-3 1B		0-0 F2		
Al Kaline, R (1, 8) OBP: 0.349, SLG: 0.408	0-0 FC4-6 1B		0-0 L6-3		0-0 1B 2B	0-0 L6-4-3		0-0 L5-3		
Rocky Colavito, R (1, 9) OBP: 0.328, SLG: 0.467	0-0 FC4-6		0-0 1B		0-0 6-3	0-0 1B		0-0 F7		
Frank Bolling, R (1, 4) OBP: 0.308, SLG: 0.368		4-0 BB 1B BB	0-0 FC4 1B		0-0 2B 1B	0-0 F8		0-3 K		
Hank Foiles, R (1, 2) OBP: 0.338, SLG: 0.341		0-0 BB 1B 1B	0-0 P5		0-0 1B 2B		0-0 5-3		0-0 5-3	
Pete Burnside, R (1, 1) OBP: 0.207, SLG: 0.148 Phil Regan, R (1, 1) OBP: 0.188, SLG: 0.071 Sandy Amoros, L (2, PH) OBP: 0.291, SLG: 0.187 George Spencer, R (3, 1) OBP: 0.309, SLG: 0.409 Neil Chrissy, L (5, PH) OBP: 0.309, SLG: 0.409 Dave Sisler, R (6, 1) OBP: 0.229, SLG: 0.133 Steve Bilko, R (10, PH) OBP: 0.277, SLG: 0.402		0-3 K	0-0 FC4		0-0 1B		0-0 G6-4-3 1B		0-0 1-3	

Inning Stats	R: 1	H: 2	E: 1	LOB: 2	K: 0	BB: 0	S: 6	P: 6	R: 2	H: 2	E: 0	LOB: 2	K: 1	BB: 2	S: 7	P: 15	R: 0	H: 2	E: 0	LOB: 2	K: 0	BB: 0	S: 5	P: 5	R: 0	H: 0	E: 0	LOB: 0	K: 1	BB: 0	S: 5	P: 5	R: 3	H: 4	E: 0	LOB: 1	K: 1	BB: 0	S: 9	P: 9	R: 2	H: 4	E: 0	LOB: 1	K: 0	BB: 0	S: 6	P: 6	R: 0	H: 1	E: 0	LOB: 0	K: 0	BB: 0	S: 3	P: 3	R: 0	H: 0	E: 0	LOB: 0	K: 0	BB: 0	S: 3	P: 3	R: 0	H: 0	E: 0	LOB: 0	K: 1	BB: 0	S: 5	P: 5	R: 0	H: 0	E: 0	LOB: 0	K: 0	BB: 0	S: 3	P: 3
--------------	------	------	------	--------	------	-------	------	------	------	------	------	--------	------	-------	------	-------	------	------	------	--------	------	-------	------	------	------	------	------	--------	------	-------	------	------	------	------	------	--------	------	-------	------	------	------	------	------	--------	------	-------	------	------	------	------	------	--------	------	-------	------	------	------	------	------	--------	------	-------	------	------	------	------	------	--------	------	-------	------	------	------	------	------	--------	------	-------	------	------

PITCHER	IP	WLS	BF	H	R	ER	SO	BB	IBB	HBP	BLK	WP	HR	S	P	ERA	WHIP
Bobby Locke, R (1, 1) ERA: 3.8	4.2		27	10	6	6	3	2	0	0	0	0	0	31	39	11.57	2.571
Don Newcombe, R (5, 1) ERA: 4.81	1.1		7	4	2	2	0	0	0	0	0	0	0	7	7	13.50	3.000
Frank Funk, R (7, 1) ERA:	4.0	W	12	1	0	0	1	0	0	0	0	0	0	14	14	0.00	0.250

PITCHER	IP	WLS	BF	H	R	ER	SO	BB	IBB	HBP	BLK	WP	HR	S	P	ERA	WHIP
Bobby Locke, R (1, 1) ERA: 3.8	4.2		27	10	6	6	3	2	0	0	0	0	0	31	39	11.57	2.571
Don Newcombe, R (5, 1) ERA: 4.81	1.1		7	4	2	2	0	0	0	0	0	0	0	7	7	13.50	3.000
Frank Funk, R (7, 1) ERA:	4.0	W	12	1	0	0	1	0	0	0	0	0	0	14	14	0.00	0.250

PITCHER	IP	WLS	BF	H	R	ER	SO	BB	IBB	HBP	BLK	WP	HR	S	P	ERA	WHIP
Bobby Locke, R (1, 1) ERA: 3.8	4.2		27	10	6	6	3	2	0	0	0	0	0	31	39	11.57	2.571
Don Newcombe, R (5, 1) ERA: 4.81	1.1		7	4	2	2	0	0	0	0	0	0	0	7	7	13.50	3.000
Frank Funk, R (7, 1) ERA:	4.0	W	12	1	0	0	1	0	0	0	0	0	0	14	14	0.00	0.250

Batter	1	2	3	4	5	6	7	8	9	AB R H RBI BB SO LOB	TOP											
Jackie Brandt, R (1, 8) OBP: 0.327, SLG: 0.426	0-0 F8		0-0 G6-4-3 1B		0-0 F9		0-0 1B 2B		0-0 1-2 2-H 2B	5 1 3 1 0 0 0	Baltimore Orioles @ Cleveland Indians Cleveland Municipal Stadium, Cleveland, OH Wed Sep 07 1960, 7:05 PM EDT Att. 7,514 - Unknown livebaseballscorecards.com											
Gene Woodling, L (1, 7) OBP: 0.399, SLG: 0.422	0-0 4-3		0-0 G6-4-3 1B		0-0 4-3		0-0 2-H 1B		0-0 L9	5 0 2 1 0 0 1												
Brooks Robinson, R (1, 5) OBP: 0.344, SLG: 0.451	0-0 1B		0-0 G6-4-3 1-2f 2-3		0-0 1B		0-0 F4			4 0 2 0 0 0 3												
Jim Gentile, L (1, 3) OBP: 0.411, SLG: 0.514	0-3 K		0-3 K		0-0 1-3			0-0 4-3		4 0 0 0 0 2 3												
Gus Triandos, R (1, 2) OBP: 0.338, SLG: 0.395		0-0 BB 1B		0-0 FC1-6 1B 1B		0-0 F6		0-0 F9		4 0 2 0 0 0 0												
Ron Hansen, R (1, 6) OBP: 0.339, SLG: 0.447		4-0 BB 1-2 BB		0-0 FC1-6 1-2 1B		0-0 6-3		0-0 F7		3 0 1 0 1 0 0												
Gene Stephens, L (1, 9) OBP: 0.315, SLG: 0.363		0-0 F6		0-0 FC1-6 1-2f 2-3		0-0 6-3			0-0 4-3 2B 1B	4 1 1 0 0 0 4												
Mary Breeding, R (1, 4) OBP: 0.322, SLG: 0.344		0-0 F9		0-0 F3		0-0 4-3		0-0 4-3	0-0 4-3 1B	2 0 0 0 0 0 4												
Bob Boyd, L (7, PH) OBP: 0.390, SLG: 0.437										1 0 0 0 0 0 0												
Billy Klaus, L (7, 4) OBP: 0.341, SLG: 0.371										0 0 0 0 0 0 0												
Clint Courtney, L (9, PH) OBP: 0.371, SLG: 0.261										1 0 0 0 0 0 1												
Milt Pappas, R (1, 1) OBP: 0.108, SLG: 0.098		0-3 K		0-0 F8			0-3 K		4-0 BB 2B BB	3 0 0 0 0 2 4												
Dave Philley, S (9, PH) OBP: 0.295, SLG: 0.269										0 0 0 0 1 0 0												
Inning Stats	R: 0 E: 0 K: 1 S: 6	H: 1 LOB: 1 BB: 0 P: 6	R: 0 E: 0 K: 1 S: 6	H: 1 LOB: 2 BB: 1 P: 10	R: 0 E: 0 K: 1 S: 6	H: 2 LOB: 1 BB: 0 P: 6	R: 0 E: 0 K: 0 S: 5	H: 2 LOB: 2 BB: 0 P: 5	R: 0 E: 0 K: 0 S: 4	H: 1 LOB: 1 BB: 0 P: 4	R: 0 E: 0 K: 0 S: 3	H: 0 LOB: 0 BB: 0 P: 3	R: 1 E: 0 K: 1 S: 7	H: 2 LOB: 1 BB: 0 P: 7	R: 0 E: 0 K: 0 S: 3	H: 0 LOB: 0 BB: 0 P: 3	R: 1 E: 0 K: 0 S: 4	H: 2 LOB: 1 BB: 1 P: 8	1B: 9 2B: 2 3B: 0 HR: 0	SF: 0 SAC: 0 DP: 1 HBP: 0	WP: 0 PB: 0 SB: 0 CS: 0	PA: 38
PITCHER Jim Perry, R (1, 1) ERA: 3.4	IP: 9.0 WLS: W BF: 38 H: 11 R: 2 ER: 2 SO: 4 BB: 2 IBB: 0 HBP: 0 BLK: 0 WP: 0 HR: 0 S: 44 P: 52 ERA: 2.00 WHIP: 1.444											PITCHER	IP: WLS: BF: H: R: ER: SO: BB: IBB: HBP: BLK: WP: HR: S: P: ERA: WHIP:									



Batter	1	2	3	4	5	6	7	8	9	AB	R	H	RBI	BB	SO	LOB
Ken Aspromonte, R OBP: 0.371, SLG: 0.411 (1, 4)	0-0 2B 1B	0-0 FC4 1-2f			0-0 4-3		0-0 G5-4-3 1-2f			4	1	1	0	0	0	4
Tito Francona, L OBP: 0.384, SLG: 0.468 (1, 7)	0-0 1-4-3 1-H 1-3 2B		4-0 BB BB BB		0-0 G4-6-3 1B			0-0 L4		3	1	2	1	1	0	0
Harvey Kuenn, R OBP: 0.382, SLG: 0.421 (1, 9)	0-0 1-4-3 2-3		0-0 F9		0-0 G4-6-3 1-2f			0-0 1B SF9 2B		4	1	1	0	0	0	3
Woodie Held, R OBP: 0.341, SLG: 0.510 (1, 6)	0-0 1-3 3-H		0-0 G1-6-3 1-2 1B		0-3 K			4-0 1B IBB		3	0	1	1	1	1	0
Jim Piersall, R OBP: 0.322, SLG: 0.449 (1, 8)	0-3 K		0-0 G1-6-3 1-2f		0-3 K			0-0 1-2 2-3 1B		4	0	1	0	0	2	2
Vic Power, R OBP: 0.315, SLG: 0.392 (1, 3)		0-0 4-3		0-0 SH3-4 1B		0-0 4-3		0-0 SF9 3-H		3	0	1	1	0	0	0
Bubba Phillips, R OBP: 0.253, SLG: 0.304 (1, 5)		0-0 4-3		0-0 SH3-4 1-2			0-0 1B 2B	0-0 1-3		3	0	1	0	0	0	2
John Romano, R OBP: 0.341, SLG: 0.483 (1, 2)		0-0 1B 1B		0-0 F8			0-0 L8			3	0	1	0	0	0	2
Jim Perry, S OBP: 0.253, SLG: 0.282 (1, 1)		0-0 FC4 1-2 1B		0-3 K			0-0 G5-4-3 2-3 1B			3	0	2	0	0	1	1
Inning Stats	R: 2 E: 0 K: 1 S: 7	H: 2 LOB: 0 BB: 0 P: 7	R: 0 E: 0 K: 0 S: 5	H: 2 LOB: 2 BB: 0 P: 5	R: 0 E: 0 K: 0 S: 3	H: 1 LOB: 1 BB: 1 P: 7	R: 0 E: 0 K: 1 S: 6	H: 1 LOB: 1 BB: 0 P: 6	R: 0 E: 0 K: 2 S: 7	H: 0 LOB: 0 BB: 0 P: 7	R: 0 E: 0 K: 0 S: 4	H: 2 LOB: 1 BB: 0 P: 4	R: 1 E: 0 K: 0 S: 5	H: 2 LOB: 2 BB: 1 P: 9	1B: 8 2B: 3 3B: 0 HR: 0	SF: 1 SAC: 1 DP: 3 HBP: 0

BOTTOM

Baltimore Orioles @ Cleveland Indians
Cleveland Municipal Stadium, Cleveland, OH

Wed Sep 07 1960, 7:05 PM EDT
 Att. 7,514 - Unknown

livebaseballscorecards.com

AB 30
R 3
H 11
RBI 3
BB 2
SO 4
LOB 14



PITCHER	IP	WLS	BF	H	R	ER	SO	BB	IBB	HBP	BLK	WP	HR	S	P	ERA	WHIP
Milt Pappas, R ERA: 3.61 (1, 1)	8.0	L	34	11	3	3	4	1	1	0	0	0	0	40	48	3.38	1.500

WP	PA
0	34

Baltimore Orioles @ Cleveland Indians
Cleveland Municipal Stadium, Cleveland, OH

Thu Sep 08 1960, 7:05 PM EDT
 Att. 6,513 - Unknown

AB	33
R	9
H	8
RBI	9
BB	9
SO	6
LOB	13



AB	R	H	RBI	BB	SO	LOB
5	1	3	2	0	0	0
3	1	1	3	1	1	1
1	0	0	0	0	0	1
5	0	0	0	0	0	3
3	0	0	0	1	0	1
1	1	0	0	0	0	0
3	0	0	0	1	3	1
1	0	0	0	0	0	0
3	2	2	0	2	0	0
2	2	1	0	2	0	1
3	1	1	3	1	0	3
3	1	0	1	1	2	2

Batter	1	2	3	4	5	6	7	8	9
Jackie Brandt, R OBP: 0.330, SLG: 0.430 (1, 9)	0-0 F9		0-0 G3 2B		0-0 F9		0-0 HR 1B	0-0 G6-4-3 1B	
Gene Woodling, L OBP: 0.400, SLG: 0.429 (1, 7)	4-0 FC6-4 BB		0-0 G3 2-3		0-3 K		0-0 HR 1B	0-0 F5	
Jim Gentile, L OBP: 0.410, SLG: 0.512 (7, 3)							1-H 2-H		
Brooks Robinson, R OBP: 0.341, SLG: 0.447 (1, 5)	0-0 F9		0-0 F8			0-0 6-3	0-0 F8	0-0 G6-4-3 1-2f	
Walt Dropo, R OBP: 0.346, SLG: 0.396 (1, 3)	0-0 FC6-4 1-2f			0-0 F8		0-0 4-3	4-0 BB 3B BB		0-0 1-3
Gene Stephens, L OBP: 0.314, SLG: 0.362 (7, PR) (7, 7)									
Gus Triandos, R OBP: 0.337, SLG: 0.391 (1, 2)		4-0 1B BB		0-3 K		0-3 K	0-3 K 1-2		0-0 F5
Del Rice, R OBP: 0.254, SLG: 0.273 (7, 2)									
Ron Hansen, R OBP: 0.343, SLG: 0.448 (1, 6)		0-0 1-3 1B		4-0 1B BB			BB WIP BB 1B		0-0 L5
Jim Busby, R OBP: 0.329, SLG: 0.305 (1, 8)			0-0 F9		0-0 1-3 1B		BB BB 1B BB		
Mary Breeding, R OBP: 0.323, SLG: 0.348 (1, 4)		0-0 L6		0-0 F7			BB BB 1B BB		
Jack Fisher, R OBP: 0.281, SLG: 0.275 (1, 1)			0-3 K		0-3 K		BB HR 1B BB		0-0 F3

Inning Stats	R: 0	H: 0	E: 0	K: 0	S: 3	P: 7	R: 0	H: 1	E: 0	K: 0	S: 3	P: 7	R: 0	H: 1	E: 0	K: 1	S: 6	P: 6	R: 0	H: 1	E: 0	K: 1	S: 6	P: 10	R: 0	H: 0	E: 0	K: 2	S: 7	P: 7	R: 0	H: 0	E: 0	K: 1	S: 5	P: 5	R: 9	H: 4	E: 0	K: 1	S: 9	P: 33	R: 0	H: 1	E: 0	K: 0	S: 3	P: 3	R: 0	H: 0	E: 0	K: 0	S: 3	P: 3	R: 0	H: 0	E: 0	K: 0	S: 3	P: 3	1B: 5	SF: 0	2B: 1	SAC: 0	3B: 1	DP: 1	HR: 1	HBP: 0	WP: 1	PA: 42
--------------	------	------	------	------	------	------	------	------	------	------	------	------	------	------	------	------	------	------	------	------	------	------	------	-------	------	------	------	------	------	------	------	------	------	------	------	------	------	------	------	------	------	-------	------	------	------	------	------	------	------	------	------	------	------	------	------	------	------	------	------	------	-------	-------	-------	--------	-------	-------	-------	--------	-------	--------

PITCHER	IP	WLS	BF	H	R	ER	SO	BB	IBB	HBP	BLK	WP	HR	S	P	ERA	WHIP
Dick Stigman, L ERA: 4.21 (1, 1)	6.0	L	26	4	3	3	5	5	0	0	0	1	0	31	51	4.50	1.500
Jack Harshman, L ERA: 4.36 (7, 1)	0.1		5	2	3	3	0	2	0	0	0	0	1	3	11	81.00	12.000
Johnny Klippstein, R ERA: 2.93 (7, 1)	1.2		8	2	3	3	1	2	0	0	0	0	0	8	16	16.20	2.400
Don Newcombe, R ERA: 4.77 (9, 1)	1.0		3	0	0	0	0	0	0	0	0	0	0	3	3	0.00	0.000

Batter	1	2	3	4	5	6	7	8	9	AB	R	H	RBI	BB	SO	LOB						
Ken Aspromonte, R OBP: 0.373, SLG: 0.410 (1, 4)	0-0 G4-6-3 1B		4-0 BB			0-0 5-3		0-0 6-3		3	0	1	0	1	0	0						
Tito Francona, L OBP: 0.381, SLG: 0.464 (1, 7)	0-0 G4-6-3 1-2f		0-0 F6			0-0 F8			0-0 F9	4	0	0	0	0	0	2						
Harvey Kuenn, R OBP: 0.383, SLG: 0.422 (1, 9)	0-0 1B				0-0 F9		0-0 FC6-4 1B		0-0 F4	4	0	2	0	0	0	0						
Woodie Held, R OBP: 0.337, SLG: 0.503 (1, 6)	0-0 F7				0-0 6-3		0-0 FC6-4 1-2f		0-0 F8	4	0	0	0	0	0	2						
Vic Power, R OBP: 0.316, SLG: 0.392 (1, 3)		0-0 F9		0-3 K				0-0 G5-4-3 1B		3	0	1	0	0	1	0						
Jim Piersall, R OBP: 0.320, SLG: 0.445 (1, 8)		0-0 4-3				0-0 F8		0-0 G5-4-3 1-2f		3	0	0	0	0	0	1						
Bubba Phillips, R OBP: 0.250, SLG: 0.301 (1, 5)		0-0 F7				0-0 5-3		0-0 F9		3	0	0	0	0	0	0						
John Romano, R OBP: 0.341, SLG: 0.485 (1, 2)			0-0 F3			0-0 2B		0-0 F9		3	0	1	0	0	0	0						
Dick Stigman, R OBP: 0.314, SLG: 0.258 (1, 1)			0-0 F7			0-0 F9		0-3 K		2	0	0	0	0	0	1						
Jack Harshman, L OBP: 0.154, SLG: 0.231 (7, 1)										0	0	0	0	0	0	0						
Johnny Klippstein, R OBP: 0.214, SLG: 0.154 (7, 1)										0	0	0	0	0	0	0						
Marty Keough, L OBP: 0.298, SLG: 0.350 (8, PH)										1	0	0	0	0	1	0						
Don Newcombe, L OBP: 0.245, SLG: 0.224 (9, 1)										0	0	0	0	0	0	0						
Inning Stats	R: 0 E: 0 K: 0 S: 4	H: 2 LOB: 1 BB: 0 P: 4	R: 0 E: 0 K: 0 S: 3	H: 0 LOB: 0 BB: 0 P: 3	R: 0 E: 0 K: 0 S: 3	H: 0 LOB: 1 BB: 1 P: 7	R: 0 E: 0 K: 1 S: 5	H: 0 LOB: 0 BB: 0 P: 5	R: 0 E: 0 K: 0 S: 4	H: 1 LOB: 1 BB: 0 P: 4	R: 0 E: 0 K: 0 S: 4	H: 1 LOB: 1 BB: 0 P: 4	R: 0 E: 0 K: 1 S: 5	H: 0 LOB: 0 BB: 0 P: 5	R: 0 E: 0 K: 0 S: 3	H: 0 LOB: 0 BB: 0 P: 3	R: 0 E: 0 K: 0 S: 3	H: 0 LOB: 0 BB: 0 P: 3	1B: 4 2B: 1 3B: 0 HR: 0	SF: 0 SAC: 0 DP: 2 HBP: 0	WP: 0 PB: 0 SB: 0 CS: 0	PA: 31
PITCHER Jack Fisher, R ERA: 2.97 (1, 1)	IP 9.0	WLS W	BF 31	H 5	R 0	ER 0	SO 2	BB 1	IBB 0	HBP 0	BLK 0	WP 0	HR 0	S 34	P 38	ERA 0.00	WHIP 0.667					

BOTTOM

Baltimore Orioles @ Cleveland Indians
Cleveland Municipal Stadium, Cleveland, OH

Thu Sep 08 1960, 7:05 PM EDT
Att. 6,513 - Unknown

livebaseballscorecards.com

AB	30
R	0
H	5
RBI	0
BB	1
SO	2
LOB	6



Batter	1	2	3	4	5	6	7	8	9	AB R H RBI BB SO LOB	TOP												
Billy Gardner, R (1, 4) OBP: 0.314, SLG: 0.369	0-0 6-3		0-0 F7		0-3 K		0-0 4-3		0-0 1B 2B	5 1 1 0 0 1 1	Washington Senators @ Cleveland Indians Cleveland Municipal Stadium, Cleveland, OH Fri Sep 09 1960, 7:05 PM EDT Att. 9,474 - Unknown livebaseballscorecards.com												
Lenny Green, L (1, 8) (9, 7) OBP: 0.384, SLG: 0.447	0-0 3B			0-0 1B		4-0 1B HR BB	0-0 HR 1B	0-0 2H 1B	4 3 4 1 1 0 0														
Harmon Killebrew, R (1, 3) OBP: 0.377, SLG: 0.537	4-0 BB			0-0 HR		0-0 1B	0-3 K	0-0 F8	4 2 2 2 1 1 2														
Jim Lemon, R (1, 7) Dan Dobbek, L (9, 8) OBP: 0.363, SLG: 0.542 OBP: 0.321, SLG: 0.398	0-0 G6-4-3 1-2f			0-0 3-1		0-0 HR	0-0 HR	0-0 1B	5 2 3 5 0 0 2 0 0 0 0 0 0 0														
Reno Bertoia, R (1, 5) OBP: 0.326, SLG: 0.378		0-0 5-3		0-0 F3		0-0 L9	0-3 K	0-0 F8	5 0 0 0 0 1 2														
Earl Battey, R (1, 2) OBP: 0.341, SLG: 0.413		0-0 F8		0-0 F8		0-0 BB 1B		0-0 4-3	5 0 2 0 0 0 2														
Bob Allison, R (1, 9) OBP: 0.371, SLG: 0.416		0-3 K			0-0 SH1-3 1B	4-0 1-2 BB		0-0 F8 2-3	3 0 1 0 1 1 1														
Jose Valdivielso, R (1, 6) OBP: 0.279, SLG: 0.250			0-0 4-3		0-0 F4	0-0 F9		0-3 K	4 0 0 0 0 1 4														
Pedro Ramos, S (1, 1) OBP: 0.133, SLG: 0.243			0-3 K		0-0 SH1-3	0-0 L4		0-0 F5	3 0 0 0 0 1 3														
Inning Stats	R: 0 E: 0 K: 0 S: 3	H: 1 LOB: 1 BB: 1 P: 7	R: 0 E: 0 K: 1 S: 5	H: 0 LOB: 0 BB: 0 P: 5	R: 0 E: 0 K: 1 S: 5	H: 0 LOB: 0 BB: 0 P: 5	R: 2 E: 0 K: 0 S: 5	H: 2 LOB: 0 BB: 0 P: 5	R: 0 E: 0 K: 1 S: 6	H: 1 LOB: 1 BB: 0 P: 6		R: 3 E: 0 K: 0 S: 6	H: 3 LOB: 2 BB: 2 P: 14	R: 2 E: 0 K: 2 S: 9	H: 2 LOB: 0 BB: 0 P: 9	R: 0 E: 0 K: 1 S: 6	H: 1 LOB: 1 BB: 0 P: 6	R: 1 E: 0 K: 0 S: 6	H: 3 LOB: 2 BB: 0 P: 6	1B: 7 2B: 2 3B: 1 HR: 3	SF: 0 SAC: 1 DP: 1 HBP: 0	WP: 0 PB: 0 SB: 1 CS: 0	PA: 42
PITCHER Mudcat Grant, R (1, 1) ERA: 4.45 Don Newcombe, R (7, 1) ERA: 4.88	IP 6.0	WLS L	BF 27	H 7	R 5	ER 5	SO 3	BB 3	IBB 0	HBP 0	BLK 0	WP 0	HR 2	S 30	P 42	ERA 7.50	WHIP 1.667					ERA 9.00	WHIP 2.000

Batter	1	2	3	4	5	6	7	8	9	AB R H RBI BB SO LOB
Ken Aspromonte, R (1, 4) OBP: 0.371, SLG: 0.408	0-0 F7		0-3 K			0-0 F5		0-0 PB 1B		4 0 1 0 0 1 1
Tito Francona, L (1, 7) OBP: 0.380, SLG: 0.461	0-0 F8			4-0 BB		0-0 F7		0-0 L5-6		3 0 0 0 1 0 2
Harvey Kuenn, R (1, 9) OBP: 0.382, SLG: 0.421	0-0 F9			0-0 F7		0-0 E 1B		0-0 4-3		4 0 1 0 0 0 2
Woodie Held, R (1, 6) OBP: 0.333, SLG: 0.497		0-0 F7		0-0 4-3		0-0 F4		0-0 4-3		4 0 0 0 0 0 2
Vic Power, R (1, 3) OBP: 0.317, SLG: 0.399		0-0 F7		0-0 E5			0-0 1B		0-0 HR	4 1 2 1 0 0 1
Jim Piersall, R (1, 8) Marty Keough, L (9, PH) OBP: 0.318, SLG: 0.442 OBP: 0.297, SLG: 0.349		0-0 F9		0-3 K		0-3 K		0-3 K		3 0 0 0 0 2 3 1 0 0 0 0 1 0
Bubba Phillips, R (1, 5) Joe Morgan, L (9, PH) OBP: 0.247, SLG: 0.297 OBP: 0.214, SLG: 0.248			0-3 K		0-3 K		0-3 K		0-0 2B 1B	3 0 0 0 0 3 1 1 1 1 0 0 0 0
John Romano, R (1, 2) OBP: 0.340, SLG: 0.485			0-0 E3		0-3 K		0-0 F6		0-0 DI 2B	4 0 1 1 0 1 1
Mudcat Grant, R (1, 1) Don Newcombe, L (7, 1) Bob Hale, L (9, PH) OBP: 0.283, SLG: 0.316 OBP: 0.259, SLG: 0.240 OBP: 0.290, SLG: 0.375			0-0 F8		0-3 K			0-0 L5-6 1B	0-0 5-3	2 0 0 0 0 1 1 1 0 1 0 0 0 0 1 0 0 0 0 0 1

Inning Stats	R: 0	H: 0	E: 0	LOB: 0	K: 0	BB: 0	S: 3	P: 3	R: 0	H: 0	E: 0	LOB: 0	K: 0	BB: 0	S: 3	P: 3	R: 0	H: 0	E: 1	LOB: 1	K: 2	BB: 0	S: 8	P: 8	R: 0	H: 0	E: 0	LOB: 0	K: 3	BB: 0	S: 9	P: 9	R: 0	H: 1	E: 1	LOB: 1	K: 0	BB: 0	S: 4	P: 4	R: 0	H: 1	E: 0	LOB: 1	K: 2	BB: 0	S: 8	P: 8	R: 0	H: 2	E: 0	LOB: 1	K: 0	BB: 0	S: 4	P: 4	R: 2	H: 3	E: 0	LOB: 1	K: 1	BB: 0	S: 8	P: 8	1B: 5	SF: 0	2B: 2	SAC: 0	3B: 0	DP: 1	HR: 1	HBP: 0	WP: 0	PA: 36
PITCHER Pedro Ramos, R (1, 1) ERA: 3.62	IP	WLS	BF	H	R	ER	SO	BB	IBB	HBP	BLK	WP	HR	S	P	ERA	WHIP	IP	WLS	BF	H	R	ER	SO	BB	IBB	HBP	BLK	WP	HR	S	P	ERA	WHIP																																								

BOTTOM

Washington Senators @ Cleveland Indians
Cleveland Municipal Stadium, Cleveland, OH

Fri Sep 09 1960, 7:05 PM EDT
Att. 9,474 - Unknown

livebaseballscorecards.com

AB 35
R 2
H 7
RBI 2
BB 1
SO 9
LOB 15



Batter	1	2	3	4	5	6	7	8	9	AB R H RBI BB SO LOB	TOP											
Billy Gardner, R (1, 4) OBP: 0.315, SLG: 0.367	4-0 FC4-6 BB	4-0 BB 1-2 BB		x 0-0 L6		x 0-0 6-3		x 0-0 F5		3 0 0 0 2 0 1												
Lenny Green, L (1, 8) OBP: 0.384, SLG: 0.442	0-0 FC4-6 S SF9 1-2f	4-0 BB 1-2 2-3 BB			x 0-0 F5	x 0-0 4-3			BBB 4-0 BB	3 1 0 0 2 0 1												
Harmon Killebrew, R (1, 3) OBP: 0.378, SLG: 0.534	4-0 HBP E BB 1-3	0-0 5-3			x 0-0 E6 1B 1B		x 0-0 F9 S 1B		x 0-0 F8	4 2 1 0 1 0 4												
Jim Lemon, R (1, 7) OBP: 0.364, SLG: 0.541 Faye Throneberry, L (4, 7) OBP: 0.327, SLG: 0.329	1-0 E HBP 1-2		x 0-0 F5		x 0-0 BB 1B FC5 1B		SSS 0-3 K		x 0-0 F8	1 0 0 0 0 0 0 3 1 1 0 0 1 2												
Reno Bertoia, R (1, 5) OBP: 0.327, SLG: 0.379	0-0 SF9 1-2 2-H 3-H		x 0-0 G4-6-3 1B		x 0-0 FC5 BB 1B		x 0-0 F9		x 0-0 F9	4 0 2 2 0 0 2												
Earl Battey, R (1, 2) OBP: 0.342, SLG: 0.411	0-0 4-3		x 0-0 G4-6-3		BBB 4-0 1-2 2-3 BB FC5		BBB 4-0 FC5-4 BB			2 0 0 0 2 0 2												
Bob Allison, R (1, 9) OBP: 0.370, SLG: 0.413		x 0-0 6-3		BBB 4-0 FC6-4 BB	x 0-0 FC5		x 0-0 FC5-4			3 0 0 1 1 0 4												
Jose Valdivielso, R (1, 6) OBP: 0.277, SLG: 0.248 Elmer Valo, L (5, PH) OBP: 0.413, SLG: 0.305 Billy Consolo, R (5, 6) OBP: 0.314, SLG: 0.296		x 0-0 5-3		x 0-0 FC6-4 1-2f	x 0-0 FC3-6			x 0-0 F9		2 0 0 0 0 0 1 1 0 0 0 0 0 2 1 0 0 0 0 0 0												
Ted Sadowski, R (1, 1) Hal Naragon, L (6, PH) OBP: 0.280, SLG: 0.226 Tex Clevenger, R (6, 1) OBP: 0.167, SLG: 0.091 Dan Dobbek, L (8, PH) OBP: 0.320, SLG: 0.397 Tom Morgan, R (8, 1)		BBB 4-0 BB BB		x 0-0 F8		x 0-0 F7		x 0-0 F3		1 0 0 0 1 0 1 1 0 0 0 0 0 0 0 0 0 0 0 0 0 1 0 0 0 0 0 0 0 0 0 0 0 0 0												
Inning Stats	R: 2 E: 1 K: 0 S: 3	H: 0 LOB: 1 BB: 2 P: 12	R: 0 E: 0 K: 0 S: 3	H: 0 LOB: 3 BB: 3 P: 15	R: 0 E: 0 K: 0 S: 3	H: 1 LOB: 0 BB: 0 P: 3	R: 0 E: 0 K: 0 S: 3	H: 0 LOB: 1 BB: 1 P: 7	R: 2 E: 1 K: 0 S: 6	H: 2 LOB: 2 BB: 1 P: 10	R: 0 E: 0 K: 0 S: 3	H: 0 LOB: 0 BB: 0 P: 3	R: 0 E: 0 K: 1 S: 6	H: 1 LOB: 2 BB: 1 P: 10	R: 0 E: 0 K: 0 S: 3	H: 0 LOB: 0 BB: 0 P: 3	R: 0 E: 0 K: 0 S: 3	H: 0 LOB: 1 BB: 1 P: 7	1B: 4 2B: 0 3B: 0 HR: 0	SF: 1 SAC: 0 DP: 1 HBP: 1	WP: 0 PB: 0 SB: 3 CS: 0	PA: 41
PITCHER	IP WLS BF H R ER SO BB IBB HBP BLK WP HR S P ERA WHIP																					
Barry Latman, R (1, 1) ERA: 3.58 Frank Funk, R (6, 1) ERA:	5.0 0 26 3 4 1 0 7 0 1 0 0 0 18 47 1.80 2.000																					
	4.0 W 15 1 0 0 1 2 0 0 0 0 0 0 15 23 0.00 0.750																					

Washington Senators @ Cleveland Indians
Cleveland Municipal Stadium, Cleveland, OH

AB	30
R	4
H	4
RBI	3
BB	9
SO	1
LOB	20



Sat Sep 10 1960, 3:33 AM EDT
Att. 4,432 - Unknown

livebaseballscorecards.com

Batter	1	2	3	4	5	6	7	8	9	AB	R	H	RBI	BB	SO	LOB
Ken Aspromonte, R (1, 4) OBP: 0.373, SLG: 0.406	0-0 5-3	4-0 BB		4-0 BB			0-0 F7			2	0	0	0	2	0	0
Tito Francona, L (1, 7) OBP: 0.377, SLG: 0.457	0-0 F7	0-3 K		0-3 K			0-0 F8			4	0	0	0	0	2	5
Harvey Kuenn, R (1, 9) OBP: 0.379, SLG: 0.417	0-0 L4		0-0 4-3	0-0 F3			0-0 5-3			4	0	0	0	0	0	3
Woodie Held, R (1, 6) OBP: 0.332, SLG: 0.503		0-0 HR	0-0 4-3		0-0 5-3			0-0 5-3		4	1	1	1	0	0	0
Vic Power, R (1, 3) OBP: 0.318, SLG: 0.398		4-0 2B 1B BB	0-0 6-3		0-0 F9			0-0 1B SF8 1B		3	2	1	0	1	0	0
Joe Morgan, L (1, 5) OBP: 0.231, SLG: 0.301		0-0 1B 2B		0-0 HR	0-0 4-3			0-0 SF8 1B		4	2	3	1	0	0	0
Marty Keough, L (1, 8) OBP: 0.293, SLG: 0.345		0-0 F6		0-0 1-3		0-0 6-3		0-0 SF8		3	0	0	0	0	0	2
Bob Hale, L (8, PH) OBP: 0.286, SLG: 0.375								1-2 3-H		0	0	0	1	0	0	0
Jim Piersall, R (9, 8) OBP: 0.318, SLG: 0.442								4-0		0	0	0	0	0	0	0
John Romano, R (1, 2) OBP: 0.346, SLG: 0.485		0-0 4-3 PB 1B		1-0 2B HBP		0-0 5-3				2	0	1	2	1	0	0
Barry Latman, R (1, 1) OBP: 0.265, SLG: 0.250		0-0 4-3		0-0 2B		0-3 K		0-0 5-3		2	0	1	0	0	0	1
Frank Funk, R (6, 1) OBP: 0.500, SLG: 0.333				1-3 2B						2	0	0	0	0	1	2

Inning Stats	R: 0	H: 0	E: 0	K: 0	S: 3	H: 0	LOB: 0	BB: 0	P: 3	R: 3	H: 3	E: 0	K: 1	S: 8	R: 0	H: 0	E: 0	K: 0	S: 3	R: 1	H: 2	E: 0	K: 1	S: 7	R: 0	H: 0	E: 0	K: 0	S: 3	R: 0	H: 0	E: 0	K: 1	S: 5	R: 0	H: 0	E: 0	K: 0	S: 3	R: 1	H: 2	E: 0	K: 0	S: 5
	0	0	0	0	3	0	0	0	3	3	3	0	1	8	0	0	0	0	3	0	2	3	0	1	7	0	0	0	0	3	0	0	0	5	0	0	0	3	0	2	2	0	5	

PITCHER	IP	WLS	BF	H	R	ER	SO	BB	IBB	HBP	BLK	WP	HR	S	P	ERA	WHIP
Ted Sadowski, R (1, 1) ERA: 4.82	5.0		24	5	4	4	2	3	0	1	0	0	2	24	37	7.20	1.600
Tex Clevenger, R (6, 1) ERA: 4.1	2.0		6	0	0	0	1	0	0	0	0	0	0	8	8	0.00	0.000
Tom Morgan, R (8, 1) ERA: 4.21	1.0	L	6	2	1	1	0	0	1	0	0	0	0	5	9	9.00	2.000

BOTTOM


Washington Senators @ Cleveland Indians
Cleveland Municipal Stadium, Cleveland, OH

Sat Sep 10 1960, 3:33 AM EDT
 Att. 4,432 - Unknown

AB	30
R	5
H	7
RBI	5
BB	4
SO	3
LOB	13



WP	PA	ERA	WHIP
0	36		

Batter	1	2	3	4	5	6	7	8	9	AB R H RBI BB SO LOB	TOP														
Tony Kubek, L (1, 6) OBP: 0.324, SLG: 0.414	0-0 F7		0-0 5-3		0-0 FC6-4 1B		0-0 3B 1B		0-0 F4	5 1 2 0 0 0 0	<p>New York Yankees @ Cleveland Indians Cleveland Municipal Stadium, Cleveland, OH</p> <p>Sun Sep 11 1960, 3:33 AM EDT Unknown - 67 F</p> <p>livebaseballscorecards.com</p> <table border="1"> <tr><td>AB</td><td>35</td></tr> <tr><td>R</td><td>5</td></tr> <tr><td>H</td><td>9</td></tr> <tr><td>RBI</td><td>5</td></tr> <tr><td>BB</td><td>3</td></tr> <tr><td>SO</td><td>4</td></tr> <tr><td>LOB</td><td>9</td></tr> </table> 	AB	35	R	5	H	9	RBI	5	BB	3	SO	4	LOB	9
AB	35																								
R	5																								
H	9																								
RBI	5																								
BB	3																								
SO	4																								
LOB	9																								
Hector Lopez, R (1, 7) OBP: 0.363, SLG: 0.410 Jim Pisoni, R (7, 7)	4-0 BB		0-0 HR		0-0 FC6-4 1-2f		0-0 HR 3B		0-0 F9	3 2 2 2 1 0 1 1 0 0 0 0 0 0															
Roger Maris, L (1, 9) OBP: 0.374, SLG: 0.617	0-0 F5		0-0 FC4-6 1B			0-0 4-3 1B 2B		0-0 HR		4 2 3 2 0 0 1															
Mickey Mantle, S (1, 8) OBP: 0.406, SLG: 0.552	0-0 F7		0-0 FC4-6 1-2f			0-0 4-3 2-3		4-0 BB		3 0 0 0 1 0 3															
Yogi Berra, L (1, 2) OBP: 0.350, SLG: 0.453		0-0 F8		0-0 4-3		0-0 F6		0-0 F6		4 0 0 0 0 0 2															
Bill Skowron, R (1, 3) OBP: 0.345, SLG: 0.532		4-0 CS BB		0-0 F9		0-0 1B		0-3 K		3 0 1 1 1 1 0															
Gil McDougald, R (1, 4) OBP: 0.328, SLG: 0.389		0-0 1-2 1B		0-3 K		0-0 F8		0-3 K		4 0 1 0 0 2 1															
Clete Boyer, R (1, 5) OBP: 0.284, SLG: 0.394		0-3 K			0-0 4-3		0-0 4-3	0-0 F2		4 0 0 0 0 1 1															
Ralph Terry, R (1, 1) OBP: 0.091, SLG: 0.070			0-0 4-3		0-0 F3		0-0 4-3		0-0 1-3	4 0 0 0 0 0 0															
Inning Stats	R: 0 E: 0 K: 0 S: 3	H: 0 LOB: 1 BB: 1 P: 7	R: 0 E: 0 K: 1 S: 5	H: 1 LOB: 1 BB: 1 P: 9	R: 1 E: 0 K: 0 S: 5	H: 2 LOB: 1 BB: 0 P: 5	R: 0 E: 0 K: 1 S: 5	H: 0 LOB: 0 BB: 0 P: 5	R: 0 E: 0 K: 0 S: 4	H: 1 LOB: 1 BB: 0 P: 4	R: 1 E: 0 K: 0 S: 5	H: 2 LOB: 1 BB: 0 P: 5	R: 3 E: 0 K: 0 S: 6	H: 3 LOB: 1 BB: 1 P: 10	R: 0 E: 0 K: 2 S: 7	H: 0 LOB: 0 BB: 0 P: 7	R: 0 E: 0 K: 0 S: 3	H: 0 LOB: 0 BB: 0 P: 3	1B: 5 2B: 1 3B: 1 HR: 2	SF: 0 SAC: 0 DP: 0 HBP: 0	WP: 0 PB: 0 SB: 0 CS: 1	PA: 38			
PITCHER	IP WLS BF H R ER SO BB IBB HBP BLK WP HR S P ERA WHIP																								
Jim Perry, R (1, 1) ERA: 3.49	7.0 L 32 9 5 5 2 3 0 0 0 0 0 2 33 45 6.43 1.714																								
Mudcat Grant, R (8, 1) ERA: 4.4	2.0 6 0 0 0 2 0 0 0 0 0 0 0 10 10 0.00 0.000																								

Batter	1	2	3	4	5	6	7	8	9	AB R H RBI BB SO LOB
Ken Aspromonte, R (1, 4) OBP: 0.371, SLG: 0.406	0-0 L6-4 2B		0-0 L7	0-0 F8		0-0 4-3			0-0 F5	5 0 1 0 0 0 3
Tito Francona, L (1, 7) OBP: 0.376, SLG: 0.454	0-3 K		0-0 BB 1B		0-0 1-3		0-3 K		0-0 4-3	5 0 1 0 0 2 1
Harvey Kuenn, R (1, 9) OBP: 0.378, SLG: 0.414	0-0 L6-4 2-3		4-0 BB BB	1-2 BB BB	0-0 6-3		0-0 6-3			3 0 0 0 1 0 1
Woodie Held, R (1, 6) OBP: 0.337, SLG: 0.503		4-0 FC1-5 1B BB	4-0 1-2 2-3 BB	0-0 E3 BB	0-0 1B		0-0 1B			2 0 1 0 2 0 0
Vic Power, R (1, 3) OBP: 0.320, SLG: 0.398		0-0 FC1-5 1B	0-0 4-3		4-0 1-2 BB		0-0 4-3			3 0 1 0 1 0 4
Joe Morgan, L (1, 5) OBP: 0.232, SLG: 0.299		0-0 FC1-5 1-2 2-3f		0-0 6-3 BB 1B	0-0 3-1			0-0 F9		4 0 1 0 0 0 4
Marty Keough, L (1, 8) OBP: 0.289, SLG: 0.339		0-0 F9		0-0 L9		0-0 3-1		0-0 F7		4 0 0 0 0 0 3
John Romano, R (1, 2) OBP: 0.348, SLG: 0.481		0-0 F5		4-0 6-3 1-2 BB		4-0 BB		0-3 K		2 0 0 0 2 1 2
Jim Perry, S (1, 1) OBP: 0.244, SLG: 0.272			0-0 5-3	0-0 6-3		0-0 F9			0-0 L7	3 0 0 0 0 0 3
Mudcat Grant, R (8, 1) OBP: 0.283, SLG: 0.316				1-2 2-3						0 0 0 0 0 0 0
Bob Hale, L (9, PH) OBP: 0.282, SLG: 0.369										1 0 0 0 0 0 0

Inning Stats	R: 0 E: 0 K: 1 S: 5	H: 1 LOB: 0 BB: 0 P: 5	R: 0 E: 0 K: 0 S: 4	H: 1 LOB: 2 BB: 1 P: 8	R: 0 E: 0 K: 0 S: 4	H: 1 LOB: 3 BB: 2 P: 12	R: 0 E: 0 K: 0 S: 4	H: 1 LOB: 2 BB: 1 P: 8	R: 0 E: 1 K: 0 S: 4	H: 0 LOB: 2 BB: 1 P: 8	R: 0 E: 0 K: 0 S: 3	H: 0 LOB: 1 BB: 1 P: 7	R: 0 E: 0 K: 1 S: 6	H: 1 LOB: 1 BB: 0 P: 6	R: 0 E: 0 K: 1 S: 5	H: 0 LOB: 0 BB: 0 P: 5	R: 0 E: 0 K: 0 S: 3	H: 0 LOB: 0 BB: 0 P: 3	1B: 4 2B: 2 3B: 0 HR: 0	SF: 0 SAC: 0 DP: 1 HBP: 0
--------------	------------------------------	---------------------------------	------------------------------	---------------------------------	------------------------------	----------------------------------	------------------------------	---------------------------------	------------------------------	---------------------------------	------------------------------	---------------------------------	------------------------------	---------------------------------	------------------------------	---------------------------------	------------------------------	---------------------------------	----------------------------------	------------------------------------

PITCHER	IP	WLS	BF	H	R	ER	SO	BB	IBB	HBP	BLK	WP	HR	S	P	ERA	WHIP	PITCHER	IP	WLS	BF	H	R	ER	SO	BB	IBB	HBP	BLK	WP	HR	S	P	ERA	WHIP	
Ralph Terry, R (1, 1) ERA: 3.79	9.0	W	38	5	0	0	3	6	0	0	0	0	0	38	62	0.00	1.222																			


BOTTOM

New York Yankees @ Cleveland Indians
Cleveland Municipal Stadium, Cleveland, OH

Sun Sep 11 1960, 3:33 AM EDT
Unknown - 67 F

livebaseballscorecards.com

AB	32
R	0
H	5
RBI	0
BB	6
SO	3
LOB	21



WP: 0	PA: 38
PB: 0	
SB: 0	
CS: 0	

Batter	1	2	3	4	5	6	7	8	9	10	11	AB R H RBI BB SO LOB	TOP	
Tony Kubek, L (1, 6) OBP: 0.321, SLG: 0.409	F9		3-1			4-3		L8		4-3		5 0 0 0 0 0 2	New York Yankees @ Cleveland Indians Cleveland Municipal Stadium, Cleveland, OH Sun Sep 11 1960, 3:38 AM EDT Att. 33,483 - Unknown	
Hector Lopez, R (1, 7) OBP: 0.362, SLG: 0.408 Bobby Shantz, R (10, 1) OBP: 0.182, SLG: 0.100 Eli Grba, R (10, 1) OBP: 0.304, SLG: 0.381 Ryne Duren, R (11, 1)	K		F3			6-3			G4-6-3 1B		K	4 0 1 0 0 1 0 0 0 0 0 0 0 0 1 0 0 0 0 1 0 0 0 0 0 0 0 0		
Roger Maris, L (1, 9) OBP: 0.372, SLG: 0.611	F9				F6				G4-6-3 1-2f		L9	4 0 0 0 1 0 1		
Mickey Mantle, S (1, 8) OBP: 0.406, SLG: 0.557		2B 1B			F9				4-3		HR	5 2 2 1 0 1 1		
Gil McDougald, R (1, 4) OBP: 0.329, SLG: 0.390		FC1-5 1-H 2B			F8					1B 1B BB	F7	4 1 1 1 1 0 0		
Bill Skowron, R (1, 3) OBP: 0.344, SLG: 0.531 Dale Long, L (2, 3) OBP: 0.309, SLG: 0.371			K					L8		F6		1 0 0 0 0 1 1 3 0 1 0 0 0 1		
Elston Howard, R (1, 2) OBP: 0.302, SLG: 0.367 Jim Pisoni, R (10, 7)		FC1-5 2-3			F8			K		1B 1-3 1B		4 0 1 0 0 1 2 0 0 0 0 0 0 0		
Clete Boyer, R (1, 5) OBP: 0.282, SLG: 0.392 Johnny Blanchard, L (8, PH) OBP: 0.311, SLG: 0.447 Bobby Richardson, R (8, 5) OBP: 0.296, SLG: 0.289			K			F7		4-3			1-2 3-H 1B	2 0 0 0 0 1 2 1 0 0 0 0 0 0 1 0 1 1 0 0 0		
Jim Coates, R (1, 1) OBP: 0.286, SLG: 0.304 Bob Cerv, R (8, PH) OBP: 0.342, SLG: 0.457 Luis Arroyo, L (8, 1) Yogi Berra, L (10, PH) OBP: 0.349, SLG: 0.452			K			F3		6-3			F7	2 0 0 0 0 1 1 1 0 0 0 0 0 0 0 0 0 0 0 0 0 1 0 0 0 0 0 2		
Inning Stats	R: 0 H: 0 E: 0 K: 1 S: 5	R: 1 H: 2 E: 0 K: 2 S: 9	R: 0 H: 0 E: 0 K: 1 S: 5	R: 0 H: 0 E: 0 K: 0 S: 3	R: 0 H: 1 E: 0 K: 0 S: 4	R: 0 H: 0 E: 0 K: 1 S: 5	R: 0 H: 0 E: 0 K: 1 S: 5	R: 0 H: 0 E: 0 K: 0 S: 3	R: 0 H: 1 E: 0 K: 0 S: 3	R: 1 H: 2 E: 0 K: 0 S: 5	R: 1 H: 1 E: 0 K: 1 S: 6	1B: 5 SF: 0 2B: 1 SAC: 0 3B: 0 DP: 1 HR: 1 HBP: 0		WP: 0 PA: 41 PB: 0 SB: 0 CS: 0
PITCHER	IP WLS BF H R ER SO BB IBB HBP BLK WP HR S P ERA WHIP													
Bobby Locke, R (1, 1) ERA: 3.63 Carl Mathias, L (10, 1) ERA: 3.14	9.1 35 6 2 2 6 2 0 0 0 0 0 0 45 53 1.93 0.857													

livebaseballscorecards.com

AB	39
R	3
H	7
RBI	3
BB	2
SO	7
LOB	13



Batter	1	2	3	4	5	6	7	8	9	10	11	AB R H RBI BB SO LOB
Ken Aspromonte, R (1, 4) OBP: 0.368, SLG: 0.401	F9		4-3		F4		BB		G4-6-3		E7	5 0 0 0 1 0 2
Tito Francona, L (1, 7) OBP: 0.377, SLG: 0.454	1B		F9		BB		K			1B	FC6-4	3 1 1 0 1 1 1
Harvey Kuenn, R (10, PH) OBP: 0.379, SLG: 0.416	1B									1B		1 0 1 0 0 0 0
Miguel de la Hoz, R (10, PR) OBP: 0.295, SLG: 0.386	1B											1 1 0 0 0 0 1
Joe Morgan, L (1, 5) OBP: 0.246, SLG: 0.306	1B		F4		4-3					SH5-4		4 0 2 0 1 0 2
Woodie Held, R (1, 6) OBP: 0.338, SLG: 0.500	K									SH1-4		4 0 1 0 1 2 4
Vic Power, R (1, 3) OBP: 0.319, SLG: 0.396	FC6-4		F5		F2					4-3		5 0 1 2 0 0 3
Jim Piersall, R (1, 8) OBP: 0.321, SLG: 0.442	FC6-4		F8		BLK					WP		3 0 1 0 2 0 3
Bubba Phillips, R (1, 9) OBP: 0.244, SLG: 0.293			F7		6-3					F8		4 0 0 0 0 0 4
Bob Hale, L (10, PH) OBP: 0.292, SLG: 0.369												0 0 0 0 1 0 0
John Romano, R (11, 2) OBP: 0.348, SLG: 0.481												0 0 0 0 0 0 0
Red Wilson, R (1, 2) OBP: 0.284, SLG: 0.261			F2									4 0 1 0 0 0 0
Marty Keough, L (10, PH) OBP: 0.288, SLG: 0.337												1 0 0 0 0 0 3
Bobby Locke, R (1, 1) OBP: 0.343, SLG: 0.267												2 0 0 0 1 1 0
Carl Mathias, S (10, 1)												0 0 0 0 0 0 0
Don Newcombe, L (11, PH) OBP: 0.255, SLG: 0.235												1 0 0 0 0 0 0

Inning Stats	R: 1	H: 3	R: 0	H: 0	R: 0	H: 0	R: 0	H: 1	R: 0	H: 0	R: 0	H: 0	R: 1	H: 2	R: 0	H: 1	1B: 8	SF: 0	WP: 1	PA: 49
E: 0	LOB: 2	E: 0	LOB: 0	E: 0	LOB: 1	E: 0	LOB: 1	E: 0	LOB: 1	E: 0	LOB: 2	E: 0	LOB: 3	E: 1	LOB: 2	2B: 0	SAC: 3	PB: 0		
K: 1	BB: 0	K: 1	BB: 0	K: 0	BB: 0	K: 0	BB: 1	K: 1	BB: 1	K: 0	BB: 2	K: 0	BB: 2	K: 1	BB: 0	3B: 0	DP: 1	SB: 0		
S: 8	P: 8	S: 5	P: 5	S: 3	P: 3	S: 3	P: 7	S: 4	P: 8	S: 4	P: 4	S: 5	P: 9	S: 5	P: 7	HR: 0	HBP: 0	CS: 0		

PITCHER	IP	WLS	BF	H	R	ER	SO	BB	IBB	HBP	BLK	WP	HR	S	P	ERA	WHIP
Jim Coates, R (1, 1) ERA: 4.54	7.0		29	5	1	1	3	3	0	0	1	0	0	32	44	1.29	1.143
Luis Arroyo, L (8, 1) ERA: 2.08	2.0		8	0	0	0	0	2	1	0	0	0	0	5	17	0.00	1.000
Bobby Shantz, L (10, 1) ERA: 2.47	0.1		3	2	1	1	0	0	0	0	0	0	0	3	3	27.00	6.000
Eli Grba, R (10, 1) ERA: 3.93	1.1	W	8	1	0	0	0	0	2	0	0	1	0	6	14	0.00	0.750
Ryne Duren, R (11, 1) ERA: 4.74	0.1	S	1	0	0	0	1	0	0	0	0	0	0	3	3	0.00	0.000

BOTTOM

New York Yankees @ Cleveland Indians
Cleveland Municipal Stadium, Cleveland, OH

livebaseballscores.com

AB	38
R	2
H	8
RBI	2
BB	8
SO	4
LOB	23



Sun Sep 11 1960, 3:38 AM EDT
Att. 33,483 - Unknown

Batter	1	2	3	4	5	6	7	8	9	AB R H RBI BB SO LOB	TOP																									
Pumpsie Green, S (1, 6) OBP: 0.350, SLG: 0.344	4-0 BB S		0-0 F3	0-0 3-1			0-0 G6-4-3 BB 1B		0-0 F7	4 0 1 0 1 0 4	Boston Red Sox @ Cleveland Indians Cleveland Municipal Stadium, Cleveland, OH Tue Sep 13 1960, 7:05 PM EDT Att. 5,855 - Unknown																									
Carroll Hardy, R (1, 7) OBP: 0.292, SLG: 0.333	0-0 F8 1-2			4-0 1B S 1B BB	0-0 1B	0-0 1B	4-0 G6-4-3 BB	0-0 F8	3 1 1 0 2 0 2																											
Willie Tasby, R (1, 8) OBP: 0.358, SLG: 0.355	0-0 F8			0-0 1B SF8 1B	0-3 K		0-0 G6-4-3 1-2f 2-3		4 1 1 0 0 1 4																											
Frank Malzone, R (1, 5) OBP: 0.319, SLG: 0.403	0-3 K			0-0 F8	0-0 1-2 1B		0-0 6-3		4 0 1 0 0 1 4																											
Lou Clinton, R (1, 9) OBP: 0.290, SLG: 0.406		4-0 BB BB G5-4-3 BB		0-0 BB 1B 1-3 BB 1B	0-0 F7		0-0 G4-3 1B		3 1 2 1 1 0 2																											
Don Gile, R (1, 3) OBP: 0.175, SLG: 0.211		0-0 G5-4-3		0-0 SF8	0-0 F4		0-0 G4-3		2 0 0 1 0 0 3																											
Vic Wertz, L (8, PH) OBP: 0.330, SLG: 0.457		1-2f		3-H			1-2f		1 0 0 0 0 0 1																											
Pete Runnels, L (1, 4) OBP: 0.403, SLG: 0.399		0-0 6-3		0-0 BB BB 1-2 1B	0-3 K		0-0 F8		4 0 1 0 0 1 0																											
Haywood Sullivan, R (1, 2) OBP: 0.255, SLG: 0.242			0-0 6-3	4-0 BB	0-3 K		0-0 3-1		1 0 0 0 0 1 0 0																											
Russ Nixon, L (6, PH) OBP: 0.321, SLG: 0.404			0-0 K	1-2 2-3 3-H BB	0-0 F8		0-0 1B		2 0 0 0 0 1 0																											
Tom Brewer, R (1, 1) OBP: 0.224, SLG: 0.281			0-3 K	4-0 1-2 2-3 3-H BB					1 0 0 0 0 0 1 0																											
Jerry Casale, R (3, 1) OBP: 0.294, SLG: 0.344									0 0 0 0 0 0 0 0																											
Ted Williams, L (4, PH) OBP: 0.456, SLG: 0.655									0 0 0 0 1 1 0 0																											
Bill Monbouquette, R (4, PR) OBP: 0.188, SLG: 0.088									0 0 0 0 0 0 0 0																											
Tom Sturdivant, L (4, 1) OBP: 0.174, SLG: 0.182									1 0 0 0 0 0 0 0																											
Rip Repulski, R (9, PH) OBP: 0.294, SLG: 0.382									1 0 1 0 0 0 0 0																											
Inning Stats	R: 0 E: 0 K: 1 S: 5	H: 0 LOB: 1 BB: 1 P: 9	R: 0 E: 0 K: 0 S: 2	H: 0 LOB: 0 BB: 1 P: 6	R: 0 E: 0 K: 1 S: 5	H: 0 LOB: 0 BB: 0 P: 5	R: 3 E: 0 K: 0 S: 6	H: 3 LOB: 3 BB: 3 P: 18	R: 0 E: 0 K: 1 S: 7	H: 2 LOB: 2 BB: 0 P: 7	R: 0 E: 0 K: 2 S: 7	H: 0 LOB: 0 BB: 0 P: 7	R: 0 E: 0 K: 0 S: 3	H: 1 LOB: 1 BB: 1 P: 7	R: 0 E: 0 K: 0 S: 3	H: 1 LOB: 0 BB: 0 P: 3	R: 0 E: 0 K: 0 S: 4	H: 1 LOB: 1 BB: 0 P: 4	1B: 8 2B: 0 3B: 0 HR: 0	SF: 1 SAC: 0 DP: 3 HBP: 0	WP: 0 PB: 0 SB: 2 CS: 0	PA: 38														
PITCHER	IP WLS BF H R ER SO BB IBB HBP BLK WP HR S P ERA WHIP																																			
Dick Stigman, L (1, 1) ERA: 4.31	3.2	18	3	3	3	2	5	0	0	0	0	0	0	17	37	7.36	2.182																			
Don Newcombe, R (4, 1) ERA: 4.67	5.1	20	5	0	0	3	1	0	0	0	0	0	0	25	29	0.00	1.125																			

livebaseballscorecards.com

AB	31
R	3
H	8
RBI	3
BB	6
SO	5
LOB	20



Batter	1	2	3	4	5	6	7	8	9	AB	R	H	RBI	BB	SO	LOB
Ken Aspromonte, R OBP: 0.365, SLG: 0.397 (1, 4)	0-0 4-3	0-0 FC6-4		0-0 F4			0-0 6-3			4	0	0	1	0	0	1
Tito Francona, L OBP: 0.376, SLG: 0.451 (1, 7)	0-0 F5	0-0 4-3		0-0 6-3			4-0 BB			3	0	0	0	1	0	1
Joe Morgan, L OBP: 0.246, SLG: 0.298 (1, 9)	0-0 F8			0-0 FC5-4 BB			0-0 F8			3	0	0	0	1	0	1
Woodie Held, R OBP: 0.343, SLG: 0.500 (1, 6)		4-0 1B BB		0-0 FC5-4 1B		4-0 CS BB		0-0 FC4-6 1B		2	2	1	0	2	0	1
Walt Bond, L OBP: 0.263, SLG: 0.310 (1, 8)		0-0 FC4-6 1B 2B		0-0 G3		0-3 K		0-0 FC4-6 5-3		4	1	1	0	0	1	3
Vic Power, R OBP: 0.320, SLG: 0.396 (1, 3)		0-0 FC4-6 1B		4-0 1B BB			0-0 F9		0-0 5-3	3	0	1	1	1	0	1
Miguel de la Hoz, R OBP: 0.293, SLG: 0.382 (1, 5)		0-0 FC4-6 2B 1B		0-0 1B			0-0 6-3		0-0 F9	4	1	1	1	0	0	3
John Romano, R OBP: 0.348, SLG: 0.484 (1, 2)		0-0 1B FC6-4 2B		0-3 K			0-3 K			3	1	1	1	0	2	2
Dick Stigman, R OBP: 0.333, SLG: 0.281 (1, 1)		0-0 FC6-4 1B		0-0 F7			0-0 4-3			1	0	1	1	0	0	0
Don Newcombe, L OBP: 0.246, SLG: 0.226 (4, 1)										2	0	0	0	0	0	0

Inning Stats	R: 0	H: 0	E: 0	K: 0	S: 3	R: 4	H: 4	E: 0	K: 0	S: 7	R: 1	H: 1	E: 0	K: 1	S: 6	R: 0	H: 0	E: 0	K: 1	S: 3	R: 0	H: 0	E: 0	K: 1	S: 5	R: 0	H: 1	E: 0	K: 0	S: 4	R: 0	H: 1	E: 0	K: 0	S: 4
	LOB: 0	BB: 0	P: 3	LOB: 1	BB: 1	LOB: 2	BB: 2	LOB: 0	BB: 0	P: 3	LOB: 1	BB: 1	LOB: 0	BB: 1	P: 8	LOB: 0	BB: 0	LOB: 1	BB: 1	P: 5	LOB: 1	BB: 1	LOB: 1	BB: 0	P: 4	LOB: 1	BB: 1	LOB: 1	BB: 0	P: 4	LOB: 0	BB: 0	LOB: 0	BB: 0	P: 4

PITCHER	IP	WLS	BF	H	R	ER	SO	BB	IBB	HBP	BLK	WP	HR	S	P	ERA	WHIP
Tom Brewer, R ERA: 4.85 (1, 1)	2.2	L	16	5	5	5	0	3	0	0	0	0	0	13	25	16.88	3.000
Jerry Casale, R ERA: 6.37 (3, 1)	0.1		1	0	0	0	1	0	0	0	0	0	0	3	3	0.00	0.000
Tom Sturdivant, R ERA: 4.8 (4, 1)	5.0		17	1	0	0	2	2	0	0	0	0	0	19	27	0.00	0.600

BOTTOM

Boston Red Sox @ Cleveland Indians
Cleveland Municipal Stadium, Cleveland, OH
 Tue Sep 13 1960, 7:05 PM EDT
 Att. 5,855 - Unknown

AB	29
R	5
H	6
RBI	5
BB	5
SO	3
LOB	13



WP	PA	ERA	WHIP
0	34		

Batter	1	2	3	4	5	6	7	8	9	AB R H RBI BB SO LOB	TOP											
Pumpsie Green, S (1, 6) OBP: 0.347, SLG: 0.341	0-3 K		0-0 4-3		0-0 E HR 1B		0-0 L8		0-0 4-3	5 1 1 0 0 1 1												
Carroll Hardy, R (1, 8) OBP: 0.296, SLG: 0.331	0-0 6-3		0-3 K		0-0 E5 HR 1B		0-0 G1-4-3 1B		4-0 L6-3 BB	4 1 1 0 1 1 2												
Ted Williams, L (1, 7) OBP: 0.453, SLG: 0.650	0-0 F7		0-3 K		0-3 K		0-0 G1-4-3 1-2f		0-0 L6-3 1-2	2 0 0 0 0 1 1 3 0 0 0 0 1 4												
Rip Repulski, R (4, 7) OBP: 0.288, SLG: 0.373																						
Vic Wertz, L (1, 3) OBP: 0.332, SLG: 0.465		0-0 2B SF8 1B		0-0 F9		0-0 1-H 3-H HR		0-0 6-3		4 2 2 3 0 0 0												
Russ Nixon, L (1, 2) OBP: 0.320, SLG: 0.405		0-0 6-3 1-3 2B		0-0 3-1		0-0 3-1		0-0 F6		4 0 1 0 0 0 0												
Frank Malzone, R (1, 5) OBP: 0.320, SLG: 0.404		0-0 SF8		0-0 2B 1B		0-0 F7		0-0 1B 1B		3 2 2 1 0 0 0												
Pete Runnels, L (1, 4) OBP: 0.403, SLG: 0.401		0-0 6-3		0-0 2B 2B		0-3 K		0-0 1B 1B		2 1 1 0 0 0 1 1 0 0 0 0 1 0	AB 36											
Chet Nichols, S (4, 1)		0-0 2-3		1-3 2B		0-3 K		0-0 1B 1B		1 0 1 0 0 0 0 0 0 0 0 0 0 0	R 7											
Willie Tasby, R (8, PH) OBP: 0.350, SLG: 0.357		0-0 5-3		0-0 2B		0-0 F7		0-0 1-2 3-H 1B		0 0 0 0 0 0 0 4 0 2 3 0 0 1	H 11											
Tracy Stallard, R (8, 1)				2-H 3-H 2B		0-3 K		0-0 L8		0 0 0 0 0 0 0 0 0 0 0 1 0 0	RBI 7											
Lou Clinton, R (1, 9) OBP: 0.293, SLG: 0.411				0-3 K		0-3 K				0 0 0 0 0 0 0 0 0 0 0 0 0 0	BB 2											
Frank Sullivan, R (1, 1) OBP: 0.209, SLG: 0.128			4-0 BB							0 0 0 0 0 0 0 3 0 0 0 0 2 3	SO 7											
Jerry Casale, R (2, 1) OBP: 0.314, SLG: 0.344																						
Ted Wills, L (3, 1) OBP: 0.333, SLG: 0.375																						
Marlan Coughtry, L (4, PH) (4, 4)																						
Inning Stats	R: 0 E: 0 K: 1 S: 5	H: 0 LOB: 0 BB: 0 P: 5	R: 1 E: 0 K: 0 S: 5	H: 2 LOB: 1 BB: 0 P: 5	R: 0 E: 0 K: 2 S: 7	H: 0 LOB: 1 BB: 1 P: 11	R: 2 E: 0 K: 1 S: 8	H: 3 LOB: 1 BB: 0 P: 8	R: 3 E: 1 K: 1 S: 8	H: 2 LOB: 0 BB: 0 P: 8	R: 0 E: 0 K: 2 S: 7	H: 0 LOB: 0 BB: 0 P: 7	R: 0 E: 0 K: 0 S: 3	H: 1 LOB: 0 BB: 0 P: 3	R: 1 E: 0 K: 0 S: 6	H: 3 LOB: 2 BB: 0 P: 6	R: 0 E: 0 K: 0 S: 2	H: 0 LOB: 0 BB: 1 P: 6	1B: 7 2B: 4 3B: 0 HR: 1	SF: 1 SAC: 0 DP: 2 HBP: 0	WP: 0 PB: 0 SB: 0 CS: 0	PA: 39
PITCHER	IP WLS BF H R ER SO BB IBB HBP BLK WP HR S P ERA WHIP																					
Barry Latman, R (1, 1) ERA: 3.79	5.0 W 24 7 6 5 5 1 0 0 0 0 1 33 37 9.00 1.600																					
Frank Funk, R (6, 1) ERA: 0.64	4.0 S 15 4 1 1 2 1 0 0 0 0 0 0 18 22 2.25 1.250																					

Boston Red Sox @ Cleveland Indians
Cleveland Municipal Stadium, Cleveland, OH
 Wed Sep 14 1960, 7:05 PM EDT
 Att. 3,763 - Unknown

livebaseballscorecards.com

AB 36
R 7
H 11
RBI 7
BB 2
SO 7
LOB 13



Batter	1	2	3	4	5	6	7	8	9	AB	R	H	RBI	BB	SO	LOB
Ken Aspromonte, R OBP: 0.365, SLG: 0.402 (1, 4)	0-0 6-3 1B	0-0 1B 2B	0-0 2B 2B	0-3 K			0-0 F3			5	2	2	0	0	1	0
Tito Francona, L OBP: 0.378, SLG: 0.461 Bubba Phillips, R OBP: 0.244, SLG: 0.293 (1, 7) (9, 7)	0-0 HR	0-0 L4-6-3 1B	0-0 3B 2B		0-3 K		0-0 4-3			5	2	3	3	0	1	0
Ty Cline, L OBP: 0.400, SLG: 0.800 Jim Piersall, R OBP: 0.321, SLG: 0.442 (1, 8) (9, 8)	0-0 1B 1B	0-0 L4-6-3 1-2 1B	0-0 WP 3B		0-0 L6 FC6-4		0-0 L7			5	2	2	1	0	0	1
Woodie Held, R OBP: 0.346, SLG: 0.498 (1, 6)	0-0 1B SF7 1B	4-0 1B BB	4-0 WP HR BB		0-0 FC6-4 1-2f		0-3 K			3	2	1	0	2	1	1
Walt Bond, L OBP: 0.290, SLG: 0.322 (1, 9)	0-0 SF7 1B	0-0 1B	4-0 HR BB		0-0 1-3		4-0 E S BB			3	1	2	1	2	0	1
Vic Power, R OBP: 0.321, SLG: 0.400 (1, 3)	4-0 SF7 IBB	0-0 4-3	0-0 HR			0-0 F9		0-0 F5		4	1	1	3	1	0	3
Miguel de la Hoz, R OBP: 0.299, SLG: 0.410 (1, 5)	0-0 SF7		0-0 HR			0-0 G6-4-3 1B				3	1	2	2	0	0	0
John Romano, R OBP: 0.346, SLG: 0.478 (1, 2)	4-0 IBB		0-0 F4		0-3 K		0-0 G6-4-3			3	0	0	0	1	1	1
Barry Latman, R OBP: 0.243, SLG: 0.229 Frank Funk, R OBP: 0.400, SLG: 0.250 (1, 1) (6, 1)	0-3 K		0-0 F9		0-3 K			0-0 5-3		3	0	0	0	0	2	3
										1	0	0	0	0	0	0

Inning Stats	R: 3	H: 4	E: 0	K: 1	S: 9	LOB: 3	BB: 2	P: 17	R: 1	H: 3	E: 0	K: 0	S: 5	LOB: 2	BB: 1	P: 9	R: 7	H: 5	E: 0	K: 0	S: 8	LOB: 0	BB: 2	P: 16	R: 0	H: 0	E: 0	K: 3	S: 9	LOB: 0	BB: 0	P: 9	R: 0	H: 0	E: 1	K: 1	S: 6	LOB: 1	BB: 0	P: 6	R: 0	H: 1	E: 0	K: 0	S: 3	LOB: 0	BB: 0	P: 3	R: 0	H: 0	E: 0	K: 0	S: 3	LOB: 0	BB: 0	P: 3	R: 0	H: 0	E: 0	K: 1	S: 5	LOB: 1	BB: 1	P: 9
--------------	------	------	------	------	------	--------	-------	-------	------	------	------	------	------	--------	-------	------	------	------	------	------	------	--------	-------	-------	------	------	------	------	------	--------	-------	------	------	------	------	------	------	--------	-------	------	------	------	------	------	------	--------	-------	------	------	------	------	------	------	--------	-------	------	------	------	------	------	------	--------	-------	------

PITCHER	IP	WLS	BF	H	R	ER	SO	BB	IBB	HBP	BLK	WP	HR	S	P	ERA	WHIP
Frank Sullivan, R ERA: 5.26 (1, 1)	1.0	L	10	5	4	4	1	0	0	0	0	0	1	10	18	36.00	5.000
Jerry Casale, R ERA: 6.55 (2, 1)	1.2		10	5	3	3	0	1	0	0	0	0	1	9	13	16.20	3.600
Ted Wills, L ERA: 7.36 (3, 1)	0.1		5	2	4	4	0	2	0	0	0	1	1	3	11	108.00	12.000
Chet Nichols, L ERA: 3.0 (4, 1)	4.0		13	1	0	0	4	0	0	0	0	0	0	21	21	0.00	0.250
Tracy Stallard, R ERA: (8, 1)	1.0		4	0	0	0	1	1	0	0	0	0	0	5	9	0.00	1.000

BOTTOM

Boston Red Sox @ Cleveland Indians
Cleveland Municipal Stadium, Cleveland, OH
 Wed Sep 14 1960, 7:05 PM EDT
 Att. 3,763 - Unknown

AB	35
R	11
H	13
RBI	10
BB	6
SO	6
LOB	10



1B: 6	SF: 1	WP: 1	PA: 42
2B: 3	SAC: 0	PB: 0	
3B: 1	DP: 2	SB: 1	
HR: 3	HBP: 0	CS: 0	

Batter	1	2	3	4	5	6	7	8	9	AB R H RBI BB SO LOB	TOP											
Ken Hamlin, R (1, 6) OBP: 0.302, SLG: 0.269 Danny Kravitz, L (9, PH) OBP: 0.280, SLG: 0.362	0-0 L8	0-0 FC6-4			0-0 L6		0-0 F7		0-0 F6	4 0 0 0 0 0 3 1 0 0 0 0 0 0	Kansas City Athletics @ Cleveland Indians Cleveland Municipal Stadium, Cleveland, OH Fri Sep 16 1960, 7:05 PM EDT Att. 6,656 - Unknown livebaseballscorecards.com											
Bill Tuttle, R (1, 8) OBP: 0.327, SLG: 0.333	0-0 HR		0-0 F4		0-0 4-3			0-0 6-3	4 1 1 1 0 0 0													
Hank Bauer, R (1, 9) OBP: 0.327, SLG: 0.368	0-0 L8		0-0 G4-6-3 1B		0-3 K			0-0 1B 2B	4 1 2 0 0 1 0													
Norm Siebern, L (1, 3) OBP: 0.364, SLG: 0.474	4-0 BB		0-0 G4-6-3 1-2f		0-0 F7			0-0 2B 1-2 1B	3 0 1 0 1 0 1													
Dick Williams, R (1, 7) OBP: 0.341, SLG: 0.424 Russ Snyder, L (8, PR) OBP: 0.311, SLG: 0.373 (8, 7)	0-0 F5			0-0 6-3		0-0 F4		0-0 2B 1-3 2-H	4 0 1 1 0 0 1 0 0 0 0 0 0 0													
Andy Carey, R (1, 5) OBP: 0.292, SLG: 0.430		0-0 F7		0-0 1B 1B		0-3 K		0-0 F3	4 0 1 0 0 1 2													
Bob Johnson, R (1, 4) OBP: 0.343, SLG: 0.265		0-0 1B 1B		0-0 1-2 1B			0-0 5-3	0-3 K	4 0 2 0 0 1 2													
Pete Daley, R (1, 2) OBP: 0.298, SLG: 0.371		0-0 FC6-4 1-2 1B		0-0 F9			0-0 2B	0-3 K	4 0 2 0 0 1 2													
Ned Garver, R (1, 1) OBP: 0.154, SLG: 0.125 Jim Delsing, L (7, PH) OBP: 0.325, SLG: 0.351 Bob Davis, R (7, 1) OBP: 0.250, SLG: 0.250 Mary Throneberry, L (9, PH) OBP: 0.289, SLG: 0.409		0-0 F3		0-3 K			0-0 F7	0-0 3-1	2 0 0 0 0 1 4 1 0 0 0 0 0 1 0 0 0 0 0 0 0 1 0 0 0 0 0 0													
Inning Stats	R: 1 E: 0 K: 0 S: 4	H: 1 LOB: 1 BB: 1 P: 8	R: 0 E: 0 K: 0 S: 5	H: 2 LOB: 2 BB: 0 P: 5	R: 0 E: 0 K: 0 S: 3	H: 1 LOB: 0 BB: 0 P: 3	R: 0 E: 0 K: 1 S: 7	H: 2 LOB: 2 BB: 0 P: 7	R: 0 E: 0 K: 1 S: 5	H: 0 LOB: 0 BB: 0 P: 5	R: 0 E: 0 K: 1 S: 5	H: 0 LOB: 0 BB: 0 P: 5	R: 0 E: 0 K: 0 S: 4	H: 1 LOB: 1 BB: 0 P: 4	R: 1 E: 0 K: 1 S: 8	H: 3 LOB: 2 BB: 0 P: 8	R: 0 E: 0 K: 1 S: 5	H: 0 LOB: 0 BB: 0 P: 5	1B: 7 2B: 2 3B: 0 HR: 1	SF: 0 SAC: 0 DP: 1 HBP: 0	WP: 0 PB: 0 SB: 0 CS: 0	PA: 37
PITCHER	IP WLS BF H R ER SO BB IBB HBP BLK WP HR S P ERA WHIP																					
Jim Perry, R (1, 1) ERA: 3.46	7.1 W 32 10 2 2 3 1 0 0 0 0 1 37 41 2.46 1.500																					
Johnny Klippstein, R (8, 1) ERA: 2.86	1.2 S 5 0 0 0 2 0 0 0 0 0 0 9 9 0.00 0.000																					



Batter	1	2	3	4	5	6	7	8	9	AB	R	H	RBI	BB	SO	LOB
Ken Aspromonte, R (1, 4) OBP: 0.362, SLG: 0.398	0-0 5-3		0-0 4-3		0-0 L5		0-0 4-3			4	0	0	0	0	0	1
Tito Francona, L (1, 7) OBP: 0.379, SLG: 0.466 Bubba Phillips, R (9, 7) OBP: 0.244, SLG: 0.293	0-0 5-3		0-0 HR			4-0 E 1B 1B BB		0-3 K		3	2	1	1	1	1	0
Ty Cline, L (1, 8) OBP: 0.444, SLG: 0.667 Jim Piersall, R (9, 8) OBP: 0.321, SLG: 0.442	0-0 L1-3		0-0 1B			0-0 E1 1-3 1B		0-0 L4-3		4	0	2	0	0	0	0
Woodie Held, R (1, 6) OBP: 0.345, SLG: 0.495		0-0 L4	0-0 F8			0-0 FC6-4 1B		0-3 K		4	0	1	1	0	1	1
Walt Bond, L (1, 9) OBP: 0.291, SLG: 0.315		0-0 F7		4-0 FC6-4 BB		0-0 FC6-4 1-2f				2	0	0	0	1	0	1
Vic Power, R (1, 3) OBP: 0.319, SLG: 0.398		0-0 4-3		0-0 FC6-4 G1-4-3 1-2f		0-0 F8				3	0	0	0	0	0	2
Miguel de la Hoz, R (1, 5) OBP: 0.299, SLG: 0.430			0-0 HR		0-0 G1-4-3 1-2f		0-0 F8			3	1	1	1	0	0	1
John Romano, R (1, 2) OBP: 0.349, SLG: 0.489			0-0 HR		0-3 K		4-0 FC2-6 BB			2	1	1	1	1	1	0
Jim Perry, S (1, 1) OBP: 0.235, SLG: 0.262 Johnny Klippstein, R (8, 1) OBP: 0.214, SLG: 0.154			0-0 G3		0-0 5-3		0-0 FC2-6 1-2f			3	0	0	0	0	0	1

Inning Stats	R: 0	H: 0	E: 0	K: 0	S: 3	LOB: 0	BB: 0	P: 3	R: 0	H: 0	E: 0	K: 0	S: 3	LOB: 0	BB: 0	P: 3	R: 3	H: 4	E: 0	K: 0	S: 7	LOB: 1	BB: 0	P: 7	R: 0	H: 0	E: 0	K: 0	S: 2	LOB: 0	BB: 1	P: 6	R: 0	H: 0	E: 1	K: 1	S: 5	LOB: 0	BB: 0	P: 5	R: 1	H: 2	E: 1	K: 0	S: 4	LOB: 1	BB: 1	P: 8	R: 0	H: 0	E: 0	K: 0	S: 3	LOB: 1	BB: 1	P: 7	R: 0	H: 0	E: 0	K: 2	S: 7	LOB: 0	BB: 0	P: 7
--------------	------	------	------	------	------	--------	-------	------	------	------	------	------	------	--------	-------	------	------	------	------	------	------	--------	-------	------	------	------	------	------	------	--------	-------	------	------	------	------	------	------	--------	-------	------	------	------	------	------	------	--------	-------	------	------	------	------	------	------	--------	-------	------	------	------	------	------	------	--------	-------	------

PITCHER	IP	WLS	BF	H	R	ER	SO	BB	IBB	HBP	BLK	WP	HR	S	P	ERA	WHIP
Ned Garver, R (1, 1) ERA: 4.4	6.0	L	24	6	4	4	1	2	0	0	0	0	3	24	32	6.00	1.333
Bob Davis, R (7, 1) ERA: 3.64	2.0		7	0	0	0	2	1	0	0	0	0	0	10	14	0.00	0.500

BOTTOM

Kansas City Athletics @ Cleveland Indians
Cleveland Municipal Stadium, Cleveland, OH

livebaseballscorecards.com

AB	28
R	4
H	6
RBI	4
BB	3
SO	3
LOB	7



WP	HR	S	P	ERA	WHIP
WP: 0	HR: 3	S: 7	P: 7	ERA: 0.00	WHIP: 0.500

Fri Sep 16 1960, 7:05 PM EDT
Att. 6,656 - Unknown

Batter	1	2	3	4	5	6	7	8	9	10	AB R H RBI BB SO LOB	TOP												
Ken Hamlin, R (1, 6) OBP: 0.301, SLG: 0.275	0-3 K		x 0-0 F5		x 0-0 F2			x 0-0 E3 SH1-3 1B 1B		x 0-0 HR	5 2 1 1 0 1 0	<p>Kansas City Athletics @ Cleveland Indians Cleveland Municipal Stadium, Cleveland, OH</p> <p>Sat Sep 17 1960, 3:33 AM EDT Att: 2,706 - Unknown</p> <p>livebaseballscores.com</p>												
Bill Tuttle, R (1, 8) OBP: 0.329, SLG: 0.340	0-0 HR		0-3 K		x 0-0 L8			x 0-0 SH1-3 1B 1B		4-0 SH3 BB	4 3 2 1 1 1 0													
Hank Bauer, R (1, 9) OBP: 0.327, SLG: 0.371	0-0 2B		x 0-0 5-3		x 0-0 F7			x 0-0 SH1-3		x 0-0 SH3	3 0 1 0 0 0 0 0 0 0 0 0 0 0													
Russ Snyder, L (9, 9) OBP: 0.311, SLG: 0.373								1-2 2-3		1-2														
Dick Williams, R (1, 7) OBP: 0.342, SLG: 0.432	0-0 5-3			x 0-0 1B 1B		x 0-0 HR		x 0-0 F3		0-3 K	5 1 2 1 0 1 4													
Norm Siebern, L (1, 3) OBP: 0.364, SLG: 0.472	0-3 K			x 0-0 F9		0-3 K		x 0-0 1B 2-H 3-H		4-0 1B 1B IBB	4 1 1 2 1 2 2													
Andy Carey, R (1, 5) OBP: 0.297, SLG: 0.432		x 0-0 1B G6-4-3 1B		x 0-0 FC6-4 1B		x 0-0 F9		x 0-0 F7		x 0-0 1B 1-2 2-H	5 1 3 1 0 0 1													
Bob Johnson, R (1, 4) OBP: 0.345, SLG: 0.270		x 0-0 G6-4-3 1B		x 0-0 L8			x 0-0 F9		x 0-0 F3	x 0-0 1B 1-3 2-H	5 0 2 1 0 0 2													
Pete Daley, R (1, 2) OBP: 0.291, SLG: 0.361		x 0-0 G6-4-3		x 0-0 FC6-4			x 0-0 5-3		0-3 K	0-3 K	5 0 0 0 0 2 5													
Dick Hall, R (1, 1) OBP: 0.164, SLG: 0.115		x 0-0 F9		x 0-0 F9			x 0-0 F7		x 0-0 6-3		2 0 0 0 0 0 0 1 0 0 0 0 0 0 1 0 0 0 0 0 0													
Ray Jablonski, R (7, PH) OBP: 0.297, SLG: 0.250																								
Ken Johnson, R (7, 1) OBP: 0.179, SLG: 0.214																								
Inning Stats	R: 1 E: 0 K: 2 S: 9	H: 2 LOB: 1 BB: 0 P: 9	R: 1 E: 0 K: 0 S: 4	H: 2 LOB: 0 BB: 0 P: 4	R: 0 E: 0 K: 1 S: 5	H: 0 LOB: 0 BB: 0 P: 5	R: 0 E: 0 K: 0 S: 5	H: 2 LOB: 2 BB: 0 P: 5	R: 0 E: 0 K: 0 S: 3	H: 0 LOB: 0 BB: 0 P: 3	R: 1 E: 0 K: 1 S: 6	H: 1 LOB: 0 BB: 0 P: 6	R: 0 E: 0 K: 0 S: 3	H: 0 LOB: 0 BB: 0 P: 3	R: 2 E: 1 K: 0 S: 6	H: 2 LOB: 1 BB: 0 P: 6	R: 0 E: 0 K: 1 S: 5	H: 0 LOB: 0 BB: 0 P: 5	R: 3 E: 0 K: 2 S: 10	H: 3 LOB: 2 BB: 2 P: 18	1B: 8 2B: 1 3B: 0 HR: 3	SF: 0 SAC: 2 DP: 1 HBP: 0	WP: 0 PB: 0 SB: 0 CS: 0	PA: 44
PITCHER	IP WLS BF H R ER SO BB IBB HBP BLK WP HR S P ERA WHIP																							
Jack Harshman, L (1, 1) ERA: 4.29	7.0	L 29	8 5 3 4	8 5 3 4	0 0 0 0	0 0 0 0	0 1 0 0	0 2 37 37	3.86 1.143															
Frank Funk, R (8, 1) ERA: 2.12	3.0	L 15	4 3 3 3	4 3 3 3	1 1 0 0	0 0 0 0	0 1 19 27	9.00 1.667																



Batter	1	2	3	4	5	6	7	8	9	10	AB R H RBI BB SO LOB
Ken Aspromonte, R (1.4) OBP: 0.362, SLG: 0.399	0-0 2B		4-0 BB		0-0 FC6-4		0-0 E6 1B WP		0-0 F7		4 1 1 0 1 0 1
Tito Francona, L (1.7) OBP: 0.379, SLG: 0.465	0-0 F7		0-3 K		0-0 F8		0-0 WP 1-3 1B		0-0 1B		5 0 2 0 0 1 3
Ty Cline, L (1.8) OBP: 0.308, SLG: 0.462 Jim Piersall, R (8.8) OBP: 0.320, SLG: 0.441	0-0 L6		0-0 L8		0-3 K		0-0 F5 2-3 3-H		0-0 F7		4 0 0 0 0 1 3 1 0 0 0 0 0 1
Woodie Held, R (1.6) OBP: 0.343, SLG: 0.489	0-0 F4		0-0 F7		0-0 6-3		0-0 BB		0-3 K		4 0 0 0 1 1 2
Walt Bond, L (1.9) OBP: 0.306, SLG: 0.355		0-0 HR		0-0 F3		1-0 HR HBP		0-0 4-3		0-0 FC6-4 1B	4 2 2 1 0 0 2
Vic Power, R (1.3) OBP: 0.318, SLG: 0.402		0-0 F8		0-0 6-3		0-0 HR		0-0 F7		0-0 F7	5 1 1 2 0 0 1
Miguel de la Hoz, R (1.5) OBP: 0.302, SLG: 0.449		0-0 1B		0-0 F8		0-0 HR		0-3 K		0-0 FC6-4	5 1 2 1 0 1 1
John Romano, R (1.2) OBP: 0.345, SLG: 0.482		0-0 F5		0-0 F8		0-0 5-3		0-0 5-3			4 0 0 0 0 0 1
Jack Harshman, L (1.1) OBP: 0.188, SLG: 0.250 Frank Funk, R (8.1) OBP: 0.333, SLG: 0.200		0-0 4-3		0-0 FC6-4 1B		0-0 F9		0-3 K			3 0 1 0 0 0 1 1 0 0 0 0 1 0

Inning Stats	R: 0 E: 0 K: 0 S: 4	H: 1 LOB: 1 BB: 0 P: 4	R: 1 E: 0 K: 0 S: 5	H: 2 LOB: 1 BB: 0 P: 5	R: 0 E: 0 K: 1 S: 5	H: 0 LOB: 1 BB: 1 P: 9	R: 0 E: 0 K: 0 S: 3	H: 0 LOB: 0 BB: 0 P: 3	R: 0 E: 0 K: 0 S: 4	H: 1 LOB: 1 BB: 0 P: 4	R: 3 E: 0 K: 1 S: 7	H: 2 LOB: 0 BB: 0 P: 8	R: 1 E: 1 K: 0 S: 5	H: 1 LOB: 2 BB: 1 P: 9	R: 0 E: 0 K: 1 S: 5	H: 0 LOB: 0 BB: 0 P: 5	R: 0 E: 0 K: 1 S: 6	H: 1 LOB: 1 BB: 0 P: 6	R: 0 E: 0 K: 1 S: 6	H: 1 LOB: 1 BB: 0 P: 6	1B: 5 2B: 1 3B: 0 HR: 3	SF: 0 SAC: 0 DP: 0 HBP: 1
PITCHER Dick Hall, R (1.1) ERA: 4.15 Ken Johnson, R (7.1) ERA: 4.41	IP: 6.0 WLS: 6 BF: 26 H: 6 R: 4 ER: 4 SO: 2 BB: 1 IBB: 0 HBP: 1 BLK: 0 WP: 0 HR: 3 S: 28 P: 33 ERA: 6.00 WHIP: 1.167	IP: 4.0 WLS: 7 BF: 17 H: 3 R: 1 ER: 0 SO: 3 BB: 1 IBB: 0 HBP: 0 BLK: 0 WP: 1 HR: 0 S: 22 P: 26 ERA: 0.00 WHIP: 1.000																				

Kansas City Athletics @ Cleveland Indians
 Cleveland Municipal Stadium, Cleveland, OH

Sat Sep 17 1960, 3:33 AM EDT
 Att. 2,706 - Unknown

AB	40
R	5
H	9
RBI	4
BB	2
SO	5
LOB	16

WP: 1 PA: 43
 FB: 0
 SB: 0
 CS: 0



Batter	1	2	3	4	5	6	7	8	9	AB R H RBI BB SO LOB	TOP
Ken Hamlin, R (1, 6) OBP: 0.299, SLG: 0.273	0-0 E6 B1-3 4-3		0-0 L8		0-0 6-3			0-0 L8		4 1 0 0 0 0 0	Kansas City Athletics @ Cleveland Indians Cleveland Municipal Stadium, Cleveland, OH Sun Sep 18 1960, 3:33 AM EDT Unknown livebaseballscorecards.com
Bill Tuttle, R (1, 8) OBP: 0.327, SLG: 0.337	0-0 B1-3 2-3			0-0 L8		0-0 4-3		0-0 6-3		4 0 0 0 0 0 1	
Russ Snyder, L (1, 9) OBP: 0.307, SLG: 0.368	0-0 4-3 3-H			0-0 6-3		0-0 G3			0-0 1-3	4 0 0 1 0 0 0	
Norm Siebern, L (1, 3) OBP: 0.364, SLG: 0.469	0-0 3-1			4-0 HR BB		0-0 F5			0-0 3-1	3 1 0 0 1 0 0	
Dick Williams, R (1, 7) OBP: 0.341, SLG: 0.438		0-0 F9		0-0 HR 1-H		0-0 5-3			0-0 F2	4 1 1 2 0 0 0	
Andy Carey, R (1, 5) OBP: 0.297, SLG: 0.430		0-0 L8		1-0 HBP		0-0 L8				2 0 0 0 0 0 0	
Bob Johnson, R (1, 4) OBP: 0.338, SLG: 0.264		0-0 L6		0-3 K		0-0 E6				3 0 0 0 0 1 1	
Pete Daley, R (1, 2) OBP: 0.291, SLG: 0.361			0-0 F7		0-0 G6-3 1B		0-3 K			3 0 1 0 0 1 1	
Ray Herbert, R (1, 1) OBP: 0.247, SLG: 0.214			0-0 F7		0-0 G6-3 1-2f		0-3 K			3 0 0 0 0 1 1	
Inning Stats	R: 1 H: 0 E: 1 LOB: 0 K: 0 BB: 0 S: 4 P: 4	R: 0 H: 0 E: 0 LOB: 0 K: 0 BB: 0 S: 3 P: 3	R: 0 H: 0 E: 0 LOB: 0 K: 0 BB: 0 S: 3 P: 3	R: 2 H: 1 E: 0 LOB: 1 K: 1 BB: 1 S: 6 P: 11	R: 0 H: 1 E: 0 LOB: 0 K: 0 BB: 0 S: 3 P: 3	R: 0 H: 0 E: 0 LOB: 0 K: 0 BB: 0 S: 3 P: 3	R: 0 H: 0 E: 1 LOB: 1 K: 1 BB: 0 S: 6 P: 6	R: 0 H: 0 E: 0 LOB: 0 K: 1 BB: 0 S: 5 P: 5	R: 0 H: 0 E: 0 LOB: 0 K: 0 BB: 0 S: 3 P: 3	1B: 1 SF: 0 2B: 0 SAC: 0 3B: 0 DP: 1 HR: 1 HBP: 1	WP: 0 PA: 32 PB: 0 SB: 0 CS: 0
PITCHER	IP WLS BF H R ER SO BB IBB HBP BLK WP HR S P ERA WHIP										
Bobby Locke, R (1, 1) ERA: 3.56	7.0 L 26 2 3 2 2 1 0 1 0 0 0 1 28 33 2.57 0.429										
Don Newcombe, R (8, 1) ERA: 4.59	2.0 6 0 0 0 1 0 0 0 0 0 0 0 8 8 0.00 0.000										

BOTTOM

Kansas City Athletics @ Cleveland Indians
 Cleveland Municipal Stadium, Cleveland, OH

Sun Sep 18 1960, 3:33 AM EDT
 Unknown

livebaseballscorecards.com

AB 34
R 2
H 8
RBI 2
BB 1
SO 2
LOB 16



WP: 0 PA: 36
 PB: 0 SB: 0
 CS: 0

AB R H RBI BB SO LOB

4	0	0	0	0	0	3
4	0	1	1	0	0	1
4	0	1	0	0	1	2
4	0	0	0	0	0	1
4	1	2	0	0	0	1
4	0	2	0	0	0	1
4	0	0	0	0	0	5
2	1	1	1	1	0	0
2	0	1	0	0	0	1
1	0	0	0	0	0	0
1	0	0	0	0	1	1

1B	7	SF	1
2B	1	SAC	0
3B	0	DP	0
HR	0	HBP	0

Batter	1	2	3	4	5	6	7	8	9
Ken Aspromonte, R (1, 4) OBP: 0.359, SLG: 0.395	0-0 4-3 ①		0-0 FC6-4 ② 1-2f 2-3		0-0 6-3 ②		0-0 6-3 ③		
Tito Francona, L (1, 7) OBP: 0.378, SLG: 0.464	0-0 F7 ②		0-0 FC4 ② 1-2 3-H 1B		0-0 4-3 ③			0-0 F4 ①	
Ty Cline, L (1, 8) OBP: 0.294, SLG: 0.412	0-0 L7 ③		0-0 FC4 ③ 1-2f			0-0 1B ① 1B		0-3 K ② S S	
Woodie Held, R (1, 6) OBP: 0.339, SLG: 0.483		0-0 5-3 ①		0-0 F3 ①		0-0 F9 ①		0-0 F7 ③	
Walt Bond, L (1, 9) OBP: 0.313, SLG: 0.361		0-0 6-3 ②		0-0 FC4-6 ② 1B		0-0 F8 ②			0-0 1B SF9 1B
Vic Power, R (1, 3) OBP: 0.319, SLG: 0.403		0-0 F3 ③		0-0 FC4-6 ② 1-2f		0-0 FC6-4 ② 1-3 1B			0-0 1B 1-3
Miguel de la Hoz, R (1, 5) OBP: 0.295, SLG: 0.437			0-0 F6 ①	0-0 F8 ③		0-0 FC6-4 ③ 1-2f			0-0 F2 ①
John Romano, R (1, 2) OBP: 0.347, SLG: 0.486			4-0 FC6-4 1B BB		0-0 2B ①		0-0 F6 ①		0-0 SF9 ②
Bobby Locke, R (1, 1) OBP: 0.351, SLG: 0.281			0-0 FC6-4 1B		0-0 6-3 ①		0-0 4-3 ②		0-3 K ③ 3-H S S
Joe Morgan, L (7, PH) OBP: 0.244, SLG: 0.296									
Don Newcombe, L (8, 1) OBP: 0.241, SLG: 0.222			1-2 FC6-4 1B						

Inning Stats	R: 0	H: 0	E: 0	K: 0	S: 3	LOB: 0	BB: 0	P: 3	R: 0	H: 0	E: 0	K: 0	S: 3	LOB: 0	BB: 0	P: 3	R: 0	H: 1	E: 0	K: 0	S: 4	LOB: 1	BB: 0	P: 4	R: 0	H: 1	E: 0	K: 0	S: 4	LOB: 1	BB: 0	P: 4	R: 0	H: 2	E: 0	K: 0	S: 5	LOB: 2	BB: 0	P: 5	R: 0	H: 0	E: 0	K: 0	S: 3	LOB: 0	BB: 0	P: 3	R: 0	H: 0	E: 0	K: 1	S: 5	LOB: 0	BB: 0	P: 5	R: 1	H: 2	E: 0	K: 1	S: 7	LOB: 1	BB: 0	P: 7
--------------	------	------	------	------	------	--------	-------	------	------	------	------	------	------	--------	-------	------	------	------	------	------	------	--------	-------	------	------	------	------	------	------	--------	-------	------	------	------	------	------	------	--------	-------	------	------	------	------	------	------	--------	-------	------	------	------	------	------	------	--------	-------	------	------	------	------	------	------	--------	-------	------

PITCHER	IP	WLS	BF	H	R	ER	SO	BB	IBB	HBP	BLK	WP	HR	S	P	ERA	WHIP
Ray Herbert, R (1, 1) ERA: 3.31	9.0	W	36	8	2	2	2	1	0	0	0	0	0	39	43	2.00	1.000

PITCHER	IP	WLS	BF	H	R	ER	SO	BB	IBB	HBP	BLK	WP	HR	S	P	ERA	WHIP
---------	----	-----	----	---	---	----	----	----	-----	-----	-----	----	----	---	---	-----	------

Batter	1	2	3	4	5	6	7	8	9	AB R H RBI BB SO LOB	TOP	
Ken Hamlin, R (1, 6) OBP: 0.296, SLG: 0.270	0-3 K		0-0 4-3			0-0 4-3	0-0 F9			4 0 0 0 0 1 0	Kansas City Athletics @ Cleveland Indians Cleveland Municipal Stadium, Cleveland, OH Sun Sep 18 1960, 3:38 AM EDT Att. 5,918 - Unknown	
Bill Tuttle, R (1, 8) OBP: 0.330, SLG: 0.338	4-0 WP 6-3 BB		0-0 G4-6-3 1B			4-0 PB 1B BB		0-3 K		2 1 1 0 2 1 0		
Russ Snyder, L (1, 9) OBP: 0.307, SLG: 0.366	0-0 6-3 1-2		0-0 G4-6-3 1-2f			0-0 PB 1B 1B		0-0 L8		4 1 1 0 0 0 2		
Norm Siebern, L (1, 3) OBP: 0.363, SLG: 0.467	4-0 2-3 BB			0-3 K		0-0 F7 1-2 2-3		0-0 4-3		3 0 0 0 1 1 2		
Dick Williams, R (1, 7) OBP: 0.340, SLG: 0.436	0-0 L8			0-3 K		0-0 1B 2-H 3-H		0-3 K		4 0 1 2 0 2 2		
Andy Carey, R (1, 5) OBP: 0.297, SLG: 0.427		0-0 5-3		0-3 K		0-0 1B 1-3		0-0 5-3		4 0 1 0 0 1 0		
Danny Kravitz, L (1, 2) OBP: 0.275, SLG: 0.354		0-0 L8			0-0 4-3	0-0 L8		0-0 F9		4 0 0 0 0 0 2		
Bob Johnson, R (1, 4) OBP: 0.333, SLG: 0.260 Jerry Lumpe, L (7, PH) OBP: 0.320, SLG: 0.347 Chet Boak, R (7, 4)		0-0 E5			0-3 K		0-0 4-3			2 0 0 0 0 0 1 0 1 0 0 0 0 0 0 0 0 0 0 0 0 0		
Johnny Kucks, R (1, 1) OBP: 0.167, SLG: 0.138 Howie Reed, R (5, 1) Jim Delsing, L (7, PH) OBP: 0.317, SLG: 0.342 Dave Wickersham, R (7, 1)		0-0 L8			0-3 K		0-3 K			2 0 0 0 0 0 1 1 0 0 0 0 0 0 0 1 0 0 0 0 0 1 0 0 0 0 0 0 0 0 0		
Inning Stats	R: 0 H: 0 E: 0 LOB: 2 K: 1 BB: 2 S: 5 P: 13	R: 0 H: 0 E: 1 LOB: 1 K: 0 BB: 0 S: 4 P: 4	R: 0 H: 1 E: 0 LOB: 0 K: 0 BB: 0 S: 3 P: 3	R: 0 H: 0 E: 0 LOB: 0 K: 3 BB: 0 S: 9 P: 9	R: 0 H: 0 E: 0 LOB: 0 K: 2 BB: 0 S: 7 P: 7	R: 2 H: 3 E: 0 LOB: 2 K: 0 BB: 1 S: 6 P: 10	R: 0 H: 0 E: 0 LOB: 0 K: 1 BB: 0 S: 5 P: 5	R: 0 H: 0 E: 0 LOB: 0 K: 1 BB: 0 S: 5 P: 5	R: 0 H: 0 E: 0 LOB: 0 K: 1 BB: 0 S: 5 P: 5	1B: 4 SF: 0 2B: 0 SAC: 0 3B: 0 DP: 1 HR: 0 HBP: 0		WP: 1 PA: 34 PB: 1 SB: 0 CS: 0
PITCHER Barry Latman, R (1, 1) ERA: 3.67	IP WLS BF H R ER SO BB IBB HBP BLK WP HR S P ERA WHIP	9.0 W 34 4 2 2 9 3 0 0 0 1 0 49 61 2.00 0.778										

livebaseballscorecards.com

AB	31
R	2
H	4
RBI	2
BB	3
SO	9
LOB	9



Batter	1	2	3	4	5	6	7	8	9
Ken Aspromonte, R (1, 4) OBP: 0.362, SLG: 0.396	4-0 L4-3 2B BB		0-0 4-3 1B	0-0 F5		0-0 F4		0-0 2B BLK 1B	
Tito Francona, L (1, 7) OBP: 0.380, SLG: 0.467 Bubba Phillips, R (9, 7) OBP: 0.244, SLG: 0.293	0-0 F7		0-0 4-3 1-2		0-0 SH3 HR 1B	0-0 1B		0-0 BLK 1-3 2B	
Ty Cline, L (1, 8) OBP: 0.238, SLG: 0.333 Jim Piersall, R (9, 8) OBP: 0.320, SLG: 0.441	0-0 L4-3 1-2		0-3 K2-3		0-0 SH3 1-2	0-0 L6		0-0 L4-3 2-3 3-H	
Walt Bond, L (1, 9) OBP: 0.316, SLG: 0.402	0-0 2-H 2B			0-0 6-3	0-0 HR	0-0 F8		0-0 F7	
Vic Power, R (1, 3) OBP: 0.322, SLG: 0.405	0-0 F3			0-0 1B 1B	0-0 1B FC5-4 1B		0-0 5-3 1B		
Woodie Held, R (1, 6) OBP: 0.341, SLG: 0.484		0-0 6-3		0-0 1B WP E 1B	0-0 1B FC5-4 1B		0-0 5-3 1-2		
Miguel de la Hoz, R (1, 5) OBP: 0.288, SLG: 0.426		0-0 4-3		0-0 P6 1-2	0-0 FC5-4 HR 1-2f 3-H		0-0 F7		
Red Wilson, R (1, 2) OBP: 0.287, SLG: 0.276		0-0 F4		4-0 E IBB	0-0 HR 2-H		0-0 F2		
Barry Latman, R (1, 1) OBP: 0.244, SLG: 0.231			0-0 L3	0-0 E4 1-3 2-H 3-H 1B	0-3 K		0-3 K		

Inning Stats	R: 1 E: 0 K: 0 S: 4	H: 1 LOB: 1 BB: 1 P: 8	R: 0 E: 0 K: 0 S: 3	H: 0 LOB: 0 BB: 0 P: 3	R: 0 E: 0 K: 1 S: 6	H: 1 LOB: 1 BB: 0 P: 6	R: 2 E: 1 K: 0 S: 6	H: 3 LOB: 2 BB: 1 P: 10	R: 5 E: 1 K: 1 S: 10	H: 5 LOB: 0 BB: 0 P: 10	R: 0 E: 0 K: 0 S: 4	H: 1 LOB: 1 BB: 0 P: 4	R: 0 E: 0 K: 0 S: 4	H: 1 LOB: 1 BB: 0 P: 4	R: 1 E: 0 K: 1 S: 7	H: 2 LOB: 1 BB: 0 P: 7
1B: 10 2B: 2 3B: 0 HR: 2	SF: 0 SAC: 1 DP: 0 HBP: 0	WP: 1 PB: 0 SB: 0 CS: 0	PA: 40													

PITCHER	IP	WLS	BF	H	R	ER	SO	BB	IBB	HBP	BLK	WP	HR	S	P	ERA	WHIP
Johnny Kucks, R (1, 1) ERA: 5.89	4.1	L	24	9	7	4	1	1	1	0	0	1	1	24	32	8.31	2.308
Howie Reed, R (5, 1) ERA:	1.2		7	2	1	0	1	0	0	0	0	0	1	9	9	0.00	1.200
Dave Wickersham, R (7, 1) ERA: 4.5	2.0		9	3	1	1	1	0	0	0	1	0	0	11	11	4.50	1.500

AB R H RBI BB SO LOB

4	2	2	0	1	0	2
5	1	3	0	0	0	2
0	0	0	0	0	0	0
4	0	0	0	0	1	4
0	0	0	0	0	0	0
5	1	2	3	0	0	2
4	2	3	0	0	0	1
4	1	2	0	0	0	1
4	1	0	0	0	0	4
3	1	1	2	1	0	1
4	0	1	1	0	2	0

AB	37
R	9
H	14
RBI	6
BB	2
SO	3
LOB	17



Kansas City Athletics @ Cleveland Indians
 Cleveland Municipal Stadium, Cleveland, OH
 Sun Sep 18 1960, 3:38 AM EDT
 Att. 5,918 - Unknown

livebaseballscorecards.com

Batter	1	2	3	4	5	6	7	8	9	AB R H RBI BB SO LOB	TOP		
Eddie Yost, R (1, 5) OBP: 0.414, SLG: 0.383 Ozzie Virgil, R (7, 5) OBP: 0.244, SLG: 0.357	0-0 1B	4-0 1B BB			BB			0-0 6-3		2 1 2 2 2 0 0 1 0 0 0 0 0 0			
Dick McAuliffe, L (1, 6) OBP: 0.667, SLG: 1.000	0-0 1-2 1B	0-0 1-2 1B			BB			0-0 L8		5 1 3 1 0 0 2			
Al Kaline, R (1, 8) OBP: 0.349, SLG: 0.417	0-0 L5	0-0 L9			BB			0-0 HR		5 2 2 2 0 0 4			
Charlie Maxwell, L (1, 7) OBP: 0.334, SLG: 0.452	0-3 K		0-0 F9		BB			0-0 F5		5 1 1 0 0 1 2			
Frank Bolling, R (1, 4) OBP: 0.311, SLG: 0.364	0-0 L8		0-0 F2		BB			0-0 F7		5 0 1 0 0 0 2			
Rocky Colavito, R (1, 9) OBP: 0.316, SLG: 0.461		0-0 L8	0-0 F5		BB			0-0 1B		4 0 1 1 0 0 0			
Dick Gernert, R (1, 3) OBP: 0.346, SLG: 0.325		0-0 HR		0-0 6-3	BB			0-0 F7		4 2 2 1 1 0 0			
Lou Berberet, L (1, 2) OBP: 0.313, SLG: 0.278		0-0 HR		0-0 F9	BB			0-0 G4-6-3		4 2 2 2 1 0 2			
Frank Lary, R (1, 1) OBP: 0.242, SLG: 0.318		0-0 5-3		0-3 K	BB			0-0 F2		4 0 0 0 0 1 4			
Inning Stats	R: 0 E: 0 K: 1 S: 7 H: 2 LOB: 2 BB: 0 P: 7	R: 2 E: 0 K: 0 S: 6 H: 3 LOB: 2 BB: 1 P: 10	R: 0 E: 0 K: 0 S: 3 H: 0 LOB: 0 BB: 0 P: 3	R: 0 E: 0 K: 1 S: 5 H: 0 LOB: 0 BB: 0 P: 5	R: 6 E: 0 K: 0 S: 8 H: 5 LOB: 2 BB: 3 P: 20	R: 0 E: 0 K: 0 S: 3 H: 0 LOB: 0 BB: 0 P: 3	R: 0 E: 0 K: 0 S: 4 H: 1 LOB: 1 BB: 0 P: 4	R: 1 E: 0 K: 0 S: 4 H: 1 LOB: 0 BB: 0 P: 4	R: 0 E: 0 K: 0 S: 4 H: 2 LOB: 1 BB: 0 P: 4	1B: 10 2B: 0 3B: 1 HR: 3 SF: 1 SAC: 0 DP: 1 HBP: 0	WP: 0 PB: 0 SB: 0 CS: 0 PA: 44		
PITCHER	IP WLS BF H R ER SO BB IBB HBP BLK WP HR S P ERA WHIP											PITCHER	IP WLS BF H R ER SO BB IBB HBP BLK WP HR S P ERA WHIP
Jim Perry, R (1, 1) ERA: 3.69	4.1 L 25 9 8 8 2 3 0 0 0 0 0 2 26 38 16.61 2.769												
Dick Stigman, L (5, 1) ERA: 4.28	0.2 4 1 0 0 0 1 0 0 0 0 0 0 3 7 0.00 3.000												
Don Newcombe, R (6, 1) ERA: 4.52	4.0 15 4 1 1 0 0 0 0 0 0 0 1 15 15 2.25 1.000												


Detroit Tigers @ Cleveland Indians
Cleveland Municipal Stadium, Cleveland, OH

Tue Sep 20 1960, 7:05 PM EDT
Att. 4,308 - Unknown

livebaseballscorecards.com

AB	39
R	9
H	14
RBI	9
BB	4
SO	2
LOB	16



Batter	1	2	3	4	5	6	7	8	9	AB R H RBI BB SO LOB	TOP											
Floyd Robinson, L (1, 9) OBP: 0.424, SLG: 0.208 Jim Rivera, L (8, 9) OBP: 0.471, SLG: 0.571	0-0 1B 1B	4-0 1B BB		4-0 CS BB		0-0 FC3-6 1-2f		4-0 BB BB		2 1 1 0 3 0 1 0 0 0 0 0 0 0												
Nellie Fox, L (1, 4) OBP: 0.352, SLG: 0.376	0-0 1B 1B	0-0 F7		0-0 CS 1-2	0-0 6-3	0-0 FC3-6 1-2f		0-0 F7		5 1 1 0 0 0 4												
Jim Landis, R (1, 8) OBP: 0.374, SLG: 0.403	0-0 1B 1B	0-0 1B			4-0 2B BB		4-0 2B BB		0-3 K	3 2 2 0 2 1 0												
Ted Kluszewski, L (1, 3) OBP: 0.364, SLG: 0.428	0-0 1B 1B	0-0 F9			0-0 F6		0-0 F8		0-0 HR	5 1 2 3 0 0 5												
Minnie Minoso, R (1, 7) OBP: 0.371, SLG: 0.473 Stan Johnson, L (9, PH) OBP: 0.500, SLG: 2.000	0-3 K		0-3 K		0-0 2B 1-H		0-0 2B 1-H		0-0 HR	4 0 2 2 0 2 2 1 1 1 1 0 0 0												
J.C. Martin, L (1, 5) OBP: 0.125, SLG: 0.125	0-0 L6		0-3 K		0-0 G3		0-0 1B G5-4-3		0-0 F9	5 0 1 0 0 1 3												
Sherm Lollar, R (1, 2) OBP: 0.326, SLG: 0.357	0-0 FC6-4 1-2f		0-0 L6			0-0 1B E	0-0 1B G5-4-3		0-0 1B	5 1 2 0 0 0 4	AB 39 R 7 H 14 RBI 6 BB 5 SO 7 LOB 21											
Sammy Esposito, R (1, 6) OBP: 0.276, SLG: 0.289		0-0 5-3		0-3 K		0-0 1B FC6-4		0-0 F9	0-3 K	5 0 1 0 0 2 1												
Early Wynn, S (1, 1) OBP: 0.337, SLG: 0.301		0-0 1B 2B		0-3 K		0-0 1B FC6-4 1-2f 2-H		0-0 6-3		4 0 1 0 0 1 1												
Inning Stats	R: 2 E: 0 K: 1 S: 9	H: 4 LOB: 2 BB: 0 P: 9	R: 0 E: 0 K: 0 S: 5	H: 2 LOB: 3 BB: 1 P: 9	R: 0 E: 0 K: 2 S: 7	H: 0 LOB: 0 BB: 0 P: 7	R: 0 E: 0 K: 2 S: 6	H: 0 LOB: 0 BB: 1 P: 10	R: 1 E: 0 K: 0 S: 4	H: 1 LOB: 1 BB: 1 P: 8	R: 1 E: 1 K: 0 S: 5	H: 2 LOB: 1 BB: 0 P: 5	R: 1 E: 0 K: 0 S: 4	H: 2 LOB: 1 BB: 1 P: 8	R: 0 E: 0 K: 0 S: 3	H: 0 LOB: 1 BB: 1 P: 7	R: 2 E: 0 K: 2 S: 10	H: 3 LOB: 1 BB: 0 P: 10	1B: 9 2B: 3 3B: 0 HR: 2	SF: 0 SAC: 0 DP: 1 HBP: 0	WP: 0 PB: 0 SB: 1 CS: 1	PA: 45
PITCHER Barry Latman, R (1, 1) ERA: 3.8 Frank Funk, R (8, 1) ERA: 2.84	IP 7.0 WLS L BF 34 H 11 R 5 ER 5 SO 5 BB 4 IBB 0 HBP 0 BLK 0 WP 0 HR 0 S 40 P 56 ERA 6.43 WHIP 2.143	IP 2.0 WLS BF 10 H 3 R 2 ER 2 SO 2 BB 1 IBB 0 HBP 0 BLK 0 WP 0 HR 2 S 13 P 17 ERA 9.00 WHIP 2.000											PITCHER IP WLS BF H R ER SO BB IBB HBP BLK WP HR S P ERA WHIP									

Chicago White Sox @ Cleveland Indians
Cleveland Municipal Stadium, Cleveland, OH

Fri Sep 23 1960, 7:05 PM EDT
Att: 12,633 - Unknown

livebaseballscorecards.com

Batter	1	2	3	4	5	6	7	8	9	AB	R	H	RBI	BB	SO	LOB
Ken Aspromonte, R (1, 4) OBP: 0.358, SLG: 0.393	0-0 1-3	0-0 5-3		0-0 G6-3			0-0 F7			4	0	0	0	0	0	4
Tito Francona, L (1, 7) OBP: 0.376, SLG: 0.462	0-0 F7		0-0 F8		0-3 K			0-0 SH5-3 1B		4	0	1	0	0	1	0
Jim Piersall, R (1, 8) OBP: 0.320, SLG: 0.440	0-0 BB 1B		0-0 F9		0-0 F4			0-0 SH5-3 1-2		3	0	1	0	0	0	0
Walt Bond, L (1, 9) OBP: 0.320, SLG: 0.389	4-0 1-2 BB		0-0 1B		0-0 F2			0-0 F5		3	0	1	0	1	0	1
Vic Power, R (1, 3) OBP: 0.319, SLG: 0.401	0-0 G3		0-0 1B		0-0 5-3			0-0 F9		4	0	1	0	0	0	3
Woodie Held, R (1, 6) OBP: 0.339, SLG: 0.478		0-0 1-3	0-0 F9		0-0 F9			0-0 6-3		4	0	0	0	0	0	2
Joe Morgan, L (1, 5) OBP: 0.250, SLG: 0.300		0-0 SH3-4 BB 1B		0-0 FC5-4 1B		0-0 G3		0-0 F8		4	0	2	0	0	0	0
John Romano, R (1, 2) OBP: 0.341, SLG: 0.474		4-0 BB SH3-4 1-2 BB		0-0 FC5-4 1-2 1B		0-0 F7		0-0 F8		3	0	0	0	1	0	1
Barry Latman, R (1, 1) OBP: 0.262, SLG: 0.250		0-0 SH3-4		0-0 G6-3 1B		0-0 L9				1	0	1	0	0	0	0
Ty Cline, L (7, PH) OBP: 0.308, SLG: 0.423										1	0	0	0	0	0	0
Frank Funk, R (8, 1) OBP: 0.333, SLG: 0.200										0	0	0	0	0	0	0

Inning Stats	R: 0 E: 0 K: 0 S: 4	H: 1 LOB: 2 BB: 1 P: 8	R: 0 E: 0 K: 0 S: 4	H: 1 LOB: 2 BB: 1 P: 8	R: 0 E: 0 K: 0 S: 5	H: 2 LOB: 2 BB: 0 P: 5	R: 0 E: 0 K: 0 S: 4	H: 2 LOB: 1 BB: 0 P: 4	R: 0 E: 0 K: 1 S: 5	H: 0 LOB: 0 BB: 0 P: 5	R: 0 E: 0 K: 0 S: 3	H: 0 LOB: 0 BB: 0 P: 3	R: 0 E: 0 K: 0 S: 3	H: 0 LOB: 0 BB: 0 P: 3	R: 0 E: 0 K: 0 S: 4	H: 1 LOB: 1 BB: 0 P: 4	R: 0 E: 0 K: 0 S: 3	H: 0 LOB: 0 BB: 0 P: 3	1B: 7 2B: 0 3B: 0 HR: 0	SF: 0 SAC: 2 DP: 1 HBP: 0	WP: 0 PB: 0 SB: 0 CS: 0	PA: 35
PITCHER Early Wynn, R (1, 1) ERA: 3.6	IP 9.0	WLS W	BF 35	H 7	R 0	ER 0	SO 1	BB 2	IBB 0	HBP 0	BLK 0	WP 0	HR 0	S 35	P 43	ERA 0.00	WHIP 1.000					


Chicago White Sox @ Cleveland Indians
Cleveland Municipal Stadium, Cleveland, OH

Fri Sep 23 1960, 7:05 PM EDT
Att. 12,633 - Unknown

AB	31
R	0
H	7
RBI	0
BB	2
SO	1
LOB	11



Batter	1	2	3	4	5	6	7	8	9	10	11	12	AB R H RBI BB SO LOB	TOP														
Luis Aparicio, R (1,6) OBP: 0.323, SLG: 0.347			x 0-0 F7		x 0-0 4-3		x 0-0 F7			x 0-0 F6			5 1 1 0 0 0 0	<p>Chicago White Sox @ Cleveland Indians Cleveland Municipal Stadium, Cleveland, OH</p> <p>Sat Sep 24 1960, 3:33 AM EDT Att: 5,524 - Unknown</p> <p>livebaseballscorecards.com</p> <table border="1"> <tr><td>AB</td><td>42</td></tr> <tr><td>R</td><td>5</td></tr> <tr><td>H</td><td>10</td></tr> <tr><td>RBI</td><td>5</td></tr> <tr><td>BB</td><td>1</td></tr> <tr><td>SO</td><td>7</td></tr> <tr><td>LOB</td><td>6</td></tr> </table>	AB	42	R	5	H	10	RBI	5	BB	1	SO	7	LOB	6
AB	42																											
R	5																											
H	10																											
RBI	5																											
BB	1																											
SO	7																											
LOB	6																											
Nellie Fox, L (1,4) OBP: 0.352, SLG: 0.376	0-0 F7			x 0-0 SH1-3 1B	x 0-0 F3			x 0-0 F9			x 0-0 6-3 WP FC3-2 1B		5 1 2 0 0 0 1															
Jim Landis, R (1,8) OBP: 0.373, SLG: 0.404	0-0 F3			x 0-0 SH1-3 1B	0-0 1B			x 0-0 6-3		x 0-0 6-3			4 0 1 0 0 0 2															
Ted Kluszewski, L (1,3) OBP: 0.369, SLG: 0.433	0-0 1B			x 0-0 BB 2B	0-0 1B			x 0-0 3-1		x 0-0 FC3-2			5 1 3 2 0 0 1															
Minnie Minoso, R (1,7) OBP: 0.286, SLG: 0.471		x 0-0 4-3		x 0-0 BB 2B		x 0-0 F4			x 0-0 F5		x 0-0 F7		5 1 1 0 0 0 1															
Floyd Robinson, L (1,9) OBP: 0.417, SLG: 0.192		x 0-0 F8		BB 0-0 2B 1B		x 0-0 1-3		x 0-0 F8			0-3 K		2 1 0 0 1 0 0															
Jim Rivera, L (6,9) OBP: 0.421, SLG: 0.500				BB 0-0 1-2 2-3									2 0 0 0 0 1 0															
J.C. Martin, L (1,5) OBP: 0.154, SLG: 0.231		0-3 K		x 0-0 1B 2B		x 0-0 6-3		x 0-0 F9					5 0 1 2 0 1 0															
Cam Carreon, R (1,2) OBP: 0.286, SLG: 0.286			x 0-0 4-3		x 0-0 1B								3 0 1 1 0 1 0															
Sherm Lollar, R (8,2) OBP: 0.324, SLG: 0.355				2-3 3-H			0-3 K			x 0-0 F7			2 0 0 0 0 1 0															
Billy Pierce, L (1,1) OBP: 0.250, SLG: 0.197			0-3 K				0-3 K						3 0 0 0 0 2 1															
Mike Garcia, R (7,1) OBP: 0.333, SLG: 0.333													0 0 0 0 0 0 0															
Frank Baumann, L (8,1) OBP: 0.250, SLG: 0.130													0 0 0 0 0 0 0															
Turk Lown, R (9,1) OBP: 0.333, SLG: 0.400													0 0 0 0 0 0 0															
Gerry Staley, R (9,1) OBP: 0.350, SLG: 0.250													0 0 0 0 0 0 0															
Russ Kemmerer, R (9,1)													1 0 0 0 0 1 0															
Inning Stats	R: 1 E: 0 K: 0 S: 4	H: 2 LOB: 1 BB: 0 P: 4	R: 0 E: 0 K: 1 S: 5	H: 0 LOB: 0 BB: 0 P: 5	R: 0 E: 0 K: 1 S: 5	H: 0 LOB: 0 BB: 0 P: 5	R: 4 E: 0 K: 0 S: 7	H: 5 LOB: 1 BB: 1 P: 11	R: 0 E: 0 K: 0 S: 4	H: 2 LOB: 2 BB: 0 P: 4	R: 0 E: 0 K: 0 S: 3	H: 0 LOB: 0 BB: 0 P: 3	R: 0 E: 0 K: 2 S: 7	H: 0 LOB: 0 BB: 0 P: 7	R: 0 E: 0 K: 0 S: 3	H: 0 LOB: 0 BB: 0 P: 3	R: 0 E: 0 K: 1 S: 5	H: 0 LOB: 0 BB: 0 P: 5	R: 0 E: 0 K: 0 S: 4	H: 1 LOB: 1 BB: 0 P: 4	R: 0 E: 0 K: 2 S: 7	H: 0 LOB: 0 BB: 0 P: 7	1B: 8 2B: 2 3B: 0 HR: 0	SF: 0 SAC: 1 DP: 0 HBP: 0	WP: 1 PB: 0 SB: 1 CS: 0	PA: 44		
PITCHER	IP WLS BF H R ER SO BB IBB HBP BLK WP HR S P ERA WHIP																											
Jim Perry, R (1,1) ERA: 3.82	4.0		18	7	5	5	2	1	0	0	0	0	0	0	0	21	25	11.25	2.000									
Don Newcombe, R (5,1) ERA: 4.42	3.0		10	2	0	0	2	0	0	0	0	0	0	0	0	14	14	0.00	0.667									
Johnny Klippstein, R (8,1) ERA: 2.78	2.0		6	0	0	0	0	0	0	0	0	0	0	0	0	6	6	0.00	0.000									
Frank Funk, R (10,1) ERA: 2.45	3.0	W	10	1	0	0	3	0	0	0	0	0	1	0	16	16	0.00	0.333										

Batter	1	2	3	4	5	6	7	8	9	10	11	12	AB	R	H	RBI	BB	SO	LOB	BOTTOM														
Ken Aspromonte, R OBP: 0.360, SLG: 0.400	0-0 6-3		0-0 F9			0-0 HR	0-0 4-3		0-0 1B		0-0 BB		5	1	2	3	1	0	2	<p>Chicago White Sox @ Cleveland Indians</p> <p>Cleveland Municipal Stadium, Cleveland, OH</p> <p>Sat Sep 24 1960, 3:33 AM EDT</p> <p>Att. 5,524 - Unknown</p> <p>livebaseballscorecards.com</p> <table border="1"> <tr><td>AB</td><td>46</td></tr> <tr><td>R</td><td>6</td></tr> <tr><td>H</td><td>14</td></tr> <tr><td>RBI</td><td>6</td></tr> <tr><td>BB</td><td>5</td></tr> <tr><td>SO</td><td>5</td></tr> <tr><td>LOB</td><td>15</td></tr> </table> 	AB	46	R	6	H	14	RBI	6	BB	5	SO	5	LOB	15
AB	46																																	
R	6																																	
H	14																																	
RBI	6																																	
BB	5																																	
SO	5																																	
LOB	15																																	
Tito Francona, L OBP: 0.374, SLG: 0.457	0-0 F7			0-0 F7		0-0 F8		0-0 BB	0-0 F7		0-0 F8		5	0	0	0	1	0	3															
Jim Piersall, R OBP: 0.316, SLG: 0.436	0-3 K			0-0 F8		0-0 F5		0-0 G6-4-3		0-0 SH2-4		0-0 6-3	6	0	1	0	0	1	1															
Vic Power, R OBP: 0.318, SLG: 0.405		0-0 HR		0-0 F8		0-0 F6		0-0 F9		0-0 SH2-4		0-0 F8	5	1	1	1	0	0	0															
Woodie Held, R OBP: 0.342, SLG: 0.481		0-0 F8				0-0 L1-3		0-0 6-3		0-3 K		0-0 1B	6	2	3	0	0	1	1															
Walt Bond, L OBP: 0.321, SLG: 0.381		0-0 E6				0-0 L1-3		0-0 6-3		0-0 F3		0-0 1B	5	0	1	0	1	0	2															
Bubba Phillips, R OBP: 0.249, SLG: 0.297		0-0 6-3				0-0 1B		0-0 6-3		0-0 4-3		0-0 1B	6	1	3	1	0	0	4															
John Romano, R OBP: 0.346, SLG: 0.476			0-0 F8			0-0 1B		0-0 2B		0-0 F9			3	0	2	1	1	0	0															
Bobby Locke, R OBP: 0.351, SLG: 0.281						0-0 1B		0-0 1B					0	1	0	0	0	0	0															
Red Wilson, R OBP: 0.286, SLG: 0.275						0-0 1B		0-0 2B		0-0 BB			1	0	0	0	0	0	0															
Jim Perry, S OBP: 0.230, SLG: 0.256			0-3 K			0-3 K		0-0 2B		0-0 1B			1	0	0	0	0	1	0															
Don Newcombe, L OBP: 0.290, SLG: 0.232						0-3 K		0-0 1B		0-0 BB			1	0	0	0	0	1	2															
Bob Flegel, L OBP: 0.301, SLG: 0.304													1	0	1	0	0	0	0															
Marty Keough, L OBP: 0.288, SLG: 0.337													0	0	0	0	0	0	0															
Johnny Klippstein, R OBP: 0.214, SLG: 0.154													0	0	0	0	0	0	0															
Miguel de la Hoz, R OBP: 0.287, SLG: 0.418													0	0	0	0	0	0	0															
Joe Morgan, L OBP: 0.255, SLG: 0.300													0	0	0	0	1	0	0															
Frank Funk, R OBP: 0.286, SLG: 0.167													1	0	0	0	0	1	0															
Inning Stats	R: 0 E: 0 K: 1 S: 5	H: 0 LOB: 0 BB: 0 P: 5	R: 1 E: 1 K: 0 S: 4	H: 1 LOB: 0 BB: 0 P: 4	R: 0 E: 0 K: 1 S: 5	H: 0 LOB: 0 BB: 0 P: 5	R: 0 E: 0 K: 0 S: 3	H: 0 LOB: 0 BB: 0 P: 3	R: 0 E: 0 K: 1 S: 7	H: 3 LOB: 2 BB: 0 P: 7	R: 1 E: 0 K: 0 S: 4	H: 1 LOB: 0 BB: 0 P: 4	R: 1 E: 0 K: 0 S: 6	H: 3 LOB: 2 BB: 0 P: 6	R: 0 E: 0 K: 0 S: 2	H: 0 LOB: 0 BB: 1 P: 6	R: 2 E: 0 K: 0 S: 5	H: 2 LOB: 2 BB: 2 P: 13	R: 0 E: 0 K: 1 S: 6	H: 1 LOB: 2 BB: 1 P: 10	R: 0 E: 0 K: 1 S: 5	H: 0 LOB: 1 BB: 1 P: 9	R: 1 E: 0 K: 0 S: 5	H: 3 LOB: 2 BB: 0 P: 5	1B: 10 2B: 3 3B: 0 HR: 2	SF: 0 SAC: 1 DP: 2 HBP: 0	WP: 0 PB: 0 SB: 0 CS: 1	PA: 52						
PITCHER	IP	WLS	BF	H	R	ER	SO	BB	IBB	HBP	BLK	WP	HR	S	P	ERA	WHIP																	
Billy Pierce, L ERA: 3.59	(1, 1)	6.2	25	6	3	3	3	0	0	0	0	0	0	2	31	4.05	0.900																	
Mike Garcia, R ERA: 5.02	(7, 1)	0.1	3	2	0	0	0	0	0	0	0	0	0	3	3	0.00	6.000																	
Frank Baumann, L ERA: 2.65	(8, 1)	1.2	7	1	2	2	0	2	0	0	0	0	0	5	13	10.80	1.800																	
Turk Lown, R ERA: 3.88	(9, 1)	0.0	1	0	0	0	0	1	0	0	0	0	0	0	4	∞	∞																	
Gerry Staley, R ERA: 2.28	(9, 1)	0.0	1	1	0	0	0	0	0	0	0	0	0	1	1	∞	∞																	
PITCHER	IP	WLS	BF	H	R	ER	SO	BB	IBB	HBP	BLK	WP	HR	S	P	ERA	WHIP																	
Russ Kemmerer, R ERA: 3.52	(9, 1)	3.0	15	4	1	1	2	1	1	0	0	0	0	17	25	3.00	1.667																	

Batter	1	2	3	4	5	6	7	8	9	AB R H RBI BB SO LOB	TOP							
Luis Aparicio, R (1, 6) OBP: 0.321, SLG: 0.345	0-0 6-3		0-0 F8			0-0 2-3			0-0 L8	4 0 0 0 0 0 0								
Nellie Fox, L (1, 4) OBP: 0.353, SLG: 0.377	0-0 E1			0-0 FC1-6 1B		0-0 3-1			0-0 1B 1B	4 0 2 0 0 0 0								
Jim Landis, R (1, 8) OBP: 0.372, SLG: 0.403	0-0 9-3			0-0 FC1-6 FC6-4			0-0 6-3		0-0 FC5-4 1B	4 0 1 0 0 0 2								
Roy Sievers, R (1, 3) OBP: 0.402, SLG: 0.541		0-0 6-3		0-0 F2			0-0 F8		0-0 F8	4 0 0 0 0 0 3								
Minnie Minoso, R (1, 7) OBP: 0.367, SLG: 0.468		0-0 6-3		0-0 FC6-4			0-3 K		0-0 FC5-4	4 0 0 0 0 1 3								
Floyd Robinson, L (1, 9) OBP: 0.410, SLG: 0.179		4-0 BB		0-3 K			0-3 K			2 0 0 0 1 2 0								
Gene Freese, R (1, 5) OBP: 0.308, SLG: 0.473		0-0 F6		0-3 K			0-0 L4-6 1B			3 0 1 0 0 1 1								
Cam Carreon, R (1, 2) OBP: 0.222, SLG: 0.222			0-0 5-3		0-0 F5		0-0 E4			2 0 0 0 0 0 0								
Earl Torgeson, L (8, PH) OBP: 0.461, SLG: 0.411							1-2			1 0 0 0 0 0 1								
Sherm Lollar, R (8, 2) OBP: 0.324, SLG: 0.355							0-0 L4-6			0 0 0 0 0 0 0								
Bob Shaw, R (1, 1) OBP: 0.215, SLG: 0.155			0-0 F3		0-0 F7		0-0 L4-6			1 0 0 0 0 0 0								
Stan Johnson, L (6, PH) OBP: 0.333, SLG: 1.333							2-3			1 0 0 0 0 0 0								
Gary Peters, L (6, 1) OBP: 0.368, SLG: 0.430										0 0 0 0 0 0 0								
Ted Kluszewski, L (8, PH) OBP: 0.368, SLG: 0.430										1 0 0 0 0 0 2								
Ken McBride, R (8, 1)										0 0 0 0 0 0 0								
Inning Stats	R: 0 E: 1 K: 0 S: 3	H: 0 LOB: 0 BB: 0 P: 3	R: 0 E: 0 K: 0 S: 3	H: 0 LOB: 1 BB: 1 P: 7	R: 0 E: 0 K: 0 S: 3	H: 0 LOB: 0 BB: 0 P: 3	R: 0 E: 0 K: 2 S: 7	H: 1 LOB: 1 BB: 0 P: 4	R: 0 E: 0 K: 1 S: 5	H: 0 LOB: 0 BB: 0 P: 5	R: 0 E: 1 K: 1 S: 6	H: 1 LOB: 1 BB: 0 P: 6	R: 0 E: 0 K: 0 S: 5	H: 2 LOB: 2 BB: 0 P: 5	1B: 4 2B: 2 3B: 0 HR: 0	SF: 0 SAC: 0 DP: 2 HBP: 0	WP: 0 PB: 0 SB: 0 CS: 0	PA: 32
PITCHER Bobby Locke, R (1, 1) ERA: 3.29	IP: 9.0 WLS: W BF: 32 H: 4 R: 0 ER: 0 SO: 4 BB: 1 IBB: 0 HBP: 0 BLK: 0 WP: 0 HR: 0 S: 39 P: 43 ERA: 0.00 WHIP: 0.556																	

Chicago White Sox @ Cleveland Indians
Cleveland Municipal Stadium, Cleveland, OH

Sun Sep 25 1960, 3:33 AM EDT
Att: 10,723 - Unknown

livebaseballscorecards.com

AB	31
R	0
H	4
RBI	0
BB	1
SO	4
LOB	12



Batter	1	2	3	4	5	6	7	8	9
Ken Aspromonte, R OBP: 0.361, SLG: 0.400 (1, 4)	4-0 HR BB	0-0 G5-4-3 1-2f			0-0 1B SF7 1B		0-0 F7		
Tito Francona, L OBP: 0.377, SLG: 0.464 (1, 7)	0-0 HR		0-0 4-3		0-0 1B		4-0 BB		
Jim Piersall, R OBP: 0.316, SLG: 0.434 (1, 8)	0-0 5-3		0-0 6-3		0-0 SF7		0-3 K		
Walt Bond, L OBP: 0.311, SLG: 0.368 (1, 9)	0-3 K		0-0 4-3		0-0 F8		0-0 G3		
Vic Power, R OBP: 0.318, SLG: 0.404 (1, 3)	0-0 1B 1B			0-0 6-3		0-0 F3		0-0 6-3	
Woodie Held, R OBP: 0.346, SLG: 0.485 (1, 6)	0-0 FC5-4 1B			0-0 F8		0-0 1B 1B		0-0 BB 1B	
Bubba Phillips, R OBP: 0.249, SLG: 0.297 (1, 5)	0-0 FC5-4 1-2f			0-0 6-3		0-0 1B 1B		0-0 F8	
John Romano, R OBP: 0.348, SLG: 0.475 (1, 2)		0-0 F4			0-0 1B 1B		0-3 K	4-0 BB	
Bobby Locke, R OBP: 0.341, SLG: 0.257 (1, 1)		4-0 G5-4-3 BB			0-0 B3		0-0 4-3	0-0 F4	

Inning Stats	R: 2 E: 0 K: 1 S: 8	H: 3 LOB: 2 BB: 1 P: 12	R: 0 E: 0 K: 0 S: 2	H: 0 LOB: 0 BB: 1 P: 6	R: 0 E: 0 K: 0 S: 3	H: 0 LOB: 0 BB: 0 P: 3	R: 0 E: 0 K: 0 S: 3	H: 0 LOB: 0 BB: 0 P: 3	R: 2 E: 0 K: 0 S: 6	H: 3 LOB: 1 BB: 0 P: 6	R: 0 E: 0 K: 1 S: 7	H: 2 LOB: 2 BB: 0 P: 7	R: 0 E: 0 K: 1 S: 5	H: 0 LOB: 1 BB: 1 P: 9	R: 0 E: 0 K: 0 S: 4	H: 1 LOB: 2 BB: 1 P: 8
1B: 8 2B: 0 3B: 0 HR: 1	SF: 1 SAC: 0 DP: 1 HBP: 0	WP: 0 PB: 0 SB: 0 CS: 0	1B: 8 2B: 0 3B: 0 HR: 1	SF: 1 SAC: 0 DP: 1 HBP: 0	WP: 0 PB: 0 SB: 0 CS: 0	1B: 8 2B: 0 3B: 0 HR: 1	SF: 1 SAC: 0 DP: 1 HBP: 0	WP: 0 PB: 0 SB: 0 CS: 0	1B: 8 2B: 0 3B: 0 HR: 1	SF: 1 SAC: 0 DP: 1 HBP: 0	WP: 0 PB: 0 SB: 0 CS: 0	1B: 8 2B: 0 3B: 0 HR: 1	SF: 1 SAC: 0 DP: 1 HBP: 0	WP: 0 PB: 0 SB: 0 CS: 0	1B: 8 2B: 0 3B: 0 HR: 1	SF: 1 SAC: 0 DP: 1 HBP: 0

PITCHER	IP	WLS	BF	H	R	ER	SO	BB	IBB	HBP	BLK	WP	HR	S	P	ERA	WHIP
Bob Shaw, R ERA: 4.06 (1, 1)	5.0	L	22	6	4	4	1	2	0	0	0	0	1	22	30	7.20	1.600
Gary Peters, L ERA: (6, 1)	2.0		9	2	0	0	2	1	0	0	0	0	0	12	16	0.00	1.500
Ken McBride, R ERA: (8, 1)	1.0		5	1	0	0	0	1	0	0	0	0	0	4	8	0.00	2.000


BOTTOM

Chicago White Sox @ Cleveland Indians
Cleveland Municipal Stadium, Cleveland, OH

Sun Sep 25 1960, 3:33 AM EDT
Att. 10,723 - Unknown

livebaseballscorecards.com

AB	31
R	4
H	9
RBI	4
BB	4
SO	3
LOB	14



WP	PA	ERA	WHIP
0	36		

Batter	1	2	3	4	5	6	7	8	9	AB R H RBI BB SO LOB	TOP											
Ken Aspromonte, R (1, 4) OBP: 0.360, SLG: 0.399	0-0 1B		0-0 P4			0-0 1-3		0-0 5-3		4 0 1 0 0 0 1	Cleveland Indians @ Kansas City Athletics Municipal Stadium, Kansas City, MO Mon Sep 26 1960, 8:05 PM EDT Att. 3,463 - Unknown livebaseballscorecards.com											
Tito Francona, L (1, 7) OBP: 0.374, SLG: 0.461	0-0 F7		0-0 F9			0-0 G3		0-0 6-3	4 0 0 0 0 0 2													
Jim Piersall, R (1, 8) OBP: 0.315, SLG: 0.432	0-0 F9			0-0 1B		0-0 P3		0-0 F8	4 0 1 0 0 0 1													
Vic Power, R (1, 3) OBP: 0.316, SLG: 0.401	0-0 F9			0-0 F8		0-0 6-3		0-0 F8	4 0 0 0 0 0 1													
Woodie Held, R (1, 6) OBP: 0.346, SLG: 0.486		0-0 F8		0-3 K		0-0 2B			3 0 1 0 0 1 0													
Bubba Phillips, R (1, 5) OBP: 0.247, SLG: 0.294		0-0 5-3			0-0 F8	0-0 F8			3 0 0 0 0 0 1													
Walt Bond, L (1, 9) OBP: 0.312, SLG: 0.383		0-0 4-3			0-0 SF9 3B	0-0 P4			3 1 1 0 0 0 1													
John Romano, R (1, 2) OBP: 0.348, SLG: 0.473			4-0 FC1-4 BB		0-0 SF9	0-0 P4		0-0 6-3	1 0 0 1 1 0 0													
Dick Stigman, R (1, 1) OBP: 0.316, SLG: 0.265			0-0 FC1-4		0-0 L3				2 0 0 0 0 0 1													
Don Newcombe, L (6, 1) OBP: 0.250, SLG: 0.232									0 0 0 0 0 0 0													
Miguel de la Hoz, R (8, PH) OBP: 0.286, SLG: 0.415									1 0 0 0 0 0 0													
Carl Mathias, S (8, 1)									0 0 0 0 0 0 0													
Inning Stats	R: 0 E: 0 K: 0 S: 4	H: 1 LOB: 1 BB: 0 P: 4	R: 0 E: 0 K: 0 S: 3	H: 0 LOB: 0 BB: 0 P: 3	R: 0 E: 0 K: 0 S: 3	H: 0 LOB: 1 BB: 1 P: 7	R: 0 E: 0 K: 1 S: 5	H: 1 LOB: 0 BB: 0 P: 5	R: 1 E: 0 K: 0 S: 4	H: 1 LOB: 0 BB: 0 P: 4	R: 0 E: 0 K: 0 S: 3	H: 0 LOB: 0 BB: 0 P: 3	R: 0 E: 0 K: 0 S: 4	H: 1 LOB: 1 BB: 0 P: 4	R: 0 E: 0 K: 0 S: 3	H: 0 LOB: 0 BB: 0 P: 3	R: 0 E: 0 K: 0 S: 3	H: 0 LOB: 0 BB: 0 P: 3	1B: 2 2B: 1 3B: 1 HR: 0	SF: 1 SAC: 0 DP: 0 HBP: 0	WP: 0 PB: 0 SB: 0 CS: 0	PA: 31
PITCHER Bud Daley, L (1, 1) ERA: 4.43	IP: 9.0 WLS: W BF: 31 H: 4 R: 1 ER: 1 SO: 1 BB: 1 IBB: 0 HBP: 0 BLK: 0 WP: 0 HR: 0 S: 32 P: 36 ERA: 1.00 WHIP: 0.556											PITCHER	IP: 0.0 WLS: 0 BF: 0 H: 0 R: 0 ER: 0 SO: 0 BB: 0 IBB: 0 HBP: 0 BLK: 0 WP: 0 HR: 0 S: 0 P: 0 ERA: 0.00 WHIP: 0.000									



Batter	1	2	3	4	5	6	7	8	9
Bill Tuttle, R OBP: 0.334, SLG: 0.346 (1, 8)	0-0 F2		0-0 6-3		0-0 6-3	0-0 1B 2B		0-0 FC4-6	
Jerry Lumpe, L OBP: 0.325, SLG: 0.351 (1, 6) (9, 4)	4-0 1B BB		0-0 1B		0-0 1B 2B	0-0 2-H 3-H 1B		0-0 4-3	
Leo Posada, R OBP: 0.444, SLG: 0.529 (1, 7)	4-0 1B BB		0-0 1B		0-0 2B 1B	0-3 K			
Dick Williams, R OBP: 0.342, SLG: 0.448 (1, 3)	0-3 K		0-0 F7		0-0 2B		0-0 G5-4-3 1B		
Hank Bauer, R OBP: 0.327, SLG: 0.370 (1, 9)	0-0 1B		0-0 F8		0-0 F8		0-0 F7		
Andy Carey, R OBP: 0.286, SLG: 0.405 (1, 5)	0-3 K			0-0 FC6-4 1B	0-0 4-3		0-0 G5-4-3		
Pete Daley, R OBP: 0.311, SLG: 0.401 (1, 2)		0-0 6-3		0-0 F3		0-0 FC5-6 1B		0-0 HR	
Bob Johnson, R OBP: 0.307, SLG: 0.259 (1, 4) Ken Hamlin, R OBP: 0.297, SLG: 0.272 (9, 6)		0-0 F8		0-3 K		0-0 FC5-6 1B PB		0-0 F9	
Bud Daley, L OBP: 0.268, SLG: 0.194 (1, 1)		0-3 K		0-0 FC6-4		0-0 2B 1B 1B		0-0 FC4-6 1B	


Inning Stats	R: 1	H: 1	E: 0	K: 2	S: 8	LOB: 2	BB: 2	P: 16
	R: 0	H: 0	E: 0	K: 1	S: 5	LOB: 0	BB: 0	P: 5
	R: 0	H: 2	E: 0	K: 0	S: 5	LOB: 2	BB: 0	P: 5
	R: 0	H: 1	E: 0	K: 1	S: 6	LOB: 1	BB: 0	P: 6
	R: 2	H: 3	E: 0	K: 0	S: 6	LOB: 1	BB: 0	P: 6
	R: 2	H: 4	E: 0	K: 1	S: 8	LOB: 1	BB: 0	P: 8
	R: 0	H: 1	E: 0	K: 0	S: 3	LOB: 0	BB: 0	P: 3
	R: 1	H: 2	E: 0	K: 0	S: 5	LOB: 1	BB: 0	P: 5

PITCHER	IP	WLS	BF	H	R	ER	SO	BB	IBB	HBP	BLK	WP	HR	S	P	ERA	WHIP
Dick Stigman, L ERA: 4.33 (1, 1)	5.0	L	24	7	3	3	4	2	0	0	0	0	0	30	38	5.40	1.800
Don Newcombe, R ERA: 4.49 (6, 1)	2.0		9	5	2	2	1	0	0	0	0	0	0	11	11	9.00	2.500
Carl Mathias, L ERA: 3.52 (8, 1)	1.0		5	2	1	1	0	0	0	0	0	0	1	5	5	9.00	2.000

AB R H RBI BB SO LOB

5	1	1	0	0	0	1
4	2	3	2	1	0	1
3	1	2	1	1	1	1
4	0	2	1	0	1	4
4	0	1	1	0	0	4
4	0	1	0	0	1	4
4	1	2	1	0	0	1
4	0	0	0	0	1	2
0	0	0	0	0	0	0
4	1	2	0	0	1	1

AB	36
R	6
H	14
RBI	6
BB	2
SO	5
LOB	19



WP	HR	S	P	ERA	WHIP
0	1	0	0	0	0

Cleveland Indians @ Kansas City Athletics
Municipal Stadium, Kansas City, MO
Mon Sep 26 1960, 8:05 PM EDT
Att. 3,463 - Unknown

livebaseballscorecards.com

Batter	1	2	3	4	5	6	7	8	9	AB R H RBI BB SO LOB	TOP
Ken Aspromonte, R (1, 4) OBP: 0.360, SLG: 0.399	0-0 6-3 1B		0-0 1B		0-0 2B 1B	0-0 FC5 2-3f			0-0 G4-6-3 1-2f	5 1 2 0 0 0 3	Cleveland Indians @ Kansas City Athletics Municipal Stadium, Kansas City, MO Tue Sep 27 1960, 8:05 PM EDT Att. 3,821 - Unknown livebaseballscorecards.com
Tito Francona, L (1, 7) OBP: 0.374, SLG: 0.462	0-0 1B 1B		0-0 F7		0-0 2B 1-H 2-H		0-0 4-3	0-0 5-3	5 0 2 2 0 0 1		
Jim Piersall, R (1, 8) OBP: 0.317, SLG: 0.433	0-0 1B G1-6-3 1-2			0-0 F8	0-0 E5 2-3		0-0 1-3 1B		4 0 2 0 0 0 1		
Walt Bond, L (1, 9) OBP: 0.303, SLG: 0.371	0-0 G1-6-3 1-2f			0-0 3-1	0-0 6-3		0-0 1-3		4 0 0 0 0 0 5		
Vic Power, R (1, 3) OBP: 0.314, SLG: 0.398		0-0 1-3		0-0 F9		0-0 F9	0-0 6-3		4 0 0 0 0 0 1		
Woodie Held, R (1, 6) OBP: 0.342, SLG: 0.481		0-3 K			0-0 P4	0-0 E1 FC6-4		0-3 K	4 0 0 0 0 2 0		
Bubba Phillips, R (1, 5) OBP: 0.247, SLG: 0.297		0-3 K			0-0 1B 2B	0-0 FC6-4 1-2f 1B		0-0 1-3	4 2 1 0 0 1 1		
John Romano, R (1, 2) OBP: 0.350, SLG: 0.474			0-0 4-3		0-0 1B 2B 1B	0-0 FC5 1-2 1B		0-0 P6	4 1 2 1 0 0 0		
Barry Latman, R (1, 1) OBP: 0.256, SLG: 0.244 Jack Harshman, L (4, 1) OBP: 0.176, SLG: 0.235 Bob Hale, L (6, PH) OBP: 0.011, SLG: 0.403 Marty Keough, L (6, PR) OBP: 0.286, SLG: 0.337 Frank Funk, R (6, 1) OBP: 0.288, SLG: 0.167 Joe Morgan, L (9, PH) OBP: 0.261, SLG: 0.300		0-3 K		0-3 K	0-3 K	0-0 1B		4-0 G4-6-3 BB	1 0 0 0 0 0 1 0 1 0 0 0 0 0 1 1 1 0 1 1 0 1 0 0		
Inning Stats	R: 0 H: 2 E: 0 LOB: 1 K: 0 BB: 0 S: 4 P: 4	R: 0 H: 0 E: 0 LOB: 0 K: 2 BB: 0 S: 7 P: 7	R: 0 H: 1 E: 0 LOB: 1 K: 1 BB: 0 S: 6 P: 6	R: 0 H: 0 E: 0 LOB: 0 K: 0 BB: 0 S: 3 P: 3	R: 3 H: 4 E: 1 LOB: 2 K: 1 BB: 0 S: 10 P: 10	R: 1 H: 2 E: 1 LOB: 2 K: 0 BB: 0 S: 6 P: 6	R: 0 H: 1 E: 0 LOB: 1 K: 0 BB: 0 S: 4 P: 4	R: 0 H: 0 E: 0 LOB: 0 K: 1 BB: 0 S: 5 P: 5	R: 0 H: 0 E: 0 LOB: 0 K: 0 BB: 1 S: 2 P: 6	1B: 8 SF: 0 2B: 2 SAC: 0 3B: 0 DP: 2 HR: 0 HBP: 0	WP: 0 PA: 38 PB: 0 SB: 0 CS: 0
PITCHER Ray Herbert, R (1, 1) ERA: 3.35 Dave Wickersham, R (6, 1) ERA: 1.69	IP WLS BF H R ER SO BB IBB HBP BLK WP HR S P ERA WHIP	5.2 W 27 9 4 3 4 0 0 0 0 0 0 0 35 35 4.76 1.588	3.1 S 11 1 0 0 1 1 0 0 0 0 0 0 0 12 16 0.00 0.600	PITCHER IP WLS BF H R ER SO BB IBB HBP BLK WP HR S P ERA WHIP							



Table with columns for Batter, Inning (1-9), and BOTTOM. Each row represents a batter's performance across innings, including diagrams of the baseball diamond and various statistics.

Inning Stats and Pitcher information table. Includes columns for Inning Stats (R, H, E, K, S) and Pitcher (IP, WLS, BF, H, R, ER, SO, WP, HR, S, P, ERA, WHIP) for Barry Latman, Jack Harshman, and Frank Funk.

Team and game information: CLEVELAND INDIANS @ KANSAS CITY ATHLETICS, Municipal Stadium, Kansas City, MO, Tue Sep 27 1960, 8:05 PM EDT, Att. 3,821 - Unknown. Includes a logo for the Cleveland Indians.

Summary statistics table with columns AB, R, H, RBI, BB, SO, LOB and values: AB 30, R 5, H 9, RBI 4, BB 4, SO 4, LOB 17. Includes WP, PA, PB, SB, CS, ERA, WHIP.

Batter	1	2	3	4	5	6	7	8	9	AB R H RBI BB SO LOB	TOP	
Ken Aspromonte, R (1, 4) OBP: 0.359, SLG: 0.397	0-0 G6-4-3 1B		0-0 P6			0-0 2-3 1-2		0-0 F7		4 0 1 0 0 0 2	Cleveland Indians @ Kansas City Athletics Municipal Stadium, Kansas City, MO Wed Sep 28 1960, 8:05 PM EDT Att. 4,553 - Unknown livebaseballscorecards.com	
Tito Francona, L (1, 7) OBP: 0.374, SLG: 0.459	0-0 F7			0-0 4-3		4-0 FC6-4 BB		0-0 F8	3 0 0 0 1 0 1			
Jim Piersall, R (1, 8) OBP: 0.316, SLG: 0.431	0-0 G6-4-3 1-2f			0-0 G4-6-3 1B		0-0 FC6-4 1-2f		0-0 4-3	4 0 1 0 0 0 3			
Walt Bond, L (1, 9) OBP: 0.301, SLG: 0.367		0-0 G6-4-3 1B		0-0 G4-6-3 1-2f		0-0 F2		0-0 4-3	4 0 1 0 0 0 1			
Vic Power, R (1, 3) OBP: 0.312, SLG: 0.396		0-0 G6-4-3 1-2f			0-0 P3		0-0 F9		3 0 0 0 0 0 1			
Woodie Held, R (1, 6) OBP: 0.342, SLG: 0.478		1-0 HBP			0-0 5-3		0-0 F8		2 0 0 0 0 0 0			
Bubba Phillips, R (1, 5) OBP: 0.244, SLG: 0.294		0-0 P4			0-0 F7		0-0 E6 FC8-8		3 0 0 0 0 0 1			
John Romano, R (1, 2) OBP: 0.350, SLG: 0.470			0-0 F8			4-0 2-3 BB		0-0 F7	2 0 0 0 1 0 1			
Jim Perry, S (1, 1) OBP: 0.225, SLG: 0.250 Bob Hale, L (8, PH) OBP: 0.307, SLG: 0.397 Johnny Klippstein, R (8, 1) OBP: 0.214, SLG: 0.154			0-0 6-3			0-3 K		0-0 FC8-6 1-2f	2 0 0 0 0 1 1 1 0 0 0 0 0 1 0 0 0 0 0 0 0			
Inning Stats	R: 0 H: 1 E: 0 LOB: 0 K: 0 BB: 0 S: 3 P: 3	R: 0 H: 1 E: 0 LOB: 1 K: 0 BB: 0 S: 3 P: 4	R: 0 H: 0 E: 0 LOB: 0 K: 0 BB: 0 S: 3 P: 3	R: 0 H: 1 E: 0 LOB: 0 K: 0 BB: 0 S: 3 P: 3	R: 0 H: 0 E: 0 LOB: 0 K: 0 BB: 0 S: 3 P: 3	R: 0 H: 0 E: 0 LOB: 2 K: 1 BB: 2 S: 5 P: 13	R: 0 H: 0 E: 0 LOB: 0 K: 0 BB: 0 S: 3 P: 3	R: 0 H: 0 E: 1 LOB: 1 K: 0 BB: 0 S: 4 P: 4	R: 0 H: 0 E: 0 LOB: 0 K: 0 BB: 0 S: 3 P: 3	1B: 3 SF: 0 2B: 0 SAC: 0 3B: 0 DP: 3 HR: 0 HBP: 1	WP: 0 PA: 31 PB: 0 SB: 0 CS: 0	
PITCHER Ned Garver, R (1, 1) ERA: 3.83	IP WLS BF H R ER SO BB IBB HBP BLK WP HR S P ERA WHIP	9.0 W 31 3 0 0 1 2 0 1 0 0 0 0 30 39 0.00 0.556										



Batter	1	2	3	4	5	6	7	8	9
Bill Tuttle, R OBP: 0.334, SLG: 0.347 (1, 8)	0-0 WP PB 1B		0-0 P3		0-0 F8			0-0 CS 1B	
Jerry Lumpe, L OBP: 0.328, SLG: 0.361 (1, 6)	0-0 P5		0-0 F7			0-0 F8		4-0 BB 1B BB BB	
Leo Posada, R OBP: 0.423, SLG: 0.583 (1, 9) (9, 7)	0-3 K 1-2			0-0 HR		0-0 F9		0-0 BB BB 1B 1B	
Mary Throneberry, L OBP: 0.313, SLG: 0.443 (1, 3)	4-0 WP BB			0-0 G5-4-3 1B		0-0 1B		4-0 1B BB 1-2 BB	
Dick Williams, R OBP: 0.347, SLG: 0.450 (1, 7) Russ Snyder, L OBP: 0.307, SLG: 0.366 (8, PR) (9, 9)	0-3 K 1-2 2-3			0-0 G5-4-3 1-2			0-0 F9 SF8 2B	4-0 1B BB	
Andy Carey, R OBP: 0.285, SLG: 0.403 (1, 5)		0-0 F8		0-3 K			0-0 F9	0-0 1B	
Chet Boak, R (1, 4)		0-3 K			0-0 6-3		0-0 SF8	0-0 L4	
Pete Daley, R OBP: 0.303, SLG: 0.390 (1, 2)		0-0 F7			0-3 K		0-0 6-3		
Ned Garver, R OBP: 0.167, SLG: 0.111 (1, 1)			0-0 F7			4-0 BB		0-3 K	

AB	R	H	RBI	BB	SO	LOB
4	0	2	0	0	0	1
3	1	0	0	1	0	1
4	2	2	1	0	1	1
2	0	2	0	2	0	0
3	1	1	1	1	1	3
0	0	0	0	0	0	0
4	0	1	1	0	1	1
3	0	0	1	0	1	3
3	0	0	0	0	1	0
2	0	0	0	1	1	0

1B	SF	WP	PA
6	1	1	34
2	1	1	1
3	0	0	0
1	0	0	1

ERA	WHIP
2.57	1.000
18.00	6.000


IP	WLS	BF	H	R	ER	SO	BB	IBB	HBP	BLK	WP	HR	S	P	ERA	WHIP
7.0	L	26	5	2	2	5	2	0	0	0	1	1	34	42	2.57	1.000
1.0		8	3	2	2	1	3	0	0	0	0	0	7	19	18.00	6.000

BOTTOM

Cleveland Indians @ Kansas City Athletics
Municipal Stadium, Kansas City, MO
 Wed Sep 28 1960, 8:05 PM EDT
 Att. 4,553 - Unknown

livebaseballscorecards.com

AB	28
R	4
H	8
RBI	4
BB	5
SO	6
LOB	10



Batter	1	2	3	4	5	6	7	8	9	10	11	12	13	AB R H RBI BB SO LOB	TOP																					
Ken Aspromonte, R OBP: 0.362, SLG: 0.404 (1, 4) X	0-0 HR		4-0 SH5-4 1B BB	0-0 F7		4-0 FC3-6 1-2 BB		0-0 1-2 1B			0-0 5-3		0-0 6-3	5 1 2 1 2 0 1																						
Tito Francona, L OBP: 0.374, SLG: 0.481 (1, 7) X	0-0 G5-3 BB 1B		0-0 SH5-4 1-2 1B	0-0 4-3		0-0 FC3-6 1-2f 2-3		0-3 K2-3			0-0 FC6-5 2B		0-0 F7	7 0 3 0 0 1 5																						
Jim Piersall, R OBP: 0.315, SLG: 0.429 (1, 8) X	0-0 F9		0-0 SH5-4 1-2 2-3		0-0 SH1-4 HBP SF8 1B				0-0 F2		0-0 FC6-5 HBP			5 1 1 0 0 0 4																						
Woodie Held, R OBP: 0.344, SLG: 0.474 (1, 6) B B B	4-0 1-2 BB		0-3 K		1-0 SH1-4 1-2 HBP		0-3 K		0-0 F8		1-0 FC6-4 1-2 HBP			3 0 0 0 1 2 2																						
Vic Power, R OBP: 0.311, SLG: 0.394 (1, 3) X	0-0 G5-3 2-3f		0-0 6-3		0-0 SH1-4 1-2 2-3		0-0 6-3		0-0 1B		0-0 FC6-4 1-2f			5 0 1 0 0 0 6																						
Bubba Phillips, R OBP: 0.240, SLG: 0.289 (1, 5) X		0-0 F2		0-0 E5 2B E		0-0 SF8		0-0 F8		0-0 F9		0-0 P4		5 1 0 1 0 0 1																						
Walt Bond, L OBP: 0.302, SLG: 0.366 Marty Keough, L OBP: 0.286, SLG: 0.337 (1, 9) (7, 9) X		0-0 1B		0-3 K		0-3 K		0-0 1B 1B		0-0 G3		0-0 4-3		3 0 1 0 0 2 2 3 0 1 0 0 0 0																						
John Romano, R OBP: 0.349, SLG: 0.471 (1, 2) X		0-0 F9		0-0 E 2B		0-0 FC3-6 BB 1B		0-3 K		0-0 1-3		0-0 F8		6 1 2 0 0 1 2																						
Bobby Locke, R OBP: 0.341, SLG: 0.263 Frank Funk, R OBP: 0.200, SLG: 0.111 (1, 1) (6, 1) X		0-0 F9		0-0 E9 2-H 3-H 1B		0-3 K		0-0 F7		0-3 K			0-3 K	3 0 1 2 0 1 2 3 0 0 0 0 2 1																						
Inning Stats	R: 1 E: 0 K: 0 S: 4	H: 2 LOB: 1 BB: 1 P: 8	R: 0 E: 0 K: 0 S: 4	H: 1 LOB: 1 BB: 0 P: 4	R: 0 E: 0 K: 1 S: 6	H: 1 LOB: 2 BB: 1 P: 10	R: 2 E: 2 K: 1 S: 8	H: 2 LOB: 1 BB: 0 P: 8	R: 1 E: 0 K: 1 S: 6	H: 1 LOB: 1 BB: 0 P: 7	R: 0 E: 0 K: 1 S: 6	H: 0 LOB: 0 BB: 0 P: 5	R: 0 E: 0 K: 2 S: 9	H: 2 LOB: 2 BB: 0 P: 9	R: 0 E: 0 K: 0 S: 4	H: 1 LOB: 1 BB: 0 P: 4	R: 0 E: 0 K: 1 S: 5	H: 0 LOB: 0 BB: 0 P: 5	R: 0 E: 0 K: 0 S: 4	H: 1 LOB: 2 BB: 0 P: 5	R: 0 E: 0 K: 0 S: 3	H: 0 LOB: 0 BB: 0 P: 3	R: 0 E: 0 K: 1 S: 5	H: 0 LOB: 0 BB: 0 P: 5	1B: 9 2B: 2 3B: 0 HR: 1	SF: 1 SAC: 2 DP: 1 HBP: 2	WP: 0 PB: 0 SB: 0 CS: 0	PA: 56								
PITCHER	IP WLS BF H R ER SO BB IBB HBP BLK WP HR S P ERA WHIP																																			
Billy Pierce, L ERA: 3.62 (1, 1)	3.1	18	6	3	2	2	2	0	0	0	0	0	0	0	0	0	0	0	0	0	0	0	0	0	0	0	0	0	0	0	0	0	0			
Russ Kemmerer, R ERA: 3.59 (4, 1)	1.2	7	1	1	1	1	1	0	0	1	0	0	0	0	0	0	0	0	0	0	0	0	0	0	0	0	0	0	0	0	0	0	0	0		
Ken McBride, R ERA: (6, 1)	1.0	5	1	0	0	1	1	0	0	0	0	0	0	0	0	0	0	0	0	0	0	0	0	0	0	0	0	0	0	0	0	0	0	0	0	
Mike Garcia, R ERA: 4.15 (7, 1)	3.0	12	3	0	0	3	0	0	0	0	0	0	0	0	0	0	0	0	0	0	0	0	0	0	0	0	0	0	0	0	0	0	0	0	0	0
Gerry Staley, R ERA: 2.2 (10, 1)	4.0	W 14	1	0	0	2	0	0	1	0	0	0	0	0	0	0	0	0	0	0	0	0	0	0	0	0	0	0	0	0	0	0	0	0	0	0

Cleveland Indians @ Chicago White Sox
Comiskey Park, Chicago, IL
Fri Sep 30 1960, 8:05 PM EDT
Att. 13,967 - Unknown

AB	48
R	4
H	12
RBI	4
BB	3
SO	9
LOB	26



WP: 0	PA: 56
PB: 0	
SB: 0	
CS: 0	

Batter	1	2	3	4	5	6	7	8	9	10	11	12	13	AB R H RBI BB SO LOB
Luis Aparicio, R OBP: 0.324, SLG: 0.345 (1, 6)	0-0 F8 FC6-4 1B		4-0 S BB		0-0 6-3		0-0 E K2-4-2 1B		0-3 K		0-0 F7			5 1 2 0 1 1 2
Nellie Fox, L OBP: 0.354, SLG: 0.377 (1, 4)	0-0 FC6-4 1B		1-0 G6-4-3 HBP		0-0 2B		0-0 F5		0-0 E2 2H 1B			0-0 G3-6-3 1B		5 0 4 0 0 0 1
Jim Landis, R OBP: 0.364, SLG: 0.391 (1, 8)	0-0 F8 2-3		0-0 G6-4-3 1-2f		0-0 6-3		4-0 BB		0-3 K			0-0 P4		5 0 0 0 1 1 6
Roy Sievers, R OBP: 0.395, SLG: 0.531 J.C. Martin, L OBP: 0.118, SLG: 0.176 (10, PR) (11, 3)	0-0 FC6-4 1-2f 3-H			0-0 1-3		0-0 1-3	0-3 K2-4-2 3-Hf		0-0 2B			0-0 G3-6-3 1-2f		5 0 1 1 0 1 3 1 0 0 0 0 0 1
Minnie Minoso, R OBP: 0.373, SLG: 0.480 (1, 7)	0-0 1-3			0-0 1B 1B		0-0 E 2B 1B		0-0 G6-4-3 1B		4-0 IBB		0-0 1B 2B		5 3 4 0 1 0 1
Floyd Robinson, L OBP: 0.412, SLG: 0.231 (1, 9)		0-0 F7		0-0 1B 1B		0-0 E4 2B G3-2-3		0-3 K		0-0 F8		0-0 1B 1B		6 0 2 0 0 1 4
Gene Freese, R OBP: 0.309, SLG: 0.475 (1, 5)		0-0 F3		0-0 1B 1-3 2-H		0-0 2B		0-0 G6-4-3 1-2f		0-3 K		4-0 1B IBB		5 0 2 2 1 1 3
Cam Carreon, R OBP: 0.267, SLG: 0.214 Earl Torgeson, L OBP: 0.462, SLG: 0.404 Sherm Lollar, R OBP: 0.328, SLG: 0.359 Jim Rivera, L OBP: 0.421, SLG: 0.500 Joe Ginsberg, L OBP: 0.358, SLG: 0.305 (10, 2)		0-3 K		0-0 6-3		4-0 BB			0-0 SH1-3 E 1B			0-0 B3-6-4 1B		2 0 0 0 0 1 1 0 0 0 0 1 0 0 1 0 1 0 0 0 0 0 1 0 0 0 0 0 2 0 2 1 0 0 0
Billy Pierce, L OBP: 0.247, SLG: 0.194 Russ Kemmerer, R OBP: 0.259, SLG: 1.000 Stan Johnson, L OBP: 0.396, SLG: 0.428 Mike Garcia, R OBP: 0.333, SLG: 0.333 Joe Hicks, L OBP: 0.213, SLG: 0.213 Gerry Staley, R OBP: 0.333, SLG: 0.235 (10, 1)			0-0 1-3		0-0 G3		0-0 G3-2-3 3-Hf		0-0 SH1-3 1-2			0-0 B3-6-4 1-2f 2-3 3-H		1 0 1 0 1 0 0 0 0 0 1

Inning Stats	R: 1	H: 2	R: 0	H: 0	R: 0	H: 0	R: 1	H: 3	R: 0	H: 1	R: 0	H: 2	R: 0	H: 1	R: 0	H: 1	R: 0	H: 1	R: 0	H: 1	R: 0	H: 1	R: 0	H: 3	R: 1	H: 3	1B: 14	SF: 0	WP: 0	PA: 53
E: 0	LOB: 1	E: 0	LOB: 0	E: 0	LOB: 1	E: 0	LOB: 1	E: 0	LOB: 2	E: 0	LOB: 0	E: 1	LOB: 1	E: 0	LOB: 0	E: 0	LOB: 0	E: 0	LOB: 0	E: 0	LOB: 0	E: 0	LOB: 0	E: 0	LOB: 3	2B: 5	SAC: 1	PB: 0	CS: 0	
K: 0	BB: 0	K: 1	BB: 1	K: 0	BB: 1	K: 0	BB: 0	K: 1	BB: 1	K: 1	BB: 0	K: 1	BB: 0	K: 2	BB: 1	K: 0	BB: 0	K: 0	BB: 0	K: 0	BB: 0	K: 0	BB: 0	K: 0	BB: 1	3B: 0	DP: 6	SB: 2		
S: 5	P: 5	S: 5	P: 5	S: 2	P: 7	S: 5	P: 5	S: 4	P: 4	S: 5	P: 9	S: 5	P: 9	S: 5	P: 5	S: 6	P: 6	S: 8	P: 12	S: 3	P: 3	S: 3	P: 3	S: 3	P: 7	HR: 0	HBP: 1			

PITCHER	IP	WLS	BF	H	R	ER	SO	BB	IBB	HBP	BLK	WP	HR	S	P	ERA	WHIP
Bobby Locke, R ERA: 3.37 (1, 1)	5.1		26	8	3	3	1	2	0	1	0	0	0	25	34	5.06	1.875
Frank Funk, R ERA: 1.99 (6, 1)	6.2	L	27	10	2	1	5	1	2	0	0	0	0	34	46	1.35	1.650

BOTTOM

Cleveland Indians @ Chicago White Sox
Comiskey Park, Chicago, IL

Fri Sep 30 1960, 8:05 PM EDT
Att: 13,967 - Unknown

livebaseballscorecards.com

AB	46
R	5
H	18
RBI	4
BB	5
SO	6
LOB	26



Batter	1	2	3	4	5	6	7	8	9	AB R H RBI BB SO LOB	TOP			
Ken Aspromonte, R (1, 4) OBP: 0.360, SLG: 0.403	0-0 6-3		0-0 2B		0-0 6-3	0-0 6-3		0-0 6-3	0-0 F8	6 1 1 0 0 0 3				
Tito Francona, L (1, 7) OBP: 0.374, SLG: 0.460	0-0 FC5-4 1B		0-0 6-3		0-0 6-3		0-0 F7	0-0 HR 1B		5 1 2 0 0 0 1				
Jim Piersall, R (1, 8) OBP: 0.318, SLG: 0.439	0-0 FC5-4 1-2f		0-0 1B 2B		0-0 F8		0-0 1B 1B	0-0 HR 1-H		5 1 3 3 0 0 1				
Woodie Held, R (1, 6) OBP: 0.343, SLG: 0.470	0-0 F8		0-0 FC6-4 1B			0-0 E8 2B	0-0 F8	0-0 1-3		5 1 1 0 0 0 2				
Vic Power, R (1, 3) OBP: 0.314, SLG: 0.398		0-0 6-3	0-0 FC6-4 1-2f			0-0 2B 2B	0-0 1-3 1B		0-0 SH HBP SF7 1B	5 2 3 1 0 0 2				
Bubba Phillips, R (1, 5) OBP: 0.245, SLG: 0.295		0-0 1B 1B		0-0 6-3		0-0 F9 3B 2B	0-0 F7		1-0 SH HBP	4 1 2 1 0 0 2				
Marty Keough, L (1, 9) OBP: 0.292, SLG: 0.344		0-0 G6-4-3 1B		0-3 K		0-3 K		0-0 HR 2B	0-0 SH	4 1 2 0 0 2 1	AB 43 R 9 H 16 RBI 9 BB 0 SO 4 LOB 18			
John Romano, R (1, 2) OBP: 0.347, SLG: 0.478		0-0 G6-4-3		0-0 E4		0-0 F9		0-0 HR	0-0 SF7	4 1 1 3 0 0 3				
Dick Stigman, R (1, 1) OBP: 0.300, SLG: 0.250 Don Newcombe, L (5, 1) OBP: 0.250, SLG: 0.232 Miguel de la Hoz, R (6, PH) OBP: 0.280, SLG: 0.451 Jack Harshman, L (6, 1) OBP: 0.176, SLG: 0.235 Bob Hale, L (8, PH) OBP: 0.303, SLG: 0.391 Johnny Kilgus, R (8, 1) OBP: 0.206, SLG: 0.143			0-3 K		0-0 F8		0-0 3B		0-0 F8	2 0 0 0 0 0 1 1 0 0 0 0 0 0 0 0 1 0 0 1 1 0 0 0 0 0 0 0 0 0 0 0 1 0 0 0 0 0 0 0 1 0 0 0 0 0 1 2				
Inning Stats	R: 0 H: 1 E: 0 LOB: 1 K: 0 BB: 0 S: 4 P: 4	R: 0 H: 2 E: 0 LOB: 1 K: 0 BB: 0 S: 4 P: 4	R: 1 H: 3 E: 0 LOB: 2 K: 1 BB: 0 S: 8 P: 8	R: 0 H: 0 E: 1 LOB: 1 K: 1 BB: 0 S: 6 P: 6	R: 0 H: 0 E: 0 LOB: 0 K: 0 BB: 0 S: 3 P: 3	R: 3 H: 3 E: 1 LOB: 1 K: 1 BB: 0 S: 9 P: 9	R: 0 H: 2 E: 0 LOB: 2 K: 0 BB: 0 S: 5 P: 5	R: 4 H: 4 E: 0 LOB: 0 K: 0 BB: 0 S: 7 P: 7	R: 1 H: 1 E: 0 LOB: 2 K: 1 BB: 0 S: 7 P: 8	1B: 8 SF: 1 2B: 5 SAC: 1 3B: 1 DP: 1 HR: 2 HBP: 1	WP: 0 PA: 46 PB: 0 SB: 0 CS: 0			
PITCHER	IP WLS BF H R ER SO BB IBB HBP BLK WP HR S P ERA WHIP													
Frank Baumann, L (1, 1) ERA: 2.67	6.2		11 4 2 3 0 0 0 0 0 0 0 0 38 38 2.70 1.650											
Gerry Staley, R (7, 1) ERA: 2.42	1.0		6 3 3 3 0 0 0 0 0 0 0 0 1 6 6 27.00 3.000											
Mike Garcia, R (8, 1) ERA: 4.58	0.1		2 1 1 1 0 0 0 0 0 0 0 0 1 2 2 27.00 3.000											
Ken McBride, R (9, 1) ERA: 2.45	1.0	L	6 1 1 1 1 0 0 0 0 1 0 0 0 7 8 9.00 1.000											

Cleveland Indians @ Chicago White Sox
Comiskey Park, Chicago, IL
Sat Oct 01 1960, 4:33 AM EDT
Att. 5,128 - Unknown

livebaseballscorecards.com



BOTTOM

Cleveland Indians @ Chicago White Sox
Comiskey Park, Chicago, IL

livebaseballscorecards.com

AB	38
R	8
H	11
RBI	8
BB	3
SO	5
LOB	11



WP	2	PA	41
PB	0		
SB	1		
CS	0		

Sat Oct 01 1960, 4:33 AM EDT
Att. 5,128 - Unknown

AB	R	H	RBI	BB	SO	LOB
5	0	1	0	0	0	0
5	1	0	0	0	0	1
4	1	2	0	1	0	0
3	2	2	3	2	0	1
0	0	0	0	0	0	0
4	1	1	0	0	0	3
1	0	0	0	0	0	1
4	1	2	0	0	1	1
4	2	2	4	0	1	1
3	0	1	1	0	1	1
1	0	0	0	0	0	0
3	0	0	0	0	2	2
0	0	0	0	0	0	0
0	0	0	0	0	0	0
1	0	0	0	0	0	0
0	0	0	0	0	0	0

Batter	1	2	3	4	5	6	7	8	9
Luis Aparicio, R OBP: 0.323, SLG: 0.343 (1, 6)	0-0 G6-3 1B		0-0 5-3		0-0 4-3	0-0 F9		0-0 F7	
Nellie Fox, L OBP: 0.351, SLG: 0.374 (1, 4)	0-0 G6-3 1-2f		0-0 F8		0-0 E6 1B HR	0-0 F7		0-0 F8	
Jim Landis, R OBP: 0.366, SLG: 0.392 (1, 8)	0-0 4-3		4-0 BB BB		0-0 1-2 HR 1B	0-0 1B		0-0 3-1	
Roy Sievers, R OBP: 0.399, SLG: 0.539 (1, 3)		4-0 BB BB	4-0 BB BB		0-0 1-2 HR	0-0 5-3		0-0 1B	
Joe Hicks, L OBP: 0.278, SLG: 0.213 (9, PR)			1-2 BB		FC5-4 BB				
Minnie Minoso, R OBP: 0.373, SLG: 0.479 (1, 7)		0-0 1B	0-0 1B		0-0 1B			0-0 4-3	
Jim Rivera, L OBP: 0.400, SLG: 0.471 (9, 7)			0-0 1-2f		0-0 1B S			0-0 F9	
Floyd Robinson, L OBP: 0.418, SLG: 0.256 (1, 9)		0-0 1-2 HR 1B		0-0 WP 1B	0-3 K			0-0 6-3	
Gene Freese, R OBP: 0.311, SLG: 0.481 (1, 5)		0-0 1-1 2-H HR		0-3 K	0-0 1-2 WP 1B			0-0 F8	
Cam Carreon, R OBP: 0.278, SLG: 0.235 (1, 2)		0-3 K		0-0 F8	0-0 2-H 1B			0-0 F5	
Sherm Lollar, R OBP: 0.327, SLG: 0.358 (8, 2)		0-3 K		0-0 F8	0-0 1-H 1B			0-0 L8	
Frank Baumann, L OBP: 0.274, SLG: 0.173 (1, 1)		0-3 K		0-3 K	0-0 F8				
Gerry Staley, R OBP: 0.333, SLG: 0.235 (7, 1)									
Mike Garcia, R OBP: 0.333, SLG: 0.333 (8, 1)									
Ted Kluszewski, L OBP: 0.364, SLG: 0.425 (8, PH)									
Ken McBride, R (9, 1)									

Inning Stats	R	H	E	K	S	H	LOB	BB	P
1	0	1	0	3	3	2	0	1	13
2	3	2	0	2	9	0	0	1	13
3	0	0	0	2	8	2	2	11	8
4	0	1	0	2	8	1	1	8	8
5	5	5	1	1	11	1	0	11	11
6	0	1	0	4	4	1	0	4	4
7	0	0	0	3	3	0	0	3	3
8	0	0	0	3	3	0	0	3	3
9	0	1	0	4	4	1	1	4	4

PITCHER	IP	WLS	BF	H	R	ER	SO	BB	IBB	HBP	BLK	WP	HR	S	P	ERA	WHIP
Dick Stigman, L ERA: 4.51 (1, 1)	4.2		25	8	8	5	5	3	0	0	0	1	2	32	44	9.64	2.357
Don Newcombe, R ERA: 4.48 (5, 1)	0.1		2	1	0	0	0	0	0	0	0	1	0	2	2	0.00	3.000
Jack Harshman, L ERA: 3.98 (6, 1)	2.0		7	1	0	0	0	0	0	0	0	0	0	7	7	0.00	0.500
Johnny Klippstein, R ERA: 2.91 (8, 1)	2.0	W	7	1	0	0	0	0	0	0	0	0	0	7	7	0.00	0.500

PITCHER	IP	WLS	BF	H	R	ER	SO	BB	IBB	HBP	BLK	WP	HR	S	P	ERA	WHIP
Dick Stigman, L ERA: 4.51 (1, 1)	4.2		25	8	8	5	5	3	0	0	0	1	2	32	44	9.64	2.357
Don Newcombe, R ERA: 4.48 (5, 1)	0.1		2	1	0	0	0	0	0	0	0	1	0	2	2	0.00	3.000
Jack Harshman, L ERA: 3.98 (6, 1)	2.0		7	1	0	0	0	0	0	0	0	0	0	7	7	0.00	0.500
Johnny Klippstein, R ERA: 2.91 (8, 1)	2.0	W	7	1	0	0	0	0	0	0	0	0	0	7	7	0.00	0.500

PITCHER	IP	WLS	BF	H	R	ER	SO	BB	IBB	HBP	BLK	WP	HR	S	P	ERA	WHIP
Dick Stigman, L ERA: 4.51 (1, 1)	4.2		25	8	8	5	5	3	0	0	0	1	2	32	44	9.64	2.357
Don Newcombe, R ERA: 4.48 (5, 1)	0.1		2	1	0	0	0	0	0	0	0	1	0	2	2	0.00	3.000
Jack Harshman, L ERA: 3.98 (6, 1)	2.0		7	1	0	0	0	0	0	0	0	0	0	7	7	0.00	0.500
Johnny Klippstein, R ERA: 2.91 (8, 1)	2.0	W	7	1	0	0	0	0	0	0	0	0	0	7	7	0.00	0.500

Batter	1	2	3	4	5	6	7	8	9	AB R H RBI BB SO LOB	TOP											
Ken Aspromonte, R (1, 4) OBP: 0.360, SLG: 0.400	4-0 BB		0-0 1-3			0-0 4-3	0-0 P5		4-0 BB	3 0 0 0 2 0 2												
Tito Francona, L (1, 7) OBP: 0.373, SLG: 0.460	0-0 F8			0-3 K		0-0 F7		0-0 2B	0-0 3-1 BB	5 1 1 1 0 1 3												
Jim Piersall, R (1, 8) OBP: 0.315, SLG: 0.434	0-0 F8			0-0 P3		0-0 P3		0-3 K	0-3 K	5 0 0 0 0 2 5												
Woodie Held, R (1, 6) OBP: 0.342, SLG: 0.471	0-0 F8			0-3 K			0-0 6-3	0-0 2B		4 0 1 1 0 1 1												
Vic Power, R (1, 3) OBP: 0.311, SLG: 0.395		0-0 4-3			0-0 4-3		0-0 L9	0-0 4-3		4 0 0 0 0 0 1												
Marty Keough, L (1, 9) OBP: 0.295, SLG: 0.346		0-0 CS 1B			0-0 4-3		0-0 BB BB 1B	0-3 K		4 1 2 0 0 1 1												
Bubba Phillips, R (1, 5) OBP: 0.249, SLG: 0.299		0-3 K			0-0 1B 2B		4-0 BB BB E BB		0-0 BB 1B 3-1 1B	2 1 1 0 1 1 1 1 0 1 0 0 0 0 0 1 0 0 0 0 0	AB 33 R 4 H 8 RBI 3 BB 6 SO 7 LOB 15											
Bob Hale, L (9, PH) OBP: 0.312, SLG: 0.400																						
Joe Morgan, L (9, PR) OBP: 0.261, SLG: 0.300																						
John Romano, R (1, 2) OBP: 0.349, SLG: 0.475			0-3 K		4-0 1B BB		4-0 E BB BB		0-0 F5	2 0 0 0 2 1 1												
Jim Perry, S (1, 1) OBP: 0.247, SLG: 0.264			0-0 4-3		0-0 1B		4-0 1-2 2-3 3-H BB		0-0 3-1 BB 1B	3 0 2 1 1 0 0												
Inning Stats	R: 0 E: 0 K: 0 S: 3	H: 0 LOB: 1 BB: 1 P: 7	R: 0 E: 0 K: 1 S: 5	H: 1 LOB: 0 BB: 0 P: 5	R: 0 E: 0 K: 1 S: 5	H: 0 LOB: 0 BB: 0 P: 5	R: 0 E: 0 K: 2 S: 7	H: 0 LOB: 0 BB: 0 P: 7	R: 0 E: 0 K: 0 S: 4	H: 2 LOB: 2 BB: 1 P: 8	R: 0 E: 0 K: 0 S: 3	H: 0 LOB: 0 BB: 0 P: 3	R: 2 E: 1 K: 0 S: 4	H: 1 LOB: 2 BB: 3 P: 16	R: 1 E: 0 K: 2 S: 9	H: 2 LOB: 1 BB: 0 P: 9	R: 1 E: 0 K: 1 S: 7	H: 2 LOB: 3 BB: 1 P: 11	1B: 5 2B: 3 3B: 0 HR: 0	SF: 0 SAC: 0 DP: 0 HBP: 0	WP: 0 PB: 0 SB: 0 CS: 1	PA: 39
PITCHER	IP WLS BF H R ER SO BB IBB HBP BLK WP HR S P ERA WHIP																					
Early Wynn, R (1, 1) ERA: 3.45	6.2 L 25 4 2 1 4 3 0 0 0 0 0 0 30 42 1.35 1.050																					
Turk Lown, R (7, 1) ERA: 3.88	0.0 2 0 0 0 0 2 0 0 0 0 0 0 0 8 ∞ ∞																					
Gary Peters, L (7, 1) ERA: 2.7	1.1 6 2 1 1 2 0 0 0 0 0 0 0 10 10 6.75 1.500																					
Ken McBride, R (9, 1) ERA: 3.86	1.0 6 2 1 1 1 1 0 0 0 0 0 0 7 11 9.00 3.000																					

Cleveland Indians @ Chicago White Sox
Comiskey Park, Chicago, IL
Sun Oct 02 1960, 4:33 AM EDT
Att: 11,097 - Unknown

livebaseballscorecards.com



BOTTOM

Cleveland Indians @ Chicago White Sox
Comiskey Park, Chicago, IL

livebaseballscorecards.com

AB	30
R	0
H	5
RBI	0
BB	2
SO	9
LOB	13



WP:	0	PA:	32
PB:	0		
SB:	1		
CS:	1		

Sun Oct 02 1960, 4:33 AM EDT
Att. 11,097 - Unknown

AB R H RBI BB SO LOB

3	0	1	0	0	1	0
1	0	0	0	0	0	1
3	0	0	0	1	0	1
4	0	0	0	0	2	2
4	0	0	0	0	2	1
2	0	2	0	0	0	0
2	0	0	0	0	0	0
3	0	2	0	0	0	1
3	0	0	0	0	2	3
0	0	0	0	0	0	0
2	0	0	0	0	1	2
1	0	0	0	0	0	0
2	0	0	0	0	0	0
0	0	0	0	1	0	0
0	0	0	0	0	0	0

1B:	5	SF:	0
2B:	0	SAC:	0
3B:	0	DP:	1
HR:	0	HBP:	0

WP: 0 PA: 32
PB: 0
SB: 1
CS: 1

ERA: 0.00 WHIP: 0.778

ERA: 3.65

Batter	1	2	3	4	5	6	7	8	9
Luis Aparicio, R (1, 6) Sammy Esposito, R (8, 6) G4-6-3 S 1B	0-0		0-0 6-3 ①			0-3 K ①		0-0 5-3 ②	
Nellie Fox, L (1, 4) OBP: 0.351, SLG: 0.372 4-0 BB 1-2 G4-6-3 BB	4-0		0-0 6-3 ②			0-0 F4 ②		0-0 F2 ③	
Jim Landis, R (1, 8) OBP: 0.363, SLG: 0.389 0-0 G4-6-3 ① ② ③ 1-2f 2-3	0-0		0-3 K ③			0-3 K ③		0-0 F9 ①	
Roy Sievers, R (1, 3) OBP: 0.396, SLG: 0.534 0-3 K ③	0-3			0-0 F9 ①			0-3 K ①	0-0 4-3 ②	
Minnie Minoso, R (1, 7) Stan Johnson, L (4, PR) (5, 7) OBP: 0.374, SLG: 0.481 OBP: 0.167, SLG: 0.667 1B 1B		0-0 1B 1B		0-0 CS 1B			0-0 3-1 ②	0-0 F7 ③	
Floyd Robinson, L (1, 9) OBP: 0.431, SLG: 0.283 1-2 1B		0-0 1B		0-0 F7 ② ③ 1-2			0-0 1B		
J.C. Martin, L (1, 5) OBP: 0.100, SLG: 0.150 0-3 K ①		0-3 K ①			0-0 5-3 ①		0-3 K ③		
Cam Carreon, R (1, 2) Sherm Lollar, R (2, 2) Earl Averill, R (8, 2) OBP: 0.278, SLG: 0.235 OBP: 0.326, SLG: 0.356 OBP: 0.321, SLG: 0.293 0-3 K ②		0-3 K ②			0-0 F4 ②			0-0 6-3 ①	
Early Wynn, S (1, 1) Turk Lown, R (7, 1) Gary Peters, L (7, 1) Joe Hicks, L (8, PH) Ken McBride, R (9, 1) 0-3 K ③		0-3 K ③			0-0 3-1 ③			4-0 BB 5-3 BB	

Inning Stats	R: 0	H: 1	E: 0	LOB: 1	K: 1	S: 5	P: 9	R: 0	H: 2	E: 0	LOB: 2	K: 3	S: 11	P: 11	R: 0	H: 0	E: 0	LOB: 0	K: 1	S: 5	R: 0	H: 1	E: 0	LOB: 1	K: 0	S: 3	P: 3	R: 0	H: 0	E: 0	LOB: 0	K: 0	S: 3	R: 0	H: 0	E: 0	LOB: 0	K: 2	S: 7	R: 0	H: 1	E: 0	LOB: 1	K: 2	S: 8	R: 0	H: 0	E: 0	LOB: 1	K: 0	S: 3	R: 0	H: 0	E: 0	LOB: 0	K: 0	S: 3	R: 0	H: 0	E: 0	LOB: 0	K: 0	S: 3
--------------	------	------	------	--------	------	------	------	------	------	------	--------	------	-------	-------	------	------	------	--------	------	------	------	------	------	--------	------	------	------	------	------	------	--------	------	------	------	------	------	--------	------	------	------	------	------	--------	------	------	------	------	------	--------	------	------	------	------	------	--------	------	------	------	------	------	--------	------	------

PITCHER IP WLS BF H R ER SO BB IBB HBP BLK WP HR S P ERA WHIP

Jim Perry, R (1, 1) ERA: 3.65

IP: 9.0 WLS: 0 BF: 32 H: 5 R: 0 ER: 0 SO: 9 BB: 2 IBB: 0 HBP: 0 BLK: 0 WP: 0 HR: 0 S: 48 P: 56 ERA: 0.00 WHIP: 0.778

IP: 0 WLS: 0 BF: 0 H: 0 R: 0 ER: 0 SO: 0 BB: 0 IBB: 0 HBP: 0 BLK: 0 WP: 0 HR: 0 S: 0 P: 0 ERA: 0.00 WHIP: 0.00