

Cleveland Indians - 1960

Batter	1	2	3	4	5	6	7	8	9	AB	R	H	RBI	BB	SO	LOB	TOP																
Eddie Yost, R OBP: 0.273, SLG: 0.111 (1, 5)	F2			FC6-4 HBP	G5-4-3			K		3	0	0	0	0	1	1	Detroit Tigers @ Cleveland Indians Cleveland Municipal Stadium, Cleveland, OH Wed Apr 20 1960, 3:33 AM EST Att: 4,836 - Unknown livebaseballscorecards.com																
Casey Wise, S OBP: 0.167, SLG: 0.167 (1, 4)	F8			FC6-4 1B HR			F8			4	1	1	0	0	0	1																	
Charlie Maxwell, L OBP: 0.182, SLG: 0.100 (1, 7)	L4			F9			4-3			4	0	0	0	0	0	2																	
Al Kaline, R OBP: 0.545, SLG: 0.750 (1, 8)		L2-3			L6-3					4	2	2	1	0	0	0																	
Rocky Colavito, R OBP: 0.273, SLG: 0.444 (1, 9)		P5								3	2	1	3	1	0	0																	
Steve Bilko, R OBP: 0.375, SLG: 0.625 Johnny Groth, R Gail Harris, L (1, 3) (9, PR) (9, 3)		P4								4	0	3	1	0	0	0																	
Chico Fernandez, R OBP: 0.100, SLG: 0.100 (1, 6)			F8		4-3					4	0	0	0	0	0	3																	
Lou Berberet, L (1, 2)			K					K		3	0	0	0	1	2	0																	
Don Mossi, L Norm Cash, L Tom Morgan, R Neil Chrisley, L Paul Foytack, R (1, 1) (8, PH) (8, 1) (9, PH) (9, 1)			K							1	0	0	0	1	1	0																	
										1	1	1	1	0	0	0																	
										0	0	0	0	0	0	0																	
										1	0	0	0	0	0	2																	
										0	0	0	0	0	0	0																	
Inning Stats	R: 0 E: 0 K: 0 S: 3	H: 0 LOB: 0 BB: 0 P: 3	R: 0 E: 0 K: 0 S: 3	H: 0 LOB: 0 BB: 0 P: 3	R: 0 E: 0 K: 2 S: 7	H: 0 LOB: 0 BB: 0 P: 7	R: 3 E: 0 K: 0 S: 6	H: 3 LOB: 1 BB: 0 P: 7	R: 0 E: 0 K: 0 S: 2	H: 0 LOB: 0 BB: 1 P: 6	R: 0 E: 0 K: 0 S: 3	H: 0 LOB: 0 BB: 0 P: 3	R: 0 E: 0 K: 0 S: 3	H: 1 LOB: 0 BB: 0 P: 3	R: 1 E: 0 K: 2 S: 9	H: 2 LOB: 1 BB: 0 P: 9	R: 2 E: 0 K: 0 S: 4	H: 2 LOB: 1 BB: 2 P: 12	1B: 4 2B: 1 3B: 1 HR: 3	SF: 0 SAC: 0 DP: 3 HBP: 1	WP: 0 PB: 0 SB: 0 CS: 0	PA: 36											
PITCHER	IP WLS BF H R ER SO BB IBB HBP BLK WP HR S P ERA WHIP																																
Jim Perry, R ERA: 6.75 Carl Thomas, R ERA:	(1, 1) (9, 1)	8.0 L	32 7	6 6	6 4	4 2	2 0	0 0	1 0	0 0	0 0	0 0	0 0	3 3	46 7	6.75 0.00	1.125 2.000																

Batter	1	2	3	4	5	6	7	8	9	AB	R	H	RBI	BB	SO	LOB	BOTTOM																
Johnny Temple, R OBP: 0.182, SLG: 0.100 (1, 4)	6-3		SH5-3		E5 SF9			F9	FC6	4	1	0	0	0	0	1	Detroit Tigers @ Cleveland Indians Cleveland Municipal Stadium, Cleveland, OH Wed Apr 20 1960, 3:33 AM EST Att: 4,836 - Unknown livebaseballscorecards.com																
Jim Piersall, R OBP: 0.400, SLG: 0.250 (1, 8)	L8		BB 2B BB		E5			L8		3	1	0	0	1	0	1																	
Walt Bond, L OBP: 0.364, SLG: 0.143 (1, 9)			BB		SF9			P6		1	0	0	2	2	0	0																	
Tito Francona, L OBP: 0.182, SLG: 0.182 (1, 7)	G3		P6		F7			4-3		4	0	0	0	0	0	5																	
Vic Power, R OBP: 0.364, SLG: 0.700 (1, 3)		6-3			4-3			6-3		4	0	1	2	0	0	1																	
John Romano, R OBP: 0.500, SLG: 0.500 Russ Nixon, L OBP: 0.400, SLG: 0.600 (1, 2) (8, PH) (9, 2)			BB		F7			4-3		3	0	1	0	0	1	2																	
Woodie Held, R OBP: 0.125, SLG: 0.125 (1, 6)					G3			4-3		1	0	0	0	0	0	0																	
Bubba Phillips, R Don Dillard, L (1, 5) (9, PH)			BB SH5-3 BB BB		P5			G5-4-3		2	1	0	0	1	0	2																	
Jim Perry, S OBP: 0.333, SLG: 0.333 Carl Thomas, R Bob Hale, L Carroll Hardy, R (1, 1) (9, 1) (9, PH) (9, PR)			BB SH5-3 BB 1B		6-3			6-3		3	1	1	0	0	0	1																	
										0	0	0	0	0	0	0																	
										0	0	0	0	1	0	0																	
										0	0	0	0	0	0	0																	
Inning Stats	R: 0 E: 0 K: 0 S: 3	H: 0 LOB: 1 BB: 1 P: 7	R: 0 E: 0 K: 1 S: 5	H: 0 LOB: 0 BB: 0 P: 5	R: 3 E: 0 K: 0 S: 5	H: 2 LOB: 2 BB: 3 P: 17	R: 0 E: 0 K: 0 S: 3	H: 0 LOB: 0 BB: 0 P: 3	R: 1 E: 2 K: 0 S: 5	H: 0 LOB: 1 BB: 0 P: 5	R: 0 E: 0 K: 0 S: 4	H: 2 LOB: 1 BB: 0 P: 4	R: 0 E: 0 K: 0 S: 3	H: 0 LOB: 0 BB: 0 P: 3	R: 0 E: 0 K: 0 S: 3	H: 0 LOB: 0 BB: 0 P: 3	R: 0 E: 0 K: 0 S: 3	H: 0 LOB: 1 BB: 1 P: 7	1B: 3 2B: 1 3B: 0 HR: 0	SF: 1 SAC: 1 DP: 1 HBP: 0	WP: 0 PB: 0 SB: 0 CS: 0	PA: 37											
PITCHER	IP WLS BF H R ER SO BB IBB HBP BLK WP HR S P ERA WHIP																																
Don Mossi, L Tom Morgan, R Paul Foytack, R ERA:	(1, 1) (8, 1) (9, 1)	7.0 W	30 3	4 0	4 0	3 0	1 0	0 0	0 0	0 0	0 0	0 0	0 0	0 0	3 3	3.86 0.00	1.143 0.000																

Batter	1	2	3	4	5	6	7	8	9	AB	R	H	RBI	BB	SO	LOB	TOP			
Johnny Temple, R OBP: 0.133, SLG: 0.071	0-0 6-3		0-0 F8			0-0 6-3		0-0 F8		4	0	0	0	0	0	1	Cleveland Indians @ Kansas City Athletics Municipal Stadium, Kansas City, MO Fri Apr 22 1960, 4:33 AM EST Att: 23,826 - Unknown			
Don Dillard, L Bobby Tiefenauer, R Bob Hale, L John Briggs, R	0-3 K		0-0 G4-6-3			4-0 2B BB		0-3 K		2	0	0	0	1	1	1				
Walt Bond, L OBP: 0.400, SLG: 0.364	0-0 4-3			0-0 F8		0-0 2B		0-0 1B		4	0	2	0	0	0	0				
Tito Francona, L OBP: 0.333, SLG: 0.357		0-0 1B 2B		0-0 G4-6-3 1B		4-0 BB		0-0 F6		3	1	2	0	1	0	1				
Russ Nixon, L OBP: 0.444, SLG: 0.667		0-0 G6-4-3 1B		0-0 G4-6-3		0-0 F4			0-0 2B	4	0	2	1	0	0	4				
Vic Power, R OBP: 0.333, SLG: 0.571		0-0 G6-4-3			0-0 4-3			0-0 1B	0-0 F7	4	0	1	0	0	0	2				
Woodie Held, R OBP: 0.250, SLG: 0.182		1-0 HBP			0-3 K		0-0 1B	0-3 K		3	0	1	0	0	2	1				
Bubba Phillips, R Harvey Kuenn, R OBP: 0.250, SLG: 0.375		0-0 4-3			0-3 K		0-0 L4-3	0-0 6-3		3	0	0	0	0	1	3				
Wynn Hawkins, R Dick Stigman, R Jim Piersall, R OBP: 0.286, SLG: 0.167			0-0 G4-6-3 1B			0-0 1-3		0-0 F8		1	0	1	0	0	0	0				
Inning Stats	R: 0 E: 0 K: 1 S: 5	H: 0 LOB: 0 BB: 0 P: 5	R: 1 E: 0 K: 0 S: 4	H: 2 LOB: 1 BB: 0 P: 5	R: 0 E: 0 K: 0 S: 3	H: 1 LOB: 0 BB: 0 P: 3	R: 0 E: 0 K: 0 S: 3	H: 1 LOB: 0 BB: 0 P: 3	R: 0 E: 0 K: 2 S: 7	H: 0 LOB: 0 BB: 0 P: 7	R: 0 E: 0 K: 0 S: 4	H: 2 LOB: 1 BB: 0 P: 4	R: 0 E: 0 K: 1 S: 6	H: 1 LOB: 1 BB: 0 P: 6	R: 0 E: 0 K: 1 S: 6	H: 1 LOB: 1 BB: 0 P: 6		1B: 6 2B: 4 3B: 0 HR: 0	SF: 0 SAC: 0 DP: 4 HBP: 1	WP: 0 PB: 0 SB: 1 CS: 0
PITCHER Ray Herbert, R ERA: 1.0	IP: 9.0 WLS: W BF: 35 H: 9 R: 1 ER: 1 SO: 5 BB: 2 IBB: 0 HBP: 1 BLK: 0 WP: 0 HR: 0 S: 42 P: 51 ERA: 1.00 WHIP: 1.222															PITCHER				

Batter	1	2	3	4	5	6	7	8	9	AB	R	H	RBI	BB	SO	LOB	BOTTOM			
Bill Tuttle, R OBP: 0.267, SLG: 0.214	0-0 5-3			0-0 F3				0-0 F5		4	0	0	0	0	0	2	Cleveland Indians @ Kansas City Athletics Municipal Stadium, Kansas City, MO Fri Apr 22 1960, 4:33 AM EST Att: 23,826 - Unknown			
Jerry Lumpe, L OBP: 0.500, SLG: 0.538	0-0 4-3		0-0 3B 1B		0-0 6-3		0-0 CS 1B		0-0 CS	4	1	2	0	0	0	0				
Hank Bauer, R OBP: 0.286, SLG: 0.385	0-0 CS 1B		0-3 K			0-0 F6		0-0 CS	0-0 F6	4	0	1	0	0	1	1				
Norm Siebern, L Mary Throneberry, L OBP: 0.571, SLG: 1.000 OBP: 0.600, SLG: 0.333	0-0 CS	0-0 HR	0-3 K		0-0 4-3		4-0 FC3-6 BB		4-0 FC3-6	3	1	1	1	1	1	1				
Bob Cerv, R Russ Snyder, L OBP: 0.444, SLG: 1.000		0-0 HR	0-0 2B 3B		0-3 K		0-0 FC3-6	0-0 K		4	2	2	2	0	1	1				
Harry Chiti, R OBP: 0.385, SLG: 0.500		4-0 SH1-4 FC6-2 BB	0-0 2B			0-0 5-3		0-3 K		3	0	1	1	1	1	1				
Bob Johnson, R		4-0 FC6-2 SH1-4 BB	4-0 FC6-4 BB			0-3 K				1	0	0	0	2	1	0				
Ken Hamlin, R OBP: 0.167, SLG: 0.091		0-0 SH1-4	0-0 FC6-4			0-0 F9				2	0	0	0	0	2	2				
Ray Herbert, R		0-0 FC6-2		0-0 F8			0-0 5-3			3	0	0	0	0	2	2				
Inning Stats	R: 0 E: 0 K: 0 S: 3	H: 1 LOB: 0 BB: 0 P: 3	R: 2 E: 0 K: 0 S: 5	H: 2 LOB: 2 BB: 2 P: 13	R: 2 E: 0 K: 2 S: 10	H: 3 LOB: 2 BB: 1 P: 14	R: 0 E: 0 K: 0 S: 3	H: 0 LOB: 0 BB: 0 P: 3	R: 0 E: 0 K: 1 S: 5	H: 0 LOB: 0 BB: 0 P: 5	R: 0 E: 0 K: 1 S: 3	H: 1 LOB: 0 BB: 0 P: 3	R: 0 E: 0 K: 1 S: 5	H: 0 LOB: 1 BB: 1 P: 9	R: 0 E: 0 K: 1 S: 5	H: 0 LOB: 1 BB: 0 P: 9		1B: 3 2B: 1 3B: 1 HR: 2	SF: 0 SAC: 1 DP: 0 HBP: 0	WP: 0 PB: 0 SB: 0 CS: 2
PITCHER Wynn Hawkins, R Dick Stigman, L Bobby Tiefenauer, R John Briggs, R	IP: 2.2 WLS: L BF: 7 H: 0 R: 0 ER: 0 SO: 1 BB: 0 IBB: 0 HBP: 0 BLK: 0 WP: 0 HR: 0 S: 9 P: 9 ERA: 0.00 WHIP: 0.000															PITCHER				

Batter	1	2	3	4	5	6	7	8	9	AB	R	H	RBI	BB	SO	LOB	TOP					
Vic Power, R OBP: 0.360, SLG: 0.542										5	1	3	1	0	0	2						
Jim Piersall, R OBP: 0.500, SLG: 0.533										5	1	3	0	0	0	2						
Johnny Temple, R OBP: 0.250, SLG: 0.227										4	0	0	0	0	0	4						
Walt Bond, L OBP: 0.320, SLG: 0.429										5	1	0	1	0	0	5						
Tito Francona, L OBP: 0.360, SLG: 0.286										4	1	0	0	1	1	3						
Russ Nixon, L OBP: 0.333, SLG: 0.438										2	1	0	1	1	1	0						
Woodie Held, R OBP: 0.333, SLG: 0.556										4	2	2	4	0	1	1						
Bubba Phillips, R OBP: 0.294, SLG: 0.143										3	0	0	0	1	0	1						
Gary Bell, R OBP: 0.250, SLG: 0.143										3	0	1	0	1	0	0						
Inning Stats	R: 5 E: 1 K: 0 S: 7	H: 3 LOB: 0 BB: 1 P: 11	R: 0 E: 0 K: 0 S: 3	H: 0 LOB: 0 BB: 0 P: 3	R: 0 E: 0 K: 1 S: 5	H: 0 LOB: 0 BB: 0 P: 5	R: 0 E: 0 K: 2 S: 8	H: 1 LOB: 2 BB: 1 P: 12	R: 0 E: 0 K: 0 S: 4	H: 1 LOB: 1 BB: 0 P: 4	R: 1 E: 0 K: 0 S: 4	H: 1 LOB: 2 BB: 2 P: 12	R: 0 E: 0 K: 0 S: 3	H: 0 LOB: 0 BB: 0 P: 3	R: 1 E: 0 K: 0 S: 4	H: 1 LOB: 0 BB: 0 P: 4	R: 0 E: 0 K: 0 S: 5	H: 2 LOB: 2 BB: 0 P: 5	1B: 6 2B: 1 3B: 0 HR: 2	SF: 1 SAC: 1 DP: 0 HBP: 0	WP: 0 PB: 0 SB: 1 CS: 0	PA: 41
PITCHER	IP WLS BF H R ER SO BB IBB HBP BLK WP HR S P ERA WHIP																					
Don Larsen, R ERA: 1.8	(1, 1) 5.0 L 23 5 5 1 3 2 0 0 0 0 0 1 27 35 1.80 1.400																					
Johnny Kucks, R ERA: 10.8	(6, 1) 3.0 13 2 2 2 0 2 0 0 0 0 0 1 11 19 6.00 1.333																					
Leo Kiely, L ERA:	(9, 1) 1.0 5 2 0 0 0 0 0 0 0 0 0 0 5 5 0.00 2.000																					

Cleveland Indians @ Kansas City Athletics
Municipal Stadium, Kansas City, MO
Sun Apr 24 1960, 4:33 AM EDT
Att: 13,531 - Unknown


AB	35
R	7
H	9
RBI	7
BB	4
SO	3
LOB	18



Batter	1	2	3	4	5	6	7	8	9	AB	R	H	RBI	BB	SO	LOB	BOTTOM					
Bill Tuttle, R OBP: 0.292, SLG: 0.261										4	0	2	0	0	0	1						
Jerry Lumpe, L OBP: 0.591, SLG: 0.619										4	0	3	0	0	0	1						
Hank Bauer, R OBP: 0.227, SLG: 0.286										4	0	0	0	0	1	4						
Norm Siebern, L OBP: 0.455, SLG: 0.625										4	0	0	0	0	1	0						
Bob Cerv, R OBP: 0.412, SLG: 0.667										3	0	1	0	1	2	0						
Harry Chiti, R OBP: 0.368, SLG: 0.611										2	0	0	0	0	2	1						
Pete Daley, R	(6, 2)									2	0	0	0	0	0	1						
Bob Johnson, R	(1, 5)									2	0	0	0	1	0	2						
Ken Hamlin, R OBP: 0.211, SLG: 0.294										3	0	0	0	0	1	2						
Don Larsen, R	(1, 1)									1	0	0	0	0	1	0						
Whitey Herzog, L OBP: 0.697, SLG: 2.000	(5, PH)									1	0	0	0	0	0	1						
Johnny Kucks, R	(6, 1)									0	0	0	0	0	0	0						
Russ Snyder, L (8, PH)										1	0	0	0	0	1	0						
Leo Kiely, L (9, 1)										0	0	0	0	0	0	0						
Inning Stats	R: 0 E: 0 K: 1 S: 5	H: 1 LOB: 0 BB: 0 P: 5	R: 0 E: 0 K: 1 S: 6	H: 1 LOB: 1 BB: 0 P: 6	R: 0 E: 0 K: 2 S: 9	H: 2 LOB: 0 BB: 0 P: 9	R: 0 E: 0 K: 3 S: 9	H: 0 LOB: 0 BB: 0 P: 9	R: 0 E: 0 K: 0 S: 3	H: 0 LOB: 1 BB: 1 P: 7	R: 0 E: 0 K: 0 S: 3	H: 1 LOB: 0 BB: 0 P: 3	R: 0 E: 0 K: 0 S: 3	H: 0 LOB: 1 BB: 1 P: 7	R: 0 E: 0 K: 1 S: 6	H: 1 LOB: 0 BB: 0 P: 6	R: 0 E: 0 K: 1 S: 5	H: 0 LOB: 0 BB: 0 P: 5	1B: 6 2B: 1 3B: 0 HR: 0	SF: 0 SAC: 0 DP: 2 HBP: 0	WP: 0 PB: 0 SB: 0 CS: 0	PA: 33
PITCHER	IP WLS BF H R ER SO BB IBB HBP BLK WP HR S P ERA WHIP																					
Gary Bell, R ERA: 0.93	(1, 1) 9.0 W 33 6 0 0 9 2 0 0 0 0 0 0 49 57 0.00 0.889																					

Cleveland Indians @ Kansas City Athletics
Municipal Stadium, Kansas City, MO
Sun Apr 24 1960, 4:33 AM EDT
Att: 13,531 - Unknown


AB	31
R	0
H	6
RBI	0
BB	2
SO	9
LOB	13



Batter	1	2	3	4	5	6	7	8	9	10	11	12	AB	R	H	RBI	BB	SO	LOB	TOP							
Vic Power, R OBP: 0.355, SLG: 0.500 (1, 3)	F2		FC6-4			SH1-4 1B	F9			L8		L8	6	1	2	1	0	0	2								
Jim Piersall, R OBP: 0.381, SLG: 0.400 (1, 8)	4-3			5-3		SH1-4 1-2		F7		F7		L8	5	0	0	0	0	0	3								
Johnny Temple, R OBP: 0.276, SLG: 0.259 (1, 4)	F9			FC3-6 1B		PB BB 2-H 1B		L8			F3		5	0	2	1	0	0	0								
Tito Francona, L OBP: 0.333, SLG: 0.240 (1, 7) (12, 9)		P6		FC3-6 1-2		PB BB 1-2		4-3				K	4	0	0	0	1	1	1								
Walt Bond, L OBP: 0.267, SLG: 0.346 John Romano, R OBP: 0.500, SLG: 0.500 (12, 2)		P3		P5		K				K		4-3	5	0	0	0	0	2	3								
Russ Nixon, L OBP: 0.348, SLG: 0.368 Carroll Hardy, R (12, FR) (12, 9) (12, 7)		K			3-1					F7			3	0	0	0	2	1	0								
Woodie Held, R OBP: 0.308, SLG: 0.478 (1, 6)			F5			K				L8			5	0	1	0	0	1	4								
Bubba Phillips, R OBP: 0.333, SLG: 0.222 Don Dillard, L OBP: 0.333, SLG: 0.200 George Strickland, R (12, 5)			FC6-4 1B			K				SH1-4 1B			4	0	2	0	0	1	1								
Wynn Hawkins, R OBP: 0.250, SLG: 0.250 Bob Hale, L (12, PH) Jim Perry, S OBP: 0.333, SLG: 0.333 (12, 1)			K			K				SH1-4 1-2			3	0	0	0	0	3	2								
Inning Stats	R: 0 E: 0 K: 3	H: 0 LOB: 0 BB: 0 P: 3	R: 0 E: 0 K: 1 S: 5	H: 0 LOB: 0 BB: 0 P: 5	R: 0 E: 0 K: 1 S: 6	H: 1 LOB: 1 BB: 0 P: 6	R: 0 E: 0 K: 0 S: 4	H: 1 LOB: 1 BB: 0 P: 4	R: 0 E: 0 K: 2 S: 8	H: 1 LOB: 1 BB: 2 P: 6	R: 1 E: 0 K: 1 S: 5	H: 2 LOB: 3 BB: 2 P: 17	R: 0 E: 0 K: 0 S: 3	H: 0 LOB: 0 BB: 0 P: 3	R: 0 E: 0 K: 1 S: 5	H: 0 LOB: 1 BB: 0 P: 4	R: 0 E: 0 K: 1 S: 5	H: 0 LOB: 0 BB: 0 P: 5	R: 1 E: 0 K: 0 S: 5	H: 2 LOB: 2 BB: 1 P: 9	1B: 8 2B: 0 3B: 0 HR: 0	SF: 0 SAC: 2 DP: 0 HBP: 0	WP: 0 PB: 1 SB: 0 CS: 0	PA: 47			
PITCHER	IP WLS BF H R ER SO BB IBB HBP BLK WP HR S P ERA WHIP	IP WLS BF H R ER SO BB IBB HBP BLK WP HR S P ERA WHIP	IP WLS BF H R ER SO BB IBB HBP BLK WP HR S P ERA WHIP	IP WLS BF H R ER SO BB IBB HBP BLK WP HR S P ERA WHIP	IP WLS BF H R ER SO BB IBB HBP BLK WP HR S P ERA WHIP	IP WLS BF H R ER SO BB IBB HBP BLK WP HR S P ERA WHIP	IP WLS BF H R ER SO BB IBB HBP BLK WP HR S P ERA WHIP	IP WLS BF H R ER SO BB IBB HBP BLK WP HR S P ERA WHIP	IP WLS BF H R ER SO BB IBB HBP BLK WP HR S P ERA WHIP	IP WLS BF H R ER SO BB IBB HBP BLK WP HR S P ERA WHIP	IP WLS BF H R ER SO BB IBB HBP BLK WP HR S P ERA WHIP	IP WLS BF H R ER SO BB IBB HBP BLK WP HR S P ERA WHIP	IP WLS BF H R ER SO BB IBB HBP BLK WP HR S P ERA WHIP	IP WLS BF H R ER SO BB IBB HBP BLK WP HR S P ERA WHIP	IP WLS BF H R ER SO BB IBB HBP BLK WP HR S P ERA WHIP	IP WLS BF H R ER SO BB IBB HBP BLK WP HR S P ERA WHIP	IP WLS BF H R ER SO BB IBB HBP BLK WP HR S P ERA WHIP	IP WLS BF H R ER SO BB IBB HBP BLK WP HR S P ERA WHIP	IP WLS BF H R ER SO BB IBB HBP BLK WP HR S P ERA WHIP	IP WLS BF H R ER SO BB IBB HBP BLK WP HR S P ERA WHIP	IP WLS BF H R ER SO BB IBB HBP BLK WP HR S P ERA WHIP	IP WLS BF H R ER SO BB IBB HBP BLK WP HR S P ERA WHIP	IP WLS BF H R ER SO BB IBB HBP BLK WP HR S P ERA WHIP	IP WLS BF H R ER SO BB IBB HBP BLK WP HR S P ERA WHIP	IP WLS BF H R ER SO BB IBB HBP BLK WP HR S P ERA WHIP	IP WLS BF H R ER SO BB IBB HBP BLK WP HR S P ERA WHIP	IP WLS BF H R ER SO BB IBB HBP BLK WP HR S P ERA WHIP

Cleveland Indians @ Detroit Tigers
Briggs Stadium, Detroit, MI
Tue Apr 26 1960, 4:33 AM EDT
Att. 10,325 - Unknown


AB 42
R 2
H 8
RBI 2
BB 3
SO 9
LOB 18



Batter	1	2	3	4	5	6	7	8	9	10	11	12	AB	R	H	RBI	BB	SO	LOB	BOTTOM							
Eddie Yost, R OBP: 0.419, SLG: 0.318 (1, 5)	1B						3-1 E 4-3 BB			F8			2	1	1	0	4	0	1								
Casey Wise, S OBP: 0.269, SLG: 0.577 (1, 4)	S 1B	6-3			F2		4-3			P6		F8	6	0	1	0	0	0	6								
Charlie Maxwell, L OBP: 0.290, SLG: 0.120 (1, 7)	K		6-3		P4		3-1			F9			6	0	0	0	0	2	5								
Al Kaline, R OBP: 0.487, SLG: 0.455 (1, 8)	IBB		L9				L5			L7		L7	4	0	0	0	2	0	0								
Rocky Colavito, R OBP: 0.387, SLG: 0.654 (1, 9)	P4		F8		FC5-4 BB		K						4	0	0	0	2	1	6								
Steve Bilko, R OBP: 0.289, SLG: 0.542 (1, 3)	K			6-3			5-3			F9			6	0	0	0	0	2	5								
Chico Fernandez, R OBP: 0.333, SLG: 0.292 (1, 6)		6-3					FC6-4 1B			P4			5	0	2	0	0	0	1								
Lou Berberet, L OBP: 0.364, SLG: 0.353 (1, 2)		SH1-3 BB					K			1-3		4-3	4	0	0	0	1	2	2								
Jim Bunning, R OBP: 0.250, SLG: 0.250 Dave Sisler, R Tom Morgan, R (12, 1)		SH1-3			F8		FC6-4 1-2					K	3	0	1	0	0	0	2								
Inning Stats	R: 0 E: 0 K: 2 S: 9	H: 2 LOB: 3 BB: 1 P: 13	R: 0 E: 0 K: 0 S: 3	H: 0 LOB: 2 BB: 2 P: 11	R: 0 E: 0 K: 0 S: 3	H: 0 LOB: 0 BB: 0 P: 3	R: 0 E: 0 K: 1 S: 6	H: 1 LOB: 1 BB: 0 P: 6	R: 0 E: 0 K: 0 S: 3	H: 0 LOB: 2 BB: 2 P: 11	R: 0 E: 0 K: 0 S: 3	H: 0 LOB: 1 BB: 1 P: 7	R: 0 E: 0 K: 2 S: 7	H: 0 LOB: 1 BB: 1 P: 9	R: 0 E: 0 K: 0 S: 7	H: 0 LOB: 1 BB: 1 P: 11	1B: 5 2B: 0 3B: 0 HR: 0	SF: 0 SAC: 1 DP: 0 HBP: 0	WP: 0 PB: 0 SB: 1 CS: 0	PA: 51							
PITCHER	IP WLS BF H R ER SO BB IBB HBP BLK WP HR S P ERA WHIP	IP WLS BF H R ER SO BB IBB HBP BLK WP HR S P ERA WHIP	IP WLS BF H R ER SO BB IBB HBP BLK WP HR S P ERA WHIP	IP WLS BF H R ER SO BB IBB HBP BLK WP HR S P ERA WHIP	IP WLS BF H R ER SO BB IBB HBP BLK WP HR S P ERA WHIP	IP WLS BF H R ER SO BB IBB HBP BLK WP HR S P ERA WHIP	IP WLS BF H R ER SO BB IBB HBP BLK WP HR S P ERA WHIP	IP WLS BF H R ER SO BB IBB HBP BLK WP HR S P ERA WHIP	IP WLS BF H R ER SO BB IBB HBP BLK WP HR S P ERA WHIP	IP WLS BF H R ER SO BB IBB HBP BLK WP HR S P ERA WHIP	IP WLS BF H R ER SO BB IBB HBP BLK WP HR S P ERA WHIP	IP WLS BF H R ER SO BB IBB HBP BLK WP HR S P ERA WHIP	IP WLS BF H R ER SO BB IBB HBP BLK WP HR S P ERA WHIP	IP WLS BF H R ER SO BB IBB HBP BLK WP HR S P ERA WHIP	IP WLS BF H R ER SO BB IBB HBP BLK WP HR S P ERA WHIP	IP WLS BF H R ER SO BB IBB HBP BLK WP HR S P ERA WHIP	IP WLS BF H R ER SO BB IBB HBP BLK WP HR S P ERA WHIP	IP WLS BF H R ER SO BB IBB HBP BLK WP HR S P ERA WHIP	IP WLS BF H R ER SO BB IBB HBP BLK WP HR S P ERA WHIP	IP WLS BF H R ER SO BB IBB HBP BLK WP HR S P ERA WHIP	IP WLS BF H R ER SO BB IBB HBP BLK WP HR S P ERA WHIP	IP WLS BF H R ER SO BB IBB HBP BLK WP HR S P ERA WHIP	IP WLS BF H R ER SO BB IBB HBP BLK WP HR S P ERA WHIP	IP WLS BF H R ER SO BB IBB HBP BLK WP HR S P ERA WHIP	IP WLS BF H R ER SO BB IBB HBP BLK WP HR S P ERA WHIP	IP WLS BF H R ER SO BB IBB HBP BLK WP HR S P ERA WHIP	IP WLS BF H R ER SO BB IBB HBP BLK WP HR S P ERA WHIP

Cleveland Indians @ Detroit Tigers
Briggs Stadium, Detroit, MI
Tue Apr 26 1960, 4:33 AM EDT
Att. 10,325 - Unknown

AB 41
R 1
H 5
RBI 0
BB 9
SO 8
LOB 28



Batter	1	2	3	4	5	6	7	8	9	AB	R	H	RBI	BB	SO	LOB	TOP		
Jim Piersall, R OBP: 0.360, SLG: 0.375	F7		1-3		BB 1B		E5			4	0	1	0	0	0	0	Cleveland Indians @ Chicago White Sox Comiskey Park, Chicago, IL Thu Apr 28 1960, 8:05 PM EDT Att: 27,967 - Unknown		
Carroll Hardy, R OBP: 0.250, SLG: 0.250	6-3		2-3		BB		FC5-4			4	0	1	0	0	0	1			
Johnny Temple, R OBP: 0.273, SLG: 0.233	K				F4				F7	3	0	0	0	1	1	0			
Harvey Kuenn, R OBP: 0.385, SLG: 0.300		BB			BB		F3		F6	2	0	0	0	2	0	3			
Vic Power, R OBP: 0.314, SLG: 0.441	F7				F2		5-3		6-3	4	0	0	0	0	0	2			
Woodie Held, R OBP: 0.367, SLG: 0.577		BB			1B		6-3			3	1	2	0	1	0	0			
Bubba Phillips, R OBP: 0.320, SLG: 0.227	F4				F4		K			4	0	1	1	0	1	4			
Russ Nixon, L OBP: 0.296, SLG: 0.304	F8				F8		F8		G4-6-3	4	0	0	0	0	0	3			
Gary Bell, R OBP: 0.200, SLG: 0.111			5-3		5-3		5-3		F4	2	0	0	0	0	0	0	AB 32 R 1 H 5 RBI 1 BB 4 SO 2 LOB 13		
John Romano, R OBP: 0.400, SLG: 0.400										1	0	0	0	0	0	0			
Johnny Klippstein, R OBP: 0.200, SLG: 0.400										0	0	0	0	0	0	0			
Steve Demeter, R OBP: 0.200, SLG: 0.400										1	0	0	0	0	0	0			
Inning Stats	R: 0 E: 0 K: 1 S: 5	H: 0 LOB: 0 BB: 0 P: 5	R: 0 E: 0 K: 0 S: 3	H: 0 LOB: 2 BB: 2 P: 11	R: 0 E: 0 K: 0 S: 3	H: 1 LOB: 2 BB: 1 P: 8	R: 0 E: 0 K: 0 S: 4	H: 2 LOB: 3 BB: 1 P: 9	R: 0 E: 0 K: 1 S: 5	H: 0 LOB: 1 BB: 0 P: 4	R: 0 E: 0 K: 0 S: 3	H: 0 LOB: 0 BB: 0 P: 3	R: 1 E: 0 K: 0 S: 4	H: 2 LOB: 0 BB: 0 P: 4	1B: 4 2B: 0 3B: 1 HR: 0	SF: 0 SAC: 0 DP: 1 HBP: 0		WP: 0 PB: 0 SB: 0 CS: 0	PA: 36
PITCHER	IP WLS BF H R ER SO BB IBB HBP BLK WP HR S P ERA WHIP																		
Billy Pierce, L ERA: 2.77	9.0 W 36 5 1 1 2 4 0 0 0 0 0 36 52 1.00 1.000																		

Batter	1	2	3	4	5	6	7	8	9	AB	R	H	RBI	BB	SO	LOB	BOTTOM	
Al Smith, R OBP: 0.364, SLG: 0.516	1B		SH2-3		3B		F2			4	3	3	0	0	0	1	Cleveland Indians @ Chicago White Sox Comiskey Park, Chicago, IL Thu Apr 28 1960, 8:05 PM EDT Att: 27,967 - Unknown	
Nellie Fox, L OBP: 0.389, SLG: 0.393	1-6-3		SH2-3		3B				6-3	3	0	1	1	0	0	1		
Minnie Minoso, R OBP: 0.343, SLG: 0.656	S		SF9		K				L5-4	3	0	2	2	0	1	1		
Roy Sievers, R OBP: 0.188, SLG: 0.071	5-3		F8				F7		L5-4	4	0	0	0	0	0	2		
Sherm Lollar, R OBP: 0.419, SLG: 0.520		BB			4-3		F2			2	0	0	0	1	0	0		
Billy Goodman, L	F4				F7		F7			3	0	0	0	0	0	2		
Sammy Esposito, R OBP: 0.200, SLG: 0.400										0	0	0	0	0	0	0		
Jim Landis, R OBP: 0.393, SLG: 0.417			L7		K				SH1-3	2	0	0	0	1	1	0		
Luis Aparicio, R OBP: 0.235, SLG: 0.242			6-3				6-3		SH1-3	2	0	0	0	0	0	0		
Billy Pierce, L OBP: 0.250, SLG: 0.250			F8				F5		F7	3	0	0	0	0	0	1		
Inning Stats	R: 1 E: 0 K: 0 S: 5	H: 2 LOB: 2 BB: 1 P: 9	R: 0 E: 0 K: 0 S: 3	H: 0 LOB: 0 BB: 0 P: 3	R: 1 E: 0 K: 0 S: 4	H: 1 LOB: 0 BB: 0 P: 4	R: 0 E: 0 K: 1 S: 5	H: 0 LOB: 0 BB: 0 P: 5	R: 1 E: 0 K: 1 S: 7	H: 2 LOB: 1 BB: 0 P: 7	R: 0 E: 0 K: 0 S: 3	H: 0 LOB: 0 BB: 0 P: 3	R: 0 E: 0 K: 0 S: 3	H: 1 LOB: 0 BB: 0 P: 3	1B: 4 2B: 2 3B: 1 HR: 0	SF: 1 SAC: 2 DP: 1 HBP: 0	WP: 0 PB: 0 SB: 1 CS: 0	PA: 31
PITCHER	IP WLS BF H R ER SO BB IBB HBP BLK WP HR S P ERA WHIP																	
Gary Bell, R ERA: 1.78	6.0 L 24 5 3 3 2 1 0 0 0 0 0 27 31 4.50 1.000																	
Johnny Klippstein, R ERA:	2.0 7 1 0 0 0 1 0 0 0 0 0 6 10 0.00 1.000																	

Batter	1	2	3	4	5	6	7	8	9	AB	R	H	RBI	BB	SO	LOB	TOP			
Bill Tuttle, R OBP: 0.319, SLG: 0.295 (1, 8)										4	0	1	0	1	0	1	Kansas City Athletics @ Cleveland Indians Cleveland Municipal Stadium, Cleveland, OH Fri Apr 29 1960, 7:05 PM EDT Att: 12,299 - Unknown livebaseballscorecards.com			
Jerry Lumpe, L OBP: 0.465, SLG: 0.476 (1, 4)										4	0	1	1	0	0	2				
Whitey Herzog, L OBP: 0.571, SLG: 1.000 (1, 9)										3	1	1	0	1	0	1				
Norm Siebern, L OBP: 0.378, SLG: 0.452 (1, 3)										4	1	1	0	0	0	2				
Bob Cerv, R OBP: 0.361, SLG: 0.531 (1, 7)										3	0	0	0	1	1	2				
Dick Williams, R OBP: 0.360, SLG: 0.417 (1, 5)										4	0	2	0	0	0	3				
Harry Chiti, R OBP: 0.395, SLG: 0.514 (1, 2)										4	1	1	2	0	1	3				
Ken Hamlin, R OBP: 0.229, SLG: 0.226 (1, 6)										2	1	1	1	1	0	0				
Russ Snyder, L (9, PH)										1	0	0	0	0	0	0				
Don Larsen, R Johnny Kucks, R Mary Throneberry, L OBP: 0.375, SLG: 0.167 (1, 1)										3	0	0	0	0	0	1				
Inning Stats	R: 0 E: 0 K: 0 S: 3	H: 0 LOB: 0 BB: 0 P: 3	R: 0 E: 0 K: 1 S: 5	H: 0 LOB: 1 BB: 1 P: 9	R: 1 E: 0 K: 0 S: 4	H: 1 LOB: 2 BB: 2 P: 12	R: 0 E: 0 K: 0 S: 3	H: 1 LOB: 0 BB: 0 P: 3	R: 0 E: 0 K: 0 S: 3	H: 0 LOB: 0 BB: 1 P: 7	R: 3 E: 0 K: 1 S: 8	H: 4 LOB: 0 BB: 0 P: 8	R: 0 E: 0 K: 0 S: 4	H: 1 LOB: 1 BB: 0 P: 4	R: 0 E: 0 K: 1 S: 5	H: 0 LOB: 0 BB: 0 P: 5	1B: 7 2B: 1 3B: 0 HR: 0	SF: 0 SAC: 0 DP: 1 HBP: 0	WP: 0 PB: 0 CS: 0	PA: 38
PITCHER Jim Perry, R ERA: 5.0 (1, 1)	IP: 9.0 WLS: W BF: 37 H: 8 R: 4 ER: 4 SO: 3 BB: 4 IBB: 0 HBP: 0 BLK: 0 WP: 0 HR: 0 S: 39 P: 55 ERA: 4.00 WHIP: 1.333															PITCHER				

Batter	1	2	3	4	5	6	7	8	9	AB	R	H	RBI	BB	SO	LOB	BOTTOM			
Vic Power, R OBP: 0.333, SLG: 0.444 (1, 3)										2	0	1	1	1	0	0	Kansas City Athletics @ Cleveland Indians Cleveland Municipal Stadium, Cleveland, OH Fri Apr 29 1960, 7:05 PM EDT Att: 12,299 - Unknown livebaseballscorecards.com			
Johnny Temple, R OBP: 0.243, SLG: 0.206 (1, 4)										4	0	0	0	0	0	2				
Harvey Kuenn, R OBP: 0.353, SLG: 0.286 (1, 9)										4	1	1	0	0	0	1				
Tito Francona, L OBP: 0.353, SLG: 0.250 (1, 7)										3	0	1	0	1	0	1				
Walt Bond, L Carroll Hardy, R OBP: 0.235, SLG: 0.300 (1, 8)										4	0	0	0	0	1	3				
Russ Nixon, L OBP: 0.323, SLG: 0.333 (1, 2)										4	1	2	0	0	0	2				
Woodie Held, R OBP: 0.424, SLG: 0.828 (1, 6)										3	2	3	4	0	0	0				
Bubba Phillips, R OBP: 0.321, SLG: 0.280 (1, 5)										3	1	1	0	0	0	2				
Jim Perry, S OBP: 0.200, SLG: 0.200 (1, 1)										2	0	0	0	0	0	0				
Inning Stats	R: 0 E: 0 K: 0 S: 3	H: 0 LOB: 0 BB: 0 P: 3	R: 0 E: 0 K: 0 S: 5	H: 2 LOB: 2 BB: 0 P: 5	R: 0 E: 0 K: 0 S: 3	H: 1 LOB: 0 BB: 0 P: 3	R: 3 E: 0 K: 1 S: 8	H: 3 LOB: 0 BB: 0 P: 8	R: 0 E: 0 K: 0 S: 3	H: 0 LOB: 1 BB: 1 P: 7	R: 0 E: 0 K: 0 S: 2	H: 0 LOB: 0 BB: 1 P: 6	R: 2 E: 0 K: 0 S: 5	H: 2 LOB: 0 BB: 0 P: 5	R: 0 E: 0 K: 0 S: 4	H: 1 LOB: 1 BB: 0 P: 4		1B: 6 2B: 2 3B: 0 HR: 2	SF: 1 SAC: 1 DP: 2 HBP: 0	WP: 0 PB: 0 CS: 0
PITCHER Don Larsen, R Johnny Kucks, R ERA: 4.91 (1, 1)	IP: 6.0 WLS: L BF: 26 H: 8 R: 5 ER: 5 SO: 1 BB: 2 IBB: 0 HBP: 0 BLK: 0 WP: 0 HR: 2 S: 26 P: 34 ERA: 7.50 WHIP: 1.667															PITCHER				

Batter	1	2	3	4	5	6	7	8	9	AB	R	H	RBI	BB	SO	LOB	TOP										
Bill Tuttle, R OBP: 0.308, SLG: 0.347 (1, 8)										5	1	1	1	0	1	0	Kansas City Athletics @ Cleveland Indians Cleveland Municipal Stadium, Cleveland, OH Sat Apr 30 1960, 3:33 AM EDT Att: 3,666 - Unknown livebaseballscorecards.com										
Jerry Lumpe, L OBP: 0.489, SLG: 0.489 (1, 4)										3	0	2	0	1	0	0											
Whitey Herzog, L OBP: 0.727, SLG: 1.143 (1, 9)										2	0	2	0	2	0	0											
Norm Siebern, L OBP: 0.390, SLG: 0.424 (1, 3)										2	0	0	0	2	0	2											
Bob Cerv, R OBP: 0.325, SLG: 0.472 (1, 7)										4	0	0	0	0	2	7											
Dick Williams, R OBP: 0.310, SLG: 0.357 (1, 5)										4	0	0	0	0	0	4											
Harry Chiti, R OBP: 0.381, SLG: 0.474 (1, 2)										3	0	0	0	0	1	3											
Ken Hamlin, R OBP: 0.237, SLG: 0.235 (9, PH)										3	0	1	0	0	0	1											
Russ Snyder, L (9, PH)										1	0	0	0	0	0	0											
Bud Daley, L OBP: 0.143, SLG: 0.143 (1, 1)										3	0	0	0	0	0	1											
Mary Throneberry, L OBP: 0.333, SLG: 0.143 (9, PH)										1	0	0	0	0	0	0											
Inning Stats	R: 1 E: 0 K: 1 S: 6	H: 1 LOB: 3 BB: 3 P: 18	R: 0 E: 0 K: 0 S: 3	H: 0 LOB: 0 BB: 0 P: 3	R: 0 E: 0 K: 0 S: 4	H: 1 LOB: 1 BB: 0 P: 4	R: 0 E: 0 K: 0 S: 2	H: 0 LOB: 0 BB: 0 P: 3	R: 0 E: 0 K: 1 S: 7	H: 2 LOB: 3 BB: 1 P: 11	R: 0 E: 0 K: 1 S: 6	H: 1 LOB: 1 BB: 0 P: 6	R: 0 E: 0 K: 1 S: 5	H: 1 LOB: 1 BB: 1 P: 9	R: 0 E: 1 K: 0 S: 3	H: 0 LOB: 0 BB: 0 P: 3	R: 0 E: 0 K: 0 S: 3	H: 0 LOB: 0 BB: 0 P: 3	1B: 4 2B: 1 3B: 0 HR: 1	SF: 0 SAC: 0 DP: 2 HBP: 1	WP: 0 PB: 0 SB: 0 CS: 1	PA: 37					
PITCHER	IP	WLS	BF	H	R	ER	SO	BB	IBB	HBP	BLK	WP	HR	S	P	ERA	WHIP										
Barry Latman, R ERA: 2.77 (1, 1)	7.0		31	6	1	1	4	4	1	1	0	0	1	33	54	1.29	1.429										
John Briggs, R ERA: (8, 1)	0.0	W	0	0	0	0	0	0	0	0	0	0	0	0	0	∞	∞										

Batter	1	2	3	4	5	6	7	8	9	AB	R	H	RBI	BB	SO	LOB	BOTTOM										
Vic Power, R OBP: 0.326, SLG: 0.450 (1, 3)										4	0	1	0	0	0	2	Kansas City Athletics @ Cleveland Indians Cleveland Municipal Stadium, Cleveland, OH Sat Apr 30 1960, 3:33 AM EDT Att: 3,666 - Unknown livebaseballscorecards.com										
Johnny Temple, R OBP: 0.244, SLG: 0.211 (1, 4)										4	0	1	0	0	0	1											
Harvey Kuenn, R OBP: 0.381, SLG: 0.294 (1, 9)										3	1	1	0	1	0	1											
Woodie Held, R OBP: 0.432, SLG: 0.879 (1, 6)										4	1	2	2	0	0	1											
Jim Piersall, R OBP: 0.333, SLG: 0.346 (1, 8)										2	0	0	0	0	1	2											
Carroll Hardy, R OBP: 0.333, SLG: 0.200 (4, 8)										1	0	0	0	1	1	0											
Tito Francona, L OBP: 0.316, SLG: 0.219 (1, 7)										4	0	0	0	0	1	2											
John Romano, R OBP: 0.500, SLG: 0.333 (1, 2)										1	0	0	0	1	0	0											
Mudcat Grant, R (7, PR)										0	0	0	0	0	0	0											
Russ Nixon, L OBP: 0.313, SLG: 0.321 (8, 2)										1	0	0	0	0	0	1											
Bubba Phillips, R OBP: 0.333, SLG: 0.269 (1, 5)										1	0	0	0	1	0	0											
Barry Latman, R (1, 1)										2	0	0	0	0	1	2											
Pete Whisenant, R (7, PH)										1	0	0	0	0	1	2											
John Briggs, R (8, 1)										0	0	0	0	0	0	0											
Inning Stats	R: 0 E: 0 K: 0 S: 4	H: 1 LOB: 1 BB: 0 P: 4	R: 0 E: 0 K: 1 S: 5	H: 0 LOB: 2 BB: 2 P: 13	R: 0 E: 0 K: 1 S: 7	H: 2 LOB: 2 BB: 0 P: 7	R: 0 E: 0 K: 0 S: 3	H: 0 LOB: 0 BB: 0 P: 3	R: 0 E: 0 K: 1 S: 5	H: 1 LOB: 1 BB: 0 P: 5	R: 0 E: 0 K: 0 S: 3	H: 0 LOB: 1 BB: 1 P: 7	R: 0 E: 1 K: 1 S: 5	H: 0 LOB: 2 BB: 0 P: 6	R: 2 E: 1 K: 1 S: 7	H: 1 LOB: 1 BB: 1 P: 11	R: 0 E: 0 K: 1 S: 7	H: 0 LOB: 0 BB: 0 P: 3	1B: 3 2B: 1 3B: 0 HR: 1	SF: 0 SAC: 1 DP: 0 HBP: 1	WP: 0 PB: 0 SB: 0 CS: 0	PA: 34					
PITCHER	IP	WLS	BF	H	R	ER	SO	BB	IBB	HBP	BLK	WP	HR	S	P	ERA	WHIP										
Bud Daley, L ERA: 1.42 (1, 1)	8.0	L	34	5	2	2	5	4	0	1	0	0	1	39	56	2.25	1.125										



Batter	1	2	3	4	5	6	7	8	9	AB	R	H	RBI	BB	SO	LOB	TOP					
Bill Tuttle, R OBP: 0.304, SLG: 0.340 (1, 8)										4	0	1	1	0	1	1	Kansas City Athletics @ Cleveland Indians Cleveland Municipal Stadium, Cleveland, OH Sun May 01 1960, 3:33 AM EDT Unknown 					
Jerry Lumpe, L OBP: 0.450, SLG: 0.479 (1, 4)										3	0	1	0	1	2	1						
Whitey Herzog, L OBP: 0.600, SLG: 1.091 (1, 9)										4	1	1	1	0	0	2						
Norm Siebern, L OBP: 0.400, SLG: 0.595 (1, 3)										4	2	2	2	0	0	1						
Bob Cerv, R OBP: 0.318, SLG: 0.450 (1, 7)										4	0	1	0	0	0	0						
Dick Williams, R OBP: 0.303, SLG: 0.344 (1, 5)										4	0	1	0	0	0	0						
Harry Chiti, R OBP: 0.370, SLG: 0.452 (1, 2)										4	0	1	0	0	0	2						
Ken Hamlin, R OBP: 0.220, SLG: 0.216 (1, 6)										3	0	0	0	0	0	2						
Mary Throneberry, L OBP: 0.300, SLG: 0.125 (9, PH)										1	0	0	0	0	0	1						
Ned Garver, R OBP: 0.290, SLG: 0.500 (5, PH)										1	0	0	0	0	0	0						
Pete Daley, R OBP: 0.250, SLG: 0.500 (5, 1)										1	1	1	0	0	0	0						
John Taitouris, R OBP: 0.187, SLG: 0.333 (7, PH)										0	0	0	0	0	0	0						
Russ Snyder, L OBP: 0.157, SLG: 0.333 (7, PH)										1	0	1	0	0	0	0						
Marty Kutyna, R OBP: 0.291, SLG: 0.326 (9, PH)										0	0	0	0	0	0	1						
Hank Bauer, R OBP: 0.291, SLG: 0.326 (9, PH)										1	0	0	0	0	0	1						
Inning Stats	R: 0 E: 0 K: 1 S: 5	H: 0 LOB: 1 BB: 1 P: 9	R: 0 E: 0 K: 0 S: 4	H: 2 LOB: 1 BB: 0 P: 4	R: 0 E: 0 K: 0 S: 4	H: 1 LOB: 1 BB: 0 P: 4	R: 0 E: 0 K: 0 S: 3	H: 0 LOB: 0 BB: 0 P: 3	R: 1 E: 0 K: 1 S: 7	H: 2 LOB: 1 BB: 0 P: 7	R: 2 E: 0 K: 0 S: 5	H: 2 LOB: 0 BB: 0 P: 5	R: 0 E: 0 K: 0 S: 3	H: 1 LOB: 0 BB: 0 P: 3	R: 1 E: 0 K: 1 S: 6	H: 1 LOB: 0 BB: 0 P: 6	R: 0 E: 0 K: 0 S: 4	H: 1 LOB: 1 BB: 0 P: 4	1B: 5 2B: 2 3B: 0 HR: 3	SF: 0 SAC: 0 DP: 1 HBP: 0	WP: 0 PB: 0 SB: 0 CS: 0	PA: 36
PITCHER Wynn Hawkins, R ERA: 3.18 (1, 1)	IP: 9.0 WLS: W BF: 36 H: 10 R: 4 ER: 4 SO: 3	BB: 1 IBB: 0 HBP: 0 BLK: 0	WP: 0 HR: 3 S: 41 P: 45	ERA: 4.00 WHIP: 1.222											ERA: 4.00 WHIP: 1.222							

Batter	1	2	3	4	5	6	7	8	9	AB	R	H	RBI	BB	SO	LOB	BOTTOM					
Vic Power, R OBP: 0.319, SLG: 0.477 (1, 3)										4	1	1	0	0	0	0	Kansas City Athletics @ Cleveland Indians Cleveland Municipal Stadium, Cleveland, OH Sun May 01 1960, 3:33 AM EDT Unknown 					
Johnny Temple, R OBP: 0.244, SLG: 0.214 (1, 4)										4	0	1	1	0	0	0						
Harvey Kuenn, R OBP: 0.400, SLG: 0.300 (1, 9)										3	0	1	0	1	0	1						
Tito Francona, L OBP: 0.333, SLG: 0.250 (1, 7)										4	1	2	0	0	0	2						
Woodie Held, R OBP: 0.390, SLG: 0.784 (1, 6)										4	0	0	0	0	2	5						
Russ Nixon, L OBP: 0.306, SLG: 0.313 (1, 2)										4	0	1	0	0	0	1						
Walt Bond, L OBP: 0.283, SLG: 0.303 (1, 8)										3	2	1	0	1	0	1						
Carroll Hardy, R OBP: 0.333, SLG: 0.200 (9, 8)										0	0	0	0	0	0	0						
Bubba Phillips, R OBP: 0.353, SLG: 0.500 (1, 5)										4	2	2	5	0	1	1						
Wynn Hawkins, R OBP: 0.143, SLG: 0.143 (1, 1)										3	0	0	0	0	1	1						
Inning Stats	R: 0 E: 0 K: 0 S: 3	H: 0 LOB: 0 BB: 0 P: 3	R: 3 E: 0 K: 0 S: 5	H: 2 LOB: 0 BB: 1 P: 9	R: 0 E: 0 K: 1 S: 6	H: 1 LOB: 2 BB: 1 P: 10	R: 2 E: 0 K: 1 S: 7	H: 2 LOB: 0 BB: 0 P: 7	R: 0 E: 0 K: 1 S: 6	H: 1 LOB: 1 BB: 0 P: 6	R: 0 E: 0 K: 0 S: 4	H: 1 LOB: 1 BB: 0 P: 4	R: 1 E: 0 K: 0 S: 5	H: 2 LOB: 1 BB: 0 P: 5	R: 0 E: 0 K: 1 S: 5	H: 0 LOB: 0 BB: 0 P: 5	R: 0 E: 0 K: 1 S: 5	H: 0 LOB: 0 BB: 0 P: 5	1B: 6 2B: 0 3B: 1 HR: 2	SF: 0 SAC: 0 DP: 0 HBP: 0	WP: 0 PB: 0 SB: 0 CS: 0	PA: 35
PITCHER Ned Garver, R ERA: 10.24 (1, 1)	IP: 4.0 WLS: L BF: 19 H: 5 R: 5 ER: 5 SO: 2	BB: 1 IBB: 0 HBP: 0 BLK: 0	WP: 0 HR: 2 S: 21 P: 29	ERA: 11.25 WHIP: 1.500											ERA: 11.25 WHIP: 1.500							
John Taitouris, R ERA: 4.5 (5, 1)	IP: 2.0 WLS: L BF: 8 H: 2 R: 0 ER: 0 SO: 1	BB: 0 IBB: 0 HBP: 0 BLK: 0	WP: 0 HR: 0 S: 10 P: 10	ERA: 0.00 WHIP: 1.000											ERA: 0.00 WHIP: 1.000							
Marty Kutyna, R ERA: 2.25 (7, 1)	IP: 2.0 WLS: L BF: 8 H: 2 R: 1 ER: 1 SO: 1	BB: 0 IBB: 0 HBP: 0 BLK: 0	WP: 0 HR: 0 S: 10 P: 10	ERA: 4.50 WHIP: 1.000											ERA: 4.50 WHIP: 1.000							

Batter	1	2	3	4	5	6	7	8	9	AB	R	H	RBI	BB	SO	LOB	TOP																	
Johnny Temple, R OBP: 0.281, SLG: 0.250	L4-3 1B		BB 1B		1-3 HR 1B	F9		K		5	2	3	0	0	1	1	Cleveland Indians @ Washington Senators Griffith Stadium, Washington, DC Wed May 04 1960, 7:05 PM EDT Att: 7,130 - Unknown																	
Harvey Kuenn, R OBP: 0.341, SLG: 0.243	L4-3		BB 1B		1-3			FC6-4		3	0	0	0	2	0	3																		
Walt Bond, L OBP: 0.356, SLG: 0.538 Jim Piersall, R OBP: 0.351, SLG: 0.324	HR		1-3 2-H 1B		HR			K	6-3	4	2	3	4	0	1	1																		
Tito Francona, L OBP: 0.373, SLG: 0.340	K		F6		2B 1B			K		5	1	2	0	0	2	2																		
Vic Power, R OBP: 0.385, SLG: 0.516		PB 1B	F6		1-3 1B			F6	FC4 1B	5	1	3	0	0	0	3																		
John Romano, R OBP: 0.444, SLG: 0.286	K			K	5-3 1B			3-1	FC4	5	0	1	2	0	2	3																		
Woodie Held, R OBP: 0.351, SLG: 0.608	F3			K	5-3 1-2			K		4	0	0	0	0	2	3																		
Bubba Phillips, R OBP: 0.292, SLG: 0.372	1-3			E3 WP	F9			F7		4	0	0	0	0	0	2																		
Barry Latman, R John Briggs, R Jim Perry, S Pete Whisenand, R Carroll Hardy, R Johnny Klippstein, R	6-3		6-3	4-3		G3		FC6-4 1B		2	0	0	0	0	0	1																		
Inning Stats	R: 1 E: 0 K: 1 S: 6	H: 2 LOB: 0 BB: 0 P: 6	R: 0 E: 0 K: 1 S: 6	H: 1 LOB: 1 BB: 0 P: 6	R: 1 E: 0 K: 0 S: 5	H: 2 LOB: 2 BB: 1 P: 9	R: 0 E: 1 K: 2 S: 8	H: 0 LOB: 1 BB: 0 P: 8	R: 4 E: 0 K: 0 S: 8	H: 5 LOB: 1 BB: 0 P: 8	R: 0 E: 0 K: 1 S: 5	H: 0 LOB: 1 BB: 1 P: 9	R: 0 E: 0 K: 1 S: 6	H: 1 LOB: 1 BB: 0 P: 6	R: 0 E: 0 K: 1 S: 6	H: 1 LOB: 1 BB: 0 P: 6		1B: 10 2B: 2 3B: 0 HR: 2	SF: 0 SAC: 0 DP: 1 HBP: 0	WP: 1 PB: 1 SB: 0 CS: 0	PA: 42													
PITCHER	IP WLS BF H R ER SO BB IBB HBP BLK WP HR S P ERA WHIP	IP WLS BF H R ER SO BB IBB HBP BLK WP HR S P ERA WHIP																																
Don Lee, R ERA: 8.78	(1, 1)	4.1	22	8	5	5	4	1	0	0	0	0	1	2	29	33	10.38	2.077																
Hal Woodeshick, L ERA: 3.18	(5, 1)	4.2	W	20	5	1	1	4	1	0	0	0	0	0	27	31	1.93	1.286																

Batter	1	2	3	4	5	6	7	8	9	AB	R	H	RBI	BB	SO	LOB	BOTTOM																	
Billy Gardner, R OBP: 0.343, SLG: 0.387	F8				F8			F6		5	0	2	2	0	0	0	Cleveland Indians @ Washington Senators Griffith Stadium, Washington, DC Wed May 04 1960, 7:05 PM EDT Att: 7,130 - Unknown																	
Dan Dobbek, L OBP: 0.391, SLG: 0.459 Lenny Green, L OBP: 0.267, SLG: 0.269	3-1				WP BB 1B			K		5	1	1	0	0	3	2																		
Bob Allison, R OBP: 0.484, SLG: 0.593	PO BB				1-3			K		1	2	0	0	3	0	0																		
Harmon Killebrew, R OBP: 0.370, SLG: 0.436 Reno Bertaia, R OBP: 0.316, SLG: 0.278	PO				L5			K		4	0	1	0	0	1	3																		
Jim Lemon, R OBP: 0.353, SLG: 0.578	FC6-5 BB 1B				BB			HR		4	2	2	4	0	1	1																		
Don Mincher, L OBP: 0.367, SLG: 0.460	BB 1B BB				4-3			1B BB		1	1	0	0	3	0	0																		
Billy Conzolo, R OBP: 0.418, SLG: 0.500	BB 1B 1B				F3			1B		4	1	2	1	0	0	2																		
Earl Batley, R OBP: 0.383, SLG: 0.513	K				BB			F7		3	0	0	0	1	1	4																		
Don Lee, R OBP: 0.333, SLG: 0.200 Hal Woodeshick, R	1B BB				4-3			F4		1	0	0	0	1	0	1																		
Inning Stats	R: 0 E: 0 K: 0 S: 2	H: 0 LOB: 0 BB: 1 P: 6	R: 3 E: 0 K: 2 S: 10	H: 3 LOB: 2 BB: 2 P: 18	R: 0 E: 0 K: 1 S: 5	H: 0 LOB: 0 BB: 0 P: 5	R: 0 E: 0 K: 0 S: 3	H: 0 LOB: 1 BB: 1 P: 7	R: 2 E: 0 K: 0 S: 5	H: 2 LOB: 2 BB: 2 P: 13	R: 0 E: 0 K: 0 S: 3	H: 1 LOB: 0 BB: 0 P: 3	R: 2 E: 0 K: 2 S: 9	H: 2 LOB: 2 BB: 2 P: 17	R: 0 E: 0 K: 2 S: 7	H: 0 LOB: 0 BB: 0 P: 7		1B: 6 2B: 1 3B: 0 HR: 1	SF: 0 SAC: 0 DP: 0 HBP: 0	WP: 1 PB: 0 SB: 1 CS: 1	PA: 40													
PITCHER	IP WLS BF H R ER SO BB IBB HBP BLK WP HR S P ERA WHIP	IP WLS BF H R ER SO BB IBB HBP BLK WP HR S P ERA WHIP																																
Bary Latman, R ERA: 4.88	(1, 1)	4.2		24	5	5	3	6	0	0	0	0	0	0	0	0	9.64	2.357																
John Briggs, R ERA: 3.8	(5, 1)	2.0	L	10	3	2	2	2	0	0	0	0	0	1	12	20	9.00	2.500																
Jim Perry, R ERA: 5.12	(7, 1)	0.1		1	0	0	0	0	0	0	0	0	0	0	1	1	0.00	0.000																
Johnny Klippstein, R ERA:	(8, 1)	1.0		3	0	0	0	2	0	0	0	0	0	0	7	7	0.00	0.000																

Batter	1	2	3	4	5	6	7	8	9	AB	R	H	RBI	BB	SO	LOB	TOP			
Johnny Temple, R (1.4) OBP: 0.297, SLG: 0.275	6-3 2B		1-3		L6			F8		4	0	1	0	0	0	0	Cleveland Indians @ Baltimore Orioles Memorial Stadium, Baltimore, MD Fri May 06 1960, 7:05 PM EDT Att: 12,510 - Unknown			
Harvey Kuenn, R (1.9) OBP: 0.377, SLG: 0.348 Carroll Hardy, R (7.9) OBP: 0.286, SLG: 0.167	6-3		F					6-3		3	0	2	0	0	0	1				
Walt Bond, L (1.8) OBP: 0.327, SLG: 0.458	F8		E8		F8			G3		4	0	1	0	0	0	2				
Tito Francona, L (1.7) OBP: 0.426, SLG: 0.464	K2-3									3	1	1	0	1	1	1				
Vic Power, R (1.3) OBP: 0.370, SLG: 0.500 Don Dillard, L (9, PH) OBP: 0.250, SLG: 0.143		5-3	F8							3	0	0	0	0	0	3				
Russ Nixon, L (1.2) OBP: 0.308, SLG: 0.283 Bob Hale, L (9, PH) OBP: 0.500, SLG: 0.333					4-3					3	0	1	0	0	0	0				
Woodie Held, R (1.6) OBP: 0.379, SLG: 0.650					F8					4	1	2	2	0	0	0				
Bubba Phillips, R (1.5) OBP: 0.255, SLG: 0.320 Carl Thomas, R (5.1)										2	0	0	0	0	1	2				
Pete Whisenant, R (7, PH) OBP: 0.200, SLG: 0.200 Mike Lee, L (7.1)										0	0	0	0	0	0	0				
Jim Piersall, R (9, PH) OBP: 0.359, SLG: 0.333 Dick Stigman, R (1.1) OBP: 0.500, SLG: 0.333 Jim Perry, S (4.1) OBP: 0.200, SLG: 0.200 Steve Demeter, R (5.5)										1	0	0	0	0	1	0				
Inning Stats	R: 0 E: 0 K: 1 S: 6	H: 1 LOB: 1 BB: 0 P: 6	R: 0 E: 0 K: 0 S: 4	H: 2 LOB: 1 BB: 0 P: 4	R: 0 E: 1 K: 1 S: 7	H: 2 LOB: 3 BB: 1 P: 11	R: 0 E: 0 K: 1 S: 5	H: 0 LOB: 0 BB: 0 P: 5	R: 0 E: 0 K: 0 S: 4	H: 1 LOB: 1 BB: 0 P: 4	R: 0 E: 0 K: 0 S: 3	H: 0 LOB: 0 BB: 0 P: 3	R: 0 E: 0 K: 0 S: 3	H: 0 LOB: 0 BB: 0 P: 3	R: 2 E: 0 K: 1 S: 7	H: 2 LOB: 0 BB: 0 P: 7	1B: 5 2B: 2 3B: 0 HR: 1	SF: 0 SAC: 0 DP: 1 HBP: 0	WP: 0 PB: 0 SB: 0 CS: 0	PA: 35
PITCHER Hal Brown, R (1.1) ERA: 1.59	IP: 9.0 WLS: W BF: 35 H: 8 R: 2 ER: 2 SO: 4 BB: 0 IBB: 1 HBP: 0 BLK: 0 WP: 0 HR: 1 S: 42 P: 46 ERA: 2.00 WHIP: 0.889											PITCHER	IP: 9.0 WLS: W BF: 35 H: 8 R: 2 ER: 2 SO: 4 BB: 0 IBB: 1 HBP: 0 BLK: 0 WP: 0 HR: 1 S: 42 P: 46 ERA: 2.00 WHIP: 0.889							

Batter	1	2	3	4	5	6	7	8	9	AB	R	H	RBI	BB	SO	LOB	BOTTOM			
Mary Breeding, R (1.4) OBP: 0.325, SLG: 0.351	F3		F9	BB BB 1B	K					5	1	2	2	0	1	1	Cleveland Indians @ Baltimore Orioles Memorial Stadium, Baltimore, MD Fri May 06 1960, 7:05 PM EDT Att: 12,510 - Unknown			
Gene Woodling, L (1.7) OBP: 0.526, SLG: 0.518 Albie Pearson, L (7.9) OBP: 0.379, SLG: 0.435	K			BB BB 1B						2	2	1	0	1	1	0				
Jackie Brandt, R (1.8) OBP: 0.429, SLG: 0.298			L7	BB BB 1B						2	1	0	1	3	0	2				
Walt Dropo, R (1.3) OBP: 0.250, SLG: 0.176 Jim Gentile, L (4, PH) OBP: 0.423, SLG: 0.651	F7		1-3	BB BB 1B						2	0	0	0	0	0	2				
Brooks Robinson, R (1.5) OBP: 0.333, SLG: 0.377		5-3		BB BB 1B						4	1	3	4	1	0	0				
Willie Tasby, R (1.9) OBP: 0.355, SLG: 0.357		L7		BB BB 1B						5	1	2	0	0	0	3				
Ron Hansen, R (1.6) OBP: 0.433, SLG: 0.550				FC6-2 SH5-3 1B	L5					3	1	2	1	1	0	0				
Joe Ginsberg, L (1.2) OBP: 0.391, SLG: 0.350				SH5-3	3-1					3	0	1	0	0	0	2				
Hal Brown, R (1.1) OBP: 0.333, SLG: 0.143				FC6-2 BB BB 1B						3	1	0	0	1	1	6				
Inning Stats	R: 0 E: 0 K: 1 S: 5	H: 0 LOB: 1 BB: 1 P: 9	R: 0 E: 0 K: 1 S: 7	H: 2 LOB: 2 BB: 0 P: 7	R: 0 E: 0 K: 0 S: 4	H: 1 LOB: 1 BB: 0 P: 4	R: 7 E: 0 K: 0 S: 8	H: 5 LOB: 1 BB: 3 P: 20	R: 0 E: 0 K: 1 S: 5	H: 0 LOB: 1 BB: 1 P: 9	R: 1 E: 0 K: 0 S: 3	H: 1 LOB: 0 BB: 0 P: 4	R: 1 E: 0 K: 0 S: 5	H: 2 LOB: 2 BB: 1 P: 9	R: 0 E: 0 K: 0 S: 2	H: 0 LOB: 1 BB: 2 P: 10		1B: 8 2B: 2 3B: 1 HR: 0	SF: 0 SAC: 1 DP: 1 HBP: 1	WP: 1 PB: 0 SB: 0 CS: 1
PITCHER Dick Stigman, L (1.1) ERA: 4.02 Jim Perry, R (4.1) ERA: 5.49 Carl Thomas, R (5.1) ERA: 5.06 Mike Lee, L (7.1) ERA: 4.5	IP: 3.2 WLS: L BF: 21 H: 7 R: 6 ER: 6 SO: 2 BB: 3 IBB: 0 HBP: 0 BLK: 0 WP: 0 HR: 0 S: 22 P: 34 ERA: 14.73 WHIP: 2.727											PITCHER	IP: 3.2 WLS: L BF: 21 H: 7 R: 6 ER: 6 SO: 2 BB: 3 IBB: 0 HBP: 0 BLK: 0 WP: 0 HR: 0 S: 22 P: 34 ERA: 14.73 WHIP: 2.727							



Batter	1	2	3	4	5	6	7	8	9	10	11	AB	R	H	RBI	BB	SO	LOB	TOP		
Johnny Temple, R OBP: 0.337, SLG: 0.321 (1, 4)	F3		F6		6-3		1B			G3 2B		5	0	2	1	0	0	0			
Harvey Kuenn, R OBP: 0.412, SLG: 0.368 (1, 9)	1B		4-3		1B		F6			G3 IBB		4	0	2	0	1	0	1			
Walt Bond, L OBP: 0.328, SLG: 0.418 Carroll Hardy, R OBP: 0.200, SLG: 0.111 Bob Hale, L OBP: 0.400, SLG: 0.250 Jim Piersall, R OBP: 0.333, SLG: 0.390 (1, 8)	F6		F7		K				F5			4	0	0	0	0	1	2			
Tito Francona, L OBP: 0.390, SLG: 0.415 (1, 7)	K				F4				F9			4	0	0	0	0	0	0			
Vic Power, R OBP: 0.345, SLG: 0.464 (1, 3)		E 2B			F7				F8			5	1	1	0	0	0	0			
Russ Nixon, L OBP: 0.328, SLG: 0.358 (1, 2)		FC6-4 HBP			F2				F7			4	1	2	1	0	0	0			
Woodie Held, R OBP: 0.375, SLG: 0.592 (1, 6)		L8			FC5-4 BB				F7			4	0	1	0	1	0	2			
Bubba Phillips, R OBP: 0.250, SLG: 0.327 (1, 5)		FC6-4			FC5-4				G5-4-3 1B			5	1	1	0	0	0	4			
Gary Bell, R OBP: 0.190, SLG: 0.105 (1, 1)		K			6-3				4-3			4	0	0	0	0	1	2			
Inning Stats	R: 0 E: 0 K: 1 S: 6	H: 1 LOB: 1 BB: 0 P: 6	R: 1 E: 1 K: 1 S: 6	H: 1 LOB: 1 BB: 0 P: 7	R: 0 E: 0 K: 0 S: 3	H: 0 LOB: 0 BB: 0 P: 3	R: 0 E: 0 K: 0 S: 4	H: 1 LOB: 2 BB: 1 P: 8	R: 0 E: 0 K: 0 S: 3	H: 0 LOB: 0 BB: 0 P: 3	R: 0 E: 0 K: 0 S: 3	H: 1 LOB: 0 BB: 0 P: 3	R: 0 E: 0 K: 0 S: 4	H: 1 LOB: 2 BB: 1 P: 8	R: 1 E: 0 K: 0 S: 4	H: 1 LOB: 0 BB: 0 P: 4	1B: 4 2B: 4 3B: 0 HR: 1	SF: 0 SAC: 0 DP: 1 HBP: 1	WP: 0 PB: 0 SB: 1 CS: 0	PA: 44	
PITCHER Ralph Terry, R ERA: 1.71 (1, 1)	IP: 11.0 WLS: 1 BF: 44 H: 9 R: 3 ER: 2 SO: 3 BB: 1 IBB: 1 HBP: 1 BLK: 0 WP: 0 HR: 1 S: 47 P: 56 ERA: 1.64 WHIP: 0.909																				

Cleveland Indians @ New York Yankees
Yankee Stadium, Bronx, NY
Thu May 12 1960, 3:33 AM EDT
Att. 7,350 - Sunny - 62 F

AB	41
R	3
H	9
RBI	2
BB	2
SO	3
LOB	16



Batter	1	2	3	4	5	6	7	8	9	10	11	AB	R	H	RBI	BB	SO	LOB	BOTTOM			
Tony Kubek, L OBP: 0.316, SLG: 0.468 (1, 6)	F8		F5		1B		F7			1B 1B		5	0	2	1	0	0	1				
Mickey Mantle, S OBP: 0.432, SLG: 0.444 (1, 8)	K		F9		1-2 BB		K			F7		4	0	0	0	1	2	2				
Yogi Berra, L OBP: 0.349, SLG: 0.500 (1, 7)	1B		4-3		4-3					1-2 1B		5	1	3	1	0	0	2				
Roger Maris, L OBP: 0.455, SLG: 0.750 (1, 9)	L4				F8		F6			F9		5	0	0	0	0	0	3				
Bill Skowron, R OBP: 0.377, SLG: 0.662 (1, 3)		1B 1B 1B			K		L8			F9		5	0	1	0	0	1	2				
Elston Howard, R OBP: 0.298, SLG: 0.547 (1, 2)		1-2 1B 1B			K		2B			K		5	0	2	0	0	2	0				
Gil McDougald, R OBP: 0.288, SLG: 0.343 (1, 5)		K			5-3 1B BB		6-3			F3		4	1	0	0	1	1	3				
Bobby Richardson, R OBP: 0.292, SLG: 0.303 Hector Lopez, R OBP: 0.286, SLG: 0.290 (1, 4)		G5-4-3 1-2 2-3 1B			5-3					G5-4-3 CS BB		3	0	2	0	1	0	1				
Ralph Terry, R (1, 1)	G5-4-3				K		F2			5-3		4	0	0	0	0	1	6				
Inning Stats	R: 0 E: 0 K: 1 S: 6	H: 1 LOB: 1 BB: 0 P: 6	R: 3 E: 0 K: 1 S: 7	H: 3 LOB: 2 BB: 0 P: 7	R: 0 E: 0 K: 0 S: 3	H: 0 LOB: 0 BB: 0 P: 3	R: 0 E: 0 K: 2 S: 7	H: 0 LOB: 0 BB: 0 P: 7	R: 1 E: 0 K: 1 S: 6	H: 1 LOB: 1 BB: 0 P: 6	R: 1 E: 0 K: 1 S: 6	H: 1 LOB: 1 BB: 0 P: 6	R: 0 E: 0 K: 0 S: 5	H: 0 LOB: 0 BB: 1 P: 6	R: 0 E: 0 K: 0 S: 5	H: 2 LOB: 2 BB: 0 P: 5	R: 0 E: 0 K: 0 S: 3	H: 0 LOB: 0 BB: 0 P: 3	1B: 8 2B: 1 3B: 0 HR: 1	SF: 0 SAC: 0 DP: 1 HBP: 0	WP: 0 PB: 0 SB: 1 CS: 1	PA: 44
PITCHER Gary Bell, R ERA: 1.6 (1, 1)	IP: 11.0 WLS: 1 BF: 44 H: 10 R: 2 ER: 2 SO: 7 BB: 3 IBB: 0 HBP: 0 BLK: 0 WP: 0 HR: 1 S: 55 P: 67 ERA: 1.64 WHIP: 1.182																					

Cleveland Indians @ New York Yankees
Yankee Stadium, Bronx, NY
Thu May 12 1960, 3:33 AM EDT
Att. 7,350 - Sunny - 62 F

AB	41
R	2
H	10
RBI	2
BB	3
SO	7
LOB	20



Batter	1	2	3	4	5	6	7	8	9	AB	R	H	RBI	BB	SO	LOB	TOP					
Luis Aparicio, R (1, 6) OBP: 0.286, SLG: 0.259	0-3 K		0-0 FC6-4		0-0 1B		0-0 F2		0-0 6-3	5	1	1	0	0	1	2	Chicago White Sox @ Cleveland Indians Cleveland Municipal Stadium, Cleveland, OH Fri May 13 1960, 7:05 PM EDT Att: 19,970 - Unknown					
Nellie Fox, L (1, 4) OBP: 0.354, SLG: 0.398	0-0 HBP 1B		0-0 F7		0-0 1B		0-0 3-1		0-0 2B	5	1	3	2	0	0	1						
Minnie Minoso, R (1, 7) OBP: 0.344, SLG: 0.512	1-0 HBP		0-0 FC6-4		0-0 1B		0-0 6-3		0-0 P6	4	0	1	2	0	0	2						
Roy Sievers, R (1, 3) OBP: 0.333, SLG: 0.449	0-3 K			0-0 6-3	0-0 F7					4	0	0	0	0	2	3						
Sherm Lollar, R (1, 2) OBP: 0.387, SLG: 0.469	0-0 F8			0-0 5-3		0-0 4-3 S 1B				4	0	2	0	0	0	2						
Billy Goodman, L (1, 5) OBP: 0.316, SLG: 0.371		0-0 4-3				0-0 4-3				3	0	0	0	0	0	1						
Sammy Esposito, R (6, 5) OBP: 0.188, SLG: 0.214				0-0 3-1		0-0 1-3				1	0	0	0	0	0	1						
Al Smith, R (1, 9) OBP: 0.333, SLG: 0.457		0-0 6-3			0-3 K	0-0 1-3				4	0	0	0	0	1	2						
Jim Landis, R (1, 8) OBP: 0.388, SLG: 0.328		0-0 1-3			4-0 1B BB	4-0 S IBB				1	2	0	0	3	0	0						
Billy Pierce, L (1, 1) OBP: 0.214, SLG: 0.154			4-0 FC6-4 BB		0-0 F7	0-0 F7			0-0 SH5-3	2	0	0	0	1	0	3						
Inning Stats	R: 0 E: 0 K: 2 S: 8	H: 1 LOB: 2 BB: 0 P: 9	R: 0 E: 0 K: 0 S: 3	H: 0 LOB: 0 BB: 0 P: 3	R: 0 E: 0 K: 0 S: 3	H: 0 LOB: 1 BB: 1 P: 7	R: 0 E: 0 K: 0 S: 3	H: 0 LOB: 0 BB: 0 P: 3	R: 3 E: 0 K: 1 S: 8	H: 3 LOB: 1 BB: 1 P: 12	R: 0 E: 0 K: 0 S: 4	H: 1 LOB: 2 BB: 1 P: 8	R: 0 E: 0 K: 0 S: 3	H: 0 LOB: 0 BB: 0 P: 3	R: 0 E: 0 K: 1 S: 6	H: 1 LOB: 1 BB: 0 P: 6	R: 1 E: 0 K: 0 S: 4	H: 1 LOB: 1 BB: 1 P: 8	1B: 6 2B: 1 3B: 0 HR: 0	SF: 0 SAC: 1 DP: 0 HBP: 1	WP: 0 PB: 0 SB: 2 CS: 0	PA: 39
PITCHER	IP WLS BF H R ER SO BB IBB HBP BLK WP HR S P ERA WHIP																					
Wynn Hawkins, R (1, 1) ERA: 3.93	5.0 L 22 4 3 3 3 2 0 1 0 0 0 0 25 34 5.40 1.200																					
Johnny Klippstein, R (6, 1) ERA: 3.93	2.0 8 1 0 0 0 0 1 0 0 0 0 0 7 11 0.00 0.500																					
John Briggs, R (8, 1) ERA: 3.86	2.0 9 2 1 1 1 1 0 0 0 0 0 0 10 14 4.50 1.500																					

AB	33
R	4
H	7
RBI	4
BB	4
SO	4
LOB	17



Batter	1	2	3	4	5	6	7	8	9	AB	R	H	RBI	BB	SO	LOB	BOTTOM					
Johnny Temple, R (1, 4) OBP: 0.333, SLG: 0.318	0-0 G4-6-3 1B	0-0 P4			0-0 F7		0-0 F7			4	0	1	0	0	0	1	Chicago White Sox @ Cleveland Indians Cleveland Municipal Stadium, Cleveland, OH Fri May 13 1960, 7:05 PM EDT Att: 19,970 - Unknown					
Jim Piersall, R (1, 8) OBP: 0.327, SLG: 0.444	0-0 G4-6-3 1-2		0-0 5-3		0-0 HR		0-0 P3			4	1	1	1	0	0	1						
Harvey Kuenn, R (1, 9) OBP: 0.417, SLG: 0.367	4-0 BB 1B BB		0-0 FC1-6 1B		0-0 1-3			0-0 F9		3	0	1	0	1	0	0						
Tito Francona, L (1, 7) OBP: 0.383, SLG: 0.406	0-0 BB 1B		0-0 F8			0-3 K		0-0 F5		4	0	1	0	0	1	1						
Vic Power, R (1, 3) OBP: 0.352, SLG: 0.460	4-0 BB		0-0 FC1-6			0-0 E 1B		0-0 F8		3	0	1	0	1	0	1						
Woodie Held, R (1, 6) OBP: 0.369, SLG: 0.613	0-0 L3			0-0 P3		0-0 E1			0-0 HR	4	1	1	1	0	0	4						
John Romano, R (1, 2) OBP: 0.333, SLG: 0.217		0-0 L6		0-0 6-3		0-3 K				4	0	1	0	0	1	2						
Mudcat Grant, R (9, PR)										0	0	0	0	0	0	0						
Bubba Phillips, R (1, 5) OBP: 0.250, SLG: 0.339				0-0 F9		0-0 F9			0-0 FC5-4 L6-3	4	0	1	0	0	0	3						
Wynn Hawkins, R (1, 1) OBP: 0.283, SLG: 0.283		0-0 L5			0-0 F3		0-0 F8			1	0	0	0	0	0	1						
Carroll Hardy, R (5, PH) OBP: 0.125, SLG: 0.192										0	0	0	0	0	0	0						
Johnny Klippstein, R (6, 1) ERA: 3.93										0	0	0	0	0	0	0						
George Strickland, R (7, PH) OBP: 0.200, SLG: 0.200										0	0	0	0	0	0	0						
John Briggs, R (8, 1) ERA: 3.86										0	0	0	0	0	0	0						
Pete Whisenant, R (9, PH) OBP: 0.143, SLG: 0.143										1	0	0	0	0	0	1						
Inning Stats	R: 0 E: 0 K: 0 S: 4	H: 2 LOB: 3 BB: 2 P: 12	R: 0 E: 0 K: 0 S: 4	H: 1 LOB: 1 BB: 0 P: 4	R: 0 E: 0 K: 0 S: 4	H: 1 LOB: 1 BB: 0 P: 4	R: 0 E: 0 K: 0 S: 3	H: 0 LOB: 0 BB: 0 P: 3	R: 1 E: 1 K: 2 S: 9	H: 1 LOB: 2 BB: 0 P: 9	R: 0 E: 0 K: 0 S: 3	H: 0 LOB: 0 BB: 0 P: 3	R: 0 E: 0 K: 0 S: 3	H: 0 LOB: 0 BB: 0 P: 3	R: 0 E: 0 K: 0 S: 3	H: 0 LOB: 0 BB: 0 P: 3	R: 1 E: 0 K: 0 S: 4	H: 2 LOB: 1 BB: 0 P: 4	1B: 5 2B: 2 3B: 0 HR: 2	SF: 0 SAC: 0 DP: 2 HBP: 0	WP: 0 PB: 0 SB: 0 CS: 0	PA: 36
PITCHER	IP WLS BF H R ER SO BB IBB HBP BLK WP HR S P ERA WHIP																					
Billy Pierce, L (1, 1) ERA: 2.77	9.0 W 36 8 2 2 2 2 2 0 0 0 0 2 38 46 2.00 1.111																					

AB	34
R	2
H	8
RBI	2
BB	2
SO	2
LOB	15



Batter	1	2	3	4	5	6	7	8	9	AB	R	H	RBI	BB	SO	LOB	TOP										
Luis Aparicio, R OBP: 0.289, SLG: 0.247	0-0 6-3	4-0 1B 1-2 BB	4-0 BB BB	4-0 F7 1B 9-2 BB	0-0 P1	0-0 BB BB	0-0 F9	0-0 BB BB	0-0 6-3	4	0	0	0	2	0	3											
Nellie Fox, L OBP: 0.373, SLG: 0.402	1-0 1B HBP	0-0 HBP 1B	0-0 1-3 2-H	0-0 1-2 1B	0-0 BB BB	4-0 1B BB E BB	0-0 4-3	0-0 BB BB	0-0 3-1	4	1	2	1	1	0	0											
Minnie Minoso, R OBP: 0.357, SLG: 0.544	0-0 2B 1B 1-3	1-0 1B HBP	0-0 1-2 HBP	0-0 F7	0-0 F8	0-0 F8	0-0 HR	0-0 HR	0-0 HR	4	2	2	1	0	0	3											
Ted Kluszewski, L OBP: 0.375, SLG: 0.343	0-0 1B 2B	0-0 F8	0-0 F8	0-0 9-2	0-0 9-2	4-0 E 1-2 6-3 BB	0-0 P6	0-0 P6	0-0 P6	4	2	1	0	1	0	5											
Billy Goodman, L OBP: 0.372, SLG: 0.378	4-0 1B BB	0-0 F7	0-0 F7	0-0 F7	4-0 SH2-3 BB	0-0 E5 1B 1B	0-0 FC4-6 BB	4-0 FC4-6 BB	0-0 FC4-6 BB	2	1	1	0	3	0	3											
Sammy Esposito, R OBP: 0.188, SLG: 0.214	0-0 1B BB	0-0 F7	0-0 F7	0-0 F7	4-0 SH2-3 BB	0-0 1-3 2-H 1B	0-0 6-3	0-0 6-3	0-0 K	4	0	1	3	1	1	2											
Al Smith, R OBP: 0.337, SLG: 0.447	0-0 1-2 2-H 3-H 1B	0-0 1B	0-0 F2	0-0 F2	4-0 SH2-3 BB	0-0 1-2 BB	0-0 6-3	0-0 6-3	0-0 K	4	0	1	3	1	1	2											
Jim Landis, R OBP: 0.385, SLG: 0.323	0-0 F7	0-0 F7	4-0 BB	4-0 BB	0-0 SH2-3	0-0 1-2 2-3	0-0 HR 1B	0-0 HR	0-0 F7	1	0	0	0	0	0	2											
Joe Hicks, L OBP: 0.385, SLG: 0.455	0-0 F7	0-0 F7	4-0 BB	4-0 BB	0-0 SH2-3	0-0 1-2 2-3	0-0 HR 1B	0-0 HR	0-0 F7	2	1	1	1	1	0	1											
Dick Brown, R OBP: 0.167, SLG: 0.417	0-0 P6	0-0 P6	0-0 F8	0-0 F8	0-0 F3	0-0 F3	0-0 HR	0-0 FC4-6	0-0 FC4-6	5	1	1	2	0	0	4											
Herb Score, L Don Ferrarese, R Ray Moore, R Earl Torgerson, L Mike Garcia, R Jim Rivera, L Turk Lown, R Roy Sievers, R	0-0 1B BB	4-0 BB BB	0-0 K BB	0-0 K BB	4-0 K	0-0 K	0-0 K	0-0 K	0-0 K	0	1	0	0	0	1	0											
Inning Stats	R: 2 E: 0 K: 0 S: 5	H: 3 LOB: 2 BB: 1 P: 10	R: 1 E: 0 K: 0 S: 4	H: 1 LOB: 3 BB: 2 P: 13	R: 0 E: 0 K: 1 S: 5	H: 0 LOB: 1 BB: 1 P: 9	R: 0 E: 0 K: 0 S: 3	H: 1 LOB: 1 BB: 1 P: 7	R: 0 E: 0 K: 0 S: 3	H: 0 LOB: 3 BB: 3 P: 15	R: 5 E: 1 K: 1 S: 8	H: 3 LOB: 0 BB: 2 P: 16	R: 1 E: 0 K: 0 S: 4	H: 1 LOB: 0 BB: 0 P: 4	R: 0 E: 0 K: 1 S: 5	H: 0 LOB: 1 BB: 1 P: 9	R: 0 E: 0 K: 1 S: 5	H: 0 LOB: 0 BB: 0 P: 5	R: 0 E: 0 K: 1 S: 5	H: 0 LOB: 0 BB: 0 P: 5	1B: 6 2B: 2 3B: 0 HR: 2	SF: 0 SAC: 1 DP: 1 HBP: 2	WP: 0 PB: 0 SB: 0 CS: 0	PA: 47			
PITCHER	IP WLS BF H R ER SO BB IBB HBP BLK WP HR S P ERA WHIP	1.1 L 12 4 3 3 0 3 0 2 0 0 0 7 21 20.25 5.250	4.1 W 23 4 5 5 1 7 0 0 0 0 1 18 46 10.38 2.538	6.1 S 12 1 1 1 3 1 0 0 0 0 1 17 21 2.70 0.600																							

Chicago White Sox @ Cleveland Indians
Cleveland Municipal Stadium, Cleveland, OH

AB 33
R 9
H 9
RBI 8
BB 11
SO 4
LOB 24



Sat May 14 1960, 3:33 AM EDT
Att: 5,690 - Unknown

Batter	1	2	3	4	5	6	7	8	9	AB	R	H	RBI	BB	SO	LOB	BOTTOM										
Johnny Temple, R OBP: 0.330, SLG: 0.307	0-0 F9	0-0 FC6-5 HR	4-0 FC6-4 BB	0-0 SH1-3	0-0 F7	0-0 F7	0-0 F7	0-0 F7	0-0 F7	3	1	0	0	1	0	2											
Jim Piersall, R OBP: 0.352, SLG: 0.540	0-0 S E	0-0 1B HR	0-0 FC6-4	0-0 1B 2B	0-0 1B 2B	0-0 1B 2B	0-0 1-3	0-0 1-3	0-0 1-3	5	3	3	3	0	0	2											
Harvey Kuenn, R OBP: 0.442, SLG: 0.391	4-0 1H 2B BB	0-0 1B	0-0 1B	0-0 1B 1B	0-0 1B 1B	0-0 1B 1B	0-0 F9	0-0 F9	0-0 F9	4	2	3	1	1	0	0											
Tito Francona, L OBP: 0.395, SLG: 0.403	4-0 2B F4 BB	0-0 2-3	0-0 2-3	0-0 SF8 1B	0-0 FC4-6	0-0 FC4-6	0-0 FC4-6	0-0 FC4-6	0-0 FC4-6	3	1	1	0	2	0	2											
Vic Power, R OBP: 0.375, SLG: 0.478	0-0 F4 1-3 2-H 2B	0-0 2B	4-0 HR BB	0-0 HR BB	4-0 1B 1B	4-0 1B 1B	0-0 FC6-4	0-0 FC6-4	0-0 FC6-4	3	1	2	1	2	0	1											
Woodie Held, R OBP: 0.348, SLG: 0.575	0-0 F4	0-0 F4	0-0 F9	0-0 F5	0-0 FC5	0-0 FC5	0-0 P4	0-0 P4	0-0 P4	5	0	0	1	0	0	7											
John Romano, R OBP: 0.344, SLG: 0.370	0-0 F8	0-0 F8	0-0 HR	0-0 SF8	0-0 SF8	0-0 SH1 1B	0-0 F9	0-0 F9	0-0 F9	4	1	2	3	0	0	1											
Bubba Phillips, R OBP: 0.246, SLG: 0.317	0-0 FC6-5 SH1-4 BB	4-0 FC6-5 SH1-4 BB	0-0 F2	0-0 F2	0-0 F2	0-0 K	0-0 K	0-0 K	0-0 K	4	0	0	0	1	2	3											
Barry Latman, R Carl Thomas, R Johnny Klippstein, R	0-0 SH1-4	0-0 SH1-4	0-0 BB	0-0 BB	4-0 SH1-3 2B BB	0-0 SH1	0-0 SH1	0-0 SH1	0-0 SH1	0	0	0	0	0	0	0											
Inning Stats	R: 3 E: 0 K: 0 S: 5	H: 2 LOB: 1 BB: 2 P: 13	R: 2 E: 0 K: 0 S: 5	H: 2 LOB: 1 BB: 1 P: 9	R: 2 E: 0 K: 0 S: 5	H: 2 LOB: 2 BB: 2 P: 13	R: 1 E: 0 K: 0 S: 6	H: 3 LOB: 0 BB: 0 P: 6	R: 2 E: 0 K: 1 S: 6	H: 2 LOB: 2 BB: 2 P: 13	R: 0 E: 0 K: 1 S: 6	H: 1 LOB: 0 BB: 0 P: 6	R: 0 E: 0 K: 0 S: 3	H: 0 LOB: 1 BB: 1 P: 7	R: 0 E: 0 K: 1 S: 5	H: 0 LOB: 0 BB: 0 P: 5	R: 0 E: 0 K: 1 S: 5	H: 0 LOB: 0 BB: 0 P: 5	1B: 8 2B: 2 3B: 0 HR: 2	SF: 1 SAC: 3 DP: 0 HBP: 0	WP: 0 PB: 0 SB: 3 CS: 0	PA: 44					
PITCHER	IP WLS BF H R ER SO BB IBB HBP BLK WP HR S P ERA WHIP	1.2 L 11 3 5 5 0 3 0 0 0 0 0 8 20 27.00 3.600	1.0 L 8 3 2 2 0 2 0 0 0 0 1 6 14 18.00 5.000	1.1 L 7 3 1 1 0 0 0 0 0 0 0 7 7 6.75 2.250	1.0 L 7 2 2 2 0 2 0 0 0 0 0 5 13 18.00 4.000	3.0 L 11 1 0 0 2 1 0 0 0 0 0 14 18 0.00 0.667																					

Chicago White Sox @ Cleveland Indians
Cleveland Municipal Stadium, Cleveland, OH

AB 32
R 10
H 12
RBI 9
BB 8
SO 2
LOB 18

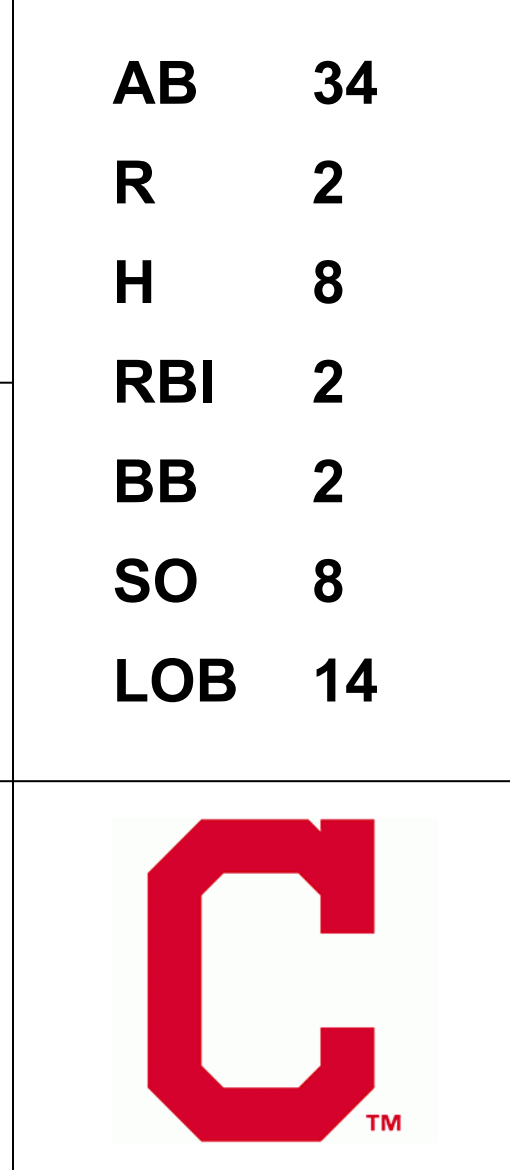



Sat May 14 1960, 3:33 AM EDT
Att: 5,690 - Unknown

Batter	1	2	3	4	5	6	7	8	9	AB	R	H	RBI	BB	SO	LOB	TOP								
Tony Kubek, L (1,6) OBP: 0.333, SLG: 0.495	B1		3-1					F4		4	0	1	0	0	0	0	New York Yankees @ Cleveland Indians Cleveland Municipal Stadium, Cleveland, OH Wed May 18 1960, 7:05 PM EDT Att: 15,585 - Unknown - 60 F								
Mickey Mantle, S (1,8) OBP: 0.437, SLG: 0.500	K		G3 BB					1B SF9 BB		1	1	0	0	3	1	0									
Bill Skowron, R (1,3) OBP: 0.351, SLG: 0.591	F7		E6					SF9 1B		4	0	1	0	0	0	3									
Roger Maris, L (1,9) OBP: 0.398, SLG: 0.640		F2	G3					SF9		3	0	0	1	0	1	2									
Yogi Berra, L (1,7) OBP: 0.394, SLG: 0.441 Ken Hunt, R (9,7) OBP: 0.429, SLG: 0.412		1B HR BB	1-3					4-3		3	1	0	0	1	0	3									
										0	0	0	0	0	0	0									
Elston Howard, R (1,2) OBP: 0.286, SLG: 0.506		1B HR						F4		4	1	1	0	0	1	0									
Gil McDougald, R (1,5) OBP: 0.290, SLG: 0.393		1B HR						F8		4	1	1	3	0	1	0									
Bobby Richardson, R (1,4) OBP: 0.286, SLG: 0.294		G3						1B		4	0	1	0	0	0	0									
Ralph Terry, R (1,1)	K							5-3		4	0	0	0	0	3	1									
Inning Stats	R: 0 E: 0 K: 1 S: 5	H: 0 LOB: 0 BB: 0 P: 5	R: 3 E: 0 K: 1 S: 7	H: 2 LOB: 0 BB: 1 P: 11	R: 0 E: 1 K: 0 S: 4	H: 0 LOB: 2 BB: 1 P: 8	R: 0 E: 0 K: 2 S: 7	H: 0 LOB: 0 BB: 0 P: 7	R: 0 E: 0 K: 1 S: 5	H: 1 LOB: 1 BB: 1 P: 9	R: 0 E: 0 K: 1 S: 5	H: 0 LOB: 0 BB: 0 P: 5	R: 0 E: 0 K: 1 S: 5	H: 0 LOB: 0 BB: 0 P: 5	R: 1 E: 0 K: 0 S: 4	H: 1 LOB: 1 BB: 1 P: 8	R: 0 E: 0 K: 0 S: 4	H: 1 LOB: 1 BB: 0 P: 4	1B: 4 2B: 0 3B: 0 HR: 1	SF: 1 SAC: 0 DP: 1 HBP: 0	WP: 0 PB: 0 SB: 0 CS: 0	PA: 36			
PITCHER	IP	WLS	BF	H	R	ER	SO	BB	IBB	HBP	BLK	WP	HR	S	P	ERA	WHIP								
Wynn Hawkins, R (1,1) ERA: 4.12	5.0	L	21	3	3	3	5	3	0	0	0	0	1	28	40	5.40	1.200								
Johnny Klippstein, R (6,1) ERA: 0.68	2.0		6	0	0	0	2	0	0	0	0	0	0	10	10	0.00	0.000								
Jim Perry, R (8,1) ERA: 4.14	2.0		9	2	1	1	0	1	0	0	0	0	0	8	12	4.50	1.500								

Batter	1	2	3	4	5	6	7	8	9	AB	R	H	RBI	BB	SO	LOB	BOTTOM								
Johnny Temple, R (1,4) OBP: 0.313, SLG: 0.286	6-3	6-3						F7		4	0	1	0	0	0	0	New York Yankees @ Cleveland Indians Cleveland Municipal Stadium, Cleveland, OH Wed May 18 1960, 7:05 PM EDT Att: 15,585 - Unknown - 60 F								
Jim Piersall, R (1,8) OBP: 0.352, SLG: 0.500	1B 2B		F8					K		4	1	1	0	0	1	1									
Harvey Kuenn, R (1,9) OBP: 0.421, SLG: 0.407	2B FC3-2		F9					1B		4	0	2	0	0	0	0									
Tito Francona, L (1,7) OBP: 0.404, SLG: 0.446	FC3-2		4-3					K		4	1	2	2	0	1	1									
Vic Power, R (1,3) OBP: 0.369, SLG: 0.452	FC3-2							HR		3	0	1	0	1	0	0									
	IBB																								
Russ Nixon, L (1,2) OBP: 0.324, SLG: 0.354	FC3-2									4	0	0	0	0	1	4									
Woodie Held, R (1,6) OBP: 0.359, SLG: 0.543	FC6-4									4	0	1	0	0	2	4									
Bubba Phillips, R (1,5) OBP: 0.253, SLG: 0.309										2	0	0	0	0	1	0									
Bob Hale, L (7, PH) OBP: 0.385, SLG: 0.273	K									1	0	0	0	0	0	1									
Jim Perry, S (8,1) OBP: 0.300, SLG: 0.300										0	0	0	0	0	0	0									
John Romano, R (9, PH) OBP: 0.361, SLG: 0.367										0	0	0	0	1	0	0									
Carroll Hardy, R (9, PR) OBP: 0.182, SLG: 0.100										0	0	0	0	0	0	0									
Wynn Hawkins, R (1,1) OBP: 0.077, SLG: 0.077										1	0	0	0	0	1	0									
Walt Bond, L (5, PH) OBP: 0.300, SLG: 0.383	K2-3									1	0	0	0	0	1	0									
Johnny Klippstein, R (6,1)										0	0	0	0	0	0	0									
John Powers, L (7, PH) OBP: 0.250, SLG: 0.280										2	0	0	0	0	0	3									
Inning Stats	R: 1 E: 0 K: 0 S: 6	H: 3 LOB: 3 BB: 1 P: 10	R: 0 E: 0 K: 2 S: 7	H: 0 LOB: 0 BB: 0 P: 7	R: 0 E: 0 K: 0 S: 3	H: 0 LOB: 0 BB: 0 P: 3	R: 0 E: 0 K: 1 S: 5	H: 0 LOB: 0 BB: 0 P: 5	R: 0 E: 0 K: 1 S: 6	H: 1 LOB: 1 BB: 0 P: 6	R: 1 E: 0 K: 0 S: 4	H: 1 LOB: 0 BB: 0 P: 4	R: 0 E: 0 K: 0 S: 3	H: 1 LOB: 0 BB: 0 P: 3	R: 0 E: 0 K: 2 S: 8	H: 1 LOB: 3 BB: 0 P: 8	R: 0 E: 0 K: 2 S: 8	H: 1 LOB: 3 BB: 1 P: 12	1B: 6 2B: 1 3B: 0 HR: 1	SF: 0 SAC: 0 DP: 1 HBP: 0	WP: 1 PB: 0 SB: 0 CS: 0	PA: 36			
PITCHER	IP	WLS	BF	H	R	ER	SO	BB	IBB	HBP	BLK	WP	HR	S	P	ERA	WHIP								
Ralph Terry, R (1,1) ERA: 1.78	9.0	W	36	8	2	2	8	1	1	0	0	1	1	50	58	2.00	1.000								

AB	31
R	4
H	5
RBI	4
BB	4
SO	7
LOB	9




Batter	1	2	3	4	5	6	7	8	9	AB	R	H	RBI	BB	SO	LOB	TOP					
Don Buddin, R (1, 6) OBP: 0.368, SLG: 0.367	F7			F7		P5		K		4	0	0	0	0	1	3	Boston Red Sox @ Cleveland Indians Cleveland Municipal Stadium, Cleveland, OH Fri May 20 1960, 7:05 PM EDT Att: 13,147 - Unknown					
Pete Runnels, L (1, 4) OBP: 0.438, SLG: 0.440	F7			F7				K		3	0	2	0	0	0	0						
Ray Boone, R (8, PH) OBP: 0.444, SLG: 0.308	F7			1B S				K		1	0	0	0	0	1	3						
Dave Hillman, R (8, 1)				1B						0	0	0	0	0	0	0						
Frank Malzone, R (1, 5) OBP: 0.304, SLG: 0.348	P6			K		F7		F8		4	0	0	0	0	1	5						
Vic Wertz, L (1, 3) OBP: 0.424, SLG: 0.600		F8					F7			3	0	1	0	1	0	0						
Gene Stephens, L (1, 7) OBP: 0.303, SLG: 0.276				FC6-4																		
Bobby Thomson, R (9, PH) OBP: 0.278, SLG: 0.356	4-3			1B				K		2	0	0	0	1	0	2						
Marty Keough, L (1, 8) OBP: 0.327, SLG: 0.280				FC6-4						1	0	0	0	0	1	1						
Ted Williams, L (9, PH) OBP: 0.333, SLG: 0.615	P6			1-2			P4			3	0	0	0	0	0	1						
Lou Clinton, R (1, 9) OBP: 0.299, SLG: 0.433										1	0	0	0	0	1	1						
Haywood Sullivan, R (1, 2) OBP: 0.245, SLG: 0.250				K						3	0	0	0	1	2	1	AB 29 R 0 H 3 RBI 0 BB 5 SO 7 LOB 17					
Gary Geiger, L (8, PH) OBP: 0.279, SLG: 0.282										2	0	0	0	0	0	0						
Don Gile, R (8, 2) OBP: 0.143, SLG: 0.143				6-3						0	0	0	0	1	0	0						
Bill Monbouquette, R (1, 1)										0	0	0	0	0	0	0						
Rip Repulski, R (8, PH) OBP: 0.503, SLG: 0.667										0	0	0	0	1	0	0						
Pumpsie Green, S (8, 4) OBP: 0.375, SLG: 0.429				4-3						0	0	0	0	0	0	0						
										0	0	0	0	0	0	0						
										2	0	0	0	0	0	0						
										0	0	0	0	0	0	0						
										0	0	0	0	0	0	0						
Inning Stats	R: 0 E: 0 K: 0 S: 3	H: 0 LOB: 0 BB: 0 P: 3	R: 0 E: 0 K: 0 S: 3	H: 0 LOB: 0 BB: 0 P: 3	R: 0 E: 0 K: 1 S: 5	H: 2 LOB: 0 BB: 0 P: 5	R: 0 E: 0 K: 1 S: 7	H: 2 LOB: 0 BB: 0 P: 7	R: 0 E: 0 K: 0 S: 3	H: 0 LOB: 0 BB: 0 P: 3	R: 0 E: 0 K: 0 S: 4	H: 1 LOB: 1 BB: 0 P: 4	R: 0 E: 0 K: 0 S: 2	H: 0 LOB: 0 BB: 1 P: 6	R: 0 E: 0 K: 2 S: 7	H: 0 LOB: 3 BB: 3 P: 19	R: 0 E: 0 K: 3 S: 9	H: 0 LOB: 1 BB: 1 P: 13	1B: 3 2B: 0 3B: 0 HR: 0	SF: 0 SAC: 0 DP: 0 HBP: 0	WP: 0 PB: 0 SB: 1 CS: 1	PA: 35
PITCHER	IP WLS BF H R ER SO BB IBB HBP BLK WP HR S P ERA WHIP																					
Mudcat Grant, R (1, 1) ERA: 1.1	7.0 W 26 3 0 0 2 3 0 0 0 0 0 0 27 39 0.00 0.857																					
Dick Stigman, L (8, 1) ERA: 3.46	2.0 S 8 0 0 0 5 2 0 0 0 0 0 0 16 24 0.00 1.000																					

Batter	1	2	3	4	5	6	7	8	9	AB	R	H	RBI	BB	SO	LOB	BOTTOM			
Johnny Temple, R (1, 4) OBP: 0.303, SLG: 0.275	6-3			F3		F8		F7		4	0	0	0	0	0	0	Boston Red Sox @ Cleveland Indians Cleveland Municipal Stadium, Cleveland, OH Fri May 20 1960, 7:05 PM EDT Att: 13,147 - Unknown			
Ken Aspromonte, R (1, 5) OBP: 0.286, SLG: 0.167	L3					K				3	0	1	0	1	1	0				
Harvey Kuenn, R (1, 9) OBP: 0.414, SLG: 0.400	1-3							1B		4	1	1	0	0	1	2				
Tito Francona, L (1, 7) OBP: 0.398, SLG: 0.448										4	1	1	0	0	0	2				
Vic Power, R (1, 3) OBP: 0.368, SLG: 0.443										2	0	0	0	1	0	1				
Jim Piersall, R (1, 8) OBP: 0.365, SLG: 0.507										3	0	2	2	0	1	0				
John Romano, R (1, 2) OBP: 0.333, SLG: 0.333										3	0	0	0	0	0	3				
Woodie Held, R (1, 6) OBP: 0.358, SLG: 0.532										2	0	0	0	1	1	0				
Mudcat Grant, R (1, 1) Dick Stigman, R (8, 1) OBP: 0.333, SLG: 0.200										3	0	0	0	0	0	2				
										0	0	0	0	0	0	0				
Inning Stats	R: 0 E: 0 K: 0 S: 3	H: 1 LOB: 1 BB: 0 P: 4	R: 0 E: 0 K: 0 S: 4	H: 1 LOB: 0 BB: 0 P: 4	R: 0 E: 0 K: 1 S: 3	H: 0 LOB: 0 BB: 0 P: 3	R: 0 E: 0 K: 1 S: 5	H: 0 LOB: 1 BB: 1 P: 9	R: 0 E: 0 K: 2 S: 7	H: 0 LOB: 0 BB: 0 P: 7	R: 0 E: 0 K: 1 S: 5	H: 0 LOB: 0 BB: 0 P: 5	R: 2 E: 0 K: 0 S: 5	H: 3 LOB: 2 BB: 2 P: 13	R: 0 E: 0 K: 0 S: 4	H: 1 LOB: 1 BB: 0 P: 4	1B: 4 2B: 1 3B: 0 HR: 0	SF: 0 SAC: 0 DP: 1 HBP: 0	WP: 0 PB: 0 SB: 0 CS: 0	PA: 31
PITCHER	IP WLS BF H R ER SO BB IBB HBP BLK WP HR S P ERA WHIP																			
Bill Monbouquette, R (1, 1) ERA: 3.18	7.0 L 27 4 2 2 4 1 2 0 0 0 0 0 0 4 4 2.57 0.714																			
Dave Hillman, R (8, 1) ERA:	1.0 4 1 0 0 0 0 0 0 0 0 0 0 0 4 4 0.00 1.000																			


Batter	1	2	3	4	5	6	7	8	9	AB	R	H	RBI	BB	SO	LOB	TOP										
Marty Keough, L (1.8) OBP: 0.313, SLG: 0.250	4-0 PB BB		0-0 F8		0-0 F8		0-0 L3			3	1	0	0	1	0	0	Boston Red Sox @ Cleveland Indians Cleveland Municipal Stadium, Cleveland, OH Sat May 21, 1960, 3:33 AM EDT Att: 4,774 - Unknown										
Pete Runnels, L (1.4) OBP: 0.440, SLG: 0.437	0-3 K		0-0 1B		0-0 6-3			4-0 G4-6-3 BB		3	0	1	0	1	1												
Ted Williams, L (1.7) OBP: 0.409, SLG: 0.625	0-0 F8 PB 1B		0-0 1-2 1B		4-0 BB			0-3 K		3	0	2	0	1	1												
Vic Wertz, L (1.3) OBP: 0.397, SLG: 0.556	0-0 F8 1-3 3-H		0-0 F7		0-0 F7			0-0 G4-6-3 1-2		4	0	0	0	0	5												
Gene Stephens, L (1.9) OBP: 0.286, SLG: 0.258	0-0 F8		0-0 F8		0-0 F8			0-0 G3		4	0	0	0	0	3												
Frank Malzone, R (1.5) OBP: 0.292, SLG: 0.333		0-0 6-3		0-0 P3		0-0 6-3		0-0 F9		4	0	0	0	0	0												
Don Buddin, R (1.6) OBP: 0.364, SLG: 0.355		4-0 FC5-4 BB		0-0 4-3		0-0 6-3		0-3 K		3	0	0	0	1	1												
Haywood Sullivan, R (1.2) OBP: 0.255, SLG: 0.261	0-3 K		0-0 1B		0-0 5-3					2	0	1	0	0	1												
Bobby Thomson, R (7. PH) OBP: 0.275, SLG: 0.351										1	0	0	0	0	0												
Don Gile, R (7.2) OBP: 0.143, SLG: 0.143										0	0	0	0	0	0												
Jerry Casale, R (1.1) OBP: 0.353, SLG: 0.375	0-0 FC5-4		0-0 F2		0-0 4-3					2	0	0	0	0	2												
Mike Fomieles, R (5.1)										0	0	0	0	0	0												
Tom Borland, L (6.1)	1-2									1	0	0	0	0	0												
Inning Stats	R: 1 E: 0 K: 1 S: 6	H: 1 LOB: 1 BB: 1 P: 10	R: 0 E: 0 K: 1 S: 5	H: 0 LOB: 1 BB: 1 P: 9	R: 0 E: 0 K: 0 S: 5	H: 2 LOB: 2 BB: 0 P: 5	R: 0 E: 0 K: 0 S: 4	H: 1 LOB: 1 BB: 0 P: 4	R: 0 E: 0 K: 0 S: 3	H: 0 LOB: 0 BB: 1 P: 7	R: 0 E: 0 K: 0 S: 3	H: 0 LOB: 0 BB: 0 P: 3	R: 0 E: 0 K: 1 S: 4	H: 0 LOB: 0 BB: 1 P: 8	R: 0 E: 0 K: 1 S: 5	H: 0 LOB: 0 BB: 0 P: 5	1B: 4 2B: 0 3B: 0 HR: 0	SF: 0 SAC: 0 DP: 1 HBP: 0	WP: 0 PB: 1 SB: 0 CS: 0	PA: 34							
PITCHER	IP	WLS	BF	H	R	ER	SO	BB	IBB	HBP	BLK	WP	HR	S	P	ERA	WHIP										
Jim Perry, R (1.1) ERA: 3.6	8.0	W	31	4	1	1	3	4	0	0	0	0	0	33	49	1.12	1.000										
Johnny Klippstein, R (9.1) ERA: 0.63	1.0	S	3	0	0	0	1	0	0	0	0	0	0	5	5	0.00	0.000										

AB	30
R	1
H	4
RBI	0
BB	4
SO	4
LOB	13



Batter	1	2	3	4	5	6	7	8	9	AB	R	H	RBI	BB	SO	LOB	BOTTOM										
Johnny Temple, R (1.4) OBP: 0.309, SLG: 0.283	0-0 FC6-4 1B		0-0 FC1-6 1B		0-0 F9	0-0 E6 FC6-4 BB WP	0-0 G6-4-3			4	0	2	0	0	0	0	Boston Red Sox @ Cleveland Indians Cleveland Municipal Stadium, Cleveland, OH Sat May 21, 1960, 3:33 AM EDT Att: 4,774 - Unknown										
Mudcat Grant, R (6. PH)										0	1	0	0	0	0												
George Strickland, R (7.5) OBP: 0.267, SLG: 0.154										1	0	0	0	0	2												
Ken Aspromonte, R (1.5) OBP: 0.333, SLG: 0.200	0-0 L5		0-0 F7		0-0 BB BB 1B	4-0 FC6-4 BB		0-3 K		4	1	1	0	1	3												
Harvey Kuenn, R (1.9) OBP: 0.408, SLG: 0.386	0-0 FC6-4		0-0 FC1-6		4-0 BB BB BB	0-0 FC6-4		0-0 P6		3	1	0	0	1	5												
Carroll Hardy, R (6.9) OBP: 0.167, SLG: 0.091	1-2		1-2 2-3		1-2 2-3 BB	1-2 2-3				1	0	0	0	0	0												
Tito Francona, L (1.7) OBP: 0.389, SLG: 0.429	0-0 F8		0-0 4-3		4-0 BB 2B BB	0-0 L5		0-0 F8		4	1	0	0	1	4												
Vic Power, R (1.3) OBP: 0.364, SLG: 0.431		0-0 F7		4-0 SH1-3 BB	0-0 P3	0-0 F9				3	0	0	0	1	5												
Jim Piersall, R (1.8) OBP: 0.377, SLG: 0.521	0-0 F8		0-0 SH1-3		4-0 2B BB		0-0 4-3 1B 2B			2	2	1	1	1	0												
John Romano, R (1.2) OBP: 0.349, SLG: 0.314	4-0 BB		0-0 F3		1-2 2-3 3-H 4-0	0-0 4-3				2	0	0	1	2	2												
Woodie Held, R (1.6) OBP: 0.373, SLG: 0.542	0-0 P3		0-0 BB		1-2 2-3 3-H 4-0	0-0 1B IBB				2	0	1	2	2	1												
Jim Perry, S (1.1) OBP: 0.357, SLG: 0.357			0-0 FC1-6 1B		0-3 K	0-0 1-6-3				4	0	2	1	0	1	4											
Johnny Klippstein, R (9.1) ERA: 0.63										0	0	0	0	0	0												
Inning Stats	R: 0 E: 0 K: 0 S: 4	H: 1 LOB: 1 BB: 0 P: 4	R: 0 E: 0 K: 0 S: 3	H: 0 LOB: 1 BB: 1 P: 7	R: 0 E: 0 K: 1 S: 5	H: 0 LOB: 2 BB: 2 P: 13	R: 4 E: 0 K: 0 S: 5	H: 2 LOB: 2 BB: 4 P: 21	R: 1 E: 1 K: 0 S: 4	H: 0 LOB: 2 BB: 1 P: 8	R: 1 E: 0 K: 0 S: 4	H: 2 LOB: 1 BB: 1 P: 8	R: 0 E: 0 K: 1 S: 5	H: 0 LOB: 0 BB: 0 P: 5	1B: 5 2B: 2 3B: 0 HR: 0	SF: 0 SAC: 1 DP: 1 HBP: 0	WP: 1 PB: 0 SB: 0 CS: 0	PA: 40									
PITCHER	IP	WLS	BF	H	R	ER	SO	BB	IBB	HBP	BLK	WP	HR	S	P	ERA	WHIP										
Jerry Casale, R (1.1) ERA: 4.21	4.2	L	25	4	4	4	1	7	0	0	0	0	0	20	48	7.71	2.357										
Mike Fomieles, R (5.1) ERA: 1.73	0.2		5	1	1	0	0	1	0	0	0	0	0	4	8	0.00	3.000										
Tom Borland, L (6.1) ERA: 2.45	2.2		10	2	1	1	1	0	1	0	0	1	0	11	15	3.38	0.750										

AB	30
R	6
H	7
RBI	5
BB	9
SO	2
LOB	26



Batter	1	2	3	4	5	6	7	8	9	AB	R	H	RBI	BB	SO	LOB	TOP						
Mary Breeding, R OBP: 0.333, SLG: 0.347 (1, 4)										3	0	0	0	0	2	3	Baltimore Orioles @ Cleveland Indians Cleveland Municipal Stadium, Cleveland, OH Sun May 22 1960, 3:33 AM EDT Att: 12,268 - Unknown livebaseballscorecards.com						
Albie Pearson, L OBP: 0.364, SLG: 0.356 (1, 9)										3	1	1	0	0	0	0							
Jackie Brandt, R OBP: 0.416, SLG: 0.516 (1, 8)										2	2	1	2	1	0	0							
Gene Woodling, L OBP: 0.488, SLG: 0.453 (1, 7)										2	2	2	0	1	0	0							
Jim Gentile, L OBP: 0.402, SLG: 0.507 (1, 3)										2	0	0	1	0	1	2							
Clint Courtney, L OBP: 0.325, SLG: 0.333 (1, 2)										2	2	1	0	0	0	0							
Brooks Robinson, R OBP: 0.276, SLG: 0.304 (1, 5)										2	0	1	1	1	0	0							
Ron Hansen, R OBP: 0.397, SLG: 0.476 (1, 6)										2	0	1	2	1	0	0							
Hal Brown, R OBP: 0.357, SLG: 0.273 Jack Fisher, R (3, 1)										1	0	0	1	1	0	2							
Inning Stats	R: 4 E: 0 K: 3 S: 13	H: 4 LOB: 3 BB: 3 P: 25	R: 3 E: 0 K: 0 S: 5	H: 2 LOB: 2 BB: 2 P: 14	R: 0 E: 0 K: 0 S: 3	H: 1 LOB: 0 BB: 0 P: 3	R: 0 E: 0 K: 0 S: 3	H: 0 LOB: 0 BB: 0 P: 3	R: 0 E: 0 K: 1 S: 5	H: 0 LOB: 0 BB: 0 P: 5								1B: 5 2B: 1 3B: 0 HR: 1	SF: 1 SAC: 0 DP: 1 HBP: 1	WP: 1 PB: 0 SB: 0 CS: 0	PA: 27		
PITCHER	IP	WLS	BF	H	R	ER	SO	BB	IBB	HBP	BLK	WP	HR	S	P	ERA	WHIP						
Gary Bell, R ERA: 2.9 (1, 1)	1.2	L	16	5	7	7	3	4	1	1	0	1	1	16	37	37.80	5.400						
Bobby Tiefenauer, R ERA: 1.42 (2, 1)	3.1		11	2	0	0	1	0	0	0	0	0	0	13	13	0.00	0.600						

Batter	1	2	3	4	5	6	7	8	9	AB	R	H	RBI	BB	SO	LOB	BOTTOM						
Jim Piersall, R OBP: 0.388, SLG: 0.527 (1, 8)										3	1	2	0	0	0	1	Baltimore Orioles @ Cleveland Indians Cleveland Municipal Stadium, Cleveland, OH Sun May 22 1960, 3:33 AM EDT Att: 12,268 - Unknown livebaseballscorecards.com						
Ken Aspromonte, R OBP: 0.467, SLG: 0.385 (1, 4)										3	1	3	1	0	0	0							
Harvey Kuenn, R OBP: 0.396, SLG: 0.374 (1, 9)										3	0	0	0	0	1	5							
Tito Francona, L OBP: 0.387, SLG: 0.419 (1, 7)										2	1	0	0	1	0	1							
Vic Power, R OBP: 0.367, SLG: 0.459 (1, 3)										2	1	1	4	0	0	0							
Russ Nixon, L OBP: 0.316, SLG: 0.343 (1, 2)										2	0	0	0	0	0	0							
Woodie Held, R OBP: 0.375, SLG: 0.571 (1, 6)										2	1	1	1	0	0	0							
Bubba Phillips, R OBP: 0.247, SLG: 0.300 (1, 5)										2	0	0	0	0	0	0							
Gary Bell, R OBP: 0.240, SLG: 0.136 Bobby Tiefenauer, R (2, 1)										0	0	0	0	0	0	0							
Inning Stats	R: 0 E: 0 K: 0 S: 4	H: 2 LOB: 1 BB: 0 P: 4	R: 1 E: 0 K: 0 S: 4	H: 1 LOB: 0 BB: 0 P: 4	R: 5 E: 1 K: 1 S: 9	H: 3 LOB: 0 BB: 1 P: 13	R: 0 E: 0 K: 0 S: 2	H: 0 LOB: 0 BB: 1 P: 6	R: 0 E: 0 K: 0 S: 3	H: 1 LOB: 0 BB: 0 P: 3								1B: 5 2B: 0 3B: 0 HR: 2	SF: 0 SAC: 0 DP: 3 HBP: 0	WP: 0 PB: 0 SB: 0 CS: 0	PA: 22		
PITCHER	IP	WLS	BF	H	R	ER	SO	BB	IBB	HBP	BLK	WP	HR	S	P	ERA	WHIP						
Hal Brown, R ERA: 3.3 (1, 1)	2.1		14	6	6	5	1	1	0	0	0	0	0	15	19	19.29	3.000						
Jack Fisher, R ERA: 6.65 (3, 1)	2.2	W	8	1	0	0	0	1	0	0	0	0	0	7	11	0.00	0.750						

Batter	1	2	3	4	5	6	7	8	9	AB	R	H	RBI	BB	SO	LOB	TOP			
Billy Gardner, R (1.4) OBP: 0.343, SLG: 0.363	4-0 CS BB		0-0 P3			0-0 F8		0-0 5-3		3	0	0	0	1	0	0	Washington Senators @ Cleveland Indians Cleveland Municipal Stadium, Cleveland, OH Tue May 24 1960, 7:05 PM EDT Att: 6,144 - Unknown livebaseballscorecards.com			
Lenny Green, L (1.8) OBP: 0.327, SLG: 0.298	0-0 F9		0-0 G3			0-0 S 1B		4-0 FC6-4 BB	3	0	1	0	1	0	1					
Bob Allison, R (1.9) OBP: 0.438, SLG: 0.500	4-0 HBP BB			0-0 F9		4-0 G6-4-3 BB		0-0 FC6-4 HR	2	1	0	0	2	0	1					
Jim Lemon, R (1.7) OBP: 0.322, SLG: 0.553	1-0 FC6-4 HBP			0-3 K		0-0 G6-4-3		0-0 HR	3	1	1	2	0	1	2					
Harmon Killebrew, R (1.5) OBP: 0.333, SLG: 0.393	0-0 FC6-4			0-3 K			0-0 F7	0-0 G1 2B	4	0	1	0	0	1	2					
Julio Becquer, L (1.3) OBP: 0.225, SLG: 0.325		0-0 P5			0-0 F9		0-0 F8	0-0 G1	4	0	0	0	0	0	1					
Earl Batley, R (1.2) OBP: 0.358, SLG: 0.422		0-0 5-3			4-0 4-3 WP BB		0-0 3-1	0-0 F9	3	0	0	0	1	0	1					
Billy Consolo, R (1.6) OBP: 0.358, SLG: 0.350 Faye Throneberry, L (8. PH) OBP: 0.341, SLG: 0.306 Hal Woodeshick, R (8.1)		0-0 F8			0-0 4-3			0-0 G3-6-1 1B	2	0	0	0	0	0	1					
Chuck Stobbs, L (1.1) Tex Clevenger, R (7.1) Elmer Valo, L (8. PH) Jose Valdivielso, R (8.6) OBP: 0.250, SLG: 0.250			0-3 K		0-0 6-3			0-0 G3-6-1 1-2	2	0	0	0	0	1	1					
Inning Stats	R: 0 E: 0 K: 0 S: 2	H: 0 LOB: 2 BB: 2 P: 11	R: 0 E: 0 K: 0 S: 3	H: 0 LOB: 0 BB: 0 P: 3	R: 0 E: 0 K: 1 S: 5	H: 0 LOB: 0 BB: 0 P: 5	R: 0 E: 0 K: 2 S: 7	H: 0 LOB: 0 BB: 0 P: 7	R: 0 E: 0 K: 0 S: 3	H: 0 LOB: 1 BB: 1 P: 7	R: 0 E: 0 K: 0 S: 3	H: 0 LOB: 0 BB: 0 P: 3	R: 0 E: 0 K: 0 S: 3	H: 1 LOB: 0 BB: 0 P: 3	R: 2 E: 0 K: 0 S: 5	H: 2 LOB: 1 BB: 1 P: 9		1B: 2 2B: 1 3B: 0 HR: 1	SF: 0 SAC: 0 DP: 2 HBP: 1	WP: 1 PB: 0 SB: 1 CS: 1
PITCHER Mudcat Grant, R (1.1) ERA: 1.42	IP: 9.0 WLS: W BF: 34 H: 4 R: 2 ER: 2 SO: 3 BB: 5 IBB: 0 HBP: 1 BLK: 0 WP: 1 HR: 1 S: 34 P: 55 ERA: 2.00 WHIP: 1.000															PITCHER				

Batter	1	2	3	4	5	6	7	8	9	AB	R	H	RBI	BB	SO	LOB	BOTTOM			
Jim Piersall, R (1.8) OBP: 0.376, SLG: 0.506	0-0 F9		0-0 CS 1B			0-0 F9	0-0 F9	0-0 FC6-4		5	0	1	0	0	0	4	Washington Senators @ Cleveland Indians Cleveland Municipal Stadium, Cleveland, OH Tue May 24 1960, 7:05 PM EDT Att: 6,144 - Unknown livebaseballscorecards.com			
Ken Aspromonte, R (1.4) OBP: 0.421, SLG: 0.313	0-0 F6		0-0 CS	0-0 5-3		0-0 F8		4-0 1B BB 1-3 BB	3	1	0	0	1	0	0					
Harvey Kuenn, R (1.9) OBP: 0.409, SLG: 0.370 Carroll Hardy, R (8. PR) OBP: 0.167, SLG: 0.091 (9.9)	4-0 BB			4-0 BB E BB		0-0 6-3		4-0 1-3 1B BB	1	1	0	0	3	0	0					
Tito Francona, L (1.7) OBP: 0.391, SLG: 0.417	0-3 K			4-0 FC5-4 BB		0-0 F9		0-0 1-3 1B	3	1	1	0	1	1	1					
Vic Power, R (1.3) OBP: 0.363, SLG: 0.452		0-0 F7		0-0 FC5-4		0-0 HR 1B		0-3 K	4	1	1	0	0	1	4					
John Romano, R (1.2) OBP: 0.340, SLG: 0.385		0-0 F3		0-0 F5		0-0 HR		0-0 1-3	4	1	1	3	0	0	3					
Woodie Held, R (1.6) OBP: 0.371, SLG: 0.554		0-0 4-3			0-3 K		0-0 6-3	4-0 1B IBB	3	1	0	0	1	1	0					
Bubba Phillips, R (1.5) OBP: 0.259, SLG: 0.311			0-0 F5		0-0 F9		0-0 1B	0-0 1B	4	0	2	2	0	0	0					
Mudcat Grant, R (1.1) OBP: 0.222, SLG: 0.222			0-0 L1		0-0 F8		0-0 1B	0-0 FC6-4 1B	4	0	2	1	0	0	0					
Inning Stats	R: 0 E: 0 K: 1 S: 5	H: 0 LOB: 1 BB: 1 P: 9	R: 0 E: 0 K: 0 S: 3	H: 0 LOB: 0 BB: 0 P: 3	R: 0 E: 0 K: 0 S: 3	H: 1 LOB: 0 BB: 0 P: 3	R: 1 E: 1 K: 0 S: 3	H: 0 LOB: 1 BB: 2 P: 11	R: 0 E: 0 K: 1 S: 5	H: 0 LOB: 0 BB: 0 P: 5	R: 0 E: 0 K: 0 S: 3	H: 0 LOB: 0 BB: 0 P: 3	R: 2 E: 0 K: 0 S: 7	H: 4 LOB: 2 BB: 0 P: 7	R: 4 E: 0 K: 1 S: 8	H: 3 LOB: 2 BB: 3 P: 20		1B: 7 2B: 0 3B: 0 HR: 1	SF: 0 SAC: 0 DP: 0 HBP: 0	WP: 0 PB: 0 SB: 0 CS: 1
PITCHER Chuck Stobbs, L (1.1) ERA: 1.54 Tex Clevenger, R (7.1) ERA: 3.69 Hal Woodeshick, L (8.1) ERA: 8.1	IP: 6.2 WLS: L BF: 27 H: 5 R: 3 ER: 2 SO: 2 BB: 3 IBB: 0 HBP: 0 BLK: 0 WP: 0 HR: 1 S: 28 P: 40 ERA: 2.70 WHIP: 1.200															PITCHER				

Batter	1	2	3	4	5	6	7	8	9	10	11	AB	R	H	RBI	BB	SO	LOB				
Billy Gardner, R OBP: 0.353, SLG: 0.372 (1, 4)												5	0	3	0	0	0	2				
Lenny Green, L OBP: 0.300, SLG: 0.269 (1, 8)												5	0	0	0	0	0	7				
Bob Allison, R OBP: 0.429, SLG: 0.486 (1, 9)													5	0	1	0	0	1				
Jim Lemon, R OBP: 0.317, SLG: 0.537 (1, 7)													5	0	1	0	0	1				
Harmon Killebrew, R OBP: 0.324, SLG: 0.377 (1, 5)													5	0	1	0	0	2				
Julio Becquer, L OBP: 0.265, SLG: 0.295 (1, 3)												4	0	0	0	0	2					
Earl Battey, R OBP: 0.345, SLG: 0.404 (1, 2)												4	0	0	0	0	2					
Billy Conzolo, R OBP: 0.351, SLG: 0.341 (8, PH)												2	0	0	0	0	0					
Faye Throneberry, L OBP: 0.357, SLG: 0.308 (8, PR)												0	0	0	0	1	0					
Jose Valdivielso, R OBP: 0.333, SLG: 0.333 (8, 6)												1	0	1	0	0	0					
Bill Fischer, R OBP: 0.333, SLG: 0.200 (1, 1)												2	0	1	0	1	1					
Inning Stats	R: 0 E: 0 K: 0 S: 3	H: 1 LOB: 0 BB: 0 P: 3	R: 0 E: 0 K: 0 S: 3	H: 0 LOB: 0 BB: 0 P: 3	R: 0 E: 0 K: 1 S: 6	H: 1 LOB: 2 BB: 1 P: 10	R: 0 E: 0 K: 0 S: 3	H: 0 LOB: 0 BB: 0 P: 3	R: 0 E: 0 K: 1 S: 6	H: 1 LOB: 1 BB: 0 P: 6	R: 0 E: 0 K: 0 S: 3	H: 0 LOB: 2 BB: 1 P: 7	R: 0 E: 0 K: 1 S: 6	H: 1 LOB: 1 BB: 0 P: 6	R: 0 E: 0 K: 0 S: 5	H: 3 LOB: 2 BB: 0 P: 5	R: 0 E: 0 K: 2 S: 7	H: 0 LOB: 0 BB: 0 P: 7	1B: 8 2B: 0 3B: 0 HR: 0	SF: 0 SAC: 1 DP: 0 HBP: 0	WP: 0 PB: 0 SB: 0 CS: 1	PA: 42
PITCHER Jim Perry, R ERA: 2.89 (1, 1)	IP: 11.0 WLS: 7 BF: 41 H: 8 R: 0 ER: 0 SO: 8 BB: 2 IBB: 0 HBP: 0 BLK: 0 WP: 0 HR: 0 S: 55 P: 63 ERA: 2.89 WHIP: 0.909																					

Washington Senators @ Cleveland Indians
Cleveland Municipal Stadium, Cleveland, OH
Wed May 25 1960, 7:05 PM EDT
Att: 6,427 - Unknown

livebaseballscorecards.com

AB 38
R 0
H 8
RBI 0
BB 2
SO 8
LOB 14

Batter	1	2	3	4	5	6	7	8	9	10	11	AB	R	H	RBI	BB	SO	LOB		
Jim Piersall, R OBP: 0.367, SLG: 0.488 (1, 8)												5	1	1	0	0	0	1		
Ken Aspromonte, R OBP: 0.375, SLG: 0.286 (1, 4)												5	0	1	0	0	0	1		
Harvey Kuenn, R OBP: 0.391, SLG: 0.351 (1, 9)												5	0	0	0	0	0	2		
Tito Francona, L OBP: 0.383, SLG: 0.406 (1, 7)												5	0	1	1	0	0	0		
Vic Power, R OBP: 0.375, SLG: 0.462 (1, 3)												4	0	3	0	0	0	0		
John Romano, R OBP: 0.333, SLG: 0.372 (1, 2)												4	0	1	0	0	0	2		
Woodie Held, R OBP: 0.388, SLG: 0.533 (1, 6)												4	0	0	0	0	1	3		
Bubba Phillips, R OBP: 0.299, SLG: 0.299 (1, 5)												3	0	0	0	1	0	3		
Jim Perry, S OBP: 0.294, SLG: 0.294 (1, 1)												3	0	0	0	0	2	0		
Inning Stats	R: 0 E: 1 K: 0 S: 3	H: 0 LOB: 0 BB: 0 P: 3	R: 0 E: 0 K: 0 S: 3	H: 0 LOB: 0 BB: 0 P: 3	R: 0 E: 0 K: 1 S: 5	H: 0 LOB: 0 BB: 0 P: 5	R: 0 E: 0 K: 0 S: 5	H: 1 LOB: 1 BB: 0 P: 4	R: 0 E: 0 K: 0 S: 3	H: 0 LOB: 1 BB: 1 P: 7	R: 0 E: 0 K: 1 S: 6	H: 1 LOB: 1 BB: 0 P: 6	R: 1 E: 0 K: 0 S: 5	H: 3 LOB: 2 BB: 0 P: 5	1B: 7 2B: 1 3B: 0 HR: 0	SF: 0 SAC: 1 DP: 1 HBP: 0	WP: 0 PB: 0 SB: 0 CS: 0	PA: 40		
PITCHER Bill Fischer, R ERA: 2.52 (1, 1)	IP: 10.2 WLS: 7 BF: 40 H: 7 R: 1 ER: 1 SO: 3 BB: 1 IBB: 0 HBP: 0 BLK: 0 WP: 0 HR: 0 S: 45 P: 49 ERA: 2.52 WHIP: 0.750																			

Washington Senators @ Cleveland Indians
Cleveland Municipal Stadium, Cleveland, OH
Wed May 25 1960, 7:05 PM EDT
Att: 6,427 - Unknown

livebaseballscorecards.com

AB 38
R 1
H 7
RBI 1
BB 1
SO 3
LOB 12

Batter	1	2	3	4	5	6	7	8	9	10	AB	R	H	RBI	BB	SO	LOB	TOP	
Jim Piersall, R OBP: 0.368, SLG: 0.494 (1, 8)	2-3 1B		FC6-5 2B			G4-3 1B		P4		K	5	0	2	0	0	1	0	<p>Cleveland Indians @ Detroit Tigers</p> <p>Briggs Stadium, Detroit, MI</p> <p>Sat May 28 1960, 4:33 AM EDT</p> <p>Att: 12,399 - Unknown</p>	
Ken Aspromonte, R OBP: 0.345, SLG: 0.269 (1, 4)	HR 1B		FC6-5 FC5-4 2-3			G4-3 1-2f			6-3	L8	5	1	1	0	0	0	2		
Harvey Kuenn, R OBP: 0.387, SLG: 0.376 (1, 9) (9, 7)	HR		FC5-4 1-2f			6-3			E5 1-3 2B		4	2	1	2	0	0	1		
Tito Francona, L OBP: 0.371, SLG: 0.390 (1, 7) (7, 3)	K			F7				K	1-3		4	0	0	0	0	2	1		
Vic Power, R OBP: 0.371, SLG: 0.463 (1, 3) (7, 6) (8, 5)	6-3			6-3			1-3			BB 2H 2B	4	0	1	1	0	0	0		
Russ Nixon, L OBP: 0.316, SLG: 0.343 Carroll Hardy, R OBP: 0.167, SLG: 0.091 John Romano, R OBP: 0.346, SLG: 0.372 (1, 2) (7, PR) (7, 2)		3-1		1-3						BB BB	3	0	1	0	0	0	0		
Woodie Held, R OBP: 0.352, SLG: 0.523 John Powers, L OBP: 0.267, SLG: 0.269 (1, 6) (7, PH) (7, 7) (9, 9)		K				K				1-2 2-3 BB	2	0	0	0	0	2	0		
Bubba Phillips, R OBP: 0.253, SLG: 0.291 Bob Hale, L OBP: 0.397, SLG: 0.250 George Strickland, R OBP: 0.250, SLG: 0.143 (1, 5) (8, PH) (8, 6)		5-3		1-3				F7	6-3		2	0	0	0	0	0	0		
Gary Bell, R OBP: 0.222, SLG: 0.125 Walt Bond, L OBP: 0.286, SLG: 0.377 Dick Stigman, R OBP: 0.333, SLG: 0.200 Johnny Klippstein, R (1, 1) (8, PH) (8, 1) (9, 1)			F3			K		K		5-3	2	0	0	0	0	1	0		
Inning Stats	R: 2 E: 0 K: 1 S: 7	H: 2 LOB: 0 BB: 0 P: 7	R: 0 E: 0 K: 1 S: 5	H: 0 LOB: 0 BB: 0 P: 5	R: 0 E: 0 K: 0 S: 4	H: 1 LOB: 1 BB: 0 P: 4	R: 0 E: 0 K: 0 S: 3	H: 0 LOB: 0 BB: 0 P: 3	R: 0 E: 0 K: 2 S: 8	H: 1 LOB: 1 BB: 0 P: 8	R: 0 E: 0 K: 1 S: 5	H: 1 LOB: 3 BB: 2 P: 13	R: 0 E: 0 K: 1 S: 5	H: 0 LOB: 0 BB: 0 P: 5	1B: 3 2B: 2 3B: 0 HR: 1	SF: 0 SAC: 0 DP: 1 HBP: 0	WP: 0 PB: 0 SB: 0 CS: 0		PA: 38
PITCHER	IP WLS BF H R ER SO ERA WHIP	IP WLS BF H R ER SO ERA WHIP	IP WLS BF H R ER SO ERA WHIP	IP WLS BF H R ER SO ERA WHIP	IP WLS BF H R ER SO ERA WHIP	IP WLS BF H R ER SO ERA WHIP	IP WLS BF H R ER SO ERA WHIP	IP WLS BF H R ER SO ERA WHIP	IP WLS BF H R ER SO ERA WHIP	IP WLS BF H R ER SO ERA WHIP	IP WLS BF H R ER SO ERA WHIP	IP WLS BF H R ER SO ERA WHIP	IP WLS BF H R ER SO ERA WHIP	IP WLS BF H R ER SO ERA WHIP	IP WLS BF H R ER SO ERA WHIP	IP WLS BF H R ER SO ERA WHIP	IP WLS BF H R ER SO ERA WHIP	IP WLS BF H R ER SO ERA WHIP	
Jim Bunning, R ERA: 2.54 (1, 1)	8.2	34	6	3	2	7	2	0	0	0	0	0	0	0	0	0	0	2.08	0.923
Tom Morgan, R ERA: 0.77 (9, 1)	0.1	1	0	0	0	0	0	0	0	0	0	0	0	0	0	0	0	0.00	0.000
Pete Burnside, L ERA: 2.16 (10, 1)	1.0	3	0	0	0	1	0	0	0	0	0	0	0	0	0	0	0	0.00	0.000

Batter	1	2	3	4	5	6	7	8	9	10	AB	R	H	RBI	BB	SO	LOB	BOTTOM		
Eddie Yost, R OBP: 0.397, SLG: 0.318 (1, 5)	BB BB BB		1B HR BB		K						1	1	0	0	4	1	0	<p>Cleveland Indians @ Detroit Tigers</p> <p>Briggs Stadium, Detroit, MI</p> <p>Sat May 28 1960, 4:33 AM EDT</p> <p>Att: 12,399 - Unknown</p>		
Neil Christley, L OBP: 0.310, SLG: 0.442 Rocky Colavito, R OBP: 0.288, SLG: 0.298 (1, 9) (9, PH) (10, 9)	F7		HR 1B		1-3			P6	G6-4-3 1-2f		4	1	1	0	0	0	2			
Charlie Maxwell, L OBP: 0.338, SLG: 0.397 (1, 7)	BB 1-2 BB		F2		K			BB 1B BB		HR	3	1	1	1	2	1	2			
Al Kaline, R OBP: 0.360, SLG: 0.448 (1, 8)	BB 1-2 2-3 BB		HR				L3	L8			3	1	1	3	1	0	1			
Norm Cash, L OBP: 0.372, SLG: 0.472 (1, 3)	F5		P5				G3	1B BB			3	0	0	0	1	0	3			
Red Wilson, R OBP: 0.313, SLG: 0.279 (1, 2)	P4		K					1B PO 1-3 2-H			4	0	2	0	0	1	3			
Frank Bolling, R OBP: 0.325, SLG: 0.356 (1, 4)		F7				F7		PO	1B SH1-4 BB		3	0	1	0	1	0	1			
Chico Fernandez, R OBP: 0.372, SLG: 0.367 (1, 6)		G6-4-3 1B		G6-4-3 1-2f			K		SH1-4		3	0	1	0	0	1	1			
Jim Bunning, R OBP: 0.188, SLG: 0.211 Tom Morgan, R Steve Bilko, R OBP: 0.196, SLG: 0.302 Johnny Groth, R OBP: 0.353, SLG: 0.250 Pete Burnside, R (1, 1) (9, PH) (9, PR) (10, 1)	G6-4-3		F9				P5		1B		3	0	0	0	0	0	1			
Inning Stats	R: 0 E: 0 K: 0 S: 3	H: 0 LOB: 3 BB: 3 P: 15	R: 0 E: 0 K: 0 S: 3	H: 1 LOB: 0 BB: 0 P: 3	R: 0 E: 0 K: 0 S: 3	H: 1 LOB: 0 BB: 0 P: 3	R: 0 E: 0 K: 0 S: 4	H: 1 LOB: 1 BB: 0 P: 4	R: 0 E: 0 K: 1 S: 5	H: 0 LOB: 1 BB: 1 P: 9	R: 0 E: 0 K: 0 S: 2	H: 1 LOB: 1 BB: 2 P: 10	R: 0 E: 0 K: 0 S: 3	H: 1 LOB: 3 BB: 2 P: 11	R: 1 E: 0 K: 0 S: 1	H: 1 LOB: 0 BB: 0 P: 1	1B: 6 2B: 0 3B: 0 HR: 2		SF: 0 SAC: 1 DP: 3 HBP: 0	WP: 0 PB: 0 SB: 0 CS: 0
PITCHER	IP WLS BF H R ER SO ERA WHIP	IP WLS BF H R ER SO ERA WHIP	IP WLS BF H R ER SO ERA WHIP	IP WLS BF H R ER SO ERA WHIP	IP WLS BF H R ER SO ERA WHIP	IP WLS BF H R ER SO ERA WHIP	IP WLS BF H R ER SO ERA WHIP	IP WLS BF H R ER SO ERA WHIP	IP WLS BF H R ER SO ERA WHIP	IP WLS BF H R ER SO ERA WHIP	IP WLS BF H R ER SO ERA WHIP	IP WLS BF H R ER SO ERA WHIP	IP WLS BF H R ER SO ERA WHIP	IP WLS BF H R ER SO ERA WHIP	IP WLS BF H R ER SO ERA WHIP	IP WLS BF H R ER SO ERA WHIP	IP WLS BF H R ER SO ERA WHIP	IP WLS BF H R ER SO ERA WHIP		
Gary Bell, R ERA: 2.63 Dick Stigman, L ERA: 3.29 Johnny Klippstein, R ERA: 1.2 (1, 1) (8, 1) (9, 1)	7.0	29	5	3	3	4	5	0	0	0	0	0	0	0	0	0	0	3.86	1.429	
	1.1	8	2	0	0	0	3	1	0	0	0	0	0	0	4	20	0.00	3.750		
	0.2	2	1	1	1	0	0	0	0	0	0	0	0	1	2	2	13.50	1.500		

Batter	1	2	3	4	5	6	7	8	9	AB	R	H	RBI	BB	SO	LOB	TOP		
Jim Piersall, R (1, 8) OBP: 0.364, SLG: 0.516	F9		HR	SH1-3		L8			G5-4-3	4	1	1	3	0	0	2			
Ken Aspromonte, R (1, 4) OBP: 0.364, SLG: 0.276	1B		F9	FC6-4		L8				3	0	1	0	1	0	0			
Harvey Kuenn, R (1, 9) OBP: 0.382, SLG: 0.371	K		1B	FC6-4		6-3				4	0	1	0	0	1	3			
John Romano, R (1, 2) OBP: 0.321, SLG: 0.340	6-3		K			6-3				4	0	0	0	0	1	2			
Vic Power, R (1, 3) OBP: 0.368, SLG: 0.457		6-3		HR		F7			L8	4	1	1	0	0	0	0			
Tito Francona, L (1, 7) OBP: 0.387, SLG: 0.413	K		HR	HR		1-3			4-3	4	1	1	2	0	1	0			
Woodie Held, R (1, 6) OBP: 0.349, SLG: 0.509	6-3		FC5-4	SH1-3		L8			F7	3	1	0	0	1	0	0			
Bubba Phillips, R (1, 5) OBP: 0.267, SLG: 0.317			5-3			4-3			L8	3	0	2	0	0	0	0			
Walt Bond, L (9, PH) OBP: 0.292, SLG: 0.371				FC5-4		2B				1	0	0	0	0	0	0			
Wynn Hawkins, R (1, 1) Dick Stigman, R (4, 1) John Powers, R (6, PH) John Briggs, R (6, 1) Bob Hale, L (9, PH) Carroll Hardy, R (9, PH)			HR	SH1-3		4-3			G5-4-3	2	1	1	0	0	0	2			
Inning Stats	R: 0 E: 0 K: 1 S: 6	H: 1 LOB: 1 BB: 0 P: 6	R: 0 E: 0 K: 1 S: 5	H: 0 LOB: 0 BB: 0 P: 5	R: 2 E: 0 K: 1 S: 8	H: 3 LOB: 1 BB: 0 P: 8	R: 3 E: 0 K: 0 S: 6	H: 3 LOB: 2 BB: 2 P: 14	R: 0 E: 0 K: 0 S: 3	H: 1 LOB: 1 BB: 0 P: 4	R: 0 E: 0 K: 0 S: 3	H: 0 LOB: 0 BB: 0 P: 3	R: 0 E: 0 K: 0 S: 3	H: 0 LOB: 0 BB: 0 P: 3	R: 0 E: 0 K: 0 S: 3	H: 1 LOB: 1 BB: 0 P: 3	1B: 5 2B: 2 3B: 0 HR: 2	SF: 0 SAC: 1 DP: 1 HBP: 0	WP: 0 PA: 37 PB: 0 SB: 1 CS: 0
PITCHER	IP WLS BF H R ER SO BB IBB HBP BLK WP HR S P ERA WHIP																		
Don Mossi, L (1, 1) ERA: 3.65	3.2	20	7	5	5	3	2	0	0	0	0	0	0	2	24	32	12.27	2.455	
Bob Bruce, R (4, 1) ERA: 5.4	0.1	1	0	0	0	0	0	0	0	0	0	0	0	1	1	0.00	0.000		
Ray Semproch, R (5, 1) ERA: 2.77	5.0	W	16	2	0	0	0	0	0	0	0	0	0	16	16	0.00	0.400		

Cleveland Indians @ Detroit Tigers
Briggs Stadium, Detroit, MI
Sun May 29 1960, 4:33 AM EDT
Unknown

AB 34
R 5
H 9
RBI 5
BB 2
SO 3
LOB 10



Batter	1	2	3	4	5	6	7	8	9	AB	R	H	RBI	BB	SO	LOB	BOTTOM		
Eddie Yost, R (1, 5) OBP: 0.407, SLG: 0.336	FC3		6-3	E		BB				3	1	2	1	1	0	0			
Neil Christley, L (1, 9) OBP: 0.330, SLG: 0.450	CS		HR	E9		P6				3	1	2	0	1	0	2			
Charlie Maxwell, L (1, 7) OBP: 0.333, SLG: 0.433	FC3		HR	F9		F8				4	1	1	2	0	0	6			
Al Kaline, R (1, 8) OBP: 0.357, SLG: 0.435	FC6-4		BB			L5-3			L6-3	3	0	0	1	1	0	2			
Norm Cash, L (1, 3) OBP: 0.366, SLG: 0.500	K		4-3			HR			K	4	1	1	1	0	2	3			
Red Wilson, R (1, 2) OBP: 0.306, SLG: 0.261	F9		HR	1B		K			5-3	3	1	0	0	1	1	0			
Frank Bolling, R (1, 4) OBP: 0.322, SLG: 0.342	P4		BB	G4-6-3		K			5-3	3	1	0	0	1	1	0			
Chico Fernandez, R (1, 6) OBP: 0.376, SLG: 0.373	F8		1B	G4-6-3		SH1			4-3	4	0	2	0	0	0	0			
Don Mossi, L (1, 1) Bob Bruce, R (4, 1) Sandy Amoros, L (4, PH) Ray Semproch, R (5, 1)			K	G4-6-3		SH1			K	1	0	0	0	0	1	0			
Inning Stats	R: 1 E: 0 K: 1 S: 6	H: 1 LOB: 2 BB: 1 P: 10	R: 0 E: 0 K: 0 S: 3	H: 0 LOB: 0 BB: 0 P: 3	R: 2 E: 0 K: 1 S: 7	H: 2 LOB: 1 BB: 1 P: 11	R: 2 E: 1 K: 0 S: 5	H: 3 LOB: 2 BB: 2 P: 13	R: 1 E: 0 K: 2 S: 8	H: 1 LOB: 2 BB: 1 P: 8	R: 0 E: 0 K: 1 S: 5	H: 0 LOB: 0 BB: 0 P: 5	R: 0 E: 0 K: 1 S: 5	H: 0 LOB: 0 BB: 0 P: 5	R: 0 E: 0 K: 1 S: 5	H: 0 LOB: 0 BB: 0 P: 5	1B: 5 2B: 2 3B: 0 HR: 2	SF: 0 SAC: 1 DP: 2 HBP: 0	WP: 0 PA: 36 PB: 0 SB: 0 CS: 1
PITCHER	IP WLS BF H R ER SO BB IBB HBP BLK WP HR S P ERA WHIP																		
Wynn Hawkins, R (1, 1) ERA: 4.81	3.2	19	5	5	5	2	4	0	0	0	0	0	0	1	19	35	12.27	2.455	
Dick Stigman, L (4, 1) ERA: 3.45	1.1	L	6	2	1	1	2	0	0	0	0	0	0	1	10	10	6.75	1.500	
John Briggs, R (6, 1) ERA: 2.7	3.0	11	1	0	0	2	1	0	0	0	0	0	0	14	18	0.00	0.667		

Cleveland Indians @ Detroit Tigers
Briggs Stadium, Detroit, MI
Sun May 29 1960, 4:33 AM EDT
Unknown

AB 30
R 6
H 8
RBI 5
BB 5
SO 6
LOB 15



Batter	1	2	3	4	5	6	7	8	9	AB	R	H	RBI	BB	SO	LOB	TOP			
Jim Piersall, R (1, 8) OBP: 0.333, SLG: 0.495	6-3			F8			F4		6-3	5	0	0	0	0	0	1				
Ken Aspromonte, R (1, 4) OBP: 0.271, SLG: 0.205	1-3			FC4-6 1B	5-3		L7		6-3	5	0	1	0	0	0	0				
Harvey Kuenn, R (1, 9) OBP: 0.365, SLG: 0.347	4-3			FC4-6 1-2 E	5-3			F8		4	1	0	0	0	0	1				
Tito Francona, L (1, 7) OBP: 0.393, SLG: 0.445		4-3		E4 1B				1B 2B		4	2	3	1	0	0	0				
Vic Power, R (1, 3) OBP: 0.354, SLG: 0.435	6-3			2B 1B			F8	K		4	1	1	1	0	1	2				
John Romano, R (1, 2) OBP: 0.350, SLG: 0.392	F4			3-H 1B			G6-4-3 1B	HR 1B		4	2	3	2	0	0	0				
Woodie Held, R (1, 6) OBP: 0.351, SLG: 0.521			6-3	1B 1B			G6-4-3 1-2 1B	HR 1B		4	2	2	3	0	0	1				
Bubba Phillips, R (1, 5) OBP: 0.284, SLG: 0.323			F7	1B E 1B			F8	1-3		4	1	1	0	0	0	0				
Barry Latman, R (1, 1) John Briggs, R (8, 1)	1-3			E5 1B			F9	K		3	0	1	1	0	0	0				
Inning Stats	R: 0 E: 0 K: 0 S: 3	H: 0 LOB: 0 BB: 0 P: 3	R: 0 E: 0 K: 0 S: 3	H: 0 LOB: 0 BB: 0 P: 3	R: 0 E: 0 K: 0 S: 3	H: 0 LOB: 0 BB: 0 P: 3	R: 6 E: 2 K: 0 S: 10	H: 7 LOB: 1 BB: 0 P: 10	R: 0 E: 0 K: 0 S: 4	H: 1 LOB: 1 BB: 0 P: 4	R: 0 E: 0 K: 0 S: 3	H: 0 LOB: 0 BB: 0 P: 3	R: 0 E: 0 K: 1 S: 8	H: 3 LOB: 0 BB: 0 P: 8	R: 0 E: 0 K: 1 S: 5	H: 0 LOB: 0 BB: 0 P: 5	1B: 8 2B: 3 3B: 0 HR: 1	SF: 0 SAC: 0 DP: 1 HBP: 0	WP: 0 PB: 0 SB: 0 CS: 0	PA: 38
PITCHER	IP WLS BF H R ER SO BB IBB HBP BLK WP HR S P ERA WHIP																			
Bob Shaw, R (1, 1) ERA: 3.81	4.0 L 19 7 6 5 0 0 0 0 0 0 0 0 0 0 11.25 1.750																			
Dick Donovan, R (5, 1) ERA: 8.46	1.0 4 1 0 0 0 0 0 0 0 0 0 0 0 4 0.00 1.000																			
Ray Moore, R (6, 1) ERA: 4.76	2.0 6 1 0 0 0 0 0 0 0 0 0 0 0 6 0.00 0.500																			
Gerry Staley, R (8, 1) ERA: 1.16	2.0 9 3 3 3 2 0 0 0 0 0 0 1 13 13.50 1.500																			

Cleveland Indians @ Chicago White Sox
Comiskey Park, Chicago, IL
Mon May 30 1960, 4:38 AM EDT
Att: 45,731 - Unknown

AB 38
R 9
H 12
RBI 8
BB 0
SO 2
LOB 5



Batter	1	2	3	4	5	6	7	8	9	AB	R	H	RBI	BB	SO	LOB	BOTTOM					
Luis Aparicio, R (1, 6) OBP: 0.276, SLG: 0.287	1-4-3		F7		L6				G3 2B	4	0	1	0	1	0	1						
Nellie Fox, L (1, 4) OBP: 0.355, SLG: 0.362	L3		1-2 BB			WP BB	F9		G3 2-3	3	0	0	0	2	0	2						
Roy Sievers, R (1, 7) OBP: 0.284, SLG: 0.364	K		1-3				F7		F7 BB	4	0	0	0	1	1	3						
Ted Kluszewski, L (1, 3) OBP: 0.382, SLG: 0.446		F9		F4			F8		F8 2B 1B	5	1	1	0	0	0	3						
Minnie Minoso, R (1, 9) OBP: 0.367, SLG: 0.513		CS 1B		6-3 BB					1-3 2B	2	1	2	0	2	0	0						
Al Smith, R (1, 8) OBP: 0.356, SLG: 0.466		1-2 BB		6-3			K		S 1B	3	1	1	2	1	1	3						
Gene Freese, R (1, 5) OBP: 0.212, SLG: 0.292		5-3		P3					G6-4-3 1B	4	0	1	1	0	0	2						
Dick Brown, R (1, 2) OBP: 0.235, SLG: 0.355			F3		P3				G6-4-3	3	0	0	0	0	1	0						
Sherm Lollar, R (8, PH) OBP: 0.380, SLG: 0.465							K		1-2 G6-4-3	1	0	0	0	0	0	1						
Bob Shaw, R (1, 1) ERA: 3.81										0	0	0	0	1	0	0						
Dick Donovan, L (5, 1) ERA: 8.46										0	0	0	0	0	0	0						
Joe Rickard, L (5, PH) ERA: 5.34										1	0	0	0	0	0	0						
Ray Moore, R (6, 1) ERA: 4.76										0	0	0	0	0	0	0						
Earl Torgerson, L (7, PH) ERA: 1.90										1	1	1	0	0	0	0						
Gerry Staley, R (8, 1) ERA: 1.16										0	0	0	0	0	0	0						
Billy Goodman, L (8, PH) ERA: 1.33										1	0	0	0	0	0	0						
Inning Stats	R: 0 E: 0 K: 1 S: 5	H: 0 LOB: 0 BB: 0 P: 5	R: 0 E: 0 K: 0 S: 3	H: 1 LOB: 1 BB: 1 P: 7	R: 0 E: 0 K: 0 S: 3	H: 0 LOB: 2 BB: 2 P: 11	R: 0 E: 0 K: 0 S: 3	H: 0 LOB: 1 BB: 1 P: 7	R: 0 E: 0 K: 0 S: 3	H: 0 LOB: 0 BB: 0 P: 3	R: 0 E: 0 K: 1 S: 5	H: 0 LOB: 2 BB: 2 P: 13	R: 1 E: 0 K: 1 S: 6	H: 1 LOB: 1 BB: 1 P: 10	R: 3 E: 0 K: 0 S: 6	H: 4 LOB: 0 BB: 0 P: 6	R: 0 E: 0 K: 0 S: 4	H: 1 LOB: 2 BB: 1 P: 8	1B: 4 2B: 2 3B: 0 HR: 1	SF: 0 SAC: 0 DP: 1 HBP: 0	WP: 1 PB: 0 SB: 1 CS: 1	PA: 40
PITCHER	IP WLS BF H R ER SO BB IBB HBP BLK WP HR S P ERA WHIP																					
Barry Latman, R (1, 1) ERA: 5.47	7.1 W 34 6 4 4 3 7 0 0 0 0 0 0 0 1 4.91 1.773																					
John Briggs, R (8, 1) ERA: 2.05	1.2 S 6 1 0 0 0 1 0 0 0 0 0 0 0 5 9 0.00 1.200																					

Cleveland Indians @ Chicago White Sox
Comiskey Park, Chicago, IL
Mon May 30 1960, 4:38 AM EDT
Att: 45,731 - Unknown

AB 32
R 4
H 7
RBI 4
BB 8
SO 3
LOB 15



Batter	1	2	3	4	5	6	7	8	9	AB	R	H	RBI	BB	SO	LOB	TOP					
Jim Piersall, R OBP: 0.345, SLG: 0.536 (1, 8)										5	1	3	1	0	0	3	Cleveland Indians @ Chicago White Sox Comiskey Park, Chicago, IL Tue May 31 1960, 8:05 PM EDT Att: 23,770 - Unknown					
Ken Aspromonte, R OBP: 0.283, SLG: 0.208 (1, 4)										4	0	1	2	1	1	2						
Harvey Kuenn, R OBP: 0.369, SLG: 0.352 (1, 9)										4	0	2	1	0	0	1						
John Romano, R OBP: 0.359, SLG: 0.400 (1, 2)										4	0	2	0	0	2	2						
Woodie Held, R OBP: 0.343, SLG: 0.508 (8, PH)										3	0	0	0	0	0	2						
John Powers, L OBP: 0.257, SLG: 0.233 (8, 6)										1	0	0	0	0	1	1						
George Strickland, R OBP: 0.222, SLG: 0.125 (8, 6)										0	0	0	0	0	0	0						
Tito Francona, L OBP: 0.382, SLG: 0.431 (1, 3)										4	0	0	0	0	0	3						
Bubba Phillips, R OBP: 0.274, SLG: 0.309 (1, 5)										4	0	0	0	0	0	1						
Carroll Hardy, R OBP: 0.188, SLG: 0.071 (9, PH)										2	1	0	0	1	0	0						
Walt Bond, L OBP: 0.286, SLG: 0.365 (9, PH)										1	0	0	0	0	0	0						
Gary Bell, R OBP: 0.241, SLG: 0.192 (7, PH)										2	1	1	0	0	0	0						
Johnny Temple, R OBP: 0.315, SLG: 0.289 (7, FR)										0	1	0	0	0	0	0						
Bobby Tiefenauer, R (7, 1)										1	0	0	0	0	0	0						
Bob Hale, L OBP: 0.389, SLG: 0.313 (9, PH)										1	0	0	0	0	0	0						
Inning Stats	R: 1 E: 0 K: 1 S: 6	H: 1 LOB: 0 BB: 0 P: 6	R: 0 E: 0 K: 0 S: 3	H: 0 LOB: 0 BB: 0 P: 3	R: 1 E: 0 K: 1 S: 7	H: 2 LOB: 2 BB: 1 P: 11	R: 0 E: 0 K: 0 S: 3	H: 0 LOB: 0 BB: 0 P: 3	R: 0 E: 0 K: 0 S: 4	H: 1 LOB: 1 BB: 0 P: 4	R: 0 E: 0 K: 0 S: 4	H: 2 LOB: 1 BB: 0 P: 4	R: 2 E: 0 K: 0 S: 5	H: 2 LOB: 1 BB: 1 P: 9	R: 0 E: 0 K: 1 S: 6	H: 1 LOB: 1 BB: 0 P: 6	R: 0 E: 0 K: 1 S: 6	H: 1 LOB: 1 BB: 0 P: 6	1B: 7 2B: 2 3B: 0 HR: 1	SF: 0 SAC: 0 DP: 1 HBP: 0	WP: 0 PB: 0 SB: 0 CS: 0	PA: 38
PITCHER	IP WLS BF H R ER SO BB IBB HBP BLK WP HR S P ERA WHIP																					
Billy Pierce, L ERA: 4.06 (1, 1)	6.2 W 29 8 4 4 2 2 0 0 0 0 1 31 39 5.40 1.500																					
Russ Kemmerer, R ERA: 5.01 (7, 1)	2.1 S 9 2 0 0 2 0 0 0 0 0 0 13 13 0.00 0.857																					

Batter	1	2	3	4	5	6	7	8	9	AB	R	H	RBI	BB	SO	LOB	BOTTOM				
Luis Aparicio, R OBP: 0.280, SLG: 0.292 (1, 6)										4	1	2	1	0	0	0	Cleveland Indians @ Chicago White Sox Comiskey Park, Chicago, IL Tue May 31 1960, 8:05 PM EDT Att: 23,770 - Unknown				
Nellie Fox, L OBP: 0.356, SLG: 0.364 (1, 4)										5	0	2	1	0	0	2					
Earl Torgeson, L OBP: 0.750, SLG: 0.900 (1, 3)										3	0	1	0	2	0	2					
Minnie Minoso, R OBP: 0.374, SLG: 0.513 (1, 7)										2	0	1	1	2	0	2					
Sherm Lollar, R OBP: 0.373, SLG: 0.462 (1, 2)										5	0	1	0	0	2	6					
Al Smith, R OBP: 0.360, SLG: 0.483 (1, 9)										3	2	1	1	1	0	2					
Gene Freese, R OBP: 0.229, SLG: 0.348 (1, 5)										4	2	2	2	0	0	2					
Jim Landis, R OBP: 0.414, SLG: 0.306 (1, 8)										2	1	2	0	1	0	0					
Billy Pierce, L ERA: 3.1 (1, 1)										2	0	0	0	0	0	2					
Russ Kemmerer, R (7, 1)										1	0	0	0	0	0	2					
Inning Stats	R: 0 E: 0 K: 0 S: 3	H: 0 LOB: 0 BB: 0 P: 3	R: 0 E: 0 K: 1 S: 6	H: 1 LOB: 1 BB: 0 P: 6	R: 0 E: 1 K: 0 S: 4	H: 1 LOB: 2 BB: 0 P: 5	R: 2 E: 0 K: 1 S: 6	H: 2 LOB: 1 BB: 2 P: 14	R: 1 E: 0 K: 0 S: 4	H: 2 LOB: 1 BB: 1 P: 8	R: 3 E: 0 K: 0 S: 7	H: 4 LOB: 2 BB: 1 P: 11	R: 0 E: 0 K: 0 S: 4	H: 1 LOB: 2 BB: 1 P: 8	R: 0 E: 0 K: 0 S: 4	H: 1 LOB: 2 BB: 1 P: 8		1B: 8 2B: 2 3B: 0 HR: 2	SF: 2 SAC: 1 DP: 1 HBP: 1	WP: 1 PB: 0 SB: 3 CS: 1	PA: 41
PITCHER	IP WLS BF H R ER SO BB IBB HBP BLK WP HR S P ERA WHIP																				
Gary Bell, R ERA: 3.1 (7, 1)	6.0 L 31 10 6 6 2 4 0 0 1 0 0 1 30 47 9.00 2.333																				
Bobby Tiefenauer, R ERA: 2.0 (7, 1)	2.0 10 2 0 0 0 1 1 0 0 0 0 8 16 0.00 1.500																				

Batter	1	2	3	4	5	6	7	8	9	AB	R	H	RBI	BB	SO	LOB	TOP								
Eddie Yost, R OBP: 0.410, SLG: 0.331 (1, 5)	4-3		F9		G5-4-3		BB BB 1B		6-3	5	0	1	1	0	0	2	Detroit Tigers @ Cleveland Indians Cleveland Municipal Stadium, Cleveland, OH Fri Jun 03 1960, 7:05 PM EDT Att: 21,881 - Unknown								
Frank Bolling, R OBP: 0.288, SLG: 0.295 Sandy Amoroso, L OBP: 0.346, SLG: 0.364 Casey Wise, S OBP: 0.194, SLG: 0.333 (1, 4)	F8		E6			F7	BB BB 1B			3	0	0	0	1	0	1									
Charlie Maxwell, L OBP: 0.330, SLG: 0.457 (1, 7)	F9		F9			K	BB BB 1B			3	0	0	1	1	1	2									
Al Kaline, R OBP: 0.350, SLG: 0.428 (1, 8)		FC6-4 1B		F3		FC6-4 1B		K		4	0	2	0	0	1	3									
Steve Bilko, R OBP: 0.203, SLG: 0.308 (1, 3)	F9			L6		FC6-4 1B		F2		4	0	0	0	0	2										
Lou Berberet, L OBP: 0.313, SLG: 0.269 (1, 2)	F7						BB BB 1B	3-1		3	1	1	0	1	0	1									
Rocky Colavito, R OBP: 0.279, SLG: 0.295 (1, 9)	FC6-4 1B			G3			BB BB 1B	F8		4	0	0	0	0	1	3									
Chico Fernandez, R OBP: 0.338, SLG: 0.325 Norm Cash, L OBP: 0.324, SLG: 0.413 (1, 6)			K		4-3			K		3	0	0	0	0	2	1									
Frank Lary, R OBP: 0.200, SLG: 0.148 Bob Bruce, R OBP: 1.000, SLG: 1.000 Neil Christley, L OBP: 0.313, SLG: 0.430 (1, 1)							BB BB 1B	6-3		1	0	1	0	0	0	0									
							BB BB 1B			1	1	1	0	1	0	0									
							BB BB 1B			1	0	0	0	0	0	0									
Inning Stats	R: 0 E: 0 K: 0 S: 3	H: 0 LOB: 0 BB: 0 P: 3	R: 0 E: 0 K: 0 S: 4	H: 1 LOB: 1 BB: 0 P: 4	R: 0 E: 1 K: 1 S: 7	H: 1 LOB: 2 BB: 0 P: 7	R: 0 E: 0 K: 0 S: 4	H: 1 LOB: 1 BB: 0 P: 4	R: 0 E: 0 K: 0 S: 2	H: 0 LOB: 0 BB: 1 P: 6	R: 0 E: 0 K: 1 S: 6	H: 1 LOB: 1 BB: 0 P: 6	R: 2 E: 0 K: 2 S: 9	H: 2 LOB: 3 BB: 3 P: 21	R: 0 E: 0 K: 1 S: 5	H: 0 LOB: 0 BB: 0 P: 5	R: 0 E: 0 K: 0 S: 3	H: 0 LOB: 0 BB: 0 P: 3	1B: 6 2B: 0 3B: 0 HR: 0	SF: 0 SAC: 0 DP: 1 HBP: 0	WP: 0 PB: 0 SB: 0 CS: 0	PA: 37			
PITCHER	IP	WLS	BF	H	R	ER	SO	BB	IBB	HBP	BLK	WP	HR	S	P	ERA	WHIP								
Jim Perry, R ERA: 2.67 Johnny Klippstein, R ERA: 1.04 (1, 1)	6.2	W	30	6	2	2	3	4	0	0	0	0	0	32	48	2.70	1.500								
(7, 1)	2.1	S	7	0	0	0	2	0	0	0	0	0	0	11	11	0.00	0.000								

Batter	1	2	3	4	5	6	7	8	9	AB	R	H	RBI	BB	SO	LOB	BOTTOM								
Jim Piersall, R OBP: 0.336, SLG: 0.513 (1, 8)	F9		1B S 5-3 1B		F7			4-3		4	1	1	1	0	0	1	Detroit Tigers @ Cleveland Indians Cleveland Municipal Stadium, Cleveland, OH Fri Jun 03 1960, 7:05 PM EDT Att: 21,881 - Unknown								
Ken Aspromonte, R OBP: 0.323, SLG: 0.316 (1, 4)	K		1B 5-3 1B		HR		WP 1B			4	2	3	3	0	1	0									
Harvey Kuenn, R OBP: 0.360, SLG: 0.346 (1, 9)	5-3		5-3 1B		F9			F9		4	0	0	1	0	0	2									
Tito Francona, L OBP: 0.392, SLG: 0.458 (1, 3)	6-3		1B 2H		G3			4-3		4	0	1	1	0	0	1									
John Romano, R OBP: 0.333, SLG: 0.413 (1, 2)	P3			6-3		1-3				3	0	0	0	0	0	0									
Walt Bond, L OBP: 0.283, SLG: 0.329 (1, 7)	4-3			L8		6-3				3	0	0	0	0	0	0									
Woodie Held, R OBP: 0.347, SLG: 0.535 (1, 6)			1B 5-3 1B	6-3				1-3		3	1	1	0	0	0	0									
Bubba Phillips, R OBP: 0.265, SLG: 0.298 (1, 5)			5-3 1B		5-3			K		3	0	0	0	0	1	1									
Jim Perry, S OBP: 0.364, SLG: 0.409 Johnny Klippstein, R (1, 1)			1B 1B					K		2	2	2	0	0	0	0									
(7, 1)			1B 1B		HR			K		1	0	0	0	0	1	0									
Inning Stats	R: 0 E: 0 K: 1 S: 5	H: 0 LOB: 0 BB: 0 P: 5	R: 0 E: 0 K: 0 S: 3	H: 0 LOB: 0 BB: 0 P: 3	R: 4 E: 0 K: 0 S: 7	H: 5 LOB: 1 BB: 0 P: 7	R: 0 E: 0 K: 0 S: 3	H: 0 LOB: 0 BB: 0 P: 3	R: 2 E: 0 K: 0 S: 5	H: 2 LOB: 0 BB: 0 P: 5	R: 0 E: 0 K: 2 S: 7	H: 0 LOB: 0 BB: 0 P: 7	R: 0 E: 0 K: 0 S: 4	H: 1 LOB: 1 BB: 0 P: 4	R: 0 E: 0 K: 0 S: 3	H: 0 LOB: 0 BB: 0 P: 3	1B: 7 2B: 0 3B: 0 HR: 1	SF: 0 SAC: 0 DP: 0 HBP: 0	WP: 1 PB: 0 SB: 1 CS: 0	PA: 31					
PITCHER	IP	WLS	BF	H	R	ER	SO	BB	IBB	HBP	BLK	WP	HR	S	P	ERA	WHIP								
Frank Lary, R ERA: 2.79 Bob Bruce, R ERA: 3.71 (1, 1)	3.0	L	13	5	4	4	1	0	0	0	0	1	1	15	15	3.60	0.600								
(4, 1)	5.0		18	3	2	2	2	0	0	0	0	0	0	22	22	3.60	0.600								

Batter	1	2	3	4	5	6	7	8	9	AB	R	H	RBI	BB	SO	LOB	TOP					
Eddie Yost, R OBP: 0.415, SLG: 0.324 (1, 5)	F9		F6					4-3		4	0	1	1	1	0	2	Detroit Tigers @ Cleveland Indians Cleveland Municipal Stadium, Cleveland, OH Sun Jun 05 1960, 3:33 AM EDT Unknown					
Frank Bolling, R OBP: 0.283, SLG: 0.298 (1, 4)	F8		F6					F8		5	0	1	2	0	0	3						
Charlie Maxwell, L OBP: 0.344, SLG: 0.485 (1, 7)	4-3									4	1	2	0	1	0	0						
Al Kaline, R OBP: 0.341, SLG: 0.411 (1, 8)		L1-3								4	0	0	0	1	1	2						
Steve Bilko, R OBP: 0.203, SLG: 0.324 (1, 3)		1-3								4	1	1	1	1	0	3						
Red Wilson, R OBP: 0.326, SLG: 0.273 (1, 2)	F8									5	1	2	0	0	1	2						
Rocky Colavito, R OBP: 0.318, SLG: 0.416 (1, 9)										4	2	3	3	1	0	1						
Chico Fernandez, R OBP: 0.358, SLG: 0.366 Casey Wise, S OBP: 0.194, SLG: 0.333 (8, 6)										4	2	2	0	0	0	3						
Jim Bunning, R OBP: 0.120, SLG: 0.160 (1, 1)										0	0	0	0	0	0	0						
Inning Stats	R: 0 E: 0 K: 0 S: 3	H: 0 LOB: 0 BB: 0 P: 3	R: 0 E: 0 K: 0 S: 3	H: 0 LOB: 0 BB: 0 P: 3	R: 2 E: 1 K: 1 S: 8	H: 3 LOB: 3 BB: 2 P: 16	R: 1 E: 0 K: 0 S: 5	H: 2 LOB: 2 BB: 1 P: 9	R: 0 E: 0 K: 0 S: 3	H: 0 LOB: 0 BB: 0 P: 3	R: 2 E: 0 K: 1 S: 8	H: 3 LOB: 1 BB: 0 P: 8	R: 1 E: 0 K: 2 S: 9	H: 2 LOB: 2 BB: 1 P: 13	R: 0 E: 0 K: 0 S: 3	H: 0 LOB: 0 BB: 0 P: 3	R: 1 E: 0 K: 0 S: 4	H: 2 LOB: 1 BB: 1 P: 8	1B: 7 2B: 3 3B: 0 HR: 2	SF: 0 SAC: 0 DP: 1 HBP: 0	WP: 0 PB: 0 SB: 1 CS: 0	PA: 43
PITCHER	IP	WLS	BF	H	R	ER	SO	BB	IBB	HBP	BLK	WP	HR	S	P	ERA	WHIP					
Gary Bell, R ERA: 3.41 Wynn Hawkins, R ERA: 4.56 Mike Lee, L ERA: 6.0	(1, 1)	5.2	L	28	8	5	5	2	3	0	0	0	0	1	29	41	7.94	1.941				
(6, 1)	2.1		10	2	1	1	2	1	0	0	0	0	0	0	13	17	3.86	1.286				
(9, 1)	1.0		5	2	1	1	0	1	0	0	0	0	0	1	4	8	9.00	3.000				

Batter	1	2	3	4	5	6	7	8	9	AB	R	H	RBI	BB	SO	LOB	BOTTOM					
Jim Piersall, R OBP: 0.343, SLG: 0.508 (1, 8)	L5									4	0	1	1	0	0	1	Detroit Tigers @ Cleveland Indians Cleveland Municipal Stadium, Cleveland, OH Sun Jun 05 1960, 3:33 AM EDT Unknown					
Ken Aspromonte, R OBP: 0.324, SLG: 0.344 (1, 4)	K									4	1	1	1	0	1	1						
Harvey Kuenn, R OBP: 0.352, SLG: 0.338 (1, 9)	F5									4	0	1	0	0	0	0						
Tito Francona, L OBP: 0.401, SLG: 0.460 (1, 3)		L8								3	0	1	0	0	1	1						
Russ Nixon, L OBP: 0.308, SLG: 0.341 (1, 2)		F2								4	0	1	0	0	0	2						
Woodie Held, R OBP: 0.333, SLG: 0.507 (1, 6)		K								4	0	0	0	0	2	2						
Walt Bond, L OBP: 0.258, SLG: 0.308 (1, 7)										3	1	0	0	1	0	1						
Bubba Phillips, R OBP: 0.281, SLG: 0.321 (1, 5)										4	0	1	0	0	0	2						
Gary Bell, R OBP: 0.241, SLG: 0.192 Wynn Hawkins, R OBP: 0.133, SLG: 0.200 Bob Hale, L OBP: 0.350, SLG: 0.278 Mike Lee, L (9, 1)										0	0	0	0	0	0	0						
Inning Stats	R: 0 E: 0 K: 1 S: 5	H: 0 LOB: 0 BB: 0 P: 5	R: 0 E: 0 K: 1 S: 5	H: 0 LOB: 0 BB: 0 P: 5	R: 1 E: 0 K: 0 S: 4	H: 1 LOB: 1 BB: 1 P: 8	R: 0 E: 0 K: 1 S: 6	H: 1 LOB: 1 BB: 0 P: 6	R: 0 E: 0 K: 0 S: 4	H: 1 LOB: 1 BB: 0 P: 4	R: 0 E: 0 K: 0 S: 3	H: 0 LOB: 0 BB: 0 P: 3	R: 0 E: 0 K: 1 S: 7	H: 2 LOB: 1 BB: 0 P: 7	R: 0 E: 0 K: 0 S: 4	H: 1 LOB: 0 BB: 0 P: 4	1B: 4 2B: 1 3B: 0 HR: 1	SF: 0 SAC: 2 DP: 0 HBP: 1	WP: 0 PB: 0 SB: 1 CS: 0	PA: 35		
PITCHER	IP	WLS	BF	H	R	ER	SO	BB	IBB	HBP	BLK	WP	HR	S	P	ERA	WHIP					
Jim Bunning, R ERA: 2.45	(1, 1)	9.0	W	35	6	2	2	4	1	0	1	0	0	1	41	46	2.00	0.778				

Batter	1	2	3	4	5	6	7	8	9	AB	R	H	RBI	BB	SO	LOB	TOP										
Eddie Yost, R OBP: 0.417, SLG: 0.324 (1.5)	0-0 6-3		0-3 K			0-0 G3 1B		4-0 FC5-4 BB		3	0	1	0	1	1	1	Detroit Tigers @ Cleveland Indians Cleveland Municipal Stadium, Cleveland, OH Sun Jun 05 1960, 3:38 AM EDT Att: 26,437 - Unknown										
Frank Bolling, R OBP: 0.292, SLG: 0.297 (1.4)	0-0 F7		0-0 1-3			0-0 G3 1B		0-0 FC5-4 1-2		4	0	1	0	0	0	2											
Charlie Maxwell, L OBP: 0.333, SLG: 0.467 (1.7)	0-0 F7			0-0 1-3		0-0 G3		0-0 F2		4	0	0	0	0	0	3											
Al Kaline, R OBP: 0.345, SLG: 0.409 (1.8)		0-0 L6-3		0-3 K		4-0 BB		0-0 5-3 1B		3	0	1	0	1	1	0											
Steve Bilko, R OBP: 0.193, SLG: 0.308 (1.3)		0-0 4-3		0-0 6-3		0-0 F4		0-0 F7		4	0	0	0	0	0	4											
Red Wilson, R OBP: 0.324, SLG: 0.288 (1.2)		0-0 1B 2B			0-0 F6		0-0 F7		0-0 5-3 1-2		4	0	1	0	0	1											
Rocky Colavito, R OBP: 0.316, SLG: 0.410 (1.9)		0-0 2H 1B		0-0 F3		0-0 6-3		0-0 F8		4	0	1	0	0	1	1											
Chico Fernandez, R OBP: 0.358, SLG: 0.366 (1.6)			0-0 FC1-6 1B		0-0 F3		0-3 K			3	0	1	0	0	1	0											
Pete Burnside, R (1.1)			0-0 FC1-6			0-0 4-3		0-0 F6		2	0	0	0	0	0	1											
Norm Cash, L OBP: 0.320, SLG: 0.409 (8, PH)			0-0 FC1-6 1-2							1	0	0	0	0	0	0											
Ray Semproch, R (8.1)										0	0	0	0	0	0	0											
Tom Morgan, R (8.1)										0	0	0	0	0	0	0											
Inning Stats	R: 0 E: 0 K: 0 S: 3	H: 0 LOB: 0 BB: 0 P: 3	R: 0 E: 0 K: 0 S: 4	H: 2 LOB: 2 BB: 0 P: 4	R: 0 E: 0 K: 1 S: 6	H: 1 LOB: 1 BB: 0 P: 6	R: 0 E: 0 K: 1 S: 5	H: 0 LOB: 0 BB: 0 P: 5	R: 0 E: 0 K: 0 S: 3	H: 0 LOB: 0 BB: 0 P: 3	R: 0 E: 0 K: 2 S: 7	H: 0 LOB: 2 BB: 0 P: 7	R: 0 E: 0 K: 0 S: 3	H: 0 LOB: 1 BB: 0 P: 7	R: 0 E: 0 K: 0 S: 4	H: 1 LOB: 1 BB: 0 P: 4	1B: 5 2B: 1 3B: 0 HR: 0	SF: 0 SAC: 0 DP: 0 HBP: 0	WP: 0 PB: 0 SB: 0 CS: 0	PA: 34							
PITCHER Bobby Locke, R ERA:	IP: 9.0	WLS: W	BF: 34	H: 6	R: 0	ER: 0	SO: 4	BB: 2	IBB: 0	HBP: 0	BLK: 0	WP: 0	HR: 0	S: 40	P: 48	ERA: 0.00	WHIP: 0.889										

Batter	1	2	3	4	5	6	7	8	9	AB	R	H	RBI	BB	SO	LOB	BOTTOM											
Jim Piersall, R OBP: 0.343, SLG: 0.527 (1.8)	0-3 K		0-0 HR		0-0 L8		0-0 1B	0-0 FC4-6 1B		3	1	1	2	0	1	0	Detroit Tigers @ Cleveland Indians Cleveland Municipal Stadium, Cleveland, OH Sun Jun 05 1960, 3:38 AM EDT Att: 26,437 - Unknown											
Walt Bond, L OBP: 0.264, SLG: 0.313 (7.7)								1-2 1B		2	1	1	0	0	0	1												
Ken Aspromonte, R OBP: 0.342, SLG: 0.377 (1.4)	0-0 F7		0-0 2B			0-0 F7	0-0 FC6-4 1B	0-0 FC6 1B		5	0	3	2	0	0	0												
Harvey Kuenn, R OBP: 0.348, SLG: 0.333 (1.9)	0-0 4-3		0-0 F9			0-0 5-3 1B	0-0 FC6-4 1-2	0-0 FC6 1-2		5	1	1	0	0	0	4												
Hank Foiles, R OBP: 0.571, SLG: 0.727 (1.2)		0-0 6-3	0-0 F3			0-0 5-3 1B		0-0 HR		4	1	1	1	0	0	2												
Woodie Held, R OBP: 0.331, SLG: 0.500 (1.6)		0-0 F5		0-0 6-3		0-0 1B		0-0 G3		4	0	1	1	0	0	0												
Tito Francona, L OBP: 0.404, SLG: 0.469 (1.3)		0-0 1B		0-0 F4		0-3 K		0-0 1B 2B		4	1	2	0	0	1	1												
Bubba Phillips, R OBP: 0.280, SLG: 0.319 (1.5)		0-0 F4		0-0 6-3			0-0 L8	0-0 2B 1B		4	1	1	0	0	0	1												
Carroll Hardy, R OBP: 0.200, SLG: 0.167 (7.8)			0-0 4-3		0-0 6-3		0-3 K	0-0 1B 2B		4	1	1	1	0	1	0												
Bobby Locke, R OBP: 0.750, SLG: 0.500 (1.1)			4-0 HR BB		0-0 4-3		4-0 1B BB	0-0 FC4-6 1B		2	2	1	2	2	0	0												
Inning Stats	R: 0 E: 0 K: 1 S: 5	H: 0 LOB: 0 BB: 0 P: 5	R: 0 E: 0 K: 0 S: 4	H: 1 LOB: 1 BB: 0 P: 4	R: 2 E: 0 K: 0 S: 5	H: 2 LOB: 1 BB: 1 P: 9	R: 0 E: 0 K: 0 S: 3	H: 0 LOB: 0 BB: 0 P: 3	R: 0 E: 0 K: 0 S: 3	H: 0 LOB: 0 BB: 0 P: 3	R: 1 E: 0 K: 1 S: 7	H: 2 LOB: 1 BB: 0 P: 7	R: 1 E: 0 K: 1 S: 7	H: 2 LOB: 2 BB: 1 P: 11	R: 5 E: 1 K: 0 S: 9	H: 6 LOB: 1 BB: 0 P: 9	1B: 8 2B: 3 3B: 0 HR: 2	SF: 0 SAC: 0 DP: 0 HBP: 0	WP: 0 PB: 0 SB: 0 CS: 0	PA: 39								
PITCHER Pete Burnside, L ERA: 2.93	IP: 7.0	WLS: L	BF: 30	H: 7	R: 4	ER: 4	SO: 3	BB: 2	IBB: 0	HBP: 0	BLK: 0	WP: 0	HR: 1	S: 34	P: 42	ERA: 5.14	WHIP: 1.286											
Ray Semproch, R ERA: 4.15	0.1		6	5	5	4	0	0	0	0	0	0	0	0	0	0	108.00	15.000										
Tom Morgan, R ERA: 3.77	0.2		3	1	0	0	0	0	0	0	0	0	0	0	0	0	0.00	1.500										

Batter	1	2	3	4	5	6	7	8	9	AB R H RBI BB SO LOB	TOP								
Jim Piersall, R OBP: 0.347, SLG: 0.514 (1, 8)	5-3	F8				4-3			CS	5 1 2 0 0 0 0	Cleveland Indians @ Boston Red Sox Fenway Park, Boston, MA Wed Jun 08 1960, 3:33 AM EDT Unknown								
Ken Aspromonte, R OBP: 0.349, SLG: 0.397 (1, 4)	1B	P3			1B	6-3			L5	4 2 1 0 1 0 1									
Harvey Kuenn, R OBP: 0.364, SLG: 0.344 (1, 9)	1B				1B	F8			WP	4 2 2 1 1 0 0									
Tito Francona, L OBP: 0.403, SLG: 0.474 (1, 7)	1B				1B				K	4 2 2 3 1 1 1									
Vic Power, R OBP: 0.359, SLG: 0.459 (1, 3)	1B				1-3					4 1 2 1 0 0 1									
Woodie Held, R OBP: 0.331, SLG: 0.497 (1, 6)	1B				F4	1B			K	4 0 2 2 0 1 2									
John Romano, R OBP: 0.309, SLG: 0.375 (1, 2)	FC6-4				5-3	1B			F8	4 0 1 1 0 0 1									
Bubba Phillips, R OBP: 0.276, SLG: 0.320 (1, 5)	6-3				K				K	4 0 0 0 0 2 1									
Jim Perry, S OBP: 0.320, SLG: 0.360 Johnny Klippstein, R (7, 1)		4-3			4-3	K			P4	3 0 0 0 0 1 0 1 0 0 0 0 0 0	C								
Inning Stats	R: 4 E: 0 K: 0 S: 7	H: 4 LOB: 1 BB: 1 P: 11	R: 0 E: 0 K: 0 S: 3	H: 0 LOB: 0 BB: 0 P: 3	R: 0 E: 0 K: 1 S: 3	H: 0 LOB: 0 BB: 0 P: 3	R: 0 E: 0 K: 1 S: 5	H: 6 LOB: 2 BB: 0 P: 8	R: 0 E: 0 K: 1 S: 6	H: 1 LOB: 2 BB: 1 P: 10	R: 0 E: 0 K: 1 S: 5	H: 0 LOB: 0 BB: 0 P: 5	R: 0 E: 0 K: 1 S: 5	H: 1 LOB: 1 BB: 1 P: 9	1B: 11 2B: 0 3B: 1 HR: 0	SF: 0 SAC: 0 DP: 0 HBP: 0	WP: 1 PB: 0 SB: 1 CS: 1	PA: 40	
PITCHER	IP WLS BF H R ER SO BB IBB HBP BLK WP HR S P ERA WHIP											PITCHER	IP WLS BF H R ER SO BB IBB HBP BLK WP HR S P ERA WHIP						
Ike Delock, R ERA: 27.0 (1, 1)	0.1	6	4	4	4	0	0	1	0	0	0	0	0	0	0	13	13	0.00	0.000
Tom Sturdivant, R ERA: 5.03 (5, 1)	3.2	11	0	0	0	1	0	0	0	0	0	0	0	0	4	4	81.00	9.000	
Mike Fornieles, R ERA: 2.88 (5, 1)	0.1	L	4	3	3	0	0	0	0	0	0	0	0	0	4	4	2.46	1.364	
Frank Sullivan, R ERA: 5.98 (9, 1)	3.2	15	4	1	1	3	1	0	0	0	0	0	0	20	24	2.46	1.364		
Tom Borland, L ERA: 3.16 (9, 1)	1.0	4	1	0	0	1	1	0	0	0	1	0	5	9	0.00	2.000			

Batter	1	2	3	4	5	6	7	8	9	AB R H RBI BB SO LOB	BOTTOM											
Pumpsie Green, S OBP: 0.314, SLG: 0.328 (1, 4)	4-3		FC3-6	1B		1-3			F9	5 1 1 4 0 0 1	Cleveland Indians @ Boston Red Sox Fenway Park, Boston, MA Wed Jun 08 1960, 3:33 AM EDT Unknown											
Pete Runnels, L OBP: 0.452, SLG: 0.515 (1, 5)	E5		1B	HR		HR			L5	5 1 3 1 0 0 0												
Ted Williams, L OBP: 0.395, SLG: 0.545 (1, 7)	P4		F3	F3		F3			F3	5 0 0 0 0 0 4												
Marty Keough, L OBP: 0.292, SLG: 0.352 (1, 8)	F8		F3	F3	F7				G3-6	3 0 0 0 1 0 1												
Ray Boone, R OBP: 0.344, SLG: 0.167 (1, 3)		F8		L8		BB			K	3 0 0 0 1 1 1												
Gary Geiger, L OBP: 0.323, SLG: 0.356 (1, 9)		F7		1B	L4				G3-6	4 1 1 0 0 0 2												
Don Buddin, R OBP: 0.328, SLG: 0.331 (1, 6)		F5		1B	5-3				K	4 1 1 0 0 1 1												
Ed Sadowski, R OBP: 0.322, SLG: 0.444 (1, 2)			F8	HR		HR			K	4 2 2 2 0 1 0												
Ike Delock, R ERA: 27.0 (1, 1)	0.1	6	4	4	4	0	0	1	0	0	0	0	0	0	0	13	13	0.00	0.000			
Tom Sturdivant, L ERA: 2.82 (4, PH)	3.0	W	30	7	3	0	1	0	0	0	0	0	0	0	14	18	0.00	0.333				
Rip Ripstein, R ERA: 2.82 (5, 1)	0.1	L	4	3	3	0	0	0	0	0	0	0	0	0	4	4	2.46	1.364				
Mike Fornieles, R ERA: 2.88 (5, 1)	0.1	L	4	3	3	0	0	0	0	0	0	0	0	4	4	2.46	1.364					
Frank Sullivan, R ERA: 5.98 (9, PH)	3.2	W	30	7	3	0	1	0	0	0	0	0	0	20	24	2.46	1.364					
Bobby Thomson, R ERA: 3.16 (9, 1)	1.0	L	4	1	0	1	1	0	0	0	1	0	5	9	0.00	2.000						
Inning Stats	R: 0 E: 1 K: 0 S: 4	H: 0 LOB: 0 BB: 0 P: 4	R: 0 E: 0 K: 0 S: 3	H: 0 LOB: 0 BB: 0 P: 3	R: 0 E: 0 K: 0 S: 5	H: 2 LOB: 2 BB: 0 P: 5	R: 5 E: 1 K: 0 S: 9	H: 5 LOB: 1 BB: 0 P: 9	R: 0 E: 0 K: 0 S: 3	H: 0 LOB: 1 BB: 1 P: 7	R: 2 E: 0 K: 0 S: 5	H: 2 LOB: 0 BB: 0 P: 5	R: 0 E: 0 K: 1 S: 4	H: 0 LOB: 0 BB: 1 P: 8	R: 0 E: 0 K: 2 S: 7	H: 0 LOB: 0 BB: 0 P: 7	R: 0 E: 0 K: 0 S: 3	H: 0 LOB: 0 BB: 0 P: 3	1B: 5 2B: 1 3B: 0 HR: 3	SF: 0 SAC: 0 DP: 1 HBP: 0	WP: 0 PB: 0 SB: 0 CS: 0	PA: 39
PITCHER	IP WLS BF H R ER SO BB IBB HBP BLK WP HR S P ERA WHIP											PITCHER	IP WLS BF H R ER SO BB IBB HBP BLK WP HR S P ERA WHIP									
Jim Perry, R ERA: 2.82 (1, 1)	6.0	W	30	7	3	0	1	0	0	0	0	0	0	14	18	0.00	0.333					
Johnny Klippstein, R ERA: 0.69 (7, 1)	3.0	S	9	0	0	3	1	0	0	0	0	0	0	14	18	0.00	0.333					

Batter	1	2	3	4	5	6	7	8	9	AB	R	H	RBI	BB	SO	LOB	TOP										
Jim Piersall, R OBP: 0.344, SLG: 0.528 (1, 8)										4	1	1	1	0	0	1	Cleveland Indians @ Boston Red Sox Fenway Park, Boston, MA Wed Jun 08 1960, 3:38 AM EDT Att: 11,193 - Unknown										
Ken Aspromonte, R OBP: 0.344, SLG: 0.390 (1, 4)										4	0	1	0	0	1	1											
Harvey Kuenn, R OBP: 0.362, SLG: 0.338 (1, 9)										3	1	0	0	1	0	1											
Tito Francona, L OBP: 0.400, SLG: 0.468 (1, 7)										4	1	1	0	0	1	1											
Vic Power, R OBP: 0.363, SLG: 0.460 (1, 3)										4	1	2	0	0	0	1											
Woodie Held, R OBP: 0.329, SLG: 0.510 (1, 6)										4	1	1	4	0	1	1											
George Strickland, R OBP: 0.227, SLG: 0.105 (1, 5)										3	0	0	0	1	0	0											
Hank Foiles, R OBP: 0.522, SLG: 0.579 (1, 2)										4	0	1	0	0	0	1											
Gary Bell, R OBP: 0.219, SLG: 0.172 (1, 1)										3	0	0	0	0	1	1											
Inning Stats	R: 1 E: 0 K: 0 S: 4	H: 1 LOB: 0 BB: 0 P: 4	R: 0 E: 0 K: 1 S: 5	H: 0 LOB: 0 BB: 0 P: 5	R: 0 E: 0 K: 0 S: 3	H: 0 LOB: 0 BB: 0 P: 3	R: 0 E: 0 K: 0 S: 4	H: 1 LOB: 1 BB: 0 P: 4	R: 0 E: 0 K: 0 S: 3	H: 0 LOB: 1 BB: 1 P: 7	R: 4 E: 0 K: 0 S: 6	H: 3 LOB: 0 BB: 0 P: 10	R: 0 E: 0 K: 1 S: 6	H: 1 LOB: 1 BB: 0 P: 6	R: 0 E: 0 K: 1 S: 6	H: 1 LOB: 1 BB: 0 P: 6	R: 0 E: 0 K: 1 S: 5	H: 0 LOB: 0 BB: 0 P: 5	1B: 5 2B: 0 3B: 0 HR: 2	SF: 0 SAC: 1 DP: 0 HBP: 0	WP: 0 PB: 0 SB: 0 CS: 0	PA: 36					
PITCHER	IP	WLS	BF	H	R	ER	SO	BB	IBB	HBP	BLK	WP	HR	S	P	ERA	WHIP										
Dave Hillman, R ERA: 4.37 (1, 1)	8.0	L	33	7	5	5	3	2	0	0	0	0	2	37	45	5.62	1.125										
Tom Sturdivant, R ERA: 4.89 (9, 1)	1.0		3	0	0	0	1	0	0	0	0	0	0	5	5	0.00	0.000										


Batter	1	2	3	4	5	6	7	8	9	AB	R	H	RBI	BB	SO	LOB	BOTTOM										
Pumpsie Green, S OBP: 0.324, SLG: 0.317 (1, 4)										2	0	0	0	2	1	1	Cleveland Indians @ Boston Red Sox Fenway Park, Boston, MA Wed Jun 08 1960, 3:38 AM EDT Att: 11,193 - Unknown										
Gary Geiger, L OBP: 0.311, SLG: 0.340 (1, 9)										4	0	0	0	0	1	3											
Pete Runnels, L OBP: 0.453, SLG: 0.512 (1, 5)										3	1	1	0	1	0	1											
Marty Keough, L OBP: 0.290, SLG: 0.359 (1, 8)										4	1	1	0	0	1	1											
Ray Boone, R OBP: 0.306, SLG: 0.143 (1, 3)										4	0	0	0	0	0	2											
Gene Stephens, L OBP: 0.309, SLG: 0.324 (1, 7)										3	0	1	2	1	1	0											
Don Buddin, R OBP: 0.320, SLG: 0.322 (1, 6)										4	0	0	0	0	1	2											
Haywood Sullivan, R OBP: 0.244, SLG: 0.236 (1, 2)										2	0	0	0	0	1	0											
Ted Williams, L OBP: 0.386, SLG: 0.529 (7, PH)										1	0	0	0	0	0	1											
Ed Sadowski, R OBP: 0.322, SLG: 0.444 (8, 2)										0	0	0	0	0	0	0											
Dave Hillman, R Rip Repulski, R Tom Sturdivant, L (1, 1)										2	0	0	0	0	1	0											
Inning Stats	R: 0 E: 0 K: 0 S: 3	H: 1 LOB: 1 BB: 1 P: 7	R: 0 E: 0 K: 2 S: 7	H: 0 LOB: 0 BB: 0 P: 7	R: 0 E: 0 K: 2 S: 7	H: 0 LOB: 1 BB: 1 P: 11	R: 0 E: 0 K: 1 S: 5	H: 0 LOB: 0 BB: 0 P: 5	R: 0 E: 0 K: 0 S: 3	H: 0 LOB: 0 BB: 0 P: 3	R: 2 E: 0 K: 0 S: 5	H: 2 LOB: 1 BB: 1 P: 9	R: 0 E: 0 K: 0 S: 3	H: 0 LOB: 1 BB: 1 P: 7	R: 0 E: 0 K: 0 S: 3	H: 0 LOB: 1 BB: 1 P: 7	R: 0 E: 0 K: 0 S: 3	H: 0 LOB: 1 BB: 1 P: 7	1B: 1 2B: 2 3B: 0 HR: 0	SF: 0 SAC: 0 DP: 1 HBP: 0	WP: 0 PB: 0 SB: 0 CS: 0	PA: 34					
PITCHER	IP	WLS	BF	H	R	ER	SO	BB	IBB	HBP	BLK	WP	HR	S	P	ERA	WHIP										
Gary Bell, R ERA: 3.28 (1, 1)	9.0	W	34	3	2	2	7	5	0	0	0	0	0	43	63	2.00	0.889										


Batter	1	2	3	4	5	6	7	8	9	AB	R	H	RBI	BB	SO	LOB	TOP											
Jim Piersall, R OBP: 0.342, SLG: 0.521 (1, 8)	F9		2B 1B		F9		K			4	0	1	0	0	1	0	Cleveland Indians @ Boston Red Sox Fenway Park, Boston, MA Thu Jun 09 1960, 3:33 AM EDT Att: 4,002 - Unknown											
Ken Aspromonte, R OBP: 0.351, SLG: 0.407 (1, 4)	2B		F7		E5 2B		FC6-4 1B			4	1	2	0	0	0	1												
Harvey Kuenn, R OBP: 0.365, SLG: 0.354 (1, 9)	P6		1-3 2B		1-H 2B		FC6-4 1-2			4	0	2	1	0	0	2												
Tito Francona, L OBP: 0.397, SLG: 0.459 (1, 7)	1-3		IBB		4-3				6-3	3	0	0	0	1	0	2												
Vic Power, R OBP: 0.360, SLG: 0.455 (1, 3)		F7	G1-4-6-3 1-2			P3			CS 1B	4	0	1	0	0	0	3												
Woodie Held, R OBP: 0.328, SLG: 0.510 (1, 6)		2B			F9		6-3		K	4	1	1	0	0	1	1												
George Strickland, R OBP: 0.231, SLG: 0.261 (1, 5)		F8			6-3		HR		CS 1-2	4	1	1	1	0	0	1												
Hank Foiles, R OBP: 0.481, SLG: 0.565 (1, 2)		2H 2B			K		F8		L5	4	0	1	1	0	1	0												
Wynn Hawkins, R OBP: 0.111, SLG: 0.167 Johnny Klippstein, R (8, 1)	P3				K		6-3		K	3	0	0	0	0	1	1												
Inning Stats	R: 0 E: 0 K: 0 S: 4	H: 1 LOB: 1 BB: 0 P: 4	R: 1 E: 0 K: 0 S: 5	H: 2 LOB: 1 BB: 0 P: 5	R: 0 E: 0 K: 1 S: 4	H: 2 LOB: 2 BB: 1 P: 8	R: 0 E: 0 K: 1 S: 5	H: 0 LOB: 0 BB: 0 P: 5	R: 1 E: 1 K: 1 S: 7	H: 1 LOB: 1 BB: 0 P: 7	R: 1 E: 0 K: 0 S: 4	H: 1 LOB: 0 BB: 0 P: 4	R: 0 E: 0 K: 1 S: 6	H: 1 LOB: 0 BB: 0 P: 6	R: 0 E: 0 K: 1 S: 5	H: 1 LOB: 0 BB: 0 P: 5	R: 0 E: 0 K: 1 S: 5	H: 0 LOB: 0 BB: 0 P: 5	1B: 3 2B: 5 3B: 0 HR: 1	SF: 0 SAC: 0 DP: 1 HBP: 0	WP: 0 PB: 0 SB: 0 CS: 1	PA: 37						
PITCHER	IP	WLS	BF	H	R	ER	SO	BB	IBB	HBP	BLK	WP	HR	S	P	ERA	WHIP											
Bill Monbouquette, R ERA: 3.45 Mike Fornieles, R ERA: 2.67	(1, 1)	7.0	L	30	8	3	2	3	0	1	0	0	0	1	35	39	2.57	1.143										
(8, 1)	2.0	S	6	1	0	0	0	2	0	0	0	0	0	0	10	10	0.00	0.500										


Batter	1	2	3	4	5	6	7	8	9	AB	R	H	RBI	BB	SO	LOB	BOTTOM											
Pumpsie Green, S OBP: 0.329, SLG: 0.324 (1, 4)	1-3		1B FC3-2 1B		F7		1B SF7 1B		6-3	5	1	2	0	0	0	1	Cleveland Indians @ Boston Red Sox Fenway Park, Boston, MA Thu Jun 09 1960, 3:33 AM EDT Att: 4,002 - Unknown											
Pete Runnels, L OBP: 0.462, SLG: 0.517 (1, 5) (9, 3)	WP FC3-2 BB		FC3-2 BB 1B		6-3		FC4-6 1B			4	1	3	0	1	0	0												
Ted Williams, L OBP: 0.388, SLG: 0.514 (1, 7)	FC3-2 WP 1B		FC3-2 1B BB		4-3		SF7		F8	3	0	1	1	1	0	1												
Marty Keough, L OBP: 0.298, SLG: 0.358 (1, 8)	FC3-2 BB		FC3-2 1B		CS 1B		FC4-6 1-2			3	0	1	0	1	0	4												
Ray Boone, R OBP: 0.306, SLG: 0.143 Vic Wertz, L OBP: 0.336, SLG: 0.439 Tom Brewer, R OBP: 0.333, SLG: 0.350 Frank Malzone, R OBP: 0.317, SLG: 0.381 (1, 3) (1, 3) (8, PR) (9, 5)	FC3-2				CS		K			0	0	0	0	0	0	0												
Gary Geiger, L OBP: 0.299, SLG: 0.327 (1, 9)	L8		6-3		F7				3-1 1B	4	0	0	0	0	0	6												
Don Buddin, R OBP: 0.324, SLG: 0.329 (1, 6)		6-3			2B		FC5-4 BB		P6	3	0	1	0	1	0	2												
Ed Sadowski, R OBP: 0.306, SLG: 0.421 Rip Repulski, R OBP: 0.380, SLG: 0.512 Haywood Sullivan, R OBP: 0.244, SLG: 0.256 (1, 2) (8, PH) (9, 2)	F7		F9		F9		FC5-4		P6	3	0	0	0	0	0	2												
Bill Monbouquette, R OBP: 0.174, SLG: 0.050 Lou Clinton, R OBP: 0.312, SLG: 0.398 Mike Fornieles, R OBP: 0.333, SLG: 0.333 Gene Stephens, L OBP: 0.508, SLG: 0.321 (1, 1) (7, PH) (8, 1) (9, PH)	K		K		K		K		K	2	0	0	0	0	2	1												
Inning Stats	R: 0 E: 0 K: 0 S: 4	H: 1 LOB: 3 BB: 2 P: 12	R: 0 E: 0 K: 1 S: 5	H: 0 LOB: 0 BB: 0 P: 5	R: 1 E: 0 K: 0 S: 5	H: 3 LOB: 2 BB: 1 P: 9	R: 0 E: 0 K: 1 S: 6	H: 1 LOB: 1 BB: 0 P: 6	R: 0 E: 0 K: 1 S: 3	H: 1 LOB: 0 BB: 0 P: 3	R: 0 E: 0 K: 1 S: 5	H: 0 LOB: 1 BB: 1 P: 9	R: 1 E: 0 K: 1 S: 7	H: 2 LOB: 1 BB: 0 P: 7	R: 0 E: 0 K: 0 S: 4	H: 1 LOB: 2 BB: 0 P: 4	R: 0 E: 0 K: 1 S: 6	H: 1 LOB: 1 BB: 0 P: 6	1B: 9 2B: 1 3B: 0 HR: 0	SF: 1 SAC: 0 DP: 0 HBP: 0	WP: 1 PB: 0 SB: 0 CS: 1	PA: 40						
PITCHER	IP	WLS	BF	H	R	ER	SO	BB	IBB	HBP	BLK	WP	HR	S	P	ERA	WHIP											
Wynn Hawkins, R ERA: 4.31 Johnny Klippstein, R ERA: 0.81	(1, 1)	7.0	W	31	8	2	2	4	4	0	0	0	0	0	10	10	2.57	1.714										
(8, 1)	2.0	S	8	2	0	0	1	0	0	0	0	0	0	10	10	0.00	1.000											


Batter	1	2	3	4	5	6	7	8	9	AB	R	H	RBI	BB	SO	LOB	TOP	
Jim Piersall, R (1, 8) OBP: 0.346, SLG: 0.533										4	2	2	0	0	0	1	Cleveland Indians @ New York Yankees Yankee Stadium, Bronx, NY Fri Jun 10 1960, 7:05 PM EDT Att: 46,030 - Unknown - 68 F	
Ken Aspromonte, R (1, 4) OBP: 0.357, SLG: 0.411										4	0	2	1	0	0	1		
Harvey Kuenn, R (1, 9) OBP: 0.373, SLG: 0.370										4	1	3	1	0	0	1		
Tito Francona, L (1, 7) OBP: 0.394, SLG: 0.454										4	0	1	0	0	0	3		
Vic Power, R (1, 3) OBP: 0.357, SLG: 0.456										4	0	1	0	0	0	2		
Woodie Held, R (1, 6) OBP: 0.320, SLG: 0.497										4	0	0	1	0	0	3		
George Strickland, R (1, 5) OBP: 0.207, SLG: 0.231 Johnny Temple, R (9, PH) OBP: 0.317, SLG: 0.293										3	0	0	0	0	1	1		AB 36 R 3 H 10 RBI 3 BB 0 SO 2 LOB 12
Hank Foiles, R (1, 2) OBP: 0.433, SLG: 0.500 Bob Hale, L (9, PH) OBP: 0.333, SLG: 0.263										3	0	0	0	0	0	0		
Bobby Locke, R (1, 1) OBP: 0.667, SLG: 0.750 Dick Stigman, R (5, 1) OBP: 0.286, SLG: 0.167 Chuck Tanner, L (9, PH)										2	0	1	0	0	0	0		
Inning Stats	R: 1 E: 0 K: 0 S: 4	H: 2 LOB: 0 BB: 0 P: 4	R: 0 E: 0 K: 1 S: 5	H: 0 LOB: 0 BB: 0 P: 5	R: 0 E: 0 K: 0 S: 4	H: 1 LOB: 1 BB: 0 P: 4	R: 1 E: 0 K: 0 S: 5	H: 3 LOB: 2 BB: 0 P: 6	R: 0 E: 0 K: 0 S: 3	H: 0 LOB: 0 BB: 0 P: 3	R: 0 E: 0 K: 0 S: 5	H: 2 LOB: 2 BB: 0 P: 5	R: 0 E: 0 K: 1 S: 5	H: 0 LOB: 0 BB: 0 P: 5	1B: 6 2B: 3 3B: 1 HR: 0	SF: 0 SAC: 0 DP: 1 HBP: 0		
PITCHER Art Ditmar, R (1, 1) ERA: 2.87	IP: 9.0 WLS: W BF: 36 H: 10 R: 3 ER: 3 SO: 2 BB: 0 IBB: 0 HBP: 0 BLK: 0 WP: 1 HR: 0 S: 40 P: 40 ERA: 3.00 WHIP: 1.111															PITCHER		

Batter	1	2	3	4	5	6	7	8	9	AB	R	H	RBI	BB	SO	LOB	BOTTOM	
Tony Kubek, L (1, 6) OBP: 0.320, SLG: 0.433										3	1	0	1	1	0	1	Cleveland Indians @ New York Yankees Yankee Stadium, Bronx, NY Fri Jun 10 1960, 7:05 PM EDT Att: 46,030 - Unknown - 68 F	
Hector Lopez, R (1, 7) OBP: 0.379, SLG: 0.471										4	0	1	0	0	0	1		
Mickey Mantle, S (1, 8) OBP: 0.431, SLG: 0.567 Gil McDougald, R (9, 5) OBP: 0.293, SLG: 0.369										3	1	2	2	1	0	0		
Roger Maris, L (1, 9) OBP: 0.394, SLG: 0.728										4	0	1	0	0	0	2		
Yogi Berra, L (1, 2) OBP: 0.400, SLG: 0.486										4	0	1	0	0	0	2		
Bill Skowron, R (1, 3) OBP: 0.325, SLG: 0.495										4	0	1	0	0	0	1		
Bobby Richardson, R (1, 4) OBP: 0.269, SLG: 0.277										3	1	1	0	1	0	1		AB 30 R 4 H 9 RBI 4 BB 4 SO 2 LOB 11
Clete Boyer, R (1, 5) OBP: 0.286, SLG: 0.300									2	1	1	1	1	1	0			
Art Ditmar, R (1, 1) OBP: 0.150, SLG: 0.200										3	0	1	0	0	1	3		
Inning Stats	R: 0 E: 0 K: 0 S: 3	H: 0 LOB: 0 BB: 0 P: 3	R: 3 E: 0 K: 0 S: 6	H: 4 LOB: 1 BB: 1 P: 10	R: 0 E: 0 K: 0 S: 4	H: 2 LOB: 2 BB: 1 P: 8	R: 0 E: 0 K: 1 S: 5	H: 0 LOB: 0 BB: 0 P: 5	R: 0 E: 0 K: 1 S: 5	H: 0 LOB: 0 BB: 0 P: 5	R: 1 E: 0 K: 0 S: 5	H: 2 LOB: 1 BB: 0 P: 5	1B: 7 2B: 3 3B: 0 HR: 1	SF: 0 SAC: 0 DP: 3 HBP: 0	WP: 0 PA: 34			
PITCHER Bobby Locke, R (1, 1) ERA: 1.32 Dick Stigman, L (5, 1) ERA: 3.82	IP: 4.2 WLS: L BF: 13 H: 3 R: 1 ER: 1 SO: 2 BB: 0 IBB: 0 HBP: 0 BLK: 0 WP: 0 HR: 1 S: 17 P: 17 ERA: 2.70 WHIP: 0.900															PITCHER		

Batter	1	2	3	4	5	6	7	8	9	AB	R	H	RBI	BB	SO	LOB	TOP				
Mary Breeding, R OBP: 0.343, SLG: 0.356 (1, 4)	F3			F4	F2			F8		4	0	0	0	0	0	2	<p>Baltimore Orioles @ Cleveland Indians Cleveland Municipal Stadium, Cleveland, OH</p> <p>Wed Jun 15 1960, 7:05 PM EDT Unknown</p> <p>livebaseballscorecards.com</p> <p>AB 32 R 2 H 6 RBI 1 BB 3 SO 2 LOB 15</p> 				
Al Pilarcik, L OBP: 0.319, SLG: 0.360 (1, 9)	G3-6-3 1B			L3				3-1		4	0	1	0	0	0	0					
Gene Woodling, L OBP: 0.443, SLG: 0.499 Dave Nicholson, R OBP: 0.148, SLG: 0.042 (6, PR) (8, 7)	G3-6-3 1-2							F6	FC6-4 BB	3	0	1	0	1	0	1					
Ron Hansen, R OBP: 0.358, SLG: 0.459 (1, 6)		F3		F6				6-3	FC6-4 BB 1-2	4	0	0	0	0	0	2					
Clint Courtney, L OBP: 0.324, SLG: 0.239 (1, 2)		F9						F9	1B BB	2	1	0	0	2	0	0					
Brooks Robinson, R OBP: 0.308, SLG: 0.369 (1, 5)				5-3	SH1-3 BB 1-2			F3	F3	3	1	1	0	0	0	1					
Bob Boyd, L OBP: 0.300, SLG: 0.333 (1, 3)				4-3	E 1B 2-H			F6	1B	4	0	2	1	0	0	1					
Jim Busby, R OBP: 0.500, SLG: 0.400 (1, 8)				F9	E4 1-2			F6	F6	4	0	1	0	0	0	3					
Steve Barber, L OBP: 0.162, SLG: 0.087 Jim Gentile, L OBP: 0.497, SLG: 0.570 Billy Hoelt, L OBP: 0.275, SLG: 0.198 Gus Triandos, R OBP: 0.375, SLG: 0.198 Arnie Portocarrero, R OBP: 0.370, SLG: 0.714 (1, 1) (5, PR) (5, 1) (7, PR) (7, 1) (9, PR)				4-3	K 1-3 2-H			5-3	K	1	0	0	0	0	0	2					
Inning Stats	R: 0 E: 0 K: 0 S: 3	H: 1 LOB: 0 BB: 0 P: 3	R: 0 E: 0 K: 0 S: 3	H: 0 LOB: 0 BB: 0 P: 3	R: 0 E: 0 K: 0 S: 3	H: 0 LOB: 0 BB: 0 P: 3	R: 0 E: 0 K: 0 S: 4	H: 1 LOB: 1 BB: 0 P: 4	R: 1 E: 1 K: 1 S: 7	H: 1 LOB: 2 BB: 1 P: 11	R: 0 E: 0 K: 0 S: 3	H: 0 LOB: 0 BB: 0 P: 3	R: 1 E: 1 K: 0 S: 5	H: 2 LOB: 1 BB: 0 P: 5	R: 0 E: 0 K: 0 S: 3	H: 0 LOB: 1 BB: 1 P: 7		R: 0 E: 0 K: 1 S: 6	H: 1 LOB: 2 BB: 1 P: 10	1B: 6 2B: 0 3B: 0 HR: 0	SF: 0 SAC: 1 DP: 1 HBP: 0
PITCHER Jim Perry, R ERA: 2.63 (1, 1)	IP: 9.0 WLS: W BF: 36 H: 6 R: 2 ER: 1 SO: 2 BB: 3 IBB: 0 HBP: 0 BLK: 0 WP: 0 HR: 0 S: 37 P: 49 ERA: 1.00 WHIP: 1.000																				

Batter	1	2	3	4	5	6	7	8	9	AB	R	H	RBI	BB	SO	LOB	BOTTOM		
Johnny Temple, R OBP: 0.329, SLG: 0.304 Bubba Phillips, R OBP: 0.292, SLG: 0.325 (1, 5) (8, 5)	1B 3B BB	6-3		1B 2B BB				G3		2	2	0	0	3	0	1	<p>Baltimore Orioles @ Cleveland Indians Cleveland Municipal Stadium, Cleveland, OH</p> <p>Wed Jun 15 1960, 7:05 PM EDT Unknown</p> <p>livebaseballscorecards.com</p> <p>AB 35 R 10 H 11 RBI 9 BB 9 SO 2 LOB 21</p> 		
Ken Aspromonte, R OBP: 0.370, SLG: 0.408 George Strickland, R OBP: 0.207, SLG: 0.231 (1, 4) (9, 4)	L6-3 1-2 1B			2B 1-2 1B			F7	E6 1B		4	1	2	0	1	0	1			
Harvey Kuenn, R OBP: 0.355, SLG: 0.352 (1, 9)	L6-3 1-2	F9		K			F3	F3		5	0	0	0	0	1	7			
Jim Piersall, R OBP: 0.358, SLG: 0.546 (1, 8)	WP 2H 3B			2-3 BB 1-3 2H	2B		6-3	HR 2H 1B		4	2	3	3	1	0	1			
Vic Power, R OBP: 0.357, SLG: 0.444 (1, 3)	WP HR BB			2-3 1-2	F6		F7	F9		4	1	0	0	1	0	4			
John Romano, R OBP: 0.319, SLG: 0.476 (1, 2)	HR 1-H 3-H			5-3	K		6-3	HR		5	2	2	4	0	1	1			
Tito Francona, L OBP: 0.406, SLG: 0.448 (1, 7)	BB			HBP	G3		HR 1B	2B BB		2	1	1	0	2	0	0			
Woodie Held, R OBP: 0.323, SLG: 0.503 (1, 6)	F9			4-3			FC6-4 BB 1-H	2B		4	1	2	2	1	0	3			
Jim Perry, S OBP: 0.300, SLG: 0.333 (1, 1)		F3		F8	FC6-4 BB 1-2		1B	G3		5	0	1	0	0	0	3			
Inning Stats	R: 4 E: 0 K: 0 S: 5	H: 3 LOB: 1 BB: 3 P: 17	R: 0 E: 0 K: 0 S: 3	H: 0 LOB: 1 BB: 1 P: 7	R: 0 E: 0 K: 0 S: 3	H: 0 LOB: 2 BB: 1 P: 8	R: 1 E: 0 K: 1 S: 7	H: 2 LOB: 1 BB: 1 P: 11	R: 0 E: 0 K: 1 S: 5	H: 0 LOB: 1 BB: 1 P: 9	R: 0 E: 0 K: 0 S: 3	H: 0 LOB: 1 BB: 1 P: 7	R: 2 E: 0 K: 0 S: 6	H: 3 LOB: 1 BB: 0 P: 6	R: 3 E: 1 K: 0 S: 7	H: 3 LOB: 2 BB: 1 P: 11		1B: 5 2B: 3 3B: 1 HR: 3	SF: 0 SAC: 0 DP: 1 HBP: 1
PITCHER Steve Barber, L ERA: 3.0 Billy Hoelt, L ERA: Arnie Portocarrero, R ERA: 4.43 (1, 1) (5, 1) (7, 1)	IP: 4.0 WLS: L BF: 23 H: 5 R: 5 ER: 5 SO: 1 BB: 6 IBB: 0 HBP: 1 BLK: 0 WP: 1 HR: 1 S: 18 P: 43 ERA: 11.25 WHIP: 2.750																		

Batter	1	2	3	4	5	6	7	8	9	AB	R	H	RBI	BB	SO	LOB	TOP					
Mary Breeding, R OBP: 0.347, SLG: 0.361 (1, 4)	F7		1-3		FC6-2 HR		HR	E 1B 2B	BB HBP BB	5	3	2	1	1	0	3	<p>Baltimore Orioles @ Cleveland Indians Cleveland Municipal Stadium, Cleveland, OH</p> <p>Wed Jun 15 1960, 7:05 PM EDT Att: 17,876 - Unknown</p> <p>livebaseballscorecards.com</p> <p>AB 39 R 13 H 13 RBI 12 BB 8 SO 5 LOB 25</p> 					
Al Pilarcik, L OBP: 0.320, SLG: 0.383 (1, 9)	F8		4-3		HR		F4	E4 1B	BB HBP	5	2	1	3	0	0	3						
Bob Boyd, L OBP: 0.333, SLG: 0.389 (1, 3)					3-1		F5	1B SF8 1B	K	6	1	3	1	0	1	3						
Gus Triandos, R OBP: 0.307, SLG: 0.266 (1, 2)	F7				F4		G4-6-3 1B	HR	1B 2B 1B	5	2	3	3	1	0	2						
Ron Hansen, R OBP: 0.348, SLG: 0.448 (1, 6)		F6			K		G4-6-3 1B	K	SF8	5	0	0	1	0	3	5						
Brooks Robinson, R OBP: 0.315, SLG: 0.371 (1, 5)		F6			F8		BB E 1B			4	2	2	0	1	0	1						
Jim Busby, R OBP: 0.545, SLG: 0.667 (1, 8)		6-3			FC5 3-1 FC6-2 BB		FC5 BB	E4 2B		4	1	2	2	1	0	1						
Dave Nicholson, R OBP: 0.207, SLG: 0.042 (6, PH)					1-3 BB		FC6-2 3-1 HR BB			0	1	0	0	2	0	0						
Gene Woodling, L OBP: 0.447, SLG: 0.406 (6, PH)					1-2 HR BB		1-2 2-3 BB			1	1	0	0	2	0	1						
Jackie Brandt, R OBP: 0.390, SLG: 0.475 (8, 7)					1-2 2-3 BB		F8			0	0	0	0	0	0	0						
Hal Brown, R OBP: 0.318, SLG: 0.263 (1, 1)					F4		3-1			1	0	0	0	0	0	1						
Jim Gentile, L OBP: 0.464, SLG: 0.566 (5, PH)					F4		3-1			1	0	0	0	0	0	2						
Gordon Jones, R OBP: 0.667, SLG: 0.667 (5, 1)							F5			0	0	0	0	0	0	0						
Clint Courtney, L OBP: 0.321, SLG: 0.236 (6, PH)					1-2 2-3			SF8		1	0	0	0	0	0	3						
Hoyt Wilhelm, R OBP: 0.093, SLG: 0.045 (6, 1)								1-2 3-H		1	0	0	1	0	1	0						
Inning Stats	R: 0 E: 0 K: 0 S: 4	H: 1 LOB: 1 BB: 0 P: 4	R: 0 E: 0 K: 0 S: 3	H: 0 LOB: 0 BB: 0 P: 3	R: 0 E: 0 K: 0 S: 3	H: 0 LOB: 1 BB: 1 P: 7	R: 0 E: 0 K: 1 S: 6	H: 1 LOB: 1 BB: 0 P: 6	R: 3 E: 0 K: 0 S: 4	H: 1 LOB: 0 BB: 2 P: 12	R: 0 E: 1 K: 0 S: 5	H: 2 LOB: 3 BB: 1 P: 9	R: 2 E: 0 K: 1 S: 7	H: 2 LOB: 0 BB: 0 P: 7	R: 8 E: 2 K: 0 S: 10	H: 6 LOB: 1 BB: 2 P: 18	R: 0 E: 0 K: 3 S: 9	H: 0 LOB: 3 BB: 2 P: 18	1B: 7 2B: 4 3B: 0 HR: 2	SF: 2 SAC: 0 DP: 1 HBP: 1	WP: 0 PB: 1 SB: 1 CS: 0	PA: 50
PITCHER	IP WLS BF H R ER SO BB IBB HBP BLK WP HR S P ERA WHIP																					
Bobby Locke, R ERA: 2.33 (1, 1)	5.2		26	5	3	3	1	4	0	0	0	0	0	0	1	24	40	4.76	1.588			
Mudcat Grant, R ERA: 3.99 (6, 1)	1.2	L	13	5	8	6	1	1	1	0	0	0	0	1	13	21	32.40	3.600				
John Briggs, R ERA: 1.62 (8, 1)	0.2		5	3	2	0	0	0	0	0	0	0	0	0	5	5	0.00	4.500				
Mike Lee, L ERA: 4.5 (9, 1)	1.0		6	0	0	0	3	2	0	1	0	0	0	0	9	18	0.00	2.000				

Batter	1	2	3	4	5	6	7	8	9	AB	R	H	RBI	BB	SO	LOB	BOTTOM						
Marty Keough, L OBP: 0.298, SLG: 0.351 (1, 9)	FC6-4 1B	1B SF7 1B		K			K		F8	5	1	2	1	0	2	2	<p>Baltimore Orioles @ Cleveland Indians Cleveland Municipal Stadium, Cleveland, OH</p> <p>Wed Jun 15 1960, 7:05 PM EDT Att: 17,876 - Unknown</p> <p>livebaseballscorecards.com</p> <p>AB 35 R 5 H 10 RBI 5 BB 2 SO 6 LOB 12</p> 						
Ken Aspromonte, R OBP: 0.363, SLG: 0.398 (1, 4)	F9	SF7 1B		F7			K		F2	5	0	1	0	0	1	3							
Tito Francona, L OBP: 0.396, SLG: 0.438 (1, 7)	FC6-4 2B	SF7		F8			G3		K	4	1	0	1	0	1	2							
Jim Piersall, R OBP: 0.356, SLG: 0.545 (1, 8)	1-H 2B	F9		F8			F8		F8	4	0	1	1	0	0	1							
Vic Power, R OBP: 0.355, SLG: 0.437 (1, 3)	4-3			K			F8		F8	3	0	0	0	1	1	1							
John Romano, R OBP: 0.326, SLG: 0.488 (1, 2)		2B 2B		6-3			L5		BB 1B	4	1	2	0	0	0	1							
Woodie Held, R OBP: 0.327, SLG: 0.506 (1, 6)		2H 2B		6-3			K		1B BB	3	1	1	1	1	1	0							
Bubba Phillips, R OBP: 0.291, SLG: 0.323 (1, 5)		2H 1B		1-3			5-3		F2	4	1	1	1	0	0	2							
Bobby Locke, R OBP: 0.714, SLG: 0.800 (1, 1)		SH3-4 1B					F8			1	0	1	0	0	0	0							
Mudcat Grant, R OBP: 0.182, SLG: 0.182 (6, 1)		SH3-4								1	0	0	0	0	0	0							
John Briggs, R OBP: 0.333, SLG: 0.333 (8, 1)										0	0	0	0	0	0	0							
Mike Lee, L (9, 1)										0	0	0	0	0	0	0							
Bob Hale, L OBP: 0.333, SLG: 0.286 (8, PH)		1-2							1B	1	0	1	0	0	0	0							
Inning Stats	R: 1 E: 0 K: 0 S: 5	H: 2 LOB: 1 BB: 0 P: 5	R: 4 E: 0 K: 0 S: 8	H: 5 LOB: 0 BB: 0 P: 8	R: 0 E: 0 K: 1 S: 5	H: 0 LOB: 0 BB: 0 P: 5	R: 0 E: 0 K: 1 S: 6	H: 1 LOB: 1 BB: 0 P: 6	R: 0 E: 0 K: 0 S: 3	H: 0 LOB: 1 BB: 1 P: 7	R: 0 E: 0 K: 1 S: 5	H: 0 LOB: 0 BB: 0 P: 5	R: 0 E: 0 K: 2 S: 7	H: 0 LOB: 0 BB: 0 P: 7	R: 0 E: 0 K: 0 S: 4	H: 1 LOB: 2 BB: 1 P: 8		R: 0 E: 0 K: 1 S: 6	H: 1 LOB: 1 BB: 0 P: 6	1B: 7 2B: 3 3B: 0 HR: 0	SF: 1 SAC: 1 DP: 0 HBP: 0	WP: 0 PB: 0 SB: 0 CS: 0	PA: 39
PITCHER	IP WLS BF H R ER SO BB IBB HBP BLK WP HR S P ERA WHIP																						
Hal Brown, R ERA: 4.01 (1, 1)	4.0		20	8	5	5	2	0	0	0	0	0	0	0	24	24	11.25	2.000					
Gordon Jones, R ERA: 5.08 (5, 1)	1.0		4	0	0	0	0	1	0	0	0	0	0	3	7	0.00	1.000						
Hoyt Wilhelm, R ERA: 4.7 (6, 1)	4.0	W	15	2	0	0	4	1	0	0	0	0	0	22	26	0.00	0.750						

Batter	1	2	3	4	5	6	7	8	9	AB	R	H	RBI	BB	SO	LOB	TOP			
Willie Tasby, R (1, 8) OBP: 0.356, SLG: 0.286										2	1	0	0	3	0	1	Boston Red Sox @ Cleveland Indians Cleveland Municipal Stadium, Cleveland, OH Sat Jun 18 1960, 3:33 AM EDT Att: 5,268 - Unknown livebaseballscorecards.com			
Pete Runnels, L (1, 4) OBP: 0.434, SLG: 0.466										4	0	0	0	0	0	6				
Frank Malzone, R (1, 5) OBP: 0.311, SLG: 0.367										4	0	0	0	0	0	5				
Ray Boone, R (1, 3) OBP: 0.327, SLG: 0.256										2	0	0	0	2	1	0				
Rip Repulski, R (1, 7) OBP: 0.333, SLG: 0.457										3	0	0	1	0	1	1				
Carroll Hardy, R (1, 9) OBP: 0.148, SLG: 0.120										4	0	0	0	0	2	3				
Don Buddin, R (1, 6) OBP: 0.332, SLG: 0.348										3	0	0	0	0	1	0				
Bobby Thomson, R (9, PH) OBP: 0.331, SLG: 0.454										3	0	1	0	1	0	1				
Pumpsie Green, S (9, PR) OBP: 0.330, SLG: 0.316										1	0	0	0	0	0	0				
Ed Sadowski, R (1, 2) OBP: 0.309, SLG: 0.361										0	0	0	0	0	0	0				
Ike Delock, R (1, 1) OBP: 0.463, SLG: 0.750										1	0	0	0	0	0	0				
Mike Fomiele, R (8, 1) OBP: 0.329, SLG: 0.313										0	0	0	0	0	0	0				
Ted Williams, L (9, PH) OBP: 0.463, SLG: 0.750										1	0	0	0	0	1	1				
Inning Stats	R: 1 E: 1 K: 1 S: 6	H: 0 LOB: 2 BB: 2 P: 14	R: 0 E: 0 K: 1 S: 6	H: 1 LOB: 2 BB: 1 P: 10	R: 0 E: 0 K: 1 S: 5	H: 0 LOB: 0 BB: 0 P: 5	R: 0 E: 0 K: 0 S: 3	H: 0 LOB: 0 BB: 0 P: 3	R: 0 E: 0 K: 0 S: 3	H: 0 LOB: 1 BB: 1 P: 11	R: 0 E: 0 K: 0 S: 4	H: 0 LOB: 3 BB: 2 P: 12	R: 0 E: 0 K: 1 S: 3	H: 0 LOB: 0 BB: 0 P: 3	R: 0 E: 0 K: 1 S: 5	H: 0 LOB: 1 BB: 1 P: 9	1B: 1 2B: 0 3B: 0 HR: 0	SF: 1 SAC: 2 DP: 0 HBP: 0	WP: 0 PB: 0 SB: 0 CS: 0	PA: 37
PITCHER	IP	WLS	BF	H	R	ER	SO	BB	IBB	HBP	BLK	WP	HR	S	P	ERA	WHIP			
Dick Stigman, L (1, 1) ERA: 3.95	7.0		30	1	1	0	5	6	0	0	0	0	0	34	58	0.00	1.000			
Ted Bowsfield, L (8, 1) ERA: 4.2	0.0	W	0	0	0	0	0	0	0	0	0	0	0	0	0	∞	∞			

Batter	1	2	3	4	5	6	7	8	9	AB	R	H	RBI	BB	SO	LOB	BOTTOM			
Harvey Kuenn, R (1, 5) OBP: 0.352, SLG: 0.351										4	1	1	0	0	0	1	Boston Red Sox @ Cleveland Indians Cleveland Municipal Stadium, Cleveland, OH Sat Jun 18 1960, 3:33 AM EDT Att: 5,268 - Unknown livebaseballscorecards.com			
Ken Aspromonte, R (1, 4) OBP: 0.373, SLG: 0.398										2	0	1	1	2	0	1				
Marty Keough, L (1, 9) OBP: 0.300, SLG: 0.339										2	0	1	0	2	0	2				
John Romano, R (1, 2) OBP: 0.324, SLG: 0.490										4	0	1	0	0	0	6				
Hank Folles, R (9, PR) OBP: 0.444, SLG: 0.500										0	1	0	0	0	0	0				
Jim Piersall, R (1, 8) OBP: 0.347, SLG: 0.517										3	0	1	0	1	0	4				
Vic Power, R (1, 3) OBP: 0.338, SLG: 0.414										3	0	0	0	0	0	1				
Tito Francona, L (1, 7) OBP: 0.393, SLG: 0.430										3	0	1	0	1	0	0				
Woodie Held, R (1, 6) OBP: 0.315, SLG: 0.486										3	0	0	0	0	0	1				
Bob Hate, L (8, PH) OBP: 0.296, SLG: 0.261										0	0	0	1	0	0	0				
George Strickland, R (9, 6) OBP: 0.226, SLG: 0.222										0	0	0	0	0	0	0				
Dick Stigman, R (1, 1) OBP: 0.222, SLG: 0.125										2	0	0	0	0	1	0				
Johnny Temple, R (7, PH) OBP: 0.329, SLG: 0.313										1	0	1	0	0	0	0				
Mudcat Grant, R (7, PR) OBP: 0.182, SLG: 0.182										0	0	0	0	0	0	0				
Ted Bowsfield, R (8, 1) OBP: 0.143, SLG: 0.143										1	0	0	0	0	0	2				
Inning Stats	R: 0 E: 0 K: 0 S: 4	H: 1 LOB: 2 BB: 1 P: 8	R: 0 E: 0 K: 0 S: 3	H: 0 LOB: 0 BB: 0 P: 3	R: 0 E: 0 K: 1 S: 5	H: 0 LOB: 2 BB: 2 P: 13	R: 0 E: 0 K: 0 S: 4	H: 2 LOB: 1 BB: 0 P: 4	R: 1 E: 0 K: 0 S: 5	H: 2 LOB: 2 BB: 1 P: 9	R: 0 E: 0 K: 0 S: 3	H: 0 LOB: 0 BB: 0 P: 3	R: 0 E: 0 K: 0 S: 4	H: 1 LOB: 2 BB: 0 P: 4	R: 1 E: 0 K: 0 S: 4	H: 1 LOB: 2 BB: 2 P: 12	1B: 4 2B: 3 3B: 0 HR: 0	SF: 1 SAC: 1 DP: 1 HBP: 0	WP: 0 PB: 0 SB: 0 CS: 0	PA: 36
PITCHER	IP	WLS	BF	H	R	ER	SO	BB	IBB	HBP	BLK	WP	HR	S	P	ERA	WHIP			
Ike Delock, R (1, 1) ERA: 6.19	7.0	L	32	7	2	2	1	5	0	0	0	0	0	29	49	2.57	1.714			
Mike Fomiele, R (8, 1) ERA: 2.31	1.0		4	0	0	0	0	0	1	0	0	0	0	3	7	0.00	0.000			


Batter	1	2	3	4	5	6	7	8	9	AB	R	H	RBI	BB	SO	LOB	TOP					
Willie Tasby, R OBP: 0.352, SLG: 0.275 (1, 8)	F8		F8	FC4-6			F2		SH5-3 2B BB	4	0	0	0	1	0	3	Boston Red Sox @ Cleveland Indians Cleveland Municipal Stadium, Cleveland, OH Sun Jun 19 1960, 3:33 AM EDT Unknown					
Pete Runnels, L OBP: 0.431, SLG: 0.462 (1, 4) (7, 3)	4-3		1-3		F7		HR 1B		SH5-3	4	1	1	0	0	0	0						
Ted Williams, L OBP: 0.464, SLG: 0.778 Pumpsie Green, S OBP: 0.337, SLG: 0.338 (1, 7) (7, 4)	F8			BB	3-1		HR			3	1	1	3	1	0	0						
Vic Wertz, L OBP: 0.313, SLG: 0.402 Lou Clinton, R OBP: 0.300, SLG: 0.378 (1, 3) (7, 9)		1B 1B 1B	F7		F7		L4		F8	4	1	1	0	0	0	1						
Frank Matzone, R OBP: 0.318, SLG: 0.390 (1, 5)		1B 1B 1B		HR		3-1 1B	3-1			4	2	3	1	0	0	0						
Russ Nixon, L OBP: 0.305, SLG: 0.326 (1, 2)		G6-4-3 1B		BB 1B		1-3		L4		4	0	2	0	0	0	1						
Gary Geiger, L OBP: 0.299, SLG: 0.347 (1, 9) (7, 7)		G6-4-3 1B		K		3-1		HR		4	1	2	2	0	1	2						
Don Buddin, R OBP: 0.330, SLG: 0.342 (1, 6)		G6-4-3		FC4-6 BB		F8		P6		3	0	0	0	1	0	3						
Bill Monbouquette, R OBP: 0.200, SLG: 0.040 (1, 1)		K		F2			HR 1B BB		4-3	3	1	0	0	1	1	3						
Inning Stats	R: 0 E: 0 K: 0 S: 3	H: 0 LOB: 0 BB: 0 P: 3	R: 2 E: 0 K: 1 S: 8	H: 4 LOB: 1 BB: 0 P: 8	R: 0 E: 0 K: 0 S: 3	H: 0 LOB: 1 BB: 1 P: 7	R: 1 E: 0 K: 1 S: 7	H: 2 LOB: 2 BB: 1 P: 11	R: 0 E: 0 K: 0 S: 4	H: 1 LOB: 1 BB: 0 P: 4	R: 3 E: 0 K: 0 S: 5	H: 2 LOB: 1 BB: 1 P: 9	R: 1 E: 0 K: 0 S: 4	H: 1 LOB: 0 BB: 0 P: 4	R: 0 E: 0 K: 0 S: 3	H: 1 LOB: 1 BB: 1 P: 7		1B: 7 2B: 1 3B: 0 HR: 3	SF: 0 SAC: 1 DP: 1 HBP: 0	WP: 0 PB: 0 SB: 0 CS: 0	PA: 40	
PITCHER	IP WLS BF H R ER SO BB IBB HBP BLK WP HR S P ERA WHIP	IP WLS BF H R ER SO BB IBB HBP BLK WP HR S P ERA WHIP	IP WLS BF H R ER SO BB IBB HBP BLK WP HR S P ERA WHIP	IP WLS BF H R ER SO BB IBB HBP BLK WP HR S P ERA WHIP	IP WLS BF H R ER SO BB IBB HBP BLK WP HR S P ERA WHIP	IP WLS BF H R ER SO BB IBB HBP BLK WP HR S P ERA WHIP	IP WLS BF H R ER SO BB IBB HBP BLK WP HR S P ERA WHIP	IP WLS BF H R ER SO BB IBB HBP BLK WP HR S P ERA WHIP	IP WLS BF H R ER SO BB IBB HBP BLK WP HR S P ERA WHIP	IP WLS BF H R ER SO BB IBB HBP BLK WP HR S P ERA WHIP	IP WLS BF H R ER SO BB IBB HBP BLK WP HR S P ERA WHIP	IP WLS BF H R ER SO BB IBB HBP BLK WP HR S P ERA WHIP	IP WLS BF H R ER SO BB IBB HBP BLK WP HR S P ERA WHIP	IP WLS BF H R ER SO BB IBB HBP BLK WP HR S P ERA WHIP	IP WLS BF H R ER SO BB IBB HBP BLK WP HR S P ERA WHIP	IP WLS BF H R ER SO BB IBB HBP BLK WP HR S P ERA WHIP	IP WLS BF H R ER SO BB IBB HBP BLK WP HR S P ERA WHIP	IP WLS BF H R ER SO BB IBB HBP BLK WP HR S P ERA WHIP	IP WLS BF H R ER SO BB IBB HBP BLK WP HR S P ERA WHIP	IP WLS BF H R ER SO BB IBB HBP BLK WP HR S P ERA WHIP	IP WLS BF H R ER SO BB IBB HBP BLK WP HR S P ERA WHIP	
Jim Perry, R ERA: 3.01 (1, 1)	7.0 L 32 9 6 6 2 3 0 0 0 0 0 2 33 45 7.71 1.714	1.0 L 4 1 1 1 0 0 0 0 0 0 1 4 4 9.00 1.000	1.0 L 4 1 0 0 0 1 0 0 0 0 0 3 7 0.00 2.000																			
John Briggs, R ERA: 2.04 (8, 1)																						
Mike Lee, L ERA: 3.6 (9, 1)																						


AB	35
R	7
H	11
RBI	6
BB	4
SO	2
LOB	14



Batter	1	2	3	4	5	6	7	8	9	AB	R	H	RBI	BB	SO	LOB	BOTTOM				
Harvey Kuenn, R OBP: 0.353, SLG: 0.352 (1, 5) (7, 9)	HBP 1B		F9				L4		F9	5	0	2	0	0	0	1	Boston Red Sox @ Cleveland Indians Cleveland Municipal Stadium, Cleveland, OH Sun Jun 19 1960, 3:33 AM EDT Unknown				
Ken Aspromonte, R OBP: 0.369, SLG: 0.388 (1, 4)	P4		3-1		F9		BB			3	0	0	0	1	0	2					
Marty Keough, L OBP: 0.306, SLG: 0.333 (1, 9) (7, 8)				BB 1B BB		F7	K			2	1	0	0	1	1	2					
John Romano, R OBP: 0.313, SLG: 0.471 (1, 2)	P3			F7		6-3		5-3		4	0	0	0	0	0	3					
Jim Piersall, R OBP: 0.352, SLG: 0.517 Bubba Phillips, R OBP: 0.296, SLG: 0.323 (1, 8) (6, PR) (7, 5)	K			1B BB		E 1B		BB		2	0	1	0	1	1	2					
Tito Francona, L OBP: 0.390, SLG: 0.426 (1, 7)		F5		G5-4-3 1B		E6		K		4	0	1	1	0	1	2					
Vic Power, R OBP: 0.332, SLG: 0.405 (1, 3) (8, 6)	P3		G5-4-3		3-1			F8		4	0	0	0	0	0	5					
Woodie Held, R OBP: 0.372, SLG: 0.451 Johnny Temple, R OBP: 0.337, SLG: 0.333 George Strickland, R OBP: 0.328, SLG: 0.322 John Briggs, R OBP: 0.333, SLG: 0.333 Mike Lee, L OBP: 0.300, SLG: 0.300 (1, 6) (7, PH) (7, PH) (8, 1) (9, 1) (9, PH)	F8				F8		BB BB		5-3	2	0	0	0	0	0	0					
Jim Perry, S OBP: 0.281, SLG: 0.313 Bob Hale, L OBP: 0.276, SLG: 0.240 (1, 1) (7, PH) (8, 3)			K		G3		F9		4-3	2	0	0	0	0	1	0					
Inning Stats	R: 0 E: 0 K: 1 S: 6	H: 1 LOB: 2 BB: 0 P: 7	R: 0 E: 0 K: 0 S: 3	H: 0 LOB: 0 BB: 0 P: 3	R: 0 E: 0 K: 1 S: 5	H: 0 LOB: 0 BB: 0 P: 5	R: 1 E: 0 K: 0 S: 3	H: 1 LOB: 1 BB: 2 P: 11	R: 0 E: 0 K: 0 S: 4	H: 1 LOB: 1 BB: 0 P: 4	R: 0 E: 1 K: 0 S: 5	H: 0 LOB: 2 BB: 0 P: 5	R: 0 E: 0 K: 1 S: 5	H: 0 LOB: 1 BB: 1 P: 9	R: 0 E: 0 K: 0 S: 3	H: 0 LOB: 0 BB: 0 P: 3		1B: 4 2B: 0 3B: 0 HR: 0	SF: 0 SAC: 0 DP: 1 HBP: 1	WP: 0 PB: 0 SB: 0 CS: 0	PA: 37
PITCHER	IP WLS BF H R ER SO BB IBB HBP BLK WP HR S P ERA WHIP	IP WLS BF H R ER SO BB IBB HBP BLK WP HR S P ERA WHIP	IP WLS BF H R ER SO BB IBB HBP BLK WP HR S P ERA WHIP	IP WLS BF H R ER SO BB IBB HBP BLK WP HR S P ERA WHIP	IP WLS BF H R ER SO BB IBB HBP BLK WP HR S P ERA WHIP	IP WLS BF H R ER SO BB IBB HBP BLK WP HR S P ERA WHIP	IP WLS BF H R ER SO BB IBB HBP BLK WP HR S P ERA WHIP	IP WLS BF H R ER SO BB IBB HBP BLK WP HR S P ERA WHIP	IP WLS BF H R ER SO BB IBB HBP BLK WP HR S P ERA WHIP	IP WLS BF H R ER SO BB IBB HBP BLK WP HR S P ERA WHIP	IP WLS BF H R ER SO BB IBB HBP BLK WP HR S P ERA WHIP	IP WLS BF H R ER SO BB IBB HBP BLK WP HR S P ERA WHIP	IP WLS BF H R ER SO BB IBB HBP BLK WP HR S P ERA WHIP	IP WLS BF H R ER SO BB IBB HBP BLK WP HR S P ERA WHIP	IP WLS BF H R ER SO BB IBB HBP BLK WP HR S P ERA WHIP	IP WLS BF H R ER SO BB IBB HBP BLK WP HR S P ERA WHIP	IP WLS BF H R ER SO BB IBB HBP BLK WP HR S P ERA WHIP	IP WLS BF H R ER SO BB IBB HBP BLK WP HR S P ERA WHIP	IP WLS BF H R ER SO BB IBB HBP BLK WP HR S P ERA WHIP	IP WLS BF H R ER SO BB IBB HBP BLK WP HR S P ERA WHIP	IP WLS BF H R ER SO BB IBB HBP BLK WP HR S P ERA WHIP
Bill Monbouquette, R ERA: 3.07 (1, 1)	9.0 W 37 4 1 1 4 5 0 1 0 0 0 0 39 60 1.00 1.000																				

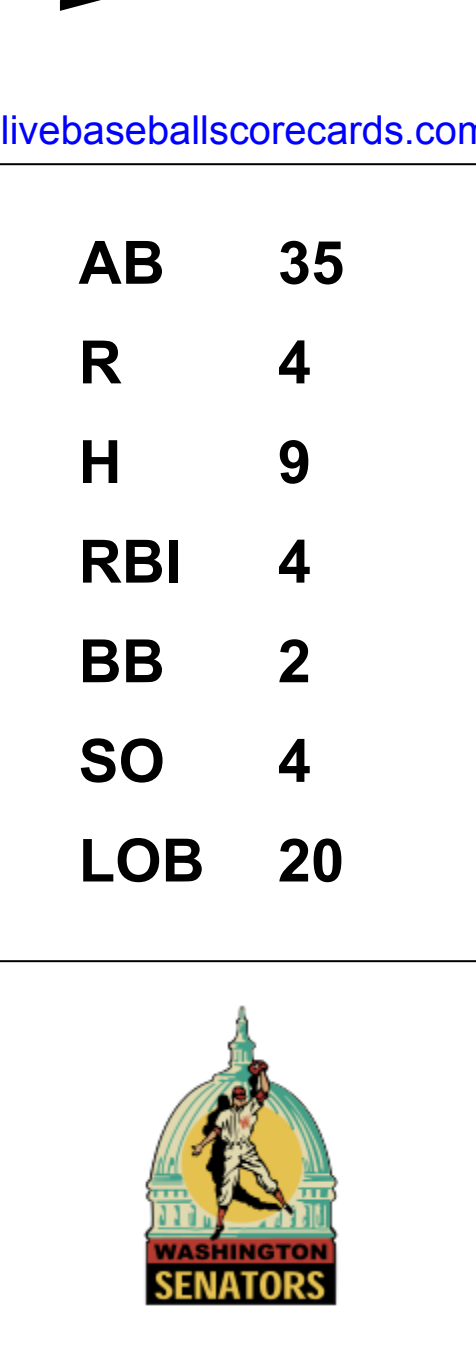


Batter	1	2	3	4	5	6	7	8	9	AB	R	H	RBI	BB	SO	LOB	TOP								
Willie Tasby, R OBP: 0.353, SLG: 0.268 (1, 8)	0-0 6-3		0-0 F7		4-0 1B BB		4-0 1-2 BB		0-0 5-3	3	0	0	0	2	0	0	Boston Red Sox @ Cleveland Indians Cleveland Municipal Stadium, Cleveland, OH Sun Jun 19 1960, 3:38 AM EDT Att: 21,279 - Unknown AB 34 R 3 H 8 RBI 3 BB 5 SO 5 LOB 16 								
Pete Runnels, L OBP: 0.426, SLG: 0.454 (1, 4) (9, 3)	0-0 6-3			4-0 2-3 3B BB	0-0 F7		0-0 F7		0-0 4-3	4	1	0	0	1	0	3									
Vic Wertz, L OBP: 0.369, SLG: 0.394 Pumpsie Green, S OBP: 0.337, SLG: 0.338 (1, 3) (9, 4)	0-3 K		0-3 K		0-0 1-3 1B		0-0 F8		0-0 6-3	5	0	1	0	0	2	3									
Frank Maltzone, R OBP: 0.317, SLG: 0.387 (1, 5)		0-0 F8		0-0 2-3	0-0 F9				0-0 G4-6-3 1B	4	0	1	0	0	0	3									
Russ Nixon, L OBP: 0.312, SLG: 0.327 (1, 2)		0-0 1B		4-0 3B BB		0-0 3-1		0-0 G4-6-3	3	1	1	0	1	0	1										
Gary Geiger, L OBP: 0.304, SLG: 0.367 (1, 9) (9, 7)	0-0 F9			0-0 3B		0-0 F8		0-0 1B	4	0	2	2	0	0	1										
Rip Repulski, R OBP: 0.328, SLG: 0.440 Lou Clinton, R OBP: 0.300, SLG: 0.378 (1, 7) (9, 9)	0-0 5-3			0-3 K		0-0 1-3		0-0 1B	4	0	1	0	0	1	2										
Don Buddin, R OBP: 0.333, SLG: 0.358 (1, 6)			0-0 F5		0-0 HR		0-0 4-3		4-0 FC4-6 BB	3	1	1	1	1	0	0									
Tom Brewer, R OBP: 0.276, SLG: 0.286 Mike Fomiele, R OBP: 0.333, SLG: 0.333 (1, 1) (8, 1)	0-3 K		0-3 K		0-0 K		0-0 BB		0-0 FC4-6	4	0	1	0	0	2	3									
Inning Stats	R: 0 E: 0 K: 1 S: 5	H: 0 LOB: 0 BB: 0 P: 5	R: 0 E: 0 K: 0 S: 4	H: 1 LOB: 1 BB: 0 P: 4	R: 0 E: 0 K: 1 S: 5	H: 0 LOB: 0 BB: 0 P: 5	R: 2 E: 0 K: 2 S: 8	H: 1 LOB: 1 BB: 2 P: 16	R: 1 E: 0 K: 1 S: 7	H: 2 LOB: 2 BB: 1 P: 11	R: 0 E: 0 K: 0 S: 3	H: 0 LOB: 0 BB: 0 P: 3	R: 0 E: 0 K: 0 S: 4	H: 1 LOB: 2 BB: 1 P: 8	R: 0 E: 0 K: 0 S: 5	H: 3 LOB: 3 BB: 1 P: 9		R: 0 E: 0 K: 0 S: 3	H: 0 LOB: 0 BB: 0 P: 3	1B: 6 2B: 0 3B: 1 HR: 1	SF: 0 SAC: 0 DP: 1 HBP: 0	WP: 0 PB: 0 SB: 0 CS: 0	PA: 39		
PITCHER	IP	WLS	BF	H	R	ER	SO	BB	IBB	HBP	BLK	WP	HR	S	P	ERA	WHIP								
Gary Bell, R ERA: 3.38 Johnny Klipstein, R ERA: 0.65 Barry Latman, R ERA: 5.5 Bobby Locke, R ERA: 2.11	(1, 1) (6, 1) (8, 1) (9, 1)	5.0 2.0 1.0 1.0	L 8 6 3	4 1 3 0	3 0 0 0	3 0 0 0	5 0 0 0	3 1 0 0	0 0 0 0	0 0 0 0	0 0 0 0	0 0 0 0	1 0 5 3	29 7 5 3	41 11 9 3	0.00 0.00 0.00 0.00	1.400 1.000 4.000 0.000								

Batter	1	2	3	4	5	6	7	8	9	AB	R	H	RBI	BB	SO	LOB	BOTTOM								
Johnny Temple, R OBP: 0.336, SLG: 0.311 (1, 4)	4-0 2B BB	0-0 1-3 1B			0-3 K		0-0 F9		0-0 F9	4	0	1	0	1	1	2	Boston Red Sox @ Cleveland Indians Cleveland Municipal Stadium, Cleveland, OH Sun Jun 19 1960, 3:38 AM EDT Att: 21,279 - Unknown AB 34 R 2 H 10 RBI 2 BB 2 SO 4 LOB 20 								
Jim Piersall, R OBP: 0.348, SLG: 0.508 (1, 8)	0-3 K		0-0 6-3		0-0 1B		0-0 G1-4-3		0-0 F9	5	0	1	0	0	1	2									
Harvey Kuenn, R OBP: 0.354, SLG: 0.359 (1, 9)	0-0 1-3 2B		0-0 L6		0-0 4-3				0-0 F8	5	1	2	0	0	0	2									
Tito Francona, L OBP: 0.396, SLG: 0.427 (1, 7)	4-0 BB		0-0 1-3			0-0 1-3 1B		1-0 1B SH HBP	2	1	1	0	1	0	0										
Vic Power, R OBP: 0.327, SLG: 0.399 (1, 3)	0-0 P3			0-0 5-3		0-0 1-3 1B		0-0 SH 1B	3	0	0	0	0	0	4										
Hank Foiles, R OBP: 0.410, SLG: 0.457 Bob Hale, L OBP: 0.267, SLG: 0.240 George Strickland, R OBP: 0.226, SLG: 0.222 (1, 2) (8, PH) (9, 6)	0-3 K			0-0 5-3		0-0 6-3		0-0 SF7	3	0	0	0	0	1	4										
Woodie Held, R OBP: 0.313, SLG: 0.479 John Romano, R OBP: 0.310, SLG: 0.466 (1, 6) (8, PH) (9, 2)		0-0 F7		0-0 6-3		0-0 FC6-4 1B		0-3 K	3	0	1	1	0	0	0										
Bubba Phillips, R OBP: 0.295, SLG: 0.321 (1, 5)		0-0 6-3			0-0 F7	0-0 FC6-4		0-0 1B	4	0	1	0	0	0	1										
Gary Bell, R OBP: 0.228, SLG: 0.188 Chuck Ewing, L OBP: 0.000, SLG: 0.000 Johnny Klipstein, R OBP: 0.339 Marty Keough, L OBP: 0.100, SLG: 0.100 Barry Latman, R OBP: 0.306, SLG: 0.306 Ken Aspromonte, R OBP: 0.174, SLG: 0.800 (1, 1) (5, PH) (8, 1) (7, PH) (9, 1) (8, PH) (9, 1)		0-0 1B			0-0 1B S		0-0 G1-4-3 1B		0-0 F9	1	0	1	0	0	0	0									
Inning Stats	R: 0 E: 0 K: 2 S: 8	H: 1 LOB: 3 BB: 2 P: 16	R: 0 E: 0 K: 0 S: 4	H: 2 LOB: 0 BB: 0 P: 4	R: 0 E: 0 K: 0 S: 3	H: 0 LOB: 0 BB: 0 P: 3	R: 0 E: 0 K: 0 S: 3	H: 0 LOB: 0 BB: 0 P: 3	R: 1 E: 0 K: 1 S: 8	H: 2 LOB: 1 BB: 0 P: 7	R: 0 E: 0 K: 0 S: 5	H: 2 LOB: 1 BB: 0 P: 5	R: 0 E: 0 K: 0 S: 3	H: 1 LOB: 0 BB: 0 P: 3	R: 1 E: 1 K: 1 S: 8	H: 2 LOB: 3 BB: 0 P: 9		R: 0 E: 0 K: 0 S: 3	H: 0 LOB: 0 BB: 0 P: 3	1B: 9 2B: 1 3B: 0 HR: 0	SF: 1 SAC: 1 DP: 1 HBP: 1	WP: 0 PB: 0 SB: 1 CS: 0	PA: 39		
PITCHER	IP	WLS	BF	H	R	ER	SO	BB	IBB	HBP	BLK	WP	HR	S	P	ERA	WHIP								
Tom Brewer, R ERA: 4.78 Mike Fomiele, R ERA: 2.19	(1, 1) (8, 1)	7.0 2.0	W S	31 8	9 1	0 0	2 2	3 1	0 0	0 0	0 0	0 0	0 10	34 10	43 10	0.00 0.500	1.571								

Batter	1	2	3	4	5	6	7	8	9	AB	R	H	RBI	BB	SO	LOB	TOP										
Reno Bertioia, R (1, 5) OBP: 0.330, SLG: 0.301	F8		E4		F8		SH3		1-3	3	0	1	0	0	0	0	Washington Senators @ Cleveland Indians Cleveland Municipal Stadium, Cleveland, OH Tue Jun 21 1960, 7:05 PM EDT Att: 7,049 - Unknown										
Julio Becquer, L (9, PH) OBP: 0.235, SLG: 0.342	F8		E4		F8		SH3		1-3	1	0	0	0	0	0	1											
Billy Gardner, R (1, 4) OBP: 0.359, SLG: 0.403	F8		K		L6		5-3		F3	5	0	0	0	0	1	4											
Bob Allison, R (1, 9) OBP: 0.402, SLG: 0.521	K		3-1		F9		K			4	0	0	0	0	2	2											
Jim Lemon, R (1, 7) OBP: 0.371, SLG: 0.574		F3		FC3-6		HR		FC3-6		4	1	3	0	0	0	0											
Dan Dobbek, L (1, 8) OBP: 0.333, SLG: 0.439		HR		F3		F9		FC3-6		4	1	1	1	0	0	3											
Harmon Killebrew, R (1, 3) OBP: 0.381, SLG: 0.417		FC6-4		FC3-6		F7		F3		2	0	0	0	2	0	2											
Earl Battey, R (1, 2) OBP: 0.320, SLG: 0.429		FC6-4		FC3-6		HR		K		4	1	1	2	0	1	4											
Jose Valdivielso, R (1, 6) OBP: 0.256, SLG: 0.304		1-3		4-3		5-3				3	0	0	0	0	0	3											
Elmer Valo, L (9, PH) OBP: 0.476, SLG: 0.267		1-3		4-3		5-3				1	0	1	0	0	0	0											
Billy Consolo, R (9, PR) OBP: 0.319, SLG: 0.292		1-3		4-3		5-3				0	0	0	0	0	0	0											
Pedro Ramos, S (1, 1) OBP: 0.152, SLG: 0.250			5-3							2	1	1	1	0	0	0											
Faye Throneberry, L (7, PH) OBP: 0.329, SLG: 0.343			5-3							1	0	1	0	0	0	0											
Tex Clevenger, R (7, 1) OBP: 0.288, SLG: 0.286			5-3							1	0	0	0	0	0	0											
Lenny Green, L (9, PH) OBP: 0.316, SLG: 0.369			5-3							1	0	0	0	0	0	1											
Inning Stats	R: 0 E: 0 K: 1 S: 5	H: 0 LOB: 0 BB: 0 P: 5	R: 1 E: 0 K: 0 S: 4	H: 1 LOB: 1 BB: 1 P: 8	R: 0 E: 1 K: 1 S: 6	H: 1 LOB: 1 BB: 0 P: 6	R: 0 E: 0 K: 0 S: 4	H: 1 LOB: 2 BB: 1 P: 8	R: 1 E: 0 K: 0 S: 4	H: 1 LOB: 0 BB: 0 P: 4	R: 2 E: 0 K: 0 S: 5	H: 2 LOB: 0 BB: 0 P: 5	R: 0 E: 0 K: 1 S: 6	H: 1 LOB: 1 BB: 0 P: 6	R: 0 E: 0 K: 1 S: 6	H: 1 LOB: 1 BB: 0 P: 6	R: 0 E: 0 K: 0 S: 4	H: 1 LOB: 2 BB: 0 P: 4	R: 0 E: 0 K: 0 S: 4	H: 1 LOB: 2 BB: 0 P: 4	1B: 6 2B: 0 3B: 0 HR: 3	SF: 0 SAC: 1 DP: 0 HBP: 0	WP: 1 PB: 0 SB: 0 CS: 0	PA: 38			
PITCHER	IP	WLS	BF	H	R	ER	SO	BB	IBB	HBP	BLK	WP	HR	S	P	ERA	WHIP										
Mudcat Grant, R (1, 1) ERA: 4.18	6.0	W	26	6	4	4	2	2	0	0	0	1	3	28	36	6.00	1.333										
Johnny Klippstein, R (7, 1) ERA: 0.78	3.0	S	12	3	0	0	2	0	0	0	0	0	0	16	16	0.00	1.000										

Batter	1	2	3	4	5	6	7	8	9	AB	R	H	RBI	BB	SO	LOB	BOTTOM										
Johnny Temple, R (1, 4) OBP: 0.338, SLG: 0.321	HR			G6-4-3				F9		5	1	2	2	0	1	6	Washington Senators @ Cleveland Indians Cleveland Municipal Stadium, Cleveland, OH Tue Jun 21 1960, 7:05 PM EDT Att: 7,049 - Unknown										
Jim Piersall, R (1, 8) OBP: 0.340, SLG: 0.495	F4					F4		4-3		5	0	0	0	0	1	6											
Harvey Kuenn, R (1, 9) OBP: 0.361, SLG: 0.381	HR									4	1	3	2	0	0	0											
Tito Francona, L (1, 7) OBP: 0.390, SLG: 0.418	1-3									4	0	0	0	0	1	2											
Vic Power, R (1, 3) OBP: 0.325, SLG: 0.393	F9									3	0	0	0	1	0	1											
John Romano, R (1, 2) OBP: 0.333, SLG: 0.481										3	2	3	0	1	0	0											
Woodie Held, R (1, 6) OBP: 0.321, SLG: 0.482										3	1	2	0	1	1	2											
Bubba Phillips, R (1, 5) OBP: 0.289, SLG: 0.314										3	0	0	0	0	2	4											
Mudcat Grant, R (1, 1) OBP: 0.208, SLG: 0.182										0	0	0	1	1	0	0											
Bob Hale, L (6, PH) OBP: 0.258, SLG: 0.231										1	0	0	0	0	0	2											
Johnny Klippstein, R (7, 1) OBP: 0.289, SLG: 0.167										1	0	1	0	0	0	0											
Inning Stats	R: 2 E: 0 K: 0 S: 5	H: 2 LOB: 0 BB: 0 P: 5	R: 0 E: 0 K: 3 S: 10	H: 1 LOB: 3 BB: 2 P: 18	R: 0 E: 0 K: 0 S: 3	H: 0 LOB: 0 BB: 0 P: 3	R: 1 E: 1 K: 0 S: 5	H: 2 LOB: 1 BB: 0 P: 5	R: 0 E: 0 K: 1 S: 6	H: 1 LOB: 1 BB: 0 P: 6	R: 2 E: 0 K: 1 S: 7	H: 2 LOB: 1 BB: 1 P: 11	R: 0 E: 0 K: 1 S: 6	H: 2 LOB: 2 BB: 1 P: 10	R: 0 E: 0 K: 0 S: 4	H: 1 LOB: 1 BB: 0 P: 4	1B: 9 2B: 2 3B: 0 HR: 1	SF: 1 SAC: 1 DP: 2 HBP: 0	WP: 0 PB: 0 SB: 1 CS: 0	PA: 38							
PITCHER	IP	WLS	BF	H	R	ER	SO	BB	IBB	HBP	BLK	WP	HR	S	P	ERA	WHIP										
Pedro Ramos, R (1, 1) ERA: 3.84	6.0	L	29	8	5	5	5	3	0	0	0	0	0	36	48	7.50	1.833										
Tex Clevenger, R (7, 1) ERA: 3.07	2.0		9	3	0	0	1	1	0	0	0	0	0	10	14	0.00	2.000										



Batter	1	2	3	4	5	6	7	8	9	AB	R	H	RBI	BB	SO	LOB	TOP			
Reno Bertioia, R OBP: 0.316, SLG: 0.287 (1, 5)	F9		6-3			F7		5-3		4	0	0	0	0	0	1	Washington Senators @ Cleveland Indians Cleveland Municipal Stadium, Cleveland, OH Wed Jun 22 1960, 7:05 PM EDT Att: 6,799 - Unknown livebaseballscorecards.com			
Billy Gardner, R OBP: 0.357, SLG: 0.398 (1, 4)	6-3		6-3			F9 BB		F3		3	0	0	0	1	0					
Bob Allison, R OBP: 0.404, SLG: 0.523 (1, 9)	K					F9 BB		F8		3	0	1	0	1	1	0				
Jim Lemon, R OBP: 0.373, SLG: 0.573 (1, 7)						F9 BB				4	0	2	0	0	0	3				
Lenny Green, L OBP: 0.316, SLG: 0.369 (9, PR)						F9				0	0	0	0	0	0	0				
Pete Whisenant, R OBP: 0.390, SLG: 0.258 (1, 8)						F8				4	0	0	0	0	0	5				
Earl Battey, R OBP: 0.319, SLG: 0.421 (1, 2)						F9				3	0	0	0	1	0	3				
Jose Vaidiuelso, R OBP: 0.259, SLG: 0.305 (1, 6)						F9 BB				3	0	1	0	0	0	2				
Julio Becquer, L OBP: 0.237, SLG: 0.342 (1, 3)						G1-6-3				3	0	1	0	0	0	2				
Bill Fischer, R OBP: 0.267, SLG: 0.154 (1, 1)						K				1	0	0	0	0	1	0				
Dan Dobbek, L OBP: 0.331, SLG: 0.435 (8, PH)										1	0	0	0	0	1	0				
Tex Clevenger, R OBP: 0.286, SLG: 0.286 (8, 1)										0	0	0	0	0	0	0				
Inning Stats	R: 0 E: 0 K: 1 S: 5	H: 0 LOB: 0 BB: 0 P: 5	R: 0 E: 0 K: 0 S: 4	H: 1 LOB: 1 BB: 0 P: 4	R: 0 E: 0 K: 0 S: 4	H: 1 LOB: 1 BB: 0 P: 4	R: 0 E: 0 K: 0 S: 4	H: 1 LOB: 1 BB: 0 P: 4	R: 0 E: 0 K: 1 S: 5	H: 0 LOB: 0 BB: 2 P: 11	R: 0 E: 0 K: 0 S: 2	H: 0 LOB: 0 BB: 1 P: 6	R: 0 E: 0 K: 1 S: 5	H: 0 LOB: 0 BB: 0 P: 5	R: 0 E: 0 K: 0 S: 4	H: 1 LOB: 1 BB: 0 P: 4	1B: 4 2B: 1 3B: 0 HR: 0	SF: 0 SAC: 1 DP: 2 HBP: 0	WP: 0 PB: 0 SB: 0 CS: 0	PA: 33
PITCHER Ted Bowsfield, L ERA: 3.23 (1, 1)	IP: 9.0 WLS: W BF: 33 H: 5 R: 0 ER: 0 SO: 3 BB: 3 IBB: 0 HBP: 0 BLK: 0 WP: 0 HR: 0 S: 36 P: 48 ERA: 0.00 WHIP: 0.889															PITCHER				

Batter	1	2	3	4	5	6	7	8	9	AB	R	H	RBI	BB	SO	LOB	BOTTOM			
Johnny Temple, R OBP: 0.329, SLG: 0.313 (1, 4)	5-3		F8			1-3		6-3		4	0	0	0	0	0	0	Washington Senators @ Cleveland Indians Cleveland Municipal Stadium, Cleveland, OH Wed Jun 22 1960, 7:05 PM EDT Att: 6,799 - Unknown livebaseballscorecards.com			
Jim Piersall, R OBP: 0.340, SLG: 0.503 (1, 8)	1B		4-3			K				3	1	1	0	0	1	0				
Harvey Kuenn, R OBP: 0.365, SLG: 0.385 (1, 9)	1B					F7				3	0	2	1	0	0	0				
Tito Francona, L OBP: 0.385, SLG: 0.412 (1, 7)	FC4-6					F8		4-3		3	0	0	0	0	0	2				
Vic Power, R OBP: 0.321, SLG: 0.387 (1, 3)	F6					F7				3	0	0	0	0	0	1				
John Romano, R OBP: 0.333, SLG: 0.477 (1, 2)						F5				3	0	1	0	0	1	0				
Woodie Held, R OBP: 0.321, SLG: 0.479 (1, 6)						FC6-4		4-3		3	0	1	0	0	0	1				
Bubba Phillips, R OBP: 0.283, SLG: 0.307 (1, 5)						FC6-4		F6		3	0	0	0	0	0	1				
Ted Bowsfield, R OBP: 0.100, SLG: 0.100 (1, 1)						K		1-6-3		3	0	0	0	0	2	1				
Inning Stats	R: 1 E: 1 K: 0 S: 5	H: 2 LOB: 1 BB: 0 P: 5	R: 0 E: 0 K: 0 S: 3	H: 1 LOB: 0 BB: 0 P: 3	R: 0 E: 0 K: 1 S: 5	H: 0 LOB: 0 BB: 0 P: 5	R: 0 E: 0 K: 0 S: 3	H: 0 LOB: 0 BB: 0 P: 3	R: 0 E: 0 K: 1 S: 6	H: 1 LOB: 1 BB: 0 P: 6	R: 0 E: 0 K: 1 S: 5	H: 0 LOB: 0 BB: 0 P: 5	R: 0 E: 0 K: 0 S: 3	H: 0 LOB: 0 BB: 0 P: 3	R: 0 E: 0 K: 0 S: 3	H: 0 LOB: 0 BB: 0 P: 3	1B: 4 2B: 0 3B: 1 HR: 0	SF: 0 SAC: 0 DP: 1 HBP: 0	WP: 0 PB: 0 SB: 0 CS: 0	PA: 28
PITCHER Bill Fischer, R ERA: 3.99 (1, 1)	IP: 7.0 WLS: L BF: 25 H: 5 R: 1 ER: 1 SO: 1 BB: 0 IBB: 0 HBP: 0 BLK: 0 WP: 0 HR: 0 S: 33 P: 33 ERA: 1.29 WHIP: 0.714															PITCHER				
Tex Clevenger, R ERA: 3.0 (8, 1)	IP: 1.0 WLS: L BF: 3 H: 0 R: 0 ER: 0 SO: 0 BB: 0 IBB: 0 HBP: 0 BLK: 0 WP: 0 HR: 0 S: 3 P: 3 ERA: 0.00 WHIP: 0.000															PITCHER				

Batter	1	2	3	4	5	6	7	8	9	AB	R	H	RBI	BB	SO	LOB	TOP										
Tony Kubek, L OBP: 0.312, SLG: 0.430 (1, 6)	4-3		HR	HR		SH5-3	E9 FC5-2 SF9 1B		3-1	5	3	5	0	0	0	0											
Hector Lopez, R OBP: 0.370, SLG: 0.428 (1, 7)	BB		BB	BB	F8	1B	FC5-2			3	0	1	1	2	0	3											
Mickey Mantle, S OBP: 0.440, SLG: 0.609 (1, 8)	L8		BB	BB		F2	K	SF9		3	0	0	1	1	1	2											
Roger Maris, L OBP: 0.403, SLG: 0.714 (1, 9)	F7		BB	BB	3-1	3-1	4-3			4	0	1	0	1	0	2											
Kent Hadley, L OBP: 0.324, SLG: 0.645 (1, 3)		3-1	F5		HR	F9		F6		5	1	1	1	0	0	5											
Elston Howard, R OBP: 0.298, SLG: 0.436 (1, 2)	4-3			G1-6-3 1B	E	1B	SH BB	5-3		4	1	2	0	1	0	0											
Clete Boyer, R OBP: 0.284, SLG: 0.388 (1, 5)	K			G1-6-3 1-2	E5 FC6-4	SH	SH BB E	L6		4	1	0	0	0	1	2											
Bobby Richardson, R OBP: 0.284, SLG: 0.273 (1, 4)			L7	2B 1B	FC6-4	SH	SH BB E	5-3		4	2	1	0	0	0	2											
Jim Coates, R OBP: 0.406, SLG: 0.448 (5, 1)			1-3			SH5-3 1B BB		F5		2	1	1	1	0	0	0											
Bobby Shantz, R OBP: 0.296, SLG: 0.479 (7, PH)				HR	2B		E FC5-2 BB			0	0	0	0	0	0	0											
Yogi Berra, L OBP: 0.321, SLG: 0.333 (7, PH)				1-H HR			1-2 2-3 3-H			0	0	0	0	0	0	0											
Ei Gba, R OBP: 0.102, SLG: 0.125 (7, 1)										1	0	0	0	0	0	0											
Inning Stats	R: 0 E: 0 K: 0 S: 3	H: 0 LOB: 1 BB: 1 P: 7	R: 0 E: 0 K: 1 S: 5	H: 0 LOB: 0 BB: 0 P: 5	R: 1 E: 0 K: 0 S: 4	H: 1 LOB: 3 BB: 3 P: 16	R: 3 E: 0 K: 0 S: 6	H: 4 LOB: 0 BB: 0 P: 6	R: 1 E: 0 K: 0 S: 6	H: 2 LOB: 2 BB: 0 P: 6	R: 1 E: 0 K: 1 S: 7	H: 2 LOB: 2 BB: 1 P: 11	R: 4 E: 2 K: 0 S: 6	H: 1 LOB: 2 BB: 2 P: 14	R: 0 E: 0 K: 0 S: 3	H: 0 LOB: 0 BB: 0 P: 3	R: 0 E: 0 K: 0 S: 3	H: 0 LOB: 0 BB: 0 P: 3	1B: 6 2B: 1 3B: 0 HR: 3	SF: 1 SAC: 3 DP: 1 HBP: 0	WP: 0 PB: 0 SB: 0 CS: 0	PA: 46					
PITCHER	IP	WLS	BF	H	R	ER	SO	BB	IBB	HBP	BLK	WP	HR	S	P	ERA	WHIP										
Jim Perry, R ERA: 3.26	4.0		20	5	4	4	1	4	0	0	0	0	2	18	34	9.00	2.250										
Bobby Locke, R ERA: 2.74	1.2	L	11	4	2	2	1	1	0	0	0	0	1	12	16	10.80	3.000										
Johnny Klippstein, R ERA: 1.25	0.1		6	1	4	2	0	2	0	0	0	0	0	4	12	54.00	9.000										
John Briggs, R ERA: 1.83	1.0		3	0	0	0	0	0	0	0	0	0	0	3	3	0.00	0.000										
Wynn Hawkins, R ERA: 4.15	2.0		6	0	0	0	0	0	0	0	0	0	0	6	6	0.00	0.000										

New York Yankees @ Cleveland Indians
Cleveland Municipal Stadium, Cleveland, OH

AB 35
R 10
H 10
RBI 10
BB 7
SO 2
LOB 16



WP: 0 PA: 46
PB: 0
SB: 0
CS: 0


Batter	1	2	3	4	5	6	7	8	9	AB	R	H	RBI	BB	SO	LOB	BOTTOM										
Johnny Temple, R OBP: 0.351, SLG: 0.329 (1, 4)	G5-4-3 1B		F9		1B	WP SH SF9 BB	FC5-4			4	2	2	0	1	0	2											
Jim Piersall, R OBP: 0.335, SLG: 0.490 (1, 8)	F9		F9		1B	SH SF9 WP	2-3			4	1	1	1	0	0	3											
Harvey Kuenn, R OBP: 0.381, SLG: 0.393 (1, 9)	G5-4-3			F9	1B	FC5-4-5-6-6	BB	3-1 BB		3	1	1	2	2	0	1											
Tito Francona, L OBP: 0.391, SLG: 0.420 (1, 7)		1B BB		BB	1B	E WP BB	SF9	3-1		2	1	1	1	2	0	1											
Vic Power, R OBP: 0.321, SLG: 0.385 (8, 5)	F6			F8	E4 WP 1B	FC5-2-5-1-6		5-3		5	0	1	1	0	0	5											
John Romano, R OBP: 0.333, SLG: 0.457 (1, 2)	K			BB	1-3 2-H	1-3 3-H	6-3	F8		3	0	0	0	2	1	4											
Woodie Held, R OBP: 0.321, SLG: 0.468 (1, 6)		1B		L8	FC6-4 IBB	FC5-4 1B BB		K		3	0	1	0	2	1	2											
Bubba Phillips, R OBP: 0.280, SLG: 0.303 (7, PH)	5-3							G1		3	0	1	0	0	0	5											
Bob Hale, L OBP: 0.235, SLG: 0.207 (8, 3)					FC6-4 1B	F3		K		2	0	0	0	0	1	1											
Jim Perry, S OBP: 0.273, SLG: 0.303 (5, 1)					FC6-4 1B			4-3		1	0	0	0	0	0	0											
Bobby Locke, R OBP: 0.296, SLG: 0.479 (7, PH)										2	1	0	0	0	0	4											
John Briggs, R ERA: 1.83										0	0	0	0	0	0	0											
Marty Keough, L OBP: 0.102, SLG: 0.125 (8, 1)										0	0	0	0	0	0	0											
Wynn Hawkins, R ERA: 4.15										1	0	0	0	0	0	0											
Chuck Tanner, L OBP: 0.271, SLG: 0.500 (8, PH)										0	0	0	0	0	0	0											
Inning Stats	R: 0 E: 0 K: 0 S: 3	H: 1 LOB: 0 BB: 0 P: 3	R: 0 E: 0 K: 1 S: 6	H: 1 LOB: 2 BB: 1 P: 10	R: 0 E: 0 K: 0 S: 3	H: 0 LOB: 0 BB: 0 P: 3	R: 0 E: 0 K: 0 S: 4	H: 1 LOB: 2 BB: 1 P: 8	R: 5 E: 1 K: 0 S: 8	H: 5 LOB: 3 BB: 3 P: 20	R: 1 E: 1 K: 0 S: 4	H: 0 LOB: 2 BB: 2 P: 12	R: 0 E: 0 K: 1 S: 6	H: 1 LOB: 2 BB: 1 P: 10	R: 0 E: 0 K: 0 S: 3	H: 0 LOB: 1 BB: 1 P: 7	R: 0 E: 0 K: 1 S: 5	H: 0 LOB: 0 BB: 0 P: 5	1B: 9 2B: 0 3B: 0 HR: 0	SF: 1 SAC: 1 DP: 1 HBP: 0	WP: 2 PB: 0 SB: 0 CS: 0	PA: 45					
PITCHER	IP	WLS	BF	H	R	ER	SO	BB	IBB	HBP	BLK	WP	HR	S	P	ERA	WHIP										
Jim Coates, R ERA: 4.15	4.1		23	8	5	5	1	3	0	0	0	1	0	3	34	10.38	2.538										
Bobby Shantz, L ERA: 3.42	0.2		6	0	1	1	0	2	1	0	0	1	0	3	15	13.50	3.000										
Johnny James, R ERA: 3.54	1.0	W	4	0	0	0	0	1	0	0	0	1	0	3	7	0.00	1.000										
John Gabler, R ERA: 4.1	3.0	S	12	1	0	0	2	2	0	0	0	0	0	14	22	0.00	1.000										


New York Yankees @ Cleveland Indians
Cleveland Municipal Stadium, Cleveland, OH

AB 34
R 6
H 9
RBI 5
BB 9
SO 3
LOB 28



WP: 2 PA: 45
PB: 0
SB: 0
CS: 0

Batter	1	2	3	4	5	6	7	8	9	AB	R	H	RBI	BB	SO	LOB	TOP			
Bobby Richardson, R OBP: 0.288, SLG: 0.278 (1, 4)	L9		L9			L9		L9		4	0	2	0	0	0	0	<p>New York Yankees @ Cleveland Indians Cleveland Municipal Stadium, Cleveland, OH</p> <p>Sat Jun 25 1960, 3:33 AM EDT Att: 40,033 - Unknown</p> <p>livebaseballscores.com</p> <p>AB 30 R 1 H 4 RBI 1 BB 2 SO 10 LOB 5</p> 			
Hector Lopez, R OBP: 0.361, SLG: 0.415 (1, 7)	K		L8			5-3		F9		4	0	0	0	0	1	2				
Roger Maris, L OBP: 0.401, SLG: 0.704 (1, 9)	BB			4-3				F6		3	0	0	0	1	0	0				
Mickey Mantle, S OBP: 0.437, SLG: 0.600 (1, 8)	K			K2-3				1B BB		3	1	0	0	1	2	1				
Elston Howard, R OBP: 0.297, SLG: 0.431 (1, 2)		F2		F6				L5		4	0	1	0	0	0	0				
Bob Cerv, R OBP: 0.335, SLG: 0.434 (1, 3)	K				F9			1B		3	0	1	1	0	1	0				
Clete Boyer, R OBP: 0.275, SLG: 0.373 (1, 5) (8, 6)	K				K			1B		3	0	0	0	0	2	2				
Tony Kubek, L OBP: 0.310, SLG: 0.427 (8, PH) Gil McDougald, R OBP: 0.299, SLG: 0.388 (8, 5)			3-1		K			K		2	0	0	0	0	1	0				
Ralph Terry, R Yogi Berra, L OBP: 0.377, SLG: 0.476 Ryne Duren, R (8, 1)			K			F7		K		2	0	0	0	0	1	0				
										0	0	0	0	0	0	0				
Inning Stats	R: 0 E: 0 K: 2 S: 7	H: 0 LOB: 1 BB: 1 P: 11	R: 0 E: 0 K: 2 S: 7	H: 0 LOB: 0 BB: 0 P: 7	R: 0 E: 0 K: 1 S: 6	H: 1 LOB: 1 BB: 0 P: 6	R: 0 E: 0 K: 1 S: 5	H: 0 LOB: 0 BB: 0 P: 5	R: 0 E: 0 K: 2 S: 7	H: 0 LOB: 0 BB: 0 P: 7	R: 1 E: 0 K: 0 S: 4	H: 2 LOB: 1 BB: 1 P: 8	R: 0 E: 0 K: 2 S: 8	H: 1 LOB: 0 BB: 0 P: 8	R: 0 E: 0 K: 0 S: 3	H: 0 LOB: 0 BB: 0 P: 3	1B: 4 2B: 0 3B: 0 HR: 0	SF: 0 SAC: 0 DP: 1 HBP: 0	WP: 0 PB: 0 SB: 0 CS: 0	PA: 32
PITCHER Dick Stigman, L ERA: 3.38 (1, 1)	IP: 9.0 WLS: W BF: 32 H: 4 R: 1 ER: 1 SO: 10 BB: 2 IBB: 0 HBP: 0 BLK: 0 WP: 0 HR: 0 S: 50 P: 58 ERA: 1.00 WHIP: 0.667															PITCHER				

Batter	1	2	3	4	5	6	7	8	9	AB	R	H	RBI	BB	SO	LOB	BOTTOM
Johnny Temple, R OBP: 0.349, SLG: 0.323 (1, 4)	F9		BB			5-3		K		3	0	0	0	1	1	1	<p>New York Yankees @ Cleveland Indians Cleveland Municipal Stadium, Cleveland, OH</p> <p>Sat Jun 25 1960, 3:33 AM EDT Att: 40,033 - Unknown</p> <p>livebaseballscores.com</p> <p>AB 30 R 4 H 6 RBI 3 BB 2 SO 4 LOB 10</p> 
Vic Power, R OBP: 0.324, SLG: 0.401 (1, 3)	HR		K			HR		F8		4	2	2	1	0	1	2	
Harvey Kuenn, R OBP: 0.383, SLG: 0.409 (1, 9)	F9		F9			HR		E		4	1	2	2	0	0	1	
Tito Francona, L OBP: 0.385, SLG: 0.411 (1, 7)	K				F7			E3		4	0	0	0	0	1	1	
Jim Piersall, R OBP: 0.329, SLG: 0.481 (1, 8)		F8			L8			L8		4	0	0	0	0	0	2	
John Romano, R OBP: 0.333, SLG: 0.454 (1, 2)			FC5-4		F6			L8		3	0	1	0	0	0	0	
Woodie Held, R OBP: 0.322, SLG: 0.466 (1, 6)		F9				F6		G4-6-3		3	0	1	0	0	0	1	
Bubba Phillips, R OBP: 0.275, SLG: 0.297 (1, 5)		FC5-4			L8			G4-6-3		3	0	0	0	0	0	2	
Dick Stigman, R OBP: 0.250, SLG: 0.100 (1, 1)			K			5-3		1B E BB		2	1	0	0	1	1	0	
										1B: 4 2B: 0 3B: 0 HR: 2	SF: 0 SAC: 0 DP: 1 HBP: 0	WP: 0 PB: 0 SB: 0 CS: 0	PA: 32				
PITCHER Ralph Terry, R ERA: 3.22 Ryne Duren, R ERA: 5.85 (8, 1)	IP: 7.0 WLS: L BF: 26 H: 5 R: 3 ER: 3 SO: 3 BB: 1 IBB: 0 HBP: 0 BLK: 0 WP: 0 HR: 2 S: 31 P: 35 ERA: 3.86 WHIP: 0.857															PITCHER	

Batter	1	2	3	4	5	6	7	8	9	AB	R	H	RBI	BB	SO	LOB	TOP										
Bobby Richardson, R OBP: 0.294, SLG: 0.286 (1, 4)	0-0 6-3		0-0 SF8 SH1-3 1-2 1B	0-0 B1-3		0-0 1B G3 2B		4-0 BB		4	1	2	2	1	0	1	New York Yankees @ Cleveland Indians Cleveland Municipal Stadium, Cleveland, OH Sun Jun 26 1960, 3:33 AM EDT Unknown livebaseballscorecards.com										
Hector Lopez, R OBP: 0.364, SLG: 0.418 Gil McDougald, R OBP: 0.299, SLG: 0.388 (1, 7) (9, 5)	0-0 6-3		0-0 SH1-3		0-0 1B	0-0 G3 1B		0-0 F9		4	0	2	0	0	0	1											
Roger Maris, L OBP: 0.393, SLG: 0.691 (1, 9)	0-0 F7		0-0 SF8		0-0 F8	0-0 G3			0-0 4-3	4	0	0	2	0	0	2											
Mickey Mantle, S OBP: 0.436, SLG: 0.593 (1, 8)		4-0 BB BB	0-0 K		0-0 1-2 1B	0-0 F6			0-0 1-3	4	0	1	0	1	1	2											
Elston Howard, R OBP: 0.294, SLG: 0.421 (1, 2)		0-0 F9		4-0 S 2B BB	0-0 F9		0-3 K		0-0 F5	4	1	0	0	1	1	3											
Bob Cerv, R OBP: 0.335, SLG: 0.429 Kent Hadley, L OBP: 0.314, SLG: 0.625 (1, 3) (6, 3)	4-0 BB BB	0-0 1-2 BB		0-0 6-3	0-3 K		0-0 F7			2	0	0	0	1	1	3											
Clete Boyer, R OBP: 0.284, SLG: 0.384 (1, 5) (9, 6)	0-3 K		0-0 2B 2B		4-0 2B 2B BB		0-3 K			3	2	1	1	1	2	2											
Tony Kubek, L OBP: 0.313, SLG: 0.432 (1, 6) (9, 7)	0-0 F4		0-0 1B		0-0 1-3 2B 2B		0-0 G3			4	1	2	1	0	0	2											
Whitey Ford, L OBP: 0.286, SLG: 0.091 (1, 1)			4-0 SH1-3 SF8 1B BB	0-3 K		0-0 4-3		0-0 F8		3	1	0	0	1	1	3											
Inning Stats	R: 0 E: 0 K: 0 S: 3	H: 0 LOB: 0 BB: 0 P: 3	R: 0 E: 0 K: 1 S: 5	H: 0 LOB: 2 BB: 2 P: 13	R: 1 E: 0 K: 1 S: 6	H: 1 LOB: 1 BB: 1 P: 10	R: 2 E: 0 K: 1 S: 7	H: 2 LOB: 1 BB: 1 P: 11	R: 0 E: 0 K: 1 S: 7	H: 2 LOB: 2 BB: 0 P: 7	R: 3 E: 0 K: 0 S: 6	H: 3 LOB: 1 BB: 1 P: 10	R: 0 E: 0 K: 2 S: 7	H: 0 LOB: 0 BB: 0 P: 7	R: 0 E: 0 K: 0 S: 3	H: 0 LOB: 1 BB: 1 P: 7		R: 0 E: 0 K: 0 S: 3	H: 0 LOB: 0 BB: 0 P: 3	1B: 5 2B: 3 3B: 0 HR: 0	SF: 1 SAC: 1 DP: 0 HBP: 0	WP: 0 PB: 0 SB: 1 CS: 0	PA: 41				
PITCHER	IP	WLS	BF	H	R	ER	SO	BB	IBB	HBP	BLK	WP	HR	S	P	ERA	WHIP										
Ted Bowsfield, L ERA: 4.08 Johnny Klippstein, R ERA: 1.16 Bobby Locke, R ERA: 2.63 (1, 1) (6, 1) (9, 1)	5.1	L	28	7	6	6	4	5	0	0	0	0	0	31	51	10.12	2.250										

Batter	1	2	3	4	5	6	7	8	9	AB	R	H	RBI	BB	SO	LOB	BOTTOM										
Johnny Temple, R OBP: 0.346, SLG: 0.321 (1, 4)	0-0 5-3		0-0 G5-3 2-3F			0-0 1B		0-0 2-3		4	0	1	0	0	0	2	New York Yankees @ Cleveland Indians Cleveland Municipal Stadium, Cleveland, OH Sun Jun 26 1960, 3:33 AM EDT Unknown livebaseballscorecards.com										
Vic Power, R OBP: 0.323, SLG: 0.398 (1, 3)	0-0 3-1			0-0 FC5-4 1B		0-0 F8		0-0 5-3		4	0	1	0	0	0	1											
Harvey Kuenn, R OBP: 0.377, SLG: 0.402 (1, 9)	0-3 K			0-0 FC5-4 HR		0-0 F4		0-0 F7		4	1	0	0	0	1	2											
Tito Francona, L OBP: 0.382, SLG: 0.423 (1, 7)		0-0 1-3		0-0 HR		0-3 K		0-0 4-3		4	1	1	2	0	1	1											
Jim Piersall, R OBP: 0.324, SLG: 0.474 (1, 8)		0-0 F7		0-0 6-3			0-0 6-3			3	0	0	0	0	0	0											
John Romano, R OBP: 0.326, SLG: 0.443 (1, 2)		0-3 K		0-0 4-3			0-0 1-3			3	0	0	0	0	1	0											
Woodie Held, R OBP: 0.322, SLG: 0.464 (1, 6)			0-0 FC5-4 1B		0-0 F8		0-0 F9			3	0	1	0	0	0	0											
Bubba Phillips, R OBP: 0.270, SLG: 0.291 (1, 5)			0-0 FC5-4 G5-3 BB		0-0 6-3		0-0 G3			3	0	0	0	0	0	1											
Ted Bowsfield, R OBP: 0.167, SLG: 0.091 Johnny Klippstein, R OBP: 0.236, SLG: 0.167 Ken Aspromonte, R OBP: 0.361, SLG: 0.378 Bobby Locke, R OBP: 0.556, SLG: 0.571 (1, 1) (6, 1) (8, PH) (9, 1)			4-0 1-2 BB		0-0 6-3		0-0 F9			1	0	0	0	1	0	0											
Inning Stats	R: 0 E: 0 K: 1 S: 5	H: 0 LOB: 0 BB: 0 P: 5	R: 0 E: 0 K: 1 S: 5	H: 0 LOB: 0 BB: 0 P: 5	R: 0 E: 0 K: 0 S: 3	H: 1 LOB: 1 BB: 1 P: 7	R: 2 E: 0 K: 0 S: 5	H: 2 LOB: 0 BB: 0 P: 5	R: 0 E: 0 K: 1 S: 6	H: 1 LOB: 1 BB: 0 P: 6	R: 0 E: 0 K: 0 S: 3	H: 0 LOB: 0 BB: 0 P: 3	R: 0 E: 0 K: 0 S: 3	H: 0 LOB: 0 BB: 0 P: 3	R: 0 E: 0 K: 0 S: 3	H: 0 LOB: 0 BB: 0 P: 3		1B: 3 2B: 0 3B: 0 HR: 1	SF: 0 SAC: 0 DP: 1 HBP: 0	WP: 0 PB: 0 SB: 0 CS: 0	PA: 31						
PITCHER	IP	WLS	BF	H	R	ER	SO	BB	IBB	HBP	BLK	WP	HR	S	P	ERA	WHIP										
Whitey Ford, L ERA: 2.68 (1, 1)	9.0	W	31	4	2	2	3	1	0	0	0	0	1	36	40	2.00	0.556										

Batter	1	2	3	4	5	6	7	8	9	10	11	AB	R	H	RBI	BB	SO	LOB	TOP							
Tony Kubek, L OBP: 0.314, SLG: 0.435 (1, 6)	L3		SH4-3 1B 2B	4-3			G6-4-3 1B		F8			5	1	2	0	0	0	2								
Hector Lopez, R OBP: 0.367, SLG: 0.416 (1, 7)	5-3		SH4-3			HR BB	G6-4-3 1-2f		1-2 1B			3	1	1	0	1	0	1								
Mickey Mantle, S OBP: 0.432, SLG: 0.581 (1, 8)	K		1B BB			F8	K		3-1			4	0	0	0	1	2	3								
Roger Maris, L OBP: 0.397, SLG: 0.716 (1, 9)		F5				HR		HR		F6		5	2	3	4	0	0	0								
Yogi Berra, L OBP: 0.371, SLG: 0.466 (1, 2)		3-1	F7			CS 1B		F5		4-3		5	0	1	0	0	0	2								
Kent Hadley, L OBP: 0.360, SLG: 0.556 (1, 3)		2B VBP BB	4-3			L3		F2		K		4	1	0	0	1	1	3								
Clete Boyer, R OBP: 0.280, SLG: 0.385 (1, 5)		WP E 2B				K		F3		L5		5	1	1	0	0	1	0								
Bobby Richardson, R OBP: 0.292, SLG: 0.284 (1, 4)		E9				1B		F8		L8		5	0	1	0	0	0	0								
Art Ditmar, R ERA: 3.12 (1, 1) Eli Grba, R ERA: 2.84 (1, 1) Bobby Shantz, L ERA: 3.2 (7, 1) Bob Cerv, R ERA: 2.84 (8, PH) Joe Domestini, R ERA: 3.23 (9, 1) Johnny James, L ERA: 3.23 (9, 1)		2H 3H F8				K		K		1B BB		0	0	0	0	0	0	0								
Inning Stats	R: 0 E: 0 K: 1 S: 5	H: 0 LOB: 0 BB: 0 P: 5	R: 2 E: 1 K: 0 S: 5	H: 1 LOB: 1 BB: 1 P: 9	R: 1 E: 0 K: 0 S: 5	H: 2 LOB: 2 BB: 1 P: 9	R: 0 E: 0 K: 2 S: 8	H: 1 LOB: 1 BB: 0 P: 8	R: 2 E: 0 K: 0 S: 4	H: 2 LOB: 0 BB: 1 P: 8	R: 0 E: 0 K: 1 S: 5	H: 0 LOB: 0 BB: 0 P: 5	R: 1 E: 0 K: 0 S: 4	H: 1 LOB: 0 BB: 0 P: 4	R: 0 E: 0 K: 0 S: 4	H: 1 LOB: 2 BB: 1 P: 8	R: 0 E: 0 K: 1 S: 5	H: 0 LOB: 0 BB: 0 P: 5	R: 0 E: 0 K: 1 S: 5	H: 0 LOB: 0 BB: 0 P: 5	1B: 5 2B: 2 3B: 0 HR: 2	SF: 0 SAC: 1 DP: 1 HBP: 0	WP: 1 PB: 0 SB: 0 CS: 1	PA: 45		
PITCHER	IP ERA WLS BF H R ER SO BB IBB HBP BLK WP HR S P ERA WHIP	Mudcat Grant, R ERA: 4.46 Jim Perry, R ERA: 3.14	(1, 1) 4.1 (5, 1) 6.2	WLS 23 W	BF 22	H 3	R 1	ER 1	SO 4	BB 1	IBB 0	HBP 0	BLK 0	WP 0	HR 1	S 29	P 33	ERA 1.35	WHIP 0.600							

New York Yankees @ Cleveland Indians
Cleveland Municipal Stadium, Cleveland, OH
Sun Jun 26 1960, 3:38 AM EDT
Att: 57,621 - Unknown

AB	40
R	6
H	9
RBI	4
BB	4
SO	7
LOB	13



Batter	1	2	3	4	5	6	7	8	9	10	11	AB	R	H	RBI	BB	SO	LOB	BOTTOM					
Johnny Temple, R OBP: 0.348, SLG: 0.323 (1, 4)	1B 2B 1B	5-3		F3			L6-4 S 1B		K			5	1	2	0	0	1	0						
Vic Power, R OBP: 0.321, SLG: 0.394 (1, 3)	2B 1B			F9		6-3	F6		4-3			5	1	1	0	0	0	1						
Harvey Kuenn, R OBP: 0.385, SLG: 0.417 (1, 9)	HR 2B			BB 1B 1B		1B 2B	1-2 BB		F6			4	3	3	2	1	0	0						
Tito Francona, L OBP: 0.387, SLG: 0.421 (1, 7)	K			1B BB		FC4-6 1B	L6-4 2-3		BB			3	0	1	1	2	1	3						
Jim Piersall, R OBP: 0.324, SLG: 0.472 (1, 8) Marty Keough, L OBP: 0.309, SLG: 0.336 (6, 8)	5-3			1B		FC4-6 CS 1B	1-2f	F4		F7		3	0	1	1	0	0	2						
Woodie Held, R OBP: 0.323, SLG: 0.474 (1, 6)	HR			K		CS	SH1-4 BB		K			4	1	1	2	1	2	2						
Hank Foiles, R OBP: 0.395, SLG: 0.436 (1, 2)	5-3			F9		SH1-4	1-2	F8				4	1	1	0	0	0	2						
Bubba Phillips, R OBP: 0.262, SLG: 0.282 (1, 5)		6-3		5-3		L3		F7				5	0	0	0	0	0	2						
Mudcat Grant, R ERA: 4.46 Jim Perry, S ERA: 3.14 Bob Hale, L ERA: 2.67 (11, PH)		2-3		K		4-1		L7				2	0	0	0	0	1	0						
Inning Stats	R: 4 E: 0 K: 1 S: 9	H: 4 LOB: 0 BB: 0 P: 9	R: 0 E: 0 K: 0 S: 3	H: 0 LOB: 0 BB: 0 P: 3	R: 1 E: 0 K: 1 S: 7	H: 2 LOB: 2 BB: 1 P: 11	R: 0 E: 0 K: 1 S: 5	H: 0 LOB: 0 BB: 0 P: 5	R: 1 E: 0 K: 0 S: 4	H: 1 LOB: 1 BB: 1 P: 7	R: 0 E: 0 K: 1 S: 5	H: 0 LOB: 0 BB: 0 P: 5	R: 0 E: 0 K: 0 S: 3	H: 0 LOB: 0 BB: 1 P: 7	R: 1 E: 1 K: 0 S: 4	H: 2 LOB: 1 BB: 0 P: 4	1B: 7 2B: 4 3B: 0 HR: 1	SF: 0 SAC: 1 DP: 1 HBP: 0	WP: 0 PB: 0 SB: 1 CS: 1	PA: 46				
PITCHER	IP ERA WLS BF H R ER SO BB IBB HBP BLK WP HR S P ERA WHIP	Art Ditmar, R ERA: 3.12 (1, 1) Eli Grba, R ERA: 2.84 (1, 1) Bobby Shantz, L ERA: 3.2 (7, 1) Johnny James, R ERA: 3.23 (9, 1)	(1, 1) 5.2 (1, 1) 1.2 (7, 1) 2.2	WLS 6 4 0 11	BF 24 4 11	H 4 0 2	R 4 0 1	ER 4 0 0	SO 2 0 1	BB 3 0 1	IBB 0 0 0	HBP 0 0 0	BLK 0 0 0	WP 0 0 0	HR 1 0 0	S 25 6 12	P 8 37 6 16	ERA 54.00 3.18 0.00 0.00 0.00	WHIP 6.000 1.412 0.000 1.125					

New York Yankees @ Cleveland Indians
Cleveland Municipal Stadium, Cleveland, OH
Sun Jun 26 1960, 3:38 AM EDT
Att: 57,621 - Unknown

AB	40
R	7
H	11
RBI	6
BB	4
SO	5
LOB	14



Batter	1	2	3	4	5	6	7	8	9	10	11	AB	R	H	RBI	BB	SO	LOB	TOP					
Johnny Temple, R OBP: 0.349, SLG: 0.339 (1, 4)												4	1	1	1	1	0	1						
Marty Keough, L OBP: 0.306, SLG: 0.326 (1, 8)												4	1	0	0	1	1	1						
Harvey Kuenn, R OBP: 0.381, SLG: 0.417 (1, 9)													5	1	1	0	0	0	1					
Tito Francona, L OBP: 0.387, SLG: 0.425 (1, 7)													5	0	2	0	0	1	1					
Vic Power, R OBP: 0.315, SLG: 0.388 (1, 3)													3	0	0	1	0	0	1					
John Romano, R OBP: 0.317, SLG: 0.429 Hank Foiles, R OBP: 0.395, SLG: 0.436 (1, 2)													4	0	0	0	0	0	2					
Woodie Held, R OBP: 0.326, SLG: 0.472 (1, 6)												3	0	1	0	1	1	0						
Bubba Phillips, R OBP: 0.256, SLG: 0.275 (1, 5)													4	0	0	0	0	0	2					
Gary Bell, R OBP: 0.215, SLG: 0.171 Johnny Klippstein, R OBP: 0.250, SLG: 0.143 (1, 1) (9, 1)													3	0	0	0	0	0	1					
													1	0	0	0	0	1	0					
Inning Stats	R: 0 E: 0 K: 0 S: 2	H: 0 LOB: 0 BB: 1 P: 6	R: 0 E: 0 K: 1 S: 5	H: 0 LOB: 0 BB: 0 P: 5	R: 0 E: 0 K: 1 S: 4	H: 1 LOB: 1 BB: 0 P: 4	R: 2 E: 0 K: 0 S: 4	H: 1 LOB: 0 BB: 1 P: 8	R: 0 E: 0 K: 1 S: 5	H: 0 LOB: 0 BB: 0 P: 5	R: 0 E: 0 K: 0 S: 4	H: 1 LOB: 1 BB: 0 P: 4	R: 0 E: 0 K: 1 S: 5	H: 0 LOB: 0 BB: 0 P: 5	R: 0 E: 0 K: 1 S: 4	H: 1 LOB: 0 BB: 0 P: 4	R: 0 E: 0 K: 1 S: 5	H: 0 LOB: 0 BB: 0 P: 5	R: 1 E: 0 K: 0 S: 4	H: 1 LOB: 0 BB: 0 P: 4	1B: 2 2B: 2 3B: 0 HR: 1	SF: 1 SAC: 0 DP: 1 HBP: 0	WP: 0 PB: 0 SB: 0 CS: 1	PA: 41
PITCHER	IP: 7.0 ERA: 2.84	WLS: 0 L: 0	BF: 26 R: 2	H: 3 ER: 0	R: 2 ER: 0	SO: 27 S: 27	BB: 3 K: 0	IBB: 0 HBP: 0	BLK: 0 P: 7	WP: 0 HR: 1	S: 18 P: 18	ERA: 2.25 WHIP: 0.500												

Cleveland Indians @ Baltimore Orioles
Memorial Stadium, Baltimore, MD
Tue Jun 28 1960, 7:05 PM EDT
Att: 18,406 - Unknown

AB 36
R 3
H 5
RBI 2
BB 3
SO 4
LOB 10

Batter	1	2	3	4	5	6	7	8	9	10	11	AB	R	H	RBI	BB	SO	LOB	BOTTOM					
Mary Breeding, R OBP: 0.326, SLG: 0.341 Jackie Brandt, R OBP: 0.378, SLG: 0.470 (1, 4) (11, PH)													5	0	1	0	0	1	4					
Gene Stephens, L OBP: 0.309, SLG: 0.331 (1, 8) (11, 7)													5	0	0	0	0	0	2					
Gene Woodling, L OBP: 0.421, SLG: 0.393 Jim Busby, R OBP: 0.340, SLG: 0.378 (1, 7) (10, PR) (11, 8)													3	0	1	0	2	0	1					
Jim Gentile, L OBP: 0.473, SLG: 0.582 (1, 3)													5	0	0	0	0	2	4					
Brooks Robinson, R OBP: 0.329, SLG: 0.400 (1, 5)													4	0	3	0	0	0	0					
Clint Courtney, L OBP: 0.339, SLG: 0.252 (1, 2)													3	0	0	0	2	0	2					
Ron Hansen, R OBP: 0.333, SLG: 0.450 (1, 6)													3	1	0	0	2	2	4					
Al Pilarcik, L OBP: 0.333, SLG: 0.391 (1, 9)													4	1	2	2	1	1	0					
Steve Barber, L OBP: 0.107, SLG: 0.074 Bob Boyd, L OBP: 0.311, SLG: 0.341 Gordon Jones, R OBP: 0.500, SLG: 0.500 Gus Triandos, R OBP: 0.347, SLG: 0.358 (1, 1) (7, PH) (8, 1) (11, PH)													2	0	0	0	0	1	5					
													1	0	1	0	0	0	0					
													1	0	0	0	0	1	0					
													1	0	0	0	0	0	0					
Inning Stats	R: 0 E: 0 K: 0 S: 4	H: 1 LOB: 1 BB: 0 P: 4	R: 0 E: 1 K: 2 S: 9	H: 2 LOB: 3 BB: 1 P: 13	R: 0 E: 0 K: 0 S: 3	H: 1 LOB: 0 BB: 0 P: 3	R: 0 E: 0 K: 0 S: 3	H: 1 LOB: 2 BB: 1 P: 11	R: 0 E: 0 K: 1 S: 5	H: 0 LOB: 0 BB: 0 P: 5	R: 0 E: 0 K: 0 S: 4	H: 1 LOB: 1 BB: 0 P: 4	R: 0 E: 0 K: 1 S: 6	H: 1 LOB: 1 BB: 0 P: 6	R: 2 E: 0 K: 1 S: 6	H: 1 LOB: 0 BB: 1 P: 10	R: 0 E: 0 K: 1 S: 5	H: 0 LOB: 2 BB: 2 P: 13	R: 0 E: 0 K: 1 S: 5	H: 0 LOB: 0 BB: 0 P: 5	1B: 7 2B: 0 3B: 0 HR: 1	SF: 0 SAC: 1 DP: 2 HBP: 0	WP: 0 PB: 0 SB: 0 CS: 0	PA: 46
PITCHER	IP: 8.0 ERA: 3.49	WLS: 0 L: 0	BF: 35 R: 2	H: 8 ER: 2	SO: 5 S: 5	BB: 5 K: 0	IBB: 0 HBP: 0	BLK: 0 P: 0	WP: 0 HR: 1	S: 40 P: 40	ERA: 2.25 WHIP: 1.625													

Cleveland Indians @ Baltimore Orioles
Memorial Stadium, Baltimore, MD
Tue Jun 28 1960, 7:05 PM EDT
Att: 18,406 - Unknown

AB 38
R 2
H 8
RBI 2
BB 7
SO 8
LOB 22

Batter	1	2	3	4	5	6	7	8	9	AB	R	H	RBI	BB	SO	LOB	TOP			
Johnny Temple, R OBP: 0.391, SLG: 0.347	0-0 SH5-3 1B 2B		0-0 1B	0-0 FC6-4 1-2		0-0 6-3		0-0 K	0-3 K	5	1	2	0	0	1	2	Cleveland Indians @ Baltimore Orioles Memorial Stadium, Baltimore, MD Wed Jun 29 1960, 7:05 PM EDT Att: 15,524 - Unknown			
Marty Keough, L OBP: 0.297, SLG: 0.316	0-0 SH5-3 2-3		0-0 F8		0-0 5-3		0-0 F4	0-0 L8	4	0	0	0	0	0	1					
Harvey Kuenn, R OBP: 0.383, SLG: 0.418	0-0 1B		0-0 6-3		0-0 2B 1B		0-3 K		4	0	2	1	0	1	1					
Tito Francona, L OBP: 0.385, SLG: 0.420	0-0 F4			1-0 FC6-4 HBP	0-3 K		0-3 K		3	0	0	0	0	2	2					
Vic Power, R OBP: 0.318, SLG: 0.395	0-0 F5			0-0 FC6-4 2B	0-0 2B			0-0 E S SF8 1B	4	2	2	0	0	0	2					
John Romano, R OBP: 0.315, SLG: 0.419		0-3 K		4-0 2B 1-2 1B BB	0-0 5-3			0-3 K	3	1	0	0	1	2	3					
Woodie Held, R OBP: 0.321, SLG: 0.465	0-0 F3		0-0 F9		0-0 5-3		0-0 SF8		3	0	0	1	0	0	2					
Bubba Phillips, R OBP: 0.256, SLG: 0.280	0-0 5-3		0-0 1B 2B		0-0 F6		0-0 F7		4	1	1	1	0	0	0					
Dick Stigman, R OBP: 0.313, SLG: 0.154			0-3 K	0-0 FC6-4 1B		4-0 BB		0-3 K	3	0	1	2	1	2	0					
Inning Stats	R: 1 E: 0 K: 0 S: 5	H: 2 LOB: 1 BB: 0 P: 5	R: 0 E: 0 K: 1 S: 5	H: 0 LOB: 0 BB: 0 P: 5	R: 0 E: 0 K: 1 S: 6	H: 1 LOB: 1 BB: 0 P: 6	R: 3 E: 0 K: 0 S: 5	H: 2 LOB: 1 BB: 1 P: 10	R: 0 E: 0 K: 1 S: 7	H: 0 LOB: 1 BB: 1 P: 7	R: 0 E: 0 K: 2 S: 7	H: 0 LOB: 0 BB: 0 P: 7	R: 1 E: 0 K: 1 S: 6	H: 1 LOB: 0 BB: 0 P: 6	R: 0 E: 0 K: 2 S: 7	H: 0 LOB: 0 BB: 0 P: 7	1B: 5 2B: 3 3B: 0 HR: 0	SF: 1 SAC: 1 DP: 0 HBP: 1	WP: 0 PB: 0 SB: 1 CS: 0	PA: 38
PITCHER	IP WLS BF H R ER SO BB IBB HBP BLK WP HR S P ERA WHIP	IP WLS BF H R ER SO BB IBB HBP BLK WP HR S P ERA WHIP																		
Jerry Walker, R ERA: 3.39	(1, 1)	7.0	L	31	7	4	4	5	2	0	1	0	0	0	0	0	38	47	5.14	1.286
Hoyt Wilhelm, R ERA: 3.75	(8, 1)	2.0		7	1	1	0	3	0	0	0	0	0	0	0	13	13	0.00	0.500	

Batter	1	2	3	4	5	6	7	8	9	AB	R	H	RBI	BB	SO	LOB	BOTTOM					
Mary Breeding, R OBP: 0.325, SLG: 0.338	0-0 F6	0-0 G5-3 2-3			4-0 WP 1B BB		0-0 4-3			3	1	0	0	1	0	2	Cleveland Indians @ Baltimore Orioles Memorial Stadium, Baltimore, MD Wed Jun 29 1960, 7:05 PM EDT Att: 15,524 - Unknown					
Jim Busby, R OBP: 0.352, SLG: 0.388	0-0 BB 1B		0-0 F3		0-0 G6-4-3 1-1 2-H 1B		0-0 4-3		4	0	2	2	0	0	0							
Jackie Brandt, R OBP: 0.376, SLG: 0.462	4-0 1-2 BB		0-0 5-3		0-3 K		0-0 F8		3	0	0	0	1	1	1							
Walt Dropo, R OBP: 0.345, SLG: 0.421	0-0 F9		4-0 BB		0-0 G6-4-3 1-2		0-0 1B		3	0	1	0	1	0	3							
Gus Triandos, R OBP: 0.336, SLG: 0.345	0-0 L6		0-0 5-3		0-0 F6		0-0 F3		4	0	0	0	0	0	4							
Brooks Robinson, R OBP: 0.324, SLG: 0.394		0-0 6-3		0-0 F7		0-0 5-3		0-3 K	4	0	0	0	0	1	1							
Ron Hansen, R OBP: 0.339, SLG: 0.451		4-0 1B BB		0-0 6-3		0-0 1B		4-0 G4-6-3 BB	2	1	1	0	2	0	0							
Dave Nicholson, R OBP: 0.265, SLG: 0.302	0-0 G5-3 1B		0-0 F3		0-3 K		0-0 G4-6-3 1-2		3	0	1	0	0	1	1							
Jerry Walker, S OBP: 0.304, SLG: 0.286	0-0 1B				4-0 WP BB 1B		0-3 K		1	1	1	1	1	0	0							
Jim Gentile, L OBP: 0.471, SLG: 0.579								0-3 K	1	0	0	0	0	1	0							
Hoyt Wilhelm, R OBP: 0.074, SLG: 0.040									0	0	0	0	0	0	0							
Clint Courtney, L OBP: 0.336, SLG: 0.250									1	0	0	0	0	1	0							
Inning Stats	R: 0 E: 0 K: 0 S: 4	H: 1 LOB: 2 BB: 1 P: 8	R: 1 E: 0 K: 0 S: 4	H: 2 LOB: 1 BB: 1 P: 8	R: 0 E: 0 K: 0 S: 3	H: 0 LOB: 1 BB: 1 P: 7	R: 0 E: 0 K: 0 S: 3	H: 0 LOB: 0 BB: 0 P: 3	R: 2 E: 0 K: 1 S: 5	H: 1 LOB: 2 BB: 2 P: 13	R: 0 E: 0 K: 1 S: 6	H: 1 LOB: 1 BB: 0 P: 6	R: 0 E: 0 K: 1 S: 5	H: 0 LOB: 0 BB: 0 P: 5	R: 0 E: 0 K: 1 S: 6	H: 1 LOB: 0 BB: 0 P: 6	R: 0 E: 0 K: 1 S: 4	H: 0 LOB: 0 BB: 1 P: 8	1B: 6 2B: 0 3B: 0 HR: 0	SF: 0 SAC: 0 DP: 3 HBP: 0	WP: 1 PB: 0 SB: 0 CS: 0	PA: 36
PITCHER	IP WLS BF H R ER SO BB IBB HBP BLK WP HR S P ERA WHIP	IP WLS BF H R ER SO BB IBB HBP BLK WP HR S P ERA WHIP																				
Dick Stigman, L ERA: 3.32	(1, 1)	9.0	W	36	6	3	3	5	6	0	0	0	0	0	1	0	40	64	3.00	1.333		



Batter	1	2	3	4	5	6	7	8	9	AB	R	H	RBI	BB	SO	LOB	TOP					
Johnny Temple, R OBP: 0.348, SLG: 0.345 (1, 4)	L7		F9			F6		S 1B		4	0	1	0	0	0	1	Cleveland Indians @ Baltimore Orioles Memorial Stadium, Baltimore, MD Thu Jun 30 1960, 7:05 PM EDT Att: 14,757 - Unknown					
Marty Keough, L OBP: 0.295, SLG: 0.314 (1, 8)	K				F8	1B		F9 1-2		4	0	1	0	0	1							
Harvey Kuenn, R OBP: 0.381, SLG: 0.415 (1, 9)	4-3			5-3				6-3		4	0	1	0	0	1							
Tito Francona, L OBP: 0.379, SLG: 0.412 (1, 7)		K		F6		F8			F8	4	0	0	0	0	1							
Vic Power, R OBP: 0.317, SLG: 0.397 (1, 3)		F8				F6			F7	4	1	1	0	0	2							
Hank Foiles, R OBP: 0.383, SLG: 0.419 (1, 2)		F9				FC5-4 2-3 1B			F8	4	0	1	0	0	0							
Woodie Held, R OBP: 0.321, SLG: 0.464 (1, 6)				SH1-4 1B		FC5-4 SF8 1-2			5-3	3	0	1	0	0	2							
Bubba Phillips, R OBP: 0.251, SLG: 0.277 (1, 5)			F8		SF8				4-3	2	0	0	1	0	1							
Ted Bowsfield, R OBP: 0.154, SLG: 0.083 (1, 1)					1-3				L6	1	0	0	0	0	1							
Wynn Hawkins, R OBP: 0.100, SLG: 0.150 (5, 1)										0	0	0	0	0	0							
John Briggs, R OBP: 0.333, SLG: 0.333 (6, 1)										0	0	0	0	0	0							
Chuck Tanner, L OBP: 0.500, SLG: 0.429 (8, PH)										1	0	0	0	0	0							
Mike Lee, L (8, 1)										0	0	0	0	0	0							
Inning Stats	R: 0 E: 0 K: 1 S: 5	H: 0 LOB: 0 BB: 0 P: 5	R: 0 E: 0 K: 1 S: 5	H: 0 LOB: 0 BB: 0 P: 5	R: 0 E: 0 K: 0 S: 4	H: 1 LOB: 1 BB: 0 P: 4	R: 0 E: 0 K: 0 S: 3	H: 0 LOB: 0 BB: 0 P: 3	R: 1 E: 0 K: 0 S: 5	H: 2 LOB: 1 BB: 0 P: 5	R: 0 E: 0 K: 0 S: 5	H: 2 LOB: 2 BB: 0 P: 5	R: 0 E: 0 K: 0 S: 3	H: 0 LOB: 0 BB: 0 P: 3	R: 0 E: 0 K: 0 S: 4	H: 1 LOB: 1 BB: 0 P: 4	R: 0 E: 0 K: 0 S: 3	H: 0 LOB: 0 BB: 0 P: 3	1B: 5 2B: 1 3B: 0 HR: 0	SF: 1 SAC: 1 DP: 0 HBP: 0	WP: 0 PB: 0 SB: 1 CS: 0	PA: 33
PITCHER Hal Brown, R ERA: 3.48 (1, 1)	IP: 9.0 WLS: W BF: 33 H: 6 R: 1 ER: 1 SO: 2 BB: 0 IBB: 0 HBP: 0 BLK: 0 WP: 0 HR: 0 S: 37 P: 37 ERA: 1.00 WHIP: 0.667															PITCHER						

Batter	1	2	3	4	5	6	7	8	9	AB	R	H	RBI	BB	SO	LOB	BOTTOM			
Mary Breeding, R OBP: 0.326, SLG: 0.349 (1, 4)	E8 F7 1B		FC3-6 1-2			K		6-3		5	2	2	2	0	1	1	Cleveland Indians @ Baltimore Orioles Memorial Stadium, Baltimore, MD Thu Jun 30 1960, 7:05 PM EDT Att: 14,757 - Unknown			
Jim Busby, R OBP: 0.373, SLG: 0.385 (1, 8)	F7 1B BB		F9		K		BB HR	FC6-4 BB		3	2	1	0	2	1	1				
Jackie Brandt, R OBP: 0.376, SLG: 0.457 (1, 9)	F7 1-2 2-3		1-3		HR 1B		HR BB	FC6-4 1-2		4	2	1	0	1	0	4				
Walt Dropp, R OBP: 0.360, SLG: 0.436 (1, 3)										2	0	2	2	0	0	0				
Jim Gentile, L OBP: 0.476, SLG: 0.621 (6, PH) (6, 3)	G6-4-3 2H 3H			G4-3 1B	1H HR		HR			2	2	2	5	0	0	0				
Gus Triandos, R OBP: 0.341, SLG: 0.351 (1, 2)	G6-4-3 1-2			G4-3 1B	F7		G6-4-3 1B			4	0	2	0	0	1	1				
Brooks Robinson, R OBP: 0.327, SLG: 0.393 (1, 5)		K		G4-3 1-2 2-3	BB		G6-4-3 1B			3	0	1	0	1	1	2				
Ron Hansen, R OBP: 0.338, SLG: 0.445 (1, 6)		4-3		BB	K		G6-4-3 1-2 2-3			3	0	0	0	1	1	3				
Dave Nicholson, R OBP: 0.245, SLG: 0.277 (1, 7)		F3		F8		6-3	K			4	0	0	0	0	1	3				
Hal Brown, R OBP: 0.345, SLG: 0.280 (1, 1)				FC3-6 1B	HR 1B	F3		6-3		4	1	2	0	0	0	0				
Inning Stats	R: 2 E: 1 K: 0 S: 4	H: 2 LOB: 0 BB: 1 P: 8	R: 0 E: 0 K: 1 S: 5	H: 0 LOB: 0 BB: 0 P: 5	R: 0 E: 0 K: 0 S: 4	H: 1 LOB: 1 BB: 0 P: 4	R: 0 E: 0 K: 0 S: 4	H: 2 LOB: 2 BB: 1 P: 8	R: 4 E: 0 K: 2 S: 11	H: 4 LOB: 1 BB: 1 P: 15	R: 0 E: 0 K: 1 S: 5	H: 0 LOB: 0 BB: 0 P: 5	R: 3 E: 0 K: 1 S: 8	H: 4 LOB: 1 BB: 1 P: 12	R: 0 E: 0 K: 0 S: 3	H: 0 LOB: 1 BB: 1 P: 7	1B: 10 2B: 0 3B: 0 HR: 3	SF: 0 SAC: 0 DP: 3 HBP: 0	WP: 0 PB: 0 SB: 0 CS: 0	PA: 39
PITCHER Ted Bowsfield, L ERA: 4.62 (1, 1)	IP: 4.1 WLS: L BF: 21 H: 5 R: 1 ER: 1 SO: 2 BB: 1 IBB: 0 HBP: 0 BLK: 0 WP: 1 HR: 1 S: 23 P: 31 ERA: 10.38 WHIP: 2.308															PITCHER				
Wynn Hawkins, R ERA: 4.29 (5, 1)	0.2	4	1	1	1	1	1	0	0	0	1	5	9	13.50	3.000					
John Briggs, R ERA: 2.91 (6, 1)	2.0	10	4	3	3	2	1	0	0	0	1	13	17	13.50	2.500					
Mike Lee, L ERA: 3.0 (8, 1)	1.0	4	0	0	0	0	1	0	0	0	0	3	7	0.00	1.000					

Batter	1	2	3	4	5	6	7	8	9	AB	R	H	RBI	BB	SO	LOB	TOP		
Johnny Temple, R OBP: 0.343, SLG: 0.339 (1, 4)	E5		F3	S HBP 1B	F2		F8	F8		6	0	1	1	0	0	4	Cleveland Indians @ Washington Senators Griffith Stadium, Washington, DC Sat Jul 02 1960, 3:33 AM EDT Att: 11,331 - Unknown livebaseballscorecards.com		
Ken Aspromonte, R OBP: 0.367, SLG: 0.379 (1, 5)	BB 1B		1B	S HBP	F6		L9	L9		5	0	2	0	0	0	4			
Marty Keough, L OBP: 0.297, SLG: 0.315 (1, 8)	F5		F7	4-3		S 1B 1B	1B		3-1	6	1	2	0	0	0	4			
Harvey Kuenn, R OBP: 0.384, SLG: 0.415 (1, 9)	1-2 BB		F8		1B 1B 1B	1-H 3B 1B	L5		5-3	5	2	2	1	1	0	2			
Vic Power, R OBP: 0.321, SLG: 0.408 (1, 3)	K			1B 1B 2B	1B 1B 1B	L9		HR 2B	L7	6	3	3	0	0	1	3			
Tito Francona, L OBP: 0.385, SLG: 0.427 (6, PR)		F7		SH5-3 1B	1B 1B	1-H SF8 3B		HR		4	2	3	1	0	0	0			
Bubba Phillips, R OBP: 0.256, SLG: 0.299 (6, 7)				SF8 1B	1-2 2-3 1B	1-H SF8 3B		2-H HR		1	2	1	2	0	0	0			
Hank Foiles, R OBP: 0.442, SLG: 0.444 (1, 2)	1B BB			SF8 SH5-3 1B	1-2 2-3 3-H 1B	1B BB		F6 BB		2	2	2	2	3	0	0			
Woodie Held, R OBP: 0.324, SLG: 0.464 (1, 6)		FC5-4 1B		SH5-3	F3	SF8		BB		2	0	1	1	1	0	3			
Mudcat Grant, R OBP: 0.194, SLG: 0.179 (1, 1)	FC5-4		SF8	SF8	F8		K			4	0	1	3	0	1	5			
Inning Stats	R: 0 E: 1 K: 1 S: 6	H: 1 LOB: 2 BB: 1 P: 10	R: 1 E: 1 K: 0 S: 3	H: 1 LOB: 2 BB: 1 P: 7	R: 0 E: 0 K: 0 S: 4	H: 1 LOB: 1 BB: 0 P: 4	R: 3 E: 0 K: 0 S: 7	H: 4 LOB: 2 BB: 0 P: 8	R: 3 E: 0 K: 0 S: 8	H: 5 LOB: 2 BB: 0 P: 8	R: 0 E: 0 K: 0 S: 4	H: 1 LOB: 1 BB: 0 P: 4	R: 2 E: 0 K: 1 S: 7	H: 2 LOB: 2 BB: 2 P: 15	R: 0 E: 0 K: 0 S: 3	H: 0 LOB: 0 BB: 0 P: 3	1B: 14 2B: 2 3B: 1 HR: 1	SF: 2 SAC: 1 DP: 0 HBP: 1	WP: 0 PA: 50 PB: 0 SB: 3 CS: 0
PITCHER	IP WLS BF H R ER SO BB IBB HBP BLK WP HR S P ERA WHIP																		
Camilo Pascual, R ERA: 3.09 (1, 1)	4.1 L 27 12 7 6 1 2 0 1 0 0 0 0 26 35 12.46 3.231																		
Tex Clevenger, R ERA: 3.66 (5, 1)	1.2 9 3 3 3 0 1 0 0 0 0 0 0 8 12 16.20 2.400																		
Chuck Stobbs, L ERA: 2.68 (7, 1)	3.0 14 3 2 2 1 2 0 0 0 0 0 1 14 22 6.00 1.667																		

Batter	1	2	3	4	5	6	7	8	9	AB	R	H	RBI	BB	SO	LOB	BOTTOM		
Reno Bertoia, R OBP: 0.366, SLG: 0.382 (1, 5)	G3-6-3 1B			5-3		F6		6-3		4	0	1	0	0	0	2	Cleveland Indians @ Washington Senators Griffith Stadium, Washington, DC Sat Jul 02 1960, 3:33 AM EDT Att: 11,331 - Unknown livebaseballscorecards.com		
Lenny Green, L OBP: 0.308, SLG: 0.348 (1, 8)	G3-6-3 1-2			3-1		F9			F9	4	0	0	0	0	0	2			
Faye Throneberry, L OBP: 0.321, SLG: 0.324 (1, 9)				F6		F9			HR BB	2	0	0	0	0	0	0			
Dan Dobbek, L OBP: 0.313, SLG: 0.367 (5, 9)	1-3									1	1	0	0	1	0	0			
Jim Lemon, R OBP: 0.366, SLG: 0.541 (1, 7)		K			BB		5-3		K	3	0	0	0	1	2	1			
Julio Becquer, L OBP: 0.259, SLG: 0.378 (1, 3)		4-3			F2				HR	4	1	2	2	0	0	1			
Billy Gardner, R OBP: 0.348, SLG: 0.388 (1, 4)		K			L8		F3		F7	4	0	0	0	0	1	2			
Hal Naragon, L OBP: 0.270, SLG: 0.211 (1, 2)			F8		L1				F7	3	0	0	0	0	0	1			
Jose Valdivielso, R OBP: 0.301, SLG: 0.309 (1, 6)				G4-6-3 1B		G3		G3 BB		2	0	1	0	1	0	0			
Camilo Pascual, R OBP: 0.188, SLG: 0.233 (1, 1)				G4-6-3		3B		G3		1	0	0	0	0	0	1			
Tex Clevenger, R OBP: 0.259, SLG: 0.286 (5, 1)										0	0	0	0	0	0	0			
Harmon Killebrew, R OBP: 0.383, SLG: 0.433 (6, PH)										1	0	1	0	0	0	0			
Chuck Stobbs, L OBP: 0.313, SLG: 0.367 (7, 1)								1-2		1	0	0	0	0	0	1			
Inning Stats	R: 0 E: 0 K: 0 S: 3	H: 1 LOB: 0 BB: 0 P: 3	R: 0 E: 0 K: 2 S: 7	H: 0 LOB: 0 BB: 0 P: 7	R: 0 E: 0 K: 0 S: 3	H: 1 LOB: 0 BB: 0 P: 3	R: 0 E: 0 K: 0 S: 3	H: 0 LOB: 0 BB: 0 P: 3	R: 0 E: 0 K: 0 S: 4	H: 1 LOB: 1 BB: 0 P: 4	R: 0 E: 0 K: 0 S: 4	H: 1 LOB: 1 BB: 0 P: 4	R: 0 E: 0 K: 0 S: 3	H: 0 LOB: 1 BB: 1 P: 7	R: 2 E: 0 K: 1 S: 6	H: 1 LOB: 0 BB: 1 P: 10	1B: 3 2B: 0 3B: 1 HR: 1	SF: 0 SAC: 0 DP: 2 HBP: 0	WP: 0 PA: 33 PB: 0 SB: 0 CS: 0
PITCHER	IP WLS BF H R ER SO BB IBB HBP BLK WP HR S P ERA WHIP																		
Mudcat Grant, R ERA: 4.16 (1, 1)	9.0 W 33 5 2 2 3 3 0 0 0 0 0 1 36 48 2.00 0.889																		

Batter	1	2	3	4	5	6	7	8	9	AB	R	H	RBI	BB	SO	LOB	TOP								
Johnny Temple, R OBP: 0.336, SLG: 0.332 (1, 4)	6-3			F7		F6	G5-4-3			5	0	1	0	0	0	1									
Ken Aspromonte, R OBP: 0.365, SLG: 0.383 (1, 5)	K		FC6-4 1B	4-3		1B 1B	F2			5	2	1	0	0	1	1									
Marty Keough, L OBP: 0.311, SLG: 0.329 (1, 8)	K		1B	CS 1B		1B 1B		F9		5	2	3	0	0	1	0									
Harvey Kuenn, R OBP: 0.393, SLG: 0.429 (1, 9)		6-3	1B 1B 1B	CS 1-2	SH5-3 1B	1B 1B		1B		3	3	2	0	2	0	0									
Vic Power, R OBP: 0.331, SLG: 0.412 (1, 3)		2B 1B	1B HR 1B		SH5-3	1B 1B		BB		3	2	3	4	1	0	0									
Chuck Tanner, L OBP: 0.500, SLG: 0.500 (1, 7)		1B	1-3 2-H 3-H			1B				4	1	2	2	1	1	3									
Bubba Phillips, R OBP: 0.254, SLG: 0.298 (8, 7)		2B	1-3 3-H	HR 1B		K				0	0	0	0	0	0	0									
John Romano, R OBP: 0.318, SLG: 0.440 (1, 2)	K		1-H 3-H	HR		F7				5	1	2	4	0	1	3									
Woodie Held, R OBP: 0.328, SLG: 0.478 (1, 6)	K		1-H 3-H	HR		1B				5	0	2	1	0	3	3									
John Briggs, R OBP: 0.143, SLG: 0.143 (1, 1)			F8							4	0	0	0	0	1	3									
Bobby Locke, R OBP: 0.500, SLG: 0.500 (7, 1)			F3			K		E5 G5-4-3		1	0	0	0	0	0	0									
Inning Stats	R: 0 E: 0 K: 2 S: 7	H: 0 LOB: 0 BB: 0 P: 7	R: 1 E: 0 K: 2 S: 9	H: 2 LOB: 1 BB: 0 P: 9	R: 6 E: 0 K: 0 S: 9	H: 6 LOB: 1 BB: 1 P: 13	R: 0 E: 0 K: 0 S: 3	H: 1 LOB: 0 BB: 0 P: 3	R: 1 E: 0 K: 1 S: 6	H: 1 LOB: 2 BB: 2 P: 14	R: 3 E: 0 K: 2 S: 12	H: 5 LOB: 2 BB: 0 P: 12	R: 0 E: 1 K: 0 S: 3	H: 0 LOB: 0 BB: 0 P: 3	R: 0 E: 0 K: 0 S: 3	H: 1 LOB: 1 BB: 1 P: 7	R: 0 E: 0 K: 1 S: 5	H: 0 LOB: 0 BB: 0 P: 5	1B: 13 2B: 2 3B: 0 HR: 1	SF: 0 SAC: 1 DP: 1 HBP: 0	WP: 1 PB: 0 SB: 0 CS: 1	PA: 46			
PITCHER	IP	WLS	BF	H	R	ER	SO	BB	IBB	HBP	BLK	WP	HR	S	P	ERA	WHIP								
Don Lee, R ERA: 5.43 (1, 1)	2.2	L	17	8	7	7	4	0	1	0	0	1	1	24	28	23.62	3.000								
Ray Moore, R ERA: 5.99 (3, 1)	2.1		10	2	1	1	1	2	0	0	0	0	0	10	18	3.86	1.714								
Chuck Stobbs, L ERA: 3.19 (6, 1)	1.0		8	5	3	3	2	0	0	0	0	0	0	12	12	27.00	5.000								
Bill Fischer, R ERA: 4.46 (7, 1)	1.0		3	0	0	0	0	0	0	0	0	0	0	3	3	0.00	0.000								
Tex Clevenger, R ERA: 3.46 (8, 1)	2.0		7	1	0	0	1	1	0	0	0	0	0	8	12	0.00	1.000								

Cleveland Indians @ Washington Senators
Griffith Stadium, Washington, DC
Sun Jul 03 1960, 3:38 AM EDT
Att: 12,545 - Unknown

AB 40
R 11
H 16
RBI 11
BB 4
SO 8
LOB 14



Batter	1	2	3	4	5	6	7	8	9	AB	R	H	RBI	BB	SO	LOB	BOTTOM								
Reno Bertoia, R OBP: 0.364, SLG: 0.397 (1, 5)	F4				1B				4-3	4	1	2	2	1	0	1									
Lenny Green, L OBP: 0.347, SLG: 0.347 (1, 8)				BB	1B		2-H HR		2-3	3	0	1	1	0	1	1									
Bill Fischer, R OBP: 0.283, SLG: 0.303 (7, 1)	6-3		K						F7	0	0	0	0	0	0	0									
Tex Clevenger, R OBP: 0.380, SLG: 0.325 (8, 1)					G6-4-3 1B					1	0	0	0	0	0	0									
Julio Gonzalez, L OBP: 0.288, SLG: 0.286 (9, 1)					3-H					1	0	0	0	0	0	1									
Harmon Killebrew, R OBP: 0.374, SLG: 0.415 (1, 3)	F2			6-3	G6-4-3				6-3	4	0	0	0	1	0	3									
Jim Lemon, R OBP: 0.366, SLG: 0.548 (1, 7)		F6				F4	F7			4	0	1	0	0	0	1									
Billy Gardner, R OBP: 0.345, SLG: 0.395 (1, 4)		1B		F3		F6		E6 G6-4-3		4	1	1	0	0	0	1									
Dan Dobbek, L OBP: 0.315, SLG: 0.364 (6, 8)	K					F8				3	0	1	0	1	1	1									
Earl Batley, R OBP: 0.322, SLG: 0.420 (1, 2)		F8			K					4	1	1	0	0	1	4									
Jose Valdivielso, R OBP: 0.295, SLG: 0.302 (1, 6)			F9			6-3 3B			F9	4	1	1	1	0	0	0									
Don Lee, R OBP: 0.263, SLG: 0.188 (1, 1)					1B 1B					0	0	0	0	0	0	0									
Ray Moore, R (3, 1)					F9					1	0	0	0	0	0	0									
Elmer Valo, L OBP: 0.448, SLG: 0.381 (6, 9)						HR	2B		4-3	3	1	2	0	0	0	1									
Inning Stats	R: 0 E: 0 K: 0 S: 3	H: 0 LOB: 0 BB: 0 P: 3	R: 0 E: 0 K: 1 S: 6	H: 1 LOB: 0 BB: 0 P: 6	R: 0 E: 0 K: 1 S: 5	H: 0 LOB: 1 BB: 1 P: 9	R: 0 E: 0 K: 1 S: 6	H: 1 LOB: 2 BB: 1 P: 10	R: 1 E: 0 K: 0 S: 5	H: 3 LOB: 1 BB: 0 P: 5	R: 0 E: 0 K: 0 S: 3	H: 0 LOB: 0 BB: 0 P: 3	R: 3 E: 1 K: 0 S: 6	H: 3 LOB: 1 BB: 1 P: 10	R: 1 E: 1 K: 0 S: 4	H: 1 LOB: 0 BB: 0 P: 4	R: 0 E: 0 K: 0 S: 4	H: 1 LOB: 1 BB: 0 P: 4	1B: 6 2B: 2 3B: 1 HR: 1	SF: 0 SAC: 0 DP: 2 HBP: 0	WP: 0 PB: 0 SB: 0 CS: 0	PA: 39			
PITCHER	IP	WLS	BF	H	R	ER	SO	BB	IBB	HBP	BLK	WP	HR	S	P	ERA	WHIP								
John Briggs, R ERA: 3.49 (1, 1)	6.2	W	30	8	4	4	3	3	0	0	0	0	1	33	45	5.40	1.650								
Bobby Locke, R ERA: 2.39 (7, 1)	2.1	S	9	2	1	0	0	0	0	0	0	0	0	9	9	0.00	0.857								

Cleveland Indians @ Washington Senators
Griffith Stadium, Washington, DC
Sun Jul 03 1960, 3:38 AM EDT
Att: 12,545 - Unknown

AB 36
R 5
H 10
RBI 4
BB 3
SO 3
LOB 14



Batter	1	2	3	4	5	6	7	8	9	AB	R	H	RBI	BB	SO	LOB	TOP			
Bill Tuttle, R OBP: 0.332, SLG: 0.322 (1, 8)	5-3		F3			6-3		BB		3	0	0	0	1	0	0	Kansas City Athletics @ Cleveland Indians Cleveland Municipal Stadium, Cleveland, OH Mon Jul 04 1960, 3:33 AM EDT Unknown livebaseballscorecards.com			
Jerry Lumpe, L OBP: 0.322, SLG: 0.367 (1, 4)	BB			6-3		F7		F8		3	0	0	0	1	0	2				
Whitey Herzog, L OBP: 0.379, SLG: 0.443 (1, 9)	F8			E4 FC4-6		6-3			K	4	0	0	0	0	1	1				
Norm Siebern, L OBP: 0.382, SLG: 0.506 (1, 7)	K			FC4-6					F8	4	0	1	0	0	1	2				
Mary Throneberry, L OBP: 0.292, SLG: 0.456 (1, 3)		K		F2					K	4	0	0	0	0	2	2				
Andy Carey, R OBP: 0.295, SLG: 0.476 (1, 5)		L6								3	0	1	0	0	0	1				
Dick Williams, R OBP: 0.343, SLG: 0.397 (8, 5)						G4-6-3				0	0	0	0	0	0	0				
Danny Kravitz, L OBP: 0.299, SLG: 0.426 (1, 2)		F3				F7		F9		3	0	0	0	0	0	1				
Ken Hamlin, R OBP: 0.277, SLG: 0.238 (1, 6)			L5			F7		3-1		3	0	0	0	0	0	1				
Ray Herbert, R OBP: 0.265, SLG: 0.138 (1, 1)			F4			FC6-4				2	0	0	0	0	0	1				
Russ Snyder, L OBP: 0.298, SLG: 0.398 (8, PH)										1	0	1	0	0	0	0				
Marty Kutyna, R OBP: 0.250, SLG: 0.250 (8, 1)								BB		0	0	0	0	0	0	0				
Inning Stats	R: 0 E: 0 K: 1 S: 5	H: 0 LOB: 1 BB: 1 P: 9	R: 0 E: 0 K: 1 S: 5	H: 0 LOB: 0 BB: 0 P: 5	R: 0 E: 0 K: 0 S: 3	H: 0 LOB: 0 BB: 0 P: 3	R: 0 E: 1 K: 0 S: 4	H: 1 LOB: 1 BB: 0 P: 4	R: 0 E: 0 K: 0 S: 3	H: 0 LOB: 0 BB: 0 P: 3	R: 0 E: 0 K: 0 S: 3	H: 1 LOB: 0 BB: 0 P: 3	R: 0 E: 0 K: 0 S: 4	H: 1 LOB: 2 BB: 1 P: 8	R: 0 E: 0 K: 2 S: 7	H: 0 LOB: 0 BB: 0 P: 7	1B: 3 2B: 0 3B: 0 HR: 0	SF: 0 SAC: 0 DP: 1 HBP: 0	WP: 0 PB: 0 SB: 0 CS: 0	PA: 32
PITCHER Gary Bell, R ERA: 3.24 (1, 1)	IP: 9.0 WLS: W BF: 32 H: 3 R: 0 ER: 0 SO: 4 BB: 2 IBB: 0 HBP: 0 BLK: 0 WP: 0 HR: 0 S: 38 P: 46 ERA: 0.00 WHIP: 0.556											PITCHER	IP: 9.0 WLS: W BF: 32 H: 3 R: 0 ER: 0 SO: 4 BB: 2 IBB: 0 HBP: 0 BLK: 0 WP: 0 HR: 0 S: 38 P: 46 ERA: 0.00 WHIP: 0.556							

Batter	1	2	3	4	5	6	7	8	9	AB	R	H	RBI	BB	SO	LOB	BOTTOM			
Johnny Temple, R OBP: 0.339, SLG: 0.332 (1, 4)	4-3			FC6-4						3	1	1	2	1	0	1	Kansas City Athletics @ Cleveland Indians Cleveland Municipal Stadium, Cleveland, OH Mon Jul 04 1960, 3:33 AM EDT Unknown livebaseballscorecards.com			
Ken Aspromonte, R OBP: 0.368, SLG: 0.387 (1, 5)	F2	1B								4	0	2	0	0	0	1				
Marty Keough, L OBP: 0.312, SLG: 0.331 (1, 8)			F6							2	1	1	1	0	0	0				
Harvey Kuenn, R OBP: 0.391, SLG: 0.430 (1, 9)	1B		F9							4	0	1	1	0	0	2				
Vic Power, R OBP: 0.333, SLG: 0.411 (1, 3)	F9									3	0	1	0	1	0	1				
Chuck Tanner, L OBP: 0.474, SLG: 0.438 (1, 7)										2	1	0	0	1	0	2				
Bubba Phillips, R OBP: 0.253, SLG: 0.296 (6, FR) (7, 7)		1B	1-3							1	0	0	0	0	1	0				
John Romano, R OBP: 0.329, SLG: 0.445 (1, 2)				L5						3	1	2	0	1	0	0				
Woodie Held, R OBP: 0.327, SLG: 0.472 (1, 6)										3	0	0	0	1	0	4				
Gary Bell, R OBP: 0.220, SLG: 0.184 (1, 1)										3	0	1	0	0	0	2				
Inning Stats	R: 1 E: 0 K: 0 S: 5	H: 2 LOB: 1 BB: 0 P: 5	R: 2 E: 0 K: 0 S: 5	H: 2 LOB: 1 BB: 1 P: 9	R: 0 E: 0 K: 0 S: 3	H: 0 LOB: 1 BB: 1 P: 7	R: 0 E: 0 K: 0 S: 4	H: 1 LOB: 0 BB: 0 P: 4	R: 0 E: 0 K: 0 S: 4	H: 2 LOB: 2 BB: 0 P: 4	R: 1 E: 1 K: 0 S: 4	H: 1 LOB: 1 BB: 1 P: 8	R: 0 E: 0 K: 1 S: 5	H: 0 LOB: 2 BB: 2 P: 13	R: 0 E: 0 K: 1 S: 5	H: 0 LOB: 2 BB: 2 P: 13	1B: 8 2B: 2 3B: 0 HR: 0	SF: 1 SAC: 2 DP: 1 HBP: 0	WP: 0 PB: 0 SB: 0 CS: 0	PA: 36
PITCHER Ray Herbert, R ERA: 3.98 (1, 1)	IP: 7.0 WLS: L BF: 31 H: 9 R: 4 ER: 3 SO: 0 BB: 3 IBB: 0 HBP: 0 BLK: 0 WP: 0 HR: 0 S: 28 P: 40 ERA: 3.86 WHIP: 1.714											PITCHER	IP: 7.0 WLS: L BF: 31 H: 9 R: 4 ER: 3 SO: 0 BB: 3 IBB: 0 HBP: 0 BLK: 0 WP: 0 HR: 0 S: 28 P: 40 ERA: 3.86 WHIP: 1.714							
PITCHER Marty Kutyna, R ERA: 2.56 (8, 1)	IP: 1.0 WLS: 5 BF: 0 H: 0 R: 0 ER: 0 SO: 1 BB: 2 IBB: 0 HBP: 0 BLK: 0 WP: 0 HR: 0 S: 5 P: 13 ERA: 0.00 WHIP: 2.000											PITCHER	IP: 1.0 WLS: 5 BF: 0 H: 0 R: 0 ER: 0 SO: 1 BB: 2 IBB: 0 HBP: 0 BLK: 0 WP: 0 HR: 0 S: 5 P: 13 ERA: 0.00 WHIP: 2.000							

Batter	1	2	3	4	5	6	7	8	9	AB	R	H	RBI	BB	SO	LOB	TOP			
Russ Snyder, L (1.7)	4-3		K		4-3			FC6-4 1B		4	0	1	0	0	1	0	Kansas City Athletics @ Cleveland Indians Cleveland Municipal Stadium, Cleveland, OH Mon Jul 04 1960, 3:38 AM EDT Att: 22,793 - Unknown livebaseballscorecards.com			
Bill Tuttle, R (1.8)	6-3			F6		3-1		FC6-4 1B 1-2 4-2		4	0	0	0	0	1					
Hank Bauer, R (1.9)				E 2B		5-3			1-3 1B	4	0	3	0	0	0					
Dick Williams, R (1.5)	F5			F3		F7			4-2	4	0	0	0	0	4					
Norm Siebern, L (1.3)		L3 BB		E6 FC5-4				3B BB		2	2	1	0	2	0					
Pete Daley, R (1.2)	L3			FC5-4				1B 3B		4	1	2	2	0	3					
Jerry Lumpe, L (1.4)	G3							F8		4	1	1	0	0	2					
Bob Johnson, R (1.6)				5-3						3	0	2	1	0	0					
Lou Klimchok, L (9. PH)								L6-3 1B		1	0	0	0	0	1					
Johnny Kucks, R (5. PH)				F7				F8		1	0	0	0	0	0					
Andy Carey, R (5. PH)										1	0	0	0	0	1					
Bob Trowbridge, R (5.1)										0	0	0	0	0	0					
Whitley Herzog, L (7. PH)										0	0	0	0	0	0					
Marty Kutyna, R (7.1)										0	0	0	0	0	0					
Ned Garver, R (8.1)										0	0	0	0	0	0					
Marv Throneberry, L (9. PH)										1	0	0	0	0	1					
Inning Stats	R: 0 E: 0 K: 0 S: 4	H: 1 LOB: 1 BB: 0 P: 4	R: 0 E: 0 K: 0 S: 2	H: 0 LOB: 0 BB: 1 P: 6	R: 0 E: 0 K: 1 S: 5	H: 0 LOB: 0 BB: 0 P: 5	R: 0 E: 1 K: 0 S: 5	H: 1 LOB: 2 BB: 0 P: 5	R: 0 E: 0 K: 0 S: 3	H: 0 LOB: 0 BB: 0 P: 3	R: 2 E: 0 K: 0 S: 4	H: 2 LOB: 1 BB: 1 P: 8	R: 0 E: 0 K: 0 S: 4	H: 2 LOB: 1 BB: 0 P: 4	R: 1 E: 0 K: 0 S: 5	H: 2 LOB: 1 BB: 0 P: 5	1B: 7 2B: 5 3B: 1 HR: 0	SF: 0 SAC: 0 DP: 4 HBP: 0	WP: 0 PB: 0 SB: 0 CS: 0	PA: 36
PITCHER	IP WLS BF H R ER SO BB IBB HBP BLK WP HR S P ERA WHIP																			
Ted Bowsfield, L (1.1)	7.0 W 27 6 3 3 1 2 0 0 0 0 0 0 27 35 3.86 1.143																			
Johnny Klippstein, R (8.1)	2.0 S 9 4 1 1 0 0 0 0 0 0 0 0 9 9 4.50 2.000																			

Batter	1	2	3	4	5	6	7	8	9	AB	R	H	RBI	BB	SO	LOB	BOTTOM	
Johnny Temple, R (1.4)	1-3		SH5-3		F9			F4		4	0	1	0	0	1	Kansas City Athletics @ Cleveland Indians Cleveland Municipal Stadium, Cleveland, OH Mon Jul 04 1960, 3:38 AM EDT Att: 22,793 - Unknown livebaseballscorecards.com		
Ken Aspromonte, R (1.5)	F8				F8			FC4-6 1B		4	1	1	2	0	1			
Marty Keough, L (1.8)	F5		HR					FC6-4		3	0	1	0	1	1			
Harvey Kuenn, R (1.9)					F3					2	1	1	0	2	1			
Vic Power, R (1.3)								SH1-3 1B		3	1	1	0	0	3			
Chuck Tanner, L (1.7)										1	0	1	1	0	0			
Jim Piersall, R (6. PH)					SF7 1B			SH1-3		2	1	1	1	0	0			
John Romano, R (1.2)								HR		4	2	2	3	0	2			
Woodie Held, R (1.6)					F7					4	0	1	0	0	0			
Ted Bowsfield, R (1.1)										2	1	1	0	0	0			
Bob Hale, L (7. PH)										1	0	0	0	0	0			
Johnny Klippstein, R (8.1)					SH5-3 HR			6-3		1	0	0	0	0	1			
Inning Stats	R: 0 E: 0 K: 0 S: 3	H: 0 LOB: 0 BB: 0 P: 3	R: 0 E: 0 K: 0 S: 3	H: 1 LOB: 1 BB: 1 P: 7	R: 2 E: 0 K: 0 S: 6	H: 3 LOB: 1 BB: 0 P: 6	R: 2 E: 1 K: 0 S: 5	H: 2 LOB: 0 BB: 0 P: 5	R: 0 E: 0 K: 0 S: 3	H: 0 LOB: 2 BB: 0 P: 11	R: 0 E: 0 K: 0 S: 4	H: 1 LOB: 1 BB: 0 P: 4	R: 3 E: 0 K: 0 S: 7	H: 4 LOB: 1 BB: 0 P: 7	1B: 7 2B: 1 3B: 0 HR: 3	SF: 1 SAC: 2 DP: 1 HBP: 0	WP: 0 PB: 1 SB: 1 CS: 1	PA: 37
PITCHER	IP WLS BF H R ER SO BB IBB HBP BLK WP HR S P ERA WHIP																	
Johnny Kucks, R (1.1)	4.0 L 18 6 4 3 0 1 0 0 0 0 0 0 17 21 6.75 1.750																	
Bob Trowbridge, R (5.1)	2.0 8 0 0 0 0 2 0 0 0 0 0 0 6 14 0.00 1.000																	
Marty Kutyna, R (7.1)	1.1 9 5 3 3 0 0 0 0 0 0 0 1 9 9 20.25 3.750																	
Ned Garver, R (8.1)	0.2 2 0 0 0 0 0 0 0 0 0 0 0 2 2 0.00 0.000																	

Batter	1	2	3	4	5	6	7	8	9	AB	R	H	RBI	BB	SO	LOB	TOP					
Luis Aparicio, R (1.6)	F9		F4	SH4-1		L5		5-3		4	0	0	0	0	0	2						
Nellie Fox, L (1.4)	F5		1B BB	F7			HBP		F8 BB SF7 1B	3	2	1	0	1	0	1						
Minnie Minoso, R (1.7)	F9		K	K			F9		1B BB BB	4	0	0	0	1	2	3						
Roy Sievers, R (1.3)		1B 2B	1B 1B		F2		F6		F8	5	2	2	0	0	0	3						
Sherm Lollar, R (1.2)	2B 6-3 1B		1B HR		6-3		K		SF7	4	2	2	2	0	1	1						
Al Smith, R (1.9)	6-3 1-3 2-H		HR		HR				1B BB	4	2	4	3	1	0	0						
Gene Freese, R (1.5)	6-3		HR		F7		FC5-4 1B		FC6-4 1B	5	1	2	3	0	0	3						
Jim Landis, R (1.8)	6-3		F6			F3			FC6-4 1B	5	0	1	1	0	0	4						
Billy Pierce, L (1.1)	K			SH4-1 1B		F7		F8		4	0	1	0	0	1	3						
Inning Stats	R: 0 E: 0 K: 0 S: 3	H: 0 LOB: 0 BB: 0 P: 3	R: 2 E: 0 K: 1 S: 8	H: 3 LOB: 1 BB: 0 P: 8	R: 5 E: 0 K: 1 S: 9	H: 4 LOB: 0 BB: 1 P: 13	R: 0 E: 0 K: 1 S: 6	H: 1 LOB: 0 BB: 0 P: 6	R: 1 E: 0 K: 0 S: 4	H: 1 LOB: 0 BB: 0 P: 4	R: 0 E: 0 K: 0 S: 3	H: 0 LOB: 0 BB: 0 P: 3	R: 0 E: 1 K: 1 S: 5	H: 0 LOB: 1 BB: 0 P: 6	R: 0 E: 0 K: 0 S: 5	H: 2 LOB: 2 BB: 0 P: 5	R: 1 E: 0 K: 0 S: 5	H: 2 LOB: 3 BB: 2 P: 13	1B: 10 2B: 1 3B: 0 HR: 2	SF: 1 SAC: 1 DP: 0 HBP: 1	WP: 0 PB: 0 SB: 2 CS: 0	PA: 44
PITCHER	IP	WLS	BF	H	R	ER	SO	BB	IBB	HBP	BLK	WP	HR	S	P	ERA	WHIP					
Jim Perry, R (1.1)	3.0	L	17	7	7	7	2	1	0	0	0	0	1	20	24	21.00	2.667					
Barry Latman, R (4.1)	4.0		15	2	1	1	2	0	0	1	0	0	1	18	19	2.25	0.500					
Wynn Hawkins, R (8.1)	2.0		12	4	1	1	0	2	0	0	0	0	0	10	18	4.50	3.000					

Chicago White Sox @ Cleveland Indians
Cleveland Municipal Stadium, Cleveland, OH

AB 38
R 9
H 13
RBI 9
BB 3
SO 4
LOB 20



Thu Jul 07 1960, 7:05 PM EDT
Att: 19,870 - Unknown

Batter	1	2	3	4	5	6	7	8	9	AB	R	H	RBI	BB	SO	LOB	BOTTOM					
Johnny Temple, R (1.4)	K			FC5-4 1B	1B		L6			4	1	2	0	0	1	0						
Ken Aspromonte, R (1.5)	6-3			FC5-4 1B	1B			F9		4	0	2	1	0	0	0						
Jim Piersall, R (1.8)	6-3			F4		FC5-4 BB		HR		3	1	1	1	1	0	2						
Harvey Kuenn, R (1.9)		K		FC5-4 1B		FC5 1B		F7		4	0	1	0	0	1	2						
Vic Power, R (1.3)	F4			FC5 1B		FC5		F8		4	0	1	1	0	0	2						
John Romano, R (1.2)	6-3			F4		F7		F7		4	0	0	0	0	0	4						
Tito Francona, L (1.7)			F6		G3		F8		4-3	4	0	0	0	0	0	2						
Woodie Held, R (1.6)			F9		4-3		6-3		K	4	0	0	0	0	1	0						
Jim Perry, S (1.1)			6-3				6-3			0	0	0	0	0	0	0						
Bobby Locke, R (3. PH)										1	0	0	0	0	0	0						
Barry Latman, R (4.1)										0	1	0	0	1	0	0						
George Strickland, R (7. PH)										1	0	0	0	0	0	0						
Wynn Hawkins, R (8.1)										0	0	0	0	0	0	0						
Inning Stats	R: 0 E: 0 K: 1 S: 5	H: 0 LOB: 0 BB: 0 P: 5	R: 0 E: 0 K: 1 S: 5	H: 0 LOB: 0 BB: 0 P: 5	R: 0 E: 0 K: 0 S: 3	H: 0 LOB: 0 BB: 0 P: 3	R: 1 E: 0 K: 0 S: 6	H: 3 LOB: 2 BB: 0 P: 6	R: 1 E: 0 K: 0 S: 4	H: 2 LOB: 2 BB: 1 P: 8	R: 0 E: 0 K: 0 S: 3	H: 1 LOB: 0 BB: 0 P: 3	R: 0 E: 0 K: 0 S: 4	H: 0 LOB: 0 BB: 0 P: 4	R: 1 E: 0 K: 1 S: 5	H: 1 LOB: 0 BB: 0 P: 5	1B: 6 2B: 0 3B: 0 HR: 1	SF: 0 SAC: 0 DP: 0 HBP: 0	WP: 0 PB: 0 SB: 0 CS: 0	PA: 35		
PITCHER	IP	WLS	BF	H	R	ER	SO	BB	IBB	HBP	BLK	WP	HR	S	P	ERA	WHIP					
Billy Pierce, L (1.1)	9.0	W	35	7	3	3	3	2	0	0	0	0	1	39	47	3.00	1.000					

Chicago White Sox @ Cleveland Indians
Cleveland Municipal Stadium, Cleveland, OH

AB 33
R 3
H 7
RBI 3
BB 2
SO 3
LOB 12



Thu Jul 07 1960, 7:05 PM EDT
Att: 19,870 - Unknown

Batter	1	2	3	4	5	6	7	8	9	AB	R	H	RBI	BB	SO	LOB	TOP			
Johnny Temple, R (1,4) OBP: 0.339, SLG: 0.336	5-3		F8		6-3			2B		4	0	1	0	0	0	1	Cleveland Indians @ Chicago White Sox Comiskey Park, Chicago, IL Fri Jul 08 1960, 8:05 PM EDT Att: 48,231 - Unknown			
Ken Aspromonte, R (1,5) OBP: 0.367, SLG: 0.405	F8		1-3			1B		6-3		4	0	1	0	0	0	1				
Jim Piersall, R (1,8) OBP: 0.333, SLG: 0.480	1B		P4			F8		FC6-4 BB		3	0	1	0	1	0	1				
Harvey Kuenn, R (1,9) OBP: 0.383, SLG: 0.415	4-3				F9		F9	FC6-4 1-2		4	0	0	0	0	0	4				
Vic Power, R (1,3) OBP: 0.333, SLG: 0.407		BB 1B 1B		4-3		P4			5-3	4	1	1	0	0	0	1				
John Romano, R (1,2) OBP: 0.321, SLG: 0.461		BB BB BB 1B BB		F9				F9	F2	3	0	0	0	1	0	0				
Tito Francona, L (1,7) OBP: 0.382, SLG: 0.417			F7			SH2-3 1B		G5-4-3 BB	F7	3	0	1	0	1	0	2				
Woodie Held, R (1,6) OBP: 0.320, SLG: 0.472					F9			G5-4-3 1-2		3	0	1	1	0	0	2				
Gary Bell, R (1,1) OBP: 0.214, SLG: 0.179									6-3	1	0	0	0	0	0	1				
Hank Foiles, R (8,PH) OBP: 0.404, SLG: 0.400					SH2-3					1	0	0	0	0	0	0				
Dick Stigman, R (8,1) OBP: 0.313, SLG: 0.154										0	0	0	0	0	0	0				
Inning Stats	R: 0 E: 0 K: 0 S: 4	H: 1 LOB: 1 BB: 0 P: 4	R: 1 E: 0 K: 0 S: 4	H: 2 LOB: 1 BB: 1 P: 8	R: 0 E: 0 K: 0 S: 3	H: 0 LOB: 0 BB: 0 P: 3	R: 0 E: 0 K: 0 S: 3	H: 0 LOB: 0 BB: 0 P: 3	R: 0 E: 0 K: 0 S: 4	H: 1 LOB: 1 BB: 0 P: 4	R: 0 E: 0 K: 0 S: 2	H: 0 LOB: 0 BB: 1 P: 6	R: 0 E: 0 K: 0 S: 4	H: 1 LOB: 2 BB: 1 P: 8	R: 0 E: 0 K: 0 S: 3	H: 0 LOB: 0 BB: 0 P: 3	1B: 5 2B: 1 3B: 0 HR: 0	SF: 0 SAC: 1 DP: 1 HBP: 0	WP: 0 PB: 0 SB: 1 CS: 0	PA: 34
PITCHER Frank Baumann, L (1,1) ERA: 2.39	IP: 9.0 WLS: W BF: 34 H: 6 R: 1 ER: 1 SO: 0 BB: 3 IBB: 0 HBP: 0 BLK: 0 WP: 0 HR: 0 S: 31 P: 43 ERA: 1.00 WHIP: 1.000															PITCHER				

Batter	1	2	3	4	5	6	7	8	9	AB	R	H	RBI	BB	SO	LOB	BOTTOM			
Luis Aparicio, R (1,6) OBP: 0.285, SLG: 0.327	E 2B	WP S 1-H 1B		F7		P4				4	1	2	1	0	0	3	Cleveland Indians @ Chicago White Sox Comiskey Park, Chicago, IL Fri Jul 08 1960, 8:05 PM EDT Att: 48,231 - Unknown			
Nellie Fox, L (1,4) OBP: 0.332, SLG: 0.344	E5 FC6-4 2-H 1B	BB BB BB 1-3 BB			F9		F9			3	0	1	0	1	0	0				
Minnie Minoso, R (1,7) OBP: 0.395, SLG: 0.483	FC6-4 1B SF7 1-2		P3			G5-4-3 1B		F8		4	1	1	0	0	0	3				
Roy Sievers, R (1,3) OBP: 0.367, SLG: 0.487				P3		G5-4-3 1-2		F2		4	0	1	0	0	0	1				
Sherm Lollar, R (1,2) OBP: 0.335, SLG: 0.368	SF7			F7		E8 BB F7 1B		K		3	1	0	1	0	1	0				
Al Smith, R (1,9) OBP: 0.374, SLG: 0.469	3-H 6-3					E BB 1-2 1B		5-3		4	0	1	0	0	1	1				
Gene Freese, R (1,5) OBP: 0.299, SLG: 0.467										4	0	2	0	0	0	2				
Jim Landis, R (1,8) OBP: 0.363, SLG: 0.339		BB BB BB S BB 1B			F7		2-3	E BB 1-2 2-3 3-H		2	1	0	0	2	0	2				
Frank Baumann, L (1,1) OBP: 0.250, SLG: 0.100										3	0	0	1	0	2	4				
Inning Stats	R: 2 E: 1 K: 0 S: 6	H: 3 LOB: 1 BB: 0 P: 6	R: 1 E: 0 K: 1 S: 6	H: 1 LOB: 2 BB: 2 P: 14	R: 0 E: 0 K: 1 S: 5	H: 0 LOB: 0 BB: 0 P: 5	R: 0 E: 0 K: 1 S: 6	H: 1 LOB: 1 BB: 0 P: 6	R: 0 E: 0 K: 0 S: 3	H: 1 LOB: 2 BB: 1 P: 9	R: 0 E: 0 K: 0 S: 3	H: 0 LOB: 0 BB: 0 P: 3	R: 0 E: 0 K: 1 S: 6	H: 1 LOB: 1 BB: 0 P: 6	R: 0 E: 0 K: 0 S: 3	H: 0 LOB: 0 BB: 0 P: 3		1B: 6 2B: 2 3B: 0 HR: 0	SF: 1 SAC: 0 DP: 1 HBP: 0	WP: 2 PB: 0 SB: 2 CS: 0
PITCHER Gary Bell, R (1,1) ERA: 3.27 Dick Stigman, L (8,1) ERA: 3.59	IP: 7.0 WLS: L BF: 31 H: 7 R: 4 ER: 3 SO: 3 BB: 3 IBB: 0 HBP: 0 BLK: 0 WP: 0 HR: 0 S: 34 P: 46 ERA: 3.86 WHIP: 1.429															PITCHER				

AB	30
R	1
H	6
RBI	1
BB	3
SO	0
LOB	13

AB	31
R	4
H	8
RBI	3
BB	3
SO	4
LOB	16

Batter	1	2	3	4	5	6	7	8	9	AB	R	H	RBI	BB	SO	LOB	TOP							
Johnny Temple, R OBP: 0.336, SLG: 0.330	4-0 WP 1B BB		5-3		4-3		F8		6-3	4	1	0	0	1	0	0								
Ken Aspromonte, R OBP: 0.364, SLG: 0.401	0-0 F7		1-3		6-3				BB 1B	4	1	1	0	0	0	1								
Harvey Kuenn, R OBP: 0.385, SLG: 0.425	0-0 E5 1B				3-1			FC5-4 1B BB		3	2	1	1	1	0	1								
Jim Piersall, R OBP: 0.340, SLG: 0.485	0-0 CS 1B					F8		FC5-4 1B		4	0	3	3	0	0	0								
Vic Power, R OBP: 0.336, SLG: 0.406	4-0 CS BB		F7					FC5-4 1B		3	0	1	0	1	0	3								
Hank Foiles, R OBP: 0.400, SLG: 0.396	0-0 CS	0-0		P6		F3		P6		3	0	1	0	0	0	1								
Bob Hale, L OBP: 0.263, SLG: 0.273		1B								1	0	0	0	0	0	2								
Bobby Locke, R OBP: 0.462, SLG: 0.455										0	0	0	0	0	0	0								
Woodie Held, R OBP: 0.319, SLG: 0.468			P4			5-3		5-3		4	0	1	0	0	0	4								
Bubba Phillips, R OBP: 0.255, SLG: 0.298										1	0	1	0	0	0	0								
Barry Latman, R OBP: 0.231, SLG: 0.167										1	0	0	0	0	0	1								
Marty Keough, L OBP: 0.313, SLG: 0.327										1	0	0	0	0	0	0								
Wynn Hawkins, R OBP: 0.100, SLG: 0.150										0	0	0	0	0	0	0								
John Romano, R OBP: 0.320, SLG: 0.458										1	0	0	0	0	0	0								
Ted Bowsfield, R OBP: 0.200, SLG: 0.143										0	0	0	0	0	0	0								
John Briggs, R OBP: 0.143, SLG: 0.143										0	0	0	0	0	0	0								
Tito Francona, L OBP: 0.377, SLG: 0.411										4	0	0	0	0	0	3								
Inning Stats	R: 2 E: 1 K: 0 S: 3	H: 1 LOB: 0 BB: 2 P: 11	R: 0 E: 0 K: 0 S: 4	H: 2 LOB: 1 BB: 0 P: 4	R: 1 E: 0 K: 0 S: 5	H: 2 LOB: 1 BB: 0 P: 5	R: 0 E: 0 K: 0 S: 4	H: 1 LOB: 1 BB: 0 P: 4	R: 0 E: 0 K: 0 S: 3	H: 0 LOB: 0 BB: 0 P: 3	R: 0 E: 0 K: 0 S: 4	H: 1 LOB: 1 BB: 0 P: 4	R: 0 E: 0 K: 0 S: 3	H: 0 LOB: 0 BB: 0 P: 3	R: 1 E: 0 K: 0 S: 5	H: 2 LOB: 2 BB: 1 P: 9	R: 0 E: 0 K: 0 S: 3	H: 0 LOB: 0 BB: 0 P: 3	1B: 8 2B: 0 3B: 0 HR: 1	SF: 0 SAC: 0 DP: 1 HBP: 0	WP: 1 PB: 0 SB: 1 CS: 2	PA: 38		
PITCHER	IP WLS BF H R ER SO BB IBB HBP BLK WP HR S P ERA WHIP	IP WLS BF H R ER SO BB IBB HBP BLK WP HR S P ERA WHIP	IP WLS BF H R ER SO BB IBB HBP BLK WP HR S P ERA WHIP	IP WLS BF H R ER SO BB IBB HBP BLK WP HR S P ERA WHIP	IP WLS BF H R ER SO BB IBB HBP BLK WP HR S P ERA WHIP	IP WLS BF H R ER SO BB IBB HBP BLK WP HR S P ERA WHIP	IP WLS BF H R ER SO BB IBB HBP BLK WP HR S P ERA WHIP	IP WLS BF H R ER SO BB IBB HBP BLK WP HR S P ERA WHIP	IP WLS BF H R ER SO BB IBB HBP BLK WP HR S P ERA WHIP	IP WLS BF H R ER SO BB IBB HBP BLK WP HR S P ERA WHIP	IP WLS BF H R ER SO BB IBB HBP BLK WP HR S P ERA WHIP	IP WLS BF H R ER SO BB IBB HBP BLK WP HR S P ERA WHIP	IP WLS BF H R ER SO BB IBB HBP BLK WP HR S P ERA WHIP	IP WLS BF H R ER SO BB IBB HBP BLK WP HR S P ERA WHIP	IP WLS BF H R ER SO BB IBB HBP BLK WP HR S P ERA WHIP	IP WLS BF H R ER SO BB IBB HBP BLK WP HR S P ERA WHIP	IP WLS BF H R ER SO BB IBB HBP BLK WP HR S P ERA WHIP	IP WLS BF H R ER SO BB IBB HBP BLK WP HR S P ERA WHIP	IP WLS BF H R ER SO BB IBB HBP BLK WP HR S P ERA WHIP	IP WLS BF H R ER SO BB IBB HBP BLK WP HR S P ERA WHIP	IP WLS BF H R ER SO BB IBB HBP BLK WP HR S P ERA WHIP	IP WLS BF H R ER SO BB IBB HBP BLK WP HR S P ERA WHIP	IP WLS BF H R ER SO BB IBB HBP BLK WP HR S P ERA WHIP	IP WLS BF H R ER SO BB IBB HBP BLK WP HR S P ERA WHIP
Herb Score, L ERA: 6.07	1.1	8	3	2	1	0	2	0	0	0	0	1	0	6	14	6.75	3.750							
Dick Donovan, R ERA: 5.49	5.2	22	5	2	2	0	1	0	0	0	0	0	1	21	25	3.18	1.059							
Gerry Staley, R ERA: 1.57	2.0	7	1	0	0	0	0	0	0	0	0	0	0	7	7	0.00	0.500							

Cleveland Indians @ Chicago White Sox
Comiskey Park, Chicago, IL
Sat Jul 09 1960, 4:33 AM EDT
Att: 22,716 - Unknown

AB 34
R 4
H 9
RBI 4
BB 3
SO 0
LOB 16



Batter	1	2	3	4	5	6	7	8	9	AB	R	H	RBI	BB	SO	LOB	BOTTOM							
Luis Aparicio, R OBP: 0.290, SLG: 0.327	0-0 1B PB E	4-0 1B SF7 BB	0-0 F2			L6		FC4-6 BB		3	2	1	0	2	0	0								
Nellie Fox, L OBP: 0.336, SLG: 0.346	0-0 2B	0-0 E 1B 2B	0-0 F9			G6-4-3 BB		FC4-6 FC6-4		4	2	2	0	1	0	2								
Minnie Minoso, R OBP: 0.389, SLG: 0.476	0-0 E5 2B	0-0 SF7			6-3	G6-4-3		FC6-4		4	1	0	2	0	0	4								
Roy Sievers, R OBP: 0.378, SLG: 0.500	0-0 1B 2B	0-0 E 2B 1B						FC5-4 1B		3	2	3	2	1	0	0								
Sherm Lollar, R OBP: 0.333, SLG: 0.366	0-0 SH4-3 2B 1B	0-0 E5 2B			P5			FC5-4		4	1	1	1	0	0	4								
Al Smith, R OBP: 0.374, SLG: 0.471	0-0 SH4-3	0-0			F9			K		3	0	1	2	0	1	2								
Gene Freese, R OBP: 0.302, SLG: 0.474	0-0 1-2 3B	0-0 FC5-4 BB				K				3	0	1	1	1	1	1								
Jim Landis, R OBP: 0.358, SLG: 0.333	0-0 F8	0-0 FC5-4				6-3				4	0	0	0	0	0	4								
Herb Score, L	0-0	0-0								0	0	0	0	0	0	0								
Dick Donovan, L OBP: 0.100, SLG: 0.053	1-2	0-0 F7				4-3				3	0	0	0	0	1	0								
Gerry Staley, R OBP: 0.385, SLG: 0.300								FC4-6 BB 1B		1	0	1	0	0	0	0								
Inning Stats	R: 5 E: 1 K: 0 S: 8	H: 5 LOB: 1 BB: 0 P: 8	R: 3 E: 1 K: 0 S: 7	H: 3 LOB: 3 BB: 2 P: 15	R: 0 E: 0 K: 1 S: 5	H: 0 LOB: 0 BB: 0 P: 5	R: 0 E: 0 K: 0 S: 3	H: 0 LOB: 1 BB: 1 P: 7	R: 0 E: 0 K: 1 S: 5	H: 0 LOB: 0 BB: 0 P: 5	R: 0 E: 0 K: 0 S: 2	H: 0 LOB: 0 BB: 1 P: 6	R: 0 E: 0 K: 1 S: 6	H: 1 LOB: 1 BB: 0 P: 6	R: 0 E: 0 K: 0 S: 4	H: 1 LOB: 2 BB: 1 P: 8	1B: 7 2B: 2 3B: 1 HR: 0	SF: 1 SAC: 1 DP: 1 HBP: 0	WP: 0 PB: 1 SB: 0 CS: 0	PA: 39				
PITCHER	IP WLS BF H R ER SO BB IBB HBP BLK WP HR S P ERA WHIP	IP WLS BF H R ER SO BB IBB HBP BLK WP HR S P ERA WHIP	IP WLS BF H R ER SO BB IBB HBP BLK WP HR S P ERA WHIP	IP WLS BF H R ER SO BB IBB HBP BLK WP HR S P ERA WHIP	IP WLS BF H R ER SO BB IBB HBP BLK WP HR S P ERA WHIP	IP WLS BF H R ER SO BB IBB HBP BLK WP HR S P ERA WHIP	IP WLS BF H R ER SO BB IBB HBP BLK WP HR S P ERA WHIP	IP WLS BF H R ER SO BB IBB HBP BLK WP HR S P ERA WHIP	IP WLS BF H R ER SO BB IBB HBP BLK WP HR S P ERA WHIP	IP WLS BF H R ER SO BB IBB HBP BLK WP HR S P ERA WHIP	IP WLS BF H R ER SO BB IBB HBP BLK WP HR S P ERA WHIP	IP WLS BF H R ER SO BB IBB HBP BLK WP HR S P ERA WHIP	IP WLS BF H R ER SO BB IBB HBP BLK WP HR S P ERA WHIP	IP WLS BF H R ER SO BB IBB HBP BLK WP HR S P ERA WHIP	IP WLS BF H R ER SO BB IBB HBP BLK WP HR S P ERA WHIP	IP WLS BF H R ER SO BB IBB HBP BLK WP HR S P ERA WHIP	IP WLS BF H R ER SO BB IBB HBP BLK WP HR S P ERA WHIP	IP WLS BF H R ER SO BB IBB HBP BLK WP HR S P ERA WHIP	IP WLS BF H R ER SO BB IBB HBP BLK WP HR S P ERA WHIP	IP WLS BF H R ER SO BB IBB HBP BLK WP HR S P ERA WHIP	IP WLS BF H R ER SO BB IBB HBP BLK WP HR S P ERA WHIP	IP WLS BF H R ER SO BB IBB HBP BLK WP HR S P ERA WHIP	IP WLS BF H R ER SO BB IBB HBP BLK WP HR S P ERA WHIP	IP WLS BF H R ER SO BB IBB HBP BLK WP HR S P ERA WHIP
Ted Bowsfield, L ERA: 5.17	0.0	4	1	0	0	0	0	0	0	0	0	0	3	3	0.00	1.000								
John Briggs, R ERA: 3.3	1.0	4	1	0	0	1	0	0	0	0	0	6	6	0.00	1.000									
Barry Latman, R ERA: 4.47	5.0	22	3	3	1	2	4	0	0	0	0	0	22	38	1.80	1.400								
Wynn Hawkins, R ERA: 4.23	1.0	4	1	0	0	1	0	0	0	0	0	0	6	6	0.00	1.000								
Bobby Locke, R ERA: 2.94	1.0	5	1	0	0	0	1	0	0	0	0	0	4	8	0.00	2.000								

Cleveland Indians @ Chicago White Sox
Comiskey Park, Chicago, IL
Sat Jul 09 1960, 4:33 AM EDT
Att: 22,716 - Unknown

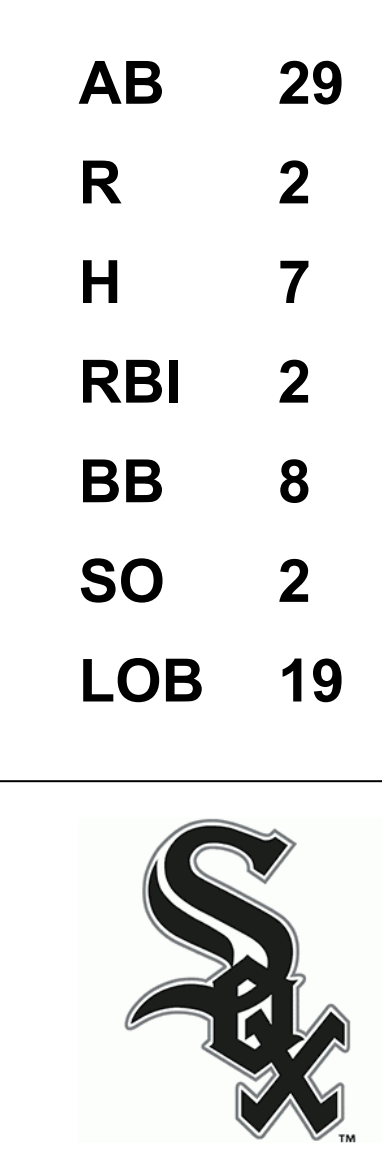
AB 32
R 8
H 10
RBI 8
BB 5
SO 3
LOB 17



Batter	1	2	3	4	5	6	7	8	9	AB	R	H	RBI	BB	SO	LOB	TOP										
Johnny Temple, R OBP: 0.342, SLG: 0.333 (1, 4)										4	2	2	0	1	0	1	Cleveland Indians @ Chicago White Sox Comiskey Park, Chicago, IL Sun Jul 10 1960, 4:33 AM EDT Unknown										
Ken Aspromonte, R OBP: 0.362, SLG: 0.404 (1, 5)										4	1	1	0	0	0	2											
Harvey Kuenn, R OBP: 0.385, SLG: 0.424 (1, 9)										3	1	1	1	1	0	1											
Tito Francona, L OBP: 0.372, SLG: 0.404 (1, 7)										4	0	0	0	0	0	2											
Bubba Phillips, R OBP: 0.259, SLG: 0.302 (8, 7)										1	0	1	2	0	0	0											
Jim Piersall, R OBP: 0.337, SLG: 0.476 (1, 8)										4	1	0	0	1	0	3											
Vic Power, R OBP: 0.340, SLG: 0.421 (1, 3)										5	1	3	1	0	0	1											
Woodie Held, R OBP: 0.325, SLG: 0.469 (1, 6)										2	0	1	1	2	1	1											
Hank Foiles, R OBP: 0.406, SLG: 0.393 (1, 2)										3	0	1	0	1	0	3											
Jim Perry, S OBP: 0.225, SLG: 0.250 (1, 1)										2	0	0	0	0	0	2											
Johnny Klippstein, R OBP: 0.152, SLG: 0.150 (6, 1)										1	0	0	0	0	0	2											
Inning Stats	R: 1 E: 0 K: 0 S: 3	H: 0 LOB: 0 BB: 1 P: 7	R: 0 E: 0 K: 0 S: 4	H: 1 LOB: 2 BB: 1 P: 8	R: 0 E: 0 K: 0 S: 4	H: 1 LOB: 1 BB: 0 P: 4	R: 0 E: 0 K: 0 S: 3	H: 0 LOB: 0 BB: 0 P: 7	R: 0 E: 0 K: 0 S: 3	H: 2 LOB: 1 BB: 0 P: 7	R: 0 E: 0 K: 0 S: 3	H: 0 LOB: 1 BB: 1 P: 7	R: 2 E: 1 K: 0 S: 6	H: 3 LOB: 2 BB: 1 P: 10	R: 2 E: 0 K: 0 S: 5	H: 3 LOB: 1 BB: 1 P: 9	1B: 7 2B: 2 3B: 1 HR: 0	SF: 1 SAC: 2 DP: 1 HBP: 0	WP: 0 PB: 0 SB: 1 CS: 0	PA: 42							
PITCHER	IP	WLS	BF	H	R	ER	SO	BB	IBB	HBP	BLK	WP	HR	S	P	ERA	WHIP										
Early Wynn, R ERA: 5.0 (1, 1)	7.2	L	35	7	4	4	1	5	0	0	0	0	0	32	52	4.70	1.565										
Gerry Staley, R ERA: 1.75 (8, 1)	1.1		7	3	2	2	0	0	1	0	0	0	0	6	10	13.50	2.250										

Batter	1	2	3	4	5	6	7	8	9	AB	R	H	RBI	BB	SO	LOB	BOTTOM										
Luis Aparicio, R OBP: 0.291, SLG: 0.326 (1, 6)										4	0	1	0	1	0	2	Cleveland Indians @ Chicago White Sox Comiskey Park, Chicago, IL Sun Jul 10 1960, 4:33 AM EDT Unknown										
Nellie Fox, L OBP: 0.335, SLG: 0.345 (1, 4)										4	1	1	0	0	1	3											
Minnie Minoso, R OBP: 0.393, SLG: 0.483 (1, 7)										4	1	3	0	0	0	1											
Roy Sievers, R OBP: 0.376, SLG: 0.500 (1, 3)										4	0	1	0	0	0	4											
Joe Ginsberg, L OBP: 0.397, SLG: 0.333 (1, 2)										3	0	0	1	1	0	2											
Al Smith, R OBP: 0.375, SLG: 0.470 (1, 9)										3	0	1	1	1	0	1											
Gene Freese, R OBP: 0.301, SLG: 0.468 (1, 5)										3	0	0	0	1	1	3											
Jim Landis, R OBP: 0.360, SLG: 0.330 (1, 8)										2	0	0	0	2	0	2											
Early Wynn, S OBP: 0.275, SLG: 0.257 (1, 1)										2	0	0	0	1	0	1											
Gerry Staley, R OBP: 0.365, SLG: 0.300 (8, 1)										0	0	0	0	0	0	0											
Earl Torgeson, L OBP: 0.490, SLG: 0.514 (9, PH)										0	0	0	0	1	0	0											
Inning Stats	R: 0 E: 0 K: 1 S: 6	H: 1 LOB: 0 BB: 0 P: 6	R: 0 E: 0 K: 0 S: 2	H: 0 LOB: 0 BB: 1 P: 6	R: 0 E: 0 K: 0 S: 3	H: 0 LOB: 0 BB: 0 P: 3	R: 2 E: 0 K: 0 S: 6	H: 3 LOB: 2 BB: 1 P: 10	R: 0 E: 0 K: 0 S: 3	H: 1 LOB: 1 BB: 1 P: 7	R: 0 E: 0 K: 0 S: 2	H: 0 LOB: 2 BB: 2 P: 10	R: 0 E: 0 K: 0 S: 3	H: 1 LOB: 0 BB: 0 P: 3	R: 0 E: 0 K: 1 S: 5	H: 0 LOB: 2 BB: 2 P: 13	1B: 5 2B: 4 3B: 0 HR: 0	SF: 0 SAC: 0 DP: 3 HBP: 0	WP: 0 PB: 0 SB: 0 CS: 2	PA: 37							
PITCHER	IP	WLS	BF	H	R	ER	SO	BB	IBB	HBP	BLK	WP	HR	S	P	ERA	WHIP										
Jim Perry, R ERA: 3.51 (1, 1)	5.1		24	6	2	2	1	3	1	0	0	0	0	22	38	3.38	1.688										
Johnny Klippstein, R ERA: 1.26 (6, 1)	3.2	W	13	1	0	0	1	4	0	0	0	0	0	11	27	0.00	1.364										

AB	33
R	6
H	10
RBI	5
BB	6
SO	1
LOB	18



Batter	1	2	3	4	5	6	7	8	9	AB	R	H	RBI	BB	SO	LOB	TOP					
Johnny Temple, R (1,4) OBP: 0.343, SLG: 0.335	4-3		FC6 SH3 1-2 1B	F7		5-3			FC5-4 1B	5	0	2	0	0	0	2						
Ken Aspromonte, R (1,5) OBP: 0.359, SLG: 0.400	P4		SH3		F7				FC5-4 1-2 1B	4	0	1	0	0	0	1						
Bubba Phillips, R (9, FR) OBP: 0.259, SLG: 0.302										0	0	0	0	0	0	0						
Harvey Kuenn, R (1,9) OBP: 0.382, SLG: 0.418	4-3		FC6 BB		4-3				P4	4	0	0	0	1	0	2						
Tito Francona, L (1,7) OBP: 0.372, SLG: 0.404			1B SF7 1B	FC6 BB 1-2 2-3 3-H					FC6-4 1-2 1B	5	1	2	1	0	0	4						
Jim Piersall, R (1,8) OBP: 0.340, SLG: 0.475			1B SF7 1B		L6				6-3	3	1	1	0	1	0	2						
Vic Power, R (1,3) OBP: 0.339, SLG: 0.420			SF7	4-3						3	1	1	1	0	0	3						
Woodie Held, R (1,6) OBP: 0.328, SLG: 0.473			1B 2-H		4-3				5-3	4	0	2	2	0	0	0						
Hank Foiles, R (1,2) OBP: 0.388, SLG: 0.373			F9							3	0	0	0	0	0	1						
Bob Hale, L (8, PH) OBP: 0.282, SLG: 0.324					1-3					1	0	1	0	0	0	0						
Bobby Locke, R (8,1) OBP: 0.462, SLG: 0.455										0	0	0	0	0	0	0						
Dick Stigman, R (1,1) OBP: 0.368, SLG: 0.250										3	1	2	0	0	0	1						
Mudcat Grant, R (6,1) OBP: 0.194, SLG: 0.179										0	0	0	0	0	0	0						
John Briggs, R (6,1) OBP: 0.143, SLG: 0.143			SH3 FC6 1B							0	0	0	0	0	0	0						
John Romano, R (8, PH) OBP: 0.318, SLG: 0.455										1	0	0	0	0	1	1						
Inning Stats	R: 0 E: 0 K: 0 S: 3	H: 0 LOB: 0 BB: 0 P: 3	R: 2 E: 0 K: 0 S: 5	H: 3 LOB: 0 BB: 0 P: 5	R: 1 E: 0 K: 0 S: 5	H: 2 LOB: 3 BB: 2 P: 13	R: 0 E: 0 K: 0 S: 4	H: 1 LOB: 1 BB: 0 P: 4	R: 0 E: 0 K: 0 S: 4	H: 1 LOB: 1 BB: 0 P: 4	R: 1 E: 0 K: 0 S: 5	H: 2 LOB: 1 BB: 0 P: 5	R: 0 E: 0 K: 0 S: 4	H: 1 LOB: 1 BB: 0 P: 4	R: 0 E: 0 K: 1 S: 6	H: 1 LOB: 1 BB: 0 P: 6	R: 0 E: 1 K: 0 S: 4	H: 1 LOB: 1 BB: 0 P: 4	1B: 10 2B: 2 3B: 0 HR: 0	SF: 1 SAC: 1 DP: 0 HBP: 0	WP: 0 PB: 0 SB: 0 CS: 0	PA: 40
PITCHER	IP	WLS	BF	H	R	ER	SO	BB	IBB	HBP	BLK	WP	HR	S	P	ERA	WHIP					
Bob Shaw, R (1,1) ERA: 3.55	2.0		10	5	3	3	0	0	0	0	0	0	0	10	10	13.50	2.500					
Russ Kemmerer, R (3,1) ERA: 4.05	4.0	W	18	4	1	1	0	2	0	0	0	0	0	16	24	2.25	1.500					
Turk Lown, R (7,1) ERA: 1.72	3.0	S	12	3	0	0	1	0	0	0	0	0	0	14	14	0.00	1.000					

Cleveland Indians @ Chicago White Sox
Comiskey Park, Chicago, IL
Sun Jul 10 1960, 4:38 AM EDT
Att: 32,806 - Unknown

AB	36
R	4
H	12
RBI	4
BB	2
SO	1
LOB	17



Batter	1	2	3	4	5	6	7	8	9	AB	R	H	RBI	BB	SO	LOB	BOTTOM				
Luis Aparicio, R (1,6) OBP: 0.291, SLG: 0.323	BB CS BB		E6 F8	F7		FC4 1-2 1B			1-3	3	1	0	0	1	0	2					
Turk Lown, R (7,1) OBP: 0.333, SLG: 0.400										1	0	0	0	0	0	0					
Nellie Fox, L (1,4) OBP: 0.336, SLG: 0.342	4-3		BB BB		4-3	4-0 1-2 1B HR BB			1-3	3	1	0	0	2	0	1					
Minnie Minoso, R (1,7) OBP: 0.393, SLG: 0.480			K		F7	F7 1-2 2-H 1B HR			4-3	4	1	1	1	1	1	2					
Roy Sievers, R (1,3) OBP: 0.383, SLG: 0.523			F8							3	2	2	3	1	0	2					
Sherm Lollar, R (1,2) OBP: 0.340, SLG: 0.367	F2									2	0	1	1	2	0	3					
Al Smith, R (1,9) OBP: 0.374, SLG: 0.465			F8		4-3	4-0 1-2 2-H 1B BB			K	3	0	0	0	1	1	5					
Gene Freese, R (1,5) OBP: 0.300, SLG: 0.461			G6-4-3 BB		F8				5-3	3	0	0	0	1	1	0					
Jim Landis, R (1,8) OBP: 0.362, SLG: 0.343			G6-4-3 1-2 2-3							3	1	1	1	1	0	2					
Bob Shaw, R (1,1) OBP: 0.108, SLG: 0.059			F5		F3					1	0	0	0	0	0	1					
Russ Kemmerer, R (3,1) ERA: 4.4										1	0	0	0	0	0	1					
Sammy Esposito, R (6, PH) OBP: 0.294, SLG: 0.214										1	0	0	0	1	0	0					
Inning Stats	R: 0 E: 0 K: 0 S: 2	H: 0 LOB: 2 BB: 3 P: 14	R: 0 E: 0 K: 0 S: 2	H: 0 LOB: 1 BB: 2 P: 10	R: 0 E: 1 K: 1 S: 6	H: 0 LOB: 3 BB: 2 P: 14	R: 0 E: 0 K: 0 S: 3	H: 0 LOB: 1 BB: 1 P: 7	R: 1 E: 0 K: 0 S: 5	H: 2 LOB: 1 BB: 0 P: 5	R: 5 E: 0 K: 1 S: 8	H: 3 LOB: 1 BB: 3 P: 20	R: 0 E: 0 K: 1 S: 5	H: 0 LOB: 0 BB: 0 P: 5	R: 0 E: 0 K: 0 S: 3	H: 0 LOB: 0 BB: 0 P: 3	1B: 2 2B: 1 3B: 0 HR: 2	SF: 0 SAC: 0 DP: 1 HBP: 0	WP: 0 PB: 0 SB: 1 CS: 1	PA: 39	
PITCHER	IP	WLS	BF	H	R	ER	SO	BB	IBB	HBP	BLK	WP	HR	S	P	ERA	WHIP				
Dick Stigman, L (1,1) ERA: 3.8	5.2		29	3	4	4	1	10	0	0	0	0	1	21	6	6.35	2.294				
Mudcat Grant, R (6,1) ERA: 4.4	0.0	L	3	2	2	2	0	1	0	0	0	0	1	2	6	∞	∞				
John Briggs, R (6,1) ERA: 3.16	1.1		4	0	0	0	2	0	0	0	0	0	0	8	8	0.00	0.000				
Bobby Locke, R (8,1) ERA: 2.86	1.0		3	0	0	0	0	0	0	0	0	0	0	3	3	0.00	0.000				

Cleveland Indians @ Chicago White Sox
Comiskey Park, Chicago, IL
Sun Jul 10 1960, 4:38 AM EDT
Att: 32,806 - Unknown

AB	28
R	6
H	5
RBI	6
BB	11
SO	3
LOB	19



Batter	1	2	3	4	5	6	7	8	9	AB	R	H	RBI	BB	SO	LOB	TOP										
Reno Bertoia, R (1,5) OBP: 0.350, SLG: 0.402										4	0	1	0	0	0	1	Washington Senators @ Cleveland Indians Cleveland Municipal Stadium, Cleveland, OH Fri Jul 15 1960, 7:05 PM EDT Att: 14,878 - Unknown										
Dan Dobbek, L (1,8) OBP: 0.313, SLG: 0.391										4	0	0	0	0	1	1											
Bob Allison, R (1,9) OBP: 0.394, SLG: 0.464										4	0	1	0	0	0	1											
Jim Lemon, R (1,7) OBP: 0.380, SLG: 0.550										3	0	0	0	1	0	2											
Billy Gardner, R (1,4) OBP: 0.349, SLG: 0.410										4	0	1	0	0	0	1											
Harmon Killebrew, R (1,3) OBP: 0.349, SLG: 0.470										3	0	0	0	0	0	2											
Earl Batley, R (1,2) OBP: 0.322, SLG: 0.402										3	0	1	0	0	0	0											
Jose Valdivielso, R (1,6) OBP: 0.304, SLG: 0.281										3	0	0	0	0	0	1											
Pedro Ramos, S (1,1) OBP: 0.136, SLG: 0.233										2	0	0	0	0	0	1											
Lenny Green, L (8, PH) OBP: 0.314, SLG: 0.349										1	0	0	0	0	0	0											
Don Lee, R (8, 1) OBP: 0.263, SLG: 0.188										0	0	0	0	0	0	0											
Inning Stats	R: 0 E: 0 K: 0 S: 4	H: 1 LOB: 1 BB: 0 P: 4	R: 0 E: 0 K: 0 S: 3	H: 0 LOB: 0 BB: 0 P: 3	R: 0 E: 0 K: 0 S: 3	H: 0 LOB: 0 BB: 0 P: 3	R: 0 E: 0 K: 0 S: 4	H: 1 LOB: 2 BB: 1 P: 8	R: 0 E: 0 K: 1 S: 6	H: 1 LOB: 1 BB: 0 P: 6	R: 0 E: 0 K: 0 S: 3	H: 0 LOB: 0 BB: 0 P: 3	R: 0 E: 0 K: 0 S: 3	H: 0 LOB: 0 BB: 0 P: 3	R: 0 E: 0 K: 0 S: 3	H: 0 LOB: 0 BB: 0 P: 3	1B: 3 2B: 0 3B: 1 HR: 0	SF: 0 SAC: 0 DP: 0 HBP: 0	WP: 0 PB: 0 SB: 0 CS: 0	PA: 32							
PITCHER	IP	WLS	BF	H	R	ER	SO	BB	IBB	HBP	BLK	WP	HR	S	P	ERA	WHIP										
Jim Perry, R (1,1) ERA: 3.26	9.0	W	32	4	0	0	1	1	0	0	0	0	0	33	37	0.00	0.556										

Batter	1	2	3	4	5	6	7	8	9	AB	R	H	RBI	BB	SO	LOB	BOTTOM										
Johnny Temple, R (1,4) OBP: 0.347, SLG: 0.339										3	1	2	1	0	0	1	Washington Senators @ Cleveland Indians Cleveland Municipal Stadium, Cleveland, OH Fri Jul 15 1960, 7:05 PM EDT Att: 14,878 - Unknown										
Ken Aspromonte, R (1,5) OBP: 0.359, SLG: 0.411										3	1	1	1	0	0	1											
Harvey Kuenn, R (1,9) OBP: 0.381, SLG: 0.414										3	0	0	0	1	0	3											
Tito Francona, L (1,7) OBP: 0.374, SLG: 0.409										4	0	2	1	0	0	1											
Vic Power, R (1,3) OBP: 0.339, SLG: 0.419										3	0	1	0	0	0	2											
Jim Piersall, R (1,8) OBP: 0.335, SLG: 0.467										4	0	0	0	0	0	4											
John Romano, R (1,2) OBP: 0.322, SLG: 0.449										2	0	0	0	2	1	2											
Woodie Held, R (1,6) OBP: 0.327, SLG: 0.467										3	1	0	0	1	1	2											
Jim Perry, S (1,1) OBP: 0.256, SLG: 0.279										3	1	2	0	0	0	2											
Inning Stats	R: 1 E: 1 K: 0 S: 6	H: 2 LOB: 2 BB: 0 P: 6	R: 1 E: 0 K: 0 S: 3	H: 1 LOB: 0 BB: 1 P: 7	R: 0 E: 0 K: 0 S: 3	H: 0 LOB: 0 BB: 0 P: 3	R: 0 E: 0 K: 0 S: 4	H: 1 LOB: 1 BB: 0 P: 4	R: 0 E: 0 K: 1 S: 6	H: 1 LOB: 1 BB: 0 P: 6	R: 2 E: 0 K: 1 S: 7	H: 2 LOB: 1 BB: 1 P: 11	R: 0 E: 0 K: 0 S: 3	H: 0 LOB: 2 BB: 2 P: 11	R: 0 E: 0 K: 0 S: 3	H: 0 LOB: 2 BB: 2 P: 11		1B: 6 2B: 1 3B: 1 HR: 0	SF: 0 SAC: 4 DP: 0 HBP: 0	WP: 0 PB: 1 SB: 1 CS: 1	PA: 37						
PITCHER	IP	WLS	BF	H	R	ER	SO	BB	IBB	HBP	BLK	WP	HR	S	P	ERA	WHIP										
Pedro Ramos, R (1,1) ERA: 3.6	7.0	L	31	8	4	3	2	2	0	0	0	0	0	33	41	3.86	1.429										
Don Lee, R (8, 1) ERA: 5.19	1.0		5	0	0	0	0	2	0	0	0	0	0	3	11	0.00	2.000										



Batter	1	2	3	4	5	6	7	8	9	AB	R	H	RBI	BB	SO	LOB	TOP			
Reno Bertioia, R OBP: 0.358, SLG: 0.398 (1, 5)	L8				F4				4-3	4	0	1	0	1	0	0	Washington Senators @ Cleveland Indians Cleveland Municipal Stadium, Cleveland, OH Sun Jul 17 1960, 3:33 AM EDT Unknown livebaseballscorecards.com			
Dan Dobbek, L OBP: 0.316, SLG: 0.393 (1, 8)	F7				F5				F5	4	0	1	1	1	0	0				
Faye Throneberry, L OBP: 0.333, SLG: 0.329 Don Lee, R OBP: 0.263, SLG: 0.188 (1, 9) (7, 1)					F6				L1	4	0	1	0	0	0	5				
Julio Becquer, L OBP: 0.258, SLG: 0.373 (1, 3)	3-1				6-3				4-3	4	0	0	0	0	0	1				
Elmer Valo, L OBP: 0.410, SLG: 0.310 Hal Naragon, L OBP: 0.254, SLG: 0.188 (1, 7) (7, 2)					F8				F9	3	1	0	0	0	0	0				
Billy Gardner, R OBP: 0.348, SLG: 0.406 (1, 4)					F3				E5	4	0	1	0	0	0	1				
Earl Battey, R OBP: 0.395, SLG: 0.395 Bob Allison, R OBP: 0.396, SLG: 0.461 (1, 2) (7, 9)					F8				F4	3	1	1	0	0	0	1				
Jose Valdivielso, R OBP: 0.299, SLG: 0.277 (1, 6)					6-3				F6	4	0	1	0	0	0	2				
Tex Clevenger, R OBP: 0.222, SLG: 0.222 Harmon Killebrew, R OBP: 0.352, SLG: 0.410 Pedro Ramos, S OBP: 0.196, SLG: 0.233 Pete Whisenant, R OBP: 0.372, SLG: 0.409 (1, 1) (7, PH) (7, PH) (7, 7)					L4				F3	2	0	0	1	0	0	1				
Inning Stats	R: 0 E: 0 K: 0 S: 4	H: 1 LOB: 1 BB: 0 P: 4	R: 2 E: 1 K: 0 S: 6	H: 2 LOB: 3 BB: 2 P: 14	R: 0 E: 0 K: 0 S: 3	H: 0 LOB: 0 BB: 0 P: 3	R: 0 E: 0 K: 0 S: 3	H: 0 LOB: 0 BB: 0 P: 3	R: 0 E: 0 K: 0 S: 4	H: 1 LOB: 1 BB: 0 P: 4	R: 1 E: 0 K: 0 S: 5	H: 3 LOB: 2 BB: 0 P: 5	R: 0 E: 1 K: 0 S: 4	H: 0 LOB: 2 BB: 1 P: 8	R: 0 E: 0 K: 0 S: 3	H: 0 LOB: 0 BB: 0 P: 3		1B: 7 2B: 0 3B: 0 HR: 0	SF: 0 SAC: 0 DP: 0 HBP: 0	WP: 0 PB: 1 SB: 0 CS: 0
PITCHER Mudcat Grant, R ERA: 4.04 (1, 1)	IP: 9.0 WLS: L BF: 38 H: 7 R: 3 ER: 1 SO: 0 BB: 3 IBB: 0 HBP: 0 BLK: 0 WP: 0 HR: 0 S: 35 P: 47 ERA: 1.00 WHIP: 1.111															PITCHER				

Batter	1	2	3	4	5	6	7	8	9	AB	R	H	RBI	BB	SO	LOB	BOTTOM					
Johnny Temple, R OBP: 0.352, SLG: 0.347 (1, 4)	F3				G3				F7	5	1	2	0	0	0	1	Washington Senators @ Cleveland Indians Cleveland Municipal Stadium, Cleveland, OH Sun Jul 17 1960, 3:33 AM EDT Unknown livebaseballscorecards.com					
Ken Aspromonte, R OBP: 0.371, SLG: 0.426 (1, 5)	1B				FC5-4				F6	4	0	2	1	1	0	0						
Harvey Kuenn, R OBP: 0.381, SLG: 0.407 (1, 9)	F5				FC5-4				F7	4	0	0	0	1	0	4						
Tito Francona, L OBP: 0.376, SLG: 0.412 (1, 7) (7, 3)					F8				F7	4	0	1	0	0	0	2						
Vic Power, R OBP: 0.340, SLG: 0.418 Bubba Phillips, R OBP: 0.259, SLG: 0.302 Jim Piersall, R OBP: 0.333, SLG: 0.465 (1, 3) (7, 7) (8, PH) (9, 7)					F7				L5	3	0	1	0	0	0	3						
Marty Keough, L OBP: 0.319, SLG: 0.345 (1, 8)					SH3				F4	4	1	2	0	0	0	1						
Woodie Held, R OBP: 0.329, SLG: 0.464 (1, 6)					SH3				L5	3	0	2	0	0	0	1						
Hank Foiles, R OBP: 0.380, SLG: 0.365 Bob Hale, L OBP: 0.275, SLG: 0.314 John Romano, R OBP: 0.322, SLG: 0.443 (1, 2) (8, PH) (9, 2)					FC3-6				F3	3	0	1	1	0	0	3						
Mudcat Grant, R OBP: 0.206, SLG: 0.194 Chuck Tanner, L OBP: 0.435, SLG: 0.421 (1, 1) (8, PH)					FC3-6				G3	1	0	0	0	0	0	0						
Inning Stats	R: 0 E: 0 K: 0 S: 4	H: 1 LOB: 2 BB: 1 P: 8	R: 0 E: 0 K: 1 S: 6	H: 1 LOB: 1 BB: 0 P: 6	R: 1 E: 0 K: 0 S: 5	H: 2 LOB: 1 BB: 0 P: 5	R: 1 E: 0 K: 0 S: 5	H: 2 LOB: 1 BB: 0 P: 5	R: 0 E: 0 K: 0 S: 3	H: 0 LOB: 0 BB: 0 P: 3	R: 0 E: 0 K: 0 S: 5	H: 3 LOB: 2 BB: 0 P: 5	R: 0 E: 0 K: 0 S: 3	H: 0 LOB: 1 BB: 1 P: 7	R: 0 E: 0 K: 1 S: 6	H: 1 LOB: 1 BB: 0 P: 6		R: 0 E: 0 K: 0 S: 4	H: 2 LOB: 1 BB: 0 P: 4	1B: 9 2B: 3 3B: 0 HR: 0	SF: 0 SAC: 1 DP: 1 HBP: 0	WP: 0 PB: 0 SB: 0 CS: 0
PITCHER Tex Clevenger, R ERA: 3.17 Don Lee, R ERA: 4.83 (1, 1) (7, 1)	IP: 6.0 WLS: W BF: 27 H: 9 R: 2 ER: 2 SO: 1 BB: 1 IBB: 0 HBP: 0 BLK: 0 WP: 0 HR: 0 S: 28 P: 32 ERA: 3.00 WHIP: 1.667															PITCHER						



Batter	1	2	3	4	5	6	7	8	9	AB	R	H	RBI	BB	SO	LOB	TOP											
Reno Bertioia, R OBP: 0.354, SLG: 0.392 (1, 5)	F7		3B 1B		4-3		F4		FC6-4	5	1	1	1	0	0	2	Washington Senators @ Cleveland Indians Cleveland Municipal Stadium, Cleveland, OH Sun Jul 17 1960, 3:38 AM EDT Att: 15,843 - Unknown livebaseballscorecards.com											
Lenny Green, L OBP: 0.336, SLG: 0.380 (5, 7)										2	1	2	1	2	0	0												
Pete Whisenant, R OBP: 0.372, SLG: 0.409 (9, 7)										0	0	0	0	0	0	0												
Bob Allison, R OBP: 0.394, SLG: 0.461 (1, 9)	K		F5				F8			4	1	1	2	0	1	3												
Julio Becquer, L OBP: 0.253, SLG: 0.366 (1, 3)	4-3									4	0	0	0	0	0	2												
Faye Throneberry, L OBP: 0.333, SLG: 0.329 Ray Moore, R (5, 1)		K								3	0	1	1	0	1	0												
Billy Gardner, R OBP: 0.347, SLG: 0.402 (1, 4)		K2-3								1	0	0	0	0	0	0												
Hal Naragon, L OBP: 0.179, SLG: 0.179 Pedro Ramos, S OBP: 0.136, SLG: 0.233 Earl Batley, R OBP: 0.324, SLG: 0.395 (9, 2)										3	0	0	0	1	0	1												
Jose Valdivielso, R OBP: 0.298, SLG: 0.276 (1, 6)										0	0	0	0	0	0	0												
Jack Kralick, L OBP: 0.200, SLG: 0.077 Dan Dobbek, L OBP: 0.316, SLG: 0.392 (5, PH) (5, 8)										0	0	0	0	0	0	0												
Inning Stats	R: 0 E: 0 K: 1 S: 6	H: 1 LOB: 1 P: 6	R: 0 E: 0 K: 2 S: 7	H: 0 LOB: 0 BB: 0 P: 7	R: 1 E: 0 K: 0 S: 5	H: 2 LOB: 1 BB: 0 P: 5	R: 0 E: 0 K: 0 S: 3	H: 0 LOB: 0 BB: 0 P: 4	R: 4 E: 1 K: 0 S: 7	H: 4 LOB: 1 BB: 1 P: 11	R: 0 E: 0 K: 1 S: 5	H: 0 LOB: 0 BB: 0 P: 5	R: 0 E: 0 K: 0 S: 2	H: 0 LOB: 0 BB: 1 P: 6	R: 0 E: 0 K: 0 S: 3	H: 0 LOB: 0 BB: 0 P: 3	R: 0 E: 0 K: 0 S: 3	H: 0 LOB: 1 P: 7	1B: 5 2B: 1 3B: 1 HR: 0	SF: 0 SAC: 0 DP: 0 HBP: 1	WP: 0 PB: 0 SB: 2 CS: 1	PA: 38						
PITCHER	IP	WLS	BF	H	R	ER	SO	BB	IBB	HBP	BLK	WP	HR	S	P	ERA	WHIP											
John Briggs, R ERA: 3.57 (1, 1)	4.0	L	18	5	3	3	3	0	0	1	0	0	0	0	23	24	6.75	1.250										
Bobby Locke, R ERA: 3.03 (5, 1)	1.0		6	2	2	2	0	0	1	0	0	0	0	5	9	18.00	2.000											
Barry Latman, R ERA: 4.38 (6, 1)	1.0		3	0	0	0	1	0	0	0	0	0	0	5	5	0.00	0.000											
Ted Bowsfield, L ERA: 4.91 (7, 1)	3.0		10	0	0	0	0	2	0	0	0	0	0	8	16	0.00	0.667											
Batter	1	2	3	4	5	6	7	8	9	AB	R	H	RBI	BB	SO	LOB	BOTTOM											
Johnny Temple, R OBP: 0.347, SLG: 0.342 (1, 4)	5-3		F9		G6-4-3		4-3			4	0	0	0	0	0	2	Washington Senators @ Cleveland Indians Cleveland Municipal Stadium, Cleveland, OH Sun Jul 17 1960, 3:38 AM EDT Att: 15,843 - Unknown livebaseballscorecards.com											
Ken Aspromonte, R OBP: 0.369, SLG: 0.422 (1, 5)	G3									4	1	1	0	0	0	1												
Harvey Kuenn, R OBP: 0.380, SLG: 0.405 (1, 9)	6-3									4	0	1	0	0	0	0												
Vic Power, R OBP: 0.342, SLG: 0.422 (1, 3) (6, 6)										4	1	2	0	0	0	2												
Hank Foiles, R OBP: 0.392, SLG: 0.379 John Romano, R OBP: 0.320, SLG: 0.440 (8, PH) (9, 2)										3	1	2	1	0	0	2												
Tito Francona, L OBP: 0.375, SLG: 0.410 (1, 7)										1	0	0	0	0	0	1												
George Strickland, R OBP: 0.200, SLG: 0.194 Barry Latman, R OBP: 0.231, SLG: 0.167 Chuck Tanner, L OBP: 0.417, SLG: 0.400 Ted Bowsfield, R OBP: 0.200, SLG: 0.143 Jim Piersall, R OBP: 0.332, SLG: 0.463 (9, PH)										4	0	1	1	0	0	2												
Bubba Phillips, R OBP: 0.258, SLG: 0.301 Marty Keough, L OBP: 0.315, SLG: 0.341 (5, PH) (6, 8)										2	0	0	0	1	0	0												
John Briggs, R OBP: 0.125, SLG: 0.125 Bobby Locke, R OBP: 0.429, SLG: 0.417 Bob Hale, L OBP: 0.279, SLG: 0.342 (6, 3)										1	0	0	0	0	0	0												
Inning Stats	R: 0 E: 0 K: 0 S: 3	H: 0 LOB: 0 P: 3	R: 0 E: 1 K: 0 S: 4	H: 1 LOB: 1 BB: 0 P: 4	R: 0 E: 0 K: 0 S: 3	H: 0 LOB: 0 BB: 0 P: 3	R: 2 E: 1 K: 0 S: 6	H: 2 LOB: 1 BB: 0 P: 6	R: 0 E: 0 K: 0 S: 2	H: 0 LOB: 0 BB: 1 P: 6	R: 1 E: 0 K: 0 S: 6	H: 3 LOB: 2 BB: 0 P: 6	R: 0 E: 0 K: 0 S: 4	H: 1 LOB: 1 BB: 0 P: 4	R: 0 E: 0 K: 0 S: 4	H: 0 LOB: 0 BB: 0 P: 4		R: 0 E: 0 K: 0 S: 3	H: 0 LOB: 0 BB: 0 P: 3	1B: 6 2B: 2 3B: 0 HR: 0	SF: 0 SAC: 0 DP: 1 HBP: 0	WP: 0 PB: 0 SB: 0 CS: 0	PA: 36					
PITCHER	IP	WLS	BF	H	R	ER	SO	BB	IBB	HBP	BLK	WP	HR	S	P	ERA	WHIP											
Jack Kralick, L ERA: 2.44 (1, 1)	4.0		16	3	2	1	0	0	0	0	0	0	0	16	16	2.25	0.750											
Ray Moore, R ERA: 4.5 (5, 1)	5.0	W	20	5	1	1	0	1	0	0	0	0	0	19	23	1.80	1.200											

Batter	1	2	3	4	5	6	7	8	9	AB	R	H	RBI	BB	SO	LOB	TOP					
Clete Boyer, R OBP: 0.291, SLG: 0.449 (1, 6)	5-3	F9		SF7		1-3				4	0	1	2	0	0	1	New York Yankees @ Cleveland Indians Cleveland Municipal Stadium, Cleveland, OH Mon Jul 18 1960, 7:05 PM EDT Att: 23,513 - Unknown - 80 F livebaseballscorecards.com					
Hector Lopez, R OBP: 0.367, SLG: 0.399 (1, 7) Tony Kubek, L OBP: 0.317, SLG: 0.430 (8, 7)	4-0	F8		FC1-6		L8		4-3		4	2	0	1	1	0	3						
Roger Maris, L OBP: 0.397, SLG: 0.698 (1, 9)	E6		6-3	HR		1-3			HR	5	2	2	1	0	0	1						
Mickey Mantle, S OBP: 0.413, SLG: 0.587 (1, 8)	K		K	HR		K			1-3	5	2	2	3	0	3	2						
Bill Skowron, R OBP: 0.339, SLG: 0.541 (1, 3)	E4		K			K			F4	4	0	1	0	1	1	1						
Gil McDougald, R OBP: 0.314, SLG: 0.425 (1, 5)	K				K				1-3	4	0	0	1	1	3	3						
Elston Howard, R OBP: 0.316, SLG: 0.404 (1, 2)	3-1			SH		5-3				5	1	3	1	0	0	3						
Bobby Richardson, R OBP: 0.312, SLG: 0.321 (1, 4)				SF7				FC6-4	F6	5	2	3	0	0	0	2						
Whitey Ford, L OBP: 0.306, SLG: 0.138 (1, 1)				SH		K		SH1-3		2	0	1	0	0	1	1						
Inning Stats	R: 1 E: 1 K: 1 S: 6	H: 0 LOB: 3 BB: 3 P: 18	R: 0 E: 0 K: 0 S: 4	H: 2 LOB: 1 BB: 0 P: 4	R: 0 E: 1 K: 2 S: 8	H: 0 LOB: 1 BB: 0 P: 8	R: 5 E: 0 K: 1 S: 10	H: 4 LOB: 0 BB: 0 P: 10	R: 0 E: 0 K: 2 S: 8	H: 1 LOB: 1 BB: 0 P: 8	R: 0 E: 0 K: 0 S: 3	H: 0 LOB: 0 BB: 0 P: 3	R: 0 E: 0 K: 2 S: 7	H: 1 LOB: 0 BB: 0 P: 7	R: 1 E: 0 K: 0 S: 5	H: 2 LOB: 1 BB: 0 P: 5		R: 2 E: 0 K: 0 S: 6	H: 3 LOB: 1 BB: 0 P: 6	1B: 11 2B: 0 3B: 0 HR: 2	SF: 1 SAC: 2 DP: 0 HBP: 0	WP: 0 PB: 0 SB: 0 CS: 2
PITCHER	IP	WLS	BF	H	R	ER	SO	BB	IBB	HBP	BLK	WP	HR	S	P	ERA	WHIP					
Dick Stigman, L ERA: 4.14 (1, 1)	5.0	L	27	7	6	5	6	3	0	0	0	0	1	36	48	9.00	2.000					
Barry Latman, R ERA: 4.96 (6, 1)	4.0		17	6	3	3	2	0	0	0	0	0	1	21	21	6.75	1.500					

Batter	1	2	3	4	5	6	7	8	9	AB	R	H	RBI	BB	SO	LOB	BOTTOM				
Harvey Kuenn, R OBP: 0.375, SLG: 0.399 (1, 9)	L7		F7		F5			6-3		4	0	0	0	0	0	1	New York Yankees @ Cleveland Indians Cleveland Municipal Stadium, Cleveland, OH Mon Jul 18 1960, 7:05 PM EDT Att: 23,513 - Unknown - 80 F livebaseballscorecards.com				
Johnny Temple, R OBP: 0.346, SLG: 0.340 (1, 4)	6-3			F9				F9		4	0	1	0	0	0	0					
Ken Aspromonte, R OBP: 0.371, SLG: 0.424 (1, 5)	L7			1B		1-3				4	1	2	0	0	0	2					
Vic Power, R OBP: 0.341, SLG: 0.420 (1, 3)		F9		1B		F7		5-3		4	0	1	0	0	0	1					
Jim Piersall, R OBP: 0.331, SLG: 0.459 (1, 8)		4-3		1B		F9			4-3	4	0	1	0	0	0	0					
John Romano, R OBP: 0.324, SLG: 0.463 (1, 2)				SF7		F9				3	1	2	2	0	0	0					
Tito Francona, L OBP: 0.370, SLG: 0.404 (1, 7)				HR		K			FC4-6	4	0	0	0	0	1	3					
Woodie Held, R OBP: 0.329, SLG: 0.464 (1, 6) George Strickland, R OBP: 0.205, SLG: 0.200 (1, 6)			F8						6-3	0	0	0	0	0	0	0					
Dick Stigman, R OBP: 0.350, SLG: 0.235 (1, 1) Bubba Phillips, R OBP: 0.257, SLG: 0.299 (5, PH) Barry Latman, R OBP: 0.214, SLG: 0.154 (6, 1)				K		FC5-4			6-3	1	0	0	0	0	1	0					
Inning Stats	R: 0 E: 0 K: 0 S: 3	H: 0 LOB: 0 BB: 0 P: 3	R: 1 E: 0 K: 0 S: 4	H: 1 LOB: 0 BB: 0 P: 4	R: 0 E: 0 K: 1 S: 5	H: 0 LOB: 0 BB: 0 P: 5	R: 1 E: 0 K: 1 S: 8	H: 3 LOB: 2 BB: 0 P: 8	R: 0 E: 0 K: 0 S: 5	H: 2 LOB: 2 BB: 0 P: 5	R: 0 E: 0 K: 0 S: 3	H: 0 LOB: 0 BB: 0 P: 3	R: 0 E: 0 K: 0 S: 4	H: 1 LOB: 1 BB: 0 P: 4	R: 0 E: 0 K: 0 S: 4	H: 1 LOB: 1 BB: 0 P: 4		1B: 7 2B: 0 3B: 0 HR: 1	SF: 1 SAC: 0 DP: 0 HBP: 0	WP: 0 PB: 0 SB: 0 CS: 0	PA: 35
PITCHER	IP	WLS	BF	H	R	ER	SO	BB	IBB	HBP	BLK	WP	HR	S	P	ERA	WHIP				
Whitey Ford, L ERA: 3.01 (1, 1)	9.0	W	35	8	2	2	2	0	0	0	0	0	1	39	39	2.00	0.889				

Batter	1	2	3	4	5	6	7	8	9	AB	R	H	RBI	BB	SO	LOB	TOP										
Clete Boyer, R OBP: 0.292, SLG: 0.444 (1, 5)	F7		4-3 HR 1B		F8		1-2 2-H 1B	F8	F3	6	1	2	1	0	0	3											
Hector Lopez, R OBP: 0.370, SLG: 0.396 Bob Turley, R OBP: 0.167, SLG: 0.172 (1, 7)	4-0 BB		4-3				L8			4	1	1	0	2	0	6											
Mickey Mantle, S OBP: 0.410, SLG: 0.580 (1, 8)	G4-6-3 1-2		4-3		F9		K		1B E 2B 1B	5	1	1	1	0	1	5											
Roger Maris, L OBP: 0.394, SLG: 0.700 (1, 9)		F4			F9		G3		E1 1B 2B	5	2	1	2	0	0	4											
Yogi Berra, L OBP: 0.356, SLG: 0.482 (1, 2)		3-1			F7				2B 1B	5	2	2	2	0	0	0											
Bill Skowron, R OBP: 0.346, SLG: 0.568 (1, 3)							K		HR 1B 2B	4	3	3	5	1	1	0											
Tony Kubek, L OBP: 0.324, SLG: 0.436 (1, 6)					G6-4-3 1-2				1B 1B SH1-3 1B	5	1	4	1	0	0	1											
Bobby Richardson, R OBP: 0.311, SLG: 0.320 (1, 4)					F5		5-3		1B 1B K SH1-3	4	1	1	0	0	1	2											
Inning Stats	R: 0 E: 0 K: 0 S: 2	H: 0 LOB: 0 BB: 1 P: 6	R: 1 E: 0 K: 0 S: 5	H: 2 LOB: 1 BB: 0 P: 5	R: 3 E: 1 K: 0 S: 6	H: 2 LOB: 0 BB: 0 P: 6	R: 0 E: 0 K: 0 S: 2	H: 0 LOB: 0 BB: 1 P: 6	R: 0 E: 0 K: 1 S: 6	H: 1 LOB: 1 BB: 0 P: 6	R: 0 E: 0 K: 1 S: 5	H: 0 LOB: 0 BB: 0 P: 5	R: 2 E: 0 K: 1 S: 9	H: 4 LOB: 2 BB: 0 P: 9	R: 2 E: 0 K: 1 S: 8	H: 3 LOB: 1 BB: 0 P: 8	R: 5 E: 1 K: 0 S: 8	H: 4 LOB: 2 BB: 2 P: 16	1B: 11 2B: 5 3B: 0 HR: 4	SF: 0 SAC: 1 DP: 2 HBP: 0	WP: 0 PA: 47 CS: 0						
PITCHER	IP	WLS	BF	H	R	ER	SO	BB	IBB	HBP	BLK	WP	HR	S	P	ERA	WHIP										
Jim Perry, R ERA: 3.32	6.0	28	9	6	3	2	2	2	0	0	0	0	2	30	38	4.50	1.833										
Johnny Kippstein, R ERA: 1.74	1.0	6	3	2	2	1	0	0	0	0	0	0	2	8	8	18.00	3.000										
Bobby Locke, R ERA: 3.4	1.0	5	1	2	2	1	1	0	0	0	0	0	0	6	10	18.00	2.000										
Ted Bowsfield, L ERA: 5.22	0.0	L	3	2	2	1	0	0	0	0	0	0	0	3	3	-	-										
Mudcat Grant, R ERA: 3.98	1.0	5	1	1	1	0	1	0	0	0	0	0	0	4	8	9.00	2.000										

New York Yankees @ Cleveland Indians
Cleveland Municipal Stadium, Cleveland, OH
Tue Jul 19 1960, 7:05 PM EDT
Att: 26,068 - Unknown

AB 42
R 13
H 16
RBI 13
BB 4
SO 4
LOB 22



Batter	1	2	3	4	5	6	7	8	9	AB	R	H	RBI	BB	SO	LOB	BOTTOM										
Johnny Temple, R OBP: 0.338, SLG: 0.332 (1, 4)	4-3		F8		5-3		6-3		5-3								6 0 0 0 0 0 4										
Ken Aspromonte, R OBP: 0.382, SLG: 0.428 (1, 5)	F9		SF8 1B				2B 1B		WP E BB								3 3 2 0 2 0 0										
Harvey Kuenn, R OBP: 0.375, SLG: 0.403 (1, 9)	6-3		1-2 2-3 1B				1B 2B		F2								5 1 2 0 0 0 2										
Tito Francona, L OBP: 0.373, SLG: 0.410 (1, 7)			SF8 1B				2B 1B		E6 1B								3 4 2 3 1 0 1										
Vic Power, R OBP: 0.346, SLG: 0.428 (1, 3)			SH3 2B				1B 1B		E6 BB								4 1 3 4 0 0 2										
Jim Piersall, R OBP: 0.332, SLG: 0.470 (1, 8)			5-3 S 1B				2B 1B		E7 S 6-3-2 1B								5 1 2 2 0 0 3										
John Romano, R OBP: 0.321, SLG: 0.461 (1, 2)			5-3 1-3				HR		F6 HR								5 0 1 0 0 0 2										
George Strickland, R OBP: 0.209, SLG: 0.205 Marty Kocough, L OBP: 0.323, SLG: 0.345 (1, 6)			K				K		L9								4 0 1 1 0 2 2										
George Strickland, R OBP: 0.209, SLG: 0.205 Marty Kocough, L OBP: 0.323, SLG: 0.345 (8, PH)			K				K		L9								1 0 1 0 0 0 0										
Jim Perry, S OBP: 0.285, SLG: 0.390 Johnny Kippstein, R ERA: 1.74 Bobby Locke, R ERA: 3.4 Ted Bowsfield, L ERA: 5.22 Mudcat Grant, R ERA: 3.98 Bob Hale, L OBP: 0.270, SLG: 0.333 (1, 1)			1B SF8 1B				1B		G3								3 1 2 0 0 1 1										
Inning Stats	R: 0 E: 0 K: 0 S: 3	H: 0 LOB: 0 BB: 0 P: 3	R: 1 E: 0 K: 1 S: 7	H: 2 LOB: 1 BB: 0 P: 7	R: 1 E: 0 K: 0 S: 6	H: 3 LOB: 2 BB: 0 P: 6	R: 1 E: 0 K: 1 S: 7	H: 2 LOB: 1 BB: 0 P: 7	R: 4 E: 0 K: 1 S: 10	H: 5 LOB: 1 BB: 0 P: 10	R: 2 E: 1 K: 0 S: 4	H: 1 LOB: 1 BB: 2 P: 12	R: 0 E: 0 K: 0 S: 4	H: 1 LOB: 1 BB: 0 P: 4	R: 2 E: 2 K: 0 S: 4	H: 1 LOB: 0 BB: 1 P: 8	R: 0 E: 0 K: 0 S: 4	H: 1 LOB: 1 BB: 0 P: 4	1B: 11 2B: 5 3B: 0 HR: 1	SF: 1 SAC: 1 DP: 1 HBP: 0	WP: 1 PA: 46 CS: 0						
PITCHER	IP	WLS	BF	H	R	ER	SO	BB	IBB	HBP	BLK	WP	HR	S	P	ERA	WHIP										
Bob Turley, R ERA: 2.87	1.0	S	4	1	0	0	0	0	0	0	0	0	0	4	4	0.00	1.000										
Jim Coates, R ERA: 4.35	0.0	3	3	3	3	0	0	0	0	0	0	0	0	3	3	-	-										
Duke Maas, R ERA: 5.13	2.0	11	3	3	3	1	2	0	0	0	0	1	0	11	19	13.50	2.500										
Johnny James, R ERA: 4.23	1.0	4	1	0	0	0	0	0	0	0	0	0	0	4	4	0.00	1.000										
Eli Grba, R ERA: 5.11	1.0	W	5	1	2	1	0	1	0	0	0	0	0	4	8	9.00	2.000										

New York Yankees @ Cleveland Indians
Cleveland Municipal Stadium, Cleveland, OH
Tue Jul 19 1960, 7:05 PM EDT
Att: 26,068 - Unknown

AB 41
R 11
H 16
RBI 10
BB 3
SO 3
LOB 19



Batter	1	2	3	4	5	6	7	8	9	AB	R	H	RBI	BB	SO	LOB	TOP			
Clete Boyer, R OBP: 0.293, SLG: 0.440 (1, 5)	0-3 K		0-0 3-1 5-3 HR 1B	0-3 K2-6-5-2		0-3 K		0-0 2B SF7 1B	0-0 5-3	6	2	2	0	0	3	4				
Hector Lopez, R OBP: 0.369, SLG: 0.404 (1, 7)	0-0 1-3		0-0 5-3	0-0		0-0 L7		0-0	0-0 L4	6	0	2	1	0	0	3				
Mickey Mantle, S OBP: 0.410, SLG: 0.586 (1, 8)	4-0 BB		0-0 3-1	0-3 K		0-0 HR		0-0 L3		4	1	1	1	1	1	5				
Roger Maris, L OBP: 0.397, SLG: 0.706 (1, 9)	0-0 L8		0-0 HR			0-0 F7		4-0 BB 1B	4-0 FC5-4 BB	3	2	1	2	2	0	1				
Yogi Berra, L OBP: 0.362, SLG: 0.482 (1, 2)		1-0 FC4-6 HBP	0-0 1B			0-0 F8		4-0 F9 1B BB	0-0 SF7	2	0	1	1	1	0	0				
Bill Skowron, R OBP: 0.350, SLG: 0.567 (1, 3)		0-0 FC4-6 1-2	0-0 1B			4-0 BB		0-0 1-2 2-H 1B	0-0 FC5-4 1-2	4	0	2	1	1	0	3				
Tony Kubek, L OBP: 0.322, SLG: 0.432 (1, 6)		0-0 F8	0-0 3-1			0-0 F4		0-0 F9 2-3	0-0 5-3 1B	5	0	1	0	0	0	6				
Bobby Richardson, R OBP: 0.311, SLG: 0.317 (7, PH)	4-0 E			0-0 E5 WP		0-0 L7		0-0 6-3	0-0 F8	2	0	0	0	1	0	0				
Bob Cerv, R OBP: 0.343, SLG: 0.442 (7, 4)										1	0	0	0	0	0	2				
Joe DeMaestri, R OBP: 0.286, SLG: 0.286 (8, 1)										0	0	0	0	0	0	0				
Ryne Duren, R OBP: 0.318, SLG: 0.405 (8, PH)										0	0	0	0	0	0	1				
Art Ditmar, R OBP: 0.276, SLG: 0.294 (5, PH)										2	0	1	0	0	0	2				
Ken Harshbarger, L OBP: 0.250, SLG: 0.436 (5, 1)										1	0	0	0	0	0	0				
Ralph Terry, L OBP: 0.254, SLG: 0.065 (5, 1)										0	0	0	0	0	0	0				
John Gabler, R OBP: 0.257, SLG: 0.099 (5, PH)										0	0	0	0	0	0	0				
Gil McDougald, R OBP: 0.254, SLG: 0.428 (8, 4)										1	1	1	0	1	0	0				
Inning Stats	R: 0 E: 0 K: 1 S: 5	H: 0 LOB: 1 BB: 1 P: 9	R: 0 E: 2 K: 0 S: 3	H: 0 LOB: 2 BB: 1 P: 8	R: 2 E: 0 K: 0 S: 7	H: 4 LOB: 2 BB: 0 P: 7	R: 0 E: 1 K: 2 S: 9	H: 2 LOB: 2 BB: 0 P: 9	R: 0 E: 0 K: 0 S: 5	H: 0 LOB: 1 BB: 0 P: 7	R: 2 E: 0 K: 0 S: 5	H: 2 LOB: 2 BB: 2 P: 13	R: 2 E: 0 K: 0 S: 5	H: 2 LOB: 2 BB: 2 P: 13	R: 0 E: 0 K: 0 S: 5	H: 2 LOB: 2 BB: 0 P: 5	1B: 8 2B: 3 3B: 0 HR: 2	SF: 1 SAC: 0 DP: 1 HBP: 1	WP: 1 PB: 0 SB: 0 CS: 0	PA: 47
PITCHER	IP	WLS	BF	H	R	ER	SO	BB	IBB	HBP	BLK	WP	HR	S	P	ERA	WHIP			
Gary Bell, R ERA: 3.49 (1, 1)	7.0	W	38	10	6	6	4	6	0	1	0	1	2	39	64	7.71	2.286			
John Briggs, R ERA: 3.53 (8, 1)	0.1		1	0	0	0	0	0	0	0	0	0	0	1	1	0.00	0.000			
Dick Stigman, L ERA: 4.06 (8, 1)	1.2	S	8	2	0	0	0	1	0	0	0	0	0	7	11	0.00	1.800			

New York Yankees @ Cleveland Indians
Cleveland Municipal Stadium, Cleveland, OH
Wed Jul 20 1960, 7:05 PM EDT
Att: 27,353 - Unknown

AB	38
R	6
H	12
RBI	6
BB	7
SO	4
LOB	27



Batter	1	2	3	4	5	6	7	8	9	AB	R	H	RBI	BB	SO	LOB	BOTTOM			
Johnny Temple, R OBP: 0.336, SLG: 0.329 (1, 4)	0-0 4-3		0-0 F7	0-0 6-3		0-0 2B 1B		0-3 K2-3		5	1	1	2	0	1	0				
Ken Aspromonte, R OBP: 0.388, SLG: 0.429 (6, FR)	0-0 1B		4-0 1B S BB			0-3 K		4-0 2B BB	0-3 K	2	0	1	0	2	1	0				
Bubba Phillips, R OBP: 0.255, SLG: 0.297 (7, 5)										1	1	0	0	0	1	0				
Harvey Kuenn, R OBP: 0.383, SLG: 0.422 (1, 9)	0-0 1-2 G4-6-3 1B		4-0 1B BB			0-0 HR		0-0 WP 1-1 2-H 2B		3	1	3	3	1	0	0				
Tito Francona, L OBP: 0.369, SLG: 0.404 (1, 7)	0-0 G4-6-3 1-2		0-0 L5			0-0 6-3		0-0 F8		4	0	0	0	0	0	6				
Marty Keough, L OBP: 0.325, SLG: 0.345 (7, 8)										0	0	0	0	0	0	0				
Vic Power, R OBP: 0.348, SLG: 0.429 (1, 3)		0-0 HR 1B	0-0 FC6-4 1B			0-0 4-3		0-0 F5		4	1	2	0	0	0	0				
Jim Piersall, R OBP: 0.331, SLG: 0.478 (7, 7)		0-0 HR 1B	0-0 FC6-4			0-0 6-3		0-0 L8		4	1	1	2	0	0	3				
George Strickland, R OBP: 0.255, SLG: 0.236 (1, 6)		0-0 6-3		4-0 1B G6-4-3 BB		0-0 FC4-6 1B 1B		0-0 FC5-4 1B		3	2	2	0	1	0	0				
Hank Foiles, R OBP: 0.397, SLG: 0.377 (1, 2)		0-0 5-3		0-0 G6-4-3 1B		4-0 FC4-6 BB		0-0 FC5-4		3	0	1	0	1	0	1				
Gary Bell, R OBP: 0.213, SLG: 0.182 (1, 1)		0-0 F8		0-0 G6-4-3		0-0 FC4-6 1B		0-3 K		3	1	0	0	0	0	3				
John Briggs, R OBP: 0.125, SLG: 0.125 (8, 1)										0	0	0	0	0	0	0				
Dick Stigman, R OBP: 0.333, SLG: 0.222 (8, 1)										1	0	0	0	0	1	0				
Inning Stats	R: 0 E: 0 K: 0 S: 4	H: 2 LOB: 0 BB: 0 P: 4	R: 2 E: 0 K: 0 S: 5	H: 2 LOB: 0 BB: 0 P: 5	R: 0 E: 0 K: 0 S: 4	H: 1 LOB: 3 BB: 2 P: 12	R: 1 E: 0 K: 0 S: 6	H: 1 LOB: 0 BB: 1 P: 7	R: 1 E: 0 K: 0 S: 6	H: 1 LOB: 0 BB: 0 P: 6	R: 4 E: 0 K: 0 S: 6	H: 3 LOB: 2 BB: 2 P: 14	R: 0 E: 0 K: 0 S: 4	H: 1 LOB: 1 BB: 0 P: 4	R: 0 E: 0 K: 3 S: 9	H: 0 LOB: 0 BB: 0 P: 9	1B: 8 2B: 1 3B: 0 HR: 2	SF: 0 SAC: 0 DP: 2 HBP: 0	WP: 1 PB: 0 SB: 2 CS: 0	PA: 38
PITCHER	IP	WLS	BF	H	R	ER	SO	BB	IBB	HBP	BLK	WP	HR	S	P	ERA	WHIP			
Art Ditmar, R ERA: 3.72 (1, 1)	5.0	L	23	7	4	4	1	3	0	0	0	0	0	4	12	54.00	6.000			
Ralph Terry, R ERA: 4.02 (6, 1)	0.2		6	2	4	4	0	2	0	0	0	0	0	4	12	0.00	1.500			
John Gabler, R ERA: 4.15 (6, 1)	1.1		6	2	0	0	0	0	0	0	0	1	0	6	6	0.00	1.500			
Ryne Duren, R ERA: 5.47 (8, 1)	1.0		3	0	0	0	3	0	0	0	0	0	0	9	9	0.00	0.000			

New York Yankees @ Cleveland Indians
Cleveland Municipal Stadium, Cleveland, OH
Wed Jul 20 1960, 7:05 PM EDT
Att: 27,353 - Unknown

AB	33
R	8
H	11
RBI	7
BB	5
SO	4
LOB	13



Batter	1	2	3	4	5	6	7	8	9	AB	R	H	RBI	BB	SO	LOB	TOP										
Johnny Temple, R OBP: 0.333, SLG: 0.331	5-3	1-H 2B		F7		FC6-4		F8		5	0	1	1	0	0	3	Cleveland Indians @ Boston Red Sox Fenway Park, Boston, MA Fri Jul 22, 1960, 7:05 PM EDT Att: 29,595 - Unknown										
Ken Aspromonte, R OBP: 0.389, SLG: 0.428		F7			5-3		4-3		1B	5	0	2	0	0	0	1											
Harvey Kuenn, R OBP: 0.377, SLG: 0.415	K		F9		5-3		6-3		K	5	0	0	0	0	2	2											
Tito Francona, L OBP: 0.372, SLG: 0.406	6-3		G4-6-3 1B		1B		BB		F8	4	0	2	0	1	0	2											
Vic Power, R OBP: 0.347, SLG: 0.424		4-0 HR BB	G4-6-3 1-2		F8		F7			3	1	0	0	1	0	3											
Jim Piersall, R OBP: 0.333, SLG: 0.502		0-0 1-H HR		5-3		HR		F7		4	2	2	3	0	0	0											
Miguel de la Hoz, R OBP: 0.321, SLG: 0.343		F7		1B		5-3		F9		3	0	1	0	0	0	0											
Marty Keough, L OBP: 0.321, SLG: 0.343				1B						1	0	0	0	0	0	0											
George Strickland, R OBP: 0.255, SLG: 0.238										0	0	0	0	0	0	0											
Hank Foiles, R OBP: 0.402, SLG: 0.375		4-0 2B BB		K		6-3				3	1	1	0	1	1	1											
Mudcat Grant, R OBP: 0.222, SLG: 0.212		F9						F8		2	0	1	0	0	0	1											
Dick Stigman, R OBP: 0.304, SLG: 0.263										1	0	1	0	0	0	0											
John Romano, R OBP: 0.319, SLG: 0.458										1	0	0	0	0	0	1											
Johnny Klippstein, R OBP: 0.154, SLG: 0.083				1-2 1B		FC6-4 1B				0	0	0	0	0	0	0											
Inning Stats	R: 0 E: 0 K: 1 S: 6	H: 1 LOB: 1 BB: 0 P: 6	R: 3 E: 0 K: 0 S: 5	H: 2 LOB: 1 BB: 2 P: 13	R: 0 E: 0 K: 0 S: 3	H: 1 LOB: 0 BB: 0 P: 3	R: 0 E: 0 K: 1 S: 7	H: 2 LOB: 2 BB: 0 P: 7	R: 0 E: 0 K: 0 S: 4	H: 1 LOB: 1 BB: 0 P: 4	R: 1 E: 0 K: 0 S: 5	H: 2 LOB: 1 BB: 0 P: 5	R: 0 E: 0 K: 0 S: 3	H: 0 LOB: 1 BB: 1 P: 7	R: 0 E: 0 K: 0 S: 4	H: 1 LOB: 1 BB: 0 P: 4	R: 0 E: 0 K: 1 S: 6	H: 1 LOB: 1 BB: 0 P: 6	1B: 8 2B: 1 3B: 0 HR: 2	SF: 0 SAC: 0 DP: 1 HBP: 0	WP: 0 PB: 0 SB: 0 CS: 0	PA: 40					
PITCHER	IP	WLS	BF	H	R	ER	SO	BB	IBB	HBP	BLK	WP	HR	S	P	ERA	WHIP										
Ike Delock, R ERA: 4.75	6.0	W	28	9	4	4	2	2	0	0	0	0	2	30	38	6.00	1.833										
Mike Fomiele, R ERA: 2.89	3.0	S	12	2	0	0	1	1	0	0	0	0	0	13	17	0.00	1.000										

AB	37
R	4
H	11
RBI	4
BB	3
SO	3
LOB	14



Batter	1	2	3	4	5	6	7	8	9	AB	R	H	RBI	BB	SO	LOB	BOTTOM										
Willie Tasby, R OBP: 0.360, SLG: 0.377	G5-4-3 1B		G3 HR 1B		5-3		FC4-6 SH BB	1-2 3-H 1B		4	1	3	1	1	0	0	Cleveland Indians @ Boston Red Sox Fenway Park, Boston, MA Fri Jul 22, 1960, 7:05 PM EDT Att: 29,595 - Unknown										
Pete Runnels, L OBP: 0.390, SLG: 0.399	G5-4-3 1-2		G3 1-2		BB 1B BB		SH FC4-6	1-3		3	1	0	0	1	0	4											
Ted Williams, L OBP: 0.499, SLG: 0.681		HR	HR BB		1B 1-2 BB		FC4-6 S	1-2 2-3		2	2	1	1	2	0	2											
Vic Wertz, L OBP: 0.344, SLG: 0.489		1B		HR		FC5-4 1B		K		4	1	3	4	0	1	2											
Gary Geiger, L OBP: 0.355, SLG: 0.454	F6		FC6-4 1B		F2		F8			4	0	1	0	0	0	5											
Frank Malzone, R OBP: 0.327, SLG: 0.398		F4	FC6-4 1-2		FC5-4 1-2			F2		4	0	0	0	0	0	3											
Russ Nixon, L OBP: 0.326, SLG: 0.394		F6		4-3		6-3		3-1		4	0	0	0	0	0	0											
Don Buddin, R OBP: 0.351, SLG: 0.385		F9		1-3		F7		1B 1B 1B		4	1	1	0	0	0	0											
Ike Delock, R OBP: 0.056, SLG: 0.056				F4		F4				2	0	0	0	0	0	0											
Ray Boone, R OBP: 0.308, SLG: 0.254				F8						1	0	0	0	0	0	0											
Mike Fomiele, R OBP: 0.500, SLG: 0.500								1B 1-3 1B		1	0	1	0	0	0	0											
Inning Stats	R: 1 E: 0 K: 0 S: 5	H: 3 LOB: 1 BB: 0 P: 5	R: 0 E: 0 K: 0 S: 3	H: 0 LOB: 0 BB: 0 P: 3	R: 3 E: 0 K: 0 S: 6	H: 3 LOB: 1 BB: 1 P: 10	R: 0 E: 0 K: 0 S: 3	H: 0 LOB: 0 BB: 0 P: 3	R: 1 E: 0 K: 0 S: 6	H: 3 LOB: 2 BB: 0 P: 6	R: 0 E: 0 K: 0 S: 6	H: 0 LOB: 2 BB: 1 P: 10	R: 0 E: 0 K: 0 S: 6	H: 3 LOB: 2 BB: 0 P: 6	R: 1 E: 0 K: 0 S: 6	H: 3 LOB: 2 BB: 0 P: 6		1B: 8 2B: 0 3B: 0 HR: 2	SF: 0 SAC: 1 DP: 1 HBP: 0	WP: 0 PB: 0 SB: 1 CS: 0	PA: 38						
PITCHER	IP	WLS	BF	H	R	ER	SO	BB	IBB	HBP	BLK	WP	HR	S	P	ERA		WHIP									
Mudcat Grant, R ERA: 4.3	4.1	L	21	6	5	5	0	3	0	0	0	0	2	18	30	10.38	2.077										
Dick Stigman, L ERA: 3.92	2.2		11	1	0	0	1	1	0	0	0	0	0	12	16	0.00	0.750										
Johnny Klippstein, R ERA: 1.88	1.0		6	3	1	1	0	0	0	0	0	0	0	6	6	9.00	3.000										

AB	33
R	6
H	10
RBI	6
BB	4
SO	1
LOB	16



Batter	1	2	3	4	5	6	7	8	9	AB	R	H	RBI	BB	SO	LOB	TOP										
Johnny Temple, R OBP: 0.339, SLG: 0.332 (1, 5) (7, 4)										2	1	1	0	2	0	0											
Ken Aspromonte, R OBP: 0.386, SLG: 0.421 Bubba Phillips, R OBP: 0.255, SLG: 0.297 (1, 4) (7, 5) (8, 7)										3	0	0	0	1	0	2											
Harvey Kuenn, R OBP: 0.379, SLG: 0.423 (1, 9)										4	0	2	0	0	0	3											
Tito Francona, L OBP: 0.371, SLG: 0.407 Marty Keough, L OBP: 0.321, SLG: 0.343 (1, 7) (8, 8)										4	0	1	1	0	1	3											
Vic Power, R OBP: 0.343, SLG: 0.419 (1, 3)										4	0	0	0	0	0	5											
Jim Piersall, R OBP: 0.332, SLG: 0.498 (1, 8) (8, 7)										4	1	1	0	0	0	1											
George Strickland, R OBP: 0.255, SLG: 0.238 (8, 5)										4	1	1	0	0	0	0											
John Romano, R OBP: 0.318, SLG: 0.459 (1, 2)																											
Miguel de la Hoz, R OBP: 0.286, SLG: 0.833 (1, 6)										3	1	1	2	0	1	0											
Jim Perry, S OBP: 0.260, SLG: 0.286 (1, 1)										3	0	0	1	0	0	0											
Inning Stats	R: 1 E: 0 K: 0 S: 4	H: 1 LOB: 1 BB: 1 P: 8	R: 2 E: 0 K: 0 S: 5	H: 2 LOB: 0 BB: 0 P: 5	R: 0 E: 0 K: 0 S: 4	H: 1 LOB: 0 BB: 0 P: 4	R: 1 E: 0 K: 0 S: 4	H: 1 LOB: 0 BB: 0 P: 4	R: 0 E: 0 K: 0 S: 3	H: 0 LOB: 0 BB: 0 P: 3	R: 0 E: 0 K: 0 S: 2	H: 0 LOB: 0 BB: 1 P: 6	R: 0 E: 0 K: 1 S: 6	H: 1 LOB: 1 BB: 0 P: 6	R: 0 E: 0 K: 1 S: 5	H: 0 LOB: 0 BB: 0 P: 5	1B: 2 2B: 4 3B: 0 HR: 1	SF: 2 SAC: 0 DP: 0 HBP: 0	WP: 0 PB: 0 SB: 0 CS: 1	PA: 36							
PITCHER	IP	WLS	BF	H	R	ER	SO	BB	IBB	HBP	BLK	WP	HR	S	P	ERA	WHIP										
Tom Brewer, R ERA: 4.79	7.0	L	29	6	4	4	0	3	0	0	0	0	1	26	38	5.14	1.286										
Billy Muffett, R ERA: 5.45	2.0		7	1	0	0	2	0	0	0	0	0	0	11	11	0.00	0.500										

Cleveland Indians @ Boston Red Sox
Fenway Park, Boston, MA
Sat Jul 23 1960, 3:33 AM EDT
Att: 13,328 - Unknown

AB 31
R 4
H 7
RBI 4
BB 3
SO 2
LOB 14



Batter	1	2	3	4	5	6	7	8	9	AB	R	H	RBI	BB	SO	LOB	BOTTOM										
Willie Tasby, R OBP: 0.365, SLG: 0.393 (1, 8) (8, 8)										3	1	2	1	1	0	0											
Pumpsie Green, S OBP: 0.319, SLG: 0.331 (1, 4)										4	0	0	0	0	0	2											
Ted Williams, L OBP: 0.460, SLG: 0.694 (1, 7)										3	1	1	1	1	0	2											
Vic Wertz, L OBP: 0.339, SLG: 0.481 (1, 3)										4	0	0	0	0	0	3											
Gary Geiger, L OBP: 0.353, SLG: 0.451 (1, 9)										4	0	1	0	0	0	0											
Frank Malzone, R OBP: 0.323, SLG: 0.393 (1, 5)										4	0	0	0	0	0	1											
Russ Nixon, L OBP: 0.330, SLG: 0.393 (1, 2)										3	0	1	0	1	0	1											
Don Buddin, R OBP: 0.350, SLG: 0.384 (1, 6)										4	0	1	0	0	0	2											
Tom Brewer, R OBP: 0.263, SLG: 0.351 Rip Repulski, R OBP: 0.281, SLG: 0.376 Billy Muffett, R (1, 1) (7, PH) (8, 1)										2	0	0	0	0	1	0											
Inning Stats	R: 0 E: 0 K: 0 S: 3	H: 0 LOB: 1 BB: 1 P: 7	R: 0 E: 0 K: 0 S: 3	H: 0 LOB: 0 BB: 0 P: 3	R: 1 E: 0 K: 0 S: 4	H: 1 LOB: 0 BB: 0 P: 4	R: 1 E: 0 K: 0 S: 4	H: 1 LOB: 0 BB: 0 P: 4	R: 0 E: 0 K: 1 S: 5	H: 0 LOB: 0 BB: 0 P: 5	R: 0 E: 0 K: 0 S: 3	H: 0 LOB: 1 BB: 1 P: 7	R: 0 E: 0 K: 0 S: 4	H: 2 LOB: 2 BB: 1 P: 8	R: 0 E: 0 K: 0 S: 4	H: 1 LOB: 1 BB: 0 P: 4	R: 0 E: 1 K: 0 S: 4	H: 0 LOB: 1 BB: 0 P: 4	1B: 4 2B: 0 3B: 0 HR: 2	SF: 0 SAC: 0 DP: 2 HBP: 0	WP: 0 PB: 0 SB: 0 CS: 0	PA: 35					
PITCHER	IP	WLS	BF	H	R	ER	SO	BB	IBB	HBP	BLK	WP	HR	S	P	ERA	WHIP										
Jim Perry, R ERA: 3.23	9.0	W	35	6	2	2	1	3	0	0	0	0	2	34	46	2.00	1.000										

Cleveland Indians @ Boston Red Sox
Fenway Park, Boston, MA
Sat Jul 23 1960, 3:33 AM EDT
Att: 13,328 - Unknown

AB 32
R 2
H 6
RBI 2
BB 3
SO 1
LOB 13



Batter	1	2	3	4	5	6	7	8	9	AB	R	H	RBI	BB	SO	LOB	TOP			
Johnny Temple, R (1, 5) OBP: 0.341, SLG: 0.335										4	1	2	1	0	0	1	Cleveland Indians @ Boston Red Sox Fenway Park, Boston, MA Sun Jul 24 1960, 3:33 AM EDT Unknown			
Ken Aspromonte, R (1, 4) OBP: 0.391, SLG: 0.426										5	1	3	1	0	0	1				
Harvey Kuenn, R (1, 9) OBP: 0.374, SLG: 0.417										4	0	0	0	0	1	4				
Ted Bowsfield, R (7, 1) OBP: 0.200, SLG: 0.143										0	0	0	0	0	0	0				
Bob Hale, L (9, FH) OBP: 0.267, SLG: 0.325										1	0	0	0	0	0	1				
Jim Piersall, R (1, 8) OBP: 0.327, SLG: 0.492										3	0	0	1	0	1	0				
Vic Power, R (1, 3) OBP: 0.341, SLG: 0.420										4	1	1	1	0	0	0				
Tito Francona, L (1, 7) OBP: 0.375, SLG: 0.420										3	1	2	2	1	0	0				
John Romano, R (1, 2) OBP: 0.316, SLG: 0.457										1	0	0	0	0	1	1				
Hank Foiles, R (1, 2) OBP: 0.388, SLG: 0.360										3	0	0	0	0	0	1				
Miguel de la Hoz, R (1, 6) OBP: 0.364, SLG: 0.778											3	1	1	0	1	0	1			
Gary Bell, R (1, 1) OBP: 0.213, SLG: 0.182										0	0	0	0	0	0	0				
John Briggs, R (1, 1) OBP: 0.125, SLG: 0.125										0	0	0	0	0	0	0				
Bobby Locke, R (2, 1) OBP: 0.400, SLG: 0.385										1	0	0	0	0	0	1				
Marty Keough, L (7, FH) OBP: 0.323, SLG: 0.351										2	1	1	0	0	0	1				
Inning Stats	R: 3 E: 0 K: 2 S: 11	H: 4 LOB: 1 BB: 0 P: 11	R: 0 E: 0 K: 0 S: 3	H: 0 LOB: 1 BB: 1 P: 7	R: 0 E: 0 K: 0 S: 3	H: 0 LOB: 0 BB: 0 P: 3	R: 0 E: 0 K: 0 S: 3	H: 0 LOB: 0 BB: 0 P: 3	R: 0 E: 0 K: 1 S: 5	H: 0 LOB: 0 BB: 0 P: 5	R: 1 E: 0 K: 0 S: 6	H: 3 LOB: 2 BB: 0 P: 6	R: 1 E: 0 K: 0 S: 4	H: 1 LOB: 0 BB: 0 P: 4	R: 1 E: 0 K: 0 S: 5	H: 2 LOB: 1 BB: 0 P: 5	1B: 6 2B: 3 3B: 0 HR: 1	SF: 1 SAC: 2 DP: 0 HBP: 0	WP: 0 PB: 0 SB: 0 CS: 0	PA: 39
PITCHER Bill Monbouquette, R (1, 1) ERA: 3.32	IP: 9.0 WLS: W BF: 39 H: 10 R: 6 ER: 6 SO: 3 BB: 2 IBB: 0 HBP: 0 BLK: 0 WP: 0 HR: 1 S: 43 P: 51 ERA: 6.00 WHIP: 1.333															PITCHER				

Batter	1	2	3	4	5	6	7	8	9	AB	R	H	RBI	BB	SO	LOB	BOTTOM	
Willie Tasby, R (1, 8) OBP: 0.370, SLG: 0.390										2	3	0	0	2	0	0	Cleveland Indians @ Boston Red Sox Fenway Park, Boston, MA Sun Jul 24 1960, 3:33 AM EDT Unknown	
Gary Geiger, L (1, 9) OBP: 0.350, SLG: 0.458										5	1	1	2	0	0	5		
Ted Williams, L (1, 7) OBP: 0.687, SLG: 0.887										3	1	1	0	1	1	0		
Carroll Hardy, R (8, 7) OBP: 0.189, SLG: 0.206											1	0	1	2	0	0		0
Vic Wertz, L (1, 3) OBP: 0.337, SLG: 0.477											4	1	1	2	0	0		1
Pete Runnels, L (8, 3) OBP: 0.398, SLG: 0.398										1	0	0	0	0	0	1		
Russ Nixon, L (1, 2) OBP: 0.339, SLG: 0.406										2	1	1	2	2	0	0		
Frank Malzone, R (1, 5) OBP: 0.322, SLG: 0.391										4	1	1	0	0	0	3		
Pumpsie Green, S (1, 4) OBP: 0.324, SLG: 0.339										3	0	1	2	1	0	2		
Don Buddin, R (1, 6) OBP: 0.348, SLG: 0.382										4	0	1	0	0	1	3		
Bill Monbouquette, R (1, 1) OBP: 0.170, SLG: 0.049										3	2	0	0	1	1	1		
Inning Stats	R: 4 E: 0 K: 0 S: 6	H: 3 LOB: 1 BB: 1 P: 11	R: 4 E: 1 K: 0 S: 5	H: 2 LOB: 2 BB: 4 P: 21	R: 0 E: 0 K: 1 S: 5	H: 0 LOB: 0 BB: 0 P: 5	R: 0 E: 0 K: 1 S: 5	H: 0 LOB: 0 BB: 0 P: 5	R: 0 E: 0 K: 0 S: 3	H: 0 LOB: 0 BB: 0 P: 3	R: 0 E: 0 K: 0 S: 4	H: 1 LOB: 2 BB: 1 P: 8	R: 2 E: 1 K: 0 S: 5	H: 2 LOB: 1 BB: 1 P: 9	1B: 4 2B: 2 3B: 1 HR: 1	SF: 0 SAC: 0 DP: 1 HBP: 1	WP: 0 PB: 0 SB: 0 CS: 0	PA: 40
PITCHER Gary Bell, R (1, 1) ERA: 3.72	IP: 0.2 WLS: L BF: 7 H: 3 R: 4 ER: 4 SO: 0 BB: 1 IBB: 0 HBP: 0 BLK: 0 WP: 0 HR: 0 S: 3 P: 10 ERA: 54.00 WHIP: 6.000															PITCHER		
John Briggs, R (1, 1) ERA: 4.46	IP: 0.2 WLS: 6 BF: 1 H: 4 R: 4 ER: 4 SO: 0 BB: 3 IBB: 0 HBP: 0 BLK: 0 WP: 0 HR: 0 S: 3 P: 15 ERA: 0.00 WHIP: 0.429															PITCHER		
Bobby Locke, R (2, 1) ERA: 3.05	IP: 4.2 WLS: 16 BF: 1 H: 0 R: 0 ER: 0 SO: 3 BB: 1 IBB: 0 HBP: 0 BLK: 0 WP: 0 HR: 0 S: 21 P: 25 ERA: 0.00 WHIP: 2.500															PITCHER		
Ted Bowsfield, L (7, 1) ERA: 5.04	IP: 2.0 WLS: 11 BF: 3 H: 2 R: 0 ER: 0 SO: 0 BB: 2 IBB: 0 HBP: 0 BLK: 0 WP: 0 HR: 0 S: 9 P: 17 ERA: 0.00 WHIP: 2.500															PITCHER		


Batter	1	2	3	4	5	6	7	8	9	AB	R	H	RBI	BB	SO	LOB	TOP			
Johnny Temple, R OBP: 0.351, SLG: 0.356 (1, 5)										4	0	3	0	0	0	1	Cleveland Indians @ New York Yankees Yankee Stadium, Bronx, NY Tue Jul 26 1960, 7:05 PM EDT Att: 37,632 - Unknown			
Ken Aspromonte, R OBP: 0.376, SLG: 0.408 (1, 4)										4	0	0	0	0	0	4				
Harvey Kuenn, R OBP: 0.374, SLG: 0.416 (1, 9)										4	0	1	0	0	0	2				
Tito Francona, L OBP: 0.375, SLG: 0.419 (7, 3)										3	0	0	0	0	0	1				
Jim Piersall, R OBP: 0.328, SLG: 0.487 (7, 7)										4	1	1	0	0	0	1				
Vic Power, R OBP: 0.344, SLG: 0.421 (7, 6)										3	0	1	0	0	1	1				
John Romano, R OBP: 0.317, SLG: 0.448 (1, 2)										4	0	1	1	0	0	1				
Miguel de la Hoz, R OBP: 0.333, SLG: 0.563 (7, PH)										2	0	0	0	0	0	1				
Marty Keough, L OBP: 0.313, SLG: 0.339 (7, 8)										1	0	0	0	0	1	0				
Dick Stigman, R OBP: 0.375, SLG: 0.333 (7, PH)										2	0	1	0	0	1	0				
Bob Flete, L OBP: 0.277, SLG: 0.357 (7, PR)										1	0	1	0	0	0	0				
Mudcat Grant, R OBP: 0.222, SLG: 0.212 (7, PH)										0	0	0	0	0	0	0				
Johnny Klippstein, R OBP: 0.222, SLG: 0.222 (7, 1)										0	0	0	0	0	0	0				
Bobby Locke, R OBP: 0.325, SLG: 0.325 (7, 1)										0	0	0	0	0	0	0				
Jack Harshman, L OBP: 0.325, SLG: 0.325 (7, 1)										0	0	0	0	0	0	0				
Inning Stats	R: 0 E: 0 K: 0 S: 4	H: 1 LOB: 1 BB: 0 P: 4	R: 1 E: 0 K: 0 S: 4	H: 2 LOB: 0 BB: 0 P: 4	R: 0 E: 0 K: 1 S: 6	H: 1 LOB: 1 BB: 0 P: 6	R: 0 E: 0 K: 0 S: 3	H: 1 LOB: 0 BB: 0 P: 3	R: 0 E: 0 K: 0 S: 5	H: 2 LOB: 2 BB: 0 P: 5	R: 0 E: 0 K: 1 S: 6	H: 1 LOB: 1 BB: 0 P: 6	R: 0 E: 0 K: 0 S: 3	H: 0 LOB: 0 BB: 0 P: 3	R: 0 E: 1 K: 0 S: 3	H: 0 LOB: 0 BB: 0 P: 3	1B: 6 2B: 3 3B: 0 HR: 0	SF: 0 SAC: 2 DP: 2 HBP: 0	WP: 0 PB: 0 SB: 0 CS: 0	PA: 34
PITCHER	IP WLS BF H R ER SO BB IBB HBP BLK WP HR S P ERA WHIP	7.0 W 28 9 1 1 3 0 0 0 0 0 0 34 34 1.29 1.286	2.0 S 6 0 0 0 0 0 0 0 0 0 0 6 6 0.00 0.000																	
Art Ditmar, R ERA: 3.57 (1, 1)																				
Luis Arroyo, L ERA: (8, 1)																				

AB	32
R	1
H	9
RBI	1
BB	0
SO	3
LOB	12



Batter	1	2	3	4	5	6	7	8	9	AB	R	H	RBI	BB	SO	LOB	BOTTOM				
Roger Maris, L OBP: 0.399, SLG: 0.684 (1, 9)										2	1	0	1	2	1	0	Cleveland Indians @ New York Yankees Yankee Stadium, Bronx, NY Tue Jul 26 1960, 7:05 PM EDT Att: 37,632 - Unknown				
Hector Lopez, R OBP: 0.366, SLG: 0.402 (1, 7)										2	0	1	1	1	0	1					
Mickey Mantle, S OBP: 0.408, SLG: 0.595 (1, 8)										4	1	1	2	0	1	4					
Bill Skowron, R OBP: 0.364, SLG: 0.592 (1, 3)										4	0	1	0	0	0	1					
Elston Howard, R OBP: 0.317, SLG: 0.403 (7, PR)										2	0	1	0	1	0	1					
Joe Demaestri, R OBP: 0.222, SLG: 0.222 (7, PR)										0	1	0	0	0	0	0					
Luis Arroyo, L ERA: (8, 1)										1	0	0	0	0	0	1					
Gil McDougald, R OBP: 0.320, SLG: 0.412 (1, 5)										4	1	1	0	0	1	2					
Clete Boyer, R OBP: 0.317, SLG: 0.415 (1, 6)										2	0	0	0	0	1	1					
Tony Kubek, L OBP: 0.322, SLG: 0.431 (6, 6)										2	1	1	1	0	0	1					
Bobby Richardson, R OBP: 0.320, SLG: 0.326 (1, 4)										3	1	1	1	0	0	0					
Art Ditmar, R OBP: 0.263, SLG: 0.278 ERA: 3.88 (1, 1)										2	0	0	0	0	0	0					
Yogi Berra, L OBP: 0.365, SLG: 0.480 (7, PH)										0	0	0	0	1	0	0					
Inning Stats	R: 0 E: 0 K: 0 S: 2	H: 0 LOB: 0 BB: 1 P: 6	R: 0 E: 0 K: 1 S: 6	H: 1 LOB: 1 BB: 0 P: 6	R: 0 E: 0 K: 1 S: 5	H: 0 LOB: 0 BB: 0 P: 5	R: 0 E: 0 K: 1 S: 6	H: 1 LOB: 1 BB: 0 P: 6	R: 0 E: 0 K: 0 S: 5	H: 0 LOB: 0 BB: 0 P: 5	R: 2 E: 0 K: 0 S: 4	H: 1 LOB: 1 BB: 1 P: 8	R: 4 E: 0 K: 0 S: 5	H: 3 LOB: 2 BB: 3 P: 17	R: 0 E: 0 K: 0 S: 4	H: 1 LOB: 1 BB: 0 P: 4	1B: 5 2B: 1 3B: 0 HR: 1	SF: 1 SAC: 0 DP: 1 HBP: 0	WP: 0 PB: 0 SB: 0 CS: 0	PA: 34	
PITCHER	IP WLS BF H R ER SO BB IBB HBP BLK WP HR S P ERA WHIP	6.0 L 22 3 2 2 4 2 0 0 0 0 0 28 36 3.00 0.833	0.0 3 2 3 3 0 1 0 0 0 0 0 0 2 6 * *	0.0 2 1 0 0 0 1 0 0 0 0 0 0 1 5 * *	2.0 7 1 1 1 0 1 0 0 0 0 0 0 6 10 4.50 1.000																
Dick Stigman, L ERA: 3.88 (7, 1)																					
Johnny Klippstein, R ERA: 2.35 (7, 1)																					
Bobby Locke, R ERA: 3.25 (7, 1)																					
Jack Harshman, L ERA: 5.4 (7, 1)																					

AB	28
R	6
H	7
RBI	6
BB	5
SO	4
LOB	12



Batter	1	2	3	4	5	6	7	8	9	AB	R	H	RBI	BB	SO	LOB	TOP										
Johnny Temple, R OBP: 0.353, SLG: 0.356 (1, 5)										3	0	1	0	1	0	0	Cleveland Indians @ New York Yankees Yankee Stadium, Bronx, NY Thu Jul 28 1960, 3:33 AM EDT Unknown										
Ken Aspromonte, R OBP: 0.374, SLG: 0.405 (1, 4)										4	0	1	0	0	0	2											
Harvey Kuenn, R OBP: 0.375, SLG: 0.415 (1, 9)										3	0	1	0	1	0	1											
Jim Piersall, R OBP: 0.327, SLG: 0.484 (1, 8)										4	0	1	0	0	1	3											
Vic Power, R OBP: 0.343, SLG: 0.419 (1, 3)										4	0	1	0	0	1	1											
Red Wilson, R OBP: 0.297, SLG: 0.268 (1, 2)										4	0	1	0	0	0	2											
Tito Francona, L OBP: 0.374, SLG: 0.416 (1, 7)										4	0	1	0	0	1	2											
Rocky Bridges, R OBP: 0.111, SLG: 0.111 (1, 6)										4	0	0	0	0	0	3											
Jim Perry, S OBP: 0.250, SLG: 0.275 (1, 1)										2	0	0	0	0	1	0											
John Romano, R OBP: 0.315, SLG: 0.445 (8, PH)										1	0	0	0	0	0	0											
Mudcat Grant, R OBP: 0.222, SLG: 0.212 (8, 1)										0	0	0	0	0	0	0											
Inning Stats	R: 0 E: 0 K: 1 S: 6	H: 1 LOB: 1 BB: 0 P: 6	R: 0 E: 0 K: 1 S: 6	H: 1 LOB: 1 BB: 0 P: 6	R: 0 E: 0 K: 1 S: 6	H: 1 LOB: 2 BB: 1 P: 10	R: 0 E: 0 K: 0 S: 3	H: 0 LOB: 0 BB: 0 P: 3	R: 0 E: 0 K: 0 S: 5	H: 0 LOB: 1 BB: 1 P: 7	R: 0 E: 0 K: 0 S: 3	H: 0 LOB: 0 BB: 0 P: 3	R: 0 E: 0 K: 0 S: 4	H: 1 LOB: 1 BB: 0 P: 4	R: 0 E: 0 K: 0 S: 5	H: 2 LOB: 2 BB: 0 P: 5	1B: 7 2B: 0 3B: 0 HR: 0	SF: 0 SAC: 0 DP: 1 HBP: 0	WP: 0 PB: 0 CS: 0	PA: 35							
PITCHER	IP	WLS	BF	H	R	ER	SO	BB	IBB	HBP	BLK	WP	HR	S	P	ERA	WHIP										
Whitey Ford, L ERA: 2.97 (1, 1)	5.0	W	20	4	0	0	3	2	0	0	0	0	0	24	32	0.00	1.200										
Bobby Shantz, L ERA: 2.36 (6, 1)	4.0	S	15	3	0	0	1	0	0	0	0	0	0	17	17	0.00	0.750										

Batter	1	2	3	4	5	6	7	8	9	AB	R	H	RBI	BB	SO	LOB	BOTTOM											
Hector Lopez, R OBP: 0.370, SLG: 0.406 (1, 7)										3	0	2	0	0	0	0	Cleveland Indians @ New York Yankees Yankee Stadium, Bronx, NY Thu Jul 28 1960, 3:33 AM EDT Unknown											
Tony Kubek, L OBP: 0.325, SLG: 0.442 (1, 6)										3	1	2	2	0	0	1												
Yogi Berra, L OBP: 0.368, SLG: 0.481 (1, 2)										4	0	2	0	0	0	2												
Roger Maris, L OBP: 0.395, SLG: 0.675 (1, 9)										4	0	0	0	0	1	4												
Bill Skowron, R OBP: 0.360, SLG: 0.585 (1, 3)										4	0	0	0	0	0	1												
Mickey Mantle, S OBP: 0.406, SLG: 0.600 (1, 8)										4	1	1	1	0	0	0												
Clete Boyer, R OBP: 0.286, SLG: 0.441 (1, 5)										3	1	2	1	1	0	0												
Bobby Richardson, R OBP: 0.317, SLG: 0.323 (1, 4)										3	0	0	0	0	0	2												
Whitey Ford, L OBP: 0.325, SLG: 0.156 (1, 1)										1	1	0	0	1	1	1												
Bobby Shantz, R ERA: 4.25 (6, 1)										1	0	0	0	0	0	0												
Inning Stats	R: 0 E: 0 K: 1 S: 6	H: 2 LOB: 1 BB: 0 P: 6	R: 0 E: 0 K: 0 S: 3	H: 0 LOB: 1 BB: 1 P: 7	R: 2 E: 0 K: 0 S: 5	H: 2 LOB: 1 BB: 1 P: 9	R: 0 E: 0 K: 1 S: 6	H: 1 LOB: 1 BB: 0 P: 6	R: 0 E: 0 K: 0 S: 4	H: 1 LOB: 1 BB: 0 P: 4	R: 2 E: 0 K: 0 S: 5	H: 2 LOB: 0 BB: 0 P: 5	R: 0 E: 0 K: 0 S: 4	H: 1 LOB: 1 BB: 0 P: 4	R: 0 E: 0 K: 0 S: 3	H: 0 LOB: 0 BB: 0 P: 3	1B: 5 2B: 1 3B: 0 HR: 3	SF: 0 SAC: 2 DP: 1 HBP: 0	WP: 0 PB: 0 CS: 0	PA: 34								
PITCHER	IP	WLS	BF	H	R	ER	SO	BB	IBB	HBP	BLK	WP	HR	S	P	ERA	WHIP											
Jim Perry, R ERA: 3.32 (1, 1)	7.0	L	31	9	4	4	2	2	0	0	0	0	0	3	33	41	5.14	1.571										
Mudcat Grant, R ERA: 4.25 (8, 1)	1.0		3	0	0	0	0	0	0	0	0	0	0	3	3	0.00	0.000											

Batter	1	2	3	4	5	6	7	8	9	AB	R	H	RBI	BB	SO	LOB	TOP							
Johnny Temple, R OBP: 0.367, SLG: 0.355 Bubba Phillips, R OBP: 0.254, SLG: 0.295 Chuck Tanner, L OBP: 0.275, SLG: 0.381 Ted Bowsfield, R OBP: 0.235, SLG: 0.143 Bobby Locke, R OBP: 0.215, SLG: 0.357 John Romano, R OBP: 0.314, SLG: 0.443	F4			5-3	K		K		F8	1	0	0	0	0	0	0	Cleveland Indians @ New York Yankees Yankee Stadium, Bronx, NY Thu Jul 28 1960, 7:05 PM EDT Att: 39,812 - Unknown							
Ken Aspromonte, R OBP: 0.374, SLG: 0.402	L7			2B BB		F4	BB 1B		FC5-4	4	0	1	1	1	0	1								
Marty Keough, L OBP: 0.322, SLG: 0.357				F8			HR			2	1	1	1	2	0	1								
Tito Francona, L OBP: 0.375, SLG: 0.419	CS		K				1B BB		F6	3	0	1	0	1	1	2								
Jim Piersall, R OBP: 0.326, SLG: 0.481			K						L9	4	0	1	0	0	1	2								
Vic Power, R OBP: 0.339, SLG: 0.414				F7			1B			4	0	0	0	0	0	2								
Red Wilson, R OBP: 0.302, SLG: 0.275					4-3		F8		1-3	4	0	0	0	0	0	2								
Rocky Bridges, R OBP: 0.250, SLG: 0.250 Miguel de la Hoz, R OBP: 0.368, SLG: 0.588				L3			1B		F9	4	0	2	0	0	0	2								
Barry Latman, R OBP: 0.200, SLG: 0.143 Gary Bell, R OBP: 0.208, SLG: 0.178 Bob Hale, L OBP: 0.260, SLG: 0.333					5-3		4-3		G3	3	1	2	0	0	0	1								
				L3			1B		FC5-4	1	0	1	0	0	0	0								
					5-3		4-3		K	0	0	0	0	0	0	0								
							1-2			1	0	0	0	0	0	0								
										3	0	0	0	0	2	4								
Inning Stats	R: 0 E: 0 K: 0 S: 2	H: 0 LOB: 0 BB: 1 P: 6	R: 0 E: 0 K: 2 S: 7	H: 0 LOB: 0 BB: 0 P: 7	R: 0 E: 0 K: 2 S: 3	H: 1 LOB: 0 BB: 1 P: 3	R: 0 E: 0 K: 0 S: 4	H: 1 LOB: 2 BB: 1 P: 8	R: 0 E: 0 K: 2 S: 9	H: 2 LOB: 2 BB: 0 P: 9	R: 1 E: 0 K: 0 S: 5	H: 2 LOB: 2 BB: 1 P: 9	R: 1 E: 0 K: 1 S: 7	H: 2 LOB: 2 BB: 1 P: 11	R: 0 E: 0 K: 0 S: 3	H: 0 LOB: 0 BB: 0 P: 3	R: 0 E: 0 K: 1 S: 6	H: 1 LOB: 1 BB: 0 P: 6	1B: 7 2B: 2 3B: 0 HR: 1	SF: 0 SAC: 0 DP: 1 HBP: 0	WP: 0 PB: 0 SB: 0 CS: 1	PA: 39		
PITCHER	IP WLS BF H R ER SO BB IBB HBP BLK WP HR S P ERA WHIP	7.0 W 31 8 2 2 5 4 0 0 0 0 1 37 53 2.57 1.714	2.0 S 7 1 0 0 1 0 0 0 0 0 0 9 9 0.00 0.500											IP WLS BF H R ER SO BB IBB HBP BLK WP HR S P ERA WHIP										

AB	34
R	2
H	9
RBI	2
BB	4
SO	6
LOB	19



Batter	1	2	3	4	5	6	7	8	9	AB	R	H	RBI	BB	SO	LOB	BOTTOM								
Hector Lopez, R OBP: 0.371, SLG: 0.405	1B 2B BB	6-3 WP 1B			F9	4-3				3	2	1	0	1	0	0	Cleveland Indians @ New York Yankees Yankee Stadium, Bronx, NY Thu Jul 28 1960, 7:05 PM EDT Att: 39,812 - Unknown								
Tony Kubek, L OBP: 0.327, SLG: 0.441	2B FC3 1B	6-3			1B E BB	F9				3	2	1	0	1	0	1									
Yogi Berra, L OBP: 0.370, SLG: 0.486 Elston Howard, R OBP: 0.317, SLG: 0.403	FC3 1-3 2-H	1-3			1B E 1B	4-3				4	1	2	1	0	0	0									
Roger Maris, L OBP: 0.393, SLG: 0.669	FC3 1B 2-3 3-H				E3 1B 1B		F8			3	2	0	2	1	0	2									
Bill Skowron, R OBP: 0.356, SLG: 0.577 Kent Hadley, L OBP: 0.241, SLG: 0.420	FC3-2-5 1B FC6-4				F4		K			4	1	0	0	0	2	5									
Mickey Mantle, S OBP: 0.408, SLG: 0.601 Joe Demaestri, R OBP: 0.200, SLG: 0.200	FC6-4 1B									0	0	0	0	0	0	0									
Clete Boyer, R OBP: 0.285, SLG: 0.437	FC6-4 1B				K					3	1	2	2	0	1	0									
Bobby Richardson, R OBP: 0.320, SLG: 0.325	F7				F9					4	0	2	1	0	0	1									
Bob Turley, R OBP: 0.147, SLG: 0.152 Ryne Duren, R		F2			K					3	0	0	0	0	1	2									
										1	0	0	0	0	0	1									
Inning Stats	R: 4 E: 0 K: 0 S: 7	H: 3 LOB: 1 BB: 1 P: 11	R: 1 E: 0 K: 0 S: 4	H: 1 LOB: 0 BB: 0 P: 4	R: 0 E: 0 K: 2 S: 6	H: 0 LOB: 0 BB: 1 P: 10	R: 0 E: 0 K: 2 S: 7	H: 0 LOB: 0 BB: 0 P: 7	R: 4 E: 1 K: 0 S: 8	H: 4 LOB: 2 BB: 1 P: 12	R: 0 E: 0 K: 0 S: 3	H: 0 LOB: 0 BB: 0 P: 3	R: 0 E: 0 K: 1 S: 5	H: 0 LOB: 0 BB: 0 P: 5	R: 0 E: 0 K: 0 S: 3	H: 1 LOB: 0 BB: 0 P: 3	1B: 8 2B: 1 3B: 0 HR: 0	SF: 0 SAC: 0 DP: 1 HBP: 0	WP: 2 PB: 0 SB: 0 CS: 1	PA: 36					
PITCHER	IP WLS BF H R ER SO BB IBB HBP BLK WP HR S P ERA WHIP	0.1 L 12 1 1 1 4 1 0 0 0 2 0 19 23 2.46 0.545	1.0 9 4 4 1 0 1 0 0 0 0 0 8 12 9.00 5.000	3.0 9 1 0 0 1 0 0 0 0 0 0 11 11 0.00 0.333											IP WLS BF H R ER SO BB IBB HBP BLK WP HR S P ERA WHIP										




Batter	1	2	3	4	5	6	7	8	9	AB	R	H	RBI	BB	SO	LOB	TOP					
Johnny Temple, R OBP: 0.352, SLG: 0.353 (1, 5)	F9		F4		FC5-4		CS	HR		3	1	0	0	1	0	3	Cleveland Indians @ Baltimore Orioles Memorial Stadium, Baltimore, MD Sat Jul 30 1960, 3:33 AM EDT Att: 6,614 - Unknown					
Marty Keough, L OBP: 0.314, SLG: 0.363 (1, 9)	K		F5				F8	HR		4	1	1	2	0	1	1						
Ken Aspromonte, R OBP: 0.371, SLG: 0.396 (1, 4)	1B				K		5-3			4	0	1	0	0	1	0						
Vic Power, R OBP: 0.343, SLG: 0.416 (1, 3)	G3				G6-4-3		1B			4	0	2	0	0	0	1						
Jim Piersall, R OBP: 0.320, SLG: 0.474 (1, 8)			4-3		G6-4-3		1B			4	0	1	0	0	2	2						
Tito Francona, L OBP: 0.379, SLG: 0.422 Bubba Phillips, R OBP: 0.253, SLG: 0.294 (9, PH) (9, 7)	4-3						F7			4	1	2	0	0	0	1						
Red Wilson, R OBP: 0.313, SLG: 0.284 (1, 2)	K						FC1-6	BB		3	0	1	1	1	1	2						
Rocky Bridges, R OBP: 0.200, SLG: 0.200 Bob Hale, L OBP: 0.255, SLG: 0.326 Miguel de la Hoz, R OBP: 0.364, SLG: 0.550 (9, PH) (9, 6)	6-3						FC1-6	1B		3	0	0	0	0	1	3						
Mudcat Grant, R OBP: 0.250, SLG: 0.243 Johnny Klippstein, R OBP: 0.154, SLG: 0.083 Bobby Locke, R OBP: 0.375, SLG: 0.357 (9, 1) (9, 1)							FC6-4	CS		4	0	2	0	0	0	3						
Inning Stats	R: 0 E: 0 K: 1 S: 6	H: 1 LOB: 1 BB: 0 P: 6	R: 0 E: 0 K: 1 S: 6	H: 1 LOB: 1 BB: 0 P: 6	R: 0 E: 0 K: 0 S: 3	H: 1 LOB: 0 BB: 0 P: 3	R: 0 E: 0 K: 1 S: 5	H: 1 LOB: 0 BB: 0 P: 5	R: 0 E: 0 K: 0 S: 4	H: 1 LOB: 2 BB: 1 P: 8	R: 0 E: 0 K: 1 S: 6	H: 1 LOB: 1 BB: 0 P: 6	R: 1 E: 0 K: 1 S: 6	H: 2 LOB: 0 BB: 0 P: 6	R: 2 E: 0 K: 1 S: 6	H: 1 LOB: 0 BB: 1 P: 10		R: 0 E: 0 K: 0 S: 4	H: 1 LOB: 2 BB: 0 P: 4	1B: 7 2B: 2 3B: 0 HR: 1	SF: 0 SAC: 0 DP: 1 HBP: 0	WP: 0 PB: 0 SB: 2 CS: 1
PITCHER Chuck Estrada, R ERA: 3.84 (1, 1)	IP: 9.0 WLS: W BF: 36	H: 10 R: 3 ER: 3 SO: 6	BB: 2 IBB: 0 HBP: 0 BLK: 0	WP: 0 HR: 1 S: 46 P: 54	ERA: 3.00 WHIP: 1.333											ERA: 3.84	WHIP: 1.333					


Batter	1	2	3	4	5	6	7	8	9	AB	R	H	RBI	BB	SO	LOB	BOTTOM			
Jackie Brandt, R OBP: 0.337, SLG: 0.407 Bob Boyd, L OBP: 0.397, SLG: 0.421 Jim Busby, R OBP: 0.339, SLG: 0.327 (1, 8) (7, PH) (8, 8)	F9		F9		K		F3		1B	3	0	0	0	0	1	1	Cleveland Indians @ Baltimore Orioles Memorial Stadium, Baltimore, MD Sat Jul 30 1960, 3:33 AM EDT Att: 6,614 - Unknown			
Gene Stephens, L OBP: 0.311, SLG: 0.379 (1, 9) (8, 7)	2B		K		6-3					4	1	2	2	0	1	1				
Gene Woodling, L OBP: 0.402, SLG: 0.394 Ron Hansen, R OBP: 0.325, SLG: 0.415 (1, 7) (8, 6)	1B				F8		6-3			4	0	1	1	0	0	1				
Jim Gentile, L OBP: 0.431, SLG: 0.518 (1, 3)	2B				F5		4-3			4	0	1	0	0	1	1				
Brooks Robinson, R OBP: 0.337, SLG: 0.439 (1, 5)					BB		K			4	0	1	0	0	1	2				
Clint Courtney, L OBP: 0.373, SLG: 0.283 (1, 2)			L9		BB		F3			2	0	0	0	2	0	1				
Billy Klaus, L OBP: 0.333, SLG: 0.400 (1, 6) (8, 4)	K				K					3	2	1	0	1	2	2				
Mary Breeding, R OBP: 0.320, SLG: 0.338 Al Pilarcik, L OBP: 0.318, SLG: 0.358 (7, PH) (8, 9)	F4						FC3-6			2	0	1	0	0	0	0				
Chuck Estrada, R OBP: 0.184, SLG: 0.194 (1, 1)					F8		FC3-6			4	0	0	0	0	0	4				
Inning Stats	R: 1 E: 0 K: 0 S: 5	H: 2 LOB: 1 BB: 0 P: 5	R: 0 E: 0 K: 1 S: 5	H: 0 LOB: 0 BB: 0 P: 5	R: 0 E: 0 K: 2 S: 8	H: 1 LOB: 2 BB: 1 P: 12	R: 0 E: 0 K: 1 S: 6	H: 1 LOB: 1 BB: 0 P: 6	R: 0 E: 0 K: 1 S: 6	H: 1 LOB: 1 BB: 0 P: 6	R: 2 E: 0 K: 0 S: 6	H: 3 LOB: 1 BB: 0 P: 6	R: 0 E: 0 K: 0 S: 2	H: 0 LOB: 0 BB: 1 P: 6	R: 1 E: 0 K: 0 S: 3	H: 1 LOB: 1 BB: 1 P: 7		1B: 6 2B: 3 3B: 0 HR: 0	SF: 0 SAC: 0 DP: 0 HBP: 0	WP: 0 PB: 0 SB: 0 CS: 1
PITCHER Mudcat Grant, R ERA: 4.18 Johnny Klippstein, R ERA: 2.5 Bobby Locke, R ERA: 3.02 (1, 1) (9, 1) (9, 1)	IP: 8.0 WLS: L BF: 2	H: 8 R: 3 ER: 3 SO: 6	BB: 2 IBB: 0 HBP: 0 BLK: 0	WP: 0 HR: 0 S: 43 P: 51	ERA: 27.00 WHIP: 3.000											ERA: 3.02	WHIP: 3.000			

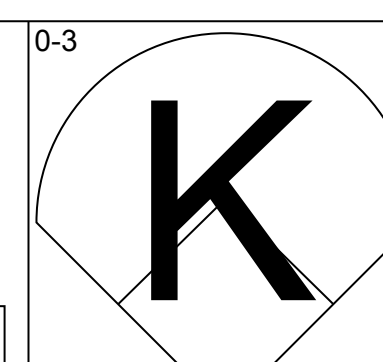
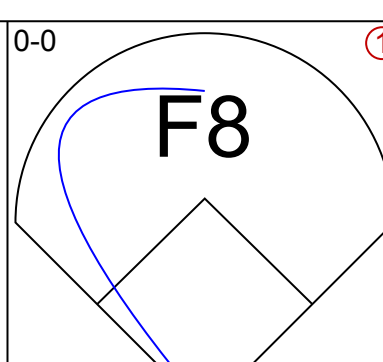
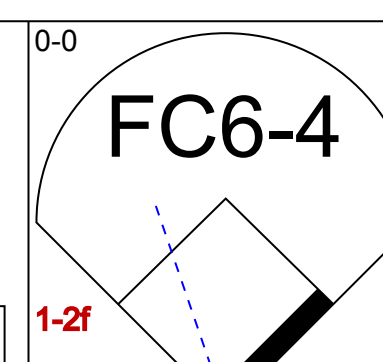
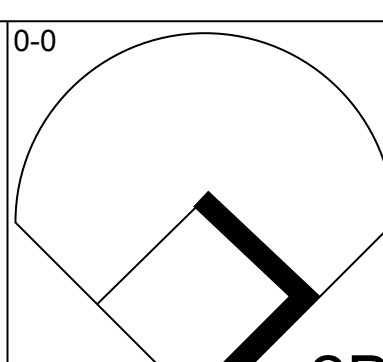
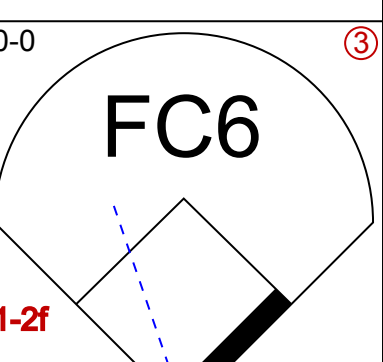
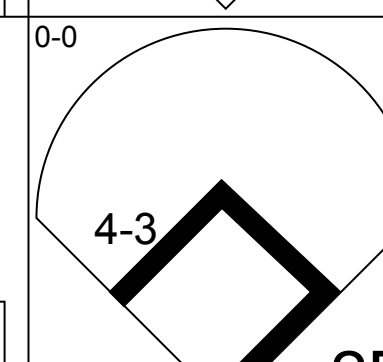
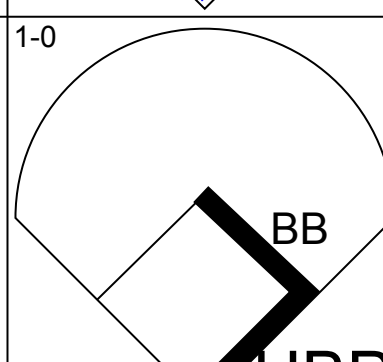
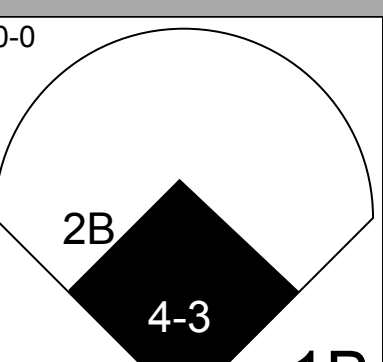
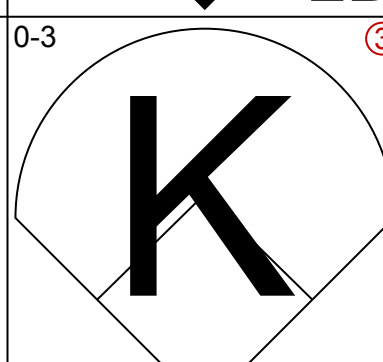
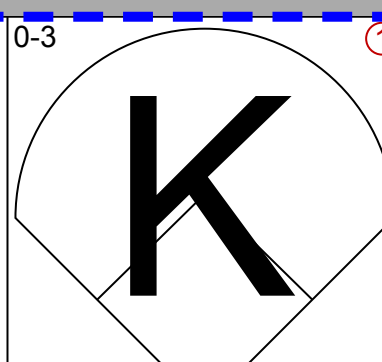
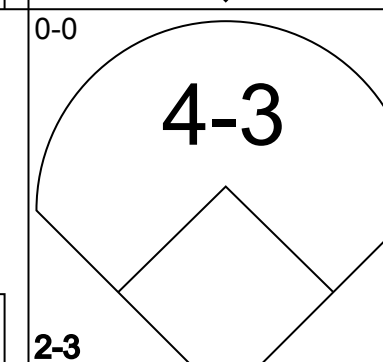
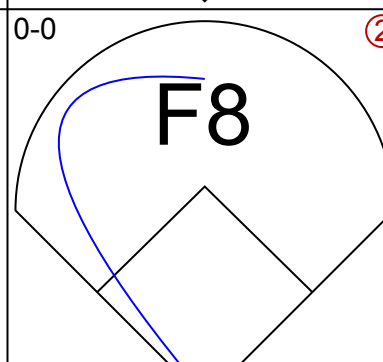
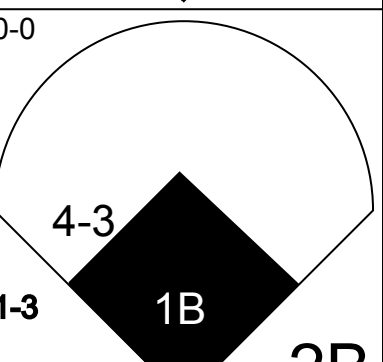
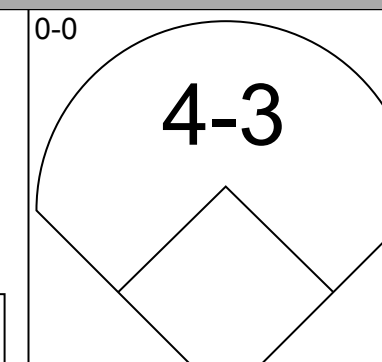
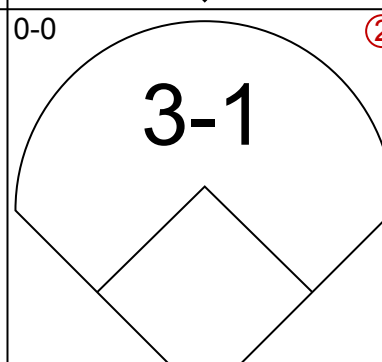
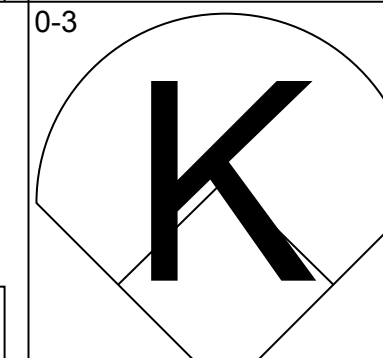
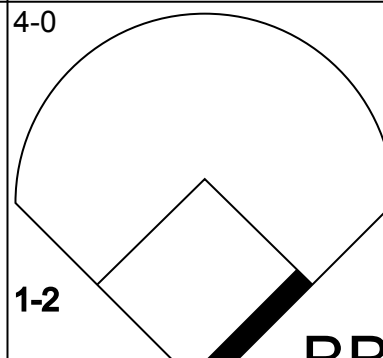
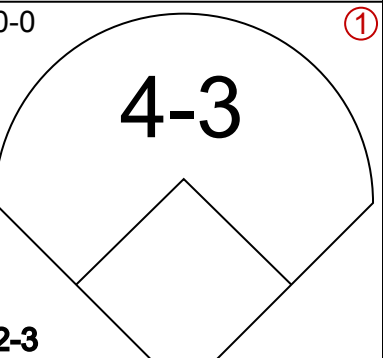
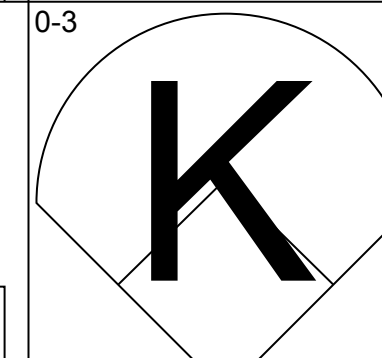
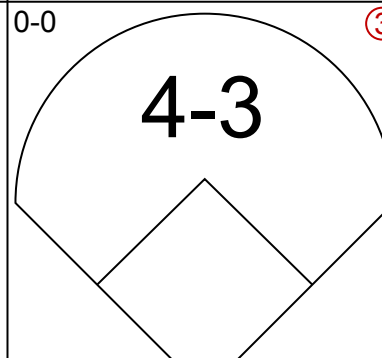
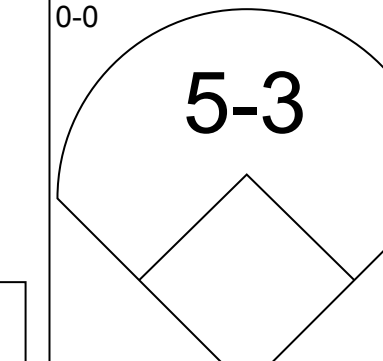
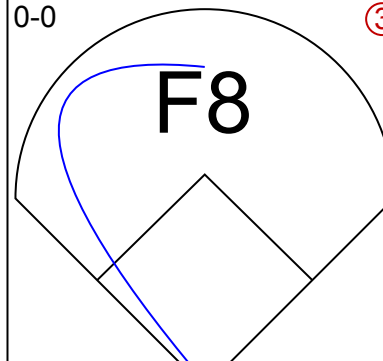
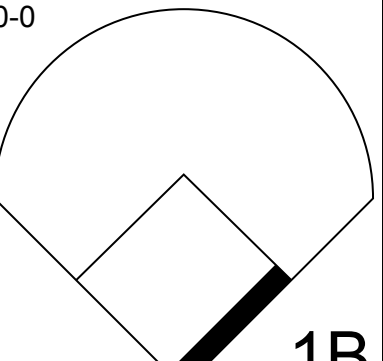
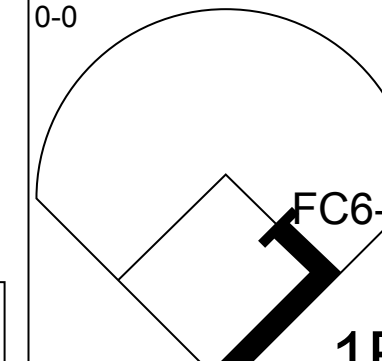
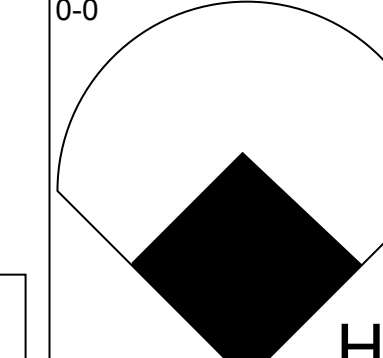
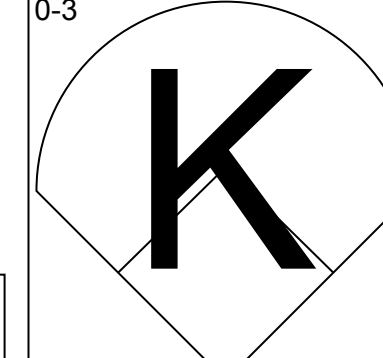
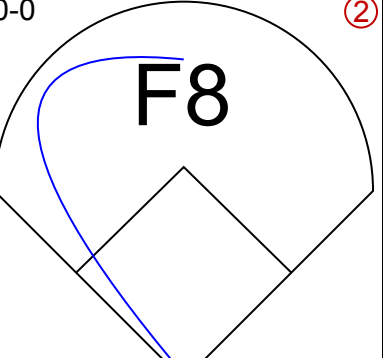
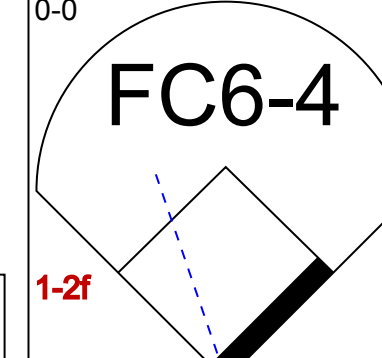
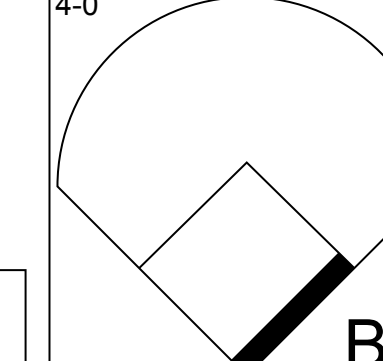
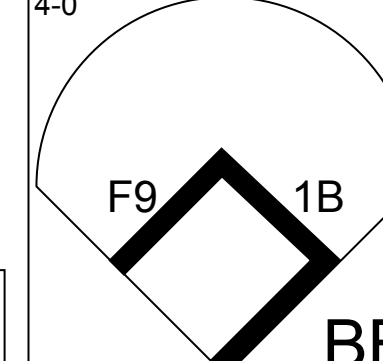
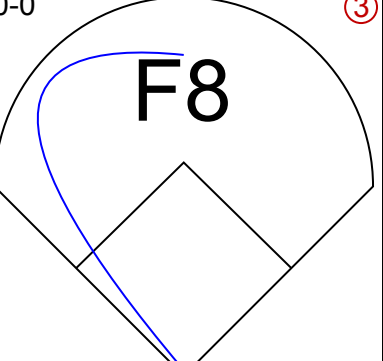
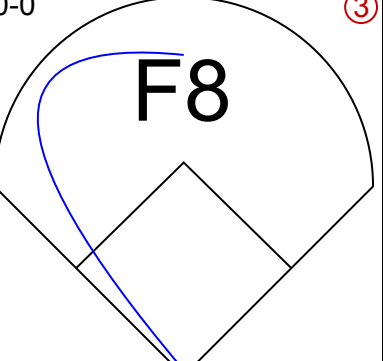
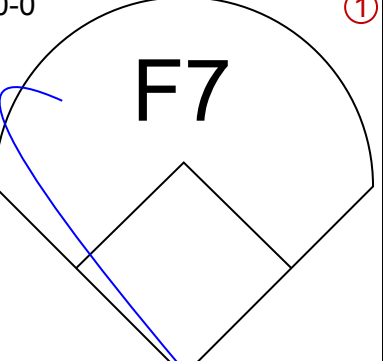
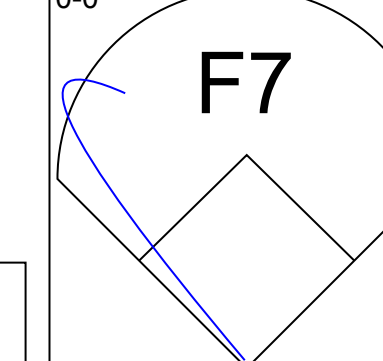
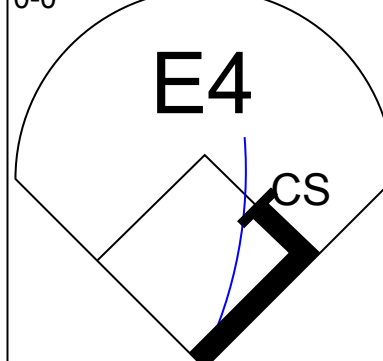
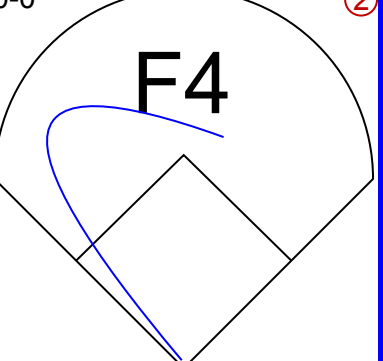
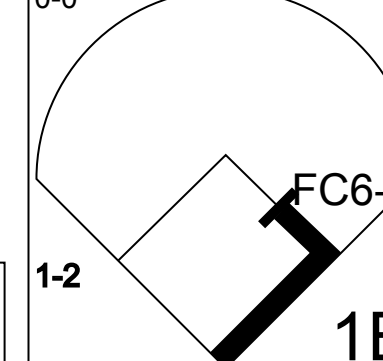

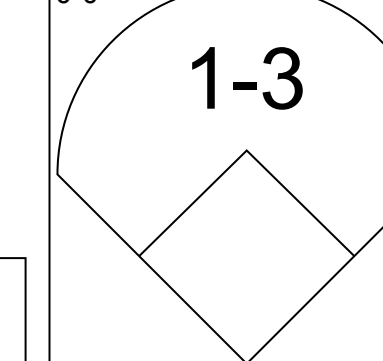


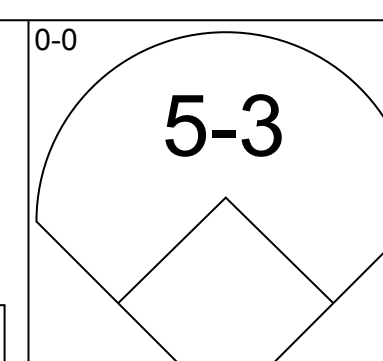
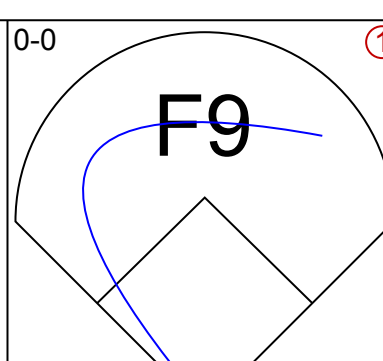
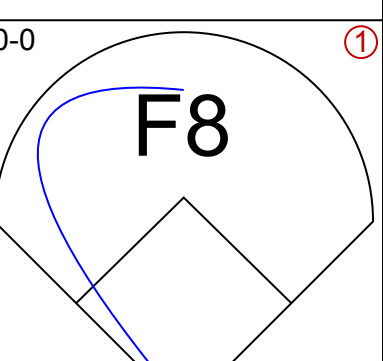
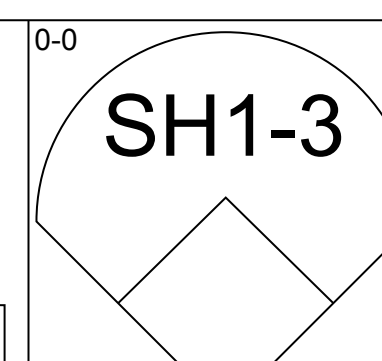
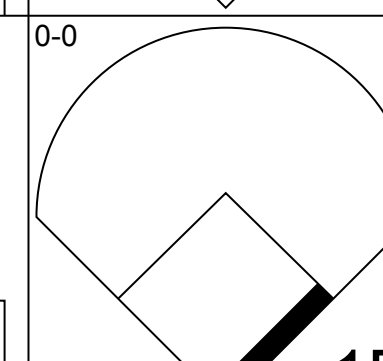
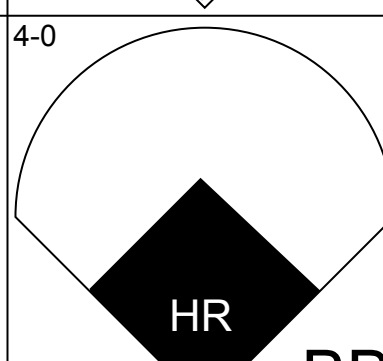
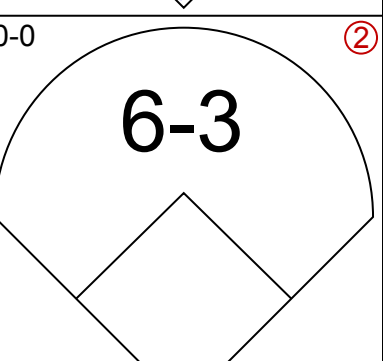
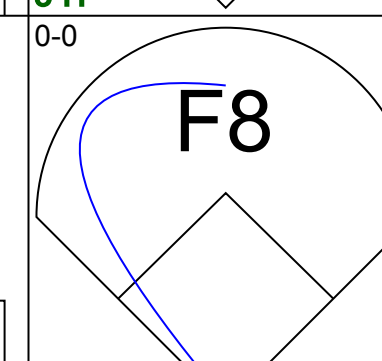
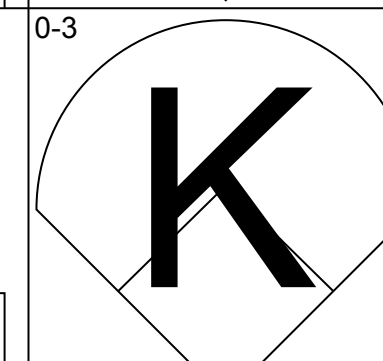
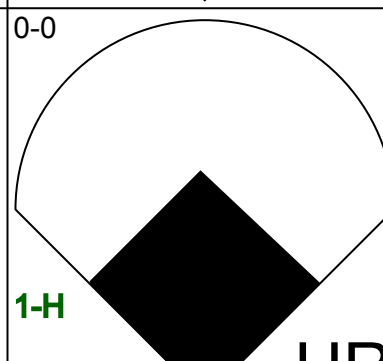
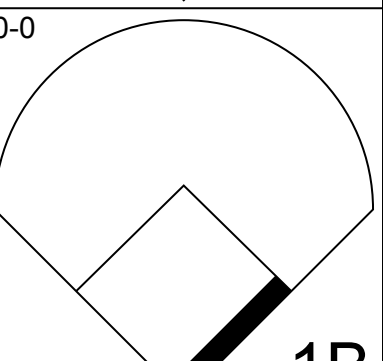
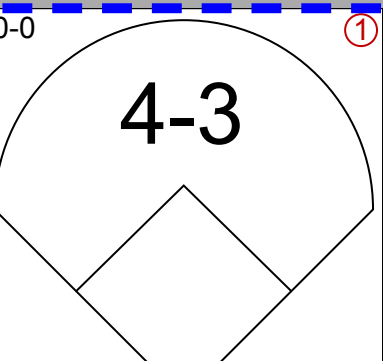
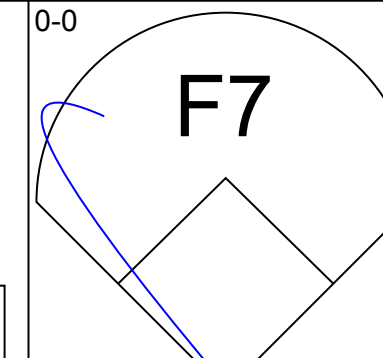
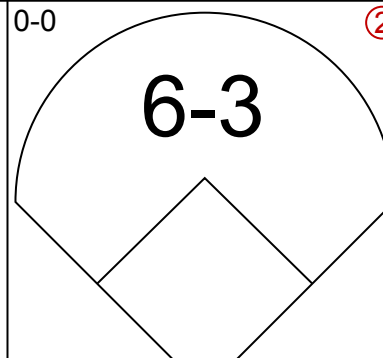
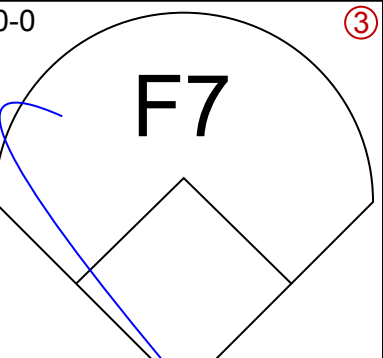
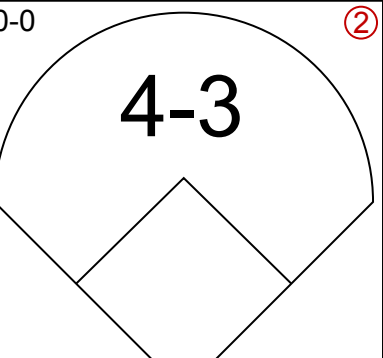
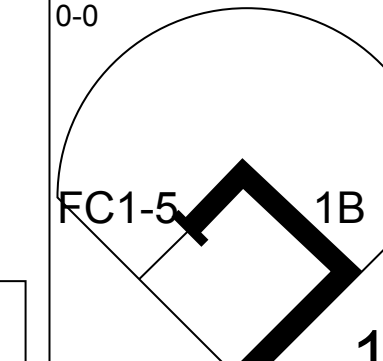
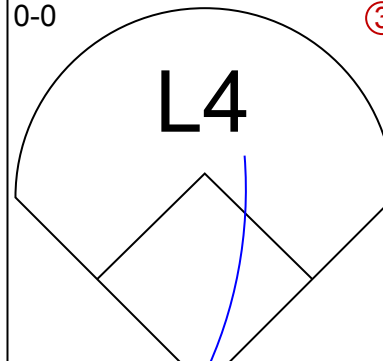
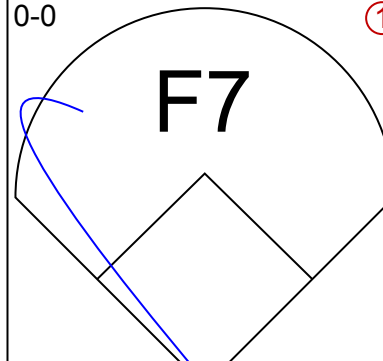
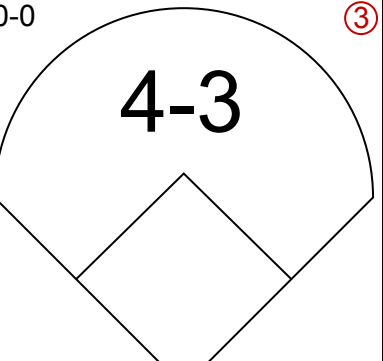
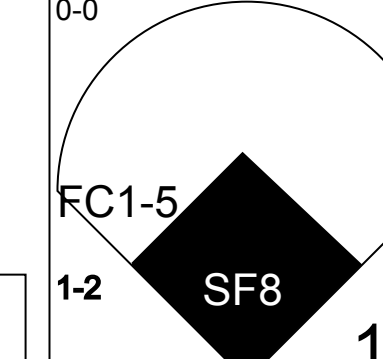
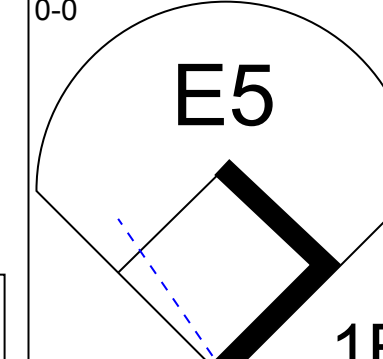

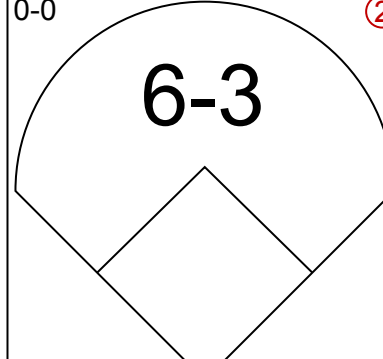
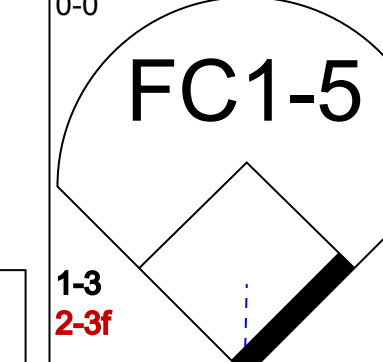
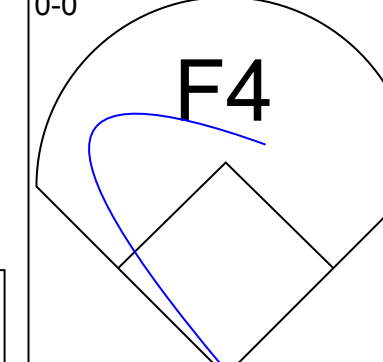
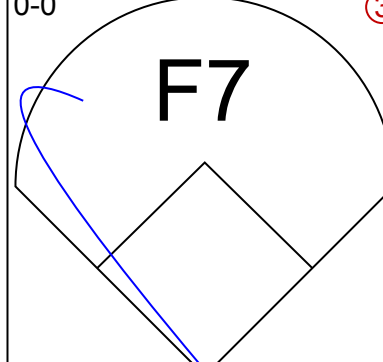
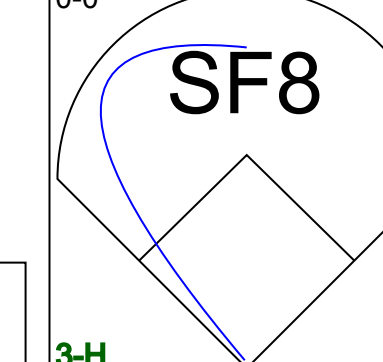
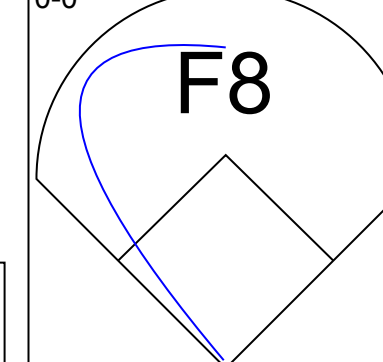
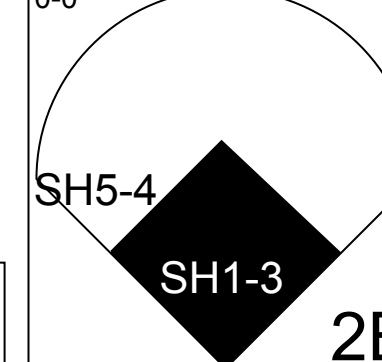

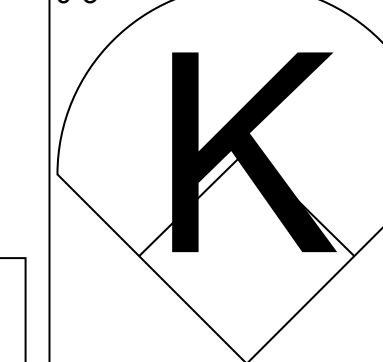
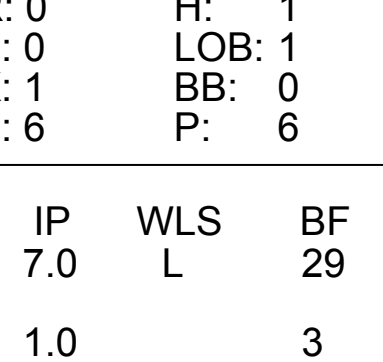
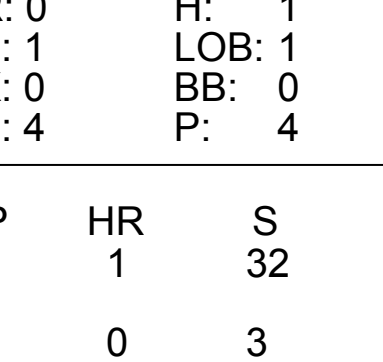
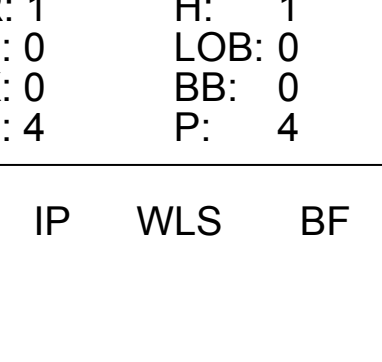
Batter	1	2	3	4	5	6	7	8	9	AB	R	H	RBI	BB	SO	LOB	TOP					
Johnny Temple, R OBP: 0.354, SLG: 0.355	5-3	FC4-6 1B					4-3			4	0	2	0	0	0	0	Cleveland Indians @ Baltimore Orioles Memorial Stadium, Baltimore, MD Sun Jul 31 1960, 3:33 AM EDT Att: 9,465 - Unknown livebaseballscorecards.com					
Ken Aspromonte, R OBP: 0.369, SLG: 0.391	6-3	FC4-6 1-2				F9		6-3 1B BB		3	1	0	0	1	0	3						
Harvey Kuenn, R OBP: 0.376, SLG: 0.416	5-3					FC5-4 1-2		6-3 1B 1B		4	1	2	0	0	0	1						
Vic Power, R OBP: 0.342, SLG: 0.414		1B HR 1B				6-3		6-3 1-2 2-3		4	1	1	0	0	0	3						
Jim Piersall, R OBP: 0.323, SLG: 0.475		1B HR 1B				1-3		CS 1B		4	1	2	2	0	0	1						
Miguel de la Hoz, R OBP: 0.385, SLG: 0.667		HR				1B		F7		4	1	2	3	0	1	1						
Marty Keough, L OBP: 0.313, SLG: 0.361		FC1-6 1B				6-3		CS 1-2		4	0	1	0	0	0	1						
Red Wilson, R OBP: 0.310, SLG: 0.280		FC1-6 1B				5-3		4-3		2	0	0	0	0	0	1						
Bob Hale, L OBP: 0.250, SLG: 0.319										1	0	0	0	0	0	0						
Dick Stigman, R OBP: 0.375, SLG: 0.333										0	0	0	0	0	0	0						
Don Newcombe, L OBP: 0.200, SLG: 0.162										1	0	0	0	0	0	0						
Gary Bell, R OBP: 0.208, SLG: 0.178										0	0	0	0	0	0	0						
Tito Francona, L OBP: 0.378, SLG: 0.420		F7								1	0	0	0	0	0	1						
Carl Mathias, S (2, 1)										1	0	0	0	0	1	0						
Chuck Tanner, L OBP: 0.407, SLG: 0.364										1	0	0	0	0	1	0						
John Romano, R OBP: 0.312, SLG: 0.440										1	0	0	0	0	0	0						
Inning Stats	R: 0 E: 0 K: 0 S: 3	H: 0 LOB: 0 BB: 0 P: 3	R: 3 E: 0 K: 0 S: 8	H: 5 LOB: 2 BB: 0 P: 8	R: 0 E: 0 K: 0 S: 3	H: 1 LOB: 0 BB: 0 P: 3	R: 0 E: 0 K: 1 S: 5	H: 0 LOB: 0 BB: 0 P: 5	R: 0 E: 0 K: 1 S: 6	H: 1 LOB: 1 BB: 0 P: 6	R: 0 E: 0 K: 0 S: 4	H: 0 LOB: 0 BB: 0 P: 4	R: 0 E: 0 K: 1 S: 5	H: 0 LOB: 0 BB: 0 P: 5	R: 2 E: 0 K: 0 S: 4	H: 2 LOB: 0 BB: 1 P: 8	R: 0 E: 0 K: 0 S: 3	H: 0 LOB: 0 BB: 0 P: 3	1B: 9 2B: 2 3B: 0 HR: 1	SF: 0 SAC: 0 DP: 1 HBP: 0	WP: 0 PB: 0 SB: 0 CS: 1	PA: 37
PITCHER	IP	WLS	BF	H	R	ER	SO	BB	IBB	HBP	BLK	WP	HR	S	P	ERA	WHIP					
Hal Brown, R ERA: 3.86	1.0		6	3	3	3	0	0	0	0	0	0	1	6	6	27.00	3.000					
Wes Stock, R ERA: 2.59	6.1	W	25	6	2	2	3	1	0	0	0	0	0	30	34	2.84	1.105					
Jack Fisher, R ERA: 3.48	1.2	S	5	1	0	0	0	0	0	0	0	0	0	5	5	0.00	0.600					

Batter	1	2	3	4	5	6	7	8	9	AB	R	H	RBI	BB	SO	LOB	BOTTOM				
Jackie Brandt, R OBP: 0.333, SLG: 0.401	K	K		1-3		F6				4	0	0	0	0	2	0	Cleveland Indians @ Baltimore Orioles Memorial Stadium, Baltimore, MD Sun Jul 31 1960, 3:33 AM EDT Att: 9,465 - Unknown livebaseballscorecards.com				
Gene Stephens, L OBP: 0.319, SLG: 0.377	BB HR BB	BB 1B BB		6-3		BB				1	2	0	0	3	0	0					
Gene Woodling, L OBP: 0.403, SLG: 0.391	BB HR BB	BB 1B BB		L9		G3				2	2	0	0	2	0	1					
Jim Busby, R OBP: 0.338, SLG: 0.327	1-2 HR BB	1-2 1B BB								0	0	0	0	0	0	0					
Jim Gentile, L OBP: 0.432, SLG: 0.516	4-0 HR BB	1B 1-3 2H 1B				4-3		G3		3	1	1	1	1	0	0					
Brooks Robinson, R OBP: 0.341, SLG: 0.452	1-1 HR	1-3 1B						5-3		4	1	3	5	0	0	0					
Clint Courtney, L OBP: 0.370, SLG: 0.277	F4	4-3						F9		3	0	0	0	1	0	2					
Gus Triandos, R OBP: 0.335, SLG: 0.349										0	0	0	0	0	0	0					
Billy Klaus, L OBP: 0.346, SLG: 0.455										2	0	1	0	0	1	0					
Ron Hansen, R OBP: 0.324, SLG: 0.413										2	0	0	0	0	0	2					
Mary Breeding, R OBP: 0.317, SLG: 0.334	F9							5-3		4	0	0	0	0	1	3					
Hal Brown, R OBP: 0.343, SLG: 0.267										0	0	0	0	0	0	0					
Wes Stock, R (2, 1)										3	0	0	0	0	2	0					
Jack Fisher, R OBP: 0.286, SLG: 0.226										1	0	0	0	0	0	0					
Inning Stats	R: 4 E: 0 K: 1 S: 7	H: 2 LOB: 1 BB: 3 P: 19	R: 2 E: 0 K: 2 S: 9	H: 2 LOB: 2 BB: 2 P: 17	R: 0 E: 0 K: 3 S: 9	H: 0 LOB: 0 BB: 0 P: 9	R: 0 E: 0 K: 0 S: 3	H: 0 LOB: 0 BB: 0 P: 3	R: 0 E: 0 K: 0 S: 4	H: 1 LOB: 2 BB: 1 P: 8	R: 0 E: 0 K: 0 S: 3	H: 0 LOB: 1 BB: 1 P: 7	R: 0 E: 0 K: 0 S: 3	H: 0 LOB: 0 BB: 0 P: 3	R: 0 E: 0 K: 0 S: 3	H: 0 LOB: 0 BB: 0 P: 3	1B: 2 2B: 2 3B: 0 HR: 1	SF: 0 SAC: 0 DP: 0 HBP: 0	WP: 0 PB: 0 SB: 0 CS: 0	PA: 36	
PITCHER	IP	WLS	BF	H	R	ER	SO	BB	IBB	HBP	BLK	WP	HR	S	P	ERA	WHIP				
Gary Bell, R ERA: 4.03	1.0	L	8	2	4	4	1	7	19	36.00	5.000										
Carl Mathias, L ERA: 3.6	5.0		22	3	2	2	5	4	0	0	0	0	0	28	44	3.60	1.400				
Dick Stigman, L ERA: 3.65	2.0		6	0	0	0	0	0	0	0	0	0	0	6	6	0.00	0.000				

Batter	1	2	3	4	5	6	7	8	9	AB	R	H	RBI	BB	SO	LOB	TOP					
Johnny Temple, R OBP: 0.351, SLG: 0.351 (1, 5)	4-3			F8		BB 1B		FC6-4 1B		4	0	2	0	0	0	0	Cleveland Indians @ Washington Senators Griffith Stadium, Washington, DC Tue Aug 02 1960, 7:05 PM EDT Att: 14,830 - Unknown AB 32 R 0 H 5 RBI 0 BB 2 SO 11 LOB 14 					
Ken Aspromonte, R OBP: 0.365, SLG: 0.384 (1, 4)	L7			K		K		FC6-4 1-2 2-3		4	0	0	0	0	2	3						
Harvey Kuenn, R OBP: 0.376, SLG: 0.411 (1, 9)	K					FC6-4 1B		K		3	0	1	0	1	2	2						
Vic Power, R OBP: 0.334, SLG: 0.405 (1, 3)		F8		1-6-4		FC6-4 1-2			F9	4	0	0	0	0	3							
Jim Piersall, R OBP: 0.324, SLG: 0.470 (1, 8)		K			FC1-6 BB		P6		F8	3	0	0	0	1	1	0						
Tito Francona, L OBP: 0.377, SLG: 0.421 (1, 7)		K			FC1-6 1-2		E6 G5-4-3			4	0	1	0	0	1	1						
Miguel de la Hoz, R OBP: 0.353, SLG: 0.563 (1, 6)			K		K		G5-4-3 1-2		F9	4	0	0	0	0	2	3						
John Romano, R OBP: 0.307, SLG: 0.429 (8, PR)				F9						3	0	1	0	0	1	1						
Red Wilson, R OBP: 0.310, SLG: 0.280 (8, 2)					K			FC6-4 1B		0	0	0	0	0	0	0						
Don Newcombe, L OBP: 0.200, SLG: 0.162 (1, 1)				K				P4		0	0	0	0	0	0	0						
Barry Latman, R OBP: 0.176, SLG: 0.125 (8, PH)										2	0	0	0	0	2	0						
Marty Keough, L OBP: 0.312, SLG: 0.359 (8, PH)										1	0	0	0	0	1	0						
Bobby Locke, R OBP: 0.375, SLG: 0.357 (8, 1)										0	0	0	0	0	0	0						
Jack Harshman, L OBP: 0.375, SLG: 0.357 (8, 1)										0	0	0	0	0	0	0						
Inning Stats	R: 0 E: 0 K: 1 S: 5	H: 0 LOB: 0 BB: 0 P: 5	R: 0 E: 0 K: 2 S: 7	H: 0 LOB: 0 BB: 0 P: 7	R: 0 E: 0 K: 2 S: 7	H: 0 LOB: 0 BB: 0 P: 7	R: 0 E: 0 K: 1 S: 6	H: 1 LOB: 1 BB: 0 P: 6	R: 0 E: 0 K: 2 S: 7	H: 0 LOB: 1 BB: 1 P: 11	R: 0 E: 0 K: 2 S: 8	H: 1 LOB: 2 BB: 1 P: 12	R: 0 E: 1 K: 0 S: 3	H: 0 LOB: 0 BB: 0 P: 3	R: 0 E: 0 K: 1 S: 7	H: 2 LOB: 2 BB: 0 P: 7	R: 0 E: 0 K: 0 S: 4	H: 1 LOB: 1 BB: 0 P: 4	1B: 4 2B: 1 3B: 0 HR: 0	SF: 0 SAC: 0 DP: 1 HBP: 0	WP: 0 PB: 0 SB: 0 CS: 0	PA: 34
PITCHER Camilo Pascual, R ERA: 2.88 (1, 1)	IP: 9.0 WLS: W BF: 34 H: 5 R: 0 ER: 0 SO: 11 BB: 2 IBB: 0 HBP: 0 BLK: 0 WP: 0 HR: 0 S: 54 P: 62 ERA: 0.00 WHIP: 0.778															PITCHER						

Batter	1	2	3	4	5	6	7	8	9	AB	R	H	RBI	BB	SO	LOB	BOTTOM			
Reno Bertoia, R OBP: 0.351, SLG: 0.391 (1, 5)	FC5-4 BB	1-2 2-H 1B		K				F2	FC6 1B 2B	4	1	1	2	1	1	2	Cleveland Indians @ Washington Senators Griffith Stadium, Washington, DC Tue Aug 02 1960, 7:05 PM EDT Att: 14,830 - Unknown AB 37 R 9 H 12 RBI 7 BB 5 SO 6 LOB 19 			
Lenny Green, L OBP: 0.353, SLG: 0.376 (1, 8)	FC5-4 1-2 HR	L8			K		L9	2B 1B		5	1	1	1	0	1	3				
Harmon Killebrew, R OBP: 0.375, SLG: 0.595 (1, 3)						FC4-6 BB				4	2	3	4	1	0	2				
Julio Becquer, L OBP: 0.268, SLG: 0.388 (9, 3)	1-H HR	P4						HR	1-3 3-H 2B	0	0	0	0	0	0	0				
Jim Lemon, R OBP: 0.376, SLG: 0.558 (1, 7)				1-3		P5				4	0	1	0	1	1	1				
Pete Whisenant, R OBP: 0.333, SLG: 0.368 (8, PR)	K									0	0	0	0	0	0	0				
Faye Throneberry, L OBP: 0.316, SLG: 0.314 (1, 9)										4	0	0	0	0	0	2				
Bob Allison, R OBP: 0.363, SLG: 0.437 (8, PH)	4-3			1-3		FC4-6 1-2		F8	K	1	0	0	0	0	1	3				
Billy Gardner, R OBP: 0.342, SLG: 0.409 (1, 4)			F3		5-3				L4 P5	5	0	0	0	0	1	3				
Earl Batley, R OBP: 0.326, SLG: 0.388 (1, 2)						FC1-6 BB		6-3		3	2	2	0	1	0	0				
Billy Consolo, R OBP: 0.328, SLG: 0.325 (1, 6)						FC1-6				4	2	3	0	0	0	1				
Camilo Pascual, R OBP: 0.250, SLG: 0.250 (1, 1)						K		G3		3	1	1	0	1	1	2				
Inning Stats	R: 2 E: 0 K: 1 S: 6	H: 1 LOB: 1 BB: 1 P: 10	R: 2 E: 0 K: 0 S: 7	H: 4 LOB: 2 BB: 0 P: 7	R: 0 E: 0 K: 0 S: 3	H: 0 LOB: 0 BB: 0 P: 3	R: 0 E: 0 K: 2 S: 7	H: 0 LOB: 1 BB: 1 P: 11	R: 0 E: 0 K: 1 S: 5	H: 0 LOB: 1 BB: 1 P: 9	R: 0 E: 0 K: 1 S: 6	H: 1 LOB: 1 BB: 0 P: 6	R: 1 E: 0 K: 0 S: 5	H: 2 LOB: 1 BB: 0 P: 5	R: 4 E: 1 K: 1 S: 10	H: 4 LOB: 3 BB: 2 P: 18	1B: 9 2B: 1 3B: 0 HR: 2	SF: 0 SAC: 0 DP: 0 HBP: 0	WP: 0 PB: 0 SB: 0 CS: 0	PA: 42
PITCHER Don Newcombe, R ERA: 4.91 (1, 1)	IP: 1.2 WLS: L BF: 11 H: 5 R: 4 ER: 4 SO: 4 BB: 1 IBB: 0 HBP: 0 BLK: 0 WP: 0 HR: 1 S: 27 P: 35 ERA: 1.69 WHIP: 0.938															PITCHER				
Barry Latman, R ERA: 4.57 (2, 1)	5.1 21 3 1 1 4 2 0 0 0 0 1 27 35 1.69 0.938																			
Bobby Locke, R ERA: 3.56 (8, 1)	0.1 7 4 4 3 0 1 0 0 0 0 0 6 10 81.00 15.000																			
Jack Harshman, L ERA: 3.09 (8, 1)	0.2 3 0 0 0 1 0 1 0 0 0 0 4 8 0.00 0.000																			

Batter	1	2	3	4	5	6	7	8	9	AB	R	H	RBI	BB	SO	LOB	TOP					
Jackie Brandt, R (1, 8) OBP: 0.333, SLG: 0.405										5	0	1	0	0	1	3	Baltimore Orioles @ Cleveland Indians Cleveland Municipal Stadium, Cleveland, OH Fri Aug 05 1960, 7:05 PM EDT Att: 24,275 - Unknown					
Gene Stephens, L (1, 9) OBP: 0.322, SLG: 0.381										4	1	2	0	0	2	1						
Gene Woodling, L (1, 7) OBP: 0.402, SLG: 0.401										5	1	1	0	0	0	2						
Jim Gentile, L (1, 3) OBP: 0.429, SLG: 0.504										4	0	0	1	1	2	2						
Brooks Robinson, R (1, 5) OBP: 0.338, SLG: 0.447										4	0	2	1	0	0	2						
Gus Triandos, R (1, 2) OBP: 0.324, SLG: 0.363										4	1	1	1	0	1	2						
Ron Hansen, R (1, 6) OBP: 0.330, SLG: 0.416										2	0	0	0	2	0	1						
Mary Breeding, R (1, 4) OBP: 0.319, SLG: 0.339										3	0	1	0	0	0	1						
Al Pilarcik, L (8, PH) OBP: 0.320, SLG: 0.360										1	0	0	0	0	0	0						
Billy Klaus, L (8, 4) OBP: 0.370, SLG: 0.478										0	0	0	0	0	0	0						
Chuck Estrada, R (1, 1) OBP: 0.171, SLG: 0.179										3	0	0	0	0	1	4						
Bob Boyd, L (8, PH) OBP: 0.400, SLG: 0.424										1	0	1	0	0	0	0						
Wes Stock, R (8, 1)										0	0	0	0	0	0	0						
Inning Stats	R: 0 E: 0 K: 2 S: 8	H: 1 LOB: 1 BB: 0 P: 8	R: 1 E: 0 K: 0 S: 4	H: 1 LOB: 1 BB: 1 P: 8	R: 0 E: 0 K: 0 S: 3	H: 0 LOB: 2 BB: 1 P: 8	R: 0 E: 0 K: 1 S: 6	H: 1 LOB: 2 BB: 1 P: 10	R: 2 E: 1 K: 0 S: 6	H: 3 LOB: 1 BB: 0 P: 6	R: 0 E: 0 K: 1 S: 6	H: 1 LOB: 1 BB: 0 P: 6	R: 0 E: 0 K: 1 S: 6	H: 1 LOB: 1 BB: 0 P: 6	R: 0 E: 0 K: 0 S: 4	H: 1 LOB: 1 BB: 0 P: 4	R: 0 E: 0 K: 1 S: 5	H: 0 LOB: 0 BB: 0 P: 5	1B: 5 2B: 3 3B: 0 HR: 1	SF: 0 SAC: 0 DP: 0 HBP: 1	WP: 0 PB: 0 SB: 0 CS: 1	PA: 40
PITCHER	IP	WLS	BF	H	R	ER	SO	BB	IBB	HBP	BLK	WP	HR	S	P	ERA	WHIP					
Jim Perry, R (1, 1) ERA: 3.14	8.0	W	37	9	3	3	6	3	0	1	0	0	1	45	58	3.38	1.500					
Johnny Klippstein, R (9, 1) ERA: 2.45	1.0	S	3	0	0	0	1	0	0	0	0	0	0	5	5	0.00	0.000					

Batter	1	2	3	4	5	6	7	8	9	AB	R	H	RBI	BB	SO	LOB	BOTTOM				
Johnny Temple, R (1, 5) OBP: 0.349, SLG: 0.350										3	0	0	1	0	0	0	Baltimore Orioles @ Cleveland Indians Cleveland Municipal Stadium, Cleveland, OH Fri Aug 05 1960, 7:05 PM EDT Att: 24,275 - Unknown				
Ken Aspromonte, R (1, 4) OBP: 0.368, SLG: 0.400										3	1	1	0	1	0	0					
Harvey Kuenn, R (1, 9) OBP: 0.379, SLG: 0.421										4	1	2	2	0	1	1					
Tito Francona, L (1, 7) OBP: 0.376, SLG: 0.420										4	0	0	0	0	0	2					
Vic Power, R (1, 3) OBP: 0.332, SLG: 0.400										4	0	1	0	0	0	0					
Jim Piersall, R (1, 8) OBP: 0.322, SLG: 0.465										3	1	2	0	0	0	0					
Miguel de la Hoz, R (1, 6) OBP: 0.341, SLG: 0.513										3	0	0	0	0	0	3					
Red Wilson, R (1, 2) OBP: 0.303, SLG: 0.282										2	1	1	1	0	0	1					
Jim Perry, S (1, 1) OBP: 0.299, SLG: 0.281										2	0	0	0	0	1	2					
Johnny Klippstein, R (9, 1) OBP: 0.154, SLG: 0.083										0	0	0	0	0	0	0					
Inning Stats	R: 0 E: 0 K: 1 S: 6	H: 1 LOB: 1 BB: 0 P: 6	R: 1 E: 1 K: 1 S: 7	H: 2 LOB: 1 BB: 0 P: 7	R: 2 E: 0 K: 0 S: 4	H: 1 LOB: 0 BB: 1 P: 8	R: 0 E: 1 K: 0 S: 4	H: 1 LOB: 1 BB: 0 P: 4	R: 0 E: 0 K: 0 S: 3	H: 0 LOB: 0 BB: 0 P: 3	R: 1 E: 0 K: 0 S: 4	H: 1 LOB: 0 BB: 0 P: 4	R: 0 E: 0 K: 0 S: 3	H: 0 LOB: 0 BB: 0 P: 3	R: 0 E: 0 K: 1 S: 3	H: 0 LOB: 0 BB: 0 P: 3	1B: 5 2B: 1 3B: 0 HR: 1	SF: 1 SAC: 2 DP: 0 HBP: 0	WP: 0 PB: 0 SB: 0 CS: 0	PA: 32	
PITCHER	IP	WLS	BF	H	R	ER	SO	BB	IBB	HBP	BLK	WP	HR	S	P	ERA	WHIP				
Chuck Estrada, R (1, 1) ERA: 3.84	7.0	L	29	7	4	3	2	1	0	0	0	0	1	32	36	3.86	1.143				
Wes Stock, R (8, 1) ERA: 2.19	1.0		3	0	0	0	0	0	0	0	0	0	0	3	3	0.00	0.000				

Batter	1	2	3	4	5	6	7	8	9	AB	R	H	RBI	BB	SO	LOB	TOP										
Jackie Brandt, R OBP: 0.332, SLG: 0.406 (1, 9)	1-3		2B		F5		E5		SH3	4	0	1	0	0	0	1											
Gene Woodling, L OBP: 0.399, SLG: 0.401 Al Pilarcik, L OBP: 0.320, SLG: 0.360 (1, 7) (9, 9)	2B		F2			K	F8		F9	5	0	1	0	0	1	4											
Brooks Robinson, R OBP: 0.341, SLG: 0.447 (1, 5)	K		F8							4	1	2	0	1	1	2											
Walt Dropo, R OBP: 0.340, SLG: 0.356 Bob Boyd, L OBP: 0.403, SLG: 0.426 (1, 3) (8, PH) (8, 3)	F8				L7					3	0	0	0	0	0	2											
Gus Triandos, R OBP: 0.325, SLG: 0.360 (1, 2)		6-3			F6					2	1	0	0	1	0	0											
Ron Hansen, R OBP: 0.334, SLG: 0.429 (1, 6)		5-3 BB			HR					3	2	2	1	1	0	2											
Jim Busby, R OBP: 0.313, SLG: 0.313 Clint Courtney, L OBP: 0.378, SLG: 0.277 Billy Klaus, L OBP: 0.393, SLG: 0.500 (1, 8) (7, PH) (7, PR) (7, 4)		5-3			F7					2	0	0	0	0	0	1											
Mary Breeding, R OBP: 0.318, SLG: 0.337 Gene Stephens, L OBP: 0.319, SLG: 0.377 (1, 4) (7, PH) (9, 7)							F3		F8	2	0	0	0	0	0	1											
Jack Fisher, R OBP: 0.278, SLG: 0.219 Dave Nicholson, R OBP: 0.307, SLG: 0.355 Hal Brown, R OBP: 0.343, SLG: 0.267 Jim Gentile, L OBP: 0.428, SLG: 0.502 Jerry Walker, S OBP: 0.375, SLG: 0.367 (1, 1) (5, PH) (5, 1) (7, PH) (7, 1)				5-3			K			1	0	0	0	0	0	0											
Inning Stats	R: 0 E: 0 K: 1 S: 6	H: 1 LOB: 1 BB: 0 P: 6	R: 0 E: 0 K: 0 S: 3	H: 0 LOB: 1 BB: 1 P: 7	R: 0 E: 0 K: 0 S: 4	H: 1 LOB: 1 BB: 0 P: 4	R: 1 E: 0 K: 0 S: 4	H: 1 LOB: 0 BB: 0 P: 4	R: 0 E: 0 K: 1 S: 5	H: 0 LOB: 0 BB: 0 P: 5	R: 0 E: 0 K: 1 S: 5	H: 1 LOB: 0 BB: 0 P: 5	R: 2 E: 1 K: 2 S: 9	H: 1 LOB: 2 BB: 2 P: 17	R: 2 E: 0 K: 0 S: 6	H: 3 LOB: 1 BB: 0 P: 6	R: 0 E: 0 K: 0 S: 4	H: 1 LOB: 2 BB: 1 P: 8	1B: 5 2B: 3 3B: 0 HR: 1	SF: 0 SAC: 2 DP: 2 HBP: 0	WP: 0 PB: 0 SB: 0 CS: 0	PA: 40					
PITCHER	IP	WLS	BF	H	R	ER	SO	BB	IBB	HBP	BLK	WP	HR	S	P	ERA	WHIP										
Jack Harshman, L ERA: 2.55 (1, 1)	6.0	L	24	5	3	1	3	2	0	0	0	0	1	28	36	1.50	1.167										
Barry Latman, R ERA: 4.5 (7, 1)	1.0		5	0	0	0	2	1	0	0	0	0	0	8	12	0.00	1.000										
Don Newcombe, R ERA: 5.0 (8, 1)	2.0		11	4	2	2	0	1	0	0	0	0	0	10	14	9.00	2.500										

Baltimore Orioles @ Cleveland Indians
Cleveland Municipal Stadium, Cleveland, OH
Sat Aug 06 1960, 3:33 AM EDT
Att: 9,203 - Unknown

AB 34
R 5
H 9
RBI 2
BB 4
SO 5
LOB 22



Batter	1	2	3	4	5	6	7	8	9	AB	R	H	RBI	BB	SO	LOB	BOTTOM										
Johnny Temple, R OBP: 0.345, SLG: 0.345 (1, 4)	F8		F9		5-3				F3	4	0	0	0	0	0	0											
Miguel de la Hoz, R OBP: 0.358, SLG: 0.581 (1, 6)	F6					HR			1B 1B	4	1	2	1	0	0	0											
Harvey Kuenn, R OBP: 0.375, SLG: 0.416 (1, 9)	L8				F9				F7	4	0	0	0	0	0	1											
Vic Power, R OBP: 0.333, SLG: 0.399 (1, 3)		F3				1B BB				3	1	1	0	1	0	0											
Jim Piersall, R OBP: 0.321, SLG: 0.462 (1, 8)	F3					1B 1B			G3	4	0	1	0	0	0	2											
Tito Francona, L OBP: 0.380, SLG: 0.424 (1, 7)					F7					4	0	3	0	0	0	2											
Rocky Bridges, R OBP: 0.235, SLG: 0.235 Marty Keough, L OBP: 0.310, SLG: 0.357 (1, 5) (9, PH)	3-1									2	0	1	1	0	0	1											
Red Wilson, R OBP: 0.298, SLG: 0.277 Chuck Tanner, L OBP: 0.355, SLG: 0.348 (1, 2) (9, PH)					5-3					1	0	0	0	0	0	1											
Jack Harshman, L (1, 1)										2	0	0	0	0	0	0											
Barry Latman, R OBP: 0.178, SLG: 0.125 Bob Hale, L OBP: 0.245, SLG: 0.313 Don Newcombe, L OBP: 0.200, SLG: 0.162 (7, 1) (7, PH) (8, 1)	F9				F9					0	0	0	0	0	0	0											
Inning Stats	R: 0 E: 0 K: 0 S: 3	H: 0 LOB: 0 BB: 0 P: 3	R: 0 E: 0 K: 0 S: 4	H: 1 LOB: 1 BB: 0 P: 4	R: 0 E: 0 K: 0 S: 3	H: 0 LOB: 0 BB: 0 P: 3	R: 2 E: 0 K: 0 S: 6	H: 3 LOB: 2 BB: 1 P: 10	R: 0 E: 0 K: 0 S: 3	H: 0 LOB: 0 BB: 0 P: 3	R: 0 E: 0 K: 0 S: 3	H: 0 LOB: 0 BB: 0 P: 3	R: 0 E: 0 K: 0 S: 4	H: 1 LOB: 1 BB: 0 P: 4	R: 0 E: 0 K: 0 S: 5	H: 2 LOB: 2 BB: 0 P: 5	R: 0 E: 0 K: 1 S: 5	H: 1 LOB: 0 BB: 0 P: 5	1B: 7 2B: 0 3B: 0 HR: 1	SF: 0 SAC: 1 DP: 1 HBP: 0	WP: 0 PB: 0 SB: 0 CS: 0	PA: 35					
PITCHER	IP	WLS	BF	H	R	ER	SO	BB	IBB	HBP	BLK	WP	HR	S	P	ERA	WHIP										
Jack Fisher, R ERA: 3.6 (1, 1)	4.0		17	4	2	2	0	0	0	0	0	0	0	16	20	4.50	1.250										
Hal Brown, R ERA: 3.78 (5, 1)	2.0	W	6	0	0	0	0	0	0	0	0	0	0	6	6	0.00	0.000										
Jerry Walker, R ERA: 3.51 (7, 1)	3.0	S	12	4	0	0	1	0	0	0	0	0	0	14	14	0.00	1.333										

Baltimore Orioles @ Cleveland Indians
Cleveland Municipal Stadium, Cleveland, OH
Sat Aug 06 1960, 3:33 AM EDT
Att: 9,203 - Unknown

AB 33
R 2
H 8
RBI 2
BB 1
SO 1
LOB 12



Batter	1	2	3	4	5	6	7	8	9	AB	R	H	RBI	BB	SO	LOB	TOP								
Jackie Brandt, R OBP: 0.333, SLG: 0.424 (1, 9)										5	1	2	2	0	0	2	Baltimore Orioles @ Cleveland Indians Cleveland Municipal Stadium, Cleveland, OH Sun Aug 07 1960, 3:38 AM EDT Att: 35,515 - Unknown livebaseballscorecards.com								
Jim Busby, R OBP: 0.336, SLG: 0.319 (1, 8)										4	2	0	1	0	1										
Brooks Robinson, R OBP: 0.345, SLG: 0.451 (1, 5)										5	0	2	0	0	0	2									
Walt Dropo, R OBP: 0.342, SLG: 0.353 (1, 3)										4	1	1	0	1	1	4									
Gus Triandos, R OBP: 0.333, SLG: 0.370 (1, 2)										5	2	3	2	0	0	2									
Ron Hansen, R OBP: 0.333, SLG: 0.424 (1, 6)										4	1	1	1	1	1	4									
Dave Nicholson, R OBP: 0.323, SLG: 0.354 (1, 7)										3	1	1	0	2	1	2									
Mary Breeding, R OBP: 0.318, SLG: 0.339 (1, 4)										5	1	2	1	0	0	3									
Mitt Pappas, R OBP: 0.122, SLG: 0.111 (1, 1)										4	0	0	1	1	2	2									
Inning Stats	R: 2 E: 0 K: 1 S: 8	H: 3 LOB: 3 BB: 2 P: 16	R: 0 E: 0 K: 0 S: 1	H: 0 LOB: 0 BB: 2 P: 9	R: 0 E: 1 K: 0 S: 4	H: 1 LOB: 1 BB: 0 P: 4	R: 2 E: 1 K: 1 S: 7	H: 2 LOB: 1 BB: 1 P: 11	R: 3 E: 1 K: 1 S: 9	H: 3 LOB: 1 BB: 0 P: 9	R: 2 E: 0 K: 0 S: 6	H: 4 LOB: 0 BB: 0 P: 6	R: 0 E: 0 K: 0 S: 3	H: 0 LOB: 0 BB: 0 P: 3	R: 0 E: 0 K: 1 S: 6	H: 1 LOB: 2 BB: 0 P: 10		R: 0 E: 0 K: 1 S: 5	H: 0 LOB: 0 BB: 0 P: 5	1B: 11 2B: 2 3B: 0 HR: 1	SF: 0 SAC: 0 DP: 1 HBP: 0	WP: 1 PB: 0 SB: 0 CS: 1	PA: 47		
PITCHER	IP WLS BF H R ER SO BB IBB HBP BLK WP HR S P ERA WHIP	IP WLS BF H R ER SO BB IBB HBP BLK WP HR S P ERA WHIP	IP WLS BF H R ER SO BB IBB HBP BLK WP HR S P ERA WHIP	IP WLS BF H R ER SO BB IBB HBP BLK WP HR S P ERA WHIP	IP WLS BF H R ER SO BB IBB HBP BLK WP HR S P ERA WHIP	IP WLS BF H R ER SO BB IBB HBP BLK WP HR S P ERA WHIP	IP WLS BF H R ER SO BB IBB HBP BLK WP HR S P ERA WHIP	IP WLS BF H R ER SO BB IBB HBP BLK WP HR S P ERA WHIP	IP WLS BF H R ER SO BB IBB HBP BLK WP HR S P ERA WHIP	IP WLS BF H R ER SO BB IBB HBP BLK WP HR S P ERA WHIP	IP WLS BF H R ER SO BB IBB HBP BLK WP HR S P ERA WHIP	IP WLS BF H R ER SO BB IBB HBP BLK WP HR S P ERA WHIP	IP WLS BF H R ER SO BB IBB HBP BLK WP HR S P ERA WHIP	IP WLS BF H R ER SO BB IBB HBP BLK WP HR S P ERA WHIP	IP WLS BF H R ER SO BB IBB HBP BLK WP HR S P ERA WHIP	IP WLS BF H R ER SO BB IBB HBP BLK WP HR S P ERA WHIP	IP WLS BF H R ER SO BB IBB HBP BLK WP HR S P ERA WHIP	IP WLS BF H R ER SO BB IBB HBP BLK WP HR S P ERA WHIP	IP WLS BF H R ER SO BB IBB HBP BLK WP HR S P ERA WHIP	IP WLS BF H R ER SO BB IBB HBP BLK WP HR S P ERA WHIP	IP WLS BF H R ER SO BB IBB HBP BLK WP HR S P ERA WHIP	IP WLS BF H R ER SO BB IBB HBP BLK WP HR S P ERA WHIP	IP WLS BF H R ER SO BB IBB HBP BLK WP HR S P ERA WHIP	IP WLS BF H R ER SO BB IBB HBP BLK WP HR S P ERA WHIP	IP WLS BF H R ER SO BB IBB HBP BLK WP HR S P ERA WHIP
Dick Stigman, L ERA: 3.97 (1, 1)	4.0 L	24 8	7 5	2 2	5 0	0 0	0 0	0 0	0 0	0 0	1 23	43	11.25	3.250											
Barry Latman, R ERA: 4.43 (5, 1)	1.0 4	1 0	0 1	0 0	0 0	0 0	0 0	0 0	0 0	6 6	9	9.00	2.000												
Carl Mathias, L ERA: 4.5 (6, 1)	2.0 9	4 2	2 0	0 0	0 0	0 0	0 0	0 0	0 0	9 9	6	9.00	2.000												
Mike Lee, L ERA: 2.25 (8, 1)	2.0 8	1 0	0 0	2 2	1 0	0 0	0 0	0 0	0 0	11 15	15	0.00	1.000												

Batter	1	2	3	4	5	6	7	8	9	AB	R	H	RBI	BB	SO	LOB	BOTTOM								
Ken Aspromonte, R OBP: 0.367, SLG: 0.393 (1, 4)										3	0	0	0	1	1	0	Baltimore Orioles @ Cleveland Indians Cleveland Municipal Stadium, Cleveland, OH Sun Aug 07 1960, 3:38 AM EDT Att: 35,515 - Unknown livebaseballscorecards.com								
Miguel de la Hoz, R OBP: 0.377, SLG: 0.590 (1, 6)										3	1	1	0	1	1	1									
Harvey Kuenn, R OBP: 0.384, SLG: 0.420 (1, 9)										3	0	2	0	1	0	1									
Vic Power, R OBP: 0.333, SLG: 0.398 (1, 3)										4	0	2	0	0	1	3									
Jim Piersall, R OBP: 0.322, SLG: 0.457 (1, 8)										4	0	0	0	0	0	4									
Tito Francona, L OBP: 0.372, SLG: 0.414 (1, 7)										4	0	0	0	0	0	4									
John Romano, R OBP: 0.306, SLG: 0.441 (1, 2)										4	1	1	1	0	2	0									
Rocky Bridges, R OBP: 0.238, SLG: 0.238 (1, 5)										4	0	1	0	0	1	0									
Dick Stigman, R OBP: 0.366, SLG: 0.318 (5, 1)										1	0	0	0	0	0	0									
Barry Latman, R OBP: 0.176, SLG: 0.125 (5, PH)										0	0	0	0	0	0	0									
Don Newcombe, L OBP: 0.196, SLG: 0.158 (8, 1)										0	0	0	0	0	0	0									
Carl Mathias, S OBP: 0.307, SLG: 0.320 (7, PH)										0	0	0	0	0	0	0									
Chuck Tanner, L OBP: 0.207, SLG: 0.354 (8, 1)										0	0	0	0	0	0	0									
Mike Lee, L OBP: 0.207, SLG: 0.354 (9, PH)										0	0	0	0	0	0	0									
Inning Stats	R: 0 E: 0 K: 1 S: 5	H: 1 LOB: 1 BB: 1 P: 9	R: 0 E: 0 K: 1 S: 5	H: 0 LOB: 0 BB: 0 P: 5	R: 0 E: 0 K: 0 S: 3	H: 0 LOB: 0 BB: 0 P: 3	R: 0 E: 0 K: 0 S: 4	H: 1 LOB: 2 BB: 1 P: 8	R: 0 E: 0 K: 3 S: 9	H: 0 LOB: 0 BB: 0 P: 9	R: 1 E: 1 K: 1 S: 8	H: 3 LOB: 2 BB: 0 P: 8	R: 0 E: 0 K: 1 S: 5	H: 0 LOB: 0 BB: 0 P: 5	R: 0 E: 0 K: 1 S: 5	H: 0 LOB: 1 BB: 1 P: 9	R: 1 E: 0 K: 1 S: 7	H: 2 LOB: 1 BB: 0 P: 7	1B: 6 2B: 0 3B: 0 HR: 1	SF: 0 SAC: 0 DP: 1 HBP: 0	WP: 0 PB: 0 SB: 0 CS: 0	PA: 36			
PITCHER	IP WLS BF H R ER SO BB IBB HBP BLK WP HR S P ERA WHIP	IP WLS BF H R ER SO BB IBB HBP BLK WP HR S P ERA WHIP	IP WLS BF H R ER SO BB IBB HBP BLK WP HR S P ERA WHIP	IP WLS BF H R ER SO BB IBB HBP BLK WP HR S P ERA WHIP	IP WLS BF H R ER SO BB IBB HBP BLK WP HR S P ERA WHIP	IP WLS BF H R ER SO BB IBB HBP BLK WP HR S P ERA WHIP	IP WLS BF H R ER SO BB IBB HBP BLK WP HR S P ERA WHIP	IP WLS BF H R ER SO BB IBB HBP BLK WP HR S P ERA WHIP	IP WLS BF H R ER SO BB IBB HBP BLK WP HR S P ERA WHIP	IP WLS BF H R ER SO BB IBB HBP BLK WP HR S P ERA WHIP	IP WLS BF H R ER SO BB IBB HBP BLK WP HR S P ERA WHIP	IP WLS BF H R ER SO BB IBB HBP BLK WP HR S P ERA WHIP	IP WLS BF H R ER SO BB IBB HBP BLK WP HR S P ERA WHIP	IP WLS BF H R ER SO BB IBB HBP BLK WP HR S P ERA WHIP	IP WLS BF H R ER SO BB IBB HBP BLK WP HR S P ERA WHIP	IP WLS BF H R ER SO BB IBB HBP BLK WP HR S P ERA WHIP	IP WLS BF H R ER SO BB IBB HBP BLK WP HR S P ERA WHIP	IP WLS BF H R ER SO BB IBB HBP BLK WP HR S P ERA WHIP	IP WLS BF H R ER SO BB IBB HBP BLK WP HR S P ERA WHIP	IP WLS BF H R ER SO BB IBB HBP BLK WP HR S P ERA WHIP	IP WLS BF H R ER SO BB IBB HBP BLK WP HR S P ERA WHIP	IP WLS BF H R ER SO BB IBB HBP BLK WP HR S P ERA WHIP	IP WLS BF H R ER SO BB IBB HBP BLK WP HR S P ERA WHIP	IP WLS BF H R ER SO BB IBB HBP BLK WP HR S P ERA WHIP	IP WLS BF H R ER SO BB IBB HBP BLK WP HR S P ERA WHIP
Mitt Pappas, R ERA: 3.75 (1, 1)	9.0 W	36 7	2 1	9 9	3 0	0 0	0 0	0 0	0 0	1 51	63	1.00	1.111												



Batter	1	2	3	4	5	6	7	8	9	AB	R	H	RBI	BB	SO	LOB	TOP			
Pete Runnels, L OBP: 0.377, SLG: 0.395 (1,4)	F7		BB FC6-4 1B		F7		4-3		F7	5	1	1	0	0	0	2	Boston Red Sox @ Cleveland Indians Cleveland Municipal Stadium, Cleveland, OH Tue Aug 09 1960, 7:05 PM EDT Att: 8,752 - Unknown			
Willie Tasby, R OBP: 0.376, SLG: 0.365 (1,8)	F8 E 1B		SF9		6-3		3-6-3 BB		K	3	0	1	1	1	1	1				
Ted Williams, L OBP: 0.457, SLG: 0.647 (1,7)	F8		3-H FC6-4 BB 1-2		HR		3-6-3		L3	4	1	1	1	1	0	4				
Vic Wertz, L OBP: 0.340, SLG: 0.504 (1,3)	1-3		FC6-4 BB 1-2 2-3		1B		3-1			3	0	1	0	1	0	3				
Russ Nixon, L OBP: 0.328, SLG: 0.416 (1,2)		3-1	FC6-4		F8				K	4	0	0	1	0	1	3				
Frank Malzone, R OBP: 0.341, SLG: 0.438 (1,5)	F9		L6				F8		F5	4	0	0	0	0	0	2				
Lou Clinton, R OBP: 0.275, SLG: 0.367 (1,9)					6-3		F7			4	0	2	0	0	0	0				
Don Buddin, R OBP: 0.344, SLG: 0.365 (1,6)					5-3		F7		K	4	0	0	0	0	1	2				
Bill Monbouquette, R OBP: 0.294, SLG: 0.085 (1,1)										2	1	1	0	0	1	0				
Tom Borland, L OBP: 0.319, SLG: 0.314 (5,1)										0	0	0	0	0	0	0				
Pumpsie Green, S OBP: 0.167, SLG: 0.074 (7,PH)										0	0	0	0	1	0	0				
Frank Sullivan, R OBP: 0.167, SLG: 0.074 (7,1)										0	0	0	0	0	0	0				
Ray Boone, R OBP: 0.340, SLG: 0.279 (9,PH)										0	0	0	0	1	0	0				
Inning Stats	R: 0 E: 1 K: 0 S: 4	H: 1 LOB: 1 BB: 0 P: 4	R: 0 E: 0 K: 0 S: 4	H: 1 LOB: 1 BB: 0 P: 4	R: 2 E: 0 K: 0 S: 5	H: 2 LOB: 2 BB: 2 P: 13	R: 0 E: 0 K: 1 S: 5	H: 0 LOB: 0 BB: 0 P: 5	R: 1 E: 0 K: 0 S: 5	H: 2 LOB: 1 BB: 0 P: 5	R: 0 E: 0 K: 0 S: 3	H: 0 LOB: 0 BB: 0 P: 3	R: 0 E: 0 K: 2 S: 8	H: 1 LOB: 1 BB: 0 P: 8	R: 0 E: 0 K: 1 S: 5	H: 0 LOB: 1 BB: 1 P: 9	1B: 4 2B: 2 3B: 0 HR: 1	SF: 1 SAC: 0 DP: 0 HBP: 0	WP: 0 PB: 0 SB: 0 CS: 0	PA: 39
PITCHER Jim Perry, R ERA: 3.14 (1,1)	IP: 9.0 WLS: W BF: 39 H: 7 R: 3 ER: 3 SO: 4 BB: 5 IBB: 0 HBP: 0 BLK: 0 WP: 0 HR: 1 S: 42 P: 62 ERA: 3.00 WHIP: 1.333															PITCHER				

Batter	1	2	3	4	5	6	7	8	9	AB	R	H	RBI	BB	SO	LOB	BOTTOM			
Johnny Temple, R OBP: 0.343, SLG: 0.343 (1,4)	FC5-4 1B		3-1		6-3		SH5-4 2B 1B			4	1	2	0	0	0	0	Boston Red Sox @ Cleveland Indians Cleveland Municipal Stadium, Cleveland, OH Tue Aug 09 1960, 7:05 PM EDT Att: 8,752 - Unknown			
Ken Aspromonte, R OBP: 0.370, SLG: 0.396 (1,5)	FC5-4 L3				HR 1B		SH5-4			3	1	2	0	0	0	1				
Harvey Kuenn, R OBP: 0.380, SLG: 0.415 (1,9)	L3		5-3		K		L4			4	0	0	0	0	1	4				
Vic Power, R OBP: 0.338, SLG: 0.412 (1,3)		5-3			HR 1B		HR 2B			4	2	3	3	0	0	0				
Jim Piersall, R OBP: 0.324, SLG: 0.455 (1,8)		E S 1B 1B			K BB		1-3			3	1	1	0	1	1	2				
Tito Francona, L OBP: 0.371, SLG: 0.421 (1,7)		F8			HR		K			4	1	1	2	0	1	2				
Miguel de la Hoz, R OBP: 0.386, SLG: 0.574 (1,6)		WP 1B			FC4-6 1B		F9			4	0	2	1	0	0	0				
Red Wilson, R OBP: 0.292, SLG: 0.271 (1,2)		K			FC4-6		F7			4	0	0	0	0	2	2				
Jim Perry, S OBP: 0.246, SLG: 0.267 (1,1)					F8 L5		5-3			3	0	0	0	0	0	1				
Inning Stats	R: 0 E: 0 K: 0 S: 3	H: 1 LOB: 0 BB: 0 P: 3	R: 1 E: 0 K: 1 S: 7	H: 2 LOB: 1 BB: 0 P: 7	R: 0 E: 0 K: 0 S: 4	H: 1 LOB: 1 BB: 0 P: 4	R: 2 E: 0 K: 1 S: 8	H: 3 LOB: 1 BB: 0 P: 8	R: 2 E: 0 K: 2 S: 9	H: 2 LOB: 1 BB: 1 P: 13	R: 0 E: 0 K: 0 S: 3	H: 0 LOB: 0 BB: 0 P: 3	R: 1 E: 0 K: 0 S: 5	H: 2 LOB: 0 BB: 0 P: 5	R: 0 E: 0 K: 1 S: 5	H: 0 LOB: 0 BB: 0 P: 5		1B: 8 2B: 2 3B: 0 HR: 2	SF: 0 SAC: 1 DP: 1 HBP: 0	WP: 1 PB: 0 SB: 2 CS: 0
PITCHER Bill Monbouquette, R ERA: 3.34 (1,1)	IP: 4.2 WLS: L BF: 23 H: 5 R: 5 ER: 5 SO: 3 BB: 1 IBB: 0 HBP: 0 BLK: 0 WP: 1 HR: 2 S: 28 P: 32 ERA: 9.64 WHIP: 2.143															PITCHER				
Tom Borland, L ERA: 6.24 (5,1)	IP: 1.1 WLS: 4 BF: 0 H: 0 R: 0 ER: 0 SO: 1 BB: 0 IBB: 0 HBP: 0 BLK: 0 WP: 0 HR: 0 S: 6 P: 6 ERA: 0.00 WHIP: 0.000															PITCHER				
Frank Sullivan, R ERA: 5.91 (7,1)	IP: 2.0 WLS: 8 BF: 2 H: 1 R: 1 ER: 1 SO: 1 BB: 0 IBB: 0 HBP: 0 BLK: 0 WP: 0 HR: 0 S: 10 P: 10 ERA: 4.50 WHIP: 1.000															PITCHER				



Batter	1	2	3	4	5	6	7	8	9	AB	R	H	RBI	BB	SO	LOB	TOP					
Pete Runnels, L OBP: 0.378, SLG: 0.394 (1, 4)	F7 2B BB	F7			4-3				F7	4	1	1	0	1	0	2	Boston Red Sox @ Cleveland Indians Cleveland Municipal Stadium, Cleveland, OH Wed Aug 10 1960, 7:05 PM EDT Att: 7,787 - Unknown livebaseballscorecards.com					
Willie Tasby, R OBP: 0.373, SLG: 0.359 (1, 8)	F5		F3		6-3		K		F9	5	0	0	0	0	1	3						
Ted Williams, L OBP: 0.460, SLG: 0.682 Carroll Hardy, R OBP: 0.206, SLG: 0.211 (1, 7)			F5				K			5	3	3	3	0	1	1						
Vic Wertz, L OBP: 0.341, SLG: 0.505 Pumpsie Green, S OBP: 0.319, SLG: 0.314 (1, 3)							K		HR	0	0	0	0	0	0	0						
Russ Nixon, L OBP: 0.322, SLG: 0.408 (1, 2)									HR	5	0	2	2	0	0	1						
Frank Malzone, R OBP: 0.343, SLG: 0.439 (1, 5)									F8	4	0	0	0	0	1	2						
Lou Clinton, R OBP: 0.281, SLG: 0.379 (1, 9)									4-3	4	1	2	0	0	0	1						
Don Buddin, R OBP: 0.340, SLG: 0.361 (1, 6)										4	0	2	0	0	1	1						
Earl Wilson, R OBP: 0.200, SLG: 0.111 (1, 1)										3	0	0	1	0	1	2						
Inning Stats	R: 2 E: 0 K: 1 S: 7	H: 2 LOB: 1 BB: 1 P: 11	R: 0 E: 0 K: 1 S: 5	H: 0 LOB: 1 BB: 1 P: 9	R: 0 E: 0 K: 0 S: 4	H: 1 LOB: 1 BB: 0 P: 4	R: 0 E: 0 K: 1 S: 6	H: 1 LOB: 1 BB: 0 P: 6	R: 1 E: 0 K: 0 S: 4	H: 1 LOB: 0 BB: 0 P: 4	R: 1 E: 0 K: 0 S: 5	H: 2 LOB: 1 BB: 0 P: 5	R: 0 E: 0 K: 2 S: 8	H: 1 LOB: 1 BB: 0 P: 8	R: 0 E: 0 K: 1 S: 6	H: 1 LOB: 1 BB: 0 P: 6	R: 2 E: 1 K: 0 S: 5	H: 1 LOB: 0 BB: 0 P: 5	1B: 5 2B: 3 3B: 0 HR: 2	SF: 1 SAC: 0 DP: 0 HBP: 0	WP: 0 PB: 0 SB: 2 CS: 0	PA: 40
PITCHER	IP	WLS	BF	H	R	ER	SO	BB	IBB	HBP	BLK	WP	HR	S	P	ERA	WHIP					
Barry Latman, R ERA: 4.36 (1, 1)	6.0	L	27	7	4	4	3	2	0	0	0	0	1	31	39	6.00	1.500					
Bobby Locke, R ERA: 3.6 (7, 1)	2.0		8	2	0	0	3	0	0	0	0	0	0	14	14	0.00	1.000					
Johnny Klippstein, R ERA: 2.4 (9, 1)	1.0		5	1	2	0	0	0	0	0	0	0	1	5	5	0.00	1.000					

AB	37
R	6
H	10
RBI	6
BB	2
SO	6
LOB	15



Batter	1	2	3	4	5	6	7	8	9	AB	R	H	RBI	BB	SO	LOB	BOTTOM					
Johnny Temple, R OBP: 0.342, SLG: 0.340 (1, 4)	F2								F9	3	0	0	0	1	0	0	Boston Red Sox @ Cleveland Indians Cleveland Municipal Stadium, Cleveland, OH Wed Aug 10 1960, 7:05 PM EDT Att: 7,787 - Unknown livebaseballscorecards.com					
Ken Aspromonte, R OBP: 0.365, SLG: 0.390 (1, 5)	4-3								F7	4	0	0	0	0	2							
Harvey Kuenn, R OBP: 0.379, SLG: 0.413 (1, 9)	F3									4	0	1	0	0	1	0						
Vic Power, R OBP: 0.337, SLG: 0.413 (1, 3)										4	0	1	0	0	0	1						
Jim Piersall, R OBP: 0.320, SLG: 0.450 (1, 8)										4	0	0	0	0	0	1						
Tito Francona, L OBP: 0.371, SLG: 0.420 (1, 7)										3	1	1	0	0	0	0						
Miguel de la Hoz, R OBP: 0.367, SLG: 0.544 (1, 6)										3	0	0	0	0	0	1						
Red Wilson, R OBP: 0.294, SLG: 0.269 Marty Keough, L OBP: 0.359, SLG: 0.352 John Romano, R OBP: 0.306, SLG: 0.441 (1, 2)										1	0	0	0	1	0	1						
Barry Latman, R OBP: 0.222, SLG: 0.176 Bobby Locke, R OBP: 0.359, SLG: 0.333 Bob Hale, L OBP: 0.238, SLG: 0.300 Johnny Klippstein, R OBP: 0.154, SLG: 0.083 (1, 1)										1	0	0	0	0	0	0						
Inning Stats	R: 0 E: 0 K: 0 S: 3	H: 0 LOB: 0 BB: 0 P: 3	R: 0 E: 0 K: 0 S: 3	H: 0 LOB: 0 BB: 0 P: 3	R: 0 E: 0 K: 1 S: 5	H: 0 LOB: 2 BB: 0 P: 11	R: 0 E: 0 K: 0 S: 4	H: 0 LOB: 0 BB: 0 P: 5	R: 1 E: 1 K: 0 S: 4	H: 2 LOB: 1 BB: 0 P: 4	R: 0 E: 1 K: 0 S: 4	H: 1 LOB: 1 BB: 0 P: 4	R: 0 E: 0 K: 0 S: 3	H: 0 LOB: 0 BB: 0 P: 3	R: 0 E: 0 K: 0 S: 3	H: 0 LOB: 0 BB: 0 P: 3	R: 0 E: 0 K: 0 S: 4	H: 1 LOB: 1 BB: 0 P: 4	1B: 3 2B: 1 3B: 0 HR: 0	SF: 0 SAC: 1 DP: 0 HBP: 0	WP: 0 PB: 0 SB: 0 CS: 0	PA: 32
PITCHER	IP	WLS	BF	H	R	ER	SO	BB	IBB	HBP	BLK	WP	HR	S	P	ERA	WHIP					
Earl Wilson, R ERA: 2.16 (1, 1)	9.0	W	32	4	1	0	1	2	0	0	0	0	0	32	40	0.00	0.667					

AB	29
R	1
H	4
RBI	0
BB	2
SO	1
LOB	6




Batter	1	2	3	4	5	6	7	8	9	AB	R	H	RBI	BB	SO	LOB	TOP			
Willie Tasby, R OBP: 0.368, SLG: 0.353 (1, 8)	0-0 6-3	0-0 F8		0-0 6-3		0-0 F3		0-0 4-3		5	0	0	0	0	0	2	Boston Red Sox @ Cleveland Indians Cleveland Municipal Stadium, Cleveland, OH Thu Aug 11 1960, 3:33 AM EDT Att: 6,965 - Unknown livebaseballscorecards.com			
Pete Runnels, L OBP: 0.382, SLG: 0.396 (1, 4)	4-0 PB BB		0-0 1B 1B	0-0 F7		4-0 1B BB		0-0 FC5-4 1B	3	1	2	0	2	0	0					
Frank Malzone, R OBP: 0.345, SLG: 0.441 (1, 5)	0-0 1-2 1B		0-0 F8	0-0 1B		0-0 1-2 1B		0-0 FC5-4 1-2	5	0	3	1	0	0	2					
Ray Boone, R OBP: 0.330, SLG: 0.270 (1, 3)	0-3 K		0-0 F8	0-3 K		0-3 K		0-0 F8	3	0	0	0	0	2	4					
Vic Wertz, L OBP: 0.339, SLG: 0.502 (6, 3)			0-0 F8			0-3 K		0-0 F8	2	0	0	0	0	1	3					
Pumpsie Green, S OBP: 0.319, SLG: 0.314 (9, 4)								0-0 F8	0	0	0	0	0	0	0					
Jim Pagliaroni, R OBP: 0.313, SLG: 0.500 (1, 2)	0-0 F8		0-0 BB 1B 2B 1B		0-0 F7		0-0 F8	5	1	1	0	0	0	3						
Rip Repulski, R OBP: 0.296, SLG: 0.413 (1, 7)		0-0 HR	0-0 2B 1B		0-0 6-3		0-0 F8	4	2	2	2	0	0	0						
Lou Clinton, R OBP: 0.281, SLG: 0.370 (1, 9)		0-0 F4	4-0 2B BB		0-0 F7		0-0 F7	3	0	0	0	1	0	0						
Don Buddin, R OBP: 0.342, SLG: 0.364 (1, 6)		0-0 F6	0-0 1-3 2H 3H 2B		4-0 E S 1B BB		0-0 6-3	3	1	1	2	1	0	0						
Ike Delock, R OBP: 0.077, SLG: 0.077 (1, 1)		0-0 1B	0-0 F6		0-3 K		0-3 K	4	0	1	0	0	2	3						
Mike Fomiele, R OBP: 0.500, SLG: 0.500 (8, 1)								0-0 0	0	0	0	0	0	0	0					
Inning Stats	R: 0 E: 0 K: 1 S: 6	H: 1 LOB: 2 BB: 1 P: 10	R: 1 E: 0 K: 0 S: 5	H: 2 LOB: 1 BB: 0 P: 5	R: 3 E: 0 K: 0 S: 7	H: 4 LOB: 2 BB: 1 P: 11	R: 0 E: 0 K: 1 S: 6	H: 1 LOB: 0 BB: 0 P: 6	R: 0 E: 0 K: 0 S: 3	H: 0 LOB: 0 BB: 0 P: 3	R: 1 E: 0 K: 2 S: 8	H: 1 LOB: 2 BB: 2 P: 16	R: 0 E: 0 K: 0 S: 3	H: 0 LOB: 0 BB: 0 P: 3	R: 0 E: 0 K: 1 S: 5	H: 1 LOB: 1 BB: 0 P: 4	1B: 8 2B: 1 3B: 0 HR: 1	SF: 0 SAC: 0 DP: 0 HBP: 0	WP: 0 PB: 1 SB: 1 CS: 0	PA: 41
PITCHER	IP	WLS	BF	H	R	ER	SO	BB	IBB	HBP	BLK	WP	HR	S	P	ERA	WHIP			
Jack Harshman, L ERA: 3.98 (1, 1)	2.2	L	17	7	4	4	1	2	0	0	0	0	1	17	25	13.50	3.375			
Don Newcombe, R ERA: 4.76 (3, 1)	6.1		24	3	1	1	4	2	0	0	0	0	0	30	38	1.42	0.789			

Batter	1	2	3	4	5	6	7	8	9	AB	R	H	RBI	BB	SO	LOB	BOTTOM			
Johnny Temple, R OBP: 0.338, SLG: 0.335 (1, 4)	0-0 6-3		0-0 4-3		0-0 L3			0-0 F3		4	0	0	0	0	0	2	Boston Red Sox @ Cleveland Indians Cleveland Municipal Stadium, Cleveland, OH Thu Aug 11 1960, 3:33 AM EDT Att: 6,965 - Unknown livebaseballscorecards.com			
Ken Aspromonte, R OBP: 0.370, SLG: 0.395 (1, 5)	0-0 F9 WP 1B			0-0 1B 1B		0-0 6-3		0-0 1-2 1B	4	1	3	0	0	0	0					
Harvey Kuenn, R OBP: 0.378, SLG: 0.412 (1, 9)	0-0 F9			0-0 G6-4-3 1-2 1B		0-0 F8		0-0 F7	4	0	1	0	0	0	3					
Vic Power, R OBP: 0.336, SLG: 0.412 (1, 3)	0-0 4-3			0-0 G6-4-3 1-2 2H 1B		0-0 F2		0-0 F8	4	0	1	1	0	0	3					
Jim Piersall, R OBP: 0.319, SLG: 0.456 (1, 8)		0-0 L6		0-0 G6-4-3 1-2 2-3 1B		0-0 HR		0-0 F8	4	1	1	1	0	0	2					
Tito Francona, L OBP: 0.387, SLG: 0.415 (1, 7)		0-0 5-3		0-0 F7		0-0 1-3		0-3 K	4	0	0	0	0	1	1					
Miguel de la Hoz, R OBP: 0.344, SLG: 0.508 (1, 6)		0-0 6-3			0-0 F9		0-0 F6	4	0	0	0	0	0	0	0					
Red Wilson, R OBP: 0.295, SLG: 0.271 (1, 2)			0-0 F9		0-0 1B		0-0 5-3	3	0	1	0	0	0	0	0					
Jack Harshman, L (1, 1)					0-0 F9			0-0 1B	0	0	0	0	0	0	0					
Don Newcombe, L OBP: 0.205, SLG: 0.171 (3, 1)			0-0 F6					0-0 1B	3	0	1	0	0	0	1					
Inning Stats	R: 0 E: 0 K: 0 S: 4	H: 1 LOB: 0 BB: 0 P: 4	R: 0 E: 0 K: 0 S: 3	H: 0 LOB: 0 BB: 0 P: 3	R: 0 E: 0 K: 0 S: 3	H: 0 LOB: 0 BB: 0 P: 3	R: 1 E: 0 K: 0 S: 5	H: 3 LOB: 1 BB: 0 P: 5	R: 0 E: 0 K: 0 S: 4	H: 1 LOB: 0 BB: 0 P: 4	R: 0 E: 0 K: 0 S: 3	H: 0 LOB: 0 BB: 0 P: 3	R: 1 E: 0 K: 0 S: 4	H: 1 LOB: 2 BB: 0 P: 5	R: 0 E: 0 K: 1 S: 5	H: 0 LOB: 0 BB: 0 P: 5	1B: 7 2B: 0 3B: 0 HR: 1	SF: 0 SAC: 0 DP: 1 HBP: 0	WP: 1 PB: 0 SB: 0 CS: 0	PA: 34
PITCHER	IP	WLS	BF	H	R	ER	SO	BB	IBB	HBP	BLK	WP	HR	S	P	ERA	WHIP			
Ike Delock, R ERA: 4.93 (1, 1)	7.1	W	29	8	2	2	0	0	0	0	0	0	1	29	29	2.46	1.091			
Mike Fomiele, R ERA: 2.95 (8, 1)	1.2	S	5	0	0	0	1	0	0	0	0	0	0	7	7	0.00	0.000			

Batter	1	2	3	4	5	6	7	8	9	AB	R	H	RBI	BB	SO	LOB	TOP			
Ozzie Virgil, R OBP: 0.254, SLG: 0.368 (1, 5)	0-0 SH1-3 1B		0-0 E5 1B		0-0 F4			0-3 K		4	1	1	0	0	1	0				
Chico Fernandez, R OBP: 0.304, SLG: 0.330 (1, 6)	0-0 SH1-3		0-0 F3			0-0 CS 1B			0-0 FC3-6 1B	3	0	2	0	0	0	1				
Norm Cash, L OBP: 0.397, SLG: 0.488 (1, 3)	0-0 F7		0-0 PO 1B			0-0 F7			0-0 FC3-6 1B	4	0	1	1	0	0	3				
Rocky Colavito, R OBP: 0.328, SLG: 0.474 (1, 9)	0-0 F4		0-0 PO 1B	0-0 6-3			0-0 F7		0-0 F5	4	0	0	0	0	0	3				
Charlie Maxwell, L OBP: 0.326, SLG: 0.449 Sandy Amoros, L OBP: 0.295, SLG: 0.188 (9, PR)		0-0 F3		0-0 3-1		0-0 CS	0-0 G3		0-0 1B	4	0	1	0	0	0	0				
Al Kaline, R OBP: 0.313, SLG: 0.355 (1, 8)		0-0 1B L6-5 1B		4-0 BB			0-0 L6		0-0 L9	3	0	1	0	1	0	2				
Frank Bolling, R OBP: 0.312, SLG: 0.367 (1, 4)		0-0 1B		0-0 F9			0-0 F3			3	0	1	0	0	0	1				
Hank Foiles, R OBP: 0.359, SLG: 0.355 (1, 2)		0-0 L6-5			0-3 K			0-0 F8		3	0	0	0	0	1	2				
Frank Lary, R OBP: 0.203, SLG: 0.222 (1, 1)			0-3 K		0-3 K			0-3 K		3	0	0	0	0	3	0				
Inning Stats	R: 0 E: 0 K: 0 S: 4	H: 1 LOB: 1 BB: 0 P: 4	R: 0 E: 0 K: 0 S: 4	H: 2 LOB: 1 BB: 0 P: 4	R: 1 E: 1 K: 1 S: 6	H: 1 LOB: 0 BB: 0 P: 6	R: 0 E: 0 K: 0 S: 3	H: 0 LOB: 1 BB: 1 P: 7	R: 0 E: 0 K: 2 S: 7	H: 0 LOB: 0 BB: 0 P: 7	R: 0 E: 0 K: 0 S: 3	H: 1 LOB: 0 BB: 0 P: 3	R: 0 E: 0 K: 0 S: 3	H: 0 LOB: 0 BB: 0 P: 3	R: 0 E: 0 K: 2 S: 5	H: 2 LOB: 2 BB: 0 P: 5	1B: 7 2B: 1 3B: 0 HR: 0	SF: 0 SAC: 1 DP: 1 HBP: 0	WP: 0 PB: 0 SB: 0 CS: 1	PA: 35
PITCHER Jim Perry, R ERA: 2.98 (1, 1)	IP: 9.0 WLS: W BF: 33 H: 7 R: 1 ER: 0 SO: 5 BB: 1 IBB: 0 HBP: 0 BLK: 0 WP: 0 HR: 0 S: 42 P: 46 ERA: 0.00 WHIP: 0.889															PITCHER				

Detroit Tigers @ Cleveland Indians
Cleveland Municipal Stadium, Cleveland, OH
Sat Aug 13 1960, 3:33 AM EDT
Att: 8,117 - Unknown


AB 31
R 1
H 7
RBI 1
BB 1
SO 5
LOB 12



Batter	1	2	3	4	5	6	7	8	9	AB	R	H	RBI	BB	SO	LOB	BOTTOM	
Miguel de la Hoz, R OBP: 0.315, SLG: 0.457 (1, 6)	0-0 4-3		0-0 5-3			0-0 5-3		0-0 L8		4	0	0	0	0	0	1		
Ken Aspromonte, R OBP: 0.375, SLG: 0.394 (1, 5)	4-0 1B BB		0-0 2-3 1B		4-0 BB		0-0 4-3			2	0	1	0	2	0	0		
Harvey Kuenn, R OBP: 0.378, SLG: 0.414 (1, 9)	0-0 1-3 1B		0-0 L8		0-0 L8			0-0 6-3		4	0	1	0	0	0	2		
Vic Power, R OBP: 0.333, SLG: 0.407 (1, 3)	0-0 L8		0-0 2-3		0-0 5-3			0-0 6-3		4	0	0	0	0	0	3		
Jim Piersall, R OBP: 0.322, SLG: 0.457 (1, 8)		0-0 E 2B 1B		0-0 L8		0-0 5-3		0-0 S 1B		4	1	2	0	0	0	1		
Tito Francona, L OBP: 0.369, SLG: 0.411 (1, 7)		0-0 E9 2B 1B		0-0 1-3		0-0 4-3		4-0 1-2 BB		3	1	1	0	1	0	0		
Johnny Temple, R OBP: 0.334, SLG: 0.331 (1, 4)		0-0 F9		0-0 G3		0-0 1B		0-0 F7		4	0	1	0	0	0	4		
Red Wilson, R OBP: 0.308, SLG: 0.290 (1, 2)		0-0 4-3 2H 3H 2B		4-0 BB		0-0 L8				2	0	1	2	1	0	1		
Jim Perry, S OBP: 0.234, SLG: 0.254 (1, 1)		0-0 4-3		0-0 F4		0-3 K2-3				3	0	0	0	0	1	2		
Inning Stats	R: 0 E: 0 K: 0 S: 3	H: 1 LOB: 1 BB: 1 P: 7	R: 2 E: 1 K: 0 S: 6	H: 3 LOB: 1 BB: 0 P: 6	R: 0 E: 0 K: 0 S: 4	H: 1 LOB: 1 BB: 0 P: 4	R: 0 E: 0 K: 0 S: 3	H: 0 LOB: 1 BB: 1 P: 7	R: 0 E: 0 K: 0 S: 4	H: 1 LOB: 0 BB: 0 P: 4	R: 0 E: 0 K: 1 S: 5	H: 0 LOB: 0 BB: 0 P: 5	R: 0 E: 0 K: 0 S: 4	H: 1 LOB: 2 BB: 1 P: 8	1B: 6 2B: 1 3B: 0 HR: 0	SF: 0 SAC: 0 DP: 0 HBP: 0	WP: 0 PB: 0 SB: 1 CS: 0	PA: 34
PITCHER Frank Lary, R ERA: 3.53 (1, 1)	IP: 8.0 WLS: L BF: 34 H: 7 R: 2 ER: 2 SO: 1 BB: 4 IBB: 0 HBP: 0 BLK: 0 WP: 0 HR: 0 S: 32 P: 48 ERA: 2.25 WHIP: 1.375															PITCHER		

Detroit Tigers @ Cleveland Indians
Cleveland Municipal Stadium, Cleveland, OH
Sat Aug 13 1960, 3:33 AM EDT
Att: 8,117 - Unknown

AB 30
R 2
H 7
RBI 2
BB 4
SO 1
LOB 14



Batter	1	2	3	4	5	6	7	8	9	AB	R	H	RBI	BB	SO	LOB	TOP					
Eddie Yost, R OBP: 0.412, SLG: 0.371 Ozzie Virgil, R OBP: 0.250, SLG: 0.362	FC6 SF8 1B BB		K			5-3-5			5-3	3	1	1	1	1	1	2						
Chico Fernandez, R OBP: 0.305, SLG: 0.329				F5					K	4	1	1	0	1	1	2						
Al Kaline, R OBP: 0.310, SLG: 0.351	FC6 1-2 2-3		K		L5				K	4	0	0	0	0	2	4						
Steve Bilko, R OBP: 0.276, SLG: 0.384	SF8		E9						F8	3	1	1	2	0	0	0						
Rocky Colavito, R OBP: 0.329, SLG: 0.481	1-3		2-3						FC3-6 BB	3	1	1	1	1	0	2						
Charlie Maxwell, L OBP: 0.323, SLG: 0.443		F4		1-3	3-1				FC3-6 1-2	4	0	0	0	0	0	1						
Frank Bolling, R OBP: 0.309, SLG: 0.363		F8		F5	F5				F6	4	0	0	0	0	0	1						
Harry Chiti, R OBP: 0.281, SLG: 0.311		F9		1B 2B BB		5-3-5 SH1-4 1B			K	3	1	1	0	1	1	1						
Bill Fischer, R OBP: 0.292, SLG: 0.333			BB E BB	2B 1-3 1B		SH1-4 1-2			4-3	2	1	1	0	1	0	0						
Inning Stats	R: 1 E: 1 K: 0 S: 4	H: 1 LOB: 1 BB: 1 P: 8	R: 0 E: 0 K: 0 S: 3	H: 0 LOB: 0 BB: 0 P: 3	R: 2 E: 1 K: 2 S: 8	H: 0 LOB: 1 BB: 2 P: 16	R: 1 E: 0 K: 0 S: 5	H: 2 LOB: 2 BB: 1 P: 9	R: 2 E: 0 K: 0 S: 5	H: 2 LOB: 0 BB: 0 P: 5	R: 0 E: 0 K: 1 S: 5	H: 1 LOB: 0 BB: 0 P: 3	R: 0 E: 0 K: 1 S: 5	H: 0 LOB: 0 BB: 0 P: 5	R: 0 E: 0 K: 1 S: 5	H: 0 LOB: 0 BB: 1 P: 9	1B: 3 2B: 2 3B: 0 HR: 2	SF: 1 SAC: 1 DP: 1 HBP: 0	WP: 0 PB: 0 SB: 1 CS: 0	PA: 38		
PITCHER	IP	WLS	BF	H	R	ER	SO	BB	IBB	HBP	BLK	WP	HR	S	P	ERA	WHIP					
Dick Stigman, L ERA: 4.04	(1, 1)	5.0	L	25	5	6	3	2	4	0	0	0	0	2	25	41	5.40	1.800				
Mudcat Grant, R ERA: 4.53	(6, 1)	4.0		13	1	0	0	3	1	0	0	0	0	0	18	22	0.00	0.500				

Detroit Tigers @ Cleveland Indians
Cleveland Municipal Stadium, Cleveland, OH
Sun Aug 14 1960, 3:33 AM EDT
Unknown

AB 31
R 6
H 6
RBI 4
BB 5
SO 5
LOB 13



Batter	1	2	3	4	5	6	7	8	9	AB	R	H	RBI	BB	SO	LOB	BOTTOM					
Miguel de la Hoz, R OBP: 0.299, SLG: 0.432	F6		6-3						F7	4	0	0	0	0	0	2						
Ken Aspromonte, R OBP: 0.380, SLG: 0.397				K		2B 1-4-3 1B			FC6-4 BB	3	1	2	0	1	1	0						
Harvey Kuenn, R OBP: 0.376, SLG: 0.414	L8			6-3		1-4-3 1-3 2B			FC6-4 FC6-4	4	0	1	0	0	0	2						
Vic Power, R OBP: 0.333, SLG: 0.406	F9					1-4-3			FC6-4	4	0	1	1	0	0	3						
Jim Piersall, R OBP: 0.321, SLG: 0.455		F9		F9		5-3			G6-4-3 1B	4	0	1	0	0	0	2						
Tito Francona, L OBP: 0.385, SLG: 0.406		F7				F7			F5	4	0	0	0	0	0	2						
Johnny Temple, R OBP: 0.333, SLG: 0.328		L8				BB BB			G6-4-3	3	0	0	0	1	0	1						
Red Wilson, R OBP: 0.303, SLG: 0.285			F3			L8			F7	3	0	0	0	0	0	1						
Dick Stigman, R OBP: 0.346, SLG: 0.304			F3						F7	1	0	0	0	0	0	0						
Joe Morgan, L OBP: 0.209, SLG: 0.205										0	0	0	0	1	0	0						
Mudcat Grant, R OBP: 0.255, SLG: 0.250						1-2 BB				1	0	0	0	0	0	0						
Inning Stats	R: 0 E: 0 K: 0 S: 4	H: 1 LOB: 1 BB: 0 P: 4	R: 0 E: 0 K: 0 S: 3	H: 0 LOB: 0 BB: 0 P: 3	R: 0 E: 0 K: 1 S: 6	H: 1 LOB: 1 BB: 0 P: 6	R: 0 E: 0 K: 0 S: 3	H: 0 LOB: 2 BB: 2 P: 11	R: 1 E: 0 K: 0 S: 5	H: 2 LOB: 1 BB: 0 P: 5	R: 0 E: 0 K: 0 S: 3	H: 0 LOB: 0 BB: 0 P: 3	R: 0 E: 0 K: 0 S: 3	H: 0 LOB: 1 BB: 1 P: 7	R: 0 E: 0 K: 0 S: 3	H: 1 LOB: 0 BB: 0 P: 3	1B: 4 2B: 1 3B: 0 HR: 0	SF: 0 SAC: 0 DP: 1 HBP: 0	WP: 0 PB: 0 SB: 0 CS: 0	PA: 34		
PITCHER	IP	WLS	BF	H	R	ER	SO	BB	IBB	HBP	BLK	WP	HR	S	P	ERA	WHIP					
Bill Fischer, R ERA: 4.13	(1, 1)	9.0	W	34	5	1	1	1	3	0	0	0	0	0	33	45	1.00	0.889				

Detroit Tigers @ Cleveland Indians
Cleveland Municipal Stadium, Cleveland, OH
Sun Aug 14 1960, 3:33 AM EDT
Unknown

AB 31
R 1
H 5
RBI 1
BB 3
SO 1
LOB 13




Batter	1	2	3	4	5	6	7	8	9	10	AB	R	H	RBI	BB	SO	LOB	
Bill Tuttle, R OBP: 0.316, SLG: 0.320 (1, 8)	6-3		1B			SF7		K		L6	5	1	2	0	0	1	0	
Jerry Lumpe, L OBP: 0.321, SLG: 0.363 (1, 4)	F9		4-3			1B		F7			4	1	1	0	0	0	1	
Hank Bauer, R OBP: 0.340, SLG: 0.388 (8, PR)	F8				F4	SF7		CS			3	0	1	1	0	0	0	
Russ Snyder, L OBP: 0.304, SLG: 0.363 (8, 9)								1B			0	0	0	0	0	0	0	
Dick Williams, R OBP: 0.351, SLG: 0.446 (1, 3)					F6			CS		HR	4	1	3	2	0	0	0	
Norm Siebern, L OBP: 0.321, SLG: 0.521 (1, 7)						1B		F7			2	0	0	0	2	1	1	
Andy Carey, R OBP: 0.276, SLG: 0.448 (1, 5)					F7			K			4	0	0	0	0	1	4	
Pete Daley, R OBP: 0.294, SLG: 0.396 (1, 2)										F6	4	0	0	0	0	0	2	
Ken Hamlin, R OBP: 0.299, SLG: 0.256 (1, 6)					F7			F8			4	0	0	0	0	0	0	
Dick Hall, R OBP: 0.163, SLG: 0.122 (7, 1)					F4			F5			3	0	0	0	0	1	0	
Ken Johnson, R OBP: 0.160, SLG: 0.160 (7, 1)						K				K	1	0	0	0	0	1	0	
Inning Stats	R: 0 E: 0 K: 0 S: 3	H: 0 LOB: 0 BB: 0 P: 3	R: 0 E: 0 K: 0 S: 3	H: 1 LOB: 1 BB: 1 P: 7	R: 0 E: 0 K: 0 S: 4	H: 1 LOB: 1 BB: 0 P: 4	R: 0 E: 0 K: 1 S: 5	H: 0 LOB: 0 BB: 0 P: 5	R: 2 E: 0 K: 1 S: 8	H: 3 LOB: 1 BB: 0 P: 8	R: 0 E: 0 K: 1 S: 5	H: 1 LOB: 1 BB: 0 P: 5	R: 1 E: 0 K: 1 S: 6	H: 1 LOB: 0 BB: 0 P: 6	R: 0 E: 0 K: 1 S: 5	H: 0 LOB: 0 BB: 0 P: 5	1B: 5 2B: 1 3B: 0 HR: 1	SF: 1 SAC: 0 DP: 1 HBP: 0
PITCHER	IP	WLS	BF	H	R	ER	SO	BB	IBB	HBP	BLK	WP	HR	S	P	ERA	WHIP	
Jack Harshman, L ERA: 3.76 (1, 1)	6.0		24	5	2	2	2	2	2	0	0	0	0	0	26	3.00	1.167	
Barry Latman, R ERA: 4.5 (7, 1)	1.0		3	0	0	0	0	0	0	0	0	0	0	3	3	0.00	0.000	
Don Newcombe, R ERA: 4.56 (8, 1)	3.0	W	10	2	1	1	3	0	0	0	0	0	1	16	16	3.00	0.667	

TOP

Kansas City Athletics @ Cleveland Indians
Cleveland Municipal Stadium, Cleveland, OH

Tue Aug 16 1960, 7:05 PM EDT
Att: 6,358 - Unknown

AB	34
R	3
H	7
RBI	3
BB	2
SO	5
LOB	8



WP: 0 PA: 38
PB: 0
SB: 0
CS: 1


Batter	1	2	3	4	5	6	7	8	9	10	AB	R	H	RBI	BB	SO	LOB	
Ken Aspromonte, R OBP: 0.373, SLG: 0.388 (1, 5)	F7		F5			1B		FC4-6		5-3	5	0	1	1	0	0	3	
Johnny Temple, R OBP: 0.334, SLG: 0.329 (1, 4)	4-3		L6			1B		P3			5	1	2	0	0	0	1	
Harvey Kuenn, R OBP: 0.372, SLG: 0.408 (1, 9)			F7			F7		F4		SH3	4	0	1	0	0	0	1	
Vic Power, R OBP: 0.331, SLG: 0.401 (1, 3)	K				1-3			4-3		1B	4	0	1	0	1	1	1	
Jim Piersall, R OBP: 0.325, SLG: 0.456 (1, 8)					F8	FC3-2-5				1B	5	1	3	0	0	0	2	
Tito Francona, L OBP: 0.388, SLG: 0.425 (1, 7)					F8	1-3		CS		1B	5	1	3	3	0	0	2	
Miguel de la Hoz, R OBP: 0.301, SLG: 0.425 (1, 6)						6-3				SH1-4	3	1	1	0	0	0	0	
Red Wilson, R OBP: 0.300, SLG: 0.277 (1, 2)						K		SH3			2	0	0	0	0	1	0	
Jack Harshman, L OBP: 0.167, SLG: 0.333 (7, 1)										HBP	2	0	1	0	0	1	0	
Barry Latman, R OBP: 0.211, SLG: 0.167 (7, PH)										K	0	0	0	0	0	0	0	
Bob Hale, L OBP: 0.263, SLG: 0.346 (7, PH)											1	0	1	0	0	0	0	
Bubba Phillips, R OBP: 0.251, SLG: 0.291 (7, PR)											0	0	0	0	0	0	0	
Don Newcombe, L OBP: 0.196, SLG: 0.163 (8, 1)											1	0	0	0	0	1	2	
Inning Stats	R: 0 E: 0 K: 1 S: 6	H: 1 LOB: 1 BB: 0 P: 6	R: 2 E: 0 K: 1 S: 7	H: 2 LOB: 0 BB: 0 P: 7	R: 0 E: 0 K: 0 S: 3	H: 0 LOB: 0 BB: 0 P: 3	R: 0 E: 0 K: 1 S: 6	H: 2 LOB: 2 BB: 0 P: 5	R: 0 E: 0 K: 0 S: 3	H: 1 LOB: 0 BB: 0 P: 3	R: 0 E: 0 K: 1 S: 6	H: 1 LOB: 2 BB: 0 P: 7	R: 1 E: 0 K: 0 S: 4	H: 3 LOB: 3 BB: 1 P: 8	R: 0 E: 0 K: 0 S: 4	H: 0 LOB: 0 BB: 0 P: 5	1B: 12 2B: 1 3B: 0 HR: 1	SF: 0 SAC: 3 DP: 0 HBP: 1
PITCHER	IP	WLS	BF	H	R	ER	SO	BB	IBB	HBP	BLK	WP	HR	S	P	ERA	WHIP	
Dick Hall, R ERA: 4.14 (1, 1)	6.1		27	9	3	3	3	0	0	0	0	0	0	33	33	4.26	1.421	
Ken Johnson, R ERA: 3.97 (7, 1)	3.0	L	15	5	1	1	1	0	1	1	0	0	0	15	20	3.00	1.667	

BOTTOM

Kansas City Athletics @ Cleveland Indians
Cleveland Municipal Stadium, Cleveland, OH

Tue Aug 16 1960, 7:05 PM EDT
Att: 6,358 - Unknown

AB	37
R	4
H	14
RBI	4
BB	1
SO	4
LOB	12



WP: 0 PA: 43
PB: 0
SB: 0
CS: 1

Batter	1	2	3	4	5	6	7	8	9	AB	R	H	RBI	BB	SO	LOB	TOP										
Jim Landis, R OBP: 0.362, SLG: 0.367 (1, 8)	F6		G3		F8			K		4	0	0	0	0	1	3	Chicago White Sox @ Cleveland Indians Cleveland Municipal Stadium, Cleveland, OH Wed Aug 17 1960, 7:05 PM EDT Att: 15,617 - Unknown										
Nelle Fox, L OBP: 0.340, SLG: 0.362 (1, 4)	6-3			6-3		G6-4-3 BB		SH2-3		2	0	0	0	1	0	0											
Roy Sievers, R OBP: 0.421, SLG: 0.570 (1, 3)	L6			1B SF8 BB		G6-4-3				3	1	1	0	1	0	1											
Minnie Minoso, R OBP: 0.380, SLG: 0.465 (1, 7)		K		SF8 1B		FC5-4 1B		K		4	1	2	0	0	2	0											
Gene Freese, R OBP: 0.316, SLG: 0.499 (1, 5)	F9			SF8		FC5-4		4-3		3	0	0	1	0	0	1											
Al Smith, R OBP: 0.379, SLG: 0.468 (1, 9)	5-3			2-3 3-H 1B		G5-4-3 1B		K		4	0	2	1	0	1	0											
Luis Aparicio, R OBP: 0.321, SLG: 0.342 (1, 6)			F3	6-3		F4				3	0	0	0	0	0	2											
Sherm Lollar, R OBP: 0.341, SLG: 0.382 (1, 2)					FC1-6 BB 1B		G5-4-3			2	0	1	0	1	0	1											
Bob Shaw, R OBP: 0.179, SLG: 0.100 (1, 1)					FC1-6 F8					2	0	0	0	0	1	2											
Gerry Staley, R OBP: 0.389, SLG: 0.286 (7, 1)								SH2-3 1B 1B		1	0	1	0	0	0	0											
Inning Stats	R: 0 E: 0 K: 0 S: 3	H: 0 LOB: 0 BB: 0 P: 3	R: 0 E: 0 K: 1 S: 5	H: 0 LOB: 0 BB: 0 P: 5	R: 0 E: 0 K: 1 S: 6	H: 1 LOB: 1 BB: 0 P: 6	R: 2 E: 0 K: 0 S: 5	H: 2 LOB: 1 BB: 1 P: 9	R: 0 E: 0 K: 0 S: 2	H: 0 LOB: 0 BB: 1 P: 6	R: 0 E: 0 K: 0 S: 3	H: 1 LOB: 1 BB: 0 P: 7	R: 0 E: 0 K: 0 S: 3	H: 1 LOB: 2 BB: 0 P: 3	R: 0 E: 0 K: 1 S: 6	H: 2 LOB: 2 BB: 0 P: 6	R: 0 E: 0 K: 2 S: 7	H: 0 LOB: 0 BB: 0 P: 7	1B: 7 2B: 0 3B: 0 HR: 0	SF: 1 SAC: 1 DP: 2 HBP: 0	WP: 0 PB: 0 SB: 0 CS: 0	PA: 33					
PITCHER	IP	WLS	BF	H	R	ER	SO	BB	IBB	HBP	BLK	WP	HR	S	P	ERA	WHIP										
Jim Perry, R ERA: 2.97 (1, 1)	7.0		26	5	2	2	2	3	0	0	0	0	0	27	39	2.57	1.143										
Johnny Klippstein, R ERA: 2.54 (8, 1)	2.0	W	7	2	0	0	3	0	0	0	0	0	0	13	13	0.00	1.000										

Batter	1	2	3	4	5	6	7	8	9	AB	R	H	RBI	BB	SO	LOB	BOTTOM										
Ken Aspromonte, R OBP: 0.371, SLG: 0.387 (1, 5)	F8					5-3	SF9			3	0	1	1	0	0	0	Chicago White Sox @ Cleveland Indians Cleveland Municipal Stadium, Cleveland, OH Wed Aug 17 1960, 7:05 PM EDT Att: 15,617 - Unknown										
Johnny Temple, R OBP: 0.333, SLG: 0.329 (1, 4)	6-3		1B	5-3		3-H 1B	F9			4	0	1	0	0	0	2											
Harvey Kuenn, R OBP: 0.375, SLG: 0.415 (1, 9)				FC6-4 1B		E5		SH SF8 2B		4	1	3	0	0	0	1											
Vic Power, R OBP: 0.329, SLG: 0.398 (1, 3)	F9			FC6-4 G6-4-3		F3		SH SF8		3	0	0	0	0	0	4											
Jim Piersall, R OBP: 0.324, SLG: 0.454 (1, 8)				G6-4-3		F9		F3		4	0	1	0	0	0	5											
Tito Francona, L OBP: 0.364, SLG: 0.421 (1, 7)	F8				4-3		F7	SF8		3	0	0	1	0	0	1											
Miguel de la Hoz, R OBP: 0.310, SLG: 0.422 (1, 6)	G5-4-3					BB 1B		6-3		3	1	1	0	1	0	2											
Red Wilson, R OBP: 0.300, SLG: 0.274 (1, 2)				F9		F8		1B SF9 BB		2	1	0	0	1	0	1											
Jim Perry, S OBP: 0.227, SLG: 0.246 (1, 1)										2	0	0	0	0	0	1											
Bob Hale, L OBP: 0.276, SLG: 0.358 (7, PH)										1	0	1	1	0	0	0											
Bubba Phillips, R OBP: 0.257, SLG: 0.291 (7, PR)										0	0	0	0	0	0	0											
Johnny Klippstein, R OBP: 0.154, SLG: 0.083 (8, 1)										0	0	0	0	0	0	0											
Inning Stats	R: 0 E: 0 K: 0 S: 4	H: 1 LOB: 1 BB: 0 P: 4	R: 0 E: 0 K: 0 S: 3	H: 1 LOB: 0 BB: 0 P: 3	R: 0 E: 0 K: 0 S: 4	H: 1 LOB: 1 BB: 0 P: 4	R: 0 E: 0 K: 0 S: 3	H: 1 LOB: 0 BB: 0 P: 3	R: 0 E: 0 K: 0 S: 5	H: 1 LOB: 2 BB: 1 P: 5	R: 2 E: 1 K: 0 S: 5	H: 2 LOB: 1 BB: 1 P: 9	R: 0 E: 1 K: 0 S: 5	H: 1 LOB: 1 BB: 0 P: 5	R: 1 E: 1 K: 0 S: 5	H: 1 LOB: 1 BB: 0 P: 5	1B: 7 2B: 1 3B: 0 HR: 0	SF: 2 SAC: 1 DP: 2 HBP: 0	WP: 0 PB: 0 SB: 1 CS: 0	PA: 34							
PITCHER	IP	WLS	BF	H	R	ER	SO	BB	IBB	HBP	BLK	WP	HR	S	P	ERA	WHIP										
Bob Shaw, R ERA: 3.66 (1, 1)	6.1		27	7	2	2	0	2	0	0	0	0	0	25	33	2.84	1.421										
Gerry Staley, R ERA: 1.93 (7, 1)	1.2	L	7	1	1	0	0	0	0	0	0	0	0	7	7	0.00	0.600										

Batter	1	2	3	4	5	6	7	8	9	AB	R	H	RBI	BB	SO	LOB	TOP			
Luis Aparicio, R OBP: 0.324, SLG: 0.345	0-0 S 1B		0-0 1B	0-0 F9		0-0 6-3 BB		0-0 F7		4	2	2	0	1	0	0	Chicago White Sox @ Cleveland Indians Cleveland Municipal Stadium, Cleveland, OH Thu Aug 18 1960, 7:05 PM EDT Att: 14,951 - Unknown livebaseballscorecards.com			
Nelle Fox, L OBP: 0.336, SLG: 0.358	0-3 K		0-0 F8	0-0 F8		0-0 6-3		0-0 5-3		5	0	0	0	0	1	3				
Roy Sievers, R OBP: 0.421, SLG: 0.567	0-0 FC6-4 2H 1B		0-0 F4		0-0 1B WP 1B	0-3 K		0-0 F8		5	1	2	1	0	1	2				
Minnie Minoso, R OBP: 0.380, SLG: 0.464	0-3 K		0-0 E 1B 2H 1B		0-0 1B WP E 1B	0-0 F8		0-0 6-3		5	1	2	1	0	1	2				
Gene Freese, R OBP: 0.315, SLG: 0.496	0-0 FC6-4 1-2		0-0 E 1B		0-0 E1 1B		0-0 L7			4	1	1	0	0	0	1				
Al Smith, R OBP: 0.376, SLG: 0.463		0-0 F3	0-0 E6		0-0 5-3		0-0 1-3			4	0	0	0	0	0	3				
Joe Ginsberg, L OBP: 0.348, SLG: 0.295		0-0 F7	0-0 F4		0-3 K		0-0 5-3			3	0	0	0	0	1	4				
Sherm Lollar, R OBP: 0.340, SLG: 0.381										1	0	0	0	0	0	0				
Jim Landis, R OBP: 0.366, SLG: 0.382		0-0 2B		0-0 HR		0-0 1B 3H		0-3 K		4	1	3	2	0	1	0				
Billy Pierce, L OBP: 0.258, SLG: 0.211			0-0 1-3		0-0 F4		0-0 6-3			3	0	0	0	0	0	2				
Dick Donovan, L OBP: 0.200, SLG: 0.174										0	0	0	0	0	0	0				
Gerry Staley, R OBP: 0.288, SLG: 0.288										0	0	0	0	0	0	0				
Frank Baumann, L OBP: 0.214, SLG: 0.214										0	0	0	0	0	0	0				
Earl Averill, R OBP: 0.300, SLG: 0.300										1	0	0	0	0	0	0				
Turk Lowm, R OBP: 0.333, SLG: 0.400										0	0	0	0	0	0	0				
Inning Stats	R: 1 E: 0 K: 2 S: 9	H: 2 LOB: 1 BB: 0 P: 9	R: 0 E: 0 K: 0 S: 4	H: 1 LOB: 1 BB: 0 P: 4	R: 1 E: 1 K: 0 S: 7	H: 3 LOB: 3 BB: 0 P: 7	R: 1 E: 0 K: 0 S: 4	H: 1 LOB: 0 BB: 0 P: 4	R: 3 E: 1 K: 1 S: 9	H: 3 LOB: 1 BB: 0 P: 9	R: 0 E: 0 K: 0 S: 3	H: 0 LOB: 0 BB: 0 P: 3	R: 0 E: 0 K: 1 S: 5	H: 0 LOB: 0 BB: 0 P: 5	R: 0 E: 0 K: 0 S: 3	H: 0 LOB: 0 BB: 0 P: 3	1B: 7 2B: 2 3B: 0 HR: 1	SF: 0 SAC: 0 DP: 0 HBP: 0	WP: 1 PB: 0 SB: 1 CS: 0	PA: 40
PITCHER	IP WLS BF H R ER SO BB IBB HBP BLK WP HR S P ERA WHIP	IP WLS BF H R ER SO BB IBB HBP BLK WP HR S P ERA WHIP																	IP WLS BF H R ER SO BB IBB HBP BLK WP HR S P ERA WHIP	
Mudcat Grant, R ERA: 4.63	(1, 1) 5.0 27 10 6 4 3 0 0 0 0 1 1 33 33 7.20 2.000																			
Dick Stigman, L ERA: 3.88	(6, 1) 4.0 W 13 0 0 0 2 1 0 0 0 0 0 16 20 0.00 0.250																			

Batter	1	2	3	4	5	6	7	8	9	AB	R	H	RBI	BB	SO	LOB	BOTTOM			
Ken Aspromonte, R OBP: 0.372, SLG: 0.396	0-0 1-3		0-0 1-3			0-0 HR	4-0 E 1B BB	0-0 F6		4	2	1	1	1	0	2	Chicago White Sox @ Cleveland Indians Cleveland Municipal Stadium, Cleveland, OH Thu Aug 18 1960, 7:05 PM EDT Att: 14,951 - Unknown livebaseballscorecards.com			
Johnny Temple, R OBP: 0.335, SLG: 0.333	0-0 1B 2B			0-0 F8		0-0 2B FC1 1B	0-0 E4 1B			4	3	2	0	0	0	1				
Harvey Kuenn, R OBP: 0.381, SLG: 0.423	0-0 G6-4-3 2H 1B			0-0 E5		0-0 FC1 1B 2B	0-0 1B 1-2 2H 1B			4	1	4	2	0	0	0				
Vic Power, R OBP: 0.328, SLG: 0.397	0-0 G6-4-3 1-2			0-0 F4		0-0 FC1 1B	0-0 1B 1-3 2H 1B			4	1	1	2	0	0	3				
Jim Piersall, R OBP: 0.325, SLG: 0.454		0-0 G4-6-3 1B		0-3 K		0-0 1B SF8 1B	0-3 K			2	0	1	0	0	1	1				
Marty Keough, L OBP: 0.308, SLG: 0.353										1	1	1	1	0	0	0				
Bubba Phillips, R OBP: 0.250, SLG: 0.290										1	0	0	0	0	1	1				
Tito Francona, L OBP: 0.383, SLG: 0.419	0-0 G4-6-3 1-2				0-3 K	0-0 FC6-4 1B		0-3 K		4	0	1	1	0	2	1				
Miguel de la Hoz, R OBP: 0.297, SLG: 0.407	0-0 4-3				0-3 K	0-0 SF8		0-0 F8		3	0	0	1	0	1	0				
Red Wilson, R OBP: 0.299, SLG: 0.274			0-0 L7		0-0 5-3	0-0 FC6-4		0-0 1B 1B		4	0	1	0	0	0	1				
Mudcat Grant, R OBP: 0.250, SLG: 0.244				0-3 K		0-0 1-3		0-0 1B		1	0	0	0	0	1	0				
Dick Stigman, R OBP: 0.345, SLG: 0.308							0-3 K		0-0 1-2 1B	3	0	1	0	0	1	0				
Inning Stats	R: 1 E: 0 K: 0 S: 4	H: 2 LOB: 0 BB: 0 P: 4	R: 0 E: 0 K: 0 S: 3	H: 1 LOB: 0 BB: 0 P: 3	R: 0 E: 1 K: 1 S: 5	H: 0 LOB: 0 BB: 0 P: 5	R: 0 E: 1 K: 1 S: 6	H: 1 LOB: 1 BB: 0 P: 6	R: 0 E: 0 K: 2 S: 7	H: 0 LOB: 0 BB: 0 P: 7	R: 5 E: 0 K: 0 S: 9	H: 5 LOB: 1 BB: 0 P: 9	R: 2 E: 1 K: 2 S: 9	H: 2 LOB: 1 BB: 1 P: 13	R: 0 E: 0 K: 1 S: 7	H: 2 LOB: 2 BB: 0 P: 7	1B: 10 2B: 2 3B: 0 HR: 1	SF: 1 SAC: 0 DP: 2 HBP: 0	WP: 0 PB: 0 SB: 0 CS: 0	PA: 37
PITCHER	IP WLS BF H R ER SO BB IBB HBP BLK WP HR S P ERA WHIP	IP WLS BF H R ER SO BB IBB HBP BLK WP HR S P ERA WHIP																	IP WLS BF H R ER SO BB IBB HBP BLK WP HR S P ERA WHIP	
Billy Pierce, L ERA: 3.4	(1, 1) 5.1																			
Dick Donovan, R ERA: 5.28	(6, 1) 0.2	5 2 2 2 0 0 0 0 0 0 0 0 5 5 27.00 3.000																		
Gerry Staley, R ERA: 2.01	(7, 1) 0.2	L 5 2 2 1 1 1 0 0 0 0 0 6 10 13.50 4.500																		
Frank Baumann, L ERA: 2.45	(7, 1) 0.1	1 0 0 0 1 0 0 0 0 0 0 0 3 3 0.00 0.000																		
Turk Lowm, R ERA: 3.38	(8, 1) 1.0	5 2 0 0 1 0 0 0 0 0 0 0 7 7 0.00 2.000																		

Batter	1	2	3	4	5	6	7	8	9	AB	R	H	RBI	BB	SO	LOB	TOP								
Ken Aspromonte, R (1.5) OBP: 0.369, SLG: 0.390	5-3		K		F5			G6-4-3 BB	FC6-4	4	0	0	0	1	1	3	Cleveland Indians @ Detroit Tigers Briggs Stadium, Detroit, MI Fri Aug 19 1960, 7:05 PM EDT Att: 33,065 - Unknown								
Johnny Temple, R (1.4) OBP: 0.332, SLG: 0.330	4-3		4-3		L8			G6-4-3 1-2 2-3		4	0	0	0	0	0	2									
Harvey Kuenn, R (1.9) OBP: 0.380, SLG: 0.421	6-3		5-3		F7			1B		4	0	1	1	0	0	0									
Vic Power, R (1.3) OBP: 0.329, SLG: 0.398		E 1B 1B		6-3		FC6-4 1B		L4		4	1	2	0	0	0	1									
Jim Piersall, R (1.8) OBP: 0.325, SLG: 0.452	E5 1B SF8		4-3		FC6-4 1-2			1B 1B 1B		4	1	1	0	0	0	2									
Tito Francona, L (1.7) OBP: 0.387, SLG: 0.421	5-3 1-3 2-H 1B				BB		4-3	1B 1-2	1B	3	0	2	1	1	0	0									
Miguel de la Hoz, R (1.6) OBP: 0.284, SLG: 0.393	SF8 3-H		F9		F9		1-3	F9		3	0	0	1	0	0	3									
Red Wilson, R (1.2) OBP: 0.295, SLG: 0.269	5-3				1-3					3	0	0	0	0	1	1									
Bob Hale, L (9, PH) OBP: 0.288, SLG: 0.370							K			1	0	1	0	0	0	0									
Mudcat Grant, R (9, FR) OBP: 0.250, SLG: 0.244	1-2							FC6-4 1-2 2-3 1B		0	0	0	0	0	0	0									
Bobby Locke, R (1.1) OBP: 0.318, SLG: 0.263	5-3				K			C6-4-3 BB 1B		2	0	0	0	0	1	1									
Don Newcombe, L (7.1) OBP: 0.213, SLG: 0.182										1	1	1	0	0	0	0									
Marty Keough, L (9, PH) OBP: 0.308, SLG: 0.353										0	0	0	0	0	0	0									
John Romano, R (9, PH) OBP: 0.303, SLG: 0.437										1	0	0	0	0	1	3									
Inning Stats	R: 0 E: 0 K: 0 S: 3	H: 0 LOB: 0 BB: 0 P: 3	R: 2 E: 1 K: 0 S: 6	H: 2 LOB: 1 BB: 0 P: 6	R: 0 E: 0 K: 1 S: 5	H: 0 LOB: 1 BB: 0 P: 5	R: 0 E: 0 K: 0 S: 3	H: 0 LOB: 1 BB: 1 P: 7	R: 0 E: 0 K: 1 S: 5	H: 0 LOB: 0 BB: 0 P: 5	R: 0 E: 0 K: 1 S: 4	H: 1 LOB: 1 BB: 0 P: 4	R: 0 E: 0 K: 1 S: 5	H: 0 LOB: 0 BB: 0 P: 5	R: 1 E: 0 K: 0 S: 4	H: 2 LOB: 1 BB: 1 P: 8	R: 0 E: 0 K: 1 S: 8	H: 3 LOB: 3 BB: 0 P: 8	1B: 8 2B: 0 3B: 0 HR: 0	SF: 1 SAC: 0 DP: 1 HBP: 0	WP: 0 PB: 0 SB: 0 CS: 0	PA: 37			
PITCHER	IP	WLS	BF	H	R	ER	SO	BB	IBB	HBP	BLK	WP	HR	S	P	ERA	WHIP								
Bill Fischer, R (1.1) ERA: 3.97	8.1	W	35	8	3	2	3	2	0	0	0	0	0	39	47	2.16	1.200								
Hank Aguirre, L (9.1) ERA: 2.97	0.2	S	2	0	0	0	1	0	0	0	0	0	0	4	4	0.00	0.000								

AB	34
R	3
H	8
RBI	3
BB	2
SO	4
LOB	16



Batter	1	2	3	4	5	6	7	8	9	AB	R	H	RBI	BB	SO	LOB	BOTTOM								
Eddie Yost, R (1.5) OBP: 0.410, SLG: 0.363	5-3 1B BB		F5		P3	5-3				3	1	0	0	1	0	1	Cleveland Indians @ Detroit Tigers Briggs Stadium, Detroit, MI Fri Aug 19 1960, 7:05 PM EDT Att: 33,065 - Unknown								
Ozzie Virgil, R (9.5) OBP: 0.247, SLG: 0.366										0	0	0	0	0	0	0									
Chico Fernandez, R (1.6) OBP: 0.314, SLG: 0.330	5-3 1-2		5-3		1B BB		F7			3	0	0	0	1	0	1									
Norm Cash, L (1.3) OBP: 0.397, SLG: 0.504					SH1-3 1B	G5-2-3 1B	L3			4	0	3	2	0	0	0									
Charlie Maxwell, L (1.7) OBP: 0.332, SLG: 0.443	P4				SH1-3 1B	P5	K			4	0	1	0	0	1	3									
Al Kaline, R (1.8) OBP: 0.325, SLG: 0.384	L4				SH1-3 1-2 2-3		HR 1B	L8		3	1	1	0	0	0	1									
Rocky Colavito, R (1.9) OBP: 0.339, SLG: 0.494		6-3			4-0 IBB		HR 1B	P4		3	1	1	0	1	0	0									
Frank Bolling, R (1.4) OBP: 0.302, SLG: 0.362		F8			G5-2-3 3-H		HR 1B	6-3		4	1	1	3	0	0	3									
Harry Chiti, R (1.2) OBP: 0.277, SLG: 0.301		F9					SH1-4 1B 1B	F7		3	1	1	0	0	0	0									
Bill Fischer, R (1.1) ERA: 3.66										2	0	0	0	0	0	0									
Don Newcombe, R (7.1) ERA: 4.47					F9		SH1-4	6-3		0	0	0	0	0	0	0									
Inning Stats	R: 1 E: 0 K: 0 S: 4	H: 1 LOB: 1 BB: 1 P: 8	R: 0 E: 0 K: 0 S: 3	H: 0 LOB: 0 BB: 0 P: 3	R: 0 E: 0 K: 0 S: 3	H: 0 LOB: 0 BB: 0 P: 3	R: 0 E: 0 K: 0 S: 4	H: 2 LOB: 2 BB: 1 P: 8	R: 1 E: 0 K: 0 S: 5	H: 2 LOB: 2 BB: 1 P: 9	R: 3 E: 0 K: 0 S: 6	H: 3 LOB: 0 BB: 0 P: 6	R: 0 E: 0 K: 1 S: 5	H: 0 LOB: 0 BB: 0 P: 5	R: 0 E: 0 K: 0 S: 3	H: 0 LOB: 0 BB: 0 P: 3	1B: 7 2B: 0 3B: 0 HR: 1	SF: 0 SAC: 2 DP: 1 HBP: 0	WP: 0 PB: 0 SB: 0 CS: 0	PA: 34					
PITCHER	IP	WLS	BF	H	R	ER	SO	BB	IBB	HBP	BLK	WP	HR	S	P	ERA	WHIP								
Bobby Locke, R (1.1) ERA: 3.66	6.0	L	28	8	5	5	0	0	0	0	0	0	0	25	37	7.50	1.667								
Don Newcombe, R (7.1) ERA: 4.47	2.0		6	0	0	0	1	0	0	0	0	0	0	8	8	0.00	0.000								

AB	29
R	5
H	8
RBI	5
BB	3
SO	1
LOB	9



Batter	1	2	3	4	5	6	7	8	9	AB	R	H	RBI	BB	SO	LOB	TOP			
Johnny Temple, R (1,4) OBP: 0.331, SLG: 0.329	1-3		FC6-4		CS			F5		4	0	1	0	0	0	1	Cleveland Indians @ Detroit Tigers Briggs Stadium, Detroit, MI Sat Aug 20 1960, 4:33 AM EDT Att: 14,619 - Unknown			
Ken Aspromonte, R (1,5) OBP: 0.369, SLG: 0.390 Bubba Phillips, R (5,5) OBP: 0.249, SLG: 0.288	G1		FC4-6		CS			5-3		3	0	1	0	0	0	1				
Harvey Kuenn, R (1,9) OBP: 0.379, SLG: 0.420	K		F9		CS	4-3		E		4	0	1	0	0	1					
Vic Power, R (1,3) OBP: 0.326, SLG: 0.394		E5		F5		F7		E6		4	1	0	0	0	0	1				
Jim Piersall, R (1,8) OBP: 0.321, SLG: 0.447	5-3			P5		5-3		P3		4	0	0	0	0	0	3				
Tito Francona, L (1,7) OBP: 0.372, SLG: 0.432				FC5-4						2	1	2	2	2	0	0				
Miguel de la Hoz, R (1,6) OBP: 0.263, SLG: 0.367		K		FC5-4		L8		HR		4	0	1	0	0	1	3				
Red Wilson, R (1,2) OBP: 0.290, SLG: 0.264	4-3					L8		F3		4	0	0	0	0	0	3				
Barry Latman, R (1,1) OBP: 0.238, SLG: 0.200 Marty Keough, L (7,PH) OBP: 0.307, SLG: 0.351 Mudcat Grant, R (7,1) OBP: 0.250, SLG: 0.244 John Romano, R (9,PH) OBP: 0.301, SLG: 0.434						L8		4-3		2	0	1	0	0	0	0				
Inning Stats	R: 0 E: 0 K: 1 S: 5	H: 0 LOB: 0 BB: 0 P: 5	R: 1 E: 1 K: 1 S: 7	H: 1 LOB: 1 BB: 0 P: 7	R: 0 E: 0 K: 0 S: 4	H: 1 LOB: 1 BB: 0 P: 4	R: 0 E: 0 K: 0 S: 3	H: 0 LOB: 1 BB: 1 P: 7	R: 0 E: 0 K: 0 S: 4	H: 2 LOB: 1 BB: 0 P: 4	R: 0 E: 0 K: 0 S: 3	H: 0 LOB: 0 BB: 0 P: 3	R: 0 E: 1 K: 0 S: 5	H: 0 LOB: 2 BB: 0 P: 5	R: 1 E: 0 K: 1 S: 6	H: 2 LOB: 0 BB: 0 P: 6		1B: 6 2B: 0 3B: 0 HR: 1	SF: 0 SAC: 0 DP: 1 HBP: 0	WP: 0 PB: 0 SB: 1 CS: 2
PITCHER	IP	WLS	BF	H	R	ER	SO	BB	IBB	HBP	BLK	WP	HR	S	P	ERA	WHIP			
Bob Bruce, R (1,1) ERA: 3.3	8.0	W	33	6	2	1	2	2	0	0	0	0	1	35	43	1.12	1.000			
Hank Aguirre, L (9,1) ERA: 2.93	1.0	S	3	1	0	0	1	0	0	0	0	0	0	5	5	0.00	1.000			

Batter	1	2	3	4	5	6	7	8	9	AB	R	H	RBI	BB	SO	LOB	BOTTOM			
Ozzie Virgil, R (1,5) OBP: 0.247, SLG: 0.360	SH5-3		F2	E6		6-3				4	0	1	0	0	0	1	Cleveland Indians @ Detroit Tigers Briggs Stadium, Detroit, MI Sat Aug 20 1960, 4:33 AM EDT Att: 14,619 - Unknown			
Chico Fernandez, R (1,6) OBP: 0.312, SLG: 0.327	SH5-3		K	K				5-3		3	0	0	0	0	2	1				
Norm Cash, L (1,3) OBP: 0.401, SLG: 0.517	F2		E							3	2	2	1	1	0	1				
Charlie Maxwell, L (1,7) OBP: 0.328, SLG: 0.438	G3		E6					F3		4	0	0	0	0	0	3				
Al Kaline, R (1,8) OBP: 0.329, SLG: 0.385		S						L3		2	1	1	1	2	0	1				
Rocky Colavito, R (1,9) OBP: 0.338, SLG: 0.491	K		3-1					CS		4	0	1	0	0	1	4				
Frank Bolling, R (1,4) OBP: 0.302, SLG: 0.361	1-3									4	0	1	0	0	0	1				
Harry Chiti, R (1,2) OBP: 0.284, SLG: 0.322								F7		4	1	3	2	0	0	1				
Bob Bruce, R (1,1) OBP: 0.320, SLG: 0.190 Hank Aguirre, R (9,1) ERA: 4.56	K							4-3		3	0	0	0	0	1	2				
Inning Stats	R: 0 E: 0 K: 0 S: 4	H: 1 LOB: 1 BB: 0 P: 4	R: 1 E: 0 K: 2 S: 8	H: 1 LOB: 1 BB: 1 P: 12	R: 1 E: 1 K: 1 S: 8	H: 2 LOB: 2 BB: 0 P: 8	R: 1 E: 1 K: 1 S: 7	H: 1 LOB: 1 BB: 0 P: 7	R: 1 E: 0 K: 0 S: 3	H: 1 LOB: 0 BB: 1 P: 7	R: 0 E: 0 K: 0 S: 4	H: 1 LOB: 1 BB: 0 P: 4	R: 0 E: 0 K: 0 S: 3	H: 0 LOB: 1 BB: 1 P: 7	R: 0 E: 0 K: 0 S: 4	H: 2 LOB: 1 BB: 0 P: 4		1B: 7 2B: 0 3B: 0 HR: 2	SF: 0 SAC: 2 DP: 1 HBP: 0	WP: 0 PB: 0 SB: 1 CS: 1
PITCHER	IP	WLS	BF	H	R	ER	SO	BB	IBB	HBP	BLK	WP	HR	S	P	ERA	WHIP			
Barry Latman, R (1,1) ERA: 4.5	6.0	L	28	7	4	3	4	2	0	0	0	0	2	34	42	4.50	1.500			
Mudcat Grant, R (7,1) ERA: 4.56	2.0		8	2	0	0	0	1	0	0	0	0	0	7	11	0.00	1.500			

Batter	1	2	3	4	5	6	7	8	9	AB	R	H	RBI	BB	SO	LOB	TOP								
Johnny Temple, R OBP: 0.327, SLG: 0.325 (1, 4)	0-3 K		0-0 SH1-3		0-0 6-3		0-0 P3		0-0 L8	4	0	0	0	0	1	1	Cleveland Indians @ Detroit Tigers Briggs Stadium, Detroit, MI Sun Aug 21 1960, 4:33 AM EDT Unknown								
Ken Aspromonte, R OBP: 0.370, SLG: 0.401 (1, 5)	0-3 K		0-0 HR		0-0 1B		0-0 6-3			4	1	2	2	0	1	0									
Harvey Kuenn, R OBP: 0.377, SLG: 0.418 (1, 9)	0-0 L8		0-0 F9		0-0 1B				0-0 F7	4	0	1	0	0	0	0									
Vic Power, R OBP: 0.323, SLG: 0.390 (1, 3)		0-0 6-3	0-0 L8		0-0 P3				0-0 L8	4	0	0	0	0	0	2									
Tito Francona, L OBP: 0.376, SLG: 0.437 (1, 7)		0-0 1B		0-0 P6		0-0 1B		0-0 BB	0-0 BB	3	1	2	0	1	0	0									
Jim Piersall, R OBP: 0.323, SLG: 0.455 (1, 8)		0-0 FC5-4		0-0 HR		0-0 P6		0-0 F3	0-0 F3	4	1	2	2	0	0	2									
Miguel de la Hoz, R OBP: 0.275, SLG: 0.375 Marty Keough, L OBP: 0.305, SLG: 0.350 (9, PH)		0-0 FC5-4	0-0 FC6-4	0-0 4-3	0-0 F9				0-0 F9	3	0	0	0	0	0	2									
Red Wilson, R OBP: 0.286, SLG: 0.260 Joe Morgan, L OBP: 0.200, SLG: 0.195 (9, PH)		0-0 FC6-4		0-0 L4		0-0 L8			0-0 F5	3	0	0	0	0	0	2									
Jim Perry, S OBP: 0.235, SLG: 0.269 Jack Harshman, L OBP: 0.143, SLG: 0.286 Bob Hale, L OBP: 0.300, SLG: 0.382 Bubba Phillips, R OBP: 0.249, SLG: 0.288 (9, FR)			0-0 SH1-3		0-0 L8		0-0 F7		0-0 1B	2	1	1	0	0	0	0									
Inning Stats	R: 0 E: 0 K: 2 S: 7	H: 0 LOB: 0 BB: 0 P: 7	R: 1 E: 0 K: 0 S: 5	H: 2 LOB: 1 BB: 0 P: 5	R: 2 E: 0 K: 0 S: 5	H: 2 LOB: 0 BB: 0 P: 5	R: 1 E: 0 K: 0 S: 4	H: 1 LOB: 0 BB: 0 P: 4	R: 0 E: 0 K: 0 S: 3	H: 0 LOB: 0 BB: 0 P: 3	R: 0 E: 0 K: 0 S: 3	H: 0 LOB: 1 BB: 1 P: 7	R: 0 E: 0 K: 0 S: 4	H: 1 LOB: 1 BB: 0 P: 4	1B: 5 2B: 2 3B: 0 HR: 2	SF: 0 SAC: 1 DP: 0 HBP: 0		WP: 0 PA: 37 PB: 0 SB: 0 CS: 0							
PITCHER	IP WLS BF H R ER SO BB IBB HBP BLK WP HR S P ERA WHIP																								
Jim Bunning, R ERA: 2.75 Paul Foytack, R ERA: 6.39	(1, 1) (6, 1)	5.0 W 22	7 4 4 2	0 0 0 0	1 0 0 0	0 0 0 0	0 0 14	26 18	7.20 0.00	1.400 0.750															

AB 35
R 4
H 9
RBI 4
BB 1
SO 2
LOB 9



Batter	1	2	3	4	5	6	7	8	9	AB	R	H	RBI	BB	SO	LOB	BOTTOM							
Eddie Yost, R OBP: 0.412, SLG: 0.365 Ozzie Virgil, R OBP: 0.244, SLG: 0.355 (6, 5)	0-0 SH3	0-0 F8			0-0 1B	0-0 F3				3	2	2	0	0	0	2	Cleveland Indians @ Detroit Tigers Briggs Stadium, Detroit, MI Sun Aug 21 1960, 4:33 AM EDT Unknown							
Chico Fernandez, R OBP: 0.312, SLG: 0.327 (1, 6)	0-0 SH3	0-0 F7			0-0 1B	0-0 F8				3	1	1	0	0	0	2								
Norm Cash, L OBP: 0.406, SLG: 0.521 (1, 3)	0-0 S		0-0 FC6-4		0-0 1B	0-3 K				4	2	3	1	0	1	0								
Charlie Maxwell, L OBP: 0.328, SLG: 0.436 (1, 7)	0-3 K		0-0 F5		0-0 FC1-6	0-0 F8				4	0	1	2	0	1	2								
Al Kaline, R OBP: 0.328, SLG: 0.383 (1, 8)	0-0 1B		0-0 L8		0-0 FC1-6	0-0 F5				4	1	1	2	0	0	2								
Rocky Colavito, R OBP: 0.335, SLG: 0.486 (1, 9)	0-3 K		0-0 FC6-4		0-0 F5			0-3 K		4	0	0	0	0	2	3								
Frank Bolling, R OBP: 0.306, SLG: 0.370 (1, 4)		0-0 WP		0-0 F8	0-0 3B			0-0 1B		4	0	3	1	0	0	0								
Harry Chiti, R OBP: 0.284, SLG: 0.318 (1, 2)		0-0 WP		0-0 F7	0-0 6-3			0-0 F8		3	0	0	0	1	0	2								
Jim Bunning, R OBP: 0.206, SLG: 0.183 Paul Foytack, R OBP: 0.318, SLG: 0.263 (6, 1)		0-0 4-3		0-0 6-3		0-3 K		0-0 F9		2	0	0	0	0	0	2								
Inning Stats	R: 2 E: 0 K: 2 S: 10	H: 3 LOB: 1 BB: 0 P: 10	R: 0 E: 0 K: 0 S: 4	H: 1 LOB: 2 BB: 1 P: 8	R: 0 E: 0 K: 0 S: 4	H: 1 LOB: 1 BB: 0 P: 4	R: 0 E: 0 K: 0 S: 3	H: 0 LOB: 0 BB: 0 P: 3	R: 4 E: 0 K: 0 S: 8	H: 5 LOB: 1 BB: 0 P: 8	R: 0 E: 0 K: 1 S: 5	H: 0 LOB: 0 BB: 0 P: 5	R: 0 E: 0 K: 1 S: 5	H: 0 LOB: 0 BB: 0 P: 5	R: 0 E: 0 K: 1 S: 6	H: 1 LOB: 1 BB: 0 P: 6		1B: 10 2B: 0 3B: 1 HR: 0	SF: 0 SAC: 1 DP: 0 HBP: 0	WP: 1 PA: 36 PB: 0 SB: 1 CS: 0				
PITCHER	IP WLS BF H R ER SO BB IBB HBP BLK WP HR S P ERA WHIP																							
Jim Perry, R ERA: 3.17 Jack Harshman, L ERA: 3.34	(1, 1) (5, 1)	4.2 L 25	10 6 6 2	1 0 0 3	0 0 0 0	0 0 17	17	11.57 0.00	2.357 0.300															



Batter	1	2	3	4	5	6	7	8	9	AB	R	H	RBI	BB	SO	LOB	TOP					
Johnny Temple, R OBP: 0.330, SLG: 0.324										4	1	1	0	2	1	7	Cleveland Indians @ Detroit Tigers Briggs Stadium, Detroit, MI Sun Aug 21 1960, 4:38 AM EDT Att: 28,891 - Unknown					
Ken Aspromonte, R OBP: 0.376, SLG: 0.408										5	0	4	1	0	0	1						
Harvey Kuenn, R OBP: 0.380, SLG: 0.420										5	0	3	0	0	0	4						
Tito Francona, L OBP: 0.375, SLG: 0.433										3	0	0	0	1	0	6						
Jim Piersall, R OBP: 0.325, SLG: 0.461										4	1	2	0	0	1	5						
Bubba Phillips, R OBP: 0.247, SLG: 0.286										1	0	0	0	0	0	2						
Marty Keough, L OBP: 0.303, SLG: 0.346										5	0	1	0	0	0	5						
John Romano, R OBP: 0.304, SLG: 0.446										4	1	1	1	1	0	5						
Miguel de la Hoz, R OBP: 0.280, SLG: 0.374										3	1	1	1	1	0	2						
Gary Bell, R OBP: 0.200, SLG: 0.170										2	0	0	0	0	0	1						
Don Newcombe, L OBP: 0.229, SLG: 0.182										0	0	0	0	1	0	0						
Johnny Klippstein, R OBP: 0.154, SLG: 0.083										0	0	0	0	0	0	0						
Red Wilson, R OBP: 0.289, SLG: 0.264										1	0	1	0	0	0	0						
Inning Stats	R: 0 E: 0 K: 0 S: 4	H: 1 LOB: 2 BB: 1 P: 8	R: 1 E: 0 K: 0 S: 4	H: 1 LOB: 0 BB: 4	R: 1 E: 2 K: 1 S: 7	H: 1 LOB: 3 BB: 2 P: 15	R: 1 E: 1 K: 1 S: 8	H: 3 LOB: 2 BB: 0 P: 8	R: 1 E: 0 K: 0 S: 5	H: 2 LOB: 1 BB: 0 P: 5	R: 0 E: 0 K: 0 S: 4	H: 2 LOB: 1 BB: 0 P: 4	R: 0 E: 0 K: 0 S: 4	H: 1 LOB: 3 BB: 2 P: 12	R: 0 E: 0 K: 0 S: 5	H: 2 LOB: 2 BB: 0 P: 5	R: 0 E: 0 K: 0 S: 3	H: 1 LOB: 1 BB: 1 P: 7	1B: 12 2B: 3 3B: 1 HR: 1	SF: 1 SAC: 2 DP: 2 HBP: 0	WP: 0 PB: 0 SB: 0 CS: 0	PA: 46
PITCHER	IP	WLS	BF	H	R	ER	SO	BB	IBB	HBP	BLK	WP	HR	S	P	ERA	WHIP					
Frank Lary, R ERA: 3.5	(1, 1)	5.0	29	10	4	3	2	2	1	0	0	0	1	30	42	5.40	2.400					
Dave Sisler, R ERA: 2.2	(6, 1)	2.0	8	1	0	0	0	2	0	0	0	0	0	6	14	0.00	1.500					
Phil Regan, R ERA: 4.78	(8, 1)	0.0	2	2	0	0	0	0	0	0	0	0	0	2	2	∞	∞					
Pete Burnside, L ERA: 3.81	(8, 1)	2.0	W	7	1	0	0	1	0	0	0	0	0	6	10	0.00	1.000					

Batter	1	2	3	4	5	6	7	8	9	AB	R	H	RBI	BB	SO	LOB	BOTTOM				
Eddie Yost, R OBP: 0.412, SLG: 0.368										5	2	2	2	0	1	2	Cleveland Indians @ Detroit Tigers Briggs Stadium, Detroit, MI Sun Aug 21 1960, 4:38 AM EDT Att: 28,891 - Unknown				
Ozzie Virgil, R OBP: 0.244, SLG: 0.355										0	0	0	0	0	0	0					
Chico Fernandez, R OBP: 0.310, SLG: 0.323										4	0	0	0	1	0	2					
Norm Cash, L OBP: 0.405, SLG: 0.520										4	1	1	0	1	1	4					
Charlie Maxwell, L OBP: 0.332, SLG: 0.451										4	1	3	4	0	1	1					
Al Kaline, R OBP: 0.330, SLG: 0.384										4	0	2	0	0	0	2					
Rocky Colavito, R OBP: 0.334, SLG: 0.483										3	0	0	0	1	1	3					
Frank Bolling, R OBP: 0.310, SLG: 0.374										4	1	3	0	0	0	1					
Harry Chiti, R OBP: 0.280, SLG: 0.314										3	0	0	0	0	1	4					
Neil Christley, L OBP: 0.305, SLG: 0.420										1	1	1	0	0	0	0					
Hank Foiles, R OBP: 0.359, SLG: 0.355										0	0	0	0	0	0	0					
Frank Lary, R OBP: 0.216, SLG: 0.235										2	0	0	0	0	0	2					
Dave Sisler, R OBP: 0.214, SLG: 0.083										0	0	0	0	1	0	0					
Phil Regan, R ERA: 4.78										0	0	0	0	0	0	0					
Pete Burnside, R OBP: 0.222, SLG: 0.160										0	0	0	0	0	0	0					
Inning Stats	R: 1 E: 0 K: 1 S: 7	H: 2 LOB: 1 BB: 0 P: 7	R: 0 E: 0 K: 0 S: 2	H: 0 LOB: 0 BB: 1 P: 6	R: 0 E: 0 K: 1 S: 5	H: 0 LOB: 0 BB: 0 P: 5	R: 2 E: 0 K: 1 S: 9	H: 4 LOB: 2 BB: 0 P: 9	R: 1 E: 1 K: 0 S: 4	H: 1 LOB: 1 BB: 1 P: 8	R: 0 E: 0 K: 1 S: 6	H: 1 LOB: 2 BB: 1 P: 10	R: 0 E: 0 K: 1 S: 6	H: 1 LOB: 2 BB: 1 P: 10	R: 2 E: 0 K: 0 S: 6	H: 3 LOB: 1 BB: 0 P: 6	1B: 8 2B: 3 3B: 0 HR: 1	SF: 0 SAC: 1 DP: 1 HBP: 0	WP: 0 PB: 1 SB: 0 CS: 0	PA: 39	
PITCHER	IP	WLS	BF	H	R	ER	SO	BB	IBB	HBP	BLK	WP	HR	S	P	ERA	WHIP				
Gary Bell, R ERA: 4.1	(1, 1)	4.0	20	6	4	3	3	2	0	0	0	0	1	24	32	6.75	2.000				
Don Newcombe, R ERA: 4.5	(5, 1)	3.1	L	16	5	2	2	2	0	0	0	0	0	18	26	5.40	2.100				
Johnny Klippstein, R ERA: 2.51	(8, 1)	0.2	3	1	0	0	0	0	0	0	0	0	0	3	3	0.00	1.500				

Batter	1	2	3	4	5	6	7	8	9	AB	R	H	RBI	BB	SO	LOB	TOP										
Ken Aspromonte, R OBP: 0.368, SLG: 0.398	F9		G5-4-3	6-3				F8		5	0	1	1	0	0	3	Cleveland Indians @ Boston Red Sox Fenway Park, Boston, MA Thu Aug 25 1960, 3:33 AM EDT Att: 15,398 - Unknown										
Miguel de la Hoz, R OBP: 0.250, SLG: 0.351	5-3		E8		1-3	L7		FC5-4		5	1	1	0	0	0	3											
Harvey Kuenn, R OBP: 0.376, SLG: 0.417									P6	5	1	3	1	0	0	0											
Vic Power, R OBP: 0.322, SLG: 0.398	F8		4-3						6-3	5	1	2	2	0	0	2											
Jim Piersall, R OBP: 0.328, SLG: 0.461					L4				5-3	4	1	1	0	1	0	1											
Tito Francona, L OBP: 0.377, SLG: 0.442										4	1	1	0	0	1	1											
Bubba Phillips, R OBP: 0.251, SLG: 0.293										4	0	0	0	0	0	2											
John Romano, R OBP: 0.316, SLG: 0.460										4	2	3	1	0	0	1											
Don Newcombe, L OBP: 0.260, SLG: 0.239										2	0	2	1	0	0	0											
Mudcat Grant, R OBP: 0.275, SLG: 0.292										1	0	1	0	0	0	0											
Marty Keough, L OBP: 0.352, SLG: 0.344										1	0	0	0	0	1	1											
Johnny Klippstein, R OBP: 0.154, SLG: 0.083										0	0	0	0	0	0	0											
Inning Stats	R: 0 E: 0 K: 0 S: 4	H: 1 LOB: 1 BB: 0 P: 4	R: 0 E: 0 K: 0 S: 3	H: 1 LOB: 0 BB: 0 P: 3	R: 2 E: 1 K: 0 S: 6	H: 4 LOB: 1 BB: 0 P: 6	R: 2 E: 0 K: 1 S: 7	H: 2 LOB: 1 BB: 1 P: 11	R: 0 E: 0 K: 0 S: 4	H: 1 LOB: 1 BB: 0 P: 4	R: 1 E: 0 K: 0 S: 6	H: 3 LOB: 2 BB: 0 P: 6	R: 2 E: 0 K: 0 S: 5	H: 2 LOB: 0 BB: 0 P: 5	R: 0 E: 0 K: 1 S: 6	H: 1 LOB: 1 BB: 0 P: 6	R: 0 E: 0 K: 0 S: 3	H: 0 LOB: 0 BB: 0 P: 3	1B: 8 2B: 6 3B: 0 HR: 1	SF: 0 SAC: 0 DP: 1 HBP: 0	WP: 0 PB: 0 SB: 1 CS: 0	PA: 41					
PITCHER	IP	WLS	BF	H	R	ER	SO	BB	IBB	HBP	BLK	WP	HR	S	P	ERA	WHIP										
Bill Monbouquette, R ERA: 3.67	(1.1)	4.0	19	8	4	4	1	1	0	0	0	0	0	20	24	9.00	2.250										
Jerry Casale, R ERA: 6.95	(5.1)	2.0	12	6	3	3	0	0	0	0	0	0	1	12	12	13.50	3.000										
Mike Fornieles, R ERA: 2.98	(7.1)	3.0	W	10	1	0	0	1	0	0	0	0	0	12	12	0.00	0.333										

AB	40
R	7
H	15
RBI	6
BB	1
SO	2
LOB	14




Batter	1	2	3	4	5	6	7	8	9	AB	R	H	RBI	BB	SO	LOB	BOTTOM										
Don Buddin, R OBP: 0.347, SLG: 0.368			P3			6-3				4	1	2	0	1	0	1	Cleveland Indians @ Boston Red Sox Fenway Park, Boston, MA Thu Aug 25 1960, 3:33 AM EDT Att: 15,398 - Unknown										
Frank Malzone, R OBP: 0.335, SLG: 0.420										4	1	3	1	0	0	2											
Ted Williams, L OBP: 0.461, SLG: 0.669										4	1	3	3	1	0	1											
Carroll Hardy, R OBP: 0.197, SLG: 0.200										0	0	0	0	0	0	0											
Russ Nixon, L OBP: 0.330, SLG: 0.420										5	0	0	0	0	0	7											
Don Gile, R OBP: 0.200, SLG: 0.158										4	1	1	0	0	0	1											
Pete Runnels, L OBP: 0.382, SLG: 0.383										4	1	1	0	0	0	0											
Willie Tasby, R OBP: 0.366, SLG: 0.353										4	1	1	1	0	0	0											
Lou Clinton, R OBP: 0.266, SLG: 0.379										4	1	0	0	0	2	2											
Bill Monbouquette, R OBP: 0.186, SLG: 0.077	(1.1)	3.0	L	19	8	8	7	1	1	0	0	0	0	0	0	0											
Mudcat Grant, R ERA: 4.33	(4.1)	4.0		15	3	1	1	0	0	1	0	0	0	0	14	18	2.25	0.750									
Johnny Klippstein, R ERA: 2.6	(8.1)	1.0		6	3	1	1	1	1	0	0	0	0	0	8	8	9.00	3.000									
Inning Stats	R: 1 E: 1 K: 0 S: 5	H: 2 LOB: 1 BB: 0 P: 5	R: 0 E: 0 K: 1 S: 5	H: 0 LOB: 0 BB: 0 P: 5	R: 2 E: 0 K: 0 S: 5	H: 2 LOB: 0 BB: 0 P: 5	R: 5 E: 1 K: 0 S: 7	H: 4 LOB: 1 BB: 2 P: 15	R: 0 E: 0 K: 0 S: 3	H: 0 LOB: 0 BB: 0 P: 3	R: 1 E: 0 K: 0 S: 6	H: 3 LOB: 2 BB: 0 P: 6	R: 0 E: 0 K: 0 S: 3	H: 0 LOB: 0 BB: 0 P: 3	R: 1 E: 0 K: 1 S: 8	H: 3 LOB: 2 BB: 0 P: 8	R: 0 E: 0 K: 0 S: 3	H: 0 LOB: 0 BB: 0 P: 3	1B: 10 2B: 2 3B: 0 HR: 2	SF: 0 SAC: 1 DP: 1 HBP: 0	WP: 0 PB: 0 SB: 0 CS: 0	PA: 40					
PITCHER	IP	WLS	BF	H	R	ER	SO	BB	IBB	HBP	BLK	WP	HR	S	P	ERA	WHIP										



Batter	1	2	3	4	5	6	7	8	9	10	11	AB	R	H	RBI	BB	SO	LOB	TOP			
Ken Aspromonte, R OBP: 0.367, SLG: 0.398 (1, 4)	4-3 ①		F8 ②			4-3 ③					F3 ④	5	0	1	2	1	0	4				
Miguel de la Hoz, R OBP: 0.295, SLG: 0.387 (1, 6)	2B		F8 ③			5-3 ④		F8 ⑤			L1 ⑥	6	0	2	0	0	0	5				
Marty Keough, L OBP: 0.300, SLG: 0.346 Red Wilson, R OBP: 0.288, SLG: 0.262 Joe Morgan, L OBP: 0.200, SLG: 0.195 (1, 9) (11, PH) (11, 5)	L8 ⑦							F8 ⑧			F8 ⑨	5	1	1	0	0	0	1				
Vic Power, R OBP: 0.320, SLG: 0.395 (1, 3)	5-3 ⑩					6-3 ⑪		K ⑫			L8 ⑬	6	0	1	1	0	1	3				
Jim Piersall, R OBP: 0.327, SLG: 0.458 (1, 8)			6-3 ⑭			F6 ⑮		HR ⑯			6-3 ⑰	5	1	1	0	0	0	1				
Tito Francona, L OBP: 0.377, SLG: 0.448 (1, 7)			F8 ⑱			7-4 ⑲		HR ⑳			3-1 ㉑	4	2	1	2	1	0	1				
Bubba Phillips, R OBP: 0.289, SLG: 0.297 (1, 5) (11, 9)	5-3 ㉒					4-3 ㉓		BB ㉔			K ㉕	4	2	2	0	1	1	0				
John Romano, R OBP: 0.318, SLG: 0.461 (1, 2)						G3 ㉖		BB ㉗			K ㉘	4	0	1	0	1	1	3				
Jim Perry, S OBP: 0.250, SLG: 0.282 Johnny Klippstein, R OBP: 0.154, SLG: 0.083 Bobby Locke, R OBP: 0.333, SLG: 0.286 (1, 1) (8, 1) (8, 1)			F6 ㉙			4-3 ㉚		WP ㉛			BB ㉜	4	0	2	1	0	0	2				
Inning Stats	R: 0 E: 0 K: 0 S: 4	H: 1 LOB: 1 BB: 0 P: 4	R: 0 E: 0 K: 3 S: 3	H: 0 LOB: 0 BB: 0 P: 3	R: 0 E: 0 K: 0 S: 4	H: 1 LOB: 1 BB: 0 P: 4	R: 1 E: 0 K: 0 S: 4	H: 2 LOB: 0 BB: 0 P: 4	R: 1 E: 0 K: 0 S: 5	H: 2 LOB: 1 BB: 0 P: 5	R: 3 E: 0 K: 1 S: 7	H: 4 LOB: 2 BB: 3 P: 11	R: 0 E: 0 K: 0 S: 3	H: 0 LOB: 0 BB: 0 P: 3	R: 0 E: 0 K: 2 S: 7	H: 0 LOB: 0 BB: 0 P: 7	R: 0 E: 0 K: 1 S: 7	H: 2 LOB: 2 BB: 0 P: 7	1B: 8 2B: 5 3B: 0 HR: 1	SF: 0 SAC: 0 DP: 1 HBP: 0	WP: 1 PB: 0 SB: 0 CS: 0	PA: 49
PITCHER	IP ERA WLS BF H R ER SO BB IBB HBP BLK WP HR S P ERA WHIP	Bob Turley, R ERA: 3.69 Jim Coates, R ERA: 5.12 Duke Maas, R ERA: 4.28 Luis Arroyo, L ERA: 1.61	(1, 1) (7, 1) (9, 1) (11, 1)	6.0 2.0 2.0 1.0	WLS 28 10 5	BF 28 10 6	H 10 0 2	R 5 0 0	ER 5 0 0	SO 0 1 2	BB 3 0 0	IBB 0 0 0	HBP 0 0 0	BLK 0 0 0	WP 0 0 0	HR 1 9 10	S 27 9 10	P 31 21 10	ERA 7.50 4.50 0.00	WHIP 1.833 2.000 0.000		

Cleveland Indians @ New York Yankees
Yankee Stadium, Bronx, NY
Fri Aug 26 1960, 7:05 PM EDT
Unknown - 74 F


AB 45
R 6
H 13
RBI 6
BB 4
SO 4
LOB 22



Batter	1	2	3	4	5	6	7	8	9	10	11	AB	R	H	RBI	BB	SO	LOB	BOTTOM					
Clete Boyer, R OBP: 0.310, SLG: 0.404 Roger Maris, L OBP: 0.318, SLG: 0.638 Eli Green, R OBP: 0.300, SLG: 0.291 Duke Maas, R OBP: 0.341, SLG: 0.448 Luis Arroyo, L (1, 5) (8, PH) (8, PH) (11, 1)	BB 2B	K			K			5-3 ①			1B	4	0	1	0	0	2	0						
Hector Lopez, R OBP: 0.364, SLG: 0.379 (1, 7)	BB BB				K			F8 ②			6-3 ③	5	0	2	1	1	1	1						
Yogi Berra, L OBP: 0.370, SLG: 0.493 (1, 9)	L7 ④				4-3 ⑤			F8 ⑥			6-3 ⑦	6	2	2	2	0	0	6						
Mickey Mantle, S OBP: 0.398, SLG: 0.556 (1, 8)	FC4-6 BB				HR			F6 ⑧			K ⑨	4	1	1	1	1	1	1						
Bill Skowron, R OBP: 0.344, SLG: 0.560 (1, 3)	F5 ⑩				1B			6-3 ⑪			F8 ⑫	5	1	2	1	0	0	3						
Tony Kubek, L OBP: 0.325, SLG: 0.419 (1, 6)	FC4-6 1-2f				K			1B 1B			F8 ⑬	4	0	1	0	1	1	4						
Elston Howard, R OBP: 0.304, SLG: 0.384 (1, 2)					HR			F9 ⑭			K ⑮	4	1	1	1	1	2	2						
Bobby Richardson, R OBP: 0.308, SLG: 0.291 Gil McDougald, R OBP: 0.336, SLG: 0.392 (1, 4) (5, PH) (7, 4) (9, 5)					F9 ⑯			F7 ⑰			FC5-4 1B	2	0	0	0	0	0	0						
Bob Turley, R OBP: 0.314, SLG: 0.116 Dale Long, R OBP: 0.308, SLG: 0.327 Jim Coates, R OBP: 0.318, SLG: 0.341 Johnny Klippstein, L OBP: 0.333, SLG: 0.243 Joe DeMaestri, R OBP: 0.200, SLG: 0.240 (1, 1) (8, PH) (7, 1) (8, PH) (8, PH) (8, 4)					6-3 ⑱			F8 ⑲			6-3 ㉑	2	0	0	0	0	0	0						
Inning Stats	R: 0 E: 0 K: 0 S: 4	H: 1 LOB: 3 BB: 2 P: 12	R: 1 E: 0 K: 1 S: 6	H: 1 LOB: 0 BB: 0 P: 6	R: 1 E: 0 K: 2 S: 9	H: 2 LOB: 1 BB: 0 P: 9	R: 0 E: 0 K: 0 S: 3	H: 0 LOB: 0 BB: 0 P: 3	R: 0 E: 0 K: 1 S: 6	H: 2 LOB: 2 BB: 0 P: 7	R: 1 E: 0 K: 0 S: 4	H: 1 LOB: 0 BB: 0 P: 4	R: 3 E: 0 K: 0 S: 7	H: 4 LOB: 3 BB: 1 P: 11	R: 0 E: 0 K: 2 S: 7	H: 0 LOB: 1 BB: 1 P: 11	R: 0 E: 0 K: 2 S: 8	H: 1 LOB: 1 BB: 0 P: 8	R: 1 E: 0 K: 0 S: 1	H: 1 LOB: 0 BB: 0 P: 1	1B: 7 2B: 2 3B: 0 HR: 5	SF: 0 SAC: 0 DP: 0 HBP: 0	WP: 0 PB: 0 SB: 0 CS: 0	PA: 48
PITCHER	IP ERA WLS BF H R ER SO BB IBB HBP BLK WP HR S P ERA WHIP	Jim Perry, R ERA: 3.24 Johnny Klippstein, R ERA: 2.86 Bobby Locke, R ERA: 3.67	(1, 1) (8, 1) (8, 1)	7.0 0.2 2.1	WLS 32 5 11	BF 32 9 11	H 9 3	R 4 2	ER 4 2	SO 5 0 4	BB 2 0 1	IBB 0 0 0	HBP 0 0 0	BLK 0 0 0	WP 0 0 1	HR 4 4 18	S 48 4 22	P 48 8 22	ERA 5.14 13.50 7.71	WHIP 1.571 4.500 1.714				

Cleveland Indians @ New York Yankees
Yankee Stadium, Bronx, NY
Fri Aug 26 1960, 7:05 PM EDT
Unknown - 74 F


AB 44
R 7
H 14
RBI 7
BB 4
SO 9
LOB 20




Batter	1	2	3	4	5	6	7	8	9	AB	R	H	RBI	BB	SO	LOB	TOP										
Ken Aspromonte, R OBP: 0.371, SLG: 0.409 (1, 4)										4	2	1	1	0	2		Cleveland Indians @ New York Yankees Yankee Stadium, Bronx, NY Fri Aug 26 1960, 7:05 PM EDT Att: 56,508 - Unknown - 75 F										
Miguel de la Hoz, R OBP: 0.299, SLG: 0.411 (1, 6)										5	2	2	1	0	0	3											
Bubba Phillips, R OBP: 0.258, SLG: 0.301 (1, 5)										4	1	1	2	0	0	2											
Vic Power, R OBP: 0.322, SLG: 0.396 (1, 3)										4	0	2	0	0	0	1											
Tito Francona, L OBP: 0.374, SLG: 0.443 (1, 7)										4	0	0	0	0	1	3											
Jim Piersall, R OBP: 0.331, SLG: 0.458 (1, 8)										2	0	1	0	2	0	0											
Marty Keough, L OBP: 0.295, SLG: 0.339 (1, 9)										4	0	0	0	0	2	4											
Red Wilson, R OBP: 0.287, SLG: 0.259 (1, 2)										3	0	0	0	1	0	3											
Dick Stigman, R OBP: 0.344, SLG: 0.286 (1, 1)										2	0	0	0	0	1	1											
Mudcat Grant, R OBP: 0.269, SLG: 0.286 (6, 1)										1	0	0	0	0	1	0											
Inning Stats	R: 0 E: 0 K: 0 S: 3	H: 1 LOB: 0 BB: 0 P: 3	R: 0 E: 0 K: 2 S: 8	H: 1 LOB: 2 BB: 1 P: 12	R: 2 E: 0 K: 0 S: 5	H: 2 LOB: 1 BB: 1 P: 9	R: 0 E: 0 K: 1 S: 6	H: 1 LOB: 0 BB: 0 P: 6	R: 3 E: 0 K: 1 S: 8	H: 3 LOB: 1 BB: 1 P: 12	R: 0 E: 0 K: 0 S: 3	H: 0 LOB: 2 BB: 1 P: 8	R: 0 E: 0 K: 0 S: 3	H: 0 LOB: 0 BB: 0 P: 3	R: 0 E: 0 K: 1 S: 5	H: 0 LOB: 0 BB: 0 P: 5	R: 0 E: 0 K: 0 S: 3	H: 0 LOB: 0 BB: 0 P: 3	1B: 4 2B: 2 3B: 1 HR: 1	SF: 1 SAC: 0 DP: 1 HBP: 1	WP: 2 PB: 1 SB: 0 CS: 0	PA: 39					
PITCHER	IP	WLS	BF	H	R	ER	SO	BB	IBB	HBP	BLK	WP	HR	S	P	ERA	WHIP										
Whitey Ford, L ERA: 2.81 (1, 1)	4.0		21	8	5	5	3	2	0	0	0	1	1	25	33	11.25	2.500										
Ryne Duren, R ERA: 4.53 (5, 1)	1.0		6	0	0	0	1	2	0	1	0	1	0	5	14	0.00	2.000										
Jim Coates, R ERA: 5.04 (6, 1)	2.0	W	6	0	0	0	0	0	0	0	0	0	0	6	6	0.00	0.000										
Duke Maas, R ERA: 4.21 (8, 1)	2.0	S	6	0	0	0	1	0	0	0	0	0	0	8	8	0.00	0.000										

Batter	1	2	3	4	5	6	7	8	9	AB	R	H	RBI	BB	SO	LOB	BOTTOM										
Clete Boyer, R OBP: 0.302, SLG: 0.423 (1, 5)										3	1	1	1	0	1	1	Cleveland Indians @ New York Yankees Yankee Stadium, Bronx, NY Fri Aug 26 1960, 7:05 PM EDT Att: 56,508 - Unknown - 75 F										
Tony Kubek, L OBP: 0.323, SLG: 0.415 (1, 6)										4	0	0	0	0	1	0											
Hector Lopez, R OBP: 0.359, SLG: 0.383 (1, 9)										2	1	1	0	2	0	0											
Mickey Mantle, S OBP: 0.403, SLG: 0.557 (1, 8)										1	1	1	0	3	0	0											
Bill Skowron, R OBP: 0.343, SLG: 0.564 (1, 3)										4	1	1	1	0	1	5											
Bob Cerv, R OBP: 0.343, SLG: 0.458 (1, 7)										3	1	1	3	1	0	0											
Elston Howard, R OBP: 0.303, SLG: 0.382 (1, 2)										4	0	1	0	0	0	3											
Bobby Richardson, R OBP: 0.391, SLG: 0.291 (1, 4)										1	1	0	0	1	0	1											
Whitey Ford, L OBP: 0.269, SLG: 0.159 (1, 1)										0	0	0	0	0	0	0											
Ryne Duren, R (5, 1)										0	0	0	0	0	0	0											
Jim Coates, R OBP: 0.318, SLG: 0.341 (6, 1)										0	0	0	0	0	0	0											
Dale Long, L OBP: 0.270, SLG: 0.327 (7, PH)										0	1	0	0	1	0	0											
Duke Maas, R (8, 1)										1	0	0	0	0	1												
Inning Stats	R: 0 E: 0 K: 2 S: 7	H: 0 LOB: 0 BB: 0 P: 7	R: 0 E: 0 K: 0 S: 3	H: 1 LOB: 0 BB: 0 P: 3	R: 0 E: 0 K: 0 S: 4	H: 1 LOB: 0 BB: 0 P: 4	R: 3 E: 0 K: 1 S: 7	H: 2 LOB: 0 BB: 1 P: 11	R: 1 E: 0 K: 0 S: 3	H: 0 LOB: 0 BB: 1 P: 7	R: 0 E: 0 K: 0 S: 2	H: 0 LOB: 2 BB: 3 P: 14	R: 2 E: 1 K: 0 S: 3	H: 1 LOB: 1 BB: 3 P: 15	R: 1 E: 0 K: 0 S: 4	H: 1 LOB: 1 BB: 1 P: 8	1B: 3 2B: 1 3B: 0 HR: 2	SF: 1 SAC: 1 DP: 2 HBP: 0	WP: 1 PB: 0 SB: 0 CS: 0	PA: 37							
PITCHER	IP	WLS	BF	H	R	ER	SO	BB	IBB	HBP	BLK	WP	HR	S	P	ERA	WHIP										
Dick Stigman, L ERA: 4.03 (1, 1)	5.0		22	4	4	4	3	4	0	0	0	1	1	24	40	7.20	1.600										
Mudcat Grant, R ERA: 4.3 (6, 1)	3.0	L	14	2	3	1	0	5	0	0	0	0	1	9	29	3.00	2.333										



Batter	1	2	3	4	5	6	7	8	9	AB	R	H	RBI	BB	SO	LOB	TOP			
Ken Aspromonte, R (1,4) OBP: 0.372, SLG: 0.413	E4 K BB		1-3			G6-4-3 1B		1-3 2B		4	0	2	0	0	0	0	<p>Cleveland Indians @ New York Yankees Yankee Stadium, Bronx, NY Sat Aug 27 1960, 3:33 AM EDT Unknown - 87 F</p> <p>livebaseballscorecards.com</p> <p>AB 33 R 4 H 7 RBI 4 BB 2 SO 6 LOB 17</p> 			
Miguel de la Hoz, R (1,6) OBP: 0.297, SLG: 0.405	4-0 K BB		5-3			G6-4-3 1-2		SF7		2	0	0	1	1	0	1				
Joe Morgan, L (1,5) OBP: 0.192, SLG: 0.187	0-3 K		K			6-3		3-1		4	0	0	0	0	2	3				
Vic Power, R (1,3) OBP: 0.319, SLG: 0.392	0-0 L8				E4 FC6-4		5-3		E6 2B	4	1	0	0	0	0	1				
Tito Francona, L (1,7)		HR			FC6-4 CS		FC6-4 BB		E7 2B	3	2	1	1	1	0	2				
Jim Piersall, R (1,8) OBP: 0.330, SLG: 0.456		P2-3 1B			K		FC6-4 1-2		K	4	0	1	0	0	2	4				
Bubba Phillips, R (1,9) OBP: 0.256, SLG: 0.305		P2-3 1-2			K		6-3		2B	4	0	1	2	0	1	2				
John Romano, R (1,2) OBP: 0.321, SLG: 0.462		1B			F9				K	4	0	2	0	0	1	1				
Jack Harshman, L (1,1) OBP: 0.111, SLG: 0.222		6-3			4-3				FC6-4 2B	2	0	0	0	0	0	1				
Carl Mathias, S (5,1)									F7	0	0	0	0	0	0	0				
Bob Hale, L (8, PH) OBP: 0.290, SLG: 0.368										1	1	0	0	0	0	1				
Mike Lee, L (8,1)										0	0	0	0	0	0	0				
Harvey Kuenn, R (9, PH) OBP: 0.376, SLG: 0.416										1	0	0	0	0	0	1				
Inning Stats	R: 0 E: 1 K: 1 S: 5	H: 0 LOB: 1 BB: 1 P: 9	R: 1 E: 0 K: 0 S: 5	H: 3 LOB: 1 BB: 0 P: 5	R: 0 E: 0 K: 1 S: 5	H: 0 LOB: 0 BB: 0 P: 5	R: 0 E: 1 K: 1 S: 5	H: 0 LOB: 1 BB: 0 P: 5	R: 0 E: 0 K: 0 S: 3	H: 1 LOB: 0 BB: 0 P: 3	R: 0 E: 0 K: 0 S: 3	H: 0 LOB: 1 BB: 1 P: 7	R: 1 E: 0 K: 0 S: 5	H: 2 LOB: 1 BB: 0 P: 5	R: 2 E: 2 K: 2 S: 10	H: 1 LOB: 1 BB: 0 P: 10	1B: 4 2B: 4 3B: 0 HR: 1	SF: 1 SAC: 0 DP: 3 HBP: 0	WP: 0 PB: 0 SB: 0 CS: 1	PA: 36
PITCHER	IP WLS BF H R ER SO BB IBB HBP BLK WP HR S P ERA WHIP																			
Bill Stafford, R (1,1) ERA: 3.38	8.1 W 34 7 4 2 5 2 0 0 0 0 0 1 42 50 2.16 1.080																			
Luis Arroyo, L (9,1) ERA: 1.57	0.2 S 2 0 0 0 1 0 0 0 0 0 0 0 4 4 0.00 0.000																			

Batter	1	2	3	4	5	6	7	8	9	AB	R	H	RBI	BB	SO	LOB	BOTTOM			
Tony Kubek, L (1,6) OBP: 0.321, SLG: 0.413	L9	4-3		F4	BLK 1B			4-3		5	0	1	2	0	0	3	<p>Cleveland Indians @ New York Yankees Yankee Stadium, Bronx, NY Sat Aug 27 1960, 3:33 AM EDT Unknown - 87 F</p> <p>livebaseballscorecards.com</p> <p>AB 34 R 7 H 9 RBI 6 BB 7 SO 9 LOB 21</p> 			
Clete Boyer, R (1,5) OBP: 0.303, SLG: 0.431	5-3		F3		HR K2-3			BB BB		4	1	1	1	1	1	1				
Hector Lopez, R (1,9) OBP: 0.359, SLG: 0.382	BB BB 1B		K		K			BB 1-2 BB		4	0	1	0	1	3	0				
Mickey Mantle, S (1,8) OBP: 0.405, SLG: 0.557	BB BB 1-2 BB		F3		2B 1B BB			K 2B		3	1	1	0	2	1	2				
Bill Skowron, R (1,3) OBP: 0.346, SLG: 0.565	FC4 1-2 2-3 BB			1B BB	1B 2B BB			F9 2B		3	2	1	0	2	0	3				
Bob Cerv, R (1,7) OBP: 0.345, SLG: 0.456	FC4 1-2			1B 1-2 1B	1B E IBB			F9		3	1	1	0	1	1	4				
Elston Howard, R (1,2) OBP: 0.306, SLG: 0.384		K		1-2 2H 1B	1-2 2H 3H 1B			6-3		4	1	2	3	0	1	0				
Bobby Richardson, R (1,4) OBP: 0.301, SLG: 0.293				F8	E5 1B			4-3		4	1	1	0	0	0	3				
Bill Stafford, R (1,1) ERA: 3.97				K				K		4	0	0	0	0	2	5				
Luis Arroyo, L (9,1) ERA: 2.0				F9				K		0	0	0	0	0	0	0				
Inning Stats	R: 0 E: 0 K: 0 S: 4	H: 1 LOB: 3 BB: 2 P: 12	R: 0 E: 0 K: 1 S: 6	H: 1 LOB: 1 BB: 0 P: 6	R: 0 E: 0 K: 1 S: 5	H: 0 LOB: 0 BB: 0 P: 5	R: 1 E: 0 K: 1 S: 7	H: 2 LOB: 2 BB: 1 P: 11	R: 6 E: 1 K: 2 S: 12	H: 4 LOB: 1 BB: 2 P: 20	R: 0 E: 0 K: 2 S: 8	H: 1 LOB: 1 BB: 0 P: 8	R: 0 E: 0 K: 1 S: 5	H: 0 LOB: 0 BB: 0 P: 5	R: 0 E: 0 K: 1 S: 5	H: 0 LOB: 2 BB: 2 P: 13	1B: 5 2B: 3 3B: 0 HR: 1	SF: 0 SAC: 0 DP: 0 HBP: 0	WP: 0 PB: 0 SB: 0 CS: 0	PA: 41
PITCHER	IP WLS BF H R ER SO BB IBB HBP BLK WP HR S P ERA WHIP																			
Jack Harshman, L (1,1) ERA: 3.97	4.1 L 25 7 6 4 4 4 1 0 0 0 0 1 28 48 8.31 2.538																			
Carl Mathias, L (5,1) ERA: 3.38	2.2 11 2 1 0 4 0 0 0 0 1 0 0 19 19 0.00 0.750																			
Mike Lee, L (8,1) ERA: 2.0	1.0 5 0 0 0 1 2 0 0 0 0 0 0 5 13 0.00 2.000																			

Batter	1	2	3	4	5	6	7	8	9	AB	R	H	RBI	BB	SO	LOB	TOP		
Johnny Temple, R (1, 4) OBP: 0.329, SLG: 0.326	F9			K		L7			8-5 2B	4	0	1	0	0	1	0	Cleveland Indians @ New York Yankees Yankee Stadium, Bronx, NY Sat Aug 27 1960, 7:05 PM EDT Att: 42,520 - Unknown - 88 F		
Miguel de la Hoz, R (1, 6) OBP: 0.298, SLG: 0.398	4-3			6-3					8-5	2	0	0	0	1	0	0			
Rocky Bridges, R (8, 6) OBP: 0.238, SLG: 0.238										0	0	0	0	0	0	0			
Harvey Kuenn, R (9, PH) OBP: 0.375, SLG: 0.415									2B BB	1	0	0	0	0	0	1			
Bubba Phillips, R (1, 9) OBP: 0.253, SLG: 0.299	L6			F3					F4	4	0	0	0	0	0	1			
Vic Power, R (1, 3) OBP: 0.319, SLG: 0.394						L1				3	0	1	0	0	0	0			
Tito Francona, L (1, 7) OBP: 0.375, SLG: 0.447										2	0	0	0	1	1	2			
Jim Piersall, R (1, 8) OBP: 0.326, SLG: 0.453										3	0	0	0	0	0	3			
Joe Morgan, L (1, 5) OBP: 0.186, SLG: 0.181				1-3						3	0	0	0	0	0	1			
Red Wilson, R (1, 2) OBP: 0.283, SLG: 0.255				6-3						3	0	0	0	0	0	0			
Gary Bell, R (1, 1) OBP: 0.200, SLG: 0.170										0	0	0	0	0	0	0			
Bobby Locke, R (2, 1) OBP: 0.308, SLG: 0.261										2	0	0	0	0	2	0			
Bob Hale, L (6, PH) OBP: 0.286, SLG: 0.362				K						1	0	0	0	0	0	0			
Dick Stigman, R (8, 1) OBP: 0.344, SLG: 0.286										0	0	0	0	0	0	0			
Inning Stats	R: 0 E: 0 K: 0 S: 3	H: 0 LOB: 0 BB: 0 P: 3	R: 0 E: 0 K: 0 S: 3	H: 0 LOB: 0 BB: 0 P: 3	R: 0 E: 0 K: 1 S: 5	H: 0 LOB: 0 BB: 0 P: 5	R: 0 E: 0 K: 1 S: 5	H: 0 LOB: 0 BB: 1 P: 7	R: 0 E: 0 K: 1 S: 5	H: 0 LOB: 0 BB: 0 P: 5	R: 0 E: 0 K: 1 S: 6	H: 1 LOB: 2 BB: 1 P: 10	R: 0 E: 0 K: 0 S: 3	H: 0 LOB: 0 BB: 0 P: 3	R: 0 E: 0 K: 0 S: 3	H: 1 LOB: 0 BB: 0 P: 3	1B: 0 2B: 3 3B: 0 HR: 0	SF: 0 SAC: 0 DP: 1 HBP: 0	WP: 1 PA: 30 CS: 0
PITCHER Ralph Terry, R (1, 1) ERA: 4.24	IP: 9.0 WLS: W BF: 30 H: 2 R: 0 ER: 0 SO: 4 BB: 2 IBB: 0 HBP: 0 BLK: 0 WP: 1 HR: 0 S: 36 P: 44 ERA: 0.00 WHIP: 0.444															PITCHER			

Batter	1	2	3	4	5	6	7	8	9	AB	R	H	RBI	BB	SO	LOB	BOTTOM		
Clete Boyer, R (1, 5) OBP: 0.303, SLG: 0.428	5-3									4	0	1	0	0	0	1	Cleveland Indians @ New York Yankees Yankee Stadium, Bronx, NY Sat Aug 27 1960, 7:05 PM EDT Att: 42,520 - Unknown - 88 F		
Bob Cerv, R (1, 7) OBP: 0.348, SLG: 0.469	HR			F3						4	1	2	2	0	0	1			
Yogi Berra, L (1, 9) OBP: 0.369, SLG: 0.489				F8						4	0	1	0	0	1	2			
Mickey Mantle, S (1, 8) OBP: 0.406, SLG: 0.557	K			B4						4	1	2	0	0	1	1			
Bill Skowron, R (1, 3) OBP: 0.345, SLG: 0.562	F5			K						4	0	1	0	0	2	2			
Tony Kubek, L (1, 6) OBP: 0.321, SLG: 0.412										3	0	1	0	0	0	1			
Johnny Blanchard, L (1, 2) OBP: 0.319, SLG: 0.413				K						3	0	0	0	0	2	1			
Bobby Richardson, R (1, 4) OBP: 0.301, SLG: 0.293				1-3						3	1	1	0	0	0	0			
Ralph Terry, R (1, 1) OBP: 0.083, SLG: 0.057				6-3						2	0	0	0	0	1	0			
Inning Stats	R: 1 E: 0 K: 1 S: 7	H: 2 LOB: 1 BB: 0 P: 7	R: 0 E: 0 K: 1 S: 5	H: 0 LOB: 0 BB: 0 P: 5	R: 0 E: 0 K: 2 S: 8	H: 1 LOB: 1 BB: 0 P: 8	R: 0 E: 0 K: 2 S: 8	H: 1 LOB: 1 BB: 0 P: 8	R: 1 E: 1 K: 0 S: 4	H: 2 LOB: 1 BB: 0 P: 4	R: 0 E: 0 K: 1 S: 5	H: 0 LOB: 0 BB: 0 P: 5	R: 0 E: 0 K: 2 S: 8	H: 1 LOB: 1 BB: 0 P: 8	R: 0 E: 0 K: 2 S: 8	H: 1 LOB: 1 BB: 0 P: 8		1B: 8 2B: 0 3B: 0 HR: 1	SF: 0 SAC: 1 DP: 1 HBP: 0
PITCHER Gary Bell, R (1, 1) ERA: 4.13	IP: 1.0 WLS: L BF: 5 H: 2 R: 1 ER: 1 SO: 1 BB: 0 IBB: 0 HBP: 0 BLK: 0 WP: 0 HR: 1 S: 31 P: 31 ERA: 3.00 WHIP: 1.000															PITCHER			
PITCHER Bobby Locke, R (2, 1) ERA: 3.52	IP: 6.0 WLS: W BF: 23 H: 6 R: 2 ER: 2 SO: 4 BB: 0 IBB: 0 HBP: 0 BLK: 0 WP: 0 HR: 0 S: 31 P: 31 ERA: 3.00 WHIP: 1.000															PITCHER			
PITCHER Dick Stigman, L (8, 1) ERA: 4.0	IP: 1.0 WLS: W BF: 4 H: 1 R: 0 ER: 0 SO: 2 BB: 0 IBB: 0 HBP: 0 BLK: 0 WP: 0 HR: 0 S: 8 P: 8 ERA: 0.00 WHIP: 1.000															PITCHER			

Batter	1	2	3	4	5	6	7	8	9	AB	R	H	RBI	BB	SO	LOB	TOP																					
Johnny Temple, R OBP: 0.326, SLG: 0.323 (1, 4)	0-0 5-3		0-0 F8		0-0 6-3		0-3 K		0-0 2B 1B	5	1	1	0	0	1	5																						
Joe Morgan, L OBP: 0.196, SLG: 0.204 (1, 5)	0-0 4-3			0-0 F8	0-3 K		0-0 5-3-6		0-0 1B 2B	5	0	1	2	0	1	3																						
Bubba Phillips, R OBP: 0.251, SLG: 0.304 Marty Keough, L OBP: 0.295, SLG: 0.339 (1, 9) (9, 9)	0-0 F7			0-0 L5		0-3 K		0-0 SF9 3B	0-0 G4-3 1B	5	1	2	1	0	1	0																						
Vic Power, R OBP: 0.323, SLG: 0.406 (1, 3)		0-0 F7		0-0 2B 1B		0-0 2B		0-0 SF9	0-0 G4-3 1B	4	2	2	1	0	0	2																						
Tito Francona, L OBP: 0.378, SLG: 0.459 (1, 7)		0-0 F7		0-0 2B		0-3 K		0-0 S 2B		4	0	2	1	0	1	1																						
Jim Piersall, R OBP: 0.330, SLG: 0.461 (1, 8)		0-0 L7		0-0 F8		0-0 FC6-4 1B		4-0 G5-4-3 IBB		3	0	1	1	1	0	1																						
Rocky Bridges, R OBP: 0.333, SLG: 0.310 (1, 6)			0-0 G3-6 1B		0-0 2B 1B	0-0 FC6-4 1B		0-0 G5-4-3		4	0	2	0	0	0	3																						
John Romano, R OBP: 0.332, SLG: 0.478 (1, 2)			0-0 G3-6 1B		0-0 2B		0-0 1B 5-3-6 2B		0-3 K	4	1	3	0	0	1	0																						
Mudcat Grant, R OBP: 0.286, SLG: 0.302 Johnny Klippstein, R OBP: 0.214, SLG: 0.154 (1, 1) (9, 1)			0-0 G3-6		0-3 K		0-0 5-3-6 1B		0-0 1B 2B	4	1	2	0	0	1	4																						
Inning Stats	R: 0 E: 0 K: 0 S: 3	H: 0 LOB: 0 BB: 0 P: 3	R: 0 E: 0 K: 0 S: 3	H: 0 LOB: 0 BB: 0 P: 3	R: 0 E: 0 K: 0 S: 4	H: 2 LOB: 1 BB: 0 P: 4	R: 1 E: 0 K: 0 S: 5	H: 2 LOB: 1 BB: 0 P: 5	R: 0 E: 0 K: 2 S: 9	H: 2 LOB: 1 BB: 0 P: 9	R: 1 E: 0 K: 1 S: 6	H: 2 LOB: 0 BB: 0 P: 6	R: 1 E: 0 K: 0 S: 4	H: 2 LOB: 1 BB: 1 P: 8	R: 2 E: 0 K: 1 S: 8	H: 4 LOB: 1 BB: 0 P: 8	1B: 9 2B: 7 3B: 1 HR: 0	SF: 1 SAC: 0 DP: 4 HBP: 0	WP: 0 PB: 0 SB: 1 CS: 0	PA: 40																		
PITCHER	IP	WLS	BF	H	R	ER	SO	BB	IBB	HBP	BLK	WP	HR	S	P	ERA	WHIP	PITCHER				IP	WLS	BF	H	R	ER	SO	BB	IBB	HBP	BLK	WP	HR	S	P	ERA	WHIP
Camilo Pascual, R ERA: 3.03 (1, 1)	6.0	L	25	8	2	2	4	0	0	0	0	0	0	33	33	3.00	1.333																					
Ray Moore, R ERA: 3.8 (7, 1)	2.0		9	4	2	2	1	0	1	0	0	0	0	10	14	9.00	2.000																					
Tom Morgan, R ERA: 4.2 (9, 1)	1.0		6	4	2	2	1	0	0	0	0	0	0	8	8	18.00	4.000																					

Cleveland Indians @ Washington Senators
Griffith Stadium, Washington, DC
Mon Aug 29 1960, 7:05 PM EDT
Att: 13,239 - Unknown

AB 38
R 6
H 16
RBI 6
BB 1
SO 6
LOB 19



Batter	1	2	3	4	5	6	7	8	9	AB	R	H	RBI	BB	SO	LOB	BOTTOM																					
Billy Gardner, R OBP: 0.327, SLG: 0.375 (1, 4) (8, 6)	0-0 4-3		0-0 5-3		0-0 F9			0-0 P6	0-0 1B	5	0	1	0	0	0	0																						
Lenny Green, L OBP: 0.382, SLG: 0.394 (1, 8)	4-0 BB		0-0 3-1		0-0 F7			0-0 1B 2B	0-0 G1	4	1	1	0	1	0	2																						
Harmon Killebrew, R OBP: 0.377, SLG: 0.533 (1, 3) (8, 5)	0-3 K		4-0 BB			0-3 K		0-0 2B 1B		3	0	1	1	1	2	1																						
Jim Lemon, R OBP: 0.367, SLG: 0.518 (1, 7)	0-0 P6		0-0 P4		0-0 F7		0-0 F7	0-3 K		4	0	0	0	0	1	3																						
Dan Dobbek, L OBP: 0.308, SLG: 0.371 (1, 9)		0-0 E3 FC5-2 1B		0-0 F9		0-3 K		0-3 K		4	0	1	0	0	2	0																						
Reno Bertoia, R OBP: 0.324, SLG: 0.367 (1, 5) (8, 4)		0-0 FC5-2 1B		0-0 F8		0-3 K		0-0 3-1		4	1	1	0	0	1	0																						
Earl Batley, R OBP: 0.347, SLG: 0.406 (1, 2)		0-0 FC5-2 1B		0-0 1B		0-0 6-3		4-0 2B BB		3	1	1	0	1	0	2																						
Jose Valdivielso, R OBP: 0.289, SLG: 0.259 Billy Conello, R OBP: 0.331, SLG: 0.324 Julio Becquer, L OBP: 0.284, SLG: 0.402 (1, 6) (3, 6) (7, PH) (8, 3)		0-0 G6-4-3 1B		0-0 4-3		0-0 4-3		0-0 1B 2B		1	0	1	1	0	0	0																						
Camilo Pascual, R OBP: 0.289, SLG: 0.333 Ray Moore, R ERA: 4.25 Faye Thompson, L OBP: 0.326, SLG: 0.333 Tom Morgan, R ERA: 4.2 Elmer Valo, L OBP: 0.107, SLG: 0.147 (1, 1) (7, 1) (8, PH) (9, 1) (9, PH) (9, PH)		0-0 G6-4-3		0-0 6-3			0-0 6-3	0-0 P6	0-0 1B	2	0	0	0	0	0	2																						
Inning Stats	R: 0 E: 0 K: 1 S: 5	H: 3 LOB: 1 BB: 0 P: 5	R: 1 E: 1 K: 0 S: 5	H: 3 LOB: 1 BB: 0 P: 5	R: 0 E: 0 K: 0 S: 3	H: 0 LOB: 1 BB: 1 P: 7	R: 0 E: 0 K: 0 S: 4	H: 1 LOB: 0 BB: 0 P: 4	R: 0 E: 0 K: 0 S: 3	H: 0 LOB: 0 BB: 0 P: 3	R: 0 E: 0 K: 2 S: 7	H: 0 LOB: 0 BB: 0 P: 7	R: 0 E: 0 K: 1 S: 5	H: 0 LOB: 1 BB: 0 P: 5	R: 1 E: 0 K: 1 S: 7	H: 2 LOB: 1 BB: 0 P: 7	R: 2 E: 0 K: 1 S: 8	H: 3 LOB: 2 BB: 1 P: 12	1B: 7 2B: 2 3B: 0 HR: 0	SF: 0 SAC: 0 DP: 1 HBP: 0	WP: 0 PB: 0 SB: 0 CS: 0	PA: 38																
PITCHER	IP	WLS	BF	H	R	ER	SO	BB	IBB	HBP	BLK	WP	HR	S	P	ERA	WHIP	PITCHER				IP	WLS	BF	H	R	ER	SO	BB	IBB	HBP	BLK	WP	HR	S	P	ERA	WHIP
Mudcat Grant, R ERA: 2.77 (1, 1)	8.2	W	36	8	4	4	6	3	0	0	0	0	0	45	57	4.15	1.269																					
Johnny Klippstein, R ERA: 2.77 (9, 1)	0.1	S	2	1	0	0	0	0	0	0	0	0	0	2	2	0.00	3.000																					

Cleveland Indians @ Washington Senators
Griffith Stadium, Washington, DC
Mon Aug 29 1960, 7:05 PM EDT
Att: 13,239 - Unknown

AB 35
R 4
H 9
RBI 4
BB 3
SO 6
LOB 11



Batter	1	2	3	4	5	6	7	8	9	AB	R	H	RBI	BB	SO	LOB	TOP			
Ken Aspromonte, R OBP: 0.372, SLG: 0.409	6-3		F7			1B BB		F4		3	0	0	0	1	0	0	Cleveland Indians @ Baltimore Orioles Memorial Stadium, Baltimore, MD Tue Aug 30 1960, 7:05 PM EDT Att: 14,185 - Unknown			
Joe Morgan, L OBP: 0.209, SLG: 0.243	F7			HR		1-2 1B		K		4	1	2	1	0	1	0				
Bubba Phillips, R OBP: 0.295, SLG: 0.301				F5		F2			1B WP BB	2	0	0	0	1	0	2				
Vic Power, R OBP: 0.320, SLG: 0.403	5-3			5-3		F9			1-2 1-3	4	0	0	0	0	0	4				
Tito Francona, L OBP: 0.377, SLG: 0.457			F7		F9		F8			4	0	1	0	0	0	2				
Jim Piersall, R OBP: 0.327, SLG: 0.456			F9		F6		F9			4	0	0	0	0	0	2				
Rocky Bridges, R OBP: 0.333, SLG: 0.313 Don Newcombe, L OBP: 0.255, SLG: 0.234 (9, PH)			1-3				K			3	0	1	0	0	1	0				
John Romano, R OBP: 0.328, SLG: 0.472				F6	L8		F5			3	0	0	0	0	0	1				
Jim Perry, S OBP: 0.243, SLG: 0.274 Bob Hale, L OBP: 0.281, SLG: 0.356 (8, PH) Jack Harshman, L OBP: 0.111, SLG: 0.222 (8, 1)			K		1-3			4-3		2	0	0	0	0	1	1				
										1	0	0	0	0	0	0				
										0	0	0	0	0	0	0				
Inning Stats	R: 0 E: 0 K: 0 S: 3	H: 0 LOB: 1 BB: 0 P: 4	R: 0 E: 0 K: 0 S: 3	H: 0 LOB: 0 BB: 0 P: 3	R: 0 E: 0 K: 1 S: 5	H: 0 LOB: 0 BB: 0 P: 5	R: 1 E: 0 K: 0 S: 4	H: 1 LOB: 0 BB: 0 P: 4	R: 0 E: 0 K: 0 S: 4	H: 1 LOB: 2 BB: 1 P: 8	R: 0 E: 0 K: 1 S: 5	H: 0 LOB: 0 BB: 0 P: 5	R: 0 E: 0 K: 1 S: 5	H: 0 LOB: 0 BB: 1 P: 5	R: 0 E: 0 K: 0 S: 4	H: 1 LOB: 2 BB: 1 P: 8	1B: 3 2B: 0 3B: 0 HR: 1	SF: 0 SAC: 0 DP: 0 HBP: 1	WP: 1 PB: 0 SB: 0 CS: 0	PA: 34
PITCHER Chuck Estrada, R ERA: 3.49	IP: 9.0 WLS: W BF: 34 H: 4 R: 1 ER: 1 SO: 3 BB: 2 IBB: 0 HBP: 1 BLK: 0 WP: 1 HR: 1 S: 37 P: 46 ERA: 1.00 WHIP: 0.667																			

Batter	1	2	3	4	5	6	7	8	9	AB	R	H	RBI	BB	SO	LOB	BOTTOM			
Jackie Brandt, R OBP: 0.323, SLG: 0.430	G3 SF8 2B		K		6-3		FC6-4			4	1	1	0	0	1	1	Cleveland Indians @ Baltimore Orioles Memorial Stadium, Baltimore, MD Tue Aug 30 1960, 7:05 PM EDT Att: 14,185 - Unknown			
Gene Woodling, L OBP: 0.405, SLG: 0.426 Jim Busby, R OBP: 0.315, SLG: 0.288	G3		HR		F3			L3		4	1	1	0	0	0	1				
Brooks Robinson, R OBP: 0.339, SLG: 0.442	SF8		F3		1-3			6-3		3	0	0	1	0	0	1				
Jim Gentile, L OBP: 0.413, SLG: 0.525						L9			FC5-4 BB	2	1	1	2	2	0	0				
Gus Triandos, R OBP: 0.333, SLG: 0.393	6-3		5-3			F7		FC5-4		4	0	0	0	0	0	2				
Ron Hansen, R OBP: 0.340, SLG: 0.456			6-3		K		6-3			3	0	0	0	0	1	0				
Gene Stephens, L OBP: 0.321, SLG: 0.369								6-3		2	1	1	1	1	0	0				
Mary Breeding, R OBP: 0.324, SLG: 0.348			F8		E5					3	0	2	0	0	0	0				
Chuck Estrada, R OBP: 0.214, SLG: 0.212			4-3		G3			FC6-4		3	0	1	0	0	0	1				
Inning Stats	R: 1 E: 0 K: 0 S: 4	H: 1 LOB: 1 BB: 1 P: 8	R: 1 E: 0 K: 0 S: 4	H: 1 LOB: 0 BB: 0 P: 4	R: 2 E: 0 K: 1 S: 7	H: 2 LOB: 0 BB: 0 P: 7	R: 0 E: 1 K: 1 S: 5	H: 1 LOB: 1 BB: 1 P: 9	R: 0 E: 0 K: 0 S: 3	H: 0 LOB: 0 BB: 0 P: 3	R: 0 E: 0 K: 0 S: 4	H: 2 LOB: 1 BB: 0 P: 4	R: 0 E: 0 K: 0 S: 3	H: 0 LOB: 1 BB: 1 P: 7	R: 0 E: 0 K: 0 S: 3	H: 0 LOB: 1 BB: 1 P: 7	1B: 4 2B: 1 3B: 0 HR: 2	SF: 1 SAC: 0 DP: 0 HBP: 0	WP: 0 PB: 0 SB: 0 CS: 0	PA: 32
PITCHER Jim Perry, R ERA: 3.31 Jack Harshman, L ERA: 3.66	IP: 7.0 WLS: L BF: 28 H: 7 R: 4 ER: 4 SO: 2 BB: 2 IBB: 0 HBP: 0 BLK: 0 WP: 0 HR: 2 S: 30 P: 38 ERA: 5.14 WHIP: 1.286																			

Batter	1	2	3	4	5	6	7	8	9	AB	R	H	RBI	BB	SO	LOB	TOP																			
Ken Aspromonte, R OBP: 0.375, SLG: 0.412	0-0 BB 1B	0-0 1B			0-0 5-3		0-0 1B		0-0 L5	5	1	3	0	0	0	2																				
Miguel de la Hoz, R OBP: 0.297, SLG: 0.389	4-0 FC4 1-2 BB	0-3 K			0-0 F8		0-0 F9			3	0	0	0	1	1	2																				
Harvey Kuenn, R OBP: 0.376, SLG: 0.415	0-0 FC4 1B 1-2 1B			0-0 G6-3 1B		4-0 BB		0-3 K		3	1	1	0	1	1	2																				
Vic Power, R OBP: 0.322, SLG: 0.403	0-0 1B			0-0 G6-3 1B		0-0 F6		0-0 5-3		4	0	2	1	0	0	1																				
Jim Piersall, R OBP: 0.327, SLG: 0.453	4-0 BB 1B			0-0 G6-3		0-0 6-3		0-0 F8		3	1	0	0	1	0	2																				
Marty Keough, L OBP: 0.295, SLG: 0.339	BB 1B BB			1-2 2-3						0	0	0	0	0	0	0																				
Tito Francona, L OBP: 0.376, SLG: 0.454	4-0 1B 1-2 BB			0-0 3-1		0-0 5-3			0-0 6-3	3	0	0	0	1	0	1																				
Bubba Phillips, R OBP: 0.299, SLG: 0.304	0-0 1B				0-0 F7		0-0 F5		0-0 1B	4	0	2	2	0	0	0																				
John Romano, R OBP: 0.327, SLG: 0.468		0-0 4-3		0-3 K		0-0 F5		0-0 1B		4	0	1	0	0	1	0																				
Dick Stigman, R OBP: 0.333, SLG: 0.276				0-3 K					0-0 F8	1	0	0	0	0	0	0																				
Don Newcombe, L OBP: 0.245, SLG: 0.224		0-0 5-3								2	0	0	0	0	2	0																				
Bob Hale, L OBP: 0.277, SLG: 0.350										1	0	0	0	0	0	2																				
Inning Stats	R: 3 E: 0 K: 0 S: 4	H: 3 LOB: 2 BB: 3 P: 16	R: 0 E: 0 K: 1 S: 6	H: 1 LOB: 1 BB: 0 P: 6	R: 0 E: 0 K: 0 S: 4	H: 2 LOB: 1 BB: 0 P: 4	R: 0 E: 0 K: 2 S: 7	H: 0 LOB: 0 BB: 0 P: 7	R: 0 E: 0 K: 0 S: 3	H: 0 LOB: 1 BB: 1 P: 7	R: 0 E: 0 K: 1 S: 6	H: 1 LOB: 0 BB: 0 P: 6	R: 0 E: 0 K: 1 S: 5	H: 0 LOB: 0 BB: 0 P: 5	R: 0 E: 0 K: 0 S: 5	H: 2 LOB: 2 BB: 0 P: 5	1B: 9 2B: 0 3B: 0 HR: 0	SF: 0 SAC: 0 DP: 1 HBP: 0	WP: 0 PB: 0 SB: 0 CS: 0	PA: 37																
PITCHER	IP WLS BF H R ER SO BB IBB HBP BLK WP HR S P ERA WHIP	IP WLS BF H R ER SO BB IBB HBP BLK WP HR S P ERA WHIP																																		
Steve Barber, L ERA: 3.24	(1, 1) 0.2	(1, 1) 8.1	(1, 1) W	(1, 1) 31	(1, 1) 7	(1, 1) 0	(1, 1) 0	(1, 1) 5	(1, 1) 1	(1, 1) 0	(1, 1) 0	(1, 1) 0	(1, 1) 0	(1, 1) 0	(1, 1) 0	(1, 1) 40	(1, 1) 44	(1, 1) 0.00	(1, 1) 0.960																	
Hal Brown, R ERA: 3.34	(1, 1) 8.1	(1, 1) W	(1, 1) 31	(1, 1) 7	(1, 1) 0	(1, 1) 0	(1, 1) 5	(1, 1) 1	(1, 1) 0	(1, 1) 0	(1, 1) 0	(1, 1) 0	(1, 1) 0	(1, 1) 0	(1, 1) 0	(1, 1) 40	(1, 1) 44	(1, 1) 0.00	(1, 1) 0.960																	

Cleveland Indians @ Baltimore Orioles
Memorial Stadium, Baltimore, MD
Wed Aug 31 1960, 7:05 PM EDT
Att: 17,024 - Unknown

AB	33
R	3
H	9
RBI	3
BB	4
SO	5
LOB	12



Batter	1	2	3	4	5	6	7	8	9	AB	R	H	RBI	BB	SO	LOB	BOTTOM																			
Jackie Brandt, R OBP: 0.323, SLG: 0.427	0-3 K		4-0 HR BB	0-0 CS	0-0 5-3		0-0 F8			3	1	0	0	1	1	0																				
Gene Woodling, L OBP: 0.404, SLG: 0.432	0-0 4-3		0-0 HR		0-0 F2		0-0 F5			4	1	1	4	0	0	0																				
Brooks Robinson, R OBP: 0.340, SLG: 0.442	0-0 5-3		0-0 F3		0-0 1B				0-0 2B 1B	4	1	2	0	0	0	0																				
Walt Dropo, R OBP: 0.345, SLG: 0.383		0-0 F9			0-0 L3				0-0 SH 2B	2	0	1	0	0	0	0																				
Al Pilarcik, L OBP: 0.341, SLG: 0.375		0-0 F9			0-0 L3				0-0 SH 2B	0	0	0	0	0	0	0																				
Jim Gentile, L OBP: 0.413, SLG: 0.528		0-0 F9			0-0 L3				0-0 SH 2B	2	1	1	1	0	0	1																				
Gus Triandos, R OBP: 0.333, SLG: 0.391		4-0 BB		0-0 F7		0-0 F6		0-0 SH 1B		2	0	0	0	1	0	1																				
Ron Hansen, R OBP: 0.339, SLG: 0.454		0-3 K		0-0 F7		0-0 1B		0-0 F4		4	0	1	0	0	1	3																				
Jim Busby, R OBP: 0.311, SLG: 0.284		0-0 5-3			0-3 K		0-0 F8		0-0 F9	2	0	0	0	0	1	1																				
Gene Stephens, L OBP: 0.319, SLG: 0.366		0-0 5-3			0-3 K		0-0 F8		0-0 F9	2	0	0	0	0	0	2																				
Mary Breeding, R OBP: 0.328, SLG: 0.351				0-0 BB HR 1B	0-0 CS 1B		0-0 5-3		0-0 1B	4	1	3	0	0	0	1																				
Steve Barber, L OBP: 0.122, SLG: 0.065				4-0 HR BB	0-0 F8				0-0 G3	0	0	0	0	0	0	0																				
Hal Brown, R OBP: 0.341, SLG: 0.235				1-2 HR BB	0-0 F8				0-0 G3	2	1	0	0	1	0	1																				
Inning Stats	R: 0 E: 0 K: 1 S: 5	H: 0 LOB: 0 BB: 0 P: 5	R: 0 E: 0 K: 1 S: 5	H: 0 LOB: 1 BB: 1 P: 9	R: 4 E: 0 K: 0 S: 6	H: 3 LOB: 1 BB: 2 P: 14	R: 0 E: 0 K: 1 S: 5	H: 1 LOB: 0 BB: 0 P: 5	R: 0 E: 0 K: 0 S: 4	H: 1 LOB: 1 BB: 0 P: 4	R: 0 E: 0 K: 0 S: 4	H: 1 LOB: 0 BB: 0 P: 4	R: 0 E: 0 K: 0 S: 3	H: 0 LOB: 0 BB: 0 P: 3	R: 2 E: 1 K: 0 S: 6	H: 3 LOB: 2 BB: 0 P: 6	1B: 7 2B: 1 3B: 0 HR: 1	SF: 0 SAC: 1 DP: 0 HBP: 0	WP: 0 PB: 0 SB: 0 CS: 1	PA: 36																
PITCHER	IP WLS BF H R ER SO BB IBB HBP BLK WP HR S P ERA WHIP	IP WLS BF H R ER SO BB IBB HBP BLK WP HR S P ERA WHIP																																		
Dick Stigman, L ERA: 4.23	(1, 1) 2.1	(1, 1) L	(1, 1) 13	(1, 1) 3	(1, 1) 4	(1, 1) 4	(1, 1) 2	(1, 1) 0	(1, 1) 0	(1, 1) 0	(1, 1) 0	(1, 1) 0	(1, 1) 0	(1, 1) 0	(1, 1) 0	(1, 1) 24	(1, 1) 24	(1, 1) 1.59	(1, 1) 1.059																	
Don Newcombe, R ERA: 4.79	(3, 1) 5.2	(3, 1) L	(3, 1) 22	(3, 1) 6	(3, 1) 2	(3, 1) 1	(3, 1) 1	(3, 1) 0	(3, 1) 0	(3, 1) 0	(3, 1) 0	(3, 1) 0	(3, 1) 0	(3, 1) 0	(3, 1) 0	(3, 1) 24	(3, 1) 24	(3, 1) 1.59	(3, 1) 1.059																	

Cleveland Indians @ Baltimore Orioles
Memorial Stadium, Baltimore, MD
Wed Aug 31 1960, 7:05 PM EDT
Att: 17,024 - Unknown

AB	31
R	6
H	9
RBI	5
BB	3
SO	3
LOB	10




Batter	1	2	3	4	5	6	7	8	9	AB	R	H	RBI	BB	SO	LOB	TOP					
Ken Aspromonte, R OBP: 0.373, SLG: 0.409 (1, 4)	6-3	G1-4-3		5-3		1B FC4-6		K		5	1	1	1	0	1	1	Cleveland Indians @ Kansas City Athletics Municipal Stadium, Kansas City, MO Thu Sep 01 1960, 4:33 AM EDT Att: 4,343 - Unknown livebaseballscorecards.com					
Tito Francona, L OBP: 0.391, SLG: 0.459 (1, 7)	BB 1B		1B SF7		SH1-3 BB	FC4-6 1B		4-3		4	1	3	0	1	0	0						
Harvey Kuenn, R OBP: 0.380, SLG: 0.416 (1, 9)	1-2 BB		FC1-4 1B		SH1-3 1B	FC4-6		BB		3	0	2	1	2	0	1						
Vic Power, R OBP: 0.319, SLG: 0.401 (1, 3)	F3		SF7		SH1-3	P3		4-3		3	0	0	1	0	0	4						
Woodie Held, R OBP: 0.327, SLG: 0.463 (1, 6)	F8		FC1-4		4-3			K		5	1	1	0	0	1	5						
Marty Keough, L OBP: 0.297, SLG: 0.338 (1, 8)		1B 1B	G3		BB			K		4	1	1	0	1	1	2						
Bubba Phillips, R OBP: 0.256, SLG: 0.302 (1, 5)	F7				F7			P4		5	0	1	1	0	0	4						
John Romano, R OBP: 0.333, SLG: 0.485 (1, 2)	1-3 1B				HR	SH3-4 WP 1B		F2		4	3	3	1	0	0	1						
Barry Latman, R OBP: 0.250, SLG: 0.222 (1, 1)	G1-4-3 1B				4-3	SH3-4		K		3	0	1	2	0	1	1						
Inning Stats	R: 0 E: 0 K: 0 S: 4	H: 1 LOB: 2 BB: 1 P: 8	R: 2 E: 0 K: 0 S: 5	H: 3 LOB: 0 BB: 0 P: 5	R: 1 E: 0 K: 0 S: 5	H: 2 LOB: 1 BB: 0 P: 5	R: 1 E: 0 K: 0 S: 4	H: 1 LOB: 0 BB: 0 P: 4	R: 0 E: 0 K: 0 S: 4	H: 1 LOB: 3 BB: 2 P: 12	R: 2 E: 0 K: 0 S: 6	H: 3 LOB: 1 BB: 0 P: 6	R: 1 E: 0 K: 1 S: 7	H: 2 LOB: 1 BB: 0 P: 7	R: 0 E: 0 K: 1 S: 5	H: 0 LOB: 1 BB: 1 P: 9	R: 0 E: 0 K: 2 S: 7	H: 0 LOB: 0 BB: 0 P: 7	1B: 10 2B: 2 3B: 0 HR: 1	SF: 1 SAC: 2 DP: 1 HBP: 0	WP: 1 PB: 0 SB: 0 CS: 0	PA: 43
PITCHER	IP	WLS	BF	H	R	ER	SO	BB	IBB	HBP	BLK	WP	HR	S	P	ERA	WHIP					
Johnny Kucks, R ERA: 5.8 (1, 1)	4.0	L	19	7	4	4	0	1	0	0	0	0	1	18	22	9.00	2.000					
John Tsitouris, R ERA: 6.46 (5, 1)	3.0		17	6	3	3	1	2	0	0	0	1	0	17	25	9.00	2.667					
Bob Davis, R ERA: 4.63 (8, 1)	2.0		7	0	0	0	3	1	0	0	0	0	0	12	16	0.00	0.500					

Batter	1	2	3	4	5	6	7	8	9	AB	R	H	RBI	BB	SO	LOB	BOTTOM				
Bill Tuttle, R OBP: 0.324, SLG: 0.331 (1, 8)	6-3	FC6-4			6-3		G5-4-3 1B	FC5-4 BB		5	0	1	0	0	0	3	Cleveland Indians @ Kansas City Athletics Municipal Stadium, Kansas City, MO Thu Sep 01 1960, 4:33 AM EDT Att: 4,343 - Unknown livebaseballscorecards.com				
Jerry Lumpe, L OBP: 0.324, SLG: 0.355 (1, 4)	4-3				F8		G5-4-3 1B	BB		2	0	1	0	0	0	0					
Bob Johnson, R OBP: 0.311, SLG: 0.216 (4, 4)								BB		2	0	0	0	0	0	2					
Mary Throneberry, L OBP: 0.295, SLG: 0.421 (9, PH)								BB		0	0	0	0	1	0	0					
Russ Snyder, L OBP: 0.315, SLG: 0.370 (1, 9)	1B				K			1-3		5	0	2	0	0	1	2					
Norm Siebern, L OBP: 0.362, SLG: 0.479 (1, 3)	G3				P5		F7	1B 2B		4	1	1	0	0	0	2					
Jim Delsing, L OBP: 0.385, SLG: 0.462 (1, 7)		F2			1B		F7	1B		4	0	2	1	0	0	0					
Andy Carey, R OBP: 0.273, SLG: 0.410 (1, 5)	1B 1B				F9		HR	G4-6-3 1B		4	2	3	1	0	0	2					
Danny Kravitz, L OBP: 0.267, SLG: 0.357 (1, 2)	1B 1B				G4-3 1B		6-3	G4-6-3		4	0	2	0	0	0	2					
Ken Hamlin, R OBP: 0.296, SLG: 0.267 (1, 6)	F2				G4-3		1B 1B	5-3		4	0	1	0	0	0	3					
Johnny Kucks, R OBP: 0.182, SLG: 0.160 (1, 1)										1	0	1	1	0	0	0					
Ray Jaborski, R OBP: 0.323, SLG: 0.289 (4, PH)										1	0	0	0	0	0	1					
John Tsitouris, R OBP: 0.311, SLG: 0.216 (5, 1)										0	0	0	0	0	0	0					
Hank Bauer, R OBP: 0.316, SLG: 0.360 (7, PH)										1	0	0	0	0	0	1					
Bob Davis, R OBP: 0.333, SLG: 0.333 (8, 1)										0	0	0	0	0	0	0					
Dick Williams, R OBP: 0.340, SLG: 0.422 (9, PH)										1	0	1	0	0	0	0					
Inning Stats	R: 0 E: 0 K: 0 S: 4	H: 1 LOB: 1 BB: 0 P: 4	R: 1 E: 0 K: 0 S: 6	H: 3 LOB: 2 BB: 0 P: 6	R: 0 E: 0 K: 1 S: 5	H: 1 LOB: 0 BB: 0 P: 5	R: 0 E: 0 K: 1 S: 5	H: 0 LOB: 0 BB: 0 P: 5	R: 1 E: 0 K: 0 S: 4	H: 1 LOB: 1 BB: 0 P: 4	R: 0 E: 0 K: 0 S: 4	H: 2 LOB: 1 BB: 0 P: 4	R: 1 E: 0 K: 0 S: 5	H: 3 LOB: 1 BB: 0 P: 5	R: 0 E: 0 K: 0 S: 4	H: 1 LOB: 2 BB: 1 P: 8	1B: 13 2B: 1 3B: 0 HR: 1	SF: 0 SAC: 0 DP: 3 HBP: 0	WP: 0 PB: 0 SB: 0 CS: 1	PA: 39	
PITCHER	IP	WLS	BF	H	R	ER	SO	BB	IBB	HBP	BLK	WP	HR	S	P	ERA	WHIP				
Barry Latman, R ERA: 3.79 (1, 1)	9.0	W	39	15	3	3	2	1	0	0	0	0	1	42	46	3.00	1.778				

Batter	1	2	3	4	5	6	7	8	9	AB	R	H	RBI	BB	SO	LOB	TOP		
Ken Aspromonte, R (1.4) OBP: 0.371, SLG: 0.406										5	1	1	0	0	0	3	Cleveland Indians @ Kansas City Athletics Municipal Stadium, Kansas City, MO Fri Sep 02 1960, 8:05 PM EDT Att: 8,432 - Unknown		
Tito Francona, L (1.7) OBP: 0.376, SLG: 0.455										4	0	0	0	0	0	3			
Harvey Kuenn, R (1.9) OBP: 0.381, SLG: 0.424										4	1	2	2	0	0	0			
Vic Power, R (1.3) OBP: 0.319, SLG: 0.402										4	1	1	0	0	0	1			
Woodie Held, R (1.6) OBP: 0.326, SLG: 0.460										4	1	1	0	0	2	1			
Marty Keough, L (1.8) OBP: 0.297, SLG: 0.351										3	1	1	2	0	0	0			
Bubba Phillips, R (1.5) OBP: 0.254, SLG: 0.297										4	0	0	0	0	0	1			
John Romano, R (1.2) OBP: 0.336, SLG: 0.481										2	1	0	0	2	0	0			
Bobby Locke, R (1.1) OBP: 0.310, SLG: 0.269										3	0	1	0	0	0	1			
Bob Hale, L (9, PH) OBP: 0.288, SLG: 0.377										1	0	1	2	0	0	0			
Mudcat Grant, R (9, PH) OBP: 0.286, SLG: 0.302										0	0	0	0	0	0	0			
Johnny Klippstein, R (9, 1) OBP: 0.214, SLG: 0.154										0	0	0	0	0	0	0			
Inning Stats	R: 0 E: 0 K: 0 S: 4	H: 1 LOB: 1 BB: 0 P: 4	R: 0 E: 0 K: 0 S: 3	H: 0 LOB: 0 BB: 0 P: 3	R: 0 E: 0 K: 0 S: 4	H: 1 LOB: 1 BB: 0 P: 4	R: 2 E: 0 K: 1 S: 7	H: 2 LOB: 0 BB: 0 P: 7	R: 0 E: 0 K: 0 S: 3	H: 0 LOB: 0 BB: 0 P: 3	R: 2 E: 0 K: 0 S: 5	H: 2 LOB: 0 BB: 0 P: 5	R: 0 E: 0 K: 0 S: 3	H: 0 LOB: 0 BB: 0 P: 3	R: 2 E: 0 K: 0 S: 5	H: 2 LOB: 1 BB: 1 P: 9	1B: 4 2B: 2 3B: 0 HR: 2	SF: 0 SAC: 1 DP: 0 HBP: 0	WP: 0 PA: 37 PB: 0 SB: 0 CS: 0
PITCHER Dick Hall, R (1.1) ERA: 4.06	IP: 9.0 WLS: L BF: 37 H: 8 R: 6 ER: 6 SO: 2 BB: 1 IBB: 1 HBP: 0 BLK: 0 WP: 0 HR: 2 S: 39 P: 47 ERA: 6.00 WHIP: 1.000															PITCHER			





Batter	1	2	3	4	5	6	7	8	9	AB	R	H	RBI	BB	SO	LOB	BOTTOM				
Ken Hamlin, R (1.6) OBP: 0.298, SLG: 0.270										4	1	2	0	0	0	2	Cleveland Indians @ Kansas City Athletics Municipal Stadium, Kansas City, MO Fri Sep 02 1960, 8:05 PM EDT Att: 8,432 - Unknown				
Dick Williams, R (9, PH) OBP: 0.347, SLG: 0.422										0	0	0	0	1	0	0					
Bill Tuttle, R (1.8) OBP: 0.325, SLG: 0.332										5	0	2	1	0	0	3					
Russ Snyder, L (1.9) OBP: 0.311, SLG: 0.365										4	0	0	0	0	0	5					
Norm Siebern, L (1.3) OBP: 0.361, SLG: 0.477										4	0	1	1	0	1	2					
Jim Delsing, L (1.7) OBP: 0.353, SLG: 0.375										3	0	0	0	1	0	0					
Andy Carey, R (1.5) OBP: 0.273, SLG: 0.408										4	0	1	0	0	1	3					
Danny Kravitz, L (1.2) OBP: 0.266, SLG: 0.354										4	0	1	0	0	0	1					
Bob Johnson, R (1.4) OBP: 0.327, SLG: 0.250										4	1	3	0	0	0	1					
Dick Hall, R (1.1) OBP: 0.160, SLG: 0.125										1	0	0	0	0	0	0					
Hank Bauer, R (9, PH) OBP: 0.316, SLG: 0.358										1	0	0	0	0	0	1					
Inning Stats	R: 1 E: 1 K: 0 S: 5	H: 2 LOB: 2 BB: 1 P: 9	R: 0 E: 0 K: 0 S: 4	H: 1 LOB: 0 BB: 0 P: 4	R: 0 E: 0 K: 0 S: 3	H: 0 LOB: 0 BB: 0 P: 3	R: 0 E: 0 K: 0 S: 4	H: 1 LOB: 1 BB: 0 P: 4	R: 0 E: 0 K: 0 S: 5	H: 2 LOB: 2 BB: 0 P: 5	R: 0 E: 0 K: 0 S: 3	H: 1 LOB: 0 BB: 0 P: 3	R: 1 E: 0 K: 2 S: 7	H: 2 LOB: 1 BB: 0 P: 5	R: 0 E: 0 K: 2 S: 7	H: 0 LOB: 0 BB: 0 P: 7	R: 0 E: 0 K: 0 S: 4	H: 1 LOB: 2 BB: 1 P: 8	1B: 9 2B: 1 3B: 0 HR: 0	SF: 0 SAC: 2 DP: 2 HBP: 0	WP: 0 PA: 38 PB: 1 SB: 0 CS: 0
PITCHER Bobby Locke, R (1.1) ERA: 3.39	IP: 8.0 WLS: W BF: 33 H: 9 R: 2 ER: 1 SO: 2 BB: 1 IBB: 0 HBP: 0 BLK: 0 WP: 0 HR: 0 S: 36 P: 40 ERA: 1.12 WHIP: 1.250															PITCHER					
PITCHER Johnny Klippstein, R (9, 1) ERA: 2.73	IP: 1.0 WLS: S BF: 5 H: 1 R: 0 ER: 0 SO: 0 BB: 0 IBB: 0 HBP: 0 BLK: 0 WP: 0 HR: 0 S: 4 P: 8 ERA: 0.00 WHIP: 2.000															PITCHER					



Batter	1	2	3	4	5	6	7	8	9	AB	R	H	RBI	BB	SO	LOB	TOP			
Ken Aspromonte, R (1.4) OBP: 0.374, SLG: 0.410										4	1	2	0	1	0	1	Cleveland Indians @ Kansas City Athletics Municipal Stadium, Kansas City, MO Sat Sep 03 1960, 8:05 PM EDT Att: 9,019 - Unknown			
Tito Francona, L (1.7) OBP: 0.376, SLG: 0.452										3	2	0	0	2	0	3				
Harvey Kuenn, R (1.9) OBP: 0.383, SLG: 0.423										3	1	1	1	2	0	3				
Vic Power, R (1.3) OBP: 0.315, SLG: 0.397										5	0	0	0	0	0	7				
Woodie Held, R (1.6) OBP: 0.327, SLG: 0.468										4	1	1	3	1	1	0				
Marty Keough, L (1.8) OBP: 0.295, SLG: 0.352										5	0	2	0	0	1	1				
Bubba Phillips, R (1.5) OBP: 0.257, SLG: 0.299										5	0	2	0	0	2	2				
John Romano, R (1.2) OBP: 0.336, SLG: 0.482										4	0	2	0	0	0	2				
Jim Perry, S (1.1) OBP: 0.237, SLG: 0.287										2	0	0	0	0	0	2				
Carl Mathias, S (5.1) OBP: 0.207, SLG: 0.241										0	0	0	0	0	0	0				
Joe Morgan, L (7. PH) OBP: 0.207, SLG: 0.241										0	0	0	0	0	0	1				
Frank Funk, R (7.1) OBP: 0.207, SLG: 0.241										0	0	0	0	0	0	0				
Bob Hale, L (9. PH) OBP: 0.206, SLG: 0.387										0	1	0	0	0	0	0				
Mudcat Grant, R (9. PH) OBP: 0.206, SLG: 0.302										0	1	0	0	0	0	0				
Don Newcombe, R (9.1) OBP: 0.246, SLG: 0.224										0	0	0	0	0	0	0				
Inning Stats	R: 2 E: 0 K: 0 S: 3	H: 1 LOB: 1 BB: 3 P: 15	R: 0 E: 0 K: 0 S: 4	H: 1 LOB: 3 BB: 2 P: 12	R: 0 E: 0 K: 0 S: 4	H: 1 LOB: 1 BB: 0 P: 4	R: 0 E: 0 K: 0 S: 3	H: 1 LOB: 0 BB: 0 P: 3	R: 0 E: 0 K: 2 S: 7	H: 0 LOB: 0 BB: 0 P: 7	R: 0 E: 0 K: 0 S: 5	H: 2 LOB: 3 BB: 1 P: 9	R: 0 E: 0 K: 1 S: 6	H: 1 LOB: 1 BB: 0 P: 6	R: 4 E: 1 K: 1 S: 10	H: 4 LOB: 2 BB: 0 P: 10	1B: 9 2B: 2 3B: 0 HR: 1	SF: 0 SAC: 0 DP: 2 HBP: 0	WP: 1 PB: 1 SB: 0 CS: 0	PA: 43
PITCHER	IP WLS BF H R ER SO BB IBB HBP BLK WP HR S P ERA WHIP	IP WLS BF H R ER SO BB IBB HBP BLK WP HR S P ERA WHIP																		
Don Larsen, R (1.1) ERA: 5.29	1.2 L 31 9 4 1 3 1 0 0 0 0 1 0 6 26 10.80 4.200																			
Ken Johnson, R (2.1) ERA: 4.8	7.0 L 31 9 4 1 3 1 0 0 0 0 0 1 36 40 1.29 1.429																			
Bob Davis, R (9.1) ERA: 4.56	0.1 1 0 0 0 1 0 0 0 0 0 0 0 3 3 0.00 0.000																			

Batter	1	2	3	4	5	6	7	8	9	AB	R	H	RBI	BB	SO	LOB	BOTTOM						
Ken Hamlin, R (1.6) OBP: 0.300, SLG: 0.270										3	1	1	1	1	0	3	Cleveland Indians @ Kansas City Athletics Municipal Stadium, Kansas City, MO Sat Sep 03 1960, 8:05 PM EDT Att: 9,019 - Unknown						
Mary Throneberry, L (9. PH) OBP: 0.294, SLG: 0.419										1	0	0	0	0	0	0							
Bill Tuttle, R (1.8) OBP: 0.326, SLG: 0.330										2	0	0	0	2	1	1							
Jim Delsing, L (1.9) OBP: 0.353, SLG: 0.350										4	0	1	1	0	1	1							
Russ Snyder, L (9.9) OBP: 0.311, SLG: 0.365										0	0	0	0	0	0	0							
Norm Siebern, L (1.3) OBP: 0.360, SLG: 0.474										3	0	0	0	1	0	3							
Dick Williams, R (1.7) OBP: 0.343, SLG: 0.417										4	0	0	0	0	1	3							
Danny Kravitz, L (1.2) OBP: 0.272, SLG: 0.358										4	1	2	0	0	0	0							
Andy Carey, R (1.5) OBP: 0.276, SLG: 0.415										3	1	1	1	1	0	1							
Bob Johnson, R (1.4) OBP: 0.345, SLG: 0.277										2	2	2	1	1	0	0							
Jerry Lumpe, L (9. PH) OBP: 0.324, SLG: 0.355										1	0	0	0	0	1	0							
Don Larsen, R (1.1) OBP: 0.207, SLG: 0.241										0	0	0	0	0	0	0							
Ken Johnson, R (2.1) OBP: 0.165, SLG: 0.222										2	0	1	1	0	1	2							
Bob Davis, R (9.1) OBP: 0.333, SLG: 0.333										0	0	0	0	0	0	0							
Hank Bauer, R (9. PH) OBP: 0.315, SLG: 0.357										1	0	0	0	0	0	0							
Inning Stats	R: 1 E: 0 K: 1 S: 5	H: 1 LOB: 1 BB: 2 P: 13	R: 3 E: 0 K: 0 S: 6	H: 4 LOB: 0 BB: 0 P: 6	R: 0 E: 0 K: 1 S: 4	H: 0 LOB: 0 BB: 1 P: 8	R: 1 E: 0 K: 0 S: 5	H: 2 LOB: 1 BB: 0 P: 5	R: 0 E: 0 K: 0 S: 3	H: 0 LOB: 1 BB: 1 P: 7	R: 0 E: 0 K: 1 S: 5	H: 0 LOB: 2 BB: 2 P: 13	R: 0 E: 0 K: 1 S: 5	H: 0 LOB: 0 BB: 0 P: 5	R: 0 E: 0 K: 0 S: 3	R: 0 E: 0 K: 1 S: 5	H: 1 LOB: 0 BB: 0 P: 3	R: 0 E: 0 K: 1 S: 5	H: 0 LOB: 0 BB: 0 P: 5	1B: 5 2B: 3 3B: 1 HR: 0	SF: 0 SAC: 1 DP: 4 HBP: 0	WP: 0 PB: 0 SB: 0 CS: 0	PA: 37
PITCHER	IP WLS BF H R ER SO BB IBB HBP BLK WP HR S P ERA WHIP	IP WLS BF H R ER SO BB IBB HBP BLK WP HR S P ERA WHIP																					
Jim Perry, R (1.1) ERA: 3.45	4.0 7 5 0 0 1 3 0 0 0 0 0 0 8 20 0.00 1.500																						
Carl Mathias, L (5.1) ERA: 2.84	2.0 9 0 0 0 1 3 0 0 0 0 0 0 8 20 0.00 1.500																						
Frank Funk, R (7.1) ERA: 4.75	2.0 W 6 1 0 0 1 0 0 0 0 0 0 0 8 8 0.00 0.500																						
Don Newcombe, R (9.1) ERA: 4.75	1.0 S 3 0 0 0 1 0 0 0 0 0 0 0 5 5 0.00 0.000																						

Batter	1	2	3	4	5	6	7	8	9	AB	R	H	RBI	BB	SO	LOB	TOP			
Ken Aspromonte, R (1.4) OBP: 0.368, SLG: 0.403	L8		4-3			6-3		F7		4	0	0	0	0	0	1	Cleveland Indians @ Detroit Tigers Briggs Stadium, Detroit, MI Mon Sep 05 1960, 4:33 AM EDT Unknown			
Tito Francona, L (1.7) OBP: 0.391, SLG: 0.463	1B		L8			2B		HR		4	1	3	2	0	0	0				
Harvey Kuenn, R (1.9) OBP: 0.384, SLG: 0.421	F7					6-3		6-3		4	0	1	0	0	0	2				
Vic Power, R (1.3) OBP: 0.316, SLG: 0.394	F3					4-3				4	0	0	0	0	1	3				
Woodie Held, R (1.6) OBP: 0.336, SLG: 0.493						L8				2	0	0	0	2	0	0				
Jim Piersall, R (1.8) OBP: 0.324, SLG: 0.455						L1-3				4	0	1	0	0	0	2				
Bubba Phillips, R (1.5) OBP: 0.257, SLG: 0.310						L1-3				3	1	1	1	0	0	2				
John Romano, R (1.2) OBP: 0.341, SLG: 0.486						6-3				3	0	0	0	0	0	1				
Mudcat Grant, R (1.1) OBP: 0.293, SLG: 0.327 (8, PH)										2	1	1	0	0	0	0				
Bob Hale, L (8, PH) OBP: 0.294, SLG: 0.381										1	0	0	0	0	0	0				
Don Newcombe, L (8.1) OBP: 0.245, SLG: 0.224										0	0	0	0	0	0	0				
Inning Stats	R: 0 E: 0 K: 0 S: 4	H: 1 LOB: 1 BB: 0 P: 4	R: 1 E: 0 K: 0 S: 3	H: 1 LOB: 0 BB: 1 P: 7	R: 0 E: 0 K: 0 S: 3	H: 0 LOB: 0 BB: 0 P: 3	R: 0 E: 0 K: 0 S: 3	H: 1 LOB: 0 BB: 0 P: 3	R: 1 E: 0 K: 0 S: 5	H: 2 LOB: 1 BB: 0 P: 5	R: 0 E: 0 K: 0 S: 3	H: 0 LOB: 0 BB: 1 P: 7	R: 1 E: 0 K: 0 S: 4	H: 1 LOB: 0 BB: 0 P: 4	R: 0 E: 0 K: 1 S: 5	H: 0 LOB: 0 BB: 0 P: 5	1B: 3 2B: 5 3B: 0 HR: 2	SF: 0 SAC: 0 DP: 3 HBP: 0	WP: 0 PB: 0 SB: 0 CS: 0	PA: 33
PITCHER	IP WLS BF H R ER SO BB IBB HBP BLK WP HR S P ERA WHIP																			
Bill Fischer, R (1.1) ERA: 3.73	8.0 W 30 7 3 3 0 2 0 0 0 0 2 28 36 3.38 1.125																			
Frank Lary, R (9.1) ERA: 3.67	1.0 S 3 0 0 0 1 0 0 0 0 0 0 5 5 0.00 0.000																			

Batter	1	2	3	4	5	6	7	8	9	AB	R	H	RBI	BB	SO	LOB	BOTTOM			
Eddie Yost, R (1.5) OBP: 0.411, SLG: 0.375	SH3-4 1B					F9				2	1	0	0	2	0	3	Cleveland Indians @ Detroit Tigers Briggs Stadium, Detroit, MI Mon Sep 05 1960, 4:33 AM EDT Unknown			
Ozzie Virgil, R (7.5) OBP: 0.262, SLG: 0.345	BB									0	0	0	0	0	0	0				
Cool Veal, R (1.6) OBP: 0.444, SLG: 0.500	SH3-4					K				2	1	0	0	1	1	2				
Norm Cash, L (1.3) OBP: 0.397, SLG: 0.492	1B HBP					K				3	1	1	1	0	1	1				
Charlie Maxwell, L (1.7) OBP: 0.330, SLG: 0.457	K					K				4	1	1	2	0	2	2				
Al Kaline, R (1.8) OBP: 0.348, SLG: 0.406						L6-3				4	0	1	1	0	1	0				
Frank Bolling, R (1.4) OBP: 0.307, SLG: 0.371	K					K				4	0	0	0	0	2	2				
Rocky Colavito, R (1.9) OBP: 0.328, SLG: 0.463						F7				3	0	0	0	1	2	0				
Hank Foiles, R (1.2) OBP: 0.336, SLG: 0.331						K				3	0	0	0	0	3	0				
Bill Fischer, R (1.1) ERA: 4.33										2	0	1	0	1	0	2				
Frank Lary, R (9.1) ERA: 4.71										0	0	0	0	0	0	0				
Inning Stats	R: 1 E: 0 K: 2 S: 8	H: 1 LOB: 2 BB: 1 P: 13	R: 0 E: 0 K: 2 S: 8	H: 1 LOB: 0 BB: 0 P: 8	R: 2 E: 0 K: 3 S: 10	H: 1 LOB: 0 BB: 1 P: 14	R: 0 E: 0 K: 2 S: 7	H: 0 LOB: 2 BB: 2 P: 15	R: 0 E: 1 K: 0 S: 4	H: 0 LOB: 2 BB: 1 P: 8	R: 1 E: 0 K: 0 S: 4	H: 1 LOB: 0 BB: 0 P: 4	R: 0 E: 0 K: 2 S: 7	H: 0 LOB: 0 BB: 0 P: 7	R: 0 E: 0 K: 2 S: 5	H: 0 LOB: 0 BB: 0 P: 5		1B: 2 2B: 0 3B: 0 HR: 2	SF: 0 SAC: 2 DP: 0 HBP: 1	WP: 0 PB: 0 SB: 0 CS: 0
PITCHER	IP WLS BF H R ER SO BB IBB HBP BLK WP HR S P ERA WHIP																			
Mudcat Grant, R (1.1) ERA: 4.33	7.0 L 32 4 4 4 10 5 0 1 0 0 2 46 67 5.14 1.286																			
Don Newcombe, R (8.1) ERA: 4.71	1.0 3 0 0 0 2 0 0 0 0 0 0 7 7 0.00 0.000																			

Batter	1	2	3	4	5	6	7	8	9	AB	R	H	RBI	BB	SO	LOB	TOP																				
Ken Aspromonte, R OBP: 0.366, SLG: 0.401	F8				3-1		K		K	5	0	1	1	0	2	0	Cleveland Indians @ Detroit Tigers Briggs Stadium, Detroit, MI Mon Sep 05 1960, 4:38 AM EDT Att: 22,475 - Unknown																				
Tito Francona, L OBP: 0.380, SLG: 0.460	F8	K			1B	BB	F8			3	0	0	0	1	1	2																					
Harvey Kuenn, R OBP: 0.385, SLG: 0.422	HR				F9					4	1	2	0	0	1	1																					
Woodie Held, R OBP: 0.341, SLG: 0.507	HR				FC6-4		F8			4	2	3	2	0	0	1																					
Jim Piersall, R OBP: 0.322, SLG: 0.451	6-3				FC6-4					4	0	0	0	0	0	3																					
Vic Power, R OBP: 0.315, SLG: 0.393		4-3			L4					4	0	1	1	0	0	0																					
Bubba Phillips, R OBP: 0.253, SLG: 0.305	F7				6-3					4	0	0	0	0	0	0																					
Red Wilson, R OBP: 0.285, SLG: 0.262					1-3					4	1	2	0	0	0	0																					
Barry Latman, R OBP: 0.250, SLG: 0.200					K		F9		F9	3	0	0	0	1	1	1																					
Inning Stats	R: 2 E: 0 K: 0 S: 5	H: 2 LOB: 0 BB: 0 P: 5	R: 1 E: 0 K: 1 S: 7	H: 2 LOB: 2 BB: 1 P: 11	R: 1 E: 0 K: 1 S: 6	H: 2 LOB: 0 BB: 0 P: 6	R: 0 E: 0 K: 1 S: 5	H: 0 LOB: 0 BB: 0 P: 5	R: 0 E: 0 K: 0 S: 4	H: 1 LOB: 2 BB: 1 P: 8	R: 0 E: 0 K: 0 S: 4	H: 1 LOB: 1 BB: 0 P: 4	R: 0 E: 0 K: 1 S: 6	H: 1 LOB: 1 BB: 0 P: 6	R: 0 E: 0 K: 0 S: 3	H: 0 LOB: 0 BB: 0 P: 3	R: 0 E: 0 K: 1 S: 5	H: 0 LOB: 0 BB: 0 P: 5	1B: 7 2B: 1 3B: 0 HR: 1	SF: 0 SAC: 0 DP: 0 HBP: 0	WP: 0 PB: 0 SB: 0 CS: 1	PA: 38															
PITCHER	IP	WLS	BF	H	R	ER	SO	BB	IBB	HBP	BLK	WP	HR	S	P	ERA	WHIP	PITCHER		IP	WLS	BF	H	R	ER	SO	BB	IBB	HBP	BLK	WP	HR	S	P	ERA	WHIP	
Paul Foytack, R ERA: 6.19	7.0	L	31	9	4	4	4	2	0	0	0	0	1	37	45	5.14	1.571			7.0	W	34	5	2	2	9	2	0	0	0	0	0	0	0	2.00	0.778	
Phil Regan, R ERA: 4.94	2.0		6	0	0	0	1	0	0	0	0	0	0	8	8	0.00	0.000			2.0		6	0	0	0	1	0	0	0	0	0	0	0	0	0	0.00	0.000

AB	35
R	4
H	9
RBI	4
BB	2
SO	5
LOB	8



Batter	1	2	3	4	5	6	7	8	9	AB	R	H	RBI	BB	SO	LOB	BOTTOM																			
Ozzie Virgil, R OBP: 0.246, SLG: 0.336	5-3				K				6-3	3	0	0	0	0	1	1	Cleveland Indians @ Detroit Tigers Briggs Stadium, Detroit, MI Mon Sep 05 1960, 4:38 AM EDT Att: 22,475 - Unknown																			
Eddie Yost, R OBP: 0.411, SLG: 0.374										1	0	0	0	0	0	0																				
Cool Veal, R OBP: 0.456, SLG: 0.500	6-3									2	0	1	0	1	0	0																				
Al Kaline, R OBP: 0.349, SLG: 0.406										0	0	0	0	1	0	0																				
Chico Fernandez, R OBP: 0.302, SLG: 0.313										0	0	0	0	0	0	0																				
Neil Chrissy, L OBP: 0.306, SLG: 0.406	F5				K					4	0	0	0	0	2	3																				
Norm Cash, L OBP: 0.393, SLG: 0.486										4	0	0	0	0	0	2																				
Steve Bilko, R OBP: 0.278, SLG: 0.404										4	1	1	0	0	2	1																				
Frank Bolling, R OBP: 0.305, SLG: 0.367										4	0	0	0	0	1	1																				
Rocky Colavito, R OBP: 0.327, SLG: 0.468										4	1	1	2	0	1	0																				
Lou Berberet, L OBP: 0.307, SLG: 0.261										3	0	1	0	0	0	0																				
Paul Foytack, R OBP: 0.320, SLG: 0.273										2	0	1	0	0	1	0																				
Charlie Maxwell, L OBP: 0.330, SLG: 0.456										1	0	0	0	0	1	1																				
Phil Regan, R OBP: 0.188, SLG: 0.071										0	0	0	0	0	0	0																				
Inning Stats	R: 0 E: 0 K: 0 S: 3	H: 0 LOB: 0 BB: 0 P: 3	R: 2 E: 0 K: 0 S: 5	H: 2 LOB: 0 BB: 0 P: 5	R: 0 E: 0 K: 2 S: 8	H: 1 LOB: 1 BB: 0 P: 8	R: 0 E: 0 K: 1 S: 5	H: 0 LOB: 0 BB: 0 P: 5	R: 0 E: 0 K: 1 S: 6	H: 1 LOB: 1 BB: 0 P: 6	R: 0 E: 0 K: 1 S: 5	H: 0 LOB: 1 BB: 1 P: 9	R: 0 E: 0 K: 2 S: 8	H: 1 LOB: 1 BB: 0 P: 8	R: 0 E: 0 K: 1 S: 5	H: 0 LOB: 1 BB: 1 P: 9	R: 0 E: 0 K: 1 S: 5	H: 0 LOB: 0 BB: 0 P: 5	1B: 4 2B: 0 3B: 0 HR: 1	SF: 0 SAC: 0 DP: 0 HBP: 0	WP: 0 PB: 0 SB: 0 CS: 0	PA: 34														
PITCHER	IP	WLS	BF	H	R	ER	SO	BB	IBB	HBP	BLK	WP	HR	S	P	ERA	WHIP	PITCHER		IP	WLS	BF	H	R	ER	SO	BB	IBB	HBP	BLK	WP	HR	S	P	ERA	WHIP
Barry Latman, R ERA: 3.85	9.0	W	34	5	2	2	9	2	0	0	0	0	1	50	58	2.00	0.778			9.0	W	34	5	2	2	9	2	0	0	0	0	0	0	0	2.00	0.778



Batter	1	2	3	4	5	6	7	8	9	AB	R	H	RBI	BB	SO	LOB	TOP					
Jackie Brandt, R OBP: 0.327, SLG: 0.426	F8		G6-4-3 1B		F9		1B 2B		1-2 2-H 2B	5	1	3	1	0	0	0	Baltimore Orioles @ Cleveland Indians Cleveland Municipal Stadium, Cleveland, OH Wed Sep 07 1960, 7:05 PM EDT Att: 7,514 - Unknown					
Gene Woodling, L OBP: 0.399, SLG: 0.422	4-3		G6-4-3 1B		4-3		2-H 1B		L9	5	0	2	1	0	0	1						
Brooks Robinson, R OBP: 0.344, SLG: 0.451			G6-4-3				F4			4	0	2	0	0	0	3						
Jim Gentile, L OBP: 0.411, SLG: 0.514	K		K		1-3				4-3	4	0	0	0	0	2	3						
Gus Triandos, R OBP: 0.338, SLG: 0.395							F6		F9	4	0	2	0	0	0	0						
Ron Hansen, R OBP: 0.339, SLG: 0.447							6-3		F7	3	0	1	0	1	0	0						
Gene Stephens, L OBP: 0.315, SLG: 0.363							6-3			4	1	1	0	0	0	4						
Mary Breeding, R OBP: 0.322, SLG: 0.344									4-3	2	0	0	0	0	0	4						
Bob Boyd, L OBP: 0.390, SLG: 0.437									4-3	1	0	0	0	0	0	0						
Billy Klaus, L OBP: 0.341, SLG: 0.371										1	0	0	0	0	0	0						
Clint Courtney, L OBP: 0.371, SLG: 0.261										1	0	0	0	0	0	1						
Mitt Pappas, R OBP: 0.108, SLG: 0.098										3	0	0	0	0	2	4						
Dave Philley, S OBP: 0.295, SLG: 0.269										0	0	0	0	1	0	0						
Inning Stats	R: 0 E: 0 K: 1 S: 6	H: 1 LOB: 1 BB: 0 P: 6	R: 0 E: 0 K: 1 S: 6	H: 1 LOB: 2 BB: 1 P: 10	R: 0 E: 0 K: 1 S: 6	H: 2 LOB: 1 BB: 0 P: 6	R: 0 E: 0 K: 0 S: 5	H: 2 LOB: 2 BB: 0 P: 5	R: 0 E: 0 K: 0 S: 4	H: 0 LOB: 0 BB: 0 P: 3	R: 1 E: 0 K: 1 S: 7	H: 2 LOB: 1 BB: 0 P: 7	R: 0 E: 0 K: 0 S: 3	H: 0 LOB: 0 BB: 0 P: 3	R: 0 E: 0 K: 0 S: 3	H: 0 LOB: 0 BB: 0 P: 3	R: 1 E: 0 K: 0 S: 4	H: 2 LOB: 1 BB: 1 P: 8	1B: 9 2B: 2 3B: 0 HR: 0	SF: 0 SAC: 0 DP: 1 HBP: 0	WP: 0 PB: 0 SB: 0 CS: 0	PA: 38
PITCHER Jim Perry, R ERA: 3.4	IP: 9.0 WLS: W BF: 38	H: 11 R: 2 ER: 2 SO: 4	BB: 2 IBB: 0 HBP: 0 BLK: 0	WP: 0 HR: 0 S: 44 P: 52	ERA: 2.00 WHIP: 1.444	PITCHER																

Batter	1	2	3	4	5	6	7	8	9	AB	R	H	RBI	BB	SO	LOB	BOTTOM		
Ken Aspromonte, R OBP: 0.371, SLG: 0.411	2B 1B	FC4			4-3		G5-4-3			4	1	1	0	0	0	4	Baltimore Orioles @ Cleveland Indians Cleveland Municipal Stadium, Cleveland, OH Wed Sep 07 1960, 7:05 PM EDT Att: 7,514 - Unknown		
Tito Francona, L OBP: 0.394, SLG: 0.468	1-4-3 1-H 1-3 2B		4-0 1B BB		G4-6-3 1B				L4	3	1	2	1	1	0	0			
Harvey Kuenn, R OBP: 0.382, SLG: 0.421	1-4-3		F9		G4-6-3				1B SF9 2B	4	1	1	0	0	0	3			
Woodie Held, R OBP: 0.341, SLG: 0.510	1-3		G1-6-3 1B				K		1B IBB	3	0	1	1	1	1	0			
Jim Piersall, R OBP: 0.322, SLG: 0.449	K		G1-6-3				K		1-2 2-3 1B	4	0	1	0	0	2	2			
Vic Power, R OBP: 0.315, SLG: 0.392							4-3		SF9	3	0	1	1	0	0	0			
Bubba Phillips, R OBP: 0.253, SLG: 0.304									3-H 1-3	3	0	1	0	0	0	2			
John Romano, R OBP: 0.341, SLG: 0.483									1B 2B	3	0	1	0	0	0	2			
Jim Perry, S OBP: 0.253, SLG: 0.282									L8	3	0	1	0	0	1	1			
									G5-4-3 1B	3	0	2	0	0	1	1			
Inning Stats	R: 2 E: 0 K: 1 S: 7	H: 2 LOB: 0 BB: 0 P: 7	R: 0 E: 0 K: 0 S: 5	H: 2 LOB: 2 BB: 0 P: 5	R: 0 E: 0 K: 1 S: 6	H: 1 LOB: 1 BB: 0 P: 6	R: 0 E: 0 K: 0 S: 3	H: 1 LOB: 0 BB: 0 P: 3	R: 0 E: 0 K: 2 S: 7	H: 0 LOB: 0 BB: 0 P: 7	R: 0 E: 0 K: 0 S: 4	H: 2 LOB: 1 BB: 0 P: 4	R: 0 E: 0 K: 0 S: 5	H: 2 LOB: 2 BB: 1 P: 9	1B: 8 2B: 3 3B: 0 HR: 0	SF: 1 SAC: 1 DP: 3 HBP: 0	WP: 0 PB: 0 SB: 0 CS: 0	PA: 34	
PITCHER Mitt Pappas, R ERA: 3.61	IP: 8.0 WLS: L BF: 34	H: 11 R: 3 ER: 3 SO: 4	BB: 1 IBB: 1 HBP: 0 BLK: 0	WP: 0 HR: 0 S: 40 P: 48	ERA: 3.38 WHIP: 1.500	PITCHER													



Batter	1	2	3	4	5	6	7	8	9	AB	R	H	RBI	BB	SO	LOB	TOP										
Billy Gardner, R (1,4) OBP: 0.314, SLG: 0.369	0-0 6-3		0-0 F7		0-3 K		0-0 4-3		0-0 1B 2B	5	1	1	0	0	1	1	Washington Senators @ Cleveland Indians Cleveland Municipal Stadium, Cleveland, OH Fri Sep 09 1960, 7:05 PM EDT Att: 9,474 - Unknown livebaseballscorecards.com										
Lenny Green, L (1,8) OBP: 0.384, SLG: 0.447	0-0 3B			0-0 HR 1B		4-0 1B HR BB	0-0 HR 1B		0-0 1B 2H	4	3	4	1	1	0	0											
Harmon Killebrew, R (1,3) OBP: 0.377, SLG: 0.537	4-0 BB			0-0 HR		0-0 HR 1B	0-3 K		0-0 F8	4	2	2	2	1	1	2											
Jim Lemon, R (1,7) OBP: 0.363, SLG: 0.542	0-0 G6-4-3			0-0 3-1		0-0 HR	0-0 HR		0-0 1B	5	2	3	5	0	0	2											
Dan Dobbek, L (9,8) OBP: 0.321, SLG: 0.398	0-0 G6-4-3					1-H HR	2-H HR		1-2 1B	0	0	0	0	0	0	0											
Reno Bertoia, R (1,5) OBP: 0.326, SLG: 0.378		0-0 5-3		0-0 F3		0-0 L9	0-3 K		0-0 F8	5	0	0	0	0	1	2											
Earl Battey, R (1,2) OBP: 0.341, SLG: 0.413		0-0 F8		0-0 F8		0-0 BB 1B			0-0 F8 2B	5	0	2	0	0	0	2											
Bob Allison, R (1,9) OBP: 0.371, SLG: 0.416		0-3 K				0-0 SH1-3 1B	4-0 1-2 BB		0-0 F8 2-3	3	0	1	0	1	1	1											
Jose Valdivielso, R (1,6) OBP: 0.279, SLG: 0.250			0-0 4-3		0-0 F4	0-0 F9	0-3 K			4	0	0	0	0	1	4											
Pedro Ramos, S (1,1) OBP: 0.133, SLG: 0.243			0-3 K		0-0 SH1-3	0-0 L4	0-0 F5			3	0	0	0	0	1	3											
Inning Stats	R: 0 E: 0 K: 0 S: 3	H: 1 LOB: 1 BB: 1 P: 7	R: 0 E: 0 K: 1 S: 5	H: 0 LOB: 0 BB: 0 P: 5	R: 0 E: 0 K: 1 S: 5	H: 0 LOB: 0 BB: 0 P: 5	R: 2 E: 0 K: 0 S: 5	H: 2 LOB: 1 BB: 0 P: 6	R: 3 E: 0 K: 0 S: 6	H: 3 LOB: 2 BB: 2 P: 14	R: 2 E: 0 K: 2 S: 9	H: 2 LOB: 0 BB: 0 P: 9	R: 0 E: 0 K: 1 S: 6	H: 1 LOB: 1 BB: 0 P: 6	R: 1 E: 0 K: 0 S: 6	H: 3 LOB: 2 BB: 0 P: 6	1B: 7 2B: 2 3B: 1 HR: 3	SF: 0 SAC: 1 DP: 1 HBP: 0	WP: 0 PB: 0 SB: 1 CS: 0	PA: 42							
PITCHER	IP	WLS	BF	H	R	ER	SO	BB	IBB	HBP	BLK	WP	HR	S	P	ERA	WHIP										
Mudcat Grant, R (1,1) ERA: 4.45	6.0	L	27	7	5	5	3	3	0	0	0	0	2	30	42	7.50	1.667										
Don Newcombe, R (7,1) ERA: 4.88	3.0		15	6	3	3	3	0	0	0	0	0	1	21	21	9.00	2.000										

Batter	1	2	3	4	5	6	7	8	9	AB	R	H	RBI	BB	SO	LOB	BOTTOM										
Ken Aspromonte, R (1,4) OBP: 0.371, SLG: 0.408	0-0 F7		0-3 K			0-0 F5		0-0 PB 1B		4	0	1	0	0	1	1	Washington Senators @ Cleveland Indians Cleveland Municipal Stadium, Cleveland, OH Fri Sep 09 1960, 7:05 PM EDT Att: 9,474 - Unknown livebaseballscorecards.com										
Tito Francona, L (1,7) OBP: 0.380, SLG: 0.461	0-0 F8			4-0 E 4-3 BB		0-0 F7		0-0 L5-6		3	0	0	0	1	0	2											
Harvey Kuenn, R (1,9) OBP: 0.382, SLG: 0.421	0-0 F9			0-0 F7		0-0 E 1B		0-0 4-3		4	0	1	0	0	0	2											
Woodie Held, R (1,6) OBP: 0.333, SLG: 0.497		0-0 F7		0-0 4-3		0-0 F4		0-0 4-3		4	0	0	0	0	0	2											
Vic Power, R (1,3) OBP: 0.317, SLG: 0.399		0-0 F7		0-0 E5				0-0 HR		4	1	2	1	0	0	1											
Jim Piersall, R (1,8) OBP: 0.316, SLG: 0.442		0-0 F9		0-3 K		0-3 K		0-3 K		3	0	0	0	0	2	3											
Marty Keough, L (9, FH) OBP: 0.297, SLG: 0.349								0-3 K		1	0	0	0	0	1	0											
Bubba Phillips, R (1,5) OBP: 0.247, SLG: 0.297			0-3 K		0-3 K			0-0 2B 1B		3	0	0	0	0	3	1											
Joe Morgan, L (9, FH) OBP: 0.214, SLG: 0.248								0-0 1B		1	1	1	0	0	0	0											
John Romano, R (1,2) OBP: 0.340, SLG: 0.485			0-0 E3		0-3 K		0-0 F6		0-0 DI 2B	4	0	1	1	0	1	1											
Mudcat Grant, R (1,1) OBP: 0.283, SLG: 0.316			0-0 F8		0-3 K			0-0 L5-6 1B		2	0	0	0	0	1	1											
Don Newcombe, L (7,1) OBP: 0.259, SLG: 0.240								0-0 1B		1	0	1	0	0	0	0											
Bob Hale, L (9, FH) OBP: 0.290, SLG: 0.375								2-3 1B		1	0	0	0	0	0	1											
Inning Stats	R: 0 E: 0 K: 0 S: 3	H: 0 LOB: 0 BB: 0 P: 3	R: 0 E: 0 K: 0 S: 3	H: 0 LOB: 0 BB: 0 P: 3	R: 0 E: 1 K: 2 S: 8	H: 0 LOB: 1 BB: 0 P: 8	R: 0 E: 1 K: 1 S: 6	H: 0 LOB: 2 BB: 1 P: 10	R: 0 E: 0 K: 3 S: 9	H: 0 LOB: 0 BB: 0 P: 9	R: 1 E: 0 K: 0 S: 4	H: 1 LOB: 1 BB: 0 P: 4	R: 0 E: 0 K: 2 S: 8	H: 1 LOB: 1 BB: 0 P: 8	R: 0 E: 0 K: 0 S: 4	H: 2 LOB: 1 BB: 0 P: 4	R: 2 E: 0 K: 1 S: 8	H: 3 LOB: 1 BB: 0 P: 8	1B: 5 2B: 2 3B: 0 HR: 1	SF: 0 SAC: 0 DP: 1 HBP: 0	WP: 0 PB: 1 SB: 0 CS: 0	PA: 36					
PITCHER	IP	WLS	BF	H	R	ER	SO	BB	IBB	HBP	BLK	WP	HR	S	P	ERA	WHIP										
Pedro Ramos, R (1,1) ERA: 3.62	9.0	W	36	7	2	2	9	1	0	0	0	0	1	53	57	2.00	0.889										



Batter	1	2	3	4	5	6	7	8	9	AB	R	H	RBI	BB	SO	LOB	TOP				
Billy Gardner, R OBP: 0.315, SLG: 0.367 (1, 4)	4-0 FC4-6 BB	4-0 BB BB		0-0 L6		0-0 6-3		0-0 F5		3	0	0	0	2	0	1					
Lenny Green, L OBP: 0.384, SLG: 0.442 (1, 8)	0-0 FC4-6 SF9	4-0 BB BB		0-0 F5		0-0 4-3			4-0 BB	3	1	0	0	2	0	1					
Harmon Killebrew, R OBP: 0.379, SLG: 0.534 (1, 3)	4-0 HBP E BB	0-0 5-3		0-0 E6 1B 1B		0-0 F9 S 1B		0-0 F8		4	2	1	0	1	0	4					
Jim Lemon, R OBP: 0.364, SLG: 0.541 Faye Thornberry, L OBP: 0.327, SLG: 0.329 (1, 7) (4, 7)	1-0 E HBP		0-0 F5		0-0 BB 1B FC5 1B		0-3 K		0-0 F8	1	0	0	0	0	0	0					
Reno Bertoia, R OBP: 0.327, SLG: 0.379 (1, 5)	0-0 SF9		0-0 G4-6-3 1B		0-0 FC5 BB 1B		0-0 F9		0-0 F9	4	0	2	2	0	0	2					
Earl Battley, R OBP: 0.342, SLG: 0.411 (1, 2)	0-0 4-3		0-0 G4-6-3 1B		0-0 FC5 BB		0-0 FC5-4 BB			2	0	0	0	2	0	2					
Bob Allison, R OBP: 0.370, SLG: 0.413 (1, 9)		0-0 6-3		4-0 FC6-4 BB		0-0 FC5 FC3-6		0-0 FC5-4		3	0	0	1	1	0	4					
Jose Valdivielso, R OBP: 0.277, SLG: 0.248 Elmer Valo, L OBP: 0.413, SLG: 0.305 Billy Consolo, R OBP: 0.314, SLG: 0.296 (1, 6) (5, PH) (5, 6)		0-0 5-3		0-0 FC6-4 1-2 2-3 3-H		0-0 FC3-6		0-0 F9		2	0	0	0	0	0	1					
Ted Sadowski, R (1, 1)		4-0 BB BB		0-0 F8		0-0 F7		0-0 F3		1	0	0	0	1	0	1					
Hal Naragon, L OBP: 0.280, SLG: 0.226 Tex Clevenger, R OBP: 0.167, SLG: 0.091 Dan Dobbek, L OBP: 0.320, SLG: 0.397 Tom Morgan, R (8, 1)										1	0	0	0	0	0	0					
Inning Stats	R: 2 E: 1 K: 0 S: 3	H: 0 LOB: 1 BB: 2 P: 12	R: 0 E: 0 K: 0 S: 3	H: 0 LOB: 3 BB: 3 P: 15	R: 0 E: 0 K: 0 S: 3	H: 1 LOB: 0 BB: 0 P: 3	R: 0 E: 0 K: 0 S: 3	H: 0 LOB: 1 BB: 1 P: 7	R: 2 E: 1 K: 0 S: 6	H: 2 LOB: 2 BB: 1 P: 10	R: 0 E: 0 K: 0 S: 3	H: 0 LOB: 0 BB: 0 P: 3	R: 0 E: 0 K: 1 S: 6	H: 1 LOB: 2 BB: 1 P: 10	R: 0 E: 0 K: 0 S: 3	H: 0 LOB: 1 BB: 1 P: 7	1B: 4 2B: 0 3B: 0 HR: 0	SF: 1 SAC: 0 DP: 1 HBP: 1	WP: 0 PB: 0 SB: 3 CS: 0	PA: 41	
PITCHER	IP	WLS	BF	H	R	ER	SO	BB	IBB	HBP	BLK	WP	HR	S	P	ERA	WHIP				
Barry Latman, R ERA: 3.58 Frank Funk, R ERA:	(1, 1) (6, 1)	5.0 W	26 15	3 1	4 0	1 0	0 1	7 2	0 0	1 0	0 0	0 0	0 0	18 15	47 23	1.80 0.00	2.000 0.750				

Washington Senators @ Cleveland Indians
Cleveland Municipal Stadium, Cleveland, OH
Sat Sep 10 1960, 3:33 AM EDT
Att: 4,432 - Unknown

AB	30
R	4
H	4
RBI	3
BB	9
SO	1
LOB	20

1B	4
2B	0
3B	0
HR	0
SF	1
SAC	0
DP	1
HBP	1

Batter	1	2	3	4	5	6	7	8	9	AB	R	H	RBI	BB	SO	LOB	BOTTOM				
Ken Aspromonte, R OBP: 0.373, SLG: 0.406 (1, 4)	0-0 5-3			4-0 BB			0-0 F7			2	0	0	0	2	0	0					
Tito Francona, L OBP: 0.377, SLG: 0.457 (1, 7)	0-0 F7	0-3 K		0-3 K			0-0 F8			4	0	0	0	0	2	5					
Harvey Kuenn, R OBP: 0.379, SLG: 0.417 (1, 9)	0-0 L4		0-0 4-3	0-0 F3			0-0 5-3			4	0	0	0	0	0	3					
Woodie Held, R OBP: 0.332, SLG: 0.503 (1, 6)		0-0 HR	0-0 4-3		0-0 5-3			0-0 5-3		4	1	1	1	0	0	0					
Vic Power, R OBP: 0.318, SLG: 0.398 (1, 3)		4-0 2B 1B BB	0-0 6-3		0-0 F9			0-0 1B SF8 1B		3	2	1	0	1	0	0					
Joe Morgan, L OBP: 0.231, SLG: 0.301 (1, 5)		0-0 1B 2B		0-0 HR	0-0 4-3			0-0 SF8 1B		4	2	3	1	0	0	0					
Marty Keough, L OBP: 0.293, SLG: 0.345 Bob Hale, L OBP: 0.286, SLG: 0.375 Jim Piersall, R OBP: 0.318, SLG: 0.442 (1, 8) (6, PH) (9, 8)		0-0 F6		0-0 1-3		0-0 6-3		0-0 SF8		3	0	0	0	0	0	2					
John Romano, R OBP: 0.346, SLG: 0.485 (1, 2)		0-0 4-3 PB 1B		1-0 2B HBP		0-0 5-3		0-0 IBB		2	0	1	2	1	0	0					
Barry Latman, R OBP: 0.265, SLG: 0.250 Frank Funk, R OBP: 0.500, SLG: 0.333 (1, 1) (6, 1)		0-0 4-3		0-0 1-3 2B		0-3 K		0-0 5-3		2	0	1	0	0	1	2					
Inning Stats	R: 0 E: 0 K: 0 S: 3	H: 0 LOB: 0 BB: 0 P: 3	R: 3 E: 0 K: 1 S: 8	H: 3 LOB: 2 BB: 2 P: 16	R: 0 E: 0 K: 0 S: 3	H: 0 LOB: 0 BB: 0 P: 3	R: 1 E: 0 K: 1 S: 7	H: 2 LOB: 3 BB: 1 P: 12	R: 0 E: 0 K: 0 S: 3	H: 0 LOB: 0 BB: 0 P: 3	R: 0 E: 0 K: 1 S: 5	H: 0 LOB: 0 BB: 0 P: 5	R: 0 E: 0 K: 0 S: 3	H: 0 LOB: 0 BB: 0 P: 3	R: 1 E: 0 K: 0 S: 5	H: 2 LOB: 2 BB: 1 P: 9	1B: 3 2B: 2 3B: 0 HR: 2	SF: 1 SAC: 0 DP: 0 HBP: 1	WP: 0 PB: 1 SB: 0 CS: 0	PA: 36	
PITCHER	IP	WLS	BF	H	R	ER	SO	BB	IBB	HBP	BLK	WP	HR	S	P	ERA	WHIP				
Ted Sadowski, R ERA: 4.82 Tex Clevenger, R ERA: 4.1 Tom Morgan, R ERA: 4.21	(1, 1) (6, 1) (8, 1)	5.0 2.0 1.0	L	24 6 6	4 0 2	4 0 1	2 0 0	3 0 1	0 0 1	0 0 0	0 0 0	0 0 0	0 0 0	8 8 5	8 8 9	7.20 0.00 9.00	1.600 0.000 2.000				

Washington Senators @ Cleveland Indians
Cleveland Municipal Stadium, Cleveland, OH
Sat Sep 10 1960, 3:33 AM EDT
Att: 4,432 - Unknown

AB	30
R	5
H	7
RBI	5
BB	4
SO	3
LOB	13

1B	3
2B	2
3B	0
HR	2
SF	1
SAC	0
DP	0
HBP	1

Batter	1	2	3	4	5	6	7	8	9	10	11	AB	R	H	RBI	BB	SO	LOB	TOP					
Tony Kubek, L OBP: 0.321, SLG: 0.409	F9		3-1			4-3		L8		4-3		5	0	0	0	0	0	2						
Hector Lopez, R OBP: 0.362, SLG: 0.408																								
Bobby Shantz, R OBP: 0.182, SLG: 0.100	K		F3			6-3																		
Eli Grba, R OBP: 0.304, SLG: 0.381																								
Ryne Duren, R (11, 1)																								
Roger Maris, L OBP: 0.372, SLG: 0.611	F9					F6																		
Mickey Mantle, S OBP: 0.406, SLG: 0.557																								
Gil McDougald, R OBP: 0.329, SLG: 0.390																								
Bill Skowron, R OBP: 0.344, SLG: 0.531																								
Dale Long, L OBP: 0.309, SLG: 0.371																								
Elston Howard, R OBP: 0.302, SLG: 0.367																								
Jim Pisoni, R (10, PR)																								
Clete Boyer, R OBP: 0.266, SLG: 0.392																								
Johnny Blanchard, L OBP: 0.311, SLG: 0.447																								
Bobby Richardson, R OBP: 0.296, SLG: 0.289																								
Jim Coates, R OBP: 0.304, SLG: 0.304																								
Bob Cerv, R OBP: 0.342, SLG: 0.457																								
Luis Arroyo, L (8, 1)																								
Yogi Berra, L OBP: 0.349, SLG: 0.452																								
Inning Stats	R: 0 E: 0 K: 1 S: 5	H: 0 LOB: 0 BB: 0 P: 5	R: 1 E: 0 K: 2 S: 9	H: 2 LOB: 1 BB: 0 P: 9	R: 0 E: 0 K: 1 S: 5	H: 0 LOB: 0 BB: 0 P: 5	R: 0 E: 0 K: 0 S: 3	H: 0 LOB: 0 BB: 0 P: 3	R: 0 E: 0 K: 0 S: 4	H: 1 LOB: 1 BB: 0 P: 4	R: 0 E: 0 K: 1 S: 5	H: 0 LOB: 1 BB: 1 P: 9	R: 0 E: 0 K: 0 S: 3	H: 0 LOB: 0 BB: 0 P: 3	R: 0 E: 0 K: 0 S: 3	H: 1 LOB: 0 BB: 0 P: 3	R: 1 E: 0 K: 0 S: 5	H: 2 LOB: 2 BB: 1 P: 9	R: 1 E: 0 K: 1 S: 6	H: 1 LOB: 0 BB: 0 P: 6	1B: 5 2B: 1 3B: 0 HR: 1	SF: 0 SAC: 0 DP: 1 HBP: 0	WP: 0 PB: 0 SB: 0 CS: 0	PA: 41
PITCHER	IP WLS BF ERA	WLS R ER SO	BF H R ER SO	BF H R ER SO	BF H R ER SO	BF H R ER SO	BF H R ER SO	BF H R ER SO	BF H R ER SO	BF H R ER SO	BF H R ER SO	BF H R ER SO	BF H R ER SO	BF H R ER SO	BF H R ER SO	BF H R ER SO	BF H R ER SO	BF H R ER SO	BF H R ER SO	BF H R ER SO	ERA WHIP			
Bobby Locke, R ERA: 3.63	1.2	L	6	1	1	1	1	0	0	0	0	0	0	0	0	0	0	0	0	0	1.93	0.857		
Carl Mathias, L ERA: 3.14																					5.40	0.600		

New York Yankees @ Cleveland Indians
Cleveland Municipal Stadium, Cleveland, OH
Sun Sep 11 1960, 3:38 AM EDT
Att: 33,483 - Unknown

AB 39
R 3
H 7
RBI 3
BB 2
SO 7
LOB 13



Batter	1	2	3	4	5	6	7	8	9	10	11	AB	R	H	RBI	BB	SO	LOB	BOTTOM					
Ken Aspromonte, R OBP: 0.368, SLG: 0.401	F9		4-3			F4																		
Tito Francona, L OBP: 0.371, SLG: 0.454																								
Harvey Kuenn, R OBP: 0.378, SLG: 0.416																								
Miguel de la Hoz, R OBP: 0.295, SLG: 0.386																								
Joe Morgan, L OBP: 0.246, SLG: 0.306																								
Woodie Held, R OBP: 0.338, SLG: 0.500																								
Vic Power, R OBP: 0.319, SLG: 0.396																								
Jim Piersall, R OBP: 0.321, SLG: 0.442																								
Bubba Phillips, R OBP: 0.244, SLG: 0.293																								
Bob Hale, L OBP: 0.292, SLG: 0.369																								
John Romano, R OBP: 0.348, SLG: 0.481																								
Red Wilson, R OBP: 0.284, SLG: 0.261																								
Marty Keough, L OBP: 0.288, SLG: 0.337																								
Bobby Locke, R OBP: 0.343, SLG: 0.267																								
Carl Mathias, S (10, 1)																								
Don Newcombe, L OBP: 0.255, SLG: 0.235																								
Inning Stats	R: 1 E: 0 K: 1 S: 8	H: 3 LOB: 2 BB: 0 P: 8	R: 0 E: 0 K: 1 S: 5	H: 0 LOB: 0 BB: 0 P: 5	R: 0 E: 0 K: 0 S: 3	H: 0 LOB: 0 BB: 0 P: 3	R: 0 E: 0 K: 0 S: 3	H: 0 LOB: 1 BB: 1 P: 7	R: 0 E: 0 K: 0 S: 4	H: 0 LOB: 1 BB: 1 P: 4	R: 0 E: 0 K: 0 S: 4	H: 0 LOB: 1 BB: 1 P: 9	R: 0 E: 0 K: 0 S: 3	H: 0 LOB: 2 BB: 2 P: 11	R: 0 E: 0 K: 0 S: 2	H: 0 LOB: 0 BB: 1 P: 6	R: 1 E: 0 K: 0 S: 5	H: 2 LOB: 3 BB: 2 P: 13	R: 0 E: 1 K: 1 S: 7	H: 1 LOB: 2 BB: 0 P: 7	1B: 8 2B: 0 3B: 0 HR: 0	SF: 0 SAC: 3 DP: 1 HBP: 0	WP: 1 PB: 0 SB: 0 CS: 0	PA: 49
PITCHER	IP WLS BF ERA	WLS R ER SO	BF H R ER SO	BF H R ER SO	BF H R ER SO	BF H R ER SO	BF H R ER SO	BF H R ER SO	BF H R ER SO	BF H R ER SO	BF H R ER SO	BF H R ER SO	BF H R ER SO	BF H R ER SO	BF H R ER SO	BF H R ER SO	BF H R ER SO	BF H R ER SO	BF H R ER SO	BF H R ER SO	ERA WHIP			
Jim Coates, R ERA: 4.54	7.0		5	0	0	0	0	0	0	0	0	0	0	0	0	0	0	0	0	0	1.29	1.143		
Luis Arroyo, L ERA: 2.08	2.0	8	0	0	0	0	0	0	0	0	0	0	0	0	0	0	0	0	0	0	0.00	1.000		
Bobby Shantz, L ERA: 2.47	0.1	3	2	1	1	0	0	0	0	0	0	0	0	0	0	0	0	0	0	0	27.00	6.000		
Eli Grba, R ERA: 3.93	1.1	W	8	1	0	0	0	0	0	0	0	0	0	0	0	0	0	0	0	0	0.00	0.750		
Ryne Duren, R ERA: 4.74	0.1	S	1	0	0	0	1	0	0	0	0	0	0	0	0	0	0	0	0	0	0.00	0.000		


New York Yankees @ Cleveland Indians
Cleveland Municipal Stadium, Cleveland, OH
Sun Sep 11 1960, 3:38 AM EDT
Att: 33,483 - Unknown


AB 38
R 2
H 8
RBI 2
BB 8
SO 4
LOB 23



Batter	1	2	3	4	5	6	7	8	9	AB	R	H	RBI	BB	SO	LOB	TOP								
Pumpsie Green, S OBP: 0.350, SLG: 0.344 (1, 6)										4	0	1	0	1	0	4	Boston Red Sox @ Cleveland Indians Cleveland Municipal Stadium, Cleveland, OH Tue Sep 13 1960, 7:05 PM EDT Att: 5,855 - Unknown								
Carroll Hardy, R OBP: 0.292, SLG: 0.333 (1, 7)										3	1	1	0	2	0	2									
Willie Tasby, R OBP: 0.358, SLG: 0.355 (1, 8)										4	1	1	0	0	1	4									
Frank Maltzone, R OBP: 0.319, SLG: 0.403 (1, 5)										4	0	1	0	0	1	4									
Lou Clinton, R OBP: 0.290, SLG: 0.406 (1, 9)										3	1	2	1	1	0	2									
Don Gile, R OBP: 0.175, SLG: 0.211 (1, 3)										2	0	0	1	0	0	3									
Vic Wertz, L OBP: 0.330, SLG: 0.457 (8, 3)										4	0	1	0	0	1	0									
Pete Runnels, L OBP: 0.403, SLG: 0.399 (1, 4)										1	0	0	0	1	0	0									
Haywood Sullivan, R OBP: 0.255, SLG: 0.242 (1, 2)										2	0	0	0	0	1	0									
Russ Nixon, L OBP: 0.321, SLG: 0.404 (6, 2)										1	0	0	0	0	1	0									
Tom Brewer, R OBP: 0.234, SLG: 0.281 (1, 1)										1	0	0	0	0	1	0									
Jerry Casale, R OBP: 0.298, SLG: 0.344 (3, 1)										0	0	0	0	0	0	0									
Ted Williams, L OBP: 0.445, SLG: 0.692 (4, PH)										0	0	0	1	1	0	0									
Bill Monbouquette, R OBP: 0.245, SLG: 0.346 (4, PH)										0	0	0	0	0	0	0									
Tom Sturdivant, L OBP: 0.174, SLG: 0.182 (4, 1)										1	0	0	0	0	0	0									
Rip Repulski, R OBP: 0.294, SLG: 0.382 (6, PH)										1	0	1	0	0	0	0									
Inning Stats	R: 0 E: 0 K: 1 S: 5	H: 0 LOB: 1 BB: 1 P: 9	R: 0 E: 0 K: 0 S: 2	H: 0 LOB: 0 BB: 1 P: 6	R: 0 E: 0 K: 1 S: 5	H: 0 LOB: 0 BB: 0 P: 5	R: 3 E: 0 K: 0 S: 6	H: 3 LOB: 3 BB: 3 P: 18	R: 0 E: 0 K: 1 S: 7	H: 2 LOB: 2 BB: 0 P: 7	R: 0 E: 0 K: 2 S: 7	H: 0 LOB: 0 BB: 0 P: 7	R: 0 E: 0 K: 0 S: 3	H: 1 LOB: 1 BB: 1 P: 7	R: 0 E: 0 K: 0 S: 3	H: 1 LOB: 0 BB: 0 P: 3	R: 0 E: 0 K: 0 S: 4	H: 1 LOB: 1 BB: 0 P: 4	R: 0 E: 0 K: 0 S: 4	H: 1 LOB: 1 BB: 0 P: 4	1B: 8 2B: 0 3B: 0 HR: 0	SF: 1 SAC: 0 DP: 3 HBP: 0	WP: 0 PB: 0 SB: 2 CS: 0	PA: 38	
PITCHER	IP	WLS	BF	H	R	ER	SO	BB	IBB	HBP	BLK	WP	HR	S	P	ERA	WHIP								
Dick Stigman, L ERA: 4.31 (1, 1)	3.2		18	3	3	3	2	5	0	0	0	0	0	17	37	7.36	2.182								
Don Newcombe, R ERA: 4.67 (4, 1)	5.1	W	20	5	0	0	3	1	0	0	0	0	0	25	29	0.00	1.125								

Batter	1	2	3	4	5	6	7	8	9	AB	R	H	RBI	BB	SO	LOB	BOTTOM								
Ken Aspromonte, R OBP: 0.365, SLG: 0.397 (1, 4)										4	0	0	1	0	0	1	Boston Red Sox @ Cleveland Indians Cleveland Municipal Stadium, Cleveland, OH Tue Sep 13 1960, 7:05 PM EDT Att: 5,855 - Unknown								
Tito Francona, L OBP: 0.376, SLG: 0.451 (1, 7)										3	0	0	0	1	0	1									
Joe Morgan, L OBP: 0.246, SLG: 0.298 (1, 9)										3	0	0	0	1	0	1									
Woodie Held, R OBP: 0.343, SLG: 0.500 (1, 6)										2	2	1	0	2	0	1									
Walt Bond, L OBP: 0.283, SLG: 0.310 (1, 8)										4	1	1	0	0	1	3									
Vic Power, R OBP: 0.320, SLG: 0.396 (1, 3)										3	0	1	1	1	0	1									
Miguel de la Hoz, R OBP: 0.293, SLG: 0.382 (1, 5)										4	1	1	1	0	0	3									
John Romano, R OBP: 0.348, SLG: 0.484 (1, 2)										3	1	1	1	0	2	2									
Dick Stigman, R OBP: 0.333, SLG: 0.281 (1, 1)										1	0	1	1	0	0	0									
Don Newcombe, L OBP: 0.246, SLG: 0.226 (4, 1)										2	0	0	0	0	0	0									
Inning Stats	R: 0 E: 0 K: 0 S: 3	H: 4 LOB: 1 BB: 1 P: 11	R: 1 E: 0 K: 1 S: 6	H: 1 LOB: 2 BB: 2 P: 14	R: 0 E: 0 K: 0 S: 3	H: 0 LOB: 0 BB: 0 P: 3	R: 0 E: 0 K: 1 S: 4	H: 0 LOB: 0 BB: 1 P: 8	R: 0 E: 0 K: 1 S: 5	H: 0 LOB: 0 BB: 0 P: 5	R: 0 E: 0 K: 0 S: 3	H: 0 LOB: 1 BB: 1 P: 7	R: 0 E: 0 K: 0 S: 4	H: 1 LOB: 1 BB: 0 P: 4	R: 0 E: 0 K: 0 S: 4	H: 1 LOB: 1 BB: 0 P: 4	1B: 5 2B: 2 3B: 0 HR: 0	SF: 0 SAC: 0 DP: 1 HBP: 0	WP: 0 PB: 0 SB: 0 CS: 1	PA: 34					
PITCHER	IP	WLS	BF	H	R	ER	SO	BB	IBB	HBP	BLK	WP	HR	S	P	ERA	WHIP								
Tom Brewer, R ERA: 4.85 (1, 1)	2.2	L	16	5	5	5	0	3	0	0	0	0	0	13	25	16.88	3.000								
Jerry Casale, R ERA: 6.37 (3, 1)	0.1		1	0	0	0	1	0	0	0	0	0	0	3	3	0.00	0.000								
Tom Sturdivant, R ERA: 4.8 (4, 1)	5.0		17	1	0	0	2	2	0	0	0	0	0	19	27	0.00	0.600								

Batter	1	2	3	4	5	6	7	8	9	AB	R	H	RBI	BB	SO	LOB	TOP									
Pumpsie Green, S OBP: 0.347, SLG: 0.341 (1, 6)	0-3 K		0-0 4-3		0-0 E HR 1B		0-0 L8		0-0 4-3	5	1	1	0	0	1	1	Boston Red Sox @ Cleveland Indians Cleveland Municipal Stadium, Cleveland, OH Wed Sep 14 1960, 7:05 PM EDT Att: 3,763 - Unknown AB 36 R 7 H 11 RBI 7 BB 2 SO 7 LOB 13 									
Carroll Hardy, R OBP: 0.296, SLG: 0.331 (1, 8)	0-0 6-3		0-3 K		0-0 E5 HR		0-0 G1-4-3 1B		4-0 L6-3 BB	4	1	1	0	1	1	2										
Ted Williams, L OBP: 0.453, SLG: 0.650 Rip Repulski, R OBP: 0.288, SLG: 0.373 (1, 7) (4, 7)	0-0 F7		0-3 K		0-3 K		0-0 G1-4-3		0-0 L6-3	2	0	0	0	0	1	1										
Vic Wertz, L OBP: 0.332, SLG: 0.465 (1, 3)		0-0 2B SF8 1B		0-0 F9		0-0 1-H 3-H HR		0-0 6-3		4	2	2	3	0	0	0										
Russ Nixon, L OBP: 0.320, SLG: 0.405 (1, 2)		0-0 6-3 1-3 2B		0-0 3-1		0-0 3-1		0-0 F6		4	0	1	0	0	0	0										
Frank Malzone, R OBP: 0.281, SLG: 0.404 (1, 5)		0-0 SF8		0-0 2B 1B		0-0 F7		0-0 1B 1B		3	2	2	1	0	0	0										
Pete Runnels, L OBP: 0.403, SLG: 0.401 Chet Nichols, S (1, 4) (4, 1)	0-0 6-3		0-0 K		0-3 K		0-0 K		0-0 1B 1B	2	1	1	0	0	0	1										
Willie Tasby, R OBP: 0.360, SLG: 0.357 Tracy Stallard, R (8, PH) (8, 1)	0-0 2-3		0-0 2B		0-0 F7		0-0 F7		0-0 1-2 3-H 1B	1	0	0	0	0	0	0										
Lou Clinton, R OBP: 0.293, SLG: 0.411 (1, 9)	0-0 5-3		0-0 2B		0-0 2B		0-0 K		0-0 L8	4	0	2	3	0	0	1										
Frank Sullivan, R OBP: 0.209, SLG: 0.128 Jerry Casale, R OBP: 0.314, SLG: 0.344 Ted Wills, L OBP: 0.333, SLG: 0.375 Marian Coughtry, L (4, PH) (1, 1) (2, 1) (3, 1) (4, 4)			4-0 K		0-3 K		0-3 K		0-0 L8	0	0	0	0	0	0	0										
Inning Stats	R: 0 E: 0 K: 1 S: 5	H: 0 LOB: 0 BB: 0 P: 5	R: 1 E: 0 K: 0 S: 5	H: 2 LOB: 1 BB: 0 P: 5	R: 0 E: 0 K: 2 S: 7	H: 0 LOB: 1 BB: 1 P: 11	R: 2 E: 0 K: 1 S: 8	H: 3 LOB: 0 BB: 0 P: 8	R: 3 E: 0 K: 2 S: 8	H: 2 LOB: 0 BB: 0 P: 8	R: 0 E: 0 K: 2 S: 7	H: 0 LOB: 0 BB: 0 P: 7	R: 0 E: 0 K: 0 S: 3	H: 1 LOB: 0 BB: 0 P: 3	R: 1 E: 0 K: 0 S: 6	H: 3 LOB: 2 BB: 0 P: 6		R: 0 E: 0 K: 0 S: 2	H: 0 LOB: 0 BB: 1 P: 6	1B: 7 2B: 4 3B: 0 HR: 1	SF: 1 SAC: 0 DP: 2 HBP: 0	WP: 0 PB: 0 SB: 0 CS: 0	PA: 39			
PITCHER	IP	WLS	BF	H	R	ER	SO	BB	IBB	HBP	BLK	WP	HR	S	P	ERA		WHIP								
Barry Latman, R ERA: 3.79 Frank Funk, R ERA: 0.64 (1, 1) (6, 1)	5.0	W	24	7	6	5	5	1	0	0	0	0	1	33	37	9.00		1.600								
PITCHER	IP	WLS	BF	H	R	ER	SO	BB	IBB	HBP	BLK	WP	HR	S	P	ERA		WHIP								

Batter	1	2	3	4	5	6	7	8	9	AB	R	H	RBI	BB	SO	LOB	BOTTOM										
Ken Aspromonte, R OBP: 0.365, SLG: 0.402 (1, 4)	0-0 6-3		0-0 2B		0-3 K		0-0 F3			5	2	2	0	0	1	0	Boston Red Sox @ Cleveland Indians Cleveland Municipal Stadium, Cleveland, OH Wed Sep 14 1960, 7:05 PM EDT Att: 3,763 - Unknown AB 35 R 11 H 13 RBI 10 BB 6 SO 6 LOB 10 										
Tito Francona, L OBP: 0.378, SLG: 0.461 Bubba Phillips, R OBP: 0.244, SLG: 0.293 (1, 7) (9, 7)	0-0 K		0-0 2B		0-3 K		0-0 4-3			5	2	3	3	0	1	0											
Ty Cline, L OBP: 0.400, SLG: 0.800 Jim Piersall, R OBP: 0.321, SLG: 0.442 (1, 8) (9, 8)	0-0 1B		0-0 L4-6-3 1B		0-0 L6 FC6-4		0-0 L7		0-0 L7	5	2	2	1	0	0	1											
Woodie Held, R OBP: 0.346, SLG: 0.498 (1, 6)	0-0 1B SF7		4-0 1B		0-0 FC6-4		0-3 K		0-0 K	3	2	1	0	2	1	1											
Walt Bond, L OBP: 0.290, SLG: 0.322 (1, 9)	0-0 SF7		0-0 1B		0-0 1-3		0-0 E S BB		0-0 F5	3	1	2	1	2	0	1											
Vic Power, R OBP: 0.321, SLG: 0.400 (1, 3)	0-0 SF7 IBB		4-0 4-3		0-0 F9		0-0 F9		0-0 F5	4	1	1	3	1	0	3											
Miguel de la Hoz, R OBP: 0.299, SLG: 0.410 (1, 5)	0-0 SF7		0-0 HR		0-0 G6-4-3 1B		0-0 G6-4-3 1B		0-0 F9	3	1	2	2	0	0	0											
John Romano, R OBP: 0.346, SLG: 0.478 (1, 2)	0-0 IBB		0-0 F4		0-3 K		0-0 G6-4-3		0-0 5-3	3	0	0	0	1	1	1											
Barry Latman, R OBP: 0.243, SLG: 0.229 Frank Funk, R OBP: 0.400, SLG: 0.250 (1, 1) (6, 1)	0-3 K		0-0 F9		0-3 K		0-0 5-3			3	0	0	0	0	2	3											
Inning Stats	R: 3 E: 0 K: 1 S: 9	H: 4 LOB: 3 BB: 2 P: 17	R: 1 E: 0 K: 0 S: 5	H: 3 LOB: 2 BB: 1 P: 9	R: 7 E: 0 K: 0 S: 8	H: 5 LOB: 0 BB: 2 P: 16	R: 0 E: 0 K: 3 S: 9	H: 0 LOB: 0 BB: 0 P: 9	R: 0 E: 0 K: 1 S: 6	H: 0 LOB: 1 BB: 0 P: 6	R: 0 E: 0 K: 0 S: 3	H: 1 LOB: 0 BB: 0 P: 3	R: 0 E: 0 K: 0 S: 3	H: 0 LOB: 0 BB: 0 P: 3	R: 0 E: 0 K: 1 S: 5	H: 0 LOB: 1 BB: 1 P: 9		R: 0 E: 0 K: 1 S: 5	H: 0 LOB: 0 BB: 1 P: 9	1B: 6 2B: 3 3B: 1 HR: 3	SF: 1 SAC: 0 DP: 2 HBP: 0	WP: 1 PB: 0 SB: 1 CS: 0	PA: 42				
PITCHER	IP	WLS	BF	H	R	ER	SO	BB	IBB	HBP	BLK	WP	HR	S	P	ERA		WHIP									
Frank Sullivan, R ERA: 5.26 Jerry Casale, R ERA: 6.55 Ted Wills, L ERA: 7.36 Chet Nichols, L ERA: 3.0 Tracy Stallard, R ERA: (1, 1) (2, 1) (3, 1) (4, 1) (8, 1)	1.0	L	10	5	4	4	1	0	2	0	0	0	0	1	10	18		36.00	5.000								
PITCHER	IP	WLS	BF	H	R	ER	SO	BB	IBB	HBP	BLK	WP	HR	S	P	ERA		WHIP									

Batter	1	2	3	4	5	6	7	8	9	AB	R	H	RBI	BB	SO	LOB	TOP										
Ken Hamlin, R (1, 6) OBP: 0.302, SLG: 0.269 Danny Kravitz, L (9, PH) OBP: 0.280, SLG: 0.362	L8	FC6-4			L6		F7		F6	4	0	0	0	0	0	3											
Bill Tuttle, R (1, 8) OBP: 0.327, SLG: 0.333	HR		F4		4-3			6-3		4	1	1	1	0	0	0											
Hank Bauer, R (1, 9) OBP: 0.327, SLG: 0.368	L8		G4-6-3 1B		K			1B 2B		4	1	2	0	0	1	0											
Norm Siebern, L (1, 3) OBP: 0.364, SLG: 0.474	BB		G4-6-3 1-2		F7			2B 1B		3	0	1	0	1	0	1											
Dick Williams, R (1, 7) OBP: 0.341, SLG: 0.424 Russ Snyder, L (8, PR) OBP: 0.311, SLG: 0.373	F5				6-3		F4		1-3 2-H 2B	4	0	1	1	0	0	1											
Andy Carey, R (1, 5) OBP: 0.292, SLG: 0.430		F7			1B 1B		K		F3	4	0	1	0	0	1	2											
Bob Johnson, R (1, 4) OBP: 0.343, SLG: 0.265		1B 1B			1-2 1B		5-3		K	4	0	2	0	0	1	2											
Pete Daley, R (1, 2) OBP: 0.298, SLG: 0.371		FC6-4 1B			F9				K	4	0	2	0	0	1	2											
Ned Garver, R (1, 1) OBP: 0.154, SLG: 0.125 Jim Delsing, L (7, PH) OBP: 0.355, SLG: 0.351 Bob Davis, R (7, 1) OBP: 0.250, SLG: 0.250 Mary Throneberry, L (9, PH) OBP: 0.289, SLG: 0.409	F3				K		F7		3-1	2	0	0	0	0	1	4											
Inning Stats	R: 1 E: 0 K: 0 S: 4	H: 1 LOB: 1 BB: 1 P: 8	R: 0 E: 0 K: 0 S: 5	H: 2 LOB: 2 BB: 0 P: 5	R: 0 E: 0 K: 0 S: 3	H: 1 LOB: 0 BB: 0 P: 3	R: 0 E: 0 K: 1 S: 7	H: 2 LOB: 2 BB: 0 P: 7	R: 0 E: 0 K: 1 S: 5	H: 0 LOB: 0 BB: 0 P: 5	R: 0 E: 0 K: 1 S: 4	H: 1 LOB: 1 BB: 0 P: 4	R: 1 E: 0 K: 1 S: 8	H: 3 LOB: 2 BB: 0 P: 8	R: 0 E: 0 K: 1 S: 5	H: 0 LOB: 0 BB: 0 P: 5	1B: 7 2B: 2 3B: 0 HR: 1	SF: 0 SAC: 0 DP: 1 HBP: 0	WP: 0 PB: 0 SB: 0 CS: 0	PA: 37							
PITCHER	IP	WLS	BF	H	R	ER	SO	BB	IBB	HBP	BLK	WP	HR	S	P	ERA	WHIP										
Jim Perry, R (1, 1) ERA: 3.48	7.1	W	32	10	2	2	3	1	0	0	0	0	1	37	41	2.46	1.500										
Johnny Klippstein, R (8, 1) ERA: 2.86	1.2	S	5	0	0	0	2	0	0	0	0	0	0	9	9	0.00	0.000										

Kansas City Athletics @ Cleveland Indians
Cleveland Municipal Stadium, Cleveland, OH

AB 36
R 2
H 10
RBI 2
BB 1
SO 5
LOB 16



WP: 0 PA: 37
PB: 0
SB: 0
CS: 0

Fri Sep 16 1960, 7:05 PM EDT
Att: 6,656 - Unknown

livebaseballscorecards.com

Batter	1	2	3	4	5	6	7	8	9	AB	R	H	RBI	BB	SO	LOB	BOTTOM										
Ken Aspromonte, R (1, 4) OBP: 0.362, SLG: 0.398	5-3		4-3		L5		4-3			4	0	0	0	0	0	1											
Tito Francona, L (1, 7) OBP: 0.375, SLG: 0.466 Bubba Phillips, R (9, 7) OBP: 0.244, SLG: 0.293	5-3		HR			E 1B BB		K		3	2	1	1	1	1	0											
Ty Cline, L (1, 8) OBP: 0.444, SLG: 0.667 Jim Piersall, R (9, 8) OBP: 0.321, SLG: 0.442	L1-3		1B			E1 1B		L4-3		4	0	2	0	0	0	0											
Woodie Held, R (1, 6) OBP: 0.345, SLG: 0.495		L4	F8			FC6-4 1B		K		4	0	1	1	0	1	1											
Walt Bond, L (1, 9) OBP: 0.291, SLG: 0.315		F7		FC6-4 BB		FC6-4				2	0	0	0	1	0	1											
Vic Power, R (1, 3) OBP: 0.319, SLG: 0.398		4-3		FC6-4 G1-4-3 1-2		F8				3	0	0	0	0	0	2											
Miguel de la Hoz, R (1, 5) OBP: 0.299, SLG: 0.430			HR		G1-4-3			F8		3	1	1	1	0	0	1											
John Romano, R (1, 2) OBP: 0.349, SLG: 0.489			HR			K		FC2-8 BB		2	1	1	1	1	1	0											
Jim Perry, S (1, 1) OBP: 0.235, SLG: 0.262 Johnny Klippstein, R (8, 1) OBP: 0.214, SLG: 0.154			G3			5-3		FC2-6 1-2		3	0	0	0	0	0	1											
Inning Stats	R: 0 E: 0 K: 0 S: 3	H: 0 LOB: 0 BB: 0 P: 3	R: 0 E: 0 K: 0 S: 3	H: 0 LOB: 0 BB: 0 P: 3	R: 3 E: 0 K: 0 S: 7	H: 4 LOB: 1 BB: 0 P: 7	R: 0 E: 0 K: 0 S: 2	H: 0 LOB: 0 BB: 1 P: 6	R: 0 E: 0 K: 1 S: 5	H: 0 LOB: 0 BB: 0 P: 5	R: 1 E: 1 K: 0 S: 4	H: 2 LOB: 1 BB: 1 P: 8	R: 0 E: 0 K: 2 S: 7	H: 0 LOB: 0 BB: 0 P: 7	R: 0 E: 0 K: 2 S: 7	H: 0 LOB: 0 BB: 0 P: 7	1B: 3 2B: 0 3B: 0 HR: 3	SF: 0 SAC: 0 DP: 1 HBP: 0	WP: 0 PB: 0 SB: 0 CS: 0	PA: 31							
PITCHER	IP	WLS	BF	H	R	ER	SO	BB	IBB	HBP	BLK	WP	HR	S	P	ERA	WHIP										
Ned Garver, R (1, 1) ERA: 4.4	6.0	L	24	6	4	4	1	2	0	0	0	0	0	10	14	6.00	1.333										
Bob Davis, R (7, 1) ERA: 3.64	2.0		7	0	0	0	2	1	0	0	0	0	0	10	14	0.00	0.500										

Kansas City Athletics @ Cleveland Indians
Cleveland Municipal Stadium, Cleveland, OH

AB 28
R 4
H 6
RBI 4
BB 3
SO 3
LOB 7



WP: 0 PA: 31
PB: 0
SB: 0
CS: 0

Fri Sep 16 1960, 7:05 PM EDT
Att: 6,656 - Unknown

livebaseballscorecards.com

Batter	1	2	3	4	5	6	7	8	9	AB	R	H	RBI	BB	SO	LOB	TOP			
Ken Hamlin, R OBP: 0.299, SLG: 0.273 (1,6)										4	1	0	0	0	0	0	Kansas City Athletics @ Cleveland Indians Cleveland Municipal Stadium, Cleveland, OH Sun Sep 18 1960, 3:33 AM EDT Unknown livebaseballscorecards.com			
Bill Tuttle, R OBP: 0.327, SLG: 0.337 (1,8)										4	0	0	0	0	0	1				
Russ Snyder, L OBP: 0.307, SLG: 0.368 (1,9)										4	0	0	1	0	0	0				
Norm Siebern, L OBP: 0.364, SLG: 0.469 (1,3)										3	1	0	0	1	0	0				
Dick Williams, R OBP: 0.341, SLG: 0.438 (1,7)										4	1	1	2	0	0	0				
Andy Carey, R OBP: 0.297, SLG: 0.430 (1,5)										2	0	0	0	0	0	0				
Bob Johnson, R OBP: 0.338, SLG: 0.264 (1,4)										3	0	0	0	0	1	1				
Pete Daley, R OBP: 0.291, SLG: 0.361 (1,2)										3	0	1	0	0	1	1				
Ray Herbert, R OBP: 0.247, SLG: 0.214 (1,1)										3	0	0	0	0	1	1				
Inning Stats	R: 1 E: 1 K: 0 S: 4	H: 0 LOB: 0 BB: 0 P: 4	R: 0 E: 0 K: 0 S: 3	H: 0 LOB: 0 BB: 0 P: 3	R: 0 E: 0 K: 0 S: 3	H: 0 LOB: 0 BB: 0 P: 3	R: 2 E: 0 K: 1 S: 6	H: 1 LOB: 1 BB: 1 P: 11	R: 0 E: 0 K: 0 S: 3	H: 0 LOB: 0 BB: 0 P: 3	R: 0 E: 1 K: 1 S: 6	H: 0 LOB: 1 BB: 0 P: 6	R: 0 E: 0 K: 1 S: 5	H: 0 LOB: 0 BB: 0 P: 5	R: 0 E: 0 K: 0 S: 3	H: 0 LOB: 0 BB: 0 P: 3	1B: 1 2B: 0 3B: 0 HR: 1	SF: 0 SAC: 0 DP: 1 HBP: 1	WP: 0 PB: 0 CS: 0	PA: 32
PITCHER	IP WLS BF H R ER SO BB IBB HBP BLK WP HR S P ERA WHIP																			
Bobby Locke, R ERA: 3.56 (1,1)	7.0 L 26 2 3 2 2 1 0 0 0 0 0 1 28 33 2.57 0.429																			
Don Newcombe, R ERA: 4.99 (8,1)	2.0 6 0 0 0 1 0 0 0 0 0 0 0 8 8 0.00 0.000																			

Batter	1	2	3	4	5	6	7	8	9	AB	R	H	RBI	BB	SO	LOB	BOTTOM			
Ken Aspromonte, R OBP: 0.359, SLG: 0.395 (1,4)										4	0	0	0	0	0	3	Kansas City Athletics @ Cleveland Indians Cleveland Municipal Stadium, Cleveland, OH Sun Sep 18 1960, 3:33 AM EDT Unknown livebaseballscorecards.com			
Tito Francona, L OBP: 0.376, SLG: 0.464 (1,7)										4	0	1	1	0	0	1				
Ty Cline, L OBP: 0.294, SLG: 0.412 (1,8)										4	0	1	0	0	1	2				
Woodie Held, R OBP: 0.339, SLG: 0.483 (1,6)										4	0	0	0	0	0	1				
Walt Bond, L OBP: 0.313, SLG: 0.361 (1,9)										4	1	2	0	0	0	1				
Vic Power, R OBP: 0.319, SLG: 0.403 (1,3)										4	0	2	0	0	0	1				
Miguel de la Hoz, R OBP: 0.295, SLG: 0.437 (1,5)										4	0	0	0	0	0	5				
John Romano, R OBP: 0.347, SLG: 0.486 (1,2)										2	1	1	1	1	0	0				
Bobby Locke, R OBP: 0.351, SLG: 0.281 (1,1)										2	0	1	0	0	0	1				
Joe Morgan, L OBP: 0.244, SLG: 0.296 (7,PH)										1	0	0	0	0	0	0				
Don Newcombe, L OBP: 0.241, SLG: 0.222 (8,1)										1	0	0	0	0	1	1				
Inning Stats	R: 0 E: 0 K: 0 S: 3	H: 0 LOB: 0 BB: 0 P: 3	R: 0 E: 0 K: 0 S: 3	H: 0 LOB: 0 BB: 0 P: 3	R: 1 E: 0 K: 0 S: 5	H: 2 LOB: 2 BB: 1 P: 9	R: 0 E: 0 K: 0 S: 4	H: 1 LOB: 1 BB: 0 P: 4	R: 0 E: 0 K: 0 S: 4	H: 1 LOB: 1 BB: 0 P: 4	R: 0 E: 0 K: 0 S: 5	H: 2 LOB: 2 BB: 0 P: 5	R: 0 E: 0 K: 1 S: 5	H: 0 LOB: 0 BB: 0 P: 5	R: 0 E: 0 K: 1 S: 7	H: 2 LOB: 1 BB: 0 P: 7	1B: 7 2B: 1 3B: 0 HR: 0	SF: 1 SAC: 0 DP: 0 HBP: 0	WP: 0 PB: 0 CS: 0	PA: 36
PITCHER	IP WLS BF H R ER SO BB IBB HBP BLK WP HR S P ERA WHIP																			
Ray Herbert, R ERA: 3.31 (1,1)	9.0 W 36 8 2 2 2 1 0 0 0 0 0 0 39 43 2.00 1.000																			



Batter	1	2	3	4	5	6	7	8	9	AB	R	H	RBI	BB	SO	LOB	TOP					
Ken Hamlin, R OBP: 0.296, SLG: 0.270										4	0	0	0	0	1	0						
Bill Tuttle, R OBP: 0.330, SLG: 0.338										2	1	1	0	2	1	0						
Russ Snyder, L OBP: 0.307, SLG: 0.366										4	1	1	0	0	0	2						
Norm Siebern, L OBP: 0.363, SLG: 0.467										3	0	0	0	1	1	2						
Dick Williams, R OBP: 0.340, SLG: 0.436										4	0	1	2	0	2	2						
Andy Carey, R OBP: 0.297, SLG: 0.427										4	0	1	0	0	1	0						
Danny Kravitz, L OBP: 0.275, SLG: 0.354										4	0	0	0	0	0	2						
Bob Johnson, R OBP: 0.333, SLG: 0.260										2	0	0	0	0	1	0						
Jerry Lumpe, L OBP: 0.320, SLG: 0.347										1	0	0	0	0	0	0						
Chet Boak, R OBP: 0.347, SLG: 0.347										0	0	0	0	0	0	0						
Johnny Kucks, R OBP: 0.167, SLG: 0.138										2	0	0	0	0	1	1						
Howie Reed, R OBP: 0.317, SLG: 0.342										0	0	0	0	0	0	0						
Jim Delsing, L OBP: 0.317, SLG: 0.342										1	0	0	0	0	1	0						
Dave Wickersham, R OBP: 0.317, SLG: 0.342										0	0	0	0	0	0	0						
Inning Stats	R: 0 E: 0 K: 1 S: 5	H: 0 LOB: 2 BB: 2 P: 13	R: 0 E: 1 K: 0 S: 4	H: 0 LOB: 1 BB: 0 P: 4	R: 0 E: 0 K: 3 S: 3	H: 1 LOB: 0 BB: 0 P: 3	R: 0 E: 0 K: 3 S: 9	H: 0 LOB: 0 BB: 0 P: 9	R: 0 E: 0 K: 2 S: 7	H: 0 LOB: 0 BB: 0 P: 7	R: 2 E: 0 K: 0 S: 6	H: 3 LOB: 2 BB: 1 P: 10	R: 0 E: 0 K: 1 S: 5	H: 0 LOB: 0 BB: 0 P: 5	R: 0 E: 0 K: 1 S: 5	H: 0 LOB: 0 BB: 0 P: 5	R: 0 E: 0 K: 1 S: 5	H: 0 LOB: 0 BB: 0 P: 5	1B: 4 2B: 0 3B: 0 HR: 0	SF: 0 SAC: 0 DP: 1 HBP: 0	WP: 1 PB: 1 SB: 0 CS: 0	PA: 34
PITCHER Barry Latman, R ERA: 3.67	IP: 9.0 WLS: W BF: 34 H: 4 R: 2 ER: 2 SO: 9 BB: 3 IBB: 0 HBP: 0 BLK: 0 WP: 1 HR: 0 S: 49 P: 61 ERA: 2.00 WHIP: 0.778															PITCHER	IP: 9.0 WLS: W BF: 34 H: 4 R: 2 ER: 2 SO: 9 BB: 3 IBB: 0 HBP: 0 BLK: 0 WP: 1 HR: 0 S: 49 P: 61 ERA: 2.00 WHIP: 0.778					

Kansas City Athletics @ Cleveland Indians
Cleveland Municipal Stadium, Cleveland, OH
Sun Sep 18 1960, 3:38 AM EDT
Att: 5,918 - Unknown

AB 31
R 2
H 4
RBI 2
BB 3
SO 9
LOB 9



Batter	1	2	3	4	5	6	7	8	9	AB	R	H	RBI	BB	SO	LOB	BOTTOM					
Ken Aspromonte, R OBP: 0.362, SLG: 0.396										4	2	2	0	1	0	2						
Tito Francona, L OBP: 0.380, SLG: 0.467										5	1	3	0	0	0	2						
Bubba Phillips, R OBP: 0.244, SLG: 0.293										0	0	0	0	0	0	0						
Ty Cline, L OBP: 0.238, SLG: 0.333										4	0	0	0	0	1	4						
Jim Piersall, R OBP: 0.320, SLG: 0.441										0	0	0	0	0	0	0						
Walt Bond, L OBP: 0.316, SLG: 0.402										5	1	2	3	0	0	2						
Vic Power, R OBP: 0.322, SLG: 0.405										4	2	3	0	0	0	1						
Woodie Held, R OBP: 0.341, SLG: 0.484										4	1	2	0	0	0	1						
Miguel de la Hoz, R OBP: 0.266, SLG: 0.426										4	1	0	0	0	0	4						
Red Wilson, R OBP: 0.287, SLG: 0.276										3	1	1	2	1	0	1						
Barry Latman, R OBP: 0.244, SLG: 0.231										4	0	1	1	0	2	0						
Inning Stats	R: 1 E: 0 K: 0 S: 4	H: 1 LOB: 1 BB: 1 P: 8	R: 0 E: 0 K: 0 S: 3	H: 0 LOB: 0 BB: 0 P: 3	R: 0 E: 0 K: 1 S: 6	H: 1 LOB: 1 BB: 0 P: 6	R: 2 E: 1 K: 0 S: 6	H: 3 LOB: 2 BB: 1 P: 10	R: 5 E: 1 K: 1 S: 10	H: 5 LOB: 0 BB: 0 P: 10	R: 0 E: 0 K: 0 S: 4	H: 1 LOB: 1 BB: 0 P: 4	R: 0 E: 0 K: 0 S: 4	H: 1 LOB: 1 BB: 0 P: 4	R: 1 E: 0 K: 1 S: 7	H: 2 LOB: 1 BB: 0 P: 7	R: 0 E: 0 K: 1 S: 5	H: 0 LOB: 0 BB: 0 P: 5	1B: 10 2B: 2 3B: 0 HR: 2	SF: 0 SAC: 1 DP: 0 HBP: 0	WP: 1 PB: 0 SB: 0 CS: 0	PA: 40
PITCHER Johnny Kucks, R ERA: 5.89	IP: 4.1 WLS: L BF: 24 H: 9 R: 7 ER: 4 SO: 1 BB: 1 IBB: 0 HBP: 0 BLK: 0 WP: 1 HR: 1 S: 24 P: 32 ERA: 8.31 WHIP: 2.308															PITCHER	IP: 4.1 WLS: L BF: 24 H: 9 R: 7 ER: 4 SO: 1 BB: 1 IBB: 0 HBP: 0 BLK: 0 WP: 1 HR: 1 S: 24 P: 32 ERA: 8.31 WHIP: 2.308					
Howie Reed, R ERA: 4.5	IP: 1.2 WLS: 7 BF: 2 H: 2 R: 1 ER: 0 SO: 1 BB: 0 IBB: 0 HBP: 0 BLK: 0 WP: 0 HR: 1 S: 9 P: 9 ERA: 0.00 WHIP: 1.200															PITCHER	IP: 1.2 WLS: 7 BF: 2 H: 2 R: 1 ER: 0 SO: 1 BB: 0 IBB: 0 HBP: 0 BLK: 0 WP: 0 HR: 1 S: 9 P: 9 ERA: 0.00 WHIP: 1.200					
Dave Wickersham, R ERA: 4.5	IP: 2.0 WLS: 9 BF: 3 H: 3 R: 1 ER: 1 SO: 1 BB: 0 IBB: 0 HBP: 0 BLK: 1 WP: 0 HR: 0 S: 11 P: 11 ERA: 4.50 WHIP: 1.500															PITCHER	IP: 2.0 WLS: 9 BF: 3 H: 3 R: 1 ER: 1 SO: 1 BB: 0 IBB: 0 HBP: 0 BLK: 1 WP: 0 HR: 0 S: 11 P: 11 ERA: 4.50 WHIP: 1.500					

Kansas City Athletics @ Cleveland Indians
Cleveland Municipal Stadium, Cleveland, OH
Sun Sep 18 1960, 3:38 AM EDT
Att: 5,918 - Unknown

AB 37
R 9
H 14
RBI 6
BB 2
SO 3
LOB 17



Batter	1	2	3	4	5	6	7	8	9	AB	R	H	RBI	BB	SO	LOB	TOP										
Eddie Yost, R (1,5) OBP: 0.414, SLG: 0.383 Ozzie Virgil, R (7,5) OBP: 0.244, SLG: 0.357	0-0 1B	4-0 1B BB						0-0 6-3		2	1	2	2	2	0	0	Detroit Tigers @ Cleveland Indians Cleveland Municipal Stadium, Cleveland, OH Tue Sep 20 1960, 7:05 PM EDT Att: 4,308 - Unknown										
Dick McAuliffe, L (1,6) OBP: 0.667, SLG: 1.000	0-0 1B	0-0 1B						0-0 L8		5	1	3	1	0	0	2											
Al Kaline, R (1,8) OBP: 0.349, SLG: 0.417	0-0 L5	0-0 L9						0-0 HR		5	2	2	2	0	0	4											
Charlie Maxwell, L (1,7) OBP: 0.334, SLG: 0.452	0-3 K		0-0 F9					0-0 F5		5	1	1	0	0	1	2											
Frank Bolling, R (1,4) OBP: 0.311, SLG: 0.364	0-0 L8		0-0 F2					0-0 F7		5	0	1	0	0	0	2											
Rocky Colavito, R (1,9) OBP: 0.316, SLG: 0.461		0-0 L8	0-0 F5					0-0 1B		4	0	1	1	0	0	0											
Dick Gemert, R (1,3) OBP: 0.346, SLG: 0.325		0-0 HR		0-0 6-3				0-0 F7		4	2	2	1	1	0	0											
Lou Berberet, L (1,2) OBP: 0.313, SLG: 0.278		0-0 HR		0-0 F9				0-0 G4-6-3		4	2	2	2	1	0	2											
Frank Lary, R (1,1) OBP: 0.242, SLG: 0.318		0-0 5-3		0-3 K				0-0 F2		4	0	0	0	0	1	4											
Inning Stats	R: 0 E: 0 K: 1 S: 7	H: 2 LOB: 2 BB: 0 P: 7	R: 2 E: 0 K: 0 S: 6	H: 3 LOB: 2 BB: 1 P: 10	R: 0 E: 0 K: 0 S: 3	H: 0 LOB: 0 BB: 0 P: 3	R: 0 E: 0 K: 1 S: 5	H: 0 LOB: 0 BB: 0 P: 5	R: 6 E: 0 K: 0 S: 8	H: 5 LOB: 2 BB: 3 P: 20	R: 0 E: 0 K: 0 S: 3	H: 0 LOB: 1 BB: 0 P: 3	R: 0 E: 0 K: 0 S: 4	H: 1 LOB: 1 BB: 0 P: 4	R: 1 E: 0 K: 0 S: 4	H: 1 LOB: 0 BB: 0 P: 4	R: 0 E: 0 K: 0 S: 4	H: 2 LOB: 1 BB: 0 P: 4	1B: 10 2B: 0 3B: 1 HR: 3	SF: 1 SAC: 0 DP: 1 HBP: 0	WP: 0 PB: 0 SB: 0 CS: 0	PA: 44					
PITCHER	IP WLS BF H R ER SO BB IBB HBP BLK WP HR S P ERA WHIP	IP WLS BF H R ER SO BB IBB HBP BLK WP HR S P ERA WHIP																									
Jim Perry, R (1,1) ERA: 3.69	4.1 L	25 9 8 8 2	3 0 0 0	0 0 0 0	0 0 0 0	0 0 0 0	0 0 0 0	0 0 0 0	0 0 0 0	2 26 38	16.61 2.769																
Dick Stigman, L (5,1) ERA: 4.29	0.2	4 1 0 0 0	1 0 0 0	0 0 0 0	0 0 0 0	0 0 0 0	0 0 0 0	0 0 0 0	0 0 0 0	3 7	0.00 3.000																
Don Newcombe, R (6,1) ERA: 4.52	4.0	15 4 1 1 0	4 1 1 0	0 0 0 0	0 0 0 0	0 0 0 0	0 0 0 0	0 0 0 0	0 0 0 0	1 15 15	2.25 1.000																


Batter	1	2	3	4	5	6	7	8	9	AB	R	H	RBI	BB	SO	LOB	BOTTOM							
Ken Aspromonte, R (1,4) OBP: 0.361, SLG: 0.397	0-3 K			0-0 F4				0-0 FC6-4		4	1	1	0	0	1	2	Detroit Tigers @ Cleveland Indians Cleveland Municipal Stadium, Cleveland, OH Tue Sep 20 1960, 7:05 PM EDT Att: 4,308 - Unknown							
Tito Francona, L (1,7) OBP: 0.377, SLG: 0.463	0-0 L8			0-0 F9				0-3 K		4	0	0	0	0	1	1								
Ty Cline, L (1,8) OBP: 0.320, SLG: 0.440	0-3 K			0-0 1B				0-0 2B		4	0	3	1	0	1	0								
Walt Bond, L (1,9) OBP: 0.314, SLG: 0.390		0-0 4-3		4-0 1B				0-0 F6		3	0	0	0	1	0	2								
Vic Power, R (1,3) OBP: 0.320, SLG: 0.402		0-0 4-3		0-3 K				0-0 1-3		4	0	0	0	0	1	4								
Woodie Held, R (1,6) OBP: 0.343, SLG: 0.484		0-3 K			0-0 G3 1B			0-3 K		4	0	2	0	0	2	0								
Miguel de la Hoz, R (1,5) OBP: 0.267, SLG: 0.418			0-3 K		0-0 F7			1-0 1B HBP		3	0	0	0	0	1	2								
John Romano, R (1,2) OBP: 0.343, SLG: 0.479			0-3 K		0-0 G3			0-3 K		4	0	0	0	0	2	2								
Jim Perry, S (1,1) OBP: 0.233, SLG: 0.259			0-0 1-3		0-0 4-3			0-0 FC6-4 1B		1	0	0	0	0	0	0								
Dick Stigman, R (5,1) OBP: 0.333, SLG: 0.281										0	0	0	0	0	0	0								
Joe Morgan, L (5,PH) OBP: 0.243, SLG: 0.294										1	0	0	0	0	0	1								
Don Newcombe, L (6,1) OBP: 0.254, SLG: 0.236										1	0	1	0	0	0	0								
Inning Stats	R: 0 E: 0 K: 2 S: 7	H: 0 LOB: 0 BB: 0 P: 7	R: 0 E: 0 K: 1 S: 5	H: 0 LOB: 0 BB: 0 P: 5	R: 0 E: 0 K: 2 S: 7	H: 0 LOB: 0 BB: 0 P: 7	R: 0 E: 0 K: 1 S: 6	H: 1 LOB: 2 BB: 1 P: 10	R: 0 E: 0 K: 0 S: 4	H: 1 LOB: 1 BB: 0 P: 4	R: 1 E: 0 K: 0 S: 5	H: 2 LOB: 1 BB: 0 P: 5	R: 0 E: 0 K: 2 S: 8	H: 1 LOB: 2 BB: 0 P: 9	R: 0 E: 0 K: 1 S: 6	H: 1 LOB: 1 BB: 0 P: 6	R: 0 E: 0 K: 0 S: 3	H: 1 LOB: 0 BB: 0 P: 3	1B: 5 2B: 2 3B: 0 HR: 0	SF: 0 SAC: 0 DP: 1 HBP: 1	WP: 1 PB: 0 SB: 0 CS: 0	PA: 35		
PITCHER	IP WLS BF H R ER SO BB IBB HBP BLK WP HR S P ERA WHIP	IP WLS BF H R ER SO BB IBB HBP BLK WP HR S P ERA WHIP																						
Frank Lary, R (1,1) ERA: 3.54	9.0 W	35 7 1 1 9	1 0 1 0	1 0 1 0	1 0 1 0	1 0 1 0	0 51 56	1.00 0.889																

Batter	1	2	3	4	5	6	7	8	9	AB	R	H	RBI	BB	SO	LOB	TOP					
Floyd Robinson, L (1, 9) OBP: 0.424, SLG: 0.208 Jim Rivera, L (8, 9) OBP: 0.471, SLG: 0.571	0-0 1B 1B	4-0 1B BB		4-0 CS BB		0-0 FC3-6 FC3-6 1-2		4-0 BB		2	1	1	0	3	0	1						
Nelle Fox, L (1, 4) OBP: 0.352, SLG: 0.376	0-0 1B 1-2	0-0 F7		0-0 CS 1-2	0-0 6-3	0-0 FC3-6 1-2		0-0 F7		5	1	1	0	0	0	4						
Jim Landis, R (1, 8) OBP: 0.374, SLG: 0.403	0-0 1B 1-2 2-3	0-0 1B 1-2 2-3			4-0 2B BB			4-0 2B BB		3	2	2	0	2	1	0						
Ted Kluszewski, L (1, 3) OBP: 0.364, SLG: 0.428	0-0 FC6-4 1-3 2-H 3-H	0-0 F9			0-0 F6			0-0 F8		5	1	2	3	0	0	5						
Minnie Minoso, R (1, 7) OBP: 0.371, SLG: 0.473 Stan Johnson, L (9, PH) OBP: 0.500, SLG: 2.000	0-3 K		0-3 K		0-0 2B 1-H			0-0 2B 1-H		4	0	2	2	0	2	2						
J.C. Martin, L (1, 5) OBP: 0.125, SLG: 0.125	0-0 L6		0-3 K		0-0 G3			0-0 G5-4-3 2-3		5	0	1	0	0	1	3						
Sherm Lollar, R (1, 2) OBP: 0.326, SLG: 0.357	0-0 FC6-4 1-2		0-0 L6					0-0 G5-4-3 1B 1-2		5	1	2	0	0	0	4						
Sammy Esposito, R (1, 6) OBP: 0.276, SLG: 0.289		0-0 5-3		0-3 K				0-0 F9 1-2 FC6-4 1B		5	0	1	0	0	2	1						
Early Wynn, S (1, 1) OBP: 0.337, SLG: 0.301		0-0 1B 2B		0-3 K				0-0 FC6-4 1-2 FC3-6		4	0	1	0	0	1	1						
Inning Stats	R: 2 E: 0 K: 1 S: 9	H: 4 LOB: 2 BB: 0 P: 9	R: 0 E: 0 K: 0 S: 5	H: 2 LOB: 3 BB: 1 P: 9	R: 0 E: 0 K: 2 S: 7	H: 0 LOB: 0 BB: 0 P: 7	R: 0 E: 0 K: 2 S: 6	H: 0 LOB: 0 BB: 1 P: 10	R: 1 E: 0 K: 0 S: 4	H: 1 LOB: 1 BB: 0 P: 8	R: 1 E: 1 K: 0 S: 5	H: 2 LOB: 1 BB: 0 P: 5	R: 1 E: 0 K: 0 S: 4	H: 2 LOB: 1 BB: 1 P: 8	R: 0 E: 0 K: 0 S: 3	H: 0 LOB: 1 BB: 1 P: 7	R: 2 E: 0 K: 2 S: 10	H: 3 LOB: 1 BB: 0 P: 10	1B: 9 2B: 3 3B: 0 HR: 2	SF: 0 SAC: 0 DP: 1 HBP: 0	WP: 0 PB: 0 SB: 1 CS: 1	PA: 45
PITCHER	IP WLS BF L	H R ER SO	BB IBB HBP BLK	WP HR S P	ERA WHIP	PITCHER	IP WLS BF L	H R ER SO	BB IBB HBP BLK	WP HR S P	ERA WHIP											
Barry Latman, R (1, 1) ERA: 3.8	7.0	11	5	5	5	4	0	0	0	0	0	0	40	56	6.43	2.143						
Frank Funk, R (8, 1) ERA: 2.84	2.0	3	2	2	2	1	0	0	0	0	0	2	13	17	9.00	2.000						

Batter	1	2	3	4	5	6	7	8	9	AB	R	H	RBI	BB	SO	LOB	BOTTOM			
Ken Aspromonte, R (1, 4) OBP: 0.358, SLG: 0.393	0-0 1-3	0-0 5-3		0-0 G6-3 1-2				0-0 F7		4	0	0	0	0	0	4				
Tito Francona, L (1, 7) OBP: 0.376, SLG: 0.462	0-0 F7		0-0 F8		0-3 K			0-0 SH5-3 1B		4	0	1	0	0	1	0				
Jim Piersall, R (1, 8) OBP: 0.320, SLG: 0.440	0-0 BB 1B		0-0 F9		0-0 F4			0-0 SH5-3 1-2		3	0	1	0	0	0	0				
Walt Bond, L (1, 9) OBP: 0.320, SLG: 0.389	4-0 1-2 BB		0-0 1B 1B		0-0 F2			0-0 F5		3	0	1	0	1	0	1				
Vic Power, R (1, 3) OBP: 0.319, SLG: 0.401	0-0 G3		0-0 1B 1-3		0-0 5-3			0-0 F9		4	0	1	0	0	0	3				
Woodie Held, R (1, 6) OBP: 0.339, SLG: 0.478		0-0 1-3		0-0 F9				0-0 F9		4	0	0	0	0	0	2				
Joe Morgan, L (1, 5) OBP: 0.250, SLG: 0.300		0-0 SH3-4 BB 1B		0-0 FC5-4 1B				0-0 G3		4	0	2	0	0	0	0				
John Romano, R (1, 2) OBP: 0.341, SLG: 0.474		4-0 SH3-4 BB		0-0 FC5-4 1B 1-2				0-0 F7		3	0	0	0	1	0	1				
Barry Latman, R (1, 1) OBP: 0.262, SLG: 0.250 Ty Cline, L (7, PH) OBP: 0.308, SLG: 0.423 Frank Funk, R (8, 1) OBP: 0.333, SLG: 0.200		0-0 SH3-4		0-0 G6-3 1B				0-0 L9		1	0	1	0	0	0	0				
Inning Stats	R: 0 E: 0 K: 0 S: 4	H: 1 LOB: 2 BB: 1 P: 8	R: 0 E: 0 K: 0 S: 4	H: 1 LOB: 2 BB: 1 P: 8	R: 0 E: 0 K: 0 S: 5	H: 2 LOB: 0 BB: 0 P: 5	R: 0 E: 0 K: 0 S: 4	H: 2 LOB: 1 BB: 0 P: 4	R: 0 E: 0 K: 0 S: 3	H: 0 LOB: 0 BB: 0 P: 3	R: 0 E: 0 K: 0 S: 3	H: 0 LOB: 0 BB: 0 P: 3	R: 0 E: 0 K: 0 S: 4	H: 1 LOB: 1 BB: 0 P: 4	R: 0 E: 0 K: 0 S: 3	H: 0 LOB: 0 BB: 0 P: 3	1B: 7 2B: 0 3B: 0 HR: 0	SF: 0 SAC: 2 DP: 1 HBP: 0	WP: 0 PB: 0 SB: 0 CS: 0	PA: 35
PITCHER	IP WLS BF W	H R ER SO	BB IBB HBP BLK	WP HR S P	ERA WHIP	PITCHER	IP WLS BF W	H R ER SO	BB IBB HBP BLK	WP HR S P	ERA WHIP									
Early Wynn, R (1, 1) ERA: 3.6	9.0	7	0	0	1	2	0	0	0	0	0	0	35	43	0.00	1.000				


Chicago White Sox @ Cleveland Indians
Cleveland Municipal Stadium, Cleveland, OH
Fri Sep 23 1960, 7:05 PM EDT
Att: 12,633 - Unknown

AB 39
R 7
H 14
RBI 6
BB 5
SO 7
LOB 21



Chicago White Sox @ Cleveland Indians
Cleveland Municipal Stadium, Cleveland, OH
Fri Sep 23 1960, 7:05 PM EDT
Att: 12,633 - Unknown

AB 31
R 0
H 7
RBI 0
SO 1
LOB 11



Batter	1	2	3	4	5	6	7	8	9	AB	R	H	RBI	BB	SO	LOB	TOP						
Luis Aparicio, R OBP: 0.321, SLG: 0.345	0-0 6-3		0-0 F8			0-0 2-3		0-0 L8	4 0 0 0 0 0								Chicago White Sox @ Cleveland Indians Cleveland Municipal Stadium, Cleveland, OH Sun Sep 25 1960, 3:33 AM EDT Att: 10,723 - Unknown livebaseballscorecards.com						
Nellie Fox, L OBP: 0.353, SLG: 0.377	0-0 E1			0-0 FC1-6 1B		0-0 3-1		0-0 1B 1B	4 0 2 0 0 0														
Jim Landis, R OBP: 0.372, SLG: 0.403	0-0 9-3			0-0 FC1-6 FC6-4 1-2		0-0 6-3		0-0 FC5-4 1B 1-2	4 0 1 0 0 2														
Roy Sievers, R OBP: 0.402, SLG: 0.541		0-0 6-3		0-0 F2		0-0 F8		0-0 F8	4 0 0 0 0 3														
Minnie Minoso, R OBP: 0.367, SLG: 0.468		0-0 6-3		0-0 FC6-4 1-2		0-3 K		0-0 FC5-4 1-2	4 0 0 0 0 1 3														
Floyd Robinson, L OBP: 0.410, SLG: 0.179		4-0 BB			0-3 K			0-3 K	2 0 0 0 1 2 0														
Gene Freese, R OBP: 0.308, SLG: 0.473		0-0 F6			0-3 K			0-0 L4-6 E 1B	3 0 1 0 0 1 1														
Cam Carreon, R OBP: 0.222, SLG: 0.222								0-0 E4 1-2	2 0 0 0 0 0 0														
Earl Torgerson, L OBP: 0.461, SLG: 0.411									1 0 0 0 0 0 1														
Sherm Lollar, R OBP: 0.324, SLG: 0.355									0 0 0 0 0 0 0														
Bob Shaw, R OBP: 0.215, SLG: 0.155									1 0 0 0 0 0 0														
Stan Johnson, L OBP: 0.333, SLG: 1.333									1 0 0 0 0 0 0														
Gary Peters, L									0 0 0 0 0 0 0														
Ted Kluszewski, L OBP: 0.368, SLG: 0.430									1 0 0 0 0 0 2														
Ken McBride, R									0 0 0 0 0 0 0														
Inning Stats	R: 0 E: 1 K: 0 S: 3	H: 0 LOB: 0 BB: 0 P: 3	R: 0 E: 0 K: 0 S: 3	H: 0 LOB: 1 BB: 1 P: 7	R: 0 E: 0 K: 0 S: 3	H: 0 LOB: 0 BB: 0 P: 3	R: 0 E: 0 K: 0 S: 4	H: 1 LOB: 1 BB: 0 P: 4	R: 0 E: 0 K: 2 S: 7	H: 0 LOB: 0 BB: 0 P: 7	R: 0 E: 0 K: 0 S: 3	H: 0 LOB: 0 BB: 0 P: 3	R: 0 E: 1 K: 1 S: 5	H: 0 LOB: 0 BB: 0 P: 5	R: 0 E: 1 K: 1 S: 6	H: 1 LOB: 1 BB: 0 P: 6		R: 0 E: 0 K: 0 S: 5	H: 2 LOB: 2 BB: 0 P: 5	1B: 4 2B: 2 3B: 0 HR: 0	SF: 0 SAC: 0 DP: 2 HBP: 0	WP: 0 PB: 0 SB: 0 CS: 0	PA: 32
PITCHER Bobby Locke, R ERA: 3.29	IP: 9.0 WLS: W BF: 32 H: 4 R: 0 ER: 0 SO: 4 BB: 1 IBB: 0 HBP: 0 BLK: 0 WP: 0 HR: 0 S: 39 P: 43 ERA: 0.00 WHIP: 0.556											PITCHER	IP: 9.0 WLS: W BF: 32 H: 4 R: 0 ER: 0 SO: 4 BB: 1 IBB: 0 HBP: 0 BLK: 0 WP: 0 HR: 0 S: 39 P: 43 ERA: 0.00 WHIP: 0.556										

Batter	1	2	3	4	5	6	7	8	9	AB	R	H	RBI	BB	SO	LOB	BOTTOM							
Ken Aspromonte, R OBP: 0.361, SLG: 0.400	4-0 HR BB	0-0 G5-4-3 1-2							0-0 F7	3 2 1 0 1 0 1							Chicago White Sox @ Cleveland Indians Cleveland Municipal Stadium, Cleveland, OH Sun Sep 25 1960, 3:33 AM EDT Att: 10,723 - Unknown livebaseballscorecards.com							
Tito Francona, L OBP: 0.377, SLG: 0.464	0-0 HR		0-0 4-3		0-0 1B SF7 1B		4-0 1B	0-0 BB	3 1 2 3 1 0 0															
Jim Piersall, R OBP: 0.316, SLG: 0.434	0-0 5-3		0-0 6-3		0-0 SF7		0-3 K	0-0 K	3 0 0 1 0 1 1															
Walt Bond, L OBP: 0.311, SLG: 0.368	0-3 K		0-0 4-3		0-0 F8		0-0 G3		4 0 0 0 0 1 2															
Vic Power, R OBP: 0.318, SLG: 0.404	0-0 1B 1B			0-0 6-3		0-0 F3		0-0 6-3	4 0 1 0 0 0 0															
Woodie Held, R OBP: 0.346, SLG: 0.485	0-0 FC5-4 1B			0-0 F8		0-0 1B 1B		0-0 BB 1B	4 0 3 0 0 0 0															
Bubba Phillips, R OBP: 0.249, SLG: 0.297	0-0 FC5-4 1-2			0-0 6-3		0-0 1B 1B		0-0 F8	4 0 1 0 0 0 3															
John Romano, R OBP: 0.348, SLG: 0.475			0-0 F4		0-0 1B 1B		0-3 K	4-0 BB 1-2	3 1 1 0 1 1 2															
Bobby Locke, R OBP: 0.341, SLG: 0.257		4-0 G5-4-3 BB			0-0 B3		0-0 4-3		0-0 F4	3 0 0 0 1 0 5														
Inning Stats	R: 2 E: 0 K: 1 S: 8	H: 3 LOB: 2 BB: 1 P: 12	R: 0 E: 0 K: 0 S: 2	H: 0 LOB: 0 BB: 1 P: 6	R: 0 E: 0 K: 0 S: 3	H: 0 LOB: 0 BB: 0 P: 3	R: 0 E: 0 K: 0 S: 3	H: 0 LOB: 0 BB: 0 P: 3	R: 2 E: 0 K: 1 S: 6	H: 3 LOB: 1 BB: 0 P: 6	R: 0 E: 0 K: 1 S: 7	H: 2 LOB: 2 BB: 0 P: 7	R: 0 E: 0 K: 1 S: 5	H: 0 LOB: 1 BB: 1 P: 9	R: 0 E: 0 K: 0 S: 4	H: 1 LOB: 2 BB: 1 P: 8		1B: 8 2B: 0 3B: 0 HR: 1	SF: 1 SAC: 0 DP: 1 HBP: 0	WP: 0 PB: 0 SB: 0 CS: 0	PA: 36			
PITCHER Bob Shaw, R ERA: 4.06	IP: 5.0 WLS: L BF: 22 H: 6 R: 4 ER: 4 SO: 4 BB: 2 IBB: 0 HBP: 0 BLK: 0 WP: 0 HR: 1 S: 22 P: 30 ERA: 7.20 WHIP: 1.600											PITCHER	IP: 5.0 WLS: L BF: 22 H: 6 R: 4 ER: 4 SO: 4 BB: 2 IBB: 0 HBP: 0 BLK: 0 WP: 0 HR: 1 S: 22 P: 30 ERA: 7.20 WHIP: 1.600											
Gary Peters, L	IP: 2.0 WLS: 9 BF: 2 H: 2 R: 0 ER: 0 SO: 2 BB: 1 IBB: 0 HBP: 0 BLK: 0 WP: 0 HR: 0 S: 12 P: 16 ERA: 0.00 WHIP: 1.500											PITCHER	IP: 2.0 WLS: 9 BF: 2 H: 2 R: 0 ER: 0 SO: 2 BB: 1 IBB: 0 HBP: 0 BLK: 0 WP: 0 HR: 0 S: 12 P: 16 ERA: 0.00 WHIP: 1.500											
Ken McBride, R	IP: 1.0 WLS: 5 BF: 1 H: 1 R: 0 ER: 0 SO: 0 BB: 1 IBB: 0 HBP: 0 BLK: 0 WP: 0 HR: 0 S: 4 P: 8 ERA: 0.00 WHIP: 2.000											PITCHER	IP: 1.0 WLS: 5 BF: 1 H: 1 R: 0 ER: 0 SO: 0 BB: 1 IBB: 0 HBP: 0 BLK: 0 WP: 0 HR: 0 S: 4 P: 8 ERA: 0.00 WHIP: 2.000											

Batter	1	2	3	4	5	6	7	8	9	AB	R	H	RBI	BB	SO	LOB	TOP				
Ken Aspromonte, R (1.4) OBP: 0.360, SLG: 0.399	0-0 1B		0-0 P4			0-0 1-3		0-0 5-3		4	0	1	0	0	0	1					
Tito Francona, L (1.7) OBP: 0.374, SLG: 0.461	0-0 F7		0-0 F9			0-0 G3			0-0 6-3	4	0	0	0	0	0	2					
Jim Piersall, R (1.8) OBP: 0.315, SLG: 0.432	0-0 F9			0-0 1B		0-0 P3			0-0 F8	4	0	1	0	0	0	1					
Vic Power, R (1.3) OBP: 0.316, SLG: 0.401	0-0 F9			0-0 F8			0-0 6-3		0-0 F8	4	0	0	0	0	0	1					
Woodie Held, R (1.6) OBP: 0.346, SLG: 0.486		0-0 F8		0-3 K			0-0 2B			3	0	1	0	0	1	0					
Bubba Phillips, R (1.5) OBP: 0.247, SLG: 0.294		0-0 5-3			0-0 F8		0-0 F8			3	0	0	0	0	0	1					
Walt Bond, L (1.9) OBP: 0.312, SLG: 0.383		0-0 4-3			0-0 SF9		0-0 P4			3	1	1	0	0	0	1					
John Romano, R (1.2) OBP: 0.348, SLG: 0.473			4-0 FC1-4 BB		0-0 SF9		0-0 P4			1	0	0	1	1	0	0					
Dick Stigman, R (1.1) OBP: 0.316, SLG: 0.265			0-0 FC1-4		0-0 L3			0-0 6-3		2	0	0	0	0	0	1					
Don Newcombe, L (6.1) OBP: 0.250, SLG: 0.232										0	0	0	0	0	0	0					
Miguel de la Hoz, R (8. PH) OBP: 0.288, SLG: 0.415										1	0	0	0	0	0	0					
Carl Mathias, S (8.1)										0	0	0	0	0	0	0					
Inning Stats	R: 0 E: 0 K: 0 S: 4	H: 1 LOB: 1 BB: 0 P: 4	R: 0 E: 0 K: 0 S: 3	H: 0 LOB: 0 BB: 0 P: 3	R: 0 E: 0 K: 0 S: 3	H: 0 LOB: 1 BB: 1 P: 7	R: 0 E: 0 K: 1 S: 5	H: 1 LOB: 0 BB: 0 P: 5	R: 1 E: 0 K: 0 S: 4	H: 1 LOB: 0 BB: 0 P: 4	R: 0 E: 0 K: 0 S: 3	H: 0 LOB: 1 BB: 0 P: 3	R: 0 E: 0 K: 0 S: 4	H: 1 LOB: 1 BB: 0 P: 4	R: 0 E: 0 K: 0 S: 3	H: 0 LOB: 0 BB: 0 P: 3	R: 0 E: 0 K: 0 S: 3	H: 0 LOB: 0 BB: 0 P: 3	1B: 2 2B: 1 3B: 1 HR: 0	SF: 1 SAC: 0 DP: 0 HBP: 0	WP: 0 PA: 31
PITCHER Bud Daley, L (1.1) ERA: 4.43	IP: 9.0 WLS: W BF: 31 H: 4 R: 1 ER: 1 SO: 1 BB: 1 IBB: 0 HBP: 0 BLK: 0 WP: 0 HR: 0 S: 32 P: 36 ERA: 1.00 WHIP: 0.556															PITCHER	IP: 9.0 WLS: W BF: 31 H: 4 R: 1 ER: 1 SO: 1 BB: 1 IBB: 0 HBP: 0 BLK: 0 WP: 0 HR: 0 S: 32 P: 36 ERA: 1.00 WHIP: 0.556				

Cleveland Indians @ Kansas City Athletics
Municipal Stadium, Kansas City, MO
Mon Sep 26 1960, 8:05 PM EDT
Att: 3,463 - Unknown


AB	29
R	1
H	4
RBI	1
BB	1
SO	1
LOB	8



Batter	1	2	3	4	5	6	7	8	9	AB	R	H	RBI	BB	SO	LOB	BOTTOM		
Bill Tuttle, R (1.8) OBP: 0.334, SLG: 0.346	0-0 F2		0-0 6-3		0-0 6-3	0-0 1B 2B		0-0 FC4-6		5	1	1	0	0	0	1			
Jerry Lumpe, L (1.6) OBP: 0.325, SLG: 0.351	4-0 BB 1B BB		0-0 1B		0-0 1B 2B	0-0 1B		0-0 4-3		4	2	3	2	1	0	1			
Leo Posada, R (1.7) OBP: 0.444, SLG: 0.529	4-0 1B 1-2 BB		0-0 1B		0-0 2B 1B	0-3 K				3	1	2	1	1	1	1			
Dick Williams, R (1.3) OBP: 0.342, SLG: 0.448	0-3 K		0-0 F7		0-0 2B		0-0 G5-4-3 1B			4	0	2	1	0	1	4			
Hank Bauer, R (1.9) OBP: 0.327, SLG: 0.370	0-0 1-2 2-H 1B		0-0 F8		0-0 F8		0-0 F7			4	0	1	1	0	0	4			
Andy Carey, R (1.5) OBP: 0.296, SLG: 0.405	0-3 K			0-0 FC6-4 1B	0-0 4-3		0-0 G5-4-3			4	0	1	0	0	1	4			
Pete Daley, R (1.2) OBP: 0.311, SLG: 0.401		0-0 6-3		0-0 F3		0-0 FC5-6 1B		0-0 HR		4	1	2	1	0	0	1			
Bob Johnson, R (1.4) OBP: 0.307, SLG: 0.259		0-0 F8		0-3 K		0-0 FC5-6 1B PB		0-0 F9		4	0	0	0	0	1	2			
Ken Hamlin, R (9.6) OBP: 0.297, SLG: 0.272						1-2 1-3 2B 1B 1B				0	0	0	0	0	0	0			
Bud Daley, L (1.1) OBP: 0.288, SLG: 0.194		0-3 K		0-0 FC6-4		0-0 2B 1B 1B		0-0 FC4-6 1B		4	1	2	0	0	1	1			
Inning Stats	R: 1 E: 0 K: 2 S: 8	H: 1 LOB: 2 BB: 2 P: 16	R: 0 E: 0 K: 1 S: 5	H: 0 LOB: 0 BB: 0 P: 5	R: 0 E: 0 K: 1 S: 6	H: 1 LOB: 0 BB: 0 P: 6	R: 2 E: 0 K: 1 S: 8	H: 3 LOB: 1 BB: 0 P: 6	R: 2 E: 0 K: 1 S: 8	H: 4 LOB: 1 BB: 0 P: 8	R: 0 E: 0 K: 0 S: 3	H: 1 LOB: 0 BB: 0 P: 3	R: 1 E: 0 K: 0 S: 5	H: 2 LOB: 1 BB: 0 P: 5	R: 0 E: 0 K: 0 S: 5	H: 0 LOB: 0 BB: 0 P: 5	1B: 10 2B: 3 3B: 0 HR: 1	SF: 0 SAC: 0 DP: 1 HBP: 0	WP: 0 PA: 38
PITCHER Dick Stigman, L (1.1) ERA: 4.33	IP: 5.0 WLS: L BF: 24 H: 7 R: 3 ER: 3 SO: 4 BB: 2 IBB: 0 HBP: 0 BLK: 0 WP: 0 HR: 0 S: 30 P: 38 ERA: 5.40 WHIP: 1.800															PITCHER	IP: 5.0 WLS: L BF: 24 H: 7 R: 3 ER: 3 SO: 4 BB: 2 IBB: 0 HBP: 0 BLK: 0 WP: 0 HR: 0 S: 30 P: 38 ERA: 5.40 WHIP: 1.800		
PITCHER Don Newcombe, R (6.1) ERA: 4.49	IP: 2.0 WLS: 9 BF: 5 H: 2 R: 2 ER: 2 SO: 1 BB: 0 IBB: 0 HBP: 0 BLK: 0 WP: 0 HR: 0 S: 11 P: 11 ERA: 9.00 WHIP: 2.500															PITCHER	IP: 2.0 WLS: 9 BF: 5 H: 2 R: 2 ER: 2 SO: 1 BB: 0 IBB: 0 HBP: 0 BLK: 0 WP: 0 HR: 0 S: 11 P: 11 ERA: 9.00 WHIP: 2.500		
PITCHER Carl Mathias, L (8.1) ERA: 3.52	IP: 1.0 WLS: 5 BF: 2 H: 1 R: 1 ER: 1 SO: 0 BB: 0 IBB: 0 HBP: 0 BLK: 0 WP: 0 HR: 1 S: 5 P: 5 ERA: 9.00 WHIP: 2.000															PITCHER	IP: 1.0 WLS: 5 BF: 2 H: 1 R: 1 ER: 1 SO: 0 BB: 0 IBB: 0 HBP: 0 BLK: 0 WP: 0 HR: 1 S: 5 P: 5 ERA: 9.00 WHIP: 2.000		

Cleveland Indians @ Kansas City Athletics
Municipal Stadium, Kansas City, MO
Mon Sep 26 1960, 8:05 PM EDT
Att: 3,463 - Unknown

AB	36
R	6
H	14
RBI	6
BB	2
SO	5
LOB	19



Batter	1	2	3	4	5	6	7	8	9	AB	R	H	RBI	BB	SO	LOB	TOP					
Ken Aspromonte, R OBP: 0.360, SLG: 0.399	6-3					FC5			G4-6-3	5	1	2	0	0	0	3	Cleveland Indians @ Kansas City Athletics Municipal Stadium, Kansas City, MO Tue Sep 27 1960, 8:05 PM EDT Att: 3,821 - Unknown livebaseballscorecards.com					
Tito Francona, L OBP: 0.374, SLG: 0.462	1B		F7			2B			5-3	5	0	2	2	0	0	1						
Jim Piersall, R OBP: 0.317, SLG: 0.433	1B				F8	E5			4-3	4	0	2	0	0	0	1						
Walt Bond, L OBP: 0.303, SLG: 0.371	G1-6-3				3-1	6-3			1-3	4	0	0	0	0	0	5						
Vic Power, R OBP: 0.314, SLG: 0.398		1-3			F9				F9	4	0	0	0	0	0	1						
Woodie Held, R OBP: 0.342, SLG: 0.481	K					P4			E1	4	0	0	0	0	2	0						
Bubba Phillips, R OBP: 0.247, SLG: 0.297	K					1B			FC6-4	4	2	1	0	0	1	1						
John Romano, R OBP: 0.350, SLG: 0.474					4-3	1B			FC5	4	1	2	1	0	0	0						
Barry Latman, R Jack Harshman, L Bob Fiske Mary Koenig, L Frank Funk, R Joe Morgan, L	K					K			1B	1	0	0	0	0	0	0		C				
Inning Stats	R: 0 E: 0 K: 0 S: 4	H: 2 LOB: 1 BB: 0 P: 4	R: 0 E: 0 K: 2 S: 7	H: 0 LOB: 0 BB: 0 P: 7	R: 0 E: 0 K: 1 S: 6	H: 1 LOB: 1 BB: 0 P: 6	R: 0 E: 0 K: 0 S: 3	H: 0 LOB: 0 BB: 0 P: 3	R: 3 E: 1 K: 1 S: 10	H: 4 LOB: 2 BB: 0 P: 10	R: 1 E: 0 K: 0 S: 6	H: 2 LOB: 1 BB: 0 P: 6	R: 0 E: 0 K: 0 S: 4	H: 1 LOB: 1 BB: 0 P: 4	R: 0 E: 0 K: 1 S: 5	H: 0 LOB: 0 BB: 0 P: 5		R: 0 E: 0 K: 0 S: 2	H: 0 LOB: 0 BB: 0 P: 6	1B: 8 2B: 2 3B: 0 HR: 0	SF: 0 SAC: 0 DP: 2 HBP: 0	WP: 0 PB: 0 SB: 0 CS: 0
PITCHER	IP WLS BF H R ER SO BB IBB HBP BLK WP HR S P ERA WHIP	5.2 W 27 9 4 3 4 0 0 0 0 0 0 35 35 4.76 1.588	3.1 S 11 1 0 0 1 1 0 0 0 0 0 0 12 16 0.00 0.600																			

Batter	1	2	3	4	5	6	7	8	9	AB	R	H	RBI	BB	SO	LOB	BOTTOM			
Bill Tuttle, R OBP: 0.333, SLG: 0.346	1B				5-3				F9	5	1	1	0	0	1	1	Cleveland Indians @ Kansas City Athletics Municipal Stadium, Kansas City, MO Tue Sep 27 1960, 8:05 PM EDT Att: 3,821 - Unknown livebaseballscorecards.com			
Jerry Lumpe, L OBP: 0.325, SLG: 0.363	2B									4	1	4	2	0	0	0				
Leo Posada, R OBP: 0.409, SLG: 0.450	1B				HR				BB	3	1	0	0	1	0	2				
Mary Throneberry, L OBP: 0.302, SLG: 0.438	2B								BB	3	1	2	0	1	0	0				
Dick Williams, R OBP: 0.346, SLG: 0.448	2B								BB	2	1	1	0	2	0	3				
Russ Snyder, L OBP: 0.307, SLG: 0.366	1B								BB	0	0	0	0	0	0	0				
Andy Carey, R OBP: 0.285, SLG: 0.405	IBB								BB	3	0	1	2	0	0	4				
Chet Boak, R	1B								1B	3	0	0	0	0	0	2				
Pete Daley, R OBP: 0.307, SLG: 0.395									HBP	3	0	0	0	0	1	2				
Ray Herbert, R Dave Wickersham, R	K								F7	3	0	0	0	0	2	2				
Inning Stats	R: 2 E: 0 K: 0 S: 6	H: 3 LOB: 2 BB: 1 P: 10	R: 0 E: 0 K: 2 S: 7	H: 0 LOB: 0 BB: 0 P: 7	R: 3 E: 1 K: 1 S: 8	H: 3 LOB: 2 BB: 1 P: 13	R: 0 E: 0 K: 0 S: 4	H: 1 LOB: 3 BB: 2 P: 12	R: 0 E: 0 K: 1 S: 5	H: 0 LOB: 0 BB: 0 P: 5	R: 0 E: 0 K: 0 S: 3	H: 1 LOB: 0 BB: 0 P: 3	R: 0 E: 0 K: 0 S: 3	H: 1 LOB: 0 BB: 0 P: 3	R: 0 E: 1 K: 0 S: 4	H: 0 LOB: 1 BB: 0 P: 4	1B: 4 2B: 4 3B: 0 HR: 1	SF: 1 SAC: 1 DP: 2 HBP: 1	WP: 0 PB: 0 SB: 0 CS: 0	PA: 37
PITCHER	IP WLS BF H R ER SO BB IBB HBP BLK WP HR S P ERA WHIP	3.0 L 18 6 5 5 3 1 0 0 0 0 0 9 17 0.00 1.500	3.0 10 2 0 0 0 0 0 0 0 0 0 10 10 0.00 0.667																	

Batter	1	2	3	4	5	6	7	8	9	AB	R	H	RBI	BB	SO	LOB	TOP			
Ken Aspromonte, R (1.4) OBP: 0.359, SLG: 0.397										4	0	1	0	0	0	2	Cleveland Indians @ Kansas City Athletics Municipal Stadium, Kansas City, MO Wed Sep 28 1960, 8:05 PM EDT Att: 4,553 - Unknown livebaseballscorecards.com			
Tito Francona, L (1.7) OBP: 0.374, SLG: 0.459										3	0	0	0	1	0	1				
Jim Piersall, R (1.8) OBP: 0.316, SLG: 0.431										4	0	1	0	0	0	3				
Walt Bond, L (1.9) OBP: 0.301, SLG: 0.367										4	0	1	0	0	0	1				
Vic Power, R (1.3) OBP: 0.312, SLG: 0.396										3	0	0	0	0	0	1				
Woodie Held, R (1.6) OBP: 0.342, SLG: 0.478										2	0	0	0	0	0	0				
Bubba Phillips, R (1.5) OBP: 0.244, SLG: 0.294										3	0	0	0	0	0	1				
John Romano, R (1.2) OBP: 0.350, SLG: 0.470										2	0	0	0	1	0	1				
Jim Perry, S (1.1) OBP: 0.225, SLG: 0.250 Bob Hale, L (8. PH) OBP: 0.307, SLG: 0.397 Johnny Klippstein, R (8.1) OBP: 0.214, SLG: 0.154										2	0	0	0	0	1	1	C			
										1	0	0	0	0	0	1				
										0	0	0	0	0	0	0				
Inning Stats	R: 0 E: 0 K: 0 S: 3	H: 1 LOB: 0 BB: 0 P: 3	R: 0 E: 0 K: 0 S: 3	H: 1 LOB: 1 BB: 0 P: 4	R: 0 E: 0 K: 0 S: 3	H: 0 LOB: 0 BB: 0 P: 3	R: 0 E: 0 K: 0 S: 3	H: 1 LOB: 0 BB: 0 P: 3	R: 0 E: 0 K: 1 S: 5	H: 0 LOB: 2 BB: 2 P: 13	R: 0 E: 0 K: 0 S: 3	H: 0 LOB: 0 BB: 0 P: 3	R: 0 E: 1 K: 0 S: 4	H: 0 LOB: 1 BB: 0 P: 4	R: 0 E: 0 K: 0 S: 3	H: 0 LOB: 0 BB: 0 P: 3	1B: 3 2B: 0 3B: 0 HR: 0	SF: 0 SAC: 0 DP: 3 HBP: 1	WP: 0 PB: 0 SB: 0 CS: 0	PA: 31
PITCHER Ned Garver, R (1.1) ERA: 3.83	IP: 9.0 WLS: W BF: 31 H: 3 R: 0 ER: 0 SO: 1 BB: 2 IBB: 0 HBP: 1 BLK: 0 WP: 0 HR: 0 S: 30 P: 39 ERA: 0.00 WHIP: 0.556															PITCHER				

Batter	1	2	3	4	5	6	7	8	9	AB	R	H	RBI	BB	SO	LOB	BOTTOM			
Bill Tuttle, R (1.8) OBP: 0.334, SLG: 0.347										4	0	2	0	0	0	1	Cleveland Indians @ Kansas City Athletics Municipal Stadium, Kansas City, MO Wed Sep 28 1960, 8:05 PM EDT Att: 4,553 - Unknown livebaseballscorecards.com			
Jerry Lumpe, L (1.6) OBP: 0.328, SLG: 0.361										3	1	0	0	1	0	1				
Leo Posada, R (1.9) OBP: 0.423, SLG: 0.583 (9.7)										4	2	2	1	0	1	1				
Mary Throneberry, L (1.3) OBP: 0.313, SLG: 0.443										2	0	2	0	2	0	0				
Dick Williams, R (1.7) OBP: 0.347, SLG: 0.450 (8. PR) Russ Snyder, L (8. PR) OBP: 0.307, SLG: 0.366 (9.9)										3	1	1	1	1	1	3				
Andy Carey, R (1.5) OBP: 0.295, SLG: 0.403										4	0	1	1	0	1	1				
Chet Boak, R (1.4)										3	0	0	1	0	1	3				
Pete Daley, R (1.2) OBP: 0.303, SLG: 0.390										3	0	0	0	0	1	0				
Ned Garver, R (1.1) OBP: 0.167, SLG: 0.111										2	0	0	0	1	1	0				
Inning Stats	R: 0 E: 0 K: 2 S: 8	H: 1 LOB: 2 BB: 1 P: 12	R: 0 E: 0 K: 1 S: 5	H: 0 LOB: 0 BB: 0 P: 5	R: 0 E: 0 K: 0 S: 3	H: 0 LOB: 0 BB: 0 P: 3	R: 1 E: 0 K: 1 S: 6	H: 2 LOB: 0 BB: 0 P: 6	R: 0 E: 0 K: 1 S: 5	H: 0 LOB: 1 BB: 1 P: 9	R: 0 E: 0 K: 0 S: 3	H: 1 LOB: 1 BB: 0 P: 3	R: 1 E: 0 K: 0 S: 4	H: 1 LOB: 0 BB: 0 P: 4	R: 2 E: 0 K: 1 S: 7	H: 3 LOB: 3 BB: 3 P: 19	1B: 6 2B: 1 3B: 0 HR: 1	SF: 1 SAC: 0 DP: 1 HBP: 0	WP: 1 PB: 1 SB: 0 CS: 1	PA: 34
PITCHER Jim Perry, R (1.1) ERA: 3.78 Johnny Klippstein, R (8.1) ERA: 2.99	IP: 7.0 WLS: L BF: 26 H: 2 R: 2 ER: 2 SO: 5 BB: 2 IBB: 0 HBP: 0 BLK: 0 WP: 1 HR: 1 S: 34 P: 42 ERA: 2.57 WHIP: 1.000															PITCHER				

Batter	1	2	3	4	5	6	7	8	9	10	11	12	13	AB R H RBI BB SO LOB	TOP								
Ken Aspromonte, R OBP: 0.362, SLG: 0.404 (1.4)	HR		SH5-4 1B	F7		FC3-6 BB		1-2 1B			5-3		6-3	5 1 2 1 2 0 1	Cleveland Indians @ Chicago White Sox Comiskey Park, Chicago, IL Fri Sep 30 1960, 8:05 PM EDT Att. 13,967 - Unknown livebaseballscorecards.com								
Tito Francona, L OBP: 0.374, SLG: 0.461 (1.7)	G5-3 BB 1B		SH5-4 1B	4-3		FC3-6		K2-3			FC6-5 2B		F7	7 0 3 0 0 1 5									
Jim Piersall, R OBP: 0.315, SLG: 0.429 (1.8)	F9		SH5-4			SH1-4 HBP SF8 1B		P4			FC6-5 HBP			5 1 1 0 0 0 4									
Woodie Held, R OBP: 0.344, SLG: 0.474 (1.6)	BB		K			SH1-4 HBP		K			FC6-4 HBP			3 0 0 0 1 2 2									
Vic Power, R OBP: 0.311, SLG: 0.394 (1.3)	G5-3		6-3			SH1-4		6-3			FC6-4			5 0 1 0 0 0 6									
Bubba Phillips, R OBP: 0.240, SLG: 0.289 (1.5)		F2		E5 2B		SF8		F8			F9		P4	5 1 0 1 0 0 1									
Walt Bond, L OBP: 0.302, SLG: 0.366 (1.9)				K		K								3 0 1 0 0 2 2									
Marty Keough, L OBP: 0.288, SLG: 0.337 (7.9)	1B			K		K								3 0 1 0 0 0 0									
John Romano, R OBP: 0.349, SLG: 0.471 (1.2)	F9							1B			G3		4-3	6 1 2 0 0 1 2									
Bobby Locke, R OBP: 0.341, SLG: 0.263 Frank Funk, R OBP: 0.200, SLG: 0.111 (6.1)	F9			E9 1B		FC3-6 BB 1B		K			1-3		F8	3 0 1 2 0 1 2									
						K		F7			K		K	3 0 0 0 0 2 1									
Inning Stats	R: 1 E: 0 K: 0 S: 4	H: 2 LOB: 1 BB: 1 P: 8	R: 0 E: 0 K: 0 S: 4	H: 1 LOB: 1 BB: 0 P: 4	R: 0 E: 0 K: 1 S: 6	H: 1 LOB: 2 BB: 1 P: 10	R: 2 E: 2 K: 1 S: 8	H: 2 LOB: 1 BB: 0 P: 8	R: 1 E: 0 K: 1 S: 6	H: 1 LOB: 1 BB: 1 P: 7	R: 0 E: 0 K: 1 S: 6	H: 1 LOB: 2 BB: 0 P: 5	R: 0 E: 0 K: 0 S: 5	H: 0 LOB: 0 BB: 0 P: 5		R: 0 E: 0 K: 0 S: 3	H: 0 LOB: 0 BB: 0 P: 3	R: 0 E: 0 K: 1 S: 5	H: 0 LOB: 0 BB: 0 P: 5	1B: 9 2B: 2 3B: 0 HR: 1	SF: 1 SAC: 2 DP: 1 HBP: 2	W/P: 0 PB: 0 SB: 0 CS: 0	PA: 56
PITCHER	IP WLS BF H R ER SO BB IBB HBP BLK WP HR S P ERA WHIP																						
Billy Pierce, L ERA: 3.62 Russ Kemmerer, R ERA: 3.59 Ken McBride, R ERA: Mike Garcia, R ERA: 4.15 Gerry Staley, R ERA: 2.2	(1.1) (4.1) (6.1) (7.1) (10.1)	3.1 1.2 1.0 3.0 4.0	WLS 18 7 12 14	BF 18 15 12 14	H 6 5 3 1	R 3 1 0 0	ER 2 1 0 0	SO 2 1 1 2	BB 2 0 0 0	IBB 0 0 0 0	HBP 0 0 0 0	BLK 0 0 0 0	WP 0 0 0 0	HR 1 0 0 0	S 20 8 6 18 17	P 28 9 10 18 18	ERA 5.40 5.40 0.00 0.00 0.00	WHIP 2.400 0.600 2.000 1.000 0.250					

Batter	1	2	3	4	5	6	7	8	9	10	11	12	13	AB R H RBI BB SO LOB	BOTTOM								
Luis Aparicio, R OBP: 0.324, SLG: 0.345 (1.6)	F8 FC6-4 1B		S BB		6-3		E K2-4-2 1B		K		F7			5 1 2 0 1 1 2	Cleveland Indians @ Chicago White Sox Comiskey Park, Chicago, IL Fri Sep 30 1960, 8:05 PM EDT Att. 13,967 - Unknown livebaseballscorecards.com								
Nellie Fox, L OBP: 0.354, SLG: 0.377 (1.4)	FC6-4 1B		G6-4-3 HBP				F5		E2 1B				G3-6-3 1B	5 0 4 0 0 0 1									
Jim Landis, R OBP: 0.364, SLG: 0.391 (1.8)	F8		G6-4-3								K		P4	5 0 0 0 1 1 6									
Roy Sievers, R OBP: 0.395, SLG: 0.531 J.C. Martin, L OBP: 0.118, SLG: 0.176 (10. PR) (11. 3)	FC6-4			1-3			1-3		K2-4-2				G3-6-3	5 0 1 1 0 1 3									
Minnie Minoso, R OBP: 0.373, SLG: 0.480 (1.7)	1-3													1 0 0 0 0 0 1									
Floyd Robinson, L OBP: 0.412, SLG: 0.231 (1.9)		F7		1B 1B		E 2B 1B		K					1B 2B	5 3 4 0 1 0 1									
Gene Freese, R OBP: 0.309, SLG: 0.475 (1.5)	F3			1B 1B		E4 2B G3-2-3		K					1B	6 0 2 0 0 1 4									
Cam Carreon, R OBP: 0.267, SLG: 0.214 Earl Torgerson, L OBP: 0.462, SLG: 0.404 (6. PH) Sherm Lollar, R OBP: 0.328, SLG: 0.359 Jim Rivera, J OBP: 0.421, SLG: 0.500 Joe Ginsberg, L OBP: 0.355, SLG: 0.305 (10. 2)	K			6-3				G6-4-3 1B					1B IBB	5 0 2 2 1 1 3									
Billy Pierce, L ERA: 3.62 Russ Kemmerer, R ERA: 3.59 Ken McBride, R ERA: Mike Garcia, R ERA: 4.15 Gerry Staley, R ERA: 2.2	(1.1) (4.1) (6.1) (7.1) (10.2)	5.1 6.2	WLS 26 L 27	BF 8 10	H 3 2	R 3 1	ER 3 1	SO 1 5	BB 2 2	IBB 0 0	HBP 1 0	BLK 0 0	WP 0 0	HR 0 0		S 25 34	P 34 46	ERA 5.06 1.35	WHIP 1.875 1.650				
PITCHER	IP WLS BF H R ER SO BB IBB HBP BLK WP HR S P ERA WHIP																						
Bobby Locke, R ERA: 3.37 Frank Funk, R ERA: 1.99	(1.1) (6.1)	5.1 6.2	L 27	10	2	1	5	1	2	0	0	0	0	0		34	46	1.35	1.650	1B: 14 2B: 5 3B: 0 HR: 0	SF: 0 SAC: 6 DP: 1 HBP: 1	W/P: 0 PB: 0 SB: 2 CS: 0	PA: 53



Batter	1	2	3	4	5	6	7	8	9	AB	R	H	RBI	BB	SO	LOB	TOP											
Ken Aspromonte, R OBP: 0.360, SLG: 0.403	0-0 6-3		0-0 2B		0-0 6-3	0-0 6-3		0-0 6-3	0-0 F8	6	1	1	0	0	0	3	Cleveland Indians @ Chicago White Sox Comiskey Park, Chicago, IL Sat Oct 01 1960, 4:33 AM EDT Att: 5,128 - Unknown											
Tito Francona, L OBP: 0.374, SLG: 0.460	0-0 FC5-4 1B		0-0 6-3		0-0 6-3		0-0 F7	0-0 HR 1B		5	1	2	0	0	0	1												
Jim Piersall, R OBP: 0.318, SLG: 0.439	0-0 FC5-4 1-2		0-0 1B 2B		0-0 F8		0-0 1B 1B	0-0 1-H HR		5	1	3	3	0	0	1												
Woodie Held, R OBP: 0.343, SLG: 0.470	0-0 F8		0-0 FC6-4 2-3 1B			0-0 E8 2B	0-0 F8	0-0 1-3		5	1	1	0	0	0	2												
Vic Power, R OBP: 0.314, SLG: 0.398		0-0 6-3	0-0 FC6-4 1-2			0-0 1-H 2B 2B	0-0 1-3 1B		0-0 SH HBP SF7 1B	5	2	3	1	0	0	2												
Bubba Phillips, R OBP: 0.245, SLG: 0.295		0-0 1B		0-0 6-3		0-0 F9 2-H 2B	0-0 F7		1-0 SH HBP	4	1	2	1	0	0	2												
Marty Keough, L OBP: 0.292, SLG: 0.344		0-0 G6-4-3 1B		0-3 K		0-3 K		0-0 HR 2B	0-0 SH	4	1	2	0	0	2	1												
John Romano, R OBP: 0.347, SLG: 0.478		0-0 G6-4-3 1-2		0-0 E4		0-0 F9 2-3		0-0 2-H HR	0-0 SF7	4	1	1	3	0	0	3												
Dick Stigman, R OBP: 0.306, SLG: 0.350 Don Newcombe, L OBP: 0.296, SLG: 0.292 Miguel de la Hoz, R OBP: 0.326, SLG: 0.431 Jack Harshman, L OBP: 0.308, SLG: 0.325 Bob Hale, L OBP: 0.305, SLG: 0.392 Johnny Klippstein, R OBP: 0.291, SLG: 0.143			0-3 K		0-0 F8		0-0 3-H 3B		0-0 F8	2	0	0	0	0	0	1	C											
Inning Stats	R: 0 E: 0 K: 0 S: 4	H: 1 LOB: 1 BB: 0 P: 4	R: 0 E: 0 K: 0 S: 4	H: 2 LOB: 1 BB: 0 P: 4	R: 1 E: 0 K: 1 S: 8	H: 3 LOB: 2 BB: 0 P: 8	R: 0 E: 1 K: 1 S: 6	H: 0 LOB: 1 BB: 0 P: 6	R: 0 E: 0 K: 0 S: 3	H: 0 LOB: 0 BB: 0 P: 3	R: 3 E: 1 K: 1 S: 9	H: 3 LOB: 1 BB: 0 P: 9	R: 0 E: 0 K: 0 S: 5	H: 2 LOB: 2 BB: 0 P: 5	R: 4 E: 0 K: 0 S: 7	H: 4 LOB: 0 BB: 0 P: 7		R: 1 E: 0 K: 1 S: 7	H: 1 LOB: 2 BB: 0 P: 8	1B: 8 2B: 5 3B: 1 HR: 2	SF: 1 SAC: 1 DP: 1 HBP: 1	WP: 0 PB: 0 SB: 0 CS: 0	PA: 46					
PITCHER	IP	WLS	BF	H	R	ER	SO	BB	IBB	HBP	BLK	WP	HR	S	P	ERA	WHIP	PITCHER										
Frank Baumann, L ERA: 2.67	(1, 1)	6.2	32	11	4	2	3	0	0	0	0	0	0	38	38	2.70	1.650											
Gerry Staley, R ERA: 2.42	(7, 1)	1.0	6	3	3	3	0	0	0	0	0	0	1	6	6	27.00	3.000											
Mike Garcia, R ERA: 4.58	(8, 1)	0.1	2	1	1	1	0	0	0	0	0	0	1	2	2	27.00	3.000											
Ken McBride, R ERA: 2.45	(9, 1)	1.0	L	6	1	1	1	0	0	1	0	0	0	7	8	9.00	1.000											
Luis Aparicio, R OBP: 0.323, SLG: 0.343	0-0 G6-3 1B		0-0 5-3		0-0 4-3	0-0 F9		0-0 F7		5	0	1	0	0	0	0	Cleveland Indians @ Chicago White Sox Comiskey Park, Chicago, IL Sat Oct 01 1960, 4:33 AM EDT Att: 5,128 - Unknown											
Nellie Fox, L OBP: 0.351, SLG: 0.374	0-0 G6-3 1-2		0-0 F8		0-0 E6 HR 1B	0-0 F7		0-0 F8		5	1	0	0	0	0	1												
Jim Landis, R OBP: 0.366, SLG: 0.392	0-0 4-3		4-0 BB		0-0 HR 1B	0-0 1B		0-0 3-1		4	1	2	0	1	0	0												
Roy Sievers, R OBP: 0.399, SLG: 0.539		4-0 BB	4-0 BB		0-0 HR 1B	0-0 1B		0-0 5-3		3	2	2	3	2	0	1												
Joe Hicks, L OBP: 0.276, SLG: 0.213		0-0 HR BB	1-2 BB		0-0 HR	0-0 5-3		0-0 1B		0	0	0	0	0	0	0												
Minnie Minoso, R OBP: 0.373, SLG: 0.479	0-0 F9		0-0 FC5-4 1-2		0-0 S 1B		0-0 F9		0-0 4-3	4	1	1	0	0	0	3												
Jim Rivera, L OBP: 0.400, SLG: 0.471	0-0 F9		0-0 FC5-4 1-2		0-0 K 1B		0-0 6-3		0-0 4-3	1	0	0	0	0	0	1												
Floyd Robinson, L OBP: 0.418, SLG: 0.256	0-0 HR 1B		0-0 WP 1B		0-3 K		0-0 6-3		0-0 4-3	4	1	2	0	0	1	1												
Gene Freese, R OBP: 0.311, SLG: 0.481	0-0 HR		0-3 K		0-0 K 1B		0-0 F8		0-0 F5	4	2	2	4	0	1	1												
Cam Carreon, R OBP: 0.278, SLG: 0.235	0-3 K		0-3 K		0-0 F8		0-0 F5		0-0 L8	3	0	1	1	0	1	1												
Sherm Lollar, R OBP: 0.327, SLG: 0.358	0-0 K		0-0 K		0-0 F8		0-0 F5		0-0 L8	1	0	0	0	0	0	0												
Frank Baumann, L OBP: 0.274, SLG: 0.173	0-3 K		0-3 K		0-0 F8		0-0 L8			0	0	0	0	0	0	0												
Gerry Staley, R OBP: 0.333, SLG: 0.235	0-3 K		0-3 K		0-0 F8		0-0 L8			0	0	0	0	0	0	0												
Mike Garcia, R OBP: 0.333, SLG: 0.333	0-3 K		0-3 K		0-0 F8		0-0 L8			0	0	0	0	0	0	0												
Ted Kluszewski, L OBP: 0.364, SLG: 0.425	0-3 K		0-3 K		0-0 F8		0-0 L8			1	0	0	0	0	0	0												
Ken McBride, R ERA: 2.91	0-3 K		0-3 K		0-0 F8		0-0 L8			0	0	0	0	0	0	0												
Inning Stats	R: 0 E: 0 K: 0 S: 3	H: 1 LOB: 0 BB: 0 P: 3	R: 3 E: 0 K: 2 S: 9	H: 2 LOB: 1 BB: 1 P: 13	R: 0 E: 0 K: 0 S: 3	H: 0 LOB: 2 BB: 2 P: 11	R: 0 E: 0 K: 2 S: 8	H: 1 LOB: 1 BB: 0 P: 8	R: 5 E: 0 K: 1 S: 11	H: 5 LOB: 1 BB: 0 P: 11	R: 0 E: 0 K: 0 S: 4	H: 1 LOB: 1 BB: 0 P: 4	R: 0 E: 0 K: 0 S: 3	H: 0 LOB: 0 BB: 0 P: 3	R: 0 E: 0 K: 0 S: 3	H: 0 LOB: 0 BB: 0 P: 3	R: 0 E: 0 K: 0 S: 4	H: 1 LOB: 1 BB: 0 P: 4	1B: 9 2B: 0 3B: 0 HR: 2	SF: 0 SAC: 0 DP: 1 HBP: 0	WP: 2 PB: 0 SB: 1 CS: 0	PA: 41						
PITCHER	IP	WLS	BF	H	R	ER	SO	BB	IBB	HBP	BLK	WP	HR	S	P	ERA	WHIP	PITCHER										
Dick Stigman, L ERA: 4.51	(1, 1)	4.2	25	8	8	5	5	3	0	0	0	0	1	2	32	44	9.64	2.357										
Don Newcombe, R ERA: 4.48	(5, 1)	0.1	2	1	0	0	0	0	0	0	0	0	1	0	2	2	0.00	3.000										
Jack Harshman, L ERA: 0.98	(6, 1)	2.0	7	1	0	0	0	0	0	0	0	0	0	7	7	0.00	0.500											
Johnny Klippstein, R ERA: 2.91	(8, 1)	2.0	W	7	1	0	0	0	0	0	0	0	0	7	7	0.00	0.500											

Batter	1	2	3	4	5	6	7	8	9	AB	R	H	RBI	BB	SO	LOB	TOP								
Ken Aspromonte, R OBP: 0.360, SLG: 0.400 (1, 4)										3	0	0	0	2	0	2	Cleveland Indians @ Chicago White Sox Comiskey Park, Chicago, IL Sun Oct 02 1960, 4:33 AM EDT Att: 11,097 - Unknown								
Tito Francona, L OBP: 0.373, SLG: 0.460 (1, 7)										5	1	1	1	0	1	3									
Jim Piersall, R OBP: 0.315, SLG: 0.434 (1, 8)										5	0	0	0	0	2	5									
Woodie Held, R OBP: 0.342, SLG: 0.471 (1, 6)										4	0	1	1	0	1	1									
Vic Power, R OBP: 0.311, SLG: 0.395 (1, 3)										4	0	0	0	0	0	1									
Marty Keough, L OBP: 0.295, SLG: 0.346 (1, 9)										4	1	2	0	0	1	1									
Bubba Phillips, R OBP: 0.249, SLG: 0.299 (9, PH)										2	1	1	0	1	1	1									
Bob Hale, L OBP: 0.312, SLG: 0.400 (9, PR)										1	0	1	0	0	0	0									
Joe Morgan, L OBP: 0.261, SLG: 0.300 (9, 5)										0	1	0	0	0	0	0									
John Romano, R OBP: 0.349, SLG: 0.475 (1, 2)										2	0	0	0	2	1	1									
Jim Perry, S OBP: 0.247, SLG: 0.264 (1, 1)										3	0	2	1	1	0	0									
Inning Stats	R: 0 E: 0 K: 0 S: 3	H: 0 LOB: 1 BB: 1 P: 7	R: 0 E: 0 K: 1 S: 5	H: 1 LOB: 0 BB: 0 P: 5	R: 0 E: 0 K: 1 S: 5	H: 0 LOB: 0 BB: 0 P: 5	R: 0 E: 0 K: 2 S: 7	H: 0 LOB: 0 BB: 0 P: 7	R: 0 E: 0 K: 0 S: 4	H: 2 LOB: 2 BB: 1 P: 8	R: 0 E: 0 K: 0 S: 3	H: 0 LOB: 0 BB: 0 P: 3	R: 0 E: 1 K: 0 S: 4	H: 1 LOB: 2 BB: 3 P: 16	R: 1 E: 0 K: 2 S: 9	H: 2 LOB: 1 BB: 0 P: 9	R: 1 E: 0 K: 1 S: 7	H: 2 LOB: 3 BB: 1 P: 11	1B: 5 2B: 3 3B: 0 HR: 0	SF: 0 SAC: 0 DP: 0 HBP: 0	WP: 0 PB: 0 SB: 0 CS: 1	PA: 39			
PITCHER	IP	WLS	BF	H	R	ER	SO	BB	IBB	HBP	BLK	WP	HR	S	P	ERA	WHIP								
Early Wynn, R ERA: 3.45 (1, 1)	6.2	L	25	4	2	1	4	3	0	0	0	0	0	30	42	1.35	1.050								
Turk Lown, R ERA: 3.89 (7, 1)	0.0		2	0	0	0	0	2	0	0	0	0	0	0	8	∞	∞								
Gary Peters, L ERA: 2.7 (7, 1)	1.1		6	2	1	1	2	0	0	0	0	0	0	10	10	6.75	1.500								
Ken McBride, R ERA: 3.86 (9, 1)	1.0		6	2	1	1	1	1	0	0	0	0	0	7	11	9.00	3.000								

AB 33
R 4
H 8
RBI 3
BB 6
SO 7
LOB 15



Batter	1	2	3	4	5	6	7	8	9	AB	R	H	RBI	BB	SO	LOB	BOTTOM								
Luis Aparicio, R OBP: 0.323, SLG: 0.343 (8, 6)										3	0	1	0	0	1	0	Cleveland Indians @ Chicago White Sox Comiskey Park, Chicago, IL Sun Oct 02 1960, 4:33 AM EDT Att: 11,097 - Unknown								
Nellie Fox, L OBP: 0.351, SLG: 0.372 (1, 4)										3	0	0	0	1	0	1									
Jim Landis, R OBP: 0.363, SLG: 0.389 (1, 8)										4	0	0	0	0	2	2									
Roy Sievers, R OBP: 0.396, SLG: 0.534 (1, 3)										4	0	0	0	0	2	1									
Minnie Minoso, R OBP: 0.374, SLG: 0.481 (4, PR)										2	0	2	0	0	0	0									
Stan Johnson, L OBP: 0.167, SLG: 0.667 (5, 7)										2	0	0	0	0	0	0									
Floyd Robinson, L OBP: 0.431, SLG: 0.283 (1, 9)										3	0	2	0	0	0	1									
J.C. Martin, L OBP: 0.100, SLG: 0.150 (1, 5)										3	0	0	0	0	2	3									
Cam Carreon, R OBP: 0.278, SLG: 0.235 (2, 2)										0	0	0	0	0	0	0									
Sherm Lollar, R OBP: 0.326, SLG: 0.356 (8, 2)										2	0	0	0	0	1	2									
Earl Averill, R OBP: 0.321, SLG: 0.293 (8, 2)										1	0	0	0	0	0	0									
Early Wynn, S OBP: 0.337, SLG: 0.293 (7, 1)										2	0	0	0	0	1	2									
Turk Lown, R OBP: 0.333, SLG: 0.400 (7, 1)										0	0	0	0	0	0	0									
Gary Peters, L (7, 1)										0	0	0	0	0	0	0									
Joe Hicks, L OBP: 0.291, SLG: 0.213 (8, PH)										0	0	0	0	1	0	0									
Ken McBride, R (9, 1)										0	0	0	0	0	0	0									
Inning Stats	R: 0 E: 0 K: 1 S: 5	H: 1 LOB: 1 BB: 1 P: 9	R: 0 E: 0 K: 3 S: 11	H: 2 LOB: 2 BB: 0 P: 11	R: 0 E: 0 K: 1 S: 5	H: 0 LOB: 0 BB: 0 P: 5	R: 0 E: 0 K: 0 S: 3	H: 1 LOB: 1 BB: 0 P: 3	R: 0 E: 0 K: 0 S: 3	H: 0 LOB: 0 BB: 0 P: 3	R: 0 E: 0 K: 2 S: 7	H: 0 LOB: 0 BB: 0 P: 7	R: 0 E: 0 K: 2 S: 8	H: 1 LOB: 1 BB: 0 P: 8	R: 0 E: 0 K: 0 S: 3	H: 0 LOB: 1 BB: 1 P: 7	R: 0 E: 0 K: 0 S: 3	H: 0 LOB: 0 BB: 0 P: 3	1B: 5 2B: 0 3B: 0 HR: 0	SF: 0 SAC: 0 DP: 1 HBP: 0	WP: 0 PB: 0 SB: 1 CS: 1	PA: 32			
PITCHER	IP	WLS	BF	H	R	ER	SO	BB	IBB	HBP	BLK	WP	HR	S	P	ERA	WHIP								
Jim Perry, R ERA: 3.65 (1, 1)	9.0	W	32	5	0	0	9	2	0	0	0	0	0	48	56	0.00	0.778								

AB 30
R 0
H 5
RBI 0
BB 2
SO 9
LOB 13

