

Cleveland Indians - 1961

Batter	1	2	3	4	5	6	7	8	9	AB	R	H	RBI	BB	SO	LOB	TOP					
Johnny Temple, R OBP: 0.222, SLG: 0.222 (1,4)	5-3			P6		5-3		1B		4	0	1	1	0	0	0	Cleveland Indians @ Washington Senators Griffith Stadium, Washington, DC Fri Apr 14 1961, 6:05 PM EST Att: 10,126 - Unknown					
Tito Francona, L OBP: 0.100, SLG: 0.100 (1,7)	L1			F8		L7		F8		4	0	0	0	0	0	1						
Jim Piersall, R OBP: 0.600, SLG: 0.900 (1,8)	F9			1-3						4	0	2	0	0	0	0						
Willie Kirkland, L OBP: 0.500, SLG: 0.750 (1,9)										4	0	1	0	0	0	3						
Woodie Held, R OBP: 0.300, SLG: 0.125 (1,6)										4	0	0	0	0	2	2						
Vic Power, R OBP: 0.556, SLG: 0.778 (1,3)										4	0	1	0	0	0	1						
Bubba Phillips, R OBP: 0.444, SLG: 0.875 (1,5)										4	1	1	0	0	0	2						
John Romano, R OBP: 0.500, SLG: 0.571 (1,2)										3	1	1	0	0	0	2						
Gary Bell, R (1,1)										2	0	0	0	0	0	0						
Bob Allen, L (7,1)										0	0	0	0	0	0	0						
Bob Hale, L (8, PH)										0	0	0	1	0	0	0						
Frank Funk, R (8,1)										0	0	0	0	0	0	0						
Inning Stats	R: 0 E: 0 K: 0 S: 3	H: 0 LOB: 0 BB: 0 P: 3	R: 0 E: 0 K: 1 S: 5	H: 0 LOB: 0 BB: 0 P: 5	R: 0 E: 0 K: 0 S: 3	H: 0 LOB: 0 BB: 0 P: 3	R: 0 E: 0 K: 0 S: 3	H: 0 LOB: 0 BB: 0 P: 3	R: 0 E: 0 K: 1 S: 7	H: 2 LOB: 2 BB: 0 P: 7	R: 0 E: 0 K: 0 S: 3	H: 0 LOB: 0 BB: 0 P: 3	R: 0 E: 0 K: 0 S: 4	H: 1 LOB: 1 BB: 0 P: 4	R: 2 E: 0 K: 0 S: 7	H: 4 LOB: 2 BB: 0 P: 7	R: 0 E: 0 K: 0 S: 3	H: 0 LOB: 0 BB: 0 P: 3	1B: 5 2B: 1 3B: 1 HR: 0	SF: 1 SAC: 0 DP: 0 HBP: 0	WP: 0 PB: 0 SB: 0 CS: 0	PA: 34
PITCHER Joe McClain, R ERA: 2.0 (1,1)	IP: 9.0 WLS: W BF: 34 H: 7 R: 2 ER: 2 SO: 2 BB: 0 IBB: 0 HBP: 0 BLK: 0 WP: 0 HR: 0 S: 38 P: 38 ERA: 2.00 WHIP: 0.778																					



Batter	1	2	3	4	5	6	7	8	9	AB	R	H	RBI	BB	SO	LOB	BOTTOM			
Coot Veal, R OBP: 0.429, SLG: 0.429 (1,6)										3	0	1	0	0	1	0	Cleveland Indians @ Washington Senators Griffith Stadium, Washington, DC Fri Apr 14 1961, 6:05 PM EST Att: 10,126 - Unknown			
Billy Klaus, L (1,5)										4	0	0	0	0	0	2				
Marty Keough, L OBP: 0.500, SLG: 0.500 (1,7)										4	0	1	1	0	2	1				
R C Stevens, R OBP: 0.200, SLG: 0.200 (1,3)										4	0	1	0	0	1	1				
Gene Woodling, L OBP: 0.286, SLG: 0.571 Jim King, L (6, PR) (7,9)										3	0	1	0	0	2	2				
Willie Tasby, R OBP: 0.426, SLG: 0.400 (1,8)										1	1	0	0	0	1	0				
Danny O'Connell, R OBP: 0.429, SLG: 0.429 (1,4)										3	0	1	1	0	2	1				
Pete Daley, R (1,2)										2	1	0	0	1	2	2				
Joe McClain, R OBP: 0.333, SLG: 0.667 (1,1)										3	1	1	1	0	1	0				
Inning Stats	R: 0 E: 0 K: 0 S: 4	H: 1 LOB: 1 BB: 0 P: 4	R: 0 E: 0 K: 2 S: 6	H: 0 LOB: 1 BB: 1 P: 10	R: 2 E: 0 K: 1 S: 8	H: 3 LOB: 2 BB: 1 P: 12	R: 0 E: 0 K: 2 S: 7	H: 0 LOB: 0 BB: 0 P: 7	R: 0 E: 0 K: 2 S: 9	H: 0 LOB: 2 BB: 1 P: 13	R: 0 E: 0 K: 1 S: 5	H: 0 LOB: 0 BB: 0 P: 5	R: 0 E: 0 K: 3 S: 9	H: 0 LOB: 0 BB: 0 P: 9	R: 0 E: 0 K: 3 S: 9	H: 0 LOB: 0 BB: 0 P: 9		1B: 5 2B: 1 3B: 0 HR: 0	SF: 0 SAC: 1 DP: 0 HBP: 0	WP: 0 PB: 0 SB: 1 CS: 1
PITCHER Gary Bell, R ERA: 4.5 Bob Allen, L ERA: Frank Funk, R ERA:	IP: 6.0 WLS: L BF: 26 H: 6 R: 3 ER: 3 SO: 8 BB: 3 IBB: 0 HBP: 0 BLK: 0 WP: 0 HR: 0 S: 39 P: 51 ERA: 4.50 WHIP: 1.500																			

Batter	1	2	3	4	5	6	7	8	9	AB	R	H	RBI	BB	SO	LOB	TOP			
Johnny Temple, R (1,4) OBP: 0.397, SLG: 0.308										4	0	2	1	1	0	0	Cleveland Indians @ Washington Senators Griffith Stadium, Washington, DC Sat Apr 15 1961, 3:33 AM EST Att: 9,616 - Unknown			
Tito Francona, L (1,7) OBP: 0.133, SLG: 0.200										5	0	1	0	0	0	3				
Jim Piersall, R (1,8) OBP: 0.467, SLG: 0.733										5	1	1	0	0	0	5				
Willie Kirkland, L (1,9) OBP: 0.429, SLG: 0.583										4	1	1	0	0	1	3				
Woodie Held, R (1,6) OBP: 0.286, SLG: 0.091										3	0	0	0	1	1	3				
Vic Power, R (1,3) OBP: 0.385, SLG: 0.538										4	0	0	1	0	1	2				
Bubba Phillips, R (1,5) OBP: 0.536, SLG: 0.917										4	1	3	1	0	0	0				
John Romano, R (1,2) OBP: 0.417, SLG: 0.400										3	0	0	0	1	1	2				
Mudcat Grant, R (1,1) Bob Hale, L (8, PH) Frank Funk, R (8, 1)										2	0	0	0	1	2	0	C			
Inning Stats	R: 0 E: 0 K: 1 S: 7	H: 2 LOB: 2 BB: 0 P: 7	R: 0 E: 0 K: 0 S: 3	H: 0 LOB: 0 BB: 0 P: 3	R: 0 E: 0 K: 1 S: 5	H: 0 LOB: 1 BB: 1 P: 9	R: 0 E: 0 K: 1 S: 5	H: 0 LOB: 0 BB: 0 P: 5	R: 1 E: 0 K: 1 S: 7	H: 2 LOB: 2 BB: 1 P: 11	R: 0 E: 0 K: 1 S: 5	H: 0 LOB: 0 BB: 0 P: 5	R: 1 E: 0 K: 1 S: 7	H: 2 LOB: 3 BB: 2 P: 15	R: 0 E: 0 K: 0 S: 3	H: 0 LOB: 0 BB: 0 P: 3		1B: 5 2B: 3 3B: 0 HR: 0	SF: 0 SAC: 0 DP: 0 HBP: 0	WP: 0 PB: 1 CS: 0
PITCHER	IP WLS BF H R ER SO BB IBB HBP BLK WP HR S P ERA WHIP																			
Bennie Daniels, R (1,1) ERA: 3.68	7.1 L 32 7 3 3 6 3 0 0 0 0 0 0 41 53 3.68 1.364																			
Dave Sisler, R (8,1) ERA:	1.2 7 1 0 0 1 1 0 0 0 0 0 0 8 12 0.00 1.200																			

Batter	1	2	3	4	5	6	7	8	9	AB	R	H	RBI	BB	SO	LOB	BOTTOM					
Coot Veat, R (1,6) OBP: 0.333, SLG: 0.333										5	0	1	0	0	0	1	Cleveland Indians @ Washington Senators Griffith Stadium, Washington, DC Sat Apr 15 1961, 3:33 AM EST Att: 9,616 - Unknown					
Billy Klaus, L (1,5) OBP: 0.083, SLG: 0.364										4	1	1	1	0	0	2						
Marty Keough, L (1,7) OBP: 0.417, SLG: 0.364										3	0	0	0	1	0	0						
R C Stevens, R (1,3) OBP: 0.222, SLG: 0.125										3	0	0	0	1	1	1						
Gene Woodling, L (1,9) OBP: 0.455, SLG: 0.600										3	0	2	0	1	0	1						
Willie Tasby, R (1,8) OBP: 0.425, SLG: 0.444										4	0	2	0	0	0	2						
Danny O'Connell, R (1,4) OBP: 0.364, SLG: 0.300										3	0	0	0	1	1	5						
Pete Daley, R (1,2) Joe Hicks, L (7, PH) Dutch Dotterer, R (8, 2) Jim King, L (9, PH)										2	0	0	0	0	2	2		AB 32 R 1 H 7 RBI 1 BB 4 SO 5 LOB 18				
Bennie Daniels, L (1,1) Dave Sisler, R (8,1) Dale Long, L (9, PH)										2	0	0	0	0	1	2						
Inning Stats	R: 0 E: 0 K: 1 S: 5	H: 0 LOB: 1 BB: 1 P: 9	R: 0 E: 0 K: 2 S: 8	H: 1 LOB: 2 BB: 1 P: 12	R: 0 E: 0 K: 0 S: 3	H: 0 LOB: 0 BB: 0 P: 3	R: 0 E: 0 K: 0 S: 4	H: 1 LOB: 1 BB: 0 P: 4	R: 0 E: 0 K: 1 S: 5	H: 0 LOB: 0 BB: 0 P: 5	R: 1 E: 0 K: 1 S: 7	H: 2 LOB: 2 BB: 1 P: 11	R: 0 E: 0 K: 0 S: 4	H: 2 LOB: 2 BB: 0 P: 4	R: 0 E: 0 K: 0 S: 4	H: 1 LOB: 1 BB: 0 P: 4	R: 0 E: 0 K: 0 S: 3	H: 0 LOB: 1 BB: 1 P: 7	1B: 6 2B: 0 3B: 0 HR: 1	SF: 0 SAC: 1 DP: 0 HBP: 0	WP: 1 PB: 0 CS: 0	PA: 37
PITCHER	IP WLS BF H R ER SO BB IBB HBP BLK WP HR S P ERA WHIP																					
Mudcat Grant, R (1,1) ERA: 1.29	7.0 W 29 6 1 1 5 3 0 0 0 0 1 1 36 48 1.29 1.286																					
Frank Funk, R (8,1) ERA:	2.0 S 8 1 0 0 0 1 0 0 0 0 1 0 7 11 0.00 1.000																					

Batter	1	2	3	4	5	6	7	8	9	AB	R	H	RBI	BB	SO	LOB	TOP										
Johnny Temple, R (1, 4) OBP: 0.444, SLG: 0.412										4	1	3	0	0	0	0	Cleveland Indians @ Washington Senators Griffith Stadium, Washington, DC Sun Apr 16 1961, 3:33 AM EST Att: 6,581 - Unknown										
Tito Francona, L (1, 7) OBP: 0.156, SLG: 0.368										4	1	1	2	0	0	3											
Jim Piersall, R (1, 8) OBP: 0.421, SLG: 0.632										4	1	1	0	0	1	1											
Willie Kirkland, L (1, 9) OBP: 0.389, SLG: 0.500										4	0	1	0	0	1	1											
Woodie Held, R (1, 6) OBP: 0.278, SLG: 0.133										4	0	1	1	0	1	0											
Vic Power, R (1, 3) OBP: 0.353, SLG: 0.471										4	0	1	0	0	0	2											
Bubba Phillips, R (1, 5) OBP: 0.471, SLG: 0.750										4	0	1	0	0	1	3											
John Romano, R (1, 2) OBP: 0.375, SLG: 0.429										4	0	1	0	0	0	3											
Johnny Antonelli, L (1, 1) OBP: 0.500, SLG: 1.000 Walt Bond, L (8, PH) Bob Allen, L (8, 1)										2	0	1	0	0	1	0											
Inning Stats	R: 0 E: 0 K: 0 S: 4	H: 1 LOB: 1 BB: 0 P: 4	R: 0 E: 0 K: 1 S: 5	H: 0 LOB: 0 BB: 0 P: 5	R: 0 E: 0 K: 0 S: 4	H: 2 LOB: 1 BB: 0 P: 4	R: 0 E: 0 K: 0 S: 3	H: 0 LOB: 0 BB: 0 P: 3	R: 0 E: 0 K: 1 S: 5	H: 1 LOB: 0 BB: 0 P: 3	R: 0 E: 0 K: 0 S: 7	H: 0 LOB: 0 BB: 0 P: 7	R: 0 E: 0 K: 0 S: 4	H: 2 LOB: 1 BB: 0 P: 4	R: 3 E: 0 K: 1 S: 10	H: 5 LOB: 2 BB: 0 P: 10		1B: 8 2B: 2 3B: 0 HR: 1	SF: 0 SAC: 0 DP: 3 HBP: 0	WP: 0 PB: 0 CS: 0	PA: 35						
PITCHER	IP	WLS	BF	H	R	ER	SO	BB	IBB	HBP	BLK	WP	HR	S	P	ERA	WHIP										
Dick Donovan, R (1, 1) ERA: 2.65	8.0	L	31	10	3	3	4	0	0	0	0	0	1	39	39	3.38	1.250										
Rudy Hernandez, R (9, 1) ERA:	1.0		4	1	0	0	1	0	0	0	0	0	0	6	6	0.00	1.000										

Batter	1	2	3	4	5	6	7	8	9	AB	R	H	RBI	BB	SO	LOB	BOTTOM										
Marty Keough, L (1, 7) OBP: 0.375, SLG: 0.286										3	0	0	0	1	1	1	Cleveland Indians @ Washington Senators Griffith Stadium, Washington, DC Sun Apr 16 1961, 3:33 AM EST Att: 6,581 - Unknown										
Cool Veal, R (1, 6) OBP: 0.500, SLG: 0.429										2	0	2	1	2	0	0											
Gene Woodling, L (1, 9) OBP: 0.333, SLG: 0.429 Jim King, L (9, 9)										4	0	0	1	0	1	5											
R C Stevens, R (1, 3) OBP: 0.154, SLG: 0.083										4	0	0	0	0	0	3											
Harry Bright, R (1, 5)										4	0	0	0	0	0	1											
Willie Tasby, R (1, 8) OBP: 0.333, SLG: 0.308										4	0	0	0	0	0	1											
Danny O'Connell, R (1, 4) OBP: 0.400, SLG: 0.308 Jim Mahoney, R (9, PR)										3	0	1	0	1	0	1											
Dutch Dotterer, R (1, 2) OBP: 0.500, SLG: 0.500 Billy Kinsau, L (9, PR) OBP: 0.083, SLG: 0.364										4	1	2	0	0	1	2											
Dick Donovan, L (1, 1) OBP: 0.333, SLG: 0.200 Rudy Hernandez, R (9, 1) Gene Green, R (9, PH)										3	1	1	0	0	1	1											
Inning Stats	R: 0 E: 0 K: 2 S: 7	H: 1 LOB: 0 BB: 0 P: 7	R: 0 E: 0 K: 0 S: 3	H: 0 LOB: 0 BB: 0 P: 3	R: 2 E: 0 K: 0 S: 5	H: 2 LOB: 2 BB: 2 P: 13	R: 0 E: 1 K: 0 S: 4	H: 0 LOB: 1 BB: 0 P: 4	R: 0 E: 0 K: 1 S: 6	H: 1 LOB: 1 BB: 0 P: 6	R: 0 E: 0 K: 0 S: 3	H: 0 LOB: 0 BB: 0 P: 3	R: 0 E: 0 K: 1 S: 6	H: 1 LOB: 1 BB: 0 P: 6	R: 0 E: 0 K: 0 S: 3	H: 0 LOB: 1 BB: 1 P: 7	R: 0 E: 0 K: 0 S: 3	H: 1 LOB: 2 BB: 1 P: 7	1B: 6 2B: 0 3B: 0 HR: 0	SF: 0 SAC: 0 DP: 1 HBP: 0	WP: 0 PB: 0 CS: 0	PA: 36					
PITCHER	IP	WLS	BF	H	R	ER	SO	BB	IBB	HBP	BLK	WP	HR	S	P	ERA	WHIP										
Johnny Antonelli, L (1, 1) ERA: 2.57	7.0		28	5	2	2	4	2	0	0	0	0	0	34	42	2.57	1.000										
Bob Allen, L (8, 1) ERA:	2.0	W	8	1	0	0	0	2	0	0	0	0	0	6	14	0.00	1.500										

Batter	1	2	3	4	5	6	7	8	9	AB	R	H	RBI	BB	SO	LOB	TOP					
Jake Wood, R OBP: 0.440, SLG: 0.450 (1, 4)	L4	F8			P3		HBP BB	2B 1B		4	2	1	1	2	0	0	Detroit Tigers @ Cleveland Indians Cleveland Municipal Stadium, Cleveland, OH Thu Apr 20 1961, 3:33 AM EST Att: 2,272 - Unknown AB 37 R 11 H 9 RBI 10 BB 8 SO 4 LOB 18 					
Bill Bruton, L OBP: 0.375, SLG: 0.333 (1, 8)	S 2B BB	P4			L3		F2	2B HBP BB	4-3	4	2	0	0	2	0	2						
Al Kaline, R OBP: 0.435, SLG: 0.667 (1, 9)	L6			L5-3	L5 1B HR		HBP S 1B	HBP 2B		5	1	2	1	0	0	1						
Rocky Colavito, R OBP: 0.364, SLG: 0.444 (1, 7)	1B 2B			FC6-4 BB	HR 1B		HBP BB	6-3		3	2	2	1	2	0	2						
Norm Cash, L OBP: 0.409, SLG: 0.611 (1, 3)	1B BB			FC6-4	HR		F8	HBP BB		3	2	1	3	2	0	4						
Steve Boros, R OBP: 0.452, SLG: 0.412 (1, 5)	1B 1B			F7	5-3		HBP	HBP		3	1	1	3	0	0	1						
Dick Brown, R OBP: 0.316, SLG: 0.444 (1, 2)	1B			F8			P6	F3		5	0	1	1	0	0	6						
Chico Fernandez, R OBP: 0.294, SLG: 0.313 (1, 6)	F9			F8			F8	1-3 1B	F8	5	1	1	0	0	0	1						
Frank Lary, R OBP: 0.222, SLG: 0.333 (1, 1)		K		K			K	1-3	K	5	0	0	0	0	4	1						
Inning Stats	R: 4 E: 0 K: 0 S: 6	H: 3 LOB: 1 BB: 2 P: 14	R: 0 E: 0 K: 1 S: 5	H: 0 LOB: 0 BB: 0 P: 5	R: 0 E: 0 K: 0 S: 3	H: 0 LOB: 1 BB: 1 P: 7	R: 0 E: 0 K: 1 S: 5	H: 0 LOB: 0 BB: 0 P: 5	R: 3 E: 1 K: 0 S: 6	H: 2 LOB: 0 BB: 0 P: 6	R: 0 E: 0 K: 1 S: 7	H: 0 LOB: 2 BB: 0 P: 7	R: 1 E: 0 K: 1 S: 4	H: 1 LOB: 3 BB: 2 P: 13	R: 3 E: 0 K: 0 S: 6	H: 3 LOB: 3 BB: 2 P: 15		R: 0 E: 0 K: 1 S: 5	H: 0 LOB: 1 BB: 1 P: 9	1B: 6 2B: 2 3B: 0 HR: 1	SF: 0 SAC: 0 DP: 0 HBP: 2	WP: 0 PB: 0 SB: 3 CS: 0
PITCHER	IP WLS BF H R ER SO BB IBB HBP BLK WP HR S P ERA WHIP																					
Gary Bell, R ERA: 5.73 (1, 1)	5.0 L 24 5 7 4 2 3 0 0 0 0 1 25 37 7.20 1.600																					
Barry Latman, R ERA: 4.5 (6, 1)	2.0 10 1 1 1 1 2 0 1 0 0 0 9 18 4.50 1.500																					
Russ Heman, R ERA: 13.5 (8, 1)	2.0 13 3 3 3 1 3 0 1 0 0 0 11 24 13.50 3.000																					
Batter	1	2	3	4	5	6	7	8	9	AB	R	H	RBI	BB	SO	LOB	BOTTOM					
Johnny Temple, R OBP: 0.462, SLG: 0.391 (1, 4)	G1-6-3 BB			FC5-4 1B BB	6-3			1B		2	1	1	0	2	0	0	Detroit Tigers @ Cleveland Indians Cleveland Municipal Stadium, Cleveland, OH Thu Apr 20 1961, 3:33 AM EST Att: 2,272 - Unknown AB 34 R 4 H 8 RBI 4 BB 2 SO 5 LOB 17 					
Tito Francona, L OBP: 0.222, SLG: 0.407 (1, 7)	G1-6-3			FC5-4 1B			E4 1B	F8		4	0	1	0	0	0	2						
Jim Piersall, R OBP: 0.370, SLG: 0.500 (1, 8)	F8			FC5-4 1B			FC6-4 1B	K		4	1	1	0	0	1	3						
Willie Kirkland, L OBP: 0.320, SLG: 0.391 Watt Bond, L (8, 9)		1-3		1B 1B			L3	P5		3	1	1	1	0	0	2						
Woodie Held, R OBP: 0.231, SLG: 0.130 (1, 6)		G6-3 1B		K			K		6-3	4	0	1	0	0	2	4						
Vic Power, R OBP: 0.280, SLG: 0.360 (1, 3)		G6-3		FC6-4 1B			FC6-4		5-3	4	0	1	2	0	0	3						
Bubba Phillips, R OBP: 0.400, SLG: 0.583 (1, 5)				5-3	FC6-4			F7	2B 1B	4	1	1	0	0	0	1						
John Romano, R OBP: 0.333, SLG: 0.409 (1, 2)				F8			1-3			4	0	1	1	0	1	0						
Gary Bell, R Joe Morgan, L Barry Latman, R Don Dillard, L Russ Heman, R Bob Hale, L (1, 1) (5, PH) (6, 1) (7, PH) (8, 1) (9, PH)				L9			K	4-3		1	0	0	0	0	0	0						
Inning Stats	R: 0 E: 0 K: 0 S: 2	H: 0 LOB: 0 BB: 0 P: 6	R: 0 E: 0 K: 0 S: 3	H: 1 LOB: 0 BB: 0 P: 3	R: 0 E: 0 K: 0 S: 3	H: 0 LOB: 0 BB: 0 P: 3	R: 3 E: 0 K: 1 S: 8	H: 3 LOB: 1 BB: 1 P: 12	R: 0 E: 0 K: 1 S: 5	H: 0 LOB: 0 BB: 0 P: 5	R: 0 E: 1 K: 1 S: 7	H: 1 LOB: 2 BB: 0 P: 7	R: 0 E: 0 K: 1 S: 5	H: 0 LOB: 0 BB: 0 P: 5	R: 0 E: 0 K: 1 S: 6	H: 1 LOB: 1 BB: 0 P: 6		R: 1 E: 0 K: 0 S: 5	H: 2 LOB: 1 BB: 0 P: 5	1B: 7 2B: 1 3B: 0 HR: 0	SF: 0 SAC: 0 DP: 2 HBP: 0	WP: 0 PB: 1 SB: 0 CS: 0
PITCHER	IP WLS BF H R ER SO BB IBB HBP BLK WP HR S P ERA WHIP																					
Frank Lary, R ERA: 1.5 (1, 1)	9.0 W 36 8 4 3 5 2 0 0 0 0 0 44 52 3.00 1.111																					

Batter	1	2	3	4	5	6	7	8	9	AB	R	H	RBI	BB	SO	LOB	TOP			
Johnny Temple, R (1.4) OBP: 0.471, SLG: 0.419	F7		F7				P6			4	0	1	0	0	0	1	Cleveland Indians @ Kansas City Athletics Municipal Stadium, Kansas City, MO Sat Apr 22 1961, 4:33 AM EST Att: 9,500 - Unknown livebaseballscorecards.com			
Tito Francona, L (1.7) OBP: 0.333, SLG: 0.441	BB 1B		2B SF8 1B			5-3 1B		G3		4	1	2	0	0	1	1				
Jim Piersall, R (1.8) OBP: 0.333, SLG: 0.529	F9		SF8 1-3 2B			5-3		F3		4	0	1	0	0	2					
Walt Bond, L (1.9) OBP: 0.333, SLG: 0.441	1-2 BB		SF8 2-3 3-H			4-3		3-1		2	0	0	1	1	0	0				
Bubba Phillips, R (1.5) OBP: 0.394, SLG: 0.516	F7		6-3			6-3				4	0	1	0	0	3					
Vic Power, R (1.3) OBP: 0.303, SLG: 0.455		F8		F8 6-3 2B		P6		4-1		4	1	1	0	0	1					
Woodie Held, R (1.6) OBP: 0.206, SLG: 0.129		K		F8 2-3			F7		F9	4	0	0	0	0	1	2				
John Romano, R (1.2) OBP: 0.313, SLG: 0.367				6-3					K	4	0	2	1	0	1	1				
Johnny Antonelli, L (1.1) OBP: 0.250, SLG: 0.500										2	0	0	0	0	0	1				
Barry Latman, R (6.1) Miguel de la Hoz, R (7. PH) Wynn Hawkins, R (7.1)	3-1			4-3			F7			0	0	0	0	0	0	0				
Inning Stats	R: 0 E: 0 K: 0 S: 4	H: 1 LOB: 2 BB: 1 P: 8	R: 0 E: 0 K: 1 S: 6	H: 1 LOB: 1 BB: 0 P: 6	R: 1 E: 0 K: 0 S: 5	H: 2 LOB: 1 BB: 0 P: 5	R: 1 E: 0 K: 0 S: 4	H: 1 LOB: 0 BB: 0 P: 4	R: 0 E: 0 K: 1 S: 5	H: 0 LOB: 0 BB: 0 P: 3	R: 0 E: 0 K: 0 S: 3	H: 1 LOB: 1 BB: 0 P: 4	R: 0 E: 0 K: 0 S: 3	H: 0 LOB: 0 BB: 0 P: 3	R: 0 E: 0 K: 1 S: 6	H: 1 LOB: 1 BB: 0 P: 6	1B: 6 2B: 2 3B: 0 HR: 0	SF: 1 SAC: 0 DP: 0 HBP: 0	WP: 0 PB: 0 SB: 0 CS: 0	PA: 35
PITCHER	IP WLS BF H R ER SO BB IBB HBP BLK WP HR S P ERA WHIP																			
Bud Daley, L (1.1) ERA: 4.09	8.0 W 32 8 2 2 2 1 0 0 0 0 0 0 35 39 2.25 1.125																			
Ed Keegan, R (9.1) ERA:	1.0 S 3 0 0 0 1 0 0 0 0 0 0 0 5 5 0.00 0.000																			

Batter	1	2	3	4	5	6	7	8	9	AB	R	H	RBI	BB	SO	LOB	BOTTOM			
Dick Howser, R (1.6) OBP: 0.300, SLG: 0.133	G5-4-3 BB		P3			6-3		F7		3	0	0	0	1	0	0	Cleveland Indians @ Kansas City Athletics Municipal Stadium, Kansas City, MO Sat Apr 22 1961, 4:33 AM EST Att: 9,500 - Unknown livebaseballscorecards.com			
Jerry Lumpe, L (1.4) OBP: 0.500, SLG: 0.375	F9		F8			1B SH3-4 1B	4-0 WP 4-3 BB			3	1	1	0	1	0	1				
Hank Bauer, R (1.9) OBP: 0.429, SLG: 0.333	G5-4-3 1-2					SH3-4 1-2	4-3 1-2			3	0	1	0	0	0	2				
Chuck Essegian, R (1.7) OBP: 0.429, SLG: 0.500		K	F3			BB 1B 1B	K			4	1	1	0	0	2	2				
Bill Tuttle, R (1.8) OBP: 0.333, SLG: 0.421		E5 1B		F9 7-2 2B		1B BB 1B		F3		4	1	2	1	0	0	0				
Andy Carey, R (1.5) OBP: 0.500, SLG: 0.308		HR 1B		F9 2-3		1B BB				2	1	1	1	2	0	1				
Mary Throneberry, L (1.3) OBP: 0.286, SLG: 0.474		HR		7-2 3-H		1B 1B		K		4	1	2	3	0	1	2				
Joe Pignatano, R (1.2) OBP: 0.333, SLG: 0.333										2	0	0	0	0	0	0				
Bob Boyd, L (6. PH) Haywood Sullivan, R (7.2) OBP: 0.333, SLG: 0.667 OBP: 0.214, SLG: 0.251	F9				P3	F5		L9		1	0	0	0	0	0	3				
Bud Daley, L (1.1) Ed Keegan, R (9.1)	F7				1-3	6-3				3	0	0	0	0	0	3				
Inning Stats	R: 0 E: 0 K: 0 S: 2	H: 0 LOB: 0 BB: 1 P: 6	R: 3 E: 1 K: 1 S: 8	H: 2 LOB: 0 BB: 0 P: 8	R: 0 E: 0 K: 0 S: 4	H: 1 LOB: 1 BB: 0 P: 4	R: 0 E: 0 K: 0 S: 3	H: 1 LOB: 0 BB: 0 P: 3	R: 0 E: 0 K: 0 S: 3	H: 0 LOB: 0 BB: 0 P: 3	R: 2 E: 0 K: 0 S: 7	H: 4 LOB: 3 BB: 1 P: 11	R: 0 E: 0 K: 1 S: 5	H: 0 LOB: 1 BB: 1 P: 9	R: 0 E: 0 K: 1 S: 5	H: 0 LOB: 1 BB: 1 P: 9	1B: 6 2B: 2 3B: 0 HR: 1	SF: 0 SAC: 1 DP: 2 HBP: 0	WP: 1 PB: 0 SB: 0 CS: 0	PA: 35
PITCHER	IP WLS BF H R ER SO BB IBB HBP BLK WP HR S P ERA WHIP																			
Johnny Antonelli, L (1.1) ERA: 4.38	5.1 L 25 8 5 4 1 2 0 0 0 0 0 0 25 33 6.75 1.875																			
Barry Latman, R (6.1) ERA: 3.38	0.2 2 0 0 0 0 0 0 0 0 0 0 0 2 2 0.00 0.000																			
Wynn Hawkins, R (7.1) ERA:	2.0 8 0 0 0 2 2 0 0 0 1 0 10 18 0.00 1.000																			

Batter	1	2	3	4	5	6	7	8	9	AB	R	H	RBI	BB	SO	LOB	TOP					
Johnny Temple, R (1.4) <small>OBP: 0.590, SLG: 0.500</small> Miguel de la Hoz, R (3.4) <small>OBP: 0.167, SLG: 0.167</small>	 <small>0-0</small>		 <small>0-0</small>	 <small>1-2, 3-H</small>		 <small>0-0</small>		 <small>0-0</small>		1 0 1 0 0 0 0 4 1 1 1 0 0 2												
Tito Francona, L (1.7) <small>OBP: 0.357, SLG: 0.462</small>	 <small>0-0</small>		 <small>0-0</small>	 <small>0-0</small>		 <small>0-0</small>		 <small>0-3</small>		5 1 0 0 0 1 5												
Jim Piersall, R (1.8) <small>OBP: 0.339, SLG: 0.462</small>	 <small>0-0</small>		 <small>0-0</small>	 <small>1-2</small>				 <small>0-0</small>	 <small>0-0</small>	5 0 3 2 0 0 0												
Willie Kirkland, L (1.9) <small>OBP: 0.326, SLG: 0.297</small>	 <small>0-0</small>		 <small>0-0</small>	 <small>1-2</small>				 <small>0-3</small>	 <small>0-0</small>	4 0 1 1 1 2 1												
Bubba Phillips, R (1.5) <small>OBP: 0.294, SLG: 0.449</small>	 <small>0-3</small>		 <small>0-0</small>		 <small>0-0</small>			 <small>0-0</small>	 <small>0-0</small>	5 0 0 0 0 1 4												
Vic Power, R (1.3) <small>OBP: 0.320, SLG: 0.429</small>	 <small>0-0</small>		 <small>0-0</small>	 <small>1-2</small>						4 1 2 0 0 0 5												
Woodie Held, R (1.6) <small>OBP: 0.200, SLG: 0.170</small>		 <small>0-0</small>		 <small>1-2</small>	 <small>0-0</small>	 <small>0-0</small>		 <small>0-0</small>	 <small>1-2</small>	4 1 2 0 0 0 1												
John Romano, R (1.2) <small>OBP: 0.390, SLG: 0.432</small>		 <small>0-0</small>		 <small>0-0</small>	 <small>0-0</small>		 <small>0-0</small>	 <small>0-0</small>	 <small>1-3, 2-H</small>	4 1 3 1 0 0 1												
Mudcat Grant, R (1.1) <small>OBP: 0.425, SLG: 0.400</small> Barry Latman, R (3.1) <small>OBP: 0.226, SLG: 0.111</small> Walt Bond, L (4.1) <small>OBP: 0.226, SLG: 0.111</small> Bob Allen, L (4.1) <small>OBP: 0.226, SLG: 0.111</small> Bob Hale, L (8.1) <small>OBP: 0.226, SLG: 0.111</small> Frank Funk, R (8.1) <small>OBP: 0.226, SLG: 0.111</small>	 <small>0-0</small>		 <small>0-0</small>	 <small>1-3</small>		 <small>0-0</small>	 <small>0-0</small>	 <small>1-2, 3-H</small>		1 0 0 0 0 0 0 1 0 0 0 0 0 0 0 0 1 1 0 0 0 0 0 1 0 0 0 0 0 0 0 0 0 0 0 0 1 0 0 0 0 0 0 0 0 0 0 0												
Inning Stats	R: 1 E: 0 K: 1 S: 8	H: 3 LOB: 2 BB: 0 P: 8	R: 0 E: 0 K: 0 S: 3	H: 1 LOB: 0 BB: 0 P: 3	R: 0 E: 1 K: 0 S: 5	H: 1 LOB: 3 BB: 1 P: 9	R: 3 E: 1 K: 1 S: 9	H: 3 LOB: 1 BB: 0 P: 9	R: 0 E: 0 K: 0 S: 3	H: 1 LOB: 0 BB: 0 P: 3	R: 0 E: 0 K: 0 S: 4	H: 1 LOB: 1 BB: 0 P: 4	R: 0 E: 0 K: 1 S: 5	H: 0 LOB: 0 BB: 0 P: 5	R: 2 E: 0 K: 1 S: 8	H: 3 LOB: 1 BB: 0 P: 8	R: 0 E: 0 K: 0 S: 3	H: 0 LOB: 0 BB: 0 P: 3	1B: 12 2B: 1 3B: 0 HR: 0	SF: 1 SAC: 1 DP: 2 HBP: 0	WP: 1 PB: 1 SB: 0 CS: 0	PA: 41
PITCHER	IP WLS BF H R ER SO BB IBB HBP BLK WP HR S P ERA WHIP																					
Jack Fisher, R (1.1) <small>ERA: 3.66</small> Billy Hoelt, L (8.1) <small>ERA: 2.0</small>	7.0 L 35 13 6 3 3 1 0 0 0 0 1 0 0 40 44 3.86 2.000																					

Cleveland Indians @ Baltimore Orioles
 Memorial Stadium, Baltimore, MD
 Wed Apr 26 1961, 6:05 PM EST
 Att: 12,383 - Unknown

AB	38
R	6
H	13
RBI	6
BB	1
SO	4
LOB	21



Batter	1	2	3	4	5	6	7	8	9	AB	R	H	RBI	BB	SO	LOB	BOTTOM					
Russ Snyder, L (1.8) <small>OBP: 0.379, SLG: 0.308</small>	 <small>0-0</small>		 <small>0-0</small>	 <small>0-3</small>		 <small>0-3</small>			 <small>4-0</small>	4 1 2 0 1 2 1												
Whitley Herzog, L (1.9) <small>OBP: 0.400, SLG: 0.375</small> Dick Williams, R (5.7) <small>OBP: 0.237, SLG: 0.371</small>	 <small>0-0</small>		 <small>0-0</small>	 <small>0-0</small>			 <small>0-3</small>	 <small>0-0</small>	 <small>0-0</small>	2 1 2 0 0 0 0 3 0 0 0 0 1 2												
Brooks Robinson, R (1.5) <small>OBP: 0.314, SLG: 0.356</small>	 <small>0-0</small>		 <small>0-0</small>		 <small>4-0</small>		 <small>0-0</small>	 <small>0-0</small>		4 1 1 1 1 0 3												
Jim Gentile, L (1.3) <small>OBP: 0.425, SLG: 0.647</small>	 <small>0-0</small>		 <small>0-0</small>	 <small>0-0</small>			 <small>0-0</small>			3 0 0 0 0 0 2												
Clint Courtney, L (1.2) <small>OBP: 0.455, SLG: 0.250</small>		 <small>4-0</small>	 <small>0-0</small>	 <small>1-2, 2-3, 3-H</small>			 <small>0-0</small>			2 0 1 1 2 0 0												
Ron Hansen, R (1.6) <small>OBP: 0.375, SLG: 0.317</small>		 <small>0-0</small>	 <small>0-0</small>	 <small>0-0</small>			 <small>0-3</small>			3 0 1 1 0 1 1												
Gene Stephens, L (1.7) <small>OBP: 0.286, SLG: 0.091</small> Earl Robinson, R (7.9) <small>OBP: 0.333, SLG: 0.333</small>	 <small>0-3</small>		 <small>0-0</small>	 <small>0-0</small>		 <small>0-0</small>		 <small>0-0</small>		2 0 0 0 0 1 4 2 0 0 0 0 0 0												
Jerry Adair, R (1.4) <small>OBP: 0.583, SLG: 0.700</small>	 <small>0-0</small>		 <small>0-0</small>		 <small>4-0</small>			 <small>0-0</small>		3 0 1 0 1 0 4												
Jack Fisher, R (1.1) <small>OBP: 0.167, SLG: 0.167</small> Billy Hoelt, L (8.1) <small>OBP: 0.167, SLG: 0.167</small> Dave Philley, S (9.1) <small>OBP: 0.333, SLG: 0.444</small>	 <small>0-0</small>			 <small>0-0</small>		 <small>0-0</small>			 <small>0-3</small>	2 0 0 0 0 0 2 0 0 0 0 0 0 0 1 0 0 0 0 1 1												
Inning Stats	R: 0 E: 0 K: 0 S: 4	H: 2 LOB: 1 BB: 0 P: 4	R: 0 E: 0 K: 1 S: 6	H: 1 LOB: 2 BB: 1 P: 10	R: 3 E: 0 K: 0 S: 7	H: 4 LOB: 2 BB: 0 P: 8	R: 0 E: 0 K: 1 S: 5	H: 0 LOB: 0 BB: 0 P: 5	R: 0 E: 0 K: 0 S: 2	H: 0 LOB: 1 BB: 2 P: 10	R: 0 E: 0 K: 1 S: 5	H: 0 LOB: 1 BB: 1 P: 9	R: 0 E: 0 K: 1 S: 5	H: 0 LOB: 0 BB: 0 P: 5	R: 0 E: 0 K: 1 S: 5	H: 0 LOB: 2 BB: 1 P: 10	R: 0 E: 0 K: 1 S: 6	H: 1 LOB: 1 BB: 1 P: 10	1B: 7 2B: 1 3B: 0 HR: 0	SF: 1 SAC: 1 DP: 1 HBP: 1	WP: 0 PB: 0 SB: 0 CS: 0	PA: 39
PITCHER	IP WLS BF H R ER SO BB IBB HBP BLK WP HR S P ERA WHIP																					
Mudcat Grant, R (1.1) <small>ERA: 4.02</small> Barry Latman, R (3.1) <small>ERA: 4.91</small> Bob Allen, L (4.1) <small>ERA: 0.93</small> Frank Funk, R (8.1) <small>ERA: 4.15</small>	2.0 W 3 0 0 0 0 1 0 0 0 0 0 0 3 3 0.00 0.000																					

Cleveland Indians @ Baltimore Orioles
 Memorial Stadium, Baltimore, MD
 Wed Apr 26 1961, 6:05 PM EST
 Att: 12,383 - Unknown

AB	31
R	3
H	8
RBI	3
BB	5
SO	6
LOB	20



Batter	1	2	3	4	5	6	7	8	9	AB	R	H	RBI	BB	SO	LOB	TOP		
Johnny Temple, R (1.4) OBP: 0.556, SLG: 0.500										4	1	1	0	0	0	3	Cleveland Indians @ New York Yankees Yankee Stadium, Bronx, NY Thu Apr 27 1961, 3:33 AM EST Att. 8,897 - Overcast - 62 F		
Tito Francona, L (1.7) OBP: 0.356, SLG: 0.455										3	0	1	1	0	0	0			
Jim Piersall, R (1.8) OBP: 0.317, SLG: 0.436										3	0	0	1	0	0	2			
Willie Kirkland, L (1.9) OBP: 0.319, SLG: 0.293 Mudcat Grant, R (9, PR) OBP: 0.429, SLG: 0.400										4	0	1	0	0	0	0			
Bubba Phillips, R (1.5) OBP: 0.273, SLG: 0.415										4	0	0	0	0	0	1			
Vic Power, R (1.3) OBP: 0.302, SLG: 0.404										3	0	0	0	0	0	0			
Woodie Held, R (1.6) OBP: 0.226, SLG: 0.204										2	1	1	0	1	1	0			
John Romano, R (1.2) OBP: 0.409, SLG: 0.450										3	0	2	1	0	0	1			
Johnny Antonelli, L (1.1) OBP: 0.200, SLG: 0.400 Barry Latman, R (7, 1) OBP: 0.231, SLG: 0.100 Walt Bond, L (8, PH) OBP: 0.231, SLG: 0.100 Wynn Hawkins, R (8, 1)										1	1	0	0	0	0	1			
Inning Stats	R: 0 E: 0 K: 0 S: 3	H: 0 LOB: 0 BB: 0 P: 3	R: 0 E: 0 K: 0 S: 3	H: 0 LOB: 0 BB: 0 P: 3	R: 2 E: 1 K: 0 S: 6	H: 3 LOB: 1 BB: 0 P: 6	R: 0 E: 0 K: 0 S: 3	H: 0 LOB: 0 BB: 0 P: 3	R: 0 E: 0 K: 1 S: 5	H: 0 LOB: 0 BB: 0 P: 5	R: 0 E: 0 K: 0 S: 3	H: 1 LOB: 0 BB: 0 P: 3	R: 0 E: 0 K: 0 S: 4	H: 1 LOB: 0 BB: 0 P: 4	R: 0 E: 0 K: 0 S: 4	H: 1 LOB: 1 BB: 0 P: 4		1B: 4 2B: 4 3B: 0 HR: 0	SF: 1 SAC: 2 DP: 3 HBP: 0
PITCHER Art Ditmar, R (1.1) ERA: 3.31	IP: 9.0 WLS: W BF: 32 H: 6 R: 3 ER: 3 SO: 1 BB: 1 IBB: 0 HBP: 0 BLK: 0 WP: 0 HR: 0 S: 33 P: 37 ERA: 3.00 WHIP: 0.778																		

Batter	1	2	3	4	5	6	7	8	9	AB	R	H	RBI	BB	SO	LOB	BOTTOM		
Bobby Richardson, R (1.4) OBP: 0.255, SLG: 0.224										4	1	1	0	0	0	0	Cleveland Indians @ New York Yankees Yankee Stadium, Bronx, NY Thu Apr 27 1961, 3:33 AM EST Att. 8,897 - Overcast - 62 F		
Tony Kubek, L (1.6) OBP: 0.360, SLG: 0.386										4	2	3	0	0	0	0			
Hector Lopez, R (1.7) OBP: 0.275, SLG: 0.239										2	0	1	1	1	0	1			
Mickey Mantle, S (1.8) OBP: 0.440, SLG: 0.927										3	0	1	2	0	0	2			
Bill Skowron, R (1.3) OBP: 0.333, SLG: 0.455										4	1	1	0	0	0	2			
Eliot Howard, R (1.2) OBP: 0.440, SLG: 0.565										4	0	2	0	0	0	1			
Roger Maris, L (1.9) OBP: 0.354, SLG: 0.270										2	0	0	0	2	0	2			
Deron Johnson, R (1.5) OBP: 0.133, SLG: 0.133 Yogi Berra, L (8, PH) OBP: 0.333, SLG: 0.280 Clete Boyer, R (9, 5) OBP: 0.222, SLG: 0.087										3	0	1	1	0	0	3			
Art Ditmar, R (1.1) OBP: 0.143, SLG: 0.143										1	0	0	0	0	0	1			
Inning Stats	R: 0 E: 0 K: 0 S: 3	H: 0 LOB: 1 BB: 1 P: 7	R: 0 E: 0 K: 0 S: 3	H: 1 LOB: 1 BB: 1 P: 7	R: 1 E: 0 K: 0 S: 5	H: 2 LOB: 1 BB: 0 P: 5	R: 1 E: 0 K: 0 S: 5	H: 3 LOB: 2 BB: 0 P: 5	R: 1 E: 0 K: 0 S: 4	H: 2 LOB: 1 BB: 0 P: 4	R: 1 E: 0 K: 0 S: 5	H: 2 LOB: 1 BB: 0 P: 5	R: 0 E: 0 K: 0 S: 3	H: 0 LOB: 1 BB: 1 P: 7	R: 0 E: 0 K: 0 S: 3	H: 0 LOB: 1 BB: 1 P: 7		1B: 8 2B: 2 3B: 1 HR: 0	SF: 2 SAC: 0 DP: 1 HBP: 0
PITCHER Johnny Antonelli, L (1.1) ERA: 4.74 Barry Latman, R (7, 1) ERA: 4.5 Wynn Hawkins, R (8, 1) ERA:	IP: 6.2 WLS: L BF: 31 H: 11 R: 4 ER: 4 SO: 4 BB: 2 IBB: 0 HBP: 0 BLK: 0 WP: 1 HR: 0 S: 29 P: 37 ERA: 5.40 WHIP: 1.950																		

Batter	1	2	3	4	5	6	7	8	9	AB	R	H	RBI	BB	SO	LOB	TOP																	
Johnny Temple, R (1.4) OBP: 0.544, SLG: 0.489	0-0 6-3		0-0 1B		0-0 SH3		0-3 K			3	0	1	0	0	1	0	Cleveland Indians @ New York Yankees Yankee Stadium, Bronx, NY Sat Apr 29 1961, 3:33 AM EST Att: 14,624 - Overcast - 52 F																	
Tito Francona, L (1.7) OBP: 0.333, SLG: 0.424	0-0 F8		0-0 L8		0-3 K		0-0 F7			4	0	0	0	0	1	2																		
Jim Piersall, R (1.8) OBP: 0.328, SLG: 0.431	0-0 F9		0-0 1B		0-0 P5			4-0 G6-4-3 1B BB		3	0	1	0	1	0	1																		
Willie Kirkland, L (1.9) OBP: 0.314, SLG: 0.289		0-3 K	0-3 K		0-0 F7			0-0 G6-4-3 1B		4	0	1	0	0	2	2																		
Bubba Phillips, R (1.5) OBP: 0.271, SLG: 0.439		0-0 L8		0-0 F7		0-0 1B 3B		0-0 G6-4-3 1B		4	1	1	0	0	0	2																		
Vic Power, R (1.3) OBP: 0.316, SLG: 0.411		0-0 1B		0-0 1-3		0-0 1B		0-0 P6		4	0	2	1	0	0	1																		
Woodie Held, R (1.6) OBP: 0.263, SLG: 0.302		0-0 1B		0-0 HR		0-0 P4		0-0 G5-4-3 1B		4	1	3	1	0	0	1																		
John Romano, R (1.2) OBP: 0.375, SLG: 0.409		0-0 F2		0-0 L9		0-0 L9		0-0 F8		4	0	0	0	0	0	4																		
Jim Perry, S (1.1) OBP: 0.167, SLG: 0.250			0-0 P6		0-0 SH3 2B		0-0 F8		0-0 G5-4-3	2	0	1	0	0	0	0																		
Walt Bond, L (7, PH) OBP: 0.214, SLG: 0.091										1	0	0	0	0	0	0																		
Bob Allen, L (7, PH)										0	0	0	0	0	0	0																		
Miguel de la Hoz, R (9, PH) OBP: 0.143, SLG: 0.143										1	0	0	0	0	0	1																		
Inning Stats	R: 0 E: 0 K: 0 S: 3	H: 0 LOB: 0 BB: 0 P: 3	R: 0 E: 0 K: 1 S: 7	H: 2 LOB: 2 BB: 0 P: 7	R: 0 E: 0 K: 1 S: 7	H: 2 LOB: 2 BB: 0 P: 7	R: 1 E: 0 K: 0 S: 4	H: 1 LOB: 0 BB: 0 P: 4	R: 0 E: 0 K: 1 S: 6	H: 1 LOB: 1 BB: 0 P: 6	R: 1 E: 0 K: 0 S: 5	H: 2 LOB: 1 BB: 0 P: 5	R: 0 E: 0 K: 1 S: 5	H: 0 LOB: 0 BB: 1 P: 5	R: 0 E: 0 K: 0 S: 3	H: 1 LOB: 1 BB: 1 P: 7	R: 0 E: 0 K: 0 S: 3	H: 1 LOB: 0 BB: 0 P: 3	1B: 7 2B: 1 3B: 1 HR: 1	SF: 0 SAC: 1 DP: 2 HBP: 0	WP: 0 PB: 0 SB: 0 CS: 0	PA: 36												
PITCHER	IP WLS BF H R ER SO BB IBB HBP BLK WP HR S P ERA WHIP	IP WLS BF H R ER SO BB IBB HBP BLK WP HR S P ERA WHIP																																
Ralph Terry, R (1.1) ERA: 4.05	7.0	W	31	9	2	2	4	1	0	0	0	0	0	0	0	0	2.57	1.429																
Luis Arroyo, L (8.1) ERA:	2.0	S	5	1	0	0	0	0	0	0	0	0	0	0	0	0	0.00	0.500																

Batter	1	2	3	4	5	6	7	8	9	AB	R	H	RBI	BB	SO	LOB	BOTTOM																	
Tony Kubek, L (1.6) OBP: 0.370, SLG: 0.417	0-0 3-1 SF9 2B		0-0 F9		0-0 1B		0-0 1-3			4	1	2	0	0	0	0	Cleveland Indians @ New York Yankees Yankee Stadium, Bronx, NY Sat Apr 29 1961, 3:33 AM EST Att: 14,624 - Overcast - 52 F																	
Hector Lopez, R (1.7) OBP: 0.273, SLG: 0.240	0-0 3-1		0-0 F8		0-0 P4		0-0 1B			4	0	1	0	0	0	3																		
Roger Maris, L (1.9) OBP: 0.346, SLG: 0.275	0-0 SF9		0-0 F8		0-0 1-3 2-H 1B		0-0 F8			3	0	1	2	0	0	1																		
Mickey Mantle, S (1.8) OBP: 0.444, SLG: 0.886	0-0 HR		0-0 F8		4-0 1B		0-0 F8			3	1	1	0	1	0	1																		
Yogi Berra, L (1.2) OBP: 0.323, SLG: 0.379	0-0 1-H HR		0-0 L7		0-0 L9		0-0 F8			4	1	1	2	0	0	3																		
Bill Skowron, R (1.3) OBP: 0.327, SLG: 0.426	0-0 P6		4-0 BB		0-0 F5		0-0 4-3			3	0	0	0	1	0	0																		
Clete Boyer, R (1.5) OBP: 0.226, SLG: 0.111		0-3 K		0-3 K		0-0 1B		0-0 P3		4	0	1	0	0	2	1																		
Bobby Richardson, R (1.4) OBP: 0.259, SLG: 0.231		0-0 4-3		0-0 5-3		0-0 1B		0-0 F8		3	0	1	0	0	0	0																		
Ralph Terry, R (1.1) ERA: 3.41	6.0	L	27	8	4	4	2	1	1	0	0	0	0	0	0	0																		
Bob Allen, L (7, PH) ERA: 0.77	2.0		7	1	0	0	0	0	0	0	0	7	7	0	0	0																		
Inning Stats	R: 3 E: 0 K: 0 S: 6	H: 3 LOB: 0 BB: 0 P: 6	R: 0 E: 0 K: 1 S: 5	H: 0 LOB: 0 BB: 0 P: 5	R: 0 E: 0 K: 1 S: 5	H: 0 LOB: 1 BB: 1 P: 9	R: 1 E: 0 K: 0 S: 6	H: 3 LOB: 3 BB: 1 P: 10	R: 0 E: 0 K: 0 S: 4	H: 2 LOB: 1 BB: 0 P: 4	R: 0 E: 0 K: 0 S: 4	H: 1 LOB: 1 BB: 0 P: 4	R: 0 E: 0 K: 0 S: 3	H: 0 LOB: 0 BB: 0 P: 3	1B: 7 2B: 1 3B: 0 HR: 1	SF: 1 SAC: 0 DP: 0 HBP: 0	WP: 0 PB: 0 SB: 0 CS: 0	PA: 34																
PITCHER	IP WLS BF H R ER SO BB IBB HBP BLK WP HR S P ERA WHIP	IP WLS BF H R ER SO BB IBB HBP BLK WP HR S P ERA WHIP																																
Jim Perry, R (1.1) ERA: 3.41	6.0	L	27	8	4	4	2	1	1	0	0	0	0	0	0	0	6.00	1.500																
Bob Allen, L (7, PH) ERA: 0.77	2.0		7	1	0	0	0	0	0	0	7	7	0	0	0	0	0.00	0.500																



Batter	1	2	3	4	5	6	7	8	9	AB	R	H	RBI	BB	SO	LOB	TOP																			
Chuck Schilling, R (1,4) OBP: 0.305, SLG: 0.231	6-3			F8		F7		5-3		4	0	0	0	0	0	0	Boston Red Sox @ Cleveland Indians Cleveland Municipal Stadium, Cleveland, OH Sun Apr 30 1961, 3:33 AM EDT Unknown livebaseballscorecards.com																			
Gary Geiger, L (1,8) OBP: 0.364, SLG: 0.438	K			F5		1B			F9	4	1	1	0	0	1	0																				
Carl Yastrzemski, L (1,7) OBP: 0.304, SLG: 0.341	K			1B		K			HR	3	2	1	0	1	2	0																				
Vic Wertz, L (1,3) OBP: 0.417, SLG: 0.548 Billy Harrel, R (9,5) OBP: 0.333, SLG: 0.412		G4-6-3 BB		1B		4-3			HR	3	1	2	3	1	0	0																				
Pete Runnels, L (1,5) OBP: 0.396, SLG: 0.449		G4-6-3 1-2		1B					HR	4	0	2	0	0	0	1																				
Carroll Hardy, R (1,9) OBP: 0.313, SLG: 0.467	K			K		1-3			K	4	0	0	0	0	3	3																				
Russ Nixon, L (1,2) OBP: 0.267, SLG: 0.345				F9		K			F9	4	0	1	0	0	1	0																				
Pumpsie Green, S (1,6) OBP: 0.300, SLG: 0.268				F7		F9			F7	4	0	0	0	0	0	2																				
Bill Monbouquette, R (1,1) OBP: 0.143, SLG: 0.143				G1		K			K	3	0	0	0	0	2	0																				
Inning Stats	R: 0 E: 0 K: 2 S: 7	H: 0 LOB: 0 BB: 0 P: 7	R: 0 E: 0 K: 1 S: 4	H: 0 LOB: 0 BB: 1 P: 8	R: 0 E: 0 K: 0 S: 3	H: 0 LOB: 0 BB: 0 P: 3	R: 1 E: 0 K: 1 S: 8	H: 3 LOB: 2 BB: 0 P: 8	R: 0 E: 0 K: 1 S: 7	H: 0 LOB: 0 BB: 0 P: 7	R: 1 E: 1 K: 1 S: 6	H: 1 LOB: 0 BB: 0 P: 6	R: 0 E: 0 K: 0 S: 3	H: 0 LOB: 0 BB: 0 P: 3	R: 0 E: 0 K: 1 S: 5	H: 0 LOB: 0 BB: 0 P: 5	R: 2 E: 0 K: 1 S: 8	H: 3 LOB: 2 BB: 1 P: 12	1B: 5 2B: 1 3B: 0 HR: 1	SF: 0 SAC: 0 DP: 1 HBP: 0	WP: 0 PB: 0 SB: 1 CS: 0	PA: 35														
PITCHER	IP	WLS	BF	H	R	ER	SO	BB	IBB	HBP	BLK	WP	HR	S	P	ERA	WHIP	PITCHER		IP	WLS	BF	H	R	ER	SO	BB	IBB	HBP	BLK	WP	HR	S	P	ERA	WHIP
Gary Bell, R (1,1) ERA: 5.55	8.1	L	32	6	4	3	8	2	0	0	0	0	1	46	54	3.24	0.960																			
Frank Funk, R (9,1) ERA: 3.96	0.2		3	1	0	0	1	0	0	0	0	0	0	5	5	0.00	1.500																			



Batter	1	2	3	4	5	6	7	8	9	AB	R	H	RBI	BB	SO	LOB	BOTTOM																			
Johnny Temple, R (1,4) OBP: 0.532, SLG: 0.481	6-3	BB 1B		F2					BB 1B	5	0	2	0	0	0	0	Boston Red Sox @ Cleveland Indians Cleveland Municipal Stadium, Cleveland, OH Sun Apr 30 1961, 3:33 AM EDT Unknown livebaseballscorecards.com																			
Tito Francona, L (1,7) OBP: 0.363, SLG: 0.410	2B E BB	1-2 BB		F8		K			1-2 BB	2	1	0	0	3	1	0																				
Jim Piersall, R (1,8) OBP: 0.319, SLG: 0.429	E9 1-H 2B	F2		4-3		5-3			4-3	5	1	1	0	0	4																					
Willie Kirkland, L (1,9) OBP: 0.327, SLG: 0.306	2B 3-H 1B			F7		FC6-4 1B			F9	4	0	2	1	0	0	0																				
Bubba Phillips, R (1,5) OBP: 0.254, SLG: 0.410	F7			F7		FC6-4			5-3	4	0	0	0	0	0	2																				
Vic Power, R (1,3) OBP: 0.344, SLG: 0.441	1-3 2B			FC6-4 1B		1-3			BB	3	0	2	0	1	0	0																				
Woodie Held, R (1,6) OBP: 0.262, SLG: 0.298	5-3			FC6-4		1B			K	4	0	1	0	0	1	4																				
John Romano, R (1,2) OBP: 0.353, SLG: 0.383 Bob Hale, L (9,PH)				F8		5-3			F5	3	0	0	0	0	1	1																				
Gary Bell, R (1,1) Frank Funk, R (9,1) Walt Bond, L (9,PH) OBP: 0.200, SLG: 0.083	K			6-3		F9			K	3	0	0	0	0	1	1																				
Inning Stats	R: 2 E: 1 K: 0 S: 6	H: 3 LOB: 2 BB: 1 P: 10	R: 0 E: 0 K: 1 S: 6	H: 1 LOB: 2 BB: 1 P: 10	R: 0 E: 0 K: 0 S: 4	H: 1 LOB: 1 BB: 0 P: 4	R: 0 E: 0 K: 0 S: 3	H: 0 LOB: 0 BB: 0 P: 3	R: 0 E: 0 K: 0 S: 4	H: 1 LOB: 1 BB: 0 P: 4	R: 0 E: 0 K: 1 S: 6	H: 1 LOB: 1 BB: 0 P: 6	R: 0 E: 0 K: 1 S: 5	H: 0 LOB: 0 BB: 0 P: 5	R: 0 E: 0 K: 1 S: 5	H: 0 LOB: 1 BB: 1 P: 9	R: 0 E: 0 K: 1 S: 6	H: 1 LOB: 2 BB: 1 P: 10	1B: 6 2B: 2 3B: 0 HR: 0	SF: 0 SAC: 0 DP: 0 HBP: 0	WP: 0 PB: 0 SB: 0 CS: 0	PA: 39														
PITCHER	IP	WLS	BF	H	R	ER	SO	BB	IBB	HBP	BLK	WP	HR	S	P	ERA	WHIP	PITCHER		IP	WLS	BF	H	R	ER	SO	BB	IBB	HBP	BLK	WP	HR	S	P	ERA	WHIP
Bill Monbouquette, R (1,1) ERA: 2.37	9.0	W	39	8	2	2	5	4	0	0	0	0	0	45	61	2.00	1.333																			



Batter	1	2	3	4	5	6	7	8	9	AB	R	H	RBI	BB	SO	LOB	TOP									
Chuck Schilling, R (1.4) OBP: 0.317, SLG: 0.250										4	0	2	0	0	2	1	Boston Red Sox @ Cleveland Indians Cleveland Municipal Stadium, Cleveland, OH Sun Apr 30 1961, 3:38 AM EDT Att: 11,308 - Unknown									
Gary Geiger, L (1.8) OBP: 0.356, SLG: 0.442										4	0	1	0	0	0	2										
Carl Yastrzemski, L (1.7) OBP: 0.280, SLG: 0.311										4	0	0	0	0	0	4										
Vic Wertz, L (1.3) OBP: 0.375, SLG: 0.486										4	0	0	0	0	0	2										
Pete Runnels, L (1.5) OBP: 0.386, SLG: 0.453										4	0	1	0	0	0	0										
Lou Clinton, R (1.9)										3	0	0	0	1	1											
Jim Pagliaroni, R (1.2) OBP: 0.308, SLG: 0.250										4	0	0	0	0	0	3										
Pumpsie Green, S (1.6) OBP: 0.315, SLG: 0.273										3	1	1	0	1	1	2										
Gene Conley, R (1.1)										1	0	0	0	0	1	0										
Russ Nixon, L (5, PH) OBP: 0.258, SLG: 0.333										1	0	0	0	0	0	1										
Tracy Stallard, R (5, PH)										0	0	0	0	0	0	0										
Billy Harrell, R (7, PH) OBP: 0.316, SLG: 0.389										1	0	0	0	0	0	1										
Chet Nichols, S (7.1)										0	0	0	0	0	0	0										
Inning Stats	R: 0 E: 1 K: 0 S: 4	H: 1 LOB: 1 BB: 0 P: 4	R: 0 E: 0 K: 1 S: 6	H: 1 LOB: 1 BB: 0 P: 6	R: 0 E: 0 K: 2 S: 8	H: 1 LOB: 1 BB: 0 P: 8	R: 0 E: 0 K: 0 S: 3	H: 0 LOB: 1 BB: 1 P: 7	R: 1 E: 1 K: 0 S: 5	H: 2 LOB: 1 BB: 0 P: 5	R: 0 E: 0 K: 1 S: 5	H: 0 LOB: 1 BB: 1 P: 9	R: 0 E: 0 K: 0 S: 3	H: 0 LOB: 1 BB: 0 P: 4	R: 0 E: 1 K: 0 S: 4	H: 0 LOB: 1 BB: 0 P: 4	1B: 3 2B: 2 3B: 0 HR: 0	SF: 0 SAC: 0 DP: 1 HBP: 0	WP: 0 PB: 0 SB: 0 CS: 0	PA: 35						
PITCHER Wynn Hawkins, R (1.1) ERA: 0.64	IP: 9.0 WLS: W BF: 35	H: 5 R: 1 ER: 1 SO: 5	BB: 2 IBB: 0 HBP: 0 BLK: 0	WP: 0 HR: 0 S: 43 P: 51	ERA: 1.00 WHIP: 0.778											ERA: 1.00 WHIP: 0.778										

Batter	1	2	3	4	5	6	7	8	9	AB	R	H	RBI	BB	SO	LOB	BOTTOM									
Johnny Temple, R (1.4) OBP: 0.522, SLG: 0.482										4	2	1	0	1	0	0	Boston Red Sox @ Cleveland Indians Cleveland Municipal Stadium, Cleveland, OH Sun Apr 30 1961, 3:38 AM EDT Att: 11,308 - Unknown									
Tito Francona, L (1.7) OBP: 0.370, SLG: 0.470										5	3	3	3	0	0	0										
Jim Piersall, R (1.8) OBP: 0.338, SLG: 0.433										4	1	2	1	1	1	0										
Willie Kirkland, L (1.9) OBP: 0.339, SLG: 0.321										4	0	2	1	0	0	1										
Walt Bond, L (9.9) OBP: 0.200, SLG: 0.083										0	0	0	0	0	0	0										
Vic Power, R (1.3) OBP: 0.348, SLG: 0.438										5	1	2	2	0	0	2										
Woodie Held, R (1.6) OBP: 0.273, SLG: 0.295										4	1	1	0	1	2	4										
Bubba Phillips, R (1.5) OBP: 0.254, SLG: 0.400										4	0	1	0	0	0	3										
John Romano, R (1.2) OBP: 0.364, SLG: 0.471										4	1	2	3	0	1	2										
Wynn Hawkins, R (1.1)										3	1	0	0	1	1	3										
Inning Stats	R: 0 E: 0 K: 1 S: 5	H: 0 LOB: 0 BB: 0 P: 5	R: 1 E: 0 K: 0 S: 6	H: 3 LOB: 2 BB: 0 P: 6	R: 2 E: 1 K: 1 S: 9	H: 4 LOB: 2 BB: 0 P: 9	R: 1 E: 0 K: 1 S: 6	H: 1 LOB: 0 BB: 0 P: 6	R: 0 E: 0 K: 1 S: 6	H: 1 LOB: 1 BB: 0 P: 6	R: 3 E: 0 K: 1 S: 6	H: 1 LOB: 1 BB: 3 P: 18	R: 1 E: 0 K: 0 S: 4	H: 1 LOB: 1 BB: 1 P: 8	R: 2 E: 0 K: 0 S: 6	H: 3 LOB: 1 BB: 0 P: 6	1B: 10 2B: 2 3B: 0 HR: 2	SF: 0 SAC: 1 DP: 0 HBP: 0	WP: 0 PB: 0 SB: 0 CS: 0	PA: 42						
PITCHER Gene Conley, R (1.1) ERA: 3.0	IP: 4.0 WLS: L BF: 20	H: 8 R: 4 ER: 3 SO: 3	BB: 0 IBB: 0 HBP: 0 BLK: 0	WP: 0 HR: 1 S: 26 P: 26	ERA: 6.75 WHIP: 2.000											ERA: 6.75 WHIP: 2.000										
Tracy Stallard, R (5.1) ERA: 7.5	IP: 2.0 WLS: L BF: 11	H: 2 R: 3 ER: 3 SO: 2	BB: 3 IBB: 0 HBP: 0 BLK: 0	WP: 0 HR: 0 S: 12 P: 24	ERA: 13.50 WHIP: 2.500											ERA: 13.50 WHIP: 2.500										
Chet Nichols, L (7.1) ERA: 6.75	IP: 2.0 WLS: L BF: 11	H: 4 R: 3 ER: 3 SO: 0	BB: 1 IBB: 0 HBP: 0 BLK: 0	WP: 0 HR: 0 S: 10 P: 14	ERA: 13.50 WHIP: 2.500											ERA: 13.50 WHIP: 2.500										

Batter	1	2	3	4	5	6	7	8	9	10	11	AB	R	H	RBI	BB	SO	LOB	TOP			
Luis Aparicio, R OBP: 0.333, SLG: 0.354 (1, 6)	K		F5			WP 1B		FC6-4		K		5	1	1	0	0	2	3				
Nellie Fox, L OBP: 0.377, SLG: 0.387 (1, 4)	4-3			F9		S E 1B		CS			F9	4	1	1	0	1	0	0				
Jim Landis, R OBP: 0.379, SLG: 0.541 (1, 8)	F5			K		CS BB			F7		F8 1B	4	0	1	0	1	1	1				
Roy Sievers, R OBP: 0.448, SLG: 0.636 (1, 3)		1-3		F2		1H 2H BB		P6		F8		F8 1B	5	0	1	0	0	0	2			
Minnie Minoso, R OBP: 0.409, SLG: 0.460 (1, 7)		F9										F8	5	0	0	0	0	0	3			
Al Smith, R OBP: 0.313, SLG: 0.500 (1, 9)				6-3								F3	4	0	1	0	1	1	3			
Billy Goodman, L OBP: 0.154, SLG: 0.167 Sammy Esposito, R OBP: 0.222, SLG: 0.125 Floyd Robinson, L OBP: 0.333, SLG: 0.400 Ted Lepcio, R (10, 5)		F8		4-3								FC4-6 BB	3	0	0	0	0	0	2			
Cam Carreon, R OBP: 0.231, SLG: 0.320 Earl Torgeson, L (10, PH) Russ Kemmerer, R (10, 1)				K								K	3	0	1	0	0	1	1			
Early Wynn, S Gerry Staley, R (9, 1) Sherm Lollar, R OBP: 0.278, SLG: 0.324 (10, 2)				F7									2	0	0	0	1	1	0			
Inning Stats	R: 0 E: 0 K: 1 S: 5	H: 0 LOB: 0 BB: 0 P: 5	R: 0 E: 0 K: 0 S: 4	H: 1 LOB: 1 BB: 0 P: 4	R: 0 E: 0 K: 1 S: 5	H: 0 LOB: 0 BB: 0 P: 5	R: 0 E: 0 K: 1 S: 5	H: 0 LOB: 0 BB: 0 P: 5	R: 0 E: 0 K: 1 S: 6	H: 0 LOB: 0 BB: 1 P: 10	R: 0 E: 0 K: 0 S: 2	H: 1 LOB: 0 BB: 1 P: 6	R: 0 E: 0 K: 0 S: 3	H: 0 LOB: 1 BB: 1 P: 7	R: 0 E: 0 K: 2 S: 8	H: 1 LOB: 2 BB: 1 P: 12	R: 0 E: 0 K: 0 S: 5	H: 2 LOB: 2 BB: 0 P: 5	1B: 7 2B: 0 3B: 0 HR: 0	SF: 0 SAC: 0 DP: 0 HBP: 0	WP: 1 PB: 0 SB: 2 CS: 2	PA: 43
PITCHER	IP WLS BF H R ER SO BB IBB HBP BLK WP HR S P ERA WHIP																					
Mudcat Grant, R ERA: 3.04 Frank Funk, R ERA: 2.92	(1, 1) 8.0 3.0 W 14 3 0 0 2 2 0 0 0 0 0 0 36 44 1.12 0.750																					

Chicago White Sox @ Cleveland Indians
Cleveland Municipal Stadium, Cleveland, OH
Tue May 02 1961, 7:05 PM EDT
Att: 4,255 - Unknown


AB 38
R 2
H 7
RBI 0
BB 4
SO 7
LOB 17



Batter	1	2	3	4	5	6	7	8	9	10	11	AB	R	H	RBI	BB	SO	LOB	BOTTOM			
Johnny Temple, R OBP: 0.514, SLG: 0.475 (1, 4)	1-5-3		F9			F8						5	0	2	1	0	0	0				
Joe Morgan, L OBP: 0.333, SLG: 0.333 (1, 8)	FC4-6 1B		4-3			F2						5	0	2	0	0	0	1				
Don Dillard, L OBP: 0.429, SLG: 0.833 (1, 7)						F8						4	1	2	1	1	0	1				
Walt Bond, L OBP: 0.150, SLG: 0.059 (1, 9)	FC4-6					3-1						5	0	0	0	0	0	3				
Vic Power, R OBP: 0.338, SLG: 0.412 (1, 3)	4-3					F2						4	0	0	0	1	0	2				
Woodie Held, R OBP: 0.288, SLG: 0.288 (1, 6)			F3									5	1	1	0	0	0	0				
Bubba Phillips, R OBP: 0.284, SLG: 0.391 (1, 5)		4-3				F7						4	1	1	0	1	0	2				
John Romano, R OBP: 0.350, SLG: 0.446 (1, 2)			F7			F7						5	0	1	1	0	0	3				
Mudcat Grant, R ERA: 2.22 Bob Hale, L OBP: 0.143, SLG: 0.200 Jack Kubiszyn, R (8, PR) Frank Funk, R (9, 1)			F2			K						2	0	0	0	0	1	0				
Inning Stats	R: 0 E: 0 K: 0 S: 5	H: 2 LOB: 2 BB: 0 P: 5	R: 0 E: 0 K: 0 S: 3	H: 0 LOB: 0 BB: 0 P: 3	R: 0 E: 0 K: 0 S: 3	H: 0 LOB: 0 BB: 0 P: 3	R: 0 E: 0 K: 0 S: 3	H: 0 LOB: 0 BB: 0 P: 3	R: 0 E: 0 K: 0 S: 2	H: 0 LOB: 0 BB: 1 P: 6	R: 1 E: 0 K: 0 S: 6	H: 4 LOB: 2 BB: 0 P: 6	R: 1 E: 0 K: 0 S: 5	H: 2 LOB: 2 BB: 1 P: 9	R: 0 E: 0 K: 1 S: 6	H: 1 LOB: 1 BB: 0 P: 6	R: 1 E: 1 K: 0 S: 4	H: 1 LOB: 2 BB: 1 P: 8	1B: 9 2B: 0 3B: 0 HR: 1	SF: 0 SAC: 0 DP: 1 HBP: 0	WP: 0 PB: 0 SB: 0 CS: 0	PA: 44
PITCHER	IP WLS BF H R ER SO BB IBB HBP BLK WP HR S P ERA WHIP																					
Early Wynn, R ERA: 2.22 Gerry Staley, R ERA: 5.06 Russ Kemmerer, R ERA: 1.29	(1, 1) 8.1 0.2 (9, 1) 1.2 L 9																					

Chicago White Sox @ Cleveland Indians
Cleveland Municipal Stadium, Cleveland, OH
Tue May 02 1961, 7:05 PM EDT
Att: 4,255 - Unknown


AB 41
R 3
H 10
RBI 3
BB 3
SO 2
LOB 12



Batter	1	2	3	4	5	6	7	8	9	AB	R	H	RBI	BB	SO	LOB	TOP																	
Luis Aparicio, R OBP: 0.329, SLG: 0.348 (1, 6)	F8		1B		F9			6-3		4	0	1	0	0	0	0																		
Nellie Fox, L OBP: 0.370, SLG: 0.379 (1, 4)	F9		1B			L3			4-3	4	0	1	0	0	0	0																		
Jim Landis, R OBP: 0.357, SLG: 0.508 (1, 8)	F7		1-3			F8			6-3	4	0	0	0	0	0	2																		
Minnie Minoso, R OBP: 0.414, SLG: 0.453 (1, 7)		FC4-6	1B		F9	K			BB	3	1	1	0	1	1	0																		
Roy Sievers, R OBP: 0.451, SLG: 0.621 (1, 3)			1B		5-3				BB	3	0	1	0	1	0	0																		
Sammy Esposito, R OBP: 0.222, SLG: 0.125 (9, PR)		FC4-6	1B				F7		BB	0	1	0	0	0	0	0																		
Floyd Robinson, L OBP: 0.400, SLG: 0.444 (1, 9)		FC4-6	G1-4-3				4-3		BB	4	1	2	1	0	0	2																		
Sherm Lollar, R OBP: 0.275, SLG: 0.297 (1, 2)									BB	3	0	0	0	0	0	3																		
Ted Lepcio, R OBP: 0.222, SLG: 0.125 (9, PR)	G1-4-3				1-3				BB	0	0	0	0	0	0	0																		
Joe Ginsberg, L OBP: 0.222, SLG: 0.125 (9, 2)							F5		BB	0	0	0	0	0	0	0																		
Billy Goodman, L OBP: 0.176, SLG: 0.188 (1, 5)				6-3			F7		BB	4	0	1	2	0	0	0																		
Cal McLish, S OBP: 0.125, SLG: 0.125 (1, 1)									BB	2	0	0	0	0	0	0																		
Earl Torgeson, L OBP: 0.308, SLG: 0.491 (8, PH)	F3						4-3		BB	1	0	0	0	0	0	0																		
Juan Pizarro, L OBP: 0.308, SLG: 0.491 (8, PH)									BB	0	0	0	0	0	0	0																		
Al Smith, R OBP: 0.308, SLG: 0.491 (8, PH)									BB	1	0	0	0	0	0	2																		
Gerry Staley, R OBP: 0.308, SLG: 0.491 (9, 1)									BB	0	0	0	0	0	0	0																		
Inning Stats	R: 0 E: 0 K: 0 S: 3	H: 0 LOB: 0 BB: 0 P: 3	R: 0 E: 0 K: 0 S: 4	H: 2 LOB: 1 BB: 0 P: 4	R: 0 E: 0 K: 0 S: 5	H: 2 LOB: 2 BB: 0 P: 5	R: 0 E: 0 K: 0 S: 4	H: 1 LOB: 1 BB: 0 P: 4	R: 0 E: 0 K: 0 S: 3	H: 0 LOB: 0 BB: 0 P: 3	R: 0 E: 0 K: 0 S: 5	H: 0 LOB: 0 BB: 0 P: 5	R: 0 E: 0 K: 0 S: 3	H: 0 LOB: 0 BB: 0 P: 3	R: 3 E: 0 K: 0 S: 5	H: 2 LOB: 2 BB: 2 P: 14	1B: 7 2B: 0 3B: 0 HR: 0	SF: 0 SAC: 0 DP: 1 HBP: 1	WP: 0 PB: 0 SB: 0 CS: 0	PA: 36														
PITCHER	IP WLS BF H R ER SO BB IBB HBP BLK WP HR S P ERA WHIP																																	
Jim Perry, R ERA: 3.35 (1, 1)	8.2	33	6	3	3	1	2	0	0	0	0	0	0	33	41	3.12	0.923																	
Frank Funk, R ERA: 2.94 (9, 1)	0.1	W	3	1	0	0	0	0	0	1	0	0	0	2	3	0.00	3.000																	

Chicago White Sox @ Cleveland Indians
Cleveland Municipal Stadium, Cleveland, OH
Wed May 03 1961, 7:05 PM EDT
Att: 3,879 - Unknown

AB 33
R 3
H 7
RBI 3
BB 2
SO 1
LOB 9



Batter	1	2	3	4	5	6	7	8	9	AB	R	H	RBI	BB	SO	LOB	BOTTOM																	
Johnny Temple, R OBP: 0.507, SLG: 0.469 (1, 4)	E9		SH1-3		F7		6-3			3	0	1	0	0	0	1																		
Joe Morgan, L OBP: 0.300, SLG: 0.222 (1, 8)	3-1		1B		K				K	3	0	0	0	1	2	2																		
Don Dillard, L OBP: 0.364, SLG: 0.600 (1, 7)	G3		1B			4-3			K	4	0	1	1	0	1	1																		
Walt Bond, L OBP: 0.167, SLG: 0.050 (1, 9)	P5		G4-6-3			4-3			HBP	3	0	0	0	0	0	4																		
Vic Power, R OBP: 0.320, SLG: 0.389 (1, 3)		5-3			6-3				F8	4	0	0	0	0	0	1																		
Woodie Held, R OBP: 0.287, SLG: 0.286 (1, 6)		K			2-3				6-3	4	0	1	0	0	1	0																		
Bubba Phillips, R OBP: 0.250, SLG: 0.370 (1, 5)		P3			L5				5-3	4	1	0	0	0	0	1																		
John Romano, R OBP: 0.391, SLG: 0.542 (1, 2)			SH1-3						1B	3	3	3	2	1	0	0																		
Jim Perry, S OBP: 0.200, SLG: 0.267 (1, 1)			1B						BB	3	0	1	0	0	1	1																		
Frank Funk, R ERA: 2.94 (9, 1)			1B						K	0	0	0	0	0	0	0																		
Bob Hale, L OBP: 0.250, SLG: 0.333 (9, PH)			1B						4-3	1	0	1	1	0	0	0																		
Inning Stats	R: 0 E: 1 K: 0 S: 4	H: 1 LOB: 1 BB: 0 P: 4	R: 0 E: 0 K: 1 S: 5	H: 0 LOB: 0 BB: 0 P: 5	R: 1 E: 0 K: 0 S: 5	H: 3 LOB: 2 BB: 1 P: 9	R: 0 E: 0 K: 0 S: 3	H: 0 LOB: 0 BB: 0 P: 3	R: 0 E: 0 K: 2 S: 7	H: 0 LOB: 1 BB: 1 P: 11	R: 0 E: 0 K: 0 S: 3	H: 0 LOB: 0 BB: 0 P: 3	R: 2 E: 0 K: 0 S: 5	H: 2 LOB: 0 BB: 0 P: 5	R: 0 E: 0 K: 2 S: 7	H: 0 LOB: 1 BB: 0 P: 8	R: 1 E: 0 K: 0 S: 4	H: 2 LOB: 1 BB: 0 P: 4	1B: 6 2B: 1 3B: 0 HR: 1	SF: 0 SAC: 1 DP: 1 HBP: 1	WP: 0 PB: 0 SB: 0 CS: 0	PA: 36												
PITCHER	IP WLS BF H R ER SO BB IBB HBP BLK WP HR S P ERA WHIP																																	
Cal McLish, R ERA: 3.38 (1, 1)	7.0	28	6	3	3	3	2	0	0	0	0	0	0	7	8	0.00	0.000																	
Juan Pizarro, L ERA: 6.0 (8, 1)	1.0	L	4	0	0	0	0	0	0	1	0	0	0	7	8	0.00	0.000																	
Gerry Staley, R ERA: 6.0 (9, 1)	0.2	L	4	2	1	1	0	0	0	0	0	0	0	4	4	13.50	3.000																	

Chicago White Sox @ Cleveland Indians
Cleveland Municipal Stadium, Cleveland, OH
Wed May 03 1961, 7:05 PM EDT
Att: 3,879 - Unknown

AB 32
R 4
H 8
RBI 4
BB 2
SO 5
LOB 11



Batter	1	2	3	4	5	6	7	8	9	AB	R	H	RBI	BB	SO	LOB	TOP			
Danny O'Connell, R (1.4) OBP: 0.324, SLG: 0.288										3	1	1	0	1	0	0				
Marty Keough, L (1.7) OBP: 0.296, SLG: 0.377										4	2	1	0	0	0	3				
Willie Tasby, R (1.8) OBP: 0.379, SLG: 0.390										4	0	2	2	0	0	1				
R C Stevens, R (1.3) OBP: 0.227, SLG: 0.150										4	0	0	1	0	1	2				
Gene Green, R (1.2) OBP: 0.417, SLG: 0.417										4	1	2	0	0	1	3				
Harry Bright, R (1.5) OBP: 0.152, SLG: 0.273										4	1	1	2	0	1	1				
Joe Hicks, L (1.9) OBP: 0.179, SLG: 0.286										4	0	1	0	0	0	0				
Coot Veal, R (1.6) OBP: 0.286, SLG: 0.246										4	0	0	0	0	0	1				
Ed Hobaugh, R (1.1) OBP: 0.333, SLG: 0.200										4	0	1	0	0	1	1				
Inning Stats	R: 0 E: 0 K: 0 S: 3	H: 1 LOB: 0 BB: 0 P: 3	R: 2 E: 0 K: 0 S: 5	H: 2 LOB: 0 BB: 0 P: 5	R: 2 E: 1 K: 0 S: 5	H: 2 LOB: 1 BB: 1 P: 9	R: 0 E: 0 K: 0 S: 3	H: 0 LOB: 0 BB: 0 P: 3	R: 0 E: 0 K: 1 S: 5	H: 1 LOB: 0 BB: 0 P: 8	R: 0 E: 1 K: 0 S: 3	H: 0 LOB: 0 BB: 0 P: 3	R: 1 E: 0 K: 1 S: 7	H: 2 LOB: 1 BB: 0 P: 7	R: 0 E: 1 K: 0 S: 4	H: 1 LOB: 1 BB: 0 P: 4	1B: 7 2B: 1 3B: 0 HR: 1	SF: 0 SAC: 0 DP: 2 HBP: 0	WP: 0 PB: 0 SB: 0 CS: 0	PA: 37
PITCHER	IP WLS BF H R ER SO BB IBB HBP BLK WP HR S P ERA WHIP																			
Johnny Antonelli, L (1.1) ERA: 5.73	3.0 L 14 5 4 4 0 1 0 0 0 0 1 13 17 12.00 2.000																			
Barry Latman, R (4.1) ERA: 3.0	5.0 18 3 1 1 4 0 0 0 0 0 0 26 26 1.80 0.600																			
Bobby Locke, R (9.1) ERA: 9.64	1.0 4 1 0 0 0 0 0 0 0 0 0 4 4 0.00 1.000																			

Washington Senators @ Cleveland Indians
Cleveland Municipal Stadium, Cleveland, OH
Fri May 05 1961, 7:05 PM EDT
Att: 6,277 - Unknown

AB	35
R	5
H	9
RBI	5
BB	1
SO	4
LOB	12

WP	0	PA	37
PB	0		
SB	0		
CS	0		

Batter	1	2	3	4	5	6	7	8	9	AB	R	H	RBI	BB	SO	LOB	BOTTOM					
Johnny Temple, R (1.4) OBP: 0.494, SLG: 0.471										4	0	1	0	0	0	1						
Tito Francona, L (1.7) OBP: 0.351, SLG: 0.443										4	0	0	0	0	1	2						
Jim Piersall, R (1.8) OBP: 0.346, SLG: 0.429										3	1	1	0	1	0	0						
Woodie Held, R (1.6) OBP: 0.291, SLG: 0.301										3	0	2	2	1	0	0						
Vic Power, R (1.3) OBP: 0.316, SLG: 0.382										4	0	1	0	0	0	4						
Walt Bond, L (1.9) OBP: 0.143, SLG: 0.042										4	0	0	0	0	1	3						
Bubba Phillips, R (1.5) OBP: 0.236, SLG: 0.351										4	0	0	0	0	0	3						
John Romano, R (1.2) OBP: 0.382, SLG: 0.516										3	0	0	0	1	0	1						
Johnny Antonelli, L (1.1) OBP: 0.200, SLG: 0.400										0	0	0	0	0	0	0						
Joe Mauer, L (3. PH) OBP: 0.273, SLG: 0.200										1	0	0	0	0	0	0						
Barry Latman, R (4.1) OBP: 0.373, SLG: 0.400										1	0	0	0	0	0	0						
Don Dillard, L (8. PH) OBP: 0.173, SLG: 0.600										0	1	0	0	1	0	0						
Bobby Locke, R (9.1) OBP: 0.173, SLG: 0.600										0	0	0	0	0	0	0						
Bob Hale, L (9. PH) OBP: 0.222, SLG: 0.296										1	0	0	0	0	0	1						
Inning Stats	R: 0 E: 0 K: 1 S: 5	H: 0 LOB: 0 BB: 0 P: 5	R: 0 E: 0 K: 0 S: 3	H: 0 LOB: 1 BB: 1 P: 7	R: 0 E: 0 K: 0 S: 4	H: 1 LOB: 1 BB: 0 P: 4	R: 1 E: 0 K: 0 S: 4	H: 1 LOB: 1 BB: 1 P: 8	R: 0 E: 0 K: 0 S: 3	H: 0 LOB: 0 BB: 0 P: 3	R: 0 E: 0 K: 0 S: 3	H: 0 LOB: 0 BB: 0 P: 3	R: 0 E: 0 K: 0 S: 4	H: 1 LOB: 1 BB: 0 P: 4	R: 1 E: 0 K: 0 S: 5	H: 2 LOB: 2 BB: 1 P: 9	R: 0 E: 0 K: 1 S: 5	H: 0 LOB: 1 BB: 1 P: 9	1B: 4 2B: 1 3B: 0 HR: 0	SF: 0 SAC: 0 DP: 0 HBP: 0	WP: 1 PB: 0 SB: 0 CS: 0	PA: 36
PITCHER	IP WLS BF H R ER SO BB IBB HBP BLK WP HR S P ERA WHIP																					
Ed Hobaugh, R (1.1) ERA: 3.24	9.0 W 36 5 2 2 2 4 0 0 0 0 1 0 36 52 2.00 1.000																					

Washington Senators @ Cleveland Indians
Cleveland Municipal Stadium, Cleveland, OH
Fri May 05 1961, 7:05 PM EDT
Att: 6,277 - Unknown


AB	32
R	2
H	5
RBI	2
BB	4
SO	2
LOB	15

WP	1	PA	36
PB	0		
SB	0		
CS	0		



Batter	1	2	3	4	5	6	7	8	9	AB	R	H	RBI	BB	SO	LOB	TOP			
Danny O'Connell, R (1.4) OBP: 0.308, SLG: 0.271	F3		F7		4-3			5-3		4	0	0	0	0	0	2	Washington Senators @ Cleveland Indians Cleveland Municipal Stadium, Cleveland, OH Sun May 07 1961, 3:33 AM EDT Unknown livebaseballscorecards.com			
Marty Keough, L (1.7) OBP: 0.295, SLG: 0.395	4-3		3B			P5		5-3		4	0	1	1	0	0	0				
Willie Tasby, R (1.8) OBP: 0.357, SLG: 0.365	F9		5-3			F9		F9		4	0	0	0	0	0	1				
Dale Long, L (1.3) OBP: 0.239, SLG: 0.444		P6		4-3		FC5 BB 1B		3-1		4	0	1	0	0	0	0				
Gene Woodling, L (1.9) OBP: 0.389, SLG: 0.386		FC6-4 BB		K		1-2 BB		HR		2	1	1	1	2	1	0				
Harry Bright, R (1.5) OBP: 0.140, SLG: 0.250	F9		F9		F9	FC5 2-3f		F9		4	0	0	0	0	0	3				
Coot Veal, R (1.6) OBP: 0.272, SLG: 0.233	FC6-4 1-2f			6-3				5-3		4	0	0	0	0	0	1				
Pete Daley, R (1.2) OBP: 0.256, SLG: 0.270			3B 1B	K				F8		3	1	1	0	0	1	0				
Tom Sturdivant, L (1.1) OBP: 0.400, SLG: 0.250			K					1-3		1	0	0	0	1	1	1				
Joe Hicks, L (7. Ph) OBP: 0.172, SLG: 0.276										1	0	0	0	0	0	0				
Johnny Klippstein, R (7.1)										0	0	0	0	0	0	0				
Inning Stats	R: 0 E: 0 K: 0 S: 3	H: 0 LOB: 0 BB: 0 P: 3	R: 0 E: 0 K: 0 S: 3	H: 0 LOB: 1 BB: 1 P: 7	R: 1 E: 0 K: 1 S: 7	H: 2 LOB: 1 BB: 0 P: 7	R: 0 E: 0 K: 1 S: 5	H: 0 LOB: 0 BB: 1 P: 5	R: 0 E: 0 K: 0 S: 4	H: 0 LOB: 2 BB: 1 P: 8	R: 0 E: 0 K: 0 S: 3	H: 0 LOB: 0 BB: 0 P: 3	R: 0 E: 0 K: 0 S: 3	H: 0 LOB: 0 BB: 0 P: 3	R: 1 E: 0 K: 0 S: 4	H: 1 LOB: 0 BB: 0 P: 4	1B: 2 2B: 0 3B: 1 HR: 1	SF: 0 SAC: 0 DP: 0 HBP: 0	WP: 0 PB: 0 SB: 0 CS: 0	PA: 34
PITCHER Wynn Hawkins, R (1.1) ERA: 1.17	IP: 9.0 WLS: W BF: 34 H: 4 R: 2 ER: 2 SO: 3 BB: 3 IBB: 0 HBP: 0 BLK: 0 WP: 0 HR: 1 S: 37 P: 49 ERA: 2.00 WHIP: 0.778																			

Batter	1	2	3	4	5	6	7	8	9	AB	R	H	RBI	BB	SO	LOB	BOTTOM			
Johnny Temple, R (1.4) OBP: 0.482, SLG: 0.451	FC1-5 BB		F9		6-3		F8			3	0	0	0	1	0	0	Washington Senators @ Cleveland Indians Cleveland Municipal Stadium, Cleveland, OH Sun May 07 1961, 3:33 AM EDT Unknown livebaseballscorecards.com			
Tito Francona, L (1.7) OBP: 0.358, SLG: 0.452	K2-5-2 1-2 BB		F8		1-6-3		F8			3	0	1	0	1	0	0				
Jim Piersall, R (1.8) OBP: 0.341, SLG: 0.419	FC1-5 1-2 2-3f		F8		F7		PB S 1B			4	0	1	0	0	0	3				
Woodie Held, R (1.6) OBP: 0.301, SLG: 0.293	K2-5-2 2-3f		5-3			FC1-5 1B BB	1-3 BB			2	0	0	0	2	1	3				
Vic Power, R (1.3) OBP: 0.313, SLG: 0.375		F5		5-3		FC1-5 1-2 2B 1B	F3			4	1	1	0	0	0	2				
Don Dillard, L (1.9) OBP: 0.438, SLG: 0.500		1B BB		2B SF7 BB		FC1-5 1-2 2-3f 2B		K		2	2	0	0	2	1	2				
Bubba Phillips, R (1.5) OBP: 0.262, SLG: 0.395							1B 2B	P4		4	1	3	2	0	0	0				
John Romano, R (1.2) OBP: 0.375, SLG: 0.508		P6		SF7			2H 1B	F9		3	0	1	2	0	0	2				
Wynn Hawkins, R (1.1)		K		K			6-3			3	0	0	0	0	2	3				
Inning Stats	R: 0 E: 0 K: 1 S: 4	H: 0 LOB: 2 BB: 2 P: 12	R: 0 E: 0 K: 1 S: 6	H: 1 LOB: 2 BB: 1 P: 10	R: 0 E: 0 K: 0 S: 4	H: 1 LOB: 1 BB: 0 P: 4	R: 1 E: 0 K: 1 S: 6	H: 1 LOB: 1 BB: 1 P: 10	R: 0 E: 0 K: 0 S: 3	H: 0 LOB: 0 BB: 0 P: 3	R: 3 E: 0 K: 0 S: 5	H: 3 LOB: 0 BB: 1 P: 9	R: 0 E: 0 K: 0 S: 4	H: 1 LOB: 2 BB: 1 P: 8	R: 0 E: 0 K: 1 S: 5	H: 0 LOB: 0 BB: 0 P: 5	1B: 4 2B: 4 3B: 0 HR: 0	SF: 1 SAC: 0 DP: 1 HBP: 0	WP: 0 PB: 1 SB: 1 CS: 0	PA: 35
PITCHER Tom Sturdivant, R (1.1) ERA: 3.97	IP: 6.0 WLS: L BF: 27 H: 6 R: 4 ER: 4 SO: 3 BB: 5 IBB: 0 HBP: 0 BLK: 0 WP: 0 HR: 0 S: 28 P: 48 ERA: 6.00 WHIP: 1.833																			
PITCHER Johnny Klippstein, R (7.1) ERA: 6.23	IP: 2.0 WLS: 8 BF: 1 H: 1 R: 0 ER: 0 SO: 1 BB: 1 IBB: 0 HBP: 0 BLK: 0 WP: 0 HR: 0 S: 9 P: 13 ERA: 0.00 WHIP: 1.000																			

Batter	1	2	3	4	5	6	7	8	9	AB	R	H	RBI	BB	SO	LOB	TOP											
Marty Keough, L OBP: 0.301, SLG: 0.407	F8		F5			HR	K		G4-6-3 1B	5	1	2	0	0	1	2	Washington Senators @ Cleveland Indians Cleveland Municipal Stadium, Cleveland, OH Sun May 07 1961, 3:38 AM EDT Att: 7,576 - Unknown livebaseballscorecards.com											
Danny O'Connell, R OBP: 0.313, SLG: 0.260	F5			4-3		HR			G4-6-3 1-2	3	1	0	0	2	0	1												
Gene Woodling, L OBP: 0.382, SLG: 0.426	F7			3-1		HR	F9			4	1	1	3	0	0	2												
Dale Long, L OBP: 0.260, SLG: 0.449		F7				F9		WP 1B		4	1	2	0	0	0	0												
Gene Green, R OBP: 0.313, SLG: 0.313	F3			4-3		L6		K		4	0	0	0	0	1	2												
Willie Tasby, R OBP: 0.365, SLG: 0.364	F5				5-3			CS 1B		3	0	1	1	1	0	0												
Harry Bright, R OBP: 0.167, SLG: 0.255			BB			4-3		PB CS 1B		3	0	1	0	1	0	1												
Jim Mahoney, R OBP: 0.500, SLG: 0.333			BB					K		2	0	1	0	2	1	2												
Pete Burnside, R Dave Sisler, R Marty Kutyna, R OBP: 0.500, SLG: 0.500			K			K2-6-2 1B		SH2-4 BB	F3	2	0	0	0	0	2	3												
Inning Stats	R: 0 E: 0 K: 0 S: 3	H: 0 LOB: 0 BB: 0 P: 3	R: 0 E: 0 K: 0 S: 3	H: 0 LOB: 0 BB: 0 P: 3	R: 0 E: 0 K: 1 S: 4	H: 0 LOB: 1 BB: 2 P: 12	R: 0 E: 0 K: 0 S: 4	H: 1 LOB: 1 BB: 0 P: 4	R: 0 E: 1 K: 1 S: 6	H: 1 LOB: 2 BB: 0 P: 6	R: 3 E: 0 K: 0 S: 5	H: 2 LOB: 1 BB: 2 P: 13	R: 0 E: 0 K: 1 S: 5	H: 0 LOB: 0 BB: 2 P: 13	R: 1 E: 0 K: 2 S: 9	H: 3 LOB: 1 BB: 0 P: 9		R: 0 E: 0 K: 0 S: 3	H: 1 LOB: 0 BB: 0 P: 3	1B: 6 2B: 2 3B: 0 HR: 1	SF: 0 SAC: 1 DP: 2 HBP: 0	WP: 1 PB: 1 CS: 0 SB: 2	PA: 38					
PITCHER	IP	WLS	BF	H	R	ER	SO	BB	IBB	HBP	BLK	WP	HR	S	P	ERA	WHIP											
Mudcat Grant, R ERA: 3.34	(1, 1)	6.0		26	4	3	3	2	5	0	0	0	0	0	1	25	4.50	1.500										
Bob Allen, L ERA: 0.71	(7, 1)	1.0		4	0	0	0	1	1	0	0	0	0	0	5	9	0.00	1.000										
Frank Funk, R ERA: 3.29	(8, 1)	1.0	L	5	3	1	1	2	0	0	0	0	1	0	9	9	9.00	3.000										
Bobby Locke, R ERA: 7.94	(9, 1)	1.0		3	1	0	0	0	0	0	0	0	0	0	3	3	0.00	1.000										

Batter	1	2	3	4	5	6	7	8	9	AB	R	H	RBI	BB	SO	LOB	BOTTOM											
Johnny Temple, R OBP: 0.489, SLG: 0.461	G3-6-3 1B		1-2 1B						P3	5	0	3	1	0	0	1	Washington Senators @ Cleveland Indians Cleveland Municipal Stadium, Cleveland, OH Sun May 07 1961, 3:38 AM EDT Att: 7,576 - Unknown livebaseballscorecards.com											
Tito Francona, L OBP: 0.345, SLG: 0.436	G3-6-3 1-2		K		L6		FC6-4 1B		1B	5	0	1	0	0	1	5												
Jim Piersall, R OBP: 0.356, SLG: 0.430	L6		F9			1B			1B	5	1	3	0	0	0	2												
Woodie Held, R OBP: 0.318, SLG: 0.316		4-3 SF7 2B				1B			1B	4	1	2	0	1	1	2												
Vic Power, R OBP: 0.310, SLG: 0.373		4-3			F8 WP 1B		SF9		FC5-4 BB	3	0	1	1	0	0	4												
Chuck Essegian, R OBP: 0.273, SLG: 0.333										2	0	0	1	0	0	2												
Willie Kirkland, L OBP: 0.333, SLG: 0.315		SF7			F8		F5		K	1	0	0	0	0	1	0												
Walt Bond, L OBP: 0.143, SLG: 0.042										0	0	0	0	0	0	0												
Bubba Phillips, R OBP: 0.261, SLG: 0.381		3-H F9			5-3		K			3	0	0	0	0	1	2												
John Romano, R OBP: 0.395, SLG: 0.536									F8	4	1	3	0	0	0	1												
Mudcat Grant, R ERA: 6.0 Bob Allen, L Jack Kubiszyn, R Frank Funk, R Don Dillard, L Bobby Locke, R	(1, 1) (7, 1) (7, PH) (8, 1) (8, PH) (9, 1)	6.1 2.0 0.2	WLS W S	BF 12 1	H 4	R 0	ER 0	SO 3	BB 9	IBB 3	HBP 3	BLK 3	WP 4	HR 3	S 35	P 35	ERA 4.26	WHIP 1.421										
Inning Stats	R: 0 E: 0 K: 0 S: 3	H: 1 LOB: 0 BB: 0 P: 3	R: 1 E: 0 K: 0 S: 4	H: 1 LOB: 0 BB: 0 P: 4	R: 0 E: 0 K: 1 S: 7	H: 2 LOB: 2 BB: 0 P: 7	R: 0 E: 0 K: 1 S: 6	H: 1 LOB: 1 BB: 0 P: 6	R: 0 E: 0 K: 1 S: 6	H: 1 LOB: 1 BB: 0 P: 6	R: 1 E: 0 K: 0 S: 7	H: 2 LOB: 1 BB: 0 P: 7	R: 1 E: 0 K: 0 S: 6	H: 3 LOB: 3 BB: 1 P: 10	R: 0 E: 0 K: 1 S: 5	H: 0 LOB: 1 BB: 0 P: 6	R: 0 E: 0 K: 0 S: 4	H: 2 LOB: 1 BB: 0 P: 4	1B: 11 2B: 2 3B: 0 HR: 0	SF: 2 SAC: 0 DP: 2 HBP: 1	WP: 1 PB: 0 CS: 0 SB: 0	PA: 40						
PITCHER	IP	WLS	BF	H	R	ER	SO	BB	IBB	HBP	BLK	WP	HR	S	P	ERA	WHIP											
Pete Burnside, L Dave Sisler, R Marty Kutyna, R ERA: 1.65	(1, 1) (7, 1) (9, 1)	6.1 2.0 0.2	WLS W S	BF 12 1	H 4	R 0	ER 0	SO 3	BB 9	IBB 3	HBP 3	BLK 3	WP 4	HR 3	S 35	P 35	ERA 1.65	WHIP 0.857										

Batter	1	2	3	4	5	6	7	8	9	AB	R	H	RBI	BB	SO	LOB	TOP		
Johnny Temple, R OBP: 0.478, SLG: 0.450	0-0 5-3		0-0 F8		0-0 P4			0-0 SH3-4 1B		4	0	1	0	0	0	1			
Tito Francona, L OBP: 0.337, SLG: 0.420	0-3 K		0-0 6-3			0-0 F7		0-0 SH3-4 1-2		3	0	0	0	0	1	1			
Jim Piersall, R OBP: 0.363, SLG: 0.451	0-0 P4			4-0 SH1-4 BB SF9 BB		0-0 F3-2-5 3B		0-3 K		3	1	1	0	1	1	1			
Woodie Held, R OBP: 0.326, SLG: 0.309		4-0 F8 BLK SF9 BB		4-0 SH1-4 BB		0-0 F3-2-5 3H		0-0 5-3		2	1	0	0	2	0	2			
Willie Kirkland, L OBP: 0.333, SLG: 0.304	0-0 F8		0-0 F8		0-0 SH1-4			0-0 5-3		2	0	0	0	1	0	1			
Vic Power, R OBP: 0.297, SLG: 0.365	0-0 SF9		0-0 SF9		0-0 SF9		0-3 K	0-0 6-3		2	0	0	2	0	1	1			
Bubba Phillips, R OBP: 0.250, SLG: 0.364	0-0 F2		0-0 F2		0-0 F2		0-0 P4	0-0 4-3		4	0	0	0	0	0	2			
John Romano, R OBP: 0.405, SLG: 0.529			4-0 SH1-4 BB		0-3 K		4-0 IBB			1	0	0	0	2	1	0			
Jim Perry, S OBP: 0.176, SLG: 0.235			0-0 SH1-4		0-0 5-3		0-3 K			2	0	0	0	0	1	2			
Inning Stats	R: 0 E: 0 K: 1 S: 5	H: 0 LOB: 0 BB: 0 P: 5	R: 1 E: 0 K: 0 S: 3	H: 0 LOB: 0 BB: 1 P: 7	R: 0 E: 0 K: 0 S: 3	H: 0 LOB: 1 BB: 1 P: 7	R: 1 E: 0 K: 0 S: 3	H: 0 LOB: 1 BB: 2 P: 11	R: 0 E: 0 K: 1 S: 5	H: 1 LOB: 0 BB: 0 P: 3	R: 0 E: 0 K: 2 S: 7	H: 0 LOB: 2 BB: 2 P: 15	R: 0 E: 0 K: 1 S: 6	H: 1 LOB: 1 BB: 0 P: 6	R: 0 E: 0 K: 0 S: 3	H: 0 LOB: 0 BB: 0 P: 3	1B: 1 2B: 1 3B: 1 HR: 0	SF: 2 SAC: 3 DP: 1 HBP: 0	WP: 1 PA: 34 CS: 0
PITCHER Herb Score, L ERA: 5.06	IP: 9.0 WLS: W BF: 34 H: 2 R: 2 ER: 2 SO: 5 BB: 5 IBB: 1 HBP: 0 BLK: 1 WP: 1 HR: 0 S: 38 P: 62 ERA: 2.00 WHIP: 0.778															PITCHER			

Cleveland Indians @ Chicago White Sox
Comiskey Park, Chicago, IL
Tue May 09 1961, 8:05 PM EDT
Att: 20,311 - Unknown

AB	23
R	2
H	2
RBI	2
BB	6
SO	5
LOB	11



Batter	1	2	3	4	5	6	7	8	9	AB	R	H	RBI	BB	SO	LOB	BOTTOM		
Luis Aparicio, R OBP: 0.306, SLG: 0.326	0-0 F8	0-0 F3			0-0 F8		1-0 HBP			3	0	0	0	0	0	1			
Nellie Fox, L OBP: 0.362, SLG: 0.353	0-0 HBP BB SF7 1B		0-0 F8		4-0 BB		0-0 4-3			3	1	1	0	1	0	2			
Minnie Minoso, R OBP: 0.385, SLG: 0.423	4-0 HBP BB		0-3 K		0-0 F8			0-0 P6		3	0	0	0	1	1	1			
Roy Sievers, R OBP: 0.457, SLG: 0.697	1-0 HBP		0-0 P4			0-0 G4-6-3 1B		4-0 HR BB		2	1	1	0	1	0	0			
Jim Landis, R OBP: 0.337, SLG: 0.541	0-0 SF7			0-0 G3 SF7 2B		0-0 G4-6-3 1-2		0-0 HR		3	2	2	3	0	0	1			
J.C. Martin, L OBP: 0.316, SLG: 0.471	0-0 P5			0-0 G3		0-0 F9		0-0 F9		4	0	0	0	0	0	3			
Al Smith, R OBP: 0.286, SLG: 0.478		0-0 E5 1-3		0-0 SF7			0-0 F9	0-0 F3		3	0	0	1	0	0	0			
Sherm Lollar, R OBP: 0.321, SLG: 0.327		0-0 1-3		0-0 K			4-0 FC3-6 BB			2	0	0	0	1	1	1			
Herb Score, L		0-3 K			0-3 K		0-0 FC3-6 HBP			3	0	0	0	0	2	2			
Inning Stats	R: 1 E: 0 K: 0 S: 4	H: 1 LOB: 2 BB: 1 P: 9	R: 0 E: 1 K: 1 S: 6	H: 0 LOB: 0 BB: 0 P: 6	R: 0 E: 0 K: 1 S: 5	H: 0 LOB: 0 BB: 0 P: 5	R: 1 E: 0 K: 1 S: 6	H: 1 LOB: 0 BB: 0 P: 6	R: 0 E: 0 K: 1 S: 5	H: 0 LOB: 1 BB: 1 P: 9	R: 0 E: 0 K: 0 S: 3	H: 1 LOB: 0 BB: 1 P: 3	R: 0 E: 1 K: 0 S: 3	H: 0 LOB: 2 BB: 1 P: 8	R: 2 E: 0 K: 0 S: 4	H: 1 LOB: 0 BB: 1 P: 8	1B: 2 2B: 1 3B: 0 HR: 1	SF: 2 SAC: 0 DP: 1 HBP: 2	WP: 0 PA: 34 CS: 0
PITCHER Jim Perry, R ERA: 3.55	IP: 8.0 WLS: L BF: 34 H: 4 R: 4 ER: 4 SO: 4 BB: 4 IBB: 0 HBP: 2 BLK: 0 WP: 0 HR: 1 S: 36 P: 54 ERA: 4.50 WHIP: 1.000															PITCHER			

Cleveland Indians @ Chicago White Sox
Comiskey Park, Chicago, IL
Tue May 09 1961, 8:05 PM EDT
Att: 20,311 - Unknown


AB	26
R	4
H	4
RBI	4
BB	4
SO	4
LOB	11



Batter	1	2	3	4	5	6	7	8	9	10	11	AB	R	H	RBI	BB	SO	LOB	TOP			
Johnny Temple, R OBP: 0.469, SLG: 0.453 (1.4)	K		4-3 2B	5-3			4-3 SH1-4 1B		FC1-6 2B 1-2		F9	6	0	2	0	0	1	3				
Tito Francona, L OBP: 0.351, SLG: 0.465 (1.7)	3-1		P5				8-5 2B				1B	5	1	3	0	0	0	1				
Jim Piersall, R OBP: 0.361, SLG: 0.437 (1.8)	6-3		4-3				8-5 BB		4-3		4-3	5	1	1	1	1	0	4				
Willie Kirkland, L OBP: 0.313, SLG: 0.283 Chuck Essegian, R OBP: 0.309, SLG: 0.636 (9.9)			P4	K			8-5		4-3		F9	4	0	0	0	0	1	4				
Vic Power, R OBP: 0.320, SLG: 0.422 (1.3)							1-2 2-3f				HR	2	1	1	2	0	0	2				
Woodie Held, R OBP: 0.327, SLG: 0.345 (1.6)							FC6 E 2B		6-3		1-3	5	3	3	1	1	0	0				
Bubba Phillips, R OBP: 0.285, SLG: 0.398 (1.5)							FC6 E 2B		6-3		L3	6	1	2	1	0	0	3				
John Romano, R OBP: 0.400, SLG: 0.500 (1.2)							E5 FC3-2-5 1-3 3-H		F5			5	1	2	2	1	1	2				
Gary Bell, R OBP: 0.077, SLG: 0.077 (1.1)							FC3-2-5 1-2 3-H		5-3		F8	4	0	0	0	2	1	4				
Inning Stats	R: 0 E: 0 K: 1 S: 5	H: 0 LOB: 0 BB: 0 P: 5	R: 1 E: 0 K: 2 S: 9	H: 2 LOB: 2 BB: 1 P: 13	R: 0 E: 0 K: 1 S: 6	H: 1 LOB: 1 BB: 0 P: 6	R: 1 E: 1 K: 0 S: 6	H: 1 LOB: 2 BB: 0 P: 6	R: 0 E: 0 K: 0 S: 3	H: 0 LOB: 0 BB: 0 P: 3	R: 0 E: 0 K: 0 S: 4	H: 1 LOB: 1 BB: 0 P: 4	R: 0 E: 0 K: 0 S: 5	H: 2 LOB: 2 BB: 0 P: 5	R: 0 E: 0 K: 1 S: 5	H: 0 LOB: 1 BB: 1 P: 9	R: 6 E: 0 K: 0 S: 9	H: 6 LOB: 1 BB: 1 P: 13	1B: 5 2B: 7 3B: 1 HR: 3	SF: 0 SAC: 1 DP: 1 HBP: 0	WP: 0 PB: 0 SB: 0 CS: 0	PA: 54
PITCHER Bob Shaw, R ERA: 2.83 Frank Baumann, L ERA: 7.22	(1.1)	(9.1)	IP: 8.2 WLS: L BF: 15 H: 6 R: 6 ER: 6 SO: 1 BB: 2 IBB: 0 HBP: 0 BLK: 0 WP: 0 HR: 2 S: 15 P: 23 ERA: 23.14 WHIP: 3.429																			

Cleveland Indians @ Chicago White Sox
Comiskey Park, Chicago, IL
Wed May 10 1961, 8:05 PM EDT
Att: 13,003 - Unknown


AB 48
R 8
H 15
RBI 7
BB 5
SO 5
LOB 28



Batter	1	2	3	4	5	6	7	8	9	10	11	AB	R	H	RBI	BB	SO	LOB	BOTTOM			
Luis Aparicio, R OBP: 0.291, SLG: 0.309 (1.6)	K		6-3				F3		F8		P4	5	0	0	0	0	1	0				
Nellie Fox, L OBP: 0.364, SLG: 0.348 (1.4)			6-3				E9		L3		G3	4	0	1	0	1	0	0				
Minnie Minoso, R OBP: 0.385, SLG: 0.395 (1.7)			P5				F7		F7		E6	5	0	0	0	0	0	2				
Roy Sievers, R OBP: 0.443, SLG: 0.704 (1.3)							HR		F3		P3	5	1	1	1	0	1	1				
Jim Landis, R OBP: 0.330, SLG: 0.522 (1.8)							1-3 S 1B		K		6-3	5	0	1	0	0	1	0				
J.C. Martin, L OBP: 0.339, SLG: 0.491 (1.5)							K		BB 2B		1B	4	1	2	0	1	2	1				
Al Smith, R OBP: 0.293, SLG: 0.479 (1.9)							1-3				F8	4	0	1	1	1	1	2				
Sherm Lollar, R OBP: 0.333, SLG: 0.327 (1.2)							6-3				F7	3	0	1	0	1	0	1				
Bob Shaw, R Frank Baumann, L (1.1) (9.1)							G6-4-3 1-2f		K		K	3	0	0	0	0	1	5				
Inning Stats	R: 0 E: 0 K: 2 S: 7	H: 0 LOB: 1 BB: 1 P: 11	R: 1 E: 0 K: 0 S: 4	H: 2 LOB: 1 BB: 1 P: 8	R: 0 E: 0 K: 0 S: 3	H: 0 LOB: 0 BB: 0 P: 3	R: 1 E: 0 K: 1 S: 7	H: 2 LOB: 1 BB: 0 P: 7	R: 0 E: 1 K: 1 S: 6	H: 1 LOB: 3 BB: 2 P: 14	R: 0 E: 0 K: 0 S: 3	H: 0 LOB: 0 BB: 0 P: 3	R: 0 E: 0 K: 1 S: 5	H: 0 LOB: 0 BB: 0 P: 5	R: 0 E: 1 K: 0 S: 3	H: 0 LOB: 1 BB: 0 P: 3	R: 0 E: 0 K: 0 S: 4	H: 1 LOB: 1 BB: 0 P: 4	1B: 4 2B: 2 3B: 0 HR: 1	SF: 0 SAC: 0 DP: 1 HBP: 0	WP: 0 PB: 0 SB: 1 CS: 0	PA: 43
PITCHER Gary Bell, R ERA: 4.33	(1.1)	(9.1)	IP: 11.0 WLS: W BF: 43 H: 7 R: 2 ER: 2 SO: 8 BB: 4 IBB: 0 HBP: 0 BLK: 0 WP: 0 HR: 1 S: 55 P: 71 ERA: 1.64 WHIP: 1.000																			

Cleveland Indians @ Chicago White Sox
Comiskey Park, Chicago, IL
Wed May 10 1961, 8:05 PM EDT
Att: 13,003 - Unknown

AB 39
R 2
H 7
RBI 2
BB 4
SO 8
LOB 12



Batter	1	2	3	4	5	6	7	8	9	AB	R	H	RBI	BB	SO	LOB	TOP			
Jackie Brandt, R OBP: 0.364, SLG: 0.636 (1, 9)	0-0 6-3		0-0 CS 1B		0-0 6-3		0-0 F9			4	0	1	0	0	0	1				
Dick Williams, R OBP: 0.242, SLG: 0.301 Russ Snyder, L OBP: 0.294, SLG: 0.302 (1, 7)	0-0 F9		0-0 SF9		0-0 P6			0-0 6-3		3	0	0	1	0	0	0				
Brooks Robinson, R OBP: 0.415, SLG: 0.476 (1, 5)	0-0 P5		0-0 CS 1-2	0-0 HR 1B		0-0 1B		0-0 1B		4	1	3	0	0	0	0				
Jim Gentile, L OBP: 0.475, SLG: 0.816 (1, 3)		0-3 K		0-0 HR 1B		0-3 K		0-0 F5		4	1	1	2	0	2	2				
Gus Triandos, R OBP: 0.394, SLG: 0.537 (1, 2)		0-0 G1-6-3 1B		0-3 K		0-0 P6		0-3 K		4	0	1	0	0	2	2				
Ron Hansen, R OBP: 0.324, SLG: 0.367 (1, 4)	0-0 G1-6-3		0-0 1B	0-0 8-5 1B		0-0 F8			0-0 F8	4	0	1	0	0	0	2				
Jim Busby, R OBP: 0.286, SLG: 0.167 Gene Stephens, L OBP: 0.304, SLG: 0.111 (7, PH)			4-0 E 1B BB	0-0 1-2 1B		4-0 S BB		0-0 G6-4-3 1B		1	1	1	0	1	0	0				
Jerry Adair, R OBP: 0.429, SLG: 0.625 (1, 6)			0-0 E9 1B SF9	0-0 8-5		0-3 K		0-0 G6-4-3		4	1	1	0	0	1	4				
Jack Fisher, R OBP: 0.167, SLG: 0.091 (1, 1)			0-0 1-3		0-3 K		0-0 F8			3	0	0	0	0	1	2				
Inning Stats	R: 0 E: 0 K: 0 S: 3	H: 0 LOB: 0 BB: 0 P: 3	R: 0 E: 0 K: 1 S: 5	H: 1 LOB: 0 BB: 0 P: 5	R: 2 E: 1 K: 0 S: 4	H: 2 LOB: 1 BB: 1 P: 8	R: 2 E: 0 K: 1 S: 8	H: 4 LOB: 1 BB: 0 P: 8	R: 0 E: 0 K: 1 S: 5	H: 0 LOB: 1 BB: 0 P: 6	R: 0 E: 0 K: 1 S: 5	H: 0 LOB: 1 BB: 1 P: 9	R: 0 E: 0 K: 1 S: 6	H: 1 LOB: 1 BB: 0 P: 6	R: 0 E: 0 K: 0 S: 3	H: 1 LOB: 0 BB: 0 P: 3	1B: 9 2B: 1 3B: 0 HR: 1	SF: 1 SAC: 0 DP: 3 HBP: 0	WP: 0 PA: 36 PB: 0 SB: 1 CS: 1	
PITCHER	IP WLS BF H R ER SO	IP WLS BF H R ER SO	IP WLS BF H R ER SO	IP WLS BF H R ER SO	IP WLS BF H R ER SO	IP WLS BF H R ER SO	IP WLS BF H R ER SO	IP WLS BF H R ER SO	IP WLS BF H R ER SO	IP WLS BF H R ER SO	IP WLS BF H R ER SO	IP WLS BF H R ER SO	IP WLS BF H R ER SO	IP WLS BF H R ER SO	IP WLS BF H R ER SO	IP WLS BF H R ER SO	ERA WHIP	ERA WHIP		
Johnny Antonelli, L ERA: 3.04 Barry Latman, R ERA: 1.98 Frank Funk, R ERA: 3.07 (1, 1)	3.1 L 16 7 4 3 2	4.2 16 2 0 0 4	1.0 3 1 0 0 0	1.0 3 1 0 0 0	1.0 3 1 0 0 0	1.0 3 1 0 0 0	1.0 3 1 0 0 0	1.0 3 1 0 0 0	1.0 3 1 0 0 0	1.0 3 1 0 0 0	1.0 3 1 0 0 0	1.0 3 1 0 0 0	1.0 3 1 0 0 0	1.0 3 1 0 0 0	1.0 3 1 0 0 0	1.0 3 1 0 0 0	8.10 2.400	0.643	0.000	1.000

Baltimore Orioles @ Cleveland Indians
Cleveland Municipal Stadium, Cleveland, OH
Fri May 12 1961, 7:05 PM EDT
Att: 9,240 - Unknown

AB 32
R 4
H 10
RBI 3
BB 2
SO 6
LOB 13



Batter	1	2	3	4	5	6	7	8	9	AB	R	H	RBI	BB	SO	LOB	BOTTOM		
Johnny Temple, R OBP: 0.451, SLG: 0.433 (1, 4)	0-0 F9		0-0 F9		0-0 F3			0-0 F8		4	0	0	0	0	0	0			
Tito Francona, L OBP: 0.337, SLG: 0.444 (1, 7)	0-0 6-3		0-0 F8		0-0 F7			0-0 6-3		4	0	0	0	0	0	0			
Jim Piersall, R OBP: 0.366, SLG: 0.440 (1, 8)	0-0 1B 1B		0-0 1B		0-0 P6			0-0 E6 1B SF9		4	2	2	0	0	0	0			
Willie Kirkland, L OBP: 0.324, SLG: 0.297 (1, 9)	0-0 1B 1-3		0-0 F7		0-0 F7			0-0 FC6-4 1B		4	0	2	0	0	0	1			
Vic Power, R OBP: 0.317, SLG: 0.419 (1, 3)	0-0 1B 1-2		0-0 4-3		0-0 F8			0-0 SF9		3	0	1	2	0	0	0			
Woodie Held, R OBP: 0.324, SLG: 0.341 (1, 6)	0-0 P4		0-0 G5-3 1B		0-0 5-3			0-0 F9		4	0	1	0	0	0	3			
Bubba Phillips, R OBP: 0.265, SLG: 0.392 (1, 5)		0-0 F7		0-0 1-2 1B		0-0 5-3		0-0 FC6-4		4	0	1	0	0	0	1			
John Romano, R OBP: 0.386, SLG: 0.481 (1, 2)		0-0 F9		0-0 G5-3		0-0 5-3				3	0	0	0	0	0	2			
Johnny Antonelli, L OBP: 0.167, SLG: 0.333 Barry Latman, R OBP: 0.290, SLG: 0.250 Bob Hale, L OBP: 0.290, SLG: 0.250 Frank Funk, R OBP: 0.290, SLG: 0.250 (1, 1)		0-0 F9			0-0 1-3			0-0 G3		1	0	0	0	0	0	0			
Inning Stats	R: 1 E: 0 K: 0 S: 6	H: 3 LOB: 2 BB: 0 P: 6	R: 0 E: 0 K: 0 S: 3	H: 0 LOB: 0 BB: 0 P: 3	R: 0 E: 0 K: 0 S: 4	H: 1 LOB: 1 BB: 0 P: 4	R: 0 E: 0 K: 0 S: 4	H: 2 LOB: 1 BB: 0 P: 4	R: 0 E: 0 K: 0 S: 3	H: 0 LOB: 0 BB: 0 P: 3	R: 0 E: 0 K: 0 S: 3	H: 0 LOB: 0 BB: 0 P: 3	R: 0 E: 0 K: 0 S: 3	H: 0 LOB: 0 BB: 0 P: 3	R: 1 E: 1 K: 0 S: 5	H: 1 LOB: 1 BB: 0 P: 5	1B: 7 2B: 0 3B: 0 HR: 0	SF: 1 SAC: 0 DP: 1 HBP: 0	WP: 0 PA: 34 PB: 0 SB: 0 CS: 0
PITCHER	IP WLS BF H R ER SO	IP WLS BF H R ER SO	IP WLS BF H R ER SO	IP WLS BF H R ER SO	IP WLS BF H R ER SO	IP WLS BF H R ER SO	IP WLS BF H R ER SO	IP WLS BF H R ER SO	IP WLS BF H R ER SO	IP WLS BF H R ER SO	IP WLS BF H R ER SO	IP WLS BF H R ER SO	IP WLS BF H R ER SO	IP WLS BF H R ER SO	IP WLS BF H R ER SO	IP WLS BF H R ER SO	ERA WHIP	ERA WHIP	
Jack Fisher, R ERA: 3.83 (1, 1)	9.0 W 34 7 2 1 0																1.000	0.778	

Baltimore Orioles @ Cleveland Indians
Cleveland Municipal Stadium, Cleveland, OH
Fri May 12 1961, 7:05 PM EDT
Att: 9,240 - Unknown

AB 33
R 2
H 7
RBI 2
BB 0
SO 0
LOB 7



Batter	1	2	3	4	5	6	7	8	9	AB	R	H	RBI	BB	SO	LOB	TOP					
Whitey Herzog, L (1,9) OBP: 0.433, SLG: 0.347	4-0 BB			4-0 1B FC6-4 BB	0-0 4-3		0-0 P6		0-0 6-3	2	1	0	0	2	0	0	Baltimore Orioles @ Cleveland Indians Cleveland Municipal Stadium, Cleveland, OH Sat May 13 1961, 3:33 AM EDT Att: 3,417 - Unknown livebaseballscorecards.com					
Walt Dropo, R (9,PH) OBP: 0.300, SLG: 0.389										1	0	0	0	0	0	0						
Jim Busby, R (9,8) OBP: 0.286, SLG: 0.167										0	0	0	0	0	0	0						
Russ Snyder, L (1,8) OBP: 0.306, SLG: 0.328	0-0 F8			0-0 FC6-4 1B SF8	0-0 P6		0-0 2B			4	1	2	0	0	0	1						
Brooks Robinson, R (1,5) OBP: 0.418, SLG: 0.477	0-0 G6-4-3			0-0 FC6-4 1B	0-0 1B		0-0 F8			4	0	2	0	0	0	2						
Jim Gentile, L (1,3) OBP: 0.466, SLG: 0.825		0-0 6-3		0-0 FC6-4 1B E	0-0 4-3			0-0 HR		4	2	1	2	0	0	3						
Gus Triandos, R (1,2) OBP: 0.378, SLG: 0.518	0-0 F8			0-0 SF8		0-0 6-3		0-0 6-3		3	0	0	1	0	0	0						
Ron Hansen, R (1,4) OBP: 0.322, SLG: 0.363	0-0 F7			0-0 E 1B		0-0 F9		0-0 5-3		4	0	1	0	0	0	0						
Gene Stephens, L (1,7) OBP: 0.280, SLG: 0.100			0-0 G3	0-0 E1 BB		0-0 2B		0-0 F3		2	0	0	0	0	0	1						
Dick Williams, R (6,PH) OBP: 0.247, SLG: 0.318				1-3 2-H						2	0	1	0	0	0	0						
Hoyt Wilhelm, R (8,1)										0	0	0	0	0	0	0						
Jerry Adair, R (1,6) OBP: 0.417, SLG: 0.588		0-0 F8		4-0 1B BB		0-0 F9			0-0 F7	3	0	0	0	1	0	1						
Hal Brown, R (1,1)			0-3 K	0-3 K						3	0	0	0	0	2	3						
Earl Robinson, R (8,7) OBP: 0.262, SLG: 0.256							0-0 L4		0-0 6-3	1	0	0	0	0	0	0						
Inning Stats	R: 0 E: 0 K: 0 S: 2	H: 0 LOB: 0 BB: 1 P: 6	R: 0 E: 0 K: 0 S: 3	H: 0 LOB: 0 BB: 0 P: 3	R: 0 E: 0 K: 1 S: 5	H: 0 LOB: 0 BB: 2 P: 5	R: 3 E: 1 K: 1 S: 9	H: 3 LOB: 3 BB: 2 P: 17	R: 0 E: 0 K: 0 S: 4	H: 1 LOB: 1 BB: 0 P: 4	R: 0 E: 0 K: 0 S: 4	H: 1 LOB: 1 BB: 0 P: 4	R: 0 E: 0 K: 0 S: 4	H: 1 LOB: 0 BB: 0 P: 4	R: 1 E: 0 K: 0 S: 4	H: 1 LOB: 0 BB: 0 P: 4	R: 0 E: 0 K: 0 S: 3	H: 0 LOB: 0 BB: 0 P: 3	1B: 4 2B: 2 HR: 1	SF: 1 SAC: 0 HBP: 0	WP: 0 PB: 0 SB: 0 CS: 0	PA: 37
PITCHER	IP WLS BF H R ER SO BB IBB HBP BLK WP HR S P ERA WHIP																					
Wynn Hawkins, R (1,1) ERA: 1.61	5.0 L 22 4 3 2 2 3 0 0 0 0 0 0 23 35 3.60 1.400																					
Bob Allen, L (6,1) ERA: 1.08	4.0 15 3 1 1 0 0 0 0 0 0 0 1 15 2.25 0.750																					

Batter	1	2	3	4	5	6	7	8	9	AB	R	H	RBI	BB	SO	LOB	BOTTOM			
Johnny Temple, R (1,4) OBP: 0.434, SLG: 0.415	0-0 6-3			0-0 P6	0-0 F3		0-0 L5			4	0	0	0	0	0	4	Baltimore Orioles @ Cleveland Indians Cleveland Municipal Stadium, Cleveland, OH Sat May 13 1961, 3:33 AM EDT Att: 3,417 - Unknown livebaseballscorecards.com			
Jim Piersall, R (1,8) OBP: 0.362, SLG: 0.442	0-0 F2			0-0 F9		0-0 2B 4-3 2B		0-3 K		4	1	1	0	0	1	0				
Tito Francona, L (1,7) OBP: 0.343, SLG: 0.457	0-0 F7			0-0 1B		0-0 2-3 2B		0-0 4-3		4	0	2	0	0	0	0				
Willie Kirkland, L (1,9) OBP: 0.307, SLG: 0.279		0-0 F2		0-0 6-3		0-3 K		0-0 G3		4	0	0	0	0	1	3				
Vic Power, R (1,3) OBP: 0.305, SLG: 0.402		0-0 F7			0-0 F8	0-0 4-3		0-0 6-3		4	0	0	1	0	0	1				
Woodie Held, R (1,6) OBP: 0.321, SLG: 0.347		0-0 5-3			0-0 FC6-4 2B	0-0 F8		0-0 4-3		4	0	1	0	0	0	1				
John Romano, R (1,2) OBP: 0.380, SLG: 0.463			0-0 4-3		4-0 FC6-4 BB		0-0 F8		0-3 K	3	0	0	0	1	1	0				
Bubba Phillips, R (1,5) OBP: 0.257, SLG: 0.380			0-0 F2		0-0 FC6-4 BB		0-0 F8			3	0	0	0	0	0	2				
Wynn Hawkins, R (1,1)			0-0 F7		4-0 1-2 2-3 BB		0-0 1B			1	0	0	0	0	0	0				
Bob Hale, L (5,PH) OBP: 0.273, SLG: 0.250										0	0	0	0	1	0	0				
Mudcat Grant, R (5,PR) OBP: 0.273, SLG: 0.222										0	0	0	0	0	0	0				
Bob Allen, L (6,1) OBP: 0.500, SLG: 0.500										1	0	1	0	0	0	0				
Inning Stats	R: 0 E: 0 K: 0 S: 3	H: 0 LOB: 0 BB: 0 P: 3	R: 0 E: 0 K: 0 S: 3	H: 0 LOB: 0 BB: 0 P: 3	R: 0 E: 0 K: 0 S: 4	H: 1 LOB: 1 BB: 0 P: 4	R: 0 E: 0 K: 0 S: 4	H: 1 LOB: 3 BB: 2 P: 12	R: 1 E: 0 K: 1 S: 7	H: 2 LOB: 1 BB: 0 P: 7	R: 0 E: 0 K: 0 S: 4	H: 1 LOB: 1 BB: 0 P: 4	R: 0 E: 0 K: 1 S: 5	H: 0 LOB: 0 BB: 0 P: 5	R: 0 E: 0 K: 1 S: 5	H: 0 LOB: 0 BB: 0 P: 5	1B: 2 2B: 3 HR: 0	SF: 0 SAC: 0 HBP: 0	WP: 0 PB: 0 SB: 0 CS: 0	PA: 34
PITCHER	IP WLS BF H R ER SO BB IBB HBP BLK WP HR S P ERA WHIP																			
Hal Brown, R (1,1) ERA: 4.23	7.0 W 28 5 1 1 1 2 0 0 0 0 0 0 28 36 1.29 1.000																			
Hoyt Wilhelm, R (8,1) ERA: 1.64	2.0 S 6 0 0 0 2 0 0 0 0 0 0 0 10 10 0.00 0.000																			



Batter	1	2	3	4	5	6	7	8	9	10	11	12	13	14	15	AB	R	H	RBI	BB	SO	LOB	TOP				
Whitey Herzog, L OBP: 0.419, SLG: 0.327 (1, 9)																6	0	1	0	1	0	3					
Russ Snyder, L OBP: 0.304, SLG: 0.324 (1, 8)																7	0	2	0	0	0	3					
Brooks Robinson, R OBP: 0.406, SLG: 0.460 (1, 5)																6	0	1	0	0	1	4					
Jim Gentile, L OBP: 0.434, SLG: 0.788 (1, 3)																5	0	1	0	0	1	3					
Walt Dropo, R OBP: 0.333, SLG: 0.421 (11, 3)																1	0	1	0	0	0	0					
Ron Hansen, R OBP: 0.306, SLG: 0.343 (1, 4)																6	0	0	0	0	0	3					
Clint Courtney, L OBP: 0.375, SLG: 0.211 (1, 2)																6	0	2	0	0	0	0					
Gene Stephens, L OBP: 0.290, SLG: 0.154 (1, 7)																6	0	2	0	0	0	1					
Jerry Adair, R OBP: 0.469, SLG: 0.561 (1, 6)																6	0	2	0	0	0	3					
Billy Hoelt, L OBP: 0.354, SLG: 0.383 (11, 1)																3	0	0	0	0	0	4					
Dave Pulley, S OBP: 0.324, SLG: 0.500 (10, PH)																1	0	1	0	0	0	0					
Jackie Brannan, R OBP: 0.308, SLG: 0.271 (10, PH)																0	0	0	0	0	0	0					
Hoyt Wilhelm, R OBP: 0.250, SLG: 0.334 (12, 1)																0	0	0	0	0	0	1					
Jack Fisher, R OBP: 0.329 (12, 1)																1	0	0	0	0	0	1					
Inning Stats	R: 0 E: 0 K: 0 S: 3	H: 0 LOB: 1 BB: 1 P: 7	R: 0 E: 0 K: 0 S: 4	H: 1 LOB: 1 BB: 0 P: 4	R: 0 E: 0 K: 0 S: 4	H: 1 LOB: 0 BB: 0 P: 3	R: 0 E: 0 K: 1 S: 5	H: 1 LOB: 1 BB: 0 P: 5	R: 0 E: 0 K: 0 S: 4	H: 0 LOB: 0 BB: 0 P: 3	R: 0 E: 0 K: 0 S: 4	H: 1 LOB: 1 BB: 0 P: 4	R: 0 E: 0 K: 0 S: 3	H: 0 LOB: 0 BB: 0 P: 3	R: 0 E: 0 K: 0 S: 4	H: 2 LOB: 2 BB: 0 P: 7	R: 0 E: 0 K: 0 S: 3	H: 0 LOB: 0 BB: 0 P: 3	R: 0 E: 0 K: 1 S: 5	H: 0 LOB: 0 BB: 0 P: 5	1B: 13 2B: 1 3B: 0 HR: 0	SF: 0 SAC: 0 DP: 3 HBP: 0	WP: 0 PB: 0 SB: 1 CS: 1	PA: 56			
PITCHER	IP 8.0	WLS 31	BF 9	H 4	R 0	ER 0	SO 2	BB 0	IBB 0	HBP 0	BLK 0	WP 0	HR 0	S 29	P 29	ERA 0.00	WHIP 1.250										
Jim Perry, R ERA: 3.02																											
Frank Funk, R ERA: 2.08																											

Baltimore Orioles @ Cleveland Indians
Cleveland Municipal Stadium, Cleveland, OH
Sun May 14 1961, 3:33 AM EDT
Unknown

AB 55
R 0
H 13
RBI 0
BB 1
SO 3
LOB 25



Batter	1	2	3	4	5	6	7	8	9	10	11	12	13	14	15	AB	R	H	RBI	BB	SO	LOB	BOTTOM					
Johnny Temple, R OBP: 0.434, SLG: 0.410 (1, 4)																6	0	2	0	1	0	1						
Jim Piersall, R OBP: 0.357, SLG: 0.431 (1, 8)																7	0	2	0	0	0	2						
Tito Francona, L OBP: 0.339, SLG: 0.440 (1, 7)																6	0	1	0	1	1	3						
Chuck Essegian, R OBP: 0.294, SLG: 0.500 (10, PH)																3	0	0	0	1	0	5						
Willie Kirkland, L OBP: 0.308, SLG: 0.271 (11, 9)																2	0	0	0	1	0	1						
Vic Power, R OBP: 0.287, SLG: 0.382 (1, 3)																5	0	0	0	1	1	2						
John Romano, R OBP: 0.374, SLG: 0.435 (1, 2)																5	1	0	0	2	1	4						
Woodie Held, R OBP: 0.327, SLG: 0.356 (1, 6)																6	0	2	0	1	2	3						
Bubba Phillips, R OBP: 0.277, SLG: 0.387 (1, 5)																6	0	3	0	1	0	2						
Jim Perry, S OBP: 0.150, SLG: 0.200 (8, PH)																3	0	0	0	0	0	3						
Bob Nieman, R OBP: 0.444, SLG: 0.500 (9, 1)																1	0	0	0	0	0	2						
Frank Funk, R OBP: 0.250, SLG: 0.222 (15, PH)																2	0	0	0	0	0	1						
Inning Stats	R: 0 E: 0 K: 0 S: 5	H: 2 LOB: 3 BB: 1 P: 9	R: 0 E: 0 K: 1 S: 6	H: 1 LOB: 1 BB: 0 P: 6	R: 0 E: 0 K: 0 S: 3	H: 0 LOB: 0 BB: 0 P: 3	R: 0 E: 0 K: 0 S: 4	H: 1 LOB: 2 BB: 1 P: 8	R: 0 E: 0 K: 0 S: 5	H: 2 LOB: 2 BB: 0 P: 5	R: 0 E: 0 K: 0 S: 4	H: 1 LOB: 1 BB: 0 P: 4	R: 0 E: 0 K: 0 S: 6	H: 1 LOB: 2 BB: 1 P: 10	R: 0 E: 0 K: 0 S: 3	H: 0 LOB: 0 BB: 0 P: 3	R: 0 E: 0 K: 0 S: 3	H: 0 LOB: 0 BB: 0 P: 3	R: 0 E: 0 K: 0 S: 3	H: 0 LOB: 2 BB: 2 P: 11	R: 0 E: 0 K: 0 S: 4	H: 1 LOB: 1 BB: 0 P: 4	R: 0 E: 0 K: 0 S: 5	H: 0 LOB: 0 BB: 0 P: 5	1B: 9 2B: 1 3B: 0 HR: 0	SF: 0 SAC: 1 DP: 0 HBP: 0	WP: 0 PB: 0 SB: 1 CS: 0	PA: 63
PITCHER	IP 9.0	WLS 39	BF 39	H 8	R 0	ER 0	SO 2	BB 1	IBB 0	HBP 0	BLK 0	WP 0	HR 0	S 39	P 55	ERA 0.00	WHIP 1.222											
Billy Hoelt, L ERA: 1.48																												
Hoyt Wilhelm, R ERA: 1.54																												
Jack Fisher, R ERA: 3.29																												

Baltimore Orioles @ Cleveland Indians
Cleveland Municipal Stadium, Cleveland, OH
Sun May 14 1961, 3:33 AM EDT
Unknown

AB 53
R 1
H 10
RBI 0
BB 9
SO 5
LOB 29



Batter	1	2	3	4	5	6	7	8	9	AB	R	H	RBI	BB	SO	LOB	TOP																				
Dick Williams, R OBP: 0.242, SLG: 0.341 (1, 7)	F3		P6			HR	F7		5-3	5	1	1	1	0	0	0	Baltimore Orioles @ Cleveland Indians Cleveland Municipal Stadium, Cleveland, OH Sun May 14 1961, 3:38 AM EDT Att: 13,238 - Unknown																				
Gene Stephens, L OBP: 0.286, SLG: 0.167 Wes Stock, R (7, 1)	K		P3			BB SF8 1B	4-3			4	1	1	0	0	1	0																					
Brooks Robinson, R OBP: 0.402, SLG: 0.453 (1, 5)	5-3			K		SF8 BB 1B		F8		4	1	1	0	0	1	0																					
Gus Triandos, R OBP: 0.392, SLG: 0.534 (1, 2)		PB BB 1B		F8		1B BB				3	0	2	0	1	0	0																					
Walt Dropo, R OBP: 0.348, SLG: 0.400 Dave Philley, S OBP: 0.412, SLG: 0.500 (6, PH) (6, 7)	P3			FC6-4 BB		SF8		F8		1	0	0	0	1	0	1																					
Ron Hansen, R OBP: 0.304, SLG: 0.339 (1, 4)	K			FC6-4 1-2						4	0	1	1	0	1	3																					
Russ Snyder, L OBP: 0.301, SLG: 0.312 (1, 8)		PB BB			5-3				6-3	3	0	0	0	1	0	2																					
Jerry Adair, R OBP: 0.386, SLG: 0.525 (1, 6)	P3				F8				F3	4	0	0	0	0	0	4																					
Chuck Estrada, R OBP: 0.071, SLG: 0.071 Whitley Herzog, L OBP: 0.427, SLG: 0.393 (7, 9)			F9		6-3					3	0	0	0	0	0	0																					
									HR	1	1	1	1	0	0	0																					
Inning Stats	R: 0 E: 0 K: 1 S: 5	H: 0 LOB: 0 BB: 0 P: 5	R: 0 E: 0 K: 1 S: 6	H: 1 LOB: 2 BB: 1 P: 10	R: 0 E: 0 K: 0 S: 3	H: 0 LOB: 0 BB: 0 P: 3	R: 0 E: 0 K: 1 S: 5	H: 0 LOB: 1 BB: 1 P: 9	R: 0 E: 0 K: 0 S: 3	H: 0 LOB: 0 BB: 0 P: 3	R: 3 E: 0 K: 0 S: 7	H: 4 LOB: 2 BB: 1 P: 11	R: 0 E: 0 K: 0 S: 3	H: 0 LOB: 1 BB: 0 P: 4	R: 0 E: 0 K: 0 S: 4	H: 1 LOB: 1 BB: 0 P: 4	R: 1 E: 0 K: 0 S: 4	H: 1 LOB: 0 BB: 0 P: 4	1B: 4 2B: 1 3B: 0 HR: 2	SF: 1 SAC: 0 DP: 0 HBP: 0	WP: 0 PB: 1 SB: 0 CS: 0	PA: 37															
PITCHER	IP	WLS	BF	H	R	ER	SO	BB	IBB	HBP	BLK	WP	HR	S	P	ERA	WHIP	PITCHER		IP	WLS	BF	H	R	ER	SO	BB	IBB	HBP	BLK	WP	HR	S	P	ERA	WHIP	
Gary Bell, R ERA: 4.43 Barry Latman, R ERA: 2.08	(1, 1)	5.1	24	5	3	3	3	3	0	0	0	0	1	27	39	5.06	1.500			(6, 1)	3.2	W	13	2	1	1	0	0	0	0	0	0	1	13	13	2.46	0.545

AB	33
R	4
H	7
RBI	4
BB	3
SO	3
LOB	11



Batter	1	2	3	4	5	6	7	8	9	AB	R	H	RBI	BB	SO	LOB	BOTTOM																			
Johnny Temple, R OBP: 0.441, SLG: 0.402 (1, 4)	FC4-6 BB	BB BB		G5-4-3 1-2			1B SH3-4 1B BB	F9		2	1	0	0	3	0	1	Baltimore Orioles @ Cleveland Indians Cleveland Municipal Stadium, Cleveland, OH Sun May 14 1961, 3:38 AM EDT Att: 13,238 - Unknown																			
Jim Piersall, R OBP: 0.346, SLG: 0.423 (1, 8)	FC4-6 1B BB	SF8			P4		SH3-4			2	1	0	1	0	0	1																				
Tito Francona, L OBP: 0.363, SLG: 0.446 (1, 7)	1B BB				F9 E BB		1B HR 1B			1	1	1	0	3	0	0																				
Vic Power, R OBP: 0.296, SLG: 0.377 (1, 3)	F9	4-3			E4		HR 1B			4	1	1	1	0	0	6																				
Willie Kirkland, L OBP: 0.317, SLG: 0.324 (1, 9)	1B			4-3	F9		HR			4	1	2	4	0	0	2																				
John Romano, R OBP: 0.369, SLG: 0.420 (1, 2)	K			P5	P6		G5-4-3 BB			3	0	0	0	1	1	4																				
Woodie Held, R OBP: 0.325, SLG: 0.346 (1, 6)		SH1-4 SF8 BB		P4		6-3	G5-4-3 1-2			3	1	0	0	1	0	1																				
Bubba Phillips, R OBP: 0.276, SLG: 0.382 (1, 5)		BB SH1-4 1B		6-3		4-3		6-3		4	0	1	0	0	0	0																				
Gary Bell, R OBP: 0.143, SLG: 0.143 Barry Latman, R (6, 1)		SH1-4			G5-4-3 1B	K		K		1	0	1	0	0	0	0																				
										2	0	0	0	0	2	0																				
Inning Stats	R: 1 E: 0 K: 1 S: 6	H: 1 LOB: 2 BB: 2 P: 14	R: 1 E: 0 K: 0 S: 4	H: 1 LOB: 3 BB: 3 P: 16	R: 0 E: 0 K: 0 S: 3	H: 0 LOB: 0 BB: 0 P: 3	R: 0 E: 0 K: 0 S: 3	H: 1 LOB: 0 BB: 0 P: 3	R: 0 E: 0 K: 0 S: 4	H: 0 LOB: 2 BB: 1 P: 8	R: 0 E: 0 K: 1 S: 5	H: 0 LOB: 0 BB: 0 P: 5	R: 4 E: 0 K: 0 S: 5	H: 3 LOB: 0 BB: 2 P: 13	R: 0 E: 0 K: 1 S: 5	H: 0 LOB: 0 BB: 0 P: 5	1B: 5 2B: 0 3B: 0 HR: 1	SF: 1 SAC: 2 DP: 2 HBP: 0	WP: 0 PB: 0 SB: 0 CS: 0	PA: 37																
PITCHER	IP	WLS	BF	H	R	ER	SO	BB	IBB	HBP	BLK	WP	HR	S	P	ERA	WHIP	PITCHER		IP	WLS	BF	H	R	ER	SO	BB	IBB	HBP	BLK	WP	HR	S	P	ERA	WHIP
Chuck Estrada, R ERA: 5.16 Wes Stock, R ERA: 3.18	(1, 1)	6.1	L	33	6	6	6	2	0	0	0	0	1	29	61	8.53	2.211			(7, 1)	1.2		4	0	0	0	1	0	0	0	0	0	6	6	0.00	0.000



Batter	1	2	3	4	5	6	7	8	9	AB	R	H	RBI	BB	SO	LOB	TOP											
Johnny Temple, R OBP: 0.426, SLG: 0.389	0-0 2B 1B		0-0 F8		0-0 F7		0-0 F7	0-0 1B BB		5	1	2	1	0	0	1	Cleveland Indians @ Boston Red Sox Fenway Park, Boston, MA Tue May 16 1961, 7:05 PM EDT Att: 6,769 - Unknown											
Jim Piersall, R OBP: 0.365, SLG: 0.430	0-0 2-3 1-2		0-0 6-3		0-0 FC5-4		0-0 1B	4-0 1B BB		4	0	1	0	1	0	2												
Tito Francona, L OBP: 0.374, SLG: 0.455 Chuck Essegian, R OBP: 0.333, SLG: 0.533 Russ Heman, R (8, 1)	0-0 2B 2B		0-0 6-3		0-0 6-3		0-0 F2	0-0 FC6-4 1B		4	1	1	1	0	0	1												
Vic Power, R OBP: 0.302, SLG: 0.405	0-0 2B				0-0 F9		0-0 BB 1B	0-0 FC6-4		5	1	2	1	0	0	4												
Willie Kirkland, L OBP: 0.312, SLG: 0.333	0-0 F8				0-0 F8		4-0 1B 1-2 BB	0-0 P4	0-0 2B 2B	4	1	1	0	1	0	1												
John Romano, R OBP: 0.389, SLG: 0.500	0-0 F9				0-0 1B		0-0 BB 1-3 2-H	0-0 2B 3B	0-0 P3	5	1	3	1	0	0	2												
Woodie Held, R OBP: 0.331, SLG: 0.360		0-0 6-3		0-3 K		0-0 F9		0-0 F8 2B	0-3 K	5	1	1	1	0	2	4												
Bubba Phillips, R OBP: 0.302, SLG: 0.407		0-0 5-3				0-0 FC5-4 1B	4-0 1-2 BB	0-0 F8	0-0 2B	4	0	2	1	1	0	1												
Wynn Hawkins, R (1, 1) Bob Allen, L (2, 1) Bob Hale, L (6, PH) Johnny Antonelli, L (6, PH) Don Dillard, L (8, PH) Don Dillard, L (8, PH) Don Dillard, L (8, PH)		0-3 K		0-3 K		0-0 K	0-0 F7	0-0 1B 2B	0-0 4-3	1	0	0	0	0	1	0	AB 42 R 7 H 15 RBI 7 BB 3 SO 4 LOB 21											
Inning Stats	R: 2 E: 0 K: 0 S: 6	H: 3 LOB: 1 BB: 0 P: 6	R: 0 E: 0 K: 1 S: 5	H: 0 LOB: 0 BB: 0 P: 5	R: 0 E: 0 K: 0 S: 3	H: 0 LOB: 0 BB: 0 P: 3	R: 0 E: 0 K: 1 S: 6	H: 1 LOB: 1 BB: 0 P: 6	R: 0 E: 0 K: 0 S: 5	H: 1 LOB: 1 BB: 0 P: 6	R: 1 E: 0 K: 0 S: 5	H: 2 LOB: 3 BB: 2 P: 13	R: 0 E: 0 K: 0 S: 4	H: 1 LOB: 1 BB: 0 P: 4	R: 3 E: 0 K: 0 S: 8	H: 5 LOB: 3 BB: 1 P: 12		R: 1 E: 0 K: 1 S: 7	H: 2 LOB: 1 BB: 0 P: 7	1B: 8 2B: 6 3B: 1 HR: 0	SF: 0 SAC: 0 DP: 0 HBP: 0	WP: 0 PB: 0 SB: 0 CS: 0	PA: 45					
PITCHER	IP	WLS	BF	H	R	ER	SO	BB	IBB	HBP	BLK	WP	HR	S	P	ERA	WHIP											
Ike Delock, R ERA: 4.37	(1, 1)	7.1	W	34	10	5	5	3	2	0	0	0	0	0	38	46	6.14	1.636										
Tracy Stallard, R ERA: 5.69	(8, 1)	0.1		4	2	1	1	0	1	0	0	0	0	0	3	7	27.00	9.000										
Chet Nichols, L ERA: 3.09	(8, 1)	0.0		1	1	0	0	0	0	0	0	0	0	0	1	1	∞	∞										
Billy Muffett, R ERA: 6.04	(8, 1)	1.1	S	6	2	1	1	1	0	0	0	0	0	0	8	8	6.75	1.500										

Batter	1	2	3	4	5	6	7	8	9	AB	R	H	RBI	BB	SO	LOB	BOTTOM											
Chuck Schilling, R OBP: 0.331, SLG: 0.333	0-0 1B BB 1B		0-0 E 2-H		0-0 SH3 1-2		0-0 F9		0-3 K	4	1	2	1	0	1	5	Cleveland Indians @ Boston Red Sox Fenway Park, Boston, MA Tue May 16 1961, 7:05 PM EDT Att: 6,769 - Unknown											
Gary Geiger, L OBP: 0.292, SLG: 0.301	0-0 BB 1B 1-2		0-0 E1 G6-4-3		0-0 F3		0-0 FC6-4 1B	0-0 FC3-2 1-2 3-H		5	1	2	0	0	0	4												
Carl Yastrzemski, L OBP: 0.277, SLG: 0.367	0-3 K		0-0 G6-4-3		0-0 2B		0-0 FC6-4 1B	0-0 1-3		5	0	2	1	0	1	6												
Jackie Jensen, R OBP: 0.247, SLG: 0.218	0-0 BB 1-2 2-3 1B		0-0 S 2B 1B		0-0 F8		0-0 FC6-4 1-2 3-H HR	0-3 K		5	2	2	1	0	1	2												
Jim Pagliaroni, R OBP: 0.362, SLG: 0.451	4-0 BB 1-2 2-3 3-H BB		0-0 F8		0-0 FC5-2 2B		0-0 HR	0-0 F8		4	1	2	3	1	0	1												
Pete Runnels, L OBP: 0.394, SLG: 0.438	0-0 G4-6-3 1-2		0-0 2B		0-0 FC1-5 FC5-2 1B		0-0 1-3	0-0 1B		5	0	3	1	0	0	3												
Frank Malzone, R OBP: 0.145, SLG: 0.185		0-0 HR		0-0 1-3		0-0 FC5-2 BB FC1-5	0-0 F9	0-0 5-3		5	1	1	1	0	0	4												
Don Buddin, R OBP: 0.419, SLG: 0.333		0-0 SH2-4 2B 1B		0-0 F8		0-0 FC1-5 1-2 2-3	4-0 SH FC3-2 BB		3	1	1	0	1	0	3													
Ike Delock, R OBP: 0.333, SLG: 0.200 Tracy Stallard, R (8, 1) Chet Nichols, S (8, 1) Billy Muffett, R OBP: 0.200, SLG: 0.200 (8, 1)		0-0 SH2-4		0-0 SH3 2B 1B		4-0 BB 1-2 2-3 BB	0-0 SH FC3-2		1	1	1	0	1	0	0	0	AB 37 R 8 H 16 RBI 8 BB 3 SO 3 LOB 28											
Inning Stats	R: 1 E: 0 K: 1 S: 7	H: 3 LOB: 2 BB: 1 P: 11	R: 2 E: 1 K: 0 S: 6	H: 3 LOB: 1 BB: 0 P: 6	R: 1 E: 0 K: 0 S: 5	H: 2 LOB: 1 BB: 0 P: 5	R: 1 E: 0 K: 0 S: 5	H: 2 LOB: 3 BB: 1 P: 9	R: 3 E: 0 K: 0 S: 6	H: 3 LOB: 0 BB: 0 P: 6	R: 0 E: 1 K: 1 S: 6	H: 0 LOB: 2 BB: 1 P: 10	R: 0 E: 0 K: 1 S: 6	H: 1 LOB: 1 BB: 0 P: 6	1B: 10 2B: 4 3B: 0 HR: 2	SF: 0 SAC: 3 DP: 2 HBP: 0		WP: 0 PB: 0 SB: 1 CS: 0	PA: 43									
PITCHER	IP	WLS	BF	H	R	ER	SO	BB	IBB	HBP	BLK	WP	HR	S	P	ERA	WHIP											
Wynn Hawkins, R ERA: 2.45	(1, 1)	1.1	L	11	6	3	3	1	1	0	0	0	0	0	12	16	20.25	5.250										
Bob Allen, L ERA: 1.77	(2, 1)	3.2		17	6	2	2	0	1	0	0	0	0	0	16	20	4.91	1.909										
Johnny Antonelli, L ERA: 0.99	(6, 1)	2.0		11	3	3	3	1	1	0	0	0	0	1	12	16	13.50	2.000										
Russ Heman, R ERA: 4.5	(8, 1)	1.0		4	1	0	0	1	0	0	0	0	0	0	6	6	0.00	1.000										

Batter	1	2	3	4	5	6	7	8	9	AB	R	H	RBI	BB	SO	LOB	TOP					
Johnny Temple, R OBP: 0.421, SLG: 0.385 (1, 4)	F8			F9		F3		FC5-4 1B		4	0	1	0	0	0	0	Cleveland Indians @ Boston Red Sox Fenway Park, Boston, MA Wed May 17 1961, 3:33 AM EDT Att: 4,198 - Unknown AB 31 R 1 H 6 RBI 0 BB 2 SO 4 LOB 8 					
Jim Piersall, R OBP: 0.354, SLG: 0.415 (1, 8)	4-3			K		K		FC5-4 1-2		4	0	0	0	0	2	1						
Tito Francona, L OBP: 0.362, SLG: 0.439 (1, 7)	F7			F7		P6			P4	4	0	0	0	0	0	0						
Vic Power, R OBP: 0.315, SLG: 0.420 (1, 3)		1-3			1B G5-4-3		CS 1B		WP BB	3	1	2	0	1	0	0						
Willie Kirkland, L OBP: 0.309, SLG: 0.330 (1, 9)	F7			G5-4-3 1B		K 1-2		F9	4	0	1	0	0	1	2							
John Romano, R OBP: 0.385, SLG: 0.490 (1, 2)	P2			G5-4-3 1-2 3-H 4-0		FC6-4 1B		P4 1-2	4	0	1	0	0	0	2							
Woodie Held, R OBP: 0.331, SLG: 0.353 (1, 6)			P4	1B BB		FC6-4 1-2			2	0	0	0	1	0	1							
Bubba Phillips, R OBP: 0.302, SLG: 0.405 (1, 5)			P6		1-2 1B		F3		3	0	1	0	0	0	0							
Bobby Locke, R Barry Latman, R (7, 1)	F8		F8		4-3		K		2	0	0	0	0	0	2							
Inning Stats	R: 0 E: 0 K: 0 S: 3	H: 0 LOB: 0 BB: 0 P: 3	R: 0 E: 0 K: 0 S: 3	H: 0 LOB: 0 BB: 0 P: 3	R: 0 E: 0 K: 0 S: 3	H: 0 LOB: 0 BB: 0 P: 3	R: 0 E: 0 K: 1 S: 5	H: 0 LOB: 0 BB: 0 P: 5	R: 1 E: 0 K: 0 S: 5	H: 3 LOB: 2 BB: 1 P: 9	R: 0 E: 0 K: 0 S: 5	H: 0 LOB: 0 BB: 0 P: 5	R: 0 E: 0 K: 1 S: 6	H: 2 LOB: 1 BB: 0 P: 6	R: 0 E: 0 K: 1 S: 6	H: 1 LOB: 1 BB: 0 P: 6	R: 0 E: 0 K: 0 S: 3	H: 0 LOB: 1 BB: 1 P: 7	1B: 5 2B: 2 3B: 0 HR: 0	SF: 0 SAC: 0 DP: 2 HBP: 0	WP: 1 PB: 0 SB: 0 CS: 1	PA: 33
PITCHER Bill Monbouquette, R ERA: 2.09 (1, 1)	IP: 9.0 WLS: L BF: 33	H: 6 R: 1 ER: 1 SO: 4	BB: 2 IBB: 0 HBP: 0 BLK: 0	WP: 1 HR: 0 S: 39 P: 47	ERA: 1.00 WHIP: 0.889																	

Batter	1	2	3	4	5	6	7	8	9	AB	R	H	RBI	BB	SO	LOB	BOTTOM					
Chuck Schilling, R OBP: 0.328, SLG: 0.324 (1, 4)	4-3		F9		L9		BB			3	0	0	0	1	0	0	Cleveland Indians @ Boston Red Sox Fenway Park, Boston, MA Wed May 17 1961, 3:33 AM EDT Att: 4,198 - Unknown AB 32 R 0 H 6 RBI 0 BB 3 SO 3 LOB 19 					
Gary Geiger, L OBP: 0.291, SLG: 0.292 (1, 8)	BB		5-3		1-3		F9			3	0	0	0	1	0	2						
Carl Yastrzemski, L OBP: 0.286, SLG: 0.402 (1, 7)	F7		1B			2B		3-1	4	0	2	0	0	0	1							
Jackie Jensen, R OBP: 0.236, SLG: 0.207 (1, 9)	F9		5-3			F5		K	4	0	0	0	0	1	3							
Jim Pagliaroni, R OBP: 0.355, SLG: 0.436 (1, 2)		K2-3		CS 1B		F8		5-3	4	0	1	0	0	1	1							
Pete Runnels, L OBP: 0.413, SLG: 0.463 (1, 3)		4-3 2B		1-2 1B		6-3		5-3 BB	3	0	2	0	1	0	1							
Frank Malzone, R OBP: 0.169, SLG: 0.193 (1, 5)		4-3 HBP		G6-4-3 1-2 1B		E6 FC1-6		5-3	3	0	1	0	0	0	1							
Don Buddin, R OBP: 0.394, SLG: 0.308 (1, 6)		4-3		G6-4-3 1-2		F8		P5	2	0	0	0	0	0	4							
Vic Wertz, L OBP: 0.329, SLG: 0.442 (7, PH)		1-2 2-3		1-2		FC1-6 BB		4-3	1	0	0	0	0	0	1							
Billy Harrell, R OBP: 0.233, SLG: 0.276 (8, 6)		K		1-3					1	0	0	0	0	0	1							
Bill Monbouquette, R OBP: 0.214, SLG: 0.083 (1, 1)	R: 0 E: 0 K: 0 S: 3	H: 0 LOB: 1 BB: 1 P: 7	R: 0 E: 0 K: 2 S: 8	H: 1 LOB: 2 BB: 0 P: 9	R: 0 E: 0 K: 0 S: 4	H: 1 LOB: 1 BB: 0 P: 4	R: 0 E: 0 K: 0 S: 4	H: 3 LOB: 1 BB: 0 P: 4	R: 0 E: 0 K: 0 S: 3	H: 0 LOB: 0 BB: 0 P: 3	R: 0 E: 0 K: 0 S: 4	H: 1 LOB: 1 BB: 0 P: 4	R: 0 E: 1 K: 0 S: 4	H: 0 LOB: 2 BB: 1 P: 8	R: 0 E: 0 K: 1 S: 5	H: 0 LOB: 0 BB: 0 P: 5	R: 0 E: 0 K: 0 S: 3	H: 0 LOB: 1 BB: 1 P: 7	1B: 4 2B: 2 3B: 0 HR: 0	SF: 0 SAC: 0 DP: 1 HBP: 1	WP: 0 PB: 0 SB: 0 CS: 1	PA: 36
PITCHER Bobby Locke, R ERA: 3.65 (1, 1)	IP: 6.2 WLS: W BF: 28	H: 6 R: 0 ER: 0 SO: 2	BB: 2 IBB: 0 HBP: 1 BLK: 0	WP: 0 HR: 0 S: 29 P: 38	ERA: 0.00 WHIP: 1.200																	
Barry Latman, R ERA: 1.63 (7, 1)	IP: 2.1 WLS: S BF: 8	H: 0 R: 0 ER: 0 SO: 1	BB: 1 IBB: 0 HBP: 0 BLK: 0	WP: 0 HR: 0 S: 9 P: 13	ERA: 0.00 WHIP: 0.429																	

Batter	1	2	3	4	5	6	7	8	9	AB	R	H	RBI	BB	SO	LOB	TOP																	
Tony Kubek, L (1,6) OBP: 0.344, SLG: 0.400	3-1		F7				F8		F8	5	0	1	0	0	0	0	New York Yankees @ Cleveland Indians Cleveland Municipal Stadium, Cleveland, OH Fri May 19 1961, 7:05 PM EDT Att: 21,240 - Unknown																	
Hector Lopez, R (1,7) OBP: 0.288, SLG: 0.279	E6 HR		K				4-3		6-3	5	2	1	1	0	1	1																		
Roger Maris, L (1,9) OBP: 0.349, SLG: 0.387			4-3						F9	5	2	2	2	0	0	0																		
Mickey Mantle, S (1,8) OBP: 0.421, SLG: 0.644	6-3									3	2	1	0	1	0	0																		
Yogi Berra, L (1,2) OBP: 0.333, SLG: 0.492										3	1	2	3	1	0	1																		
Bill Skowron, R (1,3) OBP: 0.336, SLG: 0.462	F2									4	0	1	1	0	0	2																		
Clete Boyer, R (1,5) OBP: 0.379, SLG: 0.349										3	0	0	0	1	0	1																		
Bobby Richardson, R (1,4) OBP: 0.252, SLG: 0.220	1-3									4	0	0	0	0	0	2																		
Bob Turley, R (1,1) OBP: 0.118, SLG: 0.125										2	0	0	0	0	1	0																		
Luis Arroyo, L (6,1) OBP: 0.250, SLG: 0.250	F8									2	0	0	0	0	0	2																		
Tex Clevenger, R (8,1) OBP: 0.200, SLG: 0.400										0	0	0	0	0	0	0																		
Jim Coates, R (8,1) OBP: 0.200, SLG: 0.200										0	0	0	0	0	0	0																		
Inning Stats	R: 2 E: 1 K: 0 S: 5	H: 1 LOB: 1 BB: 1 P: 9	R: 0 E: 0 K: 0 S: 3	H: 0 LOB: 0 BB: 0 P: 3	R: 0 E: 0 K: 1 S: 5	H: 0 LOB: 0 BB: 0 P: 5	R: 0 E: 0 K: 0 S: 4	H: 1 LOB: 1 BB: 0 P: 4	R: 0 E: 0 K: 1 S: 6	H: 1 LOB: 1 BB: 0 P: 6	R: 3 E: 0 K: 0 S: 5	H: 2 LOB: 0 BB: 1 P: 9	R: 1 E: 0 K: 0 S: 4	H: 1 LOB: 0 BB: 0 P: 4	R: 1 E: 0 K: 0 S: 5	H: 2 LOB: 2 BB: 1 P: 9	R: 0 E: 0 K: 0 S: 3	H: 0 LOB: 0 BB: 0 P: 3	1B: 3 2B: 2 3B: 0 HR: 3	SF: 0 SAC: 0 DP: 0 HBP: 0	WP: 0 PB: 0 SB: 1 CS: 0	PA: 39												
PITCHER	IP WLS BF H R ER SO BB IBB HBP BLK WP HR S P ERA WHIP																																	
Jim Perry, R (1,1) ERA: 3.32	6.0	W	26	5	5	4	2	2	0	0	0	0	0	2	28	36	6.00	1.167																
Barry Latman, R (7,1) ERA: 2.49	2.0	W	10	3	2	2	0	1	0	0	0	0	0	1	9	13	9.00	2.000																
Bob Allen, L (9,1) ERA: 1.69	1.0	S	3	0	0	0	0	0	0	0	0	0	0	0	3	3	0.00	0.000																

Batter	1	2	3	4	5	6	7	8	9	AB	R	H	RBI	BB	SO	LOB	BOTTOM																	
Johnny Temple, R (1,4) OBP: 0.428, SLG: 0.402	F7									5	1	3	1	0	0	0	New York Yankees @ Cleveland Indians Cleveland Municipal Stadium, Cleveland, OH Fri May 19 1961, 7:05 PM EDT Att: 21,240 - Unknown																	
Don Dillard, L (1,8) OBP: 0.409, SLG: 0.556										3	1	1	0	0	0	1																		
Chuck Essegian, R (6, PH) OBP: 0.350, SLG: 0.563	1B									1	0	1	3	0	0	0																		
Tito Francona, L (1,7) OBP: 0.364, SLG: 0.445	F7									5	1	2	0	0	0	4																		
Vic Power, R (1,3) OBP: 0.333, SLG: 0.439										4	2	3	1	1	0	1																		
Willie Kirkland, L (1,9) OBP: 0.314, SLG: 0.319										3	0	0	0	2	0	3																		
John Romano, R (1,2) OBP: 0.385, SLG: 0.481										4	0	1	0	1	1	4																		
Woodie Held, R (1,6) OBP: 0.341, SLG: 0.353										3	1	1	2	1	0	3																		
Bubba Phillips, R (1,5) OBP: 0.306, SLG: 0.400										4	2	1	0	0	1	5																		
Jim Perry, S (1,1) OBP: 0.136, SLG: 0.152										2	0	0	0	0	0	0																		
Bob Fosse, L (5, PH) OBP: 0.296, SLG: 0.273										1	0	1	0	0	0	0																		
Mudcat Grant, R (5, PH) OBP: 0.375, SLG: 0.398										0	0	0	0	0	0	0																		
Barry Latman, R (7,1) ERA: 2.74										0	0	0	0	0	0	0																		
Miguel de la Hoz, R (8, PH) OBP: 0.290, SLG: 0.326										1	1	1	0	0	0	0																		
Bob Allen, L (9,1) OBP: 0.333, SLG: 0.333										0	0	0	0	0	0	0																		
Inning Stats	R: 2 E: 0 K: 0 S: 5	H: 2 LOB: 3 BB: 3 P: 17	R: 0 E: 0 K: 0 S: 4	H: 1 LOB: 1 BB: 0 P: 4	R: 0 E: 0 K: 1 S: 5	H: 0 LOB: 0 BB: 0 P: 5	R: 0 E: 0 K: 0 S: 4	H: 1 LOB: 1 BB: 0 P: 4	R: 0 E: 0 K: 0 S: 4	H: 1 LOB: 1 BB: 0 P: 4	R: 2 E: 0 K: 0 S: 6	H: 3 LOB: 2 BB: 0 P: 7	R: 0 E: 0 K: 0 S: 4	H: 1 LOB: 1 BB: 0 P: 4	R: 5 E: 0 K: 1 S: 9	H: 5 LOB: 2 BB: 2 P: 18	R: 0 E: 0 K: 0 S: 3	H: 0 LOB: 0 BB: 0 P: 3	1B: 11 2B: 4 3B: 0 HR: 0	SF: 1 SAC: 0 DP: 1 HBP: 2	WP: 0 PB: 0 SB: 2 CS: 0	PA: 44												
PITCHER	IP WLS BF H R ER SO BB IBB HBP BLK WP HR S P ERA WHIP																																	
Bob Turley, R (1,1) ERA: 4.66	5.1	L	28	9	4	4	1	3	0	1	0	0	0	0	26	39	6.75	2.250																
Luis Arroyo, L (6,1) ERA: 3.1	1.2	L	9	4	3	3	0	0	0	0	0	0	0	9	9	16.20	2.400																	
Tex Clevenger, R (8,1) ERA: 2.74	0.1	L	3	2	0	0	0	1	0	0	0	0	0	2	6	0.00	9.000																	
Jim Coates, R (8,1) ERA: 3.42	0.2	L	4	0	2	2	1	1	0	1	0	0	0	4	9	27.00	1.500																	



Batter	1	2	3	4	5	6	7	8	9	AB	R	H	RBI	BB	SO	LOB	TOP								
Tony Kubek, L (1, 6) OBP: 0.346, SLG: 0.416	K		F9		F8			1B SF9 1B		5	1	2	0	0	1	0									
Clete Boyer, R (1, 5) OBP: 0.368, SLG: 0.337	K		F2		P5			1B BB FC6-4 1B		3	0	0	0	0	1	0									
Jesse Gonder, L (8, PH) OBP: 0.385, SLG: 0.273	K									1	1	1	0	0	0	0									
Deron Johnson, R (8, 5) OBP: 0.167, SLG: 0.125										0	0	0	0	0	0	0									
Hector Lopez, R (9, PH) OBP: 0.286, SLG: 0.276										1	0	0	0	0	0	1									
Roger Maris, L (1, 9) OBP: 0.361, SLG: 0.421	1B HBP							SF9		1	1	1	2	1	0	0									
Mickey Mantle, S (1, 8) OBP: 0.423, SLG: 0.636	1B		F8					3-H FC6-4 1B BB		3	0	1	0	1	0	1									
Yogi Berra, L (1, 2) OBP: 0.342, SLG: 0.493	F8							FC6-4 1B		4	0	2	0	0	0	3									
Bill Skowron, R (1, 3) OBP: 0.326, SLG: 0.447		F2						FC6-4 1B		4	0	0	1	0	0	4									
Bob Cerv, R (1, 7) OBP: 0.192, SLG: 0.343		1-3			F8			F5		4	0	0	0	0	0	3									
Bobby Richardson, R (1, 4) OBP: 0.252, SLG: 0.221					F7			F2		4	0	1	0	0	0	1									
Ralph Terry, R (1, 1) OBP: 0.368, SLG: 0.333										2	0	0	0	0	1	1									
Johnny Blanchard, L (7, PH) OBP: 0.313, SLG: 0.429										1	0	0	0	0	0	0									
Bill Stafford, R (7, 1)										0	0	0	0	0	0	0									
Elston Howard, R (9, PH) OBP: 0.411, SLG: 0.462	K				F7			3-1		1	0	0	0	0	1	0									
Inning Stats	R: 0 E: 0 K: 2 S: 8	H: 1 LOB: 2 BB: 0 P: 9	R: 0 E: 0 K: 1 S: 6	H: 1 LOB: 1 BB: 0 P: 6	R: 1 E: 0 K: 0 S: 4	H: 1 LOB: 0 BB: 0 P: 4	R: 0 E: 0 K: 0 S: 4	H: 1 LOB: 1 BB: 0 P: 4	R: 0 E: 0 K: 0 S: 3	H: 0 LOB: 0 BB: 1 P: 7	R: 0 E: 0 K: 0 S: 3	H: 0 LOB: 0 BB: 0 P: 3	R: 0 E: 0 K: 0 S: 3	H: 0 LOB: 1 BB: 1 P: 3	R: 2 E: 0 K: 0 S: 6	H: 3 LOB: 2 BB: 1 P: 10	R: 0 E: 0 K: 1 S: 6	H: 1 LOB: 1 BB: 0 P: 6	1B: 6 2B: 0 3B: 1 HR: 1	SF: 1 SAC: 0 DP: 0 HBP: 1	WP: 0 PB: 0 SB: 0 CS: 0	PA: 38			
PITCHER	IP WLS BF H R ER SO BB IBB HBP BLK WP HR S P ERA WHIP																								
Gary Bell, R (1, 1) ERA: 4.31	7.1		32	7	3	3	3	2	0	1	0	0	0	0	1	35	44	3.68	1.227						
Frank Funk, R (8, 1) ERA: 1.93	1.2	W	6	1	0	0	1	0	0	0	0	0	0	0	0	8	8	0.00	0.600						

New York Yankees @ Cleveland Indians
Cleveland Municipal Stadium, Cleveland, OH
Sat May 20 1961, 3:33 AM EDT
Att: 8,431 - Cloudy

AB 34
R 3
H 8
RBI 3
BB 2
SO 4
LOB 14



Batter	1	2	3	4	5	6	7	8	9	AB	R	H	RBI	BB	SO	LOB	BOTTOM							
Johnny Temple, R (1, 4) OBP: 0.423, SLG: 0.392	F8		F9		5-3			1B BB		3	0	0	0	1	0	0								
Jim Piersall, R (1, 8) OBP: 0.356, SLG: 0.413	6-3				6-3			1B		3	1	1	0	1	0	0								
Tito Francona, L (1, 7) OBP: 0.375, SLG: 0.451								F9		3	1	2	0	1	0	2								
Vic Power, R (1, 3) OBP: 0.338, SLG: 0.449	6-3				E8			F8		4	2	2	1	0	0	2								
Willie Kirkland, L (1, 9) OBP: 0.305, SLG: 0.309		F2			F8			F7		3	0	0	0	0	0	2								
John Romano, R (1, 2) OBP: 0.389, SLG: 0.500		4-3			5-3					4	0	2	1	0	0	1								
Woodie Held, R (1, 6) OBP: 0.338, SLG: 0.350		F9						F9		4	0	1	1	0	0	3								
Bubba Phillips, R (1, 5) OBP: 0.304, SLG: 0.391			K		P6					3	0	0	0	1	2	1								
Gary Bell, R (1, 1) OBP: 0.118, SLG: 0.118			K							3	0	0	0	0	2	0								
Frank Funk, R (8, 1) ERA: 5.52			K					P4		1	0	0	0	0	1	2								
Inning Stats	R: 0 E: 0 K: 0 S: 4	H: 1 LOB: 0 BB: 0 P: 4	R: 0 E: 0 K: 0 S: 3	H: 0 LOB: 0 BB: 0 P: 3	R: 0 E: 0 K: 2 S: 7	H: 0 LOB: 0 BB: 0 P: 7	R: 3 E: 1 K: 0 S: 6	H: 3 LOB: 1 BB: 1 P: 10	R: 0 E: 0 K: 1 S: 5	H: 0 LOB: 0 BB: 0 P: 5	R: 0 E: 0 K: 0 S: 4	H: 1 LOB: 2 BB: 1 P: 8	R: 0 E: 0 K: 1 S: 6	H: 1 LOB: 2 BB: 1 P: 10	R: 1 E: 0 K: 1 S: 7	H: 2 LOB: 2 BB: 1 P: 11	1B: 5 2B: 3 3B: 0 HR: 0	SF: 0 SAC: 1 DP: 0 HBP: 0	WP: 0 PB: 0 SB: 0 CS: 0	PA: 36				
PITCHER	IP WLS BF H R ER SO BB IBB HBP BLK WP HR S P ERA WHIP																							
Ralph Terry, R (1, 1) ERA: 5.5	6.0		25	5	3	3	3	2	0	0	0	0	0	0	29	37	4.50	1.167						
Bill Stafford, R (7, 1) ERA: 5.52	2.0	L	11	3	1	1	2	1	1	0	0	0	0	0	13	21	4.50	2.000						

New York Yankees @ Cleveland Indians
Cleveland Municipal Stadium, Cleveland, OH
Sat May 20 1961, 3:33 AM EDT
Att: 8,431 - Cloudy

AB 31
R 4
H 8
RBI 3
BB 4
SO 5
LOB 13



Batter	1	2	3	4	5	6	7	8	9	AB	R	H	RBI	BB	SO	LOB	TOP			
Johnny Temple, R OBP: 0.432, SLG: 0.420 (1.4)										6	3	4	1	0	0	3				
Jim Piersall, R OBP: 0.367, SLG: 0.444 (1.8)										5	2	3	2	0	0	1				
Tito Francona, L OBP: 0.376, SLG: 0.449 (1.7)										5	1	2	1	0	0	0				
Vic Power, R OBP: 0.333, SLG: 0.439 (1.3)										5	0	1	1	0	0	1				
Willie Kirkland, L OBP: 0.309, SLG: 0.323 (1.9)										5	2	0	0	0	2	3				
John Romano, R OBP: 0.397, SLG: 0.509 (1.2)										4	0	2	2	0	2	3				
Woodie Held, R OBP: 0.340, SLG: 0.354 (1.6)										4	0	2	1	0	0	4				
Bubba Phillips, R OBP: 0.301, SLG: 0.383 (1.5)										5	0	1	0	0	2	6				
Wynn Hawkins, R OBP: 0.214, SLG: 0.083 (1.1)										4	1	1	0	1	0	2				
Inning Stats	R: 1 E: 0 K: 2 S: 11	H: 4 LOB: 3 BB: 0 P: 11	R: 5 E: 1 K: 1 S: 12	H: 7 LOB: 2 BB: 0 P: 12	R: 2 E: 0 K: 0 S: 5	H: 2 LOB: 1 BB: 0 P: 5	R: 1 E: 0 K: 0 S: 5	H: 2 LOB: 0 BB: 0 P: 5	R: 0 E: 0 K: 0 S: 4	H: 0 LOB: 2 BB: 0 P: 5	R: 0 E: 0 K: 0 S: 2	H: 0 LOB: 0 BB: 1 P: 6	R: 0 E: 0 K: 1 S: 5	H: 0 LOB: 0 BB: 0 P: 5	R: 0 E: 0 K: 2 S: 9	H: 2 LOB: 2 BB: 0 P: 9	1B: 14 2B: 2 3B: 1 HR: 1	SF: 1 SAC: 0 DP: 2 HBP: 1	WP: 1 PB: 0 SB: 0 CS: 0	PA: 46
PITCHER	IP	WLS	BF	H	R	ER	SO	BB	IBB	HBP	BLK	WP	HR	S	P	ERA	WHIP			
Pedro Ramos, R ERA: 4.83 (1.1)	1.1	L	10	6	3	3	2	0	0	0	0	0	0	14	14	20.25	4.500			
Paul Giel, R ERA: 8.5 (2.1)	0.1		5	4	3	3	0	0	0	0	0	0	0	5	5	81.00	12.000			
Ted Sadowski, R ERA: 6.23 (2.1)	4.1		20	6	3	3	1	0	0	1	0	1	1	21	22	6.23	1.385			
Jim Kaat, L ERA: 4.09 (7.1)	3.0		11	2	0	0	3	1	0	0	0	0	0	16	20	0.00	1.000			

Cleveland Indians @ Minnesota Twins
Metropolitan Stadium, Bloomington, MI
Sun May 21 1961, 4:33 AM EDT
Unknown - 68 F

AB 43
R 9
H 18
RBI 8
BB 1
SO 6
LOB 23



Batter	1	2	3	4	5	6	7	8	9	AB	R	H	RBI	BB	SO	LOB	BOTTOM			
Zoilo Versalles, R OBP: 0.326, SLG: 0.398 (1.6)										4	0	0	0	0	1	1				
Lenny Green, L OBP: 0.434, SLG: 0.483 (1.8)										4	0	1	0	0	1	0				
Dan Dobbek, L OBP: 0.319, SLG: 0.439 (1.7)										4	0	0	0	0	0	1				
Harmon Killebrew, R OBP: 0.446, SLG: 0.732 (1.5)										2	0	0	0	1	0	0				
Bob Allison, R OBP: 0.341, SLG: 0.504 (1.9)										3	0	0	0	0	2	1				
Earl Battey, R OBP: 0.378, SLG: 0.393 (1.2)										2	0	0	0	1	0	0				
Don Mincher, L OBP: 0.360, SLG: 0.486 (1.3)										3	0	0	0	0	0	1				
Billy Gardner, R OBP: 0.310, SLG: 0.328 (1.4)										3	0	1	0	0	0	0				
Pedro Ramos, S OBP: 0.392, SLG: 0.636 (1.1)										0	0	0	0	0	0	0				
Paul Giel, R OBP: 1.000, SLG: 1.000 (2.1)										0	0	0	0	0	0	0				
Ted Sadowski, R OBP: 0.290, SLG: 0.278 (6. PH)										1	0	0	0	0	0	0				
Elmer Valo, L OBP: 0.260, SLG: 0.278 (7.1)										0	0	0	0	0	0	0				
Jim Kaat, L OBP: 0.204, SLG: 0.647 (5. PH)										1	0	0	0	0	0	0				
Inning Stats	R: 0 E: 0 K: 1 S: 5	H: 0 LOB: 0 BB: 0 P: 5	R: 0 E: 0 K: 1 S: 5	H: 0 LOB: 1 BB: 1 P: 9	R: 0 E: 0 K: 0 S: 3	H: 1 LOB: 0 BB: 0 P: 3	R: 0 E: 0 K: 0 S: 3	H: 0 LOB: 0 BB: 0 P: 3	R: 0 E: 0 K: 0 S: 3	H: 0 LOB: 0 BB: 0 P: 3	R: 0 E: 0 K: 1 S: 5	H: 0 LOB: 1 BB: 1 P: 9	R: 0 E: 0 K: 0 S: 3	H: 0 LOB: 0 BB: 0 P: 3	R: 0 E: 0 K: 1 S: 6	H: 1 LOB: 1 BB: 0 P: 6	1B: 2 2B: 1 3B: 0 HR: 0	SF: 0 SAC: 0 DP: 1 HBP: 0	WP: 0 PB: 0 SB: 0 CS: 0	PA: 30
PITCHER	IP	WLS	BF	H	R	ER	SO	BB	IBB	HBP	BLK	WP	HR	S	P	ERA	WHIP			
Wynn Hawkins, R ERA: 1.88 (1.1)	9.0	W	30	2	0	0	4	2	0	0	0	0	0	36	44	0.00	0.444			

Cleveland Indians @ Minnesota Twins
Metropolitan Stadium, Bloomington, MI
Sun May 21 1961, 4:33 AM EDT
Unknown - 68 F

AB 28
R 0
H 2
RBI 0
BB 2
SO 4
LOB 5



Batter	1	2	3	4	5	6	7	8	9	AB	R	H	RBI	BB	SO	LOB	TOP			
Johnny Temple, R OBP: 0.431, SLG: 0.419										5	0	2	0	0	2	2				
Jim Piersall, R OBP: 0.361, SLG: 0.431										4	0	0	0	1	1	3				
Tito Francona, L OBP: 0.377, SLG: 0.443										4	0	1	0	1	0	1				
Vic Power, R OBP: 0.324, SLG: 0.426										4	0	0	0	0	0	3				
Willie Kirkland, L OBP: 0.307, SLG: 0.330										4	1	1	0	0	0	1				
John Romano, R OBP: 0.400, SLG: 0.504										3	1	1	0	1	1	0				
Woodie Held, R OBP: 0.358, SLG: 0.369										3	0	3	1	1	0	0				
Bubba Phillips, R OBP: 0.299, SLG: 0.387										4	0	1	0	0	0	5				
Mudcat Grant, R OBP: 0.350, SLG: 0.294										4	0	1	1	0	0	3				
Inning Stats	R: 0 E: 0 K: 0 S: 4	H: 2 LOB: 1 BB: 0 P: 4	R: 2 E: 0 K: 1 S: 9	H: 5 LOB: 2 BB: 0 P: 9	R: 0 E: 0 K: 0 S: 3	H: 0 LOB: 0 BB: 0 P: 3	R: 0 E: 0 K: 1 S: 7	H: 2 LOB: 2 BB: 0 P: 7	R: 0 E: 0 K: 1 S: 6	H: 1 LOB: 1 BB: 1 P: 6	R: 0 E: 0 K: 1 S: 5	H: 0 LOB: 0 BB: 0 P: 5	R: 0 E: 0 K: 0 S: 3	H: 0 LOB: 0 BB: 2 P: 11	R: 0 E: 0 K: 0 S: 3	H: 0 LOB: 1 BB: 1 P: 7	1B: 8 2B: 2 3B: 0 HR: 0	SF: 0 SAC: 0 DP: 2 HBP: 0	WP: 0 PB: 0 SB: 0 CS: 0	PA: 39
PITCHER	IP WLS BF H R ER SO BB IBB HBP BLK WP HR S P ERA WHIP																			
Don Lee, R ERA: 9.0	(1, 1) 1.2 L 10 7 2 2 0 0 0 0 0 0 0 0 10 10 10.80 4.200																			
Pedro Ramos, R ERA: 4.43	(2, 1) 5.1 20 3 0 0 4 1 0 0 0 0 0 0 27 31 0.00 0.750																			
Ray Moore, R ERA: 2.37	(8, 1) 2.0 9 0 0 0 0 3 0 0 0 0 0 0 6 18 0.00 1.500																			

Cleveland Indians @ Minnesota Twins
Metropolitan Stadium, Bloomington, MI
Sun May 21 1961, 4:38 AM EDT
Att: 30,999 - Unknown - 70 F

AB 35
R 2
H 10
RBI 2
BB 4
SO 4
LOB 18



Batter	1	2	3	4	5	6	7	8	9	AB	R	H	RBI	BB	SO	LOB	BOTTOM			
Zoilo Versalles, R OBP: 0.324, SLG: 0.389										3	0	0	0	1	0	2				
Lenny Green, L OBP: 0.430, SLG: 0.476										4	0	1	0	0	1	1				
Dan Dobbek, L OBP: 0.294, SLG: 0.400										4	0	0	0	0	2	2				
Harmon Killebrew, R OBP: 0.448, SLG: 0.718										3	0	1	0	1	1	0				
Bob Allison, R OBP: 0.331, SLG: 0.488										4	0	0	0	0	1	3				
Don Mincher, L OBP: 0.355, SLG: 0.474										4	0	1	0	0	0	0				
Hal Naragon, L OBP: 0.360, SLG: 0.579										2	0	0	0	1	0	2				
Paul Giel, R OBP: 1.000, SLG: 1.000										0	0	0	0	0	0	0				
Earl Battey, R OBP: 0.375, SLG: 0.389										1	0	0	0	0	0	0				
Billy Gardner, R OBP: 0.302, SLG: 0.319										3	0	0	0	0	1	3				
Don Lee, R	(1, 1)									0	0	0	0	0	0	0				
Pedro Ramos, S OBP: 0.360, SLG: 0.583	(2, 1)									2	0	0	0	0	1	0				
Elmer Valo, L OBP: 0.286, SLG: 0.278	(7, PH)									0	0	0	0	0	0	0				
Billy Consolo, R OBP: 0.375, SLG: 0.389	(7, PH)									0	0	0	0	0	0	0				
Ray Moore, R	(8, 1)									0	0	0	0	0	0	0				
Inning Stats	R: 0 E: 0 K: 2 S: 7	H: 0 LOB: 0 BB: 0 P: 7	R: 0 E: 0 K: 1 S: 7	H: 2 LOB: 2 BB: 0 P: 7	R: 0 E: 0 K: 1 S: 5	H: 0 LOB: 1 BB: 1 P: 9	R: 0 E: 0 K: 1 S: 5	H: 0 LOB: 0 BB: 0 P: 5	R: 0 E: 0 K: 1 S: 4	H: 1 LOB: 2 BB: 1 P: 8	R: 0 E: 0 K: 1 S: 5	H: 0 LOB: 2 BB: 1 P: 10	R: 0 E: 0 K: 0 S: 3	H: 0 LOB: 0 BB: 0 P: 3	R: 0 E: 0 K: 0 S: 3	H: 0 LOB: 0 BB: 0 P: 3	1B: 3 2B: 0 3B: 0 HR: 0	SF: 0 SAC: 0 DP: 0 HBP: 1	WP: 0 PB: 0 SB: 0 CS: 0	PA: 34
PITCHER	IP WLS BF H R ER SO BB IBB HBP BLK WP HR S P ERA WHIP																			
Mudcat Grant, R ERA: 2.45	(1, 1) 9.0 W 34 3 0 0 7 3 0 1 0 0 0 0 44 57 0.00 0.667																			

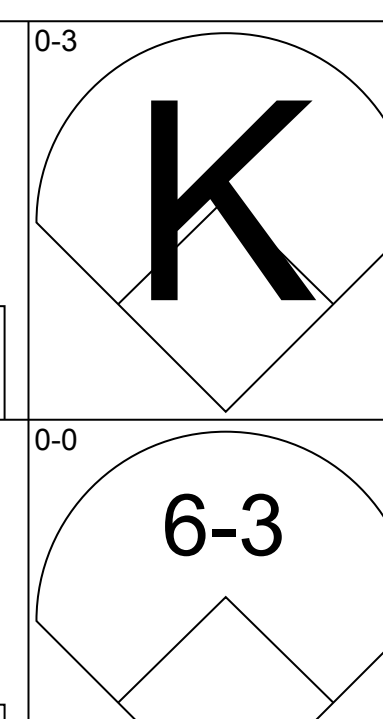
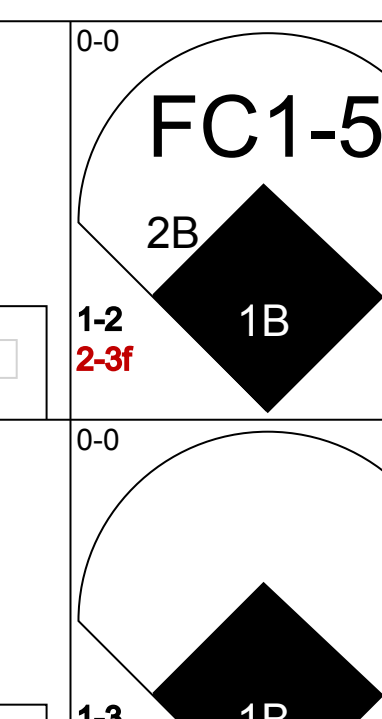
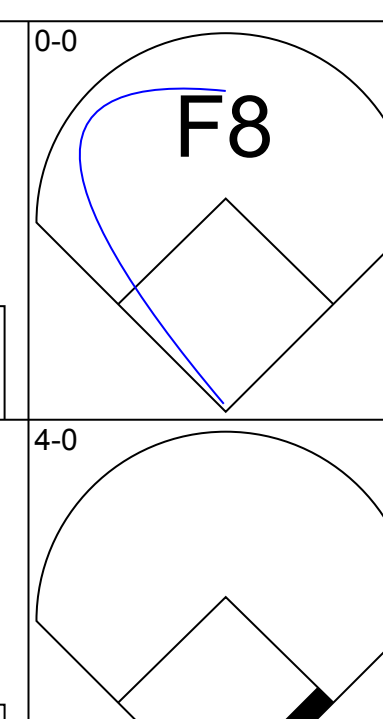
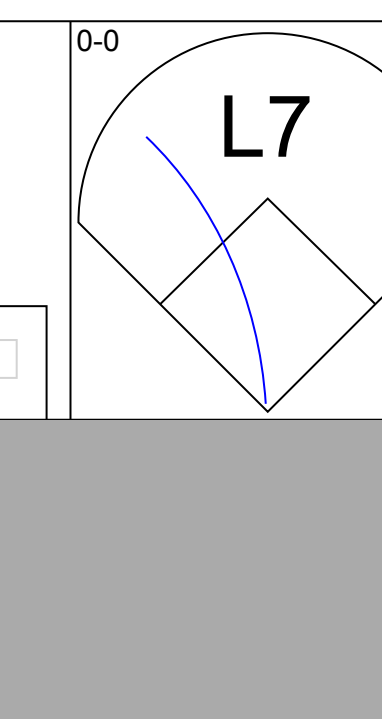
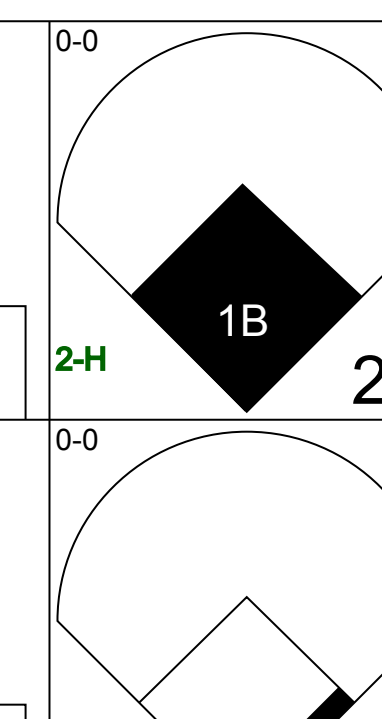
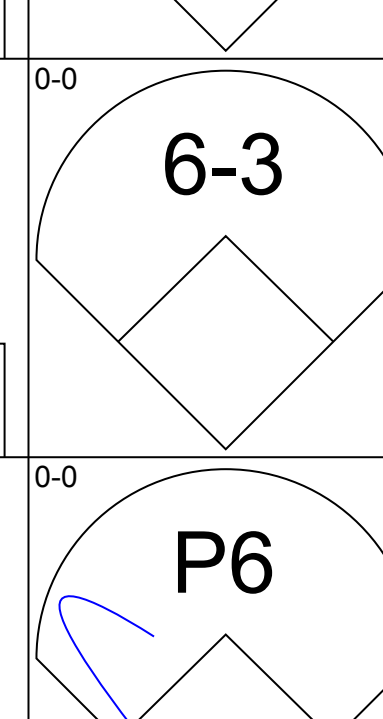
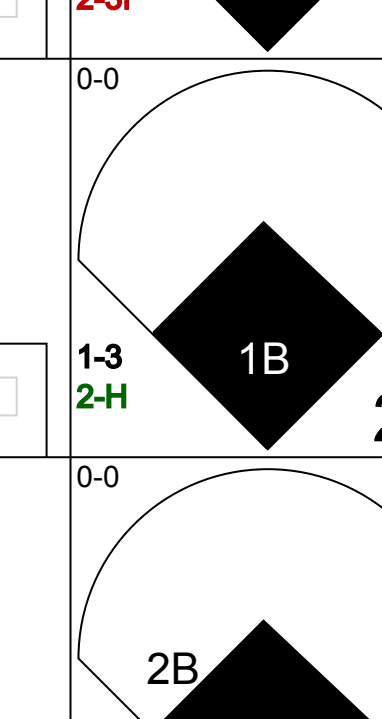
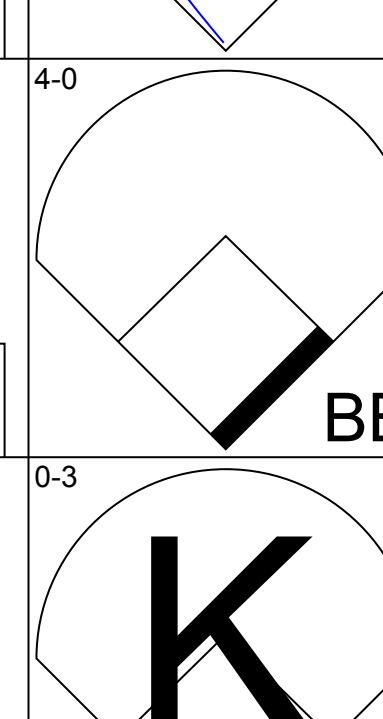
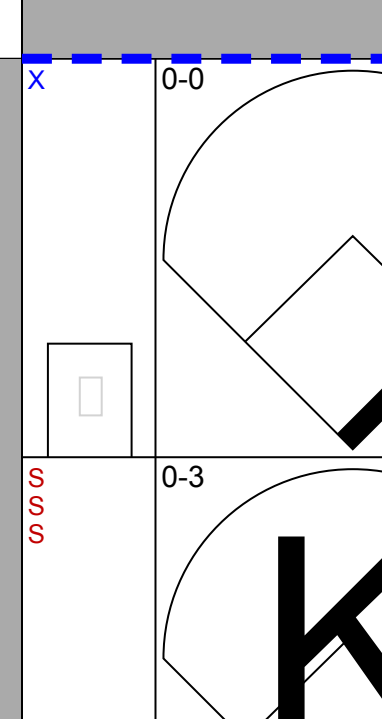
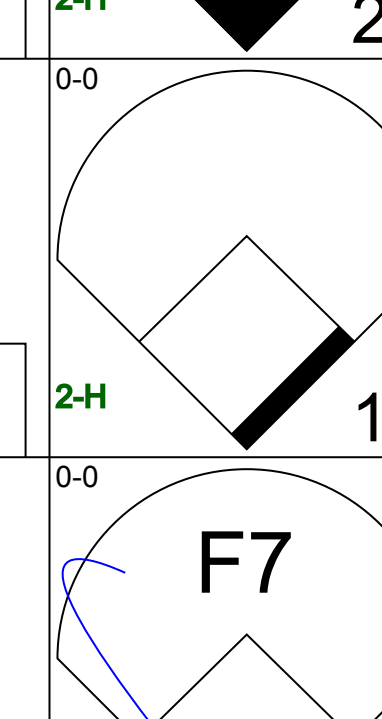
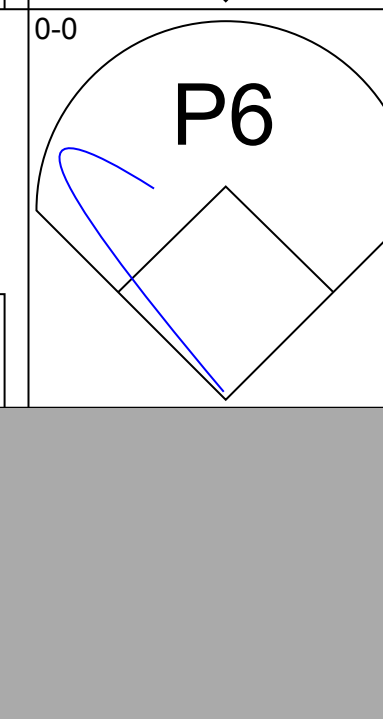
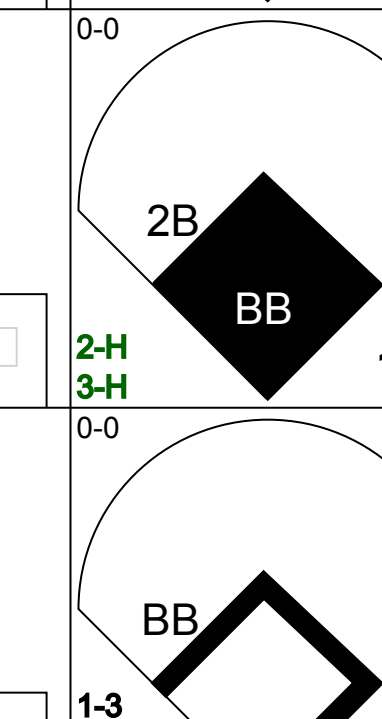
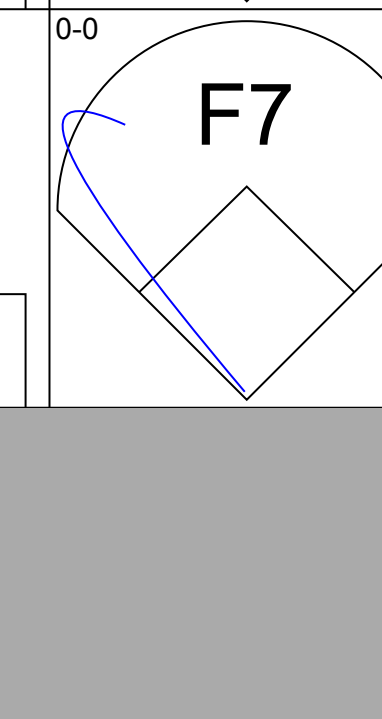
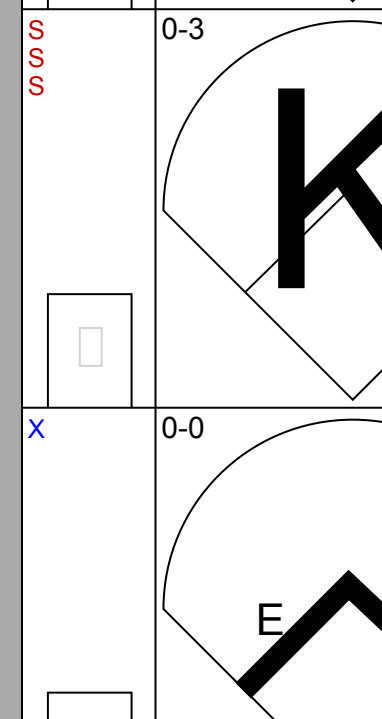
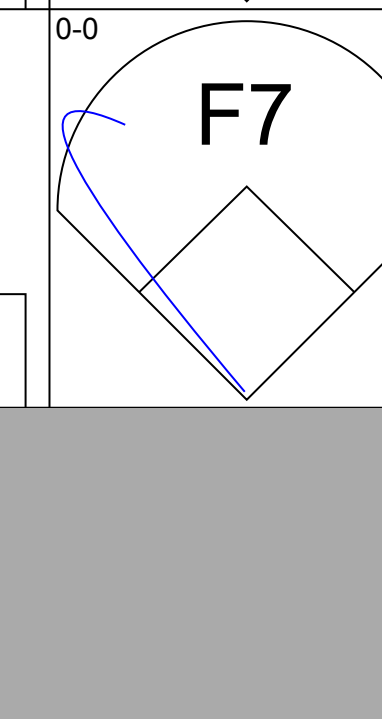
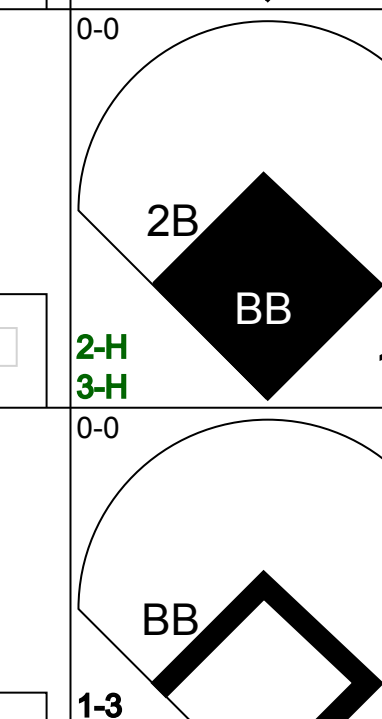
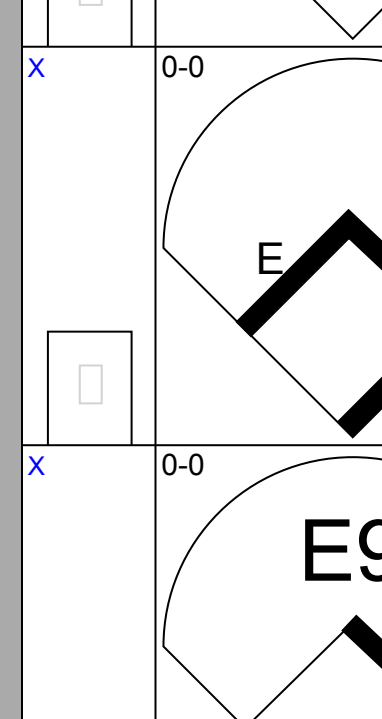
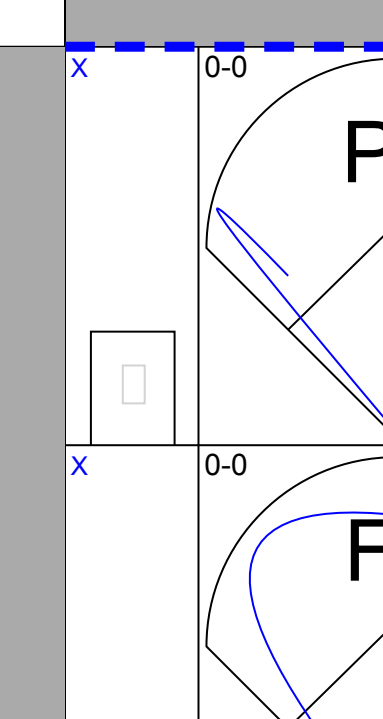

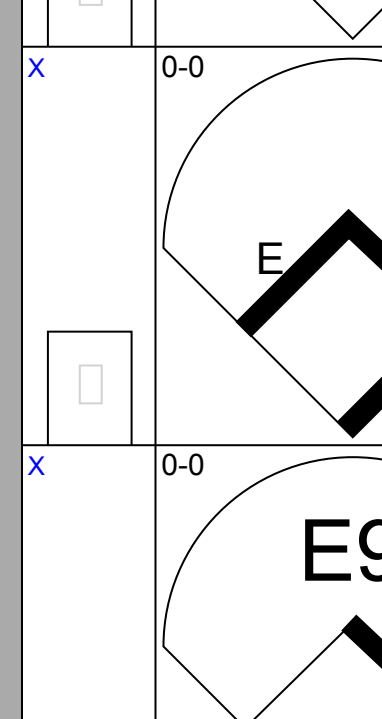
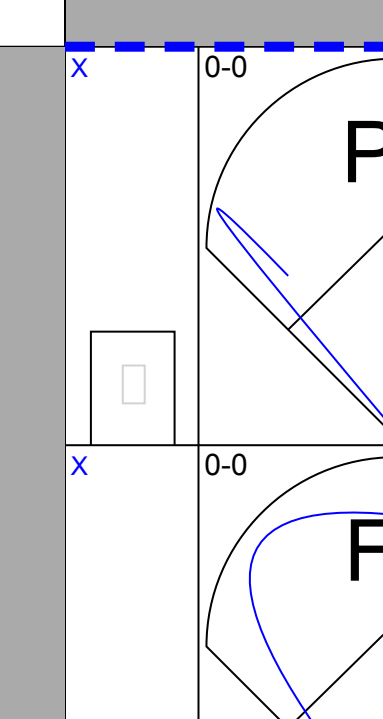
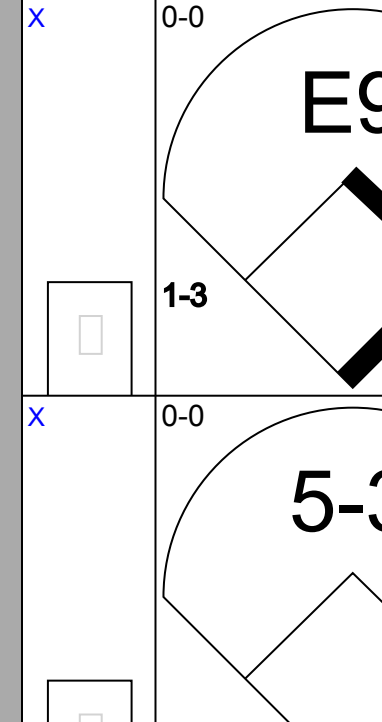
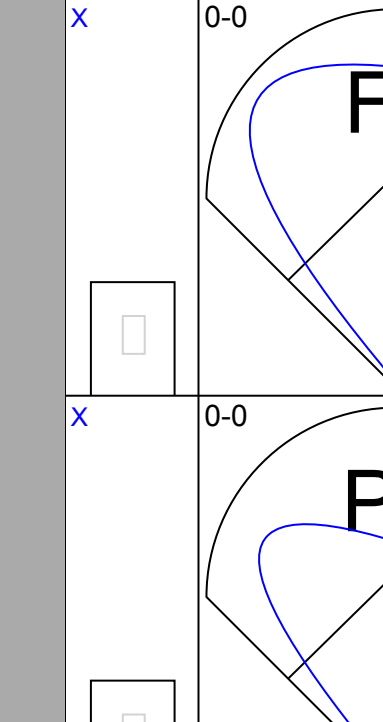

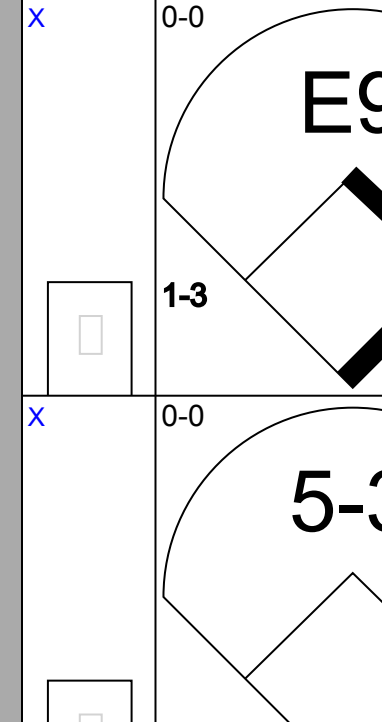
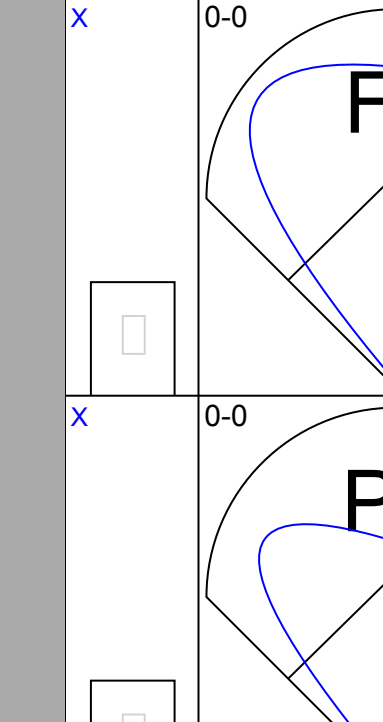
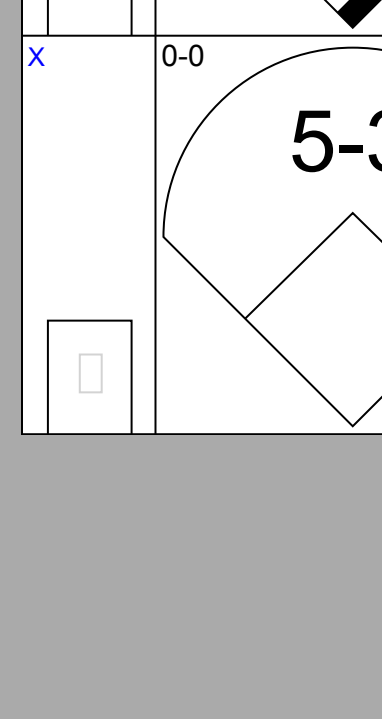
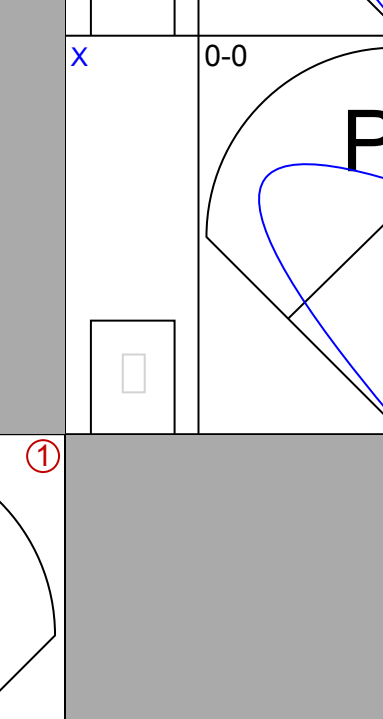

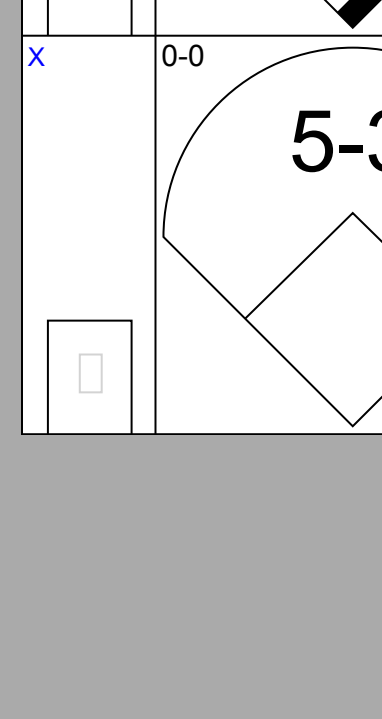
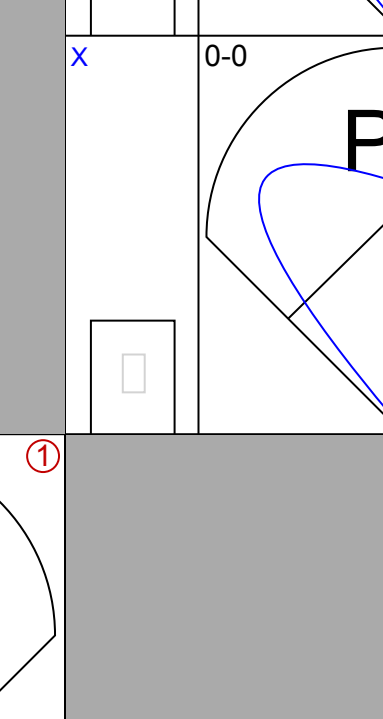
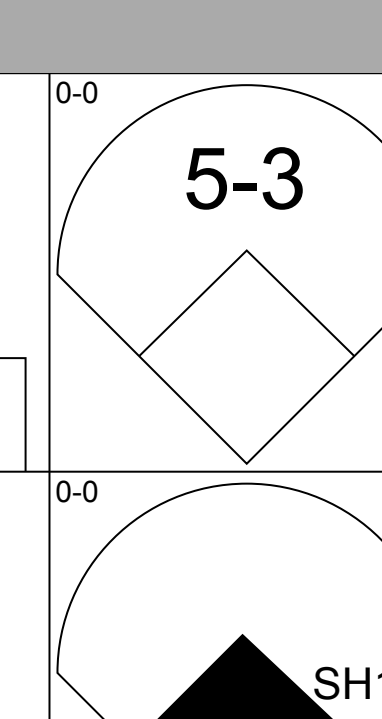
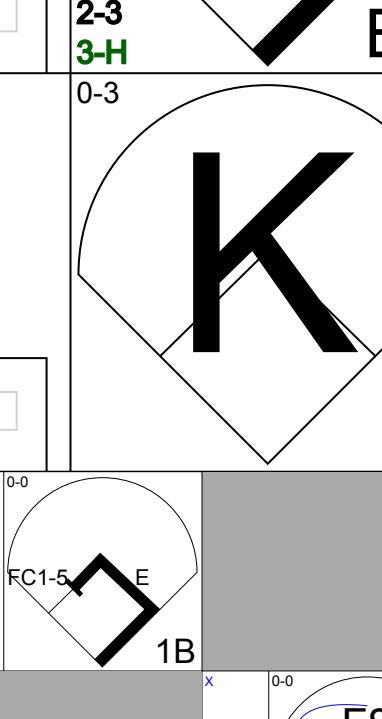
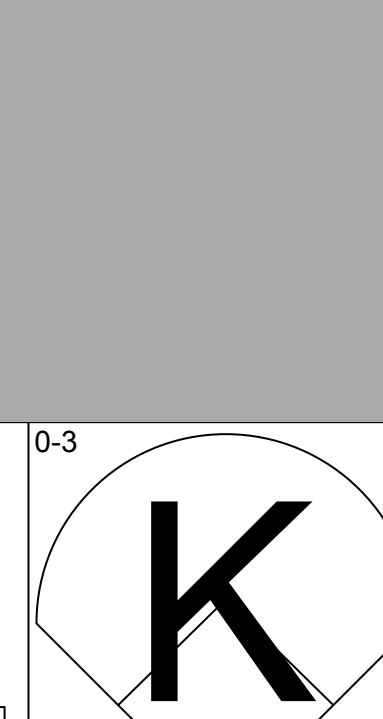
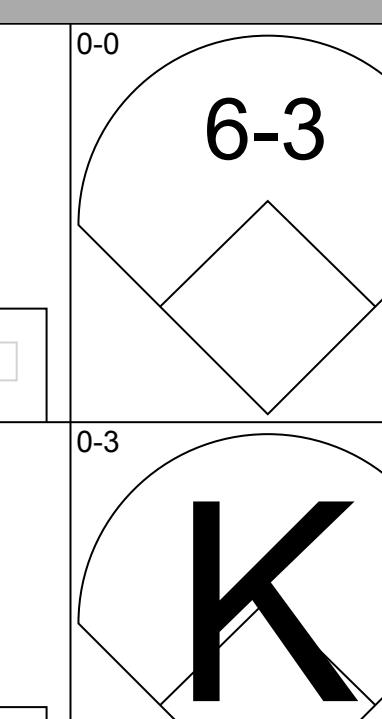
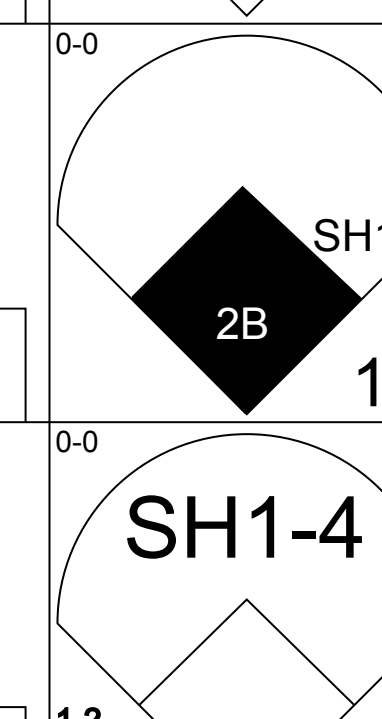
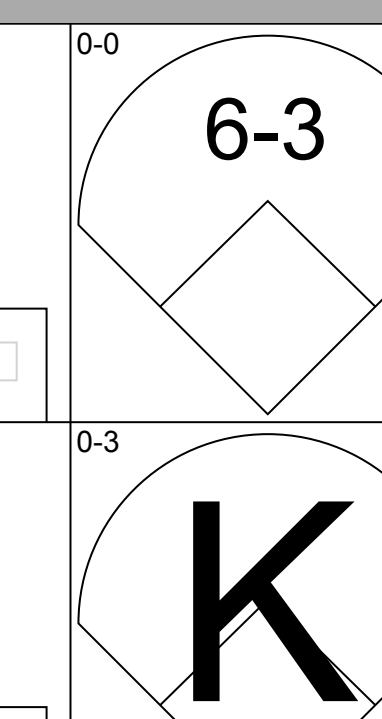
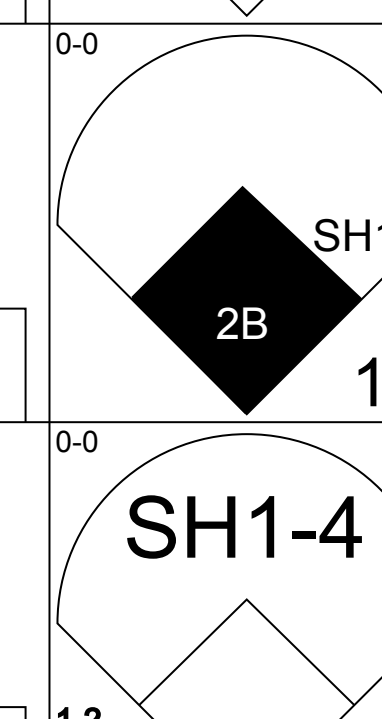
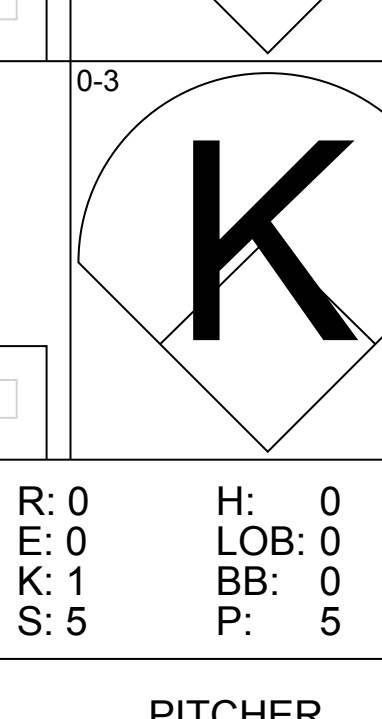
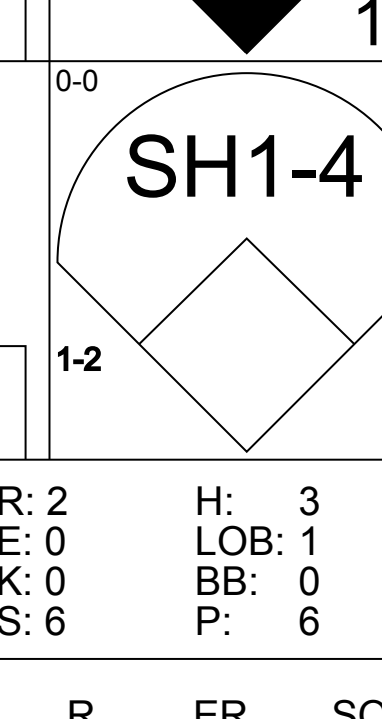
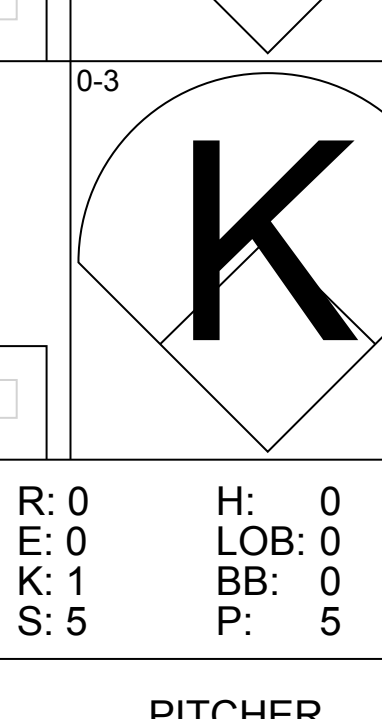
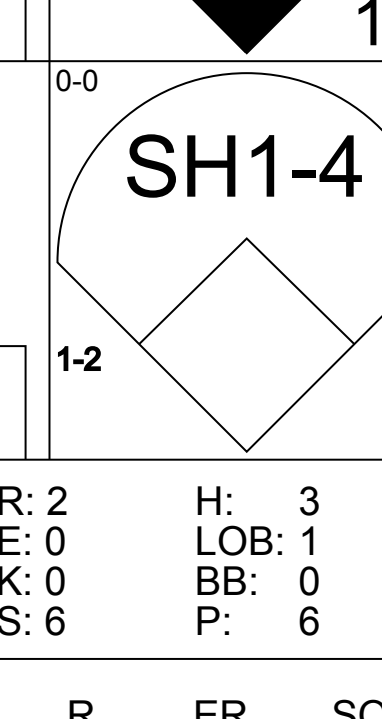
Cleveland Indians @ Minnesota Twins
Metropolitan Stadium, Bloomington, MI
Sun May 21 1961, 4:38 AM EDT
Att: 30,999 - Unknown - 70 F

AB 30
R 0
H 3
RBI 0
BB 3
SO 7
LOB 13



Batter	1	2	3	4	5	6	7	8	9	AB	R	H	RBI	BB	SO	LOB	TOP	
Johnny Temple, R (1,4) OBP: 0.433, SLG: 0.410 Miguel de la Hoz, R (7,4) OBP: 0.250, SLG: 0.250	G3 WP BB		WP 6-3 1B		6-3		K			3	0	1	0	1	1	0	Cleveland Indians @ Los Angeles Angels Wrigley Field, Los Angeles, CA Tue May 23 1961, 9:05 PM CDT Att: 5,063 - Unknown livebaseballscorecards.com	
Jim Piersall, R (1,8) OBP: 0.346, SLG: 0.411	F9		6-3		1-6-3		1B			4	0	1	0	0	0	2		
Tito Francona, L (1,7) OBP: 0.365, SLG: 0.426	G3		4-3		6-3		L8			4	0	0	0	0	0	3		
Vic Power, R (1,3) OBP: 0.323, SLG: 0.421	BB				E6 FC5-4		F5		6-3	3	0	0	0	1	0	0		
Willie Kirkland, L (1,9) OBP: 0.312, SLG: 0.333	F9		FC5-4 BB BB 1-2		6-3		P6			4	0	0	0	0	0	3		
John Romano, R (1,2) OBP: 0.396, SLG: 0.504			P5		K		PB 2B		5-3	4	0	1	0	0	1	1		
Woodie Held, R (1,6) OBP: 0.361, SLG: 0.406 Jack Kubiszyn, R (8,6)	K				BB BB 1-2		FC5-4 BB 2-3		5-3	1	0	0	0	2	1	0		AB 31 R 0 H 3 RBI 0 BB 5 SO 5 LOB 14
Bubba Phillips, R (1,5) OBP: 0.304, SLG: 0.381	P6				BB BB 1-2 2-3		FC5-4 1-2		5-3	3	0	0	0	1	0	2		
Jim Perry, S (1,1) OBP: 0.125, SLG: 0.167 Russ Heman, R (6,1)					5-3		5-3		K	2	0	0	0	0	1	3		
Bob Hale, L (9, PH) OBP: 0.267, SLG: 0.250							5-3		K	1	0	0	0	0	0	0		
Inning Stats	R: 0 H: 0 E: 0 LOB: 2 K: 0 BB: 2 S: 3 P: 11	R: 0 H: 0 E: 0 LOB: 0 K: 1 BB: 0 S: 5 P: 5	R: 0 H: 1 E: 0 LOB: 1 K: 1 BB: 0 S: 6 P: 6	R: 0 H: 0 E: 1 LOB: 3 K: 1 BB: 2 S: 6 P: 14	R: 0 H: 0 E: 0 LOB: 0 K: 0 BB: 0 S: 3 P: 3	R: 0 H: 1 E: 0 LOB: 1 K: 1 BB: 0 S: 4 P: 8	R: 0 H: 1 E: 0 LOB: 0 K: 1 BB: 0 S: 6 P: 6	R: 0 H: 0 E: 0 LOB: 0 K: 0 BB: 0 S: 3 P: 3	R: 0 H: 0 E: 0 LOB: 0 K: 1 BB: 0 S: 5 P: 5	1B: 2 SF: 0 2B: 1 SAC: 0 3B: 0 DP: 0 HR: 0 HBP: 0	WP: 2 PA: 36 PB: 1 SB: 0 CS: 0							
PITCHER Ken McBride, R (1,1) ERA: 2.52	IP WLS BF H R ER SO BB IBB HBP BLK WP HR S P ERA WHIP																	

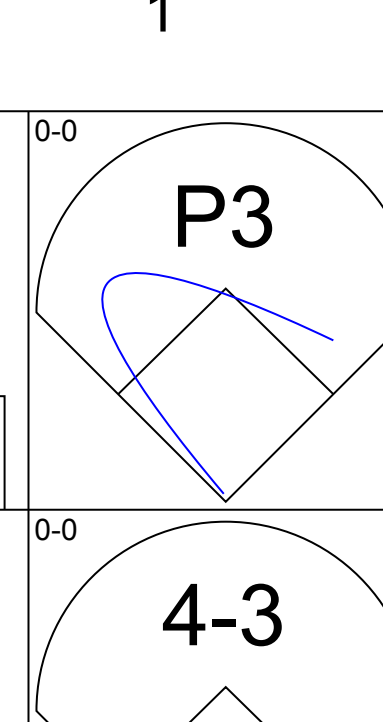
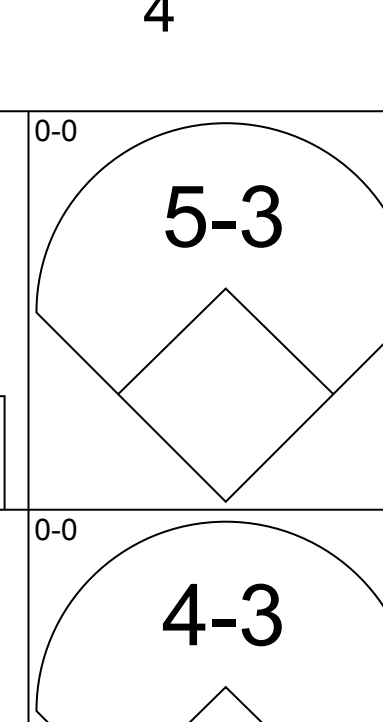
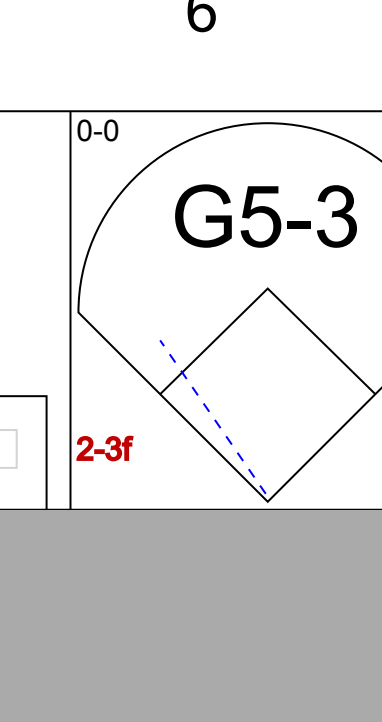
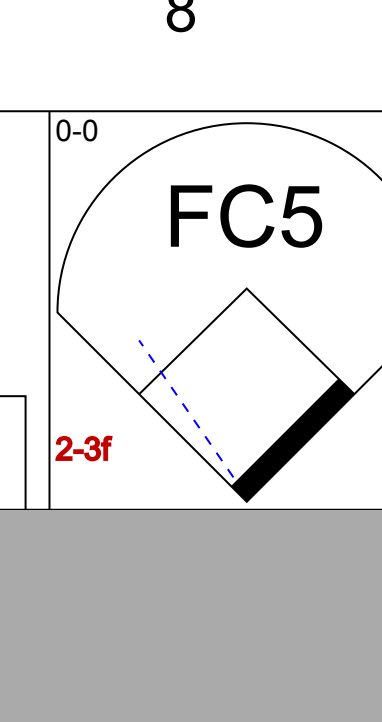
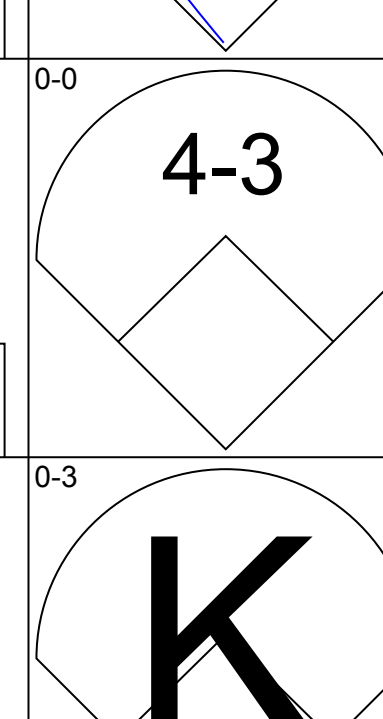
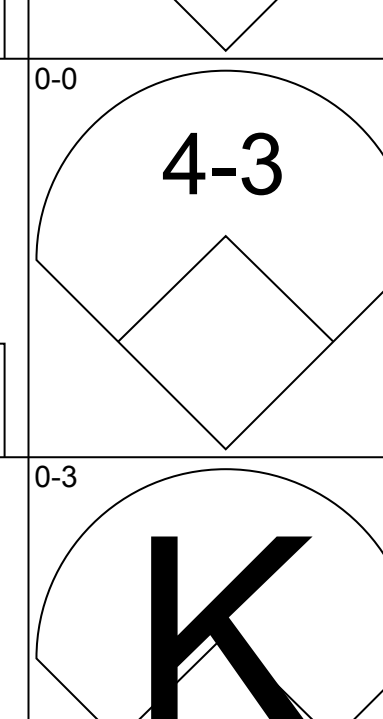
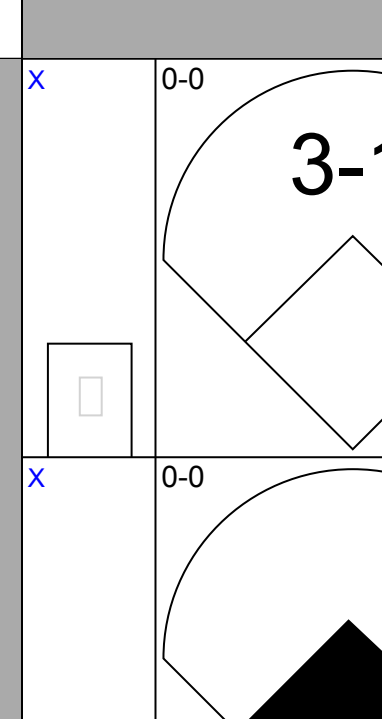
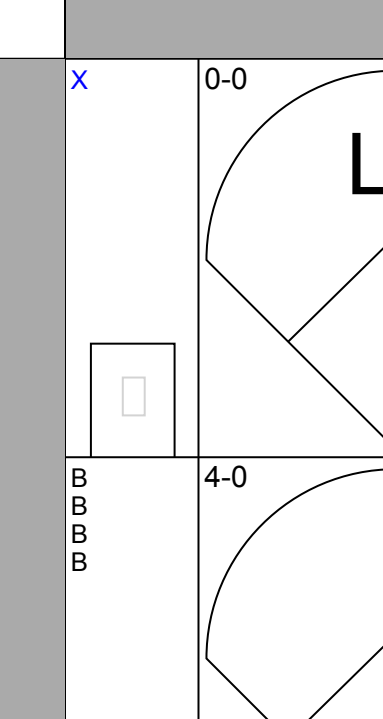
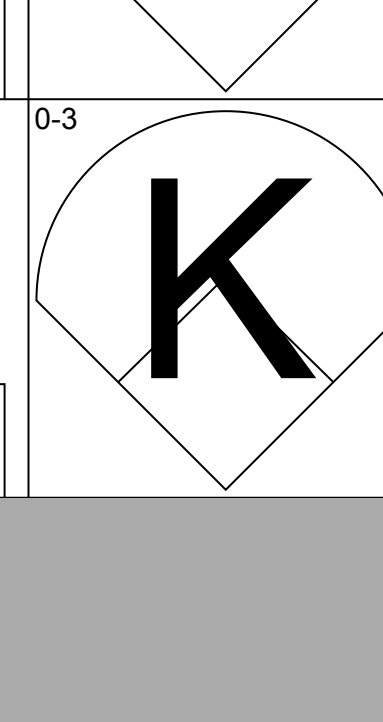
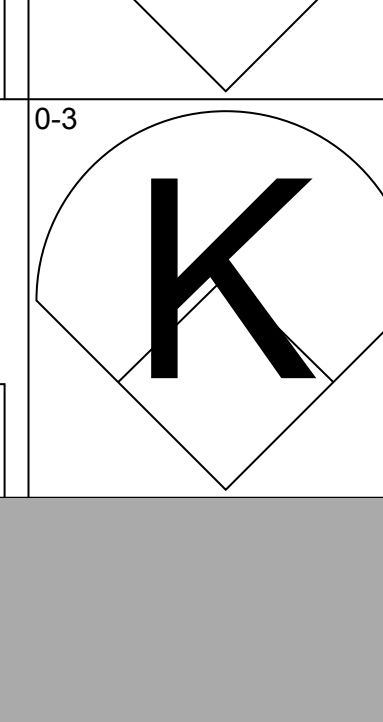
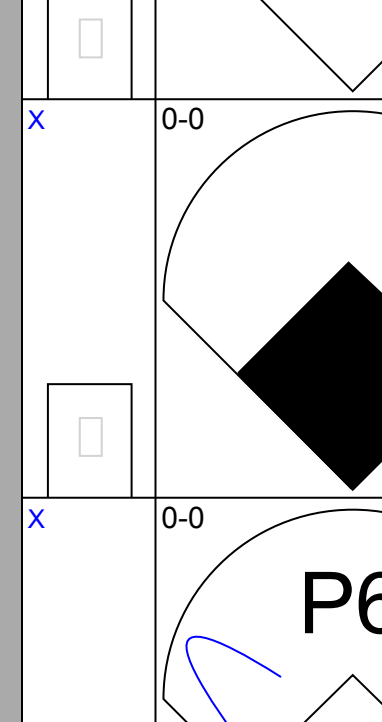
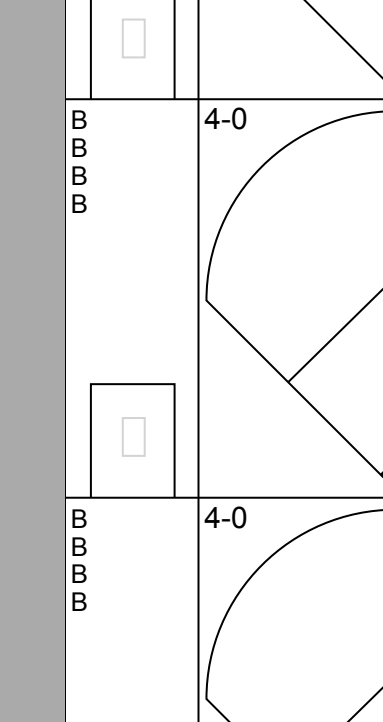
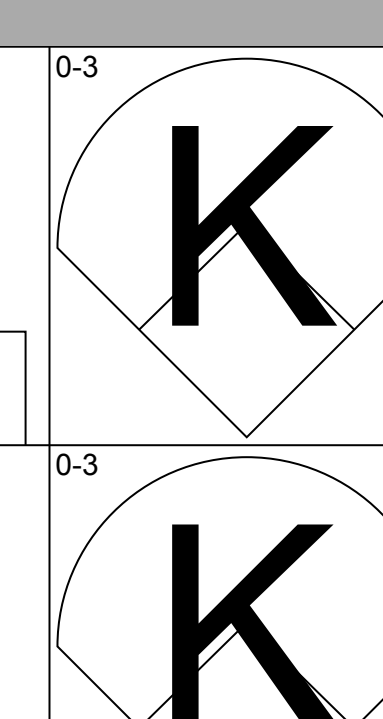
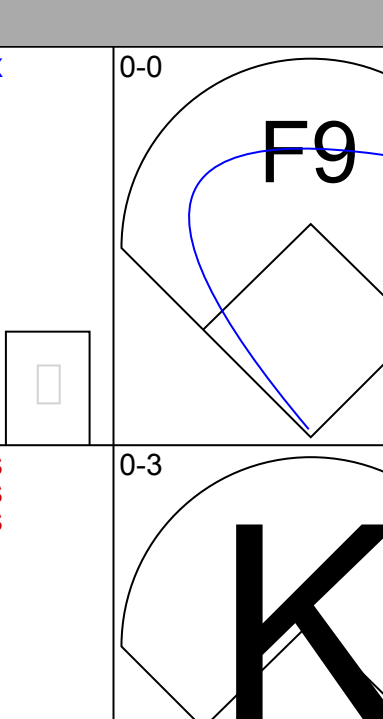
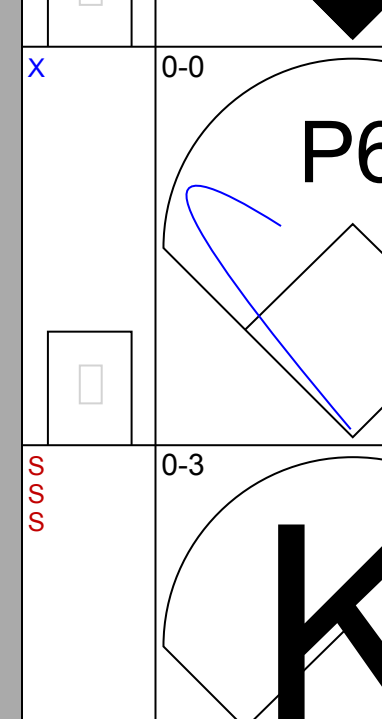
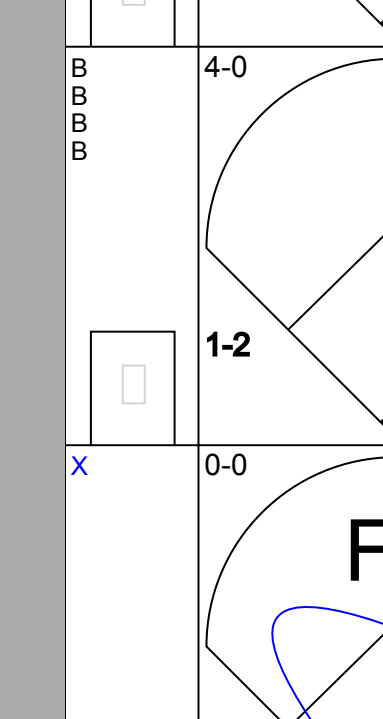
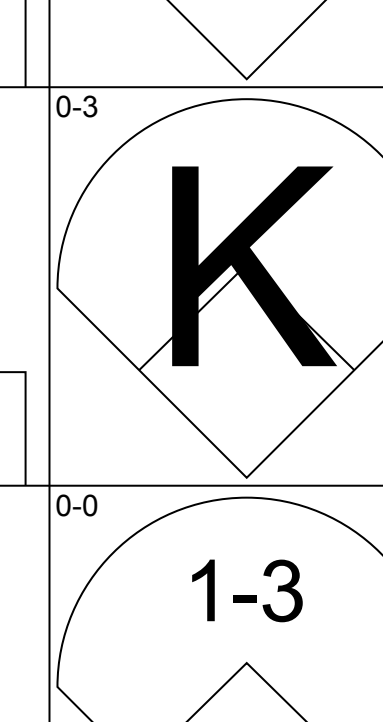
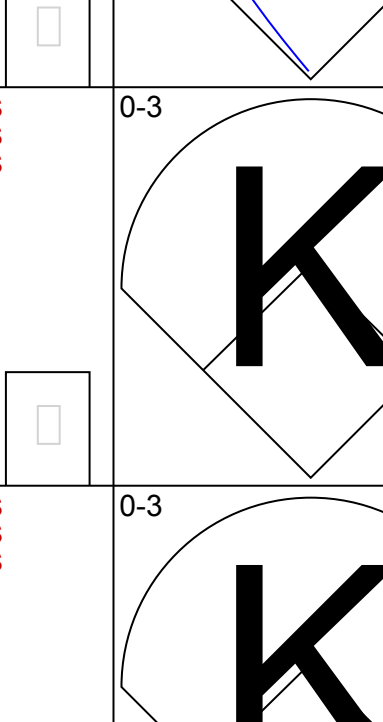
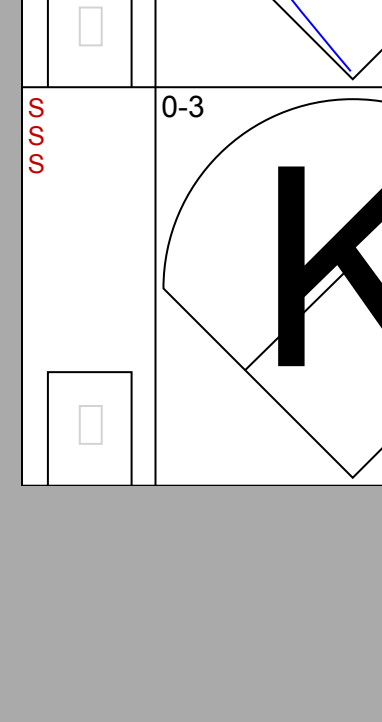
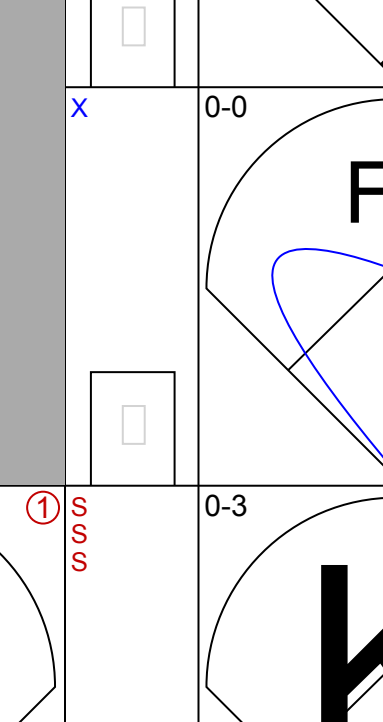
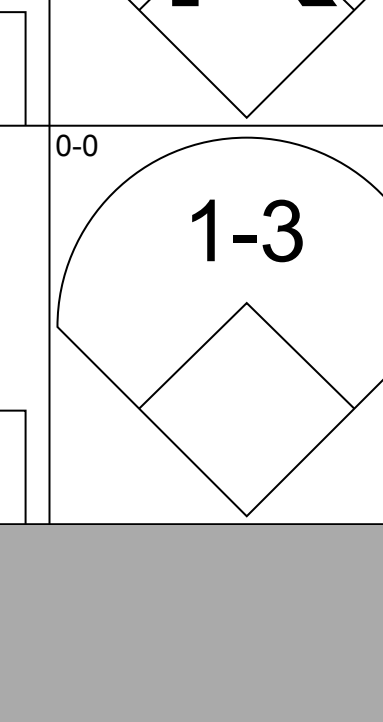
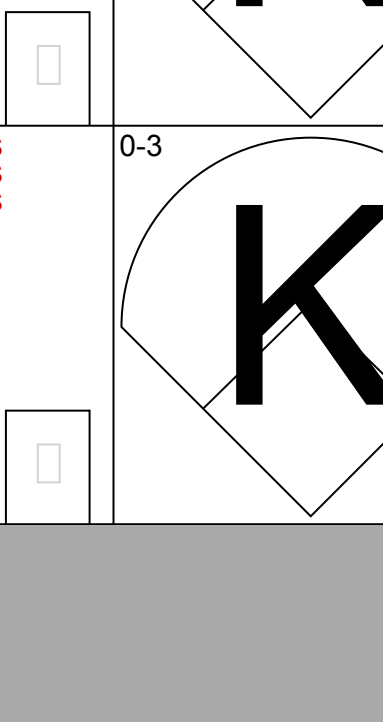
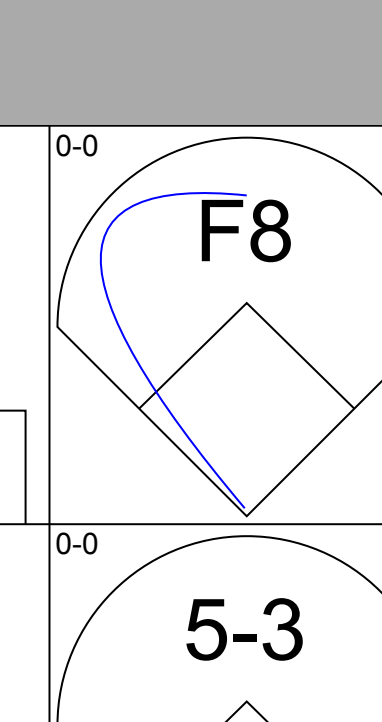
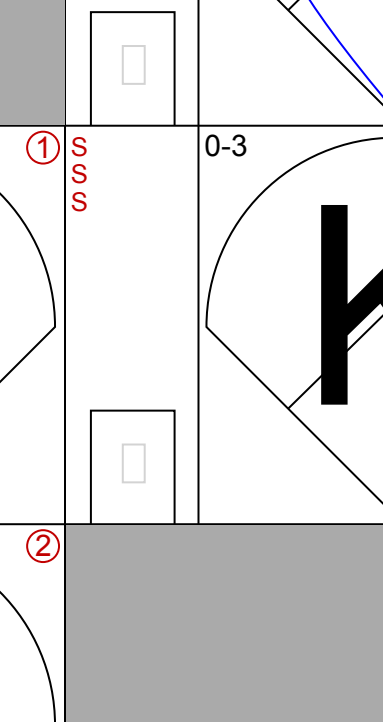
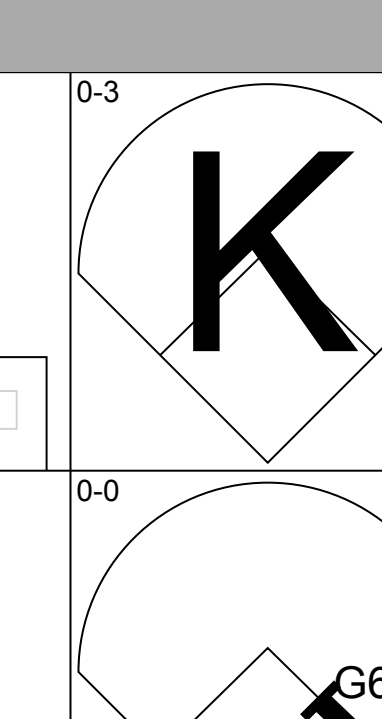
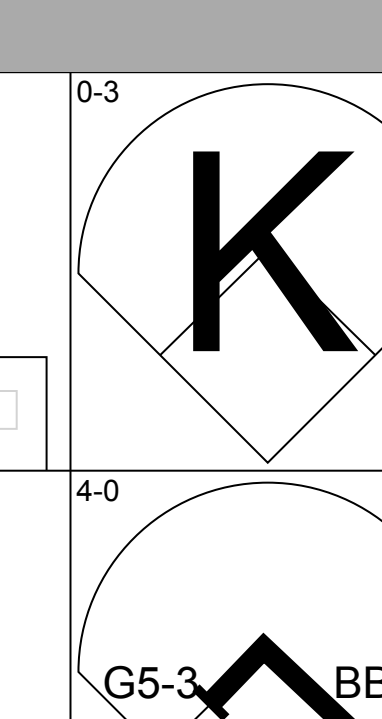
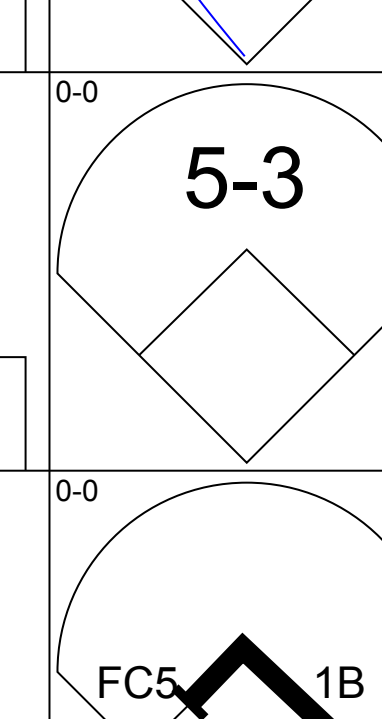
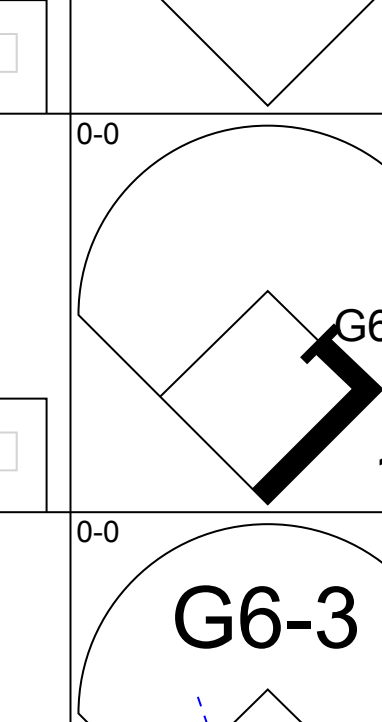
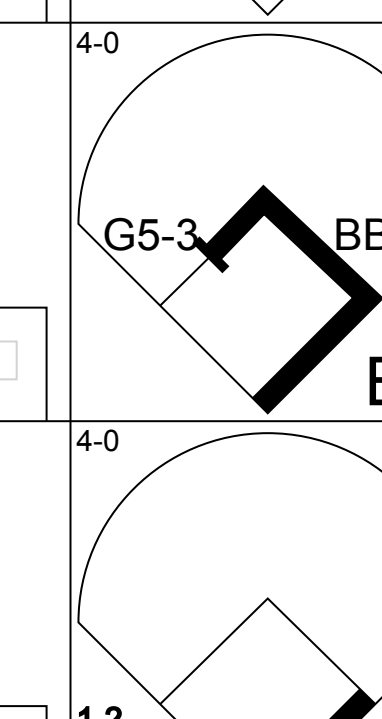
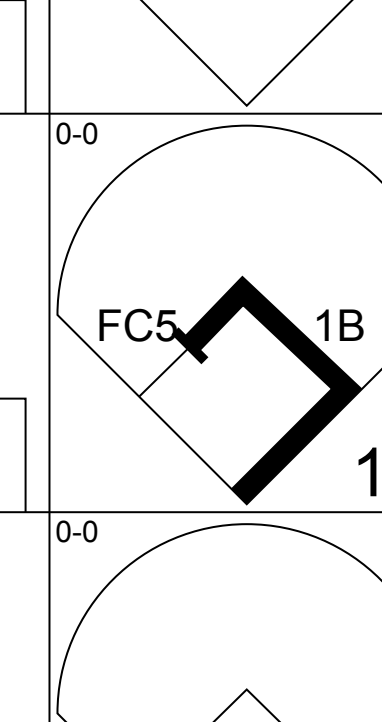
Batter	1	2	3	4	5	6	7	8	9	AB	R	H	RBI	BB	SO	LOB	BOTTOM	
Ken Aspromonte, R (1,4) OBP: 0.327, SLG: 0.280	L8		FC4-6 1B		5-3		BB BB		P5	4	0	1	0	1	0	0	Cleveland Indians @ Los Angeles Angels Wrigley Field, Los Angeles, CA Tue May 23 1961, 9:05 PM CDT Att: 5,063 - Unknown livebaseballscorecards.com	
Lee Thomas, L (1,9) OBP: 0.375, SLG: 0.455	K		FC4-6 1-2		1B E 2B		1-2 BB		5-3	4	1	1	0	1	1	1		
Leon Wagner, L (1,7) OBP: 0.327, SLG: 0.598	HR				1B HR 1B		2-3 HR 1B		F7	5	3	3	1	0	0	2		
Ted Kluszewski, L (1,3) OBP: 0.337, SLG: 0.549	K				HR 1B		1-3 HR 1B		E5	4	2	1	0	0	1	1		
Ken Hunt, R (1,8) OBP: 0.370, SLG: 0.575			F8		HR		P3		F7	4	1	1	3	0	0	2		
Earl Averill, R (1,2) OBP: 0.415, SLG: 0.615	F3				F8		HR		1B BB	3	2	1	3	1	0	0		
Gene Leek, R (1,5) OBP: 0.319, SLG: 0.486	1-3				6-3 1B		K		1B 1B	4	0	2	0	0	1	0		AB 36 R 9 H 11 RBI 8 BB 3 SO 5 LOB 10
Rocky Bridges, R (1,6) OBP: 0.357, SLG: 0.217			L9		6-3		P3		1B	4	0	1	1	0	0	1		
Ken McBride, R (1,1) OBP: 0.091, SLG: 0.091	6-3				P5		K		K	4	0	0	0	0	2	3		
Inning Stats	R: 1 H: 1 E: 0 LOB: 0 K: 2 BB: 0 S: 8 P: 8	R: 0 H: 0 E: 0 LOB: 0 K: 0 BB: 0 S: 3 P: 3	R: 0 H: 1 E: 0 LOB: 1 K: 0 BB: 0 S: 4 P: 4	R: 3 H: 4 E: 0 LOB: 1 K: 0 BB: 0 S: 7 P: 7	R: 4 H: 3 E: 1 LOB: 0 K: 1 BB: 0 S: 9 P: 9	R: 0 H: 0 E: 0 LOB: 2 K: 1 BB: 2 S: 5 P: 13	R: 1 H: 2 E: 0 LOB: 1 K: 1 BB: 1 S: 7 P: 11	R: 0 H: 0 E: 0 LOB: 0 K: 0 BB: 0 S: 3 P: 3	R: 0 H: 0 E: 0 LOB: 0 K: 0 BB: 0 S: 3 P: 3	1B: 7 SF: 0 2B: 1 SAC: 0 3B: 0 DP: 0 HR: 3 HBP: 0	WP: 0 PA: 39 PB: 0 SB: 0 CS: 0							
PITCHER Jim Perry, R (1,1) ERA: 3.76 Russ Heman, R (6,1) ERA: 4.0	IP WLS BF H R ER SO BB IBB HBP BLK WP HR S P ERA WHIP																	

Batter	1	2	3	4	5	6	7	8	9	AB	R	H	RBI	BB	SO	LOB	TOP					
Johnny Temple, R OBP: 0.426, SLG: 0.409 (1, 4)										5	2	1	1	0	1	2						
Jim Piersall, R OBP: 0.363, SLG: 0.428 (1, 8)										4	1	3	2	1	0	0						
Tito Francona, L OBP: 0.367, SLG: 0.427 (1, 7)										2	0	1	2	0	0	0						
Don Dillard, L OBP: 0.346, SLG: 0.455 (3, PR) (3, 7)										3	1	0	0	0	2	2						
Vic Power, R OBP: 0.331, SLG: 0.430 (1, 3)										4	0	2	0	1	0	0						
Willie Kirkland, L OBP: 0.323, SLG: 0.333 (1, 9)										3	0	1	0	2	0	1						
John Romano, R OBP: 0.396, SLG: 0.520 (1, 2)										4	1	1	2	1	0	4						
Woodie Held, R OBP: 0.352, SLG: 0.394 (1, 6)										4	0	0	0	0	1	5						
Bubba Phillips, R OBP: 0.309, SLG: 0.384 (1, 5)										4	1	2	0	0	0	3						
Gary Bell, R OBP: 0.100, SLG: 0.100 (1, 1)										3	1	0	0	0	2	1						
Inning Stats	R: 0 E: 0 K: 1 S: 5	H: 0 LOB: 0 BB: 0 P: 5	R: 1 E: 0 K: 0 S: 3	H: 1 LOB: 0 BB: 1 P: 7	R: 4 E: 1 K: 1 S: 10	H: 4 LOB: 3 BB: 2 P: 18	R: 0 E: 0 K: 2 S: 7	H: 0 LOB: 1 BB: 1 P: 11	R: 0 E: 1 K: 0 S: 3	H: 0 LOB: 1 BB: 1 P: 7	R: 0 E: 0 K: 1 S: 5	H: 0 LOB: 0 BB: 0 P: 5	R: 0 E: 1 K: 1 S: 7	H: 3 LOB: 2 BB: 0 P: 7	R: 2 E: 0 K: 0 S: 6	H: 3 LOB: 1 BB: 0 P: 6	R: 0 E: 0 K: 0 S: 3	H: 0 LOB: 0 BB: 0 P: 3	1B: 7 2B: 3 3B: 0 HR: 1	SF: 0 SAC: 1 DP: 2 HBP: 0	WP: 0 PB: 0 SB: 0 CS: 0	PA: 42
PITCHER	IP	WLS	BF	H	R	ER	SO	BB	IBB	HBP	BLK	WP	HR	S	P	ERA	WHIP					
Jerry Casale, R ERA: 6.62 (1, 1)	2.1	L	13	5	5	4	1	1	0	0	0	0	1	14	18	15.43	2.571					
Johnny James, R ERA: 2.7 (3, 1)	3.2		15	0	0	0	4	4	0	0	0	0	0	19	35	0.00	1.091					
Ned Garver, R ERA: 5.23 (7, 1)	2.0		11	6	2	2	1	0	0	0	0	0	0	13	13	9.00	3.000					
Tom Morgan, R ERA: 4.57 (9, 1)	1.0		3	0	0	0	0	0	0	0	0	0	0	3	3	0.00	0.000					

Cleveland Indians @ Los Angeles Angels
Wrigley Field, Los Angeles, CA
Wed May 24 1961, 9:05 PM CDT
Att: 5,586 - Unknown


AB	36
R	7
H	11
RBI	7
BB	5
SO	6
LOB	18



Batter	1	2	3	4	5	6	7	8	9	AB	R	H	RBI	BB	SO	LOB	BOTTOM					
Ken Aspromonte, R OBP: 0.318, SLG: 0.272 (1, 4)										4	0	0	0	0	0	4						
Lee Thomas, L OBP: 0.321, SLG: 0.385 (1, 9)										4	0	0	0	0	0	0						
Leon Wagner, L OBP: 0.333, SLG: 0.621 (1, 7)										3	1	1	1	1	2	0						
Ted Kluszewski, L OBP: 0.333, SLG: 0.532 (1, 3)										3	0	0	0	1	1	0						
Ken Hunt, R OBP: 0.356, SLG: 0.549 (1, 8)										4	0	0	0	0	3	2						
Earl Averill, R OBP: 0.402, SLG: 0.590 (1, 2)										4	0	0	0	0	2	2						
Gene Leek, R OBP: 0.311, SLG: 0.474 (1, 5)										3	0	0	0	0	2	0						
Rocky Bridges, R OBP: 0.419, SLG: 0.280 (1, 6)										2	0	2	0	1	0	0						
Jerry Casale, R OBP: 0.344, SLG: 0.700 (1, 1)										0	0	0	0	0	0	0						
Johnny James, L OBP: 0.344, SLG: 0.700 (3, 1)										1	0	0	0	0	0	1						
Albie Pearson, L OBP: 0.427, SLG: 0.490 (6, PR)										0	0	0	0	1	0	0						
Ned Garver, R OBP: 0.344, SLG: 0.490 (7, 1)										0	0	0	0	0	0	0						
Faye Throneberry, L OBP: 0.333, SLG: 0.250 (8, PR)										1	0	1	0	0	0	0						
Tom Morgan, R ERA: 4.57 (9, 1)										0	0	0	0	0	0	0						
Inning Stats	R: 0 E: 0 K: 1 S: 5	H: 0 LOB: 0 BB: 0 P: 5	R: 0 E: 0 K: 2 S: 7	H: 0 LOB: 0 BB: 0 P: 7	R: 0 E: 0 K: 1 S: 5	H: 1 LOB: 0 BB: 0 P: 5	R: 0 E: 0 K: 1 S: 5	H: 0 LOB: 0 BB: 0 P: 5	R: 0 E: 0 K: 2 S: 7	H: 0 LOB: 0 BB: 0 P: 7	R: 0 E: 0 K: 1 S: 4	H: 0 LOB: 1 BB: 2 P: 12	R: 1 E: 0 K: 1 S: 6	H: 1 LOB: 0 BB: 0 P: 6	R: 0 E: 0 K: 0 S: 5	H: 2 LOB: 2 BB: 0 P: 5	R: 0 E: 0 K: 1 S: 5	H: 0 LOB: 2 BB: 2 P: 13	1B: 3 2B: 0 3B: 0 HR: 1	SF: 0 SAC: 0 DP: 2 HBP: 0	WP: 0 PB: 0 SB: 0 CS: 0	PA: 33
PITCHER	IP	WLS	BF	H	R	ER	SO	BB	IBB	HBP	BLK	WP	HR	S	P	ERA	WHIP					
Gary Bell, R ERA: 3.79 (1, 1)	9.0	W	33	4	1	1	10	4	0	0	0	0	1	49	65	1.00	0.889					

Cleveland Indians @ Los Angeles Angels
Wrigley Field, Los Angeles, CA
Wed May 24 1961, 9:05 PM CDT
Att: 5,586 - Unknown

AB	29
R	1
H	4
RBI	1
BB	4
SO	10
LOB	9



Batter	1	2	3	4	5	6	7	8	9	AB	R	H	RBI	BB	SO	LOB	TOP					
Johnny Temple, R OBP: 0.417, SLG: 0.406										6	0	1	1	0	1	2	Cleveland Indians @ Los Angeles Angels Wrigley Field, Los Angeles, CA Thu May 25 1961, 5:33 AM CDT Att: 3,012 - Unknown					
Jim Piersall, R OBP: 0.356, SLG: 0.416										4	1	0	0	1	0	2						
Chuck Essegian, R OBP: 0.440, SLG: 0.600										4	2	3	0	1	0	0						
Vic Power, R OBP: 0.327, SLG: 0.422										5	1	1	0	0	0	4						
Willie Kirkland, L OBP: 0.333, SLG: 0.372										4	3	3	4	0	1	0						
John Romano, R OBP: 0.403, SLG: 0.546										5	2	3	4	0	0	1						
Woodie Held, R OBP: 0.365, SLG: 0.432										4	3	3	1	1	1	1						
Bubba Phillips, R OBP: 0.311, SLG: 0.404										5	1	2	2	0	1	1						
Mudcat Grant, R OBP: 0.333, SLG: 0.286										4	0	1	1	0	1	2						
Barry Latman, R (7, 1)										1	0	0	0	0	1	1						
Inning Stats	R: 0 E: 0 K: 1 S: 6	H: 1 LOB: 1 BB: 0 P: 6	R: 3 E: 0 K: 0 S: 6	H: 4 LOB: 0 BB: 0 P: 6	R: 2 E: 1 K: 1 S: 8	H: 3 LOB: 1 BB: 0 P: 8	R: 0 E: 0 K: 1 S: 5	H: 0 LOB: 0 BB: 0 P: 5	R: 5 E: 0 K: 0 S: 8	H: 5 LOB: 2 BB: 2 P: 16	R: 0 E: 0 K: 1 S: 5	H: 0 LOB: 0 BB: 0 P: 5	R: 2 E: 0 K: 0 S: 5	H: 2 LOB: 0 BB: 0 P: 5	R: 1 E: 0 K: 0 S: 4	H: 1 LOB: 1 BB: 1 P: 8	R: 0 E: 0 K: 2 S: 8	H: 1 LOB: 1 BB: 0 P: 8	1B: 11 2B: 2 3B: 0 HR: 4	SF: 1 SAC: 0 DP: 1 HBP: 0	WP: 0 PB: 0 SB: 0 CS: 0	PA: 46
PITCHER	IP	WLS	BF	H	R	ER	SO	BB	IBB	HBP	BLK	WP	HR	S	P	ERA	WHIP					
Ron Moeller, L ERA: 4.95	(1, 1)	3.0	L	16	8	5	5	2	0	0	0	0	0	3	20	20	15.00	2.667				
Jerry Casale, R ERA: 8.44	(4, 1)	1.0		3	0	0	0	1	0	0	0	0	0	5	5	0.00	0.000					
Johnny James, R ERA: 5.93	(5, 1)	0.1		6	3	5	5	0	2	0	0	0	0	4	12	135.00	15.000					
Ned Garver, R ERA: 5.4	(5, 1)	2.2		12	4	2	2	1	0	0	0	0	1	14	14	6.75	1.500					
Ryne Duren, R ERA: 3.07	(8, 1)	1.0		5	1	1	1	0	1	0	0	0	0	4	8	9.00	2.000					
Tom Morgan, R ERA: 4.37	(9, 1)	1.0		4	1	0	0	2	0	0	0	0	0	8	8	0.00	1.000					
Batter	1	2	3	4	5	6	7	8	9	AB	R	H	RBI	BB	SO	LOB	BOTTOM					
Albie Pearson, L OBP: 0.434, SLG: 0.423										4	1	2	1	1	0	0	Cleveland Indians @ Los Angeles Angels Wrigley Field, Los Angeles, CA Thu May 25 1961, 5:33 AM CDT Att: 3,012 - Unknown					
Ken Aspromonte, R OBP: 0.309, SLG: 0.282										5	0	0	0	0	0	4						
Leon Wagner, L OBP: 0.318, SLG: 0.596										4	0	0	1	0	1	1						
Ted Kluszewski, L OBP: 0.327, SLG: 0.521										2	0	0	0	0	0	0						
Steve Bilko, R OBP: 0.431, SLG: 0.517										3	0	1	1	0	1	0						
Lee Thomas, L OBP: 0.364, SLG: 0.600										4	2	2	2	1	0	0						
Earl Averill, R OBP: 0.417, SLG: 0.592										3	0	2	0	2	1	1						
Gene Leek, R OBP: 0.301, SLG: 0.458										4	0	0	0	0	2	6						
Rocky Bridges, R OBP: 0.429, SLG: 0.286										3	1	1	0	1	0	1						
Ron Moeller, L ERA: 4.95	(1, 1)									1	0	0	0	0	0	0						
Jerry Casale, R ERA: 8.44	(4, 1)									0	0	0	0	0	0	0						
Johnny James, R ERA: 5.93	(5, 1)									0	0	0	0	0	0	0						
Ned Garver, R ERA: 5.4	(5, 1)									0	0	0	0	0	0	0						
Ryne Duren, R ERA: 3.07	(8, 1)									0	0	0	0	0	0	0						
Tom Morgan, R ERA: 4.37	(9, 1)									0	0	0	0	0	0	0						
Inning Stats	R: 0 E: 0 K: 0 S: 3	H: 0 LOB: 0 BB: 0 P: 3	R: 0 E: 0 K: 0 S: 3	H: 0 LOB: 1 BB: 1 P: 7	R: 1 E: 0 K: 1 S: 7	H: 2 LOB: 1 BB: 0 P: 7	R: 1 E: 1 K: 2 S: 9	H: 2 LOB: 2 BB: 1 P: 13	R: 0 E: 0 K: 0 S: 3	H: 0 LOB: 0 BB: 0 P: 3	R: 1 E: 0 K: 2 S: 9	H: 2 LOB: 1 BB: 0 P: 9	R: 2 E: 0 K: 0 S: 6	H: 3 LOB: 3 BB: 2 P: 14	R: 0 E: 0 K: 1 S: 5	H: 0 LOB: 1 BB: 1 P: 9	R: 0 E: 1 K: 2 S: 8	H: 0 LOB: 1 BB: 0 P: 8	1B: 4 2B: 3 3B: 0 HR: 2	SF: 1 SAC: 0 DP: 0 HBP: 0	WP: 0 PB: 0 SB: 0 CS: 0	PA: 42
PITCHER	IP	WLS	BF	H	R	ER	SO	BB	IBB	HBP	BLK	WP	HR	S	P	ERA	WHIP					
Mudcat Grant, R ERA: 2.98	(1, 1)	6.2	W	32	9	5	5	3	0	0	0	0	0	2	39	51	6.75	1.800				
Barry Latman, R ERA: 2.13	(7, 1)	2.1	S	10	0	0	0	3	2	0	0	0	0	14	22	0.00	0.857					


Batter	1	2	3	4	5	6	7	8	9	10	11	12	AB	R	H	RBI	BB	SO	LOB	
Dick Howser, R OBP: 0.406, SLG: 0.352 (1, 6)	4-0 BB E SF8	4-0 BB S		0-0 FC6-4 1-2			0-0 F8		0-0 F7		4-0 BB 1-2		3	1	0	0	3	0	2	
Jay Hankins, L OBP: 0.266, SLG: 0.368 Bill Kunkel, R (7, 1)	0-0 E6 SF8 BB	4-0 BB S			0-0 HR		0-0 FC4-6 1-2		0-0 F3		0-3 BB K		3	2	1	1	1	0	2	
Haywood Sullivan, R OBP: 0.372, SLG: 0.459 (11, 7)	1-2 HR BB	1-2 BB											1	0	0	0	0	0	0	
Jerry Lumpe, L OBP: 0.368, SLG: 0.372 (1, 4)	4-0 HR BB 1-2 2-3	0-0 G3					0-0 L3		0-0 4-3				5	2	2	1	1	0	3	
Lou Kilmchock, L OBP: 0.293, SLG: 0.357 (1, 3)	0-3 K			0-0 P5			0-0 4-3		0-0 4-3		0-0 L3		6	0	1	0	0	1	4	
Norm Siebern, L OBP: 0.343, SLG: 0.319 Hank Bauer, R (9, 7)	0-0 SF8			0-3 K			0-3 K		0-0 1B 1B		0-3 K		3	0	1	1	0	2	0	
Mary Throneberry, L OBP: 0.336, SLG: 0.435 Al Pilarcik, L OBP: 0.221, SLG: 0.194 Bill Tuttle, R OBP: 0.341, SLG: 0.351 (10, 8)	0-0 HR			0-0 4-3			0-0 3-1		0-3 K		0-0 F7		4	1	1	3	0	1	1	
Wayne Causey, L OBP: 0.222, SLG: 0.176 Don Larsen, R OBP: 0.400, SLG: 0.571 Andy Carey, R OBP: 0.360, SLG: 0.368 (8, 5)	0-3 K			0-0 F5			0-0 G3		0-0 1B 1-2		0-0 P6		3	0	0	0	0	1	0	
Joe Pignatano, R OBP: 0.311, SLG: 0.325 (1, 2)		0-3 K		0-0 FC6-4 1B			0-0 6-3		0-0 F7		0-0 P5		6	0	1	0	0	1	3	
Bud Daley, L OBP: 0.176, SLG: 0.125 Leo Posada, R OBP: 0.400, SLG: 0.500 (7, 7)	0-0 F3			0-3 K			0-0 FC4-6 1B		0-0 F8		0-0 BB 1B		2	0	0	0	0	1	1	
Jerry Walker, S OBP: 0.300, SLG: 0.333 (11, 1)													0	0	0	0	0	0	0	
Inning Stats	R: 4 E: 1 K: 2 S: 9	H: 1 LOB: 0 BB: 2 P: 17	R: 0 E: 0 K: 1 S: 5	H: 0 LOB: 2 BB: 13	R: 0 E: 0 K: 1 S: 5	H: 0 LOB: 0 BB: 5	R: 0 E: 0 K: 1 S: 6	H: 1 LOB: 1 BB: 0 P: 6	R: 1 E: 0 K: 1 S: 6	H: 1 LOB: 0 BB: 0 P: 6	R: 0 E: 0 K: 0 S: 3	H: 2 LOB: 2 BB: 0 P: 7	R: 0 E: 0 K: 1 S: 6	H: 1 LOB: 1 BB: 0 P: 6	R: 2 E: 1 K: 0 S: 6	H: 2 LOB: 1 BB: 0 P: 6	1B: 6 2B: 1 3B: 0 HR: 3	SF: 1 SAC: 0 DP: 0 HBP: 0	WP: 0 PB: 0 SB: 0 CS: 0	PA: 53
PITCHER	IP WLS BF H R ER SO BB IBB HBP BLK WP HR S P ERA WHIP	1 12 35 7 1 1 6 1 0 0 0 0 1 46 50 1.00 0.889	0 4 7 1 1 6 0 0 0 0 0 0 1 6 6 9.00 2.000	0 3 6 1 1 6 0 0 0 0 0 0 1 14 30 0.00 2.500	0 3 6 1 1 6 0 0 0 0 0 0 1 6 6 9.00 2.000	0 3 6 1 1 6 0 0 0 0 0 0 1 6 6 9.00 2.000	0 3 6 1 1 6 0 0 0 0 0 0 1 6 6 9.00 2.000	0 3 6 1 1 6 0 0 0 0 0 0 1 6 6 9.00 2.000	0 3 6 1 1 6 0 0 0 0 0 0 1 6 6 9.00 2.000	0 3 6 1 1 6 0 0 0 0 0 0 1 6 6 9.00 2.000	0 3 6 1 1 6 0 0 0 0 0 0 1 6 6 9.00 2.000	0 3 6 1 1 6 0 0 0 0 0 0 1 6 6 9.00 2.000	0 3 6 1 1 6 0 0 0 0 0 0 1 6 6 9.00 2.000	0 3 6 1 1 6 0 0 0 0 0 0 1 6 6 9.00 2.000	0 3 6 1 1 6 0 0 0 0 0 0 1 6 6 9.00 2.000	0 3 6 1 1 6 0 0 0 0 0 0 1 6 6 9.00 2.000	0 3 6 1 1 6 0 0 0 0 0 0 1 6 6 9.00 2.000	0 3 6 1 1 6 0 0 0 0 0 0 1 6 6 9.00 2.000	0 3 6 1 1 6 0 0 0 0 0 0 1 6 6 9.00 2.000	0 3 6 1 1 6 0 0 0 0 0 0 1 6 6 9.00 2.000

TOP

Kansas City Athletics @ Cleveland Indians
Cleveland Municipal Stadium, Cleveland, OH

Sat May 27 1961, 3:33 AM EDT
Att. 1,808 - Unknown

AB 47
R 7
H 10
RBI 6
BB 5
SO 9
LOB 22




Batter	1	2	3	4	5	6	7	8	9	10	11	12	AB	R	H	RBI	BB	SO	LOB			
Johnny Temple, R OBP: 0.417, SLG: 0.425 (1, 4)	0-0 1B	0-3 K		0-0 HR		0-0 FC5-4 PO 1B 1-2 3-H			0-3 K		0-0 SH1-3		5	1	2	3	0	2	3			
Jim Piersall, R OBP: 0.368, SLG: 0.418 (1, 8)	0-0 P4			0-0 L4		0-0 1B			4-0 1B BB		4-0 BB		4	1	2	0	2	0	1			
Tito Francona, L OBP: 0.366, SLG: 0.423 (1, 7)	0-0 F8			2B 6-3 1B		0-0 1B			0-0 BB		0-0 BB		6	0	2	0	0	1	4			
Vic Power, R OBP: 0.322, SLG: 0.419 (1, 3)	0-0 F8			6-3 2B		0-0 P5			0-0 F8		0-0 FC6-4		6	0	1	0	0	0	4			
Willie Kirkland, L OBP: 0.326, SLG: 0.357 (1, 9)		4-0 2B BB		0-0 6-3		0-0 F9			0-0 3-1		0-0 4-3		5	1	0	1	1	1	2			
John Romano, R OBP: 0.460, SLG: 0.544 (1, 2)		0-0 2B		2-3 SH F9		0-0 FC5-4			0-3 K		0-0 5-3		6	0	2	1	0	1	2			
Woodie Held, R OBP: 0.358, SLG: 0.417 (1, 6)		0-0 6-3		0-0 F7		4-0 E FC5-4 BB			0-3 K		0-3 K		5	1	0	0	1	2	2			
Bubba Phillips, R OBP: 0.320, SLG: 0.406 (1, 5)		4-0 FC6-4 BB		0-0 HR 1B		0-0 E6 FC5-4 1B			0-0 F5		0-3 K		4	1	2	0	1	1	0			
Wynn Hawkins, R OBP: 0.274, SLG: 0.083 Chuck Essegian, R OBP: 0.423, SLG: 0.371 Johnny Antonelli, L OBP: 0.111, SLG: 0.222 Don Dillard, L OBP: 0.370, SLG: 0.478 Frank Funk, R (12, 1)	0-0 FC6-4 1-2			0-3 K		0-3 K			0-0 4-3		0-0 SH1-3 1B		0	0	0	0	0	0	0			
Inning Stats	R: 0 E: 0 K: 0 S: 4	H: 1 LOB: 1 BB: 0 P: 4	R: 1 E: 0 K: 1 S: 6	H: 1 LOB: 2 BB: 14	R: 1 E: 0 K: 1 S: 7	H: 2 LOB: 0 BB: 0 P: 7	R: 2 E: 0 K: 1 S: 7	H: 2 LOB: 0 BB: 0 P: 7	R: 0 E: 0 K: 0 S: 3	H: 0 LOB: 0 BB: 0 P: 3	R: 0 E: 0 K: 1 S: 6	H: 1 LOB: 2 BB: 10	R: 0 E: 0 K: 1 S: 5	H: 0 LOB: 0 BB: 0 P: 5	R: 0 E: 0 K: 1 S: 6	H: 1 LOB: 2 BB: 10	1B: 9 2B: 2 3B: 0 HR: 1	SF: 0 SAC: 1 DP: 0 HBP: 0	WP: 0 PB: 0 SB: 0 CS: 0	PA: 53		
PITCHER	IP WLS BF H R ER SO BB IBB HBP BLK WP HR S P ERA WHIP	6 29 9 5 5 4 3 0 0 0 0 0 1 34 46 7.50 2.000	4 14 1 0 0 4 1 0 0 0 0 0 0 21 25 0.00 0.500	2 9 2 0 0 2 1 0 0 0 0 0 0 12 16 0.00 1.500	6 29 9 5 5 4 3 0 0 0 0 0 1 34 46 7.50 2.000	4 14 1 0 0 4 1 0 0 0 0 0 0 21 25 0.00 0.500	2 9 2 0 0 2 1 0 0 0 0 0 0 12 16 0.00 1.500	6 29 9 5 5 4 3 0 0 0 0 0 0 1 34 46 7.50 2.000	4 14 1 0 0 4 1 0 0 0 0 0 0 21 25 0.00 0.500	2 9 2 0 0 2 1 0 0 0 0 0 0 12 16 0.00 1.500	6 29 9 5 5 4 3 0 0 0 0 0 1 34 46 7.50 2.000	4 14 1 0 0 4 1 0 0 0 0 0 0 21 25 0.00 0.500	2 9 2 0 0 2 1 0 0 0 0 0 0 12 16 0.00 1.500	6 29 9 5 5 4 3 0 0 0 0 0 1 34 46 7.50 2.000	4 14 1 0 0 4 1 0 0 0 0 0 0 21 25 0.00 0.500	2 9 2 0 0 2 1 0 0 0 0 0 0 12 16 0.00 1.500	6 29 9 5 5 4 3 0 0 0 0 0 0 1 34 46 7.50 2.000	4 14 1 0 0 4 1 0 0 0 0 0 0 21 25 0.00 0.500	2 9 2 0 0 2 1 0 0 0 0 0 0 12 16 0.00 1.500	6 29 9 5 5 4 3 0 0 0 0 0 1 34 46 7.50 2.000	4 14 1 0 0 4 1 0 0 0 0 0 0 21 25 0.00 0.500	2 9 2 0 0 2 1 0 0 0 0 0 0 12 16 0.00 1.500

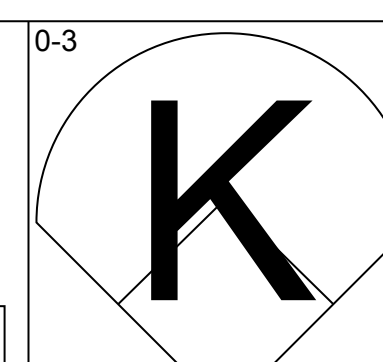
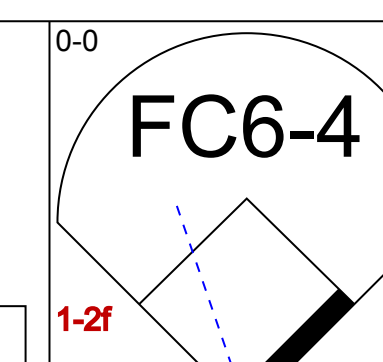
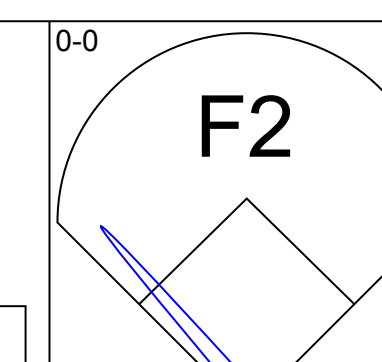
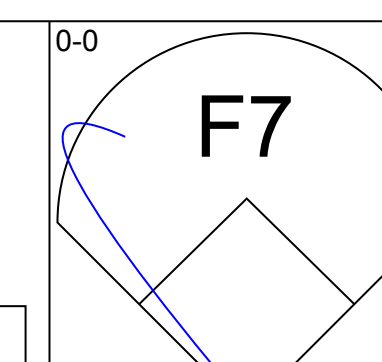
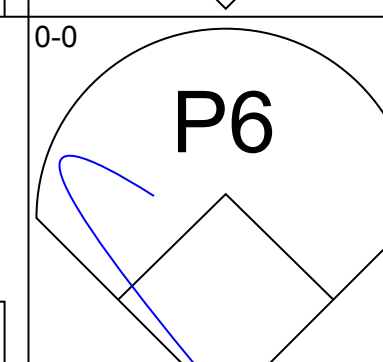
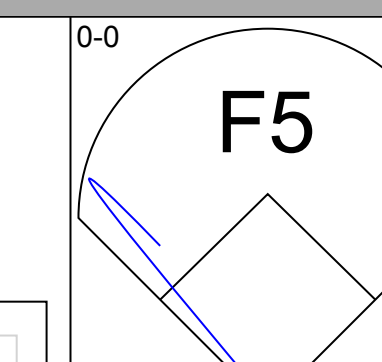
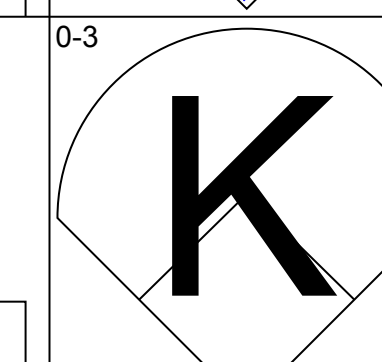
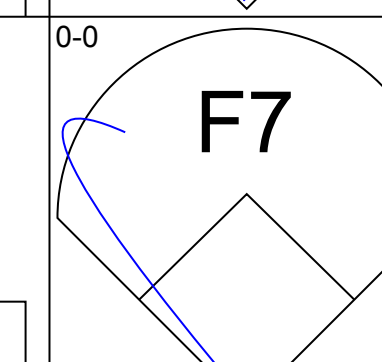
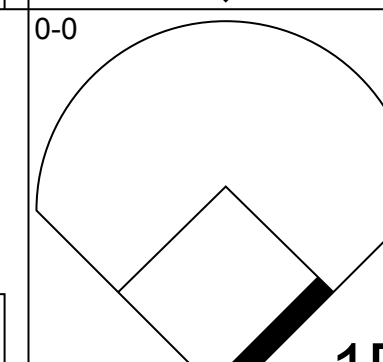
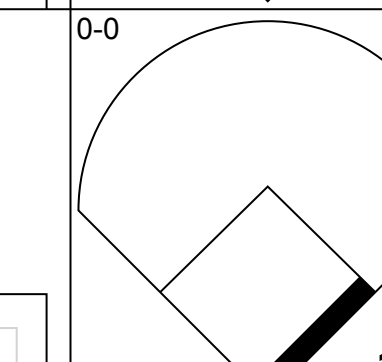
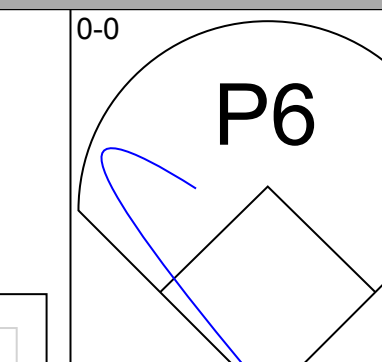
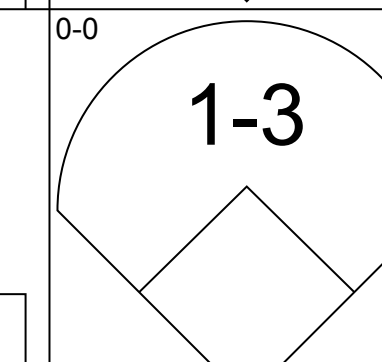
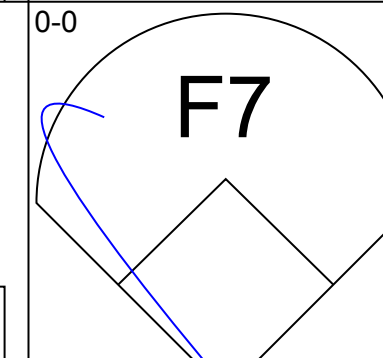
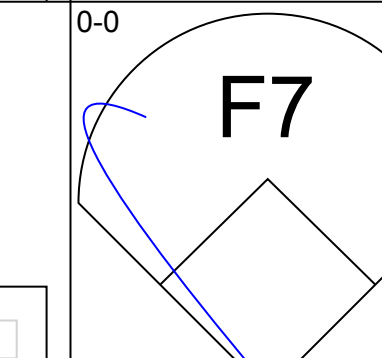
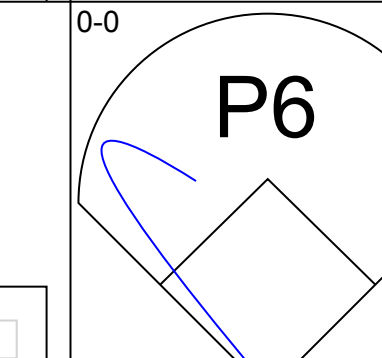

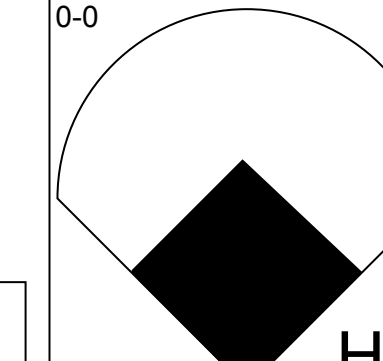
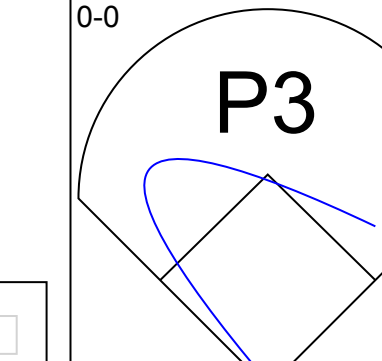
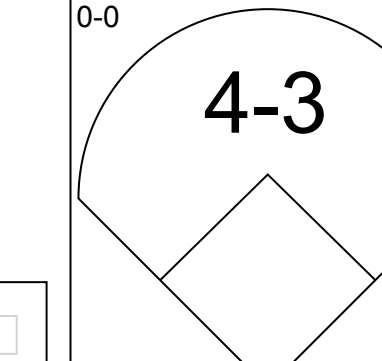

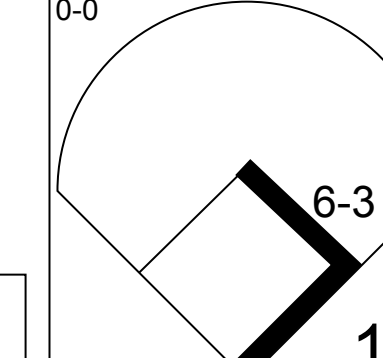
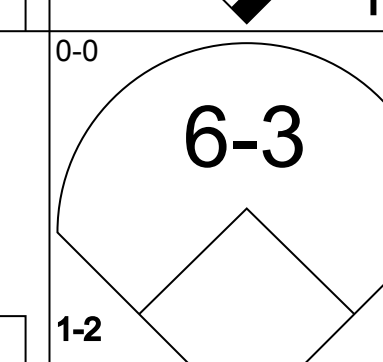
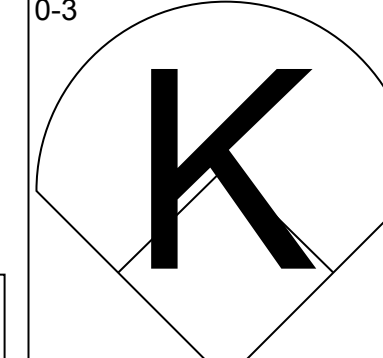
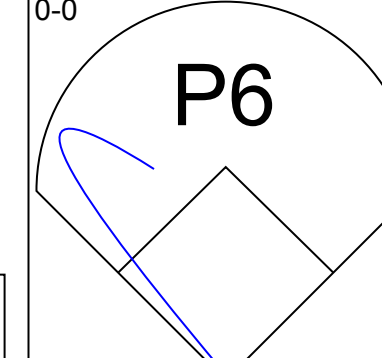
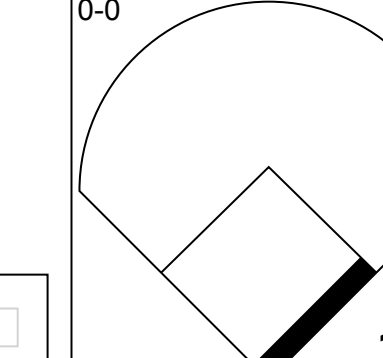
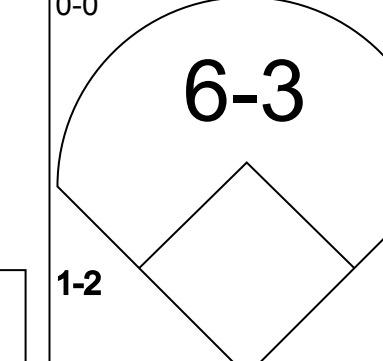
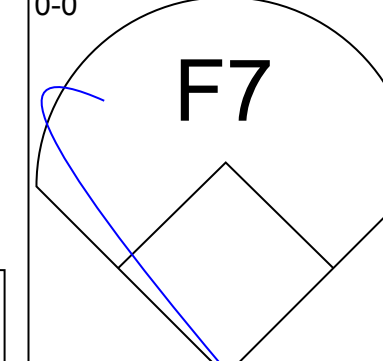
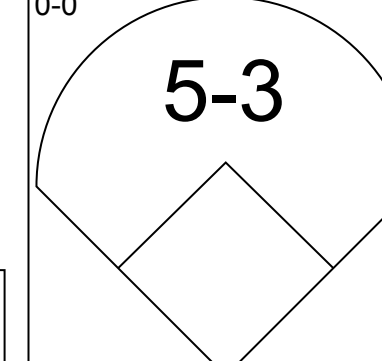
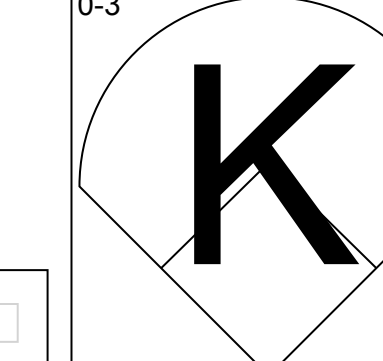
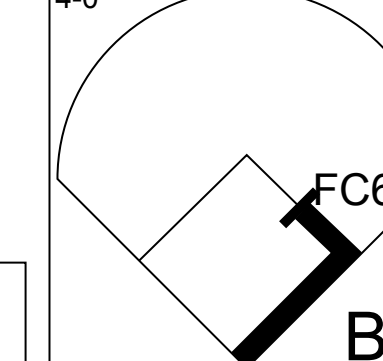
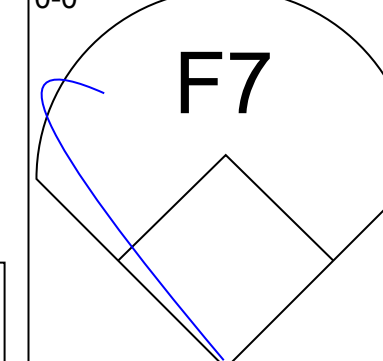
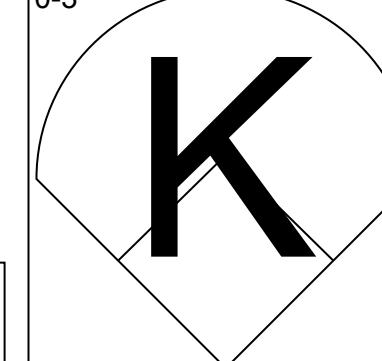
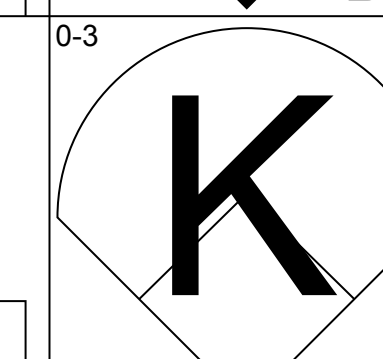
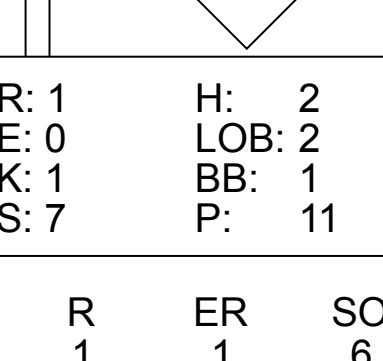
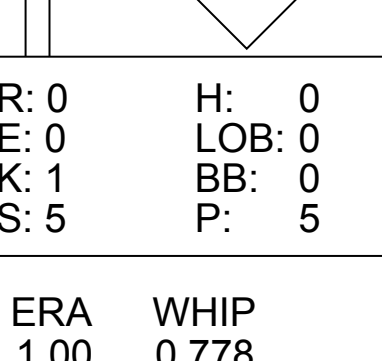
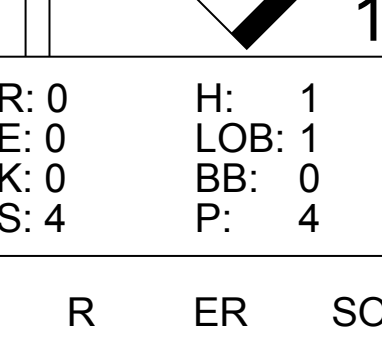
BOTTOM

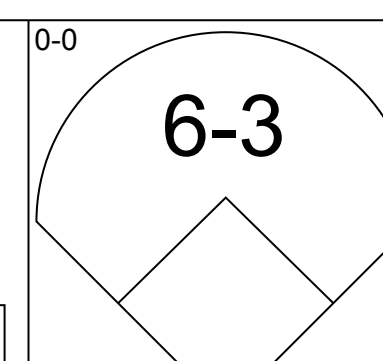
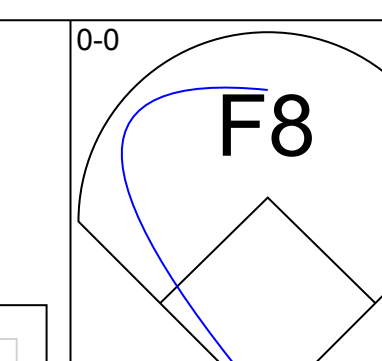
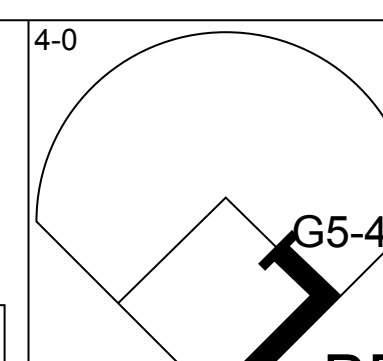
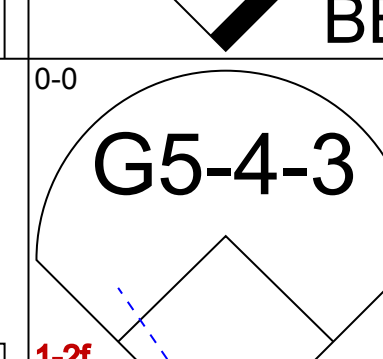
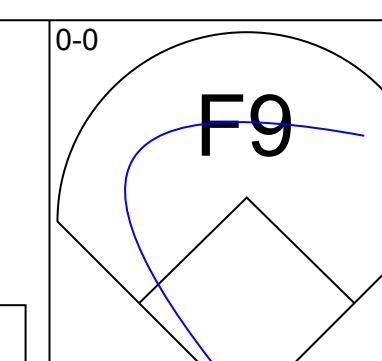
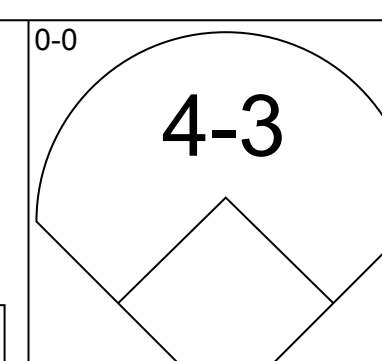
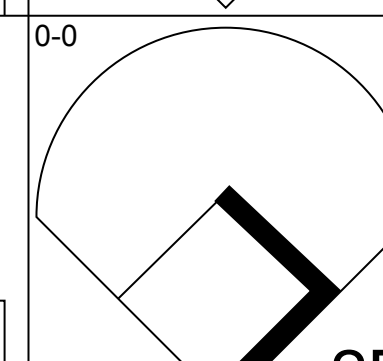
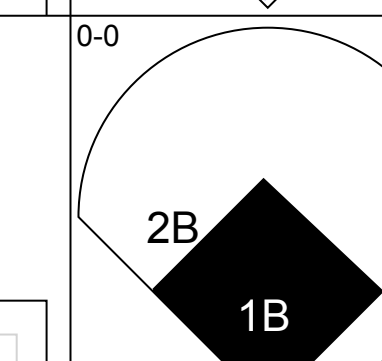
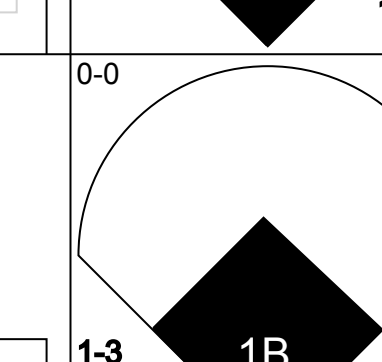
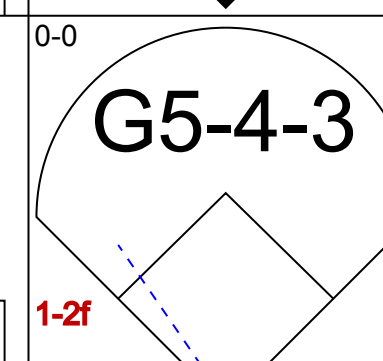
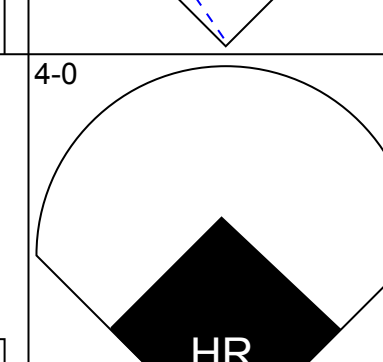
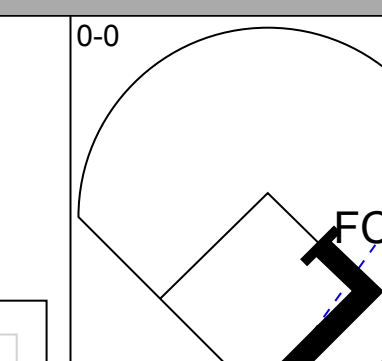
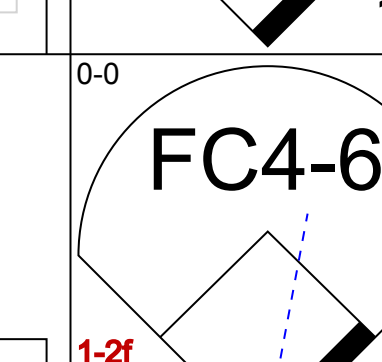
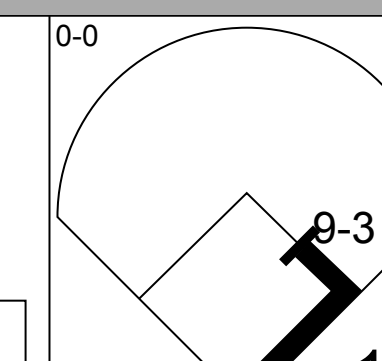
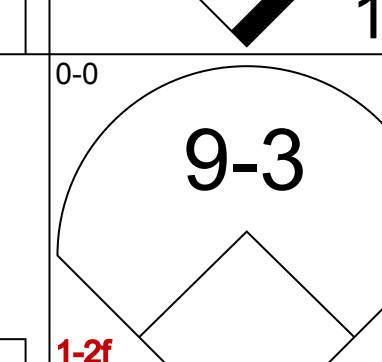
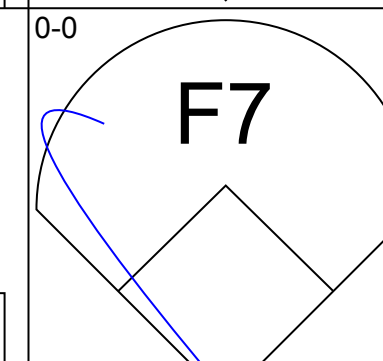
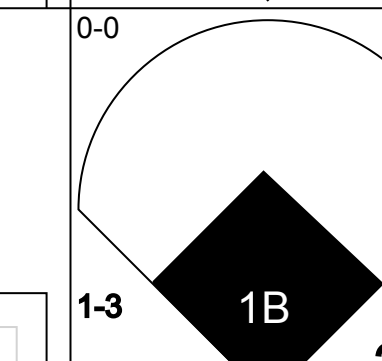
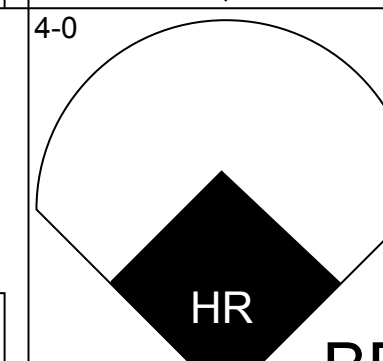
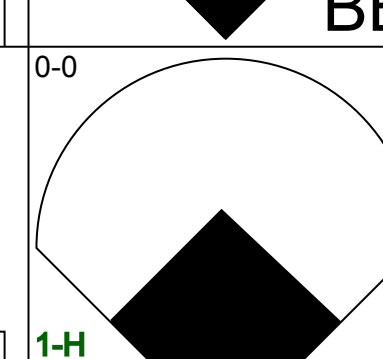
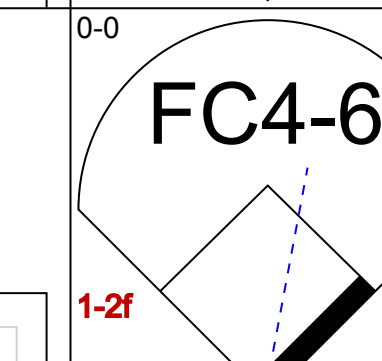
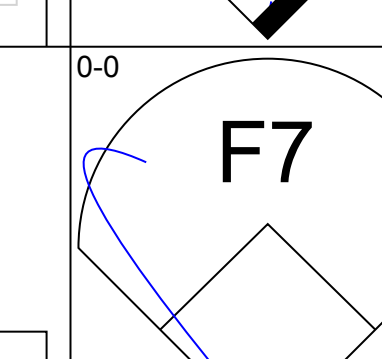
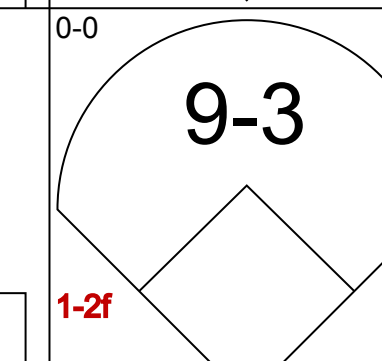
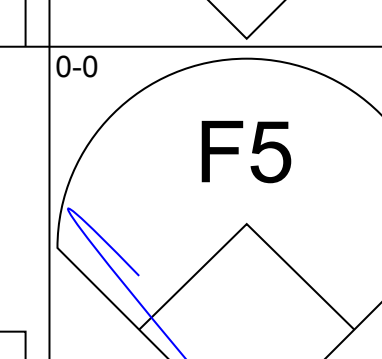
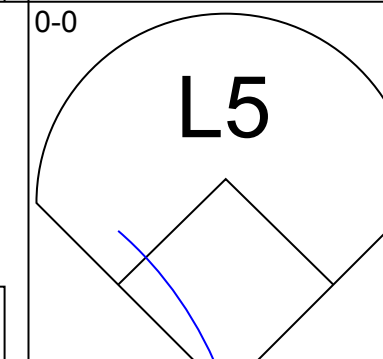
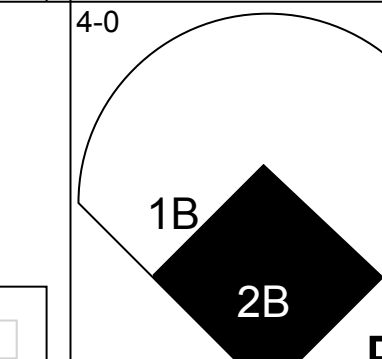
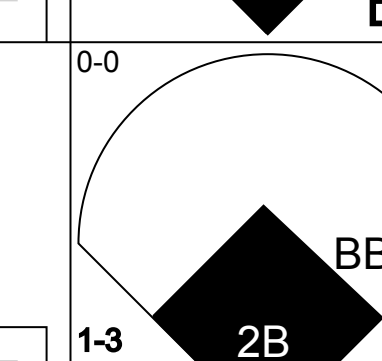
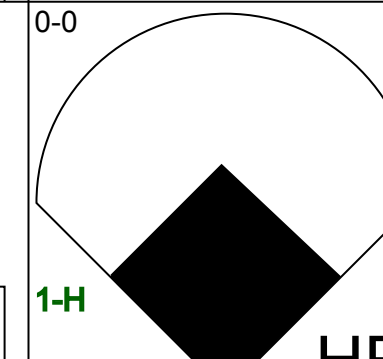
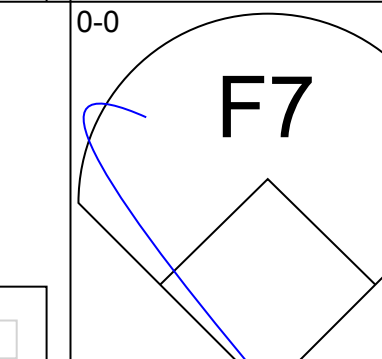
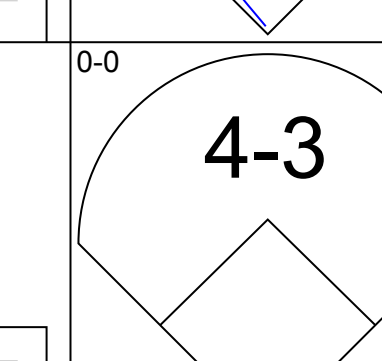
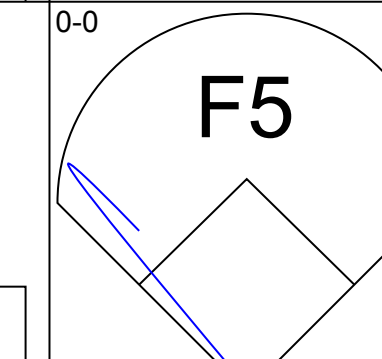
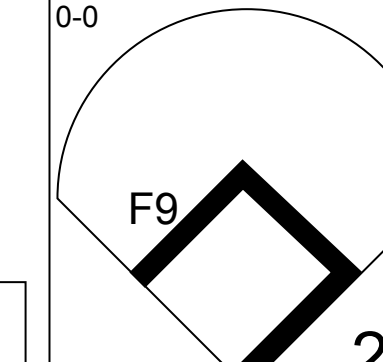
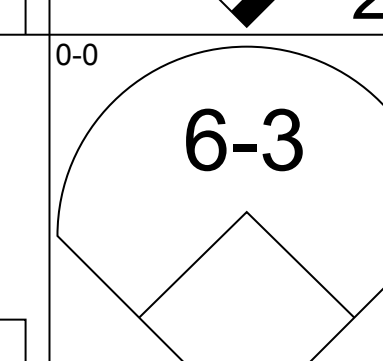
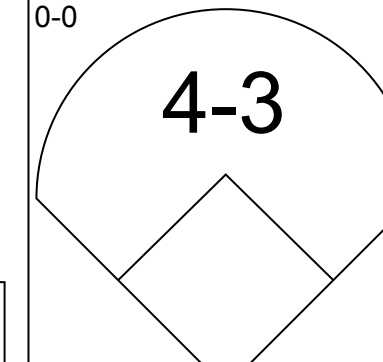
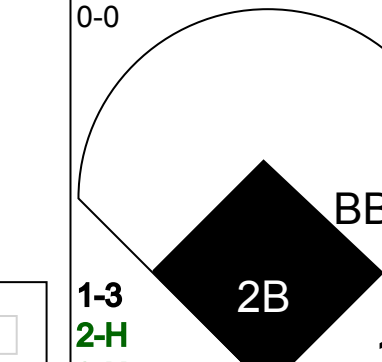
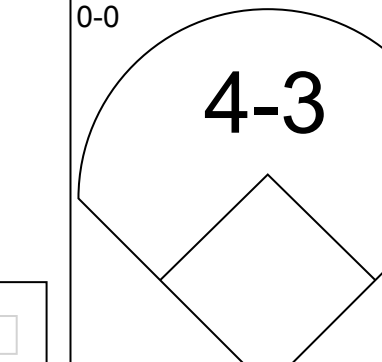
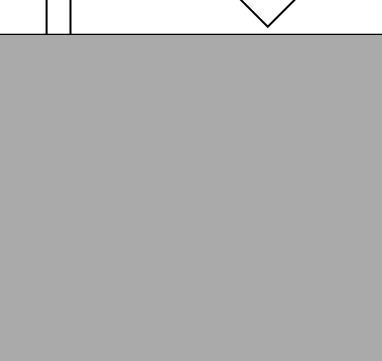
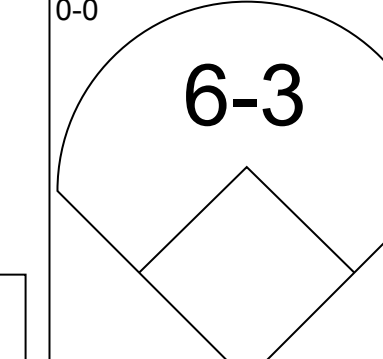
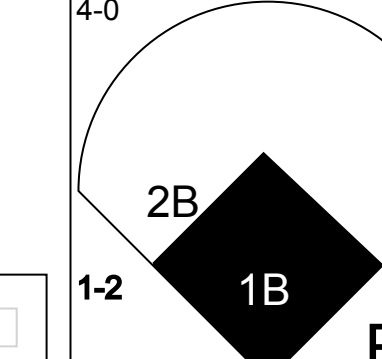
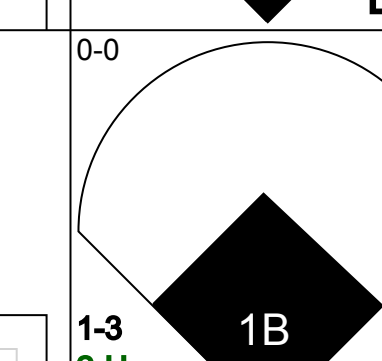
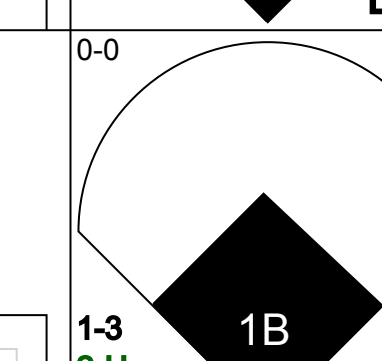
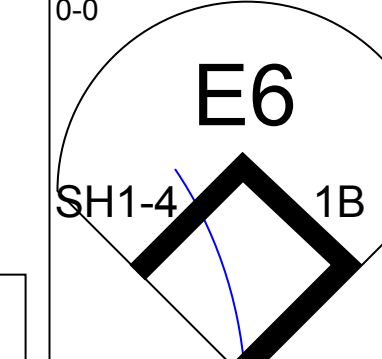
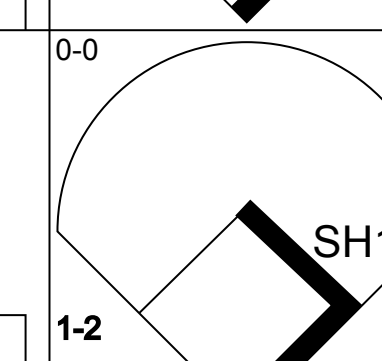
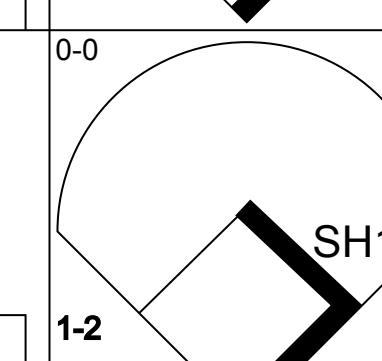
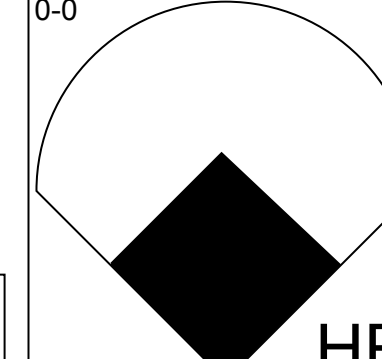
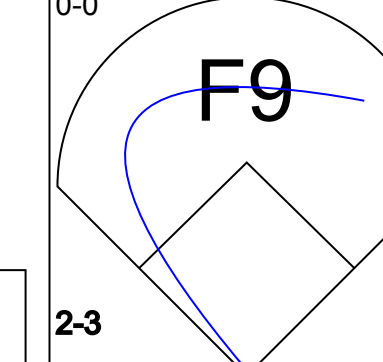
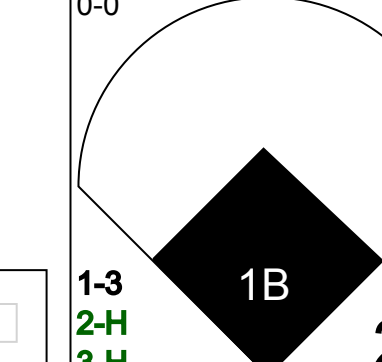
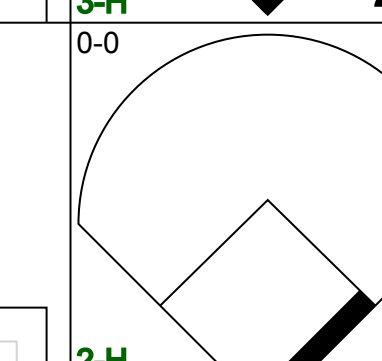
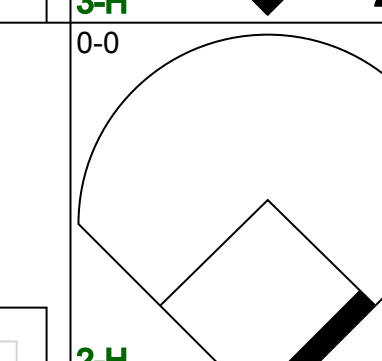
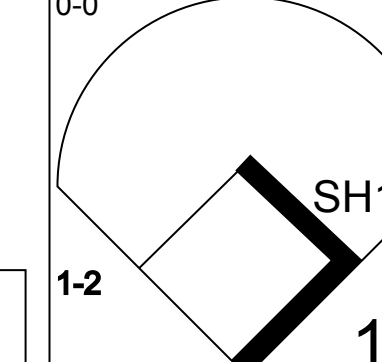
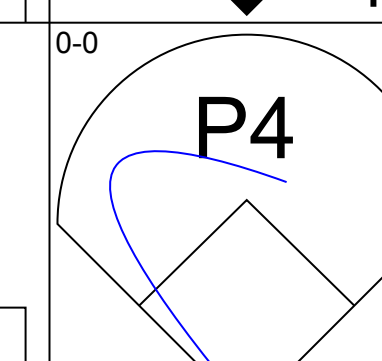
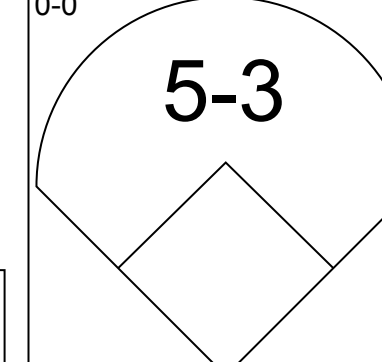
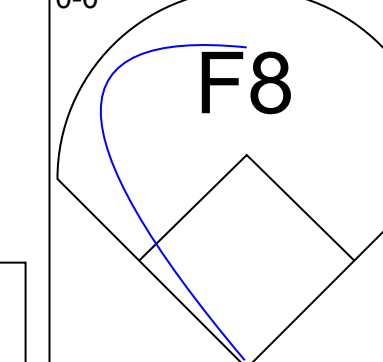
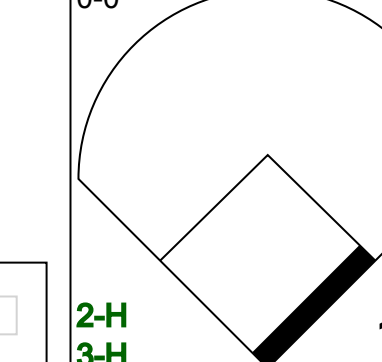
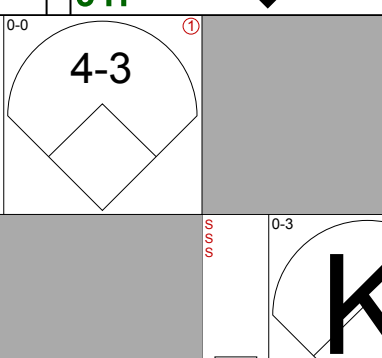
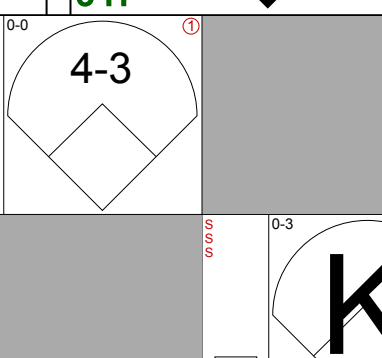
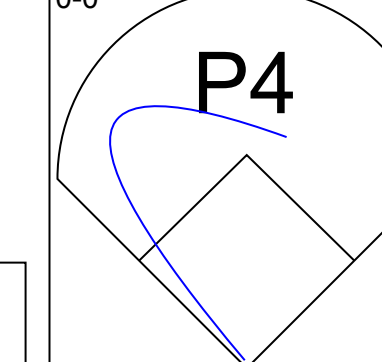
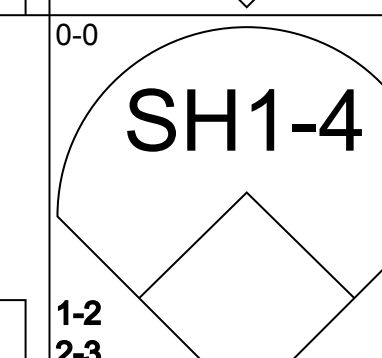
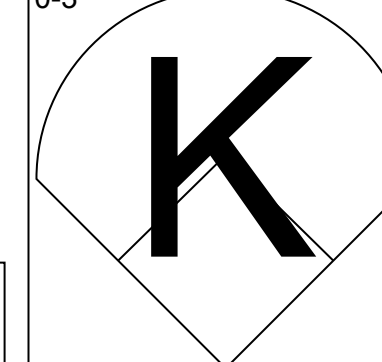
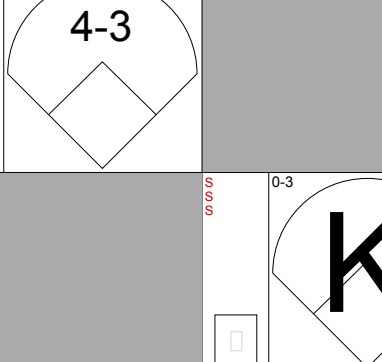
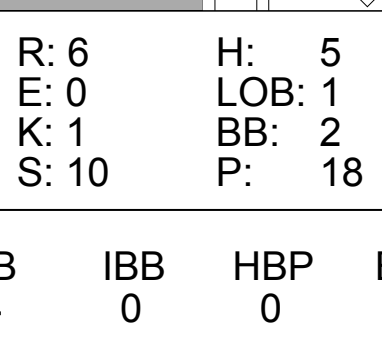
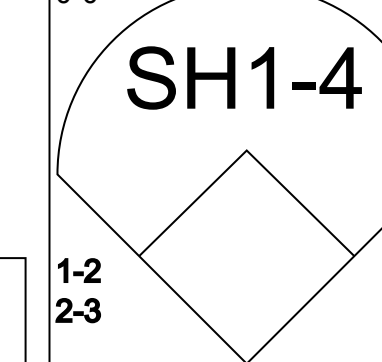
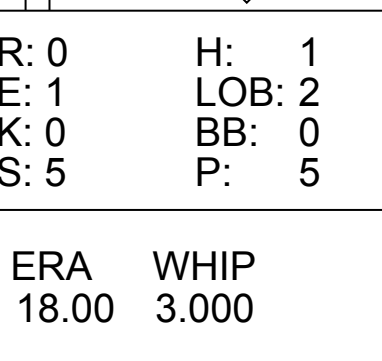
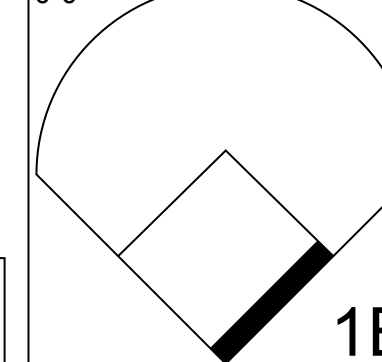
Kansas City Athletics @ Cleveland Indians
Cleveland Municipal Stadium, Cleveland, OH

Sat May 27 1961, 3:33 AM EDT
Att. 1,808 - Unknown


AB 46
R 5
H 12
RBI 5
BB 5
SO 10
LOB 23



Batter	1	2	3	4	5	6	7	8	9	AB	R	H	RBI	BB	SO	LOB	TOP					
Dick Howser, R OBP: 0.398, SLG: 0.341 (1, 6)										4	0	0	0	0	1	3	Kansas City Athletics @ Cleveland Indians Cleveland Municipal Stadium, Cleveland, OH Sun May 28 1961, 3:33 AM EDT Unknown					
Jay Hankins, L OBP: 0.250, SLG: 0.344 (1, 8)										4	0	0	0	0	1	1						
Al Pilarcik, L OBP: 0.256, SLG: 0.225 (1, 9)										4	0	2	0	0	0	1						
Jerry Lumpe, L OBP: 0.358, SLG: 0.362 (1, 4)										4	0	0	0	0	2	2						
Norm Siebern, L OBP: 0.341, SLG: 0.342 (1, 7)										4	1	1	1	0	0	1						
Mary Throneberry, L OBP: 0.341, SLG: 0.438 (1, 3)										4	0	2	0	0	1	0						
Haywood Sullivan, R OBP: 0.357, SLG: 0.438 (1, 2)										4	0	0	0	0	1	2						
Wayne Causey, L OBP: 0.250, SLG: 0.167 Ed Rakow, S (5, 1)										1	0	0	0	1	0	0						
Don Larsen, R OBP: 0.375, SLG: 0.533 (7, PH)										0	0	0	0	0	0	0						
Ray Herbert, R OBP: 0.091, SLG: 0.136 Lou Klimchuck, L OBP: 0.300, SLG: 0.362 (5, PH)										1	0	0	0	0	1	2						
Inning Stats	R: 0 E: 0 K: 1 S: 6	H: 1 LOB: 1 BB: 0 P: 6	R: 1 E: 0 K: 1 S: 7	H: 2 LOB: 2 BB: 1 P: 11	R: 0 E: 0 K: 0 S: 4	H: 1 LOB: 1 BB: 0 P: 4	R: 0 E: 0 K: 1 S: 5	H: 0 LOB: 0 BB: 0 P: 5	R: 0 E: 0 K: 1 S: 5	H: 0 LOB: 0 BB: 0 P: 5	R: 0 E: 0 K: 0 S: 3	H: 0 LOB: 0 BB: 0 P: 3	R: 0 E: 0 K: 1 S: 5	H: 0 LOB: 0 BB: 0 P: 5	R: 0 E: 0 K: 0 S: 4	H: 1 LOB: 1 BB: 0 P: 4	R: 0 E: 0 K: 1 S: 6	H: 1 LOB: 1 BB: 0 P: 6	1B: 5 2B: 0 3B: 0 HR: 1	SF: 0 SAC: 0 DP: 0 HBP: 0	WP: 0 PB: 0 SB: 0 CS: 0	PA: 34
PITCHER Gary Bell, R ERA: 3.41 (1, 1)	IP: 9.0 WLS: W BF: 34 H: 6 R: 1 ER: 1 SO: 6 BB: 1 IBB: 0 HBP: 0 BLK: 0 WP: 0 HR: 1 S: 45 P: 49 ERA: 1.00 WHIP: 0.778															PITCHER						

Batter	1	2	3	4	5	6	7	8	9	AB	R	H	RBI	BB	SO	LOB	BOTTOM			
Johnny Temple, R OBP: 0.415, SLG: 0.420 Miguel de la Hoz, R OBP: 0.200, SLG: 0.200 (6, 4)											2	0	0	0	1	0	0			
Jim Piersall, R OBP: 0.381, SLG: 0.437 (1, 8)											5	1	4	0	0	0	1			
Tito Francona, L OBP: 0.367, SLG: 0.425 (1, 7)										4	2	1	0	1	0	3				
Vic Power, R OBP: 0.324, SLG: 0.433 (1, 3)										4	2	1	2	1	0	2				
Willie Kirkland, L OBP: 0.331, SLG: 0.369 (1, 9)										4	1	2	2	0	0	1				
John Romano, R OBP: 0.403, SLG: 0.561 (1, 2)										3	2	1	1	1	0	1				
Woodie Held, R OBP: 0.362, SLG: 0.426 (1, 6)										4	1	2	2	0	0	1				
Bubba Phillips, R OBP: 0.318, SLG: 0.402 (1, 5)										4	0	1	2	0	1	3				
Gary Bell, R OBP: 0.130, SLG: 0.130 (1, 1)										3	0	1	0	0	1	1				
Inning Stats	R: 0 E: 0 K: 0 S: 4	H: 1 LOB: 1 BB: 0 P: 4	R: 0 E: 0 K: 0 S: 4	H: 1 LOB: 1 BB: 0 P: 4	R: 6 E: 0 K: 1 S: 10	H: 5 LOB: 2 BB: 2 P: 18	R: 2 E: 0 K: 0 S: 3	H: 1 LOB: 0 BB: 2 P: 11	R: 0 E: 1 K: 0 S: 5	H: 1 LOB: 2 BB: 0 P: 5	R: 0 E: 0 K: 0 S: 4	H: 1 LOB: 1 BB: 0 P: 4	R: 1 E: 0 K: 1 S: 7	H: 2 LOB: 1 BB: 0 P: 7	R: 0 E: 0 K: 0 S: 3	H: 1 LOB: 0 BB: 0 P: 3	1B: 7 2B: 5 3B: 0 HR: 2	SF: 0 SAC: 1 DP: 2 HBP: 0	WP: 0 PB: 0 SB: 0 CS: 0	PA: 40
PITCHER Ray Herbert, R ERA: 5.43 Ed Rakow, R ERA: 6.35 Don Larsen, R ERA: 4.5 (7, 1)	IP: 4.0 WLS: L BF: 23 H: 8 R: 8 ER: 8 SO: 1 BB: 4 IBB: 0 HBP: 0 BLK: 0 WP: 0 HR: 1 S: 21 P: 37 ERA: 18.00 WHIP: 3.000															PITCHER				

AB 33
R 1
H 6
RBI 1
BB 1
SO 6
LOB 12



AB 35
R 9
H 13
RBI 9
BB 4
SO 2
LOB 16



Batter	1	2	3	4	5	6	7	8	9	AB	R	H	RBI	BB	SO	LOB	TOP			
Dick Howser, R OBP: 0.404, SLG: 0.381 (1, 6)										5	3	3	1	0	0	1				
Jerry Lumpe, L OBP: 0.354, SLG: 0.356 (1, 4)										5	1	1	0	0	0	1				
Leo Posada, R OBP: 0.378, SLG: 0.541 (1, 9) (7, 7)										5	1	1	3	0	2	1				
Norm Siebern, L OBP: 0.355, SLG: 0.383 Hank Bauer, R OBP: 0.276, SLG: 0.320 (7, PH) (7, 9)										3	1	3	2	0	0	0				
Mary Throneberry, L OBP: 0.338, SLG: 0.431 (1, 3)										4	0	1	0	0	2	1				
Bill Tuttle, R OBP: 0.337, SLG: 0.338 (1, 8)										3	0	0	0	1	0	2				
Andy Carey, R OBP: 0.365, SLG: 0.388 (1, 5)										4	1	2	0	0	1	3				
Joe Pignatano, R OBP: 0.313, SLG: 0.395 (1, 2)										3	1	1	2	0	0	3				
Norm Bass, R (1, 1)										4	0	0	0	0	4	2				
Inning Stats	R: 3 E: 0 K: 1 S: 10	H: 5 LOB: 2 BB: 0 P: 10	R: 1 E: 0 K: 2 S: 8	H: 1 LOB: 0 BB: 0 P: 8	R: 3 E: 0 K: 2 S: 10	H: 3 LOB: 0 BB: 0 P: 10	R: 1 E: 0 K: 1 S: 7	H: 2 LOB: 1 BB: 0 P: 7	R: 0 E: 0 K: 1 S: 5	H: 0 LOB: 1 BB: 1 P: 9	R: 0 E: 0 K: 1 S: 5	H: 0 LOB: 0 BB: 0 P: 5	R: 0 E: 0 K: 1 S: 6	H: 1 LOB: 1 BB: 0 P: 6	R: 0 E: 0 K: 0 S: 3	H: 0 LOB: 0 BB: 0 P: 3	1B: 6 2B: 2 3B: 0 HR: 4	SF: 0 SAC: 1 DP: 0 HBP: 0	WP: 0 PB: 0 SB: 0 CS: 0	PA: 40
PITCHER	IP WLS BF H R ER SO BB IBB HBP BLK WP HR S P ERA WHIP																			
Jim Perry, R ERA: 4.18 (1, 1)	0.0 L 5 5 3 3 0 0 0 0 0 0 0 1 5 5																			
Barry Latman, R ERA: 3.16 (7, 1)	6.0 25 6 5 5 7 1 0 0 0 0 0 2 38 42 7.50 1.167																			
Bob Allen, L ERA: 1.42 (9, 1)	2.0 7 1 0 0 2 0 0 0 0 0 0 0 11 11 0.00 0.500																			
Russ Heman, R ERA: 3.6 (9, 1)	1.0 3 0 0 0 0 0 0 0 0 0 0 0 3 3 0.00 0.000																			

Kansas City Athletics @ Cleveland Indians
Cleveland Municipal Stadium, Cleveland, OH

AB 38
R 8
H 12
RBI 8
BB 1
SO 9
LOB 14



WP: 0 PA: 40
PB: 0
SB: 0
CS: 0

Sun May 28 1961, 3:38 AM EDT
Att: 10,022 - Unknown

livebaseballscores.com

Batter	1	2	3	4	5	6	7	8	9	AB	R	H	RBI	BB	SO	LOB	BOTTOM			
Miguel de la Hoz, R OBP: 0.286, SLG: 0.286 (1, 4)										4	1	2	0	0	0	0				
Jim Piersall, R OBP: 0.376, SLG: 0.451 (1, 8)										4	1	1	2	0	0	2				
Tito Francona, L OBP: 0.364, SLG: 0.417 (1, 7)										3	0	0	0	1	0	0				
Vic Power, R OBP: 0.317, SLG: 0.423 (1, 3)										4	0	0	0	0	0	1				
Willie Kirkland, L OBP: 0.322, SLG: 0.358 (1, 9)										4	0	0	0	0	0	1				
John Romano, R OBP: 0.401, SLG: 0.577 (1, 2)										3	1	1	1	0	1	0				
Woodie Held, R OBP: 0.361, SLG: 0.443 (1, 6)										3	1	1	1	0	0	0				
Bubba Phillips, R OBP: 0.313, SLG: 0.395 (1, 5)										3	0	0	0	0	1	0				
Jim Perry, S OBP: 0.125, SLG: 0.167 Barry Latman, R OBP: 0.357, SLG: 0.333 Don Dillard, L OBP: 0.458 Bob Allen, L OBP: 0.351, SLG: 0.333 Bob Hale, L OBP: 0.328 Mudcat Grant, R OBP: 0.333, SLG: 0.286 Russ Heman, R OBP: 0.286 (1, 1)										0	0	0	0	0	0	0				
Inning Stats	R: 0 E: 0 K: 0 S: 3	H: 0 LOB: 0 BB: 0 P: 3	R: 2 E: 0 K: 1 S: 7	H: 2 LOB: 0 BB: 0 P: 7	R: 0 E: 0 K: 1 S: 5	H: 0 LOB: 0 BB: 0 P: 5	R: 0 E: 0 K: 0 S: 3	H: 0 LOB: 0 BB: 0 P: 3	R: 0 E: 0 K: 1 S: 5	H: 2 LOB: 0 BB: 0 P: 7	R: 0 E: 0 K: 0 S: 3	H: 0 LOB: 0 BB: 0 P: 3	R: 0 E: 0 K: 0 S: 4	H: 2 LOB: 2 BB: 0 P: 4	R: 0 E: 0 K: 0 S: 2	H: 0 LOB: 0 BB: 1 P: 6	1B: 3 2B: 0 3B: 0 HR: 3	SF: 0 SAC: 0 DP: 2 HBP: 0	WP: 0 PB: 0 SB: 0 CS: 0	PA: 32
PITCHER	IP WLS BF H R ER SO BB IBB HBP BLK WP HR S P ERA WHIP																			
Norm Bass, R ERA: 3.35 (1, 1)	9.0 W 32 6 4 4 4 1 0 0 0 0 0 3 39 43 4.00 0.778																			

Kansas City Athletics @ Cleveland Indians
Cleveland Municipal Stadium, Cleveland, OH

AB 31
R 4
H 6
RBI 4
BB 1
SO 4
LOB 4



WP: 0 PA: 32
PB: 0
SB: 0
CS: 0

Sun May 28 1961, 3:38 AM EDT
Att: 10,022 - Unknown

livebaseballscores.com

Batter	1	2	3	4	5	6	7	8	9	AB	R	H	RBI	BB	SO	LOB	TOP					
Zoilo Versalles, R OBP: 0.337, SLG: 0.436 (1, 6)	F8		4-3 1-H 3B		P2		FC3-6 3-1			4	1	1	1	0	0	1	Minnesota Twins @ Cleveland Indians Cleveland Municipal Stadium, Cleveland, OH Tue May 30 1961, 3:33 AM EDT Unknown livebaseballscorecards.com					
Lenny Green, L OBP: 0.422, SLG: 0.455 (1, 8)	1-3		4-3		F3		3-1			4	0	0	1	0	0	1						
Harmon Killebrew, R OBP: 0.476, SLG: 0.719 (1, 5)	BB		BB		5-3			BLK 1B		2	0	1	0	2	0	0						
Jim Lemon, R OBP: 0.354, SLG: 0.352 Dan Dobbek, L OBP: 0.279, SLG: 0.382 (1, 7) (8, 7)	P5		F7			G3 SH1-3 2B BB		P4 1-2		3	1	0	0	1	0	3						
Bob Allison, R OBP: 0.326, SLG: 0.423 (1, 9)		P6		5-3		SH1-3		K		3	0	0	0	0	1	1						
Don Mincher, L OBP: 0.336, SLG: 0.410 (1, 3)	K			1B		G3		4-3		4	0	1	0	0	1	2						
Earl Battey, R OBP: 0.387, SLG: 0.417 (1, 2)	4-3			FC4-6 1B				F7		4	0	2	1	0	0	0						
Jose Valdivielso, R OBP: 0.179, SLG: 0.115 (1, 4)			3B 1B	K		6-3		F7		4	1	1	0	0	1	3						
Camilo Pascual, R OBP: 0.240, SLG: 0.136 (1, 1)			K	FC4-6				6-3		4	0	1	0	0	1	3						
				1-2				FC3-6 1B														
Inning Stats	R: 0 E: 0 K: 0 S: 3	H: 0 LOB: 1 BB: 1 P: 7	R: 0 E: 0 K: 1 S: 5	H: 0 LOB: 0 BB: 0 P: 5	R: 2 E: 0 K: 1 S: 7	H: 2 LOB: 1 BB: 1 P: 11	R: 0 E: 0 K: 1 S: 7	H: 2 LOB: 2 BB: 0 P: 7	R: 0 E: 0 K: 0 S: 3	H: 0 LOB: 0 BB: 0 P: 3	R: 1 E: 0 K: 0 S: 4	H: 1 LOB: 1 BB: 1 P: 8	R: 0 E: 0 K: 0 S: 3	H: 1 LOB: 0 BB: 0 P: 3	R: 0 E: 0 K: 1 S: 6	H: 0 LOB: 1 BB: 0 P: 6	R: 0 E: 0 K: 0 S: 3	H: 0 LOB: 0 BB: 0 P: 3	1B: 5 2B: 1 3B: 1 HR: 0	SF: 0 SAC: 1 DP: 0 HBP: 0	WP: 0 PB: 0 SB: 0 CS: 0	PA: 36
PITCHER	IP WLS BF H R ER SO BB IBB HBP BLK WP HR S P ERA WHIP	IP WLS BF H R ER SO BB IBB HBP BLK WP HR S P ERA WHIP																				
Wynn Hawkins, R ERA: 2.09 Frank Funk, R ERA: 1.57 (1, 1) (8, 1)	7.0 W 29 6 3 3 3 3 0 0 0 0 0 0 32 44 3.86 1.286	2.0 W 7 1 0 0 1 0 0 0 1 0 0 9 9 0.00 0.500																				

Batter	1	2	3	4	5	6	7	8	9	AB	R	H	RBI	BB	SO	LOB	BOTTOM			
Miguel de la Hoz, R OBP: 0.222, SLG: 0.222 (1, 4)	F9		F7			K		5-3		4	0	0	0	0	1	2	Minnesota Twins @ Cleveland Indians Cleveland Municipal Stadium, Cleveland, OH Tue May 30 1961, 3:33 AM EDT Unknown livebaseballscorecards.com			
Jim Piersall, R OBP: 0.380, SLG: 0.452 (1, 8)	FC6-4 1B		K			FC4 1B		E3 F2 SF9		4	1	2	0	0	1	0				
Tito Francona, L OBP: 0.356, SLG: 0.406 (1, 7)	F5				P4	FC4 1-2		F2		4	0	0	0	0	0	3				
Vic Power, R OBP: 0.316, SLG: 0.421 (1, 3)	FC6-4 1-2				4-3			SF9		3	1	1	1	0	0	1				
Willie Kirkland, L OBP: 0.320, SLG: 0.355 (1, 9)		G6-4-3 1B		1-3		P2		K		4	0	1	0	0	1	1				
John Romano, R OBP: 0.404, SLG: 0.572 (1, 2)		G6-4-3 1-2			F7	1B 1B G3 BB		E8 1B 1B		3	2	1	0	1	0	1				
Woodie Held, R OBP: 0.370, SLG: 0.444 (1, 6)		BB			F7	G3 1B 1-2 2-H		1B IBB		2	0	1	1	2	0	0				
Bubba Phillips, R OBP: 0.311, SLG: 0.392 (1, 5)		1-3			F8	G3 1B		P3		4	0	1	0	0	0	3				
Wynn Hawkins, R OBP: 0.188, SLG: 0.071 Bob Hale, L OBP: 0.284, SLG: 0.286 Frank Funk, R OBP: 0.379, SLG: 0.480 (1, 1) (7, PH) (8, 1) (8, PH)			K			6-3		G3		2	0	0	0	0	1	0				
								1-2 2-3 3-H		1	0	1	1	0	0	0				
Inning Stats	R: 0 E: 0 K: 0 S: 4	H: 1 LOB: 1 BB: 0 P: 4	R: 0 E: 0 K: 0 S: 3	H: 1 LOB: 1 BB: 1 P: 7	R: 0 E: 0 K: 2 S: 7	H: 0 LOB: 0 BB: 0 P: 7	R: 0 E: 0 K: 0 S: 3	H: 0 LOB: 0 BB: 0 P: 3	R: 0 E: 0 K: 1 S: 6	H: 1 LOB: 1 BB: 0 P: 6	R: 2 E: 0 K: 0 S: 6	H: 3 LOB: 2 BB: 1 P: 10	R: 1 E: 1 K: 1 S: 6	H: 0 LOB: 0 BB: 0 P: 6	R: 1 E: 1 K: 0 S: 3	H: 2 LOB: 2 BB: 1 P: 7	1B: 8 2B: 0 3B: 0 HR: 0	SF: 1 SAC: 0 DP: 1 HBP: 0	WP: 0 PB: 0 SB: 0 CS: 0	PA: 36
PITCHER	IP WLS BF H R ER SO BB IBB HBP BLK WP HR S P ERA WHIP	IP WLS BF H R ER SO BB IBB HBP BLK WP HR S P ERA WHIP																		
Camilo Pascual, R ERA: 3.18 (1, 1)	8.1 L 36 8 4 3 4 2 1 0 0 0 0 41 53 3.24 1.200																			

Batter	1	2	3	4	5	6	7	8	9	AB	R	H	RBI	BB	SO	LOB	TOP																		
Ken Aspromonte, R (1,4) OBP: 0.302, SLG: 0.272										4	1	1	0	1	0	0	Los Angeles Angels @ Cleveland Indians Cleveland Municipal Stadium, Cleveland, OH Fri Jun 02 1961, 7:05 PM EDT Att: 10,453 - Unknown livebaseballscorecards.com																		
Lee Thomas, L (1,9) OBP: 0.328, SLG: 0.431										3	1	1	1	1	1																				
Leon Wagner, L (1,7) OBP: 0.338, SLG: 0.559										4	0	2	1	1	0	2																			
Steve Bilko, R (1,3) OBP: 0.398, SLG: 0.457										4	0	1	0	1	3	4																			
Ken Hunt, R (1,8) OBP: 0.360, SLG: 0.574										5	0	2	2	0	1	4																			
Earl Averill, R (1,2) OBP: 0.420, SLG: 0.595										4	0	0	0	1	2	4																			
Gene Leek, R (1,5) OBP: 0.294, SLG: 0.415										4	0	1	0	0	1	4																			
Ken Hamlin, R (1,6) OBP: 0.266, SLG: 0.268										3	1	0	0	0	0	2																			
Ken McBride, R (1,1) OBP: 0.071, SLG: 0.071 (6, PH)										2	0	0	0	0	1	2																			
Albie Pearson, L (6, PH) OBP: 0.436, SLG: 0.426										1	1	1	0	0	0	0																			
Johnny James, L (6, 1)										1	0	0	0	0	0	0																			
Inning Stats	R: 0 E: 0 K: 1 S: 6	H: 1 LOB: 2 BB: 1 P: 10	R: 0 E: 0 K: 1 S: 6	H: 1 LOB: 1 BB: 0 P: 6	R: 0 E: 0 K: 1 S: 6	H: 1 LOB: 2 BB: 1 P: 10	R: 0 E: 0 K: 1 S: 5	H: 0 LOB: 1 BB: 1 P: 9	R: 1 E: 1 K: 0 S: 6	H: 2 LOB: 3 BB: 1 P: 10	R: 3 E: 0 K: 2 S: 10	H: 3 LOB: 2 BB: 1 P: 15	R: 0 E: 0 K: 0 S: 3	H: 0 LOB: 0 BB: 0 P: 3	R: 0 E: 0 K: 3 S: 9	H: 1 LOB: 0 BB: 0 P: 9	1B: 8 2B: 1 3B: 0 HR: 0	SF: 1 SAC: 0 DP: 1 HBP: 1	WP: 0 PB: 0 SB: 0 CS: 0	PA: 42															
PITCHER	IP WLS BF H R ER SO BB IBB HBP BLK WP HR S P ERA WHIP																																		
Gary Bell, R (1,1) ERA: 3.66	5.1	30	7	4	4	4	4	5	0	1	0	0	0	0	0	32	53	6.75	2.250																
Barry Latman, R (6,1) ERA: 2.75	1.2	6	1	0	0	2	0	0	0	0	0	0	0	0	10	10	0.00	0.600																	
Frank Funk, R (8,1) ERA: 1.49	2.0	W	6	1	0	0	3	0	0	0	0	0	0	0	12	12	0.00	0.500																	


Batter	1	2	3	4	5	6	7	8	9	AB	R	H	RBI	BB	SO	LOB	BOTTOM																		
Johnny Temple, R (1,4) OBP: 0.406, SLG: 0.410										4	0	0	0	0	0	0	Los Angeles Angels @ Cleveland Indians Cleveland Municipal Stadium, Cleveland, OH Fri Jun 02 1961, 7:05 PM EDT Att: 10,453 - Unknown livebaseballscorecards.com																		
Jim Piersall, R (1,8) OBP: 0.401, SLG: 0.471										3	0	3	0	1	0	0																			
Tito Francona, L (1,7) OBP: 0.357, SLG: 0.405										4	1	2	0	0	0	2																			
Vic Power, R (1,3) OBP: 0.318, SLG: 0.425										4	1	2	0	0	1	2																			
Willie Kirkland, L (1,9) OBP: 0.311, SLG: 0.345										3	1	0	1	0	0	3																			
John Romano, R (1,2) OBP: 0.414, SLG: 0.592										3	2	1	2	1	0	0																			
Woodie Held, R (1,6) OBP: 0.370, SLG: 0.455										3	1	1	1	1	0	0																			
Bubba Phillips, R (1,5) OBP: 0.309, SLG: 0.385										4	0	2	2	0	0	0																			
Gary Bell, R (1,1) OBP: 0.120, SLG: 0.120										2	0	0	0	0	0	2																			
Barry Latman, R (6,1)										0	0	0	0	0	0	0																			
Don Dillard, L (7, PH) OBP: 0.367, SLG: 0.462										1	0	0	0	0	0	0																			
Frank Funk, R (8,1)										1	0	0	0	0	1	1																			
Inning Stats	R: 0 E: 1 K: 0 S: 3	H: 1 LOB: 0 BB: 0 P: 3	R: 0 E: 0 K: 0 S: 3	H: 0 LOB: 0 BB: 0 P: 3	R: 1 E: 0 K: 0 S: 4	H: 1 LOB: 0 BB: 0 P: 4	R: 3 E: 0 K: 0 S: 5	H: 3 LOB: 2 BB: 3 P: 17	R: 0 E: 0 K: 1 S: 7	H: 2 LOB: 2 BB: 0 P: 7	R: 0 E: 0 K: 0 S: 3	H: 0 LOB: 0 BB: 0 P: 3	R: 0 E: 0 K: 0 S: 4	H: 1 LOB: 1 BB: 0 P: 4	R: 2 E: 0 K: 1 S: 8	H: 3 LOB: 1 BB: 0 P: 8	1B: 8 2B: 2 3B: 0 HR: 2	SF: 1 SAC: 0 DP: 1 HBP: 0	WP: 0 PB: 0 SB: 1 CS: 0	PA: 36															
PITCHER	IP WLS BF H R ER SO BB IBB HBP BLK WP HR S P ERA WHIP																																		
Ken McBride, R (1,1) ERA: 2.66	5.0	23	7	4	4	1	0	3	0	0	0	0	0	0	1	15	15	6.00	1.333																
Johnny James, R (6,1) ERA: 6.23	3.0	L	13	4	2	2	1	0	0	0	0	0	0	0	1	15	15	6.00	1.333																


Batter	1	2	3	4	5	6	7	8	9	AB	R	H	RBI	BB	SO	LOB	TOP					
Ken Aspromonte, R (1.4) OBP: 0.306, SLG: 0.279	4-0 BB		0-0 E 2B		0-0 6-3			0-0 P6		3	1	1	0	1	0	0	Los Angeles Angels @ Cleveland Indians Cleveland Municipal Stadium, Cleveland, OH Sat Jun 03 1961, 3:33 AM EDT Att: 3,134 - Unknown livebaseballscorecards.com					
Lee Thomas, L (1.9) OBP: 0.324, SLG: 0.419	0-0 P6		0-0 E9 HR 1B		0-0 L8			0-0 3-1		4	1	1	0	0	0	1						
Leon Wagner, L (1.7) OBP: 0.343, SLG: 0.580	0-0 F8		0-0 HR		0-0 F8			0-0 FC6-5 1B		4	1	2	2	0	0	1						
Ted Kluszewski, L (1.3) OBP: 0.348, SLG: 0.513	0-0 F7		0-0 6-3		0-0 P6			0-0 FC6-5 1B		4	1	1	0	0	0	1						
Ken Hunt, R (1.8) OBP: 0.357, SLG: 0.563		0-0 1B	0-0 F8		0-0 K			0-0 P6		4	0	1	0	0	1	2						
Earl Averill, R (1.2) OBP: 0.410, SLG: 0.577	0-3 K		0-3 K		0-0 P4			0-0 FC6-5 1B		4	0	0	0	0	2	3						
Gene Leek, R (1.5) OBP: 0.293, SLG: 0.411	0-3 K		0-0 5-3		0-0 6-3			0-0 1B		4	0	1	1	0	1	1						
Rocky Bridges, R (1.6) OBP: 0.373, SLG: 0.229	0-0 F2		0-0 1-3		0-0 1-6-3			0-0 F7		4	0	0	0	0	0	3						
Art Fowler, R (1.1) Ted Bowsfield, R (7.1) Tom Morgan, R (7.1) Eddie Yost, R (8, PH) Ned Garver, R (8.1)			0-0 6-3		0-0 F9			0-0 F3		2	0	0	0	0	0	0						
Inning Stats	R: 0 E: 0 K: 0 S: 3	H: 0 LOB: 1 BB: 1 P: 7	R: 0 E: 0 K: 2 S: 8	H: 1 LOB: 1 BB: 0 P: 8	R: 3 E: 1 K: 0 S: 6	H: 3 LOB: 0 BB: 0 P: 6	R: 0 E: 0 K: 1 S: 5	H: 0 LOB: 0 BB: 0 P: 5	R: 0 E: 0 K: 0 S: 3	H: 0 LOB: 0 BB: 0 P: 3	R: 0 E: 0 K: 0 S: 3	H: 0 LOB: 0 BB: 0 P: 3	R: 0 E: 0 K: 0 S: 3	H: 0 LOB: 0 BB: 0 P: 3	R: 1 E: 0 K: 0 S: 6	H: 3 LOB: 2 BB: 0 P: 6		1B: 5 2B: 1 3B: 0 HR: 1	SF: 0 SAC: 0 DP: 0 HBP: 0	WP: 0 PB: 0 SB: 0 CS: 0	PA: 35	
PITCHER Mudcat Grant, R (1.1) ERA: 3.5	IP: 9.0 WLS: W BF: 35 H: 7 R: 4 ER: 4 SO: 4	IP: 9.0 WLS: W BF: 35 H: 7 R: 4 ER: 4 SO: 4	IP: 9.0 WLS: W BF: 35 H: 7 R: 4 ER: 4 SO: 4	IP: 9.0 WLS: W BF: 35 H: 7 R: 4 ER: 4 SO: 4	IP: 9.0 WLS: W BF: 35 H: 7 R: 4 ER: 4 SO: 4	IP: 9.0 WLS: W BF: 35 H: 7 R: 4 ER: 4 SO: 4	IP: 9.0 WLS: W BF: 35 H: 7 R: 4 ER: 4 SO: 4	IP: 9.0 WLS: W BF: 35 H: 7 R: 4 ER: 4 SO: 4	IP: 9.0 WLS: W BF: 35 H: 7 R: 4 ER: 4 SO: 4	IP: 9.0 WLS: W BF: 35 H: 7 R: 4 ER: 4 SO: 4	IP: 9.0 WLS: W BF: 35 H: 7 R: 4 ER: 4 SO: 4	IP: 9.0 WLS: W BF: 35 H: 7 R: 4 ER: 4 SO: 4	IP: 9.0 WLS: W BF: 35 H: 7 R: 4 ER: 4 SO: 4	IP: 9.0 WLS: W BF: 35 H: 7 R: 4 ER: 4 SO: 4	IP: 9.0 WLS: W BF: 35 H: 7 R: 4 ER: 4 SO: 4	IP: 9.0 WLS: W BF: 35 H: 7 R: 4 ER: 4 SO: 4	IP: 9.0 WLS: W BF: 35 H: 7 R: 4 ER: 4 SO: 4	ERA: 4.00 WHIP: 0.889				

Batter	1	2	3	4	5	6	7	8	9	AB	R	H	RBI	BB	SO	LOB	BOTTOM					
Johnny Temple, R (1.4) OBP: 0.406, SLG: 0.412	4-0 S BB		0-0 4-3		0-0 1-3 2B			0-0 1-3		4	0	1	1	1	0	0	Los Angeles Angels @ Cleveland Indians Cleveland Municipal Stadium, Cleveland, OH Sat Jun 03 1961, 3:33 AM EDT Att: 3,134 - Unknown livebaseballscorecards.com					
Jim Piersall, R (1.8) OBP: 0.398, SLG: 0.466 Don Dillard, L (8.8) OBP: 0.355, SLG: 0.444	0-0 F8		0-0 F8		0-0 1-3			0-0 1-3		4	1	1	1	0	0	2						
Tito Francona, L (1.7) OBP: 0.360, SLG: 0.404	0-3 K		0-3 K		0-0 BB			0-0 SH5-3 1B		3	0	1	0	1	2	1						
Vic Power, R (1.3) OBP: 0.320, SLG: 0.424 Bob Hale, L (9.3) OBP: 0.294, SLG: 0.286	0-0 F9		0-0 FC6-4 1B		0-0 L8			0-0 B1-3		5	1	2	0	0	0	4						
Willie Kirkland, L (1.9) OBP: 0.311, SLG: 0.351 Chuck Essegian, R (7, PH) OBP: 0.444, SLG: 0.571	0-3 K		0-3 K		0-0 SH1-4 HR 2B			0-0 1B BB		3	1	1	0	0	2	1						
John Romano, R (1.2) OBP: 0.416, SLG: 0.591	0-0 E 1B		0-0 FC6-4 1B		0-0 SH1-4 HR BB			0-0 SF9		2	1	1	1	1	0	1						
Woodie Held, R (1.6) OBP: 0.369, SLG: 0.450	0-0 E4 G4-6-3		0-0 6-3		0-0 SH1-4			0-0 1B BB		2	1	0	0	1	0	1						
Bubba Phillips, R (1.5) OBP: 0.313, SLG: 0.404	0-0 G4-6-3		0-0 E8 2B		0-0 HR			0-0 E8 PB 1B		4	2	2	5	0	0	2						
Mudcat Grant, R (1.1) OBP: 0.290, SLG: 0.231	0-0 K2-3		0-3 K2-3		0-0 2B 1-3 BB			0-0 F8		3	1	0	0	1	2	1						
Inning Stats	R: 0 E: 0 K: 1 S: 5	H: 0 LOB: 1 BB: 1 P: 9	R: 0 E: 1 K: 1 S: 6	H: 1 LOB: 1 BB: 0 P: 6	R: 0 E: 0 K: 1 S: 5	H: 0 LOB: 0 BB: 0 P: 5	R: 0 E: 0 K: 2 S: 8	H: 1 LOB: 1 BB: 0 P: 8	R: 2 E: 1 K: 0 S: 5	H: 1 LOB: 2 BB: 2 P: 13	R: 3 E: 0 K: 0 S: 5	H: 2 LOB: 1 BB: 1 P: 9	R: 4 E: 2 K: 1 S: 8	H: 3 LOB: 1 BB: 2 P: 16	R: 0 E: 0 K: 0 S: 4	H: 1 LOB: 1 BB: 0 P: 4		1B: 6 2B: 2 3B: 0 HR: 1	SF: 1 SAC: 2 DP: 1 HBP: 0	WP: 0 PB: 1 SB: 1 CS: 0	PA: 40	
PITCHER Art Fowler, R (1.1) ERA: 4.38 Ted Bowsfield, L (7.1) ERA: 4.02 Tom Morgan, R (7.1) ERA: 4.44 Ned Garver, R (8.1) ERA: 5.67	IP: 6.0 WLS: L BF: 29 H: 6 R: 6 ER: 4 SO: 5	IP: 6.0 WLS: L BF: 29 H: 6 R: 6 ER: 4 SO: 5	IP: 6.0 WLS: L BF: 29 H: 6 R: 6 ER: 4 SO: 5	IP: 6.0 WLS: L BF: 29 H: 6 R: 6 ER: 4 SO: 5	IP: 6.0 WLS: L BF: 29 H: 6 R: 6 ER: 4 SO: 5	IP: 6.0 WLS: L BF: 29 H: 6 R: 6 ER: 4 SO: 5	IP: 6.0 WLS: L BF: 29 H: 6 R: 6 ER: 4 SO: 5	IP: 6.0 WLS: L BF: 29 H: 6 R: 6 ER: 4 SO: 5	IP: 6.0 WLS: L BF: 29 H: 6 R: 6 ER: 4 SO: 5	IP: 6.0 WLS: L BF: 29 H: 6 R: 6 ER: 4 SO: 5	IP: 6.0 WLS: L BF: 29 H: 6 R: 6 ER: 4 SO: 5	IP: 6.0 WLS: L BF: 29 H: 6 R: 6 ER: 4 SO: 5	IP: 6.0 WLS: L BF: 29 H: 6 R: 6 ER: 4 SO: 5	IP: 6.0 WLS: L BF: 29 H: 6 R: 6 ER: 4 SO: 5	IP: 6.0 WLS: L BF: 29 H: 6 R: 6 ER: 4 SO: 5	IP: 6.0 WLS: L BF: 29 H: 6 R: 6 ER: 4 SO: 5	IP: 6.0 WLS: L BF: 29 H: 6 R: 6 ER: 4 SO: 5	ERA: 6.00 WHIP: 1.667				

Batter	1	2	3	4	5	6	7	8	9	AB	R	H	RBI	BB	SO	LOB	TOP					
Eddie Yost, R OBP: 0.250, SLG: 0.100 (1, 5)	6-3		F7		F7		FC5-2 1B		E4	5	0	1	0	0	0	0	Los Angeles Angels @ Cleveland Indians Cleveland Municipal Stadium, Cleveland, OH Sun Jun 04 1961, 3:33 AM EDT Unknown livebaseballscorecards.com					
Ken Aspromonte, R OBP: 0.303, SLG: 0.277 (1, 4)	6-3		F3			6-3	FC5-2 1B		F8	5	0	1	0	0	0	1						
Leon Wagner, L OBP: 0.349, SLG: 0.579 (7, PH)	4-0		F8				FC5-2		K	2	2	1	0	1	0	0						
Earl Averill, R OBP: 0.405, SLG: 0.568 (7, 7)	E 1B BB						HR 1B		K	2	0	0	0	0	1	3						
Ted Kluszewski, L OBP: 0.353, SLG: 0.537 (1, 3)	E4 1B						HR 1B			4	1	2	2	0	0	2						
Lee Thomas, L OBP: 0.333, SLG: 0.415 (1, 9)									K	3	0	1	1	1	1	0						
Ken Hunt, R OBP: 0.361, SLG: 0.558 (1, 8)									F5	3	0	1	0	1	1	0						
Ed Sadowski, R OBP: 0.556, SLG: 0.750 (1, 2)										4	0	2	0	0	1	3						
Rocky Bridges, R OBP: 0.361, SLG: 0.220 (6, PH)									L6	2	0	0	0	0	0	1						
Albie Pearson, L OBP: 0.433, SLG: 0.422 (6, PH)	6-3									1	0	0	0	0	0	2						
Ken Hamlin, R OBP: 0.266, SLG: 0.268 (6, PH)										0	0	0	0	0	0	0						
Steve Bilko, R OBP: 0.393, SLG: 0.451 (8, PH)										1	0	0	0	0	0	1						
Johnny James, L (8, 1)										0	0	0	0	0	0	0						
Ron Kline, R OBP: 0.200, SLG: 0.158 (1, 1)										2	0	0	0	0	0	1						
Del Rice, R OBP: 0.314, SLG: 0.269 (7, PH)	L5-3									1	0	0	0	0	0	0						
Ryne Duren, R (7, 1)										0	0	0	0	0	0	0						
Gene Leek, R OBP: 0.291, SLG: 0.408 (8, 6)										1	0	0	0	0	1	0						
Inning Stats	R: 1 E: 1 K: 0 S: 4	H: 2 LOB: 2 BB: 1 P: 8	R: 0 E: 0 K: 1 S: 6	H: 1 LOB: 1 BB: 0 P: 6	R: 0 E: 0 K: 0 S: 3	H: 0 LOB: 0 BB: 0 P: 3	R: 0 E: 0 K: 1 S: 5	H: 0 LOB: 1 BB: 1 P: 9	R: 0 E: 0 K: 0 S: 3	H: 0 LOB: 0 BB: 0 P: 3	R: 2 E: 0 K: 0 S: 6	H: 3 LOB: 2 BB: 1 P: 10	R: 0 E: 0 K: 0 S: 5	H: 2 LOB: 2 BB: 0 P: 5	R: 0 E: 0 K: 1 S: 6	H: 1 LOB: 1 BB: 0 P: 6	R: 0 E: 1 K: 2 S: 8	H: 0 LOB: 1 BB: 0 P: 8	1B: 6 2B: 2 3B: 0 HR: 1	SF: 0 SAC: 0 DP: 0 HBP: 0	WP: 0 PB: 0 SB: 0 CS: 0	PA: 39
PITCHER	IP WLS BF H R ER SO BB IBB HBP BLK WP HR S P ERA WHIP	6.0 W 26 6 3 3 2 3 0 0 0 0 1 27 39 4.50 1.500	2.0 S 9 3 0 0 1 0 0 0 0 0 0 11 11 0.00 1.500	1.0 S 4 0 0 0 2 0 0 0 0 0 0 8 8 0.00 0.000	PITCHER										IP WLS BF H R ER SO BB IBB HBP BLK WP HR S P ERA WHIP							
Jim Perry, R ERA: 4.2 (1, 1)	Jim Perry, R ERA: 4.2 (1, 1)										Bob Allen, L ERA: 1.32 (7, 1)											
Bob Allen, L ERA: 1.32 (7, 1)	Bob Allen, L ERA: 1.32 (7, 1)										Frank Funk, R ERA: 1.45 (9, 1)											
Frank Funk, R ERA: 1.45 (9, 1)	Frank Funk, R ERA: 1.45 (9, 1)										Frank Funk, R ERA: 1.45 (9, 1)											

Batter	1	2	3	4	5	6	7	8	9	AB	R	H	RBI	BB	SO	LOB	BOTTOM				
Johnny Temple, R OBP: 0.406, SLG: 0.411 (1, 4)	K		FC4-6 1B			F8		G4-6-3		5	0	2	0	0	1	2	Los Angeles Angels @ Cleveland Indians Cleveland Municipal Stadium, Cleveland, OH Sun Jun 04 1961, 3:33 AM EDT Unknown livebaseballscorecards.com				
Jim Piersall, R OBP: 0.405, SLG: 0.483 (1, 8)	6-3 2B		F8			FC1-6 1B		6-3 SF9 2B		4	1	3	0	0	0	1					
Tito Francona, L OBP: 0.358, SLG: 0.397 (1, 7)	6-3		FC4-6 FC4-6 1-2			F8		SF9 6-3 BB		3	0	0	0	1	0	3					
Vic Power, R OBP: 0.314, SLG: 0.415 (1, 3)	4-3		FC4-6 1-2			FC1-6 1B 1-2		6-3 1-2 2-3		4	0	0	0	0	0	5					
Willie Kirkland, L OBP: 0.315, SLG: 0.364 (1, 9)			4-3			2B 2B		SF9 2-3 3H 4-0		3	1	2	1	0	0	0					
John Romano, R OBP: 0.423, SLG: 0.596 (1, 2)			HR BB			1B 2B		F3 BB		2	2	1	1	2	0	2					
Woodie Held, R OBP: 0.372, SLG: 0.465 (1, 6)			HR			K		G6-4-3 BB		3	1	1	2	1	2	3					
Bubba Phillips, R OBP: 0.317, SLG: 0.403 (1, 5)			K			1B 1B		G6-4-3 BB		3	0	1	1	1	1	1					
Jim Perry, S OBP: 0.115, SLG: 0.154 (6, PH)										2	0	0	0	0	1	1					
Jack Kubiszyn, R (6, PH)										0	0	0	0	1	0	0					
Bob Allen, L OBP: 0.333, SLG: 0.333 (7, 1)										0	0	0	0	0	0	0					
Don Dillard, L OBP: 0.344, SLG: 0.429 (8, PH)										0	0	0	0	0	0	1					
Frank Funk, R (9, 1)										0	0	0	0	0	0	0					
Inning Stats	R: 0 E: 0 K: 1 S: 6	H: 1 LOB: 1 BB: 0 P: 6	R: 2 E: 0 K: 1 S: 6	H: 1 LOB: 1 BB: 0 P: 10	R: 0 E: 0 K: 0 S: 4	H: 1 LOB: 1 BB: 0 P: 4	R: 2 E: 0 K: 2 S: 10	H: 4 LOB: 2 BB: 0 P: 10	R: 0 E: 0 K: 0 S: 5	H: 2 LOB: 2 BB: 0 P: 5	R: 0 E: 0 K: 0 S: 2	H: 0 LOB: 1 BB: 2 P: 10	R: 1 E: 0 K: 1 S: 6	H: 1 LOB: 2 BB: 2 P: 14	R: 0 E: 0 K: 0 S: 2	H: 0 LOB: 0 BB: 1 P: 6		1B: 5 2B: 4 3B: 0 HR: 1	SF: 1 SAC: 0 DP: 2 HBP: 0	WP: 0 PB: 0 SB: 0 CS: 0	PA: 37
PITCHER	IP WLS BF H R ER SO BB IBB HBP BLK WP HR S P ERA WHIP	6.0 L 28 9 4 4 4 4 3 0 0 0 0 6 33 45 6.00 2.000	1.0 L 6 1 1 1 1 2 0 0 0 0 0 6 14 9.00 3.000	1.0 L 3 0 0 0 0 1 0 0 0 0 0 2 6 0.00 1.000	PITCHER										IP WLS BF H R ER SO BB IBB HBP BLK WP HR S P ERA WHIP						
Ron Kline, R ERA: 4.57 (7, 1)	Ron Kline, R ERA: 4.57 (7, 1)										Ryne Duren, R ERA: 4.59 (8, 1)										
Ryne Duren, R ERA: 4.59 (8, 1)	Ryne Duren, R ERA: 4.59 (8, 1)										Johnny James, R ERA: 5.89 (8, 1)										
Johnny James, R ERA: 5.89 (8, 1)	Johnny James, R ERA: 5.89 (8, 1)										Johnny James, R ERA: 5.89 (8, 1)										

Batter	1	2	3	4	5	6	7	8	9	AB	R	H	RBI	BB	SO	LOB	TOP			
Ken Aspromonte, R OBP: 0.296, SLG: 0.269	1-3	K		P4			1-3	FC5-4		5	0	0	0	0	1	3	Los Angeles Angels @ Cleveland Indians Cleveland Municipal Stadium, Cleveland, OH Sun Jun 04 1961, 3:38 AM EDT Att: 11,780 - Unknown 			
Lee Thomas, L OBP: 0.354, SLG: 0.493	2B			HR			2B		K	4	2	3	1	1	1	0				
Leon Wagner, L OBP: 0.351, SLG: 0.577	F9			K						4	1	1	0	1	2	2				
Ken Hunt, R OBP: 0.376, SLG: 0.568										3	0	2	2	2	0	1				
Steve Bilko, R OBP: 0.375, SLG: 0.427	1-3			F9						4	0	0	0	0	0	6				
Ed Sadowski, R OBP: 0.482, SLG: 0.833				F8						4	1	1	1	0	0	4				
Gene Leek, R OBP: 0.290, SLG: 0.404		K			6-3					4	0	1	0	0	2	0				
Ken Hamlin, R OBP: 0.254, SLG: 0.254					1-3					3	0	0	0	0	0	0				
Albie Pearson, L OBP: 0.430, SLG: 0.418	F7						F8			1	0	0	0	0	0	1				
Rocky Bridges, R OBP: 0.361, SLG: 0.220								F2		0	0	0	0	0	0	0				
Jerry Casale, R OBP: 0.207, SLG: 0.046										2	0	2	0	0	0	0				
Ned Garver, R OBP: 0.359, SLG: 0.095										0	0	0	0	0	0	0				
Eddie Yost, R OBP: 0.359, SLG: 0.095										1	0	0	0	0	0	0				
Ted Bowsfield, L OBP: 0.359, SLG: 0.095										0	0	0	0	0	0	0				
Ted Kluszewski, L OBP: 0.359, SLG: 0.095										1	0	0	0	0	1	1				
Tom Morgan, R OBP: 0.359, SLG: 0.095										0	0	0	0	0	0	0				
Inning Stats	R: 0 E: 0 K: 0 S: 4	H: 1 LOB: 2 BB: 1 P: 8	R: 1 E: 0 K: 2 S: 9	H: 2 LOB: 1 BB: 0 P: 9	R: 1 E: 0 K: 1 S: 6	H: 1 LOB: 1 BB: 1 P: 10	R: 0 E: 0 K: 0 S: 4	H: 1 LOB: 2 BB: 0 P: 4	R: 0 E: 0 K: 1 S: 5	H: 0 LOB: 0 BB: 0 P: 5	R: 2 E: 0 K: 0 S: 6	H: 3 LOB: 1 BB: 0 P: 6	R: 0 E: 0 K: 1 S: 6	H: 1 LOB: 1 BB: 0 P: 6	R: 0 E: 0 K: 1 S: 4	H: 0 LOB: 0 BB: 1 P: 8	1B: 4 2B: 4 3B: 0 HR: 2	SF: 0 SAC: 0 DP: 1 HBP: 0	WP: 0 PB: 0 SB: 0 CS: 0	PA: 40
PITCHER	IP WLS BF H R ER SO BB IBB HBP BLK WP HR S P ERA WHIP																			
Wynn Hawkins, R ERA: 2.48	(1, 1)	7.0 W 33	9 4 4 5	3 0 0 0	0 0 0 0	0 0 2 40	52	5.14	1.714											
Bobby Locke, R ERA: 5.0	(8, 1)	2.0 S 7	1 0 0 2	1 0 0 0	0 0 10	14	0.00	1.000												

Batter	1	2	3	4	5	6	7	8	9	AB	R	H	RBI	BB	SO	LOB	BOTTOM			
Johnny Temple, R OBP: 0.401, SLG: 0.402	G6-3	P4		F8	P6		5-3			4	0	0	0	1	0	2	Los Angeles Angels @ Cleveland Indians Cleveland Municipal Stadium, Cleveland, OH Sun Jun 04 1961, 3:38 AM EDT Att: 11,780 - Unknown 			
Don Dillard, L OBP: 0.343, SLG: 0.400				L8						2	1	0	0	1	0	1				
Chuck Essegian, R OBP: 0.448, SLG: 0.545	F9			1B						1	0	0	0	1	0	0				
Tito Francona, L OBP: 0.364, SLG: 0.399	G6-3			WP						4	2	2	0	1	0	2				
Vic Power, R OBP: 0.316, SLG: 0.415		6-3		F9						5	0	2	1	0	0	1				
Willie Kirkland, L OBP: 0.318, SLG: 0.381					4-3					4	2	1	1	1	0	4				
John Romano, R OBP: 0.433, SLG: 0.604		E5								3	1	2	1	1	0	0				
Woodie Held, R OBP: 0.382, SLG: 0.474										3	1	2	2	2	0	1				
Bubba Phillips, R OBP: 0.315, SLG: 0.416										4	1	1	3	0	1	7				
Wynn Hawkins, R OBP: 0.158, SLG: 0.059										3	0	0	0	0	2	2				
Jack Kubiszyn, R ERA: 5.59										1	0	0	0	0	0	0				
Bobby Locke, R ERA: 4.26										0	0	0	0	0	0	0				
Inning Stats	R: 0 E: 0 K: 0 S: 2	H: 0 LOB: 0 BB: 1 P: 6	R: 4 E: 1 K: 1 S: 9	H: 3 LOB: 0 BB: 0 P: 9	R: 1 E: 0 K: 1 S: 6	H: 1 LOB: 3 BB: 3 P: 18	R: 1 E: 0 K: 1 S: 7	H: 2 LOB: 2 BB: 1 P: 11	R: 0 E: 0 K: 0 S: 4	H: 1 LOB: 2 BB: 1 P: 8	R: 2 E: 0 K: 0 S: 6	H: 3 LOB: 1 BB: 1 P: 10	R: 0 E: 0 K: 0 S: 3	H: 0 LOB: 1 BB: 0 P: 7	R: 0 E: 0 K: 0 S: 3	H: 0 LOB: 1 BB: 0 P: 4	1B: 6 2B: 2 3B: 0 HR: 2	SF: 0 SAC: 0 DP: 1 HBP: 1	WP: 1 PB: 0 SB: 0 CS: 0	PA: 43
PITCHER	IP WLS BF H R ER SO BB IBB HBP BLK WP HR S P ERA WHIP																			
Jerry Casale, R ERA: 6.54	(1, 1)	3.0 L 17	4 5 4 2	2 0 0 0	0 0 11	19	4.50	2.500												
Ned Garver, R ERA: 5.59	(4, 1)	2.0	3 1 1 1	2 0 0 0	0 0 9	17	9.00	2.500												
Ted Bowsfield, L ERA: 4.58	(6, 1)	2.0	3 2 2 0	2 0 0 0	0 0 3	4	0.00	0.000												
Tom Morgan, R ERA: 4.26	(8, 1)	1.0	4 0 0 0	0 0 1 0	0 0 0	3	0.00	0.000												

Batter	1	2	3	4	5	6	7	8	9	AB	R	H	RBI	BB	SO	LOB	TOP				
Johnny Temple, R OBP: 0.404, SLG: 0.399	4-0 BB BB	0-0 F7		0-0 P5	0-0 F8		0-0 1B		4-0 BB BB	4	0	1	1	2	0	5					
Jim Piersall, R OBP: 0.417, SLG: 0.503	4-0 1-2 BB	0-0 3B		0-0 1B		0-0 FC1-5 1B	0-0 1B		0-0 G5-3	5	0	4	2	1	0	2					
Tito Francona, L OBP: 0.360, SLG: 0.393	0-3 K	0-0 4-3		0-0 F8		0-0 1B	0-0 F8			5	0	1	0	0	1	7					
Vic Power, R OBP: 0.318, SLG: 0.416	0-0 P6			0-0 2B		0-0 2B 1B BB	0-0 FC1-5		0-0 6-3	4	1	1	0	1	0	4					
Willie Kirkland, L OBP: 0.309, SLG: 0.369	0-3 K			0-0 F8		0-0 F9	0-0 9-4-6		0-0 1-3	5	0	0	0	0	1	6					
John Romano, R OBP: 0.435, SLG: 0.605		0-0 6-3		0-0 P4		0-0 1B	0-0 2B		0-0 BB	3	1	1	0	1	0	1					
Mudcat Grant, R OBP: 0.290, SLG: 0.231										0	0	0	0	0	0	0					
Valmy Thomas, R OBP: 0.376, SLG: 0.231										1	0	1	0	0	0	0					
Woodie Held, R OBP: 0.378, SLG: 0.478		0-0 1B 3B		0-0 1-3		0-0 1-3	0-0 1-3		0-0 G5-4-3 BB	5	1	1	0	0	0	5					
Bubba Phillips, R OBP: 0.317, SLG: 0.412		0-0 1B 3B 1B		0-0 F6		0-0 1B	0-0 IBB		0-0 F8	4	2	1	1	1	0	1					
Johnny Antonelli, L OBP: 0.273, SLG: 0.455		0-0 3B 1B		0-0 1B		0-0 1B	0-0 1B		0-0 G5-3 BB	2	1	2	0	0	0	0					
Bobby Locke, R OBP: 0.187, SLG: 0.167										1	0	1	2	0	0	0					
Barry Latman, R OBP: 0.200, SLG: 0.333		0-0 3B 1B		0-0 2B		0-0 1-3 2H 3H	0-0 1B		0-0 G5-3 BB	1	1	1	1	1	0	0					
Inning Stats	R: 0 E: 0 K: 2 S: 7	H: 0 LOB: 2 BB: 2 P: 15	R: 3 E: 0 K: 0 S: 7	H: 4 LOB: 1 BB: 0 P: 7	R: 0 E: 0 K: 0 S: 4	H: 1 LOB: 1 BB: 0 P: 4	R: 0 E: 0 K: 0 S: 5	H: 2 LOB: 2 BB: 0 P: 5	R: 2 E: 0 K: 0 S: 5	H: 2 LOB: 1 BB: 2 P: 13	R: 0 E: 0 K: 0 S: 4	H: 2 LOB: 1 BB: 0 P: 4	R: 2 E: 1 K: 0 S: 6	H: 3 LOB: 2 BB: 1 P: 10	R: 0 E: 0 K: 0 S: 4	H: 1 LOB: 1 BB: 2 P: 4	R: 0 E: 0 K: 0 S: 2	H: 0 LOB: 1 BB: 2 P: 10	1B: 9 2B: 4 3B: 3 HR: 0	SF: 0 SAC: 0 DP: 3 HBP: 0	WP: 0 PA: 47 PB: 0 SB: 0 CS: 0
PITCHER	IP	WLS	BF	H	R	ER	SO	BB	IBB	HBP	BLK	WP	HR	S	P	ERA	WHIP				
Tom Sturdivant, R ERA: 3.57	5.0		28	9	5	5	2	3	1	0	0	0	0	28	44	9.00	2.400				
John Gabler, R ERA: 3.04	2.0	L	11	5	2	0	0	1	0	0	0	0	0	10	14	0.00	3.000				
Dave Sisler, R ERA: 0.74	2.0		8	1	0	0	0	2	0	0	0	0	0	6	14	0.00	1.500				

Cleveland Indians @ Washington Senators
Griffith Stadium, Washington, DC
Mon Jun 05 1961, 7:05 PM EDT
Att: 7,742 - Unknown

AB 40
R 7
H 15
RBI 7
BB 7
SO 2
LOB 31



Batter	1	2	3	4	5	6	7	8	9	AB	R	H	RBI	BB	SO	LOB	BOTTOM				
Danny O'Connell, R OBP: 0.372, SLG: 0.314	0-3 K	0-0 1-2 2H 3H 1B		0-0 P3	4-0 1-2 2-3 BB			0-0 F7		4	0	1	2	1	1	0					
Chuck Hinton, R OBP: 0.370, SLG: 0.393	0-3 K	0-0 F9		0-0 BB	0-0 5-3			0-0 FC3-6 BB		3	0	0	0	2	1	5					
Jim King, L OBP: 0.413, SLG: 0.568	4-0 BB		0-3 K	0-0 F8		0-0 4-3		0-0 FC3-6		4	0	0	0	1	1	2					
Dale Long, L OBP: 0.344, SLG: 0.539	0-0 F7		0-0 2B 1B		0-0 1B 3B		0-0 4-3	0-0 F5		5	2	2	0	0	0	2					
Harry Bright, R OBP: 0.315, SLG: 0.374		0-0 6-3	0-0 FC6-5 1H	0-0 2B	0-0 1B 1B		0-0 6-3		0-0 5-3	5	1	2	2	0	0	0					
Gene Green, R OBP: 0.380, SLG: 0.513	0-3 K		0-0 FC6-5 BB		0-0 1B FC3-2 1B					4	0	2	0	1	2	0					
Ed Hobaugh, R OBP: 0.118, SLG: 0.063										0	0	0	0	0	0	0					
Willie Tasby, R OBP: 0.366, SLG: 0.455		0-0 BB 1B 1B	0-0 F9		0-0 K		0-0 2B		0-0 F8	5	1	2	0	0	1	5					
Jim Mahoney, R OBP: 0.247, SLG: 0.218		0-0 BB 1B 1B	0-0 FC6-5		0-0 BB FC3-2 1B		0-0 1-3		0-0 6-3	2	1	1	0	0	0	2					
Gene Woodling, L OBP: 0.433, SLG: 0.542			0-0 FC6-5		0-0 1-3 2H 3H 1B					1	0	1	1	0	0	0					
Coot Veal, R OBP: 0.310, SLG: 0.295		0-0 1B 1B	0-0 1-2 2-3		0-0 BB FC3-2 1B		0-0 1-3			2	0	0	0	0	0	2					
Tom Sturdivant, L OBP: 0.211, SLG: 0.118		0-0 BB 1B 1B	0-0 F5		0-0 FC3-2 BB		0-0 K			1	0	0	0	1	0	0					
Billy Klaus, L OBP: 0.300, SLG: 0.340										1	0	0	0	0	0	2					
John Gabler, S OBP: 0.333, SLG: 0.667										0	0	0	0	0	0	0					
Marty Keough, L OBP: 0.302, SLG: 0.363		0-0 1-2 2-3 BB								1	0	0	0	0	1	1					
Dave Sisler, R										0	0	0	0	0	0	0					
Inning Stats	R: 0 E: 0 K: 2 S: 7	H: 0 LOB: 1 BB: 1 P: 11	R: 2 E: 0 K: 1 S: 8	H: 3 LOB: 2 BB: 1 P: 12	R: 1 E: 0 K: 1 S: 7	H: 2 LOB: 2 BB: 1 P: 11	R: 0 E: 0 K: 0 S: 3	H: 0 LOB: 1 BB: 1 P: 7	R: 2 E: 0 K: 1 S: 9	H: 4 LOB: 3 BB: 1 P: 13	R: 0 E: 0 K: 0 S: 3	H: 0 LOB: 0 BB: 0 P: 3	R: 0 E: 0 K: 2 S: 8	H: 1 LOB: 1 BB: 0 P: 8	R: 0 E: 0 K: 0 S: 3	H: 0 LOB: 1 BB: 1 P: 7	R: 0 E: 0 K: 0 S: 4	H: 1 LOB: 1 BB: 0 P: 4	1B: 8 2B: 2 3B: 1 HR: 0	SF: 0 SAC: 0 DP: 0 HBP: 0	WP: 0 PA: 44 PB: 0 SB: 0 CS: 0
PITCHER	IP	WLS	BF	H	R	ER	SO	BB	IBB	HBP	BLK	WP	HR	S	P	ERA	WHIP				
Johnny Antonelli, L ERA: 5.4	3.0		17	5	3	3	4	3	0	0	0	0	0	22	34	9.00	2.667				
Bobby Locke, R ERA: 5.4	2.0		12	4	2	2	1	2	0	0	0	0	0	12	20	9.00	3.000				
Barry Latman, R ERA: 2.48	4.0	W	15	2	0	0	2	1	0	0	0	0	0	18	22	0.00	0.750				

Cleveland Indians @ Washington Senators
Griffith Stadium, Washington, DC
Mon Jun 05 1961, 7:05 PM EDT
Att: 7,742 - Unknown

AB 38
R 5
H 11
RBI 5
BB 6
SO 7
LOB 21



Batter	1	2	3	4	5	6	7	8	9	AB	R	H	RBI	BB	SO	LOB	TOP							
Johnny Temple, R OBP: 0.411, SLG: 0.401 (1, 4)										6	2	1	0	0	1	3	Cleveland Indians @ Washington Senators Griffith Stadium, Washington, DC Wed Jun 07 1961, 7:05 PM EDT Att: 8,136 - Unknown							
Jim Piersall, R OBP: 0.416, SLG: 0.513 Don Dillard, L OBP: 0.375, SLG: 0.412 (7, PH) (7, 7)										4	1	1	1	0	2	3								
Willie Kirkland, L OBP: 0.319, SLG: 0.396 (1, 9)										4	2	2	1	1	1	2								
Vic Power, R OBP: 0.335, SLG: 0.433 (1, 3)										3	3	2	1	2	0	2								
Chuck Essegian, R OBP: 0.457, SLG: 0.556 (1, 7) (7, 8)										4	1	2	1	1	2	1								
John Romano, R OBP: 0.443, SLG: 0.637 (1, 2)										4	0	1	2	1	1	2								
Woodie Held, R Jack Kubiszyn, R (1, 6) (8, 6)										2	1	1	3	2	0	1								
Bubba Phillips, R OBP: 0.319, SLG: 0.408 Miguel de la Hoz, R OBP: 0.292, SLG: 0.391 (1, 5) (8, PH) (8, 5)										3	1	1	0	1	0	4								
Mudcat Grant, R OBP: 0.250, SLG: 0.194 (1, 1)										5	0	0	0	0	2	3								
Inning Stats	R: 2 E: 1 K: 2 S: 8	H: 0 LOB: 3 BB: 4 P: 24	R: 0 E: 0 K: 1 S: 5	H: 1 LOB: 0 BB: 0 P: 5	R: 3 E: 0 K: 0 S: 6	H: 3 LOB: 1 BB: 1 P: 10	R: 3 E: 2 K: 0 S: 7	H: 3 LOB: 1 BB: 0 P: 7	R: 0 E: 0 K: 2 S: 8	H: 1 LOB: 1 BB: 1 P: 8	R: 1 E: 0 K: 2 S: 7	H: 1 LOB: 1 BB: 1 P: 11	R: 2 E: 1 K: 1 S: 7	H: 2 LOB: 2 BB: 2 P: 15	R: 0 E: 0 K: 1 S: 5	H: 0 LOB: 1 BB: 1 P: 9		R: 0 E: 1 K: 0 S: 3	H: 0 LOB: 0 BB: 0 P: 3	1B: 7 2B: 3 3B: 0 HR: 2	SF: 1 SAC: 0 DP: 3 HBP: 0	WP: 1 PB: 0 SB: 3 CS: 1	PA: 47	
PITCHER	IP WLS BF H R ER SO BB IBB HBP BLK WP HR S P ERA WHIP	IP WLS BF H R ER SO BB IBB HBP BLK WP HR S P ERA WHIP	IP WLS BF H R ER SO BB IBB HBP BLK WP HR S P ERA WHIP	IP WLS BF H R ER SO BB IBB HBP BLK WP HR S P ERA WHIP	IP WLS BF H R ER SO BB IBB HBP BLK WP HR S P ERA WHIP	IP WLS BF H R ER SO BB IBB HBP BLK WP HR S P ERA WHIP	IP WLS BF H R ER SO BB IBB HBP BLK WP HR S P ERA WHIP	IP WLS BF H R ER SO BB IBB HBP BLK WP HR S P ERA WHIP	IP WLS BF H R ER SO BB IBB HBP BLK WP HR S P ERA WHIP	IP WLS BF H R ER SO BB IBB HBP BLK WP HR S P ERA WHIP	IP WLS BF H R ER SO BB IBB HBP BLK WP HR S P ERA WHIP	IP WLS BF H R ER SO BB IBB HBP BLK WP HR S P ERA WHIP	IP WLS BF H R ER SO BB IBB HBP BLK WP HR S P ERA WHIP	IP WLS BF H R ER SO BB IBB HBP BLK WP HR S P ERA WHIP	IP WLS BF H R ER SO BB IBB HBP BLK WP HR S P ERA WHIP	IP WLS BF H R ER SO BB IBB HBP BLK WP HR S P ERA WHIP	IP WLS BF H R ER SO BB IBB HBP BLK WP HR S P ERA WHIP	IP WLS BF H R ER SO BB IBB HBP BLK WP HR S P ERA WHIP	IP WLS BF H R ER SO BB IBB HBP BLK WP HR S P ERA WHIP	IP WLS BF H R ER SO BB IBB HBP BLK WP HR S P ERA WHIP	IP WLS BF H R ER SO BB IBB HBP BLK WP HR S P ERA WHIP	IP WLS BF H R ER SO BB IBB HBP BLK WP HR S P ERA WHIP	IP WLS BF H R ER SO BB IBB HBP BLK WP HR S P ERA WHIP	IP WLS BF H R ER SO BB IBB HBP BLK WP HR S P ERA WHIP

AB	37
R	11
H	11
RBI	9
BB	9
SO	9
LOB	22



Batter	1	2	3	4	5	6	7	8	9	AB	R	H	RBI	BB	SO	LOB	BOTTOM							
Danny O'Connell, R OBP: 0.366, SLG: 0.366 (1, 4)										3	0	0	0	1	1	0	Cleveland Indians @ Washington Senators Griffith Stadium, Washington, DC Wed Jun 07 1961, 7:05 PM EDT Att: 8,136 - Unknown							
Marty Keough, L OBP: 0.305, SLG: 0.364 (1, 8)										4	0	2	0	0	0	1								
Jim King, L OBP: 0.398, SLG: 0.538 (1, 7)										4	0	1	0	0	1	1								
Dale Long, L OBP: 0.331, SLG: 0.530 (1, 3)										4	0	0	0	0	0	3								
Gene Woodling, L OBP: 0.439, SLG: 0.547 Chuck Hinton, R OBP: 0.358, SLG: 0.400 (7, PR) (8, 9)										3	0	2	0	0	0	0								
Harry Bright, R OBP: 0.316, SLG: 0.364 (1, 5)										4	0	0	0	0	0	4								
Pete Daley, R OBP: 0.226, SLG: 0.261 (1, 2)										3	0	0	0	0	1	1								
Jim Mahoney, R OBP: 0.261, SLG: 0.235 (1, 6)										3	0	1	0	0	1	0								
Pete Burnside, R Marty Kutyna, R Johnny Klippstein, R (1, 1) (1, 1) (4, 1)										0	0	0	0	0	0	0								
Inning Stats	R: 0 E: 0 K: 1 S: 6	H: 1 LOB: 0 BB: 0 P: 6	R: 0 E: 0 K: 0 S: 3	H: 1 LOB: 0 BB: 0 P: 3	R: 0 E: 0 K: 1 S: 5	H: 0 LOB: 1 BB: 1 P: 9	R: 0 E: 0 K: 0 S: 3	H: 0 LOB: 0 BB: 0 P: 3	R: 0 E: 0 K: 2 S: 8	H: 1 LOB: 1 BB: 0 P: 8	R: 0 E: 0 K: 1 S: 5	H: 0 LOB: 0 BB: 0 P: 5	R: 0 E: 0 K: 0 S: 4	H: 1 LOB: 1 BB: 0 P: 4	R: 0 E: 0 K: 0 S: 3	H: 0 LOB: 2 BB: 0 P: 3		R: 0 E: 0 K: 1 S: 7	H: 2 LOB: 0 BB: 0 P: 7	1B: 6 2B: 0 3B: 0 HR: 0	SF: 0 SAC: 0 DP: 1 HBP: 0	WP: 0 PB: 0 SB: 2 CS: 0	PA: 33	
PITCHER	IP WLS BF H R ER SO BB IBB HBP BLK WP HR S P ERA WHIP	IP WLS BF H R ER SO BB IBB HBP BLK WP HR S P ERA WHIP	IP WLS BF H R ER SO BB IBB HBP BLK WP HR S P ERA WHIP	IP WLS BF H R ER SO BB IBB HBP BLK WP HR S P ERA WHIP	IP WLS BF H R ER SO BB IBB HBP BLK WP HR S P ERA WHIP	IP WLS BF H R ER SO BB IBB HBP BLK WP HR S P ERA WHIP	IP WLS BF H R ER SO BB IBB HBP BLK WP HR S P ERA WHIP	IP WLS BF H R ER SO BB IBB HBP BLK WP HR S P ERA WHIP	IP WLS BF H R ER SO BB IBB HBP BLK WP HR S P ERA WHIP	IP WLS BF H R ER SO BB IBB HBP BLK WP HR S P ERA WHIP	IP WLS BF H R ER SO BB IBB HBP BLK WP HR S P ERA WHIP	IP WLS BF H R ER SO BB IBB HBP BLK WP HR S P ERA WHIP	IP WLS BF H R ER SO BB IBB HBP BLK WP HR S P ERA WHIP	IP WLS BF H R ER SO BB IBB HBP BLK WP HR S P ERA WHIP	IP WLS BF H R ER SO BB IBB HBP BLK WP HR S P ERA WHIP	IP WLS BF H R ER SO BB IBB HBP BLK WP HR S P ERA WHIP	IP WLS BF H R ER SO BB IBB HBP BLK WP HR S P ERA WHIP	IP WLS BF H R ER SO BB IBB HBP BLK WP HR S P ERA WHIP	IP WLS BF H R ER SO BB IBB HBP BLK WP HR S P ERA WHIP	IP WLS BF H R ER SO BB IBB HBP BLK WP HR S P ERA WHIP	IP WLS BF H R ER SO BB IBB HBP BLK WP HR S P ERA WHIP	IP WLS BF H R ER SO BB IBB HBP BLK WP HR S P ERA WHIP	IP WLS BF H R ER SO BB IBB HBP BLK WP HR S P ERA WHIP	IP WLS BF H R ER SO BB IBB HBP BLK WP HR S P ERA WHIP



Batter	1	2	3	4	5	6	7	8	9	AB	R	H	RBI	BB	SO	LOB	TOP
Johnny Temple, R OBP: 0.413, SLG: 0.413 (1, 4)										4	1	2	0	0	1	1	Cleveland Indians @ Detroit Tigers Tiger Stadium, Detroit, MI Thu Jun 08 1961, 7:05 PM EDT Unknown
Jim Piersall, R OBP: 0.417, SLG: 0.518 (1, 8)										4	0	2	0	0	0	1	
Tito Francona, L OBP: 0.396, SLG: 0.394 (1, 7)										3	0	1	0	0	1	2	
Chuck Essegian, R OBP: 0.444, SLG: 0.536 (8, 7)										1	0	0	0	0	0	2	
Vic Power, R OBP: 0.333, SLG: 0.435 (1, 3)										4	0	1	1	0	0	3	
Willie Kirkland, L OBP: 0.318, SLG: 0.390 (1, 9)										3	0	0	0	1	2	1	
John Romano, R OBP: 0.434, SLG: 0.623 (1, 2)										4	0	0	0	0	0	2	
Woodie Held, R OBP: 0.377, SLG: 0.482 (1, 6)										4	0	1	0	0	1	0	
Bubba Phillips, R OBP: 0.315, SLG: 0.402 (1, 5)										3	0	0	0	0	0	1	
Jim Perry, S OBP: 0.107, SLG: 0.143 (1, 1)										2	0	0	0	0	0	0	
Frank Funk, R (8, 1)										0	0	0	0	0	0	0	
Inning Stats	R: 1 E: 0 K: 1 S: 7	H: 2 LOB: 1 BB: 1 P: 11	R: 0 E: 0 K: 0 S: 4	H: 1 LOB: 1 BB: 0 P: 4	R: 0 E: 0 K: 1 S: 6	H: 1 LOB: 0 BB: 0 P: 6	R: 0 E: 0 K: 0 S: 3	H: 0 LOB: 0 BB: 0 P: 3	R: 0 E: 0 K: 0 S: 3	H: 0 LOB: 0 BB: 0 P: 3	R: 0 E: 0 K: 0 S: 4	H: 2 LOB: 1 BB: 0 P: 4	R: 0 E: 0 K: 2 S: 7	H: 0 LOB: 0 BB: 0 P: 7	1B: 2 2B: 5 3B: 0 HR: 0	SF: 0 SAC: 1 DP: 1 HBP: 0	WP: 0 PA: 34 PB: 0 SB: 0 CS: 0
PITCHER	IP WLS BF H R ER SO BB IBB HBP BLK WP HR S P ERA WHIP																
Don Mossi, L ERA: 2.13 (1, 1)	7.0 L 27 5 1 1 3 1 0 0 0 0 0 0 32 36 1.29 0.857																
Terry Fox, R ERA: 1.59 (8, 1)	0.0 2 2 0 0 0 0 0 0 0 0 0 0 2 2 * * *																
Hank Aguirre, L ERA: 2.95 (8, 1)	2.0 5 0 0 0 0 2 0 0 0 0 0 0 9 9 0.00 0.000																

Batter	1	2	3	4	5	6	7	8	9	AB	R	H	RBI	BB	SO	LOB	BOTTOM				
Jake Wood, R OBP: 0.347, SLG: 0.424 (1, 4)										4	0	1	0	0	0	5	Cleveland Indians @ Detroit Tigers Tiger Stadium, Detroit, MI Thu Jun 08 1961, 7:05 PM EDT Unknown				
Bill Bruton, L OBP: 0.322, SLG: 0.362 (1, 8)										4	0	1	0	0	0	1					
Al Kaline, R OBP: 0.350, SLG: 0.443 (1, 9)										4	0	1	0	0	0	2					
Rocky Colavito, R OBP: 0.410, SLG: 0.577 (1, 7)										4	0	1	0	0	0	3					
Norm Cash, L OBP: 0.477, SLG: 0.600 (1, 3)										4	0	1	0	0	1	2					
Steve Boros, R OBP: 0.380, SLG: 0.377 (1, 5)											4	0	1	0	0	2					
Dick Brown, R OBP: 0.321, SLG: 0.483 (1, 2)										3	0	1	0	0	1	1					
Bobo Osborne, L OBP: 0.391, SLG: 0.333 (8, PH)										1	0	0	0	0	1	0					
Chico Fernandez, R OBP: 0.327, SLG: 0.337 (1, 6)										3	0	1	0	1	1	1					
Don Mossi, L OBP: 0.250, SLG: 0.200 (7, PH)										2	0	1	0	0	0	0					
Charles Maxwell, L OBP: 0.442, SLG: 0.500 (7, PH)										1	0	0	0	0	0	0					
George Thomas, R (7, PH)										0	0	0	0	0	0	0					
Terry Fox, R OBP: 0.200, SLG: 0.200 (8, 1)										0	0	0	0	0	0	0					
Hank Aguirre, R OBP: 0.200, SLG: 0.200 (8, 1)										0	0	0	0	0	0	0					
Bubba Morton, R OBP: 0.222, SLG: 0.417 (8, PH)										1	0	0	0	0	0	0					
Inning Stats	R: 0 E: 0 K: 0 S: 4	H: 1 LOB: 1 BB: 0 P: 4	R: 0 E: 0 K: 0 S: 4	H: 1 LOB: 1 BB: 0 P: 4	R: 0 E: 0 K: 0 S: 3	H: 0 LOB: 0 BB: 0 P: 3	R: 0 E: 0 K: 0 S: 3	H: 1 LOB: 0 BB: 0 P: 3	R: 0 E: 0 K: 1 S: 7	H: 3 LOB: 2 BB: 0 P: 7	R: 0 E: 0 K: 1 S: 6	H: 1 LOB: 1 BB: 0 P: 6	R: 0 E: 0 K: 0 S: 4	H: 1 LOB: 2 BB: 1 P: 8	R: 0 E: 0 K: 0 S: 5	H: 2 LOB: 2 BB: 0 P: 5	R: 0 E: 0 K: 2 S: 7	H: 0 LOB: 0 BB: 0 P: 7	1B: 10 2B: 1 3B: 0 HR: 0	SF: 0 SAC: 0 DP: 2 HBP: 0	WP: 0 PA: 36 PB: 0 SB: 1 CS: 0
PITCHER	IP WLS BF H R ER SO BB IBB HBP BLK WP HR S P ERA WHIP																				
Jim Perry, R ERA: 3.82 (1, 1)	7.0 W 29 9 0 0 2 1 0 0 0 0 0 0 32 36 0.00 1.429																				
Frank Funk, R ERA: 1.37 (8, 1)	2.0 S 7 1 0 0 2 0 0 0 0 0 0 0 11 11 0.00 0.500																				

Batter	1	2	3	4	5	6	7	8	9	AB	R	H	RBI	BB	SO	LOB	TOP
Johnny Temple, R (1,4) OBP: 0.412, SLG: 0.412 Miguel de la Hoz, R (9,PH) OBP: 0.260, SLG: 0.375	K			F7		L3		3-2	L4	3	0	1	0	0	1	0	Cleveland Indians @ Detroit Tigers Tiger Stadium, Detroit, MI Thu Jun 08 1961, 7:05 PM EDT Att: 48,550 - Unknown
Jim Piersall, R (1,8) OBP: 0.410, SLG: 0.507	5-3			K		L3			1-3	4	0	0	0	0	1	1	
Tito Francona, L (1,7) OBP: 0.354, SLG: 0.391	6-3			F7			K		1B	4	0	1	0	0	1	0	
Vic Power, R (1,3) OBP: 0.328, SLG: 0.427		L8			6-3		P4		4-3	4	0	0	0	0	0	1	
Willie Kirkland, L (1,9) OBP: 0.318, SLG: 0.389		4-3			K		1B			3	0	1	0	0	1	0	
John Romano, R (1,2) OBP: 0.426, SLG: 0.612		L8			L4		L6			3	0	0	0	0	0	1	
Woodie Held, R (1,6) OBP: 0.376, SLG: 0.479			K		6-3		FC4-6 1B			3	0	1	0	0	1	0	
Bubba Phillips, R (1,5) OBP: 0.315, SLG: 0.401			K			2B 1B	K			3	1	1	0	0	2	1	
Wynn Hawkins, R (1,1) OBP: 0.150, SLG: 0.056 Don Dillard, L (6,PH) OBP: 0.390, SLG: 0.457 Barry Latman, R (6,PH) OBP: 0.200, SLG: 0.333 Bob Hale, L (8,PH) OBP: 0.278, SLG: 0.267 Frank Funk, R (8,1)			K			1B 2B	FC4-6 3-2 1-2			1	0	0	0	0	1	0	
Inning Stats	R: 0 E: 0 K: 1 S: 5	H: 0 LOB: 0 BB: 0 P: 5	R: 0 E: 0 K: 0 S: 3	H: 0 LOB: 0 BB: 0 P: 3	R: 0 E: 0 K: 3 S: 9	H: 0 LOB: 0 BB: 0 P: 9	R: 0 E: 0 K: 1 S: 5	H: 0 LOB: 0 BB: 0 P: 5	R: 0 E: 0 K: 1 S: 6	H: 1 LOB: 1 BB: 0 P: 6	R: 0 E: 0 K: 1 S: 5	H: 1 LOB: 1 BB: 0 P: 5	R: 0 E: 0 K: 0 S: 4	H: 1 LOB: 1 BB: 0 P: 4	1B: 5 2B: 1 3B: 0 HR: 0	SF: 0 SAC: 0 DP: 0 HBP: 0	
PITCHER Frank Lary, R (1,1) ERA: 3.63	IP: 9.0 WLS: W BF: 32 H: 6 R: 1 ER: 1 SO: 8 BB: 0 IBB: 0 HBP: 0 BLK: 0 WP: 0 HR: 0 S: 47 P: 47 ERA: 1.00 WHIP: 0.667											PITCHER	IP: 9.0 WLS: W BF: 32 H: 6 R: 1 ER: 1 SO: 8 BB: 0 IBB: 0 HBP: 0 BLK: 0 WP: 0 HR: 0 S: 47 P: 47 ERA: 1.00 WHIP: 0.667				

Batter	1	2	3	4	5	6	7	8	9	AB	R	H	RBI	BB	SO	LOB	BOTTOM		
Jake Wood, R (1,4) OBP: 0.345, SLG: 0.421	6-3		F8		FC3 L5 1B		K			4	0	1	0	0	1	1	Cleveland Indians @ Detroit Tigers Tiger Stadium, Detroit, MI Thu Jun 08 1961, 7:05 PM EDT Att: 48,550 - Unknown		
Al Kaline, R (1,8) OBP: 0.344, SLG: 0.434	L8		L4-6-3		L6 FC3			L7		4	0	0	0	0	0	3			
Charlie Maxwell, L (1,7) OBP: 0.426, SLG: 0.579 Bill Bruton, L (9,8) OBP: 0.322, SLG: 0.362	WP 2B			F7	FC3			F8		4	0	1	1	0	0	2			
Rocky Colavito, R (1,9) OBP: 0.411, SLG: 0.573	F8			1B BB	L5			E 1B		3	0	1	0	1	0	4			
Norm Cash, L (1,3) OBP: 0.487, SLG: 0.621		HR		1B		G6-4-3 BB		1B IBB		2	1	2	1	2	0	0			
Ozzie Virgil, R (1,5) OBP: 0.250, SLG: 0.625 Bobo Osborne, L (8,PH) OBP: 0.375, SLG: 0.316 Steve Boros, R (9,5) OBP: 0.390, SLG: 0.377		6-3		F3	G6-4-3			F3		3	0	0	0	0	0	3			
Chico Fernandez, R (1,6) OBP: 0.322, SLG: 0.332		K		5-3		P3				3	0	0	0	0	1	2			
Mike Roarke, R (1,2) OBP: 0.400, SLG: 0.571		F6			5-3		K			3	0	0	0	0	1	0			
Frank Lary, R (1,1) OBP: 0.326, SLG: 0.429			L4-6-3 1B		E FC3 1B		K			3	1	2	0	0	1	0			
Inning Stats	R: 0 E: 0 K: 0 S: 4	H: 1 LOB: 1 BB: 0 P: 4	R: 1 E: 0 K: 1 S: 6	H: 1 LOB: 0 BB: 0 P: 6	R: 0 E: 0 K: 0 S: 3	H: 1 LOB: 0 BB: 0 P: 3	R: 0 E: 0 K: 0 S: 4	H: 1 LOB: 2 BB: 1 P: 8	R: 1 E: 1 K: 0 S: 6	H: 2 LOB: 2 BB: 0 P: 6	R: 0 E: 0 K: 0 S: 2	H: 0 LOB: 0 BB: 1 P: 6	R: 0 E: 0 K: 3 S: 9	H: 0 LOB: 0 BB: 0 P: 9	R: 0 E: 1 K: 0 S: 4	H: 1 LOB: 2 BB: 1 P: 8		1B: 5 2B: 2 3B: 0 HR: 1	SF: 0 SAC: 0 DP: 3 HBP: 0
PITCHER Wynn Hawkins, R (1,1) ERA: 2.43 Barry Latman, R (6,1) ERA: 2.39 Frank Funk, R (8,1) ERA: 1.34	IP: 5.0 WLS: L BF: 22 H: 6 R: 2 ER: 0 SO: 1 BB: 1 IBB: 0 HBP: 0 BLK: 0 WP: 1 HR: 1 S: 23 P: 27 ERA: 1.80 WHIP: 1.400											PITCHER	IP: 5.0 WLS: L BF: 22 H: 6 R: 2 ER: 0 SO: 1 BB: 1 IBB: 0 HBP: 0 BLK: 0 WP: 1 HR: 1 S: 23 P: 27 ERA: 1.80 WHIP: 1.400						

Batter	1	2	3	4	5	6	7	8	9	AB	R	H	RBI	BB	SO	LOB	TOP								
Johnny Temple, R OBP: 0.407, SLG: 0.407 (1, 4)	P4		P3		F7		L9		1B	5	0	1	0	0	0	1									
Jim Piersall, R OBP: 0.405, SLG: 0.505 (1, 8)	K		E		F9			L9	6-3	5	1	1	0	0	1	1									
Tito Francona, L OBP: 0.356, SLG: 0.393 (1, 7)	4-3		E8 HR		4-3			1B		4	1	2	1	0	0	0									
Vic Power, R OBP: 0.331, SLG: 0.425 (1, 3)		6-3	HR			L9		1B		3	1	1	0	1	0	0									
Willie Kirkland, L OBP: 0.322, SLG: 0.404 (1, 9)		1B BB	HR			L9		K		3	1	1	3	1	1	2									
John Romano, R OBP: 0.425, SLG: 0.604 (1, 2)		1B	P4			K		F2		4	0	1	0	0	1	2									
Woodie Held, R OBP: 0.370, SLG: 0.470 (1, 6)	K			6-3			4-3		6-3	4	0	0	0	0	1	2									
Bubba Phillips, R OBP: 0.314, SLG: 0.412 (1, 5)	F8			L7			6-3		HR	4	1	1	1	0	0	2									
Bobby Locke, R OBP: 0.125, SLG: 0.125 (1, 1)			6-3						K	2	0	0	0	0	1	0									
Barry Latman, R OBP: 0.250, SLG: 0.364 (5, 1)				K					1B	2	0	1	0	0	1	0									
Inning Stats	R: 0 E: 0 K: 1 S: 5	H: 0 LOB: 0 BB: 0 P: 5	R: 0 E: 0 K: 1 S: 6	H: 1 LOB: 2 BB: 1 P: 10	R: 4 E: 1 K: 0 S: 6	H: 3 LOB: 0 BB: 1 P: 10	R: 0 E: 0 K: 1 S: 5	H: 0 LOB: 0 BB: 0 P: 5	R: 0 E: 0 K: 1 S: 3	H: 0 LOB: 0 BB: 0 P: 3	R: 0 E: 0 K: 0 S: 5	H: 0 LOB: 0 BB: 0 P: 5	R: 0 E: 0 K: 1 S: 4	H: 1 LOB: 1 BB: 0 P: 4	R: 0 E: 0 K: 1 S: 7	H: 2 LOB: 2 BB: 0 P: 7	R: 1 E: 0 K: 1 S: 7	H: 2 LOB: 1 BB: 0 P: 7	1B: 6 2B: 1 3B: 0 HR: 2	SF: 0 SAC: 0 DP: 0 HBP: 0	WP: 0 PB: 0 SB: 0 CS: 0	PA: 38			
PITCHER	IP	WLS	BF	H	R	ER	SO	BB	IBB	HBP	BLK	WP	HR	S	P	ERA	WHIP								
Phil Regan, R ERA: 4.18 (1, 1)	5.0		21	4	4	4	3	2	0	0	0	0	1	25	33	7.20	1.200								
Paul Foytack, R ERA: 5.4 (6, 1)	4.0	L	17	5	1	1	3	0	0	0	0	0	1	23	23	2.25	1.250								

Cleveland Indians @ Detroit Tigers
Tiger Stadium, Detroit, MI
Fri Jun 09 1961, 7:05 PM EDT
Att: 43,427 - Unknown

AB 36
R 5
H 9
RBI 5
BB 2
SO 6
LOB 10



Batter	1	2	3	4	5	6	7	8	9	AB	R	H	RBI	BB	SO	LOB	BOTTOM								
Steve Boros, R OBP: 0.385, SLG: 0.380 (1, 5)	L4-3 1B		G4-6-3 1B		BB	K			F2-4	4	2	2	0	1	1	1									
Bill Bruton, L OBP: 0.321, SLG: 0.357 (1, 8)	F8		G4-6-3 1-2		1B 2B		K			3	1	0	0	1	1	2									
Al Kaline, R OBP: 0.342, SLG: 0.431 (1, 9)	L4-3 1-2		L9		1B 2B		L8			4	0	1	1	0	0	1									
Rocky Colavito, R OBP: 0.417, SLG: 0.580 (1, 7)	1B BB			1B	2B		1-3			3	1	2	1	1	0	0									
Norm Cash, L OBP: 0.491, SLG: 0.622 (1, 3)	1B			1B	1B		4-3			3	0	2	1	1	0	0									
Jake Wood, R OBP: 0.340, SLG: 0.414 (1, 4)	G3			K	F9		K			4	0	0	0	0	2	7									
Chico Fernandez, R OBP: 0.321, SLG: 0.330 (1, 6)		5-3		G6-4-3 1B	F7		6-3			4	0	1	1	0	0	3									
Mike Roarke, R OBP: 0.333, SLG: 0.471 (1, 2)		5-3		G6-4-3 1-2		K		4-3		3	0	0	0	0	1	2									
Bobo Osborne, L OBP: 0.350, SLG: 0.300 (9, PH)								4-3		1	0	0	0	0	0	0									
Phil Regan, R OBP: 0.125, SLG: 0.045 (1, 1)								E4 F2-4		1	0	0	0	0	0	0									
Bubba Morton, R OBP: 0.214, SLG: 0.400 (5, PH)										1	0	0	0	0	0	0									
Paul Foytack, R OBP: 0.167, SLG: 0.176 (6, 1)										1	0	0	0	0	0	0									
Charlie Maxwell, L OBP: 0.417, SLG: 0.564 (9, PH)										1	0	0	0	0	0	0									
George Thomas, R OBP: 0.212 (9, PR)										0	0	0	0	0	0	0									
Inning Stats	R: 1 E: 0 K: 0 S: 4	H: 1 LOB: 2 BB: 2 P: 12	R: 0 E: 0 K: 0 S: 3	H: 0 LOB: 0 BB: 0 P: 3	R: 0 E: 0 K: 0 S: 3	H: 1 LOB: 0 BB: 0 P: 3	R: 1 E: 0 K: 1 S: 7	H: 3 LOB: 1 BB: 0 P: 7	R: 2 E: 0 K: 0 S: 6	H: 3 LOB: 3 BB: 2 P: 14	R: 0 E: 0 K: 2 S: 7	H: 0 LOB: 0 BB: 0 P: 7	R: 0 E: 0 K: 1 S: 5	H: 0 LOB: 0 BB: 0 P: 5	R: 0 E: 0 K: 1 S: 5	H: 0 LOB: 0 BB: 0 P: 5	R: 0 E: 1 K: 0 S: 3	H: 0 LOB: 1 BB: 0 P: 3	1B: 7 2B: 2 3B: 0 HR: 0	SF: 0 SAC: 0 DP: 3 HBP: 0	WP: 0 PB: 0 SB: 0 CS: 0	PA: 37			
PITCHER	IP	WLS	BF	H	R	ER	SO	BB	IBB	HBP	BLK	WP	HR	S	P	ERA	WHIP								
Bobby Locke, R ERA: 5.92 (1, 1)	4.1		21	7	4	4	1	3	0	0	0	0	0	20	32	8.31	2.308								
Barry Latman, R ERA: 2.12 (5, 1)	4.2	W	16	1	0	0	4	0	1	0	0	0	0	23	27	0.00	0.214								

Cleveland Indians @ Detroit Tigers
Tiger Stadium, Detroit, MI
Fri Jun 09 1961, 7:05 PM EDT
Att: 43,427 - Unknown

AB 33
R 4
H 8
RBI 4
BB 4
SO 5
LOB 16



Batter	1	2	3	4	5	6	7	8	9	AB	R	H	RBI	BB	SO	LOB	TOP				
Johnny Temple, R OBP: 0.400, SLG: 0.399 (1, 4)	1-3			F7			6-3		1-3	4	0	0	0	0	0	0					
Jim Piersall, R OBP: 0.411, SLG: 0.510 (1, 8)	F8			G1-4-3 1B			FC6-4 1B		1B	4	0	3	0	0	0	0					
Mudcat Grant, R OBP: 0.250, SLG: 0.194 (9, FR)									1B	0	0	0	0	0	0	0					
Tito Francona, L OBP: 0.355, SLG: 0.390 (1, 7)	F7			G1-4-3 1-2			FC6-4 1B		1B	4	0	1	0	0	0	2					
Vic Power, R OBP: 0.329, SLG: 0.422 (1, 3)		L8			5-3				6-3	4	0	1	0	0	0	2					
Willie Kirkland, L OBP: 0.317, SLG: 0.398 (1, 9)		4-3			K				F8	3	0	0	0	0	1	2					
John Romano, R OBP: 0.419, SLG: 0.595 (1, 2)		F2			K				E6 G6-4-3	3	0	0	0	0	1	0					
Woodie Held, R OBP: 0.365, SLG: 0.463 (1, 6)				K			6-3		F5	3	0	0	0	0	1	1	AB 31				
Bubba Phillips, R OBP: 0.310, SLG: 0.407 (1, 5)				4-3			5-3		G6-4-3 1-2	3	0	0	0	0	0	1	R 0				
Gary Bell, R OBP: 0.100, SLG: 0.103 (1, 1)				K			6-3			2	0	0	0	0	1	0	H 5				
Bob Hale, L OBP: 0.263, SLG: 0.250 (9, PH)									K	1	0	0	0	0	1	0	RBI 0				
Inning Stats	R: 0 E: 0 K: 0 S: 3	H: 0 LOB: 0 BB: 0 P: 3	R: 0 E: 0 K: 0 S: 3	H: 0 LOB: 0 BB: 0 P: 3	R: 0 E: 0 K: 2 S: 7	H: 0 LOB: 0 BB: 0 P: 7	R: 0 E: 0 K: 0 S: 3	H: 1 LOB: 0 BB: 0 P: 3	R: 0 E: 0 K: 0 S: 7	H: 0 LOB: 0 BB: 0 P: 7	R: 0 E: 0 K: 0 S: 5	H: 2 LOB: 2 BB: 0 P: 5	R: 0 E: 1 K: 0 S: 3	H: 0 LOB: 0 BB: 0 P: 3	R: 0 E: 0 K: 1 S: 7	H: 2 LOB: 2 BB: 0 P: 7	1B: 5 2B: 0 3B: 0 HR: 0	SF: 0 SAC: 0 DP: 2 HBP: 0	WP: 0 PB: 0 SB: 0 CS: 0	PA: 31	
PITCHER	IP	WLS	BF	H	R	ER	SO	BB	IBB	HBP	BLK	WP	HR	S	P	ERA	WHIP				
Jim Bunning, R ERA: 3.48 (1, 1)	8.2	W	30	5	0	0	5	0	0	0	0	0	0	40	40	0.00	0.577				
Bill Fischer, R ERA: 3.71 (9, 1)	0.1	S	1	0	0	0	0	0	0	0	0	0	0	1	1	0.00	0.000				

Cleveland Indians @ Detroit Tigers
Tiger Stadium, Detroit, MI
Sat Jun 10 1961, 4:33 AM EDT
Att: 21,124 - Unknown

AB 31
R 0
H 5
RBI 0
BB 0
SO 5
LOB 8



Batter	1	2	3	4	5	6	7	8	9	AB	R	H	RBI	BB	SO	LOB	BOTTOM				
Steve Boros, R OBP: 0.378, SLG: 0.372 (1, 5)	5-3		F9			F7		1-3		4	0	0	0	0	0	1					
Bill Bruton, L OBP: 0.320, SLG: 0.356 (1, 8)	K			1-3		S 1B		L7		4	0	1	0	0	1	0					
Al Kaline, R OBP: 0.338, SLG: 0.424 (1, 9)	L9			L6-3		L5-3 1-2				3	0	0	0	0	0	1					
Rocky Colavito, R OBP: 0.420, SLG: 0.595 (1, 7)		K		BB		HR				2	1	1	1	1	1	0					
Norm Cash, L OBP: 0.489, SLG: 0.634 (1, 3)		L8		F9		HR				3	1	1	1	0	0	1					
Jake Wood, R OBP: 0.336, SLG: 0.409 (1, 4)		6-3			F7	5-3				3	0	0	0	0	0	0					
Dick Brown, R OBP: 0.316, SLG: 0.475 (1, 2)			K		K		K			3	0	0	0	0	3	0	AB 28				
Chico Fernandez, R OBP: 0.321, SLG: 0.330 (1, 6)					P1	F7				3	0	1	0	0	0	0	R 2				
Jim Bunning, R OBP: 0.094, SLG: 0.094 (1, 1)					P1	3-1		P5		3	0	0	0	0	0	1	H 4				
Bill Fischer, R ERA: 3.71 (9, 1)										0	0	0	0	0	0	0	RBI 2				
Inning Stats	R: 0 E: 0 K: 1 S: 5	H: 0 LOB: 0 BB: 0 P: 5	R: 0 E: 0 K: 1 S: 5	H: 0 LOB: 0 BB: 0 P: 5	R: 0 E: 0 K: 1 S: 6	H: 1 LOB: 1 BB: 0 P: 6	R: 0 E: 0 K: 0 S: 3	H: 0 LOB: 1 BB: 1 P: 7	R: 0 E: 0 K: 0 S: 5	H: 0 LOB: 0 BB: 0 P: 5	R: 0 E: 0 K: 0 S: 4	H: 1 LOB: 0 BB: 0 P: 4	R: 2 E: 0 K: 1 S: 7	H: 2 LOB: 2 BB: 0 P: 7	R: 0 E: 0 K: 0 S: 3	H: 0 LOB: 0 BB: 0 P: 3	1B: 2 2B: 0 3B: 0 HR: 2	SF: 0 SAC: 0 DP: 0 HBP: 0	WP: 0 PB: 0 SB: 1 CS: 0	PA: 29	
PITCHER	IP	WLS	BF	H	R	ER	SO	BB	IBB	HBP	BLK	WP	HR	S	P	ERA	WHIP				
Gary Bell, R ERA: 3.38 (1, 1)	8.0	L	29	4	2	2	5	1	0	0	0	0	2	38	42	2.25	0.625				

Cleveland Indians @ Detroit Tigers
Tiger Stadium, Detroit, MI
Sat Jun 10 1961, 4:33 AM EDT
Att: 21,124 - Unknown

AB 28
R 2
H 4
RBI 2
BB 1
SO 5
LOB 4



Batter	1	2	3	4	5	6	7	8	9	AB	R	H	RBI	BB	SO	LOB	TOP										
Dick Howser, R OBP: 0.402, SLG: 0.365 (1, 6)	6-3		FC4-6 BB 2B			BB 1B				4	2	2	0	1	0	1	Kansas City Athletics @ Cleveland Indians Cleveland Municipal Stadium, Cleveland, OH Sun Jun 11 1961, 3:33 AM EDT Unknown livebaseballscorecards.com										
Jerry Lumpe, L OBP: 0.338, SLG: 0.328 (1, 4)	P5		2B BB			BB 1B		F8		4	1	1	0	1	1	3											
Gene Stephens, L OBP: 0.357, SLG: 0.304 (1, 8)	4-3								F8	4	0	1	1	1	1	1											
Leo Posada, R OBP: 0.352, SLG: 0.484 (1, 7)		K	F9							4	0	1	2	0	2	2											
Hank Bauer, R OBP: 0.311, SLG: 0.393 Jim Rivera, L (7, 9)		FC6-4 1B			F9	F3			5-3	4	0	1	0	0	0	2											
Norm Siebern, L OBP: 0.397, SLG: 0.491 (1, 3)		P2			K	K				4	0	0	0	0	3	3											
Joe Pignatano, R OBP: 0.364, SLG: 0.475 (1, 2)		FC6-4 1-2								3	0	1	0	1	1	1											
Reno Bertoia, R OBP: 0.323, SLG: 0.277 (1, 5)			F9		K				5-3	4	0	0	0	0	1	2											
Jerry Walker, S OBP: 0.350, SLG: 0.368 Jim Archer, R OBP: 0.063, SLG: 0.063 Gerry Staley, R (7, 1) Haywood Sullivan, R OBP: 0.359, SLG: 0.441 (9, PH)						L8			SH5-4	2	0	1	0	0	0	0											
			FC4-6 1B							1	0	0	0	0	1	0											
Inning Stats	R: 0 E: 0 K: 0 S: 3	H: 0 LOB: 0 BB: 0 P: 3	R: 0 E: 0 K: 1 S: 6	H: 1 LOB: 1 BB: 0 P: 6	R: 1 E: 0 K: 0 S: 5	H: 2 LOB: 2 BB: 1 P: 9	R: 0 E: 0 K: 2 S: 8	H: 1 LOB: 1 BB: 0 P: 8	R: 2 E: 0 K: 1 S: 8	H: 3 LOB: 2 BB: 1 P: 12	R: 0 E: 0 K: 0 S: 3	H: 0 LOB: 2 BB: 0 P: 11	R: 0 E: 0 K: 2 S: 7	H: 0 LOB: 0 BB: 0 P: 7	R: 0 E: 0 K: 2 S: 7	H: 0 LOB: 0 BB: 0 P: 7	R: 0 E: 0 K: 2 S: 8	H: 1 LOB: 1 BB: 0 P: 8	1B: 6 2B: 2 3B: 0 HR: 0	SF: 0 SAC: 1 DP: 0 HBP: 0	WP: 0 PB: 0 SB: 0 CS: 0	PA: 39					
PITCHER	IP	WLS	BF	H	R	ER	SO	BB	IBB	HBP	BLK	WP	HR	S	P	ERA	WHIP										
Johnny Antonelli, L ERA: 5.48 Dick Stigman, L ERA:	(1, 1) (6, 1)		5.0 W	24 15	7 1	3 0	3 6	4 6	2 2	0 0	0 0	0 0	0 0	30 25	38 33	5.40 0.00	1.800 0.750										

Batter	1	2	3	4	5	6	7	8	9	AB	R	H	RBI	BB	SO	LOB	BOTTOM										
Johnny Temple, R OBP: 0.404, SLG: 0.401 (1, 4)	F9									4	2	2	0	1	0	1	Kansas City Athletics @ Cleveland Indians Cleveland Municipal Stadium, Cleveland, OH Sun Jun 11 1961, 3:33 AM EDT Unknown livebaseballscorecards.com										
Jim Piersall, R OBP: 0.415, SLG: 0.512 Chuck Essegian, R OBP: 0.474, SLG: 0.767 (5, FR) (6, 8)	F8									3	0	2	0	0	0	0											
Tito Francona, L OBP: 0.351, SLG: 0.385 (1, 7)	3-1									5	0	1	1	0	0	2											
Vic Power, R OBP: 0.328, SLG: 0.419 (1, 3)		P4	F8							4	0	1	0	0	0	4											
Willie Kirkland, L OBP: 0.325, SLG: 0.415 (1, 9)										2	1	1	1	2	0	0											
John Romano, R OBP: 0.420, SLG: 0.588 (1, 2)										2	0	0	0	2	1	3											
Woodie Held, R OBP: 0.359, SLG: 0.454 (1, 6)										4	0	0	0	0	1	3											
Bubba Phillips, R OBP: 0.305, SLG: 0.399 (1, 5)										4	1	0	0	0	0	2											
Johnny Antonelli, L OBP: 0.308, SLG: 0.462 Dick Stigman, R (6, 1)										2	1	1	0	0	0	0											
										2	0	0	0	0	1	1											
Inning Stats	R: 0 E: 0 K: 0 S: 3	H: 0 LOB: 0 BB: 0 P: 3	R: 1 E: 0 K: 1 S: 6	H: 1 LOB: 1 BB: 1 P: 10	R: 0 E: 0 K: 0 S: 5	H: 2 LOB: 0 BB: 0 P: 5	R: 0 E: 0 K: 1 S: 4	H: 0 LOB: 0 BB: 1 P: 8	R: 1 E: 0 K: 0 S: 6	H: 3 LOB: 2 BB: 0 P: 6	R: 0 E: 0 K: 0 S: 3	H: 0 LOB: 1 BB: 1 P: 7	R: 2 E: 0 K: 0 S: 5	H: 2 LOB: 2 BB: 2 P: 13	R: 3 E: 1 K: 1 S: 8	H: 2 LOB: 0 BB: 0 P: 8	1B: 7 2B: 0 3B: 0 HR: 3	SF: 0 SAC: 0 DP: 1 HBP: 0	WP: 0 PB: 0 SB: 0 CS: 0	PA: 39							
PITCHER	IP	WLS	BF	H	R	ER	SO	BB	IBB	HBP	BLK	WP	HR	S	P	ERA	WHIP										
Jerry Walker, R ERA: 5.47 Jim Archer, L ERA: 3.53 Gerry Staley, R ERA: 4.66	(1, 1) (7, 1) (7, 1)		6.2 L	31 1	8 0	4 0	4 0	2 0	0 0	0 0	0 0	0 0	0 0	0 0	4 9	5.40 0.00	1.800 1.500										

Batter	1	2	3	4	5	6	7	8	9	AB	R	H	RBI	BB	SO	LOB	TOP								
Dick Houser, R OBP: 0.402, SLG: 0.366 (1, 6)	L5		4-3		FC1-2 1-3 2-H			F7	1B	5	0	2	1	0	0	0	Kansas City Athletics @ Cleveland Indians Cleveland Municipal Stadium, Cleveland, OH Sun Jun 11 1961, 3:38 AM EDT Att: 14,008 - Unknown								
Jerry Lumpe, L OBP: 0.340, SLG: 0.330 (1, 4)	6-3		K		FC1-2			1B	1B	5	0	2	1	0	1	2									
Gene Stephens, L OBP: 0.337, SLG: 0.284 (1, 8)	K		K		K			FC9-1-3 1-2	3-1	5	1	0	0	0	3	5									
Wes Covington, L OBP: 0.311, SLG: 0.429 Jay Hankins, L OBP: 0.240, SLG: 0.324 (8, PR) (8, 9)		K		F8				1B		4	0	1	1	0	1	0									
Norm Siebern, L OBP: 0.399, SLG: 0.489 (1, 3)		BB		3-1				1B		3	0	1	0	1	0	0									
Stan Johnson, L Leo Posada, R OBP: 0.349, SLG: 0.479 (8, PH) (8, 7)		BB		K				1B		2	0	0	0	1	1	0									
Haywood Sullivan, R OBP: 0.363, SLG: 0.433 (1, 2)		BB						1B		2	1	0	0	2	1	0									
Reno Bertoia, R OBP: 0.325, SLG: 0.280 Jim Rivera, L (7, PH)		K						1B		2	0	1	0	0	1	3									
Wayne Causey, L OBP: 0.258, SLG: 0.286 Joe Pignatano, R OBP: 0.361, SLG: 0.470 (9, PH) (9, 5)								1B		1	0	0	0	0	0	0									
Ed Rakow, S Bill Kunkel, R Lou Kimchock, L Norm Bass, R Joe Nuxhall, L Bud Daley, L OBP: 0.369, SLG: 0.529 OBP: 0.200, SLG: 0.111 (9, 1)		P3						1B	BB	2	0	0	0	0	1	5									
Inning Stats	R: 0 E: 0 K: 1 S: 5	H: 0 LOB: 0 BB: 0 P: 5	R: 0 E: 0 K: 2 S: 8	H: 1 LOB: 3 BB: 2 P: 16	R: 0 E: 0 K: 2 S: 7	H: 0 LOB: 0 BB: 0 P: 7	R: 0 E: 0 K: 1 S: 5	H: 0 LOB: 0 BB: 0 P: 5	R: 1 E: 0 K: 2 S: 9	H: 2 LOB: 2 BB: 1 P: 13	R: 0 E: 0 K: 0 S: 3	H: 0 LOB: 0 BB: 0 P: 3	R: 0 E: 0 K: 0 S: 3	H: 0 LOB: 0 BB: 0 P: 3	R: 1 E: 0 K: 1 S: 7	H: 2 LOB: 2 BB: 1 P: 11	R: 1 E: 0 K: 2 S: 9	H: 2 LOB: 2 BB: 1 P: 13	1B: 7 2B: 0 3B: 0 HR: 0	SF: 0 SAC: 0 DP: 0 HBP: 0	WP: 0 PB: 1 SB: 0 CS: 0	PA: 39			
PITCHER	IP	WLS	BF	H	R	ER	SO	BB	IBB	HBP	BLK	WP	HR	S	P	ERA	WHIP								
Mudcat Grant, R ERA: 3.03 (1, 1)	7.2		31	5	2	2	8	3	0	0	0	0	0	44	56	2.35	1.043								
Bob Allen, L ERA: 1.19 (8, 1)	0.0	1	0	0	0	0	0	1	0	0	0	0	0	4	∞	∞	∞								
Barry Latman, R ERA: 2.25 (8, 1)	1.1	W	7	2	1	1	3	1	0	0	0	0	0	12	16	6.75	2.250								



Batter	1	2	3	4	5	6	7	8	9	AB	R	H	RBI	BB	SO	LOB	BOTTOM									
Johnny Temple, R OBP: 0.400, SLG: 0.396 (1, 4)	F8	P3			4-3					5	0	1	0	0	0	2	Kansas City Athletics @ Cleveland Indians Cleveland Municipal Stadium, Cleveland, OH Sun Jun 11 1961, 3:38 AM EDT Att: 14,008 - Unknown									
Chuck Esegian, R OBP: 0.465, SLG: 0.735 (1, 8)	K		P6		K				1B	4	0	1	1	1	2	1										
Tito Francona, L OBP: 0.354, SLG: 0.385 (1, 7)	1B	BB		F8					F7	3	1	1	0	1	0	1										
Vic Power, R OBP: 0.327, SLG: 0.416 (1, 3)				6-3					P6	4	1	1	0	0	0	2										
Willie Kirkland, L OBP: 0.324, SLG: 0.428 (1, 9)	E1			3-1					F8	4	1	1	2	0	0	1										
John Romano, R OBP: 0.413, SLG: 0.576 (1, 2)	FC6-4			K					K	4	0	0	0	0	3	2										
Woodie Held, R OBP: 0.357, SLG: 0.447 (1, 6)				6-3					F8	3	0	0	0	1	0	0										
Bubba Phillips, R OBP: 0.312, SLG: 0.410 (1, 5)									P4	4	0	3	0	0	0	0										
Mudcat Grant, R OBP: 0.231, SLG: 0.176 Bob Allen, L OBP: 0.250, SLG: 0.250 Barry Latman, R OBP: 0.250, SLG: 0.364 Bob Nieman, R OBP: 0.474, SLG: 0.526 Johnny Antonelli, L OBP: 0.369, SLG: 0.462 (1, 1) (8, 1) (8, 1) (9, PH) (9, PR)				6-3					1B	3	0	0	0	0	0	4										
Inning Stats	R: 1 E: 1 K: 1 S: 7	H: 1 LOB: 2 BB: 1 P: 11	R: 0 E: 0 K: 0 S: 4	H: 1 LOB: 1 BB: 0 P: 4	R: 0 E: 0 K: 0 S: 3	H: 0 LOB: 0 BB: 0 P: 3	R: 0 E: 0 K: 1 S: 5	H: 0 LOB: 0 BB: 0 P: 5	R: 0 E: 0 K: 1 S: 6	H: 1 LOB: 1 BB: 0 P: 6	R: 2 E: 1 K: 1 S: 8	H: 3 LOB: 2 BB: 1 P: 12	R: 0 E: 0 K: 0 S: 3	H: 0 LOB: 1 BB: 1 P: 7	R: 0 E: 0 K: 1 S: 5	H: 0 LOB: 0 BB: 0 P: 5		R: 1 E: 0 K: 0 S: 4	H: 3 LOB: 3 BB: 0 P: 4	1B: 6 2B: 2 3B: 0 HR: 1	SF: 0 SAC: 0 DP: 0 HBP: 0	WP: 0 PB: 0 SB: 0 CS: 0	PA: 38			
PITCHER	IP	WLS	BF	H	R	ER	SO	BB	IBB	HBP	BLK	WP	HR	S	P	ERA	WHIP									
Ed Rakow, R ERA: 5.7 (1, 1)	5.2		26	6	3	1	4	2	0	0	0	0	0	1	32	40	1.59	1.412								
Bill Kunkel, R ERA: 3.31 (6, 1)	0.1	1	0	0	0	0	0	0	0	0	0	0	0	1	1	0.00	0.000									
Norm Bass, R ERA: 2.8 (7, 1)	2.0	7	0	0	0	1	1	1	0	0	0	0	0	8	12	0.00	0.500									
Bud Daley, L ERA: 4.95 (9, 1)	0.1	L	4	3	1	1	0	0	0	0	0	0	0	4	4	27.00	9.000									

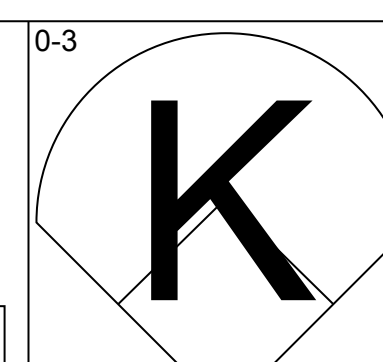
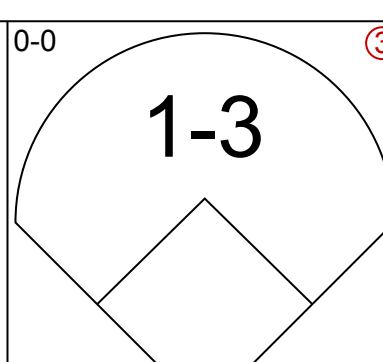
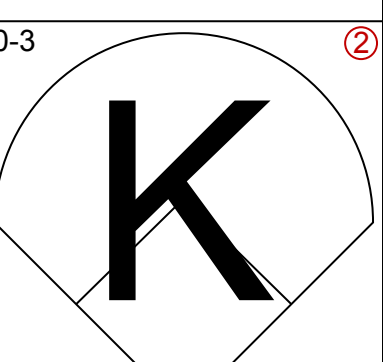
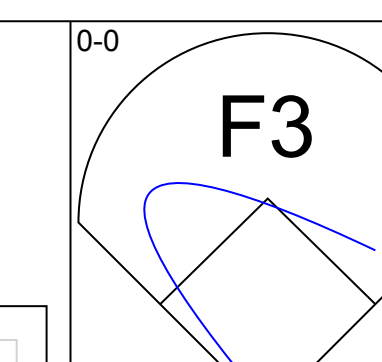
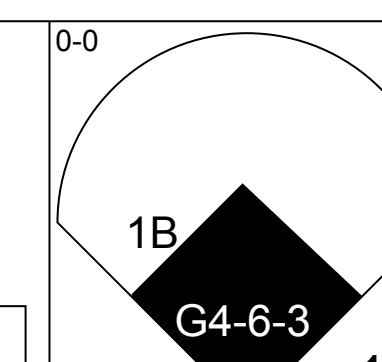
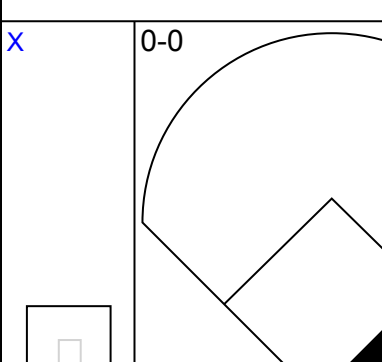
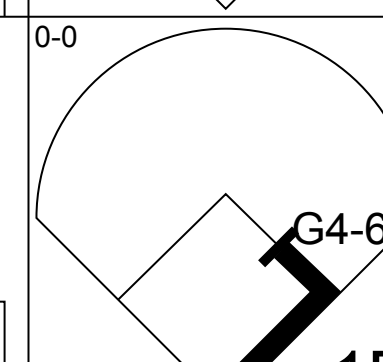
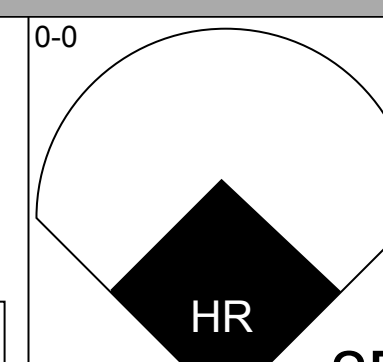
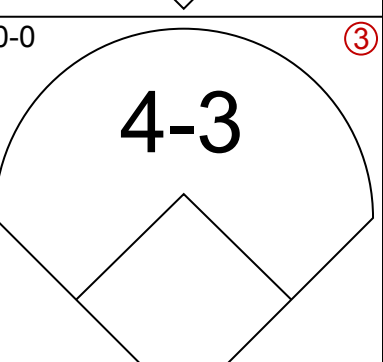
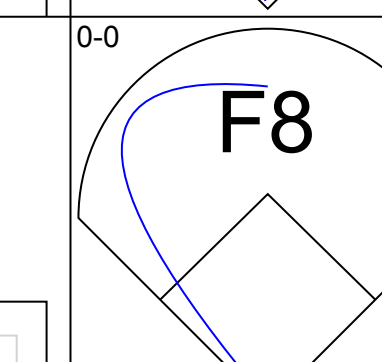
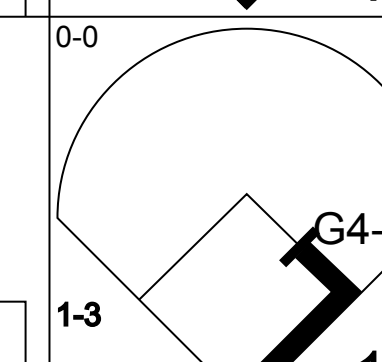
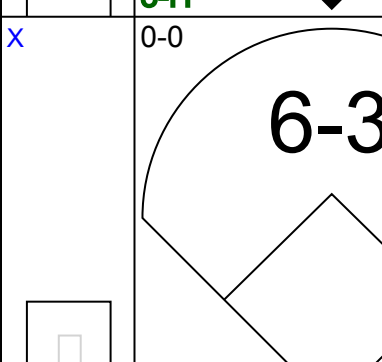
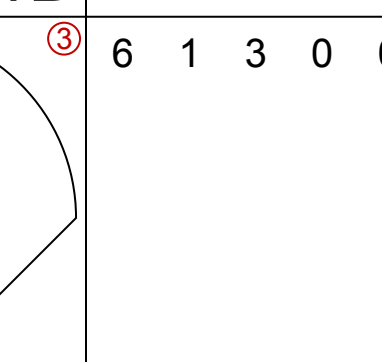
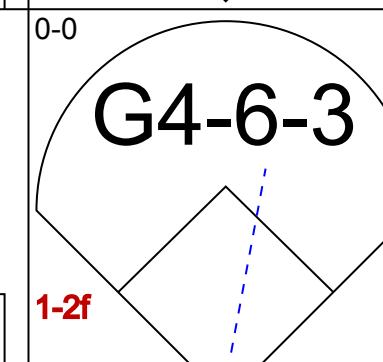
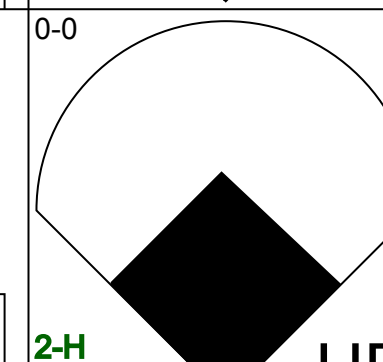
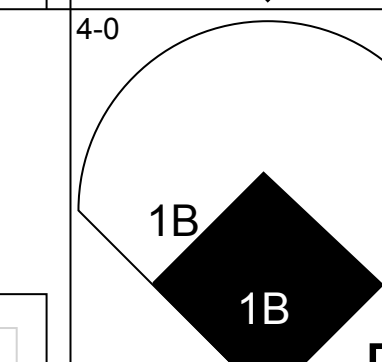
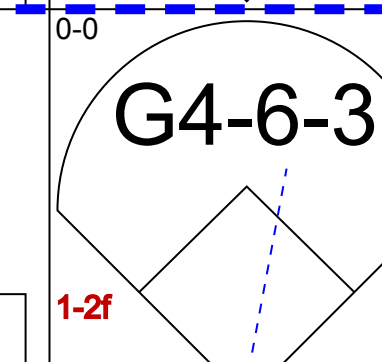
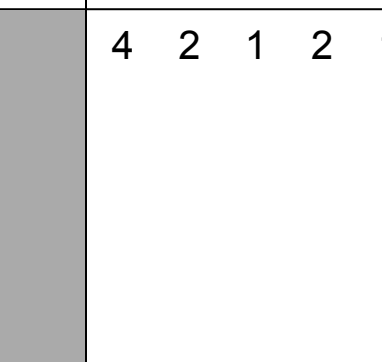
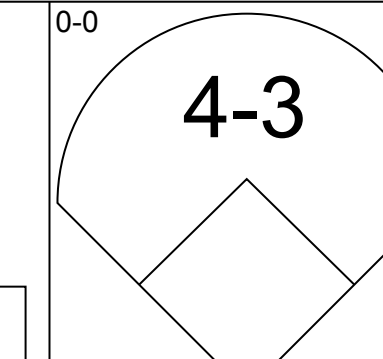
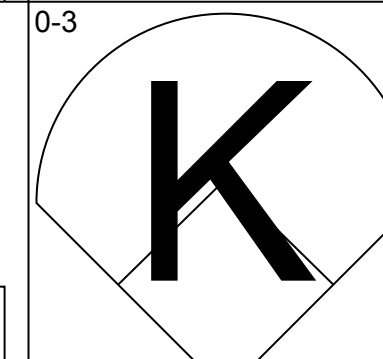
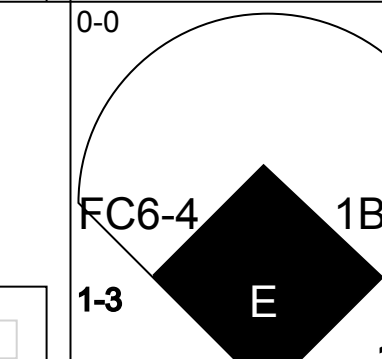
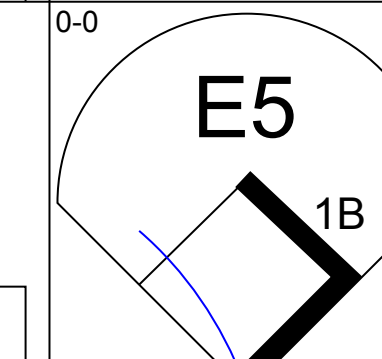

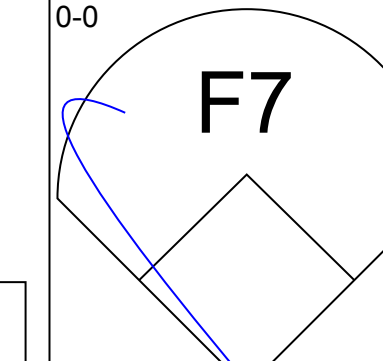
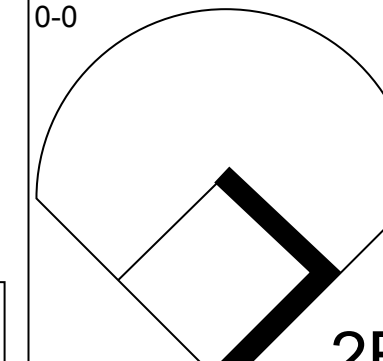
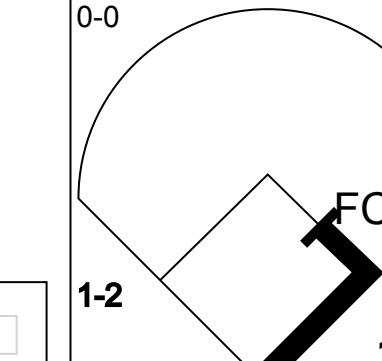
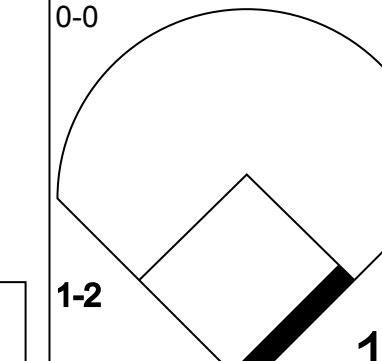

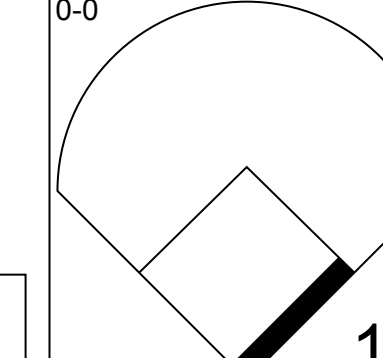
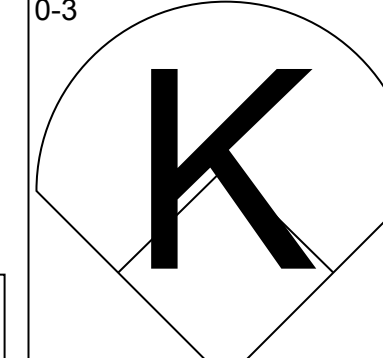
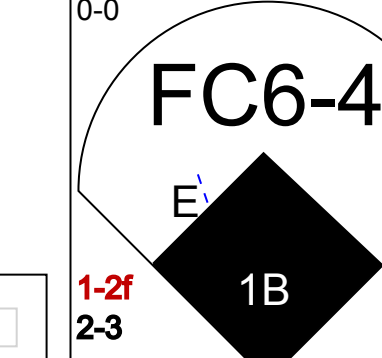
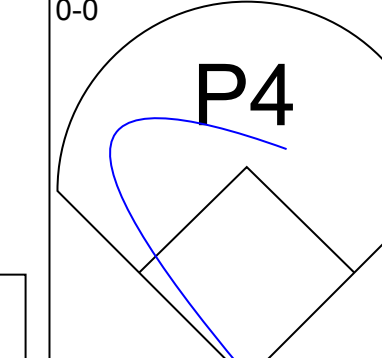
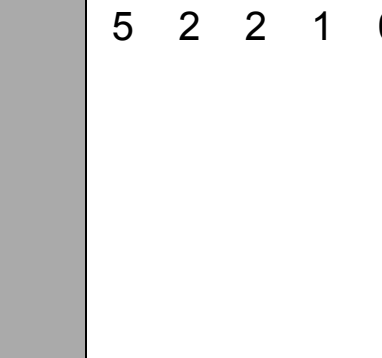
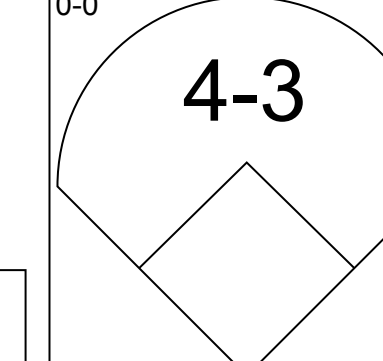
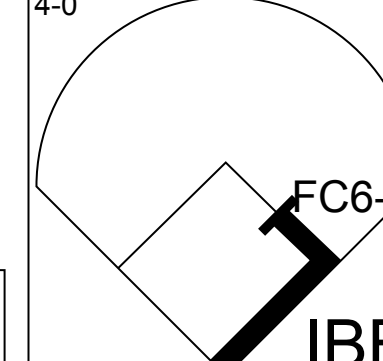
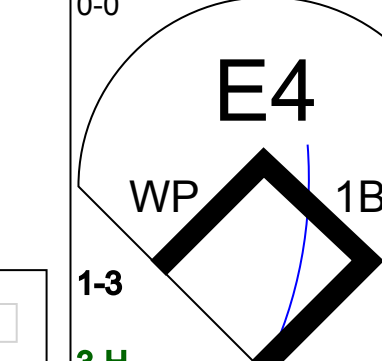

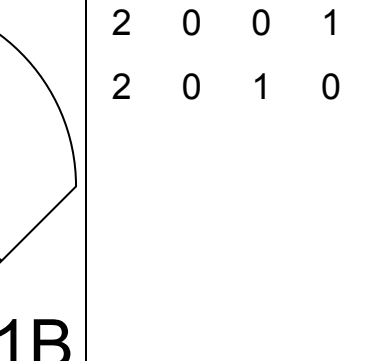
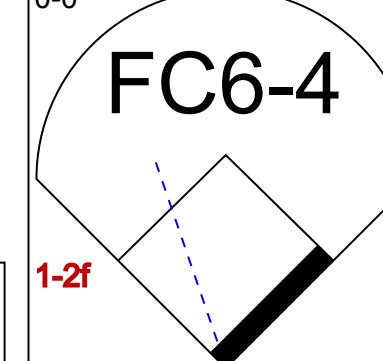
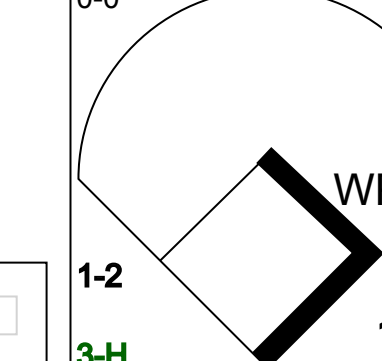
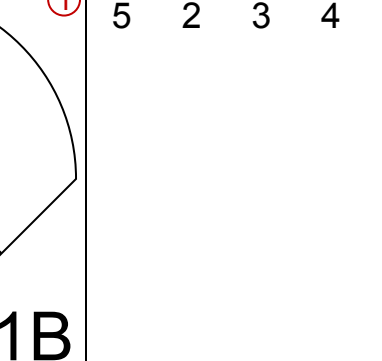
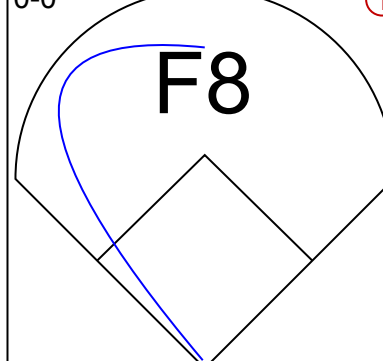
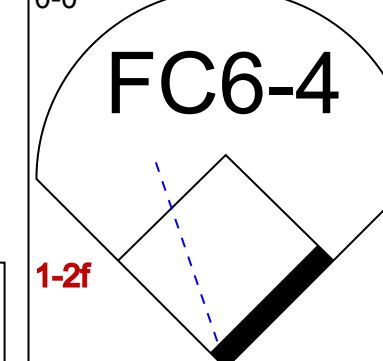
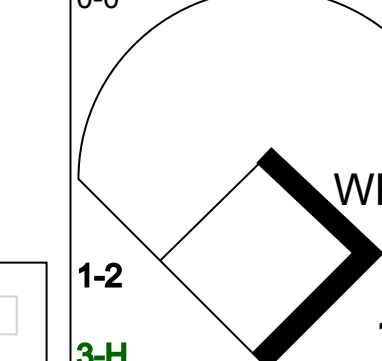

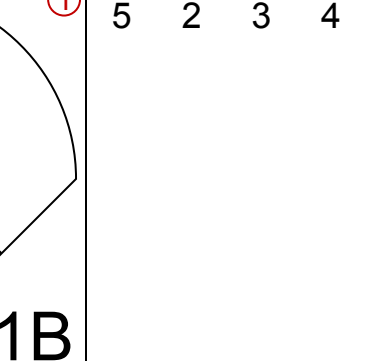
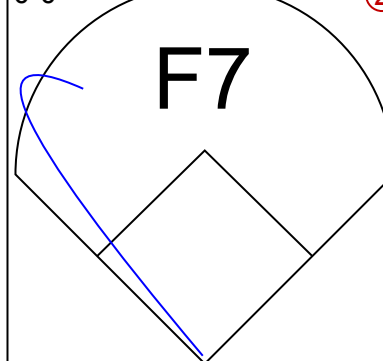
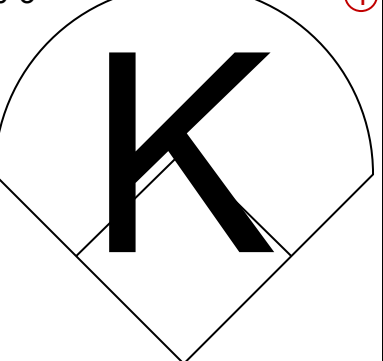
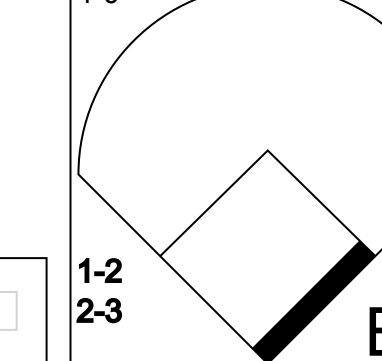

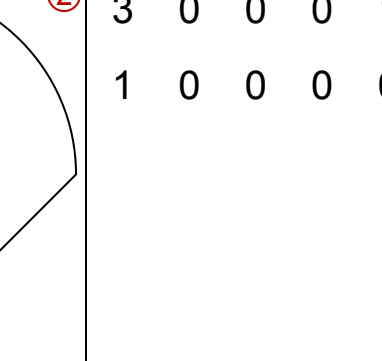
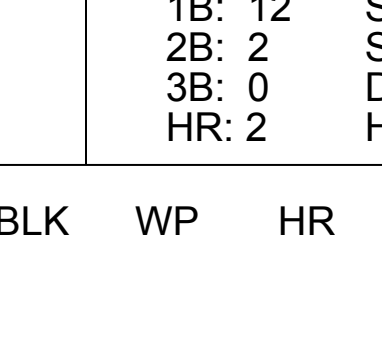


Batter	1	2	3	4	5	6	7	8	9	AB	R	H	RBI	BB	SO	LOB	TOP					
Clete Boyer, R OBP: 0.321, SLG: 0.298 (1, 5)	0-0 1B		4-0 1B BB		0-0 P4			0-3 K	0-0 FC6-4	4	0	1	0	1	1	4	New York Yankees @ Cleveland Indians Cleveland Municipal Stadium, Cleveland, OH Tue Jun 13 1961, 7:05 PM EDT Att: 21,704 - Unknown AB 36 R 2 H 11 RBI 2 BB 1 SO 4 LOB 16					
Tony Kubek, L OBP: 0.352, SLG: 0.445 (1, 6)	0-0 F8		0-0		0-0 F8			0-0 F9		4	0	1	0	0	0	2						
Roger Maris, L OBP: 0.340, SLG: 0.557 (1, 9)	0-0 F9		0-0 F2					0-0 F4		4	1	1	1	0	0	4						
Mickey Mantle, S OBP: 0.428, SLG: 0.654 (1, 8)	0-0 1-3 1B				0-0 P6			0-3 K		4	0	1	0	0	1	0						
Yogi Berra, L OBP: 0.344, SLG: 0.563 (1, 7)					0-0			0-0 F8		4	1	3	0	0	0	0						
Bill Skowron, R OBP: 0.316, SLG: 0.475 (1, 3)					0-0 G4-6-3 1B			0-0 FC5-4 1B		4	0	1	0	0	0	2						
Elston Howard, R OBP: 0.380, SLG: 0.426 (1, 2)					0-0 K			0-0 P4		4	0	1	0	0	1	1						
Bobby Richardson, R OBP: 0.283, SLG: 0.266 (1, 4)					0-0 6-3			0-0 1-3		3	0	0	0	0	0	0						
Johnny Blanchard, L OBP: 0.338, SLG: 0.492 (9, PH)					0-0 F3			0-0 F2		1	0	0	0	0	1	3						
Jim Coates, R OBP: 0.176, SLG: 0.067 (3, PH)					0-0 F3			0-0 6-3		0	0	0	0	0	0	0						
Deron Johnson, R OBP: 0.182, SLG: 0.106 (3, 1)										1	0	0	0	0	0	0						
Art Ditmar, R OBP: 0.302, SLG: 0.053 (8, PH)										1	0	0	0	0	0	0						
Hector Lopez, R OBP: 0.276, SLG: 0.276 (8, 1)										0	0	0	0	0	0	0						
Hal Reniff, R OBP: 0.299, SLG: 0.393 (9, PH)										1	0	1	1	0	0	0						
Inning Stats	R: 0 E: 0 K: 0 S: 4	H: 2 LOB: 2 BB: 0 P: 4	R: 0 E: 0 K: 1 S: 5	H: 1 LOB: 0 BB: 0 P: 5	R: 0 E: 0 K: 0 S: 4	H: 1 LOB: 2 BB: 1 P: 8	R: 0 E: 0 K: 0 S: 4	H: 1 LOB: 1 BB: 0 P: 4	R: 0 E: 0 K: 0 S: 3	H: 0 LOB: 0 BB: 0 P: 3	R: 1 E: 0 K: 1 S: 6	H: 1 LOB: 0 BB: 0 P: 6	R: 0 E: 0 K: 0 S: 3	H: 0 LOB: 0 BB: 0 P: 3	R: 0 E: 0 K: 1 S: 6	H: 1 LOB: 1 BB: 0 P: 6	R: 1 E: 0 K: 1 S: 9	H: 4 LOB: 3 BB: 0 P: 9	1B: 10 2B: 0 3B: 0 HR: 1	SF: 0 SAC: 0 DP: 1 HBP: 0	WP: 0 PB: 0 SB: 0 CS: 0	PA: 37
PITCHER	IP WLS BF H R ER SO BB IBB HBP BLK WP HR S P ERA WHIP	IP WLS BF H R ER SO BB IBB HBP BLK WP HR S P ERA WHIP																				
Jim Perry, R ERA: 3.66 (1, 1)	8.1 W 34 10 2 2 3	0.2 S 3 1 0 0 1																				
Frank Funk, R ERA: 1.67 (9, 1)																						



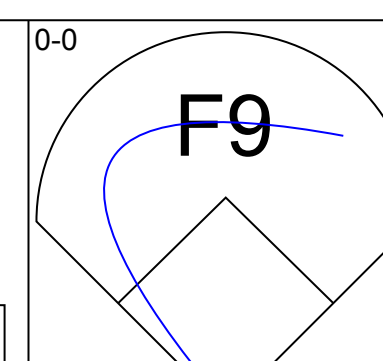
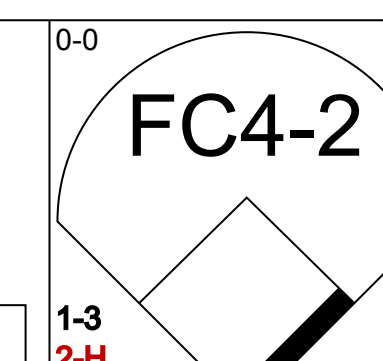
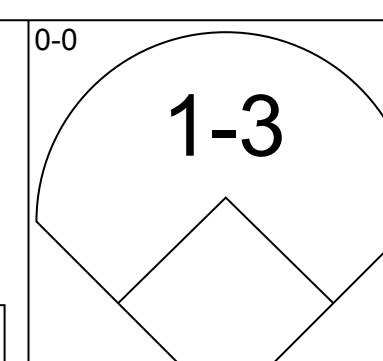

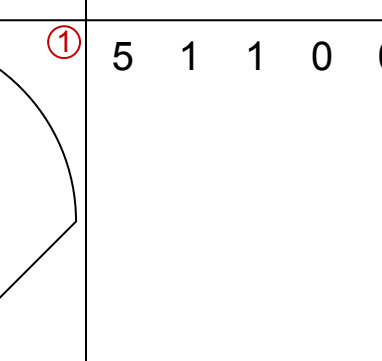
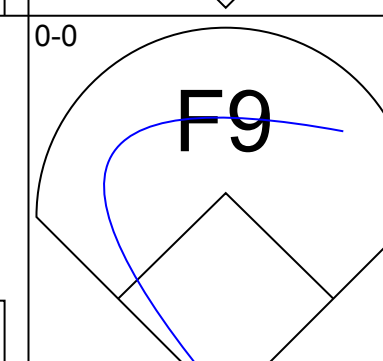
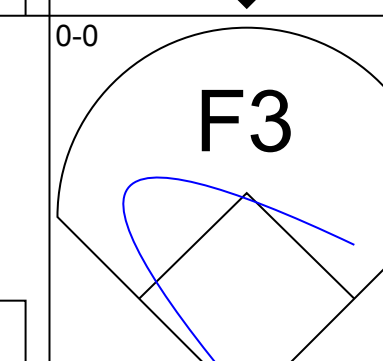
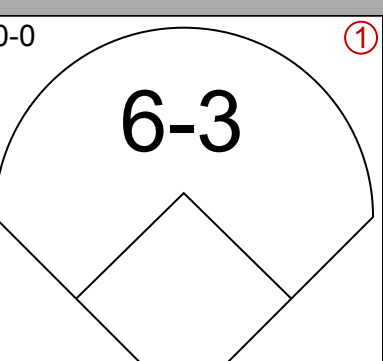

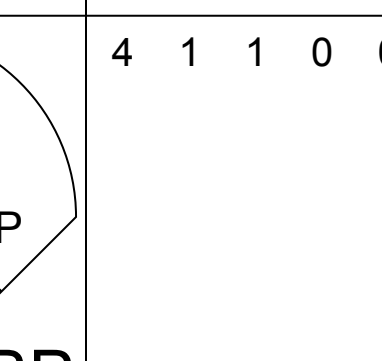
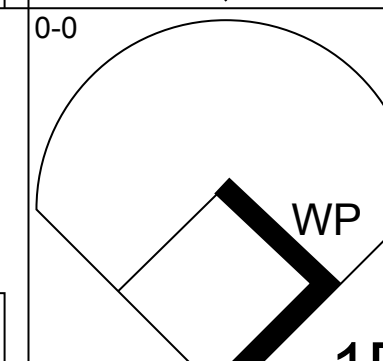
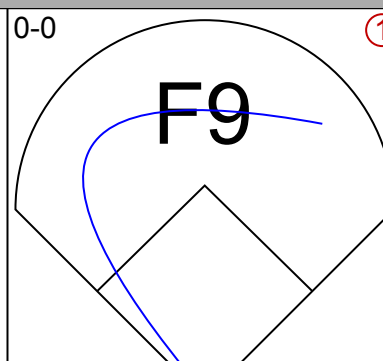
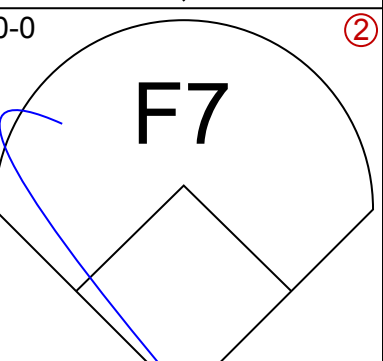

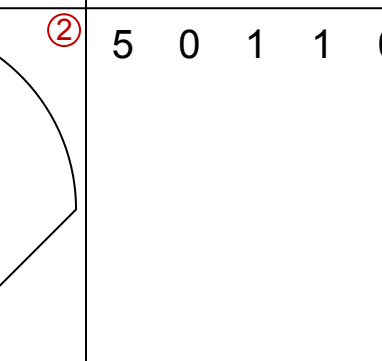
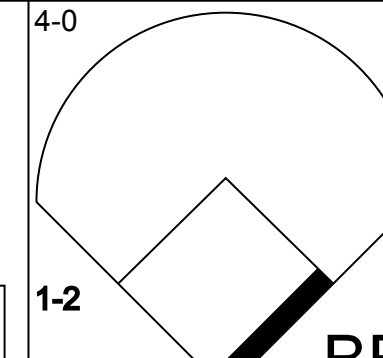
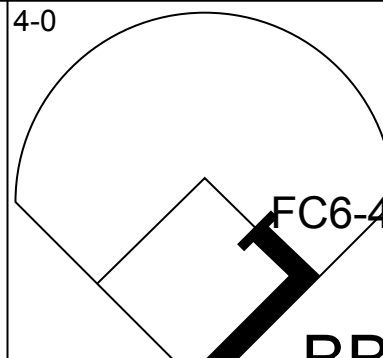
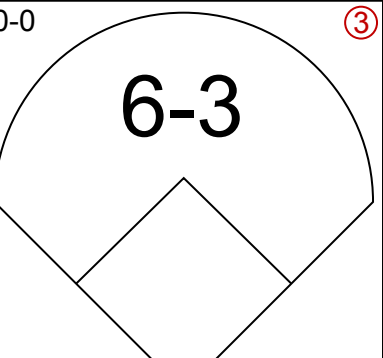

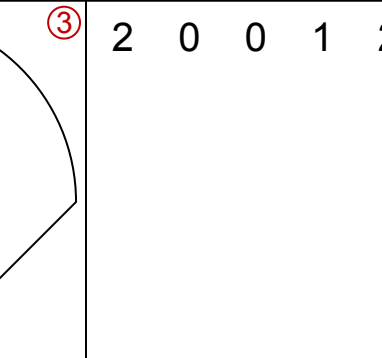
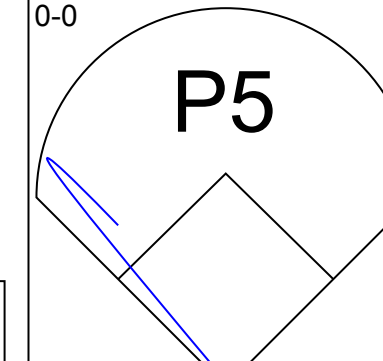
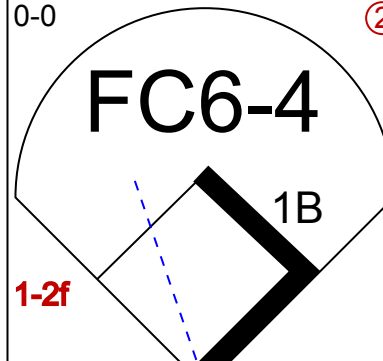
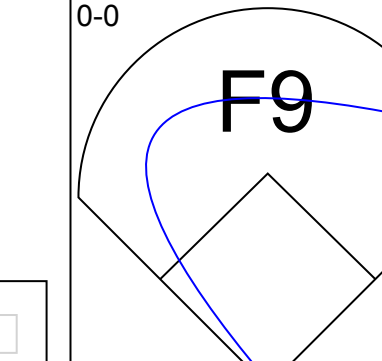

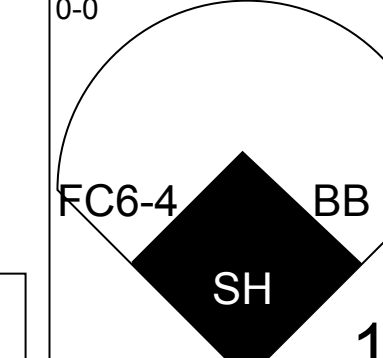
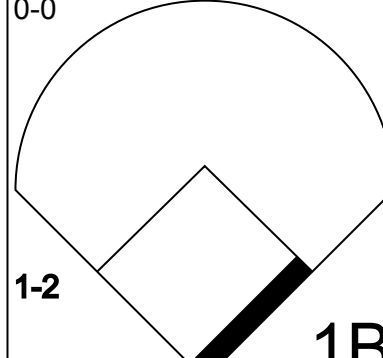
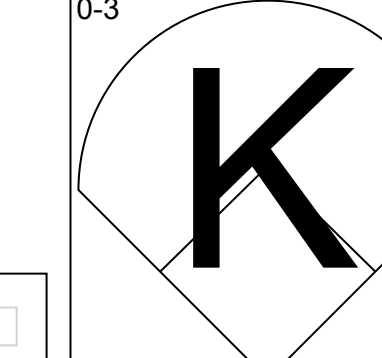

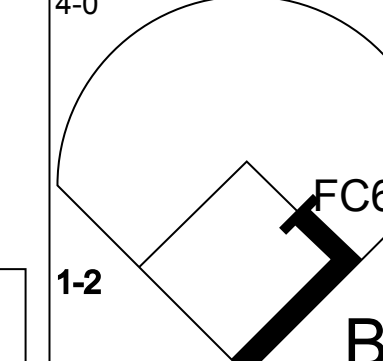
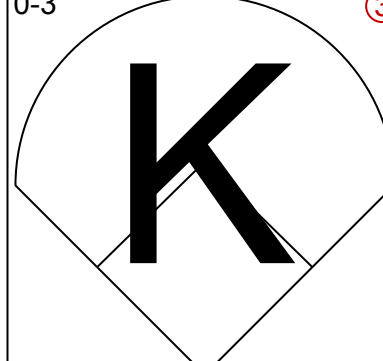
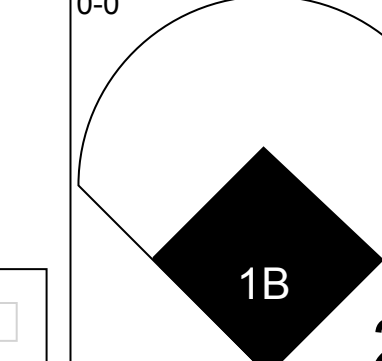
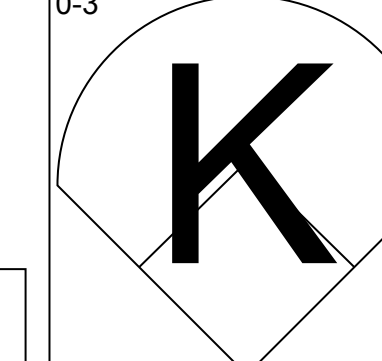
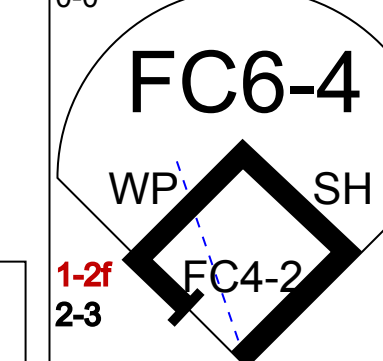
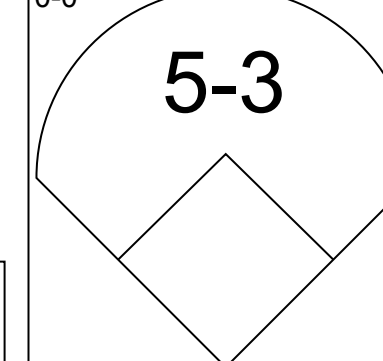
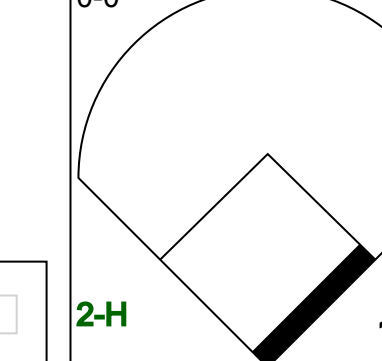
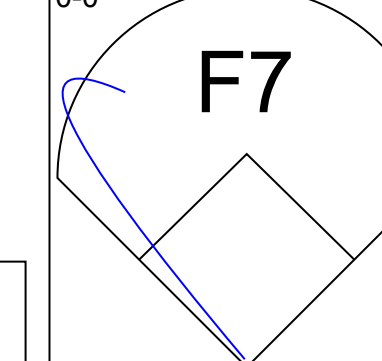
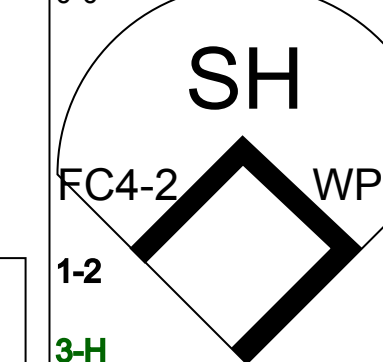
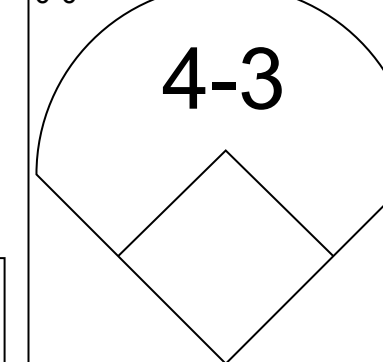
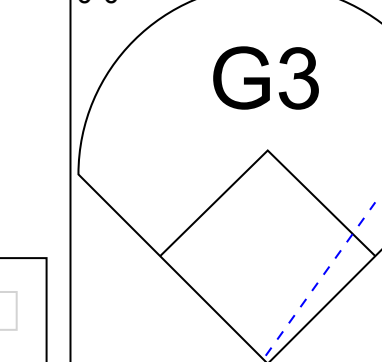
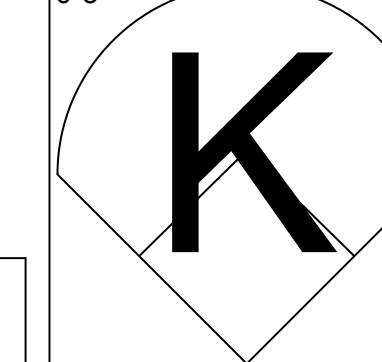
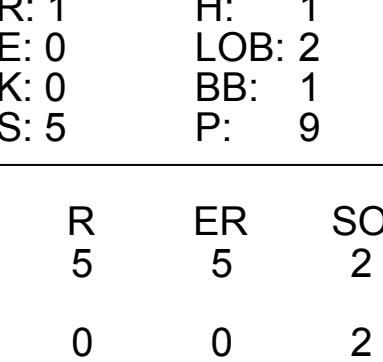
Batter	1	2	3	4	5	6	7	8	9	AB	R	H	RBI	BB	SO	LOB	BOTTOM			
Johnny Temple, R OBP: 0.403, SLG: 0.395 (1, 4)	4-0 2B SF7 BB		0-0 G3 1B		0-0 G6-4-3 1-2f			0-0 6-3		3	2	1	0	1	0	1	New York Yankees @ Cleveland Indians Cleveland Municipal Stadium, Cleveland, OH Tue Jun 13 1961, 7:05 PM EDT Att: 21,704 - Unknown AB 29 R 7 H 8 RBI 7 BB 4 SO 1 LOB 10			
Jim Piersall, R OBP: 0.420, SLG: 0.516 (1, 8)	0-0 1B 2B		0-0 G3		4-0 4-3 PB SF8 BB			4-0 BB		2	2	1	0	2	0	1				
Tito Francona, L OBP: 0.361, SLG: 0.388 (1, 7)	0-0 SF7		0-0		0-0 4-3			0-0 F8		3	0	1	2	0	0	2				
Vic Power, R OBP: 0.323, SLG: 0.412 (1, 3)	0-0 F9		0-0 F9		0-0 SF8			0-0 G3		3	0	0	1	0	0	2				
Willie Kirkland, L OBP: 0.324, SLG: 0.439 (1, 9)	0-0 HR 1B		0-0 F2		0-0 F9			0-0 1B 1B		4	1	2	1	0	0	0				
John Romano, R OBP: 0.410, SLG: 0.585 (1, 2)	0-0 HR		0-0 6-3		0-0 L5			0-0 F9		4	1	1	2	0	0	1				
Woodie Held, R OBP: 0.348, SLG: 0.433 (1, 6)	0-0 6-3		0-0 K		0-0 E6 G5-4-3			0-0 1B		4	0	1	0	0	1	0				
Bubba Phillips, R OBP: 0.306, SLG: 0.413 (1, 5)			0-0 HR		0-0 5-3			0-0 4-3		4	1	1	1	0	0	3				
Jim Perry, S OBP: 0.129, SLG: 0.133 (1, 1)			0-0 F7		4-0 G6-4-3 BB			0-0 F7		2	0	0	0	1	0	0				
Frank Funk, R (9, 1)										0	0	0	0	0	0	0				
Inning Stats	R: 4 E: 0 K: 0 S: 6	H: 3 LOB: 0 BB: 1 P: 10	R: 2 E: 0 K: 0 S: 6	H: 3 LOB: 0 BB: 0 P: 6	R: 0 E: 0 K: 1 S: 5	H: 0 LOB: 0 BB: 0 P: 5	R: 0 E: 0 K: 0 S: 2	H: 0 LOB: 0 BB: 1 P: 6	R: 1 E: 0 K: 0 S: 3	H: 0 LOB: 0 BB: 1 P: 7	R: 0 E: 1 K: 0 S: 3	H: 0 LOB: 0 BB: 0 P: 3	R: 0 E: 0 K: 0 S: 3	H: 0 LOB: 1 BB: 1 P: 7	R: 0 E: 0 K: 0 S: 5	H: 2 LOB: 2 BB: 0 P: 5	1B: 5 2B: 1 3B: 0 HR: 2	SF: 2 SAC: 0 DP: 2 HBP: 0	WP: 0 PB: 1 SB: 0 CS: 0	PA: 35
PITCHER	IP WLS BF H R ER SO BB IBB HBP BLK WP HR S P ERA WHIP	IP WLS BF H R ER SO BB IBB HBP BLK WP HR S P ERA WHIP																		
Jim Coates, R ERA: 3.98 (1, 1)	2.0 L 13 0 1 0 1																			
Art Ditmar, R ERA: 4.64 (3, 1)	5.0 0 1 0 1 3 0 0 0 0 0 0 16 28 0.00 0.600																			
Hal Reniff, R ERA: (8, 1)	1.0 5 2 0 0 0 0 0 0 0 0 0 5 5 0.00 2.000																			



Batter	1	2	3	4	5	6	7	8	9	AB	R	H	RBI	BB	SO	LOB	TOP					
Clete Boyer, R OBP: 0.322, SLG: 0.299 (1, 5)										6	1	2	1	0	2	3	New York Yankees @ Cleveland Indians Cleveland Municipal Stadium, Cleveland, OH Wed Jun 14 1961, 7:05 PM EDT Att: 25,095 - Unknown					
Tony Kubek, L OBP: 0.355, SLG: 0.450 (1, 6)										6	1	3	0	0	0	4						
Roger Maris, L OBP: 0.341, SLG: 0.566 (1, 9)										4	2	1	2	1	0	2						
Mickey Mantle, S OBP: 0.427, SLG: 0.646 (1, 8)										4	2	1	0	1	1	0						
Yogi Berra, L OBP: 0.358, SLG: 0.574 (1, 7)										4	1	3	1	1	0	0						
Bill Skowron, R OBP: 0.318, SLG: 0.473 (1, 3)										5	2	2	1	0	1	5						
Johnny Blanchard, L OBP: 0.339, SLG: 0.476 (7, PH)										2	0	0	1	1	0	2						
Elston Howard, R OBP: 0.382, SLG: 0.427 (7, 2)										2	0	1	0	0	1	2						
Bobby Richardson, R OBP: 0.270, SLG: 0.287 (1, 4)										5	2	3	4	0	0	2						
Whitey Ford, L OBP: 0.356, SLG: 0.270 (1, 1)										3	0	0	0	1	1	0						
Luis Arroyo, L OBP: 0.222, SLG: 0.333 (8, 1)										1	0	0	0	0	0	1						
Inning Stats	R: 0 E: 0 K: 1 S: 5	H: 1 LOB: 0 BB: 0 P: 5	R: 0 E: 0 K: 0 S: 4	H: 1 LOB: 1 BB: 0 P: 4	R: 0 E: 0 K: 0 S: 3	H: 0 LOB: 0 BB: 0 P: 3	R: 2 E: 0 K: 2 S: 10	H: 3 LOB: 2 BB: 1 P: 14	R: 0 E: 0 K: 2 S: 7	H: 0 LOB: 0 BB: 0 P: 7	R: 3 E: 1 K: 0 S: 7	H: 3 LOB: 3 BB: 2 P: 15	R: 4 E: 0 K: 1 S: 7	H: 2 LOB: 0 BB: 2 P: 15	R: 1 E: 1 K: 0 S: 6	H: 3 LOB: 2 BB: 0 P: 6	R: 1 E: 0 K: 0 S: 5	H: 3 LOB: 1 BB: 0 P: 5	1B: 12 2B: 2 3B: 0 HR: 2	SF: 0 SAC: 0 DP: 2 HBP: 0	WP: 1 PB: 0 SB: 1 CS: 0	PA: 47
PITCHER	IP	WLS	BF	H	R	ER	SO	BB	IBB	HBP	BLK	WP	HR	S	P	ERA	WHIP					
Gary Bell, R ERA: 3.65 (1, 1)	6.0	L	29	8	5	5	5	2	1	0	0	1	1	36	48	7.50	1.667					
Johnny Antonelli, L ERA: 6.35 (7, 1)	1.0		9	4	5	5	1	2	0	0	0	0	1	9	17	45.00	6.000					
Bob Allen, L ERA: 7.67 (8, 1)	1.0		4	1	0	0	0	0	0	0	0	0	0	4	4	0.00	1.000					
Bobby Locke, R ERA: 6.04 (9, 1)	1.0		5	3	1	1	0	0	0	0	0	0	0	5	5	9.00	3.000					

AB 42
R 11
H 16
RBI 10
BB 5
SO 6
LOB 21



Batter	1	2	3	4	5	6	7	8	9	AB	R	H	RBI	BB	SO	LOB	BOTTOM				
Johnny Temple, R OBP: 0.399, SLG: 0.390 (1, 4)										5	1	1	0	0	0	2	New York Yankees @ Cleveland Indians Cleveland Municipal Stadium, Cleveland, OH Wed Jun 14 1961, 7:05 PM EDT Att: 25,095 - Unknown				
Jim Piersall, R OBP: 0.420, SLG: 0.516 (1, 8)										4	1	1	0	0	0	2					
Tito Francona, L OBP: 0.358, SLG: 0.384 (1, 7)										5	0	1	1	0	0	2					
Vic Power, R OBP: 0.324, SLG: 0.409 (1, 3)										2	0	0	1	2	0	1					
Chuck Essegian, R OBP: 0.440, SLG: 0.725 (1, 9)										4	1	1	1	0	0	3					
John Romano, R OBP: 0.411, SLG: 0.583 (1, 2)										4	1	2	0	0	1	0					
Woodie Held, R OBP: 0.350, SLG: 0.436 (1, 6)										3	1	1	0	1	2	2					
Bubba Phillips, R OBP: 0.305, SLG: 0.410 (1, 5)										4	0	1	1	0	0	2					
Gary Bell, R OBP: 0.307, SLG: 0.100 (5, PH)										1	0	0	1	0	0	0					
Bob Niemann, R OBP: 0.400, SLG: 0.500 (7, 1)										1	0	0	0	0	0	1					
Johnny Antonelli, L OBP: 0.326, SLG: 0.462 (7, 1)										0	0	0	0	0	0	0					
Bob Allen, L OBP: 0.326, SLG: 0.462 (8, 1)										0	0	0	0	0	0	0					
Jack Kubiśzyn, R OBP: 0.345, SLG: 0.600 (8, PH)										1	0	0	0	0	1	0					
Bobby Locke, R OBP: 0.125, SLG: 0.125 (9, 1)										0	0	0	0	0	0	0					
Inning Stats	R: 0 E: 0 K: 0 S: 4	H: 1 LOB: 2 BB: 1 P: 8	R: 1 E: 0 K: 0 S: 5	H: 1 LOB: 2 BB: 1 P: 9	R: 0 E: 0 K: 1 S: 6	H: 1 LOB: 2 BB: 1 P: 10	R: 0 E: 0 K: 0 S: 3	H: 0 LOB: 0 BB: 0 P: 3	R: 0 E: 0 K: 1 S: 7	H: 2 LOB: 1 BB: 0 P: 7	R: 3 E: 0 K: 0 S: 6	H: 3 LOB: 0 BB: 0 P: 6	R: 0 E: 0 K: 2 S: 7	H: 0 LOB: 0 BB: 0 P: 7	R: 0 E: 0 K: 0 S: 3	H: 0 LOB: 1 BB: 0 P: 4	1B: 5 2B: 2 3B: 0 HR: 1	SF: 1 SAC: 1 DP: 0 HBP: 1	WP: 3 PB: 0 SB: 0 CS: 0	PA: 40	
PITCHER	IP	WLS	BF	H	R	ER	SO	BB	IBB	HBP	BLK	WP	HR	S	P	ERA	WHIP				
Whitey Ford, L ERA: 3.27 (1, 1)	7.0	W	33	8	5	5	2	3	0	0	0	1	0	34	46	6.43	1.571				
Luis Arroyo, L ERA: 2.49 (8, 1)	2.0	S	7	0	0	0	2	0	0	1	0	1	0	10	11	0.00	0.000				

AB 34
R 5
H 8
RBI 5
BB 3
SO 4
LOB 15



Batter	1	2	3	4	5	6	7	8	9	10	11	AB	R	H	RBI	BB	SO	LOB	TOP					
Clete Boyer, R OBP: 0.323, SLG: 0.299 (1.5)												4	0	1	0	1	0	2						
Tony Kubek, L OBP: 0.352, SLG: 0.445 (1.6)												5	0	1	0	0	1	2						
Roger Maris, L OBP: 0.343, SLG: 0.562 (1.9)												5	0	2	0	0	0	1						
Mickey Mantle, S OBP: 0.423, SLG: 0.650 (1.8)												5	1	1	1	0	1	3						
Yogi Berra, L OBP: 0.350, SLG: 0.559 Jack Reed, R OBP: 0.270, SLG: 0.286 (8.7)												4	1	0	0	0	0	2						
Bob Cerv, R OBP: 0.207, SLG: 0.383 (11.7)												0	0	0	0	0	0	0						
Bill Skowron, R OBP: 0.312, SLG: 0.463 (1.3)												5	0	0	0	0	1	2						
Elston Howard, R OBP: 0.382, SLG: 0.426 (1.2)												5	0	2	1	0	1	1						
Bobby Richardson, R OBP: 0.270, SLG: 0.286 Johnny Blanchard, L OBP: 0.347, SLG: 0.484 Billy Gardner, R OBP: 0.287, SLG: 0.314 (11.4)												4	0	1	0	0	0	3						
Ralph Terry, R OBP: 0.367, SLG: 0.379 (1.1)												5	0	1	0	0	2	2						
Inning Stats	R: 0 E: 0 K: 0 S: 3	H: 1 LOB: 1 BB: 1 P: 7	R: 0 E: 0 K: 0 S: 3	H: 0 LOB: 0 BB: 0 P: 3	R: 0 E: 0 K: 1 S: 5	H: 0 LOB: 0 BB: 0 P: 5	R: 0 E: 0 K: 0 S: 3	H: 0 LOB: 0 BB: 0 P: 3	R: 0 E: 1 K: 2 S: 8	H: 1 LOB: 1 BB: 0 P: 8	R: 0 E: 0 K: 1 S: 7	H: 2 LOB: 2 BB: 0 P: 7	R: 0 E: 1 K: 0 S: 5	H: 2 LOB: 2 BB: 0 P: 5	R: 0 E: 0 K: 0 S: 3	H: 0 LOB: 0 BB: 0 P: 3	R: 1 E: 1 K: 2 S: 8	H: 1 LOB: 1 BB: 1 P: 12	1B: 9 2B: 0 3B: 0 HR: 1	SF: 0 SAC: 0 DP: 1 HBP: 0	WP: 1 PB: 0 SB: 1 CS: 0	PA: 45		
PITCHER	IP ERA WLS BF H R ER SO BB IBB HBP BLK WP HR S P ERA WHIP	Mudcat Grant, R ERA: 2.87 Frank Funk, R ERA: 1.76	(1.1) (9.1)	8.0 3.0	WLS L	32 13	H 3	R 1	ER 1	SO 4	BB 1	IBB 0	HBP 0	BLK 0	WP 0	HR 0	S 39	P 43	ERA 3.00	WHIP 1.333				

New York Yankees @ Cleveland Indians
Cleveland Municipal Stadium, Cleveland, OH
Thu Jun 15 1961, 7:05 PM EDT
Att: 23,350 - Unknown

AB 43
R 3
H 10
RBI 3
BB 2
SO 6
LOB 18



Batter	1	2	3	4	5	6	7	8	9	10	11	AB	R	H	RBI	BB	SO	LOB	BOTTOM					
Johnny Temple, R OBP: 0.392, SLG: 0.382 (1.4)												5	0	0	0	0	0	2						
Jim Piersall, R OBP: 0.415, SLG: 0.507 (1.8)												4	0	0	0	1	0	2						
Tito Francona, L OBP: 0.355, SLG: 0.379 (1.7)												5	0	1	0	0	1	1						
Vic Power, R OBP: 0.327, SLG: 0.414 (1.3)												4	1	2	0	0	0	0						
Willie Kirkland, L OBP: 0.317, SLG: 0.428 (1.9)												5	0	0	0	0	2	3						
John Romano, R OBP: 0.409, SLG: 0.576 (1.2)												4	0	1	1	0	0	1						
Woodie Held, R OBP: 0.349, SLG: 0.433 (1.6)												4	1	1	0	0	2	2						
Bubba Phillips, R OBP: 0.308, SLG: 0.420 (1.5)												4	0	2	1	0	1	0						
Mudcat Grant, R OBP: 0.220, SLG: 0.167 Bob Hale, L OBP: 0.250, SLG: 0.235 Frank Funk, R (9.1)												2	0	0	0	0	1	1						
Inning Stats	R: 0 E: 0 K: 0 S: 3	H: 0 LOB: 0 BB: 0 P: 3	R: 0 E: 0 K: 0 S: 3	H: 0 LOB: 0 BB: 0 P: 3	R: 1 E: 0 K: 1 S: 7	H: 2 LOB: 1 BB: 0 P: 7	R: 0 E: 0 K: 1 S: 5	H: 0 LOB: 0 BB: 0 P: 5	R: 0 E: 0 K: 1 S: 5	H: 1 LOB: 1 BB: 0 P: 7	R: 0 E: 0 K: 0 S: 4	H: 1 LOB: 1 BB: 0 P: 4	R: 1 E: 0 K: 2 S: 9	H: 2 LOB: 1 BB: 0 P: 9	R: 0 E: 0 K: 1 S: 5	H: 0 LOB: 0 BB: 0 P: 5	R: 0 E: 0 K: 1 S: 6	H: 1 LOB: 1 BB: 0 P: 6	1B: 4 2B: 3 3B: 0 HR: 0	SF: 0 SAC: 1 DP: 0 HBP: 0	WP: 0 PB: 0 SB: 1 CS: 0	PA: 41		
PITCHER	IP ERA WLS BF H R ER SO BB IBB HBP BLK WP HR S P ERA WHIP	Ralph Terry, R ERA: 3.76	(1.1)	11.0	W	41	H 7	R 2	ER 2	SO 8	BB 1	IBB 0	HBP 0	BLK 0	WP 0	HR 0	S 56	P 60	ERA 1.64	WHIP 0.727				

New York Yankees @ Cleveland Indians
Cleveland Municipal Stadium, Cleveland, OH
Thu Jun 15 1961, 7:05 PM EDT
Att: 23,350 - Unknown

AB 39
R 2
H 7
RBI 2
BB 1
SO 8
LOB 13



Batter	1	2	3	4	5	6	7	8	9	AB	R	H	RBI	BB	SO	LOB	TOP					
Brooks Robinson, R (1,5) OBP: 0.372, SLG: 0.404	F9			1-5-3		1B		5-3		4	0	1	0	0	0	0	Baltimore Orioles @ Cleveland Indians Cleveland Municipal Stadium, Cleveland, OH Fri Jun 16 1961, 7:05 PM EDT Att: 12,254 - Unknown					
Dave Philley, S (1,7) Hoyt Wilhelm, R (8,1) OBP: 0.284, SLG: 0.408	F7			F9		F2		4-3		4	0	0	0	0	0	1						
Jackie Brandt, R (1,9) OBP: 0.385, SLG: 0.500	5-3			F8		E6 SH1-3 SF7 1B		WP BB		3	1	1	0	1	0	0						
Gus Triandos, R (1,2) OBP: 0.332, SLG: 0.450		F5			F5			P5		3	0	0	0	1	0	1						
Ron Hansen, R (1,6) Mary Throneberry, L (9, PH) OBP: 0.325, SLG: 0.360		K			K			P5		2	0	0	0	0	2	0						
Dick Williams, R (1,3) OBP: 0.244, SLG: 0.375		P4			2B			BB		2	0	1	1	1	0	0						
Jim Busby, R (1,8) Whitey Herzog, L (9, PH) OBP: 0.333, SLG: 0.300			6-3		1-3			BB		3	0	1	0	0	0	1						
Jerry Adair, R (1,4) OBP: 0.305, SLG: 0.420			K					BB		3	0	0	0	0	1	2						
Chuck Estrada, R (1,1) Jim Gentile, L (8, PH) Earl Robinson, R (8,7) OBP: 0.167, SLG: 0.130			F3					K		2	0	0	0	0	1	0						
Inning Stats	R: 0 E: 0 K: 0 S: 3	H: 0 LOB: 0 BB: 0 P: 3	R: 0 E: 0 K: 1 S: 5	H: 0 LOB: 0 BB: 0 P: 5	R: 0 E: 0 K: 1 S: 5	H: 0 LOB: 0 BB: 0 P: 5	R: 0 E: 0 K: 0 S: 3	H: 0 LOB: 0 BB: 0 P: 3	R: 0 E: 0 K: 1 S: 6	H: 1 LOB: 1 BB: 0 P: 6	R: 0 E: 0 K: 0 S: 6	H: 1 LOB: 1 BB: 0 P: 6	R: 1 E: 1 K: 0 S: 5	H: 2 LOB: 2 BB: 1 P: 9	R: 0 E: 0 K: 1 S: 5	H: 0 LOB: 0 BB: 0 P: 5		R: 0 E: 0 K: 0 S: 3	H: 0 LOB: 2 BB: 2 P: 11	1B: 3 2B: 1 3B: 0 HR: 0	SF: 1 SAC: 1 DP: 0 HBP: 0	WP: 1 PB: 0 SB: 0 CS: 0
PITCHER	IP	WLS	BF	H	R	ER	SO	BB	IBB	HBP	BLK	WP	HR	S	P	ERA	WHIP			ERA	WHIP	
Dick Stigman, L (1,1) ERA: 0.82	7.0	W	26	4	1	1	4	1	0	0	0	0	0	33	37	1.29	0.714					
Barry Latman, R (8,1) ERA: 2.16	2.0	S	8	0	0	0	1	2	0	0	0	1	0	8	16	0.00	1.000					


AB 29
R 1
H 4
RBI 1
BB 3
SO 5
LOB 8




Batter	1	2	3	4	5	6	7	8	9	AB	R	H	RBI	BB	SO	LOB	BOTTOM					
Johnny Temple, R (1,4) OBP: 0.386, SLG: 0.376	5-3		F9		2-1		F8			4	0	0	0	0	0	2	Baltimore Orioles @ Cleveland Indians Cleveland Municipal Stadium, Cleveland, OH Fri Jun 16 1961, 7:05 PM EDT Att: 12,254 - Unknown					
Jim Piersall, R (1,8) OBP: 0.417, SLG: 0.504	F9			5-3		FC3-6 BB		1B SH1-4 E		3	1	1	0	1	0	0						
Tito Francona, L (1,7) OBP: 0.351, SLG: 0.374	5-3			1-3		FC3-6 2B		SH1-4		3	0	0	0	0	0	1						
Vic Power, R (1,3) OBP: 0.330, SLG: 0.420		F8		F9				FC4-6 1B		4	0	2	0	0	0	0						
Willie Kirkland, L (1,9) OBP: 0.316, SLG: 0.439		HR			P5	F2		FC4-6		4	1	1	1	0	0	3						
John Romano, R (1,2) OBP: 0.410, SLG: 0.575		K				BB 1B		F2		4	1	2	0	0	1	1						
Bubba Phillips, R (1,5) OBP: 0.306, SLG: 0.417		L7			P5			F2		2	0	0	0	0	0	1						
Woodie Held, R (1,6) OBP: 0.349, SLG: 0.429			K			1B 2-1 BB		F8		2	0	0	0	1	1	1						
Dick Stigman, R (1,1) Bob Hale, L (7, PH) Mudcat Grant, R (7, PR) Barry Latman, R (8,1) OBP: 0.250, SLG: 0.250			K					HBP		2	0	1	1	0	1	0						
Inning Stats	R: 0 E: 0 K: 0 S: 3	H: 0 LOB: 0 BB: 0 P: 3	R: 1 E: 0 K: 1 S: 6	H: 1 LOB: 0 BB: 0 P: 6	R: 0 E: 0 K: 2 S: 7	H: 0 LOB: 0 BB: 0 P: 7	R: 0 E: 0 K: 0 S: 3	H: 0 LOB: 0 BB: 0 P: 3	R: 1 E: 0 K: 0 S: 4	H: 2 LOB: 2 BB: 1 P: 8	R: 0 E: 0 K: 0 S: 4	H: 1 LOB: 2 BB: 1 P: 8	R: 0 E: 0 K: 0 S: 4	H: 1 LOB: 2 BB: 0 P: 5	R: 1 E: 1 K: 0 S: 5	H: 2 LOB: 1 BB: 0 P: 5		R: 1 E: 1 K: 0 S: 5	H: 2 LOB: 1 BB: 0 P: 5	1B: 5 2B: 1 3B: 0 HR: 1	SF: 0 SAC: 2 DP: 0 HBP: 1	WP: 0 PB: 0 SB: 0 CS: 0
PITCHER	IP	WLS	BF	H	R	ER	SO	BB	IBB	HBP	BLK	WP	HR	S	P	ERA	WHIP			ERA	WHIP	
Chuck Estrada, R (1,1) ERA: 4.37	7.0	L	29	5	2	2	3	2	0	1	0	0	1	31	40	2.57	1.000					
Hoyt Wilhelm, R (8,1) ERA: 1.86	1.0		5	2	1	0	0	0	0	0	0	0	0	5	5	0.00	2.000					

AB 28
R 3
H 7
RBI 2
BB 2
SO 3
LOB 9



Batter	1	2	3	4	5	6	7	8	9	AB	R	H	RBI	BB	SO	LOB	TOP				
Brooks Robinson, R (1, 5) OBP: 0.372, SLG: 0.404	F9		F8			2B 1B			E5	5	1	2	1	0	0	1	Baltimore Orioles @ Cleveland Indians Cleveland Municipal Stadium, Cleveland, OH Sat Jun 17 1961, 3:33 AM EDT Att: 5,901 - Unknown AB 39 R 4 H 10 RBI 4 BB 2 SO 5 LOB 25 				
Russ Snyder, L (1, 7) OBP: 0.283, SLG: 0.308	1-3		E4			1B	P6		K	5	1	1	0	0	1	3					
Jackie Brandt, R (1, 8) OBP: 0.392, SLG: 0.503	F8		F8			4-3 1B			1B	5	1	3	2	0	0	2					
Jim Gentile, L (1, 3) OBP: 0.406, SLG: 0.577		F9		F9		4-3			F8	5	0	0	0	0	1	4					
Mary Thronberry, L (1, 9) OBP: 0.341, SLG: 0.420		4-3		F8		F8			P3	4	0	1	0	0	0	1					
Earl Robinson, R (8, PR) OBP: 0.222, SLG: 0.175										1	0	0	0	0	0	2					
Gus Triandos, R (1, 2) OBP: 0.335, SLG: 0.448				F9		F9			E9	3	0	1	1	1	0	1					
Ron Hansen, R (1, 6) OBP: 0.324, SLG: 0.358						P6			5-3	4	0	1	0	0	1	4					
Jerry Adair, R (1, 4) OBP: 0.309, SLG: 0.419						F7			E1	3	1	1	0	1	0	1					
Mitt Pappas, R (1, 1) OBP: 0.071, SLG: 0.143										2	0	0	0	0	1	1					
Dave Philley, S (7, PH) OBP: 0.280, SLG: 0.403										1	0	0	0	0	0	2					
Hoyt Wilhelm, R (7, 1)										1	0	0	0	0	1	3					
Inning Stats	R: 0 E: 0 K: 0 S: 3	H: 0 LOB: 0 BB: 0 P: 3	R: 0 E: 0 K: 1 S: 5	H: 0 LOB: 1 BB: 1 P: 9	R: 0 E: 1 K: 0 S: 5	H: 1 LOB: 2 BB: 0 P: 5	R: 0 E: 0 K: 0 S: 3	H: 0 LOB: 0 BB: 0 P: 3	R: 0 E: 0 K: 1 S: 5	H: 0 LOB: 0 BB: 0 P: 5	R: 2 E: 0 K: 0 S: 6	H: 3 LOB: 1 BB: 0 P: 6	R: 1 E: 1 K: 0 S: 5	H: 2 LOB: 1 BB: 0 P: 5	R: 1 E: 1 K: 1 S: 8	H: 3 LOB: 3 BB: 1 P: 12	R: 0 E: 1 K: 2 S: 9	H: 1 LOB: 2 BB: 0 P: 9	1B: 9 2B: 2 3B: 0 HR: 0	SF: 0 SAC: 0 DP: 1 HBP: 0	WP: 0 PA: 41 PB: 0 SB: 0 CS: 0
PITCHER	IP WLS BF H R ER SO BB IBB HBP BLK WP HR S P ERA WHIP																				
Wynn Hawkins, R (1, 1) ERA: 2.58	7.0 L 29 6 3 2 2 1 0 0 0 0 0 0 32 36 2.57 1.000																				
Bobby Locke, R (8, 1) ERA: 5.93	2.0 12 4 1 1 3 0 1 0 0 0 0 0 17 21 4.50 2.000																				

Batter	1	2	3	4	5	6	7	8	9	AB	R	H	RBI	BB	SO	LOB	BOTTOM				
Johnny Temple, R (1, 4) OBP: 0.382, SLG: 0.369			F8		F7				P4	4	0	0	0	1	1	2	Baltimore Orioles @ Cleveland Indians Cleveland Municipal Stadium, Cleveland, OH Sat Jun 17 1961, 3:33 AM EDT Att: 5,901 - Unknown AB 34 R 1 H 8 RBI 1 BB 4 SO 8 LOB 14 				
Jim Piersall, R (1, 8) OBP: 0.416, SLG: 0.498	G6-4-3 BB								K	3	0	0	0	2	2	2					
Tito Francona, L (1, 7) OBP: 0.357, SLG: 0.381										4	0	3	0	0	1	1					
Vic Power, R (1, 3) OBP: 0.328, SLG: 0.415										3	0	0	1	1	1	3					
Willie Kirkland, L (1, 9) OBP: 0.310, SLG: 0.431										4	0	0	0	0	1	3					
John Romano, R (1, 2) OBP: 0.407, SLG: 0.569										4	0	1	0	0	0	0					
Bubba Phillips, R (1, 5) OBP: 0.309, SLG: 0.418										4	0	2	0	0	0	0					
Woodie Held, R (1, 6) OBP: 0.343, SLG: 0.422										4	0	0	0	0	1	3					
Wynn Hawkins, R (1, 1) OBP: 0.167, SLG: 0.091										2	1	1	0	0	1	0					
Don Dillard, L (7, PH) OBP: 0.409, SLG: 0.474										1	0	1	0	0	0	0					
Bobby Locke, R (8, 1) OBP: 0.125, SLG: 0.125										0	0	0	0	0	0	0					
Bob Hale, L (8, PH) OBP: 0.273, SLG: 0.222										1	0	0	0	0	0	0					
Inning Stats	R: 0 E: 0 K: 1 S: 5	H: 1 LOB: 1 BB: 1 P: 9	R: 0 E: 0 K: 0 S: 3	H: 0 LOB: 0 BB: 0 P: 3	R: 1 E: 0 K: 1 S: 7	H: 2 LOB: 3 BB: 2 P: 15	R: 0 E: 0 K: 0 S: 3	H: 0 LOB: 0 BB: 0 P: 3	R: 0 E: 0 K: 2 S: 7	H: 0 LOB: 1 BB: 1 P: 11	R: 0 E: 0 K: 0 S: 5	H: 2 LOB: 2 BB: 0 P: 5	R: 0 E: 0 K: 2 S: 9	H: 2 LOB: 2 BB: 0 P: 9	R: 0 E: 0 K: 1 S: 6	H: 1 LOB: 1 BB: 0 P: 6	R: 0 E: 0 K: 1 S: 5	H: 0 LOB: 0 BB: 0 P: 5	1B: 8 2B: 0 3B: 0 HR: 0	SF: 0 SAC: 0 DP: 1 HBP: 0	WP: 1 PA: 38 PB: 0 SB: 0 CS: 0
PITCHER	IP WLS BF H R ER SO BB IBB HBP BLK WP HR S P ERA WHIP																				
Mitt Pappas, R (1, 1) ERA: 5.18	6.0 W 26 5 1 1 4 4 0 0 0 0 1 0 30 46 1.50 1.500																				
Hoyt Wilhelm, R (7, 1) ERA: 1.77	3.0 S 12 3 0 0 4 0 0 0 0 0 1 0 20 20 0.00 1.000																				

Batter	1	2	3	4	5	6	7	8	9	AB	R	H	RBI	BB	SO	LOB	TOP			
Brooks Robinson, R OBP: 0.371, SLG: 0.402	L5	FC6-4			F9			1B		4	0	1	0	0	0	2	Baltimore Orioles @ Cleveland Indians Cleveland Municipal Stadium, Cleveland, OH Sun Jun 18 1961, 3:33 AM EDT Unknown			
Russ Snyder, L OBP: 0.282, SLG: 0.315	2B		G3			P6		F8		4	0	1	0	0	0	1				
Jackie Brandt, R OBP: 0.388, SLG: 0.497	6-3		4-3			6-3		1B		4	0	1	0	0	0	1				
Jim Gentile, L OBP: 0.403, SLG: 0.567	BB		K		L4			G4-6-3		3	0	0	0	1	1	2				
Mary Throneberry, L Earl Robinson, R	K			F6			F8		F2	4	0	0	0	0	1	2				
Gus Triandos, R		5-3		6-3			HR		F8	4	1	1	1	0	0	0				
Ron Hansen, R		F7		F3			L6		5-3	4	0	0	0	0	0	0				
Jerry Adair, R		BB			L8		E6			3	0	1	0	0	0	0				
Steve Barber, L		BB		4-3			K			2	0	0	0	1	1	1				
Inning Stats	R: 0 E: 0 K: 1 S: 6	H: 1 LOB: 2 BB: 1 P: 10	R: 0 E: 0 K: 0 S: 4	H: 1 LOB: 2 BB: 1 P: 8	R: 0 E: 0 K: 1 S: 5	H: 0 LOB: 0 BB: 0 P: 5	R: 0 E: 0 K: 0 S: 3	H: 0 LOB: 0 BB: 0 P: 3	R: 0 E: 0 K: 0 S: 3	H: 0 LOB: 0 BB: 0 P: 3	R: 1 E: 1 K: 1 S: 7	H: 1 LOB: 1 BB: 0 P: 7	R: 0 E: 0 K: 0 S: 4	H: 2 LOB: 1 BB: 0 P: 4	R: 0 E: 0 K: 0 S: 3	H: 0 LOB: 0 BB: 0 P: 3		1B: 3 2B: 1 3B: 0 HR: 1	SF: 0 SAC: 0 DP: 1 HBP: 0	WP: 0 PB: 0 SB: 0 CS: 0
PITCHER Jim Perry, R	IP: 9.0 WLS: W BF: 34 ERA: 3.41	H: 5 R: 1 ER: 1 SO: 3	BB: 2 IBB: 0 HBP: 0 BLK: 0	WP: 0 HR: 1 S: 38 P: 46	ERA: 1.00 WHIP: 0.778	PITCHER											ERA: 3.41	WHIP: 0.778		

Batter	1	2	3	4	5	6	7	8	9	AB	R	H	RBI	BB	SO	LOB	BOTTOM					
Johnny Temple, R	BB		K					L5		2	0	0	0	2	1	0	Baltimore Orioles @ Cleveland Indians Cleveland Municipal Stadium, Cleveland, OH Sun Jun 18 1961, 3:33 AM EDT Unknown					
Jim Piersall, R	K		F9					BB		3	0	0	0	1	2	2						
Tito Francona, L	K			SH2-4			G1-6-3	F7		4	1	2	0	0	1	2						
Vic Power, R	BB			SF7		G1-6-3		4-3		2	0	0	0	2	0	2						
Chuck Essegian, R	1-3			SH2-4		K		FC5-4		2	0	0	0	1	1	2						
John Romano, R		6-3		SF7			P4	F2		3	0	0	1	0	0	1						
Bubba Phillips, R	5-3			L9				FC5-4		4	1	1	0	0	0	2						
Miguel de la Hoz, R	6-3				F9			1B		4	0	1	0	0	0	1						
Jim Perry, S			4-3				P4	1B		3	0	0	0	0	0	1						
Inning Stats	R: 0 E: 0 K: 2 S: 7	H: 0 LOB: 2 BB: 2 P: 15	R: 0 E: 0 K: 0 S: 3	H: 0 LOB: 0 BB: 0 P: 3	R: 0 E: 0 K: 1 S: 5	H: 0 LOB: 0 BB: 0 P: 5	R: 1 E: 0 K: 0 S: 4	H: 1 LOB: 1 BB: 1 P: 8	R: 0 E: 0 K: 1 S: 5	H: 0 LOB: 0 BB: 0 P: 9	R: 0 E: 0 K: 1 S: 5	H: 1 LOB: 1 BB: 0 P: 5	R: 0 E: 0 K: 0 S: 4	H: 1 LOB: 1 BB: 0 P: 4	R: 0 E: 0 K: 0 S: 3	H: 0 LOB: 1 BB: 1 P: 7		R: 1 E: 0 K: 0 S: 4	H: 2 LOB: 2 BB: 1 P: 8	1B: 5 2B: 0 3B: 0 HR: 0	SF: 1 SAC: 1 DP: 1 HBP: 0	WP: 0 PB: 0 SB: 0 CS: 0
PITCHER Steve Barber, L	IP: 8.2 WLS: L BF: 36 ERA: 4.17	H: 5 R: 2 ER: 2 SO: 5	BB: 6 IBB: 0 HBP: 0 BLK: 0	WP: 0 HR: 0 S: 40 P: 64	ERA: 2.08 WHIP: 1.269	PITCHER											ERA: 4.17	WHIP: 1.269				

Batter	1	2	3	4	5	6	7	8	9	AB	R	H	RBI	BB	SO	LOB	TOP			
Brooks Robinson, R OBP: 0.371, SLG: 0.399 (1, 5)	F8	BB 2B BB		F7			F2		1B	4	1	1	1	1	0	0	Baltimore Orioles @ Cleveland Indians Cleveland Municipal Stadium, Cleveland, OH Sun Jun 18 1961, 3:38 AM EDT Att: 24,821 - Unknown			
Russ Snyder, L OBP: 0.297, SLG: 0.307 (1, 7)	F9	BB 2B BB		G6-4-3 BB			L3		4-3	3	1	0	1	2	0	1				
Jackie Brandt, R OBP: 0.391, SLG: 0.500 (1, 8)	BB	BB 1B 2B		G6-4-3			4-3			3	1	1	3	1	0	1				
Jim Gentile, L OBP: 0.400, SLG: 0.560 (1, 3)	F9	HR 1B							3-1	4	1	1	1	0	0	1				
Mary Throneberry, L OBP: 0.331, SLG: 0.424 Earl Robinson, R OBP: 0.222, SLG: 0.175 (1, 9) (8, 9)		K							K	4	1	1	2	0	3	0				
Gus Triandos, R OBP: 0.336, SLG: 0.457 (1, 2)		BB 1B							6-3	0	0	0	0	0	0	0				
Ron Hansen, R OBP: 0.317, SLG: 0.350 (1, 6)		BB BB 1B		6-3					6-3	3	1	1	0	1	0	0				
Jerry Adair, R OBP: 0.308, SLG: 0.413 (1, 4)		F8							F7	4	0	1	0	0	0	2				
Jack Fisher, R OBP: 0.185, SLG: 0.120 Wes Stock, R OBP: 0.100, SLG: 0.342 Whitey Herzog, L OBP: 0.357, SLG: 0.342 Dick Hall, R OBP: 0.176, SLG: 0.067 (1, 1) (1, 1) (2, PH) (2, 1)		BB BB 1B		5-3					6-3	0	0	0	0	0	0	0				
Inning Stats	R: 0 E: 0 K: 0 S: 3	H: 0 LOB: 1 BB: 1 P: 7	R: 8 E: 0 K: 1 S: 10	H: 5 LOB: 0 BB: 3 P: 22	R: 0 E: 0 K: 0 S: 3	H: 1 LOB: 0 BB: 1 P: 3	R: 0 E: 0 K: 0 S: 2	H: 0 LOB: 0 BB: 1 P: 6	R: 0 E: 0 K: 1 S: 5	H: 0 LOB: 0 BB: 0 P: 5	R: 0 E: 0 K: 0 S: 3	H: 0 LOB: 0 BB: 0 P: 3	R: 0 E: 0 K: 1 S: 5	H: 0 LOB: 1 BB: 1 P: 9	R: 0 E: 0 K: 0 S: 4	H: 1 LOB: 1 BB: 0 P: 4		1B: 5 2B: 1 3B: 0 HR: 1	SF: 0 SAC: 0 DP: 1 HBP: 0	WP: 0 PB: 0 SB: 0 CS: 1
PITCHER	IP	WLS	BF	H	R	ER	SO	BB	IBB	HBP	BLK	WP	HR	S	P	ERA	WHIP			
Gary Bell, R ERA: 4.26 Bobby Locke, R ERA: 4.93 (1, 1) (2, 1)	1.2	L	13	4	7	7	1	4	0	0	0	0	0	11	27	37.80	4.800			
	7.1		25	3	1	1	2	2	0	0	0	0	1	27	35	1.23	0.682			

AB 32
R 8
H 7
RBI 8
BB 6
SO 3
LOB 7



Batter	1	2	3	4	5	6	7	8	9	AB	R	H	RBI	BB	SO	LOB	BOTTOM			
Johnny Temple, R OBP: 0.382, SLG: 0.364 (1, 4)				P4			F7			4	1	1	0	0	0	3	Baltimore Orioles @ Cleveland Indians Cleveland Municipal Stadium, Cleveland, OH Sun Jun 18 1961, 3:38 AM EDT Att: 24,821 - Unknown			
Jim Piersall, R OBP: 0.411, SLG: 0.485 (1, 8)	BB 1B 2B BB	P3					F9			3	1	0	0	1	0	0				
Tito Francona, L OBP: 0.357, SLG: 0.381 (1, 7)	BB 1B	4-3		1-3					K	4	1	1	0	0	1	0				
Vic Power, R OBP: 0.326, SLG: 0.405 (1, 3)	K	1-3		P4					4-1	4	0	0	0	0	1	3				
Willie Kirkland, L OBP: 0.309, SLG: 0.432 (1, 9)	BB 1B 2B			P5			P6		P4	4	1	1	3	0	0	0				
John Romano, R OBP: 0.406, SLG: 0.562 (1, 2)	BB 1B BB			K			FC3-6 1B			3	1	2	0	1	1	0				
Bubba Phillips, R OBP: 0.307, SLG: 0.413 (1, 5)	BB 1B			3-1			FC3-6 1-2		K	4	0	1	1	0	1	2				
Miguel de la Hoz, R OBP: 0.265, SLG: 0.333 (1, 6)	BB 1B			6-3			P6		P6	4	0	1	1	0	0	2				
Gary Bell, R OBP: 0.125, SLG: 0.100 Bobby Locke, R OBP: 0.100, SLG: 0.100 Don Dillard, L OBP: 0.400, SLG: 0.462 (1, 1) (2, 1) (9, PH)	BB 1B			K			K		K	0	0	0	0	1	0	0				
										2	0	0	0	0	2	0				
										1	0	0	0	0	1	1				
Inning Stats	R: 5 E: 0 K: 1 S: 9	H: 5 LOB: 2 BB: 3 P: 21	R: 0 E: 0 K: 0 S: 3	H: 0 LOB: 0 BB: 0 P: 3	R: 0 E: 0 K: 1 S: 5	H: 0 LOB: 0 BB: 0 P: 5	R: 0 E: 0 K: 1 S: 5	H: 0 LOB: 0 BB: 0 P: 5	R: 0 E: 0 K: 0 S: 4	H: 1 LOB: 1 BB: 0 P: 4	R: 0 E: 0 K: 1 S: 5	H: 0 LOB: 0 BB: 0 P: 5	R: 0 E: 0 K: 1 S: 5	H: 0 LOB: 0 BB: 0 P: 5	R: 0 E: 0 K: 2 S: 8	H: 1 LOB: 1 BB: 0 P: 8	1B: 6 2B: 1 3B: 0 HR: 0	SF: 0 SAC: 0 DP: 1 HBP: 0	WP: 0 PB: 0 SB: 0 CS: 0	PA: 36
PITCHER	IP	WLS	BF	H	R	ER	SO	BB	IBB	HBP	BLK	WP	HR	S	P	ERA	WHIP			
Jack Fisher, R ERA: 4.86 Wes Stock, R ERA: 3.27 Dick Hall, R ERA: 4.32 (1, 1) (1, 1) (2, 1)	0.1	W	2	0	0	0	0	1	0	0	0	0	0	1	5	0.00	1.500			
	8.0	S	26	2	0	0	6	0	0	0	0	0	0	38	38	0.00	0.250			

AB 33
R 5
H 7
RBI 5
BB 3
SO 7
LOB 11



Batter	1	2	3	4	5	6	7	8	9	AB	R	H	RBI	BB	SO	LOB	TOP																		
Johnny Temple, R OBP: 0.386, SLG: 0.364	F9		P4			1B		BB		3	1	1	0	2	0	0																			
Jim Piersall, R OBP: 0.411, SLG: 0.483	F9		1B			1B		BB		5	1	2	0	0	0	4																			
Tito Francona, L OBP: 0.358, SLG: 0.379	BB		K			1B			F8	4	0	1	0	1	1	1																			
Vic Power, R OBP: 0.324, SLG: 0.401	F8		F7			FC5-2			F9	5	1	1	2	0	0	2																			
Chuck Essegian, R OBP: 0.414, SLG: 0.660		K				FC5-2			6-3	5	0	1	0	0	1	2																			
John Romano, R OBP: 0.412, SLG: 0.566		2B	F7			1B			FC6-4	4	0	3	1	0	0	1																			
Bubba Phillips, R OBP: 0.306, SLG: 0.414		1B				1B			FC6-4	4	0	1	0	0	1	4																			
Miguel de la Hoz, R OBP: 0.263, SLG: 0.324		2B	P2			K			BB	4	0	1	0	0	0	3																			
Mudcat Grant, R OBP: 0.220, SLG: 0.167		F3				5-3			1B	0	0	0	0	0	0	0																			
Bob Nieman, R OBP: 0.455, SLG: 0.500		F7				K			P6	1	0	0	0	0	0	2																			
Bob Allen, L OBP: 0.286, SLG: 0.429						6-3				2	0	0	0	0	1	0																			
Willie Kirkland, L OBP: 0.308, SLG: 0.430										1	0	0	0	0	0	2																			
Barry Latman, R OBP: 0.250, SLG: 0.364										0	0	0	0	0	0	0																			
Inning Stats	R: 0 E: 0 K: 0 S: 3	H: 0 LOB: 1 BB: 1 P: 7	R: 0 E: 0 K: 1 S: 7	H: 2 LOB: 2 BB: 0 P: 7	R: 0 E: 0 K: 1 S: 6	H: 1 LOB: 1 BB: 0 P: 6	R: 0 E: 0 K: 0 S: 4	H: 1 LOB: 1 BB: 0 P: 4	R: 3 E: 0 K: 2 S: 12	H: 5 LOB: 2 BB: 0 P: 12	R: 0 E: 0 K: 0 S: 3	H: 0 LOB: 0 BB: 0 P: 7	R: 0 E: 0 K: 0 S: 3	H: 0 LOB: 0 BB: 0 P: 3	R: 0 E: 0 K: 0 S: 5	H: 2 LOB: 3 BB: 1 P: 9	R: 0 E: 0 K: 0 S: 3	H: 0 LOB: 0 BB: 0 P: 3	1B: 9 2B: 2 3B: 0 HR: 0	SF: 0 SAC: 0 DP: 0 HBP: 0	WP: 0 PB: 0 SB: 0 CS: 0	PA: 41													
PITCHER	IP WLS BF H R ER SO BB IBB HBP BLK WP HR S P ERA WHIP	IP WLS BF H R ER SO BB IBB HBP BLK WP HR S P ERA WHIP																																	
Billy Pierce, L ERA: 3.84	(1, 1)	4.2	24	9	3	3	3	1	0	0	0	0	0	0	29	33	5.79	2.143																	
Turk Lown, R ERA: 1.46	(5, 1)	4.1	W	17	2	0	0	1	2	0	0	0	0	0	17	25	0.00	0.923																	

Cleveland Indians @ Chicago White Sox
Comiskey Park, Chicago, IL
Tue Jun 20 1961, 8:05 PM EDT
Att: 24,315 - Unknown

AB	38
R	3
H	11
RBI	3
BB	3
SO	4
LOB	21



Batter	1	2	3	4	5	6	7	8	9	AB	R	H	RBI	BB	SO	LOB	BOTTOM																		
Luis Aparicio, R OBP: 0.285, SLG: 0.308	1B	B1-3				F7				4	1	3	0	0	0	0																			
Nellie Fox, L OBP: 0.339, SLG: 0.318	FC4-6	B1-3				4-3				4	0	1	1	0	0	2																			
Al Pilarcik, L OBP: 0.265, SLG: 0.230	FC4-6									3	1	0	0	0	0	3																			
Jim Landis, R OBP: 0.333, SLG: 0.439	1B	6-3				F7				1	0	0	0	0	1	0																			
Minnie Minoso, R OBP: 0.370, SLG: 0.410	2B	P4				E5				4	1	3	0	0	0	1																			
Al Smith, R OBP: 0.349, SLG: 0.522	HR					2B				4	1	1	1	0	0	3																			
J.C. Martin, L OBP: 0.274, SLG: 0.360	HR					F8				4	1	1	3	0	0	1																			
Andy Carey, R OBP: 0.330, SLG: 0.390	6-3					1-6-3				4	0	1	0	0	0	0																			
Sherm Lollar, R OBP: 0.343, SLG: 0.345	E3					P6				4	0	1	0	0	0	0																			
Billy Pierce, L OBP: 0.150, SLG: 0.150	4-3					6-3				2	0	0	0	0	0	3																			
Turk Lown, R						F8				2	0	0	0	0	0	0																			
Inning Stats	R: 5 E: 1 K: 0 S: 9	H: 5 LOB: 1 BB: 0 P: 9	R: 0 E: 0 K: 0 S: 4	H: 1 LOB: 1 BB: 0 P: 4	R: 0 E: 0 K: 0 S: 5	H: 2 LOB: 2 BB: 0 P: 5	R: 0 E: 1 K: 0 S: 5	H: 2 LOB: 2 BB: 0 P: 5	R: 0 E: 0 K: 0 S: 3	H: 0 LOB: 0 BB: 0 P: 3	R: 0 E: 0 K: 0 S: 3	H: 0 LOB: 0 BB: 0 P: 3	R: 0 E: 0 K: 0 S: 6	H: 1 LOB: 1 BB: 0 P: 6	R: 0 E: 0 K: 0 S: 3	H: 0 LOB: 0 BB: 0 P: 3	1B: 6 2B: 4 3B: 0 HR: 1	SF: 0 SAC: 0 DP: 0 HBP: 0	WP: 0 PB: 0 SB: 0 CS: 0	PA: 36															
PITCHER	IP WLS BF H R ER SO BB IBB HBP BLK WP HR S P ERA WHIP	IP WLS BF H R ER SO BB IBB HBP BLK WP HR S P ERA WHIP																																	
Mudcat Grant, R ERA: 3.32	(1, 1)	1.0	L	9	5	5	0	0	0	0	0	0	0	0	26	26	0.00	1.000																	
Bob Allen, L ERA: 1.41	(2, 1)	6.0		24	6	0	0	1	0	0	0	0	0	0	3	3	0.00	0.000																	
Barry Latman, R ERA: 2.12	(8, 1)	1.0		3	0	0	0	0	0	0	0	0	0	0	0	0	0.00	0.000																	

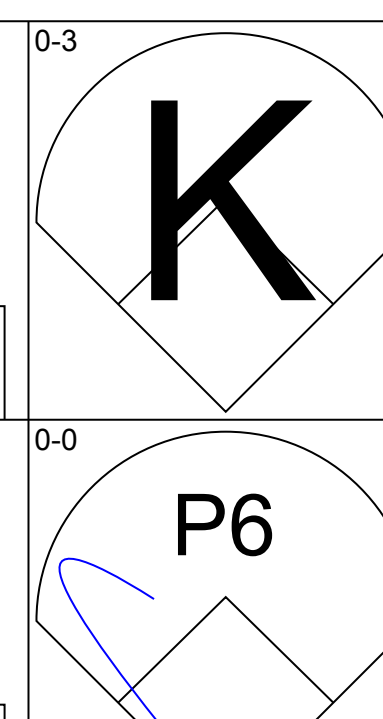
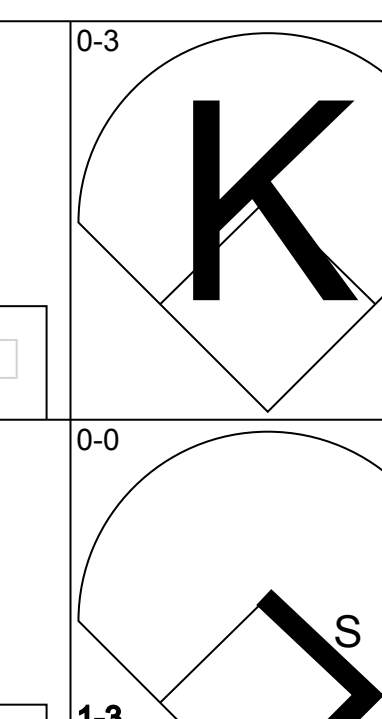
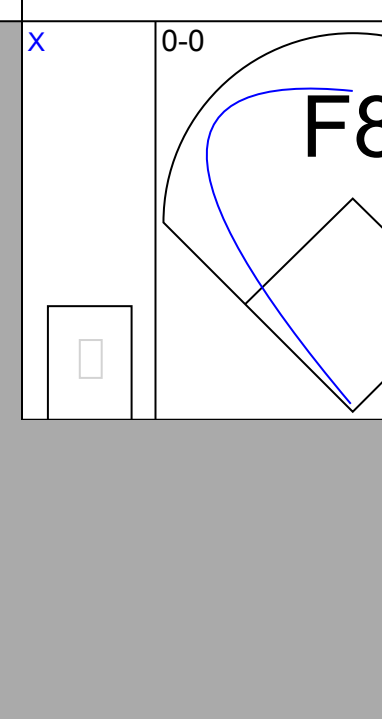
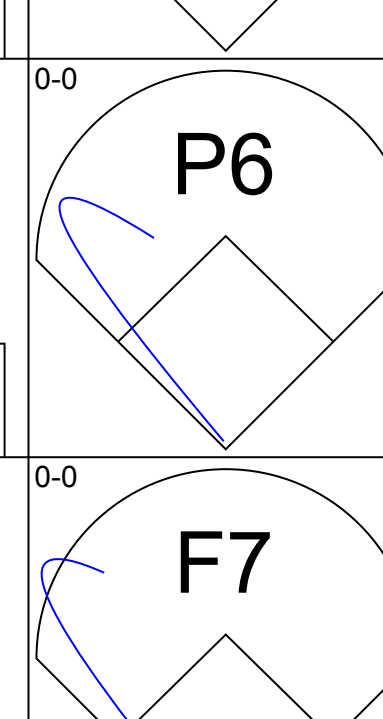
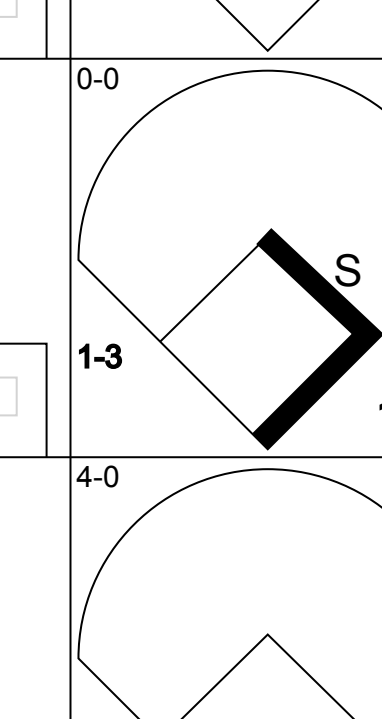
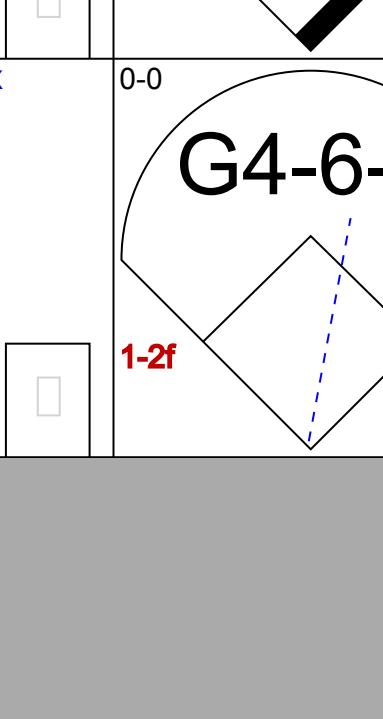
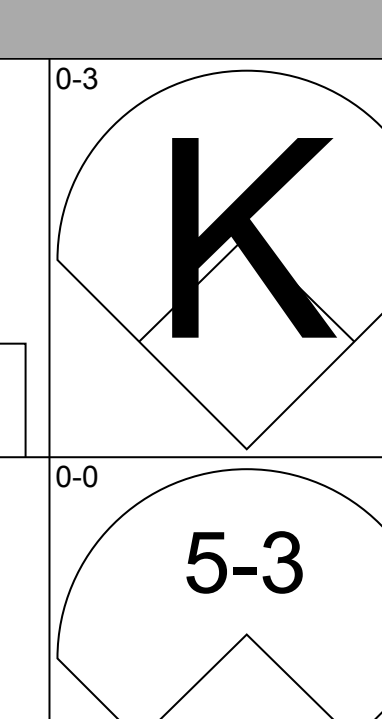
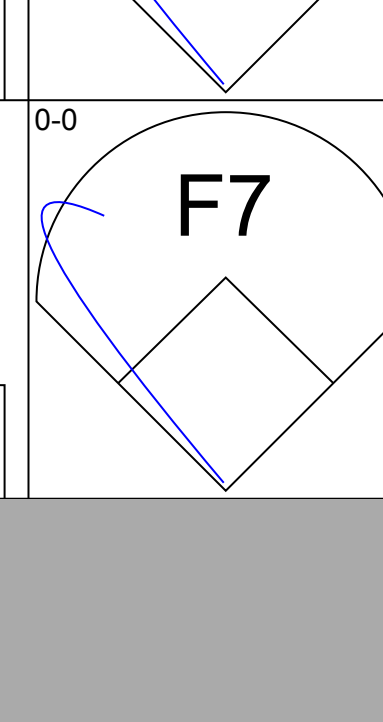
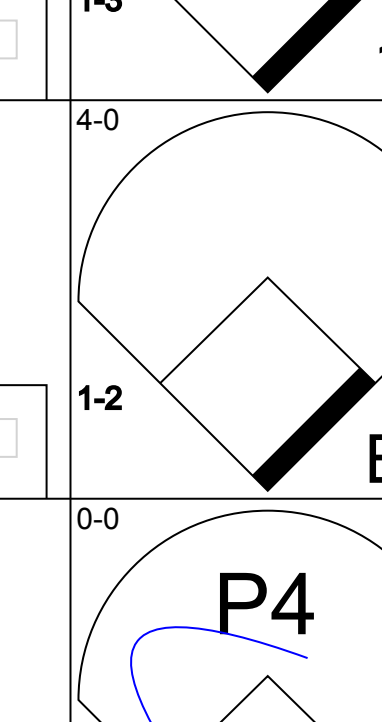
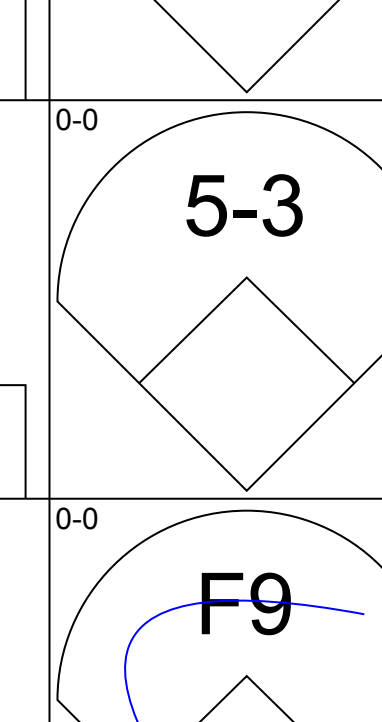
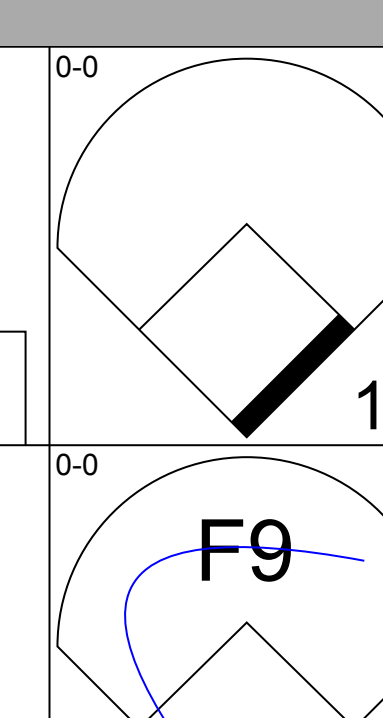
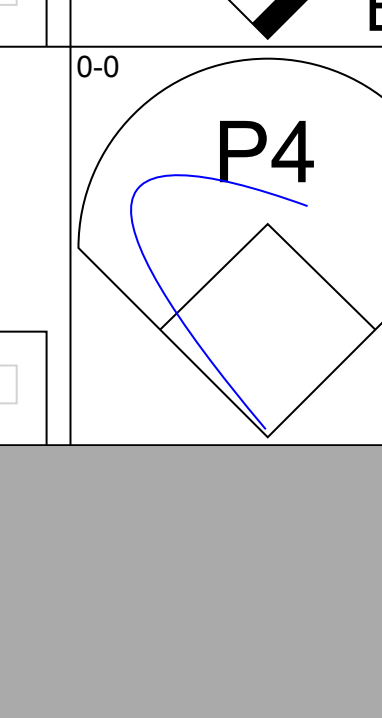
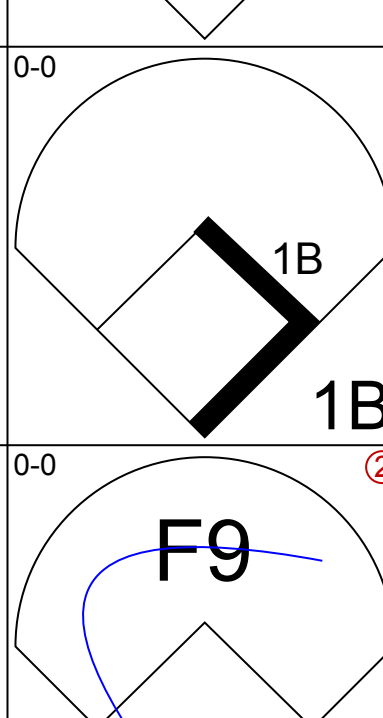
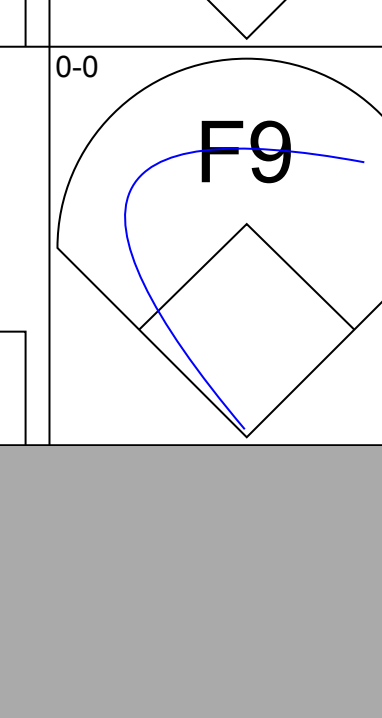
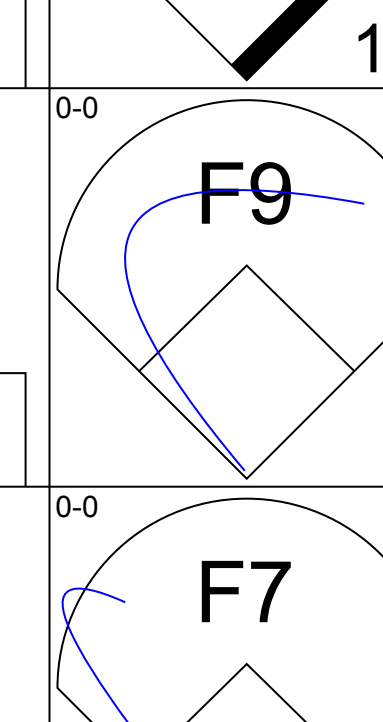
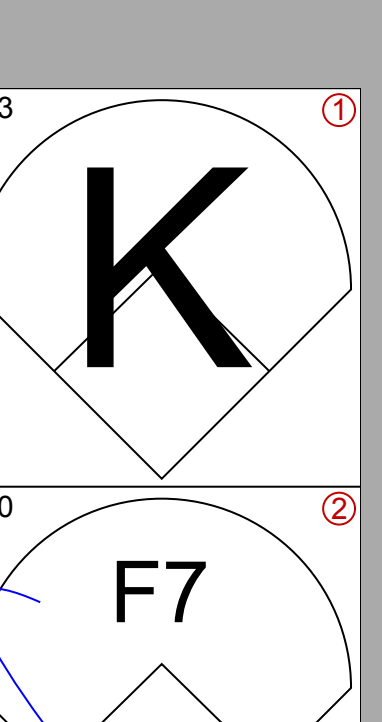
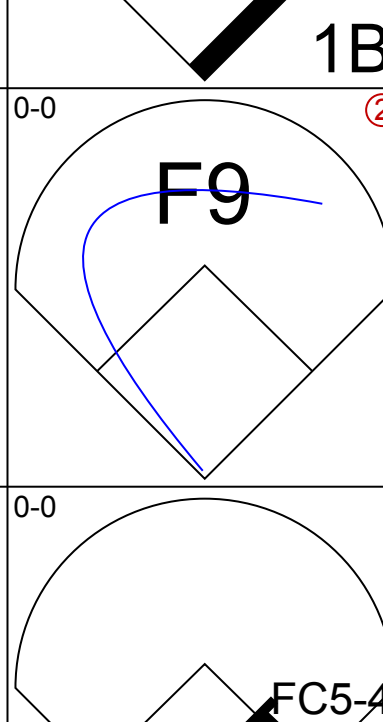
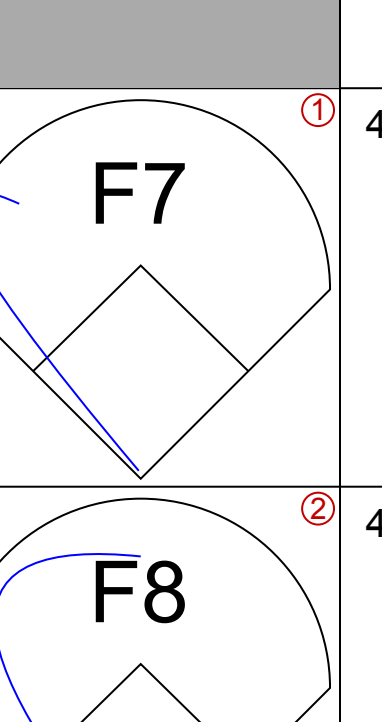
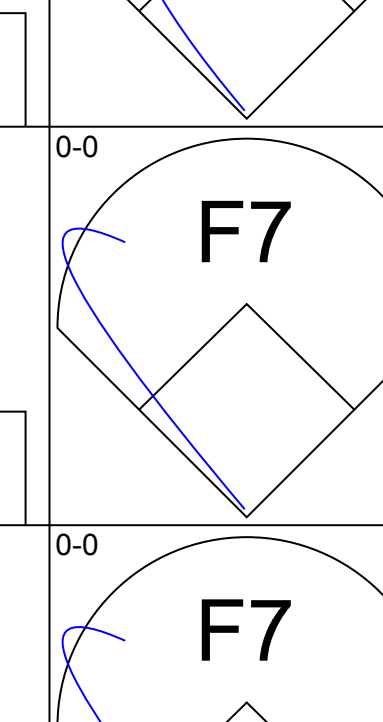
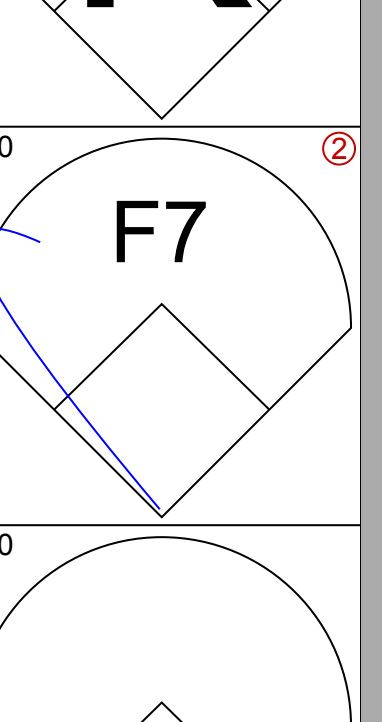
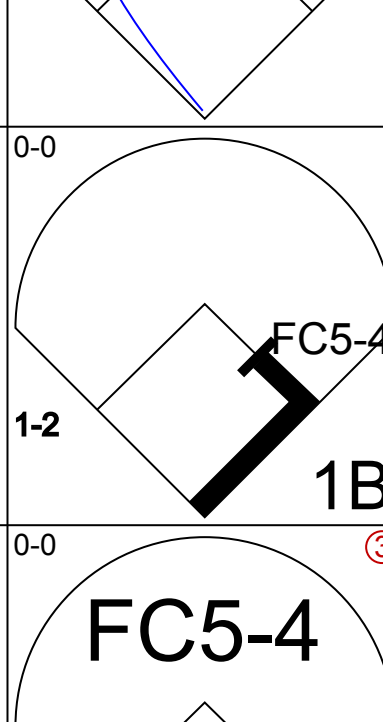
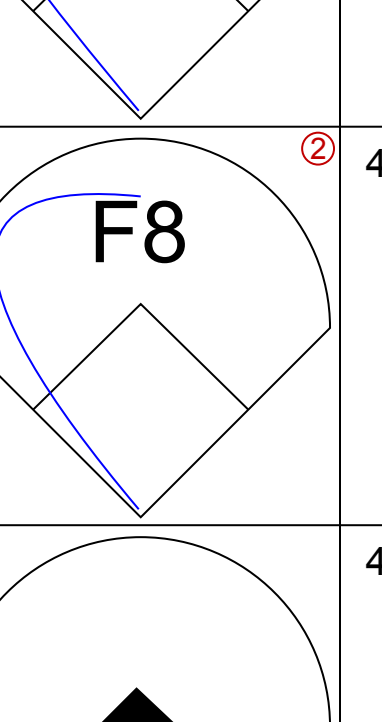
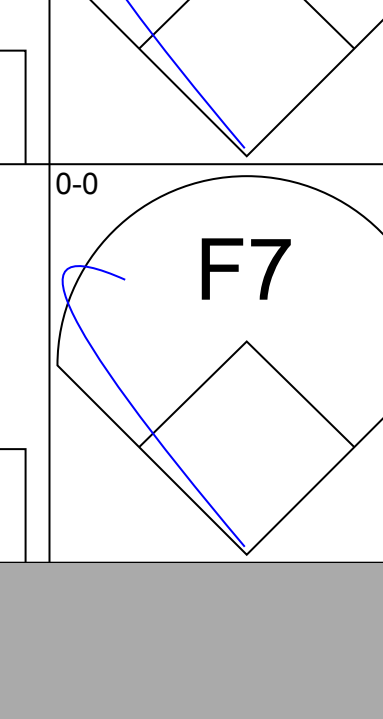
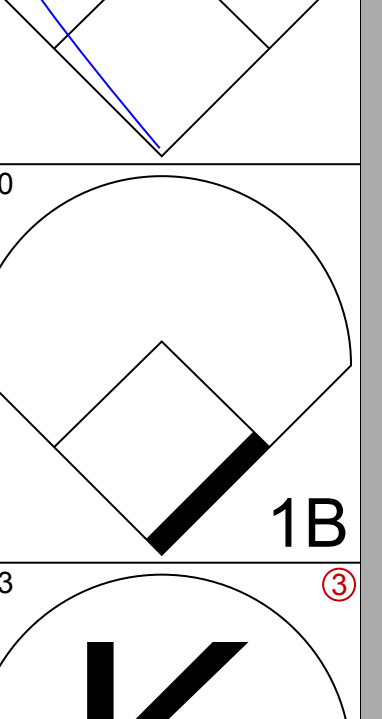
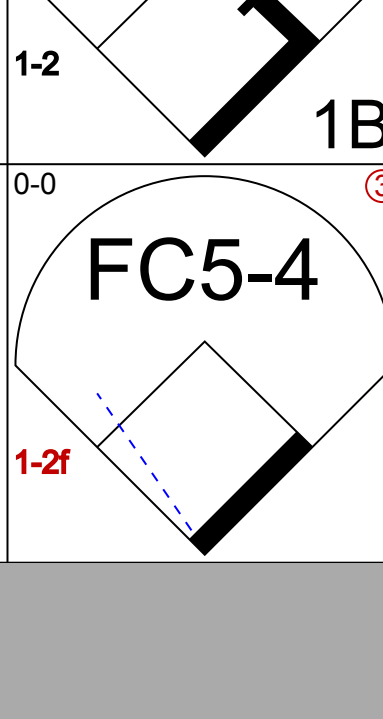
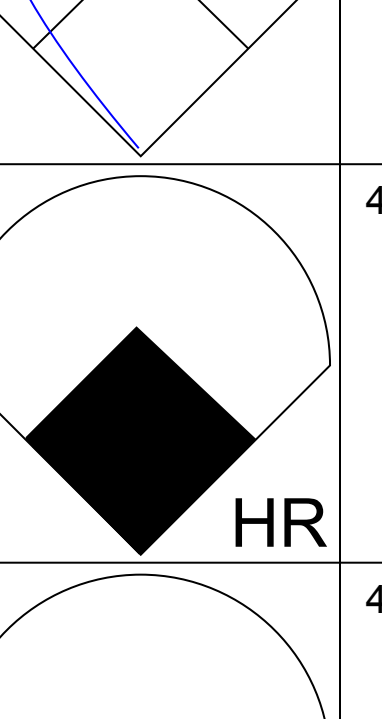
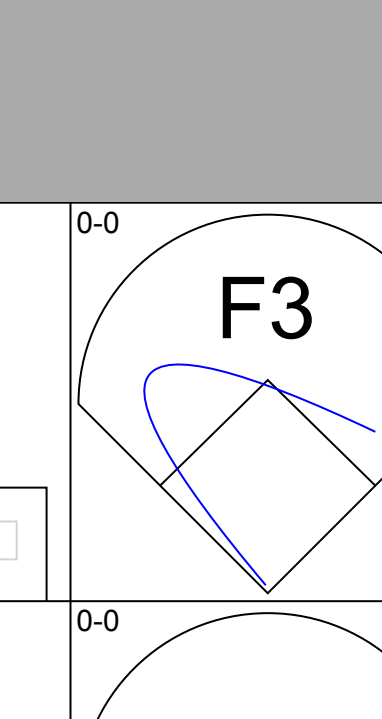
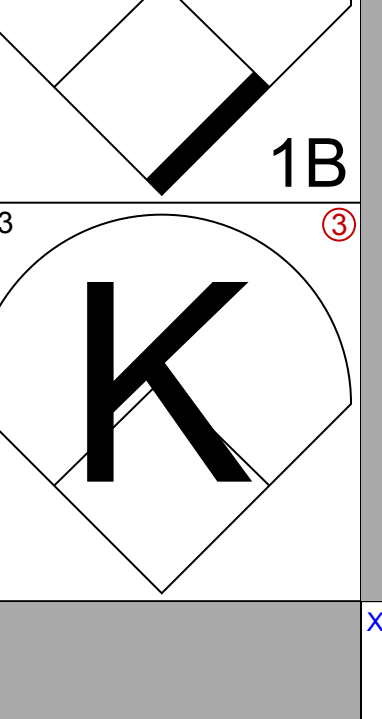
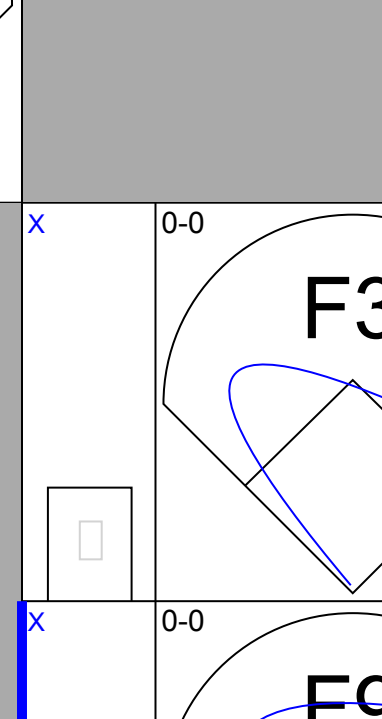
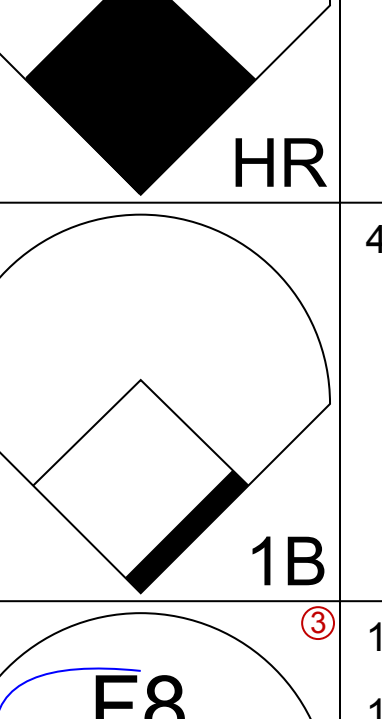
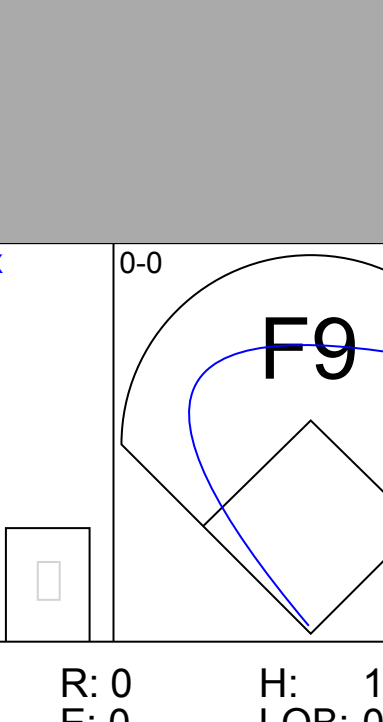
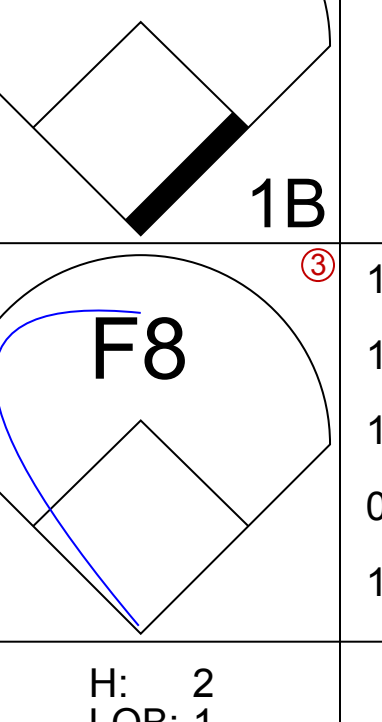
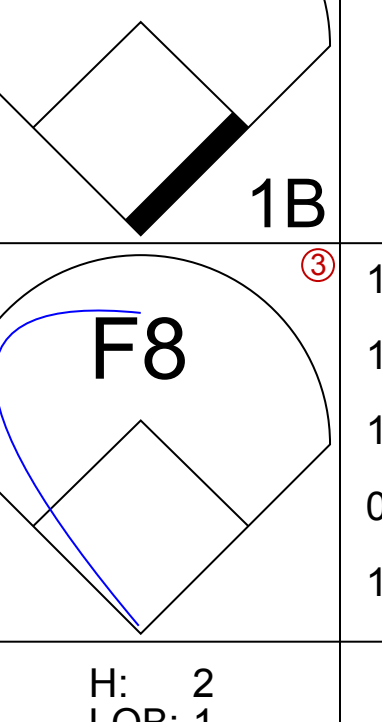
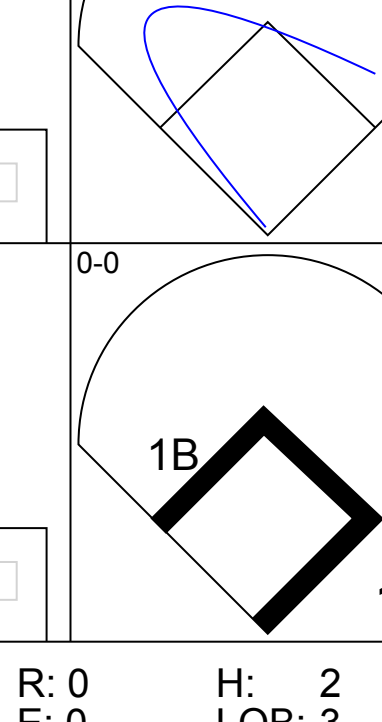
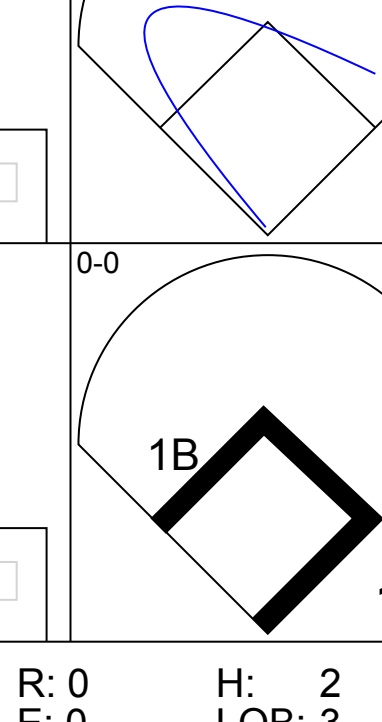
Cleveland Indians @ Chicago White Sox
Comiskey Park, Chicago, IL
Tue Jun 20 1961, 8:05 PM EDT
Att: 24,315 - Unknown

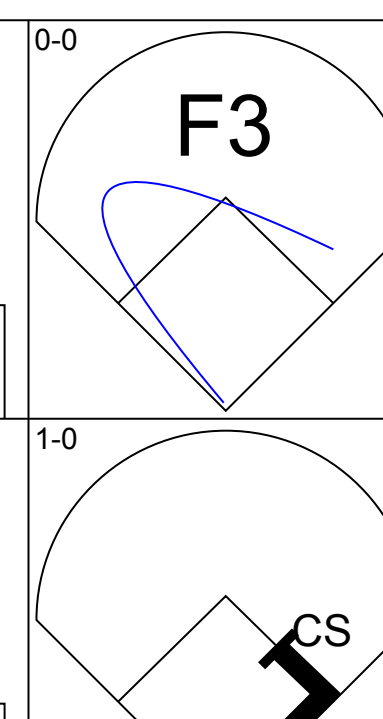
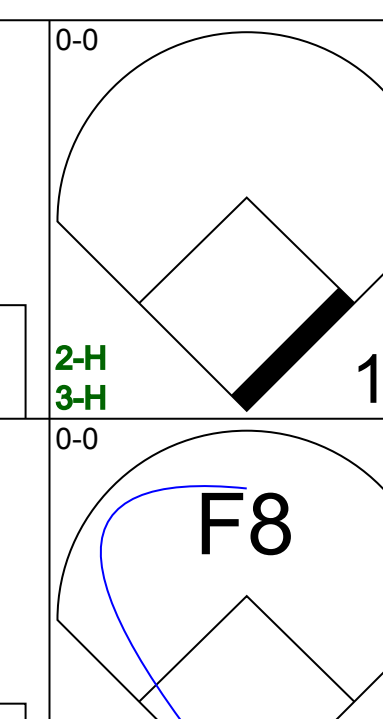
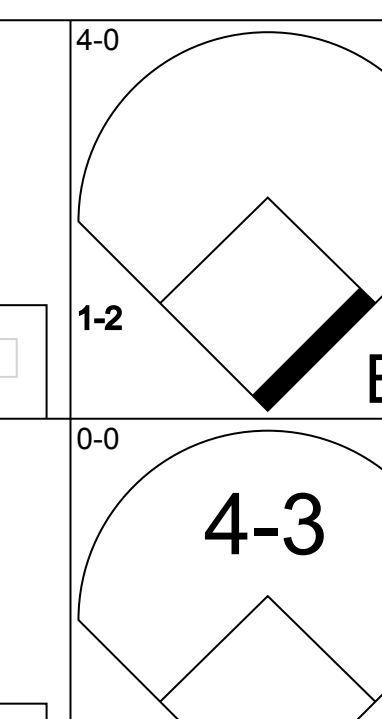
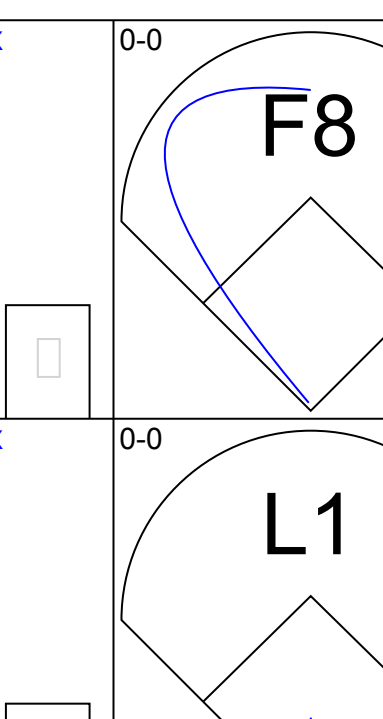
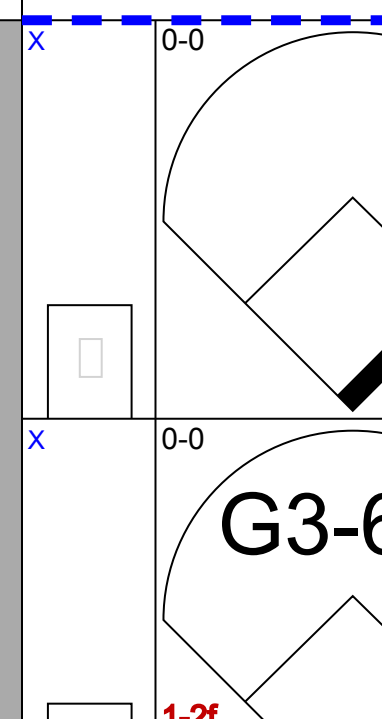
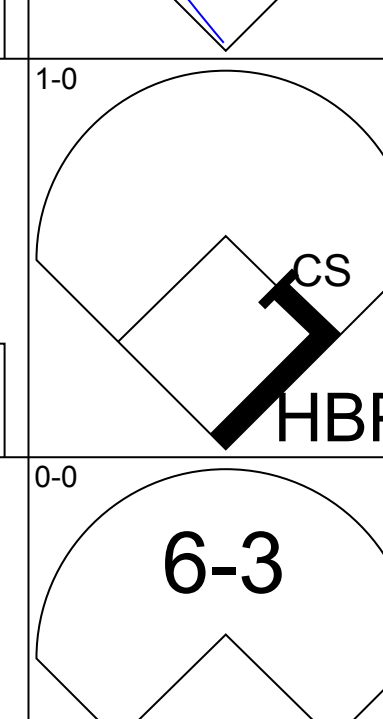
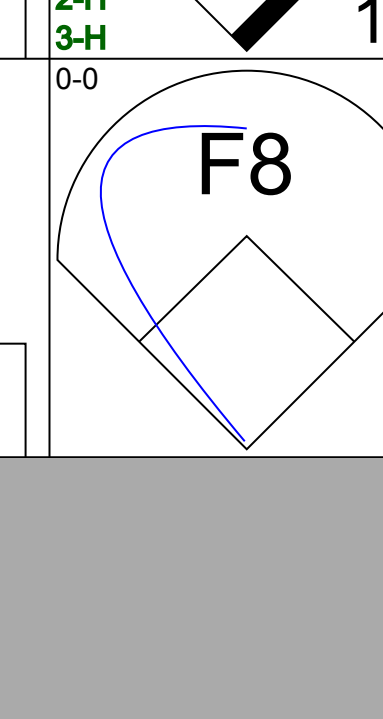
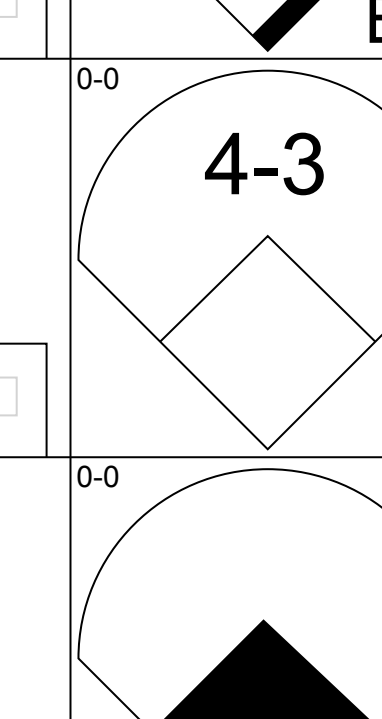
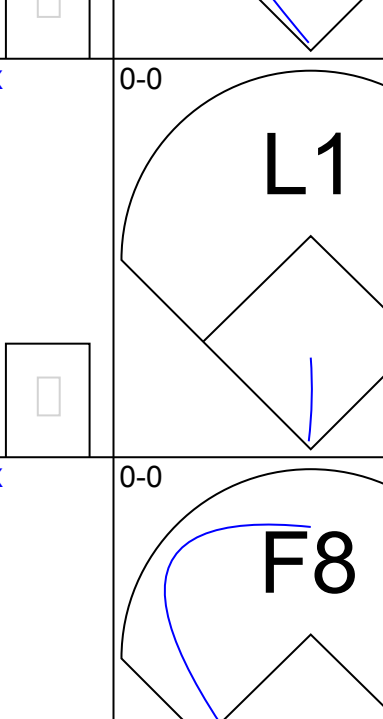
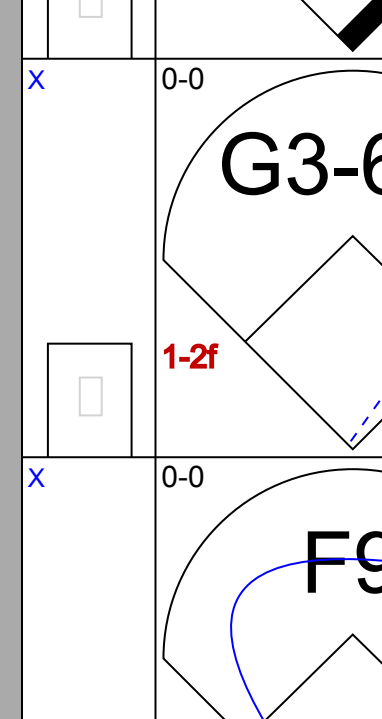
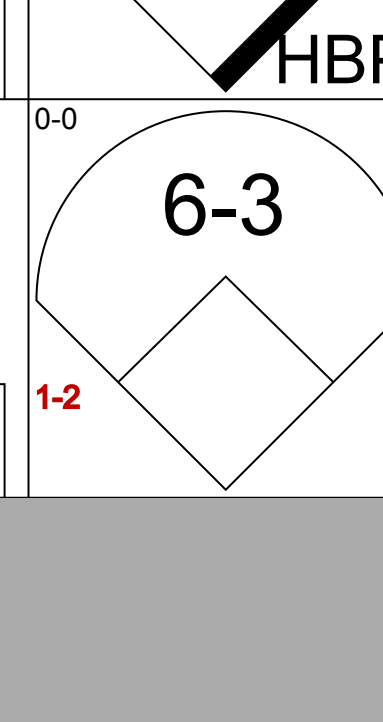
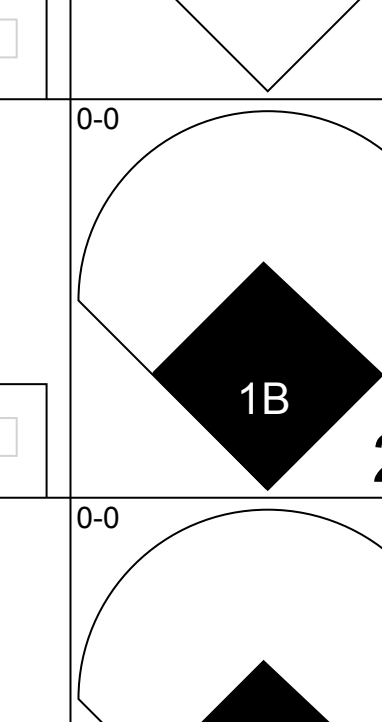
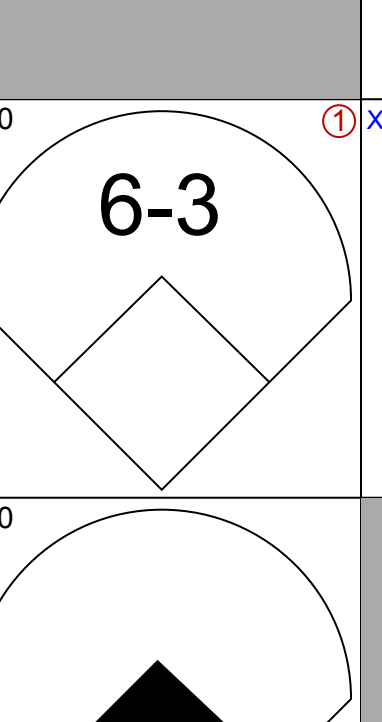
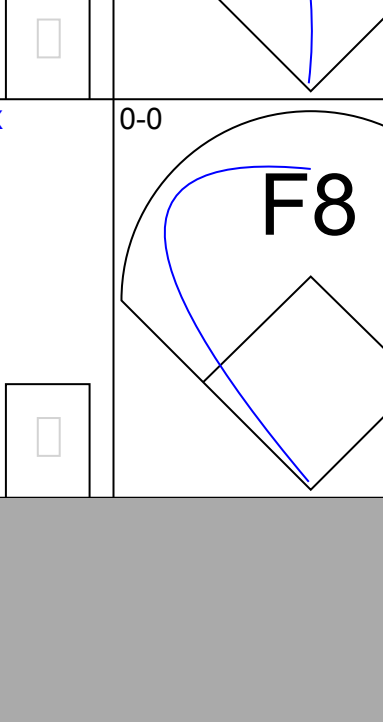
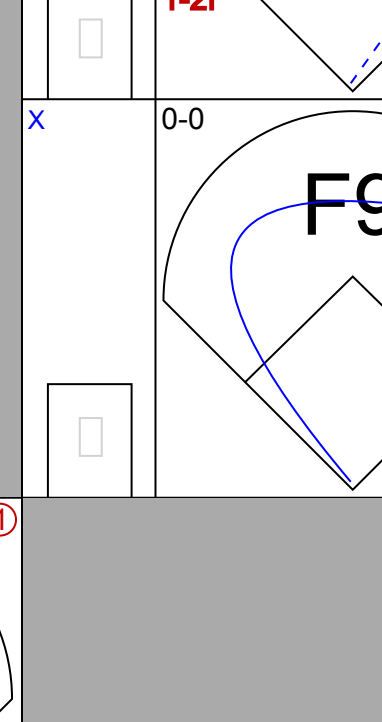
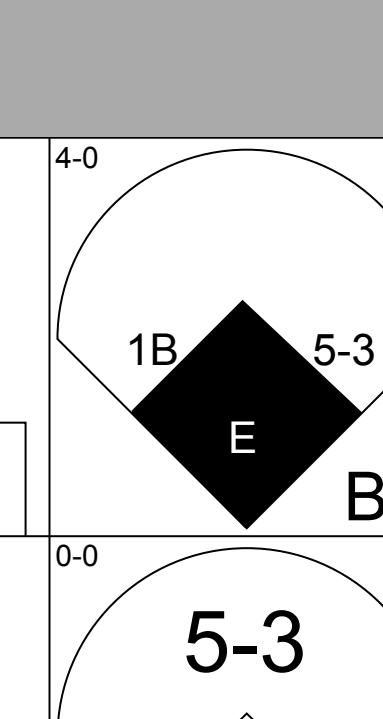
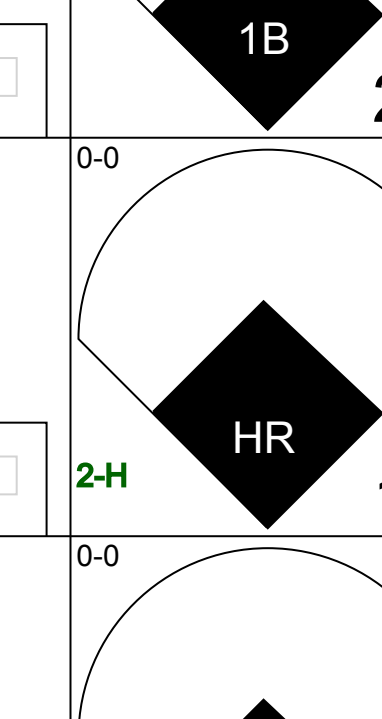
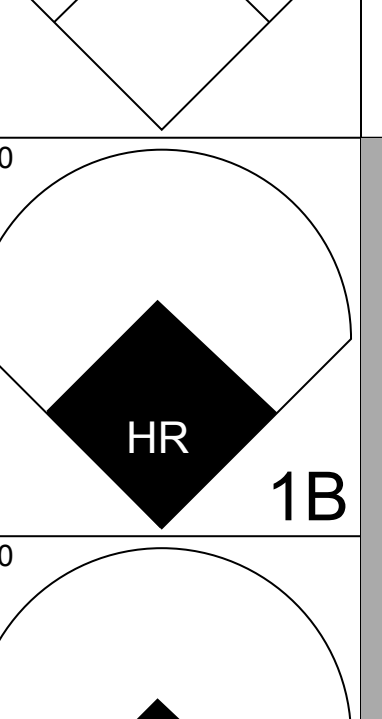
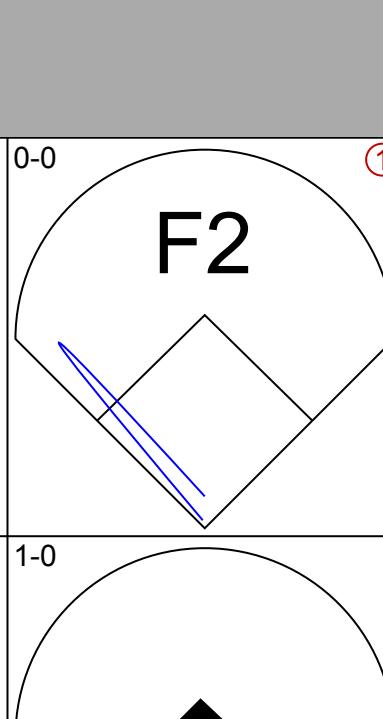
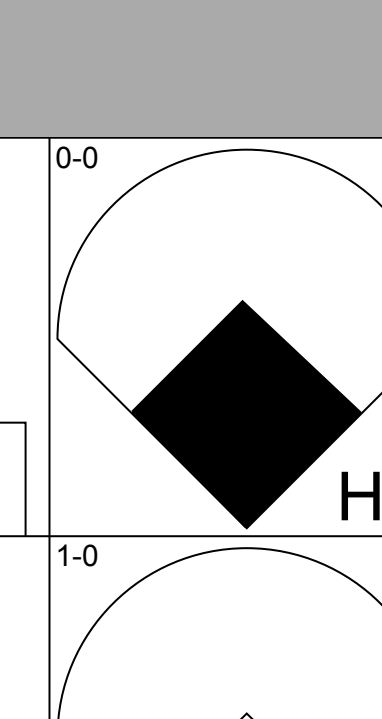
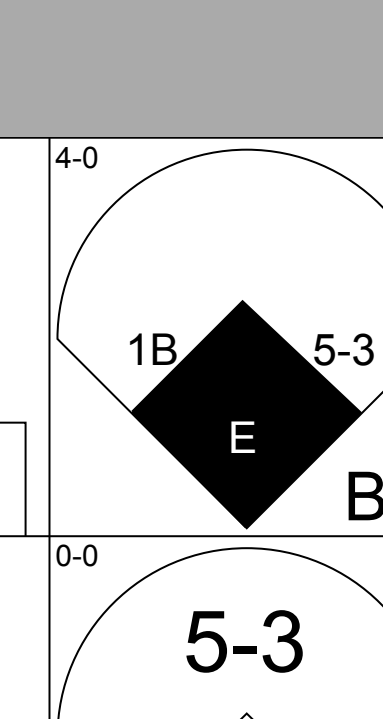
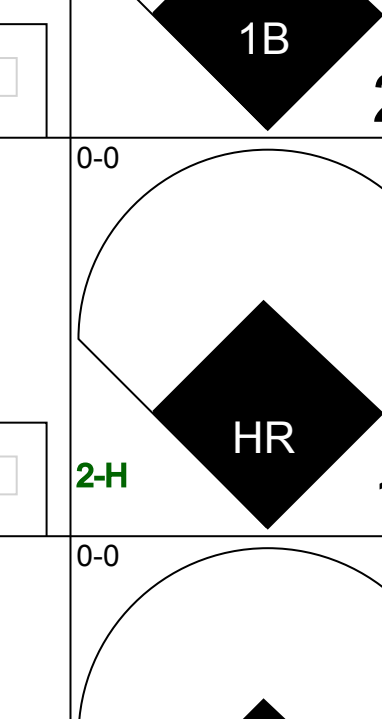
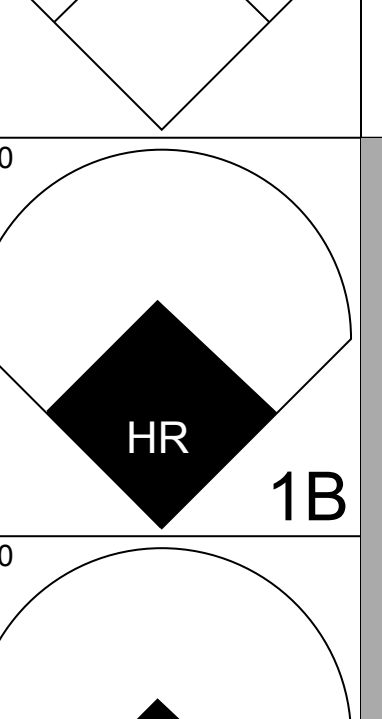
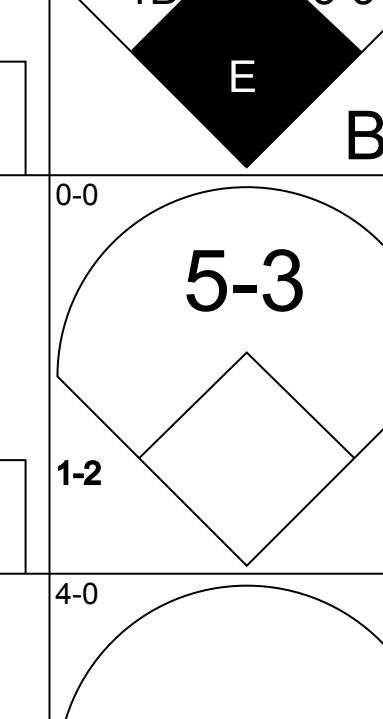
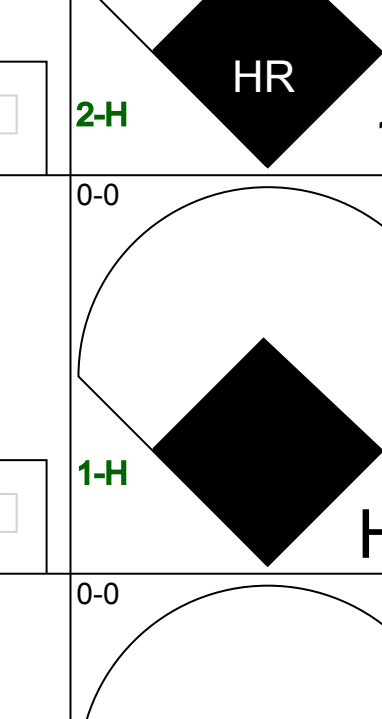
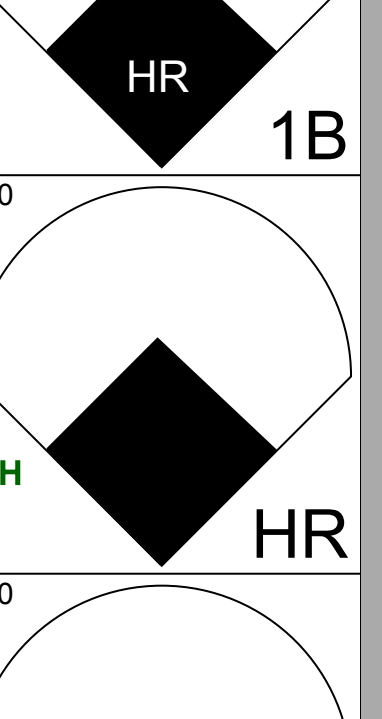
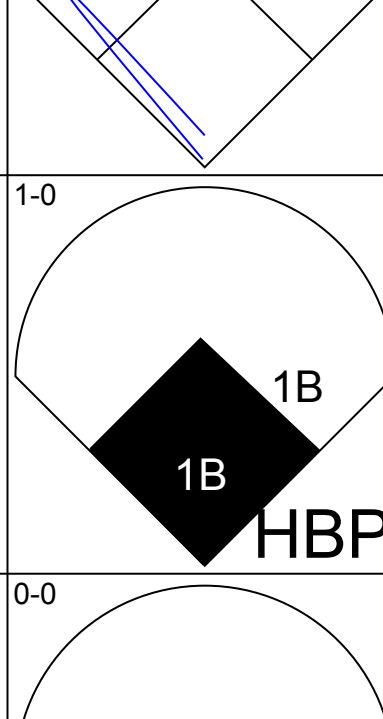
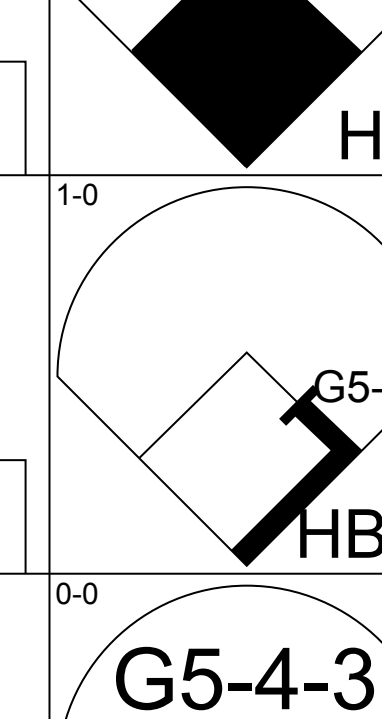
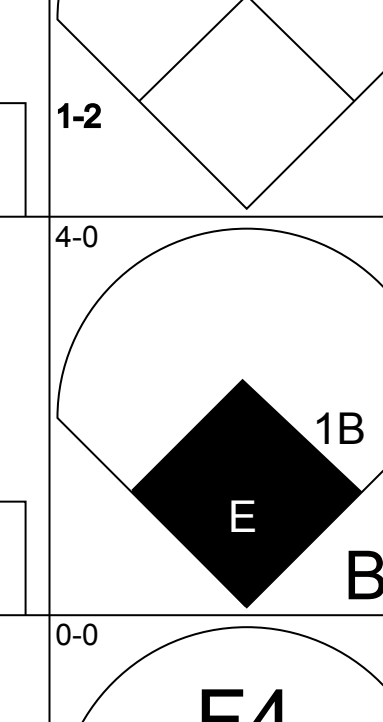
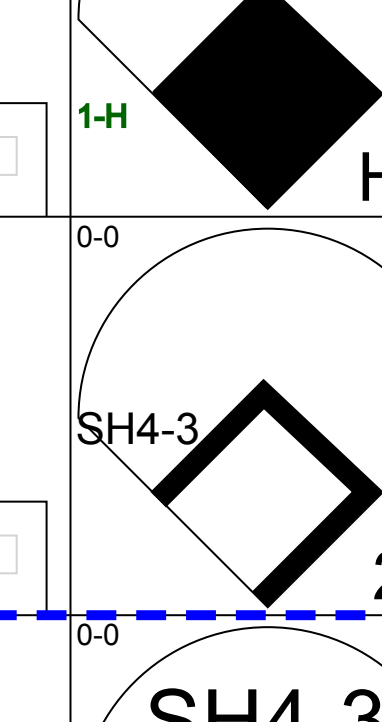
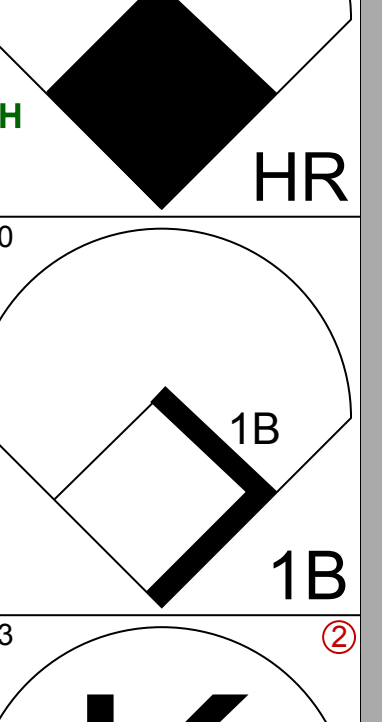
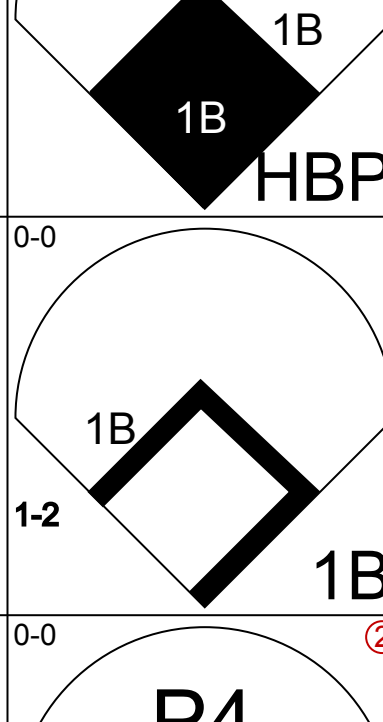
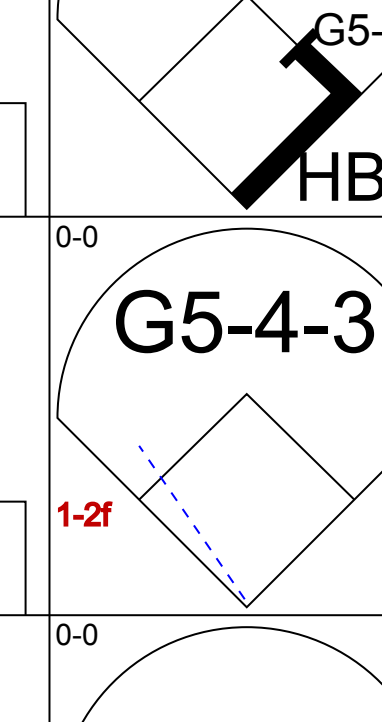
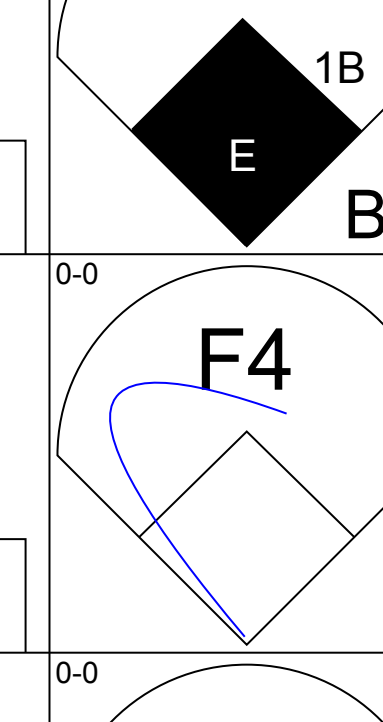
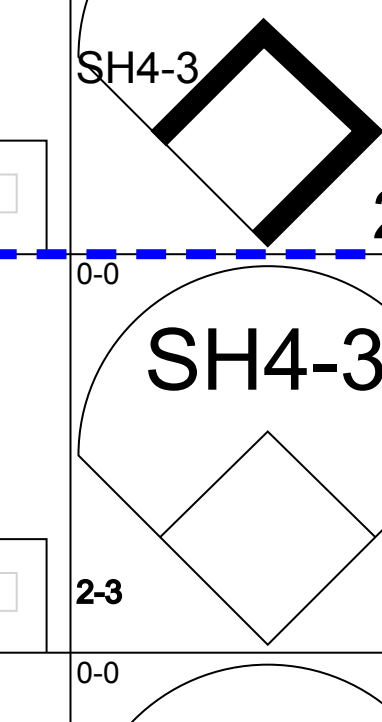
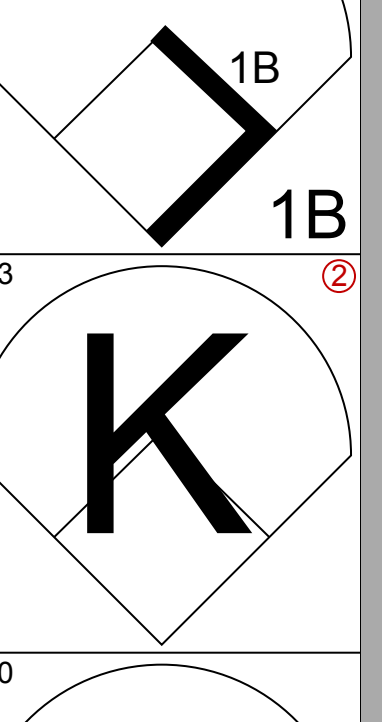
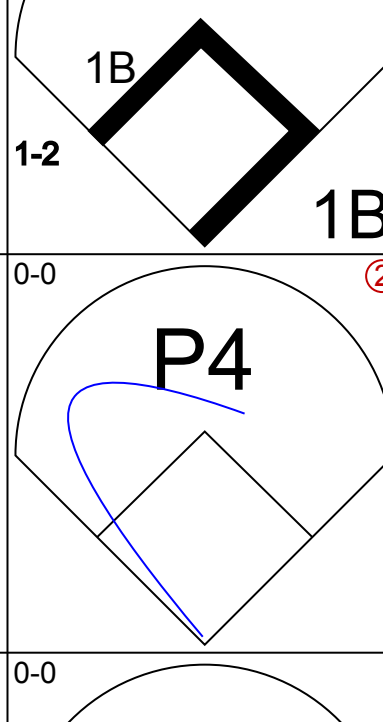
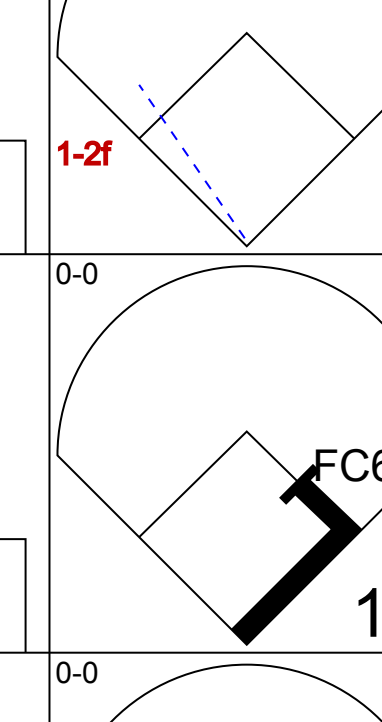
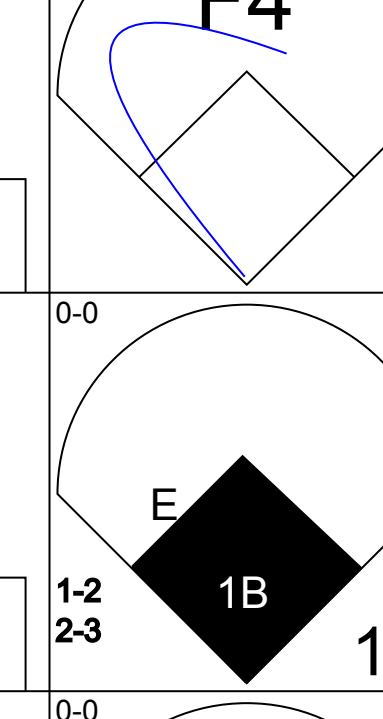
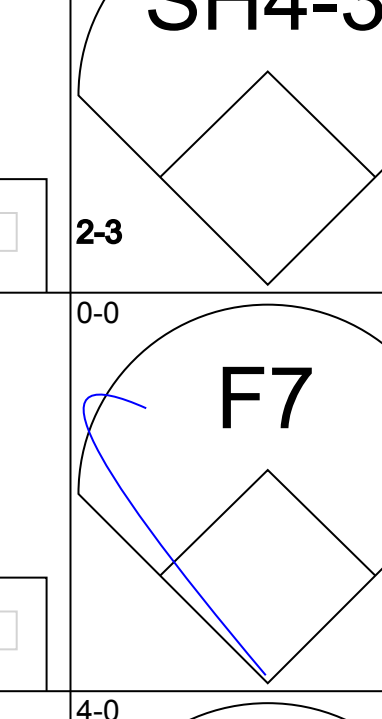
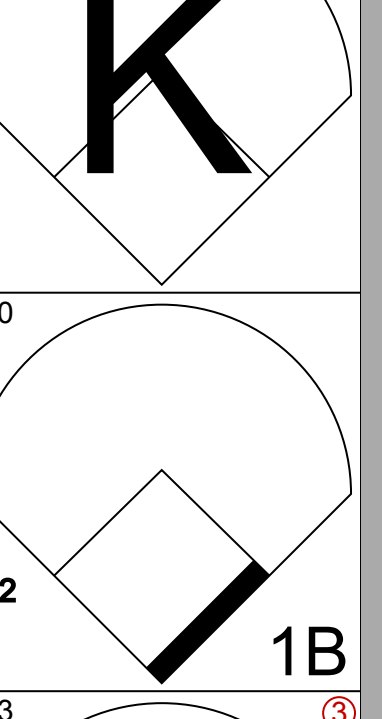
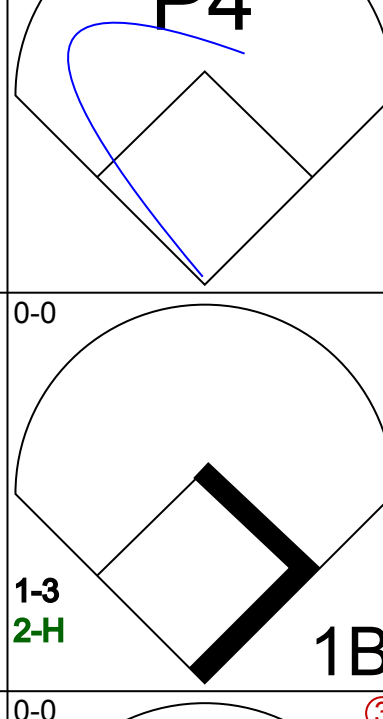
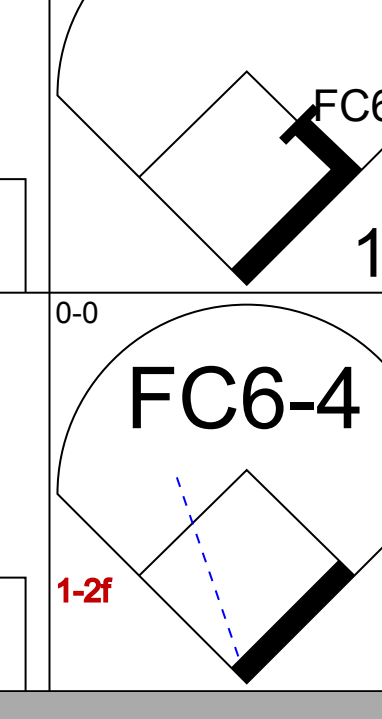
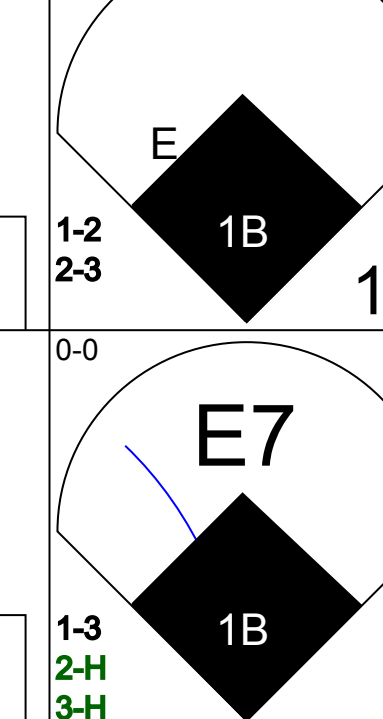
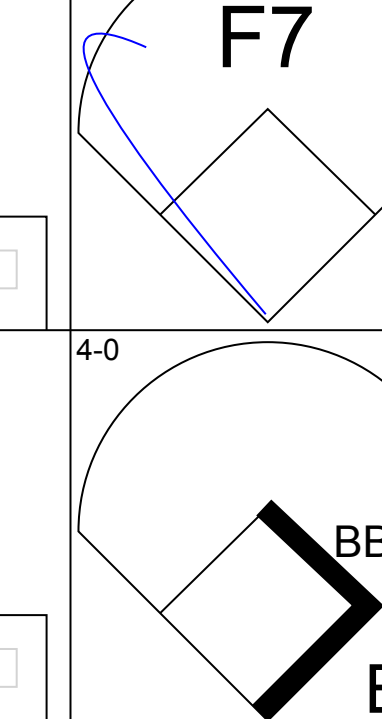
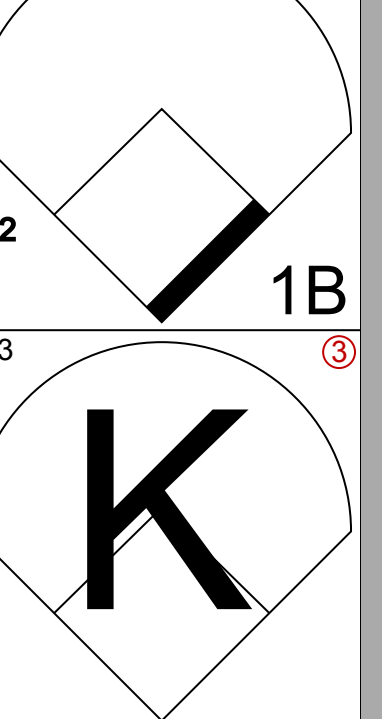

AB	36
R	5
H	11
RBI	5
BB	0
SO	1
LOB	13

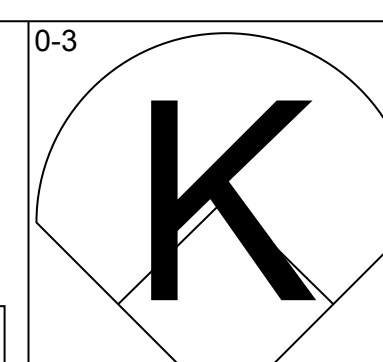
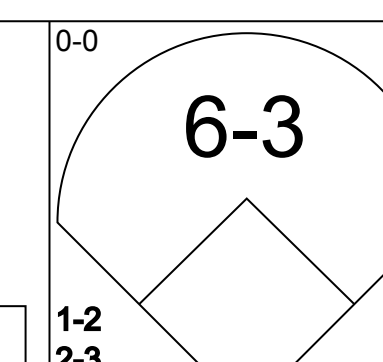
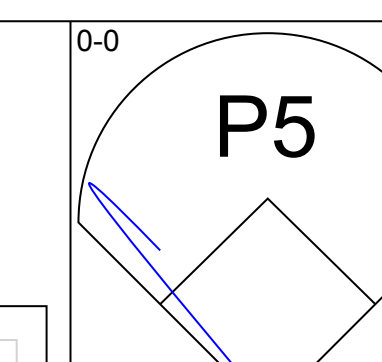

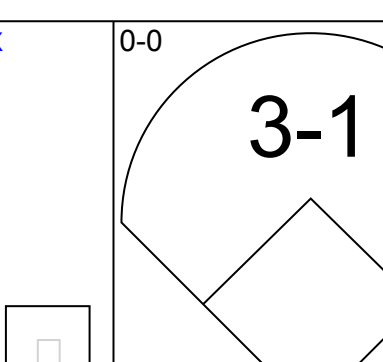
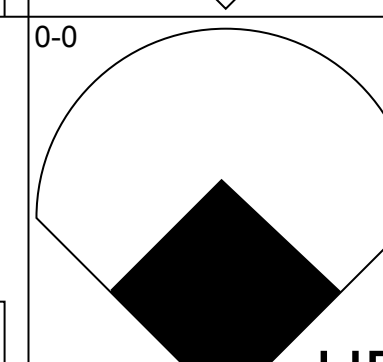
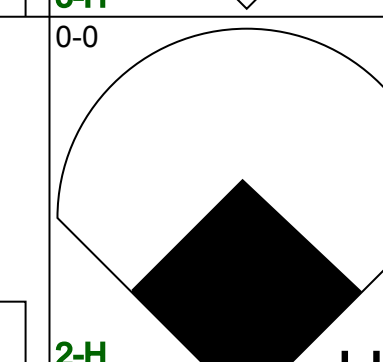
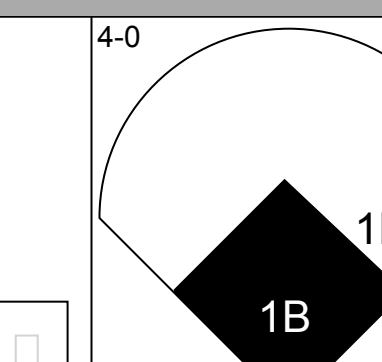
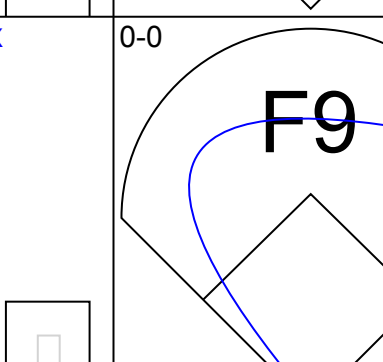

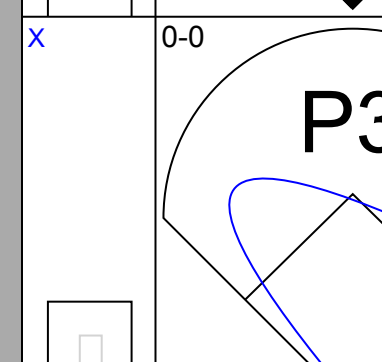
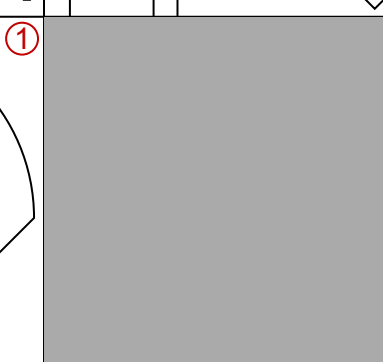
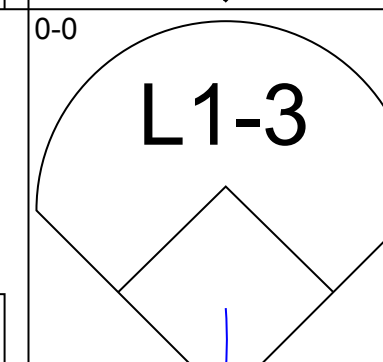
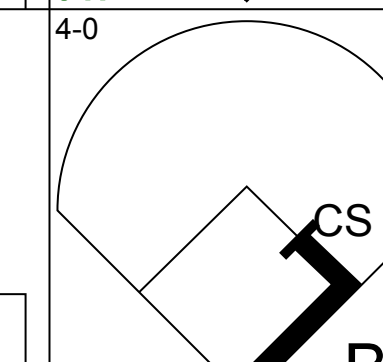
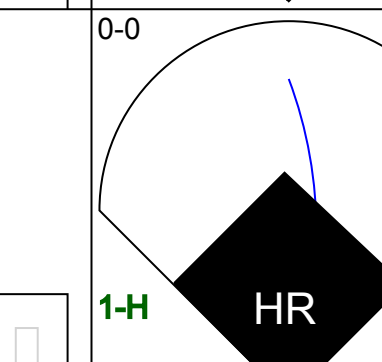
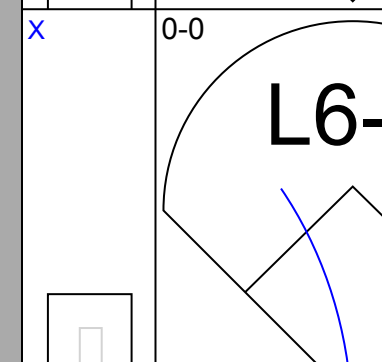
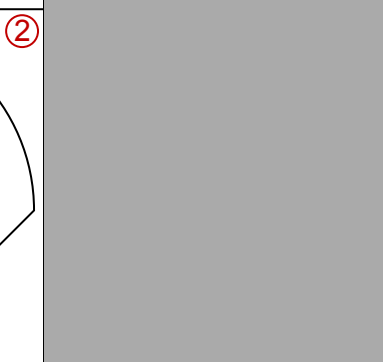
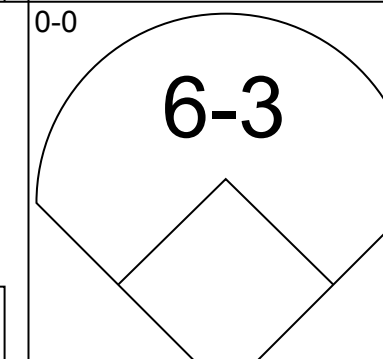
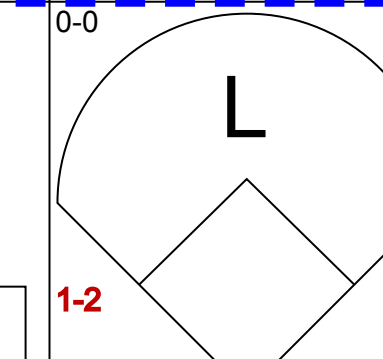
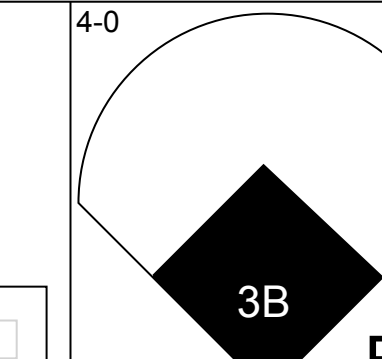
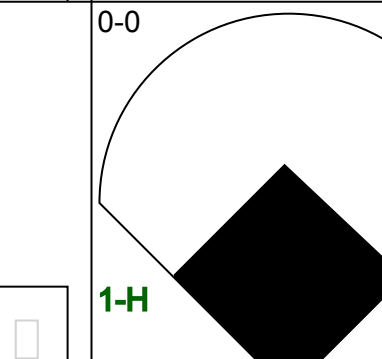
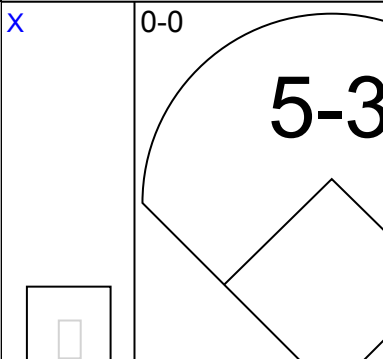
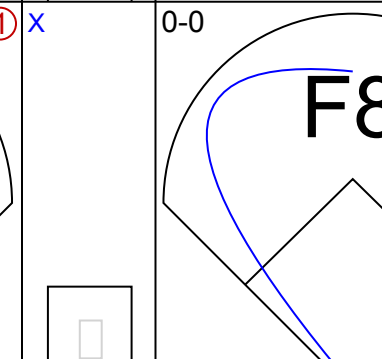
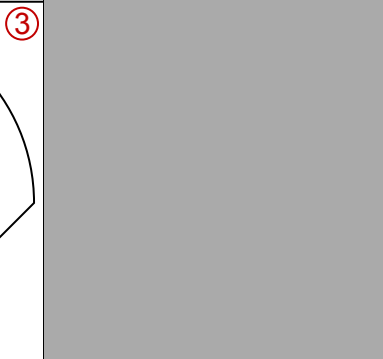
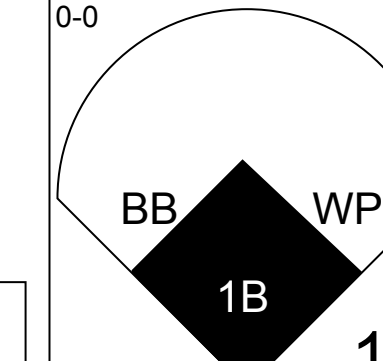
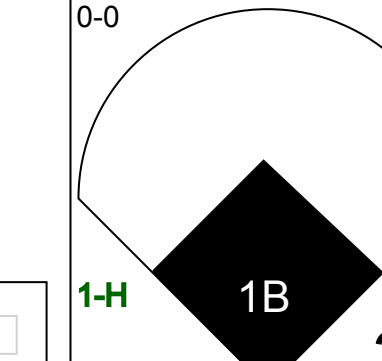
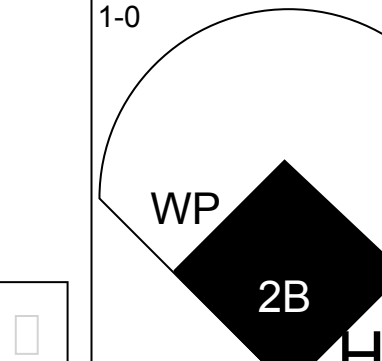

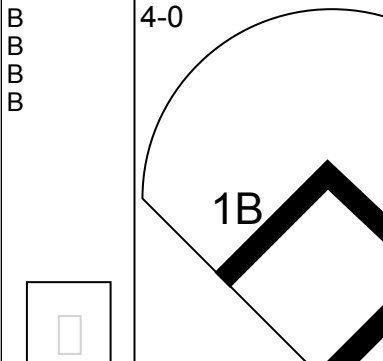

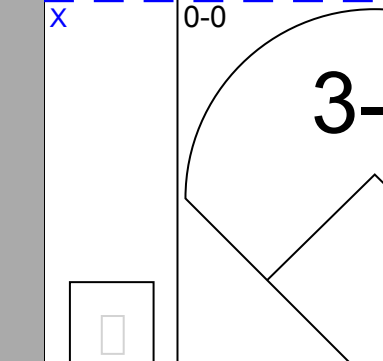
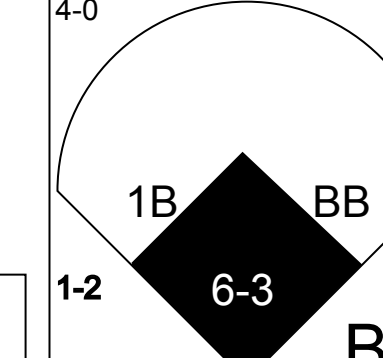
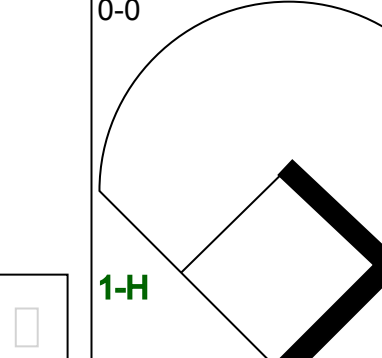

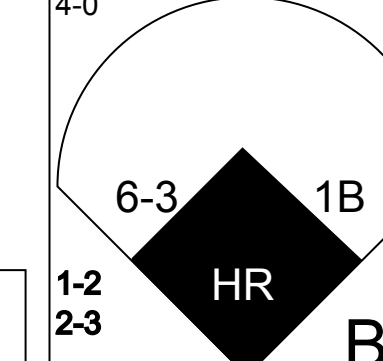
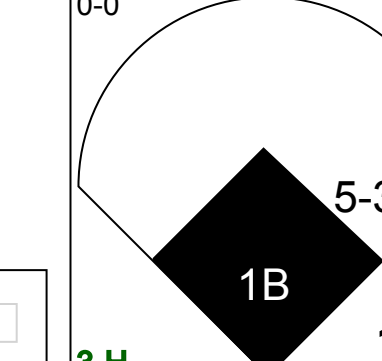
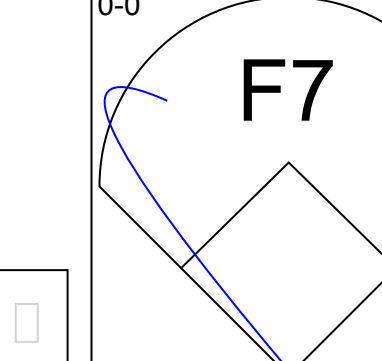
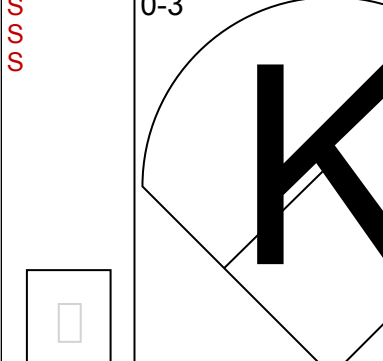
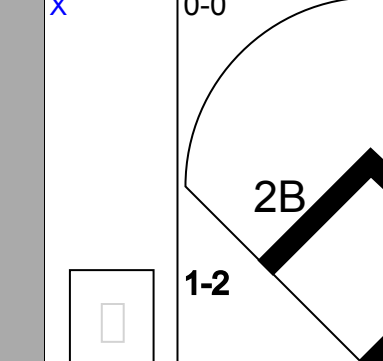

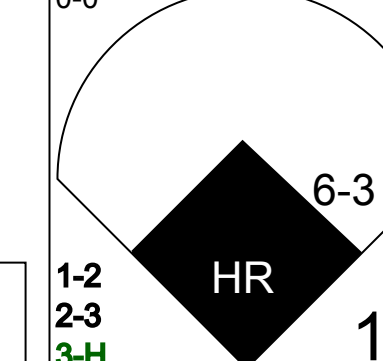
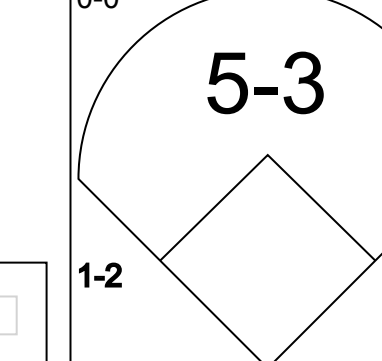
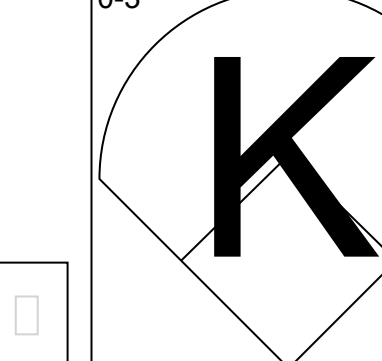

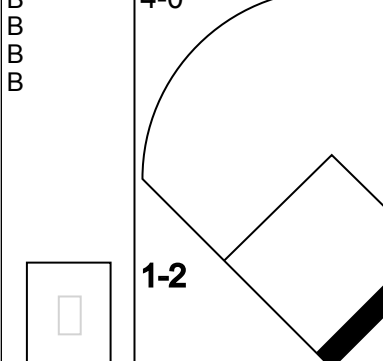

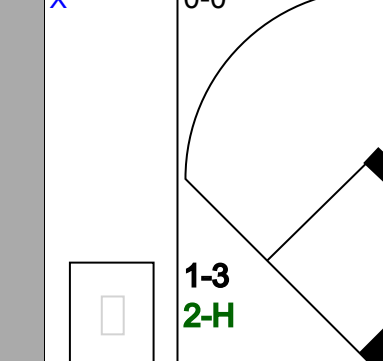

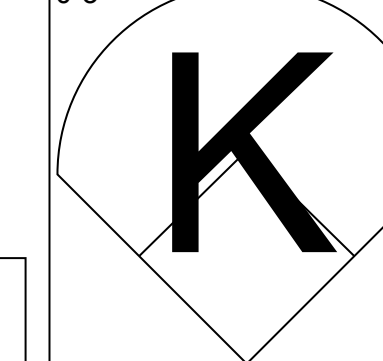
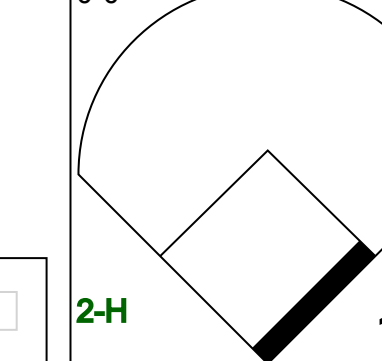
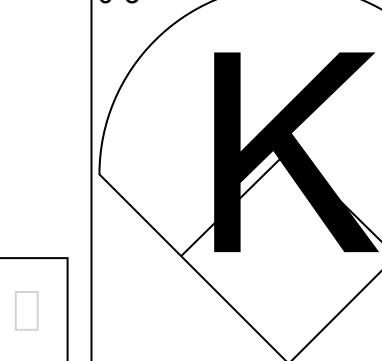

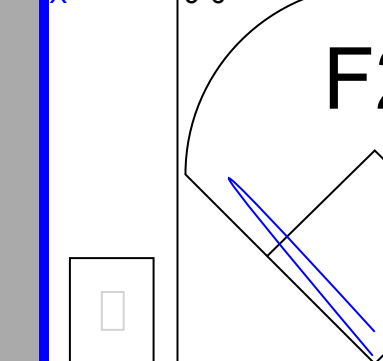
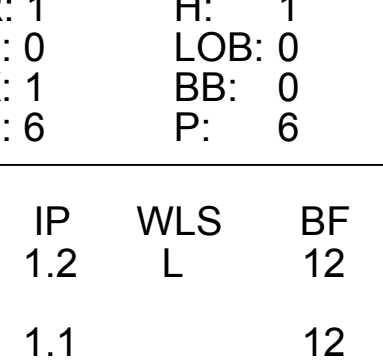
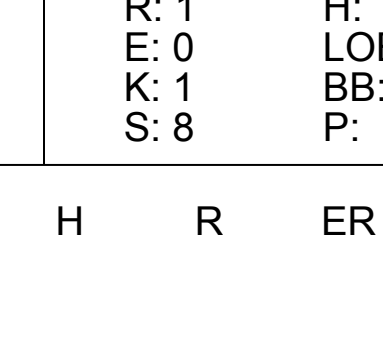


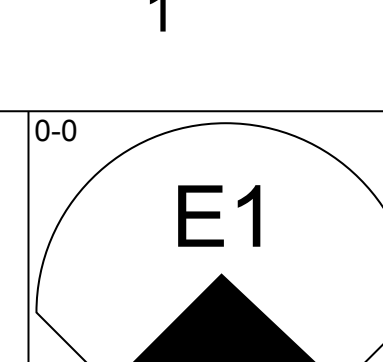
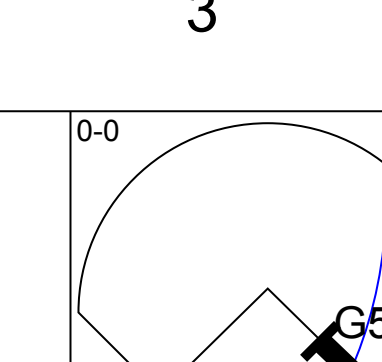
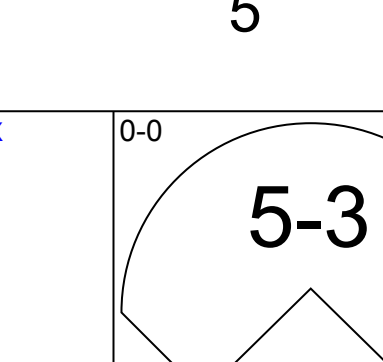
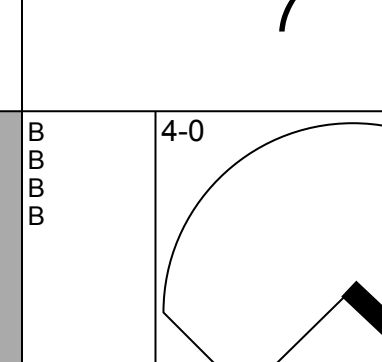
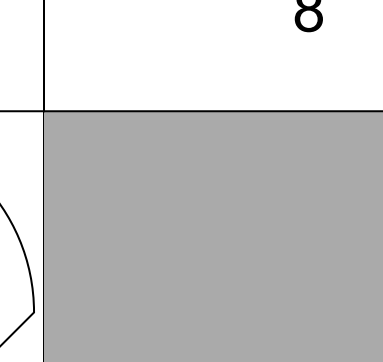
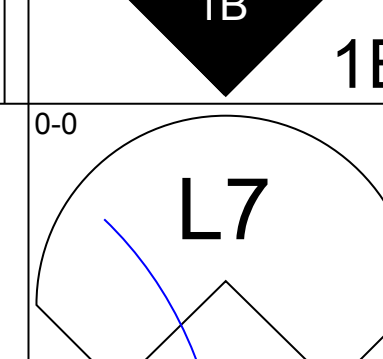
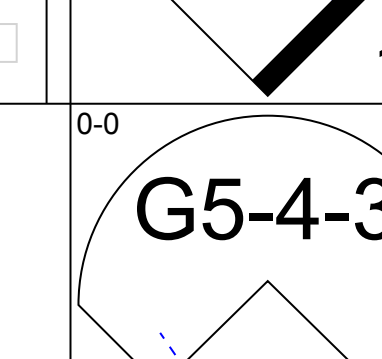
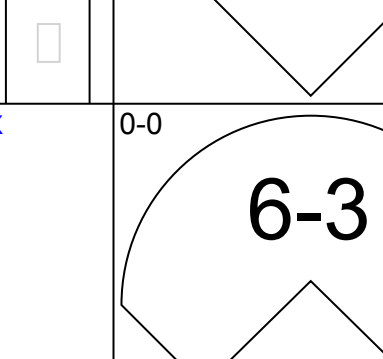
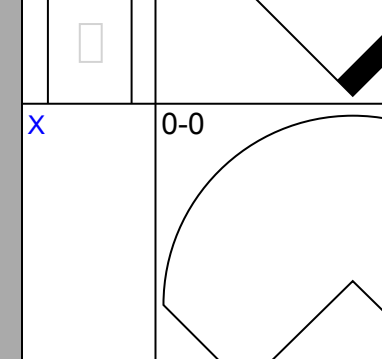
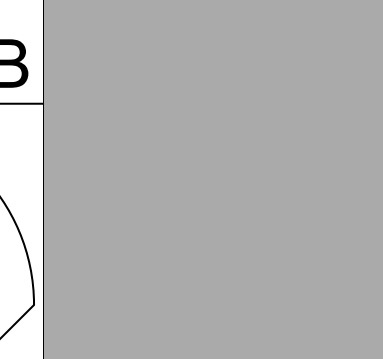
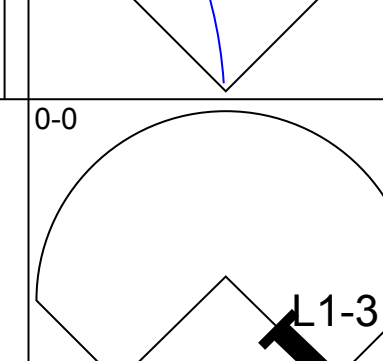
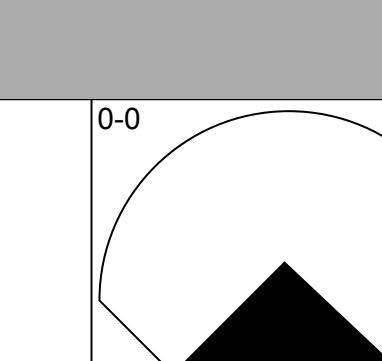
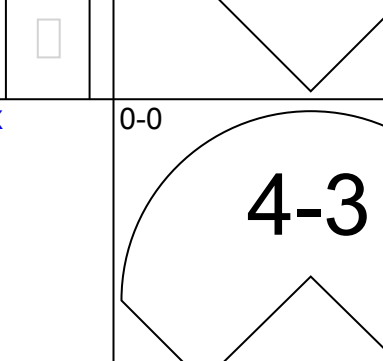
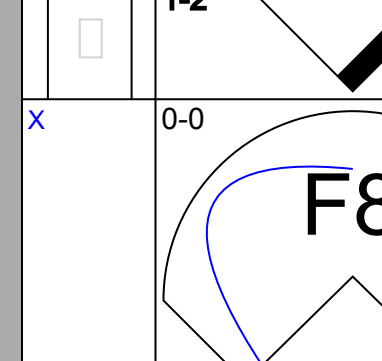
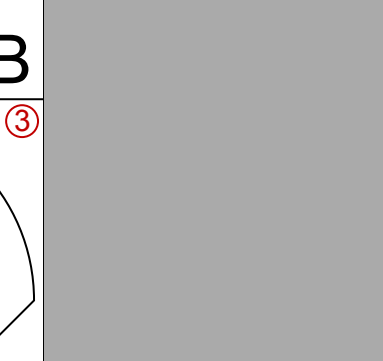
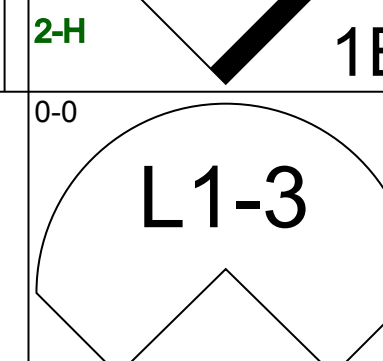
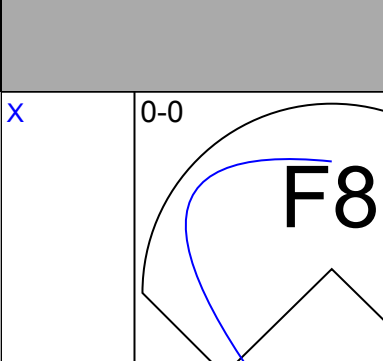
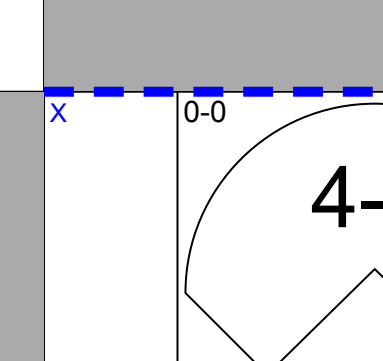
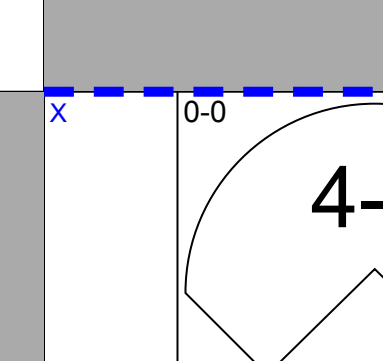
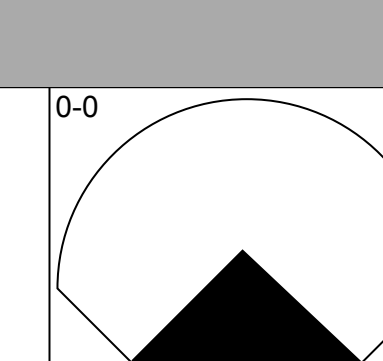
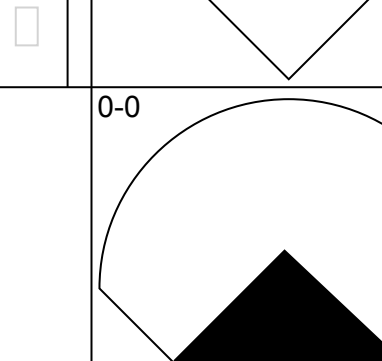
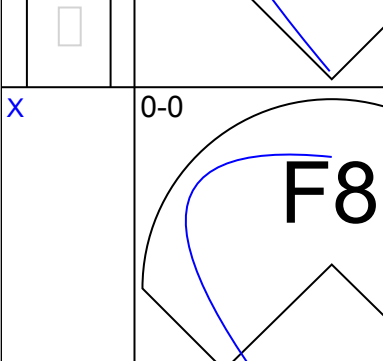
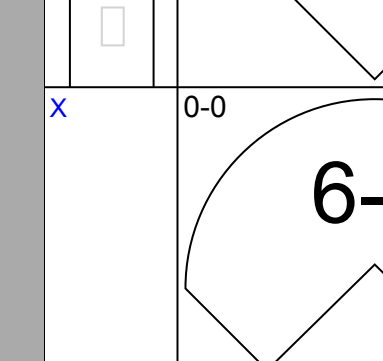
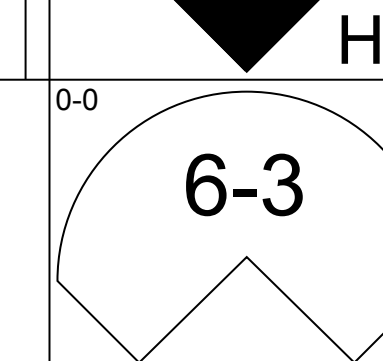
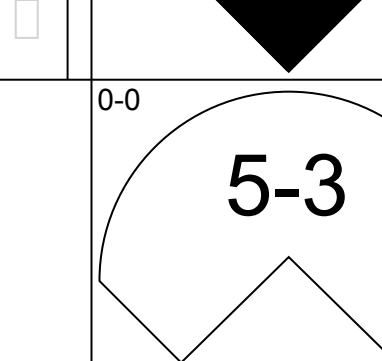
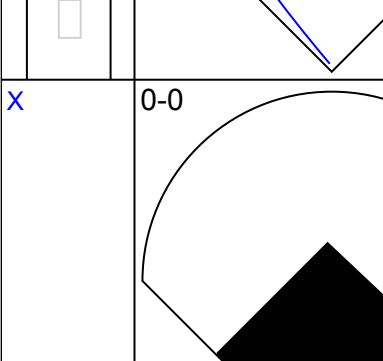
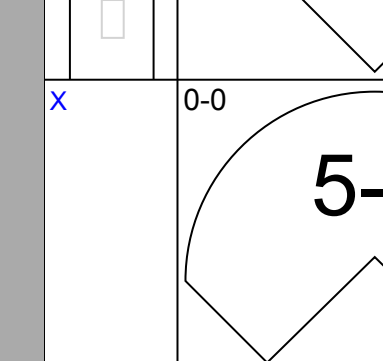
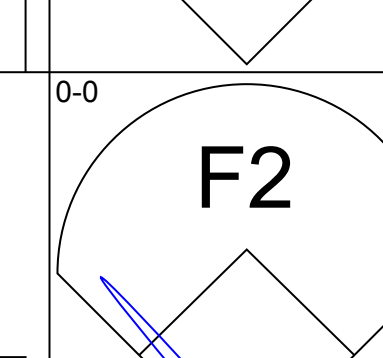
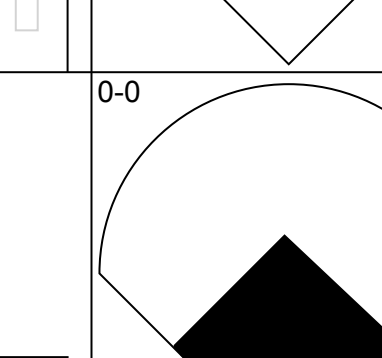
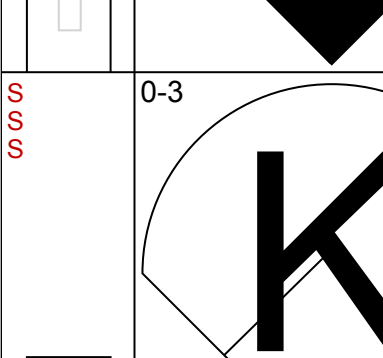
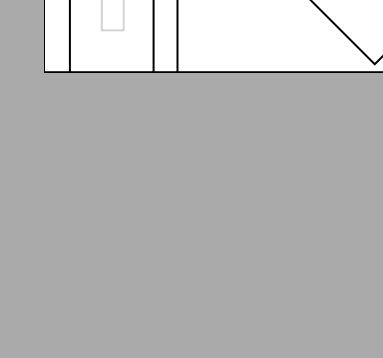
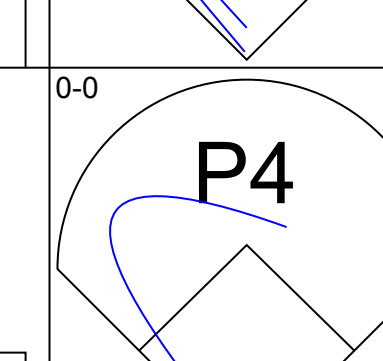
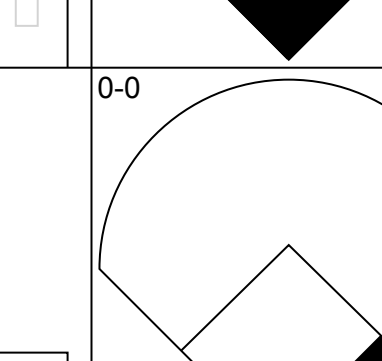
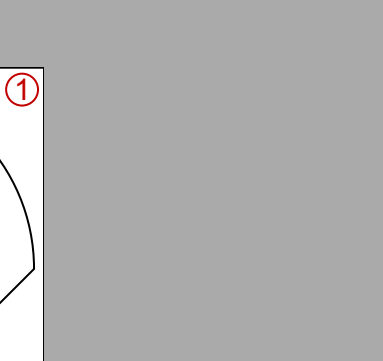
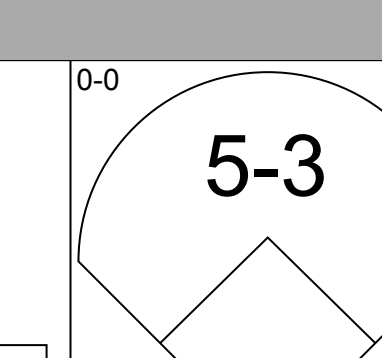
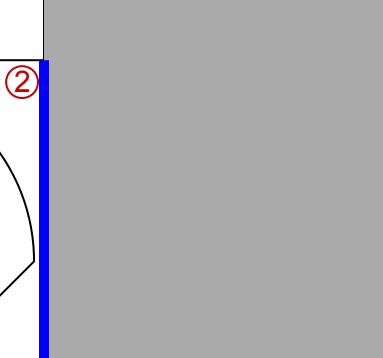
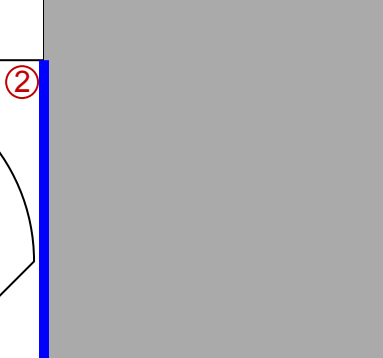
Batter	1	2	3	4	5	6	7	8	9	AB	R	H	RBI	BB	SO	LOB	TOP				
Johnny Temple, R (1,4) OBP: 0.384, SLG: 0.362 Bobby Locke, R (7,1) OBP: 0.100, SLG: 0.100 Woodie Held, R (9,PH) OBP: 0.346, SLG: 0.424	5-3	6-3					F8		FC6-4	4	0	1	0	0	0	1	Cleveland Indians @ Chicago White Sox Comiskey Park, Chicago, IL Wed Jun 21 1961, 8:05 PM EDT Unknown				
Jim Piersall, R (1,8) OBP: 0.407, SLG: 0.478	4-3		G3		F9		1B		FC6-4	5	0	1	0	0	0	2					
Tito Francona, L (1,7) OBP: 0.359, SLG: 0.377	G3		E6		FC6-4		K		FC6	4	0	1	0	1	1	2					
Vic Power, R (1,3) OBP: 0.326, SLG: 0.402		1B	F7		FC6-4		1B			4	1	2	0	0	0	3					
Chuck Essegian, R (1,9) OBP: 0.407, SLG: 0.646 Willie Kirkland, L (3,PH) OBP: 0.304, SLG: 0.424		K	K				F4		K	1	0	0	0	0	1	1					
John Romano, R (1,2) OBP: 0.413, SLG: 0.564		FC6-4	6-3		1B		1B		4-3	4	1	2	0	0	0	0					
Bubba Phillips, R (1,5) OBP: 0.309, SLG: 0.415		FC6-4	F7		1B		1B		F9	4	0	2	1	0	0	0					
Miguel de la Hoz, R (1,6) OBP: 0.238, SLG: 0.293		FC6-4	1-3		1B		F9		6-3	4	1	0	0	0	0	4					
Gary Bell, R (1,1) OBP: 0.152, SLG: 0.161 Johnny Antonelli, L (4,1) OBP: 0.257, SLG: 0.400 Jack Kubiszyn, R (7,4)		1B	F9		F7		F7		6-3	1	0	1	2	0	0	0					
Inning Stats	R: 0 E: 0 K: 0 S: 3	H: 0 LOB: 0 BB: 0 P: 3	R: 3 E: 0 K: 1 S: 9	H: 4 LOB: 0 BB: 0 P: 9	R: 0 E: 1 K: 1 S: 6	H: 1 LOB: 1 BB: 0 P: 6	R: 0 E: 0 K: 0 S: 3	H: 0 LOB: 0 BB: 0 P: 3	R: 0 E: 0 K: 0 S: 4	H: 1 LOB: 2 BB: 1 P: 8	R: 0 E: 0 K: 2 S: 5	H: 2 LOB: 2 BB: 0 P: 5	R: 0 E: 0 K: 2 S: 9	H: 2 LOB: 2 BB: 0 P: 9	R: 0 E: 0 K: 0 S: 3	H: 0 LOB: 0 BB: 0 P: 3	1B: 10 2B: 1 3B: 0 HR: 0	SF: 0 SAC: 0 DP: 0 HBP: 0	WP: 0 PB: 0 SB: 0 CS: 0	PA: 39	
PITCHER	IP	WLS	BF	H	R	ER	SO	BB	IBB	HBP	BLK	WP	HR	S	P	ERA	WHIP				
Frank Baumann, L (1,1) ERA: 5.62 Don Larsen, R (3,1) ERA: 3.24	2.0		10	4	3	3	1	0	0	0	0	0	0	12	12	13.50	2.000				

Batter	1	2	3	4	5	6	7	8	9	AB	R	H	RBI	BB	SO	LOB	BOTTOM				
Luis Aparicio, R (1,6) OBP: 0.284, SLG: 0.306	E	4-3		E6	6-3	FC5-4				5	2	1	0	0	0	4	Cleveland Indians @ Chicago White Sox Comiskey Park, Chicago, IL Wed Jun 21 1961, 8:05 PM EDT Unknown				
Nellie Fox, L (1,4) OBP: 0.348, SLG: 0.326 Billy Goodman, L (7,4) OBP: 0.313, SLG: 0.414	HR	2-3		FC6	FC6	FC4-6		4-3		3	1	3	2	1	0	0					
Jim Landis, R (1,8) OBP: 0.327, SLG: 0.430	HR	BB		FC6	FC6	FC4-6		F7		5	1	0	1	0	1	6					
Minnie Minoso, R (1,7) OBP: 0.375, SLG: 0.427	HR			5-3	HBP	HR		1-3		4	3	2	4	1	0	0					
Al Smith, R (1,9) OBP: 0.354, SLG: 0.519	FC4-6			F6	HR	HR		F8		3	2	1	0	1	0	0					
J.C. Martin, L (1,3) OBP: 0.270, SLG: 0.354 Roy Sievers, R (4,PH) OBP: 0.401, SLG: 0.591	FC4-6			3-1	HR	HR		5-3		2	0	0	0	0	0	1					
Andy Carey, R (1,5) OBP: 0.353, SLG: 0.393 Sammy Esposito, R (7,5) OBP: 0.292, SLG: 0.262	K				HR	HR		F7		4	1	2	0	0	1	1					
Sherm Lollar, R (1,2) OBP: 0.347, SLG: 0.349 Cam Carreon, R (6,PR) OBP: 0.299, SLG: 0.313		F5				FC5-4				4	1	2	0	0	0	0					
Frank Baumann, L (1,1) OBP: 0.286, SLG: 0.240 Al Pilarcik, L (2,PH) OBP: 0.274, SLG: 0.253 Don Larsen, R (3,1) OBP: 0.259, SLG: 0.346		WP		E4	F7	F8				0	0	0	0	0	0	0					
Inning Stats	R: 3 E: 0 K: 2 S: 9	H: 2 LOB: 1 BB: 2 P: 17	R: 1 E: 0 K: 0 S: 5	H: 2 LOB: 1 BB: 0 P: 5	R: 0 E: 0 K: 0 S: 3	H: 0 LOB: 0 BB: 0 P: 3	R: 0 E: 2 K: 0 S: 10	H: 5 LOB: 0 BB: 0 P: 11	R: 0 E: 0 K: 0 S: 4	H: 1 LOB: 1 BB: 0 P: 4	R: 3 E: 0 K: 0 S: 6	H: 4 LOB: 1 BB: 1 P: 10	R: 0 E: 0 K: 0 S: 3	H: 0 LOB: 0 BB: 0 P: 3	R: 0 E: 0 K: 0 S: 3	H: 0 LOB: 0 BB: 0 P: 3	1B: 10 2B: 1 3B: 0 HR: 3	SF: 0 SAC: 0 DP: 0 HBP: 1	WP: 1 PB: 0 SB: 1 CS: 0	PA: 43	
PITCHER	IP	WLS	BF	H	R	ER	SO	BB	IBB	HBP	BLK	WP	HR	S	P	ERA	WHIP				
Gary Bell, R (1,1) ERA: 4.58 Johnny Antonelli, L (4,1) ERA: 6.56 Bobby Locke, R (7,1) ERA: 4.66	3.1	L	22	6	5	5	2	2	0	0	0	0	0	24	32	13.50	3.000				

Batter	1	2	3	4	5	6	7	8	9	AB	R	H	RBI	BB	SO	LOB	TOP					
Johnny Temple, R OBP: 0.382, SLG: 0.360 (1, 4)										4	0	1	0	0	2	1	Cleveland Indians @ Chicago White Sox Comiskey Park, Chicago, IL Wed Jun 21 1961, 8:05 PM EDT Att: 37,558 - Unknown					
Jim Piersall, R OBP: 0.405, SLG: 0.474 (1, 8)										4	0	1	0	0	1	1						
Tito Francona, L OBP: 0.357, SLG: 0.372 (1, 7)										3	0	0	0	1	1	0						
Vic Power, R OBP: 0.329, SLG: 0.404 (1, 3)										4	0	2	0	0	0	3						
Chuck Essegian, R OBP: 0.391, SLG: 0.596 (1, 9)										4	0	0	0	0	1	2						
John Romano, R OBP: 0.411, SLG: 0.559 (1, 2)										4	0	1	0	0	0	1						
Bubba Phillips, R OBP: 0.312, SLG: 0.428 (1, 5)										4	1	2	1	0	0	3						
Woodie Held, R OBP: 0.344, SLG: 0.421 (1, 6)										4	0	1	0	0	1	1						
Wynn Hawkins, R OBP: 0.200, SLG: 0.130 (1, 1)										1	0	1	0	0	0	0						
Barry Latman, R OBP: 0.231, SLG: 0.333 (3, 1)										1	0	0	0	0	0	0						
Jack Kubiszyn, R (7, PH)										1	0	0	0	0	0	0						
Frank Funk, R (7, 1)										0	0	0	0	0	0	0						
Bob Nieman, R OBP: 0.435, SLG: 0.478 (9, PH)										1	0	0	0	0	0	1						
Inning Stats	R: 0 E: 0 K: 1 S: 5	H: 0 LOB: 0 BB: 0 P: 5	R: 0 E: 0 K: 0 S: 4	H: 1 LOB: 1 BB: 0 P: 4	R: 0 E: 0 K: 1 S: 7	H: 2 LOB: 3 BB: 1 P: 11	R: 0 E: 0 K: 2 S: 8	H: 1 LOB: 1 BB: 0 P: 8	R: 0 E: 0 K: 0 S: 3	H: 1 LOB: 0 BB: 0 P: 3	R: 0 E: 0 K: 1 S: 7	H: 2 LOB: 2 BB: 0 P: 7	R: 0 E: 0 K: 0 S: 3	H: 0 LOB: 0 BB: 0 P: 3	R: 0 E: 0 K: 1 S: 5	H: 0 LOB: 0 BB: 0 P: 5	R: 1 E: 0 K: 0 S: 5	H: 2 LOB: 1 BB: 0 P: 5	1B: 8 2B: 0 3B: 0 HR: 1	SF: 0 SAC: 0 DP: 1 HBP: 0	WP: 0 PB: 0 SB: 1 CS: 0	PA: 36
PITCHER	IP	WLS	BF	H	R	ER	SO	BB	IBB	HBP	BLK	WP	HR	S	P	ERA	WHIP					
Juan Pizarro, L ERA: 2.3 (1, 1)	9.0	W	36	9	1	1	6	1	0	0	0	0	1	47	51	1.00	1.111					

Batter	1	2	3	4	5	6	7	8	9	AB	R	H	RBI	BB	SO	LOB	BOTTOM				
Luis Aparicio, R OBP: 0.289, SLG: 0.309 (1, 6)										4	0	2	2	1	0	0	Cleveland Indians @ Chicago White Sox Comiskey Park, Chicago, IL Wed Jun 21 1961, 8:05 PM EDT Att: 37,558 - Unknown				
Nellie Fox, L OBP: 0.346, SLG: 0.321 (1, 4)										4	0	0	0	0	0	5					
Minnie Minoso, R OBP: 0.371, SLG: 0.426 (1, 7)										5	1	1	0	0	0	1					
Roy Sievers, R OBP: 0.408, SLG: 0.607 (1, 3)										4	4	3	2	1	0	0					
J.C. Martin, L OBP: 0.270, SLG: 0.354 (9, 3)										0	0	0	0	0	0	0					
Al Smith, R OBP: 0.363, SLG: 0.549 (1, 9)										3	3	2	4	0	0	1					
Jim Landis, R OBP: 0.336, SLG: 0.439 (1, 8)										4	1	3	0	1	0	1					
Andy Carey, R OBP: 0.332, SLG: 0.389 (1, 5)										4	0	1	0	0	1	5					
Sherm Lollar, R OBP: 0.354, SLG: 0.357 (1, 2)										5	1	3	1	0	0	2					
Juan Pizarro, L OBP: 0.214, SLG: 0.167 (1, 1)										3	1	0	0	1	1	5					
Inning Stats	R: 0 E: 0 K: 0 S: 2	H: 0 LOB: 0 BB: 0 P: 3	R: 4 E: 1 K: 0 S: 6	H: 2 LOB: 1 BB: 2 P: 14	R: 3 E: 0 K: 0 S: 7	H: 4 LOB: 3 BB: 2 P: 15	R: 2 E: 0 K: 2 S: 11	H: 4 LOB: 2 BB: 0 P: 11	R: 0 E: 0 K: 0 S: 3	H: 0 LOB: 0 BB: 0 P: 3	R: 1 E: 0 K: 0 S: 5	H: 2 LOB: 2 BB: 0 P: 6	R: 0 E: 0 K: 0 S: 3	H: 1 LOB: 0 BB: 0 P: 3	R: 1 E: 0 K: 0 S: 4	H: 2 LOB: 1 BB: 0 P: 5	1B: 10 2B: 2 3B: 0 HR: 3	SF: 0 SAC: 1 DP: 2 HBP: 3	WP: 0 PB: 0 SB: 0 CS: 1	PA: 44	
PITCHER	IP	WLS	BF	H	R	ER	SO	BB	IBB	HBP	BLK	WP	HR	S	P	ERA	WHIP				
Wynn Hawkins, R ERA: 2.87 (1, 1)	2.0	L	15	6	3	3	2	2	0	1	0	0	1	12	21	13.50	4.000				
Barry Latman, R ERA: 2.45 (3, 1)	4.0		21	6	3	3	2	2	0	1	0	0	1	22	31	6.75	2.000				
Frank Funk, R ERA: 1.88 (7, 1)	2.0		8	3	1	1	0	0	0	1	0	0	1	7	8	4.50	1.500				

Batter	1	2	3	4	5	6	7	8	9	AB	R	H	RBI	BB	SO	LOB	TOP					
Dick McAuliffe, L (1, 6) OBP: 0.182, SLG: 0.455		6-3 	P5 		3-1 			K 		6	1	1	2	0	2	5	Detroit Tigers @ Cleveland Indians Cleveland Municipal Stadium, Cleveland, OH Fri Jun 23 1961, 7:05 PM EDT Att: 24,037 - Unknown					
Bill Bruton, L (1, 8) OBP: 0.316, SLG: 0.371				1B 	BB 	F9 	P3 		F7 	5	3	2	4	1	0	0						
Al Kaline, R (1, 9) OBP: 0.351, SLG: 0.467	L1-3 			1B 			L6-3 		L3 	5	1	1	1	1	1	0						
Rocky Colavito, R (1, 7) OBP: 0.420, SLG: 0.604	6-3 	L 	3B 	HR 		5-3 		F8 	F9 	6	2	1	2	1	0	1						
Norm Cash, L (1, 3) OBP: 0.495, SLG: 0.706		BB 	WP 	1B 	3B 	WP 	2B 		3-1 	2	3	2	1	0	0	0						
Bobo Osborne, L (4, 3) OBP: 0.389, SLG: 0.321		1B 			HBP 					1	0	0	0	1	0	0						
Steve Boros, R (1, 5) OBP: 0.395, SLG: 0.401	1B 	BB 	6-3 		2B 		BB 		1B 	4	2	3	1	1	0	1						
Jake Wood, R (1, 4) OBP: 0.341, SLG: 0.403	6-3 	HR 	BB 	1B 	5-3 	F7 	K 		2B 	4	2	2	1	1	1	3						
Mike Roarke, R (1, 2) OBP: 0.393, SLG: 0.480	HR 	6-3 	1B 	5-3 		K 			2B 	4	1	2	2	1	1	2						
Don Mossi, L (1, 1) OBP: 0.237, SLG: 0.200	K 								F2 	4	0	1	1	0	2	7						
Charlie Maxwell, L (8, PH) OBP: 0.347, SLG: 0.435										1	0	0	0	0	0	2						
Bill Fischer, R (8, 1) OBP: 0.347, SLG: 0.435										0	0	0	0	0	0	0						
Inning Stats	R: 1 E: 0 K: 1 S: 6	H: 1 LOB: 0 BB: 0 P: 6	R: 5 E: 0 K: 1 S: 7	H: 3 LOB: 0 BB: 3 P: 19	R: 3 E: 0 K: 0 S: 6	H: 3 LOB: 1 BB: 1 P: 10	R: 4 E: 0 K: 2 S: 10	H: 3 LOB: 1 BB: 1 P: 15	R: 0 E: 0 K: 1 S: 5	H: 0 LOB: 0 BB: 0 P: 5	R: 0 E: 0 K: 1 S: 6	H: 1 LOB: 3 BB: 2 P: 14	R: 1 E: 0 K: 0 S: 4	H: 1 LOB: 0 BB: 0 P: 4	R: 1 E: 0 K: 1 S: 8	H: 3 LOB: 2 BB: 0 P: 8	R: 0 E: 0 K: 0 S: 3	H: 0 LOB: 0 BB: 0 P: 3	1B: 8 2B: 2 3B: 1 HR: 4	SF: 0 SAC: 0 DP: 0 HBP: 1	WP: 3 PB: 0 SB: 0 CS: 1	PA: 50
PITCHER	IP WLS BF H R ER SO BB IBB HBP BLK WP HR S P ERA WHIP																					
Jim Perry, R (1, 1) ERA: 3.91	1.2 L 12 4 6 6 2 3 0 0 0 0 1 2 13 25 32.40 4.200																					
Barry Latman, R (2, 1) ERA: 3.51	1.1 12 5 7 7 0 2 0 1 0 0 0 1 8 17 47.25 5.250																					
Dick Stigman, L (4, 1) ERA: 1.2	4.0 17 3 1 1 4 2 0 0 0 1 1 23 31 2.25 1.250																					
Bobby Locke, R (8, 1) ERA: 4.66	2.0 9 3 1 1 1 0 0 0 0 0 0 0 11 11 4.50 1.500																					

Batter	1	2	3	4	5	6	7	8	9	AB	R	H	RBI	BB	SO	LOB	BOTTOM					
Johnny Temple, R (1, 4) OBP: 0.386, SLG: 0.363	E1 		G5-4-3 		5-3 		1B 		L9 	4	1	2	0	1	0	2	Detroit Tigers @ Cleveland Indians Cleveland Municipal Stadium, Cleveland, OH Fri Jun 23 1961, 7:05 PM EDT Att: 24,037 - Unknown					
Jim Piersall, R (1, 8) OBP: 0.405, SLG: 0.472	L7 		G5-4-3 		6-3 		BB 		1B 	5	0	2	1	0	0	2						
Tito Francona, L (1, 7) OBP: 0.362, SLG: 0.388	1B 			HR 	4-3 		F8 		1B 	5	1	3	2	0	0	2						
Vic Power, R (1, 3) OBP: 0.323, SLG: 0.396	L1-3 					F8 		4-3 	4-3 	5	0	0	0	0	1	4						
Chuck Essegian, R (1, 9) OBP: 0.388, SLG: 0.696		HR 		HR 		F8 		6-3 		4	2	2	2	0	0	0						
John Romano, R (1, 2) OBP: 0.408, SLG: 0.567		6-3 		5-3 		HR 		5-3 		4	1	1	1	0	0	0						
Bubba Phillips, R (1, 5) OBP: 0.311, SLG: 0.437		F2 		HR 		K 			5-3 	4	1	1	1	0	1	0						
Woodie Held, R (1, 6) OBP: 0.347, SLG: 0.420		P4 			1B 				1B 	3	1	1	0	1	0	0						
Jim Perry, S (1, 1) OBP: 0.118, SLG: 0.121					5-3 				1B 	0	0	0	0	0	0	0						
Barry Latman, R (2, 1) OBP: 0.214, SLG: 0.306									BB 	1	0	0	0	0	0	0						
Dick Stigman, L (4, 1) OBP: 0.220, SLG: 0.200										1	0	0	0	0	0	1						
Jack Kubitzy, R (7, PH) OBP: 0.220, SLG: 0.200										1	0	0	0	0	0	0						
Bobby Locke, R (8, 1) OBP: 0.100, SLG: 0.100										0	0	0	0	0	0	0						
Bob Hale, L (8, PH) OBP: 0.200, SLG: 0.200										1	0	1	0	0	0	0						
Mudcat Grant, R (8, PH) OBP: 0.200, SLG: 0.167										0	0	0	0	0	0	0						
Inning Stats	R: 1 E: 1 K: 0 S: 4	H: 2 LOB: 0 BB: 0 P: 4	R: 1 E: 0 K: 0 S: 4	H: 1 LOB: 0 BB: 0 P: 4	R: 0 E: 0 K: 0 S: 3	H: 1 LOB: 0 BB: 0 P: 3	R: 3 E: 0 K: 2 S: 11	H: 4 LOB: 1 BB: 0 P: 11	R: 0 E: 0 K: 0 S: 3	H: 0 LOB: 0 BB: 0 P: 3	R: 1 E: 0 K: 1 S: 6	H: 1 LOB: 2 BB: 1 P: 6	R: 0 E: 0 K: 0 S: 4	H: 1 LOB: 2 BB: 1 P: 8	R: 0 E: 0 K: 0 S: 3	H: 0 LOB: 0 BB: 0 P: 3	R: 1 E: 0 K: 0 S: 6	H: 3 LOB: 3 BB: 1 P: 10	1B: 8 2B: 1 3B: 0 HR: 5	SF: 0 SAC: 0 DP: 2 HBP: 0	WP: 0 PB: 0 SB: 0 CS: 0	PA: 40
PITCHER	IP WLS BF H R ER SO BB IBB HBP BLK WP HR S P ERA WHIP																					
Don Mossi, L (1, 1) ERA: 2.67	7.0 W 30 10 6 5 3 1 0 0 0 0 5 35 39 6.43 1.571																					
Bill Fischer, R (8, 1) ERA: 4.5	2.0 S 10 3 1 1 0 1 0 0 0 0 0 9 13 4.50 2.000																					

Batter	1	2	3	4	5	6	7	8	9	AB	R	H	RBI	BB	SO	LOB	TOP								
Dick McAuliffe, L (1,6) OBP: 0.333, SLG: 0.714	1-3		FC6-4 1B		4-3 1B 2B	CS 1B			4-3	5	1	3	0	0	0	0	Detroit Tigers @ Cleveland Indians Cleveland Municipal Stadium, Cleveland, OH Sun Jun 25 1961, 3:33 AM EDT Unknown								
Bill Bruton, L (1,8) OBP: 0.311, SLG: 0.361	CS 1B		FC6-4 L5-3 1-2		4-3 2-3	CS 1-2	4-1	5-3	5	0	1	0	0	0	2										
Al Kaline, R (1,9) OBP: 0.351, SLG: 0.474	L5-3 1-2		L5-3 1-2		HR 1B 3-H		HR	L4-3	5	2	2	2	0	0	2										
Rocky Colavito, R (1,7) OBP: 0.416, SLG: 0.589		4-0 HR BB	4-0 BB		F9 1B		F5		2	1	0	0	2	0	1										
Norm Cash, L (1,3) OBP: 0.495, SLG: 0.737		1-H HR	3-1		1-H HR		F5		4	2	2	4	0	0	2										
Steve Boros, R (1,5) OBP: 0.398, SLG: 0.406		S BB		FC1-5-6 1B	1B 2B		WP 1B		3	0	3	0	1	0	0										
Jake Wood, R (1,4) OBP: 0.339, SLG: 0.399	F8		1-2 1B	1-2 1B	G3		K		4	0	1	0	0	1	3										
Mike Roarke, R (1,2) OBP: 0.361, SLG: 0.485	K		FC1-5-6 1-2 2-3	FC1-5-6 1-2 2-3	6-3		5-3		4	0	0	0	0	1	4										
Jim Bunning, R (1,1) OBP: 0.100, SLG: 0.100	F2		K	K	K		K		4	0	0	0	0	3	3										
Terry Fox, R (8,1) OBP: 0.286, SLG: 0.167	1-2								0	0	0	0	0	0	0										
Inning Stats	R: 0 E: 0 K: 0 S: 3	H: 1 LOB: 0 BB: 0 P: 3	R: 2 E: 0 K: 1 S: 6	H: 1 LOB: 1 BB: 2 P: 14	R: 0 E: 0 K: 0 S: 4	H: 1 LOB: 2 BB: 1 P: 8	R: 0 E: 0 K: 1 S: 6	H: 2 LOB: 1 BB: 0 P: 6	R: 3 E: 0 K: 0 S: 7	H: 4 LOB: 1 BB: 0 P: 7	R: 0 E: 0 K: 1 S: 5	H: 1 LOB: 0 BB: 0 P: 5	R: 1 E: 0 K: 0 S: 4	H: 1 LOB: 0 BB: 0 P: 4	R: 0 E: 0 K: 2 S: 8	H: 1 LOB: 1 BB: 0 P: 8	R: 0 E: 0 K: 0 S: 3	H: 0 LOB: 0 BB: 0 P: 3	1B: 7 2B: 2 3B: 0 HR: 3	SF: 0 SAC: 0 DP: 1 HBP: 0	WP: 1 PB: 0 SB: 1 CS: 2	PA: 40			
PITCHER	IP	WLS	BF	H	R	ER	SO	BB	IBB	HBP	BLK	WP	HR	S	P	ERA	WHIP								
Wynn Hawkins, R (1,1) ERA: 3.25	5.0	L	25	9	5	5	2	3	0	0	0	0	2	26	38	9.00	2.400								
Bob Allen, L (8,1) ERA: 1.56	2.0		7	2	1	1	1	0	0	0	0	0	1	9	9	4.50	1.000								
Bobby Locke, R (8,1) ERA: 4.43	2.0		7	1	0	0	2	0	0	0	0	1	0	11	11	0.00	0.500								

Batter	1	2	3	4	5	6	7	8	9	AB	R	H	RBI	BB	SO	LOB	BOTTOM								
Miguel de la Hoz, R (1,4) OBP: 0.234, SLG: 0.283	P5		F8		HBP 1B 1-2		P3		P6	5	0	1	0	0	0	1	Detroit Tigers @ Cleveland Indians Cleveland Municipal Stadium, Cleveland, OH Sun Jun 25 1961, 3:33 AM EDT Unknown								
Jim Piersall, R (1,8) OBP: 0.405, SLG: 0.469	6-3			HR 1B	1-2 2-3 HBP		F8		L9	2	1	1	0	0	0	0									
Mudcat Grant, R (8,1) OBP: 0.200, SLG: 0.158										0	0	0	0	0	0	0									
Bob Allen, L (8,1) OBP: 0.336, SLG: 0.429										0	0	0	0	0	0	0									
Bob Niemi, R (7,1) OBP: 0.417, SLG: 0.458										0	0	0	0	0	0	0									
Bobby Locke, R (8,1) OBP: 0.100, SLG: 0.100										0	0	0	0	0	0	0									
Chuck Essigmann, R (8,1) OBP: 0.362, SLG: 0.884										1	0	0	0	0	0	1									
Tito Francona, L (1,7) OBP: 0.368, SLG: 0.414	K			1-H HR	F5		FC5-6 1B		5-3	5	1	2	2	0	1	4									
Vic Power, R (1,3) OBP: 0.318, SLG: 0.390		FC1-4 1B		L9	L9		FC5-6 1B 1-2 2B			4	1	1	0	0	0	4									
Willie Kirkland, L (1,9) OBP: 0.306, SLG: 0.417	F5			4-3		BB	2B 1B			3	0	1	0	1	0	1									
John Romano, R (1,2) OBP: 0.407, SLG: 0.567	FC1-4 1-2			HBP	F7		1-3 2-H 2B			3	0	1	1	0	0	2									
Bubba Phillips, R (1,5) OBP: 0.306, SLG: 0.425	FC6-4 1-2			F2	L7		K			4	0	0	0	0	1	5									
Woodie Held, R (1,6) OBP: 0.342, SLG: 0.410			K		HBP 1B BB		K		6-3	3	0	0	0	1	2	3									
Wynn Hawkins, R (1,1) OBP: 0.192, SLG: 0.125			K		L9		K			1	0	0	0	0	1	0									
Don Dillard, L (5,PH) OBP: 0.396, SLG: 0.439									BB	2	0	0	0	1	1	1									
Inning Stats	R: 0 E: 0 K: 1 S: 5	H: 0 LOB: 0 BB: 0 P: 5	R: 0 E: 0 K: 0 S: 4	H: 1 LOB: 1 BB: 0 P: 4	R: 0 E: 0 K: 2 S: 7	H: 0 LOB: 0 BB: 0 P: 7	R: 0 E: 0 K: 0 S: 5	H: 2 LOB: 1 BB: 0 P: 6	R: 0 E: 0 K: 1 S: 5	H: 1 LOB: 3 BB: 1 P: 9	R: 0 E: 0 K: 1 S: 5	H: 0 LOB: 0 BB: 0 P: 5	R: 0 E: 0 K: 1 S: 8	H: 3 LOB: 2 BB: 0 P: 8	R: 0 E: 0 K: 0 S: 3	H: 0 LOB: 1 BB: 1 P: 7	1B: 5 2B: 1 3B: 0 HR: 1	SF: 0 SAC: 0 DP: 0 HBP: 2	WP: 0 PB: 0 SB: 0 CS: 0	PA: 39					
PITCHER	IP	WLS	BF	H	R	ER	SO	BB	IBB	HBP	BLK	WP	HR	S	P	ERA	WHIP								
Jim Bunning, R (1,1) ERA: 3.5	7.1	W	33	7	3	3	5	2	0	2	0	0	0	7	49	3.68	1.227								
Terry Fox, R (8,1) ERA: 0.96	1.2	S	6	0	0	0	1	1	0	0	0	0	0	7	11	0.00	0.600								

Batter	1	2	3	4	5	6	7	8	9	AB	R	H	RBI	BB	SO	LOB	TOP			
Dick McAuliffe, L (1, 6) OBP: 0.308, SLG: 0.615										5	0	1	0	0	1	4	Detroit Tigers @ Cleveland Indians Cleveland Municipal Stadium, Cleveland, OH Sun Jun 25 1961, 3:38 AM EDT Att: 34,979 - Unknown			
Bill Bruton, L (1, 8) OBP: 0.307, SLG: 0.356										4	0	0	0	0	1	1				
Al Kaline, R (1, 9) OBP: 0.346, SLG: 0.467										4	0	0	0	0	0	1				
Rocky Colavito, R (1, 7) OBP: 0.417, SLG: 0.584										2	1	0	0	2	0	0				
Norm Cash, L (1, 3) OBP: 0.498, SLG: 0.749										3	1	2	1	1	0	0				
Steve Boros, R (1, 5) OBP: 0.392, SLG: 0.399										4	0	0	0	0	0	4				
Jake Wood, R (1, 4) OBP: 0.334, SLG: 0.393										4	0	0	0	0	0	2				
Dick Brown, R (1, 2) OBP: 0.306, SLG: 0.444										4	1	3	2	0	0	0				
Bubba Morton, R (9, PR) OBP: 0.235, SLG: 0.387										0	0	0	0	0	0	0				
Mike Roarke, R (9, 2) OBP: 0.361, SLG: 0.485										0	0	0	0	0	0	0				
Bob Bruce, R (1, 1) OBP: 0.333, SLG: 0.286										3	0	0	0	0	1	2				
Charlie Maxwell, L (9, PH) OBP: 0.360, SLG: 0.446										1	0	0	0	0	1	1				
Hank Aguirre, R (9, 1) OBP: 0.361, SLG: 0.485										0	0	0	0	0	0	0				
Bill Fischer, R (9, 1) OBP: 0.361, SLG: 0.485										0	0	0	0	0	0	0				
Inning Stats	R: 0 E: 0 K: 1 S: 5	H: 0 LOB: 0 BB: 0 P: 5	R: 1 E: 0 K: 0 S: 4	H: 1 LOB: 0 BB: 0 P: 4	R: 1 E: 0 K: 1 S: 7	H: 2 LOB: 1 BB: 0 P: 7	R: 1 E: 1 K: 0 S: 6	H: 2 LOB: 3 BB: 1 P: 10	R: 0 E: 0 K: 1 S: 5	H: 0 LOB: 2 BB: 2 P: 13	R: 0 E: 0 K: 0 S: 3	H: 0 LOB: 0 BB: 0 P: 3	R: 0 E: 0 K: 0 S: 3	H: 0 LOB: 0 BB: 0 P: 3	R: 0 E: 0 K: 1 S: 6	H: 1 LOB: 1 BB: 0 P: 6	1B: 4 2B: 0 3B: 0 HR: 2	SF: 0 SAC: 0 DP: 0 HBP: 0	WP: 0 PB: 0 SB: 0 CS: 0	PA: 37
PITCHER	IP WLS BF H R ER SO BB IBB HBP BLK WP HR S P ERA WHIP																			
Gary Bell, R (1, 1) ERA: 4.49	8.0		33	5	3	3	3	3	0	0	0	0	0	0	0	0	0	3.38	1.000	
Frank Funk, R (9, 1) ERA: 2.12	1.0	W	4	1	0	0	1	0	0	0	0	0	0	0	6	6	0.00	1.000		

Batter	1	2	3	4	5	6	7	8	9	AB	R	H	RBI	BB	SO	LOB	BOTTOM					
Miguel de la Hoz, R (1, 4) OBP: 0.288, SLG: 0.340										4	2	3	0	0	1	1	Detroit Tigers @ Cleveland Indians Cleveland Municipal Stadium, Cleveland, OH Sun Jun 25 1961, 3:38 AM EDT Att: 34,979 - Unknown					
Don Dillard, L (1, 8) OBP: 0.415, SLG: 0.432										3	0	1	0	2	1	2						
Tito Francona, L (1, 7) OBP: 0.366, SLG: 0.412										4	1	1	1	0	0	3						
Vic Power, R (1, 3) OBP: 0.319, SLG: 0.388										4	0	1	1	1	0	3						
Willie Kirkland, L (1, 9) OBP: 0.306, SLG: 0.413										2	0	0	1	1	0	1						
Chuck Essegian, R (9, PH) OBP: 0.377, SLG: 0.672										1	0	0	1	0	0	2						
Bubba Phillips, R (1, 5) OBP: 0.312, SLG: 0.432										3	0	2	0	1	0	1						
Valmy Thomas, R (1, 2) OBP: 0.292, SLG: 0.150										3	0	0	0	1	0	3						
Woodie Held, R (1, 6) OBP: 0.344, SLG: 0.409										3	0	1	0	1	1	2						
Gary Bell, R (1, 1) OBP: 0.171, SLG: 0.182										2	1	1	0	0	0	1						
Bob Hale, L (8, PH) OBP: 0.260, SLG: 0.238										1	0	0	0	0	1	2						
Frank Funk, R (9, 1) ERA: 4.31										0	0	0	0	0	0	0						
Inning Stats	R: 0 E: 0 K: 0 S: 3	H: 1 LOB: 1 BB: 1 P: 7	R: 0 E: 0 K: 0 S: 2	H: 0 LOB: 2 BB: 2 P: 10	R: 3 E: 1 K: 0 S: 6	H: 2 LOB: 1 BB: 1 P: 10	R: 0 E: 0 K: 1 S: 5	H: 0 LOB: 2 BB: 1 P: 10	R: 0 E: 0 K: 1 S: 4	H: 2 LOB: 2 BB: 0 P: 4	R: 0 E: 0 K: 1 S: 6	H: 1 LOB: 0 BB: 0 P: 6	R: 0 E: 0 K: 1 S: 5	H: 1 LOB: 0 BB: 0 P: 5	R: 0 E: 0 K: 1 S: 6	H: 1 LOB: 2 BB: 1 P: 10	R: 1 E: 0 K: 0 S: 4	H: 2 LOB: 3 BB: 1 P: 8	1B: 8 2B: 2 3B: 0 HR: 0	SF: 1 SAC: 2 DP: 2 HBP: 1	WP: 0 PB: 0 SB: 0 CS: 0	PA: 41
PITCHER	IP WLS BF H R ER SO BB IBB HBP BLK WP HR S P ERA WHIP																					
Bob Bruce, R (1, 1) ERA: 2.25	8.0		36	8	3	2	4	5	1	0	0	0	0	0	37	62	2.25	1.625				
Hank Aguirre, L (9, 1) ERA: 2.54	0.1	L	4	2	1	1	0	0	1	0	0	0	0	3	7	27.00	6.000					
Bill Fischer, R (9, 1) ERA: 4.31	0.1		1	0	0	0	0	0	0	0	0	0	0	1	1	0.00	0.000					



Batter	1	2	3	4	5	6	7	8	9	AB	R	H	RBI	BB	SO	LOB	TOP			
Danny O'Connell, R OBP: 0.397, SLG: 0.351 (1, 5)	4-0 SH1-3 BB		0-0 1B		0-0 FC4-6 1B			0-3 K		3	0	2	0	1	1	0	Washington Senators @ Cleveland Indians Cleveland Municipal Stadium, Cleveland, OH Wed Jun 28 1961, 7:05 PM EDT Unknown livebaseballscorecards.com			
Chuck Cottier, R OBP: 0.256, SLG: 0.284 Jim King, L (8, PH) (8, 9)	0-0 SH1-3		0-0 F3		0-0 FC4-6 1-2 2-3			0-0 F2		2	0	0	0	0	3	1				
Gene Woodling, L OBP: 0.416, SLG: 0.514 Jim Mahoney, R (8, PR) (8, 4)	0-0 5-3			0-0 HR 1B				4-0 BB		3	1	1	0	1	0	3				
Dale Long, L OBP: 0.333, SLG: 0.513 (1, 3)	0-0 F7			0-0 F8 1B				0-0 F9 BB		4	0	0	0	0	3	0				
Willie Tasby, R OBP: 0.356, SLG: 0.522 (1, 8)		0-0 1-3		0-0 HR				0-0 F8		4	1	1	2	0	0	0				
Chuck Hinton, R OBP: 0.341, SLG: 0.353 (1, 7)		0-0 6-3		0-3 K				0-3 K		3	0	0	0	1	2	0				
Pete Daley, R OBP: 0.243, SLG: 0.296 Gene Green, R (8, PH) (8, 9)		0-0 F9		0-0 5-3				0-3 K		3	0	0	0	0	0	1				
Coot Veal, R OBP: 0.290, SLG: 0.255 Marty Keough, L (8, PH) (8, 9)			0-3 K		0-0 P6			0-0 F8		3	0	0	0	0	1	0				
Joe McClain, R OBP: 0.270, SLG: 0.333 (1, 1)			0-0 G3		0-0 FC4-6 1B			0-0 F8		3	0	1	0	0	0	0				
Inning Stats	R: 0 E: 0 K: 0 S: 3	H: 0 LOB: 1 BB: 1 P: 7	R: 0 E: 0 K: 0 S: 3	H: 0 LOB: 0 BB: 0 P: 3	R: 0 E: 0 K: 1 S: 6	H: 1 LOB: 1 BB: 0 P: 6	R: 2 E: 0 K: 1 S: 7	H: 2 LOB: 2 BB: 0 P: 7	R: 0 E: 0 K: 0 S: 5	H: 0 LOB: 0 BB: 0 P: 5	R: 0 E: 0 K: 0 S: 3	H: 0 LOB: 0 BB: 0 P: 3	R: 0 E: 0 K: 1 S: 5	H: 0 LOB: 1 BB: 1 P: 9	R: 0 E: 0 K: 1 S: 5	H: 1 LOB: 2 BB: 1 P: 9		1B: 5 2B: 0 3B: 0 HR: 1	SF: 0 SAC: 1 DP: 0 HBP: 0	WP: 0 PB: 0 SB: 0 CS: 0
PITCHER	IP WLS BF H R ER SO BB IBB HBP BLK WP HR S P ERA WHIP	8.0 W 31 5 2 2 4 2 0 0 0 0 1 37 45 2.25 0.875	1.0 S 4 1 0 0 1 1 0 0 0 0 0 5 9 0.00 2.000	PITCHER																

Batter	1	2	3	4	5	6	7	8	9	AB	R	H	RBI	BB	SO	LOB	BOTTOM			
Miguel de la Hoz, R OBP: 0.295, SLG: 0.345 (1, 4)	0-0 4-3		0-3 K		0-0 SF9			0-0 5-3		3	0	0	1	0	1	1	Washington Senators @ Cleveland Indians Cleveland Municipal Stadium, Cleveland, OH Wed Jun 28 1961, 7:05 PM EDT Unknown livebaseballscorecards.com			
Jim Piersall, R OBP: 0.406, SLG: 0.467 Don Dillard, L (5, PH) (6, 8)	0-0 5-3			4-0 BB BB	0-0 F2			0-0 F8		1	0	0	0	1	0	0				
Tito Francona, L OBP: 0.365, SLG: 0.417 (1, 7)	0-0 1-3			0-3 K	0-0 1B			0-0 3B		4	0	2	0	0	1	1				
John Romano, R OBP: 0.412, SLG: 0.561 (1, 2)		0-0 F8		4-0 FC6 BB	0-0 F2			0-0 6-3		3	0	0	0	1	0	2				
Willie Kirkland, L OBP: 0.303, SLG: 0.403 (1, 9)		0-0 F9		0-0 P4				0-0 L9		4	0	0	0	0	0	2				
Vic Power, R OBP: 0.311, SLG: 0.376 (1, 3)		0-0 F3		0-0 FC6	0-0 F8			0-0 6-3		4	0	0	0	0	0	2				
Bubba Phillips, R OBP: 0.320, SLG: 0.433 (1, 5)			0-0 FC5-4 1B		0-0 1B E 1B			0-0 BB 1B		3	1	3	0	1	0	0				
Woodie Held, R OBP: 0.352, SLG: 0.417 (1, 6)			0-0 FC5-4		0-0 E 1B			4-0 BB 1B		3	1	2	0	1	0	1				
Jim Perry, S OBP: 0.135, SLG: 0.139 Bob Hale, L OBP: 0.259, SLG: 0.217 Frank Funk, R (8, PH) (8, 9)			0-0 F8		0-0 E1 SF9 1B			0-3 K		3	1	1	0	0	0	3				
Inning Stats	R: 0 E: 0 K: 0 S: 3	H: 0 LOB: 0 BB: 0 P: 3	R: 0 E: 0 K: 0 S: 3	H: 0 LOB: 0 BB: 0 P: 3	R: 0 E: 0 K: 1 S: 6	H: 1 LOB: 1 BB: 0 P: 6	R: 0 E: 0 K: 1 S: 5	H: 0 LOB: 2 BB: 2 P: 13	R: 3 E: 1 K: 0 S: 7	H: 4 LOB: 1 BB: 0 P: 7	R: 0 E: 0 K: 0 S: 4	H: 1 LOB: 2 BB: 1 P: 8	R: 0 E: 0 K: 0 S: 4	H: 1 LOB: 1 BB: 0 P: 4	R: 0 E: 0 K: 1 S: 6	H: 1 LOB: 2 BB: 1 P: 10		1B: 7 2B: 0 3B: 1 HR: 0	SF: 1 SAC: 0 DP: 0 HBP: 0	WP: 0 PB: 0 SB: 0 CS: 0
PITCHER	IP WLS BF H R ER SO BB IBB HBP BLK WP HR S P ERA WHIP	8.0 L 36 8 3 2 3 4 0 0 0 0 0 38 54 2.25 1.500	PITCHER																	

Batter	1	2	3	4	5	6	7	8	9	AB R H RBI BB SO LOB	TOP									
Danny O'Connell, R OBP: 0.397, SLG: 0.347 (1, 5)	4-0 WP BB		0-0 FC1-6 S 1-2		0-0 6-3		4-0 E FC6-4 BB		0-0 F8	3 1 0 0 2 0 1	Washington Senators @ Cleveland Indians Cleveland Municipal Stadium, Cleveland, OH Wed Jun 28 1961, 7:05 PM EDT Att: 7,637 - Unknown livebaseballscorecards.com									
Billy Klaus, L OBP: 0.307, SLG: 0.364 (1, 6)	0-0 F8		0-0 P4		0-0 1-3		0-0 E6 FC6-4		0-0 4-3	5 0 0 0 0 0 3										
Gene Woodling, L OBP: 0.415, SLG: 0.516 Jim King, L OBP: 0.361, SLG: 0.469 (9, PR) (9, 9)	0-0 F8		0-0 3-1			0-0 1B 2B		0-0 K	0-0 1B 1B	5 1 2 0 0 1 4 0 1 0 0 0 0 0										
Gene Green, R OBP: 0.366, SLG: 0.599 Jim Mahoney, R OBP: 0.274, SLG: 0.259 Pete Daley, R OBP: 0.250, SLG: 0.303 (1, 2) (7, PR) (7, 2)	0-3 K			0-0 E6 1B		0-0 F8	0-0 FC6-4 1B 1-2 2H		0-0 1B 1B	4 0 0 1 0 1 3 0 0 0 0 0 0 0 1 0 1 0 0 0 0										
Willie Tasby, R OBP: 0.364, SLG: 0.526 (1, 8)		0-0 6-3		0-0 FC6-4 1B 1-2		4-0 1B 1B BB	0-0 1B 1-2		0-0 1B 1-3 2H	4 1 3 1 1 0 0										
Dale Long, L OBP: 0.335, SLG: 0.524 (1, 3)		0-0 HR		0-0 P5		0-0 WP 1B 1-3 2H	0-0 3-1		0-3 K	5 1 2 2 0 1 6										
Marty Keough, L OBP: 0.320, SLG: 0.433 (1, 7)		0-0 G3		0-0 F9		0-0 WP 1B 1-2 3H		0-0 4-3		4 0 1 1 0 0 2										
Chuck Cottier, R OBP: 0.244, SLG: 0.269 (1, 4)		0-3 K		0-0 FC6-4 1-2		0-0 F2 1-2 2-3		0-0 5-3		4 0 0 0 0 1 4										
Bennie Daniels, L OBP: 0.120, SLG: 0.240 (1, 1)			0-0 FC1-6 1B		0-3 K		0-0 F8		0-3 K	4 0 1 0 0 2 2										
Inning Stats	R: 0 E: 0 K: 1 S: 5	H: 0 LOB: 1 BB: 1 P: 9	R: 1 E: 0 K: 1 S: 6	H: 1 LOB: 0 BB: 0 P: 6	R: 0 E: 0 K: 0 S: 4	H: 1 LOB: 1 BB: 0 P: 4	R: 0 E: 1 K: 0 S: 5	H: 0 LOB: 0 BB: 0 P: 5	R: 2 E: 0 K: 0 S: 6	H: 3 LOB: 2 BB: 1 P: 10	R: 1 E: 1 K: 1 S: 7	H: 1 LOB: 2 BB: 1 P: 11	R: 0 E: 0 K: 1 S: 5	H: 0 LOB: 0 BB: 0 P: 5	R: 1 E: 0 K: 1 S: 8	H: 3 LOB: 2 BB: 0 P: 8	1B: 8 2B: 1 3B: 0 HR: 1	SF: 0 SAC: 0 DP: 0 HBP: 0	WP: 2 PB: 0 SB: 1 CS: 0	PA: 42
PITCHER	IP WLS BF H R ER SO BB IBB HBP BLK WP HR S P ERA WHIP											PITCHER	IP WLS BF H R ER SO BB IBB HBP BLK WP HR S P ERA WHIP							
Mudcat Grant, R ERA: 3.35 Bob Allen, L ERA: 1.74 (1, 1) (9, 1)	8.0 L 36 7 4 3 5 3 0 0 0 0 2 1 43 55 3.38 1.250												1.0 6 3 1 1 1 0 0 0 0 0 0 8 8 9.00 3.000							

Batter	1	2	3	4	5	6	7	8	9	AB R H RBI BB SO LOB	BOTTOM							
Miguel de la Hoz, R OBP: 0.277, SLG: 0.323 (1, 4)	0-0 5-3		0-0 5-3		0-0 F9			0-0 F7		4 0 0 0 0 0 1	Washington Senators @ Cleveland Indians Cleveland Municipal Stadium, Cleveland, OH Wed Jun 28 1961, 7:05 PM EDT Att: 7,637 - Unknown livebaseballscorecards.com							
Don Dillard, L OBP: 0.375, SLG: 0.400 (1, 8)	0-0 4-3			0-0 1B 2B		0-3 K		0-0 FC6-4 1-2		4 1 1 0 0 1 1								
Tito Francona, L OBP: 0.364, SLG: 0.414 (1, 7)	0-0 4-3			0-0 1B WP 2H 1B		0-0 4-3		0-0 4-3		4 1 1 1 0 0 1								
John Romano, R OBP: 0.410, SLG: 0.556 (1, 2)		0-0 F9		0-0 F7		0-0 1B		0-0 5-3		4 0 1 0 0 0 1								
Willie Kirkland, L OBP: 0.302, SLG: 0.401 (1, 9)		0-0 G3		0-0 4-3 WP 1-3 1B		0-0 F7		0-0 P4		4 0 1 0 0 0 1								
Vic Power, R OBP: 0.310, SLG: 0.372 (1, 3)		4-0 BB		0-0 4-3 1-3 3H 0-0		0-0 4-3		0-0 1-3		3 0 0 0 1 0 1								
Bubba Phillips, R OBP: 0.317, SLG: 0.429 (1, 5)		0-0 F9		0-0 F9		0-0 6-3		0-0 6-3		3 0 0 0 0 0 2								
Woodie Held, R OBP: 0.348, SLG: 0.412 (1, 6)			0-3 K		0-0 6-3		0-0 6-3			3 0 0 0 0 1 0								
Mudcat Grant, R OBP: 0.200, SLG: 0.150 Chuck Essegian, R OBP: 0.360, SLG: 0.667 Bob Allen, L OBP: 0.286, SLG: 0.429 (1, 1) (8, PH) (9, 1)			0-0 6-3		0-3 K			0-0 FC6-4 1B		2 0 0 0 0 1 0 1 0 1 0 0 0 0 0 0 0 0 0 0 0								
Inning Stats	R: 0 E: 0 K: 0 S: 3	H: 0 LOB: 0 BB: 0 P: 3	R: 0 E: 0 K: 0 S: 3	H: 0 LOB: 1 BB: 1 P: 7	R: 0 E: 0 K: 1 S: 5	H: 0 LOB: 0 BB: 0 P: 5	R: 2 E: 0 K: 0 S: 6	H: 3 LOB: 1 BB: 0 P: 6	R: 0 E: 0 K: 1 S: 3	H: 0 LOB: 0 BB: 0 P: 3	R: 0 E: 0 K: 0 S: 4	H: 1 LOB: 1 BB: 0 P: 4	R: 0 E: 0 K: 0 S: 3	H: 0 LOB: 0 BB: 0 P: 3	1B: 4 2B: 1 3B: 0 HR: 0	SF: 0 SAC: 0 DP: 0 HBP: 0	WP: 1 PB: 0 SB: 0 CS: 0	PA: 33
PITCHER	IP WLS BF H R ER SO BB IBB HBP BLK WP HR S P ERA WHIP											PITCHER	IP WLS BF H R ER SO BB IBB HBP BLK WP HR S P ERA WHIP					
Bennie Daniels, R ERA: 3.41 (1, 1)	9.0 W 33 5 2 2 3 1 0 0 0 0 1 0 38 42 2.00 0.667																	

Batter	1	2	3	4	5	6	7	8	9	AB	R	H	RBI	BB	SO	LOB	TOP			
Danny O'Connell, R OBP: 0.397, SLG: 0.345 (1, 5)										4	1	1	0	1	1	2	<p>Washington Senators @ Cleveland Indians Cleveland Municipal Stadium, Cleveland, OH</p> <p>Thu Jun 29 1961, 7:05 PM EDT Att: 5,513 - Unknown</p> <p>livebaseballscores.com</p>			
Billy Klaus, L OBP: 0.315, SLG: 0.392 (1, 6)										5	1	3	2	0	0	0				
Gene Woodling, L OBP: 0.415, SLG: 0.506 Jim King, L OBP: 0.361, SLG: 0.469 (1, 9) (9, 9)										3	0	0	0	2	0	2				
Gene Green, R OBP: 0.369, SLG: 0.591 (1, 2)										2	0	0	0	2	0	2				
Willie Tasby, R OBP: 0.362, SLG: 0.522 (1, 8)										4	0	1	0	0	0	5				
Dale Long, L OBP: 0.333, SLG: 0.519 (1, 3)										4	0	1	0	0	0	0				
Marty Keough, L OBP: 0.324, SLG: 0.458 (1, 7)										4	1	2	1	0	0	1				
Chuck Cottier, R OBP: 0.256, SLG: 0.280 (1, 4)										4	0	2	0	0	0	1				
John Gabler, S OBP: 0.308, SLG: 0.462 Dave Sisler, R (8, 1)										4	0	1	0	0	0	2				
Inning Stats	R: 2 E: 0 K: 0 S: 4	H: 3 LOB: 0 BB: 1 P: 8	R: 0 E: 0 K: 0 S: 4	H: 1 LOB: 1 BB: 0 P: 4	R: 0 E: 0 K: 0 S: 4	H: 1 LOB: 0 BB: 1 P: 8	R: 1 E: 0 K: 0 S: 4	H: 1 LOB: 0 BB: 0 P: 4	R: 0 E: 0 K: 1 S: 7	H: 2 LOB: 2 BB: 0 P: 7	R: 0 E: 0 K: 0 S: 3	H: 0 LOB: 1 BB: 1 P: 7	R: 0 E: 0 K: 0 S: 4	H: 2 LOB: 1 BB: 0 P: 4	R: 0 E: 0 K: 0 S: 3	H: 0 LOB: 0 BB: 0 P: 3	1B: 8 2B: 2 3B: 0 HR: 2	SF: 0 SAC: 0 DP: 2 HBP: 0	WP: 0 PB: 0 SB: 0 CS: 2	PA: 40
PITCHER	IP WLS BF H R ER SO BB IBB HBP BLK WP HR S P ERA WHIP																			
Wynn Hawkins, R ERA: 3.3 Bobby Locke, R ERA: 4.43 (1, 1) (8, 1)	7.0 L 32 9 3 3 1 5 0 0 0 0 0 2 29 49 3.86 2.000																			

Batter	1	2	3	4	5	6	7	8	9	AB	R	H	RBI	BB	SO	LOB	BOTTOM					
Miguel de la Hoz, R OBP: 0.286, SLG: 0.318 (1, 4)										4	0	1	0	1	0	3	<p>Washington Senators @ Cleveland Indians Cleveland Municipal Stadium, Cleveland, OH</p> <p>Thu Jun 29 1961, 7:05 PM EDT Att: 5,513 - Unknown</p> <p>livebaseballscores.com</p>					
Don Dillard, L OBP: 0.362, SLG: 0.373 (1, 8)										4	0	0	0	0	0	2						
Chuck Essegian, R OBP: 0.373, SLG: 0.641 (1, 7)										4	0	1	0	0	0	1						
John Romano, R OBP: 0.408, SLG: 0.551 (1, 2)										4	0	1	0	0	1	2						
Willie Kirkland, L OBP: 0.301, SLG: 0.402 (1, 9)										4	0	1	0	0	0	1						
Bubba Phillips, R OBP: 0.316, SLG: 0.424 (1, 5)										3	0	0	0	1	0	2						
Vic Power, R OBP: 0.309, SLG: 0.370 (1, 3)										4	0	1	0	0	0	3						
Woodie Held, R OBP: 0.350, SLG: 0.412 (1, 6)										3	1	1	0	1	0	0						
Wynn Hawkins, R OBP: 0.179, SLG: 0.115 Tito Francona, L OBP: 0.362, SLG: 0.413 (7, PH) Mudcat Grant, R OBP: 0.200, SLG: 0.150 Bobby Locke, R OBP: 0.100, SLG: 0.100 Bob Hale, L OBP: 0.250, SLG: 0.208 (9, PH)										2	0	0	0	0	1	3						
Inning Stats	R: 0 E: 0 K: 0 S: 3	H: 0 LOB: 0 BB: 0 P: 3	R: 0 E: 0 K: 1 S: 7	H: 2 LOB: 3 BB: 1 P: 11	R: 0 E: 0 K: 0 S: 3	H: 0 LOB: 1 BB: 1 P: 7	R: 0 E: 0 K: 0 S: 3	H: 0 LOB: 0 BB: 0 P: 3	R: 0 E: 0 K: 0 S: 4	H: 1 LOB: 1 BB: 0 P: 4	R: 0 E: 0 K: 0 S: 3	H: 0 LOB: 0 BB: 0 P: 3	R: 1 E: 2 K: 0 S: 4	H: 0 LOB: 1 BB: 1 P: 8	R: 0 E: 0 K: 1 S: 6	H: 1 LOB: 1 BB: 0 P: 6	R: 0 E: 0 K: 0 S: 5	H: 2 LOB: 2 BB: 0 P: 5	1B: 5 2B: 1 3B: 0 HR: 0	SF: 0 SAC: 0 DP: 1 HBP: 0	WP: 0 PB: 1 SB: 0 CS: 0	PA: 37
PITCHER	IP WLS BF H R ER SO BB IBB HBP BLK WP HR S P ERA WHIP																					
John Gabler, R ERA: 4.68 Dave Sisler, R ERA: 2.46 (1, 1) (8, 1)	1.2 S 7 2 0 0 1 0 0 0 0 0 0 0 9 9 0.00 1.200																					

Batter	1	2	3	4	5	6	7	8	9	AB	R	H	RBI	BB	SO	LOB	TOP					
Miguel de la Hoz, R OBP: 0.288, SLG: 0.368	(1,4) 0-3 K	(2) 0-0 F4		(1-2) 0-0 1B		(1) 0-0 5-3		(1) 0-0 F6		5	0	1	0	0	1	0	Cleveland Indians @ Boston Red Sox Fenway Park, Boston, MA Sat Jul 01 1961, 3:33 AM EDT Att: 11,085 - Unknown					
Jim Piersall, R OBP: 0.403, SLG: 0.461 Don Dillard, L OBP: 0.338, SLG: 0.355	(1,8) 0-0 2B 1B	(3) 0-0 F3		(2) 0-0 F3		(2) 0-0 G3		(2) 0-3 K		2	1	1	0	0	0	0						
Tito Francona, L OBP: 0.361, SLG: 0.414	(1,7) 0-0 1B 1-3 2B		(3) 0-0 2B 2B		(3) 0-0 4-3		(3) 0-0 6-3		(3) 4-0 1B BB	4	2	2	0	1	0	2						
John Romano, R OBP: 0.407, SLG: 0.540	(1,2) 4-0 1B 1B BB		(1) 0-0 F6		(1) 4-0 5-3 2B BB		(1) 0-3 K		(1) 0-0 1-2 1B	3	2	1	0	2	1	1						
Willie Kirkland, L OBP: 0.305, SLG: 0.404	(1,9) 0-0 1B 1-3 2H 3H 1B		(1) 0-0 2B 2H		(1) 0-3 K		(1) 0-0 K		(1) 0-0 4-3	5	1	2	3	0	2	3						
Bubba Phillips, R OBP: 0.319, SLG: 0.423	(1,5) 0-0 1B 1-3 2H 3H 1B		(2) 0-0 5-3		(2) 0-0 5-3		(2) 0-0 1B 1B		(2) 0-0 F5	5	0	2	1	0	0	2						
Vic Power, R OBP: 0.315, SLG: 0.381	(1,3) 0-0 1B 1-2 3H 1B		(3) 0-0 F9		(3) 0-0 3B 2B		(3) 0-0 1B 1B		(3) 0-0 F7	5	1	2	2	0	0	2						
Woodie Held, R OBP: 0.362, SLG: 0.429 Jack Kubiszyn, R (9, PR) (9, 6)	(1,6) 0-3 K		(1) 0-0 F3		(1) 0-0 3B 2H		(1) 4-0 1B 1B		(1) 0-0 1B	4	0	2	1	1	1	1						
Barry Latman, R OBP: 0.238, SLG: 0.263	(1,1) 0-3 K		(3) 0-0 F9		(3) 0-0 G3		(3) 0-0 K		(3) 0-0 K	5	0	1	0	0	2	5						
Inning Stats	R: 4 E: 0 K: 2 S: 11	H: 4 LOB: 1 BB: 1 P: 15	R: 0 E: 0 K: 1 S: 5	H: 0 LOB: 0 BB: 0 P: 5	R: 1 E: 0 K: 0 S: 5	H: 2 LOB: 1 BB: 0 P: 5	R: 0 E: 0 K: 0 S: 5	H: 2 LOB: 2 BB: 0 P: 5	R: 2 E: 0 K: 1 S: 7	H: 2 LOB: 1 BB: 1 P: 11	R: 0 E: 0 K: 0 S: 3	H: 0 LOB: 0 BB: 0 P: 3	R: 0 E: 0 K: 2 S: 9	H: 2 LOB: 3 BB: 1 P: 13	R: 0 E: 0 K: 1 S: 6	H: 1 LOB: 2 BB: 1 P: 10	R: 0 E: 0 K: 1 S: 6	H: 1 LOB: 1 BB: 0 P: 6	1B: 9 2B: 4 3B: 1 HR: 0	SF: 0 SAC: 0 DP: 0 HBP: 0	WP: 0 PB: 0 SB: 0 CS: 0	PA: 45
PITCHER	IP WLS BF H R ER SO BB IBB HBP BLK WP HR S P ERA WHIP	IP WLS BF H R ER SO BB IBB HBP BLK WP HR S P ERA WHIP																				
Galen Cisco, R ERA: 8.18	(1,1) 3.1 L	19	8	5	5	3	1	0	0	0	0	0	0	0	24	28	13.50	2.700				
Tracy Stallard, R ERA: 5.61	(4,1) 2.2	11	2	2	2	1	1	0	0	0	0	0	0	12	16	6.75	1.125					
Arnold Earley, L ERA: 2.7	(7,1) 2.0	11	3	0	0	3	2	0	0	0	0	0	0	15	23	0.00	2.500					
Mike Fomiesles, R ERA: 4.97	(9,1) 1.0	4	1	0	0	1	0	0	0	0	0	0	0	6	6	0.00	1.000					

Batter	1	2	3	4	5	6	7	8	9	AB	R	H	RBI	BB	SO	LOB	BOTTOM			
Pumpsie Green, S OBP: 0.333, SLG: 0.328	(1,4) 4-0 L6-4 1B BB		(2) 0-0 F7		(3) 0-0 4-3		(1) 0-0 4-3		(1) 0-0 G3	4	0	0	0	1	0	0	Cleveland Indians @ Boston Red Sox Fenway Park, Boston, MA Sat Jul 01 1961, 3:33 AM EDT Att: 11,085 - Unknown			
Gary Geiger, L OBP: 0.339, SLG: 0.375	(1,8) 0-0 F8		(1) 4-0 1B BB		(1) 0-0 F9		(2) 0-0 3-1		(1) 0-0 HR	4	2	1	1	1	0	1				
Carl Yastrzemski, L OBP: 0.287, SLG: 0.366	(1,7) 0-0 1B 1-2		(2) 0-0 1B 1B		(2) 0-0 4-3		(2) 0-0 1B		(2) 0-0 4-3	5	1	3	0	0	0	0				
Jackie Jensen, R OBP: 0.346, SLG: 0.381	(1,9) 0-0 L6-4		(3) 0-0 HBP 1B 1-2 3H 1B		(3) 0-0 1B		(3) 0-0 F6		(3) 0-0 2B	5	0	3	1	0	0	3				
Frank Matzone, R OBP: 0.292, SLG: 0.363	(1,5) 0-0 4-3 1B		(1) 0-0 HBP 1B 1-2 2H 1B		(1) 0-0 F4		(1) 4-0 E WP BB		(1) 0-0 F7	4	0	2	1	1	0	2				
Russ Nixon, L OBP: 0.293, SLG: 0.308 Jim Pagliaroni, R OBP: 0.317, SLG: 0.385	(1,2) 0-0 4-3 1-2		(1) 0-0 FC6-4 HBP		(1) 0-0 F3		(1) 0-3 K		(1) 0-0 K	1	0	0	0	0	0	1				
Pete Runnels, L OBP: 0.340, SLG: 0.359	(1,3) 0-0 F7		(2) 0-0 FC6-4 1-2		(2) 0-0 1-3		(2) 0-0 F9		(2) 0-0 F9	4	0	0	0	0	0	5				
Don Buddin, R OBP: 0.418, SLG: 0.419	(1,6) 0-0 F2		(3) 0-0 4-3		(3) 0-0 4-3		(3) 0-0 1B		(3) 0-0 E5 1B	4	0	2	0	0	0	1				
Galen Cisco, R OBP: 0.266, SLG: 0.143 Tracy Stallard, R OBP: 0.317, SLG: 0.373 Arnold Earley, L OBP: 0.194, SLG: 0.239 Mike Fomiesles, R OBP: 0.306, SLG: 0.326	(1,1) 0-0 6-3 K		(1) 0-0 6-3		(2) 0-3 K		(2) 0-0 L9		(2) 0-0 F6	1	0	0	0	0	0	0				
Inning Stats	R: 0 E: 0 K: 0 S: 3	H: 1 LOB: 1 BB: 1 P: 7	R: 0 E: 0 K: 0 S: 4	H: 1 LOB: 1 BB: 0 P: 4	R: 2 E: 0 K: 0 S: 6	H: 3 LOB: 3 BB: 1 P: 11	R: 0 E: 0 K: 1 S: 5	H: 0 LOB: 0 BB: 0 P: 5	R: 0 E: 0 K: 0 S: 4	H: 1 LOB: 1 BB: 0 P: 4	R: 0 E: 0 K: 0 S: 4	H: 1 LOB: 1 BB: 0 P: 4	R: 0 E: 1 K: 1 S: 6	H: 1 LOB: 2 BB: 1 P: 10	R: 1 E: 0 K: 0 S: 5	H: 2 LOB: 1 BB: 0 P: 5	1B: 9 2B: 2 3B: 0 HR: 1	SF: 0 SAC: 0 DP: 1 HBP: 1	WP: 1 PB: 0 SB: 0 CS: 0	PA: 41
PITCHER	IP WLS BF H R ER SO BB IBB HBP BLK WP HR S P ERA WHIP	IP WLS BF H R ER SO BB IBB HBP BLK WP HR S P ERA WHIP																		
Barry Latman, R ERA: 3.31	(1,1) 9.0 W	41	11	3	3	2	3	0	1	0	1	1	41	54	3.00	1.556				

Batter	1	2	3	4	5	6	7	8	9	10	AB	R	H	RBI	BB	SO	LOB	TOP																	
Miguel de la Hoz, R Bob Niemann, R Jack Kubiszyn, R	(1, 6) 0-0 5-3		(1, 0) 0-0 F3		(1, 0) 0-0 6-3		(1, 0) 0-0 BB		(1, 0) 0-0 F9	(1, 4) 0-0 1B 3B BB	3	0	0	0	0	0	1																		
Don Dillard, L Frank Funk, R	(1, 8) 0-0 HR		(1, 0) 0-0 4-3			(1, 0) 0-0 F8	(1, 0) 0-0 G3		(1, 0) 0-3 K	(1, 3) 0-0 1B 3B	4	1	1	1	0	0	2																		
Tito Francona, L John Romano, R	(1, 7) 0-0 F8			(1, 0) 0-3 K		(1, 0) 0-0 F7		(1, 0) 0-0 F8 SF8 BB	(1, 0) 0-3 K	(1, 0) 0-0 3B	5	1	1	2	1	2	0																		
Willie Kirkland, L Bubba Phillips, R	(1, 2) 0-0 F2			(1, 0) 0-3 K		(1, 0) 0-0 F8		(1, 0) 0-0 1B BB	(1, 0) 0-0 K	(1, 0) 0-0 K	6	1	1	0	0	3	1																		
Vic Power, R	(1, 9) 0-0 F6			(1, 0) 0-0 F7			(1, 0) 0-0 HR		(1, 0) 0-0 F8	(1, 0) 0-0 F5	5	1	1	1	0	0	2																		
Johnny Temple, R Bob Hale, L Woodie Held, R	(1, 5) 0-0 FC4 1B				(1, 0) 0-0 HR		(1, 0) 0-0 HR		(1, 0) 0-0 SF8	(1, 0) 0-0 WP 1B 2B	4	3	4	3	0	0	0																		
Mudcat Grant, R Bobby Locke, R Chuck Essegian, R	(1, 3) 0-0 FC4 E S 1-2			(1, 0) 0-0 SH1-3 2B		(1, 0) 0-0 SH1-3 2B		(1, 0) 0-0 L6	(1, 0) 0-0 1B BB	(1, 0) 0-0 BB 1B BB	3	1	1	0	2	0	1																		
Inning Stats	R: 1 E: 0 K: 0 S: 4	H: 1 LOB: 0 BB: 0 P: 4	R: 0 E: 0 K: 1 S: 6	H: 1 LOB: 1 BB: 0 P: 6	R: 0 E: 0 K: 0 S: 3	H: 0 LOB: 0 BB: 0 P: 3	R: 0 E: 0 K: 2 S: 7	H: 0 LOB: 0 BB: 0 P: 7	R: 1 E: 0 K: 1 S: 7	H: 2 LOB: 1 BB: 0 P: 7	R: 0 E: 0 K: 0 S: 3	H: 0 LOB: 0 BB: 0 P: 3	R: 2 E: 0 K: 0 S: 6	H: 3 LOB: 2 BB: 1 P: 10	R: 2 E: 0 K: 1 S: 7	H: 2 LOB: 2 BB: 2 P: 15	R: 0 E: 0 K: 2 S: 7	H: 0 LOB: 0 BB: 0 P: 7	R: 6 E: 0 K: 2 S: 11	H: 4 LOB: 1 BB: 3 P: 23	1B: 5 2B: 3 3B: 1 HR: 4	SF: 1 SAC: 1 DP: 0 HBP: 0	WP: 1 PB: 1 SB: 1 CS: 0	PA: 49											
PITCHER	IP Gene Conley, R Mike Fomieses, R Arnold Earley, L Dave Hillman, R	WLS 6.0 2.0 1.2 0.1	BF 24 12 8 5	H 6 3 1 3	R 4 2 3 3	ER 4 2 3 3	SO 4 1 3 1	BB 0 0 0 0	IBB 0 0 0 0	HBP 0 0 0 0	BLK 0 0 0 0	WP 0 0 1 0	HR 4 0 0 0	S 32 11 12 6	P 32 23 20 10	ERA 6.00 9.00 16.20 81.00	WHIP 1.000 3.000 1.800 12.000	PITCHER	IP Pumpsie Green, S Gary Geiger, L Carl Yastrzemski, L Jackie Jensen, R Frank Matzone, R Jim Paoliarani, R Pete Runnels, L Don Buddin, R	WLS 0.3 0.0 0.0 0.0 0.0 0.0 0.0 0.0	BF 4 4 4 4 4 4 4 4	H 6 3 1 3 3 3 3	R 4 2 3 3 3 3 3	ER 4 2 3 3 3 3 3	SO 4 1 3 1 3 3 3	BB 0 0 0 0 0 0 0	IBB 0 0 0 0 0 0 0	HBP 0 0 0 0 0 0 0	BLK 0 0 0 0 0 0 0	WP 0 0 1 0 0 0 0	HR 4 0 0 0 0 0 0	S 32 11 12 6	P 32 23 20 10	ERA 6.00 9.00 16.20 81.00	WHIP 1.000 3.000 1.800 12.000

Cleveland Indians @ Boston Red Sox
Fenway Park, Boston, MA
Sun Jul 02 1961, 3:33 AM EDT
Att: 15,188 - Unknown

AB 41
R 12
H 13
RBI 12
BB 6
SO 9
LOB 11




Batter	1	2	3	4	5	6	7	8	9	10	AB	R	H	RBI	BB	SO	LOB	BOTTOM																	
Pumpsie Green, S Gary Geiger, L	(1, 4) 0-3 K	(1, 0) 0-0 1B 3B		(1, 0) 0-0 G4-6-3 BB		(1, 0) 0-0 FC4-6 1B		(1, 0) 0-0 3-1		(1, 0) 0-0 F7	5	1	1	0	1	1	1																		
Carl Yastrzemski, L Jackie Jensen, R	(1, 8) 0-0 HR	(1, 0) 0-0 3B 1B		(1, 2) 0-0 G4-6-3 1-2		(1, 0) 0-0 1B		(1, 0) 0-0 1B		(1, 0) 0-0 1B	5	2	4	2	0	0	2																		
Frank Matzone, R Jim Paoliarani, R	(1, 7) 0-0 F7	(1, 0) 0-0 3B		(1, 0) 0-0 1-4-3		(1, 0) 0-0 1-4-3		(1, 0) 0-0 1B		(1, 0) 0-0 1B	5	1	3	1	0	0	2																		
Gene Conley, R Mike Fomieses, R Joe Ginsberg, L Arnold Earley, L Dave Hillman, R Carroll Hardy, R	(1, 9) 0-0 1B	(1, 0) 0-0 F9		(1, 0) 0-0 F8 2B		(1, 0) 0-0 F8		(1, 0) 0-0 F4		(1, 0) 0-0 F4	5	0	1	0	0	0	4																		
Inning Stats	R: 1 E: 0 K: 1 S: 7	H: 2 LOB: 1 BB: 0 P: 7	R: 4 E: 0 K: 0 S: 8	H: 5 LOB: 1 BB: 0 P: 8	R: 0 E: 0 K: 0 S: 3	H: 0 LOB: 0 BB: 0 P: 3	R: 0 E: 0 K: 0 S: 3	H: 1 LOB: 1 BB: 1 P: 7	R: 1 E: 0 K: 0 S: 5	H: 2 LOB: 1 BB: 0 P: 5	R: 0 E: 0 K: 1 S: 6	H: 1 LOB: 2 BB: 1 P: 10	R: 0 E: 0 K: 0 S: 5	H: 2 LOB: 2 BB: 0 P: 5	R: 0 E: 0 K: 0 S: 5	H: 2 LOB: 2 BB: 0 P: 5	R: 0 E: 0 K: 1 S: 5	H: 0 LOB: 0 BB: 0 P: 5	R: 0 E: 0 K: 2 S: 7	H: 0 LOB: 0 BB: 0 P: 7	1B: 8 2B: 3 3B: 2 HR: 2	SF: 1 SAC: 0 DP: 1 HBP: 0	WP: 0 PB: 0 SB: 0 CS: 0	PA: 46											
PITCHER	IP Mudcat Grant, R Bobby Locke, R Frank Funk, R	WLS 2.0 4.0 4.0	BF 13 17 16	H 7 4 4	R 5 1 0	ER 5 1 0	SO 1 1 3	BB 0 0 0	IBB 0 0 0	HBP 0 0 0	BLK 0 0 0	WP 0 0 0	HR 2 0 0	S 15 17 22	P 15 25 22	ERA 2.25 2.25 0.00	WHIP 3.500 1.500 1.000	PITCHER	IP Pumpsie Green, S Gary Geiger, L Carl Yastrzemski, L Jackie Jensen, R Frank Matzone, R Jim Paoliarani, R Pete Runnels, L Don Buddin, R	WLS 0.3 0.0 0.0 0.0 0.0 0.0 0.0 0.0	BF 4 4 4 4 4 4 4 4	H 6 3 1 3 3 3 3	R 4 2 3 3 3 3 3	ER 4 2 3 3 3 3 3	SO 4 1 3 1 3 3 3	BB 0 0 0 0 0 0 0	IBB 0 0 0 0 0 0 0	HBP 0 0 0 0 0 0 0	BLK 0 0 0 0 0 0 0	WP 0 0 1 0 0 0 0	HR 4 0 0 0 0 0 0	S 32 11 12 6	P 32 23 20 10	ERA 6.00 9.00 16.20 81.00	WHIP 1.000 3.000 1.800 12.000

Cleveland Indians @ Boston Red Sox
Fenway Park, Boston, MA
Sun Jul 02 1961, 3:33 AM EDT
Att: 15,188 - Unknown


AB 43
R 6
H 15
RBI 6
BB 2
SO 5
LOB 15



Batter	1	2	3	4	5	6	7	8	9	AB	R	H	RBI	BB	SO	LOB	TOP									
Johnny Temple, R (1,4) OBP: 0.380, SLG: 0.357	0-0 BB 1B		0-0 5-3			0-0 1-3		0-3 K		4	0	1	0	0	1	0										
Don Dillard, L (1,8) OBP: 0.342, SLG: 0.382	4-0 BB		4-0 FC4-6 BB			0-3 K		0-0 F8		2	0	0	0	2	1	0										
Tito Francona, L (1,7) OBP: 0.359, SLG: 0.415	0-0 F7		0-0 FC4-6 1-2			0-0 P6		0-0 1B		4	0	1	0	0	0	3										
John Romano, R (1,2) OBP: 0.397, SLG: 0.524	0-0 F7			0-0 6-3				0-3 K		4	0	0	0	0	1	3										
Willie Kirkland, L (1,9) OBP: 0.302, SLG: 0.417	0-3 K			0-0 F8				0-3 K		4	0	1	0	0	2	3										
Bubba Phillips, R (1,5) OBP: 0.323, SLG: 0.450		0-3 K		0-3 K				0-0 3B		3	0	0	0	0	2	1										
Vic Power, R (1,3) OBP: 0.319, SLG: 0.383		0-0 F8				0-0 FC5-4 1B		0-0 1-3		3	0	1	0	0	0	1										
Miguel de la Hoz, R (1,6) OBP: 0.267, SLG: 0.341		0-0 F7				0-0 FC5-4 G4-3 1-2		0-0 6-3		3	0	0	0	0	0	1										
Jim Perry, S (1,1) OBP: 0.128, SLG: 0.132								0-0 F8		2	0	0	0	0	1	1										
Bob Hale, L (8, PH) OBP: 0.267, SLG: 0.231										1	0	0	0	0	0	0										
Bob Allen, L (8, 1) OBP: 0.286, SLG: 0.429										0	0	0	0	0	0	0										
Inning Stats	R: 0 E: 0 K: 1 S: 6	H: 1 LOB: 2 BB: 1 P: 10	R: 0 E: 0 K: 1 S: 5	H: 0 LOB: 0 BB: 0 P: 5	R: 0 E: 0 K: 1 S: 5	H: 0 LOB: 1 BB: 1 P: 9	R: 0 E: 0 K: 1 S: 5	H: 0 LOB: 0 BB: 0 P: 5	R: 0 E: 0 K: 1 S: 3	H: 1 LOB: 0 BB: 0 P: 3	R: 0 E: 0 K: 0 S: 5	H: 0 LOB: 1 BB: 0 P: 5	R: 0 E: 0 K: 0 S: 4	H: 1 LOB: 1 BB: 0 P: 4	R: 0 E: 0 K: 1 S: 5	H: 0 LOB: 0 BB: 0 P: 5	R: 0 E: 0 K: 2 S: 8	H: 1 LOB: 1 BB: 0 P: 8	R: 0 E: 0 K: 2 S: 8	H: 1 LOB: 1 BB: 0 P: 8	1B: 3 2B: 0 3B: 1 HR: 0	SF: 0 SAC: 0 DP: 1 HBP: 0	WP: 0 PB: 0 SB: 0 CS: 0	PA: 32	AB 30 R 0 H 4 RBI 0 BB 2 SO 8 LOB 13	
PITCHER Mitt Pappas, R (1,1) ERA: 3.9	IP: 9.0 WLS: W BF: 32 H: 4 R: 0 ER: 0 SO: 8 BB: 2 IBB: 0 HBP: 0 BLK: 0 WP: 0 HR: 0 S: 46 P: 54 ERA: 0.00 WHIP: 0.667															PITCHER Mitt Pappas, R (1,1) ERA: 3.9	IP: 9.0 WLS: W BF: 32 H: 4 R: 0 ER: 0 SO: 8 BB: 2 IBB: 0 HBP: 0 BLK: 0 WP: 0 HR: 0 S: 46 P: 54 ERA: 0.00 WHIP: 0.667									

Cleveland Indians @ Baltimore Orioles
Memorial Stadium, Baltimore, MD
Mon Jul 03 1961, 7:05 PM EDT
Att: 17,152 - Unknown

livebaseballscores.com
AB 30
R 0
H 4
RBI 0
BB 2
SO 8
LOB 13


Batter	1	2	3	4	5	6	7	8	9	AB	R	H	RBI	BB	SO	LOB	BOTTOM									
Brooks Robinson, R (1,5) OBP: 0.372, SLG: 0.384	0-0 6-3			0-0 5-3		4-0 FC6-4 BB		0-0 6-3		3	0	0	0	2	0	0										
Russ Snyder, L (1,7) OBP: 0.320, SLG: 0.370	4-0 1B BB		0-0 F7		0-0 6-3		0-0 F2			3	1	0	0	1	0	3										
Jackie Brandt, R (1,8) OBP: 0.416, SLG: 0.486	0-0 1B 1-2 1B		0-0 6-3		0-0 SH1-3 1B 2B		0-0 FC6-4 1-2 1B			4	1	2	0	0	0	1										
Jim Gentile, L (1,3) OBP: 0.422, SLG: 0.622	0-3 K		0-0 HR 2B		4-0 SH1-3 1B BB		0-0 4-3			3	2	1	0	1	1	3										
Gus Triandos, R (1,2) OBP: 0.345, SLG: 0.494	0-0 FC6-4 1-2 2H 1B		0-0 HR		0-0 SH1-3		4-0 G5-4-3 BB			2	1	2	3	1	0	0										
Earl Robinson, R (1,9) OBP: 0.309, SLG: 0.369	0-0 FC6-4 1-2		0-3 K		4-0 1B IBB		0-0 F7			3	0	0	0	1	1	3										
Ron Hansen, R (1,6) OBP: 0.321, SLG: 0.361		0-0 FC4-6 1B		4-0 BB		0-3 K		0-0 G5-4-3 1-2		3	0	1	0	1	1	4										
Mary Breeding, R (1,4) OBP: 0.204, SLG: 0.235		0-0 FC4-6 SH3-1 1-2		0-0 P4		0-0 1B		0-0 P6		4	0	1	2	0	0	2										
Mitt Pappas, R (1,1) OBP: 0.083, SLG: 0.125		0-0 SH3-1 1-2		0-3 K		0-0 F7		0-3 K		3	0	0	0	0	2	2										
Inning Stats	R: 1 E: 0 K: 1 S: 7	H: 2 LOB: 2 BB: 1 P: 11	R: 0 E: 0 K: 0 S: 4	H: 1 LOB: 2 BB: 1 P: 8	R: 2 E: 0 K: 1 S: 7	H: 2 LOB: 1 BB: 1 P: 11	R: 0 E: 0 K: 1 S: 5	H: 0 LOB: 0 BB: 0 P: 5	R: 2 E: 0 K: 1 S: 7	H: 2 LOB: 2 BB: 2 P: 15	R: 0 E: 0 K: 0 S: 3	H: 0 LOB: 1 BB: 1 P: 7	R: 0 E: 0 K: 0 S: 2	H: 0 LOB: 0 BB: 1 P: 6	R: 0 E: 0 K: 1 S: 5	H: 0 LOB: 0 BB: 0 P: 5	R: 0 E: 0 K: 1 S: 5	H: 0 LOB: 0 BB: 0 P: 5	R: 0 E: 0 K: 2 S: 8	H: 1 LOB: 1 BB: 0 P: 8	1B: 4 2B: 2 3B: 0 HR: 1	SF: 0 SAC: 2 DP: 1 HBP: 0	WP: 0 PB: 0 SB: 0 CS: 0	PA: 37	AB 28 R 5 H 7 RBI 5 BB 7 SO 5 LOB 18	
PITCHER Jim Perry, R (1,1) ERA: 3.95	IP: 7.0 WLS: L BF: 34 H: 7 R: 5 ER: 5 SO: 4 BB: 6 IBB: 1 HBP: 0 BLK: 0 WP: 0 HR: 1 S: 35 P: 63 ERA: 6.43 WHIP: 1.857															PITCHER Bob Allen, L (8, 1) ERA: 1.7	IP: 1.0 WLS: 3 BF: 0 H: 0 R: 0 ER: 0 SO: 1 BB: 0 IBB: 0 HBP: 0 BLK: 0 WP: 0 HR: 5 S: 5 P: 5 ERA: 0.00 WHIP: 0.000									


Cleveland Indians @ Baltimore Orioles
Memorial Stadium, Baltimore, MD
Mon Jul 03 1961, 7:05 PM EDT
Att: 17,152 - Unknown

livebaseballscores.com
AB 28
R 5
H 7
RBI 5
BB 7
SO 5
LOB 18

Batter	1	2	3	4	5	6	7	8	9	AB	R	H	RBI	BB	SO	LOB	TOP			
Johnny Temple, R OBP: 0.381, SLG: 0.356 (1, 4)	5-3		FC5-4 1B					F3		3	0	1	0	1	0	0	Cleveland Indians @ Baltimore Orioles Memorial Stadium, Baltimore, MD Tue Jul 04 1961, 7:05 PM EDT Att: 38,206 - Unknown			
Miguel de la Hoz, R OBP: 0.256, SLG: 0.326 (1, 6)	5-3		FC5-4 1-2		L6-4			5-3		4	0	0	0	0	0	4				
Tito Francona, L OBP: 0.360, SLG: 0.424 (1, 7)	F8			HR					3-1	3	1	1	1	1	0	0				
John Romano, R OBP: 0.396, SLG: 0.518 (1, 2)		5-3			G6-4-3 BB			F8		3	0	0	0	1	0	1				
Chuck Essegian, R OBP: 0.378, SLG: 0.634 (1, 8)					G6-4-3 1-2			G5-4-3		4	0	1	0	0	0	2				
Bubba Phillips, R OBP: 0.320, SLG: 0.445 (1, 5)		1B			4-3			F9		3	0	0	0	0	1	1				
Vic Power, R OBP: 0.319, SLG: 0.383 (1, 3)		5-3						6-3		3	0	1	0	0	0	1				
Willie Kirkland, L OBP: 0.302, SLG: 0.416 (1, 9)					L6			K		3	0	1	0	0	1	1				
Wynn Hawkins, R OBP: 0.172, SLG: 0.111 (1, 1)					G6-3					1	0	0	0	0	0	1				
Bob Nieman, R OBP: 0.462, SLG: 0.458 (5, PH)										0	0	0	0	1	0	0				
Bobby Locke, R OBP: 0.091, SLG: 0.091 (5, 1)										0	0	0	0	0	0	0				
Woodie Held, R OBP: 0.363, SLG: 0.428 (8, PH)					L6-4 WP					1	0	0	0	0	1	0				
Barry Latman, R OBP: 0.238, SLG: 0.263 (8, 1)										0	0	0	0	0	0	0				
Inning Stats	R: 0 E: 0 K: 0 S: 3	H: 0 LOB: 0 BB: 0 P: 3	R: 0 E: 0 K: 1 S: 6	H: 1 LOB: 1 BB: 0 P: 6	R: 0 E: 0 K: 0 S: 4	H: 2 LOB: 1 BB: 0 P: 4	R: 1 E: 0 K: 0 S: 3	H: 1 LOB: 0 BB: 1 P: 7	R: 0 E: 0 K: 0 S: 2	H: 0 LOB: 0 BB: 1 P: 6	R: 0 E: 0 K: 1 S: 5	H: 0 LOB: 0 BB: 0 P: 5	R: 0 E: 0 K: 1 S: 5	H: 0 LOB: 0 BB: 0 P: 5	R: 0 E: 0 K: 0 S: 3	H: 0 LOB: 0 BB: 0 P: 3	1B: 4 2B: 1 3B: 0 HR: 1	SF: 0 SAC: 0 DP: 4 HBP: 0	WP: 1 PB: 0 SB: 0 CS: 0	PA: 32
PITCHER Steve Barber, L ERA: 4.26 (1, 1)	IP: 9.0 WLS: W BF: 32 H: 5 R: 1 ER: 1 SO: 3 BB: 4 IBB: 0 HBP: 0 BLK: 0 WP: 1 HR: 1 S: 34 P: 50 ERA: 1.00 WHIP: 1.000															PITCHER				

Batter	1	2	3	4	5	6	7	8	9	AB	R	H	RBI	BB	SO	LOB	BOTTOM				
Brooks Robinson, R OBP: 0.368, SLG: 0.380 (1, 5)	5-3	F9		K			SH1-4			3	0	0	0	0	1	3	Cleveland Indians @ Baltimore Orioles Memorial Stadium, Baltimore, MD Tue Jul 04 1961, 7:05 PM EDT Att: 38,206 - Unknown				
Russ Snyder, L OBP: 0.324, SLG: 0.373 (1, 7)						F8		F8		4	1	2	0	0	0	1					
Jackie Brandt, R OBP: 0.409, SLG: 0.478 (1, 8)	6-3 HR	1B			F8		L8		4-3	4	0	0	0	0	0	2					
Jim Gentile, L OBP: 0.424, SLG: 0.622 (1, 3)										0	1	0	0	1	0	0					
Mary Thronberry, L OBP: 0.314, SLG: 0.416 (2, 3)										3	0	0	0	0	1	0					
Gus Triandos, R OBP: 0.348, SLG: 0.518 (1, 2)					4-3			F7		4	2	2	4	0	0	0					
Earl Robinson, R OBP: 0.317, SLG: 0.409 (1, 9)	6-3						1-3			4	1	2	1	0	0	0					
Ron Hansen, R OBP: 0.321, SLG: 0.364 (1, 6)					F7			6-3		3	0	1	0	0	0	0					
Mary Breeding, R OBP: 0.207, SLG: 0.238 (1, 4)										3	0	1	0	0	0	1					
Steve Barber, L OBP: 0.217, SLG: 0.214 (1, 1)										2	0	1	0	1	1	1					
Inning Stats	R: 3 E: 0 K: 0 S: 5	H: 2 LOB: 0 BB: 1 P: 9	R: 0 E: 0 K: 0 S: 5	H: 3 LOB: 2 BB: 0 P: 5	R: 0 E: 0 K: 1 S: 5	H: 0 LOB: 0 BB: 0 P: 5	R: 1 E: 0 K: 2 S: 9	H: 2 LOB: 1 BB: 0 P: 9	R: 0 E: 0 K: 0 S: 3	H: 0 LOB: 0 BB: 0 P: 3	R: 1 E: 0 K: 0 S: 4	H: 1 LOB: 0 BB: 1 P: 4	R: 0 E: 0 K: 0 S: 3	H: 0 LOB: 1 BB: 1 P: 7	R: 0 E: 0 K: 0 S: 3	H: 1 LOB: 0 BB: 0 P: 3		1B: 5 2B: 1 3B: 0 HR: 3	SF: 0 SAC: 1 DP: 0 HBP: 0	WP: 0 PB: 0 SB: 0 CS: 0	PA: 34
PITCHER Wynn Hawkins, R ERA: 3.55 (1, 1)	IP: 4.0 WLS: L BF: 19 H: 7 R: 4 ER: 4 SO: 3 BB: 0 IBB: 0 HBP: 0 BLK: 0 WP: 0 HR: 2 S: 24 P: 28 ERA: 9.00 WHIP: 1.750															PITCHER					
Bobby Locke, R ERA: 4.18 (5, 1)	3.0	11	1	1	1	0	1	0	0	0	0	0	0	0	0	0		3.00	0.667		
Barry Latman, R ERA: 3.27 (8, 1)	1.0	3	1	0	0	0	0	0	0	0	0	0	0	0	0	0	0.00	1.000			

Batter	1	2	3	4	5	6	7	8	9	AB	R	H	RBI	BB	SO	LOB	TOP					
Johnny Temple, R OBP: 0.380, SLG: 0.355	0-0 6-3		0-0 S 1B		0-0 4-3		0-0 F7			4	0	1	0	0	0	2	Cleveland Indians @ New York Yankees Yankee Stadium, Bronx, NY Wed Jul 05 1961, 3:33 AM EDT Att: 24,377 - Overcast - 74 F livebaseballscores.com AB 28 R 0 H 4 RBI 0 BB 5 SO 3 LOB 13 					
Don Dillard, L OBP: 0.348, SLG: 0.371	0-3 K		0-3 K			4-0 G1-6-3 BB		4-0 G5-4-3 BB		2	0	0	0	2	2	1						
Tito Francona, L OBP: 0.359, SLG: 0.420	4-0 BB		0-0 F7			0-0 G1-6-3 1-2		0-0 F7		3	0	0	0	1	0	3						
John Romano, R OBP: 0.394, SLG: 0.514	0-0 F8			0-0 F8		0-0 2B 1B		0-0 G5-4-3 1-2		4	0	1	0	0	0	2						
Willie Kirkland, L OBP: 0.302, SLG: 0.417		0-0 F8		0-3 K		0-0 1B			0-0 3-1	4	0	1	0	0	1	0						
Bubba Phillips, R OBP: 0.319, SLG: 0.441		4-0 FC6-4 BB		0-0 F7		0-0 1-3			0-0 6-3	3	0	0	0	1	0	2						
Vic Power, R OBP: 0.315, SLG: 0.378		0-0 P4			0-0 F9		0-0 L5		0-0 F9	4	0	0	0	0	0	1						
Miguel de la Hoz, R OBP: 0.269, SLG: 0.330		0-0 FC6-4 1-2			0-0 FC4-6 1B		4-0 BB			2	0	1	0	1	0	1						
Gary Bell, R OBP: 0.175, SLG: 0.184			0-0 1-3		0-0 FC4-6 1-2		0-3 K			1	0	0	0	0	0	0						
Bob Nieman, R OBP: 0.444, SLG: 0.440 (5, PH)										1	0	0	0	0	0	1						
Bob Allen, L OBP: 0.286, SLG: 0.429 (5, PH)										0	0	0	0	0	0	0						
Bob Hale, L OBP: 0.258, SLG: 0.222 (7, PH)										0	0	0	0	0	0	0						
Frank Funk, R OBP: 0.125, SLG: 0.067 (7, 1)										0	0	0	0	0	0	0						
Inning Stats	R: 0 E: 0 K: 1 S: 5	H: 0 LOB: 1 BB: 1 P: 9	R: 0 E: 0 K: 0 S: 3	H: 0 LOB: 1 BB: 1 P: 7	R: 0 E: 0 K: 1 S: 6	H: 1 LOB: 0 BB: 0 P: 6	R: 0 E: 0 K: 1 S: 5	H: 0 LOB: 0 BB: 0 P: 5	R: 0 E: 0 K: 0 S: 4	H: 1 LOB: 1 BB: 0 P: 4	R: 0 E: 0 K: 0 S: 4	H: 2 LOB: 2 BB: 1 P: 8	R: 0 E: 0 K: 1 S: 5	H: 0 LOB: 1 BB: 1 P: 9	R: 0 E: 0 K: 0 S: 2	H: 0 LOB: 0 BB: 1 P: 6	R: 0 E: 0 K: 0 S: 3	H: 0 LOB: 0 BB: 0 P: 3	1B: 3 2B: 1 3B: 0 HR: 0	SF: 0 SAC: 0 DP: 2 HBP: 0	WP: 0 PB: 0 SB: 1 CS: 0	PA: 34
PITCHER Rollie Sheldon, R ERA: 2.54 (1, 1)	IP: 9.0 WLS: W BF: 34 H: 4 R: 0 ER: 0 SO: 4 BB: 5 IBB: 0 HBP: 0 BLK: 0 WP: 0 HR: 0 S: 37 P: 57 ERA: 0.00 WHIP: 1.000															PITCHER	IP: 9.0 WLS: W BF: 34 H: 4 R: 0 ER: 0 SO: 4 BB: 5 IBB: 0 HBP: 0 BLK: 0 WP: 0 HR: 0 S: 37 P: 57 ERA: 0.00 WHIP: 1.000					

Batter	1	2	3	4	5	6	7	8	9	AB	R	H	RBI	BB	SO	LOB	BOTTOM						
Bobby Richardson, R OBP: 0.259, SLG: 0.281 (1, 4)	0-0 F8	0-0 F9		0-0 S 1B 1B		0-0 1-3				4	1	1	1	0	0	0	Cleveland Indians @ New York Yankees Yankee Stadium, Bronx, NY Wed Jul 05 1961, 3:33 AM EDT Att: 24,377 - Overcast - 74 F livebaseballscores.com AB 31 R 6 H 9 RBI 5 BB 4 SO 5 LOB 11 						
Tony Kubek, L OBP: 0.334, SLG: 0.417 (1, 6)	0-0 BB 1B		0-3 K 1B E	0-0 1B 1B 1B		0-0 4-3				4	2	2	1	0	1	0							
Roger Maris, L OBP: 0.381, SLG: 0.651 (1, 9)	0-0 F7		0-0 E5 1B 1B	0-0 1B 1B 1B		0-0 HR				4	2	3	1	0	0	1							
Mickey Mantle, S OBP: 0.455, SLG: 0.698 (1, 8)	4-0 1B BB		0-0 L4-3 1B	0-0 P6 1B		4-0 BB				2	0	1	1	2	0	2							
Yogi Berra, L OBP: 0.318, SLG: 0.467 (1, 7)	0-0 BB 1B		0-3 K		0-0 F9		0-0 P5			4	0	1	1	0	1	2							
Johnny Blanchard, L OBP: 0.387, SLG: 0.568 (1, 2)	4-0 1B BB		0-0 L4-3 1-2		0-0 F9		0-0 F8			3	0	0	0	1	0	2							
Earl Torgeson, L OBP: 0.214, SLG: 0.045 (1, 3)	0-0 F9			0-0 F8	0-0 P4			0-0 F8		4	0	0	0	0	0	3							
Clete Boyer, R OBP: 0.320, SLG: 0.303 (1, 5)		0-0 F9		0-0 SH3 1B 1B		0-3 K		4-0 B5-4 BB		3	1	1	0	1	1	0							
Rollie Sheldon, R OBP: 0.115, SLG: 0.080 (1, 1)		0-3 K2-3		0-0 SH3 1-2		0-3 K		0-0 B5-4 1-2		3	0	0	0	0	2	1							
Inning Stats	R: 1 E: 0 K: 0 S: 5	H: 2 LOB: 3 BB: 2 P: 13	R: 0 E: 0 K: 1 S: 5	H: 0 LOB: 0 BB: 0 P: 5	R: 2 E: 1 K: 2 S: 9	H: 2 LOB: 0 BB: 0 P: 9	R: 2 E: 0 K: 0 S: 7	H: 4 LOB: 2 BB: 0 P: 7	R: 0 E: 0 K: 0 S: 3	H: 0 LOB: 0 BB: 0 P: 3	R: 0 E: 0 K: 2 S: 7	H: 0 LOB: 0 BB: 0 P: 7	R: 1 E: 0 K: 0 S: 4	H: 1 LOB: 1 BB: 1 P: 8	R: 0 E: 0 K: 0 S: 2	H: 0 LOB: 0 BB: 1 P: 6		R: 0 E: 0 K: 0 S: 2	H: 0 LOB: 0 BB: 1 P: 6	1B: 8 2B: 2 3B: 0 HR: 1	SF: 0 SAC: 1 DP: 2 HBP: 0	WP: 0 PB: 1 SB: 1 CS: 0	PA: 36
PITCHER Gary Bell, R ERA: 4.22 (1, 1) Bob Allen, L ERA: 1.62 (5, 1) Frank Funk, R ERA: 2.14 (7, 1)	IP: 4.0 WLS: L BF: 22 H: 8 R: 5 ER: 3 SO: 3 BB: 5 IBB: 0 HBP: 0 BLK: 0 WP: 0 HR: 0 S: 26 P: 34 ERA: 6.75 WHIP: 2.500															PITCHER		IP: 4.0 WLS: L BF: 22 H: 8 R: 5 ER: 3 SO: 3 BB: 5 IBB: 0 HBP: 0 BLK: 0 WP: 0 HR: 0 S: 26 P: 34 ERA: 6.75 WHIP: 2.500					

Batter	1	2	3	4	5	6	7	8	9	AB	R	H	RBI	BB	SO	LOB	TOP		
Johnny Temple, R (1,4) OBP: 0.375, SLG: 0.350	F9		5-3			F9			4-3	4	0	0	0	0	0	0			
Don Dillard, L (1,8) OBP: 0.337, SLG: 0.356	4-3			K			F8			3	0	0	0	0	1	0			
Tito Francona, L (1,7) OBP: 0.356, SLG: 0.416	4-3			F7			4-3			3	0	0	0	0	0	0			
John Romano, R (1,2)		F5		F8			6-3			3	0	0	0	0	0	0			
Willie Kirkland, L (1,9) OBP: 0.302, SLG: 0.420		6-3 2B		F8			3-1			3	0	1	0	0	0	0			
Bubba Phillips, R (1,5) OBP: 0.317, SLG: 0.437		6-3		F2			K			3	0	0	0	0	1	1			
Vic Power, R (1,3) OBP: 0.313, SLG: 0.375		2-3		F7			5-3		3-1	3	0	0	0	0	0	1			
Miguel de la Hoz, R (1,6) OBP: 0.271, SLG: 0.330			F7			6-3			G5-4-3 1B	3	0	1	0	0	0	0			
Dick Stigman, R (1,1) OBP: 0.167, SLG: 0.167			0-3 K			L6			G5-4-3 1-2	1	0	0	0	0	1	0			
Bob Allen, L (5,1) OBP: 0.250, SLG: 0.375										1	0	0	0	0	0	0			
Chuck Essegian, R (9,PH) OBP: 0.373, SLG: 0.625										1	0	0	0	0	0	1			
Inning Stats	R: 0 E: 0 K: 0 S: 3	H: 0 LOB: 0 BB: 0 P: 3	R: 0 E: 0 K: 0 S: 4	H: 1 LOB: 1 BB: 0 P: 4	R: 0 E: 0 K: 1 S: 5	H: 0 LOB: 0 BB: 0 P: 5	R: 0 E: 0 K: 1 S: 5	H: 0 LOB: 0 BB: 0 P: 5	R: 0 E: 0 K: 0 S: 3	H: 0 LOB: 0 BB: 0 P: 3	R: 0 E: 0 K: 0 S: 3	H: 0 LOB: 0 BB: 0 P: 3	R: 0 E: 0 K: 1 S: 5	H: 0 LOB: 0 BB: 0 P: 5	R: 0 E: 0 K: 0 S: 3	H: 1 LOB: 0 BB: 0 P: 3	1B: 1 2B: 1 3B: 0 HR: 0	SF: 0 SAC: 0 DP: 1 HBP: 0	WP: 0 PA: 28 CS: 0
PITCHER Bill Stafford, R (1,1) ERA: 2.81	IP: 9.0 WLS: W BF: 28 H: 2 R: 0 ER: 0 SO: 3 BB: 0 IBB: 0 HBP: 0 BLK: 0 WP: 0 HR: 0 S: 34 P: 34 ERA: 0.00 WHIP: 0.222																		

Cleveland Indians @ New York Yankees
Yankee Stadium, Bronx, NY
Thu Jul 06 1961, 7:05 PM EDT
Att: 37,136 - Unknown - 74 F

AB	28
R	0
H	2
RBI	0
BB	0
SO	3
LOB	3



Batter	1	2	3	4	5	6	7	8	9	AB	R	H	RBI	BB	SO	LOB	BOTTOM		
Bobby Richardson, R (1,4) OBP: 0.255, SLG: 0.278	P5		F3		SF8		F7			3	0	0	1	0	0	0			
Tony Kubek, L (1,6) OBP: 0.333, SLG: 0.415	G3			4-3	3-H 1-2 1B		3-1			4	0	1	0	0	0	0			
Roger Maris, L (1,9) OBP: 0.385, SLG: 0.650		4-0 BB		G6-4-3 1B	K			4-0 BB	F7 BB	2	0	1	0	2	1	2			
Mickey Mantle, S (1,8) OBP: 0.450, SLG: 0.687	P4			G6-4-3 1-2		L5			F7 1-2	4	0	0	0	0	3				
Elston Howard, R (1,2) OBP: 0.395, SLG: 0.522		F9			HR	HR			F9	4	2	2	2	0	0	1			
Bill Skowron, R (1,3) OBP: 0.321, SLG: 0.490		L5			1B 2B			4-0 BB	IBB	2	1	1	0	2	0	0			
Bob Cerv, R (1,7) OBP: 0.279, SLG: 0.421		5-3			F9	F8			1-3	4	0	0	0	0	4				
Clete Boyer, R (1,5) OBP: 0.320, SLG: 0.300			F7		1B SF8 BB		F7			2	1	0	0	1	0	1			
Bill Stafford, R (1,1) OBP: 0.267, SLG: 0.192		5-3			1-3 2-H 1B		4-3			3	0	1	1	0	0	0			
Inning Stats	R: 0 E: 0 K: 0 S: 3	H: 0 LOB: 1 BB: 1 P: 7	R: 0 E: 0 K: 0 S: 3	H: 0 LOB: 0 BB: 0 P: 3	R: 0 E: 0 K: 0 S: 3	H: 0 LOB: 0 BB: 0 P: 3	R: 0 E: 0 K: 0 S: 3	H: 1 LOB: 0 BB: 0 P: 3	R: 3 E: 0 K: 1 S: 9	H: 4 LOB: 2 BB: 1 P: 13	R: 1 E: 0 K: 0 S: 4	H: 1 LOB: 1 BB: 1 P: 8	R: 0 E: 0 K: 0 S: 3	H: 0 LOB: 0 BB: 0 P: 3	R: 0 E: 0 K: 0 S: 3	H: 0 LOB: 2 BB: 2 P: 11	1B: 3 2B: 1 3B: 0 HR: 2	SF: 1 SAC: 0 DP: 1 HBP: 0	WP: 0 PA: 34 CS: 0
PITCHER Dick Stigman, L (1,1) ERA: 3.98	IP: 4.2 WLS: L BF: 20 H: 5 R: 3 ER: 3 SO: 3 BB: 2 IBB: 0 HBP: 0 BLK: 0 WP: 0 HR: 1 S: 18 P: 26 ERA: 5.79 WHIP: 1.500																		
Bob Allen, L (5,1) ERA: 1.7	IP: 3.1 WLS: L BF: 14 H: 1 R: 1 ER: 1 SO: 1 BB: 2 IBB: 1 HBP: 0 BLK: 0 WP: 0 HR: 1 S: 13 P: 25 ERA: 2.70 WHIP: 0.900																		

Cleveland Indians @ New York Yankees
Yankee Stadium, Bronx, NY
Thu Jul 06 1961, 7:05 PM EDT
Att: 37,136 - Unknown - 74 F


AB	28
R	4
H	6
RBI	4
BB	5
SO	1
LOB	11



Batter	1	2	3	4	5	6	7	8	9	AB	R	H	RBI	BB	SO	LOB	TOP
Luis Aparicio, R OBP: 0.311, SLG: 0.331	F9		5-3		1B		1B		K	5	0	2	0	0	1	1	
Nelle Fox, L OBP: 0.336, SLG: 0.316	K		1B		F7		1B			4	0	2	0	0	1	1	
Floyd Robinson, L OBP: 0.402, SLG: 0.479	1B		G3			P6	F8			4	0	1	0	0	0	4	
Roy Sievers, R OBP: 0.394, SLG: 0.599	F8			P6		P4		F8		4	0	0	0	0	0	1	
Minnie Minoso, R OBP: 0.355, SLG: 0.432		E 1B	F9			1B		F3		4	0	2	0	0	0	0	
Al Smith, R OBP: 0.352, SLG: 0.536	F8					K		L8		4	0	1	0	0	1	2	
Andy Carey, R OBP: 0.350, SLG: 0.432	E3	G6-4-3					P4		E 1B	4	0	1	0	0	1	2	AB 37
Sherm Lollar, R OBP: 0.338, SLG: 0.332	G6-4-3				P6		1B 1B		E5	4	0	1	0	0	0	3	R 0
Ray Herbert, R OBP: 0.178, SLG: 0.163			K				P3		9-2-5	2	0	0	0	0	2	0	H 10
Al Pilarcik, L OBP: 0.277, SLG: 0.253										1	0	0	0	0	0	1	RBI 0
Don Larsen, R OBP: 0.241, SLG: 0.321										0	0	0	0	0	0	0	BB 0
J.C. Martin, L OBP: 0.280, SLG: 0.356										1	0	0	0	0	0	2	SO 6
Inning Stats	R: 0 E: 0 K: 1 S: 6	H: 1 LOB: 1 BB: 0 P: 6	R: 0 E: 1 K: 0 S: 4	H: 1 LOB: 1 BB: 0 P: 4	R: 0 E: 0 K: 1 S: 6	H: 1 LOB: 1 BB: 0 P: 6	R: 0 E: 0 K: 1 S: 6	H: 1 LOB: 1 BB: 0 P: 6	R: 0 E: 0 K: 0 S: 3	H: 0 LOB: 0 BB: 0 P: 3	R: 0 E: 1 K: 1 S: 6	H: 1 LOB: 1 BB: 0 P: 6	1B: 9 2B: 2 3B: 0 HR: 0	SF: 0 SAC: 0 DP: 2 HBP: 0	WP: 0 PB: 0 CS: 0	PA: 37	
PITCHER Barry Latman, R ERA: 2.9	IP: 9.0 WLS: W BF: 37 H: 10 R: 0 ER: 0 SO: 6 BB: 0 IBB: 0 HBP: 0 BLK: 0 WP: 0 HR: 0 S: 49 P: 49 ERA: 0.00 WHIP: 1.111																

Chicago White Sox @ Cleveland Indians
Cleveland Municipal Stadium, Cleveland, OH
Fri Jul 07 1961, 7:05 PM EDT
Att: 16,477 - Unknown


AB 37
R 0
H 10
RBI 0
BB 0
SO 6
LOB 17



Batter	1	2	3	4	5	6	7	8	9	AB	R	H	RBI	BB	SO	LOB	BOTTOM		
Johnny Temple, R OBP: 0.375, SLG: 0.351	1B SF7		F8		K			E 1B		5	2	2	0	0	1	1			
Jim Piersall, R OBP: 0.401, SLG: 0.458	1B		E7		F9			E6 1B		4	1	1	0	0	0	0			
Tito Francona, L OBP: 0.356, SLG: 0.413	L3		6-3			FC5-4 BB		SH 1B		2	1	0	0	1	0	3			
Bubba Phillips, R OBP: 0.319, SLG: 0.439	SF7			HR		FC5-4		2B 1B		3	2	2	2	0	0	1			
Willie Kirkland, L OBP: 0.301, SLG: 0.429	K			HR		K		P5		4	1	1	2	0	2	4			
John Romano, R OBP: 0.388, SLG: 0.509		6-3		4-3		L4		2B 2B		4	1	1	1	0	0	1			
Vic Power, R OBP: 0.215, SLG: 0.374							6-3	2B		3	1	1	0	1	0	0			
Bob Hale, L OBP: 0.258, SLG: 0.222	F7			G1-4-3				2B IBB		0	0	0	0	0	0	0	AB 33		
Miguel de la Hoz, R OBP: 0.270, SLG: 0.337		5-3		G1-4-3			F3	2B		4	0	1	3	0	0	1	R 9		
Barry Latman, R OBP: 0.200, SLG: 0.217				K			1-3	K		4	0	0	0	0	3	1	H 9		
Inning Stats	R: 1 E: 0 K: 1 S: 7	H: 2 LOB: 1 BB: 0 P: 7	R: 0 E: 0 K: 0 S: 3	H: 0 LOB: 0 BB: 0 P: 3	R: 0 E: 1 K: 1 S: 6	H: 0 LOB: 1 BB: 0 P: 6	R: 2 E: 0 K: 0 S: 5	H: 3 LOB: 0 BB: 0 P: 5	R: 0 E: 0 K: 2 S: 7	H: 0 LOB: 0 BB: 0 P: 7	R: 0 E: 0 K: 1 S: 5	H: 0 LOB: 1 BB: 1 P: 9	R: 0 E: 0 K: 0 S: 3	R: 6 E: 1 K: 1 S: 11	H: 4 LOB: 1 BB: 1 P: 15	1B: 6 2B: 2 3B: 0 HR: 1	SF: 1 SAC: 1 DP: 1 HBP: 0	WP: 0 PB: 0 CS: 0	PA: 37
PITCHER Ray Herbert, R ERA: 5.14 Don Larsen, R ERA: 3.68	IP: 6.0 WLS: L BF: 24 H: 5 R: 3 ER: 3 SO: 5 BB: 1 IBB: 0 HBP: 0 BLK: 0 WP: 0 HR: 1 S: 33 P: 37 ERA: 4.50 WHIP: 1.000																		

Chicago White Sox @ Cleveland Indians
Cleveland Municipal Stadium, Cleveland, OH
Fri Jul 07 1961, 7:05 PM EDT
Att: 16,477 - Unknown

AB 33
R 9
H 9
RBI 8
BB 2
SO 6
LOB 12



Batter	1	2	3	4	5	6	7	8	9	AB	R	H	RBI	BB	SO	LOB	TOP						
Luis Aparicio, R OBP: 0.312, SLG: 0.335 (1, 6)										5	0	2	0	0	0	0							
Nelle Fox, L OBP: 0.334, SLG: 0.314 (1, 4)										5	0	1	0	0	0	2							
Floyd Robinson, L OBP: 0.399, SLG: 0.473 (1, 9)										4	0	1	0	0	1	1							
Minnie Minoso, R OBP: 0.357, SLG: 0.429 (1, 7)										2	0	0	0	2	0	1							
Roy Sievers, R OBP: 0.396, SLG: 0.596 (1, 3)										3	0	1	0	1	0	2							
Al Pilarcik, L OBP: 0.267, SLG: 0.242 (1, 8)										4	0	0	0	0	0	5							
Andy Carey, R OBP: 0.346, SLG: 0.426 (1, 5)										3	0	0	0	1	0	2							
Cam Carreon, R OBP: 0.287, SLG: 0.290 J.C. Martin, L OBP: 0.294, SLG: 0.356 (9, PH)										3	0	0	0	0	0	3							
Juan Pizarro, L OBP: 0.318, SLG: 0.368 Billy Goodman, L OBP: 0.282, SLG: 0.371 Turk Lown, R OBP: 0.282, SLG: 0.371 Al Smith, R OBP: 0.354, SLG: 0.549 (9, PH)										2	0	0	0	0	1	0							
Inning Stats	R: 0 E: 0 K: 1 S: 5	H: 0 LOB: 0 BB: 0 P: 5	R: 0 E: 0 K: 0 S: 3	H: 0 LOB: 1 BB: 1 P: 7	R: 0 E: 0 K: 1 S: 6	H: 1 LOB: 1 BB: 0 P: 6	R: 0 E: 0 K: 0 S: 5	H: 2 LOB: 3 BB: 1 P: 9	R: 0 E: 0 K: 0 S: 4	H: 1 LOB: 1 BB: 0 P: 4	R: 0 E: 0 K: 0 S: 3	H: 0 LOB: 1 BB: 1 P: 7	R: 0 E: 0 K: 1 S: 6	H: 1 LOB: 1 BB: 0 P: 6	R: 0 E: 0 K: 0 S: 3	H: 0 LOB: 1 BB: 1 P: 7	R: 2 E: 0 K: 0 S: 4	H: 1 LOB: 0 BB: 1 P: 8	1B: 4 2B: 1 3B: 0 HR: 1	SF: 0 SAC: 0 DP: 0 HBP: 0	WP: 0 PB: 0 CS: 0	PA: 38	
PITCHER	IP	WLS	BF	H	R	ER	SO	BB	IBB	HBP	BLK	WP	HR	S	P	ERA	WHIP						
Mudcat Grant, R ERA: 3.59 Frank Funk, R ERA: 2.11	(1, 1)	8.1	W	36	6	2	2	3	5	0	0	0	0	1	37	57	2.16	1.320					
(9, 1)	0.2	S	2	0	0	0	0	0	0	0	0	0	0	2	2	0.00	0.000						

Chicago White Sox @ Cleveland Indians
Cleveland Municipal Stadium, Cleveland, OH

AB 33
R 2
H 6
RBI 2
BB 5
SO 3
LOB 16



WP: 0 PA: 38
PB: 0
CS: 0

Sat Jul 08 1961, 3:33 AM EDT
Att: 6,717 - Unknown

Batter	1	2	3	4	5	6	7	8	9	AB	R	H	RBI	BB	SO	LOB	BOTTOM						
Johnny Temple, R OBP: 0.371, SLG: 0.346 (1, 4)										4	0	0	0	0	0	0							
Jim Piersall, R OBP: 0.406, SLG: 0.460 (1, 8)										3	1	2	0	1	0	0							
Tito Francona, L OBP: 0.354, SLG: 0.417 (1, 7)										4	1	1	1	0	0	2							
Bubba Phillips, R OBP: 0.324, SLG: 0.449 (1, 5)										4	0	3	1	0	1	1							
Chuck Essegian, R OBP: 0.360, SLG: 0.600 Willie Kirkland, L OBP: 0.300, SLG: 0.427 (8, PH) (9, 9)										3	0	0	0	0	0	4							
John Romano, R OBP: 0.390, SLG: 0.509 (1, 2)										4	0	2	0	0	0	1							
Vic Power, R OBP: 0.314, SLG: 0.382 (1, 3)										4	1	1	1	0	0	2							
Miguel de la Hoz, R OBP: 0.262, SLG: 0.327 (1, 6)										3	0	0	0	0	0	2							
Mudcat Grant, R OBP: 0.184, SLG: 0.136 Frank Funk, R OBP: 0.125, SLG: 0.067 (9, 1)										3	0	0	0	0	2	2							
Inning Stats	R: 2 E: 0 K: 0 S: 5	H: 2 LOB: 1 BB: 1 P: 9	R: 1 E: 0 K: 0 S: 4	H: 1 LOB: 0 BB: 0 P: 4	R: 0 E: 0 K: 1 S: 6	H: 1 LOB: 1 BB: 0 P: 6	R: 0 E: 0 K: 0 S: 5	H: 2 LOB: 2 BB: 0 P: 5	R: 0 E: 0 K: 1 S: 6	H: 1 LOB: 1 BB: 0 P: 6	R: 0 E: 0 K: 1 S: 6	H: 1 LOB: 1 BB: 0 P: 6	R: 0 E: 0 K: 0 S: 3	H: 0 LOB: 0 BB: 0 P: 3	1B: 5 2B: 2 3B: 1 HR: 1	SF: 0 SAC: 0 DP: 0 HBP: 0	WP: 0 PB: 0 CS: 0	PA: 34					
PITCHER	IP	WLS	BF	H	R	ER	SO	BB	IBB	HBP	BLK	WP	HR	S	P	ERA	WHIP						
Juan Pizarro, L ERA: 3.3 Turk Lown, R ERA: 1.82	(1, 1)	6.0	L	27	8	3	3	2	1	0	0	0	0	1	30	34	4.50	1.500					
(7, 1)	2.0	7	1	0	0	1	0	0	0	0	0	0	0	9	9	0.00	0.500						

Chicago White Sox @ Cleveland Indians
Cleveland Municipal Stadium, Cleveland, OH

AB 33
R 3
H 9
RBI 3
BB 1
SO 3
LOB 14




WP: 0 PA: 34
PB: 0
CS: 0

Sat Jul 08 1961, 3:33 AM EDT
Att: 6,717 - Unknown

Batter	1	2	3	4	5	6	7	8	9	AB	R	H	RBI	BB	SO	LOB	TOP									
Luis Aparicio, R OBP: 0.307, SLG: 0.329	F3	F8	FC4-6	FC6-5	F3	K				6	0	0	0	0	1	6										
Floyd Robinson, L OBP: 0.405, SLG: 0.474	3-1		FC6-4 1B		4-3	FC6 1B SF8			1B 1B	4	2	2	0	1	0	0										
Minnie Minoso, R OBP: 0.361, SLG: 0.443	HR		FC6-4 1B		6-3	E 1B			F8	5	1	3	1	0	0	1										
Roy Sievers, R OBP: 0.399, SLG: 0.595			FC6-4			P3			BB 1B	4	0	2	0	1	0	4										
Sammy Esposito, R OBP: 0.293, SLG: 0.294			FC6-4						BB 1B	0	1	0	0	0	0	0										
J.C. Martin, L OBP: 0.284, SLG: 0.356	1B		1-2 2-3						HR 1B	0	0	0	0	0	0	0										
Al Smith, R OBP: 0.352, SLG: 0.543	F9		F8		1-3	FC6			BB	5	1	1	0	0	0	6										
Nellie Fox, L OBP: 0.332, SLG: 0.315		1B	L7			4-3	SF8		SF9	3	0	1	2	0	0	2										
Andy Carey, R OBP: 0.349, SLG: 0.422		1B		L5		5-3	K		HR	4	1	1	0	1	1	2										
Bob Roselli, R OBP: 0.333, SLG: 0.417			L7	5-3		FC6-5 1B			F8	4	0	1	0	0	0	2										
Sherm Lollar, R OBP: 0.341, SLG: 0.350						1B			HR	1	1	1	4	0	0	0										
Billy Pierce, L OBP: 0.107, SLG: 0.107										1	0	0	0	0	1	2										
Billy Goodman, L OBP: 0.300, SLG: 0.389										1	0	1	0	0	0	0										
Frank Baumann, L OBP: 0.344, SLG: 0.414										1	0	0	0	0	0	0										
Russ Kemmerer, R OBP: 0.105, SLG: 0.105										0	0	0	0	0	0	0										
Warren Hacker, R OBP: 0.105, SLG: 0.105										0	0	0	0	0	0	0										
Al Pilarcik, L OBP: 0.240, SLG: 0.240						FC4-6 1B				0	0	0	0	0	0	0										
Ray Herbert, R OBP: 0.186, SLG: 0.183						1-2 1B			HBP	0	0	0	0	0	0	0										
Inning Stats	R: 1 E: 0 K: 0 S: 5	H: 2 LOB: 1 BB: 0 P: 5	R: 0 E: 0 K: 1 S: 7	H: 2 LOB: 2 BB: 0 P: 7	R: 0 E: 0 K: 0 S: 5	H: 2 LOB: 1 BB: 0 P: 5	R: 0 E: 0 K: 0 S: 4	H: 1 LOB: 1 BB: 0 P: 4	R: 0 E: 0 K: 0 S: 3	H: 0 LOB: 1 BB: 1 P: 7	R: 0 E: 0 K: 0 S: 5	H: 2 LOB: 2 BB: 0 P: 5	R: 1 E: 1 K: 1 S: 7	H: 1 LOB: 2 BB: 1 P: 11	R: 0 E: 0 K: 0 S: 3	H: 0 LOB: 0 BB: 0 P: 3	R: 5 E: 0 K: 1 S: 9	H: 4 LOB: 1 BB: 1 P: 14	1B: 12 2B: 0 3B: 0 HR: 2	SF: 2 SAC: 0 DP: 0 HBP: 1	WP: 0 PB: 0 SB: 0 CS: 0	PA: 46				
PITCHER	Wynn Hawkins, R ERA: 3.39	IP: 7.0 WLS: 34 BF: 10	WLS: 2 BF: 12	H: 10 R: 2 ER: 1 SO: 2	BB: 2 IBB: 0 HBP: 0 BLK: 0	WP: 0 HR: 1 S: 36 P: 44	ERA: 1.29 WHIP: 1.714	Frank Funk, R ERA: 2.77	IP: 2.0 WLS: L BF: 12	H: 4 R: 5 ER: 5 SO: 1	BB: 1 IBB: 0 HBP: 1 BLK: 0	WP: 0 HR: 1 S: 12 P: 17	ERA: 22.50 WHIP: 2.500	PITCHER	IP: 7.0 WLS: 34 BF: 10	WLS: 2 BF: 12	H: 10 R: 2 ER: 1 SO: 2	BB: 2 IBB: 0 HBP: 0 BLK: 0	WP: 0 HR: 1 S: 36 P: 44	ERA: 1.29 WHIP: 1.714	Frank Funk, R ERA: 2.77	IP: 2.0 WLS: L BF: 12	H: 4 R: 5 ER: 5 SO: 1	BB: 1 IBB: 0 HBP: 1 BLK: 0	WP: 0 HR: 1 S: 12 P: 17	ERA: 22.50 WHIP: 2.500

Chicago White Sox @ Cleveland Indians
Cleveland Municipal Stadium, Cleveland, OH
Sun Jul 09 1961, 3:33 AM EDT
Unknown

AB 40
R 7
H 14
RBI 7
BB 3
SO 3
LOB 25



Batter	1	2	3	4	5	6	7	8	9	AB	R	H	RBI	BB	SO	LOB	BOTTOM														
Johnny Temple, R OBP: 0.367, SLG: 0.342	F8	FC6-4			E5					3	0	0	0	0	0	1															
Ken Aspromonte, R OBP: 0.325, SLG: 0.293					L1-3					1	0	1	0	0	0	0															
Jim Piersall, R OBP: 0.404, SLG: 0.457	G3		E7		L1-3		2-4-3		P4	4	0	1	0	0	0	1															
Tito Francona, L OBP: 0.359, SLG: 0.428			F6			HR			1B	4	2	3	0	0	0	1															
Bubba Phillips, R OBP: 0.326, SLG: 0.459	F8		6-3			HR			2B	4	1	2	3	0	0	2															
Chuck Essegian, R OBP: 0.348, SLG: 0.577		P4	5-3			K			L3	3	0	0	0	0	1	1															
Willie Kirkland, L OBP: 0.299, SLG: 0.425										1	0	0	0	0	0	0															
John Romano, R OBP: 0.391, SLG: 0.512		E6			6-3				FC6-4	4	1	2	0	0	0	0															
Vic Power, R OBP: 0.314, SLG: 0.380					F8				FC6-4	4	0	1	0	0	0	2															
Miguel de la Hoz, R OBP: 0.262, SLG: 0.324		E6			6-3				F8	4	1	1	1	0	1	1															
Wynn Hawkins, R OBP: 0.194, SLG: 0.138										2	0	1	1	0	0	0															
Bob Hale, L OBP: 0.250, SLG: 0.214					F4				1-3	1	0	0	0	0	0	0															
Frank Funk, R OBP: 0.125, SLG: 0.067										0	0	0	0	0	0	0															
Bob Nieman, R OBP: 0.429, SLG: 0.423										1	0	0	0	0	0	1															
Inning Stats	R: 0 E: 0 K: 0 S: 4	H: 1 LOB: 1 BB: 0 P: 4	R: 2 E: 2 K: 0 S: 6	H: 3 LOB: 1 BB: 0 P: 6	R: 0 E: 1 K: 0 S: 4	H: 1 LOB: 1 BB: 0 P: 4	R: 0 E: 0 K: 0 S: 3	H: 0 LOB: 0 BB: 0 P: 3	R: 0 E: 0 K: 1 S: 7	H: 3 LOB: 0 BB: 0 P: 7	R: 0 E: 0 K: 1 S: 5	H: 1 LOB: 1 BB: 0 P: 5	R: 1 E: 0 K: 0 S: 4	H: 2 LOB: 0 BB: 0 P: 4	R: 0 E: 0 K: 0 S: 4	H: 1 LOB: 1 BB: 0 P: 4	1B: 8 2B: 5 3B: 0 HR: 1	SF: 0 SAC: 0 DP: 2 HBP: 0	WP: 0 PB: 0 SB: 0 CS: 0	PA: 36											
PITCHER	Billy Pierce, L ERA: 3.8	IP: 3.0 WLS: 14 BF: 5	WLS: 3 BF: 2	H: 3 R: 2 ER: 2 SO: 1	BB: 0 IBB: 0 HBP: 0 BLK: 0	WP: 0 HR: 0 S: 14 P: 14	ERA: 3.00 WHIP: 1.667	Frank Baumann, L ERA: 8.14	IP: 2.1 WLS: 10 BF: 3	H: 3 R: 2 ER: 2 SO: 1	BB: 0 IBB: 0 HBP: 0 BLK: 0	WP: 0 HR: 1 S: 12 P: 12	ERA: 7.71 WHIP: 1.286	Russ Kemmerer, R ERA: 4.55	IP: 0.2 WLS: 1 BF: 0	H: 0 R: 0 ER: 0 SO: 0	BB: 0 IBB: 0 HBP: 0 BLK: 0	WP: 0 HR: 0 S: 1 P: 1	ERA: 0.00 WHIP: 0.000	Warren Hacker, R ERA: 3.2	IP: 1.0 WLS: 4 BF: 1	H: 1 R: 0 ER: 0 SO: 1	BB: 0 IBB: 0 HBP: 0 BLK: 0	WP: 0 HR: 0 S: 5 P: 5	ERA: 0.00 WHIP: 1.000	Ray Herbert, R ERA: 5.13	IP: 2.0 WLS: 8 BF: 3	H: 3 R: 1 ER: 1 SO: 0	BB: 0 IBB: 0 HBP: 0 BLK: 0	WP: 0 HR: 0 S: 8 P: 8	ERA: 4.50 WHIP: 1.500

Chicago White Sox @ Cleveland Indians
Cleveland Municipal Stadium, Cleveland, OH
Sun Jul 09 1961, 3:33 AM EDT
Unknown

AB 36
R 5
H 12
RBI 5
BB 0
SO 2
LOB 10



Batter	1	2	3	4	5	6	7	8	9	AB	R	H	RBI	BB	SO	LOB	TOP					
Lenny Green, L OBP: 0.389, SLG: 0.383 (1, 8)										4	1	1	1	1	0	1						
Billy Martin, R OBP: 0.292, SLG: 0.396 (1, 4)										5	1	2	0	0	0	2						
Harmon Killebrew, R OBP: 0.450, SLG: 0.700 (1, 3)										4	1	1	2	1	0	3						
Bob Allison, R OBP: 0.343, SLG: 0.441 (1, 9)										2	1	0	0	3	0	1						
Jim Lemon, R OBP: 0.337, SLG: 0.435 Bill Tuttle, R OBP: 0.301, SLG: 0.294 (1, 7) (8, 8)										4	2	1	1	0	1	3						
Earl Battey, R OBP: 0.369, SLG: 0.443 (1, 2)										4	1	0	1	1	0	2						
Ted Lepcio, R OBP: 0.222, SLG: 0.706 (1, 5)										4	1	1	4	0	0	1						
Jose Valdivielso, R OBP: 0.221, SLG: 0.235 (1, 6)										3	0	1	0	1	1	0						
Pedro Ramos, S OBP: 0.218, SLG: 0.327 Ray Moore, R (8, 1)										4	1	1	0	0	2	2						
										0	0	0	0	0	0	0						
Inning Stats	R: 5 E: 1 K: 0 S: 5	H: 1 LOB: 0 BB: 3 P: 17	R: 1 E: 0 K: 0 S: 4	H: 2 LOB: 0 BB: 0 P: 4	R: 0 E: 0 K: 0 S: 3	H: 0 LOB: 1 BB: 1 P: 7	R: 0 E: 0 K: 0 S: 4	H: 1 LOB: 2 BB: 1 P: 8	R: 0 E: 0 K: 1 S: 5	H: 0 LOB: 0 BB: 0 P: 5	R: 0 E: 0 K: 2 S: 7	H: 0 LOB: 0 BB: 0 P: 7	R: 0 E: 0 K: 0 S: 3	H: 0 LOB: 1 BB: 1 P: 7	R: 1 E: 0 K: 1 S: 7	H: 2 LOB: 1 BB: 0 P: 7	R: 2 E: 0 K: 0 S: 4	H: 2 LOB: 1 BB: 2 P: 12	1B: 3 2B: 2 3B: 0 HR: 3	SF: 0 SAC: 0 DP: 1 HBP: 0	WP: 0 PB: 0 SB: 0 CS: 1	PA: 42
PITCHER	IP	WLS	BF	H	R	ER	SO	BB	IBB	HBP	BLK	WP	HR	S	P	ERA	WHIP					
Mudcat Grant, R ERA: 3.91 Joe Schaffernoth, R ERA: 6.47	(1, 1) (9, 1)	8.0 1.0	L 6	36 2	6 2	7 2	2 0	4 0	6 2	0 0	0 0	0 0	0 1	2 4	38 12	62 18.00	1.500 4.000					

Minnesota Twins @ Cleveland Indians
Cleveland Municipal Stadium, Cleveland, OH
Thu Jul 13 1961, 7:05 PM EDT
Att: 3,491 - Unknown

AB 34
R 9
H 8
RBI 9
BB 8
SO 4
LOB 15

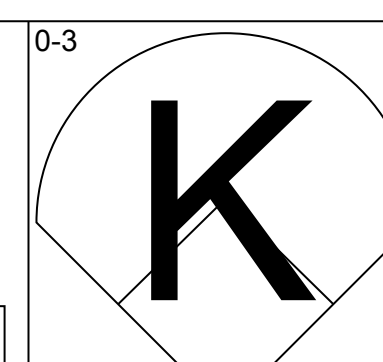
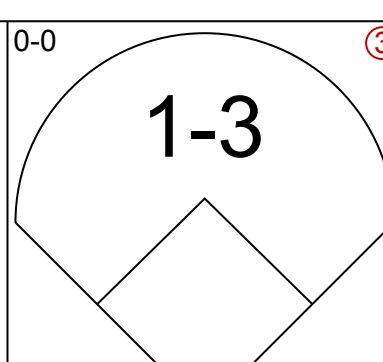
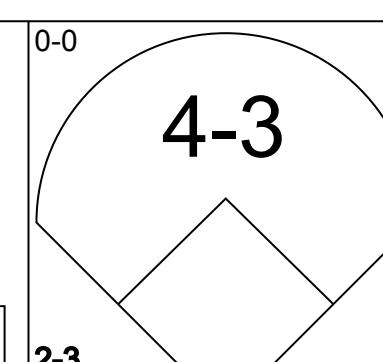
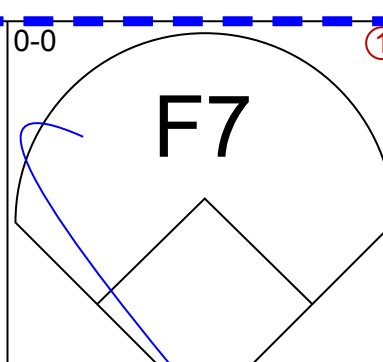
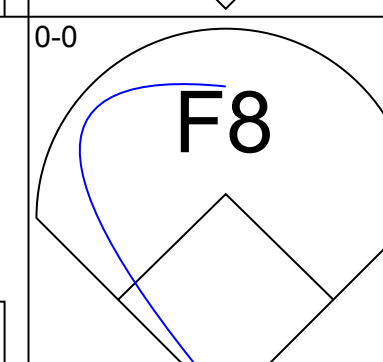
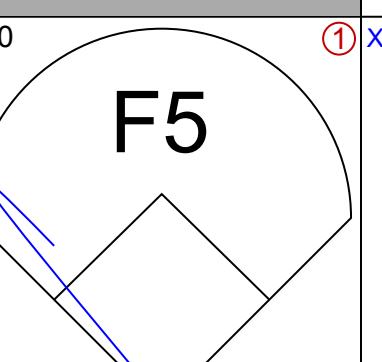
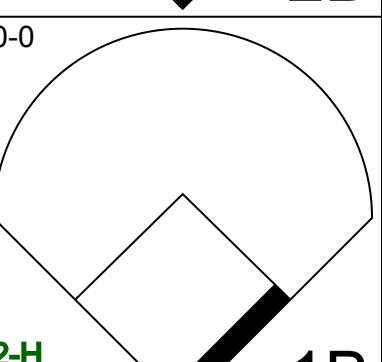
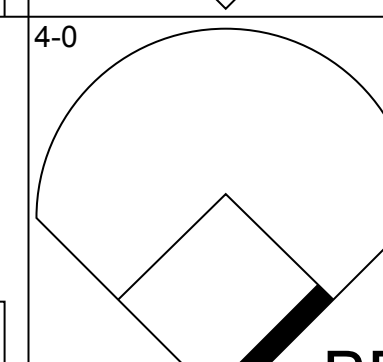
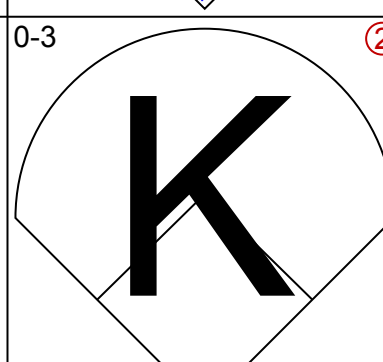
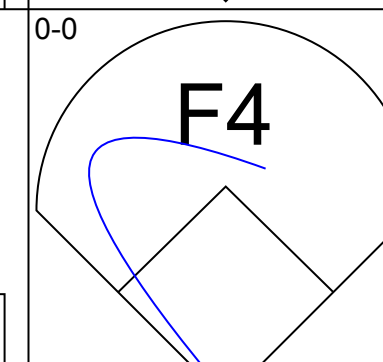
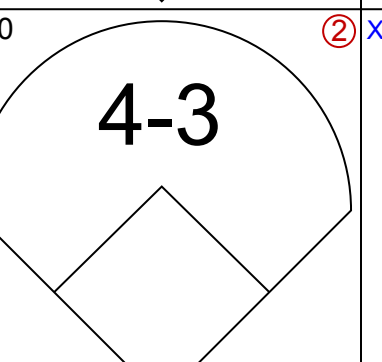
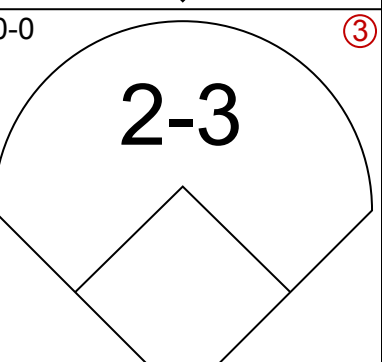
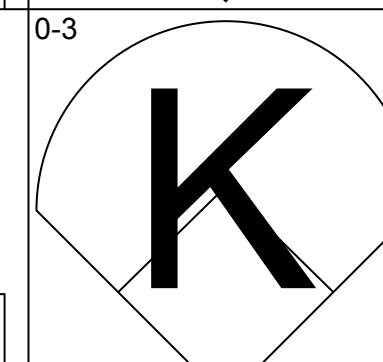
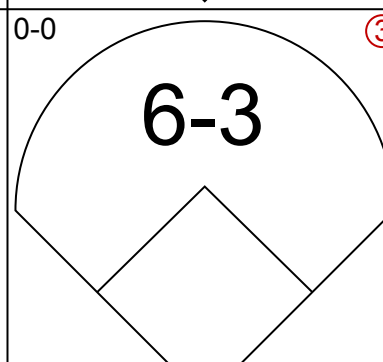
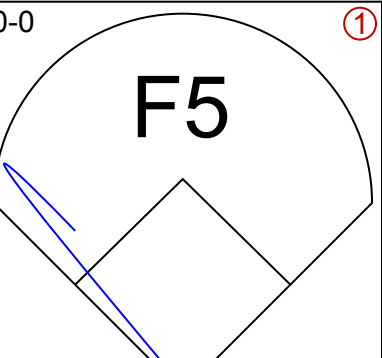
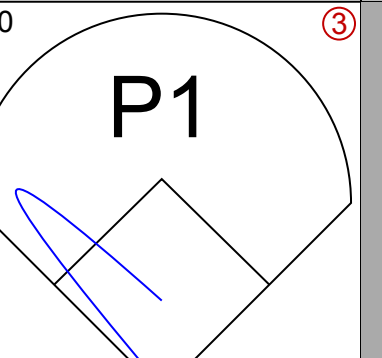
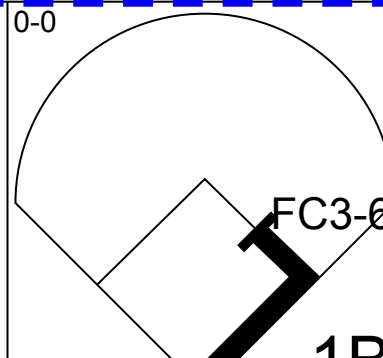
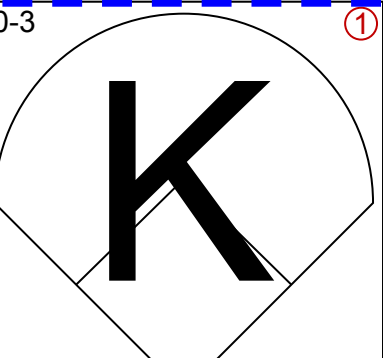
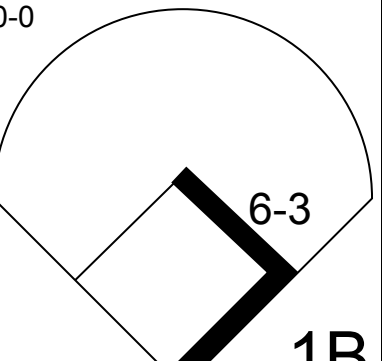
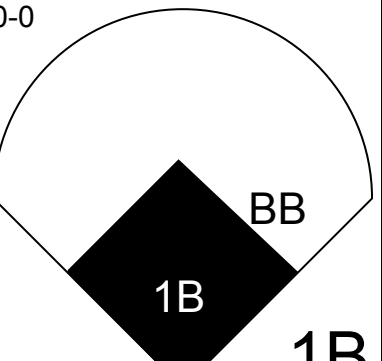
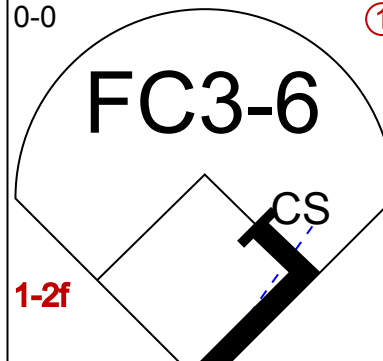
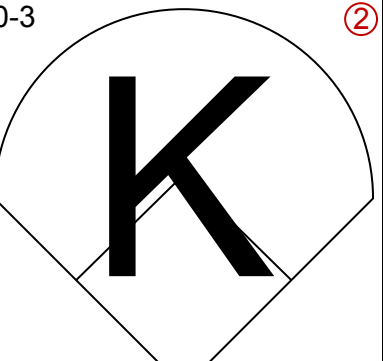
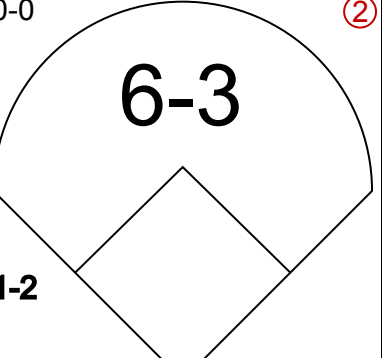
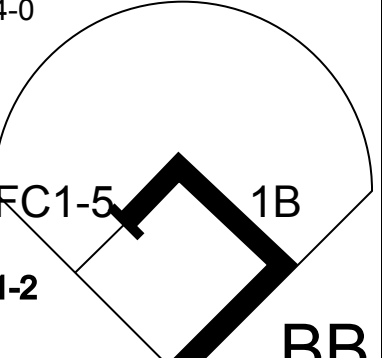
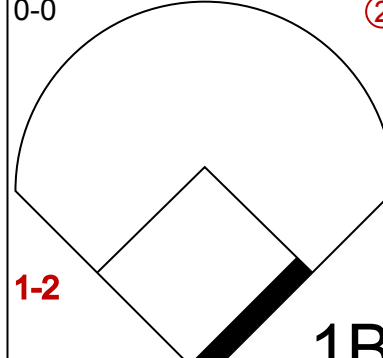
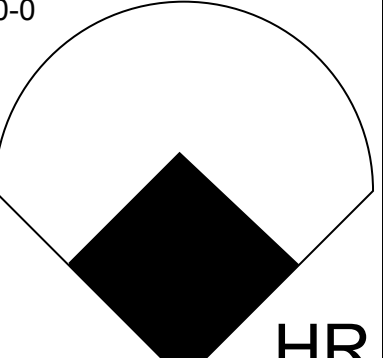
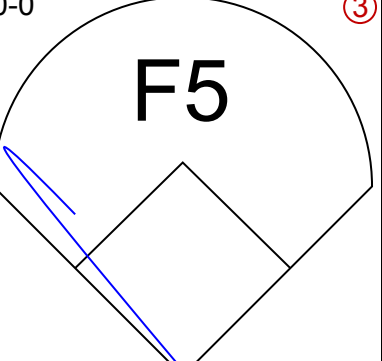
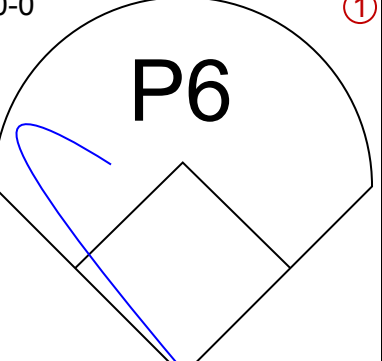
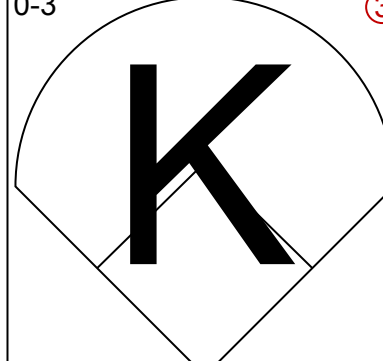
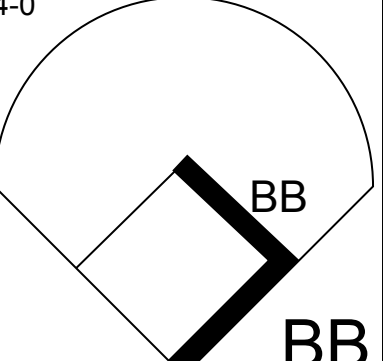
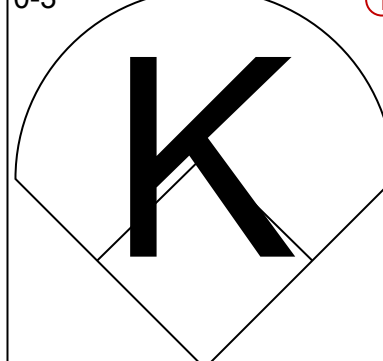
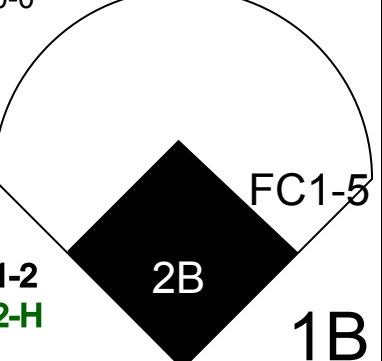
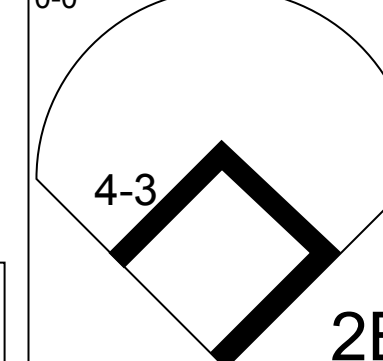
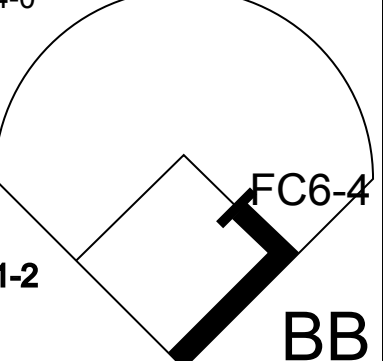
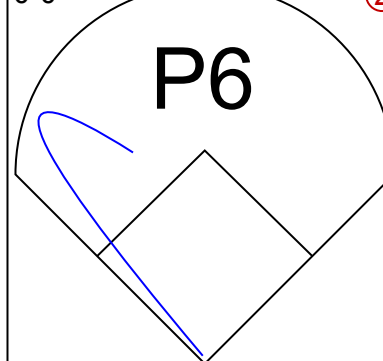
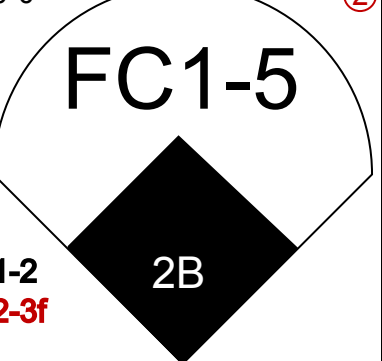
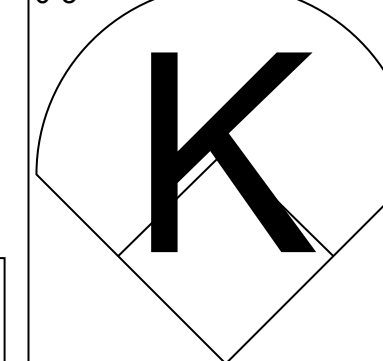
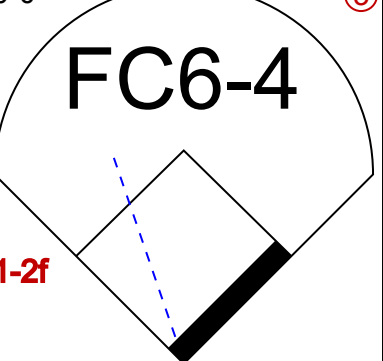


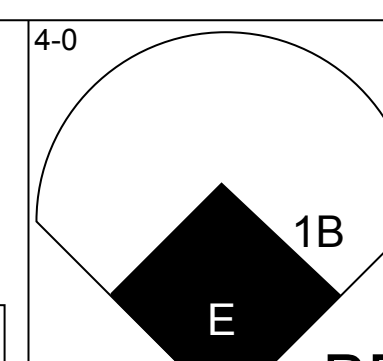
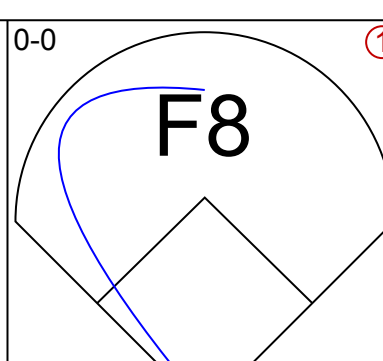
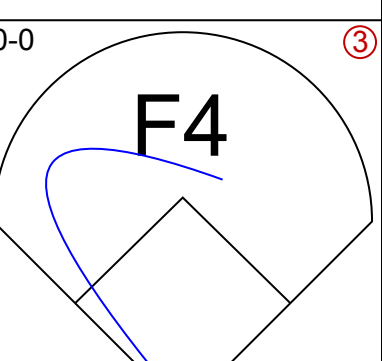
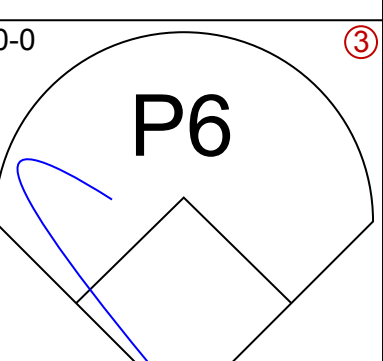
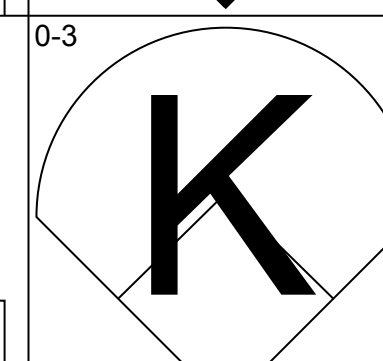
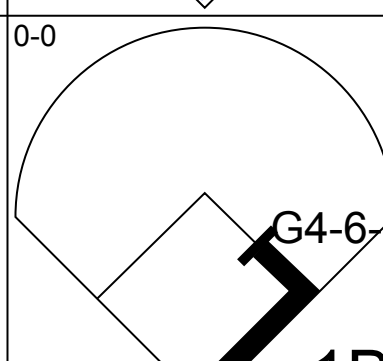
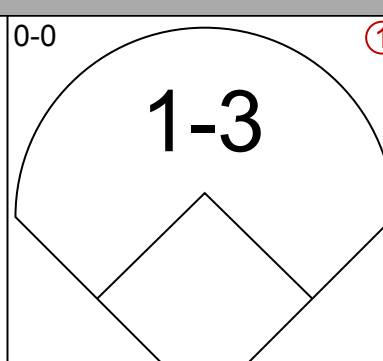
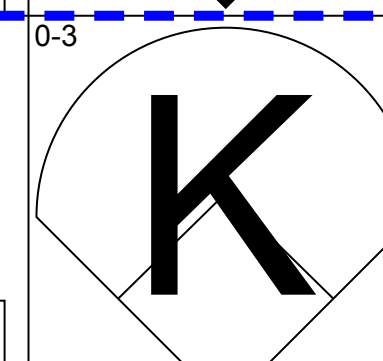
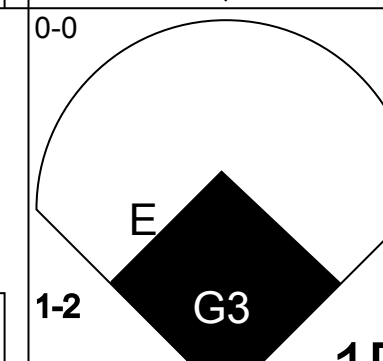
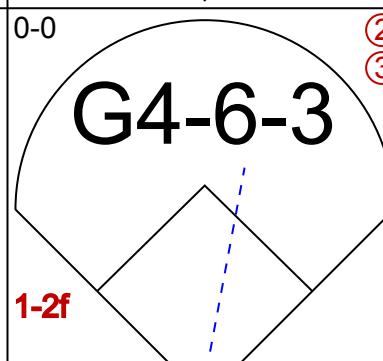
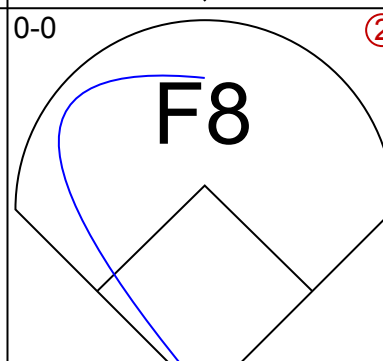
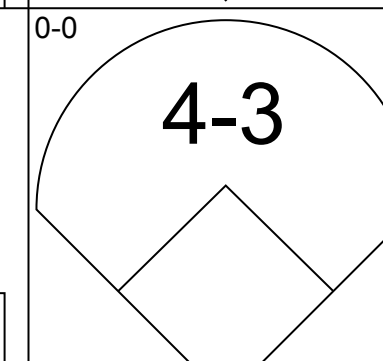
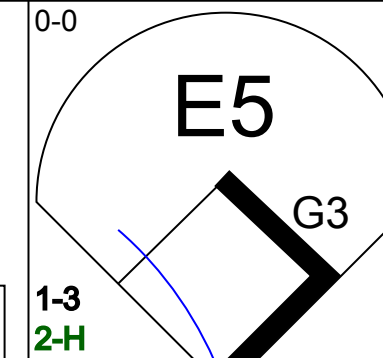
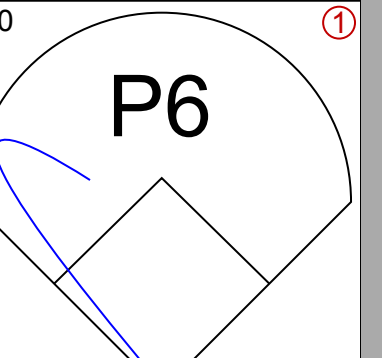
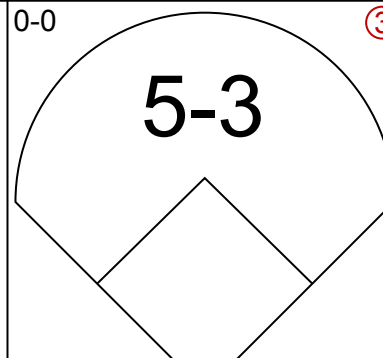
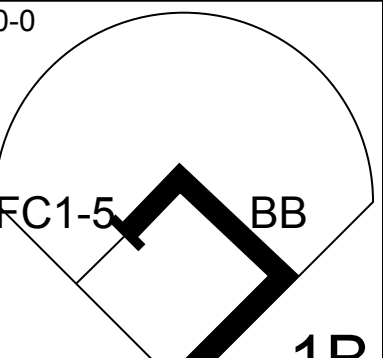
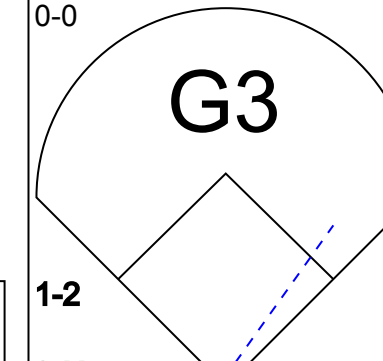
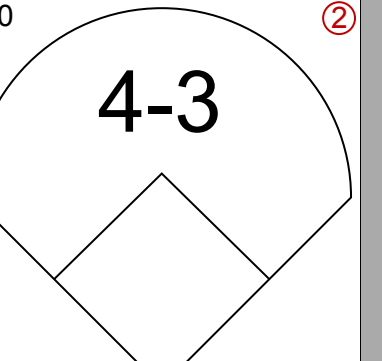
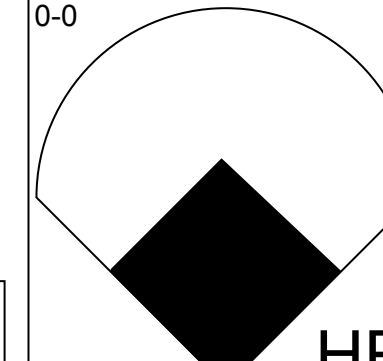
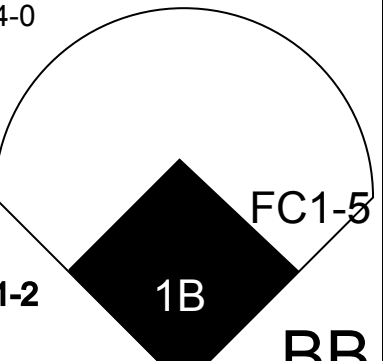
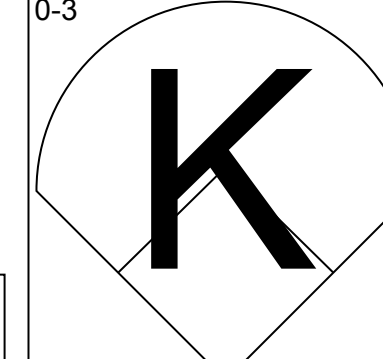
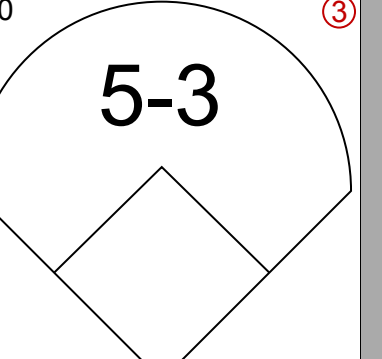
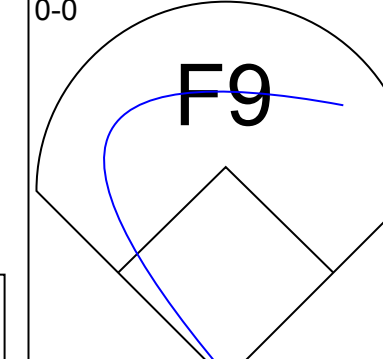
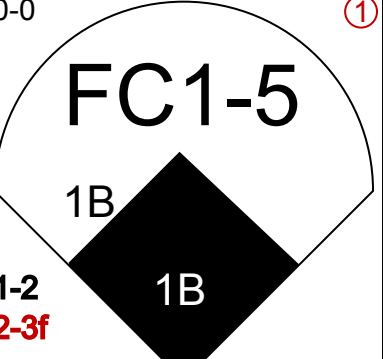
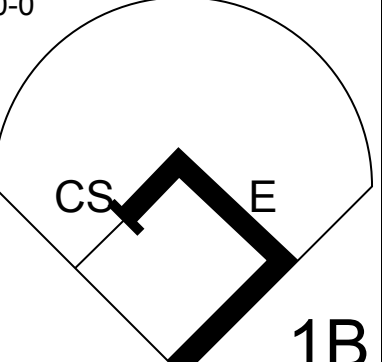

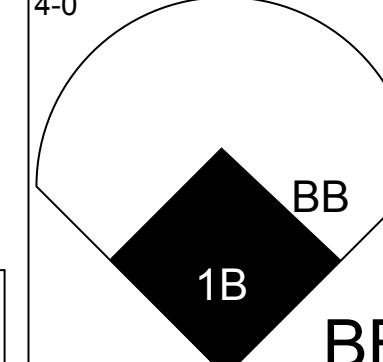
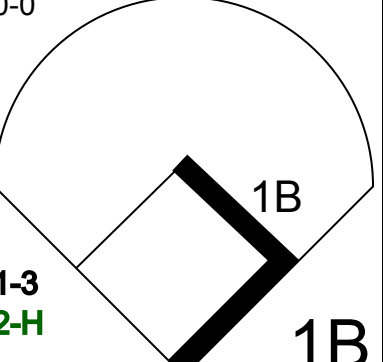
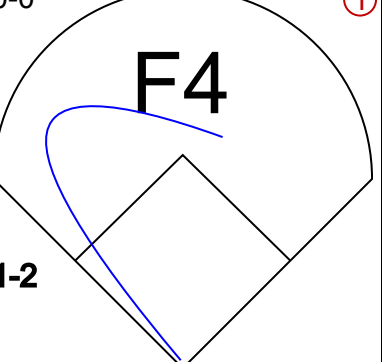
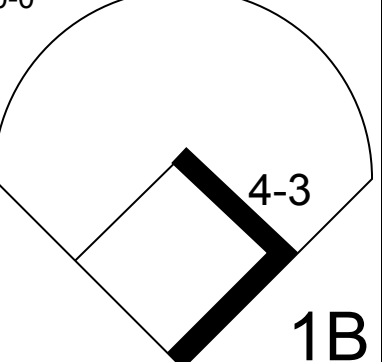
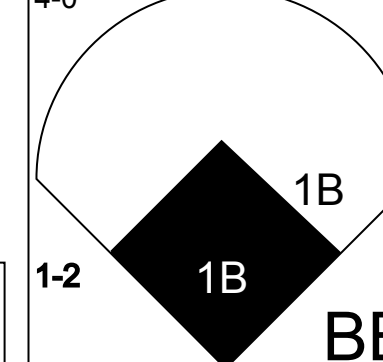
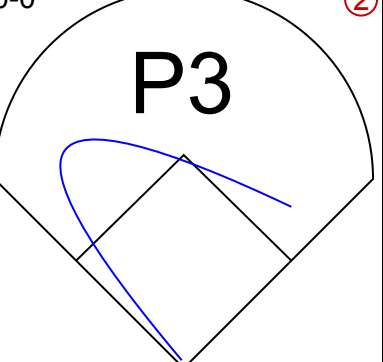
Batter	1	2	3	4	5	6	7	8	9	AB	R	H	RBI	BB	SO	LOB	BOTTOM					
Johnny Temple, R OBP: 0.362, SLG: 0.338 (1, 4)										4	0	0	1	0	0	2						
Jim Piersall, R OBP: 0.401, SLG: 0.451 (1, 8)										5	0	2	0	0	0	1						
Tito Francona, L OBP: 0.352, SLG: 0.418 (1, 7)										5	1	0	0	0	1	2						
Bubba Phillips, R OBP: 0.327, SLG: 0.458 (1, 5)										4	1	1	0	0	1	2						
Willie Kirkland, L OBP: 0.311, SLG: 0.473 (1, 9)										3	1	1	2	1	0	1						
John Romano, R OBP: 0.388, SLG: 0.505 Valmy Thomas, R OBP: 0.321, SLG: 0.250 (1, 2) (1, 2)										0	0	0	0	0	0	0						
Vic Power, R OBP: 0.314, SLG: 0.388 (1, 3)										4	1	1	0	0	0	2						
Miguel de la Hoz, R OBP: 0.287, SLG: 0.358 (1, 6)										3	1	2	1	1	0	0						
Mudcat Grant, R OBP: 0.212, SLG: 0.170 Bob Hale, L OBP: 0.235, SLG: 0.200 Joe Schaffernoth, R (8, PH) (9, 1)										3	0	2	1	0	1	0						
										1	0	0	0	0	1	1						
										0	0	0	0	0	0	0						
Inning Stats	R: 0 E: 0 K: 0 S: 4	H: 1 LOB: 1 BB: 0 P: 4	R: 1 E: 0 K: 0 S: 4	H: 2 LOB: 2 BB: 2 P: 12	R: 2 E: 0 K: 1 S: 7	H: 2 LOB: 0 BB: 0 P: 7	R: 1 E: 0 K: 0 S: 5	H: 2 LOB: 1 BB: 0 P: 5	R: 1 E: 0 K: 1 S: 7	H: 2 LOB: 1 BB: 0 P: 7	R: 0 E: 0 K: 1 S: 5	H: 0 LOB: 0 BB: 0 P: 5	R: 0 E: 0 K: 1 S: 5	H: 0 LOB: 0 BB: 0 P: 5	R: 1 E: 0 K: 1 S: 7	H: 2 LOB: 1 BB: 0 P: 7	R: 0 E: 0 K: 1 S: 5	H: 0 LOB: 0 BB: 0 P: 5	1B: 7 2B: 3 3B: 0 HR: 1	SF: 1 SAC: 0 DP: 1 HBP: 0	WP: 0 PB: 0 SB: 0 CS: 0	PA: 39
PITCHER	IP	WLS	BF	H	R	ER	SO	BB	IBB	HBP	BLK	WP	HR	S	P	ERA	WHIP					
Pedro Ramos, R ERA: 4.44 Ray Moore, R ERA: 5.4	(1, 1) (8, 1)	7.1 1.2	W S	33 6	10 1	6 0	6 0	3 2	0 0	0 0	0 0	0 0	0 0	10 10	45 10	0.00 0.600	1.636					

Minnesota Twins @ Cleveland Indians
Cleveland Municipal Stadium, Cleveland, OH
Thu Jul 13 1961, 7:05 PM EDT
Att: 3,491 - Unknown

AB 36
R 6
H 11
RBI 6
BB 2
SO 5
LOB 12



Batter	1	2	3	4	5	6	7	8	9	AB	R	H	RBI	BB	SO	LOB	TOP				
Albie Pearson, L OBP: 0.432, SLG: 0.432 (1, 8)										5	1	2	0	1	1		Los Angeles Angels @ Cleveland Indians Cleveland Municipal Stadium, Cleveland, OH Fri Jul 14, 1961, 7:05 PM EDT Att: 7,937 - Unknown				
Billy Moran, R OBP: 0.308, SLG: 0.328 (1, 4)										4	0	1	1	1	1	0					
Leon Wagner, L OBP: 0.322, SLG: 0.500 Ken Hunt, R OBP: 0.334, SLG: 0.550 (7, PH) (7, 8)										3	0	0	0	0	0	1					
Ted Kluszewski, L OBP: 0.312, SLG: 0.473 Steve Bilko, R OBP: 0.431, SLG: 0.598 (6, PH) (6, 3)										2	0	0	0	0	0	0					
Lee Thomas, L OBP: 0.353, SLG: 0.471 (7, 7)										4	1	2	0	0	1	1					
Joe Koppe, R OBP: 0.402, SLG: 0.471 (1, 6)										3	1	2	1	1	0	1					
Eddie Yost, R OBP: 0.361, SLG: 0.202 (1, 5)										3	0	0	0	1	1	4					
Ed Sadowski, R OBP: 0.280, SLG: 0.337 (1, 2)										3	1	2	1	1	1	0					
Ken McBride, R OBP: 0.130, SLG: 0.135 Art Fowler, R OBP: 0.100, SLG: 0.100 Jim Donohue, R (7, 1) (7, 1)										3	1	0	0	0	1	3					
Inning Stats	R: 0 E: 0 K: 1 S: 5	H: 0 LOB: 0 BB: 0 P: 5	R: 0 E: 0 K: 0 S: 4	H: 1 LOB: 1 BB: 0 P: 4	R: 0 E: 0 K: 1 S: 5	H: 0 LOB: 0 BB: 0 P: 5	R: 0 E: 0 K: 0 S: 3	H: 0 LOB: 0 BB: 0 P: 3	R: 4 E: 0 K: 0 S: 7	H: 4 LOB: 1 BB: 1 P: 11	R: 0 E: 0 K: 1 S: 6	H: 2 LOB: 1 BB: 0 P: 6	R: 0 E: 0 K: 2 S: 8	H: 1 LOB: 2 BB: 1 P: 12	R: 1 E: 0 K: 2 S: 8	H: 1 LOB: 2 BB: 2 P: 16		R: 0 E: 0 K: 1 S: 5	H: 0 LOB: 0 BB: 0 P: 5	1B: 6 2B: 2 3B: 0 HR: 1	SF: 0 SAC: 0 DP: 0 HBP: 0
PITCHER	IP	WLS	BF	H	R	ER	SO	BB	IBB	HBP	BLK	WP	HR	S	P	ERA	WHIP				
Barry Latman, R ERA: 3.15 (1, 1)	5.0		21	5	4	4	2	1	0	0	0	0	0	24	28	7.20	1.200				
Bob Allen, L ERA: 1.92 (6, 1)	2.0		9	3	0	0	3	1	0	0	0	0	0	14	18	0.00	2.000				
Frank Funk, R ERA: 2.87 (8, 1)	1.0		6	1	1	1	2	2	0	0	0	0	1	8	16	9.00	3.000				
Bobby Locke, R ERA: 4.1 (9, 1)	1.0	W	3	0	0	0	1	0	0	0	0	0	0	5	5	0.00	0.000				

Batter	1	2	3	4	5	6	7	8	9	AB	R	H	RBI	BB	SO	LOB	BOTTOM					
Johnny Temple, R OBP: 0.363, SLG: 0.337 (1, 4)										4	1	1	1	1	0	3	Los Angeles Angels @ Cleveland Indians Cleveland Municipal Stadium, Cleveland, OH Fri Jul 14, 1961, 7:05 PM EDT Att: 7,937 - Unknown					
Jim Piersall, R OBP: 0.395, SLG: 0.449 (1, 8)										4	0	1	0	0	2	3						
Tito Francona, L OBP: 0.351, SLG: 0.416 (1, 7) (6, 3)										4	1	1	0	0	0	3						
Bubba Phillips, R OBP: 0.326, SLG: 0.456 (1, 5)										4	0	1	0	0	0	1						
Willie Kirkland, L OBP: 0.313, SLG: 0.482 (1, 9)										3	2	1	2	1	0	1						
Miguel de la Hoz, R OBP: 0.277, SLG: 0.345 (1, 6)										4	1	0	0	0	1	3						
Vic Power, R OBP: 0.192, SLG: 0.208 Bob Hlatk, R OBP: 0.229, SLG: 0.194 Bob Allen, L OBP: 0.305, SLG: 0.354 Chuck Esselmann, R OBP: 0.267, SLG: 0.267 Frank Funk, R OBP: 0.267, SLG: 0.267 Bob Nieman, R OBP: 0.447, SLG: 0.444 Mudcat Grant, R OBP: 0.232, SLG: 0.170 Bobby Locke, R OBP: 0.291, SLG: 0.091 (1, 1) (5, PH) (6, 1) (7, PH) (8, PH) (8, PH) (8, PH) (8, 1)										2	0	1	0	0	1	0						
Valmy Thomas, R OBP: 0.344, SLG: 0.259 (1, 2)										3	1	1	0	1	0	3						
Inning Stats	R: 2 E: 1 K: 2 S: 9	H: 1 LOB: 1 BB: 1 P: 13	R: 0 E: 1 K: 0 S: 3	H: 1 LOB: 0 BB: 0 P: 3	R: 0 E: 0 K: 0 S: 3	H: 1 LOB: 0 BB: 0 P: 3	R: 0 E: 0 K: 0 S: 3	H: 0 LOB: 0 BB: 0 P: 3	R: 0 E: 0 K: 1 S: 6	H: 1 LOB: 1 BB: 0 P: 6	R: 0 E: 0 K: 0 S: 3	H: 0 LOB: 0 BB: 0 P: 3	R: 3 E: 0 K: 1 S: 8	H: 3 LOB: 2 BB: 2 P: 16	R: 2 E: 0 K: 0 S: 6	H: 3 LOB: 2 BB: 1 P: 10		R: 0 E: 0 K: 1 S: 5	H: 0 LOB: 0 BB: 0 P: 5	1B: 9 2B: 0 3B: 0 HR: 1	SF: 0 SAC: 0 DP: 1 HBP: 0	WP: 0 PA: 37 PB: 0 SB: 0 CS: 1
PITCHER	IP	WLS	BF	H	R	ER	SO	BB	IBB	HBP	BLK	WP	HR	S	P	ERA		WHIP				
Ken McBride, R ERA: 2.95 (1, 1)	6.1		25	5	4	2	3	2	0	0	0	0	0	29	37	2.84	1.105					
Art Fowler, R ERA: 2.61 (7, 1)	0.0		3	2	1	1	0	1	0	0	0	0	0	2	6	∞	∞					
Jim Donohue, R ERA: 3.02 (7, 1)	1.2	L	9	3	2	2	1	1	0	0	0	0	0	10	14	10.80	2.400					

Batter	1	2	3	4	5	6	7	8	9	10	11	12	AB	R	H	RBI	BB	SO	LOB	TOP							
Able Pearson, L OBP: 0.426, SLG: 0.425 (1.8)	F7	F8		L8		FC3-2				G3		4-3	6	0	1	0	1	0	7								
Billy Moran, R OBP: 0.306, SLG: 0.323 (1.4)	E6	F7		F9						F8		4-3	7	1	2	1	0	0	5								
Lee Thomas, L OBP: 0.360, SLG: 0.482 (1.9)	1B			E4									4	1	1	1	1	3	0	5							
Leon Wagner, L OBP: 0.322, SLG: 0.488 Ken Hunt, R OBP: 0.333, SLG: 0.545 (6. PH)				K									3	0	1	1	0	1	1								
Steve Bilko, R OBP: 0.424, SLG: 0.580 (1.3)				K									5	0	0	0	1	1	4								
Joe Koppe, R OBP: 0.468, SLG: 0.456 (1.6)	K												3	1	0	0	3	1	4								
George Thomas, R OBP: 0.275, SLG: 0.489 (1.5)	K												6	1	2	2	0	2	4								
Ed Sadowski, R OBP: 0.303, SLG: 0.396 (1.2)													5	2	3	1	1	0	2								
Eli Grba, R OBP: 0.330, SLG: 0.330 Frank Stigman, L OBP: 0.274, SLG: 0.333 Johnny James, L OBP: 0.313, SLG: 0.373 Ted Kluszewski, L OBP: 0.315, SLG: 0.435 Ted Bowdler, R OBP: 0.277, SLG: 0.377 Ryne Duren, R OBP: 0.336, SLG: 0.280 Art Fowler, R OBP: 0.291, SLG: 0.261 (9.1)				P3									1	0	0	0	0	0	1								
Inning Stats	R: 1 E: 1 K: 2 S: 9	H: 1 LOB: 3 BB: 2 P: 17	R: 0 E: 0 K: 0 S: 4	H: 1 LOB: 1 BB: 0 P: 4	R: 0 E: 1 K: 2 S: 7	H: 0 LOB: 1 BB: 0 P: 7	R: 0 E: 0 K: 1 S: 6	H: 1 LOB: 3 BB: 2 P: 14	R: 3 E: 0 K: 1 S: 7	H: 2 LOB: 1 BB: 1 P: 15	R: 0 E: 0 K: 1 S: 6	H: 1 LOB: 2 BB: 1 P: 10	R: 1 E: 0 K: 0 S: 5	H: 2 LOB: 3 BB: 2 P: 13	R: 0 E: 0 K: 0 S: 3	H: 1 LOB: 0 BB: 0 P: 3	R: 0 E: 0 K: 1 S: 5	H: 0 LOB: 1 BB: 1 P: 9	R: 0 E: 0 K: 0 S: 3	H: 0 LOB: 0 BB: 0 P: 3	R: 1 E: 0 K: 0 S: 5	H: 2 LOB: 2 BB: 1 P: 9	1B: 7 2B: 2 3B: 0 HR: 3	SF: 0 SAC: 0 DP: 2 HBP: 0	WP: 0 PB: 0 SB: 0 CS: 1	PA: 58	
PITCHER	IP	WLS	BF	H	R	ER	SO	BB	IBB	HBP	BLK	WP	HR	S	P	ERA	WHIP										
Jim Perry, R ERA: 4.22 Dick Stigman, L ERA: 3.63 Joe Schaffelhoeth, R ERA: 6.84 Bobby Locke, R ERA: 3.77 Frank Funk, R ERA: 2.97 (12.1)	3.0	1.0	5	1	0	0	1	1	0	0	0	0	0	6	10	0.00	2.000										
	0.1	4	1	1	1	0	0	2	0	0	0	0	2	10	27.00	9.000											
	4.2	16	2	0	0	2	1	0	0	0	0	0	0	19	23	0.00	0.643										
	1.0	L	6	2	1	1	0	0	1	0	0	0	1	5	9	9.00	2.000										

Los Angeles Angels @ Cleveland Indians
Cleveland Municipal Stadium, Cleveland, OH

Sat Jul 15 1961, 3:33 AM EDT
Att. 5,690 - Unknown

AB 47
R 6
H 11
RBI 6
BB 11
SO 9
LOB 39



Batter	1	2	3	4	5	6	7	8	9	10	11	12	AB	R	H	RBI	BB	SO	LOB	BOTTOM							
Johnny Temple, R OBP: 0.365, SLG: 0.340 (1.4)	3-1	4-3				P5		FC6-4			F9		6	0	3	2	0	0	1								
Jim Piersall, R OBP: 0.396, SLG: 0.441 (1.8)	4-3	F7				P2				F8		1-3	5	0	0	0	1	0	3								
Tito Francona, L OBP: 0.345, SLG: 0.408 (1.3)	3-1					F8				F7			6	0	0	0	0	1	2								
Bubba Phillips, R OBP: 0.326, SLG: 0.452 (1.5)	P5									6-3			5	0	1	0	1	0	1								
Willie Kirkland, L OBP: 0.317, SLG: 0.479 (1.9)						P4				F7			4	1	1	0	2	0	1								
Don Dillard, L OBP: 0.368, SLG: 0.420 (1.7)										4-3			6	2	3	1	0	0	4								
Miguel de la Hoz, R OBP: 0.298, SLG: 0.381 (1.6)													5	2	4	1	0	0	0								
Valmy Thomas, R OBP: 0.306, SLG: 0.226 John Romano, R OBP: 0.387, SLG: 0.503 (11.2)													4	0	0	1	0	1	3								
													1	0	0	0	0	1	1								
Jim Perry, R ERA: 4.0 Dick Stigman, L ERA: 3.63 Joe Schaffelhoeth, R ERA: 6.84 Bobby Locke, R ERA: 3.77 Bob Nieman, R ERA: 4.96 Frank Funk, R ERA: 2.97 (12.1)													2	0	0	0	0	0	2								
													1	0	0	0	0	0	1								
													0	0	0	0	0	0	0								
													0	0	0	0	0	0	0								
													1	0	0	0	0	0	0								
													0	0	0	0	0	0	0								
Inning Stats	R: 0 E: 0 K: 0 S: 4	H: 1 LOB: 1 BB: 0 P: 4	R: 3 E: 0 K: 0 S: 7	H: 4 LOB: 1 BB: 0 P: 7	R: 0 E: 0 K: 0 S: 4	H: 2 LOB: 2 BB: 0 P: 4	R: 0 E: 0 K: 0 S: 3	H: 1 LOB: 0 BB: 3 P: 3	R: 0 E: 0 K: 1 S: 7	H: 0 LOB: 3 BB: 0 P: 15	R: 1 E: 0 K: 0 S: 4	H: 2 LOB: 1 BB: 0 P: 7	R: 0 E: 0 K: 0 S: 3	H: 0 LOB: 0 BB: 0 P: 3	R: 0 E: 0 K: 1 S: 6	H: 1 LOB: 1 BB: 0 P: 6	R: 0 E: 0 K: 0 S: 3	H: 0 LOB: 0 BB: 0 P: 3	R: 0 E: 0 K: 1 S: 5	H: 0 LOB: 0 BB: 1 P: 9	1B: 9 2B: 2 3B: 0 HR: 1	SF: 0 SAC: 0 DP: 1 HBP: 0	WP: 2 PB: 0 SB: 0 CS: 0	PA: 51			
PITCHER	IP	WLS	BF	H	R	ER	SO	BB	IBB	HBP	BLK	WP	HR	S	P	ERA	WHIP										
Eli Grba, R ERA: 4.0 Johnny James, R ERA: 4.41 Ryne Duren, R ERA: 4.96 Art Fowler, R ERA: 2.38 (9.1)	3.0	3.0	14	3	1	1	1	2	1	0	0	2	0	13	25	3.00	1.667										
	2.0	8	1	1	1	0	0	1	0	0	0	0	1	7	11	4.50	1.000										
	4.0	W	14	1	0	0	2	1	0	0	0	0	0	17	21	0.00	0.500										

Los Angeles Angels @ Cleveland Indians
Cleveland Municipal Stadium, Cleveland, OH

Sat Jul 15 1961, 3:33 AM EDT
Att. 5,690 - Unknown

AB 46
R 5
H 12
RBI 5
BB 5
SO 3
LOB 19



Batter	1	2	3	4	5	6	7	8	9	AB	R	H	RBI	BB	SO	LOB	TOP							
Lenny Green, L (1, 8) OBP: 0.391, SLG: 0.395	0-3 K		0-0 1B		0-0 3B			0-0 1B	0-3 K	5	1	3	1	0	2	1	Minnesota Twins @ Cleveland Indians Cleveland Municipal Stadium, Cleveland, OH Sun Jul 16 1961, 3:33 AM EDT Unknown							
Billy Martin, R (1, 4) OBP: 0.276, SLG: 0.370	0-0 F5		0-0 F9		0-0 6-3			0-0 P6		4	0	0	1	0	0	3								
Harmon Killebrew, R (1, 3) (7, 5) OBP: 0.443, SLG: 0.680	0-0 F7		0-0 1B		0-0 6-3			0-0 P6		4	0	1	1	0	0	1								
Bob Allison, R (1, 9) OBP: 0.340, SLG: 0.440		0-3 K	0-0 6-3		4-0 BB			0-0 FC6-4		3	0	0	0	1	1	2								
Jim Lemon, R (1, 7) OBP: 0.340, SLG: 0.432		0-0 2B		0-3 K		0-0 G6-4-3		0-3 K		4	0	1	0	0	2	1								
Earl Battey, R (1, 2) OBP: 0.375, SLG: 0.458		0-0 1B		0-0 F3		0-0 G3		0-0 HR		4	1	2	0	0	0	0								
Ted Lepcio, R (1, 5) (7, 6) OBP: 0.200, SLG: 0.517		0-3 2B		0-3 K			0-0 L4-6	0-0 F7		4	0	1	0	0	2	3								
Jose Valdivielso, R (1, 6) OBP: 0.223, SLG: 0.236		0-3 K		0-0 F5			0-0 L4-6	0-0 HR		2	0	0	0	0	1	2								
Julio Becquer, L (7, 4) (7, 3) OBP: 0.264, SLG: 0.620		0-3 K		0-0 1B			0-3 K	0-0 HR		2	1	1	2	0	0	1								
Jim Kaat, L (1, 1) OBP: 0.394, SLG: 0.433			0-0 1B		0-0 1B			0-0 BB		0	0	0	0	0	0	0								
Chuck Stobbs, L (1, 1) OBP: 0.444, SLG: 0.500					0-0 3B					1	1	1	0	0	0	0								
Rich Rollins, R (5, PH) OBP: 0.417, SLG: 0.455										1	1	1	0	0	0	0								
Danny McDevitt, L (5, 1) OBP: 0.294, SLG: 0.350										1	0	0	0	0	1	0								
Dan Dobbek, L (9, PH) ERA: 4.29										0	0	0	0	1	0	0								
Inning Stats	R: 0 E: 0 K: 1 S: 5	H: 0 LOB: 0 BB: 0 P: 5	R: 0 E: 0 K: 3 S: 11	H: 2 LOB: 2 BB: 0 P: 11	R: 1 E: 0 K: 0 S: 5	H: 3 LOB: 1 BB: 0 P: 5	R: 0 E: 0 K: 2 S: 7	H: 0 LOB: 0 BB: 0 P: 7	R: 2 E: 0 K: 0 S: 5	H: 2 LOB: 0 BB: 0 P: 5	R: 0 E: 0 K: 1 S: 2	H: 0 LOB: 0 BB: 1 P: 6	R: 0 E: 0 K: 1 S: 5	H: 1 LOB: 0 BB: 0 P: 5	R: 0 E: 0 K: 0 S: 4	H: 1 LOB: 1 BB: 0 P: 4	R: 2 E: 0 K: 2 S: 9	H: 2 LOB: 1 BB: 1 P: 13	1B: 7 2B: 3 3B: 1 HR: 1	SF: 0 SAC: 0 DP: 2 HBP: 0	WP: 0 PB: 0 SB: 0 CS: 0	PA: 37		
PITCHER	IP WLS BF H R ER SO BB IBB HBP BLK WP HR S P ERA WHIP	8.2 W 36 11 5 5 8 2 0 0 0 0 1 50 58 5.19 1.500	0.1 S 1 0 0 0 1 0 0 0 0 0 0 3 3 0.00 0.000																					

AB	35
R	5
H	11
RBI	5
BB	2
SO	9
LOB	14



Batter	1	2	3	4	5	6	7	8	9	AB	R	H	RBI	BB	SO	LOB	BOTTOM						
Johnny Temple, R (1, 4) OBP: 0.365, SLG: 0.339			0-0 F8			0-0 F8		0-0 1B		4	1	1	0	1	0	2	Minnesota Twins @ Cleveland Indians Cleveland Municipal Stadium, Cleveland, OH Sun Jul 16 1961, 3:33 AM EDT Unknown						
Bob Nieman, R (1, 7) OBP: 0.486, SLG: 0.469		0-0 1B		0-0 1B		0-0 E5		0-3 K		4	0	3	0	0	0	0							
Don Dillard, L (6, FR) (7, 7) OBP: 0.365, SLG: 0.415	0-0 1B	0-0 F9		0-0 1B		0-0 E5		0-3 K		1	0	0	0	0	1	1							
Tito Francona, L (1, 3) OBP: 0.344, SLG: 0.405	1-0 1B	0-0 F9		0-0 F2		0-0 4-3				3	1	0	0	0	0	3							
Bubba Phillips, R (1, 5) OBP: 0.328, SLG: 0.452	0-0 1B	0-0 1B		0-0 F7		0-0 F7		0-0 F7		4	1	2	1	0	0	1							
Willie Kirkland, L (1, 9) OBP: 0.316, SLG: 0.476	1-2 HR	0-3 K		0-0 3-1		0-0 F8		0-0 F8		4	1	1	1	0	1	3							
Chuck Essegian, R (1, 8) OBP: 0.362, SLG: 0.651	0-0 HR	0-3 K		0-0 5-3		0-0 HR		0-0 HR		4	2	2	4	0	1	2							
John Romano, R (1, 2) OBP: 0.388, SLG: 0.513	0-0 HR		0-0 G3		0-0 F3		0-0 F9			4	1	2	1	0	0	0							
Woodie Held, R (1, 6) OBP: 0.362, SLG: 0.429	0-0 6-3		0-0 G3		0-3 K		0-3 K		0-3 K	4	0	1	0	0	2	1							
Gary Bell, R (1, 1) OBP: 0.159, SLG: 0.167	0-0 6-3		0-3 K		0-3 K		0-3 K		0-0 5-3	4	0	0	0	0	2	2							
Barry Latman, R (9, 1) OBP: 0.192, SLG: 0.208	0-0 2-3		0-3 K							0	0	0	0	0	0	0							
Inning Stats	R: 6 E: 0 K: 0 S: 8	H: 6 LOB: 1 BB: 1 P: 13	R: 0 E: 0 K: 2 S: 9	H: 2 LOB: 2 BB: 0 P: 9	R: 0 E: 0 K: 1 S: 6	H: 1 LOB: 1 BB: 0 P: 6	R: 0 E: 0 K: 0 S: 4	H: 1 LOB: 1 BB: 0 P: 4	R: 0 E: 0 K: 1 S: 5	H: 0 LOB: 0 BB: 0 P: 5	R: 0 E: 1 K: 1 S: 6	H: 0 LOB: 1 BB: 0 P: 6	R: 1 E: 0 K: 0 S: 4	H: 1 LOB: 0 BB: 0 P: 4	R: 0 E: 0 K: 2 S: 8	H: 1 LOB: 1 BB: 0 P: 8	1B: 8 2B: 1 3B: 0 HR: 3	SF: 0 SAC: 0 DP: 0 HBP: 1	WP: 0 PB: 0 SB: 0 CS: 0	PA: 38			
PITCHER	IP WLS BF H R ER SO BB IBB HBP BLK WP HR S P ERA WHIP	0.1 L 17 6 1 1 3 0 0 0 0 0 1 23 23 2.46 1.636	4.0 15 2 1 1 4 0 0 0 0 0 1 23 23 2.25 0.500																				

AB	36
R	7
H	12
RBI	7
BB	1
SO	7
LOB	15



Batter	1	2	3	4	5	6	7	8	9	AB	R	H	RBI	BB	SO	LOB	TOP																	
Lenny Green, L OBP: 0.398, SLG: 0.413 (1, 8)										6	3	5	2	0	0	0	Minnesota Twins @ Cleveland Indians Cleveland Municipal Stadium, Cleveland, OH Sun Jul 16 1961, 3:38 AM EDT Att: 16,945 - Unknown																	
Bill Tuttle, R OBP: 0.302, SLG: 0.302 (1, 5)										5	1	2	3	0	0	2																		
Harmon Killebrew, R OBP: 0.447, SLG: 0.677 (1, 3)										4	2	2	1	2	0	2																		
Julio Becquer, L OBP: 0.276, SLG: 0.618 (1, 7)										5	1	2	1	0	0	4																		
Bob Allison, R OBP: 0.340, SLG: 0.437 Billy Martin, R OBP: 0.273, SLG: 0.365 (1, 9)										2	0	0	1	1	0	2																		
Hal Naragon, L OBP: 0.295, SLG: 0.373 (1, 2)										5	0	1	1	0	1	1																		
Ted Lepcio, R OBP: 0.200, SLG: 0.455 (1, 4)										4	1	0	0	1	0	0																		
Jose Valdivieso, R OBP: 0.231, SLG: 0.243 (1, 6)										5	2	2	0	0	0	3																		
Bert Cueto, R Don Lee, R OBP: 0.100, SLG: 0.100 (1, 1)										0	1	0	0	1	0	0																		
Inning Stats	R: 1 E: 0 K: 0 S: 5	H: 2 LOB: 1 BB: 0 P: 5	R: 0 E: 0 K: 0 S: 3	H: 0 LOB: 0 BB: 0 P: 3	R: 3 E: 0 K: 0 S: 7	H: 3 LOB: 2 BB: 2 P: 15	R: 0 E: 0 K: 1 S: 5	H: 0 LOB: 0 BB: 0 P: 5	R: 1 E: 1 K: 0 S: 3	H: 1 LOB: 2 BB: 1 P: 7	R: 3 E: 1 K: 1 S: 9	H: 4 LOB: 2 BB: 1 P: 13	R: 0 E: 0 K: 1 S: 5	H: 0 LOB: 0 BB: 0 P: 5	R: 0 E: 0 K: 0 S: 4	H: 1 LOB: 2 BB: 1 P: 8		R: 4 E: 1 K: 0 S: 8	H: 4 LOB: 1 BB: 0 P: 8	1B: 11 2B: 3 3B: 1 HR: 0	SF: 1 SAC: 0 DP: 0 HBP: 0	WP: 1 PB: 0 SB: 0 CS: 0	PA: 48											
PITCHER	IP WLS BF H R ER SO BB IBB HBP BLK WP HR S P ERA WHIP																																	
Wynn Hawkins, R ERA: 3.65 Dick Stigman, L ERA: 4.29 Frank Funk, R ERA: 2.91 Bob Allen, L ERA: 1.84	(1, 1) (3, 1) (6, 1) (8, 1)	2.2 3.0 1.1 2.0	15 L 16 4 13	5 5 0 5	4 4 0 4	4 3 0 0	0 2 1 0	0 3 0 0	0 1 0 0	0 0 0 0	1 0 0 0	0 0 6 12	14 29 6 16	18 9.00 6 0.00	2.250 2.667 0.000 2.500																			

AB	42
R	12
H	15
RBI	10
BB	5
SO	3
LOB	17



Batter	1	2	3	4	5	6	7	8	9	AB	R	H	RBI	BB	SO	LOB	BOTTOM					
Johnny Temple, R OBP: 0.363, SLG: 0.340 (1, 4)										5	1	1	0	0	0	0	Minnesota Twins @ Cleveland Indians Cleveland Municipal Stadium, Cleveland, OH Sun Jul 16 1961, 3:38 AM EDT Att: 16,945 - Unknown					
Don Dillard, L OBP: 0.366, SLG: 0.414 (1, 7)										5	1	2	1	0	1	0						
Tito Francona, L OBP: 0.346, SLG: 0.414 (1, 3)										4	1	2	2	0	0	1						
Bubba Phillips, R OBP: 0.327, SLG: 0.449 (1, 5)										3	0	0	0	1	0	1						
Willie Kirkland, L OBP: 0.318, SLG: 0.476 (1, 9)										4	0	2	0	0	0	0						
Chuck Essegian, R OBP: 0.357, SLG: 0.628 (1, 8)										3	0	0	0	1	0	3						
John Romano, R OBP: 0.390, SLG: 0.510 (1, 2)										2	1	0	0	2	2	0						
Miguel de la Hoz, R OBP: 0.297, SLG: 0.402 (1, 6)										4	1	1	2	0	0	2						
Wynn Hawkins, R OBP: 0.134, SLG: 0.134 Dick Stigman, R OBP: 0.125, SLG: 0.125 Frank Funk, R OBP: 0.125, SLG: 0.087 Bob Hall, L OBP: 0.162, SLG: 0.162 Bob Allen, L OBP: 0.375, SLG: 0.375 Bob Nieman, R OBP: 0.402, SLG: 0.402 (1, 1) (3, 1) (6, 1) (7, PH) (8, 1) (9, PH)	(1, 1) (3, 1) (6, 1) (7, PH) (8, 1) (9, PH)	2.2 6.1	14 W 24	4 4	4 1	4 1	0 1	0 3	0 3	2 2	0 0	0 0	0 0	0 0	0 0	0 0						
Inning Stats	R: 0 E: 0 K: 0 S: 3	H: 0 LOB: 0 BB: 0 P: 3	R: 0 E: 0 K: 0 S: 3	H: 0 LOB: 0 BB: 0 P: 3	R: 4 E: 0 K: 0 S: 7	H: 4 LOB: 2 BB: 2 P: 15	R: 0 E: 0 K: 1 S: 5	H: 0 LOB: 0 BB: 0 P: 5	R: 0 E: 0 K: 0 S: 4	H: 1 LOB: 1 BB: 0 P: 4	R: 0 E: 0 K: 1 S: 5	H: 1 LOB: 0 BB: 0 P: 5	R: 1 E: 0 K: 0 S: 5	H: 2 LOB: 1 BB: 0 P: 5	R: 0 E: 0 K: 0 S: 3	H: 0 LOB: 2 BB: 2 P: 11		R: 0 E: 0 K: 1 S: 5	H: 0 LOB: 0 BB: 0 P: 5	1B: 5 2B: 1 3B: 0 HR: 2	SF: 0 SAC: 0 DP: 1 HBP: 0	WP: 0 PB: 0 SB: 0 CS: 0
PITCHER	IP WLS BF H R ER SO BB IBB HBP BLK WP HR S P ERA WHIP																					
Bert Cueto, R Don Lee, R ERA: 7.29 ERA: 2.68	(1, 1) (3, 1)	2.2 6.1	14 W 24	4 4	4 1	4 1	0 1	0 3	0 3	2 2	0 0	0 0	0 0	0 0	0 0	0 0						

AB	34
R	5
H	8
RBI	5
BB	4
SO	3
LOB	7



Batter	1	2	3	4	5	6	7	8	9	AB	R	H	RBI	BB	SO	LOB	TOP					
Chuck Schilling, R (1.4) OBP: 0.339, SLG: 0.318										5	3	3	0	0	0	1	Boston Red Sox @ Cleveland Indians Cleveland Municipal Stadium, Cleveland, OH Tue Jul 18 1961, 7:05 PM EDT Att: 6,714 - Unknown					
Gary Geiger, L (1.8) OBP: 0.356, SLG: 0.447										4	3	2	4	1	0	2						
Carl Yastrzemski, L (1.7) OBP: 0.313, SLG: 0.372										5	0	3	3	0	0	0						
Russ Nixon, L (1.2) OBP: 0.290, SLG: 0.314										4	0	1	1	1	1	3						
Frank Matzone, R (1.5) OBP: 0.270, SLG: 0.322										5	1	0	0	0	0	3						
Pete Runnels, L (1.3) OBP: 0.370, SLG: 0.420										3	0	1	0	0	0	0						
Carroll Hardy, R (1.9) OBP: 0.331, SLG: 0.361										4	0	0	0	0	0	2						
Don Buddin, R (1.6) OBP: 0.397, SLG: 0.388										3	2	2	1	1	0	0						
Don Schwall, R (1.1) OBP: 0.194, SLG: 0.226										2	0	0	0	0	1	1						
Inning Stats	R: 2 E: 0 K: 0 S: 5	H: 3 LOB: 0 BB: 0 P: 5	R: 0 E: 0 K: 0 S: 3	H: 0 LOB: 0 BB: 0 P: 3	R: 2 E: 0 K: 1 S: 7	H: 2 LOB: 0 BB: 0 P: 7	R: 0 E: 0 K: 0 S: 3	H: 0 LOB: 0 BB: 0 P: 3	R: 2 E: 0 K: 0 S: 5	H: 3 LOB: 2 BB: 1 P: 9	R: 1 E: 2 K: 1 S: 7	H: 1 LOB: 1 BB: 0 P: 7	R: 0 E: 0 K: 0 S: 3	H: 0 LOB: 0 BB: 0 P: 3	R: 0 E: 0 K: 0 S: 3	H: 1 LOB: 1 BB: 1 P: 7	R: 2 E: 0 K: 0 S: 6	H: 2 LOB: 2 BB: 1 P: 10	1B: 9 2B: 2 3B: 0 HR: 2	SF: 0 SAC: 3 DP: 2 HBP: 0	WP: 0 PB: 0 SB: 0 CS: 0	PA: 41
PITCHER	IP WLS BF H R ER SO BB IBB HBP BLK WP HR S P ERA WHIP																					
Mudcat Grant, R (1.1) ERA: 3.78	5.0 L 23 8 6 6 1 0 0 1 0 0 0 2 23 27 10.80 1.600																					
Bob Allen, L (6.1) ERA: 1.91	1.0 5 1 1 0 1 0 0 0 0 0 0 7 7 0.00 1.000																					
Dick Stigman, L (7.1) ERA: 4.45	3.0 14 3 2 2 0 2 0 0 0 0 0 0 12 20 6.00 1.667																					

AB 35
R 9
H 12
RBI 9
BB 3
SO 2
LOB 12



Batter	1	2	3	4	5	6	7	8	9	AB	R	H	RBI	BB	SO	LOB	BOTTOM					
Johnny Temple, R (1.4) OBP: 0.366, SLG: 0.348										4	1	2	0	1	0	1	Boston Red Sox @ Cleveland Indians Cleveland Municipal Stadium, Cleveland, OH Tue Jul 18 1961, 7:05 PM EDT Att: 6,714 - Unknown					
Don Dillard, L (1.7) OBP: 0.358, SLG: 0.402										5	0	1	0	0	2	5						
Tito Francona, L (1.3) OBP: 0.346, SLG: 0.411										3	0	0	0	2	0	3						
Bubba Phillips, R (1.5) OBP: 0.325, SLG: 0.445										5	0	1	1	0	1	5						
Willie Kirkland, L (1.9) OBP: 0.320, SLG: 0.480										4	1	2	0	0	0	1						
Chuck Essegian, R (1.8) OBP: 0.363, SLG: 0.618										3	0	1	0	1	0	2						
Woodie Held, R (1.6) OBP: 0.364, SLG: 0.430										4	0	2	0	0	1	2						
Valmy Thomas, R (1.2) OBP: 0.275, SLG: 0.200										4	0	0	0	0	0	6						
Inning Stats	R: 1 E: 0 K: 1 S: 7	H: 2 LOB: 1 BB: 0 P: 7	R: 0 E: 0 K: 0 S: 3	H: 1 LOB: 1 BB: 1 P: 7	R: 0 E: 0 K: 1 S: 5	H: 0 LOB: 1 BB: 1 P: 9	R: 0 E: 0 K: 1 S: 6	H: 1 LOB: 0 BB: 0 P: 6	R: 0 E: 1 K: 0 S: 4	H: 0 LOB: 2 BB: 1 P: 8	R: 1 E: 0 K: 0 S: 6	H: 3 LOB: 3 BB: 1 P: 10	R: 0 E: 0 K: 1 S: 5	H: 0 LOB: 0 BB: 0 P: 5	R: 0 E: 0 K: 0 S: 3	H: 1 LOB: 0 BB: 0 P: 3	R: 0 E: 0 K: 0 S: 5	H: 2 LOB: 2 BB: 0 P: 5	1B: 7 2B: 3 3B: 1 HR: 0	SF: 0 SAC: 0 DP: 2 HBP: 0	WP: 0 PB: 0 SB: 0 CS: 0	PA: 40
PITCHER	IP WLS BF H R ER SO BB IBB HBP BLK WP HR S P ERA WHIP																					
Don Schwall, R (1.1) ERA: 3.08	9.0 W 40 10 2 2 4 4 0 0 0 0 0 0 44 60 2.00 1.556																					

AB 36
R 2
H 10
RBI 2
BB 4
SO 4
LOB 27



Batter	1	2	3	4	5	6	7	8	9	AB	R	H	RBI	BB	SO	LOB	TOP			
Chuck Schilling, R OBP: 0.338, SLG: 0.317 (1, 4)	G3		1B BB		G6-4-3		FC6-4			4	0	1	0	0	0	3	Boston Red Sox @ Cleveland Indians Cleveland Municipal Stadium, Cleveland, OH Wed Jul 19 1961, 7:05 PM EDT Unknown			
Gary Geiger, L OBP: 0.356, SLG: 0.446 (1, 8)	FC5-4		1B BB			G3		G3		3	0	1	0	1	0	0				
Carl Yastrzemski, L OBP: 0.315, SLG: 0.374 (1, 7)	FC5-4		1B			G4-6-3		4-3		4	0	2	0	0	0	1				
Russ Nixon, L OBP: 0.283, SLG: 0.306 (1, 2)	F7		P6		G4-6-3		F7			4	0	0	0	0	5					
Frank Matzone, R OBP: 0.270, SLG: 0.321 (1, 5)		4-3		6-3		1B SF7		F8		4	1	1	0	0	0	0				
Pete Runnels, L OBP: 0.372, SLG: 0.422 (1, 3)		6-3		P6		BB				4	0	2	0	0	0	0				
Carroll Hardy, R OBP: 0.329, SLG: 0.354 (1, 9)		6-3		K		BB		P3		3	0	0	0	1	1					
Don Buddin, R OBP: 0.394, SLG: 0.384 (7, PH)			F9		4-3		SF7		K	2	0	0	0	0	0	0				
Vic Wertz, L OBP: 0.348, SLG: 0.431 (7, PH)										0	0	0	1	0	0	0				
Billy Muffett, R OBP: 0.300, SLG: 0.176 (9, PH)										0	0	0	0	0	0	0				
Jackie Jensen, R OBP: 0.338, SLG: 0.371 (9, PH)										1	0	0	0	0	1	1				
Gene Conley, R OBP: 0.333, SLG: 0.472 (7, PH)			F8							2	0	1	0	0	0	0				
Pumpsie Green, S OBP: 0.326, SLG: 0.354 (7, 6)					G6-4-3		K			1	0	0	0	0	1	2				
Inning Stats	R: 0 E: 0 K: 0 S: 4	H: 1 LOB: 1 BB: 0 P: 4	R: 0 E: 0 K: 0 S: 3	H: 0 LOB: 0 BB: 0 P: 3	R: 0 E: 0 K: 1 S: 5	H: 2 LOB: 3 BB: 1 P: 9	R: 0 E: 0 K: 1 S: 5	H: 0 LOB: 0 BB: 0 P: 5	R: 0 E: 0 K: 0 S: 3	H: 1 LOB: 0 BB: 0 P: 3	R: 1 E: 0 K: 1 S: 7	H: 2 LOB: 2 BB: 1 P: 11	R: 0 E: 0 K: 0 S: 3	H: 0 LOB: 0 BB: 0 P: 3	R: 0 E: 0 K: 1 S: 6	H: 1 LOB: 1 BB: 0 P: 6	1B: 8 2B: 0 3B: 0 HR: 0	SF: 1 SAC: 0 DP: 2 HBP: 0	WP: 0 PB: 0 SB: 1 CS: 0	PA: 35
PITCHER Barry Latman, R ERA: 2.94 (1, 1)	IP: 9.0 WLS: W BF: 35 H: 8 R: 1 ER: 1 SO: 3 BB: 2 IBB: 0 HBP: 0 BLK: 0 WP: 0 HR: 0 S: 39 P: 47 ERA: 1.00 WHIP: 1.111															PITCHER				


AB	32
R	1
H	8
RBI	1
BB	2
SO	3
LOB	13




Batter	1	2	3	4	5	6	7	8	9	AB	R	H	RBI	BB	SO	LOB	BOTTOM			
Johnny Temple, R OBP: 0.362, SLG: 0.344 (1, 4)	6-3	F9			5-3			F7		4	0	0	0	0	0	2	Boston Red Sox @ Cleveland Indians Cleveland Municipal Stadium, Cleveland, OH Wed Jul 19 1961, 7:05 PM EDT Unknown			
Don Dillard, L OBP: 0.345, SLG: 0.385 (1, 7)	4-3		P6		P4			4-3		4	0	0	0	0	0	0				
Tito Francona, L OBP: 0.345, SLG: 0.418 (1, 3)	P6		HR		2-3			P6		4	1	1	1	0	0	0				
Bubba Phillips, R OBP: 0.326, SLG: 0.444 (1, 5)		1B 2B	P6			5-3				3	1	1	0	0	0	0				
Willie Kirkland, L OBP: 0.323, SLG: 0.492 (1, 9)		2B 6-3	HR			K				3	2	2	1	0	1	0				
Chuck Essegian, R OBP: 0.362, SLG: 0.620 (1, 8)		1-3	F7			F8				3	0	1	1	0	0	0				
John Romano, R OBP: 0.386, SLG: 0.505 (1, 2)		6-3			F8		K			3	0	0	1	0	1	1				
Woodie Held, R OBP: 0.363, SLG: 0.427 (1, 6)		3-H	F9				F8			2	0	0	0	1	0	0				
Barry Latman, R OBP: 0.172, SLG: 0.185 (1, 1)		1-3	F9				F9			3	0	0	0	0	0	2				
Inning Stats	R: 0 E: 0 K: 0 S: 3	H: 0 LOB: 0 BB: 0 P: 3	R: 2 E: 0 K: 0 S: 6	H: 3 LOB: 2 BB: 1 P: 10	R: 2 E: 0 K: 0 S: 5	H: 2 LOB: 0 BB: 0 P: 5	R: 0 E: 0 K: 0 S: 3	H: 0 LOB: 0 BB: 0 P: 3	R: 0 E: 0 K: 1 S: 5	H: 0 LOB: 0 BB: 0 P: 5	R: 0 E: 0 K: 1 S: 5	H: 0 LOB: 0 BB: 0 P: 5	R: 0 E: 0 K: 0 S: 3	H: 0 LOB: 0 BB: 0 P: 3	R: 0 E: 0 K: 1 S: 3	H: 0 LOB: 0 BB: 0 P: 3		1B: 2 2B: 1 3B: 0 HR: 2	SF: 0 SAC: 0 DP: 0 HBP: 0	WP: 0 PB: 0 SB: 0 CS: 0
PITCHER Gene Conley, R ERA: 4.61 (7, 1)	IP: 6.0 WLS: L BF: 24 H: 5 R: 4 ER: 4 SO: 4 BB: 1 IBB: 0 HBP: 0 BLK: 0 WP: 0 HR: 2 S: 25 P: 29 ERA: 6.00 WHIP: 1.000															PITCHER				

AB	29
R	4
H	5
RBI	4
BB	1
SO	2
LOB	5



Batter	1	2	3	4	5	6	7	8	9	AB	R	H	RBI	BB	SO	LOB	TOP					
Pete Runnels, L OBP: 0.372, SLG: 0.413 (1, 4)	0-0 1-3		0-0 FC4-6		0-3 K	0-0 1-2 2-H 3-H	4-0 1B BB		0-0 4-3	5	0	1	2	1	1	4	Boston Red Sox @ Cleveland Indians Cleveland Municipal Stadium, Cleveland, OH Thu Jul 20 1961, 7:05 PM EDT Att: 6,179 - Unknown AB 43 R 11 H 17 RBI 11 BB 7 SO 10 LOB 26 					
Gary Geiger, L OBP: 0.358, SLG: 0.451 (1, 8)	0-3 K			0-0 P4	0-3 K	0-0 F7	0-0 1-2 3-H		0-0 1B	6	0	2	1	0	2	5						
Carl Yastrzemski, L OBP: 0.316, SLG: 0.381 (1, 7)	0-3 K			0-0 HR	0-3 K		0-0 1B		0-0 1B	6	2	3	1	0	2	5						
Vic Wertz, L OBP: 0.362, SLG: 0.468 (1, 3)		0-0 4-3		0-0 HR		4-0 1B BB	0-0 PB 1B	0-0 5-3	4-0 1B	4	3	2	1	2	0	0						
Frank Matzone, R OBP: 0.270, SLG: 0.323 (1, 5)	0-0 F9			0-0 P4		0-0 F5	0-0 1B PB	0-0 F7	0-0 F9	6	1	1	1	0	0	3						
Jim Pagliaroni, R OBP: 0.320, SLG: 0.440 (1, 2)	0-3 K			0-3 K		4-0 BB 1B	0-3 K			4	2	1	0	1	3	2						
Carroll Hardy, R OBP: 0.343, SLG: 0.375 (1, 9)			0-3 K		0-0 E3 1B	0-0 BB 1B	0-0 1B 6-3	0-0 2B		5	2	4	2	0	1	0						
Don Buddin, R OBP: 0.405, SLG: 0.387 (1, 6)			0-0 FC4-6 1B		4-0 1B BB	0-0 P6	0-0 6-3 1B	4-0 BB		3	1	2	1	2	0	3						
Ike Delock, R OBP: 0.219, SLG: 0.138 (5, PH) Rus Nixon, L OBP: 0.298, SLG: 0.313 (5, PH) Galen Cisco, R OBP: 0.273, SLG: 0.111 (5, PH) Pumpsie Green, R OBP: 0.328, SLG: 0.358 (5, PH) Billy Muffett, R OBP: 0.288, SLG: 0.167 (5, PH) Jackie Jensen, R OBP: 0.328, SLG: 0.398 (5, PH) Arnold Earley, L (5, PH)	0-3 K		0-3 K		0-0 1-2 2-3	4-0 1-2 2-3	0-0 1B	0-0 6-3	0-0 F9	1	0	0	0	0	1	1						
Inning Stats	R: 0 E: 0 K: 2 S: 7	H: 0 LOB: 0 BB: 0 P: 7	R: 0 E: 0 K: 1 S: 5	H: 0 LOB: 0 BB: 0 P: 5	R: 0 E: 0 K: 2 S: 8	H: 1 LOB: 1 BB: 0 P: 8	R: 2 E: 1 K: 1 S: 7	H: 2 LOB: 0 BB: 0 P: 7	R: 0 E: 1 K: 3 S: 11	H: 2 LOB: 3 BB: 1 P: 15	R: 3 E: 0 K: 0 S: 5	H: 2 LOB: 2 BB: 3 P: 17	R: 5 E: 0 K: 1 S: 11	H: 6 LOB: 1 BB: 1 P: 15	R: 1 E: 0 K: 0 S: 5	H: 2 LOB: 2 BB: 1 P: 9	R: 0 E: 0 K: 0 S: 4	H: 2 LOB: 2 BB: 1 P: 8	1B: 13 2B: 2 3B: 0 HR: 2	SF: 0 SAC: 0 DP: 0 HBP: 0	WP: 0 PB: 1 SB: 0 CS: 0	PA: 50
PITCHER	IP WLS BF H R ER SO BB IBB HBP BLK WP HR S P ERA WHIP																					
Gary Bell, R ERA: 4.44	(1, 1) 5.2 28 7 5 5 9 4 0 0 0 0 0 2 42 58 7.94 1.941																					
Bob Allen, L ERA: 2.41	(6, 1) 0.2 6 4 4 4 1 0 0 0 0 0 0 0 8 8 54.00 6.000																					
Frank Funk, R ERA: 3.11	(7, 1) 0.2 5 2 1 1 0 1 0 0 0 0 0 0 4 8 13.50 4.500																					
Dick Stigman, L ERA: 4.66	(8, 1) 0.2 4 2 1 1 0 0 0 0 0 0 0 0 4 4 13.50 3.000																					
Bobby Locke, R ERA: 3.62	(8, 1) 1.1 W 7 2 0 0 0 1 1 0 0 0 0 0 5 13 0.00 2.250																					

Batter	1	2	3	4	5	6	7	8	9	AB	R	H	RBI	BB	SO	LOB	BOTTOM			
Johnny Temple, R OBP: 0.361, SLG: 0.348 (1, 4)	0-0 1B SF8 2B		0-0 6-3	0-0 F7	0-0 G4-6-3		0-0 HR 1B			5	2	2	0	0	0	3	Boston Red Sox @ Cleveland Indians Cleveland Municipal Stadium, Cleveland, OH Thu Jul 20 1961, 7:05 PM EDT Att: 6,179 - Unknown AB 42 R 12 H 20 RBI 10 BB 2 SO 2 LOB 19 			
Jim Piersall, R OBP: 0.398, SLG: 0.457 (1, 8)	0-0 SF8 1B		0-0 F9	0-0 1B 2B		0-0 4-3	0-0 1-H 2-H			5	2	3	4	0	0	0				
Tito Francona, L OBP: 0.354, SLG: 0.438 (1, 3)	0-0 SF8		0-0 1B E	0-0 1B 2-H		0-0 PB 1B	0-0 HR			4	2	4	3	0	0	0				
Bubba Phillips, R OBP: 0.325, SLG: 0.440 (1, 5)	0-0 6-3		0-0 E5 1B	0-0 F7		0-0 P6	0-0 5-3			5	0	1	0	0	0	3				
Willie Kirkland, L OBP: 0.320, SLG: 0.482 (1, 9)	0-0 F9		0-0 3-1		0-0 1B 2B	0-3 K		0-0 G4-6-3 1B		5	1	2	0	0	1	3				
Chuck Essegian, R OBP: 0.383, SLG: 0.627 (1, 7)		0-0 2B		0-0 F2	0-0 1-3 1B	0-0 P4		0-0 G4-6-3 1B		5	0	3	0	0	0	2				
John Romano, R OBP: 0.524 (1, 2) Valmy Thomas, R OBP: 0.288, SLG: 0.194 (8, 2)		0-0 6-3		0-0 2B 1B	0-0 1B 2B		0-0 F8	0-0 G4-6-3		4	2	2	1	0	0	1				
Woodie Held, R OBP: 0.377, SLG: 0.433 (1, 6)		0-0 F9		0-0 E 2B	0-0 1B BB		0-0 HR 1B	4-0 1B		3	2	2	1	2	0	1				
Gary Bell, R OBP: 0.170, SLG: 0.178 (5, PH) Bob Allen, L OBP: 0.226, SLG: 0.375 (5, PH) Frank Funk, R OBP: 0.273, SLG: 0.087 (5, PH) Don Billard, R OBP: 0.125, SLG: 0.088 (5, PH) Dick Stigman, L OBP: 0.125, SLG: 0.125 (5, PH) Bobby Locke, R OBP: 0.104, SLG: 0.083 (5, PH)	0-0 1-3		0-0 E3 2B	0-0 G4-6-3 1B	0-0 1-2 2-H		0-0 F3	0-3 K		3	1	1	1	0	0	1				
Inning Stats	R: 1 E: 0 K: 0 S: 5	H: 2 LOB: 1 BB: 0 P: 5	R: 0 E: 0 K: 0 S: 4	H: 1 LOB: 0 BB: 0 P: 4	R: 1 E: 1 K: 0 S: 5	H: 2 LOB: 1 BB: 0 P: 5	R: 4 E: 1 K: 0 S: 8	H: 4 LOB: 1 BB: 0 P: 8	R: 2 E: 0 K: 0 S: 5	H: 4 LOB: 1 BB: 1 P: 9	R: 0 E: 0 K: 1 S: 7	H: 1 LOB: 2 BB: 0 P: 7	R: 4 E: 0 K: 0 S: 7	H: 4 LOB: 0 BB: 0 P: 7	R: 0 E: 0 K: 1 S: 6	H: 2 LOB: 2 BB: 1 P: 10	1B: 13 2B: 5 3B: 0 HR: 2	SF: 1 SAC: 0 DP: 2 HBP: 0	WP: 0 PB: 1 SB: 0 CS: 0	PA: 45
PITCHER	IP WLS BF H R ER SO BB IBB HBP BLK WP HR S P ERA WHIP																			
Ike Delock, R ERA: 4.52	(1, 1) 4.0 22 6 2 2 0 0 0 0 0 0 0 5 9 18.00 5.000																			
Galen Cisco, R ERA: 7.0	(5, 1) 1.0 6 4 2 2 0 1 0 0 0 0 0 0 5 9 18.00 5.000																			
Billy Muffett, R ERA: 6.5	(6, 1) 2.0 L 12 5 4 4 1 0 0 0 0 0 0 2 14 14 18.00 2.500																			
Arnold Earley, L ERA: 4.37	(8, 1) 1.0 5 2 0 0 0 1 0 1 0 0 0 0 6 10 0.00 2.000																			

Batter	1	2	3	4	5	6	7	8	9	AB	R	H	RBI	BB	SO	LOB	TOP			
Johnny Temple, R OBP: 0.360, SLG: 0.350 (1.4)	1-3			F8		4-3		E 1-3 2B		4	0	1	0	0	0	0				
Jim Piersall, R OBP: 0.393, SLG: 0.451 (1.8)	F9			E5		G3		E1		4	0	0	0	0	0	1				
Tito Francona, L OBP: 0.351, SLG: 0.433 (1.3)	4-3			F7		G3		K		4	0	0	0	0	1	3				
Bubba Phillips, R OBP: 0.324, SLG: 0.446 (1.5)		F7		F8		F7			HR	4	1	1	1	0	0	1				
Willie Kirkland, L OBP: 0.319, SLG: 0.478 (1.9)		G5-4-3 HBP		F9		L3		P3		3	0	0	0	0	0	0				
Chuck Essegian, R OBP: 0.376, SLG: 0.613 (1.7)		G5-4-3 1-2		K		K		K		4	0	1	0	0	2	1				
John Romano, R OBP: 0.395, SLG: 0.521 (1.2)			G1-6-3 BB		BB			5-3	F7	2	0	0	0	2	0	1				
Woodie Held, R OBP: 0.375, SLG: 0.441 (1.6)			K		K			HR	K	4	1	1	1	0	3	3				
Wynn Hawkins, R OBP: 0.162, SLG: 0.129 (8. PH) Don Dillard, L OBP: 0.354, SLG: 0.394 (8.1) Joe Schaffernoth, R OBP: 0.354, SLG: 0.394 (8.1)			G1-6-3 1-2		K			2B E 1B		2	0	0	0	0	1	1				
Inning Stats	R: 0 E: 0 K: 0 S: 3	H: 0 LOB: 0 BB: 0 P: 3	R: 0 E: 0 K: 0 S: 2	H: 0 LOB: 0 BB: 0 P: 3	R: 0 E: 0 K: 1 S: 4	H: 0 LOB: 0 BB: 1 P: 8	R: 0 E: 1 K: 0 S: 4	H: 0 LOB: 1 BB: 0 P: 4	R: 0 E: 0 K: 2 S: 7	H: 0 LOB: 0 BB: 0 P: 11	R: 0 E: 0 K: 0 S: 3	H: 0 LOB: 0 BB: 0 P: 3	R: 0 E: 0 K: 2 S: 11	H: 3 LOB: 2 BB: 0 P: 11	R: 1 E: 0 K: 1 S: 7	H: 2 LOB: 1 BB: 0 P: 7	1B: 2 2B: 1 3B: 0 HR: 2	SF: 0 SAC: 0 DP: 2 HBP: 1	WP: 0 PB: 0 SB: 0 CS: 0	PA: 35
PITCHER Don Lee, R ERA: 2.66 (1.1)	IP: 9.0 WLS: W BF: 35 H: 5 R: 3 ER: 2 SO: 7 BB: 2 IBB: 0 HBP: 1 BLK: 0 WP: 0 HR: 2 S: 46 P: 55 ERA: 2.00 WHIP: 0.778																			

Cleveland Indians @ Minnesota Twins
Metropolitan Stadium, Bloomington, MI
Fri Jul 21 1961, 4:33 AM EDT
Att: 17,100 - Unknown - 77 F

AB 32
R 3
H 5
RBI 2
BB 2
SO 7
LOB 11



Batter	1	2	3	4	5	6	7	8	9	AB	R	H	RBI	BB	SO	LOB	BOTTOM			
Lenny Green, L OBP: 0.391, SLG: 0.402 (1.8)	F8 S BB	F7		E4 G6-4-3			CS 1B		1-H 1B	4	0	2	1	1	0	2				
Billy Martin, R OBP: 0.287, SLG: 0.357 (1.4)	P6 1-2		P6	G6-4-3 1-2			5-3			4	0	0	0	0	0	4				
Harmon Killebrew, R OBP: 0.447, SLG: 0.687 (1.3)	F8 2-3		5-3		P6			FC1-5 2B		4	0	1	0	0	0	1				
Jim Lemon, R OBP: 0.340, SLG: 0.433 (8.7) Dan Dobbek, L OBP: 0.287, SLG: 0.340 (8.7)	BB BB		6-3		F9			FC1-5 FC5-4 2-3		2	0	0	0	1	0	0				
Bob Allison, R OBP: 0.351, SLG: 0.454 (1.9)	BB BB			HR BB	5-3			FC5-4 FC6-4 1-2		2	1	0	0	2	0	1				
Earl Battey, R OBP: 0.376, SLG: 0.469 (1.2)	F8			HR 1-H			FC6-4 1B	FC6-4 1-2		4	1	2	2	0	0	4				
Bill Tuttle, R OBP: 0.309, SLG: 0.300 (1.5)			5-3 1B		S 1B 1B		FC6-4 1-2	G4-6-3		3	1	2	0	1	0	1				
Jose Valdivielso, R OBP: 0.217, SLG: 0.228 (1.6)		5-3		SH3-4 1-H 1B		G4-6-3 1-2		FC9-6 BB		4	1	1	1	0	0	3				
Don Lee, R OBP: 0.077, SLG: 0.077 (1.1)		5-3		SH3-4 1-2			5-3		K	3	0	0	0	0	1	2				
Inning Stats	R: 0 E: 0 K: 0 S: 3	H: 0 LOB: 3 BB: 3 P: 15	R: 0 E: 0 K: 0 S: 4	H: 1 LOB: 1 BB: 0 P: 4	R: 0 E: 0 K: 0 S: 3	H: 0 LOB: 0 BB: 0 P: 3	R: 3 E: 1 K: 0 S: 6	H: 3 LOB: 1 BB: 1 P: 10	R: 0 E: 0 K: 0 S: 3	H: 1 LOB: 0 BB: 0 P: 3	R: 0 E: 0 K: 0 S: 3	H: 1 LOB: 0 BB: 0 P: 3	R: 0 E: 0 K: 0 S: 4	H: 1 LOB: 1 BB: 0 P: 4	R: 1 E: 0 K: 1 S: 5	H: 1 LOB: 1 BB: 1 P: 9	1B: 6 2B: 1 3B: 0 HR: 1	SF: 0 SAC: 1 DP: 2 HBP: 0	WP: 0 PB: 0 SB: 3 CS: 1	PA: 37
PITCHER Wynn Hawkins, R ERA: 3.87 (1.1) Joe Schaffernoth, R ERA: 6.59 (8.1)	IP: 7.0 WLS: L BF: 29 H: 6 R: 3 ER: 3 SO: 0 BB: 4 IBB: 0 HBP: 0 BLK: 0 WP: 0 HR: 1 S: 25 P: 41 ERA: 3.86 WHIP: 1.429																			

Cleveland Indians @ Minnesota Twins
Metropolitan Stadium, Bloomington, MI
Fri Jul 21 1961, 4:33 AM EDT
Att: 17,100 - Unknown - 77 F

AB 31
R 4
H 8
RBI 4
BB 5
SO 1
LOB 19



Batter	1	2	3	4	5	6	7	8	9	AB	R	H	RBI	BB	SO	LOB	TOP			
Johnny Temple, R (1.4) Ken Aspromonte, R (1.4) OBP: 0.361, SLG: 0.352 OBP: 0.316, SLG: 0.283	E5 SH3 SF7 1B		3-1		F7			F8		1	1	1	0	0	0	0	Cleveland Indians @ Minnesota Twins Metropolitan Stadium, Bloomington, MI Sat Jul 22, 1961, 4:33 AM EDT Att: 25,382 - Unknown - 75 F livebaseballscorecards.com			
Jim Piersall, R (1.8) OBP: 0.392, SLG: 0.450	SH3 2-3		F8			E9 FC1-5 1B		E6 3B		3	1	1	0	0	0	0				
Tito Francona, L (1.3) OBP: 0.352, SLG: 0.439				P4		FC1-5 2-3			1-H 3B	4	0	2	1	0	0	1				
Bubba Phillips, R (1.5) OBP: 0.321, SLG: 0.443	SF7			6-3		F7			0-3 3B	3	0	0	1	0	1	2				
Willie Kirkland, L (1.9) OBP: 0.315, SLG: 0.472	K			1-3		1-3				4	0	0	0	0	1	2				
Chuck Essegian, R (1.7) OBP: 0.374, SLG: 0.600		5-3				HR 1B				4	1	1	0	0	1	0				
John Romano, R (1.2) OBP: 0.390, SLG: 0.514		6-3				F8				4	0	0	0	0	0	1				
Woodie Held, R (1.6) OBP: 0.374, SLG: 0.449		1-3								4	1	1	2	0	1	1				
Mudcat Grant, R (1.1) OBP: 0.196, SLG: 0.157				F7		P4				3	0	0	0	0	0	0				
Inning Stats	R: 1 E: 1 K: 1 S: 7	H: 2 LOB: 1 BB: 0 P: 7	R: 0 E: 0 K: 0 S: 3	H: 0 LOB: 0 BB: 0 P: 3	R: 0 E: 0 K: 0 S: 3	H: 0 LOB: 0 BB: 0 P: 3	R: 2 E: 0 K: 0 S: 5	H: 2 LOB: 2 BB: 0 P: 5	R: 0 E: 1 K: 0 S: 4	H: 1 LOB: 1 BB: 0 P: 4	R: 0 E: 0 K: 2 S: 7	H: 0 LOB: 0 BB: 0 P: 7	R: 1 E: 1 K: 1 S: 7	H: 1 LOB: 1 BB: 0 P: 7	R: 0 E: 0 K: 0 S: 4	H: 0 LOB: 0 BB: 0 P: 4		1B: 4 2B: 0 3B: 1 HR: 1	SF: 1 SAC: 1 DP: 0 HBP: 0	WP: 0 PB: 0 SB: 0 CS: 0
PITCHER Jim Kaat, L (1.1) ERA: 4.46	IP: 9.0 WLS: L BF: 35 H: 6 R: 4 ER: 3 SO: 4 BB: 0 IBB: 0 HBP: 0 BLK: 0 WP: 0 HR: 1 S: 43 P: 43 ERA: 3.00 WHIP: 0.667															PITCHER				

Batter	1	2	3	4	5	6	7	8	9	AB	R	H	RBI	BB	SO	LOB	BOTTOM			
Lenny Green, L (1.8) OBP: 0.398, SLG: 0.398	4-3		P6		G4-6-3 1-2		K			4	0	0	0	0	1	1	Cleveland Indians @ Minnesota Twins Metropolitan Stadium, Bloomington, MI Sat Jul 22, 1961, 4:33 AM EDT Att: 25,382 - Unknown - 75 F livebaseballscorecards.com			
Billy Martin, R (1.4) OBP: 0.286, SLG: 0.354	F7		F3		1B 1B			6-3		4	0	1	0	0	0	0				
Harmon Killebrew, R (1.3) OBP: 0.447, SLG: 0.684	BB BB 1B		K		1-2 1B			P4		4	0	2	0	0	1	0				
Jim Lemon, R (1.7) OBP: 0.339, SLG: 0.428	BB BB 1-2 BB			6-3	F9			F8		3	0	0	0	1	0	2				
Bob Allison, R (1.9) OBP: 0.352, SLG: 0.451	BB BB BB 1-2 2-3 BB			P4		G4-6-3 HBP		F8		2	0	0	0	1	0	0				
Hal Naragon, L (1.2) OBP: 0.290, SLG: 0.358	4-3			1B 1B		G4-6-3 1-2		P4		4	0	1	0	0	0	4				
Bill Tuttle, R (1.5) OBP: 0.308, SLG: 0.299		4-3		1-2 1B		F9		1-3		4	0	1	0	0	0	0				
Jose Valdivieso, R (1.6) OBP: 0.221, SLG: 0.232 Dan Dobbek, L (7. PH) OBP: 0.285, SLG: 0.336 Ted Lepcio, R (8. 6) OBP: 0.255, SLG: 0.442					F9		F7			2	0	1	0	0	0	2				
Jim Kaat, L (1.1) OBP: 0.389, SLG: 0.406		F7 1-2			G4-6-3 BB		4-3			1	0	0	0	0	0	0				
Inning Stats	R: 0 E: 0 K: 0 S: 4	H: 1 LOB: 3 BB: 2 P: 12	R: 0 E: 0 K: 0 S: 3	H: 1 LOB: 0 BB: 0 P: 3	R: 0 E: 0 K: 1 S: 5	H: 0 LOB: 0 BB: 0 P: 5	R: 0 E: 0 K: 0 S: 5	H: 2 LOB: 2 BB: 0 P: 5	R: 0 E: 0 K: 0 S: 4	H: 2 LOB: 2 BB: 1 P: 8	R: 0 E: 0 K: 1 S: 5	H: 0 LOB: 0 BB: 0 P: 5	R: 0 E: 0 K: 0 S: 3	H: 0 LOB: 0 BB: 0 P: 3	R: 0 E: 0 K: 0 S: 3	H: 0 LOB: 0 BB: 0 P: 3		1B: 6 2B: 0 3B: 0 HR: 0	SF: 0 SAC: 0 DP: 2 HBP: 1	WP: 0 PB: 0 SB: 0 CS: 1
PITCHER Mudcat Grant, R (1.1) ERA: 3.54	IP: 9.0 WLS: W BF: 34 H: 6 R: 0 ER: 0 SO: 2 BB: 3 IBB: 0 HBP: 1 BLK: 0 WP: 0 HR: 0 S: 34 P: 47 ERA: 0.00 WHIP: 1.000															PITCHER				



Batter	1	2	3	4	5	6	7	8	9	AB	R	H	RBI	BB	SO	LOB	TOP			
Ken Aspromonte, R (1.4) OBP: 0.318, SLG: 0.287										4	0	2	0	0	0	0				
Jim Piersall, R (1.8) OBP: 0.386, SLG: 0.444										4	0	0	0	0	0	1	3			
Tito Francona, L (1.3) OBP: 0.354, SLG: 0.440										4	0	2	0	0	0	2				
Bubba Phillips, R (1.5) OBP: 0.318, SLG: 0.438										4	0	0	0	0	0	2				
Willie Kirkland, L (1.9) OBP: 0.315, SLG: 0.469										4	0	1	0	0	0	0				
Chuck Essegian, R (1.7) OBP: 0.365, SLG: 0.584										3	0	0	0	0	0	1				
John Romano, R (1.2) OBP: 0.387, SLG: 0.509										3	0	0	0	0	0	1				
Woodie Held, R (1.6) OBP: 0.373, SLG: 0.447										3	0	1	0	0	0	1				
Barry Latman, R (1.1) OBP: 0.167, SLG: 0.179										1	0	0	0	0	1	1				
Bob Hale, L (5, PH) OBP: 0.250, SLG: 0.167										1	0	0	0	0	0	0				
Bobby Locke, R (5.1) OBP: 0.154, SLG: 0.083										0	0	0	0	0	0	0				
Joe Schaffernoth, R (7.1) OBP: 0.266, SLG: 0.354										1	0	0	0	0	1	0				
Inning Stats	R: 0 E: 0 K: 0 S: 4	H: 2 LOB: 1 BB: 0 P: 4	R: 0 E: 0 K: 0 S: 3	H: 0 LOB: 0 BB: 0 P: 3	R: 0 E: 0 K: 2 S: 9	H: 2 LOB: 2 BB: 0 P: 9	R: 0 E: 0 K: 0 S: 3	H: 0 LOB: 0 BB: 0 P: 3	R: 0 E: 0 K: 0 S: 4	H: 1 LOB: 1 BB: 0 P: 4	R: 0 E: 0 K: 1 S: 6	H: 1 LOB: 0 BB: 0 P: 6	R: 0 E: 0 K: 1 S: 5	H: 0 LOB: 0 BB: 0 P: 5	R: 0 E: 0 K: 0 S: 3	H: 0 LOB: 0 BB: 0 P: 3	1B: 6 2B: 0 3B: 0 HR: 0	SF: 0 SAC: 0 DP: 1 HBP: 0	WP: 0 PB: 0 SB: 0 CS: 0	PA: 32
PITCHER Pedro Ramos, R (1.1) ERA: 4.17	IP: 9.0 WLS: W BF: 32 H: 6 R: 0 ER: 0 SO: 4 BB: 0 IBB: 0 HBP: 0 BLK: 0 WP: 0 HR: 0 S: 40 P: 40 ERA: 0.00 WHIP: 0.667																			

Cleveland Indians @ Minnesota Twins
Metropolitan Stadium, Bloomington, MI
Sun Jul 23 1961, 4:33 AM EDT
Att: 26,476 - Unknown - 68 F

AB 32
R 0
H 6
RBI 0
BB 0
SO 4
LOB 11



Batter	1	2	3	4	5	6	7	8	9	AB	R	H	RBI	BB	SO	LOB	BOTTOM			
Lenny Green, L (1.7) OBP: 0.394, SLG: 0.404										2	4	2	0	2	0	0				
Hal Naragon, L (8.2) OBP: 0.300, SLG: 0.368										1	0	1	0	0	0	0				
Bill Tuttle, R (1.5) OBP: 0.304, SLG: 0.295										3	0	0	0	0	0	3				
Harmon Killebrew, R (1.3) OBP: 0.447, SLG: 0.689										4	1	1	2	1	1	3				
Bob Allison, R (1.9) OBP: 0.355, SLG: 0.461										4	2	2	3	1	0	1				
Earl Battey, R (1.2) OBP: 0.377, SLG: 0.464										3	0	0	0	0	1	2				
Jim Kaat, L (7, PR) OBP: 0.369, SLG: 0.406										0	1	0	0	0	0	0				
Billy Martin, R (8.4) OBP: 0.266, SLG: 0.354										0	0	0	0	0	0	0				
Dan Dobbek, L (1.8) OBP: 0.283, SLG: 0.342										4	1	1	3	0	0	0				
Ted Lepcio, R (1.4) OBP: 0.294, SLG: 0.532										4	1	3	2	0	1	0				
Jose Valdivieso, R (1.6) OBP: 0.222, SLG: 0.233										4	0	1	0	0	0	1				
Pedro Ramos, S (1.1) OBP: 0.194, SLG: 0.288										4	0	0	0	0	3	3				
Inning Stats	R: 2 E: 0 K: 2 S: 9	H: 2 LOB: 0 BB: 0 P: 9	R: 0 E: 0 K: 1 S: 5	H: 0 LOB: 0 BB: 0 P: 5	R: 1 E: 0 K: 0 S: 4	H: 1 LOB: 2 BB: 2 P: 12	R: 1 E: 0 K: 1 S: 6	H: 1 LOB: 0 BB: 0 P: 6	R: 2 E: 0 K: 0 S: 4	H: 1 LOB: 1 BB: 1 P: 8	R: 0 E: 0 K: 1 S: 6	H: 1 LOB: 0 BB: 0 P: 6	R: 4 E: 0 K: 1 S: 9	H: 4 LOB: 2 BB: 1 P: 14	R: 0 E: 0 K: 0 S: 4	H: 1 LOB: 1 BB: 0 P: 4	1B: 6 2B: 2 3B: 0 HR: 3	SF: 0 SAC: 2 DP: 0 HBP: 1	WP: 0 PB: 0 SB: 0 CS: 0	PA: 40
PITCHER Barry Latman, R (1.1) ERA: 3.18	IP: 4.0 WLS: L BF: 18 H: 4 R: 4 ER: 4 SO: 4 BB: 2 IBB: 0 HBP: 1 BLK: 0 WP: 0 HR: 1 S: 16 P: 25 ERA: 20.25 WHIP: 3.000																			
PITCHER Bobby Locke, R (5.1) ERA: 4.33	IP: 2.2 WLS: L BF: 17 H: 6 R: 6 ER: 6 SO: 1 BB: 2 IBB: 0 HBP: 1 BLK: 0 WP: 0 HR: 1 S: 16 P: 25 ERA: 20.25 WHIP: 3.000																			
PITCHER Joe Schaffernoth, R (7.1) ERA: 6.38	IP: 1.1 WLS: L BF: 5 H: 1 R: 0 ER: 0 SO: 1 BB: 0 IBB: 0 HBP: 0 BLK: 0 WP: 0 HR: 0 S: 7 P: 7 ERA: 0.00 WHIP: 0.750																			

Cleveland Indians @ Minnesota Twins
Metropolitan Stadium, Bloomington, MI
Sun Jul 23 1961, 4:33 AM EDT
Att: 26,476 - Unknown - 68 F

AB 33
R 10
H 11
RBI 10
BB 4
SO 6
LOB 13

Batter	1	2	3	4	5	6	7	8	9	AB	R	H	RBI	BB	SO	LOB	TOP											
Ken Aspromonte, R (1.4) OBP: 0.321, SLG: 0.298										4	1	2	0	0	0	0	Cleveland Indians @ Kansas City Athletics Municipal Stadium, Kansas City, MO Tue Jul 25 1961, 8:05 PM EDT Att: 6,568 - Unknown livebaseballscorecards.com											
Jim Piersall, R (1.8) OBP: 0.389, SLG: 0.441										2	0	0	0	2	0	2												
Tito Francona, L (1.3) OBP: 0.357, SLG: 0.437										2	0	0	0	3	0	2												
Bubba Phillips, R (1.5) OBP: 0.316, SLG: 0.433										4	0	0	0	1	2	8												
Willie Kirkland, L (1.9) OBP: 0.317, SLG: 0.477										3	1	1	1	1	1	3												
Chuck Essegian, R (1.7) OBP: 0.354, SLG: 0.564										4	0	0	0	0	1	2												
John Romano, R (1.2) OBP: 0.383, SLG: 0.503										4	0	0	0	0	0	2												
Woodie Held, R (1.6) OBP: 0.372, SLG: 0.443										3	0	0	0	1	2	2												
Jim Perry, S (1.1) OBP: 0.130, SLG: 0.133										3	0	1	0	0	0	1	C											
Bob Allen, L (8.1) OBP: 0.250, SLG: 0.375										0	0	0	0	0	0	0												
Don Dillard, L (9. PH) OBP: 0.360, SLG: 0.400										1	0	1	0	0	0	0												
Inning Stats	R: 1 E: 0 K: 1 S: 6	H: 1 LOB: 1 BB: 1 P: 10	R: 0 E: 0 K: 0 S: 3	H: 0 LOB: 1 BB: 1 P: 7	R: 0 E: 0 K: 1 S: 5	H: 0 LOB: 2 BB: 2 P: 13	R: 0 E: 0 K: 0 S: 3	H: 0 LOB: 0 BB: 0 P: 3	R: 0 E: 1 K: 0 S: 4	H: 0 LOB: 1 BB: 0 P: 4	R: 0 E: 0 K: 1 S: 5	H: 0 LOB: 2 BB: 2 P: 13	R: 0 E: 0 K: 1 S: 6	H: 1 LOB: 2 BB: 1 P: 10	R: 0 E: 0 K: 2 S: 8	H: 1 LOB: 0 BB: 0 P: 8		R: 0 E: 0 K: 0 S: 4	H: 2 LOB: 2 BB: 1 P: 8	1B: 3 2B: 0 3B: 1 HR: 1	SF: 0 SAC: 2 DP: 1 HBP: 0	WP: 1 PB: 0 SB: 0 CS: 0	PA: 40					
PITCHER	IP	WLS	BF	H	R	ER	SO	BB	IBB	HBP	BLK	WP	HR	S	P	ERA		WHIP										
Jerry Walker, R (1.1) ERA: 5.14	8.0	W	35	3	2	2	6	6	1	0	0	1	1	40	68	2.25		1.125										
Bill Kunkel, R (9.1) ERA: 3.51	0.0		2	2	0	0	0	0	0	0	0	0	0	2	2	∞		∞										
Gerry Staley, R (9.1) ERA: 4.4	1.0	S	3	0	0	0	0	0	1	0	0	0	0	2	6	0.00		0.000										

Batter	1	2	3	4	5	6	7	8	9	AB	R	H	RBI	BB	SO	LOB	BOTTOM										
Bobby Del Greco, R (1.8) OBP: 0.321, SLG: 0.322										4	0	0	0	0	0	1	Cleveland Indians @ Kansas City Athletics Municipal Stadium, Kansas City, MO Tue Jul 25 1961, 8:05 PM EDT Att: 6,568 - Unknown livebaseballscorecards.com										
Wayne Causey, L (1.6) OBP: 0.364, SLG: 0.418										4	1	3	1	0	0	0											
Jim Rivera, L (1.9) OBP: 0.325, SLG: 0.378										3	0	0	0	0	0	2											
Dick Howser, R (9. PH) OBP: 0.389, SLG: 0.345										0	0	0	0	1	0	0											
Norm Siebern, L (1.3) OBP: 0.379, SLG: 0.474										4	0	0	0	0	0	3											
Jerry Lumpe, L (1.4) OBP: 0.340, SLG: 0.371										3	0	0	0	0	0	1											
Deron Johnson, R (1.5) OBP: 0.191, SLG: 0.255										2	0	0	0	0	1	0											
Joe Pignatano, R (9.2) OBP: 0.358, SLG: 0.387										0	0	0	0	0	0	0											
Haywood Sullivan, R (1.2) OBP: 0.366, SLG: 0.398										3	1	1	0	0	0	1	Cleveland Indians @ Kansas City Athletics Municipal Stadium, Kansas City, MO Tue Jul 25 1961, 8:05 PM EDT Att: 6,568 - Unknown livebaseballscorecards.com										
Jay Hankins, L (1.7) OBP: 0.206, SLG: 0.263										2	0	0	0	0	0	0											
Leo Posada, R (9. PH) OBP: 0.329, SLG: 0.407										0	0	0	0	1	0	0											
Jerry Walker, S (1.1) OBP: 0.229, SLG: 0.235										2	0	0	0	0	0	0											
Mickey McDermott, L (8. PH) OBP: 0.153, SLG: 0.250										1	0	1	1	0	0	0											
Bob Shaw, R (8. PH) OBP: 0.143, SLG: 0.077										0	1	0	0	0	0	0											
Bill Kunkel, R (9.1) ERA: 4.4										0	0	0	0	0	0	0											
Gerry Staley, R (9.1) ERA: 4.4										0	0	0	0	0	0	0											
Inning Stats	R: 0 E: 0 K: 0 S: 3	H: 0 LOB: 0 BB: 0 P: 3	R: 0 E: 0 K: 0 S: 3	H: 0 LOB: 0 BB: 0 P: 4	R: 0 E: 0 K: 0 S: 3	H: 0 LOB: 0 BB: 0 P: 3	R: 0 E: 0 K: 0 S: 4	H: 1 LOB: 1 BB: 0 P: 4	R: 0 E: 0 K: 1 S: 5	H: 0 LOB: 0 BB: 0 P: 5	R: 0 E: 0 K: 0 S: 4	H: 1 LOB: 1 BB: 0 P: 4	R: 0 E: 0 K: 0 S: 3	H: 0 LOB: 0 BB: 0 P: 3	R: 3 E: 0 K: 0 S: 5	H: 3 LOB: 2 BB: 2 P: 13	R: 0 E: 0 K: 0 S: 4	H: 0 LOB: 0 BB: 0 P: 8	1B: 2 2B: 3 3B: 0 HR: 0	SF: 0 SAC: 0 DP: 0 HBP: 1	WP: 2 PB: 1 SB: 0 CS: 0	PA: 31					
PITCHER	IP	WLS	BF	H	R	ER	SO	BB	IBB	HBP	BLK	WP	HR	S	P	ERA	WHIP										
Jim Perry, R (1.1) ERA: 4.32	7.2	L	29	5	3	3	1	1	0	1	0	1	0	29	34	3.52	0.783										
Bob Allen, L (8.1) ERA: 2.36	0.1		2	0	0	0	0	1	0	0	0	1	0	1	5	0.00	3.000										

Batter	1	2	3	4	5	6	7	8	9	AB	R	H	RBI	BB	SO	LOB	TOP										
Johnny Temple, R OBP: 0.363, SLG: 0.358 (1, 4)	F8	F9	FC6-4			SH3 1B	CS		6-3 3B	5	2	0	1	0	3		Cleveland Indians @ Kansas City Athletics Municipal Stadium, Kansas City, MO Wed Jul 26 1961, 8:05 PM EDT Att: 7,690 - Unknown AB 43 R 12 H 17 RBI 9 BB 4 SO 3 LOB 24 										
Jim Piersall, R OBP: 0.394, SLG: 0.452 (1, 8)	BB HBP 1B	E8		4-3 3B		SH3 1B	CS	FC4-6 BB 3B	6-3	6	3	4	1	0	0	1											
Tito Francona, L OBP: 0.360, SLG: 0.442 (1, 3) (8, 7)	BB HBP	F6		4-3		SH3		FC4-6 BB	WP 3B	3	1	1	1	1	0	2											
Bubba Phillips, R OBP: 0.314, SLG: 0.429 (1, 5)	F8	F2		4-3		FC6-4 1B		F5	F8	6	0	1	2	0	0	6											
Willie Kirkland, L OBP: 0.320, SLG: 0.474 (1, 9)	1-2 2-3 BB		E S 1B			FC6-4		FC4-6 3B	F9	4	2	1	0	2	0	3											
Chuck Essegian, R OBP: 0.348, SLG: 0.566 Vic Power, R OBP: 0.315, SLG: 0.388 (1, 7) (8, 3)	K		K	F8		F9		1B 3B		5	1	1	2	0	2	6											
John Romano, R OBP: 0.383, SLG: 0.502 (1, 2)		SH 1B	P1		K		5-3	1B		5	1	2	1	0	1	1											
Woodie Held, R OBP: 0.378, SLG: 0.459 (1, 6)		SH 1B		F6			HR	1-2 1B		5	2	4	2	0	0	0											
Gary Bell, R OBP: 0.176, SLG: 0.184 (1, 1)	SH 1-2 2H		FC6-4 1B	6-3		F4		1-3 3B		4	0	1	0	0	0	2											
Inning Stats	R: 0 E: 0 K: 1 S: 6	H: 1 LOB: 3 BB: 1 P: 11	R: 2 E: 2 K: 0 S: 7	H: 2 LOB: 2 BB: 0 P: 7	R: 1 E: 0 K: 1 S: 7	H: 2 LOB: 2 BB: 1 P: 11	R: 1 E: 0 K: 0 S: 5	H: 2 LOB: 1 BB: 0 P: 5	R: 0 E: 0 K: 1 S: 5	H: 0 LOB: 0 BB: 0 P: 5	R: 2 E: 0 K: 0 S: 6	H: 3 LOB: 1 BB: 1 P: 6	R: 1 E: 0 K: 0 S: 3	H: 1 LOB: 0 BB: 1 P: 7	R: 3 E: 0 K: 0 S: 7	H: 4 LOB: 2 BB: 1 P: 11		R: 2 E: 0 K: 0 S: 5	H: 2 LOB: 0 BB: 0 P: 5	1B: 12 2B: 0 3B: 4 HR: 1	SF: 0 SAC: 2 DP: 0 HBP: 1	WP: 1 PB: 0 SB: 1 CS: 1	PA: 51				
PITCHER	IP	WLS	BF	H	R	ER	SO	BB	IBB	HBP	BLK	WP	HR	S	P	ERA	WHIP										
Jim Archer, L ERA: 3.73 (1, 1)	3.0		19	5	3	1	2	2	0	1	0	0	0	20	29	3.00	2.333										
Norm Bass, R ERA: 4.95 (4, 1)	2.1	L	12	5	3	3	1	0	0	0	0	0	0	14	14	11.57	2.143										
Joe Nuxhall, L ERA: 5.2 (6, 1)	2.1		13	5	4	4	0	2	0	0	0	0	1	11	19	15.43	3.000										
Ed Rakow, R ERA: 5.08 (8, 1)	0.1		1	0	0	0	0	0	0	0	0	0	0	1	1	0.00	0.000										
Bill Kunkel, R ERA: 3.75 (9, 1)	1.0		5	2	2	2	0	0	0	0	0	1	0	5	5	18.00	2.000										
Batter	1	2	3	4	5	6	7	8	9	AB	R	H	RBI	BB	SO	LOB	BOTTOM										
Bobby Del Greco, R OBP: 0.314, SLG: 0.313 (1, 8)	4-3	SH3-4	4-3			F6			5-3	4	0	0	0	0	0	2	Cleveland Indians @ Kansas City Athletics Municipal Stadium, Kansas City, MO Wed Jul 26 1961, 8:05 PM EDT Att: 7,690 - Unknown AB 33 R 5 H 8 RBI 5 BB 6 SO 2 LOB 16 										
Wayne Causey, L OBP: 0.365, SLG: 0.412 (1, 6)	E3 2B			G3		F5			4-3 3B	4	2	1	0	1	0	0											
Jim Rivera, L OBP: 0.333, SLG: 0.378 Gene Stephens, L OBP: 0.312, SLG: 0.310 (1, 9) (2, PH) (3, 9)	2B SF8 BB	K		F7		F9			4-3	0	1	0	0	1	0	0											
Norm Siebern, L OBP: 0.380, SLG: 0.481 (1, 3)	BB 2B	F2		F5		4-3			2B 3B	5	1	2	2	0	0	2											
Jerry Lumpe, L OBP: 0.346, SLG: 0.382 (1, 4)	BB BB		SF8 3B		G3		BB		2B	3	1	2	1	2	0	0											
Reno Bertoia, R OBP: 0.311, SLG: 0.264 (1, 5)	SF8		SF8		1B		F8		5-3	3	0	1	2	0	0	2											
Haywood Sullivan, R OBP: 0.369, SLG: 0.397 (1, 2)			1B		F8				4-3	3	0	1	0	1	0	1											
Jay Hankins, L OBP: 0.208, SLG: 0.263 (1, 7)	3-1				F6				4-3	4	0	1	0	0	0	4											
Jim Archer, R OBP: 0.114, SLG: 0.061 Mickey McDermott, L OBP: 0.118, SLG: 0.235 Norm Bass, R OBP: 0.311, SLG: 0.310 Joe Nuxhall, L OBP: 0.312, SLG: 0.310 Ed Rakow, R OBP: 0.176, SLG: 0.184 Leo Posada, R OBP: 0.327, SLG: 0.404 Bill Kunkel, R OBP: 0.176, SLG: 0.184 (1, 1) (3, PH) (4, 1) (8, 1) (9, 1) (9, 1)		SH3-4 BB	K		F6				6-3	0	0	0	0	1	0	0											
Inning Stats	R: 2 E: 1 K: 0 S: 5	H: 1 LOB: 3 BB: 3 P: 17	R: 0 E: 0 K: 1 S: 5	H: 0 LOB: 2 BB: 2 P: 13	R: 1 E: 0 K: 1 S: 8	H: 3 LOB: 0 BB: 0 P: 8	R: 0 E: 0 K: 0 S: 3	H: 0 LOB: 0 BB: 0 P: 3	R: 0 E: 0 K: 0 S: 3	H: 0 LOB: 1 BB: 1 P: 7	R: 0 E: 0 K: 0 S: 3	H: 0 LOB: 0 BB: 0 P: 3	R: 2 E: 0 K: 0 S: 6	H: 3 LOB: 1 BB: 0 P: 6	1B: 4 2B: 2 3B: 4 HR: 0	SF: 2 SAC: 1 DP: 0 HBP: 0		WP: 0 PB: 0 SB: 0 CS: 0	PA: 42								
PITCHER	IP	WLS	BF	H	R	ER	SO	BB	IBB	HBP	BLK	WP	HR	S	P	ERA	WHIP										
Gary Bell, R ERA: 4.35 (1, 1)	9.0	W	42	8	5	3	2	6	0	0	0	0	0	40	64	3.00	1.556										

Batter	1	2	3	4	5	6	7	8	9	AB	R	H	RBI	BB	SO	LOB	TOP								
Johnny Temple, R OBP: 0.363, SLG: 0.357 (1, 4)	L6		5-3				F8		F8	4	1	0	0	1	0	0									
Jim Piersall, R OBP: 0.396, SLG: 0.459 (1, 8)	1B		2B				K			4	2	3	0	0	1	0									
Tito Francona, L OBP: 0.355, SLG: 0.435 (1, 7)	P5		F8				K			4	0	1	2	0	1	2									
Willie Kirkland, L OBP: 0.318, SLG: 0.472 (1, 9)	6-3		2B				K			4	0	1	1	0	1	2									
Bubba Phillips, R OBP: 0.313, SLG: 0.428 (1, 5)	2B		6-3				K			4	0	1	0	0	0	2									
John Romano, R OBP: 0.386, SLG: 0.513 (1, 2)	1-3						HR		F8	4	1	1	1	0	0	1									
Woodie Held, R OBP: 0.370, SLG: 0.450 (1, 6)	K						K		K	4	0	0	0	0	3	1									
Vic Power, R OBP: 0.314, SLG: 0.385 (1, 3)	IBB						F9		K2-3	3	0	0	0	1	1	0									
Barry Latman, R OBP: 0.152, SLG: 0.161 (1, 1)	6-3						G3		HR	3	0	0	0	0	0	2									
Joe Schaffernoth, R (6, 1)										0	0	0	0	0	0	0									
Frank Funk, R OBP: 0.123, SLG: 0.067 (7, 1)										0	0	0	0	0	0	0									
Don Dillard, L OBP: 0.365, SLG: 0.436 (9, PH)										1	1	1	1	0	0	0									
Inning Stats	R: 0 E: 0 K: 0 S: 4	H: 1 LOB: 1 BB: 0 P: 4	R: 0 E: 0 K: 1 S: 6	H: 1 LOB: 2 BB: 1 P: 10	R: 1 E: 0 K: 0 S: 5	H: 2 LOB: 1 BB: 0 P: 5	R: 0 E: 0 K: 0 S: 3	H: 0 LOB: 0 BB: 0 P: 3	R: 2 E: 0 K: 1 S: 5	H: 2 LOB: 1 BB: 1 P: 9	R: 1 E: 0 K: 1 S: 6	H: 1 LOB: 0 BB: 0 P: 6	R: 0 E: 0 K: 2 S: 7	H: 0 LOB: 0 BB: 0 P: 7	R: 0 E: 0 K: 1 S: 5	H: 0 LOB: 0 BB: 0 P: 5	R: 1 E: 0 K: 2 S: 8	H: 1 LOB: 0 BB: 0 P: 8	1B: 2 2B: 4 3B: 0 HR: 2	SF: 0 SAC: 0 DP: 0 HBP: 0	WP: 0 PB: 0 SB: 1 CS: 0	PA: 37			
PITCHER	IP	WLS	BF	H	R	ER	SO	BB	IBB	HBP	BLK	WP	HR	S	P	ERA	WHIP								
Jim Donohue, R ERA: 2.88 (1, 1)	5.0		23	6	3	3	1	1	1	0	0	0	0	23	31	5.40	1.400								
Eli Grba, R ERA: 4.35 (6, 1)	0.1		2	1	1	1	1	0	0	0	0	0	1	4	4	27.00	3.000								
Tom Morgan, R ERA: 3.4 (6, 1)	0.2	W	2	0	0	0	0	0	0	0	0	0	0	2	2	0.00	0.000								
Art Fowler, R ERA: 2.33 (7, 1)	3.0	S	10	1	1	1	5	0	0	0	0	0	1	20	20	3.00	0.333								

Cleveland Indians @ Los Angeles Angels
Wrigley Field, Los Angeles, CA
Fri Jul 28, 1961, 9:05 PM CDT
Att: 11,623 - Unknown - 73 F

AB 35
R 5
H 8
RBI 5
BB 2
SO 7
LOB 10





Batter	1	2	3	4	5	6	7	8	9	AB	R	H	RBI	BB	SO	LOB	BOTTOM								
Eddie Yost, R OBP: 0.353, SLG: 0.208 (1, 5)	K		6-3				F3		FC5-2	4	0	0	0	1	1	4									
Joe Koppe, R OBP: 0.387, SLG: 0.448 (1, 6)	K						K		F7	5	1	1	0	0	2	4									
Lee Thomas, L OBP: 0.369, SLG: 0.489 (1, 9)	K						1B		F9	5	3	2	1	0	1	2									
Leon Wagner, L OBP: 0.324, SLG: 0.498 (1, 7)	K						1B		F9	4	2	3	0	0	1	0									
Ted Kluszewski, L OBP: 0.318, SLG: 0.470 (1, 3)	F9						E3		SH1-4	2	0	0	1	0	0	2									
Albie Pearson, L OBP: 0.430, SLG: 0.419 (6, PR)							SH1-4			0	1	0	0	0	0	0									
Art Fowler, R OBP: 0.083, SLG: 0.083 (7, 1)							SH1-4			0	0	0	0	0	0	0									
George Thomas, R OBP: 0.333, SLG: 0.494 (1, 8)	BB						F7		CS	3	1	2	4	1	1	1									
Ed Sadowski, R OBP: 0.304, SLG: 0.404 (1, 2)	1-3						F7		F3	4	0	1	0	0	0	4									
Billy Moran, R OBP: 0.319, SLG: 0.318 (1, 4)							P4		CS	4	0	2	2	0	0	1									
Jim Donohue, R OBP: 0.125, SLG: 0.158 (1, 1)							F2			1	0	0	0	0	1	0									
Ken Hunt, R OBP: 0.206, SLG: 0.521 (5, PH)										1	0	0	0	0	0	1									
Eli Grba, R OBP: 0.171, SLG: 0.308 (5, 1)										0	0	0	0	0	0	0									
Tom Morgan, R OBP: 0.171, SLG: 0.308 (5, 1)										0	0	0	0	0	0	0									
Steve Bilko, R OBP: 0.422, SLG: 0.596 (7, 3)										2	0	1	0	0	1	2									
Inning Stats	R: 0 E: 0 K: 3 S: 9	H: 0 LOB: 0 BB: 0 P: 9	R: 0 E: 0 K: 1 S: 5	H: 0 LOB: 1 BB: 1 P: 9	R: 0 E: 0 K: 1 S: 5	H: 0 LOB: 0 BB: 0 P: 5	R: 1 E: 0 K: 1 S: 7	H: 2 LOB: 1 BB: 0 P: 7	R: 0 E: 0 K: 1 S: 6	H: 1 LOB: 2 BB: 1 P: 10	R: 4 E: 2 K: 1 S: 10	H: 3 LOB: 2 BB: 0 P: 10	R: 3 E: 0 K: 0 S: 6	H: 4 LOB: 0 BB: 0 P: 6	R: 0 E: 0 K: 0 S: 5	H: 2 LOB: 2 BB: 0 P: 5	1B: 10 2B: 2 3B: 0 HR: 0	SF: 1 SAC: 1 DP: 0 HBP: 0	WP: 1 PB: 0 SB: 0 CS: 1	PA: 40					
PITCHER	IP	WLS	BF	H	R	ER	SO	BB	IBB	HBP	BLK	WP	HR	S	P	ERA	WHIP								
Barry Latman, R ERA: 3.11 (1, 1)	5.1	L	26	6	5	1	7	2	0	0	0	0	0	38	46	1.69	1.500								
Joe Schaffernoth, R ERA: 6.9 (6, 1)	0.2		5	3	3	3	1	0	0	0	0	1	0	7	7	40.50	4.500								
Frank Funk, R ERA: 3.01 (7, 1)	2.0		8	3	0	0	0	0	0	0	0	0	0	8	8	0.00	1.500								

Cleveland Indians @ Los Angeles Angels
Wrigley Field, Los Angeles, CA
Fri Jul 28, 1961, 9:05 PM CDT
Att: 11,623 - Unknown - 73 F

AB 35
R 8
H 12
RBI 8
BB 2
SO 8
LOB 21




Batter	1	2	3	4	5	6	7	8	9	AB	R	H	RBI	BB	SO	LOB	TOP										
Johnny Temple, R OBP: 0.361, SLG: 0.355	5-3		FC1-6 2B HR			K2-4-2 1B		G6-4-3		5	1	1	0	0	0	5	Cleveland Indians @ Los Angeles Angels Wrigley Field, Los Angeles, CA Sat Jul 29 1961, 9:05 PM CDT Att: 15,124 - Unknown - 74 F AB 39 R 8 H 14 RBI 7 BB 1 SO 4 LOB 13 										
Jim Piersall, R OBP: 0.399, SLG: 0.476	HR		HR		K2-4-2 1B		1B WP	6-3		5	3	3	1	0	1	1											
Tito Francona, L OBP: 0.356, SLG: 0.442	3-1		HR		1B		F7	3-1		5	1	2	3	0	0	1											
Willie Kirkland, L OBP: 0.322, SLG: 0.491	HR		HR		1B		WP	F7		5	2	3	2	0	0	1											
Bubba Phillips, R OBP: 0.310, SLG: 0.424	5-3		P4				6-3	K		4	0	0	0	0	1	1											
John Romano, R OBP: 0.384, SLG: 0.510			5-3				BB	K		4	1	1	0	0	2	1											
Woodie Held, R OBP: 0.372, SLG: 0.449	F2						1B	FC5-4 1B		3	0	1	0	1	0	0											
Vic Power, R OBP: 0.311, SLG: 0.380	5-3						F9	FC5-4 1B		4	0	0	0	0	0	3											
Jim Perry, S OBP: 0.180, SLG: 0.184			FC1-6 1B		L1-3		1-2 2-H 1B	G6-4-3 1B		4	0	3	1	0	0	0											
Inning Stats	R: 2 E: 0 K: 0 S: 5	H: 2 LOB: 0 BB: 0 P: 5	R: 0 E: 0 K: 1 S: 5	H: 0 LOB: 0 BB: 0 P: 5	R: 4 E: 0 K: 0 S: 7	H: 4 LOB: 0 BB: 0 P: 7	R: 0 E: 0 K: 0 S: 3	H: 0 LOB: 0 BB: 0 P: 3	R: 0 E: 0 K: 1 S: 6	H: 2 LOB: 1 BB: 0 P: 6	R: 1 E: 0 K: 0 S: 5	H: 2 LOB: 2 BB: 1 P: 9	R: 1 E: 0 K: 2 S: 9	H: 2 LOB: 1 BB: 0 P: 9	R: 0 E: 0 K: 0 S: 4	H: 2 LOB: 1 BB: 0 P: 4	R: 0 E: 0 K: 0 S: 3	H: 0 LOB: 0 BB: 0 P: 3	1B: 8 2B: 3 3B: 0 HR: 4	SF: 0 SAC: 0 DP: 2 HBP: 0	WP: 1 PB: 0 CS: 0	PA: 40					
PITCHER	IP	WLS	BF	H	R	ER	SO	BB	IBB	HBP	BLK	WP	HR	S	P	ERA	WHIP	PITCHER									
Ken McBride, R ERA: 3.35	2.1	L	13	6	6	6	1	0	0	0	0	0	4	15	15	23.14	2.571										
Ron Kline, R ERA: 5.27	2.2		9	2	0	0	1	0	0	0	0	0	0	11	11	0.00	0.750										
Ron Moeller, L ERA: 4.97	0.2		5	2	1	1	0	1	0	0	0	0	0	4	8	13.50	4.500										
Johnny James, R ERA: 4.45	2.1		10	4	1	1	2	0	0	0	0	1	0	14	14	3.86	1.714										
Tom Morgan, R ERA: 3.32	1.0		3	0	0	0	0	0	0	0	0	0	0	3	3	0.00	0.000										
Batter	1	2	3	4	5	6	7	8	9	AB	R	H	RBI	BB	SO	LOB	BOTTOM										
Eddie Yost, R OBP: 0.351, SLG: 0.209	4-3			E6 WP G1-6-3 1B	K			5-3		4	1	1	0	0	1	0	Cleveland Indians @ Los Angeles Angels Wrigley Field, Los Angeles, CA Sat Jul 29 1961, 9:05 PM CDT Att: 15,124 - Unknown - 74 F AB 30 R 3 H 4 RBI 2 BB 1 SO 3 LOB 2 										
Joe Koppe, R OBP: 0.383, SLG: 0.438	1-3			G1-6-3 BB			5-3	6-3		3	0	0	0	1	0	0											
Lee Thomas, L OBP: 0.364, SLG: 0.481	F8			G1-6-3			P5	G3		4	0	0	0	0	0	1											
Leon Wagner, L OBP: 0.323, SLG: 0.495	4-3			2B 1B			F9	F8		4	1	1	0	0	0	0											
Steve Bilko, R OBP: 0.421, SLG: 0.597	K			1B 2B			5-3			3	1	1	1	0	1	0											
George Thomas, R OBP: 0.333, SLG: 0.489	1-3			1B			F7			3	0	1	1	0	0	0											
Ed Sadowski, R OBP: 0.296, SLG: 0.393				6-3	4-3		F7			3	0	0	0	0	0	1											
Billy Moran, R OBP: 0.311, SLG: 0.309				F8	1-3			L3		3	0	0	0	0	0	0											
Ken McBride, R OBP: 0.136, SLG: 0.156					5-3			F7		0	0	0	0	0	0	0											
Ron Kline, R OBP: 0.142, SLG: 0.111										1	0	0	0	0	0	0											
Albie Pearson, L OBP: 0.250, SLG: 0.417										0	0	0	0	0	0	0											
Ron Moeller, L OBP: 0.395, SLG: 0.289										0	0	0	0	0	0	0											
Johnny James, L OBP: 0.317, SLG: 0.469										0	0	0	0	0	0	0											
Ted Kluszewski, L OBP: 0.317, SLG: 0.469										0	0	0	0	0	0	0											
Tom Morgan, R ERA: 3.32										0	0	0	0	0	0	0											
Inning Stats	R: 0 E: 0 K: 0 S: 3	H: 0 LOB: 0 BB: 0 P: 3	R: 0 E: 0 K: 1 S: 5	H: 0 LOB: 0 BB: 0 P: 5	R: 0 E: 0 K: 1 S: 5	H: 0 LOB: 0 BB: 0 P: 5	R: 3 E: 1 K: 0 S: 6	H: 4 LOB: 1 BB: 1 P: 10	R: 0 E: 0 K: 1 S: 5	H: 0 LOB: 0 BB: 0 P: 5	R: 0 E: 0 K: 0 S: 3	H: 0 LOB: 0 BB: 0 P: 3	R: 0 E: 0 K: 0 S: 3	H: 0 LOB: 0 BB: 0 P: 3	R: 0 E: 0 K: 0 S: 3	H: 0 LOB: 0 BB: 0 P: 3	R: 0 E: 0 K: 0 S: 3	H: 0 LOB: 0 BB: 0 P: 3	1B: 3 2B: 1 3B: 0 HR: 0	SF: 0 SAC: 0 DP: 1 HBP: 0	WP: 1 PB: 0 CS: 0	PA: 31					
PITCHER	IP	WLS	BF	H	R	ER	SO	BB	IBB	HBP	BLK	WP	HR	S	P	ERA	WHIP	PITCHER									
Jim Perry, R ERA: 4.24	9.0	W	31	4	3	3	3	1	0	0	0	1	0	36	40	3.00	0.556										


Batter	1	2	3	4	5	6	7	8	9	AB	R	H	RBI	BB	SO	LOB	TOP			
Jim Landis, R OBP: 0.364, SLG: 0.458 (1, 8)	F5		F9			1B	HR		K	5	1	2	2	0	1	0	Chicago White Sox @ Cleveland Indians Cleveland Municipal Stadium, Cleveland, OH Wed Aug 02 1961, 7:05 PM EDT Unknown livebaseballscorecards.com			
Floyd Robinson, L OBP: 0.404, SLG: 0.472 (1, 9)	F8		K			BB	F5			4	0	1	0	0	1	0				
Minnie Minoso, R OBP: 0.372, SLG: 0.429 (1, 7)	BB		K			BB		SH1-4	BB	2	0	1	0	2	1	0				
Roy Sievers, R OBP: 0.394, SLG: 0.579 (1, 3)	P6			F3		K		SH1-4	BB	3	0	0	0	1	1	4				
Al Smith, R OBP: 0.353, SLG: 0.522 (1, 5)		6-3		F7		F9		SH1-4		3	0	0	0	0	0	3				
Nellie Fox, L OBP: 0.323, SLG: 0.306 (1, 4)	4-3			F9		F7		G4-6-3	IBB	3	0	0	0	1	0	3				
Luis Aparicio, R OBP: 0.300, SLG: 0.324 (8, PH)				F9			2-3	G4-6-3		3	0	1	0	0	0	0				
Al Pilarcik, L OBP: 0.277, SLG: 0.236 (8, PH)										1	0	0	0	0	0	3				
Sammy Esposito, R OBP: 0.262, SLG: 0.241 (8, 6)										0	0	0	0	0	0	0				
Sherm Lollar, R OBP: 0.350, SLG: 0.379 (1, 2)		FC5-4		P3		K			P3	3	0	0	0	1	1	0				
Ray Herbert, R OBP: 0.196, SLG: 0.226 (1, 1)				F5					P6	3	1	1	0	0	0	2				
Billy Goodman, L OBP: 0.326, SLG: 0.395 (9, PH)		FC5-4				HR	1B			1	0	0	0	0	0	0				
Inning Stats	R: 0 E: 0 K: 0 S: 3	H: 0 LOB: 1 BB: 1 P: 7	R: 0 E: 0 K: 0 S: 4	H: 1 LOB: 2 BB: 1 P: 8	R: 0 E: 0 K: 2 S: 7	H: 0 LOB: 0 BB: 0 P: 7	R: 0 E: 0 K: 0 S: 3	H: 0 LOB: 0 BB: 0 P: 3	R: 0 E: 0 K: 1 S: 7	H: 2 LOB: 3 BB: 1 P: 11	R: 2 E: 0 K: 1 S: 7	H: 2 LOB: 0 BB: 0 P: 7	R: 0 E: 0 K: 0 S: 3	H: 1 LOB: 2 BB: 2 P: 11	R: 0 E: 0 K: 1 S: 5	H: 0 LOB: 0 BB: 0 P: 5	1B: 5 2B: 0 3B: 0 HR: 1	SF: 0 SAC: 1 DP: 1 HBP: 0	WP: 0 PB: 0 CS: 0	PA: 37
PITCHER Mudcat Grant, R ERA: 3.39 (1, 1)	IP: 9.0 WLS: W BF: 37 H: 6 R: 2 ER: 2 SO: 5 BB: 4 IBB: 1 HBP: 0 BLK: 0 WP: 0 HR: 1 S: 42 P: 62 ERA: 2.00 WHIP: 1.111															PITCHER				

Batter	1	2	3	4	5	6	7	8	9	AB	R	H	RBI	BB	SO	LOB	BOTTOM	
Johnny Temple, R OBP: 0.359, SLG: 0.355 (1, 4)	3B	G4-6-3			F7		F7			4	1	1	0	0	0	3	Chicago White Sox @ Cleveland Indians Cleveland Municipal Stadium, Cleveland, OH Wed Aug 02 1961, 7:05 PM EDT Unknown livebaseballscorecards.com	
Jim Piersall, R OBP: 0.397, SLG: 0.478 (1, 8)	E		6-3		4-3		G3			4	1	1	1	0	0	1		
Tito Francona, L OBP: 0.353, SLG: 0.445 (1, 7)	E7		F7			F9		G3		4	0	1	1	0	0	0		
Willie Kirkland, L OBP: 0.322, SLG: 0.494 (1, 9)	F5			HR		P5		BB	BB	3	1	1	1	1	0	1		
Bubba Phillips, R OBP: 0.311, SLG: 0.432 (1, 5)	P6		6-3			1B		P4		4	0	1	0	0	0	2		
John Romano, R OBP: 0.383, SLG: 0.508 (1, 2)	4-3			5-3		1B		5-3		4	0	1	0	0	0	2		
Woodie Held, R OBP: 0.369, SLG: 0.453 (1, 6)			6-3		K		K			3	0	0	0	0	2	2		
Vic Power, R OBP: 0.311, SLG: 0.378 (1, 3)		1B		F2			SH1-4		1B	2	0	1	0	1	0	0		
Mudcat Grant, R OBP: 0.200, SLG: 0.164 (1, 1)					K		SH1-4			2	0	1	0	0	1	0		
Inning Stats	R: 2 E: 1 K: 0 S: 6	H: 3 LOB: 1 BB: 0 P: 6	R: 0 E: 0 K: 0 S: 3	H: 1 LOB: 1 BB: 1 P: 7	R: 1 E: 0 K: 0 S: 4	H: 1 LOB: 0 BB: 0 P: 4	R: 0 E: 0 K: 1 S: 5	H: 0 LOB: 0 BB: 0 P: 5	R: 0 E: 0 K: 1 S: 7	H: 2 LOB: 2 BB: 0 P: 7	R: 0 E: 0 K: 0 S: 4	H: 1 LOB: 1 BB: 0 P: 4	R: 0 E: 0 K: 0 S: 3	H: 0 LOB: 1 BB: 1 P: 7	1B: 6 2B: 0 3B: 1 HR: 1	SF: 0 SAC: 1 DP: 1 HBP: 0		WP: 0 PB: 0 CS: 0
PITCHER Ray Herbert, R ERA: 5.26 (1, 1)	IP: 8.0 WLS: L BF: 33 H: 8 R: 3 ER: 3 SO: 3 BB: 2 IBB: 0 HBP: 0 BLK: 0 WP: 0 HR: 1 S: 37 P: 45 ERA: 3.38 WHIP: 1.250															PITCHER		

Batter	1	2	3	4	5	6	7	8	9	AB	R	H	RBI	BB	SO	LOB	TOP			
Luis Aparicio, R (1, 6) OBP: 0.302, SLG: 0.328	0-0 4-3 2B		0-0 6-3	0-0 1B		0-0 G6-4-3		0-0 F9		5	0	2	1	0	0	1	Chicago White Sox @ Cleveland Indians Cleveland Municipal Stadium, Cleveland, OH Wed Aug 02 1961, 7:05 PM EDT Att: 15,079 - Unknown			
Nellie Fox, L (1, 4) OBP: 0.322, SLG: 0.305	0-0 F7		0-0 F7	0-0 F5		0-0 HR		0-0 P3		5	1	1	0	0	0	3				
Jim Landis, R (1, 8) OBP: 0.364, SLG: 0.465	0-0 4-3		0-0 E4	0-0 1B		0-0 HR		0-0 F7		5	1	2	3	0	0	1				
Floyd Robinson, L (1, 9) OBP: 0.396, SLG: 0.462	0-0 4-3		0-0 F8	0-0 4-3		0-0 F7			0-3 K	5	0	0	0	0	1	5				
Minnie Minoso, R (1, 7) OBP: 0.375, SLG: 0.435		4-0 G3 G1-2-3 1B BB		0-0 1B	0-3 K			0-0 2B		4	2	2	0	1	1	0				
Al Smith, R (1, 5) OBP: 0.356, SLG: 0.526	0-0 1B		0-0 1B	0-0 1B	0-0 F8			0-0 1B SF9 2B		5	2	3	1	0	0	0				
J.C. Martin, L (1, 3) OBP: 0.296, SLG: 0.359	0-0 G3		0-0 F2	4-0 FC4-6 BB				0-0 2B		3	0	1	0	1	0	4				
Cam Carreon, R (1, 2) OBP: 0.307, SLG: 0.331		4-0 IBB		0-0 1B	0-0 FC4-6			0-0 SF9		2	1	1	2	1	0	1				
Cal McLish, S (1, 1) OBP: 0.199, SLG: 0.163 (6, PH)		0-0 G1-2-3		0-0 1B				0-0 G4-6-3		2	1	1	1	0	0	3				
Bob Roselli, R (6, PH) OBP: 0.346, SLG: 0.423 (6, PR)				0-0 1B				0-0 G4-6-3		1	0	1	0	0	0	0				
Al Pilarcik, L (6, PR) OBP: 0.277, SLG: 0.236 (6, PR)				0-0 1B				0-0 G4-6-3		0	0	0	0	0	0	0				
Billy Pierce, L (6, 1) OBP: 0.143, SLG: 0.118				0-0 1B				0-0 G4-6-3		1	0	0	0	0	0	1				
Inning Stats	R: 0 E: 0 K: 0 S: 4	H: 1 LOB: 1 BB: 0 P: 4	R: 0 E: 0 K: 0 S: 3	H: 1 LOB: 2 BB: 2 P: 11	R: 0 E: 1 K: 0 S: 4	H: 0 LOB: 1 BB: 0 P: 4	R: 4 E: 0 K: 0 S: 9	H: 6 LOB: 2 BB: 0 P: 9	R: 0 E: 0 K: 1 S: 5	H: 0 LOB: 1 BB: 1 P: 9	R: 2 E: 0 K: 0 S: 5	H: 3 LOB: 1 BB: 0 P: 5	R: 2 E: 0 K: 0 S: 5	H: 3 LOB: 0 BB: 0 P: 5	R: 0 E: 0 K: 1 S: 3	H: 0 LOB: 0 BB: 0 P: 5	1B: 9 2B: 4 3B: 0 HR: 1	SF: 1 SAC: 0 DP: 3 HBP: 0	WP: 0 PB: 0 CS: 0	PA: 42
PITCHER	IP WLS BF H R ER SO BB IBB HBP BLK WP HR S P ERA WHIP																			
Jim Perry, R (1, 1) ERA: 4.37	4.0 L 22 8 4 4 0 0 1 1 0 0 0 0 0 20 28 9.00 2.250																			
Bob Allen, L (5, 1) ERA: 2.75	2.0 9 3 2 2 1 1 0 0 0 0 0 1 10 14 9.00 2.000																			
Frank Funk, R (7, 1) ERA: 3.15	2.0 8 3 2 2 0 0 0 0 0 0 0 0 8 8 9.00 1.500																			
Joe Schaffernoth, R (9, 1) ERA: 6.75	1.0 3 0 0 0 1 0 0 0 0 0 0 0 5 5 0.00 0.000																			

Batter	1	2	3	4	5	6	7	8	9	AB	R	H	RBI	BB	SO	LOB	BOTTOM					
Johnny Temple, R (1, 4) OBP: 0.357, SLG: 0.356	0-0 P2		0-0 6-3		0-0 HR	0-0 FC6-4			0-0 6-3	5	1	1	0	0	0	1	Chicago White Sox @ Cleveland Indians Cleveland Municipal Stadium, Cleveland, OH Wed Aug 02 1961, 7:05 PM EDT Att: 15,079 - Unknown					
Jim Piersall, R (1, 8) OBP: 0.400, SLG: 0.487	4-0 FC4-6 BB		0-0 5-3		0-0 HR			0-0 FC6-4 1B		4	1	2	2	1	0	0						
Tito Francona, L (1, 7) OBP: 0.351, SLG: 0.444	0-0 FC4-6		0-0 4-3		0-0 F8			0-0 FC6-4 1B		5	0	1	0	0	0	2						
Willie Kirkland, L (1, 9) OBP: 0.321, SLG: 0.490	0-0 G3			0-0 3-1	0-0 FC6-4 1B			0-0 F7	0-3 K	5	0	1	0	0	1	3						
Bubba Phillips, R (1, 5) OBP: 0.312, SLG: 0.432		0-0 WP 1B		0-0 6-3	0-0 FC6-4			0-0 1B		4	0	2	0	0	0	1						
Vic Power, R (1, 3) OBP: 0.313, SLG: 0.382		0-0 WP 1B		0-0 1B		0-0 F8	0-0 P4			4	1	2	0	0	0	2						
Woodie Held, R (1, 6) OBP: 0.371, SLG: 0.463		0-0 F3		0-0 1B		0-0 HR		0-0 F8		4	1	2	2	0	0	2						
Valmy Thomas, R (1, 2) OBP: 0.244, SLG: 0.175		0-0 P6		0-0 5-3		0-0 6-3		0-0 F8		4	0	0	0	0	0	3						
Jim Perry, S (1, 1) OBP: 0.176, SLG: 0.180 (5, 1)		0-3 K			0-0 L4			0-0 P4		1	0	0	0	0	1	2						
Bob Allen, L (5, 1) ERA: 2.75 (6, PH)								0-0 FC6-4 1B		1	0	0	0	0	0	0						
Bob Roselli, R (6, PH) OBP: 0.346, SLG: 0.423 (6, PR)								0-0 FC6-4 1B		0	0	0	0	0	0	0						
Frank Funk, R (7, 1) ERA: 3.15 (6, PR)								0-0 FC6-4 1B		0	0	0	0	0	0	0						
Miguel de la Hoz, R (8, PH) OBP: 0.296, SLG: 0.332 (6, PR)								0-0 FC6-4 1B		0	0	0	0	0	0	0						
Joe Schaffernoth, R (9, 1) ERA: 6.75								0-0 FC6-4 1B		0	0	0	0	0	0	0						
Inning Stats	R: 0 E: 0 K: 0 S: 3	H: 0 LOB: 1 BB: 1 P: 7	R: 0 E: 1 K: 1 S: 7	H: 2 LOB: 2 BB: 0 P: 7	R: 0 E: 0 K: 0 S: 3	H: 0 LOB: 0 BB: 0 P: 3	R: 1 E: 0 K: 0 S: 5	H: 2 LOB: 1 BB: 0 P: 5	R: 2 E: 0 K: 0 S: 6	H: 3 LOB: 1 BB: 0 P: 6	R: 1 E: 0 K: 0 S: 5	H: 2 LOB: 1 BB: 0 P: 5	R: 0 E: 0 K: 0 S: 3	H: 2 LOB: 2 BB: 0 P: 5	R: 0 E: 0 K: 0 S: 3	H: 0 LOB: 0 BB: 0 P: 3	R: 0 E: 0 K: 1 S: 6	H: 1 LOB: 1 BB: 0 P: 6	1B: 7 2B: 3 3B: 0 HR: 2	SF: 0 SAC: 0 DP: 0 HBP: 0	WP: 1 PB: 0 CS: 0	PA: 40
PITCHER	IP WLS BF H R ER SO BB IBB HBP BLK WP HR S P ERA WHIP																					
Cal McLish, R (1, 1) ERA: 4.5	5.0 W 23 7 3 3 1 1 0 0 0 0 0 1 24 28 5.40 1.600																					
Billy Pierce, L (6, 1) ERA: 3.93	4.0 S 17 5 1 1 1 0 0 0 0 0 0 1 19 19 2.25 1.250																					

Batter	1	2	3	4	5	6	7	8	9	AB	R	H	RBI	BB	SO	LOB	TOP				
Luis Aparicio, R OBP: 0.304, SLG: 0.337 (1, 6)	0-0 1B		0-0 2B FC1-5-2-5 1B	0-0 HR	0-0 P6		0-0 F9		0-0 3-1	6	1	3	1	0	0	6	Chicago White Sox @ Cleveland Indians Cleveland Municipal Stadium, Cleveland, OH Thu Aug 03 1961, 7:05 PM EDT Att: 7,237 - Unknown AB 42 R 8 H 13 RBI 6 BB 6 SO 1 LOB 32 				
Nellie Fox, L OBP: 0.322, SLG: 0.305 (1, 4)	0-0 F8		0-0 F9	0-0 1B		0-0 1B	0-0 F9		0-0 G3	6	0	2	0	0	0	5					
Jim Landis, R OBP: 0.361, SLG: 0.463 (1, 8)	0-0 F2		0-0 1B 2B	0-0 F9		0-0 F2		0-0 4-3	0-0 6-3	6	1	1	0	0	0	4					
Floyd Robinson, L OBP: 0.392, SLG: 0.456 (1, 9)	0-0 F7		0-0 FC1-5-2-5 1B	0-0 L3		0-0 1B		0-0 F2		5	1	1	0	0	0	4					
Minnie Minoso, R OBP: 0.380, SLG: 0.437 (1, 7)		0-0 2B G3 1B	0-0 1B		0-0 FC5-4 BB	0-0 F3		0-0 BB		3	1	2	2	2	0	2					
Al Smith, R OBP: 0.357, SLG: 0.528 Andy Carey, R OBP: 0.354, SLG: 0.424 (8, 5)		0-0 G3 1-3 2B	0-0 1-2 1B		0-0 FC5-4 BB E	0-0 F8		0-0 1-3		5	1	2	0	0	0	4					
J.C. Martin, L OBP: 0.298, SLG: 0.357 (1, 3)		0-0 G3	0-0 1-3		0-0 E5 BB		0-0 1-3 BB		0-0 BB E 1B	4	1	1	1	1	0	4					
Cam Carreon, R OBP: 0.310, SLG: 0.351 (1, 2)		0-0 6-3		0-0 HR	0-0 K		0-0 1-3		0-0 BB E BB	4	2	1	2	1	1	3					
Frank Baumann, L OBP: 0.326, SLG: 0.475 Billy Goodman, L OBP: 0.318, SLG: 0.385 Russ Kemmerer, R OBP: 0.364, SLG: 0.333 Al Pilarcik, L OBP: 0.283, SLG: 0.236 Don Larsen, R OBP: 0.242, SLG: 0.313 (7, 1)		0-0 F5		0-0 F3	0-0 BB		0-0 BB		0-0 E1 3-1 1-2 2-H	0	0	0	0	0	0	0					
Inning Stats	R: 0 E: 0 K: 0 S: 4	H: 1 LOB: 1 BB: 0 P: 4	R: 2 E: 0 K: 0 S: 5	H: 2 LOB: 0 BB: 0 P: 5	R: 2 E: 0 K: 0 S: 7	H: 4 LOB: 2 BB: 0 P: 7	R: 2 E: 0 K: 0 S: 6	H: 3 LOB: 1 BB: 0 P: 6	R: 0 E: 1 K: 1 S: 6	H: 0 LOB: 3 BB: 2 P: 14	R: 0 E: 0 K: 0 S: 5	H: 2 LOB: 2 BB: 0 P: 5	R: 0 E: 0 K: 0 S: 3	H: 0 LOB: 1 BB: 1 P: 7	R: 2 E: 1 K: 0 S: 5	H: 1 LOB: 1 BB: 1 P: 9		1B: 9 2B: 2 3B: 0 HR: 2	SF: 0 SAC: 0 DP: 0 HBP: 0	WP: 0 PB: 0 CS: 0	PA: 48
PITCHER	IP WLS BF H R ER SO BB IBB HBP BLK WP HR S P ERA WHIP																				
Wynn Hawkins, R ERA: 3.89 Bobby Locke, R ERA: 4.46 Joe Schaffernoth, R ERA: 0.48 Frank Funk, R ERA: 3.11 (1, 1)	2.2	15	7	4	4	0	0	0	0	0	0	0	0	0	15	15		13.50	2.625		
(3, 1)	3.1	L	18	5	2	2	1	2	0	0	0	0	0	2	18	26		5.40	2.100		
(7, 1)	2.0		11	1	2	0	0	4	0	0	0	0	0	0	7	23		0.00	2.500		
(9, 1)	1.0		4	0	0	0	0	0	0	0	0	0	0	4	4	0.00		0.000			

Batter	1	2	3	4	5	6	7	8	9	AB	R	H	RBI	BB	SO	LOB	BOTTOM				
Johnny Temple, R OBP: 0.355, SLG: 0.354 (1, 4)	0-0 SH HR 1B	0-0 F9		0-0 5-3			0-0 6-3		0-0 P6	5	1	1	0	0	0	3	Chicago White Sox @ Cleveland Indians Cleveland Municipal Stadium, Cleveland, OH Thu Aug 03 1961, 7:05 PM EDT Att: 7,237 - Unknown AB 38 R 6 H 13 RBI 6 BB 0 SO 5 LOB 11 				
Jim Piersall, R OBP: 0.400, SLG: 0.494 (1, 8)	0-0 SH HR 1B	0-0 F8			0-0 L7		0-0 F9		0-0 HR	5	2	2	1	0	0	1					
Tito Francona, L OBP: 0.355, SLG: 0.455 (1, 7)	0-0 SH HR 1B		0-0 3-1		0-0 HR		0-0 1B		0-0 1B	4	2	3	1	0	0	0					
Bubba Phillips, R OBP: 0.315, SLG: 0.442 (1, 5)	0-0 HR		0-3 K		0-0 4-1 1B		0-0 1B		0-0 F8	5	1	3	4	0	1	1					
Chuck Essegian, R OBP: 0.346, SLG: 0.561 Willie Kirkland, L OBP: 0.318, SLG: 0.486 (3, PH) (4, 9)	0-3 K		0-0 L4		0-0 4-1		0-3 K			1	0	0	0	0	1	0					
John Romano, R OBP: 0.382, SLG: 0.506 (1, 2)	0-0 F9			0-0 FC5-4 1B	0-0 5-3			0-3 K		4	0	1	0	0	1	1					
Vic Power, R OBP: 0.312, SLG: 0.380 (1, 3)	0-0 6-3			0-0 FC5-4 1B		0-0 6-3		0-0 F8		4	0	1	0	0	0	0					
Woodie Held, R OBP: 0.369, SLG: 0.460 (1, 6)		0-0 SH3-4 1B		0-0 FC5-4 1B		0-0 6-3		0-0 6-3		4	0	1	0	0	0	2					
Wynn Hawkins, R ERA: 3.89 Bobby Locke, R ERA: 4.46 Joe Schaffernoth, R ERA: 0.48 Frank Funk, R ERA: 3.11 Don Billard, L OBP: 0.305, SLG: 0.427 (1, 1) (3, 1) (6, PH) (7, 1) (9, PH)	1.0		0-0 SH3-4		0-0 1-2		0-0 F7		0-3 K	0	0	0	0	0	0	0					
Inning Stats	R: 4 E: 1 K: 1 S: 9	H: 3 LOB: 0 BB: 0 P: 9	R: 0 E: 0 K: 0 S: 4	H: 1 LOB: 1 BB: 0 P: 4	R: 0 E: 0 K: 1 S: 5	H: 0 LOB: 0 BB: 0 P: 5	R: 0 E: 0 K: 0 S: 5	H: 3 LOB: 2 BB: 0 P: 5	R: 1 E: 0 K: 0 S: 5	H: 2 LOB: 1 BB: 0 P: 5	R: 0 E: 0 K: 1 S: 7	H: 0 LOB: 0 BB: 0 P: 7	R: 0 E: 0 K: 1 S: 5	H: 0 LOB: 0 BB: 0 P: 5	R: 1 E: 0 K: 1 S: 7	H: 2 LOB: 1 BB: 0 P: 7		1B: 10 2B: 0 3B: 0 HR: 3	SF: 0 SAC: 2 DP: 1 HBP: 0	WP: 0 PB: 0 CS: 0	PA: 40
PITCHER	IP WLS BF H R ER SO BB IBB HBP BLK WP HR S P ERA WHIP																				
Frank Baumann, L ERA: 5.59 Russ Kemmerer, R ERA: 4.18 Don Larsen, R ERA: 3.83 (1, 1)	1.0		3	4	3	1	0	0	0	0	0	0	0	1	9	9		27.00	3.000		
(2, 1)	5.0	W	20	6	1	1	1	0	0	0	0	0	0	1	22	22		1.80	1.200		
(7, 1)	3.0	S	13	4	1	1	3	0	0	0	0	0	0	1	19	19		3.00	1.333		

Batter	1	2	3	4	5	6	7	8	9	AB	R	H	RBI	BB	SO	LOB	TOP		
Johnny Temple, R (1,4) OBP: 0.391, SLG: 0.350	L9		5-3			6-3		7-3		4	0	0	0	0	0	1	Cleveland Indians @ Detroit Tigers Tiger Stadium, Detroit, MI Fri Aug 04 1961, 7:05 PM EDT Att: 38,926 - Unknown		
Jim Piersall, R (1,8) OBP: 0.398, SLG: 0.492	F9		6-3			L9		6-3		2	0	0	0	0	0	0			
Walt Bond, L (5,8)										2	0	0	0	0	0	0			
Tito Francona, L (1,7) OBP: 0.354, SLG: 0.453	3-1			5-3		K			WP	4	0	1	0	0	1	0			
Willie Kirkland, L (1,9) OBP: 0.320, SLG: 0.486		2B 4-3 1B		1-3				1B	1B	4	1	2	0	0	0	1			
Bubba Phillips, R (1,5) OBP: 0.313, SLG: 0.437	F7			F8				F7		4	0	0	0	0	0	3			
John Romano, R (1,2) OBP: 0.383, SLG: 0.508					6-3					4	0	2	0	0	1	1			
Vic Power, R (1,3) OBP: 0.310, SLG: 0.377	4-3				F8			L9		3	0	0	1	0	0	3			
Woodie Held, R (1,6) OBP: 0.369, SLG: 0.462		2-3 3-H 0-3 K						K		3	0	1	0	0	2	3			
Barry Latman, R (1,1) OBP: 0.143, SLG: 0.152					6-3					2	0	0	0	0	0	1			
Dick Stigman, R (6,1) OBP: 0.125, SLG: 0.125										0	0	0	0	0	0	0			
Don Dillard, L (8,PH) OBP: 0.394, SLG: 0.433										1	0	1	0	0	0	0			
Joe Schaffernoth, R (8,1)								7-3 1B		0	0	0	0	0	0	0			
Inning Stats	R: 0 E: 0 K: 0 S: 3	H: 0 LOB: 0 BB: 0 P: 3	R: 1 E: 0 K: 1 S: 7	H: 2 LOB: 1 BB: 0 P: 7	R: 0 E: 0 K: 0 S: 3	H: 0 LOB: 0 BB: 0 P: 3	R: 0 E: 0 K: 0 S: 4	H: 1 LOB: 1 BB: 0 P: 4	R: 0 E: 0 K: 1 S: 5	H: 0 LOB: 0 BB: 0 P: 5	R: 0 E: 0 K: 1 S: 7	H: 2 LOB: 2 BB: 0 P: 7	R: 0 E: 0 K: 0 S: 3	H: 1 LOB: 0 BB: 0 P: 3	R: 0 E: 0 K: 1 S: 6	H: 1 LOB: 1 BB: 0 P: 6	1B: 5 2B: 3 3B: 0 HR: 0	SF: 0 SAC: 0 DP: 1 HBP: 0	WP: 1 PA: 33
PITCHER Frank Lary, R (1,1) ERA: 3.64	IP: 9.0 WLS: W BF: 33 H: 7 R: 1 ER: 1 SO: 4 BB: 0 IBB: 0 HBP: 0 BLK: 0 WP: 1 HR: 0 S: 41 P: 41 ERA: 1.00 WHIP: 0.778																		

Batter	1	2	3	4	5	6	7	8	9	AB	R	H	RBI	BB	SO	LOB	BOTTOM		
Jake Wood, R (1,4) OBP: 0.330, SLG: 0.385	L8									4	1	3	1	0	0	0	Cleveland Indians @ Detroit Tigers Tiger Stadium, Detroit, MI Fri Aug 04 1961, 7:05 PM EDT Att: 38,926 - Unknown		
Bill Bruton, L (1,8) OBP: 0.333, SLG: 0.381	F8									4	2	2	0	0	0	1			
Al Kaline, R (1,9) OBP: 0.369, SLG: 0.501	L8									4	1	2	2	0	0	0			
Rocky Colavito, R (1,7) OBP: 0.405, SLG: 0.583		1B E BB								3	1	0	1	1	0	1			
Norm Cash, L (1,3) OBP: 0.498, SLG: 0.675		1B E FC5-2 1B								3	0	1	0	1	1	0			
Reno Bertoia, R (1,5) OBP: 0.305, SLG: 0.259		E1 FC5-2 1-2 2-H 1B								4	0	1	0	0	1	3			
Chico Fernandez, R (1,6) OBP: 0.321, SLG: 0.336										4	1	2	0	0	0	1			
Mike Roarke, R (1,2) OBP: 0.306, SLG: 0.326		FC5-2 G6-4-3 1B								3	0	0	1	0	0	4			
Frank Lary, R (1,1) OBP: 0.250, SLG: 0.310		G6-4-3 1-2								4	0	0	0	0	3	4			
Inning Stats	R: 0 E: 0 K: 0 S: 3	H: 0 LOB: 0 BB: 0 P: 3	R: 1 E: 1 K: 0 S: 5	H: 2 LOB: 2 BB: 1 P: 9	R: 2 E: 0 K: 0 S: 5	H: 3 LOB: 0 BB: 0 P: 5	R: 0 E: 0 K: 0 S: 3	H: 0 LOB: 0 BB: 0 P: 3	R: 2 E: 0 K: 2 S: 10	H: 3 LOB: 2 BB: 1 P: 14	R: 1 E: 0 K: 1 S: 7	H: 2 LOB: 1 BB: 0 P: 7	R: 0 E: 0 K: 1 S: 5	H: 0 LOB: 0 BB: 0 P: 5	R: 0 E: 1 K: 1 S: 6	H: 1 LOB: 1 BB: 0 P: 6	1B: 8 2B: 0 3B: 1 HR: 2	SF: 1 SAC: 0 DP: 1 HBP: 0	WP: 0 PA: 36
PITCHER Barry Latman, R (1,1) ERA: 3.35	IP: 5.2 WLS: L BF: 28 H: 6 R: 5 ER: 5 SO: 3 BB: 1 IBB: 0 HBP: 0 BLK: 0 WP: 0 HR: 2 S: 32 P: 40 ERA: 7.94 WHIP: 1.941																		
Dick Stigman, L (6,1) ERA: 4.35	IP: 1.1 WLS: 0 BF: 4 H: 0 R: 0 ER: 0 SO: 1 BB: 0 IBB: 0 HBP: 0 BLK: 0 WP: 0 HR: 0 S: 6 P: 6 ERA: 0.00 WHIP: 0.000																		
Joe Schaffernoth, R (8,1) ERA: 6.33	IP: 1.0 WLS: 0 BF: 4 H: 1 R: 0 ER: 0 SO: 1 BB: 0 IBB: 0 HBP: 0 BLK: 0 WP: 0 HR: 0 S: 6 P: 6 ERA: 0.00 WHIP: 1.000																		

Batter	1	2	3	4	5	6	7	8	9	AB	R	H	RBI	BB	SO	LOB	TOP					
Johnny Temple, R (1, 4) OBP: 0.357, SLG: 0.362	0-0 FC3-6 1B		0-0 HR		0-0 1B		4-0 1B BB	0-0 1-3		4	2	3	1	1	0	1	Cleveland Indians @ Detroit Tigers Tiger Stadium, Detroit, MI Sat Aug 05 1961, 4:33 AM EDT Att: 23,785 - Unknown					
Don Dillard, L (1, 8) OBP: 0.366, SLG: 0.431	0-0 FC3-6 1B		0-0 FC4 1B		0-0 P6		0-0 1-3 2B 1B	0-0 4-3		5	1	2	0	0	0	2						
Tito Francona, L (1, 7) OBP: 0.354, SLG: 0.452	0-0 1-2 1B		0-0 FC4 1B		0-0 F8		0-0 1-2 2B 6-3 1B	0-0 F5		5	1	2	1	0	0	2						
Willie Kirkland, L (1, 9) OBP: 0.321, SLG: 0.488	0-0 F8		0-0 FC5-4 1B		0-3 K		0-0 1-3 2H 2B	0-0 L9		5	0	2	1	0	1	2						
Bubba Phillips, R (1, 5) OBP: 0.312, SLG: 0.443	0-0 F7		0-0 FC5-4		0-0 HR		0-0 6-3			4	1	1	2	0	0	5						
John Romano, R (1, 2) OBP: 0.379, SLG: 0.503		0-3 K		0-0 F2		0-0 F3	0-0 6-3			4	0	0	0	0	1	1						
Vic Power, R (1, 3) OBP: 0.307, SLG: 0.373	0-0 P4		0-0 6-3		0-0 P4		0-0 P3			4	0	0	0	0	0	0						
Woodie Held, R (1, 6) OBP: 0.368, SLG: 0.469	0-0 F5		0-0 5-3		0-0 HR		0-0 6-3			4	1	1	1	0	0	0						
Gary Bell, R (1, 1) OBP: 0.182, SLG: 0.173		0-3 K		0-0 L9		0-0 F8	4-0 BB			2	0	0	0	0	0	0						
Bob Allen, L (5, 1) OBP: 0.222, SLG: 0.333		0-0 K		0-0 K		0-0 K				0	0	0	0	0	0	0						
Frank Funk, R (6, 1) OBP: 0.125, SLG: 0.087		0-0 K		0-0 K		0-0 K				0	0	0	0	0	0	0						
Bob Niekro, L (7, PH) OBP: 0.125, SLG: 0.000		0-0 K		0-0 K		0-0 K				0	0	0	0	0	0	0						
Joe Schaffernoth, R (7, 1) OBP: 0.305, SLG: 0.305		0-0 K		0-0 K		0-0 K				0	0	0	0	0	0	0						
Ken Aspromonte, R (8, PH) OBP: 0.305, SLG: 0.305		0-0 K		0-0 K		0-0 K				0	0	0	0	0	0	0						
Dick Stigman, R (8, 1) OBP: 0.125, SLG: 0.125		0-0 K		0-0 K		0-0 K				0	0	0	0	0	0	0						
Inning Stats	R: 0 E: 0 K: 0 S: 5	H: 2 LOB: 2 BB: 0 P: 5	R: 0 E: 0 K: 1 S: 5	H: 0 LOB: 0 BB: 0 P: 5	R: 1 E: 0 K: 1 S: 8	H: 3 LOB: 2 BB: 0 P: 8	R: 0 E: 0 K: 0 S: 3	H: 0 LOB: 0 BB: 0 P: 3	R: 0 E: 0 K: 0 S: 4	H: 1 LOB: 1 BB: 0 P: 4	R: 1 E: 0 K: 1 S: 6	H: 1 LOB: 2 BB: 0 P: 6	R: 4 E: 0 K: 0 S: 7	H: 4 LOB: 1 BB: 1 P: 11	R: 0 E: 0 K: 0 S: 3	H: 0 LOB: 0 BB: 0 P: 7	R: 0 E: 0 K: 0 S: 3	H: 0 LOB: 0 BB: 0 P: 3	1B: 7 2B: 1 3B: 0 HR: 3	SF: 0 SAC: 0 DP: 0 HBP: 0	WP: 0 PB: 0 SB: 0 CS: 0	PA: 40
PITCHER	IP WLS BF H R ER SO BB IBB HBP BLK WP HR S P ERA WHIP																					
Phil Regan, R (1, 1) ERA: 4.85	6.1 W 30 10 6 6 3 1 0 0 0 0 3 35 39 8.53 1.737																					
Gerry Staley, R (7, 1) ERA: 4.07	0.2 3 1 0 0 0 0 0 0 0 0 0 3 3 0.00 1.500																					
Jim Bunning, R (8, 1) ERA: 3.1	2.0 S 7 0 0 0 0 1 0 0 0 0 0 6 10 0.00 0.500																					

Batter	1	2	3	4	5	6	7	8	9	AB	R	H	RBI	BB	SO	LOB	BOTTOM					
Jake Wood, R (1, 4) OBP: 0.331, SLG: 0.391	0-0 P3		0-0 6-3		0-0 HR	4-0 2B BB		0-0 6-3		4	1	1	2	1	0	0	Cleveland Indians @ Detroit Tigers Tiger Stadium, Detroit, MI Sat Aug 05 1961, 4:33 AM EDT Att: 23,785 - Unknown					
Bill Bruton, L (1, 8) OBP: 0.332, SLG: 0.377	4-0 FC5-4 BB		0-0 E6 1B		0-0 L3	0-0 F7		0-3 K		4	1	0	0	1	1	3						
Al Kaline, R (1, 9) OBP: 0.369, SLG: 0.502	0-0 FC5-4		0-0 L7		0-0 2B	0-0 1-3 2H 3H 2B		0-0 F5		5	1	2	2	0	0	2						
Rocky Colavito, R (1, 7) OBP: 0.406, SLG: 0.585	0-0 F7		0-0 CS 1B		0-0 2B	0-0 F8				4	0	2	2	0	0	3						
Norm Cash, L (1, 3) OBP: 0.498, SLG: 0.672		4-0 1B BB	0-0 CS	0-3 K	0-0 1-3		0-0 E 1B			3	0	1	0	1	1	1						
Reno Bertoia, R (1, 5) OBP: 0.305, SLG: 0.259	0-0 1-3 1B		0-0 F9		0-0 3-1	0-0 E1				4	0	1	0	0	0	1						
Chico Fernandez, R (1, 6) OBP: 0.320, SLG: 0.334	0-0 F7		0-3 K		0-0 1B 1B	0-3 K				4	1	1	0	0	2	4						
Mike Roarke, R (1, 2) OBP: 0.311, SLG: 0.326	0-0 F9		0-0 SH3-4 HR BB		4-0 1B 2B 1B	0-0 P3				3	2	1	0	1	0	4						
Phil Regan, R (1, 1) OBP: 0.143, SLG: 0.103		0-3 K		0-0 SH3-4		0-0 P5				2	1	1	1	0	1	2						
Gerry Staley, R (7, 1) ERA: 4.61		0-0 K		0-0 K		0-0 K				0	0	0	0	0	0	0						
Charlie Maxwell, L (7, PH) OBP: 0.379, SLG: 0.465		0-0 K		0-0 K		0-0 K				1	0	0	0	0	0	2						
Jim Bunning, R (8, 1) OBP: 0.162, SLG: 0.149		0-0 K		0-0 K		0-0 K				0	0	0	0	0	0	0						
Inning Stats	R: 0 E: 0 K: 0 S: 3	H: 0 LOB: 1 BB: 1 P: 7	R: 0 E: 0 K: 1 S: 6	H: 1 LOB: 1 BB: 1 P: 10	R: 1 E: 1 K: 0 S: 4	H: 1 LOB: 0 BB: 0 P: 4	R: 0 E: 0 K: 2 S: 7	H: 0 LOB: 0 BB: 0 P: 7	R: 0 E: 0 K: 2 S: 7	H: 0 LOB: 0 BB: 0 P: 7	R: 3 E: 0 K: 0 S: 6	H: 3 LOB: 1 BB: 1 P: 10	R: 3 E: 0 K: 0 S: 7	H: 4 LOB: 2 BB: 1 P: 11	R: 0 E: 0 K: 1 S: 7	H: 1 LOB: 2 BB: 0 P: 7	R: 0 E: 0 K: 1 S: 5	H: 0 LOB: 0 BB: 0 P: 5	1B: 7 2B: 2 3B: 0 HR: 1	SF: 0 SAC: 1 DP: 0 HBP: 0	WP: 0 PB: 0 SB: 1 CS: 1	PA: 40
PITCHER	IP WLS BF H R ER SO BB IBB HBP BLK WP HR S P ERA WHIP																					
Gary Bell, R (1, 1) ERA: 4.61	4.2 L 22 5 4 3 3 3 0 0 0 0 0 25 37 5.79 1.714																					
Bob Allen, L (5, 1) ERA: 3.17	0.2 5 3 3 3 0 0 0 0 0 0 0 5 5 40.50 4.500																					
Frank Funk, R (6, 1) ERA: 3.08	0.2 4 1 0 0 0 1 0 0 0 0 0 3 7 0.00 3.000																					
Joe Schaffernoth, R (7, 1) ERA: 6.2	1.0 5 1 0 0 1 0 0 0 0 0 0 7 7 0.00 1.000																					
Dick Stigman, L (8, 1) ERA: 4.22	1.0 3 0 0 0 1 0 0 0 0 0 0 5 5 0.00 0.000																					

AB	38
R	6
H	11
RBI	6
BB	2
SO	3
LOB	13

AB	34
R	7
H	10
RBI	7
BB	4
SO	5
LOB	22



Batter	1	2	3	4	5	6	7	8	9	AB	R	H	RBI	BB	SO	LOB	TOP		
Johnny Temple, R OBP: 0.353, SLG: 0.358 (1, 4)										4	0	0	0	0	0	1	Cleveland Indians @ Detroit Tigers Tiger Stadium, Detroit, MI Sun Aug 06 1961, 4:33 AM EDT Unknown		
Vic Power, R OBP: 0.304, SLG: 0.369 (1, 3)										4	0	0	0	0	0	0			
Tito Francona, L OBP: 0.351, SLG: 0.448 (1, 7)										4	0	0	0	0	1	0			
Bubba Phillips, R OBP: 0.312, SLG: 0.441 (1, 5)										4	0	1	0	0	0	0			
Chuck Essegian, R OBP: 0.345, SLG: 0.556 (1, 8)										3	0	1	0	0	0	0			
John Romano, R OBP: 0.379, SLG: 0.500 (1, 2)										2	0	0	0	1	0	2			
Willie Kirkland, L OBP: 0.321, SLG: 0.495 (1, 9)										3	1	1	1	0	1	1			
Woodie Held, R OBP: 0.368, SLG: 0.466 (1, 6)										2	0	0	0	1	0	0			
Jim Perry, S OBP: 0.170, SLG: 0.173 (8, PH)										2	0	0	0	0	1	0			
Bob Nieman, R OBP: 0.200, SLG: 0.585 (8, 1)										1	0	0	0	0	0	1			
Joe Schaffernoth, R OBP: 0.143, SLG: 0.152 (8, 1)										0	0	0	0	0	0	0			
Barry Latman, R OBP: 0.143, SLG: 0.152 (8, 1)										0	0	0	0	0	0	0			
Inning Stats	R: 0 E: 0 K: 1 S: 5	H: 0 LOB: 0 BB: 0 P: 5	R: 0 E: 0 K: 0 S: 3	H: 0 LOB: 1 BB: 1 P: 7	R: 0 E: 0 K: 0 S: 3	H: 0 LOB: 0 BB: 0 P: 3	R: 0 E: 0 K: 0 S: 3	H: 0 LOB: 0 BB: 0 P: 3	R: 0 E: 0 K: 1 S: 5	H: 0 LOB: 0 BB: 0 P: 5	R: 0 E: 0 K: 0 S: 5	H: 2 LOB: 2 BB: 0 P: 5	R: 1 E: 0 K: 0 S: 3	H: 1 LOB: 0 BB: 1 P: 7	R: 0 E: 0 K: 0 S: 3	H: 0 LOB: 0 BB: 0 P: 3	1B: 2 2B: 0 3B: 0 HR: 1	SF: 0 SAC: 0 DP: 1 HBP: 0	WP: 0 PA: 31 PB: 0 SB: 0 CS: 0
PITCHER Don Mossi, L ERA: 2.83 (1, 1)	IP: 9.0 WLS: W BF: 31 H: 3 R: 1 ER: 1 SO: 3 BB: 2 IBB: 0 HBP: 0 BLK: 0 WP: 0 HR: 1 S: 35 P: 43 ERA: 1.00 WHIP: 0.556																		


AB	29
R	1
H	3
RBI	1
BB	2
SO	3
LOB	5




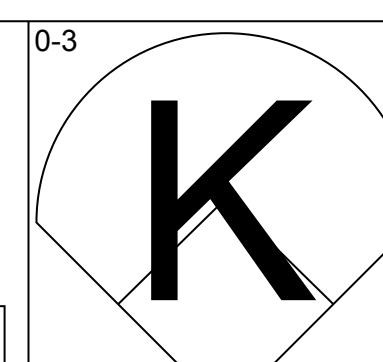
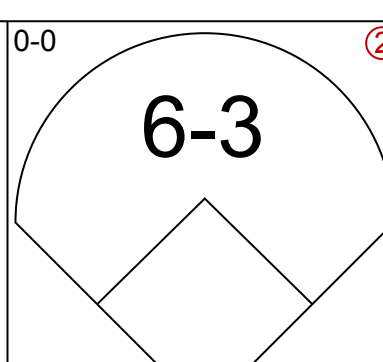
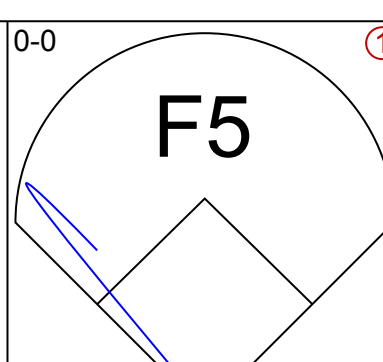
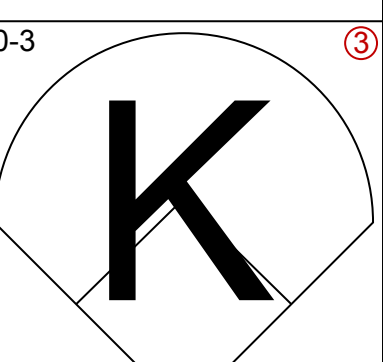

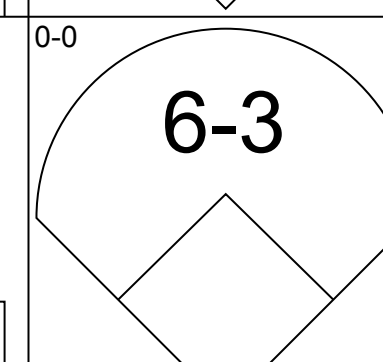
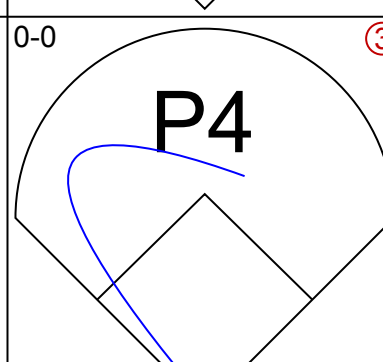
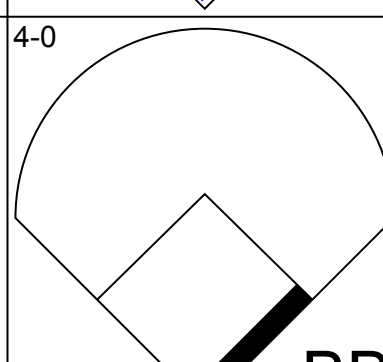
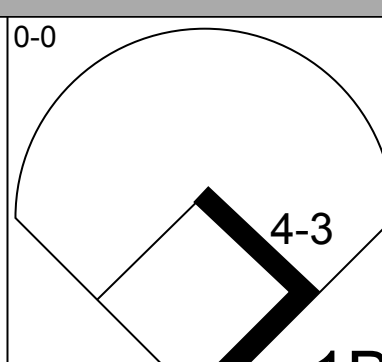
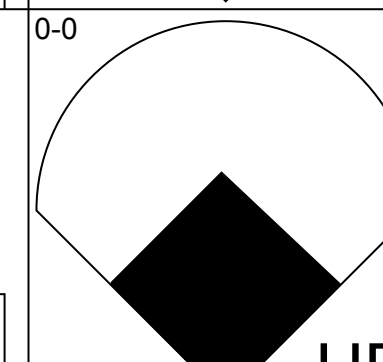
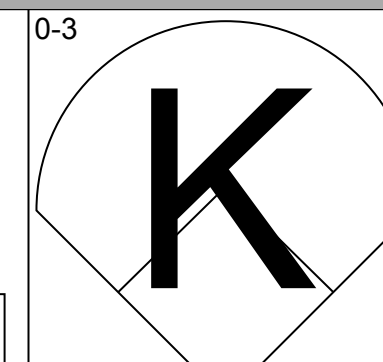
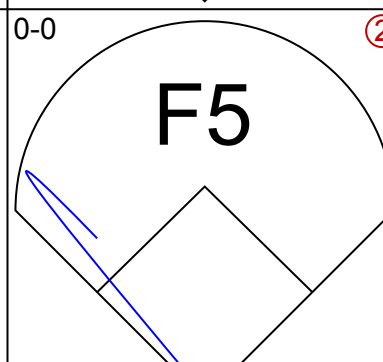
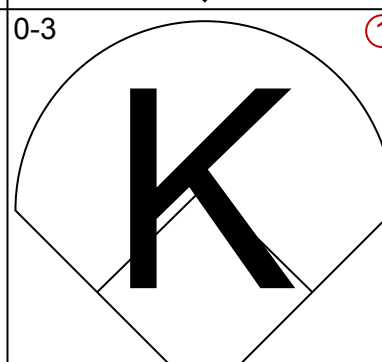
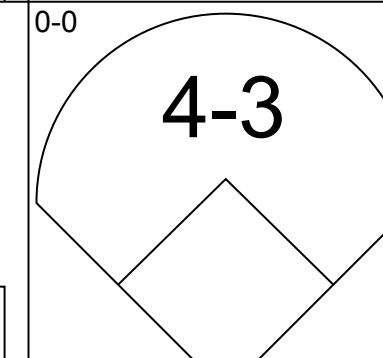
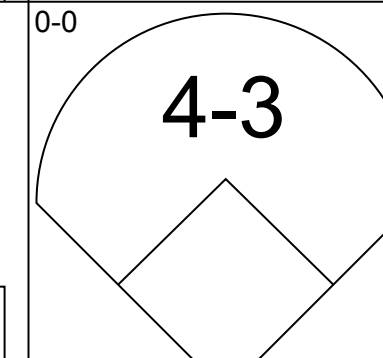
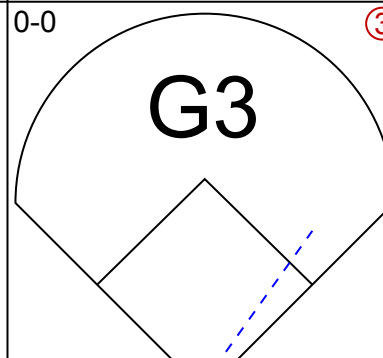
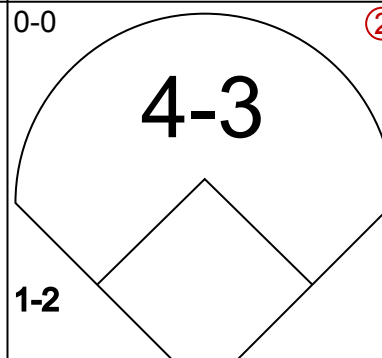
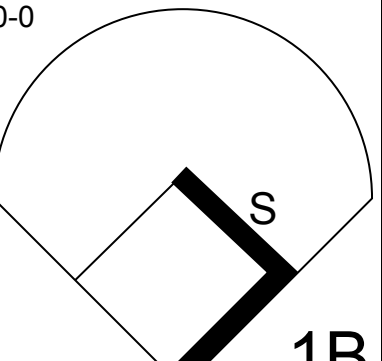
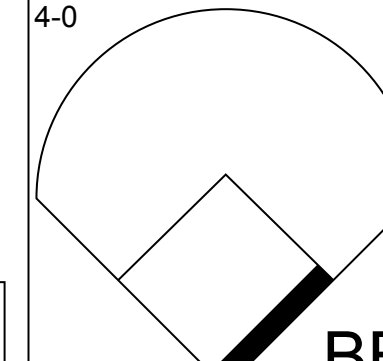
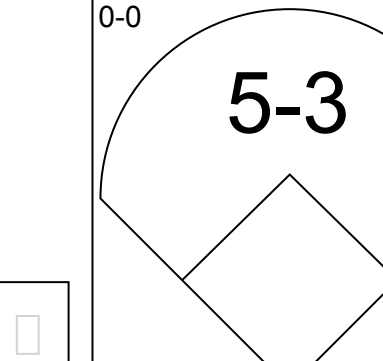
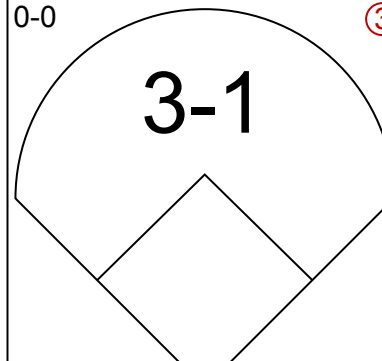

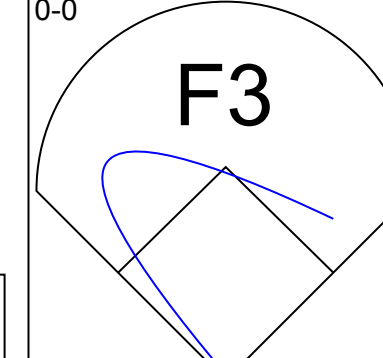
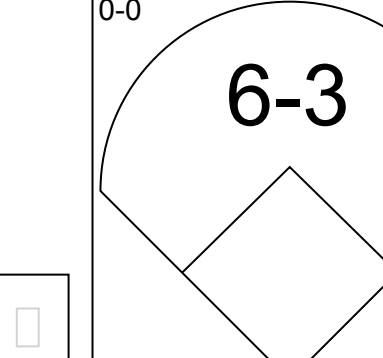

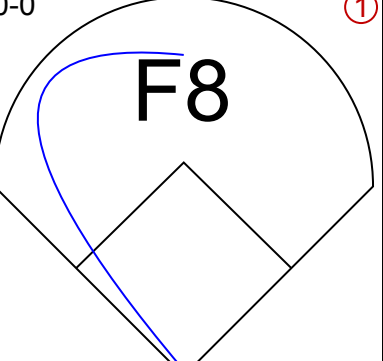
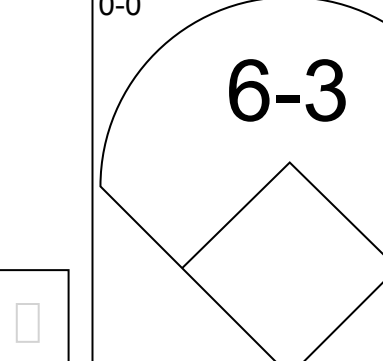

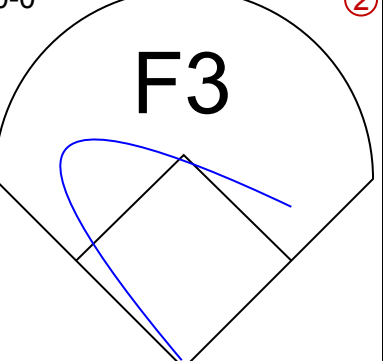
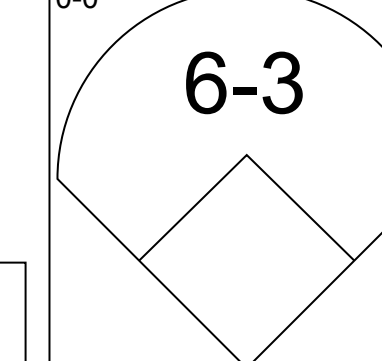

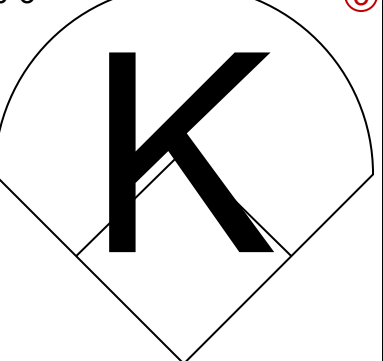
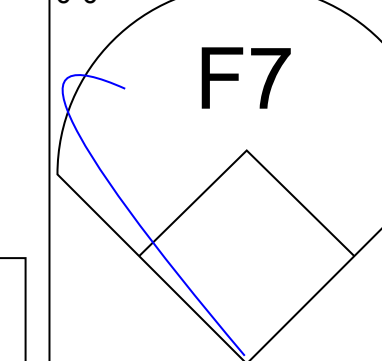
Batter	1	2	3	4	5	6	7	8	9	AB	R	H	RBI	BB	SO	LOB	BOTTOM		
Jake Wood, R OBP: 0.331, SLG: 0.390 (1, 4)										3	0	1	0	0	0	1	Cleveland Indians @ Detroit Tigers Tiger Stadium, Detroit, MI Sun Aug 06 1961, 4:33 AM EDT Unknown		
Bill Bruton, L OBP: 0.333, SLG: 0.378 (1, 8)										4	1	2	1	0	0	1			
Al Kaline, R OBP: 0.370, SLG: 0.501 (1, 9)										3	0	1	0	0	0	2			
Rocky Colavito, R OBP: 0.403, SLG: 0.579 (1, 7)										4	0	0	1	0	0	4			
Norm Cash, L OBP: 0.500, SLG: 0.670 (1, 3)									1	0	0	0	3	0	0	0			
Reno Bertoia, R OBP: 0.304, SLG: 0.255 (1, 5)										3	0	0	0	1	0	5			
Chico Fernandez, R OBP: 0.316, SLG: 0.330 (1, 6)										4	0	0	0	0	0	3			
Frank House, L OBP: 0.231, SLG: 0.364 (1, 2)										3	1	1	0	0	0	3			
Don Mossi, L OBP: 0.220, SLG: 0.236 (1, 1)										3	0	0	0	0	0	2			
Inning Stats	R: 1 E: 1 K: 0 S: 5	H: 2 LOB: 2 BB: 1 P: 9	R: 0 E: 0 K: 0 S: 3	H: 0 LOB: 0 BB: 0 P: 3	R: 0 E: 1 K: 0 S: 5	H: 1 LOB: 3 BB: 1 P: 9	R: 0 E: 1 K: 0 S: 4	H: 0 LOB: 1 BB: 0 P: 4	R: 0 E: 0 K: 0 S: 3	H: 0 LOB: 0 BB: 0 P: 3	R: 0 E: 0 K: 0 S: 3	H: 0 LOB: 0 BB: 0 P: 3	R: 1 E: 0 K: 0 S: 4	H: 2 LOB: 0 BB: 0 P: 4	R: 0 E: 0 K: 0 S: 3	H: 0 LOB: 2 BB: 2 P: 12	1B: 5 2B: 0 3B: 0 HR: 0	SF: 0 SAC: 2 DP: 0 HBP: 1	WP: 0 PA: 36 PB: 1 SB: 0 CS: 1
PITCHER Jim Perry, R ERA: 4.25 (1, 1)	IP: 7.0 WLS: L BF: 29 H: 5 R: 2 ER: 2 SO: 0 BB: 1 IBB: 0 HBP: 0 BLK: 0 WP: 0 HR: 0 S: 27 P: 35 ERA: 2.57 WHIP: 0.857																		
Joe Schaffernoth, R ERA: 6.16 (8, 1)	0.1	4	0	0	0	0	1	1	1	0	0	0	1	10	0.00	3.000			
Barry Latman, R ERA: 9.33 (8, 1)	0.2	2	0	0	0	0	0	0	0	0	0	2	2	0.00	0.000				

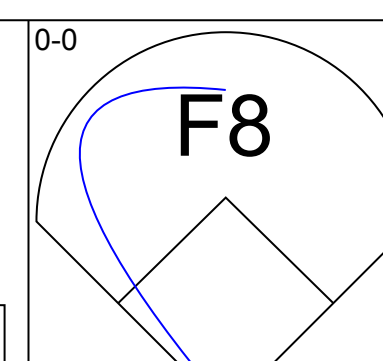
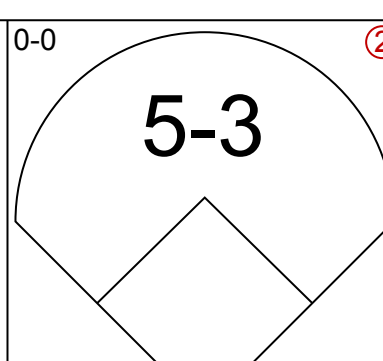
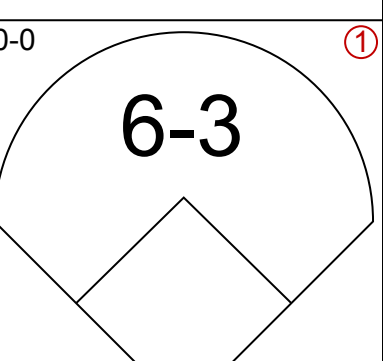
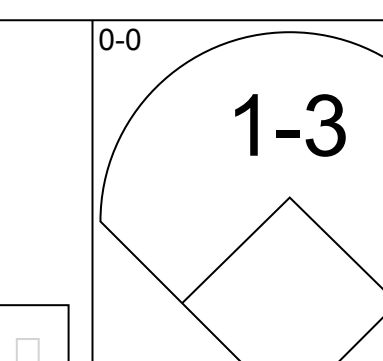

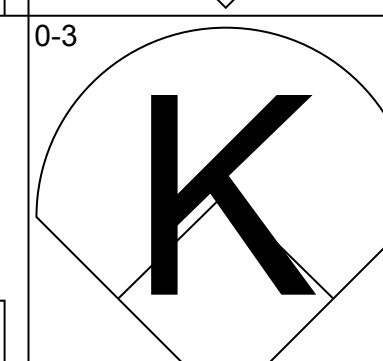
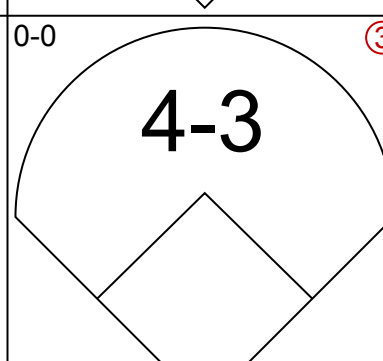
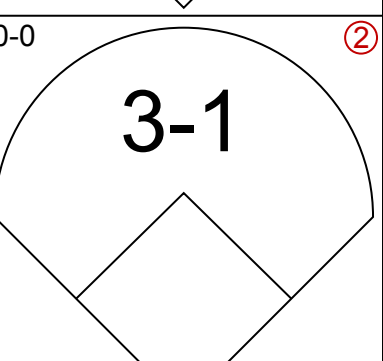
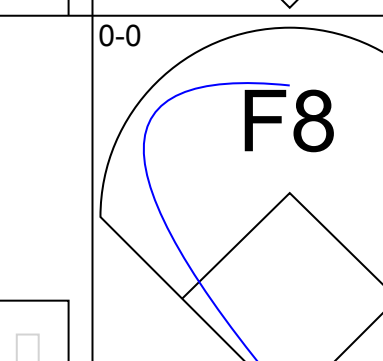
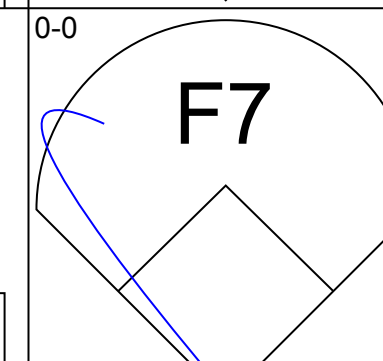
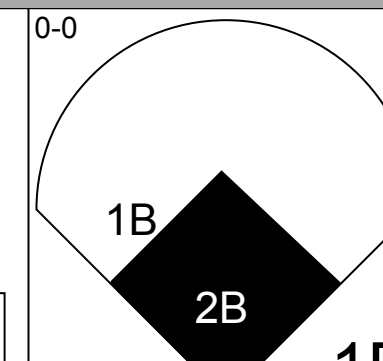
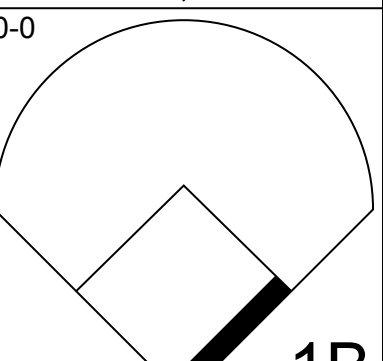
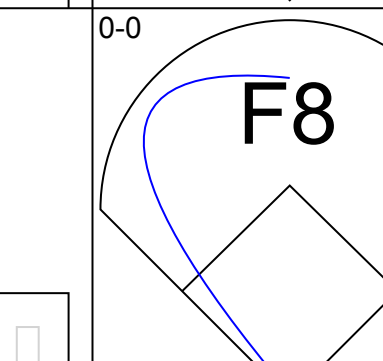
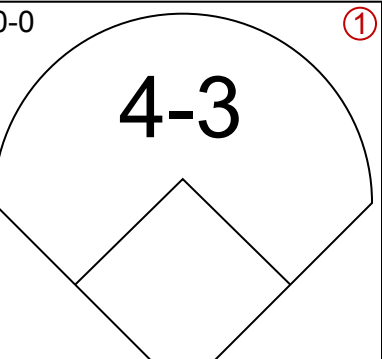
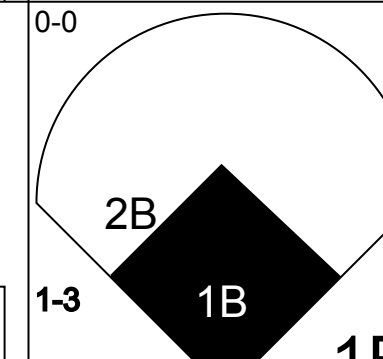
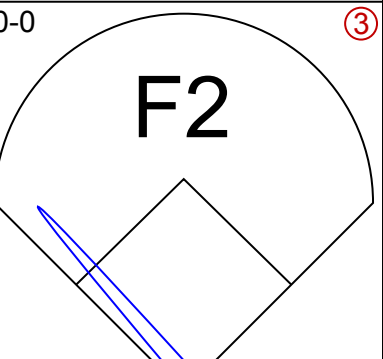
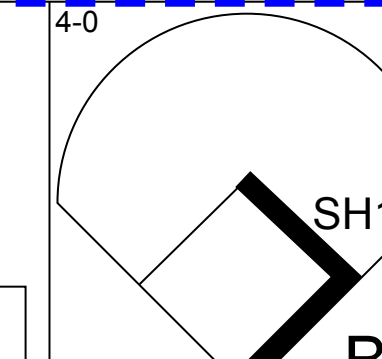
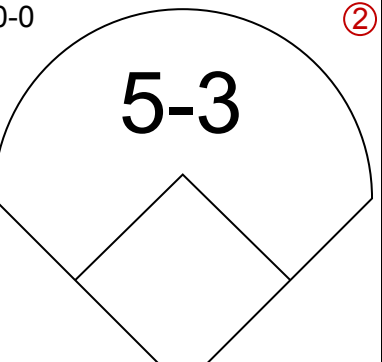
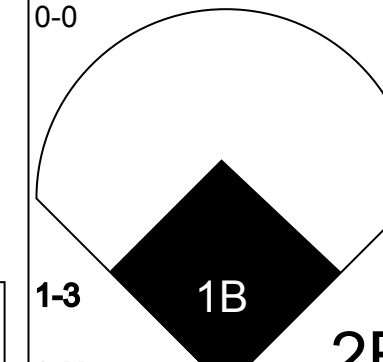
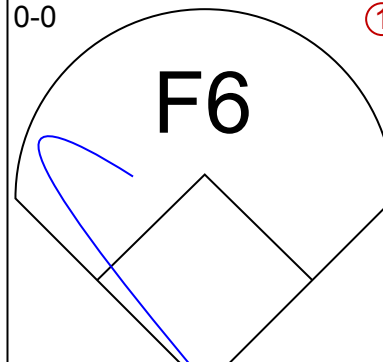
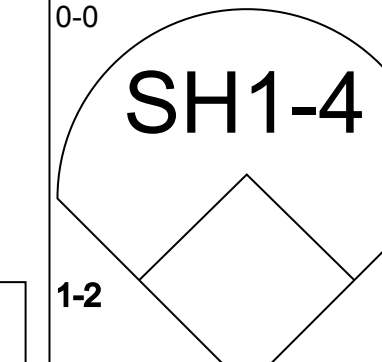
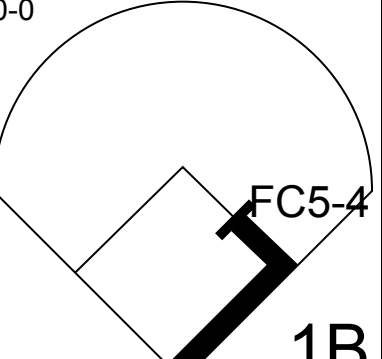
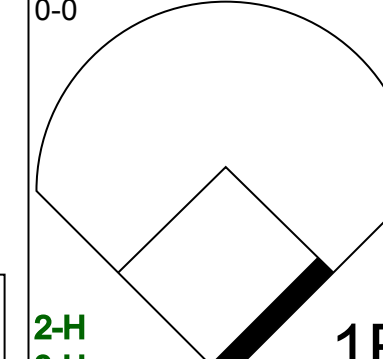
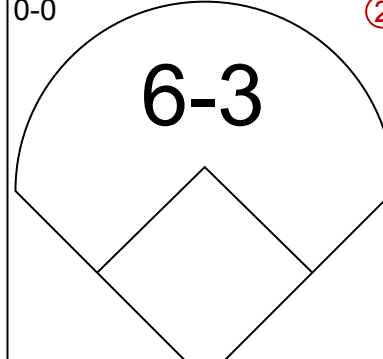
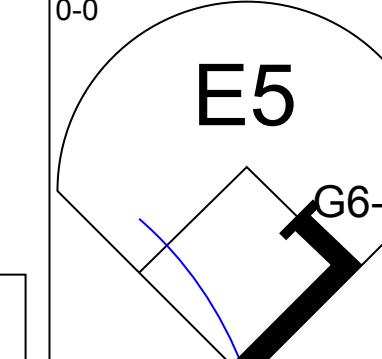

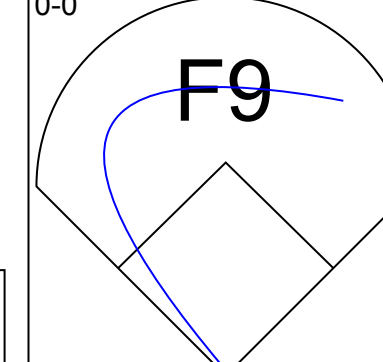
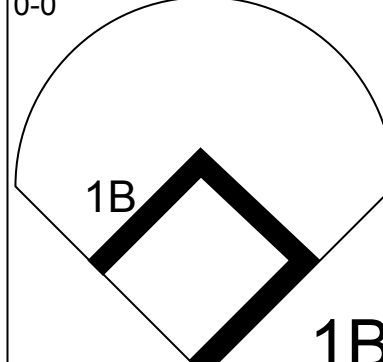
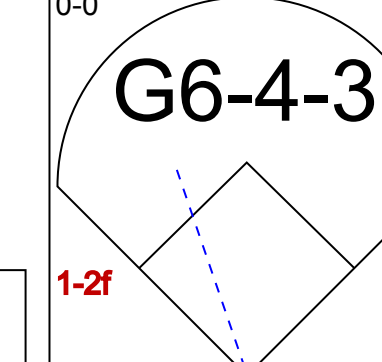
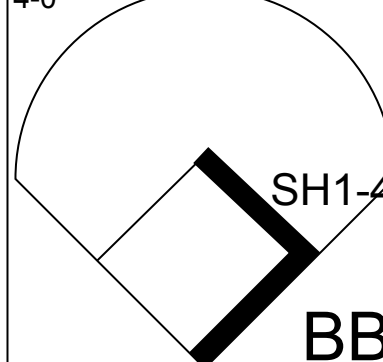
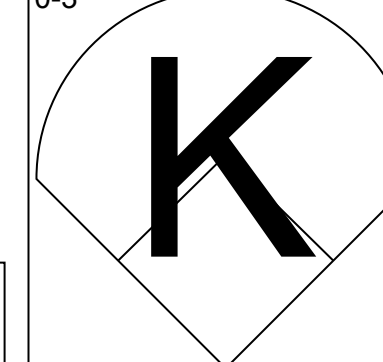
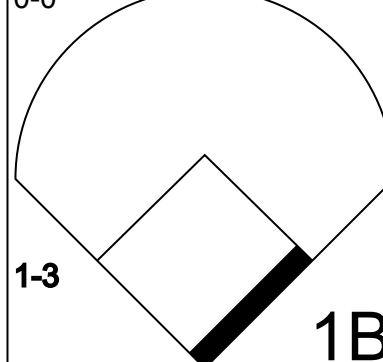
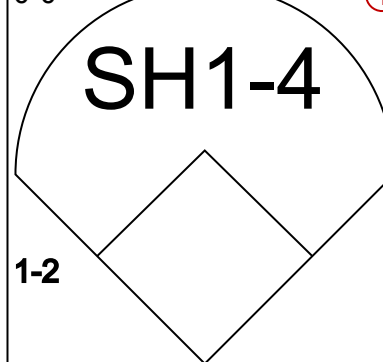
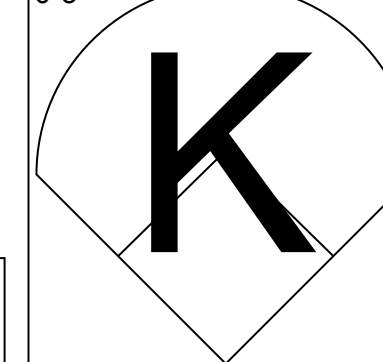
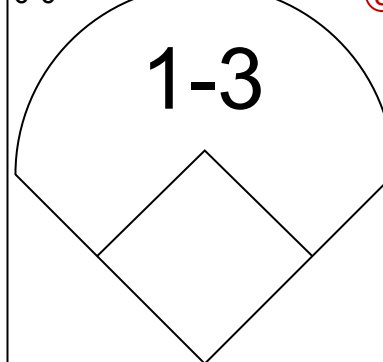



Batter	1	2	3	4	5	6	7	8	9	AB	R	H	RBI	BB	SO	LOB	TOP										
Ken Aspromonte, R OBP: 0.326, SLG: 0.305	P6	FC6-2-5-6-2		L9		F8				6	0	2	1	0	0	3	Cleveland Indians @ Detroit Tigers Tiger Stadium, Detroit, MI Sun Aug 06 1961, 4:38 AM EDT Att: 49,666 - Unknown										
Don Dillard, L OBP: 0.364, SLG: 0.452	HR	3-1		1B		K	6-3		F7	6	2	2	1	0	1	5											
Tito Francona, L OBP: 0.357, SLG: 0.460	HR			1B				2B		4	3	3	2	2	1	1											
Willie Kirkland, L OBP: 0.327, SLG: 0.499	BB			BB				2B	BB	3	1	2	2	2	1	1											
Bubba Phillips, R OBP: 0.313, SLG: 0.441	K							2B	BB	4	1	2	1	0	1	3											
John Romano, R OBP: 0.374, SLG: 0.495	F8			1B				1B		4	0	0	1	0	0	5											
Vic Power, R OBP: 0.303, SLG: 0.367		SH3-4		K		F8		F2	F2	5	0	1	0	0	1	5											
Woodie Held, R OBP: 0.368, SLG: 0.462		SH3-4		F7		K		1B	K	3	1	0	0	2	2	2											
Mudcat Grant, R OBP: 0.203, SLG: 0.169	SH3-4			E5		K		2B	K	4	1	1	1	0	2	0											
Inning Stats	R: 2 E: 0 K: 1 S: 7	H: 2 LOB: 1 BB: 1 P: 11	R: 0 E: 0 K: 0 S: 4	H: 1 LOB: 2 BB: 1 P: 8	R: 0 E: 0 K: 2 S: 8	H: 1 LOB: 2 BB: 1 P: 12	R: 2 E: 1 K: 0 S: 7	H: 3 LOB: 2 BB: 0 P: 7	R: 0 E: 0 K: 1 S: 5	H: 0 LOB: 0 BB: 0 P: 5	R: 0 E: 0 K: 2 S: 7	H: 0 LOB: 0 BB: 0 P: 7	R: 4 E: 1 K: 0 S: 8	H: 4 LOB: 2 BB: 1 P: 12	R: 1 E: 0 K: 1 S: 6	H: 1 LOB: 2 BB: 2 P: 14		R: 0 E: 0 K: 2 S: 8	H: 1 LOB: 1 BB: 0 P: 8	1B: 8 2B: 3 3B: 0 HR: 2	SF: 1 SAC: 2 DP: 0 HBP: 0	WP: 1 PB: 0 SB: 0 CS: 0	PA: 48				
PITCHER	IP	WLS	BF	H	R	ER	SO	BB	IBB	HBP	BLK	WP	HR	S	P	ERA	WHIP										
Paul Foytack, R ERA: 4.28	0.2		5	2	2	2	1	1	0	0	0	0	2	6	10	27.00	4.500										
Bob Bruce, R ERA: 3.65	3.1	L	18	5	2	0	2	2	0	0	0	0	0	20	28	0.00	2.100										
Manny Montejó, R ERA: 1.17	2.0		6	0	0	0	3	0	0	0	0	0	0	12	28	0.00	0.000										
Hank Aguirre, L ERA: 3.65	0.0		3	2	3	2	0	0	0	0	0	0	0	3	3	∞	∞										
Fred Gladding, R ERA: 3.31	3.0		16	4	2	1	3	2	1	0	0	1	0	19	31	3.00	2.000										
Batter	1	2	3	4	5	6	7	8	9	AB	R	H	RBI	BB	SO	LOB	BOTTOM										
Jake Wood, R OBP: 0.331, SLG: 0.389	F2	F9			K					4	2	1	0	1	1	1	Cleveland Indians @ Detroit Tigers Tiger Stadium, Detroit, MI Sun Aug 06 1961, 4:38 AM EDT Att: 49,666 - Unknown										
Bill Bruton, L OBP: 0.336, SLG: 0.384	1B	BB			SF9				F5	4	1	2	0	1	0	2											
Al Kaline, R OBP: 0.373, SLG: 0.502	1B	L7			SF9				1B	3	0	2	1	1	0	2											
Rocky Colavito, R OBP: 0.400, SLG: 0.576	P6				1-3				SF7	4	0	1	2	0	0	2											
Norm Cash, L OBP: 0.497, SLG: 0.664	K				F9				F8	5	0	1	0	0	1	5											
Reno Bertoia, R OBP: 0.304, SLG: 0.256		WP			5-3				F6	3	1	1	0	0	0	0											
Chico Fernandez, R OBP: 0.315, SLG: 0.336		E4			P6				K	4	1	1	1	0	1	1											
Mike Roarke, R OBP: 0.310, SLG: 0.324		E4			F8				P3	4	0	1	0	0	0	0											
Paul Foytack, R OBP: 0.242, SLG: 0.344										0	0	0	0	0	0	0											
Bob Bruce, R OBP: 0.279, SLG: 0.222										0	0	0	0	0	0	0											
Bobo Casper, L OBP: 0.366, SLG: 0.528										1	0	0	0	0	0	0											
Manny Montejó, R OBP: 0.375, SLG: 0.640										0	0	0	0	0	0	0											
Charlie Maxwell, L OBP: 0.375, SLG: 0.640										1	0	0	0	0	0	0											
Hank Aguirre, R OBP: 0.375, SLG: 0.640										0	0	0	0	0	0	0											
Fred Gladding, L OBP: 0.276, SLG: 0.393										1	0	0	0	0	0	0											
Inning Stats	R: 0 E: 0 K: 1 S: 7	H: 2 LOB: 2 BB: 0 P: 7	R: 2 E: 2 K: 0 S: 6	H: 2 LOB: 2 BB: 1 P: 10	R: 0 E: 0 K: 0 S: 3	H: 0 LOB: 0 BB: 0 P: 3	R: 0 E: 0 K: 0 S: 3	H: 0 LOB: 0 BB: 0 P: 3	R: 1 E: 0 K: 1 S: 6	H: 1 LOB: 0 BB: 0 P: 6	R: 0 E: 0 K: 1 S: 7	H: 2 LOB: 2 BB: 0 P: 7	R: 1 E: 0 K: 0 S: 5	H: 2 LOB: 1 BB: 0 P: 5	R: 0 E: 0 K: 1 S: 5	H: 0 LOB: 0 BB: 0 P: 5	R: 0 E: 0 K: 0 S: 4	H: 1 LOB: 2 BB: 2 P: 12	1B: 8 2B: 0 3B: 2 HR: 0	SF: 2 SAC: 2 DP: 0 HBP: 0	WP: 1 PB: 0 SB: 0 CS: 0	PA: 41					
PITCHER	IP	WLS	BF	H	R	ER	SO	BB	IBB	HBP	BLK	WP	HR	S	P	ERA	WHIP										
Mudcat Grant, R ERA: 3.42	9.0	W	41	10	5	4	4	3	0	0	0	1	0	46	58	4.00	1.444										

Batter	1	2	3	4	5	6	7	8	9	10	AB	R	H	RBI	BB	SO	LOB	TOP									
Chuck Hinton, R (1, 9) OBP: 0.346, SLG: 0.394	K		F8		HR		FC6-4			SH3-4 4-2 2B	5	1	2	1	0	1	2	<p>Washington Senators @ Cleveland Indians Cleveland Municipal Stadium, Cleveland, OH</p> <p>Tue Aug 08 1961, 7:05 PM EDT Att: 5,271 - Unknown</p> <p>livebaseballscorecards.com</p> <p>AB 35 R 5 H 8 RBI 5 BB 4 SO 7 LOB 12</p> 									
Danny O'Connell, R (1, 5) OBP: 0.383, SLG: 0.399	4-3		P6		F7			E4 G3 2B 1B		SH3-4	4	1	1	0	0	0	1										
Bud Zupfel, L (1, 3) OBP: 0.304, SLG: 0.381	K			K		4-3		G3			4	0	0	0	1	2	1										
Gene Woodling, L (1, 7) OBP: 0.409, SLG: 0.478		1-3																									
Marty Keough, L (8, PR) OBP: 0.315, SLG: 0.454				HR	BB		FC1 2B			4-2	3	1	2	1	1	0	0										
Willie Tasby, R (1, 8) OBP: 0.350, SLG: 0.427		4-3		F6			FC1				4	0	0	0	0	1	3										
Bob Johnson, R (1, 6) OBP: 0.347, SLG: 0.397					HR		K				3	1	2	3	1	1	1										
Chuck Cottler, R (1, 4) OBP: 0.280, SLG: 0.289					HR						4	0	0	0	0	1	1										
Pete Daley, R (1, 2) OBP: 0.236, SLG: 0.267																											
Dale Long, L (9, PH) OBP: 0.356, SLG: 0.506											2	0	0	0	1	0	0										
Gene Green, R (9, 2) OBP: 0.374, SLG: 0.561											1	0	0	0	0	0	0										
Bennie Daniels, L (1, 1) OBP: 0.250, SLG: 0.357											3	0	1	0	0	0	1										
Mike Garcia, R (8, 1) OBP: 0.374, SLG: 0.561											0	0	0	0	0	0	0										
Dave Sisler, R (8, 1) OBP: 0.374, SLG: 0.561											1	0	0	0	0	1	0										
Inning Stats	R: 0 E: 0 K: 2 S: 7	H: 0 LOB: 0 BB: 0 P: 7	R: 0 E: 0 K: 1 S: 5	H: 0 LOB: 1 BB: 1 P: 9	R: 0 E: 0 K: 0 S: 3	H: 0 LOB: 1 BB: 1 P: 7	R: 2 E: 0 K: 1 S: 6	H: 1 LOB: 0 BB: 1 P: 10	R: 1 E: 0 K: 0 S: 4	H: 1 LOB: 0 BB: 0 P: 4	R: 0 E: 0 K: 0 S: 6	H: 1 LOB: 1 BB: 0 P: 6	R: 0 E: 0 K: 0 S: 4	H: 1 LOB: 1 BB: 0 P: 4	R: 2 E: 1 K: 1 S: 7	H: 3 LOB: 1 BB: 0 P: 7	R: 0 E: 0 K: 1 S: 5	H: 0 LOB: 0 BB: 0 P: 5	R: 0 E: 0 K: 0 S: 3	H: 1 LOB: 1 BB: 1 P: 7	1B: 3 2B: 4 3B: 0 HR: 2	SF: 0 SAC: 1 DP: 1 HBP: 0	WP: 0 PA: 41 PB: 0 SB: 0 CS: 1				
PITCHER	IP 5.0	WLS 20	BF 2	H 2	R 3	ER 3	SO 4	BB 3	IBB 0	HBP 0	BLK 0	WP 0	HR 2	S 25	P 37	ERA 5.40	WHIP 1.000										
Barry Latman, R (1, 1) ERA: 3.42	3.0	13	5	2	2	2	0	0	0	0	0	0	0	17	17	6.00	1.667										
Bobby Locke, R (6, 1) ERA: 4.52	2.0	7	1	0	0	1	1	0	0	0	0	0	0	8	12	0.00	1.000										
Wynn Hawkins, R (9, 1) ERA: 3.82																											

Batter	1	2	3	4	5	6	7	8	9	10	AB	R	H	RBI	BB	SO	LOB	BOTTOM									
Johnny Temple, R (1, 4) OBP: 0.349, SLG: 0.354	L6			F8		1-3		F8		6-3	5	0	0	0	0	0	0	<p>Washington Senators @ Cleveland Indians Cleveland Municipal Stadium, Cleveland, OH</p> <p>Tue Aug 08 1961, 7:05 PM EDT Att: 5,271 - Unknown</p> <p>livebaseballscorecards.com</p> <p>AB 35 R 6 H 10 RBI 5 BB 5 SO 3 LOB 11</p> 									
Don Dillard, L (1, 8) OBP: 0.368, SLG: 0.458	F9			4-3		3-1		1B 1B		PB 2B	5	2	2	0	0	0	0										
Tito Francona, L (1, 7) OBP: 0.358, SLG: 0.458	4-3			F7		4-3		1B 1B		PB BB	4	1	1	0	1	0	0										
Willie Kirkland, L (1, 9) OBP: 0.330, SLG: 0.497		K			BB 1B BB		4-3	1B 1B		PB BB	3	2	1	1	2	1	0										
Bubba Phillips, R (1, 5) OBP: 0.317, SLG: 0.443					SH1-3 1B BB		6-3	1B 1B		PB	4	0	2	1	1	0	2										
John Romano, R (1, 2) OBP: 0.378, SLG: 0.496					SH1-3 1B			FC5-4 BB		FC6-4 1B	3	0	2	2	1	0	1										
Vic Power, R (1, 3) OBP: 0.300, SLG: 0.364								FC5-4		FC6-4	3	0	0	0	0	0	3										
Woodie Held, R (1, 6) OBP: 0.367, SLG: 0.459										6-3	4	0	1	0	0	1	2										
Barry Latman, R (1, 1) OBP: 0.139, SLG: 0.147											1	0	0	0	0	0	1										
Walt Bond, L (5, PH) OBP: 0.125, SLG: 0.036											1	0	0	0	0	0	2										
Bobby Locke, R (6, 1) OBP: 0.214, SLG: 0.154											0	0	0	0	0	0	0										
Chuck Essegian, R (8, PH) OBP: 0.350, SLG: 0.583											1	1	1	1	0	0	0										
Wynn Hawkins, R (9, 1) OBP: 0.176, SLG: 0.125											1	0	0	0	0	1	0										
Inning Stats	R: 0 E: 0 K: 0 S: 3	H: 0 LOB: 0 BB: 0 P: 3	R: 0 E: 0 K: 1 S: 5	H: 1 LOB: 0 BB: 0 P: 5	R: 0 E: 0 K: 0 S: 3	H: 1 LOB: 0 BB: 0 P: 3	R: 0 E: 0 K: 0 S: 3	H: 0 LOB: 0 BB: 0 P: 3	R: 1 E: 0 K: 0 S: 4	H: 1 LOB: 2 BB: 2 P: 12	R: 0 E: 0 K: 0 S: 3	H: 0 LOB: 1 BB: 1 P: 7	R: 4 E: 0 K: 1 S: 11	H: 6 LOB: 2 BB: 0 P: 11	R: 0 E: 0 K: 1 S: 5	H: 0 LOB: 0 BB: 0 P: 5	R: 1 E: 0 K: 0 S: 1	H: 1 LOB: 2 BB: 2 P: 9	1B: 8 2B: 1 3B: 0 HR: 1	SF: 0 SAC: 1 DP: 2 HBP: 0	WP: 0 PA: 41 PB: 2 SB: 0 CS: 0						
PITCHER	IP 7.2	WLS 30	BF 6	H 4	R 4	ER 4	SO 2	BB 3	IBB 0	HBP 0	BLK 0	WP 0	HR 1	S 31	P 43	ERA 4.70	WHIP 1.174										
Bennie Daniels, R (1, 1) ERA: 3.6	0.0	3	3	1	1	0	0	0	0	0	0	0	0	3	3	∞	∞										
Mike Garcia, R (8, 1) ERA: 3.72	1.1	8	1	1	0	1	2	0	0	0	0	0	0	7	15	0.00	2.250										
Dave Sisler, R (8, 1) ERA: 3.77																											

Batter	1	2	3	4	5	6	7	8	9	AB	R	H	RBI	BB	SO	LOB	TOP														
Chuck Hinton, R (1, 9) OBP: 0.340, SLG: 0.387										4	0	0	0	0	2	0	<p>Washington Senators @ Cleveland Indians Cleveland Municipal Stadium, Cleveland, OH Wed Aug 09 1961, 7:05 PM EDT Att: 14,881 - Unknown</p> <p>livebaseballscores.com</p> <table border="1"> <tr><td>AB</td><td>30</td></tr> <tr><td>R</td><td>1</td></tr> <tr><td>H</td><td>3</td></tr> <tr><td>RBI</td><td>1</td></tr> <tr><td>BB</td><td>2</td></tr> <tr><td>SO</td><td>8</td></tr> <tr><td>LOB</td><td>9</td></tr> </table> 	AB	30	R	1	H	3	RBI	1	BB	2	SO	8	LOB	9
AB	30																														
R	1																														
H	3																														
RBI	1																														
BB	2																														
SO	8																														
LOB	9																														
Danny O'Connell, R (1, 5) OBP: 0.394, SLG: 0.358										3	0	1	0	1	0	0															
Bud Zipfel, L (1, 3) OBP: 0.300, SLG: 0.435										4	1	1	1	0	2	2															
Gene Woodling, L (1, 7) OBP: 0.403, SLG: 0.470										4	0	0	0	0	0	2															
Marty Keough, L (1, 8) OBP: 0.318, SLG: 0.452											3	0	1	0	1	0	1														
Bob Johnson, R (1, 6) OBP: 0.333, SLG: 0.379										3	0	0	0	0	0	2															
Chuck Cottier, R (1, 4) OBP: 0.276, SLG: 0.285										3	0	0	0	0	1	1															
Pete Daley, R (1, 2) OBP: 0.231, SLG: 0.261										3	0	0	0	0	1	1															
John Gabler, S (1, 1) OBP: 0.286, SLG: 0.350										2	0	0	0	0	2	0															
Dale Long, L (8, PH) OBP: 0.335, SLG: 0.505										1	0	0	0	0	0	0															
Marty Kutyna, R (8, 1) OBP: 0.286, SLG: 0.286										0	0	0	0	0	0	0															
Inning Stats	R: 1 E: 0 K: 1 S: 6	H: 1 LOB: 0 BB: 0 P: 6	R: 0 E: 0 K: 2 S: 8	H: 1 LOB: 1 BB: 0 P: 8	R: 0 E: 0 K: 1 S: 5	H: 0 LOB: 0 BB: 0 P: 5	R: 0 E: 0 K: 1 S: 5	H: 0 LOB: 1 BB: 1 P: 9	R: 0 E: 0 K: 1 S: 5	H: 0 LOB: 0 BB: 0 P: 5	R: 0 E: 0 K: 0 S: 3	H: 0 LOB: 1 BB: 1 P: 7	R: 0 E: 0 K: 0 S: 3	H: 0 LOB: 0 BB: 0 P: 3	R: 0 E: 0 K: 1 S: 5	H: 0 LOB: 0 BB: 0 P: 5	R: 0 E: 0 K: 1 S: 6	H: 1 LOB: 1 BB: 0 P: 6	1B: 2 2B: 0 3B: 0 HR: 1	SF: 0 SAC: 0 DP: 0 HBP: 0	WP: 0 PB: 0 SB: 1 CS: 0	PA: 32									
PITCHER Gary Bell, R (1, 1) ERA: 4.4	IP: 9.0 WLS: W BF: 32 H: 3 R: 1 ER: 1 SO: 8 BB: 2 IBB: 0 HBP: 0 BLK: 0 WP: 0 HR: 1 S: 46 P: 54 ERA: 1.00 WHIP: 0.556															PITCHER															

Batter	1	2	3	4	5	6	7	8	9	AB	R	H	RBI	BB	SO	LOB	BOTTOM														
Johnny Temple, R (1, 4) OBP: 0.346, SLG: 0.350										4	0	0	0	0	0	1	<p>Washington Senators @ Cleveland Indians Cleveland Municipal Stadium, Cleveland, OH Wed Aug 09 1961, 7:05 PM EDT Att: 14,881 - Unknown</p> <p>livebaseballscores.com</p> <table border="1"> <tr><td>AB</td><td>30</td></tr> <tr><td>R</td><td>3</td></tr> <tr><td>H</td><td>8</td></tr> <tr><td>RBI</td><td>3</td></tr> <tr><td>BB</td><td>2</td></tr> <tr><td>SO</td><td>3</td></tr> <tr><td>LOB</td><td>12</td></tr> </table> 	AB	30	R	3	H	8	RBI	3	BB	2	SO	3	LOB	12
AB	30																														
R	3																														
H	8																														
RBI	3																														
BB	2																														
SO	3																														
LOB	12																														
Don Dillard, L (1, 8) OBP: 0.355, SLG: 0.444										4	0	0	0	0	1	1															
Tito Francona, L (1, 7) OBP: 0.359, SLG: 0.459										4	1	2	0	0	0	0															
Willie Kirkland, L (1, 9) OBP: 0.332, SLG: 0.496										3	1	1	0	1	0	1															
Bubba Phillips, R (1, 5) OBP: 0.317, SLG: 0.444										3	1	1	1	0	0	0															
John Romano, R (1, 2) OBP: 0.379, SLG: 0.496										4	0	2	2	0	0	1															
Vic Power, R (1, 3) OBP: 0.300, SLG: 0.363										4	0	1	0	0	0	4															
Woodie Held, R (1, 6) OBP: 0.369, SLG: 0.460										2	0	1	0	1	1	1															
Gary Bell, R (1, 1) OBP: 0.175, SLG: 0.167										2	0	0	0	0	1	3															
Inning Stats	R: 0 E: 0 K: 1 S: 5	H: 0 LOB: 0 BB: 0 P: 5	R: 0 E: 0 K: 0 S: 4	H: 1 LOB: 1 BB: 0 P: 4	R: 0 E: 0 K: 0 S: 3	H: 0 LOB: 1 BB: 1 P: 7	R: 3 E: 0 K: 2 S: 11	H: 4 LOB: 0 BB: 0 P: 11	R: 0 E: 0 K: 0 S: 4	H: 1 LOB: 1 BB: 0 P: 4	R: 0 E: 0 K: 0 S: 5	H: 2 LOB: 2 BB: 0 P: 5	R: 0 E: 0 K: 0 S: 3	H: 0 LOB: 0 BB: 0 P: 3	R: 0 E: 1 K: 0 S: 3	H: 0 LOB: 1 BB: 1 P: 7	R: 0 E: 0 K: 1 S: 6	H: 0 LOB: 0 BB: 0 P: 6	1B: 7 2B: 1 3B: 0 HR: 0	SF: 0 SAC: 2 DP: 1 HBP: 0	WP: 0 PB: 0 SB: 0 CS: 0	PA: 34									
PITCHER John Gabler, R (1, 1) ERA: 4.61	IP: 7.0 WLS: L BF: 30 H: 8 R: 3 ER: 3 SO: 3 BB: 1 IBB: 0 HBP: 0 BLK: 0 WP: 0 HR: 0 S: 35 P: 39 ERA: 3.86 WHIP: 1.286															PITCHER															
Marty Kutyna, R (8, 1) ERA: 3.23	IP: 1.0 WLS: L BF: 4 H: 0 R: 0 ER: 0 SO: 0 BB: 0 IBB: 0 HBP: 0 BLK: 0 WP: 0 HR: 0 S: 3 P: 7 ERA: 0.00 WHIP: 1.000															PITCHER															

Batter	1	2	3	4	5	6	7	8	9	AB	R	H	RBI	BB	SO	LOB	TOP	
Albie Pearson, L (1, 9) OBP: 0.408, SLG: 0.418	3-1		5-3		F7			6-3		4	0	0	0	0	0	1	Los Angeles Angels @ Cleveland Indians Cleveland Municipal Stadium, Cleveland, OH Fri Aug 11 1961, 7:05 PM EDT Att: 6,560 - Unknown livebaseballscorecards.com	
Tom Satriano, L (1, 5)	F8		G3			4-0 S 1B BB		K		3	1	0	0	1	1	0		
Lee Thomas, L (1, 7) OBP: 0.355, SLG: 0.457	BB 1B		1-3			0-3 K 1-2		F8		4	1	1	0	0	1	1		
Steve Bilko, R (1, 3) OBP: 0.404, SLG: 0.556	1B 1-2 BB			3-1		0-0 2H 1B		K		3	0	1	1	1	1	0		
Ken Hunt, R (1, 8) OBP: 0.326, SLG: 0.496	1-3 2H 1B					0-3 K		L5		4	0	2	1	0	1	1		
Joe Koppe, R (1, 6) OBP: 0.341, SLG: 0.373 Leon Wagner, L (9, PH) OBP: 0.319, SLG: 0.481	L3				5-3	0-3 K		3-1		3	0	0	0	0	1	4		
Ed Sadowski, R (1, 2) OBP: 0.303, SLG: 0.429										1	0	0	0	0	0	0		
Billy Moran, R (1, 4) OBP: 0.298, SLG: 0.283										3	0	1	0	0	0	0		
Ken McBride, R (1, 1) OBP: 0.123, SLG: 0.143 Jack Spring, R (8, 1)										2	0	0	0	0	2	0		
										0	0	0	0	0	0	0		
Inning Stats	R: 1 E: 0 K: 0 S: 5	H: 2 LOB: 2 BB: 1 P: 9	R: 0 E: 0 K: 1 S: 5	H: 0 LOB: 0 BB: 0 P: 5	R: 0 E: 0 K: 0 S: 3	H: 0 LOB: 0 BB: 0 P: 3	R: 0 E: 0 K: 0 S: 3	H: 1 LOB: 0 BB: 0 P: 3	R: 0 E: 0 K: 0 S: 4	H: 1 LOB: 1 BB: 0 P: 4	R: 1 E: 0 K: 3 S: 10	H: 1 LOB: 0 BB: 1 P: 14	R: 0 E: 0 K: 1 S: 5	H: 0 LOB: 0 BB: 0 P: 5	R: 0 E: 0 K: 1 S: 5	H: 0 LOB: 0 BB: 0 P: 5	1B: 5 2B: 0 3B: 0 HR: 0 SF: 0 SAC: 1 DP: 0 HBP: 0	WP: 0 PB: 0 SB: 1 CS: 1 PA: 33
PITCHER	IP WLS BF H R ER SO BB IBB HBP BLK WP HR S P ERA WHIP																	
Jim Perry, R (1, 1) ERA: 4.21	7.0		27	5	2	2	5	2	0	0	0	0	0	0	35	43	2.57	1.000
Frank Funk, R (8, 1) ERA: 3.0	2.0	W	6	0	0	0	2	0	0	0	0	0	0	0	10	10	0.00	0.000

Batter	1	2	3	4	5	6	7	8	9	AB	R	H	RBI	BB	SO	LOB	BOTTOM	
Johnny Temple, R (1, 4) OBP: 0.348, SLG: 0.352	1B S FC6-4 1B	P1					L4-3			4	1	2	0	0	0	3	Los Angeles Angels @ Cleveland Indians Cleveland Municipal Stadium, Cleveland, OH Fri Aug 11 1961, 7:05 PM EDT Att: 6,560 - Unknown livebaseballscorecards.com	
Jim Piersall, R (1, 8) OBP: 0.395, SLG: 0.492	FC6-4 1-3 1B		5-3		G5-4-3 1B			S SH1-4 SF7 1B		4	1	2	0	0	0	1		
Tito Francona, L (1, 7) OBP: 0.361, SLG: 0.460	FC6-4 E S 1-2 3H					G3-6-3 1B		SH1-4 1-2		3	0	2	1	0	0	1		
Willie Kirkland, L (1, 9) OBP: 0.329, SLG: 0.492	K 1-3		F9			G3-6-3 1-2		SF7 2H		3	0	0	1	0	1	3		
Bubba Phillips, R (1, 5) OBP: 0.316, SLG: 0.443	K		K					1-3		4	0	1	0	0	2	2		
John Romano, R (1, 2) OBP: 0.376, SLG: 0.492		5-3			6-3			K		3	0	0	0	0	1	1		
Vic Power, R (1, 3) OBP: 0.300, SLG: 0.361		4-0 FC1-5 BB BB			F7			F8		2	0	0	0	1	0	0		
Woodie Held, R (1, 6) OBP: 0.371, SLG: 0.463		4-0 FC1-5 BB 1-2			K			1B 2B		2	1	1	0	1	1	0		
Jim Perry, S (1, 1) OBP: 0.164, SLG: 0.167 Don Dillard, L (7, PH) OBP: 0.360, SLG: 0.448 Frank Funk, R (8, 1) OBP: 0.125, SLG: 0.067	FC1-5 1-2 2-3F				G3			L4-3 2H 1B		2	0	0	0	0	0	2		
										1	0	1	1	0	0	0		
										0	0	0	0	0	0	0		
Inning Stats	R: 1 E: 1 K: 2 S: 9	H: 2 LOB: 1 BB: 0 P: 9	R: 0 E: 0 K: 0 S: 3	H: 0 LOB: 2 BB: 2 P: 11	R: 0 E: 0 K: 1 S: 6	H: 1 LOB: 1 BB: 0 P: 6	R: 0 E: 0 K: 1 S: 5	H: 0 LOB: 0 BB: 0 P: 5	R: 0 E: 0 K: 0 S: 3	H: 1 LOB: 0 BB: 0 P: 3	R: 0 E: 0 K: 1 S: 6	H: 2 LOB: 1 BB: 0 P: 6	R: 1 E: 0 K: 0 S: 4	H: 2 LOB: 0 BB: 0 P: 4	R: 1 E: 0 K: 0 S: 4	H: 1 LOB: 0 BB: 0 P: 4	1B: 8 2B: 2 3B: 0 HR: 0 SF: 1 SAC: 1 DP: 3 HBP: 0	WP: 0 PB: 0 SB: 3 CS: 0 PA: 32
PITCHER	IP WLS BF H R ER SO BB IBB HBP BLK WP HR S P ERA WHIP																	
Ken McBride, R (1, 1) ERA: 3.44	7.0	L	29	9	3	3	5	2	0	0	0	0	0	0	37	45	3.86	1.571
Jack Spring, L (8, 1) ERA:	1.0		3	0	0	0	0	0	0	0	0	0	0	0	3	3	0.00	0.000

Batter	1	2	3	4	5	6	7	8	9	AB	R	H	RBI	BB	SO	LOB	TOP			
Joe Koppe, R OBP: 0.340, SLG: 0.370 (1, 6)	L7		1B		K			K		4	0	1	0	0	2	0	Los Angeles Angels @ Cleveland Indians Cleveland Municipal Stadium, Cleveland, OH Sat Aug 12 1961, 3:33 AM EDT Att: 4,368 - Unknown livebaseballscorecards.com			
Albie Pearson, L OBP: 0.406, SLG: 0.414 (1, 9)	P4		F9		F7			BB		3	0	0	0	1	0	1				
Lee Thomas, L OBP: 0.350, SLG: 0.450 (1, 7)	P6			F6		F9		L3		4	0	0	0	0	0	1				
Ted Kluszewski, L OBP: 0.310, SLG: 0.459 (1, 3)		6-3		HR		4-3			P6	4	1	1	1	0	0	0				
Ken Hunt, R OBP: 0.326, SLG: 0.491 (1, 8)		F8		BB	BB	F5			K	3	0	0	0	1	1	0				
Del Rice, R OBP: 0.397, SLG: 0.464 (1, 2)				BB	BB				HR	2	1	1	0	2	1	0				
Tom Satriono, L OBP: 0.200, SLG: 0.444 (1, 5)				BB	BB				1B	4	1	1	2	0	0	3				
Billy Moran, R OBP: 0.297, SLG: 0.289 (1, 4)			4-3		F8				HR	4	0	1	0	0	0	2				
Ryne Duren, R OBP: 0.158, SLG: 0.059 (1, 1)			4-3		5-3				K	4	0	0	0	0	2	1				
Inning Stats	R: 0 E: 0 K: 0 S: 3	H: 0 LOB: 0 BB: 0 P: 3	R: 0 E: 0 K: 0 S: 3	H: 0 LOB: 1 BB: 1 P: 7	R: 0 E: 0 K: 0 S: 4	H: 1 LOB: 1 BB: 0 P: 4	R: 1 E: 0 K: 0 S: 4	H: 1 LOB: 2 BB: 2 P: 12	R: 0 E: 0 K: 1 S: 5	H: 0 LOB: 0 BB: 0 P: 5	R: 0 E: 0 K: 1 S: 5	H: 0 LOB: 0 BB: 0 P: 5	R: 0 E: 0 K: 2 S: 7	H: 0 LOB: 1 BB: 1 P: 11	R: 2 E: 0 K: 2 S: 10	H: 3 LOB: 1 BB: 0 P: 10	1B: 2 2B: 1 3B: 0 HR: 2	SF: 0 SAC: 0 DP: 0 HBP: 0	WP: 0 PB: 0 SB: 0 CS: 0	PA: 36
PITCHER Mudcat Grant, R ERA: 3.4 (1, 1)	IP: 9.0 WLS: L BF: 36	H: 5 R: 3 ER: 3 SO: 6	BB: 4 IBB: 0 HBP: 0 BLK: 0	WP: 0 HR: 2 S: 44 P: 60	ERA: 3.00 WHIP: 1.000	PITCHER														

Batter	1	2	3	4	5	6	7	8	9	AB	R	H	RBI	BB	SO	LOB	BOTTOM			
Johnny Temple, R OBP: 0.347, SLG: 0.349 (1, 4)	BB			1-3		F8			L6	3	0	0	0	1	0	2	Los Angeles Angels @ Cleveland Indians Cleveland Municipal Stadium, Cleveland, OH Sat Aug 12 1961, 3:33 AM EDT Att: 4,368 - Unknown livebaseballscorecards.com			
Jim Piersall, R OBP: 0.396, SLG: 0.489 (1, 8)	G6-4-3			F8		5-3			WP	4	0	1	0	0	0	1				
Tito Francona, L OBP: 0.358, SLG: 0.456 (1, 7)	1-2			K		6-3			1B	4	0	0	0	0	1	2				
Willie Kirkland, L OBP: 0.326, SLG: 0.488 (1, 9)		4-3			P6					3	0	0	0	0	1	0				
Bubba Phillips, R OBP: 0.314, SLG: 0.440 (1, 5)		K			K				6-3	3	0	0	0	0	2	0				
John Romano, R OBP: 0.374, SLG: 0.488 (1, 2)					F7				5-3	3	0	0	0	0	0	0				
Vic Power, R OBP: 0.300, SLG: 0.361 (1, 3)				4-3					K	3	0	1	0	0	1	0				
Woodie Held, R OBP: 0.369, SLG: 0.460 (1, 6)				K		1B				2	0	0	0	0	2	1				
Walt Bond, L OBP: 0.121, SLG: 0.034 (9, PH)				K		K			P5	1	0	0	0	0	0	0				
Mudcat Grant, R OBP: 0.197, SLG: 0.164 (9, PH)				P4		F9			WP	2	0	0	0	0	0	1				
Inning Stats	R: 0 E: 0 K: 0 S: 2	H: 0 LOB: 0 BB: 1 P: 6	R: 0 E: 0 K: 1 S: 5	H: 0 LOB: 0 BB: 0 P: 5	R: 0 E: 0 K: 1 S: 5	H: 0 LOB: 0 BB: 0 P: 5	R: 0 E: 0 K: 1 S: 5	H: 0 LOB: 0 BB: 0 P: 5	R: 0 E: 0 K: 1 S: 6	H: 1 LOB: 1 BB: 0 P: 6	R: 0 E: 0 K: 1 S: 5	H: 0 LOB: 0 BB: 0 P: 5	R: 0 E: 0 K: 1 S: 5	H: 0 LOB: 2 BB: 0 P: 5	R: 0 E: 0 K: 0 S: 5	H: 2 LOB: 2 BB: 0 P: 5	1B: 3 2B: 0 3B: 0 HR: 0	SF: 0 SAC: 0 DP: 1 HBP: 0	WP: 1 PB: 0 SB: 0 CS: 0	PA: 30
PITCHER Ryne Duren, R ERA: 4.08 (1, 1)	IP: 9.0 WLS: W BF: 30	H: 3 R: 0 ER: 0 SO: 7	BB: 1 IBB: 0 HBP: 0 BLK: 0	WP: 1 HR: 0 S: 43 P: 47	ERA: 0.00 WHIP: 0.444	PITCHER														

Batter	1	2	3	4	5	6	7	8	9	AB	R	H	RBI	BB	SO	LOB	TOP						
Joe Koppe, R OBP: 0.346, SLG: 0.392 (1, 6)										5	1	3	4	0	1	3							
Lee Thomas, L OBP: 0.346, SLG: 0.446 (1, 9)										5	0	1	0	0	0	2							
Leon Wagner, L OBP: 0.318, SLG: 0.479 George Thomas, R OBP: 0.333, SLG: 0.473 (1, 7) (8, 7)										4	0	1	0	0	0	1							
Ted Kluszewski, L OBP: 0.305, SLG: 0.451 Jack Spring, R (7, 1)										4	0	0	0	0	0	2							
Art Fowler, R OBP: 0.083, SLG: 0.083 Ed Sadowski, R OBP: 0.301, SLG: 0.425 Jim Donohue, R OBP: 0.190, SLG: 0.238 (7, 1) (9, PH) (9, 1)										0	0	0	0	0	0	0							
Ken Hunt, R OBP: 0.324, SLG: 0.487 (1, 8)										5	0	1	0	0	2	2							
Tom Satriano, L OBP: 0.214, SLG: 0.333 (1, 5)										3	2	0	0	1	0	1							
Del Rice, R OBP: 0.416, SLG: 0.466 (1, 2)										2	2	1	0	2	0	0							
Billy Moran, R OBP: 0.299, SLG: 0.298 Albie Pearson, L OBP: 0.409, SLG: 0.416 Rocky Bridges, R OBP: 0.279, SLG: 0.230 (1, 4) (7, PH) (7, 4)										2	1	1	0	0	0	0							
Eli Grba, R OBP: 0.208, SLG: 0.326 Tom Morgan, R (5, 1)										2	0	1	2	0	0	0							
Steve Bilko, R OBP: 0.409, SLG: 0.556 (7, PH) (7, 3)										0	0	0	0	0	0	0							
Inning Stats	R: 0 E: 0 K: 0 S: 3	H: 1 LOB: 0 BB: 0 P: 3	R: 0 E: 0 K: 0 S: 3	H: 0 LOB: 0 BB: 0 P: 3	R: 0 E: 0 K: 0 S: 3	H: 0 LOB: 0 BB: 0 P: 3	R: 0 E: 0 K: 0 S: 4	H: 1 LOB: 1 BB: 0 P: 4	R: 2 E: 0 K: 1 S: 7	H: 2 LOB: 1 BB: 1 P: 11	R: 0 E: 0 K: 0 S: 3	H: 0 LOB: 0 BB: 0 P: 3	R: 5 E: 0 K: 0 S: 7	H: 4 LOB: 1 BB: 2 P: 15	R: 1 E: 0 K: 2 S: 8	H: 1 LOB: 2 BB: 2 P: 16	R: 0 E: 0 K: 0 S: 4	H: 2 LOB: 1 BB: 0 P: 4	1B: 9 2B: 2 3B: 0 HR: 1	SF: 0 SAC: 0 DP: 2 HBP: 0	WP: 0 PB: 1 SB: 1 CS: 0	PA: 41	
PITCHER	IP WLS BF H R ER SO BB IBB HBP BLK WP HR S P ERA WHIP																						
Barry Latman, R ERA: 3.61 Frank Funk, R ERA: 3.24 Bob Allen, L ERA: 3.23 Bobby Locke, R ERA: 4.46 (1, 1) (7, 1) (7, 1) (9, 1)	6.1 0.0 1.2 1.0	L 2 9 4	26 2 2 2	6 1 2 2	5 2 1 0	5 2 2 0	1 0 2 0	0 0 0 0	0 0 0 0	0 0 0 0	0 0 0 0	0 0 0 0	0 0 0 0	0 0 0 0	0 0 0 0	0 0 0 0	0 0 0 0	0 0 0 0	0 0 0 0	0 0 0 0	0 0 0 0	0 0 0 0	0 0 0 0

Los Angeles Angels @ Cleveland Indians
Cleveland Municipal Stadium, Cleveland, OH

Sun Aug 13 1961, 3:33 AM EDT
Att: 6,942 - Unknown

AB 36
R 8
H 11
RBI 7
BB 5
SO 3
LOB 14



Batter	1	2	3	4	5	6	7	8	9	AB	R	H	RBI	BB	SO	LOB	BOTTOM					
Johnny Temple, R OBP: 0.347, SLG: 0.346 Ken Aspromonte, R OBP: 0.326, SLG: 0.305 (1, 4) (9, 4)										3	2	0	0	2	0	1						
Jim Piersall, R OBP: 0.400, SLG: 0.489 (1, 8)										4	1	2	0	1	0	2						
Tito Francona, L OBP: 0.356, SLG: 0.452 (1, 7)										4	1	0	0	1	0	4						
Willie Kirkland, L OBP: 0.327, SLG: 0.490 (1, 9)										3	1	1	4	1	0	1						
Bubba Phillips, R OBP: 0.316, SLG: 0.439 (1, 5)										3	0	1	0	1	0	2						
John Romano, R OBP: 0.373, SLG: 0.488 (1, 2)										4	0	1	2	0	0	4						
Vic Power, R OBP: 0.298, SLG: 0.358 (1, 3)										4	0	0	0	0	0	1						
Woodie Held, R OBP: 0.366, SLG: 0.455 (1, 6)										4	0	0	0	0	0	0						
Barry Latman, R OBP: 0.154, SLG: 0.162 Frank Funk, R OBP: 0.125, SLG: 0.067 Bob Allen, L OBP: 0.222, SLG: 0.333 Walt Bond, L OBP: 0.147, SLG: 0.167 Bobby Locke, R OBP: 0.214, SLG: 0.154 (1, 1) (7, 1) (7, 1) (8, PH) (9, 1)	4.2 0.2 1.1 1.0	W 5 S	23 5 3	4 2 0	0 1 0	0 1 0	0 1 0	0 0 0	0 0 0	0 0 0	0 0 0	0 0 0	0 0 0	0 0 0	0 0 0	0 0 0						
PITCHER	IP WLS BF H R ER SO BB IBB HBP BLK WP HR S P ERA WHIP																					
Eli Grba, R ERA: 4.2 Tom Morgan, R ERA: 3.04 Jack Spring, L ERA: 5.4 Art Fowler, R ERA: 3.41 Jim Donohue, R ERA: 2.93 (1, 1) (5, 1) (7, 1) (7, 1) (8, PH) (9, 1)	4.2 1.1 0.2 1.1 1.0	W 5 S	23 5 3	4 2 0	0 1 0	0 1 0	0 1 0	0 0 0	0 0 0	0 0 0	0 0 0	0 0 0	0 0 0	0 0 0	0 0 0	0 0 0						
Inning Stats	R: 0 E: 0 K: 0 S: 4	H: 1 LOB: 1 BB: 0 P: 4	R: 0 E: 0 K: 0 S: 3	H: 0 LOB: 0 BB: 0 P: 3	R: 0 E: 0 K: 0 S: 3	H: 0 LOB: 0 BB: 0 P: 3	R: 2 E: 0 K: 0 S: 4	H: 1 LOB: 1 BB: 2 P: 12	R: 3 E: 1 K: 0 S: 6	H: 2 LOB: 2 BB: 2 P: 14	R: 0 E: 0 K: 0 S: 3	H: 0 LOB: 0 BB: 0 P: 3	R: 1 E: 0 K: 0 S: 5	H: 2 LOB: 2 BB: 1 P: 9	R: 1 E: 0 K: 0 S: 3	H: 1 LOB: 0 BB: 1 P: 7	R: 0 E: 0 K: 0 S: 3	H: 0 LOB: 0 BB: 0 P: 3	1B: 4 2B: 2 3B: 0 HR: 1	SF: 1 SAC: 0 DP: 0 HBP: 0	WP: 0 PB: 0 SB: 0 CS: 1	PA: 41

Los Angeles Angels @ Cleveland Indians
Cleveland Municipal Stadium, Cleveland, OH

Sun Aug 13 1961, 3:33 AM EDT
Att: 6,942 - Unknown

AB 33
R 7
H 7
RBI 7
BB 6
SO 0
LOB 15



Batter	1	2	3	4	5	6	7	8	9	AB	R	H	RBI	BB	SO	LOB	TOP					
Chuck Schilling, R OBP: 0.343, SLG: 0.323	L5		G5-4-3			BB 1B BB		P3		3	1	0	0	2	0	1						
Gary Geiger, L OBP: 0.356, SLG: 0.421	K				P6	1B 1-2 BB			3-1	3	1	0	1	2	1	0						
Vic Wertz, L OBP: 0.346, SLG: 0.440	F8				F8	1B 1-3 2-H			P5	5	0	1	1	0	1	3						
Frank Maltzone, R OBP: 0.301, SLG: 0.378		HR								5	2	5	3	0	0	0						
Russ Nixon, L OBP: 0.321, SLG: 0.358	K				F8	4-3			P1	5	0	1	0	0	1	2						
Jackie Jensen, R OBP: 0.358, SLG: 0.394	F6					HR				5	2	2	1	0	2	2						
Carroll Hardy, R OBP: 0.338, SLG: 0.372	L4					HR				3	1	1	1	1	1	0						
Don Buddin, R OBP: 0.399, SLG: 0.401										2	0	0	0	1	0	0						
Gene Conley, R OBP: 0.296, SLG: 0.451										4	1	1	1	0	2	3						
Inning Stats	R: 0 E: 0 K: 1 S: 5	H: 0 LOB: 0 BB: 0 P: 5	R: 1 E: 0 K: 1 S: 6	H: 1 LOB: 0 BB: 0 P: 6	R: 0 E: 0 K: 1 S: 4	H: 0 LOB: 0 BB: 1 P: 8	R: 0 E: 0 K: 0 S: 4	H: 1 LOB: 1 BB: 0 P: 4	R: 5 E: 0 K: 0 S: 7	H: 5 LOB: 1 BB: 2 P: 15	R: 1 E: 0 K: 1 S: 6	H: 1 LOB: 3 BB: 0 P: 18	R: 1 E: 0 K: 2 S: 8	H: 1 LOB: 0 BB: 0 P: 8	R: 0 E: 0 K: 1 S: 5	H: 0 LOB: 0 BB: 0 P: 5	R: 0 E: 0 K: 1 S: 7	H: 2 LOB: 2 BB: 0 P: 7	1B: 6 2B: 0 3B: 0 HR: 5	SF: 0 SAC: 1 DP: 1 HBP: 0	WP: 0 PB: 0 SB: 0 CS: 0	PA: 42
PITCHER	IP	WLS	BF	H	R	ER	SO	BB	IBB	HBP	BLK	WP	HR	S	P	ERA	WHIP					
Gary Bell, R ERA: 4.56	4.1	L	19	5	5	5	3	2	0	0	0	0	4	23	31	10.38	1.615					
Bobby Locke, R ERA: 4.52	1.1		10	3	2	2	0	4	0	0	0	0	0	6	22	13.50	5.250					
Dick Stigman, L ERA: 4.32	1.1		5	1	1	1	3	0	0	0	0	0	1	11	11	6.75	0.750					
Bob Allen, L ERA: 3.13	2.0		8	2	0	0	2	0	0	0	0	0	0	12	12	0.00	1.000					

Boston Red Sox @ Cleveland Indians
Cleveland Municipal Stadium, Cleveland, OH
Tue Aug 15 1961, 7:05 PM EDT
Att: 5,519 - Unknown

AB 35
R 8
H 11
RBI 8
BB 6
SO 8
LOB 11



Batter	1	2	3	4	5	6	7	8	9	AB	R	H	RBI	BB	SO	LOB	BOTTOM					
Johnny Temple, R OBP: 0.351, SLG: 0.351								F7		3	0	2	0	1	0	1						
Jim Piersall, R OBP: 0.401, SLG: 0.489										4	0	2	0	0	0	2						
Tito Francona, L OBP: 0.354, SLG: 0.448										4	0	0	0	0	1	5						
Willie Kirkland, L OBP: 0.324, SLG: 0.485										4	0	0	0	0	0	2						
Bubba Phillips, R OBP: 0.315, SLG: 0.440										4	0	1	0	0	0	1						
John Romano, R OBP: 0.372, SLG: 0.485										3	0	0	0	1	1	1						
Vic Power, R OBP: 0.295, SLG: 0.354										4	0	0	0	0	0	2						
Woodie Held, R OBP: 0.365, SLG: 0.453										4	0	1	0	0	0	1						
Gary Bell, R OBP: 0.172, SLG: 0.164										1	0	0	0	0	0	0						
Bobby Locke, R OBP: 0.209, SLG: 0.143										1	0	0	0	0	1	0						
Dick Stigman, R OBP: 0.125, SLG: 0.125										0	0	0	0	0	0	0						
Don Dillard, L (7, PH)										1	0	0	0	0	0	1						
Bob Allen, L OBP: 0.322, SLG: 0.333										0	0	0	0	0	0	0						
Inning Stats	R: 0 E: 0 K: 0 S: 4	H: 1 LOB: 1 BB: 0 P: 4	R: 0 E: 0 K: 0 S: 3	H: 0 LOB: 1 BB: 1 P: 7	R: 0 E: 0 K: 1 S: 5	H: 0 LOB: 1 BB: 1 P: 9	R: 0 E: 0 K: 1 S: 6	H: 1 LOB: 1 BB: 0 P: 6	R: 0 E: 0 K: 1 S: 7	H: 2 LOB: 2 BB: 0 P: 7	R: 0 E: 0 K: 0 S: 3	H: 0 LOB: 0 BB: 0 P: 3	R: 0 E: 1 K: 0 S: 4	H: 1 LOB: 1 BB: 0 P: 4	R: 0 E: 0 K: 0 S: 4	H: 1 LOB: 1 BB: 0 P: 4	R: 0 E: 0 K: 0 S: 3	H: 0 LOB: 0 BB: 0 P: 3	1B: 4 2B: 2 3B: 0 HR: 0	SF: 0 SAC: 0 DP: 0 HBP: 0	WP: 0 PB: 0 SB: 0 CS: 0	PA: 35
PITCHER	IP	WLS	BF	H	R	ER	SO	BB	IBB	HBP	BLK	WP	HR	S	P	ERA	WHIP					
Gene Conley, R ERA: 4.66	9.0	W	35	6	0	0	3	2	0	0	0	0	0	39	47	0.00	0.889					

Boston Red Sox @ Cleveland Indians
Cleveland Municipal Stadium, Cleveland, OH
Tue Aug 15 1961, 7:05 PM EDT
Att: 5,519 - Unknown

AB 33
R 0
H 6
RBI 0
BB 2
SO 3
LOB 16




Batter	1	2	3	4	5	6	7	8	9	AB	R	H	RBI	BB	SO	LOB	TOP		
Chuck Schilling, R OBP: 0.341, SLG: 0.321	1-3		L1	6-3			FC3-6 1B		E8 1B	5	0	1	0	0	0	0	Boston Red Sox @ Cleveland Indians Cleveland Municipal Stadium, Cleveland, OH Wed Aug 16 1961, 7:05 PM EDT Att: 4,516 - Unknown livebaseballscorecards.com		
Gary Geiger, L OBP: 0.356, SLG: 0.422	1B BB		BB	F8			FC3-6 1-2 2-3		FC5-4 1B	4	2	2	0	1	0	2			
Carl Yastrzemski, L OBP: 0.322, SLG: 0.363	1B		1B BB				SF7		FC5-4 1-2	3	1	1	1	1	0	2			
Vic Wertz, L OBP: 0.348, SLG: 0.441 Mike Fomiele, R OBP: 0.160, SLG: 0.200	1B		1B 1B				F8		4-3	4	0	2	2	0	0	1			
Frank Matzone, R OBP: 0.300, SLG: 0.376	K		1B				P6		F7	4	0	1	1	0	1	2			
Russ Nixon, L OBP: 0.316, SLG: 0.355	5-3		1B				5-3		K	4	0	1	0	0	1	2			
Jackie Jensen, R OBP: 0.355, SLG: 0.390		K	K				F7		F8	4	0	0	0	0	2	3			
Don Buddin, R OBP: 0.395, SLG: 0.396	5-3		P3				6-3		5-3	4	0	0	0	0	0	3			
Tracy Stallard, R OBP: 0.095, SLG: 0.143 Pete Runnels, L OBP: 0.384, SLG: 0.408	K		F8				FC3-6 SF7 1B BB		F7	2	0	0	0	0	1	0			
Inning Stats	R: 1 H: 2 E: 0 K: 1 S: 7	H: 2 LOB: 2 BB: 1 P: 11	R: 0 H: 0 E: 0 K: 2 S: 7	H: 0 LOB: 0 BB: 0 P: 7	R: 2 H: 4 E: 0 K: 1 S: 9	H: 4 LOB: 3 BB: 1 P: 13	R: 0 H: 0 E: 0 K: 0 S: 3	H: 0 LOB: 0 BB: 0 P: 3	R: 0 H: 0 E: 0 K: 0 S: 3	H: 0 LOB: 0 BB: 0 P: 3	R: 1 H: 1 E: 0 K: 0 S: 4	H: 1 LOB: 1 BB: 1 P: 8	R: 0 H: 0 E: 0 K: 1 S: 5	H: 0 LOB: 0 BB: 0 P: 5	R: 0 H: 1 E: 1 K: 0 S: 5	H: 1 LOB: 2 BB: 0 P: 5		1B: 8 2B: 0 3B: 0 HR: 0	SF: 1 SAC: 0 DP: 0 HBP: 0
PITCHER Jim Perry, R ERA: 4.2	IP: 9.0 WLS: W BF: 39 H: 8 R: 4 ER: 4 SO: 5 BB: 3 IBB: 0 HBP: 0 BLK: 0 WP: 0 HR: 0 S: 46 P: 58 ERA: 4.00 WHIP: 1.222															PITCHER			

Batter	1	2	3	4	5	6	7	8	9	AB	R	H	RBI	BB	SO	LOB	BOTTOM
Johnny Temple, R OBP: 0.354, SLG: 0.351 Ken Aspromonte, R OBP: 0.327, SLG: 0.304	BB		G4-6-3 BB				F9			0	0	0	0	2	0	0	Boston Red Sox @ Cleveland Indians Cleveland Municipal Stadium, Cleveland, OH Wed Aug 16 1961, 7:05 PM EDT Att: 4,516 - Unknown livebaseballscorecards.com
Jim Piersall, R OBP: 0.397, SLG: 0.484	K		K				K			4	0	0	0	0	4	5	
Tito Francona, L OBP: 0.353, SLG: 0.450	K		G4-6-3 1-2				K			4	1	1	3	0	2	2	
Willie Kirkland, L OBP: 0.321, SLG: 0.480	F7						G3		E3 1B	4	1	0	1	0	0	1	
Bubba Phillips, R OBP: 0.313, SLG: 0.436		F5					K		K	4	0	0	0	0	2	1	
John Romano, R OBP: 0.375, SLG: 0.492		BB BB					HR		6-3	2	1	1	1	2	0	1	
Vic Power, R OBP: 0.295, SLG: 0.353		F7					K		1B	4	0	1	1	0	1	2	
Woodie Held, R OBP: 0.366, SLG: 0.452							PB 3B 1B		K	3	1	1	0	1	2	1	
Jim Perry, S OBP: 0.172, SLG: 0.175	K						1-3 3B 1B		1-3	3	1	1	0	0	1	2	
Inning Stats	R: 0 H: 0 E: 0 K: 2 S: 7	H: 0 LOB: 2 BB: 2 P: 11	R: 0 H: 0 E: 0 K: 1 S: 5	H: 0 LOB: 1 BB: 1 P: 8	R: 0 H: 0 E: 0 K: 0 S: 3	H: 0 LOB: 1 BB: 1 P: 7	R: 0 H: 0 E: 0 K: 0 S: 3	H: 0 LOB: 0 BB: 1 P: 14	R: 1 H: 1 E: 0 K: 2 S: 8	H: 1 LOB: 0 BB: 0 P: 8	R: 0 H: 0 E: 0 K: 2 S: 7	H: 0 LOB: 0 BB: 0 P: 7	R: 1 H: 1 E: 1 K: 2 S: 9	H: 1 LOB: 1 BB: 0 P: 9	1B: 3 2B: 0 3B: 1 HR: 1	SF: 0 SAC: 0 DP: 1 HBP: 0	
PITCHER Tracy Stallard, R ERA: 4.96 Mike Fomiele, R ERA: 5.17	IP: 6.0 WLS: L BF: 27 H: 4 R: 5 ER: 5 SO: 8 BB: 6 IBB: 0 HBP: 0 BLK: 0 WP: 0 HR: 1 S: 37 P: 61 ERA: 7.50 WHIP: 1.667															PITCHER	

Batter	1	2	3	4	5	6	7	8	9	10	11	12	13	14	AB	R	H	RBI	BB	SO	LOB	TOP					
Chuck Schilling R OBP: 0.344, SLG: 0.322 (1.4)															5	1	2	0	2	0	0						
Gary Geiger L OBP: 0.357, SLG: 0.423 (1.8)															6	1	1	1	1	0	3						
Carl Yastrzemski L OBP: 0.320, SLG: 0.361 (1.7)															6	1	1	1	0	3	2						
Vic Wertz L OBP: 0.347, SLG: 0.436 Pete Runnels L OBP: 0.391, SLG: 0.405 (8.3)															3	0	0	0	1	0	2						
Frank Malzone R OBP: 0.297, SLG: 0.371 (1.5)															6	0	0	0	0	2	2						
Russ Nixon L OBP: 0.324, SLG: 0.360 (1.2)															6	0	3	1	0	0	0						
Jackie Jensen R OBP: 0.359, SLG: 0.393 (1.9)															5	0	3	0	1	1	1						
Don Buddin R OBP: 0.393, SLG: 0.394 Pumpsie Green S OBP: 0.322, SLG: 0.371 (11.6)															4	0	1	0	0	0	5						
Ike Delock R OBP: 0.148, SLG: 0.100 Mike Fomielews R OBP: 0.148, SLG: 0.185 (9.1)															4	0	0	0	0	3	3						
Inning Stats	R: 0 E: 0 K: 0 S: 3	H: 0 LOB: 1 BB: 1 P: 7	R: 0 E: 0 K: 1 S: 6	H: 1 LOB: 2 BB: 1 P: 10	R: 0 E: 0 K: 0 S: 3	H: 0 LOB: 0 BB: 0 P: 3	R: 0 E: 0 K: 1 S: 7	H: 2 LOB: 2 BB: 0 P: 7	R: 0 E: 0 K: 0 S: 3	H: 1 LOB: 0 BB: 0 P: 3	R: 0 E: 0 K: 1 S: 4	H: 0 LOB: 1 BB: 0 P: 8	R: 0 E: 0 K: 2 S: 7	H: 0 LOB: 0 BB: 0 P: 11	R: 0 E: 0 K: 0 S: 3	H: 0 LOB: 0 BB: 0 P: 3	R: 0 E: 0 K: 2 S: 7	H: 0 LOB: 0 BB: 0 P: 7	R: 0 E: 0 K: 0 S: 4	H: 1 LOB: 1 BB: 0 P: 4	1B: 10 2B: 0 3B: 1 HR: 0	SF: 0 SAC: 0 DP: 1 HBP: 0	WP: 0 PB: 0 SB: 2 CS: 1	PA: 56			
PITCHER	IP	WLS	BF	H	R	ER	SO	BB	IBB	HBP	BLK	WP	HR	S	P	ERA	WHIP										
Wynn Hawkins R ERA: 3.83 Bob Allen L ERA: 3.08 Bill Dailey R ERA: 3.08 Bobby Locke R ERA: 4.5	(1.1)	7.0	30	7	3	3	4	0	0	0	0	0	0	5	50	3.86	1.571										
	(8.1)	1.0	5	2	0	0	0	0	0	0	0	0	0	5	5	0.00	2.000										
	(9.1)	4.0	14	1	0	0	3	1	0	0	0	0	0	19	23	0.00	0.500										
	(13.1)	2.0	7	1	0	0	2	0	0	0	0	0	0	11	11	0.00	0.500										

Boston Red Sox @ Cleveland Indians
Cleveland Municipal Stadium, Cleveland, OH
Thu Aug 17 1961, 7:05 PM EDT
Att. 4,456 - Unknown


AB 51
R 3
H 11
RBI 3
BB 5
SO 9
LOB 18

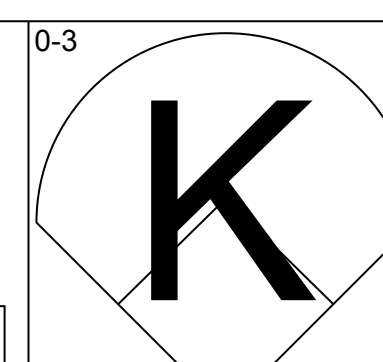
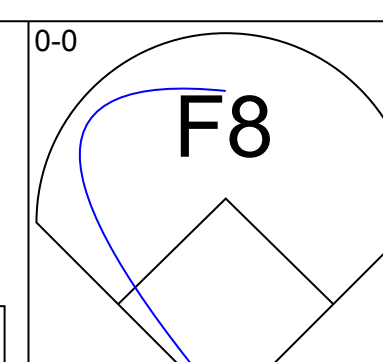
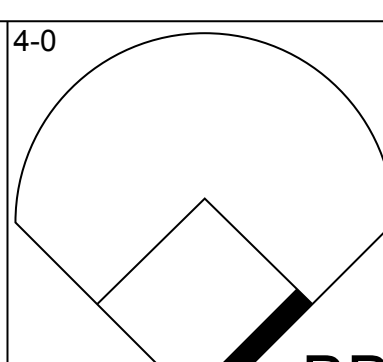
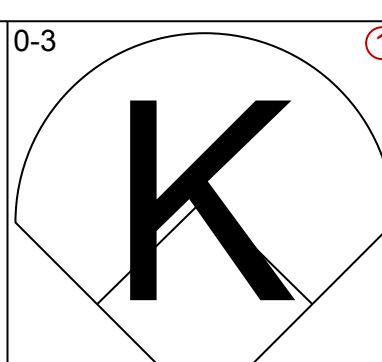
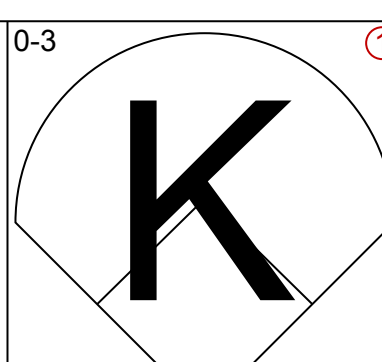
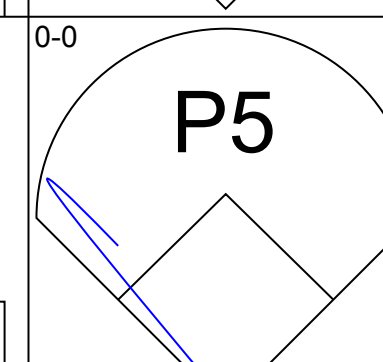
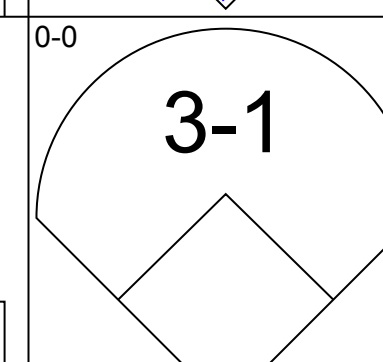
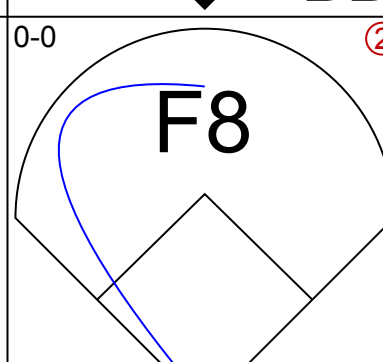
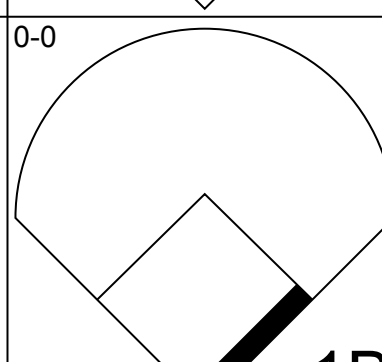
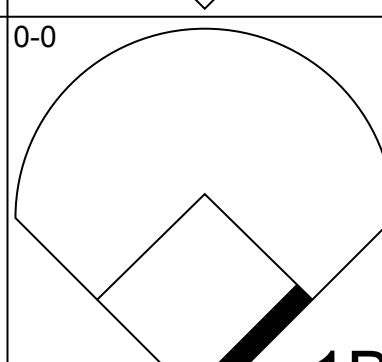
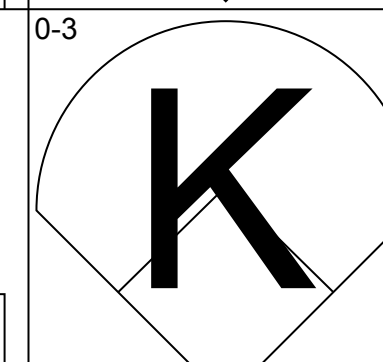
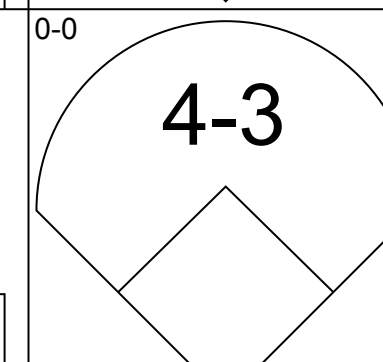
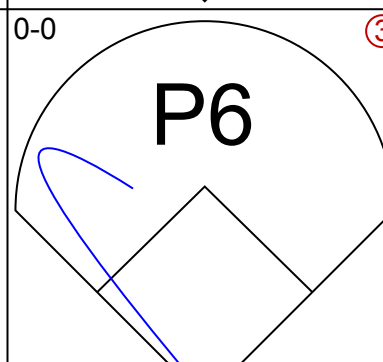
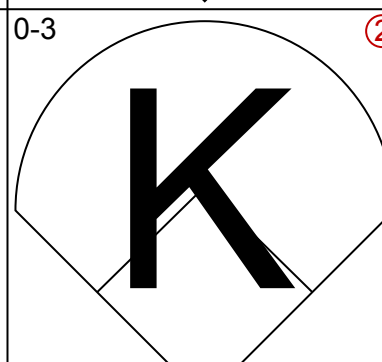
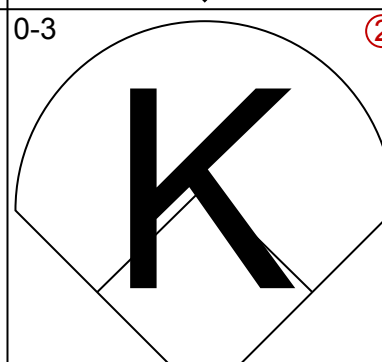
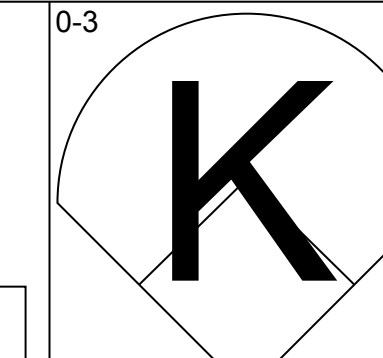
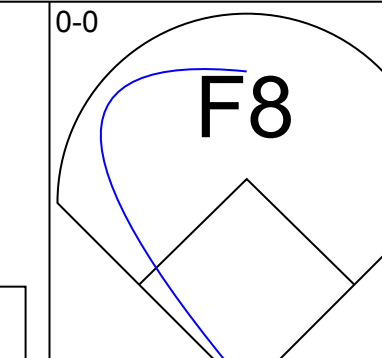
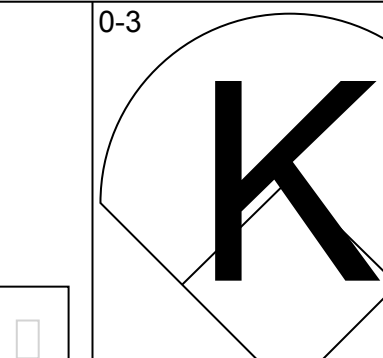
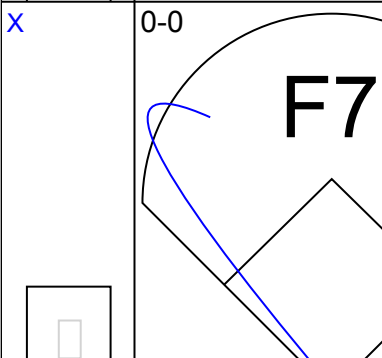
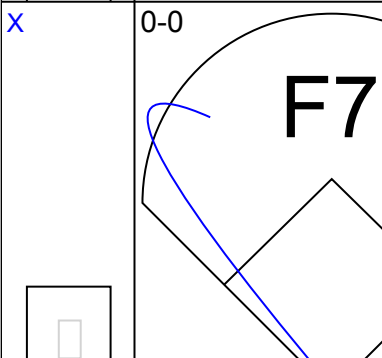
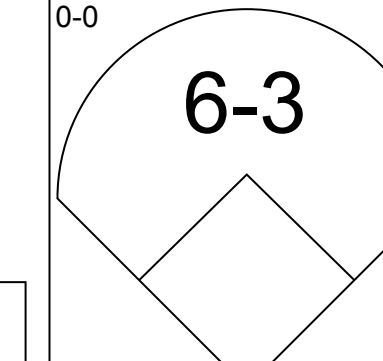
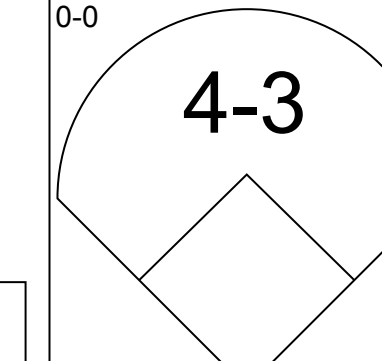
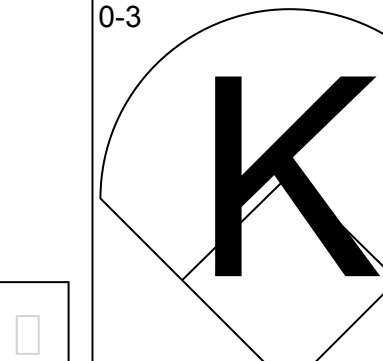
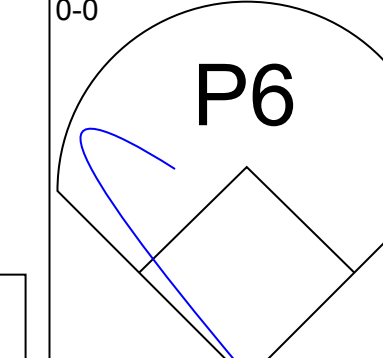
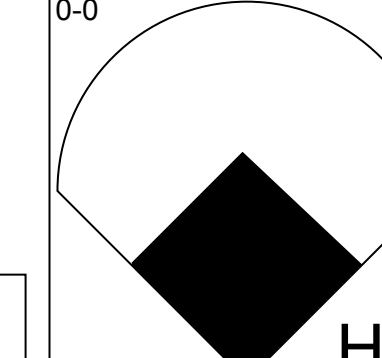
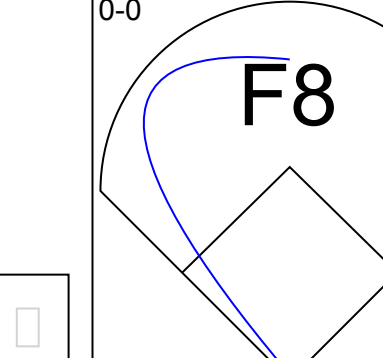
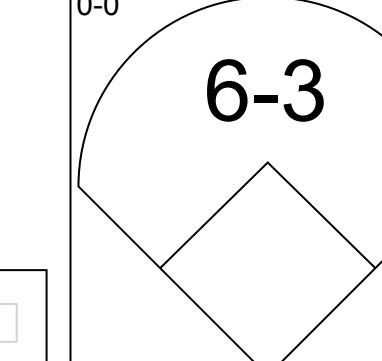
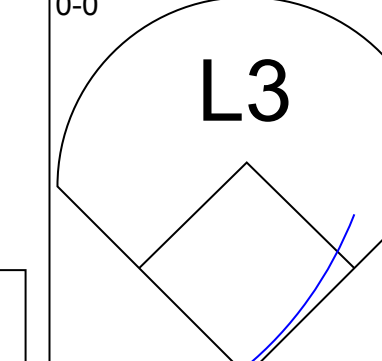
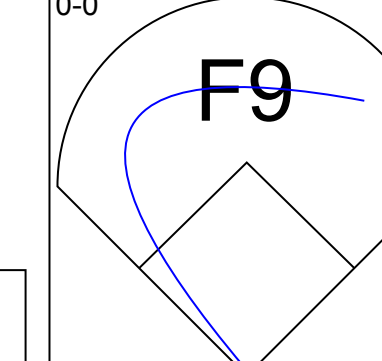
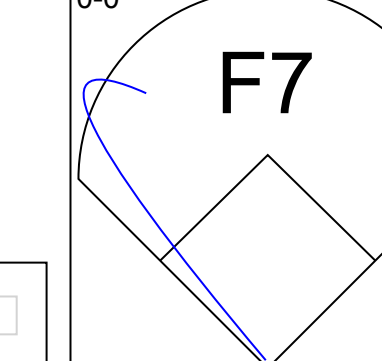
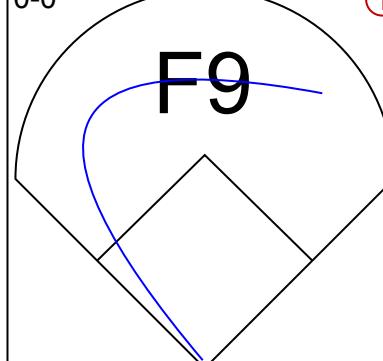
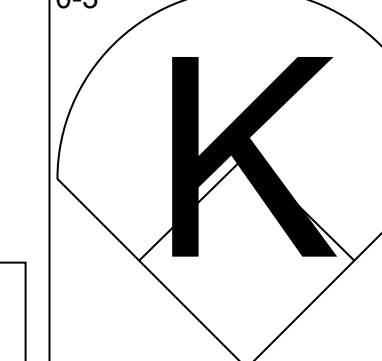
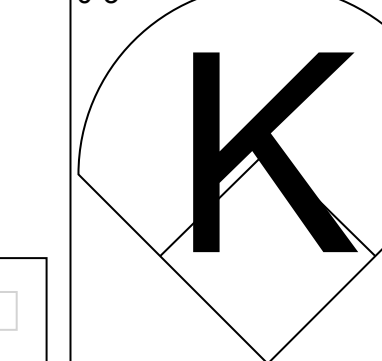
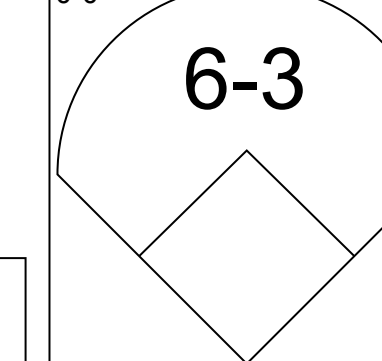
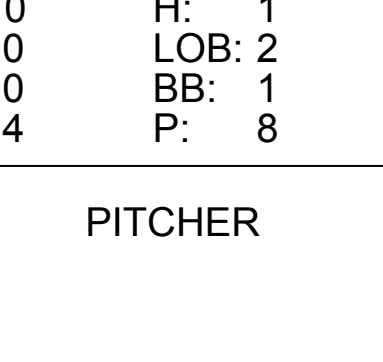


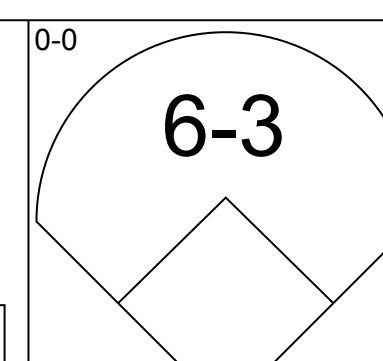
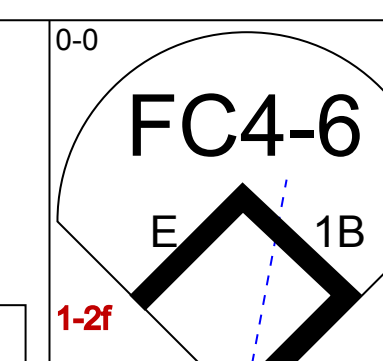
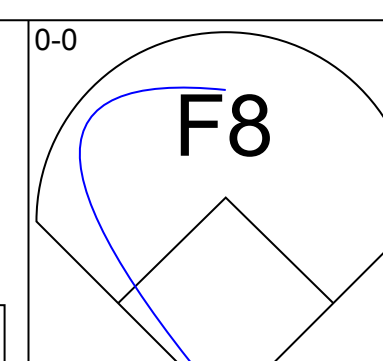
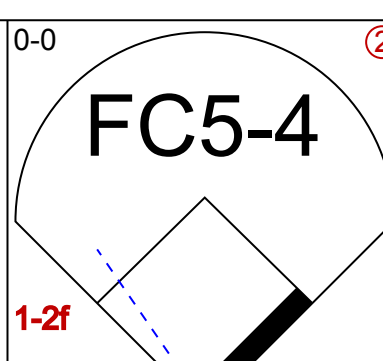
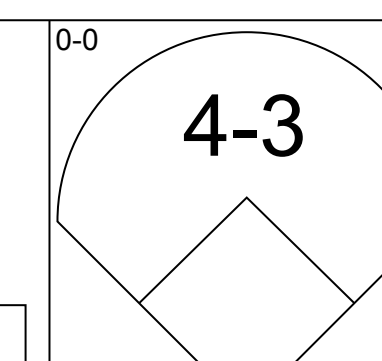
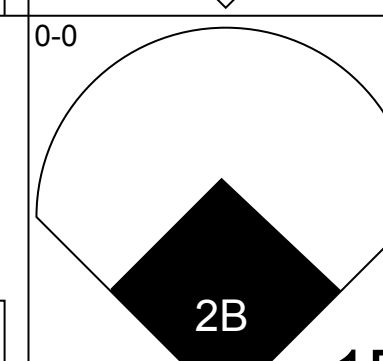
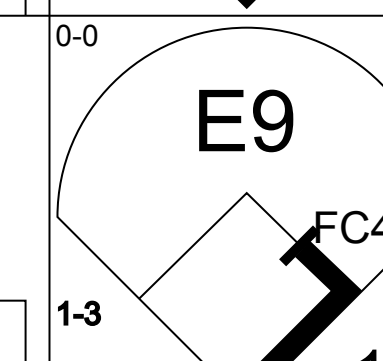
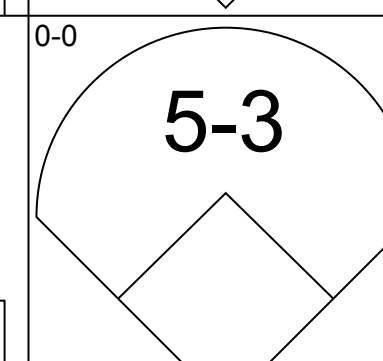
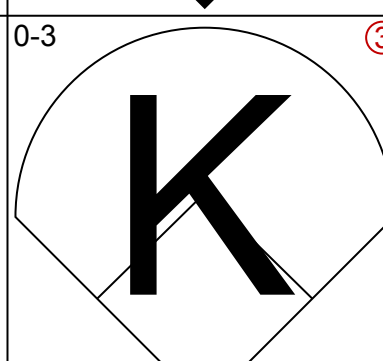
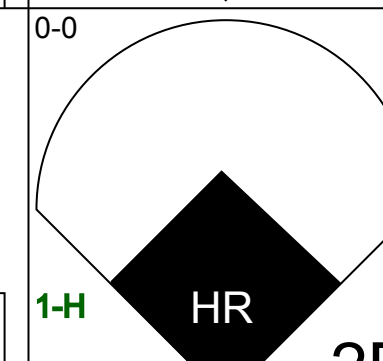
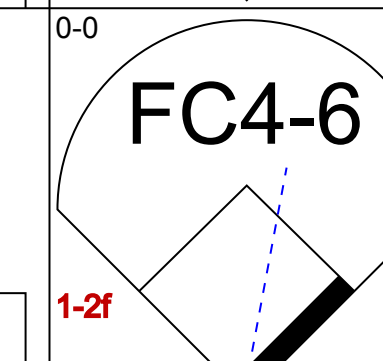
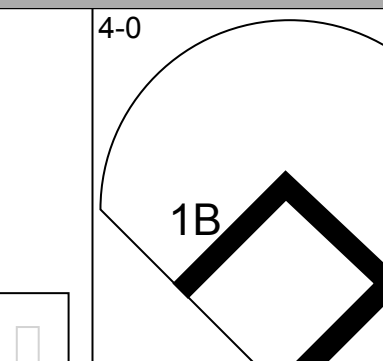
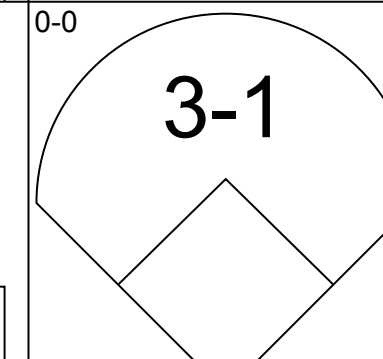
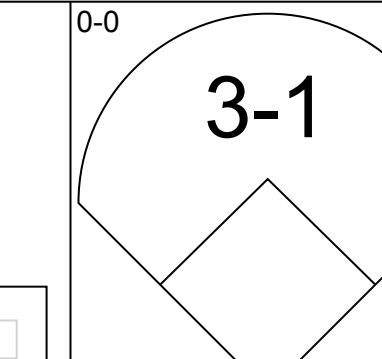
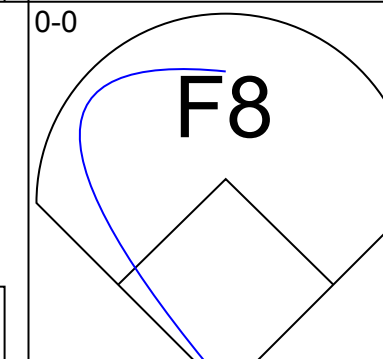
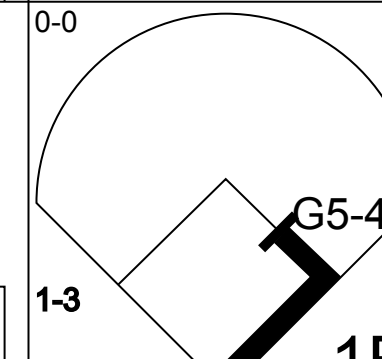
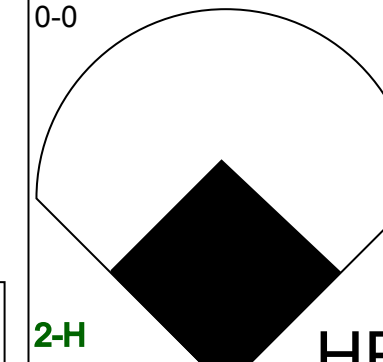
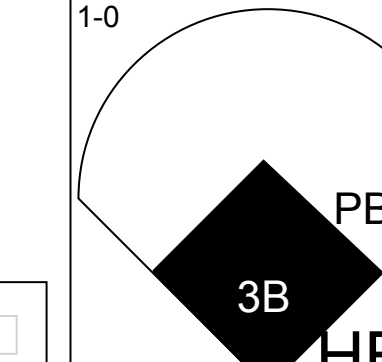
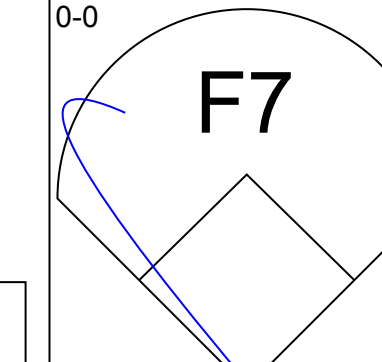
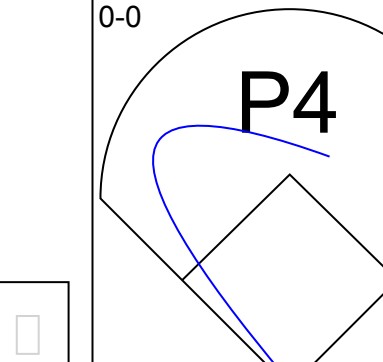
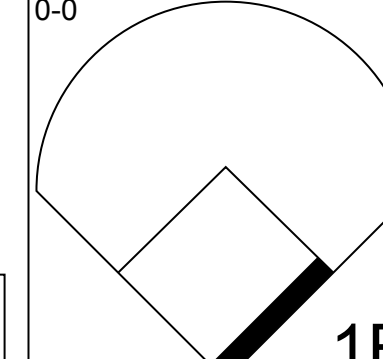
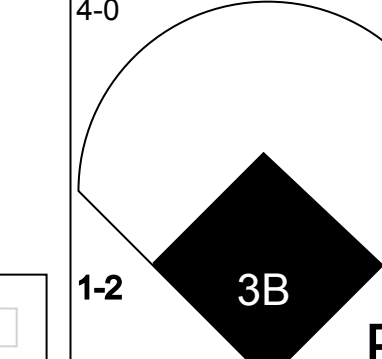

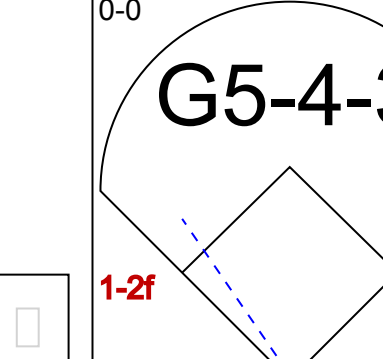
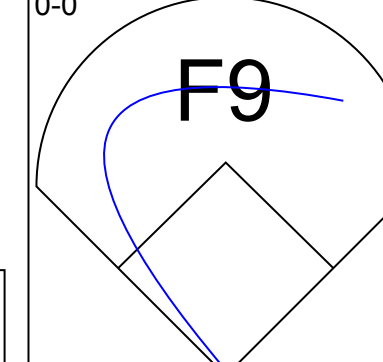
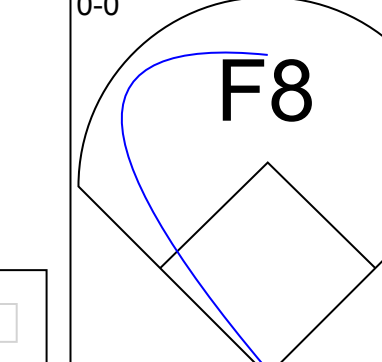
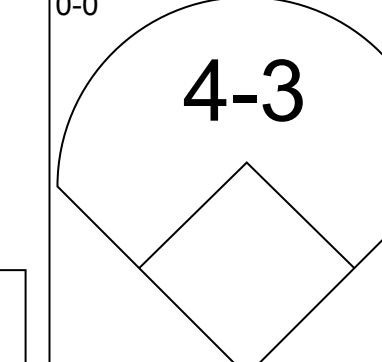
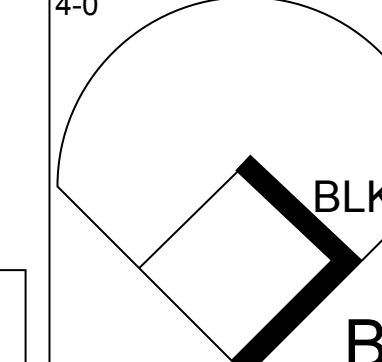
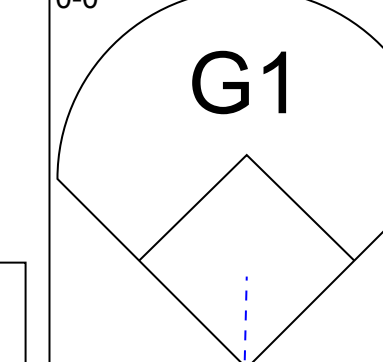

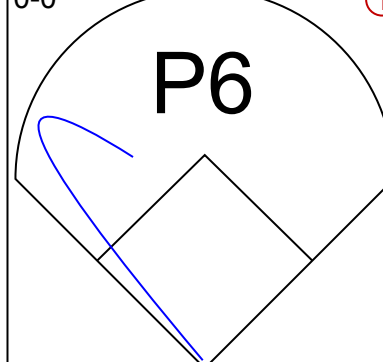
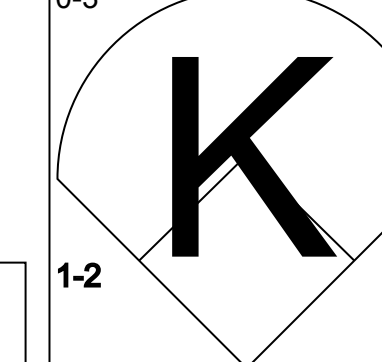
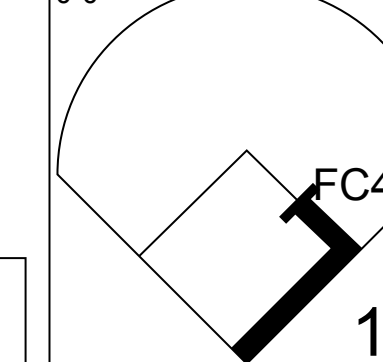
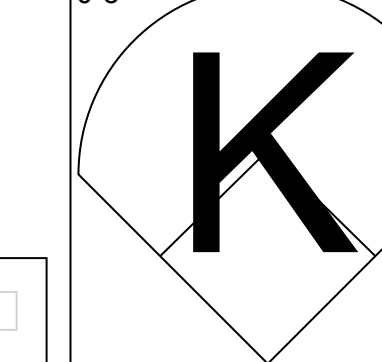
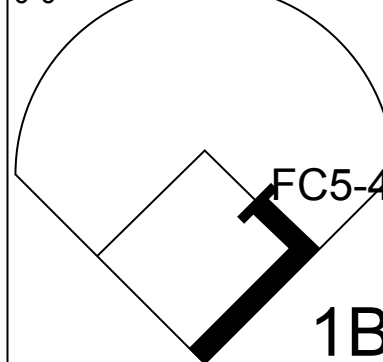
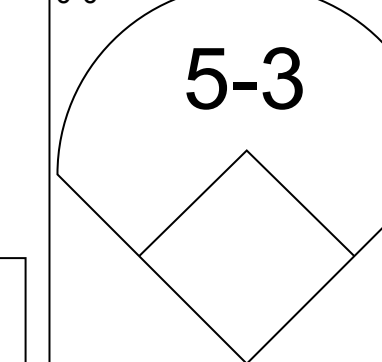
Batter	1	2	3	4	5	6	7	8	9	10	11	12	13	14	AB	R	H	RBI	BB	SO	LOB	BOTTOM								
Ken Aspromonte R OBP: 0.322, SLG: 0.297 (1.4)															6	0	0	1	1	0	5									
Jim Pierceall R OBP: 0.394, SLG: 0.478 (1.8)															5	0	0	0	1	0	0									
Tito Francona L OBP: 0.350, SLG: 0.447 (1.7)															6	0	1	0	0	1	1									
Willie Kirkland L OBP: 0.322, SLG: 0.479 (1.9)															5	1	1	0	1	0	1									
Bubba Phillips R OBP: 0.315, SLG: 0.439 (1.5)															6	1	3	0	0	0	3									
John Romano R OBP: 0.374, SLG: 0.498 (1.2)															6	1	2	2	0	0	2									
Vic Power R OBP: 0.296, SLG: 0.358 (1.3)															5	0	3	0	0	0	0									
Woodie Held R OBP: 0.369, SLG: 0.460 (1.6)															4	1	2	1	1	0	1									
Wynn Hawkins R ERA: 3.83 Bob Allen L ERA: 3.08 Bill Dailey R ERA: 3.08 Don Dillard L OBP: 0.353, SLG: 0.449 Bobby Locke R ERA: 4.5 Chuck Schilling R OBP: 0.344, SLG: 0.322 (14.9)	(1.1)	8.2	34	7	3	3	1	0	0	0	0	0	0	1	42	3.12	1.038													
	(8.1)	1.0	5	2	0	0	0	0	0	0	0	0	0	5	5	0.00	2.000													
	(9.1)	4.0	14	1	0	0	3	1	0	0	0	0	0	19	23	0.00	0.500													
	(13.1)	2.0	7	1	0	0	2	0	0	0	0	0	0	11	11	0.00	0.500													
Inning Stats	R: 0 E: 0 K: 0 S: 3	H: 0 LOB: 0 BB: 0 P: 3	R: 0 E: 0 K: 0 S: 3	H: 0 LOB: 0 BB: 0 P: 3	R: 0 E: 0 K: 1 S: 5	H: 0 LOB: 2 BB: 0 P: 5	R: 0 E: 0 K: 0 S: 3	H: 1 LOB: 0 BB: 1 P: 8	R: 0 E: 0 K: 0 S: 3	H: 1 LOB: 0 BB: 0 P: 3	R: 1 E: 0 K: 0 S: 4	H: 1 LOB: 0 BB: 0 P: 4	R: 2 E: 0 K: 0 S: 5	H: 2 LOB: 1 BB: 1 P: 9	R: 0 E: 0 K: 1 S: 5	H: 0 LOB: 0 BB: 0 P: 5	R: 0 E: 0 K: 0 S: 4	H: 2 LOB: 1 BB: 1 P: 4	R: 0 E: 0 K: 1 S: 5	H: 0 LOB: 0 BB: 0 P: 5	R: 0 E: 0 K: 0 S: 3	H: 1 LOB: 1 BB: 1 P: 7	R: 0 E: 0 K: 1 S: 5	H: 0 LOB: 0 BB: 0 P: 5	R: 1 E: 0 K: 1 S: 6	H: 2 LOB: 2 BB: 2 P: 14	1B: 7 2B: 4 3B: 0 HR: 2	SF: 0 SAC: 3 DP: 4 HBP: 0	WP: 0 PB: 0 SB: 0 CS: 0	PA: 55
PITCHER	IP	WLS	BF	H	R	ER	SO	BB	IBB	HBP	BLK	WP	HR	S	P	ERA	WHIP													
Ike Delock R ERA: 4.59 Mike Fomielews R ERA: 5.0	(1.1)	8.2	34	7	3	3	1	0	0	0	0	0	0	1	42	3.12	1.038													
	(8.1)	1.0	5	2	0	0	0	0	0	0	0	0	0	5	5	0.00	2.000													
	(9.1)	4.0	14	1	0	0	3	1	0	0	0	0	0	19	23	0.00	0.500													

Boston Red Sox @ Cleveland Indians
Cleveland Municipal Stadium, Cleveland, OH
Thu Aug 17 1961, 7:05 PM EDT
Att. 4,456 - Unknown

AB 47
R 4
H 12
RBI 4
BB 5
SO 4
LOB 16



Batter	1	2	3	4	5	6	7	8	9	AB	R	H	RBI	BB	SO	LOB	TOP		
Bobby Richardson, R OBP: 0.295, SLG: 0.320 (1, 4)										3	0	0	0	1	2	0	New York Yankees @ Cleveland Indians Cleveland Municipal Stadium, Cleveland, OH Fri Aug 18 1961, 7:05 PM EDT Att: 37,840 - Unknown livebaseballscorecards.com		
Tony Kubek, L OBP: 0.312, SLG: 0.405 (1, 6)										4	0	1	0	0	0	2			
Roger Maris, L OBP: 0.380, SLG: 0.652 (1, 9)										4	0	0	0	0	2	3			
Mickey Mantle, S OBP: 0.443, SLG: 0.701 (1, 8)										4	0	0	0	0	2	1			
Yogi Berra, L OBP: 0.327, SLG: 0.465 (1, 7)										3	0	0	0	0	1	0			
Elston Howard, R OBP: 0.390, SLG: 0.534 (1, 3)										3	1	1	1	0	0	0			
Johnny Blanchard, L OBP: 0.374, SLG: 0.619 (1, 2)										3	0	0	0	0	0	0			
Clete Boyer, R OBP: 0.315, SLG: 0.340 (1, 5)										3	0	0	0	0	1	0			
Jim Coates, R OBP: 0.111, SLG: 0.040 (1, 1)										1	0	0	0	0	1	0			
Bud Daley, L OBP: 0.157, SLG: 0.125 (3, 1)										1	0	1	0	0	0	0			
Bob Hale, L OBP: 0.182, SLG: 0.150 (6, PH)										0	0	0	0	0	0	0			
Al Downing, R (8, 1)										0	0	0	0	0	0	0			
Inning Stats	R: 0 E: 0 K: 2 S: 7	H: 0 LOB: 0 BB: 0 P: 7	R: 0 E: 0 K: 1 S: 5	H: 0 LOB: 0 BB: 0 P: 5	R: 0 E: 0 K: 1 S: 5	H: 0 LOB: 0 BB: 0 P: 5	R: 0 E: 0 K: 0 S: 3	H: 0 LOB: 0 BB: 0 P: 3	R: 1 E: 0 K: 0 S: 4	H: 1 LOB: 0 BB: 1 P: 4	R: 0 E: 0 K: 0 S: 4	H: 0 LOB: 0 BB: 0 P: 7	R: 0 E: 0 K: 1 S: 5	H: 0 LOB: 0 BB: 0 P: 5	R: 0 E: 0 K: 2 S: 8	H: 1 LOB: 1 BB: 0 P: 8	1B: 1 2B: 1 3B: 0 HR: 1	SF: 0 SAC: 0 DP: 0 HBP: 0	WP: 0 PA: 31 PB: 0 SB: 0 CS: 0
PITCHER Mudcat Grant, R ERA: 3.28 (1, 1)	IP: 9.0 WLS: W BF: 31 H: 3 R: 1 ER: 1 SO: 9 BB: 1 IBB: 0 HBP: 0 BLK: 0 WP: 0 HR: 1 S: 48 P: 52 ERA: 1.00 WHIP: 0.444															PITCHER IP: WLS: BF: H: R: ER: SO: BB: IBB: HBP: BLK: WP: HR: S: P: ERA: WHIP			

Batter	1	2	3	4	5	6	7	8	9	AB	R	H	RBI	BB	SO	LOB	BOTTOM		
Ken Aspromonte, R OBP: 0.317, SLG: 0.292 (1, 4)										5	0	0	0	0	0	3	New York Yankees @ Cleveland Indians Cleveland Municipal Stadium, Cleveland, OH Fri Aug 18 1961, 7:05 PM EDT Att: 37,840 - Unknown livebaseballscorecards.com		
Jim Piersall, R OBP: 0.395, SLG: 0.478 (1, 8)										4	1	2	0	0	1	1			
Tito Francona, L OBP: 0.354, SLG: 0.452 (1, 7)										3	1	2	1	1	0	2			
Willie Kirkland, L OBP: 0.321, SLG: 0.477 (1, 9)										4	0	1	0	0	0	2			
Bubba Phillips, R OBP: 0.317, SLG: 0.444 (1, 5)										3	2	1	2	0	0	2			
John Romano, R OBP: 0.376, SLG: 0.496 (1, 2)										3	1	1	0	1	0	2			
Vic Power, R OBP: 0.298, SLG: 0.356 (1, 3)										3	0	0	0	1	0	3			
Woodie Held, R OBP: 0.368, SLG: 0.463 (1, 6)										4	0	1	2	0	1	1			
Mudcat Grant, R OBP: 0.214, SLG: 0.185 (1, 1)										4	0	2	0	0	1	2			
Inning Stats	R: 3 E: 0 K: 0 S: 7	H: 4 LOB: 1 BB: 0 P: 7	R: 0 E: 1 K: 0 S: 5	H: 2 LOB: 2 BB: 0 P: 5	R: 2 E: 0 K: 1 S: 6	H: 1 LOB: 1 BB: 1 P: 11	R: 0 E: 0 K: 0 S: 4	H: 1 LOB: 1 BB: 0 P: 4	R: 0 E: 0 K: 0 S: 3	H: 0 LOB: 0 BB: 0 P: 3	R: 0 E: 0 K: 1 S: 6	H: 1 LOB: 1 BB: 0 P: 6	R: 0 E: 0 K: 0 S: 3	H: 1 LOB: 1 BB: 1 P: 7	R: 0 E: 0 K: 1 S: 5	H: 0 LOB: 1 BB: 1 P: 9		1B: 6 2B: 2 3B: 1 HR: 1	SF: 0 SAC: 0 DP: 1 HBP: 1
PITCHER Jim Coates, R ERA: 4.17 Bud Daley, L ERA: 4.55 Al Downing, L ERA: 7.71	IP: 2.2 WLS: L BF: 17 H: 7 R: 5 ER: 5 SO: 0 BB: 1 IBB: 0 HBP: 0 BLK: 0 WP: 0 HR: 0 S: 15 P: 20 ERA: 16.88 WHIP: 3.000															PITCHER IP: WLS: BF: H: R: ER: SO: BB: IBB: HBP: BLK: WP: HR: S: P: ERA: WHIP			

Batter	1	2	3	4	5	6	7	8	9	10	AB	R	H	RBI	BB	SO	LOB							
Bobby Richardson, R OBP: 0.294, SLG: 0.319	0-0 4-3		0-0 1B	0-0 P4			0-3 K		0-0 L7		5	0	1	0	0	1	1							
Billy Gardner, R OBP: 0.303, SLG: 0.338	0-0 FC4-6 1B		0-0 L7		0-0 6-3 1B		0-0 5-3		0-0 G3 1B 2B		5	1	3	0	0	0	1							
Roger Maris, L OBP: 0.376, SLG: 0.644	0-0 FC4-6 1-2		0-0 F9		0-0 6-3		0-0 F9		0-0 G3 2-3		5	0	0	0	0	0	4							
Mickey Mantle, S OBP: 0.443, SLG: 0.696	4-0 BB		0-0 F8		0-3 K		0-0 1B		0-3 K		4	0	1	0	1	2	3							
Yogi Berra, L OBP: 0.328, SLG: 0.461	0-0 P4		0-0 F8	4-0 2B G6-4-3 BB	0-3 K		0-0 P5		4-0 1B IBB		3	1	0	0	2	1	4							
Elston Howard, R OBP: 0.393, SLG: 0.537		4-0 BB	0-0 BB	0-0 G6-4-3 1B 2B	0-0 5-3		0-0 L8		0-0 1B		4	1	2	1	1	0	1							
Bill Skowron, R OBP: 0.322, SLG: 0.464		0-0 BB	0-0 F8	4-0 G6-4-3 IBB	0-0 P3		0-3 K		0-3 K		4	0	0	0	1	2	4							
Johnny Blanchard, L OBP: 0.369, SLG: 0.654		0-0 F8	0-0 F8	0-0 G6-4-3 IBB	0-0 P3		0-0 K		0-0 K		4	0	0	0	1	2	4							
Clete Boyer, R OBP: 0.316, SLG: 0.340		0-3 K	0-3 K	0-0 G6-4-3	0-0 K		0-0 K		0-0 K		3	0	1	0	0	1	3							
Tony Kubek, L OBP: 0.312, SLG: 0.405		0-3 K	0-3 K	0-0 G6-4-3	0-0 K		0-0 K		0-0 K		1	0	0	0	0	0	0							
Joe Demaestri, R OBP: 0.188, SLG: 0.188		0-3 K	0-3 K	0-0 G6-4-3	0-0 K		0-0 K		0-0 K		0	0	0	0	0	0	0							
Whitey Ford, L OBP: 0.283, SLG: 0.200		0-0 F7	0-0 F7	0-0 G6-4-3	0-0 L5		0-0 L5		0-0 F8		4	0	1	1	0	0	2							
Luis Arroyo, L OBP: 0.286, SLG: 0.381		0-0 F7	0-0 F7	0-0 G6-4-3	0-0 L5		0-0 L5		0-0 F8		0	0	0	0	0	0	0							
Inning Stats	R: 0 E: 1 K: 0 S: 4	H: 1 LOB: 2 BB: 1 P: 8	R: 0 E: 0 K: 1 S: 5	H: 0 LOB: 1 BB: 1 P: 9	R: 0 E: 0 K: 1 S: 4	H: 1 LOB: 1 BB: 0 P: 4	R: 2 E: 0 K: 2 S: 4	H: 2 LOB: 1 BB: 2 P: 12	R: 0 E: 0 K: 2 S: 8	H: 1 LOB: 1 BB: 0 P: 8	R: 0 E: 0 K: 1 S: 5	H: 0 LOB: 0 BB: 0 P: 5	R: 0 E: 0 K: 1 S: 6	H: 1 LOB: 1 BB: 0 P: 6	R: 0 E: 0 K: 0 S: 3	H: 0 LOB: 0 BB: 0 P: 3	R: 1 E: 0 K: 2 S: 9	H: 2 LOB: 2 BB: 1 P: 13	1B: 7 2B: 2 3B: 0 HR: 0	SF: 0 SAC: 0 DP: 1 HBP: 0	WP: 0 PB: 0 SB: 0 CS: 0	PA: 43		
PITCHER	IP 8.0	WLS 34	BF 7	H 2	R 2	ER 2	SO 5	BB 3	IBB 0	HBP 0	BLK 0	WP 0	HR 0	S 40	P 56	ERA 2.25	WHIP 1.250							
Barry Latman, R ERA: 3.53	(1, 1)																							
Bobby Locke, R ERA: 4.5	(9, 1)	2.0	L	9	2	1	1	2	0	1	0	0	0	0	12	16	4.50	1.000						

TOP

New York Yankees @ Cleveland Indians
Cleveland Municipal Stadium, Cleveland, OH

Sat Aug 19 1961, 3:33 AM EDT
Att: 23,398 - Unknown

AB	38
R	3
H	9
RBI	2
BB	5
SO	7
LOB	23




Batter	1	2	3	4	5	6	7	8	9	10	AB	R	H	RBI	BB	SO	LOB							
Ken Aspromonte, R OBP: 0.322, SLG: 0.305	0-0 4-3		0-0 5-3			0-0 2B		0-0 1B 1B WP		0-0 2B	5	1	3	0	0	0	0							
Jim Piersall, R OBP: 0.393, SLG: 0.474	0-0 5-3		0-0 F9			0-0 6-3		0-0 WP 1B 1B		0-0 5-3	5	0	1	0	0	0	2							
Tito Francona, L OBP: 0.354, SLG: 0.452	0-0 1B		0-0 F5			0-0 F5		0-0 WP 1B			3	0	1	0	0	0	1							
Chuck Essegian, R OBP: 0.352, SLG: 0.581	0-0 1B		0-0 F5			0-0 F5		0-0 WP 1B			1	0	1	0	0	0	0							
Bubba Phillips, R OBP: 0.314, SLG: 0.441	0-0 5-3		0-0 F8			0-0 5-3		0-3 K2-3			4	0	0	0	0	1	4							
Willie Kirkland, L OBP: 0.318, SLG: 0.472		0-0 F3		0-0 F9			0-0 F9		0-3 K		4	0	0	0	0	1	0							
John Romano, R OBP: 0.377, SLG: 0.506		0-0 L4-6 2B			0-0 HR		0-0 F5		0-3 K		4	1	2	1	0	1	0							
Vic Power, R OBP: 0.297, SLG: 0.353		4-0 BB			0-0 F9		0-0 F8		0-0 F7		3	0	0	0	1	0	0							
Woodie Held, R OBP: 0.364, SLG: 0.458		0-0 L4-6			0-0 1-3			0-0 4-3		0-0 P4	4	0	0	0	0	0	2							
Barry Latman, R OBP: 0.146, SLG: 0.154	(1, 1)		0-3 K			0-0 F9			0-0 P6		2	0	0	0	0	1	0							
Bob Nieman, R OBP: 0.489, SLG: 0.571	(8, PH)										1	0	0	0	0	0	0							
Bobby Locke, R OBP: 0.200, SLG: 0.143	(9, 1)										0	0	0	0	0	0	0							
Miguel de la Hoz, R OBP: 0.288, SLG: 0.389	(10, PH)										1	0	0	0	0	0	0							
Inning Stats	R: 0 E: 0 K: 0 S: 4	H: 1 LOB: 1 BB: 4 P: 7	R: 0 E: 0 K: 0 S: 3	H: 1 LOB: 1 BB: 1 P: 7	R: 0 E: 0 K: 1 S: 5	H: 0 LOB: 0 BB: 0 P: 5	R: 0 E: 0 K: 0 S: 3	H: 0 LOB: 0 BB: 0 P: 3	R: 1 E: 0 K: 0 S: 4	H: 1 LOB: 0 BB: 0 P: 4	R: 0 E: 0 K: 0 S: 3	H: 0 LOB: 0 BB: 0 P: 3	R: 0 E: 0 K: 1 S: 7	H: 3 LOB: 2 BB: 0 P: 8	R: 0 E: 0 K: 2 S: 7	H: 0 LOB: 0 BB: 0 P: 7	R: 0 E: 0 K: 0 S: 4	H: 1 LOB: 1 BB: 0 P: 4	1B: 4 2B: 4 3B: 0 HR: 1	SF: 0 SAC: 0 DP: 1 HBP: 0	WP: 1 PB: 0 SB: 0 CS: 0	PA: 38		
PITCHER	IP 9.2	WLS 37	BF 8	H 2	R 2	ER 2	SO 4	BB 1	IBB 0	HBP 0	BLK 0	WP 1	HR 1	S 44	P 48	ERA 1.86	WHIP 0.931							
Whitey Ford, L ERA: 3.19	(1, 1)																							
Luis Arroyo, L ERA: 1.74	(10, 1)	0.1	S	1	0	0	0	0	0	0	0	0	0	0	1	1	0.00	0.000						

BOTTOM

New York Yankees @ Cleveland Indians
Cleveland Municipal Stadium, Cleveland, OH

Sat Aug 19 1961, 3:33 AM EDT
Att: 23,398 - Unknown

AB	37
R	2
H	8
RBI	1
BB	1
SO	4
LOB	9



Batter	1	2	3	4	5	6	7	8	9	AB	R	H	RBI	BB	SO	LOB	TOP																	
Bobby Richardson, R OBP: 0.295, SLG: 0.320	0-0 BB HR 1B	0-0 F8		0-0 1-3		0-0 4-3 WP 1B 1B		0-0 F9		5	2	2	0	0	0	0	New York Yankees @ Cleveland Indians Cleveland Municipal Stadium, Cleveland, OH Sun Aug 20 1961, 3:33 AM EDT Unknown																	
Billy Gardner, R OBP: 0.301, SLG: 0.335	0-0 F9		0-0 HR 1B	0-0 F9		0-3 K 1-2		0-0 6-3		5	1	1	0	0	1	2																		
Roger Maris, L OBP: 0.378, SLG: 0.649	4-0 HR BB		0-0 HR 1B	4-0 1B BB		0-0 4-3 2-3		0-3 K		3	2	1	2	2	1	1																		
Mickey Mantle, S OBP: 0.446, SLG: 0.704	0-0 HR		0-0 F8	0-0 1B		0-0 1B			4-0 1B BB	4	1	3	4	1	0	0																		
Yogi Berra, L OBP: 0.331, SLG: 0.461	0-0 HR		1-0 F8	0-0 1B		3-H 1B			0-0 F7	2	0	1	0	0	0	2																		
Hector Lopez, R OBP: 0.291, SLG: 0.286	WP 1-3 1B		2B HBP	0-0 F9		0-0 F9			0-0 F7	2	0	0	0	0	0	2																		
Elston Howard, R OBP: 0.394, SLG: 0.535	0-0 1-3		0-3 K		0-0 1B		0-3 K		0-0 1-2 1B	5	0	2	0	0	2	2																		
Bill Skowron, R OBP: 0.323, SLG: 0.468	0-0 6-3		0-0 2B		0-3 K		0-0 2B		0-0 P5	5	0	2	0	0	1	4																		
Clete Boyer, R OBP: 0.314, SLG: 0.336		0-0 6-3	4-0 IBB		0-0 P3		0-0 1-3		0-0 5-3	4	0	0	0	1	0	4																		
Ralph Terry, R OBP: 0.271, SLG: 0.304		0-0 L8	0-0 5-3		0-3 K		0-0 F8			4	0	0	0	0	1	5																		
Inning Stats	R: 3 E: 0 K: 0 S: 6	H: 3 LOB: 1 BB: 1 P: 10	R: 0 E: 0 K: 0 S: 3	H: 0 LOB: 0 BB: 0 P: 3	R: 2 E: 0 K: 1 S: 8	H: 3 LOB: 3 BB: 1 P: 13	R: 0 E: 0 K: 2 S: 4	H: 1 LOB: 2 BB: 1 P: 8	R: 0 E: 0 K: 1 S: 7	H: 1 LOB: 1 BB: 0 P: 7	R: 0 E: 0 K: 1 S: 6	H: 1 LOB: 1 BB: 0 P: 6	R: 0 E: 0 K: 1 S: 5	H: 0 LOB: 0 BB: 0 P: 5	R: 0 E: 0 K: 0 S: 4	H: 1 LOB: 2 BB: 1 P: 8	1B: 8 2B: 2 3B: 0 HR: 2	SF: 0 SAC: 0 DP: 0 HBP: 1	WP: 2 PA: 44 CS: 0															
PITCHER	IP WLS BF H R ER SO BB IBB HBP BLK WP HR S P ERA WHIP	IP WLS BF H R ER SO BB IBB HBP BLK WP HR S P ERA WHIP																																
Jim Perry, R ERA: 4.39	(1, 1)	3.0	L	18	6	5	5	1	1	1	0	1	2	17	26	15.00	2.333																	
Dick Stigman, L ERA: 3.89	(4, 1)	6.0		26	6	1	1	5	2	0	0	0	1	0	34	42	1.50	1.333																

livebaseballscores.com

AB	39
R	6
H	12
RBI	6
BB	4
SO	6
LOB	22



Batter	1	2	3	4	5	6	7	8	9	AB	R	H	RBI	BB	SO	LOB	BOTTOM																
Ken Aspromonte, R OBP: 0.321, SLG: 0.307	0-0 6-3			0-0 P6			0-0 3-1 2B		0-0 FC6-4	4	0	1	0	0	0	1	New York Yankees @ Cleveland Indians Cleveland Municipal Stadium, Cleveland, OH Sun Aug 20 1961, 3:33 AM EDT Unknown																
Jim Piersall, R OBP: 0.385, SLG: 0.469	0-0 6-3			0-0 F8		0-0 P4		0-0 F8	4	0	0	0	0	0	2																		
Tito Francona, L OBP: 0.351, SLG: 0.449	0-0 4-3			0-0 F8		0-0 3-1 2-3			3	0	0	0	0	0	1																		
Willie Kirkland, L OBP: 0.316, SLG: 0.469		0-0 6-3			0-0 G3		0-0 F7			3	0	0	0	0	1																		
Bubba Phillips, R OBP: 0.312, SLG: 0.438		0-0 L7			0-0 P5			0-0 F8	3	0	0	0	0	0	0																		
John Romano, R OBP: 0.376, SLG: 0.505		0-0 4-3			0-0 L6			0-0 G6-4-3 1B	3	0	1	0	0	0	0																		
Vic Power, R OBP: 0.297, SLG: 0.353			0-0 5-3			0-0 G5-4-3 1B		0-0 G6-4-3 1-2	3	0	1	0	0	0	1																		
Woodie Held, R OBP: 0.362, SLG: 0.455			0-0 L5			0-0 G5-4-3 1-2		0-0 G3	3	0	0	0	0	0	1																		
Jim Perry, S OBP: 0.172, SLG: 0.175	(1, 1)		0-3 K			0-3 K			0	0	0	0	0	0	0	0																	
Walt Bond, L OBP: 0.139, SLG: 0.156	(3, PH)								1	0	0	0	0	0	1	0																	
Dick Stigman, R OBP: 0.111, SLG: 0.111	(4, 1)								1	0	0	0	0	0	1	0																	
Bob Nieman, R OBP: 0.500, SLG: 0.581	(8, PH)								1	0	1	0	0	0	0	0																	
Inning Stats	R: 0 E: 0 K: 0 S: 3	H: 0 LOB: 0 BB: 0 P: 3	R: 0 E: 0 K: 0 S: 3	H: 0 LOB: 0 BB: 0 P: 3	R: 0 E: 0 K: 1 S: 5	H: 0 LOB: 0 BB: 0 P: 5	R: 0 E: 0 K: 0 S: 3	H: 0 LOB: 0 BB: 0 P: 3	R: 0 E: 0 K: 1 S: 5	H: 1 LOB: 0 BB: 0 P: 5	R: 0 E: 0 K: 0 S: 4	H: 1 LOB: 1 BB: 0 P: 4	R: 0 E: 0 K: 0 S: 3	H: 1 LOB: 1 BB: 0 P: 3	R: 0 E: 0 K: 0 S: 4	H: 1 LOB: 1 BB: 0 P: 4	1B: 3 2B: 1 3B: 0 HR: 0	SF: 0 SAC: 0 DP: 2 HBP: 0	WP: 0 PA: 29 CS: 0														
PITCHER	IP WLS BF H R ER SO BB IBB HBP BLK WP HR S P ERA WHIP	IP WLS BF H R ER SO BB IBB HBP BLK WP HR S P ERA WHIP																															
Ralph Terry, R ERA: 3.51	(1, 1)	9.0	W	29	4	0	0	2	0	0	0	0	0	33	33	0.00	0.444																



Batter	1	2	3	4	5	6	7	8	9	AB	R	H	RBI	BB	SO	LOB	TOP					
Bobby Richardson, R OBP: 0.294, SLG: 0.319										5	1	1	0	0	0	3						
Billy Gardner, R OBP: 0.303, SLG: 0.333										4	1	1	0	0	1	0						
Roger Maris, L OBP: 0.379, SLG: 0.646										2	1	0	0	1	2	0						
Mickey Mantle, S OBP: 0.449, SLG: 0.703										2	0	1	2	2	0	0						
Yogi Berra, L OBP: 0.330, SLG: 0.458										4	0	1	1	0	0	4						
Johnny Blanchard, L OBP: 0.369, SLG: 0.595										4	1	1	0	0	2	2						
Bill Skowron, R OBP: 0.325, SLG: 0.474										3	1	1	2	1	0	2						
Clete Boyer, R OBP: 0.311, SLG: 0.332										4	0	0	0	0	2	3						
Rollie Sheldon, R OBP: 0.146, SLG: 0.128										4	0	1	0	0	2	0						
Inning Stats	R: 0 E: 0 K: 2 S: 7	H: 0 LOB: 0 BB: 7	R: 2 E: 0 K: 1 S: 6	H: 2 LOB: 0 BB: 1 P: 10	R: 0 E: 0 K: 1 S: 5	H: 0 LOB: 0 BB: 0 P: 5	R: 0 E: 0 K: 1 S: 5	H: 0 LOB: 0 BB: 0 P: 5	R: 1 E: 0 K: 0 S: 3	H: 1 LOB: 2 BB: 1 P: 9	R: 0 E: 1 K: 1 S: 6	H: 1 LOB: 2 BB: 1 P: 10	R: 2 E: 0 K: 1 S: 8	H: 3 LOB: 2 BB: 1 P: 12	R: 0 E: 0 K: 1 S: 5	H: 0 LOB: 0 BB: 0 P: 5	1B: 6 2B: 1 3B: 0 HR: 1	SF: 0 SAC: 0 DP: 3 HBP: 2	WP: 0 PB: 0 SB: 0 CS: 0	PA: 38		
PITCHER	IP	WLS	BF	H	R	ER	SO	BB	IBB	HBP	BLK	WP	HR	S	P	ERA	WHIP					
Gary Bell, R ERA: 4.53	(1, 1)	5.1	L	22	3	3	2	6	2	0	2	0	0	1	30	40	3.38	0.938				
Bob Allen, L ERA: 3.27	(6, 1)	1.2		10	4	2	2	1	2	0	0	0	0	0	10	18	10.80	3.600				
Frank Funk, R ERA: 3.16	(8, 1)	2.0		6	0	0	0	2	0	0	0	0	0	0	10	10	0.00	0.000				

New York Yankees @ Cleveland Indians
Cleveland Municipal Stadium, Cleveland, OH
Sun Aug 20 1961, 3:38 AM EDT
Att: 56,307 - Unknown

AB	32
R	5
H	7
RBI	5
BB	4
SO	9
LOB	14



Batter	1	2	3	4	5	6	7	8	9	AB	R	H	RBI	BB	SO	LOB	BOTTOM					
Ken Aspromonte, R OBP: 0.317, SLG: 0.303										4	0	0	0	0	0	3						
Jim Piersall, R OBP: 0.388, SLG: 0.467										4	1	1	0	0	0	0						
Tito Francona, L OBP: 0.355, SLG: 0.460										4	1	3	1	0	0	0						
Willie Kirkland, L OBP: 0.318, SLG: 0.469										4	0	2	1	0	1	1						
Bubba Phillips, R OBP: 0.310, SLG: 0.434										4	0	0	0	0	0	4						
John Romano, R OBP: 0.375, SLG: 0.502										4	0	1	0	0	0	1						
Vic Power, R OBP: 0.295, SLG: 0.350										4	0	0	0	0	0	1						
Woodie Held, R OBP: 0.363, SLG: 0.454										3	0	1	0	1	0	0						
Gary Bell, R OBP: 0.167, SLG: 0.158	(1, 1)									2	0	0	0	0	0	3						
Bob Allen, L OBP: 0.200, SLG: 0.300	(6, 1)									1	0	0	0	0	1	0						
Frank Funk, R OBP: 0.125, SLG: 0.067	(8, 1)									0	0	0	0	0	0	0						
Inning Stats	R: 0 E: 0 K: 0 S: 3	H: 0 LOB: 0 BB: 0 P: 3	R: 0 E: 0 K: 1 S: 5	H: 0 LOB: 0 BB: 0 P: 5	R: 0 E: 0 K: 0 S: 4	H: 1 LOB: 1 BB: 0 P: 4	R: 0 E: 0 K: 0 S: 4	H: 2 LOB: 1 BB: 0 P: 4	R: 0 E: 0 K: 0 S: 5	H: 1 LOB: 2 BB: 1 P: 8	R: 1 E: 0 K: 0 S: 5	H: 2 LOB: 1 BB: 0 P: 5	R: 0 E: 0 K: 1 S: 5	H: 0 LOB: 0 BB: 0 P: 5	R: 1 E: 1 K: 0 S: 5	H: 2 LOB: 1 BB: 0 P: 5	R: 0 E: 0 K: 0 S: 3	H: 0 LOB: 0 BB: 0 P: 3	1B: 6 2B: 1 3B: 0 HR: 1	SF: 0 SAC: 0 DP: 1 HBP: 0	WP: 0 PB: 0 SB: 0 CS: 0	PA: 35
PITCHER	IP	WLS	BF	H	R	ER	SO	BB	IBB	HBP	BLK	WP	HR	S	P	ERA	WHIP					
Rollie Sheldon, R ERA: 3.0	(1, 1)	9.0	W	35	8	2	1	2	1	0	0	0	1	38	42	1.00	1.000					

New York Yankees @ Cleveland Indians
Cleveland Municipal Stadium, Cleveland, OH
Sun Aug 20 1961, 3:38 AM EDT
Att: 56,307 - Unknown

AB	34
R	2
H	8
RBI	2
BB	1
SO	2
LOB	13



Batter	1	2	3	4	5	6	7	8	9	AB	R	H	RBI	BB	SO	LOB	TOP			
Jake Wood, R OBP: 0.326, SLG: 0.381 (1, 4)	F8		HR		F8		K		1B	3	2	0	0	2	1	1	Detroit Tigers @ Cleveland Indians Cleveland Municipal Stadium, Cleveland, OH Tue Aug 22 1961, 7:05 PM EDT Att: 11,012 - Unknown livebaseballscorecards.com			
Bill Bruton, L OBP: 0.333, SLG: 0.383 (1, 8)	3-1		HR		HR		E6		1B	4	2	2	3	1	0	1				
Al Kaline, R OBP: 0.379, SLG: 0.499 (1, 9)	HR		L8		HR		L8		L4-3	4	2	1	2	1	0	3				
Rocky Colavito, R OBP: 0.406, SLG: 0.576 (1, 7)	HR		K		5-3				1B	5	1	3	3	0	1	0				
Norm Cash, L OBP: 0.492, SLG: 0.660 (1, 3)	K		K						K	5	0	1	0	0	3	3				
Dick McAuliffe, L OBP: 0.303, SLG: 0.372 (1, 5)		K			F8				K	4	0	0	0	0	2	1				
Chico Fernandez, R OBP: 0.314, SLG: 0.329 (1, 6)		F8			F8				6-3	3	0	0	0	1	0	0				
Mike Roarke, R OBP: 0.304, SLG: 0.301 (1, 2)					L6					2	0	0	0	2	0	2				
Paul Foytack, R OBP: 0.220, SLG: 0.300 (1, 1)		FC1-6			6-3				F9	4	1	1	0	0	0	2				
Inning Stats	R: 2 E: 0 K: 1 S: 6	H: 1 LOB: 0 BB: 1 P: 10	R: 0 E: 0 K: 1 S: 5	H: 0 LOB: 1 BB: 1 P: 9	R: 2 E: 0 K: 2 S: 8	H: 1 LOB: 0 BB: 1 P: 12	R: 0 E: 0 K: 0 S: 3	H: 0 LOB: 0 BB: 0 P: 3	R: 2 E: 0 K: 0 S: 4	H: 1 LOB: 0 BB: 1 P: 8	R: 1 E: 1 K: 1 S: 8	H: 2 LOB: 2 BB: 0 P: 8	R: 0 E: 0 K: 1 S: 5	H: 0 LOB: 1 BB: 1 P: 9	R: 1 E: 0 K: 1 S: 6	H: 2 LOB: 1 BB: 1 P: 10		1B: 5 2B: 1 3B: 0 HR: 3	SF: 0 SAC: 0 DP: 2 HBP: 0	WP: 0 PB: 0 SB: 1 CS: 0
PITCHER	IP	WLS	BF	H	R	ER	SO	BB	IBB	HBP	BLK	WP	HR	S	P	ERA	WHIP			
Mudcat Grant, R ERA: 3.48 (1, 1)	5.0	L	22	3	6	6	4	4	0	0	0	0	3	26	42	10.80	1.400			
Bobby Locke, R ERA: 4.33 (6, 1)	3.0		14	3	1	0	2	2	0	0	0	0	0	16	24	0.00	1.667			
Bill Dailey, R ERA: 1.8 (9, 1)	1.0		5	2	1	1	1	1	0	0	0	0	0	6	10	9.00	3.000			

Batter	1	2	3	4	5	6	7	8	9	AB	R	H	RBI	BB	SO	LOB	BOTTOM					
Johnny Temple, R OBP: 0.353, SLG: 0.350 (1, 4)	F7		G1-6-3		P4				5-3	4	0	1	0	0	0	1	Detroit Tigers @ Cleveland Indians Cleveland Municipal Stadium, Cleveland, OH Tue Aug 22 1961, 7:05 PM EDT Att: 11,012 - Unknown livebaseballscorecards.com					
Vic Power, R OBP: 0.294, SLG: 0.351 (1, 3)			G1-6-3						4-3	4	0	1	0	0	0	1						
Jim Piersall, R OBP: 0.386, SLG: 0.465 (1, 8)	F8		4-3						3-1	4	0	1	0	0	0	1						
Tito Francona, L OBP: 0.352, SLG: 0.456 (1, 7)	4-3				K				P6	4	0	0	0	0	1	2						
Willie Kirkland, L OBP: 0.316, SLG: 0.466 (1, 9)		4-3			F7				L9	3	0	0	0	0	0	0						
John Romano, R OBP: 0.375, SLG: 0.501 (1, 2)		P4			F7				G5-4-3	3	0	1	0	0	0	0						
Bubba Phillips, R OBP: 0.308, SLG: 0.432 (1, 5)		E6							G5-4-3	3	0	0	0	0	1	1						
Woodie Held, R OBP: 0.361, SLG: 0.450 (1, 6)		K							K	3	0	0	0	0	2	1						
Mudcat Grant, R OBP: 0.225, SLG: 0.212 (1, 1)									1-3	1	1	1	0	0	0	0						
Walt Bond, L OBP: 0.162, SLG: 0.156 (5, PH)									4-3	0	0	0	0	1	0	0						
Bobby Locke, R OBP: 0.200, SLG: 0.143 (6, PH)										0	0	0	0	0	0	0						
Don Dillard, L OBP: 0.364, SLG: 0.445 (8, PH)										0	0	0	0	0	0	0						
Bill Dailey, R (9, 1)										0	0	0	0	0	0	0						
Inning Stats	R: 0 E: 0 K: 0 S: 4	H: 1 LOB: 1 BB: 0 P: 4	R: 0 E: 1 K: 1 S: 6	H: 0 LOB: 0 BB: 0 P: 6	R: 1 E: 0 K: 0 S: 4	H: 2 LOB: 0 BB: 0 P: 4	R: 0 E: 0 K: 1 S: 5	H: 0 LOB: 0 BB: 0 P: 5	R: 0 E: 0 K: 2 S: 7	H: 0 LOB: 1 BB: 1 P: 11	R: 0 E: 0 K: 0 S: 3	H: 0 LOB: 0 BB: 0 P: 3	R: 0 E: 0 K: 0 S: 3	H: 1 LOB: 0 BB: 0 P: 3	R: 0 E: 0 K: 0 S: 3	H: 0 LOB: 0 BB: 0 P: 3	R: 0 E: 0 K: 0 S: 3	H: 1 LOB: 0 BB: 0 P: 3	1B: 3 2B: 2 3B: 0 HR: 0	SF: 0 SAC: 0 DP: 3 HBP: 0	WP: 0 PB: 0 SB: 0 CS: 0	PA: 31
PITCHER	IP	WLS	BF	H	R	ER	SO	BB	IBB	HBP	BLK	WP	HR	S	P	ERA	WHIP					
Paul Foytack, R ERA: 3.94 (1, 1)	9.0	W	31	5	1	1	4	1	0	0	0	0	0	38	42	1.00	0.667					

Batter	1	2	3	4	5	6	7	8	9	AB	R	H	RBI	BB	SO	LOB	TOP			
Jake Wood, R OBP: 0.328, SLG: 0.380 (1, 4)										4	1	2	1	1	1	0	Detroit Tigers @ Cleveland Indians Cleveland Municipal Stadium, Cleveland, OH Thu Aug 24 1961, 7:05 PM EDT Att: 10,542 - Unknown			
Bill Bruton, L OBP: 0.337, SLG: 0.393 (1, 8)										5	1	4	2	0	0	1				
Al Kaline, R OBP: 0.375, SLG: 0.491 (1, 9)										4	0	0	0	1	0	3				
Rocky Colavito, R OBP: 0.403, SLG: 0.576 (1, 7)										5	1	1	1	0	0	1				
Norm Cash, L OBP: 0.495, SLG: 0.658 (1, 3)										3	1	3	0	2	0	0				
Dick McAuliffe, L OBP: 0.309, SLG: 0.376 (1, 5)										5	1	3	0	0	1	3				
Chico Fernandez, R OBP: 0.312, SLG: 0.326 (1, 6)										5	0	1	0	0	0	5				
Mike Roarke, R OBP: 0.300, SLG: 0.296 (1, 2)										4	0	1	1	0	1	3				
Frank Lary, R OBP: 0.261, SLG: 0.302 (1, 1)										4	1	1	0	0	0	5				
Inning Stats	R: 1 E: 0 K: 1 S: 6	H: 2 LOB: 2 BB: 2 P: 14	R: 0 E: 0 K: 0 S: 3	H: 0 LOB: 0 BB: 0 P: 3	R: 1 E: 0 K: 1 S: 6	H: 1 LOB: 0 BB: 0 P: 6	R: 2 E: 0 K: 0 S: 6	H: 4 LOB: 2 BB: 1 P: 10	R: 0 E: 0 K: 0 S: 4	H: 1 LOB: 1 BB: 0 P: 4	R: 1 E: 1 K: 1 S: 8	H: 2 LOB: 2 BB: 0 P: 8	R: 1 E: 0 K: 0 S: 6	H: 4 LOB: 2 BB: 0 P: 6	R: 0 E: 0 K: 0 S: 3	H: 1 LOB: 0 BB: 1 P: 7		1B: 15 2B: 1 3B: 0 HR: 1	SF: 0 SAC: 0 DP: 2 HBP: 0	WP: 0 PB: 0 SB: 0 CS: 1
PITCHER	IP WLS BF H R ER SO BB IBB HBP BLK WP HR S P ERA WHIP	6.0 L 30 10 5 4 3 3 0 0 0 0 1 33 45 6.00 2.167	2.0 9 5 1 1 0 0 0 0 0 0 0 9 9 4.50 2.500	1.0 4 1 0 0 0 1 0 0 0 0 0 3 7 0.00 2.000																
Jim Perry, R ERA: 4.44 (1, 1)																				
Bob Allen, L ERA: 3.31 (7, 1)																				
Bill Dailey, R ERA: 1.5 (9, 1)																				

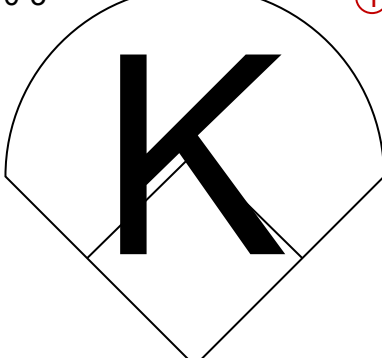
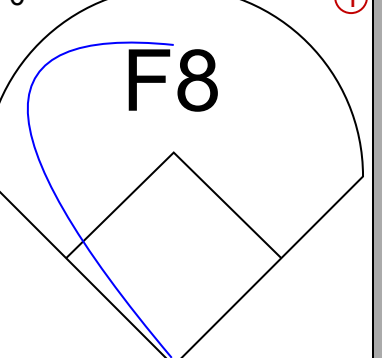
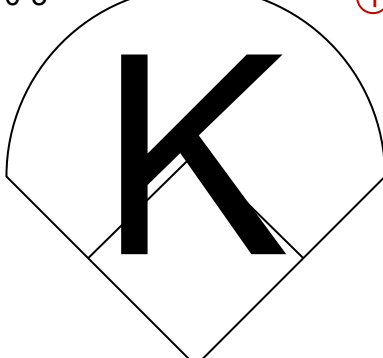

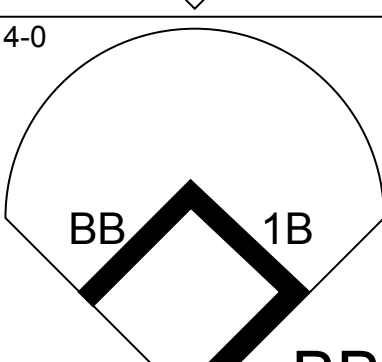
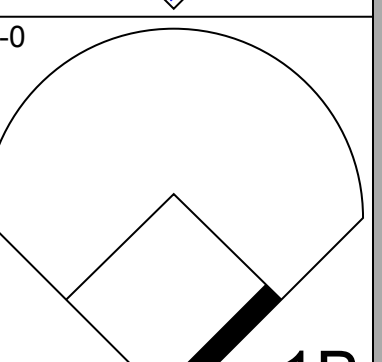
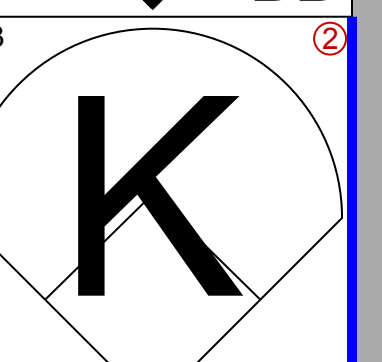
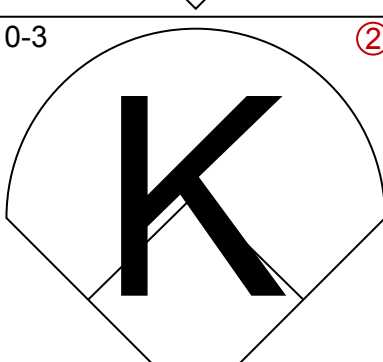
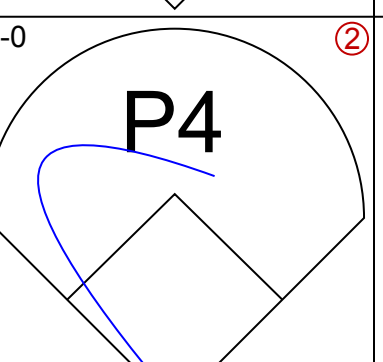
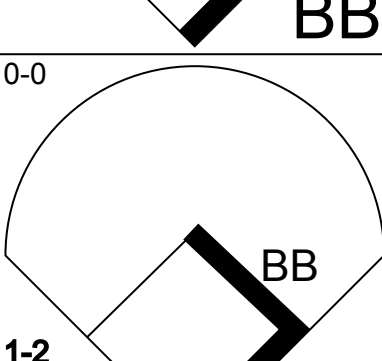
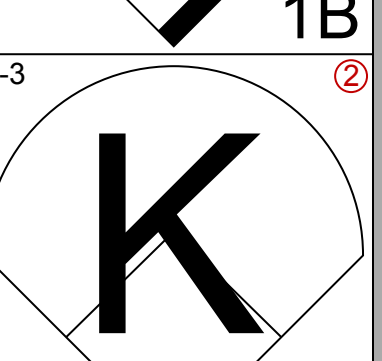
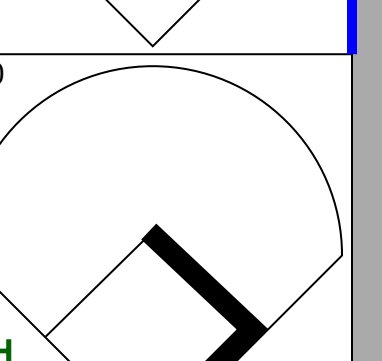
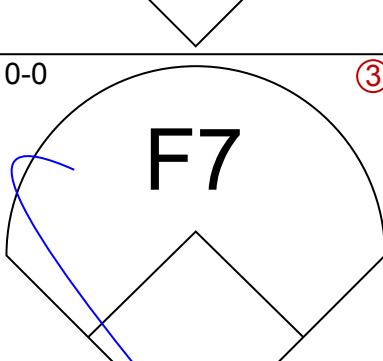
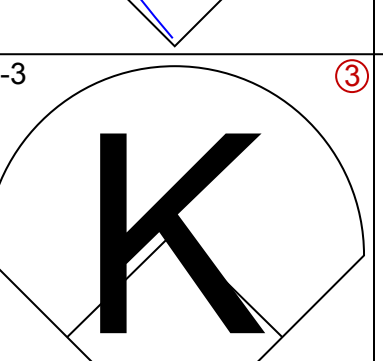
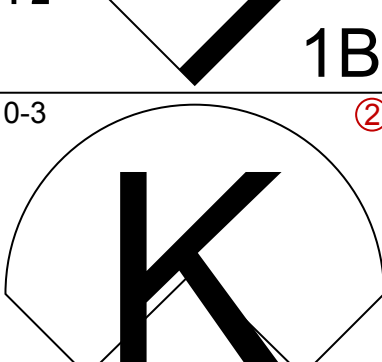
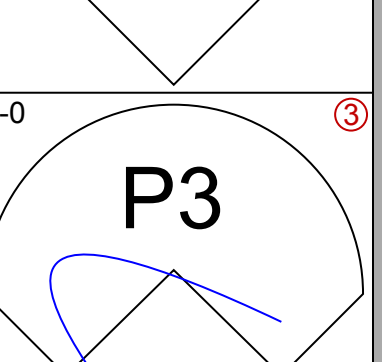
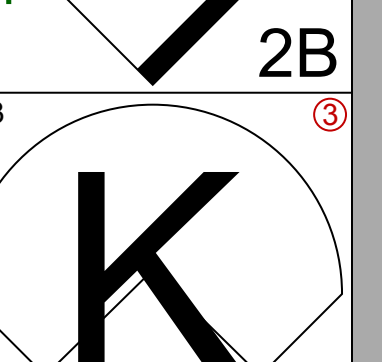
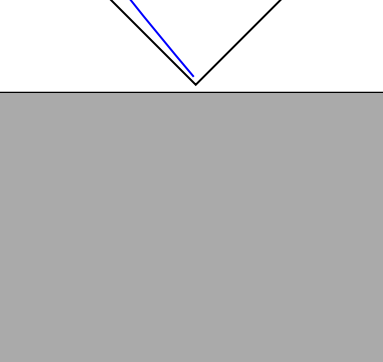
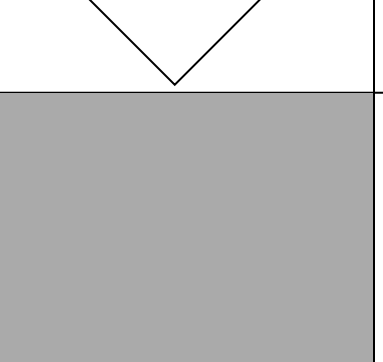
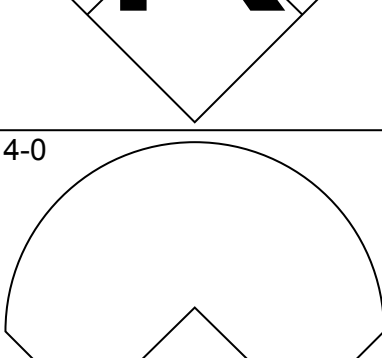
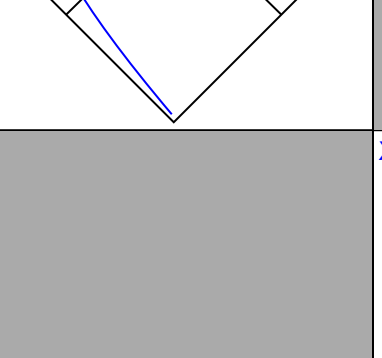
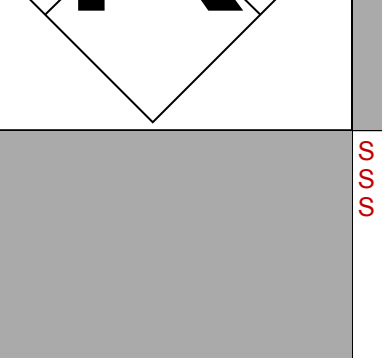


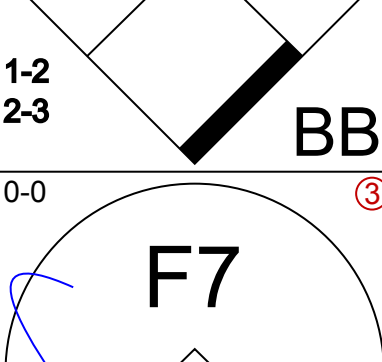


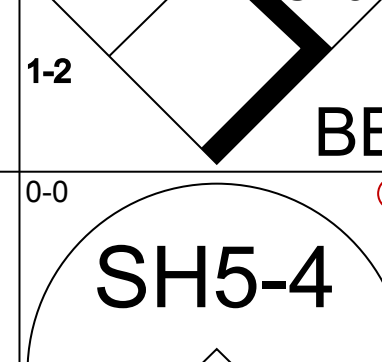
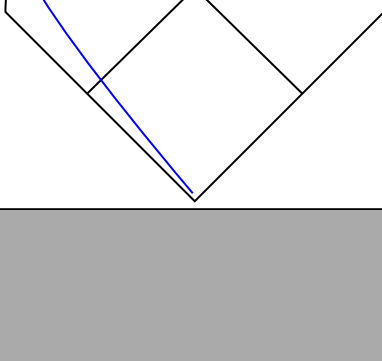
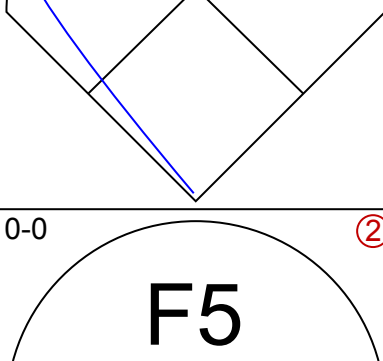
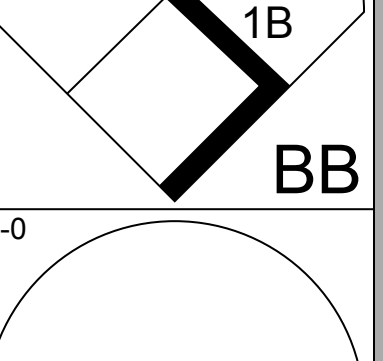
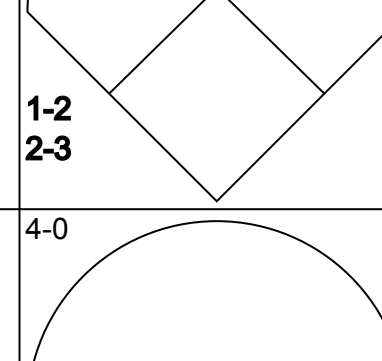

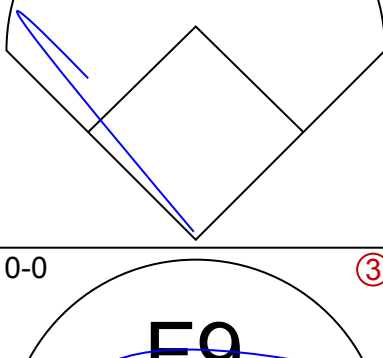
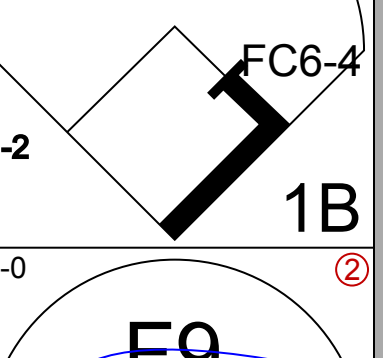
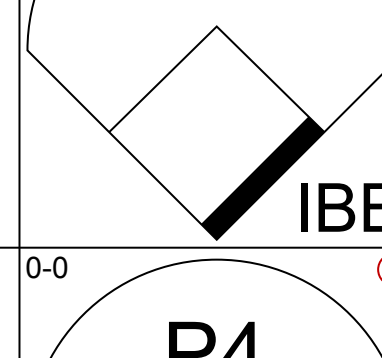
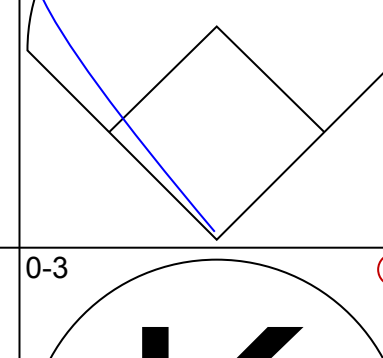
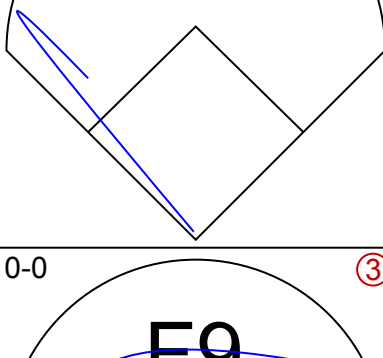
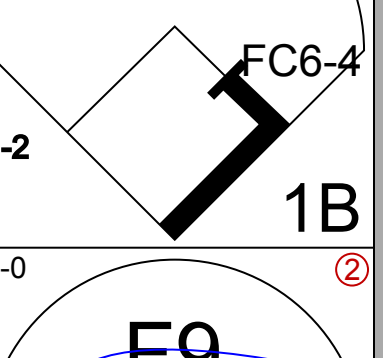
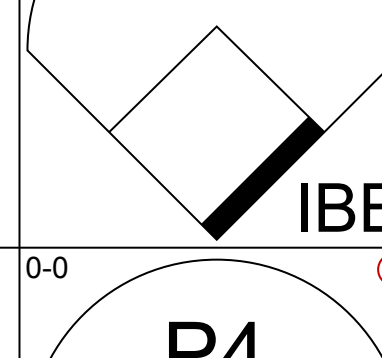
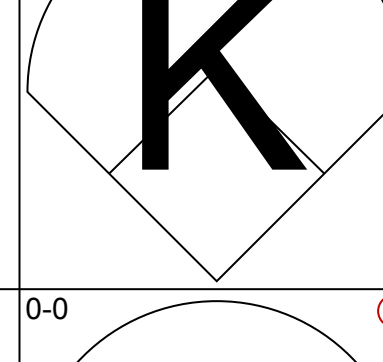
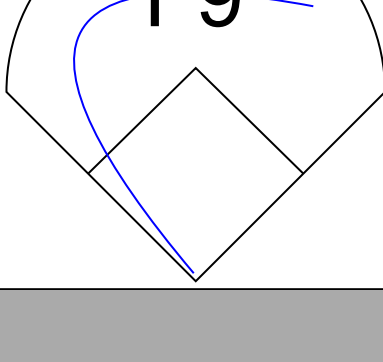
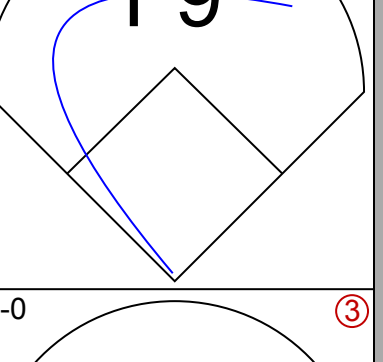
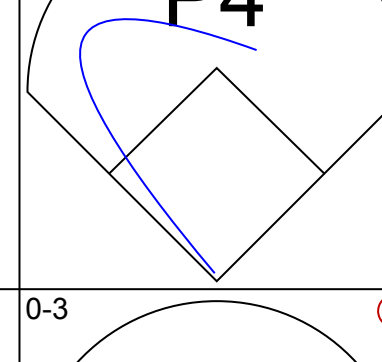
AB 39
R 6
H 16
RBI 5
BB 4
SO 3
LOB 21

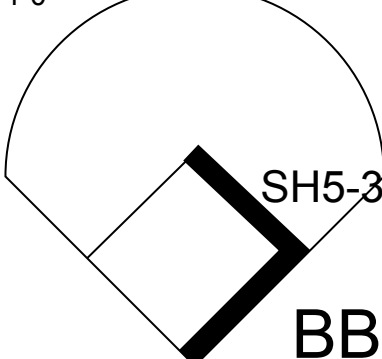
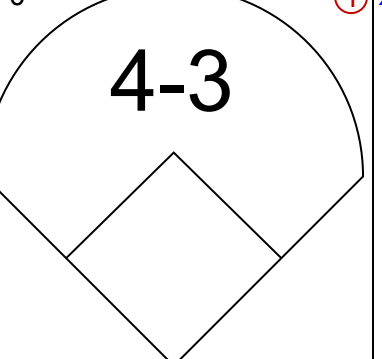
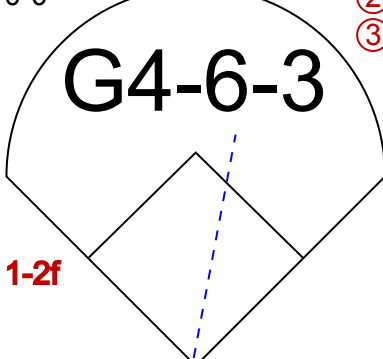
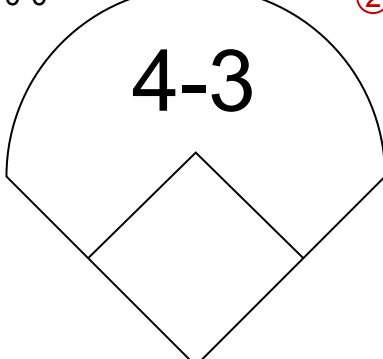
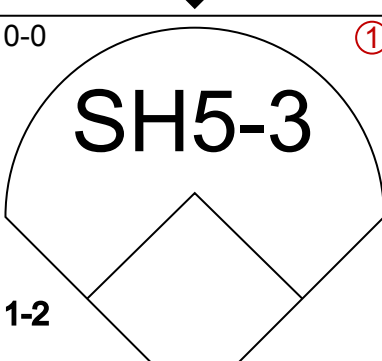
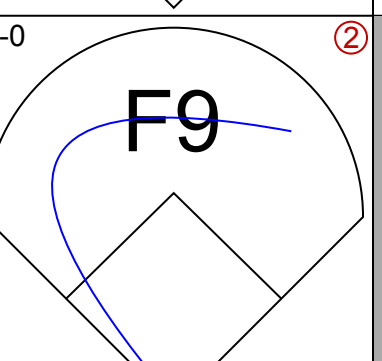
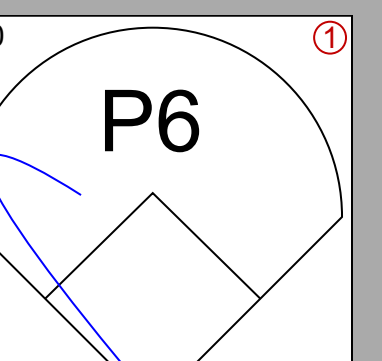
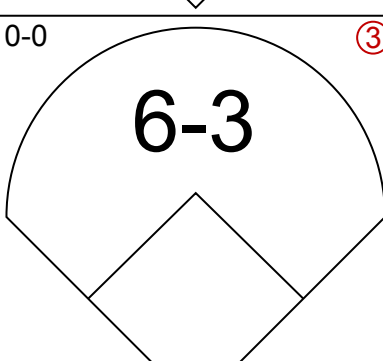
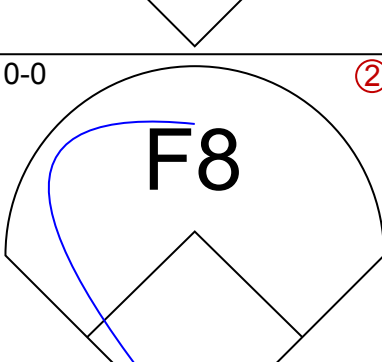
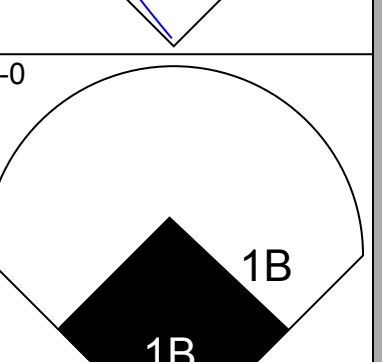
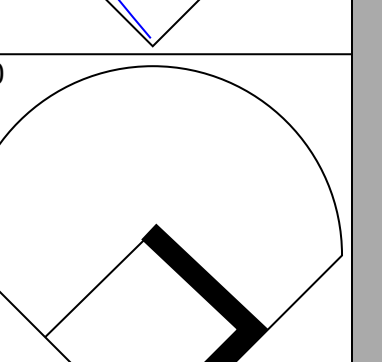

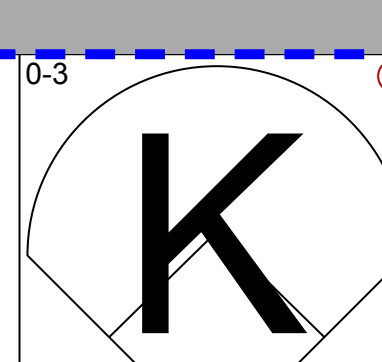
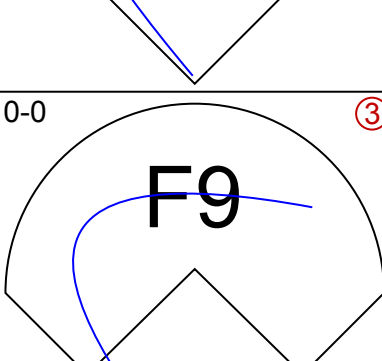
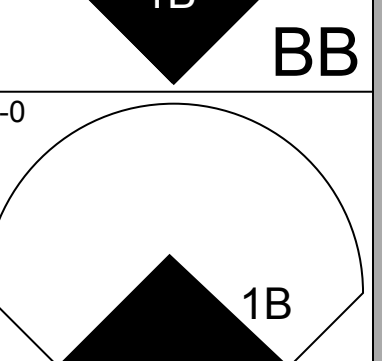
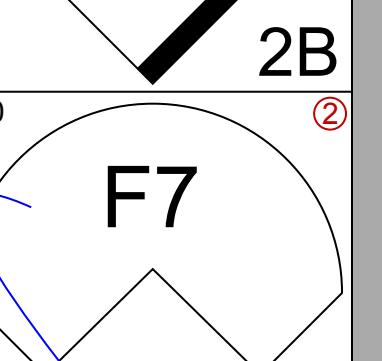

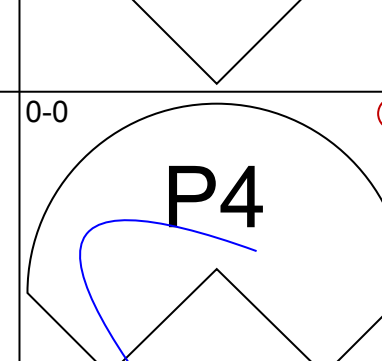
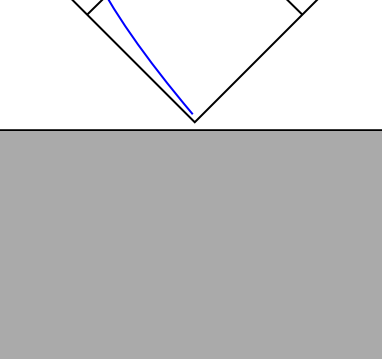
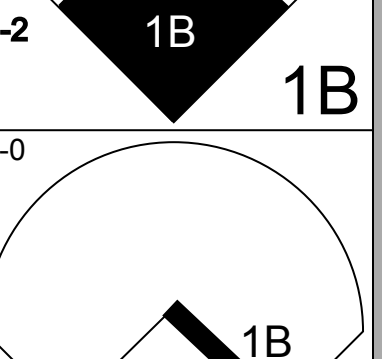
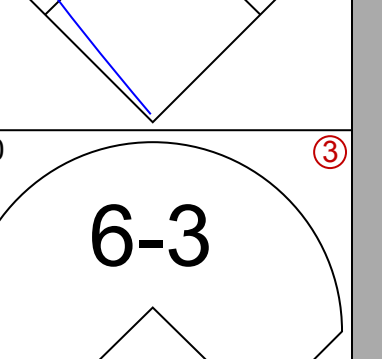

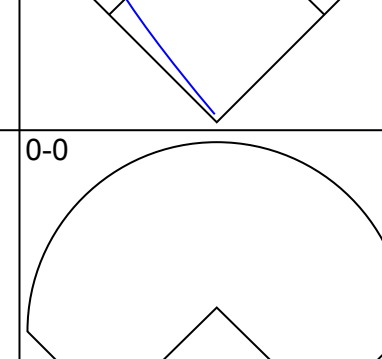
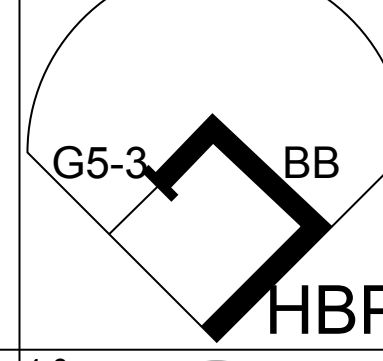
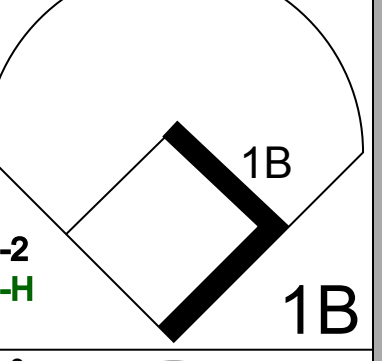
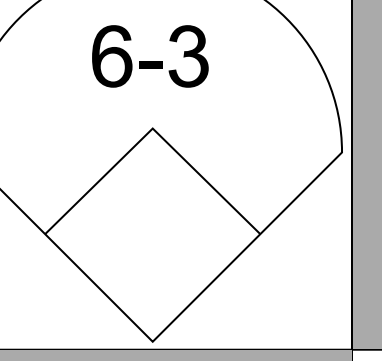
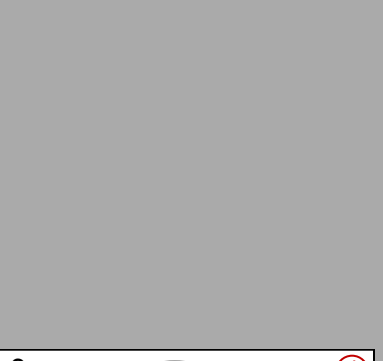
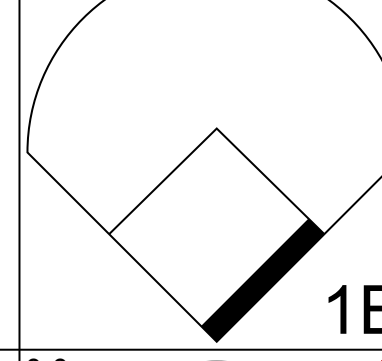
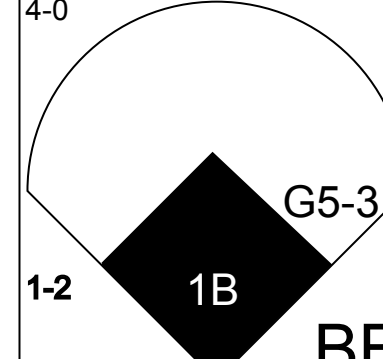
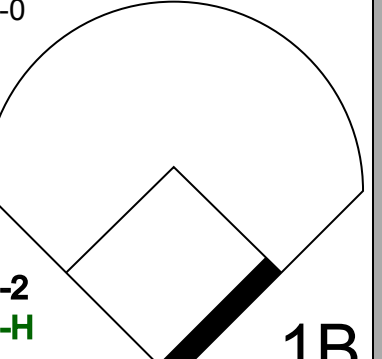

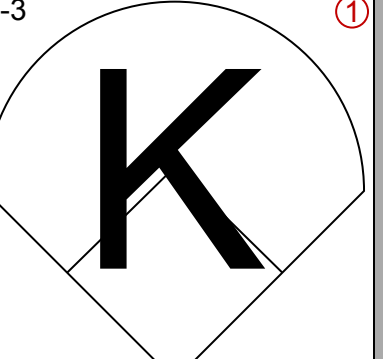
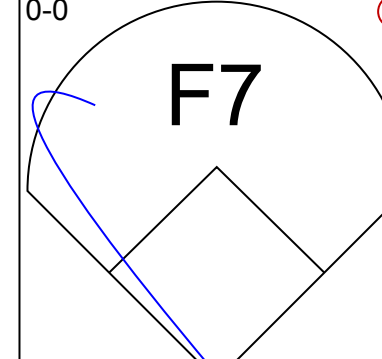
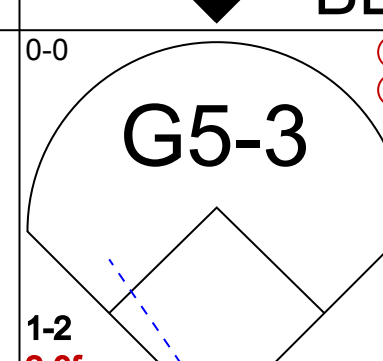
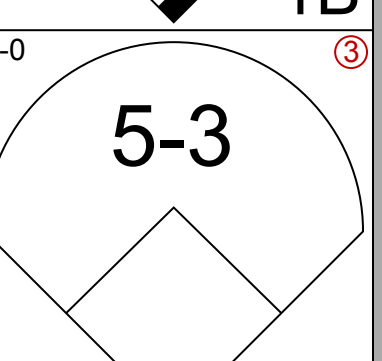

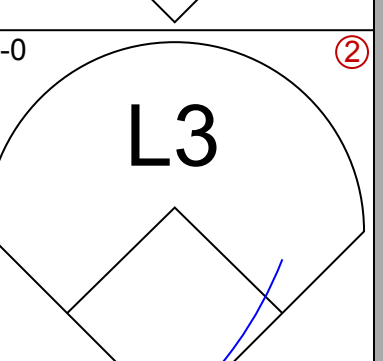

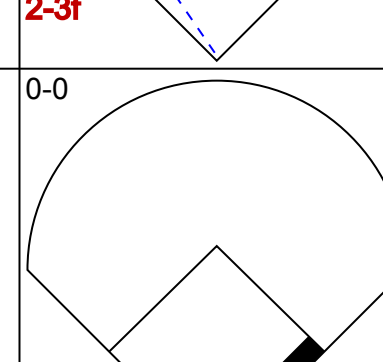
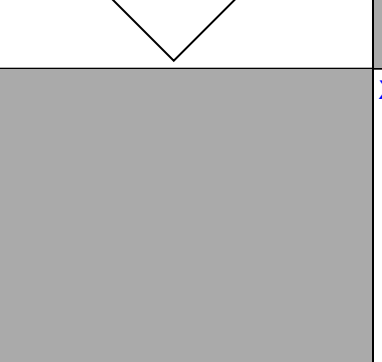
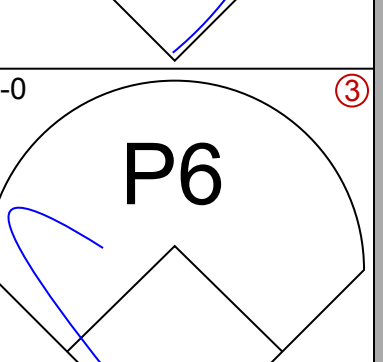
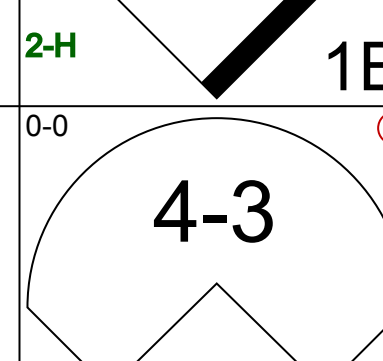
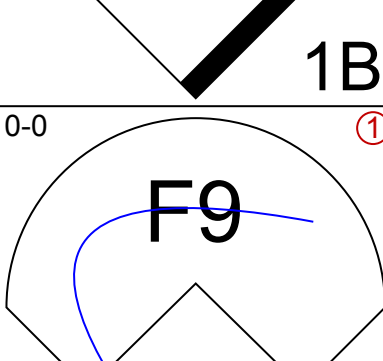
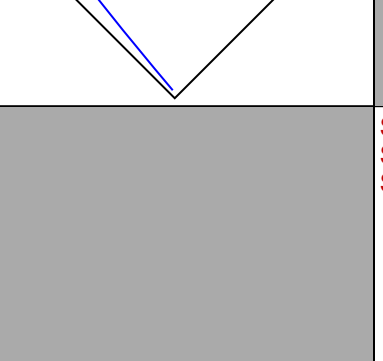
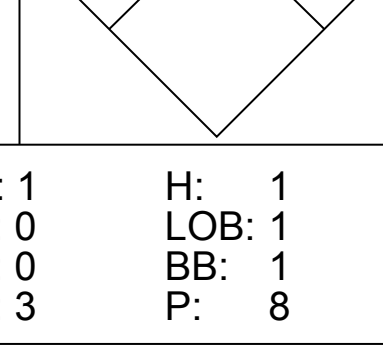
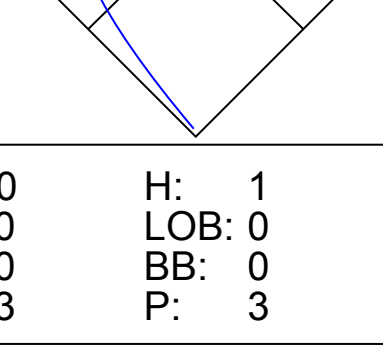
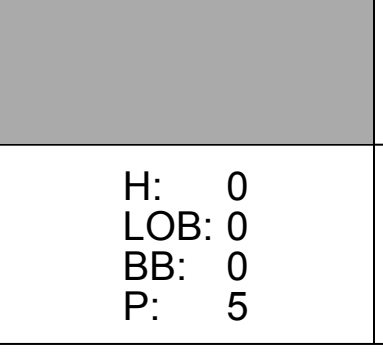


Batter	1	2	3	4	5	6	7	8	9	AB	R	H	RBI	BB	SO	LOB	BOTTOM					
Johnny Temple, R OBP: 0.351, SLG: 0.355 (1, 4)										4	0	0	0	0	0	1	Detroit Tigers @ Cleveland Indians Cleveland Municipal Stadium, Cleveland, OH Thu Aug 24 1961, 7:05 PM EDT Att: 10,542 - Unknown					
Jim Piersall, R OBP: 0.384, SLG: 0.459 (1, 8)										3	0	0	0	1	1	1						
Tito Francona, L OBP: 0.350, SLG: 0.453 (1, 7)										4	0	1	0	0	0	0						
Willie Kirkland, L OBP: 0.316, SLG: 0.464 (1, 9)										4	0	1	0	0	0	1						
John Romano, R OBP: 0.374, SLG: 0.498 (1, 2)										3	0	0	0	0	0	1						
Bubba Phillips, R OBP: 0.310, SLG: 0.430 (1, 5)										3	0	0	0	0	0	1						
Vic Power, R OBP: 0.296, SLG: 0.352 (1, 3)										3	0	0	0	0	0	1						
Woodie Held, R OBP: 0.357, SLG: 0.447 (1, 6)										3	0	1	0	0	0	0						
Jim Perry, S OBP: 0.186, SLG: 0.190 (1, 1)										1	0	1	0	0	0	0						
Walt Bond, L OBP: 0.158, SLG: 0.152 (6, PH)										1	0	0	0	0	1	0						
Bob Allen, L OBP: 0.200, SLG: 0.300 (7, 1)										0	0	0	0	0	0	0						
Don Dillard, L OBP: 0.361, SLG: 0.442 (8, PH)										1	0	0	0	0	0	1						
Bill Dailey, R (9, 1)										0	0	0	0	0	0	0						
Inning Stats	R: 0 E: 0 K: 0 S: 3	H: 0 LOB: 0 BB: 0 P: 3	R: 0 E: 0 K: 0 S: 4	H: 1 LOB: 1 BB: 0 P: 4	R: 0 E: 0 K: 1 S: 6	H: 1 LOB: 1 BB: 0 P: 6	R: 0 E: 0 K: 0 S: 3	H: 0 LOB: 0 BB: 0 P: 3	R: 0 E: 0 K: 0 S: 3	H: 0 LOB: 0 BB: 0 P: 3	R: 0 E: 0 K: 1 S: 4	H: 0 LOB: 0 BB: 1 P: 8	R: 0 E: 0 K: 0 S: 3	H: 0 LOB: 0 BB: 0 P: 3	R: 0 E: 0 K: 0 S: 4	H: 1 LOB: 1 BB: 0 P: 4	R: 0 E: 0 K: 0 S: 4	H: 1 LOB: 1 BB: 0 P: 4	1B: 3 2B: 1 3B: 0 HR: 0	SF: 0 SAC: 0 DP: 0 HBP: 0	WP: 0 PB: 0 SB: 0 CS: 0	PA: 32
PITCHER	IP WLS BF H R ER SO BB IBB HBP BLK WP HR S P ERA WHIP	9.0 W 31 4 0 0 2 1 0 0 0 0 0 34 38 0.00 0.556																				
Frank Lary, R ERA: 3.16 (1, 1)																						

AB 30
R 0
H 4
RBI 0
BB 1
SO 2
LOB 7



Batter	1	2	3	4	5	6	7	8	9	AB	R	H	RBI	BB	SO	LOB	TOP					
Johnny Temple, R OBP: 0.349, SLG: 0.352 (1, 4)										4	1	0	0	1	3	0	Cleveland Indians @ Chicago White Sox Comiskey Park, Chicago, IL Fri Aug 25 1961, 8:05 PM EDT Att: 32,211 - Unknown livebaseballscorecards.com					
Jim Piersall, R OBP: 0.386, SLG: 0.460 (1, 8)										2	0	1	0	1	1	1						
Don Dillard, L OBP: 0.359, SLG: 0.438 (5, 8)										1	0	0	0	0	1	0						
Willie Kirkland, L OBP: 0.316, SLG: 0.462 (9, PH)										1	0	0	0	0	0	0						
Bob Nieman, R OBP: 0.456, SLG: 0.538 (1, 7)										5	0	2	1	0	2	1						
Chuck Essegian, R OBP: 0.349, SLG: 0.566 (1, 9)										4	0	1	0	0	2	4						
John Romano, R OBP: 0.377, SLG: 0.505 (1, 2)										2	1	1	1	2	1	0						
Bubba Phillips, R OBP: 0.310, SLG: 0.429 (1, 5)										2	0	0	0	1	0	3						
Vic Power, R OBP: 0.298, SLG: 0.352 (1, 3)										3	0	1	0	1	0	0						
Woodie Held, R OBP: 0.354, SLG: 0.443 (1, 6)										4	0	0	0	0	1	5						
Gary Bell, R OBP: 0.159, SLG: 0.150 (8, PH)										3	0	0	0	0	1	2						
Miguel de la Hoz, R OBP: 0.236, SLG: 0.396 (8, PH)										1	0	0	0	0	1	3						
Frank Funk, R OBP: 0.125, SLG: 0.067 (8, 1)										0	0	0	0	0	0	0						
Inning Stats	R: 0 E: 0 K: 2 S: 8	H: 1 LOB: 3 BB: 2 P: 16	R: 0 E: 0 K: 1 S: 5	H: 0 LOB: 0 BB: 0 P: 5	R: 0 E: 0 K: 1 S: 6	H: 1 LOB: 1 BB: 0 P: 6	R: 1 E: 0 K: 0 S: 4	H: 1 LOB: 0 BB: 0 P: 4	R: 1 E: 0 K: 3 S: 10	H: 1 LOB: 1 BB: 1 P: 14	R: 0 E: 0 K: 1 S: 6	H: 1 LOB: 2 BB: 1 P: 10	R: 0 E: 0 K: 2 S: 7	H: 0 LOB: 0 BB: 0 P: 7	R: 0 E: 0 K: 1 S: 6	H: 1 LOB: 3 BB: 2 P: 14	R: 0 E: 0 K: 2 S: 7	H: 0 LOB: 0 BB: 0 P: 7	1B: 4 2B: 1 3B: 0 HR: 1	SF: 0 SAC: 1 DP: 0 HBP: 0	WP: 0 PB: 0 SB: 0 CS: 0	PA: 39
PITCHER Juan Pizarro, L ERA: 3.03 (1, 1)	IP: 9.0 WLS: W BF: 39 H: 6 R: 2 ER: 2 SO: 13 BB: 5 IBB: 1 HBP: 0 BLK: 0 WP: 0 HR: 1 S: 59 P: 83 ERA: 2.00 WHIP: 1.222															PITCHER						

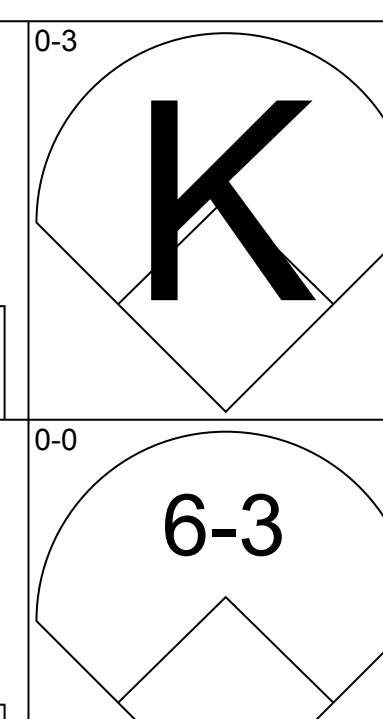
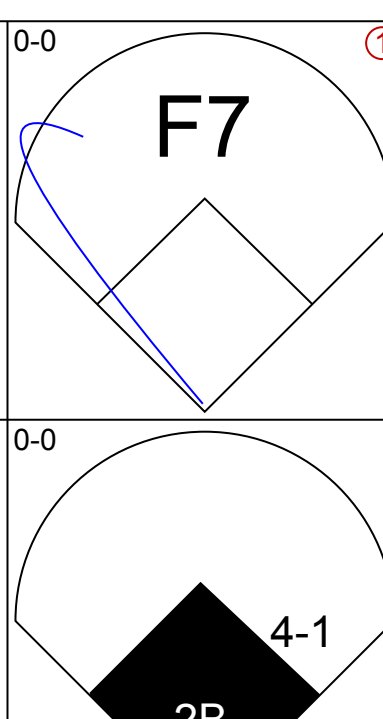
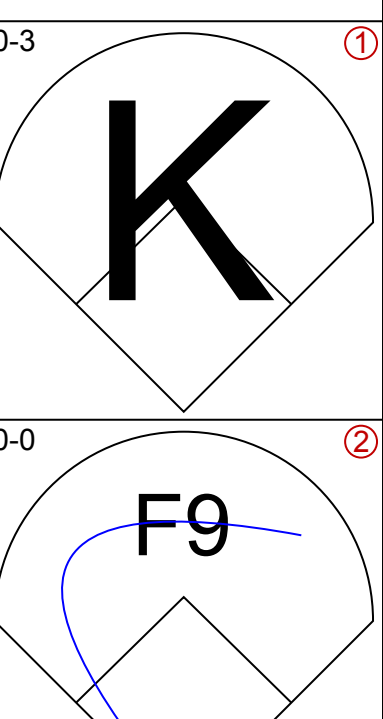
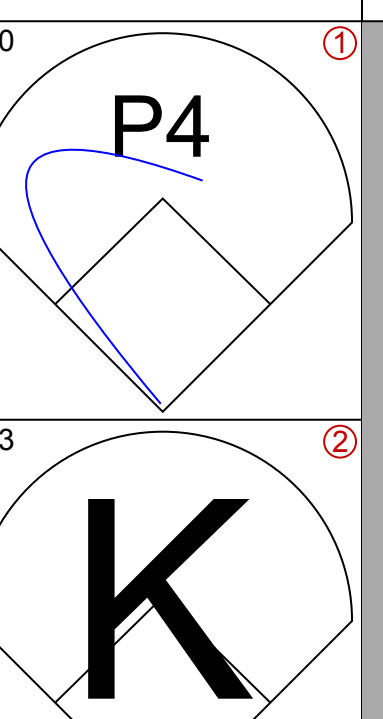
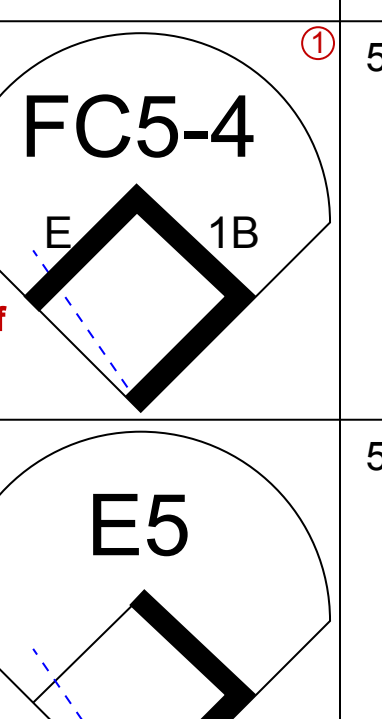
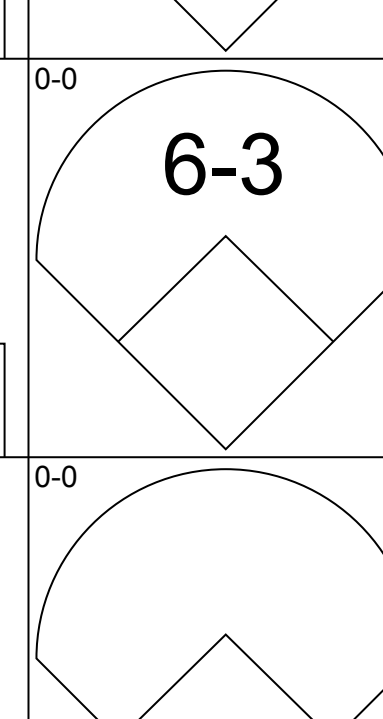
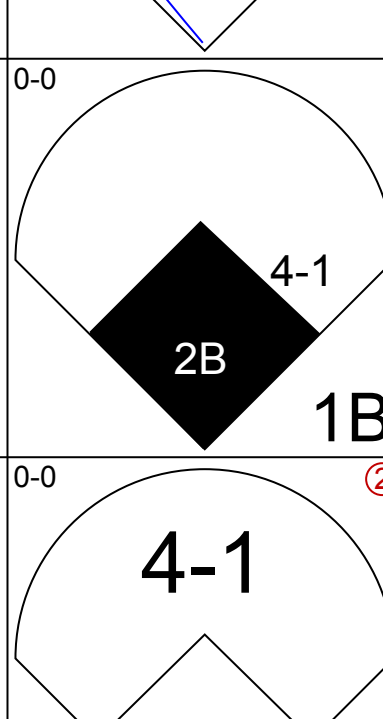
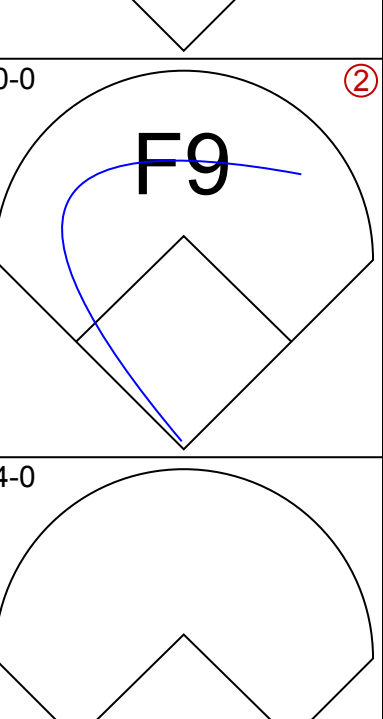
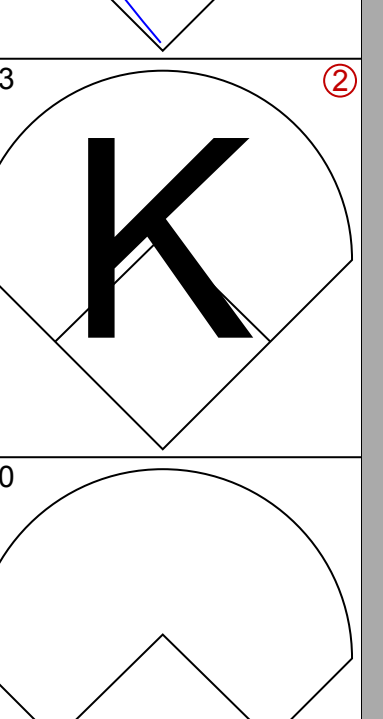
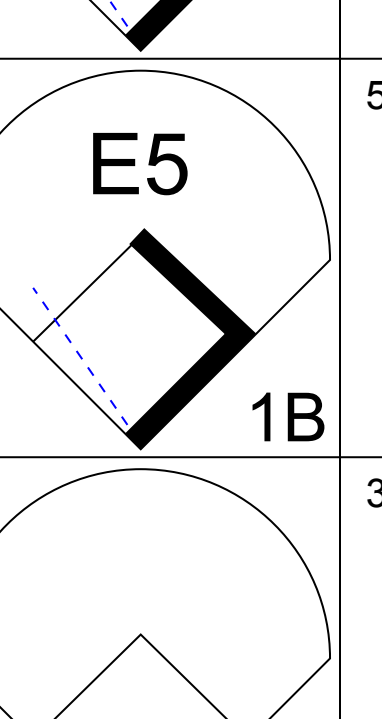
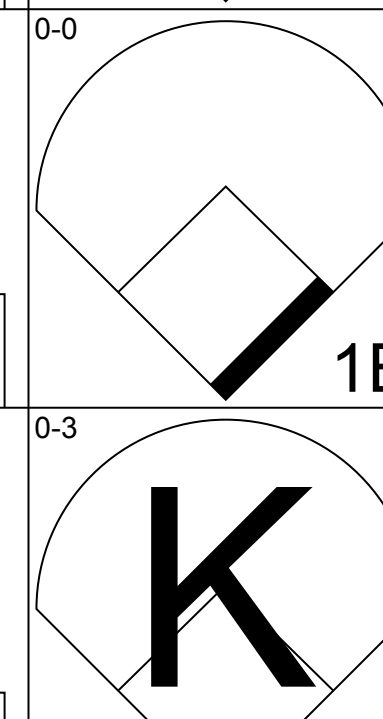
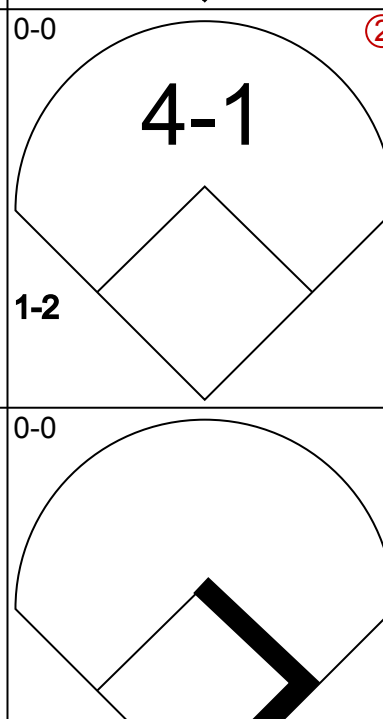
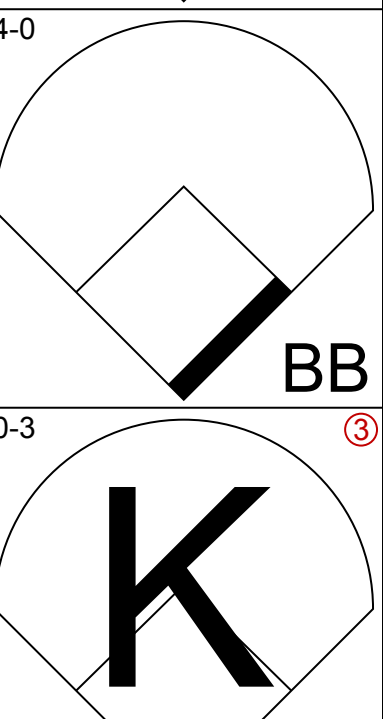
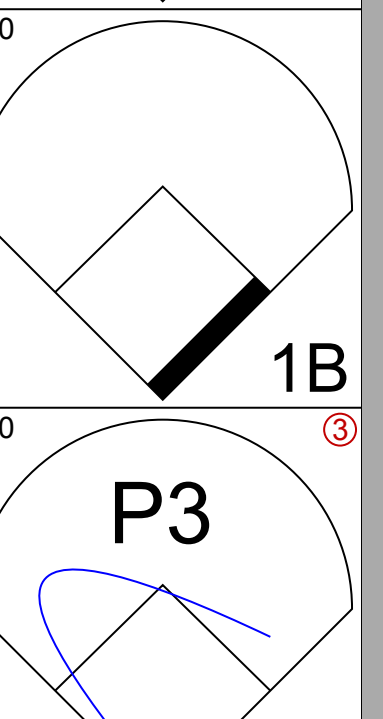
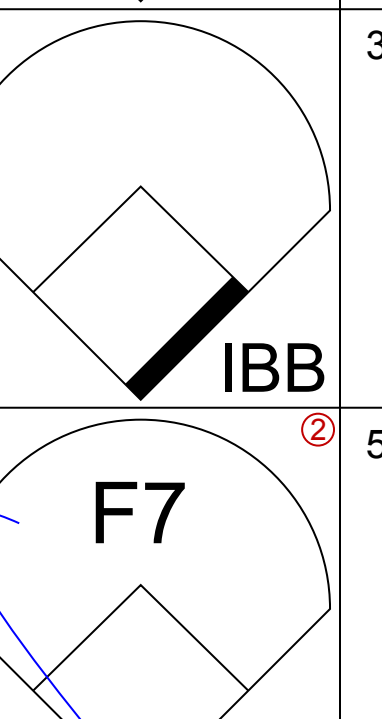
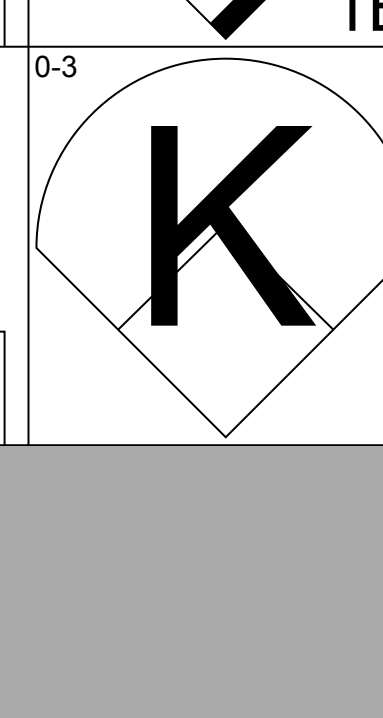
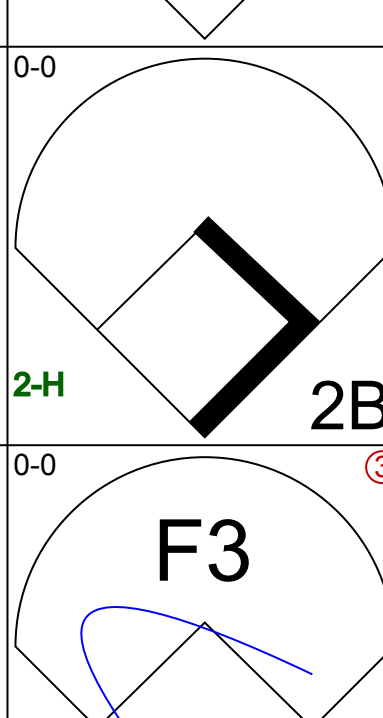
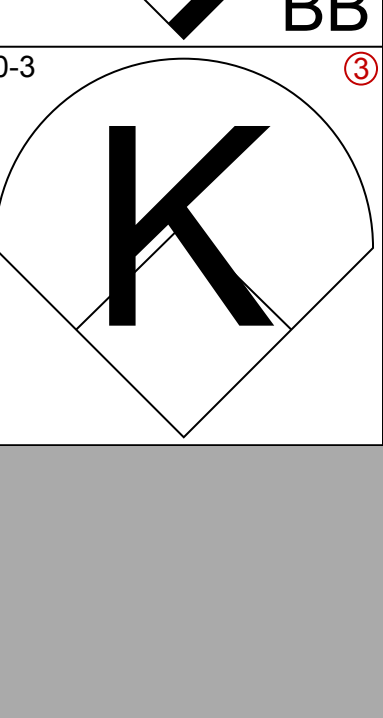
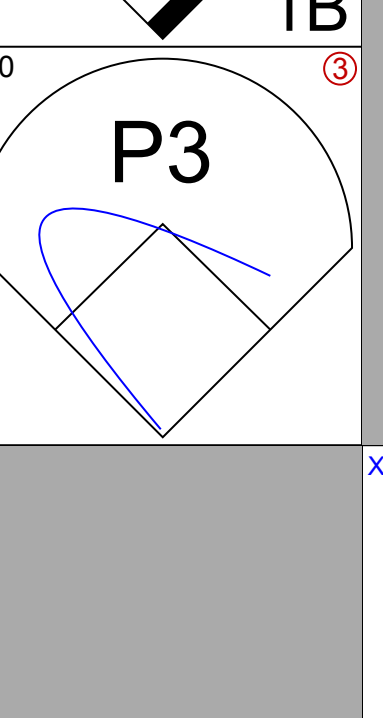
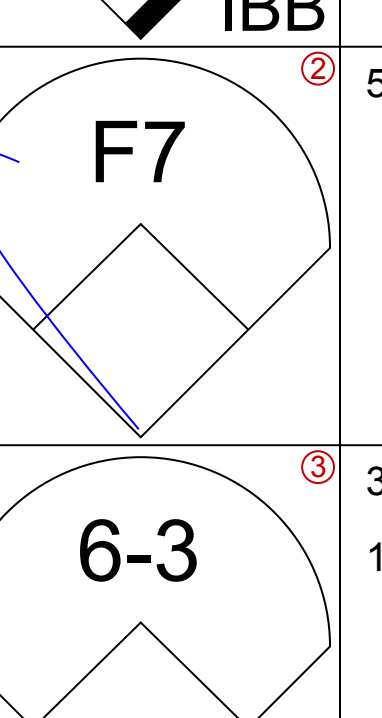
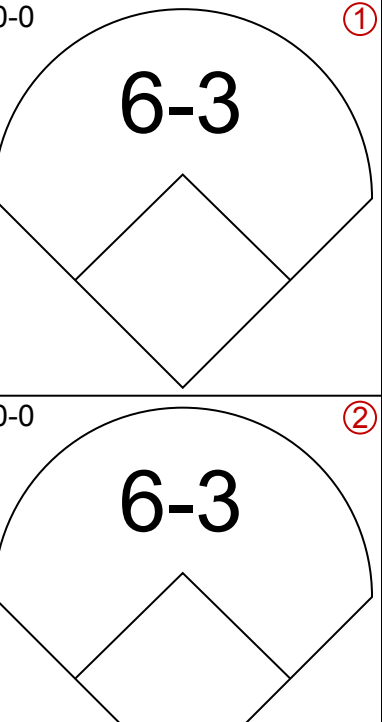
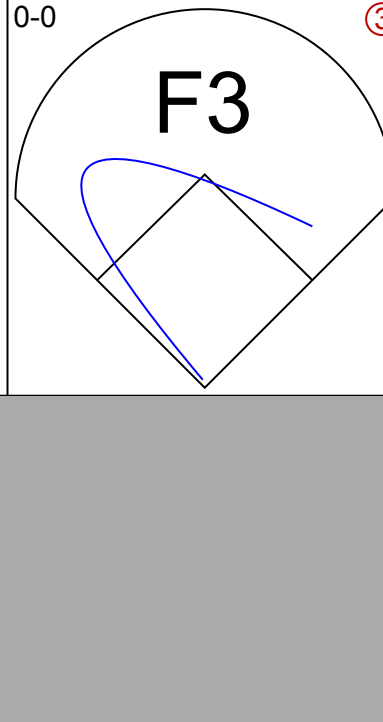
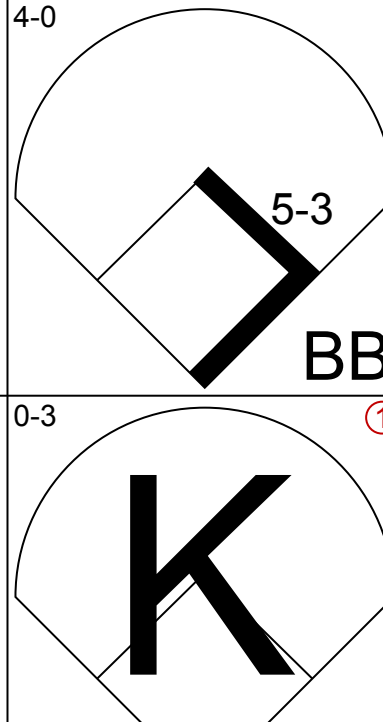
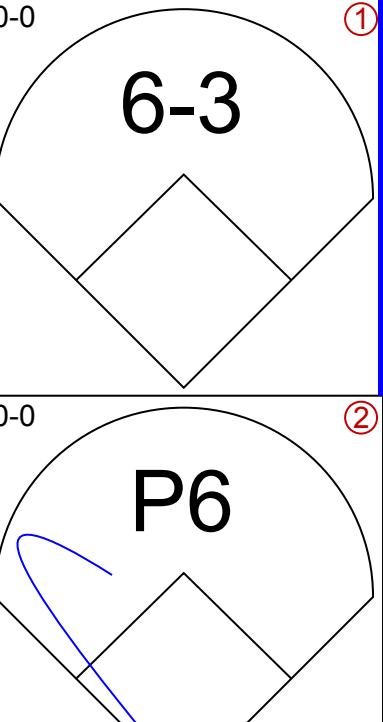
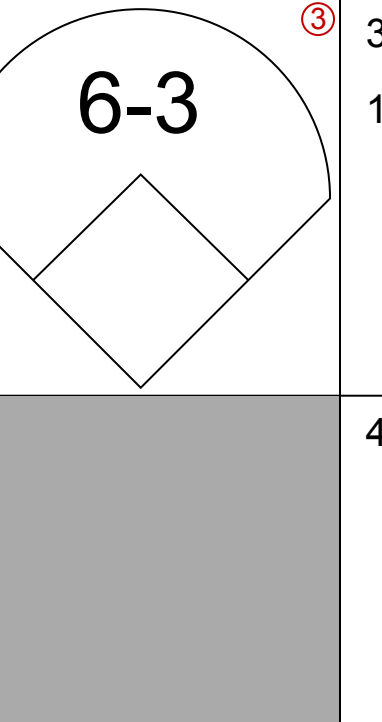
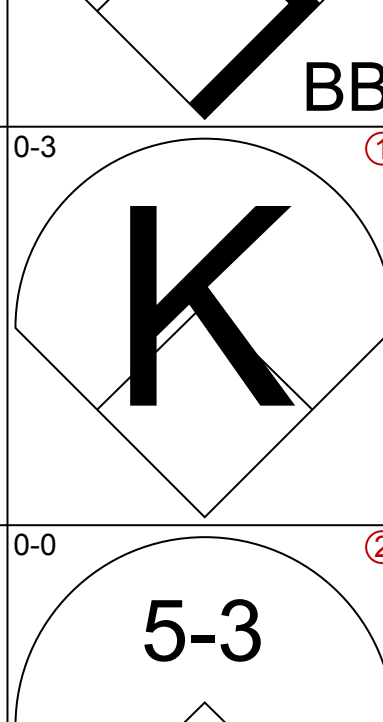
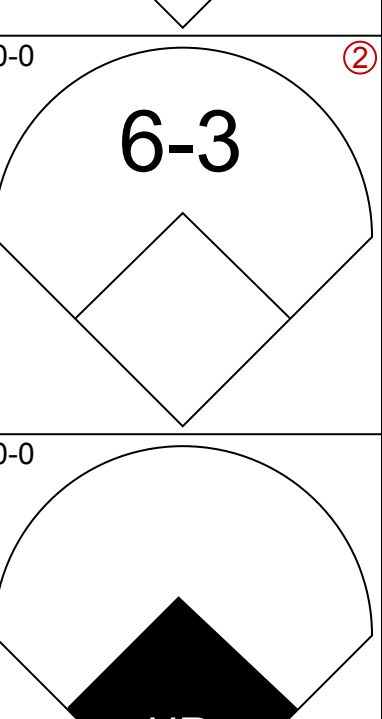
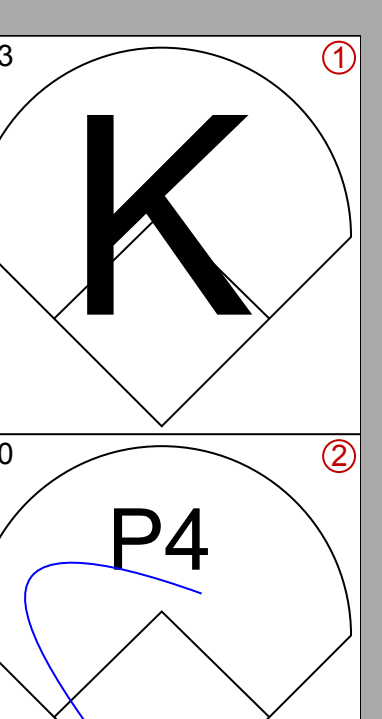
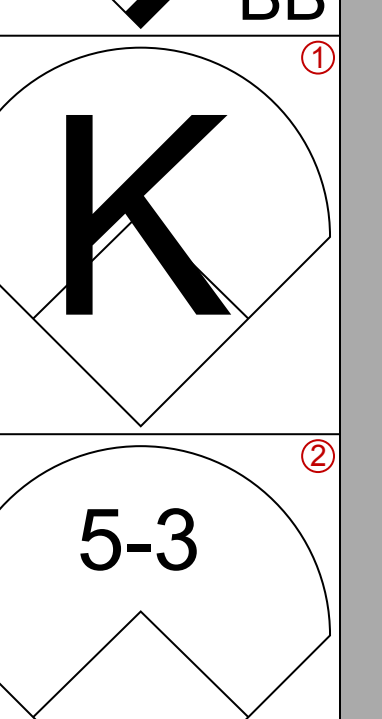
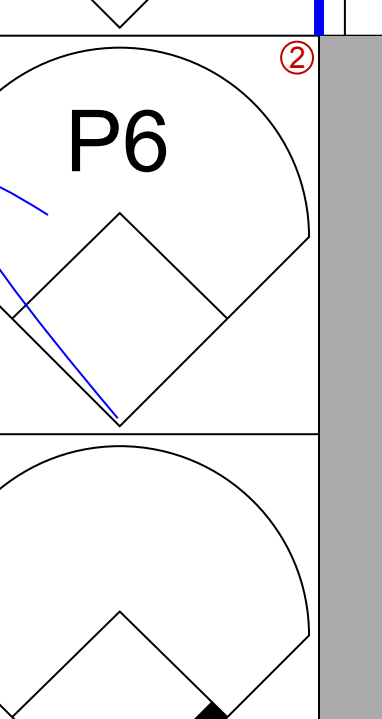
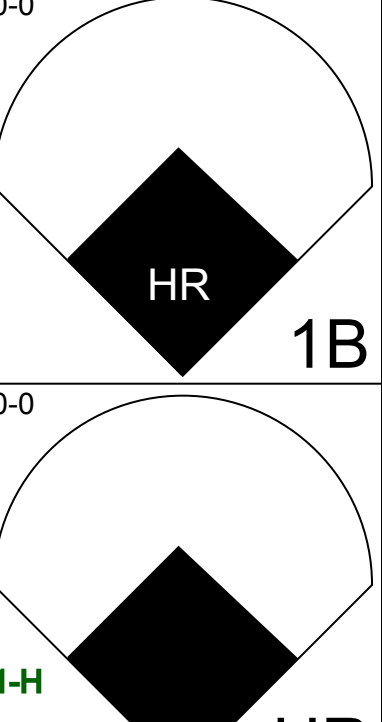
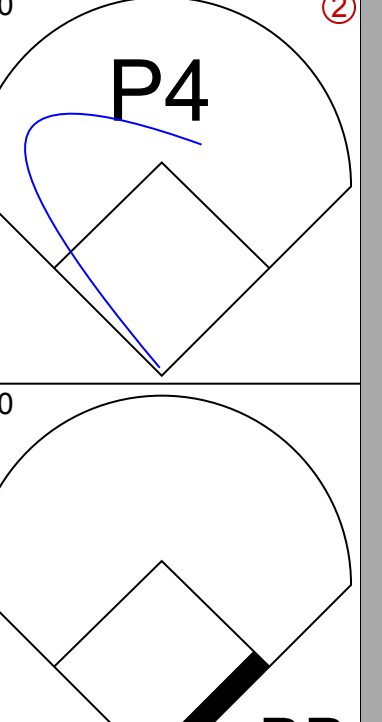
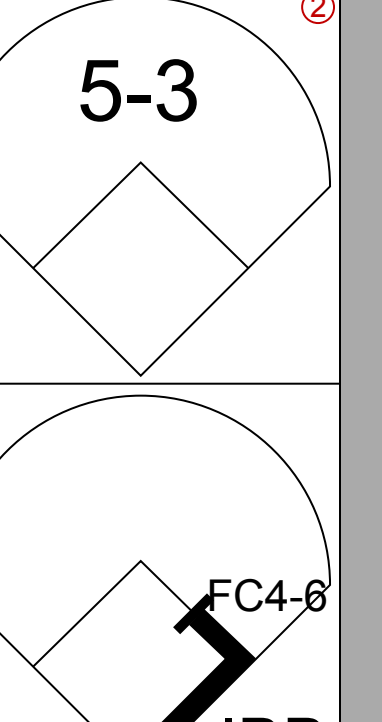
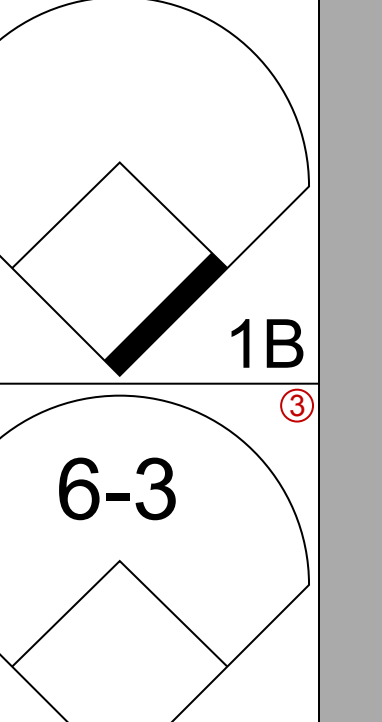
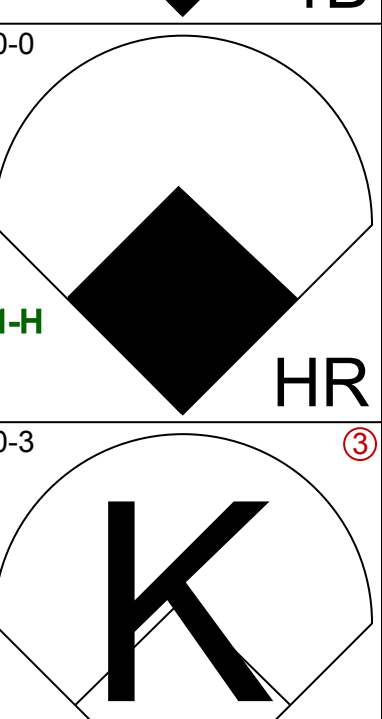
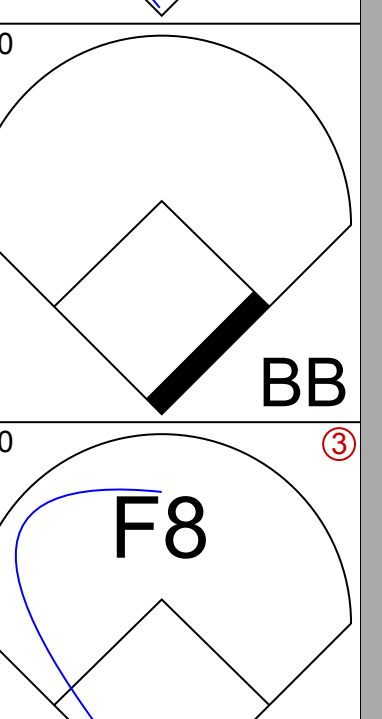
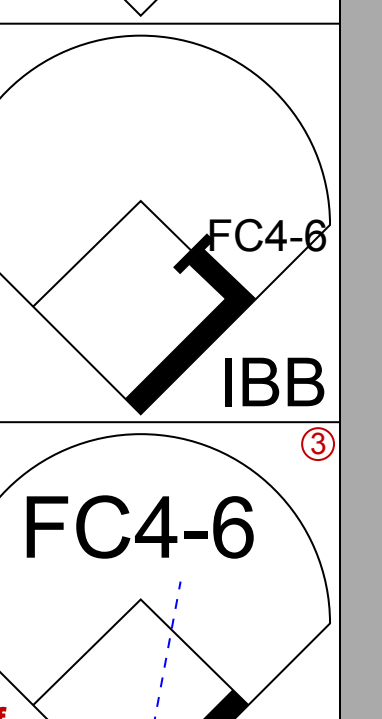
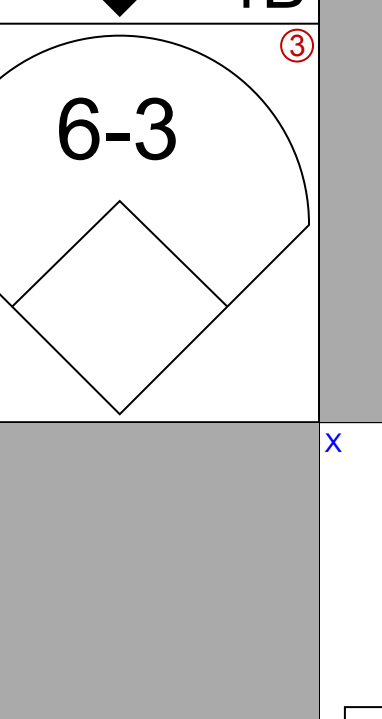
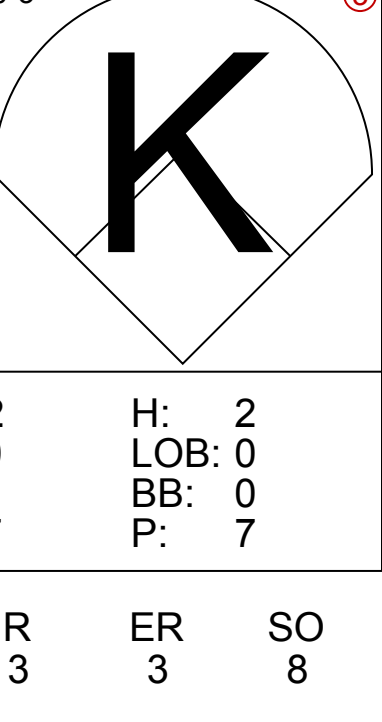
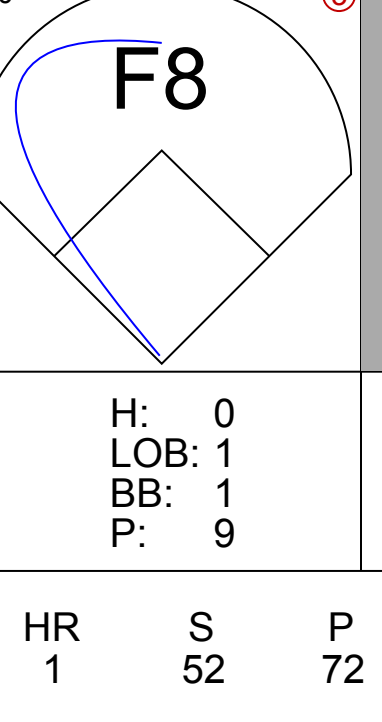
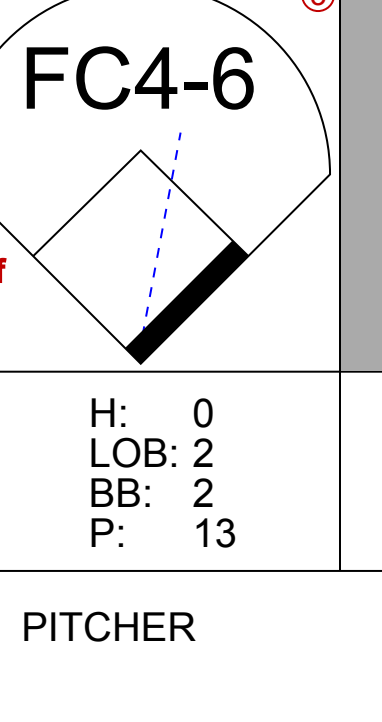
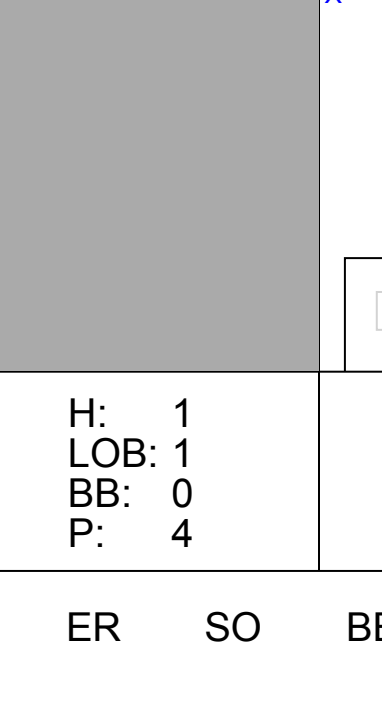
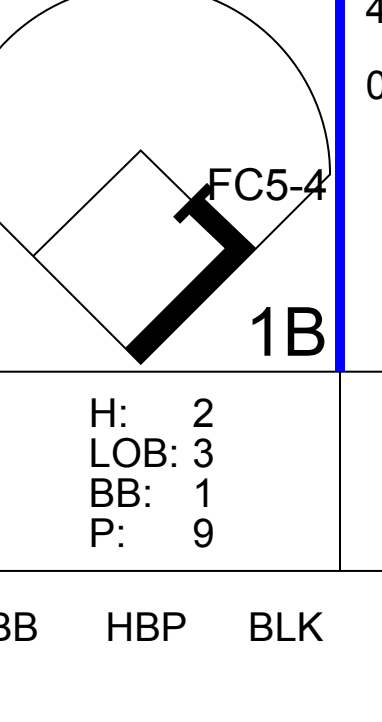
Batter	1	2	3	4	5	6	7	8	9	AB	R	H	RBI	BB	SO	LOB	BOTTOM			
Floyd Robinson, L OBP: 0.389, SLG: 0.447 (1, 9)										3	0	0	0	1	0	1	Cleveland Indians @ Chicago White Sox Comiskey Park, Chicago, IL Fri Aug 25 1961, 8:05 PM EDT Att: 32,211 - Unknown livebaseballscorecards.com			
Nellie Fox, L OBP: 0.321, SLG: 0.295 (1, 4)										3	0	0	0	0	0	0				
Jim Landis, R OBP: 0.356, SLG: 0.468 (1, 8)										3	1	1	0	1	1	1				
Roy Sievers, R OBP: 0.385, SLG: 0.557 (1, 3)										4	1	1	0	0	0	2				
J.C. Martin, L OBP: 0.291, SLG: 0.346 (9, 3)										0	0	0	0	0	0	0				
Minnie Minoso, R OBP: 0.366, SLG: 0.415 (1, 7)										3	0	2	1	0	0	1				
Al Smith, R OBP: 0.344, SLG: 0.498 (1, 5)										3	1	1	1	1	1	1				
Andy Carey, R OBP: 0.336, SLG: 0.399 (9, 5)										0	0	0	0	0	0	0				
Luis Aparicio, R OBP: 0.313, SLG: 0.356 (1, 6)										3	0	0	0	0	0	4				
Sherm Lollar, R OBP: 0.366, SLG: 0.382 (1, 2)										3	0	2	1	0	0	0				
Juan Pizarro, L OBP: 0.245, SLG: 0.289 (1, 1)										3	0	0	0	0	1	2				
Inning Stats	R: 0 E: 0 K: 0 S: 3	H: 0 LOB: 1 BB: 1 P: 7	R: 1 E: 0 K: 0 S: 3	H: 1 LOB: 1 BB: 1 P: 8	R: 2 E: 0 K: 0 S: 6	H: 3 LOB: 2 BB: 1 P: 10	R: 0 E: 0 K: 0 S: 3	H: 1 LOB: 0 BB: 0 P: 3	R: 0 E: 0 K: 1 S: 5	H: 0 LOB: 0 BB: 0 P: 5	R: 0 E: 0 K: 1 S: 5	H: 0 LOB: 0 BB: 0 P: 5	R: 0 E: 0 K: 1 S: 6	H: 1 LOB: 1 BB: 0 P: 6	R: 0 E: 0 K: 1 S: 6	H: 0 LOB: 0 BB: 0 P: 6	1B: 6 2B: 1 3B: 0 HR: 0	SF: 0 SAC: 1 DP: 2 HBP: 1	WP: 0 PB: 0 SB: 0 CS: 0	PA: 33
PITCHER Gary Bell, R ERA: 4.5 (1, 1)	IP: 7.0 WLS: L BF: 29 H: 6 R: 3 ER: 3 SO: 2 BB: 3 IBB: 0 HBP: 0 BLK: 0 WP: 0 HR: 0 S: 29 P: 42 ERA: 3.86 WHIP: 1.286															PITCHER				
Frank Funk, R ERA: 3.04 (8, 1)	IP: 1.0 WLS: L BF: 4 H: 1 R: 0 ER: 0 SO: 1 BB: 0 IBB: 0 HBP: 0 BLK: 0 WP: 0 HR: 0 S: 6 P: 6 ERA: 0.00 WHIP: 1.000															PITCHER				

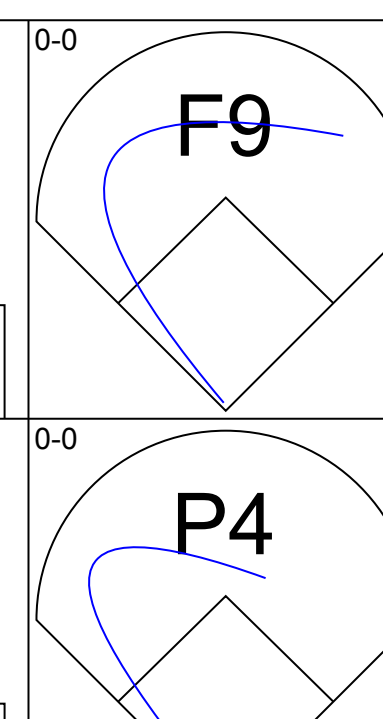
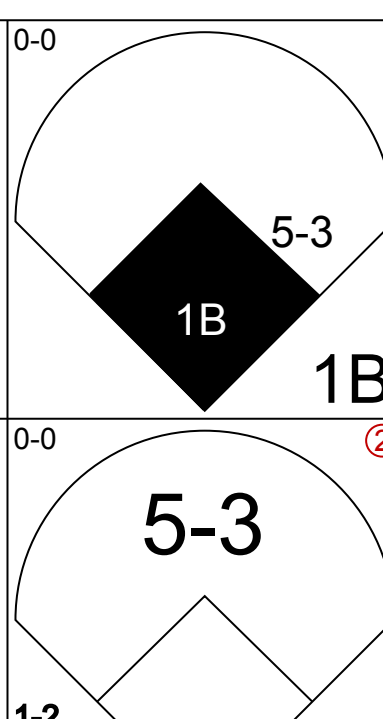
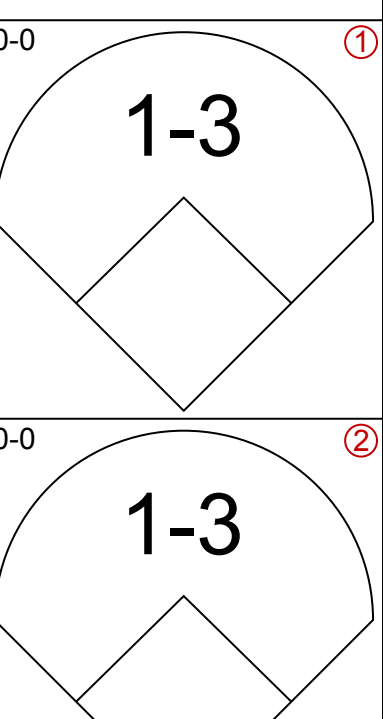
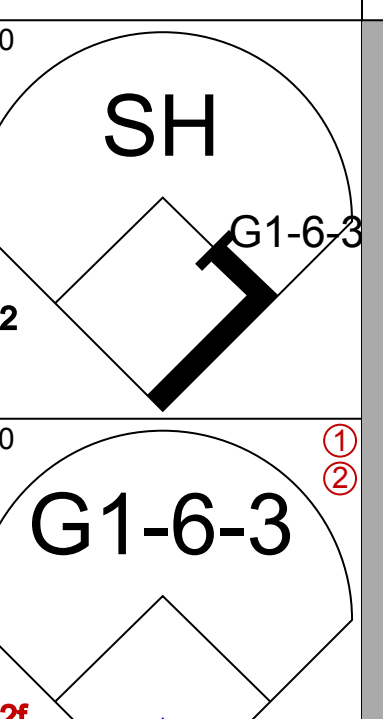
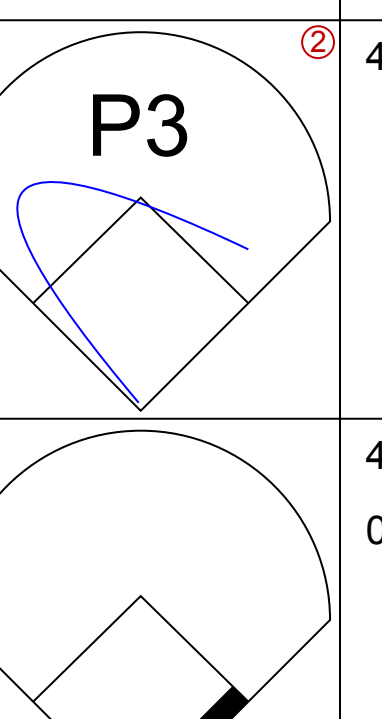
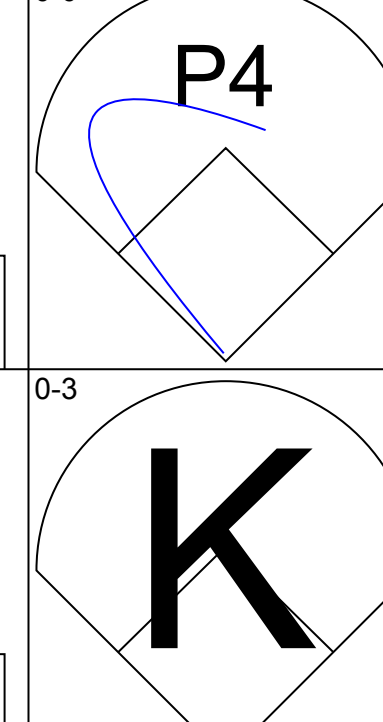
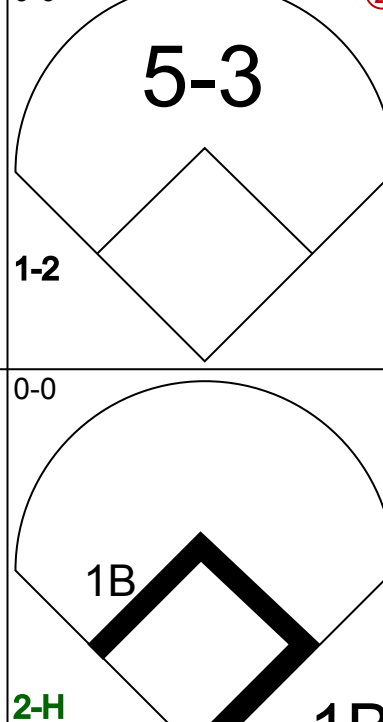
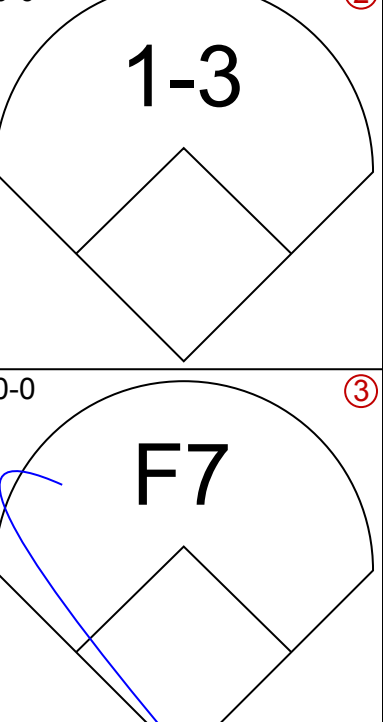
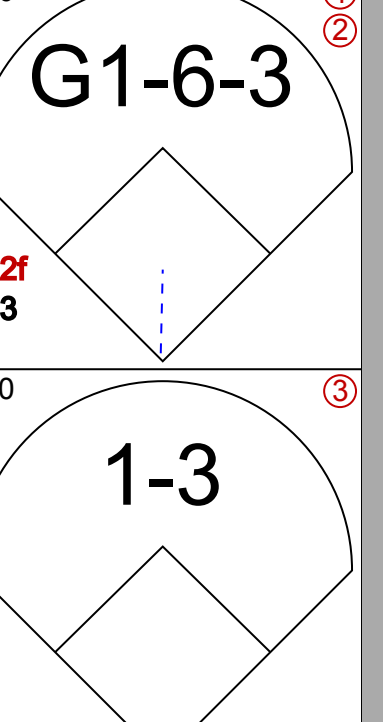
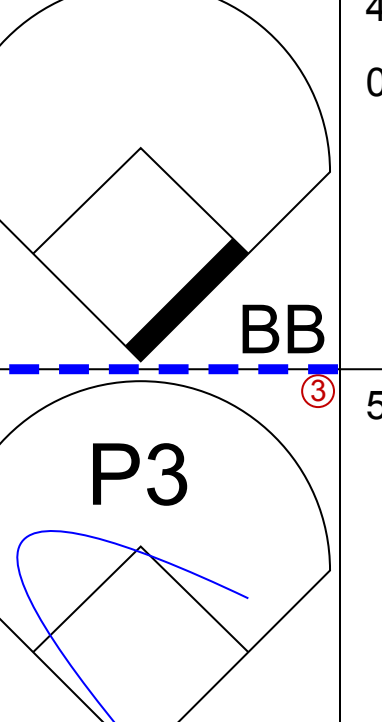
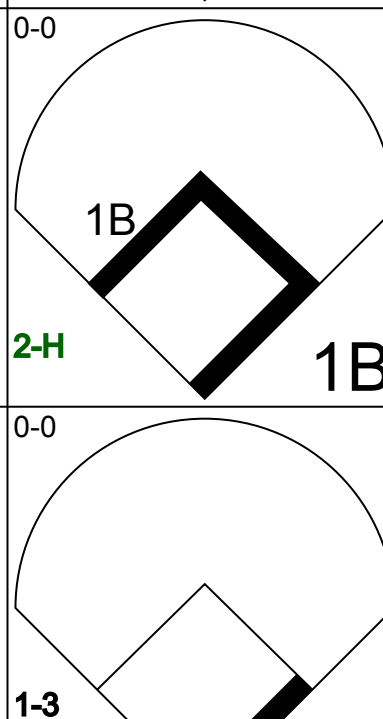
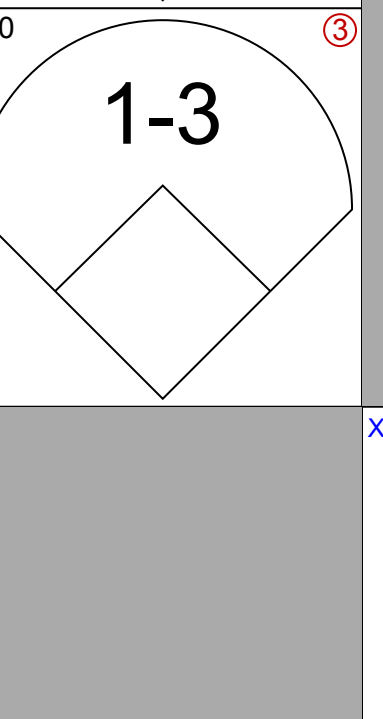
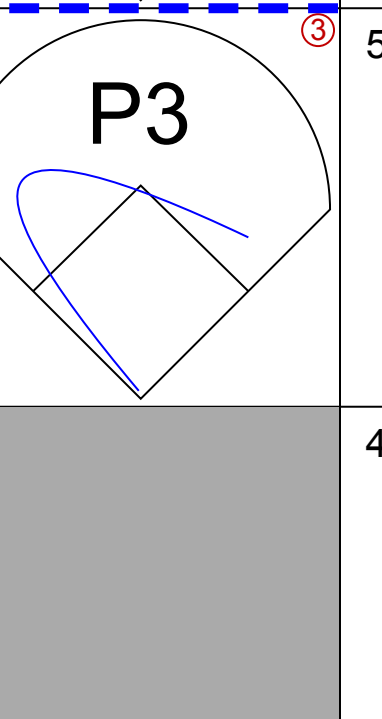
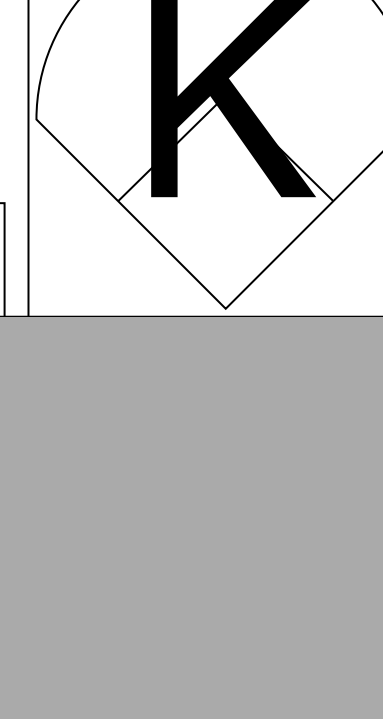
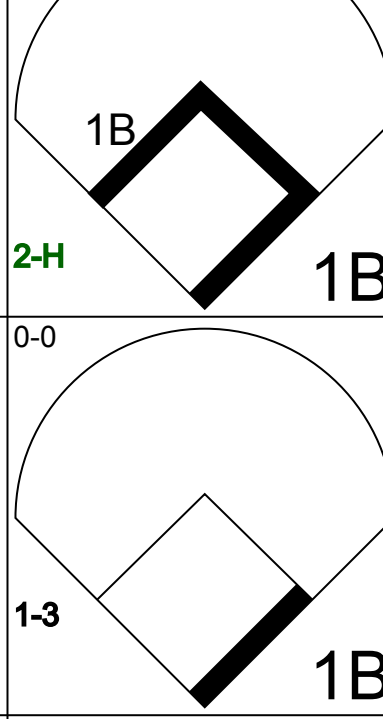
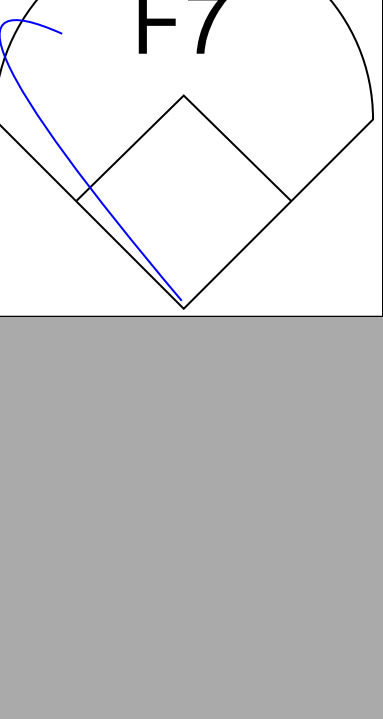
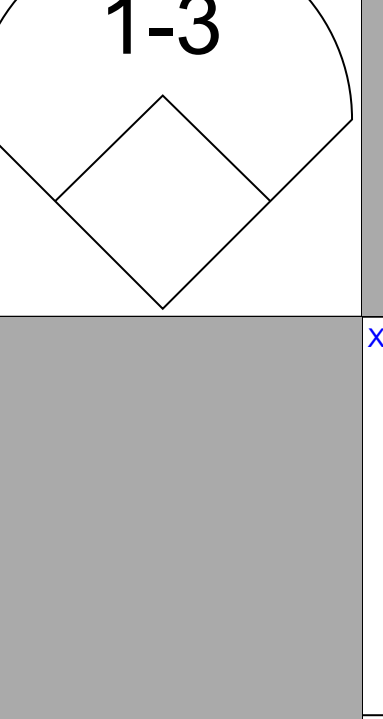
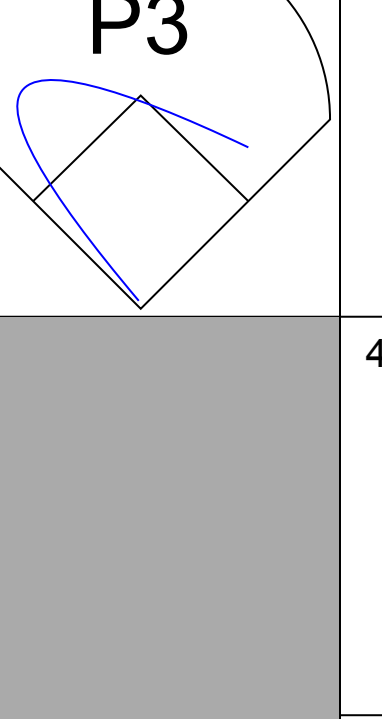
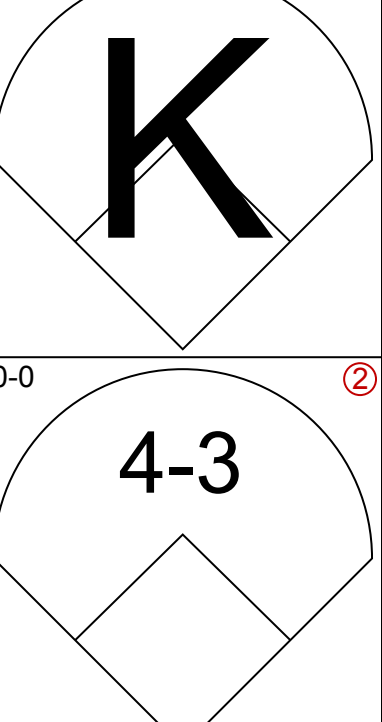
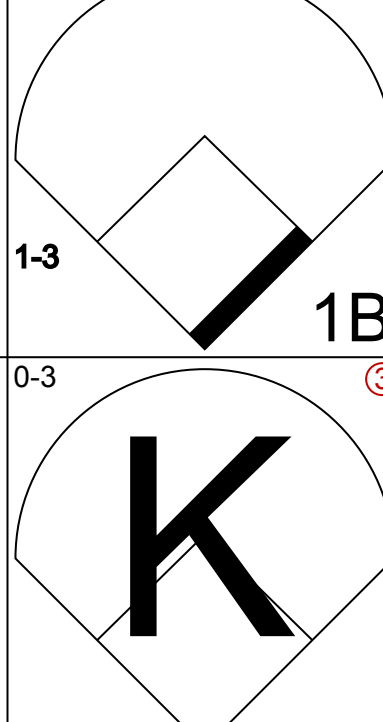
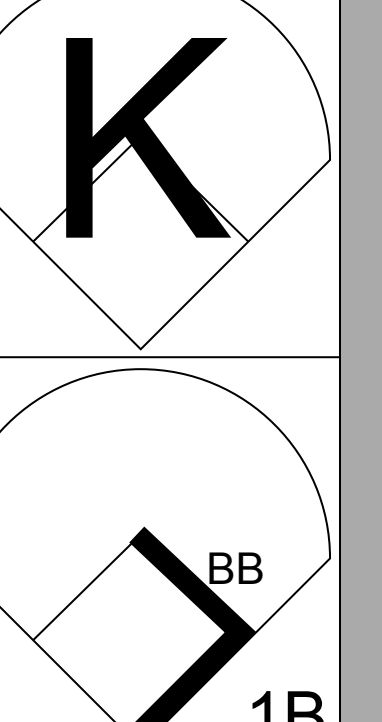
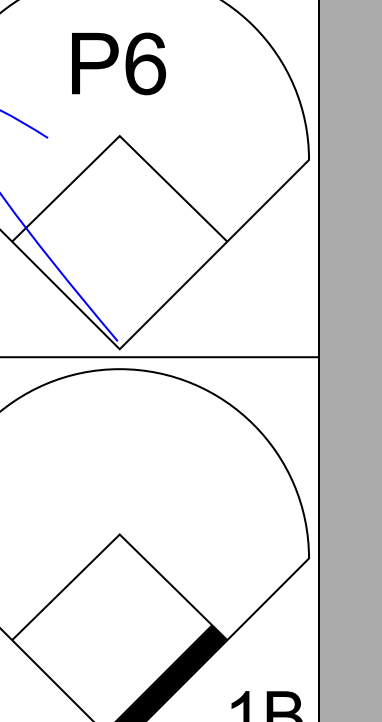
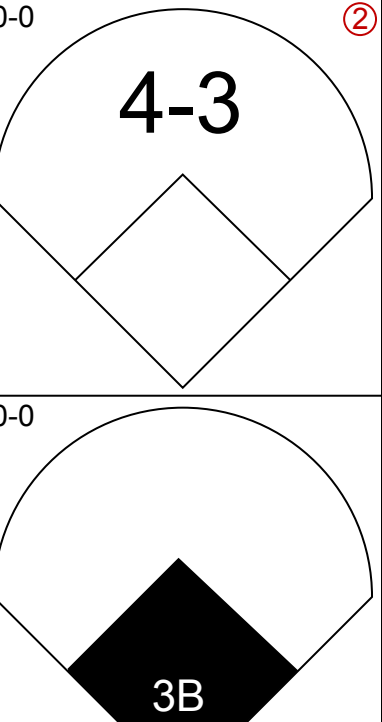

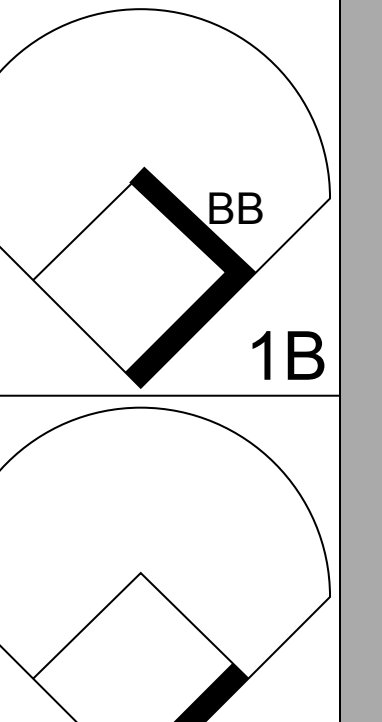
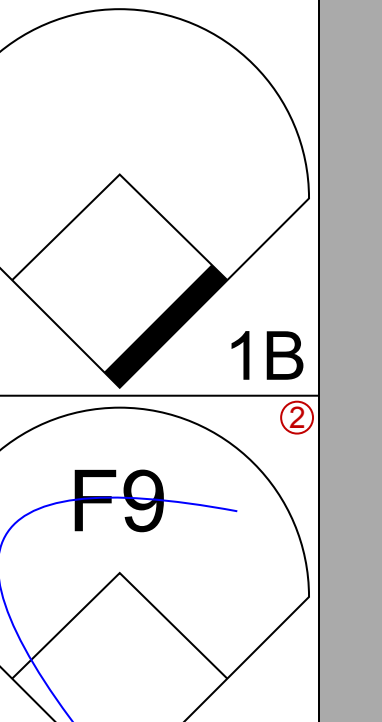
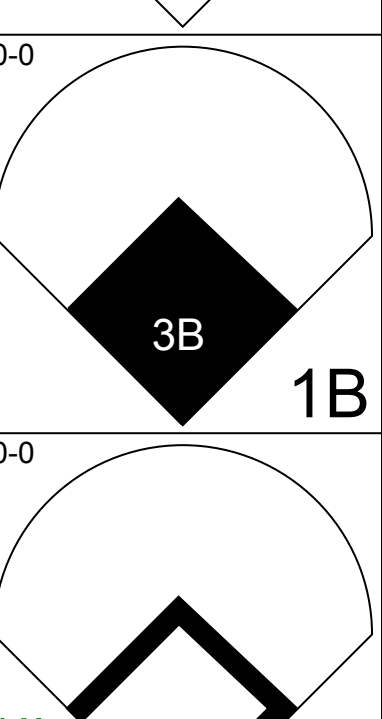
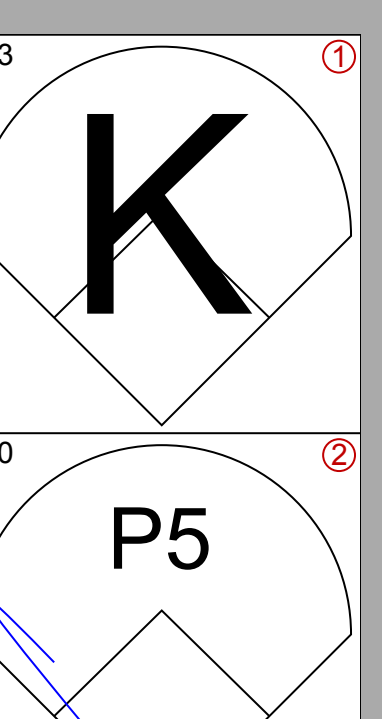
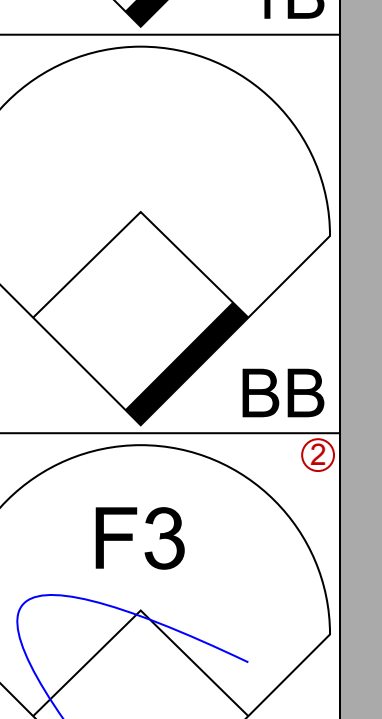
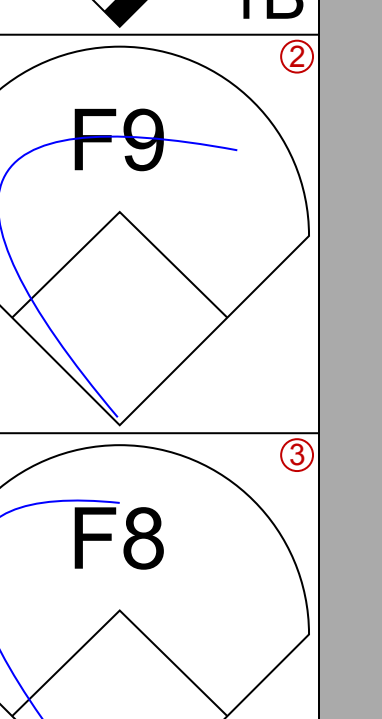
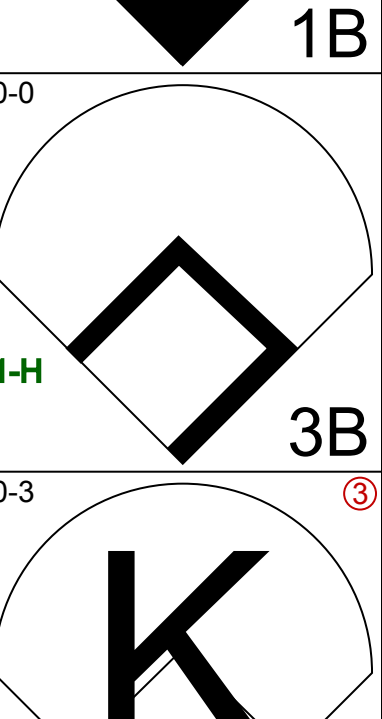

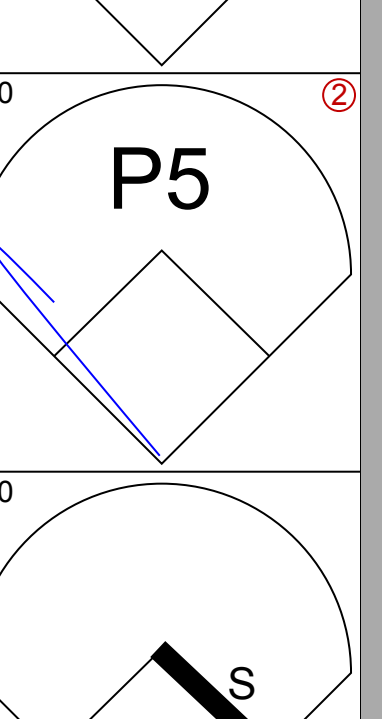
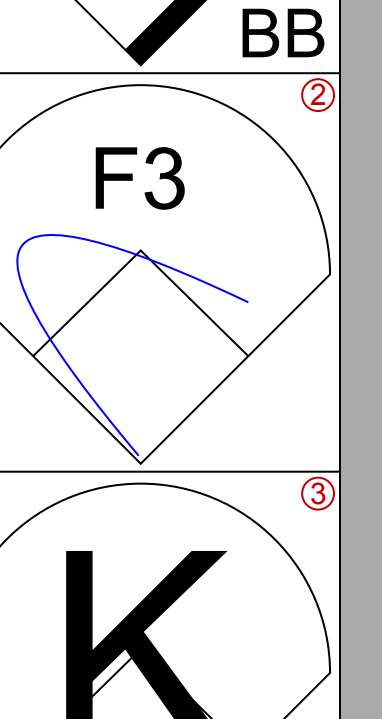
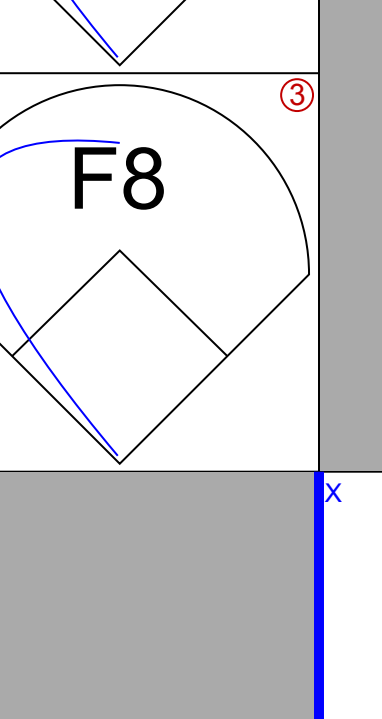
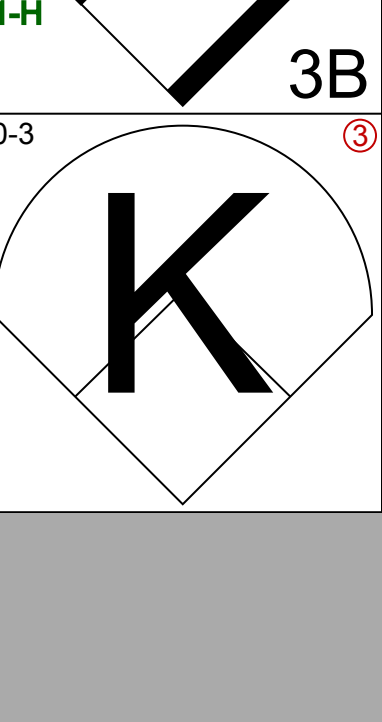
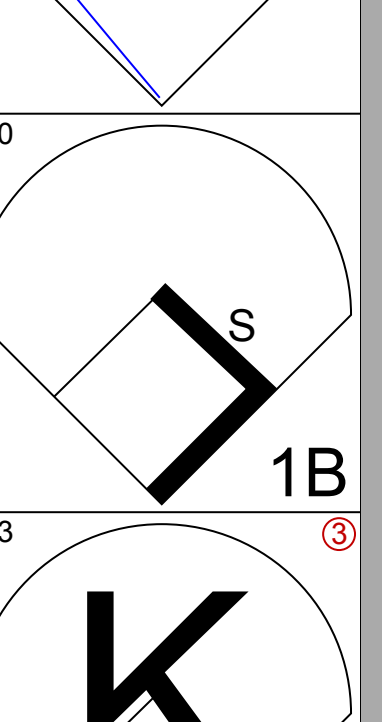
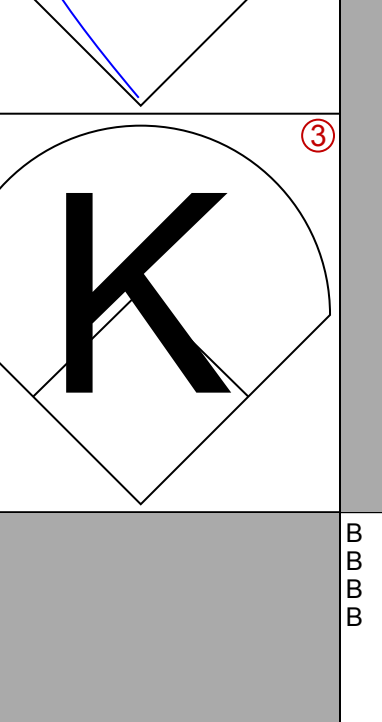
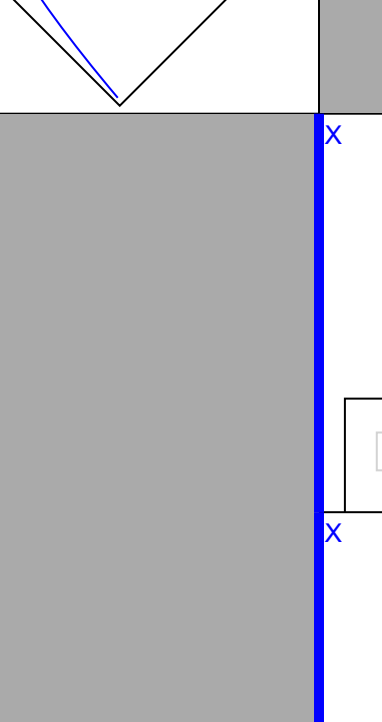

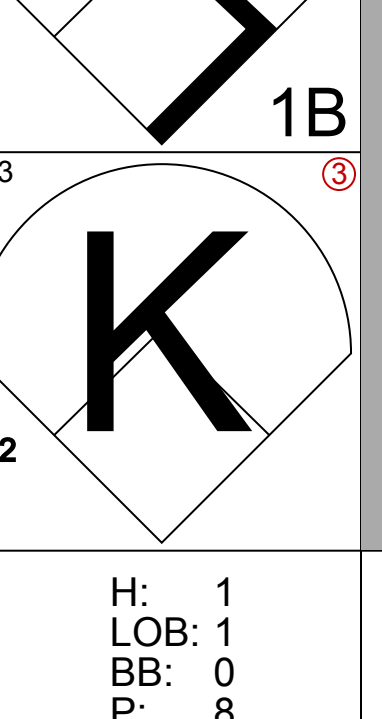
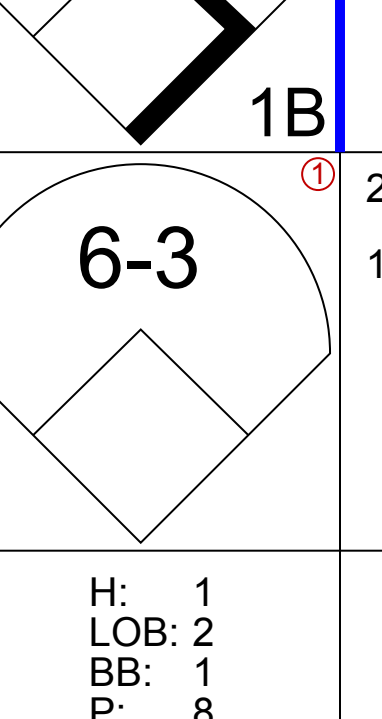
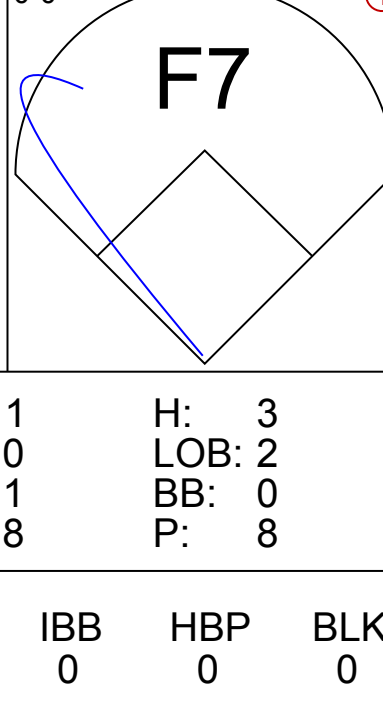
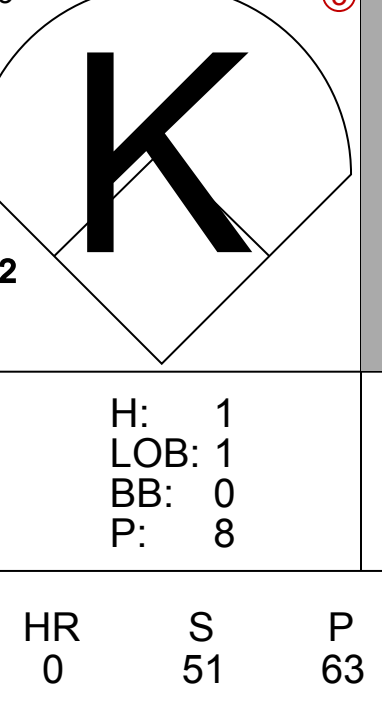
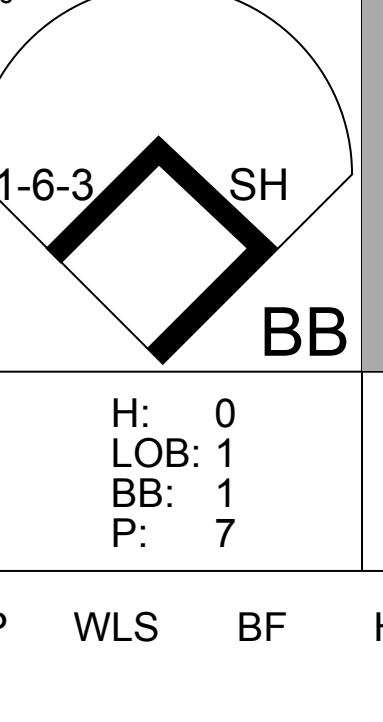
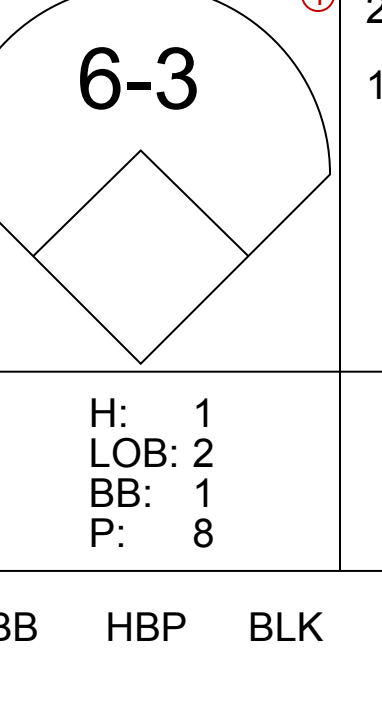
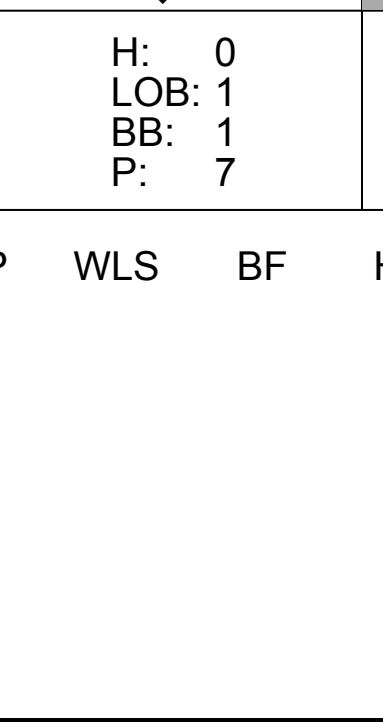
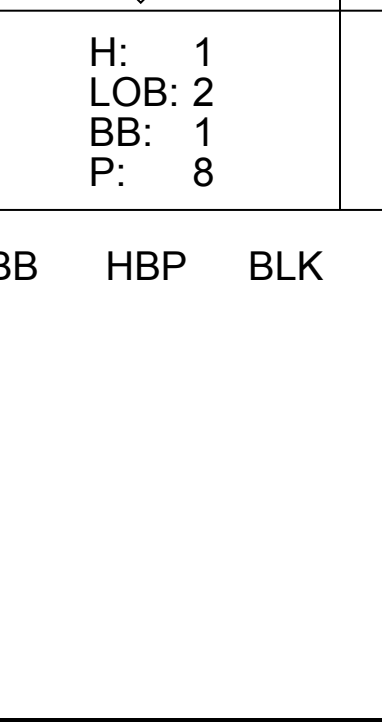
Batter	1	2	3	4	5	6	7	8	9	AB	R	H	RBI	BB	SO	LOB	TOP								
Johnny Temple, R (1,4) OBP: 0.350, SLG: 0.353	F8						F9		F9	5	1	2	1	0	0	0	Cleveland Indians @ Chicago White Sox Comiskey Park, Chicago, IL Sat Aug 26 1961, 4:33 AM EDT Att: 12,579 - Unknown								
Jim Piersall, R (1,8) OBP: 0.384, SLG: 0.457	6-3		F9				6-3		F9	5	1	1	1	0	0	1									
Willie Kirkland, L (1,9) OBP: 0.315, SLG: 0.460	P4		K				4-1			4	0	1	0	0	1	1									
Bob Nieman, R (1,7) OBP: 0.441, SLG: 0.519		6-3								2	0	0	0	0	0	0									
Tito Francona, L (5, PH) OBP: 0.353, SLG: 0.453				P3						0	1	0	1	2	0	0									
John Romano, R (1,2) OBP: 0.379, SLG: 0.505										2	0	1	0	1	0	2									
Bubba Phillips, R (1,5) OBP: 0.311, SLG: 0.429										4	0	2	1	0	1	2									
Vic Power, R (1,3) OBP: 0.296, SLG: 0.349										4	0	0	0	0	0	4									
Woodie Held, R (1,6) OBP: 0.353, SLG: 0.443										4	1	1	0	0	1	3									
Wynn Hawkins, R (1,1) OBP: 0.171, SLG: 0.121										0	0	0	0	0	0	0									
Bobby Locke, R (3,1) OBP: 0.235, SLG: 0.168										2	1	1	0	0	1	0									
Bill Dailey, R (8,1) OBP: 0.154, SLG: 0.147										1	0	0	0	0	0	0									
Walt Bond, L (9, PH)										1	0	0	0	0	0	0									
Inning Stats	R: 0 E: 0 K: 0 S: 3	H: 0 LOB: 0 BB: 0 P: 3	R: 0 E: 0 K: 0 S: 3	H: 0 LOB: 1 BB: 1 P: 7	R: 1 E: 0 K: 1 S: 7	H: 2 LOB: 1 BB: 0 P: 7	R: 0 E: 0 K: 0 S: 5	H: 2 LOB: 2 BB: 0 P: 5	R: 3 E: 0 K: 1 S: 8	H: 4 LOB: 1 BB: 1 P: 12	R: 0 E: 0 K: 0 S: 5	H: 0 LOB: 0 BB: 0 P: 5	R: 0 E: 0 K: 0 S: 3	H: 0 LOB: 0 BB: 0 P: 3	R: 1 E: 0 K: 1 S: 6	H: 1 LOB: 1 BB: 1 P: 10	R: 0 E: 0 K: 0 S: 3	H: 0 LOB: 0 BB: 0 P: 3	1B: 8 2B: 1 3B: 0 HR: 0	SF: 0 SAC: 2 DP: 1 HBP: 0	WP: 0 PB: 0 SB: 0 CS: 0	PA: 38			
PITCHER	IP	WLS	BF	H	R	ER	SO	BB	IBB	HBP	BLK	WP	HR	S	P	ERA	WHIP								
Frank Baumann, L (1,1) ERA: 5.47	4.0		21	8	4	4	1	1	0	0	0	0	0	22	26	9.00	2.250								
Don Larsen, R (5,1) ERA: 3.76	5.0	W	17	1	1	1	3	2	0	0	0	0	0	21	29	1.80	0.600								

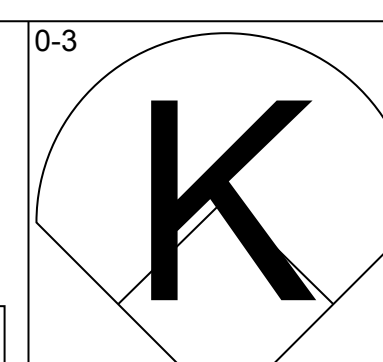
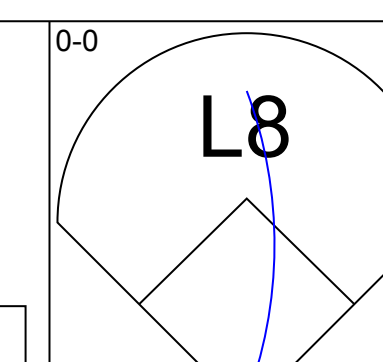
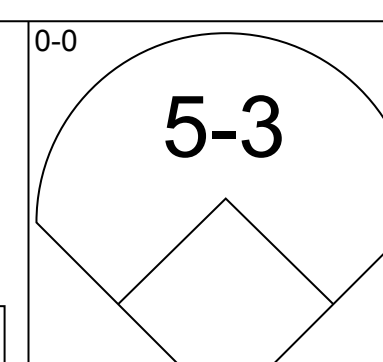
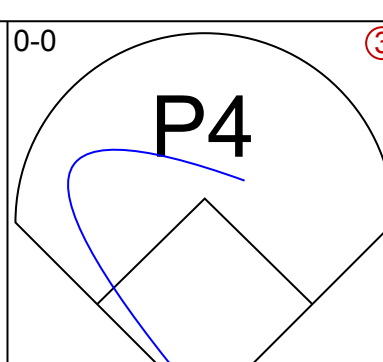
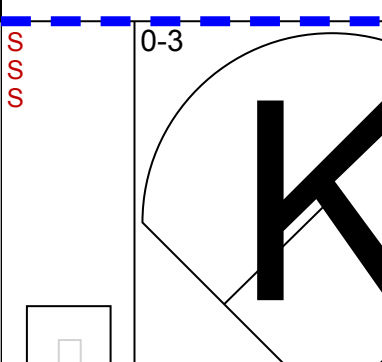
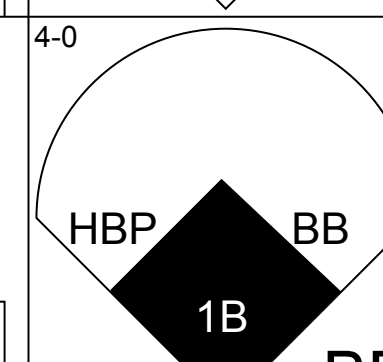
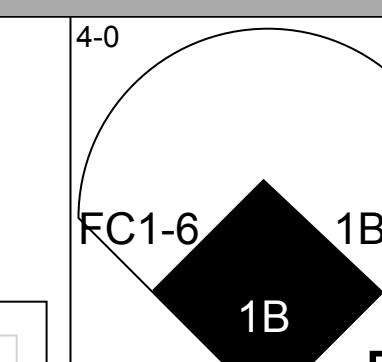
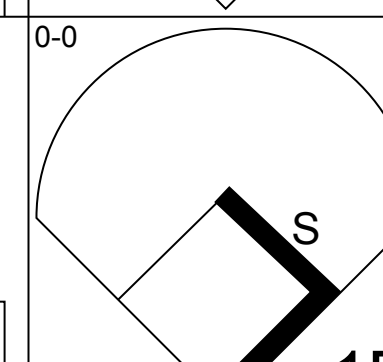

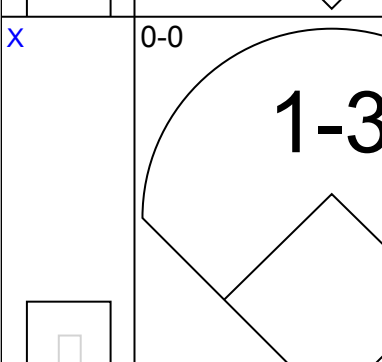
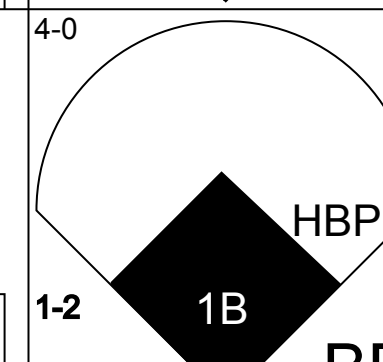
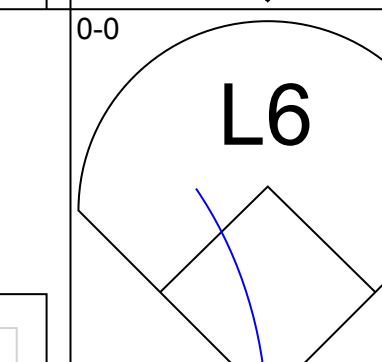
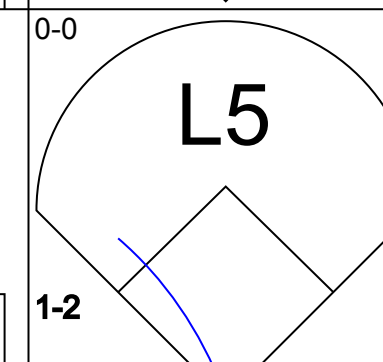

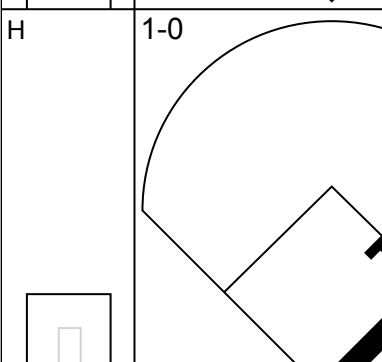
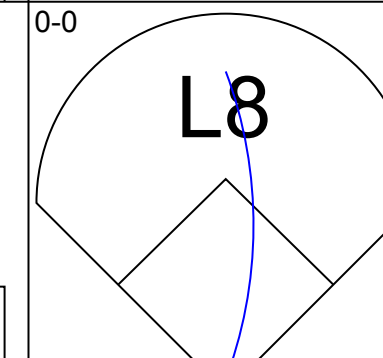
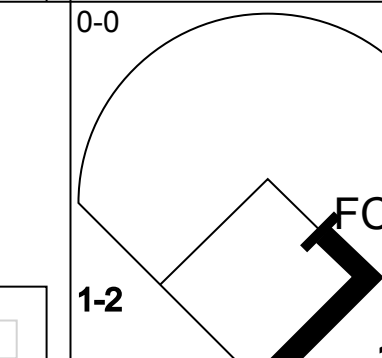
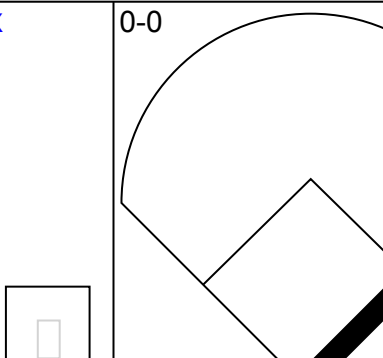

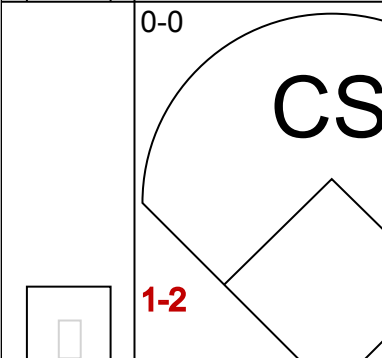
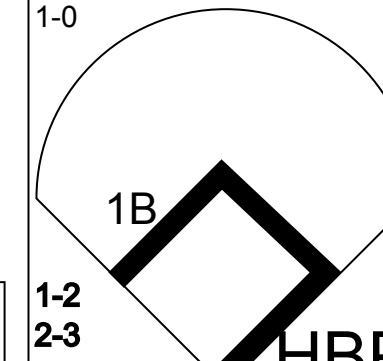
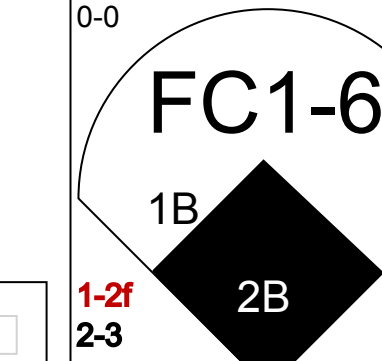
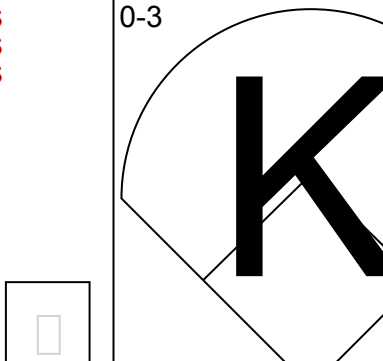

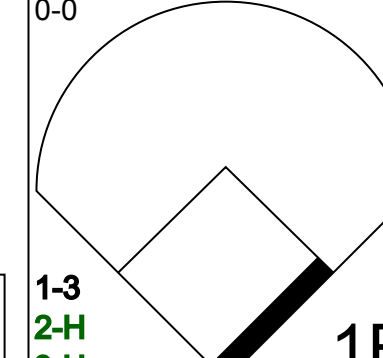
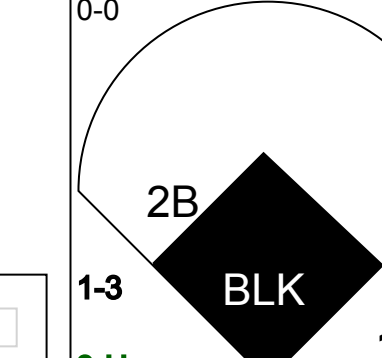
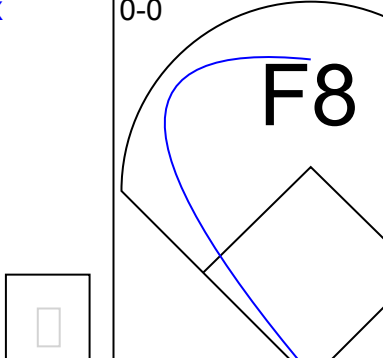
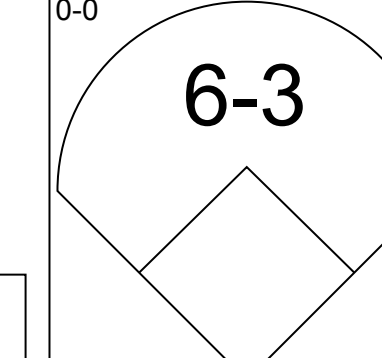
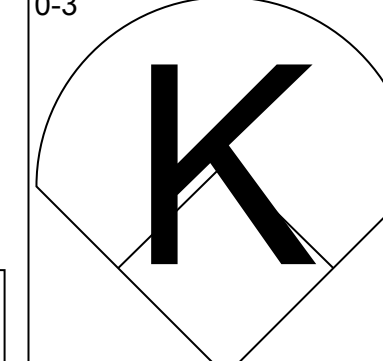
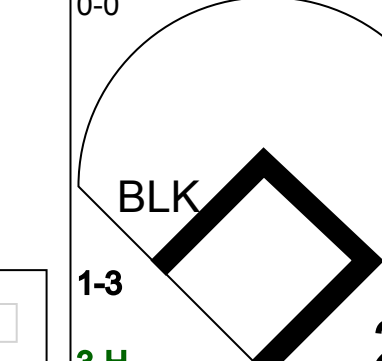
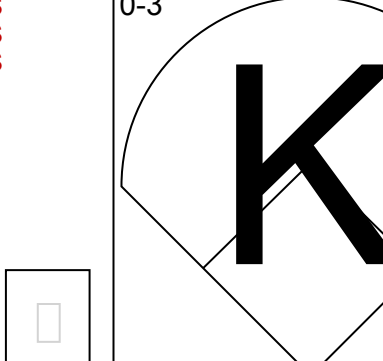
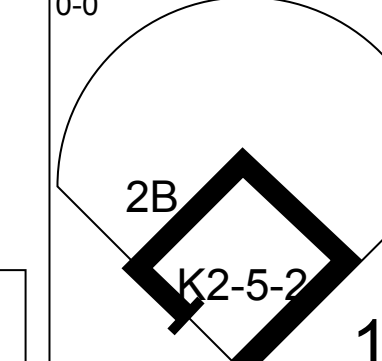
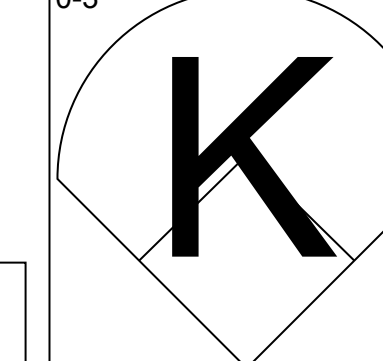
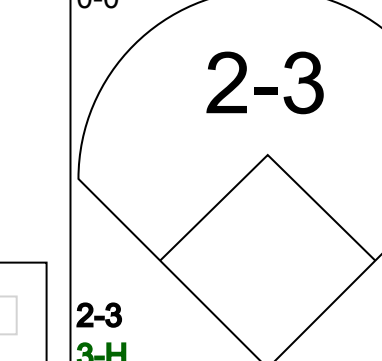
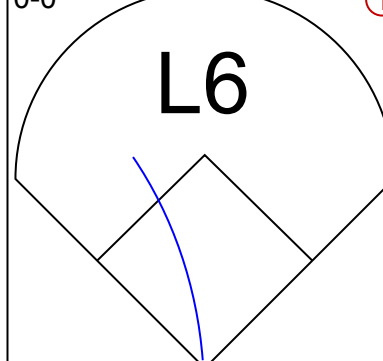
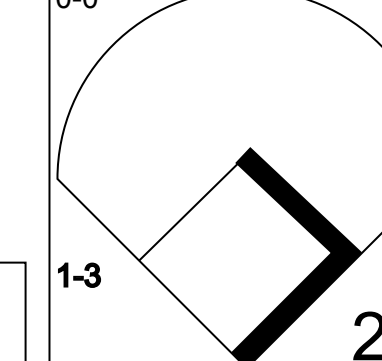
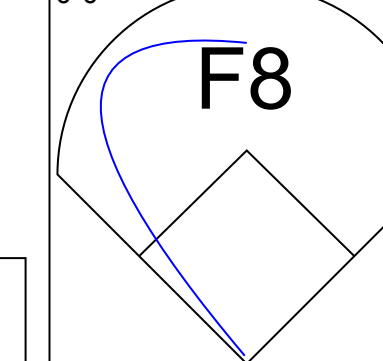
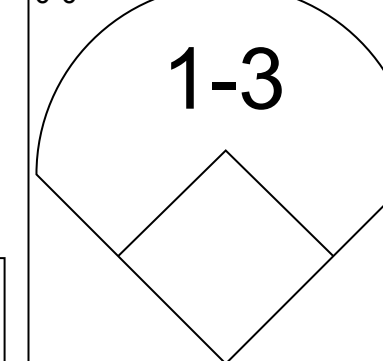
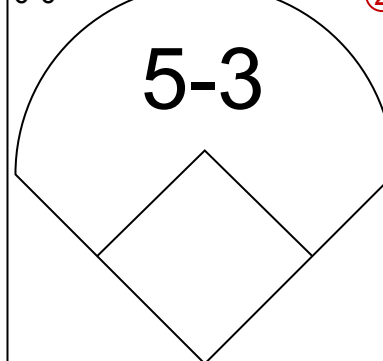
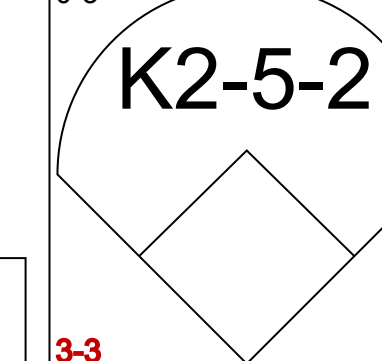
Batter	1	2	3	4	5	6	7	8	9	AB	R	H	RBI	BB	SO	LOB	BOTTOM								
Floyd Robinson, L (1,9) OBP: 0.395, SLG: 0.453	L4-3									5	1	4	0	0	0	1	Cleveland Indians @ Chicago White Sox Comiskey Park, Chicago, IL Sat Aug 26 1961, 4:33 AM EDT Att: 12,579 - Unknown								
Nellie Fox, L (1,4) OBP: 0.320, SLG: 0.293	L4-3									4	1	0	0	1	0	4									
Jim Landis, R (1,8) OBP: 0.355, SLG: 0.465	F8									3	1	0	0	1	0	0									
Roy Sievers, R (1,3) OBP: 0.387, SLG: 0.554		5-3								2	1	0	1	1	0	0									
J.C. Martin, L (7, PR) OBP: 0.291, SLG: 0.346										0	1	0	0	0	0	0									
Minnie Minoso, R (1,7) OBP: 0.367, SLG: 0.416										4	2	2	2	0	0	1									
Al Smith, R (1,5) OBP: 0.348, SLG: 0.515										4	2	3	6	0	0	1									
Luis Aparicio, R (1,6) OBP: 0.312, SLG: 0.355										4	0	1	0	0	0	2									
Sherm Lollar, R (1,2) OBP: 0.364, SLG: 0.380										4	0	1	0	0	1	1									
Frank Baumann, L (1,1) OBP: 0.302, SLG: 0.396										2	0	0	0	0	0	2									
Don Larsen, R (5,1) OBP: 0.278, SLG: 0.429										2	1	2	1	0	0	0									
Inning Stats	R: 0 E: 0 K: 0 S: 3	H: 1 LOB: 0 BB: 0 P: 3	R: 0 E: 0 K: 0 S: 4	H: 1 LOB: 1 BB: 0 P: 4	R: 6 E: 0 K: 0 S: 8	H: 5 LOB: 2 BB: 2 P: 17	R: 0 E: 0 K: 0 S: 3	H: 1 LOB: 0 BB: 0 P: 3	R: 0 E: 0 K: 0 S: 3	H: 1 LOB: 1 BB: 0 P: 3	R: 1 E: 0 K: 1 S: 7	H: 2 LOB: 1 BB: 0 P: 7	R: 3 E: 1 K: 0 S: 5	H: 1 LOB: 1 BB: 1 P: 9	R: 0 E: 0 K: 0 S: 3	H: 1 LOB: 0 BB: 0 P: 3	1B: 10 2B: 1 3B: 0 HR: 3	SF: 0 SAC: 0 DP: 3 HBP: 1	WP: 0 PB: 0 SB: 1 CS: 1	PA: 38					
PITCHER	IP	WLS	BF	H	R	ER	SO	BB	IBB	HBP	BLK	WP	HR	S	P	ERA	WHIP								
Wynn Hawkins, R (1,1) ERA: 4.11	2.2	L	14	4	5	5	0	2	0	1	0	0	0	11	20	16.88	2.250								
Bobby Locke, R (3,1) ERA: 4.54	4.1		21	8	5	4	1	1	0	0	0	0	3	22	26	8.31	2.077								
Bill Dailey, R (8,1) ERA: 1.29	1.0		3	1	0	0	0	0	0	0	0	0	0	3	3	0.00	1.000								

Batter	1	2	3	4	5	6	7	8	9	AB	R	H	RBI	BB	SO	LOB	TOP									
Johnny Temple, R OBP: 0.348, SLG: 0.353 (1, 4)	F7		K			5-3		F7		5	0	1	0	0	1	0	Cleveland Indians @ Chicago White Sox Comiskey Park, Chicago, IL Sun Aug 27 1961, 4:33 AM EDT Unknown									
Jim Piersall, R OBP: 0.386, SLG: 0.459 (1, 8)	2B		5-3			E7		HR	3-1	4	3	2	0	1	0	1										
Willie Kirkland, L OBP: 0.317, SLG: 0.472 (1, 9)	P4					K		HR		4	1	2	3	0	1	1										
Bob Nieman, R OBP: 0.444, SLG: 0.534 (1, 7)	2B					F7		HR		4	0	2	1	0	0	1										
John Romano, R OBP: 0.376, SLG: 0.500 (1, 2)	P6					6-3		E3		4	0	0	0	0	0	3										
Bubba Phillips, R OBP: 0.309, SLG: 0.426 (1, 5)		P6				F7		G3		4	0	0	0	0	0	2										
Vic Power, R OBP: 0.295, SLG: 0.348 (1, 3)		F9				5-3		F8		4	1	1	0	0	0	0										
Woodie Held, R OBP: 0.350, SLG: 0.440 (1, 6)		5-3				K		K		3	0	0	1	0	2	0										
Mudcat Grant, R OBP: 0.233, SLG: 0.265 Frank Funk, R OBP: 0.125, SLG: 0.067 Walt Bond, L OBP: 0.150, SLG: 0.143 Bob Allen, L OBP: 0.200, SLG: 0.300 Tito Francona, L OBP: 0.352, SLG: 0.452 (1, 1)			K					P6	4-3	2	1	1	1	0	1	0										
Inning Stats	R: 1 E: 0 K: 0 S: 5	H: 2 LOB: 1 BB: 0 P: 5	R: 0 E: 0 K: 0 S: 3	H: 0 LOB: 0 BB: 0 P: 3	R: 0 E: 0 K: 2 S: 7	H: 0 LOB: 0 BB: 0 P: 7	R: 0 E: 0 K: 1 S: 5	H: 0 LOB: 0 BB: 0 P: 5	R: 0 E: 0 K: 1 S: 5	H: 0 LOB: 0 BB: 0 P: 5	R: 2 E: 1 K: 0 S: 6	H: 3 LOB: 1 BB: 0 P: 6	R: 0 E: 0 K: 1 S: 5	H: 0 LOB: 0 BB: 0 P: 5	R: 2 E: 1 K: 0 S: 6	H: 2 LOB: 2 BB: 1 P: 10		R: 1 E: 1 K: 0 S: 5	H: 2 LOB: 1 BB: 0 P: 5	1B: 3 2B: 3 3B: 1 HR: 2	SF: 1 SAC: 0 DP: 0 HBP: 0	WP: 0 PB: 0 SB: 0 CS: 0	PA: 38			
PITCHER	IP	WLS	BF	H	R	ER	SO	BB	IBB	HBP	BLK	WP	HR	S	P	ERA	WHIP									
Billy Pierce, L ERA: 3.8 Turk Lown, R ERA: 2.6	(1, 1)	5.1		21	5	3	3	4	0	0	0	0	0	1	29	29	5.06	0.938								
(6, 1)	3.2	W	17	4	3	3	1	1	0	0	0	0	0	1	18	22	7.36	1.364								

Batter	1	2	3	4	5	6	7	8	9	AB	R	H	RBI	BB	SO	LOB	BOTTOM										
Floyd Robinson, L OBP: 0.398, SLG: 0.463 (1, 9)	1B					1-3		1-3		4	1	2	3	1	0	0	Cleveland Indians @ Chicago White Sox Comiskey Park, Chicago, IL Sun Aug 27 1961, 4:33 AM EDT Unknown										
Nellie Fox, L OBP: 0.321, SLG: 0.293 (1, 4)	1B		G3			3B		F5		4	2	1	0	1	0	2											
Jim Landis, R OBP: 0.355, SLG: 0.464 (1, 8)	1B		F8			1B		F7		5	1	2	2	0	1	1											
Roy Sievers, R OBP: 0.385, SLG: 0.554 J.C. Martin, L OBP: 0.291, SLG: 0.346 (1, 3)	L7					K		K		4	1	1	1	0	2	1											
Minnie Minoso, R OBP: 0.370, SLG: 0.419 (1, 7)	F3					1B		K		0	0	0	0	0	0	0											
Al Smith, R OBP: 0.349, SLG: 0.513 Andy Carey, R OBP: 0.336, SLG: 0.399 (1, 5)	K					1B		1B		3	2	1	2	1	1	1											
Luis Aparicio, R OBP: 0.312, SLG: 0.354 (1, 6)	1-3					1B		1B		0	0	0	0	0	0	0											
Sherm Lollar, R OBP: 0.366, SLG: 0.380 (1, 2)	6-3					1B		1B		4	0	1	1	0	0	3											
Billy Pierce, L OBP: 0.152, SLG: 0.133 Turk Lown, R (6, 1)			K			F7		4-3		2	0	0	0	0	1	0											
Inning Stats	R: 2 E: 0 K: 0 S: 3	H: 1 LOB: 0 BB: 2 P: 11	R: 0 E: 0 K: 1 S: 5	H: 0 LOB: 0 BB: 0 P: 5	R: 0 E: 0 K: 1 S: 6	H: 1 LOB: 1 BB: 0 P: 6	R: 0 E: 0 K: 1 S: 5	H: 0 LOB: 1 BB: 1 P: 9	R: 0 E: 0 K: 0 S: 3	H: 0 LOB: 0 BB: 0 P: 3	R: 6 E: 0 K: 1 S: 10	H: 5 LOB: 1 BB: 2 P: 18	R: 2 E: 0 K: 2 S: 10	H: 3 LOB: 1 BB: 1 P: 14	R: 0 E: 0 K: 0 S: 3	H: 0 LOB: 0 BB: 0 P: 3		1B: 6 2B: 3 3B: 1 HR: 0	SF: 0 SAC: 0 DP: 0 HBP: 0	WP: 2 PB: 0 SB: 0 CS: 1	PA: 39						
PITCHER	IP	WLS	BF	H	R	ER	SO	BB	IBB	HBP	BLK	WP	HR	S	P	ERA	WHIP										
Mudcat Grant, R ERA: 3.71 Frank Funk, R ERA: 3.29 Bob Allen, L ERA: 3.26	(1, 1)	5.0	L	24	4	3	3	3	1	1	0	0	0	1	0	26	42	12.60	1.800								
(8, 1)	1.0		3	0	0	0	0	0	0	0	0	0	0	0	3	3	0.00	0.000									

Batter	1	2	3	4	5	6	7	8	9	AB	R	H	RBI	BB	SO	LOB	TOP		
Johnny Temple, R OBP: 0.346, SLG: 0.347 (1, 4)										5	0	0	0	0	2	1	Cleveland Indians @ Washington Senators Griffith Stadium, Washington, DC Thu Aug 31 1961, 7:05 PM EDT Att: 4,194 - Unknown		
Jim Piersall, R OBP: 0.380, SLG: 0.450 (1, 8)										5	1	2	0	0	1	0			
Tito Francona, L OBP: 0.353, SLG: 0.452 (1, 7)										3	0	2	0	2	0	1			
Willie Kirkland, L OBP: 0.320, SLG: 0.478 (1, 9)										5	0	1	1	0	2	6			
John Romano, R OBP: 0.377, SLG: 0.494 (1, 2)										3	0	0	0	1	0	1			
Valmy Thomas, R OBP: 0.280, SLG: 0.205 (8, 2)										1	0	0	0	0	0	3			
Bubba Phillips, R OBP: 0.304, SLG: 0.415 (1, 5)										4	0	0	0	0	2	1			
Vic Power, R OBP: 0.299, SLG: 0.356 (1, 3)										4	1	2	0	0	0	1			
Woodie Held, R OBP: 0.355, SLG: 0.450 (1, 6)										2	1	1	2	2	0	1			
Mudcat Grant, R OBP: 0.234, SLG: 0.264 (1, 1)										4	0	1	0	0	1	3			
Bob Allen, L OBP: 0.167, SLG: 0.250 (9, 1)										0	0	0	0	0	0	0			
Inning Stats	R: 0 E: 0 K: 2 S: 8	H: 1 LOB: 1 BB: 0 P: 8	R: 2 E: 0 K: 1 S: 7	H: 2 LOB: 0 BB: 0 P: 7	R: 1 E: 0 K: 0 S: 5	H: 2 LOB: 1 BB: 0 P: 5	R: 0 E: 0 K: 1 S: 5	H: 0 LOB: 1 BB: 1 P: 9	R: 0 E: 0 K: 2 S: 7	H: 0 LOB: 2 BB: 2 P: 13	R: 0 E: 0 K: 1 S: 6	H: 1 LOB: 1 BB: 0 P: 6	R: 0 E: 0 K: 0 S: 4	H: 1 LOB: 1 BB: 0 P: 4	R: 0 E: 1 K: 0 S: 5	H: 2 LOB: 3 BB: 1 P: 9	1B: 7 2B: 1 3B: 0 HR: 1	SF: 0 SAC: 0 DP: 0 HBP: 0	WP: 0 PA: 41 CS: 0
PITCHER Bennie Daniels, R ERA: 3.52 (1, 1)	IP: 9.0 WLS: L BF: 41 H: 9 R: 3 ER: 3 SO: 8 BB: 3 IBB: 2 HBP: 0 BLK: 0 WP: 0 HR: 1 S: 52 P: 72 ERA: 3.00 WHIP: 1.333															PITCHER			

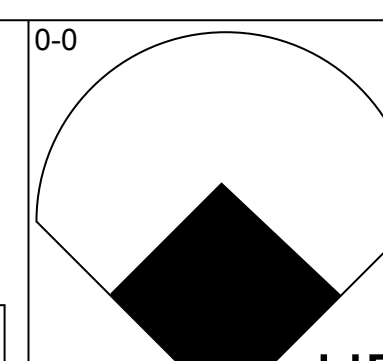
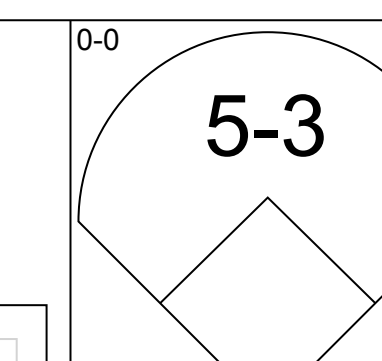
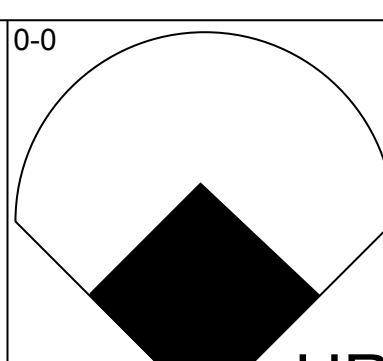
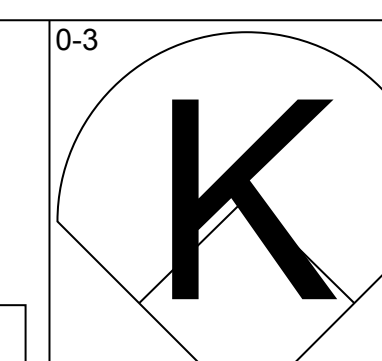
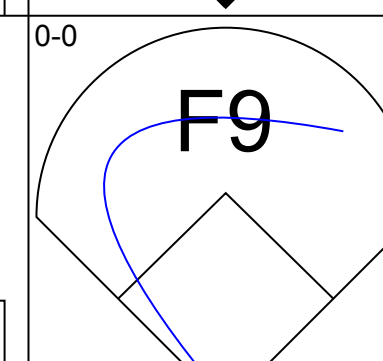
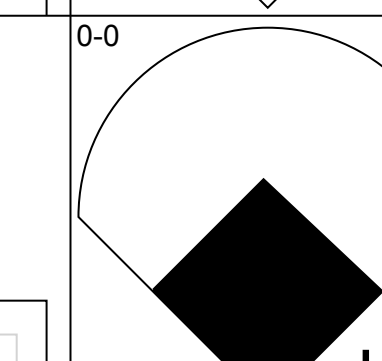
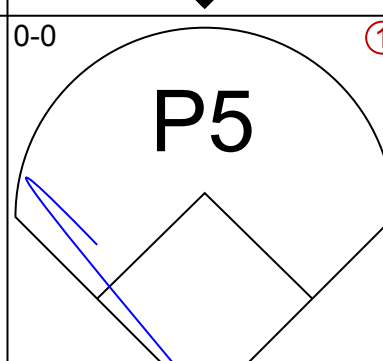
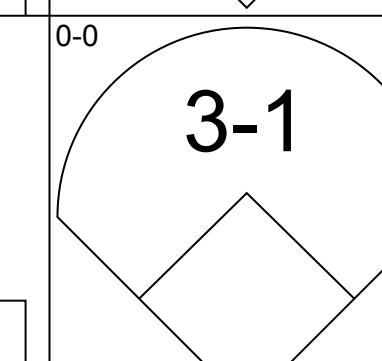
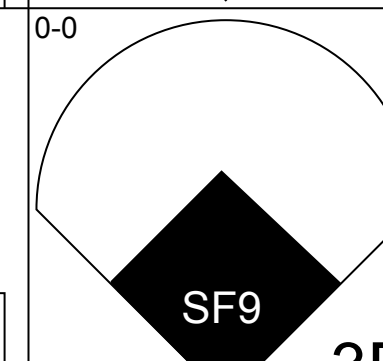
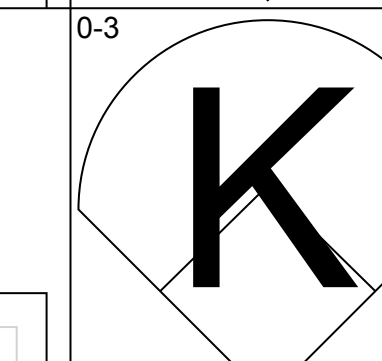
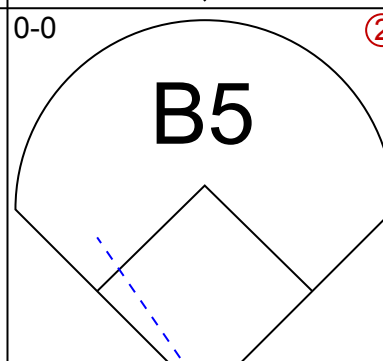

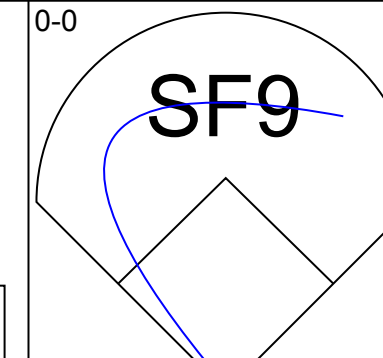
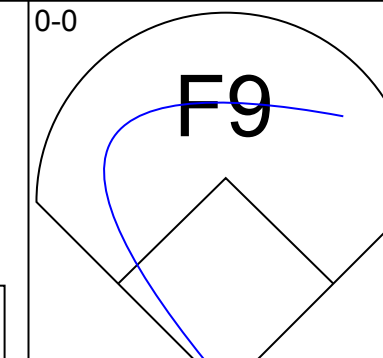
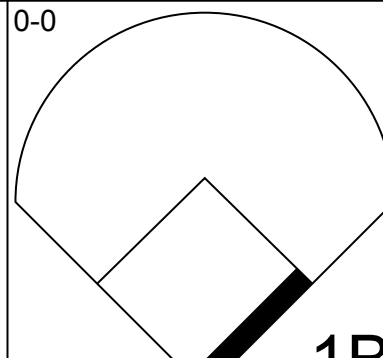

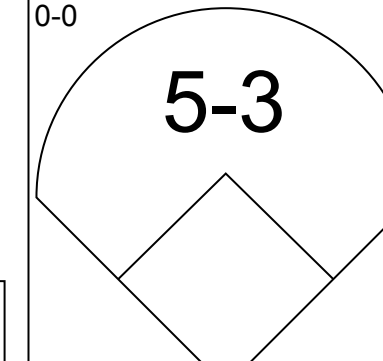
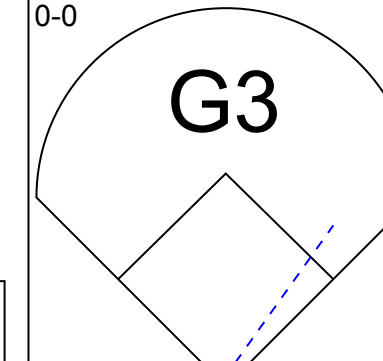
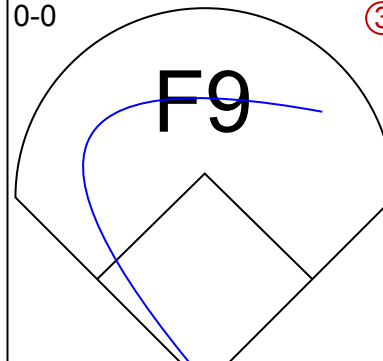

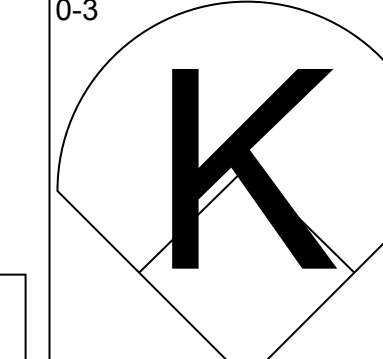
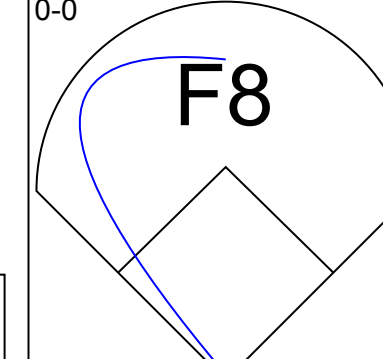



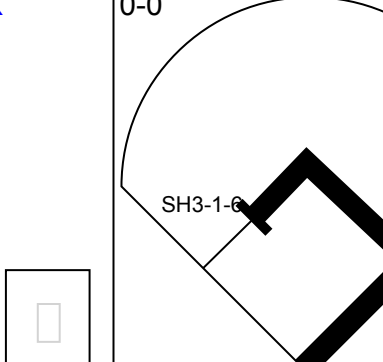


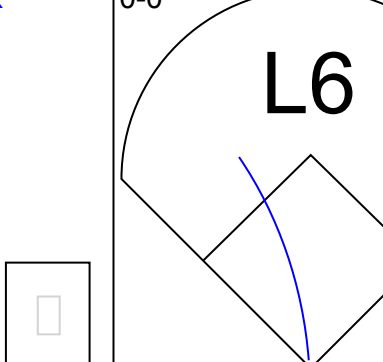

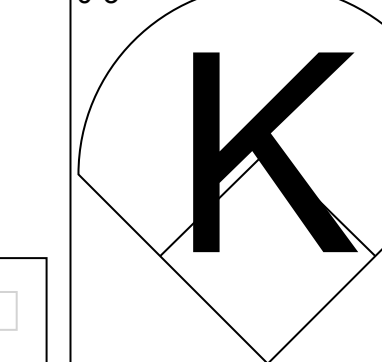
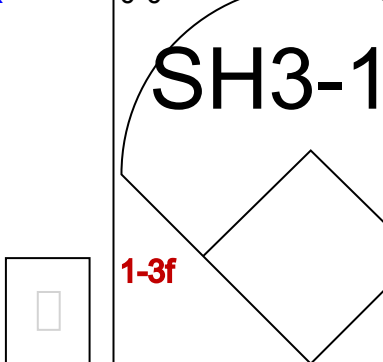
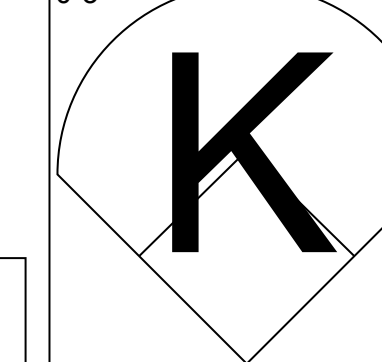
Batter	1	2	3	4	5	6	7	8	9	AB	R	H	RBI	BB	SO	LOB	BOTTOM		
Danny O'Connell, R OBP: 0.367, SLG: 0.333 (1, 5)										4	1	1	0	0	0	2	Cleveland Indians @ Washington Senators Griffith Stadium, Washington, DC Thu Aug 31 1961, 7:05 PM EDT Att: 4,194 - Unknown		
Chuck Hinton, R OBP: 0.331, SLG: 0.364 (1, 7)										4	0	0	0	0	3				
Willie Tasby, R OBP: 0.332, SLG: 0.410 (9, PH)										0	0	0	0	1	0	0			
Gene Woodling, L OBP: 0.406, SLG: 0.481 (1, 9)										5	0	1	1	0	1	3			
Bud Zipfel, L OBP: 0.298, SLG: 0.413 (1, 3)										4	0	1	0	0	2	0			
Bob Johnson, R OBP: 0.305, SLG: 0.383 (1, 6)										4	0	2	0	0	1	2			
Harry Bright, R OBP: 0.314, SLG: 0.349 (1, 2)										3	1	1	0	1	1	1			
Marty Keough, L OBP: 0.314, SLG: 0.436 (1, 8)										4	0	1	1	0	0	3			
Chuck Cottier, R OBP: 0.300, SLG: 0.316 (1, 4)										3	0	1	0	0	2	3			
Dale Long, L OBP: 0.327, SLG: 0.483 (9, PH)										1	0	1	0	0	0	0			
Billy Klaus, L OBP: 0.305, SLG: 0.360 (9, FR)										0	0	0	0	0	0	0			
Bennie Daniels, L OBP: 0.242, SLG: 0.310 (1, 1)										2	0	0	0	1	1	1			
Coot Veal, R OBP: 0.280, SLG: 0.247 (9, PH)										1	0	0	0	0	0	1			
Inning Stats	R: 0 E: 0 K: 1 S: 5	H: 0 LOB: 0 BB: 0 P: 5	R: 1 E: 0 K: 2 S: 9	H: 2 LOB: 1 BB: 0 P: 9	R: 1 E: 0 K: 1 S: 8	H: 3 LOB: 2 BB: 0 P: 8	R: 0 E: 0 K: 2 S: 8	H: 1 LOB: 1 BB: 0 P: 8	R: 0 E: 0 K: 0 S: 3	H: 0 LOB: 0 BB: 0 P: 3	R: 0 E: 1 K: 0 S: 3	H: 0 LOB: 1 BB: 1 P: 7	R: 0 E: 0 K: 0 S: 4	H: 1 LOB: 1 BB: 0 P: 4	R: 0 E: 0 K: 0 S: 4	H: 1 LOB: 2 BB: 1 P: 8	1B: 8 2B: 0 3B: 1 HR: 0	SF: 0 SAC: 1 DP: 1 HBP: 0	WP: 0 PA: 39 CS: 0
PITCHER Mudcat Grant, R ERA: 3.64 (1, 1)	IP: 8.2 WLS: W BF: 38 H: 9 R: 2 ER: 2 SO: 8 BB: 3 IBB: 0 HBP: 0 BLK: 0 WP: 0 HR: 0 S: 51 P: 63 ERA: 2.08 WHIP: 1.385															PITCHER			
Bob Allen, L ERA: 3.1 (9, 1)	IP: 0.1 WLS: S BF: 1 H: 0 R: 0 ER: 0 SO: 0 BB: 0 IBB: 0 HBP: 0 BLK: 0 WP: 0 HR: 0 S: 1 P: 1 ERA: 0.00 WHIP: 0.000															PITCHER			

Batter	1	2	3	4	5	6	7	8	9	AB	R	H	RBI	BB	SO	LOB	TOP			
Johnny Temple, R OBP: 0.343, SLG: 0.344										5	0	0	0	0	2	0				
Jim Piersall, R OBP: 0.383, SLG: 0.449										3	2	1	0	2	0	0				
Tito Francona, L OBP: 0.354, SLG: 0.449										3	1	0	0	1	0	2				
Willie Kirkland, L OBP: 0.323, SLG: 0.479										3	0	2	0	1	0	2				
Bubba Phillips, R OBP: 0.303, SLG: 0.412										3	1	0	0	0	2	4				
Vic Power, R OBP: 0.301, SLG: 0.357										4	1	2	3	0	0	1				
Woodie Held, R OBP: 0.356, SLG: 0.453										4	0	2	1	0	2	3				
Valmy Thomas, R OBP: 0.278, SLG: 0.229										4	0	1	0	0	1	1				
Barry Latman, R OBP: 0.146, SLG: 0.133										3	0	0	0	0	0	0				
Frank Funk, R OBP: 0.118, SLG: 0.063										1	0	0	0	0	1	2				
Inning Stats	R: 2 E: 0 K: 2 S: 8	H: 1 LOB: 2 BB: 2 P: 17	R: 0 E: 0 K: 1 S: 5	H: 0 LOB: 0 BB: 0 P: 5	R: 3 E: 0 K: 0 S: 6	H: 3 LOB: 1 BB: 1 P: 10	R: 0 E: 0 K: 0 S: 4	H: 1 LOB: 1 BB: 0 P: 4	R: 0 E: 0 K: 2 S: 8	H: 1 LOB: 1 BB: 0 P: 8	R: 0 E: 0 K: 1 S: 5	H: 0 LOB: 1 BB: 1 P: 9	R: 0 E: 0 K: 1 S: 6	H: 2 LOB: 2 BB: 0 P: 6	R: 0 E: 0 K: 1 S: 4	H: 0 LOB: 0 BB: 0 P: 5	1B: 6 2B: 3 3B: 0 HR: 0	SF: 0 SAC: 0 DP: 1 HBP: 2	WP: 0 PB: 0 SB: 1 CS: 1	PA: 40
PITCHER	IP WLS BF H R ER SO BB IBB HBP BLK WP HR S P ERA WHIP																			
Chuck Estrada, R ERA: 4.15	(1, 1)	8.0 L 36 8 5 5 7 4 0 1 1 0 0 45 62 5.62 1.500																		
Hoyt Wilhelm, R ERA: 2.5	(9, 1)	1.0 3 0 0 0 1 0 0 1 0 0 0 4 5 0.00 0.000																		

Cleveland Indians @ Baltimore Orioles
Memorial Stadium, Baltimore, MD
Fri Sep 01 1961, 7:05 PM EDT
Att: 12,721 - Unknown

AB	33
R	5
H	8
RBI	4
BB	4
SO	8
LOB	15



Batter	1	2	3	4	5	6	7	8	9	AB	R	H	RBI	BB	SO	LOB	BOTTOM					
Brooks Robinson, R OBP: 0.343, SLG: 0.395										4	2	2	2	0	1	0						
Whitey Herzog, L OBP: 0.397, SLG: 0.426										4	1	1	1	0	0	0						
Jackie Brandt, R OBP: 0.377, SLG: 0.460										4	1	1	0	0	1	0						
Jim Gentile, L OBP: 0.450, SLG: 0.704										3	0	1	1	0	1	0						
Ron Hansen, R OBP: 0.328, SLG: 0.346										3	0	0	0	1	0	1						
Mary Breeding, R OBP: 0.244, SLG: 0.255										0	0	0	0	0	0	0						
Earl Robinson, R OBP: 0.371, SLG: 0.483										3	0	0	0	0	2	0						
Dave Philley, S OBP: 0.293, SLG: 0.377										1	0	0	0	0	0	1						
Charlie Lau, L OBP: 0.298, SLG: 0.247										3	0	1	0	0	0	0						
Jerry Adair, R OBP: 0.309, SLG: 0.381										3	0	0	0	0	0	1						
Chuck Estrada, R OBP: 0.148, SLG: 0.136										1	0	0	0	0	1	0						
Mary Throneberry, L OBP: 0.319, SLG: 0.467										1	0	0	0	0	1	0						
Hoyt Wilhelm, R ERA: 2.5	(9, 1)									0	0	0	0	0	0	0						
Inning Stats	R: 2 E: 0 K: 0 S: 5	H: 2 LOB: 0 BB: 0 P: 5	R: 0 E: 0 K: 1 S: 5	H: 0 LOB: 0 BB: 0 P: 5	R: 1 E: 0 K: 2 S: 8	H: 1 LOB: 0 BB: 0 P: 8	R: 0 E: 0 K: 0 S: 3	H: 0 LOB: 0 BB: 0 P: 3	R: 0 E: 0 K: 0 S: 3	H: 1 LOB: 0 BB: 0 P: 3	R: 1 E: 0 K: 0 S: 5	H: 2 LOB: 1 BB: 0 P: 5	R: 0 E: 0 K: 1 S: 5	H: 0 LOB: 0 BB: 0 P: 5	R: 0 E: 0 K: 2 S: 7	H: 0 LOB: 0 BB: 0 P: 7	R: 0 E: 0 K: 1 S: 5	H: 0 LOB: 1 BB: 1 P: 9	1B: 2 2B: 1 3B: 1 HR: 3	SF: 1 SAC: 1 DP: 1 HBP: 0	WP: 0 PB: 0 SB: 0 CS: 0	PA: 33
PITCHER	IP WLS BF H R ER SO BB IBB HBP BLK WP HR S P ERA WHIP																					
Barry Latman, R ERA: 3.88	(1, 1)	6.0 W 23 6 4 4 3 0 0 0 0 0 0 3 29 29 6.00 1.000																				
Frank Funk, R ERA: 3.18	(7, 1)	3.0 S 10 0 0 0 4 1 0 0 0 0 0 0 17 21 0.00 0.333																				

Cleveland Indians @ Baltimore Orioles
Memorial Stadium, Baltimore, MD
Fri Sep 01 1961, 7:05 PM EDT
Att: 12,721 - Unknown

AB	30
R	4
H	6
RBI	4
BB	1
SO	7
LOB	3



Batter	1	2	3	4	5	6	7	8	9	AB	R	H	RBI	BB	SO	LOB	TOP										
Johnny Temple, R OBP: 0.340, SLG: 0.341 (1.4)	F9		5-3			3-1		F8		4	0	0	0	0	0	1	Cleveland Indians @ Baltimore Orioles Memorial Stadium, Baltimore, MD Sat Sep 02 1961, 3:33 AM EDT Att: 6,890 - Unknown										
Jim Piersall, R OBP: 0.386, SLG: 0.454 (1.8)	F9			CS 1B				4-1		4	0	3	0	0	0	0											
Tito Francona, L OBP: 0.353, SLG: 0.448 (1.7)	F5					P6		4-1		4	0	1	0	0	0	2											
Willie Kirkland, L OBP: 0.323, SLG: 0.476 (1.9)		3-1				P4				3	0	0	0	1	0	3											
Bubba Phillips, R OBP: 0.302, SLG: 0.410 (1.5)										3	0	0	0	0	2	2											
Walt Bond, L OBP: 0.143, SLG: 0.135 (8, PH)	K									1	0	0	0	0	1	2											
Bobby Locke, R OBP: 0.235, SLG: 0.188 (8.1)	K									0	0	0	0	0	0	0											
Vic Power, R OBP: 0.300, SLG: 0.356 (1.3)		6-3								4	0	1	0	0	0	0											
Woodie Held, R OBP: 0.357, SLG: 0.456 (1.6)										4	0	2	0	0	0	0											
Valmy Thomas, R OBP: 0.281, SLG: 0.235 (1.2)										3	1	1	0	0	0	3											
Bob Nieman, R OBP: 0.439, SLG: 0.525 (9, PH)										1	0	0	0	0	0	0											
Dick Stigman, R OBP: 0.091, SLG: 0.091 (1.1)										2	0	0	0	0	0	3											
Don Dillard, L OBP: 0.363, SLG: 0.466 (8, PH)										1	1	1	2	0	0	0											
Miguel de la Hoz, R OBP: 0.289, SLG: 0.389 (8.5)										0	0	0	0	0	0	0											
Inning Stats	R: 0 E: 0 K: 0 S: 3	H: 0 LOB: 0 BB: 0 P: 3	R: 0 E: 0 K: 1 S: 5	H: 0 LOB: 0 BB: 0 P: 5	R: 0 E: 0 K: 1 S: 4	H: 1 LOB: 1 BB: 0 P: 4	R: 0 E: 0 K: 1 S: 6	H: 2 LOB: 2 BB: 0 P: 6	R: 0 E: 0 K: 0 S: 4	H: 1 LOB: 1 BB: 0 P: 4	R: 0 E: 0 K: 0 S: 3	H: 0 LOB: 0 BB: 0 P: 3	R: 2 E: 0 K: 1 S: 8	H: 3 LOB: 2 BB: 1 P: 12	R: 0 E: 0 K: 0 S: 3	H: 0 LOB: 0 BB: 0 P: 3	1B: 6 2B: 3 3B: 0 HR: 1	SF: 0 SAC: 0 DP: 2 HBP: 0	WP: 0 PB: 0 SB: 0 CS: 1	PA: 35							
PITCHER	IP	WLS	BF	H	R	ER	SO	BB	IBB	HBP	BLK	WP	HR	S	P	ERA	WHIP										
Mitt Pappas, R ERA: 2.98 (1.1)	8.0	W	32	9	2	2	3	0	1	0	0	0	1	37	41	2.25	1.125										
Hoyt Wilhelm, R ERA: 2.45 (9.1)	1.0	S	3	0	0	0	0	0	0	0	0	0	0	3	3	0.00	0.000										

Batter	1	2	3	4	5	6	7	8	9	AB	R	H	RBI	BB	SO	LOB	BOTTOM										
Brooks Robinson, R OBP: 0.343, SLG: 0.394 (1.5)	L5		F9			FC3-6		SH3-4		3	0	1	0	0	0	0	Cleveland Indians @ Baltimore Orioles Memorial Stadium, Baltimore, MD Sat Sep 02 1961, 3:33 AM EDT Att: 6,890 - Unknown										
Earl Robinson, R OBP: 0.386, SLG: 0.475 (1.9)						1B				3	0	0	0	0	1	1											
Whitey Herzog, L OBP: 0.399, SLG: 0.428 (8, PH) (9.7)	K		5-3			FC3-6				1	0	1	0	0	0	0											
Jackie Brandt, R OBP: 0.376, SLG: 0.459 (1.8)										3	1	1	1	0	2	1											
Jim Gentile, L OBP: 0.449, SLG: 0.702 (1.3)										4	0	1	1	0	2	2											
Ron Hansen, R OBP: 0.326, SLG: 0.344 (1.6)										3	0	0	0	0	1	1											
Dick Williams, R OBP: 0.259, SLG: 0.373 (1.7)										3	1	2	1	0	0	0											
Russ Snyder, L OBP: 0.322, SLG: 0.361 (8.7) (9.9)										0	0	0	0	0	0	0											
Hank Foiles, R OBP: 0.304, SLG: 0.416 (1.2)										3	0	0	0	0	0	1											
Jerry Adair, R OBP: 0.306, SLG: 0.377 (1.4)										3	0	0	0	0	1	1											
Mitt Pappas, R OBP: 0.136, SLG: 0.310 (1.1)										3	1	1	0	0	2	1											
Hoyt Wilhelm, R ERA: 4.59 (9.1)										0	0	0	0	0	0	0											
Inning Stats	R: 1 E: 0 K: 2 S: 9	H: 2 LOB: 1 BB: 0 P: 9	R: 0 E: 0 K: 0 S: 3	H: 0 LOB: 0 BB: 0 P: 3	R: 0 E: 0 K: 1 S: 5	H: 0 LOB: 0 BB: 0 P: 5	R: 0 E: 0 K: 2 S: 7	H: 0 LOB: 0 BB: 0 P: 7	R: 0 E: 0 K: 1 S: 6	H: 1 LOB: 1 BB: 0 P: 6	R: 0 E: 0 K: 2 S: 8	H: 1 LOB: 1 BB: 0 P: 8	R: 1 E: 0 K: 1 S: 6	H: 1 LOB: 0 BB: 0 P: 6	R: 1 E: 0 K: 0 S: 5	H: 2 LOB: 1 BB: 0 P: 5	1B: 4 2B: 2 3B: 0 HR: 1	SF: 1 SAC: 1 DP: 0 HBP: 0	WP: 0 PB: 0 SB: 0 CS: 0	PA: 31							
PITCHER	IP	WLS	BF	H	R	ER	SO	BB	IBB	HBP	BLK	WP	HR	S	P	ERA	WHIP										
Dick Stigman, L ERA: 4.44 (1.1)	7.0		26	5	2	2	9	0	0	0	0	0	1	44	44	2.57	0.714										
Bobby Locke, R ERA: 4.59 (8.1)	1.0	L	5	2	1	1	0	0	0	0	0	0	0	5	5	9.00	2.000										

Batter	1	2	3	4	5	6	7	8	9	10	11	AB	R	H	RBI	BB	SO	LOB	TOP								
Johnny Temple, R OBP: 0.343, SLG: 0.343 (1, 4)	6-3		P4			G5-4-3 1B			1B		F9	5	0	2	0	0	0	1									
Chuck Essegian, R OBP: 0.342, SLG: 0.549 (1, 8)	5-3			P4		G5-4-3 1-2f			1-2 1B		6-3	5	0	1	0	0	0	1									
Tito Francona, L OBP: 0.350, SLG: 0.442 (1, 7)	4-3			3-1			4-3		L5			4	0	0	0	0	0	2									
Vic Power, R OBP: 0.303, SLG: 0.356 (1, 3)		L8			1B		1-3		L9			4	0	1	0	0	0	2									
Willie Kirkland, L OBP: 0.321, SLG: 0.471 (1, 9)		K				F7		3-1		F8		4	0	0	0	0	1	0									
Woodie Held, R OBP: 0.359, SLG: 0.453 (1, 6)		K				FC6-4 1B				FC6-4 BB		3	0	1	0	1	2	0									
Bubba Phillips, R OBP: 0.300, SLG: 0.407 (1, 5)			F8			L8		4-3		F3		4	0	0	0	0	0	2									
Valmy Thomas, R OBP: 0.262, SLG: 0.220 (1, 2)			4-3			FC6-4 1-2f		5-3		FC6-4 1-2f		4	0	0	0	0	0	2									
Gary Bell, R OBP: 0.171, SLG: 0.164 (1, 1)												3	0	0	0	0	1	0									
Bob Nieman, R OBP: 0.433, SLG: 0.516 (11, PH)												1	0	0	0	0	0	0									
Bob Allen, L OBP: 0.157, SLG: 0.250 (11, 1)												0	0	0	0	0	0	0									
Frank Funk, R OBP: 0.118, SLG: 0.063 (11, 1)												0	0	0	0	0	0	0									
Inning Stats	R: 0 E: 0 K: 1 S: 3	H: 0 LOB: 0 BB: 0 P: 3	R: 0 E: 0 K: 2 S: 7	H: 0 LOB: 0 BB: 0 P: 7	R: 0 E: 1 K: 0 S: 4	H: 0 LOB: 1 BB: 1 P: 4	R: 0 E: 0 K: 0 S: 3	H: 1 LOB: 1 BB: 0 P: 3	R: 0 E: 0 K: 0 S: 4	H: 1 LOB: 0 BB: 0 P: 5	R: 0 E: 0 K: 1 S: 5	H: 0 LOB: 0 BB: 0 P: 3	R: 0 E: 0 K: 1 S: 5	H: 0 LOB: 0 BB: 0 P: 5	R: 0 E: 0 K: 0 S: 3	H: 2 LOB: 2 BB: 0 P: 5	R: 0 E: 0 K: 0 S: 3	H: 0 LOB: 1 BB: 1 P: 7	R: 0 E: 0 K: 0 S: 3	H: 0 LOB: 0 BB: 0 P: 3	1B: 5 2B: 0 3B: 0 HR: 0	SF: 0 SAC: 0 DP: 1 HBP: 0	WP: 0 PB: 0 SB: 0 CS: 0	PA: 38			
PITCHER Steve Barber, L ERA: 3.35 (1, 1)	IP 11.0	WLS W	BF 38	H 5	R 0	ER 0	SO 4	BB 1	IBB 0	HBP 0	BLK 0	WP 0	HR 0	S 45	P 49	ERA 0.00	WHIP 0.545										

Cleveland Indians @ Baltimore Orioles
Memorial Stadium, Baltimore, MD
Sun Sep 03 1961, 3:33 AM EDT
Att: 8,100 - Unknown

AB 37
R 0
H 5
RBI 0
BB 1
SO 4
LOB 10

C

Batter	1	2	3	4	5	6	7	8	9	10	11	AB	R	H	RBI	BB	SO	LOB	BOTTOM								
Brooks Robinson, R OBP: 0.340, SLG: 0.390 (1, 5)	L7		F8			F9					L7	5	0	0	0	0	1	2									
Russ Snyder, L OBP: 0.323, SLG: 0.354 (1, 9) (10, 7)					P6				P6		K	3	0	0	0	2	1	2									
Jackie Brandt, R OBP: 0.375, SLG: 0.454 (1, 8)		BB										4	1	1	0	1	1	2									
Jim Gentile, L OBP: 0.443, SLG: 0.688 (1, 3)												4	0	0	0	1	1	2									
Whitey Herzog, L OBP: 0.390, SLG: 0.422 (1, 7)												3	0	1	0	1	0	1									
Mary Breeding, R OBP: 0.244, SLG: 0.255 (9, PR)												0	0	0	0	0	0	0									
Earl Robinson, R OBP: 0.366, SLG: 0.475 (10, 9)												0	0	0	0	0	0	0									
Ron Hansen, R OBP: 0.325, SLG: 0.341 (1, 6)												4	0	1	1	1	1	2									
Charlie Lau, L OBP: 0.298, SLG: 0.250 (1, 2)												4	0	1	0	0	0	4									
Jerry Adair, R OBP: 0.311, SLG: 0.379 (1, 4)												3	0	1	0	1	1	1									
Steve Barber, L OBP: 0.221, SLG: 0.264 (1, 1)												3	0	0	0	0	2	1									
Inning Stats	R: 0 E: 0 K: 1 S: 5	H: 0 LOB: 1 BB: 1 P: 9	R: 0 E: 0 K: 1 S: 6	H: 1 LOB: 1 BB: 0 P: 6	R: 0 E: 0 K: 1 S: 5	H: 0 LOB: 1 BB: 1 P: 9	R: 0 E: 0 K: 0 S: 3	H: 0 LOB: 1 BB: 1 P: 7	R: 0 E: 0 K: 0 S: 3	H: 0 LOB: 0 BB: 0 P: 3	R: 0 E: 0 K: 0 S: 3	H: 1 LOB: 1 BB: 0 P: 3	R: 0 E: 0 K: 1 S: 6	H: 1 LOB: 1 BB: 0 P: 6	R: 1 E: 0 K: 0 S: 2	H: 1 LOB: 2 BB: 2 P: 10	1B: 5 2B: 0 3B: 0 HR: 0	SF: 0 SAC: 2 DP: 1 HBP: 0	WP: 1 PB: 0 SB: 0 CS: 0	PA: 42							
PITCHER Gary Bell, R ERA: 4.06 (1, 1)	IP 0.0	WLS L	BF 2	H 4	R 0	ER 0	SO 8	BB 5	IBB 0	HBP 0	BLK 0	WP 0	HR 0	S 49	P 69	ERA 0.00	WHIP 0.900										
Bob Allen, L ERA: 3.22 (11, 1)	0.0	L	2	0	1	1	0	2	0	0	0	1	0	0	8	∞	∞										
Frank Funk, R ERA: 3.16 (11, 1)	0.1	L	2	1	0	0	0	0	0	0	0	0	0	2	2	0.00	3.000										

Cleveland Indians @ Baltimore Orioles
Memorial Stadium, Baltimore, MD
Sun Sep 03 1961, 3:33 AM EDT
Att: 8,100 - Unknown

AB 33
R 1
H 5
RBI 1
BB 7
SO 8
LOB 17

Orioles

Batter	1	2	3	4	5	6	7	8	9	AB	R	H	RBI	BB	SO	LOB	TOP			
Johnny Temple, R (1, 4) OBP: 0.345, SLG: 0.346										5	1	3	0	0	0	2				
Jim Piersall, R (1, 8) OBP: 0.384, SLG: 0.453										4	2	1	0	0	1	3				
Tito Francona, L (1, 7) OBP: 0.349, SLG: 0.440										5	0	1	1	0	0	3				
Willie Kirkland, L (1, 9) OBP: 0.324, SLG: 0.475										5	3	3	2	0	0	1				
Vic Power, R (1, 3) OBP: 0.304, SLG: 0.360										4	1	2	1	0	0	1				
Woodie Held, R (1, 6) OBP: 0.361, SLG: 0.453										4	0	2	1	1	1	3				
John Romano, R (1, 2) OBP: 0.375, SLG: 0.491										5	0	1	1	0	0	2				
Bubba Phillips, R (1, 5) OBP: 0.302, SLG: 0.407										4	0	2	0	0	0	1				
Mudcat Grant, R (1, 1) OBP: 0.222, SLG: 0.250										4	0	0	0	0	2	4				
Frank Funk, R (8, 1) OBP: 0.116, SLG: 0.063										0	0	0	0	0	0	0				
Inning Stats	R: 1 E: 0 K: 0 S: 6	H: 3 LOB: 2 BB: 0 P: 6	R: 0 E: 0 K: 0 S: 4	H: 1 LOB: 1 BB: 0 P: 4	R: 2 E: 0 K: 0 S: 6	H: 3 LOB: 1 BB: 0 P: 6	R: 0 E: 0 K: 1 S: 6	H: 1 LOB: 1 BB: 0 P: 6	R: 0 E: 1 K: 0 S: 3	H: 1 LOB: 0 BB: 0 P: 3	R: 0 E: 0 K: 0 S: 6	H: 1 LOB: 1 BB: 0 P: 6	R: 1 E: 2 K: 2 S: 10	H: 1 LOB: 2 BB: 0 P: 10	R: 3 E: 0 K: 0 S: 6	H: 4 LOB: 2 BB: 1 P: 10	1B: 12 2B: 3 3B: 0 HR: 0	SF: 0 SAC: 2 DP: 1 HBP: 0	WP: 0 PB: 0 SB: 2 CS: 0	PA: 43
PITCHER	IP WLS BF H R ER SO BB IBB HBP BLK WP HR S P ERA WHIP																			
Ike Delock, R (1, 1) ERA: 4.76	4.0 L 20 8 3 3 1 0 0 0 0 0 0 22 22 6.75 2.000																			
Billy Muffett, R (5, 1) ERA: 6.37	5.0 24 7 4 3 3 1 0 0 0 0 0 28 32 5.40 1.600																			

Cleveland Indians @ Boston Red Sox
 Fenway Park, Boston, MA
 Mon Sep 04 1961, 3:33 AM EDT
 Att: 12,908 - Unknown

AB 40
 R 7
 H 15
 RBI 6
 BB 1
 SO 4
 LOB 20

Batter	1	2	3	4	5	6	7	8	9	AB	R	H	RBI	BB	SO	LOB	BOTTOM					
Chuck Schilling, R (1, 4) OBP: 0.338, SLG: 0.320										5	0	1	0	0	1	2						
Gary Geiger, L (1, 8) OBP: 0.349, SLG: 0.411										4	0	0	0	1	1	1						
Carl Yastrzemski, L (1, 7) OBP: 0.319, SLG: 0.371										5	1	2	0	0	1	1						
Frank Maltzone, R (1, 5) OBP: 0.307, SLG: 0.389										2	1	1	2	1	0	2						
Jackie Jensen, R (1, 9) OBP: 0.351, SLG: 0.397										3	0	0	0	1	2	3						
Pete Runnels, L (1, 3) OBP: 0.390, SLG: 0.416										3	0	1	0	1	0	1						
Pumpsie Green, S (1, 6) OBP: 0.383, SLG: 0.490										4	0	1	0	0	0	2						
Jim Pagliaroni, R (1, 2) OBP: 0.329, SLG: 0.399										3	0	1	0	1	2	2						
Ike Delock, R (1, 1) OBP: 0.163, SLG: 0.089										1	0	0	0	0	1	2						
Russ Nixon, L (4, PH) OBP: 0.324, SLG: 0.361										1	0	0	0	0	0	2						
Billy Muffett, R (5, 1) OBP: 0.304, SLG: 0.200										1	0	0	0	0	1	0						
Joe Ginsberg, L (8, PH) OBP: 0.250, SLG: 0.222										1	0	0	0	0	0	0						
Inning Stats	R: 0 E: 0 K: 0 S: 3	H: 0 LOB: 0 BB: 0 P: 3	R: 1 E: 0 K: 1 S: 7	H: 2 LOB: 2 BB: 1 P: 11	R: 0 E: 0 K: 1 S: 6	H: 1 LOB: 2 BB: 1 P: 10	R: 0 E: 0 K: 0 S: 4	H: 1 LOB: 2 BB: 1 P: 8	R: 0 E: 0 K: 2 S: 7	H: 0 LOB: 0 BB: 1 P: 11	R: 0 E: 0 K: 1 S: 5	H: 0 LOB: 0 BB: 0 P: 5	R: 0 E: 0 K: 2 S: 7	H: 0 LOB: 0 BB: 0 P: 7	R: 1 E: 0 K: 2 S: 9	H: 2 LOB: 2 BB: 1 P: 13	R: 0 E: 0 K: 0 S: 4	H: 1 LOB: 1 BB: 0 P: 4	1B: 5 2B: 0 3B: 1 HR: 1	SF: 1 SAC: 0 DP: 0 HBP: 0	WP: 0 PB: 0 SB: 0 CS: 0	PA: 39
PITCHER	IP WLS BF H R ER SO BB IBB HBP BLK WP HR S P ERA WHIP																					
Mudcat Grant, R (1, 1) ERA: 3.6	7.2 W 34 6 2 2 2 5 0 0 0 0 0 45 65 2.35 1.435																					
Frank Funk, R (8, 1) ERA: 3.12	1.1 S 5 1 0 0 1 0 0 0 0 0 0 7 7 0.00 0.750																					

Cleveland Indians @ Boston Red Sox
 Fenway Park, Boston, MA
 Mon Sep 04 1961, 3:33 AM EDT
 Att: 12,908 - Unknown

AB 33
 R 2
 H 7
 RBI 2
 BB 5
 SO 9
 LOB 18

Batter	1	2	3	4	5	6	7	8	9	AB	R	H	RBI	BB	SO	LOB	TOP											
Johnny Temple, R OBP: 0.348, SLG: 0.346 (1, 4)										3	1	1	0	2	0	0	Cleveland Indians @ Boston Red Sox Fenway Park, Boston, MA Tue Sep 05 1961, 7:05 PM EDT Att: 14,471 - Unknown											
Tito Francona, L OBP: 0.351, SLG: 0.444 (1, 7)										5	2	3	2	0	1	1												
Chuck Essegian, R OBP: 0.344, SLG: 0.565 (1, 8)										5	2	2	2	0	1	4												
Willie Kirkland, L OBP: 0.323, SLG: 0.472 (1, 9)										5	0	1	1	0	1	4												
Vic Power, R OBP: 0.305, SLG: 0.360 (1, 3)											5	2	2	0	0	1												
Woodie Held, R OBP: 0.362, SLG: 0.457 (1, 6)										5	0	2	1	0	1	3												
John Romano, R OBP: 0.375, SLG: 0.496 (1, 2)										4	1	1	2	1	0	2												
Bubba Phillips, R OBP: 0.303, SLG: 0.408 Miguel de la Hoz, R OBP: 0.286, SLG: 0.386 (8, 5)										4	1	2	0	0	1	0												
Barry Latman, R OBP: 0.135, SLG: 0.122 Wynn Hawkins, R OBP: 0.171, SLG: 0.121 (8, 1)										4	0	0	0	0	2	4												
Inning Stats	R: 0 E: 0 K: 0 S: 3	H: 0 LOB: 1 BB: 1 P: 7	R: 0 E: 0 K: 1 S: 7	H: 2 LOB: 2 BB: 0 P: 7	R: 0 E: 0 K: 1 S: 5	H: 0 LOB: 0 BB: 0 P: 5	R: 2 E: 0 K: 1 S: 7	H: 2 LOB: 0 BB: 0 P: 7	R: 3 E: 2 K: 0 S: 7	H: 4 LOB: 1 BB: 0 P: 7	R: 1 E: 0 K: 1 S: 6	H: 2 LOB: 3 BB: 2 P: 17	R: 1 E: 0 K: 1 S: 6	H: 2 LOB: 0 BB: 0 P: 6	R: 2 E: 0 K: 1 S: 7	H: 2 LOB: 0 BB: 0 P: 7		R: 0 E: 0 K: 0 S: 3	H: 0 LOB: 0 BB: 0 P: 3	1B: 10 2B: 2 3B: 1 HR: 2	SF: 0 SAC: 0 DP: 2 HBP: 0	WP: 1 PB: 1 SB: 1 CS: 0	PA: 43					
PITCHER	IP	WLS	BF	H	R	ER	SO	BB	IBB	HBP	BLK	WP	HR	S	P	ERA	WHIP											
Gene Conley, R ERA: 4.92 Mike Fomies, R ERA: 4.99 Galen Cisco, R ERA: 6.75	(1, 1)	4.1	L	22	8	5	4	3	1	0	0	0	0	1	27	31	8.31	2.077										
	(5, 1)	2.2		13	4	2	2	3	2	0	0	0	1	0	17	25	6.75	2.250										
	(8, 1)	2.0		8	2	2	2	1	0	0	0	0	0	1	10	10	9.00	1.000										

AB	40
R	9
H	14
RBI	8
BB	3
SO	7
LOB	19



Batter	1	2	3	4	5	6	7	8	9	AB	R	H	RBI	BB	SO	LOB	BOTTOM											
Chuck Schilling, R OBP: 0.342, SLG: 0.322 (1, 4)										3	1	2	0	2	0	0	Cleveland Indians @ Boston Red Sox Fenway Park, Boston, MA Tue Sep 05 1961, 7:05 PM EDT Att: 14,471 - Unknown											
Gary Geiger, L OBP: 0.349, SLG: 0.410 (1, 8)										4	1	1	0	1	0	3												
Carl Yastrzemski, L OBP: 0.320, SLG: 0.374 (1, 7)											5	1	2	1	0	1		2										
Frank Maltzone, R OBP: 0.310, SLG: 0.391 (1, 5)										5	1	3	1	0	0	1												
Jackie Jensen, R OBP: 0.354, SLG: 0.399 (1, 9)										5	0	3	1	0	1	3												
Pete Runnels, L OBP: 0.388, SLG: 0.413 (1, 3)											4	1	1	0	0	4												
Pumpsie Green, S OBP: 0.385, SLG: 0.487 (1, 6)											3	0	1	1	1	0		2										
Russ Nixon, L OBP: 0.323, SLG: 0.359 (1, 2)										4	0	1	1	0	1	3												
Gene Conley, R OBP: 0.281, SLG: 0.400 Mike Fomies, R OBP: 0.136, SLG: 0.172 Carroll Hardy, R OBP: 0.338, SLG: 0.387 Galen Cisco, R OBP: 0.273, SLG: 0.111 Don Buddin, R OBP: 0.393, SLG: 0.398 (9, PH)											2	0	0	0	0	1		2										
Inning Stats	R: 1 E: 0 K: 0 S: 3	H: 1 LOB: 0 BB: 1 P: 7	R: 0 E: 0 K: 1 S: 6	H: 1 LOB: 0 BB: 0 P: 6	R: 0 E: 0 K: 0 S: 2	H: 0 LOB: 0 BB: 1 P: 6	R: 2 E: 0 K: 2 S: 11	H: 4 LOB: 2 BB: 0 P: 11	R: 0 E: 0 K: 0 S: 3	H: 1 LOB: 0 BB: 0 P: 3	R: 0 E: 0 K: 0 S: 4	H: 1 LOB: 1 BB: 0 P: 4	R: 0 E: 0 K: 0 S: 3	H: 0 LOB: 1 BB: 1 P: 7	R: 1 E: 0 K: 0 S: 5	H: 3 LOB: 2 BB: 1 P: 9		R: 1 E: 0 K: 1 S: 8	H: 3 LOB: 2 BB: 0 P: 8	1B: 13 2B: 1 3B: 0 HR: 0	SF: 0 SAC: 0 DP: 2 HBP: 0	WP: 0 PB: 0 SB: 0 CS: 1	PA: 42					
PITCHER	IP	WLS	BF	H	R	ER	SO	BB	IBB	HBP	BLK	WP	HR	S	P	ERA	WHIP											
Barry Latman, R ERA: 3.75 Wynn Hawkins, R ERA: 4.11	(1, 1)	7.0	W	32	11	4	4	3	3	0	0	0	0	0	35	47	5.14	2.000										
	(8, 1)	2.0	S	9	3	1	1	1	1	0	0	0	0	0	10	14	4.50	2.000										


AB	37
R	5
H	14
RBI	5
BB	4
SO	4
LOB	20



Batter	1	2	3	4	5	6	7	8	9	AB	R	H	RBI	BB	SO	LOB	TOP		
Johnny Temple, R OBP: 0.352, SLG: 0.351 (1,4)										5	1	4	1	0	0	1			
Tito Francona, L OBP: 0.351, SLG: 0.445 (1,7)										5	0	2	2	0	0	3			
Chuck Essegian, R OBP: 0.345, SLG: 0.556 (1,8)										4	0	1	0	1	1	2			
Willie Kirkland, L OBP: 0.322, SLG: 0.471 (1,9)										3	0	1	1	0	0	1			
Vic Power, R OBP: 0.307, SLG: 0.362 (1,3)										3	0	1	0	1	0	2			
Woodie Held, R OBP: 0.361, SLG: 0.454 (1,6)										3	0	0	0	0	1	6			
John Romano, R OBP: 0.373, SLG: 0.491 (1,2)										4	0	0	0	0	0	4			
Bubba Phillips, R OBP: 0.303, SLG: 0.408 (2,PH) Miguel de la Hoz, R OBP: 0.292, SLG: 0.397 (2,5)										0	0	0	0	0	0	0			
Jim Perry, S OBP: 0.197, SLG: 0.215 (6,1) Walt Bond, L OBP: 0.140, SLG: 0.132 (9,PH)										2	1	0	0	0	0	0			
Inning Stats	R: 1 E: 0 K: 1 S: 7	H: 2 LOB: 3 BB: 2 P: 15	R: 2 E: 1 K: 0 S: 6	H: 2 LOB: 1 BB: 0 P: 6	R: 0 E: 0 K: 0 S: 3	H: 1 LOB: 0 BB: 0 P: 3	R: 0 E: 0 K: 0 S: 4	H: 1 LOB: 1 BB: 0 P: 4	R: 0 E: 0 K: 0 S: 3	H: 0 LOB: 0 BB: 0 P: 3	R: 0 E: 0 K: 1 S: 5	H: 1 LOB: 0 BB: 0 P: 5	R: 0 E: 0 K: 0 S: 3	H: 0 LOB: 1 BB: 0 P: 4	R: 1 E: 0 K: 0 S: 5	H: 2 LOB: 1 BB: 0 P: 5	1B: 8 2B: 4 3B: 0 HR: 0	SF: 1 SAC: 1 DP: 3 HBP: 1	WP: 0 PA: 39
PITCHER Don Schwalt, R ERA: 3.13 (1,1)	IP: 9.0 WLS: W BF: 39 H: 11 R: 4 ER: 3 SO: 2 BB: 2 IBB: 0 HBP: 1 BLK: 0 WP: 0 HR: 0 S: 40 P: 49 ERA: 3.00 WHIP: 1.444															PITCHER			

Cleveland Indians @ Boston Red Sox
Fenway Park, Boston, MA
Wed Sep 06 1961, 3:33 AM EDT
Att: 4,158 - Unknown


AB 34
R 4
H 11
RBI 4
BB 2
SO 2
LOB 20



Batter	1	2	3	4	5	6	7	8	9	AB	R	H	RBI	BB	SO	LOB	BOTTOM
Chuck Schilling, R OBP: 0.342, SLG: 0.323 (1,4)										5	2	2	0	0	0	3	
Gary Geiger, L OBP: 0.350, SLG: 0.409 (1,8)										5	3	2	0	0	0	3	
Carl Yastrzemski, L OBP: 0.323, SLG: 0.362 (1,7)										5	1	3	4	0	0	1	
Frank Maltzone, R OBP: 0.312, SLG: 0.392 (1,5)										4	2	2	2	1	0	3	
Jackie Jensen, R OBP: 0.354, SLG: 0.400 (1,9)										4	0	1	1	1	2	3	
Pete Runnels, L OBP: 0.390, SLG: 0.414 (1,3)										4	1	2	0	0	0	2	
Pumpsie Green, S OBP: 0.383, SLG: 0.481 (1,6)										4	0	1	0	0	1	1	
Jim Pagliaroni, R OBP: 0.328, SLG: 0.395 (1,2)										3	0	0	0	1	0	4	
Don Schwalt, R OBP: 0.176, SLG: 0.180 (1,1)										4	0	1	1	0	0	1	
Inning Stats	R: 0 E: 0 K: 0 S: 4	H: 2 LOB: 1 BB: 0 P: 4	R: 0 E: 0 K: 0 S: 2	H: 0 LOB: 0 BB: 1 P: 6	R: 3 E: 0 K: 1 S: 8	H: 3 LOB: 1 BB: 1 P: 12	R: 1 E: 1 K: 0 S: 5	H: 1 LOB: 2 BB: 1 P: 9	R: 3 E: 0 K: 0 S: 7	H: 4 LOB: 1 BB: 0 P: 7	R: 0 E: 0 K: 1 S: 5	H: 0 LOB: 0 BB: 0 P: 5	R: 1 E: 1 K: 1 S: 7	H: 1 LOB: 1 BB: 0 P: 7	1B: 12 2B: 2 3B: 0 HR: 1	SF: 0 SAC: 0 DP: 2 HBP: 0	WP: 0 PA: 41
PITCHER Jim Perry, R ERA: 4.44 (6,1) Bill Dailey, R ERA: 0.82	IP: 2.1 WLS: L BF: 9 H: 1 R: 1 ER: 0 SO: 2 BB: 0 IBB: 0 HBP: 0 BLK: 0 WP: 0 HR: 0 S: 13 P: 13 ERA: 0.00 WHIP: 0.429															PITCHER	

Cleveland Indians @ Boston Red Sox
Fenway Park, Boston, MA
Wed Sep 06 1961, 3:33 AM EDT
Att: 4,158 - Unknown

AB 38
R 9
H 14
RBI 8
BB 3
SO 3
LOB 21



Batter	1	2	3	4	5	6	7	8	9	AB	R	H	RBI	BB	SO	LOB	TOP										
Johnny Temple, R OBP: 0.356, SLG: 0.352	4-0 FC6-4 BB		4-0 CS BB		0-0 FC6-4 1B		0-0 SH1-4	0-0 F8		2	0	1	0	2	0	1											
Jim Piersall, R OBP: 0.382, SLG: 0.449	0-0 FC6-4		0-0 F8		0-0 FC6-4		4-0 1B E IBB	0-0 F8		4	1	0	0	1	0	4											
Tito Francona, L OBP: 0.354, SLG: 0.449	0-0 F7			4-0 1B BB		0-3 K	0-0 E5 1B		0-0 1B	4	1	2	2	1	1	1											
Willie Kirkland, L OBP: 0.318, SLG: 0.469	0-0 F8			0-0 F8		0-0 HR	0-0 BB 1B		0-0 P2	5	1	2	2	0	0	3											
Vic Power, R OBP: 0.305, SLG: 0.362		0-0 1B 3B		0-0 F8		0-0 F9	0-0 F8		0-0 F8	5	1	1	0	0	0	3											
John Romano, R OBP: 0.373, SLG: 0.489		0-0 G1-4-3 1B		0-0 1B		0-0 6-3	4-0 1-2 BB		0-0 F9	4	0	2	1	1	0	1											
Woodie Held, R OBP: 0.355, SLG: 0.452		0-0 G1-4-3 1-2		0-0 P6						4	1	1	1	0	0	5											
Miguel de la Hoz, R OBP: 0.294, SLG: 0.394		0-0 F7			0-0 F9		0-0 SH1-4 1B SH	0-0 SH1-4 1B		4	1	2	0	0	0	0											
Mudcat Grant, R OBP: 0.217, SLG: 0.244			0-0 4-3		0-0 F7		0-0 SH 1B	0-0 SH1-4		2	1	0	0	0	0	0											
Dick Stigman, R OBP: 0.154, SLG: 0.154							1-2 1B			0	0	0	0	0	0	0											
Frank Funk, R OBP: 0.118, SLG: 0.063										0	0	0	0	0	0	0											
Inning Stats	R: 0 E: 0 K: 0 S: 3	H: 0 LOB: 1 BB: 1 P: 7	R: 1 E: 0 K: 0 S: 4	H: 2 LOB: 0 BB: 0 P: 4	R: 0 E: 0 K: 0 S: 2	H: 0 LOB: 0 BB: 1 P: 6	R: 0 E: 0 K: 0 S: 4	H: 1 LOB: 2 BB: 1 P: 8	R: 0 E: 0 K: 1 S: 4	H: 1 LOB: 0 BB: 0 P: 4	R: 1 E: 0 K: 0 S: 6	H: 1 LOB: 0 BB: 0 P: 6	R: 5 E: 1 K: 0 S: 8	H: 4 LOB: 2 BB: 2 P: 16	R: 0 E: 0 K: 0 S: 4	H: 1 LOB: 1 BB: 0 P: 4	R: 0 E: 0 K: 0 S: 4	H: 1 LOB: 0 BB: 0 P: 4	1B: 8 2B: 0 3B: 1 HR: 2	SF: 0 SAC: 3 DP: 1 HBP: 0	WP: 0 PB: 0 CS: 1	PA: 42					
PITCHER	IP	WLS	BF	H	R	ER	SO	BB	IBB	HBP	BLK	WP	HR	S	P	ERA	WHIP										
Rollie Sheldon, R ERA: 3.48	(1, 1)	6.0	27	7	5	5	1	3	0	0	0	0	2	26	38	7.50	1.667										
Luis Arroyo, L ERA: 1.95	(7, 1)	3.0	W	15	4	2	1	0	1	1	0	0	0	13	21	3.00	1.667										

Cleveland Indians @ New York Yankees
Yankee Stadium, Bronx, NY
Sat Sep 09 1961, 3:33 AM EDT
Att: 37,161 - Unknown - 86 F

AB	34
R	7
H	11
RBI	6
BB	5
SO	1
LOB	18



Batter	1	2	3	4	5	6	7	8	9	AB	R	H	RBI	BB	SO	LOB	BOTTOM										
Bobby Richardson, R OBP: 0.299, SLG: 0.324	0-0 6-3		0-0 4-3		0-0 F9	0-0 1-3			0-0 1-3 WP 2B 1B	5	1	1	1	0	0	1											
Tony Kubek, L OBP: 0.304, SLG: 0.396	0-3 K		0-0 FC3-6 1B		0-0 P5		0-0 F7		0-0 3-H 2B 1B	4	1	1	0	1	1	0											
Roger Maris, L OBP: 0.372, SLG: 0.635	0-3 K		0-0 FC3-6 1-2		0-0 1B		0-0 HR		0-0 1-3 1B BB	5	1	2	1	0	1	3											
Mickey Mantle, S OBP: 0.453, SLG: 0.703		4-0 1B FC1 BB	0-3 K		0-0 1B		0-3 K		4-0 2B SF9 IBB	3	2	1	0	2	2	1											
Johnny Blanchard, L OBP: 0.393, SLG: 0.648		0-0 1-2 1B		0-0 HR	0-0 F5		0-0 F8		0-0 1-3 2-H 3-H 2B	5	1	3	3	0	0	2											
Elston Howard, R OBP: 0.400, SLG: 0.557		0-0 F9		4-0 BB		0-0 HR		0-0 L6	4-0 IBB	3	1	1	1	2	0	2											
Bill Skowron, R OBP: 0.324, SLG: 0.474		0-0 FC1 1-2 2-H		0-3 K		0-0 2B		0-0 F7	0-0 SF9	4	0	1	2	0	1	2											
Billy Gardner, R OBP: 0.292, SLG: 0.320		0-0 F9		0-0 F9		0-0 L3		0-0 3-1		4	0	0	0	0	0	4											
Rollie Sheldon, R ERA: 3.71	(1, 1)	8.0	37	10	6	6	7	2	0	0	0	0	1	0	0	4											
Luis Arroyo, L ERA: 4.89	(7, 1)	0.0	L	5	1	2	2	0	0	2	0	0	0	0	0	0											
Hector Lopez, R OBP: 0.283, SLG: 0.298	(9, PH)	0.2	L	5	1	2	2	0	0	2	0	0	0	0	0	0											
Inning Stats	R: 0 E: 0 K: 2 S: 7	H: 0 LOB: 0 BB: 0 P: 7	R: 1 E: 1 K: 1 S: 7	H: 1 LOB: 2 BB: 1 P: 11	R: 0 E: 0 K: 1 S: 6	H: 1 LOB: 1 BB: 0 P: 6	R: 1 E: 0 K: 2 S: 8	H: 1 LOB: 1 BB: 1 P: 12	R: 0 E: 0 K: 0 S: 5	H: 2 LOB: 2 BB: 0 P: 5	R: 1 E: 0 K: 0 S: 5	H: 2 LOB: 1 BB: 0 P: 5	R: 1 E: 0 K: 1 S: 6	H: 1 LOB: 0 BB: 0 P: 6	R: 0 E: 0 K: 0 S: 3	H: 0 LOB: 0 BB: 0 P: 3	R: 4 E: 0 K: 0 S: 5	H: 3 LOB: 3 BB: 3 P: 17	1B: 5 2B: 2 3B: 1 HR: 3	SF: 1 SAC: 0 DP: 0 HBP: 0	WP: 1 PB: 0 CS: 0	PA: 43					
PITCHER	IP	WLS	BF	H	R	ER	SO	BB	IBB	HBP	BLK	WP	HR	S	P	ERA	WHIP										
Mudcat Grant, R ERA: 3.71	(1, 1)	8.0	37	10	6	6	7	2	0	0	0	0	1	0	0	4											
Dick Stigman, L ERA: 4.89	(9, 1)	0.0	L	5	1	2	2	0	0	2	0	0	0	0	0	0											
Frank Funk, R ERA: 3.17	(9, 1)	0.2	L	5	1	2	2	0	0	2	0	0	0	0	0	0											

Cleveland Indians @ New York Yankees
Yankee Stadium, Bronx, NY
Sat Sep 09 1961, 3:33 AM EDT
Att: 37,161 - Unknown - 86 F

AB	37
R	8
H	11
RBI	8
BB	5
SO	7
LOB	19



Batter	1	2	3	4	5	6	7	8	9	AB	R	H	RBI	BB	SO	LOB	TOP										
Johnny Temple, R OBP: 0.357, SLG: 0.353 (1, 4)										4	1	1	0	1	1	2	Cleveland Indians @ New York Yankees Yankee Stadium, Bronx, NY Sun Sep 10 1961, 3:33 AM EDT Unknown - 89 F										
Jim Piersall, R OBP: 0.310, SLG: 0.448 (1, 8)										5	1	1	0	0	1	2											
Tito Francona, L OBP: 0.354, SLG: 0.450 (1, 7)											5	1	2	0	0	1											
John Romano, R OBP: 0.373, SLG: 0.488 (1, 2)											5	2	2	2	0	1											
Willie Kirkland, L OBP: 0.318, SLG: 0.467 (1, 9)											4	0	1	1	0	1											
Vic Power, R OBP: 0.310, SLG: 0.374 (1, 3)										3	1	3	3	0	0	0											
Woodie Held, R OBP: 0.354, SLG: 0.449 (1, 6)										3	0	0	0	1	0	3											
Miguel de la Hoz, R OBP: 0.293, SLG: 0.390 (1, 5)										4	0	1	0	0	0	3											
Barry Latman, R OBP: 0.132, SLG: 0.120 (2, 1)										1	0	0	0	0	1	0											
Bobby Locke, R OBP: 0.250, SLG: 0.211 (2, 1)										3	0	1	0	0	0	1											
Frank Funk, R OBP: 0.118, SLG: 0.063 (8, 1)										0	0	0	0	0	0	0											
Inning Stats	R: 2 E: 0 K: 0 S: 7	H: 4 LOB: 2 BB: 0 P: 7	R: 0 E: 0 K: 2 S: 7	H: 0 LOB: 0 BB: 0 P: 7	R: 4 E: 0 K: 0 S: 8	H: 5 LOB: 1 BB: 0 P: 8	R: 0 E: 0 K: 1 S: 5	H: 1 LOB: 1 BB: 1 P: 9	R: 0 E: 0 K: 1 S: 5	H: 0 LOB: 0 BB: 0 P: 5	R: 0 E: 0 K: 1 S: 5	H: 0 LOB: 0 BB: 0 P: 5	R: 0 E: 0 K: 0 S: 5	H: 2 LOB: 2 BB: 0 P: 5	R: 0 E: 0 K: 0 S: 3	H: 0 LOB: 0 BB: 0 P: 3	1B: 7 2B: 4 3B: 0 HR: 1	SF: 0 SAC: 0 DP: 2 HBP: 1	WP: 1 PB: 0 SB: 0 CS: 0	PA: 40							
PITCHER	IP	WLS	BF	H	R	ER	SO	BB	IBB	HBP	BLK	WP	HR	S	P	ERA	WHIP										
Whitey Ford, L ERA: 3.38 (1, 1)	2.0		13	7	5	5	2	0	0	0	0	1	0	17	17	22.50	3.500										
Jim Coates, R ERA: 3.51 (3, 1)	6.0	W	24	5	1	1	3	2	0	1	0	0	1	27	36	1.50	1.167										
Luis Arroyo, L ERA: 1.93 (9, 1)	1.0	S	3	0	0	0	0	0	0	0	0	0	0	3	3	0.00	0.000										

AB	37
R	6
H	12
RBI	6
BB	2
SO	5
LOB	15



Batter	1	2	3	4	5	6	7	8	9	AB	R	H	RBI	BB	SO	LOB	BOTTOM										
Bobby Richardson, R OBP: 0.302, SLG: 0.327 (1, 4)										4	1	2	0	1	0	1	Cleveland Indians @ New York Yankees Yankee Stadium, Bronx, NY Sun Sep 10 1961, 3:33 AM EDT Unknown - 89 F										
Tony Kubek, L OBP: 0.304, SLG: 0.397 (1, 6)										4	1	1	1	0	0	2											
Roger Maris, L OBP: 0.373, SLG: 0.634 (1, 9)										3	0	1	2	1	0	0											
Mickey Mantle, S OBP: 0.455, SLG: 0.706 (1, 8)										2	1	1	0	2	0	2											
Johnny Blanchard, L OBP: 0.390, SLG: 0.655 (1, 7)										4	1	1	2	0	1	3											
Elston Howard, R OBP: 0.398, SLG: 0.554 (1, 2)										4	1	1	0	0	1	0											
Bill Skowron, R OBP: 0.323, SLG: 0.474 (1, 3)										4	1	1	0	0	0	1											
Clete Boyer, R OBP: 0.309, SLG: 0.343 (8, PH)										3	0	0	0	0	1	1											
Hector Lopez, R OBP: 0.282, SLG: 0.296 (9, 1)										1	0	0	0	0	1	1											
Luis Arroyo, L OBP: 0.304, SLG: 0.391 (9, 1)										0	0	0	0	0	0	0											
Whitey Ford, L OBP: 0.277, SLG: 0.202 (3, 1)										1	1	1	1	0	0	0											
Jim Coates, R OBP: 0.096, SLG: 0.030 (8, PH)										2	0	0	0	0	2	0											
Bob Cerv, R OBP: 0.283, SLG: 0.407 (8, FR)										1	0	1	1	0	0	0											
Billy Gardner, R OBP: 0.292, SLG: 0.320 (9, 5)										0	0	0	0	0	0	0											
Inning Stats	R: 0 E: 0 K: 0 S: 2	H: 0 LOB: 0 BB: 1 P: 6	R: 6 E: 0 K: 1 S: 12	H: 7 LOB: 2 BB: 1 P: 16	R: 0 E: 0 K: 1 S: 5	H: 0 LOB: 0 BB: 0 P: 5	R: 0 E: 0 K: 1 S: 6	H: 1 LOB: 2 BB: 1 P: 10	R: 0 E: 0 K: 1 S: 5	H: 0 LOB: 0 BB: 0 P: 5	R: 0 E: 0 K: 1 S: 5	H: 0 LOB: 0 BB: 0 P: 5	R: 0 E: 0 K: 0 S: 3	H: 0 LOB: 1 BB: 1 P: 7	R: 1 E: 0 K: 1 S: 7	H: 2 LOB: 1 BB: 0 P: 7	1B: 5 2B: 3 3B: 1 HR: 1	SF: 0 SAC: 0 DP: 1 HBP: 0	WP: 0 PB: 0 SB: 0 CS: 0	PA: 37							
PITCHER	IP	WLS	BF	H	R	ER	SO	BB	IBB	HBP	BLK	WP	HR	S	P	ERA	WHIP										
Barry Latman, R ERA: 4.05 (1, 1)	1.2		11	6	6	6	1	1	0	0	0	0	0	12	16	32.40	4.200										
Bobby Locke, R ERA: 4.52 (2, 1)	5.1	L	22	3	1	1	4	3	0	0	0	0	0	27	39	1.69	1.125										
Frank Funk, R ERA: 3.13 (8, 1)	1.0		4	1	0	0	1	0	0	0	0	0	0	6	6	0.00	1.000										

AB	33
R	7
H	10
RBI	7
BB	4
SO	6
LOB	11





Batter	1	2	3	4	5	6	7	8	9	AB	R	H	RBI	BB	SO	LOB	TOP
Ken Aspromonte, R (1.4)										4	0	0	0	0	0	0	Cleveland Indians @ New York Yankees Yankee Stadium, Bronx, NY Sun Sep 10 1961, 7:05 PM EDT Att: 57,824 - Cloudy - 89 F
Bob Nieman, R (1.9)										4	1	1	1	0	0		
Tito Francona, L (1.7)										3	1	2	1	0	0		
Chuck Essegian, R (1.8)										4	0	0	0	0	1	2	
Vic Power, R (1.3)										4	0	0	0	0	2		
Woodie Held, R (1.6)										4	1	2	1	0	1	0	
Miguel de la Hoz, R (1.5)										3	0	0	0	0	1	3	
Valmy Thomas, R (1.2)										4	0	0	0	0	1	4	
Jim Perry, S (1.1)										2	0	0	0	0	1	0	
Bob Allen, L (7.1)										0	0	0	0	0	0	0	
Willie Kirkland, L (6. PH)										1	0	0	0	0	1	0	
Bill Dailey, R (8.1)										0	0	0	0	0	0	0	
Inning Stats	R: 1 E: 0 K: 0 S: 4	H: 1 LOB: 0 BB: 0 P: 4	R: 0 E: 0 K: 0 S: 3	H: 0 LOB: 0 BB: 0 P: 3	R: 0 E: 0 K: 0 S: 3	H: 0 LOB: 0 BB: 0 P: 3	R: 1 E: 0 K: 1 S: 6	H: 1 LOB: 0 BB: 0 P: 6	R: 0 E: 2 K: 0 S: 6	H: 2 LOB: 2 BB: 0 P: 6	R: 1 E: 0 K: 2 S: 8	H: 1 LOB: 1 BB: 0 P: 9	R: 0 E: 0 K: 2 S: 7	H: 0 LOB: 1 BB: 0 P: 8	1B: 2 2B: 0 3B: 0 HR: 3	SF: 0 SAC: 0 DP: 0 HBP: 2	WP: 0 PA: 35 CS: 0
PITCHER Bud Daley, L (1.1) ERA: 4.41	IP: 9.0 WLS: W BF: 35 H: 5 R: 3 ER: 3 SO: 6 BB: 0 IBB: 0 HBP: 2 BLK: 0 WP: 0 HR: 3 S: 45 P: 47 ERA: 3.00 WHIP: 0.556																


Batter	1	2	3	4	5	6	7	8	9	AB	R	H	RBI	BB	SO	LOB	BOTTOM		
Bobby Richardson, R (1.4)										5	0	1	0	0	0	0	Cleveland Indians @ New York Yankees Yankee Stadium, Bronx, NY Sun Sep 10 1961, 7:05 PM EDT Att: 57,824 - Cloudy - 89 F		
Tony Kubek, L (1.6)										4	1	2	0	0	0	1			
Billy Gardner, R (7. PR)										1	0	0	0	0	0	0			
Roger Maris, L (1.9)										3	2	1	0	1	0	0			
Mickey Mantle, S (1.8)										3	1	1	1	1	1	2			
Johnny Blanchard, L (1.7)										3	1	2	2	0	0	0			
Elston Howard, R (1.2)										3	2	2	3	1	0	1			
Bill Skowron, R (1.3)										3	1	1	0	0	0	4			
Clete Boyer, R (1.5)										4	1	2	2	0	0	1			
Bud Daley, L (1.1)										4	0	0	0	0	0	0			
Inning Stats	R: 2 E: 0 K: 0 S: 5	H: 3 LOB: 2 BB: 2 P: 13	R: 0 E: 0 K: 0 S: 4	H: 1 LOB: 1 BB: 0 P: 4	R: 1 E: 0 K: 0 S: 4	H: 1 LOB: 0 BB: 0 P: 5	R: 1 E: 1 K: 0 S: 5	H: 1 LOB: 0 BB: 0 P: 4	R: 0 E: 0 K: 1 S: 5	H: 0 LOB: 0 BB: 0 P: 5	R: 2 E: 0 K: 0 S: 4	H: 2 LOB: 1 BB: 1 P: 8	R: 3 E: 0 K: 0 S: 6	H: 4 LOB: 1 BB: 0 P: 7	R: 0 E: 0 K: 0 S: 3	H: 0 LOB: 0 BB: 0 P: 3	1B: 7 2B: 2 3B: 1 HR: 2	SF: 0 SAC: 0 DP: 2 HBP: 2	WP: 0 PA: 38 CS: 0
PITCHER Jim Perry, R (1.1) ERA: 4.53	IP: 6.0 WLS: L BF: 28 H: 8 R: 6 ER: 5 SO: 1 BB: 3 IBB: 0 HBP: 1 BLK: 0 WP: 0 HR: 1 S: 26 P: 39 ERA: 7.50 WHIP: 1.833																		
Bob Allen, L (7.1)	1.0	7	4	3	3	0	0	0	1	0	0	1	6	7	27.00	4.000			
Bill Dailey, R (8.1)	1.0	3	0	0	0	0	0	0	0	0	0	3	3	0.00	0.000				


Batter	1	2	3	4	5	6	7	8	9	AB	R	H	RBI	BB	SO	LOB	TOP			
Brooks Robinson, R (1.5) OBP: 0.336, SLG: 0.393										4	0	1	0	0	0	1	Baltimore Orioles @ Cleveland Indians Cleveland Municipal Stadium, Cleveland, OH Wed Sep 13 1961, 7:05 PM EDT Att: 4,221 - Unknown livebaseballscorecards.com			
Whitey Herzog, L (1.7) OBP: 0.391, SLG: 0.419										4	0	0	0	0	1	1				
Jackie Brandt, R (1.8) OBP: 0.380, SLG: 0.465										4	0	2	0	0	0	0				
Jim Gentile, L (1.3) OBP: 0.431, SLG: 0.663										4	0	0	0	0	1	3				
Mary Throneberry, L (1.9) OBP: 0.316, SLG: 0.407										3	0	0	0	0	0	2				
Charlie Lau, L (1.2) OBP: 0.293, SLG: 0.270										3	0	0	0	0	1	0				
Ron Hansen, R (1.6) OBP: 0.328, SLG: 0.341										2	0	0	0	1	0	0				
Jerry Adair, R (1.4) OBP: 0.320, SLG: 0.381										3	0	1	0	0	0	0				
Steve Barber, L (1.1) OBP: 0.225, SLG: 0.257										1	0	0	0	1	0	2				
Wes Stock, R (7.1) OBP: 0.292, SLG: 0.368										0	0	0	0	0	0	0				
Dave Philley, S (8. PH) OBP: 0.292, SLG: 0.368										1	0	0	0	0	0	0				
Jim Lebew, R (8.1)										0	0	0	0	0	0	0				
Inning Stats	R: 0 E: 0 K: 1 S: 7	H: 2 LOB: 2 BB: 0 P: 7	R: 0 E: 0 K: 1 S: 5	H: 1 LOB: 1 BB: 1 P: 9	R: 0 E: 0 K: 0 S: 4	H: 1 LOB: 1 BB: 0 P: 4	R: 0 E: 0 K: 0 S: 3	H: 0 LOB: 0 BB: 0 P: 3	R: 0 E: 0 K: 0 S: 2	H: 0 LOB: 0 BB: 1 P: 6	R: 0 E: 0 K: 0 S: 3	H: 0 LOB: 0 BB: 0 P: 3	R: 0 E: 0 K: 0 S: 3	H: 0 LOB: 0 BB: 0 P: 3	R: 0 E: 0 K: 1 S: 5	H: 0 LOB: 0 BB: 0 P: 5	1B: 3 2B: 1 3B: 0 HR: 0	SF: 0 SAC: 0 DP: 2 HBP: 0	WP: 0 PB: 0 SB: 0 CS: 0	PA: 31
PITCHER Gary Bell, R (1.1) ERA: 4.04	IP: 9.0 WLS: W BF: 31 H: 4 R: 0 ER: 0 SO: 3 BB: 2 IBB: 0 HBP: 0 BLK: 0 WP: 0 HR: 0 S: 35 P: 43 ERA: 0.00 WHIP: 0.667															PITCHER IP: 9.0 WLS: W BF: 31 H: 4 R: 0 ER: 0 SO: 3 BB: 2 IBB: 0 HBP: 0 BLK: 0 WP: 0 HR: 0 S: 35 P: 43 ERA: 0.00 WHIP: 0.667				

Batter	1	2	3	4	5	6	7	8	9	AB	R	H	RBI	BB	SO	LOB	BOTTOM
Johnny Temple, R (1.4) OBP: 0.355, SLG: 0.351										5	0	1	1	0	2	1	Baltimore Orioles @ Cleveland Indians Cleveland Municipal Stadium, Cleveland, OH Wed Sep 13 1961, 7:05 PM EDT Att: 4,221 - Unknown livebaseballscorecards.com
Jim Piersall, R (1.8) OBP: 0.381, SLG: 0.447										3	1	1	0	1	0	2	
Tito Francona, L (1.7) OBP: 0.356, SLG: 0.456										4	0	1	0	0	0	1	
Chuck Essegian, R (1.9) OBP: 0.335, SLG: 0.538										3	1	1	1	0	0	1	
John Romano, R (1.2) OBP: 0.376, SLG: 0.489										3	0	2	0	0	0	1	
Woodie Held, R (1.6) OBP: 0.355, SLG: 0.461										4	1	1	2	0	1	4	
Vic Power, R (1.3) OBP: 0.309, SLG: 0.372										4	1	2	0	0	0	0	
Bubba Phillips, R (1.5) OBP: 0.305, SLG: 0.408										3	1	1	0	1	0	1	
Gary Bell, R (1.1) OBP: 0.173, SLG: 0.155										2	0	0	0	1	0	1	
Inning Stats	R: 2 E: 0 K: 0 S: 6	H: 4 LOB: 2 BB: 1 P: 10	R: 0 E: 0 K: 0 S: 4	H: 1 LOB: 1 BB: 0 P: 4	R: 0 E: 0 K: 0 S: 3	H: 0 LOB: 0 BB: 0 P: 3	R: 0 E: 0 K: 0 S: 5	H: 2 LOB: 1 BB: 1 P: 9	R: 1 E: 1 K: 2 S: 8	H: 1 LOB: 2 BB: 1 P: 13	R: 0 E: 0 K: 0 S: 4	H: 1 LOB: 1 BB: 0 P: 4	1B: 8 2B: 1 3B: 0 HR: 1	SF: 1 SAC: 1 DP: 1 HBP: 1	WP: 1 PB: 1 SB: 0 CS: 0	PA: 37	
PITCHER Steve Barber, L (1.1) ERA: 3.36	IP: 6.1 WLS: L BF: 30 H: 9 R: 5 ER: 4 SO: 2 BB: 3 IBB: 0 HBP: 0 BLK: 0 WP: 1 HR: 1 S: 31 P: 43 ERA: 5.68 WHIP: 1.895															PITCHER Wes Stock, R (7.1) ERA: 3.01	
Wes Stock, R (7.1) ERA: 3.01	IP: 0.2 WLS: L BF: 3 H: 0 R: 0 ER: 0 SO: 1 BB: 0 IBB: 0 HBP: 1 BLK: 0 WP: 0 HR: 0 S: 4 P: 5 ERA: 0.00 WHIP: 0.000															PITCHER Jim Lebew, R (8.1) ERA: 1.000	
Jim Lebew, R (8.1) ERA: 1.000	IP: 1.0 WLS: L BF: 4 H: 1 R: 0 ER: 0 SO: 0 BB: 0 IBB: 0 HBP: 0 BLK: 0 WP: 0 HR: 0 S: 4 P: 4 ERA: 0.00 WHIP: 1.000																

Batter	1	2	3	4	5	6	7	8	9	AB	R	H	RBI	BB	SO	LOB	TOP					
Jake Jacobs, R (1, 8) OBP: 0.500, SLG: 0.500 Dan Dobbek, L (9, PH) OBP: 0.273, SLG: 0.328	0-0 6-3		0-0 1B		0-0 FC7-6-5 1B		0-3 K		0-3 K	4	0	2	0	0	1	1	Minnesota Twins @ Cleveland Indians Cleveland Municipal Stadium, Cleveland, OH Fri Sep 15 1961, 7:05 PM EDT Att: 4,503 - Unknown AB 36 R 3 H 8 RBI 3 BB 8 SO 8 LOB 28 					
Zoilo Versalles, R (1, 6) OBP: 0.310, SLG: 0.381	0-0 4-3		0-0 F9		0-0 F8		0-0 E3 BB		0-0 1B 1-3 1B	5	1	1	0	0	0	3						
Harmon Killebrew, R (1, 3) OBP: 0.399, SLG: 0.698	4-0 PB BB		0-3 K		4-0 1-2 BB		4-0 1-2 2-3 BB		0-0 F2	2	0	0	0	3	1	3						
Bob Allison, R (1, 9) OBP: 0.353, SLG: 0.457	0-0 F9 1-2		0-0 P5		0-0 FC7-6-5 2-3f		0-0 F7		0-0 1-3 2B 1B	5	1	1	1	0	0	7						
Earl Battey, R (1, 2) OBP: 0.383, SLG: 0.483		4-0 BB BB		0-3 K		0-3 K		4-0 4-3 5-3 BB	0-0 2B 1-2 3-H 1B	3	0	1	1	2	2	0						
Jim Lemon, R (1, 7) OBP: 0.332, SLG: 0.428 Jim Kaat, L (9, PR) OBP: 0.317, SLG: 0.345 Billy Martin, R (9, 4) OBP: 0.294, SLG: 0.331		0-3 K		0-0 1-3 1B		0-0 P4		0-0 5-3 1-2	0-0 1-3 2-H 2B	5	0	2	1	0	1	2						
Bill Tuttle, R (1, 5) OBP: 0.308, SLG: 0.317		4-0 1-2 BB		0-0 1-3 2		0-0 F7		0-0 4-3 2-3	4-0 IBB	3	0	0	0	2	0	2						
Jim Snyder, R (1, 4) Julio Becquer, L (9, PH) OBP: 0.250, SLG: 0.455 Jose Valdivielso, R (8, 4) OBP: 0.224, SLG: 0.248 Hal Naragon, L (9, PH) OBP: 0.301, SLG: 0.372 Ray Moore, R (9, 1)		0-0 P4		0-0 6-3		0-3 K		0-3 K	0-0 L5	3	0	0	0	0	1	3						
Jack Kralick, L (1, 1) OBP: 0.179, SLG: 0.195 Rich Rollins, R (7, PH) OBP: 0.400, SLG: 0.353 Lee Stange, R (7, 1) Joe Altobelli, L (9, PH) OBP: 0.368, SLG: 0.388		0-0 4-3		0-0 1-3		0-0 1-3		4-0 BB E BB	0-0 1B 1B	2	0	0	0	0	0	2						
Inning Stats	R: 0 E: 0 K: 0 S: 3	H: 0 LOB: 1 BB: 1 P: 7	R: 0 E: 0 K: 1 S: 5	H: 0 LOB: 2 BB: 2 P: 13	R: 0 E: 0 K: 1 S: 6	H: 1 LOB: 1 BB: 0 P: 6	R: 0 E: 0 K: 1 S: 6	H: 1 LOB: 1 BB: 0 P: 6	R: 0 E: 0 K: 0 S: 4	H: 0 LOB: 0 BB: 2 P: 8	R: 0 E: 1 K: 2 S: 5	H: 0 LOB: 0 BB: 2 P: 16	R: 0 E: 0 K: 1 S: 5	H: 0 LOB: 1 BB: 1 P: 9	R: 3 E: 0 K: 1 S: 10	H: 5 LOB: 3 BB: 1 P: 14		1B: 7 2B: 1 3B: 0 HR: 0	SF: 0 SAC: 0 DP: 0 HBP: 0	WP: 0 PB: 1 SB: 0 CS: 0	PA: 44	
PITCHER	IP	WLS	BF	H	R	ER	SO	BB	IBB	HBP	BLK	WP	HR	S	P	ERA		WHIP				
Sam McDowell, L (1, 1) ERA: 0.00	6.1		27	3	0	0	5	5	0	0	0	0	0	32	52	0.00		1.263				
Frank Funk, R (7, 1) ERA: 3.35	2.1	L	14	4	3	3	3	2	0	0	0	0	0	18	26	11.57		2.571				
Bill Dailey, R (9, 1) ERA: 0.68	0.1		3	1	0	0	0	0	1	0	0	0	0	2	6	0.00		3.000				

Batter	1	2	3	4	5	6	7	8	9	AB	R	H	RBI	BB	SO	LOB	BOTTOM					
Johnny Temple, R (1, 4) OBP: 0.356, SLG: 0.351	0-0 F9		0-0 FC5-4 1B 1B		0-0 F9		4-0 1-2 BB			3	1	1	0	1	0	0	Minnesota Twins @ Cleveland Indians Cleveland Municipal Stadium, Cleveland, OH Fri Sep 15 1961, 7:05 PM EDT Att: 4,503 - Unknown AB 35 R 2 H 8 RBI 2 BB 1 SO 11 LOB 13 					
Jim Piersall, R (1, 8) OBP: 0.380, SLG: 0.446	0-0 5-3		0-0 FC5-4 1-2 1B		0-0 5-6-3		0-3 K			4	0	1	0	0	1	2						
Chuck Essegian, R (1, 7) OBP: 0.339, SLG: 0.562	0-3 K 1B		0-0 FC5-4 1-2 2-3 1B				0-0 HR		0-0 2B	4	1	2	1	0	1	2						
Bob Nieman, R (1, 9) OBP: 0.434, SLG: 0.549	0-0 1-3 1B		0-0 1-2 3-H 1B		0-0 F9		0-3 K		0-3 K	4	0	2	1	0	1	1						
Hal Jones, R (1, 3)	0-0 1-3		0-0 F8				0-3 K		0-3 K	4	0	0	0	0	2	5						
Woodie Held, R (1, 6) OBP: 0.352, SLG: 0.457		0-0 6-3		0-3 K		0-0 G3		0-3 K		4	0	0	0	0	2	1						
Jack Kubiszyn, R (1, 5) OBP: 0.214, SLG: 0.083 Tito Francona, L (9, PH) OBP: 0.355, SLG: 0.455		0-0 P6		0-0 G6-4-3 1B			0-0 P6		0-3 K	3	0	1	0	0	0	0						
Valmy Thomas, R (1, 2) OBP: 0.250, SLG: 0.212 Willie Kirkland, L (9, PH) OBP: 0.316, SLG: 0.465		0-3 K		0-0 G6-4-3 1-2			0-0 FC1-8 1B		0-0 F5	3	0	1	0	0	1	1						
Sam McDowell, L (1, 1) Frank Funk, R (7, 1) OBP: 0.111, SLG: 0.059 Bill Dailey, R (9, 1) Don Dillard, L (9, PH) OBP: 0.342, SLG: 0.436			0-3 K		0-3 K		0-0 FC1-6 BB		0-0 P5	2	0	0	0	0	2	0						
Inning Stats	R: 0 E: 1 K: 1 S: 7	H: 1 LOB: 2 BB: 0 P: 7	R: 0 E: 0 K: 1 S: 5	H: 0 LOB: 0 BB: 0 P: 5	R: 1 E: 0 K: 1 S: 8	H: 3 LOB: 2 BB: 0 P: 8	R: 0 E: 0 K: 1 S: 5	H: 1 LOB: 0 BB: 0 P: 5	R: 0 E: 0 K: 1 S: 6	H: 1 LOB: 2 BB: 1 P: 10	R: 1 E: 0 K: 1 S: 6	H: 1 LOB: 1 BB: 0 P: 6	R: 0 E: 0 K: 3 S: 10	H: 1 LOB: 0 BB: 0 P: 10	R: 0 E: 0 K: 1 S: 5	H: 0 LOB: 0 BB: 0 P: 5		1B: 6 2B: 1 3B: 0 HR: 1	SF: 0 SAC: 0 DP: 1 HBP: 0	WP: 1 PB: 0 SB: 0 CS: 0	PA: 36	
PITCHER	IP	WLS	BF	H	R	ER	SO	BB	IBB	HBP	BLK	WP	HR	S	P	ERA		WHIP				
Jack Kralick, L (1, 1) ERA: 3.63	6.0		24	6	2	2	6	0	0	0	0	0	0	36	36	3.00		1.000				
Lee Stange, R (7, 1) ERA: 4.03	2.0	W	9	2	0	0	4	1	0	0	0	0	0	16	20	0.00		1.500				
Ray Moore, R (9, 1) ERA: 4.03	1.0	S	3	0	0	0	1	0	0	0	0	0	0	5	5	0.00		0.000				

Batter	1	2	3	4	5	6	7	8	9	AB	R	H	RBI	BB	SO	LOB	TOP			
Jake Jacobs, R (1, 8) OBP: 0.333, SLG: 0.333 Dan Dobbek, L (6, PH) OBP: 0.269, SLG: 0.322 (6, 8)	F2		K			P3		K		2	0	0	0	0	1	1	Minnesota Twins @ Cleveland Indians Cleveland Municipal Stadium, Cleveland, OH Sat Sep 16 1961, 3:33 AM EDT Att: 2,946 - Unknown AB 29 R 0 H 4 RBI 0 BB 2 SO 7 LOB 13 			
Billy Martin, R (1, 4) OBP: 0.297, SLG: 0.333	P3			4-3				1B	G1-6-3 1B	4	0	2	0	0	0	0				
Harmon Killebrew, R (1, 3) OBP: 0.390, SLG: 0.604	F7			F7		5-3			F3	4	0	0	0	0	0	2				
Bob Allison, R (1, 9) OBP: 0.353, SLG: 0.454		K		L8				G6-4-3 BB	G1-6-3 1-2	3	0	0	0	1	1					
Earl Battey, R (1, 2) OBP: 0.383, SLG: 0.481		P4						G6-4-3 1-2		3	0	1	0	0	0	1				
Jim Lemon, R (1, 7) OBP: 0.330, SLG: 0.425		F3			L8			K		3	0	0	0	0	1	1				
Bill Tuttle, R (1, 5) OBP: 0.310, SLG: 0.318				WP 1B	F7			BB		2	0	1	0	1	0	1				
Zoilo Versalles, R (1, 6) OBP: 0.308, SLG: 0.378			5-3		5-3			K		3	0	0	0	0	1	3				
Pedro Ramos, S (1, 1) OBP: 0.202, SLG: 0.247 Joe Altobelli, L (8, PH) OBP: 0.362, SLG: 0.380 Bill Pleis, L (8, 1) OBP: 0.111, SLG: 0.111			K		5-3			K		2	0	0	0	0	1	1				
										1	0	0	0	0	0	0				
Inning Stats	R: 0 E: 0 K: 0 S: 3	H: 0 LOB: 0 BB: 0 P: 3	R: 0 E: 0 K: 1 S: 5	H: 0 LOB: 0 BB: 0 P: 5	R: 0 E: 0 K: 2 S: 8	H: 1 LOB: 1 BB: 0 P: 8	R: 0 E: 0 K: 0 S: 3	H: 0 LOB: 0 BB: 0 P: 3	R: 0 E: 0 K: 0 S: 4	H: 1 LOB: 1 BB: 0 P: 4	R: 0 E: 0 K: 1 S: 4	H: 0 LOB: 0 BB: 1 P: 8	R: 0 E: 0 K: 3 S: 9	H: 0 LOB: 1 BB: 1 P: 13	R: 0 E: 0 K: 0 S: 3	H: 1 LOB: 0 BB: 0 P: 3	1B: 4 2B: 0 3B: 0 HR: 0	SF: 0 SAC: 0 DP: 2 HBP: 0	WP: 1 PB: 0 SB: 0 CS: 0	PA: 31
PITCHER Barry Latman, R (1, 1) ERA: 3.83	IP: 9.0 WLS: W BF: 31 H: 4 R: 0 ER: 0 SO: 7 BB: 2 IBB: 0 HBP: 0 BLK: 0 WP: 1 HR: 0 S: 43 P: 51 ERA: 0.00 WHIP: 0.667																			

Batter	1	2	3	4	5	6	7	8	9	AB	R	H	RBI	BB	SO	LOB	BOTTOM			
Johnny Temple, R (1, 4) OBP: 0.356, SLG: 0.352	P3				F9		4-3			4	0	1	0	0	0	2	Minnesota Twins @ Cleveland Indians Cleveland Municipal Stadium, Cleveland, OH Sat Sep 16 1961, 3:33 AM EDT Att: 2,946 - Unknown AB 31 R 2 H 7 RBI 2 BB 1 SO 5 LOB 10 			
Ty Cline, L (1, 8)	L9		L1-3		L9			L4-3		4	0	0	0	0	0	2				
Tito Francona, L (1, 7) OBP: 0.356, SLG: 0.460				F7		F7		S 2B		4	0	2	0	0	0	0				
Al Luplow, L (1, 9)	K			F8		1-3		F9		4	0	0	0	0	1	2				
Hal Jones, R (1, 3)		K		K		E5		FC6-4 BB		3	0	0	0	1	2	0				
Woodie Held, R (1, 6) OBP: 0.351, SLG: 0.462		F3			HR	K		FC6-4 1-2		4	1	1	1	0	1	3				
Jack Kubiszyn, R (1, 5) OBP: 0.235, SLG: 0.133		F2			2B 1B		K			3	1	1	0	0	1	0				
Valmy Thomas, R (1, 2) OBP: 0.267, SLG: 0.246			5-3		FC6-5 1-H 2B		SH3-4 1B			3	0	2	1	0	0	0				
Barry Latman, R (1, 1) OBP: 0.127, SLG: 0.115		F3			FC6-5 2-3		SH3-4 1-2			2	0	0	0	0	0	1				
										1	0	0	0	0	0	0				
Inning Stats	R: 0 E: 0 K: 1 S: 6	H: 1 LOB: 1 BB: 0 P: 6	R: 0 E: 0 K: 1 S: 5	H: 0 LOB: 0 BB: 0 P: 5	R: 0 E: 0 K: 0 S: 4	H: 1 LOB: 1 BB: 0 P: 4	R: 0 E: 0 K: 1 S: 5	H: 0 LOB: 0 BB: 0 P: 5	R: 2 E: 0 K: 0 S: 6	H: 3 LOB: 1 BB: 0 P: 6	R: 0 E: 1 K: 1 S: 6	H: 0 LOB: 1 BB: 0 P: 6	R: 0 E: 0 K: 1 S: 6	H: 1 LOB: 1 BB: 0 P: 6	R: 0 E: 0 K: 0 S: 4	H: 1 LOB: 2 BB: 1 P: 8	1B: 2 2B: 3 3B: 1 HR: 1	SF: 0 SAC: 1 DP: 0 HBP: 0	WP: 0 PB: 0 SB: 1 CS: 0	PA: 33
PITCHER Pedro Ramos, R (1, 1) ERA: 3.91 Bill Pleis, L (8, 1) ERA: 5.07	IP: 7.0 WLS: L BF: 28 H: 6 R: 2 ER: 2 SO: 5 BB: 0 IBB: 0 HBP: 0 BLK: 0 WP: 0 HR: 1 S: 38 P: 38 ERA: 2.57 WHIP: 0.857																			

Batter	1	2	3	4	5	6	7	8	9	AB	R	H	RBI	BB	SO	LOB	TOP								
Lenny Green, L OBP: 0.396, SLG: 0.420 (1, 8)			4-1				L8		6-3	5	1	2	0	0	0	1	Minnesota Twins @ Cleveland Indians Cleveland Municipal Stadium, Cleveland, OH Sun Sep 17 1961, 3:33 AM EDT Unknown livebaseballscorecards.com								
Billy Martin, R OBP: 0.289, SLG: 0.338 (1, 4)	K						K2-3			4	1	2	0	0	2	1									
Harmon Killebrew, R OBP: 0.395, SLG: 0.690 (1, 3)	K									3	0	0	0	1	2	4									
Joe Altobelli, L OBP: 0.371, SLG: 0.444 Jose Valdivieso, R OBP: 0.224, SLG: 0.248 (8, 5)									F9	4	2	2	3	0	1	2									
Earl Battey, R OBP: 0.382, SLG: 0.479 (1, 2)	K								F9	4	1	1	0	0	2	2									
Bob Allison, R OBP: 0.354, SLG: 0.454 (1, 9)										3	0	1	0	1	0	1									
Bill Tuttle, R OBP: 0.310, SLG: 0.317 (8, 8)										4	0	1	2	0	1	1									
Zolio Versalles, R OBP: 0.308, SLG: 0.377 (1, 6)			1-3							4	0	1	0	0	1	2									
Camilo Pascual, R OBP: 0.220, SLG: 0.218 (1, 1)										3	0	0	0	0	0	0									
Inning Stats	R: 0 E: 0 K: 2 S: 7	H: 1 LOB: 1 BB: 0 P: 7	R: 1 E: 0 K: 1 S: 6	H: 2 LOB: 0 BB: 0 P: 6	R: 0 E: 0 K: 0 S: 3	H: 0 LOB: 0 BB: 0 P: 3	R: 0 E: 0 K: 2 S: 8	H: 1 LOB: 1 BB: 0 P: 8	R: 0 E: 0 K: 0 S: 3	H: 0 LOB: 0 BB: 0 P: 3	R: 4 E: 0 K: 2 S: 12	H: 5 LOB: 2 BB: 1 P: 16	R: 0 E: 0 K: 1 S: 5	H: 0 LOB: 0 BB: 0 P: 5	R: 0 E: 0 K: 0 S: 3	H: 0 LOB: 1 BB: 1 P: 7		R: 0 E: 0 K: 1 S: 6	H: 1 LOB: 1 BB: 0 P: 6	1B: 7 2B: 3 3B: 0 HR: 1	SF: 0 SAC: 1 DP: 2 HBP: 0	WP: 0 PB: 1 SB: 0 CS: 1	PA: 37		
PITCHER	IP	WLS	BF	H	R	ER	SO	BB	IBB	HBP	BLK	WP	HR	S	P	ERA	WHIP								
Jim Perry, R ERA: 4.62 (1, 1)	5.2	L	25	9	5	5	6	1	0	0	0	0	1	36	40	7.94	1.765								
Bob Allen, L ERA: 3.72 (8, 1)	1.1		4	0	0	0	2	0	0	0	0	0	0	8	8	0.00	0.000								
Joe Schaffernoth, R ERA: 5.92 (8, 1)	2.0		8	1	0	0	1	1	0	0	0	0	0	9	13	0.00	1.000								

Batter	1	2	3	4	5	6	7	8	9	AB	R	H	RBI	BB	SO	LOB	BOTTOM								
Ty Cline, L OBP: 0.125, SLG: 0.125 (1, 8)	L7		L5-3							4	0	1	0	0	0	0	Minnesota Twins @ Cleveland Indians Cleveland Municipal Stadium, Cleveland, OH Sun Sep 17 1961, 3:33 AM EDT Unknown livebaseballscorecards.com								
Tito Francona, L OBP: 0.397, SLG: 0.460 (1, 7)	K2-3									3	0	1	0	1	2	1									
Vic Power, R OBP: 0.309, SLG: 0.373 (1, 4)	WP									4	0	1	0	0	0	3									
Al Luplow, L (1, 9)	K									4	0	0	0	0	2	3									
Woodie Held, R OBP: 0.349, SLG: 0.458 (1, 6)										4	0	0	0	0	2	0									
Hal Jones, R OBP: 0.154, SLG: 0.083 (1, 3)										4	0	1	0	0	2	0									
Jack Kubiszyn, R OBP: 0.333, SLG: 0.263 (1, 5)										4	0	3	0	0	0	0									
Valmy Thomas, R OBP: 0.266, SLG: 0.247 (1, 2)										4	0	1	0	0	0	3									
Jim Perry, S OBP: 0.196, SLG: 0.203 Bob Allen, L OBP: 0.157, SLG: 0.250 Walt Bond, L OBP: 0.130, SLG: 0.122 Joe Schaffernoth, R (8, 1)										2	0	0	0	0	0	2									
Inning Stats	R: 0 E: 0 K: 2 S: 8	H: 1 LOB: 1 BB: 0 P: 8	R: 0 E: 0 K: 1 S: 7	H: 2 LOB: 2 BB: 0 P: 7	R: 0 E: 0 K: 1 S: 4	H: 1 LOB: 1 BB: 0 P: 4	R: 0 E: 0 K: 0 S: 6	H: 1 LOB: 1 BB: 0 P: 6	R: 0 E: 0 K: 2 S: 7	H: 0 LOB: 0 BB: 0 P: 7	R: 0 E: 0 K: 1 S: 5	H: 0 LOB: 0 BB: 0 P: 5	R: 0 E: 0 K: 0 S: 3	H: 0 LOB: 1 BB: 1 P: 7	R: 0 E: 0 K: 1 S: 6	H: 1 LOB: 1 BB: 0 P: 6		1B: 7 2B: 1 3B: 0 HR: 0	SF: 0 SAC: 0 DP: 1 HBP: 0	WP: 1 PB: 0 SB: 1 CS: 0	PA: 35				
PITCHER	IP	WLS	BF	H	R	ER	SO	BB	IBB	HBP	BLK	WP	HR	S	P	ERA	WHIP								
Camilo Pascual, R ERA: 3.5 (1, 1)	9.0	W	35	8	0	0	9	1	0	0	0	1	0	52	56	0.00	1.000								

Batter	1	2	3	4	5	6	7	8	9	AB	R	H	RBI	BB	SO	LOB	TOP				
Jerry Lumpe, L (1,4) OBP: 0.344, SLG: 0.388										4	1	1	1	0	0	2	Kansas City Athletics @ Cleveland Indians Cleveland Municipal Stadium, Cleveland, OH Tue Sep 19 1961, 7:05 PM EDT Unknown livebaseballscorecards.com				
Bobby Del Greco, R (1,8) OBP: 0.331, SLG: 0.362										3	1	1	1	1	0	1					
Dick Howser, R (1,6) OBP: 0.373, SLG: 0.354										4	1	1	0	0	1	1					
Norm Siebern, L (1,3) OBP: 0.377, SLG: 0.479										4	0	2	1	0	0	0					
Deron Johnson, R (1,7) OBP: 0.261, SLG: 0.370										2	1	0	1	1	1	0					
Leo Posada, R (1,9) OBP: 0.328, SLG: 0.373										4	1	1	0	0	1	3					
Wayne Causey, L (1,5) OBP: 0.344, SLG: 0.402										4	1	2	1	0	1	1					
Joe Pignatano, R (1,2) OBP: 0.349, SLG: 0.360										3	0	1	0	1	1	1					
Jim Archer, R (1,1) OBP: 0.097, SLG: 0.085										3	0	0	1	0	0	3					
Inning Stats	R: 0 E: 0 K: 0 S: 2	H: 0 LOB: 0 BB: 1 P: 6	R: 2 E: 0 K: 0 S: 5	H: 2 LOB: 2 BB: 2 P: 13	R: 1 E: 0 K: 1 S: 6	H: 1 LOB: 0 BB: 0 P: 6	R: 0 E: 1 K: 1 S: 6	H: 1 LOB: 1 BB: 0 P: 6	R: 0 E: 0 K: 1 S: 3	H: 0 LOB: 0 BB: 0 P: 3	R: 0 E: 0 K: 1 S: 5	H: 0 LOB: 0 BB: 0 P: 5	R: 0 E: 0 K: 1 S: 5	H: 0 LOB: 0 BB: 0 P: 5	R: 2 E: 0 K: 1 S: 8	H: 3 LOB: 1 BB: 0 P: 8	R: 1 E: 0 K: 0 S: 5	H: 2 LOB: 1 BB: 0 P: 5	1B: 5 2B: 3 3B: 0 HR: 1	SF: 3 SAC: 1 DP: 1 HBP: 0	WP: 1 PA: 38 PB: 0 CS: 0
PITCHER	IP WLS BF H R ER SO BB IBB HBP BLK WP HR S P ERA WHIP																				
Dick Stigman, L (1,1) ERA: 4.98	8.0 L 33 7 5 5 5 2 1 0 0 1 1 40 52 5.62 1.125																				
Wynn Hawkins, R (9,1) ERA: 4.15	1.0 5 2 1 1 0 0 0 0 0 0 0 5 5 9.00 2.000																				

Batter	1	2	3	4	5	6	7	8	9	AB	R	H	RBI	BB	SO	LOB	BOTTOM				
Jack Kubiszyn, R (1,5) OBP: 0.241, SLG: 0.185										4	0	0	0	0	1	1	Kansas City Athletics @ Cleveland Indians Cleveland Municipal Stadium, Cleveland, OH Tue Sep 19 1961, 7:05 PM EDT Unknown livebaseballscorecards.com				
Jim Piersall, R (1,8) OBP: 0.379, SLG: 0.444										4	0	1	0	0	0	0					
Chuck Essegian, R (1,7) OBP: 0.331, SLG: 0.548										4	0	0	0	0	0	1					
Bob Nieman, R (1,9) OBP: 0.450, SLG: 0.581										3	0	2	0	1	0	0					
John Romano, R (1,2) OBP: 0.372, SLG: 0.483										4	0	0	0	0	0	4					
Vic Power, R (1,4) OBP: 0.308, SLG: 0.372										3	0	1	0	0	0	1					
Woodie Held, R (1,6) OBP: 0.352, SLG: 0.462										3	0	1	0	0	1	1					
Hal Jones, R (1,3) OBP: 0.200, SLG: 0.158										3	0	1	0	0	1	2					
Dick Stigman, R (1,1) OBP: 0.133, SLG: 0.133										2	0	0	0	0	1	1					
Miguel de la Hoz, R (8, PH) OBP: 0.239, SLG: 0.379										1	0	0	0	0	0	1					
Wynn Hawkins, R (9,1) OBP: 0.171, SLG: 0.121										0	0	0	0	0	0	0					
Inning Stats	R: 0 E: 0 K: 0 S: 5	H: 2 LOB: 2 BB: 0 P: 5	R: 0 E: 1 K: 1 S: 6	H: 1 LOB: 0 BB: 0 P: 6	R: 0 E: 0 K: 1 S: 5	H: 0 LOB: 0 BB: 0 P: 5	R: 0 E: 0 K: 0 S: 3	H: 0 LOB: 0 BB: 0 P: 3	R: 0 E: 0 K: 1 S: 5	H: 1 LOB: 0 BB: 0 P: 5	R: 0 E: 0 K: 0 S: 3	H: 0 LOB: 0 BB: 0 P: 3	R: 0 E: 0 K: 1 S: 5	H: 0 LOB: 1 BB: 1 P: 9	R: 0 E: 0 K: 0 S: 3	H: 1 LOB: 0 BB: 0 P: 3	R: 0 E: 0 K: 0 S: 4	H: 1 LOB: 1 BB: 0 P: 4	1B: 3 2B: 4 3B: 0 HR: 0	SF: 0 SAC: 0 DP: 2 HBP: 0	WP: 0 PA: 32 PB: 0 CS: 0
PITCHER	IP WLS BF H R ER SO BB IBB HBP BLK WP HR S P ERA WHIP																				
Jim Archer, L (1,1) ERA: 3.31	9.0 W 32 6 0 0 4 1 0 0 0 0 0 39 43 0.00 0.778																				

Batter	1	2	3	4	5	6	7	8	9	AB	R	H	RBI	BB	SO	LOB	TOP					
Dick Howser, R OBP: 0.374, SLG: 0.354 (1, 6)	F3		F5		FC6-2 1-3 1B		FC6-4 1B		F7	5	0	2	0	0	0	1	Kansas City Athletics @ Cleveland Indians Cleveland Municipal Stadium, Cleveland, OH Tue Sep 19 1961, 7:05 PM EDT Att: 2,976 - Unknown livebaseballscorecards.com					
Charlie Shoemaker, L OBP: 0.375, SLG: 0.435 (1, 4)	K		1-3		FC6-2 1-3 1B		FC6-4 1-2f 1B		FC4-6 1B	5	0	1	0	0	1	4						
Gene Stephens, L OBP: 0.297, SLG: 0.295 Jay Hankins, L OBP: 0.213, SLG: 0.250 (9, PR)	F6				E 1B		3-1		FC4-6 1B	5	1	1	0	0	1	4						
Norm Siebern, L OBP: 0.381, SLG: 0.481 (1, 3)					1B				FC4-6 1B	0	0	0	0	0	0	0						
Deron Johnson, R OBP: 0.260, SLG: 0.367 (1, 7)					L8				E 1B	4	1	3	0	1	0	1						
Wayne Causey, L OBP: 0.346, SLG: 0.403 (1, 5)					1B				BB 1B	5	0	1	1	0	2	5						
Billy Bryan, L OBP: 0.200, SLG: 0.500 (1, 2)					F9				K	4	0	2	0	0	1	2						
Bobby Del Greco, R OBP: 0.330, SLG: 0.359 (1, 8)					K				K	4	0	1	1	0	1	4						
Bob Shaw, R OBP: 0.181, SLG: 0.145 Jim Rivera, L OBP: 0.345, SLG: 0.333 Ed Rakow, S OBP: 0.138, SLG: 0.111 Frank C. Wright, R OBP: 0.227, SLG: 0.227 Bill Kunkel, R OBP: 0.242, SLG: 0.125 Jerry Lumpe, L OBP: 0.343, SLG: 0.362 Dave Wickersham, R OBP: 0.601, SLG: 1.000 (8, 1)					4-3				E4 1B	3	0	0	0	1	2	5						
Inning Stats	R: 0 E: 0 K: 1 S: 5	H: 0 LOB: 0 BB: 0 P: 5	R: 0 E: 0 K: 2 S: 8	H: 1 LOB: 1 BB: 0 P: 8	R: 0 E: 0 K: 1 S: 5	H: 0 LOB: 1 BB: 1 P: 9	R: 1 E: 1 K: 0 S: 5	H: 2 LOB: 1 BB: 0 P: 5	R: 0 E: 0 K: 1 S: 7	H: 2 LOB: 2 BB: 0 P: 7	R: 1 E: 0 K: 1 S: 7	H: 3 LOB: 1 BB: 0 P: 7	R: 0 E: 1 K: 2 S: 8	H: 1 LOB: 1 BB: 0 P: 8	R: 0 E: 1 K: 2 S: 9	H: 1 LOB: 3 BB: 1 P: 13		R: 0 E: 0 K: 0 S: 5	H: 2 LOB: 2 BB: 0 P: 5	1B: 12 2B: 1 3B: 0 HR: 0	SF: 0 SAC: 0 DP: 1 HBP: 0	WP: 0 PB: 0 SB: 0 CS: 0
PITCHER Gary Bell, R ERA: 3.92 (1, 1)	IP: 9.0 WLS: W BF: 41 H: 12 R: 2 ER: 1 SO: 10 BB: 2 IBB: 0 HBP: 0 BLK: 0 WP: 0 HR: 0 S: 59 P: 67 ERA: 1.00 WHIP: 1.556															PITCHER	IP: 9.0 WLS: W BF: 41 H: 12 R: 2 ER: 1 SO: 10 BB: 2 IBB: 0 HBP: 0 BLK: 0 WP: 0 HR: 0 S: 59 P: 67 ERA: 1.00 WHIP: 1.556					

Batter	1	2	3	4	5	6	7	8	9	AB	R	H	RBI	BB	SO	LOB	BOTTOM					
Ty Cline, L OBP: 0.167, SLG: 0.235 (1, 8)	L9				1B				L7	4	1	1	1	1	0	1	Kansas City Athletics @ Cleveland Indians Cleveland Municipal Stadium, Cleveland, OH Tue Sep 19 1961, 7:05 PM EDT Att: 2,976 - Unknown livebaseballscorecards.com					
Tito Francona, L OBP: 0.382, SLG: 0.460 (1, 7)	3-1				3B				F3	4	0	2	3	1	0	1						
Vic Power, R OBP: 0.308, SLG: 0.371 (1, 4)	1B				1B				BB	4	0	1	0	0	0	4						
Woodie Held, R OBP: 0.351, SLG: 0.461 (1, 6)	1B				F7				F5	4	0	1	0	0	1	0						
Al Luplow, L (1, 9)	4-3				F8				K	3	0	0	0	1	1	2						
Hal Jones, R OBP: 0.292, SLG: 0.364 (1, 3)					G6-4-3 BB				F8	3	0	0	0	1	1	0						
Jack Kubiszyn, R OBP: 0.242, SLG: 0.194 (1, 5)					G6-4-3 1B				BB	4	1	1	0	0	0	2						
Valmy Thomas, R OBP: 0.265, SLG: 0.286 (1, 2)					F3				F5	4	2	1	1	0	0	2						
Gary Bell, R OBP: 0.190, SLG: 0.173 (1, 1)					BB				F5	4	1	2	0	0	1	1						
Inning Stats	R: 0 E: 0 K: 0 S: 5	H: 2 LOB: 2 BB: 0 P: 5	R: 2 E: 0 K: 0 S: 6	H: 3 LOB: 2 BB: 1 P: 10	R: 0 E: 0 K: 0 S: 2	H: 0 LOB: 0 BB: 1 P: 6	R: 2 E: 0 K: 1 S: 8	H: 3 LOB: 1 BB: 0 P: 8	R: 0 E: 0 K: 0 S: 3	H: 0 LOB: 1 BB: 1 P: 7	R: 1 E: 0 K: 0 S: 4	H: 1 LOB: 1 BB: 1 P: 8	R: 1 E: 0 K: 2 S: 8	H: 1 LOB: 0 BB: 0 P: 8	R: 0 E: 0 K: 0 S: 4	H: 1 LOB: 1 BB: 0 P: 4		R: 0 E: 0 K: 0 S: 5	H: 1 LOB: 2 BB: 0 P: 5	1B: 8 2B: 0 3B: 1 HR: 2	SF: 0 SAC: 0 DP: 1 HBP: 0	WP: 0 PB: 0 SB: 0 CS: 0
PITCHER Bob Shaw, R ERA: 4.21 Ed Rakow, R ERA: 4.97 Bill Kunkel, R ERA: 4.93 Dave Wickersham, R ERA: 3.57 (8, 1)	IP: 4.0 WLS: L BF: 21 H: 8 R: 4 ER: 4 SO: 1 BB: 2 IBB: 0 HBP: 0 BLK: 0 WP: 0 HR: 0 S: 21 P: 29 ERA: 9.00 WHIP: 2.500															PITCHER	IP: 4.0 WLS: L BF: 21 H: 8 R: 4 ER: 4 SO: 1 BB: 2 IBB: 0 HBP: 0 BLK: 0 WP: 0 HR: 0 S: 21 P: 29 ERA: 9.00 WHIP: 2.500					

Batter	1	2	3	4	5	6	7	8	9	AB	R	H	RBI	BB	SO	LOB	TOP					
Ty Cline, L OBP: 0.231, SLG: 0.292 (1, 8)										3	0	1	0	1	0	0	Cleveland Indians @ Kansas City Athletics Municipal Stadium, Kansas City, MO Fri Sep 22 1961, 8:05 PM EDT Att: 3,383 - Unknown					
Tito Francona, L OBP: 0.360, SLG: 0.457 (1, 7)										3	0	0	0	1	1	2						
Vic Power, R OBP: 0.305, SLG: 0.366 (1, 4)										3	1	0	0	1	0	2						
Willie Kirkland, L OBP: 0.318, SLG: 0.470 (1, 9)										4	1	2	2	0	1	0						
John Romano, R OBP: 0.371, SLG: 0.480 (1, 2)										4	0	0	0	0	0	1						
Woodie Held, R OBP: 0.349, SLG: 0.456 (1, 6)										4	0	0	0	0	0	1						
Hal Jones, R OBP: 0.226, SLG: 0.276 (1, 3)										3	0	0	0	0	0	1						
Jack Kubiszyn, R OBP: 0.237, SLG: 0.194 (8, PH)										2	0	0	0	0	0	0						
Walt Bond, L OBP: 0.192, SLG: 0.196 (8, PH)										1	1	1	0	0	0	0						
Miguel de la Hoz, R OBP: 0.269, SLG: 0.379 (8, 5)										0	0	0	0	0	0	0						
Jim Perry, S OBP: 0.181, SLG: 0.197 (1, 1)										2	0	0	0	0	1	0						
Bobby Locke, R OBP: 0.250, SLG: 0.211 (7, 1)										0	0	0	0	0	0	0						
Don Dillard, L OBP: 0.338, SLG: 0.448 (8, PH)										0	0	0	0	0	0	0						
Bob Nieman, R OBP: 0.439, SLG: 0.566 (8, PH)										1	0	0	1	0	0	0						
Frank Funk, R OBP: 0.111, SLG: 0.059 (8, 1)										0	0	0	0	0	0	0						
Inning Stats	R: 0 E: 0 K: 1 S: 4	H: 0 LOB: 0 BB: 1 P: 8	R: 0 E: 0 K: 0 S: 4	H: 1 LOB: 1 BB: 0 P: 4	R: 0 E: 0 K: 0 S: 3	H: 0 LOB: 0 BB: 0 P: 3	R: 0 E: 0 K: 1 S: 5	H: 0 LOB: 0 BB: 0 P: 5	R: 0 E: 0 K: 0 S: 3	H: 0 LOB: 0 BB: 0 P: 3	R: 0 E: 0 K: 1 S: 6	H: 1 LOB: 1 BB: 0 P: 6	R: 2 E: 0 K: 0 S: 4	H: 1 LOB: 0 BB: 1 P: 8	R: 1 E: 0 K: 0 S: 4	H: 1 LOB: 1 BB: 1 P: 8	R: 0 E: 0 K: 0 S: 3	H: 0 LOB: 0 BB: 0 P: 3	1B: 2 2B: 1 3B: 0 HR: 1	SF: 0 SAC: 0 DP: 1 HBP: 0	WP: 0 PB: 1 SB: 0 CS: 0	PA: 33
PITCHER	IP WLS BF H R ER SO BB IBB HBP BLK WP HR S P ERA WHIP																					
Jerry Walker, R ERA: 4.78 (1, 1)	7.0 W 26 4 3 3 3 2 0 0 0 0 0 1 30 38 3.86 0.857																					
Jim Archer, L ERA: 3.27 (8, 1)	2.0 S 7 0 0 0 0 1 0 0 0 0 0 0 6 10 0.00 0.500																					

Batter	1	2	3	4	5	6	7	8	9	AB	R	H	RBI	BB	SO	LOB	BOTTOM			
Dick Howser, R OBP: 0.373, SLG: 0.353 (1, 6)										3	0	0	0	1	0	0	Cleveland Indians @ Kansas City Athletics Municipal Stadium, Kansas City, MO Fri Sep 22 1961, 8:05 PM EDT Att: 3,383 - Unknown			
Wayne Causey, L OBP: 0.346, SLG: 0.404 (1, 5)										3	1	1	1	0	2	0				
Jerry Lumpe, L OBP: 0.345, SLG: 0.388 (1, 4)										4	0	2	1	0	0	0				
Norm Siebern, L OBP: 0.384, SLG: 0.481 (1, 3)										2	0	1	0	2	0	1				
Deron Johnson, R OBP: 0.253, SLG: 0.356 (1, 7)										4	1	0	0	0	3	5				
Billy Bryan, L OBP: 0.222, SLG: 0.313 (1, 2)										3	1	0	0	1	3	2				
Haywood Sullivan, R OBP: 0.335, SLG: 0.359 (9, 2)										0	0	0	0	0	0	0				
Leo Posada, R OBP: 0.327, SLG: 0.378 (1, 9)										4	0	1	2	0	1	1				
Jay Hankins, L OBP: 0.214, SLG: 0.250 (9, 9)										0	0	0	0	0	0	0				
Bobby Del Greco, R OBP: 0.331, SLG: 0.364 (1, 8)										2	1	0	0	2	0	0				
Jerry Walker, S OBP: 0.277, SLG: 0.274 (1, 1)										2	0	0	0	1	0	2				
Jim Archer, R OBP: 0.097, SLG: 0.085 (8, 1)										0	0	0	0	0	0	0				
Inning Stats	R: 0 E: 0 K: 1 S: 5	H: 0 LOB: 0 BB: 0 P: 5	R: 0 E: 0 K: 2 S: 7	H: 0 LOB: 1 BB: 1 P: 11	R: 0 E: 0 K: 0 S: 3	H: 0 LOB: 0 BB: 0 P: 3	R: 1 E: 0 K: 2 S: 9	H: 2 LOB: 1 BB: 0 P: 9	R: 1 E: 0 K: 0 S: 2	H: 0 LOB: 1 BB: 3 P: 14	R: 2 E: 0 K: 0 S: 5	H: 2 LOB: 2 BB: 2 P: 13	R: 0 E: 0 K: 2 S: 8	H: 1 LOB: 2 BB: 1 P: 12	R: 0 E: 0 K: 2 S: 7	H: 0 LOB: 0 BB: 0 P: 7	1B: 3 2B: 2 3B: 1 HR: 0	SF: 1 SAC: 0 DP: 1 HBP: 0	WP: 1 PB: 0 SB: 0 CS: 0	PA: 35
PITCHER	IP WLS BF H R ER SO BB IBB HBP BLK WP HR S P ERA WHIP																			
Jim Perry, R ERA: 4.66 (1, 1)	6.0 L 27 4 4 4 5 6 0 0 0 0 0 1 31 55 6.00 1.667																			
Bobby Locke, R ERA: 4.47 (7, 1)	1.0 5 1 0 0 2 1 0 0 0 0 1 0 8 12 0.00 2.000																			
Frank Funk, R ERA: 3.31 (8, 1)	1.0 3 0 0 0 2 0 0 0 0 0 0 0 7 7 0.00 0.000																			

Batter	1	2	3	4	5	6	7	8	9	AB	R	H	RBI	BB	SO	LOB	TOP										
Miguel de la Hoz, R OBP: 0.293, SLG: 0.376	4-0 1B BB		0-0 K	0-3 K			0-0 1B		0-3 K	4	0	1	0	1	2	1											
Vic Power, R OBP: 0.306, SLG: 0.368	0-0 1B		0-0 HR	G6-4-3 1B			0-0 1B		0-0 HBP 1B	5	2	2	0	0	0	3											
Chuck Essegian, R OBP: 0.330, SLG: 0.559	0-3 K		0-0 HR		0-0 F2		0-0 1B		0-0 1B HBP BB	4	1	1	2	0	1	2											
Tito Francona, L OBP: 0.361, SLG: 0.458			0-0 HR						1B HBP BB	1	1	1	0	0	0	0											
Bob Nieman, R OBP: 0.442, SLG: 0.557	0-0 1B		0-0 1B		0-0 1B		0-0 1B		1B BB	3	0	1	0	1	0	0											
Ty Cline, L OBP: 0.259, SLG: 0.292	1-3 1B		0-0 1B		0-0 1B		0-0 1B		BB 1B HBP	0	2	0	0	0	0	0											
Jim Piersall, R OBP: 0.379, SLG: 0.444	0-0 1B		0-0 HR		0-0 1B		0-0 1B		BB 2B 1B	5	2	2	1	0	0	3											
John Romano, R OBP: 0.373, SLG: 0.486		0-3 K	0-0 HR		0-0 1B		0-0 1B		2B BB	4	1	2	3	1	1	0											
Woodie Held, R OBP: 0.348, SLG: 0.454		0-0 1B	0-0 E5		0-3 K		0-0 1B		SF8	4	0	1	1	0	1	2											
Hal Jones, R OBP: 0.206, SLG: 0.250		0-3 K	0-0 1B		0-0 1B		0-0 1B		3H	3	0	0	0	0	1	2											
Wille Kirkland, L OBP: 0.320, SLG: 0.471		0-3 K	0-0 1B		0-0 1B		0-0 1B		1-3 2H	1	0	1	1	0	0	0											
Ken Aspromonte, R OBP: 0.316, SLG: 0.307		0-3 K	0-0 1B		0-0 1B		0-0 1B		1-3 2H	1	0	1	1	0	0	0											
Mudcat Grant, R OBP: 0.216, SLG: 0.241		0-0 1B	0-0 1B		0-0 1B		0-3 K		0-3 K	3	0	1	0	0	1	1											
Dick Stigman, R OBP: 0.133, SLG: 0.133		0-0 1B	0-0 1B		0-0 1B		0-0 1B		4-3	0	0	0	0	0	0	0											
Walt Bond, L OBP: 0.189, SLG: 0.191		0-0 1B	0-0 1B		0-0 1B		0-0 1B		0-3 K	1	0	0	0	0	0	2											
Bill Dailey, R OBP: 0.189, SLG: 0.191		0-0 1B	0-0 1B		0-0 1B		0-0 1B		0-3 K	1	0	0	0	0	1	2											
Inning Stats	R: 0 E: 0 K: 1 S: 6	H: 1 LOB: 2 BB: 1 P: 10	R: 0 E: 0 K: 2 S: 8	H: 1 LOB: 1 BB: 0 P: 8	R: 4 E: 1 K: 0 S: 8	H: 4 LOB: 1 BB: 0 P: 8	R: 0 E: 0 K: 1 S: 5	H: 1 LOB: 0 BB: 0 P: 5	R: 0 E: 0 K: 0 S: 3	H: 0 LOB: 0 BB: 0 P: 3	R: 0 E: 0 K: 1 S: 5	H: 0 LOB: 0 BB: 0 P: 5	R: 0 E: 0 K: 1 S: 6	H: 1 LOB: 1 BB: 0 P: 6	R: 1 E: 0 K: 0 S: 5	H: 2 LOB: 2 BB: 1 P: 9	R: 4 E: 0 K: 2 S: 11	H: 4 LOB: 2 BB: 1 P: 16	1B: 10 2B: 2 3B: 0 HR: 2	SF: 1 SAC: 0 DP: 1 HBP: 1	WP: 0 PB: 0 SB: 1 CS: 0	PA: 45					
PITCHER	IP	WLS	BF	H	R	ER	SO	BB	IBB	HBP	BLK	WP	HR	S	P	ERA	WHIP	PITCHER									
Bill Kirk, L ERA: 12.0	3.0	17	6	4	4	3	1	0	0	0	0	0	2	22	26	12.00	2.333										
Ed Rakow, R ERA: 4.71	4.0	13	2	0	0	3	0	0	0	0	0	0	0	19	19	0.00	0.500										
Bill Kunkel, R ERA: 4.97	1.0	6	2	1	1	0	1	0	0	0	0	0	0	5	9	9.00	3.000										
Dave Wickersham, R ERA: 5.5	0.1	L	6	3	4	4	1	1	0	1	0	0	0	6	11	108.00	12.000										
John Wyatt, R ERA: 2.45	0.2	3	1	0	0	1	0	0	0	0	0	0	0	5	5	0.00	1.500										

Cleveland Indians @ Kansas City Athletics
Municipal Stadium, Kansas City, MO
Sat Sep 23 1961, 4:33 AM EDT
Att: 1,612 - Unknown


AB	40
R	9
H	14
RBI	9
BB	3
SO	8
LOB	18



Batter	1	2	3	4	5	6	7	8	9	AB	R	H	RBI	BB	SO	LOB	BOTTOM										
Dick Howser, R OBP: 0.374, SLG: 0.354	0-0 1B		0-0 BB E BB 1B	0-0 1B			0-0 SH1-4	0-0 PO	0-0 FC3-6 1B	4	1	2	0	0	0	0											
Wayne Causey, L OBP: 0.347, SLG: 0.402	0-0 1B		0-0 E3 BB BB SF7	0-0 1B			4-0 1B 1B E BB		0-3 K	4	2	1	1	1	1	2											
Jerry Lumpe, L OBP: 0.347, SLG: 0.389	0-0 1B		0-0 BB 1B	0-0 1B			0-0 E 1B		0-0 FC3-6	4	0	2	1	1	0	1											
Norm Siebern, L OBP: 0.385, SLG: 0.480	4-0 G6-4-3 BB		4-0 1-2 2-3 3-H BB	0-0 WP 1B			0-3 K		0-0 4-3	3	0	1	1	2	1	3											
Deron Johnson, R OBP: 0.253, SLG: 0.356	0-0 G6-4-3		0-0 SF7	0-0 1B			0-0 E6		0-0 1B	3	0	1	1	0	0	4											
Leo Posada, R OBP: 0.324, SLG: 0.373		0-3 K	0-0 1B		0-0 1B		0-0 1B		0-0 1B	4	0	0	0	0	1	5											
Bobby Del Greco, R OBP: 0.327, SLG: 0.360		0-0 1B	0-0 1B		0-0 1B		0-0 1B		0-0 1B	4	0	0	0	0	0	2											
Haywood Sullivan, R OBP: 0.331, SLG: 0.355		0-0 1B	0-0 1B		0-3 K		0-0 1B		0-0 1B	4	0	0	0	0	1	0											
Bill Kirk, L ERA: 12.0	6.1	30	6	5	2	2	5	0	0	0	0	0	0	0	0	0											
Mudcat Grant, R ERA: 3.73	0.2	3	1	0	0	1	0	0	0	0	0	0	0	0	0	0											
Dick Stigman, L ERA: 4.92	0.2	3	1	0	0	1	0	0	0	0	0	0	0	0	0	0											
Bill Dailey, R ERA: 0.52	2.0	W	7	2	0	0	1	0	0	0	0	0	0	9	9	0.00	1.000										
Inning Stats	R: 0 E: 0 K: 0 S: 4	H: 2 LOB: 2 BB: 1 P: 8	R: 0 E: 0 K: 1 S: 5	H: 0 LOB: 0 BB: 0 P: 5	R: 3 E: 1 K: 0 S: 5	H: 1 LOB: 2 BB: 3 P: 17	R: 0 E: 0 K: 1 S: 5	H: 0 LOB: 0 BB: 0 P: 5	R: 0 E: 0 K: 0 S: 4	H: 1 LOB: 1 BB: 0 P: 4	R: 0 E: 0 K: 0 S: 3	H: 0 LOB: 0 BB: 0 P: 3	R: 2 E: 1 K: 1 S: 8	H: 3 LOB: 3 BB: 1 P: 12	R: 0 E: 0 K: 0 S: 3	H: 1 LOB: 0 BB: 0 P: 3	R: 0 E: 0 K: 1 S: 6	H: 1 LOB: 1 BB: 0 P: 6	1B: 9 2B: 0 3B: 0 HR: 0	SF: 1 SAC: 1 DP: 1 HBP: 0	WP: 1 PB: 0 SB: 0 CS: 0	PA: 41					
PITCHER	IP	WLS	BF	H	R	ER	SO	BB	IBB	HBP	BLK	WP	HR	S	P	ERA	WHIP	PITCHER									
Mudcat Grant, R ERA: 3.73	6.1	30	6	5	2	2	5	0	0	0	0	0	0	0	0	0	0										
Dick Stigman, L ERA: 4.92	0.2	3	1	0	0	1	0	0	0	0	0	0	0	0	0	0	0										
Bill Dailey, R ERA: 0.52	2.0	W	7	2	0	0	1	0	0	0	0	0	0	9	9	0.00	1.000										

Cleveland Indians @ Kansas City Athletics
Municipal Stadium, Kansas City, MO
Sat Sep 23 1961, 4:33 AM EDT
Att: 1,612 - Unknown

AB	33
R	5
H	9
RBI	4
BB	5
SO	4
LOB	17



Batter	1	2	3	4	5	6	7	8	9	AB	R	H	RBI	BB	SO	LOB	TOP			
Johnny Temple, R (1.4) OBP: 0.354, SLG: 0.350 Walt Bond, L (9, PH) OBP: 0.204, SLG: 0.191	6-3		1-3			1-3			3B BB	3	0	0	0	0	0	1	Cleveland Indians @ Minnesota Twins Metropolitan Stadium, Bloomington, MI Wed Sep 27 1961, 4:33 AM EDT Att. 2,992 - Unknown - 52 F			
Ty Cline, L (1.8) OBP: 0.258, SLG: 0.259	L1-3			L3		L6-3			3B BB	3	1	0	0	1	0					
Tito Francona, L (1.7) OBP: 0.361, SLG: 0.462	P5			5-3			4-3		4-3 3B	4	1	1	3	0	0					
Willie Kirkland, L (1.9) OBP: 0.320, SLG: 0.469		4-3		K			L3		4-3	4	0	0	1	0	1					
John Romano, R (1.2) OBP: 0.374, SLG: 0.483		K				G5-4-3 BB			5-3	3	0	0	0	1	1					
Vic Power, R (1.3) OBP: 0.307, SLG: 0.365		5-3				G5-4-3			F7	4	0	0	0	0	0	1				
Woodie Held, R (1.6) OBP: 0.350, SLG: 0.453			4-3 5-3 BB			HBP			K	1	0	0	0	1	1					
Miguel de la Hoz, R (1.5) OBP: 0.285, SLG: 0.363			5-3			5-3			P3	3	0	0	0	0	0	2				
Jim Perry, S (1.1) OBP: 0.176, SLG: 0.192 Bill Dailey, R (6, 1) Joe Schaffernoth, R (8, 1) Don Dillard, L (9, PH) OBP: 0.342, SLG: 0.452			4-3			K			BB BB 3B 1B	2	0	0	0	0	1	1				
Inning Stats	R: 0 E: 0 K: 0 S: 3	H: 0 LOB: 0 BB: 0 P: 3	R: 0 E: 0 K: 1 S: 5	H: 0 LOB: 0 BB: 0 P: 5	R: 0 E: 0 K: 1 S: 3	H: 0 LOB: 1 BB: 1 P: 7	R: 0 E: 0 K: 1 S: 5	H: 0 LOB: 0 BB: 0 P: 5	R: 0 E: 0 K: 1 S: 5	H: 0 LOB: 0 BB: 0 P: 5	R: 0 E: 0 K: 1 S: 3	H: 0 LOB: 0 BB: 0 P: 3	R: 0 E: 0 K: 1 S: 5	H: 0 LOB: 0 BB: 2 P: 13	R: 4 E: 0 K: 0 S: 5	H: 2 LOB: 0 BB: 2 P: 13		1B: 1 2B: 0 3B: 1 HR: 0	SF: 0 SAC: 0 DP: 1 HBP: 1	WP: 0 PB: 0 SB: 0 CS: 0
PITCHER A Schroll, R (1.1) ERA: 4.93	IP: 9.0 WLS: W BF: 33 H: 2 R: 4 ER: 4 SO: 4 BB: 4 IBB: 0 HBP: 1 BLK: 0 WP: 0 HR: 0 S: 36 P: 53 ERA: 4.00 WHIP: 0.667																			

Batter	1	2	3	4	5	6	7	8	9	AB	R	H	RBI	BB	SO	LOB	BOTTOM			
Lenny Green, L (1.8) OBP: 0.376, SLG: 0.405 Billy Martin, R (1.4) OBP: 0.288, SLG: 0.342	6-3		4-3			SH2-3 1B			FC6-2 1B 2B	4	1	2	1	1	0	0	Cleveland Indians @ Minnesota Twins Metropolitan Stadium, Bloomington, MI Wed Sep 27 1961, 4:33 AM EDT Att. 2,992 - Unknown - 52 F			
Harmon Killebrew, R (1.3) OBP: 0.491, SLG: 0.697 Dan Dobbek, L (9, 8)	P5		HR		SH2-3 1-2	FC6-2 1B			FC6-4	4	2	1	1	0	0	4				
Joe Altobelli, L (1.7) OBP: 0.326, SLG: 0.407	1B		P3		K	WP 1B			HR	5	2	3	3	0	1	1				
Earl Battey, R (1.2) OBP: 0.379, SLG: 0.473	4-3				F9	3-1			F9	5	0	1	1	0	0	2				
Bob Allison, R (1.9) OBP: 0.360, SLG: 0.453		4-3			P3				1-3	5	1	1	0	0	0	1				
Bill Tuttle, R (1.5) OBP: 0.322, SLG: 0.328		WP 2B			1B 1B BB				BB	4	1	2	0	1	0	1				
Zolo Versailles, R (1.6) OBP: 0.313, SLG: 0.386 Jose Valdivieso, R (4, PR) OBP: 0.227, SLG: 0.246					1B 1B				1B	3	2	3	0	2	0	0				
A Schroll, R (1.1) OBP: 0.350, SLG: 0.500					L6-3 BB				BB	2	0	1	1	0	0	2				
Jim Perry, R (1.1) ERA: 4.71 Bill Dailey, R (6, 1) Joe Schaffernoth, R (8, 1)					L6-3				P3	1	1	0	1	1	0	2				
Inning Stats	R: 0 E: 0 K: 0 S: 4	H: 1 LOB: 1 BB: 0 P: 4	R: 0 E: 0 K: 0 S: 3	H: 1 LOB: 1 BB: 1 P: 7	R: 1 E: 0 K: 0 S: 4	H: 1 LOB: 0 BB: 0 P: 4	R: 1 E: 0 K: 1 S: 7	H: 2 LOB: 0 BB: 1 P: 11	R: 0 E: 0 K: 1 S: 6	H: 1 LOB: 1 BB: 0 P: 6	R: 6 E: 2 K: 0 S: 9	H: 6 LOB: 1 BB: 1 P: 13	R: 1 E: 0 K: 0 S: 5	H: 2 LOB: 2 BB: 1 P: 9	R: 1 E: 0 K: 0 S: 5	H: 2 LOB: 2 BB: 1 P: 9		1B: 11 2B: 3 3B: 1 HR: 2	SF: 1 SAC: 1 DP: 1 HBP: 0	WP: 3 PB: 0 SB: 0 CS: 0
PITCHER A Schroll, R (1.1) ERA: 4.93	IP: 5.1 WLS: L BF: 28 H: 10 R: 7 ER: 4 SO: 2 BB: 3 IBB: 0 HBP: 0 BLK: 0 WP: 1 HR: 1 S: 29 P: 41 ERA: 6.75 WHIP: 2.438																			

Batter	1	2	3	4	5	6	7	8	9	AB	R	H	RBI	BB	SO	LOB	TOP			
Johnny Temple, R OBP: 0.351, SLG: 0.347										5	1	1	0	0	1	1				
Ty Cline, L OBP: 0.317, SLG: 0.333										4	1	2	0	1	0	0				
Tito Francona, L OBP: 0.359, SLG: 0.457										5	0	1	0	0	1	5				
Willie Kirkland, L OBP: 0.318, SLG: 0.469										5	1	1	1	0	1	1				
John Romano, R OBP: 0.377, SLG: 0.483										3	1	2	1	1	0	0				
Woodie Held, R OBP: 0.352, SLG: 0.466										2	0	0	1	1	2	2				
Vic Power, R OBP: 0.309, SLG: 0.369										4	0	1	0	0	1	3				
Miguel de la Hoz, R OBP: 0.293, SLG: 0.370										3	0	1	1	1	0	0				
Barry Latman, R OBP: 0.121, SLG: 0.109										1	0	0	0	0	0	0				
Walt Bond, L OBP: 0.219, SLG: 0.191										0	0	0	0	1	0	0				
Dick Stigman, R OBP: 0.125, SLG: 0.125										1	0	0	0	1	0	0				
Don Dillard, L OBP: 0.340, SLG: 0.449										1	0	0	0	0	2					
Bob Allen, L OBP: 0.167, SLG: 0.250										0	0	0	0	0	0	0				
Inning Stats	R: 4 E: 0 K: 0 S: 8	H: 6 LOB: 2 BB: 0 P: 8	R: 0 E: 0 K: 1 S: 6	H: 1 LOB: 1 BB: 0 P: 6	R: 0 E: 0 K: 1 S: 5	H: 0 LOB: 1 BB: 1 P: 9	R: 0 E: 0 K: 1 S: 5	H: 0 LOB: 2 BB: 2 P: 13	R: 0 E: 0 K: 1 S: 6	H: 1 LOB: 1 BB: 0 P: 6	R: 0 E: 0 K: 1 S: 3	H: 0 LOB: 0 BB: 0 P: 3	R: 0 E: 0 K: 1 S: 5	H: 0 LOB: 2 BB: 2 P: 13	R: 0 E: 0 K: 1 S: 6	H: 1 LOB: 1 BB: 0 P: 6	1B: 7 2B: 2 3B: 0 HR: 0	SF: 1 SAC: 0 DP: 0 HBP: 0	WP: 0 PB: 0 SB: 1 CS: 0	PA: 40
PITCHER	IP WLS BF H R ER SO BB IBB HBP BLK WP HR S P ERA WHIP																			
Dean Chance, R ERA: 6.87	(1, 1) 1.0 8 6 4 4 0 0 0 0 0 0 0 8 8 36.00 6.000																			
Ron Moeller, L ERA: 5.83	(2, 1) 1.0 4 1 0 0 1 0 0 0 0 0 0 6 6 0.00 1.000																			
Jim Donohue, R ERA: 4.18	(3, 1) 5.2 W 23 1 0 0 5 5 0 0 0 0 0 28 48 0.00 1.059																			
Tom Morgan, R ERA: 2.41	(8, 1) 1.1 S 5 1 0 0 1 0 0 0 0 0 0 7 7 0.00 0.750																			

Cleveland Indians @ Los Angeles Angels
Wrigley Field, Los Angeles, CA
Fri Sep 29 1961, 9:05 PM CDT
Alt. 2,886 - Unknown - 66 F

AB	34
R	4
H	9
RBI	4
BB	5
SO	7
LOB	14

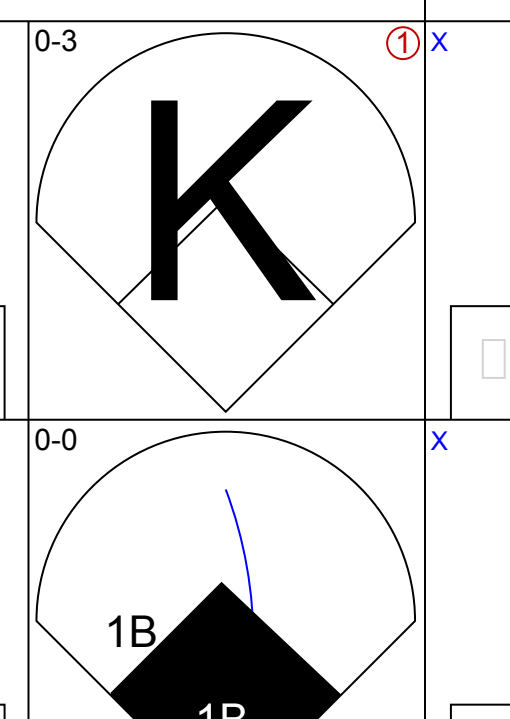
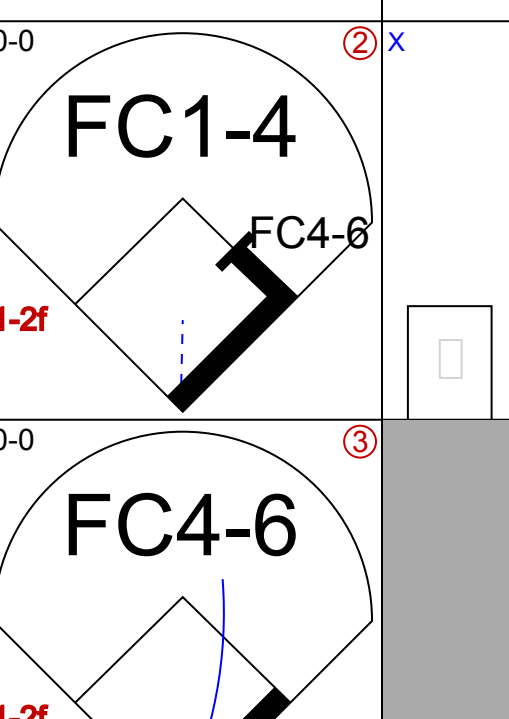
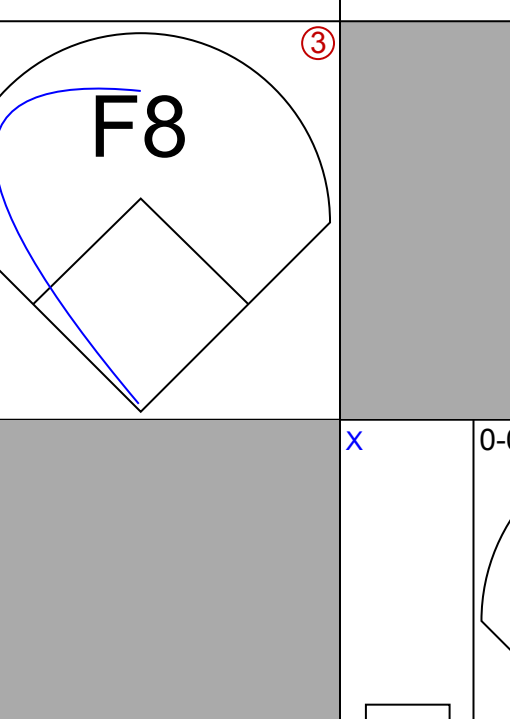
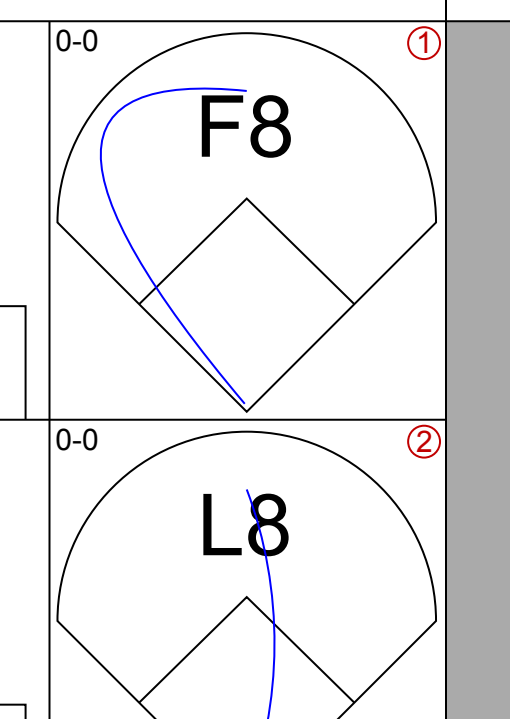
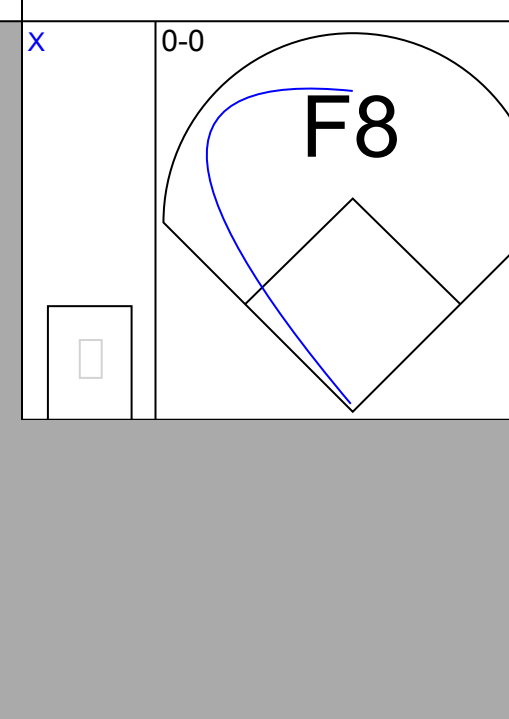
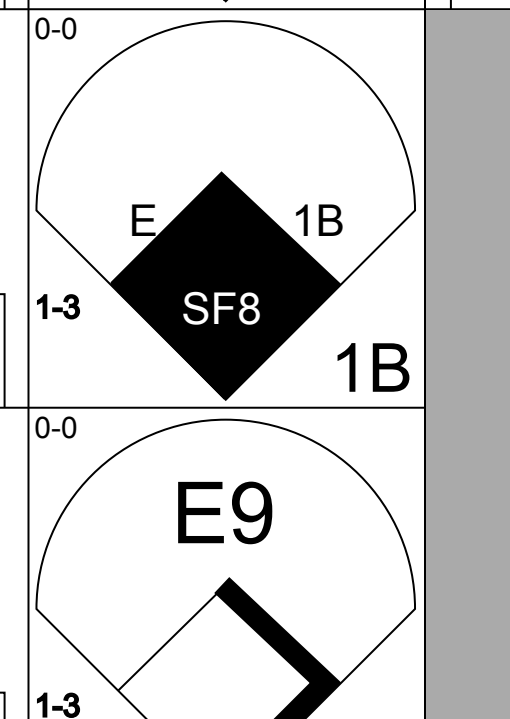
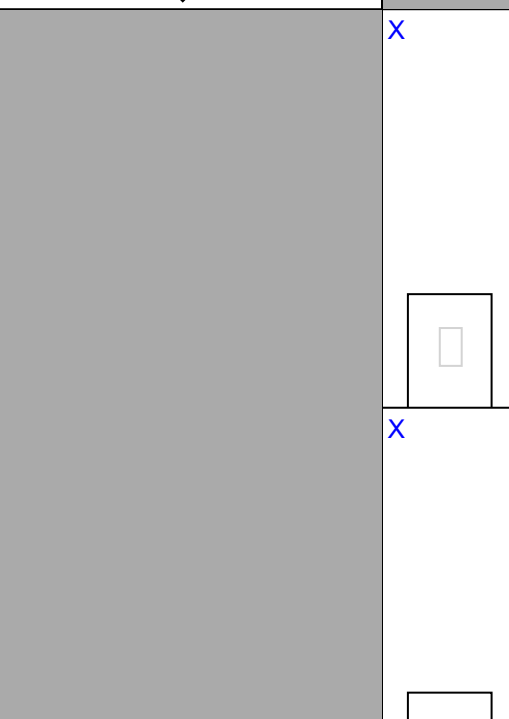
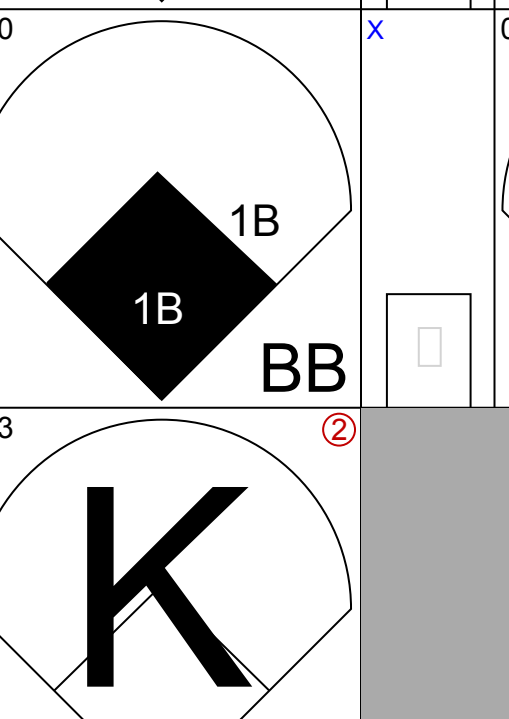
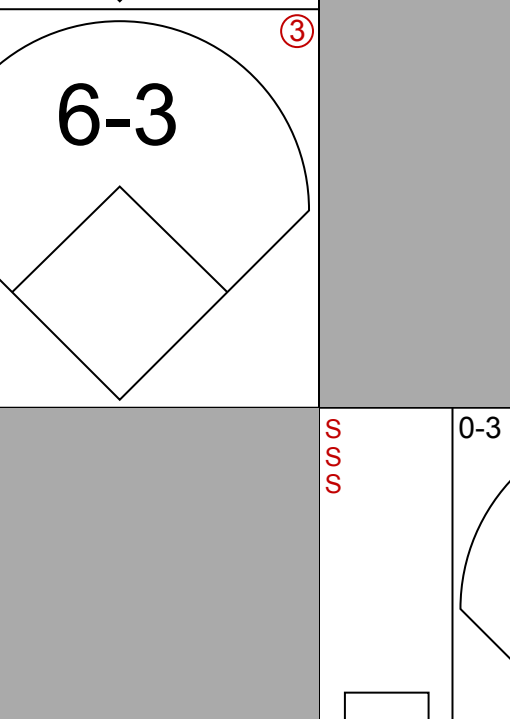
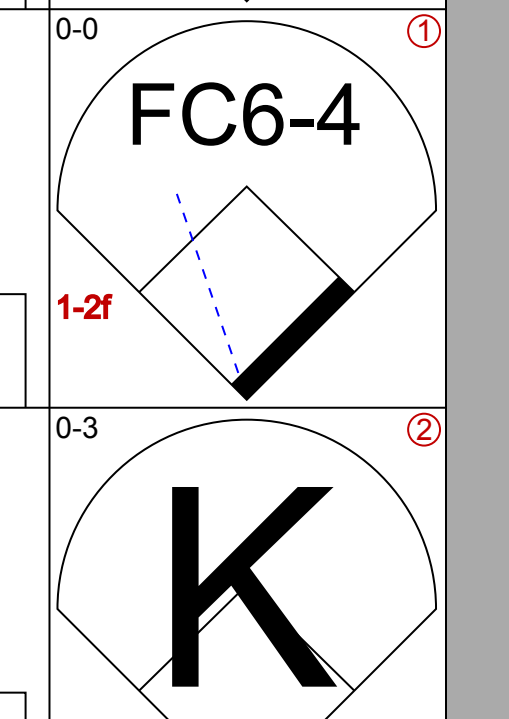
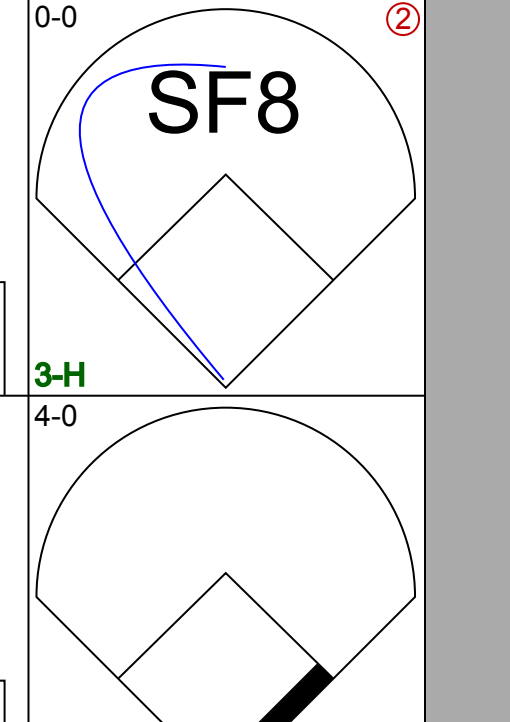
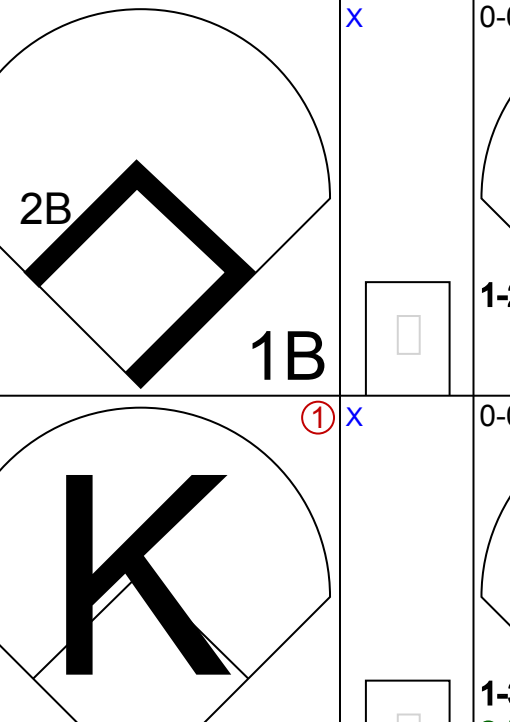
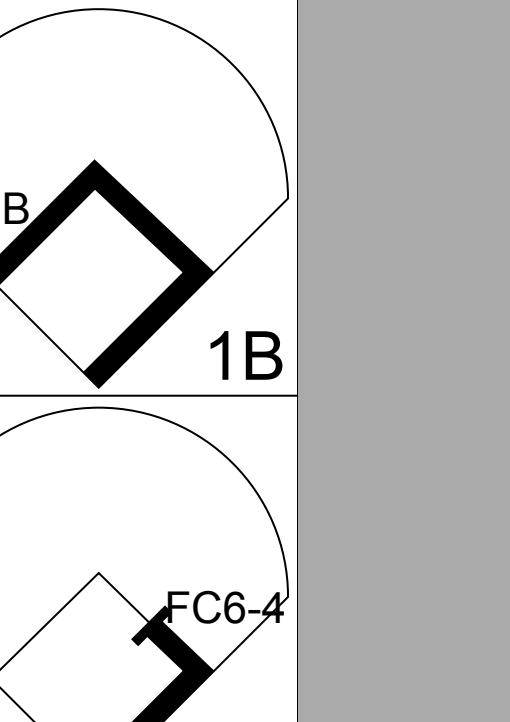
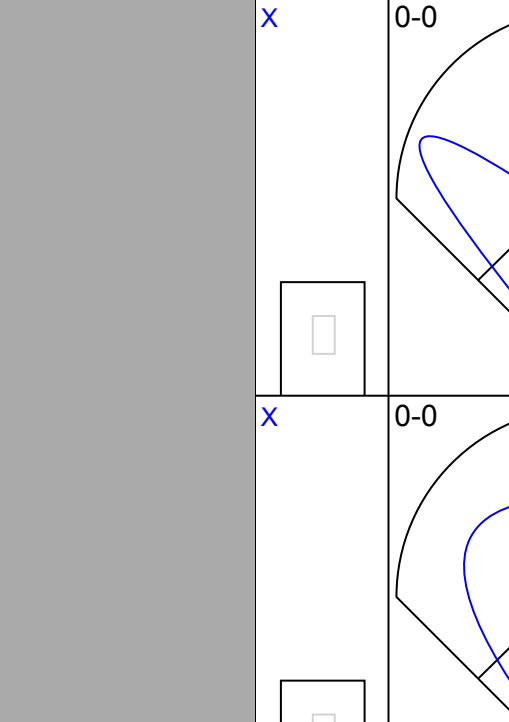
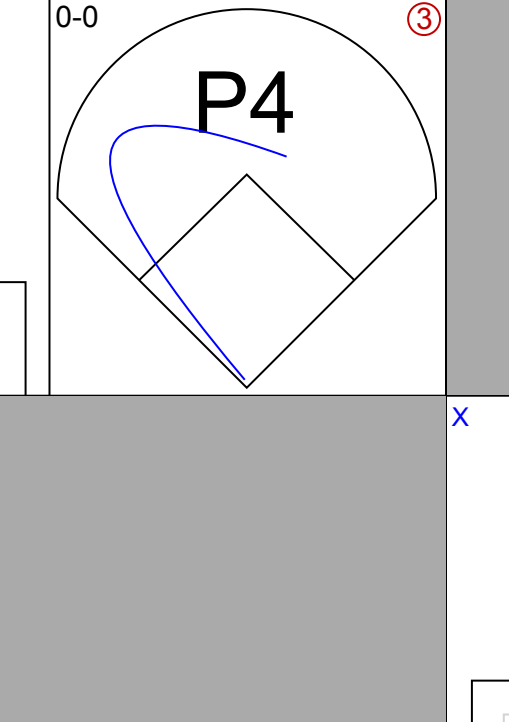
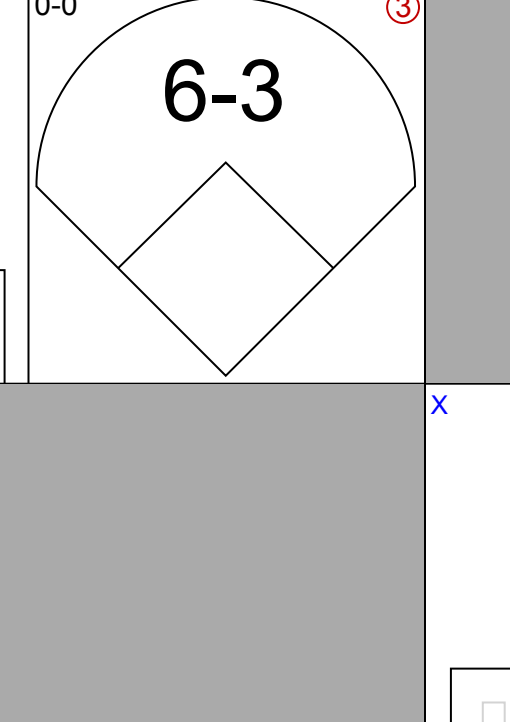
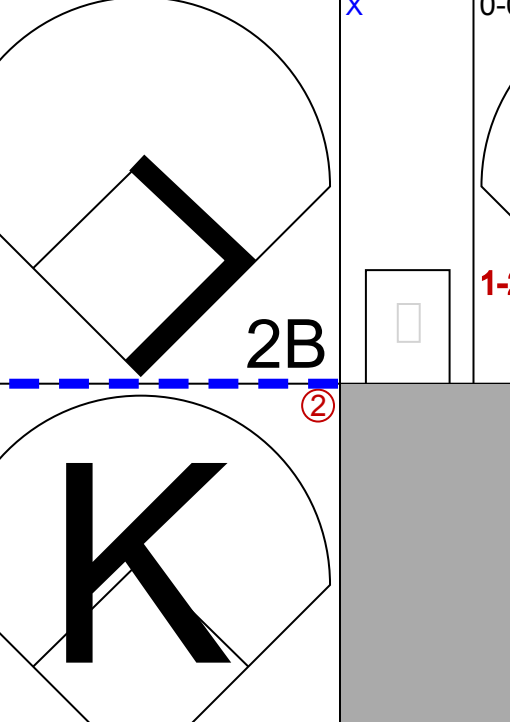
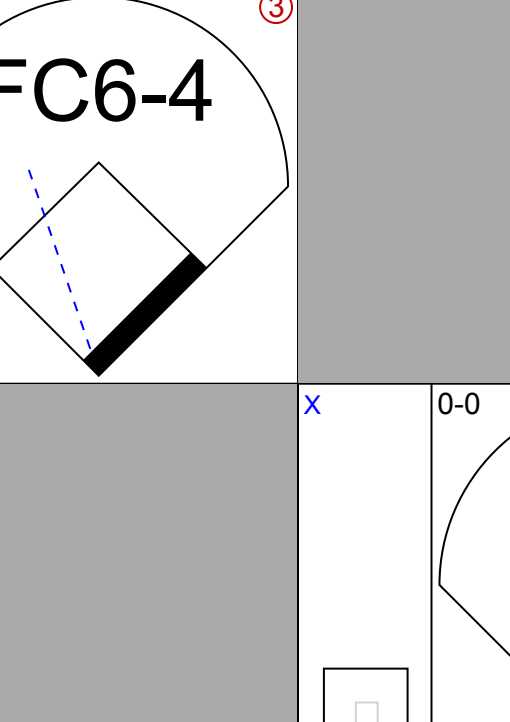

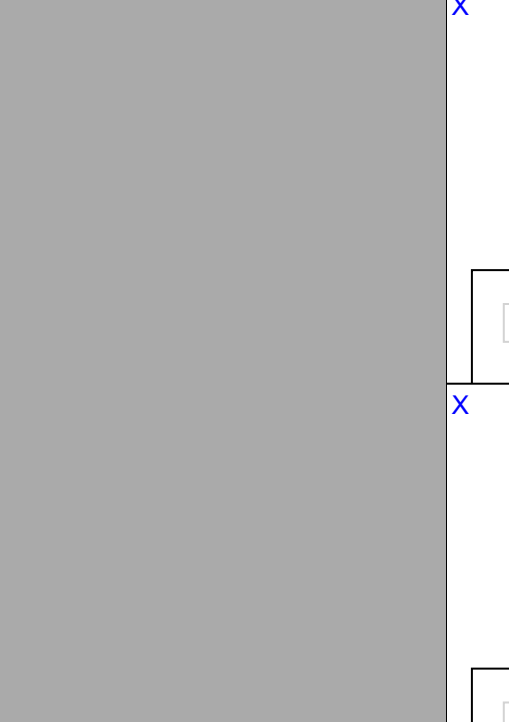
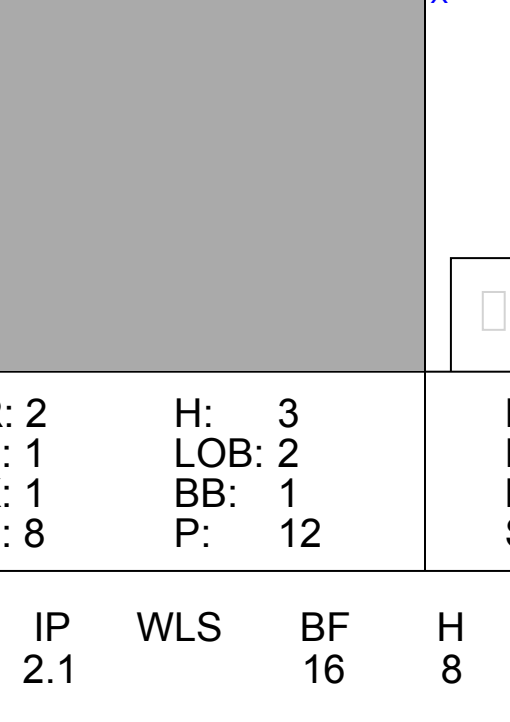
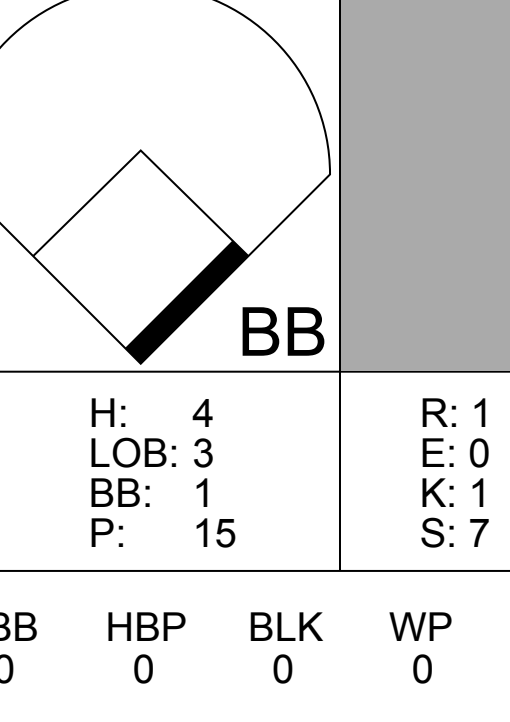
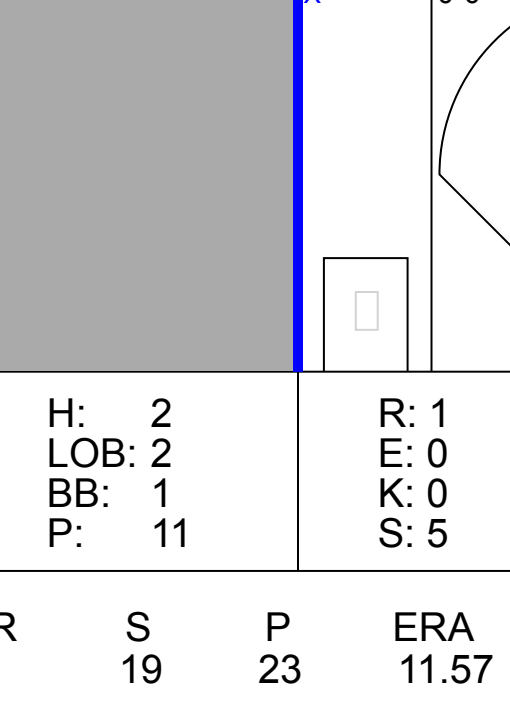
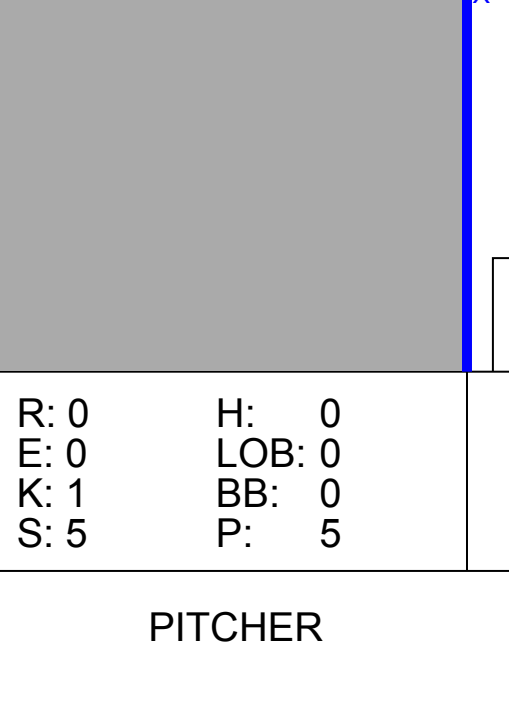
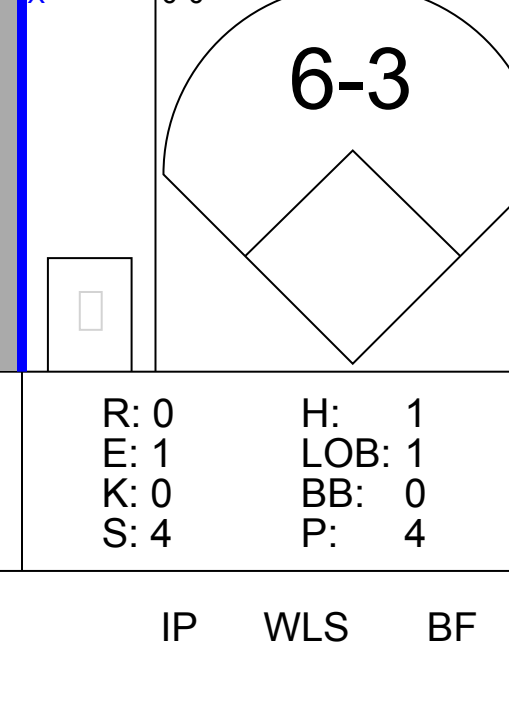

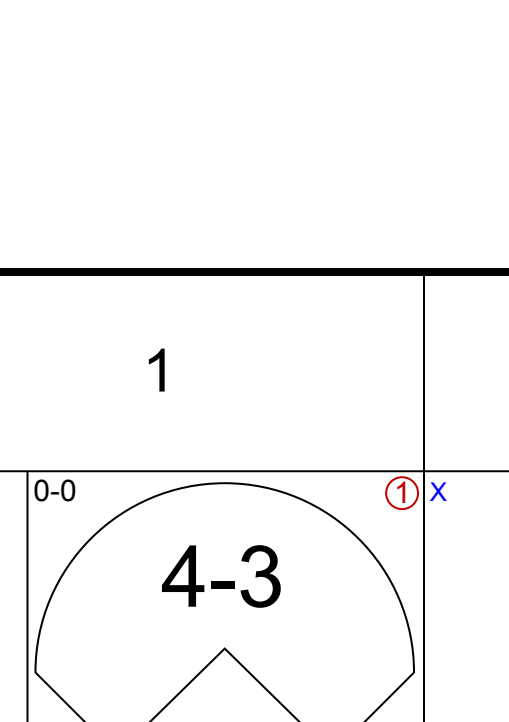
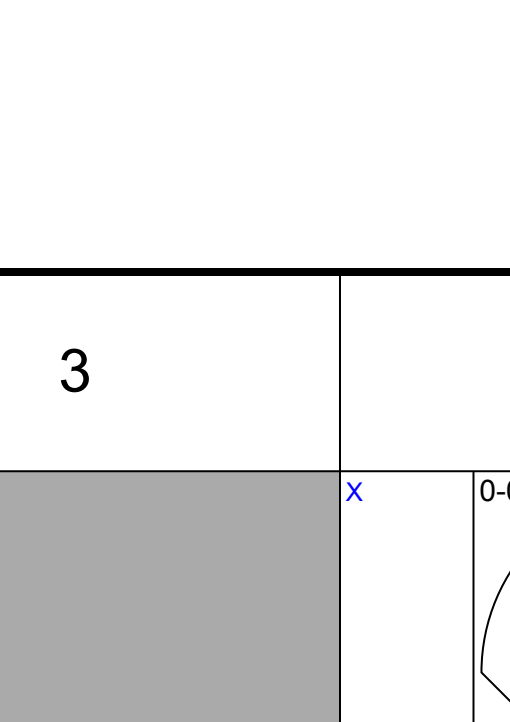
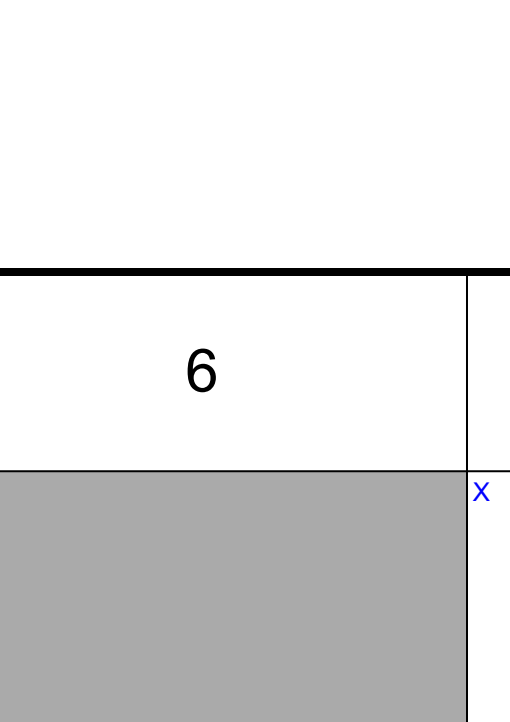
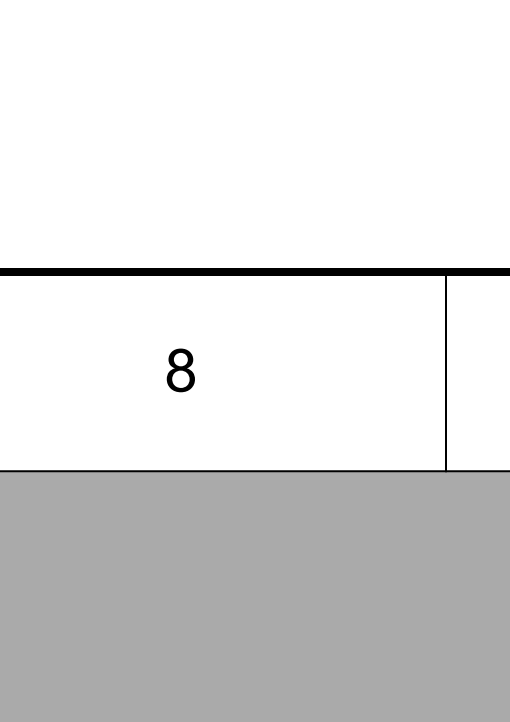
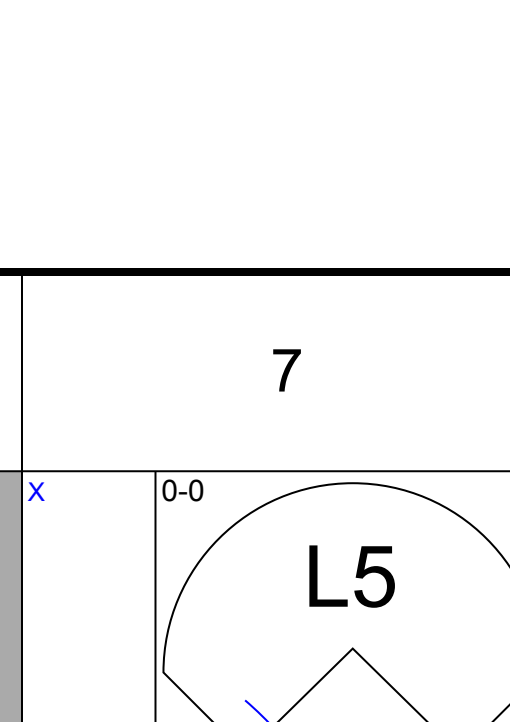
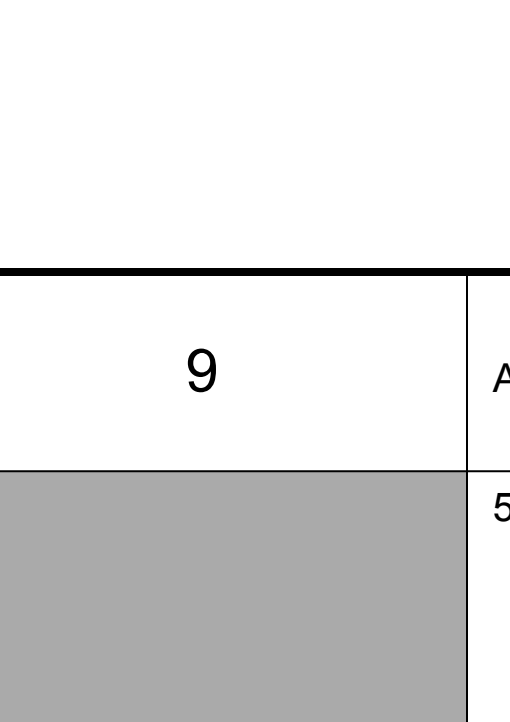
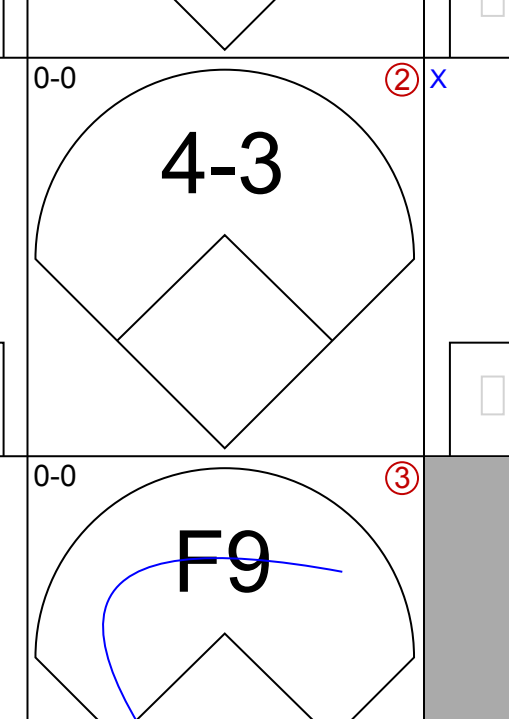




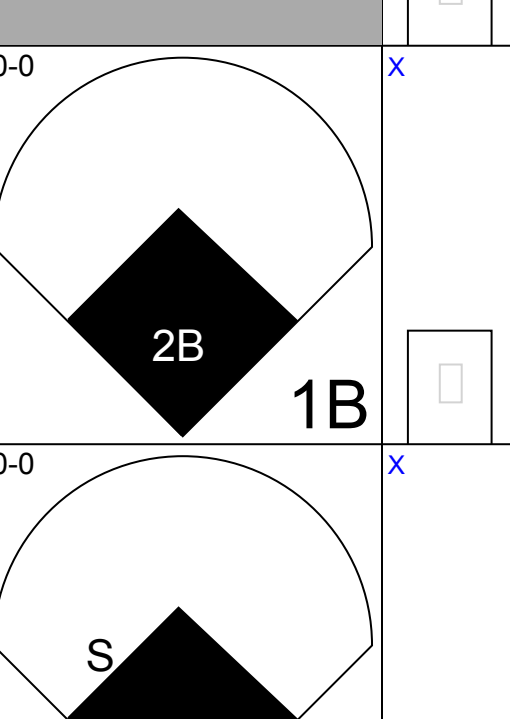

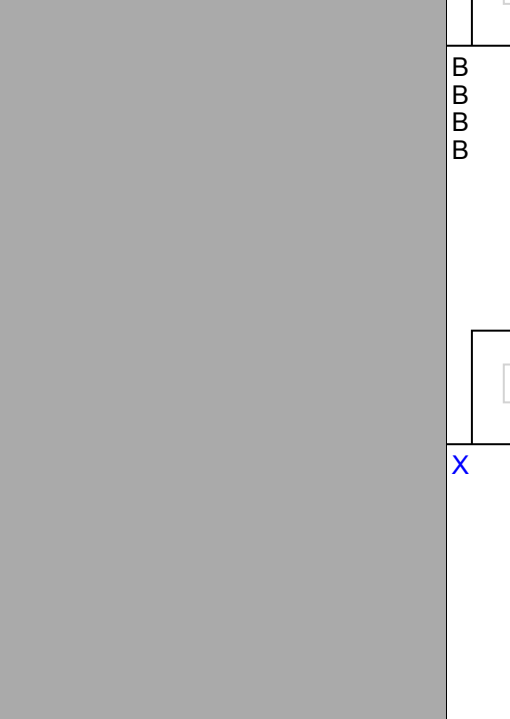




Batter	1	2	3	4	5	6	7	8	9	AB	R	H	RBI	BB	SO	LOB	BOTTOM			
Jim Fregosi, R OBP: 0.211, SLG: 0.211										5	0	2	0	0	0	3				
Albie Pearson, L OBP: 0.422, SLG: 0.402										4	2	3	0	1	0	1				
Lee Thomas, L OBP: 0.359, SLG: 0.499										4	1	1	0	1	1	4				
Leon Wagner, L OBP: 0.341, SLG: 0.499										3	2	2	2	0	0	1				
George Thomas, R OBP: 0.327, SLG: 0.460										1	0	0	0	1	1	2				
Ken Hunt, R OBP: 0.319, SLG: 0.480										5	0	0	0	0	3	6				
Buck Rodgers, S OBP: 0.327, SLG: 0.417										4	1	2	4	0	1	0				
Tom Satriano, L OBP: 0.294, SLG: 0.311										2	0	1	0	1	1	1				
Rocky Bridges, R OBP: 0.321, SLG: 0.296										4	0	1	0	0	1	4				
Dean Chance, R ERA: 4.02	(1, 1) 4.0 L 18 4 0 0 4 1 0 0 0 0 0 25 29 0.00 1.250																			
Chuck Tanner, L ERA: 4.62	(2, PH) 0.333, SLG: 0.143																			
Jim Donohue, R OBP: 0.143, SLG: 0.179	(3, 1) 1.0 5 2 0 0 0 0 0 1 0 0 0 4 8 0.00 2.000																			
Tom Morgan, R ERA: 3.84	(8, 1) 1.0 5 2 0 0 0 0 0 1 0 0 0 0 0 0 0 0 0																			
Inning Stats	R: 2 E: 0 K: 2 S: 8	H: 1 LOB: 0 BB: 1 P: 12	R: 0 E: 0 K: 1 S: 6	H: 2 LOB: 2 BB: 1 P: 10	R: 4 E: 0 K: 1 S: 8	H: 3 LOB: 1 BB: 1 P: 13	R: 0 E: 0 K: 0 S: 4	H: 1 LOB: 1 BB: 0 P: 4	R: 0 E: 0 K: 2 S: 7	H: 0 LOB: 1 BB: 1 P: 11	R: 0 E: 0 K: 1 S: 7	H: 2 LOB: 2 BB: 0 P: 7	R: 0 E: 1 K: 1 S: 7	H: 1 LOB: 2 BB: 0 P: 7	R: 0 E: 0 K: 0 S: 4	H: 2 LOB: 2 BB: 1 P: 8	1B: 10 2B: 0 3B: 0 HR: 2	SF: 0 SAC: 0 DP: 2 HBP: 1	WP: 0 PB: 0 SB: 1 CS: 0	PA: 41
PITCHER	IP WLS BF H R ER SO BB IBB HBP BLK WP HR S P ERA WHIP																			
Barry Latman, R ERA: 4.02	(1, 1) 3.0 18 4 0 0 4 1 0 0 0 0 0 25 29 0.00 1.250																			
Dick Stigman, L ERA: 4.62	(4, 1) 4.0 18 4 0 0 4 1 0 0 0 0 0 25 29 0.00 1.250																			
Bob Allen, L ERA: 3.84	(8, 1) 1.0 5 2 0 0 0 0 0 1 0 0 0 0 0 0 0 0 0																			

Cleveland Indians @ Los Angeles Angels
Wrigley Field, Los Angeles, CA
Fri Sep 29 1961, 9:05 PM CDT
Alt. 2,886 - Unknown - 66 F

AB	35
R	6
H	12
RBI	6
BB	5
SO	8
LOB	25

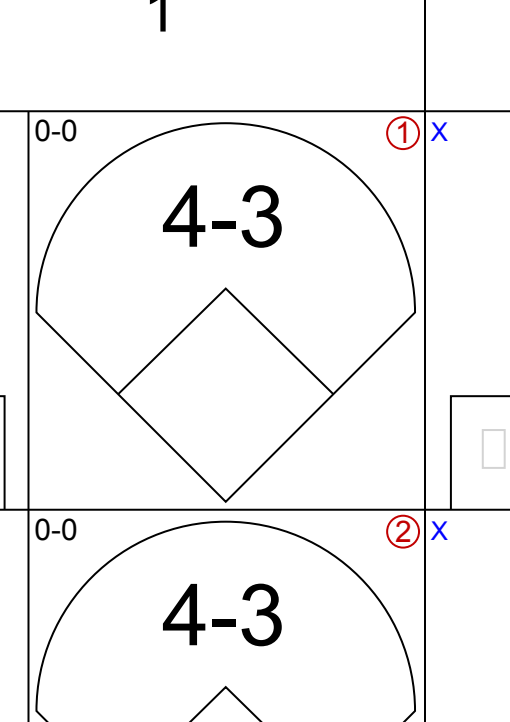
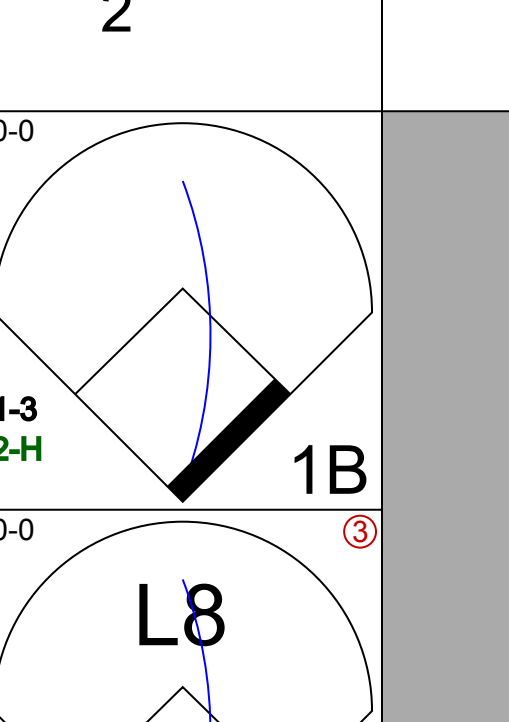
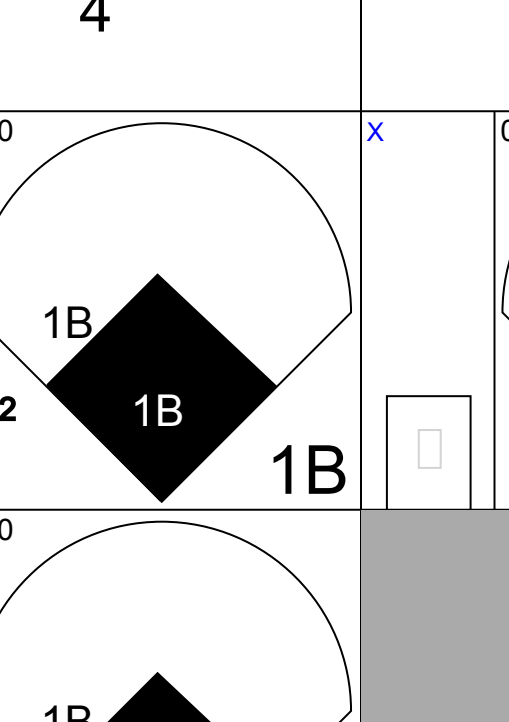
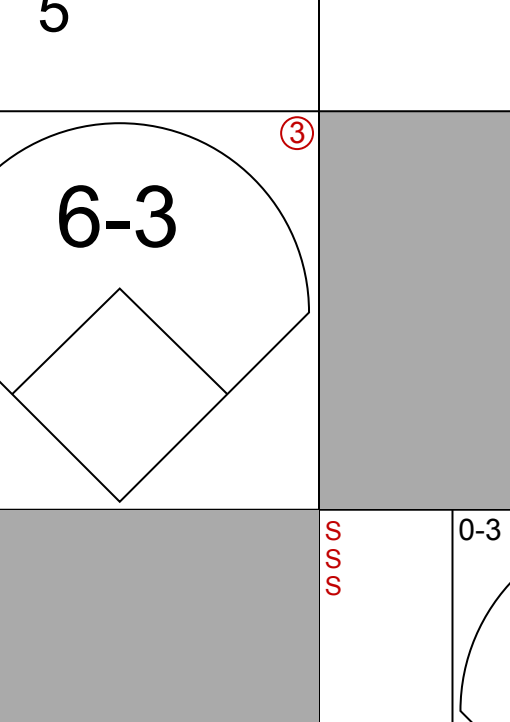
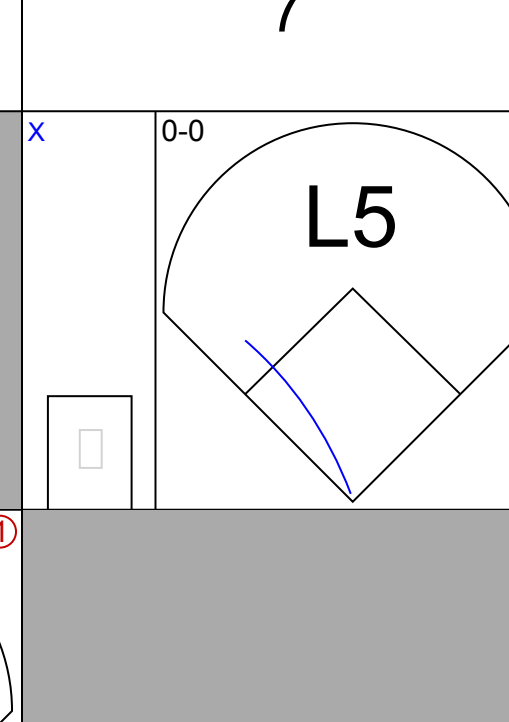
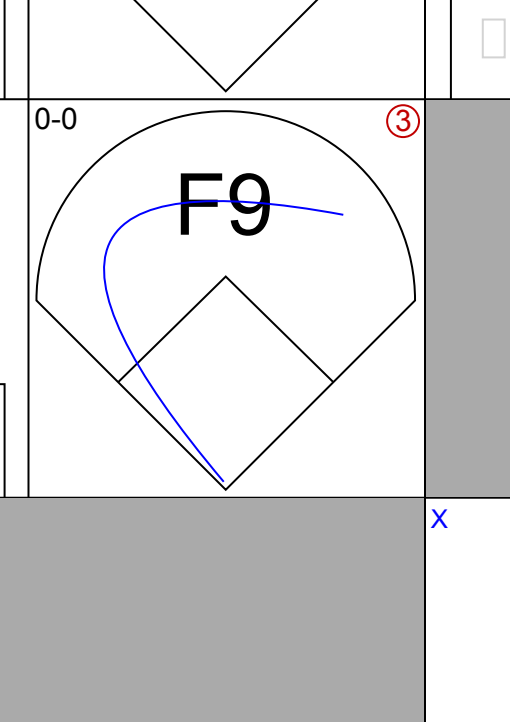
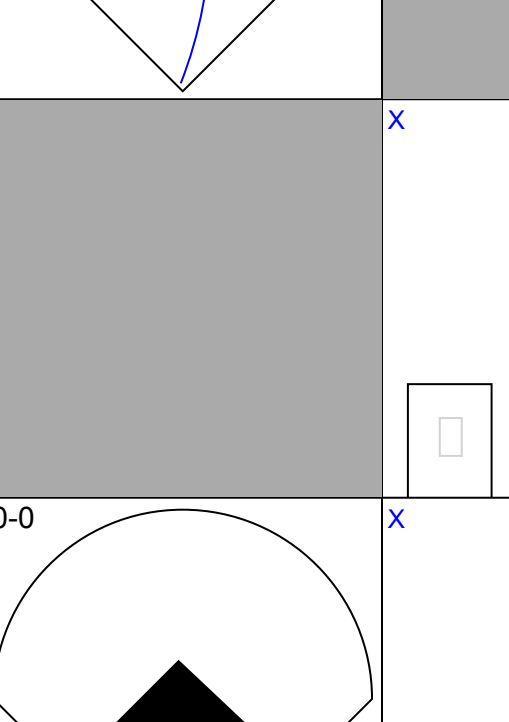
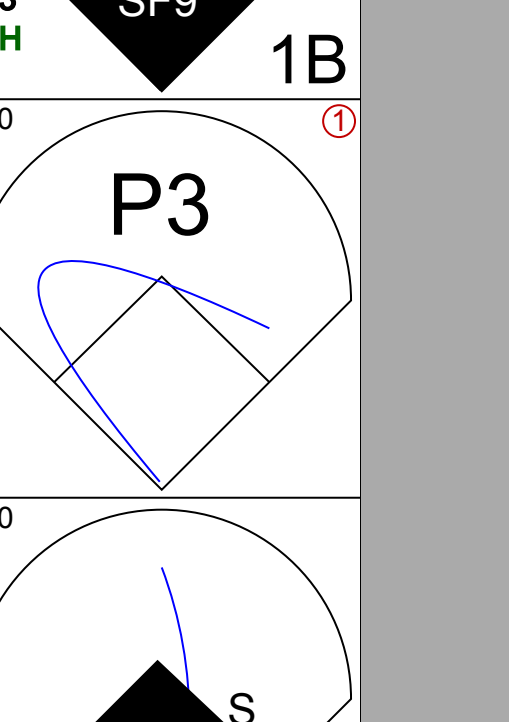
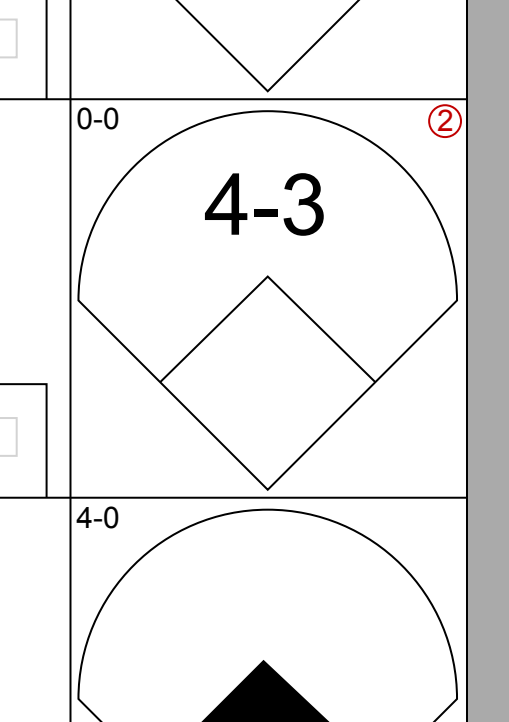
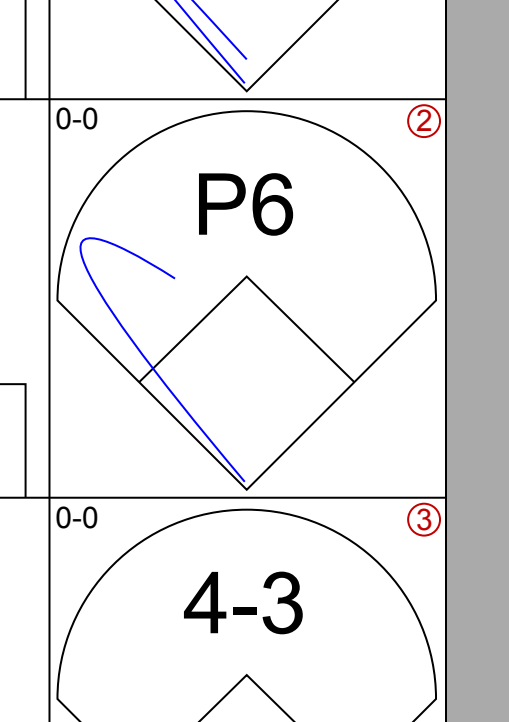
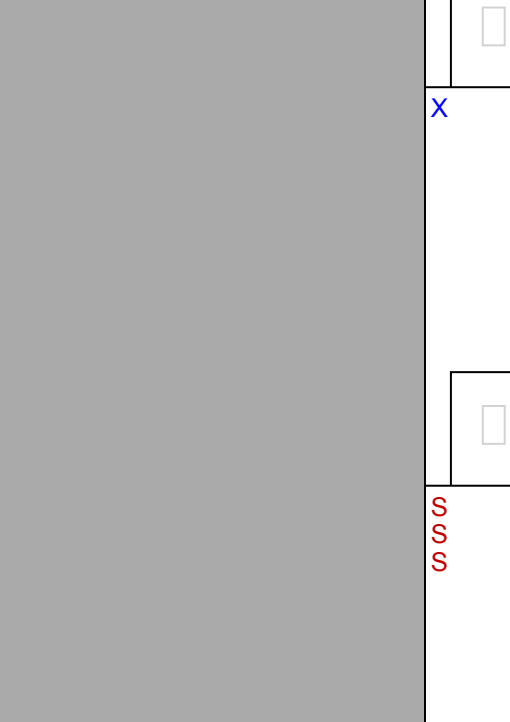
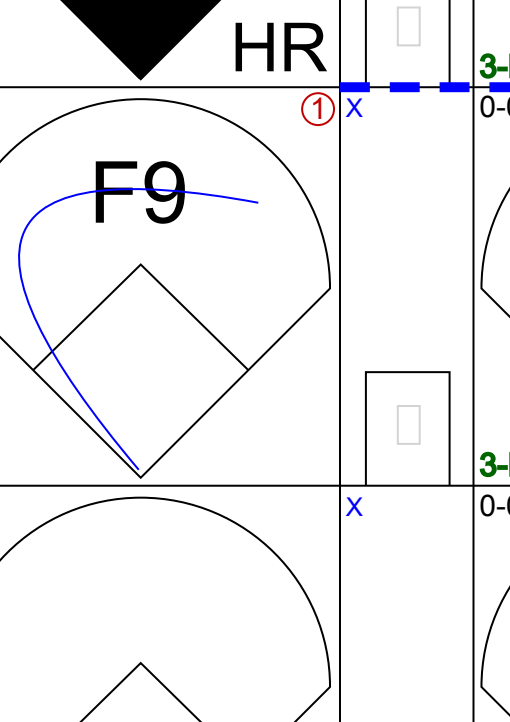
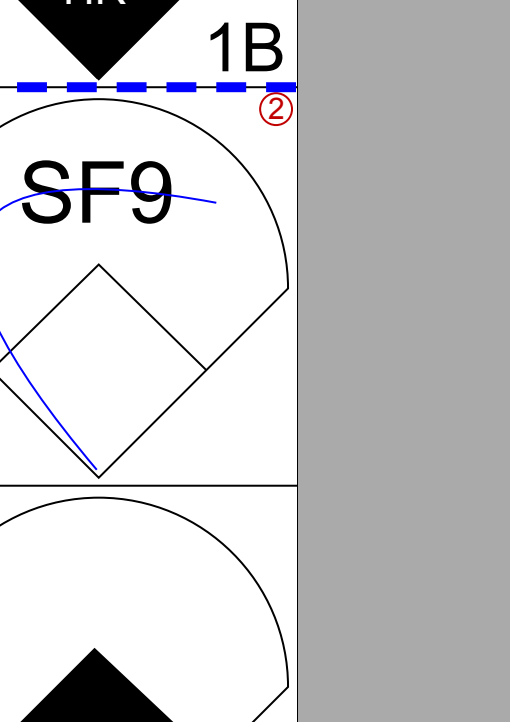


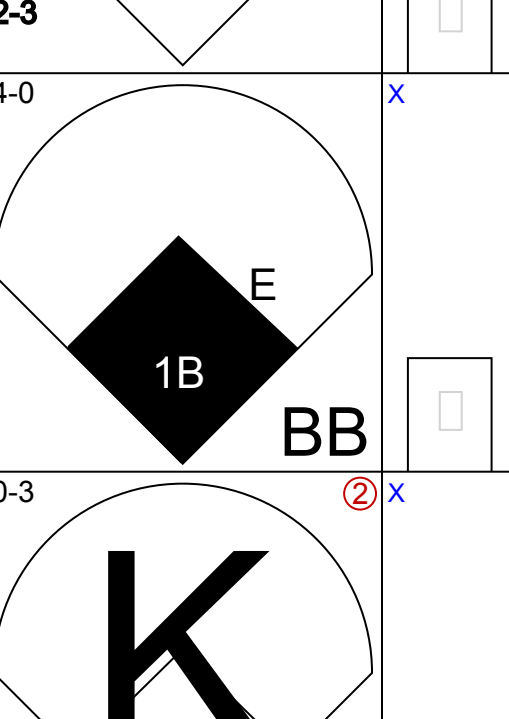
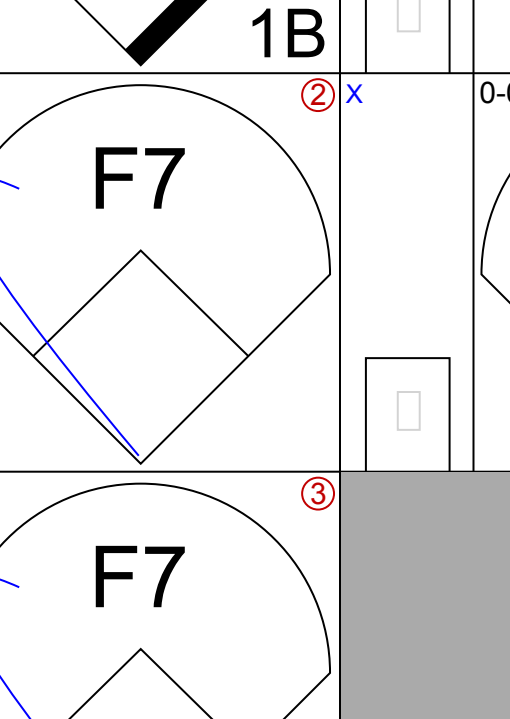
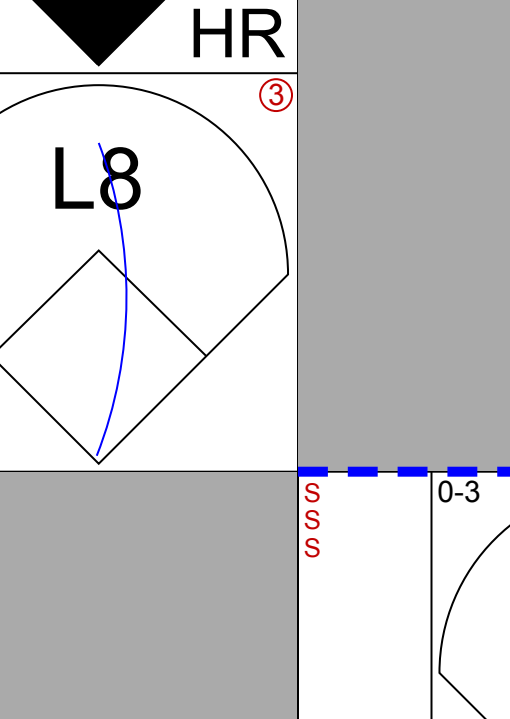
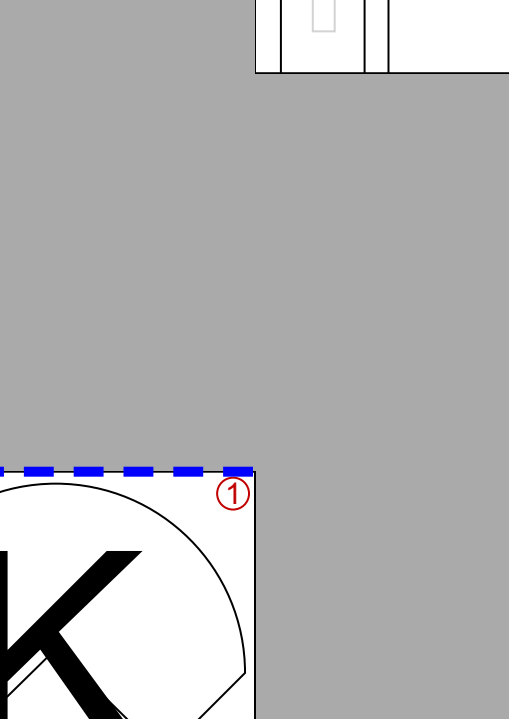
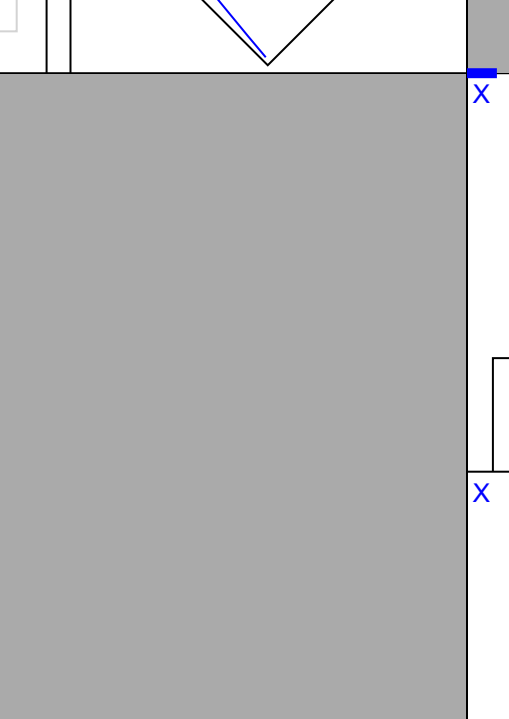

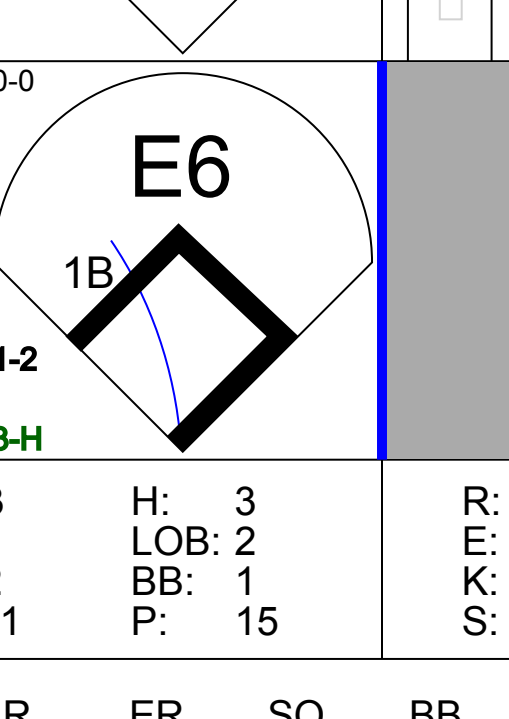
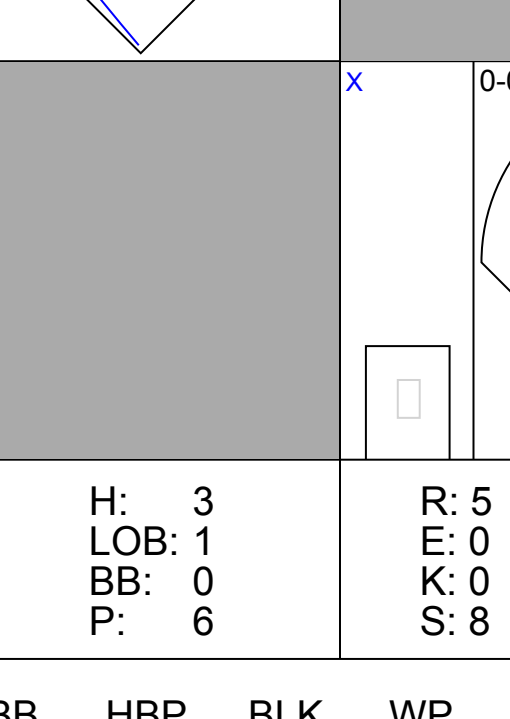
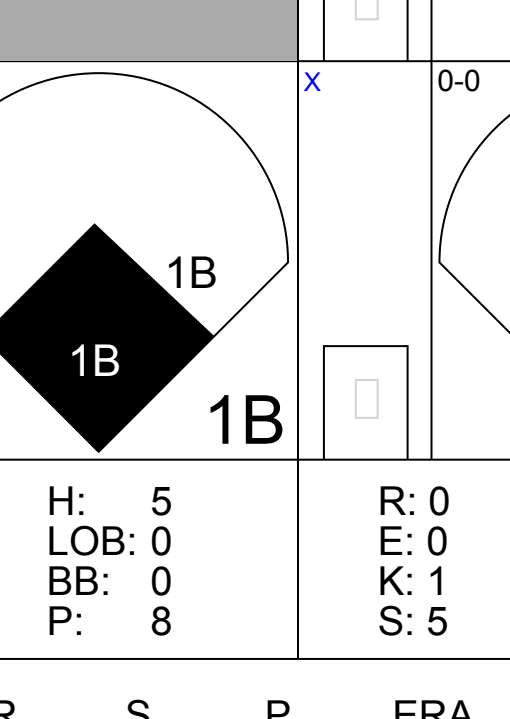
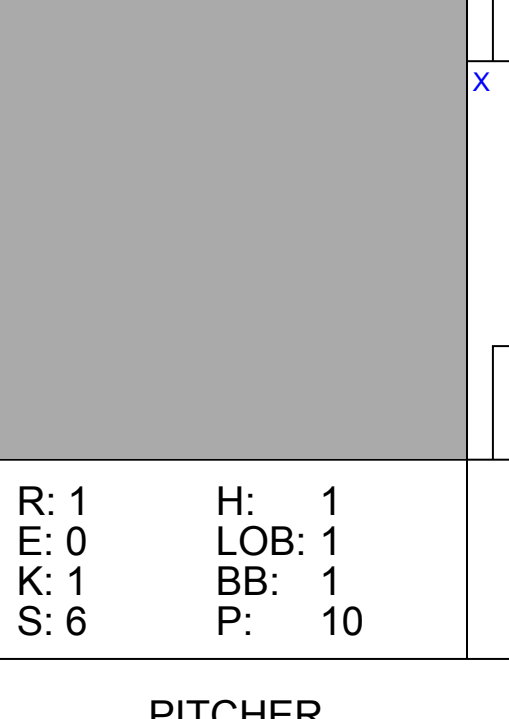






Batter	1	2	3	4	5	6	7	8	9	AB	R	H	RBI	BB	SO	LOB	TOP					
Ken Aspromonte, R OBP: 0.318, SLG: 0.305 (1, 4)										5	0	0	0	0	1	6						
Ty Cline, L OBP: 0.326, SLG: 0.325 (1, 8)										4	1	1	0	1	0	2						
Tito Francona, L OBP: 0.300, SLG: 0.458 (1, 7)										4	3	2	0	1	0	2						
Willie Kirkland, L OBP: 0.318, SLG: 0.474 (1, 9)										5	1	2	3	0	3	2						
Vic Power, R OBP: 0.309, SLG: 0.369 (1, 3)										4	0	2	1	0	0	1						
Woodie Held, R OBP: 0.354, SLG: 0.467 (1, 6)										4	0	2	1	1	1	1						
Miguel de la Hoz, R OBP: 0.291, SLG: 0.371 (1, 5)										5	0	1	0	0	0	5						
Valmy Thomas, R OBP: 0.273, SLG: 0.329 (1, 2)										5	1	2	1	0	1	2						
Gary Bell, R OBP: 0.233, SLG: 0.210 (4, 1)										1	0	1	0	1	0	0						
Bobby Locke, R OBP: 0.200, SLG: 0.211 (5, Ph)										0	0	0	0	0	0	0						
Jim Pierson, R OBP: 0.200, SLG: 0.211 (5, Ph)										1	0	1	0	0	0	0						
Joe Schaffer, R OBP: 0.200, SLG: 0.211 (5, Ph)										0	0	0	0	0	0	0						
Hal Jones, R OBP: 0.200, SLG: 0.211 (7, Ph)										1	0	0	0	0	0	1						
Bob Allen, L OBP: 0.167, SLG: 0.200 (7, Ph)										0	0	0	0	0	0	0						
Inning Stats	R: 2 E: 1 K: 1 S: 8	H: 3 LOB: 2 BB: 1 P: 12	R: 0 E: 0 K: 0 S: 4	H: 1 LOB: 1 BB: 0 P: 4	R: 2 E: 0 K: 2 S: 11	H: 4 LOB: 3 BB: 1 P: 15	R: 1 E: 0 K: 1 S: 7	H: 2 LOB: 2 BB: 1 P: 11	R: 1 E: 0 K: 0 S: 5	H: 2 LOB: 1 BB: 0 P: 5	R: 0 E: 0 K: 1 S: 5	H: 0 LOB: 0 BB: 0 P: 5	R: 0 E: 1 K: 0 S: 4	H: 1 LOB: 1 BB: 0 P: 4	R: 0 E: 0 K: 1 S: 5	H: 0 LOB: 1 BB: 1 P: 9	R: 0 E: 0 K: 0 S: 3	H: 1 LOB: 0 BB: 0 P: 3	1B: 10 2B: 2 3B: 0 HR: 2	SF: 1 SAC: 0 DP: 1 HBP: 0	WP: 0 PB: 0 SB: 0 CS: 0	PA: 44
PITCHER	IP	WLS	BF	H	R	ER	SO	BB	IBB	HBP	BLK	WP	HR	S	P	ERA	WHIP					
Ken McBride, R ERA: 3.65 (1, 1)	2.1		16	8	4	3	2	1	0	0	0	0	1	19	23	11.57	3.857					
Ted Bowsfield, L ERA: 3.73 (3, 1)	6.2	W	28	6	2	2	4	3	0	0	0	0	1	33	45	2.70	1.350					

Cleveland Indians @ Los Angeles Angels
Wrigley Field, Los Angeles, CA
Sat Sep 30 1961, 9:05 PM CDT
Att. 3,110 - Unknown - 65 F


AB 39
R 6
H 14
RBI 6
BB 4
SO 6
LOB 22



Batter	1	2	3	4	5	6	7	8	9	AB	R	H	RBI	BB	SO	LOB	BOTTOM				
Jim Fregosi, R OBP: 0.250, SLG: 0.250 (1, 6)										5	1	2	1	0	0	1					
Albie Pearson, L OBP: 0.420, SLG: 0.400 (1, 9)										5	1	1	1	0	1	2					
Lee Thomas, L OBP: 0.357, SLG: 0.496 (1, 3)										5	1	1	0	0	0	2					
Leon Wagner, L OBP: 0.345, SLG: 0.508 (1, 7)										4	4	3	3	1	0	0					
Ken Hunt, R OBP: 0.321, SLG: 0.485 (1, 8)										3	1	2	3	0	0	0					
Buck Rodgers, S OBP: 0.340, SLG: 0.481 (1, 2)										4	1	2	2	0	1	2					
Tom Satriano, L OBP: 0.292, SLG: 0.301 (1, 5)										3	1	0	0	1	0	1					
Rocky Bridges, R OBP: 0.320, SLG: 0.300 (1, 4)										4	0	1	0	0	2	3					
Ken McBride, R OBP: 0.126, SLG: 0.120 (1, 1)										1	0	0	0	0	0	1					
Ted Bowsfield, R OBP: 0.154, SLG: 0.196 (3, 1)										3	1	1	0	0	0	1					
Inning Stats	R: 0 E: 0 K: 0 S: 3	H: 0 LOB: 0 BB: 0 P: 3	R: 3 E: 1 K: 2 S: 11	H: 3 LOB: 2 BB: 1 P: 15	R: 2 E: 0 K: 0 S: 6	H: 3 LOB: 1 BB: 0 P: 6	R: 5 E: 0 K: 0 S: 8	H: 5 LOB: 0 BB: 0 P: 8	R: 0 E: 0 K: 1 S: 5	H: 0 LOB: 0 BB: 0 P: 5	R: 1 E: 0 K: 1 S: 6	H: 1 LOB: 1 BB: 1 P: 10	R: 0 E: 0 K: 0 S: 4	H: 1 LOB: 1 BB: 0 P: 4	R: 0 E: 0 K: 0 S: 3	H: 0 LOB: 0 BB: 0 P: 3	1B: 8 2B: 3 3B: 0 HR: 2	SF: 1 SAC: 0 DP: 0 HBP: 0	WP: 0 PB: 0 SB: 2 CS: 0	PA: 40	
PITCHER	IP	WLS	BF	H	R	ER	SO	BB	IBB	HBP	BLK	WP	HR	S	P	ERA	WHIP				
Gary Bell, R ERA: 4.1 (1, 1)	3.1	L	22	10	9	7	2	1	0	0	0	0	1	3	3	13.50	1.500				
Bobby Locke, R ERA: 4.53 (4, 1)	0.2		3	1	1	1	0	0	0	0	0	0	0	1	15	4.50	1.000				
Joe Schaffer, R ERA: 5.96 (5, 1)	2.0		8	1	1	1	2	1	0	0	0	0	0	11	7	0.00	0.500				
Bob Allen, L ERA: 3.75 (7, 1)	2.0		7	1	0	0	0	0	0	0	0	0	0	7	7						

Cleveland Indians @ Los Angeles Angels
Wrigley Field, Los Angeles, CA
Sat Sep 30 1961, 9:05 PM CDT
Att. 3,110 - Unknown - 65 F

AB 37
R 11
H 13
RBI 10
BB 2
SO 4
LOB 13



Batter	1	2	3	4	5	6	7	8	9	AB	R	H	RBI	BB	SO	LOB	TOP					
Jack Kubiszyn, R OBP: 0.233, SLG: 0.195	5-3		HR	F7		P6		4-3		5	1	1	0	0	0	0						
Ty Cline, L OBP: 0.333, SLG: 0.302	K		HR		1B		L5-3		L1-3	3	2	0	0	1	1	0						
Tito Francona, L OBP: 0.363, SLG: 0.459			HR						4-3	2	1	2	0	1	0	0						
Hal Jones, R OBP: 0.216, SLG: 0.343	PO		HR		1B			HR		2	1	1	1	0	0	0						
Walt Bond, L OBP: 0.267, SLG: 0.346	PO	SF9			F8			E5		5	3	4	5	0	0	0						
Al Luplow, L OBP: 0.150, SLG: 0.056			K		F8					4	0	1	0	1	1	3						
Miguel de la Hoz, R OBP: 0.256, SLG: 0.370	K				5-3					3	0	1	1	1	1	5						
Ken Aspromonte, R OBP: 0.314, SLG: 0.302	SF9		K		F8			G6-3		3	0	0	1	0	1	6						
Valmy Thomas, R OBP: 0.261, SLG: 0.314	4-3			5-3		6-3		4-3		4	0	0	0	0	0	1						
Mudcat Grant, R OBP: 0.204, SLG: 0.227			K	K		F8		4-3		4	0	0	0	0	2	0						
Inning Stats	R: 0 E: 0 K: 1 S: 5	H: 1 LOB: 0 BB: 0 P: 5	R: 1 E: 0 K: 1 S: 6	H: 1 LOB: 1 BB: 1 P: 10	R: 4 E: 0 K: 3 S: 11	H: 2 LOB: 1 BB: 3 P: 23	R: 0 E: 0 K: 1 S: 5	H: 0 LOB: 0 BB: 0 P: 5	R: 1 E: 0 K: 0 S: 5	H: 2 LOB: 3 BB: 0 P: 6	R: 0 E: 0 K: 0 S: 3	H: 0 LOB: 0 BB: 0 P: 3	R: 2 E: 1 K: 0 S: 6	H: 3 LOB: 1 BB: 0 P: 6	R: 0 E: 0 K: 0 S: 3	H: 0 LOB: 0 BB: 0 P: 3	R: 0 E: 0 K: 0 S: 4	H: 1 LOB: 1 BB: 0 P: 4	1B: 7 2B: 0 3B: 1 HR: 2	SF: 1 SAC: 0 DP: 1 HBP: 1	WP: 0 PB: 0 SB: 0 CS: 0	PA: 42
PITCHER	IP WLS BF H R ER SO BB IBB HBP BLK WP HR S P ERA WHIP	IP WLS BF H R ER SO BB IBB HBP BLK WP HR S P ERA WHIP															IP WLS BF H R ER SO BB IBB HBP BLK WP HR S P ERA WHIP					
Ryne Duren, R ERA: 5.19	2.2	L	15	4	5	5	4	4	0	0	0	0	0	0	19	35	16.88	3.000				
Jack Spring, L ERA: 4.25	3.1		8	2	1	1	2	0	0	1	0	0	0	0	11	12	5.40	1.200				
Art Fowler, R ERA: 3.64	5.1		11	3	2	1	0	0	0	0	0	0	0	1	11	11	3.38	1.125				
Tom Morgan, R ERA: 2.36	8.1		7	1	0	0	0	0	0	0	0	0	0	0	7	7	0.00	0.500				

Cleveland Indians @ Los Angeles Angels
Wrigley Field, Los Angeles, CA
Sun Oct 01 1961, 6:33 AM CDT
Att: 9,868 - Sunny - 73 F

AB	35
R	8
H	10
RBI	8
BB	4
SO	6
LOB	15



Batter	1	2	3	4	5	6	7	8	9	AB	R	H	RBI	BB	SO	LOB	BOTTOM					
Jim Fregosi, R OBP: 0.250, SLG: 0.222	6-4-3		L8		K		G1-6-3			3	1	0	0	1	1	1						
Albie Pearson, L OBP: 0.423, SLG: 0.400	6-4-3		BB		F9			G1-6-3		2	2	1	0	2	0	0						
Lee Thomas, L OBP: 0.354, SLG: 0.491	6-4-3		L8		P6			G1-6-3		4	0	0	0	0	0	4						
Leon Wagner, L OBP: 0.348, SLG: 0.517	1B		BB		HR			P5		4	1	3	3	0	0	0						
Ken Hunt, R OBP: 0.324, SLG: 0.484	CS		BB		G3-6-1			K		1	0	0	0	3	1	0						
Buck Rodgers, S OBP: 0.333, SLG: 0.464	CS	6-3			G3-6-1			L8		4	0	1	1	0	0	1						
Tom Satriono, L OBP: 0.294, SLG: 0.302					4-3					3	0	1	0	0	0	0						
Steve Bilko, R OBP: 0.395, SLG: 0.544		PB						HR		1	1	1	1	0	0	0						
Rocky Bridges, R OBP: 0.318, SLG: 0.297		K			1-3					2	0	0	0	0	1	1						
Chuck Tanner, L OBP: 0.300, SLG: 0.125		K					F7			1	0	0	0	0	0	0						
George Thomas, R OBP: 0.326, SLG: 0.458		K								1	0	0	0	0	0	0						
Ryne Duren, R ERA: 5.19	9.0									1	0	0	0	0	1	1						
Jack Spring, L ERA: 4.25	3.1									0	0	0	0	0	0	0						
Art Fowler, R ERA: 3.64	5.1									0	0	0	0	0	0	0						
Ted Kluszewski OBP: 0.303, SLG: 0.400	7.0									1	0	1	0	0	0	0						
Johnny James, L OBP: 0.303, SLG: 0.400	7.0									0	0	0	0	0	0	0						
Tom Morgan, R ERA: 2.36	8.1									0	0	0	0	0	0	0						
Inning Stats	R: 2 E: 0 K: 0 S: 2	H: 1 LOB: 0 BB: 3 P: 14	R: 0 E: 0 K: 2 S: 8	H: 1 LOB: 1 BB: 0 P: 8	R: 1 E: 0 K: 0 S: 5	H: 3 LOB: 2 BB: 1 P: 9	R: 0 E: 0 K: 1 S: 5	H: 0 LOB: 0 BB: 0 P: 5	R: 0 E: 0 K: 1 S: 5	H: 0 LOB: 0 BB: 0 P: 5	R: 1 E: 0 K: 0 S: 3	H: 1 LOB: 1 BB: 1 P: 7	R: 0 E: 0 K: 0 S: 3	H: 1 LOB: 1 BB: 0 P: 3	R: 0 E: 0 K: 0 S: 2	H: 0 LOB: 0 BB: 1 P: 6	R: 1 E: 0 K: 1 S: 6	H: 1 LOB: 0 BB: 0 P: 6	1B: 6 2B: 0 3B: 0 HR: 2	SF: 0 SAC: 0 DP: 3 HBP: 0	WP: 0 PB: 1 SB: 0 CS: 1	PA: 36
PITCHER	IP WLS BF H R ER SO BB IBB HBP BLK WP HR S P ERA WHIP	IP WLS BF H R ER SO BB IBB HBP BLK WP HR S P ERA WHIP															IP WLS BF H R ER SO BB IBB HBP BLK WP HR S P ERA WHIP					
Mudcat Grant, R ERA: 3.86	9.0	W	35	8	5	5	5	8	0	0	0	0	0	0	39	63	5.00	1.556				

Cleveland Indians @ Los Angeles Angels
Wrigley Field, Los Angeles, CA
Sun Oct 01 1961, 6:33 AM CDT
Att: 9,868 - Sunny - 73 F

AB	29
R	5
H	8
RBI	5
BB	6
SO	5
LOB	8

