

Cleveland Indians - 1962

Batter	1	2	3	4	5	6	7	8	9	AB	R	H	RBI	BB	SO	LOB	TOP			
Ty Cline, L (1,8)	L1-2-3		L6	L4-3		L7			K	5	0	0	0	0	1	2				
Tito Francona, L (1,3) OBP: 0.200, SLG: 0.200	5-3		2B 1B		F8		F8		F7	5	0	1	0	0	0	0				
Chuck Essegian, R (1,7) OBP: 1.000, SLG: 1.500		BB		1B 2B	1B HBP		3B 1B		BB	2	2	2	0	2	0	0				
Willie Kirkland, L (1,9)	F7		G3-6-3 BB		L7		F6		6-3	4	0	0	0	1	0	4				
John Romano, R (1,2) OBP: 0.750, SLG: 1.250		3-1 PB 1B	G3-6-3		1B		1B 3B			4	2	3	1	0	0	3				
Woodie Held, R (1,6) OBP: 0.750, SLG: 0.667	3-1			BB BB	1B		1B			3	0	2	2	1	0	1				
Bubba Phillips, R (1,5) OBP: 0.500, SLG: 0.333		1B		BB BB	1-3				6-3	3	0	1	1	1	0	2				
Jerry Kindall, R (1,4)	F7				F8		K		F7	4	0	0	0	0	1	3				
Dick Donovan, L (1,1)	G6				K		4-3		K	4	0	0	0	0	2	3				
Inning Stats	R: 0 E: 0 K: 0 S: 3	H: 0 LOB: 1 BB: 1 P: 7	R: 1 E: 0 K: 0 S: 5	H: 2 LOB: 1 BB: 0 P: 5	R: 0 E: 0 K: 1 S: 4	H: 2 LOB: 2 BB: 1 P: 8	R: 0 E: 0 K: 1 S: 5	H: 0 LOB: 0 BB: 0 P: 13	R: 1 E: 0 K: 0 S: 5	H: 2 LOB: 2 BB: 0 P: 6	R: 0 E: 0 K: 1 S: 5	H: 0 LOB: 0 BB: 0 P: 5	R: 2 E: 0 K: 0 S: 5	H: 3 LOB: 1 BB: 0 P: 5	R: 0 E: 0 K: 1 S: 5	H: 0 LOB: 0 BB: 0 P: 9	1B: 7 2B: 1 3B: 1 HR: 0	SF: 0 SAC: 0 DP: 1 HBP: 1	WP: 0 PB: 1 SB: 0 CS: 0	PA: 40
PITCHER	IP	WLS	BF	H	R	ER	SO	BB	IBB	HBP	BLK	WP	HR	S	P	ERA	WHIP			
Don Schwall, R (1,1) ERA: 4.5	8.0	L	36	9	4	4	3	4	0	1	0	0	0	37	54	4.50	1.625			
Dick Radatz, R (9,1) ERA:	1.0		4	0	0	0	1	1	0	0	0	0	0	5	9	0.00	1.000			

Cleveland Indians @ Boston Red Sox
Fenway Park, Boston, MA
Tue Apr 10 1962, 3:33 AM EST
Att: 14,736 - Unknown

AB	34
R	4
H	9
RBI	4
BB	5
SO	4
LOB	18



Batter	1	2	3	4	5	6	7	8	9	AB	R	H	RBI	BB	SO	LOB	BOTTOM					
Pete Runnels, L (1,3)	3-1		L8			G4-6-3 BB		G3		3	0	0	0	1	0	1						
Chuck Schilling, R (1,4)	5-3		K			K			L8	4	0	0	0	0	2	1						
Gary Geiger, L (1,8)	6-3				F9	G4-6-3			G3	4	0	0	0	0	0	1						
Carl Yastrzemski, L (1,7) OBP: 0.500, SLG: 0.500		FC5 1B		3-1		1-3			1B	4	0	2	0	0	0	0						
Frank Matzone, R (1,5)		L8		6-3		L8			F6	4	0	0	0	0	0	2						
Russ Nixon, L (1,2)		F7			L8		F7			3	0	0	0	0	0	1						
Carroll Hardy, R (1,9) OBP: 0.667, SLG: 0.667					F9			FC4-6 1B		3	0	2	0	0	0	0						
Eddie Bressoud, R (1,6) OBP: 0.333, SLG: 0.333		FC5			FC6-4 1B			FC4-6 1B		3	0	1	0	0	0	3						
Don Schwall, R (1,1)					FC6-4			F6		2	0	0	0	0	0	1						
Dave Philley, S (8,PH)					6-3					1	0	0	0	0	0	1						
Dick Radatz, R (9,1)						FC6-4				0	0	0	0	0	0	0						
Inning Stats	R: 0 E: 0 K: 0 S: 3	H: 0 LOB: 0 BB: 0 P: 3	R: 0 E: 0 K: 0 S: 5	H: 2 LOB: 2 BB: 0 P: 5	R: 0 E: 0 K: 1 S: 5	H: 0 LOB: 0 BB: 0 P: 5	R: 0 E: 0 K: 0 S: 3	H: 0 LOB: 0 BB: 0 P: 3	R: 0 E: 0 K: 1 S: 4	H: 1 LOB: 1 BB: 0 P: 4	R: 0 E: 0 K: 1 S: 4	H: 0 LOB: 0 BB: 1 P: 8	R: 0 E: 0 K: 0 S: 3	H: 0 LOB: 0 BB: 0 P: 3	R: 0 E: 0 K: 0 S: 4	H: 1 LOB: 1 BB: 0 P: 4	R: 0 E: 0 K: 0 S: 4	H: 1 LOB: 1 BB: 0 P: 4	1B: 5 2B: 0 3B: 0 HR: 0	SF: 0 SAC: 0 DP: 1 HBP: 0	WP: 0 PB: 0 SB: 0 CS: 0	PA: 32
PITCHER	IP	WLS	BF	H	R	ER	SO	BB	IBB	HBP	BLK	WP	HR	S	P	ERA	WHIP					
Dick Donovan, R (1,1) ERA:	9.0	W	32	5	0	0	2	1	0	0	0	0	0	35	39	0.00	0.667					

Cleveland Indians @ Boston Red Sox
Fenway Park, Boston, MA
Tue Apr 10 1962, 3:33 AM EST
Att: 14,736 - Unknown

AB	31
R	0
H	5
RBI	0
BB	1
SO	2
LOB	11



Batter	1	2	3	4	5	6	7	8	9	10	11	12	AB	R	H	RBI	BB	SO	LOB						
Ty Cline, L (1,8)													4	0	0	0	0	0	2						
Tito Francona, L (1,3) OBP: 0.100, SLG: 0.100													5	0	0	0	0	2	3						
Chuck Essegian, R (1,7) OBP: 0.600, SLG: 0.571													5	0	1	0	0	1	2						
Willie Kirkland, L (1,9)													5	0	0	0	0	1	1						
John Romano, R (1,2) OBP: 0.556, SLG: 0.714													3	0	0	0	2	0	0						
Woodie Held, R (1,6) OBP: 0.556, SLG: 0.429													4	0	1	0	1	1	3						
Bubba Phillips, R (1,5) OBP: 0.222, SLG: 0.125													5	0	0	0	0	0	5						
Jerry Kindall, R (1,4)													3	0	0	0	0	0	1						
Don Dillard, L (11,PH)													1	0	0	0	0	0	0						
Ken Aspromonte, R (11,4)													0	0	0	0	0	0	0						
Ron Taylor, R (1,1) OBP: 0.500, SLG: 0.500													4	0	2	0	0	0	0						
Inning Stats	R: 0 E: 0 K: 1 S: 4	H: 0 LOB: 0 BB: 0 P: 5	R: 0 E: 0 K: 1 S: 5	H: 0 LOB: 1 BB: 1 P: 9	R: 0 E: 0 K: 0 S: 3	H: 0 LOB: 0 BB: 0 P: 3	R: 0 E: 0 K: 2 S: 7	H: 0 LOB: 0 BB: 0 P: 7	R: 0 E: 0 K: 0 S: 3	H: 0 LOB: 1 BB: 1 P: 7	R: 0 E: 0 K: 0 S: 3	H: 0 LOB: 0 BB: 0 P: 3	R: 0 E: 0 K: 1 S: 5	H: 0 LOB: 0 BB: 0 P: 5	R: 0 E: 0 K: 0 S: 4	H: 1 LOB: 1 BB: 0 P: 4	R: 0 E: 0 K: 0 S: 4	H: 1 LOB: 1 BB: 0 P: 4	R: 0 E: 0 K: 0 S: 4	H: 1 LOB: 2 BB: 1 P: 8	1B: 4 2B: 0 3B: 0 HR: 0	SF: 0 SAC: 0 DP: 1 HBP: 1	WP: 0 PA: 43 PB: 0 SB: 0 CS: 0		
PITCHER Bill Monbouquette, R (1,1) ERA: 0.00	IP: 12.0 WLS: 43 BF: 4	H: 4 R: 0 ER: 0 SO: 5	BB: 3 IBB: 0 HBP: 1 BLK: 0	WP: 0 HR: 0 S: 49 P: 62	ERA: 0.00 WHIP: 0.583																				

TOP

Cleveland Indians @ Boston Red Sox
Fenway Park, Boston, MA
Wed Apr 11 1962, 3:33 AM EST
Att. 2,466 - Unknown

AB	39
R	0
H	4
RBI	0
BB	3
SO	5
LOB	17

Batter	1	2	3	4	5	6	7	8	9	10	11	12	AB	R	H	RBI	BB	SO	LOB						
Pete Runnels, L (1,3) OBP: 0.444, SLG: 0.286													4	0	2	0	1	0	1						
Chuck Schilling, R (1,4)													5	0	0	0	0	0	4						
Gary Geiger, L (1,8) OBP: 0.111, SLG: 0.111													5	0	1	0	0	1	0						
Carl Yastrzemski, L (1,7) OBP: 0.444, SLG: 0.378													5	1	2	0	0	1	0						
Frank Malzone, R (1,5) OBP: 0.222, SLG: 0.125													4	1	1	0	1	1	1						
Russ Nixon, L (1,2)													4	1	0	0	1	0	2						
Carroll Hardy, R (1,9) OBP: 0.625, SLG: 1.125													5	1	3	4	0	0	0						
Eddie Bressoud, R (1,6) OBP: 0.286, SLG: 0.286													4	0	1	0	0	1	2						
Bill Monbouquette, R (1,1)													4	0	0	0	0	1	3						
Inning Stats	R: 0 E: 0 K: 0 S: 3	H: 0 LOB: 0 BB: 0 P: 3	R: 0 E: 0 K: 0 S: 3	H: 0 LOB: 0 BB: 0 P: 3	R: 0 E: 0 K: 0 S: 3	H: 0 LOB: 0 BB: 0 P: 3	R: 0 E: 0 K: 0 S: 4	H: 1 LOB: 1 BB: 0 P: 4	R: 0 E: 0 K: 1 S: 6	H: 1 LOB: 1 BB: 0 P: 6	R: 0 E: 0 K: 2 S: 8	H: 1 LOB: 2 BB: 1 P: 12	R: 0 E: 0 K: 0 S: 7	H: 0 LOB: 0 BB: 0 P: 7	R: 0 E: 0 K: 0 S: 4	H: 1 LOB: 1 BB: 0 P: 4	R: 0 E: 0 K: 0 S: 3	H: 2 LOB: 0 BB: 0 P: 3	R: 4 E: 0 K: 0 S: 2	H: 2 LOB: 0 BB: 2 P: 10	1B: 6 2B: 2 3B: 1 HR: 1	SF: 0 SAC: 0 DP: 2 HBP: 0	WP: 0 PA: 44 PB: 0 SB: 0 CS: 1		
PITCHER Ron Taylor, R (1,1) ERA: 3.27	IP: 11.0 WLS: 43 BF: 10	H: 10 R: 4 ER: 4 SO: 5	BB: 0 IBB: 3 HBP: 0 BLK: 0	WP: 0 HR: 1 S: 50 P: 62	ERA: 3.27 WHIP: 0.909																				

BOTTOM

Cleveland Indians @ Boston Red Sox
Fenway Park, Boston, MA
Wed Apr 11 1962, 3:33 AM EST
Att. 2,466 - Unknown

AB	40
R	4
H	10
RBI	4
BB	3
SO	5
LOB	13

Batter	1	2	3	4	5	6	7	8	9	AB	R	H	RBI	BB	SO	LOB	TOP					
Jim Piersall, R OBP: 0.250, SLG: 0.417										5	0	1	0	0	0	2	Washington Senators @ Cleveland Indians Cleveland Municipal Stadium, Cleveland, OH Sat Apr 14 1962, 3:33 AM EST Att: 2,100 - Unknown livebaseballscorecards.com					
Danny O'Connell, R OBP: 0.583, SLG: 0.917										5	2	4	1	0	0	0						
Gene Woodling, L OBP: 0.571, SLG: 1.000										4	1	1	0	1	0	2						
Dale Long, L OBP: 0.364, SLG: 0.636										4	1	2	3	0	0	2						
Jim King, L OBP: 0.286, SLG: 0.167										3	0	0	0	1	0	2						
Bob Johnson, R OBP: 0.455, SLG: 0.700										3	0	0	0	1	1	3						
Chuck Cottler, R OBP: 0.600, SLG: 0.556										4	0	3	0	0	1	0						
Bob Schmidt, R OBP: 0.200, SLG: 0.200										4	0	0	0	0	0	4						
Claude Osteen, L										0	0	0	0	0	0	0						
Ray Rippelmeyer, R										2	0	0	0	0	0	2						
Joe Hicks, L OBP: 1.000, SLG: 1.000										1	0	1	0	0	0	0						
Marty Kutyna, R										0	0	0	0	0	0	0						
Bud Zipfel, L										1	0	0	0	0	1	0						
Inning Stats	R: 0 E: 0 K: 0 S: 5	H: 2 LOB: 3 BB: 1 P: 9	R: 0 E: 0 K: 0 S: 4	H: 1 LOB: 1 BB: 0 P: 4	R: 0 E: 0 K: 0 S: 3	H: 2 LOB: 1 BB: 1 P: 7	R: 0 E: 0 K: 1 S: 6	H: 1 LOB: 1 BB: 0 P: 6	R: 0 E: 0 K: 0 S: 3	H: 0 LOB: 0 BB: 0 P: 3	R: 0 E: 0 K: 0 S: 4	H: 1 LOB: 2 BB: 1 P: 8	R: 3 E: 0 K: 0 S: 6	H: 4 LOB: 0 BB: 0 P: 6	R: 0 E: 0 K: 1 S: 5	H: 0 LOB: 0 BB: 0 P: 5	R: 1 E: 0 K: 1 S: 6	H: 1 LOB: 0 BB: 0 P: 6	1B: 10 2B: 0 3B: 0 HR: 2	SF: 0 SAC: 0 DP: 2 HBP: 0	WP: 0 PB: 0 SB: 0 CS: 0	PA: 39
PITCHER Gary Bell, R ERA: 4.0	IP: 9.0 WLS: W BF: 39 H: 12 R: 4 ER: 4 SO: 3 BB: 2 IBB: 1 HBP: 0 BLK: 0 WP: 0 HR: 2 S: 42 P: 54 ERA: 4.00 WHIP: 1.556															PITCHER	IP: 9.0 WLS: W BF: 39 H: 12 R: 4 ER: 4 SO: 3 BB: 2 IBB: 1 HBP: 0 BLK: 0 WP: 0 HR: 2 S: 42 P: 54 ERA: 4.00 WHIP: 1.556					
Batter	1	2	3	4	5	6	7	8	9	AB	R	H	RBI	BB	SO	LOB	BOTTOM					
Tito Francona, L OBP: 0.294, SLG: 0.250										4	1	2	0	1	0	1	Washington Senators @ Cleveland Indians Cleveland Municipal Stadium, Cleveland, OH Sat Apr 14 1962, 3:33 AM EST Att: 2,100 - Unknown livebaseballscorecards.com					
Bubba Phillips, R OBP: 0.375, SLG: 0.467										5	1	3	0	0	1	1						
Chuck Essegian, R Don Dillard, L										4	1	2	1	0	0	3						
Gene Green, R Al Luplow, L										3	1	1	1	0	0	2						
John Romano, R										1	1	0	0	3	0	0						
Woodie Held, R										4	0	2	0	0	0	4						
Willie Kirkland, L										4	1	2	2	0	0	3						
Jerry Kindall, R										4	0	1	2	0	1	4						
Gary Bell, R										4	0	0	0	0	2	3						
Inning Stats	R: 6 E: 0 K: 1 S: 11	H: 6 LOB: 1 BB: 1 P: 15	R: 0 E: 0 K: 1 S: 5	H: 1 LOB: 0 BB: 0 P: 5	R: 0 E: 0 K: 1 S: 6	H: 1 LOB: 2 BB: 1 P: 10	R: 0 E: 0 K: 0 S: 4	H: 1 LOB: 1 BB: 0 P: 4	R: 0 E: 0 K: 0 S: 3	H: 1 LOB: 0 BB: 0 P: 3	R: 0 E: 0 K: 0 S: 4	H: 1 LOB: 2 BB: 1 P: 8	R: 0 E: 0 K: 0 S: 4	H: 1 LOB: 2 BB: 1 P: 8	R: 0 E: 0 K: 1 S: 6	H: 1 LOB: 1 BB: 0 P: 6		1B: 11 2B: 2 3B: 0 HR: 0	SF: 0 SAC: 0 DP: 2 HBP: 0	WP: 0 PB: 0 SB: 0 CS: 0	PA: 39	
PITCHER Claude Osteen, L	IP: 0.1 WLS: L BF: 7 H: 5 R: 6 ER: 6 SO: 0 BB: 1 IBB: 0 HBP: 0 BLK: 0 WP: 0 HR: 0 S: 6 P: 10 ERA: 162.00 WHIP: 18.000															PITCHER	IP: 0.1 WLS: L BF: 7 H: 5 R: 6 ER: 6 SO: 0 BB: 1 IBB: 0 HBP: 0 BLK: 0 WP: 0 HR: 0 S: 6 P: 10 ERA: 162.00 WHIP: 18.000					
PITCHER Ray Rippelmeyer, R	IP: 5.2 WLS: W BF: 23 H: 6 R: 0 ER: 0 SO: 3 BB: 2 IBB: 0 HBP: 0 BLK: 0 WP: 0 HR: 0 S: 27 P: 35 ERA: 0.00 WHIP: 1.412															PITCHER	IP: 5.2 WLS: W BF: 23 H: 6 R: 0 ER: 0 SO: 3 BB: 2 IBB: 0 HBP: 0 BLK: 0 WP: 0 HR: 0 S: 27 P: 35 ERA: 0.00 WHIP: 1.412					
PITCHER Marty Kutyna, R	IP: 2.0 WLS: W BF: 9 H: 2 R: 0 ER: 0 SO: 1 BB: 1 IBB: 0 HBP: 0 BLK: 0 WP: 0 HR: 0 S: 10 P: 14 ERA: 0.00 WHIP: 1.500															PITCHER	IP: 2.0 WLS: W BF: 9 H: 2 R: 0 ER: 0 SO: 1 BB: 1 IBB: 0 HBP: 0 BLK: 0 WP: 0 HR: 0 S: 10 P: 14 ERA: 0.00 WHIP: 1.500					

Batter	1	2	3	4	5	6	7	8	9	AB	R	H	RBI	BB	SO	LOB	TOP									
Pete Runnels, L OBP: 0.259, SLG: 0.208 (1, 3)										4	0	0	0	0	0	3										
Eddie Bressoud, R OBP: 0.304, SLG: 0.435 (1, 6)										4	0	1	0	0	1	0										
Gary Geiger, L OBP: 0.176, SLG: 0.125 (1, 8)									3	0	1	0	1	1	0											
Carl Yastrzemski, L OBP: 0.360, SLG: 0.435 (1, 7)									4	0	1	0	0	1	2											
Frank Matzone, R OBP: 0.273, SLG: 0.286 (1, 5)										3	0	0	0	0	0	1										
Russ Nixon, L OBP: 0.167, SLG: 0.091 (1, 2)										3	0	1	0	0	0	0										
Carroll Hardy, R OBP: 0.476, SLG: 0.588 (1, 9)										2	0	0	0	1	0	1										
Chuck Schilling, R (1, 4)									2	0	0	0	0	2	1											
Dave Philley, S (8, PH)									0	0	0	0	1	0	0											
Earl Wilson, R (8, 1)									0	0	0	0	0	0	0											
Bill Monbouquette, R OBP: 0.167, SLG: 0.167 (1, 1)									2	0	1	0	0	1	0											
Pumpsie Green, S (8, PH)									1	0	0	0	0	0	1											
Inning Stats	R: 0 E: 0 K: 1 S: 6	H: 2 LOB: 1 BB: 0 P: 6	R: 0 E: 0 K: 0 S: 3	H: 1 LOB: 0 BB: 0 P: 3	R: 0 E: 0 K: 2 S: 7	H: 0 LOB: 0 BB: 0 P: 7	R: 0 E: 0 K: 2 S: 8	H: 1 LOB: 1 BB: 0 P: 8	R: 0 E: 0 K: 1 S: 6	H: 1 LOB: 2 BB: 1 P: 10	R: 0 E: 0 K: 0 S: 3	H: 0 LOB: 0 BB: 0 P: 3	R: 0 E: 0 K: 0 S: 3	H: 0 LOB: 0 BB: 0 P: 3	R: 0 E: 0 K: 0 S: 2	H: 0 LOB: 0 BB: 1 P: 6	R: 0 E: 0 K: 0 S: 2	H: 0 LOB: 0 BB: 1 P: 6	1B: 4 2B: 1 3B: 0 HR: 0	SF: 0 SAC: 0 DP: 3 HBP: 0	WP: 0 PB: 0 SB: 0 CS: 0	PA: 31				
PITCHER Dick Donovan, R ERA: 9.00	IP: 9.0 WLS: W BF: 31	H: 5 R: 0 ER: 0 SO: 6	BB: 3 IBB: 0 HBP: 0 BLK: 0	WP: 0 HR: 0 S: 40 P: 52	ERA: 0.00 WHIP: 0.889											ERA: 0.00 WHIP: 0.889										

Boston Red Sox @ Cleveland Indians
Cleveland Municipal Stadium, Cleveland, OH
Tue Apr 17 1962, 6:05 PM EST
Att: 3,104 - Unknown

AB 28
R 0
H 5
RBI 0
BB 3
SO 6
LOB 9



Batter	1	2	3	4	5	6	7	8	9	AB	R	H	RBI	BB	SO	LOB	BOTTOM									
Don Dillard, L (1, 8)										4	0	0	0	0	0	1										
Al Luplow, L OBP: 0.200, SLG: 0.800 (1, 7)										4	2	1	2	0	0	1										
Tito Francona, L OBP: 0.381, SLG: 0.316 (1, 3)										3	1	2	0	1	0	0										
Willie Kirkland, L OBP: 0.350, SLG: 0.526 (1, 9)										4	1	4	2	0	0	0										
John Romano, R OBP: 0.421, SLG: 0.385 (1, 2)										3	0	0	1	0	0	4										
Woodie Held, R OBP: 0.388, SLG: 0.294 (1, 6)										4	0	0	0	0	0	1										
Bubba Phillips, R OBP: 0.300, SLG: 0.368 (1, 5)										4	0	0	0	0	0	2										
Jerry Kindall, R OBP: 0.176, SLG: 0.235 (1, 4)										4	1	1	0	0	2	1										
Dick Donovan, L (1, 1)										3	0	0	0	0	2	1										
Inning Stats	R: 0 E: 0 K: 0 S: 5	H: 2 LOB: 2 BB: 0 P: 5	R: 0 E: 0 K: 1 S: 5	H: 0 LOB: 0 BB: 0 P: 5	R: 1 E: 0 K: 0 S: 4	H: 1 LOB: 1 BB: 1 P: 8	R: 2 E: 1 K: 0 S: 7	H: 3 LOB: 2 BB: 0 P: 7	R: 0 E: 0 K: 1 S: 5	H: 0 LOB: 0 BB: 0 P: 5	R: 1 E: 0 K: 1 S: 6	H: 1 LOB: 1 BB: 0 P: 6	R: 1 E: 2 K: 0 S: 5	H: 1 LOB: 1 BB: 0 P: 5	R: 1 E: 0 K: 0 S: 5	H: 1 LOB: 1 BB: 0 P: 5	1B: 5 2B: 1 3B: 0 HR: 2	SF: 1 SAC: 0 DP: 0 HBP: 0	WP: 0 PB: 0 SB: 0 CS: 0	PA: 35						
PITCHER Bill Monbouquette, R ERA: 0.00	IP: 7.0 WLS: L BF: 30	H: 7 R: 4 ER: 2 SO: 4	BB: 1 IBB: 0 HBP: 0 BLK: 0	WP: 0 HR: 1 S: 37 P: 41	ERA: 2.57 WHIP: 1.143											ERA: 2.57 WHIP: 1.143										
PITCHER Earl Wilson, R ERA: 9.00	IP: 1.0 WLS: 5 BF: 1	H: 1 R: 1 ER: 1 SO: 0	BB: 0 IBB: 0 HBP: 0 BLK: 0	WP: 0 HR: 1 S: 5 P: 5	ERA: 9.00 WHIP: 1.000											ERA: 9.00 WHIP: 1.000										

Boston Red Sox @ Cleveland Indians
Cleveland Municipal Stadium, Cleveland, OH
Tue Apr 17 1962, 6:05 PM EST
Att: 3,104 - Unknown

AB 33
R 5
H 8
RBI 5
BB 1
SO 4
LOB 11



Batter	1	2	3	4	5	6	7	8	9	AB	R	H	RBI	BB	SO	LOB	TOP									
Tito Francona, L OBP: 0.308, SLG: 0.250	F8		6-3	F8			G3		F7	5	0	0	0	0	0	3	Cleveland Indians @ New York Yankees Yankee Stadium, Bronx, NY Sat Apr 21 1962, 3:33 AM EST Att: 24,543 - Unknown - 66 F									
Bubba Phillips, R OBP: 0.292, SLG: 0.318	K		HBP		F7		5-3			3	0	0	0	0	1	0										
Chuck Essegian, R OBP: 0.550, SLG: 0.529	FC4		G1-4-3		6-3		5-3			4	0	2	0	0	0	0										
Gene Green, R OBP: 0.286, SLG: 0.714	FC4		G1-4-3		HR				6-3	4	1	1	1	0	0	3										
John Romano, R OBP: 0.348, SLG: 0.294	K			F2	F8				F7	4	0	0	0	0	1	0										
Woodie Held, R OBP: 0.391, SLG: 0.300	F9			1-3						3	0	1	0	1	0	0										
Willie Kirkland, L OBP: 0.375, SLG: 0.476	2B		BB	BB	1B		F9		F3	2	0	0	0	2	0	2										
Jerry Kindall, R OBP: 0.238, SLG: 0.333	1-3		BB	1B			K		6-3	4	0	2	0	0	1	1										
Barry Latman, R Ken Aspinwall, R Frank Funk, R Doc Edwards, R Mudcat Grant, R Bob Allen, L Bob Nieman, R Jim Perry, S Miguel de la Hoz, R	F6			1-2	2-3		K		4-3	8	1	0	0	0	0	2										
Inning Stats	R: 0 E: 0 K: 1 S: 6	H: 1 LOB: 1 BB: 0 P: 6	R: 0 E: 0 K: 1 S: 6	H: 1 LOB: 2 BB: 1 P: 10	R: 0 E: 0 K: 0 S: 3	H: 1 LOB: 1 BB: 0 P: 4	R: 0 E: 0 K: 0 S: 4	H: 1 LOB: 3 BB: 2 P: 12	R: 1 E: 0 K: 0 S: 4	H: 1 LOB: 0 BB: 0 P: 4	R: 0 E: 0 K: 2 S: 8	H: 1 LOB: 1 BB: 0 P: 8	R: 0 E: 0 K: 0 S: 3	H: 0 LOB: 0 BB: 0 P: 3	R: 0 E: 0 K: 0 S: 3	H: 0 LOB: 1 BB: 0 P: 7	R: 0 E: 0 K: 0 S: 3	H: 0 LOB: 0 BB: 0 P: 3	1B: 4 2B: 1 3B: 0 HR: 1	SF: 0 SAC: 0 DP: 1 HBP: 1	WP: 0 PB: 0 SB: 0 CS: 0	PA: 37				
PITCHER	IP	WLS	BF	H	R	ER	SO	BB	IBB	HBP	BLK	WP	HR	S	P	ERA	WHIP									
Whitey Ford, L ERA: 3.79	(1, 1)	8.0	W	34	6	1	1	4	4	0	1	0	0	1	37	54	1.12	1.250								
Luis Arroyo, L ERA: 4.5	(9, 1)	1.0	S	3	0	0	0	0	0	0	0	0	0	3	3	0.00	0.000									

Batter	1	2	3	4	5	6	7	8	9	AB	R	H	RBI	BB	SO	LOB	BOTTOM								
Bobby Richardson, R OBP: 0.281, SLG: 0.287	4-3	5-3			F9		4-3			3	1	1	0	1	0	1	Cleveland Indians @ New York Yankees Yankee Stadium, Bronx, NY Sat Apr 21 1962, 3:33 AM EST Att: 24,543 - Unknown - 66 F								
Tom Tresh, S OBP: 0.344, SLG: 0.333	F7		1-3		1B		L7			3	0	0	0	1	0	1									
Roger Maris, L OBP: 0.219, SLG: 0.267	4-3		BB		F9		F8			4	0	1	0	0	0	3									
Mickey Mantle, S OBP: 0.667, SLG: 0.875	HR		G1-6-3		K		4-3			2	1	0	0	2	1	2									
Johnny Blanchard, L OBP: 0.318, SLG: 0.619	HR		BB				4-3			4	1	1	3	0	1	4									
Luis Arroyo, L	HR		G1-6-3		G3		K			0	0	0	0	0	0	0									
Elston Howard, R OBP: 0.385, SLG: 0.692	5-3			K			F8		K	4	0	0	0	0	2	0									
Bill Skowron, R OBP: 0.207, SLG: 0.414		F5		L8			5-3			3	0	0	0	0	0	0									
Clete Boyer, R OBP: 0.538, SLG: 0.826	K									3	0	2	0	0	1	0									
Whitey Ford, L					F9		L4			2	0	0	0	1	0	2									
Jack Reed, R										0	0	0	0	0	0	0									
Inning Stats	R: 3 E: 0 K: 0 S: 4	H: 1 LOB: 0 BB: 2 P: 12	R: 0 E: 0 K: 1 S: 5	H: 0 LOB: 1 BB: 1 P: 9	R: 0 E: 0 K: 0 S: 3	H: 1 LOB: 1 BB: 1 P: 7	R: 0 E: 0 K: 1 S: 6	H: 1 LOB: 1 BB: 0 P: 6	R: 0 E: 0 K: 0 S: 4	H: 1 LOB: 1 BB: 0 P: 4	R: 0 E: 0 K: 0 S: 3	H: 0 LOB: 0 BB: 0 P: 3	R: 0 E: 0 K: 2 S: 7	H: 0 LOB: 0 BB: 0 P: 7	R: 0 E: 0 K: 0 S: 7	H: 0 LOB: 0 BB: 0 P: 7	1B: 4 2B: 0 3B: 0 HR: 1	SF: 0 SAC: 0 DP: 1 HBP: 0	WP: 0 PB: 0 SB: 0 CS: 0	PA: 33					
PITCHER	IP	WLS	BF	H	R	ER	SO	BB	IBB	HBP	BLK	WP	HR	S	P	ERA	WHIP								
Barry Latman, R ERA: 9.0	(1, 1)	1.0	L	6	1	3	3	0	0	0	0	0	0	8	16	0.00	1.500								
Frank Funk, R ERA:	(2, 1)	2.0		8	1	0	0	1	2	0	0	0	0	8	16	0.00	1.500								
Mudcat Grant, R ERA:	(4, 1)	1.1		7	2	0	0	1	1	0	0	0	0	8	12	0.00	2.250								
Bob Allen, L ERA: 8.75	(5, 1)	0.2		2	0	0	0	1	0	0	0	0	0	4	4	0.00	0.000								
Jim Perry, R ERA:	(6, 1)	3.0		10	1	0	0	2	0	0	0	0	0	14	14	0.00	0.333								

Batter	1	2	3	4	5	6	7	8	9	AB	R	H	RBI	BB	SO	LOB	TOP			
Ty Cline, L OBP: 0.167, SLG: 0.125										4	0	1	0	1	0	2	Cleveland Indians @ New York Yankees Yankee Stadium, Bronx, NY Sun Apr 22 1962, 3:33 AM EST Unknown - 76 F			
Al Luplow, L OBP: 0.300, SLG: 0.556										4	2	1	0	1	1	2				
Tito Francona, L OBP: 0.290, SLG: 0.241										5	0	1	0	0	0	3				
Willie Kirkland, L OBP: 0.414, SLG: 0.458										3	1	1	1	2	0	2				
John Romano, R OBP: 0.357, SLG: 0.318										5	1	2	0	0	0	5				
Woodie Held, R OBP: 0.393, SLG: 0.320										5	1	2	2	0	1	2				
Bubba Phillips, R OBP: 0.310, SLG: 0.333										5	2	2	0	0	1	2				
Jerry Kindall, R OBP: 0.280, SLG: 0.417										3	0	1	3	1	1	1				
Dick Donovan, L OBP: 0.091, SLG: 0.091										4	0	1	1	0	1	3				
Bob Allen, L										0	0	0	0	0	0	0				
Barry Latman, R										0	0	0	0	0	0	0				
Frank Funk, R										0	0	0	0	0	0	0				
Inning Stats	R: 0 E: 0 K: 0 S: 4	H: 1 LOB: 2 BB: 1 P: 8	R: 1 E: 0 K: 1 S: 7	H: 2 LOB: 1 BB: 0 P: 7	R: 5 E: 0 K: 1 S: 10	H: 5 LOB: 1 BB: 1 P: 14	R: 1 E: 0 K: 0 S: 5	H: 3 LOB: 1 BB: 0 P: 5	R: 0 E: 0 K: 0 S: 3	H: 0 LOB: 0 BB: 0 P: 3	R: 0 E: 0 K: 0 S: 3	H: 1 LOB: 2 BB: 1 P: 7	R: 0 E: 0 K: 0 S: 4	H: 0 LOB: 0 BB: 0 P: 5	R: 0 E: 0 K: 2 S: 7	H: 0 LOB: 1 BB: 1 P: 11	1B: 10 2B: 1 3B: 1 HR: 0	SF: 0 SAC: 0 DP: 0 HBP: 0	WP: 0 PB: 0 SB: 1 CS: 0	PA: 44
PITCHER	IP WLS BF H R ER SO BB IBB HBP BLK WP HR S P ERA WHIP																			
Bill Stafford, R ERA: 4.7	(1, 1) 2.1 L 17 8 6 6 1 2 0 0 0 0 0 0 17 25 23.14 4.286																			
Bud Daley, L ERA: 3.38	(3, 1) 2.2 10 3 1 1 1 0 0 0 0 0 0 12 12 3.38 1.125																			
Jim Bouton, R ERA:	(6, 1) 3.0 12 1 0 0 1 2 0 0 0 0 0 0 12 20 0.00 1.000																			
Marshall Bridges, L ERA:	(9, 1) 1.0 4 0 0 0 0 2 1 0 0 0 0 0 0 7 11 0.00 1.000																			

AB 38
R 7
H 12
RBI 7
BB 5
SO 5
LOB 22



Batter	1	2	3	4	5	6	7	8	9	AB	R	H	RBI	BB	SO	LOB	BOTTOM					
Bobby Richardson, R OBP: 0.297, SLG: 0.285										4	1	1	0	1	0	1	Cleveland Indians @ New York Yankees Yankee Stadium, Bronx, NY Sun Apr 22 1962, 3:33 AM EST Unknown - 76 F					
Tom Tresh, S OBP: 0.351, SLG: 0.419										4	2	1	3	1	0	3						
Roger Maris, L OBP: 0.216, SLG: 0.235										4	0	0	0	1	1	3						
Mickey Mantle, S OBP: 0.618, SLG: 0.737										3	0	0	0	1	0	0						
Johnny Blanchard, L OBP: 0.308, SLG: 0.542										3	0	0	1	1	0	0						
Yogi Berra, L OBP: 0.444, SLG: 0.750										3	1	1	1	1	1	3						
Joe Pepitone, L OBP: 0.167, SLG: 0.167										4	0	0	0	0	1	1						
Clete Boyer, R OBP: 0.533, SLG: 0.769										3	1	1	0	1	0	1						
Bill Stafford, R ERA: 4.7	(1, 1) 2.1 L 17 8 6 6 1 2 0 0 0 0 0 0 17 25 23.14 4.286																					
Bud Daley, L ERA: 3.38	(3, 1) 2.2 10 3 1 1 1 0 0 0 0 0 0 12 12 3.38 1.125																					
Phil Lirio, R ERA: 6.75	(5, PH) 0.0 2 0 0 0 0 2 0 0 0 0 0 0 0 8 13.50 4.500																					
Jim Bouton, R ERA: 9.64	(6, PH) 3.0 12 1 0 0 1 2 0 0 0 0 0 0 12 20 0.00 1.000																					
Hector Lopez, R ERA: 9.64	(9, PH) 1.0 4 0 0 0 0 2 1 0 0 0 0 0 0 7 11 0.00 1.000																					
Marshall Bridges, S ERA: 3.38	(9, PH) 1.0 4 0 0 0 0 2 1 0 0 0 0 0 0 7 11 0.00 1.000																					
Elston Howard, R ERA: 3.38	(9, PH) 1.0 4 0 0 0 0 2 1 0 0 0 0 0 0 7 11 0.00 1.000																					
Jack Reed, R ERA: 3.38	(9, PH) 1.0 4 0 0 0 0 2 1 0 0 0 0 0 0 7 11 0.00 1.000																					
Inning Stats	R: 0 E: 0 K: 0 S: 3	H: 0 LOB: 0 BB: 0 P: 3	R: 1 E: 0 K: 0 S: 4	H: 1 LOB: 0 BB: 0 P: 4	R: 0 E: 0 K: 0 S: 4	H: 1 LOB: 1 BB: 0 P: 4	R: 0 E: 0 K: 0 S: 3	H: 0 LOB: 0 BB: 0 P: 3	R: 0 E: 0 K: 1 S: 6	H: 1 LOB: 1 BB: 0 P: 6	R: 2 E: 0 K: 0 S: 5	H: 2 LOB: 0 BB: 0 P: 5	R: 0 E: 0 K: 0 S: 2	H: 0 LOB: 0 BB: 1 P: 6	R: 1 E: 0 K: 0 S: 3	H: 0 LOB: 3 BB: 4 P: 19	R: 1 E: 0 K: 2 S: 7	H: 0 LOB: 3 BB: 3 P: 19	1B: 3 2B: 0 3B: 0 HR: 2	SF: 0 SAC: 0 DP: 1 HBP: 0	WP: 0 PB: 0 SB: 0 CS: 0	PA: 39
PITCHER	IP WLS BF H R ER SO BB IBB HBP BLK WP HR S P ERA WHIP																					
Dick Donovan, R ERA: 1.4	(1, 1) 0.0 2 0 0 0 0 2 0 0 0 0 0 0 0 8 13.50 4.500																					
Bob Allen, L ERA: 6.75	(8, 1) 0.0 2 0 0 0 0 2 0 0 0 0 0 0 0 8 13.50 4.500																					
Barry Latman, R ERA: 9.64	(8, 1) 0.2 5 0 1 1 1 3 0 0 0 0 0 0 4 16 0.00 0.000																					
Frank Funk, R ERA:	(9, 1) 0.2 S 2 0 0 0 1 0 0 0 0 0 0 0 4 4 0.00 0.000																					


AB 31
R 5
H 5
RBI 5
BB 8
SO 3
LOB 13



Batter	1	2	3	4	5	6	7	8	9	AB	R	H	RBI	BB	SO	LOB	TOP																					
Ty Cline, L OBP: 0.333, SLG: 0.478 (1, 8)	F2		1B				3B			4	1	3	2	0	0	0																						
Al Luplow, L OBP: 0.316, SLG: 0.500 (1, 7)	4-3		1B					F2		4	0	1	1	0	0	1																						
Tito Francona, L OBP: 0.325, SLG: 0.270 (1, 3)	F7		K					6-3		4	0	0	0	0	1	1																						
Willie Kirkland, L OBP: 0.368, SLG: 0.375 (1, 9)		K						4-3		3	0	0	0	1	1	0																						
John Romano, R OBP: 0.351, SLG: 0.323 (1, 2)								F8		4	0	2	0	0	0	1																						
Woodie Held, R OBP: 0.324, SLG: 0.324 (1, 6)		K						F9		4	0	0	0	0	3	2																						
Bubba Phillips, R OBP: 0.263, SLG: 0.306 (1, 5)								F7		4	0	0	0	0	0	1																						
Jerry Kindall, R OBP: 0.364, SLG: 0.516 (1, 4)			K					F8		3	1	1	0	0	1	0																						
Ron Taylor, R OBP: 0.429, SLG: 0.429 Frank Funk, R (7, 1)			K					3B		3	1	1	0	0	1	1																						
Inning Stats	R: 0 E: 0 K: 0 S: 3	H: 0 LOB: 0 BB: 0 P: 3	R: 0 E: 0 K: 2 S: 8	H: 1 LOB: 1 BB: 0 P: 8	R: 1 E: 0 K: 3 S: 11	H: 2 LOB: 1 BB: 0 P: 11	R: 0 E: 0 K: 1 S: 4	H: 0 LOB: 0 BB: 1 P: 8	R: 1 E: 0 K: 0 S: 5	H: 2 LOB: 1 BB: 0 P: 5	R: 0 E: 0 K: 1 S: 6	H: 1 LOB: 1 BB: 0 P: 6	R: 1 E: 0 K: 0 S: 4	H: 2 LOB: 0 BB: 0 P: 4	R: 0 E: 0 K: 0 S: 3	H: 0 LOB: 0 BB: 0 P: 3	R: 0 E: 0 K: 0 S: 3	H: 0 LOB: 0 BB: 0 P: 3	1B: 4 2B: 3 3B: 1 HR: 0	SF: 0 SAC: 0 DP: 1 HBP: 0	WP: 1 PB: 0 SB: 0 CS: 0	PA: 34																
PITCHER	IP	WLS	BF	H	R	ER	SO	BB	IBB	HBP	BLK	WP	HR	S	P	ERA	WHIP	PITCHER				IP	WLS	BF	H	R	ER	SO	BB	IBB	HBP	BLK	WP	HR	S	P	ERA	WHIP
Dean Chance, R ERA: 2.57	(1, 1)	7.0	L	28	8	3	3	7	1	0	0	0	0	41	45	3.86	1.286																					
Jack Spring, L ERA: 1.93	(8, 1)	2.0		6	0	0	0	0	0	0	0	0	0	6	6	0.00	0.000																					

Cleveland Indians @ Los Angeles Angels
Dodger Stadium, Los Angeles, CA
Tue Apr 24 1962, 6:05 PM PST
Att: 7,146 - Unknown - 62 F


AB 33
R 3
H 8
RBI 3
BB 1
SO 7
LOB 7



Batter	1	2	3	4	5	6	7	8	9	AB	R	H	RBI	BB	SO	LOB	BOTTOM																					
Albie Pearson, L OBP: 0.358, SLG: 0.233 (1, 9)	BB		L3							3	0	1	0	1	0	0																						
Billy Moran, R OBP: 0.381, SLG: 0.405 (1, 4)	F5		F3							4	0	0	0	0	0	2																						
Lee Thomas, L OBP: 0.222, SLG: 0.244 (1, 8)										3	1	2	0	1	0	0																						
Leon Wagner, L OBP: 0.298, SLG: 0.522 (1, 7)	F5									4	1	1	2	0	0	3																						
Buck Rodgers, S OBP: 0.292, SLG: 0.273 (1, 2)	F4									3	0	0	0	1	0	3																						
Steve Bilko, R OBP: 0.406, SLG: 0.520 (1, 3)										2	0	0	0	2	1	0																						
Eddie Yost, R OBP: 0.409, SLG: 0.303 Ken Hunt, R (9, PH)										3	0	0	0	1	1	3																						
Joe Koppe, R OBP: 0.340, SLG: 0.308 Marian Coughtry, L (9, PH)										1	0	0	0	0	1	1																						
Dean Chance, R Chuck Tanner, L Jack Spring, R Earl Averill, R (9, PH)										2	0	0	0	0	1	1																						
Inning Stats	R: 0 E: 0 K: 0 S: 4	H: 1 LOB: 2 BB: 1 P: 8	R: 0 E: 0 K: 1 S: 4	H: 0 LOB: 0 BB: 1 P: 8	R: 0 E: 0 K: 1 S: 5	H: 0 LOB: 0 BB: 0 P: 5	R: 0 E: 0 K: 0 S: 3	H: 0 LOB: 0 BB: 0 P: 3	R: 0 E: 0 K: 1 S: 5	H: 0 LOB: 1 BB: 1 P: 9	R: 2 E: 0 K: 0 S: 5	H: 2 LOB: 2 BB: 2 P: 13	R: 0 E: 0 K: 0 S: 3	H: 0 LOB: 1 BB: 1 P: 7	R: 0 E: 0 K: 0 S: 3	H: 1 LOB: 0 BB: 0 P: 3	R: 0 E: 0 K: 2 S: 7	H: 0 LOB: 2 BB: 1 P: 11	1B: 3 2B: 0 3B: 0 HR: 1	SF: 0 SAC: 0 DP: 2 HBP: 0	WP: 0 PB: 0 SB: 1 CS: 0	PA: 36																
PITCHER	IP	WLS	BF	H	R	ER	SO	BB	IBB	HBP	BLK	WP	HR	S	P	ERA	WHIP	PITCHER				IP	WLS	BF	H	R	ER	SO	BB	IBB	HBP	BLK	WP	HR	S	P	ERA	WHIP
Ron Taylor, R ERA: 3.12	(1, 1)	6.1	W	26	3	2	2	3	5	0	0	0	0	27	47	2.84	1.263																					
Frank Funk, R ERA:	(7, 1)	2.2	S	10	1	0	0	2	2	0	0	0	0	12	20	0.00	1.125																					

Cleveland Indians @ Los Angeles Angels
Dodger Stadium, Los Angeles, CA
Tue Apr 24 1962, 6:05 PM PST
Att: 7,146 - Unknown - 62 F

AB 29
R 2
H 4
RBI 2
BB 7
SO 5
LOB 15



Batter	1	2	3	4	5	6	7	8	9	AB	R	H	RBI	BB	SO	LOB	TOP					
Ty Cline, L (1, 8) OBP: 0.300, SLG: 0.423 Ken Aspromonte, R (8, PH) Don Dillard, L (8, 8)			L1-3		F5			E5 5-3 1B		3	0	0	0	0	1	2	Cleveland Indians @ Los Angeles Angels Dodger Stadium, Los Angeles, CA Wed Apr 25 1962, 6:05 PM PST Att. 6,340 - Unknown - 62 F					
Bubba Phillips, R (1, 5) OBP: 0.282, SLG: 0.300	5-3			5-3		G6-4-3 1B		5-3	4	0	1	0	0	0	1							
Tito Francona, L (1, 3) OBP: 0.318, SLG: 0.268	6-3			4-3		F9		1B	4	0	1	1	0	0	1							
Chuck Essegian, R (1, 7) OBP: 0.458, SLG: 0.429		F7		F4		G6-4-3 1-2		L5	4	0	0	0	0	0	2							
John Romano, R (1, 2) OBP: 0.390, SLG: 0.364					G3 1B 2B		BB BB	K	2	1	1	0	2	1	1							
Woodie Held, R (1, 6) OBP: 0.317, SLG: 0.297		BB K			F9		F3		3	0	0	0	1	1	3							
Willie Kirkland, L (1, 9) OBP: 0.333, SLG: 0.333			4-3		G3 2-3		F9		BB BB	4	0	0	0	1	4							
Jerry Kindall, R (1, 4) OBP: 0.378, SLG: 0.485			6-3		1B BB		BB 1-2		BB BB	2	0	0	0	2	1							
Pedro Ramos, S (5, PH) Gene Green, R (5, PH) Jim Perry, S (5, PH) Doc Edwards, R (7, PH) Bob Allen, L (7, PH) Miguel de la Hoz, R (8, PH)			K		1-3 3-H 1B		K		K	1	0	0	0	0	1	0						
Inning Stats	R: 0 E: 0 K: 1 S: 5	H: 0 LOB: 0 BB: 0 P: 5	R: 0 E: 0 K: 1 S: 5	H: 0 LOB: 1 BB: 1 P: 9	R: 0 E: 0 K: 1 S: 5	H: 0 LOB: 0 BB: 0 P: 5	R: 0 E: 0 K: 0 S: 3	H: 0 LOB: 0 BB: 0 P: 3	R: 2 E: 0 K: 0 S: 5	H: 2 LOB: 2 BB: 1 P: 9	R: 0 E: 0 K: 0 S: 3	H: 1 LOB: 0 BB: 0 P: 3	R: 0 E: 0 K: 1 S: 5	H: 0 LOB: 2 BB: 2 P: 13	R: 1 E: 1 K: 1 S: 7	H: 1 LOB: 1 BB: 0 P: 7		R: 0 E: 0 K: 3 S: 9	H: 0 LOB: 1 BB: 1 P: 13	1B: 3 2B: 1 3B: 0 HR: 0	SF: 0 SAC: 0 DP: 1 HBP: 0	WP: 0 PB: 0 SB: 0 CS: 0
PITCHER Bo Belinsky, L (1, 1) ERA: 1.8	IP: 9.0 WLS: W BF: 36 H: 4 R: 2 ER: 1 SO: 8 BB: 5 IBB: 0 HBP: 0 BLK: 0 WP: 0 HR: 0 S: 47 P: 67 ERA: 1.00 WHIP: 1.000																					

Batter	1	2	3	4	5	6	7	8	9	AB	R	H	RBI	BB	SO	LOB	BOTTOM			
Albie Pearson, L (1, 9) OBP: 0.379, SLG: 0.255	S BB		1-3	F5		E 1B		1B FC4-6 1B		4	1	2	0	1	0	2	Cleveland Indians @ Los Angeles Angels Dodger Stadium, Los Angeles, CA Wed Apr 25 1962, 6:05 PM PST Att. 6,340 - Unknown - 62 F			
Billy Moran, R (1, 4) OBP: 0.404, SLG: 0.429	F5 1-2				BB E 1B		E6 1-2	FC4-6 1B	5	1	3	0	0	0	2					
Lee Thomas, L (1, 8) OBP: 0.200, SLG: 0.217	K		F9		K		G3	FC4-6 1-2 3-H	5	0	0	1	0	2	6					
Leon Wagner, L (1, 7) OBP: 0.314, SLG: 0.571 Chuck Tanner, L (8, 7)	F7			HR	E BB		1-3	3-1	3	2	1	1	1	0	1					
Tom Burgess, L (1, 3) OBP: 0.250, SLG: 0.286		E3		4-3	FC5-4 BB		E 2B		3	1	1	0	1	0	0					
Buck Rodgers, S (1, 2) OBP: 0.288, SLG: 0.271		F9			1B SF8 1B		FC5-4 1-2 2-3	L8	4	1	1	0	0	0	2					
Marian Coughtry, L (1, 5) OBP: 0.167, SLG: 0.167		F7			1-3 BB 1B		L8		4	0	2	0	0	0	2					
Joe Koppe, R (1, 6) OBP: 0.314, SLG: 0.286		F5		SF8		5-3		1-3	3	0	0	1	0	0	2					
Bo Belinsky, L (1, 1) OBP: 0.500, SLG: 0.250			F4		3-H 4-0 BB		K		K	3	0	0	0	1	2	0				
Inning Stats	R: 0 E: 0 K: 1 S: 5	H: 0 LOB: 1 BB: 1 P: 9	R: 0 E: 1 K: 0 S: 4	H: 0 LOB: 1 BB: 0 P: 4	R: 0 E: 0 K: 0 S: 4	H: 1 LOB: 1 BB: 0 P: 4	R: 2 E: 0 K: 0 S: 6	H: 3 LOB: 2 BB: 1 P: 10	R: 2 E: 1 K: 1 S: 6	H: 1 LOB: 1 BB: 2 P: 14	R: 0 E: 1 K: 1 S: 7	H: 1 LOB: 1 BB: 0 P: 7	R: 1 E: 1 K: 0 S: 5	H: 2 LOB: 1 BB: 0 P: 5	R: 1 E: 0 K: 1 S: 7	H: 2 LOB: 1 BB: 0 P: 7		1B: 8 2B: 1 3B: 0 HR: 1	SF: 1 SAC: 0 DP: 0 HBP: 0	WP: 0 PB: 0 SB: 1 CS: 0
PITCHER Pedro Ramos, R (1, 1) ERA: 4.5 Jim Perry, R (5, 1) ERA: Bob Allen, L (7, 1) ERA: 5.79	IP: 4.0 WLS: L BF: 19 H: 4 R: 2 ER: 2 SO: 1 BB: 2 IBB: 0 HBP: 0 BLK: 0 WP: 0 HR: 1 S: 19 P: 27 ERA: 4.50 WHIP: 1.500																			

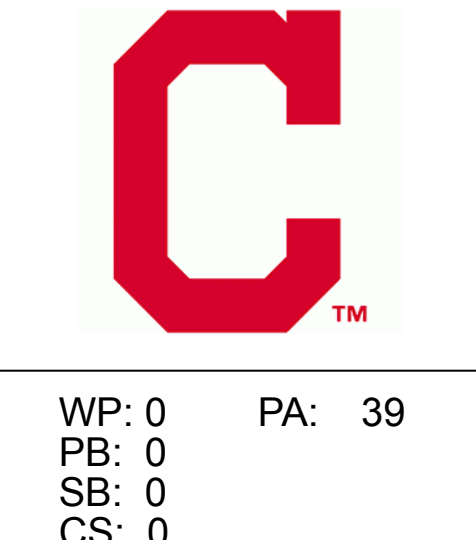
Batter	1	2	3	4	5	6	7	8	9	AB	R	H	RBI	BB	SO	LOB	TOP			
Lenny Green, L OBP: 0.358, SLG: 0.393 (1, 8)	F7		1B		P5			F9		4	0	1	0	0	0	0	Minnesota Twins @ Cleveland Indians Cleveland Municipal Stadium, Cleveland, OH Fri Apr 27, 1962, 6:05 PM EST Att: 12,050 - Unknown			
Vic Power, R OBP: 0.313, SLG: 0.339 (1, 3)	L8		4-3				L8	L8		4	0	0	0	0	0	1				
Rich Rollins, R OBP: 0.476, SLG: 0.736 (1, 5)	L8			F5		G1-6-3 1B		F9		4	0	1	0	0	0	0				
Harmon Killebrew, R OBP: 0.338, SLG: 0.347 (1, 7)		BB		K		G1-6-3 1-2		HR		3	1	1	1	1	1	1				
Bob Allison, R OBP: 0.444, SLG: 0.490 (1, 9)	F2			1B			5-3	F7		4	0	1	0	0	0	1				
Earl Battey, R OBP: 0.349, SLG: 0.483 (1, 2)	L8			1B			P6	6-3		4	0	1	0	0	0	1				
Zolo Versailles, R OBP: 0.206, SLG: 0.339 (1, 6)	F3			F7			BB HBP	HR		3	1	1	1	0	0	3				
Jim Snyder, R OBP: 0.143, SLG: 0.143 (7, PH) Jim Lemon, R OBP: 0.750, SLG: 2.000 Johnny Goryl, R (7, FR) (7, 4)			6-3		6-3		BB	K		2	0	0	0	0	0	0				
Jim Kaat, L (1, 1) Ted Sadowski, R (5, 1) Don Mincher, L OBP: 0.143, SLG: 0.143 Georges Maranda, R (7, 1)			4-3		4-3		1-2 BB	F7		2	0	0	0	0	0	0				
Inning Stats	R: 0 E: 0 K: 0 S: 3	H: 0 LOB: 0 BB: 0 P: 3	R: 0 E: 0 K: 0 S: 3	H: 0 LOB: 1 BB: 1 P: 7	R: 0 E: 0 K: 0 S: 4	H: 1 LOB: 1 BB: 0 P: 4	R: 0 E: 0 K: 1 S: 7	H: 2 LOB: 2 BB: 0 P: 7	R: 0 E: 0 K: 0 S: 3	H: 0 LOB: 0 BB: 0 P: 3	R: 0 E: 0 K: 0 S: 3	H: 0 LOB: 2 BB: 1 P: 8	R: 0 E: 0 K: 0 S: 3	H: 0 LOB: 0 BB: 0 P: 3	R: 2 E: 0 K: 1 S: 7	H: 2 LOB: 0 BB: 0 P: 7		1B: 4 2B: 0 3B: 0 HR: 2	SF: 0 SAC: 0 DP: 1 HBP: 1	WP: 0 PB: 0 SB: 0 CS: 0
PITCHER Dick Donovan, R ERA: 1.56 (1, 1)	IP: 9.0 WLS: W BF: 35 H: 6 R: 2 ER: 2 SO: 2 BB: 2 IBB: 0 HBP: 1 BLK: 0 WP: 0 HR: 2 S: 36 P: 45 ERA: 2.00 WHIP: 0.889																			

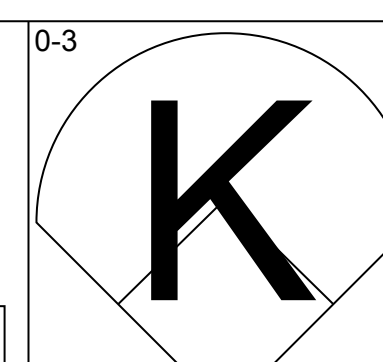
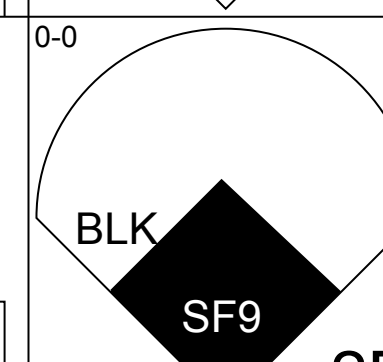
Batter	1	2	3	4	5	6	7	8	9	AB	R	H	RBI	BB	SO	LOB	BOTTOM			
Ty Cline, L OBP: 0.350, SLG: 0.543 (1, 8)	L1-3		FC1-2 1-2 HBP 1B		FC1-6 2B E		E 1B	HR		5	3	3	2	0	0	1	Minnesota Twins @ Cleveland Indians Cleveland Municipal Stadium, Cleveland, OH Fri Apr 27, 1962, 6:05 PM EST Att: 12,050 - Unknown			
Tito Francona, L OBP: 0.315, SLG: 0.271 (1, 3)	6-3		K		E7 1B 2B		E6 1B	E1		5	1	1	0	0	1	3				
Chuck Essegian, R OBP: 0.448, SLG: 0.400 (1, 7)	F3		FC1-2 1-2 2-3 HBP		FC4 1B		K	4-3		4	0	1	1	0	1	3				
Gene Green, R OBP: 0.300, SLG: 0.600 Willie Kirkland, L OBP: 0.347, SLG: 0.317 (6, PH) (6, 9)	F4		FC1-2 1-2 2-3 3-H		FC4 1-2		P5			2	0	0	0	0	0	3				
John Romano, R OBP: 0.440, SLG: 0.400 (1, 2)	HR HBP		P3		F3		FC6-4 1B			2	0	0	0	0	0	3				
Woodie Held, R OBP: 0.320, SLG: 0.370 (1, 6)	HR 1-H				F7		L6	FC6-4 1-2		4	1	1	2	0	0	2				
Bubba Phillips, R OBP: 0.240, SLG: 0.271 (1, 5)	F3				F8		5-3	HR 1B		4	1	1	0	0	0	0				
Jerry Kindall, R OBP: 0.333, SLG: 0.439 (1, 4)	F8				6-3			F3		4	0	1	0	0	0	1				
Dick Donovan, L OBP: 0.200, SLG: 0.077 (1, 1)			HBP 1B FC1-2 HBP		FC1-6 BB		K	F8		2	0	0	0	1	1	2				
Inning Stats	R: 0 E: 0 K: 0 S: 3	H: 0 LOB: 0 BB: 0 P: 3	R: 2 E: 0 K: 0 S: 4	H: 1 LOB: 0 BB: 0 P: 5	R: 0 E: 0 K: 1 S: 6	H: 1 LOB: 3 BB: 0 P: 8	R: 0 E: 0 K: 0 S: 3	H: 0 LOB: 0 BB: 0 P: 3	R: 2 E: 1 K: 0 S: 5	H: 2 LOB: 1 BB: 1 P: 9	R: 0 E: 0 K: 1 S: 6	H: 1 LOB: 1 BB: 0 P: 6	R: 1 E: 1 K: 1 S: 8	H: 2 LOB: 2 BB: 0 P: 8	R: 2 E: 1 K: 0 S: 6	H: 2 LOB: 1 BB: 0 P: 6		1B: 5 2B: 2 3B: 0 HR: 2	SF: 0 SAC: 0 DP: 0 HBP: 3	WP: 0 PB: 0 SB: 0 CS: 0
PITCHER Jim Kaat, L ERA: 5.0 Ted Sadowski, R ERA: 3.38 Georges Maranda, R ERA: 7.04 (1, 1) (5, 1) (7, 1)	IP: 4.1 WLS: L BF: 21 H: 4 R: 4 ER: 4 SO: 1 BB: 1 IBB: 0 HBP: 3 BLK: 0 WP: 0 HR: 1 S: 19 P: 26 ERA: 8.31 WHIP: 1.154																			

AB	32
R	2
H	6
RBI	2
BB	2
SO	2
LOB	9



AB	35
R	7
H	9
RBI	6
BB	1
SO	3
LOB	22

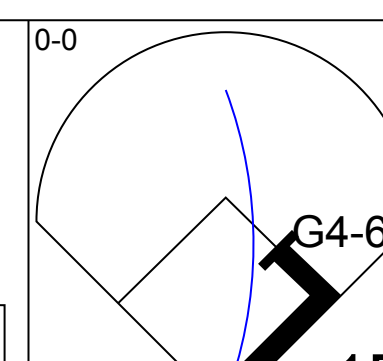
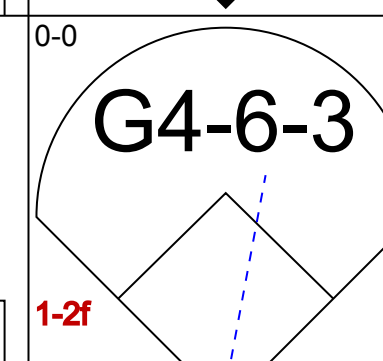


Batter	1	2	3	4	5	6	7	8	9	AB	R	H	RBI	BB	SO	LOB	TOP					
Lenny Green, L OBP: 0.352, SLG: 0.373			4-3		G5-3		HR BB			3	1	0	0	1	1	2						
Vic Power, R OBP: 0.323, SLG: 0.367			HR		F5		HR			1	1	1	0	0	0	0						
Don Mincher, L OBP: 0.300, SLG: 0.900	2B						HR			3	2	2	5	0	0	1						
Rich Rollins, R OBP: 0.448, SLG: 0.696	SF9		L8			5-3	F7			3	0	0	1	0	0	0						
Harmon Killebrew, R OBP: 0.348, SLG: 0.420										1	1	1	1	0	0	0						
Jim Lemon, R OBP: 0.429, SLG: 0.800	HR		K		1-3			F6		3	0	0	0	0	1	0						
Bob Allison, R OBP: 0.433, SLG: 0.463					F3			5-3		3	0	0	0	1	0	0						
Earl Battey, R OBP: 0.328, SLG: 0.453					F9			L8		4	0	0	0	0	1	1						
Zolo Versailles, R OBP: 0.209, SLG: 0.333			F3		F9			BB HR 1B		4	1	1	0	0	0	0						
Jim Snyder, R OBP: 0.100, SLG: 0.100			5-3		E6			F9		3	0	0	0	0	0	1						
Hal Naragon, L					G5-3 1B				F5	1	0	0	0	0	0	0						
Jim Manning, R			1-3						F2	1	0	0	0	0	0	0						
Lee Stange, R										0	0	0	0	0	0	0						
George Banks, R										0	0	0	0	0	0	0						
Ted Sadowski, R										0	0	0	0	0	0	0						
Bernie Allen, L										0	0	0	0	0	0	0						
Dick Stigman, R										0	0	0	0	0	0	0						
Bill Tuttle, R										1	0	0	0	0	0	0						
Inning Stats	R: 2 E: 0 K: 1 S: 7	H: 2 LOB: 1 BB: 1 P: 11	R: 0 E: 0 K: 0 S: 3	H: 0 LOB: 0 BB: 0 P: 3	R: 1 E: 0 K: 1 S: 6	H: 1 LOB: 0 BB: 0 P: 6	R: 0 E: 0 K: 0 S: 3	H: 0 LOB: 0 BB: 0 P: 3	R: 0 E: 1 K: 0 S: 4	H: 1 LOB: 1 BB: 0 P: 4	R: 0 E: 0 K: 0 S: 3	H: 0 LOB: 0 BB: 0 P: 3	R: 4 E: 0 K: 0 S: 6	H: 3 LOB: 0 BB: 1 P: 10	R: 0 E: 0 K: 1 S: 5	H: 0 LOB: 0 BB: 0 P: 5	R: 0 E: 0 K: 0 S: 3	H: 0 LOB: 0 BB: 0 P: 3	1B: 3 2B: 1 3B: 0 HR: 3	SF: 1 SAC: 0 DP: 1 HBP: 0	WP: 0 PB: 0 SB: 0 CS: 0	PA: 36
PITCHER	IP WLS BF H R ER SO BB IBB HBP BLK WP HR S P ERA WHIP																					
Ron Taylor, R ERA: 4.5	(1, 1) 6.2 28 6 6 6 2 2 0 0 0 0 0 2 30 38 8.10 1.200																					
Frank Funk, R ERA: 1.59	(7, 1) 0.1 2 1 1 1 0 0 0 0 0 0 0 1 2 2 27.00 3.000																					
Barry Latman, R ERA: 5.0	(8, 1) 2.0 W 6 0 0 0 1 0 0 0 0 0 0 0 8 8 0.00 0.000																					

Minnesota Twins @ Cleveland Indians
Cleveland Municipal Stadium, Cleveland, OH
Sat Apr 28, 1962, 3:33 AM EST
Att: 2,747 - Unknown

AB 33
R 7
H 7
RBI 7
BB 2
SO 3
LOB 5



Batter	1	2	3	4	5	6	7	8	9	AB	R	H	RBI	BB	SO	LOB	BOTTOM			
Ty Cline, L OBP: 0.400, SLG: 0.553			FC3-6 1B	L4-3		CS BB		IBB BB		3	0	2	0	2	0	0				
Al Luplow, L OBP: 0.286, SLG: 0.423			FC3-6 1B	F3				IBB		4	1	0	0	0	1	3				
Chuck Essegian, R OBP: 0.467, SLG: 0.400	1-2		E							0	0	0	0	1	0	0				
Don Dillard, L								IBB		0	0	0	0	0	0	0				
Tito Francona, L OBP: 0.322, SLG: 0.283	5-3		1B	F9			G3 WP 2B 1B	3-1		5	2	2	0	0	0	3				
Willie Kirkland, L OBP: 0.321, SLG: 0.289		F8	E4 1B		F8		G3			4	1	0	1	0	0	2				
John Romano, R OBP: 0.463, SLG: 0.455		1B 2B 1B	BB 1B	1-2 2H 1B	5-3					4	1	3	2	0	0	0				
Woodie Held, R OBP: 0.333, SLG: 0.440		2B 1B	F8		HR					4	2	2	1	0	1	3				
Bubba Phillips, R OBP: 0.276, SLG: 0.327		SF9 2B	BB 1B	1-2 2H 1B						4	1	3	3	0	0	1				
Jerry Kindall, R OBP: 0.327, SLG: 0.419		SF9	4-0 1B	1-2 2-3 BB	1-3					2	0	0	1	1	1	1				
Ron Taylor, R OBP: 0.300, SLG: 0.300		3-H								3	0	0	0	0	2	3				
Frank Funk, R										0	0	0	0	0	0	0				
Barry Latman, R										1	0	0	0	0	0	0				
Inning Stats	R: 0 E: 0 K: 0 S: 3	H: 1 LOB: 0 BB: 0 P: 3	R: 3 E: 0 K: 0 S: 6	H: 3 LOB: 0 BB: 0 P: 6	R: 3 E: 1 K: 1 S: 10	H: 4 LOB: 3 BB: 1 P: 14	R: 0 E: 0 K: 0 S: 3	H: 0 LOB: 0 BB: 0 P: 3	R: 1 E: 0 K: 0 S: 5	H: 2 LOB: 1 BB: 0 P: 5	R: 0 E: 0 K: 2 S: 6	H: 0 LOB: 0 BB: 1 P: 10	R: 1 E: 0 K: 1 S: 7	H: 2 LOB: 1 BB: 0 P: 7	R: 0 E: 1 K: 1 S: 5	H: 0 LOB: 2 BB: 2 P: 13	1B: 9 2B: 2 3B: 0 HR: 1	SF: 1 SAC: 0 DP: 1 HBP: 0	WP: 2 PB: 0 SB: 0 CS: 1	PA: 39
PITCHER	IP WLS BF H R ER SO BB IBB HBP BLK WP HR S P ERA WHIP																			
Jim Manning, R ERA: 6.0	(1, 1) 2.1 14 7 6 4 0 0 0 0 0 0 0 8 14 14 15.43 3.000																			
Lee Stange, R ERA: 1.59	(3, 1) 1.2 7 1 0 0 1 1 0 0 0 0 0 0 8 12 0.00 1.200																			
Ted Sadowski, R ERA: 3.68	(5, 1) 2.0 8 2 1 1 2 1 0 0 0 0 0 1 11 15 4.50 1.500																			
Dick Stigman, L ERA: 1.29	(7, 1) 2.0 L 10 2 1 1 2 1 1 0 0 2 0 0 12 20 4.50 1.500																			

Minnesota Twins @ Cleveland Indians
Cleveland Municipal Stadium, Cleveland, OH
Sat Apr 28, 1962, 3:33 AM EST
Att: 2,747 - Unknown

AB 34
R 8
H 12
RBI 8
BB 4
SO 5
LOB 16



Batter	1	2	3	4	5	6	7	8	9	AB	R	H	RBI	BB	SO	LOB	TOP		
Lenny Green, L OBP: 0.395, SLG: 0.375 (1, 8)										5	0	2	0	0	0	4	Minnesota Twins @ Cleveland Indians Cleveland Municipal Stadium, Cleveland, OH Sun Apr 29 1962, 3:33 AM EDT Unknown		
Rich Rollins, R OBP: 0.444, SLG: 0.667 (1, 5)										4	1	1	0	1	0	3			
Jim Lemon, R Ray Moore, R OBP: 0.250, SLG: 0.444 (8, 1)										4	0	0	1	0	1	2			
Don Mincher, L OBP: 0.267, SLG: 0.733 (1, 3)										5	1	1	0	0	0	4			
Bob Allison, R OBP: 0.444, SLG: 0.466 (1, 9)										4	2	2	1	1	1	1			
Earl Battley, R OBP: 0.352, SLG: 0.485 (1, 2)										4	2	3	2	0	0	0			
Zolo Versailles, R OBP: 0.211, SLG: 0.318 (1, 6)										3	1	0	0	1	0	3			
Bernie Allen, L Jim Snyder, R Harmon Killebrew, R Johnny Goryl, R OBP: 0.228, SLG: 0.352 OBP: 0.100, SLG: 0.100 OBP: 0.358, SLG: 0.431 (8, PH) (8, PH) (8, 4)										3	0	1	1	0	0	0			
Jack Kralick, L Joe Bonikowski, R Dick Stigman, R Bill Tuttle, R OBP: 0.250, SLG: 0.100 OBP: 0.250, SLG: 0.250 (7, 1) (8, PH) (8, 8)										2	0	0	0	1	2	0			
Inning Stats	R: 0 E: 0 K: 0 S: 4	H: 1 LOB: 1 BB: 0 P: 4	R: 2 E: 0 K: 0 S: 5	H: 2 LOB: 2 BB: 2 P: 13	R: 1 E: 0 K: 2 S: 9	H: 2 LOB: 1 BB: 0 P: 9	R: 0 E: 0 K: 1 S: 5	H: 0 LOB: 0 BB: 0 P: 5	R: 1 E: 0 K: 0 S: 6	H: 3 LOB: 2 BB: 0 P: 6	R: 0 E: 0 K: 0 S: 3	H: 0 LOB: 0 BB: 0 P: 3	R: 4 E: 1 K: 0 S: 7	H: 3 LOB: 2 BB: 2 P: 15	R: 0 E: 1 K: 0 S: 3	H: 0 LOB: 0 BB: 0 P: 3		1B: 10 2B: 2 3B: 0 HR: 0	SF: 1 SAC: 2 DP: 0 HBP: 0
PITCHER	IP WLS BF H R ER SO BB IBB HBP BLK WP HR S P ERA WHIP																		
Pedro Ramos, R ERA: 6.23 (1, 1)	4.2 24 8 4 4 3 2 0 0 0 0 0 0 28 36 7.71 2.143																		
Mudcat Grant, R ERA: (5, 1)	2.1 7 1 0 0 1 0 0 0 0 0 0 0 9 9 0.00 0.429																		
Barry Latman, R ERA: 8.0 (8, 1)	0.0 L 5 3 4 3 0 0 1 0 0 0 0 0 4 8 ∞ ∞																		
Bob Allen, L ERA: 5.4 (8, 1)	0.1 2 0 0 0 0 0 1 0 0 0 0 0 1 5 0.00 0.000																		
Jim Perry, R ERA: (8, 1)	1.2 5 0 0 0 0 0 0 0 0 0 0 0 5 5 0.00 0.000																		

AB	36
R	8
H	12
RBI	8
BB	4
SO	4
LOB	17



Batter	1	2	3	4	5	6	7	8	9	AB	R	H	RBI	BB	SO	LOB	BOTTOM				
Ty Cline, L OBP: 0.408, SLG: 0.548 (1, 8)										4	1	2	0	0	0	1	Minnesota Twins @ Cleveland Indians Cleveland Municipal Stadium, Cleveland, OH Sun Apr 29 1962, 3:33 AM EDT Unknown				
Tito Francona, L OBP: 0.317, SLG: 0.281 (1, 3)										4	0	1	0	0	1	2					
Chuck Essegian, R OBP: 0.441, SLG: 0.483 (1, 7)										4	1	1	2	0	0	2					
Gene Green, R Willie Kirkland, L OBP: 0.385, SLG: 0.692 OBP: 0.315, SLG: 0.283 (6, PH) (7, 9)										3	1	2	0	0	0	0					
John Romano, R OBP: 0.431, SLG: 0.417 (1, 2)										4	0	0	0	0	0	2					
Woodie Held, R OBP: 0.310, SLG: 0.407 (1, 6)										4	0	0	0	0	0	1					
Bubba Phillips, R OBP: 0.293, SLG: 0.357 (1, 5)										4	1	2	0	0	0	0					
Jerry Kindall, R OBP: 0.327, SLG: 0.413 (1, 4)										3	0	1	0	0	0	2					
Pedro Ramos, S Mudcat Grant, R Don Dillard, L Bob Nieman, R Barry Latman, R Bob Allen, L Jim Perry, S OBP: 0.290, SLG: 1.000 (7, PH) (7, PH) (8, 1) (8, 1) (8, 1)										1	0	1	0	0	0	0					
Inning Stats	R: 0 E: 0 K: 0 S: 3	H: 0 LOB: 0 BB: 0 P: 3	R: 1 E: 1 K: 0 S: 5	H: 1 LOB: 1 BB: 0 P: 5	R: 0 E: 0 K: 0 S: 4	H: 2 LOB: 1 BB: 0 P: 4	R: 0 E: 0 K: 0 S: 3	H: 0 LOB: 0 BB: 0 P: 3	R: 0 E: 0 K: 1 S: 5	H: 1 LOB: 0 BB: 0 P: 5	R: 2 E: 0 K: 1 S: 7	H: 3 LOB: 1 BB: 0 P: 7	R: 1 E: 0 K: 0 S: 4	H: 2 LOB: 0 BB: 0 P: 4	R: 0 E: 0 K: 1 S: 6	H: 1 LOB: 1 BB: 0 P: 6		R: 0 E: 0 K: 0 S: 3	H: 0 LOB: 0 BB: 0 P: 3	1B: 6 2B: 5 3B: 0 HR: 1	SF: 1 SAC: 0 DP: 3 HBP: 0
PITCHER	IP WLS BF H R ER SO BB IBB HBP BLK WP HR S P ERA WHIP																				
Jack Kralick, L ERA: 6.15 (1, 1)	5.1 22 7 3 2 2 2 0 0 0 0 0 0 1 26 26 3.38 1.312																				
Joe Bonikowski, R ERA: 2.45 (6, 1)	1.0 4 2 1 1 0 0 0 0 0 0 0 0 4 4 9.00 2.000																				
Dick Stigman, L ERA: 1.17 (7, 1)	0.2 W 1 0 0 0 0 0 0 0 0 0 0 0 1 1 0.00 0.000																				
Ray Moore, R ERA: 9.45 (8, 1)	2.0 S 7 1 0 0 1 0 0 0 0 0 0 0 9 9 0.00 0.500																				



Batter	1	2	3	4	5	6	7	8	9	AB	R	H	RBI	BB	SO	LOB	TOP																				
Lenny Green, L OBP: 0.358, SLG: 0.420 (1, 7)	0-0 HBP 1B	0-0 1-3		0-0 HR	0-0 4-3		0-0 F5			5	1	2	1	0	0	2																					
Bill Tuttle, R OBP: 0.429, SLG: 1.167 (1, 8)	1-0 HBP		0-0 1B	0-0 5-3			0-0 HR		0-0 1B	4	1	3	1	0	0	0																					
Rich Rollins, R OBP: 0.429, SLG: 0.631 (1, 5)	0-0 L8		0-0 1B		0-0 F3		0-0 5-3		0-3 K	5	0	1	0	0	1	3																					
Don Mincher, L OBP: 0.250, SLG: 0.750 (1, 3)	0-3 K		0-3 K		0-0 HR		0-0 F7		0-0 F3	5	1	1	1	0	2	5																					
Bob Allison, R OBP: 0.416, SLG: 0.429 (1, 9)	0-3 K		0-0 F2		0-0 1-3		0-3 K		0-3 K	5	0	0	0	0	3	5																					
Earl Batters, R OBP: 0.347, SLG: 0.486 (1, 2)		0-3 K	0-0 F3		0-0 F7			0-0 1B		4	1	1	0	0	1	2																					
Zolio Versailles, R OBP: 0.213, SLG: 0.357 (1, 6)		0-0 L8		0-3 K		0-0 HR		0-0 F7		4	1	1	1	0	1	1																					
Johnny Goryl, R OBP: 0.286, SLG: 1.143 (1, 4)		0-0 HR		0-0 HR		0-0 L8		0-0 F9		4	2	2	2	0	0	1																					
Don Lee, R OBP: 0.400, SLG: 0.400 (1, 1)		0-0 1B		0-3 K		0-3 K		0-0 2H 1B		4	0	2	1	0	2	0																					
Inning Stats	R: 0 E: 0 K: 2 S: 8	H: 1 LOB: 2 BB: 0 P: 9	R: 1 E: 0 K: 1 S: 7	H: 2 LOB: 1 BB: 0 P: 7	R: 0 E: 0 K: 1 S: 7	H: 2 LOB: 2 BB: 0 P: 7	R: 2 E: 0 K: 2 S: 9	H: 2 LOB: 0 BB: 0 P: 9	R: 1 E: 0 K: 0 S: 4	H: 1 LOB: 0 BB: 0 P: 6	R: 1 E: 0 K: 1 S: 6	H: 1 LOB: 0 BB: 0 P: 6	R: 1 E: 0 K: 0 S: 5	H: 2 LOB: 1 BB: 0 P: 5	R: 0 E: 0 K: 2 S: 8	H: 1 LOB: 1 BB: 0 P: 8	1B: 6 2B: 1 3B: 0 HR: 6	SF: 0 SAC: 0 DP: 0 HBP: 1	WP: 0 PA: 41 CS: 0																		
PITCHER	IP	WLS	BF	H	R	ER	SO	BB	IBB	HBP	BLK	WP	HR	S	P	ERA	WHIP	PITCHER		IP	WLS	BF	H	R	ER	SO	BB	IBB	HBP	BLK	WP	HR	S	P	ERA	WHIP	
Gary Bell, R ERA: 4.91 (1, 1)	6.0	L	28	9	5	5	7	0	0	1	0	0	5	41	42	7.50	1.500																				
Barry Latman, R ERA: 7.5 (7, 1)	3.0		13	4	2	2	3	0	0	0	0	0	1	19	19	6.00	1.333																				

Minnesota Twins @ Cleveland Indians
Cleveland Municipal Stadium, Cleveland, OH
Sun Apr 29 1962, 3:38 AM EDT
Att: 10,631 - Unknown

AB	40
R	7
H	13
RBI	7
BB	0
SO	10
LOB	19



Batter	1	2	3	4	5	6	7	8	9	AB	R	H	RBI	BB	SO	LOB	BOTTOM																				
Ty Cline, L OBP: 0.370, SLG: 0.489 (1, 8)	0-0 L5	0-0 FC1-6		0-0 L1-3		0-0 L4-3		0-0 L7		5	0	0	0	0	0	4																					
Al Luplow, L OBP: 0.333, SLG: 0.533 (1, 7)	0-0 HR	0-0 4-1		0-0 E4 1B		0-0 3-1		1-0 G1-6-3 HBP		4	1	2	1	0	0	2																					
Tito Francona, L OBP: 0.309, SLG: 0.274 (1, 3)	0-0 F5		0-0 F9	0-0 1B		0-0 4-3		0-0 G1-6-3		5	0	1	0	0	0	2																					
Willie Kirkland, L OBP: 0.328, SLG: 0.286 (1, 9)	0-0 1B		4-0 WP 5-3 BB	0-0 F9		0-0 4-3		0-0 4-3		3	0	1	0	1	0	2																					
Doc Edwards, R (1, 2)	0-0 F3		0-0 5-3		0-0 4-3		0-0 F9			4	0	0	0	0	0	2																					
Woodie Held, R OBP: 0.323, SLG: 0.393 (1, 6)		4-0 E 1B BB	4-0 2-3 BB		0-3 K		0-0 4-3			2	1	0	0	2	1	0																					
Ken Aspromonte, R OBP: 0.286, SLG: 0.290 (1, 5)		4-0 FC1-6 1B BB	0-0 G3		0-0 1B		0-0 F3			3	0	1	0	1	0	2																					
Jerry Kindall, R OBP: 0.321, SLG: 0.400 (1, 4)		0-0 FC1-6 1B		0-3 K	0-0 F5		0-0 4-3			4	0	1	1	0	1	1																					
Gary Bell, R OBP: 0.200, SLG: 0.200 (1, 1)				0-0 L1-3 E 1B		0-3 K				2	1	1	0	0	0	2																					
Don Dillard, L (6, PH)										1	0	0	0	0	1	0																					
Barry Latman, R (7, 1)										0	0	0	0	0	0	0																					
Miguel de la Hoz, R OBP: 0.250, SLG: 0.250 (9, PH)										1	0	1	0	0	0	0																					
Inning Stats	R: 1 E: 0 K: 0 S: 5	H: 2 LOB: 1 BB: 0 P: 5	R: 1 E: 1 K: 0 S: 4	H: 1 LOB: 2 BB: 2 P: 12	R: 0 E: 0 K: 0 S: 3	H: 0 LOB: 2 BB: 2 P: 11	R: 1 E: 1 K: 1 S: 8	H: 3 LOB: 2 BB: 0 P: 8	R: 0 E: 0 K: 1 S: 6	H: 1 LOB: 1 BB: 0 P: 6	R: 0 E: 0 K: 1 S: 5	H: 0 LOB: 0 BB: 0 P: 5	R: 0 E: 0 K: 0 S: 3	H: 0 LOB: 0 BB: 0 P: 3	R: 0 E: 0 K: 0 S: 3	H: 0 LOB: 0 BB: 0 P: 3	R: 0 E: 0 K: 0 S: 3	H: 1 LOB: 1 BB: 0 P: 4	1B: 7 2B: 0 3B: 0 HR: 1	SF: 0 SAC: 0 DP: 1 HBP: 1	WP: 1 PA: 39 CS: 0																
PITCHER	IP	WLS	BF	H	R	ER	SO	BB	IBB	HBP	BLK	WP	HR	S	P	ERA	WHIP	PITCHER		IP	WLS	BF	H	R	ER	SO	BB	IBB	HBP	BLK	WP	HR	S	P	ERA	WHIP	
Don Lee, R ERA: 3.51 (1, 1)	9.0	W	39	8	3	2	3	4	0	1	0	1	1	40	57	2.00	1.333																				

Minnesota Twins @ Cleveland Indians
Cleveland Municipal Stadium, Cleveland, OH
Sun Apr 29 1962, 3:38 AM EDT
Att: 10,631 - Unknown

AB	34
R	3
H	8
RBI	2
BB	4
SO	3
LOB	17



Batter	1	2	3	4	5	6	7	8	9	AB	R	H	RBI	BB	SO	LOB	TOP
Tito Francona, L (1, 3) OBP: 0.329, SLG: 0.333	0-0 4-3	0-0 BB 1B		0-3 K 2B		0-0 1B SF8 2B		0-0 L9		5	2	2	0	0	1	0	
Al Luplow, L (1, 9) OBP: 0.406, SLG: 0.643	0-0 1B	4-0 BB BB		0-0 1-H 2B		0-0 L3		4-0 HR BB		3	2	2	1	2	0	1	
Chuck Essegian, R (1, 7) Ty Cline, L (8, 8) OBP: 0.300, SLG: 0.684 OBP: 0.343, SLG: 0.458	1-0 1B HBP	0-0 5-3		4-0 BB		0-0 2-3 1B		0-0 1-H HR		3	1	2	2	1	0	3	
Willie Kirkland, L (1, 8) OBP: 0.306, SLG: 0.279	0-0 P6		0-0 E4 WP 1B		0-0 L9		0-0 SF8		0-0 1B	4	0	2	1	0	0	4	
John Romano, R (1, 2) OBP: 0.400, SLG: 0.484	0-0 1-2 3-H 1B		0-0 F7		4-0 1B BB		0-3 K		0-0 F3	4	0	1	1	1	1	3	
Woodie Held, R (1, 6) OBP: 0.313, SLG: 0.329	0-0 F2		0-3 K		0-0 F9		0-3 K		4-0 F7 BB	4	0	0	0	1	2	4	
Bubba Phillips, R (1, 5) OBP: 0.263, SLG: 0.365		0-3 K		0-3 K		0-0 1-2 1B		0-0 F6		5	0	1	0	0	2	2	
Jerry Kindall, R (1, 4) OBP: 0.306, SLG: 0.354		0-0 5-3		0-0 P5		0-0 F9		0-0 F7		5	0	0	0	0	1	2	
Jim Perry, S (1, 1) Bob Allen, L (9, 1) Barry Latman, R (9, 1) OBP: 0.500, SLG: 1.000		0-0 E6 BB 1B		0-0 L8		0-0 P4		0-0 F8		4	0	0	0	0	0	2	
Inning Stats	R: 1 E: 0 K: 0 S: 5	H: 2 LOB: 2 BB: 0 P: 6	R: 0 E: 1 K: 1 S: 7	H: 1 LOB: 3 BB: 1 P: 11	R: 0 E: 1 K: 2 S: 8	H: 1 LOB: 1 BB: 0 P: 8	R: 1 E: 0 K: 1 S: 7	H: 1 LOB: 2 BB: 1 P: 8	R: 0 E: 0 K: 1 S: 5	H: 0 LOB: 0 BB: 0 P: 5	R: 2 E: 0 K: 1 S: 5	H: 2 LOB: 1 BB: 1 P: 9	R: 0 E: 0 K: 1 S: 4	H: 0 LOB: 0 BB: 1 P: 8	1B: 6 2B: 2 3B: 1 HR: 1	SF: 1 SAC: 0 DP: 0 HBP: 1	WP: 1 PA: 44 PB: 1 CS: 0
PITCHER	IP WLS BF H R ER SO BB IBB HBP BLK WP HR S P ERA WHIP	IP WLS BF H R ER SO BB IBB HBP BLK WP HR S P ERA WHIP	IP WLS BF H R ER SO BB IBB HBP BLK WP HR S P ERA WHIP	IP WLS BF H R ER SO BB IBB HBP BLK WP HR S P ERA WHIP	IP WLS BF H R ER SO BB IBB HBP BLK WP HR S P ERA WHIP	IP WLS BF H R ER SO BB IBB HBP BLK WP HR S P ERA WHIP	IP WLS BF H R ER SO BB IBB HBP BLK WP HR S P ERA WHIP	IP WLS BF H R ER SO BB IBB HBP BLK WP HR S P ERA WHIP	IP WLS BF H R ER SO BB IBB HBP BLK WP HR S P ERA WHIP	IP WLS BF H R ER SO BB IBB HBP BLK WP HR S P ERA WHIP	IP WLS BF H R ER SO BB IBB HBP BLK WP HR S P ERA WHIP	IP WLS BF H R ER SO BB IBB HBP BLK WP HR S P ERA WHIP	IP WLS BF H R ER SO BB IBB HBP BLK WP HR S P ERA WHIP	IP WLS BF H R ER SO BB IBB HBP BLK WP HR S P ERA WHIP	IP WLS BF H R ER SO BB IBB HBP BLK WP HR S P ERA WHIP	IP WLS BF H R ER SO BB IBB HBP BLK WP HR S P ERA WHIP	IP WLS BF H R ER SO BB IBB HBP BLK WP HR S P ERA WHIP

Cleveland Indians @ Kansas City Athletics
Municipal Stadium, Kansas City, MO
Sat May 05 1962, 8:05 PM EDT
Att: 14,530 - Unknown


AB	37
R	5
H	10
RBI	5
BB	5
SO	7
LOB	21



Batter	1	2	3	4	5	6	7	8	9	AB	R	H	RBI	BB	SO	LOB	BOTTOM		
Dick Howser, R (1, 6) OBP: 0.322, SLG: 0.346	0-0 F8		0-0 L3			0-0 5-3		0-0 4-3		4	0	0	0	0	0	1			
Bobby Del Greco, R (1, 8) OBP: 0.447, SLG: 0.442	4-0 G6-4-3 BB		0-3 K			0-0 F8			0-3 K	3	0	0	0	1	2	0			
Jerry Lumpe, L (1, 4) OBP: 0.376, SLG: 0.459	0-0 G6-4-3 1-2			0-0 1-3		0-0 4-3			4-0 E 1B BB	3	1	0	0	1	0	1			
Norm Siebern, L (1, 3) OBP: 0.422, SLG: 0.521		0-0 4-3		0-0 G3		0-3 K			0-0 E6 1B BB	4	1	0	0	0	1	1			
Manny Jimenez, L (1, 7) OBP: 0.463, SLG: 0.633		0-0 1B 1B		0-0 P4		0-0 F8			0-0 1B 1B	4	0	2	1	0	0	0			
Gino Cimoli, R (1, 9) OBP: 0.376, SLG: 0.539		0-0 1-2 1B			0-0 4-3		0-3 K		0-0 1-2 2-H 1B	4	0	2	1	0	1	0			
Wayne Causey, L (1, 5) OBP: 0.351, SLG: 0.333		0-0 P4			0-0 L6			0-0 P6	0-3 K	4	0	0	0	0	1	4			
Joe Azcue, R (1, 2) OBP: 0.278, SLG: 0.353		0-0 G5			0-0 1B			0-0 F7	0-0 F9	4	0	1	0	0	0	4			
Art Ditmar, R (1, 1) Leo Posada, R (5, PH) Dave Wickersham, R (6, 1) Jose Tartabull, L (8, PH) Bob Grim, R (9, 1)			0-0 F4		0-3 K			0-0 1B		1	0	0	0	0	0	0			
Inning Stats	R: 0 E: 0 K: 0 S: 2	H: 0 LOB: 0 BB: 1 P: 6	R: 0 E: 0 K: 0 S: 5	H: 2 LOB: 0 BB: 0 P: 5	R: 0 E: 0 K: 1 S: 3	H: 0 LOB: 0 BB: 0 P: 3	R: 0 E: 0 K: 1 S: 6	H: 1 LOB: 1 BB: 0 P: 6	R: 0 E: 0 K: 0 S: 3	H: 0 LOB: 0 BB: 0 P: 3	R: 0 E: 0 K: 2 S: 7	H: 0 LOB: 0 BB: 0 P: 7	R: 0 E: 0 K: 0 S: 4	H: 1 LOB: 1 BB: 0 P: 4	R: 2 E: 1 K: 2 S: 10	H: 2 LOB: 2 BB: 1 P: 14	1B: 6 2B: 0 3B: 0 HR: 0	SF: 0 SAC: 0 DP: 1 HBP: 0	WP: 0 PA: 35 PB: 0 CS: 0
PITCHER	IP WLS BF H R ER SO BB IBB HBP BLK WP HR S P ERA WHIP	IP WLS BF H R ER SO BB IBB HBP BLK WP HR S P ERA WHIP	IP WLS BF H R ER SO BB IBB HBP BLK WP HR S P ERA WHIP	IP WLS BF H R ER SO BB IBB HBP BLK WP HR S P ERA WHIP	IP WLS BF H R ER SO BB IBB HBP BLK WP HR S P ERA WHIP	IP WLS BF H R ER SO BB IBB HBP BLK WP HR S P ERA WHIP	IP WLS BF H R ER SO BB IBB HBP BLK WP HR S P ERA WHIP	IP WLS BF H R ER SO BB IBB HBP BLK WP HR S P ERA WHIP	IP WLS BF H R ER SO BB IBB HBP BLK WP HR S P ERA WHIP	IP WLS BF H R ER SO BB IBB HBP BLK WP HR S P ERA WHIP	IP WLS BF H R ER SO BB IBB HBP BLK WP HR S P ERA WHIP	IP WLS BF H R ER SO BB IBB HBP BLK WP HR S P ERA WHIP	IP WLS BF H R ER SO BB IBB HBP BLK WP HR S P ERA WHIP	IP WLS BF H R ER SO BB IBB HBP BLK WP HR S P ERA WHIP	IP WLS BF H R ER SO BB IBB HBP BLK WP HR S P ERA WHIP	IP WLS BF H R ER SO BB IBB HBP BLK WP HR S P ERA WHIP	IP WLS BF H R ER SO BB IBB HBP BLK WP HR S P ERA WHIP		

Cleveland Indians @ Kansas City Athletics
Municipal Stadium, Kansas City, MO
Sat May 05 1962, 8:05 PM EDT
Att: 14,530 - Unknown

AB	33
R	2
H	6
RBI	2
BB	2
SO	6
LOB	12



Batter	1	2	3	4	5	6	7	8	9	AB	R	H	RBI	BB	SO	LOB	TOP					
Tito Francona, L (1,3) OBP: 0.344, SLG: 0.361	0-0 2B		0-0 F8		0-0 HR 1B	0-0 E9 1B		0-0 F8	0-0 F8	5	1	3	1	0	0	0						
Al Luplow, L (1,9) OBP: 0.370, SLG: 0.574	0-0		0-0 P5		0-3 K	0-0 K		0-0 4-3	0-0 4-3	5	0	0	0	0	1	3						
Chuck Essegian, R (1,7) Ty Cline, L (7,8) OBP: 0.480, SLG: 0.643 OBP: 0.338, SLG: 0.450	0-3 K		0-0 5-3		0-0 HR 1B		0-0 F8	0-0 L1-3	0-0 L1-3	4	1	1	0	0	1	1						
Willie Kirkland, L (1,8) OBP: 0.303, SLG: 0.323	0-0 G3			0-0 F8	0-0 HR		0-0 P5			4	1	1	3	0	0	1						
John Romano, R (1,2) OBP: 0.405, SLG: 0.470		4-0 2B SF9 BB		0-0 F4	4-0 WP BB		0-0 5-3			2	1	0	0	2	0	0						
Woodie Held, R (1,6) OBP: 0.321, SLG: 0.342		0-0 SF9 1-3 2B		4-0 1B BB	0-0 4-3			0-3 K		3	0	1	0	1	1	1						
Bubba Phillips, R (1,5) OBP: 0.263, SLG: 0.364		0-0 SF9		0-0 1B		0-0 F7		0-0 F7		3	0	1	1	0	0	0						
Jerry Kindall, R (1,4) OBP: 0.303, SLG: 0.348		0-0 F8		0-0 1-3		0-0 5-3		0-0 FC4-6 1B		4	0	1	0	0	0	3						
Mudcat Grant, R (1,1) OBP: 0.250, SLG: 0.500		0-0 5-3			0-0 2-3			0-0 FC4-6 1-2		3	1	1	0	0	0	1						
Sam McDowell, L (7,1) OBP: 0.333, SLG: 0.333										1	0	0	0	0	0	1						
Bob Allen, L (8,1)										0	0	0	0	0	0	0						
Inning Stats	R: 0 E: 0 K: 1 S: 6	H: 1 LOB: 1 BB: 0 P: 6	R: 1 E: 0 K: 0 S: 4	H: 1 LOB: 1 BB: 1 P: 8	R: 0 E: 0 K: 0 S: 3	H: 0 LOB: 0 BB: 0 P: 3	R: 0 E: 0 K: 0 S: 4	H: 1 LOB: 2 BB: 1 P: 8	R: 3 E: 0 K: 1 S: 8	H: 3 LOB: 1 BB: 1 P: 12	R: 1 E: 1 K: 0 S: 5	H: 2 LOB: 1 BB: 0 P: 5	R: 0 E: 0 K: 0 S: 3	H: 0 LOB: 0 BB: 0 P: 3	R: 0 E: 0 K: 1 S: 6	H: 1 LOB: 1 BB: 0 P: 6	R: 0 E: 0 K: 0 S: 3	H: 0 LOB: 0 BB: 0 P: 3	1B: 5 2B: 3 HR: 1	SF: 1 SAC: 0 DP: 0 HBP: 0	WP: 1 PB: 0 SB: 0 CS: 0	PA: 39
PITCHER	IP WLS BF H R ER SO BB IBB HBP BLK WP HR S P ERA WHIP																					
Norm Bass, R (1,1) ERA: 7.09	5.0 L 24 6 4 4 2 3 0 0 0 0 1 1 25 37 7.20 1.800																					
Jim Archer, L (6,1) ERA: 12.27	3.0 12 3 1 1 1 0 0 0 0 0 0 0 14 14 3.00 1.000																					
Bob Grim, R (9,1) ERA: 2.45	1.0 3 0 0 0 0 0 0 0 0 0 0 0 3 3 0.00 0.000																					

Cleveland Indians @ Kansas City Athletics
Municipal Stadium, Kansas City, MO
Sun May 06 1962, 4:33 AM EDT
Att: 7,421 - Unknown


AB	35
R	5
H	9
RBI	5
BB	3
SO	3
LOB	11



Batter	1	2	3	4	5	6	7	8	9	AB	R	H	RBI	BB	SO	LOB	BOTTOM					
Dick Howser, R (1,6) OBP: 0.320, SLG: 0.336	0-0 4-3		0-3 K			0-0 3-1		4-0 1B HBP BB		3	0	0	0	1	1	0						
Bobby Del Greco, R (1,8) OBP: 0.441, SLG: 0.427	0-0 F5		0-0 5-6-3			0-0 5-3		1-0 1B HBP		3	0	0	0	0	0	0						
Jerry Lumpe, L (1,4) OBP: 0.381, SLG: 0.471	0-0 2B			0-0 F8		0-0 F9		0-0 1B		4	0	2	1	0	0	0						
Norm Siebern, L (1,3) OBP: 0.417, SLG: 0.505	0-3 K			0-0 F8		4-0 1B BB		0-0 3-1		3	0	0	0	1	1	4						
Manny Jimenez, L (1,7) OBP: 0.451, SLG: 0.609		0-0 4-3		0-0 F8		0-0 G4-3 1B		0-0 3-1		4	0	1	0	0	0	0						
Gino Cimoli, R (1,9) OBP: 0.383, SLG: 0.538		0-0 1B			0-0 1-3		0-0 G4-3 1-2		0-0 1B	4	0	2	0	0	0	1						
Wayne Causey, L (1,5) OBP: 0.342, SLG: 0.323		0-0 F9			0-0 4-3			0-0 F7	0-0 F9	2	0	0	0	0	0	1						
Ed Charles, R (8,5) OBP: 0.278, SLG: 0.298										2	0	0	0	0	0	1						
Haywood Sullivan, R (1,2) OBP: 0.328, SLG: 0.264		0-0 F8			0-0 FC6-4 1B			4-0 HBP BB 1B BB	0-0 F9	3	1	1	0	1	0	2						
Norm Bass, R (1,1)			0-3 K			0-0 FC6-4		0-3 K		1	0	0	0	0	1	0						
Leo Posada, R (5,PH) OBP: 0.316, SLG: 0.303										1	0	0	0	0	0	1						
Jim Archer, R (6,1)										0	0	0	0	0	0	0						
Gordie Windhorn, R (8,PH) OBP: 0.158, SLG: 0.211										1	0	0	0	0	1	1						
Bob Grim, R (9,1)										0	0	0	0	0	0	0						
Inning Stats	R: 0 E: 0 K: 1 S: 6	H: 1 LOB: 0 BB: 0 P: 6	R: 0 E: 0 K: 0 S: 4	H: 1 LOB: 0 BB: 0 P: 4	R: 0 E: 0 K: 2 S: 7	H: 0 LOB: 0 BB: 0 P: 7	R: 0 E: 0 K: 0 S: 3	H: 0 LOB: 0 BB: 0 P: 3	R: 0 E: 0 K: 0 S: 4	H: 1 LOB: 1 BB: 0 P: 4	R: 0 E: 0 K: 0 S: 3	H: 0 LOB: 0 BB: 0 P: 3	R: 0 E: 0 K: 0 S: 2	H: 1 LOB: 0 BB: 1 P: 6	R: 1 E: 0 K: 1 S: 6	H: 1 LOB: 3 BB: 2 P: 15	R: 0 E: 0 K: 0 S: 4	H: 1 LOB: 1 BB: 0 P: 4	1B: 5 2B: 1 3B: 0 HR: 0	SF: 0 SAC: 0 DP: 1 HBP: 1	WP: 0 PB: 0 SB: 0 CS: 0	PA: 35
PITCHER	IP WLS BF H R ER SO BB IBB HBP BLK WP HR S P ERA WHIP																					
Mudcat Grant, R (1,1) ERA: 5.14	6.0 W 22 3 0 0 3 1 0 0 0 0 0 0 27 31 0.00 0.667																					
Sam McDowell, L (7,1)	1.2 8 2 1 1 1 2 0 1 0 0 0 0 7 16 5.40 2.400																					
Bob Allen, L (8,1) ERA: 4.7	1.1 S 5 1 0 0 0 0 0 0 0 0 0 0 5 5 0.00 0.750																					

Cleveland Indians @ Kansas City Athletics
Municipal Stadium, Kansas City, MO
Sun May 06 1962, 4:33 AM EDT
Att: 7,421 - Unknown

AB	31
R	1
H	6
RBI	1
BB	3
SO	4
LOB	11



Batter	1	2	3	4	5	6	7	8	9	AB	R	H	RBI	BB	SO	LOB	TOP					
Willie Tasby, R OBP: 0.304, SLG: 0.238 (1, 8)										3	0	1	0	1	0	0	Cleveland Indians @ Minnesota Twins Metropolitan Stadium, Bloomington, MI Wed May 09 1962, 8:05 PM EDT Att: 10,930 - Unknown - 53 F					
Tito Francona, L OBP: 0.327, SLG: 0.341 (1, 3)										3	0	1	0	0	0	1						
Chuck Essegian, R OBP: 0.499, SLG: 0.563 Willie Kirkland, L OBP: 0.299, SLG: 0.318 (8, PH) (8, 9)										3	0	0	0	0	2	3						
Gene Green, R OBP: 0.435, SLG: 0.773 Don Dillard, L (8, PH) (8, 7)										3	0	0	0	0	0	3						
John Romano, R OBP: 0.391, SLG: 0.479 (1, 2)										4	1	1	1	0	0	1						
Woodie Held, R OBP: 0.315, SLG: 0.325 (1, 6)										4	0	1	0	0	2	0						
Bubba Phillips, R OBP: 0.349, SLG: 0.452 Jim Mahoney, R (7, 5) Ty Cline, L OBP: 0.343, SLG: 0.452 (9, PH)										3	0	0	0	0	0	1						
Jerry Kindall, R OBP: 0.313, SLG: 0.360 (1, 4)										2	0	0	0	1	1	0						
Gary Bell, R OBP: 0.200, SLG: 0.200 Frank Funk, K OBP: 0.333, SLG: 0.429 Ken Aspromonte, R OBP: 0.333, SLG: 0.429 Sam McDowell, L OBP: 0.441, SLG: 0.143 Miguel de la Hoz, R OBP: 0.441, SLG: 0.143 Bob Allen, L OBP: 0.273, SLG: 0.273 (8, 1)										0	0	0	0	0	0	0						
Inning Stats	R: 0 E: 0 K: 1 S: 5	H: 0 LOB: 0 BB: 0 P: 5	R: 1 E: 0 K: 1 S: 6	H: 1 LOB: 0 BB: 0 P: 6	R: 0 E: 0 K: 0 S: 3	H: 0 LOB: 0 BB: 0 P: 3	R: 0 E: 0 K: 0 S: 4	H: 1 LOB: 1 BB: 0 P: 4	R: 0 E: 0 K: 1 S: 5	H: 0 LOB: 0 BB: 0 P: 5	R: 0 E: 0 K: 1 S: 6	H: 1 LOB: 2 BB: 1 P: 10	R: 0 E: 0 K: 0 S: 4	H: 1 LOB: 2 BB: 1 P: 8	R: 0 E: 0 K: 0 S: 4	H: 1 LOB: 1 BB: 0 P: 4		R: 0 E: 0 K: 2 S: 7	H: 0 LOB: 0 BB: 0 P: 7	1B: 3 2B: 1 3B: 0 HR: 1	SF: 0 SAC: 1 DP: 0 HBP: 0	WP: 0 PB: 0 SB: 0 CS: 0
PITCHER	IP WLS BF H R ER SO BB IBB HBP BLK WP HR S P ERA WHIP																					
Jack Kralick, L ERA: 4.29 Ray Moore, R ERA: 5.73	(1, 1) (8, 1)	7.1 W 29 5 1 1 4 2 0 0 0 0 0 1 35 43 1.23 0.955																				

Batter	1	2	3	4	5	6	7	8	9	AB	R	H	RBI	BB	SO	LOB	BOTTOM	
Lenny Green, L OBP: 0.383, SLG: 0.475 (1, 8)										2	1	0	0	3	0	0	Cleveland Indians @ Minnesota Twins Metropolitan Stadium, Bloomington, MI Wed May 09 1962, 8:05 PM EDT Att: 10,930 - Unknown - 53 F	
Vic Power, R OBP: 0.333, SLG: 0.373 (1, 3)										5	0	2	0	0	0	4		
Rich Rollins, R OBP: 0.404, SLG: 0.600 (1, 5)										3	1	0	1	1	1	2		
Harmon Killebrew, R OBP: 0.383, SLG: 0.380 (1, 7)										4	0	2	0	0	0	2		
Earl Battey, R OBP: 0.370, SLG: 0.480 (1, 2)										3	0	0	0	1	0	4		
Zoilo Versalles, R OBP: 0.289, SLG: 0.396 (1, 6)										4	0	2	1	0	0	3		
Bernie Allen, L OBP: 0.315, SLG: 0.513 (1, 4)										3	0	1	0	1	2	2		
Bill Tuttle, R OBP: 0.356, SLG: 0.385 (1, 9)										4	0	0	0	0	0	4		
Jack Kralick, L OBP: 0.263, SLG: 0.353 Ray Moore, R (8, 1)										3	0	0	0	0	0	1		
Inning Stats	R: 2 E: 0 K: 0 S: 6	H: 3 LOB: 3 BB: 2 P: 14	R: 0 E: 0 K: 0 S: 3	H: 0 LOB: 0 BB: 0 P: 3	R: 0 E: 0 K: 0 S: 4	H: 1 LOB: 1 BB: 0 P: 4	R: 0 E: 0 K: 0 S: 4	H: 1 LOB: 2 BB: 1 P: 8	R: 0 E: 0 K: 0 S: 3	H: 0 LOB: 0 BB: 0 P: 3	R: 0 E: 0 K: 1 S: 6	H: 1 LOB: 2 BB: 1 P: 10	R: 0 E: 1 K: 2 S: 8	H: 0 LOB: 2 BB: 1 P: 12	1B: 5 2B: 2 3B: 0 HR: 0	SF: 0 SAC: 0 DP: 0 HBP: 0		WP: 1 PB: 1 SB: 0 CS: 0
PITCHER	IP WLS BF H R ER SO BB IBB HBP BLK WP HR S P ERA WHIP																	
Gary Bell, R ERA: 4.85 Frank Funk, R ERA: 1.89 Sam McDowell, L ERA: 4.8 Bob Allen, L ERA: 3.86 Ron Taylor, R ERA: 5.74	(1, 1) (1, 1) (6, 1) (7, 1) (8, 1)	0.2 L 18 3 0 0 1 2 0 0 0 0 0 0 18 26 0.00 1.154																

AB 31
R 1
H 5
RBI 1
BB 2
SO 6
LOB 13



AB 32
R 2
H 7
RBI 2
BB 6
SO 4
LOB 23



Batter	1	2	3	4	5	6	7	8	9	AB	R	H	RBI	BB	SO	LOB	TOP			
Bobby Richardson, R (1.4) OBP: 0.302, SLG: 0.320	L9		K			F2		F3		4	0	0	0	0	1	1				
Tom Tresh, S (1.6) OBP: 0.374, SLG: 0.381	1B		K			G3		L5		4	0	1	0	0	1	1				
Roger Maris, L (1.9) OBP: 0.363, SLG: 0.516	K			4-3			1B	F9		4	0	1	0	0	1	1				
Mickey Mantle, S (1.8) OBP: 0.531, SLG: 0.642	F6			F9			4-3	F6		4	0	0	0	0	0	2				
Yogi Berra, L (1.7) OBP: 0.319, SLG: 0.390		4-3		F9			L8	L9		4	0	0	0	0	0	1				
Elston Howard, R (1.2) OBP: 0.280, SLG: 0.521	K			F3			F5			3	0	0	0	0	1	1				
Bill Skowron, R (1.3) OBP: 0.278, SLG: 0.480				F4				HR		3	1	2	1	0	0	0				
Clete Boyer, R (1.5) OBP: 0.415, SLG: 0.561	FC6-4			K				1B		3	0	1	0	0	1	1				
Ralph Terry, R (1.1) OBP: 0.100, SLG: 0.053								F9		1	0	0	0	0	1	0				
Joe Pepitone, L (6. PH) OBP: 0.157, SLG: 0.333										1	0	0	0	0	1	0				
Bud Daley, L (6.1) OBP: 0.500, SLG: 0.500										0	0	0	0	0	0	0				
Johnny Blanchard, L (8. PH) OBP: 0.328, SLG: 0.500										1	0	0	0	0	0	1				
Bob Turley, R (8.1)										0	0	0	0	0	0	0				
Inning Stats	R: 0 E: 0 K: 1 S: 6	H: 1 LOB: 1 BB: 0 P: 6	R: 0 E: 0 K: 1 S: 6	H: 1 LOB: 1 BB: 0 P: 6	R: 0 E: 0 K: 3 S: 9	H: 0 LOB: 0 BB: 0 P: 9	R: 0 E: 0 K: 0 S: 3	H: 0 LOB: 0 BB: 0 P: 3	R: 0 E: 0 K: 1 S: 5	H: 0 LOB: 0 BB: 0 P: 5	R: 0 E: 0 K: 0 S: 4	H: 1 LOB: 1 BB: 0 P: 4	R: 1 E: 0 K: 0 S: 5	H: 2 LOB: 1 BB: 0 P: 5	R: 0 E: 0 K: 0 S: 3	H: 0 LOB: 0 BB: 0 P: 3	1B: 4 2B: 0 3B: 0 HR: 1	SF: 0 SAC: 0 DP: 0 HBP: 0	WP: 0 PB: 0 SB: 0 CS: 0	PA: 32
PITCHER Mudcat Grant, R (1.1) ERA: 0.48	IP: 9.0 WLS: W BF: 32 H: 5 R: 1 ER: 1 SO: 7 BB: 0 IBB: 0 HBP: 0 BLK: 0 WP: 0 HR: 1 S: 46 P: 46 ERA: 1.00 WHIP: 0.556																			

New York Yankees @ Cleveland Indians
Cleveland Municipal Stadium, Cleveland, OH
Fri May 11 1962, 7:05 PM EDT
Att: 23,016 - Unknown - 48 F

AB	32
R	1
H	5
RBI	1
BB	0
SO	7
LOB	9



Batter	1	2	3	4	5	6	7	8	9	AB	R	H	RBI	BB	SO	LOB	BOTTOM			
Ty Cline, L (1.8) OBP: 0.395, SLG: 0.479	1B		L4-3	1B						4	0	3	1	1	0	0				
Don Dillard, L (1.7) OBP: 0.227, SLG: 0.333	1B		HR	4-3		BB	1B			5	1	2	1	0	0	4				
Tito Francona, L (1.3) OBP: 0.330, SLG: 0.337	F4		3B	1B		L3		F5		5	1	1	0	0	0	1				
Willie Kirkland, L (1.9) OBP: 0.273, SLG: 0.276	4-3		F8	4-3			K	G3		5	0	0	0	0	1	2				
John Romano, R (1.2) OBP: 0.392, SLG: 0.481		F7	E	3B		BB	BB	6-3		4	2	2	1	1	0	0				
Woodie Held, R (1.6) OBP: 0.356, SLG: 0.369	1B	E6	1B	BB			HR			3	1	2	2	1	0	0				
Bubba Phillips, R (1.5) OBP: 0.256, SLG: 0.345	F3		5-3				1B	1B		4	1	1	0	0	0	4				
Jerry Kindall, R (1.4) OBP: 0.337, SLG: 0.386	1B			1-4-3		F4	1B	1B		4	1	2	0	0	0	0				
Mudcat Grant, R (1.1) OBP: 0.250, SLG: 0.375	F8			L8		5-3	1B	1B		4	0	1	1	0	0	2				
Inning Stats	R: 0 E: 0 K: 0 S: 4	H: 2 LOB: 1 BB: 0 P: 4	R: 0 E: 0 K: 0 S: 5	H: 2 LOB: 2 BB: 0 P: 5	R: 3 E: 1 K: 0 S: 7	H: 3 LOB: 1 BB: 0 P: 7	R: 0 E: 0 K: 0 S: 4	H: 1 LOB: 1 BB: 0 P: 4	R: 0 E: 0 K: 0 S: 3	H: 0 LOB: 2 BB: 2 P: 11	R: 0 E: 0 K: 0 S: 3	H: 0 LOB: 1 BB: 1 P: 7	R: 4 E: 0 K: 1 S: 11	H: 6 LOB: 2 BB: 0 P: 11	R: 0 E: 0 K: 0 S: 3	H: 0 LOB: 0 BB: 0 P: 3	1B: 11 2B: 0 3B: 1 HR: 2	SF: 0 SAC: 0 DP: 0 HBP: 0	WP: 0 PB: 0 SB: 0 CS: 0	PA: 41
PITCHER Ralph Terry, R (1.1) ERA: 3.81	IP: 5.0 WLS: L BF: 25 H: 8 R: 3 ER: 2 SO: 2 BB: 3 IBB: 0 HBP: 0 BLK: 0 WP: 0 HR: 1 S: 23 P: 31 ERA: 3.60 WHIP: 2.000																			
Bud Daley, L (6.1) ERA: 8.03	2.0 13 6 4 4 1 1 0 0 0 0 1 14 18 18.00 3.500																			
Bob Turley, R (8.1) ERA:	1.0 3 0 0 0 0 0 0 0 0 0 0 3 3 0.00 0.000																			

New York Yankees @ Cleveland Indians
Cleveland Municipal Stadium, Cleveland, OH
Fri May 11 1962, 7:05 PM EDT
Att: 23,016 - Unknown - 48 F

AB	38
R	7
H	14
RBI	6
BB	3
SO	1
LOB	13



Batter	1	2	3	4	5	6	7	8	9	AB	R	H	RBI	BB	SO	LOB	TOP					
Bobby Richardson, R OBP: 0.297, SLG: 0.314										5	1	1	0	0	1	0	New York Yankees @ Cleveland Indians Cleveland Municipal Stadium, Cleveland, OH Sat May 12 1962, 3:33 AM EDT Att: 16,859 - Overcast					
Clete Boyer, R OBP: 0.404, SLG: 0.540										5	0	1	0	0	0	1						
Roger Maris, L OBP: 0.374, SLG: 0.516										4	2	2	0	0	0	0						
Mickey Mantle, S OBP: 0.553, SLG: 0.714										3	3	3	1	2	0	0						
Elston Howard, R OBP: 0.263, SLG: 0.493										4	0	0	1	0	1	6						
Bill Skowron, R OBP: 0.286, SLG: 0.462										3	1	0	0	2	1	1						
Hector Lopez, R Jack Reed, R										3	1	1	2	1	0	0						
Tom Tresh, S OBP: 0.388, SLG: 0.432										4	1	3	3	0	0	2						
Bill Stafford, R Marshall Bridges, S Jim Coates, R										4	0	1	1	0	0	1						
Inning Stats	R: 3 E: 1 K: 0 S: 4	H: 1 LOB: 3 BB: 3 P: 17	R: 0 E: 0 K: 1 S: 5	H: 0 LOB: 0 BB: 0 P: 5	R: 0 E: 0 K: 1 S: 6	H: 1 LOB: 1 BB: 0 P: 6	R: 2 E: 0 K: 0 S: 5	H: 2 LOB: 0 BB: 0 P: 5	R: 3 E: 0 K: 1 S: 8	H: 4 LOB: 2 BB: 1 P: 12	R: 0 E: 0 K: 0 S: 4	H: 2 LOB: 2 BB: 1 P: 8	R: 0 E: 0 K: 0 S: 4	H: 1 LOB: 1 BB: 0 P: 4	R: 0 E: 0 K: 0 S: 3	H: 0 LOB: 0 BB: 0 P: 3	R: 1 E: 0 K: 0 S: 4	H: 1 LOB: 0 BB: 0 P: 4	1B: 8 2B: 3 3B: 0 HR: 2	SF: 2 SAC: 0 DP: 1 HBP: 1	WP: 0 PB: 0 SB: 0 CS: 0	PA: 43
PITCHER	IP WLS BF H R ER SO BB IBB HBP BLK WP HR S P ERA WHIP																					
Sam McDowell, L ERA: 5.74	(1, 1) 0.2 L 7 1 3 2 0 3 0 0 0 0 0 0 3 16 27.00 6.000																					
Frank Funk, R ERA: 2.42	(1, 1) 3.1 13 3 2 2 2 0 0 0 0 0 1 17 17 5.40 0.900																					
Ron Taylor, R ERA: 6.07	(5, 1) 3.0 16 7 3 3 1 1 0 0 0 0 0 16 24 9.00 2.667																					
Bob Allen, L ERA: 3.48	(8, 1) 1.0 3 0 0 0 0 0 0 0 0 0 0 3 3 0.00 0.000																					
Barry Latman, R ERA: 7.27	(9, 1) 1.0 4 1 1 1 0 0 0 0 0 0 0 1 4 9.00 1.000																					


AB	35
R	9
H	12
RBI	8
BB	5
SO	3
LOB	11




Batter	1	2	3	4	5	6	7	8	9	AB	R	H	RBI	BB	SO	LOB	BOTTOM					
Ty Cline, L OBP: 0.384, SLG: 0.453										4	0	0	0	1	1	2	New York Yankees @ Cleveland Indians Cleveland Municipal Stadium, Cleveland, OH Sat May 12 1962, 3:33 AM EDT Att: 16,859 - Overcast					
Don Dillard, L OBP: 0.222, SLG: 0.308										5	1	1	0	0	0	1						
Tito Francona, L OBP: 0.325, SLG: 0.330										5	0	1	0	0	2	2						
Willie Kirkland, L OBP: 0.290, SLG: 0.269										2	2	0	0	3	0	0						
John Romano, R OBP: 0.402, SLG: 0.482										4	1	2	2	1	0	2						
Woodie Held, R OBP: 0.382, SLG: 0.368										3	1	1	1	1	0	1						
Bubba Phillips, R OBP: 0.255, SLG: 0.344										3	0	1	1	0	1	3						
Jerry Kindall, R OBP: 0.333, SLG: 0.379										4	0	1	1	0	1	2						
Sam McDowell, L Frank Funk, R Al Luplow, L Ron Taylor, R Ken Aspromonte, R Bob Allen, L Miguel de la Hoz, R Barry Latman, R	(1, 1) 0.2 L 7 1 3 2 0 3 0 0 0 0 0 0 3 16 27.00 6.000 (1, 1) 3.1 13 3 2 2 2 0 0 0 0 0 1 17 17 5.40 0.900 (4, PH) 0.0 0 0 0 0 0 0 0 0 0 0 0 0 0 0 0 0 (5, 1) 3.0 16 7 3 3 1 1 0 0 0 0 0 16 24 9.00 2.667 (7, PH) 0.0 0 0 0 0 0 0 0 0 0 0 0 0 0 0 0 0 (8, 1) 1.0 3 0 0 0 0 0 0 0 0 0 0 0 3 3 0.00 0.000 (8, PH) 0.0 0 0 0 0 0 0 0 0 0 0 0 0 0 0 0 0 (9, 1) 1.0 4 1 1 1 0 0 0 0 0 0 0 0 1 4 9.00 1.000																					
Inning Stats	R: 0 E: 0 K: 0 S: 4	H: 1 LOB: 2 BB: 1 P: 8	R: 0 E: 0 K: 1 S: 6	H: 1 LOB: 0 BB: 0 P: 6	R: 0 E: 0 K: 1 S: 5	H: 0 LOB: 0 BB: 0 P: 5	R: 3 E: 0 K: 1 S: 6	H: 1 LOB: 1 BB: 3 P: 18	R: 0 E: 0 K: 0 S: 3	H: 0 LOB: 0 BB: 0 P: 3	R: 0 E: 0 K: 1 S: 6	H: 1 LOB: 1 BB: 0 P: 6	R: 3 E: 0 K: 0 S: 6	H: 3 LOB: 2 BB: 2 P: 14	R: 0 E: 0 K: 1 S: 5	H: 0 LOB: 0 BB: 1 P: 9	R: 0 E: 0 K: 1 S: 5	H: 0 LOB: 0 BB: 0 P: 5	1B: 7 2B: 0 3B: 0 HR: 0	SF: 1 SAC: 0 DP: 0 HBP: 0	WP: 0 PB: 0 SB: 0 CS: 0	PA: 41
PITCHER	IP WLS BF H R ER SO BB IBB HBP BLK WP HR S P ERA WHIP																					
Bill Stafford, R ERA: 5.97	(1, 1) 6.2 W 31 5 6 6 4 6 0 0 0 0 0 0 0 2 2 = =																					
Marshall Bridges, L ERA:	(7, 1) 0.0 2 2 0 0 0 0 0 0 0 0 0 0 2 2 = =																					
Jim Coates, R ERA: 2.1	(7, 1) 2.1 S 8 0 0 0 2 1 0 0 0 0 0 0 0 11 15 0.00 0.429																					

AB	33
R	6
H	7
RBI	6
BB	7
SO	6
LOB	15



Batter	1	2	3	4	5	6	7	8	9	AB	R	H	RBI	BB	SO	LOB	TOP		
Bobby Richardson, R OBP: 0.287, SLG: 0.303 (1,4)	F7		3-1		4-3			F4		4	0	0	0	0	0	0	New York Yankees @ Cleveland Indians Cleveland Municipal Stadium, Cleveland, OH Sun May 13 1962, 3:33 AM EDT Overcast 		
Tom Tresh, S OBP: 0.374, SLG: 0.413 (1,6)	F7		4-3			F7		4-3		4	0	0	0	0	0	0			
Roger Maris, L OBP: 0.378, SLG: 0.541 (1,9)	G3			F9		HR			BB	3	2	1	1	1	0	0			
Mickey Mantle, S OBP: 0.542, SLG: 0.689 (1,8)		3-1		2B	1B	F8		E3	BB	4	0	1	0	0	0	1			
Yogi Berra, L OBP: 0.314, SLG: 0.409 (1,7)		L4		1-3	2B	L9		SF9	1-3	3	0	1	1	0	0	0			
Johnny Blanchard, L OBP: 0.320, SLG: 0.543 (1,2)				HR	F5			F2	2-3	4	1	1	1	0	0	3			
Bill Skowron, R OBP: 0.273, SLG: 0.439 (1,3)		5-3			F3			F3	3-H	4	0	0	0	0	0	3			
Clete Boyer, R OBP: 0.402, SLG: 0.567 (1,5)				HR		L3		6-3		3	1	1	1	0	0	0			
Whitey Ford, L OBP: 0.100, SLG: 0.111 (8, PH)			G3		4-3			L7		2	0	0	0	0	0	0			
Hector Lopez, R OBP: 0.409, SLG: 0.353 (8, PH)										1	0	0	0	0	0	0			
Jim Coates, R (8, 1)										0	0	0	0	0	0	0			
Inning Stats	R: 0 E: 0 K: 0 S: 3	H: 0 LOB: 0 BB: 0 P: 3	R: 1 E: 0 K: 0 S: 4	H: 1 LOB: 0 BB: 0 P: 4	R: 1 E: 0 K: 0 S: 4	H: 1 LOB: 0 BB: 0 P: 4	R: 0 E: 0 K: 0 S: 5	H: 2 LOB: 2 BB: 0 P: 5	R: 0 E: 0 K: 0 S: 3	H: 0 LOB: 0 BB: 0 P: 3	R: 1 E: 0 K: 0 S: 4	H: 1 LOB: 1 BB: 1 P: 8	R: 0 E: 0 K: 0 S: 3	H: 0 LOB: 0 BB: 0 P: 3	R: 1 E: 1 K: 0 S: 4	H: 0 LOB: 1 BB: 1 P: 8	1B: 1 2B: 1 3B: 0 HR: 3	SF: 1 SAC: 0 DP: 0 HBP: 0	WP: 0 PA: 34 PB: 0 SB: 0 CS: 0
PITCHER Dick Donovan, R ERA: 2.87 (1,1)	IP: 9.0 WLS: W BF: 34 H: 5 R: 4 ER: 3 SO: 0 BB: 1 IBB: 0 HBP: 0 BLK: 0 WP: 0 HR: 3 S: 33 P: 37 ERA: 3.00 WHIP: 0.667																		

Batter	1	2	3	4	5	6	7	8	9	AB	R	H	RBI	BB	SO	LOB	BOTTOM		
Willie Tasby, R OBP: 0.300, SLG: 0.239 (8, 7)	K				6-3					4	0	1	0	0	1	1	New York Yankees @ Cleveland Indians Cleveland Municipal Stadium, Cleveland, OH Sun May 13 1962, 3:33 AM EDT Overcast 		
Don Dillard, L OBP: 0.250, SLG: 0.333 (8, PH)		F9				1B		CS		1	0	1	1	0	0	0			
Tito Francona, L OBP: 0.328, SLG: 0.339 (1,3)	FC3-6			6-3		F8		SF8	BB	3	1	1	1	1	0	1			
Chuck Essegian, R OBP: 0.407, SLG: 0.635 (1,7)				6-3				CS	3-H	4	1	3	1	0	0	1			
Willie Kirkland, L OBP: 0.290, SLG: 0.269 (8, 9)	FC3-6					HR			1-2	0	0	0	0	0	0	0			
Gene Green, R OBP: 0.407, SLG: 0.680 (1,9)	FC3-6			6-3					1-2	3	1	0	0	1	0	4			
Ty Cline, L OBP: 0.384, SLG: 0.453 (8, 8)	HR					2B		G1-4-3	1-2	0	0	0	0	0	0	0			
John Romano, R OBP: 0.425, SLG: 0.545 (1,2)									1-2	3	1	3	3	1	0	0			
Woodie Held, R OBP: 0.358, SLG: 0.356 (1,6)	1-3								1-2	3	0	0	0	1	0	3			
Bubba Phillips, R OBP: 0.255, SLG: 0.340 (1,5)					5-3					4	1	1	0	0	1	3			
Jerry Kindall, R OBP: 0.323, SLG: 0.367 (1,4)					K					3	1	0	0	0	1	0			
Dick Donovan, L OBP: 0.261, SLG: 0.200 (1,1)					4-3					4	0	1	0	0	1	2			
Inning Stats	R: 3 E: 0 K: 1 S: 7	H: 2 LOB: 1 BB: 1 P: 11	R: 0 E: 0 K: 0 S: 4	H: 1 LOB: 1 BB: 0 P: 4	R: 0 E: 0 K: 0 S: 4	H: 1 LOB: 2 BB: 1 P: 8	R: 0 E: 0 K: 1 S: 5	H: 0 LOB: 0 BB: 0 P: 5	R: 1 E: 0 K: 1 S: 7	H: 2 LOB: 3 BB: 2 P: 15	R: 0 E: 0 K: 0 S: 4	H: 1 LOB: 1 BB: 0 P: 4	R: 0 E: 0 K: 0 S: 4	H: 2 LOB: 1 BB: 0 P: 4	R: 2 E: 1 K: 1 S: 7	H: 2 LOB: 0 BB: 0 P: 7	1B: 6 2B: 3 3B: 0 HR: 2	SF: 1 SAC: 1 DP: 1 HBP: 0	WP: 0 PA: 39 PB: 0 SB: 0 CS: 1
PITCHER Whitey Ford, L ERA: 3.16 (1,1)	IP: 7.0 WLS: L BF: 33 H: 9 R: 4 ER: 4 SO: 3 BB: 3 IBB: 1 HBP: 0 BLK: 0 WP: 0 HR: 2 S: 35 P: 51 ERA: 5.14 WHIP: 1.714																		
Jim Coates, R ERA: 2.36 (8, 1)	IP: 1.0 WLS: L BF: 5 H: 2 R: 2 ER: 1 SO: 1 BB: 0 IBB: 0 HBP: 0 BLK: 0 WP: 0 HR: 0 S: 7 P: 7 ERA: 9.00 WHIP: 2.000																		

Batter	1	2	3	4	5	6	7	8	9	AB	R	H	RBI	BB	SO	LOB	TOP											
Bobby Richardson, R OBP: 0.300, SLG: 0.310	4-0 1B BB		0-0 1B S	0-0 5-3			0-0 1B		0-0 F7	4	2	2	0	1	0	0	New York Yankees @ Cleveland Indians Cleveland Municipal Stadium, Cleveland, OH Sun May 13 1962, 3:38 AM EDT Att: 37,415 - Unknown livebaseballscorecards.com											
Tom Tresh, S OBP: 0.376, SLG: 0.417	0-0 1B G4-6-3		0-0 BB 1B 4-3		0-0 L8		0-3 K			4	2	2	0	0	1	1												
Roger Maris, L OBP: 0.383, SLG: 0.539	0-0 1B G4-6-3		0-0 4-3 BB 1B		0-3 K		0-0 F7			4	0	2	2	0	1	1												
Mickey Mantle, S OBP: 0.532, SLG: 0.662	0-0 G4-6-3		0-0 4-3 BB		0-0 G3		0-3 K			3	0	0	0	1	1	2												
Yogi Berra, L OBP: 0.291, SLG: 0.375	0-0 4-3		0-0 4-3			0-0 F7		0-3 K		4	0	0	1	0	1	2												
Elston Howard, R OBP: 0.250, SLG: 0.468		0-0 L8	0-0 F9			0-0 F5		0-0 L8		4	0	0	0	0	0	2												
Joe Pepitone, L OBP: 0.190, SLG: 0.476		0-0 6-3		0-0 HR		0-0 E3		0-0 F9		3	1	1	1	0	0	0												
Bill Skowron, R OBP: 0.270, SLG: 0.434										1	0	0	0	0	0	0												
Clete Boyer, R OBP: 0.406, SLG: 0.559		0-3 K		0-3 K		4-0 BB		0-0 L3 1B		3	0	1	0	1	2	0												
Jim Bouton, R OBP: 0.400, SLG: 0.343			0-0 G3	0-0 6-3		0-3 K		0-0 L3		2	0	0	0	0	0	0												
Inning Stats	R: 2 E: 0 K: 0 S: 4	H: 2 LOB: 0 BB: 1 P: 8	R: 0 E: 0 K: 1 S: 5	H: 0 LOB: 0 BB: 0 P: 5	R: 2 E: 0 K: 0 S: 6	H: 3 LOB: 2 BB: 1 P: 10	R: 1 E: 0 K: 1 S: 6	H: 1 LOB: 0 BB: 0 P: 6	R: 0 E: 0 K: 1 S: 5	H: 0 LOB: 0 BB: 0 P: 5	R: 0 E: 0 K: 1 S: 8	H: 1 LOB: 1 BB: 0 P: 8	R: 0 E: 0 K: 1 S: 5	H: 0 LOB: 0 BB: 0 P: 5	R: 0 E: 0 K: 0 S: 3	H: 1 LOB: 0 BB: 0 P: 3	1B: 7 2B: 1 3B: 0 HR: 1	SF: 0 SAC: 0 DP: 2 HBP: 0	WP: 0 PB: 0 SB: 1 CS: 0	PA: 37								
PITCHER	IP	WLS	BF	H	R	ER	SO	BB	IBB	HBP	BLK	WP	HR	S	P	ERA	WHIP											
Gary Bell, R ERA: 5.72	(1, 1)	2.1		13	5	4	4	1	2	0	0	0	0	0	13	21	15.43	3.000										
Barry Latman, R ERA: 8.43	(3, 1)	3.2	W	14	1	1	1	3	1	0	0	0	0	1	19	23	2.46	0.545										
Bob Allen, L ERA: 2.7	(7, 1)	3.0	S	10	2	0	0	3	0	0	0	0	0	0	16	16	0.00	0.667										

Batter	1	2	3	4	5	6	7	8	9	AB	R	H	RBI	BB	SO	LOB	BOTTOM											
Ty Cline, L OBP: 0.374, SLG: 0.438	0-0 L7		0-3 K	0-0 FC4		0-0 SH1-4 1B	0-3 K			5	1	1	1	0	2	2	New York Yankees @ Cleveland Indians Cleveland Municipal Stadium, Cleveland, OH Sun May 13 1962, 3:38 AM EDT Att: 37,415 - Unknown livebaseballscorecards.com											
Tito Francona, L OBP: 0.341, SLG: 0.375	0-0 BB FC5-2 1B		4-0 BB BB G5-4-3 BB	0-0 4-3		0-0 SH1-4		0-0 HR		3	1	2	1	1	0	1												
Chuck Essegian, R OBP: 0.462, SLG: 0.625	0-0 FC5-2 BB 1B		0-0 G5-4-3		0-0 5-3	0-0 FC3-4 1B		0-0 6-3		4	0	2	2	0	0	1												
Bob Allen, L	0-0 FC5-2 BB 1B		0-0 G5-4-3		0-0 5-3	0-0 FC3-4 1B		0-0 6-3		1	0	0	0	0	0	0												
Willie Kirkland, L OBP: 0.296, SLG: 0.293	4-0 FC5-2 BB		0-0 3-1		0-0 1B 3B	0-0 FC3-4 1B		0-0 4-3		4	1	1	0	1	0	1												
John Romano, R OBP: 0.414, SLG: 0.527	0-0 FC5-2		0-0 6-3	0-0 6-3	0-0 5-3	0-0 BB 1B		0-0 F5		5	0	1	0	0	0	4												
Woodie Held, R OBP: 0.372, SLG: 0.366	0-0 F3		0-0 HR 1B	0-0 HR 1B	0-0 3B 1B	4-0 BB BB				3	1	2	1	1	0	3												
Bubba Phillips, R OBP: 0.265, SLG: 0.347		0-0 1B	0-0 HR 1B	0-0 HR 1B	0-0 F7	0-0 F4				4	1	2	0	0	0	4												
Jerry Kindall, R OBP: 0.320, SLG: 0.394		0-0 F7	0-0 HR	0-0 HR		0-0 E6 1B	0-3 K			4	2	1	3	0	1	1												
Gary Bell, R OBP: 0.182, SLG: 0.182	(1, 1)	3.1		18	6	4	3	0	0	0	0	0	0	0	17	29		8.10	2.700									
Barry Latman, R OBP: 0.687, SLG: 1.000	(3, 1)	2.1	L	14	6	4	3	0	0	0	0	0	0	14	14	11.57	2.571											
Don Dillard, L OBP: 0.267, SLG: 0.345	(6, PH)	2.1		9	1	1	1	2	1	0	0	0	0	1	12	16	3.86	0.857										
Inning Stats	R: 0 E: 0 K: 0 S: 5	H: 2 LOB: 3 BB: 1 P: 9	R: 0 E: 0 K: 1 S: 6	H: 1 LOB: 1 BB: 0 P: 6	R: 0 E: 0 K: 0 S: 2	H: 0 LOB: 0 BB: 1 P: 6	R: 3 E: 0 K: 0 S: 6	H: 3 LOB: 1 BB: 1 P: 10	R: 1 E: 0 K: 0 S: 5	H: 2 LOB: 1 BB: 0 P: 5	R: 3 E: 0 K: 0 S: 8	H: 4 LOB: 3 BB: 1 P: 12	R: 0 E: 0 K: 2 S: 7	H: 0 LOB: 0 BB: 0 P: 7	R: 1 E: 0 K: 0 S: 4	H: 1 LOB: 0 BB: 0 P: 4	1B: 10 2B: 0 3B: 1 HR: 2	SF: 0 SAC: 1 DP: 1 HBP: 0	WP: 0 PB: 0 SB: 0 CS: 0	PA: 41								
PITCHER	IP	WLS	BF	H	R	ER	SO	BB	IBB	HBP	BLK	WP	HR	S	P	ERA	WHIP											
Jim Bouton, R ERA: 1.76	(1, 1)	3.1		18	6	4	3	0	0	0	0	0	0	17	29	8.10	2.700											
Rollie Sheldon, R ERA: 6.57	(4, 1)	2.1	L	14	6	4	3	0	0	0	0	0	0	14	14	11.57	2.571											
Bob Turley, R ERA: 2.08	(6, 1)	2.1		9	1	1	1	2	1	0	0	0	0	1	12	16	3.86	0.857										

Batter	1	2	3	4	5	6	7	8	9	AB	R	H	RBI	BB	SO	LOB	TOP
Dick Houser, R (1.6) OBP: 0.331, SLG: 0.366	P3		F3		5-3		SH1-4 SF8 1B	WP 1B		5	1	2	0	0	0	0	Kansas City Athletics @ Cleveland Indians Cleveland Municipal Stadium, Cleveland, OH Tue May 15 1962, 7:05 PM EDT Att: 5,437 - Unknown livebaseballscorecards.com
Jose Tartabull, L (1.8) OBP: 0.297, SLG: 0.345	HR 2B		5-3		E7 1B		SH SH1-4 1-2	1-2 BB		3	1	2	0	1	0	0	
Jerry Lumpe, L (1.4) OBP: 0.387, SLG: 0.459	F5			HR 1B			SH1-4 1-2 2-3	K		3	1	1	0	1	1	3	
Norm Siebern, L (1.3) OBP: 0.414, SLG: 0.508	2H HR			HR 1B	F8		1B IBB		6-3	4	2	2	4	1	0	2	
Manny Jimenez, L (1.7) OBP: 0.420, SLG: 0.557 Bobby Del Greco, R (7.7) OBP: 0.409, SLG: 0.388	6-3			4-3	K		SF8		K	3	0	0	1	0	1	2	
Gino Cimoli, R (1.9) OBP: 0.371, SLG: 0.492				4-3			3H K		K	4	0	1	0	1	2	2	
Marian Coughtry, L (1.5) OBP: 0.241, SLG: 0.185					3-1 1B		SH3 1B			2	1	1	0	1	1	0	
Joe Azcue, R (1.2) OBP: 0.200, SLG: 0.250					3-1		K		F7	4	0	0	0	0	1	4	
Ed Rakow, S (1.1) OBP: 0.150, SLG: 0.200 Wayne Causey, L (6, PH) OBP: 0.338, SLG: 0.317 Dave Wickersham, R (6.1) OBP: 0.111, SLG: 0.111 Diego Segui, R (9.1)					4-3		K		K	2	0	0	0	0	1	2	
										1	0	0	0	0	1	1	
										1	0	0	0	0	1	1	
										0	0	0	0	0	0	0	
Inning Stats	R: 2 E: 0 K: 0 S: 5	H: 2 LOB: 0 BB: 0 P: 5	R: 0 E: 0 K: 1 S: 5	H: 0 LOB: 0 BB: 0 P: 5	R: 0 E: 0 K: 1 S: 5	H: 3 LOB: 2 BB: 1 P: 10	R: 0 E: 0 K: 2 S: 8	H: 1 LOB: 1 BB: 0 P: 8	R: 1 E: 0 K: 1 S: 7	H: 1 LOB: 2 BB: 2 P: 11	R: 1 E: 0 K: 2 S: 8	H: 1 LOB: 2 BB: 2 P: 16	R: 0 E: 0 K: 2 S: 7	H: 0 LOB: 0 BB: 0 P: 7	1B: 6 2B: 1 3B: 0 HR: 2	SF: 1 SAC: 3 DP: 0 HBP: 0	WP: 1 PA: 42 PB: 0 SB: 0 CS: 0
PITCHER	IP WLS BF H R ER SO BB IBB HBP BLK WP HR S P ERA WHIP																
Jim Perry, R (1.1) ERA: 2.45	4.1 21 6 4 4 2 2 0 0 0 0 2 23 31 8.31 1.846																
Gary Bell, R (5.1) ERA: 5.64	2.0 L 10 2 1 1 3 0 1 0 0 0 0 15 19 4.50 1.000																
Bob Allen, L (7.1) ERA: 2.57	0.2 2 0 0 0 1 0 0 0 0 0 0 4 4 0.00 0.000																
Frank Funk, R (8.1) ERA: 2.74	0.2 5 1 1 1 1 2 0 0 0 1 0 5 13 13.50 4.500																
Sam McDowell, L (8.1) ERA: 5.29	1.1 4 0 0 0 3 0 0 0 0 0 0 10 10 0.00 0.000																

Batter	1	2	3	4	5	6	7	8	9	AB	R	H	RBI	BB	SO	LOB	BOTTOM				
Willie Tasby, R (1.8) OBP: 0.276, SLG: 0.220	F8		F8		K		L4		K	4	0	0	0	0	1	0	Kansas City Athletics @ Cleveland Indians Cleveland Municipal Stadium, Cleveland, OH Tue May 15 1962, 7:05 PM EDT Att: 5,437 - Unknown livebaseballscorecards.com				
Ty Cline, L (9, PH) OBP: 0.370, SLG: 0.432										1	0	0	0	0	1	1					
Tito Francona, L (1.3) OBP: 0.335, SLG: 0.371	K		G6-4-3 1B		F7		P5			4	0	1	0	0	1	0					
Chuck Essegian, R (1.7) OBP: 0.464, SLG: 0.661			G6-4-3 1-2						F8	3	1	1	1	1	0	1					
Willie Kirkland, L (1.9) OBP: 0.294, SLG: 0.326	K				L6				K	4	1	1	1	0	2	1					
John Romano, R (1.2) OBP: 0.417, SLG: 0.552				HR					K	3	2	1	1	1	1	0					
Woodie Held, R (1.6) OBP: 0.376, SLG: 0.358				HR					K	2	1	0	0	1	1	1					
Bubba Phillips, R (1.5) OBP: 0.274, SLG: 0.353									SH5-4 SF8 1B HBP	4	0	2	0	0	0	3					
Jerry Kindall, R (1.4) OBP: 0.311, SLG: 0.381					FC				SH5-4 1B	3	0	0	1	0	0	3					
Jim Perry, S (1.1) OBP: 0.220, SLG: 0.300 Gary Bell, R (5.1) OBP: 0.182, SLG: 0.182 Bob Allen, L (7.1) OBP: 0.296, SLG: 0.333 Frank Funk, R (8.1) OBP: 0.333, SLG: 0.333 Sam McDowell, L (8.1) OBP: 0.333, SLG: 0.333 Al Luplow, L (9, PH) OBP: 0.297, SLG: 0.571					G6-4-3				SF8	2	0	0	0	0	0	3					
										0	0	0	0	0	0	0					
										0	0	0	0	0	0	0					
										1	0	0	0	0	1	0					
										0	0	0	0	0	0	0					
										0	0	0	0	0	0	0					
										0	0	0	0	0	0	0					
										0	0	0	0	0	0	0					
										0	0	0	0	0	0	0					
Inning Stats	R: 0 E: 0 K: 2 S: 7	H: 0 LOB: 1 BB: 1 P: 11	R: 1 E: 1 K: 0 S: 4	H: 0 LOB: 1 BB: 1 P: 8	R: 0 E: 0 K: 0 S: 3	H: 1 LOB: 1 BB: 0 P: 3	R: 2 E: 0 K: 1 S: 8	H: 3 LOB: 1 BB: 0 P: 8	R: 1 E: 0 K: 1 S: 6	H: 1 LOB: 0 BB: 0 P: 6	R: 0 E: 0 K: 0 S: 3	H: 0 LOB: 0 BB: 1 P: 7	R: 0 E: 0 K: 1 S: 5	H: 0 LOB: 0 BB: 0 P: 5	R: 0 E: 0 K: 2 S: 7	H: 0 LOB: 0 BB: 0 P: 7	R: 1 E: 0 K: 1 S: 6	H: 1 LOB: 1 BB: 0 P: 7	1B: 3 2B: 0 3B: 0 HR: 3	SF: 1 SAC: 1 DP: 2 HBP: 1	WP: 0 PA: 37 PB: 0 SB: 0 CS: 0
PITCHER	IP WLS BF H R ER SO BB IBB HBP BLK WP HR S P ERA WHIP																				
Ed Rakow, R (1.1) ERA: 5.24	5.0 22 5 4 3 4 2 0 0 0 0 3 28 36 5.40 1.400																				
Dave Wickersham, R (6.1) ERA: 4.15	3.0 W 12 1 1 1 3 1 0 1 0 0 0 16 21 3.00 0.667																				
Diego Segui, R (9.1) ERA: 2.45	1.0 S 3 0 0 0 1 0 0 0 0 0 0 5 5 0.00 0.000																				

Batter	1	2	3	4	5	6	7	8	9	AB	R	H	RBI	BB	SO	LOB	TOP			
Chico Fernandez, R (1, 6) OBP: 0.302, SLG: 0.397										3	1	1	0	0	0	0	Detroit Tigers @ Cleveland Indians Cleveland Municipal Stadium, Cleveland, OH Fri May 18 1962, 7:05 PM EDT Att: 20,012 - Unknown			
Bill Bruton, L (1, 8) OBP: 0.326, SLG: 0.462										3	0	0	0	1	1	2				
Al Kaline, R (1, 9) OBP: 0.408, SLG: 0.667										4	0	2	1	0	1	1				
Norm Cash, L (1, 3) OBP: 0.421, SLG: 0.583										4	0	0	0	0	0	3				
Rocky Colavito, R (1, 7) OBP: 0.303, SLG: 0.311										4	1	1	1	0	1	3				
Dick McAuliffe, L (1, 5) OBP: 0.390, SLG: 0.449										4	0	0	0	0	0	2				
Steve Boros, R (1, 4) OBP: 0.348, SLG: 0.354										3	0	0	0	0	0	0				
Dick Brown, R (1, 2) OBP: 0.281, SLG: 0.511										3	0	0	0	0	0	0				
Paul Foytack, R (1, 1) OBP: 0.375, SLG: 0.286										2	0	1	0	0	0	0				
Ron Kline, R (5, 1)										0	0	0	0	0	0	0				
Vic Wertz, L (8, PH) OBP: 0.375, SLG: 0.375										1	0	0	0	0	0	0				
Ron Nischwitz, S (8, 1)										0	0	0	0	0	0	0				
Inning Stats	R: 1 E: 0 K: 1 S: 7	H: 2 LOB: 1 BB: 0 P: 7	R: 0 E: 0 K: 0 S: 3	H: 0 LOB: 0 BB: 0 P: 3	R: 0 E: 0 K: 1 S: 6	H: 1 LOB: 1 BB: 0 P: 6	R: 0 E: 0 K: 0 S: 3	H: 0 LOB: 0 BB: 0 P: 3	R: 0 E: 0 K: 1 S: 5	H: 0 LOB: 0 BB: 0 P: 5	R: 1 E: 0 K: 0 S: 4	H: 1 LOB: 0 BB: 0 P: 4	R: 0 E: 0 K: 0 S: 3	H: 0 LOB: 0 BB: 0 P: 3	R: 0 E: 0 K: 0 S: 4	H: 1 LOB: 2 BB: 1 P: 8	1B: 3 2B: 1 3B: 0 HR: 1	SF: 0 SAC: 1 DP: 0 HBP: 0	WP: 0 PB: 0 SB: 1 CS: 0	PA: 33
PITCHER Dick Donovan, R (1, 1) ERA: 2.74	IP: 9.0 WLS: W BF: 33 H: 5 R: 2 ER: 2 SO: 3 BB: 1 IBB: 0 HBP: 0 BLK: 0 WP: 0 HR: 1 S: 38 P: 42 ERA: 2.00 WHIP: 0.667															PITCHER				

Batter	1	2	3	4	5	6	7	8	9	AB	R	H	RBI	BB	SO	LOB	BOTTOM			
Tito Francona, L (1, 3) OBP: 0.338, SLG: 0.368										4	1	3	0	0	0	0	Detroit Tigers @ Cleveland Indians Cleveland Municipal Stadium, Cleveland, OH Fri May 18 1962, 7:05 PM EDT Att: 20,012 - Unknown			
Al Luplow, L (1, 9) OBP: 0.355, SLG: 0.519										4	0	0	0	0	1	3				
Willie Tasby, R (7, PR) OBP: 0.276, SLG: 0.220										0	1	0	0	0	0	0				
Chuck Essegian, R (1, 7) OBP: 0.462, SLG: 0.712										3	2	1	3	1	0	1				
Don Dillard, L (8, 7) OBP: 0.281, SLG: 0.387										0	0	0	0	0	0	0				
Willie Kirkland, L (1, 8) OBP: 0.297, SLG: 0.383										4	1	1	2	0	0	1				
John Romano, R (1, 2) OBP: 0.411, SLG: 0.553										3	1	0	0	1	0	1				
Woodie Held, R (1, 6) OBP: 0.384, SLG: 0.386									3	1	0	0	1	0	1					
Bubba Phillips, R (1, 5) OBP: 0.281, SLG: 0.373									4	0	2	2	0	0	1					
Jerry Kindall, R (1, 4) OBP: 0.289, SLG: 0.356									4	0	0	0	0	0	3					
Dick Donovan, L (1, 1) OBP: 0.308, SLG: 0.522										3	2	2	2	0	0	0				
Inning Stats	R: 0 E: 0 K: 0 S: 3	H: 1 LOB: 0 BB: 0 P: 3	R: 0 E: 0 K: 0 S: 3	H: 0 LOB: 0 BB: 0 P: 3	R: 1 E: 0 K: 1 S: 7	H: 2 LOB: 1 BB: 0 P: 7	R: 2 E: 0 K: 0 S: 5	H: 1 LOB: 1 BB: 1 P: 9	R: 3 E: 0 K: 0 S: 5	H: 2 LOB: 0 BB: 1 P: 9	R: 0 E: 0 K: 0 S: 2	H: 0 LOB: 0 BB: 1 P: 6	R: 3 E: 1 K: 0 S: 6	H: 2 LOB: 1 BB: 0 P: 6	R: 0 E: 0 K: 0 S: 3	H: 1 LOB: 0 BB: 0 P: 3	1B: 4 2B: 1 3B: 0 HR: 4	SF: 0 SAC: 0 DP: 3 HBP: 0	WP: 0 PB: 0 SB: 0 CS: 0	PA: 35
PITCHER Paul Foytack, R (1, 1) ERA: 5.73	IP: 4.2 WLS: L BF: 22 H: 6 R: 6 ER: 4 SO: 1 BB: 2 IBB: 0 HBP: 0 BLK: 0 WP: 0 HR: 3 S: 22 P: 30 ERA: 7.71 WHIP: 1.714															PITCHER				
Ron Kline, R (5, 1) ERA: 5.21	2.1 WLS: L BF: 10 H: 2 R: 3 ER: 2 SO: 0 BB: 1 IBB: 0 HBP: 0 BLK: 0 WP: 0 HR: 1 S: 9 P: 13 ERA: 7.71 WHIP: 1.286																			
Ron Nischwitz, L (8, 1) ERA: 4.5	1.0 WLS: L BF: 3 H: 1 R: 0 ER: 0 SO: 0 BB: 0 IBB: 0 HBP: 0 BLK: 0 WP: 0 HR: 0 S: 3 P: 3 ERA: 0.00 WHIP: 1.000																			

Batter	1	2	3	4	5	6	7	8	9	AB	R	H	RBI	BB	SO	LOB	TOP					
Chico Fernandez, R OBP: 0.329, SLG: 0.463	(1, 6) K		(2) L8			(1) 2B	(1) F9		(1) 6-3	5	1	1	0	0	1	1	Detroit Tigers @ Cleveland Indians Cleveland Municipal Stadium, Cleveland, OH Sun May 20 1962, 7:05 PM EDT Unknown					
Bill Bruton, L OBP: 0.324, SLG: 0.460	(1, 8) G3		(3) 1-3			(2) 2B	(2) 1-3		(2) K	4	1	0	0	1	1							
Al Kaline, R OBP: 0.410, SLG: 0.653	(1, 9) L5-3			(1) L4		(1) 2B	(1) 1B		(4) BB	4	2	2	2	1	0	0						
Norm Cash, L OBP: 0.426, SLG: 0.563		(4) 4-3		(2) 4-3		(2) 2B	(1) 1B		(3) F7	3	1	1	0	2	0	1						
Rocky Colavito, R OBP: 0.305, SLG: 0.339	(1, 7) F5			(1) 1B		(1) K	(1) 1B			4	1	2	3	0	1	3						
Dick McAuliffe, L OBP: 0.372, SLG: 0.416	(1, 5) 4-3			(3) F7		(2) K	(3) 5-3			4	0	0	0	0	1	4						
Steve Boros, R OBP: 0.327, SLG: 0.345	(1, 4) 5-3				(1) K	(1) 2B		(1) 5-3		4	0	1	1	0	1	1						
Dick Brown, R OBP: 0.295, SLG: 0.500	(1, 2)				(2) F9	(4) 2B			(1) 1B	3	0	2	0	1	0	0						
Phil Regan, R Vic Wertz, L Bubba Phillips, R Sam Jones, R Jake Wood, R Hank Aguirre, R	(1, 1) F9				(3) K	(3) 5-3		(2) G1-4-3	(3) 1B	2	0	0	0	0	1	1						
Inning Stats	R: 0 E: 0 K: 1 S: 5	H: 0 LOB: 0 BB: 0 P: 5	R: 0 E: 0 K: 0 S: 3	H: 0 LOB: 1 BB: 1 P: 7	R: 0 E: 0 K: 0 S: 4	H: 1 LOB: 1 BB: 0 P: 4	R: 0 E: 0 K: 0 S: 4	H: 1 LOB: 1 BB: 0 P: 4	R: 0 E: 0 K: 2 S: 7	H: 0 LOB: 0 BB: 0 P: 7	R: 3 E: 0 K: 2 S: 10	H: 3 LOB: 3 BB: 3 P: 22	R: 3 E: 0 K: 0 S: 6	H: 3 LOB: 0 BB: 0 P: 6	R: 0 E: 0 K: 0 S: 3	H: 1 LOB: 1 BB: 0 P: 3		R: 0 E: 0 K: 1 S: 5	H: 0 LOB: 1 BB: 1 P: 9	1B: 5 2B: 3 3B: 0 HR: 1	SF: 0 SAC: 0 DP: 1 HBP: 0	WP: 0 PB: 0 SB: 0 CS: 0
PITCHER	IP WLS BF H R ER SO BB IBB HBP BLK WP HR S P ERA WHIP																					
Pedro Ramos, R ERA: 7.88	(1, 1) 5.0 20 3 2 2 3 2 0 0 0 0 0 24 32 3.60 1.000																					
Barry Latman, R ERA: 8.35	(6, 1) 0.2 6 2 1 1 2 2 0 0 0 0 0 8 16 13.50 6.000																					
Bob Allen, L ERA: 3.26	(6, 1) 3.1 W 14 4 3 3 1 1 0 0 0 0 0 1 15 19 8.10 1.500																					

Batter	1	2	3	4	5	6	7	8	9	AB	R	H	RBI	BB	SO	LOB	BOTTOM					
Tito Francona, L OBP: 0.331, SLG: 0.366	(1, 3) F2		(1) F7	(3) F5		(2) 6-3				5	0	1	0	0	0	1	Detroit Tigers @ Cleveland Indians Cleveland Municipal Stadium, Cleveland, OH Sun May 20 1962, 7:05 PM EDT Unknown					
Chuck Essegian, R OBP: 0.495, SLG: 0.726	(1, 7) 4-0		(2) F8		(1) P6	(1) BB		(2) 2B		3	0	1	0	1	0	0						
Don Dillard, L OBP: 0.265, SLG: 0.364	(7, 7) BB					(1) 1B				1	0	0	0	0	1	1						
Gene Green, R OBP: 0.444, SLG: 0.824	(1, 9) 0-3					(4) HR		(4) BB		3	1	2	1	0	1	1						
Willie Tasby, R OBP: 0.300, SLG: 0.208	(6, 8) K			(1) 1B		(1-2) BB				0	0	0	0	2	0	0						
Willie Kirkland, L OBP: 0.293, SLG: 0.374	(1, 8) F2		(3) P5		(1) 1B	(1) K		(3) L9		5	1	1	0	0	1	6						
John Romano, R OBP: 0.391, SLG: 0.518	(1, 2)		(1) F7	(1) FC6-4	(2) F7				(1) F2	5	0	1	0	0	1	1						
Woodie Held, R OBP: 0.396, SLG: 0.394	(1, 6) 6-3			(1) FC6-4	(1) HR	(1) 1B			(4) BLK	4	2	2	0	1	0	1						
Bubba Phillips, R OBP: 0.285, SLG: 0.364	(1, 5) 4-0			(2) F7	(3) K			(1) 1B		4	0	2	1	1	1	2						
Jerry Kindall, R OBP: 0.287, SLG: 0.402	(1, 4) K			(1) HR		(1) HR		(1) G6-4-3		4	2	2	3	0	1	3						
Pedro Ramos, S OBP: 0.800, SLG: 1.750	(1, 1) 5.0 25 8 5 5 3 2 0 0 0 0 0 29 37 9.00 2.000																					
Barry Latman, R OBP: 0.667, SLG: 1.000	(6, 1) 2.0 10 4 1 1 3 1 0 0 0 0 0 1 15 19 4.50 2.500																					
Bob Allen, L ERA: 4.0	(8, 1) 1.1 L 8 2 1 1 1 2 0 0 0 1 0 0 8 16 6.75 3.000																					
Inning Stats	R: 0 E: 0 K: 1 S: 5	H: 0 LOB: 1 BB: 1 P: 9	R: 0 E: 0 K: 1 S: 5	H: 0 LOB: 1 BB: 1 P: 9	R: 1 E: 0 K: 0 S: 5	H: 2 LOB: 1 BB: 0 P: 5	R: 2 E: 0 K: 0 S: 6	H: 3 LOB: 1 BB: 0 P: 6	R: 2 E: 0 K: 1 S: 8	H: 3 LOB: 1 BB: 0 P: 8	R: 1 E: 0 K: 2 S: 9	H: 2 LOB: 2 BB: 1 P: 13	R: 0 E: 0 K: 1 S: 6	H: 2 LOB: 1 BB: 0 P: 6	R: 0 E: 0 K: 1 S: 6	H: 1 LOB: 2 BB: 1 P: 10	R: 1 E: 0 K: 0 S: 2	H: 1 LOB: 1 BB: 1 P: 6	1B: 9 2B: 1 3B: 0 HR: 4	SF: 0 SAC: 0 DP: 1 HBP: 0	WP: 0 PB: 0 SB: 2 CS: 0	PA: 43
PITCHER	IP WLS BF H R ER SO BB IBB HBP BLK WP HR S P ERA WHIP																					
Phil Regan, R ERA: 5.32	(1, 1) 5.0 25 8 5 5 3 2 0 0 0 0 0 29 37 9.00 2.000																					
Sam Jones, R ERA: 5.91	(6, 1) 2.0 10 4 1 1 3 1 0 0 0 0 0 1 15 19 4.50 2.500																					
Hank Aguirre, L ERA: 4.0	(8, 1) 1.1 L 8 2 1 1 1 2 0 0 0 1 0 0 8 16 6.75 3.000																					

Batter	1	2	3	4	5	6	7	8	9	AB	R	H	RBI	BB	SO	LOB	TOP										
Jake Wood, R OBP: 0.295, SLG: 0.297 (1, 4)	L4			4-3		K			F9	5	1	1	0	1	1	0	Detroit Tigers @ Cleveland Indians Cleveland Municipal Stadium, Cleveland, OH Sun May 20 1962, 7:05 PM EDT Att: 19,642 - Unknown										
Bubba Morton, R OBP: 0.429, SLG: 0.455 Bill Bruton, L OBP: 0.329, SLG: 0.465 (7, PH) (7, 8)	HR			4-3		F2				3	1	0	0	1	1	1											
Al Kaline, R OBP: 0.424, SLG: 0.713 (1, 9)	HR									5	3	4	3	0	0	1											
Rocky Colavito, R OBP: 0.316, SLG: 0.345 (1, 7)	6-3									4	1	2	0	1	0	0											
Norm Cash, L OBP: 0.433, SLG: 0.589 (1, 3)										4	1	2	2	1	0	3											
Steve Boros, R OBP: 0.340, SLG: 0.344 (1, 5)										3	1	1	1	2	0	0											
Chico Fernandez, R OBP: 0.321, SLG: 0.437 (1, 6)	K									4	0	0	0	1	1	5											
Dick Brown, R OBP: 0.282, SLG: 0.476 (1, 2)										5	0	0	0	0	2	2											
Frank Lary, R OBP: 0.400, SLG: 0.500 Jerry Casale, R (3, 1) Jim Bunning, R OBP: 0.273, SLG: 0.400 (8, 1)										2	0	0	0	0	2	2											
										2	0	0	0	0	2	1											
										1	0	0	0	0	0	0											
Inning Stats	R: 2 E: 0 K: 1 S: 6	H: 1 LOB: 2 BB: 3 P: 18	R: 0 E: 0 K: 2 S: 7	H: 0 LOB: 1 BB: 1 P: 11	R: 2 E: 1 K: 1 S: 7	H: 2 LOB: 2 BB: 2 P: 15	R: 0 E: 0 K: 0 S: 5	H: 2 LOB: 2 BB: 0 P: 5	R: 0 E: 1 K: 1 S: 6	H: 0 LOB: 0 BB: 0 P: 6	R: 2 E: 0 K: 1 S: 8	H: 3 LOB: 2 BB: 1 P: 12	R: 1 E: 0 K: 2 S: 9	H: 2 LOB: 1 BB: 0 P: 9	R: 1 E: 0 K: 0 S: 4	H: 1 LOB: 0 BB: 0 P: 4	R: 0 E: 0 K: 1 S: 5	H: 0 LOB: 0 BB: 0 P: 5	1B: 7 2B: 1 3B: 0 HR: 3	SF: 0 SAC: 0 DP: 1 HBP: 0	WP: 1 PB: 0 SB: 2 CS: 0	PA: 46					
PITCHER	IP	WLS	BF	H	R	ER	SO	BB	IBB	HBP	BLK	WP	HR	S	P	ERA	WHIP										
Sam McDowell, L ERA: 5.96 (1, 1)	5.2	L	32	7	6	5	6	7	0	0	0	1	2	37	65	7.94	2.471										
Gary Bell, R ERA: 4.75 (6, 1)	0.1		2	1	0	0	0	0	0	0	0	0	0	2	2	0.00	3.000										
Ron Taylor, R ERA: 5.94 (7, 1)	3.0		12	3	2	2	3	0	0	0	0	0	1	18	18	6.00	1.000										

Batter	1	2	3	4	5	6	7	8	9	AB	R	H	RBI	BB	SO	LOB	BOTTOM										
Tito Francona, L OBP: 0.327, SLG: 0.355 (1, 3)	P6			3-1					F5	4	1	0	0	1	0	1	Detroit Tigers @ Cleveland Indians Cleveland Municipal Stadium, Cleveland, OH Sun May 20 1962, 7:05 PM EDT Att: 19,642 - Unknown										
Chuck Essegian, R OBP: 0.473, SLG: 0.795 (1, 7)	HR									5	2	3	3	0	1	0											
Gene Green, R OBP: 0.400, SLG: 0.737 (1, 9)	K									4	0	0	0	0	1	1											
Willie Kirkland, L OBP: 0.300, SLG: 0.402 (1, 8)	HR									3	2	1	1	1	0	1											
Woodie Held, R OBP: 0.384, SLG: 0.381 (1, 6)	E5									4	0	0	0	0	1	1											
Bubba Phillips, R OBP: 0.299, SLG: 0.405 (1, 5)	HBP									3	1	2	1	0	0	0											
Jerry Kindall, R OBP: 0.288, SLG: 0.395 (1, 4) Al Luplow, L OBP: 0.354, SLG: 0.509 (6, PH) Ken Aspromonte, R OBP: 0.412, SLG: 0.333 (9, 4)	F5									2	0	0	0	1	0	2											
										1	0	0	1	0	0	1											
										0	0	0	0	0	0	0											
										3	0	1	0	0	2	1											
Doc Edwards, R OBP: 0.200, SLG: 0.222 John Romano, R OBP: 0.388, SLG: 0.513 (9, 2)	K									1	0	0	0	0	0	1											
Sam McDowell, L OBP: 0.250, SLG: 0.250 (1, 1) Gary Bell, R OBP: 0.154, SLG: 0.154 (6, PH) Don Dillard, L OBP: 0.257, SLG: 0.353 (6, PH) Ron Taylor, R OBP: 0.273, SLG: 0.273 (7, 1) Willie Tasby, R OBP: 0.388, SLG: 0.204 (9, PH)	K									2	0	0	0	0	2	1											
										0	0	0	0	0	0	0											
										1	0	0	0	0	0	1											
										0	0	0	0	0	0	0											
										1	0	0	0	0	1	0											
Inning Stats	R: 2 E: 1 K: 1 S: 8	H: 2 LOB: 2 BB: 0 P: 9	R: 2 E: 0 K: 2 S: 8	H: 1 LOB: 0 BB: 1 P: 12	R: 0 E: 0 K: 1 S: 5	H: 0 LOB: 0 BB: 0 P: 5	R: 0 E: 0 K: 1 S: 6	H: 1 LOB: 1 BB: 0 P: 6	R: 0 E: 0 K: 0 S: 3	H: 1 LOB: 0 BB: 0 P: 3	R: 1 E: 0 K: 1 S: 6	H: 1 LOB: 1 BB: 1 P: 10	R: 0 E: 0 K: 0 S: 3	H: 0 LOB: 0 BB: 0 P: 3	R: 1 E: 0 K: 0 S: 4	H: 1 LOB: 1 BB: 1 P: 8	R: 0 E: 0 K: 2 S: 7	H: 0 LOB: 0 BB: 0 P: 7	1B: 1 2B: 2 3B: 0 HR: 4	SF: 0 SAC: 0 DP: 1 HBP: 1	WP: 0 PB: 0 SB: 0 CS: 0	PA: 38					
PITCHER	IP	WLS	BF	H	R	ER	SO	BB	IBB	HBP	BLK	WP	HR	S	P	ERA	WHIP										
Frank Lary, R ERA: 6.49 (1, 1)	2.0		12	4	2	4	3	1	0	1	0	0	1	16	21	18.00	2.000										
Jerry Casale, R ERA: 5.3 (3, 1)	5.1	W	21	4	2	2	3	2	0	0	0	0	1	25	33	3.38	1.125										
Jim Bunning, R ERA: 4.44 (8, 1)	1.2	S	5	0	0	0	2	0	0	0	0	0	0	9	9	0.00	0.000										

Batter	1	2	3	4	5	6	7	8	9	AB	R	H	RBI	BB	SO	LOB	TOP								
Mary Breeding, R OBP: 0.205, SLG: 0.211	F9		S 1B		6-3		K			4	0	1	0	0	1	1	Baltimore Orioles @ Cleveland Indians Cleveland Municipal Stadium, Cleveland, OH Tue May 22 1962, 7:05 PM EDT Att: 6,799 - Unknown								
Russ Snyder, L OBP: 0.293, SLG: 0.488			G3		L4			1-3		4	0	1	0	0	0	1									
Brooks Robinson, R OBP: 0.311, SLG: 0.449	F9			5-3		F9		P4		4	0	0	0	0	0	1									
Jim Gentile, L OBP: 0.405, SLG: 0.613	K			1-3		HR		HR		4	2	2	2	0	1	1									
Jackie Brandt, R OBP: 0.328, SLG: 0.419		P6				P4		P3		4	0	1	0	0	0	0									
Gus Triandos, R OBP: 0.296, SLG: 0.415		5-3			4-3				F5	3	0	0	0	0	0	1									
Charlie Lau, L OBP: 0.375, SLG: 0.543						5-3				1	0	0	0	0	0	0									
Dave Nicholson, R OBP: 0.261, SLG: 0.111						F8		BB	F3	3	0	0	0	1	1	0									
Jerry Adair, R OBP: 0.213, SLG: 0.216			F3			HR	1B		6-3	4	1	1	0	0	1	1									
Mitt Pappas, R OBP: 0.200, SLG: 0.667			F7							3	1	1	2	0	0	1									
Hoyt Wilhelm, R OBP: 0.375, SLG: 0.543						HR				0	0	0	0	0	0	0									
Inning Stats	R: 0 E: 0 K: 1 S: 6	H: 1 LOB: 1 BB: 0 P: 6	R: 0 E: 0 K: 1 S: 5	H: 0 LOB: 0 BB: 0 P: 5	R: 0 E: 0 K: 0 S: 4	H: 1 LOB: 1 BB: 0 P: 4	R: 0 E: 0 K: 0 S: 4	H: 1 LOB: 1 BB: 0 P: 4	R: 2 E: 0 K: 0 S: 5	H: 2 LOB: 0 BB: 0 P: 5	R: 1 E: 0 K: 0 S: 4	H: 1 LOB: 0 BB: 0 P: 4	R: 0 E: 0 K: 2 S: 7	H: 0 LOB: 1 BB: 1 P: 11	R: 1 E: 0 K: 0 S: 4	H: 1 LOB: 0 BB: 0 P: 4	R: 0 E: 0 K: 0 S: 3	H: 0 LOB: 0 BB: 0 P: 3	1B: 4 2B: 0 3B: 0 HR: 3	SF: 0 SAC: 0 DP: 0 HBP: 0	WP: 0 PB: 0 SB: 2 CS: 0	PA: 35			
PITCHER	IP	WLS	BF	H	R	ER	SO	BB	IBB	HBP	BLK	WP	HR	S	P	ERA	WHIP								
Jim Perry, R ERA: 3.55	(1, 1)	7.0	L	28	6	3	3	4	1	0	0	0	0	2	35	3.86	1.000								
Pedro Ramos, R ERA: 7.5	(8, 1)	2.0		7	1	1	1	0	0	0	0	0	1	7	7	4.50	0.500								

AB 34
R 4
H 7
RBI 4
BB 1
SO 4
LOB 7



Batter	1	2	3	4	5	6	7	8	9	AB	R	H	RBI	BB	SO	LOB	BOTTOM								
Tito Francona, L OBP: 0.308, SLG: 0.333	3-1		4-1		P6		5-3			4	0	0	0	0	0	4	Baltimore Orioles @ Cleveland Indians Cleveland Municipal Stadium, Cleveland, OH Tue May 22 1962, 7:05 PM EDT Att: 6,799 - Unknown								
Don Dillard, L OBP: 0.256, SLG: 0.429	6-3			FC6-4 2B		4-3		F8		4	0	1	0	0	0	0									
Chuck Essegian, R OBP: 0.480, SLG: 0.765				6-3			BB	6-3		3	0	0	0	1	1	1									
Willie Kirkland, L OBP: 0.302, SLG: 0.385		G3		FC6-4			G5-4-3 BB		P6	3	0	0	0	1	0	1									
John Romano, R OBP: 0.399, SLG: 0.550		F9		F8			G5-4-3			3	0	0	0	1	0	3									
Ken Aspromonte, R OBP: 0.412, SLG: 0.333					F8			G5-4-3		0	0	0	0	0	0	0									
Woodie Held, R OBP: 0.377, SLG: 0.392									BB	4	0	0	0	0	3	1									
Bubba Phillips, R OBP: 0.311, SLG: 0.414										3	1	2	0	1	1	1									
Jerry Kindall, R OBP: 0.293, SLG: 0.402					F7				P4	4	0	2	1	0	0	2									
Jim Perry, S OBP: 0.167, SLG: 0.250					P2					2	0	0	0	0	0	3									
Al Luplow, L OBP: 0.348, SLG: 0.500					P1					1	0	0	0	0	1	1									
Pedro Ramos, S OBP: 0.800, SLG: 1.750										0	0	0	0	0	0	0									
Inning Stats	R: 0 E: 0 K: 1 S: 5	H: 0 LOB: 0 BB: 0 P: 5	R: 0 E: 0 K: 1 S: 5	H: 0 LOB: 0 BB: 0 P: 5	R: 0 E: 0 K: 0 S: 4	H: 1 LOB: 1 BB: 0 P: 4	R: 0 E: 0 K: 0 S: 4	H: 1 LOB: 1 BB: 0 P: 4	R: 0 E: 0 K: 1 S: 6	H: 1 LOB: 2 BB: 1 P: 10	R: 0 E: 0 K: 0 S: 2	H: 0 LOB: 1 BB: 2 P: 10	R: 1 E: 0 K: 2 S: 9	H: 2 LOB: 1 BB: 0 P: 9	R: 0 E: 0 K: 0 S: 3	H: 0 LOB: 0 BB: 0 P: 3	R: 0 E: 0 K: 1 S: 5	H: 0 LOB: 1 BB: 1 P: 9	1B: 2 2B: 3 3B: 0 HR: 0	SF: 0 SAC: 0 DP: 1 HBP: 0	WP: 1 PB: 0 SB: 0 CS: 0	PA: 35			
PITCHER	IP	WLS	BF	H	R	ER	SO	BB	IBB	HBP	BLK	WP	HR	S	P	ERA	WHIP								
Mitt Pappas, R ERA: 3.47	(1, 1)	6.1	W	25	4	1	1	4	3	0	0	0	0	0	30	1.42	1.105								
Hoyt Wilhelm, R ERA: 1.23	(7, 1)	2.2	S	10	1	0	0	2	1	0	0	0	1	0	13	0.00	0.750								



Batter	1	2	3	4	5	6	7	8	9	AB	R	H	RBI	BB	SO	LOB	TOP					
Willie Tasby, R OBP: 0.348, SLG: 0.250 (1, 8)										4	0	2	0	0	0	2	Cleveland Indians @ Washington Senators D.C. Stadium, Washington, DC Fri May 25 1962, 7:05 PM EDT Att: 10,127 - Unknown					
Bubba Phillips, R OBP: 0.315, SLG: 0.419 (1, 5)										4	0	2	0	0	0	1						
Chuck Essegian, R OBP: 0.468, SLG: 0.798 Don Dillard, L OBP: 0.267, SLG: 0.419 (1, 7) (8, 7)										4	2	2	1	0	0	4						
Gene Green, R OBP: 0.354, SLG: 0.630 Willie Kirkland, L OBP: 0.298, SLG: 0.378 (1, 9) (8, 9)										4	0	0	0	0	0	3						
John Romano, R OBP: 0.408, SLG: 0.543 (1, 2)										3	0	1	1	1	0	0						
Woodie Held, R OBP: 0.387, SLG: 0.384 (1, 6)										3	0	0	0	1	0	1						
Tito Francona, L OBP: 0.310, SLG: 0.325 (1, 3)										3	0	0	0	1	0	2						
Jerry Kindall, R OBP: 0.289, SLG: 0.389 (1, 4)										4	0	1	0	0	0	3						
Pedro Ramos, S OBP: 0.571, SLG: 1.167 Gary Bell, R OBP: 0.154, SLG: 0.154 (1, 1) (9, 1)										2	0	0	0	0	1	1						
Inning Stats	R: 0 E: 0 K: 0 S: 4	H: 2 LOB: 1 BB: 0 P: 4	R: 0 E: 0 K: 0 S: 3	H: 0 LOB: 0 BB: 0 P: 3	R: 0 E: 0 K: 0 S: 5	H: 2 LOB: 2 BB: 0 P: 5	R: 0 E: 0 K: 0 S: 3	H: 0 LOB: 2 BB: 2 P: 11	R: 0 E: 0 K: 1 S: 5	H: 1 LOB: 0 BB: 0 P: 5	R: 1 E: 0 K: 0 S: 4	H: 2 LOB: 0 BB: 0 P: 4	R: 0 E: 0 K: 0 S: 3	H: 0 LOB: 1 BB: 1 P: 7	R: 1 E: 0 K: 0 S: 4	H: 1 LOB: 0 BB: 0 P: 4	R: 0 E: 0 K: 0 S: 3	H: 0 LOB: 0 BB: 0 P: 3	1B: 6 2B: 1 3B: 0 HR: 1	SF: 0 SAC: 1 DP: 3 HBP: 0	WP: 0 PB: 0 SB: 0 CS: 0	PA: 35
PITCHER	IP WLS BF H R ER SO BB IBB HBP BLK WP HR S P ERA WHIP																					
Claude Osteen, L ERA: 5.47 Tom Cheney, R ERA: 4.09 (1, 1) (9, 1)	8.0 L 32 8 2 2 1 3 0 0 0 0 0 1 31 43 2.25 1.375																					
1.0 S 3 0 0 0 0 0 0 0 0 0 0 0 3 3 0.00 0.000																						

Batter	1	2	3	4	5	6	7	8	9	AB	R	H	RBI	BB	SO	LOB	BOTTOM					
Danny O'Connell, R OBP: 0.330, SLG: 0.402 (1, 5)										4	1	1	1	0	1	0	Cleveland Indians @ Washington Senators D.C. Stadium, Washington, DC Fri May 25 1962, 7:05 PM EDT Att: 10,127 - Unknown					
Chuck Cottier, R OBP: 0.328, SLG: 0.387 (1, 4)										4	0	1	0	0	1	0						
Jim Piersall, R OBP: 0.270, SLG: 0.357 (1, 8)										4	0	0	0	0	0	1						
Gene Woodling, L OBP: 0.418, SLG: 0.519 (1, 9)										4	0	1	0	0	0	0						
Dale Long, L OBP: 0.373, SLG: 0.409 (1, 3)										3	0	0	0	1	0	1						
Jim King, L OBP: 0.383, SLG: 0.371 (1, 7)										3	0	1	0	0	0	2						
Bob Johnson, R OBP: 0.338, SLG: 0.429 (1, 6)										3	0	1	0	0	0	1						
Bob Schmidt, R OBP: 0.248, SLG: 0.367 (1, 2)										3	0	0	0	0	1	2						
Claude Osteen, L OBP: 0.125, SLG: 0.125 Johnny Schaive, R OBP: 0.287, SLG: 0.424 Tom Cheney, R ERA: 4.5 (1, 1) (8, PH) (9, 1)										2	0	0	0	0	0	0						
Inning Stats	R: 0 E: 0 K: 0 S: 3	H: 0 LOB: 0 BB: 0 P: 3	R: 0 E: 0 K: 0 S: 5	H: 2 LOB: 2 BB: 0 P: 5	R: 0 E: 0 K: 1 S: 5	H: 0 LOB: 0 BB: 0 P: 5	R: 0 E: 0 K: 0 S: 3	H: 0 LOB: 1 BB: 1 P: 7	R: 0 E: 0 K: 1 S: 5	H: 0 LOB: 0 BB: 0 P: 5	R: 0 E: 0 K: 0 S: 3	H: 1 LOB: 0 BB: 0 P: 3	R: 0 E: 0 K: 0 S: 4	H: 1 LOB: 1 BB: 0 P: 4	R: 1 E: 0 K: 1 S: 6	H: 1 LOB: 0 BB: 0 P: 6	R: 0 E: 0 K: 0 S: 3	H: 0 LOB: 0 BB: 0 P: 3	1B: 4 2B: 0 3B: 0 HR: 1	SF: 0 SAC: 0 DP: 0 HBP: 0	WP: 0 PB: 0 SB: 0 CS: 1	PA: 32
PITCHER	IP WLS BF H R ER SO BB IBB HBP BLK WP HR S P ERA WHIP																					
Pedro Ramos, R ERA: 5.54 Gary Bell, R ERA: 4.5 (1, 1) (9, 1)	8.0 W 29 5 1 1 3 1 0 0 0 0 0 1 34 38 1.12 0.750																					
1.0 S 3 0 0 0 0 0 0 0 0 0 0 0 3 3 0.00 0.000																						

Batter	1	2	3	4	5	6	7	8	9	AB	R	H	RBI	BB	SO	LOB	TOP				
Tito Francona, L OBP: 0.326, SLG: 0.380 (1, 3)										5	2	3	1	0	0	1	Cleveland Indians @ Washington Senators D.C. Stadium, Washington, DC Sun May 27 1962, 3:33 AM EDT Att: 10,128 - Unknown livebaseballscores.com				
Don Dillard, L OBP: 0.259, SLG: 0.392 (1, 8) (8, 7)										4	1	1	1	0	0	1					
Chuck Essegian, R OBP: 0.458, SLG: 0.757 Ty Cline, L OBP: 0.366, SLG: 0.427 (1, 7) (8, 8)										4	0	1	1	0	2	0					
Willie Kirkland, L OBP: 0.300, SLG: 0.395 (1, 9)										4	1	1	1	0	1	1					
John Romano, R OBP: 0.398, SLG: 0.519 (1, 2)										3	0	0	0	1	0	0					
Woodie Held, R OBP: 0.390, SLG: 0.418 (1, 6)										4	1	1	0	0	0	1					
Bubba Phillips, R OBP: 0.320, SLG: 0.415 (1, 5)										2	0	1	0	1	0	0					
Jerry Kindall, R OBP: 0.287, SLG: 0.384 (1, 4)										4	0	1	1	0	0	4					
Jim Perry, S OBP: 0.133, SLG: 0.200 Bob Allen, L (8, 1)										3	0	0	0	0	0	1					
Al Luplow, L OBP: 0.353, SLG: 0.552 Gary Bell, R OBP: 0.154, SLG: 0.154 (9, PH) (9, 1)										0	0	0	0	0	0	0					
										1	0	0	0	0	0	1					
										0	0	0	0	0	0	0					
Inning Stats	R: 2 E: 1 K: 0 S: 6	H: 3 LOB: 3 BB: 2 P: 14	R: 0 E: 0 K: 0 S: 3	H: 1 LOB: 0 BB: 0 P: 3	R: 0 E: 0 K: 0 S: 3	H: 0 LOB: 0 BB: 0 P: 3	R: 0 E: 0 K: 0 S: 4	H: 1 LOB: 1 BB: 0 P: 4	R: 2 E: 0 K: 0 S: 7	H: 2 LOB: 0 BB: 0 P: 7	R: 0 E: 0 K: 0 S: 3	H: 0 LOB: 0 BB: 0 P: 3	R: 0 E: 0 K: 0 S: 7	H: 0 LOB: 0 BB: 0 P: 7	R: 1 E: 0 K: 0 S: 5	H: 2 LOB: 1 BB: 0 P: 5		1B: 5 2B: 3 3B: 0 HR: 2	SF: 0 SAC: 1 DP: 2 HBP: 0	WP: 0 PB: 0 SB: 0 CS: 0	PA: 37
PITCHER	IP	WLS	BF	H	R	ER	SO	BB	IBB	HBP	BLK	WP	HR	S	P	ERA		WHIP			
Bennie Daniels, R ERA: 5.01 (1, 1)	0.2	L	7	3	2	2	0	2	0	0	0	0	0	5	13	27.00		7.500			
Ed Hobaugh, R ERA: 8.0 (1, 1)	4.1		16	4	2	2	1	0	0	0	0	0	2	18	18	4.15	0.923				
Joe McClain, R ERA: 9.38 (6, 1)	4.0		14	2	1	1	2	0	0	0	0	0	0	18	18	2.25	0.500				

Batter	1	2	3	4	5	6	7	8	9	AB	R	H	RBI	BB	SO	LOB	BOTTOM						
Danny O'Connell, R OBP: 0.337, SLG: 0.398 (1, 5)										3	0	1	0	0	0	1	Cleveland Indians @ Washington Senators D.C. Stadium, Washington, DC Sun May 27 1962, 3:33 AM EDT Att: 10,128 - Unknown livebaseballscores.com						
Chuck Cottier, R OBP: 0.315, SLG: 0.387 (1, 4)										4	0	0	0	0	1	2							
Gene Woodling, L OBP: 0.434, SLG: 0.512 Chuck Hinton, R OBP: 0.289, SLG: 0.324 (1, 9) (8, PR) (9, 9)										1	1	1	0	3	0	0							
Dale Long, L OBP: 0.368, SLG: 0.427 Harry Bright, R OBP: 0.432, SLG: 0.707 (1, 3) (8, PH) (9, 3)										3	0	1	0	0	1	2							
Jim King, L OBP: 0.374, SLG: 0.356 (1, 7)										4	0	1	1	0	0	1							
Jim Piersall, R OBP: 0.276, SLG: 0.360 (1, 8)										4	0	1	0	0	0	2							
Bob Johnson, R OBP: 0.349, SLG: 0.462 (1, 6)										4	2	2	1	0	0	1							
Bob Schmidt, R OBP: 0.262, SLG: 0.379 Ken Hamlin, R OBP: 0.143, SLG: 0.077 Ken Retzer, L OBP: 0.270, SLG: 0.212 (1, 2) (7, PR) (8, 2)										3	0	2	1	0	0	0							
Bennie Daniels, L OBP: 0.200, SLG: 0.200 Ed Hobaugh, R (1, 1)										0	0	0	0	0	0	0							
Joe Hicks, L OBP: 0.229, SLG: 0.156 Joe McClain, R OBP: 0.143, SLG: 0.143 (5, PH) (6, 1)										1	0	0	0	0	1	1							
										1	0	0	0	0	0	1							
Inning Stats	R: 0 E: 0 K: 1 S: 6	H: 2 LOB: 1 BB: 0 P: 6	R: 0 E: 0 K: 0 S: 3	H: 0 LOB: 0 BB: 0 P: 3	R: 0 E: 0 K: 1 S: 5	H: 0 LOB: 0 BB: 0 P: 5	R: 1 E: 0 K: 0 S: 4	H: 2 LOB: 1 BB: 1 P: 8	R: 1 E: 0 K: 0 S: 7	H: 2 LOB: 1 BB: 0 P: 7	R: 0 E: 0 K: 0 S: 3	H: 0 LOB: 1 BB: 1 P: 7	R: 1 E: 0 K: 0 S: 4	H: 2 LOB: 1 BB: 0 P: 4	R: 0 E: 0 K: 1 S: 4	H: 0 LOB: 1 BB: 1 P: 8		R: 0 E: 0 K: 0 S: 3	H: 1 LOB: 0 BB: 0 P: 3	1B: 7 2B: 2 3B: 0 HR: 1	SF: 0 SAC: 1 DP: 3 HBP: 0	WP: 0 PB: 0 SB: 0 CS: 1	PA: 34
PITCHER	IP	WLS	BF	H	R	ER	SO	BB	IBB	HBP	BLK	WP	HR	S	P	ERA		WHIP					
Jim Perry, R ERA: 3.6 (1, 1)	7.0	W	28	8	3	3	3	2	0	0	0	0	0	1	32	4		3.86	1.429				
Bob Allen, L ERA: 3.5 (8, 1)	1.0		3	0	0	0	1	1	0	0	0	0	0	4	8	0.00		1.000					
Gary Bell, R ERA: 4.38 (9, 1)	1.0	S	3	1	0	0	0	0	0	0	0	0	0	3	3	0.00	1.000						

Batter	1	2	3	4	5	6	7	8	9	AB	R	H	RBI	BB	SO	LOB	TOP			
Joe Cunningham, L (1, 3) OBP: 0.444, SLG: 0.438	4-0 CS BB		0-0 3-1			0-0 1B G1-2-3 1B	0-0 4-3			3	0	1	0	1	0	1				
Nellie Fox, L (1, 4) OBP: 0.326, SLG: 0.361	0-0 1-3			0-0 F7		0-0 1B G1-2-3 1B		0-0 G1-6-3 1B		4	0	2	0	0	0	1				
Jim Landis, R (1, 8) OBP: 0.354, SLG: 0.504	0-3 K			0-0 2B 1B		0-0 1B G1-2-3 1B		0-0 G1-6-3 1B		4	1	2	0	0	1	1				
Floyd Robinson, L (1, 7) OBP: 0.360, SLG: 0.491		0-0 6-3		0-0 F8 2B		0-0 G1-2-3 1B		0-0 6-3		4	0	1	1	0	0	3				
Bob Sadowski, L (1, 5) OBP: 0.313, SLG: 0.488 Sammy Esposito, R (9, 5) OBP: 0.400, SLG: 0.353		0-0 F9		0-0 F8		0-0 F8			0-0 1-3	4	0	0	0	0	0	3				
Mike Hershberger, R (1, 9) OBP: 0.322, SLG: 0.301	4-0 BB			0-0 6-3				0-0 G3		3	1	1	0	1	0	1				
Luis Aparicio, R (1, 6) OBP: 0.251, SLG: 0.281	0-3 K			0-0 F7		0-0 SH1-3 1B		0-3 K		3	0	0	0	0	2	1				
Sherm Lollar, R (1, 2) OBP: 0.406, SLG: 0.402			0-0 F5		0-0 F7			0-0 6-3		3	0	0	0	0	0	1				
Early Wynn, S (1, 1) OBP: 0.308, SLG: 0.100			0-0 F9		0-3 K			0-0 1B		3	0	1	1	0	1	0				
Inning Stats	R: 0 E: 0 X: 1 S: 4	H: 0 LOB: 0 BB: 1 P: 8	R: 0 E: 0 X: 1 S: 5	H: 0 LOB: 1 BB: 1 P: 9	R: 0 E: 0 X: 0 S: 3	H: 0 LOB: 0 BB: 0 P: 3	R: 1 E: 0 X: 0 S: 5	H: 2 LOB: 1 BB: 0 P: 5	R: 0 E: 0 X: 0 S: 5	H: 3 LOB: 2 BB: 0 P: 5	R: 1 E: 0 X: 0 S: 5	H: 2 LOB: 1 BB: 0 P: 5	R: 0 E: 0 X: 0 S: 3	H: 1 LOB: 0 BB: 0 P: 3	R: 0 E: 0 X: 1 S: 5	H: 0 LOB: 0 BB: 0 P: 5	1B: 7 2B: 1 3B: 0 HR: 0	SF: 0 SAC: 1 DP: 2 HBP: 0	WP: 0 PB: 0 CS: 1	PA: 34
PITCHER Dick Donovan, R (1, 1) ERA: 2.81	IP: 9.0 WLS: L BF: 34 H: 8 R: 2 ER: 2 SO: 4 BB: 2 IBB: 0 HBP: 0 BLK: 0 WP: 0 HR: 0 S: 40 P: 48 ERA: 2.00 WHIP: 1.111															PITCHER				

Chicago White Sox @ Cleveland Indians
Cleveland Municipal Stadium, Cleveland, OH
Mon May 28 1962, 7:05 PM EDT
Att: 9,028 - Unknown

AB 31
R 2
H 8
RBI 2
BB 2
SO 4
LOB 12

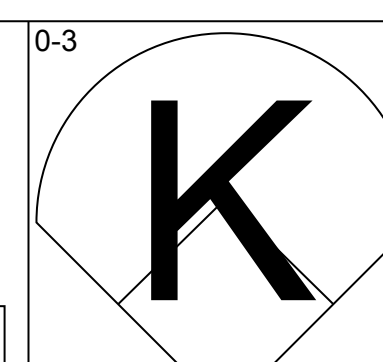
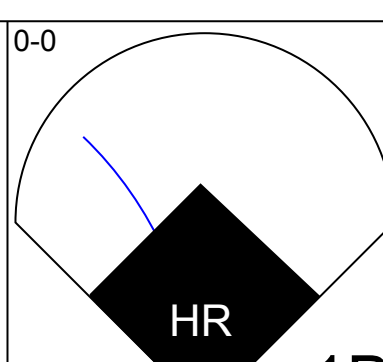
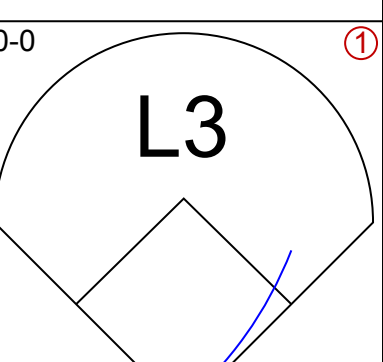
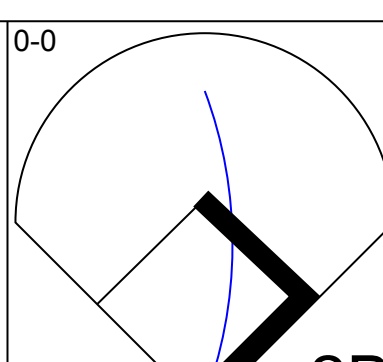
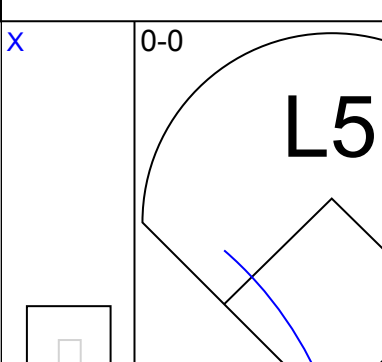
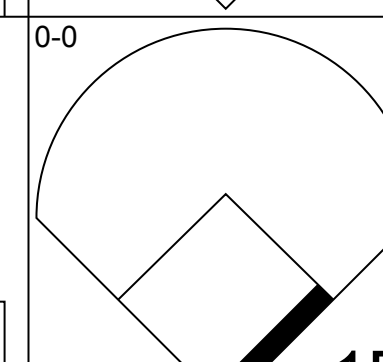
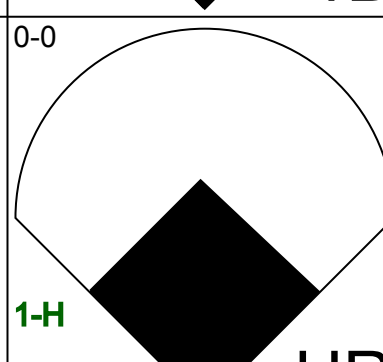
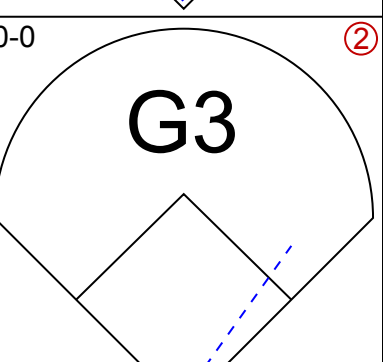
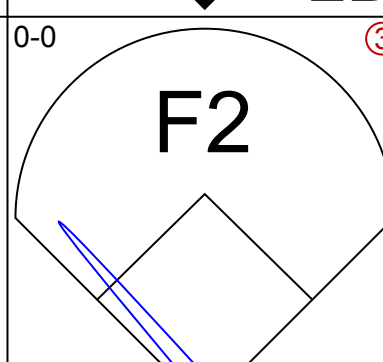
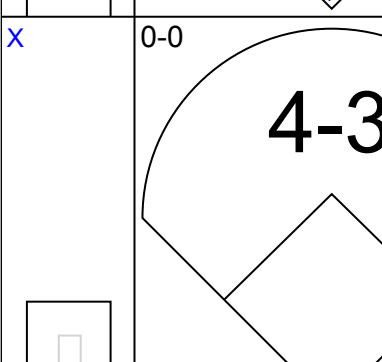
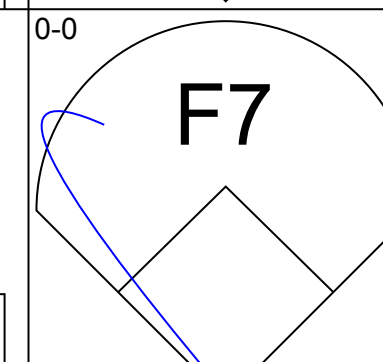
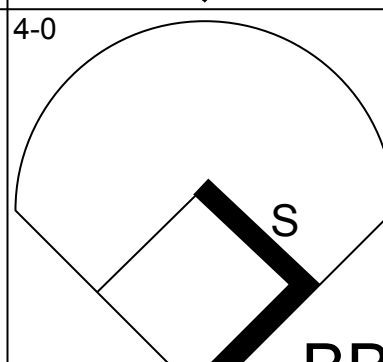
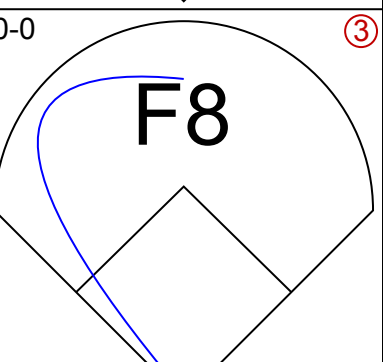
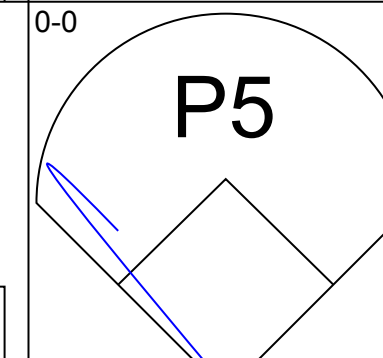
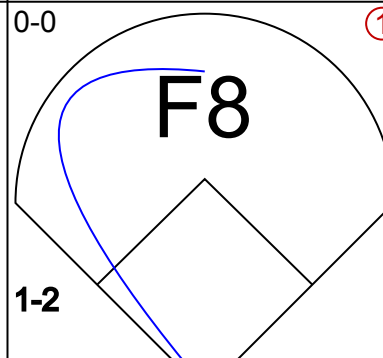
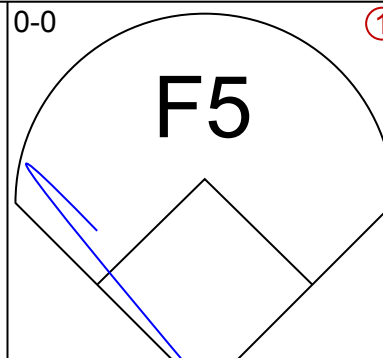
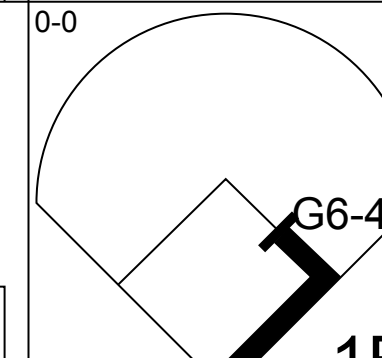
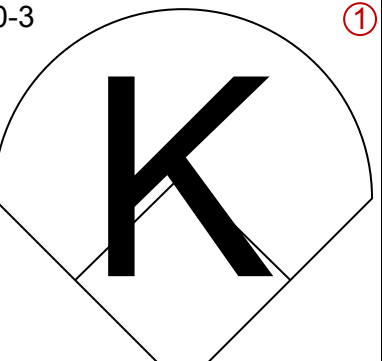
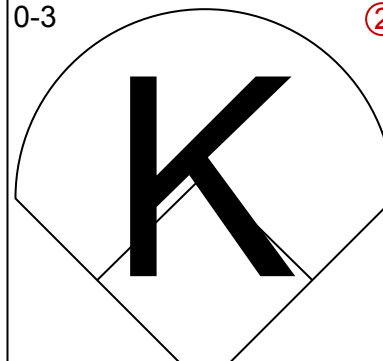
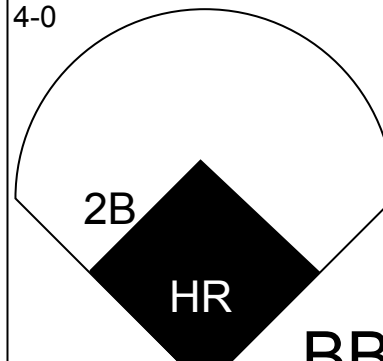
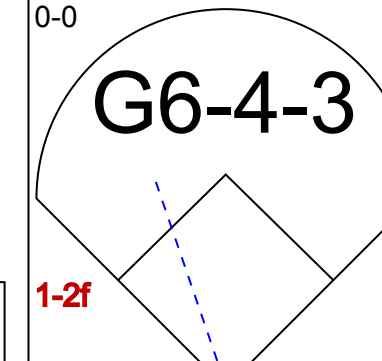
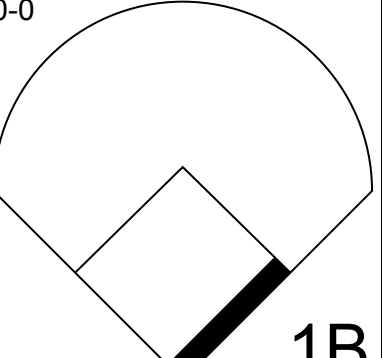
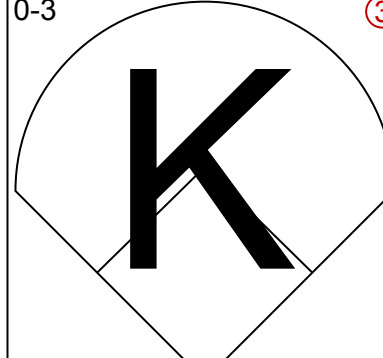
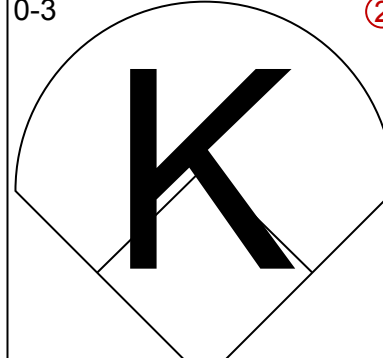
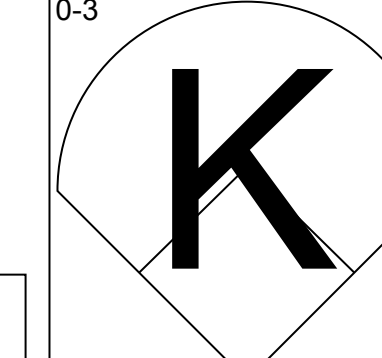
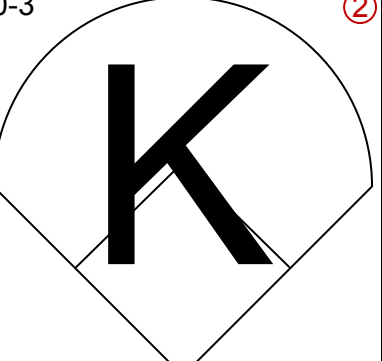
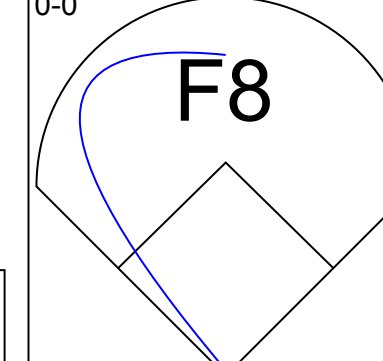
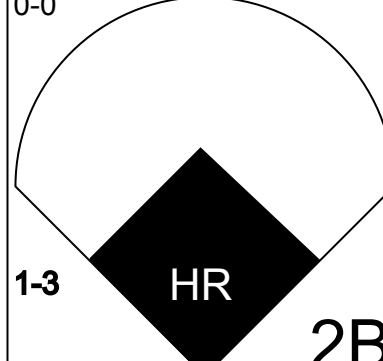

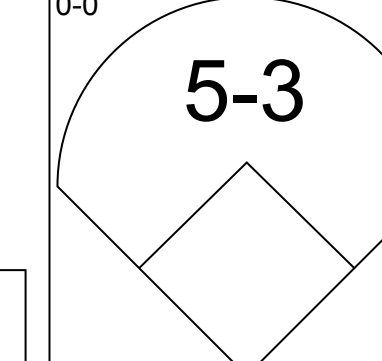
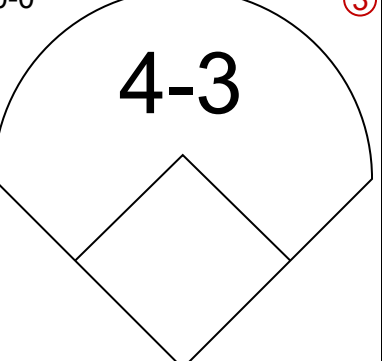
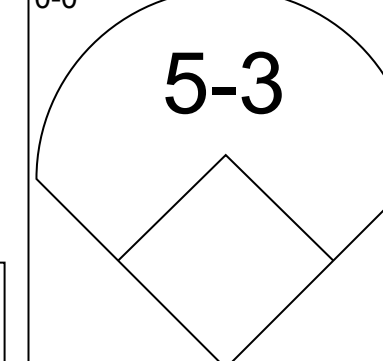
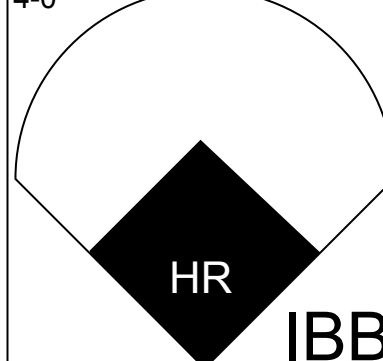
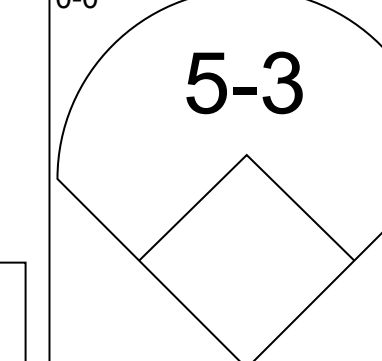

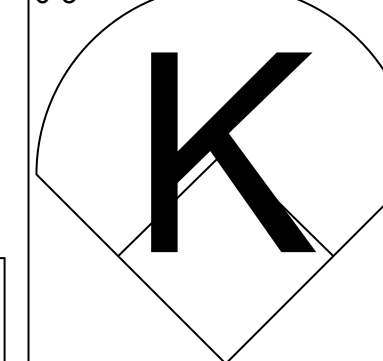
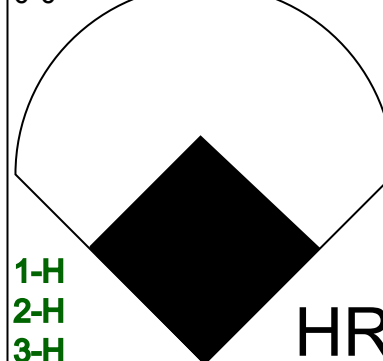
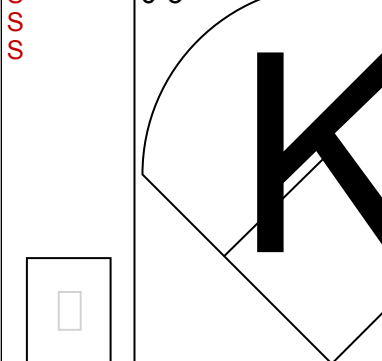


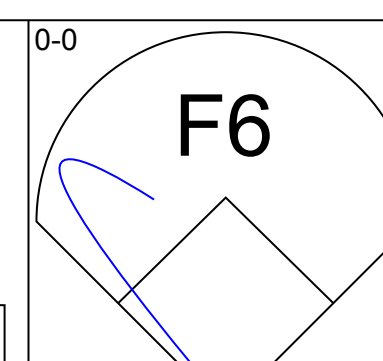
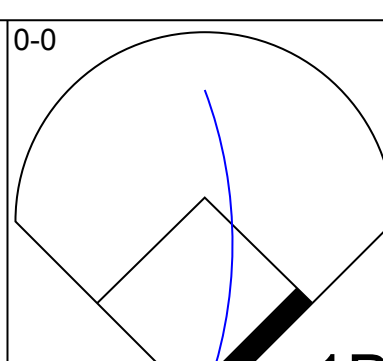
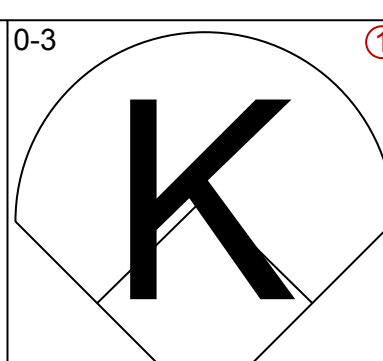
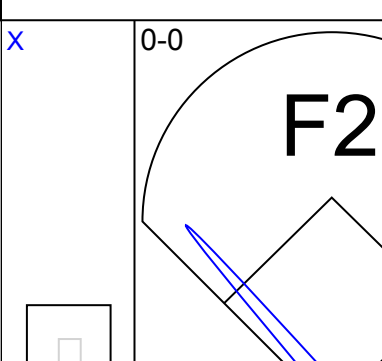
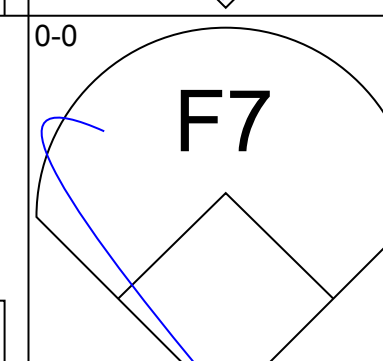
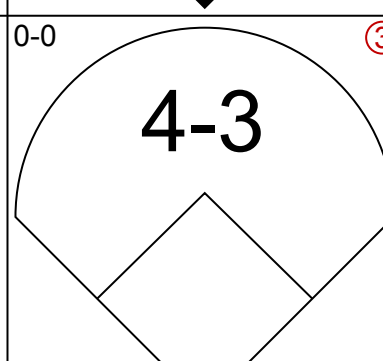
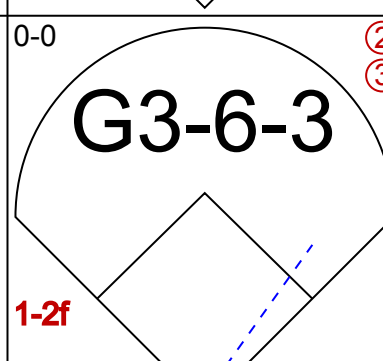
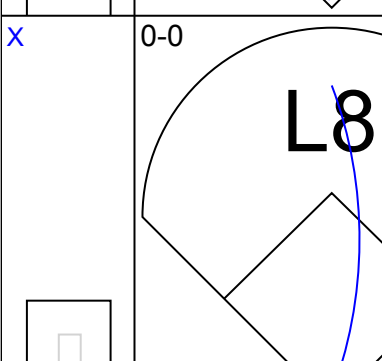
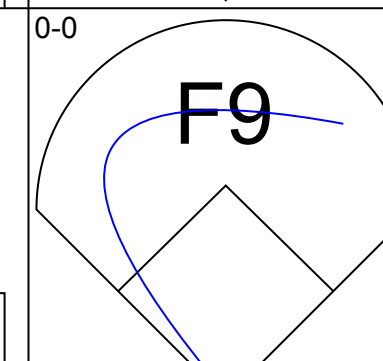
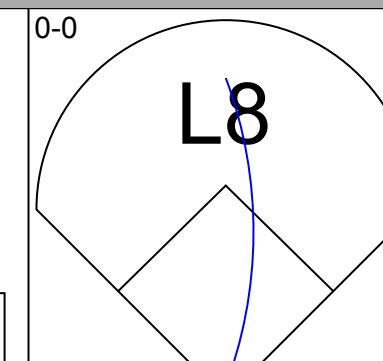
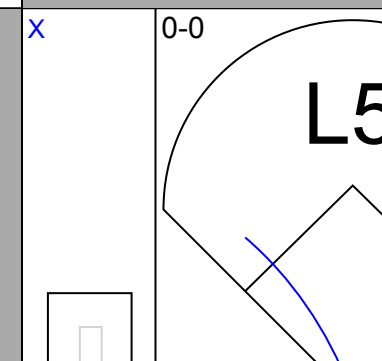
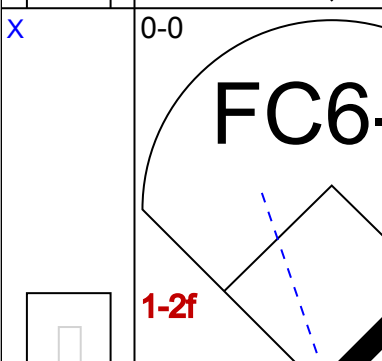
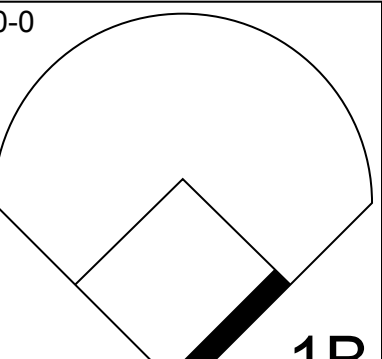
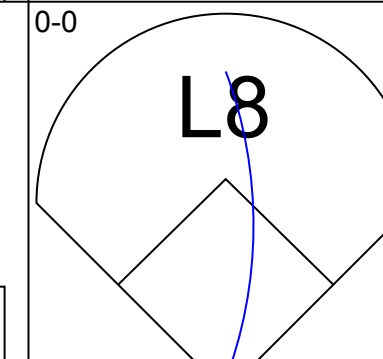
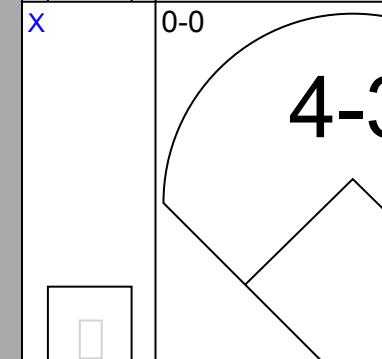

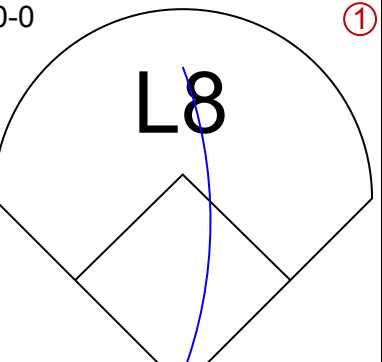
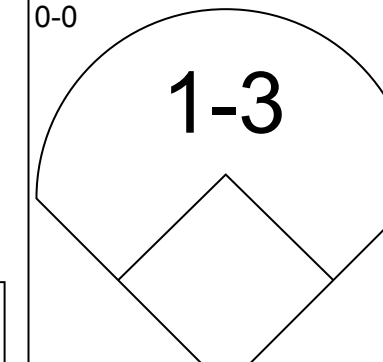
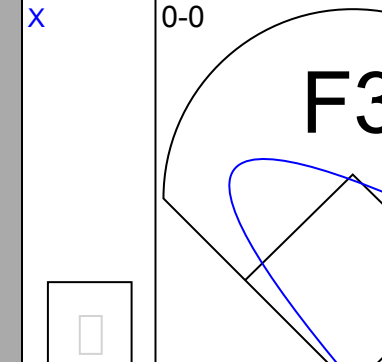
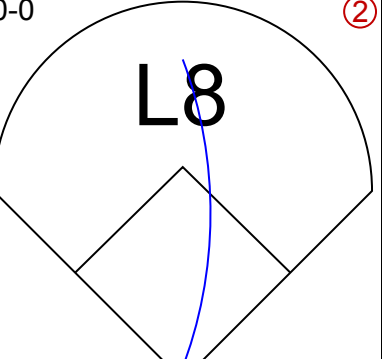
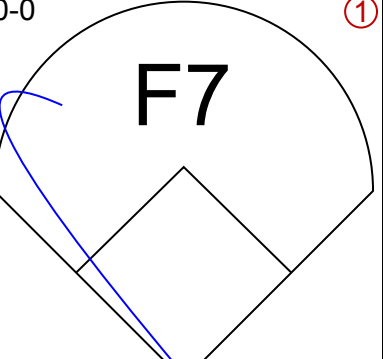
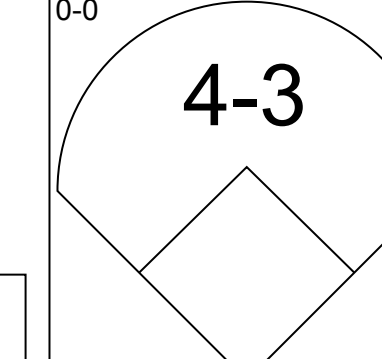
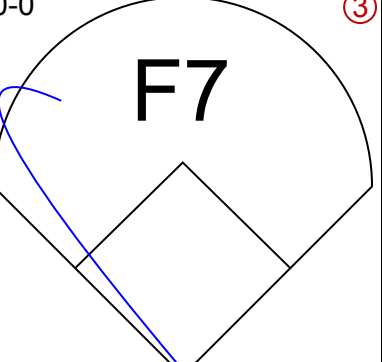
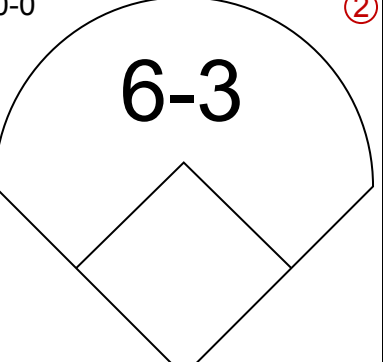
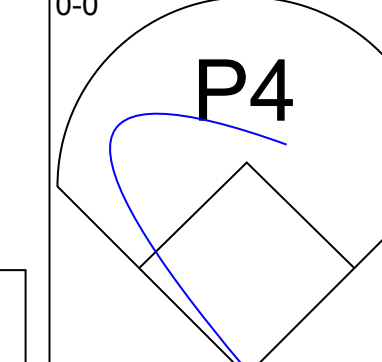
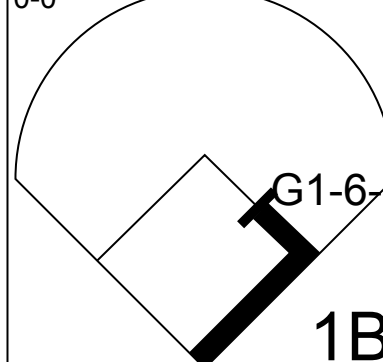
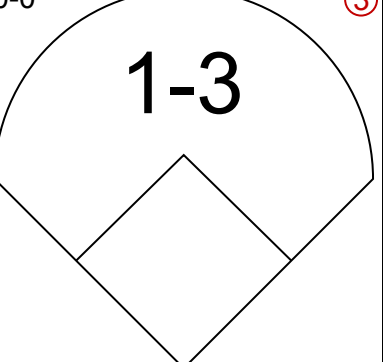
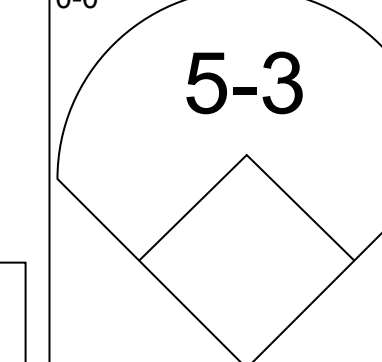
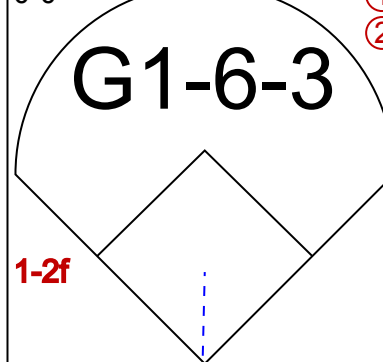
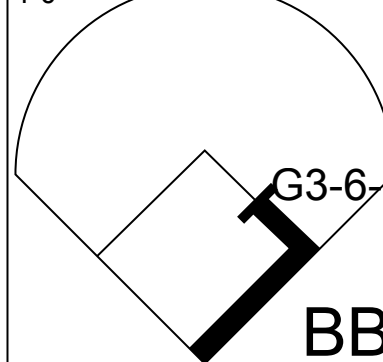
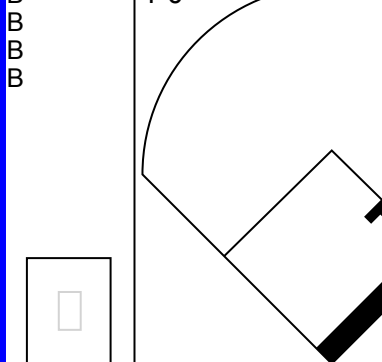
Batter	1	2	3	4	5	6	7	8	9	AB	R	H	RBI	BB	SO	LOB	BOTTOM			
Tito Francona, L (1, 3) OBP: 0.324, SLG: 0.377	0-0 4-3 1B		0-0 3-1			0-0 F9			0-0 P6	4	0	1	0	0	0	0				
Don Dillard, L (1, 8) OBP: 0.241, SLG: 0.364	0-0 4-3		0-0 P6			0-0 4-3			0-3 K	4	0	0	0	0	1	1				
Chuck Essegian, R (1, 7) OBP: 0.446, SLG: 0.736	0-3 K			0-0 F7		0-0 F6				3	0	0	0	0	1	1				
Willie Kirkland, L (1, 9) OBP: 0.294, SLG: 0.385	0-0 4-3			0-0 4-3		0-3 K				3	0	0	0	0	1	1				
John Romano, R (1, 2) OBP: 0.390, SLG: 0.507		0-0 F2		0-3 K		0-0 6-3				3	0	0	0	0	1	0				
Woodie Held, R (1, 6) OBP: 0.383, SLG: 0.409		0-0 F9			0-0 F8			0-0 F7		3	0	0	0	0	0	0				
Bubba Phillips, R (1, 5) OBP: 0.327, SLG: 0.421		0-0 1B			0-0 F9			0-0 G6-4-3 1B		3	0	2	0	0	0	0				
Ken Aspromonte, R (1, 4) OBP: 0.368, SLG: 0.286 Miguel de la Hoz, R (5, PH) OBP: 0.100, SLG: 0.100 (6, 4)		0-3 K			0-3 K			0-0 G6-4-3		1	0	0	0	0	1	1				
Dick Donovan, L (1, 1) Ty Cline, L (9, PH) OBP: 0.362, SLG: 0.422			0-0 F7			0-0 4-3			0-0 L5	2	0	0	0	0	0	0				
Inning Stats	R: 0 E: 0 X: 1 S: 6	H: 1 LOB: 1 BB: 0 P: 6	R: 0 E: 0 X: 1 S: 6	H: 1 LOB: 0 BB: 0 P: 6	R: 0 E: 0 X: 0 S: 3	H: 0 LOB: 0 BB: 0 P: 3	R: 0 E: 0 X: 1 S: 5	H: 0 LOB: 0 BB: 0 P: 5	R: 0 E: 0 X: 0 S: 3	H: 0 LOB: 0 BB: 0 P: 3	R: 0 E: 0 X: 1 S: 5	H: 0 LOB: 0 BB: 0 P: 5	R: 0 E: 0 X: 0 S: 3	H: 1 LOB: 0 BB: 0 P: 3	R: 0 E: 0 X: 1 S: 5	H: 0 LOB: 0 BB: 0 P: 5	1B: 3 2B: 0 3B: 0 HR: 0	SF: 0 SAC: 0 DP: 1 HBP: 0	WP: 0 PB: 0 CS: 0	PA: 29
PITCHER Early Wynn, R (1, 1) ERA: 3.99	IP: 9.0 WLS: W BF: 29 H: 3 R: 0 ER: 0 SO: 6 BB: 0 IBB: 0 HBP: 0 BLK: 0 WP: 0 HR: 0 S: 41 P: 41 ERA: 0.00 WHIP: 0.333															PITCHER				

Chicago White Sox @ Cleveland Indians
Cleveland Municipal Stadium, Cleveland, OH
Mon May 28 1962, 7:05 PM EDT
Att: 9,028 - Unknown

AB 29
R 0
H 3
RBI 0
BB 0
SO 6
LOB 5



Batter	1	2	3	4	5	6	7	8	9	AB	R	H	RBI	BB	SO	LOB	TOP			
Ty Cline, L OBP: 0.364, SLG: 0.432 (1, 8)			 1B							5	1	2	0	0	1	0	Cleveland Indians @ Baltimore Orioles Memorial Stadium, Baltimore, MD Wed May 30 1962, 3:33 AM EDT Unknown			
Al Luplow, L OBP: 0.356, SLG: 0.587 (1, 9)			 1-H							5	1	2	2	0	0	1				
Tito Francona, L OBP: 0.323, SLG: 0.371 (1, 3)			 S							3	0	0	0	1	0	1				
Chuck Essegian, R OBP: 0.440, SLG: 0.718 (1, 7)			 1-2				 1B			4	0	1	0	0	0	2				
John Romano, R OBP: 0.387, SLG: 0.496 (1, 2)						 HR	 1-2			3	1	0	0	1	2	2				
Woodie Held, R OBP: 0.380, SLG: 0.404 (1, 6)										4	0	1	0	0	3	2				
Bubba Phillips, R OBP: 0.325, SLG: 0.423 (1, 5)						 1-3				4	1	1	0	0	1	1				
Ken Aspromonte, R OBP: 0.348, SLG: 0.235 (1, 4)						 IBB				3	1	0	0	1	0	1				
Pedro Ramos, S OBP: 0.545, SLG: 1.500 (1, 1)						 1-H 2-H 3-H				4	2	2	5	0	2	0				
Inning Stats	R: 0 E: 0 K: 1 S: 6	H: 1 LOB: 1 BB: 0 P: 6	R: 0 E: 0 K: 2 S: 8	H: 1 LOB: 1 BB: 0 P: 8	R: 3 E: 0 K: 2 S: 10	H: 3 LOB: 1 BB: 1 P: 14	R: 0 E: 0 K: 1 S: 5	H: 0 LOB: 0 BB: 0 P: 5	R: 0 E: 0 K: 0 S: 3	H: 0 LOB: 0 BB: 0 P: 3	R: 0 E: 0 K: 1 S: 3	H: 1 LOB: 0 BB: 0 P: 3	R: 0 E: 0 K: 1 S: 5	H: 0 LOB: 0 BB: 0 P: 5	R: 0 E: 0 K: 1 S: 5	H: 0 LOB: 0 BB: 0 P: 5		1B: 4 2B: 2 3B: 0 HR: 3	SF: 0 SAC: 0 DP: 1 HBP: 0	WP: 0 PB: 0 SB: 1 CS: 0
PITCHER Chuck Estrada, R ERA: 4.5 (1, 1)	IP: 9.0 WLS: L BF: 38	H: 9 R: 7 ER: 7 SO: 9	BB: 2 IBB: 1 HBP: 0 BLK: 0	WP: 0 HR: 3 S: 53 P: 65	ERA: 7.00 WHIP: 1.222	PITCHER														

Batter	1	2	3	4	5	6	7	8	9	AB	R	H	RBI	BB	SO	LOB	BOTTOM			
Johnny Temple, R OBP: 0.391, SLG: 0.392 (1, 4)										4	0	1	0	0	1	2	Cleveland Indians @ Baltimore Orioles Memorial Stadium, Baltimore, MD Wed May 30 1962, 3:33 AM EDT Unknown			
Russ Snyder, L OBP: 0.318, SLG: 0.521 (1, 7)						 1-2				4	0	0	0	0	0	3				
Brooks Robinson, R OBP: 0.311, SLG: 0.467 (1, 5)									 1-2	4	0	0	0	0	0	1				
Jim Gentile, L OBP: 0.409, SLG: 0.643 (1, 3)										3	0	1	0	0	0	0				
Jackie Brandt, R OBP: 0.310, SLG: 0.397 (1, 8)										3	0	0	0	0	0	1				
Charlie Lau, L OBP: 0.367, SLG: 0.463 (1, 2)										3	0	0	0	0	0	1				
Dave Nicholson, R OBP: 0.290, SLG: 0.400 (1, 9)										3	0	0	0	0	0	1				
Jerry Adair, R OBP: 0.231, SLG: 0.228 (3, PR)			 1B							1	0	1	0	0	0	0				
Chuck Estrada, R OBP: 0.176, SLG: 0.125 (3, PH)			 1-2			 BB			 BB	1	0	0	0	1	0	1				
Dick Williams, R OBP: 0.231, SLG: 0.147 (3, PH)										0	0	0	0	1	0	0				
Inning Stats	R: 0 E: 0 K: 0 S: 3	H: 0 LOB: 0 BB: 0 P: 3	R: 0 E: 0 K: 0 S: 4	H: 1 LOB: 1 BB: 0 P: 4	R: 0 E: 0 K: 0 S: 4	H: 2 LOB: 1 BB: 0 P: 4	R: 0 E: 0 K: 0 S: 3	H: 0 LOB: 0 BB: 0 P: 3	R: 0 E: 0 K: 1 S: 4	H: 0 LOB: 0 BB: 1 P: 8	R: 0 E: 0 K: 0 S: 3	H: 0 LOB: 0 BB: 0 P: 3	R: 0 E: 0 K: 0 S: 3	H: 0 LOB: 0 BB: 0 P: 3	R: 0 E: 0 K: 0 S: 3	H: 0 LOB: 1 BB: 1 P: 7	1B: 3 2B: 0 3B: 0 HR: 0	SF: 0 SAC: 0 DP: 2 HBP: 0	WP: 0 PB: 0 SB: 0 CS: 0	PA: 30
PITCHER Pedro Ramos, R ERA: 4.11 (1, 1)	IP: 9.0 WLS: W BF: 30	H: 3 R: 0 ER: 0 SO: 1	BB: 2 IBB: 0 HBP: 0 BLK: 0	WP: 0 HR: 0 S: 30 P: 38	ERA: 0.00 WHIP: 0.556	PITCHER														



Batter	1	2	3	4	5	6	7	8	9	AB	R	H	RBI	BB	SO	LOB	TOP								
Ty Cline, L OBP: 0.361, SLG: 0.423 Willie Tasby, R OBP: 0.343, SLG: 0.246	L4-3		1B			2B 3B 1B	L8		K	4	1	2	0	0	0	0	1 2								
Al Luplow, L OBP: 0.372, SLG: 0.597	G1-6-3 1B			F3		3B 2B		FC5-4 BB		3	1	2	1	1	0	0									
Tito Francona, L OBP: 0.314, SLG: 0.371	G1-6-3			F9		SF7 3B		P1		4	1	1	2	0	0	2									
Chuck Essegian, R OBP: 0.429, SLG: 0.690 Willie Kirkland, L OBP: 0.299, SLG: 0.397		F8		F8		SF7		F2		3	0	0	1	0	0	1									
John Romano, R OBP: 0.378, SLG: 0.483		F7			K	F8		FC5-4		4	0	0	0	0	1	1									
Woodie Held, R OBP: 0.385, SLG: 0.408				6-3					E6 1B	4	0	2	0	0	0	0									
Bubba Phillips, R OBP: 0.321, SLG: 0.410				6-3		BB				3	0	1	0	1	0	2									
Jerry Kindall, R OBP: 0.279, SLG: 0.373			K		K				K	4	0	0	0	0	3	3									
Mudcat Grant, R OBP: 0.188, SLG: 0.200 Gary Bell, R OBP: 0.143, SLG: 0.143			K			E5 1B 2B		4-3		3	1	0	0	0	1	0									
Inning Stats	R: 0 E: 0 K: 0 S: 3	H: 1 LOB: 0 BB: 0 P: 3	R: 0 E: 0 K: 0 S: 4	H: 1 LOB: 1 BB: 0 P: 4	R: 0 E: 0 K: 2 S: 7	H: 1 LOB: 1 BB: 0 P: 7	R: 0 E: 0 K: 0 S: 3	H: 0 LOB: 0 BB: 0 P: 3	R: 0 E: 0 K: 2 S: 7	H: 0 LOB: 1 BB: 1 P: 11	R: 4 E: 1 K: 0 S: 8	H: 4 LOB: 1 BB: 0 P: 8	R: 0 E: 0 K: 0 S: 3	H: 0 LOB: 0 BB: 0 P: 3	R: 0 E: 0 K: 0 S: 3	H: 0 LOB: 1 BB: 1 P: 7	R: 0 E: 1 K: 3 S: 11	H: 1 LOB: 2 BB: 0 P: 11	1B: 5 2B: 2 3B: 1 HR: 0	SF: 1 SAC: 0 DP: 1 HBP: 0	WP: 0 PB: 0 SB: 0 CS: 0	PA: 37			
PITCHER	IP	WLS	BF	H	R	ER	SO	BB	IBB	HBP	BLK	WP	HR	S	P	ERA	WHIP								
Robin Roberts, R ERA: 2.93	5.2	L	24	7	4	3	4	1	0	0	0	0	0	31	35	4.76	1.412								
Wes Stock, R ERA: 3.25	1.1		4	0	0	0	0	0	0	0	0	0	0	4	4	0.00	0.000								
Billy Hoelt, L ERA: 7.9	2.0		9	1	0	0	3	1	0	0	0	0	0	14	18	0.00	1.000								

Cleveland Indians @ Baltimore Orioles
Memorial Stadium, Baltimore, MD
Thu May 31 1962, 7:05 PM EDT
Att: 8,991 - Unknown


AB 34
R 4
H 8
RBI 4
BB 2
SO 7
LOB 13



Batter	1	2	3	4	5	6	7	8	9	AB	R	H	RBI	BB	SO	LOB	BOTTOM								
Johnny Temple, R OBP: 0.399, SLG: 0.391	3B BB	P4			F9		CS	5-3	F8	4	1	0	0	1	0	3									
Russ Snyder, L OBP: 0.333, SLG: 0.550	SF9 3B		4-3		E3 FC5-4			BB 2B		4	1	2	1	0	0	1									
Brooks Robinson, R OBP: 0.314, SLG: 0.469	K		L8		FC5-4			F9		4	0	0	0	0	1	4									
Jim Gentile, L OBP: 0.397, SLG: 0.617	SF9		F9			G3		BB IBB		2	0	0	1	1	0	0									
Jackie Brandt, R OBP: 0.318, SLG: 0.414	5-3			G5-4-3 BB		6-3		1-2 2-3 BB		2	0	0	0	2	0	0									
Dave Nicholson, R OBP: 0.282, SLG: 0.455		1-3		G5-4-3		K		F2		4	0	0	0	0	1	4									
Ron Hansen, R OBP: 0.196, SLG: 0.209				L8			5-3			3	1	1	1	1	0	0									
Darrell Johnson, R OBP: 0.273, SLG: 0.200 Dick Williams, R OBP: 0.225, SLG: 0.143					L5		K		K	3	0	1	0	0	1	0									
Robin Roberts, S OBP: 0.269, SLG: 0.333 Wes Stock, R OBP: 0.346, SLG: 0.246 Whitey Herzog, L OBP: 0.301, SLG: 0.228 Marv Breeding, R OBP: 0.242, SLG: 0.500 Billy Hoelt, L OBP: 0.261, SLG: 0.405								CS BB		0	0	0	0	1	0	0									
Inning Stats	R: 2 E: 0 K: 1 S: 6	H: 1 LOB: 1 BB: 1 P: 10	R: 1 E: 0 K: 0 S: 5	H: 2 LOB: 1 BB: 0 P: 5	R: 0 E: 0 K: 0 S: 3	H: 0 LOB: 0 BB: 0 P: 3	R: 0 E: 0 K: 0 S: 2	H: 0 LOB: 0 BB: 1 P: 6	R: 0 E: 1 K: 0 S: 4	H: 0 LOB: 2 BB: 1 P: 8	R: 0 E: 0 K: 1 S: 5	H: 0 LOB: 0 BB: 0 P: 5	R: 0 E: 0 K: 1 S: 4	H: 0 LOB: 1 BB: 1 P: 8	R: 0 E: 0 K: 0 S: 4	H: 1 LOB: 3 BB: 2 P: 12	R: 0 E: 0 K: 1 S: 5	H: 0 LOB: 1 BB: 1 P: 9	1B: 1 2B: 1 3B: 1 HR: 1	SF: 1 SAC: 1 DP: 1 HBP: 0	WP: 0 PB: 0 SB: 0 CS: 1	PA: 38			
PITCHER	IP	WLS	BF	H	R	ER	SO	BB	IBB	HBP	BLK	WP	HR	S	P	ERA	WHIP								
Mudcat Grant, R ERA: 4.83	7.2	W	32	4	3	3	3	5	1	0	0	0	0	32	56	3.52	1.174								
Gary Bell, R ERA: 4.24	1.1	S	5	0	0	0	1	1	0	0	0	0	0	6	10	0.00	0.750								

Cleveland Indians @ Baltimore Orioles
Memorial Stadium, Baltimore, MD
Thu May 31 1962, 7:05 PM EDT
Att: 8,991 - Unknown

AB 28
R 3
H 4
RBI 3
BB 7
SO 4
LOB 14



Batter	1	2	3	4	5	6	7	8	9	AB	R	H	RBI	BB	SO	LOB	TOP						
Ty Cline, L (1, 8) Gene Green, R (8, PH) Willie Tasby, R (8, PH)	L1 E 2B	1B 1B	K			S 1B		BB 1B BB		4	2	2	0	0	1	1	Cleveland Indians @ Detroit Tigers Tiger Stadium, Detroit, MI Fri Jun 01 1962, 7:05 PM EDT Att: 41,425 - Unknown						
Al Luplow, L (1, 9) Tito Francona, L (1, 3)	E9 2B	1B 1B		G3		F8		1B BB		4	1	2	2	1	0	1							
Chuck Essegian, R (1, 7) Willie Kirkland, L (8, 9)	BB 2B	F8		4-3		F9		G6-4-3 1B		5	0	2	4	0	0	3							
John Romano, R (1, 2)	F3			HBP				P3	G6-4-3 1B		3	0	0	0	0	1		4					
Woodie Held, R (1, 6)	F3			HBP				5-3			5	0	1	1	0	0		3					
Bubba Phillips, R (1, 5)	BB 1B			K		K		F7			4	0	0	0	1	3		2					
Jerry Kindall, R (1, 4)	K			F7				5-3			5	1	2	0	0	1		3					
Jim Perry, S (1, 1)	K			FC3-6 1B		F7		1B BB 1B			3	0	0	0	0	1		4					
Inning Stats	R: 2 E: 2 K: 1 S: 8	H: 2 LOB: 3 BB: 1 P: 13	R: 2 E: 0 K: 2 S: 11	H: 4 LOB: 2 BB: 0 P: 11	R: 0 E: 0 K: 2 S: 8	H: 1 LOB: 1 BB: 0 P: 8	R: 0 E: 0 K: 0 S: 3	H: 0 LOB: 1 BB: 0 P: 4	R: 0 E: 0 K: 1 S: 5	H: 1 LOB: 0 BB: 0 P: 4	R: 0 E: 0 K: 1 S: 5	H: 0 LOB: 0 BB: 0 P: 5	R: 0 E: 0 K: 0 S: 4	H: 0 LOB: 0 BB: 0 P: 5	R: 3 E: 0 K: 0 S: 5	H: 3 LOB: 2 BB: 2 P: 13		R: 0 E: 0 K: 0 S: 3	H: 0 LOB: 0 BB: 0 P: 3	1B: 10 2B: 1 3B: 0 HR: 0	SF: 0 SAC: 1 DP: 1 HBP: 2	WP: 0 PB: 0 SB: 1 CS: 0	PA: 43
PITCHER	IP	WLS	BF	H	R	ER	SO	BB	IBB	HBP	BLK	WP	HR	S	P	ERA		WHIP					
Frank Lary, R (1, 1) Ron Nischwitz, L (8, 1) Terry Fox, R (8, 1) Jerry Casale, R (9, 1)	7.1 0.0 0.2 1.0	L 3 1 3	36 1 0 3	10 1 0 0	6 1 0 0	5 1 0 0	7 0 0 0	1 2 0 0	0 0 0 0	0 0 0 0	2 0 0 0	0 0 0 0	0 0 0 0	0 0 1 3	0 1 1 3	53 9 1 3	6.14 ∞ 0.00 0.00	1.500 ∞ 0.000 0.000					

Batter	1	2	3	4	5	6	7	8	9	AB	R	H	RBI	BB	SO	LOB	BOTTOM					
Jake Wood, R (1, 4) Bill Bruton, L (1, 8) Charlie Maxwell, L (1, 9)	L8			1-3		2-3 1B		K		4	0	1	0	0	1	0	Cleveland Indians @ Detroit Tigers Tiger Stadium, Detroit, MI Fri Jun 01 1962, 7:05 PM EDT Att: 41,425 - Unknown					
Norm Cash, L (1, 3)	F7			1-3		1-3		F9		4	0	0	0	0	2							
Rocky Colavito, R (1, 7)	4-1			L8				4-3		4	0	0	0	0	0							
Dick McAuliffe, L (1, 5)	P6			F7		1B BB		4-3		3	1	1	1	1	0							
Chico Fernandez, R (1, 6)	P4			L8				HR		4	0	1	0	0	0							
Dick Brown, R (1, 2)	K			L8		1-2 1B		5-3		3	0	0	0	0	2							
Frank Lary, R (1, 1) Ron Nischwitz, S (8, 1) Terry Fox, R (8, 1) Bobo Osborne, L (8, PH) Jerry Casale, R (9, 1)	1-3			1-3		F9		6-3		3	0	0	0	0	2							
Inning Stats	R: 0 E: 0 K: 0 S: 3	H: 0 LOB: 0 BB: 0 P: 3	R: 0 E: 0 K: 1 S: 5	H: 0 LOB: 0 BB: 0 P: 5	R: 0 E: 0 K: 0 S: 3	H: 0 LOB: 0 BB: 0 P: 3	R: 0 E: 0 K: 0 S: 3	H: 0 LOB: 0 BB: 0 P: 3	R: 0 E: 1 K: 0 S: 5	H: 2 LOB: 2 BB: 0 P: 5	R: 0 E: 0 K: 1 S: 6	H: 1 LOB: 2 BB: 1 P: 10	R: 0 E: 0 K: 2 S: 7	H: 0 LOB: 0 BB: 0 P: 7	R: 1 E: 0 K: 0 S: 4	H: 1 LOB: 0 BB: 0 P: 4		1B: 3 2B: 0 3B: 0 HR: 1	SF: 0 SAC: 0 DP: 0 HBP: 0	WP: 0 PB: 0 SB: 0 CS: 0	PA: 32	
PITCHER	IP	WLS	BF	H	R	ER	SO	BB	IBB	HBP	BLK	WP	HR	S	P	ERA		WHIP				
Jim Perry, R (1, 1)	9.0	W	32	4	1	1	4	1	0	0	0	0	1	39	43	1.00		0.556				

Batter	1	2	3	4	5	6	7	8	9	AB	R	H	RBI	BB	SO	LOB	TOP										
Ty Cline, L OBP: 0.357, SLG: 0.413 Miguel de la Hoz, R OBP: 0.091, SLG: 0.091 Bob Allen, L (7, 1) Gary Bell, R OBP: 0.143, SLG: 0.143 (8, 1)	L8		L7		L4-3		K			3	0	0	0	0	0	1	Cleveland Indians @ Detroit Tigers Tiger Stadium, Detroit, MI Sat Jun 02 1962, 4:33 AM EDT Att: 15,554 - Unknown										
Al Luplow, L OBP: 0.388, SLG: 0.589 Willie Tasby, R OBP: 0.347, SLG: 0.242 (6, 9) (7, 8)	K					K		FC1-6 BB	2	0	1	0	0	1	0												
Tito Francona, L OBP: 0.310, SLG: 0.369 (1, 3)	F8		F8			F7		FC1-6 1B	4	0	0	0	0	0	3												
Willie Kirkland, L OBP: 0.295, SLG: 0.391 Chuck Essegian, R OBP: 0.436, SLG: 0.675 (6, 7) (6, 7)		F8		F8				G6-4-3 1B	2	0	0	0	0	0	0												
John Romano, R OBP: 0.370, SLG: 0.487 (1, 2)				F7				G6-4-3 1B	4	1	1	1	0	0	3												
Woodie Held, R OBP: 0.378, SLG: 0.390 (1, 6)		HR							3	0	0	0	1	1	0												
Bubba Phillips, R OBP: 0.322, SLG: 0.406 (1, 5)									4	0	1	0	0	0	1												
Jerry Kindall, R OBP: 0.275, SLG: 0.365 Don Dillard, L OBP: 0.233, SLG: 0.351 (9, PH)			F2		F3			G3	3	1	1	0	0	0	0												
Dick Donovan, L OBP: 0.294, SLG: 0.452 Gene Green, R OBP: 0.373, SLG: 0.688 (7, 9) (7, 9)								F3	2	0	1	0	0	1	0												
Inning Stats	R: 0 E: 0 K: 1 S: 5	H: 0 LOB: 0 BB: 0 P: 5	R: 1 E: 0 K: 0 S: 4	H: 1 LOB: 0 BB: 0 P: 4	R: 0 E: 0 K: 0 S: 5	H: 2 LOB: 2 BB: 0 P: 5	R: 0 E: 0 K: 0 S: 3	H: 0 LOB: 1 BB: 1 P: 7	R: 0 E: 0 K: 1 S: 5	H: 0 LOB: 0 BB: 0 P: 5	R: 2 E: 0 K: 1 S: 7	H: 2 LOB: 0 BB: 0 P: 7	R: 0 E: 0 K: 0 S: 3	H: 1 LOB: 1 BB: 1 P: 7	R: 0 E: 0 K: 1 S: 6	H: 1 LOB: 1 BB: 0 P: 6		1B: 5 2B: 0 3B: 0 HR: 2	SF: 0 SAC: 0 DP: 1 HBP: 1	WP: 0 PB: 0 SB: 0 CS: 0	PA: 36						
PITCHER	IP	WLS	BF	H	R	ER	SO	BB	IBB	HBP	BLK	WP	HR	S	P	ERA	WHIP										
Jim Bunning, R ERA: 3.88 Hank Aguirre, L ERA: 3.09 Terry Fox, R ERA: 4.15	(1, 1)	3.0	12	3	1	1	1	0	0	0	0	0	1	14	14	3.00	1.000										
(4, 1)	4.1	W	19	3	2	2	3	2	0	1	0	0	1	22	31	4.15	1.154										
(8, 1)	1.2	S	5	1	0	0	1	0	0	0	0	0	0	7	7	0.00	0.600										

Batter	1	2	3	4	5	6	7	8	9	AB	R	H	RBI	BB	SO	LOB	BOTTOM											
Jake Wood, R OBP: 0.304, SLG: 0.355 (1, 4)	G4-6-3 1B		1B 2B		K		S SH2-3 1B			4	1	3	0	0	1	0	Cleveland Indians @ Detroit Tigers Tiger Stadium, Detroit, MI Sat Jun 02 1962, 4:33 AM EDT Att: 15,554 - Unknown											
Bill Bruton, L OBP: 0.345, SLG: 0.522 (1, 8)	G4-6-3 1-2		FC 1B FC4-2				SH2-3		3	1	1	1	0	0	3													
Charlie Maxwell, L OBP: 0.273, SLG: 0.300 Bubba Morton, R OBP: 0.333, SLG: 0.333 (7, 9) (8, 9)			FC4-2 1B		4-3		6-3		3	1	2	3	0	0	0													
Norm Cash, L OBP: 0.409, SLG: 0.527 (1, 3)	K2-3		FC4-2 1B		4-3		P4		4	0	0	0	0	1	3													
Rocky Colavito, R OBP: 0.313, SLG: 0.441 (1, 7)		L8	F7			L8		HR	4	1	1	1	0	0	2													
Dick McAuliffe, L OBP: 0.350, SLG: 0.403 (1, 5)			1-3			L8		G6-4-3 BB	3	0	1	0	1	0	2													
Chico Fernandez, R OBP: 0.328, SLG: 0.508 (1, 6)		K			G1-4-3 1B		FC5 2B		4	0	2	0	0	1	2													
Dick Brown, R OBP: 0.294, SLG: 0.438 (1, 2)		F2			G1-4-3		G6-4-3		3	0	0	0	1	0	3													
Jim Bunning, R OBP: 0.267, SLG: 0.429 Hank Aguirre, R Terry Fox, R	(1, 1)						FC5		1	1	1	0	0	0	0													
(4, 1)	1.0								2	0	0	0	0	1	2													
(8, 1)	1.0								0	0	0	0	0	0	0													
Inning Stats	R: 1 E: 0 K: 1 S: 6	H: 2 LOB: 0 BB: 0 P: 6	R: 0 E: 0 K: 1 S: 6	H: 1 LOB: 0 BB: 0 P: 6	R: 2 E: 0 K: 0 S: 7	H: 3 LOB: 2 BB: 0 P: 7	R: 0 E: 0 K: 1 S: 5	H: 1 LOB: 0 BB: 0 P: 5	R: 1 E: 0 K: 1 S: 6	H: 1 LOB: 0 BB: 0 P: 6	R: 0 E: 0 K: 0 S: 4	H: 1 LOB: 2 BB: 1 P: 8	R: 0 E: 0 K: 0 S: 4	H: 1 LOB: 1 BB: 0 P: 4	R: 1 E: 0 K: 0 S: 3	H: 1 LOB: 0 BB: 1 P: 7	1B: 5 2B: 3 3B: 0 HR: 3	SF: 0 SAC: 1 DP: 3 HBP: 0	WP: 0 PB: 0 SB: 1 CS: 0	PA: 35								
PITCHER	IP	WLS	BF	H	R	ER	SO	BB	IBB	HBP	BLK	WP	HR	S	P	ERA	WHIP											
Dick Donovan, R ERA: 3.03 Bob Allen, L ERA: 4.03 Gary Bell, R ERA: 4.14	(1, 1)	6.0	L	27	9	4	4	4	0	0	0	0	0	1	5	9	9.00	3.000										
(7, 1)	1.0		6	2	1	1	0	1	0	0	0	0	1	5	9	9.00	3.000											
(8, 1)	1.0		2	0	0	0	0	0	0	0	0	0	0	2	2	0.00	0.000											

Batter	1	2	3	4	5	6	7	8	9	AB	R	H	RBI	BB	SO	LOB	TOP				
Willie Tasby, R OBP: 0.391, SLG: 0.299 (1, 8)	L6		E5		P5			HR	FC1-4	5	1	2	1	0	0	0	Cleveland Indians @ Detroit Tigers Tiger Stadium, Detroit, MI Sun Jun 03 1962, 4:33 AM EDT Att: 27,997 - Unknown				
Bubba Phillips, R OBP: 0.316, SLG: 0.396 (1, 5)	P5		L5-3			6-3		1B	FC1-4	4	1	0	0	1	0	2					
Chuck Essegian, R OBP: 0.434, SLG: 0.661 (1, 7)			K			K		1B	K	4	1	1	0	1	3	1					
Gene Green, R OBP: 0.370, SLG: 0.667 Al Luplow, L OBP: 0.391, SLG: 0.587 (8, PH) (8, 9)	5-3				FC4-6			SF8	L3	3	0	1	0	0	0	1					
John Romano, R OBP: 0.378, SLG: 0.487 (1, 2)					P6			WP		2	1	1	0	2	0	1					
Woodie Held, R OBP: 0.375, SLG: 0.389 (1, 6)		K			FC4-6			WP	SF8	3	0	1	1	0	1	2					
Tito Francona, L OBP: 0.309, SLG: 0.366 (1, 3)		K			P3			K		4	0	1	1	0	2	4					
Jerry Kindall, R OBP: 0.270, SLG: 0.360 Willie Kirkland, L OBP: 0.293, SLG: 0.388 Gary Bell, R OBP: 0.143, SLG: 0.143 (8, PH) (8, 1)	P6				P3			SF7	K	2	0	0	1	0	0	1					
Pedro Ramos, S OBP: 0.546, SLG: 1.500 Barry Latman, R OBP: 0.375, SLG: 0.667 Ken Aspromonte, R OBP: 0.321, SLG: 0.273 Frank Funk, R OBP: 0.267, SLG: 0.383 Miguel de la Hoz, R OBP: 0.283, SLG: 0.383 (1, 1) (2, 1) (7, PH) (7, 1) (8, PH) (8, 4)					K			6-3	4-3	0	0	0	0	0	0	0					
Inning Stats	R: 0 E: 0 K: 0 S: 3	H: 0 LOB: 1 BB: 1 P: 7	R: 0 E: 0 K: 2 S: 8	H: 1 LOB: 1 BB: 0 P: 8	R: 1 E: 1 K: 1 S: 6	H: 1 LOB: 0 BB: 0 P: 6	R: 0 E: 0 K: 0 S: 4	H: 1 LOB: 1 BB: 0 P: 4	R: 0 E: 0 K: 1 S: 5	H: 0 LOB: 0 BB: 0 P: 5	R: 1 E: 0 K: 1 S: 6	H: 1 LOB: 1 BB: 1 P: 10	R: 4 E: 0 K: 1 S: 9	H: 4 LOB: 2 BB: 2 P: 17	R: 0 E: 0 K: 1 S: 6	H: 1 LOB: 1 BB: 0 P: 6		1B: 7 2B: 1 3B: 0 HR: 2	SF: 2 SAC: 0 DP: 1 HBP: 0	WP: 1 PB: 1 SB: 0 CS: 0	PA: 40
PITCHER	IP WLS BF H R ER SO BB IBB HBP BLK WP HR S P ERA WHIP	7.0 W 29 5 4 4 6 3 0 0 0 1 2 38 50 5.14 1.143	0.0 3 2 0 0 0 1 0 0 0 0 0 0 2 6 ∞ ∞	0.1 2 1 2 2 0 0 0 0 0 0 0 0 2 54.00 3.000	1.2 S 6 1 0 0 2 0 0 0 0 0 0 10 10 0.00 0.600	PITCHER	IP WLS BF H R ER SO BB IBB HBP BLK WP HR S P ERA WHIP	7.0 L 29 5 5 5 2 2 0 0 0 0 1 1 24 24 4.15 1.385	1.0 L 18 6 2 2 3 0 0 0 0 0 0 1 24 24 4.15 1.385	1.0 4 0 0 0 0 0 0 0 1 0 0 0 3 4 0.00 0.000	1.0 5 2 1 1 0 0 0 0 0 0 0 0 5 5 9.00 2.000	1.0 4 0 0 0 0 0 0 0 0 0 0 0 5 5 9.00 2.000	1.0 4 0 0 0 0 0 0 0 0 0 0 0 5 5 9.00 2.000	1.0 5 2 1 1 0 0 0 0 0 0 0 0 5 5 9.00 2.000	1.0 5 2 1 1 0 0 0 0 0 0 0 0 5 5 9.00 2.000	1B: 10 2B: 1 3B: 0 HR: 2		SF: 1 SAC: 0 DP: 0 HBP: 1	WP: 0 PB: 0 SB: 2 CS: 0	PA: 39	

Batter	1	2	3	4	5	6	7	8	9	AB	R	H	RBI	BB	SO	LOB	BOTTOM				
Jake Wood, R OBP: 0.311, SLG: 0.364 (1, 4)	1B	HR		4-3		K		S		4	3	2	0	1	1	0	Cleveland Indians @ Detroit Tigers Tiger Stadium, Detroit, MI Sun Jun 03 1962, 4:33 AM EDT Att: 27,997 - Unknown				
Bill Bruton, L OBP: 0.346, SLG: 0.519 (1, 8)	K	HR		F7		F8		1B		5	1	2	1	0	1	1					
Charlie Maxwell, L OBP: 0.286, SLG: 0.318 Bubba Morton, R OBP: 0.333, SLG: 0.333 (1, 9) (9, 9)	FC4-6	SF8		1B		F8		4-3		4	0	2	2	0	0	1					
Norm Cash, L OBP: 0.416, SLG: 0.549 (1, 3)	FC4-6	HR		1B		1B		FC3-4	HBP	3	1	2	3	0	0	1					
Rocky Colavito, R OBP: 0.311, SLG: 0.437 (1, 7)	1B	6-3		F7		FC3-4		FC4-6		4	0	1	0	0	0	3					
Dick McAuliffe, L OBP: 0.354, SLG: 0.406 (1, 5)	4-3			E		S		F7		4	1	2	0	0	0	3					
Chico Fernandez, R OBP: 0.333, SLG: 0.533 (1, 6)		HR		6-3		5-3		FC4-6		4	1	2	2	0	0	2					
Dick Brown, R OBP: 0.292, SLG: 0.434 Mike Roarke, R OBP: 0.176, SLG: 0.188 (3, PH) (4, 2)	K	K		5-3		5-3		F9		1	0	0	0	0	1	0					
Don Mossi, L OBP: 0.391, SLG: 0.300 Ron Kline, R OBP: 0.391, SLG: 0.300 Jerry Casale, R OBP: 0.391, SLG: 0.300 Ron Nischwitz, S OBP: 0.391, SLG: 0.300 (1, 1) (8, 1) (8, 1) (8, 1)	1B	BB		K		K		F7		2	1	0	0	1	2	1					
Inning Stats	R: 1 E: 0 K: 1 S: 8	H: 3 LOB: 2 BB: 0 P: 8	R: 5 E: 0 K: 1 S: 8	H: 3 LOB: 2 BB: 2 P: 16	R: 0 E: 1 K: 1 S: 6	H: 1 LOB: 1 BB: 0 P: 6	R: 0 E: 0 K: 0 S: 5	H: 2 LOB: 2 BB: 0 P: 5	R: 1 E: 0 K: 1 S: 6	H: 2 LOB: 0 BB: 0 P: 6	R: 0 E: 0 K: 1 S: 5	H: 0 LOB: 1 BB: 0 P: 5	R: 0 E: 0 K: 0 S: 3	H: 0 LOB: 1 BB: 0 P: 4	R: 1 E: 0 K: 0 S: 5	H: 2 LOB: 1 BB: 0 P: 5		1B: 10 2B: 1 3B: 0 HR: 2	SF: 1 SAC: 0 DP: 0 HBP: 1	WP: 0 PB: 0 SB: 2 CS: 0	PA: 39
PITCHER	IP WLS BF H R ER SO BB IBB HBP BLK WP HR S P ERA WHIP	1.2 L 12 6 2 2 3 0 0 0 0 0 1 24 24 4.15 1.385	4.1 18 6 2 2 3 0 0 0 0 0 0 1 24 24 4.15 1.385	1.0 4 0 0 0 0 0 0 0 1 0 0 0 3 4 0.00 0.000	1.0 5 2 1 1 0 0 0 0 0 0 0 0 5 5 9.00 2.000	1.0 4 0 0 0 0 0 0 0 0 0 0 0 5 5 9.00 2.000	1.0 4 0 0 0 0 0 0 0 0 0 0 0 5 5 9.00 2.000	1.0 4 0 0 0 0 0 0 0 0 0 0 0 5 5 9.00 2.000	1.0 4 0 0 0 0 0 0 0 0 0 0 0 5 5 9.00 2.000	1.0 4 0 0 0 0 0 0 0 0 0 0 0 5 5 9.00 2.000	1.0 4 0 0 0 0 0 0 0 0 0 0 0 5 5 9.00 2.000	1.0 4 0 0 0 0 0 0 0 0 0 0 0 5 5 9.00 2.000	1.0 4 0 0 0 0 0 0 0 0 0 0 0 5 5 9.00 2.000	1.0 4 0 0 0 0 0 0 0 0 0 0 0 5 5 9.00 2.000	1.0 4 0 0 0 0 0 0 0 0 0 0 0 5 5 9.00 2.000	1.0 4 0 0 0 0 0 0 0 0 0 0 0 5 5 9.00 2.000		1B: 10 2B: 1 3B: 0 HR: 2	SF: 1 SAC: 0 DP: 0 HBP: 1	WP: 0 PB: 0 SB: 2 CS: 0	PA: 39

Batter	1	2	3	4	5	6	7	8	9	AB	R	H	RBI	BB	SO	LOB	TOP					
Ty Cline, L OBP: 0.359, SLG: 0.415 Willie Tasby, R OBP: 0.342, SLG: 0.290										2	0	1	0	0	0	0	Cleveland Indians @ New York Yankees Yankee Stadium, Bronx, NY Wed Jun 06 1962, 3:33 AM EDT Att: 17,880 - Unknown - 76 F					
Al Luplow, L OBP: 0.374, SLG: 0.557										4	0	0	0	0	1	1						
Tito Francona, L OBP: 0.303, SLG: 0.359										4	0	0	0	0	0	1						
Chuck Essegian, R OBP: 0.430, SLG: 0.646										3	0	0	0	1	2	2						
John Romano, R OBP: 0.381, SLG: 0.506										4	0	2	0	0	2	2						
Woodie Held, R OBP: 0.367, SLG: 0.379										4	0	0	0	0	3	3						
Bubba Phillips, R OBP: 0.313, SLG: 0.390										3	0	0	0	0	0	1						
Jerry Kindall, R OBP: 0.271, SLG: 0.359										3	0	1	0	0	1	0						
Mudcat Grant, R OBP: 0.167, SLG: 0.176 Don Dillard, L OBP: 0.230, SLG: 0.345 Bob Allen, L OBP: 0.143, SLG: 0.143										2	0	0	0	0	1	1						
Inning Stats	R: 0 E: 1 K: 2 S: 9	H: 1 LOB: 2 BB: 0 P: 9	R: 0 E: 0 K: 1 S: 6	H: 1 LOB: 1 BB: 0 P: 6	R: 0 E: 0 K: 0 S: 3	H: 0 LOB: 0 BB: 0 P: 3	R: 0 E: 0 K: 0 S: 4	H: 1 LOB: 1 BB: 0 P: 4	R: 0 E: 0 K: 1 S: 5	H: 0 LOB: 0 BB: 0 P: 5	R: 0 E: 0 K: 2 S: 7	H: 0 LOB: 0 BB: 0 P: 7	R: 0 E: 0 K: 2 S: 7	H: 0 LOB: 0 BB: 0 P: 7	R: 0 E: 0 K: 1 S: 5	H: 0 LOB: 0 BB: 0 P: 5		R: 0 E: 0 K: 1 S: 6	H: 1 LOB: 2 BB: 1 P: 10	1B: 2 2B: 1 3B: 1 HR: 0	SF: 0 SAC: 0 DP: 0 HBP: 0	WP: 0 PB: 0 SB: 0 CS: 0
PITCHER Ralph Terry, R ERA: 3.24	IP: 9.0 WLS: W BF: 33 H: 4 R: 0 ER: 0 SO: 10 BB: 1 IBB: 0 HBP: 0 BLK: 0 WP: 0 HR: 0 S: 52 P: 56 ERA: 0.00 WHIP: 0.556															PITCHER	IP: 9.0 WLS: W BF: 33 H: 4 R: 0 ER: 0 SO: 10 BB: 1 IBB: 0 HBP: 0 BLK: 0 WP: 0 HR: 0 S: 52 P: 56 ERA: 0.00 WHIP: 0.556					

Batter	1	2	3	4	5	6	7	8	9	AB	R	H	RBI	BB	SO	LOB	BOTTOM			
Clete Boyer, R OBP: 0.392, SLG: 0.455										4	0	0	0	0	2	2	Cleveland Indians @ New York Yankees Yankee Stadium, Bronx, NY Wed Jun 06 1962, 3:33 AM EDT Att: 17,880 - Unknown - 76 F			
Bobby Richardson, R OBP: 0.320, SLG: 0.315										3	1	1	0	1	0	0				
Roger Maris, L OBP: 0.363, SLG: 0.469										3	2	2	1	1	0	1				
Johnny Blanchard, L OBP: 0.377, SLG: 0.573										4	2	3	2	0	0	0				
Elston Howard, R OBP: 0.318, SLG: 0.471										2	0	1	1	1	0	2				
Yogi Berra, L OBP: 0.264, SLG: 0.276 Jack Reed, R										3	0	0	0	1	0	2				
Bill Skowron, R OBP: 0.310, SLG: 0.438										4	0	2	1	0	1	1				
Tom Tresh, S OBP: 0.330, SLG: 0.365										3	0	0	0	1	1	2				
Ralph Terry, R OBP: 0.132, SLG: 0.108										4	0	0	0	0	2	4				
Inning Stats	R: 0 E: 0 K: 0 S: 4	H: 1 LOB: 2 BB: 1 P: 8	R: 0 E: 0 K: 2 S: 8	H: 1 LOB: 2 BB: 1 P: 12	R: 0 E: 0 K: 0 S: 2	H: 0 LOB: 0 BB: 1 P: 6	R: 0 E: 0 K: 1 S: 5	H: 1 LOB: 0 BB: 0 P: 5	R: 0 E: 0 K: 2 S: 7	H: 0 LOB: 0 BB: 0 P: 7	R: 2 E: 0 K: 0 S: 5	H: 2 LOB: 1 BB: 1 P: 9	R: 0 E: 0 K: 0 S: 3	H: 0 LOB: 0 BB: 0 P: 3	R: 3 E: 0 K: 1 S: 9	H: 4 LOB: 2 BB: 1 P: 13		1B: 7 2B: 0 3B: 0 HR: 2	SF: 1 SAC: 0 DP: 1 HBP: 0	WP: 0 PB: 0 SB: 0 CS: 1
PITCHER Mudcat Grant, R ERA: 4.5 Bob Allen, L ERA: 5.24 Gary Bell, R ERA: 4.15	IP: 7.0 WLS: L BF: 28 H: 5 R: 2 ER: 2 SO: 5 BB: 4 IBB: 0 HBP: 0 BLK: 0 WP: 0 HR: 2 S: 34 P: 50 ERA: 2.57 WHIP: 1.286															PITCHER	IP: 7.0 WLS: L BF: 28 H: 5 R: 2 ER: 2 SO: 5 BB: 4 IBB: 0 HBP: 0 BLK: 0 WP: 0 HR: 2 S: 34 P: 50 ERA: 2.57 WHIP: 1.286			

Batter	1	2	3	4	5	6	7	8	9	AB	R	H	RBI	BB	SO	LOB	TOP
Don Dillard, L (1, 8) OBP: 0.215, SLG: 0.323	F8			4-3		F7			L6	4	0	0	0	0	0	0	
Al Luplow, L (1, 7) OBP: 0.368, SLG: 0.542	G3			FC5-4 1B		4-3			K	4	0	1	0	0	1	0	
Tito Francona, L (1, 3) OBP: 0.299, SLG: 0.354	G3			L5					6-3	3	0	0	0	0	0	1	
John Romano, R (1, 2) OBP: 0.375, SLG: 0.497				5-3		FC5-4 1-2			F7	3	0	0	0	0	0	1	
Willie Kirkland, L (1, 9) OBP: 0.288, SLG: 0.379	F8								F2	3	0	0	0	0	1	0	
Woodie Held, R (1, 6) OBP: 0.382, SLG: 0.372	6-3								K	3	0	0	0	0	1	0	
Bubba Phillips, R (1, 5) OBP: 0.314, SLG: 0.389				F6					6-3	3	0	1	0	0	0	0	
Jerry Kindall, R (1, 4) OBP: 0.266, SLG: 0.353				F7					L7	3	0	0	0	0	0	1	
Jim Perry, S (1, 1) OBP: 0.190, SLG: 0.238				5-3					F5	2	0	0	0	0	0	0	
Gary Bell, R (8, 1) OBP: 0.143, SLG: 0.143										0	0	0	0	0	0	0	
Chuck Essegian, R (9, PH) OBP: 0.427, SLG: 0.641										1	0	0	0	0	0	0	
Inning Stats	R: 0 E: 0 K: 0 S: 3	H: 0 LOB: 0 BB: 0 P: 3	R: 0 E: 0 K: 0 S: 3	H: 0 LOB: 0 BB: 0 P: 3	R: 0 E: 0 K: 0 S: 3	H: 1 LOB: 1 BB: 0 P: 4	R: 0 E: 0 K: 1 S: 6	H: 1 LOB: 1 BB: 0 P: 6	R: 0 E: 0 K: 0 S: 3	H: 0 LOB: 0 BB: 0 P: 3	R: 0 E: 0 K: 1 S: 5	H: 0 LOB: 0 BB: 0 P: 5	R: 0 E: 0 K: 1 S: 5	H: 0 LOB: 0 BB: 0 P: 5	1B: 2 2B: 0 3B: 0 HR: 0	SF: 0 SAC: 0 DP: 0 HBP: 0	WP: 0 PA: 29 CS: 0
PITCHER Bill Stafford, R (1, 1) ERA: 3.6	IP: 9.0 WLS: W BF: 29 H: 2 R: 0 ER: 0 SO: 3 BB: 0 IBB: 0 HBP: 0 BLK: 0 WP: 0 HR: 0 S: 35 P: 35 ERA: 0.00 WHIP: 0.222																

Cleveland Indians @ New York Yankees
Yankee Stadium, Bronx, NY
Thu Jun 07 1962, 7:05 PM EDT
Att: 20,794 - Unknown - 74 F

AB	29
R	0
H	2
RBI	0
BB	0
SO	3
LOB	3



Batter	1	2	3	4	5	6	7	8	9	AB	R	H	RBI	BB	SO	LOB	BOTTOM
Clete Boyer, R (1, 5) OBP: 0.389, SLG: 0.450	6-3		G3			F4		E 1B SF8 1B		4	1	1	0	0	0	0	
Bobby Richardson, R (1, 4) OBP: 0.318, SLG: 0.314	F7		6-3			F4		E 1B		4	0	1	1	0	0	0	
Roger Maris, L (1, 8) OBP: 0.365, SLG: 0.483				HR		F8		E4		3	1	1	2	1	0	2	
Johnny Blanchard, L (1, 9) OBP: 0.364, SLG: 0.557	F9			F4				SF8		3	0	0	1	0	0	1	
Elston Howard, R (1, 2) OBP: 0.317, SLG: 0.463			K	G3-6-1 BB				K	K	3	0	0	0	1	3	2	
Yogi Berra, L (1, 7) OBP: 0.287, SLG: 0.278			4-3							3	0	1	0	0	0	1	
Jack Reed, R (7, PR) (8, 7)			G3-6-1 1-2					CS 1B		0	0	0	0	0	0	0	
Bill Skowron, R (1, 3) OBP: 0.316, SLG: 0.445						K		CS 1B 2B		2	1	1	0	1	1	0	
Tom Tresh, S (1, 6) OBP: 0.330, SLG: 0.361	F8					4-3		1B E 1B BB		2	1	0	0	1	0	1	
Bill Stafford, R (1, 1) OBP: 0.179, SLG: 0.214			K			F5		B3		3	0	0	0	0	1	2	
Inning Stats	R: 0 E: 0 K: 0 S: 3	H: 0 LOB: 1 BB: 1 P: 7	R: 0 E: 0 K: 1 S: 5	H: 0 LOB: 1 BB: 1 P: 9	R: 0 E: 0 K: 1 S: 5	H: 1 LOB: 0 BB: 1 P: 7	R: 0 E: 0 K: 1 S: 5	H: 0 LOB: 0 BB: 0 P: 5	R: 0 E: 0 K: 0 S: 3	H: 0 LOB: 0 BB: 0 P: 3	R: 0 E: 0 K: 1 S: 5	H: 1 LOB: 1 BB: 0 P: 5	R: 3 E: 1 K: 1 S: 9	H: 3 LOB: 2 BB: 1 P: 13	1B: 3 2B: 1 3B: 0 HR: 1	SF: 1 SAC: 0 DP: 1 HBP: 0	WP: 0 PA: 33 CS: 1
PITCHER Jim Perry, R (1, 1) ERA: 3.23	IP: 7.1 WLS: L BF: 28 H: 4 R: 4 ER: 3 SO: 4 BB: 4 IBB: 0 HBP: 0 BLK: 0 WP: 0 HR: 1 S: 32 P: 48 ERA: 3.68 WHIP: 1.091																
Gary Bell, R (8, 1) ERA: 4.09	0.2 L 4 1 0 0 1 0 0 0 0 0 0 0 6 6 0.00 1.500																

Cleveland Indians @ New York Yankees
Yankee Stadium, Bronx, NY
Thu Jun 07 1962, 7:05 PM EDT
Att: 20,794 - Unknown - 74 F

AB	27
R	4
H	5
RBI	4
BB	4
SO	5
LOB	9



Batter	1	2	3	4	5	6	7	8	9	10	11	12	13	AB R H RBI BB SO LOB	TOP															
Tito Francona, L OBP: 0.306, SLG: 0.376 (1, 3)														7 2 3 4 1 2 2	Cleveland Indians @ Boston Red Sox Fenway Park, Boston, MA Fri Jun 08 1962, 7:05 PM EDT Att. 19,341 - Unknown															
Al Luplow, L OBP: 0.376, SLG: 0.534 (9, 7)														5 1 2 0 0 1 0																
Gene Green, R OBP: 0.351, SLG: 0.630 (10, PH)														3 0 0 1 0 0 4																
Chuck Essegian, R OBP: 0.419, SLG: 0.629 (1, 7)														4 0 1 1 0 1 1																
Willie Tasby, R OBP: 0.341, SLG: 0.292 (9, 8)														3 0 1 0 0 0 1																
John Romano, R OBP: 0.382, SLG: 0.503 (1, 2)														6 3 3 0 0 1 1																
Willie Kirkland, L OBP: 0.300, SLG: 0.406 (9, 8)														6 3 3 4 1 1 2																
Woodie Held, R OBP: 0.364, SLG: 0.392 (1, 6)														7 2 3 1 0 3 4																
Bubba Phillips, R OBP: 0.328, SLG: 0.400 (1, 5)														5 2 3 1 2 1 2																
Jerry Kindall, R OBP: 0.269, SLG: 0.354 (1, 4)														2 0 1 1 0 1 1																
Ken Aspromonte, R OBP: 0.303, SLG: 0.221 (3, PR)														4 1 0 0 1 0 5																
Dick Donovan, L OBP: 0.326, SLG: 0.445 (4, 1)														2 0 1 0 0 1 0																
Barry Latman, R OBP: 0.376, SLG: 0.587 (5, 1)														1 0 0 0 0 0 0																
Don Williams, R OBP: 0.313, SLG: 0.317 (7, 1)														1 0 0 0 0 0 0																
Don Edwards, R OBP: 0.297, SLG: 0.167 (12, 1)														1 0 0 0 0 0 0																
Wynn Hawkins, R ERA: 5.56 (12, 1)														0 1 0 1 1 0 0																
Inning Stats	R: 4 E: 1 K: 2 S: 12	H: 5 LOB: 1 BB: 0 P: 12	R: 0 E: 0 K: 3 S: 10	H: 1 LOB: 1 BB: 10	R: 2 E: 1 K: 0 S: 7	H: 4 LOB: 2 BB: 0 P: 7	R: 0 E: 0 K: 0 S: 3	H: 0 LOB: 0 BB: 0 P: 3	R: 0 E: 0 K: 1 S: 5	H: 0 LOB: 2 BB: 2 P: 13	R: 0 E: 0 K: 0 S: 5	H: 2 LOB: 2 BB: 0 P: 5	R: 3 E: 0 K: 2 S: 10	H: 3 LOB: 0 BB: 0 P: 10	R: 0 E: 0 K: 2 S: 7	H: 0 LOB: 0 BB: 0 P: 7	R: 0 E: 0 K: 2 S: 7	H: 0 LOB: 0 BB: 0 P: 7	R: 0 E: 0 K: 1 S: 5	H: 1 LOB: 0 BB: 0 P: 3	R: 0 E: 0 K: 0 S: 5	H: 2 LOB: 3 BB: 1 P: 9	R: 0 E: 0 K: 0 S: 6	H: 3 LOB: 1 BB: 3 P: 19	1B: 15 2B: 3 3B: 0 HR: 3	SF: 1 SAC: 0 DP: 2 HBP: 1	WP: 1 PB: 0 SB: 2 CS: 0	PA: 66		
PITCHER	IP WLS BF H R ER SO BB IBB HBP BLK WP HR S P ERA WHIP														IP WLS BF H R ER SO BB IBB HBP BLK WP HR S P ERA WHIP															
Ike Delock, R ERA: 4.6 (1, 1)	2.2	17	9	6	4	5	0	0	0	0	0	0	0	27	27	13.50	3.375													
Galen Cisco, R ERA: 6.1 (3, 1)	3.1	17	5	2	2	1	2	0	0	0	0	1	1	17	25	5.40	2.100													
Dick Radatz, R ERA: 2.23 (7, 1)	3.0	10	1	1	1	6	0	0	0	0	1	1	22	22	3.00	0.333														
Chet Nichols, L ERA: 2.3 (10, 1)	2.0	8	3	0	0	1	0	0	0	0	0	0	10	10	0.00	1.500														
Hal Kolstad, R ERA: 5.56 (12, 1)	2.0	L	14	3	6	6	0	3	1	1	0	0	1	9	26	27.00	3.000													

AB 58
R 15
H 21
RBI 14
BB 6
SO 13
LOB 28



Batter	1	2	3	4	5	6	7	8	9	10	11	12	13	AB R H RBI BB SO LOB	BOTTOM															
Chuck Schilling, R OBP: 0.298, SLG: 0.337 (1, 4)														4 0 1 0 0 0 2	Cleveland Indians @ Boston Red Sox Fenway Park, Boston, MA Fri Jun 08 1962, 7:05 PM EDT Att. 19,341 - Unknown															
Pumpsie Green, S OBP: 0.240, SLG: 0.190 (10, 4)														2 0 0 0 0 0 1																
Gary Geiger, L OBP: 0.319, SLG: 0.342 (1, 8)														6 1 2 0 0 0 0																
Carl Yastrzemski, L OBP: 0.366, SLG: 0.477 (1, 7)														7 2 2 0 0 2 5																
Frank Malzone, R OBP: 0.324, SLG: 0.404 (1, 5)														7 2 2 2 0 2 5																
Pete Runnels, L OBP: 0.432, SLG: 0.440 (1, 3)														4 2 1 1 3 1 3																
Bob Tillman, R OBP: 0.341, SLG: 0.649 (1, 2)														6 1 2 4 0 1 4																
Carroll Hardy, R OBP: 0.342, SLG: 0.369 (1, 9)														5 0 1 1 0 0 0																
Eddie Bressoud, R OBP: 0.280, SLG: 0.397 (1, 6)														5 1 3 1 1 1 1																
Ike Delock, R ERA: 3.34 (1, 1)	3.0	15	5	5	4	1	0	0	0	0	0	0	0	17		17	12.00	1.667												
Frank Funk, R ERA: 3.49 (4, 1)	1.1	8	2	3	3	0	1	0	0	0	6	11	20.25	2.250																
Barry Latman, R ERA: 5.3 (5, 1)	1.2	10	3	0	0	2	0	2	0	0	12	20	0.00	1.800																
Gary Sell, R ERA: 3.86 (7, 1)	5.0	18	2	1	1	7	1	0	1	0	30	35	1.80	0.600																
Wynn Hawkins, R ERA: 7.71 (12, 1)	2.0	W	8	2	0	0	0	0	0	0	8	8	0.00	1.000																
Inning Stats	R: 0 E: 0 K: 0 S: 3	H: 0 LOB: 0 BB: 0 P: 3	R: 0 E: 0 K: 1 S: 5	H: 0 LOB: 0 BB: 0 P: 5	R: 0 E: 0 K: 0 S: 9	H: 1 LOB: 1 BB: 0 P: 4	R: 5 E: 1 K: 0 S: 9	H: 5 LOB: 1 BB: 0 P: 9	R: 3 E: 0 K: 1 S: 7	H: 2 LOB: 2 BB: 2 P: 16	R: 0 E: 0 K: 1 S: 7	H: 2 LOB: 3 BB: 1 P: 11	R: 0 E: 0 K: 2 S: 7	H: 0 LOB: 0 BB: 0 P: 7	R: 0 E: 0 K: 2 S: 8	H: 1 LOB: 2 BB: 0 P: 9	R: 1 E: 0 K: 2 S: 8	H: 1 LOB: 0 BB: 0 P: 8	R: 0 E: 0 K: 1 S: 5	H: 0 LOB: 0 BB: 0 P: 5	R: 0 E: 0 K: 0 S: 2	H: 0 LOB: 0 BB: 1 P: 6	R: 0 E: 0 K: 0 S: 4	H: 1 LOB: 1 BB: 0 P: 4	R: 0 E: 0 K: 0 S: 4	H: 1 LOB: 1 BB: 0 P: 4	1B: 6 2B: 7 3B: 0 HR: 2	SF: 1 SAC: 0 DP: 1 HBP: 2	WP: 0 PB: 0 SB: 1 CS: 0	PA: 59
PITCHER	IP WLS BF H R ER SO BB IBB HBP BLK WP HR S P ERA WHIP														IP WLS BF H R ER SO BB IBB HBP BLK WP HR S P ERA WHIP															
Dick Donovan, R ERA: 3.34 (1, 1)	3.0	15	5	5	4	1	0	0	0	0	0	0	0	17	17	12.00	1.667													
Frank Funk, R ERA: 3.49 (4, 1)	1.1	8	2	3	3	0	1	0	0	0	6	11	20.25	2.250																
Barry Latman, R ERA: 5.3 (5, 1)	1.2	10	3	0	0	2	0	2	0	0	12	20	0.00	1.800																
Gary Sell, R ERA: 3.86 (7, 1)	5.0	18	2	1	1	7	1	0	1	0	30	35	1.80	0.600																
Wynn Hawkins, R ERA: 7.71 (12, 1)	2.0	W	8	2	0	0	0	0	0	0	8	8	0.00	1.000																

AB 52
R 9
H 14
RBI 9
BB 4
SO 10
LOB 26



Batter	1	2	3	4	5	6	7	8	9	10	11	AB	R	H	RBI	BB	SO	LOB	TOP							
Tito Franconia, L OBP: 0.321, SLG: 0.412 (1, 3)												6	0	3	0	0	1	1								
Al Luplow, L OBP: 0.367, SLG: 0.495 (1, 9)												6	0	0	0	0	1	8								
Chuck Essegian, R OBP: 0.407, SLG: 0.604 (1, 7)												6	1	2	0	0	3	5								
John Romano, R OBP: 0.389, SLG: 0.511 (1, 2)												5	1	1	2	1	3	4								
Willie Kirkland, L OBP: 0.314, SLG: 0.428 (8, PH)												3	0	0	0	0	1	0								
Gene Green, R OBP: 0.345, SLG: 0.618 (8, 1)												1	0	0	0	0	0	0								
Gary Bell, R OBP: 0.133, SLG: 0.133 (9, PH)												0	0	0	0	0	0	0								
Don Dillard, L OBP: 0.209, SLG: 0.313 (9, 1)												1	0	0	0	0	0	3								
Frank Funk, R OBP: 0.167, SLG: 0.167 (1, 6)												6	1	3	1	0	2	1								
Woodie Held, R OBP: 0.369, SLG: 0.425 (1, 5)												5	0	2	0	0	1	2								
Bubba Phillips, R OBP: 0.332, SLG: 0.402 (1, 4)												5	0	2	0	0	1	2								
Jerry Kindall, R OBP: 0.272, SLG: 0.349 (1, 1)												5	0	2	0	0	0	2								
Mudcat Grant, R OBP: 0.200, SLG: 0.200 (7, 1)												3	0	1	0	0	1	2								
Bob Allen, L OBP: 0.359, SLG: 0.415 (9, PH)												0	0	0	0	0	0	0								
Ty Cline, L OBP: 0.345, SLG: 0.297 (9, 8)												2	0	1	0	0	1	2								
Willie Tasby, R OBP: 0.345, SLG: 0.297 (9, 8)												0	0	0	0	0	0	0								
Inning Stats	R: 0 E: 0 K: 2 S: 8	H: 1 LOB: 1 BB: 0 P: 8	R: 0 E: 0 K: 1 S: 6	H: 1 LOB: 1 BB: 0 P: 6	R: 0 E: 0 K: 1 S: 9	H: 2 LOB: 2 BB: 0 P: 9	R: 0 E: 0 K: 1 S: 7	H: 2 LOB: 2 BB: 0 P: 7	R: 0 E: 0 K: 1 S: 6	H: 1 LOB: 1 BB: 0 P: 6	R: 1 E: 0 K: 2 S: 8	H: 1 LOB: 0 BB: 0 P: 8	R: 0 E: 0 K: 0 S: 3	H: 0 LOB: 0 BB: 0 P: 3	R: 2 E: 0 K: 1 S: 8	H: 3 LOB: 1 BB: 0 P: 8	R: 0 E: 1 K: 2 S: 9	H: 1 LOB: 3 BB: 1 P: 13	R: 0 E: 0 K: 1 S: 8	H: 3 LOB: 3 BB: 0 P: 8	R: 0 E: 0 K: 1 S: 6	H: 1 LOB: 1 BB: 0 P: 6	1B: 11 2B: 3 3B: 0 HR: 2	SF: 0 SAC: 0 DP: 0 HBP: 0	WP: 0 PB: 0 SB: 0 CS: 0	PA: 51
PITCHER	IP 7.0	WLS 31	BF 10	H 3	R 0	ER 3	SO 9	BB 0	IBB 0	HBP 0	BLK 0	WP 0	HR 2	S 49	P 11	ERA 0.00	WHIP 1.500									
Bill Monbouquette, R ERA: 3.89 (8, 1)	1.1	7	2	0	0	2	0	0	0	0	0	0	0	11	11	0.00	1.500									
Arnold Earley, L ERA: 4.91 (9, 1)	2.2	W 13	4	0	0	3	1	0	0	0	0	0	0	18	22	0.00	1.875									

Cleveland Indians @ Boston Red Sox
Fenway Park, Boston, MA
Sun Jun 10 1962, 3:33 AM EDT
Unknown

AB 50
R 3
H 16
RBI 3
BB 1
SO 14
LOB 30



Batter	1	2	3	4	5	6	7	8	9	10	11	AB	R	H	RBI	BB	SO	LOB	BOTTOM					
Pumpsie Green, S OBP: 0.278, SLG: 0.207 (1, 4)												2	0	1	1	2	0	1						
Gary Geiger, L OBP: 0.316, SLG: 0.333 (1, 8)												4	0	0	1	1	0	4						
Carl Yastrzemski, L OBP: 0.368, SLG: 0.502 (1, 7)												5	1	1	1	0	1	3						
Frank Malzone, R OBP: 0.323, SLG: 0.437 (1, 5)												5	0	0	0	0	1	0						
Pete Runnels, L OBP: 0.423, SLG: 0.433 (1, 3)												5	0	0	0	0	2	0						
Bob Tillman, R OBP: 0.370, SLG: 0.720 (1, 2)													4	2	3	1	1	0	0					
Carroll Hardy, R OBP: 0.347, SLG: 0.385 (1, 9)												4	1	1	0	0	0	2						
Eddie Bressoud, R OBP: 0.287, SLG: 0.398 (1, 6)												3	0	2	0	1	0	0						
Bill Monbouquette, R OBP: 0.240, SLG: 0.095 (8, 1)												3	0	0	0	0	2	6						
Arnold Earley, L ERA: 4.91 (9, 1)	2.0	L 8	1	1	1	2	1	0	0	0	0	1	0	0	0	1	0							
Inning Stats	R: 0 E: 0 K: 0 S: 3	H: 1 LOB: 0 BB: 0 P: 3	R: 0 E: 0 K: 0 S: 3	H: 0 LOB: 0 BB: 0 P: 3	R: 0 E: 0 K: 1 S: 6	H: 1 LOB: 1 BB: 0 P: 6	R: 1 E: 0 K: 1 S: 6	H: 1 LOB: 0 BB: 0 P: 6	R: 0 E: 0 K: 2 S: 7	H: 0 LOB: 0 BB: 0 P: 7	R: 1 E: 0 K: 1 S: 7	H: 2 LOB: 3 BB: 2 P: 15	R: 0 E: 0 K: 0 S: 3	H: 0 LOB: 1 BB: 1 P: 7	R: 0 E: 0 K: 1 S: 5	H: 0 LOB: 0 BB: 1 P: 9	R: 0 E: 0 K: 1 S: 5	H: 0 LOB: 0 BB: 0 P: 5	R: 1 E: 0 K: 0 S: 1	H: 1 LOB: 0 BB: 0 P: 1	1B: 4 2B: 2 3B: 0 HR: 2	SF: 1 SAC: 0 DP: 1 HBP: 0	WP: 0 PB: 0 SB: 0 CS: 0	PA: 42
PITCHER	IP 6.2	WLS 1	BF 29	H 7	R 3	ER 3	SO 5	BB 3	IBB 0	HBP 0	BLK 0	WP 0	HR 1	S 36	P 48	ERA 4.05	WHIP 1.500							
Mudcat Grant, R ERA: 4.45 (7, 1)	0.1	1	0	0	0	0	0	0	0	0	0	0	0	1	1	0.00	0.000							
Bob Allen, L ERA: 5.16 (8, 1)	1.0	4	0	0	0	0	1	0	0	0	0	0	0	3	7	0.00	1.000							
Gary Bell, R ERA: 3.75 (9, 1)	2.0	L 8	1	1	1	2	1	0	0	0	0	0	1	11	15	4.50	1.000							

Cleveland Indians @ Boston Red Sox
Fenway Park, Boston, MA
Sun Jun 10 1962, 3:33 AM EDT
Unknown

AB 36
R 4
H 8
RBI 4
BB 5
SO 7
LOB 16



Batter	1	2	3	4	5	6	7	8	9	AB	R	H	RBI	BB	SO	LOB	TOP								
Don Dillard, L (1,8) OBP: 0.225, SLG: 0.324 Willie Tasby, R (8, PH) OBP: 0.341, SLG: 0.293	4-3		1B		3B	K		F9		4	1	2	0	0	1	0	Cleveland Indians @ Boston Red Sox Fenway Park, Boston, MA Sun Jun 10 1962, 3:38 AM EDT Att: 21,427 - Unknown								
Al Luplow, L (1,7) OBP: 0.376, SLG: 0.539	BB		SF8		FC5-2	HR		2B		3	1	3	2	1	0										
Tito Francona, L (1,3)	F7		1B		FC5-2	HR		K		5	1	2	2	0	1										
Willie Kirkland, L (1,9)	4-3		P6		G4-6-3	1B		F8		5	1	1	0	0	0										
John Romano, R (1,2)		6-3		HR		5-3		K		5	1	2	1	0	1										
Woodie Held, R (1,6) OBP: 0.365, SLG: 0.419		5-3		6-3		1B		1-3		5	1	1	0	0	1										
Bubba Phillips, R (1,5)		F7		5-3		HR		P4		5	1	2	1	0	0										
Jerry Kindall, R (1,4) OBP: 0.283, SLG: 0.376			1B		SF8	1B		K		4	2	3	3	0	1										
Barry Latman, R (1,1) OBP: 0.250, SLG: 0.545			K		4-3			F8		4	0	0	0	0	2										
Inning Stats	R: 0 E: 0 K: 0 S: 3	H: 0 LOB: 1 BB: 1 P: 7	R: 0 E: 0 K: 0 S: 3	H: 0 LOB: 0 BB: 0 P: 3	R: 1 E: 0 K: 1 S: 8	H: 3 LOB: 2 BB: 0 P: 8	R: 1 E: 0 K: 0 S: 5	H: 2 LOB: 1 BB: 0 P: 5	R: 1 E: 0 K: 0 S: 4	H: 2 LOB: 0 BB: 0 P: 4	R: 3 E: 0 K: 1 S: 8	H: 3 LOB: 0 BB: 0 P: 8	R: 3 E: 0 K: 3 S: 14	H: 5 LOB: 2 BB: 0 P: 14	R: 0 E: 0 K: 1 S: 6	H: 1 LOB: 1 BB: 0 P: 6	R: 0 E: 0 K: 1 S: 5	H: 0 LOB: 0 BB: 0 P: 5	1B: 11 2B: 1 3B: 1 HR: 3	SF: 1 SAC: 0 DP: 1 HBP: 0	WP: 0 PB: 0 SB: 1 CS: 0	PA: 43			
PITCHER	IP	WLS	BF	H	R	ER	SO	BB	IBB	HBP	BLK	WP	HR	S	P	ERA	WHIP	PITCHER							
Gene Conley, R (1,1) ERA: 3.74	6.0	L	30	12	8	8	2	1	0	0	0	0	3	33	37	12.00	2.167								
Mike Fomieles, R (7,1) ERA: 5.4	1.0		6	3	1	1	3	0	0	0	0	0	0	12	12	9.00	3.000								
Chet Nichols, L (8,1) ERA: 2.03	2.0		7	1	0	0	2	0	0	0	0	0	0	11	11	0.00	0.500								

Batter	1	2	3	4	5	6	7	8	9	AB	R	H	RBI	BB	SO	LOB	BOTTOM								
Pumpsie Green, S (1,4) OBP: 0.300, SLG: 0.219	F8			1B		1B		4-3		3	1	1	0	1	0	0	Cleveland Indians @ Boston Red Sox Fenway Park, Boston, MA Sun Jun 10 1962, 3:38 AM EDT Att: 21,427 - Unknown								
Gary Geiger, L (1,8) OBP: 0.314, SLG: 0.327	CS			P3		F7		G3		3	0	0	0	1	0										
Carl Yastrzemski, L (1,7) OBP: 0.366, SLG: 0.512	4-3			F5		F7		HR		4	1	1	1	0	0										
Frank Maltzone, R (1,5) OBP: 0.322, SLG: 0.433		F5		2B		F7		F8		4	1	1	0	0	0										
Pete Runnels, L (1,3) OBP: 0.424, SLG: 0.439		K		2B		1B		F8		4	0	2	2	0	1										
Bob Tillman, R (1,2) OBP: 0.365, SLG: 0.698		P5		1-2		L5		1B		4	0	1	0	0	0										
Carroll Hardy, R (1,9) OBP: 0.340, SLG: 0.376			P1		K		F8		F5	4	0	0	0	0	1										
Eddie Bressoud, R (1,6) OBP: 0.291, SLG: 0.400			K		K		1B		PO	4	0	2	0	0	2										
Gene Conley, R (1,1) OBP: 0.265, SLG: 0.375 Mike Fomieles, R (7,1) OBP: 0.125, SLG: 0.125 Dave Philley, S (7, PH) OBP: 0.345, SLG: 0.217 Chet Nichols, S (8,1) Don Gile, R (9, PH)			K		F7		K		PO	2	0	0	0	0	1	0									
Inning Stats	R: 0 E: 0 K: 0 S: 2	H: 0 LOB: 0 BB: 1 P: 6	R: 0 E: 0 K: 1 S: 5	H: 0 LOB: 0 BB: 0 P: 5	R: 0 E: 0 K: 2 S: 7	H: 0 LOB: 0 BB: 0 P: 7	R: 2 E: 0 K: 0 S: 5	H: 2 LOB: 1 BB: 1 P: 9	R: 0 E: 0 K: 2 S: 7	H: 0 LOB: 0 BB: 0 P: 7	R: 0 E: 0 K: 0 S: 4	H: 1 LOB: 1 BB: 0 P: 4	R: 0 E: 0 K: 1 S: 7	H: 2 LOB: 2 BB: 0 P: 7	R: 0 E: 0 K: 0 S: 4	H: 1 LOB: 0 BB: 0 P: 4	R: 0 E: 0 K: 0 S: 4	H: 2 LOB: 1 BB: 0 P: 4	R: 0 E: 0 K: 0 S: 4	H: 2 LOB: 1 BB: 0 P: 4	1B: 6 2B: 1 3B: 0 HR: 1	SF: 0 SAC: 0 DP: 0 HBP: 0	WP: 0 PB: 0 SB: 0 CS: 1	PA: 36	
PITCHER	IP	WLS	BF	H	R	ER	SO	BB	IBB	HBP	BLK	WP	HR	S	P	ERA	WHIP	PITCHER							
Barry Latman, R (1,1) ERA: 4.86	9.0	W	35	8	3	3	6	2	0	0	0	0	1	45	53	3.00	1.111								

Batter	1	2	3	4	5	6	7	8	9	AB	R	H	RBI	BB	SO	LOB	TOP					
Don Dillard, L (1,8) OBP: 0.237, SLG: 0.329	0-3 K		0-0 L8		0-0 F8		0-0 1B 2B 1B	0-0 1B		5	1	2	1	0	1	1	Cleveland Indians @ Boston Red Sox Fenway Park, Boston, MA Mon Jun 11 1962, 3:33 AM EDT Att: 2,068 - Unknown					
Al Luplow, L (1,7) OBP: 0.369, SLG: 0.523	0-0 F8		0-0 BLK HR 1B		0-0 F9		0-0 F2 P5	0-0 P5		5	1	1	0	0	0	2						
Tito Francona, L (1,3) OBP: 0.332, SLG: 0.429	4-0 BB		4-0 BLK HR BB		0-0 G3		0-0 2B 1B	0-0 1B 1B		3	3	2	0	2	0	0						
Willie Kirkland, L (1,9) OBP: 0.318, SLG: 0.448	0-0 6-3		0-0 HR		4-0 5-3 BB		0-0 1B 2B	0-0 F8		4	2	2	5	1	0	2						
John Romano, R (1,2) OBP: 0.394, SLG: 0.524		0-0 P6	4-0 FC6 BB		0-0 5-3		0-0 1B	0-0 1B 1B		4	0	2	1	1	0	1						
Woodie Held, R (1,6) OBP: 0.361, SLG: 0.414		0-0 1-3	0-0 FC6		0-0 5-3		0-0 K	0-0 1B		5	0	1	1	0	1	3						
Bubba Phillips, R (1,5) OBP: 0.335, SLG: 0.417		0-0 6-3		0-3 K		0-0 F8		0-0 HR	0-0 G6-4-3 1B	5	1	2	1	0	1	1						
Jerry Kindall, R (1,4) OBP: 0.280, SLG: 0.371			0-0 F7	0-3 K		0-0 E6 SH3-4 1B		0-0 F8	0-0 G6-4-3 1B	5	1	1	0	0	1	3						
Jim Perry, S (1,1) OBP: 0.208, SLG: 0.217			4-0 BB BLK 1B BB	0-0 6-3		0-0 SH3-4		0-3 K		2	1	0	0	1	1	0						
Inning Stats	R: 0 E: 0 K: 1 S: 5	H: 0 LOB: 1 BB: 1 P: 9	R: 0 E: 0 K: 0 S: 3	H: 0 LOB: 0 BB: 0 P: 3	R: 4 E: 0 K: 0 S: 5	H: 2 LOB: 1 BB: 3 P: 17	R: 0 E: 0 K: 2 S: 7	H: 0 LOB: 0 BB: 0 P: 7	R: 0 E: 0 K: 0 S: 3	H: 0 LOB: 0 BB: 0 P: 7	R: 4 E: 1 K: 1 S: 10	H: 5 LOB: 1 BB: 0 P: 10	R: 1 E: 0 K: 1 S: 7	H: 2 LOB: 1 BB: 0 P: 7	R: 1 E: 0 K: 0 S: 6	H: 4 LOB: 2 BB: 0 P: 6	1B: 10 2B: 1 3B: 0 HR: 2	SF: 0 SAC: 1 DP: 1 HBP: 0	WP: 0 PB: 0 SB: 0 CS: 0	PA: 44		
PITCHER	IP WLS BF H R ER SO BB IBB HBP BLK WP HR S P ERA WHIP	8.0 L 38 9 9 9 5 5 0 0 0 0 2 43 63 10.12 1.750	1.0 6 4 1 1 0 0 0 0 0 0 0 0 6 6 9.00 4.000																			

AB 38
R 10
H 13
RBI 9
BB 5
SO 5
LOB 13



Batter	1	2	3	4	5	6	7	8	9	AB	R	H	RBI	BB	SO	LOB	BOTTOM					
Pumpsie Green, S (1,4) OBP: 0.273, SLG: 0.194	0-3 K		0-3 K		0-3 K			0-3 K		4	0	0	0	0	4	3	Cleveland Indians @ Boston Red Sox Fenway Park, Boston, MA Mon Jun 11 1962, 3:33 AM EDT Att: 2,068 - Unknown					
Gary Geiger, L (1,8) OBP: 0.316, SLG: 0.331	0-0 F8			0-0 G3		0-0 G4-6-3 1B			0-0 FC4-6 1B	4	0	2	0	0	0	0						
Carl Yastrzemski, L (1,7) OBP: 0.360, SLG: 0.502	0-0 F8			0-0 4-3		0-0 G4-6-3 1-2			0-0 FC4-6 FC6-4	4	0	0	0	0	0	2						
Frank Maltzone, R (1,5) OBP: 0.321, SLG: 0.434		0-0 F9		0-0 2B		0-0 F3			0-0 FC6-4 1B	4	0	1	0	0	0	1						
Pete Runnels, L (1,3) OBP: 0.421, SLG: 0.435		0-0 F7		0-0 G3			0-0 6-3		0-0 1B	4	0	1	0	0	0	1						
Bob Tillman, R (1,2) OBP: 0.360, SLG: 0.674		0-0 6-3			4-0 FC5-4 BB		0-0 5-3		0-3 K	3	0	0	0	1	1	2						
Carroll Hardy, R (1,9) OBP: 0.335, SLG: 0.369			0-0 P4		0-0 FC5-4 2B		0-3 K			3	0	0	0	0	1	1						
Eddie Bressoud, R (1,6) OBP: 0.300, SLG: 0.413			0-0 FC6-4 1B		0-0 K			0-0 G5-4-3 1B		3	0	3	0	0	0	0						
Earl Wilson, R (1,1) OBP: 0.313, SLG: 0.429			0-0 FC6-4		0-0 K			0-0 G5-4-3		2	0	0	0	0	1	3						
Dave Philley, S (8,PH) OBP: 0.333, SLG: 0.208			0-0 FC6-4		0-3 K					1	0	0	0	0	0	1						
Mike Fomies, R (9,1) OBP: 0.125, SLG: 0.125			1-2					1-2		0	0	0	0	0	0	0						
Inning Stats	R: 0 E: 0 K: 1 S: 5	H: 0 LOB: 0 BB: 0 P: 5	R: 0 E: 0 K: 0 S: 3	H: 0 LOB: 0 BB: 0 P: 3	R: 0 E: 1 K: 1 S: 6	H: 1 LOB: 1 BB: 0 P: 6	R: 0 E: 0 K: 0 S: 4	H: 1 LOB: 1 BB: 0 P: 4	R: 0 E: 0 K: 2 S: 8	H: 1 LOB: 2 BB: 1 P: 12	R: 0 E: 0 K: 0 S: 3	H: 1 LOB: 0 BB: 0 P: 3	R: 0 E: 0 K: 1 S: 5	H: 0 LOB: 0 BB: 0 P: 5	R: 0 E: 0 K: 1 S: 5	H: 1 LOB: 0 BB: 0 P: 5	R: 0 E: 0 K: 1 S: 7	H: 2 LOB: 2 BB: 0 P: 7	1B: 5 2B: 2 3B: 0 HR: 0	SF: 0 SAC: 0 DP: 2 HBP: 0	WP: 0 PB: 0 SB: 0 CS: 0	PA: 33
PITCHER	IP WLS BF H R ER SO BB IBB HBP BLK WP HR S P ERA WHIP	9.0 W 33 7 0 0 7 1 0 0 0 0 0 46 50 0.00 0.889																				



Batter	1	2	3	4	5	6	7	8	9	AB	R	H	RBI	BB	SO	LOB	TOP			
Willie Tasby, R (1, 8) OBP: 0.337, SLG: 0.304	0-3 K			0-0 6-3		0-0 2B		0-0 6-3		4	1	1	0	0	1	0	Cleveland Indians @ Washington Senators D.C. Stadium, Washington, DC Wed Jun 13 1962, 7:05 PM EDT Unknown			
Bubba Phillips, R (1, 5) OBP: 0.335, SLG: 0.424	0-0 4-3			0-0 6-3		0-0 2B		0-0 1B		4	0	2	2	0	0	0				
Chuck Essegian, R (1, 7) OBP: 0.404, SLG: 0.592 Willie Kirkland, L (8, 9) OBP: 0.318, SLG: 0.448	0-3 K			4-0 BB		0-0 FC6-5-4		0-0 E2		3	0	0	0	1	1	2				
Gene Green, R (1, 9) OBP: 0.323, SLG: 0.576 Don Dillard, L (8, 7) OBP: 0.237, SLG: 0.329		0-0 6-3		0-0 FC6-4		0-0 F9		0-0 G5-3		4	0	0	0	0	0	4				
John Romano, R (1, 2) OBP: 0.391, SLG: 0.516		0-0 P5				0-0 F8				3	0	0	0	1	0	1				
Woodie Held, R (1, 6) OBP: 0.359, SLG: 0.415		0-3 K				0-0 2B		0-0 G4-6-3		4	0	1	0	0	1	1				
Tito Francona, L (1, 3) OBP: 0.327, SLG: 0.421			0-0 6-3			0-0 L6		0-0 F7		4	0	0	0	0	0	1				
Jerry Kindall, R (1, 4) OBP: 0.281, SLG: 0.367			0-0 F2			0-0 P6				2	0	0	0	1	0	1				
Pedro Ramos, S (1, 1) OBP: 0.421, SLG: 1.000			0-3 K			4-0 2B		0-3 K		2	1	0	0	1	2	1				
Inning Stats	R: 0 E: 0 K: 2 S: 7	H: 0 LOB: 0 BB: 0 P: 7	R: 0 E: 0 K: 1 S: 5	H: 0 LOB: 0 BB: 0 P: 5	R: 0 E: 0 K: 1 S: 5	H: 0 LOB: 0 BB: 0 P: 5	R: 0 E: 0 K: 0 S: 3	H: 0 LOB: 1 BB: 0 P: 7	R: 0 E: 0 K: 0 S: 4	H: 1 LOB: 1 BB: 0 P: 4	R: 2 E: 0 K: 0 S: 5	H: 2 LOB: 1 BB: 1 P: 9	R: 0 E: 0 K: 1 S: 5	H: 0 LOB: 1 BB: 1 P: 9	R: 0 E: 1 K: 0 S: 4	H: 0 LOB: 0 BB: 0 P: 6		1B: 1 2B: 3 3B: 0 HR: 0	SF: 0 SAC: 0 DP: 2 HBP: 0	WP: 0 PB: 0 CS: 0
PITCHER	IP WLS BF H R ER SO BB IBB HBP BLK WP HR S P ERA WHIP	IP WLS BF H R ER SO BB IBB HBP BLK WP HR S P ERA WHIP																		
Claude Osteen, L (1, 1) ERA: 3.29	7.1	W	29	4	2	2	5	3	0	0	0	0	0	0	0	0	2.46	0.955		
Steve Hamilton, L (8, 1) ERA: 3.03	1.2	S	5	0	0	0	0	1	0	0	0	0	0	0	0	4	8	0.00	0.600	

Batter	1	2	3	4	5	6	7	8	9	AB	R	H	RBI	BB	SO	LOB	BOTTOM			
Chuck Hinton, R (1, 7) OBP: 0.331, SLG: 0.446	4-0 E S BB		0-0 P4			0-0 P6		0-0 L4		3	0	0	0	1	0	2	Cleveland Indians @ Washington Senators D.C. Stadium, Washington, DC Wed Jun 13 1962, 7:05 PM EDT Unknown			
Chuck Cottier, R (1, 4) OBP: 0.301, SLG: 0.343	0-3 K		0-3 K			4-0 SF7 E BB		0-0 P6		3	0	0	0	1	2	1				
Joe Hicks, L (1, 9) OBP: 0.348, SLG: 0.433	0-0 E4				0-0 F7		0-0 E6		0-0 HR	4	1	1	1	0	0	3				
Dale Long, L (1, 3) OBP: 0.324, SLG: 0.382	0-0 G4-6-3				0-0 4-3		0-0 SF7		0-0 G3	3	0	0	1	0	0	2				
Johnny Schaive, R (1, 5) OBP: 0.279, SLG: 0.381 Gene Woodling, L (6, PH) OBP: 0.417, SLG: 0.458 Danny O'Connell, R (7, 5) OBP: 0.355, SLG: 0.423		0-3 K		0-0 5-3		0-0 4-3		0-0 S 1B		2	0	0	0	0	1	0				
Jim Piersall, R (1, 8) OBP: 0.275, SLG: 0.340		0-0 P5				0-0 6-3		0-0 F8 E 2B		4	1	1	0	0	0	1				
Ken Retzer, L (1, 2) OBP: 0.354, SLG: 0.535		0-0 HR				0-0 F8		0-0 F8		3	1	1	1	0	0	1				
Ken Hamlin, R (1, 6) OBP: 0.314, SLG: 0.250		0-0 L7				0-3 K		0-0 P4		3	0	0	0	0	1	1				
Claude Osteen, L (1, 1) OBP: 0.222, SLG: 0.278 Steve Hamilton, L (8, 1) OBP: 0.355, SLG: 0.423			0-0 F5			0-0 E SF7 2B		0-0 E4		3	1	1	0	0	0	0				
Inning Stats	R: 0 E: 1 K: 1 S: 5	H: 0 LOB: 1 BB: 1 P: 9	R: 1 E: 0 K: 1 S: 6	H: 1 LOB: 0 BB: 0 P: 6	R: 0 E: 0 K: 1 S: 5	H: 0 LOB: 0 BB: 0 P: 5	R: 0 E: 0 K: 0 S: 3	H: 0 LOB: 0 BB: 0 P: 3	R: 0 E: 0 K: 1 S: 5	H: 0 LOB: 0 BB: 0 P: 5	R: 1 E: 1 K: 0 S: 5	H: 1 LOB: 2 BB: 1 P: 9	R: 1 E: 0 K: 0 S: 5	H: 1 LOB: 1 BB: 0 P: 5	R: 1 E: 0 K: 0 S: 5	H: 2 LOB: 1 BB: 0 P: 5		1B: 1 2B: 2 3B: 0 HR: 2	SF: 1 SAC: 0 DP: 1 HBP: 0	WP: 0 PB: 0 CS: 0
PITCHER	IP WLS BF H R ER SO BB IBB HBP BLK WP HR S P ERA WHIP	IP WLS BF H R ER SO BB IBB HBP BLK WP HR S P ERA WHIP																		
Pedro Ramos, R (1, 1) ERA: 4.53	8.0	L	33	5	4	2	4	2	0	0	0	0	0	0	0	0	2.25	0.875		

Batter	1	2	3	4	5	6	7	8	9	AB	R	H	RBI	BB	SO	LOB	TOP					
Don Dillard, L (1.8) OBP: 0.238, SLG: 0.325										4	0	1	0	0	0	0						
Al Luplow, L (1.7) OBP: 0.365, SLG: 0.523										4	1	1	0	0	0	1						
Tito Francona, L (1.3) OBP: 0.329, SLG: 0.422										4	1	2	1	0	0	0						
Willie Kirkland, L (1.9) OBP: 0.317, SLG: 0.443										4	1	1	0	0	2	1						
John Romano, R (1.2) OBP: 0.389, SLG: 0.526										4	1	1	3	0	0	2						
Bubba Phillips, R (1.5) OBP: 0.336, SLG: 0.420										4	0	1	0	0	1	2						
Jerry Kindall, R (1.4) OBP: 0.277, SLG: 0.361										3	0	0	0	0	0	1						
Jim Mahoney, R (1.6) OBP: 0.329, SLG: 0.441										3	0	0	0	0	1	0						
Dick Donovan, L (1.1) OBP: 0.282, SLG: 0.417										3	0	0	0	0	2	0						
Inning Stats	R: 0 E: 0 K: 0 S: 3	H: 1 LOB: 0 BB: 0 P: 3	R: 0 E: 0 K: 1 S: 6	H: 1 LOB: 1 BB: 0 P: 6	R: 0 E: 0 K: 1 S: 5	H: 0 LOB: 0 BB: 0 P: 5	R: 3 E: 1 K: 0 S: 6	H: 2 LOB: 0 BB: 0 P: 6	R: 0 E: 0 K: 1 S: 5	H: 0 LOB: 0 BB: 0 P: 5	R: 1 E: 0 K: 0 S: 5	H: 3 LOB: 1 BB: 0 P: 5	R: 0 E: 0 K: 1 S: 5	H: 0 LOB: 0 BB: 0 P: 5	R: 0 E: 0 K: 2 S: 7	H: 0 LOB: 0 BB: 0 P: 7	R: 0 E: 0 K: 0 S: 7	H: 0 LOB: 0 BB: 0 P: 7	1B: 5 2B: 1 3B: 0 HR: 1	SF: 0 SAC: 0 DP: 2 HBP: 0	WP: 0 PB: 0 SB: 0 CS: 0	PA: 33
PITCHER	IP WLS BF H R ER SO BB IBB HBP BLK WP HR S P ERA WHIP																					
Dave Stenhouse, R (1.1) ERA: 2.59	7.0 L 27 7 4 3 4 0 0 0 0 0 1 35 35 3.86 1.000																					
Jim Hannan, R (8.1) ERA: 6.52	2.0 6 0 0 0 2 0 0 0 0 0 0 0 10 10 0.00 0.000																					

Cleveland Indians @ Washington Senators
D.C. Stadium, Washington, DC
Wed Jun 13 1962, 7:05 PM EDT
Att: 12,968 - Unknown

AB 33
R 4
H 7
RBI 4
BB 0
SO 6
LOB 7



Batter	1	2	3	4	5	6	7	8	9	AB	R	H	RBI	BB	SO	LOB	BOTTOM							
Danny O'Connell, R (1.5) OBP: 0.346, SLG: 0.411										4	0	0	0	0	0	0								
Chuck Cottier, R (1.4) OBP: 0.300, SLG: 0.337										3	0	0	0	1	0	0								
Chuck Hinton, R (1.7) OBP: 0.329, SLG: 0.441										4	0	1	0	0	0	1								
Dale Long, L (1.3) OBP: 0.322, SLG: 0.379										4	0	1	0	0	0	2								
Joe Hicks, L (1.9) OBP: 0.347, SLG: 0.429										3	1	1	0	0	1	2								
Jim Piersall, R (1.8) OBP: 0.274, SLG: 0.339										4	0	1	0	0	0	2								
Bob Schmidt, R (1.2) OBP: 0.258, SLG: 0.402										4	0	2	1	0	1	3								
Ken Hamlin, R (1.6) OBP: 0.289, SLG: 0.229										3	0	0	0	0	0	2								
Dave Stenhouse, R (1.1) OBP: 0.100, SLG: 0.053										2	0	0	0	0	1	0								
Jim King, L (7, PH) OBP: 0.348, SLG: 0.318										1	0	0	0	0	0	1								
Jim Hannan, R (8.1) ERA: 6.52										0	0	0	0	0	0	0								
Inning Stats	R: 0 E: 0 K: 0 S: 3	H: 0 LOB: 0 BB: 0 P: 3	R: 1 E: 0 K: 0 S: 5	H: 2 LOB: 1 BB: 0 P: 5	R: 0 E: 0 K: 1 S: 7	H: 0 LOB: 0 BB: 0 P: 3	R: 0 E: 0 K: 1 S: 7	H: 2 LOB: 2 BB: 0 P: 7	R: 0 E: 0 K: 1 S: 5	H: 0 LOB: 0 BB: 0 P: 5	R: 0 E: 1 K: 1 S: 5	H: 0 LOB: 1 BB: 1 P: 9	R: 0 E: 0 K: 0 S: 4	H: 1 LOB: 1 BB: 0 P: 4	R: 0 E: 0 K: 0 S: 3	H: 0 LOB: 0 BB: 0 P: 3	R: 0 E: 0 K: 0 S: 4	H: 1 LOB: 1 BB: 0 P: 4	R: 0 E: 0 K: 0 S: 4	H: 1 LOB: 1 BB: 0 P: 4	1B: 4 2B: 2 3B: 0 HR: 0	SF: 0 SAC: 1 DP: 0 HBP: 0	WP: 0 PB: 0 SB: 1 CS: 0	PA: 34
PITCHER	IP WLS BF H R ER SO BB IBB HBP BLK WP HR S P ERA WHIP																							
Dick Donovan, R (1.1) ERA: 3.12	9.0 W 34 6 1 1 3 1 0 0 0 0 0 0 39 43 1.00 0.778																							

Cleveland Indians @ Washington Senators
D.C. Stadium, Washington, DC
Wed Jun 13 1962, 7:05 PM EDT
Att: 12,968 - Unknown

AB 32
R 1
H 6
RBI 1
BB 1
SO 3
LOB 13



Batter	1	2	3	4	5	6	7	8	9	AB	R	H	RBI	BB	SO	LOB	TOP			
Clete Boyer, R OBP: 0.379, SLG: 0.452 (1, 5)										4	0	2	0	0	0	1				
Bobby Richardson, R OBP: 0.323, SLG: 0.359 (1, 4)										4	0	0	0	0	0	2				
Roger Maris, L OBP: 0.347, SLG: 0.466 (1, 8)										3	0	0	0	1	1	0				
Johnny Blanchard, L OBP: 0.336, SLG: 0.500 (1, 9)										3	0	0	0	1	0	2				
Yogi Berra, L OBP: 0.300, SLG: 0.354 (1, 7)										3	0	2	0	1	0	0				
Elston Howard, R OBP: 0.308, SLG: 0.447 (1, 2)										4	0	0	0	0	2	6				
Bill Skowron, R OBP: 0.315, SLG: 0.425 (1, 3)										3	0	0	0	0	2	0				
Phil Linz, R OBP: 0.346, SLG: 0.480 (1, 6)										3	0	0	0	0	0	0				
Ralph Terry, R OBP: 0.143, SLG: 0.122 (7, PH)										2	0	1	0	0	0	0				
Tom Tresh, S OBP: 0.326, SLG: 0.363 (7, PH)										1	0	0	0	0	0	0				
Bob Turley, R (7, 1)										0	0	0	0	0	0	0				
Inning Stats	R: 0 E: 0 K: 1 S: 6	H: 1 LOB: 3 BB: 2 P: 14	R: 0 E: 0 K: 1 S: 6	H: 1 LOB: 1 BB: 0 P: 6	R: 0 E: 0 K: 0 S: 3	H: 0 LOB: 0 BB: 0 P: 3	R: 0 E: 0 K: 0 S: 3	H: 1 LOB: 0 BB: 1 P: 3	R: 0 E: 0 K: 1 S: 6	H: 0 LOB: 0 BB: 0 P: 5	R: 0 E: 0 K: 1 S: 5	H: 0 LOB: 0 BB: 0 P: 5	R: 0 E: 0 K: 0 S: 3	H: 1 LOB: 0 BB: 0 P: 3	R: 0 E: 0 K: 1 S: 5	H: 0 LOB: 0 BB: 0 P: 5	1B: 5 2B: 0 3B: 0 HR: 0	SF: 0 SAC: 0 DP: 2 HBP: 0	WP: 0 PB: 0 SB: 0 CS: 0	PA: 33
PITCHER Mudcat Grant, R ERA: 3.82 (1, 1)	IP: 9.0 WLS: W BF: 33 H: 5 R: 0 ER: 0 SO: 5 BB: 3 IBB: 0 HBP: 0 BLK: 0 WP: 0 HR: 0 S: 40 P: 52 ERA: 0.00 WHIP: 0.889																			

New York Yankees @ Cleveland Indians
Cleveland Municipal Stadium, Cleveland, OH

AB 30
R 0
H 5
RBI 0
BB 3
SO 5
LOB 11



Fri Jun 15 1962, 7:05 PM EDT
Att: 49,422 - Unknown

Batter	1	2	3	4	5	6	7	8	9	AB	R	H	RBI	BB	SO	LOB	BOTTOM			
Ty Cline, L OBP: 0.361, SLG: 0.409 (1, 8)										4	0	1	1	0	1	1				
Al Luplow, L OBP: 0.376, SLG: 0.546 (1, 7)										3	1	2	2	1	0	0				
Tito Francona, L OBP: 0.326, SLG: 0.421 (1, 3)										4	0	0	0	0	0	3				
Willie Kirkland, L OBP: 0.323, SLG: 0.438 (1, 9)										3	0	0	0	0	0	1				
John Romano, R OBP: 0.377, SLG: 0.510 (1, 2)										3	0	0	0	0	0	0				
Woodie Held, R OBP: 0.360, SLG: 0.412 (1, 6)										2	0	0	0	1	1	0				
Bubba Phillips, R OBP: 0.326, SLG: 0.407 (1, 5)										3	0	0	0	0	0	1				
Jerry Kindall, R OBP: 0.287, SLG: 0.385 (1, 4)										3	2	3	0	0	0	0				
Mudcat Grant, R OBP: 0.167, SLG: 0.174 (1, 1)										3	0	0	0	0	2	3				
Inning Stats	R: 0 E: 0 K: 0 S: 4	H: 1 LOB: 1 BB: 0 P: 4	R: 0 E: 0 K: 0 S: 2	H: 0 LOB: 0 BB: 1 P: 6	R: 0 E: 0 K: 1 S: 5	H: 1 LOB: 0 BB: 0 P: 5	R: 0 E: 0 K: 0 S: 3	H: 0 LOB: 0 BB: 0 P: 3	R: 2 E: 0 K: 1 S: 7	H: 2 LOB: 0 BB: 0 P: 7	R: 0 E: 0 K: 0 S: 3	H: 0 LOB: 0 BB: 0 P: 3	R: 1 E: 0 K: 1 S: 7	H: 2 LOB: 2 BB: 1 P: 11	1B: 3 2B: 2 3B: 0 HR: 1	SF: 0 SAC: 0 DP: 1 HBP: 0	WP: 0 PB: 0 SB: 1 CS: 1	PA: 30		
PITCHER Ralph Terry, R ERA: 3.18 Bob Turley, R ERA: 2.67 (7, 1)	IP: 6.0 WLS: L BF: 21 H: 4 R: 2 ER: 2 SO: 3 BB: 1 IBB: 0 HBP: 0 BLK: 0 WP: 0 HR: 1 S: 26 P: 30 ERA: 3.00 WHIP: 0.833																			

New York Yankees @ Cleveland Indians
Cleveland Municipal Stadium, Cleveland, OH

AB 28
R 3
H 6
RBI 3
BB 2
SO 4
LOB 9



Fri Jun 15 1962, 7:05 PM EDT
Att: 49,422 - Unknown

Batter	1	2	3	4	5	6	7	8	9	AB	R	H	RBI	BB	SO	LOB	TOP																	
Clete Boyer, R OBP: 0.370, SLG: 0.440 (1, 5)	F3		F7		5-3		4-3	4-3		5	0	0	0	0	0	0	New York Yankees @ Cleveland Indians Cleveland Municipal Stadium, Cleveland, OH Sat Jun 16 1962, 3:33 AM EDT Att: 50,254 - Unknown - 80 F																	
Bobby Richardson, R OBP: 0.329, SLG: 0.339 (1, 4)	L7		1B		4-3 HR		HR	K		5	2	3	0	0	1	0																		
Roger Maris, L OBP: 0.349, SLG: 0.476 (1, 8) (8, 9)	BB		G3		4-3		HR			4	1	1	2	1	0	2																		
Johney Blanchard, L OBP: 0.338, SLG: 0.519 (1, 9) (1, 2)	K				L8 1B		K			5	2	2	2	0	2	1																		
Yogi Berra, L OBP: 0.287, SLG: 0.337 (1, 7)			F9		L8		F9			5	0	0	0	0	0	1																		
Elston Howard, R OBP: 0.308, SLG: 0.447 (1, 2)										0	0	0	0	0	0	0																		
Bill Skowron, R OBP: 0.318, SLG: 0.427 (1, 3)					PB 4-3 1B		L8			4	1	2	1	0	0	0																		
Joe Pepitone, L OBP: 0.272, SLG: 0.500 (1, 3) (1, 9)					2H 4-3 1B		4-3			3	0	1	0	0	1	1																		
Hector Lopez, R OBP: 0.333, SLG: 0.319 (8, PH)					1-2 1B					1	1	1	0	0	0	0																		
Jack Reed, R OBP: 0.500, SLG: 0.250 (8, 8)					1-2 1B			HR		0	0	0	0	0	0	0																		
Tom Tresh, S OBP: 0.330, SLG: 0.363 (1, 6)					4-3			HR		3	1	1	1	1	0	2																		
Bole Shelton, R OBP: 0.287, SLG: 0.337 (1, 7)					L9			HR		0	0	0	0	0	0	0																		
Bud Dalrymple, L OBP: 0.287, SLG: 0.337 (1, 7)					L8			HR		0	0	0	0	0	0	0																		
Phil Lipp, R OBP: 0.287, SLG: 0.337 (1, 7)					L8			HR		0	0	0	0	0	0	0																		
Bob Carey, R OBP: 0.287, SLG: 0.337 (1, 7)					L8			HR		0	0	0	0	0	0	0																		
Hal Reniff, R OBP: 0.287, SLG: 0.337 (1, 7)					L8			HR		0	0	0	0	0	0	0																		
Marshall Bridges, S OBP: 0.287, SLG: 0.337 (1, 7)					L8			HR		0	0	0	0	0	0	0																		
Mickey Vernon, S OBP: 0.287, SLG: 0.337 (1, 7)					L8			HR		0	0	0	0	0	0	0																		
Jim Coates, R OBP: 0.287, SLG: 0.337 (1, 7)					L8			HR		0	0	0	0	0	0	0																		
Inning Stats	R: 0 E: 0 K: 1 S: 5	H: 0 LOB: 1 BB: 1 P: 9	R: 0 E: 0 K: 1 S: 6	H: 1 LOB: 1 BB: 0 P: 6	R: 0 E: 0 K: 0 S: 4	H: 1 LOB: 1 BB: 0 P: 4	R: 2 E: 0 K: 1 S: 8	H: 3 LOB: 1 BB: 0 P: 8	R: 2 E: 0 K: 0 S: 5	H: 2 LOB: 0 BB: 0 P: 5	R: 0 E: 0 K: 0 S: 4	H: 1 LOB: 1 BB: 0 P: 4	R: 2 E: 0 K: 1 S: 7	H: 2 LOB: 0 BB: 0 P: 7	R: 3 E: 0 K: 1 S: 7	H: 2 LOB: 0 BB: 1 P: 11	R: 0 E: 0 K: 0 S: 3	H: 0 LOB: 0 BB: 0 P: 3	1B: 7 2B: 2 3B: 0 HR: 3	SF: 0 SAC: 0 DP: 0 HBP: 0	WP: 0 PB: 1 SB: 0 CS: 0	PA: 41												
PITCHER	IP WLS BF H R ER SO BB IBB HBP BLK WP HR S P ERA WHIP																																	
Jim Perry, R ERA: 3.17 (1, 1)	6.1	29	9	5	5	3	1	0	0	0	0	0	1	34	38	7.11	1.579																	
Bob Allen, L ERA: 5.61 (7, 1)	1.0	6	2	3	3	1	1	0	0	0	0	0	1	7	11	27.00	3.000																	
Gary Bell, R ERA: 3.93 (8, 1)	1.2	W	6	1	1	1	1	0	0	0	0	0	0	1	8	8	5.40	0.600																

AB	39
R	9
H	12
RBI	9
BB	2
SO	5
LOB	9



Batter	1	2	3	4	5	6	7	8	9	AB	R	H	RBI	BB	SO	LOB	BOTTOM																
Ty Cline, L OBP: 0.370, SLG: 0.421 (1, 8)	1B 2B	F9 2B 1B		L3	4-0 BB			L7		4	2	2	1	1	0	0	New York Yankees @ Cleveland Indians Cleveland Municipal Stadium, Cleveland, OH Sat Jun 16 1962, 3:33 AM EDT Att: 50,254 - Unknown - 80 F																
Al Luplow, L OBP: 0.377, SLG: 0.541 (1, 7)		F9		E3	1-2 BB			L7		3	1	1	1	0	0	1																	
Chuck Essegian, R OBP: 0.399, SLG: 0.584 (5, PH)		F9		E3	1-2 BB			L7		1	0	0	0	0	1	3																	
Don Dillard, L OBP: 0.244, SLG: 0.309 (6, 7)	1B	F9		1B	K			1B SF8 BB		0	1	0	0	1	0	0																	
Tito Francona, L OBP: 0.338, SLG: 0.437 (1, 3)	1B	1B		BB	1B			1B		5	2	5	1	0	0	0																	
Willie Kirkland, L OBP: 0.330, SLG: 0.442 (1, 9)	1B	1B		1B	BB			1B		3	0	2	3	1	0	1																	
John Romano, R OBP: 0.369, SLG: 0.498 (1, 2)	FC5-2-5-4-2		F7	K	K			5-3		5	0	0	1	0	2	6																	
Woodie Held, R OBP: 0.381, SLG: 0.406 (1, 6)	F3		K		FC4-6 1B HBP			HR HBP		3	0	0	0	0	1	2																	
Jim Mahoney, R OBP: 0.200, SLG: 0.200 (8, FR)	F3		K		FC4-6 1B HBP			HR HBP		0	1	0	0	0	0	0																	
Bubba Phillips, R OBP: 0.323, SLG: 0.399 (1, 5)	F5		F5		F6		G1-4-3 BB	F3		4	0	0	0	1	0	3																	
Jerry Kindall, R OBP: 0.300, SLG: 0.417 (1, 4)		1B E 1B		SH1-4 L3 2B	FC4-6 1B		G1-4-3	HR		5	3	4	2	0	0	1																	
Jim Perry, S OBP: 0.192, SLG: 0.200 (7, 1)		K		SH1-4	FC4-6		K			2	0	0	0	0	1	3																	
Bob Allen, L (7, 1)		K		SH1-4	FC4-6		K			1	0	0	0	0	1	0																	
Gary Bell, R OBP: 0.133, SLG: 0.133 (8, 1)		K		2-3	1-2 2-3		K			0	0	0	0	0	0	0																	
Inning Stats	R: 3 E: 0 K: 0 S: 7	H: 4 LOB: 1 BB: 0 P: 7	R: 3 E: 1 K: 1 S: 8	H: 4 LOB: 1 BB: 0 P: 8	R: 0 E: 0 K: 1 S: 5	H: 0 LOB: 0 BB: 0 P: 5	R: 1 E: 1 K: 1 S: 8	H: 2 LOB: 3 BB: 1 P: 12	R: 0 E: 0 K: 1 S: 6	H: 1 LOB: 1 BB: 0 P: 6	R: 0 E: 0 K: 1 S: 4	H: 0 LOB: 1 BB: 1 P: 8	R: 1 E: 0 K: 0 S: 4	H: 1 LOB: 1 BB: 1 P: 8	R: 2 E: 0 K: 0 S: 2	H: 1 LOB: 1 BB: 0 P: 3	1B: 10 2B: 3 3B: 0 HR: 1	SF: 1 SAC: 1 DP: 1 HBP: 2	WP: 0 PB: 0 SB: 0 CS: 0	PA: 44													
PITCHER	IP WLS BF H R ER SO BB IBB HBP BLK WP HR S P ERA WHIP																																
Rollie Sheldon, R ERA: 4.58 (1, 1)	1.1	10	6	5	5	1	0	0	0	0	0	0	0	3	3	13.50	3.000																
Bud Dalrymple, L ERA: 6.26 (2, 1)	0.2	3	2	1	1	0	0	0	0	0	0	0	0	5	5	0.00	0.000																
Jim Bouton, R ERA: 3.06 (3, 1)	1.0	3	0	0	0	1	0	0	0	0	0	0	0	1	20	5.40	3.000																
Hal Reniff, R ERA: 5.4 (4, 1)	1.2	12	3	1	1	1	2	0	1	0	0	0	0	11	20	5.40	3.000																
Marshall Bridges, L ERA: 1.45 (5, 1)	2.1	8	1	0	0	3	1	0	0	0	0	0	0	13	17	0.00	0.857																
Bob Turley, R ERA: 3.13 (8, 1)	0.1	L	5	1	2	2	0	0	0	0	0	1	4	5	18.00	1.000																	

AB	36
R	10
H	14
RBI	9
BB	4
SO	6
LOB	20



Batter	1	2	3	4	5	6	7	8	9	AB	R	H	RBI	BB	SO	LOB	TOP					
Clete Boyer, R OBP: 0.362, SLG: 0.429 (1, 5)	6-3		1-3		G5-4-3		4-3		K	5	0	0	0	0	1	1	New York Yankees @ Cleveland Indians Cleveland Municipal Stadium, Cleveland, OH Sun Jun 17 1962, 3:33 AM EDT Unknown					
Bobby Richardson, R OBP: 0.333, SLG: 0.344 (1, 4)	L8				E6		1B		1B	5	1	3	0	0	0	0						
Roger Maris, L OBP: 0.354, SLG: 0.476 (1, 8)			F9		1B		1B		K	4	0	2	0	0	1	2						
Johnny Blanchard, L OBP: 0.333, SLG: 0.507 (1, 9)	G3		F3				K		G1	5	0	1	1	0	1	5						
Yogi Berra, L OBP: 0.286, SLG: 0.333 (1, 7)					F9		F6			4	0	1	0	0	0	4						
Elston Howard, R OBP: 0.311, SLG: 0.448 (1, 2)			F9				6-3		BLK	4	0	2	0	0	0	1						
Bill Skowron, R OBP: 0.317, SLG: 0.423 (1, 3)							2-3		K	4	0	1	0	0	2	2						
Tom Tresh, S OBP: 0.329, SLG: 0.357 (1, 6)			FC4-6		3-1				K	3	0	0	0	1	1	4						
Bill Stafford, R OBP: 0.212, SLG: 0.242 (1, 1)									K	2	0	1	0	0	0	2						
Joe Pepitone, L OBP: 0.269, SLG: 0.495 (6, PH)	4-3						F9			1	0	0	0	0	0	1						
Jim Bouton, R OBP: 0.294, SLG: 0.214 (6, PH)										0	0	0	0	0	0	0						
Bob Cerv, R OBP: 0.294, SLG: 0.214 (8, PH)										1	0	0	0	0	1	1						
Tex Clevenger, R OBP: 0.294, SLG: 0.214 (8, 1)										0	0	0	0	0	0	0						
Inning Stats	R: 0 E: 0 K: 0 S: 4	H: 1 LOB: 1 BB: 0 P: 4	R: 0 E: 0 K: 0 S: 5	H: 2 LOB: 2 BB: 0 P: 5	R: 0 E: 0 K: 1 S: 4	H: 1 LOB: 1 BB: 0 P: 4	R: 0 E: 0 K: 1 S: 6	H: 1 LOB: 1 BB: 0 P: 6	R: 1 E: 1 K: 0 S: 5	H: 2 LOB: 2 BB: 0 P: 6	R: 0 E: 0 K: 0 S: 3	H: 0 LOB: 1 BB: 1 P: 7	R: 0 E: 0 K: 1 S: 7	H: 2 LOB: 2 BB: 0 P: 7	R: 0 E: 0 K: 3 S: 10	H: 1 LOB: 1 BB: 0 P: 10	R: 0 E: 0 K: 2 S: 8	H: 1 LOB: 1 BB: 0 P: 8	1B: 11 2B: 0 3B: 0 HR: 0	SF: 0 SAC: 0 DP: 1 HBP: 1	WP: 0 PB: 0 SB: 0 CS: 0	PA: 40
PITCHER	IP WLS BF H R ER SO BB IBB HBP BLK WP HR S P ERA WHIP																					
Dick Donovan, R ERA: 2.93 (1, 1)	6.1 W 29 8 1 0 1 1 0 0 1 1 0 0 29 34 0.00 1.421																					
Barry Latman, R ERA: 4.75 (7, 1)	2.2 S 11 3 0 0 6 0 0 0 1 0 0 0 23 23 0.00 1.125																					

AB	38
R	1
H	11
RBI	1
BB	1
SO	7
LOB	23



Batter	1	2	3	4	5	6	7	8	9	AB	R	H	RBI	BB	SO	LOB	BOTTOM				
Ty Cline, L OBP: 0.379, SLG: 0.429 (1, 8)									L7	5	1	3	1	0	1	1	New York Yankees @ Cleveland Indians Cleveland Municipal Stadium, Cleveland, OH Sun Jun 17 1962, 3:33 AM EDT Unknown				
Al Luplow, L OBP: 0.373, SLG: 0.540 (1, 7)	L8									4	0	1	0	0	0	3					
Tito Francona, L OBP: 0.333, SLG: 0.430 (1, 3)										4	0	0	0	0	1	5					
Willie Kirkland, L OBP: 0.338, SLG: 0.449 (1, 9)										2	0	1	0	2	0	1					
John Romano, R OBP: 0.363, SLG: 0.490 (1, 2)										3	1	0	1	0	0	2					
Jerry Kindall, R OBP: 0.299, SLG: 0.429 (1, 4)										4	1	1	2	0	1	3					
Bubba Phillips, R OBP: 0.322, SLG: 0.410 (1, 5)										4	1	1	1	0	1	0					
Jim Mahoney, R OBP: 0.333, SLG: 0.667 (1, 6)										4	2	2	1	0	0	0					
Dick Donovan, L OBP: 0.286, SLG: 0.395 (1, 1)										2	0	0	0	1	1	0					
Barry Latman, R OBP: 0.286, SLG: 0.538 (7, 1)										1	0	1	0	0	0	0					
Inning Stats	R: 0 E: 0 K: 0 S: 4	H: 1 LOB: 1 BB: 0 P: 4	R: 4 E: 1 K: 1 S: 9	H: 3 LOB: 0 BB: 0 P: 9	R: 0 E: 0 K: 0 S: 4	H: 1 LOB: 1 BB: 0 P: 4	R: 0 E: 0 K: 2 S: 7	H: 0 LOB: 0 BB: 0 P: 7	R: 1 E: 0 K: 0 S: 5	H: 2 LOB: 2 BB: 1 P: 9	R: 1 E: 0 K: 1 S: 7	H: 2 LOB: 2 BB: 1 P: 11	R: 0 E: 0 K: 1 S: 4	H: 0 LOB: 0 BB: 1 P: 8	R: 0 E: 0 K: 0 S: 4	H: 1 LOB: 1 BB: 0 P: 4		1B: 5 2B: 2 3B: 0 HR: 3	SF: 1 SAC: 0 DP: 0 HBP: 0	WP: 0 PB: 0 SB: 0 CS: 1	PA: 37
PITCHER	IP WLS BF H R ER SO BB IBB HBP BLK WP HR S P ERA WHIP																				
Bill Stafford, R ERA: 3.54 (1, 1)	5.0 L 24 7 5 4 3 0 1 0 0 0 0 0 29 33 7.20 1.400																				
Jim Bouton, R ERA: 3.15 (6, 1)	2.0 9 2 1 1 2 2 0 0 0 0 0 0 11 19 4.50 2.000																				
Tex Clevenger, R ERA: 4.15 (8, 1)	1.0 4 1 0 0 0 0 0 0 0 0 0 0 4 4 0.00 1.000																				

AB	33
R	6
H	10
RBI	6
BB	3
SO	5
LOB	15



Batter	1	2	3	4	5	6	7	8	9	AB	R	H	RBI	BB	SO	LOB	TOP			
Tom Tresh, S OBP: 0.336, SLG: 0.370 (1, 6)	0-0 BB 4-3 1B		0-3 K				0-0 2B		0-0 1-3 K 1B								4 1 3 0 0 1 0			
Bobby Richardson, R OBP: 0.333, SLG: 0.341 Mickey Mantle, S OBP: 0.533, SLG: 0.637 Phil Linz, R OBP: 0.333, SLG: 0.462 (1, 4) (7, PH) (7, 4)	4-0 4-3 SF8 BB		0-0 F9				0-0 L8		0-3 K								2 1 0 0 1 0 1 1 0 0 0 0 1 2 0 0 0 0 0 0 0			
Roger Maris, L OBP: 0.352, SLG: 0.470 (1, 8)	4-0 4-3 1-2 2-3 BB		0-0 F7				0-0 2-3		0-0 L9								3 0 0 0 1 0 0			
Johnny Blanchard, L OBP: 0.325, SLG: 0.493 (1, 9)	0-0 4-3		0-0 F6				0-0 L9		0-3 K								4 0 0 1 0 1 2			
Yogi Berra, L OBP: 0.285, SLG: 0.361 (1, 7)	0-0 SF8		0-0 4-3				0-0 HR		0-0 4-3								3 1 1 2 0 0 0			
Elston Howard, R OBP: 0.310, SLG: 0.444 (1, 2)	0-3 K		0-0 1B				0-0 F6		0-0 F3								4 0 1 0 0 1 1			
Joe Pepitone, L OBP: 0.268, SLG: 0.484 (1, 3)			0-0 L8				0-0 4-3		0-0 F7								4 0 1 0 0 0 1			
Clete Boyer, R OBP: 0.360, SLG: 0.422 (1, 5)			0-0 5-3				4-0 G4-3 BB		0-3 K								3 0 0 0 1 1 1			
Jim Coates, R OBP: 0.133, SLG: 0.071 Rollie Sheldon, R OBP: 0.287, SLG: 0.083 Hector Lopez, R OBP: 0.329, SLG: 0.315 Whitey Ford, L OBP: 0.074, SLG: 0.080 Tex Clevenger, R (8, 1)			0-3 K				0-0 G4-3		0-0 F9								1 0 0 0 0 1 0 1 0 0 0 0 0 1 1 0 0 0 0 0 1 0 0 0 0 0 0 0 0 0 0 0 0 0 0			
Inning Stats	R: 2 E: 0 K: 1 S: 6	H: 1 LOB: 1 BB: 2 P: 14	R: 0 E: 0 K: 1 S: 5	H: 0 LOB: 0 BB: 0 P: 5	R: 0 E: 0 K: 0 S: 4	H: 1 LOB: 1 BB: 0 P: 4	R: 0 E: 0 K: 0 S: 3	H: 1 LOB: 1 BB: 1 P: 7	R: 1 E: 0 K: 0 S: 4	H: 1 LOB: 0 BB: 0 P: 4	R: 0 E: 0 K: 1 S: 7	H: 2 LOB: 2 BB: 0 P: 7	R: 0 E: 0 K: 1 S: 5	H: 0 LOB: 0 BB: 0 P: 5	R: 0 E: 0 K: 1 S: 5	H: 0 LOB: 0 BB: 0 P: 5	1B: 4 2B: 1 3B: 0 HR: 1	SF: 1 SAC: 0 DP: 1 HBP: 0	WP: 0 PB: 0 SB: 0 CS: 0	PA: 35
PITCHER	IP WLS BF H R ER SO BB IBB HBP BLK WP HR S P ERA WHIP	IP WLS BF H R ER SO BB IBB HBP BLK WP HR S P ERA WHIP																	IP WLS BF H R ER SO BB IBB HBP BLK WP HR S P ERA WHIP	
Pedro Ramos, R ERA: 4.47 Gary Bell, R ERA: 3.76 (1, 1) (7, 1)	6.2 W 28 6 3 3 3 3 0 0 0 0 0 1 31 43 4.05 1.350	2.1 S 7 0 0 0 3 0 0 0 0 0 0 0 13 13 0.00 0.000																		
Batter	1	2	3	4	5	6	7	8	9	AB	R	H	RBI	BB	SO	LOB	BOTTOM			
Ty Cline, L OBP: 0.375, SLG: 0.418 (1, 8)	4-0 BB 2B BB		0-3 K				0-0 L6-3		0-0 L8								3 1 0 0 1 1 1			
Al Luplow, L OBP: 0.377, SLG: 0.535 (1, 7)	4-0 1-2 2B BB		0-0 S 2B 1B				0-0 F5		0-3 K								3 2 1 0 1 1 0			
Tito Francona, L OBP: 0.336, SLG: 0.439 (1, 3)	0-0 4-3 1H 2H SF7 2B		0-0 1H HR 2B				0-0 1-3		0-3 K								4 2 2 3 0 1 0			
Willie Kirkland, L OBP: 0.337, SLG: 0.462 (1, 9)	0-0 4-3		0-0 HR				0-0 F7		0-0 F7								4 1 1 2 0 0 1			
John Romano, R OBP: 0.361, SLG: 0.486 (1, 2)	0-0 SF7		0-0 2H HR				4-0 F4		0-0 F8								2 0 0 1 1 0 0			
Jerry Kindall, R OBP: 0.302, SLG: 0.424 (1, 4)	0-0 3H 5-3		0-0 1B BB				0-0 L5		4-0 BB								2 0 0 0 2 0 1			
Bubba Phillips, R OBP: 0.325, SLG: 0.409 (1, 5)			4-0 BB				0-0 G6-4-3 1B		0-0 L7								3 0 1 0 1 0 1			
Jim Mahoney, R OBP: 0.250, SLG: 0.500 (1, 6)			0-3 K				0-0 G6-4-3		0-0 F8								3 0 0 0 0 1 3			
Pedro Ramos, S OBP: 0.364, SLG: 0.850 Gary Bell, R OBP: 0.133, SLG: 0.133 (1, 1) (7, 1)	0-3 K		0-0 F7				0-0 5-3										3 0 0 0 0 1 1 0 0 0 0 0 0 0			
Inning Stats	R: 3 E: 0 K: 0 S: 4	H: 1 LOB: 2 BB: 2 P: 12	R: 0 E: 0 K: 3 S: 9	H: 0 LOB: 1 BB: 1 P: 13	R: 3 E: 0 K: 0 S: 6	H: 4 LOB: 1 BB: 1 P: 10	R: 0 E: 0 K: 0 S: 3	H: 0 LOB: 0 BB: 0 P: 3	R: 0 E: 0 K: 0 S: 3	H: 0 LOB: 0 BB: 0 P: 3	R: 0 E: 0 K: 2 S: 7	H: 0 LOB: 0 BB: 0 P: 7	R: 0 E: 0 K: 0 S: 3	H: 0 LOB: 1 BB: 1 P: 7	R: 0 E: 0 K: 0 S: 3	H: 0 LOB: 0 BB: 0 P: 7	1B: 2 2B: 2 3B: 0 HR: 1	SF: 1 SAC: 0 DP: 1 HBP: 0	WP: 0 PB: 0 SB: 1 CS: 0	PA: 34
PITCHER	IP WLS BF H R ER SO BB IBB HBP BLK WP HR S P ERA WHIP	IP WLS BF H R ER SO BB IBB HBP BLK WP HR S P ERA WHIP																	IP WLS BF H R ER SO BB IBB HBP BLK WP HR S P ERA WHIP	
Jim Coates, R ERA: 4.23 Rollie Sheldon, R ERA: 4.27 Whitey Ford, L ERA: 3.22 Tex Clevenger, R ERA: 3.38 (1, 1) (3, 1) (7, 1) (8, 1)	2.0 L 13 4 6 6 3 3 0 0 0 0 0 1 16 28 27.00 3.500	4.0 14 1 0 0 0 2 0 0 0 0 0 0 7 7 0.00 0.750																		

New York Yankees @ Cleveland Indians
Cleveland Municipal Stadium, Cleveland, OH
Sun Jun 17 1962, 3:38 AM EDT
Att: 70,918 - Unknown

AB 31
R 3
H 6
RBI 3
BB 3
SO 6
LOB 10



New York Yankees @ Cleveland Indians
Cleveland Municipal Stadium, Cleveland, OH
Sun Jun 17 1962, 3:38 AM EDT
Att: 70,918 - Unknown

AB 27
R 6
H 5
RBI 6
BB 6
SO 5
LOB 8



Batter	1	2	3	4	5	6	7	8	9	AB	R	H	RBI	BB	SO	LOB	TOP								
Billy Gardner, R OBP: 0.333, SLG: 0.324 (1, 4)										5	0	1	0	0	1	2	Boston Red Sox @ Cleveland Indians Cleveland Municipal Stadium, Cleveland, OH Tue Jun 19 1962, 7:05 PM EDT Att: 9,082 - Unknown livebaseballscorecards.com								
Gary Geiger, L OBP: 0.310, SLG: 0.319 (1, 8)										4	0	0	0	1	1										
Carl Yastrzemski, L OBP: 0.361, SLG: 0.498 (1, 7)										4	0	0	0	0	2										
Frank Maltzone, R OBP: 0.337, SLG: 0.478 (1, 5)										3	1	2	1	1	0	0									
Pete Runnels, L OBP: 0.447, SLG: 0.465 (1, 3)										3	2	1	0	1	0	2									
Jim Pagliaroni, R OBP: 0.374, SLG: 0.439 (1, 2)										4	1	3	0	0	0	1									
Carroll Hardy, R OBP: 0.328, SLG: 0.361 (1, 9)										4	0	2	2	0	0	1									
Eddie Bressoud, R OBP: 0.302, SLG: 0.405 (1, 6)										4	0	1	0	0	1	4									
Bill Monbouquette, R OBP: 0.214, SLG: 0.083 (1, 1)										3	0	0	0	0	3	2									
Inning Stats	R: 0 E: 0 K: 2 S: 9	H: 2 LOB: 2 BB: 0 P: 9	R: 0 E: 0 K: 0 S: 5	H: 2 LOB: 2 BB: 0 P: 5	R: 1 E: 0 K: 0 S: 4	H: 1 LOB: 0 BB: 0 P: 4	R: 0 E: 0 K: 1 S: 6	H: 2 LOB: 1 BB: 0 P: 6	R: 0 E: 0 K: 0 S: 2	H: 0 LOB: 0 BB: 1 P: 6	R: 2 E: 0 K: 2 S: 9	H: 3 LOB: 1 BB: 1 P: 13	R: 0 E: 0 K: 1 S: 5	H: 0 LOB: 0 BB: 0 P: 5	R: 1 E: 1 K: 0 S: 4	H: 0 LOB: 1 BB: 1 P: 8	R: 0 E: 0 K: 2 S: 7	H: 0 LOB: 0 BB: 0 P: 7	1B: 7 2B: 2 3B: 0 HR: 1	SF: 0 SAC: 1 DP: 2 HBP: 0	WP: 0 PB: 0 SB: 0 CS: 0	PA: 38			
PITCHER	IP	WLS	BF	H	R	ER	SO	BB	IBB	HBP	BLK	WP	HR	S	P	ERA	WHIP								
Ruben Gomez, R ERA: 4.5 (1, 1)	6.0	L	27	10	3	3	5	2	0	0	0	0	1	35	43	4.50	2.000								
Frank Funk, R ERA: 3.18 (7, 1)	2.0		8	0	1	0	1	1	0	0	0	0	0	9	13	0.00	0.500								
Gary Bell, R ERA: 3.7 (9, 1)	1.0		3	0	0	0	2	0	0	0	0	0	0	7	7	0.00	0.000								

AB	34
R	4
H	10
RBI	3
BB	3
SO	8
LOB	15



Batter	1	2	3	4	5	6	7	8	9	AB	R	H	RBI	BB	SO	LOB	BOTTOM								
Ty Cline, L OBP: 0.371, SLG: 0.413 (1, 8)										4	0	1	0	0	0	1	Boston Red Sox @ Cleveland Indians Cleveland Municipal Stadium, Cleveland, OH Tue Jun 19 1962, 7:05 PM EDT Att: 9,082 - Unknown livebaseballscorecards.com								
Al Luplow, L OBP: 0.373, SLG: 0.526 (1, 7)										4	0	1	0	0	0	2									
Gary Bell, R OBP: 0.133, SLG: 0.133 (9, 1)										0	0	0	0	0	0	0									
Tito Francona, L OBP: 0.331, SLG: 0.432 (1, 3)										4	0	0	0	0	2	3									
Willie Kirkland, L OBP: 0.335, SLG: 0.454 (1, 9)										3	0	0	0	1	0	1									
John Romano, R OBP: 0.356, SLG: 0.477 (1, 2)										4	0	0	0	0	2	2									
Jerry Kindall, R OBP: 0.297, SLG: 0.416 (1, 4)										4	0	0	0	0	2	1									
Bubba Phillips, R OBP: 0.321, SLG: 0.404 (1, 5)										3	0	0	0	0	1	1									
Jim Mahoney, R OBP: 0.214, SLG: 0.429 (1, 6)										2	0	0	0	0	2	0									
Chuck Essegian, R OBP: 0.402, SLG: 0.584 (8, PH)										0	1	0	0	1	0	0									
Woodie Held, R OBP: 0.361, SLG: 0.406 (9, 6)										0	0	0	0	0	0	0									
Ruben Gomez, R (1, 1)										1	0	0	0	0	0	0									
Don Dillard, L OBP: 0.253, SLG: 0.317 (6, PH)										1	0	1	0	0	0	0									
Frank Funk, R OBP: 0.167, SLG: 0.167 (7, 1)										0	0	0	0	0	0	0									
Gene Green, R OBP: 0.344, SLG: 0.633 (8, PH)										1	1	1	2	0	0	0									
Inning Stats	R: 0 E: 0 K: 1 S: 5	H: 0 LOB: 0 BB: 0 P: 5	R: 0 E: 0 K: 1 S: 5	H: 0 LOB: 1 BB: 1 P: 9	R: 0 E: 0 K: 1 S: 5	H: 0 LOB: 0 BB: 0 P: 5	R: 0 E: 0 K: 1 S: 6	H: 1 LOB: 1 BB: 0 P: 6	R: 0 E: 0 K: 1 S: 5	H: 0 LOB: 0 BB: 0 P: 5	R: 0 E: 0 K: 1 S: 4	H: 1 LOB: 1 BB: 0 P: 4	R: 0 E: 0 K: 1 S: 5	H: 0 LOB: 0 BB: 0 P: 5	R: 2 E: 1 K: 1 S: 7	H: 2 LOB: 1 BB: 1 P: 11	R: 0 E: 0 K: 2 S: 7	H: 0 LOB: 0 BB: 0 P: 7	1B: 3 2B: 0 3B: 0 HR: 1	SF: 0 SAC: 0 DP: 0 HBP: 0	WP: 0 PB: 0 SB: 1 CS: 0	PA: 33			
PITCHER	IP	WLS	BF	H	R	ER	SO	BB	IBB	HBP	BLK	WP	HR	S	P	ERA	WHIP								
Bill Monbouquette, R ERA: 3.99 (1, 1)	9.0	W	33	4	2	2	9	2	0	0	0	0	1	49	57	2.00	0.667								



Batter	1	2	3	4	5	6	7	8	9	AB	R	H	RBI	BB	SO	LOB	TOP											
Billy Gardner, R OBP: 0.302, SLG: 0.293 (1, 4)	F9	1-3			P4			L8		4	0	0	0	0	0	0	Boston Red Sox @ Cleveland Indians Cleveland Municipal Stadium, Cleveland, OH Wed Jun 20 1962, 7:05 PM EDT Unknown											
Gary Geiger, L OBP: 0.314, SLG: 0.344 (1, 8)	HR		L8			K				4	1	2	1	0	1	0												
Carl Yastrzemski, L OBP: 0.367, SLG: 0.496 (1, 7)	1B	2B	BB	6-3			G6-4-3	BB		1	1	0	0	3	0	0												
Frank Maltzone, R OBP: 0.336, SLG: 0.475 (1, 5)	2B	1B		F2		G6-4-3	1-2	L8		4	1	1	0	0	0	3												
Pete Runnels, L OBP: 0.448, SLG: 0.466 (1, 3)	K				CS	1B				4	0	2	0	0	1	2												
Jim Paglaroni, R OBP: 0.370, SLG: 0.441 (1, 2)	2B			F7		P4				4	0	1	2	0	1	2												
Carroll Hardy, R OBP: 0.326, SLG: 0.359 (1, 9)	L6			K			G6-4-3	1B		4	0	1	0	0	2	2												
Eddie Bressoud, R OBP: 0.298, SLG: 0.400 (1, 6)				F9		F9		G6-4-3		3	0	0	0	0	0	2												
Gene Conley, R OBP: 0.256, SLG: 0.351 Arnold Earley, L (7, 1)		6-3				1-3				2	0	0	0	0	0	0												
Dave Philley, S OBP: 0.262, SLG: 0.167 Hal Kolstad, R (8, 1)								P6		0	0	0	0	0	0	0												
Inning Stats	R: 3 E: 0 K: 1 S: 8	H: 3 LOB: 1 BB: 1 P: 12	R: 0 E: 0 K: 0 S: 3	H: 0 LOB: 0 BB: 0 P: 3	R: 0 E: 0 K: 0 S: 3	H: 0 LOB: 0 BB: 0 P: 3	R: 0 E: 0 K: 1 S: 5	H: 1 LOB: 1 BB: 0 P: 5	R: 0 E: 0 K: 0 S: 3	H: 0 LOB: 0 BB: 0 P: 3	R: 0 E: 0 K: 0 S: 4	H: 2 LOB: 1 BB: 0 P: 4	R: 0 E: 0 K: 0 S: 4	H: 1 LOB: 2 BB: 1 P: 8	R: 0 E: 0 K: 2 S: 7	H: 0 LOB: 0 BB: 0 P: 7	1B: 4 2B: 3 3B: 0 HR: 1	SF: 0 SAC: 0 DP: 3 HBP: 0	WP: 0 PB: 0 SB: 0 CS: 1	PA: 34								
PITCHER	IP	WLS	BF	H	R	ER	SO	BB	IBB	HBP	BLK	WP	HR	S	P	ERA	WHIP											
Jim Perry, R ERA: 3.2 Bob Allen, L ERA: 5.51 Gary Bell, R ERA: 3.81	(1, 1)	7.2	W	29	7	3	3	3	2	0	0	0	0	1	33	41	3.52	1.174										
	(8, 1)	0.0		1	0	0	0	0	1	0	0	0	0	0	0	4	∞	∞										
	(8, 1)	1.1	S	4	0	0	0	2	0	0	0	0	0	0	8	8	0.00	0.000										

AB	31
R	3
H	7
RBI	3
BB	3
SO	5
LOB	11



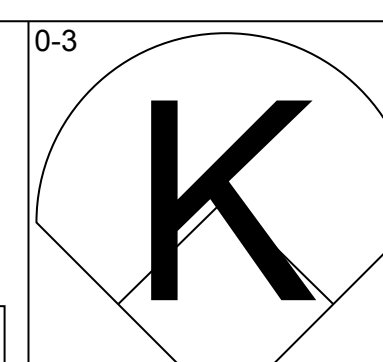
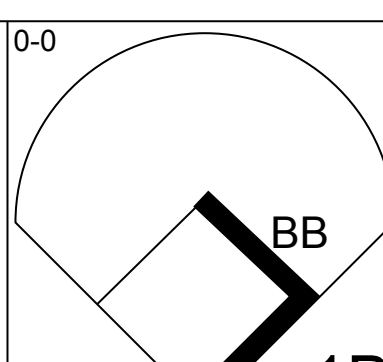
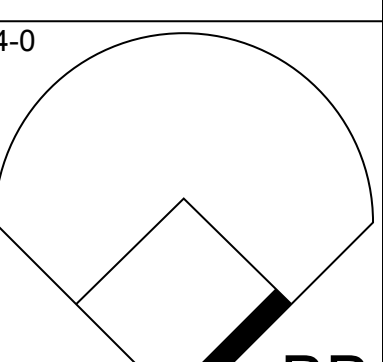
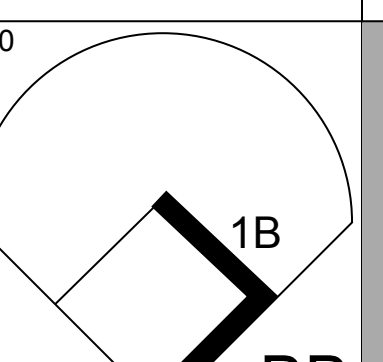
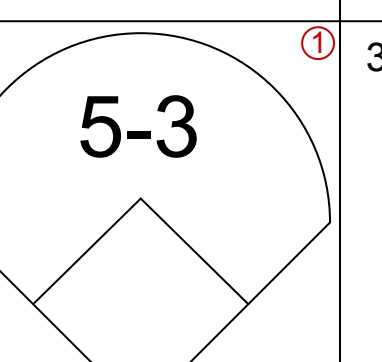

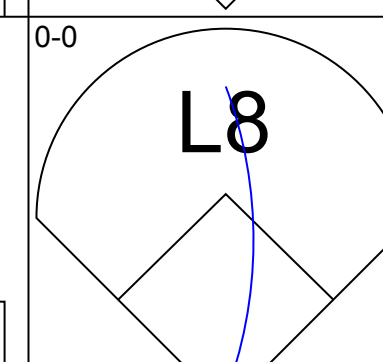
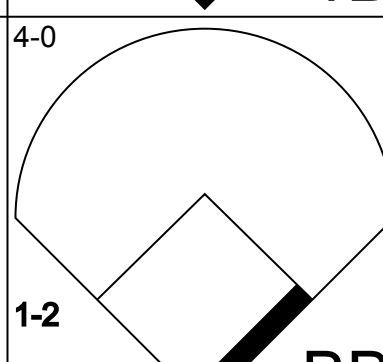
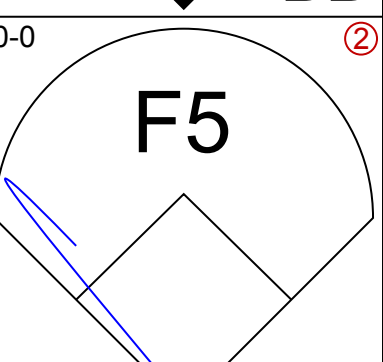
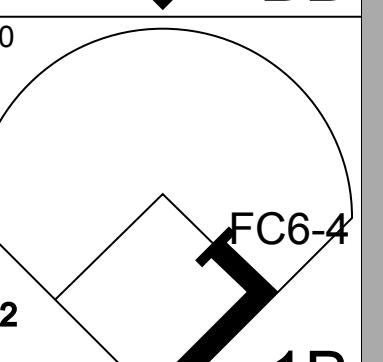
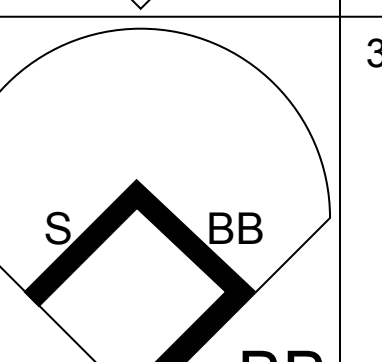
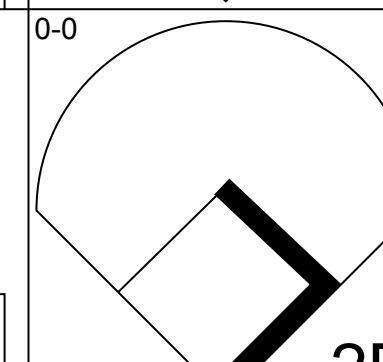
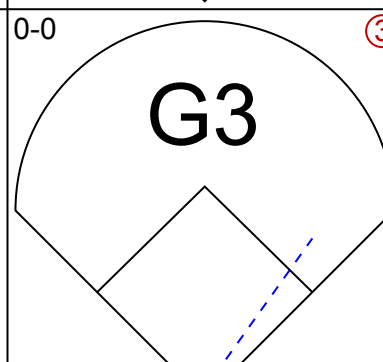
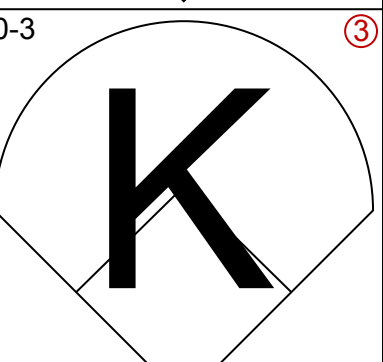
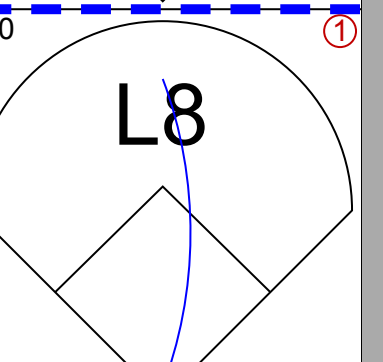
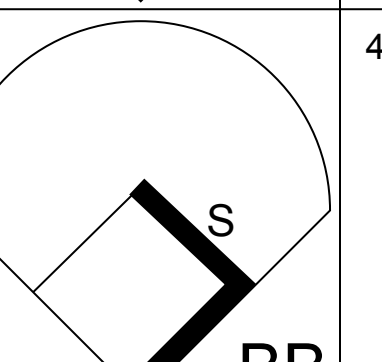
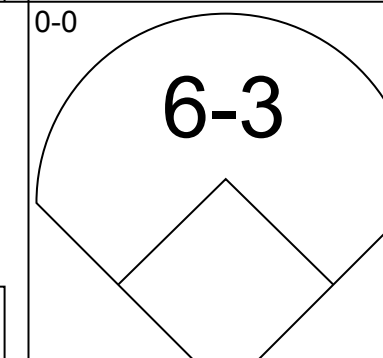
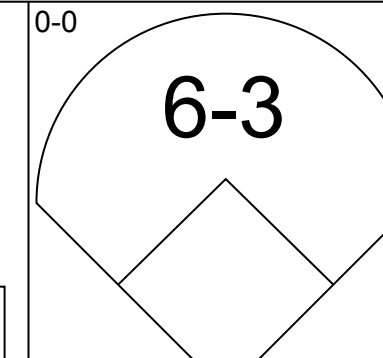
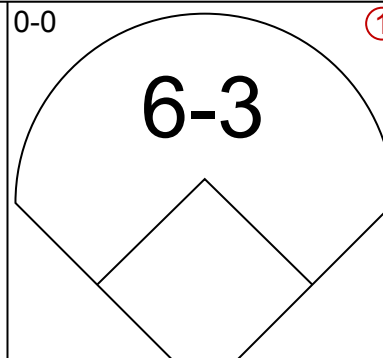

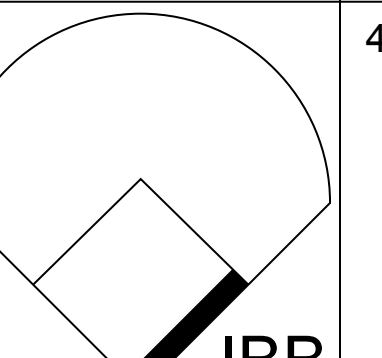
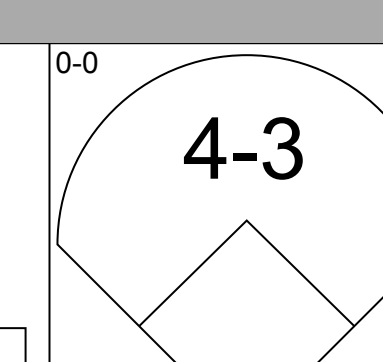
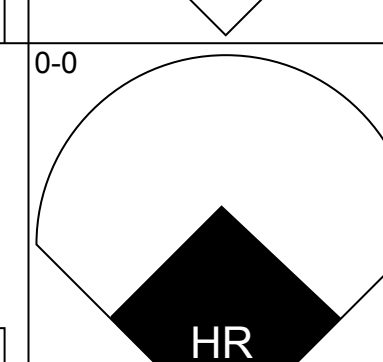
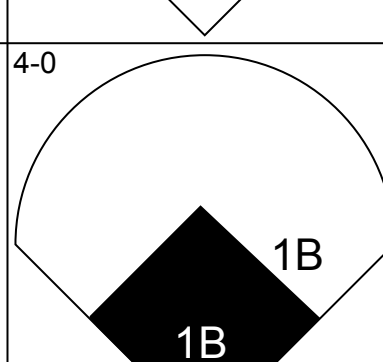

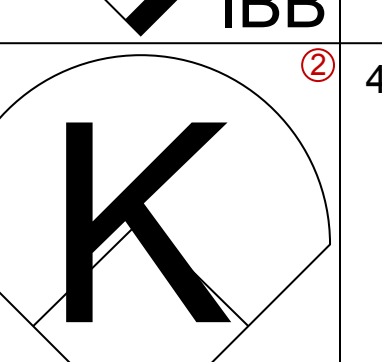

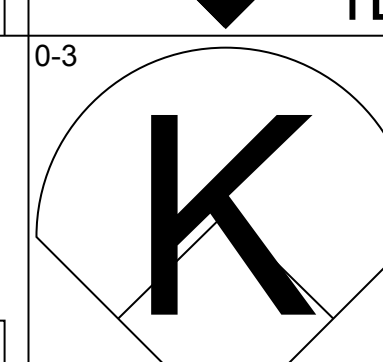
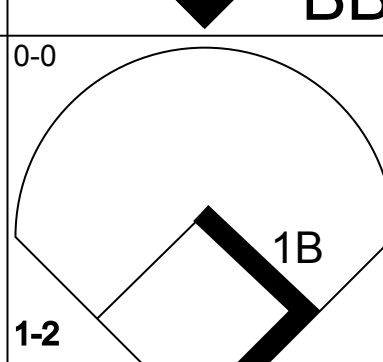
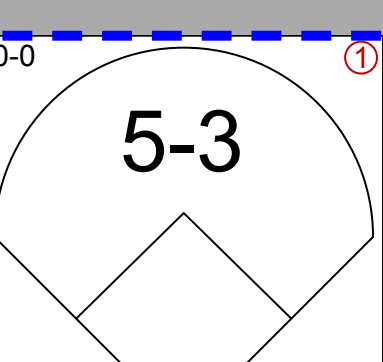
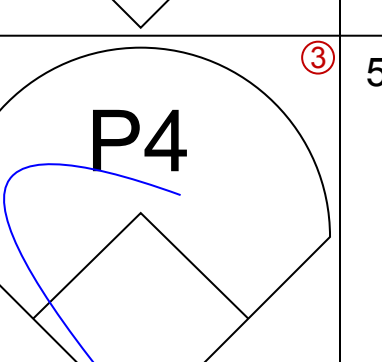

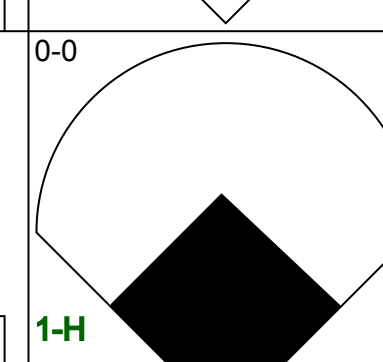
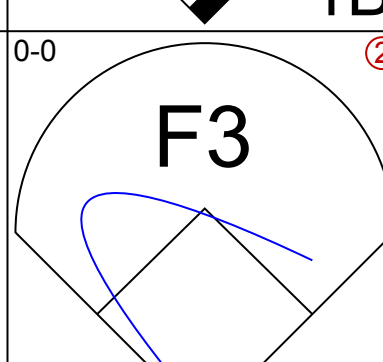
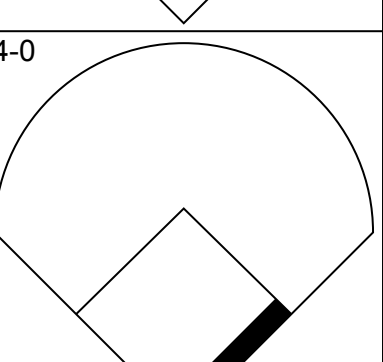
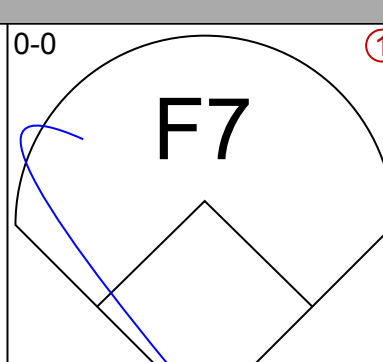
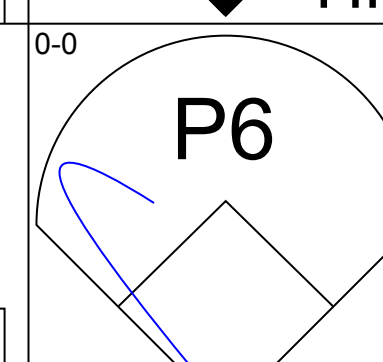
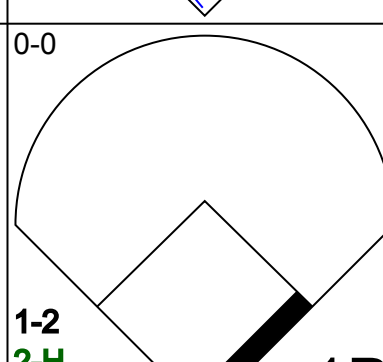
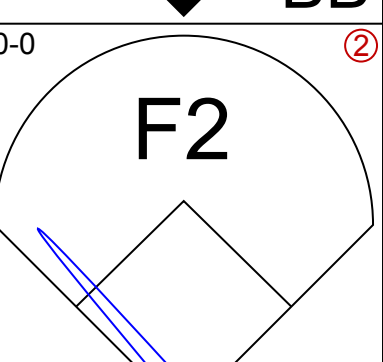

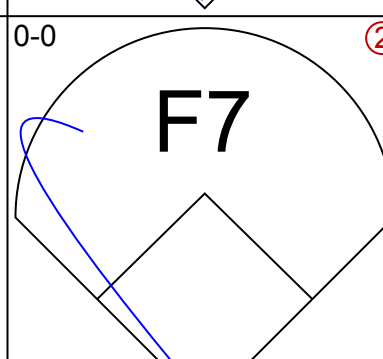
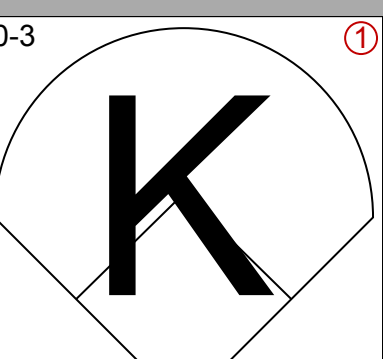
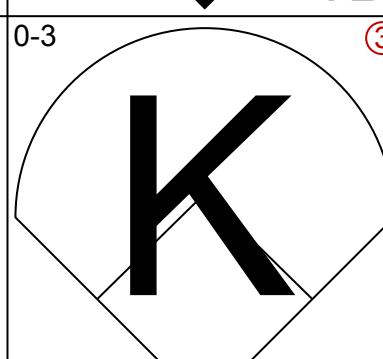
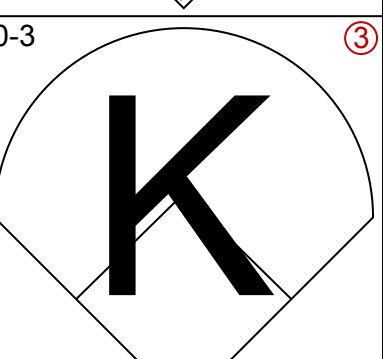
Batter	1	2	3	4	5	6	7	8	9	AB	R	H	RBI	BB	SO	LOB	BOTTOM											
Ty Cline, L OBP: 0.375, SLG: 0.411 (1, 8)	2B	1B			L7			L4		3	1	1	0	1	0	0	Boston Red Sox @ Cleveland Indians Cleveland Municipal Stadium, Cleveland, OH Wed Jun 20 1962, 7:05 PM EDT Unknown											
Al Luplow, L OBP: 0.370, SLG: 0.515 (1, 7)	F3	6-3			K					3	0	0	0	1	1	2												
Tito Francona, L OBP: 0.333, SLG: 0.435 (1, 3)	1B	2B						P5		3	1	1	0	1	1	1												
Willie Kirkland, L OBP: 0.338, SLG: 0.455 (1, 9)	S	1B			G3-6-3			F5		4	1	2	2	0	0	2												
Woodie Held, R OBP: 0.367, SLG: 0.424 (1, 6)	K						WP	HR	1B	3	2	2	1	1	1	1												
Jerry Kindall, R OBP: 0.296, SLG: 0.410 (1, 4)	BB				F9					3	0	0	0	1	1	3												
Bubba Phillips, R OBP: 0.320, SLG: 0.414 (1, 5)	K							P5		4	1	1	3	0	2	2												
Doc Edwards, R OBP: 0.263, SLG: 0.188 (1, 2)										4	0	1	0	0	0	0												
Jim Perry, S OBP: 0.172, SLG: 0.179 Bob Allen, L (8, 1)		L1								3	0	0	0	0	0	0												
Gary Bell, R OBP: 0.125, SLG: 0.125 (8, 1)								FC6-4	1B	1	0	0	0	0	0	1												
Inning Stats	R: 2 E: 0 K: 2 S: 10	H: 3 LOB: 2 BB: 1 P: 14	R: 0 E: 0 K: 0 S: 3	H: 0 LOB: 1 BB: 1 P: 7	R: 0 E: 0 K: 1 S: 5	H: 0 LOB: 0 BB: 0 P: 5	R: 0 E: 0 K: 0 S: 7	H: 0 LOB: 0 BB: 0 P: 7	R: 3 E: 0 K: 1 S: 7	H: 2 LOB: 1 BB: 1 P: 11	R: 0 E: 0 K: 0 S: 3	H: 0 LOB: 1 BB: 1 P: 7	R: 1 E: 0 K: 0 S: 5	H: 2 LOB: 1 BB: 0 P: 5	1B: 5 2B: 1 3B: 0 HR: 2	SF: 0 SAC: 0 DP: 1 HBP: 0	WP: 1 PB: 1 SB: 1 CS: 0	PA: 36										
PITCHER	IP	WLS	BF	H	R	ER	SO	BB	IBB	HBP	BLK	WP	HR	S	P	ERA	WHIP											
Gene Conley, R ERA: 3.63 Arnold Earley, L ERA: 4.35 Hal Kolstad, R ERA: 7.53	(1, 1)	6.1	L	29	6	5	5	6	5	0	0	0	0	1	36	56	7.11	1.737										
	(7, 1)	0.2		2	0	0	0	0	0	0	0	0	0	2	2	0.00	0.000											
	(8, 1)	1.0		5	2	1	1	0	0	0	0	0	1	5	5	9.00	2.000											

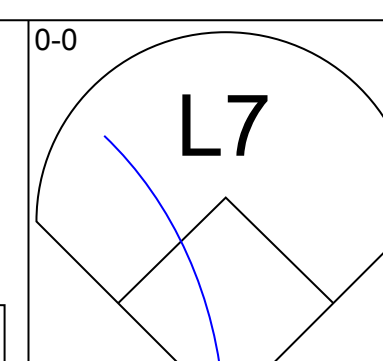
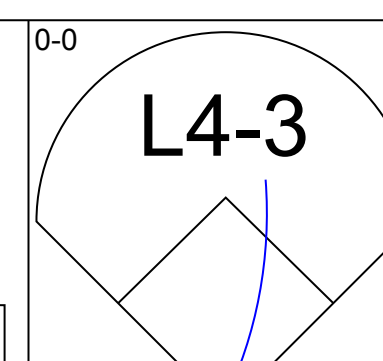
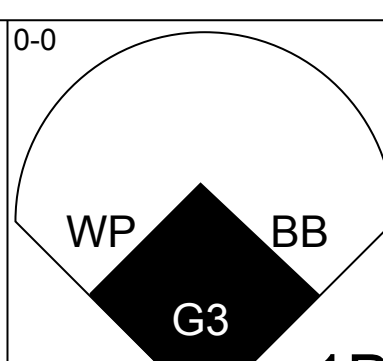

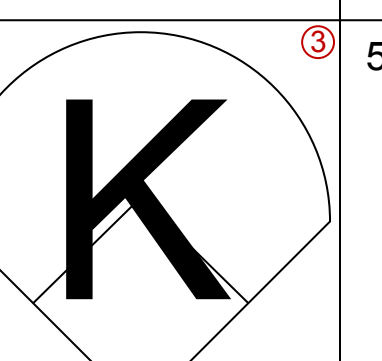

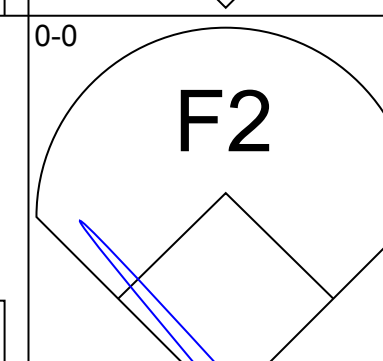
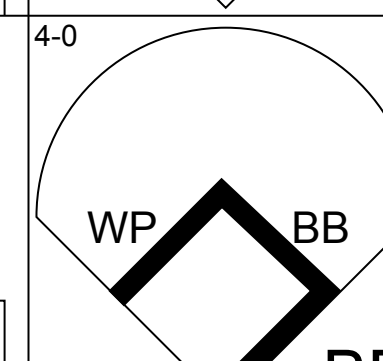
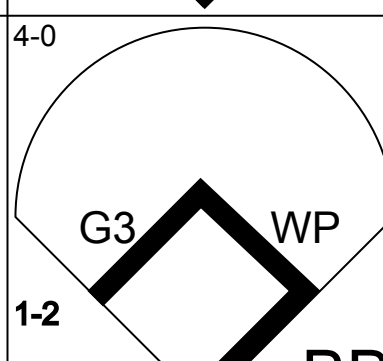
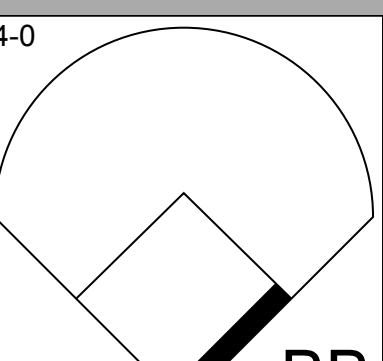
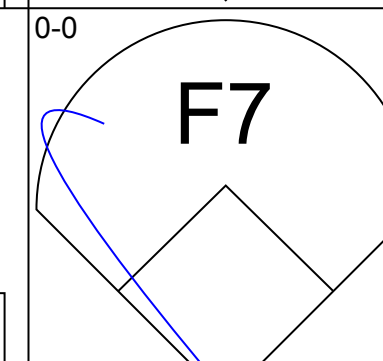
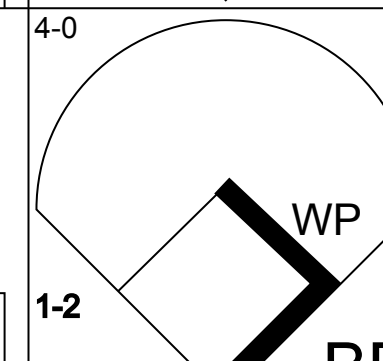
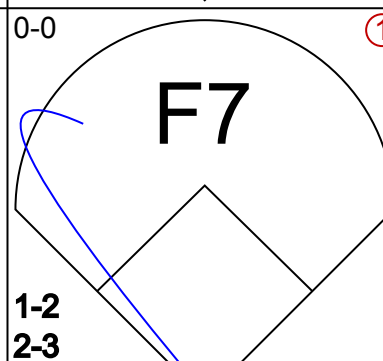
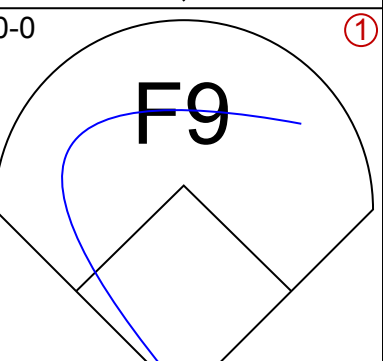
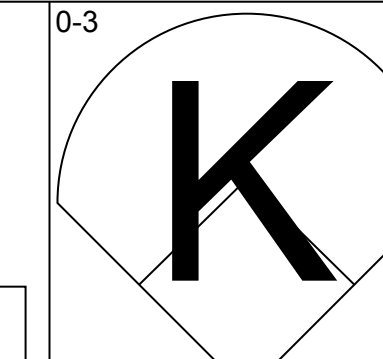
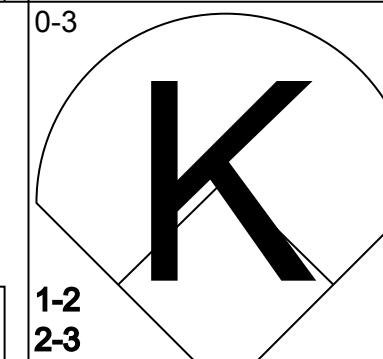
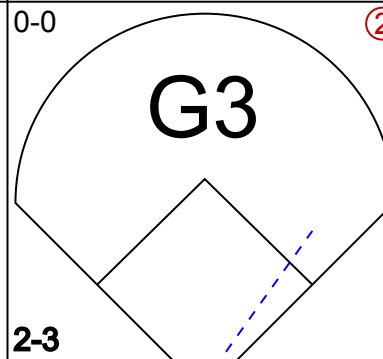
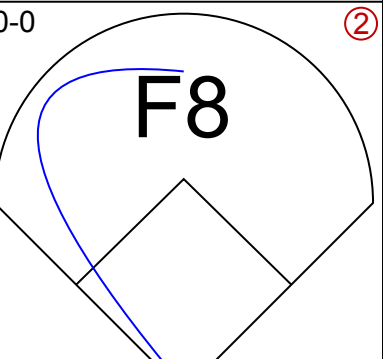
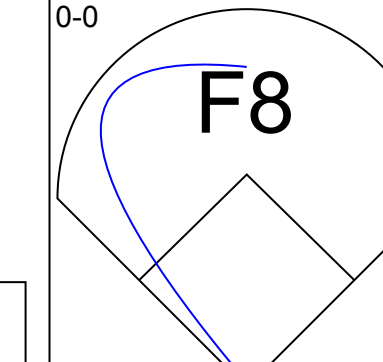
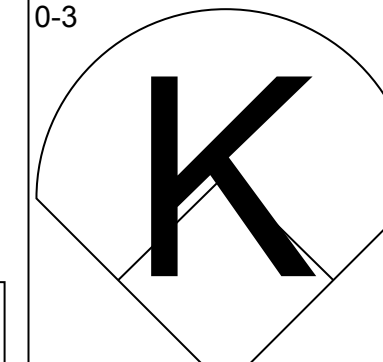
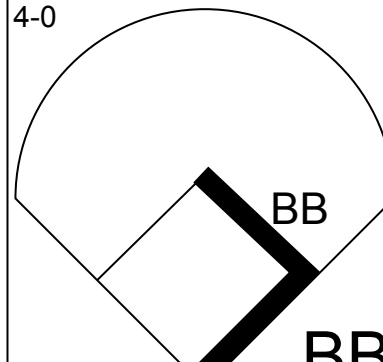
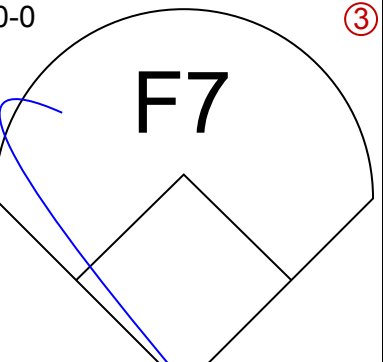
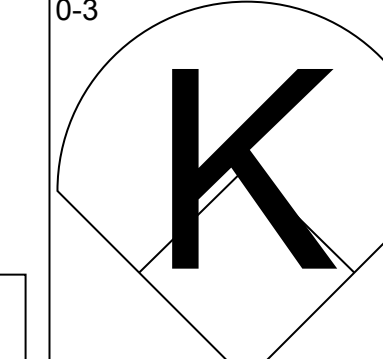
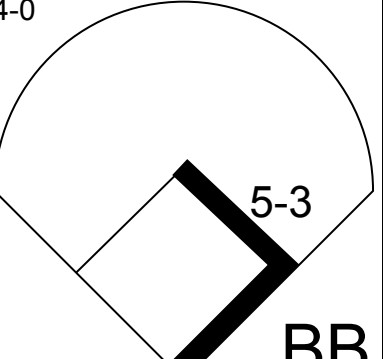

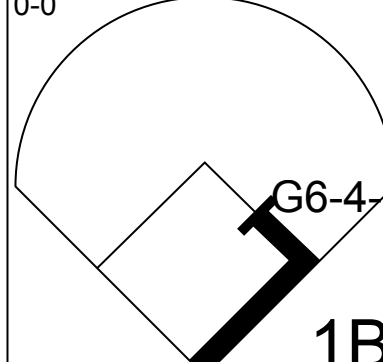
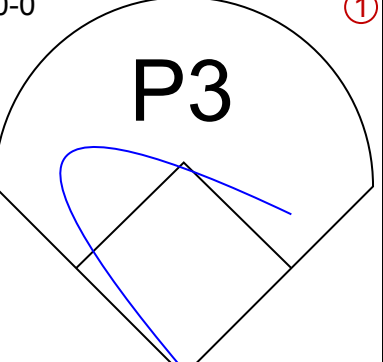
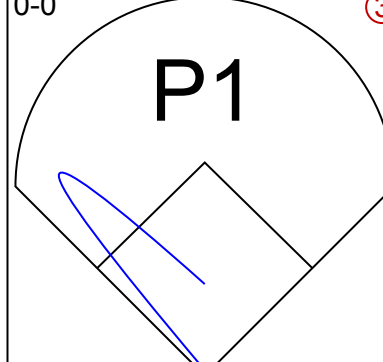
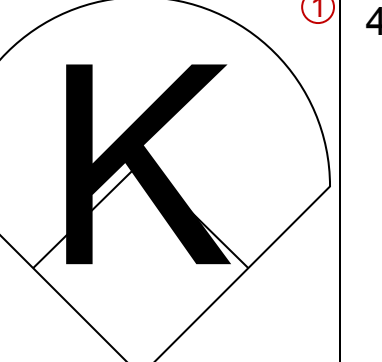
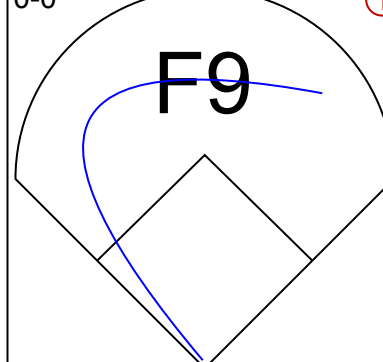
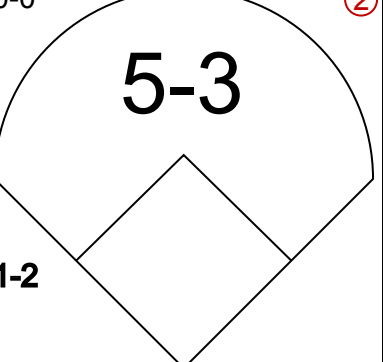
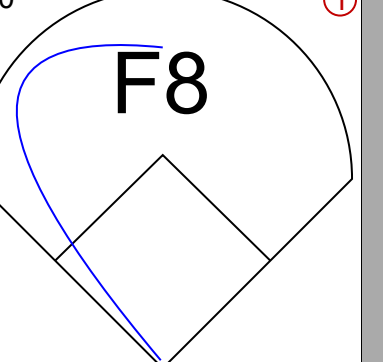
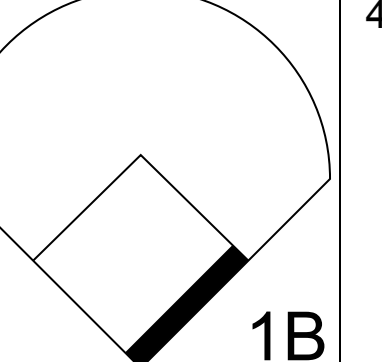
AB	31
R	6
H	8
RBI	6
BB	5
SO	6
LOB	12



Batter	1	2	3	4	5	6	7	8	9	AB	R	H	RBI	BB	SO	LOB	TOP			
Billy Gardner, R OBP: 0.277, SLG: 0.267 (1, 4)										4	0	0	0	0	0	2	Boston Red Sox @ Cleveland Indians Cleveland Municipal Stadium, Cleveland, OH Wed Jun 20 1962, 7:05 PM EDT Att: 12,134 - Unknown AB 30 R 0 H 5 RBI 0 BB 2 SO 4 LOB 9 			
Gary Geiger, L OBP: 0.317, SLG: 0.352 (1, 8)										4	0	2	0	0	0	1				
Carl Yastrzemski, L OBP: 0.365, SLG: 0.490 (1, 7)										3	0	0	0	1	1					
Frank Maltzone, R OBP: 0.331, SLG: 0.467 (1, 5)										4	0	0	0	0	2					
Pete Runnels, L OBP: 0.445, SLG: 0.460 (1, 3)										3	0	0	0	1	1					
Bob Tillman, R OBP: 0.313, SLG: 0.544 (1, 2)										3	0	0	0	0	1					
Carroll Hardy, R OBP: 0.322, SLG: 0.354 (1, 9)										3	0	0	0	0	1					
Eddie Bressoud, R OBP: 0.299, SLG: 0.399 (1, 6)										3	0	1	0	0	0					
Mike Fomieles, R OBP: 0.222, SLG: 0.222 (1, 1)										1	0	1	0	0	0					
Galen Cisco, R OBP: 0.136, SLG: 0.143 (6, PH)										1	0	0	0	0	0					
Jim Pagliaroni, R OBP: 0.375, SLG: 0.445 (8, PR)										1	0	1	0	0	0					
Lou Clinton, R OBP: 0.169, SLG: 0.200 (8, PR)										0	0	0	0	0	0					
Arnold Earley, L (8, 1)										0	0	0	0	0	0					
Inning Stats	R: 0 E: 0 K: 0 S: 3	H: 0 LOB: 1 BB: 1 P: 7	R: 0 E: 0 K: 1 S: 4	H: 0 LOB: 0 BB: 1 P: 8	R: 0 E: 1 K: 0 S: 4	H: 2 LOB: 2 BB: 0 P: 4	R: 0 E: 0 K: 0 S: 3	H: 0 LOB: 0 BB: 0 P: 3	R: 0 E: 0 K: 1 S: 6	H: 1 LOB: 1 BB: 0 P: 6	R: 0 E: 0 K: 0 S: 3	H: 0 LOB: 0 BB: 0 P: 3	R: 0 E: 0 K: 0 S: 4	H: 1 LOB: 1 BB: 0 P: 4	R: 0 E: 0 K: 1 S: 5	H: 0 LOB: 0 BB: 0 P: 5	1B: 4 2B: 1 3B: 0 HR: 0	SF: 0 SAC: 0 DP: 1 HBP: 0	WP: 0 PB: 0 SB: 1 CS: 0	PA: 32
PITCHER Barry Latman, R ERA: 4.06 (1, 1)	IP: 9.0 WLS: W BF: 32 H: 5 R: 0 ER: 0 SO: 4 BB: 2 IBB: 0 HBP: 0 BLK: 0 WP: 0 HR: 0 S: 38 P: 46 ERA: 0.00 WHIP: 0.778															PITCHER	IP: WLS: BF: H: R: ER: SO: BB: IBB: HBP: BLK: WP: HR: S: P: ERA: WHIP:			

Batter	1	2	3	4	5	6	7	8	9	AB	R	H	RBI	BB	SO	LOB	BOTTOM			
Ty Cline, L OBP: 0.385, SLG: 0.424 (1, 8)										3	0	2	1	0	0	1	Boston Red Sox @ Cleveland Indians Cleveland Municipal Stadium, Cleveland, OH Wed Jun 20 1962, 7:05 PM EDT Att: 12,134 - Unknown AB 29 R 3 H 6 RBI 3 BB 3 SO 3 LOB 20 			
Willie Tasby, R OBP: 0.333, SLG: 0.300 (8, PH)										1	0	0	0	0	0	1				
Al Luplow, L OBP: 0.373, SLG: 0.511 (1, 7)										3	0	1	0	0	0	3				
Tito Francona, L OBP: 0.332, SLG: 0.430 (1, 3)										3	0	0	0	0	0	3				
Willie Kirkland, L OBP: 0.336, SLG: 0.467 (1, 9)										4	1	1	1	0	0	3				
Woodie Held, R OBP: 0.365, SLG: 0.418 (1, 6)										3	0	0	0	1	1	3				
Jerry Kindall, R OBP: 0.295, SLG: 0.421 (1, 4)										4	1	1	1	0	1	4				
Bubba Phillips, R OBP: 0.319, SLG: 0.409 (1, 5)										3	0	0	0	0	1	0				
Doc Edwards, R OBP: 0.304, SLG: 0.211 (1, 2)										3	0	1	0	1	0	1				
Barry Latman, R OBP: 0.294, SLG: 0.467 (1, 1)										2	1	0	0	1	0	1				
Inning Stats	R: 0 E: 0 K: 2 S: 8	H: 1 LOB: 3 BB: 0 P: 10	R: 1 E: 1 K: 0 S: 5	H: 1 LOB: 2 BB: 0 P: 6	R: 1 E: 0 K: 0 S: 4	H: 1 LOB: 1 BB: 0 P: 5	R: 0 E: 0 K: 0 S: 3	H: 0 LOB: 1 BB: 1 P: 7	R: 0 E: 0 K: 1 S: 7	H: 2 LOB: 2 BB: 0 P: 7	R: 0 E: 0 K: 0 S: 3	H: 0 LOB: 0 BB: 0 P: 3	R: 1 E: 0 K: 0 S: 4	H: 1 LOB: 1 BB: 1 P: 8	R: 0 E: 0 K: 0 S: 4	H: 0 LOB: 0 BB: 0 P: 5	1B: 3 2B: 1 3B: 0 HR: 2	SF: 0 SAC: 1 DP: 0 HBP: 4	WP: 1 PB: 0 SB: 0 CS: 1	PA: 38
PITCHER Mike Fomieles, R ERA: 5.31 (1, 1)	IP: 3.0 WLS: L BF: 18 H: 3 R: 2 ER: 1 SO: 2 BB: 1 IBB: 0 HBP: 0 BLK: 0 WP: 1 HR: 1 S: 17 P: 25 ERA: 3.00 WHIP: 1.333															PITCHER	IP: WLS: BF: H: R: ER: SO: BB: IBB: HBP: BLK: WP: HR: S: P: ERA: WHIP:			
Galen Cisco, R ERA: 5.37 (4, 1)	4.0 14 2 0 0 1 1 0 0 0 1 0 15 19 0.00 0.750																			
Arnold Earley, L ERA: 4.57 (8, 1)	1.0 5 1 1 1 0 1 0 0 0 0 1 4 8 9.00 2.000																			

Batter	1	2	3	4	5	6	7	8	9	AB	R	H	RBI	BB	SO	LOB	TOP															
Billy Gardner, R OBP: 0.308, SLG: 0.271 (1, 4)										3	0	1	0	2	1	0	Boston Red Sox @ Cleveland Indians Cleveland Municipal Stadium, Cleveland, OH Thu Jun 21 1962, 3:33 AM EDT Att: 4,396 - Unknown AB 34 R 3 H 7 RBI 3 BB 8 SO 8 LOB 24 															
Gary Geiger, L OBP: 0.323, SLG: 0.352 (1, 8)										3	0	1	0	2	0	1																
Carl Yastrzemski, L OBP: 0.366, SLG: 0.490 (1, 7)										4	0	1	0	1	1	5																
Frank Maltzone, R OBP: 0.329, SLG: 0.460 (1, 5)										4	0	0	0	1	0	3																
Pete Runnels, L OBP: 0.444, SLG: 0.456 (1, 3)										4	2	1	0	1	1	5																
Jim Paglisoni, R OBP: 0.369, SLG: 0.435 (1, 2)										5	0	1	0	0	1	4																
Carroll Hardy, R OBP: 0.325, SLG: 0.367 (1, 9)										3	1	1	2	1	1	2																
Eddie Bressoud, R OBP: 0.298, SLG: 0.397 (1, 6)										4	0	1	1	0	0	1																
Earl Wilson, R OBP: 0.273, SLG: 0.400 Dick Radatz, R OBP: 0.167, SLG: 0.167 (6, 1)										3	0	0	0	0	2	2																
Inning Stats	R: 0 E: 0 K: 1 S: 6	H: 1 LOB: 1 BB: 0 P: 6	R: 0 E: 0 K: 1 S: 5	H: 0 LOB: 0 BB: 0 P: 5	R: 0 E: 0 K: 0 S: 4	H: 1 LOB: 2 BB: 1 P: 8	R: 2 E: 0 K: 1 S: 7	H: 2 LOB: 0 BB: 0 P: 7	R: 0 E: 0 K: 2 S: 7	H: 0 LOB: 1 BB: 1 P: 11	R: 1 E: 0 K: 1 S: 7	H: 2 LOB: 2 BB: 1 P: 11	R: 0 E: 0 K: 0 S: 4	H: 1 LOB: 2 BB: 1 P: 8	R: 0 E: 0 K: 1 S: 5	H: 0 LOB: 3 BB: 3 P: 17		R: 0 E: 0 K: 1 S: 5	H: 0 LOB: 3 BB: 3 P: 17	1B: 5 2B: 1 3B: 0 HR: 1	SF: 0 SAC: 0 DP: 0 HBP: 0	WP: 0 PB: 0 SB: 2 CS: 0	PA: 42									
PITCHER	IP WLS BF H R ER SO BB IBB HBP BLK WP HR S P ERA WHIP																															
Pedro Ramos, R ERA: 4.48 Frank Funk, R ERA: 3.99 Bob Allen, L ERA: 5.2	(1, 1) (7, 1) (8, 1)	6.0 1.0 2.0	L 3 10	29 0 0	7 0 0	3 0 0	3 0 0	6 0 2	4 0 3	0 0 1	0 0 0	0 0 0	0 3 10	53 3 26	4.50 0.00 0.00	1.833 0.000 1.500																

Batter	1	2	3	4	5	6	7	8	9	AB	R	H	RBI	BB	SO	LOB	BOTTOM																
Ty Cline, L OBP: 0.379, SLG: 0.416 (1, 8)										5	1	1	0	0	1	2	Boston Red Sox @ Cleveland Indians Cleveland Municipal Stadium, Cleveland, OH Thu Jun 21 1962, 3:33 AM EDT Att: 4,396 - Unknown AB 29 R 1 H 3 RBI 1 BB 8 SO 9 LOB 23 																
Al Luplow, L OBP: 0.383, SLG: 0.507 (1, 7)										1	0	0	0	3	0	0																	
Tito Francona, L OBP: 0.331, SLG: 0.425 (1, 3)										3	0	0	0	1	0	3																	
Willie Kirkland, L OBP: 0.330, SLG: 0.457 (1, 9)										4	0	0	1	0	2	4																	
John Romano, R OBP: 0.354, SLG: 0.470 (1, 2)										3	0	0	0	1	1	3																	
Woodie Held, R OBP: 0.372, SLG: 0.416 (1, 6)										1	0	0	0	3	1	0																	
Bubba Phillips, R OBP: 0.316, SLG: 0.406 (1, 5)										4	0	1	0	0	1	5																	
Jerry Kindall, R OBP: 0.294, SLG: 0.418 (1, 4)										4	0	1	0	0	0	2																	
Pedro Ramos, S OBP: 0.333, SLG: 0.773 Frank Funk, R OBP: 0.167, SLG: 0.167 Don Dillard, L OBP: 0.250, SLG: 0.313 Bob Allen, L (8, 1) Gene Green, R OBP: 0.338, SLG: 0.623 (8, PH)	(1, 1) (7, 1) (7, PH) (8, 1) (8, PH)	5.2 3.1	W S	24 13	2 1	1 0	1 0	5 4	6 2	0 0	0 0	0 0	0 0	0 19	28 27	1.59 0.900																	
Inning Stats	R: 0 E: 0 K: 0 S: 3	H: 0 LOB: 0 BB: 0 P: 3	R: 0 E: 0 K: 2 S: 7	H: 0 LOB: 0 BB: 0 P: 7	R: 0 E: 0 K: 0 S: 3	H: 1 LOB: 0 BB: 0 P: 3	R: 0 E: 0 K: 2 S: 7	H: 0 LOB: 2 BB: 2 P: 15	R: 0 E: 0 K: 1 S: 5	H: 0 LOB: 1 BB: 1 P: 9	R: 1 E: 0 K: 0 S: 4	H: 1 LOB: 3 BB: 3 P: 16	R: 0 E: 0 K: 1 S: 5	H: 0 LOB: 0 BB: 0 P: 5	R: 0 E: 0 K: 0 S: 3	H: 0 LOB: 1 BB: 1 P: 7		R: 0 E: 0 K: 3 S: 10	H: 1 LOB: 2 BB: 1 P: 14	1B: 3 2B: 0 3B: 0 HR: 0	SF: 0 SAC: 0 DP: 1 HBP: 0	WP: 2 PB: 0 SB: 0 CS: 0	PA: 37										
PITCHER	IP WLS BF H R ER SO BB IBB HBP BLK WP HR S P ERA WHIP																																
Earl Wilson, R ERA: 3.64 Dick Radatz, R ERA: 1.94	(1, 1) (6, 1)	5.2 3.1	W S	24 13	2 1	1 0	1 0	5 4	6 2	0 0	0 0	0 0	0 0	0 19	28 27	1.59 0.900																	

Batter	1	2	3	4	5	6	7	8	9	AB	R	H	RBI	BB	SO	LOB	TOP					
Jim Piersall, R OBP: 0.288, SLG: 0.360 (1, 8)										5	0	4	0	0	0	0	Washington Senators @ Cleveland Indians Cleveland Municipal Stadium, Cleveland, OH Fri Jun 22 1962, 7:05 PM EDT Att: 12,690 - Unknown livebaseballscorecards.com					
Chuck Cottier, R OBP: 0.302, SLG: 0.344 (1, 4)										5	0	2	1	0	1	3						
Bob Johnson, R OBP: 0.327, SLG: 0.406 (1, 5)										4	0	1	0	0	0	5						
Chuck Hinton, R OBP: 0.337, SLG: 0.511 (1, 7)										4	1	1	0	0	0	1						
Harry Bright, R OBP: 0.370, SLG: 0.533 (1, 3)										4	0	0	0	0	0	1						
Ken Retzer, L OBP: 0.358, SLG: 0.490 (1, 2)										4	0	0	0	0	0	1						
Jim King, L OBP: 0.355, SLG: 0.317 (1, 9)										2	0	0	0	2	0	0						
Ed Brinkman, R OBP: 0.188, SLG: 0.250 (1, 6)										4	1	3	1	0	0	1						
Bennie Daniels, L OBP: 0.130, SLG: 0.130 (4, 1)										1	0	0	0	0	0	0						
Carl Boulin, S OBP: 0.250, SLG: 0.449 (6, PH)										1	0	0	0	0	1	1						
Jim Hannan, R OBP: 0.250, SLG: 0.250 (6, PH)										0	0	0	0	0	0	0						
Joe Hicks, S OBP: 0.250, SLG: 0.449 (6, PH)										1	0	0	0	0	0	2						
Marty Kutyna, R OBP: 0.250, SLG: 0.250 (6, PH)										0	0	0	0	0	0	0						
Dale Long, L OBP: 0.250, SLG: 0.250 (6, PH)										1	0	0	0	0	0	1						
Inning Stats	R: 0 E: 0 K: 1 S: 6	H: 1 LOB: 1 BB: 0 P: 6	R: 0 E: 0 K: 0 S: 3	H: 0 LOB: 1 BB: 1 P: 7	R: 0 E: 0 K: 0 S: 4	H: 2 LOB: 1 BB: 0 P: 4	R: 0 E: 0 K: 0 S: 3	H: 0 LOB: 0 BB: 0 P: 3	R: 1 E: 0 K: 1 S: 8	H: 3 LOB: 2 BB: 0 P: 8	R: 1 E: 0 K: 0 S: 5	H: 2 LOB: 2 BB: 1 P: 9	R: 0 E: 0 K: 0 S: 3	H: 1 LOB: 0 BB: 0 P: 3	R: 0 E: 0 K: 0 S: 3	H: 0 LOB: 0 BB: 0 P: 3	R: 0 E: 1 K: 0 S: 5	H: 2 LOB: 2 BB: 0 P: 5	1B: 10 2B: 1 3B: 0 HR: 0	SF: 0 SAC: 0 DP: 2 HBP: 0	WP: 0 PB: 0 SB: 0 CS: 0	PA: 38
PITCHER Dick Donovan, R ERA: 2.86 (1, 1)	IP: 9.0 WLS: W BF: 38 H: 11 R: 2 ER: 2 SO: 2 BB: 2 IBB: 0 HBP: 0 BLK: 0 WP: 0 HR: 0 S: 40 P: 48 ERA: 2.00 WHIP: 1.444															PITCHER						

Batter	1	2	3	4	5	6	7	8	9	AB	R	H	RBI	BB	SO	LOB	BOTTOM			
Ty Cline, L OBP: 0.376, SLG: 0.411 (1, 8)										4	1	1	0	0	0	3	Washington Senators @ Cleveland Indians Cleveland Municipal Stadium, Cleveland, OH Fri Jun 22 1962, 7:05 PM EDT Att: 12,690 - Unknown livebaseballscorecards.com			
Al Luplow, L OBP: 0.386, SLG: 0.507 (1, 7)										4	1	2	1	0	0	0				
Tito Francona, L OBP: 0.337, SLG: 0.434 (1, 3)										1	1	1	1	2	0	0				
Willie Kirkland, L OBP: 0.324, SLG: 0.447 (1, 9)										4	0	0	0	0	0	5				
John Romano, R OBP: 0.356, SLG: 0.480 (1, 2)										4	2	2	2	0	0	1				
Woodie Held, R OBP: 0.377, SLG: 0.427 (1, 6)										4	0	3	1	0	0	1				
Bubba Phillips, R OBP: 0.317, SLG: 0.403 (1, 5)										4	0	1	1	0	0	2				
Jerry Kindall, R OBP: 0.294, SLG: 0.412 (1, 4)										3	0	0	0	1	1	1				
Dick Donovan, L OBP: 0.283, SLG: 0.381 (1, 1)										4	1	1	0	0	1	3				
Inning Stats	R: 0 E: 0 K: 0 S: 4	H: 1 LOB: 1 BB: 0 P: 4	R: 0 E: 0 K: 0 S: 3	H: 1 LOB: 0 BB: 0 P: 3	R: 2 E: 0 K: 0 S: 6	H: 3 LOB: 1 BB: 0 P: 6	R: 1 E: 0 K: 1 S: 7	H: 3 LOB: 2 BB: 1 P: 11	R: 3 E: 0 K: 1 S: 8	H: 3 LOB: 1 BB: 1 P: 12	R: 0 E: 0 K: 0 S: 3	H: 0 LOB: 0 BB: 0 P: 3	R: 0 E: 0 K: 0 S: 3	H: 0 LOB: 1 BB: 1 P: 7	R: 0 E: 0 K: 0 S: 3	H: 0 LOB: 0 BB: 0 P: 3		1B: 7 2B: 3 3B: 1 HR: 0	SF: 1 SAC: 0 DP: 1 HBP: 0	WP: 1 PB: 0 SB: 1 CS: 1
PITCHER Bennie Daniels, R ERA: 5.07 (1, 1)	IP: 3.0 WLS: L BF: 17 H: 8 R: 3 ER: 3 SO: 0 BB: 1 IBB: 0 HBP: 0 BLK: 0 WP: 1 HR: 0 S: 16 P: 20 ERA: 9.00 WHIP: 3.000															PITCHER				
Carl Boulin, R ERA: 15.0 (4, 1)	IP: 1.1 WLS: 7 BF: 3 H: 3 R: 3 ER: 3 SO: 1 BB: 1 IBB: 0 HBP: 0 BLK: 0 WP: 0 HR: 8 S: 12 P: 20.25 ERA: 20.25 WHIP: 3.000																			
Jim Hannan, R ERA: 5.11 (5, 1)	IP: 0.2 WLS: 2 BF: 0 H: 0 R: 0 ER: 0 SO: 1 BB: 0 IBB: 0 HBP: 0 BLK: 0 WP: 0 HR: 4 S: 4 P: 4 ERA: 0.00 WHIP: 0.000																			
Marty Kutyna, R ERA: 2.8 (6, 1)	IP: 3.0 WLS: 10 BF: 0 H: 0 R: 0 ER: 0 SO: 0 BB: 1 IBB: 0 HBP: 0 BLK: 0 WP: 0 HR: 9 S: 13 P: 0.00 WHIP: 0.333																			

Batter	1	2	3	4	5	6	7	8	9	AB	R	H	RBI	BB	SO	LOB	TOP																					
Jim Piersall, R OBP: 0.298, SLG: 0.367 (1, 8)										4	0	3	1	1	0	3																						
Chuck Cottier, R OBP: 0.304, SLG: 0.345 (1, 4)										5	1	2	2	0	0	3																						
Chuck Hinton, R OBP: 0.340, SLG: 0.506 (1, 7)										2	0	0	0	2	0	2																						
Jim King, L OBP: 0.352, SLG: 0.310 (1, 9)										3	0	0	0	1	1	3																						
Harry Bright, R OBP: 0.385, SLG: 0.570 (1, 3)										3	1	2	2	1	0	0																						
Bob Johnson, R OBP: 0.321, SLG: 0.398 (1, 5)										4	0	0	0	0	1	3																						
Ken Retzer, L OBP: 0.364, SLG: 0.490 (1, 2)										4	2	2	0	0	1	1																						
Ken Hamlin, R OBP: 0.281, SLG: 0.283 (1, 6)										3	1	0	0	1	0	2																						
Dave Stenhouse, R OBP: 0.087, SLG: 0.045 (1, 1)										3	0	0	0	0	2	1																						
Tom Cheney, R OBP: 0.133, SLG: 0.071 (9, 1)										0	0	0	0	0	0	0																						
Inning Stats	R: 0 E: 0 K: 1 S: 5	H: 1 LOB: 1 BB: 1 P: 9	R: 0 E: 1 K: 2 S: 7	H: 0 LOB: 1 BB: 1 P: 11	R: 0 E: 0 K: 1 S: 6	H: 1 LOB: 2 BB: 1 P: 10	R: 0 E: 0 K: 0 S: 3	H: 0 LOB: 0 BB: 0 P: 3	R: 0 E: 0 K: 0 S: 3	H: 0 LOB: 0 BB: 1 P: 7	R: 1 E: 0 K: 0 S: 4	H: 1 LOB: 0 BB: 0 P: 4	R: 1 E: 1 K: 1 S: 6	H: 2 LOB: 0 BB: 0 P: 6	R: 1 E: 0 K: 0 S: 4	H: 2 LOB: 1 BB: 1 P: 8	R: 2 E: 1 K: 0 S: 5	H: 2 LOB: 1 BB: 1 P: 9	1B: 8 2B: 0 3B: 0 HR: 1	SF: 0 SAC: 2 DP: 2 HBP: 0	WP: 0 PB: 0 CS: 2	PA: 40																
PITCHER	IP	WLS	BF	H	R	ER	SO	BB	IBB	HBP	BLK	WP	HR	S	P	ERA	WHIP	PITCHER				IP	WLS	BF	H	R	ER	SO	BB	IBB	HBP	BLK	WP	HR	S	P	ERA	WHIP
Mudcat Grant, R ERA: 3.68 (1, 1)	7.1	L	32	7	3	2	5	4	1	0	0	0	1	37	57	2.46	1.500																					
Frank Funk, R ERA: 3.03 (8, 1)	0.2		1	0	0	0	0	0	0	0	0	0	0	1	1	0.00	0.000																					
Gary Bell, R ERA: 3.86 (9, 1)	1.0		6	2	2	2	0	1	0	0	0	0	0	5	9	18.00	3.000																					

Washington Senators @ Cleveland Indians
Cleveland Municipal Stadium, Cleveland, OH
Sat Jun 23 1962, 3:33 AM EDT
Att: 4,624 - Unknown

AB 31
R 5
H 9
RBI 5
BB 6
SO 5
LOB 18



Batter	1	2	3	4	5	6	7	8	9	AB	R	H	RBI	BB	SO	LOB	BOTTOM																					
Ty Cline, L OBP: 0.366, SLG: 0.400 (1, 8)										4	0	0	0	0	1	0																						
Al Luplow, L OBP: 0.388, SLG: 0.503 (1, 7)										3	0	1	0	1	0	0																						
Tito Francona, L OBP: 0.332, SLG: 0.428 (1, 3)										4	0	0	0	0	1	2																						
Willie Kirkland, L OBP: 0.323, SLG: 0.443 (1, 9)										4	1	1	0	0	2	2																						
John Romano, R OBP: 0.358, SLG: 0.493 (1, 2)										4	1	2	2	0	0	0																						
Woodie Held, R OBP: 0.375, SLG: 0.421 (1, 6)										3	0	0	0	1	1	1																						
Bubba Phillips, R OBP: 0.316, SLG: 0.401 (1, 5)										4	1	1	0	0	0	2																						
Jerry Kindall, R OBP: 0.294, SLG: 0.408 (1, 4)										2	0	0	0	1	0	1																						
Gene Green, R OBP: 0.333, SLG: 0.613 (9, PH)										1	0	0	0	0	0	1																						
Mudcat Grant, R OBP: 0.192, SLG: 0.240 (1, 1)										2	0	1	1	0	0	0																						
Frank Funk, R OBP: 0.167, SLG: 0.167 (8, 1)										0	0	0	0	0	0	0																						
Don Dillard, L OBP: 0.247, SLG: 0.310 (8, PH)										1	0	0	0	0	0	0																						
Gary Bell, R OBP: 0.125, SLG: 0.125 (9, 1)										0	0	0	0	0	0	0																						
Inning Stats	R: 0 E: 0 K: 1 S: 5	H: 0 LOB: 1 BB: 1 P: 9	R: 1 E: 0 K: 0 S: 4	H: 2 LOB: 1 BB: 1 P: 8	R: 0 E: 0 K: 3 S: 10	H: 1 LOB: 1 BB: 0 P: 10	R: 0 E: 0 K: 1 S: 6	H: 1 LOB: 0 BB: 0 P: 6	R: 0 E: 0 K: 0 S: 3	H: 0 LOB: 0 BB: 0 P: 3	R: 0 E: 0 K: 0 S: 3	H: 0 LOB: 0 BB: 0 P: 3	R: 0 E: 0 K: 0 S: 3	H: 0 LOB: 0 BB: 0 P: 3	R: 2 E: 0 K: 0 S: 5	H: 2 LOB: 1 BB: 1 P: 9	1B: 4 2B: 1 3B: 0 HR: 1	SF: 0 SAC: 0 DP: 0 HBP: 0	WP: 1 PB: 0 CS: 0	PA: 36																		
PITCHER	IP	WLS	BF	H	R	ER	SO	BB	IBB	HBP	BLK	WP	HR	S	P	ERA	WHIP	PITCHER				IP	WLS	BF	H	R	ER	SO	BB	IBB	HBP	BLK	WP	HR	S	P	ERA	WHIP
Dave Stenhouse, R ERA: 2.59 (1, 1)	8.1	W	33	6	3	3	5	3	0	0	0	0	1	40	52	3.24	1.080																					
Tom Cheney, R ERA: 3.71 (9, 1)	0.2	S	2	0	0	0	0	0	0	0	0	0	0	2	2	0.00	0.000																					

Washington Senators @ Cleveland Indians
Cleveland Municipal Stadium, Cleveland, OH
Sat Jun 23 1962, 3:33 AM EDT
Att: 4,624 - Unknown

AB 32
R 3
H 6
RBI 3
BB 3
SO 5
LOB 9



Batter	1	2	3	4	5	6	7	8	9	AB	R	H	RBI	BB	SO	LOB	TOP			
Ty Cline, L OBP: 0.355, SLG: 0.387 (1, 8)	L8		L4-3			K		L7		4	0	0	0	0	1	0				
Al Luplow, L OBP: 0.389, SLG: 0.497 (1, 7)	HBP		K			F9		1B		3	0	1	0	0	1	0				
Tito Francona, L OBP: 0.330, SLG: 0.426 (1, 3)	K					BB 1B		F7		4	0	1	0	0	2	2				
Willie Kirkland, L OBP: 0.323, SLG: 0.437 (1, 9)	F8					BB 1B		4-3		3	0	0	0	1	1	2				
John Romano, R OBP: 0.357, SLG: 0.487 (1, 2)						BB		5-3		4	0	0	0	0	1	2				
Woodie Held, R OBP: 0.388, SLG: 0.412 (1, 6)						K		F8		3	0	0	0	1	1	1				
Bubba Phillips, R OBP: 0.313, SLG: 0.395 (1, 5)						P5		F7		4	0	1	0	0	0	2				
Jerry Kindall, R OBP: 0.293, SLG: 0.404 (1, 4)						BB 2B		F7		4	0	1	0	0	0	3				
Pedro Ramos, S OBP: 0.296, SLG: 0.680 (1, 1)						K		K		3	0	0	0	0	3	2				
Inning Stats	R: 0 E: 0 K: 1 S: 5	H: 0 LOB: 1 BB: 0 P: 6	R: 0 E: 0 K: 0 S: 3	H: 0 LOB: 1 BB: 1 P: 7	R: 0 E: 0 K: 2 S: 7	H: 0 LOB: 0 BB: 0 P: 7	R: 0 E: 0 K: 3 S: 9	H: 0 LOB: 0 BB: 0 P: 9	R: 0 E: 0 K: 2 S: 8	H: 1 LOB: 1 BB: 0 P: 8	R: 0 E: 0 K: 1 S: 6	H: 1 LOB: 1 BB: 0 P: 10	R: 0 E: 0 K: 0 S: 4	H: 1 LOB: 1 BB: 0 P: 4	R: 0 E: 1 K: 0 S: 4	H: 0 LOB: 1 BB: 0 P: 4	1B: 3 2B: 1 3B: 0 HR: 0	SF: 0 SAC: 0 DP: 0 HBP: 1	WP: 0 PB: 0 SB: 0 CS: 0	PA: 35
PITCHER Jim Bunning, R ERA: 3.62 (1, 1)	IP: 9.0 WLS: W BF: 35 H: 4 R: 0 ER: 0 SO: 10 BB: 2 IBB: 0 HBP: 1 BLK: 0 WP: 0 HR: 0 S: 52 P: 61 ERA: 0.00 WHIP: 0.667															PITCHER				

Cleveland Indians @ Detroit Tigers
Tiger Stadium, Detroit, MI
Tue Jun 26 1962, 7:05 PM EDT
Unknown

AB 32
R 0
H 4
RBI 0
BB 2
SO 10
LOB 14



Batter	1	2	3	4	5	6	7	8	9	AB	R	H	RBI	BB	SO	LOB	BOTTOM			
Steve Boros, R OBP: 0.335, SLG: 0.356 (1, 5)	L8		FC6 1B			F7		E6 1B HR		4	1	1	0	0	0	0				
Bill Bruton, L OBP: 0.352, SLG: 0.475 (1, 8)	FC5-4 HBP		FC6 1-2			K		E9 HR 1B		3	1	1	0	0	1	1				
Norm Cash, L OBP: 0.404, SLG: 0.536 (1, 3)	F9					G6-4-3 HBP		F5 HR IBB		2	1	0	0	1	0	1				
Rocky Colavito, R OBP: 0.354, SLG: 0.519 (1, 7)	FC5-4 1-2					G6-4-3 1-2		6-3 HR		4	1	1	4	0	0	2				
Bob Farley, L OBP: 0.348, SLG: 0.291 Bubba Morton, R OBP: 0.367, SLG: 0.338 (1, 9) (8, 9)	L8					5-3		5-3 HR BB		2	1	0	0	1	0	0				
Dick McAuliffe, L OBP: 0.356, SLG: 0.387 (1, 4)	4-3					K		HR BB		3	1	1	2	1	1	0				
Chico Fernandez, R OBP: 0.280, SLG: 0.411 (1, 6)	P4					CS BB		HR FC6-4 BB		2	0	0	0	2	0	1				
Dick Brown, R OBP: 0.282, SLG: 0.404 (1, 2)						6-3		FC6-4 1-2		3	0	0	0	0	0	2				
Jim Bunning, R OBP: 0.214, SLG: 0.325 (1, 1)						K		F7		3	0	0	0	0	1	0				
Inning Stats	R: 0 E: 0 K: 0 S: 3	H: 0 LOB: 0 BB: 0 P: 4	R: 0 E: 0 K: 0 S: 3	H: 0 LOB: 0 BB: 0 P: 3	R: 0 E: 0 K: 1 S: 6	H: 1 LOB: 1 BB: 0 P: 6	R: 0 E: 0 K: 0 S: 2	H: 0 LOB: 0 BB: 0 P: 3	R: 0 E: 0 K: 1 S: 4	H: 0 LOB: 0 BB: 1 P: 8	R: 0 E: 0 K: 1 S: 5	H: 0 LOB: 0 BB: 0 P: 5	R: 2 E: 0 K: 0 S: 4	H: 1 LOB: 1 BB: 2 P: 12	R: 4 E: 2 K: 0 S: 6	H: 2 LOB: 1 BB: 2 P: 14	1B: 2 2B: 0 3B: 0 HR: 2	SF: 0 SAC: 0 DP: 1 HBP: 2	WP: 0 PB: 0 SB: 1 CS: 1	PA: 34
PITCHER Pedro Ramos, R ERA: 4.6 (1, 1)	IP: 8.0 WLS: L BF: 34 H: 4 R: 6 ER: 5 SO: 3 BB: 4 IBB: 1 HBP: 2 BLK: 0 WP: 0 HR: 2 S: 33 P: 55 ERA: 5.62 WHIP: 1.000															PITCHER				

Cleveland Indians @ Detroit Tigers
Tiger Stadium, Detroit, MI
Tue Jun 26 1962, 7:05 PM EDT
Unknown


AB 27
R 6
H 4
RBI 6
BB 5
SO 3
LOB 7



Batter	1	2	3	4	5	6	7	8	9	10	11	12	AB	R	H	RBI	BB	SO	LOB	TOP														
Ty Cline, L OBP: 0.360, SLG: 0.387 (1.8)	1B		L5-3			L4-3		K		1B		HR	5	1	2	0	1	1	0															
Al Luplow, L OBP: 0.398, SLG: 0.522 (1.7)	1B		F4			3-4-3 1B		BB 1B		F8		BB	6	2	4	2	0	0	1															
Tito Francona, L OBP: 0.327, SLG: 0.420 (1.3)	1B			F6		3-4-3		F8		1B		F5	6	0	1	0	0	0	4															
Willie Kirkland, L OBP: 0.328, SLG: 0.433 (1.9)	F3		E4 1B			1B		BB		1-3		E BB	4	0	1	1	2	0	4															
John Romano, R OBP: 0.350, SLG: 0.475 (1.2)	F4		F9			K		K				E1	6	0	0	0	0	3	7															
Bubba Phillips, R OBP: 0.317, SLG: 0.398 (1.5)		G6-3 1B				1B				K		F4	6	0	3	0	0	1	2															
Jerry Kindall, R OBP: 0.294, SLG: 0.402 (1.4)		K				F9		K		G6-4-3 1B		F8	6	0	2	0	0	2	4															
Jim Mahoney, R OBP: 0.188, SLG: 0.375 (1.8)		G6-3				K		P7					2	0	0	0	0	1	1															
Don Dillard, L OBP: 0.244, SLG: 0.306 (7, PH)						K				G6-4-3			1	0	0	0	0	0	1															
Woodie Held, R OBP: 0.369, SLG: 0.410 (7.0)						K				1-2f			1	0	0	0	1	0	1															
Bob Hartman, R OBP: 0.324, SLG: 0.571 (11, PH)						K		F3					4	0	0	0	0	2	1															
Gene Green, R OBP: 0.125, SLG: 0.125 (11.1)						K				F3		6-3	1	0	0	0	0	0	2															
Gary Bell, R OBP: 0.125, SLG: 0.125 (11.1)						K							0	0	0	0	0	0	0															
Inning Stats	R: 0 E: 0 K: 5 S: 5	H: 2 LOB: 2 BB: 0 P: 5	R: 0 E: 0 K: 1 S: 5	H: 1 LOB: 0 BB: 0 P: 5	R: 0 E: 0 K: 1 S: 5	H: 0 LOB: 0 BB: 0 P: 5	R: 0 E: 1 K: 0 S: 4	H: 1 LOB: 1 BB: 0 P: 4	R: 0 E: 0 K: 2 S: 7	H: 0 LOB: 0 BB: 0 P: 7	R: 1 E: 0 K: 1 S: 7	H: 1 LOB: 1 BB: 0 P: 6	R: 0 E: 0 K: 2 S: 5	H: 1 LOB: 2 BB: 1 P: 12	R: 0 E: 0 K: 0 S: 5	H: 1 LOB: 2 BB: 0 P: 10	R: 2 E: 1 K: 0 S: 5	H: 1 LOB: 2 BB: 2 P: 13	1B: 12 2B: 0 3B: 0 HR: 1	SF: 0 SAC: 0 DP: 2 HBP: 0	WP: 0 PB: 0 SB: 1 CS: 0	PA: 52												
PITCHER	IP WLS BF L	H R ER SO	BB IBB HBP BLK	WP HR S P	ERA WHIP	PITCHER																												
Sam Jones, R ERA: 3.38 (1.1)	11.0	46	12	2	2	10	3	0	0	0	0	0	0	1	5	9	9.00	2.000																
Ron Nischwitz, L ERA: 2.08 (12.1)	1.0	6	1	1	1	0	1	0	0	0	0	0	0	0	0	0	9.00	2.000																

Cleveland Indians @ Detroit Tigers
Tiger Stadium, Detroit, MI
Tue Jun 26 1962, 7:05 PM EDT
Att. 36,308 - Unknown


AB	48
R	3
H	13
RBI	3
BB	4
SO	10
LOB	28



Batter	1	2	3	4	5	6	7	8	9	10	11	12	AB	R	H	RBI	BB	SO	LOB	BOTTOM														
Jake Wood, R OBP: 0.302, SLG: 0.329 (1.4)	L8							L8					4	0	0	0	0	1	0															
Dick McAuliffe, L OBP: 0.359, SLG: 0.387 (11, PH) (12.4)													0	0	0	0	1	0	0															
Bill Bruton, L OBP: 0.345, SLG: 0.465 (1.8)	F5		F4					K					5	0	0	0	0	2	1															
Bubba Morton, R OBP: 0.388, SLG: 0.394 (1.9)													3	1	2	1	1	0	0															
Vic Wertz, L OBP: 0.313, SLG: 0.438 (11, PH)													1	0	0	0	0	0	1															
Bob Farley, L OBP: 0.348, SLG: 0.291 (12.9)	HR		BLK BB					L8					0	0	0	0	0	0	0															
Rocky Colavito, R OBP: 0.394, SLG: 0.513 (1.7)	1B BB		1B					P4					3	0	0	0	2	0	2															
Norm Cash, L OBP: 0.401, SLG: 0.529 (1.3)	1B		G3					F3					5	0	1	0	0	0	3															
Steve Boros, R OBP: 0.363, SLG: 0.343 (1.5)	P6							F3					5	0	0	0	0	1	3															
Chico Fernandez, R OBP: 0.278, SLG: 0.406 (1.6)		K						F3					5	0	1	0	0	1	0															
Mike Roarke, R OBP: 0.222, SLG: 0.288 (1.2)		P4						F7					4	0	0	0	0	0	0															
Bobo Osborne, L OBP: 0.469, SLG: 0.273 (12, PH)								F2					1	0	0	0	0	1	1															
Sam Jones, R OBP: 0.091, SLG: 0.364 (1.1)													4	0	0	0	0	3	0															
Ron Nischwitz, S ERA: 3.75 (12.1)								K					0	0	0	0	0	0	0															
Inning Stats	R: 1 E: 0 K: 0 S: 5	H: 2 LOB: 2 BB: 1 P: 9	R: 0 E: 0 K: 2 S: 7	H: 0 LOB: 0 BB: 0 P: 7	R: 0 E: 0 K: 1 S: 13	H: 0 LOB: 2 BB: 2 P: 13	R: 0 E: 0 K: 0 S: 3	H: 0 LOB: 0 BB: 0 P: 3	R: 0 E: 0 K: 1 S: 7	H: 0 LOB: 0 BB: 0 P: 7	R: 0 E: 0 K: 1 S: 4	H: 0 LOB: 1 BB: 0 P: 4	R: 0 E: 0 K: 1 S: 5	H: 0 LOB: 0 BB: 0 P: 5	R: 0 E: 0 K: 0 S: 3	H: 0 LOB: 0 BB: 0 P: 3	R: 0 E: 0 K: 2 S: 3	H: 0 LOB: 1 BB: 1 P: 7	1B: 3 2B: 0 3B: 0 HR: 1	SF: 0 SAC: 0 DP: 0 HBP: 0	WP: 0 PB: 0 SB: 0 CS: 0	PA: 44												
PITCHER	IP WLS BF L	H R ER SO	BB IBB HBP BLK	WP HR S P	ERA WHIP	PITCHER																												
Bob Hartman, L ERA: 3.75 (1.1)	10.0	36	3	1	1	7	3	0	0	1	0	0	0	0	1	15	0.90	0.600																
Gary Bell, R ERA: 3.75 (11.1)	2.0	8	1	0	0	2	1	0	0	0	0	0	0	0	0	0	0.00	1.000																

Cleveland Indians @ Detroit Tigers
Tiger Stadium, Detroit, MI
Tue Jun 26 1962, 7:05 PM EDT
Att. 36,308 - Unknown

AB	40
R	1
H	4
RBI	1
BB	4
SO	9
LOB	11



Batter	1	2	3	4	5	6	7	8	9	AB	R	H	RBI	BB	SO	LOB	TOP					
Ty Cline, L (1, 8) OBP: 0.364, SLG: 0.390	0-0 FC3-6 1B		0-0 1B		0-3 K			0-0 L6-3		4	0	2	0	0	1	1	Cleveland Indians @ Detroit Tigers Tiger Stadium, Detroit, MI Wed Jun 27 1962, 4:33 AM EDT Att: 10,505 - Unknown					
Al Luplow, L (1, 7) OBP: 0.395, SLG: 0.516	0-0 FC3-6 1-2		0-3 K		0-0 4-3			0-0 1B		4	0	1	0	0	1	2						
Tito Francona, L (1, 3) OBP: 0.323, SLG: 0.414	0-0 L8		0-0 4-3		0-0 1-3			0-0 1-3		4	0	0	0	0	0	3						
Willie Kirkland, L (1, 9) OBP: 0.322, SLG: 0.425	0-0 4-3			0-0 4-3		0-0 G3			0-0 1-4-3	4	0	0	0	0	0	1						
John Romano, R (1, 2) OBP: 0.348, SLG: 0.469		0-0 1-3		0-0 F7			4-0 FC1-4 BB		0-0 5-3	3	0	0	0	1	0	0						
Woodie Held, R (1, 6) OBP: 0.371, SLG: 0.409		0-0 1B		4-0 WP BB			0-0 FC1-4 4-3 BLK 1-2		0-3 K	3	0	1	0	1	1	1						
Bubba Phillips, R (1, 5) OBP: 0.313, SLG: 0.393		0-0 F8		0-3 K			0-0 4-3 1-3			3	0	0	0	0	1	3						
Jerry Kindall, R (1, 4) OBP: 0.298, SLG: 0.405		0-0 1B			0-0 4-3 1B		0-3 K			3	0	2	0	0	1	1						
Dick Donovan, L (1, 1) OBP: 0.271, SLG: 0.364			0-3 K		0-0 4-3			4-0 L6-3 BB		2	0	0	0	0	1	1						
Don Dillard, L (8, PH) OBP: 0.253, SLG: 0.306										0	0	0	0	1	0	0						
Ruben Gomez, R (8, 1)										0	0	0	0	0	0	0						
Inning Stats	R: 0 E: 0 K: 0 S: 4	H: 1 LOB: 1 BB: 0 P: 4	R: 0 E: 0 K: 0 S: 4	H: 2 LOB: 2 BB: 0 P: 4	R: 0 E: 0 K: 2 S: 8	H: 1 LOB: 1 BB: 0 P: 8	R: 0 E: 0 K: 1 S: 5	H: 0 LOB: 1 BB: 1 P: 9	R: 0 E: 0 K: 1 S: 5	H: 1 LOB: 0 BB: 0 P: 5	R: 0 E: 0 K: 0 S: 3	H: 0 LOB: 0 BB: 0 P: 3	R: 0 E: 0 K: 1 S: 5	H: 0 LOB: 1 BB: 1 P: 9	R: 0 E: 0 K: 0 S: 3	H: 1 LOB: 1 BB: 1 P: 7	R: 0 E: 0 K: 1 S: 5	H: 0 LOB: 0 BB: 0 P: 5	1B: 6 2B: 1 3B: 0 HR: 0	SF: 0 SAC: 0 DP: 2 HBP: 0	WP: 1 PB: 0 SB: 0 CS: 0	PA: 33
PITCHER Paul Foytack, R (1, 1) ERA: 4.31	IP: 9.0 WLS: W BF: 33 H: 6 R: 0 ER: 0 SO: 6 BB: 3 IBB: 0 HBP: 0 BLK: 1 WP: 1 HR: 0 S: 42 P: 54 ERA: 0.00 WHIP: 1.000															PITCHER						

Batter	1	2	3	4	5	6	7	8	9	AB	R	H	RBI	BB	SO	LOB	BOTTOM			
Jake Wood, R (1, 4) OBP: 0.301, SLG: 0.328	0-0 E 2-3 1B	0-0 FC6-4 1-2 2-3			0-0 6-3		0-0 6-3			4	1	1	0	0	0	2	Cleveland Indians @ Detroit Tigers Tiger Stadium, Detroit, MI Wed Jun 27 1962, 4:33 AM EDT Att: 10,505 - Unknown			
Bill Bruton, L (1, 8) OBP: 0.341, SLG: 0.458	0-0 2-3 1-2	0-0 4-3			0-3 K			0-0 F9		4	0	0	0	0	1	3				
Norm Cash, L (1, 3) OBP: 0.399, SLG: 0.533	0-0 3-1		0-0 F3			0-0 SF7 3B		0-0 1-3		4	1	1	0	0	0	1				
Rocky Colavito, R (1, 7) OBP: 0.356, SLG: 0.519	0-0 6-3 2H		0-0 4-3 1B			0-0 SF7 3H		0-0 2B		3	0	2	1	0	0	0				
Bob Farley, L (1, 9) OBP: 0.356, SLG: 0.310		0-0 1B 1B 2B	0-0 4-3 1-2		0-3 K		0-3 K	4-0 BB BB	0-0 BB	3	1	1	0	1	1	1				
Bobo Osborne, L (1, 5) OBP: 0.486, SLG: 0.320		0-0 1B 1B			0-3 K			0-3 K		3	1	2	0	0	1	0				
Steve Boros, R (7, 5) OBP: 0.323, SLG: 0.340		0-0 1B 1B			0-0 K			0-0 K		1	0	0	0	0	1	2				
Chico Fernandez, R (1, 6) OBP: 0.274, SLG: 0.490	0-0 F7 2H	0-0 F7 3H		0-0 F7		0-0 P5				3	0	0	0	0	0	3				
Dick Brown, R (1, 2) OBP: 0.283, SLG: 0.403		0-0 FC6-4 1-2 3H		0-0 F2			0-0 6-3			3	0	1	1	0	0	0				
Paul Foytack, R (1, 1) OBP: 0.269, SLG: 0.208	0-0 1-2 2H	0-0 FC6-4 1B			0-0 1-3		0-0 4-3			3	0	1	1	0	0	0				
Inning Stats	R: 1 E: 1 K: 0 S: 4	H: 1 LOB: 0 BB: 0 P: 4	R: 2 E: 0 K: 0 S: 7	H: 4 LOB: 2 BB: 0 P: 7	R: 0 E: 0 K: 1 S: 5	H: 1 LOB: 0 BB: 0 P: 3	R: 0 E: 0 K: 1 S: 5	H: 0 LOB: 0 BB: 0 P: 5	R: 0 E: 0 K: 1 S: 7	H: 2 LOB: 1 BB: 0 P: 7	R: 0 E: 0 K: 0 S: 3	H: 0 LOB: 0 BB: 0 P: 3	R: 0 E: 0 K: 1 S: 6	H: 1 LOB: 2 BB: 1 P: 10	R: 0 E: 0 K: 1 S: 6	H: 1 LOB: 2 BB: 1 P: 10	1B: 6 2B: 3 3B: 1 HR: 0	SF: 1 SAC: 0 DP: 1 HBP: 0	WP: 0 PB: 0 SB: 0 CS: 0	PA: 33
PITCHER Dick Donovan, R (1, 1) ERA: 2.92	IP: 7.0 WLS: L BF: 28 H: 8 R: 4 ER: 3 SO: 3 BB: 0 IBB: 0 HBP: 0 BLK: 0 WP: 0 HR: 0 S: 34 P: 34 ERA: 3.86 WHIP: 1.143															PITCHER				
Ruben Gomez, R (8, 1) ERA: 2.7	IP: 1.0 WLS: L BF: 5 H: 1 R: 0 ER: 0 SO: 1 BB: 1 IBB: 0 HBP: 0 BLK: 0 WP: 0 HR: 0 S: 6 P: 10 ERA: 0.00 WHIP: 2.000															PITCHER				

Batter	1	2	3	4	5	6	7	8	9	AB	R	H	RBI	BB	SO	LOB	TOP							
Ty Cline, L OBP: 0.367, SLG: 0.393 (1, 8)	L4-3		1B			FC6-4 1B	L3-1			4	0	2	0	0	0	1								
Al Luplow, L OBP: 0.386, SLG: 0.503 (1, 9)	4-3		F8			FC6-4 1-2		4-3		4	0	0	0	0	0	3								
Tito Francona, L OBP: 0.319, SLG: 0.409 (1, 3)	F7			F5		F7		F8		4	0	0	0	0	0	1								
Chuck Essegian, R OBP: 0.395, SLG: 0.576 (1, 7)		G6-4-3 BB		F7		K		1-6-3		3	0	0	0	1	1									
John Romano, R OBP: 0.354, SLG: 0.474 Jim Mahoney, R OBP: 0.188, SLG: 0.375 (9, PR)		G6-4-3 1-2					HR 1B			4	1	3	0	0	0	1								
Woodie Held, R OBP: 0.369, SLG: 0.419 (1, 6)		F8			1B		HR			4	1	1	2	0	0	2								
Bubba Phillips, R OBP: 0.316, SLG: 0.395 (1, 5)			1B 1B			F9		F8		4	0	2	0	0	0	1								
Jerry Kindall, R OBP: 0.296, SLG: 0.402 Willie Kirkland, L OBP: 0.322, SLG: 0.425 Gene Green, R OBP: 0.320, SLG: 0.563 (9, PH)			K			F7		F4		2	0	0	0	0	1	1								
Jim Perry, S OBP: 0.167, SLG: 0.172 Frank Funk, R OBP: 0.129, SLG: 0.125 Don Elliott, L OBP: 0.226, SLG: 0.302 Bob Allen, L OBP: 0.188, SLG: 0.259 Ruben Gomez, R OBP: 0.245, SLG: 0.319 Gary Bell, R OBP: 0.125, SLG: 0.125 (7, PH)			B3			4-3		F7		0	0	0	0	0	0	0								
Inning Stats	R: 0 E: 0 K: 0 S: 3	H: 0 LOB: 0 BB: 0 P: 3	R: 0 E: 0 K: 0 S: 2	H: 0 LOB: 0 BB: 1 P: 6	R: 0 E: 0 K: 1 S: 7	H: 2 LOB: 2 BB: 0 P: 7	R: 0 E: 0 K: 0 S: 4	H: 1 LOB: 1 BB: 0 P: 4	R: 0 E: 0 K: 0 S: 3	H: 0 LOB: 0 BB: 0 P: 3	R: 0 E: 0 K: 1 S: 6	H: 1 LOB: 1 BB: 0 P: 6	R: 2 E: 0 K: 0 S: 6	H: 3 LOB: 1 BB: 0 P: 6	R: 0 E: 0 K: 0 S: 3	H: 0 LOB: 0 BB: 0 P: 3	R: 0 E: 0 K: 0 S: 4	H: 1 LOB: 1 BB: 0 P: 4	1B: 7 2B: 0 3B: 0 HR: 1	SF: 0 SAC: 1 DP: 1 HBP: 0	WP: 0 PB: 0 SB: 0 CS: 0	PA: 35		
PITCHER	IP WLS BF H R ER SO BB IBB HBP BLK WP HR S P ERA WHIP	8.2 W 34 8 2 2 2 1 0 0 0 0 1 37 41 2.08 1.038	0.1 S 1 0 0 0 0 0 0 0 0 0 0 1 1 0.00 0.000																					

Cleveland Indians @ Chicago White Sox
Comiskey Park, Chicago, IL
Fri Jun 29 1962, 8:05 PM EDT
Att: 33,843 - Unknown

AB 33
R 2
H 8
RBI 2
BB 1
SO 2
LOB 14



Batter	1	2	3	4	5	6	7	8	9	AB	R	H	RBI	BB	SO	LOB	BOTTOM						
Luis Aparicio, R OBP: 0.272, SLG: 0.318 (1, 6)	F2	L8		F9			6-3			4	0	0	0	0	0	0							
Nellie Fox, L OBP: 0.325, SLG: 0.383 (1, 4)	L8	L8				SH1-3 1B	6-3 BB			3	0	1	0	1	0	0							
Joe Cunningham, L OBP: 0.437, SLG: 0.453 (1, 3)	1B 2B	L8				SH1-3 1-2	6-3 BB			2	1	1	0	1	0	0							
Floyd Robinson, L OBP: 0.373, SLG: 0.484 (1, 9)	2B 1B			6-3		F7	6-3			4	1	1	0	0	0	3							
Charlie Maxwell, L OBP: 0.286, SLG: 0.278 Mike Hershberger, R OBP: 0.340, SLG: 0.330 (8, 9)	1B 1B			1-3			K			3	1	1	2	1	1	2							
Al Smith, R OBP: 0.387, SLG: 0.496 Charley Smith, R OBP: 0.273, SLG: 0.295 (9, 5)	BB 1B					F6		1-3		3	0	1	0	1	0	2							
Jim Landis, R OBP: 0.363, SLG: 0.462 (1, 8)				F4			L8			3	0	1	1	1	0	1							
Cam Carreon, R OBP: 0.325, SLG: 0.345 (1, 2)						F9	F9			3	0	1	0	1	0	0							
Ray Herbert, R OBP: 0.189, SLG: 0.257 Dean Stone, L OBP: 0.294, SLG: 0.250 (9, 1)	F7					F7	F9			4	0	0	0	0	0	5							
Inning Stats	R: 3 E: 0 K: 0 S: 8	H: 5 LOB: 3 BB: 1 P: 12	R: 0 E: 0 K: 0 S: 3	H: 0 LOB: 0 BB: 0 P: 3	R: 0 E: 0 K: 0 S: 3	H: 0 LOB: 1 BB: 1 P: 7	R: 0 E: 0 K: 0 S: 3	H: 0 LOB: 0 BB: 0 P: 3	R: 0 E: 0 K: 0 S: 4	H: 1 LOB: 2 BB: 1 P: 8	R: 0 E: 0 K: 0 S: 3	H: 0 LOB: 0 BB: 0 P: 3	R: 0 E: 0 K: 1 S: 5	H: 0 LOB: 2 BB: 2 P: 13	R: 0 E: 0 K: 0 S: 3	H: 1 LOB: 1 BB: 1 P: 7	1B: 6 2B: 1 3B: 0 HR: 0	SF: 0 SAC: 1 DP: 0 HBP: 0	WP: 0 PB: 0 SB: 0 CS: 2	PA: 36			
PITCHER	IP WLS BF H R ER SO BB IBB HBP BLK WP HR S P ERA WHIP	0.2 L 20 1 0 0 0 3 0 0 0 0 0 17 29 0.00 0.750	0.1 S 3 0 0 0 0 2 0 0 0 0 0 1 9 0.00 6.000	1.0 S 5 1 0 0 1 1 0 0 0 0 0 6 10 0.00 2.000	0.2 L 1 0 0 0 0 0 0 0 0 0 0 1 1 0.00 0.000																		

Cleveland Indians @ Chicago White Sox
Comiskey Park, Chicago, IL
Fri Jun 29 1962, 8:05 PM EDT
Att: 33,843 - Unknown

AB 29
R 3
H 7
RBI 3
BB 6
SO 1
LOB 13



Batter	1	2	3	4	5	6	7	8	9	AB	R	H	RBI	BB	SO	LOB	TOP			
Ty Cline, L OBP: 0.359, SLG: 0.383 (1, 8)	L4-3		L3		L6-3			L6		4	0	0	0	0	0	0	Cleveland Indians @ Chicago White Sox Comiskey Park, Chicago, IL Sat Jun 30 1962, 4:33 AM EDT Att: 10,491 - Unknown			
Al Luplow, L OBP: 0.389, SLG: 0.509 (1, 9)	G3		1B		F3			2B		4	0	2	0	0	0	0				
Tito Francona, L OBP: 0.321, SLG: 0.408 (1, 3)	FC5-4 BB		1B		G3			F8		3	0	1	0	1	0	1				
Chuck Essegian, R OBP: 0.386, SLG: 0.562 (1, 7)	FC5-4 1-2		F5		K					4	0	0	0	0	2	3				
John Romano, R OBP: 0.353, SLG: 0.470 (1, 2)		F2		F9			F2			4	0	1	0	0	0	0				
Woodie Held, R OBP: 0.374, SLG: 0.424 (1, 6)		5-3 BB		G6-4-3 BB			G3 2B			2	0	1	0	2	1	1				
Bubba Phillips, R OBP: 0.312, SLG: 0.389 (1, 5)	5-3 1-2		G6-4-3 1-2		G3					4	0	0	0	0	0	4				
Jerry Kindall, R OBP: 0.293, SLG: 0.397 (1, 4)	L6				K					3	0	0	0	0	2	2				
Mudcat Grant, R OBP: 0.179, SLG: 0.222 Don Dillard, L OBP: 0.247, SLG: 0.299 Bob Allen, L (8, 1) Frank Funk, R OBP: 0.125, SLG: 0.125 (8, 1)			K		K			K		2	0	0	0	0	2	0				
										1	0	0	0	0	1	0				
										0	0	0	0	0	0	0				
										0	0	0	0	0	0	0				
Inning Stats	R: 0 E: 0 K: 0 S: 3	H: 0 LOB: 1 BB: 1 P: 7	R: 0 E: 0 K: 0 S: 3	H: 0 LOB: 1 BB: 1 P: 7	R: 0 E: 0 K: 1 S: 7	H: 2 LOB: 2 BB: 0 P: 7	R: 0 E: 0 K: 0 S: 2	H: 0 LOB: 0 BB: 0 P: 6	R: 0 E: 0 K: 1 S: 5	H: 0 LOB: 0 BB: 0 P: 5	R: 0 E: 0 K: 1 S: 6	H: 1 LOB: 1 BB: 0 P: 6	R: 0 E: 0 K: 1 S: 6	H: 1 LOB: 1 BB: 0 P: 6	R: 0 E: 0 K: 2 S: 8	H: 1 LOB: 1 BB: 0 P: 8	1B: 3 2B: 2 3B: 0 HR: 0	SF: 0 SAC: 0 DP: 1 HBP: 0	WP: 0 PB: 0 SB: 0 CS: 0	PA: 34
PITCHER Early Wynn, R ERA: 4.87 (1, 1)	IP: 9.0 WLS: W BF: 34 H: 5 R: 0 ER: 0 SO: 8 BB: 3 IBB: 0 HBP: 0 BLK: 0 WP: 0 HR: 0 S: 47 P: 59 ERA: 0.00 WHIP: 0.889																			

Batter	1	2	3	4	5	6	7	8	9	AB	R	H	RBI	BB	SO	LOB	BOTTOM
Jim Landis, R OBP: 0.365, SLG: 0.458 (1, 8)	K	L8			BB			SH5-3 1B BB		2	1	0	0	2	1	1	Cleveland Indians @ Chicago White Sox Comiskey Park, Chicago, IL Sat Jun 30 1962, 4:33 AM EDT Att: 10,491 - Unknown
Nellie Fox, L OBP: 0.329, SLG: 0.380 (1, 4)	PB SH5-3 HR BB		L8		4-3			SH5-3 1-3		2	1	0	0	1	0	1	
Joe Cunningham, L OBP: 0.436, SLG: 0.450 (1, 3)	SH5-3 1-2		5-3				1-3	1B 2B BB		2	1	0	0	1	0	0	
Floyd Robinson, L OBP: 0.378, SLG: 0.486 (1, 9) (9, 7)	PB HR BB		F4				1B	2B 1B		3	2	2	1	1	0	0	
Charlie Maxwell, L OBP: 0.284, SLG: 0.316 Mike Hersherberger, R OBP: 0.340, SLG: 0.330 (9, 9)	1-H 2-H HR		L3		L8			K		4	1	1	3	0	1	3	
Al Smith, R OBP: 0.385, SLG: 0.496 (1, 5)	6-3		L6		F3			1B 2B		4	1	1	2	0	0	1	
Luis Aparicio, R OBP: 0.275, SLG: 0.321 (1, 6)		5-3 S 1B		5-3			5-3	1B 2B		4	0	2	1	0	0	0	
Bob Roselli, R OBP: 0.207, SLG: 0.154 (1, 2)		5-3 1-3		F2			5-3	BB		3	0	0	0	1	0	1	
Early Wynn, S OBP: 0.217, SLG: 0.053 (1, 1)		K		1-3			K	F6		4	0	0	0	0	2	3	
										1B: 4 2B: 1 3B: 0 HR: 1	SF: 0 SAC: 2 DP: 0 HBP: 0	WP: 0 PB: 1 SB: 2 CS: 0	PA: 36				
PITCHER Mudcat Grant, R ERA: 3.69 Bob Allen, L ERA: 6.28 Frank Funk, R ERA: 2.57	IP: 7.0 WLS: L BF: 27 H: 3 R: 3 ER: 3 SO: 3 BB: 3 IBB: 0 HBP: 0 BLK: 0 WP: 0 HR: 1 S: 30 P: 42 ERA: 3.86 WHIP: 0.857																
	0.2	7	3	4	4	1	2	0	0	0	0	0	7	15	54.00	7.500	
	0.1	2	0	0	0	0	1	0	0	0	0	1	5	0.00	3.000		

Batter	1	2	3	4	5	6	7	8	9	AB	R	H	RBI	BB	SO	LOB	TOP										
Ty Cline, L (1, 8) OBP: 0.362, SLG: 0.382	L6 HR		FC4-6 1B		SF7-4 BB		L3-1			3	2	1	0	1	0	0											
Al Luplow, L (1, 7) OBP: 0.388, SLG: 0.503	K		FC4-6 1B		SF7-4 BB		F4			2	1	0	0	1	1	2											
Don Dillard, L (5, 7) OBP: 0.245, SLG: 0.295			FC1-6 1B		SF7-4 BB		4-3			3	1	2	3	0	0	0											
Tito Francona, L (1, 3) OBP: 0.323, SLG: 0.421	HR		FC1-6 1B		SF7-4 BB		4-3			3	1	2	3	0	0	0											
Willie Kirkland, L (1, 9) OBP: 0.317, SLG: 0.417	F2		FC1-6 1B		5-3		K			4	0	0	1	0	1	1											
John Romano, R (1, 2) OBP: 0.351, SLG: 0.465	F3		F5		5-3 1B		F7			3	0	0	0	1	0	1											
Woodie Held, R (1, 6) OBP: 0.376, SLG: 0.429		F3		5-3 1B		F8		1B CS 2B		4	0	2	0	0	0	1											
Bubba Phillips, R (1, 5) OBP: 0.311, SLG: 0.387		5-3		5-3		K		1B CS		4	0	1	0	0	1	2											
Jerry Kindall, R (1, 4) OBP: 0.296, SLG: 0.396				K			F5			3	0	1	0	1	1	1											
Pedro Ramos, S (1, 1) OBP: 0.258, SLG: 0.586								1B CS IBB		4	0	0	0	0	1	4											
Gary Bell, R (9, 1) OBP: 0.125, SLG: 0.125	K			5-3			F2		F6	0	0	0	0	0	0	0											
Inning Stats	R: 2 E: 1 K: 1 S: 7	H: 1 LOB: 0 BB: 0 P: 7	R: 0 E: 0 K: 1 S: 6	H: 1 LOB: 1 BB: 0 P: 6	R: 1 E: 1 K: 0 S: 5	H: 2 LOB: 1 BB: 0 P: 5	R: 0 E: 0 K: 1 S: 6	H: 1 LOB: 0 BB: 0 P: 6	R: 1 E: 0 K: 0 S: 2	H: 0 LOB: 0 BB: 2 P: 10	R: 0 E: 0 K: 1 S: 4	H: 0 LOB: 0 BB: 1 P: 8	R: 0 E: 0 K: 0 S: 3	H: 0 LOB: 0 BB: 0 P: 3	R: 0 E: 0 K: 1 S: 5	H: 2 LOB: 2 BB: 0 P: 8	R: 0 E: 0 K: 0 S: 4	H: 2 LOB: 2 BB: 1 P: 8	1B: 5 2B: 2 3B: 0 HR: 1	SF: 1 SAC: 0 DP: 1 HBP: 0	WP: 0 PB: 0 CS: 3	PA: 36					
PITCHER	IP	WLS	BF	H	R	ER	SO	BB	IBB	HBP	BLK	WP	HR	S	P	ERA	WHIP										
John Buzhardt, R (1, 1) ERA: 3.67	4.0		20	5	4	2	3	2	0	0	0	0	1	24	32	4.50	1.750										
Dean Stone, L (5, 1) ERA: 4.35	1.0		2	0	0	0	0	0	0	0	0	0	0	2	2	0.00	0.000										
Eddie Fisher, R (6, 1) ERA: 3.54	3.0		9	0	0	0	2	1	0	0	0	0	0	12	16	0.00	0.333										
Turk Lowm, R (9, 1) ERA: 3.06	1.0	W	5	2	0	0	0	0	1	0	0	0	0	4	8	0.00	2.000										

Cleveland Indians @ Chicago White Sox
Comiskey Park, Chicago, IL
Sun Jul 01 1962, 4:33 AM EDT
Unknown


AB 31
R 4
H 7
RBI 4
BB 4
SO 5
LOB 12



Batter	1	2	3	4	5	6	7	8	9	AB	R	H	RBI	BB	SO	LOB	BOTTOM										
Jim Landis, R (1, 8) OBP: 0.360, SLG: 0.450	L8		F7		F9			6-3		4	0	0	0	0	0	2											
Nellie Fox, L (1, 4) OBP: 0.325, SLG: 0.375	3-1			4-3		4-3		F7		4	0	0	0	0	0	0											
Joe Cunningham, L (1, 3) OBP: 0.434, SLG: 0.451	L8			L1-6 2B		4-3		E4 4-3 1B 3B		4	1	1	0	0	0	0											
Floyd Robinson, L (1, 9) OBP: 0.380, SLG: 0.486		G4-6-3 1B		L1-6		F9		4-3 3B 1B		4	1	2	0	0	0	1											
Charlie Maxwell, L (1, 7) OBP: 0.283, SLG: 0.325		G4-6-3 1B				1B FC4-6 2B		4-3		4	1	1	0	0	0	3											
Al Smith, R (1, 5) OBP: 0.390, SLG: 0.498		1-3				FC4-6 1B		3B IBB		3	1	2	0	1	0	0											
Luis Aparicio, R (1, 6) OBP: 0.273, SLG: 0.318						FC4-6 3B		3B		2	1	0	1	0	0	1											
Sammy Esposito, R (7, 6) OBP: 0.371, SLG: 0.300						FC4-6 3B		3B		1	0	0	0	0	0	1											
Cam Carreon, R (9, PH) OBP: 0.329, SLG: 0.363						FC4-6 3B		3B		1	0	1	3	0	0	0											
Bob Roselli, R (1, 2) OBP: 0.219, SLG: 0.241						FC4-6 3B		6-3		3	0	1	1	0	0	0											
John Buzhardt, R (1, 1) ERA: 3.67						FC4-6 3B		6-3		1	0	1	0	0	0	0											
Dean Stone, L (5, 1) ERA: 4.35						FC4-6 3B		5-3		0	0	0	0	0	0	0											
Bob Slaughter, L (5, PH) ERA: 4.35						FC4-6 3B		5-3		1	0	0	0	0	0	1											
Eddie Fisher, R (6, 1) ERA: 3.54						FC4-6 3B		5-3		0	0	0	0	0	0	0											
Mike Harshberger, R (8, PH) ERA: 3.06						FC4-6 3B		5-3		1	0	0	0	0	0	0											
Turk Lowm, R (9, 1) ERA: 3.06						FC4-6 3B		5-3		0	0	0	0	0	0	0											
Inning Stats	R: 0 E: 0 K: 0 S: 3	H: 0 LOB: 0 BB: 0 P: 3	R: 0 E: 0 K: 0 S: 3	H: 1 LOB: 0 BB: 0 P: 3	R: 0 E: 0 K: 0 S: 4	H: 1 LOB: 1 BB: 0 P: 4	R: 0 E: 0 K: 0 S: 3	H: 1 LOB: 0 BB: 0 P: 3	R: 2 E: 0 K: 1 S: 8	H: 3 LOB: 1 BB: 0 P: 8	R: 0 E: 0 K: 0 S: 3	H: 0 LOB: 0 BB: 0 P: 3	R: 0 E: 0 K: 0 S: 3	H: 1 LOB: 0 BB: 0 P: 3	R: 0 E: 0 K: 0 S: 3	H: 0 LOB: 0 BB: 0 P: 3	R: 3 E: 1 K: 0 S: 5	H: 2 LOB: 1 BB: 1 P: 9	1B: 5 2B: 3 3B: 2 HR: 0	SF: 0 SAC: 0 DP: 3 HBP: 0	WP: 0 PB: 0 CS: 0	PA: 34					
PITCHER	IP	WLS	BF	H	R	ER	SO	BB	IBB	HBP	BLK	WP	HR	S	P	ERA	WHIP										
Pedro Ramos, R (1, 1) ERA: 4.35	8.1		31	8	4	2	1	0	0	0	0	0	0	33	33	2.16	0.960										
Gary Bell, R (9, 1) ERA: 3.69	0.1	L	3	1	1	0	0	0	1	0	0	0	0	2	6	0.00	3.000										

Cleveland Indians @ Chicago White Sox
Comiskey Park, Chicago, IL
Sun Jul 01 1962, 4:33 AM EDT
Unknown

AB 33
R 5
H 9
RBI 5
BB 1
SO 1
LOB 9



Batter	1	2	3	4	5	6	7	8	9	AB	R	H	RBI	BB	SO	LOB	TOP			
Johnny Temple, R OBP: 0.364, SLG: 0.330 (1, 4)	5-3			6-3			6-3			3	0	0	0	0	0	0	Baltimore Orioles @ Cleveland Indians Cleveland Municipal Stadium, Cleveland, OH Mon Jul 02 1962, 7:05 PM EDT Att: 8,195 - Unknown livebaseballscorecards.com			
Whitey Herzog, L OBP: 0.370, SLG: 0.350 (1, 9)	K			G6-4-3 1B			CS 1B			3	0	2	0	0	1	0				
Brooks Robinson, R OBP: 0.302, SLG: 0.472 (1, 5)	5-3			G6-4-3 1-2			F9			3	0	0	0	0	0	2				
Jim Gentile, L OBP: 0.354, SLG: 0.527 (1, 3)										3	0	0	0	0	1	0				
Boog Powell, L OBP: 0.325, SLG: 0.420 (1, 7)	K									3	0	0	0	0	1	0				
Charlie Lau, L OBP: 0.327, SLG: 0.392 (1, 2)	3-1									3	0	0	0	0	0	0				
Russ Snyder, L OBP: 0.303, SLG: 0.466 (1, 8)				4-3						3	0	0	0	0	0	0				
Jerry Adair, R OBP: 0.271, SLG: 0.316 (1, 6)				K						3	0	0	0	0	2	0				
Steve Barber, L OBP: 0.156, SLG: 0.069 Wes Stock, R OBP: 0.269, SLG: 0.259 Dick Williams, R OBP: 0.269, SLG: 0.259 (9, PH)	K			K						2	0	0	0	0	1	0				
Inning Stats	R: 0 E: 0 K: 1 S: 5	H: 0 LOB: 0 BB: 0 P: 5	R: 0 E: 0 K: 1 S: 5	H: 0 LOB: 0 BB: 0 P: 5	R: 0 E: 0 K: 2 S: 7	H: 0 LOB: 0 BB: 0 P: 7	R: 0 E: 0 K: 0 S: 3	H: 1 LOB: 0 BB: 0 P: 3	R: 0 E: 0 K: 1 S: 5	H: 0 LOB: 0 BB: 0 P: 5	R: 0 E: 0 K: 0 S: 3	H: 1 LOB: 0 BB: 0 P: 3	R: 0 E: 0 K: 0 S: 3	H: 0 LOB: 0 BB: 0 P: 3	R: 0 E: 0 K: 0 S: 3	H: 0 LOB: 0 BB: 0 P: 3	1B: 2 2B: 0 3B: 0 HR: 0	SF: 0 SAC: 0 DP: 1 HBP: 0	WP: 0 PB: 0 SB: 0 CS: 1	PA: 27
PITCHER Dick Donovan, R ERA: 2.71 (1, 1)	IP: 9.0 WLS: W BF: 27 H: 2 R: 0 ER: 0 SO: 6 BB: 0 IBB: 0 HBP: 0 BLK: 0 WP: 0 HR: 0 S: 39 P: 39 ERA: 0.00 WHIP: 0.222															PITCHER				

Batter	1	2	3	4	5	6	7	8	9	AB	R	H	RBI	BB	SO	LOB	BOTTOM			
Willie Tasby, R OBP: 0.321, SLG: 0.326 (1, 8)	6-3									4	1	1	1	0	1	1	Baltimore Orioles @ Cleveland Indians Cleveland Municipal Stadium, Cleveland, OH Mon Jul 02 1962, 7:05 PM EDT Att: 8,195 - Unknown livebaseballscorecards.com			
Tito Francona, L OBP: 0.318, SLG: 0.412 (1, 3)	4-3									4	0	0	0	0	0	0				
Chuck Essegian, R OBP: 0.391, SLG: 0.554 Don Dillard, L OBP: 0.242, SLG: 0.292 (9, 7)	1B									2	1	1	0	2	0	0				
John Romano, R OBP: 0.359, SLG: 0.471 (1, 2)	F6									2	0	1	0	2	0	1				
Woodie Held, R OBP: 0.372, SLG: 0.421 (1, 6)	L3									4	0	1	1	0	0	3				
Bubba Phillips, R OBP: 0.306, SLG: 0.380 (1, 5)	K									4	0	0	0	0	2	4				
Willie Kirkland, L OBP: 0.320, SLG: 0.421 (1, 9)	G3									2	0	0	0	1	1	0				
Jerry Kindall, R OBP: 0.292, SLG: 0.401 (1, 4)										3	0	0	0	0	2	1				
Dick Donovan, L OBP: 0.260, SLG: 0.348 (1, 1)	6-3									2	0	0	0	0	0	0				
Inning Stats	R: 0 E: 0 K: 0 S: 4	H: 1 LOB: 1 BB: 0 P: 4	R: 0 E: 0 K: 1 S: 5	H: 0 LOB: 0 BB: 0 P: 5	R: 0 E: 0 K: 1 S: 5	H: 0 LOB: 0 BB: 0 P: 5	R: 0 E: 0 K: 1 S: 6	H: 1 LOB: 2 BB: 1 P: 10	R: 0 E: 0 K: 1 S: 5	H: 0 LOB: 1 BB: 1 P: 9	R: 0 E: 0 K: 0 S: 3	H: 0 LOB: 1 BB: 1 P: 7	R: 0 E: 0 K: 2 S: 7	H: 0 LOB: 0 BB: 0 P: 7	R: 2 E: 0 K: 0 S: 5	H: 2 LOB: 2 BB: 2 P: 13	1B: 3 2B: 0 3B: 0 HR: 1	SF: 0 SAC: 1 DP: 0 HBP: 0	WP: 0 PB: 0 SB: 0 CS: 0	PA: 33
PITCHER Steve Barber, L ERA: 3.72 Wes Stock, R ERA: 3.16 (8, 1)	IP: 7.2 WLS: L BF: 31 H: 3 R: 2 ER: 2 SO: 6 BB: 5 IBB: 0 HBP: 0 BLK: 0 WP: 0 HR: 1 S: 38 P: 58 ERA: 2.35 WHIP: 1.043															PITCHER				



Batter	1	2	3	4	5	6	7	8	9	10	AB	R	H	RBI	BB	SO	LOB				
Chico Fernandez, R OBP: 0.280, SLG: 0.390 (1, 6)	2-3			6-3		G3			6-3		4	0	0	0	0	0	0				
Bill Bruton, L OBP: 0.336, SLG: 0.440 (1, 8)	F9			K		F8			G3		4	0	0	0	0	1	0				
Dick McAuliffe, L OBP: 0.358, SLG: 0.385 (1, 4)	3-1			1B		K			6-3		4	0	1	0	0	1	0				
Rocky Colavito, R OBP: 0.361, SLG: 0.525 (1, 7)		6-3				F9				5-3	4	0	1	0	0	0	0				
Vic Wertz, L OBP: 0.297, SLG: 0.405 (1, 3)											4	0	1	0	0	2	2				
Jake Wood, R OBP: 0.295, SLG: 0.316 (10, PR)	K										0	0	0	0	0	0	0				
Bob Farley, L OBP: 0.325, SLG: 0.277 (10, 3)											0	0	0	0	0	0	0				
Bobo Osborne, L OBP: 0.404, SLG: 0.267 (1, 5)						F8					4	0	1	0	0	1	1				
Bubba Morton, R OBP: 0.359, SLG: 0.389 (1, 9)						5-3					2	0	0	0	1	0	1				
Dick Brown, R OBP: 0.272, SLG: 0.383 (1, 2)											3	0	1	0	0	0	1				
Hank Aquirre, R OBP: 0.037, SLG: 0.037 (1, 1)											3	0	0	0	0	1	1				
Inning Stats	R: 0 E: 0 K: 0 S: 3	H: 0 LOB: 0 BB: 0 P: 3	R: 0 E: 0 K: 1 S: 5	H: 0 LOB: 0 BB: 0 P: 5	R: 0 E: 0 K: 1 S: 4	H: 2 LOB: 2 BB: 0 P: 9	R: 0 E: 0 K: 0 S: 3	H: 0 LOB: 0 BB: 0 P: 3	R: 0 E: 0 K: 1 S: 5	H: 0 LOB: 0 BB: 0 P: 5	R: 0 E: 0 K: 0 S: 4	H: 2 LOB: 1 BB: 0 P: 4	R: 0 E: 0 K: 0 S: 3	H: 0 LOB: 0 BB: 0 P: 3	R: 0 E: 0 K: 1 S: 5	H: 1 LOB: 1 BB: 0 P: 5	1B: 5 2B: 1 3B: 0 HR: 0	SF: 0 SAC: 0 DP: 3 HBP: 0			
PITCHER Jim Perry, R ERA: 3.09 (1, 1)	IP: 10.0 W: 3 L: 3 BF: 33 H: 5 R: 0 ER: 0 SO: 6 BB: 1 IBB: 0 HBP: 0 BLK: 0 WP: 0 HR: 0 S: 44 P: 48 ERA: 0.00 WHIP: 0.600																				

TOP

Detroit Tigers @ Cleveland Indians
Cleveland Municipal Stadium, Cleveland, OH
Wed Jul 04 1962, 3:33 AM EDT
Unknown

AB	32
R	0
H	5
RBI	0
BB	1
SO	6
LOB	6




Batter	1	2	3	4	5	6	7	8	9	10	AB	R	H	RBI	BB	SO	LOB				
Willie Tasby, R OBP: 0.309, SLG: 0.313 (1, 8) (9, 7)	K										4	0	0	0	0	1	1				
Tito Francona, L OBP: 0.322, SLG: 0.413 (1, 3)	F6										4	0	2	0	1	0	1				
Chuck Essegian, R OBP: 0.383, SLG: 0.541 (1, 7) (9, 8)											4	0	0	0	0	2	2				
Ty Cline, L OBP: 0.362, SLG: 0.382 (10, PH)	K										0	0	0	0	0	0	0				
Gene Green, R OBP: 0.342, SLG: 0.573 (10, PH)											1	0	1	1	0	0	0				
John Romano, R OBP: 0.354, SLG: 0.464 (1, 2)											4	0	0	0	0	1	2				
Woodie Held, R OBP: 0.371, SLG: 0.418 (1, 6)											4	0	1	0	0	1	0				
Bubba Phillips, R OBP: 0.305, SLG: 0.376 (1, 5)											3	0	0	0	1	0	1				
Willie Kirkland, L OBP: 0.315, SLG: 0.413 (1, 9)											4	0	0	0	0	0	2				
Jerry Kindall, R OBP: 0.295, SLG: 0.402 (1, 4)											4	0	2	0	0	1	1				
Jim Perry, S OBP: 0.182, SLG: 0.188 (1, 1)											3	1	1	0	0	0	2				
Inning Stats	R: 0 E: 0 K: 2 S: 7	H: 0 LOB: 1 BB: 1 P: 9	R: 0 E: 0 K: 1 S: 5	H: 1 LOB: 1 BB: 1 P: 4	R: 0 E: 0 K: 1 S: 6	H: 1 LOB: 1 BB: 0 P: 6	R: 0 E: 0 K: 0 S: 3	H: 0 LOB: 1 BB: 1 P: 7	R: 0 E: 1 K: 0 S: 5	H: 1 LOB: 2 BB: 0 P: 5	R: 0 E: 0 K: 1 S: 6	H: 1 LOB: 1 BB: 0 P: 6	R: 0 E: 1 K: 0 S: 4	H: 0 LOB: 1 BB: 0 P: 4	R: 1 E: 0 K: 0 S: 4	H: 3 LOB: 2 BB: 0 P: 4	1B: 7 2B: 0 3B: 0 HR: 0	SF: 0 SAC: 2 DP: 0 HBP: 0			
PITCHER Hank Aquirre, L ERA: 2.09 (1, 1)	IP: 9.1 W: 1 L: 3 BF: 39 H: 7 R: 1 ER: 1 SO: 6 BB: 2 IBB: 0 HBP: 0 BLK: 0 WP: 0 HR: 0 S: 49 P: 57 ERA: 0.96 WHIP: 0.964																				

BOTTOM

Detroit Tigers @ Cleveland Indians
Cleveland Municipal Stadium, Cleveland, OH
Wed Jul 04 1962, 3:33 AM EDT
Unknown

AB	35
R	1
H	7
RBI	1
BB	2
SO	6
LOB	12



Batter	1	2	3	4	5	6	7	8	9	10	11	12	13	AB	R	H	RBI	BB	SO	LOB	TOP					
Chico Fernandez, R OBP: 0.261, SLG: 0.366 (1, 6)			SH1-3 		F7 					FC3-6 	F3 		G4-6-3 	5	1	1	0	1	0	6						
Bill Bruton, L OBP: 0.332, SLG: 0.434 (1, 8)	3-1 		3-1 		3-1 		4-3 				K 			6	0	1	0	0	1	7						
Bob Farley, L OBP: 0.514, SLG: 0.268 (1, 3)	K 		3-1 		F2 					F9 		K 		6	0	1	0	0	2	4						
Rocky Colavito, R OBP: 0.367, SLG: 0.523 (1, 7)					F8 									3	0	1	0	3	0	1						
Dick McAuliffe, L OBP: 0.396, SLG: 0.382 (10, PH)	K 									F3 		K 		4	1	1	0	0	1	3						
Jake Wood, R OBP: 0.293, SLG: 0.314 (10, 4)												K 		2	0	0	0	0	1	3						
Bobo Osborne, L OBP: 0.377, SLG: 0.245 (9, 5)		F8 			F7 					4-3 		1B BB 	K 	4	0	0	0	0	0	1						
Steve Boros, R OBP: 0.324, SLG: 0.331 (9, 5)														1	0	0	0	1	1							
Bubba Morton, R OBP: 0.367, SLG: 0.394 (1, 9)		F9 								F2 				4	0	1	1	2	0	0						
Mike Roarke, R OBP: 0.250, SLG: 0.347 (1, 2)										F2 				5	0	2	0	1	0	1						
Don Mossi, L OBP: 0.267, SLG: 0.212 (9, 1)														2	0	0	0	1	1	3						
Terry Fox, R OBP: 0.266, SLG: 0.290 (11, PH)														1	0	0	0	0	0	3						
Vic Wertz, L OBP: 0.265, SLG: 0.288 (11, PH)														0	0	0	0	0	0	0						
Ron Kline, R OBP: 0.250, SLG: 0.333 (10, 1)														0	0	0	0	0	0	0						
Ron Nischwitz, L OBP: 0.200, SLG: 0.233 (10, 1)														0	0	0	0	0	0	0						
Jerry Casale, R OBP: 0.176, SLG: 0.125 (10, 1)														0	0	0	0	1	0	0						
Inning Stats	R: 0 E: 0 K: 2 S: 8	H: 1 LOB: 2 BB: 1 P: 12	R: 0 E: 0 K: 0 S: 3	H: 0 LOB: 0 BB: 0 P: 3	R: 0 E: 0 K: 0 S: 3	H: 0 LOB: 1 BB: 1 P: 7	R: 1 E: 0 K: 1 S: 7	H: 2 LOB: 2 BB: 1 P: 11	R: 0 E: 0 K: 0 S: 3	H: 0 LOB: 0 BB: 0 P: 3	R: 0 E: 0 K: 0 S: 3	H: 1 LOB: 0 BB: 0 P: 3	R: 0 E: 0 K: 0 S: 3	H: 0 LOB: 0 BB: 0 P: 3	R: 1 E: 0 K: 0 S: 4	H: 1 LOB: 2 BB: 2 P: 12	R: 0 E: 0 K: 2 S: 8	H: 1 LOB: 3 BB: 2 P: 16	R: 0 E: 0 K: 3 S: 9	H: 0 LOB: 1 BB: 1 P: 13	R: 0 E: 0 K: 0 S: 3	H: 1 LOB: 1 BB: 1 P: 7	1B: 7 2B: 1 3B: 0 HR: 0	SF: 0 SAC: 1 DP: 3 HBP: 0	WP: 1 PB: 0 SB: 1 CS: 0	PA: 55
PITCHER	IP	WLS	BF	H	R	ER	SO	BB	IBB	HBP	BLK	WP	HR	S	P	ERA	WHIP									
Barry Latman, R ERA: 3.52 (1, 1)	8.0	32	5	1	1	3	3	5	0	0	0	0	0	0	0	1.12	1.250									
Ruben Gomez, R ERA: 2.84 (9, 1)	1.2	8	1	1	1	0	1	1	0	0	0	0	0	6	14	5.40	1.200									
Bob Hartman, L ERA: 2.51 (10, 1)	0.1	3	0	0	0	0	2	0	0	0	0	0	0	1	9	0.00	6.000									
Gary Sell, R ERA: 3.53 (11, 1)	3.0	12	2	0	0	5	2	0	0	0	0	0	0	20	28	0.00	1.333									

Detroit Tigers @ Cleveland Indians
Cleveland Municipal Stadium, Cleveland, OH
Wed Jul 04 1962, 3:38 AM EDT
Att. 21,237 - Unknown

AB 43
R 2
H 8
RBI 1
BB 11
SO 8
LOB 33



Batter	1	2	3	4	5	6	7	8	9	10	11	12	13	AB	R	H	RBI	BB	SO	LOB	BOTTOM							
Willie Tasby, R OBP: 0.319, SLG: 0.317 (1, 8)			5-3 		F4 			G6-4-3 						5	0	2	0	1	0	2								
Tito Francona, L OBP: 0.319, SLG: 0.408 (1, 3)	K 		1-3 		F8 					6-3 SH3-4 1B 	F6 			6	1	1	0	0	1	4								
Bubba Phillips, R OBP: 0.300, SLG: 0.369 (1, 5)	E5 		F6 							SH3-4 	F6 	F6 		5	0	0	0	0	3									
Chuck Essegian, R OBP: 0.382, SLG: 0.531 (1, 7)	F4 				K 					6-3 				5	1	1	0	1	2	3								
Woodie Held, R OBP: 0.377, SLG: 0.417 (1, 6)					6-3 					F8 				3	1	1	1	3	0	0								
Jerry Kindall, R OBP: 0.293, SLG: 0.398 (1, 4)	K 				6-3 					3-H 1B 		F7 		5	1	1	0	0	1	5								
Willie Kirkland, L OBP: 0.311, SLG: 0.407 (9, PH)														3	0	0	0	0	1	0								
Gene Green, R OBP: 0.338, SLG: 0.566 (10, 9)					L4 					F3 		F7 		1	0	0	0	0	2									
Don Dillard, L OBP: 0.247, SLG: 0.330 (10, 9)														2	1	1	4	0	0	2								
Doc Edwards, R OBP: 0.290, SLG: 0.333 (1, 2)														5	1	2	1	0	1	0								
Barry Latman, R ERA: 3.5 (1, 1)	8.2	33	6	1	1	8	3	5	0	0	0	0	0	0	0	1.04	0.808											
Terry Fox, R ERA: 1.16 (9, 1)	1.1	5	1	1	1	0	1	0	0	0	0	0	0	4	8	6.75	1.500											
Ron Kline, R ERA: 4.68 (11, 1)	1.1	8	1	0	0	0	3	0	0	0	0	0	0	5	17	0.00	3.000											
Ron Nischwitz, L ERA: 1.54 (12, 1)	0.1	1	0	0	0	0	0	0	0	0	0	0	0	1	1	0.00	0.000											
Jerry Casale, R ERA: 4.72 (12, 1)	0.1	L	5	2	4	4	0	1	0	0	0	0	0	1	4	8	108.00	9.000										
Inning Stats	R: 0 E: 1 K: 2 S: 9	H: 1 LOB: 3 BB: 1 P: 13	R: 0 E: 0 K: 3 S: 9	H: 0 LOB: 0 BB: 0 P: 9	R: 0 E: 0 K: 0 S: 3	H: 0 LOB: 0 BB: 0 P: 3	R: 0 E: 0 K: 1 S: 5	H: 0 LOB: 0 BB: 0 P: 5	R: 0 E: 0 K: 1 S: 6	H: 1 LOB: 1 BB: 0 P: 6	R: 0 E: 0 K: 0 S: 5	H: 0 LOB: 0 BB: 0 P: 5	R: 0 E: 0 K: 0 S: 3	H: 1 LOB: 1 BB: 0 P: 3	R: 1 E: 0 K: 0 S: 6	H: 3 LOB: 2 BB: 2 P: 6	R: 1 E: 0 K: 0 S: 3	H: 1 LOB: 0 BB: 1 P: 7	R: 0 E: 0 K: 0 S: 3	H: 0 LOB: 2 BB: 2 P: 11	R: 0 E: 0 K: 0 S: 4	H: 1 LOB: 1 BB: 1 P: 8	R: 4 E: 0 K: 0 S: 3	H: 2 LOB: 0 BB: 1 P: 7	1B: 8 2B: 0 3B: 0 HR: 2	SF: 0 SAC: 2 DP: 1 HBP: 0	WP: 0 PB: 0 SB: 0 CS: 1	PA: 52
PITCHER	IP	WLS	BF	H	R	ER	SO	BB	IBB	HBP	BLK	WP	HR	S	P	ERA	WHIP											
Don Mossi, L ERA: 3.5 (1, 1)	8.2	33	6	1	1	8	3	5	0	0	0	0	0	4	8	1.04	0.808											
Terry Fox, R ERA: 1.16 (9, 1)	1.1	5	1	1	1	0	1	0	0	0	0	0	0	4	8	6.75	1.500											
Ron Kline, R ERA: 4.68 (11, 1)	1.1	8	1	0	0	0	3	0	0	0	0	0	0	5	17	0.00	3.000											
Ron Nischwitz, L ERA: 1.54 (12, 1)	0.1	1	0	0	0	0	0	0	0	0	0	0	0	1	1	0.00	0.000											
Jerry Casale, R ERA: 4.72 (12, 1)	0.1	L	5	2	4	4	0	1	0	0	0	0	0	1	4	8	108.00	9.000										

Detroit Tigers @ Cleveland Indians
Cleveland Municipal Stadium, Cleveland, OH
Wed Jul 04 1962, 3:38 AM EDT
Att. 21,237 - Unknown


AB 44
R 6
H 10
RBI 6
BB 6
SO 8
LOB 22



Batter	1	2	3	4	5	6	7	8	9	AB	R	H	RBI	BB	SO	LOB	TOP		
Jake Wood, R OBP: 0.295, SLG: 0.313 (1, 4)	0-0 1-6-3 1B		0-0 CS 1B		4-0 HR BB	0-0 F4	0-0 2-3			4	1	1	0	1	0	3			
Bill Bruton, L OBP: 0.333, SLG: 0.431 (1, 8)	0-0 FC4-6 1B		0-3 K		0-0 F7	4-0 BB		0-0 4-3		4	0	1	0	1	1	2			
Norm Cash, L OBP: 0.398, SLG: 0.532 (1, 3)	0-0 FC4-6 1-2		0-0 F2		4-0 HR BB		0-0 4-3		0-0 4-3	4	1	0	0	1	0	2			
Rocky Colavito, R OBP: 0.370, SLG: 0.554 (1, 7)	0-0 5-3			0-0 HR	0-0 HR 1-H 2-H			0-0 4-3		5	3	3	5	0	0	1			
Dick McAuliffe, L OBP: 0.357, SLG: 0.380 (1, 5)		0-0 F7		0-0 F4	4-0 BB		0-0 1B		0-0 4-3	4	0	1	0	1	0	0			
Bubba Morton, R OBP: 0.386, SLG: 0.402 (1, 9)		4-0 1B S FC4-6 BB		0-0 1B	4-0 1-2 BB		0-0 G6-4-3 1B		0-3 K	3	1	2	0	2	1	0			
Chico Fernandez, R OBP: 0.287, SLG: 0.390 (1, 6)		0-0 FC4-6 1B		0-0 1B	0-0 F5		0-0 G6-4-3 1-2		0-0 1B	5	0	3	0	0	0	4			
Dick Brown, R OBP: 0.271, SLG: 0.376 (1, 2)		0-0 FC4-6 1-2 3-H		0-0 F4	0-3 K2-3		4-0 BB		0-0 1-3	4	0	0	1	1	1	6			
Frank Lary, R OBP: 0.227, SLG: 0.250 (1, 1)		0-0 F7		0-0 5-3		0-3 K		4-0 1-2 BB		1	0	0	0	0	0	1			
Vic Wertz, L OBP: 0.282, SLG: 0.385 (4, PH)										1	0	0	0	0	0	2			
Phil Regan, R OBP: 0.233, SLG: 0.214 (4, 1)										1	0	0	0	1	0				
Bob Farley, L OBP: 0.322, SLG: 0.268 (7, PH)										0	0	0	0	1	0				
Ron Kline, R (7, 1)										0	0	0	0	0	0				
Inning Stats	R: 0 E: 0 K: 0 S: 4	H: 1 LOB: 1 BB: 0 P: 4	R: 1 E: 0 K: 0 S: 4	H: 1 LOB: 1 BB: 1 P: 8	R: 0 E: 0 K: 1 S: 5	H: 1 LOB: 0 BB: 0 P: 5	R: 1 E: 0 K: 0 S: 6	H: 3 LOB: 2 BB: 0 P: 6	R: 3 E: 0 K: 1 S: 6	H: 1 LOB: 1 BB: 1 P: 9	R: 1 E: 0 K: 0 S: 5	H: 3 LOB: 3 BB: 2 P: 13	R: 0 E: 0 K: 0 S: 3	H: 0 LOB: 0 BB: 0 P: 3	R: 0 E: 0 K: 1 S: 6	H: 1 LOB: 1 BB: 0 P: 6	1B: 8 2B: 0 3B: 0 HR: 3	SF: 0 SAC: 0 DP: 1 HBP: 0	WP: 0 PA: 44 PB: 0 SB: 1 CS: 1
PITCHER	IP WLS BF H R ER SO BB IBB HBP BLK WP HR S P ERA WHIP	IP WLS BF H R ER SO BB IBB HBP BLK WP HR S P ERA WHIP	IP WLS BF H R ER SO BB IBB HBP BLK WP HR S P ERA WHIP	IP WLS BF H R ER SO BB IBB HBP BLK WP HR S P ERA WHIP	IP WLS BF H R ER SO BB IBB HBP BLK WP HR S P ERA WHIP	IP WLS BF H R ER SO BB IBB HBP BLK WP HR S P ERA WHIP	IP WLS BF H R ER SO BB IBB HBP BLK WP HR S P ERA WHIP	IP WLS BF H R ER SO BB IBB HBP BLK WP HR S P ERA WHIP	IP WLS BF H R ER SO BB IBB HBP BLK WP HR S P ERA WHIP	IP WLS BF H R ER SO BB IBB HBP BLK WP HR S P ERA WHIP	IP WLS BF H R ER SO BB IBB HBP BLK WP HR S P ERA WHIP	IP WLS BF H R ER SO BB IBB HBP BLK WP HR S P ERA WHIP	IP WLS BF H R ER SO BB IBB HBP BLK WP HR S P ERA WHIP	IP WLS BF H R ER SO BB IBB HBP BLK WP HR S P ERA WHIP	IP WLS BF H R ER SO BB IBB HBP BLK WP HR S P ERA WHIP	IP WLS BF H R ER SO BB IBB HBP BLK WP HR S P ERA WHIP	IP WLS BF H R ER SO BB IBB HBP BLK WP HR S P ERA WHIP	IP WLS BF H R ER SO BB IBB HBP BLK WP HR S P ERA WHIP	
Pedro Ramos, R ERA: 4.66 (1, 1)	4.1 23 7 5 5 1 4 0 0 0 0 2 21 37 10.38 2.538																		
Frank Funk, R ERA: 2.58 (5, 1)	1.2 9 2 1 1 2 2 0 0 0 0 1 11 19 5.40 2.400																		
Bill Dailey, R ERA: (7, 1)	3.0 W 12 2 0 0 1 2 0 0 0 0 0 12 20 0.00 1.333																		

Detroit Tigers @ Cleveland Indians
Cleveland Municipal Stadium, Cleveland, OH
Thu Jul 05 1962, 7:05 PM EDT
Att: 11,778 - Unknown


AB 36
R 6
H 11
RBI 6
BB 8
SO 4
LOB 21



Batter	1	2	3	4	5	6	7	8	9	AB	R	H	RBI	BB	SO	LOB	BOTTOM		
Ty Cline, L OBP: 0.363, SLG: 0.389 (1, 8)	0-0 HR 1B		0-0 1B 2B		0-0 F3		0-0 L3		0-0 L7	5	2	2	0	0	0	2			
Al Luplow, L OBP: 0.397, SLG: 0.526 (1, 7)			0-0 FC3-6 1B		4-0 1-2 2-3 BB		0-0 4-3		0-0 HR	2	1	2	3	1	0	0			
Don Dillard, L OBP: 0.253, SLG: 0.366 (5, 7)			1-H HR		2-H 1B					2	1	1	1	0	0	0			
Tito Francona, L OBP: 0.315, SLG: 0.403 (1, 3)			0-0 F7		0-0 FC3-6 HR PB		0-0 F6		0-3 K	4	1	0	0	0	1	4			
Willie Kirkland, L OBP: 0.310, SLG: 0.402 (1, 9)		0-0 3-1		4-0 1-2 HR BB		0-0 F9		0-0 P5		3	1	0	0	1	0	1			
John Romano, R OBP: 0.355, SLG: 0.474 (1, 2)			0-0 F9		0-0 HR		0-0 F2		0-3 K	4	1	1	3	0	1	0			
Woodie Held, R OBP: 0.375, SLG: 0.412 (1, 6)		0-0 5-3		1-H 2-H HR		0-3 K		4-0 1B BB		3	0	0	0	1	1	0			
Bubba Phillips, R OBP: 0.303, SLG: 0.369 (1, 5)		0-0 F5			4-0 BB 1B BB		0-0 F9		0-0 1-3 1B	3	0	1	0	1	0	0			
Jerry Kindall, R OBP: 0.293, SLG: 0.396 (1, 4)		0-3 K			0-0 BB 1B		0-0 F8		0-0 L3	4	0	1	0	0	1	2			
Pedro Ramos, S OBP: 0.242, SLG: 0.548 (1, 1)			0-0 F3		0-3 K		0-3 K		0-3 K	2	0	0	0	0	1	2			
Frank Funk, R OBP: 0.111, SLG: 0.111 (5, 1)										1	0	0	0	0	1	0			
Bill Dailey, R ERA: 4.98 (7, 1)										0	0	0	0	0	0	0			
Willie Tasby, R OBP: 0.316, SLG: 0.314 (8, PH)										1	0	0	0	0	1	0			
Inning Stats	R: 2 E: 0 K: 0 S: 5	H: 2 LOB: 0 BB: 0 P: 5	R: 0 E: 0 K: 1 S: 5	H: 0 LOB: 0 BB: 0 P: 5	R: 4 E: 0 K: 0 S: 6	H: 3 LOB: 0 BB: 1 P: 10	R: 0 E: 0 K: 1 S: 6	H: 1 LOB: 3 BB: 2 P: 14	R: 0 E: 0 K: 1 S: 5	H: 0 LOB: 0 BB: 0 P: 5	R: 0 E: 0 K: 1 S: 6	H: 0 LOB: 1 BB: 0 P: 6	R: 0 E: 0 K: 1 S: 5	H: 1 LOB: 1 BB: 1 P: 9	R: 1 E: 0 K: 1 S: 5	H: 1 LOB: 0 BB: 0 P: 5	1B: 4 2B: 2 3B: 0 HR: 3	SF: 0 SAC: 0 DP: 1 HBP: 0	WP: 1 PA: 38 PB: 1 SB: 0 CS: 0
PITCHER	IP WLS BF H R ER SO BB IBB HBP BLK WP HR S P ERA WHIP	IP WLS BF H R ER SO BB IBB HBP BLK WP HR S P ERA WHIP	IP WLS BF H R ER SO BB IBB HBP BLK WP HR S P ERA WHIP	IP WLS BF H R ER SO BB IBB HBP BLK WP HR S P ERA WHIP	IP WLS BF H R ER SO BB IBB HBP BLK WP HR S P ERA WHIP	IP WLS BF H R ER SO BB IBB HBP BLK WP HR S P ERA WHIP	IP WLS BF H R ER SO BB IBB HBP BLK WP HR S P ERA WHIP	IP WLS BF H R ER SO BB IBB HBP BLK WP HR S P ERA WHIP	IP WLS BF H R ER SO BB IBB HBP BLK WP HR S P ERA WHIP	IP WLS BF H R ER SO BB IBB HBP BLK WP HR S P ERA WHIP	IP WLS BF H R ER SO BB IBB HBP BLK WP HR S P ERA WHIP	IP WLS BF H R ER SO BB IBB HBP BLK WP HR S P ERA WHIP	IP WLS BF H R ER SO BB IBB HBP BLK WP HR S P ERA WHIP	IP WLS BF H R ER SO BB IBB HBP BLK WP HR S P ERA WHIP	IP WLS BF H R ER SO BB IBB HBP BLK WP HR S P ERA WHIP	IP WLS BF H R ER SO BB IBB HBP BLK WP HR S P ERA WHIP	IP WLS BF H R ER SO BB IBB HBP BLK WP HR S P ERA WHIP	IP WLS BF H R ER SO BB IBB HBP BLK WP HR S P ERA WHIP	
Frank Lary, R ERA: 5.5 (1, 1)	3.0 15 1 0 0 3 1 0 0 0 0 0 16 24 0.00 1.000																		
Phil Regan, R ERA: 4.98 (4, 1)	3.0 12 1 0 0 3 2 0 0 0 0 0 16 24 0.00 1.000																		
Ron Kline, R ERA: 4.58 (7, 1)	2.2 L 11 2 1 1 3 1 0 0 0 1 1 16 20 3.38 1.125																		

Detroit Tigers @ Cleveland Indians
Cleveland Municipal Stadium, Cleveland, OH
Thu Jul 05 1962, 7:05 PM EDT
Att: 11,778 - Unknown

AB 34
R 7
H 8
RBI 7
BB 4
SO 7
LOB 11



Batter	1	2	3	4	5	6	7	8	9	AB	R	H	RBI	BB	SO	LOB	TOP										
Jim Landis, R OBP: 0.364, SLG: 0.442 (1, 8)										5	0	1	0	0	0	1	Chicago White Sox @ Cleveland Indians Cleveland Municipal Stadium, Cleveland, OH Sat Jul 07 1962, 3:33 AM EDT Att: 9,466 - Unknown										
Bob Sadowski, L OBP: 0.313, SLG: 0.447 (1, 4)										3	2	1	0	1	0	1											
Joe Cunningham, L OBP: 0.439, SLG: 0.453 (1, 3)										3	1	2	2	1	0	0											
Floyd Robinson, L OBP: 0.374, SLG: 0.478 (8, 7)										4	0	1	1	0	1	1											
Charlie Maxwell, L OBP: 0.286, SLG: 0.346 Mike Hershberger, R OBP: 0.332, SLG: 0.319 (8, 9)										2	0	0	0	1	0	1											
Al Smith, R OBP: 0.384, SLG: 0.498 (1, 5)										4	0	1	0	0	0	4											
Luis Aparicio, R OBP: 0.284, SLG: 0.346 (1, 6)										4	0	1	0	0	0	5											
Cam Carreon, R OBP: 0.316, SLG: 0.349 (1, 2)										4	0	0	0	0	2	4											
Eddie Fisher, R OBP: 0.118, SLG: 0.125 Nellie Fox, L OBP: 0.319, SLG: 0.360 Dean Stone, L OBP: 0.333, SLG: 0.353 Dom Zanni, R OBP: 0.471, SLG: 0.357 Bob Roselli, R OBP: 0.288, SLG: 0.350 (8, 1)										2	0	0	0	0	0	1											
Inning Stats	R: 0 E: 0 K: 0 S: 3	H: 1 LOB: 0 BB: 0 P: 3	R: 0 E: 1 K: 0 S: 4	H: 0 LOB: 2 BB: 1 P: 8	R: 1 E: 0 K: 0 S: 4	H: 2 LOB: 0 BB: 0 P: 4	R: 0 E: 0 K: 1 S: 5	H: 0 LOB: 0 BB: 0 P: 5	R: 0 E: 0 K: 1 S: 6	H: 1 LOB: 1 BB: 0 P: 6	R: 0 E: 0 K: 0 S: 3	H: 0 LOB: 1 BB: 1 P: 7	R: 0 E: 0 K: 0 S: 4	H: 1 LOB: 0 BB: 0 P: 4	R: 2 E: 0 K: 0 S: 5	H: 2 LOB: 2 BB: 2 P: 13		R: 0 E: 0 K: 1 S: 5	H: 0 LOB: 0 BB: 0 P: 5	1B: 4 2B: 2 3B: 1 HR: 0	SF: 0 SAC: 0 DP: 1 HBP: 0	WP: 0 PB: 0 SB: 1 CS: 0	PA: 38				
PITCHER	IP	WLS	BF	H	R	ER	SO	BB	IBB	HBP	BLK	WP	HR	S	P	ERA	WHIP										
Dick Donovan, R ERA: 2.77 (1, 1)	7.1		31	7	3	3	2	3	0	0	0	0	0	32	44	3.68	1.364										
Bob Hartman, L ERA: 2.51 (8, 1)	0.0		1	0	0	0	0	1	0	0	0	0	0	0	4	∞	∞										
Bill Dailey, R ERA: (8, 1)	1.2	W	5	0	0	0	1	0	0	0	0	0	0	7	7	0.00	0.000										

Batter	1	2	3	4	5	6	7	8	9	AB	R	H	RBI	BB	SO	LOB	BOTTOM										
Ty Cline, L OBP: 0.355, SLG: 0.378 (1, 8)										5	0	0	0	0	1	2	Chicago White Sox @ Cleveland Indians Cleveland Municipal Stadium, Cleveland, OH Sat Jul 07 1962, 3:33 AM EDT Att: 9,466 - Unknown										
Don Dillard, L OBP: 0.282, SLG: 0.416 (1, 7)										4	1	2	1	0	0	1											
Tito Francona, L OBP: 0.322, SLG: 0.405 (1, 3)										4	0	2	0	0	0	0											
Willie Kirkland, L OBP: 0.313, SLG: 0.400 (1, 9)										4	0	0	0	0	0	3											
John Romano, R OBP: 0.352, SLG: 0.467 (1, 2)										3	1	1	0	1	0	2											
Woodie Held, R OBP: 0.372, SLG: 0.405 (1, 6)										4	2	1	0	0	1	1											
Bubba Phillips, R OBP: 0.305, SLG: 0.379 (1, 5)										4	1	2	3	0	0	1											
Jerry Kindall, R OBP: 0.292, SLG: 0.390 (1, 4)										3	0	1	1	1	0	1											
Dick Donovan, L OBP: 0.245, SLG: 0.327 Bob Hartman, R Bill Dailey, R (8, 1)										3	0	0	0	0	0	4											
Inning Stats	R: 0 E: 0 K: 0 S: 3	H: 0 LOB: 0 BB: 0 P: 3	R: 0 E: 0 K: 0 S: 4	H: 1 LOB: 1 BB: 0 P: 4	R: 0 E: 1 K: 0 S: 4	H: 0 LOB: 1 BB: 0 P: 4	R: 2 E: 0 K: 0 S: 6	H: 4 LOB: 2 BB: 1 P: 10	R: 0 E: 0 K: 1 S: 6	H: 2 LOB: 2 BB: 0 P: 5	R: 0 E: 1 K: 1 S: 6	H: 0 LOB: 1 BB: 0 P: 6	R: 1 E: 0 K: 1 S: 6	H: 1 LOB: 0 BB: 0 P: 6	R: 2 E: 1 K: 0 S: 5	H: 1 LOB: 1 BB: 1 P: 9		R: 2 E: 1 K: 0 S: 5	H: 1 LOB: 1 BB: 1 P: 9	1B: 7 2B: 0 3B: 0 HR: 2	SF: 0 SAC: 0 DP: 1 HBP: 0	WP: 0 PB: 0 SB: 0 CS: 0	PA: 37				
PITCHER	IP	WLS	BF	H	R	ER	SO	BB	IBB	HBP	BLK	WP	HR	S	P	ERA	WHIP										
Eddie Fisher, R ERA: 3.52 (1, 1)	6.0		27	7	2	2	1	1	0	0	0	0	0	28	32	3.00	1.333										
Dean Stone, L ERA: 4.55 (7, 1)	1.0		4	1	1	1	1	0	0	0	0	0	1	6	6	9.00	1.000										
Dom Zanni, R ERA: 3.88 (8, 1)	1.0	L	6	1	2	1	0	1	0	0	0	0	1	5	9	9.00	2.000										

AB 33
R 3
H 7
RBI 3
BB 4
SO 3
LOB 19

AB 35
R 5
H 9
RBI 5
BB 2
SO 2
LOB 16

Batter	1	2	3	4	5	6	7	8	9	AB	R	H	RBI	BB	SO	LOB	TOP			
Jim Landis, R OBP: 0.366, SLG: 0.440 (1, 8)	F6	K		6-3		1B	G4-6-3			4	1	1	0	1	1	0	Chicago White Sox @ Cleveland Indians Cleveland Municipal Stadium, Cleveland, OH Sun Jul 08 1962, 3:38 AM EDT Att: 21,198 - Unknown			
Nellie Fox, L OBP: 0.317, SLG: 0.356 (1, 4)	F3	F7		F7		1B	G4-6-3			5	1	1	1	0	0	2				
Joe Cunningham, L OBP: 0.439, SLG: 0.457 (1, 3)	E	G3			F7	L8		F6		5	1	1	0	0	0	2				
Floyd Robinson, L OBP: 0.372, SLG: 0.474 (8, 7)	E5				F4	1B		F5		5	2	2	1	0	0	1				
Charlie Maxwell, L OBP: 0.320, SLG: 0.420 Mike Hershberger, R OBP: 0.331, SLG: 0.317 (8, 9)	2B				HBP	E7		K		4	1	3	3	1	1	0				
Al Smith, R OBP: 0.389, SLG: 0.498 Charley Smith, R OBP: 0.263, SLG: 0.284 (9, PR) (9, 5)	2B				1B					0	0	0	0	0	0	0				
Luis Aparicio, R OBP: 0.286, SLG: 0.355 (1, 6)					K					2	1	1	1	2	1	2				
Bob Roselli, R OBP: 0.320, SLG: 0.372 (1, 2)										0	0	0	0	0	0	0				
Ray Herbert, R OBP: 0.167, SLG: 0.225 (1, 1)	F6					SH3-4	SH3			5	0	1	1	0	0	7				
Inning Stats	R: 4 E: 1 K: 0 S: 8	H: 4 LOB: 2 BB: 1 P: 12	R: 0 E: 0 K: 1 S: 5	H: 0 LOB: 0 BB: 0 P: 5	R: 0 E: 0 K: 1 S: 6	H: 1 LOB: 2 BB: 1 P: 10	R: 0 E: 0 K: 1 S: 5	H: 0 LOB: 0 BB: 0 P: 5	R: 0 E: 0 K: 0 S: 4	H: 1 LOB: 2 BB: 0 P: 5	R: 0 E: 0 K: 0 S: 7	H: 4 LOB: 2 BB: 2 P: 15	R: 0 E: 0 K: 0 S: 3	H: 1 LOB: 1 BB: 1 P: 7	R: 0 E: 0 K: 1 S: 5	H: 0 LOB: 1 BB: 1 P: 7	1B: 7 2B: 3 3B: 1 HR: 0	SF: 0 SAC: 2 DP: 1 HBP: 1	WP: 0 PB: 0 CS: 0	PA: 45
PITCHER	IP	WLS	BF	H	R	ER	SO	BB	IBB	HBP	BLK	WP	HR	S	P	ERA	WHIP			
Pedro Ramos, R ERA: 4.58 (1, 1)	5.1	L	28	7	6	2	3	2	1	1	0	0	0	30	43	3.38	1.688			
Bob Hartman, L ERA: 3.07 (6, 1)	0.1		4	3	2	1	0	0	0	0	0	0	0	4	4	27.00	9.000			
Gary Bell, R ERA: 3.42 (6, 1)	1.1		6	1	0	0	0	2	0	0	0	0	0	4	12	0.00	2.250			
Frank Funk, R ERA: 2.66 (8, 1)	2.0		7	0	0	0	1	1	0	0	0	0	0	8	12	0.00	0.500			

Batter	1	2	3	4	5	6	7	8	9	AB	R	H	RBI	BB	SO	LOB	BOTTOM					
Ty Cline, L OBP: 0.346, SLG: 0.368 (1, 8)	L6-3	FC2-6			FC4-6		L6		L8	5	0	0	0	0	0	4	Chicago White Sox @ Cleveland Indians Cleveland Municipal Stadium, Cleveland, OH Sun Jul 08 1962, 3:38 AM EDT Att: 21,198 - Unknown					
Don Dillard, L OBP: 0.270, SLG: 0.419 (1, 7)	F7				G3					4	0	2	0	0	0	1						
Tito Francona, L OBP: 0.322, SLG: 0.401 (1, 3)					G1-6-3		F6		FC6-4	3	0	0	0	1	0	2						
Willie Kirkland, L OBP: 0.310, SLG: 0.394 (1, 9)	F4				F7		F9		G6-3	4	0	1	0	0	0	1						
Woodie Held, R OBP: 0.372, SLG: 0.415 (1, 6)							6-3		G6-3	4	1	2	0	0	0	2						
Jerry Kindall, R OBP: 0.290, SLG: 0.381 (1, 4)										3	1	0	0	1	1	2						
Bubba Phillips, R OBP: 0.300, SLG: 0.373 (1, 5)										4	0	0	0	0	0	2						
Doc Edwards, R OBP: 0.361, SLG: 0.469 (1, 2)										4	2	3	1	0	0	1						
Pedro Ramos, S OBP: 0.287, SLG: 0.545 (8, 1) Bob Hartman, R OBP: 0.317, SLG: 0.326 (7, PR) Marlan Caughy, L OBP: 0.111, SLG: 0.111 Frank Funk, R OBP: 0.306, SLG: 0.475 (9, PR)										2	0	1	1	0	0	1						
Inning Stats	R: 0 E: 0 K: 0 S: 3	H: 0 LOB: 1 BB: 1 P: 7	R: 2 E: 0 K: 1 S: 8	H: 3 LOB: 1 BB: 0 P: 8	R: 0 E: 0 K: 0 S: 3	H: 1 LOB: 0 BB: 0 P: 3	R: 0 E: 0 K: 0 S: 3	H: 1 LOB: 0 BB: 0 P: 3	R: 0 E: 0 K: 0 S: 4	H: 1 LOB: 1 BB: 0 P: 4	R: 0 E: 0 K: 0 S: 3	H: 0 LOB: 0 BB: 0 P: 3	R: 1 E: 0 K: 0 S: 5	H: 2 LOB: 1 BB: 0 P: 5	R: 0 E: 0 K: 0 S: 4	H: 2 LOB: 1 BB: 0 P: 4	R: 1 E: 0 K: 0 S: 4	H: 1 LOB: 1 BB: 1 P: 8	1B: 8 2B: 3 3B: 0 HR: 0	SF: 0 SAC: 0 DP: 3 HBP: 0	WP: 0 PB: 0 CS: 0	PA: 37
PITCHER	IP	WLS	BF	H	R	ER	SO	BB	IBB	HBP	BLK	WP	HR	S	P	ERA	WHIP					
Ray Herbert, R ERA: 4.09 (1, 1)	9.0	W	37	11	4	4	1	2	0	0	0	0	0	37	45	4.00	1.444					

Batter	1	2	3	4	5	6	7	8	9	AB	R	H	RBI	BB	SO	LOB	TOP					
Ty Cline, L OBP: 0.349, SLG: 0.371 (1, 8)	L3						L3-1		HR	4	0	2	0	0	0	0	Cleveland Indians @ Baltimore Orioles Memorial Stadium, Baltimore, MD Thu Jul 12 1962, 7:05 PM EDT Att: 13,538 - Unknown					
Willie Tasby, R OBP: 0.325, SLG: 0.318 (9, PH)									1B	1	1	1	2	0	0	0						
Bob Hartman, R (9, 1)										0	0	0	0	0	0	0						
Pedro Ramos, S OBP: 0.257, SLG: 0.545 (9, 1)										0	0	0	0	0	0	0						
Frank Funk, R OBP: 0.111, SLG: 0.111 (9, 1)										0	0	0	0	0	0	0						
Don Dillard, L OBP: 0.281, SLG: 0.404 (9, PH)	3-1						4-3		HR	4	0	0	0	0	0	3						
Chuck Essegian, R OBP: 0.379, SLG: 0.541 (9, 7)										1	1	1	3	0	0	0						
Tito Francona, L OBP: 0.323, SLG: 0.404 (1, 3)										5	0	2	0	0	1	3						
John Romano, R OBP: 0.350, SLG: 0.466 (1, 2)										5	0	0	0	0	2	5						
Willie Kirkland, L OBP: 0.306, SLG: 0.388 (1, 9)										4	0	0	0	0	0	3						
Woodie Held, R OBP: 0.373, SLG: 0.417 (9, 8)										4	0	2	0	0	0	0						
Bubba Phillips, R OBP: 0.300, SLG: 0.371 (1, 5)										4	1	1	0	0	0	2						
Jerry Kindall, R OBP: 0.296, SLG: 0.395 (1, 4)										3	2	2	1	1	0	1						
Ruben Gomez, R OBP: 0.222, SLG: 0.222 (7, 1)										3	0	1	0	0	0	2						
Bill Dalley, R OBP: 0.176, SLG: 0.125 (9, PH)										0	0	0	0	0	0	0						
Gary Bell, R OBP: 0.222, SLG: 0.250 (9, PH)										0	0	0	0	0	0	0						
Gene Grady, R OBP: 0.150, SLG: 0.500 (9, PH)										0	0	0	0	1	0	0						
Jim Mahoney, R OBP: 0.176, SLG: 0.333 (9, 9)										0	1	0	0	0	0	0						
Inning Stats	R: 0 E: 0 K: 0 S: 4	H: 1 LOB: 1 BB: 0 P: 4	R: 0 E: 0 K: 0 S: 4	H: 1 LOB: 2 BB: 1 P: 8	R: 0 E: 1 K: 2 S: 9	H: 1 LOB: 2 BB: 0 P: 9	R: 1 E: 0 K: 0 S: 6	H: 3 LOB: 2 BB: 0 P: 6	R: 0 E: 0 K: 0 S: 3	H: 0 LOB: 0 BB: 0 P: 3	R: 0 E: 0 K: 0 S: 3	H: 1 LOB: 0 BB: 0 P: 3	R: 0 E: 0 K: 0 S: 3	H: 0 LOB: 0 BB: 0 P: 3	R: 0 E: 0 K: 1 S: 5	H: 1 LOB: 0 BB: 0 P: 5	R: 5 E: 0 K: 0 S: 7	H: 4 LOB: 1 BB: 1 P: 11	1B: 9 2B: 1 3B: 0 HR: 2	SF: 0 SAC: 0 DP: 2 HBP: 0	WP: 0 PB: 0 SB: 0 CS: 0	PA: 40
PITCHER	IP WLS BF H R ER SO BB IBB HBP BLK WP HR S P ERA WHIP																					
Robin Roberts, R ERA: 2.57 (1, 1)	7.0	29	7	1	1	2	1	0	0	0	0	0	0	1	32	36	1.29	1.143				
Dick Hall, R ERA: 2.31 (8, 1)	1.0	3	1	0	0	1	0	0	0	0	0	0	0	5	5	0.00	1.000					
Wes Stock, R ERA: 3.8 (9, 1)	0.1	L	4	2	3	3	0	0	0	0	0	0	0	3	7	81.00	9.000					
Billy Hoelt, L ERA: 5.07 (9, 1)	0.2	4	2	2	2	0	0	0	0	0	1	4	4	27.00	3.000							

Batter	1	2	3	4	5	6	7	8	9	AB	R	H	RBI	BB	SO	LOB	BOTTOM					
Jerry Adair, R OBP: 0.279, SLG: 0.330 (1, 4)	F6									5	1	0	0	0	1	5	Cleveland Indians @ Baltimore Orioles Memorial Stadium, Baltimore, MD Thu Jul 12 1962, 7:05 PM EDT Att: 13,538 - Unknown					
Whitley Herzog, L OBP: 0.374, SLG: 0.403 (1, 9)										2	0	0	0	3	0	2						
Dave Nicholson, R OBP: 0.289, SLG: 0.290 (9, 9)										0	0	0	0	0	0	0						
Boog Powell, L OBP: 0.311, SLG: 0.394 (1, 7)										5	1	1	1	0	0	4						
Jim Gentile, L OBP: 0.363, SLG: 0.540 (1, 3)										5	0	2	0	0	1	3						
Brooks Robinson, R OBP: 0.296, SLG: 0.459 (1, 5)										5	0	1	0	0	1	2						
Jackie Brandt, R OBP: 0.331, SLG: 0.453 (1, 8)										4	1	1	0	1	0	2						
Ron Hansen, R OBP: 0.299, SLG: 0.278 (1, 6)										2	1	1	1	3	1	1						
Hobie Landrith, L OBP: 0.346, SLG: 0.402 (1, 2)										5	0	0	0	0	1	9						
Robin Roberts, S OBP: 0.334, SLG: 0.167 (7, PH)										1	0	0	0	0	0	0						
Russ Snyder, L OBP: 0.301, SLG: 0.461 (8, 1)										0	0	0	0	0	0	0						
Dick Hall, R ERA: 2.45 (8, PH)										1	0	0	0	0	0	1						
Charlie L. Brown, R OBP: 0.222, SLG: 0.250 (9, 1)										0	0	0	0	0	0	0						
Wes Stock, R (9, 1)										0	0	0	0	0	0	0						
Billy Hoelt, L OBP: 0.200, SLG: 0.455 (9, PH)										1	0	0	0	0	0	0						
Dick Williams, R OBP: 0.266, SLG: 0.260 (9, PH)										1	0	0	0	0	0	3						
Inning Stats	R: 0 E: 0 K: 0 S: 3	H: 0 LOB: 0 BB: 0 P: 3	R: 0 E: 0 K: 0 S: 5	H: 2 LOB: 0 BB: 0 P: 5	R: 0 E: 0 K: 0 S: 3	H: 0 LOB: 1 BB: 1 P: 7	R: 0 E: 0 K: 0 S: 3	H: 0 LOB: 0 BB: 0 P: 3	R: 0 E: 1 K: 0 S: 4	H: 0 LOB: 3 BB: 2 P: 12	R: 0 E: 0 K: 2 S: 8	H: 1 LOB: 1 BB: 0 P: 8	R: 1 E: 0 K: 1 S: 7	H: 2 LOB: 2 BB: 1 P: 11	R: 2 E: 2 K: 1 S: 8	H: 1 LOB: 2 BB: 1 P: 12	R: 1 E: 1 K: 1 S: 7	H: 1 LOB: 3 BB: 2 P: 15	1B: 5 2B: 2 3B: 0 HR: 0	SF: 0 SAC: 1 DP: 0 HBP: 0	WP: 1 PB: 0 SB: 0 CS: 0	PA: 45
PITCHER	IP WLS BF H R ER SO BB IBB HBP BLK WP HR S P ERA WHIP																					
Ruben Gomez, R ERA: 2.33 (1, 1)	6.0	25	3	0	0	0	3	0	0	0	0	0	0	6	10	13.50	4.500					
Bill Dalley, R ERA: 2.45 (7, 1)	0.2	5	2	1	1	1	1	0	0	0	0	0	0	9	13	0.00	1.500					
Gary Bell, R ERA: 3.36 (7, 1)	1.1	W	8	1	2	0	1	1	0	0	0	0	0	9	13	0.00	1.500					
Bob Hartman, L ERA: 3.0 (9, 1)	0.1	3	1	1	0	1	0	0	0	0	0	0	0	5	5	0.00	3.000					
Pedro Ramos, R ERA: 4.58 (9, 1)	0.0	2	0	0	0	0	2	0	0	0	1	0	0	8	∞	∞						

Batter	1	2	3	4	5	6	7	8	9	AB	R	H	RBI	BB	SO	LOB	TOP					
Ty Cline, L OBP: 0.346, SLG: 0.364 (1, 8)																	4 0 0 0 1 2 2					
Tito Francona, L OBP: 0.321, SLG: 0.399 (1, 3)																	4 0 0 0 0 0 5					
Chuck Essegian, R OBP: 0.381, SLG: 0.546 (1, 7)																	4 1 2 0 0 0 1					
John Romano, R OBP: 0.352, SLG: 0.465 (1, 2)																	3 1 1 0 1 0 2					
Woodie Held, R OBP: 0.372, SLG: 0.421 (1, 6)																	4 1 1 2 0 0 2					
Bubba Phillips, R OBP: 0.302, SLG: 0.373 (1, 5)																	4 0 2 0 0 0 1					
Willie Kirkland, L OBP: 0.301, SLG: 0.381 (1, 9)																	4 0 0 1 0 1 2					
Jerry Kindall, R OBP: 0.293, SLG: 0.389 (1, 4)																	4 0 0 0 0 1 1					
Jim Perry, S OBP: 0.173, SLG: 0.176 (4, 1)																	1 0 0 0 0 0 0 0					
Bill Dalley, R OBP: 0.255, SLG: 0.318 (5, PH)																	0 0 0 0 0 0 0 0					
Barry Latman, R OBP: 0.255, SLG: 0.358 (5, PH)																	0 0 0 0 0 0 0 0					
Doc Edwards, R OBP: 0.171, SLG: 0.111 (7, PH)																	0 0 0 0 0 0 0 0					
Frank Funk, R OBP: 0.171, SLG: 0.111 (7, PH)																	0 0 0 0 0 0 0 0					
Don Billard, R OBP: 0.201, SLG: 0.409 (9, PH)																	1 0 1 0 0 0 0 0					
Inning Stats	R: 0 E: 0 K: 1 S: 5	H: 0 LOB: 0 BB: 0 P: 5	R: 0 E: 0 K: 0 S: 4	H: 1 LOB: 1 BB: 0 P: 4	R: 0 E: 0 K: 2 S: 7	H: 0 LOB: 0 BB: 0 P: 7	R: 0 E: 0 K: 0 S: 2	H: 0 LOB: 1 BB: 1 P: 7	R: 0 E: 0 K: 0 S: 4	H: 1 LOB: 3 BB: 2 P: 12	R: 3 E: 0 K: 0 S: 6	H: 3 LOB: 0 BB: 0 P: 6	R: 0 E: 0 K: 0 S: 4	H: 1 LOB: 2 BB: 1 P: 8	R: 0 E: 0 K: 1 S: 5	H: 0 LOB: 0 BB: 0 P: 5	R: 0 E: 0 K: 0 S: 4	H: 1 LOB: 1 BB: 0 P: 4	1B: 5 2B: 1 3B: 1 HR: 0	SF: 0 SAC: 0 DP: 1 HBP: 1	WP: 0 PB: 0 SB: 0 CS: 0	PA: 38
PITCHER	IP WLS BF H R ER SO BB IBB HBP BLK WP HR S P ERA WHIP																					
Steve Barber, L ERA: 3.7 (1, 1)	6.2 W 30 6 3 3 3 4 0 1 0 0 0 0 0 48 4.05 1.500																					
Hal Brown, R ERA: 4.42 (7, 1)	2.1 S 8 1 0 0 1 0 0 0 0 0 0 0 0 10 0.00 0.429																					

Cleveland Indians @ Baltimore Orioles
Memorial Stadium, Baltimore, MD
Fri Jul 13 1962, 7:05 PM EDT
Att: 23,961 - Unknown


AB 33
R 3
H 7
RBI 3
BB 4
SO 4
LOB 16



Batter	1	2	3	4	5	6	7	8	9	AB	R	H	RBI	BB	SO	LOB	BOTTOM			
Jerry Adair, R OBP: 0.282, SLG: 0.332 (1, 4)																	5 1 2 2 0 0 2			
Whitey Herzog, L OBP: 0.371, SLG: 0.399 (1, 9)																	4 0 1 0 0 1 0			
Jackie Brandt, R OBP: 0.329, SLG: 0.447 (1, 8)																	3 0 0 1 0 1 0			
Jim Gentile, L OBP: 0.365, SLG: 0.538 (1, 3)																	1 1 0 1 2 0 2			
Dick Williams, R OBP: 0.292, SLG: 0.267 (7, 3)																	1 2 1 0 1 0 0			
Boog Powell, L OBP: 0.319, SLG: 0.412 (1, 7)																	3 1 2 2 1 1 2			
Dave Nicholson, R OBP: 0.299, SLG: 0.290 (8, 7)																	0 1 0 0 1 0 0			
Brooks Robinson, R OBP: 0.294, SLG: 0.464 (1, 5)																	5 1 1 3 0 0 7			
Charlie Lau, L OBP: 0.348, SLG: 0.448 (1, 2)																	5 1 4 1 0 0 0			
Ron Hansen, R OBP: 0.317, SLG: 0.282 (1, 6)																	2 1 1 0 3 0 0			
Steve Barber, L OBP: 0.162, SLG: 0.088 (1, 1)																	3 1 1 0 0 1 3			
Hal Brown, R OBP: 0.300, SLG: 0.300 (7, 1)																	2 0 0 0 0 2 4			
Inning Stats	R: 0 E: 0 K: 1 S: 5	H: 0 LOB: 0 BB: 0 P: 5	R: 1 E: 0 K: 0 S: 4	H: 2 LOB: 2 BB: 2 P: 12	R: 1 E: 0 K: 1 S: 7	H: 2 LOB: 0 BB: 0 P: 8	R: 3 E: 0 K: 0 S: 6	H: 3 LOB: 3 BB: 3 P: 18	R: 0 E: 0 K: 1 S: 5	H: 0 LOB: 0 BB: 0 P: 5	R: 0 E: 0 K: 1 S: 5	H: 0 LOB: 0 BB: 0 P: 5	R: 2 E: 0 K: 1 S: 8	H: 3 LOB: 2 BB: 1 P: 12	R: 3 E: 0 K: 1 S: 8	H: 3 LOB: 2 BB: 2 P: 16	1B: 7 2B: 5 3B: 0 HR: 2	SF: 1 SAC: 1 DP: 1 HBP: 1	WP: 0 PB: 0 SB: 0 CS: 0	PA: 45
PITCHER	IP WLS BF H R ER SO BB IBB HBP BLK WP HR S P ERA WHIP																			
Jim Perry, R ERA: 3.59 (4, 1)	3.0 L 19 5 0 0 0 0 1 1 0 0 0 0 0 3 11 0.00 1.000																			
Bill Dalley, R ERA: 2.16 (5, 1)	2.0 6 0 0 0 2 0 0 0 0 0 0 0 10 10 0.00 0.000																			
Barry Latman, R ERA: 3.43 (7, 1)	2.0 15 6 5 5 2 2 1 0 0 0 2 16 28 22.50 4.000																			

Cleveland Indians @ Baltimore Orioles
Memorial Stadium, Baltimore, MD
Fri Jul 13 1962, 7:05 PM EDT
Att: 23,961 - Unknown

AB 34
R 10
H 13
RBI 10
BB 8
SO 6
LOB 20



Batter	1	2	3	4	5	6	7	8	9	AB	R	H	RBI	BB	SO	LOB	TOP								
Jerry Adair, R OBP: 0.286, SLG: 0.344 (1, 4)	F7		HR		1B		1B		K	5	2	3	1	0	1	1	Baltimore Orioles @ Cleveland Indians Cleveland Municipal Stadium, Cleveland, OH Sun Jul 15 1962, 3:33 AM EDT Unknown								
Whitey Herzog, L OBP: 0.382, SLG: 0.401 (1, 9)	F7		3-1		G3		FC6-4 1B		1B	5	0	2	0	0	0	1									
Jackie Brandt, R OBP: 0.324, SLG: 0.451 (1, 8)	F6		2-3				HR FC6-4		F3	5	1	1	2	0	0	3									
Jim Gentile, L OBP: 0.372, SLG: 0.560 (1, 3)		HR 1B			FC6-4 1B		HR F7			4	2	3	1	0	0	1									
Boog Powell, L OBP: 0.317, SLG: 0.420 Russ Snyder, L OBP: 0.303, SLG: 0.461 (6, PR) (6, 7)	K				F7		1B		4-3	3	0	1	0	0	1	2									
Brooks Robinson, R OBP: 0.295, SLG: 0.466 (1, 5)	F9				FC6-4		L8		1B	4	0	1	0	0	0	3									
Ron Hansen, R OBP: 0.318, SLG: 0.298 (1, 6)	HR				L8		F9		G6-4-3 1B	4	1	1	2	0	0	3									
Hobie Landrith, L OBP: 0.343, SLG: 0.397 (1, 2)	F9						F7		4-3	4	0	1	0	0	0	1									
Chuck Estrada, R OBP: 0.114, SLG: 0.088 (1, 1)					F4		1-3		F9	4	0	0	0	0	0	1									
									F3	4	0	0	0	0	0	1									
Inning Stats	R: 0 E: 0 K: 0 S: 3	H: 0 LOB: 0 BB: 0 P: 3	R: 2 E: 0 K: 1 S: 7	H: 2 LOB: 0 BB: 0 P: 7	R: 1 E: 0 K: 0 S: 4	H: 1 LOB: 0 BB: 0 P: 4	R: 0 E: 0 K: 0 S: 4	H: 1 LOB: 1 BB: 0 P: 4	R: 0 E: 0 K: 0 S: 4	H: 1 LOB: 1 BB: 0 P: 4	R: 2 E: 0 K: 0 S: 6	H: 3 LOB: 1 BB: 0 P: 6	R: 1 E: 0 K: 0 S: 5	H: 2 LOB: 1 BB: 0 P: 5	R: 0 E: 0 K: 0 S: 3	H: 1 LOB: 0 BB: 0 P: 3	R: 0 E: 0 K: 1 S: 7	H: 2 LOB: 2 BB: 0 P: 7	1B: 9 2B: 0 3B: 0 HR: 4	SF: 0 SAC: 0 DP: 1 HBP: 0	WP: 0 PB: 0 SB: 0 CS: 0	PA: 39			
PITCHER	IP	WLS	BF	H	R	ER	SO	BB	IBB	HBP	BLK	WP	HR	S	P	ERA	WHIP								
Mudcat Grant, R ERA: 4.01 (1, 1)	5.0	L	22	7	5	5	1	0	0	0	0	0	4	24	24	9.00	1.400								
Bob Hartman, L ERA: 3.31 (6, 1)	1.1		7	3	1	1	0	0	0	0	0	0	0	7	7	6.75	2.250								
Bill Dailey, R ERA: 1.64 (7, 1)	2.2		10	3	0	0	1	0	0	0	0	0	0	12	12	0.00	1.125								



Batter	1	2	3	4	5	6	7	8	9	AB	R	H	RBI	BB	SO	LOB	BOTTOM								
Ty Cline, L OBP: 0.344, SLG: 0.367 (1, 8)	CS BB		2B	L4-6-3			L5			3	1	1	0	1	0	1	Baltimore Orioles @ Cleveland Indians Cleveland Municipal Stadium, Cleveland, OH Sun Jul 15 1962, 3:33 AM EDT Unknown								
Tito Francona, L OBP: 0.318, SLG: 0.393 (1, 3)	K		F7			6-3 1B	F8			4	0	1	0	0	1	2									
Chuck Essegian, R OBP: 0.382, SLG: 0.542 (1, 7)	HBP		HR			6-3	F5			3	1	1	1	0	0	1									
Willie Kirkland, L OBP: 0.305, SLG: 0.401 (1, 9)	F5		HR			4-0	F8			3	1	1	2	1	0	2									
John Romano, R OBP: 0.351, SLG: 0.458 (1, 2)	K		BB			0-0	F6			3	0	0	0	1	1	4									
Woodie Held, R OBP: 0.367, SLG: 0.415 (1, 6)		F8	L6			0-3	K		PO BB	3	0	0	0	1	1	3									
Bubba Phillips, R OBP: 0.299, SLG: 0.367 (1, 5)	1-3			E7 1B			F7		PO	4	1	1	0	0	0	0									
Jerry Kindall, R OBP: 0.293, SLG: 0.386 (1, 4)	F9			F8			K		K	4	0	0	0	0	2	1									
Mudcat Grant, R OBP: 0.200, SLG: 0.241 Bob Hartman, R (6, 1) Bill Dailey, R (7, 1) Don Dillard, L OBP: 0.265, SLG: 0.405 (8, PH)			K	L4-6-3 1B			K		F5	2	0	1	1	0	1	0									
										1	0	0	0	0	0	0									
										1	0	0	0	0	0	0									
Inning Stats	R: 0 E: 0 K: 2 S: 7	H: 0 LOB: 2 BB: 1 P: 12	R: 0 E: 0 K: 0 S: 3	H: 0 LOB: 0 BB: 0 P: 3	R: 3 E: 0 K: 1 S: 8	H: 3 LOB: 1 BB: 1 P: 12	R: 1 E: 1 K: 0 S: 4	H: 2 LOB: 0 BB: 0 P: 4	R: 0 E: 0 K: 1 S: 6	H: 1 LOB: 2 BB: 1 P: 10	R: 0 E: 0 K: 2 S: 7	H: 0 LOB: 0 BB: 0 P: 7	R: 0 E: 0 K: 0 S: 3	H: 0 LOB: 0 BB: 0 P: 3	R: 0 E: 0 K: 0 S: 2	H: 0 LOB: 0 BB: 1 P: 6	R: 0 E: 0 K: 1 S: 5	H: 0 LOB: 0 BB: 0 P: 5	1B: 3 2B: 2 3B: 0 HR: 1	SF: 0 SAC: 0 DP: 1 HBP: 1	WP: 0 PB: 0 SB: 0 CS: 1	PA: 37			
PITCHER	IP	WLS	BF	H	R	ER	SO	BB	IBB	HBP	BLK	WP	HR	S	P	ERA	WHIP								
Chuck Estrada, R ERA: 3.56 (1, 1)	9.0	W	36	6	4	3	7	3	1	1	0	0	1	45	62	3.00	1.000								



Batter	1	2	3	4	5	6	7	8	9	AB	R	H	RBI	BB	SO	LOB	TOP				
Jerry Adair, R (1.4)	5-3		1B		2B 1B		G6-3 BB	1B BB		3	1	2	0	2	0	0	Baltimore Orioles @ Cleveland Indians Cleveland Municipal Stadium, Cleveland, OH Sun Jul 15 1962, 3:38 AM EDT Att: 16,462 - Unknown				
Whitey Herzog, L (1.9)	K		F7		2B		G6-3	1B		5	0	2	3	0	1	2					
Jackie Brandt, R (1.8)	F4			L5	K		BB 1B	K		5	0	1	0	0	2	4					
Jim Gentile, L (1.3)		F9		F9		F5	BB	HR		4	1	1	1	1	0	0					
Charlie Lau, L (1.2)		F7		F4		F3	F5	F9		5	0	0	0	0	0	2					
Brooks Robinson, R (1.5)		BB			1B FC1-6 BB	1B		BB WP 1B BB	K	2	3	1	0	3	1	0					
Russ Snyder, L (1.7)		F7			1B FC1-6	1B		F9	F9	5	0	2	0	0	0	2					
Ron Hansen, R (1.6)			6-3		K			F6		4	0	1	1	0	1	3					
Jack Fisher, R (1.1)			F2		FC1-6	4-3				3	1	0	1	0	0	3					
Boog Powell, L (8, PH)					1B 2B			1B BB		0	0	0	0	1	0	0					
Mary Breeding, R (8, PR)					1B 2B					0	0	0	0	0	0	0					
Hal Brown, R (8, 1)					1B 2B					0	0	0	0	0	0	0					
Inning Stats	R: 0 E: 0 K: 1 S: 5	H: 0 LOB: 0 BB: 0 P: 5	R: 0 E: 0 K: 0 S: 3	H: 0 LOB: 1 BB: 1 P: 7	R: 0 E: 0 K: 0 S: 4	H: 1 LOB: 1 BB: 0 P: 4	R: 0 E: 0 K: 0 S: 3	H: 0 LOB: 0 BB: 0 P: 3	R: 3 E: 0 K: 2 S: 10	H: 3 LOB: 1 BB: 1 P: 14	R: 1 E: 0 K: 0 S: 6	H: 3 LOB: 2 BB: 0 P: 6	R: 0 E: 0 K: 0 S: 3	H: 1 LOB: 2 BB: 2 P: 11	R: 1 E: 0 K: 1 S: 6	H: 1 LOB: 3 BB: 3 P: 18	R: 1 E: 0 K: 1 S: 6	H: 1 LOB: 0 BB: 0 P: 6	1B: 8 2B: 1 3B: 0 HR: 1	SF: 0 SAC: 0 DP: 1 HBP: 0	WP: 1 PA: 43 PB: 0 SB: 0 CS: 0
PITCHER	IP WLS BF H R ER SO BB IBB HBP BLK WP HR S P ERA WHIP																				
Pedro Ramos, R (1.1)	5.0	21	4	3	3	3	2	0	0	0	0	0	25	33	5.40	1.200					
Jim Perry, R (6, 1)	1.0	7	3	1	1	0	1	0	0	0	0	0	6	10	9.00	4.000					
Barry Latman, R (7, 1)	3.0	L	15	3	2	2	2	4	0	0	0	1	1	15	6.00	2.333					

Batter	1	2	3	4	5	6	7	8	9	AB	R	H	RBI	BB	SO	LOB	BOTTOM				
Ty Cline, L (1.8)	L5-3		2B 1B		HR 1B		L6-3			4	1	2	0	0	0	0	Baltimore Orioles @ Cleveland Indians Cleveland Municipal Stadium, Cleveland, OH Sun Jul 15 1962, 3:38 AM EDT Att: 16,462 - Unknown				
Doc Edwards, R (1.2)	6-3		1H 2B		HR 1B		6-3			4	1	2	1	0	0	0					
Chuck Essegian, R (1.7)	F7			6-3	HR		F7			4	1	1	3	0	0	0					
Willie Kirkland, L (1.9)		S 1B		F8	F8		HR			4	1	2	1	0	0	0					
Gene Green, R (1.3)		K			F4					3	0	1	0	0	1	1					
Jim Perry, S (6, 1)										0	0	0	0	0	0	0					
Barry Latman, R (7, 1)		1-2 K		BB 1B	F4		G6-4-3 1B			1	0	1	0	0	0	0					
Bubba Phillips, R (1.5)		5-3					F8	G6-4-3		3	0	0	0	1	0	2					
Jerry Kindall, R (1.4)		F4			F8		F8			4	0	0	0	0	0	3					
Jim Mahoney, R (1.6)			F9				F7			3	0	0	0	0	0	0					
Don Dillard, L (9, PH)							F3			1	0	0	0	0	0	0					
Pedro Ramos, S (1, 1)										1	0	0	0	0	0	0					
Marlan Coughtry, L (5, PH)										0	1	0	0	1	0	0					
Tito Francona, L (6, 3)										2	0	0	0	0	0	0					
Inning Stats	R: 0 E: 0 K: 0 S: 3	H: 0 LOB: 0 BB: 0 P: 3	R: 0 E: 0 K: 1 S: 6	H: 1 LOB: 1 BB: 0 P: 6	R: 0 E: 0 K: 0 S: 4	H: 2 LOB: 2 BB: 0 P: 4	R: 0 E: 0 K: 0 S: 4	H: 1 LOB: 2 BB: 1 P: 8	R: 4 E: 0 K: 0 S: 6	H: 3 LOB: 0 BB: 1 P: 10	R: 0 E: 0 K: 0 S: 3	H: 0 LOB: 0 BB: 0 P: 3	R: 0 E: 0 K: 0 S: 3	H: 0 LOB: 0 BB: 0 P: 3	R: 1 E: 0 K: 0 S: 4	H: 2 LOB: 0 BB: 0 P: 4	R: 0 E: 0 K: 0 S: 3	H: 0 LOB: 0 BB: 0 P: 3	1B: 6 2B: 1 3B: 0 HR: 2	SF: 0 SAC: 0 DP: 1 HBP: 0	WP: 0 PA: 36 PB: 0 SB: 1 CS: 0
PITCHER	IP WLS BF H R ER SO BB IBB HBP BLK WP HR S P ERA WHIP																				
Jack Fisher, R (1.1)	7.0	29	7	4	4	4	0	0	0	0	0	0	0	29	37	5.14	1.286				
Hal Brown, R (8, 1)	2.0	W	7	2	1	1	0	0	0	0	0	1	7	7	4.50	1.000					

Batter	1	2	3	4	5	6	7	8	9	AB	R	H	RBI	BB	SO	LOB	TOP			
Ty Cline, L OBP: 0.340, SLG: 0.363 (1, 8)										4	0	0	0	0	2	0	Cleveland Indians @ Minnesota Twins Metropolitan Stadium, Bloomington, MI Tue Jul 17 1962, 8:05 PM EDT Att: 33,500 - Unknown - 72 F			
Tito Francona, L OBP: 0.313, SLG: 0.387 (1, 3)										4	0	0	0	0	2	0				
Chuck Essegian, R OBP: 0.382, SLG: 0.548 (1, 7)										3	0	1	0	1	0	0				
Willie Kirkland, L OBP: 0.307, SLG: 0.412 (1, 9)										4	1	1	0	0	1	2				
John Romano, R OBP: 0.352, SLG: 0.466 (1, 2)										3	1	1	2	1	1	1				
Woodie Held, R OBP: 0.386, SLG: 0.413 (1, 6)										4	0	1	0	0	0	1				
Bubba Phillips, R OBP: 0.299, SLG: 0.367 (1, 5)										3	0	1	0	0	1	1				
Jerry Kindall, R OBP: 0.287, SLG: 0.377 (1, 4)										3	0	0	0	0	1	2				
Gary Bell, R OBP: 0.158, SLG: 0.111 (1, 1)										1	0	0	0	0	1	0				
Frank Funk, R OBP: 0.100, SLG: 0.100 (3, 1)										1	0	0	0	0	1	1				
Don Dillard, L OBP: 0.261, SLG: 0.398 (7, PH)										1	0	0	0	0	0	1				
Bill Dailey, R (7, 1)										0	0	0	0	0	0	0				
Inning Stats	R: 0 E: 0 K: 1 S: 6	H: 1 LOB: 1 BB: 0 P: 6	R: 0 E: 0 K: 0 S: 3	H: 0 LOB: 0 BB: 0 P: 3	R: 0 E: 0 K: 1 S: 5	H: 0 LOB: 0 BB: 0 P: 5	R: 0 E: 0 K: 2 S: 7	H: 0 LOB: 1 BB: 1 P: 11	R: 0 E: 0 K: 2 S: 8	H: 1 LOB: 1 BB: 0 P: 8	R: 2 E: 0 K: 1 S: 8	H: 3 LOB: 1 BB: 0 P: 8	R: 0 E: 0 K: 2 S: 7	H: 0 LOB: 0 BB: 1 P: 7	R: 0 E: 0 K: 0 S: 2	H: 0 LOB: 0 BB: 1 P: 6	1B: 3 2B: 1 3B: 0 HR: 1	SF: 0 SAC: 0 DP: 1 HBP: 0	WP: 0 PB: 0 SB: 0 CS: 0	PA: 33
PITCHER Camilo Pascual, R ERA: 3.43 (1, 1)	IP: 9.0 WLS: W BF: 33 H: 5 R: 2 ER: 2 SO: 10 BB: 2 IBB: 0 HBP: 0 BLK: 0 WP: 0 HR: 1 S: 51 P: 59 ERA: 2.00 WHIP: 0.778															PITCHER				

AB 31
R 2
H 5
RBI 2
BB 2
SO 10
LOB 9




Batter	1	2	3	4	5	6	7	8	9	AB	R	H	RBI	BB	SO	LOB	BOTTOM			
Bill Tuttle, R OBP: 0.306, SLG: 0.250 (1, 8)										4	1	1	0	0	0	0	Cleveland Indians @ Minnesota Twins Metropolitan Stadium, Bloomington, MI Tue Jul 17 1962, 8:05 PM EDT Att: 33,500 - Unknown - 72 F			
Vic Power, R OBP: 0.334, SLG: 0.448 (1, 3)										4	2	2	0	0	0	0				
Rich Rollins, R OBP: 0.386, SLG: 0.480 (1, 5)										3	1	0	0	1	1	2				
Harmon Killebrew, R OBP: 0.374, SLG: 0.528 (1, 7)										2	2	2	4	0	0	0				
Marty Martínez, S OBP: 0.455, SLG: 0.250 (8, PR)										0	0	0	0	0	0	0				
Lenny Green, L OBP: 0.382, SLG: 0.442 (9, 7)										0	0	0	0	0	0	0				
Bob Allison, R OBP: 0.364, SLG: 0.444 (1, 9)										4	1	1	2	0	1	2				
Earl Battey, R OBP: 0.339, SLG: 0.397 (1, 2)										2	0	0	0	1	0	0				
Bernie Allen, L OBP: 0.303, SLG: 0.410 (1, 4)										2	0	0	1	0	0	0				
Zoilo Versalles, R OBP: 0.250, SLG: 0.335 (1, 6)										3	0	0	0	0	1	0				
Camilo Pascual, R OBP: 0.304, SLG: 0.385 (1, 1)										3	0	0	0	0	1	0				
Inning Stats	R: 3 E: 0 K: 0 S: 6	H: 3 LOB: 0 BB: 0 P: 6	R: 0 E: 0 K: 0 S: 3	H: 0 LOB: 0 BB: 0 P: 3	R: 3 E: 0 K: 0 S: 5	H: 2 LOB: 0 BB: 1 P: 9	R: 0 E: 0 K: 1 S: 5	H: 0 LOB: 0 BB: 0 P: 5	R: 0 E: 0 K: 0 S: 3	H: 0 LOB: 0 BB: 0 P: 3	R: 1 E: 0 K: 1 S: 4	H: 0 LOB: 1 BB: 1 P: 9	R: 0 E: 0 K: 1 S: 5	H: 0 LOB: 0 BB: 0 P: 5	R: 0 E: 0 K: 1 S: 6	H: 1 LOB: 1 BB: 0 P: 6	1B: 3 2B: 2 3B: 0 HR: 2	SF: 2 SAC: 0 DP: 1 HBP: 1	WP: 1 PB: 0 SB: 0 CS: 0	PA: 32
PITCHER Gary Bell, R ERA: 3.91 Frank Funk, R ERA: 3.35 Bill Dailey, R ERA: 1.38 (1, 1)	IP: 2.1 WLS: L BF: 13 H: 5 R: 6 ER: 6 SO: 6 BB: 1 IBB: 0 HBP: 1 BLK: 0 WP: 1 HR: 0 S: 2 P: 16 ERA: 23.14 WHIP: 2.571															PITCHER				


AB 27
R 7
H 6
RBI 7
BB 2
SO 4
LOB 4



Batter	1	2	3	4	5	6	7	8	9	AB	R	H	RBI	BB	SO	LOB	TOP					
Willie Tasby, R OBP: 0.320, SLG: 0.307 (1, 8)										4	0	0	0	0	3	1	Cleveland Indians @ Minnesota Twins Metropolitan Stadium, Bloomington, MI Wed Jul 18 1962, 4:33 AM EDT Att: 15,829 - Unknown - 78 F					
Tito Francona, L OBP: 0.315, SLG: 0.385 (1, 3)										2	1	0	0	1	2	0						
Chuck Essegian, R OBP: 0.376, SLG: 0.537 (1, 7)										4	0	0	0	0	1	2						
John Romano, R OBP: 0.354, SLG: 0.477 (1, 2)										4	1	2	2	0	0	0						
Woodie Held, R OBP: 0.364, SLG: 0.411 (1, 6)										4	0	1	0	0	2	2						
Bubba Phillips, R OBP: 0.296, SLG: 0.363 (1, 5)										4	0	0	0	0	2	1						
Willie Kirkland, L OBP: 0.307, SLG: 0.411 (1, 9)										3	0	1	0	0	1	0						
Jerry Kindall, R OBP: 0.287, SLG: 0.377 (1, 4)										3	0	1	0	0	0	1						
Barry Latman, R OBP: 0.261, SLG: 0.381 Jim Perry, S OBP: 0.162, SLG: 0.167 Gene Green, R OBP: 0.349, SLG: 0.593 Bob Hartman, R OBP: 0.287, SLG: 0.377 (8, 1)										0	0	0	0	0	0	0						
Inning Stats	R: 0 E: 0 K: 3 S: 9	H: 0 LOB: 0 BB: 0 P: 9	R: 0 E: 0 K: 2 S: 7	H: 0 LOB: 0 BB: 0 P: 7	R: 0 E: 0 K: 1 S: 6	H: 1 LOB: 1 BB: 0 P: 6	R: 0 E: 0 K: 0 S: 3	H: 1 LOB: 1 BB: 1 P: 7	R: 0 E: 0 K: 1 S: 6	H: 1 LOB: 1 BB: 0 P: 6	R: 2 E: 0 K: 2 S: 8	H: 1 LOB: 0 BB: 0 P: 9	R: 0 E: 0 K: 1 S: 5	H: 0 LOB: 0 BB: 0 P: 5	R: 1 E: 0 K: 1 S: 6	H: 1 LOB: 0 BB: 0 P: 6	R: 0 E: 0 K: 0 S: 3	H: 1 LOB: 0 BB: 0 P: 3	1B: 4 2B: 0 3B: 0 HR: 2	SF: 0 SAC: 0 DP: 2 HBP: 1	WP: 0 PB: 0 SB: 0 CS: 0	PA: 33
PITCHER Dick Stigman, L ERA: 3.07 (1, 1)	IP: 9.0 WLS: W BF: 33 H: 6 R: 3 ER: 3 SO: 11 BB: 1 IBB: 0 HBP: 1 BLK: 0 WP: 0 HR: 2 S: 53 P: 58 ERA: 3.00 WHIP: 0.778															PITCHER						

Batter	1	2	3	4	5	6	7	8	9	AB	R	H	RBI	BB	SO	LOB	BOTTOM			
Bill Tuttle, R OBP: 0.327, SLG: 0.274 (1, 8)										3	2	2	1	2	0	2	Cleveland Indians @ Minnesota Twins Metropolitan Stadium, Bloomington, MI Wed Jul 18 1962, 4:33 AM EDT Att: 15,829 - Unknown - 78 F			
Vic Power, R OBP: 0.338, SLG: 0.450 (1, 3)										5	2	3	1	0	0	1				
Rich Rollins, R OBP: 0.386, SLG: 0.478 (1, 5)										4	2	1	1	1	0	2				
Harmon Killebrew, R OBP: 0.377, SLG: 0.548 (1, 7)										4	3	2	5	1	0	0				
Bob Allison, R OBP: 0.361, SLG: 0.451 (1, 9)										5	1	1	4	0	1	0				
Earl Battey, R OBP: 0.343, SLG: 0.410 (1, 2)										5	2	3	1	0	0	0				
Bernie Allen, L OBP: 0.305, SLG: 0.411 (1, 4)										4	2	2	0	0	0	1				
Zoilo Versalles, R OBP: 0.247, SLG: 0.331 (1, 6)										4	0	0	0	0	0	4				
Dick Stigman, R OBP: 0.125, SLG: 0.143 (1, 1)										3	0	1	1	0	1	1				
Inning Stats	R: 11 E: 1 K: 0 S: 10	H: 7 LOB: 0 BB: 4 P: 26	R: 0 E: 0 K: 0 S: 5	H: 2 LOB: 2 BB: 0 P: 5	R: 1 E: 0 K: 0 S: 4	H: 1 LOB: 0 BB: 0 P: 4	R: 0 E: 0 K: 0 S: 3	H: 0 LOB: 0 BB: 0 P: 3	R: 0 E: 0 K: 1 S: 5	H: 1 LOB: 0 BB: 0 P: 5	R: 0 E: 0 K: 0 S: 3	H: 0 LOB: 0 BB: 0 P: 3	R: 2 E: 0 K: 0 S: 7	H: 4 LOB: 2 BB: 0 P: 7	R: 0 E: 0 K: 1 S: 5	H: 0 LOB: 0 BB: 0 P: 5	1B: 10 2B: 1 3B: 0 HR: 4	SF: 1 SAC: 0 DP: 1 HBP: 0	WP: 0 PB: 0 SB: 0 CS: 0	PA: 42
PITCHER Barry Latman, R ERA: 4.16 Jim Perry, R ERA: 4.03 Bob Hartman, L ERA: 3.12 (8, 1)	IP: 7.0 WLS: L BF: 33 H: 11 R: 8 ER: 8 SO: 1 BB: 2 IBB: 0 HBP: 0 BLK: 0 WP: 0 HR: 2 S: 33 P: 41 ERA: 10.29 WHIP: 1.857															PITCHER				

Batter	1	2	3	4	5	6	7	8	9	AB	R	H	RBI	BB	SO	LOB	TOP	
Willie Tasby, R OBP: 0.316, SLG: 0.305	F9		F9			F9		F3		4	0	1	0	0	0	0	Cleveland Indians @ Minnesota Twins Metropolitan Stadium, Bloomington, MI Thu Jul 19 1962, 4:33 AM EDT Att: 11,787 - Unknown - 71 F AB 29 R 0 H 3 RBI 0 BB 1 SO 5 LOB 7 	
Willie Kirkland, L OBP: 0.303, SLG: 0.404	K		F7			F5			K	4	0	0	0	0	2	1		
Chuck Essegian, R OBP: 0.373, SLG: 0.529	BB		K			5-3			F3	3	0	0	0	1	1	1		
John Romano, R OBP: 0.350, SLG: 0.471	F8				F3			F9	F9	4	0	0	0	0	0	1		
Woodie Held, R OBP: 0.361, SLG: 0.407		1-3			K				5-3	3	0	0	0	0	1	0		
Bubba Phillips, R OBP: 0.299, SLG: 0.363	WP 1B				6-3				HBP	2	0	1	0	0	0	0		
Tito Francona, L OBP: 0.315, SLG: 0.384	6-3					G6-4-3 1B			4-3	3	0	1	0	0	0	2		
Jerry Kindall, R OBP: 0.284, SLG: 0.373	F7					G6-4-3 1-2			1-3	3	0	0	0	0	0	2		
Dick Donovan, L OBP: 0.228, SLG: 0.302									F8	1	0	0	0	0	0	0		
Bill Dailey, R										1	0	0	0	0	1	0		
Doc Edwards, R OBP: 0.381, SLG: 0.486			1-3							1	0	0	0	0	0	0		
Frank Funk, R OBP: 0.100, SLG: 0.100										0	0	0	0	0	0	0		
Inning Stats	R: 0 E: 0 K: 1 S: 5	H: 0 LOB: 1 BB: 1 P: 9	R: 0 E: 0 K: 0 S: 4	H: 1 LOB: 1 BB: 0 P: 4	R: 0 E: 0 K: 1 S: 6	H: 1 LOB: 1 BB: 0 P: 6	R: 0 E: 0 K: 1 S: 5	H: 0 LOB: 0 BB: 0 P: 5	R: 0 E: 0 K: 0 S: 3	H: 0 LOB: 1 BB: 0 P: 3	R: 0 E: 0 K: 0 S: 3	H: 0 LOB: 0 BB: 0 P: 3	R: 0 E: 0 K: 1 S: 5	H: 0 LOB: 0 BB: 0 P: 5	1B: 3 2B: 0 3B: 0 HR: 0	SF: 0 SAC: 0 DP: 1 HBP: 1	WP: 1 PB: 0 SB: 0 CS: 0	PA: 31
PITCHER Jim Kaat, L ERA: 3.72	IP: 9.0 WLS: W BF: 31 H: 3 R: 0 ER: 0 SO: 5 BB: 1 IBB: 0 HBP: 1 BLK: 0 WP: 1 HR: 0 S: 39 P: 44 ERA: 0.00 WHIP: 0.444																	

Batter	1	2	3	4	5	6	7	8	9	AB	R	H	RBI	BB	SO	LOB	BOTTOM			
Bill Tuttle, R OBP: 0.325, SLG: 0.273	F9		6-3						5-3	4	1	1	1	0	0	0	Cleveland Indians @ Minnesota Twins Metropolitan Stadium, Bloomington, MI Thu Jul 19 1962, 4:33 AM EDT Att: 11,787 - Unknown - 71 F AB 31 R 8 H 10 RBI 7 BB 0 SO 1 LOB 8 			
Vic Power, R OBP: 0.340, SLG: 0.452	4-3		F7						HR HBP	3	2	1	0	0	0	0				
Rich Rollins, R OBP: 0.385, SLG: 0.476	5-3								F2	3	1	1	1	0	0	1				
Harmon Killebrew, R OBP: 0.376, SLG: 0.544									F8	4	0	1	0	0	0	1				
Lenny Green, L OBP: 0.382, SLG: 0.442										0	0	0	0	0	0	0				
Bob Allison, R OBP: 0.366, SLG: 0.479										4	3	3	4	0	0	0				
Earl Battey, R OBP: 0.341, SLG: 0.411									4-3	4	0	1	0	0	0	2				
Bernie Allen, L OBP: 0.305, SLG: 0.410										3	0	1	1	0	1	1				
Zoilo Versalles, R OBP: 0.248, SLG: 0.334										3	1	1	0	0	0	2				
Jim Kaat, L OBP: 0.259, SLG: 0.294										3	0	0	0	0	0	1				
Inning Stats	R: 0 E: 0 K: 0 S: 3	H: 0 LOB: 0 BB: 0 P: 3	R: 1 E: 0 K: 0 S: 4	H: 2 LOB: 0 BB: 0 P: 4	R: 1 E: 0 K: 0 S: 4	H: 1 LOB: 0 BB: 0 P: 4	R: 2 E: 0 K: 0 S: 6	H: 4 LOB: 1 BB: 0 P: 6	R: 2 E: 0 K: 0 S: 5	H: 2 LOB: 0 BB: 0 P: 5	R: 0 E: 0 K: 1 S: 5	H: 0 LOB: 0 BB: 0 P: 5	R: 0 E: 0 K: 0 S: 3	H: 0 LOB: 0 BB: 0 P: 3	R: 2 E: 0 K: 0 S: 4	H: 1 LOB: 0 BB: 0 P: 5	1B: 5 2B: 4 3B: 0 HR: 2	SF: 1 SAC: 0 DP: 2 HBP: 1	WP: 0 PB: 0 SB: 1 CS: 0	PA: 33
PITCHER Dick Donovan, R ERA: 2.96	IP: 3.1 WLS: L BF: 16 H: 7 R: 4 ER: 4 SO: 0 BB: 0 IBB: 0 HBP: 0 BLK: 0 WP: 0 HR: 1 S: 16 P: 16 ERA: 10.80 WHIP: 2.100																			
Bill Dailey, R ERA: 2.16	3.2	12	2	2	2	1	0	0	0	0	0	14	14	4.91	0.545					
Frank Funk, R ERA: 3.62	1.0	5	1	2	2	0	0	0	1	4	5	18.00	1.000							

Batter	1	2	3	4	5	6	7	8	9	AB	R	H	RBI	BB	SO	LOB	TOP					
Willie Tasby, R OBP: 0.326, SLG: 0.350 (1, 8)	5-3		HR		2B		1B SF7		K	5	1	3	3	0	1	0	Cleveland Indians @ Los Angeles Angels Dodger Stadium, Los Angeles, CA Fri Jul 20 1962, 7:05 PM PDT Att: 23,663 - Unknown - 67 F					
Bubba Phillips, R OBP: 0.297, SLG: 0.365 (1, 5)	F3		WP		F3		SF7		5-3	4	0	1	1	0	0	1						
Chuck Essegian, R OBP: 0.374, SLG: 0.540 (1, 7)	K		5-3		F8				HR	5	1	2	1	0	1	2						
Gene Green, R OBP: 0.341, SLG: 0.581 (1, 9)		F6	K			4-3	F9		HR	5	0	1	0	0	1	3						
John Romano, R OBP: 0.351, SLG: 0.468 (1, 2)	L8				F8		F8		2B	4	0	1	0	1	0	2						
Jack Kubiszyn, R OBP: 0.400, SLG: 0.500 (1, 6)	F6				F2				BB	4	0	1	0	1	1	2						
Tito Francona, L OBP: 0.317, SLG: 0.384 (1, 3)			2B HR							3	1	1	0	1	1	3						
Jerry Kindall, R OBP: 0.284, SLG: 0.375 (1, 4)			HR		F6		F3		F8	4	1	1	0	0	0	4						
Sam McDowell, L OBP: 0.290, SLG: 0.300 (5, 1)			4-3				K		4-3	2	0	0	0	0	0	1						
Ruben Gomez, R OBP: 0.222, SLG: 0.474 (7, PH)										0	0	0	0	0	0	0						
Doc Edwards, R OBP: 0.291, SLG: 0.381 (7, 1)										0	1	1	0	0	0	0						
Barry Latman, R OBP: 0.290, SLG: 0.403 (8, PH)										0	0	0	0	0	0	1						
Willie Kirkland, L OBP: 0.285, SLG: 0.100 (8, 1)										0	0	0	0	0	0	0						
Frank Funk, R OBP: 0.285, SLG: 0.100 (8, 1)										0	0	0	0	0	0	0						
Inning Stats	R: 0 E: 0 K: 1 S: 5	H: 0 LOB: 0 BB: 0 P: 5	R: 0 E: 0 K: 0 S: 3	H: 0 LOB: 0 BB: 0 P: 3	R: 3 E: 0 K: 1 S: 9	H: 4 LOB: 1 BB: 0 P: 9	R: 0 E: 0 K: 0 S: 3	H: 0 LOB: 1 BB: 1 P: 7	R: 0 E: 0 K: 1 S: 6	H: 1 LOB: 1 BB: 0 P: 6	R: 0 E: 0 K: 1 S: 6	H: 1 LOB: 2 BB: 1 P: 10	R: 1 E: 1 K: 0 S: 6	H: 2 LOB: 2 BB: 0 P: 6	R: 0 E: 0 K: 0 S: 4	H: 1 LOB: 1 BB: 0 P: 4	R: 1 E: 0 K: 2 S: 9	H: 2 LOB: 2 BB: 1 P: 13	1B: 4 2B: 5 3B: 0 HR: 2	SF: 1 SAC: 0 DP: 0 HBP: 0	WP: 1 PB: 0 SB: 0 CS: 0	PA: 42
PITCHER	IP WLS BF H R ER SO BB IBB HBP BLK WP HR S P ERA WHIP	IP WLS BF H R ER SO BB IBB HBP BLK WP HR S P ERA WHIP																				
Ted Bowsfield, L ERA: 5.01	(1, 1) 3.0 W 8 4 3 3 2 0 0 0 0 0 1 1 17 17 9.00 1.333																					
Bob Botz, R ERA: 3.82	(4, 1) 2.0 W 8 1 0 0 1 1 0 0 0 0 0 0 9 13 0.00 1.000																					
Ryne Duren, R ERA: 4.14	(6, 1) 0.1 3 1 0 0 0 1 0 0 0 0 0 0 2 6 0.00 6.000																					
Jack Spring, L ERA: 2.74	(6, 1) 1.1 7 2 1 0 1 0 0 0 0 0 0 0 9 9 0.00 1.500																					
Art Fowler, R ERA: 2.92	(7, 1) 2.0 10 3 1 1 1 1 0 0 0 0 0 1 11 15 4.50 2.000																					
PITCHER	IP WLS BF H R ER SO BB IBB HBP BLK WP HR S P ERA WHIP	IP WLS BF H R ER SO BB IBB HBP BLK WP HR S P ERA WHIP																				
Dean Chance, R ERA: 3.84	(9, 1) 0.1 S 1 0 0 0 1 0 0 0 0 0 0 0 3 3 0.00 0.000																					

AB	38
R	5
H	11
RBI	5
BB	3
SO	6
LOB	20



Batter	1	2	3	4	5	6	7	8	9	AB	R	H	RBI	BB	SO	LOB	BOTTOM			
Albie Pearson, L OBP: 0.379, SLG: 0.371 (1, 8)	1B BB		F7		1B	4-3				4	1	2	1	1	0	0	Cleveland Indians @ Los Angeles Angels Dodger Stadium, Los Angeles, CA Fri Jul 20 1962, 7:05 PM PDT Att: 23,663 - Unknown - 67 F			
Billy Moran, R OBP: 0.334, SLG: 0.439 (1, 4)	1B		K		1B	6-3				5	1	2	1	0	1	1				
Leon Wagner, L OBP: 0.358, SLG: 0.564 (1, 9)	F4				G3					4	1	2	1	0	0	2				
Felix Torres, R OBP: 0.340, SLG: 0.447 (1, 5)	F8				6-3					4	1	1	1	0	1	3				
Steve Bilko, R OBP: 0.331, SLG: 0.414 (1, 3)	4-3									1	0	0	0	1	0	2				
Tom Burgess, L OBP: 0.352, SLG: 0.371 (5, PH)										1	1	1	0	1	0	0				
Buck Rodgers, S OBP: 0.326, SLG: 0.419 (1, 2)		F8			F9					2	0	0	1	1	0	1				
Lee Thomas, L OBP: 0.347, SLG: 0.440 (1, 7)										3	1	1	3	1	1	3				
Joe Koppe, R OBP: 0.363, SLG: 0.312 (1, 6)										3	1	0	0	0	0	1				
Ted Bowsfield, R OBP: 0.125, SLG: 0.087 (3, PH)										0	0	0	0	0	0	0				
Eddie Yost, L OBP: 0.292, SLG: 0.390 (4, 1)										1	0	0	0	0	0	0				
Bob Botz, R ERA: 3.78										0	0	0	0	0	0	0				
Gordie Windhorn, R OBP: 0.192, SLG: 0.197 (8, 1)										0	0	0	0	0	0	0				
Ryne Duren, R OBP: 0.290, SLG: 0.381 (8, 1)										1	0	0	0	0	0	0				
Jack Spring, R OBP: 0.290, SLG: 0.403 (8, 1)										1	0	0	0	0	0	0				
Art Fowler, R OBP: 0.290, SLG: 0.403 (8, 1)										1	0	0	0	0	0	0				
Dean Chance, R OBP: 0.285, SLG: 0.100 (8, 1)										0	0	0	0	0	0	0				
Inning Stats	R: 0 E: 0 K: 0 S: 4	H: 1 LOB: 2 BB: 1 P: 8	R: 0 E: 0 K: 0 S: 2	H: 0 LOB: 0 BB: 1 P: 6	R: 0 E: 0 K: 1 S: 5	H: 0 LOB: 0 BB: 0 P: 5	R: 0 E: 0 K: 0 S: 3	H: 0 LOB: 1 BB: 1 P: 7	R: 0 E: 0 K: 1 S: 5	H: 0 LOB: 0 BB: 0 P: 5	R: 0 E: 0 K: 1 S: 6	H: 2 LOB: 2 BB: 1 P: 10	R: 0 E: 0 K: 0 S: 4	H: 1 LOB: 1 BB: 0 P: 4	R: 0 E: 0 K: 0 S: 4	H: 1 LOB: 1 BB: 0 P: 4	1B: 6 2B: 2 3B: 0 HR: 1	SF: 1 SAC: 0 DP: 1 HBP: 1	WP: 0 PB: 0 SB: 0 CS: 0	PA: 38
PITCHER	IP WLS BF H R ER SO BB IBB HBP BLK WP HR S P ERA WHIP	IP WLS BF H R ER SO BB IBB HBP BLK WP HR S P ERA WHIP																		
Sam McDowell, L ERA: 6.07	(1, 1) 4.1 L 3 3 1 1 0 0 0 0 0 0 0 0 3 3 ∞ ∞																			
Bill Dalley, R ERA: 3.78	(5, 1) 1.2 7 1 4 4 1 0 1 0 0 0 0 1 8 12 21.60 0.600																			
Ruben Gomez, R ERA: 2.83	(5, 1) 1.0 5 2 0 0 0 1 1 0 0 0 0 0 6 10 0.00 3.000																			
Barry Latman, R ERA: 4.11	(7, 1) 1.0 4 1 0 0 0 0 0 0 0 0 0 0 4 4 0.00 1.000																			
Frank Funk, R ERA: 3.56	(8, 1) 1.0 4 1 0 0 0 0 0 0 0 0 0 0 4 4 0.00 1.000																			
PITCHER	IP WLS BF H R ER SO BB IBB HBP BLK WP HR S P ERA WHIP	IP WLS BF H R ER SO BB IBB HBP BLK WP HR S P ERA WHIP																		



Batter	1	2	3	4	5	6	7	8	9	AB	R	H	RBI	BB	SO	LOB	TOP					
Ty Cline, L OBP: 0.335, SLG: 0.356 (1, 8)										4	0	0	0	0	2	2	Cleveland Indians @ Los Angeles Angels Dodger Stadium, Los Angeles, CA Sat Jul 21 1962, 7:05 PM PDT Att: 25,856 - Unknown					
Willie Kirkland, L OBP: 0.298, SLG: 0.397 (1, 9)										4	0	0	0	0	0	1						
Tito Francona, L OBP: 0.316, SLG: 0.385 (1, 3)										4	0	1	0	0	0	0						
Chuck Essegian, R OBP: 0.368, SLG: 0.530 (1, 7)										4	0	0	0	0	1	1						
John Romano, R OBP: 0.347, SLG: 0.462 (1, 2)											4	0	0	0	0	0						
Woodie Held, R OBP: 0.358, SLG: 0.403 (1, 6)										3	0	0	0	0	0	1						
Bubba Phillips, R OBP: 0.300, SLG: 0.366 (1, 5)										2	0	1	0	0	0	0						
Jerry Kindall, R OBP: 0.284, SLG: 0.375 (1, 4)										3	0	1	0	0	0	2						
Pedro Ramos, S OBP: 0.263, SLG: 0.528 (8, PH)										2	0	1	0	0	0	0						
Don Dillard, L OBP: 0.258, SLG: 0.395 (8, 1)										1	0	0	0	0	1	1						
Frank Funk, R OBP: 0.100, SLG: 0.100 (8, 1)										0	0	0	0	0	0	0						
Inning Stats	R: 0 E: 0 K: 2 S: 8	H: 1 LOB: 1 BB: 0 P: 8	R: 0 E: 0 K: 0 S: 4	H: 1 LOB: 1 BB: 0 P: 4	R: 0 E: 0 K: 0 S: 3	H: 0 LOB: 0 BB: 0 P: 3	R: 0 E: 1 K: 0 S: 4	H: 0 LOB: 1 BB: 0 P: 4	R: 0 E: 0 K: 1 S: 5	H: 1 LOB: 1 BB: 0 P: 6	R: 0 E: 0 K: 0 S: 3	H: 0 LOB: 0 BB: 0 P: 3	R: 0 E: 0 K: 0 S: 3	H: 0 LOB: 0 BB: 0 P: 3	R: 0 E: 1 K: 1 S: 6	H: 1 LOB: 1 BB: 0 P: 6	R: 0 E: 0 K: 0 S: 3	H: 0 LOB: 0 BB: 0 P: 3	1B: 3 2B: 1 3B: 0 HR: 0	SF: 0 SAC: 0 DP: 1 HBP: 1	WP: 0 PB: 0 SB: 0 CS: 0	PA: 32
PITCHER Ken McBride, R ERA: 3.25 (1, 1)	IP: 9.0 WLS: W BF: 32 H: 4 R: 0 ER: 0 SO: 4 BB: 0 IBB: 0 HBP: 1 BLK: 0 WP: 0 HR: 0 S: 39 P: 40 ERA: 0.00 WHIP: 0.444															PITCHER						

Batter	1	2	3	4	5	6	7	8	9	AB	R	H	RBI	BB	SO	LOB	BOTTOM					
Albie Pearson, L OBP: 0.380, SLG: 0.373 (1, 8)										4	1	2	0	0	0	2	Cleveland Indians @ Los Angeles Angels Dodger Stadium, Los Angeles, CA Sat Jul 21 1962, 7:05 PM PDT Att: 25,856 - Unknown					
Billy Moran, R OBP: 0.331, SLG: 0.434 (1, 4)										4	0	0	0	0	2	3						
Leon Wagner, L OBP: 0.362, SLG: 0.573 (1, 7)										3	2	2	1	1	0	0						
Buck Rodgers, S OBP: 0.325, SLG: 0.415 (1, 2)										3	0	0	0	1	0	1						
Lee Thomas, L OBP: 0.346, SLG: 0.439 (1, 9)										3	1	1	1	0	0	0						
Felix Torres, R OBP: 0.343, SLG: 0.446 (8, PH)										2	0	1	1	0	0	2						
Eddie Yost, R OBP: 0.429, SLG: 0.360 (9, 5)										1	0	0	0	0	1	0						
Tom Burgess, L OBP: 0.348, SLG: 0.380 (1, 3)										3	0	1	1	0	0	1						
Joe Koppe, R OBP: 0.368, SLG: 0.313 (1, 6)										2	0	1	0	1	0	1						
Ken McBride, R OBP: 0.137, SLG: 0.235 (1, 1)										4	0	0	0	0	2	5						
Inning Stats	R: 1 E: 0 K: 0 S: 4	H: 1 LOB: 2 BB: 2 P: 12	R: 0 E: 0 K: 1 S: 6	H: 1 LOB: 2 BB: 0 P: 7	R: 2 E: 0 K: 0 S: 6	H: 3 LOB: 2 BB: 1 P: 10	R: 1 E: 0 K: 0 S: 4	H: 2 LOB: 0 BB: 0 P: 4	R: 0 E: 0 K: 0 S: 3	H: 0 LOB: 1 BB: 0 P: 4	R: 0 E: 0 K: 2 S: 7	H: 0 LOB: 0 BB: 0 P: 7	R: 0 E: 0 K: 0 S: 3	H: 0 LOB: 0 BB: 0 P: 3	R: 0 E: 0 K: 2 S: 8	H: 1 LOB: 1 BB: 0 P: 8	R: 0 E: 0 K: 0 S: 8	H: 1 LOB: 1 BB: 0 P: 8	1B: 6 2B: 1 3B: 0 HR: 1	SF: 2 SAC: 0 DP: 0 HBP: 2	WP: 0 PB: 0 SB: 0 CS: 0	PA: 36
PITCHER Pedro Ramos, R ERA: 4.66 Frank Funk, R ERA: 3.49 (8, 1)	IP: 7.0 WLS: L BF: 32 H: 7 R: 4 ER: 4 SO: 3 BB: 2 IBB: 1 HBP: 2 BLK: 0 WP: 0 HR: 1 S: 33 P: 47 ERA: 5.14 WHIP: 1.286															PITCHER						

Batter	1	2	3	4	5	6	7	8	9	AB	R	H	RBI	BB	SO	LOB	TOP			
Ty Cline, L OBP: 0.337, SLG: 0.355 (1, 8)	SH HR 4-3 1B		1B FC4-6 1B		K 0-3 1	K 0-3 3			L1-3 0-0 3	5	2	2	0	0	2	1				
Don Dillard, L OBP: 0.271, SLG: 0.393 (1, 7)	4-3 1-2		FC4-6 1-3 1B		BB WP BB		K 0-3 1			3	0	1	0	1	1	1				
Tito Francona, L OBP: 0.313, SLG: 0.382 (1, 3)	SH HR 2-3		FC4-6 FC6-4 1-2 3-H		K 0-3 2		3-1 0-0 2			3	1	0	1	0	1	2				
Willie Kirkland, L OBP: 0.302, SLG: 0.418 (1, 9)	HR 1-H 3-H		F4 0-0 2		BB BB		F7 0-0 3			3	1	1	3	1	0	1				
Woodie Held, R OBP: 0.363, SLG: 0.401 (1, 6)	G5-4-3 HBP		FC6-4 1-2		FC5-4 1-2 2-3 BB		G1-4-3 1B			2	0	1	0	1	0	1				
Doc Edwards, R OBP: 0.365, SLG: 0.511 (1, 2)	G5-4-3 1-2			HR 0-0 3	FC5-4 1-2		F8 0-0 1			4	1	1	1	0	0	5				
Bubba Phillips, R OBP: 0.297, SLG: 0.360 (1, 5)		5-3 0-0 1		5-3 0-0 1		6-3 0-0 1		G1-4-3 1-2		4	0	0	0	0	0	1				
Jerry Kindall, R OBP: 0.284, SLG: 0.381 (1, 4)		F9 0-0 2		6-3 0-0 2		4-3 0-0 2		K 0-3 1		4	0	0	0	0	1	0				
Dick Donovan, L OBP: 0.230, SLG: 0.286 (1, 1)					F8 0-0 3			K 0-3 2		3	0	0	0	1	2	0				
Ruben Gomez, R OBP: 0.222, SLG: 0.222 (9, 1)										0	0	0	0	0	0	0				
Gary Bell, R OBP: 0.200, SLG: 0.158 (9, 1)						PB BB				0	0	0	0	0	0	0				
Inning Stats	R: 3 E: 0 K: 0 S: 5	H: 2 LOB: 0 BB: 0 P: 6	R: 0 E: 0 K: 1 S: 5	H: 0 LOB: 0 BB: 0 P: 5	R: 1 E: 0 K: 0 S: 5	H: 2 LOB: 1 BB: 0 P: 5	R: 1 E: 0 K: 0 S: 4	H: 1 LOB: 0 BB: 0 P: 4	R: 0 E: 0 K: 2 S: 7	H: 0 LOB: 3 BB: 3 P: 19	R: 0 E: 0 K: 1 S: 5	H: 0 LOB: 0 BB: 0 P: 5	R: 0 E: 0 K: 0 S: 3	H: 1 LOB: 0 BB: 0 P: 3	R: 0 E: 0 K: 2 S: 7	H: 0 LOB: 0 BB: 0 P: 7	1B: 4 2B: 0 3B: 0 HR: 2	SF: 0 SAC: 1 DP: 2 HBP: 1	WP: 1 PB: 1 CS: 0	PA: 37
PITCHER	IP WLS BF H R ER SO BB IBB HBP BLK WP HR S P ERA WHIP	IP WLS BF H R ER SO BB IBB HBP BLK WP HR S P ERA WHIP																		
Bob Giggie, R ERA: 6.28 (1, 1)	4.0 L 18 5 5 5 1 0 0 0 0 0 2 19 20 11.25 1.250																			
Danny McDevitt, L ERA: 3.89 (5, 1)	4.0 16 1 0 0 4 4 0 0 0 1 0 20 36 0.00 1.250																			
John Wyatt, R ERA: 4.94 (9, 1)	1.0 3 0 0 0 2 0 0 0 0 0 0 7 7 0.00 0.000																			

Cleveland Indians @ Kansas City Athletics
Municipal Stadium, Kansas City, MO
Tue Jul 24 1962, 8:05 PM EDT
Att: 7,460 - Unknown

AB 31
R 5
H 6
RBI 5
BB 4
SO 7
LOB 12



Batter	1	2	3	4	5	6	7	8	9	AB	R	H	RBI	BB	SO	LOB	BOTTOM					
Jose Tartabull, L OBP: 0.339, SLG: 0.358 (1, 8)	6-3 0-0 1		G6-4-3 BB		G4-6-3 1-2			F6 0-0 2	F9 0-0 3	4	0	0	0	1	0	6						
Ed Charles, R OBP: 0.341, SLG: 0.446 (1, 5)	3B 1B		G6-4-3 1-2		K 0-3 1		4-3 0-0 3			4	1	1	0	0	1	2						
Jerry Lumpe, L OBP: 0.345, SLG: 0.442 (1, 4)	1-H SF9 3B		K 0-3 3		G4-6-3 1B			1B BB 1B		4	2	3	1	0	1	0						
Norm Siebern, L OBP: 0.404, SLG: 0.465 (1, 3)	SF9 3-H			L8 0-0 1		G4-6-3 1-2		BB 1B BB		2	1	0	1	1	0	1						
Manny Jimenez, L OBP: 0.392, SLG: 0.493 (1, 7)				4-3 0-0 2				BB 1B		4	0	3	0	0	0	0						
Jerry Walker, S OBP: 0.283, SLG: 0.491 (9, PR)							G4-6-3 1B	3-1 BB 1B		0	0	0	0	0	0	0						
Gino Cimoli, R OBP: 0.345, SLG: 0.447 (1, 9)	K 0-3 3			6-3 0-0 3			L6 0-0 1	3-1 BB		3	0	0	1	1	1	2						
Billy Consolo, R OBP: 0.304, SLG: 0.276 (1, 6)				6-3 0-0 1			G4-6-3 1-2	F3 0-0 1		4	0	1	0	0	0	4						
Haywood Sullivan, R OBP: 0.339, SLG: 0.339 (9, PH)				K 0-3 2			L8 0-0 1	F6 0-0 1	3-1 2	3	0	0	0	0	1	1						
George Altusik, R OBP: 0.320, SLG: 0.527 (9, PH)								3-1 1-2 2-3 3-H		1	0	0	1	0	0	2						
Bob Giggie, R OBP: 0.222, SLG: 0.286 (5, PH)										1	0	0	0	0	0	0						
Danny McDevitt, L OBP: 0.222, SLG: 0.286 (5, PH)										1	0	1	0	0	0	0						
Wayne Culler, L OBP: 0.285, SLG: 0.376 (8, PH)										1	0	1	0	0	0	0						
Dan Pflaster, R OBP: 0.186, SLG: 0.186 (9, 1)										0	0	0	0	0	0	0						
John Wyatt, R OBP: 0.283, SLG: 0.491 (9, 1)										0	0	0	0	0	0	0						
Bobby Del Greco, R OBP: 0.283, SLG: 0.283 (9, PH)										0	0	0	0	1	0	0						
Inning Stats	R: 2 E: 0 K: 1 S: 8	H: 3 LOB: 1 BB: 0 P: 8	R: 0 E: 0 K: 1 S: 5	H: 0 LOB: 0 BB: 0 P: 5	R: 0 E: 0 K: 1 S: 4	H: 0 LOB: 0 BB: 1 P: 8	R: 0 E: 0 K: 0 S: 3	H: 0 LOB: 0 BB: 0 P: 3	R: 0 E: 0 K: 0 S: 4	H: 2 LOB: 1 BB: 0 P: 4	R: 0 E: 0 K: 1 S: 5	H: 1 LOB: 0 BB: 0 P: 5	R: 0 E: 0 K: 0 S: 3	H: 1 LOB: 0 BB: 0 P: 3	R: 0 E: 0 K: 0 S: 4	H: 1 LOB: 1 BB: 0 P: 4	R: 2 E: 0 K: 0 S: 5	H: 2 LOB: 3 BB: 3 P: 17	1B: 8 2B: 1 3B: 1 HR: 0	SF: 1 SAC: 0 DP: 4 HBP: 0	WP: 0 PB: 0 CS: 0	PA: 37
PITCHER	IP WLS BF H R ER SO BB IBB HBP BLK WP HR S P ERA WHIP	IP WLS BF H R ER SO BB IBB HBP BLK WP HR S P ERA WHIP																				
Dick Donovan, R ERA: 3.04 (1, 1)	8.0 W 31 9 4 4 4 2 0 0 0 0 0 37 45 4.50 1.375																					
Ruben Gomez, R ERA: 2.83 (9, 1)	0.0 1 1 0 0 0 0 0 0 0 0 0 1 1 ∞ ∞																					
Gary Bell, R ERA: 3.71 (9, 1)	1.0 S 5 0 0 0 0 2 0 0 0 0 0 3 11 0.00 2.000																					

Cleveland Indians @ Kansas City Athletics
Municipal Stadium, Kansas City, MO
Tue Jul 24 1962, 8:05 PM EDT
Att: 7,460 - Unknown

AB 32
R 4
H 10
RBI 4
BB 4
SO 4
LOB 18



Batter	1	2	3	4	5	6	7	8	9	AB	R	H	RBI	BB	SO	LOB	TOP										
Ty Cline, L OBP: 0.332, SLG: 0.349 (1, 8)	L6-3		L1-3			L4-6-3		L6-3		4	0	0	0	0	0	2											
Don Dillard, L OBP: 0.273, SLG: 0.400 Chuck Essegian, R OBP: 0.371, SLG: 0.532 (1, 7)	4-3			K			2B		WP 1B	3	1	1	0	0	1	0											
Tito Francona, L OBP: 0.312, SLG: 0.383 (1, 3)	5-3			F9		6-3	2B		E6 WP 1B	4	2	1	1	0	0	1											
Willie Kirkland, L OBP: 0.299, SLG: 0.413 Gene Green, R OBP: 0.337, SLG: 0.575 (1, 9)		K		4-3		6-3			K	3	0	0	0	0	1	1											
Woodie Held, R OBP: 0.359, SLG: 0.396 (1, 6)		6-3				4-3			F2	4	0	0	1	0	0	1											
Doc Edwards, R OBP: 0.384, SLG: 0.500 John Romano, R OBP: 0.349, SLG: 0.462 (1, 2)					F8		4-3			3	0	1	0	0	1	0											
Bubba Phillips, R OBP: 0.400, SLG: 0.529 Mudcat Grant, R OBP: 0.200, SLG: 0.241 (1, 5)					4-3		K		1B BB	0	0	0	0	1	0	0											
Jerry Kindall, R OBP: 0.283, SLG: 0.377 (1, 4)					F6				F9	3	0	0	0	1	1	2											
Sam McDowell, L OBP: 0.182, SLG: 0.182 Frank Funk, R OBP: 0.100, SLG: 0.100 Willie Dailey, R OBP: 0.347, SLG: 0.347 Bill Dailey, R OBP: 0.150, SLG: 0.150 Jack Kubiszyn, R OBP: 0.350, SLG: 0.350 Pedro Ramos, S OBP: 0.200, SLG: 0.200 (1, 1)						F4			WP BB	1	0	0	0	0	0	0											
Inning Stats	R: 0 E: 0 K: 0 S: 3	H: 0 LOB: 0 BB: 0 P: 3	R: 0 E: 0 K: 1 S: 6	H: 1 LOB: 1 BB: 0 P: 6	R: 0 E: 0 K: 1 S: 5	H: 0 LOB: 0 BB: 0 P: 5	R: 0 E: 0 K: 1 S: 5	H: 0 LOB: 0 BB: 0 P: 5	R: 0 E: 0 K: 0 S: 2	H: 0 LOB: 0 BB: 0 P: 6	R: 2 E: 0 K: 1 S: 7	H: 2 LOB: 0 BB: 0 P: 7	R: 0 E: 0 K: 0 S: 3	H: 0 LOB: 1 BB: 1 P: 7	R: 2 E: 1 K: 1 S: 8	H: 2 LOB: 2 BB: 1 P: 12	1B: 3 2B: 2 3B: 0 HR: 0	SF: 0 SAC: 0 DP: 1 HBP: 0	WP: 3 PB: 0 SB: 0 CS: 0	PA: 35							
PITCHER	IP	WLS	BF	H	R	ER	SO	BB	IBB	HBP	BLK	WP	HR	S	P	ERA	WHIP										
Diego Segui, R ERA: 4.18 (1, 1)	8.0	W	28	3	2	2	4	2	0	0	0	1	0	34	42	2.25	0.625										
Danny McDevitt, L ERA: 3.89 (9, 1)	0.0		2	1	2	0	0	0	0	0	0	0	0	2	2	∞	∞										
John Wyatt, R ERA: 4.9 (9, 1)	0.2	S	4	1	0	0	1	1	0	0	0	1	0	5	9	0.00	3.000										
Bill Fischer, R ERA: 4.84 (9, 1)	0.1	S	1	0	0	0	0	0	0	0	0	0	0	1	1	0.00	0.000										

Cleveland Indians @ Kansas City Athletics
Municipal Stadium, Kansas City, MO
Wed Jul 25 1962, 8:05 PM EDT
Att: 8,007 - Unknown


AB 32
R 4
H 5
RBI 3
BB 3
SO 5
LOB 10



Batter	1	2	3	4	5	6	7	8	9	AB	R	H	RBI	BB	SO	LOB	BOTTOM										
Bobby Del Greco, R OBP: 0.383, SLG: 0.393 (1, 8)	F4			F4						4	1	2	0	0	0	0											
Jerry Lumpe, L OBP: 0.344, SLG: 0.438 (1, 4)	1-3			4-3					E6	3	0	0	0	1	0	1											
Ed Charles, R OBP: 0.346, SLG: 0.446 (1, 5)									G4-3	2	1	1	0	2	0	2											
Norm Siebern, L OBP: 0.402, SLG: 0.463 (1, 3)	L8								G4-3	4	0	1	0	0	1	3											
Manny Jimenez, L OBP: 0.391, SLG: 0.488 (1, 7)									FC4	3	0	0	1	1	0	1											
Gino Cimoli, R OBP: 0.345, SLG: 0.446 Jose Tartabull, L OBP: 0.342, SLG: 0.358 (1, 9)									F9	3	1	1	0	0	0	2											
Billy Consolo, R OBP: 0.319, SLG: 0.287 (1, 6)									CS	3	1	2	1	1	0	0											
Joe Azcue, R OBP: 0.306, SLG: 0.341 Dan Pfister, R OBP: 0.184, SLG: 0.184 Haywood Sullivan, R OBP: 0.336, SLG: 0.339 (1, 2)									G6-4-3	3	1	1	2	1	0	4											
Diego Segui, R OBP: 0.259, SLG: 0.269 Wayne Causey, L OBP: 0.356, SLG: 0.373 Danny McDevitt, L OBP: 0.222, SLG: 0.250 John Wyatt, R OBP: 0.125, SLG: 0.087 Bill Fischer, R OBP: 0.343, SLG: 0.286 (1, 1)									G4-6-3	1	0	0	0	0	0	1											
Inning Stats	R: 0 E: 0 K: 0 S: 3	H: 0 LOB: 1 BB: 1 P: 7	R: 4 E: 0 K: 2 S: 11	H: 4 LOB: 2 BB: 2 P: 19	R: 0 E: 0 K: 0 S: 3	H: 1 LOB: 1 BB: 1 P: 7	R: 0 E: 0 K: 1 S: 5	H: 0 LOB: 0 BB: 0 P: 5	R: 1 E: 0 K: 0 S: 5	H: 2 LOB: 2 BB: 1 P: 9	R: 0 E: 1 K: 1 S: 6	H: 1 LOB: 1 BB: 0 P: 6	R: 0 E: 0 K: 0 S: 2	H: 0 LOB: 0 BB: 1 P: 6	R: 0 E: 0 K: 0 S: 2	H: 0 LOB: 1 BB: 1 P: 6	1B: 7 2B: 0 3B: 0 HR: 1	SF: 0 SAC: 0 DP: 3 HBP: 0	WP: 2 PB: 0 SB: 0 CS: 1	PA: 37							
PITCHER	IP	WLS	BF	H	R	ER	SO	BB	IBB	HBP	BLK	WP	HR	S	P	ERA	WHIP										
Sam McDowell, L ERA: 6.55 (5, 1)	4.2	L	25	7	5	5	3	5	0	0	0	2	1	26	46	9.64	2.571										
Frank Funk, R ERA: 3.47 (6, 1)	0.1		1	0	0	0	0	0	0	0	0	0	0	1	1	0.00	0.000										
Bill Dailey, R ERA: 3.38 (8, 1)	2.0		7	1	0	0	1	1	0	0	0	0	0	8	12	0.00	1.000										
Pedro Ramos, R ERA: 4.62 (8, 1)	1.0		3	0	0	0	0	1	0	0	0	0	0	2	6	0.00	1.000										

Cleveland Indians @ Kansas City Athletics
Municipal Stadium, Kansas City, MO
Wed Jul 25 1962, 8:05 PM EDT
Att: 8,007 - Unknown

AB 29
R 5
H 8
RBI 4
BB 7
SO 4
LOB 14



Batter	1	2	3	4	5	6	7	8	9	AB	R	H	RBI	BB	SO	LOB	TOP			
Lenny Green, L (1, 8) OBP: 0.379, SLG: 0.441										3	1	1	0	1	0	0	Minnesota Twins @ Cleveland Indians Cleveland Municipal Stadium, Cleveland, OH Fri Jul 27 1962, 7:05 PM EDT Att: 23,272 - Unknown			
Vic Power, R (1, 3) OBP: 0.337, SLG: 0.451										4	0	1	0	0	1	1				
Rich Rollins, R (1, 5) OBP: 0.390, SLG: 0.481										3	0	0	1	0	0	0				
Harmon Killebrew, R (1, 7) OBP: 0.385, SLG: 0.539 Bill Tuttle, R (9, 8) OBP: 0.311, SLG: 0.252										3	0	1	0	1	0	0				
Bob Allison, R (1, 9) OBP: 0.367, SLG: 0.509										3	1	1	1	1	0	2				
Earl Battey, R (1, 2) OBP: 0.343, SLG: 0.414										4	0	0	0	0	1	2				
Bernie Allen, L (1, 4) OBP: 0.318, SLG: 0.422										3	0	2	0	0	0	0				
Zoilo Versalles, R (1, 6) OBP: 0.249, SLG: 0.335										3	0	0	0	0	0	1				
Camilo Pascual, R (1, 1) OBP: 0.284, SLG: 0.357										3	0	0	0	0	0	0				
Inning Stats	R: 1 E: 0 K: 0 S: 4	H: 2 LOB: 1 BB: 1 P: 8	R: 0 E: 0 K: 0 S: 3	H: 0 LOB: 0 BB: 0 P: 3	R: 0 E: 0 K: 0 S: 3	H: 0 LOB: 0 BB: 0 P: 3	R: 0 E: 0 K: 0 S: 3	H: 1 LOB: 0 BB: 0 P: 3	R: 0 E: 0 K: 0 S: 3	H: 0 LOB: 0 BB: 0 P: 3	R: 0 E: 0 K: 0 S: 4	H: 2 LOB: 2 BB: 1 P: 8	R: 0 E: 0 K: 1 S: 5	H: 0 LOB: 1 BB: 1 P: 9	R: 1 E: 0 K: 1 S: 6	H: 1 LOB: 0 BB: 0 P: 6	1B: 5 2B: 0 3B: 0 HR: 1	SF: 1 SAC: 0 DP: 2 HBP: 0	WP: 0 PB: 0 SB: 0 CS: 0	PA: 33
PITCHER Jim Perry, R (1, 1) ERA: 3.92	IP: 9.0 WLS: L BF: 33	H: 6 R: 2 ER: 2 SO: 2	BB: 3 IBB: 0 HBP: 0 BLK: 0	WP: 0 HR: 1 S: 34 P: 46	ERA: 2.00 WHIP: 1.000	PITCHER	IP: 9.0 WLS: L BF: 33	H: 6 R: 2 ER: 2 SO: 2	BB: 3 IBB: 0 HBP: 0 BLK: 0	WP: 0 HR: 1 S: 34 P: 46	ERA: 2.00 WHIP: 1.000	PITCHER	IP: 9.0 WLS: L BF: 33	H: 6 R: 2 ER: 2 SO: 2	BB: 3 IBB: 0 HBP: 0 BLK: 0	WP: 0 HR: 1 S: 34 P: 46	ERA: 2.00 WHIP: 1.000			

Batter	1	2	3	4	5	6	7	8	9	AB	R	H	RBI	BB	SO	LOB	BOTTOM					
Ty Cline, L (1, 8) OBP: 0.335, SLG: 0.349										3	0	1	0	1	1	0	Minnesota Twins @ Cleveland Indians Cleveland Municipal Stadium, Cleveland, OH Fri Jul 27 1962, 7:05 PM EDT Att: 23,272 - Unknown					
Don Dillard, L (1, 7) OBP: 0.272, SLG: 0.395										4	0	1	0	0	1	1						
Tito Francona, L (1, 3) OBP: 0.314, SLG: 0.385										4	0	2	0	0	2	2						
Willie Kirkland, L (1, 9) OBP: 0.299, SLG: 0.411										4	1	1	0	0	0	2						
John Romano, R (1, 2) OBP: 0.350, SLG: 0.461 Pedro Ramos, S (9, PR) OBP: 0.263, SLG: 0.528										3	0	1	0	1	1	0						
Woodie Held, R (1, 6) OBP: 0.356, SLG: 0.392										3	0	0	0	0	0	1						
Bubba Phillips, R (1, 5) OBP: 0.292, SLG: 0.354										3	0	0	1	0	0	2						
Jerry Kindall, R (1, 4) OBP: 0.281, SLG: 0.374										3	0	0	0	0	1	2						
Jim Perry, S (1, 1) OBP: 0.186, SLG: 0.190										3	0	0	0	0	1	0						
Inning Stats	R: 0 E: 0 K: 0 S: 3	H: 1 LOB: 1 BB: 1 P: 7	R: 0 E: 0 K: 0 S: 3	H: 0 LOB: 0 BB: 0 P: 3	R: 0 E: 0 K: 1 S: 7	H: 2 LOB: 2 BB: 0 P: 7	R: 1 E: 1 K: 0 S: 5	H: 2 LOB: 1 BB: 0 P: 5	R: 0 E: 0 K: 3 S: 9	H: 0 LOB: 0 BB: 0 P: 9	R: 0 E: 0 K: 1 S: 5	H: 1 LOB: 0 BB: 0 P: 5	R: 0 E: 0 K: 1 S: 5	H: 0 LOB: 0 BB: 0 P: 5	R: 0 E: 0 K: 0 S: 3	H: 0 LOB: 1 BB: 1 P: 3	R: 0 E: 0 K: 1 S: 5	H: 0 LOB: 1 BB: 1 P: 9	1B: 6 2B: 1 3B: 0 HR: 0	SF: 0 SAC: 1 DP: 3 HBP: 0	WP: 0 PB: 0 SB: 0 CS: 0	PA: 33
PITCHER Camilo Pascual, R (1, 1) ERA: 3.38	IP: 9.0 WLS: W BF: 33	H: 6 R: 1 ER: 1 SO: 7	BB: 2 IBB: 0 HBP: 0 BLK: 0	WP: 0 HR: 0 S: 45 P: 53	ERA: 1.00 WHIP: 0.889	PITCHER	IP: 9.0 WLS: W BF: 33	H: 6 R: 1 ER: 1 SO: 7	BB: 2 IBB: 0 HBP: 0 BLK: 0	WP: 0 HR: 0 S: 45 P: 53	ERA: 1.00 WHIP: 0.889	PITCHER	IP: 9.0 WLS: W BF: 33	H: 6 R: 1 ER: 1 SO: 7	BB: 2 IBB: 0 HBP: 0 BLK: 0	WP: 0 HR: 0 S: 45 P: 53	ERA: 1.00 WHIP: 0.889					

Batter	1	2	3	4	5	6	7	8	9	AB	R	H	RBI	BB	SO	LOB	TOP
Lenny Green, L (1.8) OBP: 0.374, SLG: 0.434	F4			F4			FC5-4 SH1-3 1B		E4 HR	4	1	1	0	0	0	0	Minnesota Twins @ Cleveland Indians Cleveland Municipal Stadium, Cleveland, OH Sun Jul 29 1962, 3:33 AM EDT Unknown livebaseballscorecards.com
Vic Power, R (1.3) OBP: 0.338, SLG: 0.460	3-1			6-3			SH1-3 1-2		HR	3	1	1	2	0	0	0	
Rich Rollins, R (1.5) OBP: 0.393, SLG: 0.481	F4			6-3			FC5-4 1B		L8 1B	4	0	2	0	0	0	0	
Harmon Killebrew, R (1.7) OBP: 0.379, SLG: 0.527		5-3			5-3		FC5-4 1-2 2-3		L8 1-2	4	0	0	0	0	0	3	
Bob Allison, R (1.9) OBP: 0.362, SLG: 0.497		F8			5-3		5-3		5-3	4	0	0	0	0	0	3	
Earl Battey, R (1.2) OBP: 0.338, SLG: 0.407		5-3			4-3				FC4-6 1B	4	0	1	0	0	0	1	
Bernie Allen, L (1.4) OBP: 0.320, SLG: 0.425				G6-4-3 1B		F5			FC4-6 1-2	3	0	1	0	0	0	1	
Zolio Versalles, R (1.6) OBP: 0.250, SLG: 0.333				G6-4-3 1-2		2-3			F8	3	0	0	0	0	0	2	
Dick Stigman, R (1.1) OBP: 0.071, SLG: 0.077				1-3					4-3	2	0	0	0	0	0	0	AB 32 R 2 H 6 RBI 2 BB 0 SO 0 LOB 11
Don Mincher, L (8, PH) OBP: 0.411, SLG: 0.521										1	0	0	0	0	0	1	
Georges Maranda, R (8.1) OBP: 0.273, SLG: 0.455										0	0	0	0	0	0	0	
Jackie Collum, L (8.1) ERA:										0	0	0	0	0	0	0	
Inning Stats	R: 0 E: 0 K: 0 S: 3	H: 0 LOB: 0 BB: 0 P: 3	R: 0 E: 0 K: 0 S: 3	H: 0 LOB: 0 BB: 0 P: 3	R: 0 E: 0 K: 0 S: 3	H: 1 LOB: 0 BB: 0 P: 3	R: 0 E: 0 K: 0 S: 3	H: 0 LOB: 0 BB: 0 P: 3	R: 0 E: 0 K: 0 S: 5	H: 2 LOB: 2 BB: 0 P: 5	R: 0 E: 0 K: 0 S: 4	H: 1 LOB: 1 BB: 0 P: 4	R: 2 E: 1 K: 0 S: 6	H: 2 LOB: 1 BB: 0 P: 6	1B: 5 2B: 0 3B: 0 HR: 1	SF: 0 SAC: 1 DP: 1 HBP: 0	WP: 0 PA: 33 PB: 0 CS: 0
PITCHER Dick Donovan, R (1.1) ERA: 2.93	IP: 9.0 WLS: W BF: 33 H: 6 R: 2 ER: 1 SO: 0 BB: 0 IBB: 0 HBP: 0 BLK: 0 WP: 0 HR: 1 S: 33 P: 33 ERA: 1.00 WHIP: 0.667																

Batter	1	2	3	4	5	6	7	8	9	AB	R	H	RBI	BB	SO	LOB	BOTTOM		
Willie Tasby, R (1.8) OBP: 0.342, SLG: 0.344	1B BB BB			1B BB			G6-4-3 1-2			2	0	1	0	2	0	1	Minnesota Twins @ Cleveland Indians Cleveland Municipal Stadium, Cleveland, OH Sun Jul 29 1962, 3:33 AM EDT Unknown livebaseballscorecards.com		
Willie Kirkland, L (1.9) OBP: 0.298, SLG: 0.407	L6			G6-4-3 1B		F7		SH1-4 SF8 1B	4	1	2	0	0	0	2				
Chuck Essegian, R (1.7) Ty Cline, L (9.8) OBP: 0.367, SLG: 0.525 OBP: 0.335, SLG: 0.349	F2			K				SH1-4 E BB	3	1	1	0	1	1	3				
John Romano, R (1.2) OBP: 0.354, SLG: 0.460	1B BB 1-2 BB			G6-4-3 1-2		F7		SH1-4 1-2 2-3	2	0	0	0	1	0	3				
Woodie Held, R (1.6) OBP: 0.357, SLG: 0.388	1B			F7		G6-3 BB		1B IBB	2	0	1	0	2	0	0				
Bubba Phillips, R (1.5) OBP: 0.291, SLG: 0.351	F6			G4-6-3 1B		G6-3 1-2		SF8 2-H 3-H	3	0	1	1	0	0	5				
Tito Francona, L (1.3) OBP: 0.317, SLG: 0.389		3-1		G4-6-3 1-2			F7 1B	SH1-4 1-3 1B	4	1	2	0	0	0	1				
Jerry Kindall, R (1.4) OBP: 0.275, SLG: 0.365		K			5-3		F7 2-3	F8	4	0	0	0	0	1	3				
Dick Donovan, L (1.1) OBP: 0.234, SLG: 0.288		K			F8		G6-4-3 3-H 1B			3	0	1	1	0	1	0			
Inning Stats	R: 0 E: 0 K: 0 S: 4	H: 1 LOB: 3 BB: 2 P: 12	R: 0 E: 0 K: 2 S: 7	H: 0 LOB: 0 BB: 0 P: 7	R: 0 E: 0 K: 1 S: 5	H: 1 LOB: 1 BB: 1 P: 9	R: 0 E: 0 K: 0 S: 3	H: 1 LOB: 0 BB: 0 P: 3	R: 0 E: 0 K: 0 S: 4	H: 1 LOB: 1 BB: 0 P: 4	R: 0 E: 0 K: 0 S: 3	H: 1 LOB: 1 BB: 1 P: 7	R: 1 E: 0 K: 0 S: 4	H: 2 LOB: 0 BB: 0 P: 4	R: 2 E: 1 K: 0 S: 5	H: 2 LOB: 2 BB: 2 P: 13	1B: 7 2B: 2 3B: 0 HR: 0	SF: 1 SAC: 1 DP: 4 HBP: 0	WP: 0 PA: 35 PB: 0 CS: 0
PITCHER Dick Stigman, L (1.1) ERA: 2.53 Georges Maranda, R (8.1) ERA: 4.18 Jackie Collum, L (8.1) ERA:	IP: 7.0 WLS: L BF: 28 H: 7 R: 1 ER: 1 SO: 3 BB: 4 IBB: 0 HBP: 0 BLK: 0 WP: 0 HR: 0 S: 30 P: 46 ERA: 1.29 WHIP: 1.571																		

Batter	1	2	3	4	5	6	7	8	9	10	11	AB	R	H	RBI	BB	SO	LOB	TOP											
Lenny Green, L OBP: 0.376, SLG: 0.444 (1, 8)	F8		F4		SH3-1 1B 2B		HR	F9		BB		5	2	2	1	1	0	0												
Vic Power, R OBP: 0.339, SLG: 0.468 (1, 3)			F8		SH3-1		HR	6-3		F7		5	1	2	1	0	0	1												
Rich Rollins, R OBP: 0.394, SLG: 0.480 (1, 5)	F5					1B E BB		4-3		6-3		5	2	2	1	1	0	1												
Harmon Killebrew, R OBP: 0.375, SLG: 0.524 Mary Martinez, S OBP: 0.455, SLG: 0.250 (11, 6)	K										1B SH 1B	6	1	2	0	0	3	3												
Bob Allison, R OBP: 0.359, SLG: 0.492 (1, 9)			F3								1B SH FC6-2 1B	5	1	1	0	0	0	2												
Bernie Allen, L OBP: 0.323, SLG: 0.423 (1, 4)			F9								1B FC6-2 IBB	4	0	1	1	2	0	1												
Zolo Versailles, R OBP: 0.249, SLG: 0.332 Bill Tuttle, R OBP: 0.308, SLG: 0.250 (11, 8)			F4								1B FC6-2	5	0	1	0	0	1	6												
Jerry Zimmerman, R OBP: 0.364, SLG: 0.367 Don Minter, L OBP: 0.408, SLG: 0.515 Earl Battey, R OBP: 0.337, SLG: 0.407 (10, 2)			4-3								1B FC6-2 1B	3	0	2	1	0	0	1												
Jack Kralick, L OBP: 0.207, SLG: 0.204 Bill Pleis, L OBP: 0.333, SLG: 0.333 Frank Sullivan, R OBP: 0.404, SLG: 0.453 Ray Moore, R OBP: 0.404, SLG: 0.453 (10, 1)			6-3								1B L8	4	0	0	0	0	1	7												
Inning Stats	R: 0 E: 0 K: 1 S: 6	H: 1 LOB: 1 BB: 0 P: 6	R: 0 E: 0 K: 0 S: 4	H: 1 LOB: 1 BB: 0 P: 4	R: 0 E: 0 K: 0 S: 3	H: 0 LOB: 0 BB: 0 P: 3	R: 1 E: 1 K: 1 S: 7	H: 1 LOB: 3 BB: 1 P: 12	R: 1 E: 0 K: 0 S: 5	H: 2 LOB: 1 BB: 0 P: 5	R: 0 E: 0 K: 0 S: 4	H: 1 LOB: 0 BB: 0 P: 4	R: 3 E: 1 K: 2 S: 12	H: 4 LOB: 3 BB: 1 P: 16	R: 0 E: 0 K: 0 S: 3	H: 0 LOB: 0 BB: 0 P: 3	R: 0 E: 0 K: 1 S: 6	H: 1 LOB: 1 BB: 0 P: 6	R: 0 E: 0 K: 1 S: 5	H: 0 LOB: 1 BB: 1 P: 9	R: 2 E: 2 K: 0 S: 6	H: 2 LOB: 2 BB: 1 P: 10	1B: 10 2B: 1 3B: 0 HR: 2	SF: 1 SAC: 2 DP: 0 HBP: 1	WP: 0 PB: 0 SB: 0 CS: 0	PA: 54				
PITCHER	IP ERA WLS BF H R ER SO BB IBB HBP BLK WP HR S P ERA WHIP	6.0 3.38 1.0 7 2 1 0 2 1 0 0 0 0 0 10 14 0.00 3.000	8 4 4 2 1 0 0 1 0 0 0 0 0 0 9 9 0.00 0.500	29 4.53 11 2 2 1 1 1 1 0 0 0 0 0 11 19 4.50 1.500																										

Minnesota Twins @ Cleveland Indians
Cleveland Municipal Stadium, Cleveland, OH
Sun Jul 29 1962, 3:38 AM EDT
Att: 26,377 - Unknown

AB 46
R 7
H 13
RBI 6
BB 4
SO 6
LOB 27



Batter	1	2	3	4	5	6	7	8	9	10	11	AB	R	H	RBI	BB	SO	LOB	BOTTOM					
Willie Tasby, R OBP: 0.342, SLG: 0.344 Ty Cline, L OBP: 0.332, SLG: 0.346 (8, 8)	G3-6-3 1B		G4-6-3				3-1			L4-3		3	0	1	0	0	0	1						
Willie Kirkland, L OBP: 0.293, SLG: 0.400 (1, 9)	G3-6-3 1B						F7			F8		5	0	0	0	0	1	3						
Chuck Essegian, R OBP: 0.375, SLG: 0.527 Jack Kubiszyn, R OBP: 0.429, SLG: 0.400 (11, 6)							HR 1B			6-3		3	1	2	0	2	0	0						
John Romano, R OBP: 0.358, SLG: 0.469 (1, 2)	F9						HR 1B			4-3		4	2	2	2	1	0	1						
Woodie Held, R OBP: 0.357, SLG: 0.388 Jim Mahoney, R OBP: 0.143, SLG: 0.286 (8, 6)							1-3			F5		3	0	1	0	0	0	0						
Don Dillard, L OBP: 0.277, SLG: 0.395 (10, 7)							SH 1B 1B					0	0	0	0	1	0	0						
Bubba Phillips, R OBP: 0.280, SLG: 0.349 (1, 5)							1-3			IBB		5	1	1	1	0	0	3						
Tito Francona, L OBP: 0.317, SLG: 0.388 (1, 3)							1-3					4	0	1	0	0	0	0						
Jerry Kindall, R OBP: 0.276, SLG: 0.365 (1, 4)							G5-4-3 1B			SH 1B		4	0	1	0	0	0	0						
Ruben Gomez, R OBP: 0.273, SLG: 0.273 Frank Sullivan, R OBP: 0.404, SLG: 0.453 Pedro Ramos, R OBP: 0.350, SLG: 0.241 Al Ludow, L OBP: 0.280, SLG: 0.328 Bill Dailey, R OBP: 0.337, SLG: 0.407 (10, 1)							G5-4-3 1B			F6		5	0	2	0	0	1	4						
Inning Stats	R: 0 E: 0 K: 0 S: 3	H: 1 LOB: 1 BB: 1 P: 7	R: 0 E: 0 K: 0 S: 3	H: 0 LOB: 0 BB: 0 P: 3	R: 0 E: 0 K: 0 S: 3	H: 2 LOB: 0 BB: 0 P: 3	R: 2 E: 0 K: 0 S: 5	H: 2 LOB: 0 BB: 0 P: 5	R: 0 E: 0 K: 0 S: 3	H: 1 LOB: 1 BB: 0 P: 3	R: 3 E: 0 K: 1 S: 9	H: 3 LOB: 2 BB: 2 P: 13	R: 0 E: 0 K: 0 S: 3	H: 0 LOB: 0 BB: 0 P: 3	R: 0 E: 0 K: 0 S: 4	H: 1 LOB: 1 BB: 0 P: 4	R: 0 E: 1 K: 0 S: 4	H: 1 LOB: 3 BB: 2 P: 12	R: 0 E: 0 K: 1 S: 5	H: 0 LOB: 0 BB: 0 P: 5	1B: 11 2B: 0 3B: 0 HR: 1	SF: 0 SAC: 1 DP: 3 HBP: 0	WP: 0 PB: 0 SB: 0 CS: 0	PA: 45
PITCHER	IP ERA WLS BF H R ER SO BB IBB HBP BLK WP HR S P ERA WHIP	6.0 4.55 0.1 3 1 0 0 0 0 0 0 0 0 0 3 3 0.00 3.000	9 5 0 0 0 0 0 0 0 0 0 0 0 0 11 11 0.00 0.375	24 4.41 9 1 0 0 1 0 0 0 0 0 0 0 9 17 0.00 1.000																				

Minnesota Twins @ Cleveland Indians
Cleveland Municipal Stadium, Cleveland, OH
Sun Jul 29 1962, 3:38 AM EDT
Att: 26,377 - Unknown

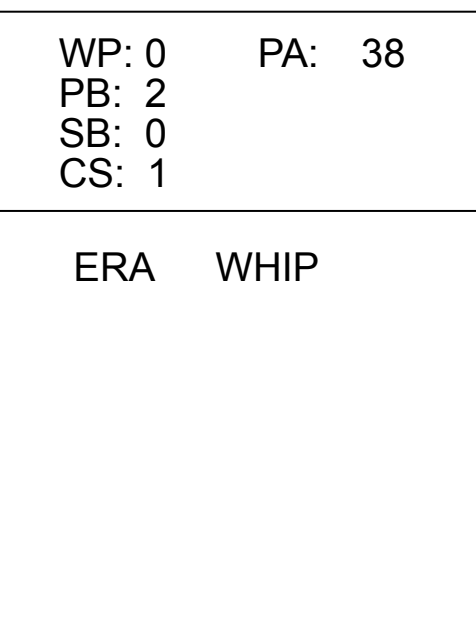
AB 40
R 5
H 12
RBI 5
BB 4
SO 2
LOB 15



Batter	1	2	3	4	5	6	7	8	9	AB	R	H	RBI	BB	SO	LOB	TOP										
Albie Pearson, L (1.8) OBP: 0.390, SLG: 0.375	0-0 1B FC3-6 1B		4-0 BB	0-0 BB	0-0 3-1		0-0 1-3		0-0 F7	4	1	1	0	1	0	2											
Billy Moran, R (1.4) OBP: 0.340, SLG: 0.437	0-0 FC3-6 1-3 1B		0-0 G5-3 2-3f		0-3 K			0-0 1B FC4-6 1B		4	1	2	0	0	1	2											
Leon Wagner, L (1.7) OBP: 0.350, SLG: 0.540	0-0 FC3-6 1-2f 3-H G3-6-3			4-0 1B BB		0-0 3-1		0-3 K		3	1	0	1	1	1	2											
Lee Thomas, L (1.9) OBP: 0.347, SLG: 0.438	0-0 G3-6-3 1-2f			0-0 1B 1-2 1B		0-0 3-1		0-0 FC4-6 1-3 1B		4	0	2	0	0	0	1											
Buck Rodgers, S (1.2) OBP: 0.326, SLG: 0.402		4-0 G4-6-3 BB		0-0 F7		0-0 F7		0-0 FC4-6 1-2f 3-H CS		3	0	0	1	1	0	3											
Tom Burgess, L (1.3) OBP: 0.361, SLG: 0.347	0-0 G4-6-3 1-2f			0-3 K			4-0 2B PB BB	0-0 CS 1-2	4-0 PB BB	2	2	0	0	2	1	3											
Felix Torres, R (1.5) OBP: 0.339, SLG: 0.436	0-0 F3			0-0 FC6 1-3 2-H 1B		0-0 K		0-0 F4 1-2		4	0	2	1	0	0	1											
Joe Koppe, R (1.6) OBP: 0.363, SLG: 0.314			0-0 E6 G5-3	0-0 FC6 1-2f		0-3 K		0-0 K		4	0	1	1	0	1	3											
Bo Belinsky, L (1.1) Dan Osinski, R (6.1) Earl Averill, R (7.9) Ryne Duren, R (7.1) Jack Spring, R (9.1) Art Fowler, R (9.1)			0-0 3-4		0-0 F3		0-3 K		0-3 K	2	0	0	0	0	0	1											
Inning Stats	R: 1 E: 0 K: 0 S: 4	H: 2 LOB: 0 BB: 0 P: 4	R: 0 E: 0 K: 0 S: 2	H: 0 LOB: 0 BB: 1 P: 6	R: 0 E: 1 K: 0 S: 3	H: 0 LOB: 1 BB: 1 P: 7	R: 1 E: 0 K: 1 S: 7	H: 2 LOB: 0 BB: 1 P: 11	R: 0 E: 0 K: 0 S: 5	H: 0 LOB: 0 BB: 0 P: 5	R: 1 E: 0 K: 2 S: 8	H: 1 LOB: 1 BB: 1 P: 12	R: 1 E: 0 K: 1 S: 6	H: 2 LOB: 0 BB: 0 P: 6	R: 1 E: 0 K: 1 S: 6	H: 1 LOB: 1 BB: 1 P: 10	1B: 7 2B: 1 3B: 0 HR: 0	SF: 0 SAC: 0 DP: 3 HBP: 0	WP: 0 PB: 2 SB: 0 CS: 1	PA: 38							
PITCHER	IP	WLS	BF	H	R	ER	SO	BB	IBB	HBP	BLK	WP	HR	S	P	ERA	WHIP										
Mudcat Grant, R (1.1) ERA: 4.03	4.0		17	4	2	2	1	3	0	0	0	0	0	16	28	4.50	1.750										
Frank Funk, R (5.1) ERA: 3.3	1.0		3	0	0	0	1	0	0	0	0	0	0	5	5	0.00	0.000										
Pedro Ramos, R (6.1) ERA: 4.4	2.0	L	8	1	1	0	2	1	0	0	0	0	0	11	15	0.00	1.000										
Gary Bell, R (8.1) ERA: 3.83	2.0		9	3	2	1	2	1	0	0	0	0	0	12	16	4.50	2.000										

Los Angeles Angels @ Cleveland Indians
Cleveland Municipal Stadium, Cleveland, OH

AB 32
R 5
H 8
RBI 4
BB 5
SO 6
LOB 20

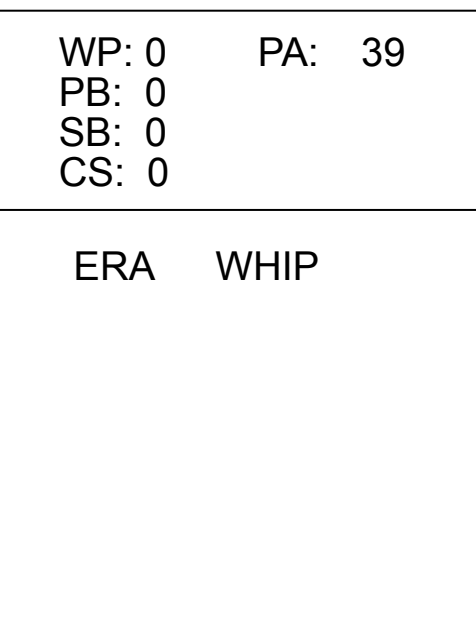


Thu Aug 02 1962, 3:33 AM EDT
Att. 4,065 - Unknown

Batter	1	2	3	4	5	6	7	8	9	AB	R	H	RBI	BB	SO	LOB	BOTTOM										
Bubba Phillips, R (1.5) OBP: 0.296, SLG: 0.365	0-0 4-3			4-0 FC6-4 BB		0-0 HR		0-0 2B	0-0 SF8	3	1	2	2	1	0	0											
Willie Tasby, R (1.8) OBP: 0.346, SLG: 0.343	0-0 6-3			0-3 K		4-0 BB BB		0-0 5-3	0-0 1-2 2-3 1B	4	0	1	0	1	1	2											
Chuck Essegian, R (1.7) OBP: 0.370, SLG: 0.513	0-0 F9			0-3 K		4-0 G4-6-3 1-2 BB		0-0 6-3	0-0 F2	4	0	0	0	1	1	5											
Gene Green, R (1.9) OBP: 0.346, SLG: 0.556		0-0 F6		0-0 FC6-4 1-2f		0-0 L9		0-3 K		4	0	0	0	0	1	4											
John Romano, R (1.2) OBP: 0.364, SLG: 0.488		0-3 K			4-0 1B BB BB	0-0 G4-6-3 1-2f			0-0 1B 2B	3	1	1	0	1	1	2											
Jerry Kindall, R (1.4) OBP: 0.274, SLG: 0.356		0-0 5-3			4-0 1B SF7 BB		0-0 F3		0-3 K	3	1	0	0	1	1	1											
Tito Francona, L (1.3) OBP: 0.320, SLG: 0.388			0-0 3-1		0-0 1B 1-3 2-3		0-0 5-3 1B		0-0 BB SF8 1B	4	1	3	0	0	0	0											
Jack Kubiszyn, R (1.6) OBP: 0.250, SLG: 0.188			0-0 F6		0-0 SF7		0-0 5-3		0-0 1B BB	2	0	0	1	0	0	1											
Don Dillard, L (9. PH) OBP: 0.266, SLG: 0.397			0-0 F8		0-3 K		0-0 4-3		0-0 1B BB	1	0	1	1	0	0	0											
Inning Stats	R: 0 E: 0 K: 0 S: 3	H: 0 LOB: 0 BB: 0 P: 3	R: 0 E: 0 K: 1 S: 5	H: 0 LOB: 0 BB: 0 P: 5	R: 0 E: 0 K: 2 S: 7	H: 0 LOB: 0 BB: 1 P: 11	R: 1 E: 0 K: 1 S: 5	H: 1 LOB: 1 BB: 2 P: 13	R: 1 E: 0 K: 0 S: 3	H: 1 LOB: 1 BB: 2 P: 11	R: 0 E: 0 K: 0 S: 4	H: 1 LOB: 1 BB: 0 P: 4	R: 0 E: 0 K: 1 S: 6	H: 1 LOB: 0 BB: 0 P: 6	R: 2 E: 0 K: 1 S: 9	H: 4 LOB: 3 BB: 1 P: 13	1B: 5 2B: 2 3B: 0 HR: 1	SF: 2 SAC: 0 DP: 1 HBP: 0	WP: 0 PB: 0 SB: 0 CS: 0	PA: 39							
PITCHER	IP	WLS	BF	H	R	ER	SO	BB	IBB	HBP	BLK	WP	HR	S	P	ERA	WHIP										
Bo Belinsky, L (1.1) ERA: 3.3	5.0		21	2	2	2	4	5	0	0	0	0	0	24	44	3.60	1.400										
Dan Osinski, R (6.1) ERA: 8.56	1.0	W	2	0	0	0	0	0	0	0	0	0	0	2	2	0.00	0.000										
Ryne Duren, R (7.1) ERA: 4.68	2.1		12	5	2	2	2	0	0	0	0	0	0	16	16	7.71	2.143										
Jack Spring, L (9.1) ERA: 2.91	0.0		1	0	0	0	0	1	0	0	0	0	0	0	4	∞	∞										
Art Fowler, R (9.1) ERA: 2.53	0.2	S	3	1	0	0	0	0	0	0	0	0	0	3	3	0.00	1.500										

Los Angeles Angels @ Cleveland Indians
Cleveland Municipal Stadium, Cleveland, OH

AB 31
R 4
H 8
RBI 4
BB 6
SO 6
LOB 17



Thu Aug 02 1962, 3:33 AM EDT
Att. 4,065 - Unknown

Batter	1	2	3	4	5	6	7	8	9	AB	R	H	RBI	BB	SO	LOB	TOP	
Jose Tartabull, L (1.8) OBP: 0.329, SLG: 0.335	0-0 3-1		0-0 F4			0-0 F4		0-0 4-3		4	0	0	0	0	0	1		
Ed Charles, R (1.5) OBP: 0.349, SLG: 0.448	0-0 F8		0-0 F8			0-0 G4-6-3 1B		0-0 1B	0-0 G3-6-3 1B	4	0	2	0	0	0	1		
Jerry Lumpe, L (1.4) OBP: 0.347, SLG: 0.438	0-0 1B			0-0 3-1				0-0 G4-6-3 1-2	0-0 G3-6-3 1-2	4	0	1	0	0	0	2		
Norm Siebern, L (1.3) OBP: 0.406, SLG: 0.468	0-0 4-3			0-0 4-3				0-0 1B	0-0 FC4-6 1B	4	0	1	0	0	0	1		
Manny Jimenez, L (1.7)		0-0 3-1		0-0 F9			0-0 F7		0-0 FC4-6 1-2	4	0	0	0	0	0	1		
Deron Johnson, R (1.9)		0-0 F8			0-0 4-3					3	0	1	0	0	0	0		
Billy Console, R (1.6) OBP: 0.338, SLG: 0.298		0-0 CS 1B			0-0 4-3 1B			0-3 K		3	0	2	0	0	1	1		
Joe Azcue, R (1.2) OBP: 0.290, SLG: 0.317		0-0 CS 1-2	0-0 6-3		0-0 4-3			0-0 F9		3	0	0	0	0	0	1		
Bill Fischer, R (1.1) OBP: 0.154, SLG: 0.231					0-0 F7			0-3 K		3	0	1	0	0	1	1		
Inning Stats	R: 0 E: 0 K: 0 S: 4	H: 1 LOB: 1 BB: 0 P: 4	R: 0 E: 0 K: 0 S: 3	H: 1 LOB: 0 BB: 0 P: 3	R: 0 E: 0 K: 0 S: 4	H: 1 LOB: 1 BB: 0 P: 4	R: 0 E: 0 K: 0 S: 3	H: 1 LOB: 0 BB: 0 P: 3	R: 0 E: 0 K: 1 S: 6	H: 1 LOB: 1 BB: 0 P: 6	R: 0 E: 0 K: 0 S: 5	H: 0 LOB: 0 BB: 0 P: 5	R: 0 E: 0 K: 0 S: 4	H: 2 LOB: 1 BB: 0 P: 4	1B: 8 2B: 0 3B: 0 HR: 0	SF: 0 SAC: 0 DP: 2 HBP: 0	WP: 0 PB: 0 SB: 0 CS: 1	PA: 33
PITCHER Dick Donovan, R (1.1) ERA: 2.78	IP: 9.0 WLS: W BF: 32 H: 8 R: 0 ER: 0 SO: 2 BB: 0 IBB: 0 HBP: 0 BLK: 0 WP: 0 HR: 0 S: 36 P: 36 ERA: 0.00 WHIP: 0.889																	

Kansas City Athletics @ Cleveland Indians
Cleveland Municipal Stadium, Cleveland, OH

AB	32
R	0
H	8
RBI	0
BB	0
SO	2
LOB	9



WP: 0	PA: 33
PB: 0	
SB: 0	
CS: 1	

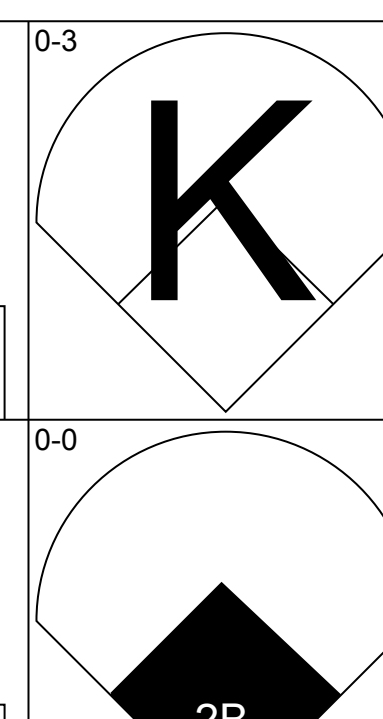
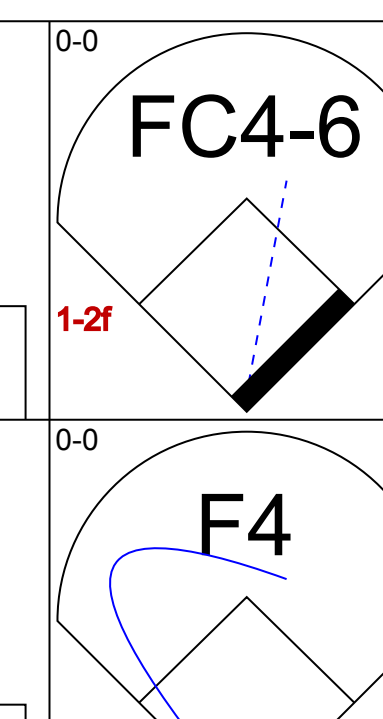
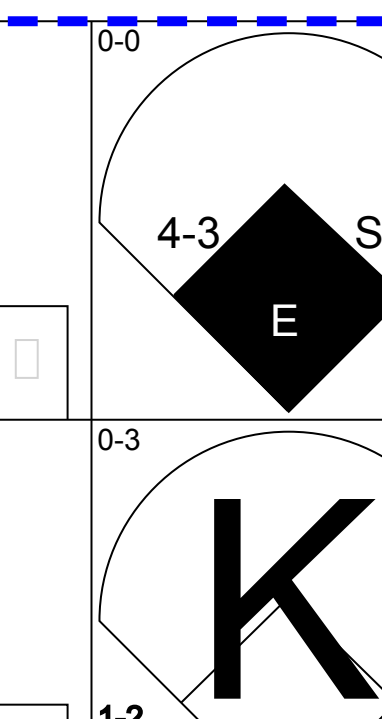
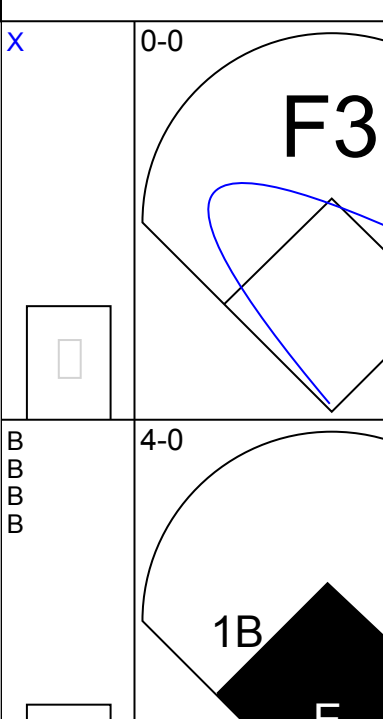
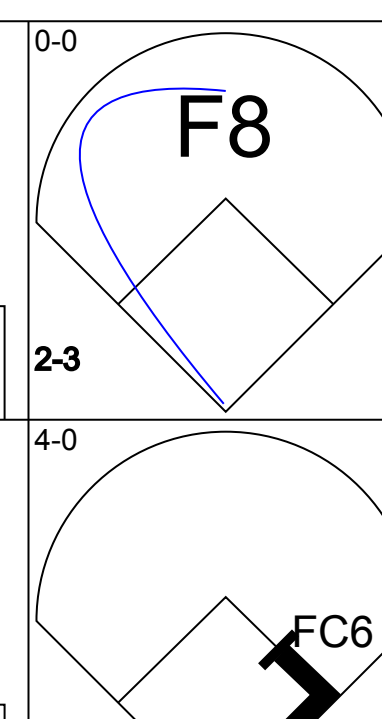
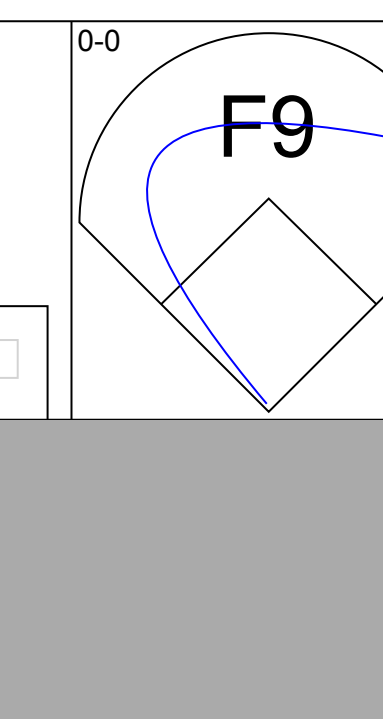
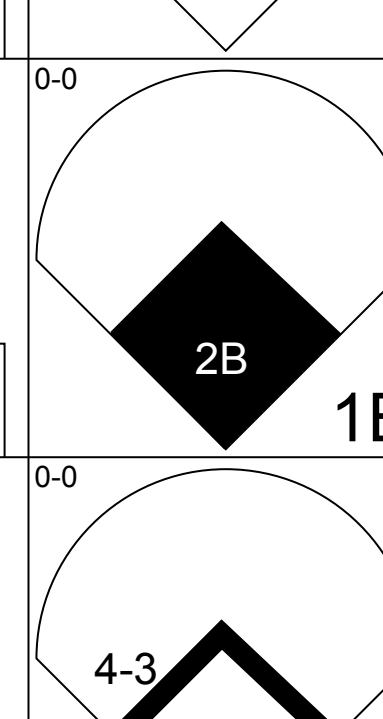
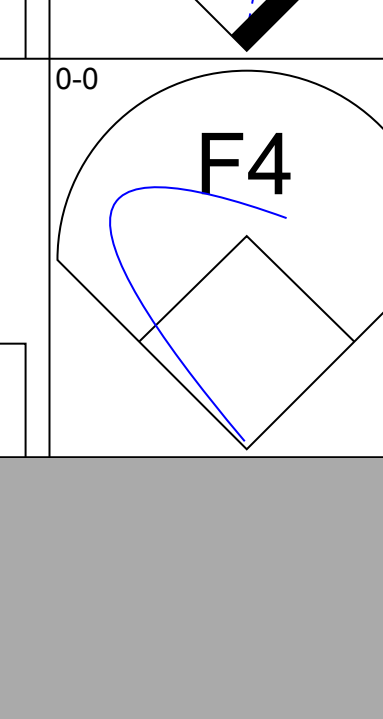
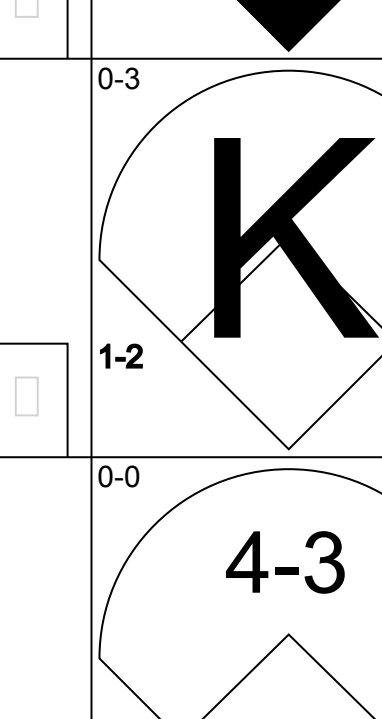
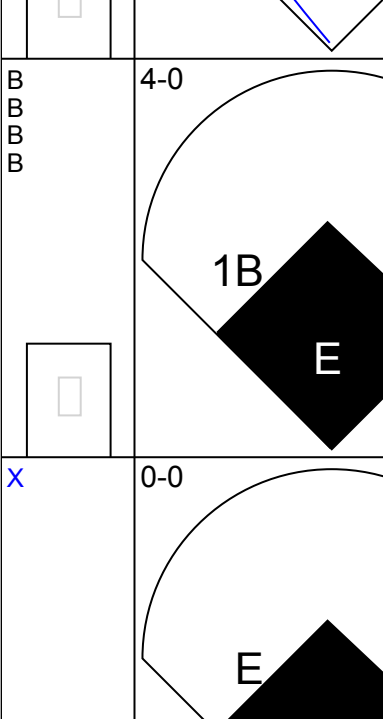
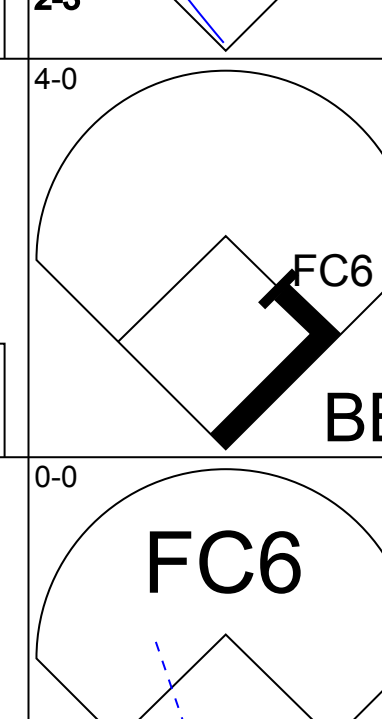
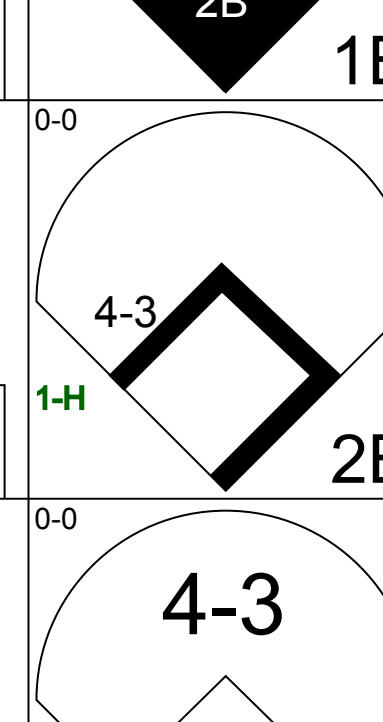
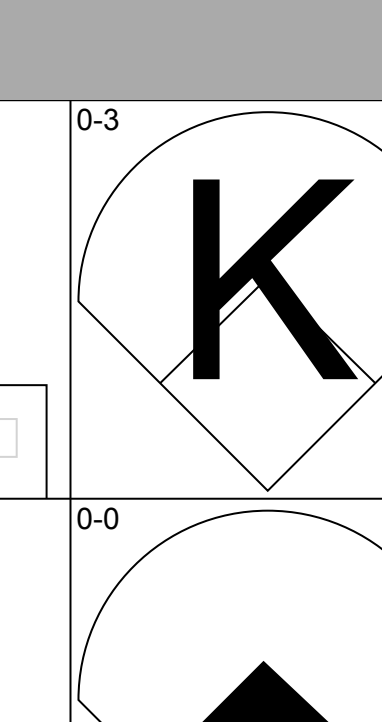
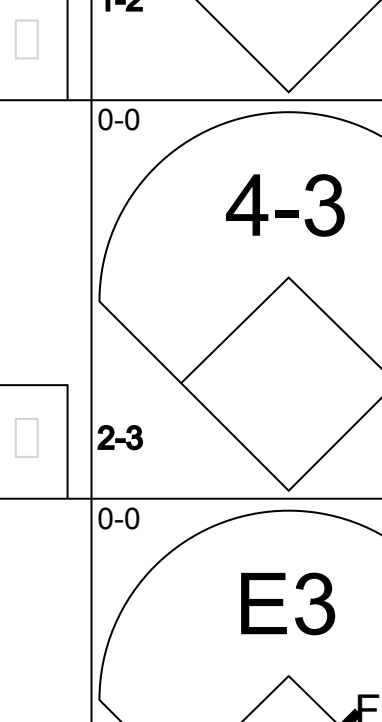
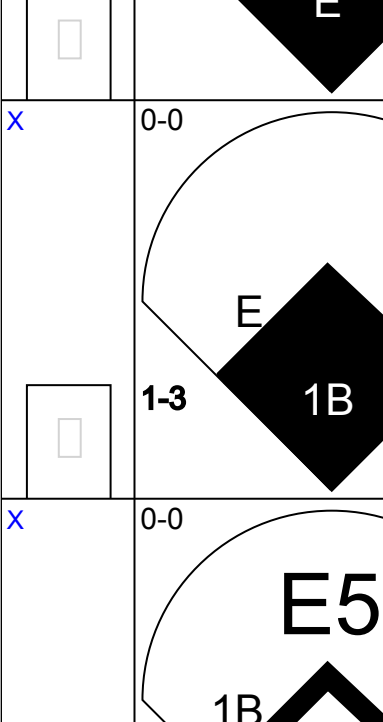
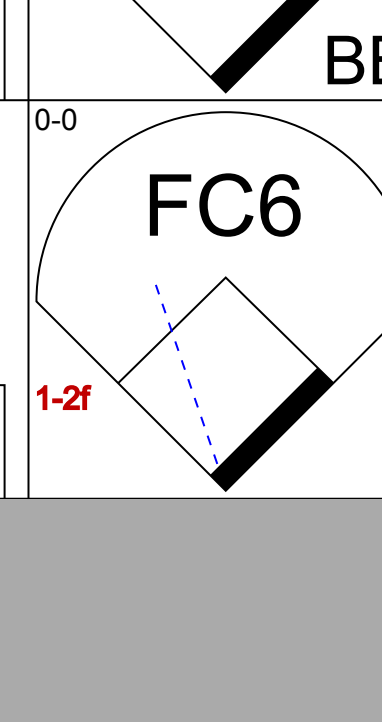
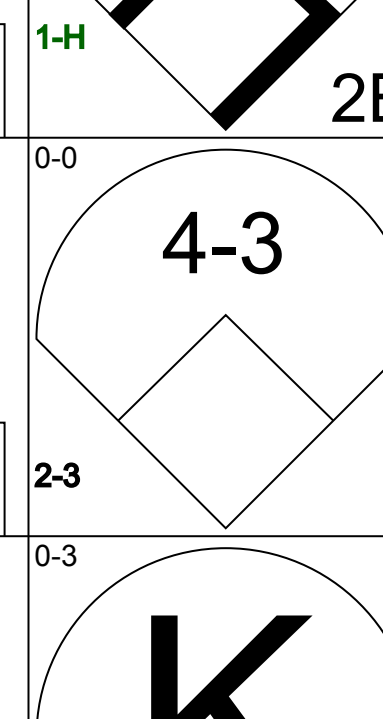
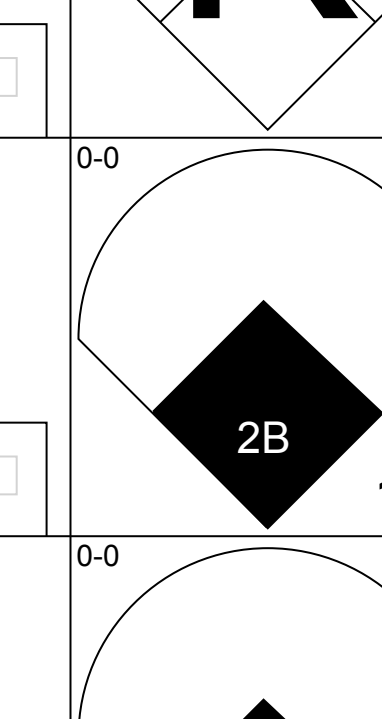
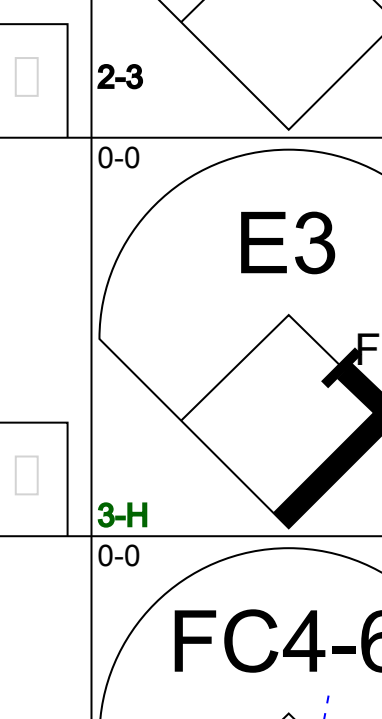
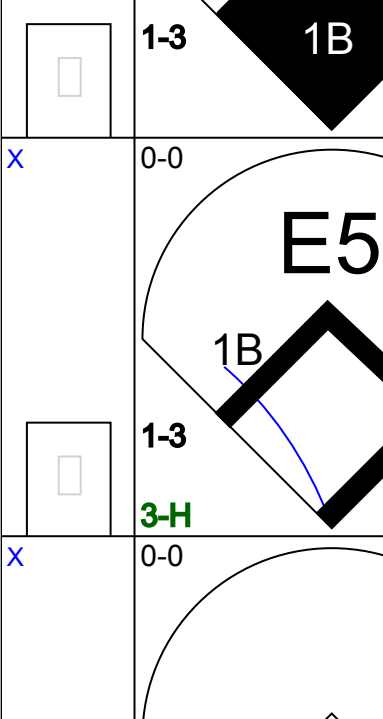
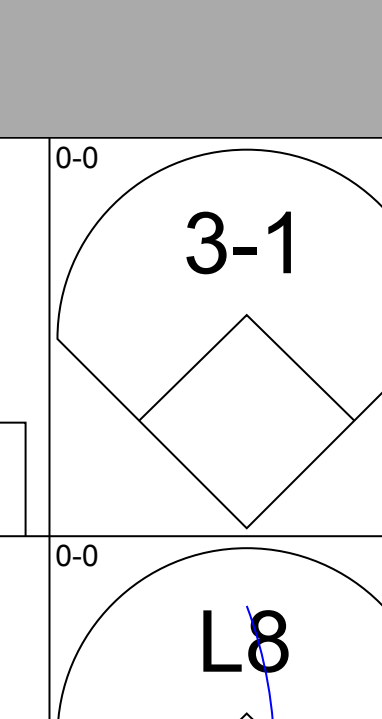
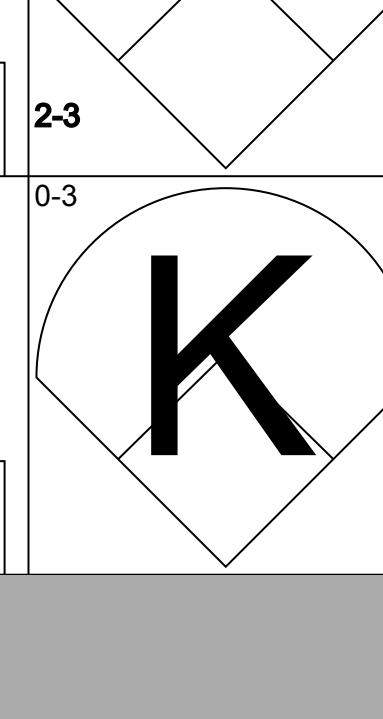
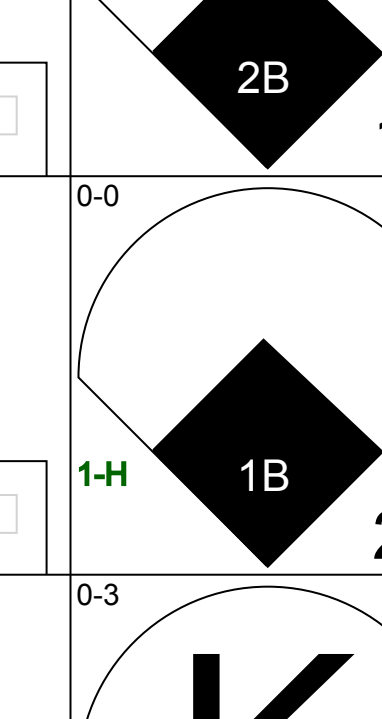
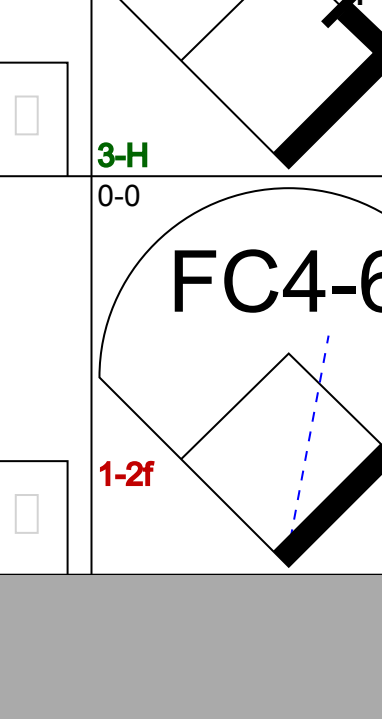
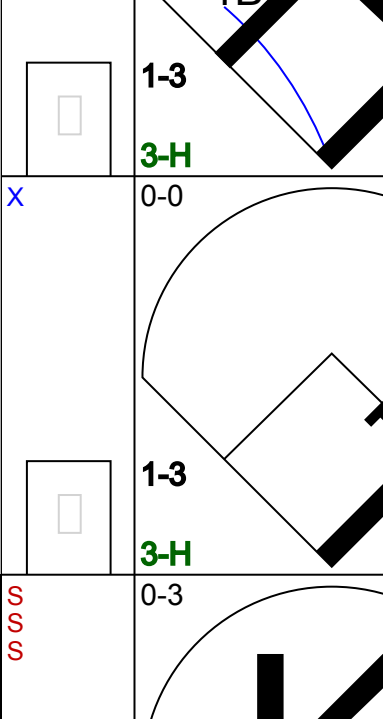
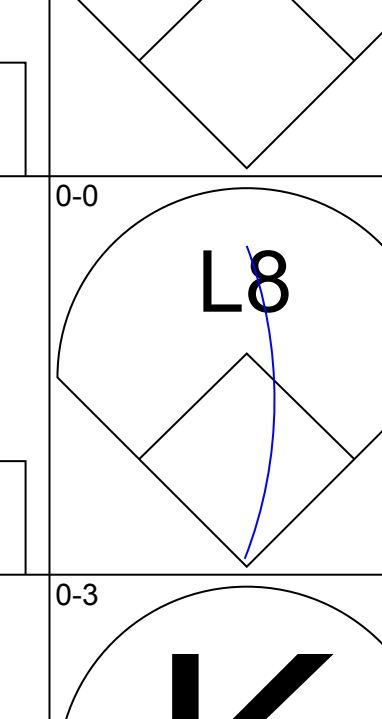
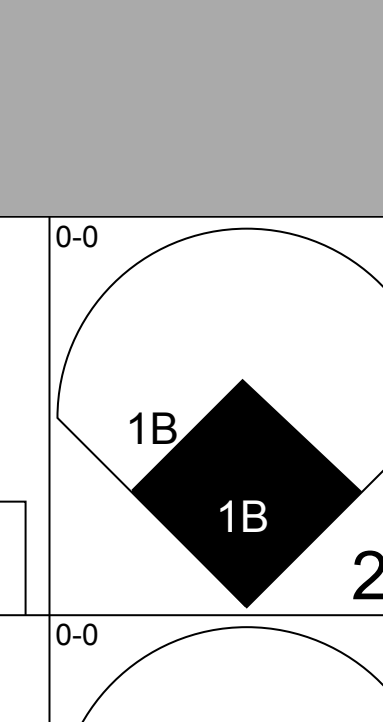
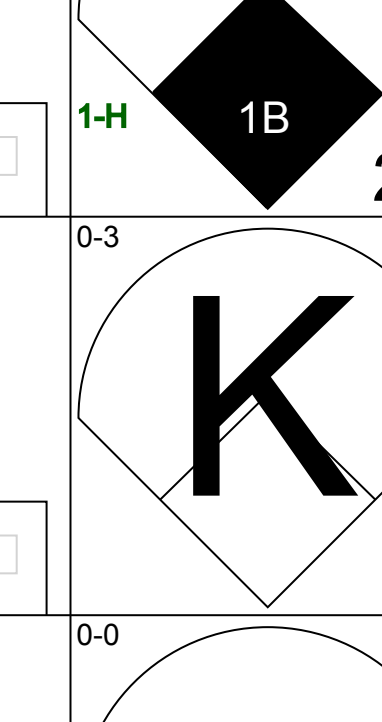
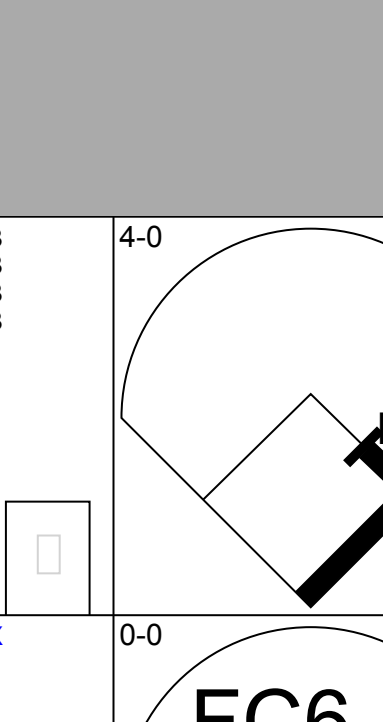
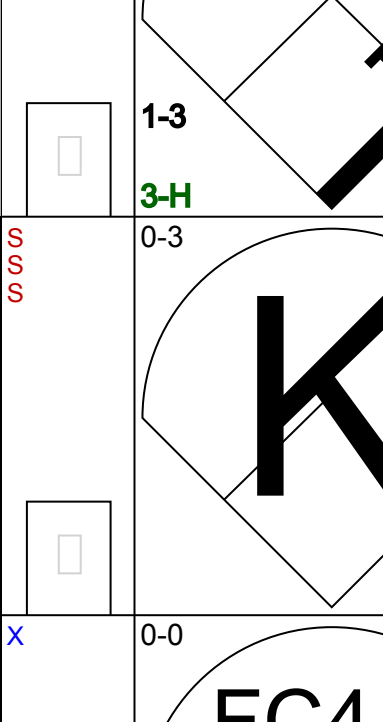
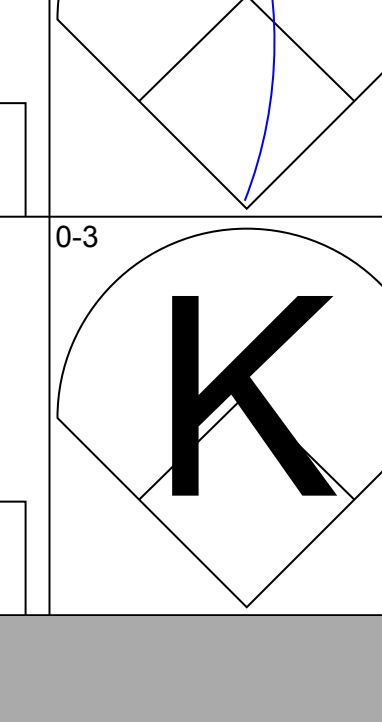
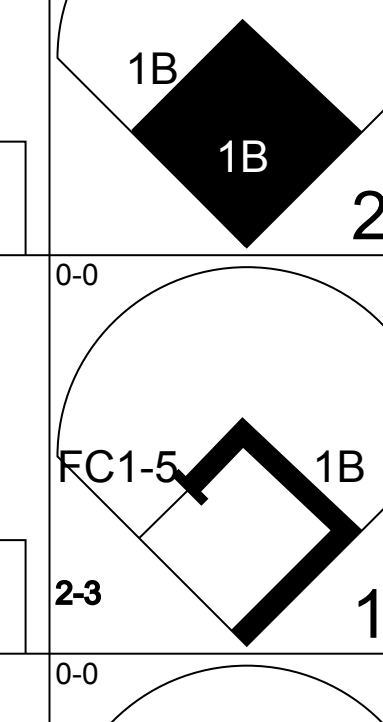
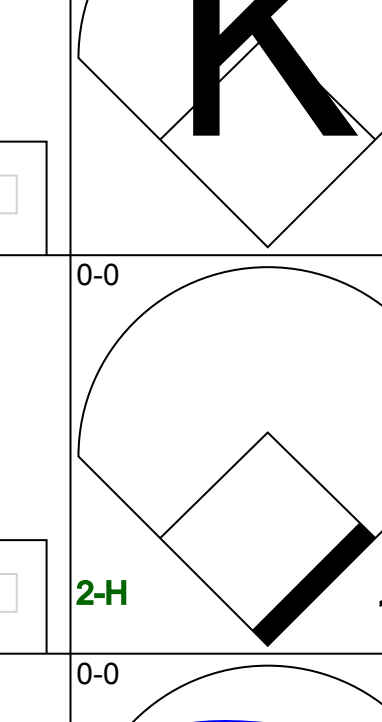
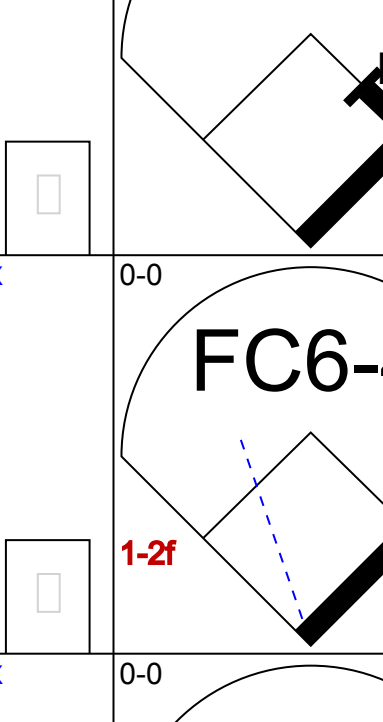
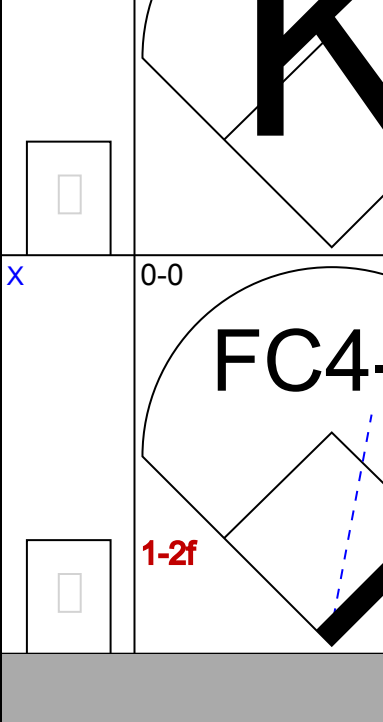
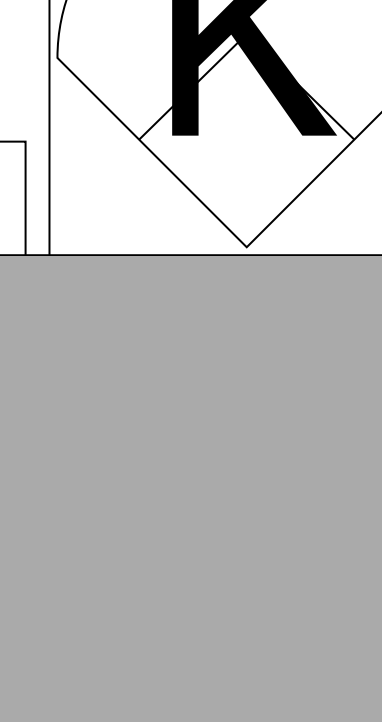
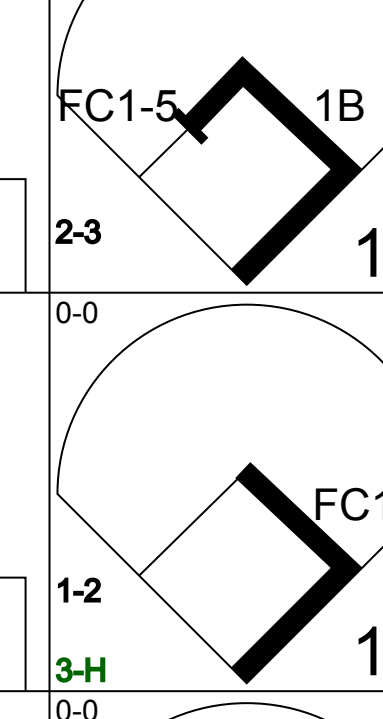
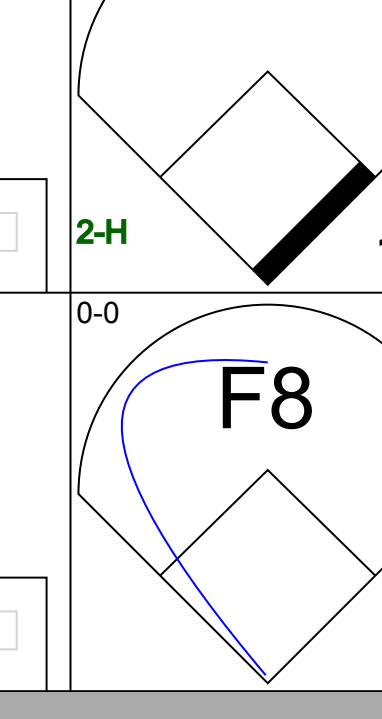
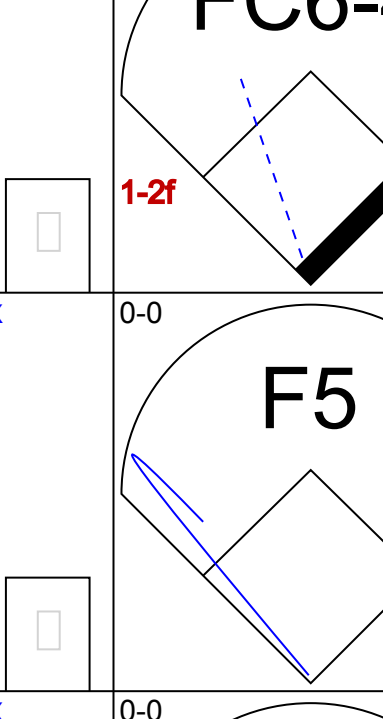
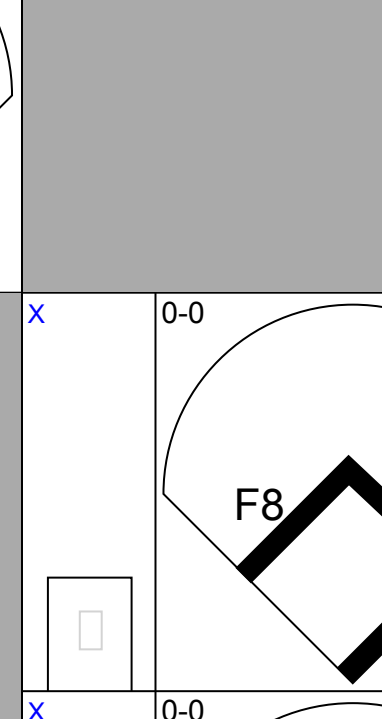
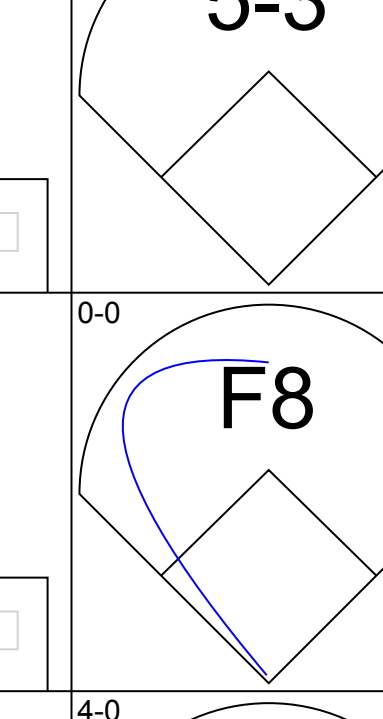

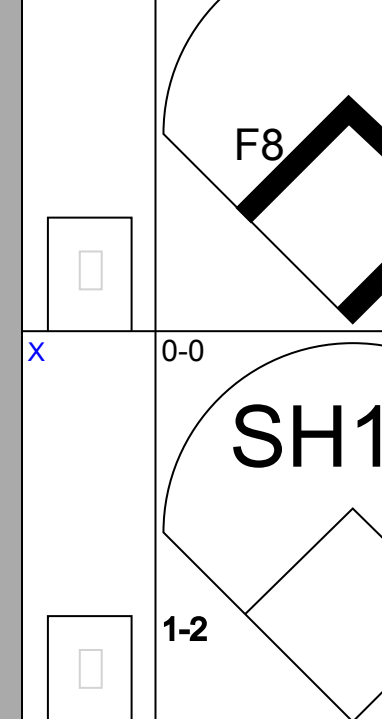

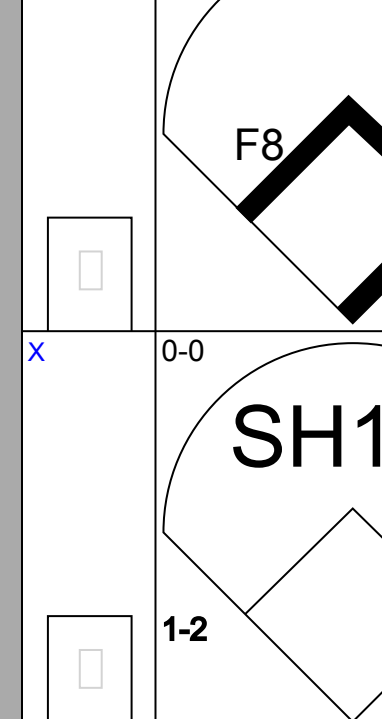
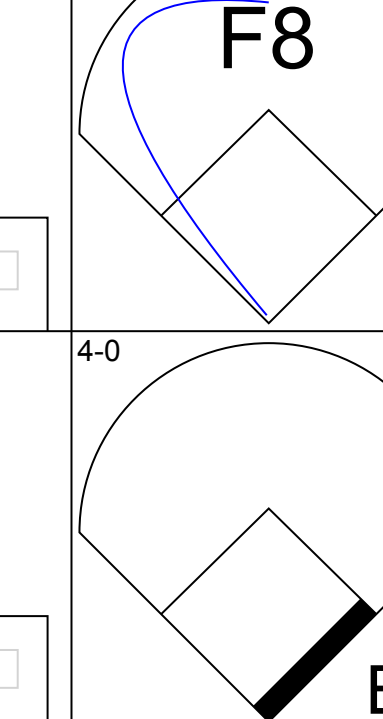
Batter	1	2	3	4	5	6	7	8	9	AB	R	H	RBI	BB	SO	LOB	BOTTOM	
Bubba Phillips, R (1.5) OBP: 0.296, SLG: 0.362	4-0 1B 4-1 BB		0-0 F4		0-0 F4			0-0 F5		3	0	0	0	1	0	0		
Al Luplow, L (1.7) OBP: 0.383, SLG: 0.503	0-0 4-1 1-2		0-0 4-3			0-0 G3		0-0 4-3		4	0	0	0	0	0	1		
Tito Francona, L (1.3) OBP: 0.322, SLG: 0.390	0-0 2-3 1B			0-0 F2		0-0 5-3 1B		0-0 3-1		4	0	2	0	0	0	0		
John Romano, R (1.2) OBP: 0.363, SLG: 0.487	0-0 F3			0-0 2B 1B		0-0 5-3		0-0 G3		3	0	1	0	0	0	3		
Willie Kirkland, L (1.9) OBP: 0.287, SLG: 0.399	0-3 K			0-3 K		0-0 G3				3	0	0	0	0	2	4		
Willie Tasby, R (1.8) OBP: 0.346, SLG: 0.350		0-0 6-3		0-0 1-3 2B		0-3 K				3	0	1	0	0	1	0		
Jerry Kindall, R (1.4) OBP: 0.272, SLG: 0.353		0-3 K		0-0 F3		0-0 5-3				3	0	0	0	0	1	2		
Jack Kubiszyn, R (1.6) OBP: 0.261, SLG: 0.368		0-0 F8			0-0 F7			0-0 HR		3	1	1	1	0	0	0		
Dick Donovan, L (1.1) OBP: 0.224, SLG: 0.274			0-0 F7		0-0 1-3			0-0 F9		3	0	0	0	0	0	0		
Inning Stats	R: 0 E: 0 K: 1 S: 6	H: 1 LOB: 2 BB: 1 P: 10	R: 0 E: 0 K: 1 S: 5	H: 0 LOB: 0 BB: 0 P: 5	R: 0 E: 0 K: 1 S: 7	H: 2 LOB: 2 BB: 0 P: 7	R: 0 E: 0 K: 0 S: 3	H: 0 LOB: 0 BB: 0 P: 3	R: 0 E: 0 K: 0 S: 4	H: 1 LOB: 1 BB: 0 P: 4	R: 1 E: 0 K: 1 S: 6	H: 1 LOB: 0 BB: 0 P: 6	R: 0 E: 0 K: 0 S: 3	H: 0 LOB: 0 BB: 0 P: 3	1B: 3 2B: 1 3B: 0 HR: 1	SF: 0 SAC: 0 DP: 0 HBP: 0	WP: 0 PB: 0 SB: 0 CS: 0	PA: 30
PITCHER Bill Fischer, R (1.1) ERA: 3.73	IP: 8.0 WLS: L BF: 30 H: 5 R: 1 ER: 1 SO: 4 BB: 1 IBB: 0 HBP: 0 BLK: 0 WP: 0 HR: 1 S: 37 P: 41 ERA: 1.12 WHIP: 0.750																	

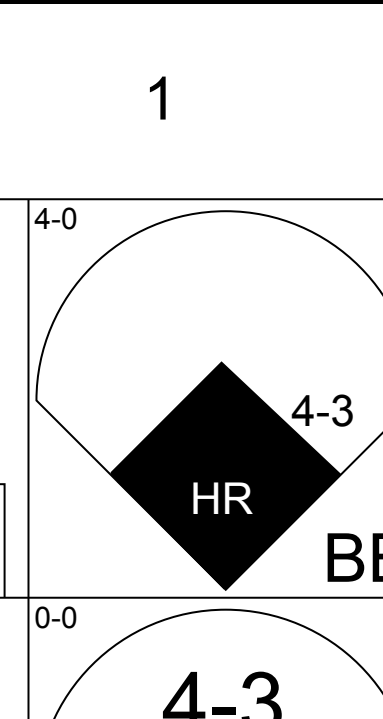
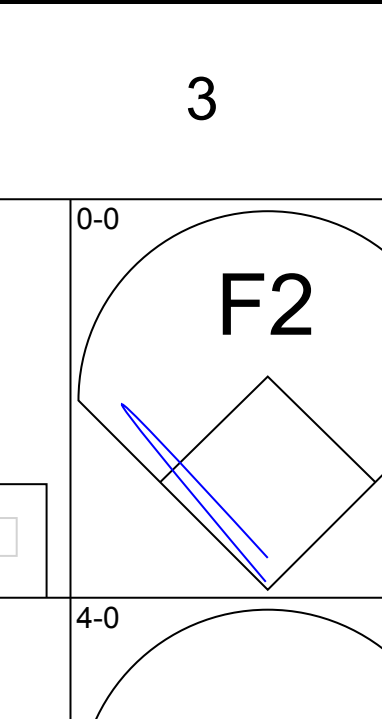
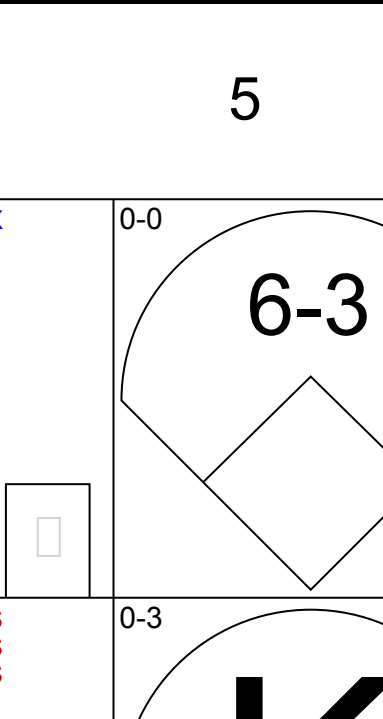
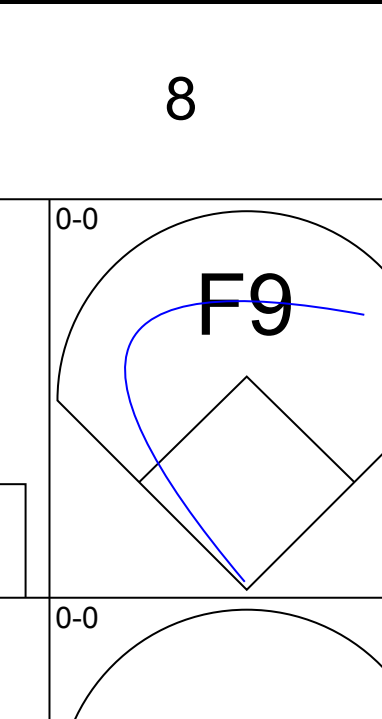
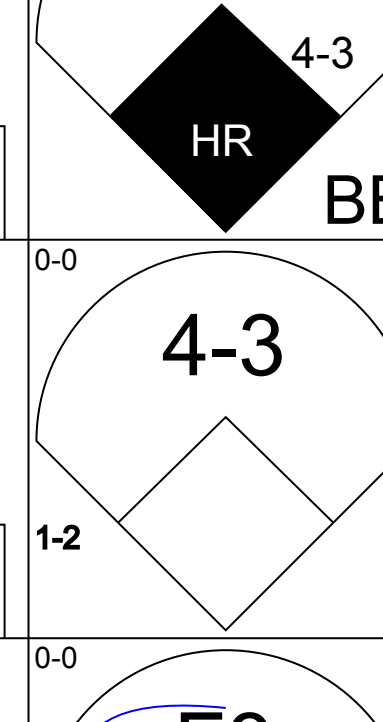
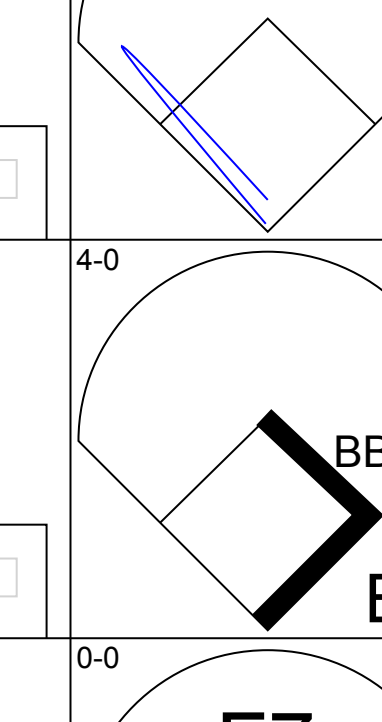
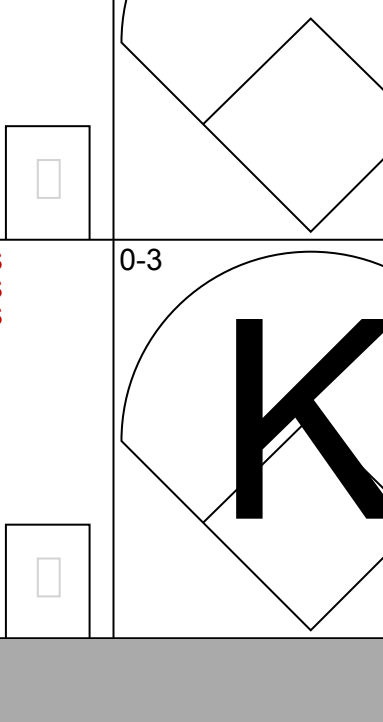
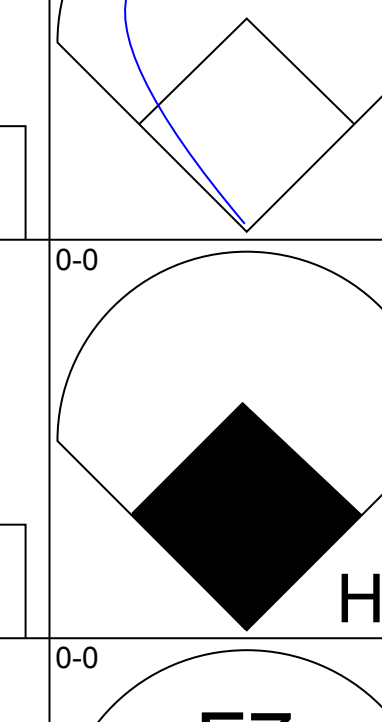
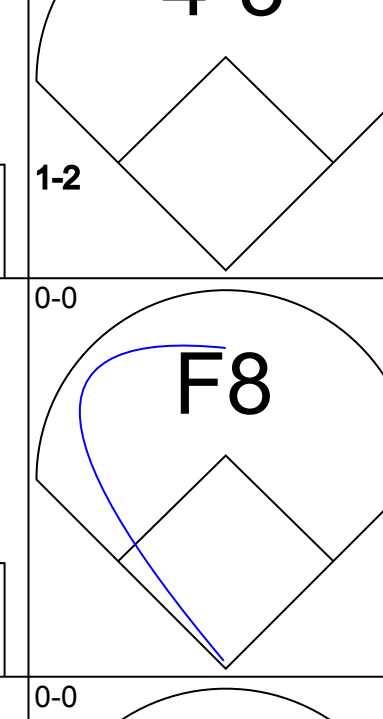
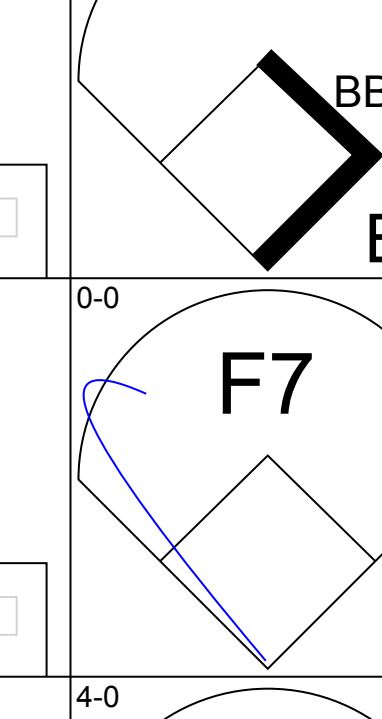
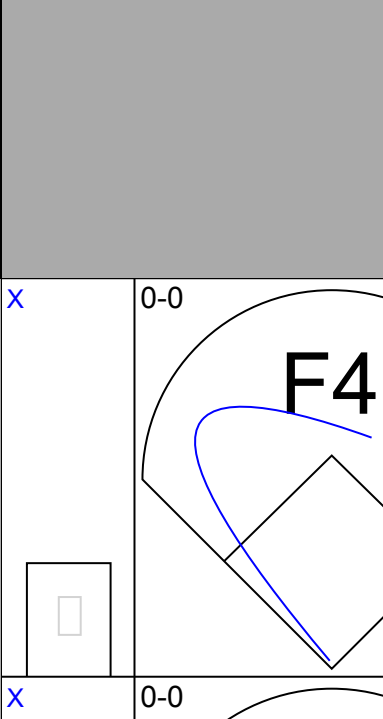
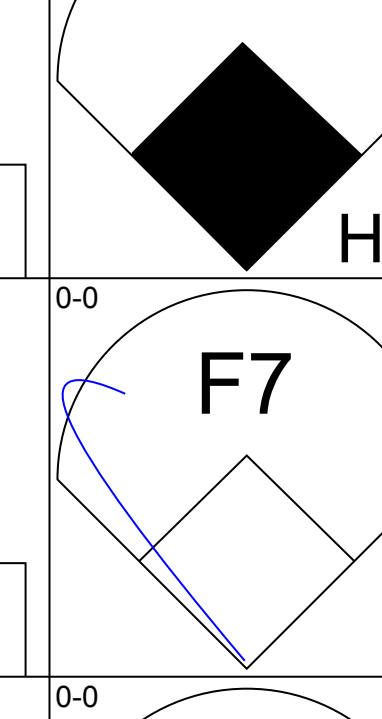
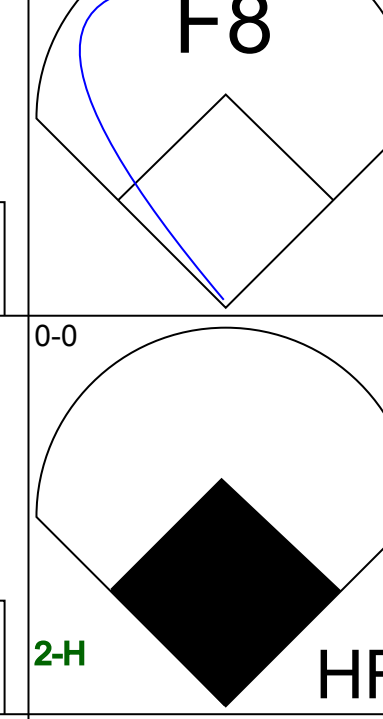
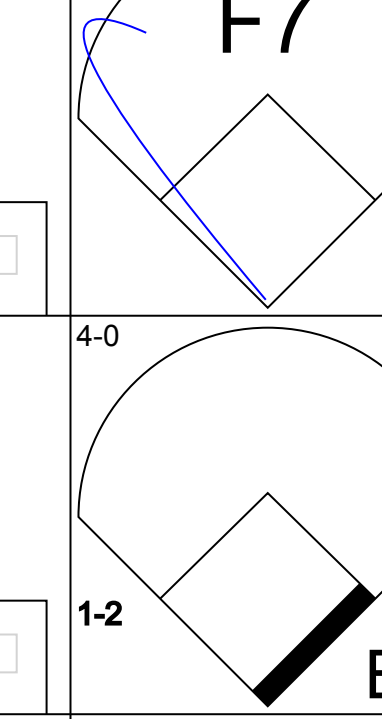
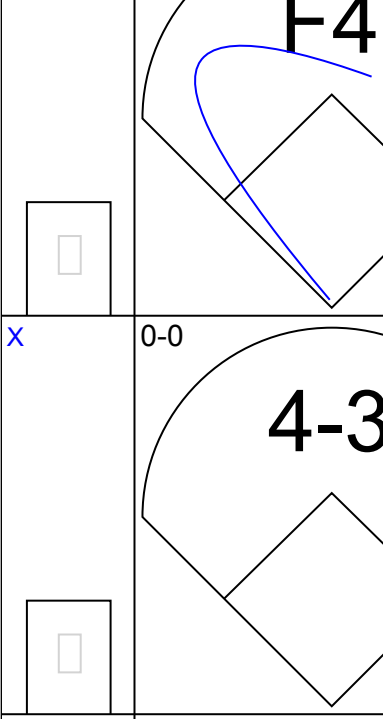
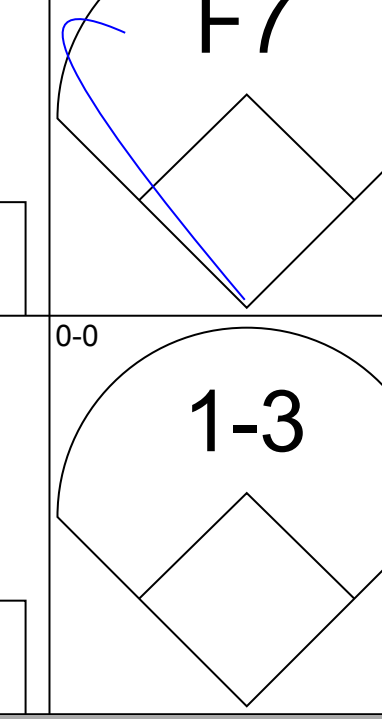
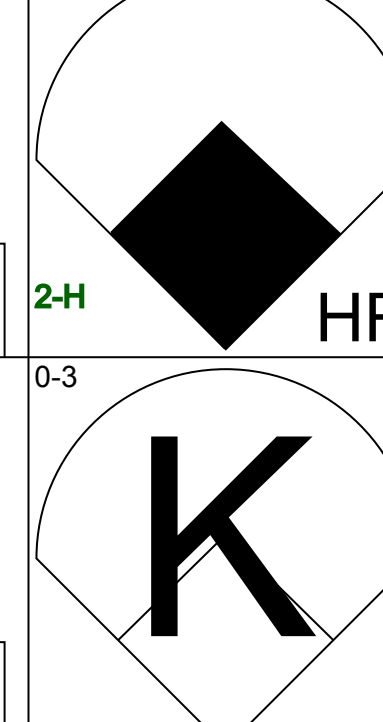
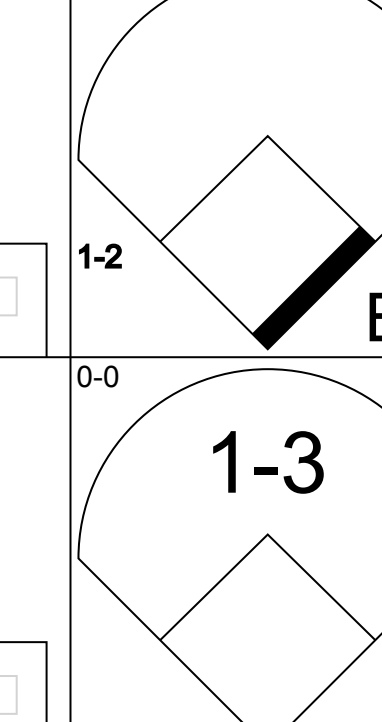
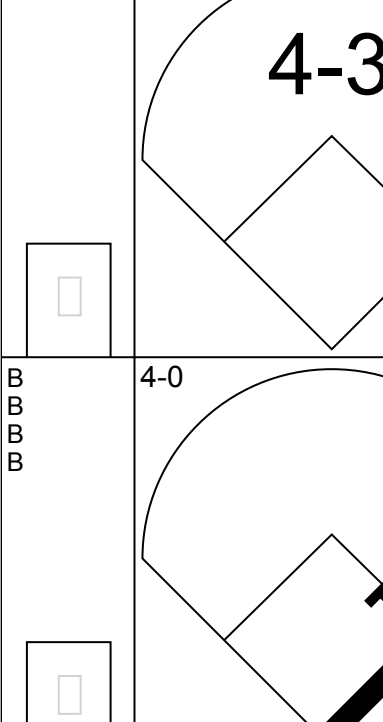
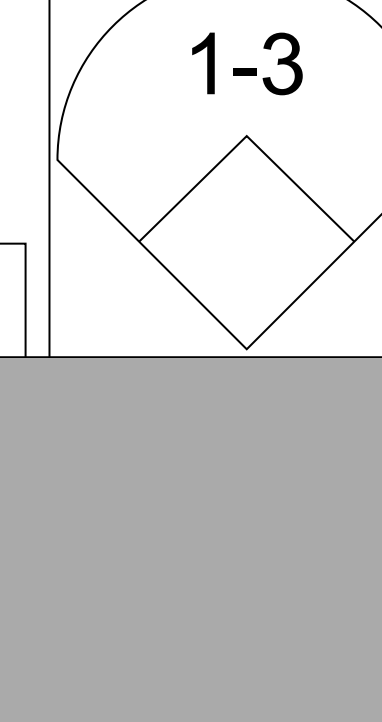
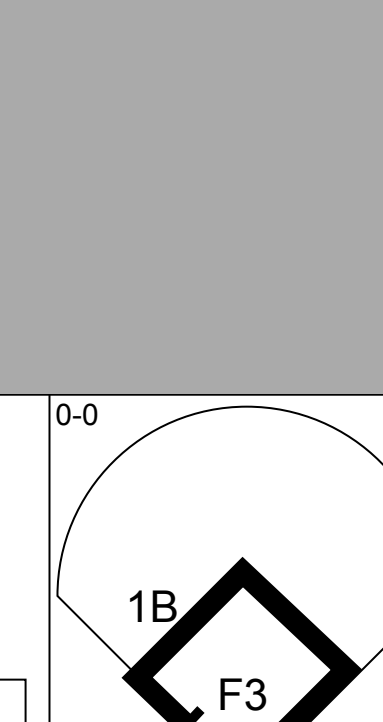
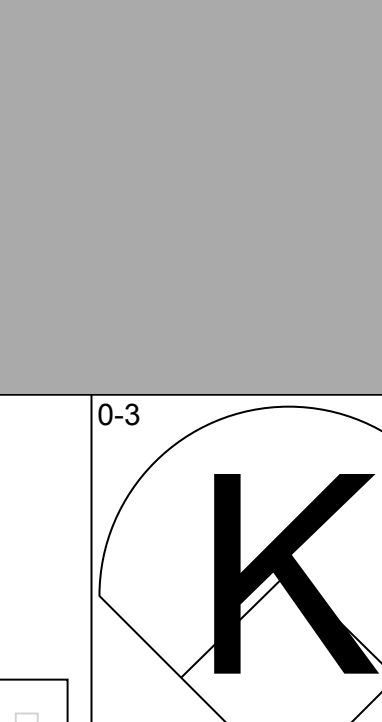
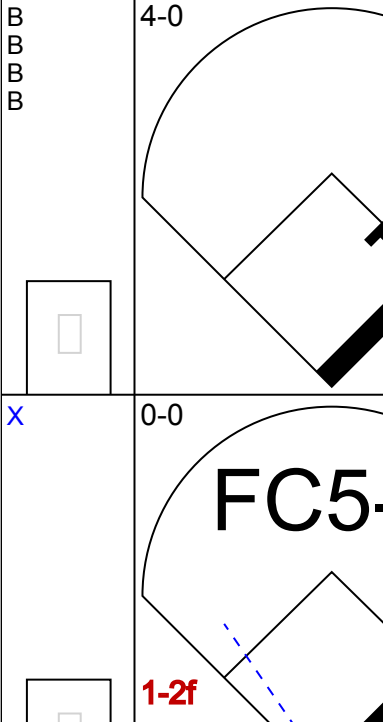

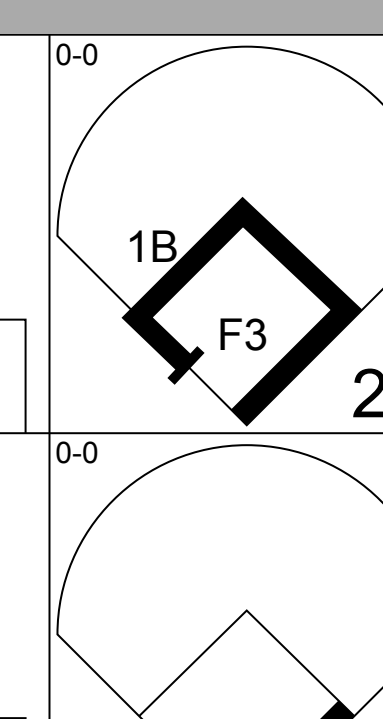
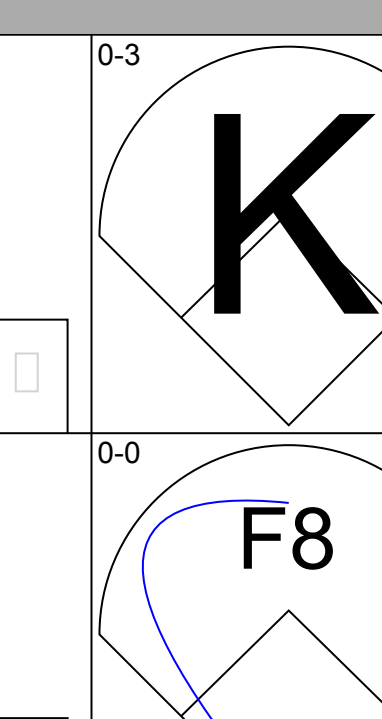
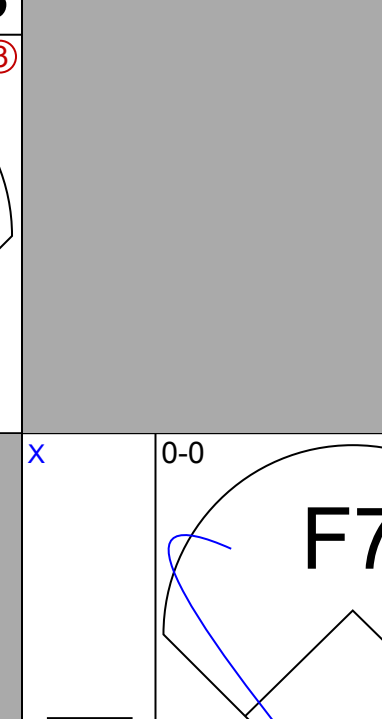
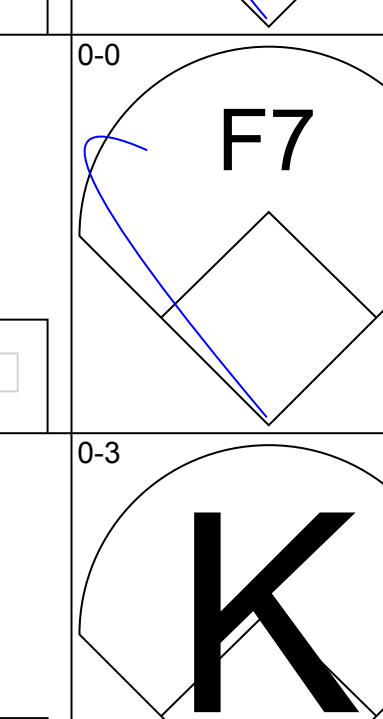
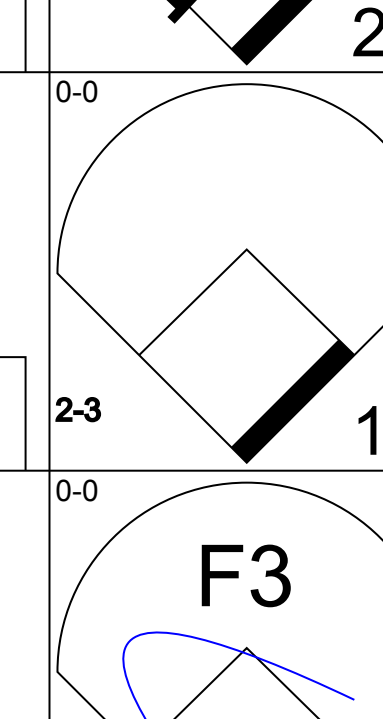
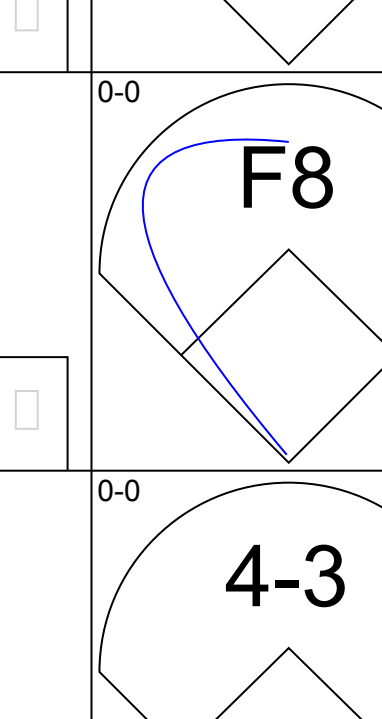
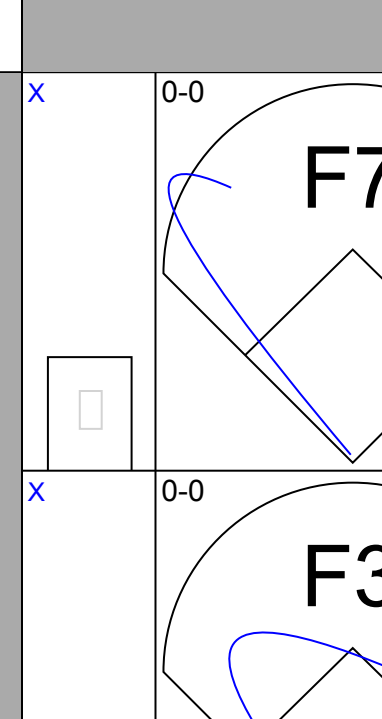
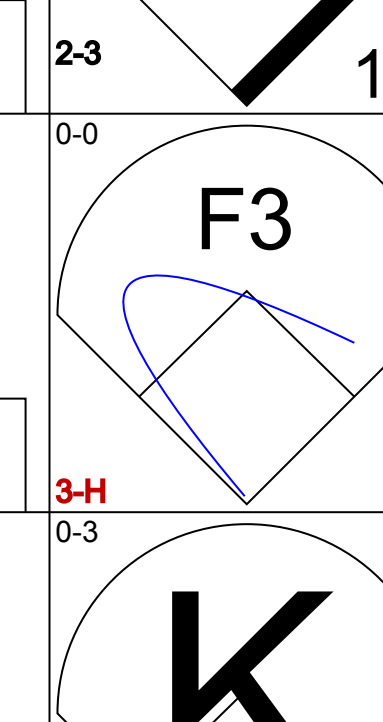
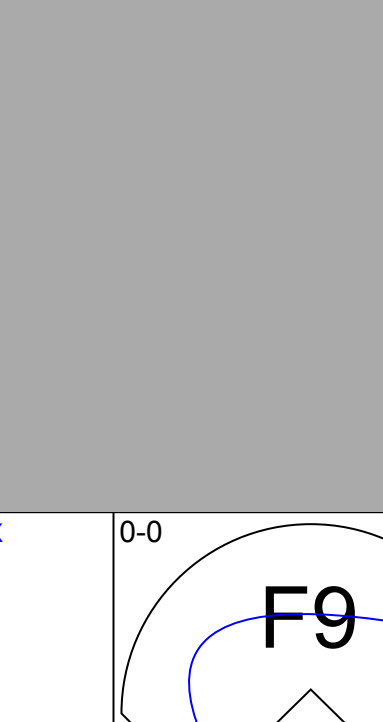

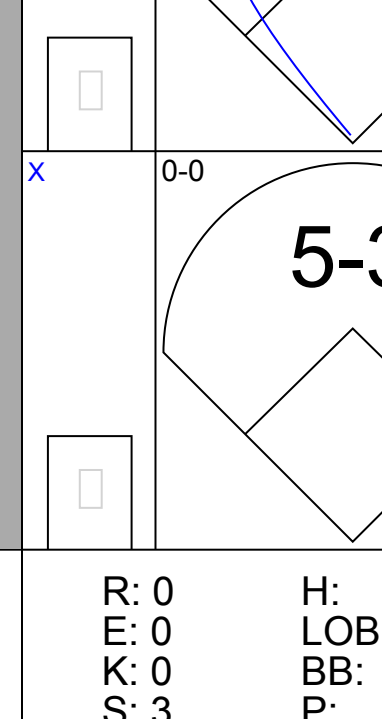
Kansas City Athletics @ Cleveland Indians
Cleveland Municipal Stadium, Cleveland, OH

AB	29
R	1
H	5
RBI	1
BB	1
SO	4
LOB	10



WP: 0	PA: 30
PB: 0	
SB: 0	
CS: 0	

Batter	1	2	3	4	5	6	7	8	9	AB	R	H	RBI	BB	SO	LOB	TOP					
Jose Tartabull, L (1, 8) OBP: 0.324, SLG: 0.330										6	1	1	0	0	1	4	Kansas City Athletics @ Cleveland Indians Cleveland Municipal Stadium, Cleveland, OH Sat Aug 04 1962, 3:33 AM EDT Att: 3,643 - Unknown livebaseballscorecards.com					
Ed Charles, R (1, 5) OBP: 0.352, SLG: 0.447										3	2	1	0	2	1	3						
Jerry Lumpe, L (1, 4) OBP: 0.348, SLG: 0.439										5	1	2	1	0	1	3						
Norm Siebern, L (1, 3) OBP: 0.404, SLG: 0.465										5	1	1	1	0	0	2						
Manny Jimenez, L (1, 7) OBP: 0.385, SLG: 0.472										5	1	2	2	0	1	2						
Bobby Del Greco, R (8, 7) OBP: 0.361, SLG: 0.384										0	0	0	0	0	0	0						
Deron Johnson, R (1, 9) OBP: 0.333, SLG: 0.375										4	1	1	0	1	3	3						
Gino Cimoli, R (8, 9) OBP: 0.340, SLG: 0.433										0	0	0	0	0	0	0						
Billy Consolo, R (1, 6) OBP: 0.340, SLG: 0.302										5	0	2	1	0	0	3						
Joe Azcue, R (1, 2) OBP: 0.292, SLG: 0.319										5	0	2	1	0	0	2						
Diego Segui, R (1, 1) OBP: 0.267, SLG: 0.379										3	1	1	1	0	0	3						
George Alusik, R (9, PH) OBP: 0.320, SLG: 0.516										0	0	0	0	1	0	0						
John Wyatt, R (9, 1) OBP: 0.115, SLG: 0.080										0	0	0	0	0	0	0						
Inning Stats	R: 1 E: 0 K: 2 S: 9	H: 2 LOB: 1 BB: 0 P: 9	R: 1 E: 0 K: 0 S: 6	H: 3 LOB: 2 BB: 0 P: 6	R: 2 E: 0 K: 2 S: 10	H: 3 LOB: 1 BB: 0 P: 10	R: 2 E: 1 K: 1 S: 8	H: 2 LOB: 1 BB: 0 P: 8	R: 0 E: 0 K: 0 S: 3	H: 0 LOB: 1 BB: 1 P: 7	R: 2 E: 1 K: 1 S: 8	H: 2 LOB: 2 BB: 1 P: 12	R: 0 E: 0 K: 0 S: 4	H: 1 LOB: 2 BB: 1 P: 8	R: 0 E: 0 K: 1 S: 5	H: 0 LOB: 0 BB: 0 P: 5	R: 0 E: 0 K: 0 S: 3	H: 0 LOB: 1 BB: 1 P: 7	1B: 9 2B: 3 3B: 0 HR: 1	SF: 0 SAC: 1 DP: 0 HBP: 0	WP: 0 PB: 0 SB: 1 CS: 0	PA: 46
PITCHER	IP WLS BF H R ER SO BB IBB HBP BLK WP HR S P ERA WHIP																					
Jim Perry, R (1, 1) ERA: 4.17	3.0 L 18 9 5 5 4 0 0 0 0 0 1 26 26 15.00 3.000																					
Frank Funk, R (4, 1) ERA: 3.14	6.0 28 4 3 1 3 4 0 0 0 0 0 30 46 1.50 1.333																					

Batter	1	2	3	4	5	6	7	8	9	AB	R	H	RBI	BB	SO	LOB	BOTTOM			
Bubba Phillips, R (1, 5) OBP: 0.295, SLG: 0.359										3	1	0	0	1	0	0	Kansas City Athletics @ Cleveland Indians Cleveland Municipal Stadium, Cleveland, OH Sat Aug 04 1962, 3:33 AM EDT Att: 3,643 - Unknown livebaseballscorecards.com			
Al Luplow, L (1, 7) OBP: 0.385, SLG: 0.516										3	1	1	1	1	1	1				
Tito Francona, L (1, 3) OBP: 0.319, SLG: 0.386										4	0	0	0	0	0	2				
John Romano, R (1, 2) OBP: 0.365, SLG: 0.494										3	1	1	2	1	0	0				
Willie Kirkland, L (1, 9) OBP: 0.287, SLG: 0.395										3	0	0	0	1	1	2				
Willie Tasby, R (1, 8) OBP: 0.343, SLG: 0.354										4	0	1	0	0	1	1				
Jack Kubiszyn, R (1, 6) OBP: 0.259, SLG: 0.348										4	0	1	0	0	1	0				
Jim Mahoney, R (1, 4) OBP: 0.160, SLG: 0.280										3	0	0	0	0	0	2				
Jim Perry, S (1, 1) OBP: 0.174, SLG: 0.178										1	0	0	0	0	1	1				
Frank Funk, R (4, 1) OBP: 0.083, SLG: 0.083										2	0	0	0	0	0	0				
Inning Stats	R: 2 E: 0 K: 1 S: 6	H: 1 LOB: 0 BB: 1 P: 10	R: 0 E: 0 K: 1 S: 6	H: 2 LOB: 1 BB: 0 P: 6	R: 0 E: 0 K: 0 S: 3	H: 0 LOB: 2 BB: 2 P: 11	R: 0 E: 0 K: 1 S: 5	H: 0 LOB: 0 BB: 0 P: 5	R: 0 E: 0 K: 0 S: 3	H: 0 LOB: 1 BB: 1 P: 7	R: 0 E: 0 K: 0 S: 4	H: 0 LOB: 0 BB: 0 P: 4	R: 0 E: 0 K: 1 S: 5	H: 1 LOB: 0 BB: 0 P: 5	R: 0 E: 0 K: 0 S: 3	H: 0 LOB: 0 BB: 0 P: 5	1B: 1 2B: 1 3B: 0 HR: 2	SF: 0 SAC: 0 DP: 0 HBP: 0	WP: 0 PB: 0 SB: 0 CS: 0	PA: 34
PITCHER	IP WLS BF H R ER SO BB IBB HBP BLK WP HR S P ERA WHIP																			
Diego Segui, R (1, 1) ERA: 4.12	8.0 W 31 4 3 3 4 4 0 0 0 0 0 35 51 3.38 1.000																			
John Wyatt, R (9, 1) ERA: 5.09	1.0 S 3 0 0 0 1 0 0 0 0 0 0 5 5 0.00 0.000																			

Batter	1	2	3	4	5	6	7	8	9	AB	R	H	RBI	BB	SO	LOB	TOP			
Jose Tartabull, L (1, 8) OBP: 0.327, SLG: 0.333	F7		2H 1B			1B SH3-4 4-3 1B		L8		4	1	2	1	0	0	0	Kansas City Athletics @ Cleveland Indians Cleveland Municipal Stadium, Cleveland, OH Sun Aug 05 1962, 3:33 AM EDT Unknown livebaseballscorecards.com			
Ed Charles, R (1, 5) OBP: 0.349, SLG: 0.443	F7		F9			SH3-4		6-3		3	0	0	0	0	0	1				
Jerry Lumpe, L (1, 4) OBP: 0.347, SLG: 0.438	L8			3-1					G3	4	0	1	0	0	0	0				
Norm Siebern, L (1, 3) OBP: 0.401, SLG: 0.460		F7			5-3				F7	4	0	0	1	0	0	1				
Manny Jimenez, L (1, 7) OBP: 0.384, SLG: 0.478 Bobby Del Greco, R (9, 7) OBP: 0.361, SLG: 0.384		G3								4	1	1	1	0	0	1				
Gino Cimoli, R (1, 9) OBP: 0.340, SLG: 0.433		F9								0	0	0	0	0	0	0				
Billy Consoletto, R (1, 6) OBP: 0.347, SLG: 0.305										3	0	1	0	0	0	0				
Haywood Sullivan, R (1, 2) OBP: 0.320, SLG: 0.318										2	1	1	0	1	0	1				
Haywood Sullivan, R (1, 2) OBP: 0.320, SLG: 0.318										3	0	0	0	0	1	2				
Dan Pfister, R (1, 1) OBP: 0.174, SLG: 0.174 John Wyatt, R (9, 1) OBP: 0.115, SLG: 0.080										3	0	0	0	0	0	2				
										0	0	0	0	0	0	0				
Inning Stats	R: 0 E: 0 K: 0 S: 3	H: 0 LOB: 0 BB: 0 P: 3	R: 0 E: 0 K: 0 S: 3	H: 0 LOB: 0 BB: 0 P: 3	R: 1 E: 0 K: 1 S: 6	H: 1 LOB: 1 BB: 1 P: 10	R: 1 E: 0 K: 0 S: 4	H: 1 LOB: 0 BB: 0 P: 4	R: 0 E: 0 K: 0 S: 3	H: 1 LOB: 0 BB: 0 P: 3	R: 1 E: 0 K: 0 S: 5	H: 2 LOB: 1 BB: 0 P: 5	R: 0 E: 0 K: 0 S: 3	H: 1 LOB: 0 BB: 0 P: 3	R: 0 E: 0 K: 0 S: 3	H: 0 LOB: 0 BB: 0 P: 3	1B: 5 2B: 2 3B: 0 HR: 1	SF: 0 SAC: 1 DP: 2 HBP: 0	WP: 0 PB: 0 SB: 0 CS: 0	PA: 32
PITCHER	IP WLS BF H R ER SO BB IBB HBP BLK WP HR S P ERA WHIP																			
Barry Latman, R (1, 1) ERA: 3.81	8.0 L 29 6 3 3 1 1 0 0 0 0 1 30 34 3.38 0.875																			
Ruben Gomez, R (9, 1) ERA: 4.14	1.0 3 0 0 0 0 0 0 0 0 0 0 3 3 0.00 0.000																			

Batter	1	2	3	4	5	6	7	8	9	AB	R	H	RBI	BB	SO	LOB	BOTTOM			
Ty Cline, L (1, 8) OBP: 0.328, SLG: 0.336	L6		HBP			F2				3	1	1	0	0	0	0	Kansas City Athletics @ Cleveland Indians Cleveland Municipal Stadium, Cleveland, OH Sun Aug 05 1962, 3:33 AM EDT Unknown livebaseballscorecards.com			
Al Luplow, L (1, 7) OBP: 0.387, SLG: 0.518			4-3			K				3	0	1	0	1	1	1				
Tito Francona, L (1, 3) OBP: 0.321, SLG: 0.386										3	0	1	1	1	1	1				
John Romano, R (1, 2) OBP: 0.361, SLG: 0.488										4	0	0	0	0	0	4				
Willie Tasby, R (1, 9) OBP: 0.347, SLG: 0.349										2	0	0	0	2	1	0				
Bubba Phillips, R (1, 5) OBP: 0.292, SLG: 0.356										4	0	0	0	0	2	2				
Jack Kubiszyn, R (1, 6) OBP: 0.226, SLG: 0.296										4	0	0	0	0	0	2				
Jim Mahoney, R (1, 4) OBP: 0.179, SLG: 0.393 Chuck Essegian, R (9, PH) OBP: 0.368, SLG: 0.511										3	1	1	1	0	2	0				
Barry Latman, R (1, 1) OBP: 0.250, SLG: 0.346 Don Dillard, L (8, PH) OBP: 0.294, SLG: 0.394 Ruben Gomez, R (9, 1) OBP: 0.273, SLG: 0.273										1	0	0	0	0	1	1				
										0	0	0	0	0	0	0				
Inning Stats	R: 0 E: 0 K: 0 S: 4	H: 1 LOB: 1 BB: 0 P: 4	R: 0 E: 0 K: 0 S: 2	H: 0 LOB: 0 BB: 1 P: 6	R: 0 E: 0 K: 2 S: 7	H: 0 LOB: 0 BB: 0 P: 8	R: 0 E: 0 K: 2 S: 7	H: 0 LOB: 0 BB: 0 P: 7	R: 1 E: 0 K: 1 S: 5	H: 1 LOB: 0 BB: 1 P: 8	R: 0 E: 0 K: 1 S: 5	H: 0 LOB: 0 BB: 0 P: 5	R: 0 E: 0 K: 1 S: 9	H: 2 LOB: 2 BB: 1 P: 13	R: 0 E: 0 K: 1 S: 5	H: 0 LOB: 1 BB: 1 P: 9	1B: 2 2B: 1 3B: 0 HR: 1	SF: 0 SAC: 0 DP: 1 HBP: 1	WP: 0 PB: 0 SB: 0 CS: 0	PA: 35
PITCHER	IP WLS BF H R ER SO BB IBB HBP BLK WP HR S P ERA WHIP																			
Dan Pfister, R (1, 1) ERA: 4.82	8.0 W 32 4 2 2 10 4 0 0 0 0 1 47 64 2.25 1.000																			
John Wyatt, R (9, 1) ERA: 5.03	1.0 S 3 0 0 0 1 0 0 0 0 0 0 5 5 0.00 0.000																			

Batter	1	2	3	4	5	6	7	8	9	AB R H RBI BB SO LOB	TOP											
Jose Tartabull, L (1, 8) OBP: 0.333, SLG: 0.336	4-0 BB G5-4-3		0-0 4-3		0-0 HR 1B		0-0 4-3		0-0 1B 1B	4 2 2 0 1 0 0	Kansas City Athletics @ Cleveland Indians Cleveland Municipal Stadium, Cleveland, OH Sun Aug 05 1962, 3:38 AM EDT Att: 8,936 - Unknown livebaseballscorecards.com											
Ed Charles, R (1, 5) OBP: 0.350, SLG: 0.452	0-0 G5-4-3 1-2		0-0 4-3		0-0 HR		0-0 4-3		0-0 1B 1B	5 1 2 4 0 0 1												
Jerry Lumpe, L (1, 4) OBP: 0.346, SLG: 0.435	0-0 F6				0-0 F5		0-0 4-3		0-0 F9	5 0 1 0 0 0 1												
Norm Siebern, L (1, 3) OBP: 0.400, SLG: 0.458		0-0 BB 1B G6-4-3		0-3 K2-3	0-0 G3				0-0 6-3	4 0 1 0 0 1 1												
Manny Jimenez, L (1, 7) OBP: 0.387, SLG: 0.479 Bobby Del Greco, R (8, 7) OBP: 0.361, SLG: 0.384		4-0 BB 1B G6-4-3 1-2		0-0 1B		0-0 1B 1-3			0-0 4-3	3 1 2 0 1 0 0 0 0 0 0 0 0 0												
Gino Cimoli, R (1, 9) OBP: 0.339, SLG: 0.431		0-0 BB 1B G6-4-3 1-2 2-3		0-3 K		0-0 1-3			0-0 1B	4 0 1 0 0 1 4												
Billy Consoletto, R (1, 6) OBP: 0.344, SLG: 0.298		4-0 BB			0-3 K		0-0 5-3		0-0 F7	3 0 0 0 1 1 2												
Joe Azcue, R (1, 2) OBP: 0.296, SLG: 0.320		0-0 L8			0-0 HR 1B		4-0 1B IBB		0-0 F3	3 1 1 0 1 0 2												
Orlando Pena, R (1, 1) OBP: 0.250, SLG: 0.250			0-3 K		0-0 F1		0-0 1-3 2H 1B		0-3 K	4 0 1 1 0 2 1												
Inning Stats	R: 0 E: 0 K: 0 S: 2	H: 0 LOB: 0 BB: 1 P: 6	R: 0 E: 0 K: 0 S: 3	H: 1 LOB: 2 BB: 11	R: 0 E: 0 K: 1 S: 5	H: 0 LOB: 0 BB: 0 P: 5	R: 0 E: 0 K: 2 S: 8	H: 1 LOB: 1 BB: 0 P: 8	R: 3 E: 0 K: 1 S: 9	H: 4 LOB: 1 BB: 0 P: 9	R: 1 E: 0 K: 0 S: 4	H: 2 LOB: 2 BB: 1 P: 8	R: 0 E: 0 K: 0 S: 3	H: 0 LOB: 0 BB: 0 P: 3	R: 0 E: 0 K: 0 S: 4	H: 1 LOB: 1 BB: 0 P: 4	R: 1 E: 0 K: 1 S: 7	H: 2 LOB: 1 BB: 0 P: 7	1B: 10 2B: 0 3B: 0 HR: 1	SF: 0 SAC: 0 DP: 2 HBP: 0	WP: 0 PB: 0 CS: 2	PA: 39
PITCHER	IP WLS BF H R ER SO BB IBB HBP BLK WP HR S P ERA WHIP																					
Pedro Ramos, R (1, 1) ERA: 4.45	5.0 L 22 6 3 3 4 3 0 0 0 0 1 27 39 5.40 1.800																					
Bill Dailey, R (6, 1) ERA: 3.08	3.0 12 3 1 1 0 0 1 0 0 0 0 11 15 3.00 1.000																					
Gary Bell, R (9, 1) ERA: 3.89	1.0 5 2 1 1 1 0 0 0 0 0 0 7 7 9.00 2.000																					

Batter	1	2	3	4	5	6	7	8	9	AB R H RBI BB SO LOB	BOTTOM											
Ty Cline, L (1, 8) OBP: 0.324, SLG: 0.331	0-0 L7		0-0 L8							4 0 0 0 0 0 1	Kansas City Athletics @ Cleveland Indians Cleveland Municipal Stadium, Cleveland, OH Sun Aug 05 1962, 3:38 AM EDT Att: 8,936 - Unknown livebaseballscorecards.com											
Jim Mahoney, R (1, 4) OBP: 0.161, SLG: 0.355 Gene Green, R (8, PH) OBP: 0.343, SLG: 0.550 Gary Bell, R (9, 1) OBP: 0.273, SLG: 0.200	0-0 F8				0-0 F8		0-0 4-3		0-0 1-3	3 0 0 0 0 0 0 1 0 0 0 0 0 1 0 0 0 0 0 0 0												
Tito Francona, L (1, 3) OBP: 0.320, SLG: 0.391	0-0 F9				0-0 1-3				0-0 4-3	4 1 1 1 0 0 1												
Al Luplow, L (1, 7) OBP: 0.385, SLG: 0.528		0-0 HR			0-0 F6		0-0 F2		0-3 K	4 1 1 1 0 1 0												
Doc Edwards, R (1, 2) OBP: 0.382, SLG: 0.492		0-0 L5				0-0 F9			0-0 F5	4 0 1 0 0 0 0												
Willie Tasby, R (1, 9) OBP: 0.336, SLG: 0.340		0-3 K			0-3 K		0-0 2B		0-0 F6	4 0 0 0 0 2 1												
Bubba Phillips, R (1, 5) OBP: 0.293, SLG: 0.356		0-0 5-3			0-0 1B 1B		0-3 K			3 0 1 0 0 1 1												
Jack Kubiszyn, R (1, 6) OBP: 0.235, SLG: 0.300			0-0 6-3		0-0 1-2 1B		0-0 F8			3 0 1 0 0 0 1												
Pedro Ramos, S (1, 1) OBP: 0.256, SLG: 0.514 Willie Kirkland, L (5, PH) OBP: 0.286, SLG: 0.394 Bill Dailey, R (6, 1) Don Dillard, L (8, PH) OBP: 0.289, SLG: 0.398			0-3 K		0-0 F5				0-0 FC4-6 1B	1 0 0 0 0 1 0 1 0 0 0 0 0 2 0 0 0 0 0 0 0 1 0 1 0 0 0 0												
Inning Stats	R: 0 E: 0 K: 0 S: 3	H: 0 LOB: 0 BB: 0 P: 3	R: 1 E: 0 K: 1 S: 6	H: 1 LOB: 0 BB: 0 P: 6	R: 0 E: 0 K: 1 S: 5	H: 0 LOB: 0 BB: 0 P: 5	R: 0 E: 0 K: 0 S: 3	H: 0 LOB: 0 BB: 0 P: 3	R: 0 E: 0 K: 1 S: 7	H: 2 LOB: 2 BB: 0 P: 7	R: 1 E: 0 K: 0 S: 4	H: 1 LOB: 0 BB: 0 P: 4	R: 0 E: 0 K: 1 S: 6	H: 1 LOB: 1 BB: 0 P: 6	R: 0 E: 0 K: 0 S: 4	H: 1 LOB: 1 BB: 0 P: 4	R: 0 E: 0 K: 1 S: 5	H: 0 LOB: 0 BB: 0 P: 5	1B: 3 2B: 1 3B: 0 HR: 2	SF: 0 SAC: 0 DP: 0 HBP: 0	WP: 0 PB: 0 CS: 0	PA: 33
PITCHER	IP WLS BF H R ER SO BB IBB HBP BLK WP HR S P ERA WHIP																					
Orlando Pena, R (1, 1) ERA: 2.0	9.0 W 33 6 2 2 5 0 0 0 0 0 2 43 43 2.00 0.667																					

Batter	1	2	3	4	5	6	7	8	9	AB	R	H	RBI	BB	SO	LOB	TOP				
Don Buddin, R (1, 6) OBP: 0.343, SLG: 0.316	4-0 FC4-6 BB	0-3 K			0-3 K		0-0 F8		0-0 4-3	3	0	0	0	1	2	0	Detroit Tigers @ Cleveland Indians Cleveland Municipal Stadium, Cleveland, OH Mon Aug 06 1962, 7:05 PM EDT Att: 7,542 - Unknown				
Vic Wertz, L (9, PH) OBP: 0.298, SLG: 0.400										1	0	0	0	0	2						
Phil Regan, R (9, 1) OBP: 0.242, SLG: 0.226										0	0	0	0	0	0						
Don Mossi, L (9, 1) OBP: 0.288, SLG: 0.159										0	0	0	0	0	0						
Dick McAuliffe, L (1, 4) OBP: 0.367, SLG: 0.413	0-0 FC4-6 BB E 1-2	0-0 F6			0-3 K WP E			4-0 BB BB	0-0 1B 3-H	4	0	1	1	1	1	1					
Al Kaline, R (1, 9) OBP: 0.382, SLG: 0.603	0-0 L5 BB 1-2			0-0 L2	0-0 L5-3 1-3			4-0 BB BB	0-0 L8	4	0	0	0	1	0	3					
Rocky Colavito, R (1, 7) OBP: 0.372, SLG: 0.511	4-0 1-2 2-3 BB			0-0 L7	0-3 K			0-0 F3		3	0	0	0	1	1	3					
Norm Cash, L (1, 3) OBP: 0.381, SLG: 0.531	0-0 F6			0-0 F7		0-0 G3		0-0 F9		4	0	0	0	0	0	5					
Bubba Morton, R (1, 8) OBP: 0.344, SLG: 0.340	0-3 K			0-0 F8		0-3 K		0-0 5-3		4	0	0	0	0	2	5					
Bill Bruton, L (8, 8) OBP: 0.351, SLG: 0.421										0	0	0	0	0	0	0					
Steve Boros, R (1, 5) OBP: 0.332, SLG: 0.409		0-0 HR			0-0 HR		4-0 PO BB		0-0 HR	3	3	3	3	1	0	0					
Dick Brown, R (1, 2) OBP: 0.284, SLG: 0.378					0-3 K		0-0 PO	0-3 K	4-0 4-3 SH3 1B BB	3	1	1	1	0	2	0					
Bob Farley, L (9, PH) OBP: 0.321, SLG: 0.286										0	0	0	0	1	0	0					
Jake Wood, R (9, FR) OBP: 0.293, SLG: 0.352										0	1	0	0	0	0	0					
Mike Roarke, R (9, 2) OBP: 0.224, SLG: 0.304										0	0	0	0	0	0	0					
Hank Aquirre, R (1, 1) OBP: 0.048, SLG: 0.024		0-0 F9			0-3 K		0-0 F8		0-0 SH3	3	0	0	0	0	1	0					
Sam Jones, R (8, 1) OBP: 0.100, SLG: 0.250									1-2	0	0	0	0	0	0	0					
Chico Fernandez, R (9, PH) OBP: 0.283, SLG: 0.395										0	0	0	0	0	0	0					
Inning Stats	R: 0 E: 1 K: 1 S: 6	H: 0 LOB: 3 BB: 2 P: 14	R: 2 E: 0 K: 1 S: 7	H: 2 LOB: 0 BB: 0 P: 7	R: 0 E: 0 K: 0 S: 3	H: 0 LOB: 0 BB: 0 P: 3	R: 1 E: 0 K: 2 S: 8	H: 1 LOB: 1 BB: 0 P: 8	R: 0 E: 1 K: 3 S: 10	H: 0 LOB: 1 BB: 1 P: 10	R: 0 E: 0 K: 1 S: 5	H: 0 LOB: 0 BB: 0 P: 5	R: 0 E: 0 K: 0 S: 3	H: 0 LOB: 2 BB: 2 P: 11	R: 2 E: 0 K: 0 S: 5	H: 2 LOB: 1 BB: 1 P: 9	1B: 1 2B: 0 3B: 0 HR: 4	SF: 0 SAC: 1 DP: 0 HBP: 0	WP: 1 PB: 1 SB: 0 CS: 0	PA: 40	
PITCHER	IP WLS BF H R ER SO BB IBB HBP BLK WP HR S P ERA WHIP	8.0 33 3 3 3 9 5 0 0 0 0 1 3 46 66 3.38 1.000	0.0 1 1 1 1 0 0 0 0 0 0 0 1 1 1 ∞ ∞	1.0 W 5 1 1 1 0 1 0 0 0 0 0 4 8 9.00 2.000																	

AB	32
R	5
H	5
RBI	5
BB	6
SO	9
LOB	19



Batter	1	2	3	4	5	6	7	8	9	AB	R	H	RBI	BB	SO	LOB	BOTTOM			
Willie Tasby, R (1, 8) OBP: 0.337, SLG: 0.333	0-0 6-3		0-0 6-3			0-3 K		4-0 E 1B BB 1-2		3	1	0	0	1	1	0	Detroit Tigers @ Cleveland Indians Cleveland Municipal Stadium, Cleveland, OH Mon Aug 06 1962, 7:05 PM EDT Att: 7,542 - Unknown			
Tito Francona, L (1, 3) OBP: 0.321, SLG: 0.392	0-0 F8			0-0 G5-3 E 1B		0-0 1B		0-0 E1 1B 1-3 2-H 3-H		4	1	2	0	0	1					
Chuck Essegian, R (1, 7) OBP: 0.370, SLG: 0.510	0-0 FC5-4 1B			0-0 E6 1-2		0-0 F3		0-0 G6-4-3 1B 2-H 3-H		4	0	2	2	0	2					
Gene Green, R (1, 9) OBP: 0.339, SLG: 0.538	0-0 FC5-4			0-0 F4			0-0 1B	0-0 G6-4-3 1B 1-2		4	0	1	0	0	4					
Frank Funk, R (9, 1) OBP: 0.083, SLG: 0.083										0	0	0	0	0	0					
Gary Bell, R (9, 1) OBP: 0.273, SLG: 0.200										0	0	0	0	0	0					
John Romano, R (1, 2) OBP: 0.360, SLG: 0.484		0-3 K		0-0 G5-3 2-3f		0-0 F7		4-0 BB BB		3	0	0	0	1	1	2				
Jack Kubiszyn, R (1, 6) OBP: 0.211, SLG: 0.265		0-0 F6			0-0 4-3		0-0 1-3	0-0 F3		4	0	0	0	0	1					
Bubba Phillips, R (1, 5) OBP: 0.295, SLG: 0.357		0-0 F6			0-0 F2			0-0 2B 1B	0-0 1B SF7 1B	4	2	2	0	0	0					
Jim Mahoney, R (1, 4) OBP: 0.200, SLG: 0.400			0-3 K		0-0 L9			0-0 1B E 1-H 2B	0-0 1B 1-3	4	1	2	1	0	1	0				
Sam McDowell, L (1, 1) OBP: 0.143, SLG: 0.143			0-3 K			0-3 K		0-0 BB E 1B	0-0 SF7	2	0	0	0	0	2	0				
Doc Edwards, R (8, PH) OBP: 0.391, SLG: 0.500										1	0	1	0	0	0	0				
Pedro Ramos, S (8, PR) OBP: 0.256, SLG: 0.514										0	1	0	0	0	0	0				
Ty Cline, L (8, 8) OBP: 0.322, SLG: 0.331										0	0	0	1	0	0	0				
Inning Stats	R: 0 E: 0 K: 0 S: 4	H: 1 LOB: 1 BB: 0 P: 4	R: 0 E: 0 K: 1 S: 5	H: 0 LOB: 0 BB: 0 P: 5	R: 0 E: 0 K: 2 S: 7	H: 0 LOB: 0 BB: 0 P: 7	R: 0 E: 1 K: 0 S: 4	H: 1 LOB: 1 BB: 0 P: 4	R: 0 E: 0 K: 2 S: 8	H: 1 LOB: 1 BB: 0 P: 8	R: 0 E: 0 K: 0 S: 3	H: 1 LOB: 0 BB: 0 P: 3	R: 5 E: 1 K: 0 S: 7	H: 4 LOB: 1 BB: 2 P: 15	R: 1 E: 0 K: 0 S: 3	H: 2 LOB: 1 BB: 0 P: 3	1B: 9 2B: 1 3B: 0 HR: 0	SF: 1 SAC: 0 DP: 2 HBP: 0	WP: 0 PB: 0 SB: 0 CS: 0	PA: 36
PITCHER	IP WLS BF H R ER SO BB IBB HBP BLK WP HR S P ERA WHIP	7.0 29 7 5 3 5 1 0 0 0 0 0 0 3 42 3.86 1.143	1.0 4 1 0 0 0 1 0 0 0 0 0 0 2 7 0.00 2.000	0.0 L 2 2 1 1 0 0 0 0 0 0 0 1 1 ∞ ∞	0.1 1 0 0 0 0 0 0 0 0 0 0 0 1 1 0.00 0.000															

AB	33
R	6
H	10
RBI	4
BB	2
SO	5
LOB	10




Batter	1	2	3	4	5	6	7	8	9	AB	R	H	RBI	BB	SO	LOB	TOP								
Don Buddin, R (1, 6) OBP: 0.342, SLG: 0.311	F5		FC6 BB			F7		2B		2	0	0	0	1	0	0	Detroit Tigers @ Cleveland Indians Cleveland Municipal Stadium, Cleveland, OH Tue Aug 07 1962, 3:33 AM EDT Att: 5,085 - Unknown								
Vic Wertz, L (8, PH) OBP: 0.310, SLG: 0.429										1	0	1	0	0	0	0									
Chico Fernandez, R (8, PR) OBP: 0.283, SLG: 0.395										0	0	0	0	0	0	0									
Bill Bruton, L (1, 8) OBP: 0.346, SLG: 0.417	K		FC6 1-2			K		F4		4	0	0	0	0	2	3									
Dick McAuliffe, L (1, 4) OBP: 0.369, SLG: 0.414	L8			G1-4-3 BB				SF8		2	0	1	1	1	0	0									
Rocky Colavito, R (1, 7) OBP: 0.371, SLG: 0.507		F7		G1-4-3 1-2				F6		3	0	0	0	1	0	2									
Norm Cash, L (1, 3) OBP: 0.378, SLG: 0.525	1-3			4-3				F9		4	0	0	0	0	0	2									
Bob Farley, L (1, 9) OBP: 0.328, SLG: 0.280						F4				2	0	0	0	2	1	0									
Steve Boros, R (1, 5) OBP: 0.331, SLG: 0.420	K						K	FC1-6 BB		4	1	1	1	0	1	2									
Dick Brown, R (1, 2) OBP: 0.281, SLG: 0.373			K			F5		F9		4	0	0	0	0	1	1									
Jim Bunning, R (1, 1) OBP: 0.177, SLG: 0.250			1-3							2	0	0	0	0	1	0									
Bobo Osborne, L (8, PH) OBP: 0.357, SLG: 0.241										1	1	1	0	0	0	0									
Ron Nischwitz, S (8, 1) OBP: 0.667, SLG: 1.000						K		2B SF8 1B		0	0	0	0	0	0	0									
Inning Stats	R: 0 E: 0 K: 1 S: 5	H: 0 LOB: 0 BB: 0 P: 5	R: 0 E: 0 K: 1 S: 5	H: 0 LOB: 1 BB: 1 P: 9	R: 0 E: 0 K: 1 S: 5	H: 0 LOB: 1 BB: 1 P: 9	R: 0 E: 0 K: 0 S: 2	H: 0 LOB: 0 BB: 1 P: 6	R: 1 E: 0 K: 1 S: 6	H: 1 LOB: 0 BB: 0 P: 6	R: 0 E: 0 K: 1 S: 6	H: 1 LOB: 2 BB: 1 P: 10	R: 0 E: 0 K: 1 S: 5	H: 0 LOB: 0 BB: 0 P: 5	R: 1 E: 0 K: 0 S: 5	H: 2 LOB: 1 BB: 0 P: 5	R: 0 E: 0 K: 0 S: 3	H: 0 LOB: 1 BB: 1 P: 7	1B: 2 2B: 1 3B: 0 HR: 1	SF: 1 SAC: 0 DP: 1 HBP: 0	WP: 0 PB: 0 SB: 0 CS: 0	PA: 35			
PITCHER	IP	WLS	BF	H	R	ER	SO	BB	IBB	HBP	BLK	WP	HR	S	P	ERA	WHIP								
Mudcat Grant, R (1, 1) ERA: 3.93	7.0	W	27	3	2	2	6	4	0	0	0	0	1	35	51	2.57	1.000								
Pedro Ramos, R (8, 1) ERA: 4.37	2.0	S	8	1	0	0	0	1	0	0	0	0	0	7	11	0.00	1.000								

Batter	1	2	3	4	5	6	7	8	9	AB	R	H	RBI	BB	SO	LOB	BOTTOM								
Ty Cline, L (1, 8) OBP: 0.321, SLG: 0.327	L4-3		F5		L4		1B SF8 HBP			3	1	0	0	0	0	1	Detroit Tigers @ Cleveland Indians Cleveland Municipal Stadium, Cleveland, OH Tue Aug 07 1962, 3:33 AM EDT Att: 5,085 - Unknown								
Doc Edwards, R (1, 2) OBP: 0.425, SLG: 0.591							1B 1-3			4	1	4	1	0	0	0									
Tito Francona, L (1, 3) OBP: 0.321, SLG: 0.391			F8		SF8		SF8			1	0	0	2	1	0	1									
Al Luplow, L (1, 9) OBP: 0.383, SLG: 0.522	F3		F5		K					4	0	1	0	0	1	3									
Chuck Essegian, R (1, 7) OBP: 0.368, SLG: 0.518	F3			F2			F2			4	1	1	1	0	0	3									
Bubba Phillips, R (1, 5) OBP: 0.294, SLG: 0.356		F5			1B		F5			4	0	1	0	0	0	0									
Jack Kubiszyn, R (1, 6) OBP: 0.214, SLG: 0.263					F5		5-3			4	0	1	0	0	0	1									
Jim Mahoney, R (1, 4) OBP: 0.179, SLG: 0.359		1-3			F8		F8			4	0	0	0	0	0	2									
Mudcat Grant, R (1, 1) OBP: 0.206, SLG: 0.242										3	1	1	0	0	1	1									
Pedro Ramos, S (8, 1) OBP: 0.296, SLG: 0.514		6-3					K			0	0	0	0	0	0	0									
Inning Stats	R: 1 E: 0 K: 0 S: 4	H: 1 LOB: 1 BB: 1 P: 8	R: 0 E: 0 K: 0 S: 4	H: 1 LOB: 1 BB: 0 P: 4	R: 0 E: 0 K: 0 S: 4	H: 1 LOB: 1 BB: 0 P: 4	R: 0 E: 0 K: 0 S: 4	H: 1 LOB: 1 BB: 0 P: 4	R: 1 E: 0 K: 0 S: 7	H: 2 LOB: 1 BB: 0 P: 7	R: 1 E: 0 K: 0 S: 4	H: 1 LOB: 0 BB: 0 P: 4	R: 1 E: 0 K: 1 S: 7	H: 2 LOB: 2 BB: 0 P: 8	R: 0 E: 0 K: 0 S: 3	H: 0 LOB: 0 BB: 0 P: 3	1B: 6 2B: 1 3B: 0 HR: 2	SF: 2 SAC: 0 DP: 0 HBP: 1	WP: 0 PB: 0 SB: 0 CS: 0	PA: 35					
PITCHER	IP	WLS	BF	H	R	ER	SO	BB	IBB	HBP	BLK	WP	HR	S	P	ERA	WHIP								
Jim Bunning, R (1, 1) ERA: 3.83	7.0	L	32	9	4	4	2	1	0	1	0	0	0	34	39	5.14	1.429								
Ron Nischwitz, L (8, 1) ERA: 3.13	1.0		3	0	0	0	0	0	0	0	0	0	0	3	3	0.00	0.000								

Batter	1	2	3	4	5	6	7	8	9	AB	R	H	RBI	BB	SO	LOB	TOP			
Willie Tasby, R OBP: 0.330, SLG: 0.325	0-0 4-3		0-0 4-3			0-0 F9		0-0 F8		4	0	0	0	0	0	1				
Doc Edwards, R OBP: 0.442, SLG: 0.588	0-0 G6-4-3 1B			0-0 4-3			1-0 3-1 BB HBP		4-0 2B BB	2	0	1	0	1	0	0				
Tito Francona, L OBP: 0.320, SLG: 0.392	0-0 G6-4-3 1-2			0-3 K			0-0 F7		0-0 2B	4	0	1	0	0	1	2				
Chuck Essegian, R OBP: 0.367, SLG: 0.512		0-0 F8		0-3 K			4-0 1-2 3-1 BB		0-0 F2	3	0	0	0	1	1	2				
Al Luplow, L OBP: 0.376, SLG: 0.512		0-0 F8			0-0 G3		0-0 3-1		0-0 F4	4	0	0	0	0	0	4				
Bubba Phillips, R OBP: 0.294, SLG: 0.355		0-0 FC5-4 1B			0-0 F8		0-0 L5		0-0 5-3	4	0	1	0	0	0	4				
Jerry Kindall, R OBP: 0.270, SLG: 0.350		0-0 FC5-4 1-2			0-3 K			0-0 L5		3	0	0	0	0	1	1				
Jim Mahoney, R OBP: 0.190, SLG: 0.381			0-0 1-3		0-3 K			0-0 L3 2B		3	0	1	0	0	1	0				
Dick Donovan, L OBP: 0.221, SLG: 0.270			0-3 K			0-3 K		0-0 L3		1	0	0	0	0	1	0				
Don Dillard, L OBP: 0.287, SLG: 0.396										1	0	0	0	0	1	0				
Frank Funk, R OBP: 0.083, SLG: 0.083										0	0	0	0	0	0	0				
Ty Cline, L OBP: 0.320, SLG: 0.325										1	0	0	0	0	0	1				
Bill Dailey, R OBP: 0.320, SLG: 0.325										0	0	0	0	0	0	0				
Inning Stats	R: 0 E: 0 K: 0 S: 3	H: 1 LOB: 0 BB: 0 P: 3	R: 0 E: 0 K: 0 S: 4	H: 1 LOB: 0 BB: 0 P: 4	R: 0 E: 0 K: 1 S: 5	H: 0 LOB: 0 BB: 0 P: 5	R: 0 E: 0 K: 2 S: 7	H: 0 LOB: 0 BB: 0 P: 7	R: 0 E: 0 K: 1 S: 5	H: 0 LOB: 0 BB: 0 P: 5	R: 0 E: 0 K: 2 S: 7	H: 0 LOB: 0 BB: 0 P: 7	R: 0 E: 0 K: 0 S: 3	H: 1 LOB: 1 BB: 1 P: 8	R: 0 E: 0 K: 0 S: 4	H: 1 LOB: 2 BB: 1 P: 8	1B: 2 2B: 2 3B: 0 HR: 0	SF: 0 SAC: 0 DP: 1 HBP: 1	WP: 0 PB: 0 SB: 0 CS: 0	PA: 33
PITCHER Gene Conley, R ERA: 4.02	IP: 9.0 WLS: W BF: 33 H: 4 R: 0 ER: 0 SO: 6 BB: 2 IBB: 0 HBP: 1 BLK: 0 WP: 0 HR: 0 S: 42 P: 51 ERA: 0.00 WHIP: 0.667															PITCHER				

Cleveland Indians @ Boston Red Sox
Fenway Park, Boston, MA
Wed Aug 08 1962, 7:05 PM EDT
Att: 13,489 - Unknown


AB 30
R 0
H 4
RBI 0
BB 2
SO 6
LOB 15



Batter	1	2	3	4	5	6	7	8	9	AB	R	H	RBI	BB	SO	LOB	BOTTOM			
Gary Geiger, L OBP: 0.324, SLG: 0.370	0-0 FC6-4 1B			0-0 2B		0-0 F8				4	0	3	3	0	0	1				
Eddie Brassoud, R OBP: 0.324, SLG: 0.424	0-0 FC6-4 1B 1-2 3B	2-H 1B		0-0 F8			0-3 K			4	1	0	0	0	1	3				
Carl Yastrzemski, L OBP: 0.356, SLG: 0.468	0-0 1-3 3B 1B		0-0 L8		0-0 F8		0-0 F7		0-0 F6	4	1	1	0	0	0	0				
Lou Clinton, R OBP: 0.364, SLG: 0.578	0-0 1-H 3-H SF7 3B		0-0 5-3		4-0 BB		0-0 F6			3	1	1	2	1	0	0				
Pete Runnels, L OBP: 0.418, SLG: 0.475	0-0 SF7		0-0 3-1		0-0 F5			0-0 1B		3	0	1	1	0	0	1				
Frank Malzone, R OBP: 0.308, SLG: 0.389	0-0 L6			0-0 SH1-4 2B 1B		0-0 F9		0-0 1B		4	1	2	0	0	0	1				
Bob Tillman, R OBP: 0.296, SLG: 0.485		0-0 L9		0-0 SH1-4 2B 1B		0-0 F7		0-3 K		4	1	1	0	0	1	2				
Chuck Schilling, R OBP: 0.293, SLG: 0.329		0-0 4-3 1B 1B		0-0 SH1-4		0-0 F8		0-3 K		3	1	1	0	0	1	2				
Gene Conley, R OBP: 0.254, SLG: 0.390		0-0 4-3 1-2		0-0 6-3		0-0 1B		0-3 K		4	0	1	0	0	1	5				
Inning Stats	R: 3 E: 0 K: 0 S: 6	H: 3 LOB: 0 BB: 0 P: 6	R: 1 E: 0 K: 0 S: 5	H: 2 LOB: 1 BB: 0 P: 5	R: 0 E: 0 K: 0 S: 3	H: 0 LOB: 0 BB: 0 P: 3	R: 2 E: 0 K: 0 S: 6	H: 3 LOB: 1 BB: 0 P: 6	R: 0 E: 0 K: 0 S: 3	H: 0 LOB: 1 BB: 1 P: 7	R: 0 E: 0 K: 0 S: 4	H: 1 LOB: 0 BB: 0 P: 4	R: 0 E: 0 K: 1 S: 5	H: 0 LOB: 0 BB: 1 P: 5	R: 0 E: 0 K: 3 S: 11	H: 2 LOB: 2 BB: 0 P: 11	1B: 9 2B: 1 3B: 1 HR: 0	SF: 1 SAC: 1 DP: 0 HBP: 0	WP: 0 PB: 0 SB: 0 CS: 0	PA: 36
PITCHER Dick Donovan, R ERA: 3.0 Frank Funk, R ERA: 3.18 Bill Dailey, R ERA: 2.96	IP: 5.0 WLS: L BF: 24 H: 8 R: 6 ER: 6 SO: 0 BB: 1 IBB: 0 HBP: 0 BLK: 0 WP: 0 HR: 0 S: 23 P: 27 ERA: 10.80 WHIP: 1.800															PITCHER				

Cleveland Indians @ Boston Red Sox
Fenway Park, Boston, MA
Wed Aug 08 1962, 7:05 PM EDT
Att: 13,489 - Unknown

AB 33
R 6
H 11
RBI 6
BB 1
SO 4
LOB 15



Batter	1	2	3	4	5	6	7	8	9	AB	R	H	RBI	BB	SO	LOB	TOP						
Ty Cline, L OBP: 0.318, SLG: 0.320	L4-3	L7			L8		L7		BB	4	0	0	0	1	0	2	Cleveland Indians @ Boston Red Sox Fenway Park, Boston, MA Thu Aug 09 1962, 3:33 AM EDT Att: 3,796 - Unknown						
Al Luplow, L OBP: 0.377, SLG: 0.507	1B		G3		F6		6-3		BB	4	0	1	0	1	0	0							
Tito Francona, L OBP: 0.321, SLG: 0.391	1B		1B	BB	F8				BB	4	0	1	0	1	0	3							
Willie Kirkland, L OBP: 0.283, SLG: 0.389	K		F9							4	0	0	0	0	2	3							
John Romano, R OBP: 0.364, SLG: 0.490	F4			1B						4	0	3	0	0	0	2							
Bubba Phillips, R OBP: 0.293, SLG: 0.354		FC1-4	K		F3					4	0	1	0	0	1	4							
Jerry Kindall, R OBP: 0.275, SLG: 0.355		FC1-4			F2					3	0	2	0	1	0	0							
Jack Kubiszyn, R OBP: 0.200, SLG: 0.244		K								3	0	0	0	0	2	4							
Chuck Essegian, R OBP: 0.366, SLG: 0.510		K					5-3			1	0	0	0	0	1	1							
Barry Latman, R OBP: 0.233, SLG: 0.321		FC1-4			F8					2	0	0	0	0	0	2							
Don Dillard, L OBP: 0.265, SLG: 0.393										1	0	0	0	0	0	0							
Jim Perry, S OBP: 0.174, SLG: 0.178										0	0	0	0	0	0	0							
Gene Green, R OBP: 0.336, SLG: 0.533										1	0	0	0	0	1	1							
Inning Stats	R: 0 E: 0 K: 1 S: 7	H: 2 LOB: 2 BB: 0 P: 7	R: 0 E: 0 K: 1 S: 7	H: 2 LOB: 0 BB: 0 P: 7	R: 0 E: 0 K: 1 S: 6	H: 1 LOB: 2 BB: 1 P: 10	R: 0 E: 0 K: 1 S: 5	H: 0 LOB: 0 BB: 0 P: 5	R: 0 E: 0 K: 0 S: 3	H: 0 LOB: 0 BB: 0 P: 3	R: 0 E: 0 K: 0 S: 4	H: 1 LOB: 2 BB: 1 P: 8	R: 0 E: 0 K: 0 S: 3	H: 0 LOB: 0 BB: 0 P: 3	R: 0 E: 0 K: 1 S: 6	H: 1 LOB: 1 BB: 2 P: 6	R: 0 E: 0 K: 2 S: 8	H: 1 LOB: 3 BB: 2 P: 16	1B: 6 2B: 2 3B: 0 HR: 0	SF: 0 SAC: 0 DP: 0 HBP: 0	WP: 0 PB: 0 SB: 0 CS: 0	PA: 39	
PITCHER Bill Monbouquette, R ERA: 3.95	IP: 9.0 WLS: W BF: 39 H: 8 R: 0 ER: 0 SO: 7 BB: 4 IBB: 0 HBP: 0 BLK: 0 WP: 0 HR: 0 S: 49 P: 65 ERA: 0.00 WHIP: 1.333											PITCHER	IP: 9.0 WLS: W BF: 39 H: 8 R: 0 ER: 0 SO: 7 BB: 4 IBB: 0 HBP: 0 BLK: 0 WP: 0 HR: 0 S: 49 P: 65 ERA: 0.00 WHIP: 1.333										

Batter	1	2	3	4	5	6	7	8	9	AB	R	H	RBI	BB	SO	LOB	BOTTOM						
Gary Geiger, L OBP: 0.326, SLG: 0.371	E6	WP		F2			S			4	1	2	0	0	0	0	Cleveland Indians @ Boston Red Sox Fenway Park, Boston, MA Thu Aug 09 1962, 3:33 AM EDT Att: 3,796 - Unknown						
Eddie Brassoud, R OBP: 0.325, SLG: 0.425	2B	K			BB		K			3	1	1	0	1	2	2							
Carl Yastrzemski, L OBP: 0.397, SLG: 0.470	E	L8			G1-4-6-3					3	1	1	1	1	0	2							
Lou Clinton, R OBP: 0.358, SLG: 0.567	K				6-3					4	0	0	0	0	1	4							
Pete Runnels, L OBP: 0.416, SLG: 0.471	E				4-3					3	1	0	0	1	0	0							
Frank Malzone, R OBP: 0.310, SLG: 0.390	E8	IBB								4	0	2	2	0	0	0							
Bob Tillman, R OBP: 0.295, SLG: 0.483	SF7				5-3					3	0	1	1	0	0	1							
Chuck Schilling, R OBP: 0.289, SLG: 0.325	K				F6					3	0	0	0	0	1	2							
Bill Monbouquette, R OBP: 0.208, SLG: 0.125		K			L4					3	0	0	0	0	1	0							
Inning Stats	R: 4 E: 2 K: 2 S: 11	H: 3 LOB: 1 BB: 1 P: 15	R: 0 E: 0 K: 2 S: 8	H: 1 LOB: 1 BB: 0 P: 8	R: 0 E: 0 K: 0 S: 4	H: 1 LOB: 1 BB: 0 P: 4	R: 0 E: 0 K: 0 S: 3	H: 0 LOB: 0 BB: 0 P: 3	R: 0 E: 0 K: 0 S: 2	H: 0 LOB: 0 BB: 1 P: 6	R: 0 E: 0 K: 0 S: 4	H: 1 LOB: 1 BB: 0 P: 4	R: 0 E: 0 K: 1 S: 6	H: 1 LOB: 2 BB: 1 P: 10	R: 0 E: 0 K: 0 S: 3	H: 0 LOB: 0 BB: 0 P: 3		1B: 5 2B: 2 3B: 0 HR: 0	SF: 1 SAC: 0 DP: 1 HBP: 0	WP: 1 PB: 0 SB: 2 CS: 0	PA: 34		
PITCHER Barry Latman, R ERA: 3.77	IP: 6.0 WLS: L BF: 26 H: 6 R: 4 ER: 2 SO: 4 BB: 1 IBB: 2 HBP: 4 BLK: 0 WP: 1 HR: 0 S: 32 P: 40 ERA: 3.00 WHIP: 1.167											PITCHER	IP: 6.0 WLS: L BF: 26 H: 6 R: 4 ER: 2 SO: 4 BB: 1 IBB: 2 HBP: 4 BLK: 0 WP: 1 HR: 0 S: 32 P: 40 ERA: 3.00 WHIP: 1.167										
PITCHER Jim Perry, R ERA: 4.12	IP: 2.0 WLS: 8 BF: 1 H: 0 R: 0 ER: 0 SO: 1 BB: 1 IBB: 0 HBP: 0 BLK: 0 WP: 0 HR: 0 S: 9 P: 13 ERA: 0.00 WHIP: 1.000											PITCHER	IP: 2.0 WLS: 8 BF: 1 H: 0 R: 0 ER: 0 SO: 1 BB: 1 IBB: 0 HBP: 0 BLK: 0 WP: 0 HR: 0 S: 9 P: 13 ERA: 0.00 WHIP: 1.000										

Batter	1	2	3	4	5	6	7	8	9	AB	R	H	RBI	BB	SO	LOB	TOP								
Ty Cline, L OBP: 0.320, SLG: 0.319 (1, 8)	L9		BB		L4-3		1B 2B	L3-1		4	1	1	0	1	0	2									
Al Luplow, L OBP: 0.373, SLG: 0.500 (1, 7)	4-3		K		K		2B SF8	F7		5	1	1	0	0	2	3									
Tito Francona, L OBP: 0.322, SLG: 0.400 (1, 3)	K			F2		HR	SF8 2B	K		5	1	2	2	0	2	0									
Willie Kirkland, L OBP: 0.280, SLG: 0.385 Gene Green, R OBP: 0.333, SLG: 0.533 Don Dillard, L OBP: 0.283, SLG: 0.390 (7, 9)	F9		K		K		SF8	1-3		3	0	0	0	0	2	0									
John Romano, R OBP: 0.365, SLG: 0.489 (1, 2)	K			1B		2B	5-3			3	0	1	0	1	1	1									
Bubba Phillips, R OBP: 0.293, SLG: 0.353 (1, 5)	F7			1B		K	5-3			4	0	1	0	0	1	2									
Jerry Kindall, R OBP: 0.277, SLG: 0.358 (1, 4)			F4		K		2B	SH1-3 BB		3	0	1	0	1	1	2									
Jim Mahoney, R OBP: 0.244, SLG: 0.409 (1, 6)			5-3		L4-3 SH1-4		IBB	SH1-3		2	0	2	0	1	0	0									
Pedro Ramos, S OBP: 0.238, SLG: 0.475 (1, 1)	5-3			1-2	SH1-4		K	K		3	0	0	0	0	2	5									
Inning Stats	R: 0 E: 0 K: 1 S: 5	H: 0 LOB: 0 BB: 0 P: 5	R: 0 E: 0 K: 1 S: 5	H: 0 LOB: 0 BB: 0 P: 5	R: 0 E: 0 K: 1 S: 6	H: 1 LOB: 2 BB: 1 P: 10	R: 0 E: 0 K: 2 S: 9	H: 2 LOB: 2 BB: 0 P: 9	R: 0 E: 0 K: 1 S: 6	H: 1 LOB: 1 BB: 0 P: 6	R: 1 E: 0 K: 3 S: 11	H: 2 LOB: 3 BB: 2 P: 19	R: 2 E: 0 K: 0 S: 6	H: 3 LOB: 1 BB: 0 P: 6	R: 0 E: 0 K: 1 S: 5	H: 0 LOB: 1 BB: 1 P: 9	R: 0 E: 0 K: 1 S: 5	H: 0 LOB: 0 BB: 0 P: 5	1B: 6 2B: 2 3B: 0 HR: 1	SF: 1 SAC: 2 DP: 0 HBP: 0	WP: 0 PB: 0 SB: 0 CS: 0	PA: 40			
PITCHER	IP	WLS	BF	H	R	ER	SO	BB	IBB	HBP	BLK	WP	HR	S	P	ERA	WHIP								
Dave Stenhouse, R ERA: 3.15 (1, 1)	6.0	L	30	9	3	3	9	2	1	0	0	0	1	45	57	4.50	1.833								
Pete Burnside, L ERA: 4.36 (7, 1)	0.1		1	0	0	0	0	0	0	0	0	0	0	1	1	0.00	0.000								
Jim Hannan, R ERA: 2.92 (7, 1)	0.2		2	0	0	0	0	0	0	0	0	0	0	2	2	0.00	0.000								
Bennie Daniels, R ERA: 5.43 (8, 1)	2.0		7	0	0	0	2	1	0	0	0	0	0	10	14	0.00	0.500								

Cleveland Indians @ Washington Senators
D.C. Stadium, Washington, DC
Fri Aug 10 1962, 7:05 PM EDT
Att: 6,778 - Unknown


AB 33
R 3
H 9
RBI 3
BB 4
SO 11
LOB 15



Batter	1	2	3	4	5	6	7	8	9	AB	R	H	RBI	BB	SO	LOB	BOTTOM								
Chuck Cottier, R OBP: 0.315, SLG: 0.361 (1, 4)	5-3		F3		K		F7			4	0	0	0	0	1	0									
Jim King, L OBP: 0.347, SLG: 0.382 (1, 9)	6-3		1-4-3		F4			G3		4	0	0	0	0	0	0									
Chuck Hinton, R OBP: 0.353, SLG: 0.497 (1, 8)	1B		1B		FC1-6 1B		F7			4	0	3	0	0	0	0									
Harry Bright, R OBP: 0.340, SLG: 0.480 (1, 3)	F5		1B		FC1-6 1B		F9			4	0	1	0	0	0	2									
Ken Retzer, L OBP: 0.366, SLG: 0.435 (1, 2)	BB 1B		5-3		E7 1B			3-1		4	0	2	0	0	0	2									
Don Lock, R OBP: 0.298, SLG: 0.472 (1, 7)	F3				K		F3			4	0	0	0	0	1	3									
Bob Johnson, R OBP: 0.326, SLG: 0.409 (1, 5)	K				4-3		K			4	0	0	0	0	2	3									
Ed Brinkman, R OBP: 0.226, SLG: 0.230 Joe Hicks, L OBP: 0.310, SLG: 0.404 Ken Hamlin, R OBP: 0.304, SLG: 0.308 (8, 6)	BB				K		L8			1	0	0	0	1	1	0									
Dave Stenhouse, R OBP: 0.104, SLG: 0.065 Pete Burnside, R OBP: 0.111, SLG: 0.059 Jim Hannan, R OBP: 0.143, SLG: 0.143 Bud Zipfel, L OBP: 0.320, SLG: 0.376 Bennie Daniels, L OBP: 0.132, SLG: 0.211 (8, 1)	K				F6		L8			0	0	0	0	0	0	0									
Inning Stats	R: 0 E: 0 K: 0 S: 4	H: 1 LOB: 1 BB: 0 P: 4	R: 0 E: 0 K: 2 S: 8	H: 1 LOB: 2 BB: 1 P: 12	R: 0 E: 0 K: 0 S: 5	H: 2 LOB: 0 BB: 0 P: 5	R: 0 E: 0 K: 2 S: 7	H: 0 LOB: 0 BB: 0 P: 7	R: 0 E: 0 K: 1 S: 5	H: 0 LOB: 0 BB: 0 P: 5	R: 0 E: 1 K: 1 S: 7	H: 2 LOB: 2 BB: 0 P: 7	R: 0 E: 0 K: 0 S: 3	H: 0 LOB: 0 BB: 0 P: 3	R: 0 E: 0 K: 0 S: 3	H: 0 LOB: 0 BB: 0 P: 3	R: 0 E: 0 K: 0 S: 3	H: 0 LOB: 0 BB: 0 P: 3	1B: 6 2B: 0 3B: 0 HR: 0	SF: 0 SAC: 0 DP: 0 HBP: 0	WP: 0 PB: 0 SB: 0 CS: 0	PA: 34			
PITCHER	IP	WLS	BF	H	R	ER	SO	BB	IBB	HBP	BLK	WP	HR	S	P	ERA	WHIP								
Pedro Ramos, R ERA: 4.05 (1, 1)	9.0	W	34	6	0	0	6	1	0	0	0	0	0	45	49	0.00	0.778								

Cleveland Indians @ Washington Senators
D.C. Stadium, Washington, DC
Fri Aug 10 1962, 7:05 PM EDT
Att: 6,778 - Unknown

AB 33
R 0
H 6
RBI 0
BB 1
SO 6
LOB 12



Batter	1	2	3	4	5	6	7	8	9	AB	R	H	RBI	BB	SO	LOB	TOP			
Willie Tasby, R OBP: 0.333, SLG: 0.348 (1, 8)	0-0 1-3		0-0 HR			0-0 F8		0-0 1B		4	1	2	1	0	0	0	Cleveland Indians @ Washington Senators D.C. Stadium, Washington, DC Sat Aug 11 1962, 7:05 PM EDT Att: 9,880 - Unknown livebaseballscorecards.com			
Tito Francona, L OBP: 0.321, SLG: 0.401 (1, 3)	0-0 4-3 1B 2B		0-3 K			0-0 F6		0-0 4-3		4	1	1	0	0	1	2				
Chuck Essegian, R OBP: 0.361, SLG: 0.502 (1, 7)	0-0 4-3 2-3		0-0 6-3			0-0 L5			0-0 F8	4	0	0	0	0	0	1				
Gene Green, R OBP: 0.330, SLG: 0.523 (1, 9)	0-0 1B			0-3 K			0-0 F7		0-0 6-3	4	0	1	1	0	1	0				
John Romano, R OBP: 0.363, SLG: 0.485 Doc Edwards, R OBP: 0.449, SLG: 0.594 (1, 2) (7, 2)	0-3 K			0-0 5-3			0-0 F9		0-0 1B	3	0	0	0	0	1	1				
Bubba Phillips, R OBP: 0.292, SLG: 0.350 (1, 5)		0-0 2-3		0-0 F6			0-0 F7		0-0 F4	4	0	0	0	0	0	1				
Jerry Kindall, R OBP: 0.275, SLG: 0.355 (1, 4)		0-0 F9			0-0 F8			0-0 6-3		3	0	0	0	0	0	0				
Jim Mahoney, R OBP: 0.229, SLG: 0.383 (1, 6)		0-0 F8			0-3 K			0-0 F4		3	0	0	0	0	1	0				
Sam McDowell, L OBP: 0.125, SLG: 0.125 Frank Funk, R OBP: 0.093, SLG: 0.083 Jack Kubiszyn, R OBP: 0.196, SLG: 0.238 Bill Dailey, R (8, 1) (8, 1)			0-0 F8		0-0 1-3			0-0 E6 1B		2	0	0	0	0	0	0				
Inning Stats	R: 1 E: 0 K: 1 S: 7	H: 2 LOB: 1 BB: 0 P: 7	R: 0 E: 0 K: 0 S: 3	H: 0 LOB: 0 BB: 0 P: 3	R: 1 E: 0 K: 1 S: 6	H: 1 LOB: 0 BB: 0 P: 6	R: 0 E: 0 K: 1 S: 5	H: 0 LOB: 0 BB: 0 P: 5	R: 0 E: 0 K: 1 S: 5	H: 0 LOB: 0 BB: 0 P: 3	R: 0 E: 0 K: 0 S: 3	H: 0 LOB: 0 BB: 0 P: 3	R: 0 E: 1 K: 0 S: 5	H: 1 LOB: 2 BB: 0 P: 5	R: 0 E: 0 K: 0 S: 4	H: 1 LOB: 1 BB: 0 P: 4		1B: 3 2B: 1 3B: 0 HR: 1	SF: 0 SAC: 0 DP: 0 HBP: 0	WP: 0 PB: 0 SB: 0 CS: 0
PITCHER Claude Osteen, L ERA: 3.44 (1, 1)	IP: 9.0 WLS: W BF: 33 H: 5 R: 2 ER: 2 SO: 4 BB: 0 IBB: 0 HBP: 0 BLK: 0 WP: 0 HR: 1 S: 41 P: 41 ERA: 2.00 WHIP: 0.556																			

Batter	1	2	3	4	5	6	7	8	9	AB	R	H	RBI	BB	SO	LOB	BOTTOM			
Ken Hamlin, R OBP: 0.309, SLG: 0.310 (1, 6)	4-0 G6-4-3 BB		0-0 SH3-4		0-0 F4		0-0 SF8	0-0 WP 1B		2	0	1	2	1	0	0	Cleveland Indians @ Washington Senators D.C. Stadium, Washington, DC Sat Aug 11 1962, 7:05 PM EDT Att: 9,880 - Unknown livebaseballscorecards.com			
Jim Piersall, R OBP: 0.321, SLG: 0.359 (1, 8)	0-3 K		0-0 1B 2B		0-3 K		0-0 F7	0-0 5-3		5	1	1	2	0	2	3				
Chuck Hinton, R OBP: 0.357, SLG: 0.499 (1, 9)	0-0 G6-4-3 1-2		0-0 1B			0-0 FC6-4 1B	4-0 BB			3	0	2	1	1	0	1				
Harry Bright, R OBP: 0.336, SLG: 0.473 (1, 3)		0-0 6-3	0-3 K		0-0 FC6-4 2B	0-0 F8				4	1	0	0	0	1	3				
Don Lock, R OBP: 0.307, SLG: 0.480 (1, 7)		0-3 K	0-3 K			0-0 CS 2B		4-0 FC6-4 BB		3	0	1	1	1	2	1				
Bob Johnson, R OBP: 0.325, SLG: 0.406 (1, 5)		0-0 F9		0-0 6-3		4-0 CS BB		0-0 FC6-4 1B		3	1	0	0	1	0	1				
Bob Schmidt, R OBP: 0.267, SLG: 0.411 (1, 2)			0-0 1B E 2B	0-0 6-3		0-0 F6		0-3 K		4	1	1	0	0	1	3				
Chuck Cottler, R OBP: 0.320, SLG: 0.371 (1, 4)			0-0 SH3-4 E 2B 1B	0-0 F4			0-0 3B 3B	0-0 1B 1B		4	3	3	1	0	0	0				
Claude Osteen, L OBP: 0.219, SLG: 0.313 (1, 1)			0-0 E4 SH3-4 2B		0-3 K		0-0 SF8 3B	0-0 WP 1B		4	2	2	2	0	1	1				
Inning Stats	R: 0 E: 0 K: 1 S: 4	H: 0 LOB: 0 BB: 1 P: 8	R: 0 E: 0 K: 1 S: 5	H: 0 LOB: 0 BB: 0 P: 5	R: 4 E: 1 K: 2 S: 12	H: 4 LOB: 1 BB: 0 P: 12	R: 0 E: 0 K: 0 S: 3	H: 0 LOB: 0 BB: 0 P: 3	R: 0 E: 0 K: 2 S: 7	H: 0 LOB: 0 BB: 0 P: 7	R: 1 E: 0 K: 0 S: 4	H: 2 LOB: 1 BB: 1 P: 8	R: 2 E: 0 K: 0 S: 5	H: 2 LOB: 1 BB: 1 P: 9	R: 2 E: 1 K: 1 S: 8	H: 3 LOB: 2 BB: 1 P: 12		1B: 6 2B: 3 3B: 2 HR: 0	SF: 1 SAC: 1 DP: 1 HBP: 0	WP: 1 PB: 0 SB: 0 CS: 2
PITCHER Sam McDowell, L ERA: 6.18 Frank Funk, R ERA: 3.13 Bill Dailey, R ERA: 3.49 (1, 1) (7, 1) (8, 1)	IP: 6.0 WLS: L BF: 27 H: 8 R: 7 ER: 6 SO: 6 BB: 2 IBB: 0 HBP: 0 BLK: 0 WP: 0 HR: 0 S: 37 P: 45 ERA: 9.00 WHIP: 1.667																			

Batter	1	2	3	4	5	6	7	8	9	AB	R	H	RBI	BB	SO	LOB	TOP					
Ken Hamlin, R OBP: 0.305, SLG: 0.311 (1,6)										5	0	2	1	0	0	0	Washington Senators @ Cleveland Indians Cleveland Municipal Stadium, Cleveland, OH Mon Aug 13 1962, 7:05 PM EDT Unknown livebaseballscorecards.com					
Jim Piersall, R OBP: 0.321, SLG: 0.359 (1,8)										5	1	2	0	0	0	2						
Chuck Hinton, R OBP: 0.364, SLG: 0.499 (1,9)										4	1	2	0	1	0	2						
Harry Bright, R OBP: 0.336, SLG: 0.493 (1,3)										5	3	2	3	0	0	3						
Ken Retzer, L OBP: 0.360, SLG: 0.427 (1,2)										5	2	2	0	0	1	0						
Don Lock, R OBP: 0.320, SLG: 0.506 (1,7)										5	2	3	4	0	1	0						
Bob Johnson, R OBP: 0.328, SLG: 0.418 (1,5)										5	1	2	2	0	0	0						
Chuck Cottier, R OBP: 0.319, SLG: 0.376 (1,4)										3	1	1	1	0	0	1						
Jim Hannan, R OBP: 0.100, SLG: 0.100 (1,1)										3	0	0	0	0	2	1						
Ed Hobaugh, R OBP: 0.200, SLG: 0.600 (6,1)										1	0	0	0	0	1	0						
Inning Stats	R: 0 E: 0 K: 0 S: 4	H: 1 LOB: 1 BB: 0 P: 4	R: 0 E: 0 K: 0 S: 4	H: 2 LOB: 1 BB: 0 P: 4	R: 3 E: 0 K: 2 S: 9	H: 2 LOB: 0 BB: 1 P: 13	R: 0 E: 0 K: 0 S: 3	H: 0 LOB: 0 BB: 0 P: 3	R: 0 E: 0 K: 1 S: 6	H: 1 LOB: 1 BB: 0 P: 6	R: 4 E: 0 K: 0 S: 8	H: 5 LOB: 1 BB: 0 P: 8	R: 4 E: 0 K: 1 S: 9	H: 4 LOB: 0 BB: 0 P: 9	R: 0 E: 0 K: 0 S: 4	H: 1 LOB: 1 BB: 0 P: 4	R: 0 E: 0 K: 1 S: 5	H: 0 LOB: 0 BB: 0 P: 5	1B: 9 2B: 4 3B: 1 HR: 2	SF: 1 SAC: 0 DP: 0 HBP: 0	WP: 1 PB: 0 SB: 2 CS: 0	PA: 43
PITCHER	IP WLS BF H R ER SO BB IBB HBP BLK WP HR S P ERA WHIP																					
Dick Donovan, R ERA: 3.25 (1,1)	5.2 L 28 11 7 7 3 1 0 0 0 0 2 33 37 11.12 2.118																					
Ruben Gomez, R ERA: 4.1 (6,1)	0.1 1 0 0 0 0 0 0 0 0 0 0 1 1 0.00 0.000																					
Frank Funk, R ERA: 3.5 (7,1)	3.0 14 5 4 4 2 0 0 0 0 0 0 18 18 12.00 1.667																					

Batter	1	2	3	4	5	6	7	8	9	AB	R	H	RBI	BB	SO	LOB	BOTTOM					
Ty Cline, L OBP: 0.316, SLG: 0.313 (1,8)										4	1	0	0	1	2	4	Washington Senators @ Cleveland Indians Cleveland Municipal Stadium, Cleveland, OH Mon Aug 13 1962, 7:05 PM EDT Unknown livebaseballscorecards.com					
Tito Francona, L OBP: 0.320, SLG: 0.395 (1,3)										3	0	0	0	2	1	3						
Chuck Essegian, R OBP: 0.376, SLG: 0.512 (1,7)										4	1	3	1	1	0	3						
Gene Green, R OBP: 0.339, SLG: 0.573 (1,9)										5	0	1	0	0	2	5						
John Romano, R OBP: 0.361, SLG: 0.481 (1,2)										3	0	0	1	1	0	5						
Bubba Phillips, R OBP: 0.285, SLG: 0.343 (1,5)										4	0	0	0	0	0	4						
Jack Kubiszyn, R OBP: 0.196, SLG: 0.238 (8,5)										0	0	0	0	0	0	0						
Jerry Kindall, R OBP: 0.279, SLG: 0.359 (1,4)										4	0	1	0	0	1	1						
Jim Mahoney, R OBP: 0.255, SLG: 0.377 (1,6)										4	0	2	0	0	0	0						
Dick Donovan, L OBP: 0.214, SLG: 0.262 (1,1)										2	0	0	0	0	1	1						
Ruben Gomez, R OBP: 0.273, SLG: 0.273 (6,1)										0	0	0	0	0	0	0						
Don Dillard, L OBP: 0.288, SLG: 0.390 (6,PH)										0	0	0	0	1	0	0						
Frank Funk, R OBP: 0.077, SLG: 0.077 (7,1)										1	0	0	0	0	1	0						
Inning Stats	R: 0 E: 0 K: 2 S: 8	H: 1 LOB: 2 BB: 1 P: 12	R: 0 E: 0 K: 2 S: 8	H: 1 LOB: 0 BB: 0 P: 8	R: 1 E: 0 K: 1 S: 6	H: 1 LOB: 2 BB: 2 P: 14	R: 0 E: 1 K: 0 S: 4	H: 0 LOB: 1 BB: 0 P: 4	R: 1 E: 0 K: 0 S: 5	H: 2 LOB: 1 BB: 0 P: 5	R: 0 E: 0 K: 2 S: 9	H: 2 LOB: 3 BB: 1 P: 13	R: 0 E: 0 K: 0 S: 3	H: 0 LOB: 1 BB: 1 P: 7	R: 0 E: 0 K: 1 S: 5	H: 0 LOB: 0 BB: 0 P: 5	R: 0 E: 0 K: 0 S: 3	H: 0 LOB: 1 BB: 1 P: 7	1B: 6 2B: 1 3B: 0 HR: 0	SF: 1 SAC: 0 DP: 0 HBP: 0	WP: 0 PB: 0 SB: 0 CS: 0	PA: 41
PITCHER	IP WLS BF H R ER SO BB IBB HBP BLK WP HR S P ERA WHIP																					
Jim Hannan, R ERA: 2.98 (1,1)	5.0 W 27 7 2 2 2 4 0 0 0 0 0 33 49 3.60 2.200																					
Ed Hobaugh, R ERA: 3.63 (6,1)	4.0 S 14 0 0 0 3 2 0 0 0 0 0 0 18 26 0.00 0.500																					


Batter	1	2	3	4	5	6	7	8	9	AB	R	H	RBI	BB	SO	LOB	TOP						
Ken Hamlin, R (1, 6) OBP: 0.305, SLG: 0.308 Jim King, L (9, PH) OBP: 0.348, SLG: 0.380 (9, 9)	4-0 BB		0-3 K			0-0 4-3			4-0 HR BB	2	0	0	0	1	1	1	Washington Senators @ Cleveland Indians Cleveland Municipal Stadium, Cleveland, OH Mon Aug 13 1962, 7:05 PM EDT Att: 4,434 - Unknown						
Jim Piersall, R (1, 8) OBP: 0.321, SLG: 0.357 Joe Hicks, L (9, PH) OBP: 0.307, SLG: 0.400 Ed Brinkman, R (9, 6) OBP: 0.226, SLG: 0.230	0-3 K		4-0 BB			0-0 6-3			0-0 G3 1-2	2	0	0	0	1	1	1							
Chuck Hinton, R (1, 9) OBP: 0.366, SLG: 0.497 (9, 8)	0-0 1B		0-3 K			0-0 5-3			4-0 HR BB	3	1	1	0	1	1	2							
Harry Bright, R (1, 3) OBP: 0.334, SLG: 0.500	0-3 K			0-0 F3			0-0 F8		0-0 HR 1-H 2-H	4	1	1	3	0	1	1							
Don Lock, R (1, 7) OBP: 0.317, SLG: 0.488		0-0 F6		0-0 4-3			4-0 BB G6-4-3		0-0 F7	3	0	0	0	1	0	0							
Bob Johnson, R (1, 5) OBP: 0.327, SLG: 0.416		0-0 F9		0-0 F3			0-0 BB G6-4-3 1-2		0-0 1B	4	0	1	0	0	0	1							
Bob Schmidt, R (1, 2) OBP: 0.262, SLG: 0.403					0-0 G1			0-3 K	0-3 K 1-2	4	0	0	0	0	2	1							
Chuck Cottier, R (1, 4) OBP: 0.317, SLG: 0.373			0-0 F2		0-0 5-3			0-0 F7		3	0	0	0	0	0	0							
Don Rudolph, L (1, 1) OBP: 0.283, SLG: 0.310 Bud Zupfel, L (8, PH) OBP: 0.317, SLG: 0.372 Marty Kutyna, R (8, 1) OBP: 0.250, SLG: 0.143					0-0 BB 1B		0-0 3-1		0-3 K	2	0	1	0	0	0	0							
Inning Stats	R: 0 E: 0 K: 2 S: 7	H: 1 LOB: 1 BB: 1 P: 11	R: 0 E: 0 K: 0 S: 3	H: 0 LOB: 0 BB: 0 P: 3	R: 0 E: 0 K: 2 S: 8	H: 1 LOB: 2 BB: 1 P: 12	R: 0 E: 0 K: 0 S: 3	H: 0 LOB: 0 BB: 0 P: 3	R: 0 E: 0 K: 0 S: 3	H: 0 LOB: 0 BB: 0 P: 3	R: 0 E: 0 K: 0 S: 2	H: 0 LOB: 0 BB: 1 P: 6	R: 0 E: 0 K: 2 S: 7	H: 0 LOB: 0 BB: 0 P: 7	R: 3 E: 0 K: 1 S: 7	H: 2 LOB: 1 BB: 2 P: 15		1B: 3 2B: 0 3B: 0 HR: 1	SF: 0 SAC: 0 DP: 1 HBP: 0	WP: 0 PB: 0 SB: 1 CS: 0	PA: 34		
PITCHER Barry Latman, R (1, 1) ERA: 3.71	IP: 9.0 WLS: L BF: 34 H: 4 R: 3 ER: 3 SO: 7 BB: 5 IBB: 0 HBP: 0 BLK: 0 WP: 0 HR: 1 S: 43 P: 63 ERA: 3.00 WHIP: 1.000											PITCHER	IP: 9.0 WLS: L BF: 34 H: 4 R: 3 ER: 3 SO: 7 BB: 5 IBB: 0 HBP: 0 BLK: 0 WP: 0 HR: 1 S: 43 P: 63 ERA: 3.00 WHIP: 1.000										

Batter	1	2	3	4	5	6	7	8	9	AB	R	H	RBI	BB	SO	LOB	BOTTOM						
Willie Tasby, R (1, 8) OBP: 0.323, SLG: 0.335 (9, 7)	0-0 6-3		0-0 F9			0-0 F7			0-0 F9	4	0	0	0	0	0	2	Washington Senators @ Cleveland Indians Cleveland Municipal Stadium, Cleveland, OH Mon Aug 13 1962, 7:05 PM EDT Att: 4,434 - Unknown						
Doc Edwards, R (1, 2) OBP: 0.414, SLG: 0.538	0-0 4-3		0-0 1B 1-2 1B		0-0 F8			0-0 F6	4	0	1	0	0	0	1								
Chuck Essegian, R (1, 7) Ty Cline, L (9, 8) OBP: 0.375, SLG: 0.508 OBP: 0.316, SLG: 0.313	0-0 F4		0-0 1B 1-2 2-H		0-0 F2			0-0 L6	4	0	1	1	0	0	0								
Gene Green, R (1, 9) OBP: 0.344, SLG: 0.592 Willie Kirkland, L (9, 9) OBP: 0.290, SLG: 0.385		0-0 HR	0-0 F9		0-0 F9		0-0 FC5-4 BB	0-0 F9	3	1	1	1	1	0	2								
Woodie Held, R (1, 6) OBP: 0.357, SLG: 0.386 Jim Mahoney, R (6, PR) OBP: 0.255, SLG: 0.377 (7, 6)	0-3 K			0-0 F8		0-0 FC5-4 BB		0-0 F7	2	0	0	0	0	1	0								
Don Dillard, L (9, PH) OBP: 0.286, SLG: 0.387					0-0 F7		0-0 FC5-4 BB	0-0 F4	1	0	0	0	0	0	0								
Bubba Phillips, R (1, 5) OBP: 0.283, SLG: 0.340	0-0 L6			0-0 F7		0-0 FC5-4 1-2 2-3		0-0 F4	4	0	0	0	0	0	2								
Tito Francona, L (1, 3) OBP: 0.319, SLG: 0.394	0-0 4-3			0-0 F2		0-0 L6		0-0 FC5-4 1B	4	0	1	0	0	0	2								
Jerry Kindall, R (1, 4) OBP: 0.282, SLG: 0.359			4-0 FC3-6 BB		0-0 1B		0-0 F9	0-0 FC5-4 1-2	3	0	1	0	1	0	1								
Barry Latman, R (1, 1) OBP: 0.212, SLG: 0.290			0-0 FC3-6 1B		0-0 F5		0-0 4-3		0-0 FC5-4	3	1	0	0	0	2								
Inning Stats	R: 0 E: 0 K: 0 S: 3	H: 0 LOB: 0 BB: 0 P: 3	R: 1 E: 0 K: 1 S: 6	H: 1 LOB: 0 BB: 0 P: 6	R: 1 E: 0 K: 0 S: 5	H: 2 LOB: 2 BB: 1 P: 9	R: 0 E: 0 K: 0 S: 3	H: 0 LOB: 0 BB: 0 P: 3	R: 0 E: 0 K: 0 S: 4	H: 1 LOB: 1 BB: 0 P: 4	R: 0 E: 0 K: 0 S: 3	H: 0 LOB: 0 BB: 0 P: 3	R: 0 E: 0 K: 0 S: 3	H: 0 LOB: 0 BB: 0 P: 3	R: 0 E: 0 K: 0 S: 4	H: 1 LOB: 1 BB: 0 P: 4	1B: 4 2B: 0 3B: 0 HR: 1	SF: 0 SAC: 0 DP: 0 HBP: 0	WP: 0 PB: 0 SB: 0 CS: 0	PA: 35			
PITCHER Don Rudolph, L (1, 1) ERA: 3.55 Marty Kutyna, R (8, 1) ERA: 3.32	IP: 7.0 WLS: W BF: 28 H: 4 R: 2 ER: 2 SO: 1 BB: 3 IBB: 0 HBP: 0 BLK: 0 WP: 0 HR: 1 S: 27 P: 39 ERA: 2.57 WHIP: 1.000											PITCHER	IP: 7.0 WLS: W BF: 28 H: 4 R: 2 ER: 2 SO: 1 BB: 3 IBB: 0 HBP: 0 BLK: 0 WP: 0 HR: 1 S: 27 P: 39 ERA: 2.57 WHIP: 1.000										



Batter	1	2	3	4	5	6	7	8	9	AB	R	H	RBI	BB	SO	LOB	TOP			
Jim Landis, R OBP: 0.344, SLG: 0.426 (1, 8)	5-3		K			FC5-4		K		6	0	2	3	0	2	3	Chicago White Sox @ Cleveland Indians Cleveland Municipal Stadium, Cleveland, OH Tue Aug 14 1962, 7:05 PM EDT Att: 5,681 - Unknown			
Nellie Fox, L OBP: 0.305, SLG: 0.331 (1, 4)	BB 1B		1B		F9	FC4-6			BB 2B	6	2	3	0	0	0	5				
Joe Cunningham, L OBP: 0.419, SLG: 0.461 (1, 3)	1B BB		1B		FC4			1B SF9	BB 1B	3	2	3	0	2	0	0				
Floyd Robinson, L OBP: 0.378, SLG: 0.450 (1, 7)	K		F5		F8			1B HBP	BB	4	1	1	0	1	1	5				
Al Smith, R OBP: 0.382, SLG: 0.501 (1, 5)										3	0	1	2	0	2	3				
Sammy Esposito, R OBP: 0.328, SLG: 0.240 (7, 5)										0	0	0	0	0	0	0				
Charlie Maxwell, L OBP: 0.353, SLG: 0.452 (9, PH)										1	0	0	0	0	1	3				
Ramon Conde, R (9, 5)	1-2 2-H									0	0	0	0	0	0	0				
Mike Hershberger, R OBP: 0.332, SLG: 0.322 (1, 9)	F7				F3	FC4		G6-4-3	HBP SF8	5	1	1	2	0	0	4				
Luis Aparicio, R OBP: 0.269, SLG: 0.339 (1, 6)			F8		F9	6-3		F8	SF8 HBP 2B IBB	4	1	0	0	1	0	0				
Sherm Lollar, R OBP: 0.361, SLG: 0.361 (1, 2)			F2		2B 1B BB			BLK 1B	2B HBP	3	1	2	1	1	0	0				
Frank Baumann, L OBP: 0.367, SLG: 0.333 (1, 1)			F8		1-3 1B 2B			K 2-3 3-H	SF8	3	1	1	1	1	1	1				
Inning Stats	R: 1 E: 0 K: 1 S: 7	H: 2 LOB: 2 BB: 1 P: 11	R: 0 E: 0 K: 0 S: 3	H: 0 LOB: 0 BB: 0 P: 3	R: 0 E: 0 K: 2 S: 9	H: 2 LOB: 2 BB: 0 P: 9	R: 2 E: 0 K: 0 S: 5	H: 2 LOB: 1 BB: 0 P: 9	R: 0 E: 0 K: 1 S: 4	H: 1 LOB: 0 BB: 0 P: 8	R: 1 E: 0 K: 0 S: 4	H: 2 LOB: 0 BB: 0 P: 4	R: 0 E: 0 K: 2 S: 8	H: 1 LOB: 1 BB: 0 P: 8	R: 5 E: 0 K: 1 S: 8	H: 3 LOB: 2 BB: 3 P: 21	1B: 10 2B: 4 3B: 0 HR: 0	SF: 2 SAC: 0 DP: 1 HBP: 1	WP: 0 PB: 0 CS: 0	PA: 47
PITCHER	IP WLS BF H R ER SO BB IBB HBP BLK WP HR S P ERA WHIP	IP WLS BF H R ER SO BB IBB HBP BLK WP HR S P ERA WHIP																		
Pedro Ramos, R ERA: 4.11 (1, 1)	5.0 L 24 7 3 3 4	2 3 1 0 0 0 0 0 0 0 0 0 0 0 30 38 5.40 1.800																		
Ruben Gomez, R ERA: 4.23 (6, 1)	1.0 7 3 1 1 0 0	1 0 0 0 0 0 0 0 0 0 0 0 0 0 6 10 9.00 4.000																		
Bill Dailey, R ERA: 3.38 (7, 1)	1.0 2 0 0 0 0 0	2 0 0 0 0 0 0 0 0 0 0 0 0 0 2 2 0.00 0.000																		
Gary Bell, R ERA: 4.38 (8, 1)	1.1 11 3 5 5 3 2	1 5 5 3 2 1 1 1 0 0 0 0 0 0 13 26 33.75 3.750																		
Frank Funk, R ERA: 3.47 (9, 1)	0.2 3 1 0 0 0 0	0 0 0 0 0 0 0 0 0 0 0 0 0 0 3 3 0.00 1.500																		

Batter	1	2	3	4	5	6	7	8	9	AB	R	H	RBI	BB	SO	LOB	BOTTOM			
Willie Tasby, R OBP: 0.322, SLG: 0.333 (1, 8)	G6-4-3 1B		1-3					5-3		4	0	1	0	0	0	2	Chicago White Sox @ Cleveland Indians Cleveland Municipal Stadium, Cleveland, OH Tue Aug 14 1962, 7:05 PM EDT Att: 5,681 - Unknown			
Tito Francona, L OBP: 0.318, SLG: 0.392 (1, 3)	G6-4-3 1-2				4-1			E G1 1B		4	0	1	0	0	0	1				
Chuck Essegian, R OBP: 0.376, SLG: 0.506 (1, 7)	FC6-4 BB				F4			G1		3	0	1	0	1	0	1				
Gene Green, R OBP: 0.344, SLG: 0.585 (1, 9)	FC6-4				CI			E5		3	0	1	0	0	0	2				
Mudcat Grant, R OBP: 0.194, SLG: 0.216 (8, PR)										0	0	0	0	0	0	0				
Ty Cline, L OBP: 0.316, SLG: 0.313 (9, 8)	1-2							2-3		0	0	0	0	0	0	0				
John Romano, R OBP: 0.357, SLG: 0.475 (1, 2)			F8		F8			F7		4	0	0	0	0	1	5				
Bubba Phillips, R OBP: 0.285, SLG: 0.342 (1, 5)										4	0	2	0	0	0	2				
Jerry Kindall, R OBP: 0.284, SLG: 0.361 (1, 4)			G6-3					4-3 BB		3	0	1	0	1	0	1				
Jim Mahoney, R OBP: 0.254, SLG: 0.368 (1, 6)			5-3					4-3		4	0	1	0	0	0	3				
Pedro Ramos, S OBP: 0.233, SLG: 0.463 (1, 1)										1	0	0	0	0	1	0				
Woodie Held, R OBP: 0.306, SLG: 0.385 (5, PH)										1	0	0	0	0	1	2				
Ruben Gomez, R OBP: 0.328, SLG: 0.240 (7, 1)										0	0	0	0	0	0	0				
Bill Dailey, R OBP: 0.353, SLG: 0.452 (9, PH)										0	0	0	0	0	0	0				
Doc Edwards, R OBP: 0.419, SLG: 0.461 (1, 3)										1	0	0	0	0	0	1				
Gary Bell, R OBP: 0.367, SLG: 0.333 (1, 1)										0	0	0	0	0	0	0				
Frank Funk, R OBP: 0.367, SLG: 0.333 (1, 1)										0	0	0	0	0	0	0				
Jack Kubaszyn, R OBP: 0.194, SLG: 0.216 (8, PR)										1	0	0	0	0	0	1				
Inning Stats	R: 0 E: 0 K: 0 S: 3	H: 1 LOB: 1 BB: 1 P: 7	R: 0 E: 0 K: 0 S: 3	H: 1 LOB: 0 BB: 0 P: 3	R: 0 E: 0 K: 1 S: 5	H: 0 LOB: 0 BB: 0 P: 5	R: 0 E: 1 K: 0 S: 4	H: 0 LOB: 1 BB: 0 P: 4	R: 0 E: 0 K: 1 S: 7	H: 2 LOB: 2 BB: 0 P: 7	R: 0 E: 0 K: 0 S: 3	H: 1 LOB: 0 BB: 0 P: 3	R: 0 E: 0 K: 0 S: 5	H: 1 LOB: 2 BB: 0 P: 5	R: 0 E: 0 K: 0 S: 3	H: 0 LOB: 1 BB: 1 P: 7	1B: 7 2B: 1 3B: 0 HR: 0	SF: 0 SAC: 0 DP: 3 HBP: 0	WP: 0 PB: 0 CS: 0	PA: 36
PITCHER	IP WLS BF H R ER SO BB IBB HBP BLK WP HR S P ERA WHIP	IP WLS BF H R ER SO BB IBB HBP BLK WP HR S P ERA WHIP																		
Frank Baumann, L ERA: 2.82 (1, 1)	9.0 W 36 8 0 0 3	8 0 0 0 0 0 3 2 0 0 0 0 0 0 40 48 0.00 1.111																		

Batter	1	2	3	4	5	6	7	8	9	AB	R	H	RBI	BB	SO	LOB	TOP			
Jim Landis, R OBP: 0.341, SLG: 0.421 (1, 8)	L8		L4		L8		1B BB		L8	4	0	0	0	1	0	1	Chicago White Sox @ Cleveland Indians Cleveland Municipal Stadium, Cleveland, OH Wed Aug 15 1962, 7:05 PM EDT Att: 8,964 - Unknown livebaseballscorecards.com			
Nelle Fox, L OBP: 0.304, SLG: 0.332 (1, 4)	3-1		1B 1-3 2B		4-1		F6			4	0	1	0	0	0	1				
Joe Cunningham, L OBP: 0.419, SLG: 0.458 (1, 3)	L6		1B BB		F7		1-3 1B			3	0	1	0	1	0	0				
Floyd Robinson, L OBP: 0.380, SLG: 0.450 (1, 9)		F7	1-2 2-3 3-H 1B		1B BB FC6-4 1B		6-3			4	1	2	1	0	0	2				
Charlie Maxwell, L OBP: 0.354, SLG: 0.445 (1, 7)		4-0 BB	3-1		FC6-4 1B BB		L8			2	0	0	0	2	0	3				
Al Smith, R OBP: 0.381, SLG: 0.497 (1, 5)	F4			5-3	FC6-4 1-2 2-3 1B		F7			4	0	1	0	0	0	1				
Luis Aparicio, R OBP: 0.268, SLG: 0.337 (1, 6)	4-3			F7	FC6-4 FC6-4		1-3			4	0	0	1	0	0	3				
Sherm Lollar, R OBP: 0.362, SLG: 0.363 (1, 2)			FC1-8 1B	F4	FC6-4 1-2 2-3 3-H		5-3			4	0	1	0	0	0	2				
Early Wynn, S OBP: 0.227, SLG: 0.175 (1, 1)			FC1-6 2B 1B		F5		F6		4-3	3	1	0	0	0	0	1				
Bob Sadowski, L (9, PH) OBP: 0.302, SLG: 0.442										1	0	0	0	0	0	0				
Inning Stats	R: 0 E: 0 K: 0 S: 3	H: 0 LOB: 0 BB: 0 P: 3	R: 0 E: 0 K: 0 S: 3	H: 0 LOB: 1 BB: 1 P: 7	R: 1 E: 0 K: 0 S: 6	H: 3 LOB: 3 BB: 1 P: 10	R: 0 E: 0 K: 0 S: 3	H: 0 LOB: 0 BB: 0 P: 3	R: 0 E: 0 K: 0 S: 5	H: 2 LOB: 2 BB: 1 P: 9	R: 0 E: 0 K: 0 S: 4	H: 1 LOB: 2 BB: 1 P: 8	R: 0 E: 0 K: 0 S: 3	H: 0 LOB: 0 BB: 0 P: 3	R: 0 E: 0 K: 0 S: 3	H: 0 LOB: 0 BB: 0 P: 3	1B: 5 2B: 1 3B: 0 HR: 0	SF: 0 SAC: 0 DP: 0 HBP: 0	WP: 0 PB: 0 CS: 0	PA: 37
PITCHER Jim Perry, R ERA: 3.99 (1, 1)	IP: 9.0 WLS: W BF: 37 H: 6 R: 2 ER: 2 SO: 0 BB: 4 IBB: 0 HBP: 0 BLK: 0 WP: 0 HR: 0 S: 33 P: 49 ERA: 2.00 WHIP: 1.111															PITCHER				

Batter	1	2	3	4	5	6	7	8	9	AB	R	H	RBI	BB	SO	LOB	BOTTOM			
Jim Mahoney, R OBP: 0.266, SLG: 0.387 (1, 6)	6-3		G3		2B 1-2 1B		F7			4	1	1	0	0	0	0	Chicago White Sox @ Cleveland Indians Cleveland Municipal Stadium, Cleveland, OH Wed Aug 15 1962, 7:05 PM EDT Att: 8,964 - Unknown livebaseballscorecards.com			
Ty Cline, L OBP: 0.316, SLG: 0.316 (1, 8)	L4-3		L7		1-3 2-H 1B		L9			4	1	1	1	0	0	0				
Tito Francona, L OBP: 0.320, SLG: 0.393 (1, 3)				F7	2-H 3-H 1B		4-3			4	0	2	2	0	0	0				
Willie Kirkland, L OBP: 0.280, SLG: 0.382 (1, 9)	4-3			BB	4-3		K			3	0	0	0	1	1	2				
Al Luplow, L OBP: 0.368, SLG: 0.493 (1, 7)		4-3		F8		4-3				3	0	0	0	0	0	1				
John Romano, R OBP: 0.352, SLG: 0.466 (1, 2)		F8		F5		L6				3	0	0	0	0	0	1				
Woodie Held, R OBP: 0.358, SLG: 0.387 (1, 5)					FC5-4 1B		F9			3	0	2	0	0	0	0				
Jerry Kindall, R OBP: 0.281, SLG: 0.357 (1, 4)					F8		F4			3	0	0	0	0	0	2				
Jim Perry, S OBP: 0.163, SLG: 0.167 (1, 1)			K		FC5-4 1B 2B		K			3	1	0	0	0	2	1				
Inning Stats	R: 0 E: 0 K: 0 S: 4	H: 1 LOB: 1 BB: 0 P: 4	R: 0 E: 0 K: 0 S: 4	H: 1 LOB: 0 BB: 0 P: 4	R: 0 E: 0 K: 1 S: 5	H: 0 LOB: 0 BB: 0 P: 5	R: 0 E: 0 K: 0 S: 3	H: 0 LOB: 1 BB: 1 P: 7	R: 0 E: 0 K: 0 S: 7	H: 4 LOB: 1 BB: 0 P: 7	R: 0 E: 0 K: 0 S: 3	H: 0 LOB: 0 BB: 0 P: 3	R: 0 E: 0 K: 1 S: 5	H: 0 LOB: 0 BB: 0 P: 5	R: 0 E: 0 K: 1 S: 5	H: 0 LOB: 0 BB: 0 P: 5	1B: 5 2B: 1 3B: 0 HR: 0	SF: 0 SAC: 0 DP: 0 HBP: 0	WP: 0 PB: 0 CS: 0	PA: 31
PITCHER Early Wynn, R ERA: 3.95 (1, 1)	IP: 8.0 WLS: L BF: 31 H: 6 R: 3 ER: 3 SO: 3 BB: 1 IBB: 0 HBP: 0 BLK: 0 WP: 0 HR: 0 S: 36 P: 40 ERA: 3.38 WHIP: 0.875															PITCHER				

Batter	1	2	3	4	5	6	7	8	9	AB	R	H	RBI	BB	SO	LOB	TOP			
Jim Landis, R OBP: 0.344, SLG: 0.422 (1, 8)										4	2	2	0	1	0	1	Chicago White Sox @ Cleveland Indians Cleveland Municipal Stadium, Cleveland, OH Thu Aug 16 1962, 3:33 AM EDT Att: 3,184 - Unknown			
Nelle Fox, L OBP: 0.305, SLG: 0.336 (1, 4)										3	2	2	1	0	0	0				
Joe Cunningham, L OBP: 0.426, SLG: 0.461 (1, 3)										4	2	2	2	0	0	3				
Floyd Robinson, L OBP: 0.378, SLG: 0.446 (1, 9) (6, 7)										4	1	0	1	1	0	3				
Charlie Maxwell, L OBP: 0.366, SLG: 0.464 (1, 7)										1	2	1	3	3	0	0				
Mike Herschberger, R OBP: 0.332, SLG: 0.318 (6, 9)										1	0	0	0	0	1	0				
Al Smith, R OBP: 0.379, SLG: 0.494 (1, 5)										5	1	1	1	0	0	3				
Luis Aparicio, R OBP: 0.270, SLG: 0.336 (1, 6)										4	1	1	1	1	1	2				
Sherm Lollar, R OBP: 0.374, SLG: 0.366 (1, 2)										1	0	1	2	3	0	0				
Eddie Fisher, R OBP: 0.125, SLG: 0.194 (1, 1)										3	0	0	0	0	1	3				
Dean Stone, L OBP: 0.316, SLG: 0.333 (9, 1)										0	0	0	0	0	0	0				
Inning Stats	R: 7 E: 0 K: 0 S: 8	H: 5 LOB: 2 BB: 4 P: 24	R: 0 E: 0 K: 0 S: 2	H: 0 LOB: 0 BB: 1 P: 6	R: 0 E: 0 K: 0 S: 2	H: 1 LOB: 0 BB: 1 P: 6	R: 2 E: 1 K: 0 S: 6	H: 2 LOB: 2 BB: 1 P: 10	R: 0 E: 0 K: 1 S: 4	H: 0 LOB: 0 BB: 1 P: 8	R: 2 E: 0 K: 0 S: 4	H: 1 LOB: 0 BB: 0 P: 5	R: 0 E: 0 K: 0 S: 2	H: 0 LOB: 1 BB: 0 P: 4	R: 0 E: 0 K: 2 S: 7	H: 0 LOB: 0 BB: 0 P: 7	1B: 7 2B: 2 3B: 0 HR: 1	SF: 1 SAC: 2 DP: 4 HBP: 1	WP: 0 PB: 0 SB: 0 CS: 1	PA: 43
PITCHER	IP WLS BF H R ER SO BB IBB HBP BLK WP HR S P ERA WHIP																			
Mudcat Grant, R ERA: 4.37 (1, 1)	0.0 L 6 4 6 6 0 2 0 0 0 0 0 0 4 12 ∞ ∞																			
Ruben Gomez, R ERA: 4.37 (1, 1)	7.0 30 5 5 4 1 6 1 1 0 0 1 24 53 5.14 1.571																			
Bill Dailey, R ERA: 4.31 (8, 1)	2.0 7 1 0 0 2 0 0 0 0 0 0 0 11 11 0.00 0.500																			

Batter	1	2	3	4	5	6	7	8	9	AB	R	H	RBI	BB	SO	LOB	BOTTOM			
Jim Mahoney, R OBP: 0.275, SLG: 0.439 (1, 6)										4	1	2	2	0	0	1	Chicago White Sox @ Cleveland Indians Cleveland Municipal Stadium, Cleveland, OH Thu Aug 16 1962, 3:33 AM EDT Att: 3,184 - Unknown			
Ty Cline, L OBP: 0.317, SLG: 0.326 (1, 8)										4	1	1	2	1	0	3				
Tito Francona, L OBP: 0.319, SLG: 0.392 (1, 3)										4	1	1	0	0	0	3				
Gene Green, R OBP: 0.331, SLG: 0.563 (9, PH)										1	0	0	0	0	1	0				
Willie Kirkland, L OBP: 0.280, SLG: 0.380 (1, 9)										4	0	1	0	0	0	0				
Al Luplow, L OBP: 0.363, SLG: 0.484 (1, 7)										4	0	0	1	0	0	1				
John Romano, R OBP: 0.351, SLG: 0.464 (1, 2)										4	0	1	0	0	1	1				
Woodie Held, R OBP: 0.362, SLG: 0.394 (1, 5)										4	2	3	0	0	0	1				
Jerry Kindall, R OBP: 0.283, SLG: 0.366 (1, 4)										4	1	2	1	0	0	3				
Mudcat Grant, R OBP: 0.184, SLG: 0.216 (1, 1)										0	0	0	0	0	0	0				
Ruben Gomez, R OBP: 0.231, SLG: 0.231 (1, 1)										2	0	0	0	0	0	2				
Don Dillard, L OBP: 0.289, SLG: 0.388 (7, PH)										1	0	1	0	0	0	0				
Bill Dailey, R (8, 1)										0	0	0	0	0	0	0				
Chuck Essegian, R OBP: 0.377, SLG: 0.513 (9, PH)										0	0	0	0	1	0	0				
Inning Stats	R: 0 E: 0 K: 0 S: 2	H: 0 LOB: 0 BB: 1 P: 6	R: 0 E: 0 K: 0 S: 5	H: 2 LOB: 2 BB: 0 P: 5	R: 1 E: 0 K: 0 S: 4	H: 1 LOB: 0 BB: 0 P: 4	R: 0 E: 0 K: 0 S: 3	H: 0 LOB: 0 BB: 0 P: 3	R: 1 E: 0 K: 0 S: 6	H: 3 LOB: 2 BB: 0 P: 6	R: 0 E: 0 K: 0 S: 3	H: 0 LOB: 0 BB: 0 P: 3	R: 1 E: 0 K: 1 S: 7	H: 2 LOB: 1 BB: 0 P: 7	R: 2 E: 0 K: 1 S: 6	H: 2 LOB: 0 BB: 1 P: 10	1B: 8 2B: 3 3B: 0 HR: 3	SF: 1 SAC: 0 DP: 2 HBP: 0	WP: 0 PB: 0 SB: 0 CS: 0	PA: 39
PITCHER	IP WLS BF H R ER SO BB IBB HBP BLK WP HR S P ERA WHIP																			
Eddie Fisher, R ERA: 3.24 (1, 1)	8.2 W 38 12 6 6 1 2 0 0 0 0 0 3 38 46 6.23 1.615																			
Dean Stone, L ERA: 4.04 (9, 1)	0.1 S 1 0 0 0 1 0 0 0 0 0 0 0 3 3 0.00 0.000																			

Batter	1	2	3	4	5	6	7	8	9	AB	R	H	RBI	BB	SO	LOB	TOP			
Jim Mahoney, R (1, 6) <small>OBP: 0.284, SLG: 0.420</small> Bubba Phillips, R (7, PH) <small>OBP: 0.282, SLG: 0.338</small>										3	0	0	0	0	2	0	Cleveland Indians @ Baltimore Orioles Memorial Stadium, Baltimore, MD Fri Aug 17 1962, 7:05 PM EDT Att: 12,243 - Unknown			
Ty Cline, L (1, 8) <small>OBP: 0.316, SLG: 0.325</small>										4	0	1	0	0	0	0				
Tito Francona, L (1, 3) <small>OBP: 0.317, SLG: 0.388</small>										4	0	0	0	0	0	1				
Willie Kirkland, L (1, 9) <small>OBP: 0.277, SLG: 0.375</small>										4	0	0	0	0	1	1				
Al Luplow, L (1, 7) <small>OBP: 0.361, SLG: 0.480</small>										4	0	1	0	0	0	0				
John Romano, R (1, 2) <small>OBP: 0.352, SLG: 0.471</small>										3	1	1	1	1	1	1				
Woodie Held, R (1, 5) <small>OBP: 0.364, SLG: 0.402</small>										3	1	1	1	1	1	1				
Jerry Kindall, R (1, 4) <small>OBP: 0.290, SLG: 0.368</small>										1	0	1	0	3	0	0				
Dick Donovan, L (1, 1) <small>OBP: 0.211, SLG: 0.258</small> Don Gillie, L (4, PH) <small>OBP: 0.287, SLG: 0.386</small> Mudcat Grant, R (4, 1) <small>OBP: 0.184, SLG: 0.125</small> Chuck Essig, R (6, PH) <small>OBP: 0.260, SLG: 0.351</small> Gary Bell, R (6, 1) <small>OBP: 0.273, SLG: 0.320</small> Willie Tasby, R (6, PH) <small>OBP: 0.225, SLG: 0.320</small>										1	0	0	0	0	1	2				
Inning Stats	R: 0 E: 0 K: 1 S: 6	H: 1 LOB: 1 BB: 0 P: 6	R: 0 E: 0 K: 2 S: 7	H: 0 LOB: 0 BB: 2 P: 15	R: 0 E: 0 K: 0 S: 3	H: 0 LOB: 0 BB: 0 P: 3	R: 0 E: 0 K: 2 S: 8	H: 1 LOB: 3 BB: 0 P: 16	R: 0 E: 0 K: 1 S: 5	H: 0 LOB: 0 BB: 0 P: 5	R: 2 E: 0 K: 0 S: 5	H: 2 LOB: 1 BB: 1 P: 9	R: 0 E: 0 K: 0 S: 3	H: 0 LOB: 0 BB: 0 P: 3	R: 0 E: 0 K: 1 S: 5	H: 1 LOB: 1 BB: 0 P: 8		1B: 3 2B: 0 3B: 0 HR: 2	SF: 0 SAC: 0 DP: 0 HBP: 0	WP: 0 PB: 0 SB: 0 CS: 0
PITCHER Mitt Pappas, R (1, 1) <small>ERA: 3.82</small>	IP: 9.0 WLS: W BF: 37 H: 5 R: 2 ER: 2 SO: 9 BB: 5 IBB: 0 HBP: 0 BLK: 0 WP: 0 HR: 2 S: 50 P: 70 ERA: 2.00 WHIP: 1.111															PITCHER				

AB	32
R	2
H	5
RBI	2
BB	5
SO	9
LOB	12



Batter	1	2	3	4	5	6	7	8	9	AB	R	H	RBI	BB	SO	LOB	BOTTOM			
Jerry Adair, R (1, 4) <small>OBP: 0.300, SLG: 0.397</small>										4	1	1	0	0	0	0	Cleveland Indians @ Baltimore Orioles Memorial Stadium, Baltimore, MD Fri Aug 17 1962, 7:05 PM EDT Att: 12,243 - Unknown			
Russ Snyder, L (1, 8) <small>OBP: 0.321, SLG: 0.444</small>										4	1	1	0	0	0	0				
Jackie Brandt, R (1, 9) <small>OBP: 0.332, SLG: 0.444</small>										3	1	0	0	1	1	0				
Jim Gentile, L (1, 3) <small>OBP: 0.357, SLG: 0.495</small>										4	0	0	0	0	1	3				
Charlie Lau, L (1, 2) <small>OBP: 0.331, SLG: 0.465</small>										4	2	3	3	0	0	0				
Boog Powell, L (1, 7) <small>OBP: 0.313, SLG: 0.410</small> Dave Nicholson, R (8, 7) <small>OBP: 0.281, SLG: 0.270</small>										3	0	1	1	0	1	1				
Brooks Robinson, R (1, 5) <small>OBP: 0.317, SLG: 0.466</small>										3	0	2	1	0	0	1				
Ron Hansen, R (1, 6) <small>OBP: 0.282, SLG: 0.257</small>										3	0	0	0	0	1	3				
Mitt Pappas, R (1, 1) <small>OBP: 0.103, SLG: 0.327</small>										3	0	0	0	0	2	2				
Inning Stats	R: 4 E: 1 K: 2 S: 12	H: 5 LOB: 2 BB: 1 P: 16	R: 0 E: 0 K: 1 S: 5	H: 0 LOB: 0 BB: 0 P: 5	R: 0 E: 0 K: 0 S: 4	H: 1 LOB: 1 BB: 0 P: 4	R: 0 E: 0 K: 1 S: 5	H: 0 LOB: 0 BB: 0 P: 5	R: 0 E: 0 K: 0 S: 3	H: 0 LOB: 0 BB: 0 P: 3	R: 0 E: 0 K: 2 S: 8	H: 1 LOB: 1 BB: 0 P: 8	R: 0 E: 0 K: 0 S: 3	H: 0 LOB: 0 BB: 0 P: 3	R: 1 E: 0 K: 1 S: 6	H: 1 LOB: 0 BB: 0 P: 6		1B: 7 2B: 0 3B: 0 HR: 1	SF: 0 SAC: 0 DP: 0 HBP: 0	WP: 0 PB: 0 SB: 0 CS: 0
PITCHER Dick Donovan, R (1, 1) <small>ERA: 3.39</small> Mudcat Grant, R (4, 1) <small>ERA: 4.29</small> Gary Bell, R (6, 1) <small>ERA: 4.63</small>	IP: 3.0 WLS: L BF: 16 H: 6 R: 4 ER: 4 SO: 3 BB: 1 IBB: 0 HBP: 0 BLK: 0 WP: 0 HR: 0 S: 21 P: 25 ERA: 12.00 WHIP: 2.333															PITCHER				



Batter	1	2	3	4	5	6	7	8	9	10	AB	R	H	RBI	BB	SO	LOB	TOP								
Ty Cline, L OBP: 0.317, SLG: 0.326 (1, 8)	K		1B				L1		L2		5	0	2	0	0	1	1	Cleveland Indians @ Baltimore Orioles Memorial Stadium, Baltimore, MD Sat Aug 18 1962, 3:33 AM EDT Att: 7,442 - Unknown								
Al Luplow, L OBP: 0.358, SLG: 0.472 (1, 7)	F4		K							F3	4	0	0	0	1	1	2									
Tito Francona, L OBP: 0.318, SLG: 0.397 (1, 3)	6-3						F8			E9	5	3	2	1	0	0	1									
Willie Kirkland, L OBP: 0.278, SLG: 0.374 (1, 9)		F8					F9			F8	4	1	1	0	1	0	2									
John Romano, R OBP: 0.350, SLG: 0.470 (1, 2)							F4			1B	5	0	1	0	0	2	2									
Woodie Held, R OBP: 0.364, SLG: 0.401 (1, 6)		F8								IBB	4	0	1	1	1	1	2									
Bubba Phillips, R OBP: 0.280, SLG: 0.335 (1, 5)											4	0	0	0	0	2	3									
Jerry Kindall, R OBP: 0.290, SLG: 0.365 (1, 4)			K				F4			6-3	3	0	0	0	1	1	0									
Pedro Ramos, S OBP: 0.217, SLG: 0.432 Don Dillard, L OBP: 0.291, SLG: 0.390 Gary Bell, R OBP: 0.273, SLG: 0.200 (1, 1)			5-3								3	0	0	0	0	2	2									
											1	0	1	0	0	0	0									
											0	0	0	0	0	0	0									
Inning Stats	R: 0 E: 0 K: 1 S: 5	H: 0 LOB: 0 BB: 0 P: 5	R: 0 E: 0 K: 0 S: 4	H: 1 LOB: 1 BB: 0 P: 4	R: 0 E: 0 K: 2 S: 8	H: 1 LOB: 1 BB: 0 P: 8	R: 1 E: 0 K: 1 S: 7	H: 2 LOB: 1 BB: 0 P: 7	R: 0 E: 0 K: 1 S: 6	H: 1 LOB: 1 BB: 0 P: 6	R: 2 E: 0 K: 2 S: 9	H: 2 LOB: 2 BB: 2 P: 17	R: 0 E: 0 K: 0 S: 3	H: 0 LOB: 0 BB: 0 P: 7	R: 0 E: 0 K: 3 S: 9	H: 0 LOB: 0 BB: 0 P: 9	R: 0 E: 0 K: 0 S: 3	H: 1 LOB: 0 BB: 0 P: 3	R: 1 E: 1 K: 0 S: 4	H: 0 LOB: 1 BB: 1 P: 8	1B: 5 2B: 2 3B: 0 HR: 1	SF: 0 SAC: 0 DP: 0 HBP: 0	WP: 1 PB: 0 SB: 3 CS: 1	PA: 42		
PITCHER	IP 7.0	WLS 31	H 7	R 3	ER 2	SO 7	BB 2	IBB 1	HBP 0	BLK 0	WP 0	HR 1	S 42	P 54	ERA 2.57	WHIP 1.286										
Chuck Estrada, R ERA: 4.22 Hoyt Wilhelm, R ERA: 1.47 (1, 1)	IP 3.0	WLS L	H 1	R 1	ER 0	SO 3	BB 0	IBB 1	HBP 0	BLK 0	WP 1	HR 0	S 16	P 20	ERA 0.00	WHIP 0.333										

Batter	1	2	3	4	5	6	7	8	9	10	AB	R	H	RBI	BB	SO	LOB	BOTTOM								
Jerry Adair, R OBP: 0.302, SLG: 0.397 (1, 4)	6-3										3	0	1	0	1	0	0	Cleveland Indians @ Baltimore Orioles Memorial Stadium, Baltimore, MD Sat Aug 18 1962, 3:33 AM EDT Att: 7,442 - Unknown								
Russ Snyder, L OBP: 0.323, SLG: 0.445 (1, 8)	4-3										4	0	1	0	1	0	1									
Jackie Brandt, R OBP: 0.333, SLG: 0.441 (1, 9)											3	0	0	0	2	0	3									
Jim Gentile, L OBP: 0.357, SLG: 0.491 (1, 3)	L8										3	1	0	0	2	2	4									
Brooks Robinson, R OBP: 0.314, SLG: 0.461 (1, 5)											5	0	0	0	0	0	7									
Boog Powell, L OBP: 0.315, SLG: 0.426 (1, 7)											5	1	2	2	0	0	0									
Gus Triandos, R OBP: 0.243, SLG: 0.282 Hobie Landrith, L OBP: 0.327, SLG: 0.356 (1, 2)											3	0	0	0	0	0	1									
											1	0	0	0	0	0	0									
Ron Hansen, R OBP: 0.283, SLG: 0.254 Whitey Herzog, L OBP: 0.350, SLG: 0.416 Mary Breeding, R OBP: 0.252, SLG: 0.300 (1, 6)											2	0	0	0	1	0	0									
											1	1	1	1	0	0	0									
Chuck Estrada, R OBP: 0.167, SLG: 0.149 Barry Shetrone, L OBP: 0.200, SLG: 0.200 Hoyt Wilhelm, R OBP: 0.143, SLG: 0.077 (1, 1)											2	0	1	0	0	1	2									
											1	0	0	0	0	0	0									
											1	0	0	0	0	1	0									
Inning Stats	R: 0 E: 0 K: 0 S: 3	H: 0 LOB: 1 BB: 1 P: 7	R: 0 E: 0 K: 1 S: 6	H: 1 LOB: 2 BB: 1 P: 10	R: 0 E: 0 K: 1 S: 6	H: 2 LOB: 2 BB: 1 P: 10	R: 0 E: 0 K: 0 S: 3	H: 0 LOB: 0 BB: 0 P: 3	R: 0 E: 0 K: 0 S: 4	H: 1 LOB: 1 BB: 0 P: 8	R: 2 E: 0 K: 0 S: 4	H: 1 LOB: 0 BB: 1 P: 8	R: 0 E: 0 K: 0 S: 3	H: 0 LOB: 3 BB: 3 P: 15	R: 1 E: 0 K: 1 S: 6	H: 1 LOB: 0 BB: 0 P: 6	R: 0 E: 0 K: 0 S: 3	H: 0 LOB: 0 BB: 0 P: 3	R: 0 E: 0 K: 1 S: 5	H: 0 LOB: 0 BB: 0 P: 5	1B: 2 2B: 1 3B: 1 HR: 2	SF: 0 SAC: 1 DP: 1 HBP: 0	WP: 0 PB: 0 SB: 1 CS: 0	PA: 42		
PITCHER	IP 8.0	WLS 36	H 6	R 3	ER 3	SO 3	BB 7	IBB 0	HBP 0	BLK 0	WP 0	HR 2	S 35	P 63	ERA 3.38	WHIP 1.625										
Pedro Ramos, R ERA: 4.06 Gary Bell, R ERA: 4.53 (1, 1)	IP 2.0	WLS W	H 6	R 0	ER 0	SO 1	BB 0	IBB 0	HBP 0	BLK 0	WP 0	HR 0	S 8	P 8	ERA 0.00	WHIP 0.000										

Batter	1	2	3	4	5	6	7	8	9	AB	R	H	RBI	BB	SO	LOB	TOP				
Ty Cline, L (1, 8) OBP: 0.318, SLG: 0.324 Chuck Essegian, R (9, PH) OBP: 0.374, SLG: 0.509	FC6-5 2-3 BB	FC4-6 1-2		SH5-4 1-2 2-3		L8			K 0-3	2	0	0	0	1	0	2					
Al Luplow, L (1, 7) OBP: 0.356, SLG: 0.468 Gene Green, R (9, PH) OBP: 0.336, SLG: 0.581	2-3 1-2		4-3						K 0-0	4	0	1	1	0	1	1					
Tito Francona, L (1, 3) OBP: 0.319, SLG: 0.396	FC6-5 2B 2-3		1B 1B						4-3 0-0	3	1	1	1	0	0	1					
Willie Kirkland, L (1, 9) OBP: 0.281, SLG: 0.378 Doc Edwards, R (9, PH) OBP: 0.404, SLG: 0.525	1-H 2B		1B						4-3 0-0	4	0	2	1	0	0	1					
John Romano, R (1, 2) OBP: 0.352, SLG: 0.469	5-3		BB						5-3 0-0	3	0	1	0	1	0	1					
Woodie Held, R (1, 6) OBP: 0.361, SLG: 0.396		F8		K					G5-4-3 1B 0-0	4	0	0	0	0	2	3					
Bubba Phillips, R (1, 5) OBP: 0.281, SLG: 0.336		FC6-4 1B 1B		1B 1B					F7 0-0	4	1	2	0	0	0	0					
Jerry Kindall, R (1, 4) OBP: 0.292, SLG: 0.367		FC6-4 1B 1-2		SH5-4 1B 1B					F4 0-0	4	1	2	0	0	0	0					
Barry Latman, R (1, 1) OBP: 0.237, SLG: 0.306 Sam McDowell, L (7, 1) OBP: 0.116, SLG: 0.118 Willie Tasby, R (9, PH) OBP: 0.332, SLG: 0.330	FC6-4 FC4-6 1-2 2-3		1B SH5-4 1B						K 0-3	3	1	1	1	0	1	2					
Inning Stats	R: 1 E: 0 K: 0 S: 4	H: 1 LOB: 1 BB: 1 P: 8	R: 0 E: 0 K: 0 S: 5	H: 2 LOB: 2 BB: 0 P: 5	R: 0 E: 0 K: 1 S: 6	H: 2 LOB: 2 BB: 1 P: 10	R: 3 E: 0 K: 0 S: 7	H: 4 LOB: 1 BB: 0 P: 7	R: 0 E: 0 K: 0 S: 3	H: 0 LOB: 0 BB: 0 P: 3	R: 0 E: 0 K: 1 S: 5	H: 0 LOB: 0 BB: 0 P: 5	R: 0 E: 0 K: 1 S: 5	H: 0 LOB: 0 BB: 0 P: 5	R: 1 E: 0 K: 1 S: 6	H: 1 LOB: 2 BB: 1 P: 11	1B: 9 2B: 1 3B: 1 HR: 0	SF: 1 SAC: 1 DP: 1 HBP: 1	WP: 0 PB: 0 SB: 1 CS: 0	PA: 40	
PITCHER	IP WLS BF H R ER SO	IP WLS BF H R ER SO	IP WLS BF H R ER SO	IP WLS BF H R ER SO	IP WLS BF H R ER SO	IP WLS BF H R ER SO	IP WLS BF H R ER SO	IP WLS BF H R ER SO	IP WLS BF H R ER SO	IP WLS BF H R ER SO	IP WLS BF H R ER SO	IP WLS BF H R ER SO	IP WLS BF H R ER SO	IP WLS BF H R ER SO	IP WLS BF H R ER SO	IP WLS BF H R ER SO	ERA WHIP	ERA WHIP			
Jack Fisher, R (1, 1) ERA: 5.42	3.0	18	8	4	4	1	2	0	0	0	0	0	0	0	0	0	0	12.00	3.333		
Dick Luebke, L (4, 1) ERA: 3.0	2.0	7	2	0	0	0	0	0	0	0	0	0	0	0	0	0	0	0.00	1.000		
Dick Hall, R (6, 1) ERA: 2.25	1.0	W	3	0	0	0	1	0	0	0	0	0	0	0	0	0	0	0.00	0.000		
Billy Hoelt, L (7, 1) ERA: 4.77	3.0	S	12	1	1	1	3	1	0	1	0	0	0	0	0	0	0	3.00	0.667		
Batter	1	2	3	4	5	6	7	8	9	AB	R	H	RBI	BB	SO	LOB	BOTTOM				
Jerry Adair, R (1, 4) OBP: 0.301, SLG: 0.395	FC3-6 1B		FC1-6 4-3 1-2			F7			FC5 2-3	4	0	1	0	0	0	4					
Russ Snyder, L (1, 8) OBP: 0.322, SLG: 0.443	FC3-6 HR 1-2		4-3 1-2						4-3 HR 1B	4	2	1	0	0	0	2					
Whitey Herzog, L (1, 9) OBP: 0.382, SLG: 0.428	L8		4-3						4-0 HR 1B BB	3	1	1	2	1	0	2					
Jim Gentile, L (1, 3) OBP: 0.360, SLG: 0.501	1-H HR					L8			0-0 HR 1B 1B	4	2	3	2	0	0	0					
Charlie Lau, L (1, 2) OBP: 0.323, SLG: 0.453	F9					F9			L8 0-0	4	0	0	0	0	1	2					
Boog Powell, L (1, 7) OBP: 0.314, SLG: 0.424 Dave Nicholson, R (9, 7) OBP: 0.281, SLG: 0.270						F5			0-0 1-3 E 1B	4	1	1	0	0	2	0					
Brooks Robinson, R (1, 5) OBP: 0.313, SLG: 0.459									0-0 F7 1-3	4	0	1	0	0	0	2					
Ron Hansen, R (1, 6) OBP: 0.283, SLG: 0.250									4-0 E4 FC5 E IBB	3	0	0	0	1	0	1					
Jack Fisher, R (1, 1) OBP: 0.188, SLG: 0.091 Dick Luebke, R (4, 1) OBP: 0.294, SLG: 0.214 Barry Shetrone, L (5, PH) OBP: 0.294, SLG: 0.197 Dick Hall, R (6, 1) OBP: 0.332, SLG: 0.440 Jackie Brandt, R (5, PH) OBP: 0.301, SLG: 0.313 Billy Hoelt, L (7, 1) OBP: 0.301, SLG: 0.313						FC1-6 BB			0-0 F4 E6 1-2 2-H 3-H	0	0	0	0	1	0	0					
Inning Stats	R: 2 E: 0 K: 0 S: 5	H: 2 LOB: 0 BB: 0 P: 5	R: 0 E: 0 K: 1 S: 5	H: 0 LOB: 0 BB: 0 P: 5	R: 0 E: 0 K: 0 S: 3	H: 0 LOB: 1 BB: 1 P: 7	R: 0 E: 0 K: 0 S: 3	H: 0 LOB: 0 BB: 0 P: 3	R: 0 E: 1 K: 0 S: 4	H: 0 LOB: 1 BB: 0 P: 4	R: 4 E: 1 K: 0 S: 8	H: 4 LOB: 2 BB: 1 P: 12	R: 0 E: 0 K: 1 S: 5	H: 1 LOB: 1 BB: 1 P: 9	R: 0 E: 1 K: 1 S: 6	H: 1 LOB: 1 BB: 0 P: 6	1B: 6 2B: 0 3B: 0 HR: 2	SF: 0 SAC: 0 DP: 0 HBP: 0	WP: 0 PB: 0 SB: 0 CS: 0	PA: 36	
PITCHER	IP WLS BF H R ER SO	IP WLS BF H R ER SO	IP WLS BF H R ER SO	IP WLS BF H R ER SO	IP WLS BF H R ER SO	IP WLS BF H R ER SO	IP WLS BF H R ER SO	IP WLS BF H R ER SO	IP WLS BF H R ER SO	IP WLS BF H R ER SO	IP WLS BF H R ER SO	IP WLS BF H R ER SO	IP WLS BF H R ER SO	IP WLS BF H R ER SO	IP WLS BF H R ER SO	IP WLS BF H R ER SO	ERA WHIP	ERA WHIP			
Barry Latman, R (1, 1) ERA: 3.72	6.2	L	31	7	6	4	1	2	1	0	0	0	0	0	0	0	0	5.40	1.350		
Sam McDowell, L (7, 1) ERA: 5.73	1.1		5	1	0	0	2	0	0	0	0	0	0	0	0	0	0	0.00	0.750		

Cleveland Indians @ Baltimore Orioles
Memorial Stadium, Baltimore, MD
Sun Aug 19 1962, 3:33 AM EDT
Att: 7,642 - Unknown

AB 34
R 5
H 11
RBI 5
BB 3
SO 5
LOB 14



Cleveland Indians @ Baltimore Orioles
Memorial Stadium, Baltimore, MD
Sun Aug 19 1962, 3:33 AM EDT
Att: 7,642 - Unknown

AB 33
R 6
H 8
RBI 4
BB 3
SO 3
LOB 16



Batter	1	2	3	4	5	6	7	8	9	AB	R	H	RBI	BB	SO	LOB	TOP			
Ty Cline, L OBP: 0.314, SLG: 0.320 (1, 8)	L3-1		L8			K		L7		4	0	0	0	0	1	0	Cleveland Indians @ Detroit Tigers Tiger Stadium, Detroit, MI Tue Aug 21 1962, 7:05 PM EDT Att: 29,404 - Unknown			
Al Luplow, L OBP: 0.366, SLG: 0.485 (1, 7)	HR		HBP			BB 1B		BB		2	1	2	1	1	0	0				
Tito Francona, L OBP: 0.316, SLG: 0.393 (1, 3)	F7		4-3			F7		F6		4	0	0	0	0	0	3				
Willie Kirkland, L OBP: 0.280, SLG: 0.377 (1, 9)	L9					BB 1B		L9		4	0	1	0	0	0	1				
Doc Edwards, R OBP: 0.398, SLG: 0.506 (1, 2)		F4		F2		BB 1B		6-3		3	0	0	0	1	0	0				
Woodie Held, R OBP: 0.380, SLG: 0.397 (1, 6)		2B		F7		L9		6-3		4	0	1	0	0	0	3				
Bubba Phillips, R OBP: 0.279, SLG: 0.333 (1, 5)		L9				K		F7		4	0	0	0	0	1	1				
Jerry Kindall, R OBP: 0.290, SLG: 0.364 (1, 4)		1-3				F2		F7		3	0	0	0	0	0	1				
Jim Perry, S OBP: 0.160, SLG: 0.163 (1, 1)						K		F5		1	0	0	0	0	1	0				
Jack Kubiszyn, R OBP: 0.188, SLG: 0.227 (5, PH)						K				1	0	0	0	0	1	0				
Dave Tyriver, R (5, 1)										0	0	0	0	0	0	0				
Bill Dailey, R (6, 1)										1	0	0	0	0	0	0				
Inning Stats	R: 1 E: 0 K: 0 S: 4	H: 1 LOB: 0 BB: 0 P: 4	R: 0 E: 0 K: 0 S: 4	H: 1 LOB: 1 BB: 0 P: 4	R: 0 E: 0 K: 1 S: 5	H: 0 LOB: 1 BB: 0 P: 6	R: 0 E: 0 K: 0 S: 3	H: 0 LOB: 0 BB: 0 P: 3	R: 0 E: 0 K: 2 S: 7	H: 2 LOB: 3 BB: 1 P: 11	R: 0 E: 0 K: 0 S: 3	H: 0 LOB: 0 BB: 0 P: 3	R: 0 E: 0 K: 0 S: 3	H: 0 LOB: 1 BB: 1 P: 7	R: 0 E: 0 K: 0 S: 3	H: 0 LOB: 0 BB: 0 P: 3	1B: 2 2B: 1 3B: 0 HR: 1	SF: 0 SAC: 0 DP: 0 HBP: 1	WP: 0 PB: 0 SB: 0 CS: 0	PA: 34
PITCHER Jim Bunning, R ERA: 3.44 (1, 1)	IP: 9.0 WLS: W BF: 34 H: 4 R: 1 ER: 1 SO: 4 BB: 2 IBB: 0 HBP: 1 BLK: 0 WP: 0 HR: 1 S: 39 P: 48 ERA: 1.00 WHIP: 0.667															PITCHER				

Batter	1	2	3	4	5	6	7	8	9	AB	R	H	RBI	BB	SO	LOB	BOTTOM			
Chico Fernandez, R OBP: 0.282, SLG: 0.383 (1, 6)	F2	F9		1B		5-3	6-3			5	0	1	0	0	0	0	Cleveland Indians @ Detroit Tigers Tiger Stadium, Detroit, MI Tue Aug 21 1962, 7:05 PM EDT Att: 29,404 - Unknown			
Bill Bruton, L OBP: 0.348, SLG: 0.419 (1, 8)	CS 1B	F6		L8		BB 1B	4-3			5	1	2	0	0	0	2				
Al Kaline, R OBP: 0.379, SLG: 0.585 (1, 9)	2B 1B	BB		4-3 1B		BB 1B	BB 1B	L6-3		4	2	3	1	1	0	0				
Rocky Colavito, R OBP: 0.374, SLG: 0.522 (1, 7)	1B 2B			4-3 1B		F7 1B	BB 1B	F3		4	2	1	0	1	0	1				
Norm Cash, L OBP: 0.379, SLG: 0.504 (1, 3)	1B 1B	BB		FC4 1B		F9 1B	BB 1B	1B		1	1	0	1	3	0	0				
Dick McAuliffe, L OBP: 0.361, SLG: 0.405 (1, 4)	1B 1B			L8		E7	HR 1B	FC6-4 1B		5	2	4	3	0	0	2				
Steve Boros, R OBP: 0.343, SLG: 0.424 (1, 5)	1B 1B			FC4 1B		HR 1B	HR 1B	FC6-4 1B		3	1	1	2	2	0	4				
Dick Brown, R OBP: 0.280, SLG: 0.358 (1, 2)	1B			F3		G5-4-3 1B	G5-4-3 1B			4	0	2	2	0	0	3				
Jim Bunning, R OBP: 0.181, SLG: 0.243 (1, 1)		4-3		E4 1B		F7	K			4	1	0	0	0	1	1				
Inning Stats	R: 4 E: 0 K: 0 S: 5	H: 4 LOB: 3 BB: 3 P: 17	R: 0 E: 0 K: 0 S: 3	H: 0 LOB: 0 BB: 0 P: 3	R: 0 E: 0 K: 0 S: 4	H: 1 LOB: 2 BB: 1 P: 8	R: 1 E: 1 K: 0 S: 5	H: 2 LOB: 2 BB: 0 P: 5	R: 2 E: 0 K: 0 S: 6	H: 3 LOB: 1 BB: 0 P: 6	R: 3 E: 1 K: 0 S: 5	H: 3 LOB: 2 BB: 3 P: 17	R: 0 E: 0 K: 0 S: 4	H: 0 LOB: 0 BB: 0 P: 5	R: 0 E: 0 K: 0 S: 4	H: 1 LOB: 2 BB: 0 P: 5		1B: 12 2B: 1 3B: 0 HR: 1	SF: 0 SAC: 0 DP: 1 HBP: 1	WP: 0 PB: 0 SB: 0 CS: 1
PITCHER Jim Perry, R ERA: 4.18 (1, 1)	IP: 4.0 WLS: L BF: 21 H: 7 R: 5 ER: 5 SO: 0 BB: 4 IBB: 0 HBP: 0 BLK: 0 WP: 0 HR: 0 S: 17 P: 33 ERA: 11.25 WHIP: 2.750															PITCHER				
Dave Tyriver, R ERA: 27.0 (5, 1)	IP: 1.1 WLS: L BF: 13 H: 6 R: 5 ER: 4 SO: 0 BB: 2 IBB: 0 HBP: 0 BLK: 0 WP: 0 HR: 1 S: 10 P: 22 ERA: 27.00 WHIP: 6.000															PITCHER				
Bill Dailey, R ERA: 3.97 (6, 1)	IP: 2.2 WLS: L BF: 9 H: 1 R: 0 ER: 0 SO: 1 BB: 0 IBB: 0 HBP: 1 BLK: 0 WP: 0 HR: 0 S: 10 P: 11 ERA: 0.00 WHIP: 0.375															PITCHER				

Batter	1	2	3	4	5	6	7	8	9	AB	R	H	RBI	BB	SO	LOB	TOP			
Don Dillard, L (1, 8) OBP: 0.290, SLG: 0.386	0-0 FC6-4 BB 1B	0-3 K		0-0 4-3		0-0 4-3		0-0 E4 3B	0-3 K	4	0	1	0	0	1	4	Cleveland Indians @ Detroit Tigers Tiger Stadium, Detroit, MI Wed Aug 22 1962, 4:33 AM EDT Att: 11,640 - Unknown			
Willie Tasby, R (8, PH) OBP: 0.329, SLG: 0.326										2	1	0	0	0	1	2				
Al Luplow, L (1, 7) OBP: 0.370, SLG: 0.492	4-0 FC6-4 BB 1-2	0-3 K			0-0 L3-1		4-0 1B SH1-3 BB	0-0 FC1-2 3B		3	1	1	2	2	1	2				
Tito Francona, L (1, 3) OBP: 0.316, SLG: 0.392	0-0 FC6-4 1-2 2-3			0-0 BB 1B		0-0 L3-1	0-0 SH1-3	0-0 1-3		4	0	1	0	0	0	3				
Willie Kirkland, L (1, 9) OBP: 0.280, SLG: 0.375	0-3 K			0-0 L9		0-0 F5		0-0 FC1-2		4	0	1	0	0	1	3				
Gene Green, R (8, PH) OBP: 0.333, SLG: 0.577										1	0	0	0	0	0	1				
Ty Cline, L (8, 8) OBP: 0.314, SLG: 0.320										0	0	0	0	0	0	0				
John Romano, R (1, 2) OBP: 0.357, SLG: 0.469	0-3 K			4-0 BB 1-2		4-0 2B 6-3 BB	0-0 1-3 1B		1-0 G6-4-3 HBP	2	1	1	1	2	1	2				
Woodie Held, R (1, 6) OBP: 0.358, SLG: 0.393		0-3 K		0-3 K		0-0 L9	4-0 3-H 1-0 1B		0-0 G6-4-3 1-2	4	0	0	0	1	2	4				
Bubba Phillips, R (1, 5) OBP: 0.282, SLG: 0.340										5	2	3	0	0	0	5				
Jerry Kindall, R (1, 4) OBP: 0.291, SLG: 0.363					0-0 F5		0-0 6-3		0-0 F8	4	1	1	1	1	0	1				
Dick Donovan, L (1, 1) OBP: 0.240, SLG: 0.286										4	1	3	1	0	0	0				
Sam McDowell, L (8, 1) OBP: 0.118, SLG: 0.118					0-0 G3		0-0 G1-2-3		0-0 E9	0	0	0	0	0	0	0				
Gary Bell, R (8, 1) OBP: 0.304, SLG: 0.238							0-0 2-3 1B		0-0 E 3B 1B 1-H 2-H	1	0	1	1	0	0	0				
Inning Stats	R: 0 E: 0 K: 2 S: 8	H: 1 LOB: 2 BB: 1 P: 12	R: 1 E: 0 K: 3 S: 12	H: 3 LOB: 2 BB: 0 P: 12	R: 0 E: 0 K: 1 S: 6	H: 1 LOB: 0 BB: 1 P: 10	R: 0 E: 0 K: 0 S: 3	H: 0 LOB: 0 BB: 0 P: 3	R: 0 E: 0 K: 0 S: 5	H: 2 LOB: 2 BB: 1 P: 9	R: 1 E: 0 K: 0 S: 4	H: 2 LOB: 1 BB: 2 P: 12	R: 2 E: 1 K: 1 S: 6	H: 2 LOB: 1 BB: 0 P: 6	R: 2 E: 1 K: 1 S: 6	H: 2 LOB: 1 BB: 1 P: 11	1B: 10 2B: 2 3B: 1 HR: 0	SF: 0 SAC: 1 DP: 2 HBP: 1	WP: 1 PB: 0 SB: 0 CS: 0	PA: 46
PITCHER	IP WLS BF H R ER SO BB IBB HBP BLK WP HR S P ERA WHIP	6.1 32 9 3 3 6 4 0 0 0 0 0 0 40 56 4.26 2.053	1.0 6 2 2 1 1 0 1 1 0 0 0 0 6 11 9.00 2.000	0.2 2 0 0 0 0 0 1 0 0 0 0 0 1 5 0.00 0.000	0.1 L 4 2 2 1 0 0 0 0 0 0 0 4 4 27.00 6.000	0.1 1 0 0 0 0 0 0 0 0 0 0 1 1 0.00 0.000	0.1 1 0 0 0 0 0 0 0 0 0 0 1 1 0.00 0.000											Paul Foytack, R (9, 1) ERA: 4.26		

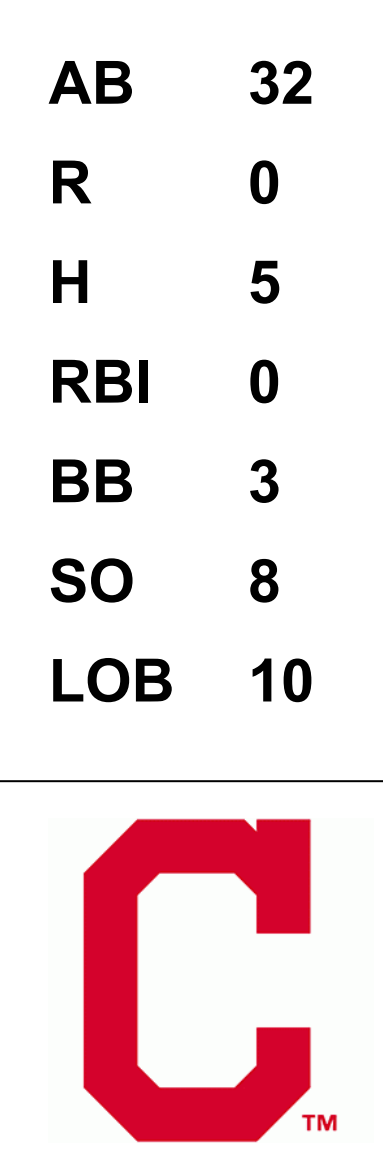
Batter	1	2	3	4	5	6	7	8	9	AB	R	H	RBI	BB	SO	LOB	BOTTOM			
Chico Fernandez, R (1, 6) OBP: 0.283, SLG: 0.386	0-0 L6-3 2B 1B		0-0 5-3		0-0 1B 2B		0-0 5-3		0-0 F4	5	2	2	0	0	0	0	Cleveland Indians @ Detroit Tigers Tiger Stadium, Detroit, MI Wed Aug 22 1962, 4:33 AM EDT Att: 11,640 - Unknown			
Bill Bruton, L (1, 8) OBP: 0.351, SLG: 0.422	0-0 G3 1-2		0-0 4-3		4-0 1B BB		0-0 1B		0-0 2B	4	0	2	0	1	0	1				
Al Kaline, R (1, 9) OBP: 0.376, SLG: 0.578	0-0 L6-3 2-3		0-0 L6-3		0-0 1-2 2-H 1B		0-0 L8		0-0 L3	5	0	1	1	0	0	3				
Rocky Colavito, R (1, 7) OBP: 0.374, SLG: 0.522	0-0 BB 2B 3-H		0-3 K		0-3 K		0-0 HBP BB 1B		0-0 F4	5	0	2	1	0	2	3				
Norm Cash, L (1, 3) OBP: 0.376, SLG: 0.499	0-0 F5		0-0 G3		0-0 4-3		0-3 K			4	0	0	0	0	1	2				
Dick McAuliffe, L (1, 4) OBP: 0.363, SLG: 0.407					4-0 BB		0-0 4-3		0-0 F2	3	0	1	0	1	0	1				
Steve Boros, R (1, 5) OBP: 0.342, SLG: 0.419		0-3 K		0-0 F7		0-0 5-3		4-0 HBP BB		3	0	0	0	1	1	2				
Dick Brown, R (1, 2) OBP: 0.278, SLG: 0.356					0-0 6-3		0-0 F9		1-0 HBP	2	0	0	0	0	0	1				
Bob Feller, L (7, PH) OBP: 0.339, SLG: 0.281								1-2 2-3 HBP		1	0	0	0	0	0	0				
Mike Roarke, R (8, 2) OBP: 0.270, SLG: 0.342								0-0 HBP		0	0	0	0	0	0	0				
Don Dillard, L (1, 8) OBP: 0.290, SLG: 0.386					0-0 L6-3		0-0 HR		0-0 4-3	2	0	0	0	0	0	1				
Terry Fox, R (7, 1) ERA: 2.03										2	0	0	0	0	0	0				
Don Mossi, L (8, 1) ERA: 4.2										0	0	0	0	0	0	0				
Ron Nischwitz, L (8, 1) ERA: 3.83										0	0	0	0	0	0	0				
Howie Koplitz, R (8, 1) ERA: 3.9										0	0	0	0	0	0	0				
Inning Stats	R: 1 E: 0 K: 0 S: 5	H: 2 LOB: 1 BB: 0 P: 5	R: 0 E: 0 K: 2 S: 8	H: 1 LOB: 1 BB: 0 P: 8	R: 0 E: 0 K: 1 S: 5	H: 0 LOB: 0 BB: 1 P: 9	R: 0 E: 0 K: 0 S: 3	H: 0 LOB: 0 BB: 0 P: 3	R: 1 E: 0 K: 0 S: 5	H: 2 LOB: 1 BB: 1 P: 11	R: 0 E: 0 K: 0 S: 3	H: 0 LOB: 0 BB: 0 P: 3	R: 1 E: 0 K: 1 S: 6	H: 1 LOB: 3 BB: 1 P: 11	R: 0 E: 0 K: 0 S: 4	H: 1 LOB: 1 BB: 0 P: 4	1B: 4 2B: 4 3B: 0 HR: 1	SF: 0 SAC: 0 DP: 0 HBP: 1	WP: 0 PB: 0 SB: 0 CS: 0	PA: 40
PITCHER	IP WLS BF H R ER SO BB IBB HBP BLK WP HR S P ERA WHIP	7.0 31 8 3 3 4 2 0 0 0 0 0 0 37 45 3.86 1.429	1.0 6 2 2 1 1 0 1 1 0 0 0 0 6 11 9.00 2.000	0.2 2 0 0 0 0 0 1 0 0 0 0 0 4 9 0.00 1.500	0.1 S 5 1 0 0 0 0 0 0 0 0 0 5 5 0.00 0.750															

Batter	1	2	3	4	5	6	7	8	9	AB	R	H	RBI	BB	SO	LOB	TOP																							
Gary Geiger, L OBP: 0.337, SLG: 0.399 (1, 8)	F4		4-3		4-0		4-0		4-0	2	0	0	0	3	0	0	Boston Red Sox @ Cleveland Indians Cleveland Municipal Stadium, Cleveland, OH Fri Aug 24 1962, 7:05 PM EDT Att: 9,888 - Unknown																							
Eddie Bressoud, R OBP: 0.330, SLG: 0.452 (1, 6)	K		1B		0-3		0-0		0-0	4	0	1	0	1	2	2																								
Carl Yastrzemski, L OBP: 0.365, SLG: 0.478 (1, 7)			1B		0-0		0-0		0-0	4	1	3	0	1	0	0																								
Lou Clinton, R OBP: 0.338, SLG: 0.563 (1, 9)	K		1B		0-0		1B		0-0	4	1	0	0	1	2	7																								
Pete Runnels, L OBP: 0.418, SLG: 0.474 (1, 3)					0-0		1B		0-0	3	0	2	0	1	0	0																								
Frank Malzone, R OBP: 0.310, SLG: 0.412 (1, 5)					0-0		1B		0-0	4	1	2	1	0	1	2																								
Russ Nixon, L OBP: 0.300, SLG: 0.382 (1, 2)					0-0		1B		0-0	3	0	0	1	0	0	1																								
Chuck Schilling, R OBP: 0.287, SLG: 0.328 (1, 4)					0-0		3-H		0-0	4	0	0	0	0	1	2																								
Bill Monbouquette, R OBP: 0.177, SLG: 0.105 Dick Radatz, R OBP: 0.130, SLG: 0.130 (9, 1)			K		0-0		F8		0-0	4	0	0	0	0	2	0																								
Inning Stats	R: 0 E: 0 K: 2 S: 8	H: 1 LOB: 1 BB: 0 P: 8	R: 1 E: 0 K: 0 S: 4	H: 1 LOB: 0 BB: 0 P: 4	R: 0 E: 0 K: 2 S: 8	H: 1 LOB: 2 BB: 1 P: 12	R: 0 E: 0 K: 1 S: 5	H: 1 LOB: 0 BB: 1 P: 5	R: 0 E: 0 K: 1 S: 5	H: 0 LOB: 1 BB: 1 P: 9	R: 1 E: 0 K: 1 S: 7	H: 2 LOB: 2 BB: 1 P: 11	R: 0 E: 0 K: 1 S: 4	H: 0 LOB: 0 BB: 1 P: 8	R: 1 E: 1 K: 0 S: 4	H: 1 LOB: 1 BB: 1 P: 8	R: 0 E: 0 K: 0 S: 4	H: 1 LOB: 3 BB: 2 P: 12	1B: 3 2B: 4 3B: 0 HR: 1	SF: 1 SAC: 0 DP: 0 HBP: 0	WP: 0 PB: 0 SB: 0 CS: 2	PA: 40																		
PITCHER	IP	WLS	BF	H	R	ER	SO	BB	IBB	HBP	BLK	WP	HR	S	P	ERA	WHIP	PITCHER				IP	WLS	BF	H	R	ER	SO	BB	IBB	HBP	BLK	WP	HR	S	P	ERA	WHIP		
Pedro Ramos, R ERA: 3.95 Bill Dailey, R ERA: 3.92	(1, 1)	8.2	L	39	8	3	2	8	6	1	0	0	0	0	1	48	76	2.08	1.615					(9, 1)	0.1	1	0	0	0	0	0	0	0	0	0	0	0	0	0.00	0.000

AB	32
R	3
H	8
RBI	2
BB	7
SO	8
LOB	14



Batter	1	2	3	4	5	6	7	8	9	AB	R	H	RBI	BB	SO	LOB	BOTTOM																					
Willie Tasby, R OBP: 0.333, SLG: 0.337 (1, 8)	5-3		1B		1-3				6-3	4	0	1	0	0	0	1	Boston Red Sox @ Cleveland Indians Cleveland Municipal Stadium, Cleveland, OH Fri Aug 24 1962, 7:05 PM EDT Att: 9,888 - Unknown																					
Al Luplow, L OBP: 0.365, SLG: 0.486 (1, 7)	G3		K					F9	F3	4	0	1	0	0	1	1																						
Tito Francona, L OBP: 0.315, SLG: 0.390 (1, 3)	G3		K					4-3	6-3	4	0	0	0	0	1	2																						
John Romano, R OBP: 0.360, SLG: 0.464 (1, 2)					F7					2	0	0	0	2	1	0																						
Willie Kirkland, L OBP: 0.276, SLG: 0.370 (1, 9)	K				F7			F8	G3	4	0	0	0	0	1	3																						
Woodie Held, R OBP: 0.356, SLG: 0.386 (1, 6)					6-3			5-3	1B	3	0	0	0	1	0	0																						
Bubba Phillips, R OBP: 0.279, SLG: 0.336 (1, 5)					F5			6-3	1B	4	0	1	0	0	1	0																						
Jerry Kindall, R OBP: 0.291, SLG: 0.364 Gene Green, R OBP: 0.322, SLG: 0.556 (9, PH)	K							F8	1-3	3	0	1	0	0	1	0																						
Pedro Ramos, S OBP: 0.224, SLG: 0.447 Bill Dailey, R (9, 1)			K							3	0	1	0	0	2	1																						
Inning Stats	R: 0 E: 0 K: 1 S: 6	H: 1 LOB: 2 BB: 1 P: 10	R: 0 E: 0 K: 1 S: 5	H: 0 LOB: 0 BB: 0 P: 5	R: 0 E: 0 K: 3 S: 10	H: 1 LOB: 1 BB: 0 P: 10	R: 0 E: 0 K: 0 S: 3	H: 0 LOB: 0 BB: 0 P: 3	R: 0 E: 0 K: 1 S: 6	H: 1 LOB: 1 BB: 1 P: 7	R: 0 E: 0 K: 1 S: 6	H: 1 LOB: 1 BB: 0 P: 6	R: 0 E: 0 K: 0 S: 3	H: 0 LOB: 0 BB: 0 P: 3	R: 0 E: 0 K: 1 S: 6	H: 1 LOB: 2 BB: 1 P: 10	1B: 3 2B: 2 3B: 0 HR: 0	SF: 0 SAC: 0 DP: 0 HBP: 0	WP: 0 PB: 0 SB: 0 CS: 0	PA: 35																		
PITCHER	IP	WLS	BF	H	R	ER	SO	BB	IBB	HBP	BLK	WP	HR	S	P	ERA	WHIP	PITCHER				IP	WLS	BF	H	R	ER	SO	BB	IBB	HBP	BLK	WP	HR	S	P	ERA	WHIP
Bill Monbouquette, R ERA: 3.98 Dick Radatz, R ERA: 1.97	(1, 1)	8.2	W	34	5	0	0	8	3	0	0	0	0	0	47	59	0.00	0.923					(9, 1)	0.1	S	1	0	0	0	0	0	0	0	0	0	0	0.00	0.000



Batter	1	2	3	4	5	6	7	8	9	AB	R	H	RBI	BB	SO	LOB	TOP			
Gary Geiger, L (1.8) OBP: 0.337, SLG: 0.397	0-0 4-3		4-0 2B E BB	0-0 3-1		0-0 1B		0-0 F7		4	1	1	0	1	0	1				
Eddie Bressoud, R (1.6) OBP: 0.330, SLG: 0.453	0-3 K		0-0 E 2B	0-0 5-3		0-0 F7			0-0 G4-6-3 1B	5	1	2	2	0	1	2				
Carl Yastrzemski, L (1.7) OBP: 0.366, SLG: 0.476	0-3 K		4-0 E 1B IBB		0-0 4-3 BB 1B	0-0 4-3			0-0 G4-6-3 1-2 1B	4	1	1	0	1	1	2				
Lou Clinton, R (1.9) OBP: 0.332, SLG: 0.553		0-0 F7	0-3 K		0-3 K				0-0 F9	5	0	0	0	0	3	4				
Pete Runnels, L (1.3) OBP: 0.421, SLG: 0.474	0-3 K		0-0 E4 1B	4-0 4-3 BB		4-0 S BB				2	0	1	1	2	1	0				
Frank Malzone, R (1.5) OBP: 0.309, SLG: 0.411	0-3 K		0-0 2-3 3-H 1B	0-0 4-3		0-0 F5				4	0	1	1	0	1	3				
Russ Nixon, L (1.2) OBP: 0.298, SLG: 0.375			0-0 BB 1B	0-0 4-3		0-0 F7				4	1	1	0	0	0	5				
Chuck Schilling, R (1.4) OBP: 0.293, SLG: 0.343			0-3 K	0-0 SH3-4 1B		0-0 HR		0-0 G1-6-3 1B		4	1	3	1	0	1	1				
Don Schwall, R (1.1) OBP: 0.164, SLG: 0.132			0-0 BB 1B	0-0 SH3-4		0-0 F7		0-0 G1-6-3 1-2		1	1	1	0	0	0	0				
Mike Fomieles, R (4.1) OBP: 0.200, SLG: 0.200			1-2 2B							1	0	0	0	0	0	0				
Dick Radatz, R (6.1) OBP: 0.125, SLG: 0.125			1-2 2B 1B	1-2						1	0	0	0	0	0	1				
Inning Stats	R: 0 E: 0 K: 2 S: 7	H: 0 LOB: 0 BB: 0 P: 7	R: 0 E: 0 K: 2 S: 7	H: 0 LOB: 0 BB: 0 P: 7	R: 5 E: 1 K: 2 S: 12	H: 5 LOB: 2 BB: 2 P: 20	R: 0 E: 0 K: 0 S: 4	H: 1 LOB: 1 BB: 0 P: 4	R: 0 E: 0 K: 1 S: 6	H: 1 LOB: 2 BB: 1 P: 10	R: 0 E: 0 K: 1 S: 5	H: 0 LOB: 1 BB: 1 P: 9	R: 0 E: 0 K: 0 S: 3	H: 1 LOB: 0 BB: 0 P: 3	R: 0 E: 0 K: 0 S: 3	H: 1 LOB: 0 BB: 0 P: 3	1B: 9 2B: 1 3B: 0 HR: 1	SF: 0 SAC: 1 DP: 2 HBP: 0	WP: 0 PB: 0 SB: 1 CS: 0	PA: 40
PITCHER Barry Latman, R (1.1) ERA: 3.87	IP: 9.0 WLS: W BF: 40 H: 11 R: 6 ER: 6 SO: 8 BB: 3 IBB: 1 HBP: 0 BLK: 0 WP: 0 HR: 1 S: 52 P: 68 ERA: 6.00 WHIP: 1.556															PITCHER				

Boston Red Sox @ Cleveland Indians
Cleveland Municipal Stadium, Cleveland, OH
Sat Aug 25 1962, 3:33 AM EDT
Att: 4,206 - Unknown

AB 35
R 6
H 11
RBI 5
BB 4
SO 8
LOB 19



Batter	1	2	3	4	5	6	7	8	9	AB	R	H	RBI	BB	SO	LOB	BOTTOM			
Don Dillard, L (1.8) OBP: 0.281, SLG: 0.373	0-0 G3		0-0 5-3	0-0 F2		0-3 K		0-0 F7		5	0	0	0	0	1	3				
Al Luplow, L (1.9) OBP: 0.367, SLG: 0.482	0-0 F8		4-0 1B FC5-4 BB		0-0 6-3		4-0 FC1-6 BB			2	1	0	0	2	0	0				
Tito Francona, L (1.3) OBP: 0.314, SLG: 0.389	0-0 G3		0-0 FC5-4 1B		0-0 F8		0-0 FC1-6 FC1-4			4	0	1	1	0	0	1				
Chuck Essegian, R (1.7) OBP: 0.367, SLG: 0.496		0-0 5-3	0-0 FC5-4		0-0 F3		0-0 FC1-4			4	0	0	1	0	0	2				
John Romano, R (1.2) OBP: 0.359, SLG: 0.465		0-0 1B FC5-4 2B	0-0 5-3		0-3 K		0-3 K			4	1	1	0	0	2	2				
Woodie Held, R (1.6) OBP: 0.357, SLG: 0.386		0-0 FC5-4 1B		0-0 6-3		1-0 HR HBP		0-3 K		3	1	1	0	0	1	0				
Bubba Phillips, R (1.5) OBP: 0.283, SLG: 0.346		0-0 FC5-4		0-0 E5 1B		0-0 HR		0-0 HR 1B		4	3	3	3	0	0	1				
Jerry Kindall, R (1.4) OBP: 0.293, SLG: 0.372		0-0 G3		0-0 F3		0-0 1B		0-0 HR		4	1	2	2	0	0	2				
Barry Latman, R (1.1) OBP: 0.262, SLG: 0.325			0-0 5-3 1B	0-0 2-H 1B		0-3 K		0-3 K		4	1	2	1	0	2	1				
Inning Stats	R: 0 E: 0 K: 0 S: 3	H: 0 LOB: 0 BB: 0 P: 3	R: 1 E: 0 K: 0 S: 5	H: 2 LOB: 1 BB: 0 P: 5	R: 2 E: 0 K: 0 S: 5	H: 2 LOB: 1 BB: 1 P: 9	R: 1 E: 1 K: 0 S: 5	H: 2 LOB: 1 BB: 0 P: 5	R: 0 E: 0 K: 0 S: 3	H: 0 LOB: 0 BB: 0 P: 3	R: 2 E: 0 K: 3 S: 11	H: 2 LOB: 1 BB: 0 P: 12	R: 0 E: 0 K: 1 S: 5	H: 0 LOB: 1 BB: 1 P: 9	R: 2 E: 0 K: 2 S: 9	H: 2 LOB: 0 BB: 0 P: 9	1B: 7 2B: 1 3B: 0 HR: 2	SF: 0 SAC: 0 DP: 0 HBP: 1	WP: 0 PB: 0 SB: 1 CS: 0	PA: 37
PITCHER Don Schwall, R (1.1) ERA: 5.32	IP: 3.2 WLS: 8 BF: 18 H: 4 R: 4 ER: 3 SO: 0 BB: 0 IBB: 0 HBP: 1 BLK: 0 WP: 0 HR: 0 S: 17 P: 21 ERA: 7.36 WHIP: 1.909															PITCHER				
Mike Fomieles, R (4.1) ERA: 5.59	1.2 8 2 2 2 1 0 0 0 1 9 10 10.80 1.200																			
Dick Radatz, R (6.1) ERA: 2.1	2.2 L 11 2 2 2 5 1 0 0 0 0 1 20 24 6.75 1.125																			

Boston Red Sox @ Cleveland Indians
Cleveland Municipal Stadium, Cleveland, OH
Sat Aug 25 1962, 3:33 AM EDT
Att: 4,206 - Unknown

AB 34
R 8
H 10
RBI 8
BB 2
SO 6
LOB 12




Batter	1	2	3	4	5	6	7	8	9	AB	R	H	RBI	BB	SO	LOB	TOP					
Gary Geiger, L OBP: 0.338, SLG: 0.396 (1, 8)	4-0 FC3-6 BB		0-0 F8		0-0 1B	0-0 FC4-6 BB		0-0 3-1	4 0 1 1 1 0 2								Boston Red Sox @ Cleveland Indians Cleveland Municipal Stadium, Cleveland, OH Sun Aug 26 1962, 3:33 AM EDT Unknown					
Eddie Bressoud, R OBP: 0.329, SLG: 0.450 (1, 6)	0-3 K		0-0 F8		0-0 F8	0-0 BB		0-3 K	4 0 0 0 1 2 3													
Carl Yastrzemski, L OBP: 0.364, SLG: 0.473 (1, 7)	0-0 FC3-6 1B		0-0 1B		0-0 4-3	0-0 F5		0-0 1-3	5 0 1 0 0 0 4													
Lou Clinton, R OBP: 0.334, SLG: 0.563 (1, 9)	0-0 1-2 1B		0-0 F2		0-0 HR	0-0 F4			4 1 2 1 0 0 2													
Pete Runnels, L OBP: 0.423, SLG: 0.476 (1, 3)	0-3 K			0-0 1B FC5-4 1B	0-0 HR 1B	0-0 G5-4-3 1B			4 2 3 0 0 1 2													
Frank Malzone, R OBP: 0.311, SLG: 0.417 (1, 5)		0-0 F8		0-0 FC5-4 1B	0-0 HR 1B	0-0 G5-4-3			4 1 2 2 0 0 1													
Russ Nixon, L OBP: 0.284, SLG: 0.357 (1, 2)		0-0 G3		0-0 FC5-4 G4-6-3	0-0 F7		0-3 K	4 0 0 1 0 1 1														
Chuck Schilling, R OBP: 0.292, SLG: 0.342 (1, 4)		0-0 F5		0-0 G4-6-3	0-0 1B FC4-6 1B	0-0 5-3			4 1 1 0 0 0 1													
Earl Wilson, R Hal Klotstad, R Pumpkin Green, S Arnold Earley, L Bob Tillman, R Mike Fornieles, R (1, 1) (3, 1) (6, Ph) (6, 1) (8, Ph) (8, 1)			0-0 1B		0-3 K	0-0 FC4-6 1B		0-0 5-3	1 0 1 0 0 0 0 1 0 0 0 0 1 0 1 0 1 0 0 0 0 0 0 0 0 0 0 0 1 0 0 0 0 0 0 0 0 0 0 0 0 0													
Inning Stats	R: 0 E: 0 K: 2 S: 8	H: 1 LOB: 2 BB: 1 P: 12	R: 0 E: 0 K: 0 S: 3	H: 0 LOB: 0 BB: 0 P: 3	R: 0 E: 0 K: 0 S: 5	H: 2 LOB: 2 BB: 0 P: 5	R: 1 E: 0 K: 0 S: 4	H: 2 LOB: 0 BB: 0 P: 4	R: 0 E: 0 K: 1 S: 6	H: 1 LOB: 1 BB: 0 P: 6	R: 0 E: 0 K: 0 S: 3	H: 1 LOB: 0 BB: 0 P: 3	R: 0 E: 0 K: 1 S: 5	H: 0 LOB: 0 BB: 0 P: 5	R: 0 E: 0 K: 1 S: 5	H: 0 LOB: 0 BB: 0 P: 5		1B: 10 2B: 0 3B: 0 HR: 2	SF: 0 SAC: 0 DP: 2 HBP: 0	WP: 0 PB: 0 SB: 0 CS: 0	PA: 39	
PITCHER	IP WLS BF H R ER SO BB IBB HBP BLK WP HR S P ERA WHIP	5.1 W 26 10 5 5 3 1 0 0 0 0 2 31 35 8.44 2.062	3.2 S 13 2 0 0 2 1 0 0 0 0 0 16 20 0.00 0.818																			

AB	37
R	5
H	12
RBI	5
BB	2
SO	5
LOB	16



Batter	1	2	3	4	5	6	7	8	9	AB	R	H	RBI	BB	SO	LOB	BOTTOM				
Don Dillard, L OBP: 0.276, SLG: 0.366 (1, 8)	0-0 F7		0-0 F8	0-0 G3-6		0-3 K	0-0 2B		3 0 0 0 0 0 1								Boston Red Sox @ Cleveland Indians Cleveland Municipal Stadium, Cleveland, OH Sun Aug 26 1962, 3:33 AM EDT Unknown				
Willie Tasby, R OBP: 0.335, SLG: 0.344 (6, 8)			0-0 F9	0-0 4-3		0-3 K	0-3 K		2 0 1 1 0 1 1												
Al Luplow, L OBP: 0.361, SLG: 0.472 (1, 9)	0-3 K								5 0 0 0 0 3 3												
Tito Francona, L OBP: 0.319, SLG: 0.396 (1, 3)	4-0 E BB		4-0 BB BB		0-0 HR	0-0 F8	0-0 FC5-4 1B		3 3 2 1 2 0 0												
Chuck Essegian, R OBP: 0.370, SLG: 0.500 (1, 7)	0-0 E7 2B 1B		4-0 BB 1B BB	0-0 6-3	0-0 6-3	0-0 1B 2B	0-0 FC5-4		4 3 2 0 1 0 1												
John Romano, R OBP: 0.360, SLG: 0.465 (1, 2)	0-0 2B		4-0 1B BB	0-0 5-3	0-0 5-3	0-0 F4	0-0 F7		4 1 1 1 1 0 2												
Woodie Held, R OBP: 0.360, SLG: 0.385 (1, 6)	0-3 K		4-0 1B BB	4-0 BB	4-0 BB	0-0 HR 1B	0-0 F7		3 1 1 2 2 1 2												
Bubba Phillips, R OBP: 0.285, SLG: 0.353 (1, 5)		0-0 F8	0-0 1B	0-0 K		0-0 K	0-0 HR		4 1 2 4 0 1 1												
Jerry Kindall, R OBP: 0.294, SLG: 0.372 (1, 4)		0-3 K	0-0 6-3			4-0 BB	0-0 E 2B 1B		3 1 1 0 1 1 2												
Jim Perry, S Gary Bell, R (1, 1) (6, 1)		0-0 1-4-3		0-0 G3-6 1B		0-3 K	0-0 E6 2B		2 0 1 0 0 0 0 2 0 0 0 0 1 2												
Inning Stats	R: 2 E: 1 K: 2 S: 9	H: 2 LOB: 1 BB: 1 P: 13	R: 0 E: 0 K: 1 S: 5	H: 0 LOB: 0 BB: 0 P: 5	R: 3 E: 0 K: 0 S: 4	H: 1 LOB: 2 BB: 4 P: 20	R: 0 E: 0 K: 0 S: 3	H: 1 LOB: 0 BB: 0 P: 3	R: 1 E: 0 K: 1 S: 6	H: 1 LOB: 1 BB: 1 P: 10	R: 0 E: 0 K: 3 S: 9	H: 0 LOB: 1 BB: 1 P: 13	R: 4 E: 1 K: 1 S: 11	H: 5 LOB: 2 BB: 0 P: 11	R: 0 E: 0 K: 0 S: 4	H: 1 LOB: 1 BB: 0 P: 4	1B: 6 2B: 3 3B: 0 HR: 2	SF: 0 SAC: 0 DP: 1 HBP: 0	WP: 0 PB: 0 SB: 1 CS: 0	PA: 42	
PITCHER	IP WLS BF H R ER SO BB IBB HBP BLK WP HR S P ERA WHIP	2.2 L 16 3 5 4 3 5 0 0 0 0 1 10 14 3.86 1.286	2.0 13 5 4 3 4 1 0 0 0 0 1 20 24 13.50 3.000	1.0 4 1 0 0 0 0 0 0 0 0 0 4 4 0.00 1.000																	





Batter	1	2	3	4	5	6	7	8	9	AB	R	H	RBI	BB	SO	LOB	TOP			
Gary Geiger, L (1, 8) OBP: 0.337, SLG: 0.392	0-3 K ①		0-3 K ③			0-0 L6 ③			4-0 BB	3	0	0	0	1	2	0	Boston Red Sox @ Cleveland Indians Cleveland Municipal Stadium, Cleveland, OH Sun Aug 26 1962, 3:38 AM EDT Att: 7,644 - Unknown AB 29 R 0 H 2 RBI 0 BB 1 SO 8 LOB 5			
Pumpsie Green, S (1, 6) OBP: 0.250, SLG: 0.200	0-0 F4 ②			0-3 K ①			0-3 K ①		0-0 F7 ②	4	0	0	0	0	2	1				
Carl Yastrzemski, L (1, 7) OBP: 0.362, SLG: 0.470	0-0 6-3 ③			0-0 G3 ②			0-0 F8 ②		0-0 F8 ③	4	0	0	0	0	0	1				
Lou Clinton, R (1, 9) OBP: 0.331, SLG: 0.557		0-0 F1 ①		0-3 K ③			0-0 F7 ③			3	0	0	0	0	1	0				
Pete Runnels, L (1, 3) OBP: 0.421, SLG: 0.473		0-0 F9 ②			0-0 F4 ①			0-0 F7 ①		3	0	0	0	0	0	0				
Frank Malzone, R (1, 5) OBP: 0.313, SLG: 0.421		0-0 1B			0-0 F7 ②			0-0 2B		3	0	2	0	0	0	0				
Bob Tillman, R (1, 2) OBP: 0.291, SLG: 0.480		0-3 K ③			0-3 K ③			0-0 F4 ②		3	0	0	0	0	2	2				
Chuck Schilling, R (1, 4) OBP: 0.290, SLG: 0.339			0-3 K ①			0-0 F7 ①		0-0 F7 ③		3	0	0	0	0	1	1				
Ike Delock, R (1, 1) OBP: 0.125, SLG: 0.087			0-0 G3 ②			0-0 6-3 ②			0-0 F6 ①	2	0	0	0	0	0	0				
Russ Nixon, L (9, PH) OBP: 0.281, SLG: 0.353										1	0	0	0	0	0	0				
Inning Stats	R: 0 E: 0 K: 1 S: 5	H: 0 LOB: 0 BB: 0 P: 5	R: 0 E: 0 K: 1 S: 6	H: 1 LOB: 1 BB: 0 P: 6	R: 0 E: 0 K: 2 S: 7	H: 0 LOB: 0 BB: 0 P: 7	R: 0 E: 0 K: 1 S: 5	H: 0 LOB: 0 BB: 0 P: 5	R: 0 E: 0 K: 0 S: 3	H: 0 LOB: 0 BB: 0 P: 3	R: 0 E: 0 K: 1 S: 5	H: 0 LOB: 0 BB: 0 P: 5	R: 0 E: 0 K: 0 S: 4	H: 1 LOB: 1 BB: 0 P: 4	R: 0 E: 0 K: 0 S: 3	H: 0 LOB: 1 BB: 1 P: 7	1B: 1 2B: 1 3B: 0 HR: 0	SF: 0 SAC: 0 DP: 0 HBP: 0	WP: 0 PB: 0 SB: 0 CS: 0	PA: 30
PITCHER Dick Donovan, R (1, 1) ERA: 3.25	IP: 9.0 WLS: W BF: 30 H: 2 R: 0 ER: 0 SO: 8 BB: 1 IBB: 0 HBP: 0 BLK: 0 WP: 0 HR: 0 S: 45 P: 49 ERA: 0.00 WHIP: 0.333																			

Batter	1	2	3	4	5	6	7	8	9	AB	R	H	RBI	BB	SO	LOB	BOTTOM			
Don Dillard, L (1, 8) OBP: 0.275, SLG: 0.363	0-0 F7 ①		0-0 G3 ③			0-0 1B 1B		0-0 F5 ①		4	1	1	0	0	0	0	Boston Red Sox @ Cleveland Indians Cleveland Municipal Stadium, Cleveland, OH Sun Aug 26 1962, 3:38 AM EDT Att: 7,644 - Unknown AB 29 R 4 H 7 RBI 4 BB 1 SO 1 LOB 4			
Al Luplow, L (1, 9) OBP: 0.355, SLG: 0.469	0-0 4-3 ②			0-0 1-3 ①		0-0 1B HR 1B		0-3 K ②		4	1	1	0	0	1	0				
Tito Francona, L (1, 3) OBP: 0.318, SLG: 0.395	0-0 6-3 ③			0-0 F7 ②		0-0 1B HR 1B		0-0 F6 ③		4	1	1	1	0	0	0				
Chuck Essegian, R (1, 7) OBP: 0.373, SLG: 0.512		0-0 1B L3		0-0 F7 ③		0-0 1B HR 1B				3	1	2	3	0	0	0				
Bubba Phillips, R (1, 5) OBP: 0.287, SLG: 0.354		0-0 L3 ②			4-0 G4-6-3 BB	0-0 1B				2	0	1	0	1	0	1				
Woodie Held, R (1, 6) OBP: 0.380, SLG: 0.385		0-0 1B			0-0 G4-6-3 1-2	0-0 L6				3	0	1	0	0	0	2				
Jerry Kindall, R (1, 4) OBP: 0.292, SLG: 0.369		0-0 F5 ③			0-0 5-3 ③		0-0 6-3 ①			3	0	0	0	0	0	1				
Doc Edwards, R (1, 2) OBP: 0.381, SLG: 0.483			0-0 4-3 ①			0-0 F5 ①	0-0 6-3 ②			3	0	0	0	0	0	0				
Dick Donovan, L (1, 1) OBP: 0.231, SLG: 0.274			0-0 F7 ②			0-0 4-3 ②	0-0 F6 ③			3	0	0	0	0	0	0				
Inning Stats	R: 0 E: 0 K: 0 S: 3	H: 0 LOB: 0 BB: 0 P: 3	R: 0 E: 0 K: 0 S: 4	H: 2 LOB: 1 BB: 0 P: 4	R: 0 E: 0 K: 0 S: 3	H: 0 LOB: 0 BB: 0 P: 3	R: 0 E: 0 K: 0 S: 3	H: 0 LOB: 0 BB: 0 P: 3	R: 0 E: 0 K: 0 S: 2	H: 0 LOB: 0 BB: 1 P: 6	R: 4 E: 0 K: 0 S: 8	H: 5 LOB: 1 BB: 0 P: 8	R: 0 E: 0 K: 0 S: 3	H: 0 LOB: 0 BB: 0 P: 3	R: 0 E: 0 K: 1 S: 5	H: 0 LOB: 0 BB: 0 P: 5	1B: 6 2B: 1 3B: 0 HR: 1	SF: 0 SAC: 0 DP: 2 HBP: 0	WP: 0 PB: 0 SB: 0 CS: 0	PA: 30
PITCHER Ike Delock, R (1, 1) ERA: 3.17	IP: 8.0 WLS: L BF: 30 H: 7 R: 4 ER: 4 SO: 1 BB: 1 IBB: 0 HBP: 0 BLK: 0 WP: 0 HR: 1 S: 31 P: 35 ERA: 4.50 WHIP: 1.000																			

Batter	1	2	3	4	5	6	7	8	9	AB	R	H	RBI	BB	SO	LOB	TOP					
Don Dillard, L (1, 8) OBP: 0.289, SLG: 0.354				4-3		F9			K	4	0	0	0	0	2	1	<p>Cleveland Indians @ New York Yankees Yankee Stadium, Bronx, NY Mon Aug 27 1962, 7:05 PM EDT Att: 30,891 - Unknown - 78 F</p> <p>AB 30 R 0 H 3 RBI 0 BB 0 SO 9 LOB 6</p>					
Al Luplow, L (1, 9) OBP: 0.358, SLG: 0.466	G3			L3			K		1B	4	0	1	0	0	1	0						
Tito Francona, L (1, 3) OBP: 0.318, SLG: 0.394	F5			4-3			1B		F3	4	0	1	0	0	0	1						
Chuck Essegian, R (1, 7) OBP: 0.370, SLG: 0.507		F7			K		F6			3	0	0	0	0	1	1						
John Romano, R (1, 2) OBP: 0.358, SLG: 0.462		F6			F7		K			3	0	0	0	0	1	1						
Woodie Held, R (1, 6) OBP: 0.357, SLG: 0.382		K			L6				F7	3	0	0	0	0	1	0						
Bubba Phillips, R (1, 5) OBP: 0.287, SLG: 0.354			F8			E7		L7		3	0	1	0	0	0	0						
Jerry Kindall, R (1, 4) OBP: 0.291, SLG: 0.367			K			L4		6-3		3	0	0	0	0	1	1						
Sam McDowell, L (1, 1) OBP: 0.105, SLG: 0.105			K2-3			K			L8	2	0	0	0	0	2	1						
Bill Dailey, R (8, 1)										0	0	0	0	0	0	0						
Ty Cline, L (9, PH) OBP: 0.313, SLG: 0.318										1	0	0	0	0	0	0						
Inning Stats	R: 0 E: 0 K: 1 S: 5	H: 0 LOB: 0 BB: 0 P: 5	R: 0 E: 0 K: 1 S: 5	H: 0 LOB: 0 BB: 0 P: 5	R: 0 E: 0 K: 2 S: 7	H: 0 LOB: 0 BB: 0 P: 7	R: 0 E: 0 K: 0 S: 3	H: 0 LOB: 0 BB: 0 P: 3	R: 0 E: 0 K: 1 S: 5	H: 0 LOB: 0 BB: 0 P: 5	R: 0 E: 0 K: 1 S: 6	H: 1 LOB: 1 BB: 0 P: 6	R: 0 E: 0 K: 2 S: 8	H: 1 LOB: 1 BB: 0 P: 8	R: 0 E: 0 K: 0 S: 3	H: 0 LOB: 2 BB: 0 P: 3	R: 0 E: 0 K: 1 S: 6	H: 1 LOB: 1 BB: 0 P: 6	1B: 3 2B: 0 3B: 0 HR: 0	SF: 0 SAC: 0 DP: 0 HBP: 0	WP: 0 PB: 0 CS: 0	PA: 30
PITCHER Ralph Terry, R (1, 1) ERA: 3.27	IP: 9.0 WLS: W BF: 30 H: 3 R: 0 ER: 0 SO: 9 BB: 0 IBB: 0 HBP: 0 BLK: 0 WP: 0 HR: 0 S: 48 P: 48 ERA: 0.00 WHIP: 0.333															PITCHER						

Batter	1	2	3	4	5	6	7	8	9	AB	R	H	RBI	BB	SO	LOB	BOTTOM	
Phil Linz, R (1, 6) OBP: 0.333, SLG: 0.386	K	FC5				1-3		FC1-5		5	1	1	0	0	1	5	<p>Cleveland Indians @ New York Yankees Yankee Stadium, Bronx, NY Mon Aug 27 1962, 7:05 PM EDT Att: 30,891 - Unknown - 78 F</p> <p>AB 36 R 5 H 12 RBI 4 BB 5 SO 6 LOB 24</p>	
Bobby Richardson, R (1, 4) OBP: 0.336, SLG: 0.466	F3		5-3	F8			6-3	1B	2B	5	1	1	2	0	0	3		
Roger Maris, L (1, 9) OBP: 0.354, SLG: 0.476	4-3		3-1		G3		4-1	1B	BB	4	0	0	0	1	0	0		
Mickey Mantle, S (1, 8) OBP: 0.469, SLG: 0.573										5	1	4	1	0	1	0		
Jack Reed, R (8, PR) OBP: 0.333, SLG: 0.447		BB	FC6-4	WP	K		BB	1B	1B	0	0	0	0	0	0	0		
Tom Tresh, S (1, 7) OBP: 0.357, SLG: 0.444		BB	BB	K		FC6-4	BB	1B	K	3	1	1	0	2	2	3		
Elston Howard, R (1, 2) OBP: 0.311, SLG: 0.450		BB	FC6-4	1B	BB	FC6-4	FC6-4	BB		3	0	1	0	1	0	3		
Bill Skowron, R (1, 3) OBP: 0.319, SLG: 0.456		FC6-4	FC5	K				2B	FC1-5	4	0	2	1	0	1	2		
Clete Boyer, R (1, 5) OBP: 0.340, SLG: 0.431										3	1	2	0	1	0	1		
Ralph Terry, R (1, 1) OBP: 0.200, SLG: 0.163	F9			F4		K		4-3		4	0	0	0	0	1	7		
Inning Stats	R: 0 E: 0 K: 1 S: 5	R: 2 E: 1 K: 0 S: 5	H: 2 LOB: 2 BB: 2 P: 13	R: 0 E: 0 K: 1 S: 6	H: 1 LOB: 1 BB: 0 P: 6	R: 0 E: 0 K: 1 S: 7	H: 2 LOB: 3 BB: 1 P: 11	R: 0 E: 0 K: 1 S: 6	H: 1 LOB: 1 BB: 0 P: 6	R: 0 E: 0 K: 1 S: 4	H: 1 LOB: 2 BB: 1 P: 8	R: 3 E: 0 K: 1 S: 9	H: 4 LOB: 2 BB: 1 P: 13	1B: 8 2B: 3 3B: 1 HR: 0	SF: 0 SAC: 0 DP: 0 HBP: 0	WP: 1 PB: 0 CS: 0		PA: 41
PITCHER Sam McDowell, L (1, 1) ERA: 5.61	IP: 7.0 WLS: L BF: 35 H: 10 R: 4 ER: 4 SO: 5 BB: 4 IBB: 0 HBP: 0 BLK: 0 WP: 1 HR: 0 S: 41 P: 57 ERA: 5.14 WHIP: 2.000															PITCHER		
Bill Dailey, R (8, 1) ERA: 3.96	IP: 1.0 WLS: L BF: 6 H: 2 R: 1 ER: 1 SO: 1 BB: 0 IBB: 0 HBP: 0 BLK: 0 WP: 0 HR: 0 S: 7 P: 11 ERA: 9.00 WHIP: 3.000															PITCHER		

Batter	1	2	3	4	5	6	7	8	9	AB	R	H	RBI	BB	SO	LOB	TOP		
Don Dillard, L (1,8) OBP: 0.264, SLG: 0.348	0-0 3-1			0-0 F7	0-0 F8					3	0	0	0	0	0	2	<p>Cleveland Indians @ New York Yankees Yankee Stadium, Bronx, NY Tue Aug 28 1962, 7:05 PM EDT Att: 32,680 - Unknown - 71 F</p> <p>AB 18 R 1 H 3 RBI 1 BB 2 SO 7 LOB 10</p> 		
Al Luplow, L (1,9) OBP: 0.356, SLG: 0.475	0-0 F9			0-0 HR	0-0 F2					3	1	1	1	0	0	2			
Tito Francona, L (1,3) OBP: 0.318, SLG: 0.393	0-0 L7			4-0 1B BB						1	0	0	0	1	0	0			
Chuck Essegian, R (1,7)		0-3 K		0-0 1-2 1B						2	0	1	0	0	1	0			
John Romano, R (1,2)		0-3 K		0-3 K						2	0	0	0	0	2	2			
Woodie Held, R (1,6) OBP: 0.356, SLG: 0.380		0-3 K		0-3 K						2	0	0	0	0	2	2			
Bubba Phillips, R (1,5) OBP: 0.288, SLG: 0.353			0-0 F5		4-0 FC1-5 1B BB					1	0	0	0	1	0	0			
Jerry Kindall, R (1,4) OBP: 0.291, SLG: 0.367			0-3 K		0-0 FC1-5 1B					2	0	1	0	0	1	0			
Mudcat Grant, R (1,1) OBP: 0.171, SLG: 0.200			0-3 K		0-0 FC1-5					2	0	0	0	0	1	2			
Inning Stats	R: 0 E: 0 K: 0 S: 3	H: 0 LOB: 0 BB: 0 P: 3	R: 0 E: 0 K: 3 S: 9	H: 0 LOB: 0 BB: 0 P: 9	R: 0 E: 0 K: 2 S: 7	H: 0 LOB: 0 BB: 0 P: 7	R: 1 E: 0 K: 2 S: 9	H: 2 LOB: 2 BB: 1 P: 13	R: 0 E: 0 K: 0 S: 4	H: 1 LOB: 2 BB: 1 P: 8						1B: 2 2B: 0 3B: 0 HR: 1		SF: 0 SAC: 0 DP: 0 HBP: 0	WP: 0 PB: 0 CS: 0
PITCHER Bill Stafford, R (1,1) ERA: 3.6	IP: 5.0 WLS: W BF: 20 H: 3 R: 1 ER: 1 SO: 7 BB: 2 IBB: 0 HBP: 0 BLK: 0 WP: 0 HR: 1 S: 32 P: 40 ERA: 1.80 WHIP: 1.000																PITCHER		

Batter	1	2	3	4	5	6	7	8	9	AB	R	H	RBI	BB	SO	LOB	BOTTOM		
Phil Linz, R (1,6) OBP: 0.337, SLG: 0.400	0-0 5-3									2	0	1	0	0	0	0	<p>Cleveland Indians @ New York Yankees Yankee Stadium, Bronx, NY Tue Aug 28 1962, 7:05 PM EDT Att: 32,680 - Unknown - 71 F</p> <p>AB 17 R 2 H 3 RBI 2 BB 1 SO 1 LOB 2</p> 		
Bobby Richardson, R (1,4) OBP: 0.336, SLG: 0.465	0-0 F3			0-0 2B	0-0 1-3					2	0	0	0	0	0	1			
Roger Maris, L (1,9) OBP: 0.356, SLG: 0.479	0-0 2B			4-0 HR BB						1	1	1	0	1	0	0			
Mickey Mantle, S (1,8) OBP: 0.469, SLG: 0.582	0-3 K			0-0 1-2 HR						2	1	1	2	0	1	1			
Tom Tresh, S (1,7) OBP: 0.356, SLG: 0.442		0-0 4-3		0-0 F5						2	0	0	0	0	0	0			
Eiston Howard, R (1,2) OBP: 0.306, SLG: 0.448		0-0 6-3		0-0 L9						2	0	0	0	0	0	0			
Bill Skowron, R (1,3) OBP: 0.318, SLG: 0.454		0-0 G3		0-0 5-3						2	0	0	0	0	0	0			
Clete Boyer, R (1,5) OBP: 0.339, SLG: 0.430			0-0 F5		0-0 F7					2	0	0	0	0	0	0			
Bill Stafford, R (1,1) OBP: 0.254, SLG: 0.292			0-0 F6		0-0 5-3					2	0	0	0	0	0	0			
Inning Stats	R: 0 E: 0 K: 1 S: 6	H: 1 LOB: 1 BB: 0 P: 6	R: 0 E: 0 K: 0 S: 3	H: 0 LOB: 0 BB: 0 P: 3	R: 0 E: 0 K: 0 S: 4	H: 1 LOB: 1 BB: 0 P: 4	R: 2 E: 0 K: 0 S: 4	H: 1 LOB: 0 BB: 1 P: 8	R: 0 E: 0 K: 0 S: 2	H: 0 LOB: 0 BB: 0 P: 2						1B: 0 2B: 2 3B: 0 HR: 1		SF: 0 SAC: 0 DP: 0 HBP: 0	WP: 0 PB: 0 CS: 0
PITCHER Mudcat Grant, R (1,1) ERA: 4.57	IP: 4.2 WLS: L BF: 18 H: 3 R: 2 ER: 2 SO: 1 BB: 1 IBB: 0 HBP: 0 BLK: 0 WP: 0 HR: 1 S: 19 P: 23 ERA: 3.86 WHIP: 0.857																PITCHER		


Batter	1	2	3	4	5	6	7	8	9	AB	R	H	RBI	BB	SO	LOB	TOP										
Ty Cline, L OBP: 0.311, SLG: 0.316 (1, 8)	WP 1B		L4-3			L6		L4	L4-3	5	0	1	0	0	0	0	Cleveland Indians @ New York Yankees Yankee Stadium, Bronx, NY Wed Aug 29 1962, 3:33 AM EDT Unknown - 80 F										
Al Luplow, L OBP: 0.356, SLG: 0.472 (1, 7)	F5			F4		FC3-6 1B		4-1		4	0	1	0	0	0	1											
Tito Francona, L OBP: 0.321, SLG: 0.400 (1, 3)	L8			SF7 3B		FC3-6 1B		1B 1B		4	2	3	0	0	0	1											
Willie Kirkland, L OBP: 0.276, SLG: 0.370 (1, 9)	5-3			SF7 3B		FC3-6 1B		1B 1B		3	1	1	1	0	0	3											
John Romano, R OBP: 0.357, SLG: 0.459 (1, 2)	5-3			BB		F5		1B 1B		3	0	1	1	1	0	2											
Woodie Held, R OBP: 0.357, SLG: 0.381 (1, 6)	K			6-3				1B 1B		4	0	2	1	0	1	1											
Bubba Phillips, R OBP: 0.286, SLG: 0.350 (1, 5)	F6					F2		1-3		4	0	0	0	0	0	3											
Jerry Kindall, R OBP: 0.289, SLG: 0.364 (1, 4)			5-3			F8		F4		4	0	0	0	0	0	1											
Pedro Ramos, S OBP: 0.212, SLG: 0.420 Gary Bell, R OBP: 0.296, SLG: 0.208 (8, 1)	6-3		6-3			5-3		K		3	0	0	0	0	1	1											
										1	0	0	0	0	0	0											
Inning Stats	R: 0 E: 0 K: 0 S: 4	H: 1 LOB: 1 BB: 0 P: 4	R: 0 E: 0 K: 1 S: 5	H: 0 LOB: 0 BB: 0 P: 5	R: 0 E: 0 K: 0 S: 3	H: 0 LOB: 0 BB: 0 P: 3	R: 1 E: 0 K: 0 S: 4	H: 1 LOB: 1 BB: 1 P: 8	R: 0 E: 0 K: 0 S: 3	H: 0 LOB: 0 BB: 0 P: 3	R: 0 E: 0 K: 1 S: 6	H: 1 LOB: 1 BB: 0 P: 6	R: 2 E: 0 K: 0 S: 7	H: 4 LOB: 2 BB: 0 P: 7	R: 0 E: 0 K: 0 S: 3	H: 0 LOB: 0 BB: 0 P: 3	1B: 8 2B: 0 3B: 1 HR: 0	SF: 1 SAC: 0 DP: 0 HBP: 0	WP: 1 PB: 0 CS: 0	PA: 37							
PITCHER	IP	WLS	BF	H	R	ER	SO	BB	IBB	HBP	BLK	WP	HR	S	P	ERA	WHIP										
Jim Coates, R ERA: 4.48 (1, 1)	6.0		23	4	1	1	1	1	0	0	0	1	0	24	28	1.50	0.833										
Bud Daley, L ERA: 3.68 (7, 1)	1.2	L	10	5	2	2	1	0	0	0	0	0	0	12	12	10.80	3.000										
Luis Arroyo, L ERA: 5.1 (8, 1)	1.1		4	0	0	0	0	0	0	0	0	0	0	4	4	0.00	0.000										

Batter	1	2	3	4	5	6	7	8	9	AB	R	H	RBI	BB	SO	LOB	BOTTOM										
Phil Linz, R OBP: 0.330, SLG: 0.400 (1, 6)	FC1-5 2B		K		L8		L5		L6	5	0	1	0	0	1	3	Cleveland Indians @ New York Yankees Yankee Stadium, Bronx, NY Wed Aug 29 1962, 3:33 AM EDT Unknown - 80 F										
Bobby Richardson, R OBP: 0.332, SLG: 0.461 (1, 4)	FC1-5 1B		G3		E6			6-3	FC6-5	5	1	0	0	0	0	3											
Roger Maris, L OBP: 0.355, SLG: 0.483 (1, 9)	G3		F2		F9			HR		4	1	1	1	0	0	2											
Mickey Mantle, S OBP: 0.469, SLG: 0.581 Jack Reed, R OBP: 0.333, SLG: 0.447 (8, PR) (9, 8)	2H 1B			4-3		K		FC4-6 1B		4	0	2	1	0	1	0											
Tom Tresh, S OBP: 0.353, SLG: 0.438 (1, 7)	F9			L9		L8		FC4-6 WP		4	0	0	0	0	0	2											
Johnny Blanchard, L OBP: 0.338, SLG: 0.406 (1, 2)		FC5-4 BB		1B		3-1		4-3		3	0	1	0	1	0	1											
Dale Long, L OBP: 0.339, SLG: 0.386 Tex Clevenger, R (9, PR)		FC5-4 BB		FC6-4 1B				F7		3	0	2	0	1	0	0											
Clete Boyer, R OBP: 0.338, SLG: 0.430 (1, 5)		FC5-4		FC6-4				FC6-5 1B		0	0	0	0	0	0	0											
Jim Coates, R OBP: 0.087, SLG: 0.045 Bud Daley, L OBP: 0.227, SLG: 0.227 Luis Arroyo, L OBP: 0.500, SLG: 0.500 Yogi Berra, L OBP: 0.312, SLG: 0.404 (8, PH)		FC5-4		FC6-4		B5-3		5-3		4	0	1	0	0	0	5											
										2	0	0	0	0	1	2											
										1	0	0	0	0	0	1											
										0	0	0	0	0	0	0											
										1	0	1	0	0	0	0											
Inning Stats	R: 1 E: 1 K: 0 S: 5	H: 2 LOB: 1 BB: 0 P: 5	R: 0 E: 0 K: 1 S: 4	H: 0 LOB: 2 BB: 2 P: 12	R: 0 E: 0 K: 1 S: 5	H: 0 LOB: 0 BB: 0 P: 5	R: 0 E: 0 K: 0 S: 5	H: 2 LOB: 2 BB: 0 P: 5	R: 0 E: 0 K: 1 S: 4	H: 1 LOB: 1 BB: 0 P: 4	R: 1 E: 0 K: 0 S: 5	H: 2 LOB: 2 BB: 0 P: 5	R: 0 E: 0 K: 0 S: 5	H: 2 LOB: 2 BB: 0 P: 5	R: 0 E: 0 K: 0 S: 5	H: 2 LOB: 2 BB: 0 P: 5	1B: 6 2B: 2 3B: 0 HR: 1	SF: 0 SAC: 0 DP: 0 HBP: 0	WP: 1 PB: 0 CS: 0	PA: 38							
PITCHER	IP	WLS	BF	H	R	ER	SO	BB	IBB	HBP	BLK	WP	HR	S	P	ERA	WHIP										
Pedro Ramos, R ERA: 3.82 (1, 1)	7.1	W	30	6	2	1	3	2	0	0	0	0	1	34	42	1.23	1.091										
Gary Bell, R ERA: 4.2 (8, 1)	1.2	S	8	3	0	0	0	0	0	0	0	1	0	8	8	0.00	1.800										

Batter	1	2	3	4	5	6	7	8	9	AB	R	H	RBI	BB	SO	LOB	TOP					
Ty Cline, L OBP: 0.305, SLG: 0.310 (1, 8)	L3	L1-3		L6-3		L6 BB HBP	L1-3		FC6	6	0	0	0	0	0	6						
Al Luplow, L OBP: 0.363, SLG: 0.476 (1, 7)				F5						2	2	1	0	2	0	1						
Tito Francona, L OBP: 0.324, SLG: 0.401 (1, 3)	F7			HR						4	1	2	1	1	0	1						
Willie Kirkland, L OBP: 0.278, SLG: 0.378 (1, 9)	L9			HR						5	1	2	4	0	2	4						
John Romano, R OBP: 0.356, SLG: 0.455 (1, 2)				L5						5	0	1	0	0	0	2						
Woodie Held, R OBP: 0.359, SLG: 0.381 (1, 6)										3	2	1	0	0	1	2						
Bubba Phillips, R OBP: 0.287, SLG: 0.353 (1, 5)										5	2	2	0	0	0	2						
Jerry Kindall, R OBP: 0.294, SLG: 0.368 (1, 4)										4	0	3	1	1	0	1						
Barry Latman, R OBP: 0.267, SLG: 0.310 (1, 1)										2	1	0	2	1	0	3						
Inning Stats	R: 0 E: 0 K: 0 S: 4	H: 1 LOB: 1 BB: 0 P: 4	R: 2 E: 0 K: 0 S: 6	H: 3 LOB: 1 BB: 0 P: 6	R: 3 E: 0 K: 0 S: 5	H: 3 LOB: 0 BB: 1 P: 9	R: 0 E: 1 K: 0 S: 4	H: 1 LOB: 1 BB: 0 P: 4	R: 0 E: 0 K: 1 S: 5	H: 0 LOB: 0 BB: 0 P: 5	R: 2 E: 1 K: 1 S: 6	H: 0 LOB: 3 BB: 2 P: 16	R: 1 E: 0 K: 0 S: 4	H: 1 LOB: 2 BB: 1 P: 9	R: 1 E: 0 K: 1 S: 6	H: 2 LOB: 1 BB: 1 P: 10	R: 0 E: 0 K: 0 S: 4	H: 1 LOB: 1 BB: 0 P: 4	1B: 9 2B: 2 3B: 0 HR: 1	SF: 0 SAC: 2 DP: 2 HBP: 3	WP: 0 PB: 0 SB: 0 CS: 0	PA: 46
PITCHER	IP WLS BF H R ER SO BB IBB HBP BLK WP HR S P ERA WHIP																					
Jim Bouton, R ERA: 4.23 (1, 1)	2.1 L 15 7 5 5 0 1 0 0 0 0 0 1 14 18 19.29 3.429																					
Rollie Sheldon, R ERA: 5.46 (3, 1)	2.2 8 1 0 0 1 0 0 0 0 0 0 0 10 10 0.00 0.375																					
Bob Turley, R ERA: 4.63 (6, 1)	2.0 14 1 3 1 1 2 1 3 0 0 0 0 10 25 4.50 1.500																					
Tex Clevenger, R ERA: 3.45 (8, 1)	2.0 9 3 1 1 1 1 0 0 0 0 0 0 10 14 4.50 2.000																					

Cleveland Indians @ New York Yankees
Yankee Stadium, Bronx, NY
Wed Aug 29 1962, 7:05 PM EDT
Att: 29,954 - Unknown - 78 F


AB 36
R 9
H 12
RBI 8
BB 5
SO 3
LOB 22



Batter	1	2	3	4	5	6	7	8	9	AB	R	H	RBI	BB	SO	LOB	BOTTOM					
Phil Linz, R OBP: 0.324, SLG: 0.390 (1, 6)	F3		K			G3 2B	6-3		F2	5	1	1	0	0	1	2						
Bobby Richardson, R OBP: 0.330, SLG: 0.398 (1, 4)	K			L8		F7				4	0	0	0	0	1	1						
Roger Maris, L OBP: 0.356, SLG: 0.488 (1, 8)	F6			HR		G3 2B				3	2	1	1	1	0	0						
Tom Tresh, S OBP: 0.352, SLG: 0.437 (1, 7)				F3		G3				4	0	1	0	0	0	2						
Hector Lopez, R OBP: 0.360, SLG: 0.421 (1, 9)				L9						4	0	1	2	0	0	1						
Elston Howard, R OBP: 0.311, SLG: 0.450 (1, 2)						G3 1B	F9		5-3	3	1	1	0	1	0	1						
Bill Skowron, R OBP: 0.317, SLG: 0.452 (1, 3)				K		G3				4	0	1	0	0	1	2						
Clete Boyer, R OBP: 0.340, SLG: 0.429 (1, 5)				K		G4-6-3 1B				3	1	1	1	1	2	1						
Jim Bouton, R OBP: 0.185, SLG: 0.274 (1, 1)										0	0	0	0	0	0	0						
Rollie Sheldon, R OBP: 0.277, SLG: 0.377 (3, 1)										1	0	0	0	0	1	0						
Dale Long, L OBP: 0.338, SLG: 0.385 (5, PH)										0	0	0	0	0	0	0						
Bob Turley, R OBP: 0.302, SLG: 0.402 (6, 1)										0	0	0	0	0	0	0						
Yogi Berra, L OBP: 0.302, SLG: 0.402 (7, PH)										0	0	0	0	0	0	0						
Tex Clevenger, R OBP: 0.310, SLG: 0.348 (8, PH)										1	0	1	1	0	0	0						
Inning Stats	R: 0 E: 0 K: 1 S: 5	H: 0 LOB: 0 BB: 0 P: 5	R: 0 E: 0 K: 1 S: 5	H: 0 LOB: 1 BB: 1 P: 9	R: 0 E: 0 K: 3 S: 9	H: 0 LOB: 0 BB: 0 P: 9	R: 1 E: 0 K: 0 S: 4	H: 1 LOB: 0 BB: 0 P: 4	R: 1 E: 0 K: 0 S: 4	H: 2 LOB: 0 BB: 0 P: 4	R: 2 E: 0 K: 0 S: 5	H: 2 LOB: 1 BB: 1 P: 9	R: 0 E: 0 K: 2 S: 8	H: 1 LOB: 1 BB: 0 P: 8	R: 0 E: 0 K: 0 S: 4	H: 1 LOB: 1 BB: 0 P: 4	R: 1 E: 0 K: 0 S: 4	H: 1 LOB: 1 BB: 1 P: 8	1B: 5 2B: 2 3B: 0 HR: 1	SF: 0 SAC: 0 DP: 1 HBP: 0	WP: 0 PB: 0 SB: 1 CS: 0	PA: 37
PITCHER	IP WLS BF H R ER SO BB IBB HBP BLK WP HR S P ERA WHIP																					
Barry Latman, R ERA: 3.93 (1, 1)	9.0 W 37 8 5 5 7 3 0 0 0 0 0 1 48 60 5.00 1.222																					

Cleveland Indians @ New York Yankees
Yankee Stadium, Bronx, NY
Wed Aug 29 1962, 7:05 PM EDT
Att: 29,954 - Unknown - 78 F

AB 34
R 5
H 8
RBI 5
BB 3
SO 7
LOB 12



Batter	1	2	3	4	5	6	7	8	9	AB	R	H	RBI	BB	SO	LOB	TOP				
Jerry Adair, R OBP: 0.321, SLG: 0.421 (1, 6)	F4	F7					K		F6	5	1	1	0	0	1	2	Baltimore Orioles @ Cleveland Indians Cleveland Municipal Stadium, Cleveland, OH Fri Aug 31 1962, 7:05 PM EDT Att: 9,161 - Unknown livebaseballscorecards.com				
Russ Snyder, L OBP: 0.331, SLG: 0.440 (1, 8)	G3 1B		4-3				L8			4	0	2	1	0	0	0					
Jackie Brandt, R OBP: 0.335, SLG: 0.461 (1, 9)	G3 1B		F5				FC6-3 HR		L8	4	1	1	1	0	0	1					
Jim Gentile, L OBP: 0.354, SLG: 0.509 (1, 3)	G3		3-1				HR		4-1	4	1	1	2	0	0	2					
Brooks Robinson, R OBP: 0.333, SLG: 0.483 (1, 5)	F7			5-3			F9		6-3	4	0	0	0	0	0	2					
Boog Powell, L OBP: 0.321, SLG: 0.435 (1, 7)		WP 1B 3-1								1	1	1	0	1	0	0					
Dave Nicholson, R OBP: 0.284, SLG: 0.304 (4, 7)				G4-6-3 BB			K		K	2	0	0	0	0	2	0					
Hobie Landrith, L OBP: 0.319, SLG: 0.362 (1, 2)		3-1 WP 1B		G4-6-3			F2		2B	4	1	2	0	0	0	1					
Mary Breeding, R OBP: 0.270, SLG: 0.311 (1, 4)							5-3		F7	3	0	0	0	0	1	2					
Whitey Herzog, L OBP: 0.382, SLG: 0.420 (9, PH)		K					6-3			1	0	0	0	0	0	1					
Robin Roberts, S OBP: 0.286, SLG: 0.233 (1, 1)										3	1	1	1	0	1	1					
Billy Hoelt, L OBP: 0.360, SLG: 0.263 (7, 1)		3-1								0	0	0	0	0	0	0					
Charlie Lau, L OBP: 0.326, SLG: 0.457 (9, PH)							1B		2B	1	0	1	1	0	0	0					
Inning Stats	R: 0 E: 0 K: 0 S: 5	H: 2 LOB: 2 BB: 0 P: 5	R: 1 E: 0 K: 1 S: 7	H: 2 LOB: 1 BB: 0 P: 7	R: 0 E: 0 K: 0 S: 3	H: 0 LOB: 0 BB: 1 P: 3	R: 0 E: 0 K: 0 S: 2	H: 0 LOB: 0 BB: 1 P: 6	R: 4 E: 0 K: 0 S: 7	H: 4 LOB: 0 BB: 0 P: 7	R: 0 E: 0 K: 1 S: 5	H: 0 LOB: 0 BB: 0 P: 5	R: 0 E: 0 K: 2 S: 7	H: 0 LOB: 0 BB: 0 P: 7	R: 0 E: 0 K: 0 S: 3	H: 0 LOB: 0 BB: 0 P: 3	R: 1 E: 0 K: 1 S: 7	H: 2 LOB: 1 BB: 0 P: 7	1B: 7 2B: 2 3B: 0 HR: 1	SF: 0 SAC: 0 DP: 1 HBP: 0	WP: 1 PA: 37 PB: 0 SB: 0 CS: 0
PITCHER Dick Donovan, R ERA: 3.37 (1, 1)	IP: 9.0 WLS: W BF: 37 H: 10 R: 6 ER: 6 SO: 5 BB: 1 IBB: 0 HBP: 0 BLK: 0 WP: 1 HR: 1 S: 46 P: 50 ERA: 6.00 WHIP: 1.222															PITCHER					

Batter	1	2	3	4	5	6	7	8	9	AB	R	H	RBI	BB	SO	LOB	BOTTOM		
Ty Cline, L OBP: 0.310, SLG: 0.321 (1, 8)	L8		L4				HR 1B			5	2	3	0	0	0	0	Baltimore Orioles @ Cleveland Indians Cleveland Municipal Stadium, Cleveland, OH Fri Aug 31 1962, 7:05 PM EDT Att: 9,161 - Unknown livebaseballscorecards.com		
Al Luplow, L OBP: 0.367, SLG: 0.487 (1, 7)	G3						HR 1B		4-3	4	2	2	3	1	0	1			
Tito Francona, L OBP: 0.323, SLG: 0.400 (1, 3)	S 1B						F6		F1	4	1	1	0	0	1	2			
Willie Kirkland, L OBP: 0.277, SLG: 0.377 (1, 9)	E 1B						F9		5-3	4	0	1	1	0	1	2			
Doc Edwards, R OBP: 0.376, SLG: 0.473 (1, 2)	L9						6-3		2-3	4	1	1	1	0	0	1			
Woodie Held, R OBP: 0.361, SLG: 0.390 (1, 6)		K					1-3		HR 1B	4	1	2	2	0	1	0			
Bubba Phillips, R OBP: 0.285, SLG: 0.350 (1, 5)		5-3					6-3		F4	4	0	0	0	0	1	1			
Jerry Kindall, R OBP: 0.294, SLG: 0.367 (1, 4)		F8					6-3		6-3	4	0	1	0	0	0	1			
Dick Donovan, L OBP: 0.244, SLG: 0.364 (1, 1)							HR		F8	4	2	2	2	0	1	1			
Inning Stats	R: 1 E: 1 K: 0 S: 5	H: 2 LOB: 1 BB: 0 P: 5	R: 0 E: 0 K: 1 S: 5	H: 0 LOB: 0 BB: 0 P: 5	R: 1 E: 0 K: 2 S: 8	H: 1 LOB: 1 BB: 1 P: 12	R: 0 E: 0 K: 1 S: 6	H: 1 LOB: 1 BB: 0 P: 6	R: 3 E: 0 K: 0 S: 6	H: 3 LOB: 0 BB: 0 P: 6	R: 0 E: 0 K: 1 S: 6	H: 1 LOB: 1 BB: 0 P: 6	R: 4 E: 0 K: 0 S: 7	H: 4 LOB: 0 BB: 0 P: 7	R: 0 E: 0 K: 0 S: 4	H: 1 LOB: 1 BB: 0 P: 4		1B: 8 2B: 0 3B: 1 HR: 4	SF: 0 SAC: 0 DP: 0 HBP: 0
PITCHER Robin Roberts, R ERA: 2.69 (1, 1)	IP: 6.0 WLS: L BF: 28 H: 9 R: 6 ER: 6 SO: 5 BB: 1 IBB: 0 HBP: 0 BLK: 0 WP: 0 HR: 3 S: 37 P: 41 ERA: 9.00 WHIP: 1.667															PITCHER			
Billy Hoelt, L ERA: 5.1 (7, 1)	IP: 2.0 WLS: L BF: 10 H: 4 R: 3 ER: 3 SO: 0 BB: 0 IBB: 0 HBP: 0 BLK: 0 WP: 0 HR: 1 S: 10 P: 10 ERA: 13.50 WHIP: 2.000															PITCHER			

Batter	1	2	3	4	5	6	7	8	9	AB	R	H	RBI	BB	SO	LOB	TOP					
Jerry Adair, R OBP: 0.326, SLG: 0.423										5	1	3	1	1	1	2	Baltimore Orioles @ Cleveland Indians Cleveland Municipal Stadium, Cleveland, OH Sat Sep 01 1962, 3:33 AM EDT Att: 2,342 - Unknown					
Dick Williams, R OBP: 0.282, SLG: 0.277										3	1	1	1	2	0	2						
Barry Shetrone, L OBP: 0.286, SLG: 0.714										1	1	1	1	0	0	0						
Jackie Brandt, R OBP: 0.335, SLG: 0.460										5	1	1	1	1	0	3						
Jim Gentile, L OBP: 0.354, SLG: 0.508										5	1	1	0	1	2	3						
Brooks Robinson, R OBP: 0.334, SLG: 0.487										4	1	1	2	1	0	5						
Dave Nicholson, R OBP: 0.290, SLG: 0.293										3	0	0	0	2	3	3						
Gus Triandos, R OBP: 0.252, SLG: 0.293										4	0	0	1	1	2	3						
Mary Breeding, R OBP: 0.279, SLG: 0.316										4	1	2	0	0	1	3						
Jack Fisher, R OBP: 0.208, SLG: 0.116										4	1	2	0	0	2	1						
Inning Stats	R: 2 E: 0 K: 2 S: 8	H: 1 LOB: 3 BB: 4 P: 24	R: 0 E: 0 K: 1 S: 5	H: 0 LOB: 0 BB: 0 P: 5	R: 4 E: 1 K: 2 S: 13	H: 5 LOB: 2 BB: 0 P: 13	R: 0 E: 0 K: 1 S: 6	H: 1 LOB: 2 BB: 1 P: 10	R: 1 E: 0 K: 1 S: 7	H: 2 LOB: 3 BB: 2 P: 15	R: 0 E: 0 K: 1 S: 5	H: 0 LOB: 2 BB: 1 P: 10	R: 0 E: 0 K: 1 S: 5	H: 0 LOB: 1 BB: 1 P: 9	R: 0 E: 0 K: 2 S: 8	H: 1 LOB: 1 BB: 0 P: 8	R: 1 E: 0 K: 0 S: 4	H: 2 LOB: 0 BB: 0 P: 4	1B: 7 2B: 3 3B: 0 HR: 2	SF: 0 SAC: 1 DP: 0 HBP: 1	WP: 0 PB: 0 SB: 0 CS: 0	PA: 49
PITCHER	IP WLS BF H R ER SO BB IBB HBP BLK WP HR S P ERA WHIP																					
Sam McDowell, L ERA: 5.91	(1, 1) 2.2 L 18 5 6 4 5 4 0 0 0 0 1 24 40 13.50 3.375																					
Bill Dailey, R ERA: 3.96	(3, 1) 2.1 14 4 1 1 2 3 0 0 0 0 0 15 27 3.86 3.000																					
Dave Tyrriver, R ERA: 8.44	(6, 1) 4.0 17 3 1 1 4 2 0 1 0 0 1 22 31 2.25 1.250																					
Batter	1	2	3	4	5	6	7	8	9	AB	R	H	RBI	BB	SO	LOB	BOTTOM					
Ty Cline, L OBP: 0.309, SLG: 0.321										4	0	1	0	0	0	1	Baltimore Orioles @ Cleveland Indians Cleveland Municipal Stadium, Cleveland, OH Sat Sep 01 1962, 3:33 AM EDT Att: 2,342 - Unknown					
Al Luplow, L OBP: 0.363, SLG: 0.480										4	0	0	0	0	2	2						
Tito Francona, L OBP: 0.323, SLG: 0.399										4	0	1	1	0	0	1						
Willie Kirkland, L OBP: 0.280, SLG: 0.389										4	1	2	1	0	0	2						
Doc Edwards, R OBP: 0.362, SLG: 0.453										4	0	0	0	0	0	1						
Woodie Held, R OBP: 0.380, SLG: 0.387										3	0	0	0	1	1	0						
Bubba Phillips, R OBP: 0.286, SLG: 0.351										1	0	1	0	0	0	0						
Jim Mahoney, R OBP: 0.257, SLG: 0.408										2	0	0	0	0	1	1						
Chuck Essegian, R OBP: 0.372, SLG: 0.507										0	0	0	0	1	0	0						
Jerry Kindall, R OBP: 0.294, SLG: 0.365										4	0	1	0	0	2	2						
Sam McDowell, L OBP: 0.100, SLG: 0.100	(1, 1) 9.0 W 36 7 2 2 8 2 0 0 0 0 1 50 58 2.00 1.000																					
Bill Dailey, R ERA: 4.69	(3, 1) 2.1 14 4 1 1 2 3 0 0 0 0 0 15 27 3.86 3.000																					
Don Dillard, L OBP: 0.269, SLG: 0.352	(5, PH) 1.0 3 1 0 0 0 0 0 0 0 0 0 0 0 0 0 0 0																					
Dave Tyrriver, R ERA: 8.44	(6, 1) 4.0 17 3 1 1 4 2 0 1 0 0 1 22 31 2.25 1.250																					
Gene Green, R OBP: 0.319, SLG: 0.551	(9, PH) 1.0 3 1 0 0 0 0 0 0 0 0 0 0 0 0 0 0 0																					
Inning Stats	R: 0 E: 0 K: 1 S: 6	H: 1 LOB: 1 BB: 0 P: 6	R: 0 E: 0 K: 1 S: 7	H: 2 LOB: 2 BB: 0 P: 7	R: 0 E: 0 K: 0 S: 3	H: 0 LOB: 0 BB: 0 P: 3	R: 1 E: 0 K: 2 S: 8	H: 1 LOB: 1 BB: 1 P: 12	R: 1 E: 0 K: 0 S: 5	H: 2 LOB: 1 BB: 0 P: 5	R: 0 E: 0 K: 1 S: 5	H: 0 LOB: 0 BB: 0 P: 5	R: 0 E: 0 K: 2 S: 7	H: 0 LOB: 0 BB: 0 P: 7	R: 0 E: 0 K: 1 S: 6	H: 1 LOB: 1 BB: 0 P: 6	R: 0 E: 0 K: 0 S: 3	H: 0 LOB: 1 BB: 1 P: 7	1B: 5 2B: 1 3B: 0 HR: 1	SF: 0 SAC: 0 DP: 0 HBP: 0	WP: 0 PB: 0 SB: 0 CS: 0	PA: 36
PITCHER	IP WLS BF H R ER SO BB IBB HBP BLK WP HR S P ERA WHIP																					
Jack Fisher, R ERA: 4.69	(1, 1) 9.0 W 36 7 2 2 8 2 0 0 0 0 1 50 58 2.00 1.000																					
PITCHER	IP WLS BF H R ER SO BB IBB HBP BLK WP HR S P ERA WHIP																					

AB	38
R	8
H	12
RBI	7
BB	9
SO	11
LOB	25



AB	34
R	2
H	7
RBI	2
BB	2
SO	8
LOB	13



Batter	1	2	3	4	5	6	7	8	9	AB	R	H	RBI	BB	SO	LOB	TOP								
Jerry Adair, R OBP: 0.329, SLG: 0.424 (1, 6)										4	0	2	2	1	1	0	Baltimore Orioles @ Cleveland Indians Cleveland Municipal Stadium, Cleveland, OH Sun Sep 02 1962, 3:33 AM EDT Unknown								
Russ Snyder, L OBP: 0.332, SLG: 0.441 (1, 8)										4	0	1	0	1	1	3									
Jackie Brandt, R OBP: 0.332, SLG: 0.456 (1, 9)										4	0	0	0	0	1	4									
Jim Gentile, L OBP: 0.352, SLG: 0.503 (1, 3)										4	0	0	0	0	2	0									
Brooks Robinson, R OBP: 0.333, SLG: 0.484 (1, 5)										3	1	0	0	1	2	0									
Dave Nicholson, R OBP: 0.308, SLG: 0.333 (1, 7)										2	1	1	1	2	1	0									
Hobie Landrith, L OBP: 0.323, SLG: 0.365 (1, 2)										4	1	2	1	0	0	0									
Mary Breeding, R OBP: 0.279, SLG: 0.320 (1, 4)										4	1	1	0	0	1	2									
Mitt Pappas, R OBP: 0.109, SLG: 0.311 (1, 1)										4	0	1	0	0	2	2									
Inning Stats	R: 0 E: 0 K: 2 S: 7	H: 0 LOB: 0 BB: 0 P: 7	R: 1 E: 0 K: 1 S: 6	H: 1 LOB: 0 BB: 0 P: 6	R: 0 E: 0 K: 2 S: 8	H: 1 LOB: 2 BB: 1 P: 12	R: 0 E: 0 K: 1 S: 4	H: 0 LOB: 0 BB: 1 P: 8	R: 0 E: 0 K: 0 S: 5	H: 2 LOB: 2 BB: 0 P: 5	R: 0 E: 0 K: 1 S: 5	H: 0 LOB: 0 BB: 0 P: 5	R: 2 E: 0 K: 2 S: 10	H: 3 LOB: 2 BB: 1 P: 14	R: 1 E: 0 K: 1 S: 5	H: 1 LOB: 1 BB: 2 P: 13	R: 0 E: 0 K: 1 S: 5	H: 0 LOB: 0 BB: 0 P: 5	1B: 5 2B: 2 3B: 0 HR: 1	SF: 0 SAC: 0 DP: 1 HBP: 0	WP: 0 PB: 1 SB: 0 CS: 2	PA: 39			
PITCHER	IP	WLS	BF	H	R	ER	SO	BB	IBB	HBP	BLK	WP	HR	S	P	ERA	WHIP								
Mudcat Grant, R ERA: 4.59 (1, 1)	7.1	L	33	7	4	4	10	5	0	0	0	0	1	48	68	4.91	1.636								
Gary Bell, R ERA: 4.17 (8, 1)	0.2		2	1	0	0	0	0	0	0	0	0	0	2	2	0.00	1.500								
Bill Dailey, R ERA: 3.86 (9, 1)	1.0		3	0	0	0	1	0	0	0	0	0	0	5	5	0.00	0.000								

AB	33
R	4
H	8
RBI	4
BB	5
SO	11
LOB	11




Batter	1	2	3	4	5	6	7	8	9	AB	R	H	RBI	BB	SO	LOB	BOTTOM								
Ty Cline, L OBP: 0.311, SLG: 0.321 (1, 8)										3	0	1	0	1	0	0	Baltimore Orioles @ Cleveland Indians Cleveland Municipal Stadium, Cleveland, OH Sun Sep 02 1962, 3:33 AM EDT Unknown								
Al Luplow, L OBP: 0.358, SLG: 0.473 (1, 7)										4	0	0	0	0	0	3									
Tito Francona, L OBP: 0.322, SLG: 0.397 (1, 3)										4	0	1	0	0	1	1									
Willie Kirkland, L OBP: 0.277, SLG: 0.385 (1, 9)										4	0	0	0	0	1	1									
Doc Edwards, R OBP: 0.361, SLG: 0.449 (1, 2)										3	0	1	0	0	0	0									
Woodie Held, R OBP: 0.380, SLG: 0.394 (1, 6)										3	1	1	1	0	0	1									
Bubba Phillips, R OBP: 0.284, SLG: 0.349 (1, 5)										3	0	0	0	0	1	1									
Jerry Kindall, R OBP: 0.292, SLG: 0.363 (1, 4)										3	0	0	0	0	1	0									
Mudcat Grant, R OBP: 0.186, SLG: 0.214 (1, 1)										2	0	1	0	0	0	0									
Gary Bell, R OBP: 0.296, SLG: 0.208 (8, 1)										0	0	0	0	0	0	0									
Don Dillard, L OBP: 0.267, SLG: 0.349 (6, PH)										1	0	0	0	0	0	0									
Bill Dailey, R (9, 1)										0	0	0	0	0	0	0									
Inning Stats	R: 0 E: 0 K: 0 S: 3	H: 0 LOB: 0 BB: 0 P: 3	R: 0 E: 0 K: 0 S: 4	H: 1 LOB: 1 BB: 0 P: 4	R: 0 E: 0 K: 0 S: 4	H: 1 LOB: 1 BB: 0 P: 4	R: 0 E: 0 K: 1 S: 5	H: 1 LOB: 0 BB: 0 P: 5	R: 0 E: 0 K: 1 S: 5	H: 0 LOB: 0 BB: 0 P: 5	R: 1 E: 0 K: 1 S: 6	H: 1 LOB: 0 BB: 0 P: 6	R: 0 E: 0 K: 0 S: 3	H: 0 LOB: 0 BB: 0 P: 3	R: 0 E: 0 K: 1 S: 5	H: 0 LOB: 0 BB: 0 P: 5	1B: 4 2B: 1 3B: 0 HR: 1	SF: 0 SAC: 0 DP: 2 HBP: 0	WP: 0 PB: 0 SB: 0 CS: 1	PA: 31					
PITCHER	IP	WLS	BF	H	R	ER	SO	BB	IBB	HBP	BLK	WP	HR	S	P	ERA	WHIP								
Mitt Pappas, R ERA: 3.84 (1, 1)	9.0	W	31	5	1	1	4	1	0	0	0	0	1	38	42	1.00	0.667								



Batter	1	2	3	4	5	6	7	8	9	AB	R	H	RBI	BB	SO	LOB	TOP										
Jerry Adair, R OBP: 0.326, SLG: 0.420 (1, 6)										4	1	0	0	0	0	2	Baltimore Orioles @ Cleveland Indians Cleveland Municipal Stadium, Cleveland, OH Sun Sep 02 1962, 3:38 AM EDT Att: 8,046 - Unknown										
Russ Snyder, L OBP: 0.331, SLG: 0.442 (1, 8)										4	0	1	1	0	0	1											
Jackie Brandt, R OBP: 0.331, SLG: 0.454 (1, 9)										4	1	1	0	0	0	1											
Jim Gentile, L OBP: 0.353, SLG: 0.504 (1, 3)										3	0	1	0	1	1	1											
Brooks Robinson, R OBP: 0.333, SLG: 0.481 (1, 5)										3	0	0	0	1	0	3											
Dave Nicholson, R OBP: 0.306, SLG: 0.352 (1, 7)										4	0	1	0	0	2	3											
Gus Triandos, R OBP: 0.258, SLG: 0.295 Hobie Landrith, L OBP: 0.326, SLG: 0.365 (1, 2) (8, 2)										2	0	1	1	1	0	1											
Mary Breeding, R OBP: 0.273, SLG: 0.313 (1, 4)										4	0	0	0	0	0	5											
Hal Brown, R OBP: 0.286, SLG: 0.286 Hoyt Wilhelm, R OBP: 0.133, SLG: 0.071 (1, 1) (8, 1)										3	0	2	0	0	0	0											
										1	0	0	0	0	1	1											
Inning Stats	R: 0 E: 0 K: 0 S: 3	H: 0 LOB: 0 BB: 0 P: 3	R: 0 E: 0 K: 0 S: 4	H: 1 LOB: 1 BB: 0 P: 4	R: 0 E: 0 K: 0 S: 4	H: 1 LOB: 1 BB: 0 P: 4	R: 1 E: 0 K: 1 S: 7	H: 2 LOB: 2 BB: 1 P: 11	R: 0 E: 0 K: 0 S: 3	H: 0 LOB: 0 BB: 0 P: 3	R: 0 E: 0 K: 0 S: 5	H: 1 LOB: 1 BB: 1 P: 6	R: 1 E: 0 K: 0 S: 5	H: 2 LOB: 2 BB: 1 P: 9	R: 0 E: 0 K: 2 S: 7	H: 0 LOB: 1 BB: 1 P: 11	1B: 4 2B: 2 3B: 1 HR: 0	SF: 0 SAC: 0 DP: 0 HBP: 0	WP: 0 PB: 0 SB: 1 CS: 0	PA: 36							
PITCHER	IP	WLS	BF	H	R	ER	SO	BB	IBB	HBP	BLK	WP	HR	S	P	ERA	WHIP										
Jim Perry, R ERA: 4.22 Gary Bell, R ERA: 4.13 (1, 1) (9, 1)	8.0	L	32	7	2	2	2	3	0	0	0	0	0	33	45	2.25	1.250										

AB	32
R	2
H	7
RBI	2
BB	4
SO	4
LOB	18



Batter	1	2	3	4	5	6	7	8	9	AB	R	H	RBI	BB	SO	LOB	BOTTOM										
Willie Tasby, R OBP: 0.333, SLG: 0.342 (1, 8)										4	1	1	0	0	0	1	Baltimore Orioles @ Cleveland Indians Cleveland Municipal Stadium, Cleveland, OH Sun Sep 02 1962, 3:38 AM EDT Att: 8,046 - Unknown										
Al Luplow, L OBP: 0.357, SLG: 0.474 (1, 7)										4	0	1	0	0	1	1											
Tito Francona, L OBP: 0.323, SLG: 0.397 (1, 3)										3	0	1	0	1	1	1											
Willie Kirkland, L OBP: 0.274, SLG: 0.381 (1, 9)										4	0	0	0	0	0	3											
John Romano, R OBP: 0.354, SLG: 0.452 Gene Green, R OBP: 0.317, SLG: 0.547 (1, 2) (9, PH)										3	0	0	0	0	1	2											
Woodie Held, R OBP: 0.357, SLG: 0.391 (1, 5)										3	0	0	0	0	0	0											
Jack Kubiszyn, R OBP: 0.195, SLG: 0.234 Don Dillard, L OBP: 0.271, SLG: 0.353 Jim Mahoney, R OBP: 0.257, SLG: 0.408 (1, 6) (8, PH) (9, 6)										2	0	0	0	0	0	0											
Jerry Kindall, R OBP: 0.292, SLG: 0.363 (1, 4)										3	0	1	0	0	0	0											
Jim Perry, S OBP: 0.185, SLG: 0.189 Chuck Essegian, R OBP: 0.371, SLG: 0.505 Gary Bell, R OBP: 0.296, SLG: 0.208 (1, 1) (8, PH) (9, 1)										2	0	1	0	0	0	0											
										0	0	0	0	0	0	0											
Inning Stats	R: 0 E: 0 K: 0 S: 3	H: 1 LOB: 0 BB: 0 P: 3	R: 0 E: 0 K: 0 S: 3	H: 0 LOB: 0 BB: 0 P: 3	R: 0 E: 0 K: 0 S: 4	H: 1 LOB: 1 BB: 0 P: 4	R: 0 E: 0 K: 0 S: 3	H: 0 LOB: 0 BB: 0 P: 3	R: 0 E: 0 K: 2 S: 7	H: 0 LOB: 0 BB: 0 P: 7	R: 0 E: 1 K: 0 S: 4	H: 2 LOB: 1 BB: 0 P: 4	R: 1 E: 0 K: 2 S: 8	H: 1 LOB: 1 BB: 1 P: 12	1B: 5 2B: 2 3B: 0 HR: 0	SF: 0 SAC: 0 DP: 3 HBP: 0	WP: 1 PB: 1 SB: 0 CS: 0	PA: 32									
PITCHER	IP	WLS	BF	H	R	ER	SO	BB	IBB	HBP	BLK	WP	HR	S	P	ERA	WHIP										
Hal Brown, R ERA: 4.1 Hoyt Wilhelm, R ERA: 1.56 (1, 1) (8, 1)	7.1	W	26	5	0	0	2	0	0	0	0	1	0	9	13	5.40	1.200										


AB	31
R	1
H	6
RBI	0
BB	1
SO	4
LOB	11




Batter	1	2	3	4	5	6	7	8	9	AB	R	H	RBI	BB	SO	LOB	TOP					
Ty Cline, L OBP: 0.311, SLG: 0.320 (1, 8)	L6			L4-3		HR 1B		L8		4	1	1	0	0	0	0	Cleveland Indians @ Chicago White Sox Comiskey Park, Chicago, IL Mon Sep 03 1962, 4:33 AM EDT Unknown					
Al Luplow, L OBP: 0.356, SLG: 0.474 (1, 7)	F9			4-3 1B		K				4	1	2	0	0	1							
Tito Francona, L OBP: 0.323, SLG: 0.401 (1, 3)	F8			4-3		HR		F4		4	1	1	2	0	0	2						
Willie Kirkland, L OBP: 0.276, SLG: 0.381 (1, 9)		F6		1B BB		HR		F5		3	0	1	0	1	0	1						
Doc Edwards, R OBP: 0.357, SLG: 0.441 Jim Mahoney, R OBP: 0.257, SLG: 0.408 John Romano, R OBP: 0.354, SLG: 0.452 (1, 2)		4-3				F4			E6 G6-3 1B	4	0	1	1	0	0	1						
Woodie Held, R OBP: 0.358, SLG: 0.391 (1, 6)				1-2 2-H 1B						0	1	0	0	0	0	0						
Bubba Phillips, R OBP: 0.284, SLG: 0.348 (1, 5)										3	0	1	0	1	0	2						
Jerry Kindall, R OBP: 0.292, SLG: 0.362 (1, 4)				F7		6-3				4	0	1	0	0	0	2						
Pedro Ramos, S OBP: 0.196, SLG: 0.389 Gary Bell, R OBP: 0.296, SLG: 0.208 (1, 1)				F3		F8				4	0	1	1	0	0	2						
				K		F8				4	0	0	0	0	2	2						
Inning Stats	R: 0 E: 0 K: 0 S: 3	H: 0 LOB: 0 BB: 0 P: 3	R: 0 E: 0 K: 0 S: 3	H: 0 LOB: 0 BB: 0 P: 3	R: 0 E: 0 K: 1 S: 5	H: 0 LOB: 0 BB: 0 P: 5	R: 1 E: 0 K: 0 S: 5	H: 2 LOB: 2 BB: 1 P: 9	R: 0 E: 0 K: 0 S: 3	H: 0 LOB: 0 BB: 0 P: 3	R: 2 E: 0 K: 1 S: 7	H: 3 LOB: 0 BB: 0 P: 7	R: 0 E: 0 K: 0 S: 3	H: 1 LOB: 1 BB: 1 P: 7	R: 0 E: 0 K: 0 S: 4	H: 1 LOB: 1 BB: 0 P: 4	R: 1 E: 0 K: 1 S: 7	H: 2 LOB: 1 BB: 0 P: 7	1B: 8 2B: 0 3B: 0 HR: 1	SF: 0 SAC: 0 DP: 2 HBP: 0	WP: 0 PB: 0 SB: 0 CS: 0	PA: 36
PITCHER Early Wynn, R ERA: 4.11 (1, 1)	IP: 9.0 WLS: L BF: 36	H: 9 R: 4 ER: 3 SO: 3	BB: 2 IBB: 0 HBP: 0 BLK: 0	WP: 0 HR: 1 S: 40 P: 48	ERA: 3.00 WHIP: 1.222	PITCHER										ERA: 3.00 WHIP: 1.222						

Batter	1	2	3	4	5	6	7	8	9	AB	R	H	RBI	BB	SO	LOB	BOTTOM			
Jim Landis, R OBP: 0.335, SLG: 0.400 (1, 8)	6-3	FC4-6								4	0	0	0	1	1	2	Cleveland Indians @ Chicago White Sox Comiskey Park, Chicago, IL Mon Sep 03 1962, 4:33 AM EDT Unknown			
Nellie Fox, L OBP: 0.311, SLG: 0.340 (1, 4)	3-1 BB 1B			4-3						5	0	1	0	0	0	2				
Joe Cunningham, L OBP: 0.419, SLG: 0.453 (1, 3)	4-0 1-2 BB			L8						3	2	2	1	1	0	0				
Floyd Robinson, L OBP: 0.383, SLG: 0.472 (9, 7)	3-1 1-2 2-3									3	0	1	0	0	1	2				
Charlie Maxwell, L OBP: 0.365, SLG: 0.453 Mike Hershberger, R OBP: 0.330, SLG: 0.323 (1, 7)				G3						3	1	1	1	1	1	3				
Al Smith, R OBP: 0.372, SLG: 0.486 (1, 5)										0	0	0	0	0	0	2				
Luis Aparicio, R OBP: 0.272, SLG: 0.336 Bob Sadowski, L OBP: 0.293, SLG: 0.425 (8, PH)										3	0	1	1	0	0	0				
Bob Roselli, R OBP: 0.310, SLG: 0.300 (1, 2)										1	0	0	0	0	0	0				
Early Wynn, S OBP: 0.224, SLG: 0.178 Cam Carreon, R OBP: 0.320, SLG: 0.357 (8, PH)										3	0	1	0	0	1	0				
										1	0	1	0	0	0	0				
Inning Stats	R: 0 E: 0 K: 1 S: 6	H: 1 LOB: 2 BB: 1 P: 10	R: 0 E: 0 K: 0 S: 4	H: 1 LOB: 1 BB: 0 P: 4	R: 0 E: 0 K: 0 S: 3	H: 0 LOB: 0 BB: 0 P: 3	R: 0 E: 0 K: 0 S: 3	H: 0 LOB: 0 BB: 0 P: 3	R: 2 E: 0 K: 0 S: 6	H: 3 LOB: 1 BB: 0 P: 6	R: 0 E: 0 K: 2 S: 7	H: 0 LOB: 0 BB: 0 P: 7	R: 1 E: 0 K: 1 S: 5	H: 1 LOB: 1 BB: 1 P: 9	R: 0 E: 0 K: 1 S: 6	H: 1 LOB: 2 BB: 1 P: 10	1B: 6 2B: 1 3B: 0 HR: 1	SF: 0 SAC: 1 DP: 1 HBP: 0	WP: 0 PB: 0 SB: 0 CS: 0	PA: 38
PITCHER Pedro Ramos, R ERA: 3.78 Gary Bell, R ERA: 4.12 (8, 1)	IP: 8.2 WLS: S BF: 2	H: 8 R: 3 ER: 3 SO: 3	BB: 3 IBB: 0 HBP: 0 BLK: 0	WP: 0 HR: 1 S: 43 P: 55	ERA: 3.12 WHIP: 1.269	PITCHER										ERA: 3.12 WHIP: 1.269				

Batter	1	2	3	4	5	6	7	8	9	AB	R	H	RBI	BB	SO	LOB	TOP										
Ty Cline, L OBP: 0.307, SLG: 0.316 (1, 8)	L3-1		K		L4-3		L5-3		5-3	4	0	0	0	0	1	0	Cleveland Indians @ Chicago White Sox Comiskey Park, Chicago, IL Mon Sep 03 1962, 4:38 AM EDT Att: 20,608 - Unknown										
Willie Tasby, R OBP: 0.332, SLG: 0.340 (9, 8)										1	0	0	0	0	0												
Al Luplow, L OBP: 0.362, SLG: 0.480 Don Dillard, L OBP: 0.271, SLG: 0.353 (1, 7) (9, 7)	F2									5	1	3	0	0	1	0											
Tito Francona, L OBP: 0.323, SLG: 0.401 (1, 3)										0	0	0	0	0	0												
Willie Kirkland, L OBP: 0.281, SLG: 0.384 (1, 9)										3	0	1	1	0	1												
John Romano, R OBP: 0.353, SLG: 0.450 (1, 2)										4	2	3	0	0	1	0											
Woodie Held, R OBP: 0.382, SLG: 0.400 (1, 6)										4	2	1	0	0	1	4											
Bubba Phillips, R OBP: 0.284, SLG: 0.348 (1, 5)										3	1	2	3	1	0	0											
Jerry Kindall, R OBP: 0.289, SLG: 0.359 (1, 4)										4	0	0	0	0	1	2											
Barry Latman, R OBP: 0.250, SLG: 0.289 Sam McDowell, L OBP: 0.095, SLG: 0.095 (1, 1) (7, 1)										3	0	0	0	0	0	0											
										1	0	0	0	0	1	0											
Inning Stats	R: 0 E: 0 K: 1 S: 5	H: 0 LOB: 0 BB: 0 P: 5	R: 0 E: 0 K: 2 S: 8	H: 1 LOB: 1 BB: 0 P: 8	R: 0 E: 0 K: 2 S: 7	H: 0 LOB: 0 BB: 0 P: 7	R: 3 E: 0 K: 0 S: 6	H: 4 LOB: 0 BB: 0 P: 6	R: 0 E: 0 K: 0 S: 3	H: 0 LOB: 0 BB: 0 P: 3	R: 2 E: 0 K: 0 S: 6	H: 3 LOB: 2 BB: 0 P: 10	R: 1 E: 0 K: 0 S: 6	H: 3 LOB: 2 BB: 0 P: 6	R: 0 E: 0 K: 0 S: 3	H: 0 LOB: 0 BB: 0 P: 3	R: 0 E: 0 K: 2 S: 7	H: 0 LOB: 0 BB: 0 P: 7	1B: 9 2B: 1 3B: 0 HR: 1	SF: 0 SAC: 1 DP: 1 HBP: 0	WP: 0 PB: 0 SB: 0 CS: 0	PA: 38					
PITCHER	IP	WLS	BF	H	R	ER	SO	BB	IBB	HBP	BLK	WP	HR	S	P	ERA	WHIP										
Joe Horlen, R ERA: 5.34 (1, 1)	5.0	L	19	5	3	3	5	0	0	0	0	0	1	29	29	5.40	1.000										
Mike Joyce, R ERA: 3.75 (6, 1)	1.2		12	6	3	3	0	1	0	0	0	0	0	11	15	16.20	4.200										
Dom Zanni, R ERA: 4.03 (7, 1)	0.1		1	0	0	0	0	0	0	0	0	0	0	1	1	0.00	0.000										
Turk Lowm, R ERA: 2.81 (8, 1)	1.0		3	0	0	0	0	0	0	0	0	0	0	3	3	0.00	0.000										
Frank Baumann, L ERA: 3.22 (9, 1)	1.0		3	0	0	0	2	0	0	0	0	0	0	7	7	0.00	0.000										
Batter	1	2	3	4	5	6	7	8	9	AB	R	H	RBI	BB	SO	LOB	BOTTOM										
Jim Landis, R OBP: 0.333, SLG: 0.398 (1, 8)	6-3		F7						F3	5	1	1	0	0	0	1	Cleveland Indians @ Chicago White Sox Comiskey Park, Chicago, IL Mon Sep 03 1962, 4:38 AM EDT Att: 20,608 - Unknown										
Nellie Fox, L OBP: 0.310, SLG: 0.339 (1, 4)										5	1	1	0	0	0	0											
Charlie Maxwell, L OBP: 0.366, SLG: 0.456 (1, 3)										5	1	2	1	0	0	0											
Floyd Robinson, L OBP: 0.384, SLG: 0.475 (1, 7)										4	1	2	2	0	0	1											
Al Smith, R OBP: 0.371, SLG: 0.484 (1, 5)										4	1	1	0	0	0	2											
Mike Hershberger, R OBP: 0.332, SLG: 0.326 (1, 9)										3	0	1	0	0	0	1											
Cam Carreon, R OBP: 0.322, SLG: 0.363 (1, 2)										4	0	2	2	0	1	1											
Sammy Esposito, R OBP: 0.357, SLG: 0.267 (1, 6)										3	0	2	0	1	0	1											
Joe Horlen, R OBP: 0.125, SLG: 0.065 Bob Sadowski, L OBP: 0.291, SLG: 0.421 Mike Joyce, R OBP: 0.245, SLG: 0.429 Dom Zanni, R OBP: 0.142, SLG: 0.194 Joe Cunningham, L OBP: 0.142, SLG: 0.432 Turk Lowm, R OBP: 0.206, SLG: 0.295 Bob Roselli, R OBP: 0.400, SLG: 0.429 (1, 1) (5, PH) (5, 1) (7, 1) (7, PH) (8, 1) (8, PH) (9, 1)										0	0	0	0	0	0	0											
										1	0	0	0	0	0	2											
										0	0	0	0	0	0	0											
										0	0	0	0	0	0	0											
										1	0	0	0	0	1	0											
										0	0	0	0	0	0	0											
										1	0	0	0	0	1	0											
										0	0	0	0	0	0	0											
Inning Stats	R: 0 E: 0 K: 0 S: 3	H: 0 LOB: 0 BB: 0 P: 3	R: 0 E: 0 K: 0 S: 3	H: 1 LOB: 0 BB: 0 P: 3	R: 0 E: 0 K: 1 S: 6	H: 1 LOB: 1 BB: 0 P: 6	R: 0 E: 0 K: 0 S: 3	H: 0 LOB: 0 BB: 0 P: 3	R: 0 E: 0 K: 0 S: 4	H: 1 LOB: 2 BB: 1 P: 8	R: 3 E: 0 K: 0 S: 7	H: 5 LOB: 2 BB: 0 P: 8	R: 2 E: 0 K: 1 S: 8	H: 3 LOB: 1 BB: 0 P: 8	R: 0 E: 0 K: 0 S: 4	H: 1 LOB: 1 BB: 0 P: 4	R: 0 E: 0 K: 0 S: 3	H: 0 LOB: 0 BB: 0 P: 3	1B: 8 2B: 4 3B: 0 HR: 0	SF: 0 SAC: 1 DP: 1 HBP: 1	WP: 0 PB: 0 SB: 0 CS: 0	PA: 39					
PITCHER	IP	WLS	BF	H	R	ER	SO	BB	IBB	HBP	BLK	WP	HR	S	P	ERA	WHIP										
Barry Latman, R ERA: 4.06 (1, 1)	6.1	W	30	11	5	5	2	1	0	1	0	0	0	9	9	0.00	0.375										
Sam McDowell, L ERA: 5.7 (7, 1)	2.2	S	9	1	0	0	0	0	0	0	0	0	0	9	9	0.00	0.375										

Batter	1	2	3	4	5	6	7	8	9	10	11	12	13	AB R H RBI BB SO LOB	TOP														
Ty Cline, L (1.8) OBP: 0.306, SLG: 0.321 Willie Tasby, R (9, PH) OBP: 0.327, SLG: 0.336 (8, 8)	L4-3		L4-3	FC1-6					F9		F7		K	4 0 1 0 0 0 3 3 0 0 0 0 1 6	Cleveland Indians @ Chicago White Sox Comiskey Park, Chicago, IL Tue Sep 04 1962, 8:05 PM EDT Att: 6,334 - Unknown AB 47 R 2 H 9 RBI 1 BB 5 SO 4 LOB 23 														
Al Luplow, L (1.7) OBP: 0.362, SLG: 0.475 (12, 9)	L4		1B BB		6-3		4-3			5-3		FC5-4 1B		5 1 1 0 1 0 1															
Tito Francona, L (1.3) OBP: 0.321, SLG: 0.399	4-3		FC4-6 1B		F7		4-3			6-3		FC5-4 1B		6 0 1 1 0 0 1															
Willie Kirkland, L (1.9) OBP: 0.276, SLG: 0.379 Chuck Essegian, R (12, PH) OBP: 0.370, SLG: 0.503 (12, 7)		F8	FC4-6 1B		F5		1-3			F9		K		5 0 0 0 0 0 1 1 0 0 0 0 1 1															
John Romano, R (1.2) OBP: 0.391, SLG: 0.447 Jim Mahoney, R (11, PH) OBP: 0.257, SLG: 0.408 Doc Edwards, R (11, 2) OBP: 0.353, SLG: 0.447		F7	F8		F8		5-3				HBP SH1-4 1B	1-2 1B		5 0 1 0 0 0 1 0 0 0 0 0 0 0 1 0 1 0 0 0 0															
Woodie Held, R (1.6) OBP: 0.360, SLG: 0.398	HBP 1B				F9		K			1-3		SH1-4 1-2 1B	F9	5 0 1 0 0 1 2															
Bubba Phillips, R (1.5) OBP: 0.286, SLG: 0.350							F7						5-3	5 0 2 0 0 0 2															
Jerry Kindall, R (1.4) OBP: 0.290, SLG: 0.356		HBP 1B											5-3	4 0 0 0 2 1 3															
Dick Donovan, L (1.1) OBP: 0.273, SLG: 0.363														3 1 1 0 2 0 2															
			L4-3 1B BB				4-3			F8		1-2 2-3 HBP																	
Inning Stats	R: 0 E: 0 K: 0 S: 3	H: 0 LOB: 0 BB: 0 P: 3	R: 0 E: 0 K: 1 S: 6	H: 1 LOB: 2 BB: 0 P: 7	R: 2 E: 1 K: 0 S: 4	H: 1 LOB: 1 BB: 2 P: 12	R: 0 E: 0 K: 0 S: 5	H: 2 LOB: 2 BB: 0 P: 5	R: 0 E: 0 K: 0 S: 5	H: 0 LOB: 0 BB: 0 P: 3	R: 0 E: 0 K: 0 S: 4	H: 1 LOB: 2 BB: 1 P: 8	R: 0 E: 0 K: 0 S: 3	H: 0 LOB: 0 BB: 0 P: 3		R: 0 E: 0 K: 0 S: 7	H: 2 LOB: 2 BB: 0 P: 7	R: 0 E: 0 K: 1 S: 5	H: 0 LOB: 1 BB: 1 P: 9	1B: 7 2B: 1 3B: 1 HR: 0	SF: 0 SAC: 1 DP: 0 HBP: 2	WP: 1 PB: 0 SB: 1 CS: 0	PA: 55						
PITCHER	IP WLS BF H R ER SO BB IBB HBP BLK WP HR S P ERA WHIP																												
John Buzhardt, R ERA: 3.98	7.0	29	5	2	2	2	2	0	1	0	30	39	2.57	1.000															
Frank Baumann, L ERA: 3.96	6.0	26	4	0	0	2	1	2	1	0	0	0	26	39	0.00	0.833													

Batter	1	2	3	4	5	6	7	8	9	10	11	12	13	AB R H RBI BB SO LOB	BOTTOM														
Jim Landis, R (1.8) OBP: 0.333, SLG: 0.397	1B E 1B		K											6 0 2 0 0 3 1	Cleveland Indians @ Chicago White Sox Comiskey Park, Chicago, IL Tue Sep 04 1962, 8:05 PM EDT Att: 6,334 - Unknown AB 46 R 3 H 11 RBI 2 BB 6 SO 7 LOB 19 														
Nellie Fox, L (1.4) OBP: 0.350, SLG: 0.337	K		L8											6 0 1 0 0 1 3															
Joe Cunningham, L (1.3) OBP: 0.416, SLG: 0.449	K													5 0 1 0 1 1 2															
Floyd Robinson, L (1.9) OBP: 0.385, SLG: 0.473			F3											4 0 1 0 2 0 1															
Charlie Maxwell, L (1.7) OBP: 0.363, SLG: 0.448	F5													4 0 0 0 1 0 5															
Bob Sadowski, L (1.5) OBP: 0.293, SLG: 0.413			G3											5 2 1 0 1 0 4															
Cam Carreon, R (1.2) OBP: 0.323, SLG: 0.366	F7		E6											6 1 2 0 0 0 0															
Sammy Esposito, R (1.6) OBP: 0.360, SLG: 0.266														4 0 1 0 1 1 1															
John Buzhardt, R OBP: 0.188, SLG: 0.133 Mike Hershberger, R OBP: 0.333, SLG: 0.338 Frank Baumann, L OBP: 0.376, SLG: 0.400 Al Smith, R OBP: 0.372, SLG: 0.486 (13, PH)														2 0 0 0 0 1 2 1 0 1 1 0 0 0 2 0 0 0 0 0 0 1 0 1 1 0 0 0															
Inning Stats	R: 0 E: 1 K: 2 S: 9	H: 2 LOB: 2 BB: 0 P: 9	R: 0 E: 0 K: 1 S: 6	H: 1 LOB: 1 BB: 0 P: 6	R: 1 E: 1 K: 1 S: 7	H: 1 LOB: 1 BB: 0 P: 7	R: 0 E: 0 K: 1 S: 5	H: 1 LOB: 0 BB: 0 P: 5	R: 0 E: 0 K: 0 S: 3	H: 0 LOB: 0 BB: 0 P: 3	R: 1 E: 0 K: 0 S: 5	H: 2 LOB: 1 BB: 1 P: 5	R: 0 E: 0 K: 0 S: 3	H: 0 LOB: 1 BB: 1 P: 7		R: 0 E: 0 K: 0 S: 3	H: 0 LOB: 0 BB: 0 P: 3	R: 0 E: 0 K: 0 S: 4	H: 1 LOB: 3 BB: 2 P: 12	R: 0 E: 0 K: 0 S: 3	H: 0 LOB: 0 BB: 0 P: 3	R: 0 E: 0 K: 1 S: 5	H: 0 LOB: 0 BB: 0 P: 5	R: 1 E: 0 K: 0 S: 3	H: 2 LOB: 3 BB: 3 P: 15	1B: 10 2B: 2 3B: 0 HR: 0	SF: 0 SAC: 2 DP: 1 HBP: 0	WP: 0 PB: 0 SB: 0 CS: 0	PA: 54
PITCHER	IP WLS BF H R ER SO BB IBB HBP BLK WP HR S P ERA WHIP																												
Dick Donovan, R ERA: 3.26	12.2	54	11	3	2	7	2	4	0	0	0	62	86	1.42		1.026													

Batter	1	2	3	4	5	6	7	8	9	AB	R	H	RBI	BB	SO	LOB	TOP			
Willie Tasby, R (1, 8) OBP: 0.322, SLG: 0.328	5-3		5-3		5-3			K		4	0	0	0	0	1	1	Cleveland Indians @ Chicago White Sox Comiskey Park, Chicago, IL Wed Sep 05 1962, 8:05 PM EDT Att: 8,776 - Unknown			
Tito Francona, L (1, 3) OBP: 0.321, SLG: 0.398	4-3		F7		F9			E7 HBP	1B	4	0	1	0	0	0	1				
Chuck Essegian, R (1, 7) OBP: 0.372, SLG: 0.503				1B		E3 FC4-6		K		4	1	2	0	0	1	1				
Willie Kirkland, L (1, 9) OBP: 0.277, SLG: 0.377	4-3		F7		FC4-6 G6-4-3			HBP BB		3	0	0	0	1	0	3				
John Romano, R (1, 2) OBP: 0.352, SLG: 0.447		1-3		1B		G6-4-3				3	0	1	0	0	0	1				
Woodie Held, R (1, 6) OBP: 0.357, SLG: 0.394	K			1B					HBP	4	0	0	0	0	2	5				
Bubba Phillips, R (1, 5) OBP: 0.286, SLG: 0.349	5-3			1B						4	0	1	1	0	0	0				
Jerry Kindall, R (1, 4) OBP: 0.292, SLG: 0.354			5-3 BB		6-3					2	0	0	0	2	0	2				
Mudcat Grant, R (1, 1) OBP: 0.174, SLG: 0.200			F9							3	0	0	0	0	0	2				
Jim Perry, S (8, 1) OBP: 0.165, SLG: 0.169					6-3					0	0	0	0	0	0	0				
Gene Green, R (9, PH) OBP: 0.315, SLG: 0.543										1	0	0	0	0	0	0				
Inning Stats	R: 0 E: 0 K: 0 S: 4	H: 1 LOB: 1 BB: 0 P: 4	R: 0 E: 0 K: 1 S: 5	H: 0 LOB: 0 BB: 0 P: 5	R: 0 E: 0 K: 0 S: 3	H: 0 LOB: 1 BB: 1 P: 7	R: 1 E: 0 K: 1 S: 8	H: 3 LOB: 2 BB: 0 P: 8	R: 0 E: 0 K: 0 S: 3	H: 0 LOB: 0 BB: 0 P: 3	R: 0 E: 1 K: 0 S: 3	H: 0 LOB: 1 BB: 1 P: 7	R: 0 E: 1 K: 2 S: 8	H: 1 LOB: 3 BB: 1 P: 13	R: 0 E: 0 K: 0 S: 3	H: 0 LOB: 0 BB: 0 P: 3	1B: 5 2B: 0 3B: 0 HR: 0	SF: 0 SAC: 0 DP: 1 HBP: 1	WP: 0 PB: 0 SB: 0 CS: 0	PA: 36
PITCHER Ray Herbert, R (1, 1) ERA: 3.27	IP: 9.0 WLS: W BF: 36 H: 5 R: 1 ER: 1 SO: 4 BB: 3 IBB: 0 HBP: 1 BLK: 0 WP: 0 HR: 0 S: 40 P: 53 ERA: 1.00 WHIP: 0.889																			

Batter	1	2	3	4	5	6	7	8	9	AB	R	H	RBI	BB	SO	LOB	BOTTOM			
Jim Landis, R (1, 8) OBP: 0.335, SLG: 0.395	1B E BB		6-3		F2			G3 BB		2	1	0	0	2	0	3	Cleveland Indians @ Chicago White Sox Comiskey Park, Chicago, IL Wed Sep 05 1962, 8:05 PM EDT Att: 8,776 - Unknown			
Nellie Fox, L (1, 4) OBP: 0.308, SLG: 0.336	G1-6-3 E 1B		F9		F9			G3		4	0	1	0	0	0	1				
Joe Cunningham, L (1, 3) OBP: 0.415, SLG: 0.446	E4 G1-6-3 1-2 3-H		F7		5-3			F6		4	0	0	1	0	0	2				
Floyd Robinson, L (1, 7) OBP: 0.384, SLG: 0.470	G1-6-3 1-2 2-3				F9			K		3	0	0	0	1	1	3				
Al Smith, R (1, 5) OBP: 0.371, SLG: 0.482	K		F4					F8		3	0	0	0	1	1	2				
Mike Hershberger, R (1, 9) OBP: 0.333, SLG: 0.327		5-3		G3 1B				6-3		4	0	1	0	0	0	1				
Cam Carreon, R (1, 2) OBP: 0.325, SLG: 0.367		BB WP 1B		G3				F9		4	1	2	0	0	0	1				
Sammy Esposito, R (1, 6) OBP: 0.385, SLG: 0.266		WP 1B								0	0	0	0	3	0	0				
Ray Herbert, R (1, 1) OBP: 0.233, SLG: 0.275		K						F9		3	0	0	0	0	2	5				
Inning Stats	R: 1 E: 1 K: 1 S: 6	H: 1 LOB: 1 BB: 1 P: 10	R: 1 E: 0 K: 1 S: 6	H: 1 LOB: 1 BB: 1 P: 10	R: 0 E: 0 K: 0 S: 3	H: 0 LOB: 1 BB: 1 P: 7	R: 0 E: 0 K: 1 S: 6	H: 1 LOB: 2 BB: 1 P: 10	R: 0 E: 0 K: 0 S: 3	H: 0 LOB: 0 BB: 0 P: 3	R: 0 E: 0 K: 0 S: 3	H: 1 LOB: 2 BB: 2 P: 11	R: 0 E: 0 K: 1 S: 5	H: 0 LOB: 1 BB: 1 P: 9	R: 0 E: 0 K: 0 S: 3	H: 0 LOB: 0 BB: 0 P: 3	1B: 4 2B: 0 3B: 0 HR: 0	SF: 0 SAC: 0 DP: 1 HBP: 0	WP: 3 PB: 0 SB: 0 CS: 0	PA: 34
PITCHER Mudcat Grant, R (1, 1) ERA: 4.48 Jim Perry, R (8, 1) ERA: 4.19	IP: 7.0 WLS: L BF: 31 H: 4 R: 2 ER: 2 SO: 4 BB: 7 IBB: 0 HBP: 0 BLK: 0 WP: 1 HR: 0 S: 32 P: 60 ERA: 2.57 WHIP: 1.571																			

Batter	1	2	3	4	5	6	7	8	9	AB	R	H	RBI	BB	SO	LOB	TOP			
Jose Tartabull, L (1, 8) OBP: 0.322, SLG: 0.327	0-0 4-3			0-0 1-3		0-0 L4		0-0 5-3		4	0	0	0	0	0	0				
Gino Cimoli, R (1, 9) OBP: 0.321, SLG: 0.427	4-0 CS BB			0-0 3-1		0-0 F8			0-0 SH1-4 1B	3	1	1	0	1	0	0				
Jerry Lumpe, L (1, 4) OBP: 0.346, SLG: 0.446	0-0 F9 1-2			0-0 2B		0-0 4-3			0-0 SH1-4 1-3 E2	4	0	1	0	0	0	2				
Norm Siebern, L (1, 3) OBP: 0.415, SLG: 0.509		0-0 4-3		0-0 F7			4-0 1-3 BB		4-0 FC6-5 SH1-4 IBB	2	0	0	0	2	0	1				
Ed Charles, R (1, 5) OBP: 0.363, SLG: 0.460		0-0 1-6-3			0-0 F2		0-3 K		0-0 SH1-4	3	0	0	1	0	1	1				
George Alusik, R (1, 7) OBP: 0.333, SLG: 0.513 Bobby Del Greco, R (9, 7) OBP: 0.378, SLG: 0.414		0-0 4-3			4-0 BB BB		0-0 1-3		0-0 FC6-5	3	0	0	0	1	0	3				
Wayne Causey, L (1, 6) OBP: 0.350, SLG: 0.343			0-0 F4		0-0 F9		0-0 1-3		0-0 4-3	4	0	0	0	0	0	4				
Haywood Sullivan, R (1, 2) OBP: 0.323, SLG: 0.319			0-0 F9		4-0 1-2 BB			0-0 F9		2	0	0	0	1	0	0				
Orlando Pena, R (1, 1) OBP: 0.174, SLG: 0.143 John Wyatt, R (9, 1) OBP: 0.133, SLG: 0.103			0-3 K		0-0 F4		0-3 K			3	0	0	0	0	2	2				
Inning Stats	R: 0 E: 0 K: 0 S: 2	H: 0 LOB: 0 BB: 1 P: 6	R: 0 E: 0 K: 0 S: 3	H: 0 LOB: 0 BB: 0 P: 3	R: 0 E: 0 K: 1 S: 5	H: 0 LOB: 0 BB: 0 P: 5	R: 0 E: 0 K: 0 S: 4	H: 1 LOB: 1 BB: 0 P: 4	R: 0 E: 0 K: 0 S: 3	H: 0 LOB: 2 BB: 2 P: 11	R: 0 E: 0 K: 1 S: 5	H: 0 LOB: 1 BB: 1 P: 9	R: 0 E: 0 K: 1 S: 5	H: 0 LOB: 0 BB: 0 P: 5	R: 1 E: 1 K: 0 S: 5	H: 1 LOB: 2 BB: 1 P: 9	1B: 1 2B: 1 3B: 0 HR: 0	SF: 0 SAC: 1 DP: 0 HBP: 0	WP: 0 PB: 0 CS: 1	PA: 34
PITCHER Pedro Ramos, R (1, 1) ERA: 3.63	IP: 9.0 WLS: W BF: 34 H: 2 R: 1 ER: 1 SO: 3 BB: 4 IBB: 1 HBP: 0 BLK: 0 WP: 0 HR: 0 S: 35 P: 55 ERA: 1.00 WHIP: 0.667																			

Kansas City Athletics @ Cleveland Indians
Cleveland Municipal Stadium, Cleveland, OH

AB 28
R 1
H 2
RBI 1
BB 5
SO 3
LOB 13



WP: 0 PA: 34
PB: 0
CS: 1

PITCHER
Pedro Ramos, R (1, 1)
ERA: 3.63

Batter	1	2	3	4	5	6	7	8	9	AB	R	H	RBI	BB	SO	LOB	BOTTOM			
Willie Tasby, R (1, 8) OBP: 0.321, SLG: 0.327	0-0 1B		0-0 F4		0-3 K			0-3 K		4	0	1	0	0	2	1				
Al Luplow, L (1, 7) OBP: 0.357, SLG: 0.469	0-0 F8		0-0 F6			0-0 F8		0-3 K		4	0	0	0	0	1	1				
Tito Francona, L (1, 3) OBP: 0.320, SLG: 0.396	0-0 F8			0-0 L4		0-0 4-3			0-0 E SH3-4 1B	4	1	1	0	0	0	1				
Willie Kirkland, L (1, 9) OBP: 0.275, SLG: 0.374	0-3 K			0-3 K		0-0 F7			0-0 SH3-4	3	0	0	0	0	2	1				
Doc Edwards, R (1, 2) OBP: 0.359, SLG: 0.439 Jim Mahoney, R (9, PR) OBP: 0.257, SLG: 0.408		0-0 5-3		0-0 1B			0-0 5-3		0-0 E5 1B IBB BB	4	0	1	0	0	0	1				
Woodie Held, R (1, 6) OBP: 0.356, SLG: 0.391		0-0 F9		0-0 5-3			0-3 K		4-0 BB 1B IBB	3	0	0	0	1	1	1				
Bubba Phillips, R (1, 5) OBP: 0.291, SLG: 0.356					0-0 2B				0-0 1-2 2-3 3-H 1B	4	0	4	1	0	0	0				
Jerry Kindall, R (1, 4) OBP: 0.291, SLG: 0.352		0-0 F8			0-0 6-3				4-0 1-2 2-3 3-H BB	3	0	0	1	1	0	3				
Pedro Ramos, S (1, 1) OBP: 0.186, SLG: 0.368			0-0 4-3		0-0 5-3			0-3 K		3	0	0	0	0	1	1				
Inning Stats	R: 0 E: 0 K: 1 S: 6	H: 1 LOB: 1 BB: 0 P: 6	R: 0 E: 0 K: 0 S: 4	H: 1 LOB: 1 BB: 0 P: 4	R: 0 E: 0 K: 0 S: 3	H: 0 LOB: 0 BB: 0 P: 3	R: 0 E: 0 K: 1 S: 6	H: 1 LOB: 1 BB: 0 P: 6	R: 0 E: 0 K: 0 S: 3	H: 0 LOB: 0 BB: 0 P: 3	R: 0 E: 0 K: 1 S: 6	H: 1 LOB: 1 BB: 0 P: 6	R: 0 E: 0 K: 3 S: 9	H: 0 LOB: 0 BB: 0 P: 9	R: 2 E: 1 K: 0 S: 4	H: 2 LOB: 3 BB: 2 P: 12	1B: 6 2B: 1 3B: 0 HR: 0	SF: 0 SAC: 1 DP: 0 HBP: 0	WP: 0 PB: 0 CS: 0	PA: 35
PITCHER Orlando Pena, R (1, 1) ERA: 2.77 John Wyatt, R (9, 1) ERA: 4.63	IP: 8.1 WLS: L BF: 33 H: 6 R: 2 ER: 1 SO: 7 BB: 0 IBB: 1 HBP: 0 BLK: 0 WP: 0 HR: 0 S: 46 P: 50 ERA: 1.08 WHIP: 0.720																			

Kansas City Athletics @ Cleveland Indians
Cleveland Municipal Stadium, Cleveland, OH

AB 32
R 2
H 7
RBI 2
BB 2
SO 7
LOB 10



WP: 0 PA: 35
PB: 0
CS: 0

PITCHER
Orlando Pena, R (1, 1)
ERA: 2.77
John Wyatt, R (9, 1)
ERA: 4.63

Batter	1	2	3	4	5	6	7	8	9	AB	R	H	RBI	BB	SO	LOB	TOP			
Bobby Del Greco, R (1, 8) OBP: 0.376, SLG: 0.410										3	0	0	0	0	0	1	Kansas City Athletics @ Cleveland Indians Cleveland Municipal Stadium, Cleveland, OH Sat Sep 08 1962, 7:05 PM EDT Att: 3,230 - Unknown livebaseballscorecards.com			
Gino Cimoli, R (1, 9) OBP: 0.319, SLG: 0.424										4	0	0	0	0	0	1				
Jerry Lumpe, L (1, 4) OBP: 0.348, SLG: 0.448										4	1	3	0	0	0	0				
Norm Siebern, L (1, 3) OBP: 0.414, SLG: 0.507										4	1	1	0	0	0	3				
Ed Charles, R (1, 5) OBP: 0.362, SLG: 0.459										4	0	1	1	0	1	1				
Manny Jimenez, L (1, 7) OBP: 0.356, SLG: 0.437										3	0	0	0	0	0	1				
Billy Consolo, R (1, 6) OBP: 0.324, SLG: 0.267										3	0	0	0	0	0	1				
Haywood Sullivan, R (1, 2) OBP: 0.319, SLG: 0.314										3	0	0	0	0	1	0				
Dan Pfister, R (1, 1) OBP: 0.155, SLG: 0.155										2	0	1	0	0	0	0				
Jose Tartabull, L (8, PH) OBP: 0.321, SLG: 0.325										1	0	0	0	0	0	0				
John Wyatt, R (8, 1) OBP: 0.133, SLG: 0.103										0	0	0	0	0	0	0				
Inning Stats	R: 0 E: 0 K: 0 S: 3	H: 1 LOB: 1 BB: 0 P: 4	R: 0 E: 0 K: 1 S: 5	H: 0 LOB: 0 BB: 0 P: 5	R: 0 E: 0 K: 1 S: 5	H: 0 LOB: 0 BB: 0 P: 5	R: 2 E: 1 K: 0 S: 6	H: 3 LOB: 1 BB: 0 P: 6	R: 0 E: 0 K: 0 S: 3	H: 1 LOB: 0 BB: 0 P: 3	R: 0 E: 0 K: 0 S: 4	H: 1 LOB: 1 BB: 0 P: 4	R: 0 E: 0 K: 0 S: 3	H: 0 LOB: 0 BB: 0 P: 3	R: 0 E: 0 K: 0 S: 3	H: 0 LOB: 0 BB: 0 P: 3	1B: 6 2B: 0 3B: 0 HR: 0	SF: 0 SAC: 0 DP: 2 HBP: 1	WP: 0 PB: 0 SB: 0 CS: 0	PA: 32
PITCHER Barry Latman, R (1, 1) ERA: 3.9	IP: 9.0 WLS: W BF: 32 H: 6 R: 2 ER: 1 SO: 2 BB: 0 IBB: 0 HBP: 1 BLK: 0 WP: 0 HR: 0 S: 35 P: 36 ERA: 1.00 WHIP: 0.667															PITCHER				

Batter	1	2	3	4	5	6	7	8	9	AB	R	H	RBI	BB	SO	LOB	BOTTOM			
Willie Tasby, R (1, 8) OBP: 0.324, SLG: 0.327										3	1	1	0	1	1	0	Kansas City Athletics @ Cleveland Indians Cleveland Municipal Stadium, Cleveland, OH Sat Sep 08 1962, 7:05 PM EDT Att: 3,230 - Unknown livebaseballscorecards.com			
Al Luplow, L (1, 7) OBP: 0.353, SLG: 0.463										4	0	0	0	0	1	2				
Tito Francona, L (1, 3) OBP: 0.322, SLG: 0.403										3	1	2	1	0	0	1				
Willie Kirkland, L (1, 9) OBP: 0.276, SLG: 0.376										3	0	1	0	0	0	1				
Doc Edwards, R (1, 2) OBP: 0.367, SLG: 0.445										3	1	2	0	0	1	1				
Woodie Held, R (1, 6) OBP: 0.354, SLG: 0.388										3	0	0	0	0	1	2				
Bubba Phillips, R (1, 5) OBP: 0.291, SLG: 0.358										3	0	1	1	0	0	1				
Jerry Kindall, R (1, 4) OBP: 0.290, SLG: 0.350										3	0	0	0	0	1	1				
Barry Latman, R (1, 1) OBP: 0.235, SLG: 0.271										3	0	0	0	0	0	0				
Inning Stats	R: 1 E: 1 K: 1 S: 7	H: 2 LOB: 1 BB: 0 P: 7	R: 0 E: 0 K: 1 S: 5	H: 0 LOB: 0 BB: 0 P: 5	R: 0 E: 0 K: 1 S: 4	H: 0 LOB: 0 BB: 1 P: 8	R: 2 E: 0 K: 1 S: 7	H: 3 LOB: 1 BB: 0 P: 7	R: 0 E: 0 K: 0 S: 3	H: 0 LOB: 0 BB: 0 P: 3	R: 0 E: 0 K: 0 S: 3	H: 1 LOB: 0 BB: 0 P: 3	R: 0 E: 0 K: 0 S: 4	H: 1 LOB: 1 BB: 0 P: 4	R: 0 E: 0 K: 1 S: 5	H: 0 LOB: 0 BB: 0 P: 5	1B: 4 2B: 2 3B: 0 HR: 1	SF: 0 SAC: 0 DP: 1 HBP: 0	WP: 0 PB: 0 SB: 0 CS: 1	PA: 29
PITCHER Dan Pfister, R (1, 1) ERA: 4.77	IP: 7.0 WLS: L BF: 26 H: 7 R: 3 ER: 2 SO: 4 BB: 1 IBB: 0 HBP: 0 BLK: 0 WP: 0 HR: 1 S: 33 P: 37 ERA: 2.57 WHIP: 1.143															PITCHER				
John Wyatt, R (8, 1) ERA: 4.59	IP: 1.0 WLS: 3 BF: 0 H: 0 R: 0 ER: 0 SO: 1 BB: 0 IBB: 0 HBP: 0 BLK: 0 WP: 0 HR: 0 S: 5 P: 5 ERA: 0.00 WHIP: 0.000															PITCHER				


Batter	1	2	3	4	5	6	7	8	9	AB	R	H	RBI	BB	SO	LOB	TOP			
Jose Tartabull, L (1.8) OBP: 0.326, SLG: 0.331	F9	1-3		S 1B		FC4-6 1B		1B		5	1	3	0	0	0	0	Kansas City Athletics @ Cleveland Indians Cleveland Municipal Stadium, Cleveland, OH Sun Sep 09 1962, 3:33 AM EDT Att: 3,077 - Unknown livebaseballscorecards.com			
Gino Cimoli, R (1.9) OBP: 0.322, SLG: 0.424	E3	FC6 1B		G3 1B FC5-2 BB		FC4-6 1-2		1B		4	0	2	0	1	0	1				
Jerry Lumpe, L (1.4) OBP: 0.347, SLG: 0.446	F7	FC6 1-2		FC5-2 G3 1-2 2-H 1B		F5		4-3		5	0	1	1	0	0	5				
Norm Siebern, L (1.3) OBP: 0.411, SLG: 0.502	K			E7 F9 1B		G3 1-2 2-3		4-3		5	1	0	0	0	1	4				
Ed Charles, R (1.5) OBP: 0.360, SLG: 0.458		FC E 2B		F9		FC5-2 2-3 3-H		6-3		5	1	1	0	0	0	3				
Manny Jimenez, L (1.7) OBP: 0.355, SLG: 0.434	FC E HR			1-4-3 1B		F9		F4		5	2	1	1	0	0	3				
Wayne Causey, L (1.6) OBP: 0.345, SLG: 0.337	E7 HR			1-4-3 1-2		F8		3-1		4	1	0	0	0	0	2				
Haywood Sullivan, R (1.2) OBP: 0.322, SLG: 0.330		HR		1-4-3 1-2 1B		5-3		F7		4	1	2	4	0	0	0				
Ed Rakow, S (1.1) OBP: 0.123, SLG: 0.113	K			F4		6-3		F3		2	0	0	0	0	1	1				
Dave Wickersham, R (3.1) OBP: 0.129, SLG: 0.069										1	0	0	0	0	0	0				
Moe Drabowsky, R (6.1) OBP: 0.083, SLG: 0.043										0	0	0	0	0	0	0				
John Wojcik, L (8, PH)										1	0	0	0	0	0	0				
Jim Archer, R (8.1) OBP: 1.000, SLG: 1.000										0	0	0	0	0	0	0				
Inning Stats	R: 0 E: 1 K: 1 S: 6	H: 0 LOB: 1 BB: 0 P: 6	R: 4 E: 1 K: 1 S: 10	H: 3 LOB: 1 BB: 0 P: 10	R: 2 E: 1 K: 0 S: 6	H: 2 LOB: 1 BB: 0 P: 6	R: 1 E: 0 K: 0 S: 5	H: 2 LOB: 2 BB: 1 P: 9	R: 0 E: 0 K: 0 S: 4	H: 0 LOB: 0 BB: 0 P: 3	R: 0 E: 0 K: 0 S: 3	H: 0 LOB: 0 BB: 0 P: 3	R: 0 E: 0 K: 0 S: 5	H: 2 LOB: 2 BB: 0 P: 5	R: 0 E: 0 K: 0 S: 3	H: 0 LOB: 0 BB: 0 P: 3	1B: 8 2B: 1 3B: 0 HR: 1	SF: 0 SAC: 0 DP: 0 HBP: 0	WP: 0 PB: 0 SB: 1 CS: 0	PA: 42
PITCHER Dick Donovan, R (1.1) ERA: 3.29	IP: 9.0 WLS: W BF: 42 H: 10 R: 7 ER: 4 SO: 2 BB: 1 IBB: 0 HBP: 0 BLK: 0 WP: 0 HR: 1 S: 45 P: 49 ERA: 4.00 WHIP: 1.222																			

Batter	1	2	3	4	5	6	7	8	9	AB	R	H	RBI	BB	SO	LOB	BOTTOM			
Willie Tasby, R (1.8) OBP: 0.325, SLG: 0.329	4-3			HBP 1B		F6		F9		5	2	2	0	0	0	1	Kansas City Athletics @ Cleveland Indians Cleveland Municipal Stadium, Cleveland, OH Sun Sep 09 1962, 3:33 AM EDT Att: 3,077 - Unknown livebaseballscorecards.com			
Al Luplow, L (1.7) OBP: 0.357, SLG: 0.471	F4			1B 2B HBP		G3 BB		F3		3	2	1	2	1	0	0				
Tito Francona, L (1.3) OBP: 0.321, SLG: 0.401	L4			1B 2B WP		G3		4-3		5	1	1	1	0	0	1				
Willie Kirkland, L (1.9) OBP: 0.279, SLG: 0.389				HR 1B WP 5-3 2B		1B SF8		L4		5	3	3	2	0	1	1				
Doc Edwards, R (1.2) OBP: 0.379, SLG: 0.456				WP 1B 2-H 3-H		1B 2B SF8		E 1B 1B		4	2	3	1	0	0	0				
Woodie Held, R (1.6) OBP: 0.353, SLG: 0.395				F4 HR		SF8		F4		3	1	1	2	0	0	2				
Bubba Phillips, R (1.5) OBP: 0.291, SLG: 0.357				F8		5-3		E5 1B 1B		4	1	1	0	0	0	2				
Jerry Kindall, R (1.4) OBP: 0.291, SLG: 0.353				K		5-3		SH3-4 1B		4	0	2	3	0	1	1				
Dick Donovan, L (1.1) OBP: 0.264, SLG: 0.349				F7		K		SH3-4		3	0	0	0	0	1	1				
Inning Stats	R: 0 E: 0 K: 0 S: 3	H: 0 LOB: 0 BB: 0 P: 3	R: 1 E: 0 K: 1 S: 7	H: 2 LOB: 1 BB: 0 P: 7	R: 5 E: 0 K: 0 S: 7	H: 4 LOB: 0 BB: 0 P: 8	R: 2 E: 0 K: 1 S: 7	H: 2 LOB: 1 BB: 0 P: 7	R: 2 E: 0 K: 0 S: 6	H: 3 LOB: 1 BB: 0 P: 6	R: 0 E: 0 K: 1 S: 5	H: 0 LOB: 1 BB: 1 P: 9	R: 2 E: 1 K: 0 S: 6	H: 3 LOB: 1 BB: 0 P: 6	R: 0 E: 0 K: 0 S: 3	H: 0 LOB: 0 BB: 0 P: 3		1B: 9 2B: 2 3B: 0 HR: 3	SF: 1 SAC: 1 DP: 0 HBP: 1	WP: 2 PB: 0 SB: 0 CS: 0
PITCHER Ed Rakow, R (1.1) ERA: 4.32	IP: 2.2 WLS: L BF: 15 H: 5 R: 6 ER: 4 SO: 1 BB: 0 IBB: 0 HBP: 0 BLK: 0 WP: 0 HR: 1 S: 16 P: 17 ERA: 20.25 WHIP: 2.250																			
Dave Wickersham, R (3.1) ERA: 3.91	2.1	L	12	5	4	4	1	0	0	0	0	0	0	0	0	0	14	14	15.43	2.143
Moe Drabowsky, R (6.1) ERA: 5.25	2.0		10	3	2	1	1	1	0	0	0	0	0	0	0	0	11	15	4.50	2.000
Jim Archer, L (8.1) ERA: 9.79	1.0		3	0	0	0	0	0	0	0	0	0	0	0	0	0	3	3	0.00	0.000

Batter	1	2	3	4	5	6	7	8	9	AB	R	H	RBI	BB	SO	LOB	TOP			
Danny O'Connell, R OBP: 0.319, SLG: 0.329 (1, 5)	0-0 6-3		0-0 G5-4-3			0-0 4-3		0-0 F9		4	0	0	0	0	0	2				
Chuck Cottier, R OBP: 0.305, SLG: 0.345 (1, 4)	0-0 CS 1B			0-0 6-3		0-0 F7		0-0 F5		4	0	1	0	0	0	0				
Chuck Hinton, R OBP: 0.356, SLG: 0.477 (1, 9)	0-3 K			0-0 F8		0-0 1-3		0-3 K		4	0	0	0	0	2	1				
Harry Bright, R OBP: 0.322, SLG: 0.470 (1, 3)		0-0 F9		4-0 BB		4-0 BB		0-0 1B		2	0	1	0	2	0	0				
Ken Retzer, L OBP: 0.356, SLG: 0.431 (1, 2)		0-0 F7		0-0 F5		0-0 L3		0-0 F9		4	0	0	0	0	0	3				
Joe Hicks, L OBP: 0.304, SLG: 0.401 (1, 8)		0-0 L9			0-0 5-3					3	0	1	0	0	0	0				
Don Lock, R OBP: 0.336, SLG: 0.459 (1, 7)			0-0 F9		0-0 FC1-6 1B		0-0 F8			3	0	1	0	0	0	1				
John Kennedy, R OBP: 0.313, SLG: 0.500 (8, PH)								0-0 F8		2	0	1	0	0	0	1				
Jim King, L OBP: 0.358, SLG: 0.398 (8, PH)										1	0	0	0	0	0	0				
Ken Hamlin, R OBP: 0.293, SLG: 0.312 (8, 6)										0	0	0	0	0	0	0				
Claude Osteen, L OBP: 0.217, SLG: 0.283 (8, PH)										2	0	1	0	0	0	1				
Bud Zipfel, L OBP: 0.303, SLG: 0.353 (8, PH)										1	0	0	0	0	0	0				
Bennie Daniels, L OBP: 0.136, SLG: 0.227 (8, 1)										0	0	0	0	0	0	0				
Inning Stats	R: 0 E: 0 K: 1 S: 5	H: 1 LOB: 0 BB: 0 P: 5	R: 0 E: 0 K: 0 S: 3	H: 0 LOB: 0 BB: 0 P: 3	R: 0 E: 0 K: 0 S: 4	H: 2 LOB: 1 BB: 0 P: 4	R: 0 E: 0 K: 0 S: 3	H: 0 LOB: 1 BB: 1 P: 7	R: 0 E: 0 K: 0 S: 4	H: 1 LOB: 1 BB: 0 P: 4	R: 0 E: 0 K: 0 S: 3	H: 1 LOB: 1 BB: 1 P: 7	R: 0 E: 0 K: 0 S: 3	H: 0 LOB: 0 BB: 0 P: 3	R: 0 E: 0 K: 1 S: 6	H: 1 LOB: 1 BB: 0 P: 6	1B: 6 2B: 1 3B: 0 HR: 0	SF: 0 SAC: 0 DP: 2 HBP: 0	WP: 0 PB: 0 SB: 0 CS: 1	PA: 32
PITCHER Jim Perry, R ERA: 3.99 (1, 1)	IP: 9.0 WLS: W BF: 32 H: 6 R: 0 ER: 0 SO: 2 BB: 2 IBB: 0 HBP: 0 BLK: 0 WP: 0 HR: 0 S: 34 P: 42 ERA: 0.00 WHIP: 0.889															PITCHER				

Washington Senators @ Cleveland Indians
Cleveland Municipal Stadium, Cleveland, OH
Tue Sep 11 1962, 7:05 PM EDT
Att: 2,145 - Unknown

AB	30
R	0
H	6
RBI	0
BB	2
SO	2
LOB	9



Batter	1	2	3	4	5	6	7	8	9	AB	R	H	RBI	BB	SO	LOB	BOTTOM			
Willie Tasby, R OBP: 0.326, SLG: 0.332 (1, 9)	0-0 1-3			0-0 6-3 WP 1B		0-0 F8		0-0 2B WP 1B		4	2	2	0	0	0	0				
Tito Francona, L OBP: 0.322, SLG: 0.404 (1, 3)	0-0 1-3			0-0 6-3		0-0 1B		0-0 WP 2B		4	0	2	0	0	0	1				
Chuck Essegian, R OBP: 0.368, SLG: 0.497 (1, 7)	0-0 1-3			0-3 K		0-0 F7		0-0 6-3		4	0	0	0	0	1	3				
Willie Kirkland, L OBP: 0.279, SLG: 0.389 (9, 9)								2-3 3-H 4-0		0	0	0	0	0	0	0				
Max Alvis, R OBP: 0.500, SLG: 0.333 (1, 5)		0-0 F5		0-0 1B		0-0 F4		0-0 S BB		3	0	1	1	1	0	0				
Doc Edwards, R OBP: 0.367, SLG: 0.441 (1, 2)		0-0 G3		0-0 F9		0-0 6-3		0-0 5-3		4	0	0	0	0	0	3				
Woodie Held, R OBP: 0.353, SLG: 0.401 (1, 6)		0-0 5-3						1-2		3	1	1	1	0	0	0				
Bubba Phillips, R OBP: 0.291, SLG: 0.357 (1, 8)			0-3 K		0-0 F3					3	0	1	0	0	1	0				
Jerry Kindall, R OBP: 0.291, SLG: 0.353 (1, 4)				0-0 G5-4-3 1B		0-0 F9		0-0 F9		3	0	1	0	0	0	1				
Jim Perry, S OBP: 0.175, SLG: 0.179 (1, 1)			0-0 G5-4-3			0-0 F7		0-0 6-3		3	0	0	0	0	0	1				
Inning Stats	R: 0 E: 0 K: 0 S: 3	H: 0 LOB: 0 BB: 0 P: 3	R: 0 E: 0 K: 0 S: 3	H: 0 LOB: 0 BB: 0 P: 3	R: 0 E: 0 K: 1 S: 5	H: 1 LOB: 0 BB: 0 P: 5	R: 1 E: 0 K: 1 S: 7	H: 2 LOB: 1 BB: 0 P: 7	R: 0 E: 0 K: 0 S: 3	H: 0 LOB: 0 BB: 0 P: 3	R: 0 E: 0 K: 0 S: 4	H: 1 LOB: 1 BB: 0 P: 4	R: 1 E: 0 K: 0 S: 5	H: 2 LOB: 1 BB: 0 P: 5	R: 1 E: 0 K: 0 S: 5	H: 2 LOB: 2 BB: 1 P: 9	1B: 6 2B: 1 3B: 0 HR: 1	SF: 0 SAC: 0 DP: 1 HBP: 0	WP: 2 PB: 0 SB: 1 CS: 0	PA: 32
PITCHER Claude Osteen, L ERA: 3.48 Bennie Daniels, R ERA: 4.9 (8, 1)	IP: 7.0 WLS: L BF: 26 H: 6 R: 2 ER: 2 SO: 2 BB: 0 IBB: 0 HBP: 0 BLK: 0 WP: 1 HR: 1 S: 30 P: 30 ERA: 2.57 WHIP: 0.857															PITCHER				

Washington Senators @ Cleveland Indians
Cleveland Municipal Stadium, Cleveland, OH
Tue Sep 11 1962, 7:05 PM EDT
Att: 2,145 - Unknown

AB	31
R	3
H	8
RBI	2
BB	1
SO	2
LOB	9



Batter	1	2	3	4	5	6	7	8	9	AB	R	H	RBI	BB	SO	LOB	TOP								
Tony Kubek, L (1.6) OBP: 0.385, SLG: 0.492	F9		1B			G4-6-3		E8		5	2	3	0	0	0	3	<p>New York Yankees @ Cleveland Indians Cleveland Municipal Stadium, Cleveland, OH</p> <p>Wed Sep 12 1962, 7:05 PM EDT Att: 13,411 - Unknown</p> <p>livebaseballscores.com</p>								
Bobby Richardson, R (1.4) OBP: 0.336, SLG: 0.467	L4		F4					6-3		5	1	1	0	0	0	2									
Tom Tresh, S (1.7) OBP: 0.352, SLG: 0.437	L8								K	5	1	2	1	0	1	2									
Mickey Mantle, S (1.8) OBP: 0.480, SLG: 0.600		G3	K					F9		4	1	1	3	1	1	2									
Roger Maris, L (1.9) OBP: 0.352, SLG: 0.473		3-1			F2	G3			FC4-6 BB	5	0	1	1	0	0	1									
Elston Howard, R (1.2) OBP: 0.318, SLG: 0.465		E3							FC4-6	5	0	2	0	0	0	1									
Dale Long, L (1.3) OBP: 0.342, SLG: 0.380										3	0	1	0	1	1	3									
Clete Boyer, R (1.5) OBP: 0.334, SLG: 0.422		F6			FC6-4			L1		4	0	1	0	0	0	3									
Whitey Ford, L (1.1) OBP: 0.184, SLG: 0.152			F5					K		3	0	0	0	1	2	0									
Inning Stats	R: 0 E: 0 K: 0 S: 3	H: 0 LOB: 0 BB: 0 P: 3	R: 0 E: 1 K: 0 S: 5	H: 1 LOB: 2 BB: 0 P: 5	R: 1 E: 0 K: 1 S: 7	H: 2 LOB: 1 BB: 0 P: 7	R: 0 E: 0 K: 1 S: 6	H: 1 LOB: 0 BB: 0 P: 6	R: 3 E: 0 K: 1 S: 8	H: 3 LOB: 0 BB: 0 P: 8	R: 0 E: 0 K: 0 S: 3	H: 1 LOB: 2 BB: 2 P: 11	R: 1 E: 0 K: 0 S: 6	H: 3 LOB: 2 BB: 0 P: 6	R: 0 E: 1 K: 1 S: 6	H: 1 LOB: 1 BB: 0 P: 6	R: 0 E: 0 K: 1 S: 5	H: 0 LOB: 0 BB: 1 P: 9	1B: 9 2B: 2 3B: 0 HR: 1	SF: 0 SAC: 0 DP: 1 HBP: 0	WP: 0 PB: 0 SB: 0 CS: 0	PA: 42			
PITCHER	IP	WLS	BF	H	R	ER	SO	BB	IBB	HBP	BLK	WP	HR	S	P	ERA	WHIP								
Pedro Ramos, R (1.1) ERA: 3.72	8.0	L	38	12	5	5	4	2	0	0	0	0	1	44	52	5.62	1.750								
Barry Latman, R (9.1) ERA: 3.87	1.0		4	0	0	0	1	1	0	0	0	0	0	5	9	0.00	1.000								

Batter	1	2	3	4	5	6	7	8	9	AB	R	H	RBI	BB	SO	LOB	BOTTOM								
Willie Tasby, R (1.9) OBP: 0.327, SLG: 0.330	L9		5-3					5-3		4	0	1	0	0	0	0	<p>New York Yankees @ Cleveland Indians Cleveland Municipal Stadium, Cleveland, OH</p> <p>Wed Sep 12 1962, 7:05 PM EDT Att: 13,411 - Unknown</p> <p>livebaseballscores.com</p>								
Tito Francona, L (1.3) OBP: 0.322, SLG: 0.403	4-3								K	4	1	1	0	0	1	1									
Chuck Essegian, R (1.7) OBP: 0.369, SLG: 0.506	5-3								K	4	1	2	2	0	1	0									
Max Alvis, R (1.5) OBP: 0.250, SLG: 0.143		F9							4-3	4	0	0	0	0	1	2									
Doc Edwards, R (1.2) OBP: 0.366, SLG: 0.438		L7								3	0	1	0	0	0	0									
Woodie Held, R (1.6) OBP: 0.353, SLG: 0.401										3	0	1	0	0	0	1									
Bubba Phillips, R (1.8) OBP: 0.290, SLG: 0.355		FC6-4								3	0	0	0	0	0	1									
Jerry Kindall, R (1.4) OBP: 0.290, SLG: 0.351			K							3	0	0	0	0	1	0									
Pedro Ramos, S (1.1) OBP: 0.180, SLG: 0.356 Gene Green, R (8, PH) OBP: 0.313, SLG: 0.540 Barry Latman, R (9.1) OBP: 0.235, SLG: 0.271			6-3							2	0	0	0	0	1	0									
Inning Stats	R: 0 E: 0 K: 0 S: 3	H: 0 LOB: 0 BB: 0 P: 3	R: 0 E: 0 K: 0 S: 4	H: 1 LOB: 0 BB: 0 P: 4	R: 0 E: 0 K: 1 S: 5	H: 0 LOB: 0 BB: 0 P: 5	R: 2 E: 0 K: 0 S: 5	H: 2 LOB: 0 BB: 0 P: 5	R: 0 E: 0 K: 1 S: 5	H: 0 LOB: 0 BB: 0 P: 5	R: 0 E: 0 K: 1 S: 6	H: 2 LOB: 1 BB: 0 P: 6	R: 0 E: 0 K: 0 S: 3	H: 1 LOB: 0 BB: 0 P: 3	R: 0 E: 0 K: 0 S: 3	H: 0 LOB: 0 BB: 0 P: 3	R: 0 E: 0 K: 2 S: 7	H: 0 LOB: 0 BB: 0 P: 7	1B: 5 2B: 0 3B: 0 HR: 1	SF: 0 SAC: 0 DP: 1 HBP: 0	WP: 0 PB: 0 SB: 0 CS: 0	PA: 32			
PITCHER	IP	WLS	BF	H	R	ER	SO	BB	IBB	HBP	BLK	WP	HR	S	P	ERA	WHIP								
Whitey Ford, L (1.1) ERA: 2.92	9.0	W	31	6	2	2	5	0	0	0	0	0	1	41	41	2.00	0.667								

Batter	1	2	3	4	5	6	7	8	9	AB	R	H	RBI	BB	SO	LOB	TOP				
Willie Tasby, R OBP: 0.320, SLG: 0.323 (1, 9)										5	0	0	0	0	2	1	Cleveland Indians @ Minnesota Twins Metropolitan Stadium, Bloomington, MI Fri Sep 14 1962, 8:05 PM EDT Att: 25,372 - Unknown - 64 F				
Tito Francona, L OBP: 0.324, SLG: 0.403 (1, 3)										4	0	2	0	1	0	1					
Max Alvis, R OBP: 0.231, SLG: 0.167 Gene Green, R OBP: 0.313, SLG: 0.540 (9, PH)										4	0	1	0	0	0	2					
Chuck Essegian, R OBP: 0.370, SLG: 0.514 (1, 7)										3	1	1	1	1	1	3					
John Romano, R OBP: 0.354, SLG: 0.444 (1, 2)										2	0	0	0	2	1	1					
Woodie Held, R OBP: 0.354, SLG: 0.402 (1, 6)										4	0	2	0	0	1	2					
Bubba Phillips, R OBP: 0.289, SLG: 0.353 (1, 8)										3	0	0	0	1	0	4					
Jerry Kindall, R OBP: 0.288, SLG: 0.348 (1, 4)										4	0	0	0	0	1	6					
Dick Donovan, L OBP: 0.281, SLG: 0.345 Sam McDowell, L OBP: 0.136, SLG: 0.136 Frank Funk, R OBP: 0.077, SLG: 0.077 Hal Jones, R OBP: 0.077, SLG: 0.077 Bill Dailey, R OBP: 0.077, SLG: 0.077 Tommy Agee, R OBP: 0.077, SLG: 0.077 (1, 1)										1	0	0	0	0	1	2					
Inning Stats	R: 0 E: 0 K: 1 S: 5	H: 0 LOB: 0 BB: 0 P: 5	R: 1 E: 0 K: 1 S: 7	H: 2 LOB: 2 BB: 1 P: 11	R: 0 E: 0 K: 0 S: 4	H: 1 LOB: 1 BB: 0 P: 4	R: 0 E: 0 K: 2 S: 7	H: 0 LOB: 1 BB: 1 P: 11	R: 0 E: 0 K: 1 S: 4	H: 1 LOB: 1 BB: 0 P: 4	R: 0 E: 0 K: 3 S: 5	H: 0 LOB: 2 BB: 0 P: 13	R: 0 E: 0 K: 1 S: 11	H: 2 LOB: 2 BB: 0 P: 11	R: 0 E: 0 K: 0 S: 4	H: 1 LOB: 1 BB: 0 P: 4		R: 0 E: 0 K: 1 S: 5	H: 0 LOB: 1 BB: 1 P: 9	1B: 6 2B: 0 3B: 0 HR: 1	SF: 0 SAC: 0 DP: 0 HBP: 0
PITCHER Dick Stigman, L ERA: 3.69 (1, 1)	IP: 9.0 WLS: W BF: 39 H: 7 R: 1 ER: 1 SO: 9 BB: 5 IBB: 0 HBP: 0 BLK: 0 WP: 0 HR: 1 S: 52 P: 72 ERA: 1.00 WHIP: 1.333															PITCHER IP: 9.0 WLS: W BF: 39 H: 7 R: 1 ER: 1 SO: 9 BB: 5 IBB: 0 HBP: 0 BLK: 0 WP: 0 HR: 1 S: 52 P: 72 ERA: 1.00 WHIP: 1.333					

Batter	1	2	3	4	5	6	7	8	9	AB	R	H	RBI	BB	SO	LOB	BOTTOM		
Lenny Green, L OBP: 0.363, SLG: 0.405 (1, 8)										5	3	3	0	0	0	0	Cleveland Indians @ Minnesota Twins Metropolitan Stadium, Bloomington, MI Fri Sep 14 1962, 8:05 PM EDT Att: 25,372 - Unknown - 64 F		
Vic Power, R OBP: 0.321, SLG: 0.426 (1, 3)										5	3	4	2	0	0	0			
Tony Oliva, L OBP: 0.667, SLG: 0.750 (1, 9)										3	2	2	3	2	1	0			
Bob Allison, R OBP: 0.362, SLG: 0.500 (1, 7)										5	0	0	0	0	0	6			
George Banks, R OBP: 0.388, SLG: 0.433 (1, 5)										4	2	1	2	1	0	2			
Earl Battey, R OBP: 0.348, SLG: 0.403 (1, 2)										4	1	2	1	1	1	1			
Bernie Allen, L OBP: 0.341, SLG: 0.418 (1, 4)										4	0	1	2	1	0	3			
Zoilo Versalles, R OBP: 0.277, SLG: 0.368 (1, 6)										4	0	1	1	0	0	3			
Dick Stigman, R OBP: 0.073, SLG: 0.051 (1, 1)										4	0	0	0	0	2	3			
Inning Stats	R: 4 E: 0 K: 0 S: 7	H: 4 LOB: 1 BB: 1 P: 11	R: 2 E: 0 K: 0 S: 6	H: 3 LOB: 1 BB: 0 P: 6	R: 0 E: 0 K: 1 S: 6	H: 1 LOB: 1 BB: 0 P: 6	R: 0 E: 0 K: 0 S: 3	H: 1 LOB: 1 BB: 1 P: 7	R: 0 E: 0 K: 1 S: 5	H: 0 LOB: 1 BB: 1 P: 9	R: 5 E: 0 K: 1 S: 10	H: 5 LOB: 2 BB: 2 P: 18	R: 0 E: 0 K: 1 S: 5	H: 0 LOB: 0 BB: 0 P: 5	R: 0 E: 1 K: 0 S: 4	H: 0 LOB: 1 BB: 0 P: 4		1B: 9 2B: 3 3B: 0 HR: 2	SF: 0 SAC: 0 DP: 0 HBP: 0
PITCHER Dick Donovan, R ERA: 3.5 Sam McDowell, L ERA: 5.96 Frank Funk, R ERA: 3.53 Bill Dailey, R ERA: 3.67 (1, 1)	IP: 1.1 WLS: L BF: 12 H: 7 R: 6 ER: 6 SO: 6 BB: 1 IBB: 0 HBP: 0 BLK: 0 WP: 0 HR: 2 S: 11 P: 15 ERA: 40.50 WHIP: 6.000															PITCHER IP: 1.1 WLS: L BF: 12 H: 7 R: 6 ER: 6 SO: 6 BB: 1 IBB: 0 HBP: 0 BLK: 0 WP: 0 HR: 2 S: 11 P: 15 ERA: 40.50 WHIP: 6.000			

Batter	1	2	3	4	5	6	7	8	9	AB	R	H	RBI	BB	SO	LOB	TOP			
Ty Cline, L OBP: 0.309, SLG: 0.323 Gene Green, R OBP: 0.316, SLG: 0.552	L4-3		K						K	4	0	2	0	0	1	0	Cleveland Indians @ Minnesota Twins Metropolitan Stadium, Bloomington, MI Sun Sep 16 1962, 4:33 AM EDT Att: 27,461 - Unknown - 74 F livebaseballscorecards.com			
Al Luplow, L OBP: 0.356, SLG: 0.475			F2		F8					4	0	2	1	0	0					
Tito Francona, L OBP: 0.321, SLG: 0.399			K2-3			4-3	F2			3	0	0	0	1	1					
Walt Bond, L				F8		3-1	K			4	0	0	0	0	2					
Doc Edwards, R OBP: 0.348, SLG: 0.414	4-3			F8		E6		F8		4	0	0	0	0	0					
Woodie Held, R OBP: 0.356, SLG: 0.402		K							K	4	0	1	0	0	2					
Bubba Phillips, R OBP: 0.289, SLG: 0.359		F3		F7					K	4	1	1	1	0	1					
Jerry Kindall, R OBP: 0.288, SLG: 0.353 Don Dillard, L OBP: 0.270, SLG: 0.351					K				K	3	1	1	1	0	2					
Mudcat Grant, R OBP: 0.184, SLG: 0.229 Willie Kirkland, L OBP: 0.277, SLG: 0.385									K	1	0	0	0	0	1					
					F9					3	1	1	0	0	1					
Inning Stats	R: 0 E: 0 K: 1 S: 6	H: 1 LOB: 2 BB: 1 P: 10	R: 1 E: 0 K: 2 S: 8	H: 1 LOB: 0 BB: 0 P: 8	R: 0 E: 0 K: 2 S: 7	H: 0 LOB: 0 BB: 0 P: 7	R: 0 E: 0 K: 0 S: 4	H: 1 LOB: 1 BB: 0 P: 4	R: 0 E: 1 K: 0 S: 4	H: 0 LOB: 1 BB: 0 P: 4	R: 2 E: 0 K: 2 S: 11	H: 4 LOB: 2 BB: 0 P: 11	R: 0 E: 0 K: 2 S: 7	H: 0 LOB: 0 BB: 0 P: 7	R: 0 E: 0 K: 2 S: 7	H: 0 LOB: 0 BB: 0 P: 7	1B: 4 2B: 2 3B: 0 HR: 2	SF: 0 SAC: 0 DP: 0 HBP: 0	WP: 0 PB: 0 SB: 0 CS: 0	PA: 37
PITCHER Camilo Pascual, R ERA: 3.44	IP: 9.0 WLS: W BF: 37 H: 8 R: 3 ER: 3 SO: 12 BB: 1 IBB: 0 HBP: 0 BLK: 0 WP: 0 HR: 2 S: 60 P: 64 ERA: 3.00 WHIP: 1.000															PITCHER				

Batter	1	2	3	4	5	6	7	8	9	AB	R	H	RBI	BB	SO	LOB	BOTTOM			
Lenny Green, L OBP: 0.366, SLG: 0.407	F7							4-3		4	0	2	1	1	0	2	Cleveland Indians @ Minnesota Twins Metropolitan Stadium, Bloomington, MI Sun Sep 16 1962, 4:33 AM EDT Att: 27,461 - Unknown - 74 F livebaseballscorecards.com			
Vic Power, R OBP: 0.321, SLG: 0.426										4	1	1	0	0	0	6				
Harmon Killebrew, R OBP: 0.357, SLG: 0.512 Bill Tuttle, R OBP: 0.317, SLG: 0.285										4	1	1	1	0	0	4				
Bob Allison, R OBP: 0.365, SLG: 0.508										4	0	1	1	0	1	0				
George Banks, R OBP: 0.376, SLG: 0.414										4	0	0	0	0	3	1				
Earl Battey, R OBP: 0.348, SLG: 0.402 Jim Kaat, L OBP: 0.223, SLG: 0.245 Jerry Zimmerman, R OBP: 0.306, SLG: 0.328										2	0	0	0	2	0	0				
Bernie Allen, L OBP: 0.343, SLG: 0.416										4	1	1	0	0	1	2				
Marty Martinez, S OBP: 0.353, SLG: 0.357 Tony Oliva, L OBP: 0.625, SLG: 0.600 Zoilo Versalles, R OBP: 0.277, SLG: 0.368										3	0	0	0	0	1	2				
Camilo Pascual, R OBP: 0.305, SLG: 0.378										4	0	3	1	0	0	1				
Inning Stats	R: 1 E: 0 K: 1 S: 7	H: 2 LOB: 3 BB: 1 P: 10	R: 0 E: 0 K: 0 S: 6	H: 2 LOB: 3 BB: 1 P: 10	R: 0 E: 0 K: 1 S: 5	H: 0 LOB: 0 BB: 0 P: 5	R: 0 E: 0 K: 2 S: 9	H: 2 LOB: 2 BB: 0 P: 9	R: 0 E: 0 K: 1 S: 5	H: 0 LOB: 0 BB: 0 P: 5	R: 0 E: 0 K: 0 S: 3	H: 0 LOB: 1 BB: 1 P: 7	R: 1 E: 0 K: 0 S: 4	H: 2 LOB: 2 BB: 0 P: 4	R: 1 E: 0 K: 1 S: 6	H: 1 LOB: 2 BB: 2 P: 14		1B: 5 2B: 3 3B: 0 HR: 1	SF: 0 SAC: 0 DP: 1 HBP: 0	WP: 0 PB: 1 SB: 0 CS: 0
PITCHER Mudcat Grant, R ERA: 4.41	IP: 8.0 WLS: L BF: 37 H: 9 R: 4 ER: 3 SO: 6 BB: 4 IBB: 0 HBP: 0 BLK: 0 WP: 0 HR: 1 S: 45 P: 61 ERA: 3.38 WHIP: 1.625															PITCHER				


Batter	1	2	3	4	5	6	7	8	9	AB	R	H	RBI	BB	SO	LOB	TOP								
Tommie Agee, R OBP: 0.167, SLG: 0.167	F8		4-3		2H 1B		F3			4	0	1	1	0	0	2	Cleveland Indians @ Kansas City Athletics Municipal Stadium, Kansas City, MO Tue Sep 18 1962, 8:05 PM EDT Att. 4,221 - Unknown livebaseballscorecards.com								
Al Luplow, L OBP: 0.359, SLG: 0.475 Don Dillard, L OBP: 0.267, SLG: 0.347	L3			1B 1B	K		1-3			2	0	1	0	0	0	0									
Max Alvis, R OBP: 0.294, SLG: 0.250	K			1B		2B 1B		L1		4	0	2	0	0	1	0									
Walt Bond, L OBP: 0.125, SLG: 0.125		1-3		1B		F8		F8		4	0	1	0	0	0	1									
Hal Jones, R OBP: 0.200, SLG: 0.400	F9			F7				K		4	0	1	0	0	1	3									
Doc Edwards, R OBP: 0.345, SLG: 0.405 Jim Mahoney, R OBP: 0.257, SLG: 0.408	5-3			F5		K			L5-3 BB	3	0	0	0	1	1	5									
Jack Kubiszyn, R OBP: 0.185, SLG: 0.220 Ty Cline, L OBP: 0.308, SLG: 0.322			5-3	F3		F8			L5-3	3	0	0	0	0	0	5									
Jerry Kindall, R OBP: 0.289, SLG: 0.352							1-3		K	2	1	0	0	2	1	2									
Jim Perry, S OBP: 0.186, SLG: 0.175 Gary Bell, R OBP: 0.296, SLG: 0.208 Bob Allen, L OBP: 0.276, SLG: 0.384	F7				SH5-4				K	1	0	0	0	1	0	1									
Willie Kirkland, L OBP: 0.276, SLG: 0.384					1-2				K	0	0	0	0	0	0	0									
Willie Kirkland, L OBP: 0.276, SLG: 0.384					1-2				K	1	0	0	0	0	1	2									
Inning Stats	R: 0 E: 0 K: 1 S: 5	H: 0 LOB: 0 BB: 0 P: 5	R: 0 E: 0 K: 0 S: 3	H: 0 LOB: 0 BB: 0 P: 3	R: 0 E: 0 K: 0 S: 3	H: 0 LOB: 1 BB: 1 P: 7	R: 0 E: 0 K: 0 S: 6	H: 3 LOB: 3 BB: 0 P: 6	R: 1 E: 0 K: 1 S: 5	H: 1 LOB: 0 BB: 1 P: 9	R: 0 E: 0 K: 1 S: 7	H: 2 LOB: 2 BB: 0 P: 7	R: 0 E: 0 K: 0 S: 3	H: 0 LOB: 1 BB: 1 P: 7	R: 0 E: 0 K: 1 S: 5	H: 0 LOB: 0 BB: 1 P: 5	R: 0 E: 0 K: 2 S: 7	H: 0 LOB: 2 BB: 1 P: 11	1B: 5 2B: 1 3B: 0 HR: 0	SF: 0 SAC: 1 DP: 0 HBP: 0	WP: 0 PB: 0 SB: 0 CS: 0	PA: 36			
PITCHER	IP	WLS	BF	H	R	ER	SO	BB	IBB	HBP	BLK	WP	HR	S	P	ERA	WHIP								
Dan Pfister, R ERA: 4.64 John Wyatt, R ERA: 4.46	(1, 1)	8.0	W	32	6	1	1	4	3	0	0	0	0	37	49	1.12	1.125								
	(9, 1)	1.0	S	4	0	0	0	2	1	0	0	0	0	7	11	0.00	1.000								

Batter	1	2	3	4	5	6	7	8	9	AB	R	H	RBI	BB	SO	LOB	BOTTOM								
Jose Tartabull, L OBP: 0.328, SLG: 0.343	1-3		F8		K		F8 SH1-4	FC4-2		5	1	1	0	0	1	3	Cleveland Indians @ Kansas City Athletics Municipal Stadium, Kansas City, MO Tue Sep 18 1962, 8:05 PM EDT Att. 4,221 - Unknown livebaseballscorecards.com								
Gino Cimoli, R OBP: 0.326, SLG: 0.429	F9		FC4-6 BB		CS		SH1-4	1B		4	0	3	1	0	0	0									
Jerry Lumpe, L OBP: 0.343, SLG: 0.440	1B		FC4-6 BB		F9		F8			4	0	2	1	1	0	2									
Norm Siebern, L OBP: 0.410, SLG: 0.491	1B		FC4-6		F7		4-3	F5		5	0	1	1	0	0	5									
Ed Charles, R OBP: 0.360, SLG: 0.467	4-3		4-3					5-3		4	1	1	0	0	0	4									
John Wojcik, L OBP: 0.591, SLG: 0.467		K2-3		F7		2B		1B 1B		2	1	0	0	1	1	0									
Wayne Causey, L OBP: 0.354, SLG: 0.351	F7				FC1-4			1B		4	1	3	1	0	0	0									
Haywood Sullivan, R OBP: 0.323, SLG: 0.338	6-3				FC1-4		K			4	0	1	0	0	1	3									
Dan Pfister, R OBP: 0.190, SLG: 0.190 Manny Jimenez, L OBP: 0.355, SLG: 0.436 Dick Howser, R OBP: 0.326, SLG: 0.350 John Wyatt, R OBP: 0.133, SLG: 0.103									FC4-2	3	1	1	0	0	1	3									
										1	0	1	2	0	0	0									
										0	1	0	0	0	0	0									
										0	0	0	0	0	0	0									
Inning Stats	R: 0 E: 0 K: 0 S: 5	H: 2 LOB: 2 BB: 0 P: 5	R: 0 E: 0 K: 1 S: 5	H: 0 LOB: 0 BB: 0 P: 5	R: 1 E: 0 K: 0 S: 5	H: 2 LOB: 2 BB: 1 P: 9	R: 0 E: 0 K: 1 S: 6	H: 1 LOB: 1 BB: 0 P: 6	R: 0 E: 0 K: 1 S: 5	H: 1 LOB: 0 BB: 0 P: 5	R: 1 E: 0 K: 1 S: 7	H: 2 LOB: 2 BB: 1 P: 11	R: 0 E: 0 K: 0 S: 4	H: 1 LOB: 1 BB: 0 P: 4	R: 4 E: 0 K: 0 S: 8	H: 5 LOB: 2 BB: 0 P: 9	1B: 12 2B: 2 3B: 0 HR: 0	SF: 0 SAC: 1 DP: 0 HBP: 1	WP: 0 PB: 0 SB: 0 CS: 1	PA: 40					
PITCHER	IP	WLS	BF	H	R	ER	SO	BB	IBB	HBP	BLK	WP	HR	S	P	ERA	WHIP								
Jim Perry, R ERA: 4.02 Gary Bell, R ERA: 4.29 Bob Allen, L ERA: 6.21	(1, 1)	7.1	L	34	10	4	4	4	2	0	1	0	0	39	48	4.91	1.636								
	(8, 1)	0.1		4	3	1	1	0	0	0	0	0	0	4	4	27.00	9.000								
	(8, 1)	0.1		2	1	1	1	0	0	0	0	0	0	2	2	27.00	3.000								

Batter	1	2	3	4	5	6	7	8	9	AB	R	H	RBI	BB	SO	LOB	TOP					
Ty Cline, L OBP: 0.309, SLG: 0.321 (1, 8)										4	2	1	0	1	0	1						
Tito Francona, L OBP: 0.322, SLG: 0.399 (1, 3)										4	2	1	0	0	2	1						
Chuck Essegian, R OBP: 0.372, SLG: 0.516 Willie Kirkland, L OBP: 0.276, SLG: 0.384 (1, 7) (9, 9)										4	1	1	0	1	2	4						
Walt Bond, L OBP: 0.385, SLG: 0.917 (1, 9) (9, 7)										4	3	3	6	1	0	1						
John Romano, R OBP: 0.357, SLG: 0.462 (1, 2)										4	2	3	4	1	0	1						
Woodie Held, R OBP: 0.359, SLG: 0.404 (1, 6)										3	0	1	0	2	1	2						
Max Alvis, R OBP: 0.227, SLG: 0.190 (1, 5)										5	0	0	0	0	1	5						
Jerry Kindall, R OBP: 0.286, SLG: 0.348 (1, 4)										5	0	0	0	0	2	2						
Dick Donovan, L OBP: 0.253, SLG: 0.333 Sam McDowell, L OBP: 0.130, SLG: 0.130 Bob Allen, L (1, 1) (6, 1) (9, 1)										3	0	0	0	0	2	0						
Inning Stats	R: 3 E: 0 K: 1 S: 8	H: 3 LOB: 0 BB: 0 P: 8	R: 0 E: 0 K: 2 S: 7	H: 0 LOB: 0 BB: 0 P: 7	R: 2 E: 0 K: 2 S: 9	H: 2 LOB: 2 BB: 2 P: 17	R: 0 E: 0 K: 1 S: 5	H: 0 LOB: 0 BB: 0 P: 5	R: 0 E: 0 K: 1 S: 6	H: 1 LOB: 2 BB: 1 P: 10	R: 0 E: 0 K: 1 S: 5	H: 0 LOB: 1 BB: 0 P: 5	R: 3 E: 0 K: 1 S: 8	H: 3 LOB: 1 BB: 0 P: 9	R: 0 E: 1 K: 0 S: 3	H: 0 LOB: 0 BB: 0 P: 3	R: 2 E: 0 K: 1 S: 6	H: 1 LOB: 2 BB: 3 P: 18	1B: 1 2B: 6 3B: 0 HR: 4	SF: 0 SAC: 0 DP: 1 HBP: 1	WP: 0 PB: 0 CS: 0	PA: 44
PITCHER	IP WLS BF H R ER SO BB IBB HBP BLK WP HR S P ERA WHIP	IP WLS BF H R ER SO BB IBB HBP BLK WP HR S P ERA WHIP															ERA WHIP					
Ed Rakow, R ERA: 4.42 Moe Drabowsky, R ERA: 5.15 Dave Wickersham, R ERA: 3.84 Jim Archer, L ERA: 9.43 (1, 1) (3, 1) (5, 1) (7, 1) (8, 1)	2.1 L 13 5 5 5 4 1 0 0 0 0 0 2 20 24 19.29 2.571	1.2 6 0 0 0 2 1 0 0 0 0 0 0 9 13 0.00 0.600	2.0 8 1 0 0 2 1 0 0 0 0 0 0 11 15 0.00 1.000	1.0 7 3 3 3 1 0 0 1 0 0 2 8 9 27.00 3.000	1.0 3 0 0 0 0 0 0 0 0 0 0 3 3 0.00 0.000															18.00 4.000		
Jose Tartabull, L OBP: 0.325, SLG: 0.338 (1, 8)										4	0	0	1	1	0	1						
Gino Cimoli, R OBP: 0.325, SLG: 0.427 (1, 9)										5	1	1	0	0	1	2						
Jerry Lumpe, L OBP: 0.347, SLG: 0.444 (1, 4)										4	3	3	0	1	0	1						
Norm Siebern, L OBP: 0.413, SLG: 0.492 (1, 3)										3	1	2	2	2	0	1						
Ed Charles, R OBP: 0.362, SLG: 0.468 (1, 5)										4	1	2	1	1	0	1						
John Wojcik, L OBP: 0.593, SLG: 0.444 (1, 7)										3	1	1	1	2	0	2						
Wayne Causey, L OBP: 0.354, SLG: 0.352 (1, 6)										5	1	2	0	0	0	7						
Haywood Sullivan, R OBP: 0.321, SLG: 0.336 (1, 2)										5	1	1	0	0	1	7						
Ed Rakow, R Moe Drabowsky, R Dave Wickersham, R Jim Archer, L George Nelson, R Sam McDowell, L Bob Allen, L (1, 1) (1, 1) (1, 1) (1, 1) (1, 1) (1, 1) (1, 1) (1, 1)										1	0	0	0	0	0	1						
Inning Stats	R: 1 E: 0 K: 0 S: 5	H: 2 LOB: 1 BB: 0 P: 5	R: 0 E: 0 K: 0 S: 4	H: 1 LOB: 1 BB: 0 P: 4	R: 0 E: 0 K: 0 S: 4	H: 1 LOB: 1 BB: 0 P: 4	R: 0 E: 0 K: 0 S: 5	H: 2 LOB: 2 BB: 0 P: 5	R: 2 E: 0 K: 0 S: 7	H: 4 LOB: 2 BB: 0 P: 7	R: 1 E: 0 K: 1 S: 7	H: 2 LOB: 1 BB: 0 P: 7	R: 1 E: 0 K: 1 S: 4	H: 0 LOB: 1 BB: 3 P: 16	R: 0 E: 0 K: 0 S: 2	H: 0 LOB: 0 BB: 1 P: 6	R: 4 E: 0 K: 0 S: 5	H: 2 LOB: 1 BB: 3 P: 17	1B: 12 2B: 2 3B: 0 HR: 0	SF: 1 SAC: 0 DP: 2 HBP: 0	WP: 0 PB: 1 CS: 0	PA: 46
PITCHER	IP WLS BF H R ER SO BB IBB HBP BLK WP HR S P ERA WHIP	IP WLS BF H R ER SO BB IBB HBP BLK WP HR S P ERA WHIP															ERA WHIP					
Dick Donovan, R ERA: 3.58 Sam McDowell, L ERA: 6.3 Bob Allen, L ERA: 6.0 (1, 1) (6, 1) (9, 1)	5.0 W 27 12 4 4 0 0 0 0 0 0 0 0 12 40 15.00 2.667	3.0 15 1 5 5 2 7 0 0 0 0 0 0 4 4 0.00 1.000															0.00 1.000					


Cleveland Indians @ Kansas City Athletics
Municipal Stadium, Kansas City, MO
Wed Sep 19 1962, 8:05 PM EDT
Att: 3,523 - Unknown

Cleveland Indians @ Kansas City Athletics
Municipal Stadium, Kansas City, MO
Wed Sep 19 1962, 8:05 PM EDT
Att: 3,523 - Unknown



Batter	1	2	3	4	5	6	7	8	9	AB	R	H	RBI	BB	SO	LOB	TOP			
Ty Cline, L OBP: 0.310, SLG: 0.324 (1, 8)	L6-3		L3			K				4	0	1	1	1	1	0	Cleveland Indians @ Kansas City Athletics Municipal Stadium, Kansas City, MO Thu Sep 20 1962, 8:05 PM EDT Att: 1,954 - Unknown			
Tito Francona, L OBP: 0.321, SLG: 0.398 (1, 3)	1B 1B		K		G3	K		F7		5	1	1	0	0	2	3				
Chuck Essegian, R OBP: 0.373, SLG: 0.517 (1, 7)	1B SF4 1B				E5 1B SF8		K		F4	5	2	2	0	0	1	0				
Walt Bond, L OBP: 0.444, SLG: 0.824 (1, 9)	SF4 1B		G3				F4		FC4-6 1B	5	0	3	1	0	0	1				
John Romano, R OBP: 0.358, SLG: 0.469 (1, 2)	SF4				SF8		BB BB		FC4-6 1B	2	1	1	3	1	0	1				
Woodie Held, R OBP: 0.381, SLG: 0.404 (1, 6)	F5			HR	F7		BB BB		1-2	3	0	1	0	2	0	1				
Max Alvis, R OBP: 0.185, SLG: 0.154 (1, 5)		1-3			F2		F6		F7	5	0	0	0	0	0	6				
Jerry Kindall, R OBP: 0.286, SLG: 0.347 (1, 4)		6-3			1B 2B 1B		F7		K	4	1	1	0	0	1	2				
Pedro Ramos, S OBP: 0.182, SLG: 0.344 (1, 1)		F6			2B 1-3 1B		K		K	4	0	1	0	0	2	0				
Inning Stats	R: 2 E: 0 K: 0 S: 6	H: 3 LOB: 1 BB: 0 P: 6	R: 0 E: 0 K: 0 S: 3	H: 0 LOB: 0 BB: 0 P: 3	R: 0 E: 0 K: 1 S: 6	H: 1 LOB: 1 BB: 0 P: 6	R: 2 E: 0 K: 0 S: 7	H: 4 LOB: 2 BB: 0 P: 7	R: 1 E: 1 K: 0 S: 5	H: 1 LOB: 2 BB: 1 P: 9	R: 0 E: 0 K: 1 S: 5	H: 0 LOB: 2 BB: 2 P: 13	R: 0 E: 0 K: 2 S: 7	H: 0 LOB: 1 BB: 1 P: 11	R: 0 E: 0 K: 0 S: 5	H: 2 LOB: 2 BB: 0 P: 5	1B: 8 2B: 2 3B: 0 HR: 1	SF: 2 SAC: 0 DP: 0 HBP: 0	WP: 0 PB: 0 SB: 1 CS: 0	PA: 43
PITCHER	IP WLS BF H R ER SO BB IBB HBP BLK WP HR S P ERA WHIP	IP WLS BF H R ER SO BB IBB HBP BLK WP HR S P ERA WHIP																		
Bill Fischer, R ERA: 3.97 (1, 1)	4.0 L 22 9 5 4 1 0 0 0 0 0 1 24 24 9.00 2.250																			
Diego Segui, R ERA: 3.92 (5, 1)	1.0 0 0 0 0 0 0 1 0 0 0 0 0 3 7 0.00 1.000																			
Moe Drabowsky, R ERA: 5.06 (6, 1)	2.0 8 0 0 0 4 2 0 0 0 0 0 0 14 22 0.00 1.000																			
Jerry Walker, R ERA: 5.9 (8, 1)	2.0 9 2 0 0 2 1 0 0 0 0 0 0 12 16 0.00 1.500																			

Batter	1	2	3	4	5	6	7	8	9	AB	R	H	RBI	BB	SO	LOB	BOTTOM	
Jose Tartabull, L OBP: 0.324, SLG: 0.334 (1, 8)	1B G6-3 BB		6-3		4-3		F9			3	1	0	0	1	0	2	Cleveland Indians @ Kansas City Athletics Municipal Stadium, Kansas City, MO Thu Sep 20 1962, 8:05 PM EDT Att: 1,954 - Unknown	
Gino Cimoli, R OBP: 0.326, SLG: 0.430 (1, 9)	G6-3 1B		F7		K			3-1 2B		4	1	2	0	0	1	1		
Jerry Lumpe, L OBP: 0.345, SLG: 0.441 (1, 4)	G6-3		L8		E6 FC4			3-1		4	0	0	0	0	0	2		
Norm Siebern, L OBP: 0.412, SLG: 0.490 (1, 3)	4-3				FC4 1B		FC4	4-3		4	0	1	1	0	0	1		
Ed Charles, R OBP: 0.361, SLG: 0.468 (1, 5)		S 2B			FC5-4		F5	6-3		4	0	1	0	0	0	2		
John Wojcik, L OBP: 0.581, SLG: 0.400 (1, 7)		S BB			F7		F9	G4-6-3 BB		2	0	0	0	2	0	2		
Wayne Causey, L OBP: 0.350, SLG: 0.347 (1, 6)	F7				F9		4-3	G4-6-3		4	0	0	0	0	0	4		
Haywood Sullivan, R OBP: 0.323, SLG: 0.336 (1, 2)		K			4-3 5-3 BB		FC4-6 1B	K		3	0	1	0	1	2	2		
Bill Fischer, R ERA: 3.84 (1, 1)	9.0 W 35 5 2 2 3 4 0 0 0 0 0 0 37 53 2.00 1.000																	
PITCHER	IP WLS BF H R ER SO BB IBB HBP BLK WP HR S P ERA WHIP	IP WLS BF H R ER SO BB IBB HBP BLK WP HR S P ERA WHIP																
Pedro Ramos, R ERA: 3.84 (1, 1)	9.0 W 35 5 2 2 3 4 0 0 0 0 0 0 37 53 2.00 1.000																	



Batter	1	2	3	4	5	6	7	8	9	AB	R	H	RBI	BB	SO	LOB	TOP										
Ty Cline, L OBP: 0.309, SLG: 0.325 (1, 8)	L7	FC6-4		1B		FC6-4		L4-3		5	1	1	2	0	0	4											
Tito Francona, L OBP: 0.323, SLG: 0.398 (1, 3)	BB	L	F5	1B		6-3		SH	BB	5	1	2	1	1	0	2											
Chuck Essegian, R Willie Tasby, R OBP: 0.371, SLG: 0.512 (9, PR) OBP: 0.320, SLG: 0.323 (9, 7)	BB		K	K		E5		SH	BB	3	0	0	0	1	2	1											
Walt Bond, L OBP: 0.435, SLG: 0.857 (1, 9)	L6		HR			3-1		1B	IBB	4	1	1	1	1	1	3											
John Romano, R OBP: 0.358, SLG: 0.475 (1, 2)	F9		HR			P4		WP	1B	5	2	2	3	0	0	3											
Woodie Held, R OBP: 0.360, SLG: 0.401 (1, 6)		E6	K			K		F7	FC6-4	5	1	1	1	0	2	0											
Bubba Phillips, R OBP: 0.290, SLG: 0.359 (1, 5)	FC6-4		SH2-4	1B		5-3		F8	FC6-4	5	1	2	0	0	0	2											
Jerry Kindall, R OBP: 0.286, SLG: 0.346 (1, 4)	F9		SH2-4			6-3		1B	FC5-4	4	1	1	0	0	0	4											
Mudcat Grant, R Bob Allen, L Gary Bell, R Willie Kirkland, L Frank Funk, R OBP: 0.192, SLG: 0.220 (7, 1) OBP: 0.296, SLG: 0.208 (8, PH) OBP: 0.278, SLG: 0.385 (8, 1) OBP: 0.077, SLG: 0.077 (8, 1)	E3		K			FC6-4		WP	1B	2	0	0	0	1	1	3											
Inning Stats	R: 0 E: 0 K: 0 S: 4	H: 1 LOB: 2 BB: 1 P: 8	R: 1 E: 2 K: 0 S: 5	H: 1 LOB: 1 BB: 0 P: 5	R: 2 E: 0 K: 2 S: 9	H: 2 LOB: 0 BB: 0 P: 9	R: 2 E: 0 K: 2 S: 10	H: 3 LOB: 1 BB: 0 P: 10	R: 0 E: 0 K: 0 S: 7	H: 0 LOB: 0 BB: 0 P: 7	R: 0 E: 1 K: 0 S: 4	H: 0 LOB: 1 BB: 0 P: 4	R: 1 E: 0 K: 0 S: 5	H: 2 LOB: 1 BB: 2 P: 5	R: 3 E: 1 K: 0 S: 5	H: 2 LOB: 2 BB: 2 P: 13	1B: 8 2B: 1 3B: 0 HR: 2	SF: 0 SAC: 2 DP: 0 HBP: 0	WP: 2 PB: 0 SB: 1 CS: 1	PA: 45							
PITCHER	IP	WLS	BF	H	R	ER	SO	BB	IBB	HBP	BLK	WP	HR	S	P	ERA	WHIP										
Don Lee, R ERA: 3.6 (1, 1)	5.0		25	7	5	4	6	1	0	0	0	0	2	35	39	7.20	1.600										
Fred Newman, R ERA: 6.0 (6, 1)	1.0		4	0	0	0	0	1	0	0	0	0	0	3	7	0.00	1.000										
Dan Osinski, R ERA: 4.03 (7, 1)	2.0	L	10	2	2	2	0	1	0	0	0	1	0	9	13	9.00	1.500										
Julio Navarro, R ERA: 3.65 (9, 1)	1.0		6	2	2	1	0	0	1	0	0	1	0	5	9	9.00	2.000										

Cleveland Indians @ Los Angeles Angels
Dodger Stadium, Los Angeles, CA
Fri Sep 21 1962, 7:05 PM PDT
Att: 10,706 - Unknown

AB 39
R 9
H 11
RBI 8
BB 4
SO 6
LOB 22



Batter	1	2	3	4	5	6	7	8	9	AB	R	H	RBI	BB	SO	LOB	BOTTOM										
Jim Fregosi, R OBP: 0.350, SLG: 0.382 (1, 6)	FC4-6		BB			L8		F9		3	0	1	0	2	0	2											
Albie Pearson, L OBP: 0.383, SLG: 0.352 (1, 8)	FC4-6		L8			F4		BB	BB	5	0	2	0	0	0	3											
Billy Moran, R OBP: 0.324, SLG: 0.403 (1, 4)	F3		6-3			F9		FC5-2	BB	4	1	0	0	1	0	4											
Lee Thomas, L OBP: 0.355, SLG: 0.467 (1, 3)	BB		WP	G3		4-3	1B	G3	FC5-2	3	3	2	0	2	0	1											
Leo Burke, R OBP: 0.395, SLG: 0.588 (1, 5)	1-3		F3			6-3	4-3	FC5-2	G3	5	2	1	0	0	0	6											
Leon Wagner, L OBP: 0.320, SLG: 0.496 (1, 7)	F3		G3			4-3		G3		5	0	0	2	0	1	4											
George Thomas, R OBP: 0.316, SLG: 0.376 (1, 9)	L8		1B			6-3		E	BB	3	0	1	1	2	0	1											
Earl Averill, R OBP: 0.368, SLG: 0.333 (1, 2)	6-3		F9			1B		1B	BB	3	0	0	0	2	0	2											
Don Lee, R Tom Staffords, L Fred Newman, R Dick Simpson, R Dan Osinski, R Julio Navarro, R OBP: 0.212, SLG: 0.215 (5, PH) OBP: 0.200, SLG: 0.300 (8, 1) OBP: 0.100, SLG: 1.000 (6, PH) OBP: 0.300, SLG: 0.500 (7, 1) OBP: 0.500, SLG: 0.500 (9, 1)			5-3			F5		1B	K	1	0	0	0	0	0	0											
Inning Stats	R: 0 E: 0 K: 0 S: 4	H: 1 LOB: 2 BB: 1 P: 8	R: 0 E: 0 K: 0 S: 3	H: 0 LOB: 0 BB: 0 P: 3	R: 0 E: 0 K: 0 S: 3	H: 0 LOB: 1 BB: 1 P: 7	R: 1 E: 0 K: 0 S: 5	H: 2 LOB: 1 BB: 0 P: 5	R: 0 E: 0 K: 0 S: 3	H: 0 LOB: 1 BB: 1 P: 7	R: 2 E: 0 K: 0 S: 6	H: 3 LOB: 2 BB: 1 P: 10	R: 3 E: 1 K: 1 S: 6	H: 1 LOB: 2 BB: 4 P: 22	R: 0 E: 0 K: 0 S: 4	H: 1 LOB: 1 BB: 0 P: 4	R: 0 E: 0 K: 1 S: 5	H: 0 LOB: 1 BB: 1 P: 9	1B: 6 2B: 1 3B: 1 HR: 0	SF: 0 SAC: 0 DP: 0 HBP: 0	WP: 1 PB: 0 SB: 1 CS: 0	PA: 44					
PITCHER	IP	WLS	BF	H	R	ER	SO	BB	IBB	HBP	BLK	WP	HR	S	P	ERA	WHIP										
Mudcat Grant, R ERA: 4.48 (1, 1)	6.0		31	7	6	4	0	6	0	0	0	0	1	25	49	6.00	2.167										
Bob Allen, L ERA: 5.87 (7, 1)	0.2		2	0	0	0	0	0	0	0	0	0	0	2	2	0.00	0.000										
Gary Bell, R ERA: 4.26 (7, 1)	0.1		3	0	0	0	1	2	0	0	0	0	0	3	11	0.00	6.000										
Frank Funk, R ERA: 3.43 (8, 1)	2.0	W	8	1	0	0	1	1	0	0	0	0	0	9	13	0.00	1.000										

Cleveland Indians @ Los Angeles Angels
Dodger Stadium, Los Angeles, CA
Fri Sep 21 1962, 7:05 PM PDT
Att: 10,706 - Unknown

AB 35
R 6
H 8
RBI 4
BB 9
SO 2
LOB 25



Batter	1	2	3	4	5	6	7	8	9	AB	R	H	RBI	BB	SO	LOB	TOP			
Lenny Green, L OBP: 0.365, SLG: 0.401										4	0	2	0	0	0	2				
Vic Power, R OBP: 0.318, SLG: 0.426										4	0	0	0	0	0	4				
Rich Rollins, R OBP: 0.374, SLG: 0.425										4	0	1	0	0	1	1				
Harmon Killebrew, R OBP: 0.361, SLG: 0.535										3	1	2	1	1	0	0				
Bob Allison, R OBP: 0.371, SLG: 0.510										4	0	0	0	0	0	3				
Bernie Allen, L OBP: 0.338, SLG: 0.407										4	0	0	0	0	0	3				
Earl Batley, R OBP: 0.353, SLG: 0.398										3	0	1	0	1	0	1				
Johnny Goryl, R OBP: 0.290, SLG: 0.500										0	0	0	0	0	0	0				
Zoilo Versalles, R OBP: 0.279, SLG: 0.370										4	0	0	0	0	0	4				
Camilo Pascual, R OBP: 0.310, SLG: 0.372										1	0	0	0	1	0	0				
Tony Oliva, L OBP: 0.363, SLG: 0.556										1	0	1	0	0	0	0				
Joe Bonikowski, R OBP: 0.179, SLG: 0.148										0	0	0	0	0	0	0				
Don Mincher, L OBP: 0.406, SLG: 0.488										1	0	0	0	0	1	1				
Inning Stats	R: 0 E: 0 K: 1 S: 5	H: 1 LOB: 0 BB: 0 P: 5	R: 1 E: 0 K: 0 S: 4	H: 1 LOB: 0 BB: 0 P: 4	R: 0 E: 0 K: 0 S: 3	H: 0 LOB: 1 BB: 1 P: 7	R: 0 E: 0 K: 0 S: 4	H: 1 LOB: 3 BB: 2 P: 12	R: 0 E: 0 K: 0 S: 4	H: 1 LOB: 1 BB: 0 P: 4	R: 0 E: 0 K: 0 S: 4	H: 1 LOB: 1 BB: 0 P: 4	R: 0 E: 0 K: 0 S: 3	H: 0 LOB: 0 BB: 0 P: 3	R: 0 E: 0 K: 1 S: 6	H: 1 LOB: 1 BB: 0 P: 6	1B: 6 2B: 0 3B: 0 HR: 1	SF: 0 SAC: 0 DP: 1 HBP: 0	WP: 0 PB: 0 SB: 1 CS: 0	PA: 36
PITCHER Pedro Ramos, R ERA: 3.71	IP: 9.0 WLS: W BF: 36 H: 7 R: 1 ER: 1 SO: 2 BB: 3 IBB: 0 HBP: 0 BLK: 0 WP: 0 HR: 1 S: 37 P: 49 ERA: 1.00 WHIP: 1.111																			

Minnesota Twins @ Cleveland Indians
Cleveland Municipal Stadium, Cleveland, OH
Tue Sep 25 1962, 7:05 PM EDT
Att: 1,209 - Unknown

AB 33
R 1
H 7
RBI 1
BB 3
SO 2
LOB 19



Batter	1	2	3	4	5	6	7	8	9	AB	R	H	RBI	BB	SO	LOB	BOTTOM			
Ty Cline, L OBP: 0.311, SLG: 0.334										5	1	1	0	0	3	1				
Tito Francona, L OBP: 0.323, SLG: 0.401										5	0	0	0	0	0	2				
Walt Bond, L OBP: 0.459, SLG: 0.853										4	1	3	0	0	1	0				
Willie Kirkland, L OBP: 0.273, SLG: 0.378										4	0	0	0	0	0	5				
John Romano, R OBP: 0.362, SLG: 0.479										2	2	0	0	2	1	0				
Woodie Held, R OBP: 0.359, SLG: 0.404										3	1	2	3	1	0	0				
Max Alvis, R OBP: 0.222, SLG: 0.229										4	0	1	0	0	0	2				
Jerry Kindall, R OBP: 0.289, SLG: 0.348										2	0	0	0	2	0	0				
Pedro Ramos, S OBP: 0.171, SLG: 0.324										4	0	0	0	0	1	5				
Inning Stats	R: 0 E: 0 K: 2 S: 8	H: 0 LOB: 1 BB: 0 P: 8	R: 2 E: 0 K: 0 S: 4	H: 1 LOB: 0 BB: 1 P: 8	R: 3 E: 1 K: 1 S: 8	H: 2 LOB: 3 BB: 3 P: 20	R: 0 E: 0 K: 1 S: 6	H: 1 LOB: 1 BB: 0 P: 6	R: 0 E: 0 K: 0 S: 4	H: 1 LOB: 2 BB: 1 P: 8	R: 0 E: 0 K: 0 S: 4	H: 1 LOB: 1 BB: 0 P: 4	R: 0 E: 0 K: 1 S: 5	H: 1 LOB: 1 BB: 0 P: 5	R: 0 E: 1 K: 1 S: 6	H: 0 LOB: 1 BB: 0 P: 6	1B: 6 2B: 0 3B: 0 HR: 1	SF: 0 SAC: 0 DP: 0 HBP: 0	WP: 1 PB: 1 SB: 1 CS: 1	PA: 39
PITCHER Camilo Pascual, R ERA: 3.44	IP: 6.0 WLS: L BF: 31 H: 6 R: 5 ER: 3 SO: 4 BB: 3 IBB: 2 HBP: 0 BLK: 0 WP: 1 HR: 1 S: 34 P: 54 ERA: 4.50 WHIP: 1.500																			
PITCHER Joe Bonikowski, R ERA: 3.92	IP: 2.0 WLS: 7 BF: 7 H: 1 R: 0 ER: 0 SO: 2 BB: 0 IBB: 0 HBP: 0 BLK: 0 WP: 0 HR: 0 S: 11 P: 11 ERA: 0.00 WHIP: 0.500																			

Minnesota Twins @ Cleveland Indians
Cleveland Municipal Stadium, Cleveland, OH
Tue Sep 25 1962, 7:05 PM EDT
Att: 1,209 - Unknown

AB 33
R 5
H 7
RBI 3
BB 5
SO 6
LOB 15



Batter	1	2	3	4	5	6	7	8	9	AB	R	H	RBI	BB	SO	LOB	TOP					
Albie Pearson, L (1, 8) OBP: 0.360, SLG: 0.353	0-3 K	0-3 K				0-0 SH2-3 1B	0-0 FC6	0-0 3-1		5	1	1	0	0	2	4	Los Angeles Angels @ Cleveland Indians Cleveland Municipal Stadium, Cleveland, OH Sat Sep 29 1962, 3:33 AM EDT Unknown livebaseballscorecards.com					
Billy Moran, R (1, 4) OBP: 0.324, SLG: 0.408	0-0 4-3		0-3 K			0-0 SH2-3 1B	0-0 5-3 1B 2B		0-0 FC4-6 1B	4	1	2	0	0	1	0						
Leon Wagner, L (1, 7) OBP: 0.325, SLG: 0.502	0-0 G3		0-0 F9 WP 1B			0-0 WP 1B	0-0 5-3		0-0 FC4-6 1-2	5	0	2	1	0	0	2						
Lee Thomas, L (1, 3) OBP: 0.358, SLG: 0.471		0-0 2B 1B	0-0 F9			0-0 E5	0-0 1-3		0-3 K	5	1	2	1	0	1	3						
Buck Rodgers, S (1, 2) OBP: 0.309, SLG: 0.373	0-3 K	0-0 4-3				0-3 K	0-0 1-3		0-0 F9	5	0	0	0	0	2	6						
Leo Burke, R (1, 9) OBP: 0.333, SLG: 0.455	0-0 1B				0-0 E6 F9 6-3	0-0 L6			0-3 K	4	1	1	0	0	1	3						
Felix Torres, R (1, 5) OBP: 0.305, SLG: 0.387	0-0 FC5-4 1B				0-0 6-3				0-0 6-3	4	0	1	2	0	0	1						
Jim Fregosi, R (1, 6) OBP: 0.355, SLG: 0.400	0-0 FC5-4 1B				0-0 F9				0-0 F8	4	0	0	0	0	0	2						
Bo Belinsky, L (1, 1) OBP: 0.254, SLG: 0.167	0-0 1B				0-0 4-3				0-0 FC6 1B	3	0	2	0	0	0	1						
Dean Chance, R (6, 1) OBP: 0.103, SLG: 0.062	0-0 1B				0-0 4-3				0-0 1B	1	0	1	0	0	0	0						
Inning Stats	R: 0 E: 0 K: 1 S: 5	H: 0 LOB: 0 BB: 0 P: 5	R: 2 E: 0 K: 2 S: 11	H: 4 LOB: 2 BB: 0 P: 11	R: 0 E: 0 K: 1 S: 6	H: 1 LOB: 1 BB: 0 P: 6	R: 0 E: 1 K: 0 S: 4	H: 0 LOB: 1 BB: 0 P: 4	R: 1 E: 0 K: 1 S: 8	H: 2 LOB: 2 BB: 0 P: 8	R: 0 E: 0 K: 0 S: 4	H: 1 LOB: 1 BB: 0 P: 4	R: 1 E: 0 K: 1 S: 7	H: 2 LOB: 1 BB: 0 P: 7	R: 0 E: 0 K: 0 S: 4	H: 1 LOB: 1 BB: 0 P: 4	R: 0 E: 0 K: 1 S: 6	H: 1 LOB: 1 BB: 0 P: 6	1B: 10 2B: 2 3B: 0 HR: 0	SF: 0 SAC: 1 DP: 0 HBP: 0	WP: 2 PB: 0 SB: 0 CS: 0	PA: 41
PITCHER Dick Donovan, R (1, 1) ERA: 3.59	IP: 9.0 WLS: L BF: 41 H: 12 R: 4 ER: 4 SO: 7 BB: 0 IBB: 0 HBP: 0 BLK: 0 WP: 2 HR: 0 S: 55 P: 55 ERA: 4.00 WHIP: 1.333															PITCHER						

Batter	1	2	3	4	5	6	7	8	9	AB	R	H	RBI	BB	SO	LOB	BOTTOM					
Willie Tasby, R (1, 8) OBP: 0.315, SLG: 0.318	0-0 1-3		0-3 K			0-3 K			0-0 G6-3	4	0	0	0	0	3	1	Los Angeles Angels @ Cleveland Indians Cleveland Municipal Stadium, Cleveland, OH Sat Sep 29 1962, 3:33 AM EDT Unknown livebaseballscorecards.com					
Willie Kirkland, L (9, FH) OBP: 0.272, SLG: 0.377	0-0 1-3		0-3 K			0-3 K			0-0 G6-3	1	0	0	0	0	0	1						
Tito Francona, L (1, 3) OBP: 0.327, SLG: 0.401	4-0 E BB		4-0 1-2 BB			0-0 F7			0-0 1B	2	0	1	0	3	0	0						
Chuck Essegian, R (1, 7) OBP: 0.364, SLG: 0.499	0-3 K		0-3 K			0-0 6-3			0-3 K	5	0	0	0	0	4	5						
John Romano, R (1, 2) OBP: 0.363, SLG: 0.479	0-0 E8 1-3 1B		0-0 F7			0-0 BB 1B			0-0 F7	4	1	2	0	0	0	3						
Woodie Held, R (1, 6) OBP: 0.362, SLG: 0.406	0-3 K				0-0 BB 1B				0-0 G6-4-3 1B	3	0	2	0	1	1	2						
Walt Bond, L (1, 9) OBP: 0.439, SLG: 0.784		0-3 K			4-0 BB 1B				0-0 G6-4-3	3	0	0	0	1	1	3						
Max Alvis, R (1, 5) OBP: 0.250, SLG: 0.256	0-3 K		0-3 K			0-0 1-3 2-H 1B			0-0 1B	4	0	2	1	0	2	2						
Jerry Kindall, R (1, 4) OBP: 0.287, SLG: 0.345	0-0 F4		0-0 F7			0-3 K			0-0 F8	4	0	0	0	0	1	5						
Dick Donovan, L (1, 1) OBP: 0.255, SLG: 0.326			4-0 BB BB		0-3 K				0-0 G6-3 1B	2	0	0	0	1	2	4						
Ty Cline, L (9, FH) OBP: 0.312, SLG: 0.336			4-0 BB BB		0-3 K				0-0 G6-3 1B	1	0	1	0	0	0	0						
Inning Stats	R: 0 E: 1 K: 2 S: 8	H: 1 LOB: 2 BB: 1 P: 12	R: 0 E: 0 K: 2 S: 7	H: 0 LOB: 0 BB: 0 P: 7	R: 0 E: 0 K: 2 S: 7	H: 0 LOB: 2 BB: 2 P: 15	R: 0 E: 0 K: 2 S: 8	H: 1 LOB: 2 BB: 1 P: 12	R: 0 E: 0 K: 1 S: 5	H: 0 LOB: 0 BB: 0 P: 5	R: 1 E: 0 K: 2 S: 9	H: 2 LOB: 2 BB: 1 P: 13	R: 0 E: 0 K: 2 S: 7	H: 0 LOB: 1 BB: 1 P: 11	R: 0 E: 0 K: 0 S: 4	H: 2 LOB: 1 BB: 0 P: 4	R: 0 E: 0 K: 1 S: 6	H: 2 LOB: 1 BB: 0 P: 6	1B: 8 2B: 0 3B: 0 HR: 0	SF: 0 SAC: 0 DP: 2 HBP: 0	WP: 0 PB: 0 SB: 0 CS: 0	PA: 39
PITCHER Bo Belinsky, L (1, 1) ERA: 3.56	IP: 5.1 WLS: W BF: 25 H: 4 R: 1 ER: 1 SO: 9 BB: 5 IBB: 0 HBP: 0 BLK: 0 WP: 0 HR: 0 S: 38 P: 58 ERA: 1.69 WHIP: 1.688															PITCHER						
Dean Chance, R (6, 1) ERA: 2.96	IP: 3.2 WLS: S BF: 14 H: 4 R: 0 ER: 0 SO: 5 BB: 1 IBB: 0 HBP: 0 BLK: 0 WP: 0 HR: 0 S: 23 P: 27 ERA: 0.00 WHIP: 1.364															PITCHER						

Batter	1	2	3	4	5	6	7	8	9	AB	R	H	RBI	BB	SO	LOB	TOP						
Albie Pearson, L (1, 8) George Thomas, R (1, 8) OBP: 0.361, SLG: 0.354 OBP: 0.315, SLG: 0.365										1	0	1	0	0	0	0	Los Angeles Angels @ Cleveland Indians Cleveland Municipal Stadium, Cleveland, OH Sat Sep 29 1962, 3:38 AM EDT Att: 1,072 - Unknown livebaseballscorecards.com						
Billy Moran, R (1, 4) Joe Koppe, R (1, 4) OBP: 0.325, SLG: 0.409 OBP: 0.356, SLG: 0.305										1	0	1	0	0	0	0							
Leon Wagner, L (1, 7) Bob Botz, R (3, 1) Tom Burgess, L (8, FH) Julio Navarro, R (8, 1) OBP: 0.324, SLG: 0.501 OBP: 0.354, SLG: 0.301 OBP: 0.300, SLG: 0.500										2	0	0	0	0	1	2							
Lee Thomas, L (1, 3) Ken Hunt, R (4, 3)										2	0	0	0	0	2	1							
Buck Rodgers, S (1, 2) Ed Sadowski, R (2, 2) OBP: 0.308, SLG: 0.372 OBP: 0.241, SLG: 0.346										1	0	0	0	0	0	0							
Leo Burke, R (1, 9) OBP: 0.326, SLG: 0.431										3	0	0	0	1	1	0							
Felix Torres, R (1, 5) OBP: 0.307, SLG: 0.393										3	1	1	1	1	0	0							
Jim Fregosi, R (1, 6) OBP: 0.353, SLG: 0.396										4	0	1	0	0	1	2							
Ted Bowsfield, R (1, 1) Dick Simpson, R (3, FH) OBP: 0.279, SLG: 0.189 OBP: 0.667, SLG: 0.750										0	0	0	0	0	0	0							
Inning Stats	R: 0 E: 0 K: 1 S: 6	H: 2 LOB: 1 BB: 0 P: 6	R: 1 E: 0 K: 1 S: 6	H: 1 LOB: 0 BB: 0 P: 6	R: 0 E: 0 K: 3 S: 10	H: 1 LOB: 1 BB: 0 P: 10	R: 0 E: 0 K: 2 S: 7	H: 0 LOB: 2 BB: 2 P: 15	R: 0 E: 0 K: 1 S: 5	H: 0 LOB: 1 BB: 1 P: 9	R: 0 E: 0 K: 0 S: 3	H: 0 LOB: 0 BB: 0 P: 3	R: 0 E: 0 K: 0 S: 4	H: 1 LOB: 2 BB: 1 P: 8	R: 0 E: 0 K: 1 S: 5	H: 0 LOB: 0 BB: 0 P: 5		R: 0 E: 0 K: 1 S: 6	H: 1 LOB: 1 BB: 0 P: 6	1B: 4 2B: 1 3B: 0 HR: 1	SF: 0 SAC: 0 DP: 0 HBP: 0	WP: 0 PB: 0 SB: 0 CS: 0	PA: 36
PITCHER Mudcat Grant, R (1, 1) ERA: 4.27	IP: 9.0 WLS: W BF: 36 H: 6 R: 1 ER: 1 SO: 10 BB: 4 IBB: 0 HBP: 0 BLK: 0 WP: 0 HR: 1 S: 52 P: 68 ERA: 1.00 WHIP: 1.111															PITCHER		IP: 9.0 WLS: W BF: 36 H: 6 R: 1 ER: 1 SO: 10 BB: 4 IBB: 0 HBP: 0 BLK: 0 WP: 0 HR: 1 S: 52 P: 68 ERA: 1.00 WHIP: 1.111					

Batter	1	2	3	4	5	6	7	8	9	AB	R	H	RBI	BB	SO	LOB	BOTTOM				
Tommie Agee, R (1, 7) OBP: 0.200, SLG: 0.200										4	0	1	0	0	2	0	Los Angeles Angels @ Cleveland Indians Cleveland Municipal Stadium, Cleveland, OH Sat Sep 29 1962, 3:38 AM EDT Att: 1,072 - Unknown livebaseballscorecards.com				
Doc Edwards, R (1, 2) OBP: 0.336, SLG: 0.393										4	0	0	0	0	1	1					
Walt Bond, L (1, 9) OBP: 0.444, SLG: 0.902										4	3	2	2	0	0	1					
Hal Jones, R (1, 3) OBP: 0.222, SLG: 0.333										4	1	1	0	0	1	1					
Max Alvis, R (1, 5) OBP: 0.250, SLG: 0.238										3	0	0	0	1	2	2					
Jack Kubiszyn, R (1, 6) OBP: 0.190, SLG: 0.222										4	0	1	0	0	1	2					
Ty Cline, L (1, 8) OBP: 0.310, SLG: 0.333										3	1	0	0	0	0	2					
Jerry Kindall, R (1, 4) OBP: 0.288, SLG: 0.347										3	0	1	1	0	0	0					
Mudcat Grant, R (1, 1) OBP: 0.182, SLG: 0.208										3	0	0	0	0	2	1					
Inning Stats	R: 0 E: 0 K: 2 S: 8	H: 1 LOB: 1 BB: 0 P: 8	R: 1 E: 0 K: 2 S: 9	H: 2 LOB: 1 BB: 0 P: 9	R: 1 E: 0 K: 1 S: 6	H: 1 LOB: 0 BB: 0 P: 6	R: 0 E: 0 K: 0 S: 3	H: 0 LOB: 0 BB: 0 P: 3	R: 0 E: 0 K: 1 S: 5	H: 0 LOB: 0 BB: 0 P: 5	R: 2 E: 2 K: 1 S: 8	H: 1 LOB: 1 BB: 0 P: 8	R: 0 E: 0 K: 1 S: 5	H: 0 LOB: 0 BB: 0 P: 5	R: 1 E: 0 K: 1 S: 6	H: 1 LOB: 1 BB: 1 P: 10		1B: 3 2B: 1 3B: 0 HR: 2	SF: 0 SAC: 0 DP: 0 HBP: 0	WP: 0 PB: 1 SB: 1 CS: 0	PA: 33
PITCHER Ted Bowsfield, L (1, 1) ERA: 4.4 Bob Botz, R (3, 1) ERA: 3.43 Julio Navarro, R (8, 1) ERA: 4.7	IP: 2.0 WLS: L BF: 19 H: 3 R: 1 ER: 1 SO: 4 BB: 0 IBB: 0 HBP: 0 BLK: 1 WP: 0 HR: 0 S: 17 P: 17 ERA: 4.50 WHIP: 1.500															PITCHER		IP: 2.0 WLS: L BF: 19 H: 3 R: 1 ER: 1 SO: 4 BB: 0 IBB: 0 HBP: 0 BLK: 1 WP: 0 HR: 0 S: 17 P: 17 ERA: 4.50 WHIP: 1.500			

Batter	1	2	3	4	5	6	7	8	9	AB	R	H	RBI	BB	SO	LOB	TOP				
Albie Pearson, L OBP: 0.361, SLG: 0.352	4-0 1B HR BB	4-3			6-3			4-3		3	1	0	0	1	0	1	Los Angeles Angels @ Cleveland Indians Cleveland Municipal Stadium, Cleveland, OH Sun Sep 30 1962, 3:33 AM EDT Unknown				
Billy Moran, R OBP: 0.324, SLG: 0.407	0-0 F6		0-3 K		6-3			K		3	0	0	0	0	1	1					
Ryne Duren, R OBP: 0.067, SLG: 0.133										0	0	0	0	0	0	0					
George Thomas, R OBP: 0.313, SLG: 0.363										1	0	0	0	0	1	0					
Dan Osinski, R OBP: 0.363, SLG: 0.363										0	0	0	0	0	0	0					
Leon Wagner, L OBP: 0.324, SLG: 0.500	0-0 1B		0-0 F4		3-1			L8		3	1	1	0	0	0	0					
Dick Simpson, R OBP: 0.571, SLG: 0.600	1-3 HR									1	0	0	0	0	0	0					
Leo Burke, R OBP: 0.338, SLG: 0.484	0-0 HR		0-0 F2		0-3 K			G4-6-3 1B		4	1	2	3	0	1	0					
Lee Thomas, L OBP: 0.355, SLG: 0.467	0-0 G3				0-0 F1			G4-6-3 1B		3	0	0	0	0	0	0					
Ken Hunt, R OBP: 0.355, SLG: 0.467								1-2		1	0	0	0	0	0	1					
Gene Leek, R OBP: 0.182, SLG: 0.182	0-3 K				0-3 K					3	0	0	0	0	3	0					
Buck Rodgers, S OBP: 0.308, SLG: 0.372										1	0	0	0	0	1	0					
Jim Fregosi, R OBP: 0.363, SLG: 0.415		0-0 FC2-6 3B			4-0 BB					2	0	2	0	1	0	0					
Ed Sadowski, R OBP: 0.228, SLG: 0.327		0-3 K			0-3 K					3	0	0	0	0	2	3					
Fred Newman, R OBP: 0.355, SLG: 0.305		0-0 FC2-6 3H			0-3 K					1	0	0	0	0	0	1					
Felix Torres, R OBP: 0.306, SLG: 0.392										1	0	0	0	0	1	0					
Joe Koppe, R OBP: 0.355, SLG: 0.305										1	0	0	0	0	1	1					
Inning Stats	R: 3 E: 0 K: 1 S: 7	H: 2 LOB: 0 BB: 1 P: 11	R: 0 E: 0 K: 1 S: 6	H: 1 LOB: 1 BB: 0 P: 6	R: 0 E: 0 K: 1 S: 5	H: 0 LOB: 0 BB: 0 P: 5	R: 0 E: 0 K: 2 S: 7	H: 0 LOB: 1 BB: 1 P: 11	R: 0 E: 0 K: 2 S: 5	H: 0 LOB: 0 BB: 0 P: 5	R: 0 E: 0 K: 2 S: 8	H: 1 LOB: 0 BB: 0 P: 8	R: 0 E: 0 K: 1 S: 5	H: 0 LOB: 0 BB: 0 P: 5	R: 0 E: 0 K: 1 S: 5	H: 1 LOB: 0 BB: 0 P: 5	1B: 3 2B: 0 3B: 1 HR: 1	SF: 0 SAC: 0 DP: 1 HBP: 0	WP: 0 PB: 0 SB: 0 CS: 0	PA: 33	
PITCHER	IP WLS BF H R ER SO BB IBB HBP BLK WP HR S P ERA WHIP	IP WLS BF H R ER SO BB IBB HBP BLK WP HR S P ERA WHIP	IP WLS BF H R ER SO BB IBB HBP BLK WP HR S P ERA WHIP	IP WLS BF H R ER SO BB IBB HBP BLK WP HR S P ERA WHIP	IP WLS BF H R ER SO BB IBB HBP BLK WP HR S P ERA WHIP	IP WLS BF H R ER SO BB IBB HBP BLK WP HR S P ERA WHIP	IP WLS BF H R ER SO BB IBB HBP BLK WP HR S P ERA WHIP	IP WLS BF H R ER SO BB IBB HBP BLK WP HR S P ERA WHIP	IP WLS BF H R ER SO BB IBB HBP BLK WP HR S P ERA WHIP	IP WLS BF H R ER SO BB IBB HBP BLK WP HR S P ERA WHIP	IP WLS BF H R ER SO BB IBB HBP BLK WP HR S P ERA WHIP	IP WLS BF H R ER SO BB IBB HBP BLK WP HR S P ERA WHIP	IP WLS BF H R ER SO BB IBB HBP BLK WP HR S P ERA WHIP	IP WLS BF H R ER SO BB IBB HBP BLK WP HR S P ERA WHIP	IP WLS BF H R ER SO BB IBB HBP BLK WP HR S P ERA WHIP	IP WLS BF H R ER SO BB IBB HBP BLK WP HR S P ERA WHIP	IP WLS BF H R ER SO BB IBB HBP BLK WP HR S P ERA WHIP	IP WLS BF H R ER SO BB IBB HBP BLK WP HR S P ERA WHIP	IP WLS BF H R ER SO BB IBB HBP BLK WP HR S P ERA WHIP	IP WLS BF H R ER SO BB IBB HBP BLK WP HR S P ERA WHIP	IP WLS BF H R ER SO BB IBB HBP BLK WP HR S P ERA WHIP

AB	31
R	3
H	5
RBI	3
BB	2
SO	11
LOB	8




Batter	1	2	3	4	5	6	7	8	9	AB	R	H	RBI	BB	SO	LOB	BOTTOM				
Tommy Agee, R OBP: 0.214, SLG: 0.214	0-3 K2-3		0-0 1B 1-2 3H	0-0 F5			0-3 K			4	0	1	1	0	2	2	Los Angeles Angels @ Cleveland Indians Cleveland Municipal Stadium, Cleveland, OH Sun Sep 30 1962, 3:33 AM EDT Unknown				
Ty Cline, L OBP: 0.307, SLG: 0.330	0-0 L6-3		0-3 K		0-0 L6-3		0-3 K			4	0	0	0	0	2	2					
Max Alvis, R OBP: 0.229, SLG: 0.217	0-0 F6		0-0 F8		0-0 F7		0-3 K			4	0	0	0	0	1	2					
Walt Bond, L OBP: 0.449, SLG: 0.867		0-0 4-3	0-0 1B 1-3 2H		0-0 HBP 1B			0-0 4-3		4	0	2	1	0	0	0					
Hal Jones, R OBP: 0.308, SLG: 0.333		0-0 F3		0-0 FC6-4 1B 1B	1-0 HBP 1B			0-3 K		3	1	1	0	0	1	0					
Doc Edwards, R OBP: 0.333, SLG: 0.388		0-3 K		0-0 FC6-4 1B 1-2	0-0 F8			0-0 F3		4	0	1	0	0	1	2					
Jack Kubiszyn, R OBP: 0.197, SLG: 0.246			0-0 E 2B	0-0 FC6-4 1B 1-2 2-3		0-0 F9				3	1	1	0	0	0	2					
Jerry Kindall, R OBP: 0.290, SLG: 0.349			0-0 E8 1B PB 1B 2H	0-0 1B 1-2 3H		0-3 K				3	1	2	1	0	1	0					
Sam McDowell, L OBP: 0.154, SLG: 0.154			0-0 1B 1-3	0-0 F8		0-3 K				3	1	1	0	0	1	2					
Frank Funk, R OBP: 0.067, SLG: 0.067			0-0 1B 1-3	0-0 F8		0-3 K				0	0	0	0	0	0	0					
Inning Stats	R: 0 E: 0 K: 1 S: 5	H: 0 LOB: 0 BB: 0 P: 5	R: 0 E: 0 K: 1 S: 5	H: 0 LOB: 0 BB: 0 P: 5	R: 3 E: 1 K: 1 S: 9	H: 5 LOB: 2 BB: 0 P: 9	R: 1 E: 0 K: 0 S: 6	H: 3 LOB: 2 BB: 0 P: 6	R: 0 E: 0 K: 2 S: 7	H: 0 LOB: 0 BB: 0 P: 7	R: 0 E: 0 K: 3 S: 9	H: 0 LOB: 0 BB: 0 P: 9	R: 0 E: 0 K: 1 S: 5	H: 0 LOB: 0 BB: 0 P: 5	R: 0 E: 0 K: 1 S: 5	H: 0 LOB: 0 BB: 0 P: 5	1B: 8 2B: 1 3B: 0 HR: 0	SF: 0 SAC: 0 DP: 0 HBP: 1	WP: 0 PB: 1 SB: 0 CS: 0	PA: 33	
PITCHER	IP WLS BF H R ER SO BB IBB HBP BLK WP HR S P ERA WHIP	IP WLS BF H R ER SO BB IBB HBP BLK WP HR S P ERA WHIP	IP WLS BF H R ER SO BB IBB HBP BLK WP HR S P ERA WHIP	IP WLS BF H R ER SO BB IBB HBP BLK WP HR S P ERA WHIP	IP WLS BF H R ER SO BB IBB HBP BLK WP HR S P ERA WHIP	IP WLS BF H R ER SO BB IBB HBP BLK WP HR S P ERA WHIP	IP WLS BF H R ER SO BB IBB HBP BLK WP HR S P ERA WHIP	IP WLS BF H R ER SO BB IBB HBP BLK WP HR S P ERA WHIP	IP WLS BF H R ER SO BB IBB HBP BLK WP HR S P ERA WHIP	IP WLS BF H R ER SO BB IBB HBP BLK WP HR S P ERA WHIP	IP WLS BF H R ER SO BB IBB HBP BLK WP HR S P ERA WHIP	IP WLS BF H R ER SO BB IBB HBP BLK WP HR S P ERA WHIP	IP WLS BF H R ER SO BB IBB HBP BLK WP HR S P ERA WHIP	IP WLS BF H R ER SO BB IBB HBP BLK WP HR S P ERA WHIP	IP WLS BF H R ER SO BB IBB HBP BLK WP HR S P ERA WHIP	IP WLS BF H R ER SO BB IBB HBP BLK WP HR S P ERA WHIP	IP WLS BF H R ER SO BB IBB HBP BLK WP HR S P ERA WHIP	IP WLS BF H R ER SO BB IBB HBP BLK WP HR S P ERA WHIP	IP WLS BF H R ER SO BB IBB HBP BLK WP HR S P ERA WHIP	IP WLS BF H R ER SO BB IBB HBP BLK WP HR S P ERA WHIP	IP WLS BF H R ER SO BB IBB HBP BLK WP HR S P ERA WHIP



Batter	1	2	3	4	5	6	7	8	9	AB	R	H	RBI	BB	SO	LOB	TOP
Jim Fregosi, R OBP: 0.356, SLG: 0.406 (1, 6)	0-0 4-3		0-3 K			0-0 F4		0-0 F9		4	0	0	0	0	1	0	Los Angeles Angels @ Cleveland Indians Cleveland Municipal Stadium, Cleveland, OH Sun Sep 30 1962, 3:38 AM EDT Att: 3,548 - Unknown
Joe Koppe, R OBP: 0.352, SLG: 0.301 (1, 4)	0-3 K		0-0 6-3			0-0 F5		0-0 L8		4	0	0	0	0	1	0	
Leo Burke, R OBP: 0.329, SLG: 0.469 Earl Averill, R OBP: 0.369, SLG: 0.332 (5, 7)	0-3 K			0-0 5-3		4-0 BB		0-0 4-3		2	0	0	0	0	1	0	
Ken Hunt, R OBP: 0.250, SLG: 0.455 (1, 3)		0-0 HR		0-0 4-3		0-0 L8		0-0 WP BB 1B		4	1	2	1	0	0	1	
George Thomas, R OBP: 0.320, SLG: 0.381 Albie Pearson, L OBP: 0.360, SLG: 0.352 Leon Wagner, L OBP: 0.325, SLG: 0.500 (9, PH)		0-0 WP 2B		0-0 2B			0-0 F9	4-0 WP BB		2	0	2	0	0	0	0	
Dick Simpson, R OBP: 0.455, SLG: 0.375 (1, 7)	0-3 K		0-0 F4			4-0 BB		0-3 K		3	0	0	0	1	2	4	
Ed Kirkpatrick, L (1, 2)	0-3 K		0-0 L8			0-3 K		0-0 3-1		4	0	0	0	0	2	4	
Gene Leek, R OBP: 0.143, SLG: 0.143 (1, 5)	0-0 L8		0-3 K			0-0 L8				3	0	0	0	0	1	2	
Bobby Darwin, R (1, 1)			0-3 K					0-0 L5		1	0	0	0	0	1	0	
Eli Grba, R OBP: 0.258, SLG: 0.276 (4, 1)				0-3 K						2	0	0	0	0	1	0	
Inning Stats	R: 0 E: 0 K: 2 S: 7	H: 0 LOB: 0 BB: 0 P: 7	R: 1 E: 0 K: 2 S: 9	H: 2 LOB: 1 BB: 0 P: 9	R: 0 E: 0 K: 0 S: 4	H: 1 LOB: 1 BB: 0 P: 4	R: 0 E: 0 K: 0 S: 7	H: 0 LOB: 0 BB: 0 P: 7	R: 0 E: 0 K: 1 S: 5	H: 0 LOB: 1 BB: 1 P: 9	R: 0 E: 0 K: 0 S: 3	H: 0 LOB: 0 BB: 0 P: 3	R: 0 E: 0 K: 1 S: 6	H: 1 LOB: 2 BB: 1 P: 10	1B: 1 2B: 2 3B: 0 HR: 1	SF: 0 SAC: 0 DP: 0 HBP: 0	WP: 2 PA: 34 PB: 0 SB: 0 CS: 0
PITCHER	IP WLS BF H R ER SO BB IBB HBP BLK WP HR S P ERA WHIP																
Floyd Weaver, R (1, 1) ERA: 1.8	5.0 W 18 3 1 1 8 0 0 0 0 1 1 34 34 1.80 0.600																
Dave Tyrner, R (6, 1) ERA: 4.22	3.0 11 0 0 0 1 2 0 0 0 0 0 11 19 0.00 0.667																
Bill Dailey, R (9, 1) ERA: 3.59	1.0 S 5 1 0 0 1 1 0 0 0 1 0 6 10 0.00 2.000																

Batter	1	2	3	4	5	6	7	8	9	AB	R	H	RBI	BB	SO	LOB	BOTTOM		
Don Dillard, L (1, 7) OBP: 0.276, SLG: 0.356	4-0 2B BB	0-0 1B 1B E		0-0 1B E 2B	0-0 4-3		0-0 F7			4	3	2	0	1	0	1	Los Angeles Angels @ Cleveland Indians Cleveland Municipal Stadium, Cleveland, OH Sun Sep 30 1962, 3:38 AM EDT Att: 3,548 - Unknown		
Ty Cline, L (1, 8) OBP: 0.308, SLG: 0.331	0-3 K	0-0 1B 1-2 2H 1B		0-0 1B E 1B		0-0 F5		0-0 L8		5	1	2	1	0	1	1			
Max Alvis, R (1, 5) OBP: 0.245, SLG: 0.255	0-0 1H 2B	0-0 E3 1B		0-3 K		0-3 K		0-3 K		5	0	2	1	0	3	2			
Walt Bond, L (1, 9) OBP: 0.426, SLG: 0.800	0-3 K	0-3 K		0-0 E3 1B		0-0 1B 1B		0-3 K		5	0	1	1	0	3	4			
Hal Jones, R (1, 3) OBP: 0.353, SLG: 0.375	0-0 F7		0-0 F6	0-0 1B 1-2 2H 1B		0-0 1B 1B		0-0 1B		4	0	2	1	0	0	1			
Doc Edwards, R (1, 2) OBP: 0.325, SLG: 0.378		0-0 5-3	0-0 F9	0-0 F7	0-0 F7	0-3 K				4	0	0	0	0	1	4			
Jack Kubiszyn, R (1, 6) OBP: 0.231, SLG: 0.254		4-0 E 1B BB	4-0 BB BB	0-0 F6			0-0 1B			2	1	1	0	2	0	2			
Jerry Kindall, R (1, 4) OBP: 0.290, SLG: 0.349 Jim Mahoney, R (2, 4) OBP: 0.269, SLG: 0.419		0-3 K	4-0 BB BB		0-0 F9		0-0 2B			0	0	0	0	0	0	0			
Floyd Weaver, R (1, 1) OBP: 0.500, SLG: 0.500 Chuck Essegian, R (5, PH) OBP: 0.363, SLG: 0.497 Dave Tyrner, R (6, 1) Bill Dailey, R (9, 1)		0-0 1B 1B 3H 1B	0-3 K	0-3 K	0-0 5-3		0-0 4-3			2	1	1	1	0	1	2			
Inning Stats	R: 1 E: 0 K: 2 S: 8	H: 1 LOB: 1 BB: 1 P: 12	R: 3 E: 2 K: 2 S: 11	H: 4 LOB: 2 BB: 1 P: 15	R: 0 E: 0 K: 1 S: 5	H: 0 LOB: 2 BB: 2 P: 13	R: 2 E: 1 K: 1 S: 9	H: 3 LOB: 2 BB: 0 P: 9	R: 0 E: 0 K: 0 S: 3	H: 0 LOB: 0 BB: 0 P: 3	R: 0 E: 0 K: 2 S: 9	H: 2 LOB: 2 BB: 0 P: 9	R: 0 E: 0 K: 0 S: 4	H: 2 LOB: 1 BB: 0 P: 4	R: 0 E: 0 K: 2 S: 7	H: 0 LOB: 0 BB: 0 P: 7		1B: 9 2B: 3 3B: 0 HR: 0	SF: 0 SAC: 0 DP: 0 HBP: 0
PITCHER	IP WLS BF H R ER SO BB IBB HBP BLK WP HR S P ERA WHIP																		
Bobby Darwin, R (1, 1) ERA: 10.8	3.1 L 23 8 6 4 0 4 4 0 0 0 0 0 31 47 10.80 3.600																		
Eli Grba, R (4, 1) ERA: 4.54	4.2 17 4 0 0 4 0 0 0 0 0 0 25 25 0.00 0.857																		

AB 31
R 1
H 4
RBI 1
BB 3
SO 10
LOB 11



AB 36
R 6
H 12
RBI 5
BB 4
SO 10
LOB 19

