

Cleveland Indians - 1963

Batter	1	2	3	4	5	6	7	8	9	AB	R	H	RBI	BB	SO	LOB	TOP			
Vic Davallo, L (1,8)	L6		F1		4-3		1-3			4	0	0	0	0	0	0	Cleveland Indians @ Minnesota Twins Metropolitan Stadium, Bloomington, MI Tue Apr 09 1963, 4:33 AM EST Att: 22,091 - Unknown - 49 F			
Tony Martinez, R (1,6)	6-3 BB		F7		4-3		1-3			3	0	0	0	1	0					
Tito Francona, L (1,7) Willie Tasby, R (8,PH) (8,7)	6-3		3-1			F8 6-2 2B		K		3	0	1	0	0	0	1				
Fred Whitfield, L (1,3) OBP: 0.250, SLG: 1.000	F8					F8 2-3		4-3		4	1	1	1	0	0	2				
John Romano, R (1,2) OBP: 0.500, SLG: 1.333						HR		K		3	1	1	1	1	1	0				
Ellis Burton, S (1,9)								L3		4	0	0	0	0	1	2				
Max Alvis, R (1,5) OBP: 0.500, SLG: 1.500										4	2	2	1	0	0	0				
Woodie Held, R (1,4) OBP: 0.750, SLG: 2.000										2	1	1	2	1	0	0				
Mudcat Grant, R (1,1)										4	0	0	0	0	1	2				
Inning Stats	R: 0 E: 0 K: 0 S: 3	H: 0 LOB: 1 BB: 1 P: 7	R: 1 E: 0 K: 1 S: 6	H: 1 LOB: 1 BB: 0 P: 7	R: 0 E: 0 K: 0 S: 3	H: 0 LOB: 0 BB: 0 P: 3	R: 2 E: 0 K: 2 S: 9	H: 2 LOB: 0 BB: 0 P: 9	R: 0 E: 0 K: 0 S: 3	H: 1 LOB: 1 BB: 1 P: 7	R: 2 E: 0 K: 0 S: 5	H: 2 LOB: 0 BB: 0 P: 5	R: 0 E: 0 K: 1 S: 5	H: 0 LOB: 0 BB: 0 P: 5	R: 0 E: 0 K: 0 S: 3	H: 0 LOB: 1 BB: 1 P: 7	1B: 0 2B: 3 3B: 0 HR: 4	SF: 0 SAC: 0 DP: 1 HBP: 1	WP: 0 PB: 0 SB: 0 CS: 0	PA: 36
PITCHER	IP WLS BF H R ER SO BB IBB HBP BLK WP HR S P ERA WHIP																			
Camilo Pascual, R (1,1) ERA: 6.43	7.0 L 29 6 5 5 3 2 0 0 0 0 0 4 32 41 6.43 1.143																			
Bill Pleis, L (8,1) ERA:	1.0 3 0 0 0 1 0 0 0 0 0 0 0 5 5 0.00 0.000																			
Ray Moore, R (9,1) ERA:	1.0 4 0 0 0 0 1 0 0 0 0 0 0 3 7 0.00 1.000																			

AB 32
R 5
H 6
RBI 5
BB 3
SO 4
LOB 7



Batter	1	2	3	4	5	6	7	8	9	AB	R	H	RBI	BB	SO	LOB	BOTTOM			
Lenny Green, L (1,8) (9,7) OBP: 0.250, SLG: 1.000	4-3							4-3		4	1	1	1	0	0	0	Cleveland Indians @ Minnesota Twins Metropolitan Stadium, Bloomington, MI Tue Apr 09 1963, 4:33 AM EST Att: 22,091 - Unknown - 49 F			
Vic Power, R (1,3) OBP: 0.250, SLG: 1.000	5-3									4	1	1	1	0	0	0				
Harmon Killebrew, R (1,7) OBP: 0.250, SLG: 0.250 Johnny Goryl, R (8,PH) Bill Tuttle, R (9,8)										4	0	1	0	0	0	0				
Bob Allison, R (1,9) OBP: 0.250, SLG: 0.250										4	1	1	0	0	0	2				
Bernie Allen, L (1,4) OBP: 0.500, SLG: 0.333										3	1	1	0	1	1	2				
Earl Battey, R (1,2) OBP: 0.500, SLG: 0.750										4	0	2	2	0	1	1				
George Banks, R (1,5)										4	0	0	0	0	1	3				
Zoilo Versalles, R (1,6)										4	0	0	0	0	1	2				
Camilo Pascual, R (1,1) Jimmie Hall, L (7,PH) Bill Pleis, L (8,1) Ray Moore, R (9,1)										2	0	0	0	0	0	1				
										1	0	0	0	0	0	0				
										0	0	0	0	0	0	0				
										0	0	0	0	0	0	0				
Inning Stats	R: 0 E: 0 K: 0 S: 4	H: 1 LOB: 1 BB: 0 P: 4	R: 0 E: 0 K: 1 S: 6	H: 2 LOB: 1 BB: 0 P: 6	R: 1 E: 0 K: 0 S: 4	H: 1 LOB: 0 BB: 0 P: 4	R: 2 E: 0 K: 1 S: 7	H: 2 LOB: 1 BB: 1 P: 11	R: 0 E: 1 K: 0 S: 3	H: 0 LOB: 0 BB: 0 P: 3	R: 0 E: 1 K: 0 S: 3	H: 0 LOB: 0 BB: 0 P: 3	R: 0 E: 0 K: 1 S: 7	H: 1 LOB: 1 BB: 0 P: 7	R: 0 E: 0 K: 1 S: 5	H: 0 LOB: 0 BB: 0 P: 5	1B: 4 2B: 1 3B: 0 HR: 2	SF: 0 SAC: 0 DP: 3 HBP: 0	WP: 0 PB: 0 SB: 0 CS: 0	PA: 35
PITCHER	IP WLS BF H R ER SO BB IBB HBP BLK WP HR S P ERA WHIP																			
Mudcat Grant, R (1,1) ERA: 4.0	9.0 W 35 7 4 4 4 1 0 0 0 0 0 2 42 46 4.00 0.889																			

AB 34
R 4
H 7
RBI 4
BB 1
SO 4
LOB 12



Batter	1	2	3	4	5	6	7	8	9	AB	R	H	RBI	BB	SO	LOB	TOP	
Vic Davalillo, L OBP: 0.125, SLG: 0.125	3-1		6-3			E 1B		4-3		4	0	1	0	0	0	0	Cleveland Indians @ Minnesota Twins Metropolitan Stadium, Bloomington, MI Wed Apr 10 1963, 4:33 AM EST Att. 6,996 - Unknown - 44 F	
Tony Martinez, R OBP: 0.250, SLG: 0.286				K		F9		F8		4	0	1	0	0	1	1		
Al Luplow, L Barry Latman, R	F4			FC6-4 1B		K		K		4	0	1	0	0	2	2		
Joe Adcock, R Jerry Kindall, R	6-3			F6		F3				4	0	1	0	0	0	3		
John Romano, R OBP: 0.250, SLG: 0.571				FC6-4				F4		4	0	0	0	0	0	2		
Ellis Burton, S OBP: 0.250, SLG: 0.250										4	1	2	0	0	0	0		
Max Alvis, R OBP: 0.250, SLG: 0.750										4	0	0	0	0	1	3		
Miguel de la Hoz, R OBP: 0.500, SLG: 0.750				6-3						4	0	2	2	0	0	1		
Sam McDowell, L Jim Perry, S Willie Tasby, R Gary Bell, R Gene Green, R	1-3					G1-6-3 1B				1	0	0	0	0	0	0		
Inning Stats	R: 0 E: 0 K: 0 S: 4	H: 1 LOB: 1 BB: 0 P: 4	R: 0 E: 0 K: 1 S: 5	H: 0 LOB: 0 BB: 0 P: 5	R: 0 E: 0 K: 0 S: 3	H: 0 LOB: 0 BB: 0 P: 3	R: 0 E: 0 K: 1 S: 6	H: 1 LOB: 1 BB: 0 P: 6	R: 0 E: 0 K: 0 S: 4	H: 0 LOB: 1 BB: 0 P: 4	R: 1 E: 0 K: 0 S: 6	H: 1 LOB: 0 BB: 0 P: 6	R: 2 E: 0 K: 0 S: 6	H: 3 LOB: 2 BB: 0 P: 6	1B: 6 2B: 2 3B: 0 HR: 1	SF: 0 SAC: 0 DP: 1 HBP: 0	WP: 0 PB: 0 SB: 0 CS: 0	PA: 36
PITCHER Jim Kaat, L ERA: 3.0	IP: 9.0 WLS: W BF: 36 H: 9 R: 3 ER: 3 SO: 4 BB: 0 IBB: 0 HBP: 0 BLK: 0 WP: 0 HR: 1 S: 44 P: 44 ERA: 3.00 WHIP: 1.000																	

Batter	1	2	3	4	5	6	7	8	9	AB	R	H	RBI	BB	SO	LOB	BOTTOM	
Lenny Green, L OBP: 0.250, SLG: 0.625	F5		FC6-4 1B		4-3			P6		4	0	1	0	0	0	0	Cleveland Indians @ Minnesota Twins Metropolitan Stadium, Bloomington, MI Wed Apr 10 1963, 4:33 AM EST Att. 6,996 - Unknown - 44 F	
Vic Power, R OBP: 0.250, SLG: 0.625	4-3		FC6-4 1-2		5-3			HR 1B		4	1	1	0	0	0	1		
Harmon Killebrew, R Bill Tuttle, R	F6		K					HR		4	1	1	2	0	1	1		
Bob Allison, R OBP: 0.375, SLG: 0.429			5-3							3	1	1	0	1	0	1		
Bernie Allen, L OBP: 0.375, SLG: 0.167	4-3			SH1-3 BB				F9		3	0	0	0	1	0	2		
Earl Battey, R OBP: 0.500, SLG: 0.667			HR 1B		SH1-3					2	1	1	1	0	1	0		
George Banks, R OBP: 0.143, SLG: 0.571			HR		5-3					3	1	1	2	0	0	1		
Zoilo Versalles, R	5-3				F8					3	0	0	0	0	0	1		
Jim Kaat, L	K				K			F5		3	0	0	0	0	2	0		
Inning Stats	R: 0 E: 0 K: 0 S: 3	H: 0 LOB: 0 BB: 0 P: 3	R: 3 E: 0 K: 1 S: 8	H: 3 LOB: 0 BB: 0 P: 8	R: 0 E: 0 K: 1 S: 6	H: 1 LOB: 1 BB: 0 P: 6	R: 0 E: 0 K: 0 S: 3	H: 0 LOB: 0 BB: 1 P: 7	R: 0 E: 0 K: 0 S: 5	H: 0 LOB: 0 BB: 0 P: 5	R: 0 E: 0 K: 1 S: 5	H: 0 LOB: 0 BB: 0 P: 3	R: 2 E: 0 K: 0 S: 5	H: 2 LOB: 1 BB: 1 P: 9	1B: 3 2B: 1 3B: 0 HR: 2	SF: 0 SAC: 1 DP: 0 HBP: 0	WP: 0 PB: 0 SB: 0 CS: 0	PA: 32
PITCHER Sam McDowell, L Jim Perry, R Gary Bell, R Barry Latman, R	IP: 3.0 WLS: L BF: 14 H: 4 R: 3 ER: 3 SO: 2 BB: 1 IBB: 0 HBP: 0 BLK: 0 WP: 0 HR: 1 S: 17 P: 21 ERA: 9.00 WHIP: 1.667	IP: 1.0 WLS: L BF: 3 H: 0 R: 0 ER: 0 SO: 0 BB: 0 IBB: 0 HBP: 0 BLK: 0 WP: 0 HR: 0 S: 3 P: 3 ERA: 0.00 WHIP: 0.000	IP: 3.0 WLS: W BF: 9 H: 0 R: 0 ER: 0 SO: 2 BB: 0 IBB: 0 HBP: 0 BLK: 0 WP: 0 HR: 13 S: 13 P: 13 ERA: 0.00 WHIP: 0.000	IP: 1.0 WLS: L BF: 6 H: 2 R: 2 ER: 2 SO: 0 BB: 1 IBB: 0 HBP: 0 BLK: 0 WP: 0 HR: 5 S: 9 P: 9 ERA: 18.00 WHIP: 3.000														

Batter	1	2	3	4	5	6	7	8	9	AB	R	H	RBI	BB	SO	LOB	TOP			
Bubba Phillips, R OBP: 0.428, SLG: 0.462										5	0	2	0	0	0	1				
Bill Bruton, L OBP: 0.143, SLG: 0.214										5	1	0	0	0	1	4				
Al Kaline, R OBP: 0.429, SLG: 0.333										4	1	1	0	1	1	0				
Rocky Colavito, R OBP: 0.385, SLG: 0.417										5	0	2	2	0	1	2				
Norm Cash, L OBP: 0.455, SLG: 0.375										4	1	2	1	1	0	4				
Dick McAuliffe, L OBP: 0.250, SLG: 0.250										5	0	2	1	0	0	2				
Gus Triandos, R OBP: 0.250, SLG: 0.455										4	1	0	0	1	1	5				
Chico Fernandez, R OBP: 0.364, SLG: 0.455										4	1	1	0	0	1	0				
Don Mossi, L OBP: 0.500, SLG: 0.500										4	1	2	2	0	1	0				
Inning Stats	R: 2 E: 0 K: 0 S: 7	H: 4 LOB: 2 BB: 0 P: 7	R: 0 E: 0 K: 1 S: 5	H: 0 LOB: 0 BB: 0 P: 5	R: 0 E: 0 K: 1 S: 4	H: 1 LOB: 1 BB: 0 P: 4	R: 2 E: 0 K: 1 S: 7	H: 2 LOB: 1 BB: 1 P: 11	R: 0 E: 0 K: 1 S: 6	H: 1 LOB: 2 BB: 1 P: 10	R: 0 E: 0 K: 2 S: 6	H: 0 LOB: 0 BB: 0 P: 7	R: 0 E: 0 K: 0 S: 3	H: 0 LOB: 0 BB: 0 P: 3	R: 1 E: 0 K: 1 S: 7	H: 2 LOB: 1 BB: 0 P: 7	1B: 9 2B: 3 3B: 0 HR: 0	SF: 0 SAC: 0 DP: 0 HBP: 0	WP: 0 PB: 0 SB: 0 CS: 0	PA: 43
PITCHER	IP WLS BF H R ER SO BB IBB HBP BLK WP HR S P ERA WHIP																			
Dick Donovan, R ERA: 10.8	(1, 1) 3.1 L 18 7 4 4 1 1 1 0 0 0 0 0 19 23 10.80 2.400																			
Jerry Walker, R ERA: 3.38	(4, 1) 2.2 14 3 1 1 2 1 1 0 0 0 0 16 24 3.38 1.500																			
Jim Perry, R ERA: 2.25	(7, 1) 3.0 11 2 1 1 3 0 0 0 0 0 0 17 17 3.00 0.667																			

Detroit Tigers @ Cleveland Indians
Cleveland Municipal Stadium, Cleveland, OH
Thu Apr 11 1963, 3:33 AM EST
Att: 25,812 - Unknown

AB 40
R 6
H 12
RBI 6
BB 3
SO 6
LOB 18




Batter	1	2	3	4	5	6	7	8	9	AB	R	H	RBI	BB	SO	LOB	BOTTOM			
Vic Davallillo, L OBP: 0.083, SLG: 0.083										4	0	0	0	0	0	2				
Tony Martinez, R OBP: 0.250, SLG: 0.273										4	0	1	1	0	0	1				
Tito Francona, L OBP: 0.143, SLG: 0.286										4	0	0	0	0	1	2				
Joe Adcock, R OBP: 0.143, SLG: 0.143										3	0	0	0	0	1	1				
John Romano, R OBP: 0.182, SLG: 0.400										3	0	0	0	0	0	0				
Ellis Burton, S OBP: 0.182, SLG: 0.182										3	0	0	0	0	1	0				
Max Alvis, R OBP: 0.182, SLG: 0.545										3	0	0	0	0	0	0				
Miguel de la Hoz, R OBP: 0.286, SLG: 0.429										3	1	0	0	0	1	0				
Dick Donovan, L ERA: 10.8	(1, 1) 9.0 W 30 2 1 0 6 0 0 0 0 0 0 0 42 42 0.00 0.222																			
Jerry Walker, S ERA: 3.38	(4, 1) 2.2 14 3 1 1 2 1 1 0 0 0 0 16 24 3.38 1.500																			
Al Luplow, L OBP: 0.200, SLG: 0.200	(6, PH) 0.0 0 0 0 0 0 0 0 0 0 0 0 0 0 0 0 0 0																			
Jim Perry, S ERA: 2.25	(7, 1) 3.0 11 2 1 1 3 0 0 0 0 0 0 17 17 3.00 0.667																			
Gene Green, R OBP: 0.687, SLG: 1.667	(9, PH) 0.0 0 0 0 0 0 0 0 0 0 0 0 0 0 0 0 0 0																			
Inning Stats	R: 0 E: 0 K: 0 S: 3	H: 0 LOB: 0 BB: 0 P: 3	R: 0 E: 0 K: 0 S: 3	H: 0 LOB: 0 BB: 0 P: 3	R: 0 E: 0 K: 1 S: 5	H: 0 LOB: 0 BB: 0 P: 5	R: 0 E: 0 K: 0 S: 3	H: 0 LOB: 0 BB: 0 P: 3	R: 0 E: 0 K: 2 S: 7	H: 0 LOB: 0 BB: 0 P: 7	R: 0 E: 0 K: 2 S: 8	H: 1 LOB: 1 BB: 0 P: 8	R: 0 E: 0 K: 1 S: 5	H: 0 LOB: 0 BB: 0 P: 5	R: 1 E: 1 K: 0 S: 5	H: 1 LOB: 1 BB: 0 P: 5	1B: 2 2B: 0 3B: 0 HR: 0	SF: 0 SAC: 0 DP: 0 HBP: 0	WP: 0 PB: 0 SB: 0 CS: 0	PA: 30
PITCHER	IP WLS BF H R ER SO BB IBB HBP BLK WP HR S P ERA WHIP																			
Don Mossi, L ERA: 0.00	(1, 1) 9.0 W 30 2 1 0 6 0 0 0 0 0 0 17 17 0.00 0.222																			

Detroit Tigers @ Cleveland Indians
Cleveland Municipal Stadium, Cleveland, OH
Thu Apr 11 1963, 3:33 AM EST
Att: 25,812 - Unknown

AB 30
R 1
H 2
RBI 1
BB 0
SO 6
LOB 6




Batter	1	2	3	4	5	6	7	8	9	AB	R	H	RBI	BB	SO	LOB	TOP					
Bubba Phillips, R OBP: 0.348, SLG: 0.364 (1, 5)	F2		F9		F8		WP 1B 1B		F8	5	0	1	0	0	0	1						
Bill Bruton, L OBP: 0.304, SLG: 0.455 (1, 8)	4-3		4-3		BB 1B		WP 1B		BB 1B	4	0	2	0	1	0	0						
Al Kaline, R OBP: 0.391, SLG: 0.263 (1, 9)	BB BB BB		F2		BB 1B		L1		1B	3	0	1	0	2	0	2						
Rocky Colavito, R OBP: 0.273, SLG: 0.250 (1, 7)	1-2 BB			6-3	5-3		6-3		P5	4	0	0	0	1	0	7						
Norm Cash, L OBP: 0.500, SLG: 0.571 (1, 3)	K			BB BB BB BB					F9	3	0	1	0	2	1	4						
Dick McAuliffe, L OBP: 0.350, SLG: 0.474 (1, 4)				K					1B	3	0	1	0	1	1	2						
Gus Triandos, R OBP: 0.211, SLG: 0.294 Whitey Herzog, L Bob Dustal, R (1, 2) (8, PH) (8, 1)			F3		F9		F7		F7	3	0	0	0	0	0	3	AB 34 R 0 H 7 RBI 0 BB 7 SO 6 LOB 28					
Chico Fernandez, R OBP: 0.278, SLG: 0.294 Vic Wertz, L Bill Freehan, R (1, 6) (8, PH) (8, 2)			K		K		4-3		P4	3	0	0	0	0	2	2						
Jim Bunning, R OBP: 0.250, SLG: 0.250 Purnal Goldy, R Dick Egan, L Frank Kostro, R Cool Veal, R (1, 1) (7, PH) (7, 1) (8, PH) (8, 6)			K		BB 1B		K		F8	2	0	1	0	0	1	1						
Inning Stats	R: 0 E: 0 K: 1 S: 5	H: 0 LOB: 2 BB: 2 P: 13	R: 0 E: 0 K: 2 S: 8	H: 1 LOB: 1 BB: 0 P: 8	R: 0 E: 0 K: 0 S: 3	H: 0 LOB: 1 BB: 1 P: 3	R: 0 E: 0 K: 1 S: 5	H: 2 LOB: 3 BB: 1 P: 11	R: 0 E: 0 K: 0 S: 3	H: 0 LOB: 1 BB: 1 P: 7	R: 0 E: 0 K: 1 S: 7	H: 2 LOB: 2 BB: 0 P: 7	R: 0 E: 0 K: 0 S: 4	H: 1 LOB: 2 BB: 1 P: 8	R: 0 E: 0 K: 0 S: 4	H: 1 LOB: 2 BB: 1 P: 8	1B: 7 2B: 0 3B: 0 HR: 0	SF: 0 SAC: 0 DP: 0 HBP: 0	WP: 1 PB: 0 SB: 0 CS: 0	PA: 41		
PITCHER	IP WLS BF H R ER SO BB IBB HBP BLK WP HR S P ERA WHIP	4.1 L 18 2 0 0 5 3 0 0 0 0 0 25 37 0.00 1.154	5.1 W 23 5 0 0 1 4 0 0 0 1 0 21 37 0.00 1.929																			

Detroit Tigers @ Cleveland Indians
Cleveland Municipal Stadium, Cleveland, OH
Sun Apr 14 1963, 6:05 PM EST
Att: 2,869 - Unknown

AB 34
R 0
H 7
RBI 0
BB 7
SO 6
LOB 28



Batter	1	2	3	4	5	6	7	8	9	AB	R	H	RBI	BB	SO	LOB	BOTTOM					
Vic Davallo, L OBP: 0.143, SLG: 0.286 (1, 8)	3-1						6-3	5-3		5	1	2	2	0	0	1						
Willie Kirkland, L John Romano, R OBP: 0.294, SLG: 0.438 (1, 9) (7, 2)	K		F5		F5		PB 1B	6-3		3	0	0	0	0	1	2						
Tito Francona, L OBP: 0.267, SLG: 0.533 (1, 7)	F8			1B 1B	K		K			4	0	1	0	0	2	1						
Fred Whitfield, L OBP: 0.250, SLG: 0.500 (1, 3)				K			1B BB FC3-6 1B	K		4	1	1	0	0	3	2						
Woodie Held, R OBP: 0.583, SLG: 0.714 (1, 4)				F7			1B BB	1B BB 1-6-3 BB		2	1	0	0	2	0	1						
Max Alvis, R OBP: 0.316, SLG: 0.611 (1, 5)				CS BB			K	1-6-3 1B 1B		3	1	2	0	1	1	2						
Tony Martinez, R OBP: 0.300, SLG: 0.316 (1, 6)	CS			1B 1B	F8		FC3-6 1B	1-6-3 1B 1B		4	1	3	0	0	0	2	AB 35 R 6 H 12 RBI 6 BB 3 SO 7 LOB 21					
Doc Edwards, R OBP: 0.500, SLG: 0.500 Al Luplow, L OBP: 0.125, SLG: 0.125 (1, 2) (6, PH) (7, 9)				F3			HR 1B	1-6-3		2	1	1	0	0	0	1						
Mudcat Grant, R Jerry Walker, S OBP: 0.333, SLG: 0.333 (1, 1) (5, 1)				F3			F8	5-3 1B		1	0	0	0	0	0	1						
Inning Stats	R: 0 E: 0 K: 1 S: 5	H: 0 LOB: 0 BB: 0 P: 5	R: 0 E: 0 K: 1 S: 4	H: 0 LOB: 0 BB: 1 P: 8	R: 0 E: 0 K: 0 S: 5	H: 2 LOB: 2 BB: 0 P: 5	R: 0 E: 0 K: 1 S: 7	H: 2 LOB: 2 BB: 0 P: 7	R: 2 E: 0 K: 1 S: 7	H: 2 LOB: 0 BB: 0 P: 7	R: 1 E: 0 K: 1 S: 7	H: 2 LOB: 2 BB: 1 P: 11	R: 0 E: 0 K: 2 S: 8	H: 1 LOB: 1 BB: 0 P: 8	R: 3 E: 0 K: 0 S: 6	H: 3 LOB: 1 BB: 1 P: 10	1B: 11 2B: 0 3B: 0 HR: 1	SF: 0 SAC: 0 DP: 0 HBP: 0	WP: 0 PB: 1 SB: 0 CS: 1	PA: 39		
PITCHER	IP WLS BF H R ER SO BB IBB HBP BLK WP HR S P ERA WHIP	6.0 L 27 8 3 3 3 2 0 0 0 0 0 8 8 0.00 1.000	1.0 L 4 1 0 0 2 0 0 0 0 0 0 8 8 0.00 1.000	1.0 L 7 3 3 3 0 1 0 0 0 0 0 6 10 27.00 4.000																		

Detroit Tigers @ Cleveland Indians
Cleveland Municipal Stadium, Cleveland, OH
Sun Apr 14 1963, 6:05 PM EST
Att: 2,869 - Unknown

AB 35
R 6
H 12
RBI 6
BB 3
SO 7
LOB 21



Batter	1	2	3	4	5	6	7	8	9	AB	R	H	RBI	BB	SO	LOB	TOP					
Mary Breeding, R OBP: 0.417, SLG: 0.227 (1, 4)	4-3						L1			3	0	1	0	1	0	0	Washington Senators @ Cleveland Indians Cleveland Municipal Stadium, Cleveland, OH Tue Apr 16 1963, 6:05 PM EST Att: 3,044 - Unknown livebaseballscorecards.com					
Chuck Hinton, R OBP: 0.320, SLG: 0.417 (1, 9)		BB			5-3		1-3			3	0	0	0	1	1	4						
Minnie Minoso, R OBP: 0.417, SLG: 0.294 (1, 7)										2	0	0	0	2	1	1						
Don Lock, R OBP: 0.320, SLG: 0.333 (1, 8)										4	0	0	0	0	3	4						
Bobo Osborne, L OBP: 0.360, SLG: 0.350 (1, 5)										3	0	0	0	1	1	3						
Don Lepore, R OBP: 0.438, SLG: 1.071 (1, 2)										3	0	0	0	1	0	2						
Dick Phillips, L OBP: 0.222, SLG: 0.222 (9, PH)										3	0	1	0	0	1	1						
Ed Brinkman, R OBP: 0.238, SLG: 0.300 (9, PH)										2	0	0	0	1	2	1						
Claude Osteen, L OBP: 0.333, SLG: 0.333 (9, PH)										3	0	0	0	0	3	2						
Bob Schmidt, R (9, PH)										1	0	0	0	0	0	0						
Inning Stats	R: 0 E: 0 K: 2 S: 7	H: 0 LOB: 2 BB: 2 P: 15	R: 0 E: 0 K: 2 S: 8	H: 1 LOB: 3 BB: 2 P: 16	R: 0 E: 0 K: 1 S: 5	H: 0 LOB: 0 BB: 1 P: 9	R: 0 E: 0 K: 3 S: 9	H: 0 LOB: 0 BB: 0 P: 9	R: 0 E: 0 K: 1 S: 6	H: 1 LOB: 1 BB: 1 P: 6	R: 0 E: 0 K: 1 S: 5	H: 0 LOB: 1 BB: 1 P: 9	R: 0 E: 0 K: 1 S: 5	H: 0 LOB: 0 BB: 0 P: 5	R: 0 E: 0 K: 1 S: 5	H: 0 LOB: 1 BB: 1 P: 9	R: 0 E: 0 K: 1 S: 5	H: 0 LOB: 0 BB: 0 P: 5	1B: 1 2B: 1 3B: 0 HR: 0	SF: 0 SAC: 0 DP: 0 HBP: 0	WP: 0 PB: 0 SB: 0 CS: 0	PA: 36
PITCHER Sam McDowell, L ERA: 2.25 (1, 1)	IP: 9.0 WLS: W BF: 36 H: 2 R: 0 ER: 0 SO: 13 BB: 7 IBB: 0 HBP: 0 BLK: 0 WP: 0 HR: 0 S: 55 P: 83 ERA: 0.00 WHIP: 1.000															PITCHER						

Batter	1	2	3	4	5	6	7	8	9	AB	R	H	RBI	BB	SO	LOB	BOTTOM			
Vic Davallilo, L OBP: 0.208, SLG: 0.375 (1, 8)										3	0	2	0	0	0	1	Washington Senators @ Cleveland Indians Cleveland Municipal Stadium, Cleveland, OH Tue Apr 16 1963, 6:05 PM EST Att: 3,044 - Unknown livebaseballscorecards.com			
Ellis Burton, S OBP: 0.125, SLG: 0.125 (1, 9)										4	0	0	0	0	1	4				
Tito Francona, L OBP: 0.316, SLG: 0.526 (1, 7)										4	0	2	1	0	1	3				
Joe Adcock, R OBP: 0.182, SLG: 0.182 (8, 3)										4	0	1	0	0	1	3				
Jerry Kindall, R (8, 3)										0	0	0	0	0	0	0				
John Romano, R OBP: 0.286, SLG: 0.550 (1, 2)										4	1	1	1	0	1	3				
Max Alvis, R OBP: 0.348, SLG: 0.591 (1, 5)										4	0	2	0	0	0	0				
Tony Martinez, R OBP: 0.250, SLG: 0.261 (1, 6)										4	0	0	0	0	0	3				
Woodie Held, R OBP: 0.625, SLG: 1.000 (1, 4)										3	1	2	1	1	1	0				
Sam McDowell, L OBP: 0.200, SLG: 0.200 (1, 1)										4	1	1	0	0	2	1				
Inning Stats	R: 0 E: 0 K: 2 S: 9	H: 2 LOB: 0 BB: 0 P: 9	R: 0 E: 0 K: 1 S: 5	H: 0 LOB: 0 BB: 0 P: 5	R: 0 E: 0 K: 2 S: 8	H: 1 LOB: 1 BB: 0 P: 8	R: 0 E: 0 K: 0 S: 4	H: 2 LOB: 1 BB: 0 P: 4	R: 0 E: 0 K: 0 S: 5	H: 1 LOB: 2 BB: 0 P: 5	R: 0 E: 0 K: 1 S: 6	H: 1 LOB: 1 BB: 0 P: 6	R: 2 E: 0 K: 0 S: 6	H: 3 LOB: 1 BB: 0 P: 6	R: 1 E: 0 K: 1 S: 6	H: 1 LOB: 1 BB: 1 P: 10	1B: 8 2B: 1 3B: 0 HR: 2	SF: 0 SAC: 1 DP: 1 HBP: 0	WP: 0 PB: 0 SB: 1 CS: 0	PA: 36
PITCHER Claude Osteen, L ERA: 2.81 (1, 1)	IP: 8.0 WLS: L BF: 36 H: 11 R: 3 ER: 3 SO: 7 BB: 1 IBB: 0 HBP: 0 BLK: 0 WP: 0 HR: 2 S: 49 P: 53 ERA: 3.38 WHIP: 1.500															PITCHER				

Batter	1	2	3	4	5	6	7	8	9	AB	R	H	RBI	BB	SO	LOB	TOP																	
Vic Davallilo, L (1.8) OBP: 0.276, SLG: 0.448										5	0	3	0	0	1	3	Cleveland Indians @ Baltimore Orioles Memorial Stadium, Baltimore, MD Fri Apr 19 1963, 6:05 PM EST Att: 13,548 - Unknown																	
Al Luplow, L (1.9) OBP: 0.231, SLG: 0.308										5	0	2	0	0	1	3																		
Tito Francona, L (1.7) OBP: 0.333, SLG: 0.500										5	1	2	1	0	0	3																		
Fred Whitfield, L (1.3) OBP: 0.250, SLG: 0.438 Joe Adcock, R (9, PH) OBP: 0.250, SLG: 0.250										4	1	1	0	0	0	3																		
John Romano, R (1.2) OBP: 0.308, SLG: 0.520										5	2	2	1	0	1	3																		
Max Alvis, R (1.5) OBP: 0.296, SLG: 0.500										4	0	0	0	0	0	3																		
Tony Martinez, R (1.6) OBP: 0.286, SLG: 0.269										3	0	1	1	1	0	0																		
Woodie Held, R (1.4) OBP: 0.579, SLG: 0.833										2	0	0	1	1	1	1																		
Pedro Ramos, S (1.1)										3	0	0	0	0	3	3																		
Ron Nischwitz, S (8.1)										0	0	0	0	0	0	0																		
Jack Curtis, L (8.1)										0	0	0	0	0	0	0																		
Barry Latman, R (8.1)										0	0	0	0	0	0	0																		
Ellis Burton, S (9, PH) OBP: 0.176, SLG: 0.235										1	1	1	0	0	0	0																		
Inning Stats	R: 0 E: 0 K: 0 S: 4	H: 2 LOB: 1 BB: 0 P: 4	R: 1 E: 1 K: 1 S: 7	H: 1 LOB: 2 BB: 1 P: 11	R: 0 E: 0 K: 1 S: 6	H: 1 LOB: 0 BB: 0 P: 6	R: 0 E: 0 K: 1 S: 5	H: 0 LOB: 0 BB: 0 P: 5	R: 0 E: 0 K: 1 S: 5	H: 1 LOB: 1 BB: 0 P: 5	R: 3 E: 0 K: 1 S: 9	H: 4 LOB: 1 BB: 0 P: 9	R: 0 E: 0 K: 0 S: 4	H: 1 LOB: 1 BB: 1 P: 4	R: 0 E: 0 K: 0 S: 3	H: 0 LOB: 1 BB: 1 P: 7	R: 1 E: 0 K: 2 S: 10	H: 3 LOB: 2 BB: 0 P: 10	1B: 10 2B: 3 3B: 0 HR: 0	SF: 0 SAC: 1 DP: 1 HBP: 0	WP: 0 PB: 0 SB: 0 CS: 0	PA: 41												
PITCHER	IP WLS BF H R ER SO BB IBB HBP BLK WP HR S P ERA WHIP																																	
Milt Pappas, R (1.1) ERA: 2.51	5.1	25	9	4	3	4	1	0	0	0	0	0	0	0	32	36	5.06	1.875																
Dick Hall, R (6.1) ERA:	1.2	6	1	0	0	1	0	0	0	0	0	0	0	0	8	8	0.00	0.600																
Wes Stock, R (8.1) ERA: 2.7	1.0	W	4	0	0	0	1	0	0	0	0	0	0	0	3	7	0.00	1.000																
Dean Stone, L (9.1) ERA: 13.5	0.2	S	5	3	1	1	2	0	0	0	0	0	0	0	9	9	13.50	4.500																
Stu Miller, R (9.1) ERA:	0.1	S	1	0	0	0	0	0	0	0	0	0	0	0	1	1	0.00	0.000																

Batter	1	2	3	4	5	6	7	8	9	AB	R	H	RBI	BB	SO	LOB	BOTTOM																	
Luis Aparicio, R (1.6) OBP: 0.394, SLG: 0.625										5	3	4	2	0	0	0	Cleveland Indians @ Baltimore Orioles Memorial Stadium, Baltimore, MD Fri Apr 19 1963, 6:05 PM EST Att: 13,548 - Unknown																	
Russ Snyder, L (1.8) OBP: 0.297, SLG: 0.400										5	0	1	2	0	0	2																		
Al Smith, R (1.9) OBP: 0.438, SLG: 0.724										5	1	2	2	0	1	3																		
Jim Gentile, L (1.3) OBP: 0.219, SLG: 0.267										3	1	3	1	1	0	0																		
Boog Powell, L (1.7) OBP: 0.333, SLG: 0.704 Bob Saverine, S (8, PH) OBP: 0.333, SLG: 0.333										3	0	1	0	0	1	3																		
Brooks Robinson, R (1.5) OBP: 0.250, SLG: 0.172										4	1	1	0	0	1	2																		
Jerry Adair, R (1.4) OBP: 0.233, SLG: 0.321										3	1	0	1	1	0	2																		
John Orsino, R (1.2) OBP: 0.250, SLG: 0.625										4	0	1	0	0	0	3																		
Milt Pappas, R (1.1) ERA: 5.25 Dick Hall, R (7, PH) Charlie Lau, L (8, PH) Wes Stock, R (8, PH) Bob Johnson, R (9.1) Dean Stone, L (9.1) Stu Miller, R (9.1)										2	0	0	0	0	1	0																		
Inning Stats	R: 1 E: 0 K: 0 S: 5	H: 2 LOB: 1 BB: 0 P: 5	R: 0 E: 0 K: 0 S: 3	H: 0 LOB: 0 BB: 0 P: 3	R: 1 E: 0 K: 1 S: 8	H: 3 LOB: 2 BB: 0 P: 8	R: 0 E: 0 K: 0 S: 3	H: 0 LOB: 0 BB: 0 P: 3	R: 0 E: 0 K: 1 S: 5	H: 0 LOB: 0 BB: 0 P: 5	R: 0 E: 0 K: 1 S: 7	H: 2 LOB: 2 BB: 0 P: 7	R: 0 E: 0 K: 0 S: 4	H: 2 LOB: 0 BB: 0 P: 4	R: 5 E: 0 K: 1 S: 10	H: 5 LOB: 2 BB: 2 P: 18		1B: 9 2B: 3 3B: 0 HR: 2	SF: 0 SAC: 0 DP: 1 HBP: 0	WP: 0 PB: 0 SB: 1 CS: 0	PA: 39													
PITCHER	IP WLS BF H R ER SO BB IBB HBP BLK WP HR S P ERA WHIP																																	
Pedro Ramos, R (1.1) ERA: 5.25	7.0	30	10	4	4	3	0	0	0	0	0	0	0	0	36	36	5.14	1.429																
Ron Nischwitz, L (8.1) ERA:	0.0	L	2	1	0	0	1	0	0	0	0	0	0	0	1	5	∞	∞																
Jack Curtis, L (8.1) ERA:	0.0	2	1	1	1	0	1	0	0	0	0	0	0	0	1	5	∞	∞																
Barry Latman, R (8.1) ERA: 4.5	1.0	5	2	3	3	1	0	0	0	0	0	0	0	7	7	27.00	2.000																	

Batter	1	2	3	4	5	6	7	8	9	AB	R	H	RBI	BB	SO	LOB	TOP			
Vic Davallo, L (1.8) OBP: 0.273, SLG: 0.424	6-3		L6			FC6-4 1B		F8		4	0	1	0	0	0	1	Cleveland Indians @ Baltimore Orioles Memorial Stadium, Baltimore, MD Sat Apr 20 1963, 3:33 AM EST Att: 4,715 - Unknown			
Tony Martinez, R (1.6) OBP: 0.250, SLG: 0.233	6-3		K			K		FC4-6 1-2f		4	0	0	0	0	2	2				
Tito Francona, L (1.7) OBP: 0.357, SLG: 0.536				1-3		K			1B	4	0	2	0	0	1	1				
Joe Adcock, R (1.3) OBP: 0.250, SLG: 0.250					G6-4-3 1B	FC6-4 1-2f			1B	4	0	1	0	0	2	3				
John Romano, R (1.2) OBP: 0.333, SLG: 0.586		WP			G6-4-3 1-2f		5-3		FC6-4 1-2	4	1	2	0	0	0	1				
Max Alvis, R (1.5) OBP: 0.290, SLG: 0.448		G4-6-3 BB				F9			F8	3	0	0	0	1	0	2				
Al Luplow, L (1.9) OBP: 0.176, SLG: 0.235		G4-6-3 1-2f				F9			FC6-4 1-2f	4	0	0	0	0	1	3				
Woodie Held, R (1.4) OBP: 0.545, SLG: 0.733								5-3		3	0	1	0	0	1	0				
Mudcat Grant, R (1.1) Bob Allen, L (2.1) Willie Tasby, R (5. Ph) Jack Curtis, L (5.1) Jim Perry, S (7.1) Ron Nischwitz, S (7.1) Ellis Burton, S (5. Ph) Gary Bell, R (8.1)				K					FC4-6 BB	0	0	0	0	0	0	0		C		
										0	0	0	0	0	0	0				
Inning Stats	R: 0 E: 0 K: 1 S: 6	H: 1 LOB: 1 BB: 0 P: 6	R: 1 E: 0 K: 1 S: 5	H: 1 LOB: 0 BB: 1 P: 9	R: 0 E: 0 K: 2 S: 7	H: 0 LOB: 0 BB: 0 P: 7	R: 0 E: 0 K: 0 S: 3	H: 1 LOB: 0 BB: 0 P: 3	R: 0 E: 0 K: 1 S: 6	H: 1 LOB: 1 BB: 0 P: 6	R: 0 E: 0 K: 2 S: 8	H: 0 LOB: 0 BB: 0 P: 8	R: 0 E: 0 K: 1 S: 5	H: 0 LOB: 0 BB: 0 P: 5	R: 0 E: 0 K: 0 S: 3	H: 2 LOB: 2 BB: 0 P: 7	1B: 5 2B: 1 3B: 1 HR: 0	SF: 0 SAC: 0 DP: 2 HBP: 0	WP: 1 PB: 0 SB: 0 CS: 0	PA: 34
PITCHER Dave McNally, L (1.1) ERA: 0.9	IP: 9.0 WLS: W BF: 34 H: 7 R: 1 ER: 1 SO: 9 BB: 2 IBB: 0 HBP: 0 BLK: 0 WP: 1 HR: 0 S: 50 P: 58 ERA: 1.00 WHIP: 1.000															PITCHER				
Batter	1	2	3	4	5	6	7	8	9	AB	R	H	RBI	BB	SO	LOB	BOTTOM			
Luis Aparicio, R (1.6) OBP: 0.421, SLG: 0.611	K	S 1B		F7		BB	S 1B			4	0	2	3	1	1	0	Cleveland Indians @ Baltimore Orioles Memorial Stadium, Baltimore, MD Sat Apr 20 1963, 3:33 AM EST Att: 4,715 - Unknown			
Russ Snyder, L (1.8) OBP: 0.250, SLG: 0.350	1B	F8		K		F9	F6			5	0	1	0	0	1	5				
Al Smith, R (1.9) Jackie Brandt, R (5.8) OBP: 0.143, SLG: 0.250	1B	S 1B					5-3	K		4	0	3	1	0	0	0				
Jim Gentile, L (1.3) OBP: 0.189, SLG: 0.229	F8	K		F8		G3	K			5	0	0	0	0	2	5				
Boog Powell, L (1.7) OBP: 0.314, SLG: 0.613	F7		1-3		1-3	1B 2B BB	F7			4	1	0	0	1	0	2				
Brooks Robinson, R (1.5) OBP: 0.306, SLG: 0.273		FC 1B 2B	BLK E 1B		6-3	2B BB 1B				4	3	3	0	0	0	0				
Jerry Adair, R (1.4) OBP: 0.235, SLG: 0.344		FC 1B BB	F8		5-3	BB WP 2B				4	2	1	1	0	0	2				
John Orsino, R (1.2) OBP: 0.417, SLG: 0.700		1B BB	E9 2B			K WP BB 1B IBB				2	2	1	1	2	1	0				
Dave McNally, R (1.1)	K		6-3			F7	1B WP BB			3	0	0	1	1	1	4				
Inning Stats	R: 0 E: 0 K: 1 S: 7	H: 2 LOB: 2 BB: 0 P: 7	R: 3 E: 0 K: 2 S: 11	H: 3 LOB: 1 BB: 1 P: 15	R: 1 E: 0 K: 0 S: 5	H: 2 LOB: 1 BB: 0 P: 5	R: 0 E: 0 K: 1 S: 6	H: 1 LOB: 0 BB: 0 P: 6	R: 0 E: 0 K: 0 S: 3	H: 0 LOB: 0 BB: 0 P: 3	R: 0 E: 0 K: 1 S: 5	H: 0 LOB: 1 BB: 1 P: 9	R: 4 E: 0 K: 0 S: 6	H: 3 LOB: 2 BB: 3 P: 18	R: 0 E: 0 K: 2 S: 7	H: 0 LOB: 0 BB: 0 P: 7		1B: 8 2B: 3 3B: 0 HR: 0	SF: 0 SAC: 0 DP: 0 HBP: 0	WP: 1 PB: 0 SB: 3 CS: 0
PITCHER Mudcat Grant, R (1.1) ERA: 4.2	IP: 1.2 WLS: L BF: 12 H: 5 R: 3 ER: 3 SO: 2 BB: 1 IBB: 0 HBP: 0 BLK: 0 WP: 0 HR: 0 S: 15 P: 19 ERA: 16.20 WHIP: 3.600															PITCHER Gary Bell, R (8.1) ERA: 1.5				
Bob Allen, L (3.8) ERA: 3.86	2.1 WLS: L BF: 10 H: 3 R: 1 ER: 1 SO: 2 BB: 0 IBB: 0 HBP: 0 BLK: 1 WP: 0 HR: 0 S: 14 P: 14 ERA: 3.86 WHIP: 1.286																			
Jack Curtis, L (5.1) ERA: 20.25	2.2 WLS: L BF: 13 H: 2 R: 4 ER: 4 SO: 1 BB: 2 IBB: 1 HBP: 0 BLK: 0 WP: 0 HR: 0 S: 12 P: 24 ERA: 13.50 WHIP: 1.500																			
Jim Perry, R (7.1) ERA: 2.25	0.0 WLS: L BF: 2 H: 1 R: 0 ER: 0 SO: 0 BB: 1 IBB: 0 HBP: 0 BLK: 0 WP: 1 HR: 0 S: 1 P: 5 ERA: ∞ WHIP: ∞																			
Ron Nischwitz, L (7.1) ERA: 54.0	0.1 WLS: L BF: 1 H: 0 R: 0 ER: 0 SO: 0 BB: 0 IBB: 0 HBP: 0 BLK: 0 WP: 0 HR: 0 S: 1 P: 1 ERA: 0.00 WHIP: 0.000																			

Batter	1	2	3	4	5	6	7	8	9	AB	R	H	RBI	BB	SO	LOB	TOP				
Vic Davallilo, L OBP: 0.297, SLG: 0.432	1-3		G6-4-3 1B			G5-4-3 1B		K		4	0	2	0	0	1	0	Cleveland Indians @ Baltimore Orioles Memorial Stadium, Baltimore, MD Sun Apr 21 1963, 3:33 AM EST Unknown				
Tony Martinez, R OBP: 0.250, SLG: 0.212	1B BB		L9			K		F8	3	0	0	0	1	1	2						
Tito Francona, L OBP: 0.313, SLG: 0.469	K		G6-4-3 1-2			G5-4-3 1-2		F7	4	0	0	0	0	1	3						
Joe Adcock, R OBP: 0.250, SLG: 0.250	1-2 1B			F2			5-3		4	0	1	0	0	1	0						
John Romano, R OBP: 0.333, SLG: 0.548	L8			K			BB		2	0	0	0	1	1	2						
Max Alvis, R OBP: 0.294, SLG: 0.500				K			F6		3	0	1	0	0	1	1						
Al Luplow, L OBP: 0.150, SLG: 0.200	L6			K			F6		3	0	0	0	0	1	2						
Woodie Held, R OBP: 0.480, SLG: 0.611	K			K			F8		3	0	0	0	0	2	1						
Sam McDowell, L Jim Perry, S Willie Tasby, R Bob Allen, L Ellis Burton, S Pedro Ramos, S	K			K			4-3		0	0	0	0	0	0	0	WP: 0 PA: 31 FB: 0 SB: 0 CS: 0					
Inning Stats	R: 0 E: 0 K: 1 S: 6	H: 1 LOB: 2 BB: 1 P: 10	R: 0 E: 0 K: 2 S: 8	H: 1 LOB: 0 BB: 0 P: 8	R: 0 E: 0 K: 0 S: 3	H: 1 LOB: 0 BB: 0 P: 3	R: 0 E: 0 K: 2 S: 7	H: 0 LOB: 0 BB: 0 P: 7	R: 0 E: 0 K: 3 S: 9	H: 0 LOB: 0 BB: 0 P: 9	R: 0 E: 0 K: 1 S: 5	H: 1 LOB: 0 BB: 0 P: 5	R: 0 E: 0 K: 0 S: 3	H: 0 LOB: 1 BB: 1 P: 7	R: 0 E: 0 K: 1 S: 5	H: 0 LOB: 0 BB: 0 P: 5	R: 0 E: 0 K: 1 S: 5	H: 0 LOB: 0 BB: 0 P: 5	1B: 3 2B: 0 3B: 1 HR: 0	SF: 0 SAC: 0 DP: 2 HBP: 0	WP: 0 PA: 31 FB: 0 SB: 0 CS: 0
PITCHER Steve Barber, L ERA: 1.21	IP: 9.0 WLS: W BF: 31 H: 4 R: 0 ER: 0 SO: 11 BB: 2 IBB: 0 HBP: 0 BLK: 0 WP: 0 HR: 0 S: 51 P: 59 ERA: 0.00 WHIP: 0.667																				

Batter	1	2	3	4	5	6	7	8	9	AB	R	H	RBI	BB	SO	LOB	BOTTOM		
Luis Aparicio, R OBP: 0.419, SLG: 0.585	BB BB 1B			2H 1B		F3		5-3		5	2	2	1	0	0	4	Cleveland Indians @ Baltimore Orioles Memorial Stadium, Baltimore, MD Sun Apr 21 1963, 3:33 AM EST Unknown		
Jackie Brandt, R OBP: 0.240, SLG: 0.435	BB BB SF8	L9		2H 1B			HR		3	2	2	2	1	0	0				
Al Smith, R Russ Snyder, L	SF8 1B BB	K		K		G4-6-3 1B			3	1	1	0	1	2	1				
Jim Gentile, L OBP: 0.195, SLG: 0.211	1B BB BB	F9		F8		G4-6-3 1-2			3	1	0	1	1	0	2				
Brooks Robinson, R OBP: 0.300, SLG: 0.278	SF8		F8		F8		1B		3	0	1	1	0	0	0				
Boog Powell, L OBP: 0.308, SLG: 0.571	BB 1B 1B		F8		K2-3		4-3		4	0	1	1	0	1	1				
Jerry Adair, R OBP: 0.237, SLG: 0.333	BB 1B		6-3		F8			L7	4	0	1	0	0	0	0				
John Orsino, R OBP: 0.438, SLG: 0.615	F4			SH3-4 1B		6-3		BB	3	1	1	0	1	0	3				
Steve Barber, L	FC6-4 BB			SH3-4 1B		K		K	2	0	0	1	1	2	1				
Inning Stats	R: 4 E: 0 K: 0 S: 6	H: 3 LOB: 3 BB: 4 P: 22	R: 0 E: 0 K: 1 S: 5	H: 0 LOB: 0 BB: 0 P: 5	R: 0 E: 0 K: 0 S: 3	H: 0 LOB: 0 BB: 0 P: 3	R: 2 E: 0 K: 1 S: 8	H: 3 LOB: 1 BB: 0 P: 8	R: 0 E: 0 K: 1 S: 5	H: 0 LOB: 0 BB: 0 P: 5	R: 1 E: 0 K: 0 S: 5	H: 3 LOB: 1 BB: 0 P: 5	R: 0 E: 0 K: 1 S: 5	H: 0 LOB: 1 BB: 1 P: 9	1B: 8 2B: 0 3B: 0 HR: 1	SF: 1 SAC: 1 DP: 1 HBP: 0	WP: 0 PA: 37 FB: 0 SB: 0 CS: 0		
PITCHER Sam McDowell, L Jim Perry, R Bob Allen, L Pedro Ramos, R	IP: 0.1 WLS: L BF: 16 H: 4 R: 2 ER: 2 SO: 2 BB: 1 IBB: 0 HBP: 0 BLK: 0 WP: 0 HR: 0 S: 19 P: 23 ERA: 4.91 WHIP: 1.364	IP: 3.2 WLS: L BF: 11 H: 3 R: 1 ER: 1 SO: 2 BB: 0 IBB: 0 HBP: 0 BLK: 0 WP: 1 HR: 15 S: 15 P: 15 ERA: 3.00 WHIP: 1.000	IP: 1.0 WLS: L BF: 4 H: 0 R: 0 ER: 0 SO: 1 BB: 1 IBB: 0 HBP: 0 BLK: 0 WP: 0 HR: 5 S: 9 P: 9 ERA: 0.00 WHIP: 1.000																



Batter	1	2	3	4	5	6	7	8	9	AB	R	H	RBI	BB	SO	LOB	TOP										
Vic Davallilo, L OBP: 0.293, SLG: 0.415 (1, 8)	F5		F8			F8			BLK 1B	4	0	1	0	0	0	0	Cleveland Indians @ Baltimore Orioles Memorial Stadium, Baltimore, MD Sun Apr 21 1963, 3:38 AM EST Att: 23,228 - Unknown										
Willie Kirkland, L OBP: 0.182, SLG: 0.200 (1, 9)	F9			L8			1B 2B		L5	4	1	1	0	0	0	1											
Tito Francona, L OBP: 0.306, SLG: 0.444 (1, 7)	1-3			K			G5-4-3 1B		K	4	0	1	1	0	2	1											
Fred Whitfield, L OBP: 0.211, SLG: 0.368 Joe Adcock, R OBP: 0.296, SLG: 0.250 (9, PH) (9, 3)		F7		3-1			K		IBB	3	0	0	0	0	1	1											
Woodie Held, R OBP: 0.448, SLG: 0.682 (1, 4)		HR			L6		G5-4-3		L6	4	1	1	1	0	0	3											
Max Alvis, R OBP: 0.297, SLG: 0.486 (1, 5)	F9				F9				F9 SH1-4 1B	3	0	1	0	0	0	0											
Tony Martinez, R OBP: 0.237, SLG: 0.200 (1, 6)	6-3				F9				SH1-4	2	0	0	0	0	0	0											
Doc Edwards, R OBP: 0.200, SLG: 0.200 (1, 2)			K			F8			F9	3	0	0	0	0	1	1											
Dick Donovan, L (1, 1)			L9			F5			4-3	3	0	0	0	0	0	1											
Inning Stats	R: 0 E: 0 K: 0 S: 3	H: 0 LOB: 0 BB: 0 P: 3	R: 1 E: 0 K: 0 S: 4	H: 1 LOB: 0 BB: 0 P: 4	R: 0 E: 0 K: 1 S: 5	H: 0 LOB: 0 BB: 0 P: 5	R: 0 E: 0 K: 1 S: 5	H: 0 LOB: 0 BB: 0 P: 5	R: 0 E: 0 K: 0 S: 3	H: 0 LOB: 0 BB: 0 P: 3	R: 1 E: 0 K: 1 S: 6	H: 2 LOB: 0 BB: 0 P: 6	R: 0 E: 0 K: 0 S: 4	H: 1 LOB: 1 BB: 0 P: 4	R: 0 E: 0 K: 1 S: 6	H: 1 LOB: 2 BB: 1 P: 10		1B: 3 2B: 1 3B: 0 HR: 1	SF: 0 SAC: 1 DP: 1 HBP: 0	WP: 0 PB: 0 SB: 0 CS: 0	PA: 32						
PITCHER	IP	WLS	BF	H	R	ER	SO	BB	IBB	HBP	BLK	WP	HR	S	P	ERA	WHIP										
Robin Roberts, R ERA: 2.49 (1, 1)	8.0	L	27	4	2	2	3	0	0	0	0	0	1	33	33	2.25	0.500										
Pete Burnside, L ERA: (9, 1)	0.2		3	1	0	0	1	0	0	0	1	0	0	5	5	0.00	1.500										
Stu Miller, R ERA: (9, 1)	0.1		2	0	0	0	0	0	1	0	0	0	0	1	5	0.00	0.000										

Batter	1	2	3	4	5	6	7	8	9	AB	R	H	RBI	BB	SO	LOB	BOTTOM										
Luis Aparicio, R OBP: 0.426, SLG: 0.578 (1, 6)	6-3 S 1B		6-3						K	4	0	2	0	0	1	0	Cleveland Indians @ Baltimore Orioles Memorial Stadium, Baltimore, MD Sun Apr 21 1963, 3:38 AM EST Att: 23,228 - Unknown										
Jackie Brandt, R OBP: 0.241, SLG: 0.407 (1, 8) (8, 7)	6-3 1-3			5-3		K			G4-3 1B	4	0	1	0	0	1	3											
Al Smith, R OBP: 0.432, SLG: 0.625 (1, 9)	F9			F8		F7			G4-3	4	0	0	0	0	0	4											
Jim Gentile, L OBP: 0.182, SLG: 0.195 (1, 3)	F7			K		4-3				3	0	0	0	0	1	1											
Boog Powell, L OBP: 0.286, SLG: 0.526 Bob Saverine, S OBP: 0.333, SLG: 0.333 (1, 7) (8, 8)		3-1			4-3		K			3	0	0	0	0	1	0											
Brooks Robinson, R OBP: 0.302, SLG: 0.308 (1, 5)		1-3			4-3					3	0	1	0	0	0	0											
Jerry Adair, R OBP: 0.220, SLG: 0.308 (1, 4)		L8			F8				5-3	3	0	0	0	0	0	0											
Dick Brown, R OBP: 0.273, SLG: 0.286 Russ Snyder, L OBP: 0.238, SLG: 0.333 Hobie Landrith, L (1, 2) (8, PH) (9, 2)			K			K			6-3	2	0	0	0	0	2	0											
Robin Roberts, S Charlie Lau, L Pete Burnside, R Stu Miller, R (1, 1) (8, PH) (9, 1) (9, 1)			F8			E4 1B			F8	1	0	0	0	0	0	0											
Inning Stats	R: 0 E: 0 K: 0 S: 4	H: 1 LOB: 1 BB: 0 P: 4	R: 0 E: 0 K: 0 S: 3	H: 0 LOB: 0 BB: 0 P: 3	R: 0 E: 0 K: 1 S: 5	H: 0 LOB: 0 BB: 0 P: 5	R: 0 E: 0 K: 1 S: 5	H: 0 LOB: 0 BB: 0 P: 5	R: 0 E: 1 K: 2 S: 9	H: 1 LOB: 2 BB: 0 P: 9	R: 0 E: 0 K: 1 S: 5	H: 1 LOB: 1 BB: 0 P: 5	R: 0 E: 0 K: 0 S: 3	H: 0 LOB: 0 BB: 0 P: 3	R: 0 E: 0 K: 1 S: 5	H: 1 LOB: 0 BB: 0 P: 5		1B: 3 2B: 1 3B: 0 HR: 0	SF: 0 SAC: 0 DP: 1 HBP: 0	WP: 0 PB: 0 SB: 1 CS: 0	PA: 30						
PITCHER	IP	WLS	BF	H	R	ER	SO	BB	IBB	HBP	BLK	WP	HR	S	P	ERA	WHIP										
Dick Donovan, R ERA: 2.92 (1, 1)	9.0	W	30	4	0	0	6	0	0	0	0	0	0	42	42	0.00	0.444										

Batter	1	2	3	4	5	6	7	8	9	AB	R	H	RBI	BB	SO	LOB	TOP				
Chuck Schilling, R (1.4) OBP: 0.309, SLG: 0.320	F6			P6		P6		BB		3	0	1	0	1	0	0	Boston Red Sox @ Cleveland Indians Cleveland Municipal Stadium, Cleveland, OH Wed Apr 24 1963, 6:05 PM EST Att: 2,879 - Unknown				
Roman Mejias, R (1.8) OBP: 0.126, SLG: 0.217	K			F7		F7		F7		4	0	0	0	0	1	2					
Carl Yastrzemski, L (1.7) OBP: 0.373, SLG: 0.490	K			F2		F8		6-3		4	0	0	0	0	1	2					
Dick Stuart, R (1.3) OBP: 0.333, SLG: 0.429		K			1B	PB		K		2	0	0	0	2	2	1					
Lou Clinton, R (1.9) OBP: 0.229, SLG: 0.404						SH5-4			K	3	0	2	0	1	1	0					
Frank Malzone, R (1.5) OBP: 0.267, SLG: 0.302						SH5-4				3	0	1	0	0	0	3					
Eddie Bressoud, R (1.6) OBP: 0.320, SLG: 0.426										4	0	0	0	0	4	5					
Bob Tillman, R (1.2) OBP: 0.317, SLG: 0.432				5-3						3	0	0	0	1	1	3					
Earl Wilson, R (1.1) OBP: 0.125, SLG: 0.125										2	0	0	0	0	1	3					
Russ Nixon, L (8, PH) OBP: 0.375, SLG: 0.286						P4				1	0	0	0	0	0	0					
Arnold Earley, L (8, 1)										0	0	0	0	0	0	0					
Inning Stats	R: 0 E: 0 K: 2 S: 7	H: 0 LOB: 0 BB: 0 P: 7	R: 0 E: 0 K: 1 S: 5	H: 1 LOB: 0 BB: 0 P: 5	R: 0 E: 0 K: 2 S: 7	H: 0 LOB: 0 BB: 0 P: 7	R: 0 E: 0 K: 0 S: 3	H: 0 LOB: 0 BB: 0 P: 3	R: 0 E: 0 K: 1 S: 6	H: 1 LOB: 3 BB: 2 P: 14	R: 0 E: 0 K: 3 S: 10	H: 1 LOB: 1 BB: 0 P: 10	R: 0 E: 0 K: 0 S: 4	H: 1 LOB: 1 BB: 0 P: 4	R: 0 E: 0 K: 1 S: 5	H: 0 LOB: 2 BB: 2 P: 13	1B: 4 2B: 0 3B: 0 HR: 0	SF: 0 SAC: 1 DP: 1 HBP: 0	WP: 0 PB: 1 SB: 0 CS: 0	PA: 35	
PITCHER	IP	WLS	BF	H	R	ER	SO	BB	IBB	HBP	BLK	WP	HR	S	P	ERA	WHIP			ERA	WHIP
Gary Bell, R (1.1) ERA: 0.64	8.0	W	32	4	0	0	10	4	1	0	0	0	0	47	67	0.00	1.000			ERA	WHIP
Mudcat Grant, R (9, 1) ERA: 3.94	1.0	S	3	0	0	0	1	0	0	0	0	0	0	5	5	0.00	0.000			ERA	WHIP

AB 29
R 0
H 4
RBI 0
BB 5
SO 11
LOB 19



Batter	1	2	3	4	5	6	7	8	9	AB	R	H	RBI	BB	SO	LOB	BOTTOM				
Vic Davallilo, L (1.8) OBP: 0.311, SLG: 0.409										3	0	1	0	1	0	3	Boston Red Sox @ Cleveland Indians Cleveland Municipal Stadium, Cleveland, OH Wed Apr 24 1963, 6:05 PM EST Att: 2,879 - Unknown				
Tony Martinez, R (1.6) OBP: 0.214, SLG: 0.179										4	0	0	0	0	0	2					
Willie Kirkland, L (1.9) OBP: 0.200, SLG: 0.214										4	0	1	0	0	3	0					
Fred Whitfield, L (1.3) OBP: 0.174, SLG: 0.304										4	0	0	0	0	1	1					
John Romano, R (1.2) OBP: 0.324, SLG: 0.514										4	0	1	0	0	0	1					
Tito Francona, L (1.7) OBP: 0.308, SLG: 0.421										2	0	0	0	1	0	1					
Ellis Burton, S (9, 7) OBP: 0.211, SLG: 0.222										0	0	0	0	0	0	0					
Max Alvis, R (1.5) OBP: 0.300, SLG: 0.459										2	1	0	0	1	1	2					
Woodie Held, R (1.4) OBP: 0.469, SLG: 0.792										2	1	1	2	1	0	0					
Gary Bell, R (1.1)										2	0	0	0	1	0	0					
Mudcat Grant, R (9, 1)										0	0	0	0	0	0	0					
Inning Stats	R: 0 E: 0 K: 1 S: 5	H: 1 LOB: 0 BB: 0 P: 5	R: 0 E: 0 K: 1 S: 5	H: 0 LOB: 1 BB: 1 P: 9	R: 0 E: 0 K: 0 S: 3	H: 0 LOB: 0 BB: 0 P: 3	R: 0 E: 0 K: 1 S: 5	H: 0 LOB: 0 BB: 0 P: 5	R: 2 E: 0 K: 0 S: 4	H: 1 LOB: 0 BB: 1 P: 8	R: 0 E: 0 K: 1 S: 5	H: 1 LOB: 1 BB: 1 P: 9	R: 0 E: 0 K: 0 S: 4	H: 1 LOB: 3 BB: 2 P: 12	R: 0 E: 1 K: 1 S: 6	H: 0 LOB: 1 BB: 0 P: 6	1B: 3 2B: 0 3B: 0 HR: 1	SF: 0 SAC: 0 DP: 2 HBP: 0	WP: 1 PB: 0 SB: 0 CS: 0	PA: 32	
PITCHER	IP	WLS	BF	H	R	ER	SO	BB	IBB	HBP	BLK	WP	HR	S	P	ERA	WHIP			ERA	WHIP
Earl Wilson, R (1.1) ERA: 1.96	7.0	L	28	4	2	2	4	4	1	0	0	0	0	31	51	2.57	1.143			ERA	WHIP
Arnold Earley, L (8, 1)	1.0		4	0	0	0	1	0	0	0	0	0	0	6	6	0.00	0.000			ERA	WHIP

AB 27
R 2
H 4
RBI 2
BB 5
SO 5
LOB 10



Batter	1	2	3	4	5	6	7	8	9	AB	R	H	RBI	BB	SO	LOB	TOP			
Vic Davallio, L (1.8) OBP: 0.347, SLG: 0.438	0-0 FC5-4 1B		0-0 FC4-6 1B		0-0 1B		0-0 F4			4	0	3	0	0	0	1	Cleveland Indians @ New York Yankees Yankee Stadium, Bronx, NY Sat Apr 27 1963, 3:33 AM EST Att: 16,375 - Unknown - 60 F			
Tony Martinez, R (1.6) OBP: 0.196, SLG: 0.163	0-0 FC5-4 1B 1-2		0-0 FC4-6 1-2		0-0 F7			0-0 4-3		4	1	0	0	0	0	3				
Al Luplow, L (1.9) OBP: 0.125, SLG: 0.167	0-0 F4		0-3 K		0-3 K2-3			0-0 F3		4	0	0	0	0	2	3				
Fred Whitfield, L (1.3) OBP: 0.185, SLG: 0.296	0-0 1B 1-3		0-0 1-3			0-3 K		0-0 F3		4	0	1	0	0	1	1				
John Romano, R (1.2) OBP: 0.317, SLG: 0.487	0-0 1-2 3H 1B			0-0 F8		0-0 F5			0-0 5-3		4	0	1	1	0	0				
Tito Francona, L (1.7) OBP: 0.279, SLG: 0.381	0-0 4-3			0-0 F3		0-0 F4			0-0 F8		4	0	0	0	0	2				
Max Alvis, R (1.5) OBP: 0.295, SLG: 0.439		0-0 F5		0-0 1B			0-0 6-3		0-3 K		4	0	1	0	0	1				
Woodie Held, R (1.4) OBP: 0.457, SLG: 0.741		0-0 F4		0-0 5-3						3	0	1	0	0	0	1				
Dick Donovan, L (1.1) Bob Allen, L (6.1) Willie Kirkland, L (7. PH) Ron Nischwitz, S (7.1)		0-3 K		0-3 K		0-3 K			0-0 F7		2	0	0	0	0	2		0		
Inning Stats	R: 1 E: 0 K: 0 S: 6	H: 3 LOB: 2 BB: 0 P: 6	R: 0 E: 0 K: 1 S: 5	H: 0 LOB: 0 BB: 0 P: 5	R: 0 E: 0 K: 1 S: 6	H: 1 LOB: 1 BB: 0 P: 6	R: 0 E: 0 K: 0 S: 4	H: 1 LOB: 1 BB: 0 P: 4	R: 0 E: 0 K: 2 S: 8	H: 0 LOB: 0 BB: 0 P: 8	R: 0 E: 0 K: 1 S: 5	H: 1 LOB: 1 BB: 0 P: 4	R: 0 E: 0 K: 0 S: 3	H: 0 LOB: 0 BB: 0 P: 3	R: 0 E: 0 K: 1 S: 5	H: 0 LOB: 0 BB: 0 P: 5		1B: 7 2B: 0 3B: 0 HR: 0	SF: 0 SAC: 0 DP: 0 HBP: 0	WP: 0 PB: 0 SB: 0 CS: 0
PITCHER Ralph Terry, R (1.1) ERA: 2.27	IP: 9.0 WLS: W BF: 34 H: 7 R: 1 ER: 1 SO: 6 BB: 0 IBB: 0 HBP: 0 BLK: 0 WP: 0 HR: 0 S: 46 P: 46 ERA: 1.00 WHIP: 0.778																			

Batter	1	2	3	4	5	6	7	8	9	AB	R	H	RBI	BB	SO	LOB	BOTTOM			
Tony Kubek, L (1.6) OBP: 0.185, SLG: 0.278	0-0 BB 4-3 1B	0-0 FC6-4 1-2		0-0 FC6-4 1-2		0-3 K		0-0 FC6-4 1B		5	1	2	0	0	1	4	Cleveland Indians @ New York Yankees Yankee Stadium, Bronx, NY Sat Apr 27 1963, 3:33 AM EST Att: 16,375 - Unknown - 60 F			
Bobby Richardson, R (1.4) OBP: 0.222, SLG: 0.288	0-0 4-3 1B		0-0 5-3		0-0 L7		0-0 F2	0-0 FC6-4 1-2		5	0	1	0	0	0	1				
Tom Tresh, S (1.7) OBP: 0.429, SLG: 0.641	0-0 F8		0-0 B3		0-0 HR		0-0 F3	0-0 FC6-4 1-2		5	1	1	1	0	0	3				
Mickey Mantle, S (1.8) OBP: 0.471, SLG: 0.800	4-0 1-2 2-3 BB		0-3 K		0-3 K		0-3 K			3	0	0	0	1	3	0				
Joe Pepitone, L (1.3) OBP: 0.244, SLG: 0.442	0-0 4-3			0-0 HR	0-0 L6			0-0 1B HR		4	2	2	2	0	0	2				
Euston Howard, R (1.2) OBP: 0.320, SLG: 0.617	0-0 L6			0-0 HR	0-0 F8		4-0 1B BB	0-0 1B HR		3	1	1	0	1	0	2				
Hector Lopez, R (1.9) OBP: 0.313, SLG: 0.357		0-0 FC6-4 1B		0-0 E	0-0 3B		0-0 F3	4-0 HR IBB		3	2	2	0	1	0	1				
Clete Boyer, R (1.5) OBP: 0.306, SLG: 0.490		0-0 F8		0-0 L4		0-0 1B		0-0 HR		4	1	2	4	0	0	2				
Ralph Terry, R (1.1) OBP: 0.083, SLG: 0.083		0-0 F7		0-0 E5 FC6-4 3H		0-0 F5		0-3 HR		4	0	0	0	0	1	3				
Inning Stats	R: 1 E: 0 K: 0 S: 5	H: 2 LOB: 1 BB: 1 P: 9	R: 0 E: 0 K: 0 S: 4	H: 1 LOB: 0 BB: 0 P: 4	R: 0 E: 0 K: 1 S: 5	H: 0 LOB: 0 BB: 0 P: 5	R: 2 E: 1 K: 0 S: 6	H: 2 LOB: 1 BB: 0 P: 6	R: 1 E: 0 K: 1 S: 6	H: 1 LOB: 0 BB: 0 P: 6	R: 0 E: 0 K: 1 S: 6	H: 1 LOB: 1 BB: 1 P: 10	R: 0 E: 0 K: 1 S: 5	H: 0 LOB: 0 BB: 0 P: 5	R: 4 E: 0 K: 1 S: 9	H: 4 LOB: 1 BB: 1 P: 13		1B: 7 2B: 0 3B: 1 HR: 3	SF: 0 SAC: 0 DP: 0 HBP: 0	WP: 0 PB: 0 SB: 0 CS: 0
PITCHER Dick Donovan, R (1.1) ERA: 3.5 Bob Allen, L (6.1) Ron Nischwitz, L (7.1) ERA: 23.14	IP: 5.2 WLS: L BF: 27 H: 7 R: 4 ER: 3 SO: 2 BB: 2 IBB: 0 HBP: 0 BLK: 0 WP: 0 HR: 2 S: 29 P: 37 ERA: 4.76 WHIP: 1.588																			



Batter	1	2	3	4	5	6	7	8	9	AB	R	H	RBI	BB	SO	LOB	TOP				
Vic Davallo, L (1, 8) OBP: 0.321, SLG: 0.404	6-3		1-3			F8			L7	4	0	0	0	0	0	1	Cleveland Indians @ New York Yankees Yankee Stadium, Bronx, NY Sun Apr 28 1963, 3:33 AM EDT Att: 22,346 - Unknown - 60 F				
Tony Martinez, R (1, 6) OBP: 0.184, SLG: 0.152 Willie Kirkland, L (9, PH) OBP: 0.176, SLG: 0.188	6-3			1-3		F8			1-3	3	0	0	0	0	0	1					
Woodie Held, R (1, 4) OBP: 0.436, SLG: 0.710	K			F5					F5	4	0	1	0	0	1	0					
Joe Adcock, R (1, 3) OBP: 0.250, SLG: 0.217		K		6-3						3	0	0	0	0	1	1					
Tito Francona, L (1, 7) OBP: 0.283, SLG: 0.364		F5				F8				2	0	0	0	1	0	0					
Willie Tasby, R (1, 9) OBP: 0.143, SLG: 0.429						K				3	0	1	0	0	1	2					
Max Alvis, R (1, 5) OBP: 0.277, SLG: 0.409										3	0	0	0	0	1	1					
Doc Edwards, R (1, 2) OBP: 0.143, SLG: 0.143 Al Luplow, L (8, PH) OBP: 0.120, SLG: 0.160 Jack Curtis, L (8, 1)				F3		6-3			6-3	2	0	0	0	0	0	0					
Mudcat Grant, R (1, 1) Ellis Burton, S (6, PH) OBP: 0.250, SLG: 0.222 Jerry Walker, S (6, 1) OBP: 0.333, SLG: 0.333 Bob Lipski, L (8, 2)				K					K	0	0	0	0	1	0	0					
Inning Stats	R: 0 E: 0 K: 1 S: 5	H: 0 LOB: 0 BB: 0 P: 5	R: 0 E: 0 K: 2 S: 8	H: 1 LOB: 1 BB: 0 P: 8	R: 0 E: 0 K: 1 S: 5	H: 0 LOB: 0 BB: 0 P: 5	R: 0 E: 0 K: 0 S: 3	H: 0 LOB: 0 BB: 0 P: 3	R: 0 E: 0 K: 1 S: 5	H: 0 LOB: 0 BB: 0 P: 5	R: 0 E: 0 K: 0 S: 3	H: 1 LOB: 1 BB: 1 P: 7	R: 0 E: 0 K: 0 S: 3	H: 0 LOB: 0 BB: 0 P: 5	R: 0 E: 0 K: 0 S: 3	H: 0 LOB: 0 BB: 0 P: 3		1B: 0 2B: 1 3B: 1 HR: 0	SF: 0 SAC: 0 DP: 1 HBP: 0	WP: 0 PB: 0 SB: 0 CS: 0	PA: 30
PITCHER	IP	WLS	BF	H	R	ER	SO	BB	IBB	HBP	BLK	WP	HR	S	P	ERA	WHIP				
Whitey Ford, L (1, 1) ERA: 4.5 Hal Reniff, R (8, 1) ERA: 2.7	7.0	W	24	2	0	0	5	2	0	0	0	0	0	32	40	0.00	0.571				

Batter	1	2	3	4	5	6	7	8	9	AB	R	H	RBI	BB	SO	LOB	BOTTOM				
Tony Kubek, L (1, 6) OBP: 0.169, SLG: 0.254	6-3	L8		K		1-3		4-3		5	0	0	0	0	1	5	Cleveland Indians @ New York Yankees Yankee Stadium, Bronx, NY Sun Apr 28 1963, 3:33 AM EDT Att: 22,346 - Unknown - 60 F				
Bobby Richardson, R (1, 4) OBP: 0.241, SLG: 0.304		5-3				6-3				4	0	2	0	0	0	1					
Tom Tresh, S (1, 7) OBP: 0.396, SLG: 0.581	L9			F6						4	0	0	0	0	1	2					
Mickey Mantle, S (1, 8) OBP: 0.429, SLG: 0.667	F4			K		4-3				3	0	0	0	1	1	1					
Joe Pepitone, L (1, 3) OBP: 0.286, SLG: 0.532										4	2	3	1	0	0	2					
Elston Howard, R (1, 2) OBP: 0.315, SLG: 0.588										4	1	1	0	0	2	1					
Hector Lopez, R (1, 9) OBP: 0.346, SLG: 0.457										4	1	3	3	0	0	0					
Clete Boyer, R (1, 5) OBP: 0.340, SLG: 0.509										4	0	3	0	0	0	0					
Whitey Ford, L (1, 1) OBP: 0.200, SLG: 0.800 Hal Reniff, R (8, 1)										3	1	1	1	0	1	3					
Inning Stats	R: 0 E: 0 K: 0 S: 4	H: 1 LOB: 1 BB: 0 P: 4	R: 3 E: 0 K: 0 S: 7	H: 4 LOB: 1 BB: 0 P: 7	R: 0 E: 0 K: 2 S: 8	H: 1 LOB: 1 BB: 0 P: 8	R: 1 E: 0 K: 1 S: 6	H: 1 LOB: 0 BB: 0 P: 6	R: 0 E: 0 K: 1 S: 5	H: 0 LOB: 0 BB: 0 P: 5	R: 1 E: 0 K: 0 S: 8	H: 3 LOB: 2 BB: 0 P: 8	R: 0 E: 0 K: 0 S: 3	H: 1 LOB: 1 BB: 1 P: 7	R: 0 E: 0 K: 2 S: 9	H: 2 LOB: 2 BB: 0 P: 9		1B: 10 2B: 0 3B: 0 HR: 3	SF: 0 SAC: 0 DP: 1 HBP: 0	WP: 2 PB: 0 SB: 0 CS: 0	PA: 37
PITCHER	IP	WLS	BF	H	R	ER	SO	BB	IBB	HBP	BLK	WP	HR	S	P	ERA	WHIP				
Mudcat Grant, R (1, 1) ERA: 4.71 Jerry Walker, R (6, 1) ERA: 1.93 Jack Curtis, L (8, 1) ERA: 14.73	5.0	L	22	7	4	4	4	0	0	0	0	1	1	11	15	4.50	2.500				


Batter	1	2	3	4	5	6	7	8	9	AB	R	H	RBI	BB	SO	LOB	TOP					
Vic Davalillo, L OBP: 0.316, SLG: 0.393 (1, 8)										4	0	1	0	0	1	0	Cleveland Indians @ Kansas City Athletics Municipal Stadium, Kansas City, MO Wed May 01 1963, 8:05 PM EDT Att: 9,357 - Unknown					
Willie Kirkland, L OBP: 0.190, SLG: 0.158 (1, 9)										3	1	0	0	1	1							
Woodie Held, R OBP: 0.419, SLG: 0.657 (1, 4)										4	0	1	0	0	2	1						
Joe Adcock, R OBP: 0.250, SLG: 0.333 (1, 3)										4	1	1	2	0	1	1						
Tito Francona, L OBP: 0.260, SLG: 0.333 (1, 7)										4	0	0	0	0	1	0						
John Romano, R OBP: 0.318, SLG: 0.548 Bob Lipski, L (8, 2)										3	1	1	1	0	0	0						
Max Alvis, R OBP: 0.260, SLG: 0.383 (1, 5)										3	0	0	0	0	0	0						
Tony Martinez, R OBP: 0.173, SLG: 0.143 (1, 6)										3	0	0	0	0	0	0						
Gary Bell, R Jack Curtis, L Mudcat Grant, R Jim Perry, S Barry Latman, R Al Luplow, L Ron Nischwitz, S (1, 1) (3, 1) (4, 1) (5, 1) (7, 1) (8, PH) (8, 1)										1	0	0	0	0	1	0						
Inning Stats	R: 0 E: 0 K: 1 S: 6	H: 1 LOB: 1 BB: 0 P: 6	R: 0 E: 0 K: 1 S: 5	H: 0 LOB: 0 BB: 0 P: 5	R: 0 E: 0 K: 1 S: 6	H: 1 LOB: 1 BB: 0 P: 6	R: 0 E: 0 K: 1 S: 5	H: 0 LOB: 0 BB: 0 P: 5	R: 0 E: 0 K: 0 S: 3	H: 0 LOB: 0 BB: 0 P: 3	R: 0 E: 0 K: 2 S: 7	H: 0 LOB: 0 BB: 0 P: 7	R: 0 E: 0 K: 1 S: 5	H: 0 LOB: 0 BB: 0 P: 5	R: 1 E: 0 K: 1 S: 6	H: 1 LOB: 0 BB: 0 P: 6		R: 2 E: 0 K: 1 S: 6	H: 1 LOB: 0 BB: 1 P: 10	1B: 2 2B: 0 3B: 0 HR: 2	SF: 0 SAC: 0 DP: 0 HBP: 0	WP: 0 PB: 0 SB: 0 CS: 0
PITCHER Orlando Pena, R ERA: 1.74 (1, 1)	IP: 9.0 WLS: W BF: 32 H: 4 R: 3 ER: 3 SO: 9 BB: 1 IBB: 0 HBP: 0 BLK: 0 WP: 0 HR: 2 S: 49 P: 53 ERA: 3.00 WHIP: 0.556															PITCHER Orlando Pena, R ERA: 1.74 (1, 1)	IP: 9.0 WLS: W BF: 32 H: 4 R: 3 ER: 3 SO: 9 BB: 1 IBB: 0 HBP: 0 BLK: 0 WP: 0 HR: 2 S: 49 P: 53 ERA: 3.00 WHIP: 0.556					

AB	31
R	3
H	4
RBI	3
BB	1
SO	9
LOB	3



Batter	1	2	3	4	5	6	7	8	9	AB	R	H	RBI	BB	SO	LOB	BOTTOM			
Wayne Causey, L OBP: 0.463, SLG: 0.580 (1, 6)										5	2	3	1	0	0	4	Cleveland Indians @ Kansas City Athletics Municipal Stadium, Kansas City, MO Wed May 01 1963, 8:05 PM EDT Att: 9,357 - Unknown			
Gino Cimoli, R OBP: 0.345, SLG: 0.416 (1, 8) (7, 9)										5	1	1	2	0	0	5				
Manny Jimenez, L OBP: 0.355, SLG: 0.308 Jose Tartabull, L OBP: 0.349, SLG: 0.385 (1, 9) (7, 8)										3	2	1	0	0	0	0				
Norm Siebern, L OBP: 0.289, SLG: 0.276 (1, 3)										4	1	1	0	1	1	4				
Ed Charles, R OBP: 0.442, SLG: 0.397 (1, 5)										5	1	2	2	0	0	2				
Chuck Essegian, R OBP: 0.296, SLG: 0.367 Bobby Del Greco, R OBP: 0.222, SLG: 0.375 (1, 7) (7, FR) (8, 7)										4	0	3	2	0	0	1				
Jerry Lumpe, L OBP: 0.241, SLG: 0.225 (1, 4)										5	1	2	1	0	0	4				
Billy Bryan, L OBP: 0.326, SLG: 0.389 (1, 2)										3	2	1	1	1	0	1				
Orlando Pena, R OBP: 0.375, SLG: 0.167 (1, 1)										2	0	0	0	0	2	1				
Inning Stats	R: 0 E: 0 K: 0 S: 3	H: 1 LOB: 0 BB: 0 P: 3	R: 2 E: 0 K: 1 S: 8	H: 3 LOB: 1 BB: 0 P: 8	R: 2 E: 0 K: 0 S: 6	H: 3 LOB: 2 BB: 1 P: 10	R: 4 E: 0 K: 0 S: 7	H: 3 LOB: 1 BB: 1 P: 12	R: 0 E: 0 K: 1 S: 6	H: 1 LOB: 1 BB: 0 P: 6	R: 0 E: 0 K: 1 S: 5	H: 0 LOB: 0 BB: 0 P: 5	R: 3 E: 0 K: 0 S: 8	H: 4 LOB: 2 BB: 0 P: 8	R: 0 E: 0 K: 1 S: 5	H: 0 LOB: 0 BB: 0 P: 5		1B: 11 2B: 3 3B: 0 HR: 1	SF: 0 SAC: 2 DP: 0 HBP: 1	WP: 1 PB: 0 SB: 0 CS: 1
PITCHER Gary Bell, R ERA: 2.76 Jack Curtis, L ERA: 18.0 Mudcat Grant, R ERA: 4.64 Jim Perry, R ERA: 5.23 Barry Latman, R ERA: 4.15 (1, 1) (3, 1) (4, 1) (5, 1) (7, 1)	IP: 2.1 WLS: L BF: 13 H: 6 R: 4 ER: 4 SO: 1 BB: 1 IBB: 0 HBP: 1 BLK: 0 WP: 0 HR: 1 S: 14 P: 18 ERA: 15.43 WHIP: 3.000															PITCHER Ron Nischwitz, L ERA: 16.2 (8, 1)	IP: 1.0 WLS: L BF: 3 H: 0 R: 0 ER: 0 SO: 1 BB: 0 IBB: 0 HBP: 0 BLK: 0 WP: 0 HR: 0 S: 5 P: 5 ERA: 0.00 WHIP: 0.000			

AB	38
R	11
H	15
RBI	10
BB	2
SO	4
LOB	22



Batter	1	2	3	4	5	6	7	8	9	AB	R	H	RBI	BB	SO	LOB	TOP																				
Vic Davallilo, L (1, 8) OBP: 0.313, SLG: 0.455	5-3			E4 2B		BB 2B	4-3			4	1	1	0	0	0	1	Cleveland Indians @ Los Angeles Angels Dodger Stadium, Los Angeles, CA Fri May 03 1963, 7:05 PM PDT Att. 9,454 - Unknown - 58 F																				
Willie Kirkland, L (1, 9) OBP: 0.290, SLG: 0.231	F8			SF7 1-3 2B		F9		F5		4	1	1	0	0	0	1																					
Woodie Held, R (1, 4) OBP: 0.415, SLG: 0.667	4-3			SF7		5-3		K		3	0	0	1	0	1	1																					
Fred Whitfield, L (1, 3) OBP: 0.216, SLG: 0.343		F3		SF7 2-3 3-H		BB BB		F8		2	0	0	1	1	0	0																					
Tito Francona, L (1, 7) OBP: 0.317, SLG: 0.411 Ron Nischwitz, S (9, 1)	K			4-3		BB BB		K		3	0	0	0	1	2	0																					
Max Alvis, R (1, 5) OBP: 0.271, SLG: 0.364	K					1-2 2-3 BB		6-3		4	0	0	0	0	2	3																					
Tony Martinez, R (1, 6) OBP: 0.194, SLG: 0.190				6-3		4-3 1B		K		4	0	2	0	0	1	0																					
Doc Edwards, R (1, 2) OBP: 0.267, SLG: 0.267				6-3		4-3		K		3	0	0	0	0	1	2																					
Sam McDowell, L (1, 1) OBP: 0.200, SLG: 0.200 Gary Bell, R (2, 1) Ellis Burton, S (9, 7) OBP: 0.250, SLG: 0.222				F9		K		SH1-3 2-3		0	0	0	0	0	0	0																					
Inning Stats	R: 0 E: 0 K: 0 S: 3	H: 0 LOB: 0 BB: 0 P: 3	R: 0 E: 0 K: 2 S: 7	H: 0 LOB: 0 BB: 0 P: 7	R: 0 E: 0 K: 0 S: 3	H: 0 LOB: 0 BB: 0 P: 3	R: 2 E: 1 K: 0 S: 5	H: 1 LOB: 0 BB: 0 P: 5	R: 0 E: 0 K: 1 S: 6	H: 1 LOB: 1 BB: 2 P: 6	R: 0 E: 0 K: 1 S: 6	H: 1 LOB: 1 BB: 2 P: 6	R: 0 E: 0 K: 1 S: 5	H: 0 LOB: 0 BB: 0 P: 5	R: 0 E: 0 K: 2 S: 7	H: 0 LOB: 0 BB: 0 P: 7		1B: 1 2B: 3 3B: 0 HR: 0	SF: 2 SAC: 1 DP: 0 HBP: 0	WP: 0 PB: 0 SB: 0 CS: 0	PA: 34																
PITCHER	IP	WLS	BF	H	R	ER	SO	BB	IBB	HBP	BLK	WP	HR	S	P	ERA	WHIP	PITCHER		IP	WLS	BF	H	R	ER	SO	BB	IBB	HBP	BLK	WP	HR	S	P	ERA	WHIP	
Don Lee, R (1, 1) ERA: 2.97	6.0	L	24	3	2	0	4	2	0	0	0	0	0	30	38	0.00	0.833			6.0	L	24	3	2	0	4	2	0	0	0	0	0	0	30	38	0.00	0.833
Julio Navarro, R (7, 1) ERA: 2.98	2.0		7	1	0	0	2	0	0	0	0	0	0	11	11	0.00	0.500			2.0		7	1	0	0	2	0	0	0	0	0	0	0	11	11	0.00	0.500
Art Fowler, R (9, 1) ERA:	1.0		3	0	0	0	2	0	0	0	0	0	0	7	7	0.00	0.000			1.0		3	0	0	0	2	0	0	0	0	0	0	0	7	7	0.00	0.000

Batter	1	2	3	4	5	6	7	8	9	AB	R	H	RBI	BB	SO	LOB	BOTTOM																			
Albie Pearson, L (1, 8) OBP: 0.416, SLG: 0.359	BB BB 1B	G6-4-3 BB		F9		G3		E3		4	0	1	0	1	0	4	Cleveland Indians @ Los Angeles Angels Dodger Stadium, Los Angeles, CA Fri May 03 1963, 7:05 PM PDT Att. 9,454 - Unknown - 58 F																			
Billy Moran, R (1, 4) OBP: 0.327, SLG: 0.359	BB BB 1-2 BB	G6-4-3 1-2		F3		F8		4-3		4	0	0	0	1	0	5																				
Lee Thomas, L (1, 3) OBP: 0.313, SLG: 0.382	K			B1-3		4-3		K		5	0	0	0	0	2	2																				
Felix Torres, R (1, 5) OBP: 0.333, SLG: 0.383 Mel Nelson, R (9, PR)	K			E6		BB BB 1B		E6 BB		4	1	1	0	1	1	2																				
Leon Wagner, L (1, 7) OBP: 0.410, SLG: 0.591	BB BB 1-2 2-3 BB			3-1		K		K		4	0	1	1	1	2	3																				
George Thomas, R (1, 9) OBP: 0.243, SLG: 0.338	K			K		F3		5-3		4	0	0	0	1	2	5																				
Jim Fregosi, R (1, 6) OBP: 0.297, SLG: 0.349 Bob Sadowski, L (6, PH) Joe Koppe, R (9, 6) OBP: 0.368, SLG: 0.294				K		K		K		3	0	0	0	0	3	0																				
Ed Sadowski, R (1, 2) OBP: 0.290, SLG: 0.448				K		K		4-3		1	0	0	0	0	1	0																				
Don Lee, R (1, 1) OBP: 0.100, SLG: 0.100 Buck Rodgers, S (6, PH) Julio Navarro, R (7, 1) Tom Satriano, L (8, PH) Art Fowler, R (9, 1)				BB BB 1B BB		BB BB 1B		BB BB 1B		2	0	1	0	0	1	1																				
Inning Stats	R: 0 E: 0 K: 3 S: 10	H: 1 LOB: 3 BB: 2 P: 18	R: 0 E: 0 K: 1 S: 5	H: 1 LOB: 2 BB: 2 P: 13	R: 0 E: 0 K: 1 S: 6	H: 0 LOB: 1 BB: 0 P: 6	R: 0 E: 0 K: 2 S: 8	H: 1 LOB: 1 BB: 0 P: 8	R: 0 E: 0 K: 1 S: 6	H: 1 LOB: 1 BB: 0 P: 6	R: 0 E: 0 K: 1 S: 6	H: 1 LOB: 2 BB: 1 P: 10	R: 1 E: 0 K: 1 S: 6	H: 1 LOB: 1 BB: 1 P: 10	R: 0 E: 1 K: 2 S: 9	H: 1 LOB: 2 BB: 0 P: 9		R: 0 E: 1 K: 1 S: 6	H: 0 LOB: 2 BB: 1 P: 10	1B: 6 2B: 1 3B: 0 HR: 0	SF: 0 SAC: 0 DP: 1 HBP: 0	WP: 0 PB: 0 SB: 0 CS: 0	PA: 43													
PITCHER	IP	WLS	BF	H	R	ER	SO	BB	IBB	HBP	BLK	WP	HR	S	P	ERA	WHIP	PITCHER		IP	WLS	BF	H	R	ER	SO	BB	IBB	HBP	BLK	WP	HR	S	P	ERA	WHIP
Sam McDowell, L (1, 1) ERA: 4.61	1.1		9	2	0	0	4	3	0	0	0	0	0	14	26	0.00	3.750			1.1		9	2	0	0	4	3	0	0	0	0	0	14	26	0.00	3.750
Gary Bell, R (2, 1) ERA: 2.35	6.2	W	29	5	1	1	8	3	0	0	0	0	0	42	54	1.35	1.200			6.2	W	29	5	1	1	8	3	0	0	0	0	0	42	54	1.35	1.200
Ron Nischwitz, L (9, 1) ERA: 12.46	1.0	S	5	0	0	0	1	1	0	0	0	0	0	6	10	0.00	1.000			1.0	S	5	0	0	0	1	1	0	0	0	0	6	10	0.00	1.000	

Batter	1	2	3	4	5	6	7	8	9	AB	R	H	RBI	BB	SO	LOB	TOP								
Vic Davallilo, L (1.8)	6-3		6-3			1B	4-3			4	1	1	1	0	0	3									
Willie Kirkland, L (1.9)	L9			K		2H	G5-4-3	2B		4	0	2	1	0	1	0									
Woodie Held, R (1.4)	5-3			K		2H	G5-4-3	P1		4	0	0	0	0	1	2									
Joe Adcock, R (1.3)		HR		5-3			5-3	F8		4	1	1	1	0	0	1									
Tito Francona, L (1.7)	6-3			6-3			2B	IBB		3	1	1	0	1	0	0									
Ellis Burton, S (9.7)							1B			0	0	0	0	0	0	0									
Max Alvis, R (1.5)	F9			CS	BB		E	F2		3	0	1	1	1	0	2									
Tony Martinez, R (1.6)	K			K			L8			4	0	0	0	0	3	2									
Doc Edwards, R (1.2)				4-3			2B	E	5-3	3	1	1	0	1	0	0									
Dick Donovan, L (1.1)				4-3			3-4	E6		4	0	0	0	0	1	3									
Barry Latman, R (9.1)							1-2			0	0	0	0	0	0	0									
Inning Stats	R: 0 E: 0 K: 0 S: 3	H: 0 LOB: 0 BB: 0 P: 3	R: 1 E: 0 K: 1 S: 6	H: 1 LOB: 0 BB: 0 P: 6	R: 0 E: 0 K: 0 S: 3	H: 0 LOB: 0 BB: 0 P: 3	R: 0 E: 0 K: 2 S: 7	H: 0 LOB: 0 BB: 0 P: 7	R: 0 E: 0 K: 1 S: 4	H: 0 LOB: 0 BB: 1 P: 8	R: 2 E: 0 K: 0 S: 5	H: 3 LOB: 0 BB: 0 P: 5	R: 1 E: 1 K: 0 S: 6	H: 2 LOB: 3 BB: 1 P: 10	R: 0 E: 0 K: 0 S: 4	H: 1 LOB: 2 BB: 1 P: 8	R: 0 E: 0 K: 2 S: 7	H: 0 LOB: 0 BB: 0 P: 7	1B: 2 2B: 4 3B: 0 HR: 1	SF: 0 SAC: 0 DP: 1 HBP: 0	WP: 0 PB: 0 SB: 0 CS: 1	PA: 36			
PITCHER	IP	WLS	BF	H	R	ER	SO	BB	IBB	HBP	BLK	WP	HR	S	P	ERA	WHIP								
Bo Belinsky, L (1.1)	7.0	L	29	7	4	4	4	1	1	0	0	0	1	35	43	5.14	1.143								
Art Fowler, R (8.1)	1.0		4	0	0	0	0	0	1	0	0	0	0	3	7	0.00	0.000								
Dan Osinski, R (9.1)	1.0		3	0	0	0	2	0	0	0	0	0	0	7	7	0.00	0.000								

Cleveland Indians @ Los Angeles Angels
Dodger Stadium, Los Angeles, CA
Sun May 05 1963, 3:33 AM PDT
Att: 12,852 - Unknown - 73 F

AB 33
R 4
H 7
RBI 4
BB 3
SO 6
LOB 13



Batter	1	2	3	4	5	6	7	8	9	AB	R	H	RBI	BB	SO	LOB	BOTTOM								
Jim Fregosi, R (1.6)	1B		4-3		K			6-3		4	1	1	0	0	1	0									
Albie Pearson, L (1.8)	F9		1-3			1-3		E5	1B	4	1	0	0	0	0	1									
Billy Moran, R (1.4)	1B		1-3			F9		1B	1B	4	1	2	0	0	0	0									
Leon Wagner, L (1.7)	SF8			3-1		F8		1B	1B	3	0	1	1	0	0	0									
Lee Thomas, L (1.3)	F8			F8				1B	1B	4	0	2	2	0	0	1									
George Thomas, R (1.9)			3-1			G5-4-3		1B	1B	3	0	1	0	0	0	1									
Bob Sadowski, L (9. PH)				1B		1-2			F5	1	0	0	0	0	0	1									
Tom Satriano, L (1.5)	FC4-6	BB		1-3		F5		F8		3	0	0	0	1	0	2									
Ed Sadowski, R (1.2)					K			F9		2	0	0	0	0	1	1									
Ed Kirkpatrick, L (9. PH)					K					1	0	0	0	0	0	0									
Bo Belinsky, L (1.1)					K			4-3		2	0	0	0	0	1	1									
Art Fowler, R (8.1)										0	0	0	0	0	0	0									
Buck Rodgers, S (9. PH)										1	0	0	0	0	0	0									
Dan Osinski, R (9.1)										0	0	0	0	0	0	0									
Inning Stats	R: 1 E: 0 K: 0 S: 5	H: 2 LOB: 1 BB: 0 P: 5	R: 0 E: 0 K: 0 S: 3	H: 0 LOB: 1 BB: 1 P: 7	R: 0 E: 0 K: 0 S: 3	H: 0 LOB: 0 BB: 0 P: 3	R: 0 E: 0 K: 0 S: 4	H: 1 LOB: 1 BB: 0 P: 4	R: 0 E: 0 K: 3 S: 9	H: 0 LOB: 0 BB: 0 P: 9	R: 0 E: 0 K: 0 S: 3	H: 0 LOB: 0 BB: 0 P: 3	R: 0 E: 0 K: 0 S: 3	H: 1 LOB: 0 BB: 0 P: 3	R: 0 E: 0 K: 0 S: 3	H: 0 LOB: 0 BB: 0 P: 3	R: 2 E: 1 K: 0 S: 6	H: 3 LOB: 1 BB: 0 P: 6	1B: 7 2B: 0 3B: 0 HR: 0	SF: 1 SAC: 0 DP: 1 HBP: 0	WP: 0 PB: 0 SB: 0 CS: 0	PA: 34			
PITCHER	IP	WLS	BF	H	R	ER	SO	BB	IBB	HBP	BLK	WP	HR	S	P	ERA	WHIP								
Dick Donovan, R (1.1)	8.1		32	7	3	2	3	1	0	0	0	0	0	37	41	2.16	0.960								
Barry Latman, R (9.1)	0.2	S	2	0	0	0	0	0	0	0	0	0	0	2	2	0.00	0.000								

Cleveland Indians @ Los Angeles Angels
Dodger Stadium, Los Angeles, CA
Sun May 05 1963, 3:33 AM PDT
Att: 12,852 - Unknown - 73 F

AB 32
R 3
H 7
RBI 3
BB 1
SO 3
LOB 8



Batter	1	2	3	4	5	6	7	8	9	10	11	AB	R	H	RBI	BB	SO	LOB	TOP	
Vic Davallio, L OBP: 0.293, SLG: 0.413 (1, 8)	1-3		F7		F7		K			G3	P6	6	0	0	0	0	1	5		
Willie Kirkland, L OBP: 0.311, SLG: 0.308 Bob Allen, L (10, 1)	1B 2B		K			P4		F9		F8		5	1	1	0	0	1	0		
Woodie Held, R OBP: 0.403, SLG: 0.623 (11, 6)	L6					K				K2-3	K	5	1	1	0	0	3	1		
Joe Adcock, R OBP: 0.294, SLG: 0.455 Fred Whitfield, L OBP: 0.244, SLG: 0.372 (4, PR) (4, 3)	2H 1B			E3 1-3		4-3					2B 1B	2	0	2	1	0	0	0		
Tito Francona, L OBP: 0.309, SLG: 0.418 Ellis Burton, S OBP: 0.286, SLG: 0.316 (1, 7) (8, 7)	F7			1-3		4-3		4-3		F5	2B	4	0	0	0	0	0	3		
Max Alvis, R OBP: 0.319, SLG: 0.431 Miguel de la Hoz, R OBP: 0.286, SLG: 0.429 (11, PR) (11, 5)		F2		6-3				HR		CS 1B	2B 1B	4	1	2	1	1	0	2		
Tony Martinez, R OBP: 0.176, SLG: 0.186 John Romano, R OBP: 0.333, SLG: 0.581 Mudcat Grant, R OBP: 0.111, SLG: 0.222 Willie Tasby, R OBP: 0.143, SLG: 0.429 (1, 6) (11, PH) (11, PR) (11, 4)	K			F8				F9		L7	1B 2B	4	0	0	0	0	1	3		
Doc Edwards, R OBP: 0.321, SLG: 0.346 (1, 2)	4-3					K				K	1B IBB	4	0	1	0	1	2	0		
Sam McDowell, L OBP: 0.250, SLG: 0.250 Ron Nischwitz, S (9, 1) (9, 1)			G3			K					1B	3	0	1	0	0	1	0		
Barry Latman, R OBP: 0.250, SLG: 0.250 Al Luplow, L OBP: 0.143, SLG: 0.179 (10, PH) (10, 9)										P6	1B	0	0	0	0	0	0	0		
Inning Stats	R: 1 E: 0 K: 0 S: 5	H: 2 LOB: 1 BB: 0 P: 5	R: 0 E: 0 K: 1 S: 5	H: 0 LOB: 0 BB: 0 P: 5	R: 0 E: 0 K: 1 S: 5	H: 0 LOB: 0 BB: 0 P: 5	R: 1 E: 1 K: 0 S: 5	H: 2 LOB: 2 BB: 0 P: 5	R: 0 E: 0 K: 2 S: 7	H: 0 LOB: 0 BB: 0 P: 7	R: 0 E: 0 K: 1 S: 5	H: 1 LOB: 1 BB: 0 P: 6	R: 0 E: 0 K: 1 S: 3	H: 0 LOB: 0 BB: 0 P: 3	R: 0 E: 0 K: 1 S: 8	H: 4 LOB: 3 BB: 2 P: 16	1B: 7 2B: 5 3B: 0 HR: 1	SF: 0 SAC: 0 DP: 0 HBP: 0	WP: 0 PB: 0 SB: 0 CS: 1	PA: 46
PITCHER	IP ERA: 3.29	WLS 3	BF 32	H 8	R 3	ER 3	SO 7	BB 0	IBB 0	HBP 0	BLK 0	WP 0	HR 0	S 46	P 46	ERA 3.38	WHIP 1.000			
Ron Kline, R ERA: 1.93 Jim Coates, R ERA: 1.95 Art Quirk, L ERA: 2.84 (9, 1) (10, 1) (11, 1)	1.0	3	1	0	0	1	0	0	0	0	0	0	0	5	5	0.00	1.000			
Claude Osteen, L ERA: 3.29 Ron Kline, R ERA: 1.93 Jim Coates, R ERA: 1.95 Art Quirk, L ERA: 2.84 (1, 1) (9, 1) (10, 1) (11, 1)	1.1	L 9	3	4	4	1	0	2	0	0	0	0	0	9	17	27.00	2.250			
0.2	2	1	0	0	0	0	0	0	0	0	0	0	0	2	2	0.00	1.500			

Cleveland Indians @ Washington Senators
D.C. Stadium, Washington, DC
Tue May 07 1963, 7:05 PM EDT
Att: 6:331 - Unknown

livebaseballscores.com

AB 44
R 7
H 13
RBI 6
BB 2
SO 9
LOB 14


C

Batter	1	2	3	4	5	6	7	8	9	10	11	AB	R	H	RBI	BB	SO	LOB	BOTTOM	
Jim Piersall, R OBP: 0.313, SLG: 0.349 Jim King, L OBP: 0.370, SLG: 0.521 Jim Bronstad, R (10, PH) Bennie Daniels, L (11, 7)	K		K		1B			F7		K2-3		1	0	0	0	0	1	0		
Minnie Minoso, R OBP: 0.350, SLG: 0.226 (11, 9)	G4-6-3 1B			K	P5			4-0 BB			1B	4	0	2	0	1	1	2		
Chuck Hinton, R OBP: 0.345, SLG: 0.578 (10, 6)	G4-6-3 1-2			WP 1B 1B		6-3		F9			K	5	1	1	0	0	1	3		
Don Lock, R OBP: 0.356, SLG: 0.360 (2, 8)		F7		F3		L5			1B 1B		K	5	1	1	0	0	1	2		
Bobo Osborne, L OBP: 0.355, SLG: 0.505 (10, 5)						K			1B 1B			3	1	1	1	2	1	0		
Don Leppert, R OBP: 0.383, SLG: 0.607 Tom Brown, S OBP: 0.143, SLG: 0.100 (9, PR) (10, 3)	K			3H 1B	F8			P6		1B 1B	P3	4	0	1	0	0	1	2		
Chuck Cottier, R OBP: 0.288, SLG: 0.448 Dick Phillips, L OBP: 0.267, SLG: 0.268 (10, 4)	K				G5-4-3 1B			F2		K	K	3	0	1	0	0	1	1		
Ed Brinkman, R OBP: 0.330, SLG: 0.398 Ken Reitzer, L OBP: 0.341, SLG: 0.286 (10, 2)				5-3	G5-4-3 1-2			5-3				3	0	0	0	0	1			
Claude Osteen, L OBP: 0.309, SLG: 0.308 Mary Breeding, R OBP: 0.336, SLG: 0.356 Ron Kline, R OBP: 0.370, SLG: 0.521 Bob Schmitt, R OBP: 0.333, SLG: 0.287 Jim Coates, R OBP: 0.333, SLG: 0.333 (11, 1) (8, PH) (8, 1) (8, PH) (10, 1) (11, 1)						K				K	K	2	0	1	0	0	1	0		
Inning Stats	R: 0 E: 0 K: 1 S: 5	H: 1 LOB: 0 BB: 0 P: 5	R: 0 E: 0 K: 2 S: 7	H: 0 LOB: 1 BB: 1 P: 11	R: 0 E: 0 K: 2 S: 7	H: 0 LOB: 0 BB: 0 P: 7	R: 1 E: 0 K: 1 S: 7	H: 2 LOB: 1 BB: 0 P: 7	R: 0 E: 0 K: 0 S: 5	H: 0 LOB: 0 BB: 0 P: 5	R: 0 E: 0 K: 3 S: 10	H: 1 LOB: 1 BB: 0 P: 10	R: 0 E: 0 K: 3 S: 10	H: 1 LOB: 1 BB: 0 P: 10	R: 0 E: 0 K: 1 S: 5	H: 0 LOB: 0 BB: 0 P: 5	1B: 10 2B: 0 3B: 0 HR: 0	SF: 0 SAC: 0 DP: 2 HBP: 0	WP: 2 PB: 0 SB: 0 CS: 0	PA: 43
PITCHER	IP ERA: 3.74	WLS 1	BF 31	H 7	R 2	ER 2	SO 8	BB 2	IBB 0	HBP 0	BLK 0	WP 1	HR 0	S 45	P 53	ERA 2.25	WHIP 1.125			
Ron Nischwitz, L ERA: 14.54 Barry Latman, R ERA: 2.77 Bob Allen, L ERA: 2.35 (9, 1) (9, 1) (10, 1)	0.0	1	0	0	0	0	0	0	0	0	0	0	0	0	0	4	∞	∞		
1.0	4	2	1	1	2	0	0	0	0	0	0	0	0	8	8	9.00	2.000			
2.0	W 7	1	0	0	4	0	0	0	0	0	0	0	0	15	15	0.00	0.500			

Cleveland Indians @ Washington Senators
D.C. Stadium, Washington, DC
Tue May 07 1963, 7:05 PM EDT
Att: 6:331 - Unknown

livebaseballscores.com

AB 40
R 3
H 10
RBI 3
BB 3
SO 14
LOB 16



Batter	1	2	3	4	5	6	7	8	9	AB	R	H	RBI	BB	SO	LOB	TOP				
Vic Davallio, L (1,8) OBP: 0.275, SLG: 0.382	F8		SH1-3		4-3			4-3		3	0	0	0	0	0	0	Cleveland Indians @ Washington Senators D.C. Stadium, Washington, DC Thu May 09 1963, 7:05 PM EDT Att: 8,006 - Unknown livebaseballscorecards.com				
Al Luplow, L (1,9) OBP: 0.121, SLG: 0.152	4-3		4-3			F8		K		4	0	0	0	0	1	1					
Woodie Held, R (1,4) OBP: 0.395, SLG: 0.567	5-3			4-3 1B		P4			4-0	3	0	1	0	1	0	0					
Fred Whitfield, L (1,3) OBP: 0.286, SLG: 0.404		K2-3		4-3 1B					0-0	4	0	3	0	0	1	0					
John Romano, R (1,2) OBP: 0.327, SLG: 0.580				K		K			0-0	4	0	1	0	0	2	5					
Tito Francona, L (1,7) OBP: 0.300, SLG: 0.384		G3		4-3				F8		4	0	0	0	0	0	5					
Miguel de la Hoz, R (1,5) OBP: 0.214, SLG: 0.286 Willie Kirkland, L (9, PH) OBP: 0.288, SLG: 0.283				6-3		F8			0-0	3	0	0	0	0	1	3					
Tony Martinez, R (1,6) OBP: 0.185, SLG: 0.195 Gene Green, R (9, PH) OBP: 0.333, SLG: 0.833			SH1-3 SH1-4 1B		F2			5-3		3	0	1	0	0	0	0					
Mudcat Grant, R (1,1) OBP: 0.111, SLG: 0.222 Pedro Ramos, S (4,1) Ellis Burton, S (8, PH) Ron Nischwitz, S (8,1)			SH1-4		F2				0-0	0	0	0	0	0	0	0					
								F3		1	0	0	0	0	0	0					
										1	0	0	0	0	0	0					
										1	0	0	0	0	0	0					
										0	0	0	0	0	0	0					
Inning Stats	R: 0 E: 0 K: 0 S: 3	H: 0 LOB: 0 BB: 0 P: 3	R: 0 E: 0 K: 2 S: 8	H: 1 LOB: 1 BB: 0 P: 8	R: 0 E: 0 K: 1 S: 4	H: 1 LOB: 1 BB: 0 P: 4	R: 0 E: 0 K: 1 S: 7	H: 2 LOB: 2 BB: 0 P: 7	R: 0 E: 0 K: 0 S: 3	H: 0 LOB: 0 BB: 0 P: 3	R: 0 E: 0 K: 1 S: 6	H: 1 LOB: 1 BB: 0 P: 6	R: 0 E: 0 K: 0 S: 3	H: 0 LOB: 0 BB: 0 P: 3	R: 0 E: 0 K: 1 S: 5	H: 2 LOB: 3 BB: 1 P: 9		1B: 7 2B: 0 3B: 0 HR: 0	SF: 0 SAC: 2 DP: 0 HBP: 0	WP: 0 PB: 0 SB: 0 CS: 0	PA: 35
PITCHER Dave Stenhouse, R (1,1) ERA: 2.84	IP: 9.0 WLS: W BF: 35 H: 7 R: 0 ER: 0 SO: 5 BB: 1 IBB: 0 HBP: 0 BLK: 0 WP: 0 HR: 0 S: 44 P: 48 ERA: 0.00 WHIP: 0.889															PITCHER					

Batter	1	2	3	4	5	6	7	8	9	AB	R	H	RBI	BB	SO	LOB	BOTTOM				
Jim Piersall, R (1,8) OBP: 0.307, SLG: 0.333	K		SH1-4	S 1B						2	0	1	0	1	1	0	Cleveland Indians @ Washington Senators D.C. Stadium, Washington, DC Thu May 09 1963, 7:05 PM EDT Att: 8,006 - Unknown livebaseballscorecards.com				
Minnie Minoso, R (1,7) OBP: 0.336, SLG: 0.215			FC1-6 1B	5-3		6-3				3	1	0	0	1	0	3					
Jim King, L (1,9) OBP: 0.362, SLG: 0.500	K			L4				F2		4	1	1	0	0	1	2					
Chuck Hinton, R (1,5) OBP: 0.352, SLG: 0.569		E	E6	FC1-6 BB				P4		3	1	2	1	1	0	0					
Bobo Osborne, L (1,3) OBP: 0.336, SLG: 0.465		K	6-3	FC1-6 FC3-6				F9		4	0	0	0	0	1	3					
Don Leppert, R (1,2) OBP: 0.353, SLG: 0.547 Hobie Landrith, L (8,2)		E1		FC3-6				P6		3	1	1	0	0	0	1					
Chuck Cottler, R (1,4) OBP: 0.279, SLG: 0.418		K		HR 1B				F9		4	1	1	0	0	2	2					
Ed Brinkman, R (1,6) OBP: 0.340, SLG: 0.446		FC5-4		HR				F8		4	1	1	3	0	0	1					
Dave Stenhouse, R (1,1) OBP: 0.182, SLG: 0.200			FC1-6 SH1-4 1B	F8				4-3		3	0	1	0	0	0	0					
										1	0	0	0	0	0	0					
										1	0	0	0	0	0	0					
										1	0	0	0	0	0	0					
										0	0	0	0	0	0	0					
										0	0	0	0	0	0	0					
Inning Stats	R: 0 E: 0 K: 2 S: 6	H: 0 LOB: 0 BB: 1 P: 10	R: 1 E: 1 K: 2 S: 9	H: 1 LOB: 1 BB: 0 P: 9	R: 2 E: 1 K: 0 S: 6	H: 3 LOB: 1 BB: 0 P: 6	R: 3 E: 0 K: 0 S: 7	H: 4 LOB: 1 BB: 0 P: 7	R: 0 E: 0 K: 1 S: 5	H: 0 LOB: 1 BB: 1 P: 9	R: 0 E: 0 K: 0 S: 3	H: 0 LOB: 0 BB: 0 P: 3	R: 0 E: 0 K: 0 S: 3	H: 0 LOB: 0 BB: 0 P: 3	R: 0 E: 0 K: 0 S: 3	H: 0 LOB: 0 BB: 0 P: 3		1B: 6 2B: 1 3B: 0 HR: 1	SF: 0 SAC: 1 DP: 0 HBP: 0	WP: 0 PB: 0 SB: 1 CS: 1	PA: 35
PITCHER Mudcat Grant, R (1,1) ERA: 4.05 Pedro Ramos, R (4,1) ERA: 4.52 Ron Nischwitz, L (8,1) ERA: 15.88	IP: 3.0 WLS: L BF: 17 H: 7 R: 6 ER: 4 SO: 4 BB: 1 IBB: 0 HBP: 0 BLK: 0 WP: 0 HR: 0 S: 24 P: 28 ERA: 12.00 WHIP: 2.667															PITCHER					

Batter	1	2	3	4	5	6	7	8	9	AB	R	H	RBI	BB	SO	LOB	TOP		
Vic Davallo, L (1.8) OBP: 0.263, SLG: 0.366	0-0 6-3		0-0 P6		0-0 4-3			0-0 P6		4	0	0	0	0	0	1			
Al Luplow, L (1.9) OBP: 0.106, SLG: 0.135	0-0 F5		0-0 F7		0-0 1-3			0-0 4-3		4	0	0	0	0	0	1			
Woodie Held, R (1.4) OBP: 0.380, SLG: 0.540 Willie Kirkland, L (9, PH) OBP: 0.302, SLG: 0.319	0-0 6-3			0-3 K		0-3 K		0-0 1B 2B		3	0	0	0	0	2	0			
Fred Whitfield, L (1.3) OBP: 0.283, SLG: 0.380		0-0 L9		0-3 K		0-0 4-3		1-0 1B HBP		3	0	0	0	0	1	0			
John Romano, R (1.2) OBP: 0.357, SLG: 0.585		1-0 S HBP		0-0 BB 1B			0-3 K	0-0 1B		3	0	2	0	0	1	0			
Tito Francona, L (1.7) OBP: 0.298, SLG: 0.368		0-3 K		4-0 FC6-4 BB		0-3 K		0-0 F7		3	0	0	0	1	2	4			
Max Alvis, R (1.5) OBP: 0.303, SLG: 0.406		0-0 F7		0-0 FC6-4		0-3 K		0-0 1-3		4	0	0	0	0	1	6			
Tony Martinez, R (1.6) OBP: 0.179, SLG: 0.188			0-0 L9		0-0 6-3			0-0 P5		3	0	0	0	0	0	0			
Gary Bell, R (1.1) Jerry Walker, S (4.1) Ron Nischwitz, L (4.1) Bob Allen, L (7.1) Ellis Burton, S (8, PH) Barry Latman, R (8.1)			0-0 E6		0-0 4-3			0-0 L9		1	0	0	0	0	0	0			
Inning Stats	R: 0 E: 0 K: 0 S: 3	H: 0 LOB: 0 BB: 0 P: 3	R: 0 E: 0 K: 1 S: 5	H: 0 LOB: 1 BB: 0 P: 6	R: 0 E: 1 K: 0 S: 4	H: 0 LOB: 1 BB: 0 P: 4	R: 0 E: 0 K: 2 S: 8	H: 1 LOB: 2 BB: 1 P: 12	R: 0 E: 0 K: 0 S: 3	H: 0 LOB: 0 BB: 0 P: 5	R: 0 E: 0 K: 3 S: 9	H: 0 LOB: 0 BB: 0 P: 9	R: 0 E: 0 K: 0 S: 3	H: 0 LOB: 0 BB: 0 P: 3	R: 0 E: 0 K: 0 S: 5	H: 2 LOB: 3 BB: 0 P: 6	1B: 2 2B: 1 3B: 0 HR: 0	SF: 0 SAC: 0 DP: 0 HBP: 2	WP: 0 PA: 34 PB: 0 SB: 1 CS: 0
PITCHER Phil Regan, R (1.1) ERA: 2.01	IP: 9.0 WLS: W BF: 34 H: 3 R: 0 ER: 0 SO: 7 BB: 1 IBB: 0 HBP: 2 BLK: 0 WP: 0 HR: 0 S: 45 P: 51 ERA: 0.00 WHIP: 0.444																		

Cleveland Indians @ Detroit Tigers
Tiger Stadium, Detroit, MI
Fri May 10 1963, 7:05 PM EDT
Att: 7,985 - Unknown

AB	31
R	0
H	3
RBI	0
BB	1
SO	7
LOB	12



Batter	1	2	3	4	5	6	7	8	9	AB	R	H	RBI	BB	SO	LOB	BOTTOM		
Jake Wood, R (1.4) OBP: 0.323, SLG: 0.508	0-0 1-3	0-0 5-3		0-0 BB S 1B	0-3 K			0-0 E6 1B		5	2	1	0	0	1	1			
Bill Bruton, L (1.8) OBP: 0.270, SLG: 0.284	4-0 FC5-4 BB		0-3 K	4-0 1B BB	0-3 K			0-0 BB 1B		3	2	1	1	2	2	0			
Norm Cash, L (1.3) OBP: 0.333, SLG: 0.338	0-0 F5		0-0 1-3	4-0 BB 1B BB	0-0 F8			3-4 BB 1B BB		3	2	0	0	2	0	1			
Al Kaline, R (1.9) OBP: 0.411, SLG: 0.550	0-0 FC5-4		0-0 1B HR 1B	0-0 1B BB FC4-6 1B		0-0 L6-3		0-0 4-1 BB 1B		5	2	3	3	0	0	1			
Rocky Colavito, R (1.7) OBP: 0.339, SLG: 0.365		0-0 HR	0-0 1B HR 1B	0-0 F9		0-0 5-3		4-0 1B BB		4	2	2	1	1	0	2			
Bill Freehan, R (1.2) OBP: 0.595, SLG: 0.967		0-0 E 2B	1-2 HR 1B	4-0 1B BB		0-3 K		0-3 K		4	2	2	0	1	2	3			
Dick McAuliffe, L (1.6) OBP: 0.288, SLG: 0.329		0-0 F7	0-0 HR	0-0 FC4-6 1B		0-3 K		0-0 4-1		5	1	2	6	0	1	3			
Bubba Phillips, R (1.5) OBP: 0.208, SLG: 0.258		0-0 E6	0-3 K	0-0 FC4-6		0-0 F8		0-0 6-3		5	0	0	1	0	1	4			
Phil Regan, R (1.1) OBP: 0.214, SLG: 0.429		0-0 P6		0-0 HR K		0-3 K2-3				4	1	1	1	0	2	3			
Inning Stats	R: 0 E: 0 K: 0 S: 3	H: 0 LOB: 1 BB: 1 P: 7	R: 2 E: 1 K: 0 S: 6	H: 2 LOB: 1 BB: 0 P: 6	R: 4 E: 0 K: 2 S: 11	H: 4 LOB: 0 BB: 0 P: 11	R: 5 E: 0 K: 1 S: 9	H: 4 LOB: 3 BB: 0 P: 21	R: 0 E: 0 K: 2 S: 7	H: 0 LOB: 0 BB: 0 P: 7	R: 0 E: 0 K: 1 S: 5	H: 0 LOB: 0 BB: 0 P: 5	R: 0 E: 0 K: 2 S: 7	H: 0 LOB: 0 BB: 0 P: 7	R: 3 E: 1 K: 1 S: 8	H: 2 LOB: 2 BB: 2 P: 16	1B: 8 2B: 1 3B: 0 HR: 3	SF: 0 SAC: 0 DP: 0 HBP: 0	WP: 0 PA: 44 PB: 0 SB: 1 CS: 0
PITCHER Gary Bell, R (1.1) ERA: 4.15 Jerry Walker, R (4.1) ERA: 5.59 Ron Nischwitz, L (4.1) ERA: 10.38 Bob Allen, L (7.1) ERA: 2.08 Barry Latman, R (8.1) ERA: 4.5	IP: 3.0 WLS: L BF: 18 H: 7 R: 7 ER: 6 SO: 2 BB: 1 IBB: 0 HBP: 0 BLK: 0 WP: 0 HR: 3 S: 21 P: 25 ERA: 18.00 WHIP: 2.667																		

Cleveland Indians @ Detroit Tigers
Tiger Stadium, Detroit, MI
Fri May 10 1963, 7:05 PM EDT
Att: 7,985 - Unknown

AB	38
R	14
H	12
RBI	13
BB	6
SO	9
LOB	18



Batter	1	2	3	4	5	6	7	8	9	10	AB	R	H	RBI	BB	SO	LOB	TOP							
Vic Davallo, L OBP: 0.280, SLG: 0.412 (1, 8)	L9		1B		SF7		HR			1B	4	2	3	3	0	0	0	Cleveland Indians @ Detroit Tigers Tiger Stadium, Detroit, MI Sat May 11 1963, 4:33 AM EDT Att: 5,540 - Unknown							
Al Luplow, L OBP: 0.143, SLG: 0.167 (1, 9) (10, 7)	6-3		BB		P6		K			E	5	1	2	0	0	1	0								
Woodie Held, R OBP: 0.361, SLG: 0.567 (1, 4)	6-3		BB				HR			K	4	1	1	1	1	2	2								
Joe Adcock, R OBP: 0.227, SLG: 0.349 (1, 3)		5-3			K		F7			P4	5	0	0	0	0	1	4								
Tito Francona, L OBP: 0.294, SLG: 0.350 (1, 7)																									
Ellis Burton, S OBP: 0.261, SLG: 0.286 (10, PH)	K				K		4-3			4-3	4	0	0	0	0	2	0								
Willie Kirkland, L OBP: 0.315, SLG: 0.354 (10, 9)																									
John Romano, R OBP: 0.361, SLG: 0.554 (1, 2)					P3		P3				3	0	0	0	2	1	0								
Max Alvis, R OBP: 0.288, SLG: 0.384 (10, PH)																									
Gene Green, R OBP: 0.298, SLG: 0.274 (10, PH)	F2				5-3					F2	4	0	0	0	0	0	1								
Miguel de la Hoz, R OBP: 0.214, SLG: 0.286 (10, 5)																									
Tony Martinez, R OBP: 0.182, SLG: 0.202 (1, 6)					5-3		SH5-4			E6	4	2	1	0	0	0	0								
Dick Donovan, L (1, 1)																									
Pedro Ramos, S (9, 1)					6-3		SH5-4			F6	0	0	0	0	0	0	0								
Bob Allen, L (9, 1)																									
Jerry Walker, S OBP: 0.400, SLG: 0.250 (9, 1)										K	1	0	0	0	0	1	0								
Inning Stats	R: 0 E: 0 K: 0 S: 3	H: 0 LOB: 0 BB: 0 P: 3	R: 0 E: 0 K: 1 S: 5	H: 0 LOB: 1 BB: 1 P: 9	R: 0 E: 0 K: 1 S: 7	H: 2 LOB: 3 BB: 1 P: 11	R: 0 E: 0 K: 1 S: 5	H: 0 LOB: 0 BB: 0 P: 5	R: 1 E: 0 K: 0 S: 4	H: 1 LOB: 0 BB: 0 P: 4	R: 1 E: 0 K: 0 S: 4	H: 1 LOB: 0 BB: 0 P: 4	R: 2 E: 1 K: 1 S: 7	H: 1 LOB: 0 BB: 0 P: 7	R: 0 E: 0 K: 1 S: 5	H: 0 LOB: 0 BB: 0 P: 5	R: 0 E: 0 K: 1 S: 5	H: 0 LOB: 0 BB: 0 P: 5	R: 2 E: 1 K: 2 S: 11	H: 3 LOB: 3 BB: 1 P: 15	1B: 4 2B: 2 3B: 0 HR: 2	SF: 1 SAC: 1 DP: 0 HBP: 0	WP: 0 PA: 43 PB: 0 SB: 0 CS: 0		
PITCHER	IP WLS BF H R ER SO BB IBB HBP BLK WP HR S P ERA WHIP	IP WLS BF H R ER SO BB IBB HBP BLK WP HR S P ERA WHIP	IP WLS BF H R ER SO BB IBB HBP BLK WP HR S P ERA WHIP	IP WLS BF H R ER SO BB IBB HBP BLK WP HR S P ERA WHIP	IP WLS BF H R ER SO BB IBB HBP BLK WP HR S P ERA WHIP	IP WLS BF H R ER SO BB IBB HBP BLK WP HR S P ERA WHIP	IP WLS BF H R ER SO BB IBB HBP BLK WP HR S P ERA WHIP	IP WLS BF H R ER SO BB IBB HBP BLK WP HR S P ERA WHIP	IP WLS BF H R ER SO BB IBB HBP BLK WP HR S P ERA WHIP	IP WLS BF H R ER SO BB IBB HBP BLK WP HR S P ERA WHIP	IP WLS BF H R ER SO BB IBB HBP BLK WP HR S P ERA WHIP	IP WLS BF H R ER SO BB IBB HBP BLK WP HR S P ERA WHIP	IP WLS BF H R ER SO BB IBB HBP BLK WP HR S P ERA WHIP	IP WLS BF H R ER SO BB IBB HBP BLK WP HR S P ERA WHIP	IP WLS BF H R ER SO BB IBB HBP BLK WP HR S P ERA WHIP	IP WLS BF H R ER SO BB IBB HBP BLK WP HR S P ERA WHIP	IP WLS BF H R ER SO BB IBB HBP BLK WP HR S P ERA WHIP	IP WLS BF H R ER SO BB IBB HBP BLK WP HR S P ERA WHIP	IP WLS BF H R ER SO BB IBB HBP BLK WP HR S P ERA WHIP	IP WLS BF H R ER SO BB IBB HBP BLK WP HR S P ERA WHIP	IP WLS BF H R ER SO BB IBB HBP BLK WP HR S P ERA WHIP	IP WLS BF H R ER SO BB IBB HBP BLK WP HR S P ERA WHIP	IP WLS BF H R ER SO BB IBB HBP BLK WP HR S P ERA WHIP	IP WLS BF H R ER SO BB IBB HBP BLK WP HR S P ERA WHIP	IP WLS BF H R ER SO BB IBB HBP BLK WP HR S P ERA WHIP

AB	38
R	6
H	8
RBI	5
BB	3
SO	8
LOB	11



Batter	1	2	3	4	5	6	7	8	9	10	AB	R	H	RBI	BB	SO	LOB	BOTTOM							
Jake Wood, R OBP: 0.310, SLG: 0.471 (1, 4)	P4		L6		5-3					F9	5	0	0	0	1	0	6	Cleveland Indians @ Detroit Tigers Tiger Stadium, Detroit, MI Sat May 11 1963, 4:33 AM EDT Att: 5,540 - Unknown							
Bill Bruton, L OBP: 0.276, SLG: 0.283 (1, 8)	F7		6-3								4	0	1	0	1	0	3								
Norm Cash, L OBP: 0.337, SLG: 0.356 (1, 3)	4-3										5	0	2	2	0	0	2								
Al Kaline, R OBP: 0.403, SLG: 0.530 (1, 9)					L3						4	0	0	0	1	0	3								
Rocky Colavito, R OBP: 0.333, SLG: 0.352 (1, 7)											4	0	0	0	1	0	3								
Bill Freehan, R OBP: 0.537, SLG: 0.912 (1, 2)											4	0	0	0	1	0	3								
Dick McAuliffe, L OBP: 0.318, SLG: 0.342 (1, 6)											4	1	1	0	0	0	2								
Bubba Phillips, R OBP: 0.212, SLG: 0.260 (1, 5)											3	1	2	0	2	0	0								
Frank Kostro, R OBP: 0.410, SLG: 0.290 (9, PH)											1	1	1	0	0	0	0								
Terry Fox, R OBP: 0.344, SLG: 0.259 (10, PH)											1	1	1	0	0	0	0								
Hank Aguirre, L OBP: 0.167, SLG: 0.118 (7, PH)											2	0	0	0	0	1	3								
Whitey Herzog, L OBP: 0.202, SLG: 0.412 (8, 1)											1	0	0	0	0	1	2								
Tom Sturdivant, L OBP: 0.258, SLG: 0.442 (9, PH)											0	0	0	0	0	0	0								
Gus Triandos, R OBP: 0.258, SLG: 0.442 (9, PH)											1	0	1	2	0	0	0								
Don Wert, R OBP: 0.100, SLG: 2.000 (10, 5)											1	1	1	1	0	0	0								
Inning Stats	R: 0 E: 0 K: 0 S: 3	H: 0 LOB: 0 BB: 0 P: 3	R: 0 E: 0 K: 0 S: 3	H: 0 LOB: 0 BB: 0 P: 3	R: 0 E: 0 K: 1 S: 7	H: 2 LOB: 2 BB: 0 P: 7	R: 0 E: 0 K: 0 S: 3	H: 1 LOB: 1 BB: 1 P: 7	R: 0 E: 0 K: 0 S: 4	H: 1 LOB: 1 BB: 0 P: 4	R: 0 E: 0 K: 0 S: 3	H: 1 LOB: 2 BB: 1 P: 10	R: 0 E: 0 K: 0 S: 3	H: 0 LOB: 1 BB: 1 P: 7	R: 4 E: 0 K: 0 S: 7	H: 4 LOB: 3 BB: 3 P: 19	R: 1 E: 0 K: 0 S: 5	H: 2 LOB: 1 BB: 0 P: 5	1B: 8 2B: 4 3B: 0 HR: 0	SF: 0 SAC: 0 DP: 2 HBP: 1	WP: 0 PA: 46 PB: 0 SB: 0 CS: 0				
PITCHER	IP WLS BF H R ER SO BB IBB HBP BLK WP HR S P ERA WHIP	IP WLS BF H R ER SO BB IBB HBP BLK WP HR S P ERA WHIP	IP WLS BF H R ER SO BB IBB HBP BLK WP HR S P ERA WHIP	IP WLS BF H R ER SO BB IBB HBP BLK WP HR S P ERA WHIP	IP WLS BF H R ER SO BB IBB HBP BLK WP HR S P ERA WHIP	IP WLS BF H R ER SO BB IBB HBP BLK WP HR S P ERA WHIP	IP WLS BF H R ER SO BB IBB HBP BLK WP HR S P ERA WHIP	IP WLS BF H R ER SO BB IBB HBP BLK WP HR S P ERA WHIP	IP WLS BF H R ER SO BB IBB HBP BLK WP HR S P ERA WHIP	IP WLS BF H R ER SO BB IBB HBP BLK WP HR S P ERA WHIP	IP WLS BF H R ER SO BB IBB HBP BLK WP HR S P ERA WHIP	IP WLS BF H R ER SO BB IBB HBP BLK WP HR S P ERA WHIP	IP WLS BF H R ER SO BB IBB HBP BLK WP HR S P ERA WHIP	IP WLS BF H R ER SO BB IBB HBP BLK WP HR S P ERA WHIP	IP WLS BF H R ER SO BB IBB HBP BLK WP HR S P ERA WHIP	IP WLS BF H R ER SO BB IBB HBP BLK WP HR S P ERA WHIP	IP WLS BF H R ER SO BB IBB HBP BLK WP HR S P ERA WHIP	IP WLS BF H R ER SO BB IBB HBP BLK WP HR S P ERA WHIP	IP WLS BF H R ER SO BB IBB HBP BLK WP HR S P ERA WHIP	IP WLS BF H R ER SO BB IBB HBP BLK WP HR S P ERA WHIP	IP WLS BF H R ER SO BB IBB HBP BLK WP HR S P ERA WHIP	IP WLS BF H R ER SO BB IBB HBP BLK WP HR S P ERA WHIP	IP WLS BF H R ER SO BB IBB HBP BLK WP HR S P ERA WHIP	IP WLS BF H R ER SO BB IBB HBP BLK WP HR S P ERA WHIP	IP WLS BF H R ER SO BB IBB HBP BLK WP HR S P ERA WHIP

AB	39
R	5
H	11
RBI	5
BB	6
SO	2
LOB	27



Batter	1	2	3	4	5	6	7	8	9	AB R H RBI BB SO LOB	TOP									
Wayne Causey, L (1, 6) OBP: 0.406, SLG: 0.516	0-3 K	0-0 4-3		0-0 2B		0-3 K			0-0 2B	5 0 2 0 0 2 0	Kansas City Athletics @ Cleveland Indians Cleveland Municipal Stadium, Cleveland, OH Tue May 14 1963, 7:05 PM EDT Att: 13,408 - Unknown livebaseballscorecards.com									
Gino Cimoli, R (1, 9) OBP: 0.325, SLG: 0.365	0-0 FC5-4 1B	0-0 1B SF7-6-4 2B		0-0 F3			1-0 SH2-3 HBP		0-0 F8	4 1 2 0 0 0 2										
Ed Charles, R (1, 5) OBP: 0.374, SLG: 0.364	0-0 FC5-4 1B 2B	0-0 2-3 1B		0-3 K			0-0 SH2-3 1-2		0-0 F8	4 1 1 0 0 1 3										
Norm Siebern, L (1, 3) OBP: 0.333, SLG: 0.324	0-0 2B 1-2 2B	0-0 SF7-5-4 1-2 3-H			0-3 K			0-0 4-3		3 1 1 1 0 1 1										
Chuck Essegian, R (1, 7) OBP: 0.294, SLG: 0.375	0-0 2B		0-0 F7				0-3 K			4 1 2 1 0 1 1										
Jose Tartabull, L (7, 8) OBP: 0.306, SLG: 0.308	1-3 2-H 2B			0-0 1B						0 0 0 0 0 0 0										
Jerry Lumpe, L (1, 4) OBP: 0.275, SLG: 0.305	0-0 1B 2B		4-0 BB		0-0 P6			0-0 2-3		3 1 1 2 1 0 1										
Bobby Del Greco, R (1, 8) OBP: 0.241, SLG: 0.333	0-0 1B 2-H		0-3 K		0-3 K			0-0 1-3		4 0 1 1 0 2 2										
Haywood Sullivan, R (1, 2) OBP: 0.349, SLG: 0.316	0-0 1B		0-3 K			0-3 K		0-0 5-3		4 0 1 0 0 2 1										
Ed Rakow, S (1, 1) OBP: 0.200, SLG: 0.158	0-0 3-1		0-0 F9		0-0 F3			0-3 K		4 0 0 0 0 1 2										
Inning Stats	R: 4 E: 0 K: 1 S: 11	H: 6 LOB: 2 BB: 0 P: 11	R: 1 E: 0 K: 0 S: 4	H: 2 LOB: 0 BB: 4 P: 4	R: 0 E: 0 K: 2 S: 7	H: 0 LOB: 1 BB: 1 P: 11	R: 0 E: 0 K: 1 S: 6	H: 1 LOB: 1 BB: 0 P: 6	R: 0 E: 0 K: 2 S: 8	H: 0 LOB: 1 BB: 0 P: 8	R: 0 E: 0 K: 1 S: 5	H: 0 LOB: 1 BB: 0 P: 6	R: 0 E: 0 K: 0 S: 3	H: 0 LOB: 0 BB: 0 P: 3	R: 0 E: 0 K: 1 S: 6	H: 1 LOB: 1 BB: 0 P: 6	1B: 6 2B: 6 3B: 0 HR: 0	SF: 1 SAC: 1 DP: 1 HBP: 1	WP: 0 PB: 0 SB: 0 CS: 0	PA: 39
PITCHER	IP WLS BF H R ER SO BB IBB HBP BLK WP HR S P ERA WHIP																			
Jack Kralick, L (1, 1) ERA: 3.76	0.2 L 7 5 4 4 1 0 0 0 0 0 0 0 9 9 54.00 7.500																			
Barry Latman, R (1, 1) ERA: 3.53	4.1 18 5 1 1 5 1 0 0 0 0 0 0 27 31 2.08 1.385																			
Pedro Ramos, R (6, 1) ERA: 5.14	2.0 7 0 0 0 3 0 0 1 0 0 0 0 12 13 0.00 0.000																			
Bob Allen, L (8, 1) ERA: 1.69	2.0 7 1 0 0 1 0 0 0 0 0 0 0 9 9 0.00 0.500																			

Batter	1	2	3	4	5	6	7	8	9	AB R H RBI BB SO LOB	BOTTOM											
Vic Davallilo, L (1, 8) OBP: 0.294, SLG: 0.410	4-0 1B SF7 BB		0-0 L6-3 1B		0-0 F8		0-0 4-3			3 1 1 0 1 0 1	Kansas City Athletics @ Cleveland Indians Cleveland Municipal Stadium, Cleveland, OH Tue May 14 1963, 7:05 PM EDT Att: 13,408 - Unknown livebaseballscorecards.com											
Tony Martinez, R (1, 6) OBP: 0.198, SLG: 0.217	0-0 SF7 1-3 1B		0-0 L6-3 1-2		0-0 FC6-4 1-2			0-0 F7		4 0 1 0 0 0 2												
Woodie Held, R (1, 4) OBP: 0.366, SLG: 0.566	0-3 K		0-0 P4		0-0 F9			0-0 F9		4 0 0 0 0 1 2												
Fred Whitfield, L (1, 3) OBP: 0.263, SLG: 0.358	0-0 SF7 1-2 3-H			0-3 K		0-0 P6		0-0 P6		3 0 0 1 0 1 0												
John Romano, R (1, 2) OBP: 0.333, SLG: 0.508	0-0 L6			0-0 6-3		0-0 1B			0-0 F5	4 0 1 0 0 0 1												
Willie Kirkland, L (1, 9) OBP: 0.305, SLG: 0.327			0-0 1-3		4-0 BB		0-0 4-3		0-3 K	3 0 0 0 1 1 1												
Ellis Burton, S (1, 7) OBP: 0.258, SLG: 0.357			0-0 P6		0-0 F9				0-0 F8	4 0 0 0 0 0 1												
Max Alvis, R (1, 5) OBP: 0.310, SLG: 0.450					0-0 5-3					3 1 2 1 0 0 0												
Jack Kralick, L (1, 1) Barry Latman, R (1, 1) Tito Franco, R (5, 1) Pedro Ramos, R (6, 1) Jerry Kindall, R (7, 1) Bob Allen, L (8, 1)	0-3 K				0-0 FC6-4 1B		0-3 HR K			0 0 0 0 0 0 0 1 0 0 0 0 0 1 1 0 1 0 0 0 0 0 0 0 0 0 0 0 1 0 0 0 0 0 1 0 0 0 0 0 0 0												
Inning Stats	R: 1 E: 0 K: 1 S: 6	H: 1 LOB: 1 BB: 1 P: 10	R: 0 E: 0 K: 1 S: 6	H: 1 LOB: 0 BB: 0 P: 6	R: 0 E: 0 K: 0 S: 3	H: 1 LOB: 0 BB: 0 P: 3	R: 0 E: 0 K: 1 S: 5	H: 0 LOB: 1 BB: 1 P: 9	R: 0 E: 0 K: 0 S: 4	H: 1 LOB: 1 BB: 0 P: 4		R: 0 E: 0 K: 0 S: 4	H: 1 LOB: 1 BB: 0 P: 4	R: 1 E: 0 K: 1 S: 6	H: 1 LOB: 0 BB: 0 P: 6	R: 0 E: 0 K: 0 S: 3	H: 0 LOB: 0 BB: 0 P: 3	R: 0 E: 0 K: 1 S: 5	H: 0 LOB: 0 BB: 0 P: 5	1B: 5 2B: 1 3B: 0 HR: 1	SF: 1 SAC: 0 DP: 1 HBP: 0	WP: 0 PB: 0 SB: 0 CS: 0
PITCHER	IP WLS BF H R ER SO BB IBB HBP BLK WP HR S P ERA WHIP																					
Ed Rakow, R (1, 1) ERA: 2.89	9.0 W 34 6 2 2 5 2 0 0 0 0 0 1 42 50 2.00 0.889																					

Batter	1	2	3	4	5	6	7	8	9	AB	R	H	RBI	BB	SO	LOB	TOP			
Wayne Causey, L (1,6) OBP: 0.400, SLG: 0.515	0-3 K		0-0 2B			0-0 F8			0-0 F7	4	0	1	0	0	1	0	Kansas City Athletics @ Cleveland Indians Cleveland Municipal Stadium, Cleveland, OH Wed May 15 1963, 7:05 PM EDT Att: 3,330 - Unknown livebaseballscorecards.com			
Jose Tartabull, L (1,8) OBP: 0.289, SLG: 0.290	0-0 F5		0-0 4-3			0-0 4-3			0-0 1-3	4	0	0	0	0	0	1				
Jerry Lumpe, L (1,4) OBP: 0.267, SLG: 0.295	0-0 5-3				0-0 F9				0-0 F8	4	0	0	0	0	0	0				
Norm Siebern, L (1,3) OBP: 0.333, SLG: 0.318		4-0 BB			0-0 3-1				0-3 K	2	0	0	0	1	1	0				
Ed Charles, R (1,5) OBP: 0.366, SLG: 0.355		0-0 F9			0-0 6-3				0-0 4-3	3	0	0	0	0	0	1				
Chuck Essegian, R (1,7) OBP: 0.295, SLG: 0.373		0-3 K				0-0 F3			0-0 1B	3	0	1	0	0	1	1				
Dick Howser, R (8, PR) OBP: 0.311, SLG: 0.205										0	0	0	0	0	0	0				
Bobby Del Greco, R (8,7) OBP: 0.241, SLG: 0.333										0	0	0	0	0	0	0				
Gino Cimoli, R (1,9) OBP: 0.317, SLG: 0.355		0-0 F7				0-0 F8			0-0 P4	3	0	0	0	0	0	2				
Haywood Sullivan, R (1,2) OBP: 0.326, SLG: 0.293			0-0 5-3			0-0 F2			0-0 F9	3	0	0	0	0	0	1				
Orlando Pena, R (1,1) OBP: 0.286, SLG: 0.091			0-0 4-3						0-0 F8	2	0	0	0	0	0	0				
Manny Jimenez, L (8, PH) OBP: 0.346, SLG: 0.318										1	0	0	0	0	0	1				
John Wyatt, R (8,1)										0	0	0	0	0	0	0				
Inning Stats	R: 0 E: 0 K: 1 S: 5	H: 0 LOB: 0 BB: 0 P: 5	R: 0 E: 0 K: 1 S: 5	H: 0 LOB: 1 BB: 1 P: 9	R: 0 E: 0 K: 0 S: 4	H: 1 LOB: 1 BB: 0 P: 4	R: 0 E: 0 K: 0 S: 3	H: 0 LOB: 0 BB: 0 P: 3	R: 0 E: 0 K: 0 S: 3	H: 0 LOB: 0 BB: 0 P: 3	R: 0 E: 0 K: 1 S: 5	H: 0 LOB: 0 BB: 0 P: 5	R: 0 E: 0 K: 0 S: 4	H: 1 LOB: 1 BB: 0 P: 4	R: 0 E: 0 K: 0 S: 3	H: 0 LOB: 0 BB: 0 P: 3	1B: 1 2B: 1 3B: 0 HR: 0	SF: 0 SAC: 0 DP: 0 HBP: 0	WP: 0 PB: 0 SB: 0 CS: 0	PA: 30
PITCHER Mudcat Grant, R (1,1) ERA: 3.19	IP: 9.0 WLS: W BF: 30 H: 2 R: 0 ER: 0 SO: 3 BB: 1 IBB: 0 HBP: 0 BLK: 0 WP: 0 HR: 0 S: 35 P: 39 ERA: 0.00 WHIP: 0.333															PITCHER				

Batter	1	2	3	4	5	6	7	8	9	AB	R	H	RBI	BB	SO	LOB	BOTTOM			
Vic Davalillo, L (1,8) OBP: 0.301, SLG: 0.407	0-0 1B	4-0 BB			0-3 K			0-3 K		3	1	1	0	1	2	0	Kansas City Athletics @ Cleveland Indians Cleveland Municipal Stadium, Cleveland, OH Wed May 15 1963, 7:05 PM EDT Att: 3,330 - Unknown livebaseballscorecards.com			
Al Luplow, L (1,9) OBP: 0.192, SLG: 0.174	0-0 BB	0-0 F9			0-0 F8			0-0 F8		4	0	1	0	0	0	1				
Woodie Held, R (1,4) OBP: 0.351, SLG: 0.538	0-3 K		0-0 F9			0-0 F8		0-0 6-3		4	0	0	0	0	1	2				
Joe Adcock, R (1,3) OBP: 0.250, SLG: 0.327	0-0 P3		0-3 K			0-0 6-3				3	0	0	0	0	1	2				
Tito Francona, L (1,7) OBP: 0.293, SLG: 0.357	0-0 BB		0-0 F7			0-0 4-3				3	0	1	1	0	0	0				
John Romano, R (1,2) OBP: 0.333, SLG: 0.492	4-0 FC6-4				0-0 F4			0-0 F5		2	0	0	0	1	0	0				
Max Alvis, R (1,5) OBP: 0.311, SLG: 0.458	0-0 FC6-4				0-0 F3					3	0	1	0	0	0	3				
Tony Martinez, R (1,6) OBP: 0.192, SLG: 0.211		0-0 1-3			0-0 6-3			0-3 K		3	0	0	0	0	1	1				
Mudcat Grant, R (1,1) OBP: 0.083, SLG: 0.167		0-0 4-3			0-3 K			0-0 F9		3	0	0	0	0	1	1				
Inning Stats	R: 1 E: 0 K: 1 S: 8	H: 3 LOB: 3 BB: 1 P: 12	R: 0 E: 0 K: 0 S: 3	H: 0 LOB: 1 BB: 1 P: 7	R: 0 E: 0 K: 1 S: 5	H: 0 LOB: 0 BB: 0 P: 5	R: 0 E: 0 K: 0 S: 3	H: 0 LOB: 0 BB: 0 P: 3	R: 0 E: 0 K: 2 S: 7	H: 0 LOB: 0 BB: 0 P: 7	R: 0 E: 0 K: 0 S: 3	H: 0 LOB: 0 BB: 0 P: 3	R: 0 E: 0 K: 1 S: 6	H: 1 LOB: 1 BB: 0 P: 6	R: 0 E: 0 K: 1 S: 5	H: 0 LOB: 0 BB: 0 P: 5		1B: 3 2B: 1 3B: 0 HR: 0	SF: 0 SAC: 0 DP: 0 HBP: 0	WP: 0 PB: 0 SB: 0 CS: 0
PITCHER Orlando Pena, R (1,1) ERA: 1.9	IP: 7.0 WLS: L BF: 27 H: 4 R: 1 ER: 1 SO: 5 BB: 2 IBB: 0 HBP: 0 BLK: 0 WP: 0 HR: 0 S: 35 P: 43 ERA: 1.29 WHIP: 0.857															PITCHER				
John Wyatt, R (8,1) ERA: 3.68	IP: 1.0 WLS: 3 BF: 3 H: 0 R: 0 ER: 0 SO: 1 BB: 0 IBB: 0 HBP: 0 BLK: 0 WP: 0 HR: 0 S: 5 P: 5 ERA: 0.00 WHIP: 0.000															PITCHER				

Batter	1	2	3	4	5	6	7	8	9	AB	R	H	RBI	BB	SO	LOB	TOP								
Jim Landis, R (1, 8) OBP: 0.390, SLG: 0.550	F7			G6-3 1B S BB		HR		F7		3	2	1	1	1	1	0									
Nelle Fox, L (1, 4) OBP: 0.360, SLG: 0.346	F8			G6-3 1B		4-3			1B 1B	4	0	2	0	0	0	0									
Al Weis, S (9, PR) OBP: 0.333, SLG: 0.294				1B					1B	0	1	0	0	0	0	0									
Pete Ward, L (1, 5) OBP: 0.333, SLG: 0.383	F7			G6-3 1-2 3-H		G3		F7		4	0	0	0	0	0	2									
Floyd Robinson, L (1, 9) OBP: 0.406, SLG: 0.487		G3		G3		4-3			BB 1B	4	1	1	0	0	0	0									
Charlie Maxwell, L (1, 3) OBP: 0.469, SLG: 0.360		4-3				1B 1B			E 1B BB	3	0	1	0	1	1	0									
Cam Carreon, R (9, PR) OBP: 0.333, SLG: 0.308							K			0	0	0	0	0	0	0									
Dave Nicholson, R (1, 7) OBP: 0.360, SLG: 0.526						K	K		E7 1B	4	0	1	2	0	3	1									
Ron Hansen, R (1, 6) OBP: 0.298, SLG: 0.359				6-3		FC4-6 1B			IBB	3	0	1	0	1	0	0									
J.C. Martin, L (1, 2) OBP: 0.256, SLG: 0.275				6-3		FC4-6		4-3	F9	3	0	0	0	0	0	2									
Deacon Jones, L (9, PH) OBP: 0.364, SLG: 0.333						1-2				1	0	0	0	0	0	3									
Joe Cunningham, L (9, 3) OBP: 0.364, SLG: 0.333						1-2				0	0	0	0	0	0	0									
John Buzhardt, R (1, 1) OBP: 0.053, SLG: 0.053				1-3		4-3				3	0	0	0	0	1	2									
Hoyt Wilhelm, R (8, 1) OBP: 0.111, SLG: 0.111								K		0	0	0	0	0	0	0									
Mike Hershberger, R (9, PH) OBP: 0.359, SLG: 0.390										1	0	0	0	0	1	3									
Jim Brosnan, R (9, 1) OBP: 0.500, SLG: 0.500										0	0	0	0	0	0	0									
Inning Stats	R: 0 E: 0 K: 0 S: 3	H: 0 LOB: 0 BB: 0 P: 3	R: 0 E: 0 K: 1 S: 5	H: 0 LOB: 0 BB: 0 P: 5	R: 0 E: 0 K: 0 S: 3	H: 0 LOB: 0 BB: 0 P: 3	R: 1 E: 0 K: 0 S: 3	H: 1 LOB: 0 BB: 1 P: 7	R: 0 E: 0 K: 1 S: 7	H: 2 LOB: 2 BB: 0 P: 7	R: 1 E: 0 K: 0 S: 4	H: 1 LOB: 0 BB: 0 P: 4	R: 0 E: 0 K: 2 S: 7	H: 0 LOB: 0 BB: 0 P: 7	R: 0 E: 0 K: 1 S: 5	H: 0 LOB: 0 BB: 0 P: 5	R: 2 E: 1 K: 1 S: 8	H: 3 LOB: 3 BB: 2 P: 16	1B: 6 2B: 0 3B: 0 HR: 1	SF: 0 SAC: 0 DP: 1 HBP: 0	WP: 0 PB: 0 SB: 1 CS: 0	PA: 36			
PITCHER	IP	WLS	BF	H	R	ER	SO	BB	IBB	HBP	BLK	WP	HR	S	P	ERA	WHIP								
Dick Donovan, R (1, 1) ERA: 2.74	8.0		28	4	2	2	5	1	0	0	0	0	1	37	41	2.25	0.625								
Jerry Walker, R (9, 1) ERA: 7.15	0.1		5	3	2	2	0	1	0	0	0	0	0	4	8	54.00	12.000								
Pedro Ramos, R (9, 1) ERA: 4.98	0.2	W	3	0	0	0	1	0	1	0	0	0	0	4	8	0.00	0.000								

Chicago White Sox @ Cleveland Indians
Cleveland Municipal Stadium, Cleveland, OH
Thu May 16 1963, 7:05 PM EDT
Att: 3,079 - Unknown

AB 33
R 4
H 7
RBI 3
BB 3
SO 6
LOB 13



Batter	1	2	3	4	5	6	7	8	9	AB	R	H	RBI	BB	SO	LOB	BOTTOM								
Vic Davallo, L (1, 8) OBP: 0.291, SLG: 0.393	P6		K			6-3		FC1-6 2B		4	1	0	0	0	1	1									
Al Luplow, L (1, 9) OBP: 0.200, SLG: 0.260	F7 WP		K			1B		2B		4	2	3	0	0	1	0									
Woodie Held, R (1, 4) OBP: 0.347, SLG: 0.518	F7 2-3			K		1B		2B	IBB	3	1	0	0	1	1	2									
Joe Adcock, R (1, 3) OBP: 0.268, SLG: 0.358				6-3						4	0	2	3	0	0	0									
Jerry Kindall, R (9, 3) OBP: 0.268, SLG: 0.358						1B		G5-3 3-H 3-H	2B	0	0	0	0	0	0	0									
Tito Francona, L (1, 7) OBP: 0.313, SLG: 0.375						4-3			1B	4	0	3	0	0	0	2									
John Romano, R (1, 2) OBP: 0.316, SLG: 0.464						K				4	0	0	0	0	1	4									
Max Alvis, R (1, 5) OBP: 0.309, SLG: 0.483		FC1-2-5 3-H				6-3				4	1	1	1	0	0	1									
Tony Martinez, R (1, 6) OBP: 0.186, SLG: 0.204		5-3				F6				3	0	0	0	0	0	1									
Dick Donovan, L (1, 1) OBP: 0.276, SLG: 0.370						5-3				2	0	0	0	0	0	0									
Fred Whitfield, L (8, PH) OBP: 0.258, SLG: 0.357									FC1-6 1B	0	0	0	0	0	0	0									
Ellis Burton, S (9, PR) OBP: 0.400, SLG: 0.250										0	0	0	0	0	0	0									
Jerry Walker, S (9, 1) OBP: 0.400, SLG: 0.250										0	0	0	0	0	0	0									
Pedro Ramos, S (9, 1) ERA: 3.65										0	0	0	0	0	0	0									
Inning Stats	R: 1 E: 0 K: 0 S: 4	H: 1 LOB: 0 BB: 0 P: 4	R: 0 E: 0 K: 2 S: 7	H: 0 LOB: 0 BB: 0 P: 7	R: 0 E: 0 K: 2 S: 8	H: 1 LOB: 1 BB: 0 P: 8	R: 0 E: 0 K: 0 S: 3	H: 0 LOB: 0 BB: 0 P: 3	R: 0 E: 0 K: 0 S: 5	H: 2 LOB: 2 BB: 0 P: 5	R: 0 E: 0 K: 0 S: 3	H: 0 LOB: 0 BB: 0 P: 3	R: 3 E: 0 K: 0 S: 6	H: 4 LOB: 1 BB: 1 P: 10	R: 1 E: 0 K: 0 S: 1	H: 1 LOB: 0 BB: 0 P: 1	1B: 6 2B: 3 3B: 0 HR: 1	SF: 0 SAC: 0 DP: 1 HBP: 0	WP: 1 PB: 0 SB: 2 CS: 0	PA: 34					
PITCHER	IP	WLS	BF	H	R	ER	SO	BB	IBB	HBP	BLK	WP	HR	S	P	ERA	WHIP								
John Buzhardt, R (1, 1) ERA: 2.91	7.1		31	8	4	4	4	0	0	0	0	0	0	38	42	4.91	1.091								
Hoyt Wilhelm, R (8, 1) ERA: 1.13	0.2		2	1	0	0	0	0	0	0	0	0	0	2	2	0.00	1.500								
Jim Brosnan, R (9, 1) ERA: 3.65	0.0	L	1	1	1	1	0	0	0	0	0	0	1	1	1	∞	∞								

Chicago White Sox @ Cleveland Indians
Cleveland Municipal Stadium, Cleveland, OH
Thu May 16 1963, 7:05 PM EDT
Att: 3,079 - Unknown

AB 33
R 5
H 10
RBI 4
BB 1
SO 4
LOB 11



Batter	1	2	3	4	5	6	7	8	9	AB	R	H	RBI	BB	SO	LOB	TOP					
Lenny Green, L OBP: 0.303, SLG: 0.336	F9		F7			HR		HR		4	2	2	1	1	0	1	Minnesota Twins @ Cleveland Indians Cleveland Municipal Stadium, Cleveland, OH Fri May 17 1963, 7:05 PM EDT Att: 6,905 - Unknown					
Vic Power, R OBP: 0.264, SLG: 0.347	F7			F2	K	SH2-3		F4		4	0	0	0	0	1	3						
Harmon Killebrew, R OBP: 0.233, SLG: 0.314 Jimmie Hall, L OBP: 0.279, SLG: 0.257	F8			HR	F3	5-3		L6		5	1	1	1	0	0	5						
Bob Allison, R OBP: 0.415, SLG: 0.643		F5		K				HR		5	3	3	6	0	1	0						
Earl Battey, R OBP: 0.333, SLG: 0.413				6-3				HR		4	0	2	0	1	1	0						
Bernie Allen, L OBP: 0.282, SLG: 0.250	L3							G3		4	1	1	0	1	0	3						
Rich Rollins, R OBP: 0.278, SLG: 0.301			5-3			HR		F7		4	2	1	0	0	0	1						
Zolio Versalles, R OBP: 0.279, SLG: 0.368			K			HR		F8		4	1	2	3	1	1	1						
Jim Perry, S OBP: 0.400, SLG: 0.333 Ray Moore, R (7, 1)								F9		0	1	0	0	0	0	0						
				1B				G1-6-3		1	0	0	0	0	0	1						
Inning Stats	R: 0 E: 0 K: 0 S: 3	H: 0 LOB: 0 BB: 0 P: 3	R: 0 E: 0 K: 0 S: 2	H: 0 LOB: 0 BB: 1 P: 6	R: 0 E: 0 K: 1 S: 6	H: 1 LOB: 1 BB: 0 P: 6	R: 1 E: 0 K: 1 S: 6	H: 1 LOB: 0 BB: 0 P: 6	R: 6 E: 0 K: 1 S: 8	H: 3 LOB: 1 BB: 3 P: 21	R: 1 E: 0 K: 0 S: 6	H: 3 LOB: 2 BB: 0 P: 6	R: 1 E: 1 K: 1 S: 7	H: 2 LOB: 2 BB: 1 P: 11	R: 2 E: 0 K: 0 S: 6	H: 3 LOB: 1 BB: 0 P: 6	R: 0 E: 0 K: 0 S: 3	H: 1 LOB: 0 BB: 0 P: 3	1B: 8 2B: 2 3B: 0 HR: 5	SF: 0 SAC: 1 DP: 2 HBP: 1	WP: 0 PB: 0 SB: 1 CS: 0	PA: 45
PITCHER	IP	WLS	BF	H	R	ER	SO	BB	IBB	HBP	BLK	WP	HR	S	P	ERA	WHIP					
Gary Bell, R ERA: 5.1	(1, 1)	4.0	L	18	3	5	5	2	3	0	1	0	0	0	1	5	11.25	1.500				
Mudcat Grant, R ERA: 3.59	(5, 1)	0.2		4	1	2	2	1	1	0	0	0	0	1	5	9	27.00	3.000				
Jerry Walker, R ERA: 7.24	(5, 1)	2.1		14	6	2	2	1	1	0	0	0	0	1	15	19	7.71	3.000				
Ron Nischwitz, L ERA: 10.13	(8, 1)	2.0		9	4	2	2	0	0	0	0	0	0	1	9	9	9.00	2.000				

Batter	1	2	3	4	5	6	7	8	9	AB	R	H	RBI	BB	SO	LOB	BOTTOM					
Vic Davalillo, L OBP: 0.295, SLG: 0.393	G6-4-3	F7			F8				4-3	5	0	2	1	0	0	2	Minnesota Twins @ Cleveland Indians Cleveland Municipal Stadium, Cleveland, OH Fri May 17 1963, 7:05 PM EDT Att: 6,905 - Unknown					
Al Luplow, L OBP: 0.204, SLG: 0.278	K				F3			F9		4	0	1	0	0	1	2						
Woodie Held, R OBP: 0.343, SLG: 0.500	G6-4-3			6-3				F2		3	0	0	0	1	0	2						
Joe Adcock, R OBP: 0.250, SLG: 0.333		F3	FC4-2					F5		4	0	0	0	0	0	2						
Tito Francona, L OBP: 0.330, SLG: 0.378		WP						F7		2	1	1	0	2	0	1						
John Romano, R OBP: 0.313, SLG: 0.452			PO		F7			F5		4	1	1	0	0	0	2						
Max Alvis, R OBP: 0.306, SLG: 0.473					F4			1-3		4	1	1	2	0	0	0						
Tony Martinez, R OBP: 0.198, SLG: 0.216					F4			F8		4	0	2	1	0	0	0						
Gary Bell, R ERA: 5.1 Mudcat Grant, R ERA: 3.59 Jerry Walker, R ERA: 7.24 Ellis Burdon, S OBP: 0.333, SLG: 0.290 Ron Nischwitz, S OBP: 0.279, SLG: 0.414 Fred Whitfield, L OBP: 0.271, SLG: 0.364					SH1-3					0	0	0	0	0	0	0						
					3-1					0	0	0	0	0	0	0						
Inning Stats	R: 0 E: 0 K: 1 S: 5	H: 1 LOB: 0 BB: 0 P: 5	R: 3 E: 0 K: 0 S: 6	H: 3 LOB: 1 BB: 1 P: 10	R: 0 E: 0 K: 0 S: 4	H: 2 LOB: 1 BB: 0 P: 4	R: 0 E: 0 K: 0 S: 3	H: 0 LOB: 0 BB: 0 P: 3	R: 0 E: 0 K: 0 S: 3	H: 0 LOB: 0 BB: 0 P: 3	R: 0 E: 0 K: 0 S: 3	H: 0 LOB: 1 BB: 1 P: 7	R: 1 E: 0 K: 0 S: 5	H: 2 LOB: 1 BB: 0 P: 5	R: 0 E: 0 K: 0 S: 3	H: 0 LOB: 1 BB: 1 P: 7	R: 0 E: 0 K: 1 S: 6	H: 1 LOB: 1 BB: 0 P: 6	1B: 7 2B: 2 3B: 0 HR: 0	SF: 0 SAC: 1 DP: 1 HBP: 0	WP: 1 PB: 0 SB: 1 CS: 0	PA: 38
PITCHER	IP	WLS	BF	H	R	ER	SO	BB	IBB	HBP	BLK	WP	HR	S	P	ERA	WHIP					
Jim Perry, R ERA: 3.55	(1, 1)	6.2	W	28	8	4	4	1	2	0	0	0	0	28	36	5.40	1.500					
Ray Moore, R ERA: 1.74	(7, 1)	2.1	S	9	1	0	0	1	1	0	0	0	0	10	14	0.00	0.857					



Batter	1	2	3	4	5	6	7	8	9	AB	R	H	RBI	BB	SO	LOB	TOP				
Zoilo Versalles, R OBP: 0.276, SLG: 0.369 (1, 6)	F5		K			6-3	F8		SF9 2B	5	1	1	0	0	1	3					
Vic Power, R OBP: 0.261, SLG: 0.349 (1, 3)	F4			HR		4-3		F7	4-3	5	1	1	0	0	0	1					
Hamron Killebrew, R OBP: 0.250, SLG: 0.410 Lenny Green, L OBP: 0.301, SLG: 0.336 (1, 7) (8, PR) (8, 8)	K			HR		F8		1B	SF9	4	1	2	2	0	1	0					
Bob Allison, R OBP: 0.414, SLG: 0.630 (8, 9)		F8		L5			HR	BB	F7	4	2	1	0	1	0	0					
Wally Post, R OBP: 0.250, SLG: 0.455 Jimmie Hall, L OBP: 0.279, SLG: 0.257 (8, PR) (8, 7)	6-3			L5			HR	BB		4	1	2	3	0	0	0					
Earl Battey, R OBP: 0.331, SLG: 0.402 (1, 2)	4-3			K			F5	1B		3	0	0	0	1	1	0					
Rich Rollins, R OBP: 0.289, SLG: 0.312 (1, 5)			K			F9		BB		4	0	2	2	0	1	0					
Bernie Allen, L OBP: 0.269, SLG: 0.246 (1, 4)					4-3			1B	F8	2	0	0	0	2	0	2					
Jim Kaat, L OBP: 0.063, SLG: 0.063 (1, 1)			F7		K		K		F7	4	0	0	0	0	2	5					
Inning Stats	R: 0 E: 0 K: 1 S: 5	H: 0 LOB: 0 BB: 0 P: 5	R: 0 E: 0 K: 0 S: 3	H: 0 LOB: 0 BB: 0 P: 3	R: 0 E: 0 K: 2 S: 7	H: 0 LOB: 1 BB: 1 P: 11	R: 2 E: 0 K: 1 S: 7	H: 2 LOB: 0 BB: 0 P: 7	R: 0 E: 0 K: 0 S: 5	H: 0 LOB: 0 BB: 0 P: 5	R: 2 E: 0 K: 1 S: 7	H: 2 LOB: 2 BB: 2 P: 15	R: 3 E: 0 K: 0 S: 7	H: 4 LOB: 2 BB: 1 P: 11	R: 1 E: 0 K: 0 S: 4	H: 1 LOB: 0 BB: 0 P: 4	1B: 5 2B: 2 3B: 0 HR: 2	SF: 1 SAC: 0 DP: 0 HBP: 0	WP: 0 PB: 0 SB: 0 CS: 0	PA: 40	
PITCHER	IP	WLS	BF	H	R	ER	SO	BB	IBB	HBP	BLK	WP	HR	S	P	ERA	WHIP				
Sam McDowell, L ERA: 4.26 (1, 1)	7.1	L	32	7	7	7	6	3	0	0	0	0	2	41	53	8.59	1.364				
Barry Latman, R ERA: 3.73 (8, 1)	0.2		4	1	0	0	0	1	0	0	0	0	0	3	7	0.00	3.000				
Bob Allen, L ERA: 2.31 (9, 1)	1.0		4	1	1	1	0	0	0	0	0	0	0	4	4	9.00	1.000				

Minnesota Twins @ Cleveland Indians
Cleveland Municipal Stadium, Cleveland, OH
Sat May 18 1963, 3:33 AM EDT
Att: 3,010 - Unknown

AB 35
R 8
H 9
RBI 8
BB 4
SO 6
LOB 11



Batter	1	2	3	4	5	6	7	8	9	AB	R	H	RBI	BB	SO	LOB	BOTTOM					
Vic Davallo, L OBP: 0.302, SLG: 0.405 (1, 8)	G6-4-3 1B		F7			5-3				4	0	2	0	0	0	0						
Tony Martinez, R OBP: 0.191, SLG: 0.208 (1, 6)	G6-4-3 1-2			6-3		F9			6-3	4	0	0	0	0	2							
Gene Green, R OBP: 0.267, SLG: 0.429 (1, 9)	1-4-3			6-3		F9			F3	4	0	0	0	0	1							
John Romano, R OBP: 0.310, SLG: 0.442 (1, 2)		F3				F9			4-3	4	0	1	0	0	1							
Tito Francona, L OBP: 0.320, SLG: 0.366 (1, 7)		4-3		3-1		K				3	0	0	0	1	1							
Joe Adcock, R OBP: 0.254, SLG: 0.333 (1, 3)					1-3		F8			3	0	1	0	0	0							
Max Alvis, R OBP: 0.307, SLG: 0.500 (1, 5)						HR			6-3	3	1	1	1	0	1							
Jerry Kindall, R (1, 4)			K						K2-3	2	0	0	0	1	2	0						
Sam McDowell, L OBP: 0.231, SLG: 0.167 Barry Latman, R OBP: 0.200, SLG: 0.200 Miguel de la Hoz, R OBP: 0.200, SLG: 0.267 Bob Allen, L (1, 1) (8, 1) (8, PH) (9, 1)			K						6-3	2	0	0	0	0	1	1						
Inning Stats	R: 0 E: 0 K: 0 S: 3	H: 1 LOB: 0 BB: 0 P: 3	R: 0 E: 0 K: 1 S: 6	H: 1 LOB: 0 BB: 0 P: 6	R: 0 E: 0 K: 2 S: 7	H: 0 LOB: 0 BB: 0 P: 7	R: 0 E: 0 K: 0 S: 4	H: 1 LOB: 0 BB: 0 P: 4	R: 1 E: 0 K: 0 S: 3	H: 1 LOB: 0 BB: 1 P: 7	R: 0 E: 0 K: 0 S: 3	H: 0 LOB: 0 BB: 0 P: 3	R: 0 E: 0 K: 1 S: 5	H: 0 LOB: 0 BB: 0 P: 5	R: 0 E: 0 K: 1 S: 5	H: 0 LOB: 1 BB: 0 P: 5	R: 0 E: 0 K: 0 S: 4	H: 1 LOB: 1 BB: 0 P: 4	1B: 3 2B: 1 3B: 0 HR: 1	SF: 0 SAC: 0 DP: 2 HBP: 0	WP: 0 PB: 0 SB: 0 CS: 0	PA: 31
PITCHER	IP	WLS	BF	H	R	ER	SO	BB	IBB	HBP	BLK	WP	HR	S	P	ERA	WHIP					
Jim Kaat, L ERA: 3.86 (1, 1)	9.0	W	31	5	1	1	5	1	0	0	0	0	1	40	44	1.00	0.667					

Minnesota Twins @ Cleveland Indians
Cleveland Municipal Stadium, Cleveland, OH
Sat May 18 1963, 3:33 AM EDT
Att: 3,010 - Unknown

AB 30
R 1
H 5
RBI 1
BB 1
SO 5
LOB 7



Batter	1	2	3	4	5	6	7	8	9	AB	R	H	RBI	BB	SO	LOB	TOP			
Lenny Green, L OBP: 0.291, SLG: 0.324 (1, 8)	F5		F5		4-3			K	F6	5	0	0	0	0	1	2				
Vic Power, R OBP: 0.254, SLG: 0.338 (1, 3)	F8			6-3		6-3		6-3		4	0	0	0	0	0	0				
Harmon Killebrew, R OBP: 0.250, SLG: 0.395 (1, 7)	6-3			6-3				F3		4	0	1	0	0	0	0				
Bob Allison, R OBP: 0.410, SLG: 0.615 (1, 9)		K				F2		F8		3	0	0	0	1	1	1				
Earl Battey, R OBP: 0.336, SLG: 0.432 (1, 2)				F3		K			HR	4	1	2	1	0	1	2				
Rich Rollins, R OBP: 0.299, SLG: 0.321 (1, 5)				F3				F8		4	0	2	0	0	0	1				
Bernie Allen, L OBP: 0.269, SLG: 0.246 (1, 4)				F7		G6-4-3		F8		4	1	1	0	0	0	3				
Zolio Versalles, R OBP: 0.290, SLG: 0.416 (1, 6)								F5		3	1	2	2	0	0	1				
Dick Stigman, R OBP: 0.211, SLG: 0.115 (4, 1)										1	0	0	0	0	0	1				
Bill Dalley, R OBP: 0.267, SLG: 0.307 (5, PH)										0	0	0	0	0	0	0				
Frank Sullivan, R OBP: 0.287, SLG: 0.417 (7, PH)										0	0	0	0	0	0	0				
Wally Post, R OBP: 0.231, SLG: 0.417 (7, PH)										0	0	0	0	0	0	0				
Bill Pleis, L OBP: 0.271, SLG: 0.067 (9, PH)										0	0	0	0	0	0	0				
Inning Stats	R: 0 E: 0 K: 0 S: 3	H: 0 LOB: 0 BB: 0 P: 3	R: 0 E: 0 K: 1 S: 6	H: 1 LOB: 1 BB: 0 P: 6	R: 0 E: 0 K: 1 S: 4	H: 0 LOB: 0 BB: 0 P: 5	R: 0 E: 0 K: 0 S: 3	H: 0 LOB: 1 BB: 1 P: 7	R: 2 E: 0 K: 0 S: 5	H: 3 LOB: 0 BB: 0 P: 5	R: 0 E: 0 K: 1 S: 6	H: 1 LOB: 1 BB: 0 P: 6	R: 0 E: 0 K: 1 S: 5	H: 0 LOB: 0 BB: 0 P: 5	R: 2 E: 0 K: 0 S: 6	H: 3 LOB: 2 BB: 1 P: 10	1B: 5 2B: 0 3B: 1 HR: 3	SF: 0 SAC: 0 DP: 1 HBP: 1	WP: 0 PB: 0 SB: 0 CS: 1	PA: 37
PITCHER	IP WLS BF H R ER SO BB IBB HBP BLK WP HR S P ERA WHIP																			
Pedro Ramos, R ERA: 4.75 (1, 1)	8.2 W 36 9 4 4 5 2 0 0 0 0 0 3 43 52 4.15 1.269																			
Bob Allen, L ERA: 2.25 (9, 1)	0.1 S 1 0 0 0 0 0 0 0 0 0 0 0 1 1 0.00 0.000																			

Minnesota Twins @ Cleveland Indians
Cleveland Municipal Stadium, Cleveland, OH
Sun May 19 1963, 3:33 AM EDT
Unknown

AB 34
R 4
H 9
RBI 4
BB 2
SO 5
LOB 12



Batter	1	2	3	4	5	6	7	8	9	AB	R	H	RBI	BB	SO	LOB	BOTTOM	
Vic Davallo, L OBP: 0.308, SLG: 0.408 (1, 8)			F8	E1		4-3				4	0	2	0	0	0	0		
Tony Martinez, R OBP: 0.193, SLG: 0.209 (1, 6)			F9	F9				F7		4	0	1	0	0	0	2		
Gene Green, R OBP: 0.222, SLG: 0.353 (1, 9)			G6-4-3	5-3				F8		3	0	0	0	0	1	2		
Ellis Burton, S OBP: 0.273, SLG: 0.400 (6, 9)										1	0	0	0	0	0	0		
John Romano, R OBP: 0.318, SLG: 0.450 (1, 2)								F4		3	1	1	0	1	0	0		
Tito Francona, L OBP: 0.336, SLG: 0.385 (1, 7)										3	2	2	0	1	1	1		
Joe Adcock, R OBP: 0.288, SLG: 0.355 (1, 3)										2	1	2	1	1	0	0		
Fred Whitfield, L OBP: 0.267, SLG: 0.357 (5, FR) (6, 3)										1	0	0	0	0	0	1		
Max Alvis, R OBP: 0.305, SLG: 0.495 (1, 5)										3	1	1	1	0	0	4		
Jerry Kindall, R OBP: 0.250, SLG: 0.167 (1, 4)										3	0	1	1	0	0	0		
Pedro Ramos, S OBP: 0.125, SLG: 0.125 (1, 1)										3	1	1	2	0	1	3		
Bob Allen, L (9, 1)										0	0	0	0	0	0	0		
Inning Stats	R: 0 E: 0 K: 1 S: 5	H: 1 LOB: 0 BB: 0 P: 5	R: 0 E: 0 K: 2 S: 9	H: 2 LOB: 3 BB: 1 P: 13	R: 0 E: 0 K: 0 S: 3	H: 1 LOB: 0 BB: 0 P: 3	R: 5 E: 2 K: 0 S: 7	H: 4 LOB: 1 BB: 2 P: 15	R: 0 E: 0 K: 0 S: 4	H: 2 LOB: 2 BB: 0 P: 4	R: 0 E: 0 K: 0 S: 3	H: 0 LOB: 0 BB: 0 P: 3	R: 0 E: 0 K: 0 S: 4	H: 1 LOB: 0 BB: 0 P: 4	1B: 9 2B: 2 3B: 0 HR: 0	SF: 2 SAC: 0 DP: 2 HBP: 0	WP: 0 PB: 0 SB: 0 CS: 1	PA: 35
PITCHER	IP WLS BF H R ER SO BB IBB HBP BLK WP HR S P ERA WHIP																	
Dick Stigman, L ERA: 2.92 (4, 1)	3.1 L 18 7 1 0 0 0 0 0 0 0 0 0 3 3 0.00 1.500																	
Frank Sullivan, R ERA: 6.23 (5, 1)	2.0 7 2 0 0 0 0 0 0 0 0 0 7 7 0.00 1.000																	
Bill Pleis, L ERA: 2.7 (7, 1)	2.0 7 1 1 1 0 0 0 0 0 0 0 7 7 4.50 0.500																	

Minnesota Twins @ Cleveland Indians
Cleveland Municipal Stadium, Cleveland, OH
Sun May 19 1963, 3:33 AM EDT
Unknown

AB 30
R 6
H 11
RBI 5
BB 3
SO 3
LOB 13




Batter	1	2	3	4	5	6	7	8	9	AB	R	H	RBI	BB	SO	LOB	TOP			
Lenny Green, L OBP: 0.288, SLG: 0.343 (1, 8)	F4		SF9		3-1		4-3		HR	4	1	1	3	0	0	0	Minnesota Twins @ Cleveland Indians Cleveland Municipal Stadium, Cleveland, OH Sun May 19 1963, 3:38 AM EDT Att: 9,112 - Unknown			
Vic Power, R OBP: 0.252, SLG: 0.333 (1, 3)	F3		1-4-3		4-3			FC1-5 1B	4-3	5	0	1	0	0	0	0				
Harmon Killebrew, R OBP: 0.269, SLG: 0.426 (1, 7)	F4			1B FC4-6 2B		5-3		FC1-5 1B		4	1	2	0	0	0	0				
Bob Allison, R OBP: 0.412, SLG: 0.605 (1, 9)		F7 S BB SF9		FC4-6 1B BB		5-3		FC1-5 1B		2	1	0	0	2	0	2				
Earl Battey, R OBP: 0.331, SLG: 0.425 Paul Ratliff, L OBP: 0.214, SLG: 0.231 (5, 2)	F7			F6		4-3		K		2	0	0	0	0	0	3				
Rich Rollins, R OBP: 0.308, SLG: 0.325 (1, 5)	SF9			FC4-6 1B			HR BB	K		2	1	1	1	1	1	2				
Bernie Allen, L OBP: 0.275, SLG: 0.287 (1, 4)	4-3			FC4-6			HR		SH1-4 HR 2B	4	2	2	3	0	0	2				
Zolio Versalles, R OBP: 0.291, SLG: 0.422 (1, 6)			SH5-4 SF9 2B	4-3			F4		SH1-4	3	1	1	0	0	0	2				
Jim Roland, R Bill Dalley, R Jimmie Hall, L Ray Moore, R Don Mincher, L Garry Roggenburk, R Frank Sullivan, R (1, 1) (4, 1) (7, PH) (7, 1) (9, PH) (9, 1) (9, 1)			SH5-4		6-3		F5		K	0	0	0	0	0	0	0				
Inning Stats	R: 0 E: 0 K: 0 S: 3	H: 0 LOB: 0 BB: 0 P: 3	R: 1 E: 0 K: 0 S: 3	H: 0 LOB: 0 BB: 1 P: 7	R: 1 E: 0 K: 0 S: 4	H: 1 LOB: 0 BB: 0 P: 4	R: 1 E: 0 K: 0 S: 5	H: 2 LOB: 2 BB: 1 P: 9	R: 0 E: 0 K: 0 S: 3	H: 0 LOB: 0 BB: 0 P: 3	R: 2 E: 0 K: 0 S: 4	H: 1 LOB: 0 BB: 1 P: 8	R: 0 E: 0 K: 2 S: 9	H: 2 LOB: 2 BB: 0 P: 9	R: 2 E: 0 K: 1 S: 7	H: 2 LOB: 0 BB: 0 P: 7		1B: 3 2B: 3 3B: 0 HR: 2	SF: 2 SAC: 2 DP: 0 HBP: 0	WP: 0 PA: 38 PB: 0 SB: 1 CS: 0
PITCHER	IP WLS BF H R ER SO BB IBB HBP BLK WP HR S P ERA WHIP																			
Mudcat Grant, R ERA: 3.96 Barry Latman, R ERA: 4.29 (1, 1) (8, 1)	7.0 L 28 4 5 5 0 3 0 0 0 0 0 1 25 37 6.43 1.000																			


AB	31
R	7
H	8
RBI	7
BB	3
SO	3
LOB	14



Batter	1	2	3	4	5	6	7	8	9	AB	R	H	RBI	BB	SO	LOB	BOTTOM			
Vic Davalillo, L OBP: 0.304, SLG: 0.400 (1, 8)	K		F9		1-3 1B		F9		1-3	5	0	1	0	0	1	2	Minnesota Twins @ Cleveland Indians Cleveland Municipal Stadium, Cleveland, OH Sun May 19 1963, 3:38 AM EDT Att: 9,112 - Unknown			
Tony Martinez, R Al Luplow, L Barry Latman, R Fred Whitfield, L Pedro Ramos, S (1, 6) (7, PH) (8, 1) (9, PH) (9, PR)	F9		F8		1-3		K		BB	3	0	0	0	0	0	1				
Gene Green, R Ellis Burton, S Woodie Held, R (1, 9) (6, 9) (9, PH)	6-3			F8 HR BB		K		K	K	2	1	0	0	1	1	1				
John Romano, R OBP: 0.337, SLG: 0.451 (1, 2)		4-3 PB 1B		HR BB		K		CS BB		2	2	1	0	2	1	0				
Tito Francona, L OBP: 0.342, SLG: 0.378 (1, 7)	4-3		F8				BB	HR BB		2	1	0	0	2	0	3				
Joe Adcock, R OBP: 0.314, SLG: 0.470 (1, 3)				HR		K		HR		4	2	3	6	0	1	1				
Max Alvis, R OBP: 0.312, SLG: 0.490 (1, 5)	F9			HR			FC3-6 1B		HBP	3	0	1	0	0	0	1				
Jerry Kindall, R OBP: 0.167, SLG: 0.100 (1, 4) (8, 6)	K				F9		FC3-6 BB		F3	4	0	0	0	0	1	3				
Mudcat Grant, R Willie Kirkland, L Miguel de la Hoz, R (1, 1) (7, PH) (8, 4)			4-3		F7		BB		F8	2	0	0	0	0	0	0				
Inning Stats	R: 0 E: 0 K: 1 S: 5	H: 2 LOB: 1 BB: 0 P: 5	R: 1 E: 0 K: 0 S: 7	H: 2 LOB: 0 BB: 0 P: 7	R: 0 E: 0 K: 0 S: 3	H: 0 LOB: 0 BB: 0 P: 3	R: 3 E: 0 K: 0 S: 4	H: 1 LOB: 2 BB: 2 P: 12	R: 0 E: 0 K: 2 S: 6	H: 0 LOB: 1 BB: 1 P: 10	R: 0 E: 0 K: 1 S: 6	H: 1 LOB: 2 BB: 1 P: 10	R: 2 E: 0 K: 1 S: 5	H: 1 LOB: 1 BB: 2 P: 14	R: 0 E: 0 K: 1 S: 5	H: 0 LOB: 1 BB: 1 P: 9		1B: 4 2B: 0 3B: 0 HR: 2	SF: 0 SAC: 0 DP: 0 HBP: 1	WP: 0 PA: 39 PB: 1 SB: 0 CS: 1
PITCHER	IP WLS BF H R ER SO BB IBB HBP BLK WP HR S P ERA WHIP																			
Jim Roland, L Bill Dalley, R Ray Moore, R Garry Roggenburk, L Frank Sullivan, R (1, 1) (4, 1) (7, 1) (9, 1) (9, 1)	3.1 15 3 4 3 2 2 0 0 0 0 0 0 17 25 8.10 1.500																			



Batter	1	2	3	4	5	6	7	8	9	AB	R	H	RBI	BB	SO	LOB	TOP									
Albie Pearson, L OBP: 0.379, SLG: 0.368 (1, 8)	0-0 4-3 1B		0-0 F5		0-0 FC3-6 1B		0-0 4-3		0-0 HR 1B	5	1	3	0	0	0	0	Los Angeles Angels @ Cleveland Indians Cleveland Municipal Stadium, Cleveland, OH Mon May 20 1963, 7:05 PM EDT Att: 2,545 - Unknown 									
Billy Moran, R OBP: 0.288, SLG: 0.329 (1, 4)	0-0 4-3 1-2		0-0 HR 1B		0-0 FC3-6 1B 1-2		0-3 K		0-3 K	5	1	1	0	0	2	4										
Leon Wagner, L OBP: 0.308, SLG: 0.662 (1, 7)	0-0 F8		0-0 HR		0-0 L4		0-0 4-3		0-0 HR	5	2	2	5	0	0	2										
George Thomas, R OBP: 0.274, SLG: 0.386 (1, 3)	4-0 BB		0-0 4-3		0-0 2H 1B		0-3 K		0-0 1B	4	0	2	0	1	1	0										
Bob Perry, R OBP: 0.294, SLG: 0.500 (1, 9)	0-3 K		0-0 F8		0-0 5-3		0-0 1B 1B		0-3 K	5	0	1	0	0	2	3										
Buck Rodgers, S OBP: 0.287, SLG: 0.325 (1, 2)		0-0 5-3		0-0 6-3		4-0 FC5-4 BB		0-0 1B		3	0	1	0	1	0	0										
Felix Torres, R OBP: 0.297, SLG: 0.336 (1, 5)		0-0 4-3		0-0 2B		0-0 FC5-4 1-2		0-0 F8		4	0	1	0	0	0	3										
Jim Fregosi, R OBP: 0.272, SLG: 0.357 (1, 6)		0-0 2B		0-3 K		0-0 F9		0-0 F8		4	0	1	0	0	1	2										
Don Lee, R OBP: 0.283, SLG: 0.063 (7, PH)		0-0 F9		0-3 K			0-3 K		4-0 HR BB	2	0	0	0	0	1	2										
Inning Stats	R: 0 E: 0 K: 1 S: 6	H: 1 LOB: 2 BB: 1 P: 10	R: 0 E: 0 K: 0 S: 4	H: 1 LOB: 1 BB: 0 P: 4	R: 2 E: 0 K: 0 S: 5	H: 2 LOB: 0 BB: 0 P: 5	R: 0 E: 0 K: 2 S: 8	H: 1 LOB: 1 BB: 0 P: 8	R: 0 E: 1 K: 0 S: 4	H: 2 LOB: 2 BB: 0 P: 4	R: 0 E: 0 K: 0 S: 3	H: 0 LOB: 1 BB: 1 P: 7	R: 0 E: 0 K: 2 S: 7	H: 0 LOB: 0 BB: 0 P: 7	R: 0 E: 0 K: 1 S: 7	H: 2 LOB: 2 BB: 0 P: 7		R: 3 E: 0 K: 2 S: 10	H: 3 LOB: 1 BB: 1 P: 14	1B: 8 2B: 2 3B: 0 HR: 2	SF: 0 SAC: 0 DP: 0 HBP: 0	WP: 0 PB: 0 SB: 0 CS: 0	PA: 41			
PITCHER	IP	WLS	BF	H	R	ER	SO	BB	IBB	HBP	BLK	WP	HR	S	P	ERA	WHIP									
Jack Kralick, L ERA: 4.02	(1, 1)	8.2	W	39	11	5	5	7	3	0	0	0	0	2	50	62	5.19	1.615								
Gary Bell, R ERA: 5.04	(9, 1)	0.1	S	2	1	0	0	1	0	0	0	0	0	4	4	0.00	3.000									

Batter	1	2	3	4	5	6	7	8	9	AB	R	H	RBI	BB	SO	LOB	BOTTOM								
Vic Davallilo, L OBP: 0.302, SLG: 0.396 (1, 8)	0-0 E5 1B		0-0 5-3		0-0 4-3		0-0 SH FC3-2 BB 1-2 FC3-2 2-3		0-3 K	4	1	1	0	0	1	1	Los Angeles Angels @ Cleveland Indians Cleveland Municipal Stadium, Cleveland, OH Mon May 20 1963, 7:05 PM EDT Att: 2,545 - Unknown 								
Willie Kirkland, L OBP: 0.317, SLG: 0.382 (1, 9)	0-3 K		0-0 HR		0-0 F5		4-0 FC3-2 FC3-2 2B BB 1-2 2-3 3-H			3	1	1	1	0	1	0									
Gene Green, R OBP: 0.273, SLG: 0.316 (7, PH)										0	0	0	1	1	0	0									
Pedro Ramos, S OBP: 0.125, SLG: 0.125 (7, PR)										0	1	0	0	0	0	0									
Woodie Held, R OBP: 0.340, SLG: 0.494 (8, 9)										0	0	0	0	0	0	0									
Tito Francona, L OBP: 0.339, SLG: 0.402 (1, 7)	0-3 K		0-0 HR		0-0 4-3		0-0 FC3-2 FC3-2 2B 1-2 2-3 3-H			4	2	1	1	0	1	3									
Joe Adcock, R OBP: 0.324, SLG: 0.471 (1, 3)	0-0 F7		0-0 1B				0-0 FC3-2 2B 1-2 2-3 3-H			4	0	2	0	0	0	3									
John Romano, R OBP: 0.344, SLG: 0.459 (1, 2)		0-3 K2-3		4-0 1B SH3-4 BB		0-0 L6		0-0 2B 1-3 2-H 3-H		3	1	1	2	1	1	1									
Max Alvis, R OBP: 0.301, SLG: 0.471 (1, 5)	0-0 E6		0-0 P2		0-0 4-3		0-3 K			4	0	0	0	0	1	5									
Jerry Kindall, R OBP: 0.188, SLG: 0.143 (1, 4)	0-0 F6		0-0 SH3-4 1B		0-3 K				0-0 F7	4	0	1	0	0	1	2									
Tony Martinez, R OBP: 0.183, SLG: 0.198 (1, 6)	0-3 K		0-0 SH3-4		0-0 SH3-4		0-0 E6 SH 1B BB		0-0 4-3	3	1	0	1	0	1	1									
Jack Kralick, L OBP: 0.313, SLG: 0.357 (1, 1)			0-3 K		0-0 F5		0-0 BB SH FC3-2 1B		0-0 1B	4	0	2	0	0	1	1									
Inning Stats	R: 1 E: 1 K: 2 S: 8	H: 1 LOB: 0 BB: 0 P: 8	R: 0 E: 1 K: 2 S: 8	H: 0 LOB: 1 BB: 0 P: 8	R: 2 E: 0 K: 1 S: 7	H: 3 LOB: 1 BB: 0 P: 7	R: 1 E: 0 K: 0 S: 4	H: 1 LOB: 1 BB: 1 P: 8	R: 0 E: 0 K: 0 S: 3	H: 0 LOB: 0 BB: 0 P: 3	R: 0 E: 0 K: 1 S: 6	H: 1 LOB: 1 BB: 0 P: 6	R: 3 E: 1 K: 1 S: 9	H: 2 LOB: 3 BB: 1 P: 13	R: 0 E: 0 K: 1 S: 6	H: 1 LOB: 0 BB: 0 P: 6	1B: 6 2B: 1 3B: 0 HR: 2	SF: 0 SAC: 2 DP: 0 HBP: 0	WP: 0 PB: 0 SB: 0 CS: 0	PA: 37					
PITCHER	IP	WLS	BF	H	R	ER	SO	BB	IBB	HBP	BLK	WP	HR	S	P	ERA	WHIP								
Don Lee, R ERA: 3.69	(1, 1)	6.0	L	25	6	4	3	6	1	0	0	0	0	3	3	4.50	1.167								
Dean Chance, R ERA: 4.34	(7, 1)	0.0		3	1	3	0	0	0	0	0	0	0	3	3	∞	∞								
Mel Nelson, L ERA: 3.13	(7, 1)	0.1		2	0	0	0	0	1	0	0	0	0	1	5	0.00	3.000								
Art Fowler, R ERA: 1.27	(7, 1)	1.2		7	2	0	0	2	0	0	0	0	0	11	11	0.00	1.200								

Batter	1	2	3	4	5	6	7	8	9	10	11	AB	R	H	RBI	BB	SO	LOB	TOP								
Albie Pearson, L OBP: 0.379, SLG: 0.361 (1, 8)	3-1 S G3 BB		F8	SH3-4		F9			F4		HBP SH5-3 FC4-2 BB	3	1	0	0	2	0	0									
Jim Fregosi, R OBP: 0.276, SLG: 0.375 (1, 6)	3-1		HR	FC4-6		F7			K		SH5-3	4	1	1	1	1	1	1									
Leon Wagner, L OBP: 0.406, SLG: 0.645 Dean Chance, R (11, 1)	G3		K	FC4-6		F5			BB		FC4-2 HBP	4	0	0	2	2	1	2									
Lee Thomas, L OBP: 0.283, SLG: 0.310 (1, 3)	3-1		BB 2B	1B		4-3			BB		FC4-2 HBP	3	1	1	1	2	0	0									
Buck Rodgers, S OBP: 0.280, SLG: 0.306 (1, 2)			F7	2B		F9			4-3		FC4-2	5	1	0	0	1	0	8									
George Thomas, R OBP: 0.277, SLG: 0.391 (1, 5)			4-3 1B	1B		F2			F8		F8	6	1	2	2	0	0	3									
Billy Moran, R OBP: 0.280, SLG: 0.319 (1, 4)	4-3		P6			F9			G3		1-3	5	0	0	0	0	0	2									
Bob Perry, R OBP: 0.364, SLG: 0.571 (1, 9)			1B			SH3-4 FC4-6 E			6-3		K	5	1	3	1	0	1	0									
Dan Osinski, R (1, 1)			P4			E1			6-3		SH5-3 BB HBP	3	0	0	0	0	1	3									
Mel Nelson, R OBP: 0.125, SLG: 0.125 (7, 1)						FC4-6 SH3-4						1	0	0	0	0	0	0									
Julio Navarro, R OBP: 0.375, SLG: 0.286 (8, 1)												0	0	0	0	0	0	0									
Bob Sadowski, L OBP: 0.351, SLG: 0.233 (11, PH)												1	1	1	0	0	0	0									
Ken Hunt, R OBP: 0.246, SLG: 0.392 (11, 7)												0	0	0	0	0	0	0									
Inning Stats	R: 1 E: 0 K: 0 S: 3	H: 0 LOB: 0 BB: 1 P: 7	R: 1 E: 0 K: 0 S: 5	H: 2 LOB: 1 BB: 0 P: 5	R: 3 E: 0 K: 1 S: 8	H: 3 LOB: 1 BB: 1 P: 12	R: 1 E: 1 K: 0 S: 5	H: 1 LOB: 3 BB: 2 P: 13	R: 0 E: 0 K: 1 S: 6	H: 1 LOB: 1 BB: 0 P: 6	R: 0 E: 0 K: 0 S: 3	H: 0 LOB: 0 BB: 0 P: 3	R: 0 E: 0 K: 0 S: 3	H: 0 LOB: 0 BB: 0 P: 3	R: 0 E: 0 K: 1 S: 5	H: 0 LOB: 2 BB: 2 P: 13	R: 0 E: 0 K: 1 S: 5	H: 0 LOB: 0 BB: 0 P: 5	R: 1 E: 0 K: 0 S: 4	H: 1 LOB: 3 BB: 2 P: 13	1B: 5 2B: 2 3B: 0 HR: 1	SF: 0 SAC: 2 DP: 0 HBP: 1	WP: 0 PB: 0 SB: 1 CS: 0	PA: 51			
PITCHER	IP ERA WLS BF H R ER SO BB IBB HBP BLK WP HR S P ERA WHIP	3.0 3.55 2.0 11 2 1 0 1 1 1 0 0 0 0 0 11 19 0.00 1.500	2.0 8.53 2.0 6 0 0 0 0 0 0 0 0 0 0 6 6 0.00 0.000	1.2 6.32 7 0 0 0 1 2 0 0 0 0 0 0 7 15 0.00 1.200	2.1 4.36 L 11 1 1 1 1 1 1 1 0 0 0 0 10 19 3.86 0.857																						
Dick Donovan, R ERA: 3.55 (1, 1)																											
Ron Nischwitz, L ERA: 8.53 (4, 1)																											
Jerry Walker, R ERA: 6.32 (6, 1)																											
Mudcat Grant, R ERA: 3.83 (8, 1)																											
Gary Bell, R ERA: 4.36 (9, 1)																											
PITCHER	IP ERA WLS BF H R ER SO BB IBB HBP BLK WP HR S P ERA WHIP	6.2 6.75 6.2 27 5 1 5 0 3 3 0 0 1 2 34 46 6.75 1.200	1.0 3.03 1.0 5 1 1 0 0 0 0 0 0 0 0 5 5 0.00 1.000	2.1 2.43 W 8 0 0 0 2 0 1 0 0 0 0 11 15 0.00 0.000	1.0 4.24 S 5 0 0 0 1 1 1 0 0 0 0 5 13 0.00 1.000																						
Dan Osinski, R ERA: 3.19 (1, 1)																											
Mel Nelson, L ERA: 3.03 (7, 1)																											
Julio Navarro, R ERA: 2.43 (8, 1)																											
Dean Chance, R ERA: 4.24 (11, 1)																											
PITCHER	IP ERA WLS BF H R ER SO BB IBB HBP BLK WP HR S P ERA WHIP	6.2 6.75 6.2 27 5 1 5 0 3 3 0 0 1 2 34 46 6.75 1.200	1.0 3.03 1.0 5 1 1 0 0 0 0 0 0 0 0 5 5 0.00 1.000	2.1 2.43 W 8 0 0 0 2 0 1 0 0 0 0 11 15 0.00 0.000	1.0 4.24 S 5 0 0 0 1 1 1 0 0 0 0 5 13 0.00 1.000																						
Dick Donovan, L ERA: 3.55 (1, 8)	F7		K			G3			6-3			5	0	0	0	0	1	1									
Willie Kirkland, L OBP: 0.309, SLG: 0.356 (1, 9)	P4		K			G6-4-3 BB			1-3		K	4	0	0	0	1	2	1									
Woodie Held, R OBP: 0.333, SLG: 0.489 (1, 4)	F8		HR			K			G3		6-3	5	1	1	0	0	1	1									
Joe Adcock, R OBP: 0.321, SLG: 0.473 (1, 3)			6-3			F2						4	0	1	0	0	0	2									
Pedro Ramos, S OBP: 0.123, SLG: 0.125 (8, PR)						G6-4-3			E		2B	0	1	0	0	0	0	0									
Jerry Kindall, R OBP: 0.176, SLG: 0.133 (9, 3)						1-2r						1	0	0	0	0	1	0									
Tito Francona, L OBP: 0.333, SLG: 0.387 (10, 3)			K			4-3			F8		E9 IBB	4	0	0	0	1	1	1									
John Romano, R OBP: 0.366, SLG: 0.511 (1, 2)			CS BB			4-3			2H BB		1-3 BB	3	2	2	2	0	1										
Max Alvis, R OBP: 0.297, SLG: 0.468 (1, 5)			BB			HR			2B		FC6-4 IBB	5	1	1	1	0	0	5									
Tony Martinez, R OBP: 0.179, SLG: 0.193 (1, 6)			F8			P4			HR		2B																
Al Luplow, L OBP: 0.211, SLG: 0.268 (9, PH)						K			F6		G3	3	0	0	0	1	1										
Al Luplow, L OBP: 0.211, SLG: 0.268 (10, 7)						K					IBB	1	0	0	0	1	0	0									
Dick Donovan, L ERA: 3.55 (1, 1)																											
Ron Nischwitz, L ERA: 8.53 (4, 1)																											
Jerry Walker, R ERA: 6.32 (6, 1)																											
Mudcat Grant, R ERA: 3.83 (8, 1)																											
Gary Bell, R ERA: 4.36 (9, 1)																											
PITCHER	IP ERA WLS BF H R ER SO BB IBB HBP BLK WP HR S P ERA WHIP	6.2 6.75 6.2 27 5 1 5 0 3 3 0 0 1 2 34 46 6.75 1.200	1.0 3.03 1.0 5 1 1 0 0 0 0 0 0 0 0 5 5 0.00 1.000	2.1 2.43 W 8 0 0 0 2 0 1 0 0 0 0 11 15 0.00 0.000	1.0 4.24 S 5 0 0 0 1 1 1 0 0 0 0 5 13 0.00 1.000																						
Dan Osinski, R ERA: 3.19 (1, 1)																											
Mel Nelson, L ERA: 3.03 (7, 1)																											
Julio Navarro, R ERA: 2.43 (8, 1)																											
Dean Chance, R ERA: 4.24 (11, 1)																											
PITCHER	IP ERA WLS BF H R ER SO BB IBB HBP BLK WP HR S P ERA WHIP	6.2 6.75 6.2 27 5 1 5 0 3 3 0 0 1 2 34 46 6.75 1.200	1.0 3.03 1.0 5 1 1 0 0 0 0 0 0 0 0 5 5 0.00 1.000	2.1 2.43 W 8 0 0 0 2 0 1 0 0 0 0 11 15 0.00 0.000	1.0 4.24 S 5 0 0 0 1 1 1 0 0 0 0 5 13 0.00 1.000																						
Dick Donovan, L ERA: 3.55 (1, 8)																											
Ron Nischwitz, L ERA: 8.53 (4, 1)																											
Jerry Walker, R ERA: 6.32 (6, 1)																											
Mudcat Grant, R ERA: 3.83 (8, 1)																											
Gary Bell, R ERA: 4.36 (9, 1)																											
PITCHER	IP ERA WLS BF H R ER SO BB IBB HBP BLK WP HR S P ERA WHIP	6.2 6.75 6.2 27 5 1 5 0 3 3 0 0 1 2 34 46 6.75 1.200	1.0 3.03 1.0 5 1 1 0 0 0 0 0 0 0 0 5 5 0.00 1.000	2.1 2.43 W 8 0 0 0 2 0 1 0 0 0 0 11 15 0.00 0.000	1.0 4.24 S 5 0 0 0 1 1 1 0 0 0 0 5 13 0.00 1.000																						
Dan Osinski, R ERA: 3.19 (1, 1)																											
Mel Nelson, L ERA: 3.03 (7, 1)																											
Julio Navarro, R ERA: 2.43 (8, 1)																											
Dean Chance, R ERA: 4.24 (11, 1)																											
PITCHER	IP ERA WLS BF H R ER SO BB IBB HBP BLK WP HR S P ERA WHIP	6.2 6.75 6.2 27 5 1 5 0 3 3 0 0 1 2 34 46 6.75 1.200	1.0 3.03 1.0 5 1 1 0 0 0 0 0 0 0 0 5 5 0.00 1.000	2.1 2.43 W 8 0 0 0 2 0 1 0 0 0 0 11 15 0.00 0.000	1.0 4.24 S 5 0 0 0 1 1 1 0 0 0 0 5 13 0.00 1.000																						

Los Angeles Angels @ Cleveland Indians
Cleveland Municipal Stadium, Cleveland, OH
Wed May 22 1963, 7:05 PM EDT
Att: 2,171 - Overcast - 41 F

AB 40
R 7
H 8
RBI 7
BB 8
SO 4
LOB 19




WP: 0
PB: 0
SB: 1
CS: 0


Los Angeles Angels @ Cleveland Indians
Cleveland Municipal Stadium, Cleveland, OH
Wed May 22 1963, 7:05 PM EDT
Att: 2,171 - Overcast - 41 F

AB 39
R 6
H 6
RBI 5
BB 6
SO 8
LOB 15



WP: 1
PB: 1
SB: 0
CS: 2

Batter	1	2	3	4	5	6	7	8	9	AB	R	H	RBI	BB	SO	LOB	TOP											
Luis Aparicio, R OBP: 0.314, SLG: 0.380	6-3		4-3		FC6-4		F9			5	0	1	1	0	0	5	<p>Baltimore Orioles @ Cleveland Indians Cleveland Municipal Stadium, Cleveland, OH</p> <p>Sun May 26 1963, 3:33 AM EDT Unknown</p> <p>livebaseballscores.com</p>											
Jerry Adair, R OBP: 0.212, SLG: 0.360			F8		G5-4-3		SF8		L5	4	0	1	1	0	0	4												
Russ Snyder, L OBP: 0.269, SLG: 0.333	G6-4-3									5	0	2	0	0	1	1												
Jim Gentile, L OBP: 0.398, SLG: 0.503					FC6-4					3	3	2	3	2	0	1												
Brooks Robinson, R OBP: 0.352, SLG: 0.432										5	3	2	2	0	0	3												
Boog Powell, L OBP: 0.333, SLG: 0.538										4	1	1	2	1	0	1												
Jackie Brandt, R OBP: 0.311, SLG: 0.435										5	1	3	1	0	1	1												
John Orsino, R OBP: 0.383, SLG: 0.455										3	1	2	0	2	1	1												
Steve Barber, L Dick Hall, R Joe Garber, R Wes Stock, R Charlie Lau, L Bob Savarin, S Stu Miller, R	4-3									1	0	0	0	0	0	0												
Inning Stats	R: 0 E: 0 K: 0 S: 3	H: 1 LOB: 0 BB: 0 P: 3	R: 1 E: 0 K: 1 S: 6	H: 1 LOB: 1 BB: 1 P: 10	R: 0 E: 0 K: 0 S: 3	H: 0 LOB: 0 BB: 0 P: 3	R: 2 E: 0 K: 1 S: 7	H: 2 LOB: 0 BB: 0 P: 7	R: 0 E: 0 K: 0 S: 4	H: 2 LOB: 1 BB: 0 P: 4	R: 1 E: 0 K: 0 S: 4	H: 1 LOB: 0 BB: 0 P: 4	R: 3 E: 0 K: 0 S: 7	H: 4 LOB: 2 BB: 1 P: 11	R: 1 E: 0 K: 0 S: 4	H: 2 LOB: 2 BB: 2 P: 12		R: 2 E: 0 K: 2 S: 9	H: 2 LOB: 2 BB: 2 P: 17	1B: 11 2B: 2 3B: 0 HR: 2	SF: 1 SAC: 0 DP: 2 HBP: 0	WP: 0 PA: 45 PB: 0 SB: 0 CS: 0						
PITCHER	IP	WLS	BF	H	R	ER	SO	BB	IBB	HBP	BLK	WP	HR	S	P	ERA	WHIP											
Dick Donovan, R ERA: 4.3	(1, 1)	6.2	L	31	11	7	7	2	2	0	0	0	0	2	33	41	9.45	1.950										
Gary Bell, R ERA: 4.59	(7, 1)	1.1		7	2	1	1	0	2	0	0	0	0	0	5	13	6.75	3.000										
Bob Allen, L ERA: 3.95	(9, 1)	1.0		7	2	2	2	2	1	1	0	0	0	0	9	17	18.00	3.000										

Batter	1	2	3	4	5	6	7	8	9	AB	R	H	RBI	BB	SO	LOB	BOTTOM											
Dick Howser, R OBP: 0.321, SLG: 0.200	5-3									4	1	1	1	1	1	0	<p>Baltimore Orioles @ Cleveland Indians Cleveland Municipal Stadium, Cleveland, OH</p> <p>Sun May 26 1963, 3:33 AM EDT Unknown</p> <p>livebaseballscores.com</p>											
Vic Davallio, L OBP: 0.314, SLG: 0.425										5	2	2	0	0	0	4												
Woodie Held, R OBP: 0.339, SLG: 0.480										5	0	2	2	0	1	1												
Joe Adcock, R OBP: 0.330, SLG: 0.470										4	0	2	0	1	2	2												
John Romano, R Joe Azcue, R										2	0	0	1	1	0	2												
Al Luplow, L OBP: 0.298, SLG: 0.333										1	0	0	0	0	0	0												
Max Alvis, R OBP: 0.277, SLG: 0.430										3	1	1	1	1	1	2												
Jerry Kindall, R OBP: 0.238, SLG: 0.211										4	0	0	0	0	1	4												
Dick Donovan, L Gary Bell, R Willie Kirkland, L Bob Allen, L										4	1	2	0	0	1	0												
Inning Stats	R: 1 E: 0 K: 1 S: 8	H: 3 LOB: 3 BB: 1 P: 12	R: 0 E: 0 K: 2 S: 7	H: 0 LOB: 0 BB: 0 P: 7	R: 0 E: 0 K: 0 S: 4	H: 2 LOB: 1 BB: 0 P: 4	R: 5 E: 1 K: 0 S: 8	H: 4 LOB: 2 BB: 2 P: 16	R: 0 E: 0 K: 2 S: 7	H: 0 LOB: 0 BB: 0 P: 7	R: 0 E: 0 K: 0 S: 3	H: 0 LOB: 0 BB: 0 P: 3	R: 0 E: 0 K: 1 S: 5	H: 1 LOB: 0 BB: 0 P: 5	R: 0 E: 0 K: 0 S: 4	H: 1 LOB: 2 BB: 1 P: 8		R: 0 E: 0 K: 2 S: 7	H: 0 LOB: 0 BB: 0 P: 7	1B: 10 2B: 1 3B: 0 HR: 0	SF: 1 SAC: 0 DP: 2 HBP: 0	WP: 0 PA: 41 PB: 0 SB: 0 CS: 0						
PITCHER	IP	WLS	BF	H	R	ER	SO	BB	IBB	HBP	BLK	WP	HR	S	P	ERA	WHIP											
Steve Barber, L ERA: 2.27	(1, 1)	3.1		21	9	6	4	3	0	1	0	0	0	0	2	6	0.00	0.000										
Dick Hall, R ERA: 5.14	(4, 1)	0.2		3	0	0	0	0	0	0	0	0	0	0	2	6	0.00	0.000										
Wes Stock, R ERA: 2.61	(5, 1)	2.0	W	6	0	0	0	2	0	0	0	0	0	0	10	10	0.00	0.000										
Stu Miller, R ERA: 2.88	(7, 1)	3.0	S	11	2	0	0	3	1	0	0	0	0	0	16	20	0.00	1.000										

Batter	1	2	3	4	5	6	7	8	9	AB	R	H	RBI	BB	SO	LOB	TOP					
Dick Howser, R (1, 6) OBP: 0.343, SLG: 0.211	1-3		6-3														3 0 0 0 1 1 2					
Vic Davalillo, L (1, 8) OBP: 0.311, SLG: 0.426	6-3			4-3	1-3												4 0 0 0 0 0 2					
Max Alvis, R (1, 5) OBP: 0.283, SLG: 0.430	K																3 0 0 0 1 2 0					
Fred Whitfield, L (1, 3) OBP: 0.250, SLG: 0.380		P4		F2													4 0 1 0 0 0 1					
Gene Green, R (1, 9) OBP: 0.303, SLG: 0.310																	2 1 1 0 0 0 0					
Al Luplow, L (5, 9) OBP: 0.260, SLG: 0.306	6-3			CS													2 0 0 0 0 1 1					
Woodie Held, R (1, 7) OBP: 0.343, SLG: 0.470	K																4 1 1 1 0 2 1					
Jerry Kindall, R (1, 4) OBP: 0.200, SLG: 0.174																	4 0 0 0 0 2 1					
Joe Azcue, R (1, 2) OBP: 0.366, SLG: 0.353																	2 0 2 0 1 0 0					
Barry Latman, R (1, 1) OBP: 0.167, SLG: 0.167																	1 0 0 0 0 0 1					
Gary Bell, R (5, 1) OBP: 0.320, SLG: 0.440																	0 0 0 0 0 0 0					
Joe Adcock, R (7, PH) OBP: 0.320, SLG: 0.440																	1 0 0 0 0 1 1					
Ron Nischwitz, S (7, 1) OBP: 0.320, SLG: 0.440																	0 0 0 0 0 0 0					
Inning Stats	R: 0 E: 0 K: 1 S: 5	H: 0 LOB: 0 BB: 0 P: 5	R: 0 E: 0 K: 1 S: 5	H: 0 LOB: 0 BB: 0 P: 5	R: 0 E: 0 K: 1 S: 6	H: 1 LOB: 1 BB: 0 P: 6	R: 0 E: 0 K: 0 S: 2	H: 0 LOB: 0 BB: 1 P: 6	R: 2 E: 0 K: 1 S: 7	H: 2 LOB: 2 BB: 2 P: 15	R: 0 E: 0 K: 3 S: 10	H: 1 LOB: 1 BB: 0 P: 10	R: 0 E: 0 K: 2 S: 8	H: 1 LOB: 1 BB: 0 P: 8	R: 0 E: 0 K: 0 S: 3	H: 0 LOB: 0 BB: 0 P: 3	R: 0 E: 0 K: 0 S: 3	H: 0 LOB: 0 BB: 0 P: 3	1B: 2 2B: 2 3B: 1 HR: 0	SF: 0 SAC: 1 DP: 0 HBP: 0	WP: 1 PB: 0 SB: 0 CS: 1	PA: 35
PITCHER	IP WLS BF H R ER SO BB IBB HBP BLK WP HR S P ERA WHIP																	IP WLS BF H R ER SO BB IBB HBP BLK WP HR S P ERA WHIP				
Gary Peters, L (1, 1) ERA: 2.95	5.0 W 20 3 2 2 4 3 0 0 0 1 0 25 37 3.60 1.200																					
Frank Baumann, L (6, 1) ERA: 1.35	4.0 S 14 2 0 0 5 0 0 0 0 0 0 24 24 0.00 0.500																					

Cleveland Indians @ Chicago White Sox
Comiskey Park, Chicago, IL
Thu May 30 1963, 4:38 AM EDT
Att: 29,436 - Unknown

AB	30
R	2
H	5
RBI	1
BB	3
SO	9
LOB	10



Batter	1	2	3	4	5	6	7	8	9	AB	R	H	RBI	BB	SO	LOB	BOTTOM			
Jim Landis, R (1, 8) OBP: 0.354, SLG: 0.455	K		5-3														4 1 1 0 0 1 0			
Nellie Fox, L (1, 4) OBP: 0.343, SLG: 0.345	K																3 0 1 1 0 1 0			
Pete Ward, L (1, 5) OBP: 0.338, SLG: 0.420																	3 1 1 1 1 0 1			
Floyd Robinson, L (1, 7) OBP: 0.413, SLG: 0.480	1-3																4 0 2 1 0 1 1			
Joe Cunningham, L (1, 3) OBP: 0.367, SLG: 0.347																	3 0 0 0 1 0 1			
Mike Hershberger, R (1, 9) OBP: 0.372, SLG: 0.395																	3 0 0 0 1 0 3			
Ron Hansen, R (1, 6) OBP: 0.314, SLG: 0.395																	4 0 3 1 0 0 1			
J.C. Martin, L (1, 2) OBP: 0.245, SLG: 0.242																	4 1 1 0 0 0 2			
Gary Peters, L (1, 1) OBP: 0.250, SLG: 0.455																	1 0 0 0 0 0 0			
Deacon Jones, L (5, PH) ERA: 4.52																	0 1 0 0 0 0 0			
Frank Baumann, L (6, 1) OBP: 0.286, SLG: 0.167																	1 0 0 0 0 0 0			
Inning Stats	R: 0 E: 0 K: 2 S: 7	H: 0 LOB: 1 BB: 1 P: 11	R: 0 E: 0 K: 0 S: 4	H: 1 LOB: 1 BB: 0 P: 4	R: 0 E: 0 K: 0 S: 4	H: 1 LOB: 1 BB: 0 P: 4	R: 0 E: 0 K: 0 S: 3	H: 1 LOB: 1 BB: 1 P: 7	R: 4 E: 0 K: 0 S: 7	H: 5 LOB: 2 BB: 1 P: 12	R: 0 E: 0 K: 0 S: 3	H: 0 LOB: 0 BB: 0 P: 3	R: 0 E: 0 K: 1 S: 5	H: 0 LOB: 0 BB: 0 P: 5	R: 0 E: 0 K: 0 S: 4	H: 1 LOB: 1 BB: 0 P: 4	1B: 9 2B: 0 3B: 0 HR: 0	SF: 1 SAC: 0 DP: 0 HBP: 1	WP: 0 PB: 0 SB: 1 CS: 1	PA: 35
PITCHER	IP WLS BF H R ER SO BB IBB HBP BLK WP HR S P ERA WHIP																	IP WLS BF H R ER SO BB IBB HBP BLK WP HR S P ERA WHIP		
Barry Latman, R (1, 1) ERA: 5.33	4.1 L 22 7 4 4 2 2 0 1 0 0 0 23 32 8.31 2.077																			
Gary Bell, R (5, 1) ERA: 4.52	1.2 6 1 0 0 0 1 0 0 0 0 0 5 9 0.00 1.200																			
Ron Nischwitz, L (7, 1) ERA: 7.36	2.0 7 1 0 0 1 0 0 0 0 0 0 9 9 0.00 0.500																			

Cleveland Indians @ Chicago White Sox
Comiskey Park, Chicago, IL
Thu May 30 1963, 4:38 AM EDT
Att: 29,436 - Unknown

AB	30
R	4
H	9
RBI	4
BB	3
SO	3
LOB	9



Batter	1	2	3	4	5	6	7	8	9	AB	R	H	RBI	BB	SO	LOB	TOP											
Clete Boyer, R OBP: 0.345, SLG: 0.503 (1, 5)	0-3 K		0-0 F4	4-0 FC4-6 BB		0-0 1B		0-0 6-3		4	0	1	0	1	1	0												
Bobby Richardson, R OBP: 0.292, SLG: 0.333 (1, 4)	4-0 BB		0-0 E6 HR	0-0 FC4-6		0-0 F6			0-0 L8	4	1	0	0	1	0	6												
Tom Tresh, S OBP: 0.370, SLG: 0.537 (1, 7)	4-0 1-2 BB		0-0 HR		0-0 F6		0-0 F8		0-0 B5-3	4	1	1	2	1	0	0												
Mickey Mantle, S OBP: 0.441, SLG: 0.650 (1, 8)	0-0 F3		4-0 BB		0-3 K		0-0 F3		0-0 1B	4	0	1	0	1	1	2												
Roger Maris, L OBP: 0.330, SLG: 0.552 (1, 9)	0-0 4-3		0-0 F8		0-0 F9		0-0 F9		0-0 G3	5	0	0	0	0	0	4												
Joe Pepitone, L OBP: 0.321, SLG: 0.556 (1, 3)		0-3 K		0-0 F6		0-0 F3		0-0 HR 1B		4	1	1	0	0	1	0												
Elston Howard, R OBP: 0.310, SLG: 0.514 (1, 2)	0-0 4-3		0-0 5-3		0-0 1B 1B		0-0 1B		0-0 HR	4	1	2	2	0	0	0												
Phil Linz, R OBP: 0.292, SLG: 0.190 (1, 6)	0-0 F7		4-0 1B BB		0-0 1B		0-0 1B		0-0 5-3	3	0	1	0	1	0	0												
Whitey Ford, L OBP: 0.222, SLG: 0.280 (1, 1)		0-0 1-3		0-0 1B		0-0 F3		0-0 4-3		4	0	1	0	0	0	2												
Inning Stats	R: 0 E: 0 K: 1 S: 5	H: 0 LOB: 2 BB: 2 P: 13	R: 0 E: 0 K: 1 S: 5	H: 0 LOB: 0 BB: 0 P: 5	R: 2 E: 1 K: 0 S: 5	H: 1 LOB: 1 BB: 1 P: 9	R: 0 E: 0 K: 0 S: 4	H: 1 LOB: 3 BB: 2 P: 12	R: 0 E: 0 K: 1 S: 5	H: 0 LOB: 0 BB: 0 P: 5	R: 0 E: 0 K: 0 S: 3	H: 0 LOB: 0 BB: 0 P: 3	R: 2 E: 0 K: 0 S: 5	H: 2 LOB: 2 BB: 0 P: 5	R: 0 E: 0 K: 0 S: 4	H: 1 LOB: 1 BB: 0 P: 4	1B: 6 2B: 0 3B: 0 HR: 2	SF: 0 SAC: 0 DP: 0 HBP: 0	WP: 0 PB: 0 SB: 1 CS: 0	PA: 41								
PITCHER	IP	WLS	BF	H	R	ER	SO	BB	IBB	HBP	BLK	WP	HR	S	P	ERA	WHIP											
Mudcat Grant, R ERA: 3.84 Bob Allen, L ERA: 4.11	(1, 1)	8.0	L 37	7	4	2	3	5	0	0	0	0	0	2	38	58	2.25	1.500										

New York Yankees @ Cleveland Indians
Cleveland Municipal Stadium, Cleveland, OH
Fri May 31 1963, 7:05 PM EDT
Att: 20,426 - Unknown

AB 36
R 4
H 8
RBI 4
BB 5
SO 3
LOB 14



Batter	1	2	3	4	5	6	7	8	9	AB	R	H	RBI	BB	SO	LOB	BOTTOM										
Dick Howser, R OBP: 0.338, SLG: 0.200 (1, 6)	0-0 5-3			4-0 BB		0-0 G4-6-3		0-0 F5		3	0	0	0	1	0	2											
Vic Davallo, L OBP: 0.309, SLG: 0.422 (1, 8)	0-0 5-3			0-0 F5			0-0 5-3		0-0 FC6-5 4-3 1B	4	0	1	0	0	0	1											
Woodie Held, R OBP: 0.333, SLG: 0.454 (1, 9) (8, 5)	0-3 K		0-3 K		0-0 1-3		0-0 4-3		0-0 1-2	4	0	0	0	0	2	2											
Joe Adcock, R OBP: 0.317, SLG: 0.426 Pedro Ramos, S OBP: 0.100, SLG: 0.100 (9, PR)	0-0 5-3		0-3 K		4-0 BB		0-0 BB		0-0 FC6-5 FC6-4	3	0	0	0	1	1	2											
Tito Francona, L OBP: 0.307, SLG: 0.352 (1, 7)	0-3 K		0-0 L6		4-0 1-2 BB		0-0 BB		0-0 FC6-4	3	0	0	0	1	1	1											
Max Alvis, R OBP: 0.279, SLG: 0.423 Gene Green, R OBP: 0.294, SLG: 0.300 (7, PH)	0-3 K		0-0 F8		0-3 K		0-0 K			2	0	0	0	0	1	0											
Jerry Kindall, R OBP: 0.214, SLG: 0.192 (1, 4)			0-0 G5-4-3 1B		0-3 K		0-0 F9			3	0	1	0	0	1	0											
Joe Azcue, R OBP: 0.409, SLG: 0.368 (1, 2)			0-0 G5-4-3		4-0 G4-6-3 BB		0-0 1B			2	0	1	0	1	0	1											
Mudcat Grant, R OBP: 0.105, SLG: 0.158 Al Luplow, L OBP: 0.256, SLG: 0.301 Bob Allen, L (9, 1)	0-0 6-3				0-0 F7		0-3 K			2	0	0	0	0	0	1											
Inning Stats	R: 0 E: 0 K: 1 S: 5	H: 0 LOB: 0 BB: 0 P: 5	R: 0 E: 0 K: 2 S: 7	H: 0 LOB: 0 BB: 0 P: 7	R: 0 E: 0 K: 0 S: 3	H: 1 LOB: 0 BB: 0 P: 3	R: 0 E: 0 K: 2 S: 7	H: 0 LOB: 1 BB: 1 P: 11	R: 0 E: 0 K: 0 S: 2	H: 0 LOB: 0 BB: 1 P: 6	R: 0 E: 0 K: 1 S: 5	H: 0 LOB: 2 BB: 2 P: 13	R: 0 E: 1 K: 1 S: 6	H: 1 LOB: 1 BB: 0 P: 6	R: 0 E: 0 K: 0 S: 4	H: 1 LOB: 1 BB: 0 P: 4	1B: 3 2B: 0 3B: 0 HR: 0	SF: 0 SAC: 0 DP: 2 HBP: 0	WP: 0 PB: 0 SB: 0 CS: 0	PA: 32							
PITCHER	IP	WLS	BF	H	R	ER	SO	BB	IBB	HBP	BLK	WP	HR	S	P	ERA	WHIP										
Whitey Ford, L ERA: 2.93	(1, 1)	9.0	W 32	3	0	0	8	4	0	0	0	0	0	44	60	0.00	0.778										

New York Yankees @ Cleveland Indians
Cleveland Municipal Stadium, Cleveland, OH
Fri May 31 1963, 7:05 PM EDT
Att: 20,426 - Unknown

AB 28
R 0
H 3
RBI 0
BB 4
SO 8
LOB 13



Batter	1	2	3	4	5	6	7	8	9	AB	R	H	RBI	BB	SO	LOB	TOP				
Tony Kubek, L (1, 6) OBP: 0.241, SLG: 0.294	0-0 4-3			0-0 4-3		0-0 1B	0-0 F7			4	0	1	0	0	0	1					
Bobby Richardson, R (1, 4) OBP: 0.291, SLG: 0.331	0-0 F4			0-0 6-3		0-0 1-2 1B		0-0 F7		4	0	1	0	0	0	0					
Tom Tresh, S (1, 7) OBP: 0.362, SLG: 0.523	0-0 F2			0-0 3-1		0-0 3-1		0-0 3-1		4	0	0	0	0	0	2					
Mickey Mantle, S (1, 8) OBP: 0.427, SLG: 0.625		0-0 F5			0-0 F9		0-3 K 1B FC1-2	0-0 4-3		4	0	0	0	0	1	0					
Roger Maris, L (1, 9) OBP: 0.347, SLG: 0.593		0-0 F9			0-0 HR		0-0 IBB FC1-2 2B 1B		0-0 S 1B FC4-3 1B	4	2	3	1	0	0	0					
Jack Reed, R (9, PR) OBP: 0.360, SLG: 0.520		0-0 F8			0-0 CS 1B		0-0 FC1-2 2B IBB		0-0 S 1B	0	1	0	0	0	0	0					
Joe Pepitone, L (1, 3) OBP: 0.326, SLG: 0.554		0-0 F8			0-0 1B		0-0 FC1-2 2B IBB 3-H		0-0 S 1B	4	1	2	0	0	0	2					
Elston Howard, R (1, 2) OBP: 0.302, SLG: 0.500			0-0 5-3		0-0 F4		0-0 F9		0-3 K	4	0	0	0	0	1	5					
Clete Boyer, R (1, 5) OBP: 0.349, SLG: 0.497			0-0 F9		0-0 CS	0-0 F8	4-0 2B IBB		4-0 IBB	2	1	0	0	2	0	0					
Jim Bouton, R (1, 1) OBP: 0.120, SLG: 0.125			0-0 6-3		0-0 6-3		0-0 2B		0-0 FC4-6-3	4	0	1	4	0	0	2					
Inning Stats	R: 0 E: 0 K: 0 S: 3	H: 0 LOB: 0 BB: 0 P: 3	R: 0 E: 0 K: 0 S: 3	H: 0 LOB: 0 BB: 0 P: 3	R: 0 E: 0 K: 0 S: 3	H: 0 LOB: 0 BB: 0 P: 3	R: 1 E: 0 K: 0 S: 4	H: 2 LOB: 0 BB: 0 P: 4	R: 0 E: 0 K: 0 S: 5	H: 2 LOB: 2 BB: 0 P: 5	R: 3 E: 1 K: 1 S: 8	H: 2 LOB: 1 BB: 1 P: 12	R: 0 E: 0 K: 0 S: 3	H: 0 LOB: 0 BB: 0 P: 3	R: 1 E: 0 K: 1 S: 6	H: 2 LOB: 2 BB: 1 P: 10	1B: 6 2B: 2 3B: 0 HR: 1	SF: 0 SAC: 0 DP: 1 HBP: 0	WP: 0 PA: 37		
PITCHER	IP	WLS	BF	H	R	ER	SO	BB	IBB	HBP	BLK	WP	HR	S	P	ERA	WHIP				
Dick Donovan, R (1, 1) ERA: 3.88	8.0	L	31	6	4	1	1	0	1	0	0	0	1	32	36	1.12	0.750				
Ted Abernathy, R (9, 1) ERA: 5.4	1.0		5	2	1	1	1	0	1	0	0	0	0	6	10	9.00	2.000				

New York Yankees @ Cleveland Indians
 Cleveland Municipal Stadium, Cleveland, OH
 Sat Jun 01 1963, 3:33 AM EDT
 Att: 30,729 - Unknown - 74 F

AB	34
R	5
H	8
RBI	5
BB	2
SO	2
LOB	12



Batter	1	2	3	4	5	6	7	8	9	AB	R	H	RBI	BB	SO	LOB	BOTTOM				
Dick Howser, R (1, 6) OBP: 0.346, SLG: 0.234	0-0 G4-6-3 1B 2B		0-0 F8			0-0 B3-1		0-0 G4-6-3 1B		4	1	2	0	0	0	0					
Vic Davallito, L (1, 8) OBP: 0.314, SLG: 0.432	4-0 G4-6-3 BB		0-0 4-3			0-0 3B		0-0 G4-6-3 1-2		3	0	1	0	1	0	1					
Al Luplow, L (1, 9) OBP: 0.256, SLG: 0.299	0-0 G4-6-3 1-2 2-3		0-0 F3			0-0 F4		0-0 2B 1B		4	0	1	0	0	0	2					
Fred Whitfield, L (1, 3) OBP: 0.263, SLG: 0.419	4-0 1B BB			0-3 K		0-0 HR		0-0 F5		3	1	1	1	1	1	1					
Tito Francona, L (1, 7) OBP: 0.306, SLG: 0.349	0-0 WP 1-3 3-H 1B			0-3 K2-3		0-0 L5		0-0 F8		4	0	1	1	0	1	1					
Woodie Held, R (1, 4) OBP: 0.338, SLG: 0.459	0-3 K		0-0 F3			4-0 BB		0-0 2B		3	0	1	0	1	1	2					
Max Alvis, R (1, 5) OBP: 0.273, SLG: 0.414		0-0 F6			0-0 F5		0-3 K		0-0 F7	3	0	0	0	0	1	1					
Joe Adcock, R (9, PH) OBP: 0.314, SLG: 0.421		0-0 F9			0-0 6-3		0-0 F7		0-0 F7	1	0	0	0	0	0	2					
Joe Azcue, R (1, 2) OBP: 0.375, SLG: 0.333		0-0 F9			0-0 6-3					2	0	0	0	0	0	0					
Willie Kirkland, L (7, PH) OBP: 0.292, SLG: 0.333										1	0	0	0	0	0	1					
Jim Lawrence, L (8, 2)										0	0	0	0	0	0	0					
Dick Donovan, L (1, 1) OBP: 0.053, SLG: 0.053		0-3 K			0-0 G3				0-3 K	2	0	0	0	0	1	0					
Miguel de la Hoz, R (8, PH) OBP: 0.174, SLG: 0.217										1	0	0	0	0	0	0					
Ted Abernathy, R (9, 1)										0	0	0	0	0	0	0					
Inning Stats	R: 1 E: 0 K: 1 S: 6	H: 2 LOB: 2 BB: 2 P: 14	R: 0 E: 0 K: 1 S: 5	H: 0 LOB: 0 BB: 0 P: 5	R: 0 E: 0 K: 2 S: 7	H: 0 LOB: 0 BB: 0 P: 7	R: 0 E: 0 K: 0 S: 3	H: 0 LOB: 0 BB: 0 P: 3	R: 0 E: 0 K: 0 S: 3	H: 1 LOB: 0 BB: 0 P: 3	R: 1 E: 0 K: 1 S: 6	H: 1 LOB: 1 BB: 1 P: 10	R: 0 E: 0 K: 1 S: 5	H: 1 LOB: 0 BB: 0 P: 5	R: 0 E: 0 K: 0 S: 5	H: 2 LOB: 2 BB: 0 P: 5	1B: 3 2B: 2 3B: 1 HR: 1	SF: 0 SAC: 0 DP: 2 HBP: 0	WP: 1 PA: 34		
PITCHER	IP	WLS	BF	H	R	ER	SO	BB	IBB	HBP	BLK	WP	HR	S	P	ERA	WHIP				
Jim Bouton, R (1, 1) ERA: 2.25	9.0	W	34	7	2	2	6	3	0	0	0	1	1	43	55	2.00	1.111				

New York Yankees @ Cleveland Indians
 Cleveland Municipal Stadium, Cleveland, OH
 Sat Jun 01 1963, 3:33 AM EDT
 Att: 30,729 - Unknown - 74 F

AB	31
R	2
H	7
RBI	2
BB	3
SO	6
LOB	11



Batter	1	2	3	4	5	6	7	8	9	AB	R	H	RBI	BB	SO	LOB	TOP			
Clete Boyer, R OBP: 0.346, SLG: 0.491 (1, 5)	F5		1B			1-3			K	4	0	1	0	0	1	0	New York Yankees @ Cleveland Indians Cleveland Municipal Stadium, Cleveland, OH Sun Jun 02 1963, 3:33 AM EDT Unknown livebaseballscorecards.com			
Bobby Richardson, R OBP: 0.284, SLG: 0.353 (1, 4)	B5-3		F4			4-3			5-3	4	0	0	0	0	0	1				
Tom Tresh, S OBP: 0.354, SLG: 0.510 (1, 7)	K								F9	4	0	0	0	0	2	0				
Mickey Mantle, S OBP: 0.433, SLG: 0.623 (1, 8)										2	0	1	0	1	0	0				
Roger Maris, L OBP: 0.337, SLG: 0.574 (1, 9)										3	0	0	0	0	0	2				
Harry Bright, R OBP: 0.315, SLG: 0.500 (1, 3)										3	0	0	0	0	1	2				
Elston Howard, R OBP: 0.296, SLG: 0.490 (1, 2)										3	0	0	0	0	0	1				
Phil Linz, R OBP: 0.259, SLG: 0.167 (1, 6)										3	0	0	0	0	0	0				
Bill Stafford, R OBP: 0.214, SLG: 0.154 Hector Lopez, R OBP: 0.267, SLG: 0.305 Hal Reniff, R (8, 1)										2	0	0	0	0	0	0				
Inning Stats	R: 0 E: 0 K: 1 S: 5	H: 0 LOB: 0 BB: 0 P: 5	R: 0 E: 0 K: 1 S: 5	H: 0 LOB: 1 BB: 1 P: 9	R: 0 E: 0 K: 0 S: 4	H: 1 LOB: 0 BB: 0 P: 4	R: 0 E: 0 K: 1 S: 5	H: 0 LOB: 0 BB: 0 P: 5	R: 0 E: 0 K: 0 S: 3	H: 0 LOB: 0 BB: 0 P: 3	R: 0 E: 0 K: 0 S: 4	H: 1 LOB: 1 BB: 0 P: 4	R: 0 E: 0 K: 0 S: 3	H: 0 LOB: 0 BB: 0 P: 3	R: 0 E: 0 K: 1 S: 5	H: 0 LOB: 0 BB: 0 P: 5	1B: 2 2B: 0 3B: 0 HR: 0	SF: 0 SAC: 0 DP: 0 HBP: 0	WP: 0 PB: 0 SB: 0 CS: 0	PA: 30
PITCHER Jack Kralick, L ERA: 3.08 (1, 1)	IP: 9.0 WLS: W BF: 30 H: 2 R: 0 ER: 0 SO: 4 BB: 1 IBB: 0 HBP: 0 BLK: 0 WP: 0 HR: 0 S: 37 P: 41 ERA: 0.00 WHIP: 0.333															PITCHER Jack Kralick, L ERA: 3.08 (1, 1)	IP: 9.0 WLS: W BF: 30 H: 2 R: 0 ER: 0 SO: 4 BB: 1 IBB: 0 HBP: 0 BLK: 0 WP: 0 HR: 0 S: 37 P: 41 ERA: 0.00 WHIP: 0.333			

Batter	1	2	3	4	5	6	7	8	9	AB	R	H	RBI	BB	SO	LOB	BOTTOM			
Dick Howser, R OBP: 0.329, SLG: 0.221 (1, 6)	K		6-3			F9	F7			4	0	0	0	0	1	0	New York Yankees @ Cleveland Indians Cleveland Municipal Stadium, Cleveland, OH Sun Jun 02 1963, 3:33 AM EDT Unknown livebaseballscorecards.com			
Vic Davallilo, L OBP: 0.312, SLG: 0.433 (1, 8)	K		5-3			1B HR	5-3			4	1	1	0	0	1	0				
Al Luplow, L OBP: 0.279, SLG: 0.313 (1, 9)	F9									3	2	2	0	1	0	0				
Joe Adcock, R OBP: 0.330, SLG: 0.465 (1, 3)										4	1	3	3	0	0	1				
Tito Francona, L OBP: 0.297, SLG: 0.338 (1, 7)										4	0	0	0	0	0	3				
Woodie Held, R OBP: 0.344, SLG: 0.464 (1, 4)										3	0	2	1	0	1	0				
Max Alvis, R OBP: 0.279, SLG: 0.413 (1, 5)										3	0	1	0	1	1	3				
Joe Azcue, R OBP: 0.357, SLG: 0.440 (1, 2)										4	1	1	1	0	0	5				
Jack Kralick, L OBP: 0.238, SLG: 0.263 (1, 1)										3	0	0	0	0	0	1				
Inning Stats	R: 0 E: 0 K: 2 S: 7	H: 0 LOB: 0 BB: 0 P: 7	R: 0 E: 0 K: 1 S: 7	H: 2 LOB: 2 BB: 0 P: 7	R: 0 E: 0 K: 0 S: 3	H: 0 LOB: 0 BB: 0 P: 3	R: 0 E: 0 K: 0 S: 2	H: 0 LOB: 0 BB: 1 P: 6	R: 0 E: 0 K: 1 S: 6	H: 1 LOB: 1 BB: 0 P: 6	R: 3 E: 0 K: 0 S: 7	H: 4 LOB: 1 BB: 0 P: 7	R: 1 E: 0 K: 0 S: 4	H: 1 LOB: 0 BB: 0 P: 4	R: 1 E: 0 K: 0 S: 5	H: 2 LOB: 2 BB: 1 P: 9	1B: 7 2B: 1 3B: 0 HR: 2	SF: 0 SAC: 1 DP: 1 HBP: 0	WP: 0 PB: 0 SB: 0 CS: 0	PA: 35
PITCHER Bill Stafford, R ERA: 5.31 Hal Reniff, R ERA: 3.45 (8, 1)	IP: 7.0 WLS: L BF: 29 H: 8 R: 4 ER: 4 SO: 4 BB: 1 IBB: 0 HBP: 0 BLK: 0 WP: 0 HR: 2 S: 36 P: 40 ERA: 5.14 WHIP: 1.286															PITCHER Bill Stafford, R ERA: 5.31 Hal Reniff, R ERA: 3.45 (8, 1)	IP: 1.0 WLS: L BF: 6 H: 2 R: 1 ER: 1 SO: 0 BB: 1 IBB: 0 HBP: 0 BLK: 0 WP: 0 HR: 0 S: 5 P: 9 ERA: 9.00 WHIP: 3.000			

Batter	1	2	3	4	5	6	7	8	9	AB	R	H	RBI	BB	SO	LOB	TOP			
Phil Linz, R OBP: 0.290, SLG: 0.214 (1, 6)										4	0	2	2	0	0	0	New York Yankees @ Cleveland Indians Cleveland Municipal Stadium, Cleveland, OH Sun Jun 02 1963, 3:38 AM EDT Att: 27,557 - Overcast			
Bobby Richardson, R OBP: 0.278, SLG: 0.316 (1, 4)										4	0	0	0	0	1	2				
Tom Tresh, S OBP: 0.351, SLG: 0.503 (1, 7)										4	0	1	0	0	2	2				
Mickey Mantle, S OBP: 0.428, SLG: 0.609 (1, 8)										4	0	1	0	0	0	2				
Elston Howard, R OBP: 0.295, SLG: 0.483 (1, 2)										4	0	1	0	0	0	1				
Clete Boyer, R OBP: 0.344, SLG: 0.486 (1, 5)										4	0	1	0	0	0	1				
Joe Pepitone, L OBP: 0.331, SLG: 0.552 (1, 3)										4	0	2	0	0	0	1				
Hector Lopez, R OBP: 0.266, SLG: 0.302 (1, 9)										4	1	1	0	0	0	2				
Stan Williams, R OBP: 0.125, SLG: 0.067 (1, 1)										1	1	0	0	1	1	0				
Steve Hamilton, L OBP: 0.333, SLG: 0.667 (6, 1)										0	0	0	0	0	0	0				
Harry Bright, R OBP: 0.405, SLG: 0.487 (7, PH)										1	0	0	0	0	0	0				
Hal Reniff, R (7, 1)										0	0	0	0	0	0	0				
Inning Stats	R: 0 E: 0 K: 1 S: 6	H: 1 LOB: 1 BB: 0 P: 6	R: 0 E: 0 K: 0 S: 4	H: 2 LOB: 1 BB: 0 P: 4	R: 0 E: 0 K: 2 S: 8	H: 1 LOB: 1 BB: 0 P: 8	R: 0 E: 0 K: 0 S: 4	H: 2 LOB: 1 BB: 0 P: 4	R: 2 E: 0 K: 1 S: 7	H: 2 LOB: 1 BB: 1 P: 11	R: 0 E: 0 K: 0 S: 3	H: 0 LOB: 0 BB: 0 P: 3	R: 0 E: 0 K: 0 S: 3	H: 0 LOB: 0 BB: 0 P: 3	R: 0 E: 0 K: 0 S: 4	H: 1 LOB: 1 BB: 0 P: 4	1B: 9 2B: 0 3B: 0 HR: 0	SF: 0 SAC: 0 DP: 2 HBP: 0	WP: 1 PB: 0 SB: 0 CS: 0	PA: 35
PITCHER Sam McDowell, L ERA: 4.55 (1, 1)	IP: 9.0 WLS: W BF: 35 H: 9 R: 2 ER: 2 SO: 4 BB: 1 IBB: 0 HBP: 0 BLK: 0 WP: 1 HR: 0 S: 42 P: 46 ERA: 2.00 WHIP: 1.111															PITCHER				

Batter	1	2	3	4	5	6	7	8	9	AB	R	H	RBI	BB	SO	LOB	BOTTOM													
Dick Howser, R OBP: 0.333, SLG: 0.222 (1, 6)										4	1	1	0	1	0	4	New York Yankees @ Cleveland Indians Cleveland Municipal Stadium, Cleveland, OH Sun Jun 02 1963, 3:38 AM EDT Att: 27,557 - Overcast													
Vic Davallo, L OBP: 0.309, SLG: 0.427 (1, 8)										5	1	1	0	0	1	4														
Al Luplow, L OBP: 0.267, SLG: 0.298 (1, 9)										4	0	0	0	0	0	6														
Fred Whitfield, L OBP: 0.286, SLG: 0.487 (1, 3)										4	1	3	3	0	1	1														
Tito Francona, L OBP: 0.289, SLG: 0.328 (1, 7)										4	1	0	0	0	2	2														
Woodie Held, R OBP: 0.355, SLG: 0.477 (1, 4)										3	2	2	0	1	1	0														
Max Alvis, R OBP: 0.280, SLG: 0.407 (1, 5)										2	1	0	0	1	1	2														
Joe Azcue, R OBP: 0.375, SLG: 0.448 (1, 2)										4	0	2	2	0	0	2														
Sam McDowell, L OBP: 0.278, SLG: 0.235 (1, 1)										3	0	1	0	0	1	1														
Inning Stats	R: 0 E: 0 K: 0 S: 2	H: 0 LOB: 0 BB: 1 P: 6	R: 2 E: 0 K: 1 S: 9	H: 4 LOB: 2 BB: 0 P: 9	R: 0 E: 0 K: 1 S: 6	H: 1 LOB: 1 BB: 0 P: 6	R: 0 E: 0 K: 0 S: 3	H: 0 LOB: 1 BB: 1 P: 7	R: 2 E: 1 K: 0 S: 7	H: 2 LOB: 2 BB: 0 P: 7	R: 1 E: 0 K: 2 S: 8	H: 1 LOB: 1 BB: 1 P: 12	R: 0 E: 0 K: 2 S: 7	H: 0 LOB: 0 BB: 0 P: 7	1B: 7 2B: 2 3B: 0 HR: 1	SF: 0 SAC: 2 DP: 1 HBP: 0		WP: 2 PB: 0 SB: 0 CS: 0	PA: 38											
PITCHER Stan Williams, R ERA: 5.4 (1, 1)	IP: 5.1 WLS: L BF: 28 H: 9 R: 6 ER: 4 SO: 3 BB: 2 IBB: 0 HBP: 0 BLK: 0 WP: 2 HR: 0 S: 32 P: 40 ERA: 6.75 WHIP: 2.062															PITCHER														
Steve Hamilton, L ERA: 2.7 (6, 1)	0.2	2	0	0	0	0	0	0	0	2	2	0.00	0.000																	
Hal Reniff, R ERA: 3.57 (7, 1)	2.0	8	1	1	1	4	1	0	0	0	0	1	15	19	4.50	1.000														

AB 34
R 2
H 9
RBI 2
BB 1
SO 4
LOB 11



AB 33
R 7
H 10
RBI 5
BB 3
SO 7
LOB 22



Batter	1	2	3	4	5	6	7	8	9	AB	R	H	RBI	BB	SO	LOB	TOP				
Jake Wood, R OBP: 0.313, SLG: 0.425 (1, 4)										4	1	1	0	0	1	1	Detroit Tigers @ Cleveland Indians Cleveland Municipal Stadium, Cleveland, OH Tue Jun 04 1963, 7:05 PM EDT Att: 5,698 - Unknown				
Bill Bruton, L OBP: 0.305, SLG: 0.344 (1, 8)										3	1	0	0	1	1						
Al Kaline, R OBP: 0.413, SLG: 0.547 (1, 9)										3	2	2	1	1	0	0					
Norm Cash, L OBP: 0.343, SLG: 0.355 (1, 3)										4	0	1	1	0	0	1					
Rocky Colavito, R OBP: 0.338, SLG: 0.361 (1, 7)										4	0	1	0	0	3	3					
Dick McAuliffe, L OBP: 0.348, SLG: 0.387 (1, 6)										3	0	0	1	0	0	2					
Gus Triandos, R OBP: 0.327, SLG: 0.419 (1, 2)										4	0	0	0	0	2	2					
Don Wert, R OBP: 0.375, SLG: 0.323 (1, 5)										4	0	1	0	0	1	1					
Mickey Lolich, S Hank Aguirre, R Tom Sturdivant, L										3	0	0	0	0	2	1					
										0	0	0	0	0	0	0					
										0	0	0	0	0	0	0					
Inning Stats	R: 2 E: 1 K: 2 S: 10	H: 2 LOB: 1 BB: 0 P: 10	R: 0 E: 0 K: 1 S: 6	H: 1 LOB: 1 BB: 0 P: 6	R: 2 E: 0 K: 1 S: 7	H: 2 LOB: 1 BB: 1 P: 11	R: 0 E: 0 K: 2 S: 7	H: 0 LOB: 0 BB: 0 P: 7	R: 0 E: 0 K: 0 S: 2	H: 1 LOB: 0 BB: 0 P: 4	R: 0 E: 0 K: 1 S: 5	H: 0 LOB: 0 BB: 0 P: 5	R: 0 E: 0 K: 1 S: 7	H: 0 LOB: 0 BB: 0 P: 7	R: 0 E: 0 K: 2 S: 7	H: 0 LOB: 0 BB: 0 P: 7	1B: 6 2B: 0 3B: 0 HR: 0	SF: 1 SAC: 0 DP: 1 HBP: 0	WP: 0 PB: 0 SB: 1 CS: 0	PA: 35	
PITCHER	IP WLS BF H R ER SO BB IBB HBP BLK WP HR S P ERA WHIP	IP WLS BF H R ER SO BB IBB HBP BLK WP HR S P ERA WHIP	IP WLS BF H R ER SO BB IBB HBP BLK WP HR S P ERA WHIP	IP WLS BF H R ER SO BB IBB HBP BLK WP HR S P ERA WHIP	IP WLS BF H R ER SO BB IBB HBP BLK WP HR S P ERA WHIP	IP WLS BF H R ER SO BB IBB HBP BLK WP HR S P ERA WHIP	IP WLS BF H R ER SO BB IBB HBP BLK WP HR S P ERA WHIP	IP WLS BF H R ER SO BB IBB HBP BLK WP HR S P ERA WHIP	IP WLS BF H R ER SO BB IBB HBP BLK WP HR S P ERA WHIP	IP WLS BF H R ER SO BB IBB HBP BLK WP HR S P ERA WHIP	IP WLS BF H R ER SO BB IBB HBP BLK WP HR S P ERA WHIP	IP WLS BF H R ER SO BB IBB HBP BLK WP HR S P ERA WHIP	IP WLS BF H R ER SO BB IBB HBP BLK WP HR S P ERA WHIP	IP WLS BF H R ER SO BB IBB HBP BLK WP HR S P ERA WHIP	IP WLS BF H R ER SO BB IBB HBP BLK WP HR S P ERA WHIP	IP WLS BF H R ER SO BB IBB HBP BLK WP HR S P ERA WHIP	IP WLS BF H R ER SO BB IBB HBP BLK WP HR S P ERA WHIP	IP WLS BF H R ER SO BB IBB HBP BLK WP HR S P ERA WHIP	IP WLS BF H R ER SO BB IBB HBP BLK WP HR S P ERA WHIP	IP WLS BF H R ER SO BB IBB HBP BLK WP HR S P ERA WHIP	IP WLS BF H R ER SO BB IBB HBP BLK WP HR S P ERA WHIP

AB	32
R	4
H	6
RBI	3
BB	2
SO	10
LOB	12



Batter	1	2	3	4	5	6	7	8	9	AB	R	H	RBI	BB	SO	LOB	BOTTOM				
Dick Howser, R OBP: 0.330, SLG: 0.213 (1, 6)										3	1	0	0	1	1	3	Detroit Tigers @ Cleveland Indians Cleveland Municipal Stadium, Cleveland, OH Tue Jun 04 1963, 7:05 PM EDT Att: 5,698 - Unknown				
Vic Davallillo, L OBP: 0.308, SLG: 0.429 (1, 8)										4	1	1	0	0	0	0					
Al Luplow, L OBP: 0.266, SLG: 0.295 (1, 9)										4	0	1	2	0	2	0					
Joe Adcock, R OBP: 0.336, SLG: 0.495 (1, 3)										4	1	2	1	0	0	1					
Woodie Held, R OBP: 0.352, SLG: 0.466 (1, 4)										3	1	0	0	0	2	1					
Tito Francona, L OBP: 0.288, SLG: 0.326 (1, 7)										4	0	1	0	0	0	2					
Max Alvis, R OBP: 0.292, SLG: 0.430 (1, 5)										4	1	3	1	0	0	1					
Joe Azcue, R OBP: 0.389, SLG: 0.438 (1, 2)										3	0	1	0	1	0	2					
Barry Latman, R Willie Kirkland, L Jerry Walker, S Miguel de la Hoz, R Ted Abernathy, R										1	0	0	0	0	0	1					
										1	0	0	0	0	1	2					
										0	0	0	0	0	0	0					
										1	1	1	2	0	0	0					
										1	0	0	0	0	1	2					
Inning Stats	R: 0 E: 0 K: 1 S: 5	H: 0 LOB: 0 BB: 0 P: 5	R: 0 E: 0 K: 0 S: 3	H: 1 LOB: 0 BB: 0 P: 3	R: 0 E: 0 K: 1 S: 6	H: 1 LOB: 1 BB: 0 P: 6	R: 1 E: 0 K: 2 S: 8	H: 1 LOB: 0 BB: 0 P: 8	R: 0 E: 0 K: 1 S: 7	H: 2 LOB: 2 BB: 0 P: 7	R: 0 E: 0 K: 0 S: 3	H: 0 LOB: 0 BB: 0 P: 3	R: 5 E: 0 K: 0 S: 7	H: 4 LOB: 1 BB: 1 P: 12	R: 0 E: 0 K: 2 S: 8	H: 1 LOB: 2 BB: 1 P: 12	1B: 5 2B: 3 3B: 0 HR: 2	SF: 0 SAC: 0 DP: 1 HBP: 1	WP: 1 PB: 0 SB: 0 CS: 0	PA: 36	
PITCHER	IP WLS BF H R ER SO BB IBB HBP BLK WP HR S P ERA WHIP	IP WLS BF H R ER SO BB IBB HBP BLK WP HR S P ERA WHIP	IP WLS BF H R ER SO BB IBB HBP BLK WP HR S P ERA WHIP	IP WLS BF H R ER SO BB IBB HBP BLK WP HR S P ERA WHIP	IP WLS BF H R ER SO BB IBB HBP BLK WP HR S P ERA WHIP	IP WLS BF H R ER SO BB IBB HBP BLK WP HR S P ERA WHIP	IP WLS BF H R ER SO BB IBB HBP BLK WP HR S P ERA WHIP	IP WLS BF H R ER SO BB IBB HBP BLK WP HR S P ERA WHIP	IP WLS BF H R ER SO BB IBB HBP BLK WP HR S P ERA WHIP	IP WLS BF H R ER SO BB IBB HBP BLK WP HR S P ERA WHIP	IP WLS BF H R ER SO BB IBB HBP BLK WP HR S P ERA WHIP	IP WLS BF H R ER SO BB IBB HBP BLK WP HR S P ERA WHIP	IP WLS BF H R ER SO BB IBB HBP BLK WP HR S P ERA WHIP	IP WLS BF H R ER SO BB IBB HBP BLK WP HR S P ERA WHIP	IP WLS BF H R ER SO BB IBB HBP BLK WP HR S P ERA WHIP	IP WLS BF H R ER SO BB IBB HBP BLK WP HR S P ERA WHIP	IP WLS BF H R ER SO BB IBB HBP BLK WP HR S P ERA WHIP	IP WLS BF H R ER SO BB IBB HBP BLK WP HR S P ERA WHIP	IP WLS BF H R ER SO BB IBB HBP BLK WP HR S P ERA WHIP	IP WLS BF H R ER SO BB IBB HBP BLK WP HR S P ERA WHIP	IP WLS BF H R ER SO BB IBB HBP BLK WP HR S P ERA WHIP

AB	33
R	6
H	10
RBI	6
BB	2
SO	7
LOB	15



Batter	1	2	3	4	5	6	7	8	9	AB	R	H	RBI	BB	SO	LOB	TOP										
Jake Wood, R OBP: 0.315, SLG: 0.424 (1,4)	5-3		1B		K		SH5-3 E 1B	F7		5	1	2	0	0	1	2	Detroit Tigers @ Cleveland Indians Cleveland Municipal Stadium, Cleveland, OH Wed Jun 05 1963, 7:05 PM EDT Att: 7,488 - Unknown livebaseballscorecards.com										
Bill Bruton, L OBP: 0.303, SLG: 0.348 (1,8)	P6		P5		WP 1B 2B		SH5-3	F7		4	1	1	1	0	0	1											
Al Kaline, R OBP: 0.418, SLG: 0.543 (1,9)	BB		L4		1B 2H 1B		E WP 1B	L5-3		3	1	1	1	2	0	1											
Norm Cash, L OBP: 0.345, SLG: 0.378 (1,3)	K				BB 1B		E4 WP			5	1	2	1	0	1	3											
Dick McAuliffe, L OBP: 0.357, SLG: 0.386 (1,6)		5-3 BB			F7		K			3	0	1	0	2	1	2											
Rocky Colavito, R OBP: 0.335, SLG: 0.353 (1,7)	F8				F7		K			4	0	0	0	1	2	5											
Gus Triandos, R OBP: 0.325, SLG: 0.414 (1,2)	5-3				P3		K			4	0	1	0	0	1	3											
Don Wert, R OBP: 0.355, SLG: 0.303 (1,5)	F7				K2-3		F7			4	0	0	0	0	1	4											
Jim Bunning, R OBP: 0.219, SLG: 0.258 (1,1)			F9				5-3			3	1	1	0	0	0	0											
Terry Fox, R (8,1)					2B 3B			SH1-4		0	0	0	0	0	0	0											
Inning Stats	R: 0 E: 0 K: 1 S: 5	H: 0 LOB: 1 BB: 1 P: 9	R: 0 E: 0 K: 0 S: 3	H: 0 LOB: 1 BB: 1 P: 7	R: 0 E: 0 K: 0 S: 4	H: 1 LOB: 1 BB: 0 P: 4	R: 0 E: 0 K: 1 S: 6	H: 1 LOB: 2 BB: 1 P: 10	R: 2 E: 0 K: 1 S: 9	H: 4 LOB: 0 BB: 0 P: 9	R: 0 E: 0 K: 1 S: 5	H: 0 LOB: 0 BB: 0 P: 5	R: 2 E: 1 K: 2 S: 9	H: 1 LOB: 1 BB: 1 P: 13	R: 0 E: 0 K: 0 S: 4	H: 1 LOB: 1 BB: 0 P: 4	R: 1 E: 0 K: 1 S: 6	H: 1 LOB: 1 BB: 1 P: 10	1B: 6 2B: 1 3B: 1 HR: 1	SF: 0 SAC: 2 DP: 0 HBP: 0	WP: 2 PB: 0 SB: 0 CS: 0	PA: 42					
PITCHER	IP	WLS	BF	H	R	ER	SO	BB	IBB	HBP	BLK	WP	HR	S	P	ERA	WHIP										
Mudcat Grant, R ERA: 3.82 (1,1)	5.0	L	24	6	2	2	3	3	0	0	0	1	0	27	39	3.60	1.800										
Gary Bell, R ERA: 4.45 (6,1)	1.1		6	1	2	0	1	0	1	0	0	0	0	7	11	0.00	0.750										
Bob Allen, L ERA: 3.94 (7,1)	0.2		3	0	0	0	2	0	0	0	0	1	0	7	7	0.00	0.000										
Ron Nischwitz, L ERA: 6.89 (8,1)	1.0		4	1	0	0	0	0	0	0	0	0	0	4	4	0.00	1.000										
Ted Abernathy, R ERA: 3.66 (9,1)	1.0		5	1	1	1	1	1	0	0	0	0	1	6	10	9.00	2.000										

Batter	1	2	3	4	5	6	7	8	9	AB	R	H	RBI	BB	SO	LOB	BOTTOM										
Dick Howser, R OBP: 0.319, SLG: 0.205 (1,6)	F7		L9		SH5-4		F8	5-3		3	0	0	0	0	0	1	Detroit Tigers @ Cleveland Indians Cleveland Municipal Stadium, Cleveland, OH Wed Jun 05 1963, 7:05 PM EDT Att: 7,488 - Unknown livebaseballscorecards.com										
Gene Green, R OBP: 0.286, SLG: 0.290 (8,PH)										1	0	0	0	0	0	2											
Ted Abernathy, R (9,1)										0	0	0	0	0	0	0											
Vic Davallito, L OBP: 0.310, SLG: 0.422 (1,8)	S BB		K		F6		WP BB	5-3		3	0	0	0	2	1	2											
Al Luplow, L OBP: 0.263, SLG: 0.323 (1,9)	L9				3-1		F3			5	1	1	1	0	1	5											
Fred Whitfield, L OBP: 0.303, SLG: 0.506 (1,3)	K				2B		G5-4-3 1B	1B BB 1B		5	1	3	0	0	1	1											
Woodie Held, R OBP: 0.348, SLG: 0.456 (9,6)		F3			F8		G5-4-3 1B	L9		5	0	1	0	0	0	3											
Tito Francona, L OBP: 0.292, SLG: 0.324 (1,7)	F7				6-3		1B	1B BB		4	1	1	0	1	0	2											
Max Alvis, R OBP: 0.297, SLG: 0.431 (1,5)					1B 1B		E5 1B 1B	P4		4	1	2	0	0	0	1											
Joe Azcue, R OBP: 0.450, SLG: 0.500 (1,2)					SH5-4 1B		WP BB	1B		4	0	4	2	0	0	0											
Mudcat Grant, R OBP: 0.190, SLG: 0.150 (5,PH)										1	0	0	0	0	1	0											
Willie Kirtland, L OBP: 0.297, SLG: 0.338 (5,1)										0	0	0	0	0	0	0											
Gary Bell, R (6,1)										0	0	0	0	0	0	0											
Bob Allen, L (7,1)										0	0	0	0	0	0	0											
Miguel de la Hoz, R OBP: 0.200, SLG: 0.300 (7,PH)										1	0	0	0	0	0	1											
Ron Nischwitz, S (8,1)										0	0	0	0	0	0	0											
Joe Adcock, R OBP: 0.233, SLG: 0.490 (8,PH)										1	0	0	0	0	0	2											
Jerry Kindall, R OBP: 0.244, SLG: 0.192 (9,4)										0	0	0	0	0	0	0											
Inning Stats	R: 0 E: 0 K: 1 S: 5	H: 0 LOB: 1 BB: 1 P: 9	R: 0 E: 0 K: 0 S: 4	H: 2 LOB: 0 BB: 0 P: 4	R: 0 E: 0 K: 2 S: 7	H: 0 LOB: 0 BB: 0 P: 7	R: 0 E: 0 K: 1 S: 6	H: 1 LOB: 1 BB: 0 P: 6	R: 1 E: 1 K: 0 S: 6	H: 2 LOB: 2 BB: 0 P: 6	R: 0 E: 0 K: 0 S: 4	H: 2 LOB: 1 BB: 0 P: 4	R: 0 E: 0 K: 1 S: 6	H: 1 LOB: 2 BB: 1 P: 10	R: 2 E: 0 K: 0 S: 6	H: 3 LOB: 2 BB: 1 P: 10	R: 1 E: 0 K: 0 S: 5	H: 2 LOB: 1 BB: 0 P: 5	1B: 11 2B: 1 3B: 0 HR: 1	SF: 0 SAC: 1 DP: 1 HBP: 0	WP: 1 PB: 0 SB: 1 CS: 0	PA: 42					
PITCHER	IP	WLS	BF	H	R	ER	SO	BB	IBB	HBP	BLK	WP	HR	S	P	ERA	WHIP										
Jim Bunning, R ERA: 2.9 (1,1)	7.1		34	10	3	2	5	3	0	0	0	0	1	41	53	2.46	1.773										
Terry Fox, R ERA: 3.22 (8,1)	1.2	S	8	3	1	1	0	0	0	0	0	0	1	8	8	5.40	1.800										

Batter	1	2	3	4	5	6	7	8	9	AB	R	H	RBI	BB	SO	LOB	TOP								
Dick Howser, R OBP: 0.316, SLG: 0.207 (1, 6)										4	1	1	0	0	0	0									
Vic Davallio, L OBP: 0.317, SLG: 0.429 (1, 8)										4	1	2	0	1	0	1									
Al Luplow, L OBP: 0.262, SLG: 0.313 (1, 9)										3	1	0	0	1	1	2									
Fred Whitfield, L OBP: 0.287, SLG: 0.477 (1, 3)										5	0	0	0	0	1	5									
Max Alvis, R OBP: 0.302, SLG: 0.433 (1, 5)										4	1	2	1	0	0	0									
Tito Francona, L OBP: 0.285, SLG: 0.315 (1, 7)										4	0	0	0	0	0	3									
Joe Azcue, R OBP: 0.432, SLG: 0.475 (1, 2)										4	1	1	2	0	1	0									
Woodie Held, R OBP: 0.351, SLG: 0.475 (1, 4)										3	2	1	2	0	1	0									
Dick Donovan, L OBP: 0.048, SLG: 0.048 (1, 1)										2	0	0	0	0	2	0									
Willie Kirkland, L OBP: 0.303, SLG: 0.343 (8, PH)										2	1	1	0	0	0	0									
Ted Abernathy, R (8, 1)										0	0	0	0	0	0	0									
Inning Stats	R: 0 E: 0 K: 0 S: 3	H: 0 LOB: 1 BB: 1 P: 7	R: 0 E: 0 K: 1 S: 5	H: 0 LOB: 0 BB: 0 P: 5	R: 0 E: 0 K: 1 S: 6	H: 1 LOB: 1 BB: 0 P: 6	R: 0 E: 0 K: 0 S: 4	H: 1 LOB: 0 BB: 0 P: 4	R: 0 E: 0 K: 2 S: 7	H: 0 LOB: 0 BB: 0 P: 7	R: 0 E: 0 K: 1 S: 5	H: 0 LOB: 1 BB: 1 P: 9	R: 0 E: 0 K: 0 S: 3	H: 0 LOB: 0 BB: 0 P: 3	R: 0 E: 3 K: 1 S: 10	H: 5 LOB: 5 BB: 1 P: 11	R: 0 E: 0 K: 1 S: 6	H: 1 LOB: 1 BB: 0 P: 6	1B: 6 2B: 1 3B: 0 HR: 1	SF: 0 SAC: 2 DP: 0 HBP: 1	WP: 1 PB: 0 SB: 1 CS: 0	PA: 40			
PITCHER	IP	WLS	BF	H	R	ER	SO	BB	IBB	HBP	BLK	WP	HR	S	P	ERA	WHIP								
Jim Duckworth, R ERA: 3.62 (1, 1)	7.0	L	29	4	4	2	5	2	0	1	0	0	0	36	45	2.57	0.857								
Ron Kline, R ERA: 2.77 (8, 1)	0.2		6	3	4	0	0	0	0	0	0	0	1	6	6	0.00	4.500								
Pete Burnside, L ERA: 4.5 (8, 1)	0.1		1	0	0	0	0	0	0	0	0	0	0	1	1	0.00	0.000								
Jim Bronstad, R ERA: 4.76 (9, 1)	1.0		4	1	0	0	1	0	0	0	0	1	0	6	6	0.00	1.000								

Cleveland Indians @ Washington Senators
D.C. Stadium, Washington, DC
Fri Jun 07 1963, 7:05 PM EDT
Att: 9,478 - Unknown

AB 35
R 8
H 8
RBI 5
BB 2
SO 6
LOB 11

Batter	1	2	3	4	5	6	7	8	9	AB	R	H	RBI	BB	SO	LOB	BOTTOM								
Chuck Cottier, R OBP: 0.246, SLG: 0.329 (1, 4)										4	0	1	0	0	0	1									
Tom Brown, S OBP: 0.188, SLG: 0.163 (1, 8)										4	0	0	0	0	1	1									
Chuck Hinton, R OBP: 0.315, SLG: 0.477 (1, 7)										4	1	2	0	0	0	0									
Bobo Osborne, L OBP: 0.320, SLG: 0.454 (1, 3)										4	0	1	0	0	0	2									
Jim King, L OBP: 0.314, SLG: 0.416 (1, 9)										4	0	1	1	0	0	1									
Ed Brinkman, R OBP: 0.289, SLG: 0.335 (1, 6)										3	0	2	0	0	1	1									
Hobie Landrith, L OBP: 0.290, SLG: 0.222 (1, 2)										3	0	0	0	0	0	4									
John Kennedy, R OBP: 0.241, SLG: 0.125 (1, 5)										2	0	0	0	0	1	0									
Barry Shetrone, L (8, PH)										1	0	0	0	0	0	0									
Jim Bronstad, R (9, 1)										0	0	0	0	0	0	0									
Jim Duckworth, R (1, 1)										2	0	0	0	0	1	0									
Ron Kline, R OBP: 0.333, SLG: 1.000 (8, 1)										0	0	0	0	0	0	0									
Pete Burnside, R (8, 1)										0	0	0	0	0	0	0									
Dick Phillips, L OBP: 0.258, SLG: 0.232 (8, PH)										0	0	0	0	1	0	0									
Mary Breeding, R OBP: 0.317, SLG: 0.358 (9, 5)										0	0	0	0	0	0	0									
Inning Stats	R: 0 E: 0 K: 0 S: 3	H: 0 LOB: 0 BB: 0 P: 3	R: 0 E: 0 K: 0 S: 3	H: 0 LOB: 0 BB: 0 P: 4	R: 0 E: 0 K: 2 S: 7	H: 0 LOB: 0 BB: 0 P: 7	R: 0 E: 0 K: 0 S: 3	H: 1 LOB: 0 BB: 0 P: 3	R: 0 E: 0 K: 0 S: 3	H: 1 LOB: 0 BB: 0 P: 3	R: 0 E: 0 K: 0 S: 6	H: 3 LOB: 2 BB: 0 P: 6	R: 0 E: 0 K: 1 S: 5	H: 0 LOB: 1 BB: 1 P: 9	R: 0 E: 0 K: 1 S: 6	H: 1 LOB: 1 BB: 0 P: 6	1B: 7 2B: 0 3B: 0 HR: 0	SF: 0 SAC: 0 DP: 2 HBP: 1	WP: 0 PB: 0 SB: 1 CS: 0	PA: 34					
PITCHER	IP	WLS	BF	H	R	ER	SO	BB	IBB	HBP	BLK	WP	HR	S	P	ERA	WHIP								
Dick Donovan, R ERA: 3.61 (1, 1)	7.0	W	25	6	1	1	2	0	0	0	0	0	0	28	29	1.29	0.857								
Ted Abernathy, R ERA: 2.7 (8, 1)	2.0	S	8	1	0	0	2	1	0	0	0	0	0	11	15	0.00	1.000								

Cleveland Indians @ Washington Senators
D.C. Stadium, Washington, DC
Fri Jun 07 1963, 7:05 PM EDT
Att: 9,478 - Unknown

AB 31
R 1
H 7
RBI 1
BB 1
SO 4
LOB 10

Batter	1	2	3	4	5	6	7	8	9	AB R H RBI BB SO LOB	TOP									
Dick Howser, R OBP: 0.330, SLG: 0.230 (1, 6)										5 1 3 0 0 0 1	Cleveland Indians @ Washington Senators D.C. Stadium, Washington, DC Sat Jun 08 1963, 7:05 PM EDT Att: 11,729 - Unknown									
Vic Davallo, L OBP: 0.325, SLG: 0.445 (1, 8)									4 2 3 1 0 0 1											
Al Luplow, L OBP: 0.269, SLG: 0.317 (1, 9)									5 0 2 2 0 2 3											
Fred Whitfield, L OBP: 0.283, SLG: 0.462 (1, 3)									3 0 0 1 1 0 2											
Max Alvis, R OBP: 0.310, SLG: 0.435 (1, 5)									4 1 2 0 1 1 3											
Tito Francona, L OBP: 0.284, SLG: 0.314 (1, 7)									4 0 1 0 0 0 6											
Joe Azcue, R OBP: 0.436, SLG: 0.477 (1, 2)									4 1 2 1 0 1 2											
Woodie Held, R OBP: 0.349, SLG: 0.469 (1, 4)									4 1 1 1 0 1 0											
Jack Kralick, L OBP: 0.208, SLG: 0.227 (1, 1)									3 0 0 0 0 2 0											
Inning Stats	R: 1 E: 0 K: 0 S: 6	H: 3 LOB: 2 BB: 0 P: 6	R: 0 E: 0 K: 2 S: 7	H: 0 LOB: 0 BB: 0 P: 7	R: 0 E: 0 K: 1 S: 7	H: 2 LOB: 3 BB: 1 P: 11	R: 3 E: 1 K: 0 S: 7	H: 4 LOB: 1 BB: 0 P: 7	R: 1 E: 0 K: 0 S: 4	H: 2 LOB: 0 BB: 0 P: 4	R: 0 E: 0 K: 1 S: 5	H: 1 LOB: 2 BB: 1 P: 10	R: 0 E: 0 K: 1 S: 5	H: 0 LOB: 0 BB: 0 P: 5	R: 1 E: 0 K: 1 S: 6	H: 1 LOB: 0 BB: 0 P: 6	1B: 12 2B: 3 3B: 0 HR: 0	SF: 1 SAC: 2 DP: 1 HBP: 0	WP: 2 PB: 1 SB: 1 CS: 0	PA: 41
PITCHER	IP WLS BF H R ER SO BB IBB HBP BLK WP HR S P ERA WHIP											IP WLS BF H R ER SO BB IBB HBP BLK WP HR S P ERA WHIP								
Bennie Daniels, R ERA: 5.24 (1, 1)	3.0 L 17 7 3 3 3 0 0 0 0 0 0 22 26 9.00 2.333																			
Pete Blumside, L ERA: 5.25 (4, 1)	2.0 9 4 2 2 0 0 0 0 0 0 1 0 9 9 9.00 2.000																			
Jim Bronstad, R ERA: 4.54 (6, 1)	2.0 8 2 0 0 2 1 0 0 0 0 0 0 11 15 0.00 1.500																			
Jim Coates, R ERA: 6.26 (8, 1)	2.0 7 1 1 1 2 0 0 0 0 0 1 0 11 11 4.50 0.500																			

Batter	1	2	3	4	5	6	7	8	9	AB R H RBI BB SO LOB	BOTTOM									
Chuck Cottier, R OBP: 0.240, SLG: 0.321 (1, 4)										4 0 0 0 0 0 1	Cleveland Indians @ Washington Senators D.C. Stadium, Washington, DC Sat Jun 08 1963, 7:05 PM EDT Att: 11,729 - Unknown									
Minnie Minoso, R OBP: 0.342, SLG: 0.254 (1, 7)										3 0 1 0 1 1 0										
Chuck Hinton, R OBP: 0.310, SLG: 0.469 (1, 9)										4 0 0 0 0 0 2										
Don Lock, R OBP: 0.376, SLG: 0.512 (1, 8)										4 0 0 0 0 3 2										
Bobo Osborne, L OBP: 0.314, SLG: 0.444 (1, 3)										4 0 0 0 0 3 1										
Ed Brinkman, R OBP: 0.288, SLG: 0.333 (1, 6)										4 1 1 0 0 1 0										
Mary Breeding, R OBP: 0.327, SLG: 0.367 (1, 5)										3 0 2 0 0 0 0										
Hobie Landrith, L OBP: 0.294, SLG: 0.233 (1, 2)										3 0 1 0 0 0 2										
Bennie Daniels, L OBP: 0.338, SLG: 0.100 (4, 1)										1 0 0 0 0 1 0										
Don Leppert, R OBP: 0.346, SLG: 0.519 (6, 1)										0 0 0 0 0 0 0										
Jim Bronstad, R OBP: 0.185, SLG: 0.190 (8, 1)										1 0 0 0 0 0 0										
Tom Brown, S OBP: 0.185, SLG: 0.190 (7, 1)										0 0 0 0 0 0 0										
Jim Coates, R (8, 1)										0 0 0 0 0 0 0										
Inning Stats	R: 0 E: 0 K: 1 S: 6	H: 1 LOB: 1 BB: 0 P: 6	R: 0 E: 0 K: 2 S: 7	H: 0 LOB: 0 BB: 0 P: 7	R: 0 E: 0 K: 1 S: 5	H: 0 LOB: 0 BB: 0 P: 5	R: 0 E: 0 K: 2 S: 7	H: 0 LOB: 1 BB: 1 P: 11	R: 1 E: 0 K: 0 S: 5	H: 2 LOB: 1 BB: 0 P: 5	R: 0 E: 0 K: 1 S: 5	H: 0 LOB: 2 BB: 0 P: 7	R: 0 E: 0 K: 1 S: 5	H: 0 LOB: 0 BB: 0 P: 5	R: 0 E: 0 K: 0 S: 3	H: 0 LOB: 0 BB: 0 P: 3	1B: 5 2B: 0 3B: 0 HR: 0	SF: 0 SAC: 0 DP: 0 HBP: 0	WP: 0 PB: 0 SB: 1 CS: 0	PA: 33
PITCHER	IP WLS BF H R ER SO BB IBB HBP BLK WP HR S P ERA WHIP											IP WLS BF H R ER SO BB IBB HBP BLK WP HR S P ERA WHIP								
Jack Kralick, L ERA: 2.82 (1, 1)	9.0 W 33 5 1 1 9 1 0 0 0 0 0 50 54 1.00 0.667																			

Batter	1	2	3	4	5	6	7	8	9	AB	R	H	RBI	BB	SO	LOB	TOP					
Dick Howser, R OBP: 0.333, SLG: 0.231										4	1	1	0	1	0	5	Cleveland Indians @ Washington Senators D.C. Stadium, Washington, DC Sun Jun 09 1963, 3:33 AM EDT Att: 5,637 - Unknown					
Vic Davallio, L OBP: 0.332, SLG: 0.463										5	2	3	2	0	0	1						
Al Luplow, L OBP: 0.274, SLG: 0.317										3	1	1	1	1	0	2						
Fred Whitfield, L OBP: 0.298, SLG: 0.469										5	1	3	0	0	0	0						
Tito Francona, L OBP: 0.287, SLG: 0.316										5	1	2	1	0	0	3						
Max Alvis, R OBP: 0.313, SLG: 0.440										5	1	2	0	0	0	3						
Joe Azcue, R OBP: 0.396, SLG: 0.429										5	0	0	0	0	0	7						
Woodie Held, R OBP: 0.362, SLG: 0.486										3	0	3	3	1	0	0						
Sam McDowell, L OBP: 0.278, SLG: 0.235										0	0	0	0	0	0	0	C					
Gary Bell, R OBP: 0.167, SLG: 0.091										4	0	1	0	0	1	3						
Ted Abernathy, R OBP: 0.167, SLG: 0.091										0	0	0	0	0	0	0						
Inning Stats	R: 2 E: 1 K: 0 S: 6	H: 3 LOB: 2 BB: 1 P: 10	R: 0 E: 0 K: 0 S: 5	H: 2 LOB: 2 BB: 0 P: 5	R: 0 E: 0 K: 0 S: 4	H: 1 LOB: 1 BB: 0 P: 4	R: 0 E: 0 K: 0 S: 3	H: 1 LOB: 1 BB: 1 P: 7	R: 3 E: 0 K: 0 S: 8	H: 5 LOB: 2 BB: 0 P: 8	R: 0 E: 0 K: 0 S: 4	H: 1 LOB: 1 BB: 0 P: 4	R: 1 E: 0 K: 1 S: 6	H: 1 LOB: 0 BB: 0 P: 6	R: 1 E: 1 K: 0 S: 4	H: 1 LOB: 1 BB: 0 P: 8	R: 0 E: 0 K: 0 S: 4	H: 1 LOB: 1 BB: 0 P: 4	1B: 13 2B: 2 3B: 0 HR: 1	SF: 2 SAC: 1 DP: 1 HBP: 0	WP: 0 PB: 0 SB: 1 CS: 1	PA: 45
PITCHER	IP WLS BF H R ER SO BB IBB HBP BLK WP HR S P ERA WHIP																					
Tom Cheney, R ERA: 2.64	(1, 1)	4.0 L 22 9 4 4 0 0 2 0 0 0 0 0 1 20 28 9.00 2.750																				
Jim Coates, R ERA: 5.23	(5, 1)	3.0 14 5 2 2 1 0 0 0 0 0 0 0 0 16 16 6.00 1.667																				
Jim Bronstad, R ERA: 4.53	(8, 1)	2.0 9 2 1 1 0 1 0 0 0 0 0 0 0 8 12 4.50 1.500																				

Batter	1	2	3	4	5	6	7	8	9	AB	R	H	RBI	BB	SO	LOB	BOTTOM					
Chuck Cottier, R OBP: 0.235, SLG: 0.314										4	0	0	0	0	1	2	Cleveland Indians @ Washington Senators D.C. Stadium, Washington, DC Sun Jun 09 1963, 3:33 AM EDT Att: 5,637 - Unknown					
Minnie Mioso, R OBP: 0.340, SLG: 0.254										4	1	1	0	0	1	0						
Chuck Hinton, R OBP: 0.313, SLG: 0.487										4	1	2	2	0	1	0						
Don Lock, R OBP: 0.368, SLG: 0.500										4	1	0	0	0	2	1						
Ed Brinkman, R OBP: 0.288, SLG: 0.332										4	0	1	0	0	1	2						
John Kennedy, R OBP: 0.226, SLG: 0.115										2	0	0	0	0	2	2						
Jim King, L OBP: 0.316, SLG: 0.417										2	0	1	0	0	0	1						
Tom Brown, S OBP: 0.190, SLG: 0.167										4	0	1	1	0	2	1						
Ken Retzer, L OBP: 0.250, SLG: 0.250										3	0	1	0	0	0	2						
Claude Osteen, L OBP: 0.263, SLG: 0.222										0	0	0	0	0	0	0						
Jim Bronstad, R										0	0	0	0	0	0	0						
Bobo Osborne, L OBP: 0.313, SLG: 0.442										1	0	0	0	0	0	1						
Tom Cheney, R OBP: 0.097, SLG: 0.097										1	0	0	0	0	0	2						
Jim Coates, R										1	0	0	0	0	1	0						
Dick Phillips, L OBP: 0.270, SLG: 0.246										1	0	1	0	0	0	0						
Hobie Landrith, L OBP: 0.286, SLG: 0.226										1	0	0	0	0	0	1						
Inning Stats	R: 0 E: 0 K: 2 S: 7	H: 0 LOB: 0 BB: 0 P: 7	R: 1 E: 1 K: 1 S: 8	H: 2 LOB: 2 BB: 0 P: 8	R: 2 E: 0 K: 1 S: 7	H: 2 LOB: 0 BB: 0 P: 7	R: 0 E: 0 K: 2 S: 7	H: 0 LOB: 0 BB: 0 P: 7	R: 0 E: 0 K: 1 S: 5	H: 0 LOB: 0 BB: 0 P: 5	R: 0 E: 1 K: 1 S: 6	H: 0 LOB: 1 BB: 0 P: 6	R: 0 E: 0 K: 0 S: 4	H: 2 LOB: 2 BB: 0 P: 4	R: 0 E: 0 K: 2 S: 8	H: 1 LOB: 1 BB: 0 P: 8	R: 0 E: 0 K: 1 S: 6	H: 1 LOB: 1 BB: 0 P: 6	1B: 6 2B: 1 3B: 0 HR: 1	SF: 0 SAC: 0 DP: 1 HBP: 0	WP: 0 PB: 0 SB: 0 CS: 0	PA: 36
PITCHER	IP WLS BF H R ER SO BB IBB HBP BLK WP HR S P ERA WHIP																					
Sam McDowell, L ERA: 4.55	(1, 1)	2.0 W 24 6 2 2 7 0 0 0 0 0 0 1 38 38 3.00 1.000																				
Gary Bell, R ERA: 4.29	(3, 1)	6.0 W 24 6 2 2 7 0 0 0 0 0 0 1 38 38 3.00 1.000																				
Ted Abernathy, R ERA: 2.35	(9, 1)	1.0 S 3 0 0 0 0 1 0 0 0 0 0 0 0 5 5 0.00 0.000																				

Batter	1	2	3	4	5	6	7	8	9	AB	R	H	RBI	BB	SO	LOB	TOP					
Dick Howser, R OBP: 0.339, SLG: 0.234 (1, 6)										3	1	1	0	1	1	0	Cleveland Indians @ Baltimore Orioles Memorial Stadium, Baltimore, MD Mon Jun 10 1963, 7:05 PM EDT Att: 9,470 - Unknown					
Vic Davallio, L OBP: 0.339, SLG: 0.464 (1, 8)										4	0	1	0	0	1	2						
Al Luplow, L OBP: 0.274, SLG: 0.308 (1, 9)										3	0	0	1	1	0	1						
Joe Adcock, R OBP: 0.339, SLG: 0.514 (1, 3)										3	1	1	1	1	1	1						
Tito Francona, L OBP: 0.281, SLG: 0.309 (1, 7)										4	0	0	0	0	1	2						
Max Alvis, R OBP: 0.306, SLG: 0.429 (1, 5)										4	0	0	0	0	0	2						
Joe Azcue, R OBP: 0.404, SLG: 0.434 (1, 2)										4	0	2	0	0	0	0						
Woodie Held, R OBP: 0.359, SLG: 0.480 (1, 4)										4	0	1	0	0	1	1						
Barry Latman, R OBP: 0.200, SLG: 0.500 Ted Abernathy, R (9, 1)										3	1	1	1	0	0	2						
										0	0	0	0	0	0	0						
Inning Stats	R: 1 E: 0 K: 1 S: 7	H: 2 LOB: 2 BB: 1 P: 11	R: 0 E: 0 K: 1 S: 6	H: 1 LOB: 2 BB: 1 P: 10	R: 0 E: 0 K: 0 S: 2	H: 0 LOB: 0 BB: 1 P: 6	R: 0 E: 0 K: 0 S: 3	H: 0 LOB: 0 BB: 0 P: 3	R: 0 E: 0 K: 1 S: 5	H: 0 LOB: 0 BB: 0 P: 5	R: 1 E: 0 K: 0 S: 4	H: 1 LOB: 0 BB: 0 P: 4	R: 1 E: 0 K: 0 S: 4	H: 1 LOB: 0 BB: 0 P: 4	R: 0 E: 0 K: 2 S: 7	H: 0 LOB: 0 BB: 0 P: 7	R: 0 E: 0 K: 0 S: 5	H: 2 LOB: 2 BB: 0 P: 5	1B: 4 2B: 1 3B: 0 HR: 2	SF: 0 SAC: 1 DP: 1 HBP: 0	WP: 0 PB: 0 SB: 0 CS: 0	PA: 36
PITCHER	IP WLS BF H R ER SO BB IBB HBP BLK WP HR S P ERA WHIP	6.2 L 27 5 3 3 3 3 0 0 0 0 0 2 30 42 4.05 1.200	7.1 1.1 4 0 0 0 2 0 0 0 0 0 0 8 8 0.00 0.000	9.1 1.0 5 2 0 0 0 0 0 0 0 0 0 5 5 0.00 2.000																		

Batter	1	2	3	4	5	6	7	8	9	AB	R	H	RBI	BB	SO	LOB	BOTTOM					
Luis Aparicio, R OBP: 0.314, SLG: 0.362 (1, 6)										4	0	2	1	0	1	2	Cleveland Indians @ Baltimore Orioles Memorial Stadium, Baltimore, MD Mon Jun 10 1963, 7:05 PM EDT Att: 9,470 - Unknown					
Bob Saverine, S OBP: 0.287, SLG: 0.200 (1, 4)										4	0	0	0	0	2	2						
Al Smith, R OBP: 0.353, SLG: 0.439 (1, 9)										3	1	0	0	1	1	1						
Jim Gentile, L OBP: 0.366, SLG: 0.436 Bob Johnson, R OBP: 0.313, SLG: 0.409 (9, PR)										3	0	1	0	1	1	1						
Boog Powell, L OBP: 0.333, SLG: 0.522 (1, 7)										4	0	1	1	0	1	1						
Brooks Robinson, R OBP: 0.326, SLG: 0.395 (1, 5)										4	0	1	0	0	1	2						
Jackie Brandt, R OBP: 0.306, SLG: 0.431 (1, 8)										3	0	1	0	0	2	0						
John Orsino, R OBP: 0.362, SLG: 0.430 (1, 2)										3	1	1	0	0	1	2						
Mike McCormick, L OBP: 0.267, SLG: 0.267 Stu Miller, R OBP: 0.250, SLG: 0.250 Charlie Lau, L OBP: 0.200, SLG: 0.208 Wes Stock, R (9, 1)										1	0	0	0	0	1	0						
										0	0	0	0	0	0	0						
										0	0	0	0	0	0	0						
Inning Stats	R: 0 E: 1 K: 3 S: 10	H: 1 LOB: 1 BB: 0 P: 10	R: 0 E: 0 K: 1 S: 5	H: 0 LOB: 0 BB: 0 P: 5	R: 1 E: 0 K: 1 S: 6	H: 2 LOB: 1 BB: 0 P: 6	R: 0 E: 0 K: 0 S: 2	H: 0 LOB: 0 BB: 1 P: 6	R: 0 E: 0 K: 2 S: 7	H: 0 LOB: 0 BB: 0 P: 7	R: 0 E: 0 K: 1 S: 5	H: 0 LOB: 0 BB: 0 P: 5	R: 0 E: 0 K: 1 S: 5	H: 0 LOB: 0 BB: 0 P: 5	R: 0 E: 1 K: 2 S: 9	H: 2 LOB: 2 BB: 0 P: 9	R: 1 E: 0 K: 0 S: 4	H: 2 LOB: 2 BB: 1 P: 8	1B: 5 2B: 3 3B: 0 HR: 0	SF: 0 SAC: 1 DP: 2 HBP: 0	WP: 0 PB: 0 SB: 1 CS: 1	PA: 33
PITCHER	IP WLS BF H R ER SO BB IBB HBP BLK WP HR S P ERA WHIP	8.2 W 32 7 2 2 11 2 0 0 0 0 0 0 52 60 2.08 1.038	0.1 S 1 0 0 0 0 0 0 0 0 0 0 0 1 1 0.00 0.000																			

Batter	1	2	3	4	5	6	7	8	9	AB	R	H	RBI	BB	SO	LOB	TOP								
Dick Howser, R (1.6) OBP: 0.344, SLG: 0.282	F7		1B		F7		L9	1B		4	2	1	0	1	0	0	Cleveland Indians @ Detroit Tigers Tiger Stadium, Detroit, MI Wed Jun 12 1963, 7:05 PM EDT Att: 12,780 - Unknown								
Vic Davallio, L (1.8) OBP: 0.335, SLG: 0.472 Jerry Kindall, R (1. PR) OBP: 0.281, SLG: 0.300	HBP		1B		F8		PB	1B		0	0	0	0	0	0	0									
Al Luplow, L (1.7) OBP: 0.288, SLG: 0.319	K		L9		L9		1B	K		4	1	0	0	1	2	6									
Joe Adcock, R (1.3) OBP: 0.350, SLG: 0.545		K					HR	P4		5	2	3	3	0	1	3									
Max Alvis, R (1.5) OBP: 0.311, SLG: 0.436	K		F8				SF7	WP		4	1	2	3	0	1	2									
Willie Kirkland, L (1.9) OBP: 0.326, SLG: 0.400	F8				K		SH3	K		4	0	1	1	1	2	1									
Joe Azcue, R (1.2) OBP: 0.369, SLG: 0.443			HR		5-3		SH3	F8		4	1	1	1	0	0	1									
Woodie Held, R (1.4) OBP: 0.374, SLG: 0.503			1B				6-3	4-3		4	2	2	1	1	0	1									
Dick Donovan, L (1.1) OBP: 0.043, SLG: 0.043 Tito Francona, L (6. PH) OBP: 0.279, SLG: 0.307 Jerry Walker, S (6.1) OBP: 0.300, SLG: 0.222			K		K		1-3	K		2	0	0	0	0	2	2									
										1	0	0	0	0	0	1									
										2	1	1	0	0	1	0									
Inning Stats	R: 0 E: 0 K: 1 S: 4	H: 0 LOB: 1 BB: 0 P: 5	R: 0 E: 0 K: 2 S: 7	H: 0 LOB: 0 BB: 0 P: 7	R: 3 E: 0 K: 1 S: 10	H: 5 LOB: 2 BB: 0 P: 10	R: 0 E: 0 K: 2 S: 8	H: 1 LOB: 1 BB: 0 P: 8	R: 0 E: 0 K: 0 S: 3	H: 0 LOB: 0 BB: 0 P: 3	R: 2 E: 0 K: 0 S: 5	H: 2 LOB: 1 BB: 1 P: 9	R: 3 E: 0 K: 0 S: 6	H: 3 LOB: 1 BB: 1 P: 10	R: 4 E: 0 K: 2 S: 10	H: 3 LOB: 1 BB: 2 P: 18	R: 0 E: 0 K: 1 S: 5	H: 0 LOB: 0 BB: 0 P: 5	1B: 9 2B: 3 3B: 1 HR: 2	SF: 1 SAC: 1 DP: 1 HBP: 1	WP: 2 PB: 2 SB: 0 CS: 1	PA: 45			
PITCHER	IP	WLS	BF	H	R	ER	SO	BB	IBB	HBP	BLK	WP	HR	S	P	ERA	WHIP								
Hank Aguirre, L (1.1) ERA: 3.92	5.0		24	8	5	5	6	1	0	1	0	0	2	34	39	9.00	1.800								
Tom Sturdivant, R (6.1) ERA: 4.45	1.2	L	9	3	3	2	0	1	0	0	0	0	0	8	12	10.80	2.400								
Paul Foytack, R (7.1) ERA: 8.66	0.1		4	1	3	3	0	2	0	0	0	0	0	2	10	81.00	9.000								
Mickey Lolich, L (8.1) ERA: 3.55	1.0		5	2	1	1	2	0	0	0	0	1	0	9	9	9.00	2.000								
Bob Anderson, R (9.1) ERA: 3.18	1.0		3	0	0	0	1	0	0	0	0	0	0	5	5	0.00	0.000								

Batter	1	2	3	4	5	6	7	8	9	AB	R	H	RBI	BB	SO	LOB	BOTTOM								
Jake Wood, R (1.4) OBP: 0.333, SLG: 0.449	1B	HR		E6			1B	K		4	2	2	1	0	1	2	Cleveland Indians @ Detroit Tigers Tiger Stadium, Detroit, MI Wed Jun 12 1963, 7:05 PM EDT Att: 12,780 - Unknown								
Bill Bruton, L (1.8) OBP: 0.299, SLG: 0.340	FC6-4	F7		CS	1-3		F7			5	1	1	0	0	0	1									
Al Kaline, R (1.9) OBP: 0.429, SLG: 0.622	FC6-4			HR			F7			5	1	3	2	0	0	0									
Norm Cash, L (1.3) OBP: 0.348, SLG: 0.417	F7		F9		HR		K			5	1	1	0	0	1	4									
Dick McAuliffe, L (1.6) OBP: 0.347, SLG: 0.391	FC6-4		F3		HR		F9			4	1	1	2	0	0	4									
Rocky Colavito, R (1.7) OBP: 0.332, SLG: 0.351					P4					4	0	3	1	0	0	0									
Gus Triandos, R (1.2) OBP: 0.312, SLG: 0.403	F7		P6				F7			4	0	1	0	0	0	3									
Don Wert, R (1.5) OBP: 0.330, SLG: 0.275		K		F7			K			4	0	0	0	0	2	1									
Hank Aguirre, R (1.1) OBP: 0.367, SLG: 0.172 Tom Sturdivant, L (6.1) Paul Foytack, R (7.1) Mickey Lolich, S (8.1) Bill Freshman, R (8. PR) OBP: 0.382, SLG: 0.513 Bob Anderson, R (9.1)		K					5-3			2	0	0	0	0	0	0									
										1	0	0	0	0	0	0									
										0	0	0	0	0	0	0									
										0	0	0	0	0	0	0									
										1	0	1	0	0	0	0									
										0	0	0	0	0	0	0									
										0	0	0	0	0	0	0									
Inning Stats	R: 2 E: 0 K: 0 S: 6	H: 3 LOB: 2 BB: 0 P: 7	R: 1 E: 0 K: 2 S: 8	H: 1 LOB: 0 BB: 0 P: 8	R: 1 E: 0 K: 0 S: 5	H: 2 LOB: 1 BB: 0 P: 5	R: 0 E: 1 K: 1 S: 5	H: 0 LOB: 0 BB: 0 P: 5	R: 2 E: 0 K: 0 S: 5	H: 2 LOB: 0 BB: 0 P: 5	R: 0 E: 0 K: 1 S: 7	H: 0 LOB: 0 BB: 0 P: 5	R: 0 E: 0 K: 1 S: 7	H: 2 LOB: 2 BB: 0 P: 7	R: 0 E: 0 K: 1 S: 7	H: 3 LOB: 3 BB: 0 P: 7	R: 0 E: 0 K: 0 S: 3	H: 0 LOB: 0 BB: 0 P: 3	1B: 10 2B: 0 3B: 0 HR: 3	SF: 0 SAC: 0 DP: 0 HBP: 1	WP: 0 PB: 0 SB: 1 CS: 1	PA: 41			
PITCHER	IP	WLS	BF	H	R	ER	SO	BB	IBB	HBP	BLK	WP	HR	S	P	ERA	WHIP								
Dick Donovan, R (1.1) ERA: 4.11	5.0		24	8	6	6	3	0	0	1	0	0	3	29	30	10.80	1.600								
Jerry Walker, R (6.1) ERA: 4.45	4.0	W	16	5	0	0	3	0	0	0	0	0	0	22	22	0.00	1.250								


Batter	1	2	3	4	5	6	7	8	9	AB	R	H	RBI	BB	SO	LOB	TOP								
Dick Howser, R (1, 6) OBP: 0.339, SLG: 0.271										4	0	0	0	1	1	1	Cleveland Indians @ Detroit Tigers Tiger Stadium, Detroit, MI Thu Jun 13 1963, 4:33 AM EDT Att: 5,784 - Unknown								
Jerry Kindall, R (1, 4) OBP: 0.278, SLG: 0.273										3	0	0	0	0	2	1									
Al Luplow, L (1, 7) OBP: 0.260, SLG: 0.308										4	0	0	0	0	0	1									
Fred Whitfield, L (1, 3) OBP: 0.301, SLG: 0.480										3	1	0	0	0	0	1									
Willie Kirkland, L (1, 9) OBP: 0.344, SLG: 0.442										2	3	1	2	2	0	1									
Max Alvis, R (1, 5) OBP: 0.315, SLG: 0.443										4	1	2	1	0	1	3									
Joe Azcue, R (1, 2) OBP: 0.377, SLG: 0.446										4	0	2	1	0	1	2									
Woodie Held, R (1, 8) OBP: 0.366, SLG: 0.491										4	0	0	0	0	1	3									
Jack Kralick, L (1, 1) OBP: 0.185, SLG: 0.200										3	0	0	0	0	2	3									
Inning Stats	R: 0 E: 0 K: 2 S: 7	H: 0 LOB: 0 BB: 0 P: 7	R: 2 E: 2 K: 1 S: 7	H: 1 LOB: 2 BB: 0 P: 8	R: 0 E: 0 K: 0 S: 2	H: 0 LOB: 0 BB: 1 P: 6	R: 2 E: 1 K: 2 S: 10	H: 2 LOB: 1 BB: 0 P: 10	R: 0 E: 0 K: 1 S: 5	H: 0 LOB: 0 BB: 0 P: 5	R: 1 E: 0 K: 0 S: 3	H: 1 LOB: 1 BB: 1 P: 7	R: 0 E: 0 K: 1 S: 5	H: 0 LOB: 0 BB: 0 P: 5	R: 0 E: 0 K: 1 S: 5	H: 0 LOB: 2 BB: 1 P: 10		R: 0 E: 0 K: 0 S: 4	H: 1 LOB: 1 BB: 0 P: 4	1B: 3 2B: 1 3B: 0 HR: 1	SF: 0 SAC: 1 DP: 0 HBP: 2	WP: 1 PB: 0 SB: 0 CS: 1	PA: 37		
PITCHER	IP	WLS	BF	H	R	ER	SO	BB	IBB	HBP	BLK	WP	HR	S	P	ERA	WHIP								
Phil Regan, R (1, 1) ERA: 3.65	6.0	L	25	4	5	3	6	2	0	1	0	1	1	34	43	4.50	1.000								
Bob Anderson, R (7, 1) ERA: 2.7	3.0		12	1	0	0	2	0	1	1	0	0	0	14	19	0.00	0.333								

Batter	1	2	3	4	5	6	7	8	9	AB	R	H	RBI	BB	SO	LOB	BOTTOM								
Jake Wood, R (1, 4) OBP: 0.335, SLG: 0.447										5	1	2	0	0	0	1	Cleveland Indians @ Detroit Tigers Tiger Stadium, Detroit, MI Thu Jun 13 1963, 4:33 AM EDT Att: 5,784 - Unknown								
Dick McAuliffe, L (1, 6) OBP: 0.345, SLG: 0.387										4	0	1	0	0	3	2									
Al Kaline, R (1, 9) OBP: 0.434, SLG: 0.638										4	1	3	1	0	0	1									
Rocky Colavito, R (1, 7) OBP: 0.326, SLG: 0.345										3	0	0	1	0	1	3									
Norm Cash, L (1, 3) OBP: 0.351, SLG: 0.415										3	0	1	0	1	1	1									
Bill Freehan, R (1, 2) OBP: 0.375, SLG: 0.500										4	1	1	0	0	1	2									
Bubba Phillips, R (1, 8) OBP: 0.216, SLG: 0.281										4	0	0	0	0	0	2									
Don Wert, R (1, 5) OBP: 0.326, SLG: 0.274										4	0	1	0	0	1	1									
Phil Regan, R (1, 1) OBP: 0.238, SLG: 0.400										2	0	1	1	0	1	0									
Frank Kostro, R (6, PH) OBP: 0.333, SLG: 0.235										1	0	0	0	0	0	2									
Bob Anderson, R (7, 1) ERA: 2.7										0	0	0	0	0	0	0									
Gus Triandos, R (8, PH) OBP: 0.310, SLG: 0.400										1	0	0	0	0	0	0									
Inning Stats	R: 1 E: 0 K: 2 S: 9	H: 2 LOB: 1 BB: 0 P: 9	R: 1 E: 1 K: 1 S: 7	H: 2 LOB: 1 BB: 0 P: 7	R: 1 E: 0 K: 3 S: 10	H: 1 LOB: 1 BB: 1 P: 14	R: 0 E: 0 K: 1 S: 5	H: 0 LOB: 0 BB: 0 P: 5	R: 0 E: 0 K: 0 S: 4	H: 2 LOB: 2 BB: 0 P: 4	R: 0 E: 0 K: 0 S: 5	H: 2 LOB: 1 BB: 0 P: 5	R: 0 E: 0 K: 1 S: 6	H: 1 LOB: 1 BB: 0 P: 6	R: 0 E: 0 K: 0 S: 3	H: 0 LOB: 0 BB: 0 P: 3	R: 0 E: 0 K: 0 S: 3	H: 0 LOB: 0 BB: 0 P: 3	1B: 9 2B: 0 3B: 0 HR: 1	SF: 1 SAC: 0 DP: 1 HBP: 0	WP: 0 PB: 0 SB: 0 CS: 0	PA: 37			
PITCHER	IP	WLS	BF	H	R	ER	SO	BB	IBB	HBP	BLK	WP	HR	S	P	ERA	WHIP								
Jack Kralick, L (1, 1) ERA: 2.73	9.0	W	37	10	3	2	8	1	0	0	0	0	1	52	56	2.00	1.222								

Batter	1	2	3	4	5	6	7	8	9	AB	R	H	RBI	BB	SO	LOB	TOP								
Mary Breeding, R (1, 5) John Kennedy, R (8, FH) OBP: 0.319, SLG: 0.348 OBP: 0.200, SLG: 0.100	4-0 G6-3 BB		0-0 HR 1B		0-0 F7			0-0 5-3		2	1	1	1	1	0	1									
Jim King, L (1, 9) OBP: 0.321, SLG: 0.474	0-0 G6-3 1-2		0-0 HR		0-0 HR			0-0 G1-4-3 1B		4	2	3	4	0	0	1									
Chuck Hinton, R (1, 7) OBP: 0.312, SLG: 0.482	0-0 3B		0-0 L6		0-0 P5			0-0 G1-4-3 1-2		4	0	1	0	0	0	1									
Bobo Osborne, L (1, 3) OBP: 0.305, SLG: 0.424	0-0 F3		0-0 L4		0-0 P5			0-0 5-3		4	0	0	0	0	0	1									
Don Lock, R (1, 8) OBP: 0.347, SLG: 0.465		0-3 K		0-3 K				0-0 6-3		4	0	0	0	0	2	0									
Ed Brinkman, R (1, 6) OBP: 0.280, SLG: 0.333	0-0 3-1		0-0 F8		0-0 6-3			0-0 G1-4-3 1-2		4	0	0	0	0	0	1									
Ken Retzer, L (1, 2) OBP: 0.242, SLG: 0.242	0-3 K2-3		0-0 4-3		0-0 3-1					3	0	0	0	0	1	0									
Chuck Cottier, R (1, 4) OBP: 0.249, SLG: 0.344			4-0 SH3-4 1B BB		0-0 FC1-5 2B			0-0 5-3		2	1	1	0	1	0	0									
Tom Cheney, R (1, 1) Ron Kline, R (8, 1) OBP: 0.091, SLG: 0.091 OBP: 0.333, SLG: 1.000			0-0 SH3-4 1-2		0-0 FC1-5 HR			0-0 1-3		2	1	0	0	0	0	1									
										0	0	0	0	0	0	0									
Inning Stats	R: 0 E: 0 K: 0 S: 3	H: 1 LOB: 1 BB: 1 P: 7	R: 0 E: 0 K: 2 S: 7	H: 0 LOB: 2 BB: 0 P: 7	R: 3 E: 1 K: 0 S: 5	H: 2 LOB: 0 BB: 1 P: 9	R: 0 E: 0 K: 1 S: 5	H: 0 LOB: 0 BB: 0 P: 5	R: 2 E: 0 K: 0 S: 5	H: 2 LOB: 0 BB: 0 P: 5	R: 0 E: 0 K: 0 S: 3	H: 0 LOB: 0 BB: 0 P: 3	R: 0 E: 0 K: 0 S: 3	H: 0 LOB: 0 BB: 0 P: 3	R: 0 E: 0 K: 0 S: 3	H: 1 LOB: 0 BB: 0 P: 3	R: 0 E: 1 K: 0 S: 3	H: 0 LOB: 0 BB: 0 P: 3	1B: 2 2B: 1 3B: 1 HR: 2	SF: 0 SAC: 1 DP: 3 HBP: 0	WP: 0 PB: 0 SB: 0 CS: 0	PA: 33			
PITCHER	IP	WLS	BF	H	R	ER	SO	BB	IBB	HBP	BLK	WP	HR	S	P	ERA	WHIP								
Barry Latman, R (1, 1) ERA: 4.91	7.0	L	27	5	5	5	3	2	0	0	0	0	2	31	39	6.43	1.000								
Bob Allen, L (8, 1) ERA: 3.5	2.0		6	1	0	0	0	0	0	0	0	0	0	6	6	0.00	0.500								

Washington Senators @ Cleveland Indians
Cleveland Municipal Stadium, Cleveland, OH
Fri Jun 14 1963, 7:05 PM EDT
Unknown

AB	30
R	5
H	6
RBI	5
BB	2
SO	3
LOB	6



Batter	1	2	3	4	5	6	7	8	9	AB	R	H	RBI	BB	SO	LOB	BOTTOM								
Dick Howser, R (1, 6) OBP: 0.348, SLG: 0.273	4-0 HR BB	0-0 1B		4-0 S BB			0-0 G3		0-0 6-3	3	1	1	0	2	0	0									
Jerry Kindall, R (1, 4) OBP: 0.293, SLG: 0.368	0-0 HR	0-0 1B		0-3 K			0-0 F8		0-0 5-3	5	1	2	2	0	1	1									
Al Luplow, L (1, 7) OBP: 0.267, SLG: 0.303	4-0 1B BB	0-0 4-3		0-0 3-1				4-0 BB S BB		2	0	0	0	2	0	2									
Fred Whitfield, L (1, 3) OBP: 0.291, SLG: 0.462	0-0 F7		0-0 F7		0-0 4-3			0-0 F9		4	0	0	0	0	0	2									
Willie Kirkland, L (1, 9) OBP: 0.340, SLG: 0.432	0-0 FC4 1B		0-0 F5		0-0 P6			0-0 F5		4	0	1	0	0	0	1									
Max Alvis, R (1, 5) OBP: 0.318, SLG: 0.441	0-3 K		0-0 1B		0-0 F5			1-0 BB HBP		3	0	1	0	0	1	2									
Joe Azcue, R (1, 2) Joe Adcock, R (8, FH) Pedro Ramos, S (8, FPR) Cal Neeman, R (9, 2) OBP: 0.351, SLG: 0.426 OBP: 0.355, SLG: 0.545 OBP: 0.100, SLG: 0.100	0-0 FC4 1-2		0-0 F2		0-3 K			4-0 1-2 2-3 BB		3	0	0	0	0	1	3									
Woodie Held, R (1, 8) OBP: 0.364, SLG: 0.482		4-0 CS BB		0-0 F7				0-0 F8		3	0	0	0	1	1	3									
Barry Latman, R (1, 1) Tito Francona, L (7, FH) Bob Allen, L (8, 1) Miguel de la Hoz, R (9, FH) OBP: 0.167, SLG: 0.417 OBP: 0.279, SLG: 0.305		0-3 K		0-3 K				0-0 F7		2	0	0	0	0	2	1									
										1	0	0	0	0	0	0									
										0	0	0	0	0	0	0									
										1	0	0	0	0	0	0									
Inning Stats	R: 2 E: 0 K: 1 S: 7	H: 2 LOB: 2 BB: 2 P: 15	R: 0 E: 0 K: 1 S: 6	H: 2 LOB: 2 BB: 1 P: 10	R: 0 E: 0 K: 0 S: 4	H: 1 LOB: 1 BB: 0 P: 4	R: 0 E: 0 K: 2 S: 7	H: 0 LOB: 0 BB: 1 P: 11	R: 0 E: 0 K: 0 S: 3	H: 0 LOB: 0 BB: 0 P: 3	R: 0 E: 0 K: 2 S: 7	H: 0 LOB: 0 BB: 0 P: 7	R: 0 E: 0 K: 0 S: 3	H: 0 LOB: 0 BB: 0 P: 3	R: 0 E: 0 K: 0 S: 3	H: 0 LOB: 3 BB: 2 P: 12	R: 0 E: 0 K: 0 S: 3	H: 0 LOB: 0 BB: 0 P: 3	1B: 4 2B: 0 3B: 0 HR: 1	SF: 0 SAC: 0 DP: 0 HBP: 1	WP: 0 PB: 0 SB: 3 CS: 1	PA: 38			
PITCHER	IP	WLS	BF	H	R	ER	SO	BB	IBB	HBP	BLK	WP	HR	S	P	ERA	WHIP								
Tom Cheney, R (1, 1) ERA: 2.62	7.2	W	34	5	2	2	6	6	0	1	0	0	1	39	64	2.35	1.435								
Ron Kline, R (8, 1) ERA: 2.37	1.1	S	4	0	0	0	0	0	0	0	0	0	0	4	4	0.00	0.000								

Washington Senators @ Cleveland Indians
Cleveland Municipal Stadium, Cleveland, OH
Fri Jun 14 1963, 7:05 PM EDT
Unknown


AB	31
R	2
H	5
RBI	2
BB	6
SO	6
LOB	15



Batter	1	2	3	4	5	6	7	8	9	AB	R	H	RBI	BB	SO	LOB	TOP										
Minnie Minoso, R OBP: 0.333, SLG: 0.265										4	0	0	0	0	0	1											
Dick Phillips, L OBP: 0.300, SLG: 0.274										3	0	0	0	0	0	0											
Jim King, L OBP: 0.318, SLG: 0.485										3	0	1	0	0	1	0											
Chuck Hinton, R OBP: 0.307, SLG: 0.465										3	0	0	0	0	1	1											
Don Leppert, R OBP: 0.323, SLG: 0.483										2	0	0	0	0	0	0											
Hobie Landrith, L OBP: 0.300, SLG: 0.209										1	0	0	0	0	0	0											
Don Lock, R OBP: 0.336, SLG: 0.448										3	0	0	0	0	2	0											
Ed Brinkman, R OBP: 0.272, SLG: 0.322										3	0	0	0	0	2	0											
Chuck Cottier, R OBP: 0.239, SLG: 0.330										2	0	0	0	0	2	0											
Ken Retzer, L OBP: 0.248, SLG: 0.239										1	0	0	0	0	0	0											
Bennie Daniels, L OBP: 0.267, SLG: 0.083										2	0	0	0	0	0	0											
Pete Burnside, R										0	0	0	0	0	0	0											
Bobo Osborne, L OBP: 0.310, SLG: 0.422										0	0	0	0	1	0	0											
Claude Osteen, L OBP: 0.192, SLG: 0.160										0	0	0	0	0	0	0											
Inning Stats	R: 0 E: 0 K: 0 S: 3	H: 0 LOB: 0 BB: 0 P: 3	R: 0 E: 0 K: 1 S: 5	H: 0 LOB: 0 BB: 0 P: 5	R: 0 E: 0 K: 2 S: 7	H: 0 LOB: 0 BB: 0 P: 7	R: 0 E: 0 K: 1 S: 5	H: 0 LOB: 0 BB: 0 P: 5	R: 0 E: 0 K: 2 S: 7	H: 0 LOB: 0 BB: 0 P: 7	R: 0 E: 0 K: 0 S: 4	H: 1 LOB: 1 BB: 0 P: 4	R: 0 E: 0 K: 1 S: 5	H: 0 LOB: 0 BB: 1 P: 5	R: 0 E: 0 K: 0 S: 2	H: 0 LOB: 1 BB: 1 P: 6	1B: 0 2B: 1 3B: 0 HR: 0	SF: 0 SAC: 0 DP: 1 HBP: 0	WP: 1 PB: 0 SB: 0 CS: 0	PA: 28							
PITCHER	IP	WLS	BF	H	R	ER	SO	BB	IBB	HBP	BLK	WP	HR	S	P	ERA	WHIP										
Pedro Ramos, R ERA: 3.63	7.0	W	22	1	0	0	7	0	0	0	0	1	0	36	36	0.00	0.143										
Ted Abernathy, R ERA: 2.03	2.0	S	6	0	0	0	1	1	0	0	0	0	0	7	11	0.00	0.500										

Washington Senators @ Cleveland Indians
Cleveland Municipal Stadium, Cleveland, OH
Sat Jun 15 1963, 3:33 AM EDT
Att: 2,954 - Unknown

AB 27
R 0
H 1
RBI 0
BB 1
SO 8
LOB 2



Batter	1	2	3	4	5	6	7	8	9	AB	R	H	RBI	BB	SO	LOB	BOTTOM										
Dick Howser, R OBP: 0.333, SLG: 0.262										4	0	1	1	0	0	0											
Jerry Kindall, R OBP: 0.289, SLG: 0.327										4	0	0	0	0	3	1											
Willie Kirkland, L OBP: 0.349, SLG: 0.495										4	0	2	0	0	0	0											
Fred Whitfield, L OBP: 0.293, SLG: 0.455										4	1	1	0	0	1	2											
Max Alvis, R OBP: 0.318, SLG: 0.431										2	1	0	0	1	0	1											
Al Luplow, L OBP: 0.260, SLG: 0.288										3	1	0	0	0	0	3											
Joe Azcue, R OBP: 0.359, SLG: 0.419										2	0	0	0	0	0	1											
Joe Adcock, R OBP: 0.367, SLG: 0.542										1	0	1	2	0	0	0											
Mudcat Grant, R OBP: 0.130, SLG: 0.217										0	0	0	0	0	0	0											
Cal Neeman, R										0	0	0	0	0	0	0											
Woodie Held, R OBP: 0.356, SLG: 0.459										2	0	0	0	1	1	2											
Pedro Ramos, S OBP: 0.077, SLG: 0.077										3	1	0	0	0	1	4											
Ted Abernathy, R										0	0	0	0	0	0	0											
Inning Stats	R: 0 E: 0 K: 1 S: 5	H: 0 LOB: 0 BB: 0 P: 5	R: 0 E: 0 K: 1 S: 5	H: 0 LOB: 0 BB: 0 P: 5	R: 0 E: 0 K: 2 S: 7	H: 0 LOB: 0 BB: 0 P: 7	R: 0 E: 0 K: 0 S: 4	H: 1 LOB: 1 BB: 0 P: 4	R: 0 E: 0 K: 0 S: 5	H: 0 LOB: 0 BB: 0 P: 5	R: 4 E: 1 K: 1 S: 10	H: 3 LOB: 1 BB: 0 P: 10	R: 0 E: 0 K: 0 S: 3	H: 1 LOB: 0 BB: 0 P: 3	1B: 5 2B: 0 3B: 0 HR: 0	SF: 0 SAC: 1 DP: 1 HBP: 0	WP: 0 PB: 0 SB: 0 CS: 0	PA: 32									
PITCHER	IP	WLS	BF	H	R	ER	SO	BB	IBB	HBP	BLK	WP	HR	S	P	ERA	WHIP										
Bennie Daniels, R ERA: 5.05	7.0	L	29	4	4	3	6	1	1	0	0	0	0	39	47	3.86	0.714										
Pete Burnside, L ERA: 4.6	1.0		3	1	0	0	0	0	0	0	0	0	0	3	3	0.00	1.000										

Washington Senators @ Cleveland Indians
Cleveland Municipal Stadium, Cleveland, OH
Sat Jun 15 1963, 3:33 AM EDT
Att: 2,954 - Unknown

AB 29
R 4
H 5
RBI 3
BB 2
SO 6
LOB 14



Batter	1	2	3	4	5	6	7	8	9	AB	R	H	RBI	BB	SO	LOB	TOP																
Minnie Minoso, R (1, 5) OBP: 0.346, SLG: 0.283	0-0 BB 6-3 1B	0-0 F9			0-0 BB 1B SF8		0-0 CS 1B	0-0 1B	0-0 1B	5	2	4	0	0	0	1	Washington Senators @ Cleveland Indians Cleveland Municipal Stadium, Cleveland, OH Sun Jun 16 1963, 3:33 AM EDT Unknown livebaseballscorecards.com																
Jim King, L (1, 9) OBP: 0.332, SLG: 0.485	4-0 6-3 BB 1-2 BB		4-0 FC4-6 BB		0-0 SF8 BB 1-2 1B		4-0 1-2 BB	0-0 4-3	2	0	1	0	3	0	1																		
Chuck Hinton, R (1, 7) OBP: 0.306, SLG: 0.459	0-3 K		0-3 K		4-0 1-2 2-3 BB		0-0 F9		3	0	0	0	1	2	4																		
Bobo Osborne, L (1, 3) OBP: 0.313, SLG: 0.427	4-0 6-3 BB 1-2 2-3 3-H		0-0 FC4-6 1-2		0-0 SF8 2-3 3-H			0-0 2B	2	0	1	1	1	0	1																		
Don Lock, R (1, 8) OBP: 0.330, SLG: 0.439	0-0 6-3 1-2 2-3 3-H		0-3 K		0-0 4-3			0-0 1-4	4	0	0	1	0	1	6																		
Ed Brinkman, R (1, 6) OBP: 0.289, SLG: 0.318	0-0 6-3				0-0 F2		0-0 F9		3	0	0	0	0	0	2																		
Dick Phillips, L (8, PH) OBP: 0.296, SLG: 0.270									1	0	0	0	0	1	1																		
John Kennedy, R (8, 6) OBP: 0.194, SLG: 0.097									0	0	0	0	0	0	0																		
Ken Retzer, L (1, 2) OBP: 0.248, SLG: 0.240		0-0 SH3-4 1B		0-0 F7		0-0 F7		0-0 F9	4	0	1	0	0	0	1																		
Chuck Cottier, R (1, 4) OBP: 0.236, SLG: 0.325		0-3 K		0-0 F9		0-0 F8			3	0	0	0	0	1	1																		
Tom Brown, S (9, PH) OBP: 0.174, SLG: 0.141								0-0 G3	1	0	0	0	0	0	0																		
Dave Stenhouse, R (1, 1) OBP: 0.130, SLG: 0.095		0-0 SH3-4 1-2			0-0 5-3		0-0 4-3		2	0	0	0	0	0	0																		
Ron Kline, R (7, 1) OBP: 0.333, SLG: 1.000									0	0	0	0	0	0	0																		
Hobie Landrith, L (9, PH) OBP: 0.294, SLG: 0.205									1	0	0	0	0	1	0																		
Inning Stats	R: 1 E: 0 K: 1 S: 6	H: 1 LOB: 2 BB: 2 P: 14	R: 0 E: 0 K: 1 S: 6	H: 1 LOB: 1 BB: 0 P: 6	R: 0 E: 0 K: 2 S: 7	H: 0 LOB: 1 BB: 1 P: 11	R: 0 E: 0 K: 0 S: 3	H: 0 LOB: 0 BB: 0 P: 3	R: 1 E: 0 K: 0 S: 5	H: 2 LOB: 2 BB: 1 P: 9	R: 0 E: 0 K: 0 S: 3	H: 0 LOB: 0 BB: 0 P: 3	R: 0 E: 0 K: 0 S: 3	H: 1 LOB: 1 BB: 1 P: 7	R: 0 E: 0 K: 1 S: 6	H: 1 LOB: 1 BB: 0 P: 6	R: 0 E: 0 K: 1 S: 6	H: 1 LOB: 1 BB: 0 P: 6	1B: 6 2B: 1 3B: 0 HR: 0	SF: 1 SAC: 1 DP: 0 HBP: 0	WP: 0 PB: 0 SB: 0 CS: 1	PA: 38											
PITCHER	IP WLS BF H R ER SO BB IBB HBP BLK WP HR S P ERA WHIP																																
Mudcat Grant, R (1, 1) ERA: 3.76	7.0	30	5	2	1	4	5	0	0	0	0	0	0	33	53	1.29	1.429																
Ted Abernathy, R (8, 1) ERA: 1.76	2.0	W	8	2	0	0	2	0	0	0	0	0	0	12	12	0.00	1.000																

Batter	1	2	3	4	5	6	7	8	9	AB	R	H	RBI	BB	SO	LOB	BOTTOM																
Dick Howser, R (1, 6) OBP: 0.342, SLG: 0.270	0-0 5-3		4-0 S BB		0-0 1-3 1B		0-0 L8	0-0 1-2 2-H 1B	4	0	2	1	1	0	1																		
Jerry Kindall, R (1, 4) OBP: 0.283, SLG: 0.333	0-0 F7		0-0 F5		0-3 K		0-0 1-H 2B	0-0 F9	5	0	1	1	0	1	5																		
Willie Kirkland, L (1, 9) OBP: 0.345, SLG: 0.479	0-3 K		0-0 4-3 1-2		0-0 4-3		0-0 4-0 BB		3	0	0	0	1	1	3																		
Fred Whitfield, L (1, 3) OBP: 0.291, SLG: 0.457		0-0 FC2-5-6 2B		0-0 3-1		0-0 4-3	0-0 F8		4	0	1	0	0	0	2																		
Max Alvis, R (1, 5) OBP: 0.316, SLG: 0.424		0-0 FC2-5-6-5 4-3 2-3 2B		0-3 K		4-0 1-3 BB		0-0 F8	3	1	0	0	1	1	1																		
Al Luplow, L (1, 7) OBP: 0.297, SLG: 0.289		0-0 4-3 2-3		4-0 S BB		0-0 1-3 1-2		0-0 1B 5-3 1B	3	1	1	0	1	0	2																		
Joe Azcue, R (1, 2) OBP: 0.366, SLG: 0.436		0-0 2B		0-0 F8 1-2		0-0 5-3		0-0 1-3 1B 5-3 1B	4	1	2	1	0	0	2																		
Woodie Held, R (1, 8) OBP: 0.354, SLG: 0.451		0-0 3-H F7			4-0 1B BB		0-0 F7	0-0 5-3	3	0	0	1	1	0	2																		
Mudcat Grant, R (1, 1) OBP: 0.120, SLG: 0.200					0-0 5-3		0-0 F8		2	0	0	0	0	0	1																		
Tito Francona, L (7, PH) OBP: 0.280, SLG: 0.307								0-0 3-H 4-0	1	1	1	0	0	0	0																		
Ted Abernathy, R (8, 1) ERA: 2.84								0-0 2B 1B	0	0	0	0	1	0	0																		
Inning Stats	R: 0 E: 0 K: 1 S: 5	H: 0 LOB: 0 BB: 0 P: 5	R: 1 E: 0 K: 0 S: 5	H: 2 LOB: 1 BB: 0 P: 5	R: 0 E: 0 K: 0 S: 3	H: 0 LOB: 1 BB: 1 P: 7	R: 0 E: 0 K: 1 S: 5	H: 0 LOB: 1 BB: 1 P: 9	R: 0 E: 0 K: 1 S: 6	H: 1 LOB: 2 BB: 1 P: 10	R: 0 E: 0 K: 0 S: 3	H: 0 LOB: 1 BB: 1 P: 7	R: 1 E: 0 K: 0 S: 5	H: 2 LOB: 2 BB: 1 P: 9	R: 2 E: 0 K: 0 S: 6	H: 3 LOB: 2 BB: 1 P: 10	R: 0 E: 0 K: 0 S: 6	H: 3 LOB: 2 BB: 1 P: 10	1B: 5 2B: 3 3B: 0 HR: 0	SF: 0 SAC: 0 DP: 0 HBP: 0	WP: 0 PB: 0 SB: 2 CS: 0	PA: 38											
PITCHER	IP WLS BF H R ER SO BB IBB HBP BLK WP HR S P ERA WHIP																																
Dave Stenhouse, R (1, 1) ERA: 3.73	6.2	29	5	2	2	3	4	0	0	0	0	0	0	31	47	2.70	1.350																
Ron Kline, R (7, 1) ERA: 2.84	1.1	L	9	3	2	2	0	2	0	0	0	0	0	7	15	13.50	3.750																



Batter	1	2	3	4	5	6	7	8	9	AB	R	H	RBI	BB	SO	LOB	TOP		
Tom Brown, S OBP: 0.176, SLG: 0.145	F5		6-3		4-3			1B	K	5	0	1	0	0	1	3			
Minnie Minoza, R OBP: 0.339, SLG: 0.276	F8		6-3		F7			F9		4	0	0	0	0	0	1			
Jim King, L OBP: 0.330, SLG: 0.497	K			HR	3-1			P4		4	1	1	1	0	1	1			
Bobo Osborne, L OBP: 0.316, SLG: 0.433		1B	E1		P6			1B	2B	4	2	2	0	0	0	0			
Don Leppert, R OBP: 0.330, SLG: 0.484		1B	F8		F8			FC2-6		4	1	2	1	0	0	1			
Claude Osteen, L OBP: 0.192, SLG: 0.160		1B						2H		0	0	0	0	0	0	0			
John Kennedy, R OBP: 0.194, SLG: 0.097		1B						1B		0	0	0	0	0	0	0			
Mary Breeding, R OBP: 0.302, SLG: 0.328	F7						1-3	FC2-6		4	0	0	0	0	1	3			
Hobie Landrith, L OBP: 0.294, SLG: 0.205								2B	1-2	0	0	0	0	0	0	0			
Ed Brinkman, R OBP: 0.272, SLG: 0.325					5-3			1-3	2B	4	0	2	1	0	0	0			
Chuck Cottier, R OBP: 0.236, SLG: 0.322	SF7				6-3					2	0	0	1	1	0	0			
Don Rudolph, L OBP: 0.231, SLG: 0.261																			
Dick Phillips, L OBP: 0.292, SLG: 0.266	F2							K		3	0	0	0	0	2	1			
Jim Bronstad, R OBP: 0.284, SLG: 0.317								K	K	1	0	0	0	0	1	3			
										0	0	0	0	0	0	0			
Inning Stats	R: 0 E: 0 K: 1 S: 5	H: 0 LOB: 0 BB: 0 P: 5	R: 2 E: 0 K: 0 S: 6	H: 3 LOB: 1 BB: 0 P: 6	R: 1 E: 1 K: 0 S: 5	H: 1 LOB: 0 BB: 0 P: 5	R: 0 E: 0 K: 1 S: 5	H: 0 LOB: 0 BB: 0 P: 5	R: 0 E: 0 K: 0 S: 3	H: 0 LOB: 0 BB: 0 P: 3	R: 0 E: 0 K: 0 S: 3	H: 0 LOB: 0 BB: 0 P: 3	R: 0 E: 0 K: 1 S: 6	H: 1 LOB: 1 BB: 0 P: 6	R: 1 E: 0 K: 2 S: 10	H: 3 LOB: 3 BB: 1 P: 14	1B: 5 2B: 2 3B: 0 HR: 1	SF: 1 SAC: 0 DP: 0 HBP: 0	WP: 0 PA: 37 PB: 0 SB: 0 CS: 0
PITCHER Dick Donovan, R ERA: 4.09	IP: 9.0 WLS: W BF: 37 H: 8 R: 4 ER: 4 SO: 6 BB: 0 IBB: 1 HBP: 0 BLK: 0 WP: 0 HR: 1 S: 48 P: 52 ERA: 4.00 WHIP: 0.889																		

Washington Senators @ Cleveland Indians
Cleveland Municipal Stadium, Cleveland, OH
Sun Jun 16 1963, 3:38 AM EDT
Att: 15,347 - Unknown

AB	35
R	4
H	8
RBI	4
BB	1
SO	6
LOB	13



Batter	1	2	3	4	5	6	7	8	9	AB	R	H	RBI	BB	SO	LOB	BOTTOM				
Dick Howser, R OBP: 0.351, SLG: 0.282	FC1-6		6-3	E9		1B			HR	5	1	3	0	0	0	1					
Jerry Kindall, R OBP: 0.282, SLG: 0.316	FC1-6			6-3					1B	3	1	0	0	1	1	3					
Fred Whitfield, L OBP: 0.297, SLG: 0.487	1-2		HR						HR	1	1	1	3	0	0	0					
Willie Kirkland, L OBP: 0.351, SLG: 0.505	6-3					1B				3	2	1	2	1	0	1					
Joe Adcock, R OBP: 0.386, SLG: 0.550	2-3		HR			SF8				2	0	2	0	2	0	0					
Gene Green, R OBP: 0.250, SLG: 0.257	FC6-4					CS				2	0	2	0	2	0	0					
	BB					1B															
Gene Green, R OBP: 0.250, SLG: 0.257	FC6-4		F9		SF8					3	0	0	1	0	0	4					
	1-2																				
Max Alvis, R OBP: 0.311, SLG: 0.416			6-3		G3					4	0	0	0	0	1	1					
Joe Azcue, R OBP: 0.349, SLG: 0.415										4	0	0	0	0	0	0					
Woodie Held, R OBP: 0.352, SLG: 0.447										4	0	1	0	0	1	1					
Dick Donovan, L OBP: 0.077, SLG: 0.077										3	0	1	0	0	1	2					
Tito Francona, L OBP: 0.284, SLG: 0.317										1	1	1	0	0	0	0					
Inning Stats	R: 0 E: 1 K: 0 S: 4	H: 1 LOB: 2 BB: 1 P: 8	R: 0 E: 3 K: 3 S: 10	H: 0 LOB: 0 BB: 0 P: 10	R: 2 E: 0 K: 0 S: 4	H: 1 LOB: 1 BB: 2 P: 12	R: 0 E: 1 K: 0 S: 5	H: 1 LOB: 0 BB: 0 P: 5	R: 1 E: 0 K: 0 S: 3	H: 1 LOB: 0 BB: 1 P: 7	R: 0 E: 0 K: 0 S: 4	H: 2 LOB: 2 BB: 0 P: 4	R: 0 E: 1 K: 1 S: 6	H: 1 LOB: 1 BB: 0 P: 6	R: 0 E: 0 K: 0 S: 3	H: 0 LOB: 0 BB: 0 P: 3	R: 3 E: 0 K: 0 S: 3	H: 3 LOB: 0 BB: 0 P: 3	1B: 7 2B: 1 3B: 0 HR: 2	SF: 1 SAC: 0 DP: 0 HBP: 0	WP: 0 PA: 38 PB: 1 SB: 0 CS: 1
PITCHER Don Rudolph, L ERA: 4.95	IP: 8.0 WLS: L BF: 35 H: 7 R: 3 ER: 3 SO: 3 BB: 4 IBB: 0 HBP: 0 BLK: 0 WP: 0 HR: 1 S: 39 P: 55 ERA: 3.38 WHIP: 1.375																				
PITCHER Jim Bronstad, R ERA: 4.93	IP: 0.0 WLS: L BF: 3 H: 3 R: 3 ER: 3 SO: 0 BB: 0 IBB: 0 HBP: 0 BLK: 0 WP: 0 HR: 1 S: 3 P: 3 ERA: ∞ WHIP: ∞																				

Washington Senators @ Cleveland Indians
Cleveland Municipal Stadium, Cleveland, OH
Sun Jun 16 1963, 3:38 AM EDT
Att: 15,347 - Unknown

AB	33
R	6
H	10
RBI	6
BB	4
SO	4
LOB	13



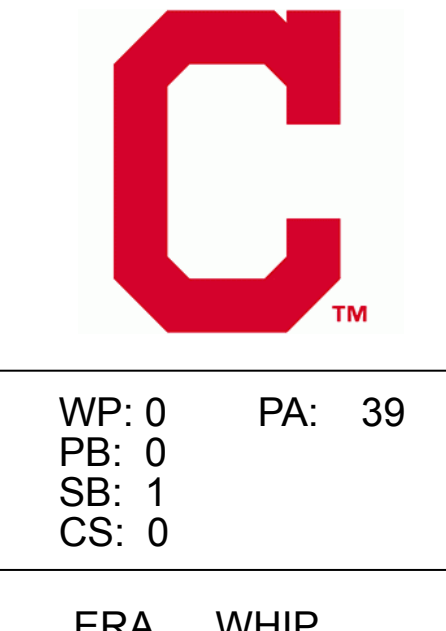
Batter	1	2	3	4	5	6	7	8	9	AB	R	H	RBI	BB	SO	LOB	TOP		
Luis Aparicio, R OBP: 0.309, SLG: 0.362 (1, 6)	F4		5-3			K		F4		4	0	0	0	0	1	2	Baltimore Orioles @ Cleveland Indians Cleveland Municipal Stadium, Cleveland, OH Tue Jun 18 1963, 7:05 PM EDT Att: 6,583 - Unknown		
Joe Gaines, R OBP: 0.414, SLG: 0.589 Stu Miller, R OBP: 0.250, SLG: 0.250 (1, 8) (8, 1)	4-3			B5-3		5-3		K		4	0	0	0	0	1	1			
Brooks Robinson, R OBP: 0.327, SLG: 0.385 (1, 5)	F8			BB		L4		K		3	0	0	0	1	1				
Jim Gentile, L OBP: 0.358, SLG: 0.425 (1, 3)		K		F7			HR		F7	4	1	1	1	0	1				
Al Smith, R OBP: 0.356, SLG: 0.443 (1, 9)	L7			K			3-1	2B	3-1	3	1	1	0	0	1				
Boog Powell, L OBP: 0.326, SLG: 0.503 (1, 7)	F8				G3		3-1	3-1	2B	4	1	1	0	0	0				
Charlie Lau, L OBP: 0.200, SLG: 0.231 (1, 2)			F3		1B		K		3-1	4	0	1	1	0	1				
Jerry Adair, R OBP: 0.206, SLG: 0.330 (1, 4)			K		F3		K		K	4	0	0	0	0	3				
Dave McNally, R OBP: 0.281, SLG: 0.296 Wes Stock, R OBP: 0.281, SLG: 0.296 Russ Snyder, L OBP: 0.281, SLG: 0.296 (1, 1) (3, 1) (8, 8) (8, 8)			K	WP		K			1B	1	0	0	0	0	1	0			
Inning Stats	R: 0 E: 0 K: 0 S: 3	H: 0 LOB: 0 BB: 0 P: 3	R: 0 E: 0 K: 1 S: 5	H: 0 LOB: 0 BB: 0 P: 5	R: 0 E: 0 K: 2 S: 8	H: 0 LOB: 1 BB: 0 P: 8	R: 0 E: 0 K: 1 S: 5	H: 1 LOB: 1 BB: 0 P: 6	R: 0 E: 0 K: 2 S: 5	H: 0 LOB: 0 BB: 0 P: 5	R: 1 E: 0 K: 2 S: 9	H: 2 LOB: 1 BB: 0 P: 9	R: 0 E: 0 K: 2 S: 8	H: 1 LOB: 0 BB: 0 P: 8	R: 2 E: 0 K: 1 S: 6	H: 1 LOB: 0 BB: 0 P: 7	1B: 3 2B: 1 3B: 0 HR: 1	SF: 0 SAC: 0 DP: 0 HBP: 1	WP: 2 PA: 35 PB: 0 SB: 0 CS: 0
PITCHER Barry Latman, R ERA: 4.61 (1, 1)	IP: 9.0 WLS: W BF: 35 H: 5 R: 3 ER: 3 SO: 11 BB: 1 IBB: 0 HBP: 1 BLK: 1 WP: 2 HR: 1 S: 55 P: 60 ERA: 3.00 WHIP: 0.667															PITCHER Barry Latman, R ERA: 4.61 (1, 1)	IP: 9.0 WLS: W BF: 35 H: 5 R: 3 ER: 3 SO: 11 BB: 1 IBB: 0 HBP: 1 BLK: 1 WP: 2 HR: 1 S: 55 P: 60 ERA: 3.00 WHIP: 0.667		

Batter	1	2	3	4	5	6	7	8	9	AB	R	H	RBI	BB	SO	LOB	BOTTOM		
Dick Howser, R OBP: 0.344, SLG: 0.279 (1, 6)	FC3-6 1B BB	FC5-6 S	5-3		G5-4-3 1B			F7		5	1	2	1	0	0	3	Baltimore Orioles @ Cleveland Indians Cleveland Municipal Stadium, Cleveland, OH Tue Jun 18 1963, 7:05 PM EDT Att: 6,583 - Unknown		
Jerry Kindall, R OBP: 0.281, SLG: 0.313 (1, 4)	FC3-6 1B	SF8	5-3		G5-4-3 1B			F2		4	0	1	1	0	0	2			
Willie Kirkland, L OBP: 0.350, SLG: 0.514 (1, 9)	FC3-6 BB 1B	HBP		HR		FC5-4 1B		K		4	1	2	1	0	1				
Max Alvis, R OBP: 0.310, SLG: 0.406 (1, 5)	BB 1B	F6		F7		FC5-4 G5-4-3				3	0	0	0	1	0	3			
Woodie Held, R OBP: 0.345, SLG: 0.435 (1, 8)	K		K		F8	G5-4-3				4	0	0	0	0	2	4			
Tito Francona, L OBP: 0.293, SLG: 0.318 (1, 3)	BB 1B		2B		1B			F6		3	1	2	1	1	0	0			
Joe Azcue, R OBP: 0.333, SLG: 0.404 (1, 2)	BB 1B	6-3	1B 2B		K			F7		4	1	1	1	0	1	4			
Willie Tasby, R OBP: 0.455, SLG: 0.667 (1, 7)		FC5-6 BB SF8	2B	1B		1B				2	3	2	0	2	0	0			
Barry Latman, R OBP: 0.250, SLG: 0.467 (1, 1)		FC5-6 BB	5-3 1B		B5			K		3	0	1	2	1	1	2			
Inning Stats	R: 1 E: 0 K: 1 S: 7	H: 2 LOB: 3 BB: 2 P: 15	R: 1 E: 0 K: 0 S: 3	H: 0 LOB: 2 BB: 2 P: 12	R: 3 E: 0 K: 1 S: 9	H: 4 LOB: 1 BB: 0 P: 9	R: 1 E: 0 K: 1 S: 7	H: 2 LOB: 1 BB: 0 P: 7	R: 1 E: 0 K: 0 S: 4	H: 2 LOB: 0 BB: 0 P: 4	R: 0 E: 0 K: 0 S: 3	H: 1 LOB: 0 BB: 0 P: 3	R: 0 E: 0 K: 1 S: 5	H: 0 LOB: 1 BB: 1 P: 9	R: 0 E: 0 K: 1 S: 5	H: 0 LOB: 0 BB: 0 P: 5	1B: 7 2B: 3 3B: 0 HR: 1	SF: 1 SAC: 0 DP: 2 HBP: 1	WP: 0 PA: 39 PB: 0 SB: 1 CS: 0
PITCHER Dave McNally, L ERA: 4.91 Wes Stock, R ERA: 4.03 Stu Miller, R ERA: 2.95 (1, 1) (3, 1) (8, 1)	IP: 2.1 WLS: L BF: 18 H: 6 R: 5 ER: 2 SO: 2 BB: 1 IBB: 0 HBP: 0 BLK: 0 WP: 0 HR: 0 S: 17 P: 34 ERA: 19.29 WHIP: 4.286															PITCHER Dave McNally, L ERA: 4.91 Wes Stock, R ERA: 4.03 Stu Miller, R ERA: 2.95 (1, 1) (3, 1) (8, 1)	IP: 2.1 WLS: L BF: 18 H: 6 R: 5 ER: 2 SO: 2 BB: 1 IBB: 0 HBP: 0 BLK: 0 WP: 0 HR: 0 S: 17 P: 34 ERA: 19.29 WHIP: 4.286		

AB	33
R	3
H	5
RBI	2
BB	1
SO	11
LOB	12



AB	32
R	7
H	11
RBI	7
BB	5
SO	5
LOB	20



Batter	1	2	3	4	5	6	7	8	9	AB	R	H	RBI	BB	SO	LOB	TOP				
Luis Aparicio, R OBP: 0.306, SLG: 0.359 (1, 6)										4	1	1	1	1	0	0	Baltimore Orioles @ Cleveland Indians Cleveland Municipal Stadium, Cleveland, OH Wed Jun 19 1963, 7:05 PM EDT Att: 13,150 - Unknown				
Bob Saverine, S OBP: 0.322, SLG: 0.308 (1, 4)										4	1	0	0	1	0	5					
Brooks Robinson, R OBP: 0.324, SLG: 0.379 (1, 5)										5	0	2	2	0	2	1					
Jim Gentile, L OBP: 0.366, SLG: 0.445 Joe Gaines, R OBP: 0.408, SLG: 0.579 (7, PR) (7, 7)										4	0	3	0	0	0	1					
Boog Powell, L OBP: 0.337, SLG: 0.505 (1, 7) (7, 3)										3	2	1	0	2	0	1					
Jackie Brandt, R OBP: 0.304, SLG: 0.413 (1, 8)										5	0	0	0	0	0	7					
Russ Snyder, L OBP: 0.299, SLG: 0.308 (1, 9)										4	0	3	2	1	0	1					
Dick Brown, R OBP: 0.321, SLG: 0.370 (1, 2)										4	1	2	1	0	0	2					
Milt Pappas, R OBP: 0.148, SLG: 0.115 (1, 1)										2	0	0	0	0	1	4					
Inning Stats	R: 0 E: 0 K: 1 S: 5	H: 0 LOB: 0 BB: 0 P: 5	R: 0 E: 0 K: 0 S: 4	H: 1 LOB: 1 BB: 0 P: 4	R: 1 E: 1 K: 0 S: 5	H: 1 LOB: 1 BB: 0 P: 5	R: 1 E: 0 K: 0 S: 6	H: 3 LOB: 2 BB: 0 P: 6	R: 1 E: 1 K: 0 S: 5	H: 1 LOB: 2 BB: 1 P: 9	R: 2 E: 0 K: 2 S: 10	H: 3 LOB: 2 BB: 1 P: 14	R: 1 E: 0 K: 0 S: 3	H: 1 LOB: 0 BB: 0 P: 7	R: 0 E: 0 K: 0 S: 3	H: 1 LOB: 1 BB: 0 P: 3		1B: 11 2B: 1 3B: 0 HR: 0	SF: 0 SAC: 2 DP: 2 HBP: 0	WP: 0 PB: 0 SB: 1 CS: 0	PA: 43
PITCHER	IP WLS BF H R ER SO BB IBB HBP BLK WP HR S P ERA WHIP	IP WLS BF H R ER SO BB IBB HBP BLK WP HR S P ERA WHIP	IP WLS BF H R ER SO BB IBB HBP BLK WP HR S P ERA WHIP	IP WLS BF H R ER SO BB IBB HBP BLK WP HR S P ERA WHIP	IP WLS BF H R ER SO BB IBB HBP BLK WP HR S P ERA WHIP	IP WLS BF H R ER SO BB IBB HBP BLK WP HR S P ERA WHIP	IP WLS BF H R ER SO BB IBB HBP BLK WP HR S P ERA WHIP	IP WLS BF H R ER SO BB IBB HBP BLK WP HR S P ERA WHIP	IP WLS BF H R ER SO BB IBB HBP BLK WP HR S P ERA WHIP	IP WLS BF H R ER SO BB IBB HBP BLK WP HR S P ERA WHIP	IP WLS BF H R ER SO BB IBB HBP BLK WP HR S P ERA WHIP	IP WLS BF H R ER SO BB IBB HBP BLK WP HR S P ERA WHIP	IP WLS BF H R ER SO BB IBB HBP BLK WP HR S P ERA WHIP	IP WLS BF H R ER SO BB IBB HBP BLK WP HR S P ERA WHIP	IP WLS BF H R ER SO BB IBB HBP BLK WP HR S P ERA WHIP	IP WLS BF H R ER SO BB IBB HBP BLK WP HR S P ERA WHIP	IP WLS BF H R ER SO BB IBB HBP BLK WP HR S P ERA WHIP	IP WLS BF H R ER SO BB IBB HBP BLK WP HR S P ERA WHIP	IP WLS BF H R ER SO BB IBB HBP BLK WP HR S P ERA WHIP	IP WLS BF H R ER SO BB IBB HBP BLK WP HR S P ERA WHIP	IP WLS BF H R ER SO BB IBB HBP BLK WP HR S P ERA WHIP
Gary Bell, R ERA: 3.49 Sam McDowell, L ERA: 4.91 Jerry Walker, R ERA: 3.71 Ron Nischwitz, L ERA: 6.48	6.0 L 29 7 3 1 1 1 2 0 0 0 0 0 28 40 1.50 1.333	1.1 9 3 3 3 2 2 0 0 0 0 0 0 11 19 20.25 3.750	0.2 2 1 0 0 0 0 0 0 0 0 0 0 2 2 0.00 1.500	1.0 4 1 0 0 0 0 0 0 0 0 0 0 3 3 0.00 1.000																	

AB	36
R	6
H	12
RBI	6
BB	5
SO	3
LOB	23



Batter	1	2	3	4	5	6	7	8	9	AB	R	H	RBI	BB	SO	LOB	BOTTOM				
Dick Howser, R OBP: 0.335, SLG: 0.279 (1, 6)										3	0	0	0	0	1	1	Baltimore Orioles @ Cleveland Indians Cleveland Municipal Stadium, Cleveland, OH Wed Jun 19 1963, 7:05 PM EDT Att: 13,150 - Unknown				
Sam McDowell, L OBP: 0.278, SLG: 0.235 Jerry Walker, S OBP: 0.250, SLG: 0.182 Gene Green, R OBP: 0.244, SLG: 0.250 (8, PH) Ron Nischwitz, S (9, 1)										0	0	0	0	0	0	0					
Jerry Kindall, R OBP: 0.247, SLG: 0.292 (1, 4) (7, 6)										4	0	0	0	0	2	2					
Willie Kirkland, L OBP: 0.359, SLG: 0.513 (1, 8)										4	1	2	0	0	1	0					
Tito Francona, L OBP: 0.302, SLG: 0.339 (1, 3)										3	1	1	2	1	0	1					
Woodie Held, R OBP: 0.342, SLG: 0.425 (1, 5) (7, 4)										4	0	0	0	0	1	1					
Al Luplow, L OBP: 0.260, SLG: 0.281 (1, 9)										4	0	0	0	0	0	1					
Joe Azcue, R OBP: 0.320, SLG: 0.421 (1, 2)										3	0	0	0	0	1	0					
Willie Tasby, R OBP: 0.412, SLG: 0.500 (1, 7)										3	0	1	0	0	1	0					
Gary Bell, R OBP: 0.125, SLG: 0.067 Miguel de la Hoz, R OBP: 0.214, SLG: 0.357 (6, PH) (7, 5)										1	0	0	0	0	0	1					
Inning Stats	R: 0 E: 0 K: 1 S: 6	H: 1 LOB: 1 BB: 0 P: 6	R: 0 E: 0 K: 1 S: 5	H: 0 LOB: 0 BB: 0 P: 5	R: 0 E: 0 K: 1 S: 6	H: 1 LOB: 1 BB: 0 P: 6	R: 0 E: 0 K: 0 S: 3	H: 0 LOB: 0 BB: 0 P: 3	R: 0 E: 0 K: 1 S: 5	H: 0 LOB: 0 BB: 0 P: 5	R: 2 E: 0 K: 0 S: 5	H: 2 LOB: 0 BB: 0 P: 5	R: 0 E: 0 K: 1 S: 6	H: 1 LOB: 1 BB: 0 P: 6	R: 0 E: 0 K: 2 S: 7	H: 0 LOB: 1 BB: 1 P: 11	1B: 4 2B: 0 3B: 0 HR: 1	SF: 0 SAC: 0 DP: 0 HBP: 0	WP: 0 PB: 0 SB: 1 CS: 0	PA: 33	
PITCHER	IP WLS BF H R ER SO BB IBB HBP BLK WP HR S P ERA WHIP	IP WLS BF H R ER SO BB IBB HBP BLK WP HR S P ERA WHIP	IP WLS BF H R ER SO BB IBB HBP BLK WP HR S P ERA WHIP	IP WLS BF H R ER SO BB IBB HBP BLK WP HR S P ERA WHIP	IP WLS BF H R ER SO BB IBB HBP BLK WP HR S P ERA WHIP	IP WLS BF H R ER SO BB IBB HBP BLK WP HR S P ERA WHIP	IP WLS BF H R ER SO BB IBB HBP BLK WP HR S P ERA WHIP	IP WLS BF H R ER SO BB IBB HBP BLK WP HR S P ERA WHIP	IP WLS BF H R ER SO BB IBB HBP BLK WP HR S P ERA WHIP	IP WLS BF H R ER SO BB IBB HBP BLK WP HR S P ERA WHIP	IP WLS BF H R ER SO BB IBB HBP BLK WP HR S P ERA WHIP	IP WLS BF H R ER SO BB IBB HBP BLK WP HR S P ERA WHIP	IP WLS BF H R ER SO BB IBB HBP BLK WP HR S P ERA WHIP	IP WLS BF H R ER SO BB IBB HBP BLK WP HR S P ERA WHIP	IP WLS BF H R ER SO BB IBB HBP BLK WP HR S P ERA WHIP	IP WLS BF H R ER SO BB IBB HBP BLK WP HR S P ERA WHIP	IP WLS BF H R ER SO BB IBB HBP BLK WP HR S P ERA WHIP	IP WLS BF H R ER SO BB IBB HBP BLK WP HR S P ERA WHIP	IP WLS BF H R ER SO BB IBB HBP BLK WP HR S P ERA WHIP	IP WLS BF H R ER SO BB IBB HBP BLK WP HR S P ERA WHIP	IP WLS BF H R ER SO BB IBB HBP BLK WP HR S P ERA WHIP
Milt Pappas, R ERA: 2.74	9.0 W 33 5 2 2 8 1 0 0 0 0 1 48 52 2.00 0.667																				



Batter	1	2	3	4	5	6	7	8	9	AB	R	H	RBI	BB	SO	LOB	TOP			
Jim Landis, R OBP: 0.330, SLG: 0.424 (1, 8)	F2		K		K			G3		4	0	0	0	0	2	2	Chicago White Sox @ Cleveland Indians Cleveland Municipal Stadium, Cleveland, OH Fri Jun 21 1963, 7:05 PM EDT Att: 19,177 - Unknown			
Nelle Fox, L OBP: 0.336, SLG: 0.342 (1, 4)	4-3		F7			F5		K		4	0	0	0	0	1	2				
Pete Ward, L OBP: 0.367, SLG: 0.469 (1, 5)	PO				F8	K		F9		4	0	1	0	0	1	1				
Floyd Robinson, L OBP: 0.404, SLG: 0.511 (1, 9)	PO				FC4-6	F8			SH1-3	4	1	3	0	0	0	0				
Tom McCraw, L OBP: 0.309, SLG: 0.400 (1, 3)					FC4-6				SH1-3	3	0	0	0	0	0	2				
Dave Nicholson, R OBP: 0.325, SLG: 0.457 (1, 7)									K	3	0	1	0	1	1	2				
Ron Hansen, R OBP: 0.326, SLG: 0.390 (1, 6)									K	4	1	1	2	0	0	4				
Cam Carreon, R OBP: 0.286, SLG: 0.310 (1, 2)									HR	4	0	0	0	0	0	1				
Juan Pizarro, L OBP: 0.222, SLG: 0.400 (1, 1)										3	0	2	0	0	0	0				
Inning Stats	R: 0 E: 0 K: 0 S: 3	H: 1 LOB: 0 BB: 0 P: 3	R: 0 E: 0 K: 0 S: 4	H: 1 LOB: 1 BB: 0 P: 4	R: 0 E: 0 K: 1 S: 6	H: 1 LOB: 1 BB: 0 P: 6	R: 0 E: 0 K: 0 S: 5	H: 2 LOB: 2 BB: 0 P: 5	R: 0 E: 0 K: 1 S: 5	H: 0 LOB: 0 BB: 0 P: 5	R: 0 E: 0 K: 0 S: 5	H: 0 LOB: 1 BB: 1 P: 7	R: 0 E: 0 K: 1 S: 6	H: 1 LOB: 1 BB: 0 P: 6	R: 2 E: 0 K: 1 S: 7	H: 2 LOB: 0 BB: 0 P: 7	1B: 7 2B: 0 3B: 0 HR: 1	SF: 0 SAC: 1 DP: 0 HBP: 0	WP: 0 PB: 1 CS: 0	PA: 36
PITCHER Early Wynn, R ERA: 2.0 (1, 1)	IP: 9.0 WLS: L BF: 35 H: 8 R: 2 ER: 2 SO: 5 BB: 1 IBB: 0 HBP: 0 BLK: 0 WP: 0 HR: 1 S: 44 P: 48 ERA: 2.00 WHIP: 1.000															PITCHER				

Batter	1	2	3	4	5	6	7	8	9	AB	R	H	RBI	BB	SO	LOB	BOTTOM			
Woodie Held, R OBP: 0.346, SLG: 0.435 (1, 4)	6-3		6-3					F9		3	0	0	0	1	0	1	Chicago White Sox @ Cleveland Indians Cleveland Municipal Stadium, Cleveland, OH Fri Jun 21 1963, 7:05 PM EDT Att: 19,177 - Unknown			
Jerry Kindall, R OBP: 0.247, SLG: 0.278 (1, 6)	E		4-3			SH3-4		K		2	0	0	0	1	1	0				
Willie Kirkland, L OBP: 0.360, SLG: 0.504 (1, 8)	F7								FC6	4	0	2	0	0	1	2				
Max Alvis, R OBP: 0.312, SLG: 0.415 (1, 5)	E7								P3	3	0	1	0	1	0	2				
Tito Francona, L OBP: 0.295, SLG: 0.326 (1, 3)	F7								FC6	4	0	0	0	0	0	6				
Willie Tasby, R OBP: 0.400, SLG: 0.455 (1, 7)									F9	4	0	1	0	0	0	0				
Joe Azcue, R OBP: 0.324, SLG: 0.476 (1, 2)										4	0	1	0	0	0	1				
Al Luplow, L OBP: 0.267, SLG: 0.283 (1, 9)										3	0	0	0	0	0	1				
Gene Green, R OBP: 0.256, SLG: 0.243 (9, PH)										1	0	0	0	0	1	1				
Early Wynn, S OBP: 0.333, SLG: 0.333 (9, PH)										3	0	1	0	0	2	1				
Joe Adcock, R OBP: 0.383, SLG: 0.545 (9, PH)										1	0	0	0	0	0	1				
Inning Stats	R: 0 E: 1 K: 0 S: 4	H: 0 LOB: 2 BB: 1 P: 8	R: 0 E: 0 K: 1 S: 6	H: 1 LOB: 1 BB: 0 P: 6	R: 0 E: 0 K: 0 S: 5	H: 2 LOB: 2 BB: 0 P: 5	R: 0 E: 0 K: 0 S: 3	H: 0 LOB: 0 BB: 0 P: 3	R: 0 E: 0 K: 2 S: 7	H: 0 LOB: 1 BB: 1 P: 11	R: 0 E: 0 K: 0 S: 2	H: 0 LOB: 0 BB: 1 P: 6	R: 0 E: 0 K: 0 S: 4	H: 1 LOB: 1 BB: 0 P: 4	R: 0 E: 0 K: 1 S: 6	H: 1 LOB: 1 BB: 0 P: 6	1B: 6 2B: 0 3B: 0 HR: 0	SF: 0 SAC: 1 DP: 1 HBP: 0	WP: 0 PB: 0 CS: 0	PA: 36
PITCHER Juan Pizarro, L ERA: 2.1 (1, 1)	IP: 9.0 WLS: W BF: 36 H: 6 R: 0 ER: 0 SO: 5 BB: 3 IBB: 0 HBP: 0 BLK: 0 WP: 0 HR: 0 S: 43 P: 55 ERA: 0.00 WHIP: 1.000															PITCHER				


Batter	1	2	3	4	5	6	7	8	9	AB	R	H	RBI	BB	SO	LOB	TOP					
Mike Hershberger, R OBP: 0.350, SLG: 0.360	F2			E S 1B		6-3		FC6-4		4	0	1	0	0	0	2	Chicago White Sox @ Cleveland Indians Cleveland Municipal Stadium, Cleveland, OH Sun Jun 23 1963, 3:38 AM EDT Att: 46,019 - Unknown					
Nellie Fox, L OBP: 0.325, SLG: 0.331	G3			K		P6			F7	4	0	0	0	0	1	2						
Pete Ward, L OBP: 0.362, SLG: 0.460	F8			K			4-3		5-3 1B	4	0	1	0	0	1	1						
Floyd Robinson, L OBP: 0.394, SLG: 0.494		F8		4-3			6-3		5-3	4	0	0	0	0	2	2						
Charlie Maxwell, L OBP: 0.441, SLG: 0.440		F8			3-1		FC1-6 1B		4-3	4	0	1	0	0	0	1						
Tom McCraw, L OBP: 0.291, SLG: 0.380		1-3			F9		FC1-6			3	0	0	0	0	0	1						
Al Weis, S OBP: 0.258, SLG: 0.238			1-3		K			K		3	0	0	0	0	2	0						
J.C. Martin, L OBP: 0.254, SLG: 0.276			K					K2-3		3	0	1	0	0	2	0						
Dave DeBusschere, R OBP: 0.346, SLG: 0.348			K							2	0	0	0	0	2	1						
Sherm Lollar, R OBP: 0.190, SLG: 0.300										1	0	1	0	0	0	0						
Gary Peters, L OBP: 0.250, SLG: 0.143										0	0	0	0	0	0	0						
Frank Baumann, L OBP: 0.250, SLG: 0.143										0	0	0	0	0	0	0						
Joe Horlen, R OBP: 0.286, SLG: 0.286										0	0	0	0	0	0	0						
Inning Stats	R: 0 E: 0 K: 0 S: 3	H: 0 LOB: 0 BB: 0 P: 3	R: 0 E: 0 K: 0 S: 3	H: 0 LOB: 0 BB: 0 P: 3	R: 0 E: 0 K: 2 S: 7	H: 0 LOB: 0 BB: 0 P: 7	R: 0 E: 0 K: 2 S: 8	H: 1 LOB: 1 BB: 0 P: 8	R: 0 E: 0 K: 1 S: 5	H: 0 LOB: 0 BB: 0 P: 5	R: 0 E: 0 K: 1 S: 6	H: 1 LOB: 1 BB: 0 P: 6	R: 0 E: 0 K: 0 S: 4	H: 1 LOB: 1 BB: 0 P: 4	R: 0 E: 0 K: 2 S: 8	H: 1 LOB: 1 BB: 0 P: 8	R: 0 E: 0 K: 0 S: 4	H: 1 LOB: 1 BB: 0 P: 4	1B: 4 2B: 1 3B: 0 HR: 0	SF: 0 SAC: 0 DP: 0 HBP: 0	WP: 0 PB: 0 SB: 1 CS: 0	PA: 32
PITCHER Barry Latman, R ERA: 3.97	IP: 9.0 WLS: W BF: 32 H: 5 R: 0 ER: 0 SO: 8 BB: 0 IBB: 0 HBP: 0 BLK: 0 WP: 0 HR: 0 S: 48 P: 48 ERA: 0.00 WHIP: 0.556															PITCHER						

Batter	1	2	3	4	5	6	7	8	9	AB	R	H	RBI	BB	SO	LOB	BOTTOM			
Woodie Held, R OBP: 0.333, SLG: 0.415	K	F8			L7		FC1-5			4	0	0	0	0	1	3	Chicago White Sox @ Cleveland Indians Cleveland Municipal Stadium, Cleveland, OH Sun Jun 23 1963, 3:38 AM EDT Att: 46,019 - Unknown			
Al Luplow, L OBP: 0.262, SLG: 0.271	1B E HBP	F7			K		G4-6-3			3	1	0	0	0	1	3				
Willie Kirkland, L OBP: 0.351, SLG: 0.481	E5 1H 1B			F7				6-3		4	1	2	0	0	0	0				
Max Alvis, R OBP: 0.317, SLG: 0.417	5-3			K			F3	2B G5-2-3 1B		4	0	1	0	0	1	2				
Tito Francona, L OBP: 0.297, SLG: 0.328	1B 3H 1B					3-4-1			1-3 2B	3	0	2	1	1	0	0				
Willie Tasby, R OBP: 0.436, SLG: 0.571				F8			K2-6-2 1B			3	0	2	0	1	0	1				
Joe Azcue, R OBP: 0.322, SLG: 0.464	F7				K2-4-2 1B		K2-6-2 1B		G5-2-3	4	0	1	0	0	1	6				
Jerry Kindall, R OBP: 0.255, SLG: 0.267					K2-4-2				FC1-5 HBP 1B	2	0	1	0	1	1	1				
Barry Latman, R OBP: 0.263, SLG: 0.412		F2			K				FC1-5 HBP	2	0	0	0	0	1	1				
Inning Stats	R: 2 E: 1 K: 1 S: 8	H: 3 LOB: 2 BB: 0 P: 9	R: 0 E: 0 K: 0 S: 3	H: 0 LOB: 1 BB: 1 P: 7	R: 0 E: 0 K: 1 S: 5	H: 0 LOB: 1 BB: 1 P: 9	R: 0 E: 0 K: 2 S: 7	H: 1 LOB: 0 BB: 0 P: 7	R: 0 E: 0 K: 1 S: 6	H: 1 LOB: 1 BB: 0 P: 6	R: 0 E: 0 K: 1 S: 5	H: 1 LOB: 1 BB: 0 P: 5	R: 0 E: 0 K: 0 S: 3	H: 1 LOB: 1 BB: 0 P: 4	R: 0 E: 0 K: 0 S: 4	H: 2 LOB: 2 BB: 1 P: 8		1B: 8 2B: 3 3B: 0 HR: 0	SF: 0 SAC: 0 DP: 4 HBP: 2	WP: 0 PB: 0 SB: 0 CS: 0
PITCHER Dave DeBusschere, R ERA: 3.45	IP: 7.0 WLS: L BF: 29 H: 7 R: 2 ER: 2 SO: 6 BB: 2 IBB: 0 HBP: 0 BLK: 0 WP: 0 HR: 0 S: 37 P: 47 ERA: 2.57 WHIP: 1.286															PITCHER				
Frank Baumann, L ERA: 2.9	0.1	3	2	0	0	0	0	0	0	0	0	3	3	0.00	6.000					
Joe Horlen, R ERA: 4.17	0.2	2	0	0	0	0	0	1	0	0	0	1	5	0.00	0.000					

Batter	1	2	3	4	5	6	7	8	9	AB	R	H	RBI	BB	SO	LOB	TOP																			
Woodie Held, R OBP: 0.327, SLG: 0.406										5	0	0	0	0	0	2																				
Jerry Kindall, R OBP: 0.283, SLG: 0.275										5	2	2	0	0	2	1																				
Willie Kirkland, L OBP: 0.361, SLG: 0.511										4	2	3	2	0	1	0																				
Max Alvis, R OBP: 0.320, SLG: 0.418										4	1	2	1	0	2	1																				
Gene Green, R OBP: 0.229, SLG: 0.214										4	0	0	0	0	2	3																				
Tito Francona, L OBP: 0.296, SLG: 0.327										4	0	1	1	0	0	1																				
Joe Azcue, R OBP: 0.319, SLG: 0.460										3	0	1	1	0	0	0																				
Willie Tasby, R OBP: 0.444, SLG: 0.581										3	0	1	0	1	1	1																				
Gary Bell, R OBP: 0.105, SLG: 0.056										3	0	0	0	0	1	4																				
Jerry Walker, S OBP: 0.231, SLG: 0.167										1	0	0	0	0	1	0																				
Inning Stats	R: 0 E: 0 K: 2 S: 8	H: 1 LOB: 1 BB: 0 P: 8	R: 0 E: 0 K: 0 S: 3	H: 0 LOB: 0 BB: 0 P: 3	R: 0 E: 0 K: 2 S: 8	H: 1 LOB: 1 BB: 0 P: 8	R: 0 E: 0 K: 1 S: 6	H: 1 LOB: 1 BB: 0 P: 6	R: 3 E: 0 K: 1 S: 9	H: 4 LOB: 2 BB: 1 P: 13	R: 2 E: 0 K: 1 S: 7	H: 2 LOB: 0 BB: 0 P: 7	R: 0 E: 0 K: 0 S: 3	H: 0 LOB: 0 BB: 0 P: 3	R: 0 E: 1 K: 1 S: 5	H: 0 LOB: 0 BB: 0 P: 5	1B: 8 2B: 1 3B: 0 HR: 1	SF: 1 SAC: 0 DP: 0 HBP: 0	WP: 0 PA: 38 PB: 0 SB: 0 CS: 0																	
PITCHER	IP	WLS	BF	H	R	ER	SO	BB	IBB	HBP	BLK	WP	HR	S	P	ERA	WHIP	PITCHER		IP	WLS	BF	H	R	ER	SO	BB	IBB	HBP	BLK	WP	HR	S	P	ERA	WHIP
Bob Hefner, R ERA: 3.52	(1, 1)	6.1	W	29	9	4	4	8	0	1	0	0	0	44	48	5.68	1.421																			
Jack Lamabe, R ERA: 3.19	(7, 1)	2.2	L	9	1	1	1	2	0	0	0	0	1	13	13	3.38	0.375																			

Cleveland Indians @ Boston Red Sox
 Fenway Park, Boston, MA
 Mon Jun 24 1963, 7:05 PM EDT
 Att: 16,950 - Unknown


AB	36
R	5
H	10
RBI	5
BB	1
SO	10
LOB	13



Batter	1	2	3	4	5	6	7	8	9	AB	R	H	RBI	BB	SO	LOB	BOTTOM																			
Chuck Schilling, R OBP: 0.332, SLG: 0.387										5	1	2	1	0	2	1																				
Roman Mejias, R OBP: 0.246, SLG: 0.357										3	2	1	0	2	0	1																				
Gary Geiger, L OBP: 0.300, SLG: 0.602										5	1	2	3	0	1	2																				
Frank Maltzone, R OBP: 0.379, SLG: 0.540										4	1	1	0	0	0	3																				
Dick Stuart, R OBP: 0.317, SLG: 0.519										2	1	0	0	2	0	2																				
Lou Clinton, R OBP: 0.296, SLG: 0.432										4	1	2	3	0	0	0																				
Eddie Bressoud, R OBP: 0.316, SLG: 0.408										4	0	0	0	0	1	2																				
Russ Nixon, L OBP: 0.333, SLG: 0.406										4	0	0	0	0	1	2																				
Bob Hefner, R ERA: 0.429, SLG: 0.500										3	0	1	0	0	0	2																				
Jack Lamabe, R ERA: 4.03										0	0	0	0	0	0	0																				
Felix Mantilla, R OBP: 0.500, SLG: 0.500										1	0	0	0	0	0	0																				
Inning Stats	R: 1 E: 0 K: 1 S: 7	H: 2 LOB: 1 BB: 0 P: 7	R: 0 E: 0 K: 2 S: 7	H: 0 LOB: 0 BB: 0 P: 7	R: 1 E: 0 K: 0 S: 4	H: 1 LOB: 0 BB: 0 P: 4	R: 1 E: 0 K: 0 S: 5	H: 2 LOB: 2 BB: 1 P: 9	R: 0 E: 0 K: 1 S: 4	H: 1 LOB: 1 BB: 0 P: 4	R: 2 E: 0 K: 1 S: 7	H: 2 LOB: 1 BB: 1 P: 11	R: 0 E: 0 K: 1 S: 5	H: 0 LOB: 1 BB: 1 P: 9	R: 0 E: 0 K: 0 S: 3	H: 0 LOB: 0 BB: 0 P: 3	R: 2 E: 0 K: 0 S: 3	H: 1 LOB: 0 BB: 1 P: 7	1B: 5 2B: 0 3B: 1 HR: 3	SF: 0 SAC: 0 DP: 0 HBP: 0	WP: 1 PA: 39 PB: 0 SB: 0 CS: 0															
PITCHER	IP	WLS	BF	H	R	ER	SO	BB	IBB	HBP	BLK	WP	HR	S	P	ERA	WHIP	PITCHER		IP	WLS	BF	H	R	ER	SO	BB	IBB	HBP	BLK	WP	HR	S	P	ERA	WHIP
Gary Bell, R ERA: 3.88	(1, 1)	5.2	L	27	8	5	5	3	2	0	0	0	2	31	39	7.94	1.765																			
Jerry Walker, R ERA: 4.03	(6, 1)	3.0	L	12	1	2	2	2	2	0	0	0	0	1	14	22	6.00	1.000																		

Cleveland Indians @ Boston Red Sox
 Fenway Park, Boston, MA
 Mon Jun 24 1963, 7:05 PM EDT
 Att: 16,950 - Unknown

AB	35
R	7
H	9
RBI	7
BB	4
SO	5
LOB	15



Batter	1	2	3	4	5	6	7	8	9	AB	R	H	RBI	BB	SO	LOB	TOP					
Tito Francona, L (1, 7) OBP: 0.300, SLG: 0.324	G4-6-3 BB		K			F2		IBB		2	0	0	0	2	1	1	Cleveland Indians @ Boston Red Sox Fenway Park, Boston, MA Tue Jun 25 1963, 7:05 PM EDT Unknown					
Jerry Kindall, R (1, 6) OBP: 0.295, SLG: 0.266	K			F4		F3		K		3	0	0	0	0	1	1						
Joe Adcock, R (8, PH) OBP: 0.381, SLG: 0.541	K									1	0	0	0	0	1	3						
Cal Neeman, R (8, 2)										0	0	0	0	0	0	0						
Willie Kirkland, L (1, 8) OBP: 0.352, SLG: 0.497	G4-6-3 1-2			K		K		K		4	0	0	0	0	2	4						
Fred Whitfield, L (1, 3) OBP: 0.298, SLG: 0.461		4-3				F2		K		4	0	1	0	0	1	0						
Max Alvis, R (1, 5) OBP: 0.319, SLG: 0.428		6-3				6-3				4	1	1	1	0	1	1						
Miguel de la Hoz, R (1, 4) OBP: 0.188, SLG: 0.313		6-3								4	0	0	0	0	1	0						
Joe Azcue, R (1, 2) OBP: 0.328, SLG: 0.466										3	0	2	0	0	0	0						
Pedro Ramos, S (8, PR) OBP: 0.067, SLG: 0.067										0	0	0	0	0	0	0						
Ted Abernathy, R (8, 1)										0	0	0	0	0	0	0						
Al Luplow, L (9, PH) OBP: 0.266, SLG: 0.276										1	0	1	0	0	0	0						
Willie Tasby, R (1, 9) OBP: 0.425, SLG: 0.543										4	0	1	0	0	1	2						
Dick Donovan, L (1, 1) OBP: 0.069, SLG: 0.069										1	0	0	0	0	0	1						
Woodie Held, R (8, PH) OBP: 0.327, SLG: 0.406										0	0	0	0	0	0	0						
Inning Stats	R: 0 E: 0 K: 1 S: 4	H: 0 LOB: 0 BB: 1 P: 8	R: 0 E: 0 K: 0 S: 3	H: 0 LOB: 0 BB: 0 P: 3	R: 0 E: 0 K: 1 S: 6	H: 1 LOB: 1 BB: 0 P: 6	R: 0 E: 0 K: 2 S: 8	H: 1 LOB: 1 BB: 0 P: 8	R: 0 E: 1 K: 0 S: 4	H: 0 LOB: 1 BB: 0 P: 4	R: 0 E: 0 K: 1 S: 5	H: 0 LOB: 0 BB: 0 P: 5	R: 0 E: 0 K: 0 S: 3	H: 0 LOB: 0 BB: 0 P: 3	R: 0 E: 0 K: 1 S: 7	H: 2 LOB: 3 BB: 1 P: 11	R: 1 E: 0 K: 3 S: 11	H: 2 LOB: 1 BB: 0 P: 11	1B: 5 2B: 0 3B: 0 HR: 1	SF: 0 SAC: 2 DP: 1 HBP: 0	WP: 0 PB: 0 SB: 0 CS: 0	PA: 35
PITCHER	IP WLS BF H R ER SO BB IBB HBP BLK WP HR S P ERA WHIP																					
Bill Monbouquette, R (1, 1) ERA: 3.34	7.1 W 28 4 0 0 5 1 1 0 0 0 0 36 44 0.00 0.682																					
Dick Radatz, R (8, 1) ERA: 1.13	1.2 S 7 2 1 1 4 0 0 0 0 0 0 1 15 15 5.40 1.200																					

Batter	1	2	3	4	5	6	7	8	9	AB	R	H	RBI	BB	SO	LOB	BOTTOM			
Chuck Schilling, R (1, 4) OBP: 0.331, SLG: 0.385	6-3 1B		4-3		4-3			K		4	0	1	0	0	1	2	Cleveland Indians @ Boston Red Sox Fenway Park, Boston, MA Tue Jun 25 1963, 7:05 PM EDT Unknown			
Dick Williams, R (1, 7) OBP: 0.216, SLG: 0.361	F7		6-3			K		BB 1B BB		4	1	1	0	0	1	2				
Gary Geiger, L (1, 8) OBP: 0.395, SLG: 0.589	8-3 1-2					4-3		BB BB FC6-4 1B		4	1	1	0	0	0	1				
Frank Maltzone, R (1, 5) OBP: 0.381, SLG: 0.537						6-3		FC6-4 BB E BB		3	1	1	0	1	0	0				
Dick Stuart, R (1, 3) OBP: 0.323, SLG: 0.521								FC6-4 BB		3	0	2	1	1	0	0				
Lou Clinton, R (1, 9) OBP: 0.295, SLG: 0.425								FC6-4 E		4	0	0	1	0	0	5				
Eddie Bressoud, R (1, 6) OBP: 0.315, SLG: 0.410								E6		4	1	1	0	0	0	1				
Russ Nixon, L (1, 2) OBP: 0.331, SLG: 0.410								G3		4	0	1	1	0	0	2				
Bill Monbouquette, R (1, 1) OBP: 0.206, SLG: 0.167										2	0	1	0	0	1	0				
Dick Radatz, R (8, 1) OBP: 0.067, SLG: 0.133										0	0	0	0	0	0	0				
Inning Stats	R: 0 E: 0 K: 0 S: 3	H: 1 LOB: 0 BB: 0 P: 3	R: 0 E: 0 K: 0 S: 3	H: 0 LOB: 0 BB: 0 P: 3	R: 1 E: 0 K: 0 S: 5	H: 2 LOB: 1 BB: 0 P: 5	R: 0 E: 0 K: 0 S: 4	H: 1 LOB: 1 BB: 0 P: 4	R: 0 E: 0 K: 1 S: 7	H: 2 LOB: 2 BB: 0 P: 7	R: 0 E: 0 K: 1 S: 5	H: 0 LOB: 0 BB: 0 P: 5	R: 3 E: 1 K: 1 S: 8	H: 2 LOB: 2 BB: 2 P: 16	R: 0 E: 0 K: 0 S: 8	H: 0 LOB: 0 BB: 0 P: 16	1B: 7 2B: 3 3B: 0 HR: 0	SF: 0 SAC: 1 DP: 1 HBP: 0	WP: 0 PB: 0 SB: 0 CS: 0	PA: 35
PITCHER	IP WLS BF H R ER SO BB IBB HBP BLK WP HR S P ERA WHIP																			
Dick Donovan, R (1, 1) ERA: 4.2	7.0 L 27 7 1 1 2 0 0 0 0 0 0 31 31 1.29 1.000																			
Ted Abernathy, R (8, 1) ERA: 3.27	1.0 8 2 3 2 1 2 0 0 0 0 0 0 8 16 18.00 4.000																			

Batter	1	2	3	4	5	6	7	8	9	AB	R	H	RBI	BB	SO	LOB	TOP								
Tito Francona, L (1, 7) OBP: 0.297, SLG: 0.325	0-3 K		X 0-0 2B		X 0-0 F4		0-3 K		0-3 K	5	0	1	0	0	3	1	Cleveland Indians @ Boston Red Sox Fenway Park, Boston, MA Tue Jun 25 1963, 7:05 PM EDT Att: 18,755 - Unknown								
Jerry Kindall, R (1, 6) OBP: 0.252, SLG: 0.255	0-0 1-3		X 0-0 F9		X 0-0 F7			4-0 G3 1B BB	0-3 K	4	1	0	0	1	1	2									
Willie Kirkland, L (1, 8) OBP: 0.356, SLG: 0.493	0-0 F8		BB BB BB 0-0 BB		X 0-0 E8 PB			0-0 G3 E 1B		3	1	1	0	1	0	0									
Fred Whitfield, L (1, 3) OBP: 0.297, SLG: 0.450		4-0 BB BB		X 0-0 F5		X 0-0 3-1		0-0 G3		3	0	0	0	1	0	5									
Max Alvis, R (1, 5) OBP: 0.326, SLG: 0.435		4-0 FC6-4 BB		X 0-0 1B 2B		X 0-0 6-3		0-0 E8 CS E 1B		3	0	2	1	1	0	0									
Al Luplow, L (1, 9) OBP: 0.266, SLG: 0.275	0-3 K		X 0-0 FC5 1B		X 0-0 4-3			0-0 E3		4	0	1	0	0	1	3									
Miguel de la Hoz, R (1, 4) OBP: 0.171, SLG: 0.286	0-0 F8		X 0-0 K		X 0-3 K			0-3 K		3	0	0	0	0	2	4									
Joe Adcock, R (8, PH) OBP: 0.378, SLG: 0.537										1	0	0	0	0	1	2									
Woodie Held, R (8, 4) OBP: 0.327, SLG: 0.406										0	0	0	0	0	0	0									
Cal Neeman, R (1, 2) OBP: 0.331, SLG: 0.466	0-0 FC6-4		X 0-0 FC5		X 0-0 K		0-3 K		0-0 SH2-3 1B	2	0	0	0	0	0	4									
Joe Azcue, R (7, PH) OBP: 0.331, SLG: 0.466	0-0 FC6-4		X 0-0 FC5		X 0-0 K		0-3 K		0-0 SH2-3 1B	2	0	1	0	0	1	0									
Sam McDowell, L (1, 1) OBP: 0.250, SLG: 0.211			X 0-0 1-3		X 0-3 K			0-0 6-3		2	0	0	0	0	1	2									
Gary Bell, R (6, 1) OBP: 0.105, SLG: 0.056										0	0	0	0	0	0	0									
Gene Green, R (7, PH) OBP: 0.224, SLG: 0.209										1	0	0	0	0	0	0									
Bob Allen, L (7, 1) OBP: 0.224, SLG: 0.209										0	0	0	0	0	0	0									
Willie Tasby, R (9, PH) OBP: 0.425, SLG: 0.543										0	0	0	0	0	0	0									
Inning Stats	R: 0 E: 0 K: 1 S: 5	H: 0 LOB: 0 BB: 0 P: 5	R: 0 E: 0 K: 1 S: 5	H: 0 LOB: 2 BB: 2 P: 13	R: 0 E: 0 K: 0 S: 4	H: 1 LOB: 2 BB: 1 P: 8	R: 0 E: 0 K: 2 S: 9	H: 2 LOB: 2 BB: 0 P: 9	R: 0 E: 1 K: 0 S: 4	H: 0 LOB: 0 BB: 0 P: 4	R: 0 E: 0 K: 1 S: 5	H: 0 LOB: 0 BB: 0 P: 5	R: 0 E: 0 K: 2 S: 7	H: 0 LOB: 0 BB: 0 P: 7	R: 2 E: 2 K: 1 S: 7	H: 2 LOB: 1 BB: 0 P: 11	R: 0 E: 0 K: 2 S: 8	H: 1 LOB: 1 BB: 0 P: 8	1B: 4 2B: 2 3B: 0 HR: 0	SF: 0 SAC: 1 DP: 0 HBP: 0	WP: 0 PB: 1 SB: 0 CS: 1	PA: 38			
PITCHER	IP	WLS	BF	H	R	ER	SO	BB	IBB	HBP	BLK	WP	HR	S	P	ERA	WHIP								
Earl Wilson, R (1, 1) ERA: 2.39	6.0	W	25	3	0	0	5	3	0	0	0	0	0	32	44	0.00	1.000								
Arnold Earley, L (7, 1) ERA: 5.05	1.1		8	2	2	2	2	1	0	0	0	0	0	11	15	13.50	2.250								
Dick Radatz, R (8, 1) ERA: 1.1	1.2	S	5	1	0	0	3	0	0	0	0	0	0	11	11	0.00	0.600								

AB	33
R	2
H	6
RBI	1
BB	4
SO	10
LOB	23



Batter	1	2	3	4	5	6	7	8	9	AB	R	H	RBI	BB	SO	LOB	BOTTOM									
Chuck Schilling, R (1, 4) OBP: 0.327, SLG: 0.380	0-0 5-3		X 0-0 5-3	X 0-0 4-3		X 0-3 K				4	0	0	0	0	1	3	Cleveland Indians @ Boston Red Sox Fenway Park, Boston, MA Tue Jun 25 1963, 7:05 PM EDT Att: 18,755 - Unknown									
Dick Williams, R (1, 7) OBP: 0.268, SLG: 0.368	4-0 BB 1B BB		X 0-0 1-3		BB BB BB 4-0 G4-6-3 BB		X 0-0 G2-5-3 1B		0-0 G2-5-3 1B	2	1	1	0	2	0	0										
Gary Geiger, L (1, 8) OBP: 0.396, SLG: 0.582	0-3 K		BB BB BB 4-0 1B BB		X 0-0 G4-6-3 1-2		X 0-0 G2-5-3 1B		0-0 G2-5-3 1B	3	1	1	0	1	1	2										
Frank Maltzone, R (1, 5) OBP: 0.386, SLG: 0.539	4-0 1B BB		X 0-0 1B BB		X 0-0 1B		X 0-0 G2-5-3		0-0 G2-5-3	3	0	2	0	1	0	2										
Dick Stuart, R (1, 3) OBP: 0.326, SLG: 0.520	0-0 1-3 2H 1B		X 0-0 K		X 0-3 K		X 0-0 1B		0-0 1B	4	0	2	2	0	2	3										
Lou Clinton, R (1, 9) OBP: 0.294, SLG: 0.434		X 0-0 5-3		X 0-0 4-3		X 0-0 HR		X 0-0 F6		4	1	1	1	0	0	1										
Eddie Bressoud, R (1, 6) OBP: 0.310, SLG: 0.403		X 0-0 F9		X 0-3 K		X 0-0 F3		X 0-0 F9		4	0	0	0	0	1	0										
Bob Tillman, R (1, 2) OBP: 0.288, SLG: 0.331		BB BB BB 4-0 BB		BB BB BB 4-0 1B BB		X 0-0 1-3 1B		0-3 K		2	0	1	0	2	1	0										
Earl Wilson, R (1, 1) OBP: 0.256, SLG: 0.268		X 0-0 F9		X 0-0 1B BB		X 0-0 1-3 1B		X 0-0 F3		3	0	1	0	0	0	2										
Arnold Earley, L (7, 1) OBP: 0.222, SLG: 0.333										0	0	0	0	0	0	0										
Dick Radatz, R (8, 1) OBP: 0.063, SLG: 0.125										1	0	0	0	0	0	0										
Inning Stats	R: 1 E: 0 K: 1 S: 5	H: 1 LOB: 2 BB: 2 P: 13	R: 0 E: 0 K: 0 S: 3	H: 0 LOB: 1 BB: 1 P: 7	R: 0 E: 0 K: 1 S: 6	H: 1 LOB: 2 BB: 1 P: 10	R: 0 E: 0 K: 1 S: 6	H: 1 LOB: 1 BB: 1 P: 10	R: 1 E: 0 K: 0 S: 7	H: 2 LOB: 1 BB: 0 P: 7	R: 1 E: 0 K: 0 S: 5	H: 3 LOB: 1 BB: 0 P: 5	R: 0 E: 0 K: 1 S: 5	H: 0 LOB: 0 BB: 0 P: 5	1B: 8 2B: 0 3B: 0 HR: 1	SF: 0 SAC: 0 DP: 2 HBP: 0		WP: 0 PB: 0 SB: 0 CS: 0	PA: 36							
PITCHER	IP	WLS	BF	H	R	ER	SO	BB	IBB	HBP	BLK	WP	HR	S	P	ERA		WHIP								
Sam McDowell, L (1, 1) ERA: 4.76	5.2	L	27	6	2	2	4	6	0	0	0	0	0	29	53	3.18		2.118								
Gary Bell, R (6, 1) ERA: 3.66	0.1		1	0	0	0	1	0	0	0	0	0	0	3	3	0.00		0.000								
Bob Allen, L (7, 1) ERA: 3.47	2.0		8	3	1	1	1	0	0	0	0	0	0	10	10	4.50	1.500									

AB	30
R	3
H	9
RBI	3
BB	6
SO	6
LOB	13



Batter	1	2	3	4	5	6	7	8	9	AB	R	H	RBI	BB	SO	LOB	TOP					
Al Luplow, L OBP: 0.269, SLG: 0.274 (1, 9)	G3		K			BB 1B		F2		4	0	1	0	1	1	1	Cleveland Indians @ Boston Red Sox Fenway Park, Boston, MA Wed Jun 26 1963, 7:05 PM EDT Att: 11,730 - Unknown					
Tito Francona, L OBP: 0.291, SLG: 0.319 (1, 7)	1-5-3		FC3-6 1B			K		5-3		4	1	0	1	0	1	2						
Willie Kirkland, L OBP: 0.363, SLG: 0.493 (1, 8)			E 1B 1-2			BB		F8		4	0	2	0	1	0	1						
Max Alvis, R OBP: 0.331, SLG: 0.436 (1, 5)	F6		E 1B 1-2 2-H			BB		F9		4	1	2	1	1	0	1						
Fred Whitfield, L OBP: 0.287, SLG: 0.434 (1, 3)		F6	E3			K		4-3		5	0	0	0	0	1	6						
Joe Azzue, R OBP: 0.328, SLG: 0.467 (9, PH)			K			4-3		E6 2B		4	0	1	0	0	1	6						
Joe Adcock, R OBP: 0.382, SLG: 0.565 (9, 2)		1-3 2B	K			4-3		HR		1	1	1	2	0	0	0						
Cal Neeman, R OBP: 0.382, SLG: 0.565 (9, 2)										0	0	0	0	0	0	0						
Miguel de la Hoz, R OBP: 0.260, SLG: 0.350 (1, 4)		1-3				F9		F9		5	1	2	0	0	0	1						
Jerry Kindall, R OBP: 0.245, SLG: 0.248 (1, 6)		2-3 K				SH3-1 2B		4-3		3	0	0	0	0	2	3						
Mudcat Grant, R OBP: 0.167, SLG: 0.233 (8, PH)						2-3 K				3	1	2	1	0	0	0						
Gene Green, R OBP: 0.220, SLG: 0.205 (8, PH)										1	0	0	0	0	1	0						
Pedro Ramos, S OBP: 0.067, SLG: 0.067 (8, 1)			FC3-6 1B			F9		K		0	0	0	0	0	0	0						
Inning Stats	R: 0 E: 0 K: 0 S: 3	H: 0 LOB: 1 BB: 1 P: 7	R: 0 E: 0 K: 1 S: 6	H: 1 LOB: 1 BB: 0 P: 6	R: 1 E: 1 K: 2 S: 11	H: 3 LOB: 3 BB: 0 P: 11	R: 0 E: 0 K: 1 S: 5	H: 0 LOB: 0 BB: 0 P: 5	R: 0 E: 0 K: 2 S: 9	H: 2 LOB: 3 BB: 1 P: 13	R: 2 E: 0 K: 0 S: 5	H: 2 LOB: 1 BB: 1 P: 9	R: 0 E: 1 K: 0 S: 5	H: 1 LOB: 2 BB: 0 P: 5	R: 0 E: 0 K: 1 S: 5	H: 0 LOB: 0 BB: 0 P: 5	R: 2 E: 0 K: 0 S: 5	H: 2 LOB: 2 BB: 0 P: 5	1B: 7 2B: 3 3B: 0 HR: 1	SF: 1 SAC: 1 DP: 0 HBP: 0	WP: 0 PB: 0 SB: 2 CS: 0	PA: 43
PITCHER	IP	WLS	BF	H	R	ER	SO	BB	IBB	HBP	BLK	WP	HR	S	P	ERA	WHIP					
Dave Morehead, R ERA: 4.39 (1, 1)	5.1		28	8	3	3	6	3	0	0	0	0	0	37	49	5.06	2.062					
Chet Nichols, L ERA: 4.43 (6, 1)	0.2		2	0	0	0	0	0	0	0	0	0	0	2	2	0.00	0.000					
Jack Lamabe, R ERA: 3.34 (7, 1)	3.0	W	13	3	2	2	1	0	0	0	0	0	1	15	15	6.00	1.000					

AB 38
R 5
H 11
RBI 5
BB 3
SO 7
LOB 21



Batter	1	2	3	4	5	6	7	8	9	AB	R	H	RBI	BB	SO	LOB	BOTTOM					
Chuck Schilling, R OBP: 0.329, SLG: 0.390 (1, 4)	6-3		F8			BB		HR		3	1	1	1	1	0	0	Cleveland Indians @ Boston Red Sox Fenway Park, Boston, MA Wed Jun 26 1963, 7:05 PM EDT Att: 11,730 - Unknown					
Dick Williams, R OBP: 0.289, SLG: 0.350 (1, 7)	F7					K		FC1-6 BB		2	0	0	0	2	1	1						
Gary Geiger, L OBP: 0.386, SLG: 0.561 (1, 8)	F8					F5		FC1-6 FC5-4		4	0	0	0	0	0	3						
Frank Maltzone, R OBP: 0.384, SLG: 0.534 (1, 5)		5-3				G5-4-3		F8		4	1	1	0	0	0	2						
Dick Stuart, R OBP: 0.325, SLG: 0.516 (1, 3)						BB				4	0	1	0	0	2	2						
Roman Mejias, R OBP: 0.246, SLG: 0.357 (9, 7)		K						FC5-4		0	0	0	0	0	0	0						
Lou Clinton, R OBP: 0.293, SLG: 0.431 (1, 9)						1B				4	0	1	0	0	2	1						
Eddie Bressoud, R OBP: 0.320, SLG: 0.438 (1, 6)						BB		HR		3	3	3	2	1	0	0						
Russ Nixon, L OBP: 0.331, SLG: 0.435 (1, 2)						BB		HR		3	1	1	3	0	0	2						
Dave Morehead, R OBP: 0.043, SLG: 0.043 (6, 1)										1	0	0	0	0	1	0						
Chet Nichols, S OBP: 0.400, SLG: 0.400 (6, PH)										0	0	0	0	0	0	0						
Felix Mantilla, R OBP: 0.400, SLG: 0.400 (7, 1)										1	0	0	0	0	1	0						
Jack Lamabe, R OBP: 0.400, SLG: 0.400 (7, 1)										1	0	0	0	0	1	0						
Inning Stats	R: 0 E: 0 K: 0 S: 3	H: 0 LOB: 0 BB: 0 P: 3	R: 0 E: 0 K: 2 S: 7	H: 0 LOB: 0 BB: 0 P: 7	R: 1 E: 0 K: 1 S: 6	H: 1 LOB: 0 BB: 0 P: 6	R: 0 E: 0 K: 0 S: 2	H: 0 LOB: 0 BB: 1 P: 6	R: 0 E: 0 K: 2 S: 7	H: 2 LOB: 1 BB: 1 P: 7	R: 3 E: 0 K: 2 S: 10	H: 3 LOB: 0 BB: 0 P: 10	R: 1 E: 0 K: 0 S: 4	H: 1 LOB: 1 BB: 1 P: 8	R: 1 E: 0 K: 1 S: 4	H: 1 LOB: 0 BB: 0 P: 4	1B: 3 2B: 1 3B: 0 HR: 4	SF: 0 SAC: 0 DP: 2 HBP: 0	WP: 0 PB: 0 SB: 0 CS: 0	PA: 34		
PITCHER	IP	WLS	BF	H	R	ER	SO	BB	IBB	HBP	BLK	WP	HR	S	P	ERA	WHIP					
Mudcat Grant, R ERA: 3.73 (1, 1)	7.0		27	6	4	4	7	3	0	0	0	0	2	38	50	5.14	1.286					
Pedro Ramos, R ERA: 3.61 (8, 1)	1.1	L	7	2	2	2	1	1	0	0	0	0	2	8	12	13.50	2.250					

AB 30
R 6
H 8
RBI 6
BB 4
SO 8
LOB 11



Batter	1	2	3	4	5	6	7	8	9	AB	R	H	RBI	BB	SO	LOB	TOP			
Tito Francona, L OBP: 0.296, SLG: 0.321	G5-4-3 1B		FC6-4 1-2		P4			F8	FC5-2-6-5 1B	5	1	2	1	0	0	2				
Willie Tasby, R OBP: 0.397, SLG: 0.455	G5-4-3			K		P6		BB 1B	FC5-2-6-5 1B	5	0	1	0	0	1	3				
Willie Kirkland, L OBP: 0.360, SLG: 0.478	K			4-3 1B		4-3		P4		5	1	2	1	0	1	1				
Max Alvis, R OBP: 0.333, SLG: 0.447		P3		4-3		4-3		BB 1B	F8	5	1	2	0	0	0	3				
Fred Whitfield, L OBP: 0.297, SLG: 0.436	F8							BB 1B		3	0	2	2	1	0	0				
Miguel de la Hoz, R OBP: 0.229, SLG: 0.396	P6			P6				FC6-4 BB		3	0	0	0	0	1	2				
Joe Adcock, R OBP: 0.383, SLG: 0.558										1	0	0	0	0	0	3				
Ted Abernathy, R OBP: 0.500, SLG: 0.667										0	0	0	0	0	0	0				
Joe Azcue, R OBP: 0.321, SLG: 0.450			F9			6-3				4	0	1	0	0	0	0				
Mudcat Grant, R OBP: 0.167, SLG: 0.233										0	1	0	0	0	0	0				
Cal Neeman, R OBP: 0.167, SLG: 0.233										0	0	0	0	0	0	0				
Jerry Kindall, R OBP: 0.254, SLG: 0.278			F9						F2	3	0	0	0	1	1	1				
Early Wynn, S OBP: 0.400, SLG: 0.250										1	0	0	0	1	0	1				
Gene Green, R OBP: 0.222, SLG: 0.271										1	0	0	0	0	0	0				
Bob Allen, L OBP: 0.222, SLG: 0.271										0	0	0	0	0	0	0				
Woodie Held, R OBP: 0.329, SLG: 0.408										1	0	1	0	0	0	0				
Inning Stats	R: 0 E: 0 K: 1 S: 5	H: 1 LOB: 0 BB: 0 P: 5	R: 0 E: 0 K: 0 S: 3	H: 0 LOB: 0 BB: 0 P: 3	R: 0 E: 0 K: 0 S: 3	H: 0 LOB: 1 BB: 1 P: 7	R: 1 E: 0 K: 1 S: 7	H: 2 LOB: 1 BB: 0 P: 7	R: 0 E: 0 K: 0 S: 3	H: 0 LOB: 1 BB: 1 P: 7	R: 1 E: 0 K: 1 S: 7	H: 2 LOB: 0 BB: 0 P: 5	R: 0 E: 0 K: 0 S: 5	H: 2 LOB: 3 BB: 1 P: 9	R: 2 E: 0 K: 0 S: 7	H: 4 LOB: 2 BB: 0 P: 7	1B: 11 2B: 0 3B: 0 HR: 0	SF: 0 SAC: 0 DP: 1 HBP: 0	WP: 0 PB: 0 SB: 2 CS: 0	PA: 40
PITCHER	IP	WLS	BF	H	R	ER	SO	BB	IBB	HBP	BLK	WP	HR	S	P	ERA	WHIP			
Dave DeBusschere, R ERA: 3.38	6.0		24	5	2	2	3	2	0	0	0	0	0	28	36	3.00	1.167			
Jim Brosnan, R ERA: 2.31	2.1	L	13	5	2	2	1	1	0	0	0	0	0	14	18	7.71	2.571			
Hoyt Wilhelm, R ERA: 2.7	0.2		3	1	0	0	0	0	0	0	0	0	0	3	3	0.00	1.500			

Cleveland Indians @ Chicago White Sox
Comiskey Park, Chicago, IL
Fri Jun 28 1963, 8:05 PM EDT
Att: 36,324 - Unknown

AB 37
R 4
H 11
RBI 4
BB 3
SO 4
LOB 16



Batter	1	2	3	4	5	6	7	8	9	AB	R	H	RBI	BB	SO	LOB	BOTTOM			
Mike Hershberger, R OBP: 0.356, SLG: 0.363	P6					4-3				4	0	2	1	0	0	0				
Tom McCraw, L OBP: 0.284, SLG: 0.341	P5		G3							4	1	1	0	0	1	2				
Pete Ward, L OBP: 0.373, SLG: 0.488	1-3									4	1	3	1	0	0	0				
Floyd Robinson, L OBP: 0.379, SLG: 0.479		1-3								3	0	0	0	1	0	2				
Charlie Maxwell, L OBP: 0.385, SLG: 0.373										2	0	0	1	0	1	1				
Jim Brosnan, R OBP: 0.286, SLG: 0.286										0	0	0	0	0	0	0				
J.C. Martin, L OBP: 0.252, SLG: 0.272										1	0	0	0	0	0	2				
Ron Hansen, R OBP: 0.317, SLG: 0.373		F2								3	0	0	0	1	1	2				
Al Weis, S OBP: 0.260, SLG: 0.271										3	0	0	0	0	1	1				
Cam Carreon, R OBP: 0.288, SLG: 0.320										3	1	1	0	0	0	1				
Hoyt Wilhelm, R OBP: 0.077, SLG: 0.077										0	0	0	0	0	0	0				
Dave DeBusschere, R OBP: 0.324, SLG: 0.414										1	0	0	0	0	0	0				
Jim Landis, R OBP: 0.324, SLG: 0.414										1	0	0	0	0	0	0				
Inning Stats	R: 0 E: 0 K: 0 S: 3	H: 0 LOB: 0 BB: 0 P: 3	R: 0 E: 0 K: 1 S: 5	H: 0 LOB: 0 BB: 0 P: 5	R: 1 E: 0 K: 0 S: 5	H: 2 LOB: 1 BB: 0 P: 5	R: 1 E: 0 K: 1 S: 6	H: 1 LOB: 0 BB: 0 P: 6	R: 0 E: 0 K: 0 S: 2	H: 0 LOB: 0 BB: 1 P: 6	R: 0 E: 0 K: 1 S: 5	H: 1 LOB: 1 BB: 0 P: 5	R: 0 E: 0 K: 0 S: 3	H: 1 LOB: 1 BB: 1 P: 7	1B: 5 2B: 2 3B: 0 HR: 0	SF: 1 SAC: 1 DP: 2 HBP: 0	WP: 0 PB: 0 SB: 1 CS: 0	PA: 33		
PITCHER	IP	WLS	BF	H	R	ER	SO	BB	IBB	HBP	BLK	WP	HR	S	P	ERA	WHIP			
Early Wynn, R ERA: 3.0	6.0		23	5	3	3	3	0	0	0	0	0	0	29	29	4.50	0.833			
Bob Allen, L ERA: 3.33	1.0		3	0	0	0	0	1	0	0	0	0	0	2	6	0.00	1.000			
Ted Abernathy, R ERA: 3.08	2.0	W	7	2	0	0	1	1	0	0	0	0	0	8	12	0.00	1.500			

Cleveland Indians @ Chicago White Sox
Comiskey Park, Chicago, IL
Fri Jun 28 1963, 8:05 PM EDT
Att: 36,324 - Unknown


AB 29
R 3
H 7
RBI 3
BB 2
SO 4
LOB 11



Batter	1	2	3	4	5	6	7	8	9	AB	R	H	RBI	BB	SO	LOB	TOP					
Tito Francona, L OBP: 0.300, SLG: 0.335 (1, 7)	0-0 4-3			0-0 HR		4-0 2B BB		0-3 K2-3		3	2	1	1	1	1	0						
Willie Tasby, R OBP: 0.377, SLG: 0.458 (1, 9)	0-0 P4			0-0 5-3		0-0 2B 1B			0-0 2B 1B	4	1	2	0	0	0	0						
Mudcat Grant, R OBP: 0.167, SLG: 0.233 (9, FR)										0	1	0	0	0	0	0						
Woodie Held, R OBP: 0.329, SLG: 0.408 (9, 9)										0	0	0	0	0	0	0						
Willie Kirkland, L OBP: 0.357, SLG: 0.479 (1, 8)	0-0 F7			0-0 F7		0-0 1B 2B			0-0 P4	4	0	1	2	0	0	1						
Max Alvis, R OBP: 0.329, SLG: 0.440 (1, 5)		0-0 F7		0-0 P6		0-3 K			0-3 K	4	0	0	0	0	2	2						
Fred Whitfield, L OBP: 0.296, SLG: 0.438 (1, 3)		0-0 G3			0-0 L3		0-3 K		0-0 1B 2B	4	1	1	0	0	1	0						
Miguel de la Hoz, R OBP: 0.259, SLG: 0.404 (1, 4)		0-0 1B			0-0 B5-3		0-3 K		0-0 1B	4	0	2	2	0	1	0						
Joe Azcue, R OBP: 0.312, SLG: 0.437 (1, 2)			0-0 6-3		0-0 5-3		0-3 K		0-0 6-3	4	0	0	0	0	1	2						
Jerry Kindall, R OBP: 0.248, SLG: 0.270 (1, 6)			0-0 6-3		0-0 5-3			0-0 F3		3	0	0	0	0	0	0						
Jack Kralick, L OBP: 0.152, SLG: 0.161 (1, 1)			0-0 6-3							2	0	0	0	0	0	0						
Gary Bell, R OBP: 0.105, SLG: 0.056 (7, 1)										0	0	0	0	0	0	0						
Bob Allen, L (7, 1)										1	0	0	0	0	1	0						
Inning Stats	R: 0 E: 0 K: 0 S: 3	H: 0 LOB: 0 BB: 0 P: 3	R: 0 E: 0 K: 0 S: 3	H: 1 LOB: 1 BB: 0 P: 3	R: 0 E: 0 K: 0 S: 3	H: 0 LOB: 0 BB: 0 P: 3	R: 1 E: 0 K: 0 S: 4	H: 1 LOB: 0 BB: 0 P: 4	R: 0 E: 0 K: 0 S: 3	H: 0 LOB: 0 BB: 0 P: 3	R: 2 E: 0 K: 1 S: 7	H: 2 LOB: 1 BB: 1 P: 11	R: 0 E: 0 K: 3 S: 9	H: 0 LOB: 0 BB: 0 P: 9	R: 0 E: 0 K: 2 S: 7	H: 0 LOB: 0 BB: 0 P: 7	R: 2 E: 0 K: 1 S: 8	H: 3 LOB: 2 BB: 0 P: 8	1B: 4 2B: 2 3B: 0 HR: 1	SF: 0 SAC: 0 DP: 0 HBP: 0	WP: 0 PB: 0 CS: 0	PA: 34
PITCHER	IP	WLS	BF	H	R	ER	SO	BB	IBB	HBP	BLK	WP	HR	S	P	ERA	WHIP					
John Buzhardt, R ERA: 2.34 (1, 1)	6.0	L	22	4	3	3	1	1	0	0	0	0	1	23	27	4.50	0.833					
Joe Horlen, R ERA: 4.07 (7, 1)	1.0		3	0	0	0	3	0	0	0	0	0	0	9	9	0.00	0.000					
Hoyt Wilhelm, R ERA: 2.91 (8, 1)	2.0		9	3	2	2	3	0	0	0	0	0	0	15	15	9.00	1.500					

Cleveland Indians @ Chicago White Sox
Comiskey Park, Chicago, IL
Sat Jun 29 1963, 4:33 AM EDT
Att: 10,749 - Unknown


AB 33
R 5
H 7
RBI 5
BB 1
SO 7
LOB 5



Batter	1	2	3	4	5	6	7	8	9	AB	R	H	RBI	BB	SO	LOB	BOTTOM					
Jim Landis, R OBP: 0.319, SLG: 0.408 (1, 8)	0-0 F3		0-0 F7		0-0 FC6-4		0-0 5-3		0-0 F7	3	0	0	0	0	0	2						
Charlie Maxwell, L OBP: 0.385, SLG: 0.373 (7, PH)										0	0	0	0	0	0	0						
Sherm Lollar, R OBP: 0.327, SLG: 0.327 (8, 3)										2	0	0	0	0	0	3						
Nellie Fox, L OBP: 0.320, SLG: 0.320 (1, 4)	4-0 BB		0-0 6-3			0-0 L6	0-0 6-3			3	0	0	0	1	0	2						
Pete Ward, L OBP: 0.368, SLG: 0.481 (1, 5)	0-0 P5			0-0 5-3		0-0 F9		0-0 4-3		4	0	0	0	0	0	1						
Dave Nicholson, R OBP: 0.331, SLG: 0.452 (1, 7)	0-0 E6			0-0 5-3		0-3 K		4-0 FC5-4 BB		3	0	0	0	1	1	1						
Mike Hershberger, R OBP: 0.354, SLG: 0.366 (8, 8)	0-0 5-3			0-0 6-3			0-0 1B 2B	0-0 FC5-4 1B		4	1	1	0	0	0	3						
Ron Hansen, R OBP: 0.320, SLG: 0.372 (1, 6)		4-0 G6-4-3 BB			0-3 K		0-0 1B BB	0-0 6-3		3	1	1	1	1	1	1						
Tom McCraw, L OBP: 0.091, SLG: 0.136 (1, 3)		0-3 K			0-0 E5		4-0 FC1-5 1B BB		0-0 L4	2	0	0	0	0	1	1						
Jim Lemon, R OBP: 0.314, SLG: 0.342 (7, PH)										0	0	0	0	0	0	0						
Floyd Robinson, L OBP: 0.380, SLG: 0.478 (8, 9)										1	0	0	0	1	0	0						
Cam Carreon, R OBP: 0.306, SLG: 0.356 (1, 2)		0-0 G6-4-3			0-0 FC1-2 1B		0-0 5-3 FC1-5 1B		0-0 3B	4	0	3	1	0	0	1						
John Buzhardt, R OBP: 0.091, SLG: 0.136 (1, 1)					0-0 FC1-2		0-0 FC1-5			2	0	0	0	0	1	2						
Joe Horlen, R OBP: 0.286, SLG: 0.286 (7, PH)										0	0	0	0	0	0	0						
Al Weis, S OBP: 0.257, SLG: 0.268 (7, PH)										1	0	0	0	0	0	2						
Hoyt Wilhelm, R OBP: 0.077, SLG: 0.077 (8, 1)										0	0	0	0	0	0	0						
J.C. Martin, L OBP: 0.250, SLG: 0.270 (9, PH)										1	0	0	0	0	1	1						
Inning Stats	R: 0 E: 1 K: 0 S: 4	H: 0 LOB: 2 BB: 1 P: 8	R: 0 E: 0 K: 1 S: 4	H: 0 LOB: 0 BB: 1 P: 8	R: 0 E: 0 K: 1 S: 5	H: 0 LOB: 0 BB: 0 P: 5	R: 0 E: 0 K: 0 S: 3	H: 0 LOB: 0 BB: 0 P: 3	R: 0 E: 1 K: 1 S: 7	H: 1 LOB: 2 BB: 0 P: 7	R: 0 E: 0 K: 1 S: 5	H: 0 LOB: 0 BB: 0 P: 5	R: 2 E: 0 K: 0 S: 6	H: 3 LOB: 2 BB: 1 P: 10	R: 0 E: 1 K: 0 S: 3	H: 0 LOB: 1 BB: 1 P: 7	R: 0 E: 0 K: 0 S: 4	H: 1 LOB: 1 BB: 0 P: 4	1B: 3 2B: 1 3B: 1 HR: 0	SF: 0 SAC: 0 DP: 1 HBP: 0	WP: 0 PB: 0 CS: 0	PA: 37
PITCHER	IP	WLS	BF	H	R	ER	SO	BB	IBB	HBP	BLK	WP	HR	S	P	ERA	WHIP					
Jack Kralick, L ERA: 2.49 (1, 1)	6.0	W	24	3	2	2	4	2	0	0	0	0	0	30	38	3.00	0.833					
Gary Bell, R ERA: 3.54 (7, 1)	0.1		3	1	0	0	0	1	0	0	0	0	0	2	6	0.00	6.000					
Bob Allen, L ERA: 3.0 (7, 1)	2.2	S	10	1	0	0	0	1	0	0	0	0	0	9	13	0.00	0.750					

Cleveland Indians @ Chicago White Sox
Comiskey Park, Chicago, IL
Sat Jun 29 1963, 4:33 AM EDT
Att: 10,749 - Unknown

AB 33
R 2
H 5
RBI 2
BB 4
SO 4
LOB 20



Batter	1	2	3	4	5	6	7	8	9	AB	R	H	RBI	BB	SO	LOB	TOP								
Tito Francona, L OBP: 0.302, SLG: 0.336 (1, 7)	G3							F3	K	5	1	2	0	0	1	1	Cleveland Indians @ Chicago White Sox Comiskey Park, Chicago, IL Sun Jun 30 1963, 4:33 AM EDT Unknown livebaseballscorecards.com								
Woodie Held, R OBP: 0.335, SLG: 0.430 (1, 9)	F7									5	3	3	2	0	0	1									
Willie Kirkland, L OBP: 0.353, SLG: 0.470 (1, 8)	F7									5	0	1	2	0	1	1									
Max Alvis, R OBP: 0.337, SLG: 0.454 (1, 5)										3	1	2	2	2	0	1									
Fred Whitfield, L OBP: 0.301, SLG: 0.446 (1, 3)										4	1	2	0	0	2	2									
Miguel de la Hoz, R OBP: 0.246, SLG: 0.439 (1, 4)										5	1	1	2	0	2	5									
Joe Azcue, R OBP: 0.310, SLG: 0.428 (1, 2)										3	0	0	0	1	0	1									
Jerry Kindall, R OBP: 0.248, SLG: 0.270 (1, 6)										4	0	1	0	0	1	0									
Dick Donovan, L OBP: 0.091, SLG: 0.091 (1, 1)										4	1	1	0	0	1	0	C								
Ted Abernathy, R OBP: 0.500, SLG: 0.667 (9, 1)										0	0	0	0	0	0	0									
Inning Stats	R: 0 E: 0 K: 0 S: 3	H: 0 LOB: 0 BB: 0 P: 3	R: 0 E: 0 K: 1 S: 5	H: 0 LOB: 1 BB: 1 P: 9	R: 0 E: 0 K: 1 S: 6	H: 1 LOB: 1 BB: 0 P: 6	R: 0 E: 0 K: 1 S: 5	H: 0 LOB: 0 BB: 0 P: 9	R: 0 E: 0 K: 1 S: 5	H: 0 LOB: 0 BB: 0 P: 5	R: 2 E: 0 K: 1 S: 8	H: 3 LOB: 1 BB: 0 P: 8	R: 0 E: 0 K: 0 S: 3	H: 0 LOB: 0 BB: 0 P: 3	R: 4 E: 0 K: 0 S: 7	H: 5 LOB: 2 BB: 1 P: 11	R: 2 E: 0 K: 3 S: 13	H: 4 LOB: 2 BB: 0 P: 13	1B: 8 2B: 2 3B: 0 HR: 3	SF: 0 SAC: 1 DP: 0 HBP: 0	WP: 0 PB: 0 SB: 0 CS: 0	PA: 42			
PITCHER	IP	WLS	BF	H	R	ER	SO	BB	IBB	HBP	BLK	WP	HR	S	P	ERA	WHIP								
Juan Pizarro, L ERA: 2.25 (1, 1)	7.2	L	32	7	5	5	5	2	0	0	0	0	1	40	48	5.87	1.174								
Joe Horlen, R ERA: 4.25 (8, 1)	0.1		3	2	1	1	0	1	0	0	0	0	1	2	6	27.00	9.000								
Eddie Fisher, R ERA: 5.04 (9, 1)	1.0		7	4	2	2	3	0	0	0	0	0	1	13	13	18.00	4.000								

Batter	1	2	3	4	5	6	7	8	9	AB	R	H	RBI	BB	SO	LOB	BOTTOM								
Mike Hershberger, R OBP: 0.352, SLG: 0.368 (1, 8)										4	0	1	0	0	1	0	Cleveland Indians @ Chicago White Sox Comiskey Park, Chicago, IL Sun Jun 30 1963, 4:33 AM EDT Unknown livebaseballscorecards.com								
Nellie Fox, L OBP: 0.319, SLG: 0.319 (1, 4)										4	1	1	0	0	0	1									
Pete Ward, L OBP: 0.367, SLG: 0.478 (1, 5)										4	1	1	0	0	0	1									
Floyd Robinson, L OBP: 0.378, SLG: 0.474 (1, 9)										4	1	1	1	0	0	1									
Charlie Maxwell, L OBP: 0.378, SLG: 0.365 (1, 7)										4	0	1	0	0	0	2									
Tom McCraw, L OBP: 0.297, SLG: 0.363 (1, 3)										4	1	3	1	0	0	0									
Al Weis, S OBP: 0.256, SLG: 0.267 (1, 6)										4	0	1	1	0	0	3									
Cam Carreon, R OBP: 0.297, SLG: 0.346 (1, 2)										3	0	0	0	0	0	2									
J.C. Martin, L OBP: 0.248, SLG: 0.268 (9, PH)										1	0	0	0	0	0	1									
Juan Pizarro, L OBP: 0.195, SLG: 0.350 (1, 1)										2	0	0	0	0	0	2	Sox								
Joe Horlen, R OBP: 0.286, SLG: 0.286 (8, 1)										0	0	0	0	0	0	0									
Jim Landis, R OBP: 0.317, SLG: 0.405 (6, PH)										1	0	0	0	0	1	0									
Eddie Fisher, R OBP: 0.211, SLG: 0.167 (9, 1)										0	0	0	0	0	0	0									
Inning Stats	R: 0 E: 0 K: 0 S: 4	H: 1 LOB: 1 BB: 0 P: 4	R: 0 E: 0 K: 0 S: 3	H: 0 LOB: 0 BB: 0 P: 3	R: 0 E: 0 K: 0 S: 3	H: 0 LOB: 0 BB: 0 P: 3	R: 0 E: 0 K: 1 S: 5	H: 0 LOB: 0 BB: 0 P: 5	R: 0 E: 0 K: 1 S: 5	H: 0 LOB: 0 BB: 0 P: 5	R: 0 E: 0 K: 1 S: 4	H: 1 LOB: 1 BB: 0 P: 4	R: 0 E: 0 K: 1 S: 5	H: 0 LOB: 0 BB: 0 P: 5	R: 4 E: 1 K: 0 S: 7	H: 5 LOB: 0 BB: 0 P: 7	1B: 7 2B: 3 3B: 0 HR: 0	SF: 0 SAC: 0 DP: 1 HBP: 0	WP: 0 PB: 0 SB: 0 CS: 0	PA: 35					
PITCHER	IP	WLS	BF	H	R	ER	SO	BB	IBB	HBP	BLK	WP	HR	S	P	ERA	WHIP								
Dick Donovan, R ERA: 4.05 (1, 1)	8.0	W	30	6	2	2	2	0	0	0	0	0	0	5	34	2.25	0.750								
Ted Abernathy, R ERA: 3.29 (9, 1)	1.0	S	5	3	2	1	0	0	0	0	0	0	0	5	5	9.00	3.000								

Batter	1	2	3	4	5	6	7	8	9	AB	R	H	RBI	BB	SO	LOB	TOP
Tito Francona, L (1, 7) OBP: 0.330, SLG: 0.333	6-3		G3 1B		K		F8		F8	5	0	1	0	0	1	2	
Woodie Held, R (1, 9) OBP: 0.337, SLG: 0.432	FC6 1B		G3 1-2		E		P4			4	0	2	0	0	0	1	
Willie Kirkland, L (1, 8) OBP: 0.346, SLG: 0.459	FC6 1-2		G3 2-3		E4 1-3			5-3		4	0	0	0	0	0	3	
Max Alvis, R (1, 5) OBP: 0.332, SLG: 0.447	1-3		6-3		1-3			5-3		4	0	0	0	0	0	4	
Fred Whitfield, L (1, 3) OBP: 0.293, SLG: 0.434		4-3		K		K		K2-3		4	0	0	0	0	3	0	
Miguel de la Hoz, R (1, 4) OBP: 0.279, SLG: 0.467		F3		6-3 BB		2B			1B	3	0	2	0	1	0	0	
Jerry Kindall, R (1, 6) OBP: 0.248, SLG: 0.269			6-3 1B		5-3				P4	4	0	1	0	0	0	3	
Cal Neeman, R (1, 2) OBP: 0.256, SLG: 0.286 (9, PH)		4-0								2	0	0	0	1	2	2	
Al Luplow, L (9, FR) OBP: 0.266, SLG: 0.271		1-2	BB		K				1B	1	0	1	0	0	0	0	
Mudcat Grant, R (1, 1) OBP: 0.156, SLG: 0.219		0-3								2	0	0	0	0	1	2	
Sam McDowell, L (5, 1) OBP: 0.250, SLG: 0.211			K		4-3				F8	0	0	0	0	0	0	0	
Pedro Ramos, S (6, 1) OBP: 0.063, SLG: 0.063										1	0	0	0	0	1	0	
Joe Adcock, R (9, PH) OBP: 0.380, SLG: 0.554										1	0	0	0	0	0	2	
Inning Stats	R: 0 E: 0 K: 0 S: 4	H: 1 LOB: 1 BB: 0 P: 4	R: 0 E: 0 K: 1 S: 6	H: 1 LOB: 2 BB: 1 P: 10	R: 0 E: 0 K: 0 S: 4	H: 0 LOB: 1 BB: 1 P: 11	R: 0 E: 1 K: 1 S: 7	H: 1 LOB: 2 BB: 0 P: 7	R: 0 E: 0 K: 2 S: 8	H: 0 LOB: 0 BB: 0 P: 5	R: 0 E: 0 K: 1 S: 5	H: 0 LOB: 0 BB: 0 P: 5	R: 0 E: 0 K: 0 S: 5	H: 2 LOB: 2 BB: 0 P: 5	1B: 6 2B: 1 3B: 0 HR: 0	SF: 0 SAC: 0 DP: 0 HBP: 0	WP: 0 PA: 37
PITCHER Gary Peters, L (1, 1) ERA: 2.41	IP: 9.0 WLS: W BF: 37 H: 7 R: 0 ER: 0 SO: 8 BB: 2 IBB: 0 HBP: 0 BLK: 0 WP: 0 HR: 0 S: 51 P: 59 ERA: 0.00 WHIP: 1.000															PITCHER	

Cleveland Indians @ Chicago White Sox
Comiskey Park, Chicago, IL
Sun Jun 30 1963, 4:38 AM EDT
Att: 27,805 - Unknown

AB 35
R 0
H 7
RBI 0
BB 2
SO 8
LOB 19

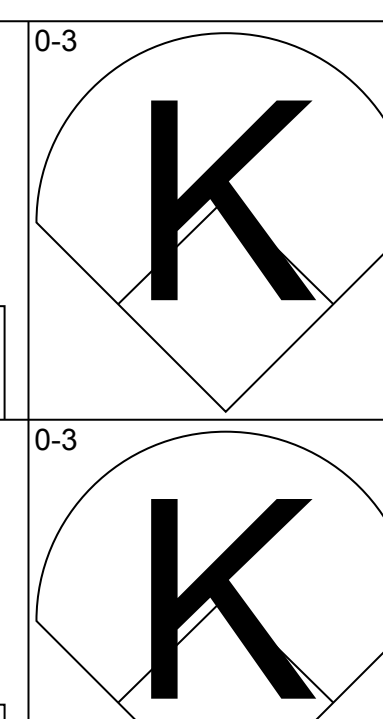
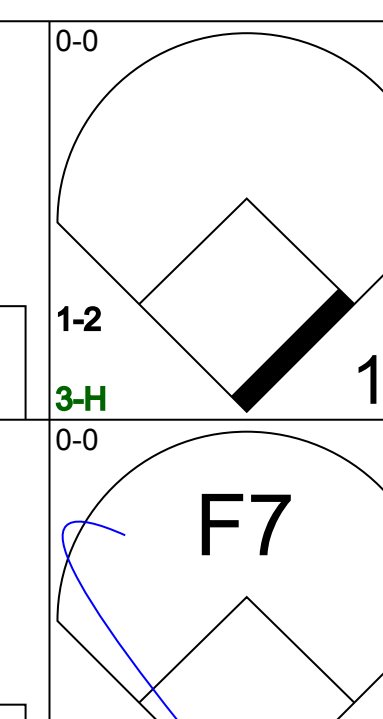
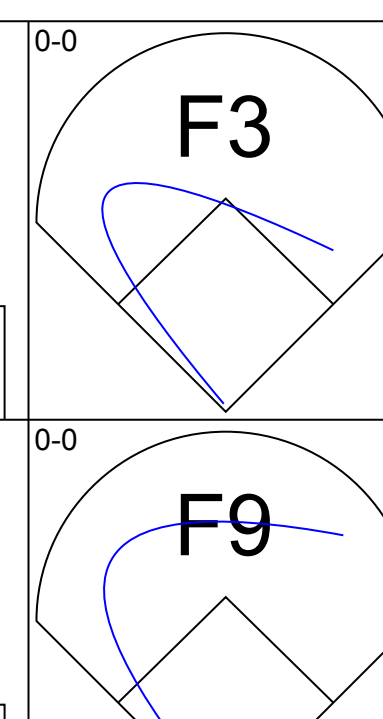
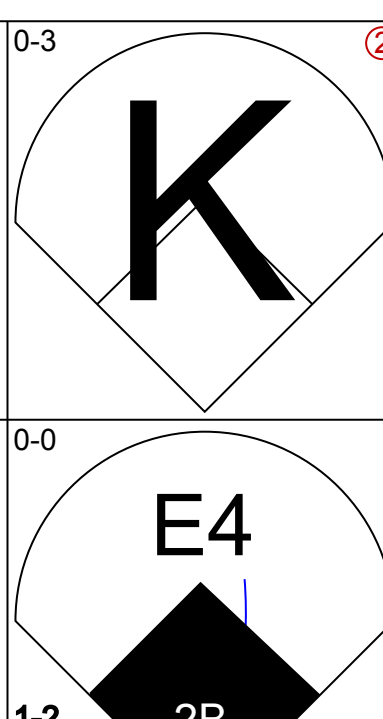
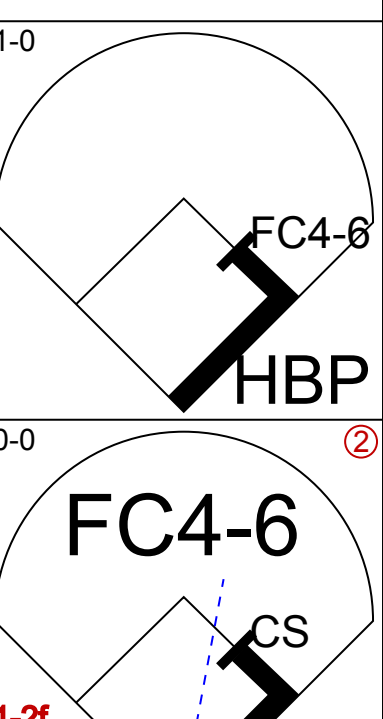
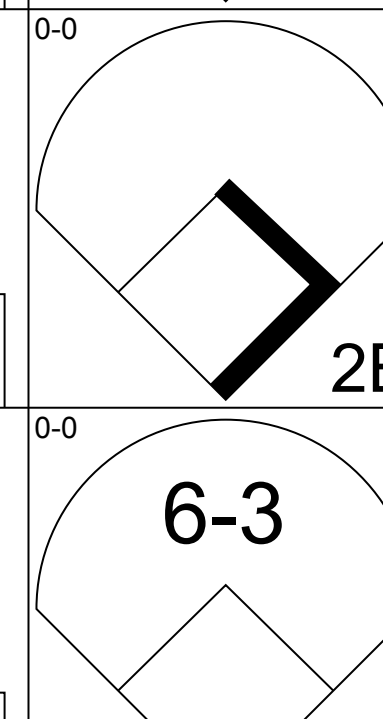


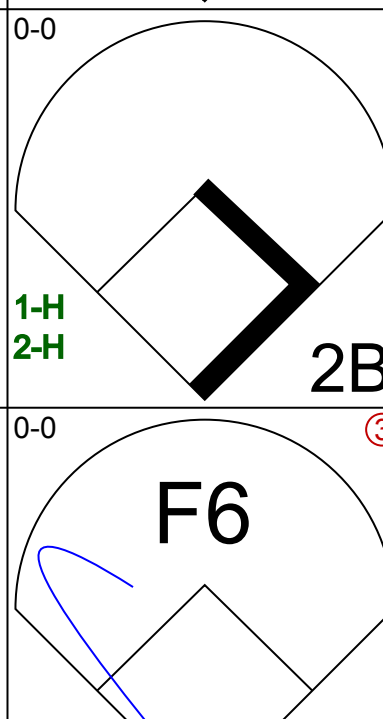
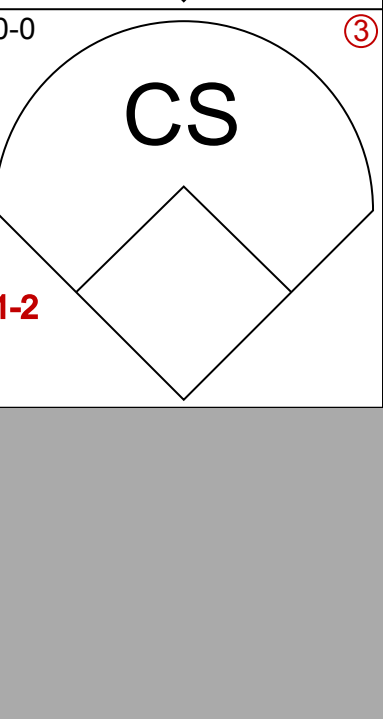

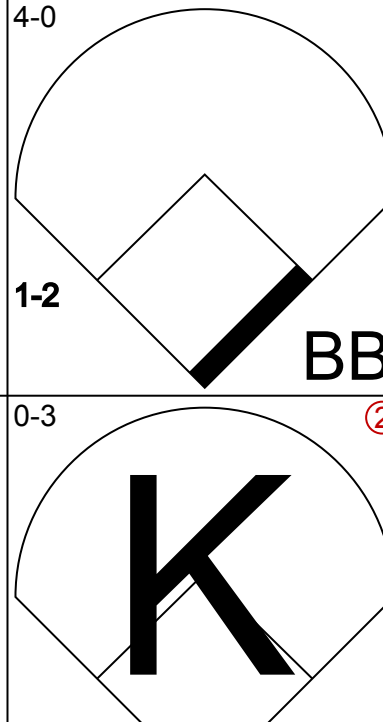
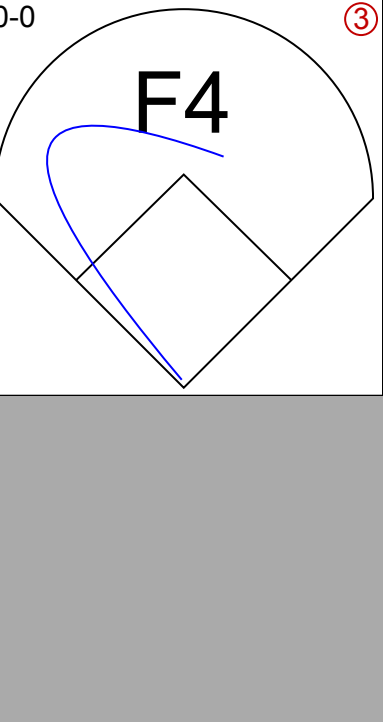
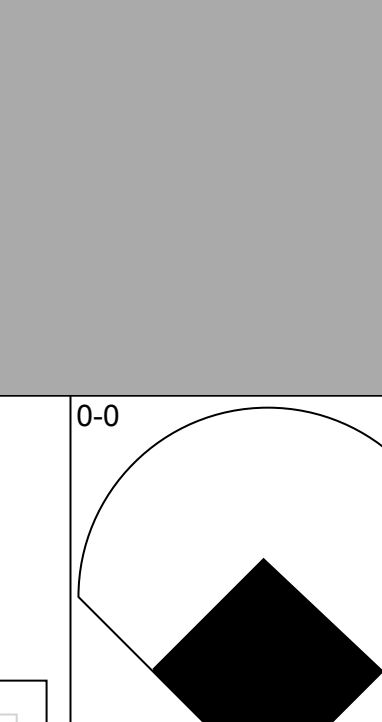

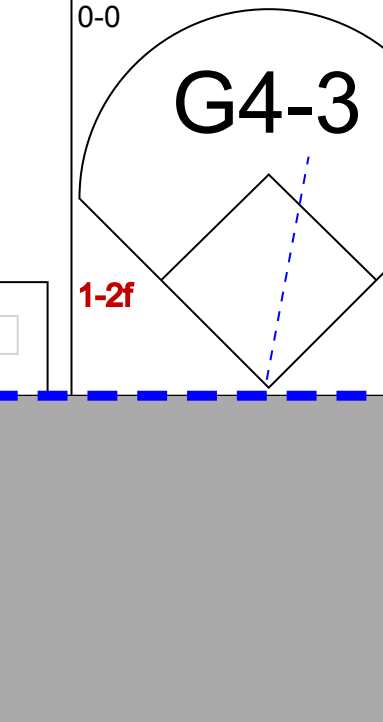



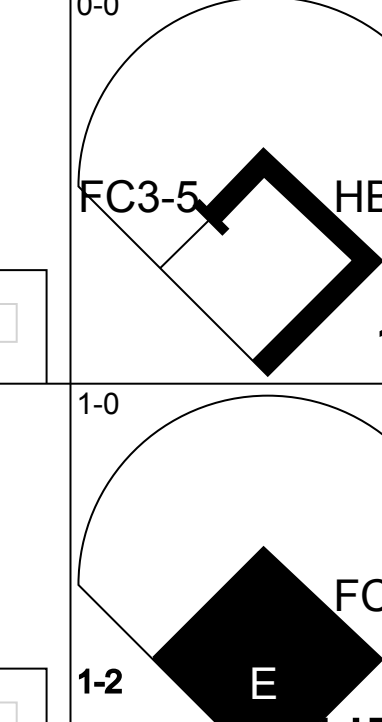

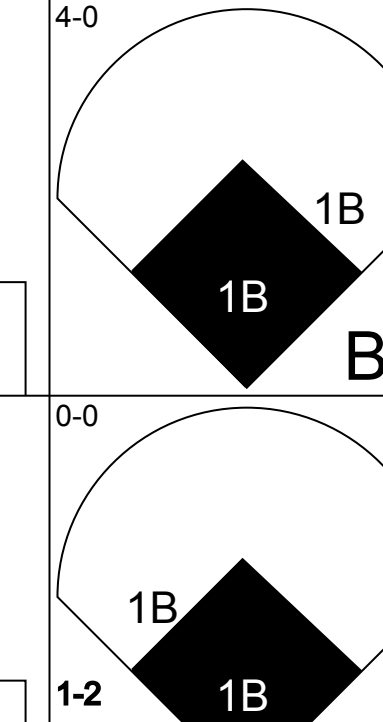
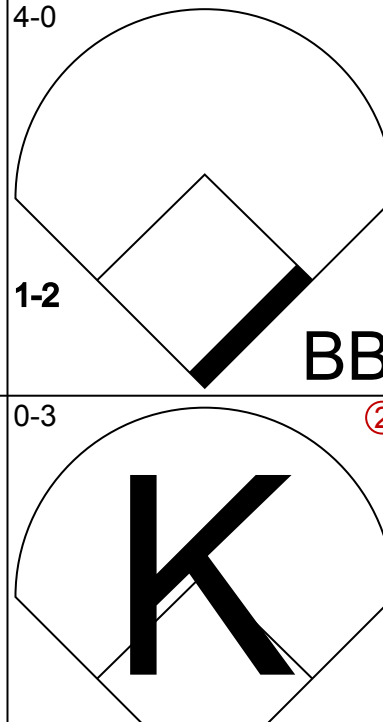
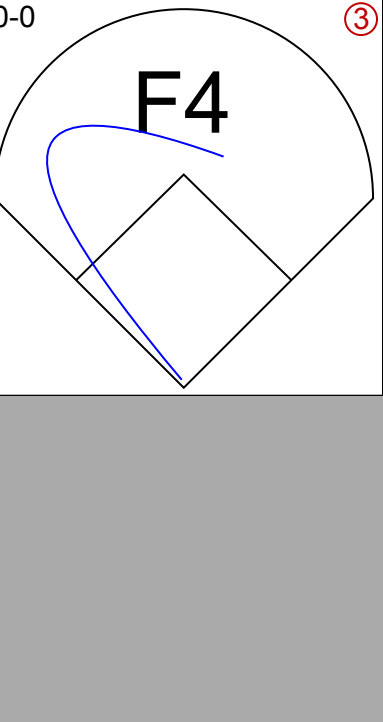
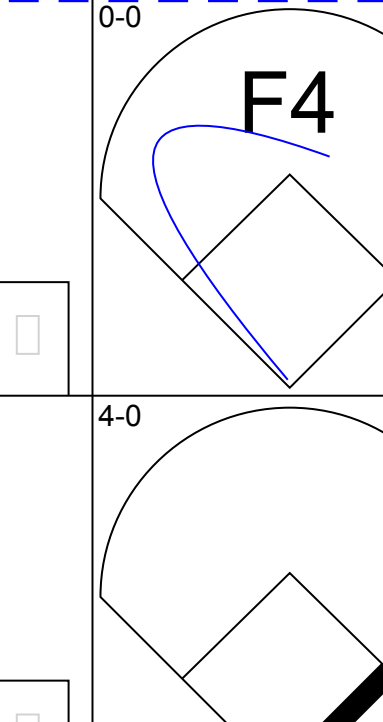
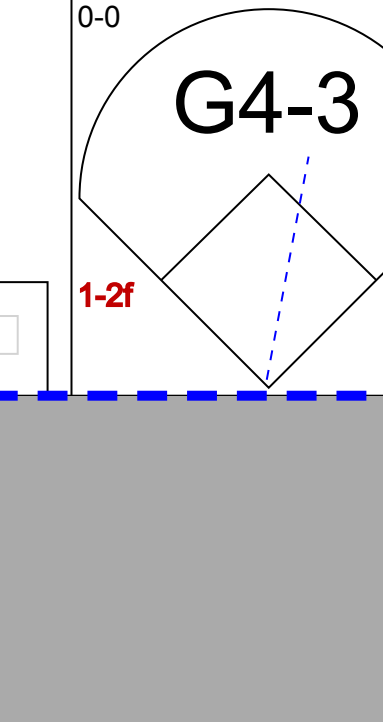
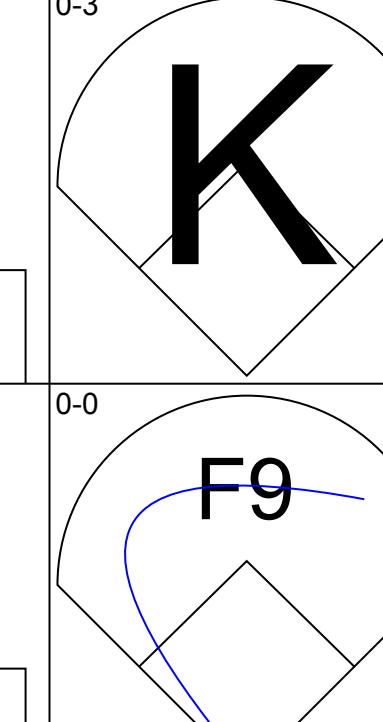

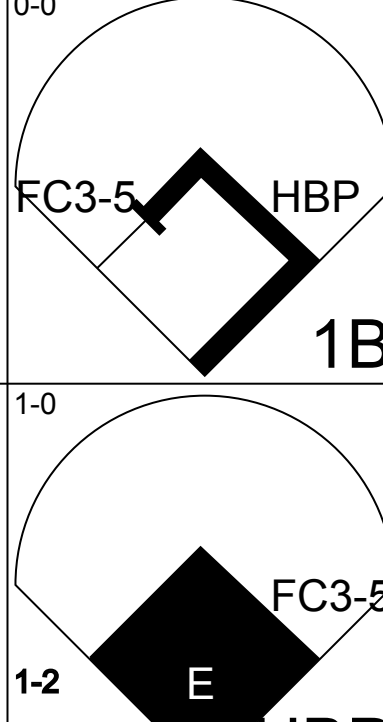
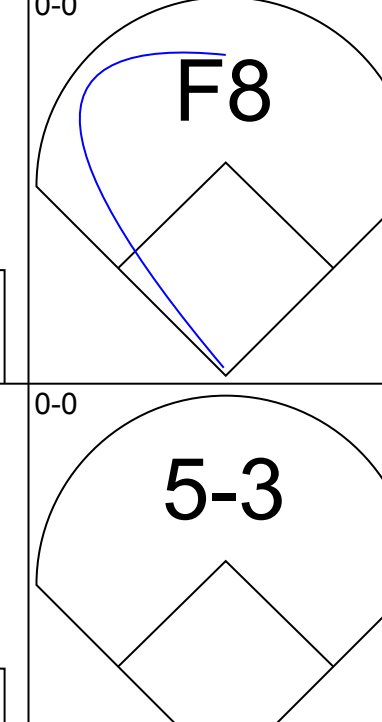
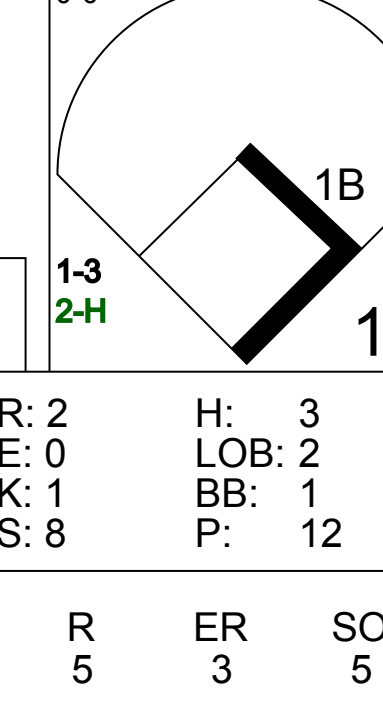

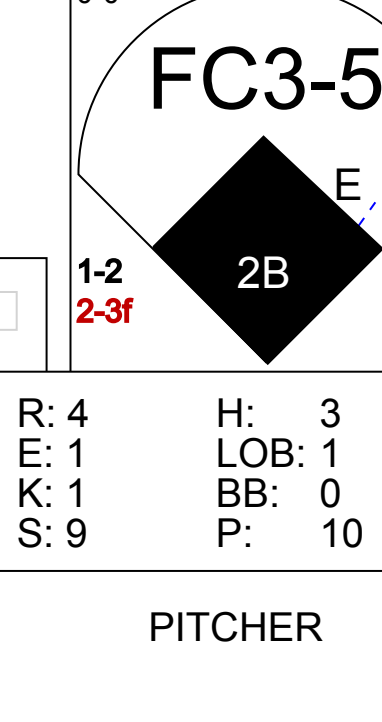

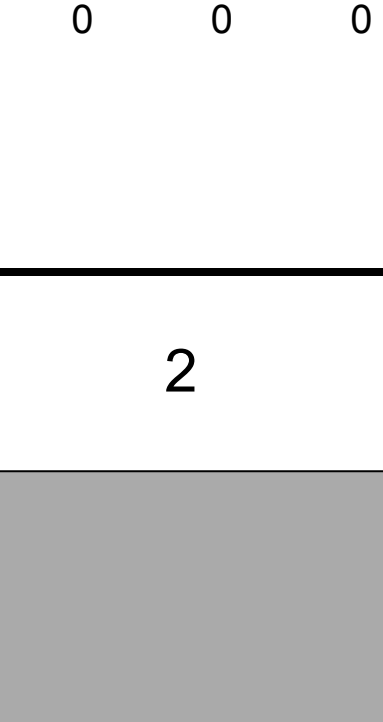
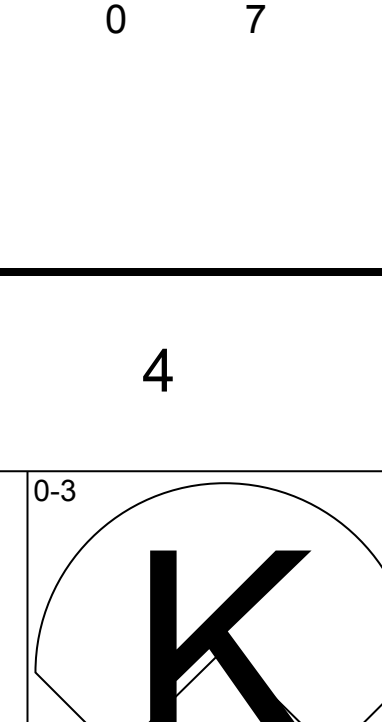
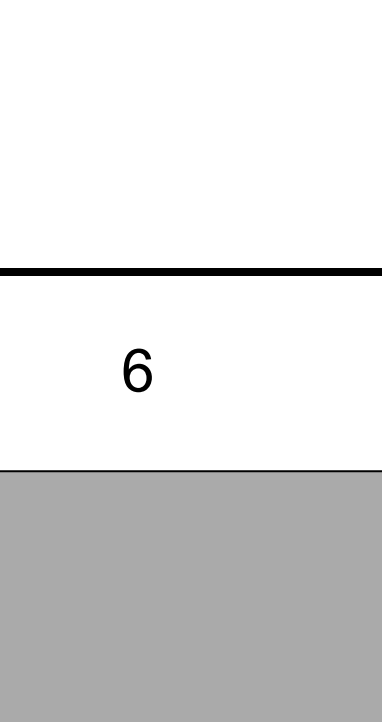
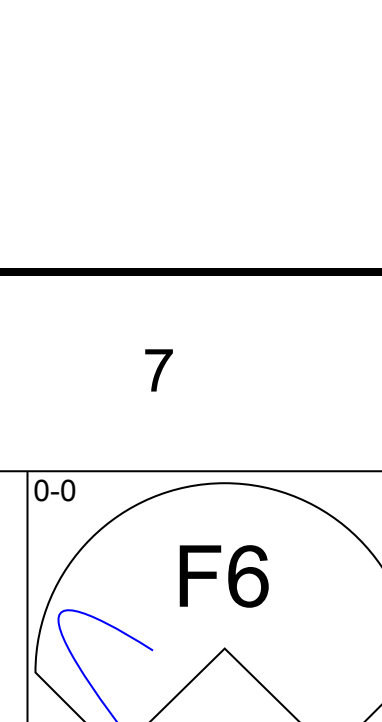

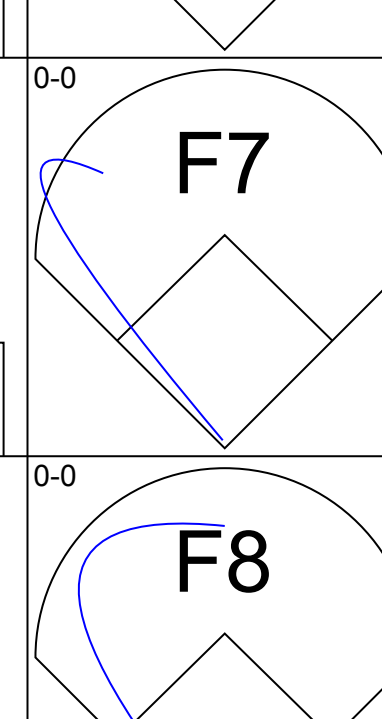




Batter	1	2	3	4	5	6	7	8	9	AB	R	H	RBI	BB	SO	LOB	BOTTOM		
Jim Landis, R (1, 8) OBP: 0.316, SLG: 0.399	K		K		1B 1-2 BB		6-3			3	0	0	0	1	2	0			
Tom McCraw, L (1, 3) OBP: 0.295, SLG: 0.358	F7			F7	1-3 2H 3H 1B		F9			4	0	1	2	0	0	0			
Floyd Robinson, L (1, 9) (7, 7) OBP: 0.373, SLG: 0.467	4-3			G3	6-3		3-1			4	0	0	0	0	0	2			
Pete Ward, L (1, 5) OBP: 0.375, SLG: 0.492		G6-3 BB 1B		HR		FC5-4 BB		CS BB		2	1	2	1	2	0	0			
Charlie Maxwell, L (1, 7) OBP: 0.381, SLG: 0.359		4-0				FC5-4 1B				1	0	0	0	1	1	0			
Mike Hershberger, R (6, PH) OBP: 0.349, SLG: 0.365		1-2	G6-3 BB		K	1-2 1B		K		2	1	0	0	0	1	2			
Nellie Fox, L (1, 4) OBP: 0.318, SLG: 0.318		G6-3 1-2 2-3			F9	3-4-1 1B		4-3		4	0	1	0	0	0	2			
Al Weis, S (1, 6) OBP: 0.272, SLG: 0.273		B5-3			1B BB	3-4-1 1B				2	1	1	1	1	0	1			
J.C. Martin, L (1, 2) OBP: 0.250, SLG: 0.270			3-4-1		1B BB	3-4-1				3	1	1	0	0	0	2			
Gary Peters, L (1, 1) OBP: 0.154, SLG: 0.240			G3		K	L3				3	0	0	0	0	1	4			
Inning Stats	R: 0 E: 0 K: 1 S: 5	H: 0 LOB: 0 BB: 0 P: 5	R: 0 E: 0 K: 0 S: 3	H: 1 LOB: 1 BB: 1 P: 7	R: 0 E: 0 K: 1 S: 5	H: 0 LOB: 0 BB: 0 P: 5	R: 1 E: 0 K: 1 S: 6	H: 1 LOB: 0 BB: 0 P: 6	R: 2 E: 0 K: 0 S: 7	H: 2 LOB: 2 BB: 2 P: 15	R: 1 E: 0 K: 0 S: 5	H: 2 LOB: 2 BB: 1 P: 9	R: 0 E: 0 K: 0 S: 3	H: 0 LOB: 0 BB: 0 P: 3	R: 0 E: 0 K: 1 S: 4	H: 0 LOB: 0 BB: 1 P: 8	1B: 5 2B: 1 3B: 0 HR: 1	SF: 0 SAC: 0 DP: 2 HBP: 0	WP: 0 PA: 33
PITCHER Mudcat Grant, R (1, 1) ERA: 3.82	IP: 4.2 WLS: L BF: 20 H: 4 R: 3 ER: 3 SO: 4 BB: 3 IBB: 0 HBP: 0 BLK: 0 WP: 0 HR: 1 S: 25 P: 37 ERA: 5.79 WHIP: 1.500															PITCHER			
Sam McDowell, L (5, 1) ERA: 4.55	0.2	5	2	1	1	0	1	0	0	0	0	4	8	13.50	4.500				
Pedro Ramos, R (6, 1) ERA: 3.44	2.2	8	0	0	0	1	1	0	0	0	0	9	13	0.00	0.375				

Cleveland Indians @ Chicago White Sox
Comiskey Park, Chicago, IL
Sun Jun 30 1963, 4:38 AM EDT
Att: 27,805 - Unknown

AB 28
R 4
H 6
RBI 4
BB 5
SO 5
LOB 13

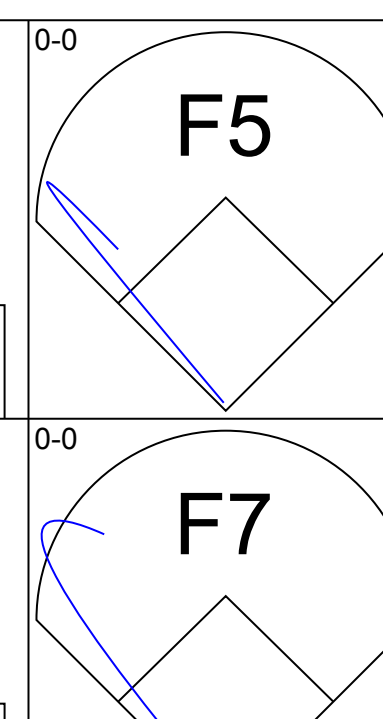
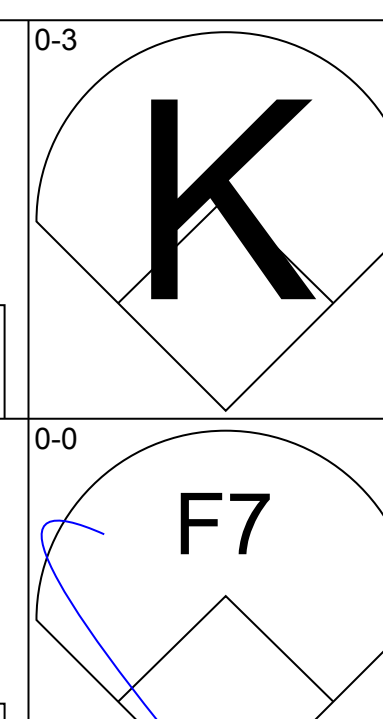
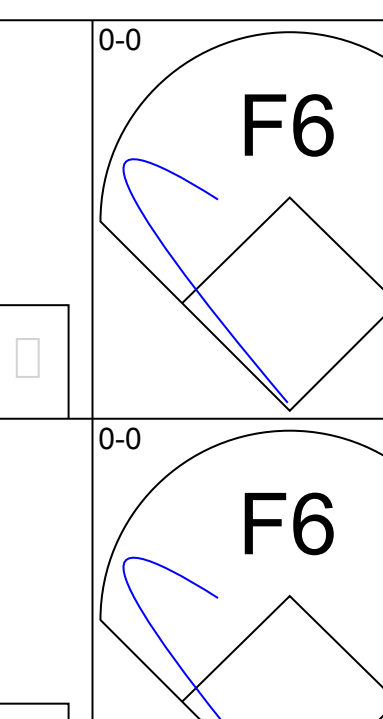
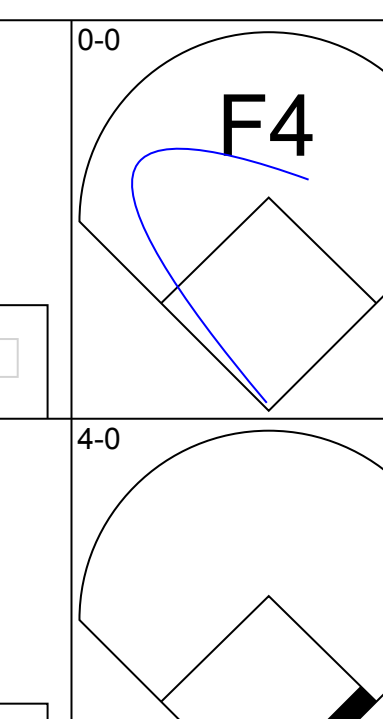
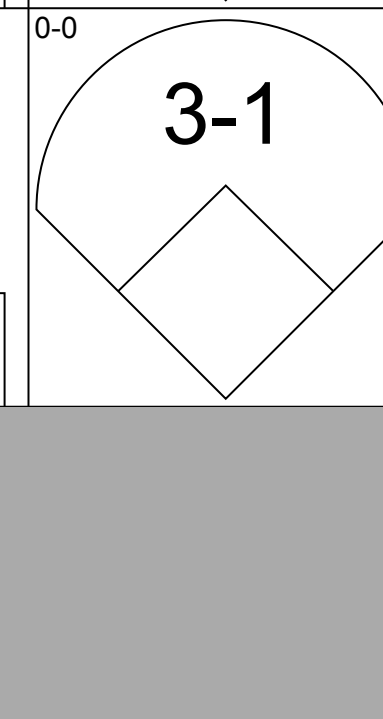
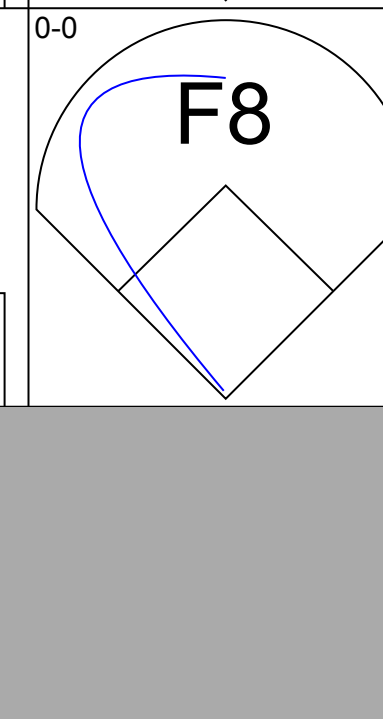
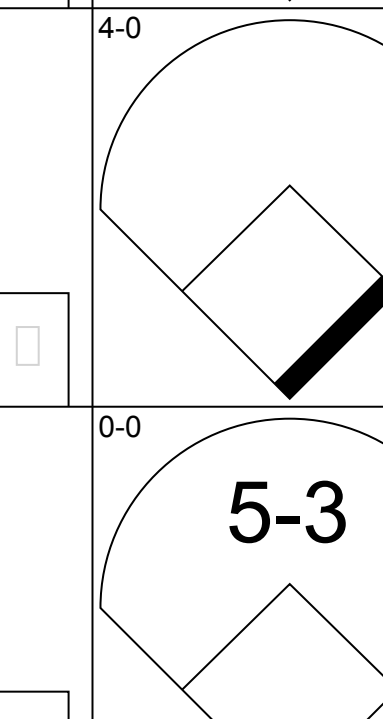
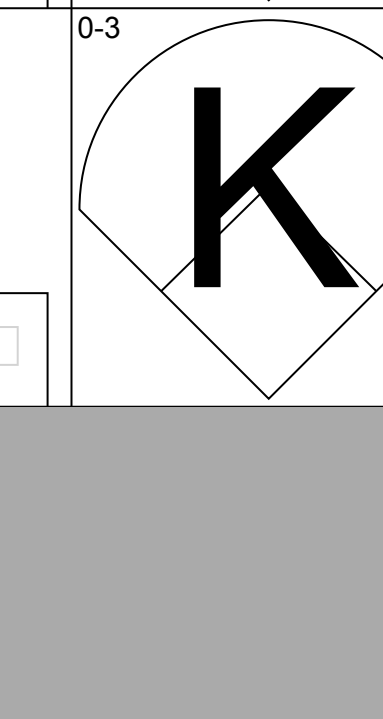




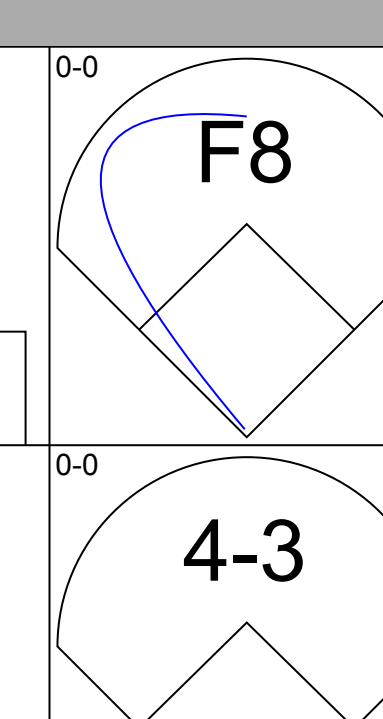
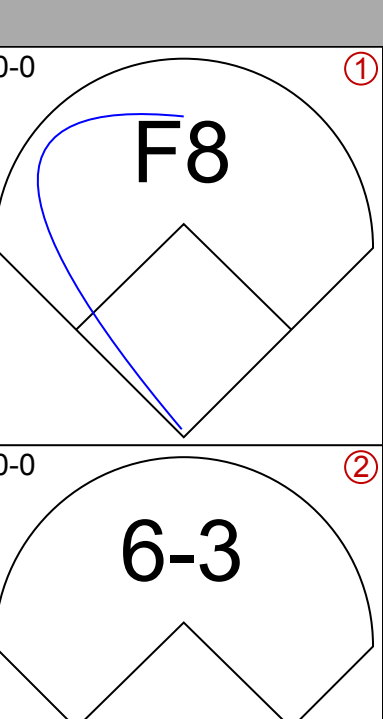
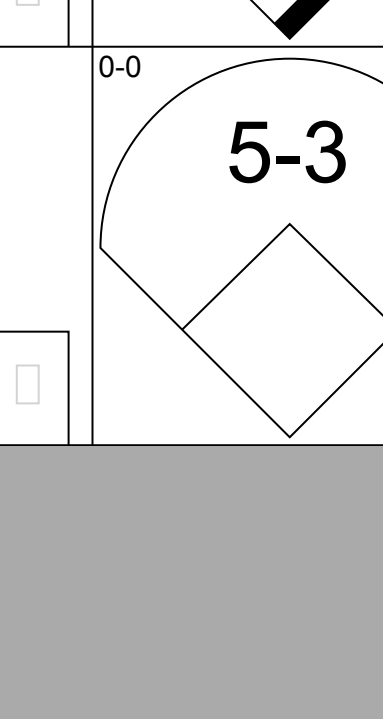
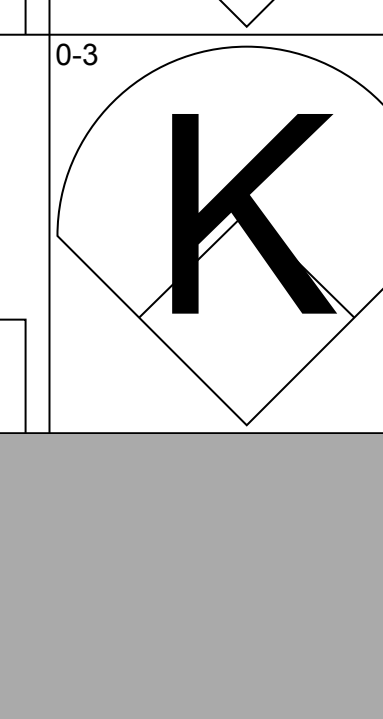
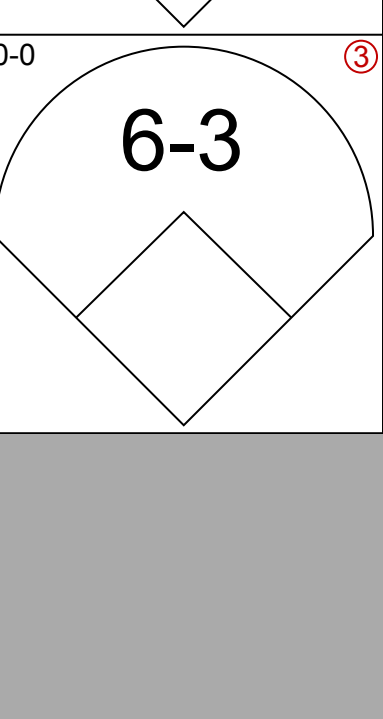
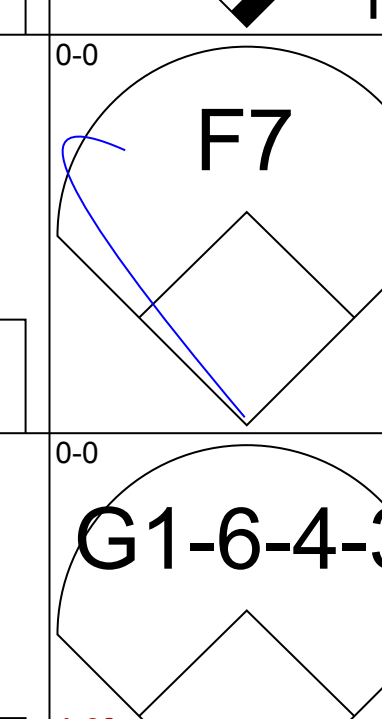



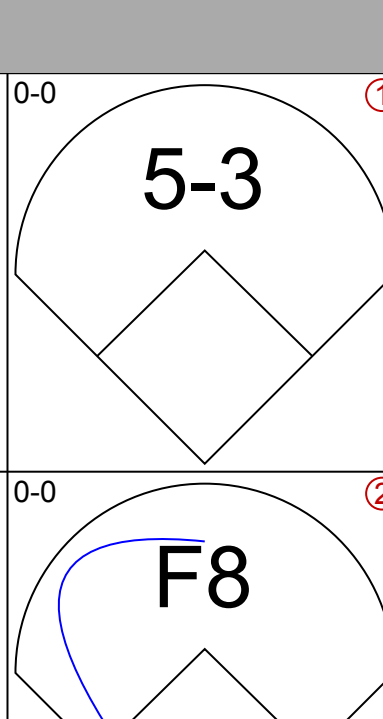
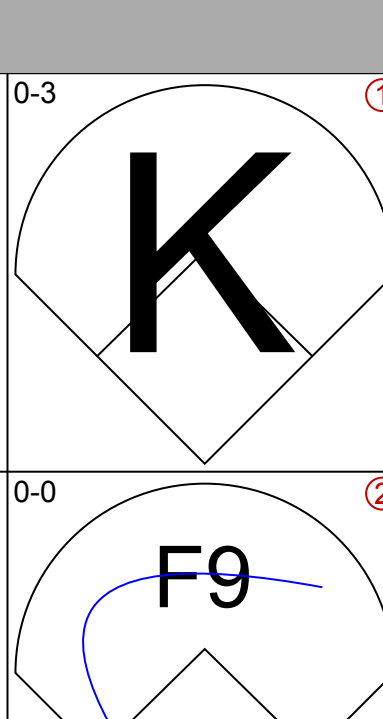
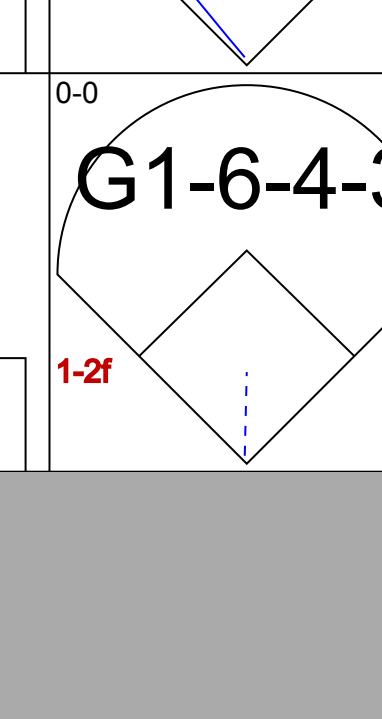
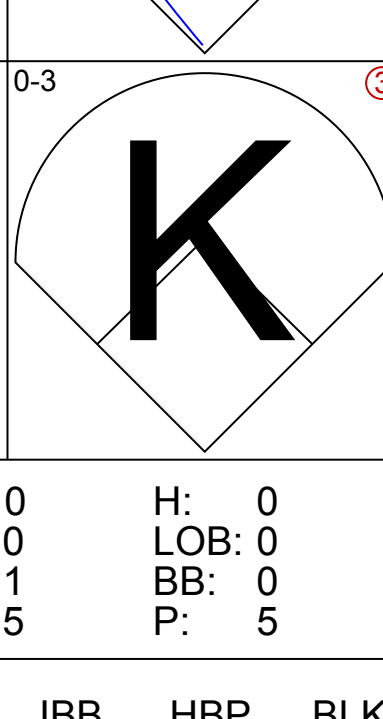
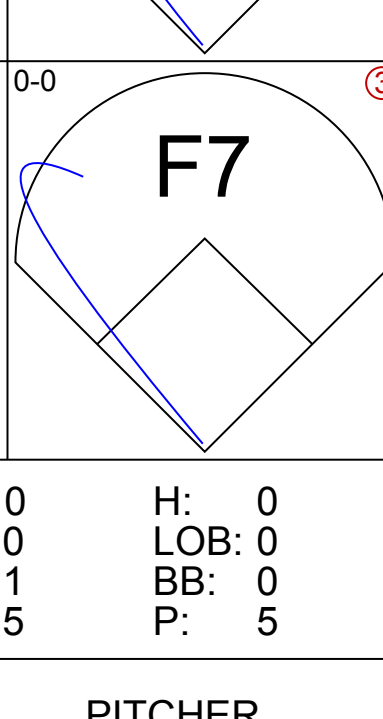
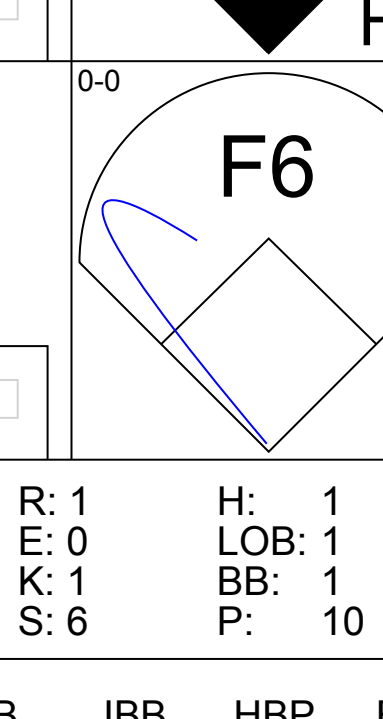






Batter	1	2	3	4	5	6	7	8	9	AB	R	H	RBI	BB	SO	LOB	TOP																					
Chuck Schilling, R OBP: 0.323, SLG: 0.377										4	0	1	1	0	2	3	Boston Red Sox @ Cleveland Indians Cleveland Municipal Stadium, Cleveland, OH Tue Jul 02 1963, 7:05 PM EDT Att: 1,433 - Unknown																					
Gary Geiger, L OBP: 0.362, SLG: 0.558										5	1	0	0	0	1	5																						
Carl Yastrzemski, L OBP: 0.499, SLG: 0.487										4	0	2	2	1	0	0																						
Frank Maltzone, R OBP: 0.373, SLG: 0.512										5	0	0	0	0	0	3																						
Dick Stuart, R OBP: 0.332, SLG: 0.506										3	1	0	0	2	0	1																						
Lou Clinton, R OBP: 0.288, SLG: 0.428										3	2	2	1	1	1	2																						
Eddie Bressoud, R OBP: 0.326, SLG: 0.427										4	0	1	0	0	2	5																						
Russ Nixon, L OBP: 0.317, SLG: 0.423										3	1	0	0	0	0	3																						
Dave Morehead, R OBP: 0.111, SLG: 0.111										4	1	2	1	0	0	2																						
Inning Stats	R: 0 E: 0 K: 2 S: 8	H: 1 LOB: 1 BB: 0 P: 8	R: 2 E: 0 K: 1 S: 8	H: 3 LOB: 2 BB: 1 P: 12	R: 0 E: 1 K: 2 S: 8	H: 0 LOB: 2 BB: 1 P: 12	R: 0 E: 0 K: 0 S: 4	H: 1 LOB: 1 BB: 0 P: 4	R: 0 E: 0 K: 0 S: 3	H: 0 LOB: 0 BB: 0 P: 3	R: 4 E: 1 K: 1 S: 9	H: 3 LOB: 1 BB: 0 P: 10	R: 0 E: 0 K: 0 S: 3	H: 0 LOB: 1 BB: 1 P: 7	R: 0 E: 0 K: 0 S: 2	H: 0 LOB: 0 BB: 0 P: 3	R: 0 E: 0 K: 0 S: 2	H: 0 LOB: 0 BB: 1 P: 6	1B: 5 2B: 2 3B: 0 HR: 1	SF: 0 SAC: 0 DP: 1 HBP: 2	WP: 0 PB: 0 SB: 0 CS: 1	PA: 42																
PITCHER	IP	WLS	BF	H	R	ER	SO	BB	IBB	HBP	BLK	WP	HR	S	P	ERA	WHIP	PITCHER				IP	WLS	BF	H	R	ER	SO	BB	IBB	HBP	BLK	WP	HR	S	P	ERA	WHIP
Barry Latman, R ERA: 4.07	(1, 1)	5.0	L	26	7	5	3	5	2	0	1	0	0	1	33	42	5.40	1.800																				
Gary Bell, R ERA: 3.79	(6, 1)	1.0		5	1	1	0	1	0	0	0	0	0	0	7	7	0.00	1.000																				
Jerry Walker, R ERA: 3.73	(7, 1)	3.0		10	0	0	0	0	2	0	1	0	0	0	7	16	0.00	0.667																				

livebaseballscorecards.com

AB	35
R	6
H	8
RBI	5
BB	4
SO	6
LOB	24



Batter	1	2	3	4	5	6	7	8	9	AB	R	H	RBI	BB	SO	LOB	BOTTOM																					
Tito Francona, L OBP: 0.295, SLG: 0.328										4	0	0	0	0	1	0	Boston Red Sox @ Cleveland Indians Cleveland Municipal Stadium, Cleveland, OH Tue Jul 02 1963, 7:05 PM EDT Att: 1,433 - Unknown																					
Al Luplow, L OBP: 0.266, SLG: 0.266										3	0	0	0	1	0	0																						
Willie Kirkland, L OBP: 0.344, SLG: 0.451										3	0	0	0	1	1	1																						
Max Alvis, R OBP: 0.329, SLG: 0.442										3	0	0	0	0	0	1																						
Fred Whitfield, L OBP: 0.294, SLG: 0.432										3	0	1	0	0	0	0																						
Miguel de la Hoz, R OBP: 0.268, SLG: 0.444										3	0	0	0	0	1	1																						
Joe Azcue, R OBP: 0.304, SLG: 0.418										3	0	0	0	0	1	1																						
Jerry Kindall, R OBP: 0.244, SLG: 0.264										2	0	0	0	0	0	0																						
John Romano, R OBP: 0.369, SLG: 0.521										1	1	1	1	0	0	0																						
Barry Latman, R OBP: 0.261, SLG: 0.381	(1, 1)									1	0	0	0	0	1	0																						
Gary Bell, R OBP: 0.105, SLG: 0.056	(6, 1)									0	0	0	0	0	0	0																						
Gene Green, R OBP: 0.232, SLG: 0.280	(6, PH)									1	0	0	0	0	0	0																						
Jerry Walker, S OBP: 0.231, SLG: 0.167	(7, 1)									0	0	0	0	0	0	0																						
Woodie Held, R OBP: 0.336, SLG: 0.430	(9, PH)									1	0	0	0	0	0	0																						
Inning Stats	R: 0 E: 0 K: 0 S: 3	H: 0 LOB: 0 BB: 0 P: 3	R: 0 E: 0 K: 1 S: 5	H: 0 LOB: 0 BB: 0 P: 5	R: 0 E: 0 K: 1 S: 5	H: 0 LOB: 0 BB: 0 P: 5	R: 0 E: 0 K: 1 S: 5	H: 0 LOB: 0 BB: 0 P: 5	R: 0 E: 0 K: 0 S: 3	H: 0 LOB: 0 BB: 0 P: 3	R: 0 E: 0 K: 1 S: 5	H: 0 LOB: 0 BB: 0 P: 5	R: 0 E: 0 K: 0 S: 3	H: 0 LOB: 1 BB: 1 P: 7	R: 0 E: 0 K: 0 S: 3	H: 1 LOB: 0 BB: 0 P: 3	R: 1 E: 0 K: 1 S: 6	H: 1 LOB: 1 BB: 1 P: 10	1B: 1 2B: 0 3B: 0 HR: 1	SF: 0 SAC: 0 DP: 1 HBP: 0	WP: 0 PB: 0 SB: 0 CS: 0	PA: 30																
PITCHER	IP	WLS	BF	H	R	ER	SO	BB	IBB	HBP	BLK	WP	HR	S	P	ERA	WHIP	PITCHER				IP	WLS	BF	H	R	ER	SO	BB	IBB	HBP	BLK	WP	HR	S	P	ERA	WHIP
Dave Morehead, R ERA: 4.0	(1, 1)	9.0	W	30	2	1	1	5	2	0	0	0	0	1	38	46	1.00	0.444																				

AB	28
R	1
H	2
RBI	1
BB	2
SO	5
LOB	4



Batter	1	2	3	4	5	6	7	8	9	AB	R	H	RBI	BB	SO	LOB	TOP									
Chuck Schilling, R (1, 4) OBP: 0.324, SLG: 0.380	F5		1-2 1B		K		1-3		1B 2B	5	1	2	0	0	1	2	Boston Red Sox @ Cleveland Indians Cleveland Municipal Stadium, Cleveland, OH Wed Jul 03 1963, 3:33 AM EDT Att: 16,419 - Unknown									
Gary Geiger, L (1, 8) OBP: 0.363, SLG: 0.559	F7		F8			1B 2B	F5		HR 1B	5	2	2	1	0	0	3										
Carl Yastrzemski, L (1, 7) OBP: 0.499, SLG: 0.486	F9		F8			1B 2H SF7 1B		E 1B 1B	4-3	5	1	2	1	0	0	3										
Frank Maltzone, R (1, 5) OBP: 0.374, SLG: 0.509		P3		K		1-3 1B		F4	HR	4	1	1	0	1	1	1										
Dick Stuart, R (1, 3) OBP: 0.331, SLG: 0.505				K			F3	E4 BB 1B	IBB	4	0	1	0	0	1	3										
Bob Tillman, R (8, 2) OBP: 0.283, SLG: 0.345		2B						1-2 BB 1B	HR	1	1	1	3	0	0	0										
Lou Clinton, R (1, 9) OBP: 0.287, SLG: 0.425		K		4-3			SF7	BB	F8	4	0	1	1	0	1	1										
Eddie Bressoud, R (1, 6) OBP: 0.325, SLG: 0.422		G1			K		F3	1-2 2-3 BB		3	0	0	0	1	1	2										
Russ Nixon, L (1, 2) OBP: 0.331, SLG: 0.432			4-0							2	0	2	0	1	0	0										
Dick Williams, R (8, PH) OBP: 0.304, SLG: 0.333										1	0	0	0	0	1	3										
Bob Heffner, R (1, 1) OBP: 0.273, SLG: 0.300			1B BB							2	0	0	0	0	1	2										
Dick Radatz, R (7, 1) OBP: 0.056, SLG: 0.111			F4		K		SH3		K	1	0	0	0	0	1	0										
Inning Stats	R: 0 E: 0 K: 0 S: 3	H: 0 LOB: 0 BB: 0 P: 3	R: 0 E: 0 K: 1 S: 6	H: 1 LOB: 1 BB: 0 P: 6	R: 0 E: 0 K: 2 S: 4	H: 1 LOB: 2 BB: 1 P: 8	R: 0 E: 0 K: 2 S: 7	H: 0 LOB: 0 BB: 0 P: 7	R: 0 E: 0 K: 3 S: 10	H: 1 LOB: 1 BB: 0 P: 10	R: 2 E: 0 K: 0 S: 6	H: 3 LOB: 1 BB: 0 P: 6	R: 0 E: 0 K: 0 S: 4	H: 1 LOB: 1 BB: 0 P: 4	R: 0 E: 1 K: 1 S: 7	H: 2 LOB: 3 BB: 1 P: 11	R: 4 E: 0 K: 1 S: 8	H: 3 LOB: 0 BB: 1 P: 12	1B: 8 2B: 3 3B: 0 HR: 1	SF: 1 SAC: 1 DP: 0 HBP: 0	WP: 0 PB: 0 SB: 0 CS: 0	PA: 42				
PITCHER	IP WLS BF H R ER SO BB IBB HBP BLK WP HR S P ERA WHIP	7.0 0.2 1.0 0.1	29 5 6 2	7 2 2 1	2 0 0 1	2 0 3 1	6 0 2 0	6 0 3 0	1 0 0 0	0 0 0 0	0 0 0 0	0 0 0 0	0 0 0 0	0 0 0 0	0 0 0 0	0 0 0 0	0 0 0 0	0 0 0 0	0 0 0 0	0 0 0 0	0 0 0 0	0 0 0 0	0 0 0 0	0 0 0 0	27.00 2.57 27.00 27.00	3.000 1.143 2.000 3.000



Batter	1	2	3	4	5	6	7	8	9	AB	R	H	RBI	BB	SO	LOB	BOTTOM										
Tito Francona, L (1, 7) OBP: 0.294, SLG: 0.326	F8		F7				F8			4	0	1	1	0	0	2	Boston Red Sox @ Cleveland Indians Cleveland Municipal Stadium, Cleveland, OH Wed Jul 03 1963, 3:33 AM EDT Att: 16,419 - Unknown										
Al Luplow, L (1, 9) OBP: 0.260, SLG: 0.260	4-3		K		4-3			K		4	0	0	0	0	2	1											
Willie Kirkland, L (1, 8) OBP: 0.342, SLG: 0.444	K		F7					E S BB		3	0	0	0	1	2	0											
Joe Adcock, R (1, 3) OBP: 0.370, SLG: 0.537		F5		K			F7	K		4	0	0	0	0	2	1											
Max Alvis, R (1, 5) OBP: 0.328, SLG: 0.437		S 2B BB		K2-3			F2	F8		3	1	0	0	1	1	1											
Miguel de la Hoz, R (1, 4) OBP: 0.279, SLG: 0.463					F6			WP 1B	K	4	0	2	1	0	1	0											
Joe Azcue, R (1, 2) OBP: 0.303, SLG: 0.414		F8			F5			WP 1B	5-3	4	0	1	0	0	0	1											
Jerry Kindall, R (1, 6) OBP: 0.254, SLG: 0.262								1-2 WP 1B		1	1	0	0	2	1	2											
Woodie Held, R (9, PH) OBP: 0.338, SLG: 0.430					SH3-4 1B BB		K	1-2 2-3 BB		0	0	0	0	1	0	0											
Pedro Ramos, S (1, 1) OBP: 0.058, SLG: 0.059										1	0	0	0	0	0	2											
Dick Howser, R (7, PH) OBP: 0.335, SLG: 0.279										0	0	0	0	0	0	0											
Fred Whitfield, R (7, PH) OBP: 0.198, SLG: 0.279										1	0	0	0	0	1	2											
Gary Bell, R (8, 1) OBP: 0.198, SLG: 0.429										0	0	0	0	0	0	0											
Bob Allen, L (8, 1) OBP: 0.198, SLG: 0.096										0	0	0	0	0	0	0											
Jerry Walker, S (9, 1) OBP: 0.231, SLG: 0.167										0	0	0	0	0	0	0											
John Romano, R (9, PH) OBP: 0.066, SLG: 0.516										1	0	0	0	0	1	1											
Inning Stats	R: 0 E: 0 K: 1 S: 5	H: 0 LOB: 0 BB: 0 P: 5	R: 1 E: 0 K: 0 S: 4	H: 1 LOB: 2 BB: 2 P: 12	R: 0 E: 0 K: 1 S: 5	H: 0 LOB: 0 BB: 0 P: 5	R: 0 E: 0 K: 2 S: 7	H: 0 LOB: 0 BB: 0 P: 7	R: 1 E: 0 K: 0 S: 4	H: 1 LOB: 1 BB: 1 P: 8	R: 0 E: 0 K: 1 S: 5	H: 0 LOB: 0 BB: 0 P: 5	R: 0 E: 0 K: 2 S: 9	H: 2 LOB: 2 BB: 0 P: 9	R: 0 E: 0 K: 2 S: 7	H: 0 LOB: 1 BB: 1 P: 11	R: 0 E: 0 K: 2 S: 7	H: 0 LOB: 1 BB: 1 P: 11	1B: 3 2B: 1 3B: 0 HR: 0	SF: 0 SAC: 1 DP: 0 HBP: 0	WP: 1 PB: 0 SB: 2 CS: 0	PA: 36					
PITCHER	IP WLS BF H R ER SO BB IBB HBP BLK WP HR S P ERA WHIP	6.0 3.0	25 11	4 0	2 0	2 0	5 6	2 0	0 0	0 0	0 0	0 0	0 0	0 0	0 0	0 0	0 0	0 0	0 0	0 0	0 0	0 0	0 0	0 0	0 0	3.00 0.00	1.167 0.667



Batter	1	2	3	4	5	6	7	8	9	AB	R	H	RBI	BB	SO	LOB	TOP			
Tony Kubek, L (1, 6) OBP: 0.299, SLG: 0.320	G3		F5			F6		1B		4	0	1	0	0	0	0	New York Yankees @ Cleveland Indians Cleveland Municipal Stadium, Cleveland, OH Fri Jul 05 1963, 7:05 PM EDT Att: 27,598 - Unknown - 78 F			
Bobby Richardson, R (1, 4) OBP: 0.290, SLG: 0.332	E6				F8	5-3		F8		4	0	0	0	0	0	1				
Tom Tresh, S (1, 8) OBP: 0.336, SLG: 0.481	3-1						2B	1B	F9	4	0	2	0	0	0	2				
Roger Maris, L (1, 9) OBP: 0.352, SLG: 0.589	4-3				F6		1B		F3	4	0	1	0	0	0	3				
Joe Pepitone, L (1, 3) OBP: 0.296, SLG: 0.477		1-3			F8		2B		F9	4	0	0	0	0	1	3				
Elston Howard, R (1, 2) OBP: 0.312, SLG: 0.506		F8				6-3			5-3	4	0	0	0	0	0	0				
Hector Lopez, R (1, 7) OBP: 0.281, SLG: 0.388		5-3				F8		HR	5-3	4	1	1	1	0	0	0				
Clete Boyer, R (1, 5) OBP: 0.319, SLG: 0.441			K				L7			3	0	1	0	0	1	0				
Jim Bouton, R (1, 1) OBP: 0.098, SLG: 0.100										2	0	0	0	0	1	1				
Yogi Berra, L (7, PH) OBP: 0.273, SLG: 0.392										1	0	0	0	0	0	0				
Marshall Bridges, S (7, 1)										0	0	0	0	0	0	0				
Inning Stats	R: 0 E: 1 K: 0 S: 4	H: 0 LOB: 1 BB: 0 P: 4	R: 0 E: 0 K: 0 S: 3	H: 0 LOB: 0 BB: 0 P: 3	R: 0 E: 0 K: 2 S: 7	H: 0 LOB: 0 BB: 0 P: 7	R: 0 E: 0 K: 0 S: 4	H: 1 LOB: 1 BB: 0 P: 4	R: 0 E: 0 K: 1 S: 7	H: 2 LOB: 2 BB: 0 P: 7	R: 1 E: 0 K: 0 S: 4	H: 1 LOB: 1 BB: 0 P: 4	R: 0 E: 0 K: 0 S: 4	H: 0 LOB: 0 BB: 0 P: 3	R: 0 E: 0 K: 0 S: 3	H: 0 LOB: 0 BB: 0 P: 3	1B: 3 2B: 2 3B: 0 HR: 1	SF: 0 SAC: 0 DP: 0 HBP: 0	WP: 0 PB: 0 SB: 1 CS: 0	PA: 34
PITCHER Dick Donovan, R (1, 1) ERA: 3.8	IP: 9.0 WLS: W BF: 34 H: 6 R: 1 ER: 1 SO: 3 BB: 0 IBB: 0 HBP: 0 BLK: 0 WP: 0 HR: 1 S: 40 P: 40 ERA: 1.00 WHIP: 0.667															PITCHER				

Batter	1	2	3	4	5	6	7	8	9	AB	R	H	RBI	BB	SO	LOB	BOTTOM			
Tito Francona, L (1, 7) OBP: 0.286, SLG: 0.316	K2-3		SF9		K		FC6-4 1B			3	0	1	1	0	2	2	New York Yankees @ Cleveland Indians Cleveland Municipal Stadium, Cleveland, OH Fri Jul 05 1963, 7:05 PM EDT Att: 27,598 - Unknown - 78 F			
Miguel de la Hoz, R (1, 4) OBP: 0.304, SLG: 0.481			F5		E 1-3 2B		FC6-4 1-2			4	0	2	1	0	0	2				
Willie Kirkland, L (1, 8) OBP: 0.336, SLG: 0.426	F8				E5			SH2-3 SF8 BB		3	1	1	0	1	0	2				
Max Alvis, R (1, 5) OBP: 0.335, SLG: 0.438	F6				F5		5-3	SH2-3		3	0	0	0	0	0	3				
Fred Whitfield, L (1, 3) OBP: 0.300, SLG: 0.473										3	0	0	0	0	1	0				
Joe Adcock, R (8, PH) OBP: 0.362, SLG: 0.518		K			G1		L3	SF8 BB		0	0	0	0	1	0	0				
John Romano, R (1, 2) OBP: 0.389, SLG: 0.534		F8			4-3		F2	SF8		3	0	0	1	0	0	0				
Al Luplow, L (1, 9) OBP: 0.257, SLG: 0.253							4-3			4	1	1	0	0	1	1				
Jerry Kindall, R (1, 6) OBP: 0.274, SLG: 0.323										2	1	0	0	1	1	1				
Dick Donovan, L (1, 1) OBP: 0.139, SLG: 0.167										3	1	2	0	0	0	0				
Inning Stats	R: 0 E: 0 K: 1 S: 6	H: 1 LOB: 1 BB: 0 P: 6	R: 0 E: 0 K: 1 S: 5	H: 0 LOB: 0 BB: 0 P: 5	R: 1 E: 0 K: 0 S: 4	H: 2 LOB: 2 BB: 1 P: 8	R: 0 E: 0 K: 0 S: 3	H: 0 LOB: 0 BB: 0 P: 3	R: 2 E: 1 K: 1 S: 9	H: 3 LOB: 2 BB: 0 P: 9	R: 0 E: 0 K: 0 S: 3	H: 0 LOB: 0 BB: 0 P: 3	R: 0 E: 0 K: 1 S: 6	H: 1 LOB: 1 BB: 0 P: 6	R: 1 E: 0 K: 1 S: 5	H: 0 LOB: 1 BB: 2 P: 13	1B: 5 2B: 2 3B: 0 HR: 0	SF: 2 SAC: 1 DP: 0 HBP: 0	WP: 0 PB: 0 SB: 0 CS: 0	PA: 34
PITCHER Jim Bouton, R (1, 1) ERA: 2.78	IP: 6.0 WLS: L BF: 25 H: 6 R: 3 ER: 2 SO: 3 BB: 1 IBB: 0 HBP: 0 BLK: 0 WP: 0 HR: 0 S: 30 P: 34 ERA: 3.00 WHIP: 1.167															PITCHER				
Marshall Bridges, L (7, 1) ERA: 1.47	IP: 2.0 WLS: 9 BF: 1 H: 1 R: 1 ER: 1 SO: 2 BB: 2 IBB: 0 HBP: 0 BLK: 0 WP: 0 HR: 0 S: 11 P: 19 ERA: 4.50 WHIP: 1.500															PITCHER				



Batter	1	2	3	4	5	6	7	8	9	AB	R	H	RBI	BB	SO	LOB	TOP			
Tony Kubek, L (1, 6) OBP: 0.262, SLG: 0.322										5	1	2	1	0	3	1				
Bobby Richardson, R (1, 4) OBP: 0.298, SLG: 0.340										5	2	4	0	0	0	1				
Clete Boyer, R (1, 5) OBP: 0.317, SLG: 0.437										5	1	1	1	0	2	4				
Roger Maris, L (1, 9)										4	2	2	2	1	0	2				
Joe Pepitone, L (1, 3)										5	1	2	2	0	0	1				
Yogi Berra, L (1, 2) OBP: 0.283, SLG: 0.446										5	1	2	3	0	1	2				
Hector Lopez, R (1, 7) OBP: 0.279, SLG: 0.379										4	1	0	0	1	1	1				
Jack Reed, R (1, 8) OBP: 0.314, SLG: 0.340										3	2	0	0	2	1	0				
Al Downing, R (1, 1) OBP: 0.116, SLG: 0.235										3	0	1	2	0	2	0				
Hal Reniff, R (8, 1)										0	0	0	0	0	0	0				
Inning Stats	R: 0 E: 0 K: 1 S: 5	H: 1 LOB: 0 BB: 0 P: 5	R: 7 E: 0 K: 0 S: 10	H: 7 LOB: 2 BB: 2 P: 18	R: 0 E: 0 K: 3 S: 9	H: 0 LOB: 0 BB: 0 P: 9	R: 0 E: 0 K: 2 S: 8	H: 1 LOB: 1 BB: 2 P: 8	R: 2 E: 0 K: 0 S: 6	H: 3 LOB: 1 BB: 0 P: 6	R: 0 E: 0 K: 2 S: 7	H: 0 LOB: 0 BB: 0 P: 7	R: 0 E: 0 K: 0 S: 4	H: 1 LOB: 1 BB: 0 P: 4	R: 0 E: 0 K: 0 S: 3	H: 0 LOB: 0 BB: 0 P: 3	1B: 11 2B: 1 3B: 0 HR: 2	SF: 0 SAC: 1 DP: 0 HBP: 0	WP: 1 PB: 0 SB: 0 CS: 0	PA: 44
PITCHER	IP WLS BF H R ER SO BB IBB HBP BLK WP HR S P ERA WHIP																			
Barry Latman, R (1, 1) ERA: 4.56	1.2 L 10 5 5 5 1 1 0 0 0 0 0 1 11 15 27.00 3.600																			
Bob Allen, L (2, 1) ERA: 4.5	3.1 18 5 4 4 7 3 0 0 0 0 1 0 29 41 10.80 2.400																			
Jerry Walker, R (6, 1) ERA: 4.03	3.0 13 4 2 2 2 0 0 0 0 0 0 1 17 17 6.00 1.333																			
Gary Bell, R (9, 1) ERA: 3.44	1.0 3 0 0 0 0 0 0 0 0 0 0 0 3 3 0.00 0.000																			

New York Yankees @ Cleveland Indians
Cleveland Municipal Stadium, Cleveland, OH

AB 39
R 11
H 14
RBI 11
BB 4
SO 10
LOB 12



WP: 1 PA: 44
PB: 0
SB: 0
CS: 0

New York Yankees @ Cleveland Indians
Cleveland Municipal Stadium, Cleveland, OH

AB 33
R 6
H 7
RBI 6
BB 6
SO 15
LOB 16



Batter	1	2	3	4	5	6	7	8	9	AB	R	H	RBI	BB	SO	LOB	BOTTOM			
Tito Francona, L (1, 7) OBP: 0.284, SLG: 0.314										2	0	0	0	0	2	0				
Larry Brown, R (6, FH) OBP: 0.667, SLG: 0.500										2	2	1	0	1	1	0				
Miguel de la Hoz, R (1, 4) OBP: 0.333, SLG: 0.525										3	1	2	2	2	0	0				
Willie Kirkland, L (1, 8) OBP: 0.329, SLG: 0.415										5	0	0	0	0	4	5				
Max Alvis, R (1, 5) OBP: 0.338, SLG: 0.449										4	1	2	1	0	2	4				
Joe Adcock, R (1, 3) OBP: 0.359, SLG: 0.510										4	0	1	2	0	1	2				
John Romano, R (1, 2) OBP: 0.373, SLG: 0.524										2	0	0	0	2	0	0				
Willie Tasby, R (1, 9) OBP: 0.281, SLG: 0.510										3	1	1	1	0	1	1				
Fred Whitfield, L (6, FH) OBP: 0.298, SLG: 0.470										1	0	0	0	0	0	3				
Gary Bell, R (9, 1) OBP: 0.095, SLG: 0.050										0	0	0	0	0	0	0				
Jerry Kindall, R (1, 6) OBP: 0.267, SLG: 0.314										4	0	0	0	0	2	1				
Barry Latman, R (1, 1) OBP: 0.281, SLG: 0.381										0	0	0	0	0	0	0				
Bob Allen, L (2, 1) ERA: 4.5										1	0	0	0	0	1	0				
Gene Green, R (5, PH) OBP: 0.228, SLG: 0.275										1	0	0	0	0	1	0				
Jerry Walker, R (6, 1) ERA: 4.03										0	0	0	0	0	0	0				
Joe Azcue, R (8, PH) OBP: 0.312, SLG: 0.458										0	1	0	0	1	0	0				
Al Luplow, L (9, 9) OBP: 0.256, SLG: 0.291										1	0	0	0	0	0	0				
Inning Stats	R: 0 E: 0 K: 3 S: 9	H: 0 LOB: 1 BB: 1 P: 13	R: 0 E: 0 K: 1 S: 5	H: 0 LOB: 0 BB: 0 P: 5	R: 0 E: 0 K: 3 S: 9	H: 0 LOB: 0 BB: 0 P: 9	R: 1 E: 0 K: 2 S: 8	H: 1 LOB: 0 BB: 0 P: 8	R: 1 E: 0 K: 2 S: 8	H: 1 LOB: 2 BB: 1 P: 8	R: 0 E: 0 K: 0 S: 2	H: 0 LOB: 0 BB: 1 P: 6	R: 2 E: 0 K: 1 S: 8	H: 3 LOB: 3 BB: 2 P: 16	R: 2 E: 0 K: 1 S: 6	H: 1 LOB: 0 BB: 1 P: 10	1B: 4 2B: 0 3B: 0 HR: 3	SF: 0 SAC: 0 DP: 1 HBP: 0	WP: 0 PB: 0 SB: 0 CS: 0	PA: 39
PITCHER	IP WLS BF H R ER SO BB IBB HBP BLK WP HR S P ERA WHIP																			
Al Downing, L (1, 1) ERA: 3.16	7.2 W 33 6 4 4 14 5 0 0 0 0 0 1 56 76 4.70 1.435																			
Hal Reniff, R (8, 1) ERA: 2.57	1.1 S 6 1 2 2 1 1 0 0 0 0 0 1 7 11 13.50 1.500																			

New York Yankees @ Cleveland Indians
Cleveland Municipal Stadium, Cleveland, OH

WP: 0 PA: 39
PB: 0
SB: 0
CS: 0

Sat Jul 06 1963, 3:33 AM EDT
Att: 15,416 - Unknown - 80 F

Batter	1	2	3	4	5	6	7	8	9	AB	R	H	RBI	BB	SO	LOB	TOP		
Tony Kubek, L (1, 6) OBP: 0.289, SLG: 0.326 Marshall Bridges, S (7, 1) Joe Pepitone, L (9, PH) OBP: 0.297, SLG: 0.473	F3		1B		F5		1B		4-3	3	0	2	0	1	0	0	New York Yankees @ Cleveland Indians Cleveland Municipal Stadium, Cleveland, OH Sun Jul 07 1963, 3:33 AM EDT Unknown		
Bobby Richardson, R (1, 4) OBP: 0.303, SLG: 0.342	BB		F3		F5		1B		1B	4	0	2	0	1	0	2			
Tom Tresh, S (1, 8) OBP: 0.334, SLG: 0.478	F8		FC6-4		F9		SF7		K	4	0	1	1	0	1	3			
Elston Howard, R (1, 2) OBP: 0.307, SLG: 0.498	4-3		FC6-4		F7		4-3			4	0	0	0	0	0	5			
Harry Bright, R (1, 3) OBP: 0.347, SLG: 0.443		HR			F8		BB		F8	3	1	1	1	1	0	0			
Hector Lopez, R (1, 7) OBP: 0.279, SLG: 0.376	L4				F8				6-3	4	0	1	0	0	0	1			
Clete Boyer, R (1, 5) OBP: 0.313, SLG: 0.432	4-3				F2				G3	4	0	0	0	0	0	2			
Jack Reed, R (1, 9) OBP: 0.291, SLG: 0.314	6-3				F9				K	4	0	0	0	0	1	1			
Ralph Terry, R (1, 1) OBP: 0.104, SLG: 0.085 Bill Kunkel, R (5, 1) OBP: 0.333, SLG: 0.333 Phil Linz, R (7, PH) OBP: 0.369, SLG: 0.431			6-3		1-3		1B		HR	2	0	0	0	0	0	0			
Inning Stats	R: 0 E: 0 K: 0 S: 3	H: 0 LOB: 1 BB: 1 P: 7	R: 1 E: 0 K: 0 S: 4	H: 1 LOB: 0 BB: 4 P: 4	R: 0 E: 0 K: 0 S: 5	H: 2 LOB: 2 BB: 0 P: 5	R: 0 E: 0 K: 0 S: 4	H: 1 LOB: 1 BB: 0 P: 4	R: 0 E: 0 K: 0 S: 3	H: 0 LOB: 1 BB: 1 P: 7	R: 1 E: 0 K: 0 S: 5	H: 2 LOB: 2 BB: 1 P: 9	R: 0 E: 0 K: 0 S: 3	H: 0 LOB: 0 BB: 0 P: 3	R: 1 E: 0 K: 2 S: 9	H: 2 LOB: 1 BB: 0 P: 9		1B: 6 2B: 1 3B: 0 HR: 2	SF: 1 SAC: 0 DP: 0 HBP: 0
PITCHER Jack Kralick, L (1, 1) ERA: 2.53	IP: 9.0 WLS: W BF: 39 H: 9 R: 3 ER: 3 SO: 2 BB: 3 IBB: 0 HBP: 0 BLK: 0 WP: 0 HR: 2 S: 40 P: 52 ERA: 3.00 WHIP: 1.333																		

Batter	1	2	3	4	5	6	7	8	9	AB	R	H	RBI	BB	SO	LOB	BOTTOM		
Tito Francona, L (1, 7) OBP: 0.279, SLG: 0.308	F5	L3		F8	K		F7			5	0	0	0	0	1	5	New York Yankees @ Cleveland Indians Cleveland Municipal Stadium, Cleveland, OH Sun Jul 07 1963, 3:33 AM EDT Unknown		
Miguel de la Hoz, R (1, 4) OBP: 0.322, SLG: 0.506 Larry Brown, R (6, 4) OBP: 0.800, SLG: 0.750	F8	E5		L5		FC5-4	1B		1B	3	0	0	0	0	0	1			
Willie Kirkland, L (1, 8) OBP: 0.335, SLG: 0.417	HR	FC6-4			G3		1-3		1-3	4	1	2	0	1	0	2			
Max Alvis, R (1, 5) OBP: 0.339, SLG: 0.462	HR	FC6-4			2B		FC5-4		K	5	2	2	2	0	1	4			
Joe Adcock, R (1, 3) OBP: 0.354, SLG: 0.507	6-3			5-3	HR		K		K	5	1	1	1	0	2	1			
Al Luplow, L (1, 9) OBP: 0.269, SLG: 0.270		2B		L7	HR		BB		BB	2	3	1	2	3	0	0			
Joe Azcue, R (1, 2) OBP: 0.315, SLG: 0.442		1B		L5	HR		K		K2-3	5	2	2	1	0	2	2			
Jerry Kindall, R (1, 6) OBP: 0.273, SLG: 0.314		SH		5-3	K		2B		BB	3	2	1	2	1	1	0			
Jack Kralick, L (1, 1) OBP: 0.222, SLG: 0.265	SH						1B		2B	3	0	3	2	0	0	0			
Inning Stats	R: 2 E: 0 K: 0 S: 5	H: 2 LOB: 0 BB: 0 P: 5	R: 3 E: 1 K: 0 S: 6	H: 2 LOB: 2 BB: 2 P: 14	R: 0 E: 0 K: 0 S: 3	H: 0 LOB: 0 BB: 0 P: 3	R: 0 E: 0 K: 0 S: 4	H: 1 LOB: 1 BB: 0 P: 4	R: 4 E: 0 K: 2 S: 12	H: 5 LOB: 1 BB: 0 P: 12	R: 0 E: 0 K: 1 S: 6	H: 2 LOB: 1 BB: 0 P: 6	R: 2 E: 0 K: 1 S: 7	H: 2 LOB: 2 BB: 2 P: 15	R: 0 E: 0 K: 3 S: 9	H: 0 LOB: 1 BB: 1 P: 13		1B: 7 2B: 5 3B: 0 HR: 3	SF: 0 SAC: 1 DP: 2 HBP: 0
PITCHER Ralph Terry, R (1, 1) ERA: 3.42 Bill Kunkel, R (5, 1) ERA: 2.51 Marshall Bridges, L (7, 1) ERA: 2.21	IP: 7 WLS: L BF: 23 H: 5 R: 2 ER: 2 SO: 3 BB: 2 IBB: 0 HBP: 0 BLK: 0 WP: 0 HR: 1 S: 21 P: 29 ERA: 10.80 WHIP: 3.000																		

AB	35
R	3
H	9
RBI	3
BB	3
SO	2
LOB	14

AB	37
R	11
H	14
RBI	10
BB	5
SO	7
LOB	15



Batter	1	2	3	4	5	6	7	8	9	10	AB	R	H	RBI	BB	SO	LOB	TOP							
Tony Kubek, L OBP: 0.264, SLG: 0.320 (1, 6)	6-3		4-3			E4 1B E	4-3			4-3	5	1	0	0	0	0	0								
Bobby Richardson, R OBP: 0.298, SLG: 0.337 (1, 4)	5-3			K		L9		L7		F7	5	0	0	0	0	1	1								
Tom Tresh, S OBP: 0.335, SLG: 0.475 (1, 8)	K			K		PB SF7 E 1B		K		1B 2B BB	4	2	1	0	1	3	0								
Joe Pepitone, L OBP: 0.299, SLG: 0.472 (1, 3)		1-3		F4		E4 PB		1B		2B E 1B	5	1	2	1	0	0	1								
Yogi Berra, L OBP: 0.320, SLG: 0.467 (1, 2)		F9					4-3				4	1	2	1	1	0	0								
Johnny Blanchard, L OBP: 0.281, SLG: 0.275 Jack Reed, R OBP: 0.266, SLG: 0.308 (1, 9) (8, 9)								SF7		E6 CS	3	1	2	1	0	0	2								
Hector Lopez, R OBP: 0.278, SLG: 0.389 (1, 7)				2B		HR 1B		6-3			3	1	0	0	0	0	0								
Clete Boyer, R OBP: 0.309, SLG: 0.426 (1, 5)										K	4	1	1	2	0	1	3								
Stan Williams, R OBP: 0.150, SLG: 0.211 Hal Reniff, R OBP: 0.098, SLG: 0.100 Jim Bouton, R OBP: 0.216, SLG: 0.271 (1, 1) (6, 1) (9, 1) (10, 1)											4	0	0	0	0	2	0								
Inning Stats	R: 0 E: 0 K: 1 S: 5	H: 0 LOB: 0 BB: 0 P: 5	R: 0 E: 0 K: 0 S: 4	H: 1 LOB: 1 BB: 0 P: 4	R: 0 E: 0 K: 1 S: 5	H: 0 LOB: 0 BB: 0 P: 5	R: 0 E: 0 K: 2 S: 7	H: 0 LOB: 0 BB: 0 P: 7	R: 2 E: 0 K: 0 S: 5	H: 2 LOB: 0 BB: 0 P: 5	R: 2 E: 2 K: 0 S: 6	H: 1 LOB: 2 BB: 1 P: 10	R: 0 E: 0 K: 2 S: 7	H: 0 LOB: 0 BB: 0 P: 7	R: 0 E: 0 K: 1 S: 7	H: 2 LOB: 2 BB: 0 P: 7	R: 0 E: 0 K: 2 S: 7	H: 0 LOB: 0 BB: 0 P: 7	R: 3 E: 1 K: 0 S: 5	H: 2 LOB: 1 BB: 1 P: 9	1B: 5 2B: 2 3B: 0 HR: 1	SF: 1 SAC: 0 DP: 0 HBP: 0	WP: 0 PB: 1 SB: 0 CS: 1	PA: 43	
PITCHER	IP	WLS	BF	H	R	ER	SO	BB	IBB	HBP	BLK	WP	HR	S	P	ERA	WHIP								
Pedro Ramos, R ERA: 3.26 Early Wynn, R ERA: 1.96 Ted Abernathy, R ERA: 3.82 Gary Bell, R ERA: 3.42 (1, 1) (8, 1) (10, 1) (10, 1)	7.0		28	4	4	2	6	0	0	0	0	0	0	14	14	2.57	0.571								
	2.0		8	2	0	0	3	0	0	0	0	0	0	14	14	0.00	1.000								
	0.2	L	5	2	3	1	0	1	0	0	0	0	0	4	8	13.50	4.500								
	0.1		1	0	0	0	0	0	0	0	0	0	0	1	1	0.00	0.000								

New York Yankees @ Cleveland Indians
Cleveland Municipal Stadium, Cleveland, OH

AB 39
R 7
H 8
RBI 5
BB 2
SO 9
LOB 7



WP: 0 PA: 43
PB: 1
SB: 0
CS: 1

Sun Jul 07 1963, 3:38 AM EDT
Att: 37,220 - Unknown

livebaseballscorecards.com

Batter	1	2	3	4	5	6	7	8	9	10	AB	R	H	RBI	BB	SO	LOB	BOTTOM							
Tito Francona, L OBP: 0.284, SLG: 0.312 (1, 7)	6-3 1B 2B		K			FC4-6 BB BB		G6-3 BB		K	3	1	1	0	2	2	2								
Miguel de la Hoz, R OBP: 0.315, SLG: 0.483 (1, 4) (8, 6) (10, 4) (10, 6)	6-3 2-3		5-3			FC4-6 BB		F8		K	4	0	0	0	1	1	2								
Willie Kirkland, L OBP: 0.332, SLG: 0.412 (1, 8)						FC4-6 HBP		G6-3 1-2r		K	5	0	1	1	0	1	3								
Max Alvis, R OBP: 0.343, SLG: 0.464 (1, 5) (8, 6) (10, 6)						1-2r 2-3 BB		K2-3		F5	3	1	1	0	1	1	0								
Fred Whitfield, L OBP: 0.292, SLG: 0.459 (1, 3)						1-2r 2-3 BB		FC4-6		K	4	0	0	0	0	2	5								
John Romano, R OBP: 0.369, SLG: 0.514 Larry Brown, R OBP: 0.800, SLG: 0.750 (1, 2) (9, PH) (10, 6) (10, 4)						1-2r 2-3 BB		K		K	4	0	1	1	0	1	3								
Al Luplow, L OBP: 0.273, SLG: 0.286 (1, 9)						1-2r 2-3 BB		K		K	0	1	0	0	0	0	0								
Jerry Kindall, R OBP: 0.268, SLG: 0.308 (1, 6) (8, 4)						1-2r 2-3 BB		K		K	3	0	0	0	0	3	0								
Joe Adcock, R OBP: 0.352, SLG: 0.503 Ted Abernathy, R OBP: 0.400, SLG: 0.500 Gary Bell, R OBP: 0.095, SLG: 0.050 (9, PH) (10, 1) (10, 1)						1-2r 2-3 BB		K		K	1	0	0	0	0	2	0								
Pedro Ramos, S OBP: 0.053, SLG: 0.053 Gene Green, R OBP: 0.224, SLG: 0.269 Early Wynn, S OBP: 0.429, SLG: 0.200 Joe Azcue, R OBP: 0.319, SLG: 0.445 (1, 1) (7, PH) (8, 1) (9, PH) (10, 2)						1-2r 2-3 BB		K		K	2	0	0	0	2	0	0								
Inning Stats	R: 1 E: 0 K: 0 S: 4	H: 2 LOB: 1 BB: 1 P: 8	R: 0 E: 0 K: 2 S: 7	H: 0 LOB: 0 BB: 0 P: 7	R: 0 E: 0 K: 2 S: 7	H: 0 LOB: 0 BB: 0 P: 7	R: 0 E: 0 K: 1 S: 5	H: 0 LOB: 0 BB: 0 P: 5	R: 1 E: 0 K: 2 S: 8	H: 1 LOB: 0 BB: 0 P: 8	R: 0 E: 0 K: 1 S: 5	H: 0 LOB: 3 BB: 2 P: 14	R: 0 E: 0 K: 3 S: 9	H: 0 LOB: 0 BB: 0 P: 9	R: 0 E: 0 K: 0 S: 2	H: 0 LOB: 0 BB: 1 P: 6	R: 2 E: 0 K: 2 S: 10	H: 3 LOB: 2 BB: 1 P: 14	R: 0 E: 0 K: 2 S: 7	H: 0 LOB: 0 BB: 0 P: 7	1B: 3 2B: 2 3B: 0 HR: 1	SF: 0 SAC: 0 DP: 1 HBP: 1	WP: 0 PB: 0 SB: 0 CS: 1	PA: 40	
PITCHER	IP	WLS	BF	H	R	ER	SO	BB	IBB	HBP	BLK	WP	HR	S	P	ERA	WHIP								
Stan Williams, R ERA: 4.79 Hal Reniff, R ERA: 2.75 Jim Bouton, R ERA: 2.76 Whitey Ford, L ERA: 2.94 (1, 1) (6, 1) (9, 1) (10, 1)	5.0		20	3	2	2	7	3	0	0	0	0	0	31	43	3.60	1.200								
	3.1		14	2	2	2	5	2	0	1	0	0	0	21	30	5.40	1.200								
	0.2	W	3	1	0	0	1	0	0	0	0	0	0	5	5	0.00	1.500								
	1.0	S	3	0	0	0	2	0	0	0	0	0	0	7	7	0.00	0.000								

New York Yankees @ Cleveland Indians
Cleveland Municipal Stadium, Cleveland, OH

AB 34
R 4
H 6
RBI 4
BB 5
SO 15
LOB 17



WP: 0 PA: 40
PB: 0
SB: 0
CS: 1

Sun Jul 07 1963, 3:38 AM EDT
Att: 37,220 - Unknown

livebaseballscorecards.com

Batter	1	2	3	4	5	6	7	8	9	AB	R	H	RBI	BB	SO	LOB	TOP				
Tito Francona, L OBP: 0.297, SLG: 0.325 (1, 7)										5	1	2	0	0	0	2	Cleveland Indians @ Kansas City Athletics Municipal Stadium, Kansas City, MO Sat Jul 13 1963, 4:33 AM EDT Unknown livebaseballscorecards.com				
Larry Brown, R OBP: 0.583, SLG: 0.500 (1, 4)										4	0	1	0	0	1	1					
John Romano, R OBP: 0.370, SLG: 0.504 (9, PH)										1	0	0	0	0	0	0					
Willie Kirkland, L OBP: 0.339, SLG: 0.427 (1, 8)										5	0	2	0	0	0	1					
Max Alvis, R OBP: 0.339, SLG: 0.460 (1, 5)										4	1	2	0	0	0	1					
Fred Whitfield, L OBP: 0.291, SLG: 0.454 (1, 3)										3	1	1	1	0	0	1					
Joe Adcock, R OBP: 0.345, SLG: 0.490 (7, PH)										1	0	0	0	0	0	2					
Al Luplow, L OBP: 0.280, SLG: 0.294 (1, 9)										4	1	2	0	0	1	1					
Joe Azcue, R OBP: 0.331, SLG: 0.484 (1, 2)										4	1	2	3	0	1	2					
Jerry Kindall, R OBP: 0.268, SLG: 0.297 (1, 6)										3	0	0	0	1	2	1					
Jack Kralick, L OBP: 0.225, SLG: 0.263 (1, 1)										4	0	1	0	0	1	2					
Gary Bell, R OBP: 0.136, SLG: 0.095 (8, 1)										0	0	0	0	0	0	0					
Inning Stats	R: 2 E: 0 K: 0 S: 7	H: 5 LOB: 2 BB: 0 P: 7	R: 0 E: 0 K: 2 S: 8	H: 1 LOB: 1 BB: 0 P: 8	R: 3 E: 1 K: 0 S: 6	H: 2 LOB: 0 BB: 0 P: 6	R: 0 E: 0 K: 1 S: 5	H: 1 LOB: 0 BB: 0 P: 5	R: 0 E: 0 K: 1 S: 6	H: 0 LOB: 1 BB: 1 P: 9	R: 0 E: 0 K: 0 S: 4	H: 2 LOB: 1 BB: 0 P: 4	R: 0 E: 0 K: 1 S: 6	H: 1 LOB: 1 BB: 0 P: 6	R: 0 E: 0 K: 0 S: 3	H: 0 LOB: 0 BB: 0 P: 3	1B: 10 2B: 2 3B: 0 HR: 1	SF: 0 SAC: 0 DP: 3 HBP: 0	WP: 0 PB: 0 SB: 0 CS: 0	PA: 39	
PITCHER	IP	WLS	BF	H	R	ER	SO	BB	IBB	HBP	BLK	WP	HR	S	P	ERA	WHIP				
Diego Segui, R ERA: 4.77 (1, 1)	3.0		17	8	5	2	2	0	0	0	0	0	1	21	21	6.00	2.667				
Ted Bowsfield, L ERA: 4.94 (4, 1)	4.0		15	4	0	0	3	1	0	0	0	0	0	20	24	0.00	1.250				
John Wyatt, R ERA: 2.39 (8, 1)	2.0	W	7	1	0	0	1	0	0	0	0	0	0	9	9	0.00	0.500				

Batter	1	2	3	4	5	6	7	8	9	AB	R	H	RBI	BB	SO	LOB	BOTTOM					
Jerry Lumpe, L OBP: 0.306, SLG: 0.340 (1, 4)										4	1	1	1	0	0	1	Cleveland Indians @ Kansas City Athletics Municipal Stadium, Kansas City, MO Sat Jul 13 1963, 4:33 AM EDT Unknown livebaseballscorecards.com					
Wayne Causey, L OBP: 0.350, SLG: 0.416 (1, 6)										4	2	2	0	0	0	1						
George Alusik, R OBP: 0.332, SLG: 0.430 (9, 7)										3	1	1	0	0	0	0						
Norm Siebern, L OBP: 0.379, SLG: 0.418 (1, 3)										4	1	3	2	0	1	0						
Doc Edwards, R OBP: 0.296, SLG: 0.373 (1, 2)										4	0	1	0	0	0	3						
Ed Charles, R OBP: 0.334, SLG: 0.380 (1, 5)										2	1	1	3	2	0	1						
Chuck Essegian, R OBP: 0.292, SLG: 0.365 (1, 7)										4	0	0	0	0	0	4						
Bobby Del Greco, R OBP: 0.277, SLG: 0.312 (9, 9)										0	0	0	0	0	0	0						
Jose Tartabull, L OBP: 0.270, SLG: 0.268 (1, 8)										3	0	1	0	0	0	0						
Diego Segui, R OBP: 0.269, SLG: 0.320 (1, 1)										1	0	0	0	0	1	0						
Ted Bowsfield, R OBP: 0.190, SLG: 0.111 (4, 1)										0	0	0	0	0	0	0						
Ken Harrelson, R OBP: 0.292, SLG: 0.430 (7, PH)										1	0	0	0	0	1	0						
John Wyatt, R (8, 1)										0	0	0	0	0	0	0						
Inning Stats	R: 4 E: 0 K: 0 S: 7	H: 4 LOB: 0 BB: 0 P: 7	R: 0 E: 0 K: 1 S: 5	H: 0 LOB: 0 BB: 0 P: 5	R: 0 E: 0 K: 1 S: 5	H: 0 LOB: 0 BB: 0 P: 5	R: 0 E: 0 K: 0 S: 2	H: 0 LOB: 1 BB: 1 P: 6	R: 0 E: 0 K: 0 S: 4	H: 1 LOB: 1 BB: 0 P: 4	R: 0 E: 0 K: 0 S: 4	H: 1 LOB: 1 BB: 0 P: 4	R: 0 E: 0 K: 1 S: 5	H: 0 LOB: 0 BB: 0 P: 5	R: 2 E: 0 K: 0 S: 6	H: 4 LOB: 2 BB: 1 P: 10	1B: 6 2B: 2 3B: 0 HR: 2	SF: 0 SAC: 2 DP: 2 HBP: 0	WP: 0 PB: 0 SB: 0 CS: 0	PA: 34		
PITCHER	IP	WLS	BF	H	R	ER	SO	BB	IBB	HBP	BLK	WP	HR	S	P	ERA	WHIP					
Jack Kralick, L ERA: 2.82 (1, 1)	7.1	L	31	9	6	6	3	1	0	0	0	0	0	2	36	40	7.36	1.364				
Gary Bell, R ERA: 3.32 (8, 1)	0.2		3	1	0	0	0	0	1	0	0	0	0	2	6	0.00	1.500					

Batter	1	2	3	4	5	6	7	8	9	AB	R	H	RBI	BB	SO	LOB	TOP					
Tito Francona, L (1, 7) OBP: 0.295, SLG: 0.322 Willie Tasby, R (8, 7) OBP: 0.375, SLG: 0.510	L1		P6		F7	G4-6-3 1B		K		5	0	1	0	0	1	2	Cleveland Indians @ Kansas City Athletics Municipal Stadium, Kansas City, MO Sat Jul 13 1963, 4:38 AM EDT Att: 13,565 - Unknown					
Dick Howser, R (1, 6) OBP: 0.335, SLG: 0.281			4-3		4-3 1B	G4-6-3 1B		F7		5	1	2	0	0	0	3						
Willie Kirkland, L (1, 8) OBP: 0.336, SLG: 0.431	F5		F2		F5			E3 1B		5	2	1	0	0	0	3						
Max Alvis, R (1, 5) OBP: 0.337, SLG: 0.454		K		K	BB 1B			F5		4	1	0	0	1	2	2						
Joe Adcock, R (1, 3) OBP: 0.341, SLG: 0.484		6-3		K	BB 1B			P5		4	1	1	3	0	1	1						
John Romano, R (1, 2) OBP: 0.386, SLG: 0.509		BB 1B		BB 1B	BB 1B					3	1	2	1	2	0	0						
Al Luplow, L (1, 9) OBP: 0.293, SLG: 0.300		BB 1B		BB 1B	BB 1B					2	0	2	2	2	0	0						
Larry Brown, R (1, 4) OBP: 0.500, SLG: 0.429		BB 1B		K				P4		4	0	1	1	0	1	2						
Early Wynn, S (1, 1) OBP: 0.444, SLG: 0.286 (6, PH) Woodie Held, R (6, PH) OBP: 0.336, SLG: 0.429 Jerry Walker, S (6, 1) OBP: 0.286, SLG: 0.167		K		BB 1B	BB 1B					2	1	1	0	0	1	2						
				BB 1B	BB 1B			BB		1	0	1	0	0	0	0						
					BB 1B			BB		0	0	0	0	1	0	0						
Inning Stats	R: 0 E: 0 K: 0 S: 3	H: 1 LOB: 0 BB: 0 P: 3	R: 1 E: 0 K: 2 S: 8	H: 1 LOB: 2 BB: 2 P: 16	R: 0 E: 0 K: 3 S: 10	H: 0 LOB: 0 BB: 0 P: 3	R: 0 E: 0 K: 3 S: 10	H: 1 LOB: 2 BB: 1 P: 14	R: 4 E: 0 K: 0 S: 6	H: 4 LOB: 2 BB: 2 P: 14	R: 0 E: 0 K: 0 S: 4	H: 2 LOB: 1 BB: 0 P: 4	R: 1 E: 1 K: 0 S: 5	H: 2 LOB: 1 BB: 0 P: 5	R: 0 E: 0 K: 1 S: 5	H: 0 LOB: 1 BB: 1 P: 9	R: 1 E: 0 K: 0 S: 4	H: 1 LOB: 0 BB: 0 P: 4	1B: 10 2B: 1 3B: 1 HR: 0	SF: 1 SAC: 0 DP: 1 HBP: 0	WP: 0 PB: 0 SB: 1 CS: 1	PA: 42
PITCHER	IP WLS BF H R ER SO BB IBB HBP BLK WP HR S P ERA WHIP																					
Moe Drabowsky, R (1, 1) ERA: 3.74	4.2 L 24 6 5 5 5 5 0 0 0 0 0 0 29 49 9.64 2.357																					
Dale Willis, R (5, 1) ERA: 4.46	0.1 1 1 0 0 0 0 0 0 0 0 0 0 1 1 0.00 3.000																					
Bill Fischer, R (6, 1) ERA: 3.4	1.0 4 2 0 0 0 0 0 0 0 0 0 0 4 4 0.00 2.000																					
Pete Lovrich, R (7, 1) ERA: 9.0	3.0 13 3 2 1 1 1 0 0 0 0 0 0 14 18 3.00 1.333																					

Batter	1	2	3	4	5	6	7	8	9	AB	R	H	RBI	BB	SO	LOB	BOTTOM					
Jose Tartabull, L (1, 8) OBP: 0.266, SLG: 0.264	6-3		FC5-4 4-3		2B 1B		P6		P4	5	1	1	0	0	0	2	Cleveland Indians @ Kansas City Athletics Municipal Stadium, Kansas City, MO Sat Jul 13 1963, 4:38 AM EDT Att: 13,565 - Unknown					
Wayne Causey, L (1, 6) OBP: 0.345, SLG: 0.409	F8		4-3		P3		4-3		F2	5	0	0	0	0	0	5						
Jerry Lumpe, L (1, 4) OBP: 0.305, SLG: 0.342	K		F7		2B		4-3			4	0	1	3	0	1	1						
George Alusik, R (1, 9) OBP: 0.335, SLG: 0.446		CS BB		HR	F3			4-3		3	1	1	1	1	0	1						
Charlie Lau, L (1, 2) OBP: 0.250, SLG: 0.277		BB BB		K			F8			3	0	1	0	1	1	0						
Ed Charles, R (1, 5) OBP: 0.339, SLG: 0.381		BB BB		6-3			5-3 1B		BB	2	0	1	0	2	0	0						
Chuck Essegian, R (1, 7) OBP: 0.286, SLG: 0.357		P4		6-3			5-3		K	4	0	0	0	0	1	5						
Ken Harrelson, R (1, 3) OBP: 0.310, SLG: 0.438		K			1B 2B					3	1	2	0	1	1	2						
Moe Drabowsky, R (1, 1) ERA: 2.90, SLG: 0.287 Dale Willis, R (5, 1) ERA: 2.90, SLG: 0.200 Gino Cimoli, R (5, PH) OBP: 0.308, SLG: 0.398 Tony La Russa, R (5, PH) Bill Fischer, R (6, 1) Norm Siebern, L (6, PH) OBP: 0.375, SLG: 0.417 Pete Lovrich, R (7, 1) Doc Edwards, R (9, PH) OBP: 0.266, SLG: 0.370			FC5-4 1B		1B 2B		K		F3	1	0	1	0	0	0	0						
					1B 2B					0	0	0	0	0	0	0						
										1	0	0	0	0	0	1						
Inning Stats	R: 0 E: 0 K: 1 S: 5	H: 0 LOB: 0 BB: 0 P: 5	R: 0 E: 0 K: 1 S: 4	H: 0 LOB: 3 BB: 3 P: 16	R: 0 E: 0 K: 0 S: 4	H: 1 LOB: 1 BB: 0 P: 4	R: 1 E: 0 K: 1 S: 6	H: 1 LOB: 0 BB: 0 P: 6	R: 3 E: 0 K: 0 S: 6	H: 4 LOB: 1 BB: 0 P: 6	R: 0 E: 0 K: 1 S: 6	H: 1 LOB: 2 BB: 1 P: 10	R: 0 E: 0 K: 0 S: 3	H: 0 LOB: 0 BB: 0 P: 3	R: 0 E: 0 K: 1 S: 5	H: 1 LOB: 1 BB: 1 P: 9	R: 0 E: 0 K: 0 S: 4	H: 1 LOB: 1 BB: 0 P: 4	1B: 6 2B: 2 3B: 0 HR: 1	SF: 0 SAC: 0 DP: 0 HBP: 0	WP: 0 PB: 0 SB: 0 CS: 1	PA: 38
PITCHER	IP WLS BF H R ER SO BB IBB HBP BLK WP HR S P ERA WHIP																					
Early Wynn, R (1, 1) ERA: 2.89	5.0 W 22 6 4 4 3 3 0 0 0 0 0 0 25 37 7.20 1.800																					
Jerry Walker, R (6, 1) ERA: 3.7	4.0 S 16 3 0 0 2 2 0 0 0 0 0 0 18 26 0.00 1.250																					

Batter	1	2	3	4	5	6	7	8	9	AB	R	H	RBI	BB	SO	LOB	TOP					
Dick Howser, R (1, 6) OBP: 0.341, SLG: 0.286										4	0	2	0	1	1	0	Cleveland Indians @ Minnesota Twins Metropolitan Stadium, Bloomington, MI Sun Jul 14 1963, 4:38 AM EDT Att: 32,260 - Unknown - 77 F					
Willie Tasby, R (1, 7) OBP: 0.395, SLG: 0.552										3	0	1	0	0	1	3						
Al Luplow, L (7, PH) OBP: 0.296, SLG: 0.300										0	0	0	0	0	0	0						
Willie Kirkland, L (1, 8) OBP: 0.333, SLG: 0.425										4	0	1	1	0	1	3						
Max Alvis, R (1, 5) OBP: 0.329, SLG: 0.460										4	1	1	0	0	0	5						
Gene Green, R (1, 9) OBP: 0.246, SLG: 0.322										4	0	1	0	0	1	1						
Fred Whitfield, L (1, 3) OBP: 0.294, SLG: 0.449										4	0	1	0	0	0	1						
Joe Azcue, R (1, 2) OBP: 0.329, SLG: 0.479										4	0	1	1	0	1	1						
Larry Brown, R (1, 4) OBP: 0.444, SLG: 0.375										2	0	0	0	0	0	1						
Tito Francona, L (6, PH) OBP: 0.333, SLG: 0.321										1	0	0	0	0	0	2						
Jerry Kindall, R (6, 4) OBP: 0.262, SLG: 0.289										1	0	0	0	0	0	0						
Barry Latman, R (1, 1) OBP: 0.280, SLG: 0.391										2	1	1	0	0	1	0						
Woodie Held, R (7, PH) OBP: 0.333, SLG: 0.426										1	0	0	0	0	0	0						
Gary Bell, R (7, 1) OBP: 0.136, SLG: 0.095										0	0	0	0	0	0	0						
John Romano, R (9, PH) OBP: 0.372, SLG: 0.488										1	0	0	0	0	0	0						
Inning Stats	R: 0 E: 0 K: 2 S: 8	H: 1 LOB: 1 BB: 0 P: 8	R: 0 E: 0 K: 1 S: 6	H: 1 LOB: 1 BB: 0 P: 6	R: 1 E: 0 K: 1 S: 7	H: 3 LOB: 1 BB: 0 P: 7	R: 0 E: 0 K: 1 S: 5	H: 0 LOB: 0 BB: 0 P: 5	R: 0 E: 0 K: 1 S: 6	H: 1 LOB: 1 BB: 0 P: 6	R: 1 E: 0 K: 0 S: 6	H: 3 LOB: 2 BB: 0 P: 6	R: 0 E: 0 K: 0 S: 3	H: 0 LOB: 2 BB: 1 P: 8	R: 0 E: 0 K: 0 S: 3	H: 0 LOB: 0 BB: 0 P: 3	R: 0 E: 0 K: 0 S: 3	H: 0 LOB: 0 BB: 0 P: 3	1B: 7 2B: 2 3B: 0 HR: 0	SF: 0 SAC: 0 DP: 1 HBP: 1	WP: 0 PB: 0 SB: 0 CS: 0	PA: 37
PITCHER	IP WLS BF H R ER SO BB IBB HBP BLK WP HR S P ERA WHIP																					
Bill Pleis, L (1, 1) ERA: 3.79	5.2 W 25 9 2 2 6 0 0 0 0 1 0 0 0 37 37 3.18 1.588																					
Mike Fornieles, R (6, 1) ERA: 5.4	0.2 S 4 0 0 0 0 1 0 0 1 0 0 0 0 2 7 0.00 1.500																					
Gary Roggenburk, L (7, 1) ERA: 3.38	2.2 S 8 0 0 0 0 0 0 0 0 0 0 0 0 8 8 0.00 0.000																					

Batter	1	2	3	4	5	6	7	8	9	AB	R	H	RBI	BB	SO	LOB	BOTTOM			
Zoilo Versalles, R (1, 6) OBP: 0.306, SLG: 0.419										3	0	0	0	1	1	0	Cleveland Indians @ Minnesota Twins Metropolitan Stadium, Bloomington, MI Sun Jul 14 1963, 4:38 AM EDT Att: 32,260 - Unknown - 77 F			
Rich Rollins, R (1, 5) OBP: 0.371, SLG: 0.460										3	2	1	0	1	1	0				
Harmon Killebrew, R (1, 7) OBP: 0.371, SLG: 0.591										4	2	2	2	0	2	1				
Lenny Green, L (9, 8) OBP: 0.305, SLG: 0.313										0	0	0	0	0	0	0				
Jimmie Hall, L (1, 8) OBP: 0.348, SLG: 0.507										4	1	2	0	0	0	1				
Bob Allison, R (1, 9) OBP: 0.402, SLG: 0.564										3	2	2	1	1	1	0				
Don Mincher, L (1, 3) OBP: 0.285, SLG: 0.250										4	1	2	4	0	0	1				
Bernie Allen, L (1, 4) OBP: 0.272, SLG: 0.290										4	0	1	0	0	0	2				
Jerry Zimmerman, R (1, 2) OBP: 0.182, SLG: 0.182										4	0	1	0	0	1	0				
Bill Pleis, L (1, 1) OBP: 0.273, SLG: 0.111										2	0	0	0	0	2	0				
Mike Fornieles, R (6, 1) ERA: 5.56										0	0	0	0	0	0	0				
Gary Roggenburk, R (7, 1) ERA: 3.35										2	0	0	0	0	1	3				
Inning Stats	R: 4 E: 0 K: 0 S: 6	H: 3 LOB: 0 BB: 1 P: 10	R: 0 E: 0 K: 1 S: 5	H: 0 LOB: 0 BB: 0 P: 5	R: 0 E: 0 K: 2 S: 7	H: 0 LOB: 0 BB: 0 P: 7	R: 0 E: 1 K: 1 S: 5	H: 1 LOB: 0 BB: 0 P: 5	R: 0 E: 0 K: 2 S: 6	H: 0 LOB: 0 BB: 1 P: 10	R: 2 E: 0 K: 0 S: 6	H: 4 LOB: 1 BB: 0 P: 6	R: 0 E: 0 K: 1 S: 5	H: 0 LOB: 0 BB: 0 P: 5	R: 2 E: 1 K: 2 S: 11	H: 3 LOB: 3 BB: 1 P: 15	1B: 8 2B: 1 3B: 0 HR: 2	SF: 0 SAC: 0 DP: 0 HBP: 0	WP: 0 PB: 0 SB: 0 CS: 0	PA: 38
PITCHER	IP WLS BF H R ER SO BB IBB HBP BLK WP HR S P ERA WHIP																			
Barry Latman, R (1, 1) ERA: 4.87	6.0 L 25 8 6 6 6 1 1 0 0 0 0 0 0 16 20 4.50 2.000																			
Gary Bell, R (7, 1) ERA: 3.35	2.0 S 11 3 2 1 3 1 0 0 0 0 0 0 0 16 20 4.50 2.000																			

Batter	1	2	3	4	5	6	7	8	9	AB	R	H	RBI	BB	SO	LOB	TOP					
Dick Howser, R (1,6) OBP: 0.344, SLG: 0.287	4-0 BB G4-6-3		0-0 E 1B		0-0 5-3			0-0 F8		3	1	1	0	1	0	2						
Gene Green, R (1,9) OBP: 0.246, SLG: 0.317	0-0 G4-6-3 1-2f		0-0 E9 1B 1-H			0-0 6-3		0-0 F9		4	0	1	1	0	0	2						
Willie Kirkland, L (1,8) OBP: 0.328, SLG: 0.417	0-3 K		0-0 4-3			0-0 6-3		0-0 L9		4	0	0	0	0	1	2						
Joe Adcock, R (1,3) OBP: 0.326, SLG: 0.461		0-0 F4		0-0 5-3		0-0 F6			0-0 5-3	4	0	0	0	0	0	0						
Max Alvis, R (1,5) OBP: 0.337, SLG: 0.454		0-0 E5		0-0 F2			0-3 K		0-0 F8	4	0	0	0	0	1	0						
John Romano, R (1,7) OBP: 0.369, SLG: 0.476		0-3 K		0-0 F6			4-0 FC1-4 BB		0-3 K	3	0	0	0	1	2	1						
Joe Azcue, R (1,2) OBP: 0.324, SLG: 0.470		0-3 K			0-3 K		0-0 FC1-4 1-2f			3	0	0	0	0	2	2						
Larry Brown, R (1,4) OBP: 0.429, SLG: 0.368			0-0 F7		0-0 1B		0-0 F5			3	0	1	0	0	0	1						
Dick Donovan, L (1,1) OBP: 0.128, SLG: 0.154			0-3 K		0-3 K			0-0 1B		2	0	0	0	0	2	1						
Pedro Ramos, S (7,1) OBP: 0.050, SLG: 0.050										0	0	0	0	0	0	0						
Ted Abernathy, R (7,1) OBP: 0.500, SLG: 0.600										1	0	1	0	0	0	0						
Inning Stats	R: 0 E: 0 K: 1 S: 4	H: 0 LOB: 0 BB: 1 P: 8	R: 0 E: 1 K: 2 S: 8	H: 0 LOB: 1 BB: 0 P: 8	R: 1 E: 1 K: 1 S: 7	H: 2 LOB: 1 BB: 0 P: 7	R: 0 E: 0 K: 0 S: 3	H: 0 LOB: 0 BB: 0 P: 3	R: 0 E: 0 K: 0 S: 8	H: 1 LOB: 1 BB: 0 P: 8	R: 0 E: 0 K: 0 S: 3	H: 0 LOB: 0 BB: 0 P: 3	R: 0 E: 0 K: 1 S: 5	H: 0 LOB: 1 BB: 1 P: 9	R: 0 E: 0 K: 0 S: 4	H: 1 LOB: 1 BB: 0 P: 4	R: 0 E: 0 K: 1 S: 5	H: 0 LOB: 0 BB: 0 P: 5	1B: 4 2B: 0 3B: 0 HR: 0	SF: 0 SAC: 0 DP: 1 HBP: 0	WP: 0 PB: 0 SB: 0 CS: 0	PA: 33
PITCHER Dick Stigman, L (1,1) ERA: 3.12	IP: 9.0 WLS: W BF: 33 H: 4 R: 1 ER: 1 SO: 8 BB: 2 IBB: 0 HBP: 0 BLK: 0 WP: 0 HR: 0 S: 47 P: 55 ERA: 1.00 WHIP: 0.667															PITCHER	IP: 9.0 WLS: W BF: 33 H: 4 R: 1 ER: 1 SO: 8 BB: 2 IBB: 0 HBP: 0 BLK: 0 WP: 0 HR: 0 S: 47 P: 55 ERA: 1.00 WHIP: 0.667					

Cleveland Indians @ Minnesota Twins
Metropolitan Stadium, Bloomington, MI
Mon Jul 15 1963, 4:33 AM EDT
Att: 11,160 - Unknown - 70 F

AB 31
R 1
H 4
RBI 1
BB 2
SO 8
LOB 11



Batter	1	2	3	4	5	6	7	8	9	AB	R	H	RBI	BB	SO	LOB	BOTTOM			
Zoilo Versalles, R (1,6) OBP: 0.307, SLG: 0.425	0-0 6-3		0-0 2B 1B	0-0 3B		0-0 4-3	0-0 FC1-6-4 1-2f 2-3 3-H			5	1	2	1	0	0	2				
Rich Rollins, R (1,5) OBP: 0.371, SLG: 0.462	0-0 F9		0-0 1B 2B 1-H	0-0 5-3			0-0 E6			5	2	2	1	0	0	2				
Harmon Killebrew, R (1,7) OBP: 0.371, SLG: 0.589	0-0 FC6 1B		0-3 K		0-0 6-3		0-0 HR			5	1	2	2	0	1	3				
Jerry Zimmerman, R (9,2) OBP: 0.182, SLG: 0.182										0	0	0	0	0	0	0				
Jimmie Hall, L (1,8) OBP: 0.353, SLG: 0.511	0-0 FC6 1-2f		0-0 5-3 HR 1B 2-H		0-0 E1 1B S		4-0 1B BB	0-0 WP 2B		4	3	2	1	1	0	1				
Bob Allison, R (1,9) OBP: 0.402, SLG: 0.561		0-0 FC5-6 1B	0-0 5-3 1-2		0-0 L8		0-0 1B E 1B	0-3 K 2-3		5	1	2	0	0	1	3				
Don Mincher, L (1,3) OBP: 0.308, SLG: 0.394		0-0 FC5-6 HR 1-2f	0-0 HR 2-H		0-0 1B 2-H		0-0 BB E 1B	0-0 F3		5	3	3	4	0	0	2				
Earl Batley, R (1,2) OBP: 0.353, SLG: 0.510	0-0 HR 1-H		0-0 6-3		0-3 K		0-0 F8	4-0 BB BB		4	1	1	2	1	1	3				
Lenny Green, L (6, PR) OBP: 0.305, SLG: 0.313										0	0	0	0	0	0	0				
Bernie Allen, L (1,4) OBP: 0.271, SLG: 0.286		0-0 4-3		0-0 F8		0-0 F2	0-0 E3 FC1-6-4 BB E 1-2 2-H	4-0 BB BB		4	1	0	0	1	0	1				
Dick Stigman, R (1,1) OBP: 0.180, SLG: 0.111	0-0 G3		0-0 F4		0-3 K		4-0 FC1-6-4 BB 1-2 2-3	0-0 5-3		4	0	0	0	1	1	3				
Inning Stats	R: 0 E: 0 K: 0 S: 4	H: 1 LOB: 1 BB: 0 P: 4	R: 2 E: 0 K: 0 S: 5	H: 2 LOB: 0 BB: 0 P: 5	R: 4 E: 0 K: 1 S: 9	H: 4 LOB: 0 BB: 0 P: 9	R: 0 E: 0 K: 0 S: 4	H: 1 LOB: 1 BB: 0 P: 4	R: 1 E: 1 K: 1 S: 7	H: 1 LOB: 1 BB: 0 P: 7	R: 0 E: 0 K: 1 S: 5	H: 0 LOB: 0 BB: 0 P: 5	R: 6 E: 2 K: 0 S: 9	H: 4 LOB: 2 BB: 2 P: 17	R: 0 E: 0 K: 1 S: 6	H: 1 LOB: 3 BB: 2 P: 14	1B: 8 2B: 2 3B: 1 HR: 3	SF: 0 SAC: 0 DP: 0 HBP: 0	WP: 1 PB: 0 SB: 1 CS: 0	PA: 45
PITCHER Dick Donovan, R (1,1) ERA: 4.51	IP: 6.0 WLS: L BF: 30 H: 11 R: 9 ER: 8 SO: 3 BB: 0 IBB: 0 HBP: 0 BLK: 0 WP: 0 HR: 3 S: 36 P: 36 ERA: 12.00 WHIP: 1.833															PITCHER	IP: 6.0 WLS: L BF: 30 H: 11 R: 9 ER: 8 SO: 3 BB: 0 IBB: 0 HBP: 0 BLK: 0 WP: 0 HR: 3 S: 36 P: 36 ERA: 12.00 WHIP: 1.833			
Pedro Ramos, R (7,1) ERA: 3.72	0.1	6	2	2	1	0	2	0	0	0	0	0	0	0	0	0	4	12	27.00	12.000
Ted Abernathy, R (7,1) ERA: 3.58	1.2	9	1	2	0	1	2	0	0	0	1	0	0	9	17	0.00	1.800			

Cleveland Indians @ Minnesota Twins
Metropolitan Stadium, Bloomington, MI
Mon Jul 15 1963, 4:33 AM EDT
Att: 11,160 - Unknown - 70 F

AB 41
R 13
H 14
RBI 11
BB 4
SO 4
LOB 20



Batter	1	2	3	4	5	6	7	8	9	AB	R	H	RBI	BB	SO	LOB	TOP					
Tito Francona, L (1, 7) OBP: 0.294, SLG: 0.320	0-0 4-3		0-0 SF4 1B			0-0 3-1		0-0 F8	4 0 1 0 0 0 0													
Dick Howser, R (1, 6) OBP: 0.339, SLG: 0.283	0-0 1-3		0-0 SF4			0-0 1-3		4-0 BB	2 0 0 1 0 0 0													
Joe Adcock, R (9, PH) OBP: 0.330, SLG: 0.461			1-2 3-H 0-0					0-0 P4	0 0 0 0 1 0 0													
Jerry Kindall, R (9, PR) OBP: 0.262, SLG: 0.289			0-0 F9			0-3 K		0-0 F7	0 0 0 0 0 0 0													
Willie Kirkland, L (1, 8) OBP: 0.327, SLG: 0.415	0-0 E4 1B								4 0 1 0 0 1 2													
Fred Whitfield, L (1, 3) OBP: 0.284, SLG: 0.440	0-3 K					0-0 G3		0-0 4-3	4 0 0 0 0 1 2													
Max Alvis, R (1, 5) OBP: 0.334, SLG: 0.450		0-3 K				0-3 K		0-0 G3	3 0 0 0 0 2 0													
John Romano, R (1, 2) OBP: 0.382, SLG: 0.465		0-0 F6				0-3 K		0-3 K	3 0 0 0 0 2 0													
Al Luplow, L (1, 9) OBP: 0.292, SLG: 0.296		0-0 3-1						0-0 G3	3 0 0 0 0 0 0													
Larry Brown, R (1, 4) OBP: 0.478, SLG: 0.400								0-0 G3	3 0 0 0 0 0 0													
Miguel de la Hoz, R (8, PH) OBP: 0.312, SLG: 0.477								0-0 6-3	1 0 1 0 1 0 0													
Mudcat Grant, R (1, 1) OBP: 0.179, SLG: 0.237								0-0 6-3	1 0 0 0 0 0 0													
Gene Green, R (8, PH) OBP: 0.243, SLG: 0.313								0-0 6-3	1 0 0 0 0 0 0													
Early Wynn, S (8, 1) OBP: 0.444, SLG: 0.286								0-0 6-3	0 0 0 0 0 0 0													
Inning Stats	R: 0 E: 1 K: 1 S: 6	H: 1 LOB: 1 BB: 0 P: 6	R: 0 E: 0 K: 1 S: 5	H: 0 LOB: 0 BB: 0 P: 5	R: 1 E: 0 K: 0 S: 4	H: 1 LOB: 1 BB: 1 P: 8	R: 0 E: 0 K: 2 S: 7	H: 0 LOB: 0 BB: 0 P: 7	R: 0 E: 0 K: 0 S: 3	H: 1 LOB: 0 BB: 0 P: 3	R: 0 E: 0 K: 1 S: 5	H: 0 LOB: 0 BB: 0 P: 5	R: 0 E: 0 K: 1 S: 5	H: 0 LOB: 0 BB: 0 P: 5	R: 0 E: 0 K: 0 S: 3	H: 0 LOB: 0 BB: 0 P: 3	R: 0 E: 0 K: 0 S: 3	H: 0 LOB: 1 BB: 1 P: 7	1B: 3 2B: 0 3B: 0 HR: 0	SF: 1 SAC: 0 DP: 0 HBP: 0	WP: 0 PB: 0 SB: 0 CS: 0	PA: 31
PITCHER Ken McBride, R (1, 1) ERA: 2.71	IP: 9.0 WLS: W BF: 31 H: 3 R: 1 ER: 1 SO: 6 BB: 2 IBB: 0 HBP: 0 BLK: 0 WP: 0 HR: 0 S: 41 P: 49 ERA: 1.00 WHIP: 0.556															PITCHER Ken McBride, R (1, 1) ERA: 2.71	IP: 9.0 WLS: W BF: 31 H: 3 R: 1 ER: 1 SO: 6 BB: 2 IBB: 0 HBP: 0 BLK: 0 WP: 0 HR: 0 S: 41 P: 49 ERA: 1.00 WHIP: 0.556					

Cleveland Indians @ Los Angeles Angels
Dodger Stadium, Los Angeles, CA
Tue Jul 16 1963, 7:05 PM PDT
Att: 9,971 - Unknown - 67 F


AB 28
R 1
H 3
RBI 1
BB 2
SO 6
LOB 5



Batter	1	2	3	4	5	6	7	8	9	AB	R	H	RBI	BB	SO	LOB	BOTTOM			
Albie Pearson, L (1, 8) OBP: 0.393, SLG: 0.426	0-0 4-3		0-0 FC6-4 1B			0-0 E 1B		0-0 S 1B	4 0 3 0 0 0 0											
Jim Fregosi, R (1, 6) OBP: 0.292, SLG: 0.393	0-0 4-3		0-0 FC6-4 1B			0-3 K		0-3 K	4 1 0 1 0 2 3											
Leon Wagner, L (1, 7) OBP: 0.387, SLG: 0.523	1-0 HBP		0-3 K			0-3 K		0-0 F6	3 0 0 0 0 2 3											
Lee Thomas, L (1, 9) OBP: 0.313, SLG: 0.331	0-0 F8		1-H 1B			4-0 BB		4-0 BB	2 0 1 1 2 0 1											
Charlie Dees, L (1, 3) OBP: 0.345, SLG: 0.370			0-0 F8			0-0 F8		0-0 F8	4 0 0 0 0 0 5											
Felix Torres, R (1, 5) OBP: 0.326, SLG: 0.357								0-0 1B	4 0 1 0 0 0 0											
Joe Koppe, R (8, PR) OBP: 0.263, SLG: 0.261								0-0 1B	0 0 0 0 0 0 0											
Billy Moran, R (1, 4) OBP: 0.288, SLG: 0.331								0-0 1B	3 0 3 0 1 0 0											
Ed Sadowski, R (1, 2) OBP: 0.266, SLG: 0.284								0-0 1B	4 0 0 0 0 2 5											
Ken McBride, R (1, 1) OBP: 0.158, SLG: 0.250								0-0 G4-6-3	4 1 1 0 0 1 4											
Inning Stats	R: 0 E: 0 K: 0 S: 3	H: 0 LOB: 1 BB: 0 P: 4	R: 0 E: 0 K: 1 S: 6	H: 1 LOB: 1 BB: 0 P: 6	R: 2 E: 0 K: 1 S: 8	H: 3 LOB: 1 BB: 0 P: 8	R: 0 E: 0 K: 0 S: 4	H: 1 LOB: 1 BB: 0 P: 4	R: 0 E: 0 K: 2 S: 8	H: 1 LOB: 2 BB: 1 P: 12	R: 0 E: 0 K: 2 S: 7	H: 0 LOB: 1 BB: 1 P: 11	R: 0 E: 0 K: 1 S: 6	H: 1 LOB: 2 BB: 1 P: 10	R: 0 E: 0 K: 0 S: 4	H: 2 LOB: 2 BB: 0 P: 4	1B: 8 2B: 1 3B: 0 HR: 0	SF: 0 SAC: 0 DP: 1 HBP: 1	WP: 0 PB: 0 SB: 1 CS: 0	PA: 36
PITCHER Mudcat Grant, R (1, 1) ERA: 3.78	IP: 7.0 WLS: L BF: 32 H: 7 R: 2 ER: 2 SO: 7 BB: 3 IBB: 0 HBP: 1 BLK: 0 WP: 0 HR: 0 S: 42 P: 55 ERA: 2.57 WHIP: 1.429															PITCHER Early Wynn, R (8, 1) ERA: 2.79	IP: 1.0 WLS: L BF: 4 H: 2 R: 0 ER: 0 SO: 0 BB: 0 IBB: 0 HBP: 0 BLK: 0 WP: 0 HR: 0 S: 4 P: 4 ERA: 0.00 WHIP: 2.000			

Cleveland Indians @ Los Angeles Angels
Dodger Stadium, Los Angeles, CA
Tue Jul 16 1963, 7:05 PM PDT
Att: 9,971 - Unknown - 67 F

AB 32
R 2
H 9
RBI 2
BB 3
SO 7
LOB 21



Batter	1	2	3	4	5	6	7	8	9	AB	R	H	RBI	BB	SO	LOB	TOP					
Tito Francona, L OBP: 0.299, SLG: 0.326 (1, 7)	6-3		G6-3 1B						F7	4	1	2	0	1	0	1	Cleveland Indians @ Los Angeles Angels Dodger Stadium, Los Angeles, CA Wed Jul 17 1963, 7:05 PM PDT Unknown - 74 F					
Dick Howser, R OBP: 0.344, SLG: 0.290 Jerry Kindall, R OBP: 0.260, SLG: 0.288 (1, 6) (5, 6)	F8		G6-3 1B							3	0	2	1	0	0	0						
Willie Kirkland, L OBP: 0.322, SLG: 0.408 (1, 8)	K		G6-3 1-2 1B							4	0	0	0	0	2	3						
Fred Whitfield, L OBP: 0.284, SLG: 0.435 (1, 3)		BB FC1-6 1B	F6						F8	4	1	1	0	0	0	1						
Max Alvis, R OBP: 0.339, SLG: 0.452 (1, 5)		FC1-6 1-2 BB		6-3						3	0	2	0	1	0	0						
John Romano, R OBP: 0.359, SLG: 0.454 (1, 2)		FC1-6 1-2 2-3 BB		K					F8	3	0	0	0	1	2	2						
Al Luplow, L OBP: 0.291, SLG: 0.295 (1, 9)		F4		K						4	0	1	0	0	1	4						
Larry Brown, R OBP: 0.444, SLG: 0.348 (1, 4)		FC1-6 1-2 2-3 3-H		K						3	0	0	1	1	2	3						
Jerry Walker, S OBP: 0.286, SLG: 0.167 Bob Allen, L OBP: 0.300, SLG: 0.472 Miguel de la Hoz, R OBP: 0.300, SLG: 0.494 Pedro Ramos, R OBP: 0.300, SLG: 0.300 Gene Green, R OBP: 0.300, SLG: 0.300 Gary Bell, R OBP: 0.300, SLG: 0.300 Woodie Held, R OBP: 0.300, SLG: 0.424 (1, 1) (1, 1) (2, PH) (2, PH) (7, PH) (7, PH) (9, PH)		K		K						0	0	0	0	0	0	0						
Inning Stats	R: 0 E: 0 K: 1 S: 5	H: 0 LOB: 0 BB: 0 P: 5	R: 1 E: 0 K: 1 S: 6	H: 1 LOB: 2 BB: 2 P: 14	R: 0 E: 0 K: 0 S: 4	H: 2 LOB: 1 BB: 0 P: 4	R: 0 E: 0 K: 2 S: 7	H: 0 LOB: 0 BB: 0 P: 7	R: 1 E: 0 K: 2 S: 9	H: 2 LOB: 1 BB: 0 P: 9	R: 0 E: 0 K: 0 S: 4	H: 1 LOB: 1 BB: 0 P: 4	R: 0 E: 0 K: 1 S: 4	H: 0 LOB: 1 BB: 2 P: 12	R: 0 E: 0 K: 2 S: 8	H: 1 LOB: 1 BB: 0 P: 8		R: 0 E: 0 K: 2 S: 8	H: 1 LOB: 1 BB: 0 P: 8	1B: 7 2B: 1 3B: 0 HR: 0	SF: 0 SAC: 0 DP: 2 HBP: 0	WP: 0 PB: 0 SB: 1 CS: 0
PITCHER Dean Chance, R ERA: 3.4 (1, 1)	IP: 9.0 WLS: W BF: 37 H: 8 R: 2 ER: 2 SO: 11 BB: 4 IBB: 0 HBP: 0 BLK: 0 WP: 0 HR: 0 S: 55 P: 71 ERA: 2.00 WHIP: 1.333															PITCHER						

Batter	1	2	3	4	5	6	7	8	9	AB	R	H	RBI	BB	SO	LOB	BOTTOM	
Albie Pearson, L OBP: 0.390, SLG: 0.421 (1, 8)	G3		F8							4	0	0	0	1	0	2	Cleveland Indians @ Los Angeles Angels Dodger Stadium, Los Angeles, CA Wed Jul 17 1963, 7:05 PM PDT Unknown - 74 F	
Bob Sadowski, L OBP: 0.338, SLG: 0.271 (1, 5)			FC1-4-6 1-2 1B							5	1	1	0	0	1	3		
Leon Wagner, L OBP: 0.392, SLG: 0.526 (1, 7)										4	1	3	0	1	0	0		
Lee Thomas, L OBP: 0.314, SLG: 0.332 (1, 9)										5	1	2	1	0	0	3		
Charlie Dees, L OBP: 0.353, SLG: 0.384 (1, 3)										5	2	3	1	0	1	3		
Billy Moran, R OBP: 0.290, SLG: 0.334 (1, 4)										3	1	1	1	1	1	3		
Ed Kirkpatrick, L OBP: 0.147, SLG: 0.194 (1, 2)										3	0	0	1	0	1	1		
Jim Fregosi, R OBP: 0.296, SLG: 0.402 Joe Koppe, R OBP: 0.260, SLG: 0.258 (1, 6) (6, 6)										3	1	2	1	0	1	0		
Dean Chance, R OBP: 0.156, SLG: 0.159 (1, 1)										4	0	2	2	0	0	1		
Inning Stats	R: 6 E: 0 K: 1 S: 11	H: 6 LOB: 2 BB: 2 P: 19	R: 1 E: 0 K: 1 S: 7	H: 2 LOB: 1 BB: 0 P: 7	R: 0 E: 0 K: 1 S: 6	H: 1 LOB: 1 BB: 0 P: 6	R: 0 E: 0 K: 1 S: 6	H: 1 LOB: 1 BB: 0 P: 6	R: 0 E: 0 K: 0 S: 4	H: 1 LOB: 2 BB: 1 P: 10	R: 0 E: 0 K: 1 S: 5	H: 0 LOB: 0 BB: 0 P: 5	R: 0 E: 1 K: 0 S: 5	H: 1 LOB: 2 BB: 0 P: 5	1B: 9 2B: 5 3B: 0 HR: 0	SF: 1 SAC: 0 DP: 0 HBP: 0		WP: 0 PB: 0 SB: 0 CS: 0
PITCHER Jerry Walker, R ERA: 4.74 Bob Allen, L ERA: 4.19 Pedro Ramos, R ERA: 3.59 Gary Bell, R ERA: 3.26 (1, 1) (1, 1) (2, 1) (7, 1)	IP: 0.2 WLS: L BF: 3 H: 1 R: 0 ER: 0 SO: 1 BB: 1 IBB: 0 HBP: 0 BLK: 0 WP: 0 HR: 0 S: 4 P: 11 ERA: 81.00 WHIP: 7.500															PITCHER		



Batter	1	2	3	4	5	6	7	8	9	AB	R	H	RBI	BB	SO	LOB	TOP										
Tito Francona, L OBP: 0.298, SLG: 0.325 (1, 7)										4	0	1	0	0	0	0											
Miguel de la Hoz, R OBP: 0.330, SLG: 0.462 (1, 4)										4	0	1	0	0	1	1											
Pedro Ramos, S OBP: 0.049, SLG: 0.048 (9, PR)										0	0	0	0	0	0	0											
Willie Kirkland, L OBP: 0.325, SLG: 0.407 (1, 8)										3	0	1	0	1	0	1											
Max Alvis, R OBP: 0.335, SLG: 0.446 (1, 5)										4	0	0	0	0	2	4											
Joe Adcock, R OBP: 0.323, SLG: 0.450 (1, 3)										4	0	0	0	0	0	3											
Al Luplow, L OBP: 0.286, SLG: 0.291 (1, 9)										3	0	0	0	0	1	0											
Joe Azcue, R OBP: 0.320, SLG: 0.465 (1, 2)										2	0	0	0	0	0	0											
John Romano, R OBP: 0.357, SLG: 0.450 (6, 2)										1	0	0	0	0	0	0											
Larry Brown, R OBP: 0.433, SLG: 0.346 (1, 6)										3	0	1	0	0	1	0											
Jack Kralick, L OBP: 0.214, SLG: 0.250 (1, 1)										2	0	0	0	0	1	1											
Fred Whitfield, L OBP: 0.282, SLG: 0.433 (8, PH)										1	0	0	0	0	0	0											
Ted Abernathy, R OBP: 0.500, SLG: 0.600 (8, 1)										0	0	0	0	0	0	0											
Inning Stats	R: 0 E: 0 K: 1 S: 7	H: 2 LOB: 2 BB: 0 P: 7	R: 0 E: 0 K: 1 S: 6	H: 1 LOB: 1 BB: 0 P: 6	R: 0 E: 0 K: 1 S: 5	H: 0 LOB: 1 BB: 1 P: 9	R: 0 E: 0 K: 0 S: 3	H: 0 LOB: 0 BB: 0 P: 3	R: 0 E: 0 K: 1 S: 5	H: 0 LOB: 0 BB: 0 P: 5	R: 0 E: 0 K: 0 S: 3	H: 0 LOB: 0 BB: 0 P: 3	R: 0 E: 0 K: 1 S: 5	H: 0 LOB: 0 BB: 0 P: 5	R: 0 E: 0 K: 0 S: 4	H: 1 LOB: 1 BB: 0 P: 4	1B: 4 2B: 0 3B: 0 HR: 0	SF: 0 SAC: 0 DP: 0 HBP: 0	WP: 0 PB: 0 SB: 1 CS: 0	PA: 32							
PITCHER	IP	WLS	BF	H	R	ER	SO	BB	IBB	HBP	BLK	WP	HR	S	P	ERA	WHIP										
Paul Foytack, R ERA: 5.25 (1, 1)	8.0	W	28	3	0	0	6	1	0	0	0	0	0	39	43	0.00	0.500										
Art Fowler, R ERA: 1.67 (9, 1)	1.0	S	4	1	0	0	0	0	0	0	0	0	0	4	4	0.00	1.000										

Cleveland Indians @ Los Angeles Angels
Dodger Stadium, Los Angeles, CA
Wed Jul 17 1963, 7:05 PM PDT
Att: 10,661 - Unknown

AB 31
R 0
H 4
RBI 0
BB 1
SO 6
LOB 10

Batter	1	2	3	4	5	6	7	8	9	AB	R	H	RBI	BB	SO	LOB	BOTTOM										
Albie Pearson, L OBP: 0.394, SLG: 0.422 (1, 8)										2	0	1	0	2	0	0											
Jim Fregosi, R OBP: 0.292, SLG: 0.397 (1, 6)										4	0	0	0	0	1	4											
Leon Wagner, L OBP: 0.389, SLG: 0.521 (1, 7)										3	0	0	0	0	0	1											
Billy Moran, R OBP: 0.288, SLG: 0.331 (1, 4)										3	0	0	0	0	0	1											
Felix Torres, R OBP: 0.323, SLG: 0.353 (1, 5)										3	0	0	0	0	0	0											
Lee Thomas, L OBP: 0.311, SLG: 0.329 (1, 9)										3	0	0	0	0	0	0											
Hank Foiles, R OBP: 0.435 (1, 2)										3	1	2	0	0	0	0											
Art Fowler, R OBP: 0.429, SLG: 0.200 (9, 1)										0	0	0	0	0	0	0											
Charlie Dees, L OBP: 0.353, SLG: 0.379 (1, 3)										2	0	0	0	1	0	0											
Paul Foytack, R OBP: 0.167, SLG: 0.091 (1, 1)										2	0	0	0	0	1	0											
Bob Sadowski, L OBP: 0.333, SLG: 0.268 (8, PH)										1	0	0	0	0	0	2											
Ed Sadowski, R OBP: 0.266, SLG: 0.284 (9, 2)										0	0	0	0	0	0	0											
Inning Stats	R: 0 E: 0 K: 0 S: 4	H: 1 LOB: 1 BB: 0 P: 4	R: 0 E: 0 K: 0 S: 3	H: 0 LOB: 0 BB: 0 P: 3	R: 0 E: 0 K: 2 S: 7	H: 0 LOB: 1 BB: 1 P: 11	R: 0 E: 0 K: 0 S: 3	H: 0 LOB: 0 BB: 0 P: 3	R: 1 E: 0 K: 0 S: 4	H: 1 LOB: 0 BB: 0 P: 4	R: 0 E: 0 K: 0 S: 3	H: 0 LOB: 0 BB: 0 P: 3	R: 0 E: 0 K: 0 S: 3	H: 0 LOB: 0 BB: 0 P: 3	R: 0 E: 0 K: 0 S: 3	H: 1 LOB: 2 BB: 2 P: 11	1B: 2 2B: 1 3B: 1 HR: 0	SF: 0 SAC: 0 DP: 1 HBP: 0	WP: 2 PB: 0 SB: 0 CS: 0	PA: 29							
PITCHER	IP	WLS	BF	H	R	ER	SO	BB	IBB	HBP	BLK	WP	HR	S	P	ERA	WHIP										
Jack Kralick, L ERA: 2.74 (1, 1)	7.0	L	24	2	1	1	2	1	0	0	0	1	0	27	31	1.29	0.429										
Ted Abernathy, R ERA: 3.45 (8, 1)	1.0		5	1	0	0	0	2	0	0	0	1	0	3	11	0.00	3.000										

Cleveland Indians @ Los Angeles Angels
Dodger Stadium, Los Angeles, CA
Wed Jul 17 1963, 7:05 PM PDT
Att: 10,661 - Unknown

AB 26
R 1
H 3
RBI 0
BB 3
SO 2
LOB 8

Batter	1	2	3	4	5	6	7	8	9	AB	R	H	RBI	BB	SO	LOB	TOP			
Tito Francona, L (1, 7) OBP: 0.298, SLG: 0.329 Joe Azcue, R (9, PH) OBP: 0.318, SLG: 0.462	0-0 2B		0-0 1-3			0-0 F7			0-0 6-3	3	0	1	0	0	0	1				
Willie Tasby, R (1, 9) OBP: 0.356, SLG: 0.525	0-0 5-3		0-0 L7			0-0 5-3			4-0 1B 3B BB	3	1	0	0	1	0	2				
Willie Kirkland, L (1, 8) OBP: 0.324, SLG: 0.404	0-0 F8			0-0 4-3		0-0 F8			0-0 1B 3B	4	1	1	0	0	0	1				
Max Alvis, R (1, 5) OBP: 0.337, SLG: 0.462	0-0 5-3			0-0 HR					0-0 1B 3B	4	2	2	3	0	0	1				
Joe Adcock, R (1, 3) OBP: 0.317, SLG: 0.443 Fred Whitfield, L (9, PH) OBP: 0.286, SLG: 0.436		0-0 6-3		0-0 F7		0-0 5-3			0-0 1B 1B	3	0	0	0	0	0	0				
John Romano, R (1, 2) OBP: 0.354, SLG: 0.444		0-0 F7		0-3 K		0-3 K			0-0 1B G1-6-3	4	0	1	0	0	2	0				
Jerry Kindall, R (1, 4) Al Luplow, L (9, PH) OBP: 0.286, SLG: 0.290		0-0 B1			0-0 5-3				0-0 1B 1-2	3	0	0	0	0	0	0				
Larry Brown, R (1, 6) OBP: 0.424, SLG: 0.345			0-0 G1 WP 1B		0-0 L7				0-0 1-3	3	0	1	0	0	0	0				
Dick Donovan, L (1, 1) OBP: 0.122, SLG: 0.146 Jerry Walker, S (7, 1) OBP: 0.256, SLG: 0.167 Miguel de la Hoz, R (8, PH) OBP: 0.303, SLG: 0.457 Gary Bell, R (8, 1) OBP: 0.136, SLG: 0.095			0-0 G1		0-3 K				0-3 K	2	0	0	0	0	1	1				
Inning Stats	R: 0 E: 0 K: 0 S: 4	H: 1 LOB: 1 BB: 0 P: 4	R: 0 E: 0 K: 0 S: 3	H: 0 LOB: 0 BB: 0 P: 3	R: 0 E: 0 K: 0 S: 4	H: 1 LOB: 1 BB: 0 P: 4	R: 1 E: 0 K: 1 S: 6	H: 1 LOB: 0 BB: 0 P: 6	R: 0 E: 0 K: 1 S: 5	H: 0 LOB: 0 BB: 0 P: 5	R: 0 E: 0 K: 1 S: 5	H: 0 LOB: 0 BB: 0 P: 5	R: 0 E: 0 K: 1 S: 5	H: 0 LOB: 0 BB: 0 P: 5	R: 3 E: 0 K: 0 S: 6	H: 4 LOB: 1 BB: 1 P: 10	1B: 4 2B: 1 3B: 1 HR: 1	SF: 0 SAC: 0 DP: 1 HBP: 0	WP: 1 PA: 34	
PITCHER	IP WLS BF H R ER SO BB IBB HBP BLK WP HR S P ERA WHIP	8.1 W 31 5 4 4 4 1 0 0 0 1 1 38 42 4.32 0.720	0.2 S 3 2 0 0 0 0 0 0 0 0 0 3 3 0.00 3.000																	

Cleveland Indians @ New York Yankees
Yankee Stadium, Bronx, NY
Sat Jul 20 1963, 3:33 AM EDT
Att: 21,931 - Overcast

AB	33
R	4
H	7
RBI	4
BB	1
SO	4
LOB	8



Batter	1	2	3	4	5	6	7	8	9	AB	R	H	RBI	BB	SO	LOB	BOTTOM
Tony Kubek, L (1, 6) OBP: 0.265, SLG: 0.308	0-0 4-3		0-0 4-3			0-0 SH1-3 HR 2B	0-0 1-3			4	1	1	0	0	0	0	
Bobby Richardson, R (1, 4) OBP: 0.296, SLG: 0.333	0-0 6-3			0-0 F2		0-0 SH1-3		0-0 F3		3	0	0	0	0	0	0	
Joe Pepitone, L (1, 8) OBP: 0.304, SLG: 0.487	0-0 G3			0-0 F9		0-0 HR		0-0 4-3		4	1	1	2	0	0	0	
Elston Howard, R (1, 2) OBP: 0.324, SLG: 0.538		0-0 1B		0-0 1B 2B		0-0 F8		4-0 FC6 BB		3	1	2	0	1	0	0	
Johnny Blanchard, L (1, 9) OBP: 0.310, SLG: 0.365		0-0 F2		0-0 1B		0-0 3-1		0-0 FC6		4	0	1	1	0	0	2	
Hector Lopez, R (1, 7) OBP: 0.296, SLG: 0.411		0-0 F4		0-0 L8			0-0 HR 1B		0-0 FC6	3	1	1	0	0	0	2	
Harry Bright, R (1, 3) OBP: 0.337, SLG: 0.457		0-0 F3			0-0 6-3		0-0 HR			3	1	1	2	0	0	1	
Clete Boyer, R (1, 5) OBP: 0.302, SLG: 0.401			0-3 K		0-0 L6		0-0 F8			3	0	0	0	0	1	0	
Whitey Ford, L (1, 1) OBP: 0.200, SLG: 0.232 Hal Reniff, R (9, 1)			0-0 3-1		0-0 4-3		0-0 1-3			3	0	0	0	0	0	0	
Inning Stats	R: 0 E: 0 K: 0 S: 3	H: 0 LOB: 0 BB: 0 P: 3	R: 0 E: 0 K: 1 S: 5	H: 0 LOB: 0 BB: 0 P: 5	R: 1 E: 0 K: 0 S: 5	H: 2 LOB: 1 BB: 0 P: 5	R: 0 E: 0 K: 0 S: 3	H: 0 LOB: 0 BB: 0 P: 3	R: 2 E: 0 K: 0 S: 5	H: 2 LOB: 0 BB: 0 P: 5	R: 2 E: 0 K: 0 S: 5	H: 2 LOB: 0 BB: 0 P: 5	R: 0 E: 0 K: 0 S: 3	H: 0 LOB: 1 BB: 1 P: 7	1B: 3 2B: 2 3B: 0 HR: 2	SF: 0 SAC: 1 DP: 0 HBP: 0	WP: 0 PA: 32
PITCHER	IP WLS BF H R ER SO BB IBB HBP BLK WP HR S P ERA WHIP	6.0 L 25 7 5 5 1 0 0 0 0 0 0 3 3 7.50 1.167	1.0 3 0 0 0 0 0 0 0 0 0 0 0 3 3 0.00 0.000	1.0 4 0 0 0 0 1 0 0 0 0 0 0 3 7 0.00 1.000													

Cleveland Indians @ New York Yankees
Yankee Stadium, Bronx, NY
Sat Jul 20 1963, 3:33 AM EDT
Att: 21,931 - Overcast

AB	30
R	5
H	7
RBI	5
BB	1
SO	1
LOB	5



Batter	1	2	3	4	5	6	7	8	9	10	11	AB	R	H	RBI	BB	SO	LOB	TOP			
Tito Francona, L OBP: 0.301, SLG: 0.327 (1, 7)	E5 1-3 S		K			1B E SF7 BB		1B BB	L7		1B	4	2	1	0	2	1	1				
Larry Brown, R OBP: 0.432, SLG: 0.368 (1, 6)	1-3					L6		1B SF9 1B	1-3		F8	6	1	2	0	0	0	4				
Willie Kirkland, L OBP: 0.326, SLG: 0.402 (1, 8)	FC4 BB		F4					1B		K		4	0	2	1	1	1	1				
Max Alvis, R OBP: 0.336, SLG: 0.468 (1, 5)	FC4 1-2			K		SF7		K				4	0	1	1	0	2	4				
Fred Whitfield, L OBP: 0.278, SLG: 0.425 (1, 3)	K			K		K		SF9		K		4	0	0	1	0	4	4				
John Romano, R OBP: 0.433, SLG: 0.432 (1, 2)		4-3		6-3			1-3 BB		F8		IBB	3	0	0	0	2	0	1				
Al Luplow, L OBP: 0.286, SLG: 0.289 Willie Tasby, R OBP: 0.375, SLG: 0.508 (10, PH) (10, 9)	K			B3		K				4-3		4	1	1	0	0	2	1	AB 40			
Jerry Kindall, R OBP: 0.253, SLG: 0.273 Woodie Held, R OBP: 0.332, SLG: 0.431 (7, PH) (7, 4)	6-3			F3		1-3					F8	2	0	0	0	0	0	0	R 4			
Barry Latham, R OBP: 0.300, SLG: 0.380 Gary Bell, R OBP: 0.295, SLG: 0.295 Bob Allen, L OBP: 0.290, SLG: 0.314 Ted Abernathy, R OBP: 0.300, SLG: 0.290 Joe Ascock, R OBP: 0.290, SLG: 0.290 Early Wynn, L OBP: 0.290, SLG: 0.290 (1, 1) (6, 1) (7, PH) (7, 1) (6, PH) (6, 1) (6, 1)	1-3			K		K					K	2	0	0	0	0	1	0	H 8			
Inning Stats	R: 0 E: 1 K: 1 S: 6	H: 0 LOB: 2 BB: 1 P: 10	R: 0 E: 0 K: 1 S: 5	H: 0 LOB: 0 BB: 0 P: 5	R: 0 E: 0 K: 1 S: 6	H: 1 LOB: 1 BB: 0 P: 6	R: 0 E: 0 K: 2 S: 7	H: 0 LOB: 0 BB: 0 P: 7	R: 0 E: 0 K: 1 S: 5	H: 0 LOB: 1 BB: 1 P: 11	R: 2 E: 0 K: 1 S: 7	H: 2 LOB: 1 BB: 0 P: 11	R: 1 E: 0 K: 1 S: 7	H: 2 LOB: 1 BB: 0 P: 7	R: 0 E: 0 K: 2 S: 8	H: 1 LOB: 2 BB: 1 P: 12	R: 0 E: 0 K: 1 S: 6	H: 1 LOB: 1 BB: 0 P: 6	1B: 5 2B: 1 3B: 2 HR: 0	SF: 2 SAC: 0 DP: 0 HBP: 0	WP: 0 PB: 0 SB: 1 CS: 0	PA: 47
PITCHER	IP ERA WLS BF H R ER SO BB IBB HBP BLK WP HR S P ERA WHIP	7.0 2.58 1.1 6 2 1 1 2 0 0 0 0 0 0 10 10 6.75 1.500	8.1 5.79	9.1 2.4	2.2 W 11 2 0 0 3 0 1 0 0 0 0 16 20 0.00 0.750	PITCHER	IP ERA WLS BF H R ER SO BB IBB HBP BLK WP HR S P ERA WHIP	7.0 2.58 1.1 6 2 1 1 2 0 0 0 0 0 0 10 10 6.75 1.500	8.1 5.79	9.1 2.4	2.2 W 11 2 0 0 3 0 1 0 0 0 0 16 20 0.00 0.750											

Cleveland Indians @ New York Yankees
Yankee Stadium, Bronx, NY
Sun Jul 21 1963, 7:05 PM EDT
Att. 30,180 - Unknown - 75 F

AB 40
R 4
H 8
RBI 4
BB 5
SO 14
LOB 21



Batter	1	2	3	4	5	6	7	8	9	10	11	AB	R	H	RBI	BB	SO	LOB	BOTTOM			
Tony Kubek, L OBP: 0.272, SLG: 0.316 (1, 6)	1B 2B		6-3		4-3		K					4	1	1	0	2	1	0				
Bobby Richardson, R OBP: 0.300, SLG: 0.333 (1, 4)	F5		F7			1B BB	6-3		F4		1B	5	0	1	1	1	0	3				
Joe Pepitone, L OBP: 0.308, SLG: 0.486 (1, 8)	CS 1B			F2		1B BB		F5		4-3		5	0	2	1	0	0	0				
Yogi Berra, L OBP: 0.370, SLG: 0.554 (1, 2)	K			HR 1B		F4		PB BB			2B	4	1	2	0	1	1	3				
Johnny Blanchard, L OBP: 0.307, SLG: 0.351 Jack Reed, R OBP: 0.293, SLG: 0.302 Elston Howard, R OBP: 0.322, SLG: 0.532 Phil Lutz, R OBP: 0.343, SLG: 0.397 (1, 9) (9, 9) (10, PH) (10, PH) (11, 9)	3-1			K				F7			IBB	3	0	0	0	1	1	2				
Hector Lopez, R OBP: 0.288, SLG: 0.421 (1, 7)	1B			HR		K		5-3		F8		5	1	2	2	0	1	6				
Harry Bright, R OBP: 0.327, SLG: 0.466 (1, 3)	F3			F7		L9			1-3	F9		5	0	0	0	0	0	6	AB 37			
Clete Boyer, R OBP: 0.303, SLG: 0.399 (1, 5)	F9			K								4	2	2	0	1	1	1	R 5			
Jim Bouton, R OBP: 0.062, SLG: 0.083 Bill Stafford, R OBP: 0.318, SLG: 0.381 Steve Hamilton, L OBP: 0.273, SLG: 0.455 (1, 1) (8, 1) (9, 1)	K			K		SH5-4 WP BB	SH5-4		SH3		SH1-4 1B	2	0	0	0	0	2	0	BB 7			
Inning Stats	R: 1 E: 0 K: 1 S: 6	H: 2 LOB: 1 BB: 0 P: 6	R: 0 E: 0 K: 0 S: 4	H: 1 LOB: 1 BB: 0 P: 4	R: 0 E: 0 K: 1 S: 5	H: 0 LOB: 0 BB: 0 P: 5	R: 2 E: 0 K: 1 S: 7	H: 2 LOB: 0 BB: 0 P: 7	R: 0 E: 0 K: 2 S: 6	H: 1 LOB: 3 BB: 1 P: 14	R: 1 E: 0 K: 1 S: 5	H: 0 LOB: 0 BB: 1 P: 9	R: 0 E: 0 K: 0 S: 3	H: 0 LOB: 1 BB: 1 P: 7	R: 0 E: 0 K: 0 S: 4	H: 1 LOB: 2 BB: 1 P: 8	R: 1 E: 0 K: 0 S: 3	H: 2 LOB: 2 BB: 1 P: 7	1B: 7 2B: 3 3B: 0 HR: 1	SF: 0 SAC: 3 DP: 1 HBP: 0	WP: 2 PB: 1 SB: 0 CS: 1	PA: 47
PITCHER	IP ERA WLS BF H R ER SO BB IBB HBP BLK WP HR S P ERA WHIP	5.1 4.88 0.2 2 0 0 0 1 0 0 0 0 0 0 1 0 1 5 5.06 1.500	6.1 3.2	7.1 4.41	7.1 3.31	8.1 2.87	8.1 3.18	9.1 2.87	5.1 4.88	6.1 3.2	7.1 4.41	7.1 3.31	8.1 2.87	8.1 3.18	9.1 2.87							

Cleveland Indians @ New York Yankees
Yankee Stadium, Bronx, NY
Sun Jul 21 1963, 7:05 PM EDT
Att. 30,180 - Unknown - 75 F

AB 37
R 5
H 10
RBI 4
BB 7
SO 7
LOB 21



Batter	1	2	3	4	5	6	7	8	9	10	11	12	13	AB	R	H	RBI	BB	SO	LOB	TOP					
Lenny Green, L OBP: 0.306, SLG: 0.311 (1, 8)	K		1B G4-6-3		L5				F2			G4-3 BB		4	1	1	0	2	1	0						
Rich Rollins, R OBP: 0.366, SLG: 0.477 (1, 5)	F8		G4-6-3 1B		F5				FC5			G4-3 1-2		6	0	2	0	0	0	3						
Harmon Killebrew, R OBP: 0.376, SLG: 0.573 (1, 7)	F9		G4-6-3 1-2		6-3				F5			F6		6	0	1	0	0	0	2						
Don Mincher, L OBP: 0.394, SLG: 0.649 (1, 3)		BB 1B										F6		3	1	1	0	2	1	1						
Earl Battey, R OBP: 0.357, SLG: 0.500 (1, 2)	K				F8				F9			F7		6	0	0	0	0	2	5						
Jimmie Hall, L OBP: 0.336, SLG: 0.470 (1, 9)		1B BB			F8							4-3		4	0	0	0	2	0	1						
Zolio Versailles, R OBP: 0.313, SLG: 0.432 (1, 6)									F9					5	0	3	1	0	0	2						
Johnny Goryl, R OBP: 0.359, SLG: 0.489 Vic Wertz, L OBP: 0.225, SLG: 0.276 (9, PH) Bernie Allen, L OBP: 0.269, SLG: 0.297 (9, 4)	F4				FC1-4 1B				K			CS 1B		3	0	0	0	0	1	3						
Camilo Pascual, R OBP: 0.298, SLG: 0.341 (1, 1)	4-3				FC6-4 1-2				F7			K		1	0	0	0	0	0	0						
									F2			F8		5	0	1	0	0	0	3						
Inning Stats	R: 0 E: 0 K: 1 S: 5	H: 0 LOB: 0 BB: 0 P: 5	R: 1 E: 0 K: 1 S: 7	H: 2 LOB: 1 BB: 1 P: 11	R: 1 E: 0 K: 0 S: 4	H: 2 LOB: 1 BB: 1 P: 8	R: 0 E: 0 K: 0 S: 3	H: 0 LOB: 0 BB: 0 P: 3	R: 0 E: 0 K: 2 S: 7	H: 0 LOB: 0 BB: 0 P: 7	R: 0 E: 0 K: 1 S: 6	H: 0 LOB: 2 BB: 1 P: 10	R: 0 E: 0 K: 0 S: 3	H: 0 LOB: 2 BB: 2 P: 11	R: 0 E: 0 K: 0 S: 4	H: 1 LOB: 1 BB: 0 P: 4	R: 0 E: 0 K: 1 S: 5	H: 1 LOB: 0 BB: 0 P: 5	R: 0 E: 0 K: 0 S: 2	H: 0 LOB: 0 BB: 1 P: 6	R: 0 E: 0 K: 0 S: 4	H: 1 LOB: 1 BB: 0 P: 4	1B: 9 2B: 0 3B: 0 HR: 0	SF: 0 SAC: 1 DP: 2 HBP: 0	W/P: 0 PB: 0 SB: 0 CS: 1	PA: 51
PITCHER Mudcat Grant, R ERA: 3.56 (1, 1)	IP: 13.0 WLS: 5 BF: 51	H: 9 R: 2 ER: 2 SO: 6	BB: 6 IBB: 0 HBP: 0 BLK: 0	WP: 0 HR: 0 S: 57 P: 81	ERA: 1.39 WHIP: 1.154	PITCHER IP WLS BF H R ER SO BB IBB HBP BLK WP HR S P ERA WHIP																				

Minnesota Twins @ Cleveland Indians
Cleveland Municipal Stadium, Cleveland, OH
Tue Jul 23 1963, 7:05 PM EDT
Att: 7,373 - Unknown

AB 44
R 2
H 9
RBI 1
BB 6
SO 6
LOB 21



Batter	1	2	3	4	5	6	7	8	9	10	11	12	13	AB	R	H	RBI	BB	SO	LOB	BOTTOM					
Tito Francona, L OBP: 0.302, SLG: 0.340 (1, 7)	F3		4-3			F7 HR 2B		F8			F3		HR	6	2	2	1	0	0	1						
Larry Brown, R OBP: 0.429, SLG: 0.357 (1, 6)					FC5 WP 1B			K			F7			4	0	1	0	1	1	2						
Wille Kirkland, L OBP: 0.326, SLG: 0.413 (1, 8)	F8				K			HR			3-1			5	1	2	2	0	1	2						
Joe Adcock, R OBP: 0.305, SLG: 0.418 (1, 3)	F8				K			F3			F7			5	0	0	0	0	1	4						
Max Alvis, R OBP: 0.332, SLG: 0.461 (1, 5)		K			FC5			5-3			K			5	0	0	0	0	3	1						
John Romano, R OBP: 0.387, SLG: 0.430 Pedro Ramos, S OBP: 0.087, SLG: 0.045 (10, PH) Miguel de la Hoz, R OBP: 0.307, SLG: 0.453 (11, 4)								F7			E5 FC1-6			3	0	1	0	1	0	0						
Al Luplow, L OBP: 0.290, SLG: 0.283 (1, 9)	G3-6-3 BB										FC1-6 G3-6			5	0	0	0	0	1	3						
Jerry Kindall, R OBP: 0.249, SLG: 0.268 Joe Azcue, R OBP: 0.303, SLG: 0.446 (10, PH) (11, 2)					F4			F7			G3-6			3	0	0	0	0	1	1						
Mudcat Grant, R OBP: 0.182, SLG: 0.233 (1, 1)					K			F3						5	0	1	0	0	3	0						
Inning Stats	R: 0 E: 0 K: 0 S: 3	H: 0 LOB: 1 BB: 1 P: 7	R: 0 E: 0 K: 1 S: 4	H: 0 LOB: 0 BB: 0 P: 8	R: 0 E: 0 K: 1 S: 8	H: 1 LOB: 1 BB: 0 P: 8	R: 0 E: 0 K: 0 S: 3	H: 0 LOB: 0 BB: 0 P: 3	R: 2 E: 0 K: 1 S: 7	H: 2 LOB: 0 BB: 0 P: 7	R: 0 E: 0 K: 2 S: 8	H: 1 LOB: 1 BB: 0 P: 8	R: 0 E: 0 K: 1 S: 5	H: 0 LOB: 0 BB: 0 P: 5	R: 0 E: 0 K: 1 S: 3	H: 0 LOB: 1 BB: 0 P: 3	R: 0 E: 0 K: 0 S: 5	H: 2 LOB: 2 BB: 0 P: 5	R: 0 E: 0 K: 1 S: 5	H: 0 LOB: 0 BB: 0 P: 5	R: 0 E: 0 K: 1 S: 5	H: 1 LOB: 0 BB: 0 P: 5	1B: 4 2B: 1 3B: 0 HR: 2	SF: 0 SAC: 0 DP: 2 HBP: 0	W/P: 1 PB: 0 SB: 1 CS: 0	PA: 46
PITCHER Camilo Pascual, R ERA: 2.56 (1, 1)	IP: 12.2 WLS: 4 BF: 46	H: 7 R: 3 ER: 3 SO: 11	BB: 2 IBB: 0 HBP: 0 BLK: 0	WP: 1 HR: 2 S: 66 P: 74	ERA: 2.13 WHIP: 0.711	PITCHER IP WLS BF H R ER SO BB IBB HBP BLK WP HR S P ERA WHIP																				

Minnesota Twins @ Cleveland Indians
Cleveland Municipal Stadium, Cleveland, OH
Tue Jul 23 1963, 7:05 PM EDT
Att: 7,373 - Unknown

AB 44
R 3
H 7
RBI 3
BB 2
SO 11
LOB 15



Batter	1	2	3	4	5	6	7	8	9	AB	R	H	RBI	BB	SO	LOB	TOP								
Zoilo Versalles, R OBP: 0.318, SLG: 0.432	6-3		1B			HBP		1B	F4	4	0	2	0	0	0	0									
Rich Rollins, R OBP: 0.362, SLG: 0.478	F8		5-3			K		G6-4-3		4	0	0	0	0	1	4									
Hamron Killebrew, R OBP: 0.371, SLG: 0.557 Lenny Green, L OBP: 0.308, SLG: 0.311	F8			4-3		K			6-3	4	0	0	0	0	1	1									
Don Mincher, L OBP: 0.400, SLG: 0.703		BB		K		K			F7	3	0	0	0	1	2	1									
Jimmie Hall, L OBP: 0.333, SLG: 0.475	K			K				F8		4	1	1	1	0	2	1									
Bob Allison, R OBP: 0.383, SLG: 0.522	F9				SH5-4 BB			1-3		3	1	1	0	1	0	1									
Johnny Goryl, R OBP: 0.304, SLG: 0.515	5-3			SH5-4		K		K	E6 HR 1B	3	1	1	0	0	1	1									
Jerry Zimmerman, R OBP: 0.200, SLG: 0.200 Bernie Allen, L OBP: 0.299, SLG: 0.297 Earl Battey, R OBP: 0.363, SLG: 0.500			4-3		F7			1B	HR 1B	3	0	1	0	0	0	1									
Jim Kaat, L OBP: 0.182, SLG: 0.226			3-1		K			K	HR	4	1	1	3	0	2	2									
Inning Stats	R: 0 E: 0 K: 0 S: 3	H: 0 LOB: 0 BB: 0 P: 3	R: 0 E: 0 K: 1 S: 5	H: 0 LOB: 1 BB: 1 P: 9	R: 0 E: 0 K: 2 S: 4	H: 1 LOB: 1 BB: 0 P: 4	R: 0 E: 0 K: 2 S: 7	H: 0 LOB: 0 BB: 0 P: 7	R: 0 E: 0 K: 1 S: 5	H: 0 LOB: 1 BB: 1 P: 9	R: 0 E: 0 K: 3 S: 9	H: 0 LOB: 0 BB: 0 P: 10	R: 0 E: 0 K: 1 S: 5	H: 0 LOB: 0 BB: 0 P: 5	R: 0 E: 0 K: 1 S: 6	H: 2 LOB: 2 BB: 0 P: 6	R: 5 E: 1 K: 0 S: 7	H: 4 LOB: 0 BB: 1 P: 11	1B: 4 2B: 1 3B: 0 HR: 2	SF: 0 SAC: 1 DP: 1 HBP: 1	WP: 0 PB: 0 SB: 1 CS: 0	PA: 37			
PITCHER	IP	WLS	BF	H	R	ER	SO	BB	IBB	HBP	BLK	WP	HR	S	P	ERA	WHIP								
Dick Donovan, R ERA: 4.69	(1, 1)	8.2	L	36	7	5	9	2	1	1	0	0	2	50	63	5.19	1.038								
Gary Bell, R ERA: 3.18	(9, 1)	0.1		1	0	0	0	0	0	0	0	0	0	1	1	0.00	0.000								

Minnesota Twins @ Cleveland Indians
Cleveland Municipal Stadium, Cleveland, OH
Wed Jul 24 1963, 7:05 PM EDT
Att: 11,347 - Unknown

AB 32
R 5
H 7
RBI 4
BB 3
SO 9
LOB 12



Batter	1	2	3	4	5	6	7	8	9	AB	R	H	RBI	BB	SO	LOB	BOTTOM								
Tito Francona, L OBP: 0.297, SLG: 0.333	6-3		4-3		1-3		1-3			4	0	0	0	0	0	4									
Larry Brown, R OBP: 0.438, SLG: 0.400	1-3		5-3			1B		1B		4	0	2	0	0	0	0									
Max Alvis, R OBP: 0.327, SLG: 0.459				F3		F4		K		4	0	1	0	0	1	2									
Joe Adcock, R OBP: 0.308, SLG: 0.407		BB	6-3		6-3		K		K	3	0	0	0	1	2	2									
Willie Kirkland, L OBP: 0.319, SLG: 0.401	K			K		4-3		K		4	0	0	0	0	3	4									
Gene Green, R OBP: 0.283, SLG: 0.325 Al Luplow, L OBP: 0.283, SLG: 0.286			K		E5 FC5-4		1B		G6-4-3 1B	3	0	1	0	0	1	0									
Joe Azcue, R OBP: 0.302, SLG: 0.436			K		FC5-4 HBP		F9		F9	4	0	0	0	0	1	3									
Miguel de la Hoz, R OBP: 0.311, SLG: 0.444			6-3						G6-4-3	3	0	1	0	0	0	1									
Dick Donovan, L OBP: 0.114, SLG: 0.136 Gary Bell, R OBP: 0.136, SLG: 0.095			K				K			3	0	0	0	0	3	4									
Inning Stats	R: 0 E: 0 K: 1 S: 6	H: 1 LOB: 2 BB: 1 P: 10	R: 0 E: 0 K: 2 S: 7	H: 0 LOB: 0 BB: 0 P: 7	R: 0 E: 0 K: 1 S: 5	H: 0 LOB: 0 BB: 0 P: 5	R: 0 E: 0 K: 1 S: 5	H: 0 LOB: 0 BB: 0 P: 5	R: 0 E: 0 K: 1 S: 6	H: 1 LOB: 1 BB: 0 P: 6	R: 0 E: 0 K: 1 S: 7	H: 2 LOB: 2 BB: 0 P: 7	R: 0 E: 0 K: 3 S: 10	H: 1 LOB: 1 BB: 0 P: 10	R: 0 E: 0 K: 0 S: 3	H: 1 LOB: 0 BB: 0 P: 3	1B: 5 2B: 0 3B: 1 HR: 0	SF: 0 SAC: 0 DP: 1 HBP: 1	WP: 0 PB: 0 SB: 0 CS: 0	PA: 35					
PITCHER	IP	WLS	BF	H	R	ER	SO	BB	IBB	HBP	BLK	WP	HR	S	P	ERA	WHIP								
Jim Kaat, L ERA: 3.79	(1, 1)	9.0	W	35	6	0	11	1	0	1	0	0	0	55	60	0.00	0.778								

Minnesota Twins @ Cleveland Indians
Cleveland Municipal Stadium, Cleveland, OH
Wed Jul 24 1963, 7:05 PM EDT
Att: 11,347 - Unknown

AB 33
R 0
H 6
RBI 0
BB 1
SO 11
LOB 20



Batter	1	2	3	4	5	6	7	8	9	AB	R	H	RBI	BB	SO	LOB	TOP					
Zoilo Versalles, R OBP: 0.317, SLG: 0.429 (1, 6)	0-3 K		0-0 1B			0-0 6-3		0-3 K	0-0 1-3	5	0	1	0	0	2	2	Minnesota Twins @ Cleveland Indians Cleveland Municipal Stadium, Cleveland, OH Thu Jul 25 1963, 3:33 AM EDT Att: 3,296 - Unknown livebaseballscorecards.com					
Rich Rollins, R OBP: 0.361, SLG: 0.475 (1, 5)	0-0 F8		0-0 F9			0-3 K		0-0 1B		4	0	1	0	0	1	1						
Harmon Killebrew, R OBP: 0.369, SLG: 0.553 (1, 7)	0-0 F3			0-0 F7			0-0 E5 SH1-3 1B	0-0 1-3 1B		4	1	1	0	0	0	0						
Don Mincher, L OBP: 0.385, SLG: 0.672 (1, 3)		0-3 K		0-0 F4			0-0 SH1-3 1-2	0-3 K		3	0	0	0	0	2	2						
Bob Allison, R OBP: 0.382, SLG: 0.517 (1, 9)		0-0 F2		0-0 F4			4-0 1B BB	0-0 L5		3	0	0	0	1	0	2						
Jimmie Hall, L OBP: 0.332, SLG: 0.471 (1, 8)		0-0 F7			0-3 K		0-0 1-3 2-H 1B		0-0 F8	4	0	1	1	0	1	0						
Earl Batley, R OBP: 0.362, SLG: 0.497 (9, PR)			0-0 F7		0-3 K		0-0 F6		0-0 BB 1B	4	0	1	0	0	1	2						
Bernie Allen, L OBP: 0.269, SLG: 0.297 (9, PR)										0	0	0	0	0	0	0						
Johnny Goryl, R OBP: 0.368, SLG: 0.539 (1, 4)			0-0 HR		0-0 1-3		4-0 1-2 1B	0-3 K		3	1	1	1	1	1	1						
Jim Perry, S OBP: 0.306, SLG: 0.233 (1, 1)						0-0 F7			4-0 BB	0	0	0	0	0	0	0						
Bill Dalley, R OBP: 0.267, SLG: 0.214 (8, 1)						0-0 F7				0	0	0	0	0	0	0						
Gary Roggenburk, R OBP: 0.250, SLG: 0.250 (9, PH)						0-0 F7				0	0	0	0	0	0	0						
Vic Wertz, L OBP: 0.238, SLG: 0.278 (9, PR)							0-0 6-3		0-0 1-3	0	0	0	0	0	0	0						
Jim Kaat, L OBP: 0.162, SLG: 0.226 (9, PR)									0-0 1-2 BB	0	0	0	0	0	0	0						
Inning Stats	R: 0 E: 0 K: 1 S: 5	H: 0 LOB: 0 BB: 0 P: 5	R: 0 E: 0 K: 1 S: 5	H: 0 LOB: 0 BB: 0 P: 5	R: 1 E: 0 K: 0 S: 5	H: 2 LOB: 1 BB: 0 P: 5	R: 0 E: 0 K: 0 S: 3	H: 0 LOB: 0 BB: 0 P: 3	R: 0 E: 0 K: 2 S: 7	H: 0 LOB: 0 BB: 0 P: 7	R: 0 E: 0 K: 1 S: 5	H: 0 LOB: 0 BB: 0 P: 5	R: 1 E: 1 K: 0 S: 5	H: 1 LOB: 3 BB: 2 P: 13	R: 0 E: 0 K: 2 S: 9	H: 2 LOB: 2 BB: 1 P: 9		R: 0 E: 0 K: 1 S: 6	H: 1 LOB: 2 BB: 1 P: 10	1B: 5 2B: 0 3B: 0 HR: 1	SF: 0 SAC: 1 DP: 0 HBP: 0	WP: 0 PB: 0 SB: 0 CS: 0
PITCHER	IP WLS BF H R ER SO BB IBB HBP BLK WP HR S P ERA WHIP	IP WLS BF H R ER SO BB IBB HBP BLK WP HR S P ERA WHIP																				
Barry Latman, R ERA: 4.62 (1, 1)	7.0	27	3	2	1	5	1	1	0	0	0	0	0	0	1	35	43	1.29	0.571			
Gary Bell, R ERA: 3.11 (8, 1)	2.0	W	10	3	0	0	3	1	0	0	0	0	0	0	0	15	19	0.00	2.000			

Batter	1	2	3	4	5	6	7	8	9	AB	R	H	RBI	BB	SO	LOB	BOTTOM			
Tito Francona, L OBP: 0.299, SLG: 0.331 (1, 7)	4-0 BB		0-0 6-3		0-0 F6			4-0 1B HR BB		2	1	0	0	2	0	1	Minnesota Twins @ Cleveland Indians Cleveland Municipal Stadium, Cleveland, OH Thu Jul 25 1963, 3:33 AM EDT Att: 3,296 - Unknown livebaseballscorecards.com			
Larry Brown, R OBP: 0.443, SLG: 0.407 (1, 6)	0-0 F9			0-0 F9		0-0 FC6-4 1B		0-0 HR 1B		4	1	2	0	0	0	1				
Willie Kirkland, L OBP: 0.318, SLG: 0.410 (1, 8)	0-3 K			0-0 F5		0-0 F7		0-0 HR 2-H 3-H		4	1	1	3	0	1	2				
Max Alvis, R OBP: 0.327, SLG: 0.457 (1, 5)	0-0 F8			0-0 2B 1B		0-0 FC6-4 1-2		0-0 5-3		4	0	1	0	0	0	2				
Fred Whitfield, L OBP: 0.282, SLG: 0.431 (8, PR)		0-3 K		0-0 F5		0-0 F8		0-0 BB 1B		4	0	2	0	0	1	1				
Pedro Ramos, S OBP: 0.080, SLG: 0.043 (9, 3)				1-3 2B		0-0 F8		0-0 BB 1B		0	0	0	0	0	0	0				
Joe Adcock, R OBP: 0.308, SLG: 0.407 (9, 3)					0-0 F9			0-0 BB 1B		0	0	0	0	0	0	0				
John Romano, R OBP: 0.369, SLG: 0.436 (1, 2)		0-0 FC4-6 1B		0-0 F9			0-0 1B	0-0 1-2 1B		4	0	3	0	0	0	2				
Al Luplow, L OBP: 0.282, SLG: 0.285 (1, 9)		0-0 FC4-6 1-2			0-0 1B		0-0 F7	0-0 F9		4	0	1	0	0	0	4				
Miguel de la Hoz, R OBP: 0.309, SLG: 0.431 (9, 4)		0-0 2-4	0-0 6-3		0-3 K		0-3 K	4-0 FC6-5 BB		3	0	0	0	1	2	2				
Jerry Kindall, R OBP: 0.249, SLG: 0.268 (9, 4)		0-0 2-4	0-0 6-3		0-0 K		0-0 K	1-2 2-3 BB		0	0	0	0	0	0	0				
Barry Latman, R OBP: 0.241, SLG: 0.333 (7, PH)				0-0 4-3			0-0 F5		0-0 FC6-5	2	0	0	0	0	0	1				
Woodie Held, R OBP: 0.333, SLG: 0.432 (8, 1)							0-0 F9	0-0 1-2		1	0	0	0	0	0	1				
Gary Bell, R OBP: 0.130, SLG: 0.091 (8, 1)								0-0 1-2		1	0	0	0	0	0	3				
Inning Stats	R: 0 E: 0 K: 1 S: 5	H: 0 LOB: 1 BB: 1 P: 9	R: 0 E: 0 K: 1 S: 5	H: 1 LOB: 0 BB: 0 P: 5	R: 0 E: 0 K: 0 S: 3	H: 0 LOB: 0 BB: 0 P: 3	R: 0 E: 0 K: 0 S: 5	H: 2 LOB: 2 BB: 0 P: 5	R: 0 E: 0 K: 1 S: 6	H: 1 LOB: 1 BB: 0 P: 6	R: 0 E: 0 K: 0 S: 4	H: 1 LOB: 1 BB: 0 P: 4	R: 0 E: 0 K: 1 S: 6	H: 1 LOB: 1 BB: 0 P: 6	R: 3 E: 0 K: 0 S: 7	H: 4 LOB: 3 BB: 2 P: 15		1B: 8 2B: 1 3B: 0 HR: 1	SF: 0 SAC: 0 DP: 0 HBP: 0	WP: 0 PB: 0 SB: 0 CS: 0
PITCHER	IP WLS BF H R ER SO BB IBB HBP BLK WP HR S P ERA WHIP	IP WLS BF H R ER SO BB IBB HBP BLK WP HR S P ERA WHIP																		
Jim Perry, R ERA: 2.99 (1, 1)	7.0	29	4	2	2	0	0	0	0	0	0	1	5	5	54.00	12.000				
Bill Dalley, R ERA: 2.2 (8, 1)	0.1	L	5	4	2	2	0	0	0	0	0	0	2	6	0.00	1.500				
Gary Roggenburk, L ERA: 2.52 (8, 1)	0.2		3	0	0	0	0	1	0	0	0	0	2	6	0.00	1.500				

Batter	1	2	3	4	5	6	7	8	9	AB	R	H	RBI	BB	SO	LOB	TOP								
Bobby Del Greco, R OBP: 0.288, SLG: 0.306 (1, 8)										4	1	2	0	0	1	3	Kansas City Athletics @ Cleveland Indians Cleveland Municipal Stadium, Cleveland, OH Sat Jul 27 1963, 3:33 AM EDT Att: 3,582 - Unknown livebaseballscorecards.com								
Gino Cimoli, R OBP: 0.327, SLG: 0.395 (1, 9)										5	0	2	1	0	0	2									
Wayne Causey, L OBP: 0.353, SLG: 0.418 (1, 6)										4	0	1	0	1	0	2									
Norm Siebern, L OBP: 0.384, SLG: 0.438 (1, 3)										5	0	2	1	0	0	4									
Charlie Lau, L OBP: 0.302, SLG: 0.356 (1, 2)										4	0	2	0	0	2	3									
Ed Charles, R OBP: 0.342, SLG: 0.392 (1, 5)										4	0	0	0	0	1	5									
Ken Harrelson, R OBP: 0.306, SLG: 0.420 (1, 7)										4	0	2	0	0	1	2									
Sammy Esposito, R OBP: 0.190, SLG: 0.111 (1, 4)										3	0	1	0	1	1	3									
Diego Segui, R OBP: 0.216, SLG: 0.250 (1, 1)										4	1	1	0	0	2	3									
Inning Stats	R: 1 E: 0 K: 1 S: 8	H: 3 LOB: 2 BB: 0 P: 8	R: 0 E: 0 K: 0 S: 3	H: 1 LOB: 1 BB: 1 P: 7	R: 0 E: 0 K: 0 S: 3	H: 0 LOB: 0 BB: 0 P: 3	R: 0 E: 0 K: 0 S: 4	H: 2 LOB: 1 BB: 0 P: 4	R: 1 E: 0 K: 2 S: 5	H: 2 LOB: 1 BB: 0 P: 5	R: 0 E: 0 K: 2 S: 8	H: 1 LOB: 1 BB: 0 P: 8	R: 0 E: 0 K: 1 S: 6	H: 1 LOB: 1 BB: 0 P: 6	R: 0 E: 0 K: 2 S: 8	H: 1 LOB: 1 BB: 0 P: 8	R: 0 E: 0 K: 2 S: 9	H: 2 LOB: 3 BB: 1 P: 13	1B: 12 2B: 0 3B: 1 HR: 0	SF: 0 SAC: 1 DP: 2 HBP: 0	WP: 0 PB: 0 SB: 0 CS: 0	PA: 40			
PITCHER	IP	WLS	BF	H	R	ER	SO	BB	IBB	HBP	BLK	WP	HR	S	P	ERA	WHIP	PITCHER							
Early Wynn, R ERA: 3.03 (1, 1)	4.1		20	8	2	2	1	1	0	0	0	0	0	21	25	4.15	2.077								
Bob Allen, L ERA: 4.34 (5, 1)	0.2		2	0	0	0	0	0	0	0	0	0	0	2	2	0.00	0.000								
Pedro Ramos, R ERA: 3.45 (6, 1)	4.0	W	18	5	0	0	7	1	0	0	0	0	0	31	35	0.00	1.500								
Batter	1	2	3	4	5	6	7	8	9	AB	R	H	RBI	BB	SO	LOB	BOTTOM								
Tito Francona, L OBP: 0.303, SLG: 0.339 (1, 7)										5	1	2	1	0	1	4	Kansas City Athletics @ Cleveland Indians Cleveland Municipal Stadium, Cleveland, OH Sat Jul 27 1963, 3:33 AM EDT Att: 3,582 - Unknown livebaseballscorecards.com								
Larry Brown, R OBP: 0.433, SLG: 0.400 (1, 6)										2	0	1	0	0	0	0									
Willie Kirkland, L OBP: 0.313, SLG: 0.406 (1, 8)										3	0	0	1	0	1	2									
Max Alvis, R OBP: 0.330, SLG: 0.463 (1, 5)										3	0	1	1	1	1	1									
John Romano, R OBP: 0.364, SLG: 0.419 (1, 2)										3	0	0	0	1	0	3									
Fred Whitfield, L OBP: 0.273, SLG: 0.417 (1, 3)										4	0	0	0	0	1	1									
Al Luplow, L OBP: 0.290, SLG: 0.292 (5, 1)										4	1	2	0	0	1	0									
Woodie Held, R OBP: 0.339, SLG: 0.431 (1, 4)										2	0	0	0	2	0	1									
Early Wynn, S OBP: 0.394, SLG: 0.222 (5, 1)										1	0	0	0	0	0	3									
Miguel de la Hoz, R OBP: 0.316, SLG: 0.431 (5, PH)										0	0	0	0	0	0	0									
Pedro Ramos, R OBP: 0.386, SLG: 0.492 (5, PH)										0	0	0	0	1	0	0									
Gene Green, R OBP: 0.262, SLG: 0.325 (5, PH)										0	0	0	0	0	0	0									
Mudcat Grant, R OBP: 0.162, SLG: 0.233 (5, PH)										0	0	0	0	0	0	0									
Inning Stats	R: 0 E: 0 K: 2 S: 8	H: 1 LOB: 3 BB: 2 P: 16	R: 0 E: 0 K: 0 S: 3	H: 1 LOB: 1 BB: 1 P: 7	R: 0 E: 0 K: 0 S: 3	H: 0 LOB: 0 BB: 0 P: 3	R: 0 E: 0 K: 0 S: 3	H: 0 LOB: 0 BB: 0 P: 3	R: 0 E: 0 K: 2 S: 3	H: 0 LOB: 0 BB: 0 P: 3	R: 0 E: 0 K: 0 S: 3	H: 0 LOB: 0 BB: 0 P: 3	R: 0 E: 0 K: 2 S: 3	H: 0 LOB: 0 BB: 0 P: 3	R: 0 E: 0 K: 0 S: 3	H: 2 LOB: 3 BB: 0 P: 4	R: 1 E: 0 K: 0 S: 3	H: 2 LOB: 3 BB: 0 P: 4	1B: 3 2B: 3 3B: 0 HR: 0	SF: 1 SAC: 2 DP: 0 HBP: 1	WP: 0 PB: 0 SB: 2 CS: 1	PA: 37			
PITCHER	IP	WLS	BF	H	R	ER	SO	BB	IBB	HBP	BLK	WP	HR	S	P	ERA	WHIP	PITCHER							
Diego Segui, R ERA: 3.77 (1, 1)	8.1	L	37	6	3	1	6	5	0	1	0	0	0	43	64	1.08	1.320								

Batter	1	2	3	4	5	6	7	8	9	AB	R	H	RBI	BB	SO	LOB	TOP			
Gino Cimoli, R OBP: 0.326, SLG: 0.392 (1, 9)										5	0	1	0	0	1	1	Kansas City Athletics @ Cleveland Indians Cleveland Municipal Stadium, Cleveland, OH Sun Jul 28 1963, 3:33 AM EDT Unknown livebaseballscorecards.com			
Wayne Causey, L OBP: 0.356, SLG: 0.423 (1, 6)										5	2	3	0	0	1					
Jerry Lumpe, L OBP: 0.316, SLG: 0.364 (1, 4)										4	1	1	0	1	1	3				
Norm Siebern, L OBP: 0.384, SLG: 0.437 (1, 3)										3	0	1	2	1	1					
Charlie Lau, L OBP: 0.320, SLG: 0.383 (1, 2)										4	0	3	0	0	0	1				
Ed Charles, R OBP: 0.344, SLG: 0.392 (1, 5)										3	0	1	0	0	0	4				
Ken Harrelson, R OBP: 0.304, SLG: 0.423 (1, 7)										4	0	1	1	0	1	5				
Bobby Del Greco, R OBP: 0.292, SLG: 0.307 (1, 8)										3	0	1	0	1	0	0				
Orlando Pena, R OBP: 0.261, SLG: 0.244 (1, 1)										3	0	0	0	0	2	3				
Inning Stats	R: 0 E: 0 K: 0 S: 3	H: 1 LOB: 0 BB: 0 P: 3	R: 0 E: 0 K: 0 S: 2	H: 1 LOB: 1 BB: 1 P: 7	R: 0 E: 0 K: 1 S: 5	H: 0 LOB: 0 BB: 0 P: 5	R: 2 E: 0 K: 0 S: 7	H: 4 LOB: 3 BB: 1 P: 11	R: 1 E: 0 K: 1 S: 8	H: 3 LOB: 2 BB: 0 P: 8	R: 0 E: 0 K: 2 S: 9	H: 1 LOB: 3 BB: 1 P: 13	R: 0 E: 0 K: 2 S: 7	H: 0 LOB: 0 BB: 0 P: 7	R: 0 E: 0 K: 1 S: 5	H: 1 LOB: 0 BB: 0 P: 5	1B: 9 2B: 4 3B: 0 HR: 0	SF: 1 SAC: 1 DP: 3 HBP: 1	WP: 0 PB: 0 SB: 0 CS: 1	PA: 40
PITCHER	IP WLS BF H R ER SO BB IBB HBP BLK WP HR S P ERA WHIP	IP WLS BF H R ER SO BB IBB HBP BLK WP HR S P ERA WHIP																		
Jerry Walker, R ERA: 4.95 (1, 1)	4.2 L 23 9 3 3 2 1 1 1 0 0 0 0 24 33 5.79 2.143																			
Bob Allen, L ERA: 4.19 (5, 1)	1.1 5 1 0 0 0 0 0 0 0 0 0 0 5 5 0.00 0.750																			
Gary Bell, R ERA: 3.03 (7, 1)	2.0 9 1 0 0 4 1 0 0 0 0 0 0 16 20 0.00 1.000																			
Ted Abernathy, R ERA: 3.22 (9, 1)	1.0 3 1 0 0 1 0 0 0 0 0 0 0 5 5 0.00 1.000																			

Batter	1	2	3	4	5	6	7	8	9	AB	R	H	RBI	BB	SO	LOB	BOTTOM			
Tito Francona, L OBP: 0.299, SLG: 0.334 (1, 7)										4	0	0	0	0	0	0	Kansas City Athletics @ Cleveland Indians Cleveland Municipal Stadium, Cleveland, OH Sun Jul 28 1963, 3:33 AM EDT Unknown livebaseballscorecards.com			
Larry Brown, R OBP: 0.408, SLG: 0.375 (1, 6)										4	0	0	0	0	0	0				
Willie Kirkland, L OBP: 0.309, SLG: 0.401 (1, 8)										4	0	0	0	0	0	0				
Max Alvis, R OBP: 0.328, SLG: 0.459 (1, 5)										3	0	0	0	0	1	0				
Joe Adcock, R OBP: 0.307, SLG: 0.404 (1, 3)										3	0	1	0	0	1	1				
John Romano, R OBP: 0.358, SLG: 0.411 (1, 2)										3	0	0	0	0	1	2				
Al Luplow, L OBP: 0.291, SLG: 0.292 (1, 9)										3	0	1	0	0	0	0				
Woodie Held, R OBP: 0.336, SLG: 0.426 (1, 4)										3	0	0	0	0	1	2				
Jerry Walker, S OBP: 0.287, SLG: 0.154 (5, 1)										1	0	0	0	0	0	0				
Bob Allen, L (5, 1)										0	0	0	0	0	0	0				
Miguel de la Hoz, R OBP: 0.313, SLG: 0.427 (6, PH)										0	0	0	0	0	0	0				
Gary Bell, R OBP: 0.356, SLG: 0.452 (7, 1)										0	0	0	0	0	0	0				
Willie Tasby, R OBP: 0.305, SLG: 0.452 (8, PH)										0	0	0	0	0	0	0				
Ted Abernathy, R OBP: 0.300, SLG: 0.500 (9, 1)										0	0	0	0	0	0	0				
Inning Stats	R: 0 E: 0 K: 0 S: 3	H: 0 LOB: 0 BB: 0 P: 3	R: 0 E: 0 K: 0 S: 3	H: 0 LOB: 0 BB: 0 P: 3	R: 0 E: 0 K: 1 S: 5	H: 0 LOB: 0 BB: 0 P: 5	R: 0 E: 0 K: 0 S: 3	H: 0 LOB: 0 BB: 0 P: 3	R: 0 E: 0 K: 1 S: 7	H: 1 LOB: 2 BB: 0 P: 7	R: 0 E: 0 K: 0 S: 3	H: 0 LOB: 0 BB: 0 P: 3	R: 0 E: 0 K: 0 S: 3	H: 0 LOB: 0 BB: 0 P: 3	R: 0 E: 0 K: 0 S: 3	H: 0 LOB: 0 BB: 0 P: 3	1B: 2 2B: 0 3B: 0 HR: 0	SF: 0 SAC: 0 DP: 0 HBP: 0	WP: 0 PB: 0 SB: 0 CS: 0	PA: 30
PITCHER	IP WLS BF H R ER SO BB IBB HBP BLK WP HR S P ERA WHIP	IP WLS BF H R ER SO BB IBB HBP BLK WP HR S P ERA WHIP																		
Orlando Pena, R ERA: 3.22 (1, 1)	9.0 W 30 2 0 0 4 0 0 0 0 0 0 0 38 38 0.00 0.222																			

Batter	1	2	3	4	5	6	7	8	9	AB	R	H	RBI	BB	SO	LOB	TOP					
Ed Charles, R (1.5) OBP: 0.345, SLG: 0.393										4	2	2	0	0	1	1	Kansas City Athletics @ Cleveland Indians Cleveland Municipal Stadium, Cleveland, OH Sun Jul 28 1963, 3:38 AM EDT Att: 11,553 - Unknown					
Wayne Causey, L (1.6) OBP: 0.356, SLG: 0.422										5	2	2	0	0	0	2						
Jerry Lumpe, L (1.4) OBP: 0.317, SLG: 0.366										4	2	1	2	1	1	2						
Norm Siebern, L (1.3) OBP: 0.383, SLG: 0.434										4	1	1	0	0	0	3						
Charlie Lau, L (1.2) OBP: 0.324, SLG: 0.379										1	0	0	0	1	0	1						
Doc Edwards, R (5, PH) OBP: 0.283, SLG: 0.368										0	0	0	0	0	0	0						
George Alusik, R (1.9) OBP: 0.331, SLG: 0.429										4	0	2	3	0	0	1						
Ken Harrelson, R (1.7) OBP: 0.310, SLG: 0.416										2	0	0	0	2	1	2						
Bobby Del Greco, R (1.8) OBP: 0.291, SLG: 0.306										4	0	1	0	0	2	3						
Bill Fischer, R (1.1) OBP: 0.333, SLG: 0.091										2	0	1	0	1	0	0						
Tom Sturdivant, L (6.1)										0	0	0	0	0	0	0						
Chuck Essegian, R (8, PH) OBP: 0.283, SLG: 0.343										1	0	0	0	0	0	1						
Pete Lovrich, R (8.1)										0	0	0	0	0	0	0						
Inning Stats	R: 0 E: 0 K: 1 S: 5	H: 1 LOB: 1 BB: 0 P: 5	R: 0 E: 0 K: 0 S: 3	H: 1 LOB: 0 BB: 0 P: 3	R: 0 E: 0 K: 1 S: 5	H: 0 LOB: 0 BB: 0 P: 5	R: 3 E: 0 K: 1 S: 9	H: 4 LOB: 2 BB: 1 P: 13	R: 4 E: 1 K: 0 S: 7	H: 4 LOB: 1 BB: 1 P: 15	R: 0 E: 0 K: 0 S: 3	H: 0 LOB: 0 BB: 0 P: 7	R: 0 E: 0 K: 0 S: 3	H: 0 LOB: 0 BB: 0 P: 3	R: 0 E: 0 K: 1 S: 4	H: 0 LOB: 0 BB: 1 P: 8	R: 0 E: 0 K: 1 S: 5	H: 0 LOB: 0 BB: 0 P: 5	1B: 9 2B: 2 3B: 0 HR: 0	SF: 0 SAC: 1 DP: 3 HBP: 0	WP: 0 PB: 0 SB: 0 CS: 1	PA: 39
PITCHER	IP	WLS	BF	H	R	ER	SO	BB	IBB	HBP	BLK	WP	HR	S	P	ERA	WHIP					
Mudcat Grant, R (1.1) ERA: 3.67	3.1		15	6	3	3	2	1	0	0	0	0	0	18	22	8.10	2.100					
Pedro Ramos, R (4.1) ERA: 3.42	0.2		2	0	0	0	1	0	0	0	0	0	0	4	4	0.00	0.000					
Bob Allen, L (5.1) ERA: 4.12	0.2		8	3	4	0	0	2	0	0	0	0	0	6	14	0.00	7.500					
Ted Abernathy, R (5.1) ERA: 3.11	1.1	W	5	1	0	0	0	1	0	0	0	0	0	4	8	0.00	1.500					
Barry Latman, R (7.1) ERA: 4.49	3.0	S	9	0	0	0	2	1	0	0	0	0	0	12	16	0.00	0.333					

Batter	1	2	3	4	5	6	7	8	9	AB	R	H	RBI	BB	SO	LOB	BOTTOM				
Tito Francona, L (1.7) OBP: 0.301, SLG: 0.333										4	2	1	1	1	0	2	Kansas City Athletics @ Cleveland Indians Cleveland Municipal Stadium, Cleveland, OH Sun Jul 28 1963, 3:38 AM EDT Att: 11,553 - Unknown				
Dick Howser, R (1.6) OBP: 0.347, SLG: 0.294										1	0	1	0	0	0	0					
Jerry Kindall, R (1, FR) OBP: 0.254, SLG: 0.279										4	2	2	1	0	1	1					
Willie Kirkland, L (1.8) OBP: 0.310, SLG: 0.400										3	2	1	1	1	0	0					
Max Alvis, R (1.5) OBP: 0.326, SLG: 0.457										4	0	1	1	0	3	3					
Fred Whitfield, L (1.3) OBP: 0.280, SLG: 0.425										3	1	1	1	2	1	1					
John Romano, R (1.2) OBP: 0.354, SLG: 0.423										5	1	1	4	0	1	5					
Al Luplow, L (1.9) OBP: 0.289, SLG: 0.303										5	1	1	1	0	2	0					
Woodie Held, R (1.4) OBP: 0.341, SLG: 0.443										4	3	3	1	0	0	0					
Mudcat Grant, R (1.1) ERA: 3.33	5.0		25	8	4	4	2	1	0	0	0	0	0	28	32	36.00		3.500			
Pedro Ramos, R (4.1) ERA: 5.21	2.0	L	15	6	8	8	4	1	2	0	0	1	1	20	32	0.00	0.000				
Dick Howser, R (5.1) ERA: 6.75	1.0		3	0	0	0	3	0	0	0	0	0	0	9	9	0.00	0.000				
Inning Stats	R: 2 E: 0 K: 0 S: 6	H: 3 LOB: 2 BB: 0 P: 6	R: 1 E: 0 K: 1 S: 7	H: 2 LOB: 1 BB: 0 P: 7	R: 0 E: 0 K: 1 S: 5	H: 0 LOB: 1 BB: 1 P: 9	R: 0 E: 0 K: 0 S: 4	H: 1 LOB: 1 BB: 0 P: 4	R: 0 E: 0 K: 0 S: 5	H: 1 LOB: 2 BB: 0 P: 5	R: 7 E: 0 K: 3 S: 13	H: 4 LOB: 0 BB: 3 P: 25	R: 2 E: 0 K: 1 S: 8	H: 3 LOB: 1 BB: 0 P: 8	R: 0 E: 0 K: 3 S: 9	H: 0 LOB: 0 BB: 0 P: 9	1B: 9 2B: 1 3B: 1 HR: 3	SF: 2 SAC: 1 DP: 0 HBP: 0	WP: 1 PB: 1 SB: 0 CS: 0	PA: 43	
PITCHER	IP	WLS	BF	H	R	ER	SO	BB	IBB	HBP	BLK	WP	HR	S	P	ERA	WHIP				
Bill Fischer, R (1.1) ERA: 3.33	5.0		25	8	4	4	2	1	0	0	0	0	0	28	32	36.00	3.500				
Tom Sturdivant, R (6.1) ERA: 5.21	2.0	L	15	6	8	8	4	1	2	0	0	1	1	20	32	0.00	0.000				
Pete Lovrich, R (8.1) ERA: 6.75	1.0		3	0	0	0	3	0	0	0	0	0	0	9	9	0.00	0.000				



Batter	1	2	3	4	5	6	7	8	9	AB	R	H	RBI	BB	SO	LOB	TOP								
Albie Pearson, L OBP: 0.390, SLG: 0.408 (1, 8)	3-1		1B	K		1B		4-3		4	1	1	0	1	1	1	Los Angeles Angels @ Cleveland Indians Cleveland Municipal Stadium, Cleveland, OH Mon Jul 29 1963, 7:05 PM EDT Att: 5,223 - Unknown livebaseballscorecards.com								
Billy Moran, R OBP: 0.305, SLG: 0.358 (1, 4)	1B		1B	4-3		F8			3B	5	2	3	1	0	0	2									
Lee Thomas, L OBP: 0.324, SLG: 0.356 (1, 3)	F8		1B	6-3		K			1B	5	2	2	2	0	1	3									
Leon Wagner, L OBP: 0.376, SLG: 0.491 (1, 7)	F7		1B						3B	5	1	2	1	0	0	1									
Buck Rodgers, S OBP: 0.307, SLG: 0.347 (1, 2)	F8		1B						1B	5	1	1	2	0	0	1									
Ken Hunt, R OBP: 0.264, SLG: 0.390 (1, 9)	K		1B						FC6-5	4	1	0	0	1	1	1									
Felix Torres, R OBP: 0.325, SLG: 0.371 (1, 5)	5-3		HR						F7	5	2	2	4	0	0	1									
Joe Koppe, R OBP: 0.259, SLG: 0.250 (1, 6)			1B						P3	4	1	2	1	0	0	0									
Dean Chance, R OBP: 0.176, SLG: 0.180 (1, 1)			K							3	0	1	0	0	1	1									
Inning Stats	R: 0 E: 0 K: 0 S: 4	H: 1 LOB: 1 BB: 0 P: 4	R: 0 E: 0 K: 1 S: 5	H: 0 LOB: 0 BB: 0 P: 5	R: 8 E: 0 K: 1 S: 11	H: 6 LOB: 0 BB: 2 P: 19	R: 0 E: 0 K: 1 S: 5	H: 0 LOB: 0 BB: 0 P: 5	R: 0 E: 0 K: 0 S: 3	H: 0 LOB: 0 BB: 0 P: 3	R: 1 E: 0 K: 1 S: 8	H: 3 LOB: 2 BB: 0 P: 8	R: 0 E: 0 K: 0 S: 3	H: 0 LOB: 0 BB: 0 P: 3	R: 0 E: 0 K: 0 S: 4	H: 1 LOB: 1 BB: 0 P: 4	R: 2 E: 0 K: 0 S: 6	H: 3 LOB: 1 BB: 0 P: 6	1B: 11 2B: 1 3B: 1 HR: 1	SF: 0 SAC: 1 DP: 0 HBP: 0	WP: 0 PB: 0 SB: 0 CS: 0	PA: 43			
PITCHER	IP	WLS	BF	H	R	ER	SO	BB	IBB	HBP	BLK	WP	HR	S	P	ERA	WHIP								
Dick Donovan, R ERA: 5.0 (1, 1)	2.1	L	14	6	6	6	2	1	0	0	0	0	0	17	21	23.14	3.000								
Jerry Walker, R ERA: 5.19 (3, 1)	0.2		4	1	2	2	0	1	0	0	0	0	1	3	7	27.00	3.000								
Bob Allen, L ERA: 4.04 (4, 1)	3.0		12	3	1	1	2	0	0	0	0	0	0	16	16	3.00	1.000								
Early Wynn, R ERA: 2.87 (7, 1)	2.0		7	1	0	0	0	0	0	0	0	0	0	7	7	0.00	0.500								
Ted Abernathy, R ERA: 3.49 (9, 1)	1.0		6	3	2	2	0	0	0	0	0	0	0	6	6	18.00	3.000								


Batter	1	2	3	4	5	6	7	8	9	AB	R	H	RBI	BB	SO	LOB	BOTTOM								
Tito Francona, L OBP: 0.300, SLG: 0.330 (1, 7)	L4		K			K				3	0	0	0	1	2	1	Los Angeles Angels @ Cleveland Indians Cleveland Municipal Stadium, Cleveland, OH Mon Jul 29 1963, 7:05 PM EDT Att: 5,223 - Unknown livebaseballscorecards.com								
Larry Brown, R OBP: 0.387, SLG: 0.353 (1, 6)	5-3			K		F9			BB	4	0	0	0	0	1	2									
Willie Kirkland, L OBP: 0.306, SLG: 0.394 (1, 8)	F7			1-3		K			P6	4	0	0	0	0	1	0									
Max Alvis, R OBP: 0.323, SLG: 0.452 (1, 5)		6-3		K		K			F5	4	0	0	0	0	2	0									
Fred Whitfield, L OBP: 0.279, SLG: 0.422 (1, 3)	K				G3				E5	4	0	1	0	0	1	0									
John Romano, R OBP: 0.347, SLG: 0.413 (1, 2)	K				K				K	4	0	0	0	0	3	2									
Al Luplow, L OBP: 0.289, SLG: 0.300 (1, 9)			3-1						G3	2	0	0	0	1	0	0									
Woodie Held, R OBP: 0.344, SLG: 0.443 (1, 4)			FC5-4						BB	2	0	1	0	1	1	1									
Dick Donovan, L OBP: 0.133, SLG: 0.156 (3, 1)										0	0	0	0	0	0	0									
Jerry Walker, S OBP: 0.267, SLG: 0.154 (3, PH)										1	0	0	0	0	0	1									
Willie Kirkland, L OBP: 0.306, SLG: 0.485 (4, 1)										0	0	0	0	0	0	0									
Bob Allen, L OBP: 0.341, SLG: 0.443 (4, PH)										1	0	0	0	0	0	0									
Miguel de la Hoz, R OBP: 0.304, SLG: 0.413 (7, 1)										0	0	0	0	0	0	0									
Early Wynn, S OBP: 0.344, SLG: 0.222 (7, PH)										1	0	0	0	0	0	0									
Gene Green, R OBP: 0.256, SLG: 0.321 (8, PH)										1	0	0	0	0	1	1									
Ted Abernathy, R OBP: 0.266, SLG: 0.600 (8, 1)										0	0	0	0	0	0	0									
Inning Stats	R: 0 E: 0 K: 0 S: 3	H: 0 LOB: 0 BB: 0 P: 3	R: 0 E: 0 K: 2 S: 7	H: 0 LOB: 0 BB: 0 P: 7	R: 0 E: 0 K: 1 S: 5	H: 0 LOB: 1 BB: 1 P: 9	R: 0 E: 0 K: 2 S: 7	H: 0 LOB: 0 BB: 0 P: 7	R: 0 E: 0 K: 2 S: 7	H: 0 LOB: 1 BB: 1 P: 11	R: 0 E: 0 K: 1 S: 5	H: 0 LOB: 0 BB: 0 P: 5	R: 0 E: 0 K: 2 S: 8	H: 1 LOB: 1 BB: 0 P: 8	R: 0 E: 0 K: 1 S: 6	H: 1 LOB: 2 BB: 1 P: 10	R: 0 E: 1 K: 1 S: 6	H: 0 LOB: 1 BB: 0 P: 6	1B: 2 2B: 0 3B: 0 HR: 0	SF: 0 SAC: 0 DP: 0 HBP: 0	WP: 0 PB: 0 SB: 0 CS: 0	PA: 33			
PITCHER	IP	WLS	BF	H	R	ER	SO	BB	IBB	HBP	BLK	WP	HR	S	P	ERA	WHIP								
Dean Chance, R ERA: 3.23 (1, 1)	9.0	W	33	2	0	0	12	3	0	0	0	0	0	54	66	0.00	0.556								

Batter	1	2	3	4	5	6	7	8	9	10	AB	R	H	RBI	BB	SO	LOB					
Albie Pearson, L OBP: 0.392, SLG: 0.408 (1, 8)	4-0 BB	F7			L9		FC4-6 BB		1B		3	0	1	0	2	0	1					
Billy Moran, R OBP: 0.303, SLG: 0.354 (1, 4)	F9		6-3			SH1-3 BB	FC4-6 BB		K		4	1	0	0	1	1	3					
Lee Thomas, L OBP: 0.325, SLG: 0.356 (1, 3)	K				G6-4-3 1B	SH1-3	PB BB		F7		3	0	1	0	1	1	1					
Felix Torres, R OBP: 0.326, SLG: 0.374 (1, 5)	6-3										5	1	2	1	0	1	4					
Jim Fregosi, R OBP: 0.305, SLG: 0.394 (10, 6)	6-3		G6-4-3			2B FC	K		E		0	1	0	0	0	0	0					
Buck Rodgers, S OBP: 0.314, SLG: 0.348 (1, 2)		4-3			F9				3-1		5	0	1	0	0	1	1					
Leon Wagner, L OBP: 0.374, SLG: 0.486 (1, 7)	F8				F7	FC			K		4	1	0	1	1	1	1					
Ken Hunt, R OBP: 0.271, SLG: 0.391 (1, 9)	E7 HR				6-3				6-3		5	1	2	1	0	1	2					
Joe Koppe, R OBP: 0.265, SLG: 0.278 (10, 5)					F9		F8		4-3		4	1	1	2	1	0	2					
Ken McBride, R OBP: 0.176, SLG: 0.269 (7, 1)											3	0	1	0	0	1	0					
Art Fowler, R OBP: 0.375, SLG: 0.167 (8, 1)					5-3				K		0	0	0	0	0	0	0					
Dan Osinski, R OBP: 0.128, SLG: 0.108 (9, PH)									K		0	0	0	0	0	0	0					
Bob Sadowski, L OBP: 0.311, SLG: 0.301 (9, 1)									K		1	0	0	0	0	1	0					
Jack Spring, R OBP: 0.333, SLG: 0.333 (9, 1)									K		1	0	0	0	0	1	2					
Inning Stats	R: 0 E: 0 K: 1 S: 5	H: 0 LOB: 1 BB: 1 P: 9	R: 2 E: 1 K: 0 S: 6	H: 3 LOB: 1 BB: 0 P: 6	R: 0 E: 0 K: 0 S: 3	H: 1 LOB: 0 BB: 0 P: 3	R: 0 E: 0 K: 0 S: 3	H: 0 LOB: 0 BB: 0 P: 3	R: 2 E: 0 K: 1 S: 8	H: 2 LOB: 2 BB: 1 P: 12	R: 0 E: 0 K: 2 S: 7	H: 0 LOB: 2 BB: 2 P: 15	R: 0 E: 0 K: 1 S: 5	H: 0 LOB: 0 BB: 0 P: 5	R: 0 E: 0 K: 2 S: 8	H: 1 LOB: 1 BB: 0 P: 8	R: 2 E: 1 K: 2 S: 9	H: 2 LOB: 2 BB: 2 P: 17	1B: 6 2B: 2 3B: 0 HR: 1	SF: 0 SAC: 1 DP: 1 HBP: 0	WP: 0 PB: 1 SB: 1 CS: 0	PA: 45
PITCHER	IP	WLS	BF	H	R	ER	SO	BB	IBB	HBP	BLK	WP	HR	S	P	ERA	WHIP					
Jack Kralick, L ERA: 3.02 (1, 1)	5.1		24	6	4	4	1	2	0	0	0	0	1	24	32	6.75	1.500					
Gary Bell, R ERA: 2.98 (6, 1)	1.2		7	0	0	0	3	2	0	0	0	0	0	11	19	0.00	1.200					
Bob Allen, L ERA: 3.95 (8, 1)	1.0		3	0	0	0	1	0	0	0	0	0	0	5	5	0.00	0.000					
Ted Abernathy, R ERA: 3.54 (9, 1)	2.0	L	11	3	2	1	4	0	2	0	0	0	0	17	25	4.50	1.500					

Los Angeles Angels @ Cleveland Indians
Cleveland Municipal Stadium, Cleveland, OH

Tue Jul 30 1963, 7:05 PM EDT
Att: 4,425 - Unknown

AB 38
R 6
H 9
RBI 5
BB 6
SO 9
LOB 17



Batter	1	2	3	4	5	6	7	8	9	10	AB	R	H	RBI	BB	SO	LOB							
Tito Francona, L OBP: 0.296, SLG: 0.325 (1, 7)	4-3		G3			6-3	G4-6-3		4-3		5	0	0	0	0	0	2							
Larry Brown, R OBP: 0.372, SLG: 0.338 (8, PH)	1-3				6-3	5-3		WP BB 1B	G3		3	0	0	0	0	0	0							
Fred Whitfield, L OBP: 0.281, SLG: 0.420 (9, 3)								BB 1B			1	1	0	0	1	0	0							
Willie Kirkland, L OBP: 0.314, SLG: 0.401 (1, 8)						1B BB		1B WP 1B	K		3	2	2	0	2	1	0							
Max Alvis, R OBP: 0.321, SLG: 0.449 (1, 5)	K				6-3	1B BB		1B BB			5	0	1	0	0	2	4							
Joe Adcock, R OBP: 0.310, SLG: 0.406 (1, 3)											4	0	2	2	0	1	1							
Pedro Ramos, S OBP: 0.080, SLG: 0.042 (8, PR)		K			P4			BB 1B	F3		0	1	0	0	0	0	0							
Jerry Kindall, R OBP: 0.253, SLG: 0.277 (9, 6)								BB 1B			1	0	0	0	0	0	0							
John Romano, R OBP: 0.343, SLG: 0.408 (1, 2)					1-3						2	0	0	0	0	0	0							
Joe Azcue, R OBP: 0.297, SLG: 0.429 (6, 2)		1-3				K		L5			3	0	0	0	0	1	4							
Al Luplow, L OBP: 0.292, SLG: 0.301 (1, 9)											3	0	1	0	1	0	0							
Woodie Held, R OBP: 0.350, SLG: 0.444 (1, 4)											2	0	1	2	2	1	0							
Jack Kralick, L ERA: 2.51 (1, 1)	6.0		5	1	5	3	0	0	0	0	0	0	0	33	45	1.50	1.333							
Art Fowler, R ERA: 2.24 (7, 1)	1.0		4	0	2	2	1	2	0	0	0	0	0	4	12	18.00	2.000							
Dan Osinski, R ERA: 3.31 (8, 1)	1.0		6	2	1	1	1	1	0	0	0	1	0	7	11	9.00	3.000							
Jack Spring, L ERA: 3.91 (9, 1)	2.0	W	6	0	0	0	1	0	0	0	0	0	0	8	8	0.00	0.000							
Inning Stats	R: 0 E: 0 K: 1 S: 6	H: 1 LOB: 1 BB: 0 P: 6	R: 0 E: 0 K: 1 S: 5	H: 0 LOB: 0 BB: 0 P: 5	R: 0 E: 0 K: 2 S: 7	H: 0 LOB: 0 BB: 0 P: 7	R: 0 E: 0 K: 0 S: 4	H: 1 LOB: 1 BB: 0 P: 4	R: 0 E: 0 K: 0 S: 3	H: 0 LOB: 1 BB: 1 P: 7	R: 1 E: 0 K: 1 S: 7	H: 2 LOB: 2 BB: 1 P: 11	R: 0 E: 0 K: 1 S: 5	H: 1 LOB: 1 BB: 1 P: 9	R: 3 E: 0 K: 1 S: 7	H: 2 LOB: 2 BB: 3 P: 19	R: 0 E: 0 K: 1 S: 5	H: 0 LOB: 0 BB: 0 P: 5	R: 0 E: 0 K: 0 S: 3	H: 0 LOB: 0 BB: 0 P: 3	1B: 6 2B: 1 3B: 0 HR: 0	SF: 0 SAC: 0 DP: 1 HBP: 0	WP: 1 PB: 0 SB: 0 CS: 0	PA: 42
PITCHER	IP	WLS	BF	H	R	ER	SO	BB	IBB	HBP	BLK	WP	HR	S	P	ERA	WHIP							
Ken McBride, R ERA: 2.51 (1, 1)	6.0		26	5	1	1	5	3	0	0	0	0	0	33	45	1.50	1.333							
Art Fowler, R ERA: 2.24 (7, 1)	1.0		4	0	2	2	1	2	0	0	0	0	0	4	12	18.00	2.000							
Dan Osinski, R ERA: 3.31 (8, 1)	1.0		6	2	1	1	1	1	0	0	0	1	0	7	11	9.00	3.000							
Jack Spring, L ERA: 3.91 (9, 1)	2.0	W	6	0	0	0	1	0	0	0	0	0	0	8	8	0.00	0.000							

Los Angeles Angels @ Cleveland Indians
Cleveland Municipal Stadium, Cleveland, OH

Tue Jul 30 1963, 7:05 PM EDT
Att: 4,425 - Unknown

AB 36
R 4
H 7
RBI 4
BB 6
SO 8
LOB 16



Batter	1	2	3	4	5	6	7	8	9	AB	R	H	RBI	BB	SO	LOB	TOP		
Albie Pearson, L (1, 8) OBP: 0.391, SLG: 0.405										3	0	0	0	1	0	1	Los Angeles Angels @ Cleveland Indians Cleveland Municipal Stadium, Cleveland, OH Wed Jul 31 1963, 7:05 PM EDT Unknown livebaseballscorecards.com		
Billy Moran, R (1, 4) Jim Fregosi, R (9, FR) OBP: 0.303, SLG: 0.356 OBP: 0.305, SLG: 0.394										4	0	1	0	0	0	1			
Lee Thomas, L (1, 3) OBP: 0.322, SLG: 0.352										4	0	0	0	0	1	2			
Leon Wagner, L (1, 7) OBP: 0.373, SLG: 0.483										4	0	1	0	0	1	2			
Buck Rodgers, S (1, 2) OBP: 0.305, SLG: 0.348										3	0	1	0	0	0	0			
Felix Torres, R (1, 5) OBP: 0.323, SLG: 0.371										3	0	0	0	0	2	2			
Ken Hunt, R (1, 9) OBP: 0.263, SLG: 0.378										3	0	0	0	0	2	0			
Joe Koppe, R (1, 6) OBP: 0.256, SLG: 0.270										3	0	0	0	0	3	0			
Fred Newman, R (1, 1) Bob Sadowski, L (8, PH) Jack Spring, R (8, 1) OBP: 0.167, SLG: 0.167 OBP: 0.308, SLG: 0.298 OBP: 0.333, SLG: 0.333										2	0	1	0	0	1	0			
										1	0	0	0	0	0	0			
										0	0	0	0	0	0	0			
Inning Stats	R: 0 E: 0 K: 0 S: 3	H: 0 LOB: 1 BB: 1 P: 7	R: 0 E: 0 K: 2 S: 7	H: 0 LOB: 0 BB: 0 P: 7	R: 0 E: 0 K: 1 S: 5	H: 1 LOB: 0 BB: 0 P: 5	R: 0 E: 0 K: 1 S: 5	H: 0 LOB: 0 BB: 0 P: 5	R: 0 E: 0 K: 2 S: 7	H: 0 LOB: 0 BB: 0 P: 7	R: 0 E: 0 K: 1 S: 7	H: 2 LOB: 2 BB: 0 P: 7	R: 0 E: 0 K: 1 S: 5	H: 0 LOB: 0 BB: 0 P: 5	R: 0 E: 0 K: 0 S: 4	H: 1 LOB: 1 BB: 0 P: 4	1B: 3 2B: 1 3B: 0 HR: 0	SF: 0 SAC: 0 DP: 1 HBP: 0	WP: 0 PA: 31 PB: 0 SB: 0 CS: 0
PITCHER Barry Latman, R (1, 1) ERA: 4.12	IP: 9.0 WLS: W BF: 31 H: 4 R: 0 ER: 0 SO: 10 BB: 1 IBB: 0 HBP: 0 BLK: 0 WP: 0 HR: 0 S: 50 P: 54 ERA: 0.00 WHIP: 0.556															PITCHER IP: WLS: BF: H: R: ER: SO: BB: IBB: HBP: BLK: WP: HR: S: P: ERA: WHIP			

Batter	1	2	3	4	5	6	7	8	9	AB	R	H	RBI	BB	SO	LOB	BOTTOM		
Tito Francona, L (1, 7) OBP: 0.293, SLG: 0.322										4	0	0	0	0	0	1	Los Angeles Angels @ Cleveland Indians Cleveland Municipal Stadium, Cleveland, OH Wed Jul 31 1963, 7:05 PM EDT Unknown livebaseballscorecards.com		
Larry Brown, R (1, 6) OBP: 0.376, SLG: 0.347										4	0	2	0	0	1	0			
Willie Kirkland, L (1, 8) OBP: 0.313, SLG: 0.399										4	0	1	0	0	1	2			
Max Alvis, R (1, 5) OBP: 0.321, SLG: 0.446										4	0	1	0	0	0	2			
Fred Whitfield, L (1, 3) OBP: 0.282, SLG: 0.433										3	1	1	1	0	0	1			
Joe Azcue, R (1, 2) OBP: 0.297, SLG: 0.428										3	0	1	0	0	0	1			
Al Luplow, L (1, 9) OBP: 0.296, SLG: 0.305										3	0	2	0	0	0	1			
Woodie Held, R (1, 4) OBP: 0.353, SLG: 0.444										2	0	1	0	1	0	1			
Barry Latman, R (1, 1) OBP: 0.219, SLG: 0.300										3	0	0	0	0	0	4			
Inning Stats	R: 0 E: 0 K: 1 S: 5	H: 0 LOB: 0 BB: 0 P: 5	R: 0 E: 0 K: 0 S: 3	H: 1 LOB: 0 BB: 0 P: 3	R: 0 E: 0 K: 0 S: 4	H: 1 LOB: 1 BB: 0 P: 4	R: 0 E: 0 K: 1 S: 5	H: 1 LOB: 0 BB: 0 P: 5	R: 0 E: 0 K: 0 S: 4	H: 1 LOB: 1 BB: 0 P: 4	R: 1 E: 0 K: 0 S: 5	H: 3 LOB: 1 BB: 0 P: 5	R: 0 E: 0 K: 0 S: 4	H: 1 LOB: 1 BB: 0 P: 4	R: 0 E: 0 K: 0 S: 4	H: 1 LOB: 1 BB: 0 P: 4	1B: 8 2B: 1 3B: 0 HR: 1	SF: 0 SAC: 0 DP: 2 HBP: 0	WP: 0 PA: 31 PB: 0 SB: 2 CS: 1
PITCHER Fred Newman, R (1, 1) ERA: 6.91 Jack Spring, L (8, 1) ERA: 3.75	IP: 7.0 WLS: L BF: 27 H: 8 R: 1 ER: 1 SO: 2 BB: 0 IBB: 0 HBP: 0 BLK: 0 WP: 0 HR: 1 S: 30 P: 34 ERA: 1.29 WHIP: 1.143															PITCHER IP: WLS: BF: H: R: ER: SO: BB: IBB: HBP: BLK: WP: HR: S: P: ERA: WHIP			

Batter	1	2	3	4	5	6	7	8	9	AB	R	H	RBI	BB	SO	LOB	TOP					
Albie Pearson, L OBP: 0.395, SLG: 0.408	F9		CS BB				2B 4-3 1B		E 1B	4	1	3	0	1	0	0	Los Angeles Angels @ Cleveland Indians Cleveland Municipal Stadium, Cleveland, OH Wed Jul 31 1963, 7:05 PM EDT Att: 7,288 - Unknown livebaseballscorecards.com					
Jim Fregosi, R OBP: 0.394, SLG: 0.394	K		K		F8		4-3 HR 2B	E5 G4-6-3	5	1	1	1	0	2	3							
Lee Thomas, L OBP: 0.321, SLG: 0.358	HR		F9		F7		4-3	G4-6-3	5	1	1	2	0	0	4							
Leon Wagner, L OBP: 0.374, SLG: 0.491	1B			K		F8	HR			4	1	2	2	0	1	0						
Billy Moran, R OBP: 0.302, SLG: 0.355	K			BB 1B		K	K			4	0	1	0	0	3	1						
Buck Rodgers, S OBP: 0.311, SLG: 0.350 Hank Folles, R OBP: 0.290, SLG: 0.364		4-3		1-2 BB		1B		K		2	0	1	0	1	0	0						
Felix Torres, R OBP: 0.322, SLG: 0.369			K		K		K	K		4	0	1	0	0	3	3						
Ken Hunt, R OBP: 0.262, SLG: 0.372			K		K		1B 2B 1B	K		4	1	1	0	0	3	3						
Eli Grba, R Don Lee, R Frank Kostro, R Paul Foytack, R Jack Spring, L Bob Sadowski, L Julio Navarro, R Joe Koppe, R	P4				K		P4	K		1	0	0	0	0	0	1						
Inning Stats	R: 1 E: 0 K: 2 S: 9	H: 2 LOB: 1 BB: 0 P: 9	R: 0 E: 0 K: 1 S: 6	H: 1 LOB: 1 BB: 0 P: 6	R: 0 E: 0 K: 1 S: 4	H: 0 LOB: 0 BB: 1 P: 8	R: 0 E: 0 K: 3 S: 10	H: 1 LOB: 2 BB: 1 P: 14	R: 0 E: 0 K: 1 S: 6	H: 1 LOB: 1 BB: 0 P: 6	R: 0 E: 0 K: 2 S: 8	H: 1 LOB: 1 BB: 0 P: 8	R: 4 E: 0 K: 1 S: 9	H: 4 LOB: 0 BB: 0 P: 9	R: 0 E: 0 K: 3 S: 9	H: 0 LOB: 0 BB: 0 P: 9		R: 0 E: 1 K: 1 S: 6	H: 1 LOB: 1 BB: 0 P: 6	1B: 8 2B: 1 3B: 0 HR: 2	SF: 0 SAC: 0 DP: 1 HBP: 0	WP: 0 PB: 0 SB: 0 CS: 1
PITCHER	IP WLS BF H R ER SO BB IBB HBP BLK WP HR S P ERA WHIP	8.1 W 38 11 5 5 15 2 0 0 0 0 2 66 74 5.40 1.560	0.2 S 1 0 0 0 0 0 0 0 0 0 0 1 1 0.00 0.000											IP WLS BF H R ER SO BB IBB HBP BLK WP HR S P ERA WHIP								
Pedro Ramos, R ERA: 3.59 Gary Bell, R ERA: 2.95																						

Batter	1	2	3	4	5	6	7	8	9	AB	R	H	RBI	BB	SO	LOB	BOTTOM			
Tito Francona, L OBP: 0.300, SLG: 0.335	FC6-4 1B		1B HR	F7		HR		G6-4-3 BB		4	2	3	1	1	0	0	Los Angeles Angels @ Cleveland Indians Cleveland Municipal Stadium, Cleveland, OH Wed Jul 31 1963, 7:05 PM EDT Att: 7,288 - Unknown livebaseballscorecards.com			
Larry Brown, R OBP: 0.379, SLG: 0.388	FC6-4 E 1-2		BB HR 1B		5-3	HR		G6-4-3		5	2	2	1	0	0	2				
Willie Kirkland, L OBP: 0.314, SLG: 0.397	F8		HR BB		G3	1B 1B		K		4	1	1	0	1	1	1				
Max Alvis, R OBP: 0.319, SLG: 0.444 Jerry Kindall, R OBP: 0.290, SLG: 0.286	E6		K			1B 1B				2	0	0	0	0	1	4				
Fred Whitfield, L OBP: 0.282, SLG: 0.443	PO	F9	HR		3-1	G3				4	1	1	4	0	0	3				
Joe Azcue, R OBP: 0.296, SLG: 0.429		F8	2B			K	K			4	0	1	0	0	2	0				
Al Luplow, L OBP: 0.292, SLG: 0.300	3-1		P6			F9	E4 FC5-4			4	0	0	0	0	0	1				
Woodie Held, R OBP: 0.352, SLG: 0.452			K	P6		HR	P6			4	1	1	1	0	1	1				
Pedro Ramos, S OBP: 0.138, SLG: 0.321 Gary Bell, R OBP: 0.130, SLG: 0.091			HR	5-3		HR	FC5-4			4	2	2	2	0	0	1				
Inning Stats	R: 0 E: 1 K: 0 S: 4	H: 1 LOB: 1 BB: 0 P: 4	R: 0 E: 0 K: 0 S: 3	H: 0 LOB: 0 BB: 0 P: 3	R: 5 E: 0 K: 2 S: 12	H: 5 LOB: 1 BB: 1 P: 16	R: 0 E: 0 K: 0 S: 3	H: 0 LOB: 0 BB: 0 P: 3	R: 0 E: 0 K: 0 S: 4	H: 1 LOB: 1 BB: 0 P: 4	R: 4 E: 0 K: 1 S: 11	H: 6 LOB: 2 BB: 0 P: 11	R: 0 E: 1 K: 1 S: 6	H: 0 LOB: 1 BB: 0 P: 6	R: 0 E: 0 K: 1 S: 4	H: 0 LOB: 0 BB: 1 P: 8		1B: 6 2B: 1 3B: 0 HR: 6	SF: 0 SAC: 0 DP: 1 HBP: 0	WP: 0 PB: 0 SB: 0 CS: 0
PITCHER	IP WLS BF H R ER SO BB IBB HBP BLK WP HR S P ERA WHIP	2.1 L 12 4 4 4 1 0 0 0 0 0 1 9 9 5.40 1.200	1.2 7 2 1 1 1 0 0 0 0 0 0 4 12 12 21.60 3.000	0.1 3 2 0 0 0 0 0 0 0 0 0 3 3 0.00 6.000	2.0 7 0 0 0 2 1 0 0 0 0 0 10 14 0.00 0.500											IP WLS BF H R ER SO BB IBB HBP BLK WP HR S P ERA WHIP				
Eli Grba, R ERA: 4.2 Don Lee, R ERA: 3.45 Paul Foytack, R ERA: 5.75 Jack Spring, L ERA: 3.7 Julio Navarro, R ERA: 2.91																				

Batter	1	2	3	4	5	6	7	8	9	AB	R	H	RBI	BB	SO	LOB	TOP					
Tito Francona, L OBP: 0.303, SLG: 0.341 (1, 7)	FC4-6 1B		1-2 1B		K		F7	1B 2B	F6	6	1	3	0	0	1	1	Cleveland Indians @ Detroit Tigers Tiger Stadium, Detroit, MI Fri Aug 02 1963, 7:05 PM EDT Att: 18,525 - Unknown					
Larry Brown, R OBP: 0.370, SLG: 0.376 (1, 6)	P6		L9		6-3		6-3	2B 1B		5	0	1	0	0	0	3						
Willie Kirkland, L OBP: 0.322, SLG: 0.414 (1, 8)	FC4-6 1-2 PO			HR BB	1B			HR		4	2	3	2	1	0	1						
Max Alvis, R OBP: 0.320, SLG: 0.444 (1, 5)	PO	5-3		K	1B			1B		5	1	2	0	0	1	3						
Fred Whitfield, L OBP: 0.292, SLG: 0.457 Ted Abernathy, R OBP: 0.500, SLG: 0.600 (8, 1)		G4-6-3 BB		HR	4-3					2	2	1	2	3	0	2						
Joe Azcue, R OBP: 0.295, SLG: 0.427 Sammy Taylor, L OBP: 0.294, SLG: 0.267 (2, 2)	G4-6-3 1-2			F7						1	0	0	0	0	0	1						
Al Luplow, L OBP: 0.294, SLG: 0.300 (1, 9)			4-3	BB 1B			4-1			4	1	1	0	1	0	0						
Woodie Held, R OBP: 0.349, SLG: 0.447 (1, 4)		5-3		HR BB			K	SF8	K	3	0	0	1	1	2	0						
Mudcat Grant, R OBP: 0.200, SLG: 0.250 Bob Allen, L OBP: 0.200, SLG: 0.200 Miguel Mejia, R OBP: 0.200, SLG: 0.200 Jerry Walker, R OBP: 0.200, SLG: 0.200 Gary Bell, R OBP: 0.200, SLG: 0.200 Joe Adcock, R OBP: 0.200, SLG: 0.200 Willie Tasby, R OBP: 0.200, SLG: 0.200 (1, 1) (2, 1) (4, PH) (4, 1) (7, 1) (8, PH) (8, 3) (9, PH)			1B	FC5-4 BB	FC5-4		K	HR	BB	0	0	0	0	0	0	0						
Inning Stats	R: 0 E: 0 K: 0 S: 3	H: 1 LOB: 0 BB: 0 P: 3	R: 0 E: 0 K: 0 S: 2	H: 0 LOB: 0 BB: 1 P: 6	R: 0 E: 0 K: 0 S: 5	H: 2 LOB: 2 BB: 0 P: 5	R: 2 E: 0 K: 1 S: 7	H: 2 LOB: 2 BB: 2 P: 15	R: 0 E: 0 K: 1 S: 5	H: 0 LOB: 0 BB: 0 P: 5	R: 0 E: 0 K: 1 S: 5	H: 0 LOB: 0 BB: 0 P: 5	R: 7 E: 0 K: 1 S: 12	H: 7 LOB: 3 BB: 3 P: 24	R: 0 E: 0 K: 1 S: 5	H: 0 LOB: 1 BB: 1 P: 9		1B: 9 2B: 2 3B: 0 HR: 3	SF: 1 SAC: 0 DP: 1 HBP: 0	WP: 0 PB: 0 SB: 0 CS: 0	PA: 47	
PITCHER	IP	WLS	BF	H	R	ER	SO	BB	IBB	HBP	BLK	WP	HR	S	P	ERA		WHIP				
Jim Bunning, R ERA: 4.53 (1, 1)	7.0	W	34	10	7	7	4	5	0	0	0	0	2	37	57	9.00		2.143				
Fred Gladding, R ERA: 3.0 (8, 1)	0.1		3	2	1	1	0	0	0	0	0	0	1	3	3	27.00		6.000				
Terry Fox, R ERA: 4.47 (8, 1)	1.2	S	9	2	1	1	2	1	1	0	0	0	0	11	19	5.40		1.800				

Batter	1	2	3	4	5	6	7	8	9	AB	R	H	RBI	BB	SO	LOB	BOTTOM					
Bill Bruton, L OBP: 0.316, SLG: 0.361 (1, 8)	HR	E3 1B		F8			F8	P6		5	2	1	1	0	0	1	Cleveland Indians @ Detroit Tigers Tiger Stadium, Detroit, MI Fri Aug 02 1963, 7:05 PM EDT Att: 18,525 - Unknown					
Dick McAuliffe, L OBP: 0.333, SLG: 0.385 (1, 6)	F7	1B		F5			1B HR	CS BB		4	1	2	1	1	0	0						
Al Kaline, R OBP: 0.376, SLG: 0.517 (1, 9)	L6-3	1B		L5-3			1B HR	K		5	1	2	1	0	1	1						
Rocky Colavito, R OBP: 0.363, SLG: 0.433 (1, 7)	F5	IBB		5-3			HR			3	1	1	3	1	0	0						
Norm Cash, L OBP: 0.364, SLG: 0.458 (1, 3)		HR		4-3			HR	E 1B		4	2	2	1	0	0	2						
Bubba Phillips, R OBP: 0.288, SLG: 0.311 (1, 5)		E 2B 1B		6-3			K			4	1	1	0	0	1	1						
Don Wert, R OBP: 0.326, SLG: 0.330 (1, 4)		E4 2B		P6			F9	E6 1B		4	1	0	0	0	0	2						
Bill Freehan, R OBP: 0.338, SLG: 0.391 (1, 2)		P1		P5			BB	1B		3	0	1	1	1	0	2						
Jim Bunning, R OBP: 0.203, SLG: 0.214 Fred Gladding, L Terry Fox, R (1, 1) (8, 1) (8, 1)		E 1B 2B		6-3			1-3	F9		4	1	1	2	0	0	3						
Inning Stats	R: 1 E: 0 K: 0 S: 4	H: 1 LOB: 0 BB: 0 P: 4	R: 5 E: 2 K: 0 S: 9	H: 5 LOB: 2 BB: 1 P: 13	R: 0 E: 0 K: 0 S: 3	H: 0 LOB: 0 BB: 0 P: 3	R: 0 E: 0 K: 0 S: 3	H: 0 LOB: 0 BB: 0 P: 3	R: 0 E: 0 K: 0 S: 3	H: 0 LOB: 1 BB: 1 P: 7	R: 4 E: 1 K: 1 S: 11	H: 5 LOB: 2 BB: 0 P: 11	R: 0 E: 0 K: 1 S: 4	H: 0 LOB: 0 BB: 1 P: 8	1B: 7 2B: 1 3B: 0 HR: 3	SF: 0 SAC: 0 DP: 0 HBP: 0		WP: 0 PB: 0 SB: 0 CS: 1	PA: 39			
PITCHER	IP	WLS	BF	H	R	ER	SO	BB	IBB	HBP	BLK	WP	HR	S	P	ERA		WHIP				
Mudcat Grant, R ERA: 3.81 (1, 1)	1.2	L	12	6	6	3	0	0	1	0	0	0	0	4	8	0.00		0.000				
Bob Allen, L ERA: 3.93 (2, 1)	1.1		5	0	0	0	0	0	1	0	0	0	0	4	8	0.00		0.000				
Jerry Walker, R ERA: 5.32 (4, 1)	3.2		18	5	4	3	1	1	0	0	0	0	1	19	23	7.36		1.636				
Gary Bell, R ERA: 2.94 Ted Abernathy, R ERA: 3.46 (7, 1) (8, 1)	0.1		1	0	0	0	0	0	0	0	0	0	0	1	1	0.00		0.000				
Ted Abernathy, R ERA: 3.46 (8, 1)	1.0		3	0	0	0	1	1	0	0	0	0	0	4	8	0.00	1.000					

Batter	1	2	3	4	5	6	7	8	9	AB	R	H	RBI	BB	SO	LOB	TOP				
Tito Francona, L (1, 7) OBP: 0.304, SLG: 0.340	4-3 1B	4-3		F2			HBP FC3-6 BB		K	4	1	1	0	1	1	1					
Jerry Kindall, R (1, 6) OBP: 0.280, SLG: 0.281	K			F8						3	0	0	0	0	1	1					
Joe Adcock, R (9, PH) OBP: 0.320, SLG: 0.427	K				5-3					1	0	1	0	0	0	0					
Mudcat Grant, R (9, PR) OBP: 0.200, SLG: 0.250	K						HBP FC3-6			0	0	0	0	0	0	0					
Willie Kirkland, L (1, 8) OBP: 0.320, SLG: 0.411	4-3 1B			K					L9	5	0	1	0	0	1	3					
Fred Whitfield, L (1, 3) OBP: 0.291, SLG: 0.453	4-3								K	4	0	1	1	0	1	3					
Max Alvis, R (1, 5) OBP: 0.319, SLG: 0.444	K								P6	4	1	1	0	0	1	3					
Al Lugo, L (1, 9) OBP: 0.297, SLG: 0.314									FC5-4	4	1	1	0	0	1	3					
Al Lugo, L (1, 9) OBP: 0.297, SLG: 0.314									HR	4	2	2	2	0	0	0					
Sammy Taylor, L (1, 2) OBP: 0.309, SLG: 0.286									F7	4	0	2	0	0	0	1					
Woodie Held, R (1, 4) OBP: 0.351, SLG: 0.457									WP 1B	3	1	1	2	1	1	1					
Woodie Held, R (1, 4) OBP: 0.351, SLG: 0.457									L9	3	1	1	2	1	1	1					
Dick Donovan, L (1, 1) OBP: 0.130, SLG: 0.152									HR	1	0	0	0	0	0	0					
Bob Allen, L (3, 1) OBP: 0.200, SLG: 0.200									HR	0	0	0	0	0	0	0					
Willie Taylor, L (4, PH) OBP: 0.320, SLG: 0.427									HR	1	0	0	0	0	0	1					
Gary Bell, R (4, 1) OBP: 0.280, SLG: 0.281									HR	0	0	0	0	0	0	0					
Miguel de la Hoz, R (6, PH) OBP: 0.200, SLG: 0.200									HR	1	0	0	0	0	0	2					
Ted Abernathy, R (8, 1) OBP: 0.270, SLG: 0.300									HR	0	0	0	0	0	0	0					
Barry Latman, R (8, 1) OBP: 0.270, SLG: 0.300									HR	0	0	0	0	0	0	0					
Larry Brown, R (9, PH) OBP: 0.280, SLG: 0.372									HR	1	0	0	0	0	0	0					
Inning Stats	R: 0 E: 0 K: 2 S: 9	H: 2 LOB: 2 BB: 0 P: 9	R: 2 E: 0 K: 0 S: 5	H: 2 LOB: 0 BB: 0 P: 5	R: 0 E: 0 K: 1 S: 5	H: 1 LOB: 1 BB: 0 P: 5	R: 2 E: 0 K: 0 S: 6	H: 3 LOB: 1 BB: 0 P: 6	R: 0 E: 0 K: 1 S: 5	H: 0 LOB: 0 BB: 0 P: 5	R: 0 E: 0 K: 0 S: 4	H: 1 LOB: 2 BB: 1 P: 8	R: 1 E: 0 K: 0 S: 3	H: 0 LOB: 1 BB: 1 P: 8	R: 0 E: 0 K: 1 S: 5	H: 0 LOB: 0 BB: 0 P: 5	R: 0 E: 0 K: 1 S: 6	H: 1 LOB: 1 BB: 0 P: 6	1B: 7 2B: 1 3B: 0 HR: 2	SF: 0 SAC: 0 DP: 0 HBP: 1	WP: 1 PA: 39 CS: 0
PITCHER	IP WLS BF H R ER SO BB IBB HBP BLK WP HR S P ERA WHIP																				
Phil Regan, R (1, 1) ERA: 3.85	6.0 W 29 9 5 5 4 2 0 0 1 0 1 2 34 43 7.50 1.833																				
Terry Fox, R (7, 1) ERA: 4.22	3.0 S 10 1 0 0 2 0 0 0 0 0 0 0 14 14 0.00 0.333																				

Cleveland Indians @ Detroit Tigers
Tiger Stadium, Detroit, MI
Sat Aug 03 1963, 4:33 AM EDT
Att: 8,926 - Unknown

AB 36
R 5
H 10
RBI 5
BB 2
SO 6
LOB 16



Batter	1	2	3	4	5	6	7	8	9	AB	R	H	RBI	BB	SO	LOB	BOTTOM		
Bill Bruton, L (1, 8) OBP: 0.317, SLG: 0.362	F7									5	2	2	0	0	0	4			
Dick McAuliffe, L (1, 6) OBP: 0.336, SLG: 0.386	F7									4	1	2	0	1	0	0			
Al Kaline, R (1, 9) OBP: 0.377, SLG: 0.514	L5-3									4	0	1	1	0	0	3			
Rocky Colavito, R (1, 7) OBP: 0.366, SLG: 0.434										4	2	2	2	1	0	2			
Norm Cash, L (1, 3) OBP: 0.369, SLG: 0.458										2	2	1	0	3	0	2			
Bubba Phillips, R (1, 5) OBP: 0.270, SLG: 0.310										4	0	1	1	0	0	7			
Don Wert, R (1, 4) OBP: 0.331, SLG: 0.345										4	0	2	3	0	0	0			
Bill Freehan, R (1, 2) OBP: 0.341, SLG: 0.390										3	0	1	0	1	1	2			
Phil Regan, R (1, 1) OBP: 0.231, SLG: 0.278										3	0	0	0	0	3	4			
Terry Fox, R (7, 1) ERA: 4.08										1	0	0	0	0	1	1			
Inning Stats	R: 0 E: 0 K: 0 S: 3	H: 0 LOB: 0 BB: 0 P: 3	R: 2 E: 0 K: 1 S: 7	H: 3 LOB: 1 BB: 1 P: 11	R: 4 E: 0 K: 1 S: 10	H: 6 LOB: 3 BB: 1 P: 15	R: 0 E: 0 K: 0 S: 3	H: 0 LOB: 2 BB: 2 P: 11	R: 0 E: 0 K: 2 S: 7	H: 0 LOB: 0 BB: 0 P: 7	R: 1 E: 1 K: 0 S: 5	H: 2 LOB: 2 BB: 1 P: 9	R: 0 E: 0 K: 1 S: 6	H: 1 LOB: 1 BB: 0 P: 6	R: 0 E: 0 K: 0 S: 3	H: 0 LOB: 2 BB: 1 P: 8	1B: 11 2B: 1 3B: 0 HR: 0	SF: 0 SAC: 0 DP: 2 HBP: 2	WP: 0 PA: 42 CS: 0
PITCHER	IP WLS BF H R ER SO BB IBB HBP BLK WP HR S P ERA WHIP																		
Dick Donovan, R (1, 1) ERA: 5.24	2.1 L 13 7 5 5 1 0 1 1 0 0 0 0 6 11 19.29 3.429																		
Bob Allen, L (3, 1) ERA: 3.97	0.2 6 2 1 1 1 0 1 1 0 0 0 6 11 13.50 3.000																		
Gary Bell, R (4, 1) ERA: 2.88	2.0 8 0 0 0 2 2 0 0 0 0 0 0 10 18 0.00 1.000																		
Ted Abernathy, R (6, 1) ERA: 3.5	2.0 10 3 1 1 1 1 0 0 0 0 0 0 11 15 4.50 2.000																		
Barry Latman, R (8, 1) ERA: 4.08	1.0 5 0 0 0 0 1 0 0 1 0 0 0 3 8 0.00 1.000																		

Cleveland Indians @ Detroit Tigers
Tiger Stadium, Detroit, MI
Sat Aug 03 1963, 4:33 AM EDT
Att: 8,926 - Unknown

AB 34
R 7
H 12
RBI 7
BB 6
SO 5
LOB 25



Batter	1	2	3	4	5	6	7	8	9	AB	R	H	RBI	BB	SO	LOB	TOP			
Larry Brown, R (1.4) OBP: 0.351, SLG: 0.356	5-3			5-3		F3		5-3		4	0	0	0	0	0	0	Cleveland Indians @ Detroit Tigers Tiger Stadium, Detroit, MI Sun Aug 04 1963, 4:33 AM EDT Unknown			
Willie Tasby, R (1.7) OBP: 0.346, SLG: 0.458	K			FC6-4 1B		6-3		6-3		4	0	1	0	0	1	0				
Willie Kirkland, L (1.8) OBP: 0.319, SLG: 0.407	P5			FC6-4 PB 1-2		BB		G3		3	0	0	0	1	0	1				
Joe Adcock, R (1.3) OBP: 0.323, SLG: 0.426 Pedro Ramos, S (9, PR) OBP: 0.136, SLG: 0.321	5-3			K		BB		1B		3	0	1	0	1	1	1				
Max Alvis, R (1.5) OBP: 0.319, SLG: 0.441	P6			BB		K		F8		3	0	0	0	1	1	3				
Joe Azzue, R (1.2) OBP: 0.289, SLG: 0.418	P6			BB		6-3		F7		4	0	0	0	0	1	2				
Jerry Kindall, R (1.6) OBP: 0.256, SLG: 0.276			K			F7		K		3	0	0	0	0	2	1				
Woodie Held, R (1.9) OBP: 0.351, SLG: 0.454			F3			F7		F7		2	0	0	0	1	0	0				
Jack Kralick, L (1.1) OBP: 0.184, SLG: 0.213 Tito Francona, L (8, PH) OBP: 0.303, SLG: 0.339 Gary Bell, R (8, 1) OBP: 0.130, SLG: 0.091			K			K		4-3		2	0	0	0	0	2	2				
										1	0	0	0	0	0	0				
										0	0	0	0	0	0	0				
Inning Stats	R: 0 E: 0 K: 1 S: 5	H: 0 LOB: 0 BB: 0 P: 5	R: 0 E: 0 K: 0 S: 3	H: 0 LOB: 0 BB: 0 P: 3	R: 0 E: 0 K: 2 S: 7	H: 0 LOB: 0 BB: 0 P: 7	R: 0 E: 0 K: 1 S: 6	H: 1 LOB: 1 BB: 0 P: 6	R: 0 E: 0 K: 2 S: 7	H: 0 LOB: 2 BB: 2 P: 15	R: 0 E: 0 K: 1 S: 5	H: 0 LOB: 0 BB: 0 P: 5	R: 0 E: 0 K: 0 S: 3	H: 0 LOB: 0 BB: 0 P: 3	R: 0 E: 0 K: 0 S: 4	H: 1 LOB: 1 BB: 0 P: 4	1B: 2 2B: 0 3B: 0 HR: 0	SF: 0 SAC: 0 DP: 0 HBP: 0	WP: 0 PB: 1 SB: 1 CS: 0	PA: 33
PITCHER Hank Aquirre, L (1.1) ERA: 4.17	IP: 9.0 WLS: W BF: 33 H: 2 R: 0 ER: 0 SO: 8 BB: 4 IBB: 0 HBP: 0 BLK: 0 WP: 0 HR: 0 S: 45 P: 61 ERA: 0.00 WHIP: 0.667															PITCHER				

Batter	1	2	3	4	5	6	7	8	9	AB	R	H	RBI	BB	SO	LOB	BOTTOM			
Don Wert, R (1.5) OBP: 0.336, SLG: 0.374	G6-3 1B			HR		K		K		4	1	2	1	0	2	0	Cleveland Indians @ Detroit Tigers Tiger Stadium, Detroit, MI Sun Aug 04 1963, 4:33 AM EDT Unknown			
Dick McAuliffe, L (1.6) OBP: 0.337, SLG: 0.390	G6-3 1-2			2B		F5		WP 1B		4	1	2	0	0	1	1				
Al Kaline, R (1.9) OBP: 0.376, SLG: 0.510	L6-3			IBB		L5 CS		L8		3	0	0	0	1	0	1				
Rocky Colavito, R (1.7) OBP: 0.367, SLG: 0.433	2B 9-2-6 BB			L7		K 1-2		1B		3	0	1	1	1	1	3				
George Thomas, R (1.8) OBP: 0.279, SLG: 0.357	1-3 2B			6-3		F9		F8		4	0	1	0	0	0	1				
Bill Freehan, R (1.3) OBP: 0.336, SLG: 0.384	9-2-6 3-H			K		6-3				3	0	0	0	0	1	2				
Mike Roarke, R (1.2) OBP: 0.385, SLG: 0.360	F8			1B		FC6-4 1B				3	0	2	0	0	0	1				
George Smith, R (1.4) OBP: 0.176, SLG: 0.204				P6		FC6-4 1-2				3	0	0	0	0	1	2				
				K		1-3		K		3	0	0	0	0	2	1				
Inning Stats	R: 0 E: 0 K: 0 S: 3	H: 1 LOB: 0 BB: 0 P: 3	R: 0 E: 0 K: 0 S: 3	H: 1 LOB: 1 BB: 1 P: 7	R: 1 E: 0 K: 1 S: 7	H: 2 LOB: 1 BB: 1 P: 11	R: 0 E: 0 K: 2 S: 8	H: 1 LOB: 0 BB: 0 P: 8	R: 0 E: 1 K: 1 S: 5	H: 0 LOB: 0 BB: 0 P: 5	R: 0 E: 0 K: 1 S: 6	H: 1 LOB: 1 BB: 0 P: 6	R: 0 E: 0 K: 1 S: 7	H: 2 LOB: 1 BB: 0 P: 7	R: 1 E: 0 K: 1 S: 7	H: 2 LOB: 1 BB: 0 P: 7	1B: 5 2B: 4 3B: 0 HR: 1	SF: 0 SAC: 0 DP: 3 HBP: 0	WP: 1 PB: 0 SB: 0 CS: 1	PA: 32
PITCHER Jack Kralick, L (1.1) ERA: 2.94 Gary Bell, R (8, 1) ERA: 2.95	IP: 7.0 WLS: L BF: 27 H: 6 R: 1 ER: 1 SO: 6 BB: 1 IBB: 0 HBP: 0 BLK: 0 WP: 0 HR: 1 S: 37 P: 45 ERA: 1.29 WHIP: 1.000															PITCHER				

Batter	1	2	3	4	5	6	7	8	9	AB	R	H	RBI	BB	SO	LOB	TOP				
Tito Francona, L OBP: 0.302, SLG: 0.337 (1, 7)	F8		6-3			K		3-1	G6-4-3	5	0	1	2	0	1	0	Cleveland Indians @ Detroit Tigers Tiger Stadium, Detroit, MI Sun Aug 04 1963, 4:38 AM EDT Att: 20,945 - Unknown				
Larry Brown, R OBP: 0.353, SLG: 0.368 (1, 6)	PB			F3		F7		1B	G6-4-3	5	0	2	0	0	0	2					
Willie Kirkland, L OBP: 0.318, SLG: 0.405 (1, 8)	F2			P5		2B		K		4	0	1	0	0	1	2					
Joe Adcock, R OBP: 0.326, SLG: 0.432 (1, 3)	6-3							F8		4	0	2	0	0	0	2					
Max Alvis, R OBP: 0.320, SLG: 0.439 (1, 5)		F7		K					SH3-4	2	1	0	0	0	1	1					
John Romano, R OBP: 0.341, SLG: 0.405 (1, 2)		F7							SH3-4	4	0	1	0	0	1	3					
Mudcat Grant, R OBP: 0.200, SLG: 0.250 (9, PR)									1B	0	1	0	0	0	0	0					
Joe Azcue, R OBP: 0.289, SLG: 0.418 (9, 2)									1B	0	0	0	0	0	0	0					
Willie Tasby, R OBP: 0.333, SLG: 0.440 (1, 9)		4-3							SH3-4	3	0	0	0	0	1	0					
Woodie Held, R OBP: 0.353, SLG: 0.453 (1, 4)				K					1B	3	1	1	1	1	1	0					
Pedro Ramos, S OBP: 0.129, SLG: 0.300 (1, 1)									2-3	2	0	0	0	0	1	1					
Sammy Taylor, L OBP: 0.304, SLG: 0.280 (7, PH)									1B	1	0	0	0	0	1	0					
Ted Abernathy, R OBP: 0.500, SLG: 0.600 (7, 1)									1B	0	0	0	0	0	0	0					
Fred Whitfield, L OBP: 0.294, SLG: 0.453 (9, PH)									1B	0	0	0	0	1	0	0					
Gary Bell, R OBP: 0.130, SLG: 0.091 (9, 1)									BB	0	0	0	0	0	0	0					
Inning Stats	R: 0 E: 0 K: 0 S: 4	H: 1 LOB: 1 BB: 0 P: 4	R: 0 E: 0 K: 0 S: 3	H: 0 LOB: 0 BB: 0 P: 3	R: 0 E: 0 K: 2 S: 7	H: 0 LOB: 0 BB: 0 P: 7	R: 0 E: 0 K: 1 S: 6	H: 1 LOB: 1 BB: 0 P: 6	R: 0 E: 0 K: 2 S: 7	H: 0 LOB: 3 BB: 1 P: 11	R: 0 E: 0 K: 1 S: 5	H: 0 LOB: 0 BB: 0 P: 5	R: 0 E: 0 K: 1 S: 6	H: 1 LOB: 1 BB: 0 P: 6	R: 3 E: 0 K: 0 S: 5	H: 3 LOB: 2 BB: 1 P: 10	1B: 6 2B: 2 3B: 0 HR: 0	SF: 0 SAC: 1 DP: 1 HBP: 2	WP: 0 PB: 1 SB: 0 CS: 0	PA: 38	
PITCHER	IP	WLS	BF	H	R	ER	SO	BB	IBB	HBP	BLK	WP	HR	S	P	ERA	WHIP				
Mickey Lolich, L ERA: 3.72	8.0		33	6	2	2	8	1	0	2	0	0	0	46	52	2.25	0.875				
Fred Gladding, R ERA: 4.29	0.1	L	3	1	0	0	0	1	0	0	0	0	0	2	6	0.00	6.000				
Jim Bunning, R ERA: 4.51	0.2		2	1	1	1	0	0	0	0	0	0	0	2	2	13.50	1.500				

Batter	1	2	3	4	5	6	7	8	9	AB	R	H	RBI	BB	SO	LOB	BOTTOM					
Bill Bruton, L OBP: 0.318, SLG: 0.360 (1, 8)	F7	P4			SH1-3		FC1-6		F8	4	0	1	0	1	0	3	Cleveland Indians @ Detroit Tigers Tiger Stadium, Detroit, MI Sun Aug 04 1963, 4:38 AM EDT Att: 20,945 - Unknown					
Dick McAuliffe, L OBP: 0.336, SLG: 0.388 (1, 6)	G3	P6			SH1-3		FC1-6		L7	5	0	1	0	0	0	4						
Al Kaline, R OBP: 0.375, SLG: 0.509 (1, 9)	1B			L8		SH1-3		L8		3	1	1	0	0	0	1						
Rocky Colavito, R OBP: 0.366, SLG: 0.431 (1, 7)	E8			F7		5-3		5-3		4	0	1	0	0	0	2						
Norm Cash, L OBP: 0.373, SLG: 0.458 (1, 3)								G3		2	0	1	0	2	0	0						
Bubba Phillips, R OBP: 0.287, SLG: 0.306 (1, 5)	K			L6		P6		K		4	0	0	0	0	2	6						
Don Wert, R OBP: 0.333, SLG: 0.365 (1, 4)		P6			6-3		K		PB	3	0	0	0	1	1	0						
Gus Triandos, R OBP: 0.313, SLG: 0.402 (1, 2)					F7		1-3		K	3	1	1	0	0	0	0						
Whitey Herzog, L OBP: 0.304, SLG: 0.227 (9, PH)		1B								1	0	0	0	0	1	1						
Mickey Lolich, S OBP: 0.250, SLG: 0.077 (9, 1)					6-3		4-3			3	0	1	1	0	0	0						
Jim Bunning, R OBP: 0.203, SLG: 0.214 (9, 1)										0	0	0	0	0	0	0						
Gates Brown, L OBP: 0.314, SLG: 0.367 (9, PH)		2H							BB	0	0	0	0	1	0	0						
Inning Stats	R: 1 E: 1 K: 1 S: 7	H: 2 LOB: 2 BB: 1 P: 11	R: 1 E: 0 K: 0 S: 5	H: 2 LOB: 1 BB: 0 P: 5	R: 0 E: 0 K: 0 S: 4	H: 1 LOB: 1 BB: 0 P: 4	R: 0 E: 0 K: 0 S: 3	H: 0 LOB: 0 BB: 0 P: 3	R: 0 E: 0 K: 0 S: 5	H: 2 LOB: 3 BB: 1 P: 9	R: 0 E: 0 K: 1 S: 5	H: 0 LOB: 0 BB: 0 P: 5	R: 0 E: 0 K: 1 S: 2	H: 0 LOB: 0 BB: 1 P: 6	R: 0 E: 0 K: 1 S: 5	H: 0 LOB: 0 BB: 0 P: 5	R: 0 E: 0 K: 1 S: 5	H: 0 LOB: 2 BB: 2 P: 13	1B: 6 2B: 1 3B: 0 HR: 0	SF: 0 SAC: 1 DP: 0 HBP: 0	WP: 0 PB: 1 SB: 0 CS: 0	PA: 38
PITCHER	IP	WLS	BF	H	R	ER	SO	BB	IBB	HBP	BLK	WP	HR	S	P	ERA	WHIP					
Pedro Ramos, R ERA: 3.47	6.0		27	7	2	1	2	0	2	0	0	0	0	29	37	1.50	1.167					
Ted Abernathy, R ERA: 3.35	2.0	W	6	0	0	0	1	1	0	0	0	0	0	7	11	0.00	0.500					
Gary Bell, R ERA: 2.91	1.0	S	5	0	0	0	1	2	0	0	0	0	0	5	13	0.00	2.000					

Batter	1	2	3	4	5	6	7	8	9	AB	R	H	RBI	BB	SO	LOB	TOP								
Tito Francona, L OBP: 0.301, SLG: 0.336 (1, 7)										4	1	1	0	0	0	0									
Larry Brown, R OBP: 0.358, SLG: 0.374 (1, 6)										4	0	2	0	0	0	0									
Willie Kirkland, L OBP: 0.315, SLG: 0.400 (1, 8)										4	0	0	0	0	0	3									
Fred Whitfield, L OBP: 0.302, SLG: 0.482 (1, 3)										3	2	2	2	1	0	0									
Max Alvis, R OBP: 0.320, SLG: 0.437 (1, 5)										4	0	1	1	0	0	2									
John Romano, R OBP: 0.335, SLG: 0.395 (1, 2)										4	0	0	0	0	1	3									
Al Luplow, L OBP: 0.300, SLG: 0.328 (1, 9)										4	0	2	0	0	1	1									
Woodie Held, R OBP: 0.352, SLG: 0.460 (1, 4)										4	1	1	1	0	1	2									
Barry Latman, R OBP: 0.219, SLG: 0.300 (1, 1)										0	0	0	0	0	0	0									
Early Wynn, S OBP: 0.333, SLG: 0.200 (5, PH)										1	0	0	0	0	1	0									
Sammy Sosa, R OBP: 0.286, SLG: 0.275 (5, PH)										1	0	0	0	0	0	0									
Pedro Ramos, R OBP: 0.256, SLG: 0.300 (5, PH)										0	0	0	0	0	0	0									
Willie Tasby, R OBP: 0.205, SLG: 0.054 (7, PH)										1	0	0	0	0	0	0									
Jerry Walker, S OBP: 0.205, SLG: 0.143 (7, PH)										0	0	0	0	0	0	0									
Joe Adcock, R OBP: 0.325, SLG: 0.430 (9, PH)										1	0	0	0	0	0	1									
Inning Stats	R: 1 E: 0 K: 0 S: 5	H: 2 LOB: 2 BB: 1 P: 9	R: 1 E: 0 K: 0 S: 6	H: 1 LOB: 0 BB: 0 P: 6	R: 0 E: 0 K: 0 S: 3	H: 0 LOB: 0 BB: 0 P: 3	R: 0 E: 0 K: 0 S: 4	H: 1 LOB: 1 BB: 0 P: 4	R: 0 E: 0 K: 1 S: 3	H: 0 LOB: 0 BB: 0 P: 3	R: 1 E: 0 K: 1 S: 7	H: 2 LOB: 1 BB: 0 P: 7	R: 0 E: 0 K: 0 S: 3	H: 0 LOB: 0 BB: 0 P: 3	R: 1 E: 0 K: 0 S: 4	H: 2 LOB: 0 BB: 0 P: 4	R: 0 E: 0 K: 2 S: 8	H: 1 LOB: 1 BB: 0 P: 8	1B: 4 2B: 2 3B: 1 HR: 3	SF: 0 SAC: 0 DP: 1 HBP: 0	WP: 0 PB: 0 SB: 1 CS: 0	PA: 36			
PITCHER	IP	WLS	BF	H	R	ER	SO	BB	IBB	HBP	BLK	WP	HR	S	P	ERA	WHIP								
Robin Roberts, R ERA: 3.06 (1, 1)	7.2	W	31	8	4	4	2	1	0	0	0	0	3	34	38	4.70	1.174								
Stu Miller, R ERA: 2.45 (8, 1)	1.1	S	5	1	0	0	2	0	0	0	0	0	0	9	9	0.00	0.750								

Cleveland Indians @ Baltimore Orioles
Memorial Stadium, Baltimore, MD
Tue Aug 06 1963, 7:05 PM EDT
Att: 16,448 - Unknown

AB	35
R	4
H	9
RBI	4
BB	1
SO	4
LOB	12

WP	0	PA	36
PB	0	SB	1
CS	0		


Batter	1	2	3	4	5	6	7	8	9	AB	R	H	RBI	BB	SO	LOB	BOTTOM								
Luis Aparicio, R OBP: 0.300, SLG: 0.349 (1, 6)										4	1	1	0	0	1	0									
Russ Snyder, L OBP: 0.337, SLG: 0.364 (7, 9)										3	1	1	0	1	1	0									
Boog Powell, L OBP: 0.320, SLG: 0.465 (1, 7)										3	1	1	1	0	1	0									
Bob Saverine, S OBP: 0.305, SLG: 0.223 (7, 8)										1	0	0	0	0	0	1									
John Orsino, R OBP: 0.342, SLG: 0.459 (1, 2)										4	1	1	1	0	2	0									
Jim Gentile, L OBP: 0.359, SLG: 0.454 (1, 3)										3	2	2	4	1	0	0									
Brooks Robinson, R OBP: 0.318, SLG: 0.374 (1, 5)										2	0	0	0	2	0	0									
Jackie Brandt, R OBP: 0.292, SLG: 0.385 (7, 7)										4	0	0	0	0	0	3									
Jerry Adair, R OBP: 0.231, SLG: 0.346 (1, 4)										3	0	0	0	0	2	0									
Robin Roberts, S OBP: 0.242, SLG: 0.246 (1, 1)										3	0	0	0	0	0	0									
Stu Miller, R OBP: 0.364, SLG: 0.455 (8, 1)										0	0	0	0	0	0	0									
Inning Stats	R: 5 E: 0 K: 0 S: 8	H: 5 LOB: 0 BB: 0 P: 8	R: 0 E: 0 K: 0 S: 3	H: 0 LOB: 0 BB: 0 P: 3	R: 0 E: 0 K: 2 S: 7	H: 0 LOB: 2 BB: 2 P: 15	R: 0 E: 0 K: 1 S: 5	H: 0 LOB: 0 BB: 0 P: 5	R: 0 E: 0 K: 1 S: 5	H: 0 LOB: 0 BB: 0 P: 5	R: 1 E: 0 K: 1 S: 6	H: 1 LOB: 0 BB: 0 P: 6	R: 0 E: 0 K: 1 S: 5	H: 0 LOB: 1 BB: 1 P: 9	R: 0 E: 0 K: 1 S: 5	H: 0 LOB: 1 BB: 1 P: 9	1B: 4 2B: 0 3B: 0 HR: 2	SF: 0 SAC: 0 DP: 0 HBP: 0	WP: 0 PB: 0 SB: 1 CS: 0	PA: 34					
PITCHER	IP	WLS	BF	H	R	ER	SO	BB	IBB	HBP	BLK	WP	HR	S	P	ERA	WHIP								
Barry Latman, R ERA: 4.49 (1, 1)	0.0	L	5	5	0	0	3	2	0	0	0	0	0	18	26	0.00	0.500								
Early Wynn, R ERA: 2.59 (1, 1)	4.0		14	0	0	0	3	2	0	0	0	0	0	18	26	0.00	0.500								
Pedro Ramos, R ERA: 3.49 (5, 1)	2.0		7	1	1	1	2	0	0	0	0	0	1	11	11	4.50	0.500								
Jerry Walker, R ERA: 5.16 (7, 1)	2.0		8	0	0	0	2	2	0	0	0	0	0	10	18	0.00	1.000								

Cleveland Indians @ Baltimore Orioles
Memorial Stadium, Baltimore, MD
Tue Aug 06 1963, 7:05 PM EDT
Att: 16,448 - Unknown

AB	30
R	6
H	6
RBI	6
BB	4
SO	7
LOB	4


WP	0	PA	34
PB	0	SB	1
CS	0		



Batter	1	2	3	4	5	6	7	8	9	AB	R	H	RBI	BB	SO	LOB	TOP		
Al Luplow, L OBP: 0.301, SLG: 0.327 (1, 9)	0-0 4-3		0-0 FC4-6 1B		4-0 BB		0-0 3-1		0-0 6-3	4	0	1	1	1	0	1			
Larry Brown, R OBP: 0.351, SLG: 0.359 (1, 6)	0-3 K		0-0 FC4-6		0-3 K		4-0 BB		0-0 F4	4	0	0	1	1	2	3			
Willie Kirkland, L OBP: 0.311, SLG: 0.395 (1, 8)	0-0 3-1		0-0 F9		0-3 K		0-0 F8			4	0	0	0	0	1	3			
Fred Whitfield, L OBP: 0.305, SLG: 0.500 (1, 3)		0-0 F7		0-0 L8 FC4-2 2B		0-0 6-3		0-0 HR		4	1	2	1	0	0	1			
Tito Francona, L OBP: 0.306, SLG: 0.337 (1, 7)	4-0 BB		0-0 L8		0-0 CS 1B		4-0 G6-4-3 BB			2	0	1	0	2	0	1			
Max Alvis, R OBP: 0.317, SLG: 0.432 (1, 5)	0-0 G5-4-3		0-0 FC4-2 1B		0-0 6-3		0-3 K			4	0	0	0	0	1	4			
Joe Azcue, R OBP: 0.293, SLG: 0.435 (1, 2)		0-0 L9		0-0 BB 1B		0-0 HR		0-0 G6-4-3		4	1	2	1	0	0	1			
Woodie Held, R OBP: 0.356, SLG: 0.464 (1, 4)		0-0 1B 2B		4-0 1-2 BB		0-0 6-3		1-0 6-3 HBP		2	1	1	0	1	0	0			
Mudcat Grant, R OBP: 0.204, SLG: 0.234 (1, 1)		4-0 1B FC4-6 BB		0-3 K		0-3 K		0-3 K		3	1	0	0	1	3	4			
Inning Stats	R: 0 E: 0 K: 1 S: 5	H: 0 LOB: 0 BB: 0 P: 5	R: 0 E: 0 K: 0 S: 2	H: 0 LOB: 0 BB: 1 P: 6	R: 2 E: 0 K: 0 S: 5	H: 2 LOB: 1 BB: 1 P: 9	R: 0 E: 0 K: 1 S: 7	H: 2 LOB: 3 BB: 1 P: 11	R: 0 E: 0 K: 0 S: 4	H: 2 LOB: 1 BB: 0 P: 4	R: 0 E: 0 K: 1 S: 5	H: 0 LOB: 1 BB: 1 P: 9	R: 0 E: 0 K: 1 S: 5	H: 0 LOB: 1 BB: 0 P: 6	1B: 3 2B: 2 3B: 0 HR: 2	SF: 0 SAC: 0 DP: 2 HBP: 1	WP: 0 PB: 0 SB: 0 CS: 1	PA: 38	
PITCHER	IP	WLS	BF	H	R	ER	SO	BB	IBB	HBP	BLK	WP	HR	S	P	ERA	WHIP		
Mitt Pappas, R ERA: 2.64 (1, 1)	7.0	L	30	6	3	3	5	5	0	0	0	0	1	35	55	3.86	1.571		
George Brunet, L ERA: 6.14 (8, 1)	2.0		8	1	1	1	2	1	0	1	0	0	1	10	15	4.50	1.000		

Cleveland Indians @ Baltimore Orioles
Memorial Stadium, Baltimore, MD
Wed Aug 07 1963, 7:05 PM EDT
Att: 7,080 - Unknown

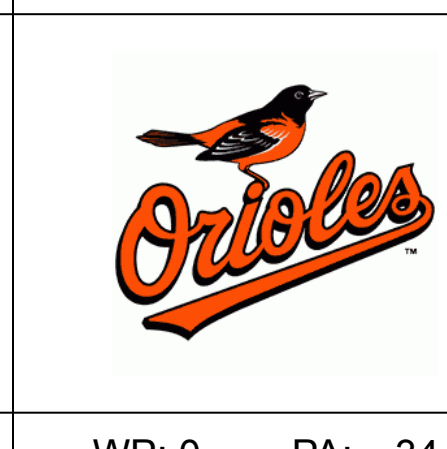
AB 31
R 4
H 7
RBI 4
BB 6
SO 7
LOB 18



Batter	1	2	3	4	5	6	7	8	9	AB	R	H	RBI	BB	SO	LOB	BOTTOM			
Luis Aparicio, R OBP: 0.300, SLG: 0.348 (1, 6)	0-0 F4		0-0 CS 1B		0-0 F7		0-0 5-3			4	0	1	0	0	0	1				
Russ Snyder, L OBP: 0.338, SLG: 0.362 (1, 8)	0-0 6-3		4-0 1-2 BB		0-0 1-3		4-0 G6-4-3 BB			2	0	0	0	2	0	0				
Boog Powell, L OBP: 0.317, SLG: 0.459 (1, 7)	0-0 F8		0-0 F5		0-0 F6		0-3 K			4	0	0	0	0	1	3				
John Orsino, R OBP: 0.341, SLG: 0.455 (1, 2)		0-0 F3		0-0 L6		0-0 BB 1B		0-0 G6-4-3		4	1	1	0	0	0	1				
Jim Gentile, L OBP: 0.361, SLG: 0.452 (1, 3)	4-0 FC6-4 BB		0-0 L9		4-0 1B BB		0-0 F5			2	0	0	0	2	0	0				
Brooks Robinson, R OBP: 0.317, SLG: 0.372 (1, 5)	0-3 K		0-0 6-3		0-0 1-3 2-H 1B		0-0 F9			4	0	1	1	0	1	1				
Jackie Brandt, R OBP: 0.289, SLG: 0.380 (1, 9)	0-0 FC6-4		0-0 F4		0-0 F8		0-0 4-3			4	0	0	0	0	0	3				
Jerry Adair, R OBP: 0.232, SLG: 0.349 (1, 4)		0-0 4-3		0-0 2B		0-0 F8				3	0	1	0	0	0	0				
Mitt Pappas, R OBP: 0.127, SLG: 0.094 (1, 1)	0-0 1B		0-0 1B		0-3 K		0-0 4-3			2	0	1	0	0	1	1				
Fred Valentine, S OBP: 0.400, SLG: 0.313 (7, PH)										1	0	0	0	0	0	0				
George Brunet, R (8, 1)										0	0	0	0	0	0	0				
Inning Stats	R: 0 E: 0 K: 0 S: 3	H: 0 LOB: 0 BB: 0 P: 3	R: 0 E: 0 K: 1 S: 5	H: 0 LOB: 1 BB: 1 P: 9	R: 0 E: 0 K: 0 S: 4	H: 2 LOB: 2 BB: 1 P: 8	R: 0 E: 0 K: 0 S: 3	H: 0 LOB: 0 BB: 0 P: 3	R: 0 E: 0 K: 1 S: 4	H: 0 LOB: 0 BB: 1 P: 8	R: 0 E: 0 K: 0 S: 3	H: 0 LOB: 0 BB: 0 P: 3	R: 0 E: 0 K: 1 S: 4	H: 0 LOB: 0 BB: 1 P: 8	R: 0 E: 0 K: 0 S: 3	H: 0 LOB: 0 BB: 0 P: 3	1B: 4 2B: 1 3B: 0 HR: 0	SF: 0 SAC: 0 DP: 1 HBP: 0	WP: 0 PB: 0 SB: 0 CS: 1	PA: 34
PITCHER	IP	WLS	BF	H	R	ER	SO	BB	IBB	HBP	BLK	WP	HR	S	P	ERA	WHIP			
Mudcat Grant, R ERA: 3.85 (1, 1)	9.0	W	34	5	1	1	3	4	0	0	0	0	0	36	52	1.00	1.000			

Cleveland Indians @ Baltimore Orioles
Memorial Stadium, Baltimore, MD
Wed Aug 07 1963, 7:05 PM EDT
Att: 7,080 - Unknown

AB 30
R 1
H 5
RBI 1
BB 4
SO 3
LOB 10



Batter	1	2	3	4	5	6	7	8	9	AB	R	H	RBI	BB	SO	LOB	TOP			
Woodie Held, R (1,4) OBP: 0.355, SLG: 0.461										4	0	1	0	0	3	2	Cleveland Indians @ Baltimore Orioles Memorial Stadium, Baltimore, MD Thu Aug 08 1963, 7:05 PM EDT Att: 7,738 - Unknown			
Larry Brown, R (1,6) OBP: 0.339, SLG: 0.346										4	0	0	0	0	2					
Willie Kirkland, L (1,8) OBP: 0.308, SLG: 0.390										4	0	0	0	2	2					
Joe Adcock, R (1,3) OBP: 0.323, SLG: 0.427										4	0	1	0	0	1	0				
Joe Azcue, R (1,2) OBP: 0.297, SLG: 0.441										4	2	2	0	0	0	1				
Max Alvis, R (1,5) OBP: 0.316, SLG: 0.433										4	0	1	0	0	2					
Willie Tasby, R (1,9) OBP: 0.346, SLG: 0.443										3	0	2	0	1	0	1				
Tito Francona, L (1,7) OBP: 0.308, SLG: 0.341										4	0	2	1	0	0	2				
Dick Donovan, L (1,1) OBP: 0.143, SLG: 0.163										3	0	1	0	0	2	3				
Inning Stats	R: 0 E: 0 K: 2 S: 7	H: 0 LOB: 0 BB: 0 P: 7	R: 0 E: 0 K: 0 S: 4	H: 2 LOB: 1 BB: 0 P: 4	R: 0 E: 0 K: 0 S: 5	H: 2 LOB: 2 BB: 0 P: 5	R: 0 E: 0 K: 1 S: 5	H: 0 LOB: 0 BB: 0 P: 5	R: 0 E: 0 K: 2 S: 8	H: 0 LOB: 2 BB: 0 P: 8	R: 0 E: 0 K: 1 S: 3	H: 2 LOB: 1 BB: 0 P: 7	R: 0 E: 0 K: 2 S: 7	H: 0 LOB: 0 BB: 0 P: 7	R: 1 E: 0 K: 0 S: 4	H: 2 LOB: 2 BB: 1 P: 8	1B: 7 2B: 4 3B: 0 HR: 0	SF: 0 SAC: 0 DP: 2 HBP: 0	WP: 0 PB: 0 SB: 2 CS: 1	PA: 35
PITCHER Steve Barber, L (1,1) ERA: 2.6	IP: 9.0 WLS: L BF: 35 H: 10 R: 2 ER: 2 SO: 8 BB: 0 IBB: 1 HBP: 0 BLK: 0 WP: 0 HR: 0 S: 50 P: 54 ERA: 2.00 WHIP: 1.111															PITCHER				

Batter	1	2	3	4	5	6	7	8	9	AB	R	H	RBI	BB	SO	LOB	BOTTOM			
Luis Aparicio, R (1,6) OBP: 0.299, SLG: 0.347										4	0	1	0	0	0	0	Cleveland Indians @ Baltimore Orioles Memorial Stadium, Baltimore, MD Thu Aug 08 1963, 7:05 PM EDT Att: 7,738 - Unknown			
Russ Snyder, L (1,8) OBP: 0.340, SLG: 0.363										2	0	1	0	0	0	1				
Al Smith, R (5,9) OBP: 0.350, SLG: 0.430										2	0	0	0	0	1	0				
Boog Powell, L (1,7) OBP: 0.314, SLG: 0.455										3	0	0	0	0	0	2				
John Orsino, R (1,2) OBP: 0.337, SLG: 0.450										3	0	0	0	0	1	1				
Jim Gentile, L (1,3) OBP: 0.358, SLG: 0.448										3	0	0	0	0	1	0				
Brooks Robinson, R (1,5) OBP: 0.315, SLG: 0.370										3	0	0	0	0	0	0				
Jackie Brandt, R (1,9) OBP: 0.289, SLG: 0.383										3	0	1	0	0	1	0				
Jerry Adair, R (1,4) OBP: 0.229, SLG: 0.345										3	0	0	0	0	0	1				
Steve Barber, L (1,1) OBP: 0.136, SLG: 0.172										2	0	0	0	0	1	0				
Bob Johnson, R (9, PH) OBP: 0.372, SLG: 0.519										1	0	0	0	0	0	0				
Inning Stats	R: 0 E: 0 K: 0 S: 3	H: 1 LOB: 0 BB: 0 P: 3	R: 0 E: 0 K: 1 S: 5	H: 0 LOB: 0 BB: 0 P: 5	R: 0 E: 0 K: 0 S: 3	H: 0 LOB: 0 BB: 0 P: 3	R: 0 E: 0 K: 0 S: 4	H: 1 LOB: 1 BB: 0 P: 4	R: 0 E: 0 K: 1 S: 5	H: 0 LOB: 0 BB: 0 P: 5	R: 0 E: 0 K: 1 S: 3	H: 0 LOB: 0 BB: 0 P: 3	R: 0 E: 0 K: 1 S: 6	H: 1 LOB: 1 BB: 0 P: 6	R: 0 E: 0 K: 1 S: 5	H: 0 LOB: 0 BB: 0 P: 5	1B: 2 2B: 1 3B: 0 HR: 0	SF: 0 SAC: 0 DP: 1 HBP: 0	WP: 0 PB: 0 SB: 0 CS: 0	PA: 29
PITCHER Dick Donovan, R (1,1) ERA: 4.93	IP: 9.0 WLS: W BF: 29 H: 3 R: 0 ER: 0 SO: 5 BB: 0 IBB: 0 HBP: 0 BLK: 0 WP: 0 HR: 0 S: 39 P: 39 ERA: 0.00 WHIP: 0.333															PITCHER				

Batter	1	2	3	4	5	6	7	8	9	AB	R	H	RBI	BB	SO	LOB	TOP			
Gino Cimoli, R OBP: 0.316, SLG: 0.381 (1, 9)	F8		5-3		4-3				1-3	4	0	0	0	1	0	1	Kansas City Athletics @ Cleveland Indians Cleveland Municipal Stadium, Cleveland, OH Fri Aug 09 1963, 7:05 PM EDT Att: 8,603 - Unknown livebaseballscorecards.com			
Wayne Causey, L OBP: 0.353, SLG: 0.433 (1, 6)	BB		F5		4-3			BB		4	0	1	1	1	0	1				
Ed Charles, R OBP: 0.350, SLG: 0.400 (1, 5)	F8		5-3						4-3	5	1	2	0	0	0	2				
Norm Siebern, L OBP: 0.372, SLG: 0.425 (1, 3)	FC6-4			4-3		FC6		L8		3	1	0	0	1	0	2				
George Alusik, R OBP: 0.343, SLG: 0.439 (1, 7)	FC6-4			4-3		5-3				3	1	1	0	1	0	3				
Jerry Lumpe, L OBP: 0.325, SLG: 0.369 (1, 4)		P5		4-3				SF8		3	0	1	2	0	0	1				
Doc Edwards, R OBP: 0.270, SLG: 0.346 (1, 2)		1-4-3						5-3		0	0	0	0	0	0	0				
Bobby Del Greco, R OBP: 0.297, SLG: 0.319 (1, 8)										3	2	1	1	1	0	1				
Moe Drabowsky, R OBP: 0.212, SLG: 0.333 (1, 1)		P5		FC5-4					SH2-4	3	0	0	0	0	0	0				
Inning Stats	R: 0 E: 0 K: 0 S: 3	H: 0 LOB: 2 BB: 2 P: 11	R: 1 E: 0 K: 0 S: 4	H: 1 LOB: 0 BB: 0 P: 4	R: 0 E: 0 K: 0 S: 3	H: 0 LOB: 1 BB: 1 P: 8	R: 0 E: 0 K: 0 S: 3	H: 0 LOB: 0 BB: 0 P: 3	R: 1 E: 1 K: 0 S: 5	H: 2 LOB: 1 BB: 0 P: 5	R: 0 E: 0 K: 0 S: 3	H: 0 LOB: 1 BB: 1 P: 7	R: 1 E: 0 K: 0 S: 5	H: 2 LOB: 1 BB: 0 P: 5	R: 1 E: 0 K: 0 S: 4	H: 1 LOB: 1 BB: 1 P: 8	1B: 5 2B: 1 3B: 0 HR: 1	SF: 1 SAC: 1 DP: 0 HBP: 0	WP: 0 PB: 0 SB: 0 CS: 0	PA: 39
PITCHER	IP	WLS	BF	H	R	ER	SO	BB	IBB	HBP	BLK	WP	HR	S	P	ERA	WHIP			
Jack Kralick, L ERA: 2.94 (1, 1)	6.0	L	25	4	3	2	0	3	0	0	0	0	1	22	34	3.00	1.167			
Gary Bell, R ERA: 2.95 (7, 1)	2.0		9	2	1	1	0	1	0	0	0	0	0	8	12	4.50	1.500			
Early Wynn, R ERA: 2.74 (9, 1)	1.0		5	1	1	1	0	1	0	0	0	0	0	4	8	9.00	2.000			
Batter	1	2	3	4	5	6	7	8	9	AB	R	H	RBI	BB	SO	LOB	BOTTOM			
Al Luplow, L OBP: 0.304, SLG: 0.330 (1, 9)	CS					3-1			4-3	4	0	2	0	0	0	0	Kansas City Athletics @ Cleveland Indians Cleveland Municipal Stadium, Cleveland, OH Fri Aug 09 1963, 7:05 PM EDT Att: 8,603 - Unknown livebaseballscorecards.com			
Larry Brown, R OBP: 0.328, SLG: 0.333 (1, 6)	1B					1-3			6-3	4	0	0	0	0	0	2				
Willie Kirkland, L OBP: 0.307, SLG: 0.387 (1, 8)	F7								K	3	0	0	0	1	2	0				
Fred Whitfield, L OBP: 0.301, SLG: 0.494 (1, 3)		F8				F8			F7	3	0	0	0	0	0	1				
Joe Azcue, R OBP: 0.293, SLG: 0.435 (1, 2)		K				L4-3			4-3	3	0	0	0	0	1	1				
Tito Francona, L OBP: 0.305, SLG: 0.339 (1, 7)		K							4-3	3	0	0	0	0	1	0				
Max Alvis, R OBP: 0.316, SLG: 0.440 (1, 5)									L6	3	1	1	1	0	0	0				
Woodie Held, R OBP: 0.355, SLG: 0.458 (1, 4)									F3	2	0	0	0	1	0	0				
Jack Kralick, L OBP: 0.180, SLG: 0.208 (1, 1)										1	0	0	0	0	1	0				
Miguel de la Hoz, R OBP: 0.297, SLG: 0.404 (6, PH)										1	0	0	0	0	0	0				
Gary Bell, R OBP: 0.190, SLG: 0.091 (7, 1)										0	0	0	0	0	0	0				
John Romano, R OBP: 0.333, SLG: 0.393 (8, PH)										1	0	0	0	0	0	1				
Early Wynn, S OBP: 0.333, SLG: 0.200 (9, 1)										0	0	0	0	0	0	0				
Inning Stats	R: 0 E: 0 K: 0 S: 3	H: 1 LOB: 0 BB: 0 P: 3	R: 0 E: 0 K: 2 S: 7	H: 0 LOB: 0 BB: 0 P: 7	R: 1 E: 0 K: 1 S: 7	H: 2 LOB: 1 BB: 0 P: 7	R: 0 E: 0 K: 0 S: 2	H: 0 LOB: 0 BB: 1 P: 6	R: 0 E: 0 K: 0 S: 3	H: 0 LOB: 0 BB: 0 P: 3	R: 0 E: 0 K: 1 S: 5	H: 0 LOB: 0 BB: 0 P: 5	R: 0 E: 0 K: 0 S: 3	H: 0 LOB: 1 BB: 1 P: 7	R: 0 E: 0 K: 1 S: 5	H: 0 LOB: 0 BB: 0 P: 5	1B: 2 2B: 1 3B: 0 HR: 1	SF: 0 SAC: 0 DP: 1 HBP: 0	WP: 0 PB: 0 SB: 0 CS: 1	PA: 30
PITCHER	IP	WLS	BF	H	R	ER	SO	BB	IBB	HBP	BLK	WP	HR	S	P	ERA	WHIP			
Moe Drabowsky, R ERA: 2.82 (1, 1)	9.0	W	30	3	1	1	5	2	0	0	0	0	1	38	46	1.00	0.556			

Batter	1	2	3	4	5	6	7	8	9	AB	R	H	RBI	BB	SO	LOB	TOP										
Jose Tartabull, L (1, 8) OBP: 0.265, SLG: 0.280	4-0 S BB		0-0 E 2B		0-0 6-3		0-0 P6		4-0 SH1-3 S HR BB	3	2	1	0	2	0	0	Kansas City Athletics @ Cleveland Indians Cleveland Municipal Stadium, Cleveland, OH Sat Aug 10 1963, 7:05 PM EDT Att: 6,544 - Unknown livebaseballscorecards.com										
Wayne Causey, L (1, 6) OBP: 0.352, SLG: 0.431	0-0 F7		0-0 E9 FC6-4		0-3 K		0-0 F8		0-0 SH1-3	4	0	1	1	0	1	1											
Jerry Lumpe, L (1, 4) OBP: 0.321, SLG: 0.365	0-0 F7		0-0 F8		0-0 F7		0-0 4-3		0-0 6-3	5	0	0	0	0	0	3											
Norm Siebern, L (1, 3) OBP: 0.370, SLG: 0.430	0-3 K		0-0 F8		0-0 4-3		0-0 1-3		0-0 HR	5	1	1	2	0	1	2											
Ed Charles, R (1, 5) OBP: 0.348, SLG: 0.400		0-0 6-3	0-0 FC6-4		0-0 2B 2B		0-0 F8		0-0 1-3	5	1	1	0	0	0	1											
George Alusk, R (1, 7) OBP: 0.345, SLG: 0.439		1-0		0-3 K		4-0 2B BB		0-0 1B 2B		0	0	0	0	0	0	0											
Ken Harrelson, R (2, PR) OBP: 0.316, SLG: 0.403										2	1	1	0	1	1	0											
Bobby Del Greco, R (8, 7) OBP: 0.297, SLG: 0.319		HBP								0	0	0	0	0	0	0											
Gino Cimoli, R (1, 9) OBP: 0.318, SLG: 0.383	0-0 F3		0-0 K		0-0 K		4-0 1B IBB			3	0	1	2	1	1	1											
Doc Edwards, R (1, 2) OBP: 0.275, SLG: 0.345	0-0 F3		0-0 4-3				0-0 1B			0	0	0	0	0	0	0											
Diego Segui, R (1, 1) OBP: 0.222, SLG: 0.250			0-0 2B 1B 1B		0-3 K		0-3 K		0-3 K	4	1	1	0	0	3	5											
Inning Stats	R: 0 E: 0 K: 1 S: 5	H: 0 LOB: 1 BB: 1 P: 9	R: 0 E: 0 K: 0 S: 3	H: 0 LOB: 1 BB: 0 P: 4	R: 2 E: 1 K: 0 S: 6	H: 3 LOB: 1 BB: 0 P: 6	R: 0 E: 0 K: 2 S: 7	H: 0 LOB: 0 BB: 0 P: 7	R: 0 E: 0 K: 1 S: 7	H: 0 LOB: 0 BB: 0 P: 7	R: 0 E: 0 K: 0 S: 3	H: 0 LOB: 0 BB: 0 P: 3	R: 0 E: 0 K: 1 S: 7	H: 2 LOB: 3 BB: 1 P: 11	R: 2 E: 0 K: 0 S: 4	H: 1 LOB: 0 BB: 1 P: 8	1B: 3 2B: 4 3B: 0 HR: 1	SF: 0 SAC: 1 DP: 0 HBP: 1	WP: 0 PB: 0 SB: 2 CS: 0	PA: 41							
PITCHER	IP	WLS	BF	H	R	ER	SO	BB	IBB	HBP	BLK	WP	HR	S	P	ERA	WHIP										
Pedro Ramos, R (1, 1) ERA: 3.59	7.0	L	30	5	4	4	6	2	1	1	0	0	0	38	51	5.14	1.000										
Ted Abernathy, R (8, 1) ERA: 3.59	2.0		11	3	2	2	1	1	1	0	0	0	1	11	19	9.00	2.000										

Batter	1	2	3	4	5	6	7	8	9	AB	R	H	RBI	BB	SO	LOB	BOTTOM										
Vic Davallilo, L (1, 8) OBP: 0.330, SLG: 0.465	0-3 K	0-3 K			0-0 SH3-4		0-0 1-3			3	0	0	0	0	2	3	Kansas City Athletics @ Cleveland Indians Cleveland Municipal Stadium, Cleveland, OH Sat Aug 10 1963, 7:05 PM EDT Att: 6,544 - Unknown livebaseballscorecards.com										
Larry Brown, R (1, 6) OBP: 0.317, SLG: 0.325	0-0 6-3		0-0 5-3		0-0 SF8		0-0 5-3			3	0	0	1	0	0	0											
Tito Francona, L (1, 7) OBP: 0.305, SLG: 0.340	0-0 L4		0-0 F7		3-H 2B		0-0 F8			4	0	1	1	0	0	0											
Joe Adcock, R (1, 3) OBP: 0.318, SLG: 0.419		0-0 6-3	0-0 6-3		0-3 K		0-3 K			4	0	0	0	0	2	1											
John Romano, R (1, 2) OBP: 0.336, SLG: 0.389		4-0 1-3 1B BB BB		0-0 P3		0-0 F7		4-0 BB		2	1	0	0	2	0	0											
Willie Kirkland, L (1, 9) OBP: 0.309, SLG: 0.386		0-0 BB 1-3 1B		4-0 G6-4-3 BB		0-0 5-3		0-0 4-3		3	0	1	0	1	0	1											
Max Alvis, R (1, 5) OBP: 0.316, SLG: 0.440		0-0 1-3		0-0 G6-4-3		0-0 2B				4	0	1	0	0	0	3											
Woodie Held, R (1, 4) OBP: 0.357, SLG: 0.457		4-0 BB IBB			0-0 SH3-4 SH SF8 1B		0-0 F8			3	1	1	0	1	0	1											
Pedro Ramos, S (1, 1) OBP: 0.156, SLG: 0.300		4-0 BB IBB			0-0 SH SH3-4		0-3 K			0	1	0	1	1	0	0											
Al Luplow, L (7, PH) OBP: 0.303, SLG: 0.328										1	0	0	0	0	1	0											
Ted Abernathy, R (8, 1) OBP: 0.500, SLG: 0.600										0	0	0	0	0	0	0											
Dick Howser, R (8, PH) OBP: 0.345, SLG: 0.292		1-2 2-3 3H								1	0	0	0	0	1	0											
Inning Stats	R: 0 E: 0 K: 1 S: 5	H: 0 LOB: 0 BB: 0 P: 5	R: 1 E: 0 K: 1 S: 6	H: 1 LOB: 3 BB: 3 P: 18	R: 0 E: 0 K: 0 S: 3	H: 0 LOB: 0 BB: 0 P: 3	R: 0 E: 0 K: 0 S: 2	H: 0 LOB: 0 BB: 1 P: 6	R: 2 E: 0 K: 1 S: 8	H: 2 LOB: 1 BB: 0 P: 8	R: 0 E: 0 K: 0 S: 4	H: 1 LOB: 1 BB: 0 P: 4	R: 0 E: 0 K: 1 S: 5	H: 0 LOB: 0 BB: 0 P: 5	R: 0 E: 0 K: 1 S: 5	H: 0 LOB: 1 BB: 1 P: 9	R: 0 E: 0 K: 1 S: 5	H: 0 LOB: 0 BB: 0 P: 5	1B: 2 2B: 2 3B: 0 HR: 0	SF: 1 SAC: 2 DP: 1 HBP: 0	WP: 0 PB: 0 SB: 0 CS: 0	PA: 36					
PITCHER	IP	WLS	BF	H	R	ER	SO	BB	IBB	HBP	BLK	WP	HR	S	P	ERA	WHIP										
Diego Segui, R (1, 1) ERA: 3.69	9.0	W	36	4	3	3	6	4	1	0	0	0	0	43	63	3.00	0.889										

Batter	1	2	3	4	5	6	7	8	9	AB	R	H	RBI	BB	SO	LOB	TOP				
Jose Tartabull, L (1.8) OBP: 0.284, SLG: 0.302	0-0 6-3		0-0 3-1			0-0 HR		0-0 F8		4	1	1	1	0	0	1					
Wayne Causey, L (1.6) OBP: 0.351, SLG: 0.429	0-0 P5			0-0 G3		0-0 1B		0-0 F9		4	0	1	0	0	0	1					
Jerry Lumpe, L (1.4) OBP: 0.321, SLG: 0.364	0-0 6-3			0-0 4-3		0-0 1B			0-0 F8	4	0	1	0	0	0	0					
Norm Siebern, L (1.3) OBP: 0.367, SLG: 0.425		0-0 F9		0-0 F7		0-0 F8			0-3 K	4	0	0	0	0	1	2					
Ed Charles, R (1.5) OBP: 0.347, SLG: 0.398		0-0 6-3			0-3 K		0-3 K		4-0 BB	3	0	0	0	1	2	0					
Gino Cimoli, R (1.9) OBP: 0.317, SLG: 0.380		4-0 BB			0-0 F9		0-0 3-1		0-0 P4	3	0	0	0	1	0	1					
Doc Edwards, R (1.2) OBP: 0.271, SLG: 0.340		0-0 F9			0-0 P4		0-0 P6			0	0	0	0	0	0	0					
Ken Harrelson, R (1.7) OBP: 0.311, SLG: 0.395			0-3 K2-3		0-3 K		0-3 K			3	0	0	0	0	3	0					
Orlando Pena, R (1.1) OBP: 0.250, SLG: 0.233			0-3 K		0-0 6-3		4-0 BB			1	0	0	0	0	1	0					
Chuck Essegian, R (6, PH) OBP: 0.279, SLG: 0.335										1	0	0	0	0	0	0					
Ed Rakow, S (6, PH) OBP: 0.176, SLG: 0.128										0	0	0	0	0	0	0					
Bobby Del Greco, R (8, PH) OBP: 0.300, SLG: 0.319										0	0	0	0	1	0	0					
Ted Bowsfield, R (8, PH) OBP: 0.182, SLG: 0.105										0	0	0	0	0	0	0					
Inning Stats	R: 0 E: 0 K: 0 S: 3	H: 0 LOB: 0 BB: 0 P: 3	R: 0 E: 0 K: 0 S: 3	H: 0 LOB: 1 BB: 1 P: 7	R: 0 E: 0 K: 2 S: 7	H: 0 LOB: 0 BB: 0 P: 7	R: 0 E: 0 K: 0 S: 3	H: 0 LOB: 0 BB: 0 P: 3	R: 0 E: 0 K: 1 S: 5	H: 0 LOB: 0 BB: 0 P: 5	R: 1 E: 0 K: 1 S: 8	H: 3 LOB: 2 BB: 0 P: 8	R: 0 E: 0 K: 1 S: 5	H: 0 LOB: 0 BB: 0 P: 5	R: 0 E: 0 K: 1 S: 5	H: 0 LOB: 1 BB: 1 P: 9	R: 0 E: 0 K: 1 S: 5	H: 0 LOB: 1 BB: 1 P: 9	1B: 2 2B: 0 3B: 0 HR: 1	SF: 0 SAC: 0 DP: 0 HBP: 0	WP: 0 PA: 33 CS: 0
PITCHER Barry Latman, R (1.1) ERA: 4.22	IP: 9.0 WLS: W BF: 33 H: 3 R: 1 ER: 1 SO: 7 BB: 3 IBB: 0 HBP: 0 BLK: 0 WP: 0 HR: 1 S: 44 P: 56 ERA: 1.00 WHIP: 0.667															PITCHER	IP: 9.0 WLS: W BF: 33 H: 3 R: 1 ER: 1 SO: 7 BB: 3 IBB: 0 HBP: 0 BLK: 0 WP: 0 HR: 1 S: 44 P: 56 ERA: 1.00 WHIP: 0.667				

Kansas City Athletics @ Cleveland Indians
Cleveland Municipal Stadium, Cleveland, OH

AB 27
R 1
H 3
RBI 1
BB 3
SO 7
LOB 5



Sun Aug 11, 1963, 3:33 AM EDT
Att: 5,728 - Unknown

Batter	1	2	3	4	5	6	7	8	9	AB	R	H	RBI	BB	SO	LOB	BOTTOM		
Vic Davallilo, L (1.8) OBP: 0.333, SLG: 0.466	0-3 K2-3		0-0 4-3		0-0 1B		0-0 1B			4	0	2	0	0	1	0			
Al Luplow, L (1.9) OBP: 0.305, SLG: 0.331	0-0 1B		0-0 1B		0-0 P6		0-0 G3			4	1	2	0	0	0	3			
Tito Francona, L (1.7) OBP: 0.307, SLG: 0.342	0-0 1B		0-0 F7		0-0 1B			0-0 F9		4	1	2	0	0	0	1			
Fred Whitfield, L (1.3) OBP: 0.300, SLG: 0.490	0-0 1B		0-0 G3		0-0 L8			0-0 F9		4	0	1	1	0	0	3			
Max Alvis, R (1.5) OBP: 0.320, SLG: 0.443	0-0 P6			0-0 FC1-6		0-0 K		0-0 1B		4	0	3	0	0	0	1			
Joe Azcue, R (1.2) OBP: 0.288, SLG: 0.427	0-0 5-3			0-0 P4		0-0 FC2		0-0 1-3		4	0	0	0	0	0	4			
Larry Brown, R (1.6) OBP: 0.317, SLG: 0.325		0-0 CS		0-0 FC1-6		0-3 K			0-0 1-3	3	0	1	0	0	1	3			
Woodie Held, R (1.4) OBP: 0.353, SLG: 0.452		0-3 K		0-0 F9			0-0 1-3			3	0	0	0	0	1	2			
Barry Latman, R (1.1) OBP: 0.229, SLG: 0.303		0-0 F8			0-0 P6		0-0 F3			3	0	1	0	0	0	0			
Inning Stats	R: 2 E: 0 K: 1 S: 8	H: 3 LOB: 1 BB: 0 P: 8	R: 0 E: 0 K: 1 S: 5	H: 1 LOB: 0 BB: 0 P: 5	R: 0 E: 0 K: 0 S: 4	H: 1 LOB: 1 BB: 0 P: 4	R: 0 E: 0 K: 0 S: 4	H: 1 LOB: 0 BB: 0 P: 4	R: 0 E: 1 K: 1 S: 5	H: 1 LOB: 0 BB: 0 P: 5	R: 0 E: 0 K: 0 S: 4	H: 1 LOB: 1 BB: 0 P: 4	R: 0 E: 0 K: 0 S: 4	H: 1 LOB: 1 BB: 0 P: 4	R: 0 E: 0 K: 0 S: 4	H: 1 LOB: 1 BB: 0 P: 4	1B: 12 2B: 0 3B: 0 HR: 0	SF: 0 SAC: 0 DP: 0 HBP: 0	WP: 1 PA: 33 CS: 1
PITCHER Orlando Pena, R (1.1) ERA: 3.6	IP: 5.0 WLS: L BF: 22 H: 9 R: 2 ER: 2 SO: 2 BB: 0 IBB: 0 HBP: 0 BLK: 0 WP: 1 HR: 0 S: 26 P: 26 ERA: 3.60 WHIP: 1.800															PITCHER	IP: 5.0 WLS: L BF: 22 H: 9 R: 2 ER: 2 SO: 2 BB: 0 IBB: 0 HBP: 0 BLK: 0 WP: 1 HR: 0 S: 26 P: 26 ERA: 3.60 WHIP: 1.800		
PITCHER Ed Rakow, R (6, PH) ERA: 3.95	IP: 2.0 WLS: 7 BF: 2 H: 2 R: 0 ER: 0 SO: 1 BB: 0 IBB: 0 HBP: 0 BLK: 0 WP: 0 HR: 0 S: 9 P: 9 ERA: 0.00 WHIP: 1.000															PITCHER	IP: 2.0 WLS: 7 BF: 2 H: 2 R: 0 ER: 0 SO: 1 BB: 0 IBB: 0 HBP: 0 BLK: 0 WP: 0 HR: 0 S: 9 P: 9 ERA: 0.00 WHIP: 1.000		
PITCHER Ted Bowsfield, L (8, PH) ERA: 4.97	IP: 1.0 WLS: 4 BF: 1 H: 1 R: 0 ER: 0 SO: 0 BB: 0 IBB: 0 HBP: 0 BLK: 0 WP: 0 HR: 0 S: 4 P: 4 ERA: 0.00 WHIP: 1.000															PITCHER	IP: 1.0 WLS: 4 BF: 1 H: 1 R: 0 ER: 0 SO: 0 BB: 0 IBB: 0 HBP: 0 BLK: 0 WP: 0 HR: 0 S: 4 P: 4 ERA: 0.00 WHIP: 1.000		

Kansas City Athletics @ Cleveland Indians
Cleveland Municipal Stadium, Cleveland, OH

AB 33
R 2
H 12
RBI 1
BB 0
SO 3
LOB 17



Sun Aug 11, 1963, 3:33 AM EDT
Att: 5,728 - Unknown

Batter	1	2	3	4	5	6	7	8	9	AB	R	H	RBI	BB	SO	LOB	TOP					
Vic Davallilo, L (1, 8) OBP: 0.332, SLG: 0.462	5-3		K				F9			4	0	1	0	0	1	0						
Larry Brown, R (1, 6) OBP: 0.315, SLG: 0.322	1B				F7	F7		F9		4	0	1	0	0	0	2						
Tito Francona, L (1, 7) OBP: 0.306, SLG: 0.341	F8			1B	P4			3-1		4	0	1	0	0	0	3						
Fred Whitfield, L (1, 3) OBP: 0.296, SLG: 0.481	P4			F7				F8		4	0	0	0	0	2							
John Romano, R (1, 2) OBP: 0.335, SLG: 0.386		K		1B	F8			F7		4	0	1	0	0	1	0						
Al Luplow, L (1, 9) OBP: 0.308, SLG: 0.331	1-3			1B	FC6-4			P6		3	0	1	0	1	0	0						
Max Alvis, R (1, 5) OBP: 0.317, SLG: 0.439	F2			1B	FC6-4			F7		4	0	0	0	0	0	4						
Woodie Held, R (1, 4) OBP: 0.353, SLG: 0.451			4-3		1B			F8		3	0	1	0	0	0	0						
Mudcat Grant, R (1, 1) OBP: 0.196, SLG: 0.224			6-3					6-3		2	0	0	0	0	1	1						
Miguel de la Hoz, R (7, PH) OBP: 0.294, SLG: 0.400										1	0	0	0	0	0	0						
Early Wynn, S (7, 1) OBP: 0.333, SLG: 0.200										0	0	0	0	0	0	0						
Inning Stats	R: 0 E: 0 K: 0 S: 4	H: 1 LOB: 1 BB: 0 P: 4	R: 0 E: 0 K: 1 S: 5	H: 0 LOB: 0 BB: 0 P: 5	R: 0 E: 0 K: 1 S: 5	H: 0 LOB: 0 BB: 0 P: 5	R: 0 E: 0 K: 0 S: 6	H: 3 LOB: 3 BB: 0 P: 6	R: 0 E: 0 K: 1 S: 7	H: 2 LOB: 2 BB: 1 P: 7	R: 0 E: 0 K: 0 S: 3	H: 0 LOB: 1 BB: 1 P: 7	R: 0 E: 0 K: 0 S: 3	H: 0 LOB: 0 BB: 0 P: 3	R: 0 E: 0 K: 0 S: 3	H: 0 LOB: 0 BB: 0 P: 3	R: 0 E: 0 K: 0 S: 3	H: 0 LOB: 0 BB: 0 P: 3	1B: 6 2B: 0 3B: 0 HR: 0	SF: 0 SAC: 0 DP: 0 HBP: 0	WP: 0 PB: 0 SB: 1 CS: 0	PA: 34
PITCHER Dave DeBusschere, R (1, 1) ERA: 3.24	IP: 9.0 WLS: W BF: 34 H: 6 R: 0 ER: 0 SO: 3 BB: 1 IBB: 0 HBP: 0 BLK: 0 WP: 0 HR: 0 S: 39 P: 43 ERA: 0.00 WHIP: 0.778															PITCHER						

Cleveland Indians @ Chicago White Sox
Comiskey Park, Chicago, IL
Tue Aug 13 1963, 8:05 PM EDT
Att: 17,902 - Unknown

AB	33
R	0
H	6
RBI	0
BB	1
SO	3
LOB	12



Batter	1	2	3	4	5	6	7	8	9	AB	R	H	RBI	BB	SO	LOB	BOTTOM					
Mike Hershberger, R (1, 9) OBP: 0.350, SLG: 0.375	1B		F3		E6	F3				4	2	1	0	0	0	2						
Nellie Fox, L (1, 4) OBP: 0.307, SLG: 0.319	1B				2B			4-3		4	1	3	1	0	0	0						
Jim Landis, R (1, 8) OBP: 0.327, SLG: 0.401	F9		K		F3			P6		4	0	0	0	0	1	4						
Pete Ward, L (1, 5) OBP: 0.339, SLG: 0.453	SF9				BB			4-3		2	0	1	2	1	0	0						
Charlie Maxwell, L (1, 3) OBP: 0.375, SLG: 0.355					E4			4-3		3	0	0	0	0	1	3						
Tom McCraw, L (7, 3) OBP: 0.266, SLG: 0.314	K				1-2			CS	BB	0	0	0	0	1	0	0						
Dave Nicholson, R (1, 7) OBP: 0.332, SLG: 0.458		K			K			F9		4	0	0	0	0	2	3						
Ron Hansen, R (1, 6) OBP: 0.307, SLG: 0.355	6-3				F8			F8		3	0	0	0	1	0	2						
Cam Carreon, R (1, 2) OBP: 0.330, SLG: 0.353	6-3				F8			BB		2	0	0	0	1	0	2						
Dave DeBusschere, R (1, 1) OBP: 0.100, SLG: 0.053			K		K			F8		3	0	0	0	0	2	2						
Inning Stats	R: 1 E: 0 K: 1 S: 7	H: 2 LOB: 1 BB: 0 P: 7	R: 0 E: 0 K: 1 S: 5	H: 0 LOB: 0 BB: 0 P: 5	R: 0 E: 0 K: 2 S: 8	H: 1 LOB: 1 BB: 0 P: 8	R: 0 E: 1 K: 1 S: 6	H: 0 LOB: 2 BB: 1 P: 10	R: 2 E: 1 K: 1 S: 8	H: 2 LOB: 1 BB: 0 P: 8	R: 0 E: 0 K: 0 S: 3	H: 0 LOB: 2 BB: 2 P: 11	R: 0 E: 0 K: 0 S: 3	H: 0 LOB: 0 BB: 0 P: 3	R: 0 E: 0 K: 0 S: 2	H: 0 LOB: 0 BB: 1 P: 6	R: 0 E: 0 K: 0 S: 2	H: 0 LOB: 0 BB: 1 P: 6	1B: 3 2B: 2 3B: 0 HR: 0	SF: 1 SAC: 0 DP: 0 HBP: 0	WP: 1 PB: 0 SB: 0 CS: 1	PA: 34
PITCHER Mudcat Grant, R (1, 1) ERA: 3.57	IP: 6.0 WLS: L BF: 28 H: 5 R: 3 ER: 1 SO: 6 BB: 3 IBB: 0 HBP: 0 BLK: 0 WP: 1 HR: 0 S: 37 P: 49 ERA: 1.50 WHIP: 1.333															PITCHER						
Early Wynn, R (7, 1) ERA: 2.02	IP: 2.0 WLS: L BF: 6 H: 0 R: 0 ER: 0 SO: 0 BB: 1 IBB: 0 HBP: 0 BLK: 0 WP: 0 HR: 0 S: 5 P: 9 ERA: 0.00 WHIP: 0.500															PITCHER						

Cleveland Indians @ Chicago White Sox
Comiskey Park, Chicago, IL
Tue Aug 13 1963, 8:05 PM EDT
Att: 17,902 - Unknown


AB	29
R	3
H	5
RBI	3
BB	4
SO	6
LOB	18



Batter	1	2	3	4	5	6	7	8	9	10	11	AB	R	H	RBI	BB	SO	LOB	TOP					
Tito Francona, L OBP: 0.305, SLG: 0.338 (1, 7)												4	0	0	0	1	1	2						
Larry Brown, R OBP: 0.311, SLG: 0.312 (1, 6)												4	0	0	0	1	0	3						
Vic Davalillo, L OBP: 0.337, SLG: 0.465 (1, 8)												5	0	3	0	0	0	1						
Fred Whitfield, L OBP: 0.292, SLG: 0.474 (1, 3)												4	0	0	0	0	0	2						
John Romano, R OBP: 0.332, SLG: 0.381 (1, 2)												5	0	1	0	0	0	3						
Willie Kirkland, L OBP: 0.339, SLG: 0.392 (1, 9)												5	1	1	1	0	1	4						
Max Alvis, R OBP: 0.316, SLG: 0.436 (1, 5)												5	0	1	0	0	0	0						
Woodie Held, R OBP: 0.358, SLG: 0.455 (1, 4)												4	0	3	0	0	0	0						
Dick Donovan, L OBP: 0.135, SLG: 0.154 (1, 1)												3	0	0	0	0	3	3						
Inning Stats	R: 0 E: 0 K: 1 S: 6	H: 1 LOB: 1 BB: 0 P: 6	R: 0 E: 0 K: 0 S: 3	H: 0 LOB: 0 BB: 0 P: 3	R: 0 E: 0 K: 0 S: 4	H: 1 LOB: 1 BB: 0 P: 4	R: 0 E: 0 K: 0 S: 4	H: 1 LOB: 1 BB: 0 P: 4	R: 0 E: 0 K: 1 S: 7	H: 1 LOB: 2 BB: 0 P: 7	R: 0 E: 0 K: 1 S: 6	H: 2 LOB: 2 BB: 1 P: 10	R: 0 E: 0 K: 0 S: 4	H: 1 LOB: 1 BB: 0 P: 4	R: 0 E: 0 K: 1 S: 5	H: 0 LOB: 0 BB: 0 P: 5	R: 0 E: 0 K: 0 S: 2	H: 0 LOB: 0 BB: 1 P: 6	R: 1 E: 0 K: 0 S: 4	H: 1 LOB: 0 BB: 0 P: 4	1B: 8 2B: 0 3B: 0 HR: 1	SF: 0 SAC: 2 DP: 1 HBP: 0	WP: 0 PB: 0 SB: 0 CS: 0	PA: 43
PITCHER Ray Herbert, R ERA: 3.14 (1, 1)	IP: 11.0 WLS: 1 BF: 43 H: 9 R: 1 ER: 1 SO: 5 BB: 1 IBB: 1 HBP: 0 BLK: 0 WP: 0 HR: 1 S: 51 P: 59 ERA: 0.82 WHIP: 0.909																							

Cleveland Indians @ Chicago White Sox
Comiskey Park, Chicago, IL
Wed Aug 14 1963, 8:05 PM EDT
Att: 23,220 - Unknown


AB 39
R 1
H 9
RBI 1
BB 2
SO 5
LOB 18

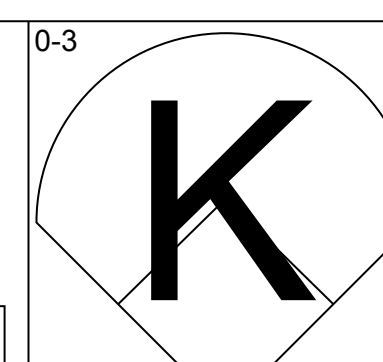
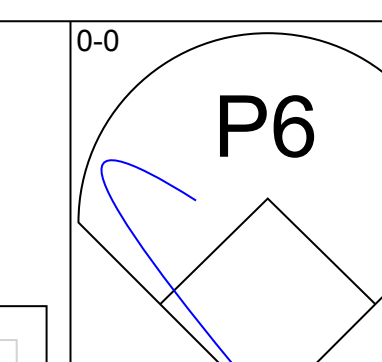
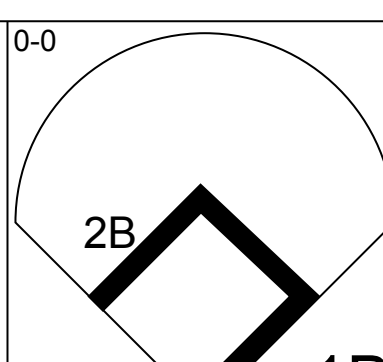
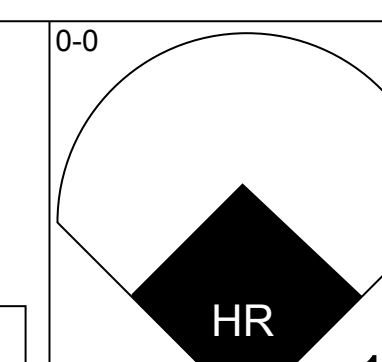
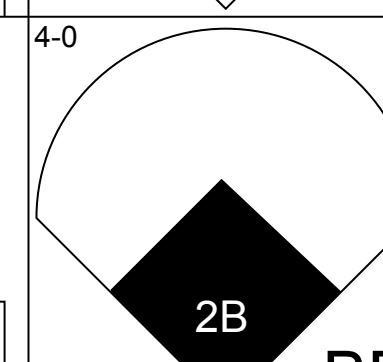
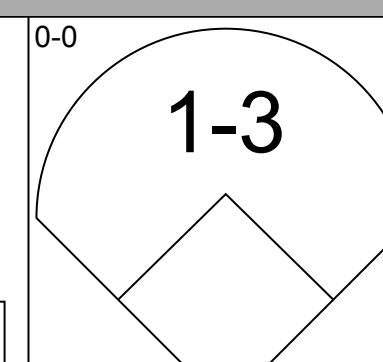
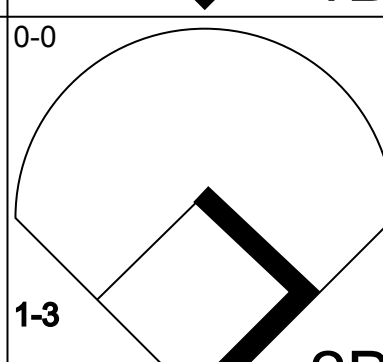
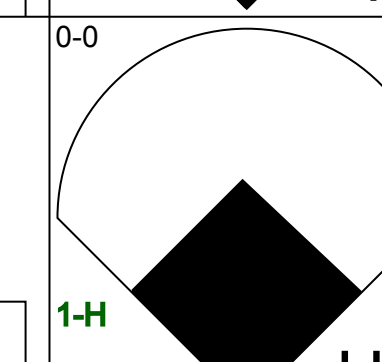
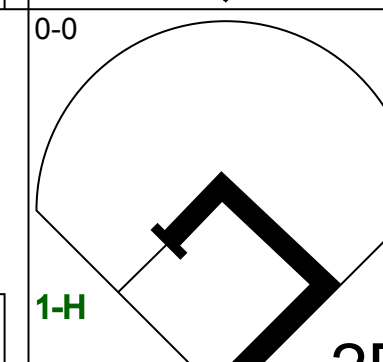
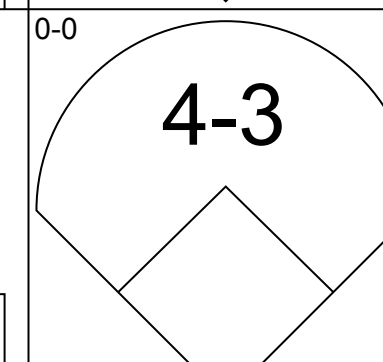
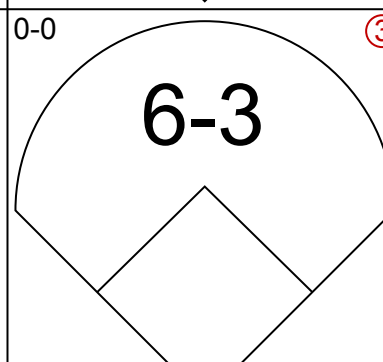
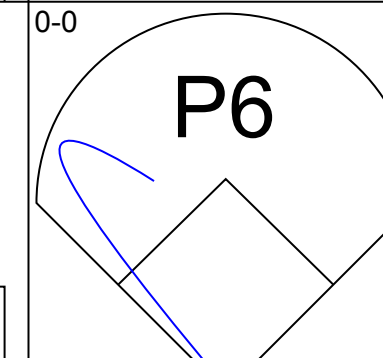
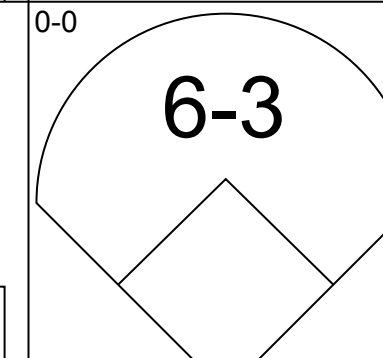
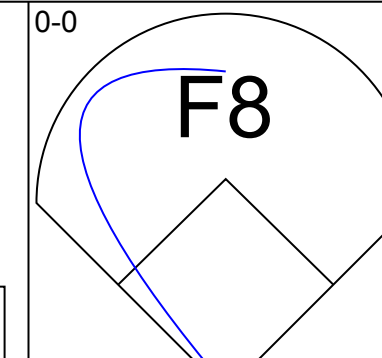
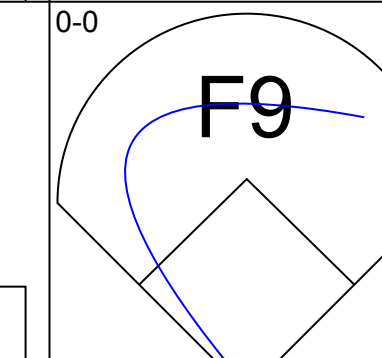
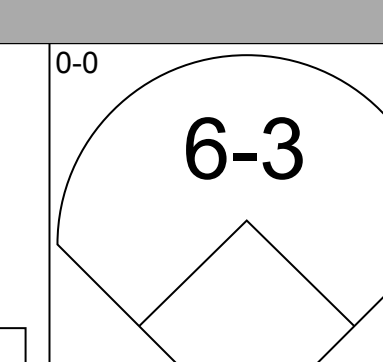
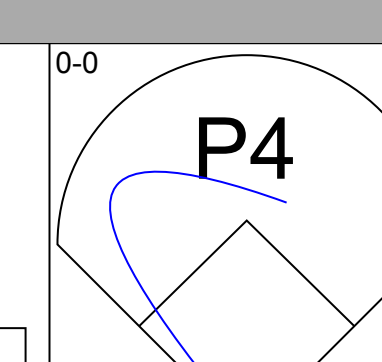
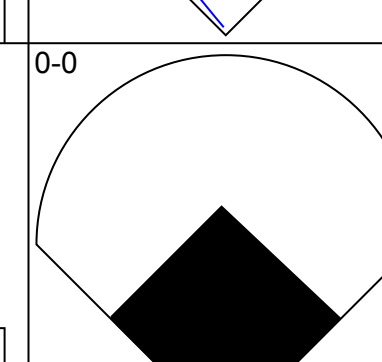
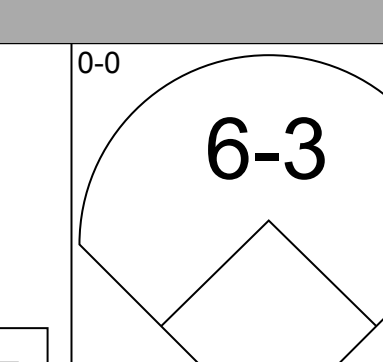
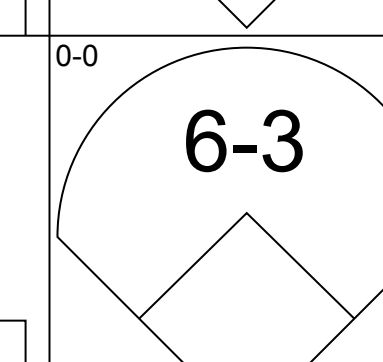
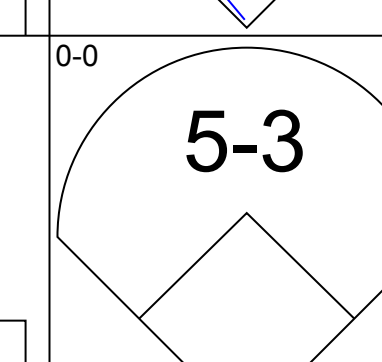
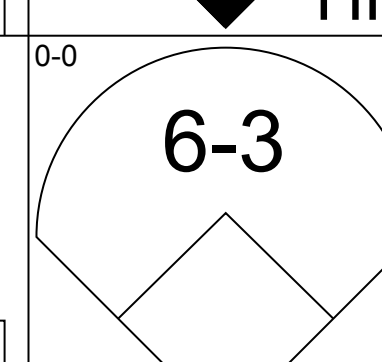
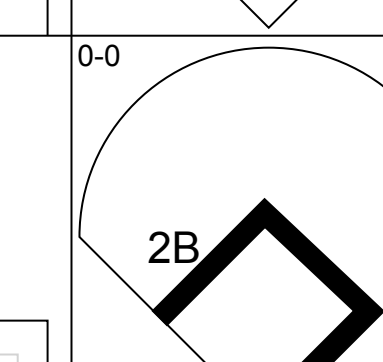
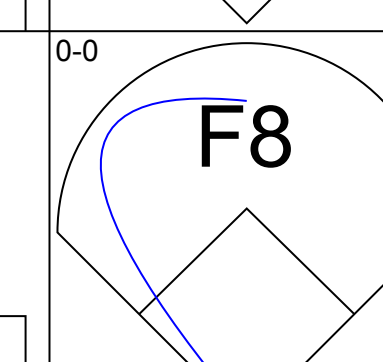
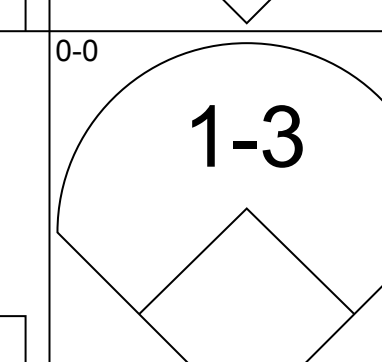
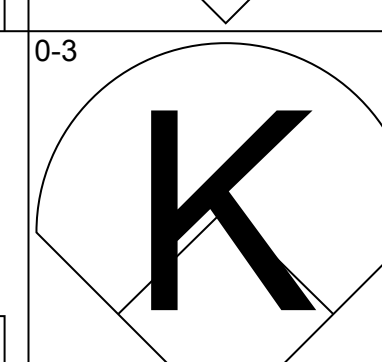
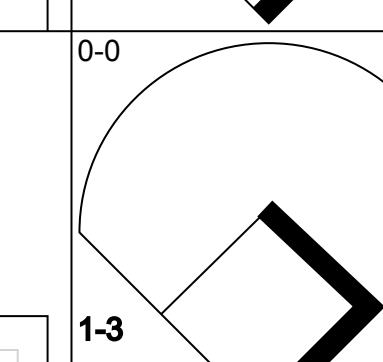
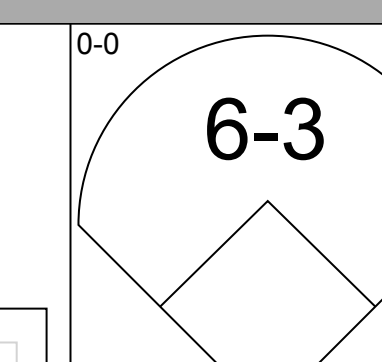
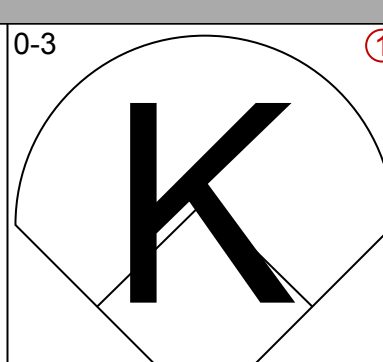
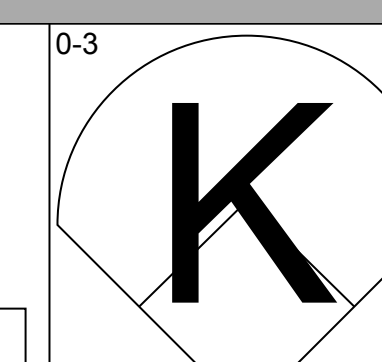
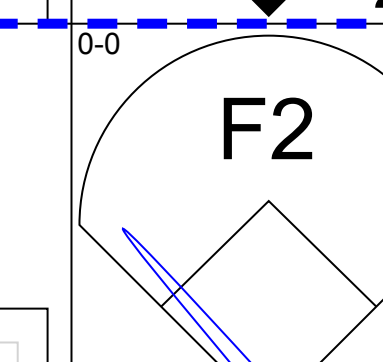
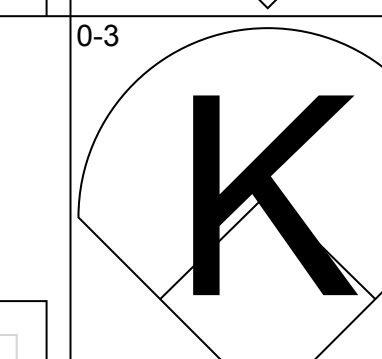
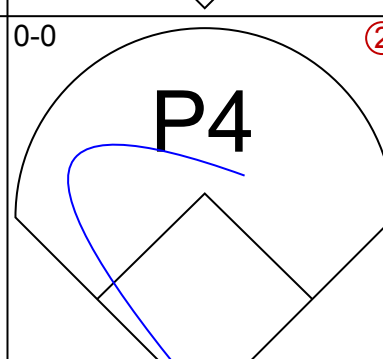
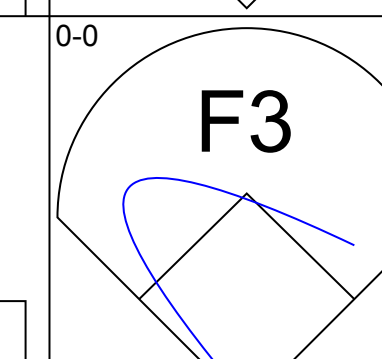
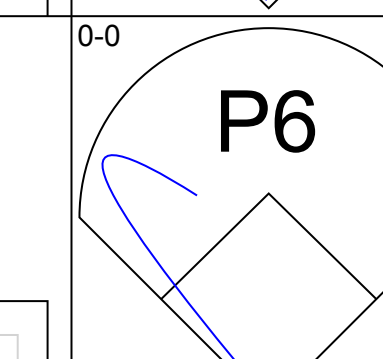


Batter	1	2	3	4	5	6	7	8	9	10	11	AB	R	H	RBI	BB	SO	LOB	BOTTOM			
Mike Hershberger, R OBP: 0.348, SLG: 0.372 (1, 9)												5	0	1	0	0	1	2				
Nellie Fox, L OBP: 0.305, SLG: 0.316 (1, 4)												4	0	0	0	0	0	1				
Jim Landis, R OBP: 0.326, SLG: 0.397 (1, 8)												3	0	0	0	0	0	0				
Pete Ward, L OBP: 0.337, SLG: 0.449 (1, 5)												4	0	0	0	0	0	1				
Charlie Maxwell, L OBP: 0.369, SLG: 0.344 Tom McCraw, L OBP: 0.284, SLG: 0.313 (8, 3)												3	0	0	0	0	0	0				
Dave Nicholson, R OBP: 0.332, SLG: 0.456 (1, 7)												4	0	1	0	0	1	0				
Ron Hansen, R OBP: 0.306, SLG: 0.354 (1, 6)												4	0	1	0	0	1	0				
Cam Carreon, R OBP: 0.328, SLG: 0.350 Al Weis, S OBP: 0.331, SLG: 0.329 (11, PR)												4	0	1	0	0	0	2				
Ray Herbert, R OBP: 0.346, SLG: 0.413 Floyd Robinson, L OBP: 0.346, SLG: 0.413 (11, PH)												2	0	0	0	0	0	2				
Inning Stats	R: 0 E: 0 K: 0 S: 3	H: 0 LOB: 1 BB: 0 P: 4	R: 0 E: 0 K: 1 S: 5	H: 0 LOB: 0 BB: 0 P: 5	R: 0 E: 1 K: 0 S: 4	H: 1 LOB: 1 BB: 0 P: 4	R: 0 E: 0 K: 0 S: 3	H: 0 LOB: 0 BB: 0 P: 3	R: 0 E: 0 K: 1 S: 5	H: 0 LOB: 0 BB: 0 P: 5	R: 0 E: 0 K: 0 S: 3	H: 0 LOB: 0 BB: 0 P: 3	R: 0 E: 0 K: 0 S: 3	H: 0 LOB: 0 BB: 0 P: 3	R: 0 E: 0 K: 0 S: 3	H: 0 LOB: 0 BB: 0 P: 3	R: 0 E: 0 K: 1 S: 6	H: 1 LOB: 2 BB: 0 P: 6	1B: 4 2B: 0 3B: 0 HR: 0	SF: 0 SAC: 1 DP: 1 HBP: 1	WP: 0 PB: 0 SB: 1 CS: 0	PA: 37
PITCHER Dick Donovan, R ERA: 4.58 (1, 1)	IP: 11.0 WLS: 1 BF: 37 H: 4 R: 0 ER: 0 SO: 3 BB: 0 IBB: 0 HBP: 1 BLK: 0 WP: 0 HR: 0 S: 42 P: 43 ERA: 0.00 WHIP: 0.364																					

Cleveland Indians @ Chicago White Sox
Comiskey Park, Chicago, IL
Wed Aug 14 1963, 8:05 PM EDT
Att: 23,220 - Unknown

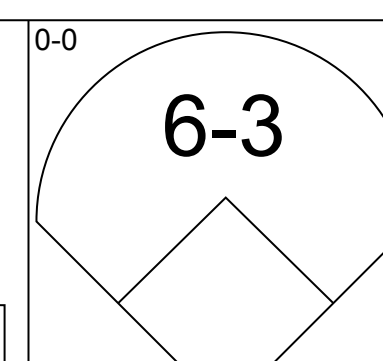
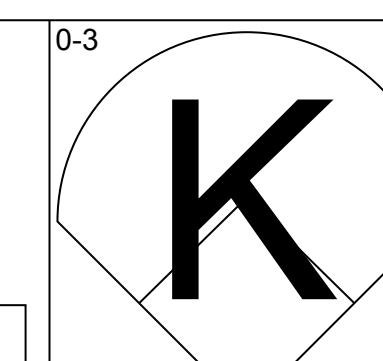
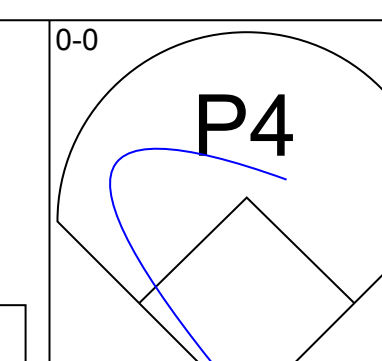
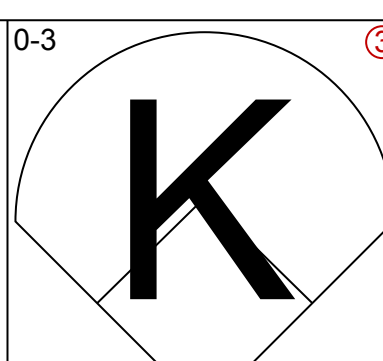
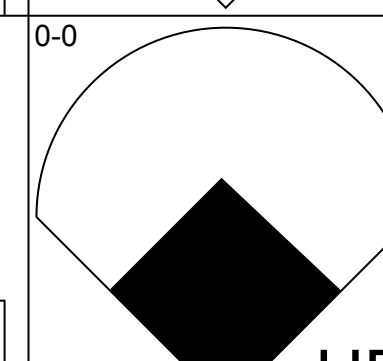
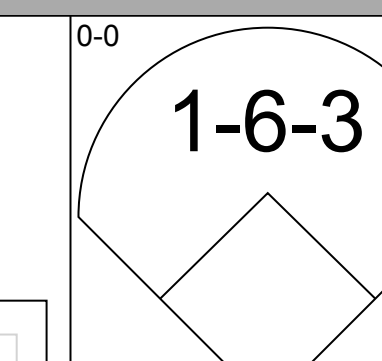
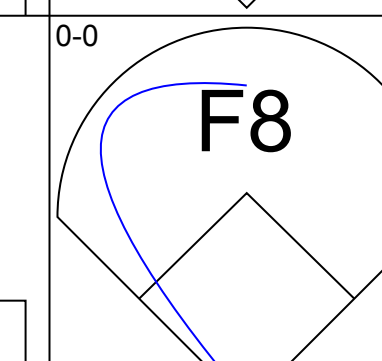
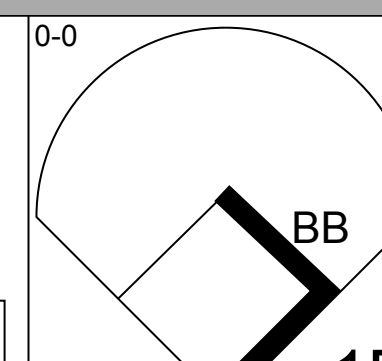
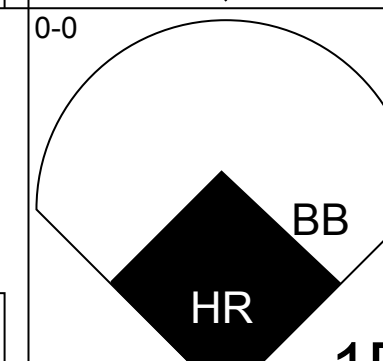
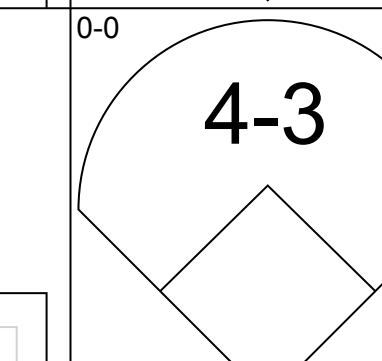
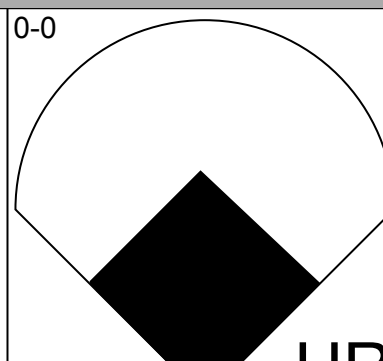
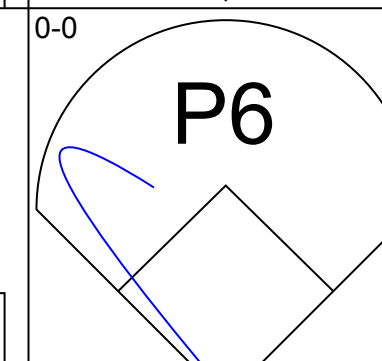
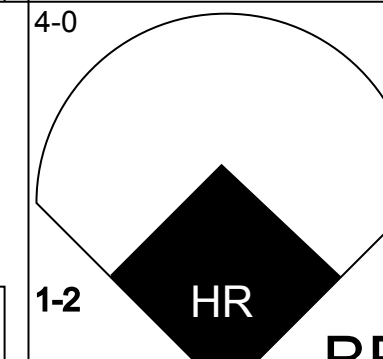
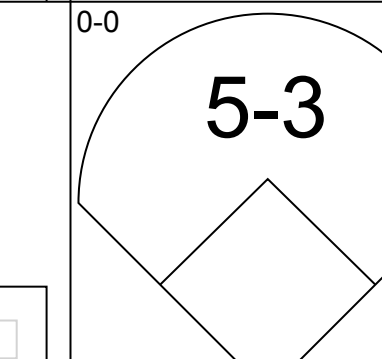
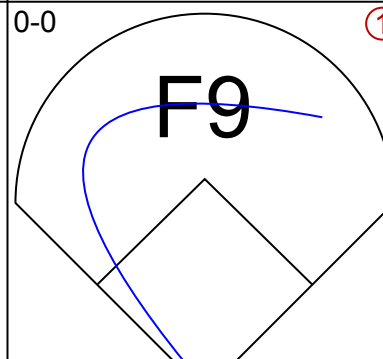
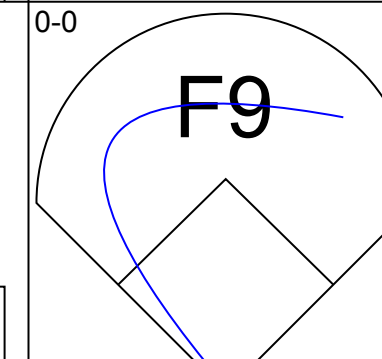
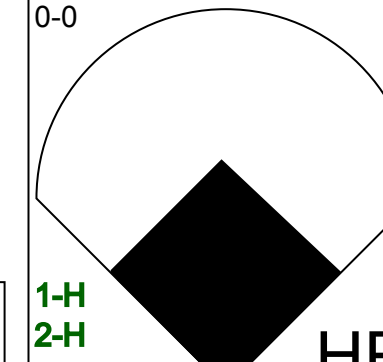
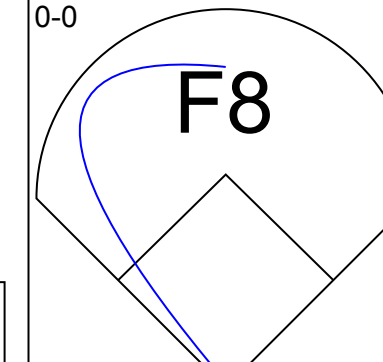
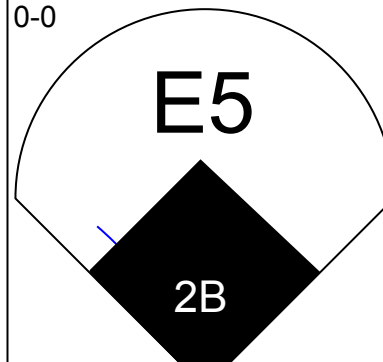
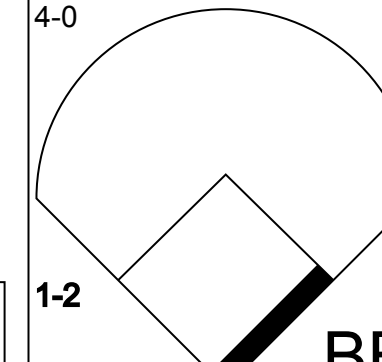
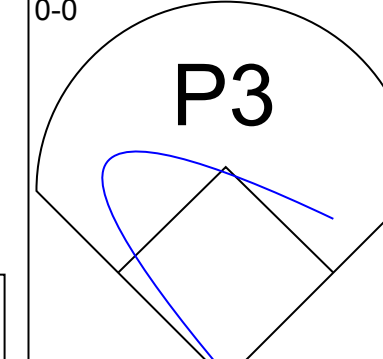
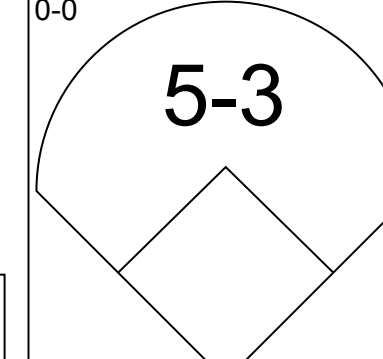
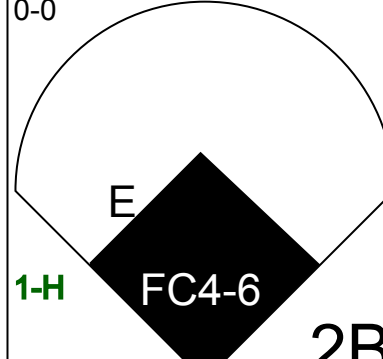
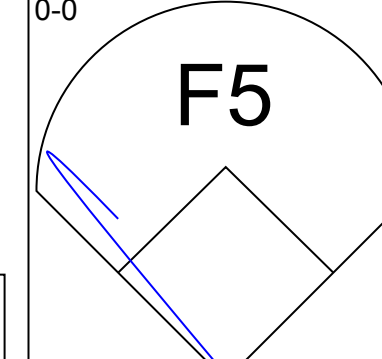
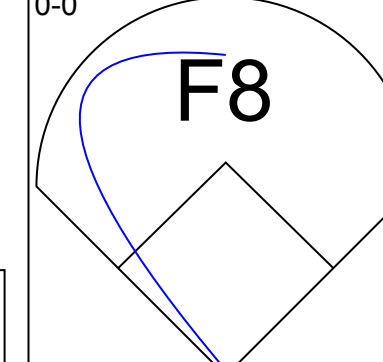
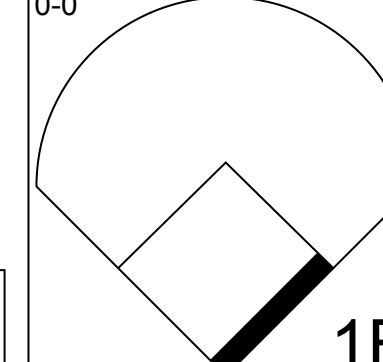
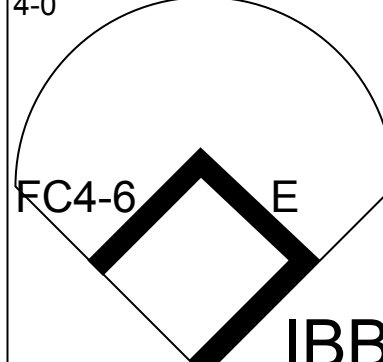
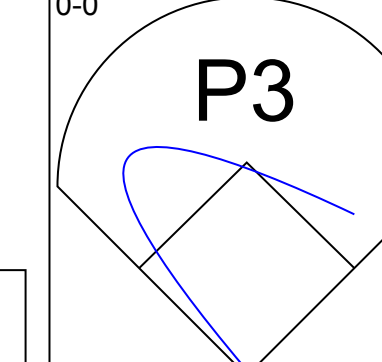
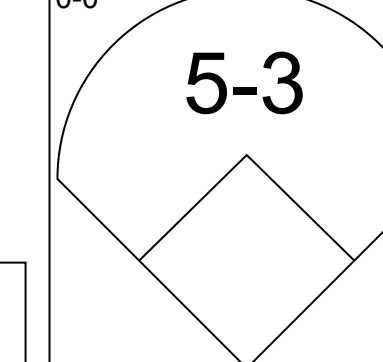
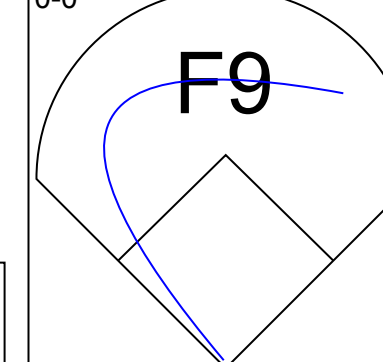
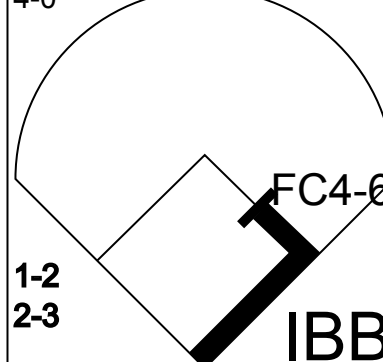
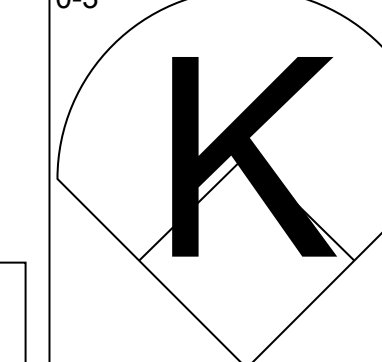
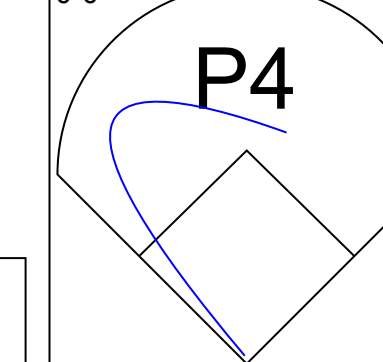
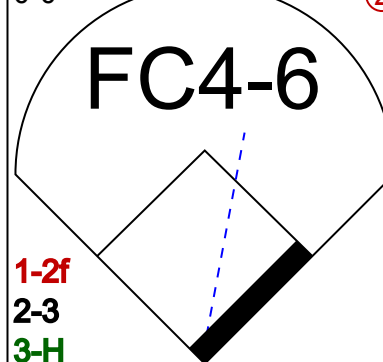
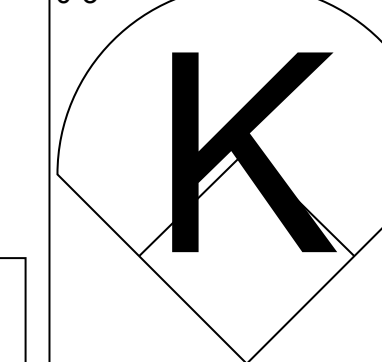
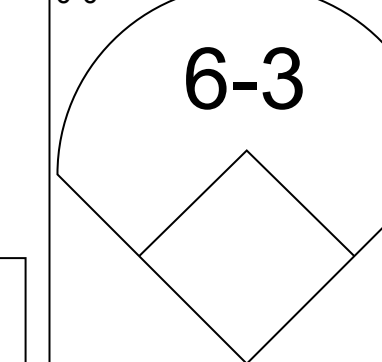
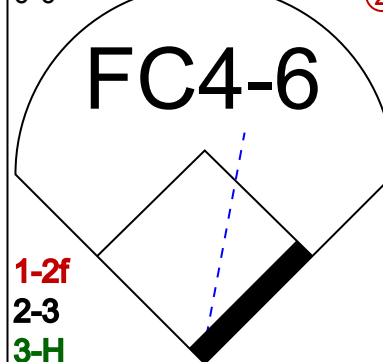
AB 35
R 0
H 4
RBI 0
BB 0
SO 3
LOB 9



Batter	1	2	3	4	5	6	7	8	9	AB	R	H	RBI	BB	SO	LOB	TOP					
Tito Francona, L OBP: 0.307, SLG: 0.339 (1, 7)										4	1	2	0	0	1	0	Cleveland Indians @ Boston Red Sox Fenway Park, Boston, MA Fri Aug 16 1963, 7:05 PM EDT Att: 16,301 - Unknown					
Lary Brown, R OBP: 0.324, SLG: 0.352 (1, 6)										3	2	2	2	1	0	0						
Vic Davallilo, L OBP: 0.340, SLG: 0.470 (1, 8)										4	0	2	1	0	0	2						
Fred Whitfield, L OBP: 0.287, SLG: 0.466 (1, 3)										4	0	0	0	0	0	1						
John Romano, R OBP: 0.330, SLG: 0.394 (1, 2)										4	1	1	1	0	0	0						
Max Alvis, R OBP: 0.315, SLG: 0.434 (1, 5)										4	0	1	0	0	0	0						
Willie Kirkland, L OBP: 0.307, SLG: 0.394 (1, 9)										4	0	1	0	0	1	0						
Woodie Held, R OBP: 0.354, SLG: 0.449 (1, 4)										4	0	0	0	0	2	2						
Jack Kratlick, L OBP: 0.181, SLG: 0.208 (1, 1)										0	0	0	0	0	0	0						
Jerry Walker, S OBP: 0.227, SLG: 0.125 (7, 1)										2	0	0	0	0	1	0						
Early Wynn, R OBP: 0.333, SLG: 0.399 (8, PH)										0	0	0	0	0	0	0						
Miguel de la Hoz, R OBP: 0.152, SLG: 0.134 (8, PH)										1	0	0	0	0	0	0						
Gary Bell, R OBP: 0.192, SLG: 0.091 (8, 1)										0	0	0	0	0	0	0						
Al Luplow, L OBP: 0.307, SLG: 0.330 (8, PH)										1	0	0	0	0	0	2						
Inning Stats	R: 1 E: 0 K: 1 S: 5	H: 1 LOB: 0 BB: 1 P: 9	R: 0 E: 0 K: 0 S: 3	H: 0 LOB: 0 BB: 0 P: 3	R: 0 E: 0 K: 1 S: 5	H: 0 LOB: 0 BB: 0 P: 5	R: 0 E: 0 K: 0 S: 3	H: 0 LOB: 0 BB: 0 P: 3	R: 0 E: 0 K: 0 S: 3	H: 0 LOB: 0 BB: 0 P: 3	R: 0 E: 0 K: 1 S: 7	H: 2 LOB: 2 BB: 0 P: 7	R: 1 E: 0 K: 1 S: 6	H: 1 LOB: 0 BB: 0 P: 6	R: 2 E: 0 K: 1 S: 8	H: 3 LOB: 1 BB: 0 P: 8	R: 0 E: 0 K: 0 S: 5	H: 2 LOB: 2 BB: 0 P: 5	1B: 4 2B: 3 3B: 0 HR: 2	SF: 0 SAC: 0 DP: 0 HBP: 0	WP: 0 PB: 0 SB: 0 CS: 0	PA: 36
PITCHER	IP	WLS	BF	H	R	ER	SO	BB	IBB	HBP	BLK	WP	HR	S	P	ERA	WHIP					
Bob Heffner, R ERA: 4.39 (1, 1)	8.1	W	34	9	4	4	5	1	0	0	0	0	2	43	47	4.32	1.200					
Dick Radatz, R ERA: 1.67 (9, 1)	0.2	S	2	0	0	0	0	0	0	0	0	0	0	2	2	0.00	0.000					

AB	35
R	4
H	9
RBI	4
BB	1
SO	5
LOB	7



Batter	1	2	3	4	5	6	7	8	9	AB	R	H	RBI	BB	SO	LOB	BOTTOM				
Chuck Schilling, R OBP: 0.309, SLG: 0.345 (1, 4)										4	0	0	0	0	2	2	Cleveland Indians @ Boston Red Sox Fenway Park, Boston, MA Fri Aug 16 1963, 7:05 PM EDT Att: 16,301 - Unknown				
Felix Mantilla, R OBP: 0.304, SLG: 0.388 (1, 8)										4	1	2	1	0	0	0					
Carl Yastrzemski, L OBP: 0.427, SLG: 0.510 (1, 7)										4	2	2	1	0	0	1					
Dick Stuart, R OBP: 0.315, SLG: 0.509 (1, 3)										3	1	0	0	1	0	1					
Lou Clinton, R OBP: 0.283, SLG: 0.423 (1, 9)										3	2	1	3	1	0	0					
Frank Malzone, R OBP: 0.331, SLG: 0.435 (1, 5)										4	1	1	1	0	0	2					
Eddie Bressoud, R OBP: 0.309, SLG: 0.400 (1, 6)										3	0	1	0	1	0	0					
Bob Tillman, R OBP: 0.324, SLG: 0.377 (1, 2)										3	0	0	0	1	1	1					
Bob Heffner, R OBP: 0.154, SLG: 0.160 (1, 1)										4	0	0	1	0	1	2					
Dick Radatz, R OBP: 0.083, SLG: 0.087 (9, 1)										0	0	0	0	0	0	0					
Inning Stats	R: 4 E: 0 K: 0 S: 6	H: 3 LOB: 0 BB: 1 P: 10	R: 0 E: 0 K: 1 S: 5	H: 0 LOB: 0 BB: 0 P: 5	R: 0 E: 0 K: 0 S: 4	H: 1 LOB: 1 BB: 0 P: 4	R: 0 E: 0 K: 0 S: 3	H: 0 LOB: 0 BB: 0 P: 3	R: 3 E: 2 K: 1 S: 8	H: 2 LOB: 2 BB: 2 P: 16	R: 0 E: 0 K: 0 S: 4	H: 1 LOB: 2 BB: 1 P: 8	R: 0 E: 0 K: 2 S: 7	H: 0 LOB: 0 BB: 0 P: 7	R: 0 E: 0 K: 0 S: 5	H: 0 LOB: 0 BB: 0 P: 5	1B: 3 2B: 1 3B: 0 HR: 3	SF: 0 SAC: 0 DP: 0 HBP: 0	WP: 0 PB: 0 SB: 0 CS: 0	PA: 36	
PITCHER	IP	WLS	BF	H	R	ER	SO	BB	IBB	HBP	BLK	WP	HR	S	P	ERA	WHIP				
Jack Kratlick, L ERA: 3.17 (1, 1)	0.1	L	5	3	4	4	0	1	2	0	0	0	1	28	40	1.42	0.789				
Jerry Walker, R ERA: 4.83 (1, 1)	6.1		27	4	3	1	2	1	2	0	0	0	1	28	40	1.42	0.789				
Early Wynn, R ERA: 2.6 (7, 1)	0.1		1	0	0	0	0	0	0	0	0	0	0	1	1	0.00	0.000				
Gary Bell, R ERA: 2.92 (8, 1)	1.0		3	0	0	0	2	0	0	0	0	0	0	7	7	0.00	0.000				



Batter	1	2	3	4	5	6	7	8	9	AB	R	H	RBI	BB	SO	LOB	TOP			
Tito Francona, L (1, 7) OBP: 0.305, SLG: 0.337	0-3 K		0-3 K			0-3 K		0-0 1B 3B		3	0	0	0	0	3	0	Cleveland Indians @ Boston Red Sox Fenway Park, Boston, MA Sat Aug 17 1963, 3:33 AM EDT Att: 9,325 - Unknown			
Bob Allen, L (6, 1) OBP: 0.200, SLG: 0.200										0	0	0	0	0	0	0				
Jerry Kindall, R (8, PH) OBP: 0.280, SLG: 0.291										1	1	1	0	0	0	0				
Early Wynn, S (8, 1) OBP: 0.333, SLG: 0.200										0	0	0	0	0	0	0				
Larry Brown, R (1, 6) OBP: 0.329, SLG: 0.351	4-0 BB			0-0 6-3		0-0 FC4-6 1B		0-0 5-3		3	0	1	0	1	0	1				
Vic Davalillo, L (1, 8) OBP: 0.339, SLG: 0.466	0-0 L5			0-0 1-3		0-0 FC4-6 1-2		0-0 1B		4	0	1	1	0	0	2				
Fred Whitfield, L (1, 3) OBP: 0.283, SLG: 0.459	0-3 K			0-0 P6			0-0 P4	0-0 F7		4	0	0	0	0	1	2				
John Romano, R (1, 2) OBP: 0.333, SLG: 0.411		0-0 G4-6-3 1B			0-0 HR		0-0 P6	0-0 F8		4	1	2	1	0	0	1				
Willie Kirkland, L (1, 9) OBP: 0.306, SLG: 0.392		0-0 G4-6-3 1-2			0-0 P6		0-0 1B 1B 1B		0-0 3-1	4	0	1	0	0	0	1				
Max Alvis, R (1, 5) OBP: 0.317, SLG: 0.437	0-3 K				0-0 F9		0-0 1B 1-2 1B		0-0 1B 2B	4	1	2	0	0	1	0				
Woodie Held, R (1, 4) OBP: 0.355, SLG: 0.450			0-0 F7		0-3 K		0-0 1B 1-2 2-3 1B		0-0 G6-4-3 1B 2-H	4	0	2	1	0	1	0				
Barry Latman, R (1, 1) OBP: 0.222, SLG: 0.294				0-0 P6			0-0 5-3	0-0 F7	0-0 G6-4-3 1-2	1	0	0	0	0	0	0				
Jack Kralick, L (3, 1) OBP: 0.180, SLG: 0.208										0	0	0	0	0	0	0				
Willie Tasby, R (6, PH) OBP: 0.337, SLG: 0.427										3	0	0	0	0	0	4				
Inning Stats	R: 0 E: 0 K: 2 S: 7	H: 0 LOB: 1 BB: 1 P: 11	R: 0 E: 0 K: 1 S: 5	H: 1 LOB: 0 BB: 0 P: 5	R: 0 E: 0 K: 1 S: 5	H: 0 LOB: 0 BB: 0 P: 5	R: 0 E: 0 K: 0 S: 3	H: 0 LOB: 0 BB: 0 P: 3	R: 1 E: 0 K: 1 S: 6	H: 1 LOB: 0 BB: 0 P: 6	R: 0 E: 0 K: 0 S: 6	H: 3 LOB: 3 BB: 0 P: 6	R: 1 E: 0 K: 0 S: 5	H: 2 LOB: 1 BB: 0 P: 5	R: 1 E: 0 K: 0 S: 4	H: 2 LOB: 0 BB: 0 P: 4	1B: 7 2B: 1 3B: 1 HR: 1	SF: 0 SAC: 0 DP: 2 HBP: 0	WP: 0 PB: 0 SB: 0 CS: 0	PA: 36
PITCHER Bill Monbouquette, R (1, 1) ERA: 3.39	IP: 9.0 WLS: W BF: 36 H: 10 R: 3 ER: 3 SO: 6 BB: 1 IBB: 0 HBP: 0 BLK: 0 WP: 0 HR: 1 S: 47 P: 51 ERA: 3.00 WHIP: 1.222															PITCHER				

AB	35
R	3
H	10
RBI	3
BB	1
SO	6
LOB	11



Batter	1	2	3	4	5	6	7	8	9	AB	R	H	RBI	BB	SO	LOB	BOTTOM			
Chuck Schilling, R (1, 4) OBP: 0.314, SLG: 0.352	0-0 FC4-6 1B		0-0 BB 1B	0-0 1B 2B	0-0 1-2 2-H 1B		0-3 K			5	2	4	1	0	1	1	Cleveland Indians @ Boston Red Sox Fenway Park, Boston, MA Sat Aug 17 1963, 3:33 AM EDT Att: 9,325 - Unknown			
Gary Geiger, L (1, 8) OBP: 0.344, SLG: 0.503	0-0 FC4-6 1-2 HR		4-0 BB 1B	0-3 K	0-0 FC6 1-2			0-0 2-3		4	2	0	0	1	1	4				
Carl Yastrzemski, L (1, 7) OBP: 0.429, SLG: 0.518	0-0 1-H HR		0-0 1B 1B	0-0 2-H 1B		0-0 4-1		0-0 F7		5	2	3	4	0	0	0				
Dick Stuart, R (1, 3) OBP: 0.314, SLG: 0.506	0-3 K		0-0 1-H 2-H HR 1B	0-0 P4		0-3 K		0-0 6-3		5	1	1	2	0	2	1				
Lou Clinton, R (1, 9) OBP: 0.285, SLG: 0.430	4-0 BB		0-0 1-H HR	0-0 F5		0-3 K				3	1	1	2	1	1	1				
Frank Malzone, R (1, 5) OBP: 0.331, SLG: 0.440	0-0 F7		0-0 6-3		0-0 F8		0-0 HR			4	1	1	1	0	0	1				
Eddie Bressoud, R (1, 6) OBP: 0.310, SLG: 0.401		0-0 F7	0-3 K		0-0 1B 1B		0-0 WP 1B			4	1	2	0	0	1	0				
Bob Tillman, R (1, 2) OBP: 0.326, SLG: 0.379		0-3 K	0-0 1B		0-0 1B 1B		0-0 F8			4	0	2	0	0	1	1				
Bill Monbouquette, R (1, 1) OBP: 0.164, SLG: 0.129		0-0 6-3	0-3 K		0-3 K		0-3 K			4	0	0	0	0	3	4				
Inning Stats	R: 2 E: 0 K: 1 S: 7	H: 2 LOB: 1 BB: 1 P: 11	R: 0 E: 0 K: 1 S: 5	H: 0 LOB: 0 BB: 0 P: 5	R: 5 E: 0 K: 2 S: 12	H: 5 LOB: 1 BB: 1 P: 16	R: 1 E: 0 K: 1 S: 7	H: 2 LOB: 1 BB: 0 P: 7	R: 1 E: 0 K: 1 S: 8	H: 3 LOB: 2 BB: 0 P: 8	R: 0 E: 0 K: 2 S: 7	H: 0 LOB: 0 BB: 0 P: 7	R: 1 E: 0 K: 2 S: 9	H: 2 LOB: 1 BB: 0 P: 9	R: 0 E: 0 K: 0 S: 3	H: 0 LOB: 0 BB: 0 P: 3		1B: 10 2B: 1 3B: 0 HR: 3	SF: 0 SAC: 0 DP: 0 HBP: 0	WP: 1 PB: 0 SB: 0 CS: 0
PITCHER Barry Latman, R (1, 1) ERA: 4.6	IP: 2.0 WLS: L BF: 13 H: 7 R: 6 ER: 6 SO: 2 BB: 2 IBB: 0 HBP: 0 BLK: 0 WP: 0 HR: 1 S: 15 P: 23 ERA: 27.00 WHIP: 3.500															PITCHER				
Jack Kralick, L (3, 1) ERA: 3.99	3.0	16	7	3	3	4	0	0	0	0	0	1	24	24	9.00	2.333				
Bob Allen, L (6, 1) ERA: 3.99	2.0	8	2	1	1	4	0	0	0	0	1	1	16	16	4.50	1.000				
Early Wynn, R (8, 1) ERA: 2.54	1.0	3	0	0	0	0	0	0	0	0	0	0	3	3	0.00	0.000				



Batter	1	2	3	4	5	6	7	8	9	AB R H RBI BB SO LOB	TOP													
Larry Brown, R (1, 6) OBP: 0.331, SLG: 0.343	4-0 BB	FC5-4		4-0 HR BB		5-3		0-3 K		3 1 0 0 2 1 2	Cleveland Indians @ Boston Red Sox Fenway Park, Boston, MA Sun Aug 18 1963, 3:33 AM EDT Att: 14,572 - Unknown													
Al Luplow, L (1, 9) OBP: 0.308, SLG: 0.331	0-3 K		0-0	0-0		4-0		0-0		2 0 1 0 0 1 1														
Willie Kirkland, L (3, 9) OBP: 0.312, SLG: 0.404			FC5-4 1B	1-H HR		1B BB		G6-4-3 1B		2 2 2 2 1 0 0														
Vic Davallillo, L (1, 8) OBP: 0.336, SLG: 0.461	4-3 1-2		F3	6-3		FC6-4 1B		G6-4-3 1-2		5 0 1 1 0 0 3														
Max Alvis, R (1, 5) OBP: 0.315, SLG: 0.437	F8		FC5-4 1-2			FC6-4 1-2			0-3 K	5 1 1 0 0 1 3														
John Romano, R (1, 7) OBP: 0.333, SLG: 0.415		L5							0-0	3 0 1 1 0 0 1														
Jerry Kindall, R (5, 4) OBP: 0.262, SLG: 0.293		P4							S 1B	2 0 1 0 0 0 0														
Fred Whitfield, L (1, 3) OBP: 0.282, SLG: 0.454		K		HR 1B		F8			0-0 1-2	5 1 1 0 0 1 2														
Joe Azcue, R (1, 2) OBP: 0.295, SLG: 0.463		HR		1-H HR		1-3			0-3 K	5 2 3 3 0 1 2														
Woodie Held, R (1, 4) OBP: 0.357, SLG: 0.448		BB 1B		6-3		F9				3 0 1 0 1 0 1														
Mudcat Grant, R (1, 1) OBP: 0.200, SLG: 0.212		FC5-4 BB		K		K		1-3		3 0 0 0 1 2 2														
Inning Stats	R: 0 E: 0 K: 1 S: 5	H: 0 LOB: 1 BB: 1 P: 9	R: 1 E: 0 K: 1 S: 7	H: 2 LOB: 2 BB: 1 P: 11	R: 0 E: 0 K: 0 S: 4	H: 1 LOB: 1 BB: 0 P: 4	R: 4 E: 0 K: 1 S: 8	H: 3 LOB: 0 BB: 1 P: 12	R: 1 E: 0 K: 0 S: 5	H: 2 LOB: 1 BB: 0 P: 5	R: 1 E: 0 K: 1 S: 6	H: 1 LOB: 1 BB: 1 P: 10	R: 0 E: 0 K: 0 S: 4	H: 1 LOB: 2 BB: 1 P: 8	R: 0 E: 0 K: 1 S: 5	H: 1 LOB: 0 BB: 0 P: 5	R: 0 E: 0 K: 2 S: 8	H: 1 LOB: 1 BB: 0 P: 8	R: 0 E: 0 K: 2 S: 8	H: 1 LOB: 1 BB: 0 P: 8	1B: 6 2B: 3 3B: 0 HR: 3	SF: 0 SAC: 0 DP: 1 HBP: 0	WP: 0 PB: 0 SB: 2 CS: 0	PA: 43
PITCHER	IP WLS BF H R ER SO BB IBB HBP BLK WP HR S P ERA WHIP											PITCHER	IP WLS BF H R ER SO BB IBB HBP BLK WP HR S P ERA WHIP											
Dave Morehead, R (1, 1) ERA: 4.44	4.0 L 23 8 6 6 3 3 0 0 0 0 3 26 38 13.50 2.750																							
Jack Lamabe, R (5, 1) ERA: 3.45	3.0 13 2 1 1 1 1 1 0 0 0 0 13 21 3.00 1.000																							
Earl Wilson, R (8, 1) ERA: 3.62	2.0 7 2 0 0 3 0 0 0 0 0 0 13 13 0.00 1.000																							

AB	38
R	7
H	12
RBI	7
BB	5
SO	7
LOB	17



Batter	1	2	3	4	5	6	7	8	9	AB R H RBI BB SO LOB	BOTTOM											
Chuck Schilling, R (1, 4) OBP: 0.313, SLG: 0.351	4-3	4-3								5 1 1 0 0 2 1	Cleveland Indians @ Boston Red Sox Fenway Park, Boston, MA Sun Aug 18 1963, 3:33 AM EDT Att: 14,572 - Unknown											
Gary Geiger, L (1, 8) OBP: 0.338, SLG: 0.495	4-3		P5		F7		G3			5 0 0 0 0 1 2												
Carl Yastrzemski, L (1, 7) OBP: 0.429, SLG: 0.516	4-0 BB		K		1B BB			4-3		2 0 0 0 2 1 0												
Dick Stuart, R (1, 3) OBP: 0.314, SLG: 0.503	0-3 K		F2		1-2 2H 1B			6-3		4 0 1 1 0 1 1												
Lou Clinton, R (1, 9) OBP: 0.287, SLG: 0.431		WP 2B 2B		K	4-3			1B BB		3 1 1 0 1 1 2												
Frank Malzone, R (1, 5) OBP: 0.332, SLG: 0.440		P3			1B		1-3			4 0 2 0 0 0 1												
Eddie Bressoud, R (1, 6) OBP: 0.310, SLG: 0.402		HR 2B		K			P6	F9		4 1 1 1 0 1 3												
Bob Tillman, R (1, 2) OBP: 0.329, SLG: 0.393		3H HR			F9			6-3		4 1 2 2 0 0 1												
Dave Morehead, R (1, 1) OBP: 0.098, SLG: 0.098									0-3 F8	1 0 0 0 0 1 0												
Jack Lamabe, R (5, 1) OBP: 0.091, SLG: 0.190									0-0 F9	1 0 0 0 0 1 0												
Felix Mantilla, R (7, PH) OBP: 0.300, SLG: 0.382										1 0 0 0 0 0 0												
Earl Wilson, R (8, 1) OBP: 0.292, SLG: 0.383										0 0 0 0 0 0 0												
Russ Nixon, L (9, PH) OBP: 0.305, SLG: 0.376										1 0 0 0 0 0 1												
Inning Stats	R: 0 E: 0 K: 1 S: 5	H: 0 LOB: 1 BB: 1 P: 9	R: 3 E: 0 K: 1 S: 8	H: 3 LOB: 0 BB: 0 P: 8	R: 0 E: 0 K: 1 S: 5	H: 0 LOB: 0 BB: 0 P: 5	R: 0 E: 0 K: 2 S: 8	H: 1 LOB: 1 BB: 0 P: 8	R: 1 E: 0 K: 1 S: 7	H: 2 LOB: 2 BB: 1 P: 11	R: 0 E: 0 K: 0 S: 3	H: 0 LOB: 0 BB: 0 P: 3	R: 0 E: 0 K: 1 S: 5	H: 0 LOB: 0 BB: 0 P: 5	R: 0 E: 0 K: 0 S: 4	H: 1 LOB: 2 BB: 1 P: 8	R: 0 E: 0 K: 2 S: 8	H: 1 LOB: 1 BB: 0 P: 8	1B: 5 2B: 2 3B: 0 HR: 1	SF: 0 SAC: 0 DP: 0 HBP: 0	WP: 1 PB: 0 SB: 0 CS: 0	PA: 38
PITCHER	IP WLS BF H R ER SO BB IBB HBP BLK WP HR S P ERA WHIP											PITCHER	IP WLS BF H R ER SO BB IBB HBP BLK WP HR S P ERA WHIP									
Mudcat Grant, R (1, 1) ERA: 3.59	9.0 W 38 8 4 4 9 3 0 0 0 1 1 53 65 4.00 1.222																					




Batter	1	2	3	4	5	6	7	8	9	AB	R	H	RBI	BB	SO	LOB	TOP			
John Romano, R (1, 7) Jerry Kindall, R (5, 4) OBP: 0.329, SLG: 0.409 OBP: 0.265, SLG: 0.296	E6 6-3 SH2-3		5-3		K		1-3		2B 1B	3	0	0	0	0	1	0	Cleveland Indians @ Boston Red Sox Fenway Park, Boston, MA Mon Aug 19 1963, 7:05 PM EDT Att: 11,493 - Unknown			
Larry Brown, R (1, 6) OBP: 0.336, SLG: 0.350	SH2-3		F8		HR BB		4-3		1-3 2B	3	1	1	0	1	0	0				
Vic Davallilo, L (1, 8) OBP: 0.333, SLG: 0.456	6-3				1B HR		F7		6-3	5	1	1	0	0	0	4				
Joe Adcock, R (1, 3) OBP: 0.320, SLG: 0.416	6-3				1B HR				P6	4	2	1	0	1	0	3				
Max Alvis, R (1, 5) OBP: 0.319, SLG: 0.452					1B HR				5-3	3	3	2	6	1	0	0				
Willie Kirkland, L (1, 9) OBP: 0.311, SLG: 0.402					1B HR				1B BB	4	0	1	0	0	1	0				
Joe Azcue, R (1, 2) OBP: 0.303, SLG: 0.486					1B HR				1B	4	1	3	2	0	0	0				
Woodie Held, R (1, 4) (5, 7) OBP: 0.353, SLG: 0.443					HR				1B	4	0	0	0	0	0	2				
Pedro Ramos, S (1, 1) OBP: 0.139, SLG: 0.265					K				K	4	0	0	0	0	4	0				
Inning Stats	R: 0 E: 1 K: 0 S: 4	H: 0 LOB: 1 BB: 0 P: 4	R: 0 E: 0 K: 1 S: 6	H: 1 LOB: 1 BB: 0 P: 6	R: 0 E: 0 K: 1 S: 5	H: 0 LOB: 0 BB: 0 P: 5	R: 4 E: 0 K: 1 S: 9	H: 4 LOB: 0 BB: 0 P: 9	R: 3 E: 0 K: 1 S: 6	H: 1 LOB: 0 BB: 2 P: 14	R: 0 E: 0 K: 0 S: 3	H: 0 LOB: 0 BB: 0 P: 3	R: 0 E: 0 K: 0 S: 4	H: 2 LOB: 1 BB: 1 P: 8	R: 0 E: 0 K: 1 S: 7	H: 2 LOB: 2 BB: 0 P: 7	1B: 5 2B: 2 3B: 0 HR: 3	SF: 0 SAC: 1 DP: 0 HBP: 0	WP: 0 PB: 0 SB: 0 CS: 0	PA: 40
PITCHER	IP WLS BF H R ER SO BB IBB HBP BLK WP HR S P ERA WHIP																			
Arnold Earley, L (1, 1) ERA: 4.79	5.0 L 24 6 7 7 4 2 0 0 0 0 0 3 30 38 12.60 1.600																			
Bob Turley, R (6, 1) ERA: 4.17	2.0 6 0 0 0 1 0 0 0 0 0 0 0 8 8 0.00 0.000																			
Wilbur Wood, L (8, 1) ERA: 4.35	2.0 10 4 1 1 1 1 0 0 0 0 0 0 11 15 4.50 2.500																			

AB	36
R	8
H	10
RBI	8
BB	3
SO	6
LOB	9



Batter	1	2	3	4	5	6	7	8	9	AB	R	H	RBI	BB	SO	LOB	BOTTOM					
Chuck Schilling, R (1, 4) OBP: 0.310, SLG: 0.348	F3		F3		L4				K	4	0	0	0	0	1	1	Cleveland Indians @ Boston Red Sox Fenway Park, Boston, MA Mon Aug 19 1963, 7:05 PM EDT Att: 11,493 - Unknown					
Gary Geiger, L (1, 8) OBP: 0.334, SLG: 0.489	F8		K					F2	F8	4	0	0	0	0	1	0						
Carl Yastrzemski, L (1, 7) OBP: 0.426, SLG: 0.511	G3				K			F9	F8	4	0	0	0	0	1	0						
Dick Stuart, R (1, 3) OBP: 0.315, SLG: 0.516					K			F8	HR	4	2	2	2	0	1	0						
Lou Clinton, R (1, 9) OBP: 0.289, SLG: 0.432					FC4 1B			K	K	4	0	2	0	0	2	0						
Frank Malzone, R (1, 5) OBP: 0.331, SLG: 0.445					FC4			K	6-3	4	1	1	1	0	0	2						
Eddie Bressoud, R (1, 6) OBP: 0.313, SLG: 0.405					1-2 1B			HR	1B 1B	4	0	3	0	0	0	1						
Russ Nixon, L (1, 2) OBP: 0.304, SLG: 0.374					P5			G5-4-3 1B	F9	4	0	1	0	0	0	3						
Arnold Earley, L (1, 1) OBP: 0.250, SLG: 0.313					K			G5-4-3 1B		1	0	0	0	0	1	0						
Dick Williams, R (5, PH) OBP: 0.333, SLG: 0.376					K					1	0	0	0	0	1	1						
Bob Turley, R (6, 1) OBP: 0.176, SLG: 0.294										0	0	0	0	0	0	0						
Roman Mejias, R (7, PH) OBP: 0.257, SLG: 0.362										1	0	0	0	0	0	2						
Wilbur Wood, R (8, 1) ERA: 4.35										0	0	0	0	0	0	0						
Inning Stats	R: 0 E: 0 K: 0 S: 3	H: 0 LOB: 0 BB: 0 P: 3	R: 1 E: 0 K: 0 S: 5	H: 2 LOB: 1 BB: 0 P: 5	R: 0 E: 0 K: 2 S: 7	H: 0 LOB: 0 BB: 0 P: 7	R: 0 E: 0 K: 2 S: 8	H: 1 LOB: 1 BB: 0 P: 8	R: 0 E: 0 K: 1 S: 6	H: 1 LOB: 1 BB: 0 P: 6	R: 0 E: 0 K: 0 S: 3	H: 0 LOB: 0 BB: 0 P: 3	R: 1 E: 0 K: 1 S: 7	H: 3 LOB: 1 BB: 0 P: 7	R: 0 E: 0 K: 1 S: 5	H: 0 LOB: 0 BB: 0 P: 5	R: 1 E: 0 K: 1 S: 7	H: 2 LOB: 1 BB: 0 P: 7	1B: 6 2B: 0 3B: 0 HR: 3	SF: 0 SAC: 0 DP: 1 HBP: 0	WP: 0 PB: 0 SB: 0 CS: 0	PA: 35
PITCHER	IP WLS BF H R ER SO BB IBB HBP BLK WP HR S P ERA WHIP																					
Pedro Ramos, R (1, 1) ERA: 3.55	9.0 W 35 9 3 3 8 0 0 0 0 0 0 3 51 51 3.00 1.000																					



Batter	1	2	3	4	5	6	7	8	9	AB	R	H	RBI	BB	SO	LOB	TOP					
Larry Brown, R (1, 6) OBP: 0.327, SLG: 0.340	K			L8		F5		F4	K	4	0	0	0	0	1	0	Cleveland Indians @ New York Yankees Yankee Stadium, Bronx, NY Tue Aug 20 1963, 7:05 PM EDT Att: 20,356 - Unknown - 76 F					
John Romano, R (9, PH) OBP: 0.328, SLG: 0.407										1	0	0	0	0	1	2						
Willie Tasby, R (9, 7) OBP: 0.337, SLG: 0.427										0	0	0	0	0	0	0						
Jerry Kindall, R (1, 4) OBP: 0.288, SLG: 0.304	L4			6-3		F8		E5	1B	5	0	2	0	0	0	0						
Vic Davallillo, L (1, 8) OBP: 0.338, SLG: 0.458	K			6-3				FC1-2	1B	5	0	3	1	0	1	0						
Joe Adcock, R (1, 3) OBP: 0.321, SLG: 0.410		K				6-3		FC1-2	F9	3	0	0	0	2	1	4						
Max Alvis, R (1, 5) OBP: 0.320, SLG: 0.452					FC5-4			FC1-2		4	1	2	0	0	0	4						
Joe Azzue, R (1, 2) OBP: 0.306, SLG: 0.487										4	0	2	1	0	0	4						
Willie Kirkland, L (1, 9) OBP: 0.311, SLG: 0.399										3	0	0	0	1	1	3						
Woodie Held, R (1, 7) OBP: 0.357, SLG: 0.446										2	1	1	0	2	0	1						
Dick Donovan, L (1, 1) OBP: 0.143, SLG: 0.145										3	0	0	0	1	0	6						
Inning Stats	R: 0 E: 0 K: 2 S: 7	H: 0 LOB: 0 BB: 0 P: 7	R: 0 E: 0 K: 1 S: 5	H: 1 LOB: 0 BB: 0 P: 5	R: 0 E: 0 K: 0 S: 2	H: 0 LOB: 0 BB: 1 P: 6	R: 0 E: 0 K: 0 S: 3	H: 0 LOB: 0 BB: 0 P: 3	R: 1 E: 0 K: 0 S: 4	H: 1 LOB: 2 BB: 2 P: 12	R: 0 E: 0 K: 0 S: 4	H: 1 LOB: 1 BB: 0 P: 4	R: 0 E: 0 K: 0 S: 4	H: 2 LOB: 2 BB: 1 P: 8	R: 0 E: 1 K: 0 S: 5	H: 2 LOB: 3 BB: 1 P: 9	R: 1 E: 0 K: 2 S: 10	H: 3 LOB: 3 BB: 1 P: 14	1B: 8 2B: 2 3B: 0 HR: 0	SF: 0 SAC: 0 DP: 3 HBP: 0	WP: 1 PB: 0 SB: 1 CS: 0	PA: 40
PITCHER Whitey Ford, L (1, 1) ERA: 3.4	IP: 9.0 WLS: L BF: 40 H: 10 R: 2 ER: 2 SO: 5	BB: 4 IBB: 2 HBP: 0 BLK: 0	WP: 1 HR: 0 S: 44 P: 68	ERA: 2.00 WHIP: 1.556	PITCHER										IP: 9.0 WLS: W BF: 35 H: 9 R: 1 ER: 1 SO: 6	BB: 1 IBB: 1 HBP: 0 BLK: 0	WP: 0 HR: 0 S: 45 P: 53	ERA: 1.00 WHIP: 1.111				

AB	34
R	2
H	10
RBI	2
BB	6
SO	5
LOB	24



Batter	1	2	3	4	5	6	7	8	9	AB	R	H	RBI	BB	SO	LOB	BOTTOM			
Tony Kubek, L (1, 6) OBP: 0.284, SLG: 0.329	BB									3	0	1	0	1	1	2	Cleveland Indians @ New York Yankees Yankee Stadium, Bronx, NY Tue Aug 20 1963, 7:05 PM EDT Att: 20,356 - Unknown - 76 F			
Bobby Richardson, R (1, 4) OBP: 0.309, SLG: 0.353	4-3							4-3		4	1	1	0	0	0	1				
Tom Tresh, S (1, 8) OBP: 0.372, SLG: 0.491	6-3							F7		4	0	0	0	0	1	2				
Johnny Blanchard, L (1, 9) OBP: 0.289, SLG: 0.462	K							4-3		4	0	1	1	0	1	1				
Joe Pepitone, L (1, 3) OBP: 0.300, SLG: 0.446										4	0	3	0	0	0	1				
Elston Howard, R (1, 2) OBP: 0.343, SLG: 0.556										4	0	2	0	0	1	2				
Jack Reed, R (9, FR) OBP: 0.300, SLG: 0.296	K									0	0	0	0	0	0	0				
Hector Lopez, R (1, 7) OBP: 0.307, SLG: 0.418										3	0	1	0	1	0	1				
Clete Boyer, R (1, 5) OBP: 0.299, SLG: 0.374										3	0	0	0	0	1	2				
Yogi Berra, L (9, PH) OBP: 0.373, SLG: 0.519										1	0	0	0	0	0	3				
Whitey Ford, L (1, 1) OBP: 0.211, SLG: 0.214										3	0	0	0	0	1	2				
Inning Stats	R: 0 E: 0 K: 1 S: 5	H: 0 LOB: 1 BB: 1 P: 9	R: 0 E: 0 K: 1 S: 5	H: 1 LOB: 0 BB: 0 P: 5	R: 0 E: 0 K: 1 S: 5	H: 1 LOB: 1 BB: 0 P: 5	R: 0 E: 0 K: 1 S: 6	H: 1 LOB: 1 BB: 0 P: 6	R: 0 E: 0 K: 1 S: 7	H: 2 LOB: 2 BB: 0 P: 7	R: 1 E: 0 K: 0 S: 5	H: 2 LOB: 1 BB: 0 P: 5	R: 0 E: 0 K: 0 S: 3	H: 0 LOB: 0 BB: 0 P: 3	R: 0 E: 0 K: 1 S: 5	H: 2 LOB: 2 BB: 1 P: 8	1B: 6 2B: 2 3B: 1 HR: 0	SF: 0 SAC: 0 DP: 1 HBP: 0	WP: 0 PB: 0 SB: 0 CS: 1	PA: 35
PITCHER Dick Donovan, R (1, 1) ERA: 4.39	IP: 9.0 WLS: W BF: 35 H: 9 R: 1 ER: 1 SO: 6	BB: 1 IBB: 1 HBP: 0 BLK: 0	WP: 0 HR: 0 S: 45 P: 53	ERA: 1.00 WHIP: 1.111	PITCHER										IP: 9.0 WLS: W BF: 35 H: 9 R: 1 ER: 1 SO: 6	BB: 1 IBB: 1 HBP: 0 BLK: 0	WP: 0 HR: 0 S: 45 P: 53	ERA: 1.00 WHIP: 1.111		



Batter	1	2	3	4	5	6	7	8	9	AB	R	H	RBI	BB	SO	LOB	TOP					
Woodie Held, R OBP: 0.354, SLG: 0.441 (1, 8) (6, 4) (7, 6)	G3		F9			F7	4-3			4	0	0	0	0	0	4						
Jerry Kindall, R OBP: 0.289, SLG: 0.301 Bob Allen, L OBP: 0.200, SLG: 0.200 Fred Whitfield, L OBP: 0.281, SLG: 0.452 (1, 4) (6, 1) (6, PH) (6, 3)	K			4-3				4-3		2	0	0	0	1	1	0						
Willie Kirkland, L OBP: 0.310, SLG: 0.397 (1, 9) (6, 3)	K			FC6-4 1B				K		4	0	1	0	0	3	1						
Joe Adcock, R OBP: 0.320, SLG: 0.407 Ted Abernathy, R OBP: 0.500, SLG: 0.600 (1, 3) (8, 1)		4-3		L8				L6		4	1	1	0	0	0	1						
Max Alvis, R OBP: 0.318, SLG: 0.448 (1, 5)	F6			FC6-4 1-2			F2			4	0	0	0	0	1	2						
Joe Azzue, R OBP: 0.305, SLG: 0.482 (1, 2)	K							K		4	0	1	0	0	3	0						
Willie Tasby, R OBP: 0.333, SLG: 0.412 (1, 7) (6, 8)			K		1-3			4-3		3	0	0	0	1	1	0						
Larry Brown, R OBP: 0.323, SLG: 0.336 John Romano, R OBP: 0.331, SLG: 0.407 Mudcat Grant, R OBP: 0.290, SLG: 0.212 Miguel de la Hoz, R OBP: 0.292, SLG: 0.396 (1, 6) (7, PH) (7, PR) (7, 4)			6-3		1-3					2	0	0	0	0	0	0						
Jack Kralick, L OBP: 0.196, SLG: 0.208 Early Wynn, S OBP: 0.333, SLG: 0.200 Tito Francona, L OBP: 0.303, SLG: 0.335 (1, 1) (5, 1) (6, PH) (6, 7)						4-3				0	0	0	0	1	0	0						
Inning Stats	R: 0 E: 0 K: 2 S: 7	H: 0 LOB: 0 BB: 0 P: 7	R: 0 E: 0 K: 1 S: 5	H: 0 LOB: 0 BB: 0 P: 5	R: 0 E: 0 K: 1 S: 5	H: 0 LOB: 1 BB: 1 P: 9	R: 0 E: 0 K: 0 S: 4	H: 1 LOB: 1 BB: 0 P: 4	R: 0 E: 0 K: 1 S: 5	H: 0 LOB: 2 BB: 0 P: 5	R: 0 E: 0 K: 1 S: 5	H: 0 LOB: 1 BB: 1 P: 9	R: 1 E: 0 K: 1 S: 7	H: 2 LOB: 2 BB: 2 P: 15	R: 0 E: 0 K: 1 S: 5	H: 0 LOB: 0 BB: 0 P: 5	R: 0 E: 0 K: 2 S: 7	H: 0 LOB: 0 BB: 0 P: 7	1B: 3 2B: 0 3B: 0 HR: 0	SF: 0 SAC: 0 DP: 0 HBP: 0	WP: 0 PB: 0 SB: 0 CS: 0	PA: 34
PITCHER Al Downing, L ERA: 2.59 (1, 1)	IP: 9.0 WLS: W BF: 34 H: 3 R: 1 ER: 1 SO: 10 BB: 4 IBB: 0 HBP: 0 BLK: 0 WP: 0 HR: 0 S: 50 P: 66 ERA: 1.00 WHIP: 0.778															PITCHER Al Downing, L ERA: 2.59 (1, 1)	IP: 9.0 WLS: W BF: 34 H: 3 R: 1 ER: 1 SO: 10 BB: 4 IBB: 0 HBP: 0 BLK: 0 WP: 0 HR: 0 S: 50 P: 66 ERA: 1.00 WHIP: 0.778					

Cleveland Indians @ New York Yankees
Yankee Stadium, Bronx, NY
Wed Aug 21 1963, 7:05 PM EDT
Unknown - 80 F

AB	30
R	1
H	3
RBI	1
BB	4
SO	10
LOB	11



Batter	1	2	3	4	5	6	7	8	9	AB	R	H	RBI	BB	SO	LOB	BOTTOM			
Tony Kubek, L OBP: 0.285, SLG: 0.330 (1, 6)	4-3					4-3				4	1	2	0	0	0	1				
Bobby Richardson, R OBP: 0.308, SLG: 0.355 (1, 4)	K		L9					F9		4	1	1	0	0	1	1				
Tom Tresh, S OBP: 0.373, SLG: 0.495 (1, 8)			F6					B2-3		4	1	2	2	0	0	1				
Elston Howard, R OBP: 0.342, SLG: 0.552 (1, 2)			F7					F9		4	0	1	1	0	0	2				
Hector Lopez, R OBP: 0.309, SLG: 0.417 (1, 7)				K				K		3	0	1	0	1	2	0				
Harry Bright, R OBP: 0.329, SLG: 0.452 Johnny Blanchard, L OBP: 0.286, SLG: 0.455 (1, 3) (5, PH) (6, 9)	K							K		2	0	0	0	0	1	2				
Jack Reed, R OBP: 0.300, SLG: 0.296 (9, 9)	K							K		2	0	0	0	0	2	2				
Joe Pepitone, L OBP: 0.303, SLG: 0.451 (1, 9) (6, 3)								F9		0	0	0	0	0	0	0				
Phil Linz, R OBP: 0.327, SLG: 0.388 (1, 5)		L9-3						F9		3	0	1	0	0	0	2				
Al Downing, R OBP: 0.140, SLG: 0.167 (1, 1)								K		3	0	0	0	0	2	1				
Inning Stats	R: 1 E: 0 K: 2 S: 10	H: 3 LOB: 2 BB: 0 P: 10	R: 0 E: 0 K: 1 S: 5	H: 1 LOB: 0 BB: 0 P: 5	R: 0 E: 0 K: 0 S: 4	H: 1 LOB: 1 BB: 0 P: 4	R: 0 E: 0 K: 1 S: 6	H: 2 LOB: 2 BB: 0 P: 6	R: 2 E: 0 K: 1 S: 8	H: 3 LOB: 2 BB: 1 P: 12	R: 0 E: 0 K: 1 S: 6	H: 1 LOB: 1 BB: 0 P: 6	R: 0 E: 0 K: 0 S: 3	H: 0 LOB: 0 BB: 0 P: 3	R: 0 E: 0 K: 2 S: 7	H: 0 LOB: 0 BB: 0 P: 7	1B: 7 2B: 5 3B: 0 HR: 0	SF: 0 SAC: 0 DP: 1 HBP: 0	WP: 0 PB: 0 SB: 0 CS: 0	PA: 34
PITCHER Jack Kralick, L ERA: 3.35 Early Wynn, R ERA: 2.51 Bob Allen, L ERA: 3.83 Ted Abernathy, R ERA: 3.51 (1, 1) (5, 1) (6, 1) (8, 1)	IP: 4.1 WLS: L BF: 21 H: 10 R: 3 ER: 3 SO: 4 BB: 1 IBB: 0 HBP: 0 BLK: 0 WP: 0 HR: 0 S: 29 P: 29 ERA: 6.23 WHIP: 2.308															PITCHER Al Downing, L ERA: 2.59 (1, 1)	IP: 9.0 WLS: W BF: 34 H: 3 R: 1 ER: 1 SO: 10 BB: 4 IBB: 0 HBP: 0 BLK: 0 WP: 0 HR: 0 S: 50 P: 66 ERA: 1.00 WHIP: 0.778			

Cleveland Indians @ New York Yankees
Yankee Stadium, Bronx, NY
Wed Aug 21 1963, 7:05 PM EDT
Unknown - 80 F

AB	33
R	3
H	11
RBI	3
BB	1
SO	8
LOB	12



Batter	1	2	3	4	5	6	7	8	9	AB R H RBI BB SO LOB	TOP												
Woodie Held, R (1.4)	F2		F4		G3 3B 2B		5-3		1-3	5 1 1 0 0 0 0	Cleveland Indians @ New York Yankees Yankee Stadium, Bronx, NY Thu Aug 22 1963, 3:33 AM EDT Att: 21,293 - Overcast - 86 F												
Tito Francona, L (1.7)	HR		G3		G3		F7			4 1 1 1 0 0 1													
Willie Kirkland, L (1.9)	6-3			HR	1B 3B		K			4 2 2 2 0 1 0													
Fred Whitfield, L (1.3)	HR			F5	1B BB		3-1			3 1 1 1 1 0 0													
Max Alvis, R (1.5)	F2			1B 3B	1-3 1B		WP 1B 2B			4 2 3 1 0 0 0													
Joe Azcue, R (1.2)		G4-6-3 1B		5-3	K		CS 1B			4 0 2 1 0 1 3													
Willie Tasby, R (1.8)	G4-6-3			1B		6-3		K		4 0 1 1 0 1 2													
Jerry Kindall, R (1.6)	F9		F8		6-3			F7		4 0 0 0 0 0 1													
Mudcat Grant, R (1.1)			F8		K		1-3		K	3 0 0 0 0 1 0													
Gary Bell, R (8.1)										1 0 0 0 0 1 0													
Inning Stats	R: 2 E: 0 K: 0 S: 5	H: 2 LOB: 0 BB: 0 P: 5	R: 0 E: 0 K: 0 S: 3	H: 1 LOB: 0 BB: 0 P: 3	R: 0 E: 0 K: 0 S: 3	H: 0 LOB: 0 BB: 0 P: 3	R: 2 E: 0 K: 0 S: 6	H: 3 LOB: 1 BB: 0 P: 6	R: 2 E: 0 K: 0 S: 10	H: 3 LOB: 2 BB: 1 P: 14	R: 0 E: 0 K: 0 S: 3	H: 0 LOB: 0 BB: 0 P: 3	R: 0 E: 0 K: 0 S: 5	H: 0 LOB: 0 BB: 0 P: 5	R: 1 E: 0 K: 1 S: 6	H: 2 LOB: 1 BB: 0 P: 6	R: 0 E: 0 K: 0 S: 5	H: 0 LOB: 0 BB: 0 P: 5	1B: 4 2B: 3 3B: 2 HR: 3	SF: 0 SAC: 0 DP: 2 HBP: 0	WP: 1 PB: 0 CS: 1	PA: 37	
PITCHER	IP WLS BF H R ER SO BB IBB HBP BLK WP HR S P ERA WHIP											PITCHER	IP WLS BF H R ER SO BB IBB HBP BLK WP HR S P ERA WHIP										
Ralph Terry, R (1.1)	3.2 L 16 6 4 4 0 0 0 0 0 0 0 3 16 16 9.82 1.636																						
Bill Kunkel, R (4.1)	1.1 8 3 2 2 2 1 0 0 0 0 0 0 11 15 13.50 3.000																						
Tom Metcalf, R (6.1)	2.0 6 0 0 0 1 0 0 0 0 0 0 0 8 8 0.00 0.000																						
Steve Hamilton, L (8.1)	2.0 7 2 1 1 2 0 0 0 0 0 1 0 11 11 4.50 1.000																						

Batter	1	2	3	4	5	6	7	8	9	AB R H RBI BB SO LOB	BOTTOM												
Tony Kubek, L (1.6)	E6 L9		K			BB HR 1B	G3		F7	5 1 1 0 0 1 1	Cleveland Indians @ New York Yankees Yankee Stadium, Bronx, NY Thu Aug 22 1963, 3:33 AM EDT Att: 21,293 - Overcast - 86 F												
Bobby Richardson, R (1.4)	L9			L1-3 1B		F8		L4		5 0 2 0 0 0 2													
Tom Tresh, S (1.8)	K			L1-3		L1-2 HR BB	F9			3 1 0 0 1 1 4													
Joe Pepitone, L (1.3)	4-1			F6		F6		WP BB 1B		4 0 1 0 0 0 3													
Elston Howard, R (1.2)		6-3			6-3	L1-2 HR BB		K		3 1 0 0 1 1 1													
Johnny Blanchard, L (1.9)		G3			1B BB	1-2 HR		WP BB		2 1 1 4 2 0 0													
Hector Lopez, R (1.7)		F9			1-2 1B	F8		6-3		4 0 1 0 0 0 2													
Phil Linz, R (1.5)			4-3		F7		E3 1B G3	F7		4 0 0 0 0 0 4													
Ralph Terry, R (1.1)			F5		L8		K		K	1 0 0 0 0 0 0	Cleveland Indians @ New York Yankees Yankee Stadium, Bronx, NY Thu Aug 22 1963, 3:33 AM EDT Att: 21,293 - Overcast - 86 F												
Bill Kunkel, R (4.1)										0 0 0 0 0 0 0													
Mickey Martin, S (5. PH)										1 0 0 0 0 0 2													
Tom Metcalf, R (6.1)										0 0 0 0 0 0 0													
Yogi Berra, L (7. PH)										1 0 0 0 0 0 1													
Steve Hamilton, L (8.1)										0 0 0 0 0 0 0													
Harry Bright, R (9. PH)										1 0 0 0 0 0 0													
Inning Stats	R: 0 E: 1 K: 1 S: 6	H: 0 LOB: 1 BB: 0 P: 6	R: 0 E: 0 K: 0 S: 3	H: 0 LOB: 0 BB: 0 P: 3	R: 0 E: 0 K: 0 S: 3	H: 0 LOB: 0 BB: 0 P: 3	R: 0 E: 0 K: 0 S: 4	H: 1 LOB: 0 BB: 0 P: 3	R: 0 E: 0 K: 0 S: 5	H: 1 LOB: 2 BB: 1 P: 8		R: 4 E: 0 K: 0 S: 5	H: 2 LOB: 0 BB: 2 P: 13	R: 0 E: 1 K: 1 S: 7	H: 1 LOB: 2 BB: 0 P: 7	R: 0 E: 0 K: 1 S: 6	H: 1 LOB: 2 BB: 1 P: 10	R: 0 E: 0 K: 1 S: 5	H: 0 LOB: 0 BB: 0 P: 5	1B: 5 2B: 1 3B: 0 HR: 1	SF: 0 SAC: 0 DP: 1 HBP: 0	WP: 1 PB: 0 CS: 0	PA: 38
PITCHER	IP WLS BF H R ER SO BB IBB HBP BLK WP HR S P ERA WHIP											PITCHER	IP WLS BF H R ER SO BB IBB HBP BLK WP HR S P ERA WHIP										
Mudcat Grant, R (1.1)	7.1 W 33 6 4 4 4 4 0 0 0 0 0 1 37 53 4.91 1.364																						
Gary Bell, R (8.1)	1.2 S 5 0 0 0 1 0 0 0 0 0 1 0 7 7 0.00 0.000																						

Batter	1	2	3	4	5	6	7	8	9	AB	R	H	RBI	BB	SO	LOB	TOP					
Gary Geiger, L (1, 8) OBP: 0.332, SLG: 0.483										4	0	1	0	0	0	0	Boston Red Sox @ Cleveland Indians Cleveland Municipal Stadium, Cleveland, OH Sat Aug 24 1963, 3:33 AM EDT Att: 3,171 - Unknown					
Chuck Schilling, R (1, 4) OBP: 0.303, SLG: 0.336										4	0	0	0	0	0	1						
Carl Yastrzemski, L (1, 7) OBP: 0.419, SLG: 0.502										4	0	1	0	0	0	1						
Frank Maltzone, R (1, 5) OBP: 0.329, SLG: 0.443										4	0	0	0	0	1	2						
Dick Stuart, R (1, 3) OBP: 0.315, SLG: 0.514											4	0	1	0	0	0						
Lou Clinton, R (1, 9) OBP: 0.286, SLG: 0.429										3	0	0	0	0	0	1						
Eddie Bressoud, R (1, 6) OBP: 0.317, SLG: 0.433										3	2	2	2	0	0	1						
Russ Nixon, L (1, 2) OBP: 0.291, SLG: 0.355										3	0	0	0	0	0	1						
Bob Turley, R (1, 1) OBP: 0.167, SLG: 0.278										2	0	0	0	0	0	0						
Chet Nichols, S (7, 1) OBP: 0.231, SLG: 0.231										0	0	0	0	0	0	0						
Jack Lamabe, R (7, 1) OBP: 0.091, SLG: 0.190										0	0	0	0	0	0	0						
Felix Mantilla, R (8, PH) OBP: 0.316, SLG: 0.382										1	0	0	0	0	0	0						
Arnold Earley, L (8, 1) OBP: 0.250, SLG: 0.313										0	0	0	0	0	0	0						
Inning Stats	R: 0 E: 0 K: 1 S: 6	H: 1 LOB: 1 BB: 0 P: 6	R: 0 E: 0 K: 0 S: 4	H: 1 LOB: 1 BB: 0 P: 4	R: 0 E: 0 K: 0 S: 3	H: 0 LOB: 0 BB: 0 P: 3	R: 0 E: 0 K: 1 S: 5	H: 0 LOB: 0 BB: 0 P: 5	R: 1 E: 0 K: 0 S: 4	H: 1 LOB: 0 BB: 0 P: 4	R: 0 E: 0 K: 0 S: 4	H: 1 LOB: 1 BB: 0 P: 4	R: 1 E: 0 K: 0 S: 4	H: 1 LOB: 0 BB: 0 P: 4	R: 0 E: 0 K: 0 S: 3	H: 0 LOB: 0 BB: 0 P: 3	R: 0 E: 0 K: 0 S: 3	H: 0 LOB: 0 BB: 0 P: 3	1B: 1 2B: 2 3B: 0 HR: 2	SF: 0 SAC: 0 DP: 0 HBP: 0	WP: 0 PB: 0 SB: 0 CS: 0	PA: 32
PITCHER Dick Donovan, R (1, 1) ERA: 4.27	IP: 9.0 WLS: W BF: 32 H: 5 R: 2 ER: 2 SO: 2 BB: 0 IBB: 0 HBP: 0 BLK: 0 WP: 0 HR: 2 S: 36 P: 36 ERA: 2.00 WHIP: 0.556															PITCHER						

AB	32
R	2
H	5
RBI	2
BB	0
SO	2
LOB	7



Batter	1	2	3	4	5	6	7	8	9	AB	R	H	RBI	BB	SO	LOB	BOTTOM			
Woodie Held, R (1, 4) OBP: 0.351, SLG: 0.435										3	1	2	0	1	0	0	Boston Red Sox @ Cleveland Indians Cleveland Municipal Stadium, Cleveland, OH Sat Aug 24 1963, 3:33 AM EDT Att: 3,171 - Unknown			
Tito Francona, L (1, 7) OBP: 0.306, SLG: 0.342										5	1	1	0	0	1	6				
Willie Kirkland, L (1, 9) OBP: 0.313, SLG: 0.402										1	1	0	0	3	0	1				
Fred Whitfield, L (1, 3) OBP: 0.288, SLG: 0.475										3	0	0	0	0	2	6				
Joe Adcock, R (7, PH) OBP: 0.319, SLG: 0.405										1	0	0	0	0	1	3				
Max Alvis, R (1, 5) OBP: 0.318, SLG: 0.451										4	1	1	2	0	0	2				
Joe Azcue, R (1, 2) OBP: 0.306, SLG: 0.480										4	0	1	2	0	1	2				
Willie Tasby, R (1, 8) OBP: 0.327, SLG: 0.388										4	1	1	0	0	1	1				
Jerry Kindall, R (1, 6) OBP: 0.265, SLG: 0.305										4	1	1	2	0	1	0				
Dick Donovan, L (1, 1) OBP: 0.167, SLG: 0.155										3	0	1	0	1	1	0				
Inning Stats	R: 0 E: 0 K: 2 S: 8	H: 1 LOB: 1 BB: 0 P: 8	R: 0 E: 0 K: 1 S: 5	H: 0 LOB: 0 BB: 0 P: 5	R: 0 E: 0 K: 2 S: 8	H: 1 LOB: 3 BB: 2 P: 16	R: 0 E: 0 K: 0 S: 3	H: 0 LOB: 0 BB: 0 P: 3	R: 0 E: 0 K: 1 S: 5	H: 0 LOB: 0 BB: 0 P: 5	R: 0 E: 0 K: 1 S: 6	H: 1 LOB: 2 BB: 1 P: 10	R: 6 E: 0 K: 1 S: 9	H: 4 LOB: 1 BB: 2 P: 18	R: 0 E: 0 K: 0 S: 4	H: 1 LOB: 1 BB: 0 P: 4	1B: 4 2B: 3 3B: 0 HR: 1	SF: 0 SAC: 0 DP: 0 HBP: 1	WP: 0 PB: 0 SB: 0 CS: 0	PA: 38
PITCHER Bob Turley, R (1, 1) ERA: 4.22	IP: 6.0 WLS: L BF: 28 H: 5 R: 4 ER: 4 SO: 7 BB: 4 IBB: 0 HBP: 1 BLK: 0 WP: 0 HR: 1 S: 37 P: 54 ERA: 6.00 WHIP: 1.500															PITCHER				
Chet Nichols, L (7, 1) ERA: 4.27	0.1	2	0	0	0	0	1	0	0	0	0	1	5	0.00	3.000					
Jack Lamabe, R (7, 1) ERA: 3.69	0.2	4	2	2	2	1	0	0	0	0	0	6	6	27.00	3.000					
Arnold Earley, L (8, 1) ERA: 4.75	1.0	4	1	0	0	0	0	0	0	0	0	4	4	0.00	1.000					

AB	32
R	6
H	8
RBI	6
BB	5
SO	8
LOB	21



Batter	1	2	3	4	5	6	7	8	9	AB	R	H	RBI	BB	SO	LOB	TOP										
Gary Geiger, L OBP: 0.333, SLG: 0.489 (1, 8)										4	1	1	1	1	0	2	Boston Red Sox @ Cleveland Indians Cleveland Municipal Stadium, Cleveland, OH Sun Aug 25 1963, 3:33 AM EDT Unknown										
Chuck Schilling, R OBP: 0.303, SLG: 0.333 (1, 4)										4	1	0	0	1	1	3											
Carl Yastrzemski, L OBP: 0.419, SLG: 0.501 (1, 7)										3	2	1	1	2	0	0											
Frank Malzone, R OBP: 0.330, SLG: 0.442 (1, 5)										4	0	1	0	1	1	1											
Dick Stuart, R OBP: 0.312, SLG: 0.508 (1, 3)										5	0	0	0	0	4	4											
Lou Clinton, R OBP: 0.290, SLG: 0.435 (1, 9)										3	2	1	1	2	0	2											
Eddie Bressoud, R OBP: 0.320, SLG: 0.434 (1, 6)										4	1	2	1	1	0	1											
Russ Nixon, L OBP: 0.302, SLG: 0.372 (1, 2)										4	1	3	2	1	0	1											
Bill Monbouquette, R OBP: 0.156, SLG: 0.122 (1, 1)										3	0	0	0	0	0	4											
Inning Stats	R: 1 E: 0 K: 2 S: 9	H: 2 LOB: 2 BB: 1 P: 13	R: 0 E: 0 K: 0 S: 3	H: 0 LOB: 1 BB: 1 P: 7	R: 0 E: 0 K: 0 S: 3	H: 0 LOB: 0 BB: 0 P: 3	R: 1 E: 0 K: 0 S: 6	H: 3 LOB: 3 BB: 1 P: 10	R: 3 E: 0 K: 2 S: 9	H: 2 LOB: 1 BB: 2 P: 17	R: 0 E: 0 K: 0 S: 3	H: 0 LOB: 0 BB: 1 P: 9	R: 0 E: 1 K: 1 S: 6	H: 1 LOB: 1 BB: 3 P: 18	R: 0 E: 0 K: 0 S: 4	H: 1 LOB: 1 BB: 0 P: 4	1B: 5 2B: 2 3B: 0 HR: 2	SF: 0 SAC: 2 DP: 0 HBP: 0	WP: 1 PB: 0 SB: 1 CS: 0	PA: 45							
PITCHER	IP	WLS	BF	H	R	ER	SO	BB	IBB	HBP	BLK	WP	HR	S	P	ERA	WHIP										
Barry Latman, R ERA: 4.69 (1, 1)	5.0	L	27	7	5	5	4	5	0	0	0	0	2	30	50	9.00	2.400										
Jerry Walker, R ERA: 4.7 (6, 1)	2.0		7	0	0	0	1	1	0	0	0	0	0	8	12	0.00	0.500										
Bob Allen, L ERA: 4.14 (8, 1)	0.2		6	1	3	2	0	3	0	0	0	0	0	3	15	27.00	6.000										
Ted Abernathy, R ERA: 3.49 (8, 1)	0.1		1	0	0	0	1	0	0	0	0	1	0	3	3	0.00	0.000										
Gary Bell, R ERA: 2.78 (9, 1)	1.0		4	1	0	0	0	0	0	0	0	0	0	4	4	0.00	1.000										

Batter	1	2	3	4	5	6	7	8	9	AB	R	H	RBI	BB	SO	LOB	BOTTOM										
Woodie Held, R OBP: 0.347, SLG: 0.429 (1, 4)										5	0	0	0	0	3	2	Boston Red Sox @ Cleveland Indians Cleveland Municipal Stadium, Cleveland, OH Sun Aug 25 1963, 3:33 AM EDT Unknown										
Tito Francona, L OBP: 0.307, SLG: 0.344 (1, 7)										4	0	1	1	1	1	1											
Willie Kirkland, L OBP: 0.312, SLG: 0.398 (1, 9)										4	0	0	0	1	2	2											
Fred Whitfield, L OBP: 0.287, SLG: 0.468 (1, 3)										4	0	0	0	1	1	4											
Max Alvis, R OBP: 0.322, SLG: 0.462 (1, 5)										4	2	3	1	0	1	1											
Joe Azcue, R OBP: 0.309, SLG: 0.484 (1, 2)										4	0	2	0	0	1	2											
Willie Tasby, R OBP: 0.321, SLG: 0.380 (1, 8)										2	0	0	0	0	0	3											
Vic Davallillo, L OBP: 0.343, SLG: 0.463 (6, PH) (7, 8)										2	0	2	1	0	0	0											
Jerry Kindall, R OBP: 0.260, SLG: 0.300 (1, 6)										4	0	0	0	0	2	6											
Barry Latman, R OBP: 0.225, SLG: 0.342 (6, 1)										2	1	1	0	0	0	1											
Jerry Walker, S OBP: 0.222, SLG: 0.125 (7, PH)										0	0	0	0	0	0	0											
Larry Brown, K OBP: 0.225, SLG: 0.237 (7, PH)										1	0	1	0	0	0	0											
Pedro Ramos, S OBP: 0.225, SLG: 0.237 (7, PH)										0	0	0	0	0	0	0											
Bob Allen, L OBP: 0.225, SLG: 0.237 (8, 1)										0	0	0	0	0	0	0											
Ted Abernathy, R OBP: 0.225, SLG: 0.237 (8, 1)										0	0	0	0	0	0	0											
Miguel de la Hoz, R OBP: 0.225, SLG: 0.237 (8, PH)										1	0	0	0	0	0	1											
Gary Bell, R OBP: 0.156, SLG: 0.122 (9, 1)										0	0	0	0	0	0	0											
Inning Stats	R: 0 E: 0 K: 0 S: 3	H: 0 LOB: 0 BB: 0 P: 3	R: 0 E: 0 K: 0 S: 5	H: 2 LOB: 2 BB: 0 P: 5	R: 1 E: 0 K: 0 S: 5	H: 2 LOB: 1 BB: 0 P: 5	R: 1 E: 0 K: 1 S: 7	H: 2 LOB: 1 BB: 0 P: 7	R: 0 E: 0 K: 3 S: 9	H: 0 LOB: 0 BB: 0 P: 9	R: 0 E: 0 K: 3 S: 10	H: 1 LOB: 2 BB: 1 P: 14	R: 0 E: 0 K: 2 S: 8	H: 1 LOB: 2 BB: 1 P: 12	R: 0 E: 0 K: 0 S: 5	H: 2 LOB: 1 BB: 0 P: 5	R: 0 E: 0 K: 2 S: 7	H: 0 LOB: 1 BB: 1 P: 11	1B: 5 2B: 3 3B: 1 HR: 1	SF: 0 SAC: 0 DP: 0 HBP: 0	WP: 1 PB: 0 SB: 0 CS: 0	PA: 40					
PITCHER	IP	WLS	BF	H	R	ER	SO	BB	IBB	HBP	BLK	WP	HR	S	P	ERA	WHIP										
Bill Monbouquette, R ERA: 3.47 (1, 1)	9.0	W	40	10	3	3	11	3	0	0	0	1	1	59	71	3.00	1.444										

Batter	1	2	3	4	5	6	7	8	9	10	11	12	13	14	15	AB	R	H	RBI	BB	SO	LOB	TOP				
Chuck Schilling, R OBP: 0.301, SLG: 0.331 (1, 4)	1-3		F8			6-3		1-3		FC6-4 1B		FC6-2		F7		7	0	1	0	0	0	5					
Roman Mejias, R OBP: 0.253, SLG: 0.354 (1, 8)	1B			K				F8		FC6-4 1-2 3H		F2		K		7	0	1	1	0	2	6					
Carl Yastrzemski, L OBP: 0.419, SLG: 0.500 (1, 7)	1B			1-3		6-3			K	F5						7	0	3	0	0	1	2					
Frank Malzone, R OBP: 0.311, SLG: 0.442 (1, 5)	G6-4-3 1B																										
Dick Stuart, R OBP: 0.312, SLG: 0.507 (1, 3)				1-3																							
Lou Clinton, R OBP: 0.290, SLG: 0.431 (1, 9)		F9				6-3																					
Eddie Bressoud, R OBP: 0.318, SLG: 0.430 (1, 6)		G5-4-3 1-2																									
Bob Tillman, R OBP: 0.321, SLG: 0.379 (1, 2)			K			4-3																					
Bob Heffner, R OBP: 0.200, SLG: 0.276 (1, 1)																											
Russ Nixon, L OBP: 0.305, SLG: 0.375 (12, PH)			6-3																								
Felix Mantilla, R OBP: 0.316, SLG: 0.382 (12, PR)																											
Dick Radatz, R OBP: 0.077, SLG: 0.080 (12, 1)																											
Inning Stats	R: 0 E: 0 K: 5 S: 4	H: 2 LOB: 1 BB: 0 P: 4	R: 0 E: 0 K: 3 S: 3	H: 1 LOB: 0 BB: 0 P: 3	R: 0 E: 0 K: 1 S: 5	H: 0 LOB: 0 BB: 0 P: 5	R: 0 E: 0 K: 1 S: 6	H: 1 LOB: 1 BB: 0 P: 6	R: 0 E: 0 K: 0 S: 3	H: 0 LOB: 0 BB: 0 P: 3	R: 0 E: 0 K: 0 S: 4	H: 1 LOB: 1 BB: 0 P: 4	R: 0 E: 0 K: 1 S: 6	H: 0 LOB: 1 BB: 0 P: 10	R: 1 E: 1 K: 0 S: 5	H: 2 LOB: 1 BB: 0 P: 5	R: 0 E: 0 K: 1 S: 7	H: 1 LOB: 2 BB: 1 P: 12	R: 0 E: 0 K: 2 S: 8	H: 1 LOB: 2 BB: 1 P: 11	R: 0 E: 0 K: 1 S: 5	H: 1 LOB: 0 BB: 0 P: 5	1B: 11 2B: 4 3B: 0 HR: 0	SF: 0 SAC: 1 DP: 3 HBP: 0	WP: 0 PB: 0 CS: 2	PA: 59	
PITCHER	IP 10.0	WLS 10.0	BF 39	H 9	R 1	ER 1	SO 3	BB 1	IBB 0	HBP 0	BLK 0	WP 0	HR 0	S 44	P 48	ERA 0.90	WHIP 1.000										
Jack Krackel, L ERA: 3.21																											
Gary Bell, R ERA: 2.73																											
Ted Abernathy, R ERA: 3.29																											

Boston Red Sox @ Cleveland Indians
Cleveland Municipal Stadium, Cleveland, OH
Sun Aug 25 1963, 3:38 AM EDT
Att: 9,555 - Unknown

AB 55
R 1
H 14
RBI 1
BB 3
SO 11
LOB 32



Batter	1	2	3	4	5	6	7	8	9	10	11	12	13	14	15	AB	R	H	RBI	BB	SO	LOB	BOTTOM							
Tito Francona, L OBP: 0.311, SLG: 0.354 (1, 7)	F7							FC4-6 1-2								7	1	4	2	0	0	1								
Willie Kirkland, L OBP: 0.310, SLG: 0.394 (1, 9)	K							K		F9						6	0	1	0	0	4	2								
Vic Davallo, L OBP: 0.336, SLG: 0.452 (1, 8)	5-3															6	0	0	0	0	2	2								
Max Alvis, R OBP: 0.321, SLG: 0.458 (1, 5)		5-3														4	0	0	0	1	0	0								
Joe Adcock, R OBP: 0.315, SLG: 0.397 (1, 3)		5-3														5	0	0	0	1	2	3								
John Romano, R OBP: 0.323, SLG: 0.391 (1, 2)		6-3														5	0	0	0	1	2	3								
Miguel de la Hoz, R OBP: 0.291, SLG: 0.389 (9, PH)																														
Fred Whitfield, L OBP: 0.308, SLG: 0.468 (10, 4)																														
Woode Field, R OBP: 0.348, SLG: 0.430 (10, 4)																														
Jerry Kindall, R OBP: 0.259, SLG: 0.297 (1, 6)																														
Jack Krackel, L ERA: 3.21																														
Gary Bell, R ERA: 2.73																														
Ted Abernathy, R ERA: 3.29																														
Inning Stats	R: 0 E: 0 K: 1 S: 5	H: 0 LOB: 0 BB: 0 P: 5	R: 0 E: 0 K: 3 S: 3	H: 0 LOB: 0 BB: 0 P: 3	R: 0 E: 0 K: 1 S: 6	H: 2 LOB: 2 BB: 0 P: 6	R: 0 E: 0 K: 3 S: 10	H: 1 LOB: 1 BB: 1 P: 10	R: 0 E: 0 K: 0 S: 5	H: 0 LOB: 1 BB: 0 P: 9	R: 0 E: 0 K: 2 S: 8	H: 1 LOB: 1 BB: 0 P: 8	R: 0 E: 0 K: 3 S: 11	H: 0 LOB: 2 BB: 0 P: 11	R: 1 E: 1 K: 0 S: 4	H: 1 LOB: 0 BB: 0 P: 4	R: 0 E: 0 K: 1 S: 3	H: 0 LOB: 0 BB: 0 P: 3	R: 0 E: 0 K: 1 S: 5	H: 0 LOB: 1 BB: 1 P: 9	R: 0 E: 0 K: 2 S: 8	H: 0 LOB: 0 BB: 0 P: 7	R: 0 E: 0 K: 1 S: 5	H: 0 LOB: 0 BB: 0 P: 7	R: 1 E: 0 K: 0 S: 4	H: 3 LOB: 2 BB: 0 P: 4	1B: 7 2B: 1 3B: 0 HR: 1	SF: 0 SAC: 3 DP: 0 HBP: 0	WP: 1 PB: 0 CS: 1	PA: 55
PITCHER	IP 11.0	WLS 11.0	BF 41	H 6	R 1	ER 1	SO 12	BB 2	IBB 0	HBP 0	BLK 0	WP 0	HR 1	S 63	P 71	ERA 0.82	WHIP 0.727													
Bob Heffner, R ERA: 4.25																														
Dick Radatz, R ERA: 1.63																														

Boston Red Sox @ Cleveland Indians
Cleveland Municipal Stadium, Cleveland, OH
Sun Aug 25 1963, 3:38 AM EDT
Att: 9,555 - Unknown


AB 49
R 2
H 9
RBI 2
BB 3
SO 16
LOB 19



Batter	1	2	3	4	5	6	7	8	9	AB	R	H	RBI	BB	SO	LOB	TOP																			
Mike Hershberger, R OBP: 0.340, SLG: 0.358 (1, 8)	F7	FC6-4			4-3		K	F8		5	0	0	0	0	1	3																				
Tom McCraw, L OBP: 0.298, SLG: 0.358 (1, 3)	1B		3-1		HR		E5		4-3	5	2	3	2	0	0	0																				
Floyd Robinson, L OBP: 0.350, SLG: 0.403 Hoyt Wilhelm, R OBP: 0.111, SLG: 0.077 (7, 1)	1B		1B		P6		BB		4-3	2	0	1	0	2	0	0																				
Pete Ward, L OBP: 0.341, SLG: 0.475 (1, 5)	1B		1B		F8		F2			5	1	3	2	0	0	2																				
Dave Nicholson, R OBP: 0.329, SLG: 0.434 (1, 7)	K		K		K		K		F2	5	0	0	0	0	4	4																				
Nellie Fox, L OBP: 0.303, SLG: 0.309 (1, 4)	F8		1-3		1B		1B			4	1	2	0	0	0	4																				
Ron Hansen, R OBP: 0.313, SLG: 0.349 (1, 6)		FC6-4			P6		K			4	1	2	0	0	1	1																				
Cam Carreon, R OBP: 0.321, SLG: 0.345 J.C. Martin, L OBP: 0.287, SLG: 0.271 (7, 2)	K		P3				E		FC6-4	3	1	1	0	0	1	1																				
Joe Horlen, R OBP: 0.240, SLG: 0.240 Jim Landis, R OBP: 0.325, SLG: 0.383 (7, PH)	K		K		K		K		FC6-4	1	0	1	1	0	0	0																				
Inning Stats	R: 1 E: 0 K: 1 S: 8	H: 3 LOB: 2 BB: 0 P: 8	R: 0 E: 0 K: 2 S: 8	H: 1 LOB: 1 BB: 0 P: 8	R: 0 E: 0 K: 1 S: 6	H: 1 LOB: 2 BB: 1 P: 10	R: 0 E: 0 K: 1 S: 5	H: 0 LOB: 0 BB: 0 P: 5	R: 1 E: 0 K: 0 S: 4	H: 1 LOB: 1 BB: 0 P: 7	R: 1 E: 1 K: 2 S: 9	H: 2 LOB: 2 BB: 1 P: 13	R: 2 E: 0 K: 1 S: 8	H: 3 LOB: 1 BB: 0 P: 8	R: 1 E: 0 K: 0 S: 4	H: 1 LOB: 0 BB: 0 P: 4	1B: 11 2B: 1 3B: 0 HR: 2	SF: 0 SAC: 0 DP: 1 HBP: 0	WP: 0 PB: 0 CS: 1	PA: 41																
PITCHER	IP	WLS	BF	H	R	ER	SO	BB	IBB	HBP	BLK	WP	HR	S	P	ERA	WHIP	PITCHER		IP	WLS	BF	H	R	ER	SO	BB	IBB	HBP	BLK	WP	HR	S	P	ERA	WHIP
Mudcat Grant, R ERA: 3.62 Bob Allen, L ERA: 4.42 (7, 1)	6.0	L	25	7	2	2	7	1	0	0	0	0	1	38	42	3.00	1.333			3.0	S	16	6	4	3	3	1	0	0	0	0	1	21	25	9.00	2.333

Chicago White Sox @ Cleveland Indians
Cleveland Municipal Stadium, Cleveland, OH
Tue Aug 27 1963, 7:05 PM EDT
Att: 8,404 - Unknown


AB	39
R	6
H	13
RBI	6
BB	2
SO	10
LOB	18



Batter	1	2	3	4	5	6	7	8	9	AB	R	H	RBI	BB	SO	LOB	BOTTOM																			
Tito Francona, L OBP: 0.312, SLG: 0.353 (1, 7)	FC6-4		G3		4-3		P4		K	4	0	1	0	1	1	0																				
Willie Kirkland, L OBP: 0.309, SLG: 0.393 (1, 9)	P3		G3		5-3		K			4	0	1	0	0	1	1																				
Vic Davalillo, L OBP: 0.335, SLG: 0.449 (1, 8)	FC6-4		G3		4-3		K			4	0	1	0	0	1	2																				
Max Alvis, R OBP: 0.320, SLG: 0.463 (1, 5)	FC6-4		K				F8			4	1	1	1	0	1	5																				
Fred Whitfield, L OBP: 0.285, SLG: 0.463 (1, 3)	F8				F5		FC1-6		K	4	0	1	0	0	1	2																				
Joe Azcue, R OBP: 0.307, SLG: 0.476 (1, 2)		K			1B		FC1-6		5-3	3	0	0	0	1	1	1																				
Woodie Held, R OBP: 0.345, SLG: 0.425 (1, 4)		4-3			K		FC5-4		6-3	4	0	0	0	0	1	2																				
Jerry Kindall, R OBP: 0.263, SLG: 0.301 (1, 6)		K			1B				F7	4	0	2	0	0	1	0																				
Mudcat Grant, R OBP: 0.183, SLG: 0.193 Dick Howser, R OBP: 0.347, SLG: 0.295 Bob Allen, L OBP: 0.200, SLG: 0.200 Miguel de la Hoz, R OBP: 0.289, SLG: 0.395 (8, PH)			P4		F9		F8		F7	2	0	0	0	0	0	2																				
Inning Stats	R: 0 E: 0 K: 0 S: 4	H: 1 LOB: 2 BB: 1 P: 8	R: 0 E: 0 K: 2 S: 7	H: 0 LOB: 0 BB: 0 P: 7	R: 0 E: 0 K: 1 S: 7	H: 2 LOB: 2 BB: 0 P: 7	R: 0 E: 0 K: 1 S: 6	H: 1 LOB: 2 BB: 1 P: 10	R: 0 E: 0 K: 0 S: 3	H: 0 LOB: 0 BB: 0 P: 3	R: 1 E: 0 K: 0 S: 6	H: 3 LOB: 2 BB: 0 P: 6	R: 0 E: 0 K: 2 S: 8	H: 0 LOB: 1 BB: 0 P: 8	R: 0 E: 0 K: 1 S: 5	H: 0 LOB: 0 BB: 0 P: 5	R: 0 E: 0 K: 1 S: 5	H: 0 LOB: 0 BB: 0 P: 5	1B: 6 2B: 0 3B: 0 HR: 1	SF: 0 SAC: 0 DP: 0 HBP: 0	WP: 0 PB: 1 CS: 0	PA: 37														
PITCHER	IP	WLS	BF	H	R	ER	SO	BB	IBB	HBP	BLK	WP	HR	S	P	ERA	WHIP	PITCHER		IP	WLS	BF	H	R	ER	SO	BB	IBB	HBP	BLK	WP	HR	S	P	ERA	WHIP
Joe Horlen, R ERA: 3.7 Hoyt Wilhelm, R ERA: 3.03 (7, 1)	6.0	W	27	7	1	1	4	2	0	0	0	0	0	18	18	1.50	1.500			3.0	S	10	0	0	0	4	0	0	0	0	0	18	18	0.00	0.000	

Chicago White Sox @ Cleveland Indians
Cleveland Municipal Stadium, Cleveland, OH
Tue Aug 27 1963, 7:05 PM EDT
Att: 8,404 - Unknown

AB	35
R	1
H	7
RBI	1
BB	2
SO	8
LOB	17



Batter	1	2	3	4	5	6	7	8	9	AB R H RBI BB SO LOB	TOP												
Mike Hershberger, R OBP: 0.336, SLG: 0.354 (1, 8)	F7	F8		6-3		6-3		F8		5 0 0 0 0 0 2	Chicago White Sox @ Cleveland Indians Cleveland Municipal Stadium, Cleveland, OH Wed Aug 28 1963, 7:05 PM EDT Unknown												
Tom McCraw, L OBP: 0.330, SLG: 0.372 (1, 3)	G3	HR		FC1-6 1B		5-3		K	5 1 2 3 0 1 0														
Floyd Robinson, L OBP: 0.351, SLG: 0.401 (1, 9)	1B BB	K		P4		4-3		1B 1B	4 2 1 0 1 1 1														
Pete Ward, L OBP: 0.341, SLG: 0.474 (1, 5)	1B E	4-3		FC1-6		P4		1B 5-3 1B	5 2 2 0 0 0 1														
Nellie Fox, L OBP: 0.306, SLG: 0.318 (1, 4)	E 1-3 2-H			HR		P4		5-3 BB 1B	5 1 3 3 0 0 0														
Dave Nicholson, R OBP: 0.330, SLG: 0.432 (1, 7)	E5			K				5-3 BB	4 0 1 0 1 2 1														
Ron Hansen, R OBP: 0.312, SLG: 0.347 (1, 6)	F3			1B		K		5-3	5 0 1 1 0 1 5														
Cam Carreon, R OBP: 0.327, SLG: 0.348 (1, 2)		SH HR 1B		F8				P4	4 1 2 0 1 0 1														
Juan Pizarro, L OBP: 0.211, SLG: 0.288 (1, 1)	SH HR			K		4-3		F7 4-3	4 1 0 0 0 1 6														
Inning Stats	R: 2 E: 1 K: 0 S: 6	H: 2 LOB: 2 BB: 1 P: 10	R: 3 E: 1 K: 1 S: 8	H: 2 LOB: 0 BB: 0 P: 8	R: 1 E: 0 K: 2 S: 9	H: 2 LOB: 1 BB: 0 P: 9	R: 0 E: 0 K: 0 S: 4	H: 1 LOB: 1 BB: 0 P: 4	R: 0 E: 1 K: 1 S: 7	H: 1 LOB: 2 BB: 0 P: 7	R: 0 E: 0 K: 1 S: 3	H: 1 LOB: 1 BB: 0 P: 6	R: 0 E: 0 K: 0 S: 3	H: 0 LOB: 0 BB: 0 P: 3	R: 0 E: 0 K: 1 S: 6	H: 0 LOB: 0 BB: 0 P: 6	R: 0 E: 0 K: 0 S: 3	H: 0 LOB: 0 BB: 0 P: 3	R: 2 E: 0 K: 1 S: 8	H: 3 LOB: 3 BB: 2 P: 16	1B: 10 2B: 0 3B: 0 HR: 2	SF: 0 SAC: 1 DP: 0 HBP: 0	WP: 0 PA: 45 PB: 0 CS: 0
PITCHER	IP WLS BF H R ER SO BB IBB HBP BLK WP HR S P ERA WHIP											IP WLS BF H R ER SO BB IBB HBP BLK WP HR S P ERA WHIP											
Pedro Ramos, R ERA: 3.57 (1, 1)	1.1 L 11 4 5 3 0 1 0 0 0 0 0 1 10 14 20.25 3.750																						
Jerry Walker, R ERA: 4.54 (2, 1)	4.2 19 4 1 1 4 0 0 0 0 0 0 1 27 27 1.93 0.857																						
Early Wynn, R ERA: 2.4 (7, 1)	2.0 7 1 0 0 1 0 0 0 0 0 0 0 9 9 0.00 0.500																						
Bob Allen, L ERA: 4.67 (9, 1)	1.0 8 3 2 2 1 1 1 0 0 0 0 0 8 16 18.00 4.000																						

AB	41
R	8
H	12
RBI	7
BB	3
SO	6
LOB	17



Batter	1	2	3	4	5	6	7	8	9	AB R H RBI BB SO LOB	BOTTOM										
Woodie Held, R OBP: 0.341, SLG: 0.420 (1, 4)	F9		K			5-3			P4	4 0 0 0 0 1 0	Chicago White Sox @ Cleveland Indians Cleveland Municipal Stadium, Cleveland, OH Wed Aug 28 1963, 7:05 PM EDT Unknown										
Larry Brown, R OBP: 0.321, SLG: 0.333 (1, 6)	F8			6-3		F8		E SF9 1B	4 1 1 0 0 0 0												
Vic Davallilo, L OBP: 0.337, SLG: 0.450 (1, 8)	F8			BB 1B		K		E8 1B	4 1 2 0 0 1 0												
Joe Adcock, R OBP: 0.314, SLG: 0.393 (1, 3)		K		BB 1B		K		SF9	2 0 0 1 1 2 0												
Max Alvis, R OBP: 0.320, SLG: 0.461 (1, 5)		5-3		BB		G3			4 0 1 1 0 0 2												
Joe Azcue, R OBP: 0.306, SLG: 0.473 (1, 2)				2-3 1B		F8		K	4 0 1 0 0 1 1												
Tito Francona, L OBP: 0.310, SLG: 0.351 (1, 7)			K			K		P5	3 0 0 0 0 2 1												
Willie Tasby, R OBP: 0.322, SLG: 0.408 (1, 9)			K			K		HR	3 1 1 1 0 2 0												
Pedro Ramos, S OBP: 0.225, SLG: 0.237 (1, 1) Jerry Walker, S OBP: 0.211, SLG: 0.184 (2, 1) Miguel Mejia, R OBP: 0.287, SLG: 0.362 (5, PH) Early Wynn, R OBP: 0.333, SLG: 0.300 (7, 1) Jerry Kindall, R OBP: 0.282, SLG: 0.300 (8, PH) Bob Allen, L OBP: 0.300, SLG: 0.290 (9, 1)			F9			5-3		K	0 0 0 0 0 0 0 1 0 0 0 0 0 0 1 0 0 0 0 0 0 0 0 0 0 0 0 0 1 0 0 0 0 1 0 0 0 0 0 0 0 0												
Inning Stats	R: 0 E: 0 K: 0 S: 3	H: 0 LOB: 0 BB: 0 P: 3	R: 0 E: 0 K: 2 S: 8	H: 1 LOB: 0 BB: 0 P: 8	R: 0 E: 0 K: 2 S: 7	H: 0 LOB: 0 BB: 0 P: 7	R: 0 E: 0 K: 0 S: 3	H: 1 LOB: 1 BB: 0 P: 7	R: 0 E: 0 K: 2 S: 7	H: 0 LOB: 0 BB: 0 P: 7	R: 0 E: 0 K: 2 S: 3	H: 0 LOB: 0 BB: 0 P: 3	R: 0 E: 0 K: 2 S: 7	H: 0 LOB: 0 BB: 0 P: 7	R: 1 E: 0 K: 2 S: 8	H: 1 LOB: 1 BB: 0 P: 8	R: 2 E: 1 K: 0 S: 6	H: 3 LOB: 1 BB: 0 P: 6	1B: 5 2B: 1 3B: 0 HR: 1	SF: 1 SAC: 0 DP: 1 HBP: 0	WP: 0 PA: 33 PB: 0 CS: 0
PITCHER	IP WLS BF H R ER SO BB IBB HBP BLK WP HR S P ERA WHIP											IP WLS BF H R ER SO BB IBB HBP BLK WP HR S P ERA WHIP									
Juan Pizarro, L ERA: 2.39 (1, 1)	9.0 W 33 6 3 2 10 1 0 0 0 0 1 52 56 2.00 0.778																				

AB	31
R	3
H	6
RBI	3
BB	1
SO	10
LOB	4



Batter	1	2	3	4	5	6	7	8	9	AB	R	H	RBI	BB	SO	LOB	TOP							
Mike Hershberger, R OBP: 0.335, SLG: 0.355 (1, 8)	0-0 6-3		0-0 1-3 2B		0-0 F8		0-0 F8			4	0	1	0	0	0	0								
Tom McCraw, L OBP: 0.307, SLG: 0.385 (1, 3)	0-0 2B		0-0 SF7			0-0 1B 2B 1B		0-0 FC4-6 1B		3	1	3	1	0	0	0								
Floyd Robinson, L OBP: 0.348, SLG: 0.398 (1, 9)	0-0 F9		0-0 4-3			0-0 F3		0-0 FC4-6 1B		4	0	0	0	0	0	4								
Pete Ward, L OBP: 0.344, SLG: 0.476 (1, 5)	0-0 F9			0-0 1-3 1B		0-0 2B SF7 1B		0-0 1-2 1B		4	1	3	0	0	0	1								
Nellie Fox, L OBP: 0.305, SLG: 0.320 (1, 4)		0-0 6-3		0-0 1-3		0-0 1-3 2B		0-0 F7		4	0	1	1	0	0	3								
Charlie Maxwell, L OBP: 0.341, SLG: 0.327 Jim Landis, R OBP: 0.325, SLG: 0.383 (1, 7) (8, 8)		0-3 K		0-3 K		0-0 SF7		0-0 F7		3	0	0	1	0	2	3								
Ron Hansen, R OBP: 0.309, SLG: 0.344 (1, 6)		0-0 4-3		0-0 F9		0-0 K				4	0	0	0	0	1	2								
J.C. Martin, L OBP: 0.263, SLG: 0.265 (1, 2)			0-0 4-3		0-0 6-3		0-0 4-3		0-0 F7	4	0	0	0	0	0	0								
Eddie Fisher, R OBP: 0.222, SLG: 0.160 Cam Carreon, R OBP: 0.326, SLG: 0.346 Jim Brosnan, R OBP: 0.250, SLG: 0.250 (1, 1) (9, PH) (9, 1)			4-0 2B SF7 BB		0-3 K		0-0 6-3		0-3 K	2	1	0	0	1	1	0								
Inning Stats	R: 0 E: 0 K: 0 S: 4	H: 1 LOB: 1 BB: 0 P: 4	R: 0 E: 0 K: 1 S: 5	H: 0 LOB: 0 BB: 0 P: 5	R: 1 E: 0 K: 0 S: 4	H: 1 LOB: 1 BB: 1 P: 8	R: 0 E: 0 K: 1 S: 6	H: 1 LOB: 1 BB: 0 P: 6	R: 0 E: 0 K: 1 S: 5	H: 0 LOB: 0 BB: 0 P: 5	R: 2 E: 0 K: 0 S: 8	H: 3 LOB: 1 BB: 0 P: 8	R: 0 E: 0 K: 0 S: 3	H: 0 LOB: 0 BB: 0 P: 3	R: 0 E: 0 K: 0 S: 5	H: 2 LOB: 2 BB: 0 P: 5	R: 0 E: 0 K: 1 S: 5	H: 0 LOB: 0 BB: 0 P: 5	1B: 5 2B: 3 3B: 0 HR: 0	SF: 2 SAC: 0 DP: 0 HBP: 0	WP: 0 PB: 0 CS: 0	PA: 36		
PITCHER	IP WLS BF H R ER SO BB IBB HBP BLK WP HR S P ERA WHIP	8.0 L 33 8 3 3 4 1 0 0 0 0 0 40 44 3.38 1.125	1.0 S 3 0 0 0 1 0 0 0 0 0 0 5 5 0.00 0.000																					

Chicago White Sox @ Cleveland Indians
Cleveland Municipal Stadium, Cleveland, OH
Wed Aug 28 1963, 7:05 PM EDT
Att: 7,777 - Unknown

AB	33
R	3
H	8
RBI	3
BB	1
SO	5
LOB	13



Batter	1	2	3	4	5	6	7	8	9	AB	R	H	RBI	BB	SO	LOB	BOTTOM						
Tito Francona, L OBP: 0.311, SLG: 0.353 (1, 7)	0-0 G3		1-0 6-3 WP HBP		0-0 F9			0-0 2B		3	0	1	0	0	0	0							
Larry Brown, R OBP: 0.320, SLG: 0.327 (1, 6)	4-0 G3 1B BB		0-0 6-3		0-0 P3		0-0 6-3			3	0	0	0	1	0	2							
Vic Davalillo, L OBP: 0.336, SLG: 0.447 (1, 8)	0-0 1-2 G3 1B		0-0 4-3		0-3 K		0-0 4-3			4	0	1	0	0	1	2							
Max Alvis, R OBP: 0.319, SLG: 0.459 (1, 5)	0-0 G3		0-0 L5		0-0 F2			0-0 FC3-6 1B		4	0	1	0	0	0	3							
John Romano, R OBP: 0.318, SLG: 0.384 (1, 2)	0-0 F8			0-0 F9		0-0 5-3		0-0 F8		4	0	0	0	0	0	3							
Fred Whitfield, L OBP: 0.282, SLG: 0.457 (1, 3)		0-0 4-3		0-0 3-1		0-0 F7		0-0 FC3-6		4	0	0	0	0	0	1							
Woodie Held, R OBP: 0.341, SLG: 0.417 (1, 4)		0-0 F6		0-0 F7		4-0 BB		0-0 6-3		3	0	0	0	1	0	1							
Willie Kirkland, L OBP: 0.307, SLG: 0.390 (1, 9)		0-0 4-3			0-0 1-3		0-3 K			3	0	0	0	0	1	1							
Dick Donovan, L OBP: 0.177, SLG: 0.217 Willie Tasby, R OBP: 0.319, SLG: 0.404 Gary Bell, R OBP: 0.125, SLG: 0.087 (1, 1) (8, PH) (9, 1)			0-0 HR		0-0 F8		0-3 K		0-3 K	2	1	1	1	0	0	0							
Inning Stats	R: 0 E: 0 K: 0 S: 4	H: 1 LOB: 2 BB: 1 P: 8	R: 0 E: 0 K: 0 S: 3	H: 0 LOB: 0 BB: 0 P: 3	R: 1 E: 0 K: 0 S: 4	H: 1 LOB: 1 BB: 0 P: 5	R: 0 E: 0 K: 0 S: 3	H: 0 LOB: 0 BB: 0 P: 3	R: 0 E: 0 K: 1 S: 5	H: 0 LOB: 0 BB: 0 P: 5	R: 0 E: 0 K: 1 S: 5	H: 0 LOB: 0 BB: 1 P: 9	R: 0 E: 0 K: 1 S: 6	H: 1 LOB: 1 BB: 0 P: 6	R: 0 E: 0 K: 0 S: 4	H: 1 LOB: 1 BB: 0 P: 4	1B: 2 2B: 1 3B: 0 HR: 1	SF: 0 SAC: 0 DP: 0 HBP: 1	WP: 1 PB: 0 CS: 0	PA: 34			
PITCHER	IP WLS BF H R ER SO BB IBB HBP BLK WP HR S P ERA WHIP	8.0 W 30 3 1 1 3 2 0 1 0 0 0 4 4 0.00 1.000	1.0 S 4 1 0 0 0 0 0 0 0 0 0 4 4 0.00 1.000																				

Chicago White Sox @ Cleveland Indians
Cleveland Municipal Stadium, Cleveland, OH
Wed Aug 28 1963, 7:05 PM EDT
Att: 7,777 - Unknown


AB	31
R	1
H	4
RBI	1
BB	2
SO	3
LOB	13



Batter	1	2	3	4	5	6	7	8	9	AB	R	H	RBI	BB	SO	LOB	TOP			
Mike Hershberger, R OBP: 0.331, SLG: 0.351 (1, 8) (8, 9)	0-3 K		0-0 F7		0-0 5-3		0-0 5-3	0-0 5-3		5	0	0	0	0	1	3				
Tom McCraw, L OBP: 0.313, SLG: 0.389 (1, 3)	0-0 WP 1B		0-0 1B 4-3 1B		0-0 G3 1B		0-0 F8		0-3 K	5	1	3	0	0	1	1				
Floyd Robinson, L OBP: 0.350, SLG: 0.399 (1, 9) (8, 7)	1-0 HBP		0-0 4-3 1B		0-0 G3 1-2			0-0 1B 1B	0-0 F9	4	1	2	1	0	0	1				
Pete Ward, L OBP: 0.343, SLG: 0.473 (1, 5)	0-0 F2		0-0 4-3		0-0 F9			0-0 BB 1B	0-0 F7	5	1	1	1	0	0	4				
Nellie Fox, L OBP: 0.303, SLG: 0.317 (1, 4)	0-0 F9		0-0 F7			0-0 3-1		0-0 F3		4	0	0	0	0	0	5				
Dave Nicholson, R OBP: 0.328, SLG: 0.428 Charlie Maxwell, L OBP: 0.346, SLG: 0.327 Jim Landis, R OBP: 0.325, SLG: 0.383 (1, 7) (8, PH) (8, PR) (8, 8)		0-3 K		0-0 F8		0-0 F2		4-0 1B WP BB		3	0	0	0	0	1	0				
Ron Hansen, R OBP: 0.311, SLG: 0.345 (1, 6)	0-0 F7			0-0 FC6-4 1B		0-0 L4		0-0 WP HR 1B		4	1	2	2	0	0	0				
Cam Carreon, R OBP: 0.323, SLG: 0.343 J.C. Martin, L OBP: 0.295, SLG: 0.272 (1, 2) (5, 2)		0-3 K		0-0 FC6-4			0-0 2B	0-3 K		2	0	0	0	0	1	1				
Gary Peters, L OBP: 0.274, SLG: 0.412 (1, 1)			4-0 1B 1B BB		0-0 1-4-3		0-0 F9	0-0 HR		3	2	1	2	1	0	2				
Inning Stats	R: 0 E: 0 K: 1 S: 6	H: 1 LOB: 2 BB: 7 P: 7	R: 0 E: 0 K: 2 S: 7	H: 0 LOB: 0 BB: 7 P: 7	R: 2 E: 0 K: 0 S: 5	H: 2 LOB: 1 BB: 1 P: 9	R: 0 E: 0 K: 0 S: 4	H: 1 LOB: 1 BB: 0 P: 4	R: 0 E: 0 K: 0 S: 3	H: 0 LOB: 0 BB: 0 P: 3	R: 0 E: 0 K: 0 S: 4	H: 1 LOB: 1 BB: 0 P: 4	R: 5 E: 0 K: 1 S: 9	H: 4 LOB: 1 BB: 1 P: 13	R: 0 E: 0 K: 1 S: 5	H: 0 LOB: 0 BB: 0 P: 5	1B: 8 2B: 1 3B: 0 HR: 1	SF: 0 SAC: 0 DP: 0 HBP: 1	WP: 2 PB: 2 SB: 1 CS: 0	PA: 40
PITCHER	IP WLS BF H R ER SO BB IBB HBP BLK WP HR S P ERA WHIP	IP WLS BF H R ER SO BB IBB HBP BLK WP HR S P ERA WHIP																		
Barry Latman, R ERA: 4.83 Gary Bell, R ERA: 2.74 (1, 1) (8, 1)	7.1 L 34 9 6 6 3 2 0 0 0 0 1 0 37 46 7.36 1.500	1.2 6 1 1 1 2 0 0 0 0 1 1 10 10 5.40 0.600																		

Chicago White Sox @ Cleveland Indians
Cleveland Municipal Stadium, Cleveland, OH
Thu Aug 29 1963, 7:05 PM EDT
Att: 4,132 - Unknown


AB	37
R	7
H	10
RBI	6
BB	2
SO	5
LOB	18



Batter	1	2	3	4	5	6	7	8	9	AB	R	H	RBI	BB	SO	LOB	BOTTOM					
Woodie Held, R OBP: 0.342, SLG: 0.416 (1, 4)	4-0 HR BB		0-3 K		0-0 S 1B			0-0 6-3		3	1	1	0	1	1	0						
Larry Brown, R OBP: 0.313, SLG: 0.319 (1, 6)	0-3 K		0-0 L5		0-3 K			0-0 F8		4	0	0	0	0	2	2						
Vic Davallilo, L OBP: 0.334, SLG: 0.455 (1, 8)	0-0 1H HR		0-0 4-3			0-3 K		0-3 K		4	1	1	2	0	2	0						
Max Alvis, R OBP: 0.320, SLG: 0.460 (1, 5)	0-0 5-3			0-0 5-3 1B		0-0 F8			0-0 G6-4-3 1B	4	0	2	0	0	0	0						
Joe Adcock, R OBP: 0.309, SLG: 0.387 (1, 3)	0-0 F9			0-0 5-3 1-2		0-0 F8			0-0 G6-4-3 1-2	4	0	0	0	0	0	2						
Joe Azcue, R OBP: 0.305, SLG: 0.469 (1, 2)		0-0 FC6-4 1B		0-0 F9		0-0 F8		0-0 F8	0-0 6-3	4	0	1	0	0	0	1						
Tito Francona, L OBP: 0.310, SLG: 0.351 (1, 7)		0-3 K		0-0 3-1			0-0 F5			3	0	0	0	0	1	2						
Willie Tasby, R OBP: 0.319, SLG: 0.402 (1, 9)		0-0 FC6-4			0-3 K		0-0 1B			3	0	1	0	0	1	1						
Barry Latman, R OBP: 0.209, SLG: 0.317 Gary Bell, R OBP: 0.125, SLG: 0.087 (1, 1) (8, 1)		0-0 4-3			0-3 K		0-0 F9			3	0	0	0	0	1	2						
Inning Stats	R: 2 E: 0 K: 1 S: 6	H: 1 LOB: 1 BB: 1 P: 10	R: 0 E: 0 K: 1 S: 6	H: 1 LOB: 0 BB: 0 P: 6	R: 0 E: 0 K: 1 S: 5	H: 0 LOB: 0 BB: 0 P: 5	R: 0 E: 0 K: 0 S: 4	H: 1 LOB: 1 BB: 0 P: 4	R: 0 E: 0 K: 3 S: 10	H: 1 LOB: 1 BB: 0 P: 10	R: 0 E: 0 K: 1 S: 5	H: 0 LOB: 0 BB: 0 P: 5	R: 0 E: 0 K: 0 S: 4	H: 1 LOB: 1 BB: 0 P: 4	R: 0 E: 0 K: 1 S: 5	H: 0 LOB: 0 BB: 0 P: 5	R: 0 E: 0 K: 0 S: 3	H: 1 LOB: 0 BB: 0 P: 3	1B: 5 2B: 0 3B: 0 HR: 1	SF: 0 SAC: 0 DP: 1 HBP: 0	WP: 0 PB: 0 SB: 1 CS: 0	PA: 33
PITCHER	IP WLS BF H R ER SO BB IBB HBP BLK WP HR S P ERA WHIP	IP WLS BF H R ER SO BB IBB HBP BLK WP HR S P ERA WHIP																				
Gary Peters, L ERA: 1.78 (1, 1)	9.0 W 33 6 2 2 8 1 0 0 0 0 1 48 2.00 0.778																					

Chicago White Sox @ Cleveland Indians
Cleveland Municipal Stadium, Cleveland, OH
Thu Aug 29 1963, 7:05 PM EDT
Att: 4,132 - Unknown

AB	32
R	2
H	6
RBI	2
BB	1
SO	8
LOB	10



Batter	1	2	3	4	5	6	7	8	9	AB	R	H	RBI	BB	SO	LOB	TOP										
Don Wert, R (1, 5) OBP: 0.333, SLG: 0.388	F9		6-3		L1			FC1-5 1B		4	1	1	0	0	0	0	Detroit Tigers @ Cleveland Indians Cleveland Municipal Stadium, Cleveland, OH Fri Aug 30 1963, 7:05 PM EDT Att: 6,631 - Unknown										
Dick McAuliffe, L (1, 6) OBP: 0.343, SLG: 0.391	K		2B 1B		K			FC1-5 1B		4	1	1	0	0	2	2											
Al Kaline, R (1, 9) OBP: 0.383, SLG: 0.524	L4-3		L8		L5-3			L8		4	0	0	0	0	0	3											
Rocky Colavito, R (1, 7) OBP: 0.371, SLG: 0.451		F3	1-H 2B		4-3			FC6-4 1B		4	0	2	2	0	0	0											
Norm Cash, L (1, 3) OBP: 0.387, SLG: 0.478		2B 2B 1B		K			F2	FC6-4 1-2f		4	1	1	0	0	1	2											
George Thomas, R (1, 8) OBP: 0.285, SLG: 0.360		2B		F9			K		5-3	4	1	1	0	0	1	0											
Gus Triandos, R (1, 2) Bill Freehan, R (7, 2) OBP: 0.323, SLG: 0.348	K		F5				FC6-4 BB		5-3	2	0	0	0	1	1	2											
George Smith, R (1, 4) OBP: 0.298, SLG: 0.306		2H 3-H 2B		F7			FC6-4 1-2f		3-1	4	0	1	2	0	0	1											
Jim Bunning, R (1, 1) OBP: 0.176, SLG: 0.171 Bubba Phillips, R (8, PH) OBP: 0.283, SLG: 0.318 Terry Fox, R (8, 1) OBP: 0.167, SLG: 0.091	6-3				K			FC1-5 1B		2	0	0	0	0	1	1											
										1	0	1	0	0	0	0											
										0	0	0	0	0	0	0											
Inning Stats	R: 0 E: 0 K: 1 S: 5	H: 0 LOB: 0 BB: 0 P: 5	R: 2 E: 0 K: 1 S: 8	H: 3 LOB: 1 BB: 0 P: 8	R: 1 E: 0 K: 0 S: 4	H: 2 LOB: 1 BB: 0 P: 4	R: 0 E: 0 K: 1 S: 5	H: 0 LOB: 0 BB: 0 P: 5	R: 0 E: 0 K: 1 S: 5	H: 0 LOB: 0 BB: 0 P: 5	R: 0 E: 0 K: 1 S: 5	H: 0 LOB: 0 BB: 0 P: 9	R: 1 E: 0 K: 0 S: 6	H: 3 LOB: 2 BB: 0 P: 6	R: 0 E: 0 K: 0 S: 3	H: 0 LOB: 0 BB: 0 P: 3	1B: 5 2B: 3 3B: 0 HR: 0	SF: 0 SAC: 0 DP: 0 HBP: 0	WP: 0 PB: 0 SB: 0 CS: 0	PA: 35							
PITCHER	IP	WLS	BF	H	R	ER	SO	BB	IBB	HBP	BLK	WP	HR	S	P	ERA	WHIP										
Jack Kralick, L (1, 1) ERA: 3.28	7.2		31	8	4	4	6	1	0	0	0	0	0	42	46	4.70	1.174										
Gary Bell, R (8, 1) ERA: 2.71	1.1	W	4	0	0	0	0	0	0	0	0	0	0	4	4	0.00	0.000										

AB	34
R	4
H	8
RBI	4
BB	1
SO	6
LOB	11



Batter	1	2	3	4	5	6	7	8	9	AB	R	H	RBI	BB	SO	LOB	BOTTOM										
Tito Francona, L (1, 7) OBP: 0.309, SLG: 0.352	G3		K		SH1-4			FC1-5 2B	P6	4	0	1	0	0	1	0	Detroit Tigers @ Cleveland Indians Cleveland Municipal Stadium, Cleveland, OH Fri Aug 30 1963, 7:05 PM EDT Att: 6,631 - Unknown										
Larry Brown, R (1, 6) OBP: 0.309, SLG: 0.333	6-3		6-3		P4		FC1-5 E		HR	5	1	1	1	0	0	3											
Vic Davalillo, L (1, 8) OBP: 0.337, SLG: 0.459	3-1				FC3-6 1B			P6		4	0	2	2	0	0	1											
Fred Whitfield, L (1, 3) OBP: 0.281, SLG: 0.452		L9 1B BB		FC3-6 2B SF8	L6			E4		3	1	0	0	1	0	3											
Max Alvis, R (1, 5) OBP: 0.324, SLG: 0.464										4	1	3	0	0	1	2											
John Romano, R (1, 2) OBP: 0.313, SLG: 0.378					SF8			K		3	0	0	1	0	2	3											
Willie Kirkland, L (1, 9) OBP: 0.305, SLG: 0.386		L9			F2			F2		4	0	0	0	0	0	4											
Miguel de la Hoz, R (1, 4) OBP: 0.293, SLG: 0.395		4-3						P6		4	1	2	1	0	0	2											
Jack Kralick, L (1, 1) OBP: 0.179, SLG: 0.189 Gary Bell, R (8, 1) OBP: 0.125, SLG: 0.087 Al Luplow, L (8, PH) OBP: 0.307, SLG: 0.330					SH1-4 2B 1B			F8		2	1	0	0	0	1	1											
										0	0	0	0	0	0	0											
										1	0	0	0	0	0	0											
Inning Stats	R: 0 E: 0 K: 0 S: 3	H: 0 LOB: 0 BB: 0 P: 3	R: 0 E: 0 K: 0 S: 4	H: 1 LOB: 2 BB: 1 P: 8	R: 0 E: 0 K: 2 S: 7	H: 0 LOB: 0 BB: 0 P: 7	R: 1 E: 0 K: 0 S: 5	H: 2 LOB: 1 BB: 0 P: 5	R: 2 E: 0 K: 0 S: 6	H: 2 LOB: 1 BB: 0 P: 6	R: 1 E: 0 K: 1 S: 7	H: 2 LOB: 1 BB: 0 P: 7	R: 0 E: 1 K: 1 S: 7	H: 1 LOB: 2 BB: 0 P: 7	R: 0 E: 0 K: 1 S: 5	H: 0 LOB: 0 BB: 0 P: 5	R: 1 E: 0 K: 0 S: 3	H: 1 LOB: 0 BB: 0 P: 3	1B: 5 2B: 3 3B: 0 HR: 1	SF: 1 SAC: 2 DP: 0 HBP: 0	WP: 0 PB: 0 SB: 0 CS: 0	PA: 38					
PITCHER	IP	WLS	BF	H	R	ER	SO	BB	IBB	HBP	BLK	WP	HR	S	P	ERA	WHIP										
Jim Bunning, R (1, 1) ERA: 4.43	7.0		32	8	4	4	4	1	0	0	0	0	0	39	43	5.14	1.286										
Terry Fox, R (8, 1) ERA: 3.61	1.2	L	6	1	1	1	1	0	0	0	0	0	1	8	8	5.40	0.600										



Batter	1	2	3	4	5	6	7	8	9	AB	R	H	RBI	BB	SO	LOB	TOP					
Bill Bruton, L OBP: 0.340, SLG: 0.381 (1, 8)										3	0	1	1	2	0	0						
Dick McAuliffe, L OBP: 0.344, SLG: 0.391 (1, 6)										5	2	2	1	0	0	2						
Al Kaline, R OBP: 0.381, SLG: 0.522 (1, 9)										5	1	1	0	0	0	4						
Rocky Colavito, R OBP: 0.371, SLG: 0.451 George Thomas, R OBP: 0.295, SLG: 0.390 (9, PR) (9, 7)										4	1	1	1	1	0	1						
Norm Cash, L OBP: 0.389, SLG: 0.478 (1, 3)										4	0	2	3	1	0	1						
Bubba Phillips, R OBP: 0.281, SLG: 0.317 (1, 5)										5	0	1	1	0	2	3						
Bill Freehan, R OBP: 0.325, SLG: 0.375 (1, 2)										5	2	2	2	0	0	2						
George Smith, R OBP: 0.306, SLG: 0.326 (1, 4)										4	1	2	0	0	0	0						
Phil Regan, R OBP: 0.199, SLG: 0.213 Alan Koch, R OBP: 1.000, SLG: 1.500 Gates Brown, L OBP: 0.342, SLG: 0.423 Bob Anderson, R OBP: 0.359, SLG: 1.000 Whitely Herzog, L OBP: 0.329, SLG: 0.294 Fred Gladding, L OBP: 0.329, SLG: 0.294 (1, 1) (3, 1) (4, PH) (4, 1) (8, PH) (8, 1)										1	0	0	0	0	0	0						
Inning Stats	R: 1 E: 1 K: 1 S: 6	H: 0 LOB: 2 BB: 2 P: 14	R: 1 E: 0 K: 0 S: 4	H: 1 LOB: 0 BB: 0 P: 4	R: 1 E: 0 K: 0 S: 5	H: 2 LOB: 1 BB: 1 P: 5	R: 2 E: 0 K: 1 S: 7	H: 3 LOB: 1 BB: 1 P: 11	R: 0 E: 0 K: 0 S: 3	H: 0 LOB: 0 BB: 0 P: 3	R: 1 E: 0 K: 0 S: 5	H: 2 LOB: 1 BB: 0 P: 5	R: 0 E: 1 K: 0 S: 3	H: 0 LOB: 0 BB: 0 P: 3	R: 0 E: 0 K: 1 S: 6	H: 1 LOB: 1 BB: 0 P: 6	R: 3 E: 0 K: 0 S: 6	H: 4 LOB: 1 BB: 1 P: 10	1B: 6 2B: 6 3B: 0 HR: 2	SF: 0 SAC: 0 DP: 3 HBP: 0	WP: 0 PB: 0 SB: 0 CS: 0	PA: 43
PITCHER	IP WLS BF H R ER SO BB IBB HBP BLK WP HR S P ERA WHIP																					
Mudcat Grant, R ERA: 3.75 (1, 1)	3.1		20	6	5	4	2	2	1	0	0	0	0	2	21	33	10.80	2.400				
Jerry Walker, R ERA: 4.7 (4, 1)	5.0	L	21	6	4	4	1	1	0	0	0	0	0	0	22	26	7.20	1.400				
Gary Bell, R ERA: 2.69 (9, 1)	0.2		2	1	0	0	0	0	0	0	0	0	0	0	2	2	0.00	1.500				

Detroit Tigers @ Cleveland Indians
Cleveland Municipal Stadium, Cleveland, OH
Sat Aug 31 1963, 3:33 AM EDT
Att: 3,457 - Unknown

AB 39
R 9
H 13
RBI 9
BB 4
SO 3
LOB 15





Batter	1	2	3	4	5	6	7	8	9	AB	R	H	RBI	BB	SO	LOB	BOTTOM					
Tito Francona, L OBP: 0.308, SLG: 0.349 (1, 7)										4	0	0	0	0	0	2						
Larry Brown, R OBP: 0.306, SLG: 0.347 (1, 6)										5	1	1	1	0	0	1						
Vic Davalillo, L OBP: 0.334, SLG: 0.455 (1, 8)										5	1	1	0	0	1	0						
Fred Whitfield, L OBP: 0.284, SLG: 0.463 (1, 3)										4	2	2	2	0	1	0						
Max Alvis, R OBP: 0.325, SLG: 0.463 (1, 5)										3	2	1	1	0	0	0						
John Romano, R OBP: 0.323, SLG: 0.384 (1, 2)										2	1	2	0	2	0	0						
Willie Kirkland, L OBP: 0.305, SLG: 0.384 Woodie Held, R OBP: 0.342, SLG: 0.416 (9, 9)										2	0	0	0	1	2	3						
Miguel de la Hoz, R OBP: 0.292, SLG: 0.414 Jerry Kindall, R OBP: 0.262, SLG: 0.300 (9, 4)										4	1	1	3	0	2	5						
Mudcat Grant, R OBP: 0.194, SLG: 0.203 Jerry Walker, S OBP: 0.190, SLG: 0.105 Gary Bell, R OBP: 0.125, SLG: 0.087 (1, 1) (4, 1) (9, 1)										2	0	1	1	0	0	0						
Inning Stats	R: 0 E: 0 K: 0 S: 3	H: 0 LOB: 0 BB: 0 P: 3	R: 4 E: 0 K: 0 S: 7	H: 4 LOB: 0 BB: 0 P: 7	R: 4 E: 0 K: 1 S: 9	H: 4 LOB: 2 BB: 1 P: 14	R: 0 E: 0 K: 1 S: 5	H: 0 LOB: 0 BB: 0 P: 5	R: 0 E: 0 K: 1 S: 5	H: 1 LOB: 2 BB: 1 P: 9	R: 0 E: 0 K: 0 S: 2	H: 0 LOB: 0 BB: 0 P: 3	R: 0 E: 0 K: 0 S: 3	H: 0 LOB: 0 BB: 0 P: 3	R: 0 E: 0 K: 2 S: 7	H: 0 LOB: 1 BB: 1 P: 11	R: 0 E: 0 K: 1 S: 5	H: 0 LOB: 0 BB: 0 P: 5	1B: 6 2B: 1 3B: 0 HR: 3	SF: 0 SAC: 1 DP: 2 HBP: 2	WP: 1 PB: 0 SB: 0 CS: 1	PA: 39
PITCHER	IP WLS BF H R ER SO BB IBB HBP BLK WP HR S P ERA WHIP																					
Phil Regan, R ERA: 3.7 (1, 1)			10	4	4	4	0	0	0	0	0	0	0	10	10	10	18.00	2.000				
Alan Koch, R ERA: 10.8 (3, 1)	1.0		9	4	4	4	1	1	0	1	0	0	0	2	9	14	36.00	5.000				
Bob Anderson, R ERA: 3.0 (4, 1)	4.0		13	1	0	0	2	1	0	1	0	0	0	15	20	0.00	0.500					
Fred Gladding, R ERA: 3.0 (8, 1)	2.0	W	7	0	0	0	3	1	0	0	0	0	0	12	16	0.00	0.500					

Detroit Tigers @ Cleveland Indians
Cleveland Municipal Stadium, Cleveland, OH
Sat Aug 31 1963, 3:33 AM EDT
Att: 3,457 - Unknown

AB 33
R 8
H 9
RBI 8
BB 3
SO 6
LOB 12





Batter	1	2	3	4	5	6	7	8	9	AB	R	H	RBI	BB	SO	LOB	TOP			
Bill Bruton, L OBP: 0.341, SLG: 0.381 (1, 8)	4-0 BB G1-6-3		0-0 1B 1-2		0-0 F8			0-0 F8		3	0	1	0	1	0	1	Detroit Tigers @ Cleveland Indians Cleveland Municipal Stadium, Cleveland, OH Sun Sep 01 1963, 3:33 AM EDT Unknown livebaseballscorecards.com AB 35 R 3 H 10 RBI 3 BB 1 SO 3 LOB 13 			
Dick McAuliffe, L OBP: 0.341, SLG: 0.388 (1, 6)	0-0 G1-6-3		0-0 F7		0-0 G4-6-3			0-0 4-3		4	0	0	0	0	0	4				
Al Kaline, R OBP: 0.382, SLG: 0.524 (1, 9)	0-0 L8		0-0 1B 1-2 2-3		0-0 L5-3			0-0 1B 2B		4	1	2	0	0	0	0				
Rocky Colavito, R OBP: 0.369, SLG: 0.447 (1, 7)		0-3 K	0-0 F9		0-0 4-3			0-0 6-3		4	0	0	0	0	1	4				
Norm Cash, L OBP: 0.388, SLG: 0.476 (1, 3)		0-0 P6		0-0 G3		0-0 G3		0-0 FC1-4 2H 1B		4	0	1	1	0	0	0				
Bubba Phillips, R OBP: 0.281, SLG: 0.316 (1, 5)		0-0 1B		0-0 F8			0-0 F8	0-0 FC1-4 HR		4	1	1	0	0	0	1				
Bill Freehan, R OBP: 0.327, SLG: 0.390 (1, 2)		0-0 P4		0-0 1B			0-0 F3	0-0 HR		4	1	2	2	0	0	1				
George Smith, R OBP: 0.297, SLG: 0.315 (1, 4)			0-0 F8		0-0 P4		0-0 P6	0-0 PB 1B		3	0	0	0	0	0	1				
Whitey Herzog, L OBP: 0.302, SLG: 0.220 (9, PH)				0-0 P4						1	0	1	0	0	0	0				
Don Mossi, L OBP: 0.318, SLG: 0.263 (1, 1)				0-0 1B 1B 1B			0-0 G4-6-3 1B	0-3 K 1-2	0-3 K2-3	2	0	2	0	0	0	0				
Gates Brown, L OBP: 0.339, SLG: 0.415 (8, PH)										1	0	0	0	0	1	0				
Bill Faul, R OBP: 0.148, SLG: 0.192 (8, 1)										0	0	0	0	0	0	0				
George Thomas, R OBP: 0.284, SLG: 0.358 (9, PH)										1	0	0	0	0	1	1				
Inning Stats	R: 0 E: 0 K: 0 S: 2	H: 0 LOB: 0 BB: 1 P: 6	R: 0 E: 0 K: 1 S: 6	H: 1 LOB: 1 BB: 0 P: 6	R: 0 E: 0 K: 0 S: 6	H: 3 LOB: 3 BB: 0 P: 6	R: 0 E: 0 K: 0 S: 4	H: 1 LOB: 1 BB: 0 P: 4	R: 0 E: 0 K: 0 S: 3	H: 0 LOB: 0 BB: 0 P: 3	R: 0 E: 0 K: 0 S: 3	H: 0 LOB: 0 BB: 0 P: 3	R: 0 E: 0 K: 1 S: 5	H: 0 LOB: 0 BB: 0 P: 5	R: 3 E: 0 K: 1 S: 9	H: 4 LOB: 1 BB: 0 P: 9	1B: 8 2B: 1 3B: 0 HR: 1	SF: 0 SAC: 0 DP: 2 HBP: 0	WP: 0 PB: 1 SB: 0 CS: 0	PA: 36
PITCHER	IP WLS BF H R ER SO BB IBB HBP BLK WP HR S P ERA WHIP	IP WLS BF H R ER SO BB IBB HBP BLK WP HR S P ERA WHIP																		
Dick Donovan, R ERA: 4.18 (1, 1)	8.2 W 35 10 3 3 2																			
Gary Bell, R ERA: 2.68 (9, 1)	0.1 S 1 0 0 0 1																			


Batter	1	2	3	4	5	6	7	8	9	AB	R	H	RBI	BB	SO	LOB	BOTTOM	
Woodie Held, R OBP: 0.341, SLG: 0.414 (1, 7)	0-0 SH1-3 1B			0-0 4-3			0-0 SH2-4 1B			4	1	1	0	0	0	0	Detroit Tigers @ Cleveland Indians Cleveland Municipal Stadium, Cleveland, OH Sun Sep 01 1963, 3:33 AM EDT Unknown livebaseballscorecards.com AB 28 R 6 H 5 RBI 5 BB 6 SO 6 LOB 8 	
Larry Brown, R OBP: 0.309, SLG: 0.345 (1, 6)	0-0 SH1-3	4-0 BB BB		0-0 6-3			0-0 SH2-4			1	0	0	0	1	0	0		
Vic Davalillo, L OBP: 0.333, SLG: 0.450 (1, 8)	0-0 P4	4-0 BB BB			0-0 F7		0-3 K			3	0	0	0	1	1	2		
Joe Adcock, R OBP: 0.312, SLG: 0.383 (1, 3)	4-0 BB HR BB	0-0 5-6-3			0-0 G3		4-0 FC6-4 BB			2	1	0	0	2	0	2		
Max Alvis, R OBP: 0.326, SLG: 0.465 (1, 5)	0-0 HR 1B		0-0 P3		0-0 2B		0-0 FC6-4			4	1	2	1	0	0	2		
John Romano, R OBP: 0.326, SLG: 0.381 (1, 2)	4-0 HR BB		0-3 K		0-0 P5		4-0 E S BLK BB			2	2	0	0	2	1	1		
Miguel de la Hoz, R OBP: 0.300, SLG: 0.443 (1, 4)	0-0 HR		0-0 1B				0-3 K			3	1	2	4	0	0	0		
Jerry Kindall, R OBP: 0.261, SLG: 0.298 (8, 4)	0-0 HR			0-0 1B			0-0 K			1	0	0	0	0	1	0		
Willie Tasby, R OBP: 0.309, SLG: 0.387 (1, 9)	0-0 F7		0-3 K				0-0 P4			4	0	0	0	0	1	1		
Dick Donovan, L OBP: 0.167, SLG: 0.203 (1, 1)			0-0 F3		0-0 P5		0-3 K		0-3 K	4	0	0	0	0	2	0		
Gary Bell, R OBP: 0.125, SLG: 0.087 (9, 1)										0	0	0	0	0	0	0		
Inning Stats	R: 5 E: 1 K: 0 S: 6	H: 2 LOB: 0 BB: 2 P: 14	R: 0 E: 0 K: 0 S: 3	H: 0 LOB: 2 BB: 2 P: 11	R: 0 E: 0 K: 2 S: 8	H: 1 LOB: 1 BB: 0 P: 8	R: 0 E: 0 K: 0 S: 3	H: 0 LOB: 0 BB: 0 P: 3	R: 0 E: 0 K: 1 S: 5	H: 0 LOB: 0 BB: 0 P: 5	R: 0 E: 0 K: 1 S: 6	H: 1 LOB: 2 BB: 1 P: 10	R: 1 E: 0 K: 2 S: 7	H: 0 LOB: 0 BB: 1 P: 11	1B: 3 2B: 1 3B: 0 HR: 1	SF: 0 SAC: 2 DP: 0 HBP: 0	WP: 0 PB: 0 SB: 1 CS: 0	PA: 36
PITCHER	IP WLS BF H R ER SO BB IBB HBP BLK WP HR S P ERA WHIP	IP WLS BF H R ER SO BB IBB HBP BLK WP HR S P ERA WHIP																
Don Mossi, L ERA: 3.56 (1, 1)	7.0 L 32 5 5 0 4																	
Bill Faul, R ERA: 4.81 (8, 1)	1.0 4 0 1 0 2																	


Batter	1	2	3	4	5	6	7	8	9	AB	R	H	RBI	BB	SO	LOB	TOP					
Bill Bruton, L (1, 8) OBP: 0.339, SLG: 0.379			4-3		F8		PB 1B		K	5	0	1	1	0	2	1	Detroit Tigers @ Cleveland Indians Cleveland Municipal Stadium, Cleveland, OH Sun Sep 01 1963, 3:38 AM EDT Att: 8,706 - Unknown livebaseballscorecards.com					
Dick McAuliffe, L (1, 6) OBP: 0.338, SLG: 0.385			F5		F5		1-2 2-H 1B			4	0	0	0	0	2	2						
Al Kaline, R (1, 9) OBP: 0.381, SLG: 0.522	1B 1B		L5		L6-3			L9		4	0	1	0	0	0	0						
Rocky Colavito, R (1, 7) OBP: 0.370, SLG: 0.448	1-2 1B		1-3		5-3			FC3-6 1B		4	0	2	0	0	0	1						
Norm Cash, L (1, 3) OBP: 0.385, SLG: 0.471				4-3		P6		FC3-6 1B		4	0	0	0	0	1	3						
Bubba Phillips, R (1, 5) OBP: 0.281, SLG: 0.315		P6		5-3			1B 1B	F2		4	1	1	0	0	0	1						
Gus Triandos, R (1, 2) OBP: 0.321, SLG: 0.413							L6		6-3	4	0	2	0	0	0	1						
George Smith, R (1, 4) OBP: 0.298, SLG: 0.316										3	0	1	0	0	1	2						
Bill Freehan, R (9, PH) OBP: 0.326, SLG: 0.388				L5			PB 1B			1	0	0	0	0	1	0						
Mickey Lolich, S (1, 1) OBP: 0.225, SLG: 0.061										2	0	0	0	0	2	1						
Bob Anderson, R (6, 1) OBP: 0.750, SLG: 1.000										0	0	0	0	0	0	0						
Gates Brown, L (7, PH) OBP: 0.333, SLG: 0.407										1	0	0	0	0	0	2						
Fred Gladding, L (7, 1) OBP: 0.313, SLG: 0.235										0	0	0	0	0	0	0						
Whitey Herzog, L (9, PH) OBP: 0.313, SLG: 0.235										1	0	1	0	0	0	0						
Inning Stats	R: 0 E: 0 K: 3 S: 11	H: 2 LOB: 2 BB: 0 P: 11	R: 0 E: 0 K: 2 S: 8	H: 1 LOB: 1 BB: 0 P: 8	R: 0 E: 1 K: 0 S: 4	H: 0 LOB: 1 BB: 0 P: 4	R: 0 E: 0 K: 0 S: 4	H: 1 LOB: 1 BB: 0 P: 4	R: 0 E: 0 K: 1 S: 5	H: 0 LOB: 0 BB: 0 P: 5	R: 0 E: 0 K: 0 S: 3	H: 0 LOB: 0 BB: 0 P: 3	R: 1 E: 0 K: 1 S: 8	H: 3 LOB: 2 BB: 0 P: 8	R: 0 E: 1 K: 0 S: 4	H: 1 LOB: 1 BB: 0 P: 4		R: 0 E: 0 K: 2 S: 8	H: 1 LOB: 1 BB: 0 P: 8	1B: 8 2B: 1 3B: 0 HR: 0	SF: 0 SAC: 0 DP: 0 HBP: 0	WP: 0 PB: 1 SB: 0 CS: 0
PITCHER	IP WLS BF H R ER SO BB IBB HBP BLK WP HR S P ERA WHIP																					
Pedro Ramos, R (1, 1) ERA: 3.47	6.2 W 28 7 1 1 6 0 0 0 0 0 0 40 40 1.35 1.050																					
Early Wynn, R (7, 1) ERA: 2.29	2.1 S 9 2 0 0 3 0 0 0 0 0 0 15 15 0.00 0.857																					

Batter	1	2	3	4	5	6	7	8	9	AB	R	H	RBI	BB	SO	LOB	BOTTOM				
Woodie Held, R (1, 7) OBP: 0.342, SLG: 0.425		F8		K		1-H 2B		F8		5	1	2	2	0	1	6	Detroit Tigers @ Cleveland Indians Cleveland Municipal Stadium, Cleveland, OH Sun Sep 01 1963, 3:38 AM EDT Att: 8,706 - Unknown livebaseballscorecards.com				
Larry Brown, R (1, 6) OBP: 0.316, SLG: 0.349			5-3		1-2 2-3 3-H BB		K			4	0	2	1	1	1	1					
Vic Davallilo, L (1, 8) OBP: 0.331, SLG: 0.444		P5		1B BB			K		F8	4	0	0	0	1	1	7					
Joe Adcock, R (1, 3) OBP: 0.311, SLG: 0.381				G5-3 1B			K		P6	4	0	1	0	0	2	1					
Joe Azcue, R (1, 2) OBP: 0.300, SLG: 0.462	F8		G5-3				E1 1B		K	4	0	0	0	0	1	3					
Miguel de la Hoz, R (1, 5) OBP: 0.319, SLG: 0.455		FC4-6 PB 1B		FC1-5 1B			G5-3 1B			3	0	3	0	1	0	0					
Jerry Kindall, R (1, 4) OBP: 0.280, SLG: 0.297		L9		BB FC1-5 1B			G5-3		1-5-3	4	1	1	0	0	0	4					
Willie Tasby, R (1, 9) OBP: 0.315, SLG: 0.381		FC4-6 BB		FC1-5 BB BB			FC6-4 BB		5-3	2	0	0	0	2	0	2					
Pedro Ramos, S (1, 1) OBP: 0.140, SLG: 0.225		FC4-6		BB BB			FC6-4			2	1	0	0	1	0	3					
Early Wynn, S (7, 1) OBP: 0.385, SLG: 0.273	1-2 2-3			1-2 2-3 BB			FC6-4 2B			1	0	1	0	0	0	0					
Inning Stats	R: 1 E: 0 K: 1 S: 7	H: 2 LOB: 1 BB: 0 P: 7	R: 0 E: 0 K: 0 S: 4	H: 1 LOB: 2 BB: 1 P: 8	R: 0 E: 0 K: 0 S: 3	H: 1 LOB: 1 BB: 1 P: 7	R: 1 E: 0 K: 1 S: 7	H: 2 LOB: 3 BB: 2 P: 15	R: 0 E: 1 K: 1 S: 6	H: 1 LOB: 1 BB: 0 P: 6	R: 1 E: 1 K: 2 S: 8	H: 1 LOB: 1 BB: 1 P: 12	R: 0 E: 0 K: 1 S: 5	H: 0 LOB: 1 BB: 1 P: 9	R: 0 E: 0 K: 0 S: 5	H: 2 LOB: 2 BB: 0 P: 5		1B: 8 2B: 1 3B: 0 HR: 1	SF: 0 SAC: 0 DP: 2 HBP: 0	WP: 0 PB: 1 SB: 0 CS: 0	PA: 39
PITCHER	IP WLS BF H R ER SO BB IBB HBP BLK WP HR S P ERA WHIP																				
Mickey Lolich, L (1, 1) ERA: 3.82	5.1 L 28 8 3 2 3 5 0 0 0 0 0 1 29 49 3.38 2.438																				
Bob Anderson, R (6, 1) ERA: 2.95	0.2 2 0 0 0 2 0 0 0 0 0 0 6 6 0.00 0.000																				
Fred Gladding, R (7, 1) ERA: 2.65	2.0 9 2 0 0 1 1 0 0 0 0 0 10 14 0.00 1.500																				

Batter	1	2	3	4	5	6	7	8	9	AB	R	H	RBI	BB	SO	LOB	TOP			
Ed Brinkman, R (1,6) OBP: 0.284, SLG: 0.300	1-3		F8		G5-4-3 BB			1B		3	0	1	0	1	0	0	Washington Senators @ Cleveland Indians Cleveland Municipal Stadium, Cleveland, OH Mon Sep 02 1963, 3:33 AM EDT Unknown 			
Minnie Minoso, R (1,7) OBP: 0.316, SLG: 0.307	2B SF7 BB		L3		G5-4-3 1-2			F9		3	1	0	0	1	0	2				
Chuck Hinton, R (1,9) OBP: 0.347, SLG: 0.446	1-3 2B		F8					F8		4	0	1	0	0	0	1				
Don Lock, R (1,8) OBP: 0.335, SLG: 0.454	SF7			F7				F7		3	1	1	2	0	0	0				
Don Zimmer, R (1,5) OBP: 0.284, SLG: 0.430	3-H P3			1B BB				K		3	0	0	0	1	1	1				
Don Lepert, R (1,2) OBP: 0.295, SLG: 0.371		4-1		K				F9		4	0	0	0	0	1	1				
Dick Phillips, L (1,3) OBP: 0.292, SLG: 0.346		4-3		1-3 1B				K		4	0	2	0	0	1	0				
Chuck Cottier, R (1,4) OBP: 0.249, SLG: 0.316		5-3		4-3				F3		4	0	0	0	0	0	3				
Don Rudolph, L (1,1) OBP: 0.229, SLG: 0.295					4-3					1	1	1	1	0	0	0				
Pete Burnside, R (4,1) OBP: 0.192, SLG: 0.100								F7		1	0	0	0	0	0	0				
Cal Neeman, R (6,PH) OBP: 0.125, SLG: 0.067										1	0	0	0	0	0	0				
Ron Moeller, L (8,1) OBP: 0.333, SLG: 0.333				HR						0	0	0	0	0	0	0				
Inning Stats	R: 1 E: 0 K: 0 S: 4	H: 1 LOB: 1 BB: 1 P: 8	R: 0 E: 0 K: 0 S: 3	H: 0 LOB: 0 BB: 0 P: 3	R: 1 E: 0 K: 0 S: 4	H: 1 LOB: 0 BB: 1 P: 4	R: 0 E: 0 K: 1 S: 6	H: 1 LOB: 2 BB: 1 P: 10	R: 0 E: 0 K: 1 S: 5	H: 0 LOB: 0 BB: 0 P: 5	R: 0 E: 0 K: 1 S: 5	H: 0 LOB: 0 BB: 0 P: 5	R: 0 E: 0 K: 0 S: 4	H: 1 LOB: 1 BB: 0 P: 4	R: 1 E: 0 K: 0 S: 5	H: 2 LOB: 1 BB: 0 P: 5	1B: 3 2B: 1 3B: 0 HR: 2	SF: 1 SAC: 0 DP: 1 HBP: 0	WP: 0 PB: 0 SB: 0 CS: 0	PA: 35
PITCHER Jack Kralick, L (1,1) ERA: 3.26	IP: 9.0 WLS: W BF: 35 H: 6 R: 3 ER: 3 SO: 3 BB: 3 IBB: 0 HBP: 0 BLK: 0 WP: 0 HR: 2 S: 38 P: 50 ERA: 3.00 WHIP: 1.000															PITCHER				

Batter	1	2	3	4	5	6	7	8	9	AB	R	H	RBI	BB	SO	LOB	BOTTOM			
Woodie Held, R (1,9) OBP: 0.347, SLG: 0.429	G3 SH1-3 1B	1-2 2-H 3-H HR 1B		F3		FC5-4 BB		1-H HR 1B		4	2	3	3	1	0	0	Washington Senators @ Cleveland Indians Cleveland Municipal Stadium, Cleveland, OH Mon Sep 02 1963, 3:33 AM EDT Unknown 			
Larry Brown, R (1,6) OBP: 0.320, SLG: 0.365	SH1-3 1-2	1-H 2-H HR		F8		FC5-4 1-2		1-2 HR BB		3	2	1	3	1	0	1				
Vic Davalillo, L (1,8) OBP: 0.354, SLG: 0.441	G3	4-3			F9			F3		2	0	0	0	0	0	1				
Willie Tasby, R (3,8) OBP: 0.308, SLG: 0.371	2-3									3	0	0	0	0	0	2				
Joe Adcock, R (1,3) OBP: 0.313, SLG: 0.391	F9			P3		4-0 HR BB		1-H 2-H HR		4	2	1	3	1	0	1				
Max Alvis, R (1,5) OBP: 0.329, SLG: 0.473		FC5 1B 1B		P6		1-H HR		6-3		5	2	3	2	0	0	0				
John Romano, R (1,2) OBP: 0.325, SLG: 0.391		F7		F7		1-H HR		HR 1B		4	1	1	2	0	0	1				
Miguel de la Hoz, R (1,4) OBP: 0.334, SLG: 0.457		1B FC5 1B 1B			F8			F8		4	2	2	0	0	0	0				
Dick Howser, R (8,6) OBP: 0.347, SLG: 0.295		1-2 1B 1B		E 1B				F8		0	0	0	0	0	0	0				
Tito Francona, L (1,7) OBP: 0.308, SLG: 0.350		FC5 1B 1B		E8 SF9 2B				4-3		4	2	1	1	0	0	2				
Jack Kralick, L (1,1) OBP: 0.200, SLG: 0.200	1-2 2-3 HR 1B			SF9				1-3		2	2	1	1	1	0	0				
Inning Stats	R: 0 E: 0 K: 0 S: 4	H: 1 LOB: 1 BB: 0 P: 4	R: 5 E: 0 K: 0 S: 8	H: 5 LOB: 0 BB: 0 P: 8	R: 0 E: 0 K: 0 S: 3	H: 0 LOB: 0 BB: 0 P: 3	R: 2 E: 0 K: 0 S: 5	H: 2 LOB: 0 BB: 0 P: 5	R: 2 E: 1 K: 0 S: 4	H: 1 LOB: 0 BB: 1 P: 8	R: 0 E: 0 K: 0 S: 3	H: 0 LOB: 1 BB: 1 P: 7	R: 2 E: 0 K: 0 S: 5	H: 2 LOB: 0 BB: 0 P: 5	R: 4 E: 0 K: 0 S: 5	H: 2 LOB: 2 BB: 2 P: 13	1B: 8 2B: 1 3B: 0 HR: 4	SF: 1 SAC: 1 DP: 0 HBP: 0	WP: 1 PB: 0 SB: 0 CS: 0	PA: 41
PITCHER Don Rudolph, L (1,1) ERA: 4.41	IP: 3.1 WLS: L BF: 18 H: 8 R: 7 ER: 6 SO: 0 BB: 0 IBB: 0 HBP: 0 BLK: 0 WP: 0 HR: 1 S: 18 P: 18 ERA: 16.20 WHIP: 2.400															PITCHER				
PITCHER Pete Burnside, L (4,1) ERA: 5.99	IP: 3.2 WLS: L BF: 16 H: 3 R: 4 ER: 4 SO: 0 BB: 2 IBB: 0 HBP: 0 BLK: 0 WP: 0 HR: 2 S: 14 P: 22 ERA: 9.82 WHIP: 1.364															PITCHER				
PITCHER Ron Moeller, L (8,1) ERA: 8.2	IP: 1.0 WLS: L BF: 7 H: 2 R: 4 ER: 4 SO: 0 BB: 2 IBB: 0 HBP: 0 BLK: 0 WP: 1 HR: 1 S: 5 P: 13 ERA: 36.00 WHIP: 4.000															PITCHER				

Batter	1	2	3	4	5	6	7	8	9	AB	R	H	RBI	BB	SO	LOB	TOP											
Luis Aparicio, R OBP: 0.297, SLG: 0.341 (1, 6)	F4		FC4-6 1B			E 1B			6-3	5	2	4	0	0	1		<p>Baltimore Orioles @ Cleveland Indians Cleveland Municipal Stadium, Cleveland, OH</p> <p>Wed Sep 04 1963, 7:05 PM EDT Att: 2,648 - Unknown</p> <p>livebaseballscorecards.com</p> <p>AB 33 R 6 H 7 RBI 5 BB 5 SO 6 LOB 13</p> 											
Russ Snyder, L OBP: 0.328, SLG: 0.372 (1, 8) (7, 9)	F7		1B			FC6-4 1B			4-3	4	0	1	0	1	0	0												
Al Smith, R OBP: 0.334, SLG: 0.411 (1, 7)	F7		1B			FC6-4				4	0	2	1	0	0	1												
Boog Powell, L Wes Stock, R Dick Hall, R Stu Miller, R OBP: 0.331, SLG: 0.473 (6, 1) OBP: 0.458, SLG: 0.625 OBP: 0.357, SLG: 0.571 (1, 3) (8, 1) (9, 1)		K	K			F8			K	3	0	0	0	0	2	4												
Jackie Brandt, R Bob Saverine, S OBP: 0.308, SLG: 0.400 OBP: 0.309, SLG: 0.227 (1, 9) (7, 8)		1B				FC6-4 HR 1B			F8	4	1	2	0	0	0	0												
Brooks Robinson, R OBP: 0.309, SLG: 0.369 (1, 5)	K					F4			F9	4	0	0	0	0	1	2												
Bob Johnson, R OBP: 0.361, SLG: 0.474 (1, 4)	K					FC6-4 BB			F9	3	0	0	0	1	1	1												
Dick Brown, R OBP: 0.302, SLG: 0.323 (1, 2)						5-3			F8	3	1	0	0	1	0	2												
Robin Roberts, S Jim Gentile, L OBP: 0.250, SLG: 0.233 OBP: 0.346, SLG: 0.428 (1, 1) (6, PH) (6, 3)			K			1B FC6-4 BB			F7	1	1	0	0	1	1	1												
						1B FC6-4 BB				1	1	0	0	1	0	0												
Inning Stats	R: 0 E: 0 K: 0 S: 3	H: 0 LOB: 0 BB: 0 P: 3	R: 0 E: 0 K: 3 S: 10	H: 1 LOB: 1 BB: 0 P: 10	R: 0 E: 0 K: 2 S: 8	H: 1 LOB: 3 BB: 2 P: 16	R: 0 E: 0 K: 0 S: 3	H: 0 LOB: 0 BB: 0 P: 3	R: 2 E: 1 K: 0 S: 5	H: 2 LOB: 1 BB: 1 P: 9	R: 4 E: 0 K: 0 S: 5	H: 2 LOB: 0 BB: 2 P: 13	R: 0 E: 0 K: 1 S: 5	H: 1 LOB: 0 BB: 0 P: 5	R: 0 E: 0 K: 0 S: 3	H: 0 LOB: 0 BB: 0 P: 3		R: 0 E: 0 K: 0 S: 3	H: 0 LOB: 0 BB: 0 P: 3	1B: 6 2B: 0 3B: 0 HR: 1	SF: 0 SAC: 0 DP: 0 HBP: 0	WP: 0 PB: 0 SB: 1 CS: 0	PA: 38					
PITCHER	IP	WLS	BF	H	R	ER	SO	BB	IBB	HBP	BLK	WP	HR	S	P	ERA		WHIP										
Mudcat Grant, R ERA: 3.87 Ted Abernathy, R ERA: 3.13 Jerry Walker, R ERA: 4.73 Gary Bell, R ERA: 2.83 (1, 1) (6, 1) (8, 1) (9, 1)	5.2	L	28	6	6	5	5	5	0	0	0	0	1	33	53	7.94		1.941										

Batter	1	2	3	4	5	6	7	8	9	AB	R	H	RBI	BB	SO	LOB	BOTTOM											
Dick Howser, R OBP: 0.338, SLG: 0.287 (1, 6)	F3		SH3-4			F3			F8	4	0	0	0	0	0	0	<p>Baltimore Orioles @ Cleveland Indians Cleveland Municipal Stadium, Cleveland, OH</p> <p>Wed Sep 04 1963, 7:05 PM EDT Att: 2,648 - Unknown</p> <p>livebaseballscorecards.com</p> <p>AB 39 R 5 H 13 RBI 3 BB 1 SO 8 LOB 14</p> 											
Vic Davallillo, L OBP: 0.329, SLG: 0.439 (1, 8)	F7		4-3			F8			4-3	5	0	1	0	0	0	1												
Max Alvis, R OBP: 0.332, SLG: 0.479 (1, 5)	F2		1B			E6 1B			1B	5	0	2	1	0	1	1												
Fred Whitfield, L Tony Martinez, R OBP: 0.294, SLG: 0.470 OBP: 0.197, SLG: 0.198 (1, 3) (9, PR)		E 2B	1B			1B			1B	5	1	4	0	0	1	1												
Bob Chance, L Tommy Agee, R Jerry Walker, S Larry Brown, L John Romano, R OBP: 0.180, SLG: 0.100 OBP: 0.318, SLG: 0.389 OBP: 0.321, SLG: 0.386 (1, 9) (8, 9) (8, 1) (8, PH) (9, 4) (9, PH)		K	K			F6			F9	3	0	0	0	0	2	5												
Joe Azcue, R OBP: 0.299, SLG: 0.467 (1, 2)	E2 1B					5-3			1B	4	0	1	0	0	0	0												
Al Luplow, L OBP: 0.314, SLG: 0.330 (1, 7) (8, 9)	K					G4-6-3 1B			K	3	1	1	0	1	2	1												
Miguel de la Hoz, R Willie Kirkland, L Gary Bell, R OBP: 0.314, SLG: 0.438 OBP: 0.308, SLG: 0.388 OBP: 0.125, SLG: 0.087 (1, 4) (8, PH) (9, 1)			F9			G4-6-3			K	3	0	0	0	0	1	2												
Mudcat Grant, R Ted Abernathy, R Tito Francona, L OBP: 0.219, SLG: 0.279 OBP: 0.500, SLG: 0.600 OBP: 0.307, SLG: 0.356 (1, 1) (6, 1) (7, PH) (8, 7)			4-3 SH3-4 1B			HR			HR	2	2	2	1	0	0	0												
									4-3	2	1	1	1	0	0	1												
Inning Stats	R: 0 E: 0 K: 0 S: 3	H: 2 LOB: 1 BB: 0 P: 9	R: 1 E: 1 K: 2 S: 9	H: 2 LOB: 1 BB: 0 P: 9	R: 1 E: 0 K: 1 S: 8	H: 3 LOB: 2 BB: 0 P: 8	R: 0 E: 0 K: 0 S: 3	H: 1 LOB: 0 BB: 0 P: 3	R: 1 E: 0 K: 0 S: 6	H: 2 LOB: 2 BB: 0 P: 6	R: 0 E: 0 K: 2 S: 7	H: 0 LOB: 0 BB: 0 P: 7	R: 1 E: 0 K: 2 S: 9	H: 2 LOB: 1 BB: 0 P: 9	R: 1 E: 1 K: 0 S: 4	H: 1 LOB: 1 BB: 1 P: 8		R: 0 E: 0 K: 1 S: 7	H: 2 LOB: 2 BB: 0 P: 7	1B: 9 2B: 2 3B: 0 HR: 2	SF: 0 SAC: 1 DP: 1 HBP: 0	WP: 0 PB: 0 SB: 0 CS: 0	PA: 41					
PITCHER	IP	WLS	BF	H	R	ER	SO	BB	IBB	HBP	BLK	WP	HR	S	P	ERA		WHIP										
Robin Roberts, R ERA: 3.21 Wes Stock, R ERA: 3.33 Dick Hall, R ERA: 3.34 Stu Miller, R ERA: 2.45 (1, 1) (6, 1) (8, 1) (9, 1)	5.0	W	23	3	3	2	3	0	0	0	0	0	1	29	29	3.60		1.600										

Batter	1	2	3	4	5	6	7	8	9	AB	R	H	RBI	BB	SO	LOB	TOP			
Dick Howser, R OBP: 0.337, SLG: 0.282 (1, 6)	6-3		F8		K			FC6-4 BB		3	0	0	0	1	1	2				
Tito Francona, L OBP: 0.307, SLG: 0.357 Ted Abernathy, R OBP: 0.500, SLG: 0.600 (1, 7) (8, 1)	F8			1B 2B		4-3		F8		4	1	1	0	0	0	2				
Max Alvis, R OBP: 0.329, SLG: 0.475 (1, 5)	F7			4-3		K		FC6-4		4	0	0	0	0	1	3				
Fred Whitfield, L OBP: 0.294, SLG: 0.466 Tony Martinez, R OBP: 0.197, SLG: 0.198 (1, 3) (9, PR)		F8		F5		F8		1B 3-1 BB		3	0	0	0	1	0	1				
Joe Azcue, R OBP: 0.298, SLG: 0.464 (1, 2)	E5					K		F9		4	0	1	1	0	1	1				
Willie Kirkland, L OBP: 0.305, SLG: 0.384 (1, 8) (5, 9)	G5-4-3			4-3		P6		3-1		4	0	0	0	0	0	3				
Bob Chance, L OBP: 0.200, SLG: 0.200 Tommie Agee, R OBP: 0.500, SLG: 0.500 (1, 9) (5, PR) (5, 8)			K			6-3				2	0	1	0	0	1	0				
Larry Brown, R OBP: 0.319, SLG: 0.358 (1, 4)								E5 BB		3	0	1	0	1	0	2				
Dick Donovan, L OBP: 0.162, SLG: 0.197 Tommy John, R (7, 1) Al Luplow, L OBP: 0.313, SLG: 0.329 (8, PH) (8, 7)			K			G6-3		K		2	0	0	0	0	1	2				
Inning Stats	R: 0 E: 0 K: 0 S: 3	H: 0 LOB: 0 BB: 0 P: 3	R: 0 E: 1 K: 0 S: 3	H: 0 LOB: 0 BB: 0 P: 3	R: 0 E: 0 K: 2 S: 7	H: 0 LOB: 1 BB: 1 P: 11	R: 1 E: 0 K: 0 S: 5	H: 2 LOB: 1 BB: 0 P: 5	R: 1 E: 0 K: 1 S: 6	H: 2 LOB: 1 BB: 0 P: 6	R: 0 E: 0 K: 1 S: 5	H: 0 LOB: 0 BB: 0 P: 5	R: 0 E: 0 K: 1 S: 5	H: 0 LOB: 0 BB: 0 P: 5	R: 1 E: 1 K: 1 S: 6	H: 1 LOB: 2 BB: 1 P: 8	1B: 4 2B: 1 3B: 0 HR: 0	SF: 0 SAC: 0 DP: 2 HBP: 0	WP: 0 PB: 0 SB: 1 CS: 1	PA: 35
PITCHER Bennie Daniels, R ERA: 4.34 (1, 1)	IP: 9.0 WLS: W BF: 35 H: 5 R: 2 ER: 2 SO: 6 BB: 3 IBB: 0 HBP: 0 BLK: 0 WP: 0 HR: 0 S: 44 P: 56 ERA: 2.00 WHIP: 0.889															PITCHER				

Cleveland Indians @ Washington Senators
D.C. Stadium, Washington, DC
Fri Sep 06 1963, 7:05 PM EDT
Att: 12,054 - Unknown


AB 32
R 2
H 5
RBI 1
BB 3
SO 6
LOB 17



Batter	1	2	3	4	5	6	7	8	9	AB	R	H	RBI	BB	SO	LOB	BOTTOM			
Don Blasingame, L OBP: 0.321, SLG: 0.311 (1, 4)	F7		1B 2B		P2			1-3		4	0	1	1	1	0	0				
Minnie Minoso, R OBP: 0.311, SLG: 0.301 (1, 7)	P6		FC6-4 1B		6-3			K		4	0	1	1	0	1	0				
Jim King, L OBP: 0.300, SLG: 0.461 (1, 9)	P5		F2		F8			F2		4	0	0	0	0	0	4				
Don Lock, R OBP: 0.331, SLG: 0.457 (1, 8)		1-3	FC6-4			P6		HR		4	1	1	1	0	0	2				
Dick Phillips, L OBP: 0.299, SLG: 0.359 (1, 3)					F2			1B E		3	2	2	0	1	0	0				
Don Zimmer, R OBP: 0.288, SLG: 0.434 (1, 5)					K			E5 1B		4	1	2	0	0	1	2				
Ken Retzer, L OBP: 0.286, SLG: 0.325 (1, 2)					4-3			E5 1B		4	1	2	2	0	0	2				
Ed Brinkman, R OBP: 0.268, SLG: 0.316 (1, 6)								1B 2B		4	2	2	0	0	0	2				
Bennie Daniels, L OBP: 0.313, SLG: 0.200 (1, 1)								F7		3	0	1	1	0	0	2				
Inning Stats	R: 0 E: 0 K: 0 S: 3	H: 0 LOB: 0 BB: 0 P: 3	R: 0 E: 0 K: 1 S: 5	H: 0 LOB: 1 BB: 1 P: 9	R: 1 E: 0 K: 0 S: 6	H: 3 LOB: 2 BB: 0 P: 6	R: 0 E: 0 K: 0 S: 5	H: 2 LOB: 0 BB: 0 P: 5	R: 0 E: 0 K: 0 S: 3	H: 0 LOB: 0 BB: 0 P: 3	R: 4 E: 1 K: 0 S: 8	H: 4 LOB: 2 BB: 1 P: 12	R: 2 E: 1 K: 0 S: 5	H: 3 LOB: 0 BB: 0 P: 5	R: 0 E: 0 K: 1 S: 5	H: 0 LOB: 0 BB: 0 P: 5	1B: 9 2B: 3 3B: 0 HR: 1	SF: 1 SAC: 1 DP: 1 HBP: 0	WP: 0 PB: 0 SB: 0 CS: 0	PA: 38
PITCHER Dick Donovan, R ERA: 4.24 (1, 1) Tommy John, L (7, 1) Ted Abernathy, R ERA: 3.07 (8, 1)	IP: 6.0 WLS: L BF: 31 H: 10 R: 6 ER: 4 SO: 1 BB: 1 IBB: 0 HBP: 0 BLK: 0 WP: 0 HR: 1 S: 31 P: 39 ERA: 6.00 WHIP: 1.833															PITCHER				

Cleveland Indians @ Washington Senators
D.C. Stadium, Washington, DC
Fri Sep 06 1963, 7:05 PM EDT
Att: 12,054 - Unknown

AB 34
R 7
H 12
RBI 6
BB 2
SO 2
LOB 14



Batter	1	2	3	4	5	6	7	8	9	AB	R	H	RBI	BB	SO	LOB	TOP					
Dick Howser, R OBP: 0.333, SLG: 0.280 (1, 6)	5-3		L5		G6-3	6-3			1B HR	5	1	1	0	0	0	1						
Larry Brown, R OBP: 0.321, SLG: 0.365 (1, 4)	F8			4-3			6-3		1B HR	5	1	2	0	0	0	0						
Max Alvis, R OBP: 0.332, SLG: 0.482 (1, 5)	6-3			F6			1B		1B HR	5	1	3	3	0	0	0						
Joe Adcock, R OBP: 0.310, SLG: 0.386 (1, 3)		F5		HR 1B	5-3		1-3		F7	5	1	1	0	0	0	3						
John Romano, R OBP: 0.323, SLG: 0.384 (1, 2)	F8			HR BB			F9		F7	4	2	1	0	1	0	1						
Woodie Held, R OBP: 0.352, SLG: 0.439 (1, 9)		FC6-4 BB		HR			6-3		1B	3	2	2	3	2	0	0						
Tommie Agee, R OBP: 0.286, SLG: 0.429 (1, 8)	FC6-4				6-3		5-3		F9	5	0	1	1	0	0	3						
Tito Francona, L OBP: 0.306, SLG: 0.356 (1, 7)			P6	4-3			3-1			4	0	1	0	0	0	2						
Pedro Ramos, S OBP: 0.170, SLG: 0.318 (1, 1)	F8						G6-3 1B		K	4	1	2	2	0	1	1						
Inning Stats	R: 0 E: 0 K: 0 S: 3	H: 0 LOB: 0 BB: 0 P: 3	R: 0 E: 0 K: 0 S: 3	H: 0 LOB: 1 BB: 1 P: 7	R: 0 E: 0 K: 0 S: 3	H: 0 LOB: 0 BB: 0 P: 3	R: 3 E: 0 K: 0 S: 6	H: 3 LOB: 1 BB: 1 P: 10	R: 0 E: 0 K: 0 S: 5	H: 3 LOB: 2 BB: 0 P: 5	R: 3 E: 1 K: 0 S: 5	H: 2 LOB: 0 BB: 1 P: 9	R: 0 E: 0 K: 0 S: 4	H: 1 LOB: 1 BB: 0 P: 4	R: 0 E: 0 K: 1 S: 6	H: 1 LOB: 1 BB: 0 P: 6	R: 3 E: 0 K: 0 S: 7	H: 4 LOB: 1 BB: 0 P: 7	1B: 9 2B: 2 3B: 0 HR: 3	SF: 0 SAC: 0 DP: 1 HBP: 0	WP: 0 PB: 0 SB: 0 CS: 0	PA: 43
PITCHER	IP	WLS	BF	H	R	ER	SO	BB	IBB	HBP	BLK	WP	HR	S	P	ERA	WHIP					
Don Rudolph, L ERA: 4.54 (1, 1)	4.2	L	20	5	3	3	0	2	0	0	0	0	1	18	26	5.79	1.500					
Ed Hobaugh, R ERA: 11.81 (5, 1)	2.1		12	4	3	3	0	1	0	0	0	0	1	11	15	11.57	2.143					
Pete Burnside, L ERA: 5.61 (8, 1)	1.0		7	4	3	3	1	0	0	0	0	0	1	9	9	27.00	4.000					
Ron Moeller, L ERA: 7.78 (9, 1)	1.0		4	1	0	0	0	0	0	0	0	0	0	4	4	0.00	1.000					

Cleveland Indians @ Washington Senators
D.C. Stadium, Washington, DC
Sat Sep 07 1963, 7:05 PM EDT
Att: 2,758 - Unknown

AB 40
R 9
H 14
RBI 9
BB 3
SO 1
LOB 11



Batter	1	2	3	4	5	6	7	8	9	AB	R	H	RBI	BB	SO	LOB	BOTTOM					
Don Blasingame, L OBP: 0.316, SLG: 0.305 (1, 4)	F3		P5		FC6-4		4-3			4	0	0	0	0	0	2						
Minnie Minoza, R OBP: 0.307, SLG: 0.297 (1, 7)	F9		F7		FC6-4			5-3		4	0	0	0	0	0	1						
Jim King, L OBP: 0.304, SLG: 0.474 (1, 9)					FC6-4					4	2	3	1	0	0	1						
Don Lock, R OBP: 0.333, SLG: 0.457 (1, 8)	1B 2B		HR					1B		3	0	1	1	1	1	1						
Dick Phillips, L OBP: 0.298, SLG: 0.357 (1, 3)			G3				P6		K	4	0	1	0	0	1	2						
Don Zimmer, R OBP: 0.288, SLG: 0.432 (1, 5)	F3				P6		6-3			4	0	1	0	0	0	2						
Ken Retzer, L OBP: 0.281, SLG: 0.319 (1, 2)		P5			K			L6		4	0	0	0	0	1	1						
Ed Brinkman, R OBP: 0.267, SLG: 0.315 (1, 6)					K				F7	4	0	1	0	0	2	1						
Don Rudolph, L OBP: 0.234, SLG: 0.289 (5, 1) Ed Hobaugh, R OBP: 0.307, SLG: 0.297 (7, PH) Bobo Casanova, L OBP: 0.304, SLG: 0.362 (8, 1) Pete Burnside, R OBP: 0.332, SLG: 0.482 (9, 1) Ron Moeller, L OBP: 0.333, SLG: 0.333 (9, PH) Tom Brown, L OBP: 0.161, SLG: 0.123 (9, PH)					FC6-4 BB				K	1	0	0	0	0	1	1						
Inning Stats	R: 1 E: 0 K: 0 S: 6	H: 3 LOB: 2 BB: 0 P: 6	R: 0 E: 0 K: 1 S: 5	H: 1 LOB: 0 BB: 0 P: 5	R: 1 E: 0 K: 0 S: 4	H: 1 LOB: 1 BB: 1 P: 8	R: 0 E: 0 K: 2 S: 7	H: 0 LOB: 0 BB: 0 P: 7	R: 0 E: 0 K: 1 S: 5	H: 0 LOB: 0 BB: 1 P: 5	R: 0 E: 0 K: 1 S: 5	H: 0 LOB: 0 BB: 0 P: 9	R: 0 E: 0 K: 1 S: 6	H: 1 LOB: 1 BB: 0 P: 6	R: 0 E: 0 K: 1 S: 6	H: 1 LOB: 1 BB: 0 P: 6	R: 0 E: 0 K: 1 S: 6	H: 1 LOB: 1 BB: 0 P: 6	1B: 5 2B: 1 3B: 0 HR: 1	SF: 0 SAC: 0 DP: 0 HBP: 0	WP: 0 PB: 0 SB: 0 CS: 1	PA: 36
PITCHER	IP	WLS	BF	H	R	ER	SO	BB	IBB	HBP	BLK	WP	HR	S	P	ERA	WHIP					
Pedro Ramos, R ERA: 3.36 (1, 1)	9.0	W	36	7	2	2	7	3	0	0	0	0	1	47	59	2.00	1.111					

Cleveland Indians @ Washington Senators
D.C. Stadium, Washington, DC
Sat Sep 07 1963, 7:05 PM EDT
Att: 2,758 - Unknown

AB 33
R 2
H 7
RBI 2
BB 3
SO 7
LOB 13



Batter	1	2	3	4	5	6	7	8	9	AB	R	H	RBI	BB	SO	LOB	TOP					
Dick Houser, R OBP: 0.335, SLG: 0.280 (1, 6)										3	1	1	1	1	0	4	Cleveland Indians @ Washington Senators D.C. Stadium, Washington, DC Sun Sep 08 1963, 3:33 AM EDT Att: 3,541 - Unknown					
Larry Brown, R OBP: 0.323, SLG: 0.362 (1, 4)										4	1	1	0	1	0	5						
Max Alvis, R OBP: 0.330, SLG: 0.479 (1, 5)										5	0	1	0	0	0	2						
Fred Whitfield, L OBP: 0.301, SLG: 0.468 (1, 3)										3	1	2	0	1	0	2						
Al Luplow, L OBP: 0.317, SLG: 0.340 Tommye Agee, R OBP: 0.200, SLG: 0.300 (3, PR) (3, 8)										2	0	2	3	0	0	0						
John Romano, R OBP: 0.317, SLG: 0.378 (1, 2)										4	0	0	1	0	0	3						
Bob Chance, L OBP: 0.400, SLG: 0.400 (1, 9)										5	2	3	0	0	0	0						
Woodie Held, R OBP: 0.353, SLG: 0.438 (3, 7)										5	0	2	0	0	0	2						
Jack Kralick, L OBP: 0.238, SLG: 0.241 (1, 1)										3	0	3	1	0	0	0						
Inning Stats	R: 1 E: 0 K: 0 S: 5	H: 2 LOB: 2 BB: 1 P: 9	R: 0 E: 0 K: 0 S: 4	H: 1 LOB: 1 BB: 0 P: 4	R: 4 E: 1 K: 0 S: 9	H: 6 LOB: 3 BB: 0 P: 9	R: 0 E: 0 K: 0 S: 3	H: 1 LOB: 1 BB: 1 P: 7	R: 0 E: 0 K: 0 S: 5	H: 2 LOB: 3 BB: 1 P: 9	R: 0 E: 0 K: 0 S: 4	H: 1 LOB: 1 BB: 0 P: 4	R: 1 E: 1 K: 0 S: 5	H: 1 LOB: 1 BB: 0 P: 5	R: 0 E: 0 K: 0 S: 2	H: 0 LOB: 0 BB: 0 P: 3	R: 0 E: 0 K: 0 S: 3	H: 1 LOB: 0 BB: 0 P: 3	1B: 14 2B: 1 3B: 1 HR: 0	SF: 2 SAC: 1 DP: 3 HBP: 1	WP: 0 PB: 0 SB: 0 CS: 0	PA: 44
PITCHER	IP WLS BF H R ER SO BB IBB HBP BLK WP HR S P ERA WHIP																					
Jim Duckworth, R ERA: 5.81 (1, 1)	2.1 L 13 5 3 3 0 1 0 0 0 0 0 0 12 16 11.57 2.571																					
Pete Burnside, L ERA: 5.84 (3, 1)	0.1 3 2 1 1 0 0 0 0 0 0 0 0 3 3 27.00 6.000																					
Ed Roebuck, R ERA: 3.76 (3, 1)	2.1 13 5 1 1 0 2 0 0 0 0 0 0 11 19 3.86 3.000																					
Ed Hobaugh, R ERA: 8.59 (6, 1)	2.0 9 2 1 0 0 0 0 0 0 0 0 0 9 9 0.00 1.000																					
Ron Moeller, L ERA: 7.09 (8, 1)	2.0 6 1 0 0 0 0 0 0 1 0 0 0 5 6 0.00 0.500																					
Batter	1	2	3	4	5	6	7	8	9	AB	R	H	RBI	BB	SO	LOB	BOTTOM					
Ed Brinkman, R OBP: 0.265, SLG: 0.312 (1, 6)										5	1	0	0	0	0	3	Cleveland Indians @ Washington Senators D.C. Stadium, Washington, DC Sun Sep 08 1963, 3:33 AM EDT Att: 3,541 - Unknown					
Dick Phillips, L OBP: 0.297, SLG: 0.355 (1, 3)										4	0	1	0	0	0	3						
Minnie Minoso, R OBP: 0.312, SLG: 0.311 (1, 7)										3	1	2	2	1	0	0						
Don Lock, R OBP: 0.332, SLG: 0.455 (1, 8)										4	0	1	0	0	0	4						
Don Zimmer, R OBP: 0.284, SLG: 0.425 (1, 5)										4	0	0	0	0	1	3						
Jim King, L OBP: 0.301, SLG: 0.469 (1, 9)										4	0	0	0	0	1	0						
Don Leppert, R OBP: 0.299, SLG: 0.378 (1, 2)										4	0	2	0	0	0	0						
Chuck Cottier, R OBP: 0.251, SLG: 0.318 (1, 4)										4	0	2	0	0	0	1						
Jim Duckworth, R Pete Burnside, R Ed Roebuck, R Cal Neenan, R Ed Hobaugh, R Don Blasingame, L Ron Moeller, R Bobo Osborne, L (1, 1) (3, 1) (3, 1) (5, PR) (8, 1) (7, PR) (8, 1) (9, PR)										0	0	0	0	0	0	0						
Inning Stats	R: 0 E: 1 K: 0 S: 5	H: 1 LOB: 2 BB: 0 P: 5	R: 0 E: 0 K: 0 S: 3	H: 0 LOB: 0 BB: 0 P: 3	R: 0 E: 0 K: 1 S: 6	H: 1 LOB: 2 BB: 1 P: 10	R: 0 E: 0 K: 1 S: 5	H: 0 LOB: 0 BB: 0 P: 5	R: 0 E: 0 K: 0 S: 4	H: 1 LOB: 1 BB: 0 P: 4	R: 0 E: 0 K: 0 S: 3	H: 1 LOB: 0 BB: 0 P: 3	R: 0 E: 1 K: 1 S: 7	H: 1 LOB: 0 BB: 0 P: 7	R: 0 E: 0 K: 1 S: 7	H: 2 LOB: 2 BB: 0 P: 7	1B: 6 2B: 1 3B: 0 HR: 1	SF: 0 SAC: 0 DP: 1 HBP: 0	WP: 0 PB: 0 SB: 0 CS: 0	PA: 37		
PITCHER	IP WLS BF H R ER SO BB IBB HBP BLK WP HR S P ERA WHIP																					
Jack Kralick, L ERA: 3.16 (1, 1)	9.0 W 37 8 2 1 5 1 0 0 0 0 0 1 46 50 1.00 1.000																					

Batter	1	2	3	4	5	6	7	8	9	AB	R	H	RBI	BB	SO	LOB	TOP										
Dick Howser, R (1.6) OBP: 0.338, SLG: 0.286	5-3		HR					F8		3	1	1	0	1	0	0	Cleveland Indians @ Minnesota Twins Metropolitan Stadium, Bloomington, MI Mon Sep 09 1963, 8:05 PM EDT Att: 8,838 - Unknown - 70 F										
Vic Davallio, L (1.8) OBP: 0.328, SLG: 0.446	6-3		HR					F9		4	1	1	2	0	0	1											
Max Alvis, R (1.5) OBP: 0.330, SLG: 0.478	1B		K					K		4	0	1	0	0	3	1											
Fred Whitfield, L (1.3) OBP: 0.299, SLG: 0.463 Joe Adcock, R (9, PH) OBP: 0.309, SLG: 0.384	K			3-1				K	6-3	3	0	0	0	0	2	1											
Bob Chance, L (1.9) OBP: 0.429, SLG: 0.643		CS		HR				6-3	F9	4	1	2	1	0	0	0											
John Romano, R (1.2) OBP: 0.316, SLG: 0.376	K			F7				P6		4	0	1	0	0	1	1											
Tito Francona, L (1.7) Willie Kirkland, L (2.7) OBP: 0.303, SLG: 0.381	K			F8				4-1	K	1	0	0	0	0	1	0											
Woodie Held, R (1.4) OBP: 0.353, SLG: 0.440				1-3				K		3	1	1	0	0	1	0											
Mudcat Grant, R (1.1) Gary Bell, R (8.1) Tommy John, R (8.1) Ted Abernathy, R (8.1) OBP: 0.500, SLG: 0.600	K			K				K		2	0	0	0	0	2	0											
Inning Stats	R: 0 E: 0 K: 1 S: 6	H: 1 LOB: 1 BB: 0 P: 6	R: 0 E: 0 K: 2 S: 7	H: 1 LOB: 0 BB: 0 P: 7	R: 2 E: 0 K: 2 S: 8	H: 1 LOB: 0 BB: 1 P: 12	R: 1 E: 0 K: 0 S: 4	H: 1 LOB: 0 BB: 0 P: 4	R: 1 E: 0 K: 1 S: 7	H: 2 LOB: 1 BB: 0 P: 7	R: 0 E: 0 K: 2 S: 5	H: 0 LOB: 0 BB: 0 P: 5	R: 0 E: 0 K: 1 S: 5	H: 0 LOB: 0 BB: 0 P: 7	R: 0 E: 0 K: 1 S: 6	H: 1 LOB: 1 BB: 0 P: 6		1B: 3 2B: 2 3B: 0 HR: 2	SF: 0 SAC: 1 DP: 0 HBP: 0	WP: 0 PB: 0 SB: 0 CS: 1	PA: 34						
PITCHER	IP	WLS	BF	H	R	ER	SO	BB	IBB	HBP	BLK	WP	HR	S	P	ERA	WHIP										
Jim Perry, R (1.1) ERA: 3.57	0.0		0	0	0	0	0	0	0	0	0	0	0	0	0	∞	∞										
Fred Lashner, R (5.1) ERA: 5.23	1.0		5	2	1	1	1	0	0	0	1	0	0	7	7	9.00	2.000										
Gery Arigo, L (6.1) ERA: 4.34	2.0		6	0	0	0	3	0	0	0	0	0	0	12	12	0.00	0.000										
Bill Pleis, L (8.1) ERA: 4.34	1.0	W	3	0	0	0	1	0	0	0	0	0	0	5	5	0.00	0.000										
Gary Roggenburk, L (9.1) ERA: 2.25	1.0	S	4	1	0	0	1	0	0	0	0	0	0	6	6	0.00	1.000										

AB	32
R	4
H	7
RBI	3
BB	1
SO	11
LOB	5



Batter	1	2	3	4	5	6	7	8	9	AB	R	H	RBI	BB	SO	LOB	BOTTOM										
Rich Rollins, R (1.5) OBP: 0.366, SLG: 0.457	G4-6-3							L1		5	0	2	0	0	1	6	Cleveland Indians @ Minnesota Twins Metropolitan Stadium, Bloomington, MI Mon Sep 09 1963, 8:05 PM EDT Att: 8,838 - Unknown - 70 F										
Vic Power, R (1.3) OBP: 0.298, SLG: 0.383	G4-6-3							HR		5	1	3	1	0	1	1											
Jimmie Hall, L (1.8) OBP: 0.336, SLG: 0.544	G4-6-3							HR		5	2	2	3	0	1	5											
Harmon Killebrew, R (1.7) OBP: 0.348, SLG: 0.535 Johnny Goyll, R (8, PR) OBP: 0.363, SLG: 0.553 Lenny Green, L (9.8) OBP: 0.310, SLG: 0.318	K							SH5-3	1B	3	0	0	0	1	1	1											
Bob Allison, R (1.9) OBP: 0.384, SLG: 0.548	F7							1B	SH5-3	4	2	2	1	0	0	0											
Earl Battey, R (1.2) OBP: 0.366, SLG: 0.476	F8							SH5-3	1B	3	0	0	0	0	0	0											
Zolo Versailles, R (1.6) OBP: 0.298, SLG: 0.411	P3							1-2	2-3	3	1	0	0	1	0	1											
Bernie Allen, L (1.4) OBP: 0.293, SLG: 0.340	F7							1B	BB	4	0	2	1	0	0	0											
Jim Perry, R (1.1) ERA: 3.57 Fred Lashner, R (5.1) ERA: 5.23 Gery Arigo, L (6.1) ERA: 4.34 Bill Pleis, L (8.1) ERA: 4.34 Gary Roggenburk, L (9.1) ERA: 2.25	4-3							1-2	2-3	1	0	0	0	0	0	0											
Inning Stats	R: 0 E: 0 K: 1 S: 6	H: 2 LOB: 1 BB: 0 P: 6	R: 0 E: 0 K: 0 S: 3	H: 0 LOB: 0 BB: 0 P: 3	R: 0 E: 0 K: 1 S: 6	H: 1 LOB: 0 BB: 0 P: 6	R: 1 E: 0 K: 0 S: 4	H: 1 LOB: 0 BB: 0 P: 4	R: 0 E: 0 K: 0 S: 4	H: 1 LOB: 1 BB: 0 P: 4	R: 1 E: 0 K: 1 S: 6	H: 1 LOB: 2 BB: 1 P: 10	R: 5 E: 0 K: 1 S: 10	H: 5 LOB: 3 BB: 3 P: 22	1B: 9 2B: 0 3B: 0 HR: 3	SF: 0 SAC: 1 DP: 1 HBP: 0		WP: 0 PB: 0 SB: 0 CS: 0	PA: 39								
PITCHER	IP	WLS	BF	H	R	ER	SO	BB	IBB	HBP	BLK	WP	HR	S	P	ERA	WHIP										
Mudcat Grant, R (1.1) ERA: 3.96	0.1		3	1	0	0	0	0	1	0	0	0	0	2	6	0.00	3.000										
Gary Bell, R (8.1) ERA: 2.79	0.0		2	1	1	1	0	1	0	0	0	0	0	1	5	∞	∞										
Tommy John, L (8.1) ERA: 3.04	0.2		3	1	1	1	1	0	0	0	0	0	0	5	5	13.50	1.500										



Batter	1	2	3	4	5	6	7	8	9	AB	R	H	RBI	BB	SO	LOB	TOP				
Dick Howser, R (1, 6) OBP: 0.338, SLG: 0.287 Jerry Kindall, R (4, 6) OBP: 0.262, SLG: 0.299	F7			5-3					F8	3	0	1	1	0	0	0	Cleveland Indians @ Minnesota Twins Metropolitan Stadium, Bloomington, MI Tue Sep 10 1963, 8:05 PM EDT Att: 10,584 - Unknown - 72 F				
Vic Davallio, L (1, 8) OBP: 0.323, SLG: 0.439	K	G3		1-3			K		1-3	5	0	0	0	0	2	3					
Max Alvis, R (1, 5) OBP: 0.331, SLG: 0.481	HBP			P6			P4			3	1	1	0	0	0	1					
Joe Adcock, R (1, 3) OBP: 0.308, SLG: 0.382	K			6-3			F2			4	0	1	0	0	1	2					
Bob Chance, L (1, 9) OBP: 0.389, SLG: 0.611		4-3		1-3			1-3			4	1	1	1	0	0	2					
Joe Azzue, R (1, 2) OBP: 0.296, SLG: 0.461		FC4-6		F8			F9			4	1	1	0	0	0	1					
Larry Brown, R (1, 4) OBP: 0.326, SLG: 0.365		FC4-6		K			K			4	0	2	1	0	1	0					
Woodie Held, R (1, 7) OBP: 0.352, SLG: 0.436		FC4-6		F8			F8			3	1	0	0	1	1	2					
Barry Latman, R (1, 1) OBP: 0.217, SLG: 0.318 Jerry Walker, S (4, 1) OBP: 0.190, SLG: 0.105 Willie Kirkland, L (6, PH) OBP: 0.303, SLG: 0.380 Early Wynn, S (6, 1) OBP: 0.385, SLG: 0.273 John Romano, R (9, PH) OBP: 0.315, SLG: 0.374				P4			K			2	0	1	1	0	0	2					
Inning Stats	R: 0 E: 0 K: 2 S: 7	H: 0 LOB: 1 BB: 0 P: 8	R: 2 E: 0 K: 0 S: 7	H: 4 LOB: 2 BB: 0 P: 7	R: 2 E: 0 K: 0 S: 6	H: 3 LOB: 2 BB: 1 P: 10	R: 0 E: 0 K: 0 S: 3	H: 0 LOB: 0 BB: 0 P: 3	R: 0 E: 0 K: 2 S: 7	H: 0 LOB: 0 BB: 0 P: 7	R: 0 E: 0 K: 1 S: 5	H: 2 LOB: 2 BB: 0 P: 7	R: 0 E: 0 K: 1 S: 5	H: 0 LOB: 0 BB: 0 P: 5	R: 0 E: 0 K: 0 S: 3	H: 0 LOB: 0 BB: 0 P: 3		1B: 7 2B: 1 3B: 1 HR: 0	SF: 0 SAC: 0 DP: 0 HBP: 1	WP: 0 PB: 0 SB: 0 CS: 0	PA: 38
PITCHER	IP	WLS	BF	H	R	ER	SO	BB	IBB	HBP	BLK	WP	HR	S	P	ERA	WHIP				
Jim Kaat, L (1, 1) ERA: 4.19	2.2		16	7	4	4	2	0	0	1	0	0	0	19	20	13.50	2.625				
Fred Lasher, R (3, 1) ERA: 5.05	0.1		2	0	0	0	0	0	1	0	0	0	0	1	5	0.00	0.000				
Gary Dotter, L (4, 1) ERA:	1.0		3	0	0	0	0	0	0	0	0	0	0	3	3	0.00	0.000				
Gerry Arrigo, L (5, 1) ERA:	5.0	W	17	2	0	0	4	0	0	0	0	0	0	25	25	0.00	0.400				

Batter	1	2	3	4	5	6	7	8	9	AB	R	H	RBI	BB	SO	LOB	BOTTOM				
Rich Rollins, R (1, 5) OBP: 0.364, SLG: 0.453	5-3			L5					F8	4	0	0	0	0	0	2	Cleveland Indians @ Minnesota Twins Metropolitan Stadium, Bloomington, MI Tue Sep 10 1963, 8:05 PM EDT Att: 10,584 - Unknown - 72 F				
Vic Power, R (1, 3) OBP: 0.297, SLG: 0.382	FC4-6			F7					F9	4	0	1	0	0	0	0					
Jimmie Hall, L (1, 8) OBP: 0.335, SLG: 0.541	FC4-6			1-3					F8	3	0	0	0	1	0	1					
Harmon Killebrew, R (1, 7) OBP: 0.350, SLG: 0.536 Lenny Green, L (9, 8) OBP: 0.310, SLG: 0.318	F3			HR					P4	3	2	1	0	1	0	2					
Bob Allison, R (1, 9) OBP: 0.385, SLG: 0.561		K		HR					K	4	2	2	4	0	2	1					
Earl Battey, R (1, 2) OBP: 0.367, SLG: 0.476		F8		HR					F3	3	1	1	0	1	0	0					
Zolio Versalles, R (1, 6) OBP: 0.297, SLG: 0.409				1B					F8	3	0	0	0	1	1	2					
Bernie Allen, L (1, 4) OBP: 0.295, SLG: 0.341				K					F7	4	0	2	0	0	0	1					
Jim Kaat, L (1, 1) OBP: 0.185, SLG: 0.197 Fred Lasher, R (3, 1) OBP: 0.246, SLG: 0.510 Gary Dotter, L (4, 1) ERA: 4.85 Tony Oliva, L (6, PH) OBP: 0.302, SLG: 1.000 Gerry Arrigo, L (5, 1) ERA:				K					4-3	0	0	0	0	0	0	0					
Inning Stats	R: 0 E: 0 K: 0 S: 4	H: 1 LOB: 1 BB: 0 P: 4	R: 0 E: 0 K: 1 S: 5	H: 0 LOB: 1 BB: 1 P: 9	R: 0 E: 0 K: 1 S: 5	H: 0 LOB: 0 BB: 0 P: 5	R: 3 E: 0 K: 1 S: 9	H: 4 LOB: 2 BB: 1 P: 13	R: 2 E: 0 K: 0 S: 5	H: 2 LOB: 1 BB: 1 P: 9	R: 0 E: 0 K: 1 S: 5	H: 0 LOB: 1 BB: 1 P: 9	R: 0 E: 0 K: 0 S: 4	H: 1 LOB: 1 BB: 0 P: 4	R: 0 E: 0 K: 0 S: 4	H: 0 LOB: 0 BB: 0 P: 4		1B: 5 2B: 1 3B: 0 HR: 2	SF: 0 SAC: 0 DP: 0 HBP: 0	WP: 0 PB: 0 SB: 0 CS: 0	PA: 36
PITCHER	IP	WLS	BF	H	R	ER	SO	BB	IBB	HBP	BLK	WP	HR	S	P	ERA	WHIP				
Barry Latman, R (1, 1) ERA: 5.02	3.2		18	5	3	3	3	2	0	0	0	0	0	22	30	7.36	1.909				
Jerry Walker, R (4, 1) ERA: 4.85	1.1	L	7	2	2	2	0	1	0	0	0	0	1	6	10	13.50	2.250				
Early Wynn, R (6, 1) ERA: 2.29	3.0		11	1	0	0	1	1	0	0	0	0	0	12	16	0.00	0.667				

Batter	1	2	3	4	5	6	7	8	9	AB	R	H	RBI	BB	SO	LOB	TOP					
Larry Brown, R (1, 4) OBP: 0.324, SLG: 0.363	K		L6		FC6-4 1B		P6			4	0	1	0	0	1	0	Cleveland Indians @ Minnesota Twins Metropolitan Stadium, Bloomington, MI Wed Sep 11 1963, 8:05 PM EDT Att: 8,749 - Unknown - 69 F					
Vic Davallo, L (1, 8) OBP: 0.322, SLG: 0.436	5-3		4-3		FC6-4 1-2			FC6-4 1B		4	0	1	0	0	0	1						
Max Alvis, R (1, 5) OBP: 0.329, SLG: 0.477	K			5-3		E5 F7		FC6-4 1-2 2B		4	1	0	0	0	1							
Fred Whitfield, L (1, 3) OBP: 0.301, SLG: 0.483		HR		HR		F7 2-3		L8		4	2	2	2	0	0	2						
Bob Chance, L (1, 9) OBP: 0.409, SLG: 0.636	K			HR		F7				4	0	2	1	0	1	1						
Joe Azcue, R (1, 2) OBP: 0.297, SLG: 0.456	5-3			1B		F7 4-0		2B		3	0	0	0	1	0	2						
Tommie Agee, R (1, 7) OBP: 0.214, SLG: 0.286					L9	BB		P4		4	0	1	0	0	2	3						
Tony Martinez, R (1, 6) OBP: 0.191, SLG: 0.192	K				K			E5 G4-6-3		4	0	1	0	0	2	3						
Dick Donovan, L (1, 1) OBP: 0.155, SLG: 0.188					5-3			F9		4	0	0	0	0	1	2						
Gary Bell, R (7, 1) OBP: 0.125, SLG: 0.087			4-3		K			F9		3	0	0	0	0	2	0						
Tommy John, R (8, 1) OBP: 0.305, SLG: 0.355								G4-6-3 1-2		0	0	0	0	0	0	0						
Tito Francona, L (9, PH) OBP: 0.305, SLG: 0.355										1	0	0	0	0	0	1						
Inning Stats	R: 0 E: 0 K: 2 S: 7	H: 0 LOB: 0 BB: 0 P: 7	R: 1 E: 0 K: 2 S: 9	H: 2 LOB: 1 BB: 0 P: 9	R: 0 E: 0 K: 0 S: 3	H: 0 LOB: 0 BB: 0 P: 3	R: 1 E: 0 K: 1 S: 7	H: 2 LOB: 1 BB: 0 P: 7	R: 0 E: 0 K: 1 S: 6	H: 1 LOB: 1 BB: 0 P: 6	R: 0 E: 1 K: 1 S: 6	H: 0 LOB: 2 BB: 1 P: 10	R: 0 E: 0 K: 1 S: 5	H: 0 LOB: 0 BB: 0 P: 5	R: 1 E: 0 K: 0 S: 5	H: 2 LOB: 1 BB: 0 P: 5	R: 0 E: 1 K: 0 S: 3	H: 0 LOB: 0 BB: 0 P: 3	1B: 4 2B: 1 3B: 0 HR: 2	SF: 0 SAC: 0 DP: 1 HBP: 0	WP: 0 PB: 0 SB: 0 CS: 0	PA: 36
PITCHER Lee Stange, R (1, 1) ERA: 2.44	IP: 9.0 WLS: W BF: 36 H: 7 R: 3 ER: 3 SO: 8 BB: 1 IBB: 0 HBP: 0 BLK: 0 WP: 0 HR: 2 S: 51 P: 55 ERA: 3.00 WHIP: 0.889															PITCHER						

Batter	1	2	3	4	5	6	7	8	9	AB	R	H	RBI	BB	SO	LOB	BOTTOM			
Rich Rollins, R (1, 5) OBP: 0.366, SLG: 0.454	G6-4-3 1B		F8		1-3		SH3-4 1B	BB HR IBB		4	2	2	0	1	0	0	Cleveland Indians @ Minnesota Twins Metropolitan Stadium, Bloomington, MI Wed Sep 11 1963, 8:05 PM EDT Att: 8,749 - Unknown - 69 F			
Vic Power, R (1, 3) OBP: 0.297, SLG: 0.381	G6-4-3 1-2		L8		1B		SH3-4 1-2	K		4	0	1	0	0	1	4				
Jimmie Hall, L (1, 8) OBP: 0.340, SLG: 0.541 (9, 7)	3-1			K2-3-2 BB	BB 1-3		BB 1B	HR BB		3	1	2	2	2	0	0				
Harmon Killebrew, R (1, 7) OBP: 0.352, SLG: 0.541		K		K2-3-2 1-1				HR		3	1	1	4	2	2	1				
Lenny Green, L (9, 8) OBP: 0.310, SLG: 0.318					BB			HR		0	0	0	0	0	0	0				
Bob Allison, R (1, 9) OBP: 0.385, SLG: 0.559		1B E 1B		HR 1B	K		K	F3		5	2	2	0	0	2	5				
Earl Battey, R (1, 2) OBP: 0.368, SLG: 0.482							P4 K			4	1	2	2	0	1	2				
Zolo Versalles, R (1, 6) OBP: 0.300, SLG: 0.412		L5		HR	1B			E BB BB		3	1	2	0	1	0	1				
Bernie Allen, L (1, 4) OBP: 0.297, SLG: 0.341		4-3			1B		F8 2B	BB E BB		3	1	1	0	1	0	2				
Lee Stange, R (1, 1) OBP: 0.180, SLG: 0.111					1B		F7 F3	K		4	0	0	0	0	1	3				
Inning Stats	R: 0 E: 0 K: 0 S: 3	H: 1 LOB: 0 BB: 0 P: 3	R: 1 E: 1 K: 1 S: 7	H: 2 LOB: 1 BB: 0 P: 7	R: 0 E: 0 K: 0 S: 3	H: 0 LOB: 0 BB: 0 P: 3	R: 2 E: 0 K: 1 S: 7	H: 4 LOB: 2 BB: 1 P: 11	R: 0 E: 0 K: 1 S: 7	H: 2 LOB: 3 BB: 1 P: 11	R: 0 E: 0 K: 0 S: 4	H: 1 LOB: 1 BB: 0 P: 4	R: 1 E: 0 K: 2 S: 9	H: 2 LOB: 2 BB: 1 P: 13	R: 5 E: 1 K: 2 S: 8	H: 1 LOB: 0 BB: 4 P: 24	1B: 10 2B: 2 3B: 0 HR: 2	SF: 0 SAC: 1 DP: 2 HBP: 0	WP: 0 PB: 0 SB: 0 CS: 0	PA: 41
PITCHER Dick Donovan, R (1, 1) ERA: 4.24	IP: 6.1 WLS: L BF: 30 H: 12 R: 4 ER: 4 SO: 3 BB: 2 IBB: 0 HBP: 0 BLK: 0 WP: 0 HR: 1 S: 34 P: 42 ERA: 4.26 WHIP: 2.211															PITCHER				
Gary Bell, R (7, 1) ERA: 3.19	1.1	10	1	5	5	4	4	1	0	0	0	1	13	33	33.75	3.750				
Tommy John, L (8, 1) ERA:	0.1	1	0	0	0	0	0	0	0	0	0	0	1	1	0.00	0.000				

Batter	1	2	3	4	5	6	7	8	9	10	11	12	AB	R	H	RBI	BB	SO	LOB	TOP								
Larry Brown, R OBP: 0.319, SLG: 0.352 (1.6)													5	1	1	0	0	2	1									
Vic Davallito, L OBP: 0.321, SLG: 0.437 (1.8)													6	1	2	1	0	1	3									
Max Alvis, R OBP: 0.332, SLG: 0.484 (1.5)													5	1	3	0	1	1	0									
Fred Whitfield, L OBP: 0.302, SLG: 0.489 (8, PR)													4	1	2	2	0	0	3									
Mudcat Grant, R OBP: 0.212, SLG: 0.270 (9, PR)													0	0	0	0	0	0	0									
Joe Adcock, R OBP: 0.310, SLG: 0.396 (9, 3)													1	1	1	1	0	0	0									
Joe Azcue, R OBP: 0.306, SLG: 0.459 (8, PR)														4	0	2	0	0	0	1								
Pedro Ramos, S OBP: 0.176, SLG: 0.313 (8, 1)														0	1	0	0	0	0	0								
Gary Bell, R OBP: 0.115, SLG: 0.080 (8, 1)														2	0	0	0	0	1	1								
Bob Chance, L OBP: 0.460, SLG: 0.552 (1, 9)														4	0	2	1	0	0	1								
Tommie Agee, R OBP: 0.188, SLG: 0.250 (8, 9)														2	0	0	0	0	1	1								
Tito Francona, L OBP: 0.303, SLG: 0.354 (1, 7)														6	1	1	0	0	1	3								
Woodie Held, R OBP: 0.352, SLG: 0.433 (1, 4)														3	0	0	0	2	0	3								
Jack Kralick, L OBP: 0.230, SLG: 0.233 (8, 1)														2	0	0	0	0	1	2								
Willie Kirkland, L OBP: 0.229, SLG: 0.273 (7, PR)														0	0	0	0	0	0	0								
Gordon Seyfried, R OBP: 0.229, SLG: 0.273 (7, PR)														1	0	0	0	0	1	0								
John Romano, R OBP: 0.216, SLG: 0.325 (8, 2)														2	0	1	1	0	0	1								
Inning Stats	R: 0 E: 0 K: 1 S: 6	H: 1 LOB: 1 BB: 0 P: 6	R: 0 E: 0 K: 1 S: 6	H: 2 LOB: 2 BB: 1 P: 10	R: 2 E: 0 K: 0 S: 5	H: 3 LOB: 0 BB: 0 P: 5	R: 0 E: 0 K: 0 S: 3	H: 1 LOB: 0 BB: 0 P: 3	R: 0 E: 0 K: 0 S: 4	H: 1 LOB: 1 BB: 1 P: 6	R: 0 E: 0 K: 1 S: 5	H: 0 LOB: 0 BB: 0 P: 3	R: 0 E: 0 K: 1 S: 5	H: 0 LOB: 1 BB: 0 P: 6	R: 4 E: 2 K: 0 S: 9	H: 5 LOB: 2 BB: 0 P: 9	R: 0 E: 0 K: 1 S: 6	H: 1 LOB: 1 BB: 0 P: 6	R: 0 E: 0 K: 0 S: 2	H: 0 LOB: 1 BB: 1 P: 6	R: 0 E: 0 K: 3 S: 9	H: 0 LOB: 0 BB: 0 P: 9	R: 1 E: 0 K: 2 S: 8	H: 1 LOB: 0 BB: 0 P: 8	1B: 10 2B: 4 3B: 0 HR: 1	SF: 1 SAC: 0 DP: 3 HBP: 1	WP: 1 PB: 0 SB: 0 CS: 0	PA: 52
PITCHER	IP	WLS	BF	H	R	ER	SO	BB	IBB	HBP	BLK	WP	HR	S	P	ERA	WHIP											
Fred Newman, R ERA: 5.57 (1, 1)	7.0		32	11	5	5	3	2	0	1	0	0	0	35	44	6.43	1.857											
Jack Spring, L ERA: 3.11 (8, 1)	0.1		2	1	0	0	0	0	0	0	0	0	0	2	2	0.00	3.000											
Bob Duliba, R ERA: (8, 1)	1.2		8	2	1	0	1	0	0	0	0	0	0	10	10	0.00	1.200											
Dan Osinski, R ERA: 3.28 (10, 1)	3.0	L	10	1	1	1	5	1	0	0	0	0	1	19	23	3.00	0.667											

Cleveland Indians @ Los Angeles Angels
Dodger Stadium, Los Angeles, CA

Fri Sep 13 1963, 7:05 PM PDT
Att: 7,363 - Unknown - 74 F

AB 47
R 7
H 15
RBI 6
BB 3
SO 9
LOB 20



Batter	1	2	3	4	5	6	7	8	9	10	11	12	AB	R	H	RBI	BB	SO	LOB	BOTTOM								
Albie Pearson, L OBP: 0.414, SLG: 0.409 (1, 8)													6	0	2	0	0	1	0									
Jim Fregosi, R OBP: 0.325, SLG: 0.417 (1, 6)													6	1	1	1	0	0	2									
Charlie Dees, L OBP: 0.350, SLG: 0.379 (1, 3)														6	0	0	0	0	4									
Felix Torres, R OBP: 0.320, SLG: 0.373 (1, 5)													5	0	3	1	0	0	0									
Ed Sadowski, R OBP: 0.245, SLG: 0.259 (9, PR)													0	1	0	0	0	0	0									
Dan Osinski, R OBP: 0.128, SLG: 0.111 (10, 1)													1	0	0	0	0	0	0									
Billy Moran, R OBP: 0.308, SLG: 0.383 (1, 4)														5	1	1	1	0	0	3								
Bob Sadowski, L OBP: 0.316, SLG: 0.304 (10, 4)														1	1	0	0	0	1	0								
Leon Wagner, L OBP: 0.307, SLG: 0.459 (1, 7)														6	0	3	1	0	0	1								
Bob Perry, R OBP: 0.301, SLG: 0.354 (1, 9)														5	0	1	0	0	1	6								
Lee Thomas, L OBP: 0.256, SLG: 0.309 (12, PH)														1	0	0	0	0	0	0								
Hank Foiles, R OBP: 0.294, SLG: 0.416 (1, 2)														4	1	2	2	0	0	4								
Bob Duliba, R OBP: 0.216, SLG: 0.176 (8, 1)														0	0	0	0	0	0	0								
Tom Satriano, L OBP: 0.216, SLG: 0.176 (10, 5)														2	0	0	0	0	0	0								
Fred Newman, R OBP: 0.250, SLG: 0.250 (1, 1)														3	1	1	0	0	1	2								
Jack Spring, R OBP: 0.333, SLG: 0.333 (8, 1)														0	0	0	0	0	0	0								
Buck Rodgers, S OBP: 0.306, SLG: 0.304 (8, 2)														2	0	0	0	0	0	0								
Inning Stats	R: 0 E: 0 K: 0 S: 3	H: 0 LOB: 0 BB: 0 P: 3	R: 0 E: 0 K: 1 S: 7	H: 2 LOB: 2 BB: 0 P: 7	R: 0 E: 0 K: 0 S: 4	H: 1 LOB: 1 BB: 0 P: 4	R: 1 E: 0 K: 1 S: 8	H: 3 LOB: 2 BB: 0 P: 8	R: 1 E: 1 K: 0 S: 6	H: 1 LOB: 1 BB: 0 P: 5	R: 2 E: 0 K: 0 S: 7	H: 4 LOB: 2 BB: 0 P: 7	R: 0 E: 0 K: 0 S: 5	H: 2 LOB: 2 BB: 0 P: 5	R: 0 E: 0 K: 1 S: 5	H: 0 LOB: 0 BB: 0 P: 5	R: 2 E: 1 K: 0 S: 5	H: 1 LOB: 2 BB: 0 P: 5	R: 0 E: 1 K: 0 S: 4	H: 0 LOB: 1 BB: 0 P: 4	R: 0 E: 0 K: 0 S: 5	H: 0 LOB: 0 BB: 0 P: 5	R: 0 E: 0 K: 0 S: 3	H: 0 LOB: 0 BB: 0 P: 3	1B: 11 2B: 1 3B: 1 HR: 1	SF: 0 SAC: 0 DP: 0 HBP: 0	WP: 0 PB: 0 SB: 0 CS: 0	PA: 53
PITCHER	IP	WLS	BF	H	R	ER	SO	BB	IBB	HBP	BLK	WP	HR	S	P	ERA	WHIP											
Jack Kralick, L ERA: 5.2 (1, 1)	5.2		28	10	4	3	2	0	0	0	0	0	0	32	32	4.76	1.765											
Early Wynn, R ERA: 2.28 (7, 1)	0.1		2	1	0	0	0	0	0	0	0	0	0	2	2	0.00	3.000											
Gordon Seyfried, R ERA: (7, 1)	1.0		5	2	0	0	0	0	0	0	0	0	0	5	5	0.00	2.000											
Gary Bell, R ERA: 3.03 (8, 1)	5.0	W	18	1	2	0	2	0	0	0	0	0	0	22	22	0.00	0.200											

Cleveland Indians @ Los Angeles Angels
Dodger Stadium, Los Angeles, CA

Fri Sep 13 1963, 7:05 PM PDT
Att: 7,363 - Unknown - 74 F


AB 53
R 6
H 14
RBI 6
BB 0
SO 4
LOB 22



Batter	1	2	3	4	5	6	7	8	9	AB	R	H	RBI	BB	SO	LOB	TOP								
Larry Brown, R (1, 6) OBP: 0.326, SLG: 0.353	F9			4-3 3B		4-0 FC5-4 BB		4-0 1B		2	1	1	0	2	0	0	Cleveland Indians @ Los Angeles Angels Dodger Stadium, Los Angeles, CA Sat Sep 14 1963, 7:05 PM PDT Alt. 3,365 - Unknown - 80 F								
Vic Davallio, L (1, 8) OBP: 0.320, SLG: 0.435 Ted Abernathy, R (8, 1) OBP: 0.500, SLG: 0.600	4-1			2-3		P6		1-2 1B		4	0	1	1	0	0	2									
Max Alvis, R (1, 5) OBP: 0.329, SLG: 0.480	P2			4-3		FC5-4 CS		F7		4	0	0	0	0	0	4									
Fred Whitfield, L (1, 3) OBP: 0.301, SLG: 0.351 Mudcat Grant, R (9, PR) OBP: 0.212, SLG: 0.270	F8			3B		CS		F8		4	0	2	1	0	0	0									
Joe Azcue, R (1, 2) OBP: 0.302, SLG: 0.452	5-3			5-3		K		L5		4	0	0	0	0	1	2									
Bob Chance, L (1, 9) OBP: 0.382, SLG: 0.606	K					5-3		P5		4	1	1	1	0	1	1									
Tito Francona, L (1, 7) OBP: 0.317, SLG: 0.351 John Romano, R (9, PH) OBP: 0.315, SLG: 0.373				4-3		4-3		6-3		3	0	0	0	0	0	0									
Woodie Held, R (1, 4) OBP: 0.352, SLG: 0.432				G6-4-3 1B		6-3		K		3	0	1	0	0	1	0									
Tommy John, R (1, 1) Barry Latman, R (7, 1) OBP: 0.217, SLG: 0.318 Willie Kirkland, L (8, PH) OBP: 0.301, SLG: 0.377	G6-4-3 1-2					F9		BB 1B		2	0	0	0	0	0	1									
Inning Stats	R: 0 E: 0 K: 0 S: 3	H: 0 LOB: 0 BB: 0 P: 3	R: 0 E: 0 K: 1 S: 5	H: 0 LOB: 0 BB: 0 P: 5	R: 0 E: 0 K: 0 S: 3	H: 1 LOB: 0 BB: 0 P: 3	R: 1 E: 0 K: 0 S: 5	H: 2 LOB: 1 BB: 0 P: 5	R: 1 E: 0 K: 0 S: 4	H: 1 LOB: 0 BB: 0 P: 4	R: 0 E: 0 K: 1 S: 5	H: 0 LOB: 0 BB: 0 P: 5	R: 0 E: 0 K: 1 S: 5	H: 0 LOB: 0 BB: 0 P: 5	R: 1 E: 0 K: 1 S: 7	H: 2 LOB: 2 BB: 1 P: 11		R: 0 E: 0 K: 0 S: 4	H: 1 LOB: 1 BB: 0 P: 4	1B: 4 2B: 1 3B: 1 HR: 1	SF: 0 SAC: 0 DP: 1 HBP: 0	WP: 0 PB: 0 SB: 0 CS: 1	PA: 35		
PITCHER	IP	WLS	BF	H	R	ER	SO	BB	IBB	HBP	BLK	WP	HR	S	P	ERA	WHIP								
Dean Chance, R (1, 1) ERA: 3.2	7.2	W	29	6	3	3	3	2	0	0	0	0	1	33	41	3.52	1.043								
Art Fowler, R (8, 1) ERA: 2.34	0.1		2	1	0	0	0	0	0	0	0	0	0	2	2	0.00	3.000								
Julio Navarro, R (9, 1) ERA: 2.89	0.1		1	0	0	0	0	0	0	0	0	0	0	1	1	0.00	0.000								
Jack Spring, L (9, 1) ERA: 3.05	0.2	S	2	0	0	0	0	0	0	0	0	0	0	2	2	0.00	0.000								

Batter	1	2	3	4	5	6	7	8	9	AB	R	H	RBI	BB	SO	LOB	BOTTOM								
Albie Pearson, L (1, 8) OBP: 0.416, SLG: 0.410	CS 1B			FC4-6 FC5-4		E5 SF8 1B		6-3 S 1B BB		3	2	2	0	1	0	1	Cleveland Indians @ Los Angeles Angels Dodger Stadium, Los Angeles, CA Sat Sep 14 1963, 7:05 PM PDT Alt. 3,365 - Unknown - 80 F								
Jim Fregosi, R (1, 6) OBP: 0.323, SLG: 0.415	F9 1-2			FC5-4		SF8		6-3		3	0	0	1	0	0	3									
Charlie Dees, L (1, 3) OBP: 0.348, SLG: 0.376	1-3			2-3		4-3		5-3 1B		4	0	1	1	0	0	0									
Felix Torres, R (1, 5) OBP: 0.317, SLG: 0.370	K			E6 1B		6-3		5-3		4	0	0	0	0	1	1									
Billy Moran, R (1, 4) OBP: 0.309, SLG: 0.383	FC6-4 BB			1-3 1B		E6 WP SH5-3 S		K		3	1	1	0	1	1	1									
Buck Rodgers, S (1, 2) OBP: 0.304, SLG: 0.300	FC6-4 1-2			P6		SH5-3		4-3		3	0	0	1	0	0	3									
Bob Perry, R (1, 9) OBP: 0.299, SLG: 0.351	5-3			4-3		BB 1B		F4		4	0	1	0	0	0	3									
Ed Kirkpatrick, L (1, 7) OBP: 0.182, SLG: 0.220 Lee Thomas, L (9, 7) OBP: 0.236, SLG: 0.309				FC4-6 1B		P7		F4		3	0	1	0	1	0	0									
Dean Chance, R (1, 1) ERA: 1.13 Art Fowler, R (8, 1) OBP: 0.364, SLG: 0.222 Julio Navarro, R (9, 1) OBP: 0.294, SLG: 0.200 Jack Spring, R (9, 1) OBP: 0.333, SLG: 0.333	K			K		1B E 1B		K		3	1	1	0	0	2	3									
Inning Stats	R: 0 E: 0 K: 0 S: 3	H: 1 LOB: 0 BB: 0 P: 3	R: 0 E: 0 K: 1 S: 5	H: 0 LOB: 1 BB: 1 P: 9	R: 0 E: 0 K: 1 S: 6	H: 1 LOB: 0 BB: 0 P: 6	R: 0 E: 1 K: 0 S: 5	H: 1 LOB: 2 BB: 0 P: 5	R: 2 E: 1 K: 0 S: 5	H: 2 LOB: 0 BB: 0 P: 5	R: 1 E: 1 K: 1 S: 7	H: 1 LOB: 2 BB: 1 P: 11	R: 1 E: 0 K: 1 S: 6	H: 1 LOB: 1 BB: 1 P: 10	R: 0 E: 0 K: 0 S: 3	H: 0 LOB: 0 BB: 0 P: 3		1B: 7 2B: 0 3B: 0 HR: 0	SF: 1 SAC: 1 DP: 0 HBP: 0	WP: 1 PB: 0 SB: 2 CS: 1	PA: 35				
PITCHER	IP	WLS	BF	H	R	ER	SO	BB	IBB	HBP	BLK	WP	HR	S	P	ERA	WHIP								
Tommy John, L (1, 1) ERA: 1.13	6.2	L	31	7	4	1	3	3	0	0	0	0	0	34	46	1.35	1.500								
Barry Latman, R (7, 1) ERA: 5.91	0.1		1	0	0	0	1	0	0	0	0	0	0	3	3	0.00	0.000								
Ted Abernathy, R (8, 1) ERA: 2.98	1.0		3	0	0	0	0	0	0	0	0	0	0	3	3	0.00	0.000								

AB 32
R 3
H 7
RBI 3
BB 2
SO 3
LOB 11



AB 30
R 4
H 7
RBI 3
BB 3
SO 4
LOB 15



Batter	1	2	3	4	5	6	7	8	9	10	AB	R	H	RBI	BB	SO	LOB	TOP									
Phil Linz, R OBP: 0.308, SLG: 0.329 (1, 6)	K			K		6-3		SF8 SH1-4 1-2 3-H 1B		F5	5	0	1	1	0	2	0										
Pedro Gonzalez, R OBP: 0.188, SLG: 0.260 (1, 4)	F6			K				SH1-4			3	0	0	0	0	1	0										
Hector Lopez, R OBP: 0.304, SLG: 0.402 (1, 7)	K			K				SF8			3	0	0	1	0	2	0										
Joe Peppone, L OBP: 0.308, SLG: 0.450 (1, 3)			1-6-3			F6		F9		F8	4	0	0	0	0	0	1										
Elston Howard, R OBP: 0.345, SLG: 0.532 (1, 2)			K			1B		1B		F9	4	0	2	0	0	1	0										
Johnny Blanchard, L OBP: 0.300, SLG: 0.480 (1, 9)			1-3			1B		FC6-4 1B		3-1	4	0	2	0	0	0	0										
Clete Boyer, R OBP: 0.292, SLG: 0.365 (1, 5)				K		K		FC6-4 1B		F9	4	0	0	0	0	2	4										
Jack Reed, R OBP: 0.295, SLG: 0.286 (1, 8)				K		K		1B		6-3	4	1	1	0	0	2	2										
Al Downing, R OBP: 0.158, SLG: 0.148 (8, PH)				K				SH1-4 1B		4-3	2	0	0	0	0	2	0										
Jake Gibbs, L OBP: 1.000, SLG: 1.000 (8, PH)								SF8 1B			1	1	1	0	0	0	0										
Hal Reniff, R (8, 1)											0	0	0	0	0	0	0										
Yogi Berra, L OBP: 0.353, SLG: 0.489 (10, PH)											1	0	0	0	0	0	0										
Stan Williams, R OBP: 0.160, SLG: 0.170 (10, 1)											0	0	0	0	0	0	0										
Inning Stats	R: 0 E: 0 K: 2 S: 7	H: 0 LOB: 0 BB: 0 P: 7	R: 0 E: 0 K: 1 S: 5	H: 0 LOB: 0 BB: 0 P: 5	R: 0 E: 0 K: 3 S: 9	H: 0 LOB: 0 BB: 0 P: 9	R: 0 E: 0 K: 2 S: 5	H: 2 LOB: 2 BB: 0 P: 9	R: 0 E: 0 K: 1 S: 5	H: 0 LOB: 0 BB: 0 P: 5	R: 0 E: 0 K: 0 S: 5	H: 2 LOB: 2 BB: 0 P: 5	R: 2 E: 0 K: 0 S: 6	H: 3 LOB: 1 BB: 0 P: 6	R: 0 E: 0 K: 0 S: 3	H: 0 LOB: 0 BB: 0 P: 3	R: 0 E: 0 K: 0 S: 3	H: 0 LOB: 0 BB: 0 P: 3	1B: 7 2B: 0 3B: 0 HR: 0	SF: 1 SAC: 1 DP: 0 HBP: 0	WP: 0 PA: 37 PB: 0 SB: 0 CS: 0						
PITCHER	IP 9.0	WLS 34	BF 7	H 2	R 2	ER 2	SO 12	BB 0	IBB 0	HBP 0	BLK 0	WP 0	HR 0	S 58	P 58	ERA 2.00	WHIP 0.778										
Pedro Ramos, R ERA: 3.28 (1, 1)	1.0	W	3	0	0	0	0	0	0	0	0	0	0	3	3	0.00	0.000										
Ted Abernathy, R ERA: 2.93 (10, 1)																											

New York Yankees @ Cleveland Indians
Cleveland Municipal Stadium, Cleveland, OH

Tue Sep 17 1963, 7:05 PM EDT
Att: 7,269 - Unknown - 63 F

AB 35
R 2
H 7
RBI 2
BB 0
SO 12
LOB 7



Batter	1	2	3	4	5	6	7	8	9	10	AB	R	H	RBI	BB	SO	LOB	BOTTOM									
Larry Brown, R OBP: 0.319, SLG: 0.345 (1, 4)	6-3				F9		L6		4-3		4	0	1	0	0	0	0										
Willie Kirkland, L OBP: 0.300, SLG: 0.376 (9, PH)			1-2		1B						1	0	0	0	0	0	0										
Vic Davallo, L OBP: 0.325, SLG: 0.435 (1, 8)	K		K		1B		E		WP		3	0	1	0	2	2	2										
Max Alvis, R OBP: 0.329, SLG: 0.476 (1, 5)	6-3		K				BB		2B		6	1	2	0	0	2	4										
Joe Adcock, R OBP: 0.314, SLG: 0.405 (1, 3)					1B		1B		2H		4	1	1	0	0	1	3										
Joe Azcue, R OBP: 0.305, SLG: 0.452 (1, 2)					1B		1B				4	1	1	0	1	1	4										
Bob Chance, L OBP: 0.333, SLG: 0.512 (1, 9)			BB		1B		1B				3	0	0	0	0	2	1										
Tommie Agee, R OBP: 0.188, SLG: 0.250 (9, 9)	K				1B						0	0	0	0	0	0	0										
Jerry Kindall, R OBP: 0.265, SLG: 0.297 (1, 6)	K				1B						3	0	2	1	0	1	1										
Woodie Held, R OBP: 0.353, SLG: 0.437 (1, 7)					1B		1B				3	0	1	1	1	1	1										
Pedro Ramos, S OBP: 0.167, SLG: 0.294 (1, 1)					1B		1B				3	0	0	0	0	3	3										
Fred Whitfield, L OBP: 0.303, SLG: 0.497 (9, PH)					1B						1	0	0	0	0	0	0										
Ted Abernathy, R OBP: 0.500, SLG: 0.600 (10, 1)	K				1B						0	0	0	0	0	0	0										
Inning Stats	R: 0 E: 0 K: 1 S: 5	H: 0 LOB: 1 BB: 1 P: 11	R: 0 E: 0 K: 2 S: 7	H: 1 LOB: 2 BB: 1 P: 14	R: 2 E: 0 K: 1 S: 8	H: 3 LOB: 1 BB: 0 P: 8	R: 0 E: 0 K: 1 S: 6	H: 1 LOB: 2 BB: 1 P: 10	R: 0 E: 0 K: 2 S: 8	H: 1 LOB: 0 BB: 0 P: 5	R: 0 E: 1 K: 2 S: 8	H: 0 LOB: 2 BB: 1 P: 12	R: 0 E: 0 K: 1 S: 5	H: 1 LOB: 0 BB: 0 P: 5	R: 0 E: 0 K: 0 S: 3	H: 1 LOB: 0 BB: 0 P: 3	R: 1 E: 1 K: 0 S: 3	H: 1 LOB: 1 BB: 0 P: 3	1B: 8 2B: 1 3B: 0 HR: 0	SF: 0 SAC: 3 DP: 0 HBP: 0	WP: 1 PA: 42 PB: 0 SB: 1 CS: 0						
PITCHER	IP 7.0	WLS 32	BF 6	H 2	R 2	ER 2	SO 12	BB 4	IBB 0	HBP 0	BLK 0	WP 0	HR 0	S 52	P 68	ERA 2.57	WHIP 1.429										
Al Downing, L ERA: 2.39 (8, 1)	2.0	7	2	0	1	0	0	0	0	0	0	0	0	8	8	0.00	1.000										
Hal Reniff, R ERA: 2.96 (10, 1)	0.1	L	3	1	1	0	0	0	0	0	0	0	0	3	3	0.00	3.000										

New York Yankees @ Cleveland Indians
Cleveland Municipal Stadium, Cleveland, OH

Tue Sep 17 1963, 7:05 PM EDT
Att: 7,269 - Unknown - 63 F

AB 35
R 3
H 9
RBI 2
BB 4
SO 13
LOB 19





Batter	1	2	3	4	5	6	7	8	9	AB	R	H	RBI	BB	SO	LOB	TOP								
Albie Pearson, L OBP: 0.412, SLG: 0.409 (1, 8)										5	1	2	0	0	0	4	Los Angeles Angels @ Cleveland Indians Cleveland Municipal Stadium, Cleveland, OH Sat Sep 21 1963, 3:33 AM EDT Att: 1,617 - Unknown livebaseballscores.com								
Jim Fregosi, R OBP: 0.326, SLG: 0.420 (1, 6)										5	1	3	0	0	1	1									
Billy Moran, R OBP: 0.307, SLG: 0.377 (1, 4)										3	1	0	0	1	1	0									
Felix Torres, R OBP: 0.310, SLG: 0.363 (1, 5)										4	0	0	0	0	1	5									
Bob Perry, R OBP: 0.307, SLG: 0.380 (1, 9)										5	1	2	2	0	0	1									
Buck Rodgers, S OBP: 0.308, SLG: 0.298 (1, 2)										4	0	0	0	0	1	2									
Lee Thomas, L OBP: 0.297, SLG: 0.314 (1, 3)										4	0	1	0	0	1	1									
Ed Kirkpatrick, L OBP: 0.270, SLG: 0.303 (1, 7)										3	0	2	0	1	0	1									
Dean Chance, R OBP: 0.165, SLG: 0.156 Jack Spring, R OBP: 0.333, SLG: 0.333 Bob Duliba, R (7, 1)										3	0	0	0	0	2	4									
Inning Stats	R: 1 E: 0 K: 0 S: 4	H: 2 LOB: 1 BB: 1 P: 8	R: 0 E: 0 K: 2 S: 8	H: 1 LOB: 1 BB: 0 P: 8	R: 0 E: 1 K: 0 S: 4	H: 0 LOB: 1 BB: 0 P: 4	R: 0 E: 1 K: 1 S: 6	H: 0 LOB: 1 BB: 0 P: 6	R: 0 E: 0 K: 1 S: 7	H: 2 LOB: 2 BB: 1 P: 7	R: 0 E: 0 K: 0 S: 5	H: 2 LOB: 3 BB: 1 P: 9	R: 3 E: 1 K: 0 S: 6	H: 2 LOB: 0 BB: 0 P: 6	R: 0 E: 0 K: 1 S: 6	H: 1 LOB: 1 BB: 0 P: 6		R: 0 E: 0 K: 2 S: 7	H: 0 LOB: 0 BB: 0 P: 7	1B: 8 2B: 1 3B: 0 HR: 1	SF: 0 SAC: 2 DP: 1 HBP: 0	WP: 0 PB: 0 SB: 1 CS: 0	PA: 41		
PITCHER	IP	WLS	BF	H	R	ER	SO	BB	IBB	HBP	BLK	WP	HR	S	P	ERA	WHIP								
Tommy John, L ERA: 2.51 Gordon Seyfried, R ERA: Barry Latman, R ERA: 4.94	(1, 1) (7, 1) (8, 1)	6.1 0.2 2.0	L 2 7	32 0 1	9 0 0	4 0 0	3 0 0	4 0 3	1 0 0	1 0 0	0 0 0	0 0 0	1 0 0	13 2 13	46 2 13	4.26 0.00 0.00	1.579 0.000 0.500								

Batter	1	2	3	4	5	6	7	8	9	AB	R	H	RBI	BB	SO	LOB	BOTTOM								
Woodie Held, R OBP: 0.353, SLG: 0.435 (1, 4)										4	1	1	1	1	1	1	Los Angeles Angels @ Cleveland Indians Cleveland Municipal Stadium, Cleveland, OH Sat Sep 21 1963, 3:33 AM EDT Att: 1,617 - Unknown livebaseballscores.com								
Vic Davallilo, L OBP: 0.330, SLG: 0.437 (1, 8)										3	0	2	0	1	0	1									
Max Alvis, R OBP: 0.329, SLG: 0.475 (1, 5)										4	0	1	1	0	2	4									
Fred Whitfield, L OBP: 0.302, SLG: 0.497 Barry Latman, R OBP: 0.217, SLG: 0.318 (1, 3) (8, 1)										4	0	1	0	0	0	3									
Bob Chance, L OBP: 0.326, SLG: 0.511 (1, 9)										4	0	1	0	0	1	1									
Joe Azcue, R OBP: 0.304, SLG: 0.447 (1, 2)										3	0	0	0	1	0	2									
Tito Francona, L OBP: 0.299, SLG: 0.348 (1, 7) (8, 3)										4	0	0	0	0	1	3									
Larry Brown, R OBP: 0.317, SLG: 0.344 (1, 6)										4	1	1	0	0	1	1									
Tommy John, R Gordon Seyfried, R Willie Kirkland, L OBP: 0.299, SLG: 0.374 (1, 1) (7, 1) (7, PH) (8, 7)										2	0	0	0	0	1	1									
Inning Stats	R: 0 E: 0 K: 1 S: 6	H: 1 LOB: 1 BB: 0 P: 6	R: 0 E: 0 K: 0 S: 4	H: 1 LOB: 1 BB: 0 P: 4	R: 0 E: 0 K: 2 S: 7	H: 0 LOB: 1 BB: 1 P: 11	R: 0 E: 0 K: 1 S: 6	H: 1 LOB: 1 BB: 0 P: 6	R: 0 E: 0 K: 1 S: 7	H: 1 LOB: 2 BB: 0 P: 7	R: 0 E: 0 K: 0 S: 3	H: 0 LOB: 0 BB: 0 P: 3	R: 2 E: 0 K: 0 S: 6	H: 3 LOB: 2 BB: 1 P: 10	R: 0 E: 0 K: 1 S: 4	H: 0 LOB: 1 BB: 1 P: 8	R: 0 E: 0 K: 1 S: 5	H: 0 LOB: 0 BB: 0 P: 5	1B: 5 2B: 2 3B: 0 HR: 0	SF: 0 SAC: 0 DP: 1 HBP: 0	WP: 1 PB: 0 SB: 0 CS: 0	PA: 37			
PITCHER	IP	WLS	BF	H	R	ER	SO	BB	IBB	HBP	BLK	WP	HR	S	P	ERA	WHIP								
Dean Chance, R ERA: 3.19 Jack Spring, L ERA: 3.05 Bob Duliba, R ERA:	(1, 1) (7, 1) (7, 1)	6.2 0.0 2.1	W 1 S	28 1 8	8 0 1	2 0 0	5 0 2	0 1 0	0 0 0	0 0 0	0 0 0	0 0 0	0 0 0	11 4 15	41 4 15	2.70 ∞ 0.00	1.050 ∞ 0.857								

Batter	1	2	3	4	5	6	7	8	9	AB	R	H	RBI	BB	SO	LOB	TOP					
Albie Pearson, L OBP: 0.408, SLG: 0.405 (1, 8)										5	0	0	0	0	0	4	Los Angeles Angels @ Cleveland Indians Cleveland Municipal Stadium, Cleveland, OH Sun Sep 22 1963, 3:33 AM EDT Unknown					
Jim Fregosi, R OBP: 0.327, SLG: 0.420 (1, 6)										3	1	1	0	1	0	0						
Billy Moran, R OBP: 0.309, SLG: 0.377 (1, 4)										4	0	2	0	0	0	1						
Felix Torres, R OBP: 0.313, SLG: 0.367 (8, PR)										3	1	2	0	1	0	1						
Ed Sadowski, R OBP: 0.245, SLG: 0.259 (8, 5)										0	0	0	0	0	0	0						
Tom Satriano, L OBP: 0.283, SLG: 0.179 (8, 5)										0	0	0	0	0	0	0						
Bob Perry, R OBP: 0.311, SLG: 0.379 (1, 9)										3	0	1	1	1	0	1						
Hank Foiles, R OBP: 0.298, SLG: 0.393 (1, 2)										4	0	0	0	0	1	3						
Lee Thomas, L OBP: 0.299, SLG: 0.314 (1, 3)										3	0	1	0	1	0	2						
Ed Kirkpatrick, L OBP: 0.260, SLG: 0.290 (9, PH)										3	0	0	0	0	2	1						
Buck Rodgers, S OBP: 0.377, SLG: 0.297 (9, PR)										1	0	0	0	0	0	1						
Bob Sadowski, L OBP: 0.312, SLG: 0.300 (9, PR)										0	0	0	0	0	0	0						
Don Lee, R OBP: 0.156, SLG: 0.178 (6, 1)										2	0	1	0	0	0	0						
Mel Nielson, L OBP: 0.100, SLG: 0.100 (7, PH)										0	0	0	0	0	0	0						
Frank Kosloski, R OBP: 0.299, SLG: 0.293 (7, 1)										1	1	1	0	0	0	0						
Art Fowler, R OBP: 0.129, SLG: 0.222 (8, 1)										0	0	0	0	0	0	0						
Dan Osinski, R OBP: 0.120, SLG: 0.111 (8, 1)										1	0	1	0	0	0	0						
Leon Wagner, L OBP: 0.200, SLG: 0.457 (8, PH)										1	0	1	0	0	0	0						
Inning Stats	R: 2 E: 1 K: 0 S: 6	H: 3 LOB: 1 BB: 0 P: 6	R: 0 E: 0 K: 0 S: 3	H: 1 LOB: 0 BB: 0 P: 3	R: 0 E: 0 K: 0 S: 4	H: 1 LOB: 1 BB: 0 P: 4	R: 0 E: 0 K: 0 S: 3	H: 0 LOB: 0 BB: 0 P: 3	R: 0 E: 0 K: 1 S: 6	H: 2 LOB: 3 BB: 1 P: 10	R: 0 E: 0 K: 0 S: 3	H: 1 LOB: 0 BB: 1 P: 7	R: 1 E: 0 K: 1 S: 6	H: 1 LOB: 0 BB: 0 P: 6	R: 0 E: 0 K: 0 S: 2	H: 0 LOB: 1 BB: 1 P: 6	R: 0 E: 1 K: 1 S: 6	H: 1 LOB: 3 BB: 1 P: 10	1B: 8 2B: 2 3B: 0 HR: 1	SF: 0 SAC: 0 DP: 4 HBP: 0	WP: 0 PB: 0 SB: 0 CS: 0	PA: 37
PITCHER Jack Kralick, L ERA: 3.15 (1, 1)	IP: 9.0 WLS: W BF: 37	H: 10 R: 3 ER: 2 SO: 3	BB: 4 IBB: 0 HBP: 0 BLK: 0	WP: 0 HR: 1 S: 39 P: 55	ERA: 2.00 WHIP: 1.556	PITCHER										IP: 9.0 WLS: W BF: 37	H: 10 R: 3 ER: 2 SO: 3	BB: 4 IBB: 0 HBP: 0 BLK: 0	WP: 0 HR: 1 S: 39 P: 55	ERA: 2.00 WHIP: 1.556		

Batter	1	2	3	4	5	6	7	8	9	AB	R	H	RBI	BB	SO	LOB	BOTTOM					
Woodie Held, R OBP: 0.352, SLG: 0.432 (1, 4)										3	1	0	0	1	1	0	Los Angeles Angels @ Cleveland Indians Cleveland Municipal Stadium, Cleveland, OH Sun Sep 22 1963, 3:33 AM EDT Unknown					
Vic Davallio, L OBP: 0.334, SLG: 0.446 (1, 8)										4	2	3	0	0	0	0						
Max Alvis, R OBP: 0.328, SLG: 0.473 (1, 5)										4	1	1	0	0	3	3						
Fred Whitfield, L OBP: 0.305, SLG: 0.497 (1, 3)										2	0	1	2	1	0	0						
Bob Chance, L OBP: 0.306, SLG: 0.479 (6, PR)										3	0	0	1	0	0	2						
Larry Brown, R OBP: 0.316, SLG: 0.342 (7, 4)										1	0	0	0	0	0	2						
John Romano, R OBP: 0.318, SLG: 0.371 (1, 2)										2	0	0	0	2	2	2						
Tommie Agee, R OBP: 0.280, SLG: 0.490 (1, 7)										4	1	1	1	0	2	4						
Tony Martinez, R OBP: 0.184, SLG: 0.185 (1, 6)										3	0	0	0	0	3	0						
Jack Kralick, L OBP: 0.221, SLG: 0.222 (1, 1)										3	0	0	0	0	2	0						
Inning Stats	R: 0 E: 0 K: 1 S: 5	H: 0 LOB: 0 BB: 0 P: 5	R: 0 E: 0 K: 1 S: 5	H: 0 LOB: 1 BB: 1 P: 9	R: 0 E: 0 K: 2 S: 7	H: 0 LOB: 0 BB: 0 P: 7	R: 2 E: 1 K: 1 S: 7	H: 2 LOB: 1 BB: 0 P: 7	R: 0 E: 0 K: 2 S: 7	H: 0 LOB: 0 BB: 0 P: 7	R: 2 E: 0 K: 2 S: 9	H: 2 LOB: 1 BB: 1 P: 13	R: 1 E: 0 K: 2 S: 8	H: 1 LOB: 0 BB: 0 P: 8	R: 0 E: 0 K: 2 S: 8	H: 1 LOB: 3 BB: 2 P: 16	R: 0 E: 1 K: 2 S: 8	H: 1 LOB: 3 BB: 1 P: 16	1B: 4 2B: 0 3B: 1 HR: 1	SF: 1 SAC: 0 DP: 0 HBP: 0	WP: 1 PB: 0 SB: 0 CS: 0	PA: 34
PITCHER Don Lee, R ERA: 3.7 (1, 1)	IP: 5.1 WLS: L	BF: 22	H: 4 R: 4 ER: 3 SO: 8	BB: 2 IBB: 0 HBP: 0 BLK: 0	WP: 0 HR: 0 S: 36 P: 44	ERA: 5.06 WHIP: 1.125	PITCHER										IP: 5.1 WLS: L	BF: 22	H: 4 R: 4 ER: 3 SO: 8	BB: 2 IBB: 0 HBP: 0 BLK: 0	WP: 0 HR: 0 S: 36 P: 44	ERA: 5.06 WHIP: 1.125
Mel Nielson, L ERA: 5.33 (6, 1)	0.2	2	0	0	0	1	0	0	0	0	0	4	4	0.00	0.000							
Art Fowler, R ERA: 2.42 (7, 1)	1.0	5	2	1	1	2	0	0	0	0	1	9	9	9.00	2.000							
Dan Osinski, R ERA: 3.22 (8, 1)	1.0	5	0	0	0	2	1	1	0	0	1	0	7	15	0.00	1.000						

Batter	1	2	3	4	5	6	7	8	9	AB	R	H	RBI	BB	SO	LOB	TOP					
Bernie Allen, L (1,4) OBP: 0.306, SLG: 0.361	0-0 6-3		0-0 4-3			0-0 F8		0-0 G3		4	0	0	0	0	0	0	Minnesota Twins @ Cleveland Indians Cleveland Municipal Stadium, Cleveland, OH Tue Sep 24 1963, 7:05 PM EDT Att: 2,472 - Unknown livebaseballscores.com AB 31 R 1 H 5 RBI 1 BB 2 SO 10 LOB 8 					
George Banks, R (1,5) OBP: 0.280, SLG: 0.344	0-3 K		4-0 BB			0-0 2B		0-0 5-3		3	0	1	0	1	1	0						
Jimmie Hall, L (1,8) OBP: 0.345, SLG: 0.529	0-3 K		0-3 K			0-3 K		4-0 BB		3	0	0	0	1	3	2						
Harmon Killebrew, R (1,7) OBP: 0.349, SLG: 0.559		0-0 F8		0-0 5-3		0-0 F5		0-0 5-3		4	0	0	0	0	2							
Don Mincher, L (1,3) OBP: 0.345, SLG: 0.509		0-3 K		0-0 L4				0-0 F9		4	1	1	0	0	1	0						
Bob Allison, R (1,9) OBP: 0.378, SLG: 0.536		0-0 1B		0-0 F3				0-0 F3		4	0	1	0	0	1	1						
Paul Ratliff, L (1,2) OBP: 0.292, SLG: 0.381		0-0 1B				0-0 F7		1-0 1B		3	0	1	0	0	0	0						
Zolio Versalles, R (1,6) OBP: 0.307, SLG: 0.405		0-3 K		0-0 4-3				0-0 1B		3	0	1	1	0	1	2						
Dick Stigman, R (1,1) OBP: 0.194, SLG: 0.119			0-3 K							3	0	0	0	0	3	1						
Bill Dailey, R (8,1) OBP: 0.273, SLG: 0.381				0-3 K				0-3 K		0	0	0	0	0	0	0						
Inning Stats	R: 0 H: 0 E: 0 K: 2 S: 7	H: 0 LOB: 0 BB: 0 P: 7	R: 0 H: 2 E: 0 K: 2 S: 9	LOB: 2 BB: 0 P: 9	R: 0 H: 0 E: 0 K: 2 S: 7	H: 0 LOB: 1 BB: 1 P: 11	R: 0 H: 0 E: 0 K: 0 S: 3	H: 0 LOB: 0 BB: 0 P: 3	R: 0 H: 1 E: 0 K: 1 S: 5	H: 0 LOB: 0 BB: 0 P: 5	R: 0 H: 1 E: 0 K: 2 S: 6	H: 1 LOB: 1 BB: 0 P: 6	R: 1 H: 2 E: 0 K: 2 S: 8	H: 2 LOB: 1 BB: 0 P: 9	R: 0 H: 0 E: 0 K: 0 S: 3	H: 0 LOB: 0 BB: 0 P: 7	R: 0 H: 0 E: 0 K: 0 S: 3	H: 0 LOB: 0 BB: 0 P: 3	1B: 4 2B: 1 3B: 0 HR: 0	SF: 0 SAC: 0 DP: 0 HBP: 1	WP: 0 PB: 0 SB: 0 CS: 0	PA: 34
PITCHER Mudcat Grant, R (1,1) ERA: 3.8	IP: 9.0 WLS: W BF: 34 H: 5 R: 1 ER: 1 SO: 10 BB: 2 IBB: 0 HBP: 1 BLK: 0 WP: 0 HR: 0 S: 51 P: 60 ERA: 1.00 WHIP: 0.778															PITCHER						

Batter	1	2	3	4	5	6	7	8	9	AB	R	H	RBI	BB	SO	LOB	BOTTOM			
Miguel de la Hoz, R (1,7) OBP: 0.313, SLG: 0.433	0-0 5-3		0-0 F2			0-3 K2-3		0-0 1B		4	0	1	0	0	1	1	Minnesota Twins @ Cleveland Indians Cleveland Municipal Stadium, Cleveland, OH Tue Sep 24 1963, 7:05 PM EDT Att: 2,472 - Unknown livebaseballscores.com AB 31 R 5 H 8 RBI 5 BB 1 SO 7 LOB 8 			
Tito Francona, L (8, PR) OBP: 0.299, SLG: 0.348			0-0 F7			0-0 F7		0-0 1B		4	1	1	0	0	1	1				
Vic Davallilo, L (1,8) OBP: 0.332, SLG: 0.440	0-3 K					0-0 F1		0-0 1B		3	0	1	0	1	1	0				
Max Alvis, R (1,5) OBP: 0.330, SLG: 0.472	0-0 1B					0-3 K		4-0 1B		4	1	1	2	0	1	1				
Joe Adcock, R (1,3) OBP: 0.313, SLG: 0.401	0-3 K					0-0 E6		0-0 1B		4	1	1	2	0	1	1				
Joe Azcue, R (1,2) OBP: 0.314, SLG: 0.473		0-0 5-3		0-0 F7		0-0 HR		0-0 HR		4	2	2	3	0	0	1				
Larry Brown, R (1,4) OBP: 0.314, SLG: 0.339		0-0 F7		0-0 F8		0-0 WP		0-0 F1		4	0	1	0	0	0	2				
Tommie Agee, R (1,9) OBP: 0.179, SLG: 0.296		0-3 K				0-3 K		1-2 K		3	0	0	0	0	3	1				
Tony Martinez, R (1,6) OBP: 0.184, SLG: 0.184			0-0 SH1-4			0-0 F5		0-0 F4		3	0	1	0	0	0	1				
Mudcat Grant, R (1,1) OBP: 0.225, SLG: 0.269			0-0 SH1-4			0-0 5-3		0-0 4-3		2	0	0	0	0	0	0				
Inning Stats	R: 0 H: 1 E: 0 K: 2 S: 8	H: 1 LOB: 1 BB: 0 P: 8	R: 0 H: 0 E: 0 K: 1 S: 5	H: 0 LOB: 0 BB: 0 P: 5	R: 0 H: 1 E: 0 K: 0 S: 4	H: 1 LOB: 0 BB: 0 P: 4	R: 0 H: 0 E: 1 K: 0 S: 4	H: 0 LOB: 1 BB: 0 P: 4	R: 0 H: 0 E: 0 K: 1 S: 5	H: 0 LOB: 0 BB: 0 P: 5	R: 0 H: 0 E: 0 K: 2 S: 7	H: 0 LOB: 0 BB: 0 P: 7	R: 1 H: 2 E: 0 K: 1 S: 7	H: 2 LOB: 1 BB: 0 P: 7	R: 4 H: 4 E: 0 K: 0 S: 6	H: 4 LOB: 1 BB: 1 P: 10	1B: 6 2B: 0 3B: 0 HR: 2	SF: 0 SAC: 1 DP: 0 HBP: 0	WP: 1 PB: 0 SB: 1 CS: 0	PA: 33
PITCHER Dick Stigman, L (1,1) ERA: 3.25	IP: 7.2 WLS: L BF: 32 H: 8 R: 5 ER: 5 SO: 7 BB: 1 IBB: 0 HBP: 0 BLK: 0 WP: 1 HR: 2 S: 45 P: 49 ERA: 5.87 WHIP: 1.174															PITCHER				
Bill Dailey, R (8,1) ERA: 2.03	IP: 0.1 WLS: L BF: 1 H: 0 R: 0 ER: 0 SO: 0 BB: 0 IBB: 0 HBP: 0 BLK: 0 WP: 0 HR: 0 S: 1 P: 1 ERA: 0.00 WHIP: 0.000															PITCHER				

Batter	1	2	3	4	5	6	7	8	9	AB	R	H	RBI	BB	SO	LOB	TOP					
Tito Francona, L (1,7) OBP: 0.298, SLG: 0.350	0-0 6-3		0-0 F7			0-0 P5		0-0 G3	4 0 0 0 0 0 0													
Vic Davallio, L (1,8) OBP: 0.326, SLG: 0.432	0-0 G3			0-0 L6		0-0 F9		0-3 K	4 0 0 0 0 1 0													
Max Alvis, R (1,5) OBP: 0.328, SLG: 0.467	0-0 F2			0-0 F3			0-0 F4	0-0 6-3	4 0 0 0 0 0 0													
Fred Whitfield, L (1,3) OBP: 0.302, SLG: 0.500		0-0 3-1		0-0 F8			HR		3 1 1 1 0 0 0													
John Romano, R (1,2) OBP: 0.317, SLG: 0.369		0-0 L4			0-0 L4		0-0 1-3		3 0 0 0 0 0 0													
Willie Kirkland, L (1,9) OBP: 0.300, SLG: 0.373		4-0 BB			0-0 4-3		0-3 K		2 0 0 0 1 1 0													
Larry Brown, R (1,4) OBP: 0.313, SLG: 0.338		0-0 5-3			0-0 1B			0-0 1-3	3 0 1 0 0 0 1								AB 29					
Jerry Kindall, R (1,6) OBP: 0.266, SLG: 0.295			0-3 K		0-0 F8			0-0 6-3	2 0 0 0 0 1 1								R 1					
Bob Chance, L (8,PH) OBP: 0.302, SLG: 0.481									1 0 0 0 0 0 0								H 2					
Tony Martinez, R (8,6) OBP: 0.184, SLG: 0.184									0 0 0 0 0 0 0								RBI 1					
Gordon Seyfried, R (1,1) OBP: 0.200, SLG: 0.200			0-0 6-3			0-3 K		0-0 4-3	2 0 0 0 0 1 0								BB 1					
Bob Allen, L (6,1) OBP: 0.316, SLG: 0.339									0 0 0 0 0 0 0								SO 4					
Al Luplow, L (8,PH) OBP: 0.316, SLG: 0.339									0 0 0 0 0 0 0								LOB 2					
Jerry Walker, S (8,1) OBP: 0.190, SLG: 0.105									0 0 0 0 0 0 0													
Inning Stats	R: 0 E: 0 K: 0 S: 3	H: 0 LOB: 0 BB: 0 P: 3	R: 0 E: 0 K: 0 S: 3	H: 0 LOB: 1 BB: 1 P: 7	R: 0 E: 0 K: 1 S: 5	H: 0 LOB: 0 BB: 0 P: 5	R: 0 E: 0 K: 0 S: 3	H: 0 LOB: 0 BB: 0 P: 3	R: 0 E: 0 K: 1 S: 4	H: 1 LOB: 1 BB: 0 P: 4	R: 0 E: 0 K: 1 S: 5	H: 0 LOB: 0 BB: 0 P: 5	R: 1 E: 0 K: 1 S: 6	H: 1 LOB: 0 BB: 0 P: 6	R: 0 E: 0 K: 0 S: 3	H: 0 LOB: 0 BB: 0 P: 3	R: 0 E: 0 K: 1 S: 5	H: 0 LOB: 0 BB: 0 P: 5	1B: 1 2B: 0 3B: 0 HR: 1	SF: 0 SAC: 0 DP: 0 HBP: 0	WP: 0 PB: 0 SB: 0 CS: 0	PA: 30
PITCHER Dave Wickersham, R (1,1) ERA: 4.09	IP: 9.0 WLS: W BF: 30 H: 2 R: 1 ER: 1 SO: 4 BB: 1 IBB: 0 HBP: 0 BLK: 0 WP: 0 HR: 1 S: 37 P: 41 ERA: 1.00 WHIP: 0.333																					

Cleveland Indians @ Kansas City Athletics
Municipal Stadium, Kansas City, MO
Fri Sep 27 1963, 8:05 PM EDT
Att: 3,131 - Unknown


AB	29
R	1
H	2
RBI	1
BB	1
SO	4
LOB	2

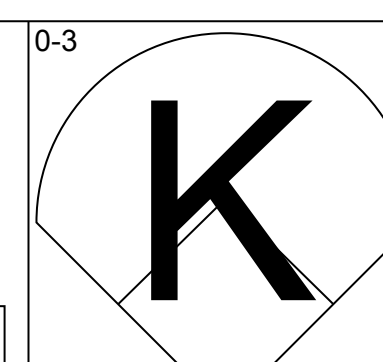
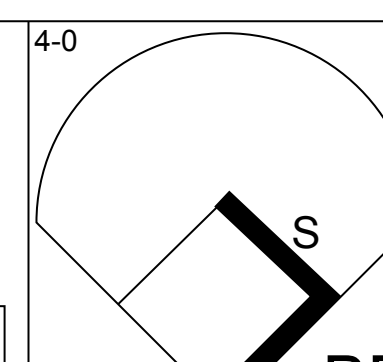
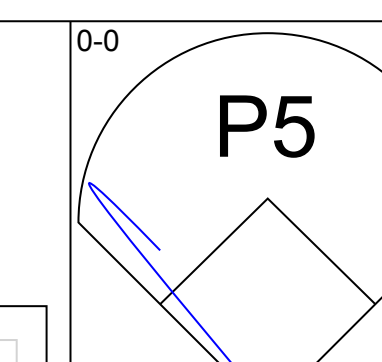
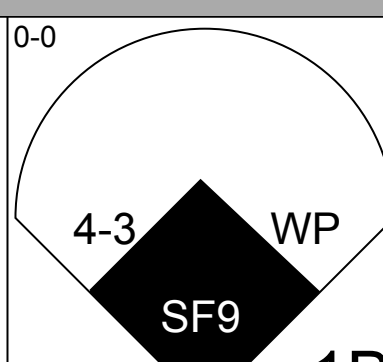
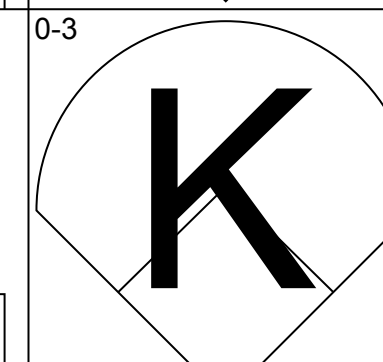
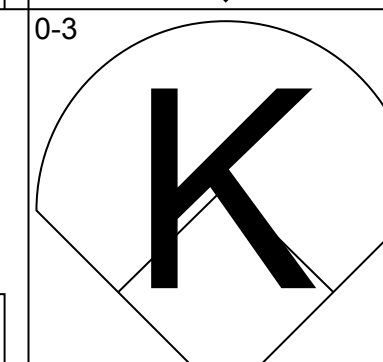
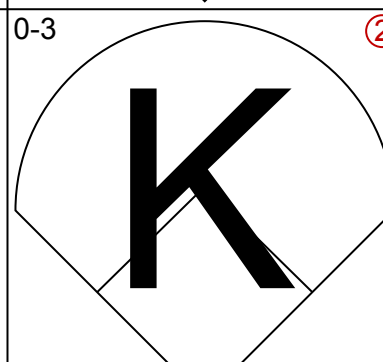
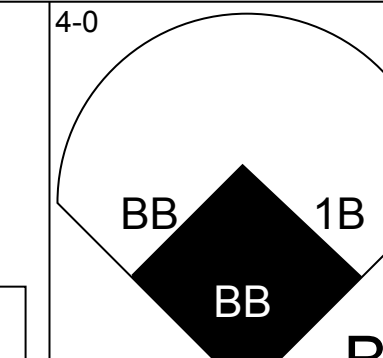
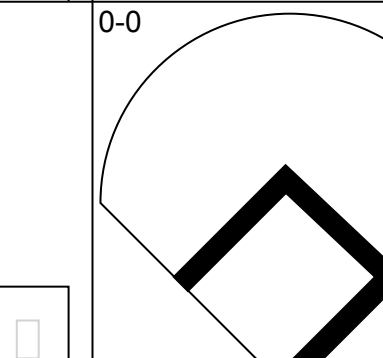
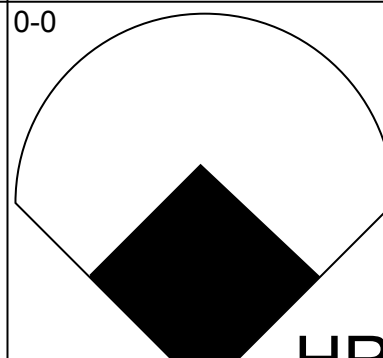
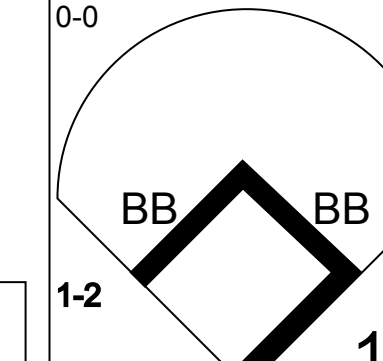

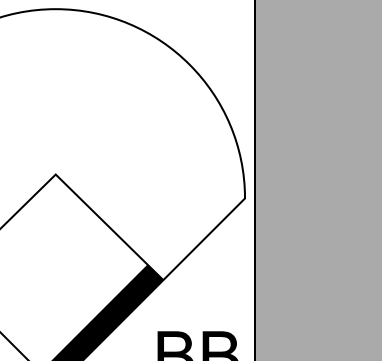
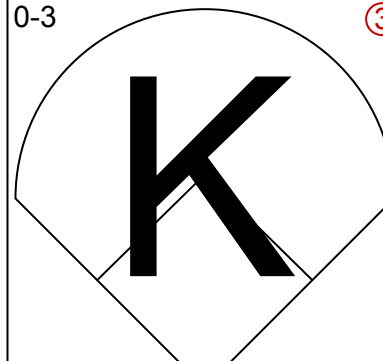
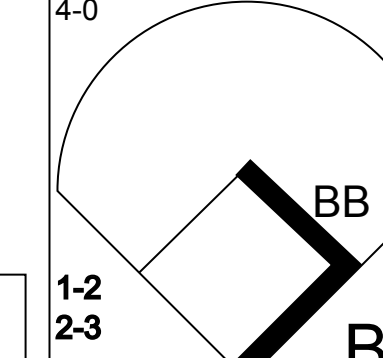
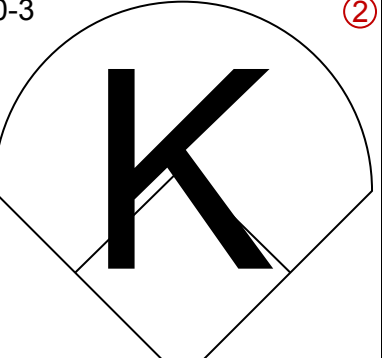
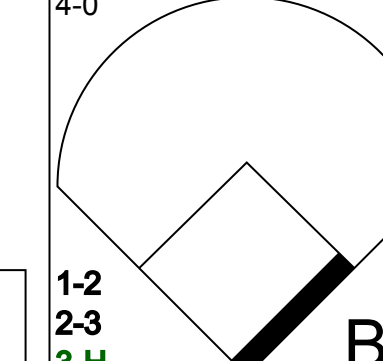
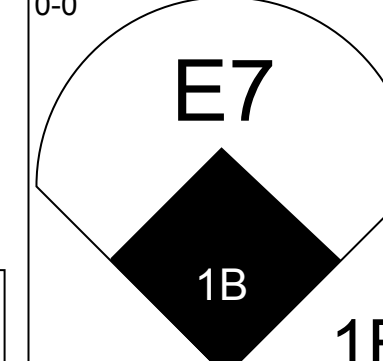
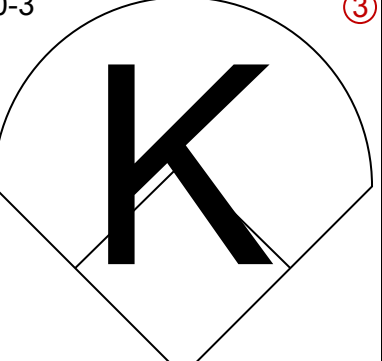
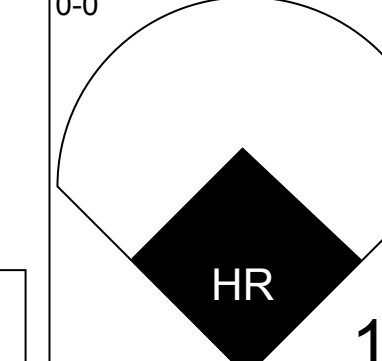
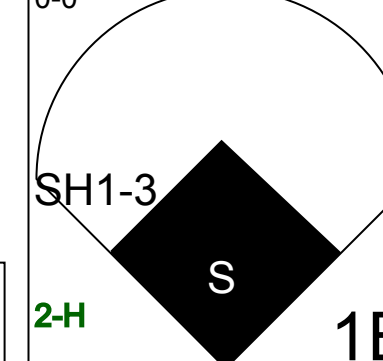
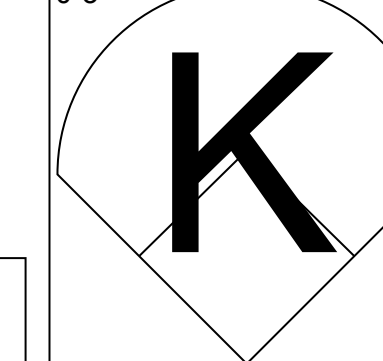
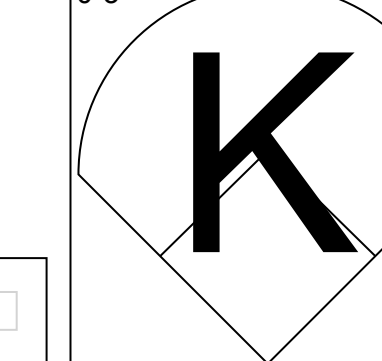
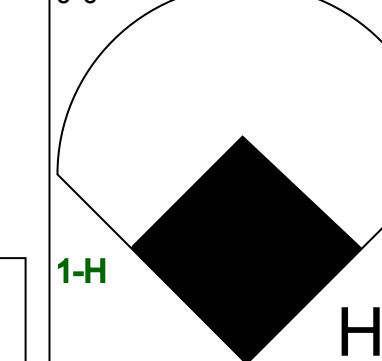


Batter	1	2	3	4	5	6	7	8	9	AB	R	H	RBI	BB	SO	LOB	BOTTOM					
Jose Tartabull, L (1,8) OBP: 0.292, SLG: 0.326	0-0 3-1 BB 1B		0-0 6-3		0-0 FC4-6 2H 1B	0-0 4-3			4 0 2 1 0 0 2													
Wayne Causey, L (1,6) OBP: 0.344, SLG: 0.396	4-0 1-2 BB		0-0 4-3		0-0 FC4-6 1B		0-0 F7		3 0 1 0 1 0 0													
Jerry Lumpe, L (1,4) OBP: 0.334, SLG: 0.364	0-0 1-2 2-3			0-0 FC6-4 1B	0-0 FC4-6 1-2 2-3 1B		0-3 K		4 0 1 0 0 1 4													
Norm Siebern, L (1,3) OBP: 0.358, SLG: 0.411	0-0 F8			0-0 P6	0-0 L6		0-0 4-3		4 0 0 0 0 0 4													
Ed Charles, R (1,5) OBP: 0.333, SLG: 0.396		0-0 F9		0-0 FC6-4 1B 1-2		0-0 E5 FC1-6 5-3		0-0 HR	4 1 1 1 0 0 1													
Charlie Lau, L (1,2) OBP: 0.310, SLG: 0.364		0-0 5-3		0-0 1-3 1B		0-0 5-3		0-0 F2	4 0 1 0 0 0 1													
Gino Cimoli, R (1,9) OBP: 0.313, SLG: 0.364		4-0 BB		0-3 K		0-0 FC1-6 1B 2-3		0-0 1-3	3 1 0 0 1 1 3								AB 31					
John Wojcik, L (1,7) OBP: 0.288, SLG: 0.192		0-0 1-3			0-0 SH2-4 1B	4-0 1B 1-2		4-0 BB	2 1 1 0 2 0 1								R 3					
Dave Wickersham, R (1,1) OBP: 0.148, SLG: 0.138			0-0 F8		0-0 SH2-4 1-2	0-0 1-2 2H 1B		0-0 4-3	3 0 1 1 0 0 1								H 8					
Inning Stats	R: 0 E: 0 K: 0 S: 3	H: 1 LOB: 1 BB: 1 P: 7	R: 0 E: 0 K: 0 S: 3	H: 0 LOB: 1 BB: 1 P: 7	R: 0 E: 0 K: 1 S: 7	H: 2 LOB: 2 BB: 0 P: 7	R: 1 E: 0 K: 0 S: 6	H: 3 LOB: 2 BB: 0 P: 6	R: 1 E: 1 K: 0 S: 5	H: 1 LOB: 2 BB: 1 P: 9	R: 0 E: 0 K: 1 S: 5	H: 0 LOB: 0 BB: 0 P: 5	R: 1 E: 0 K: 0 S: 4	H: 1 LOB: 1 BB: 1 P: 8	R: 0 E: 0 K: 0 S: 3	H: 0 LOB: 0 BB: 0 P: 3	R: 0 E: 0 K: 1 S: 5	H: 0 LOB: 0 BB: 0 P: 5	1B: 7 2B: 0 3B: 0 HR: 1	SF: 0 SAC: 1 DP: 0 HBP: 0	WP: 1 PB: 0 SB: 0 CS: 0	PA: 36
PITCHER Gordon Seyfried, R (1,1) ERA: 1.23	IP: 5.2 WLS: L BF: 27 H: 7 R: 2 ER: 1 SO: 1 BB: 2 IBB: 1 HBP: 0 BLK: 0 WP: 1 HR: 0 S: 26 P: 38 ERA: 1.59 WHIP: 1.588																					
Bob Allen, L (6,1) ERA: 4.66	1.1 4 0 0 0 1 0 0 0 0 0 0 6 6 0.00 0.000																					
Jerry Walker, R (8,1) ERA: 4.91	1.0 5 1 1 1 0 1 0 0 0 0 1 4 8 9.00 2.000																					

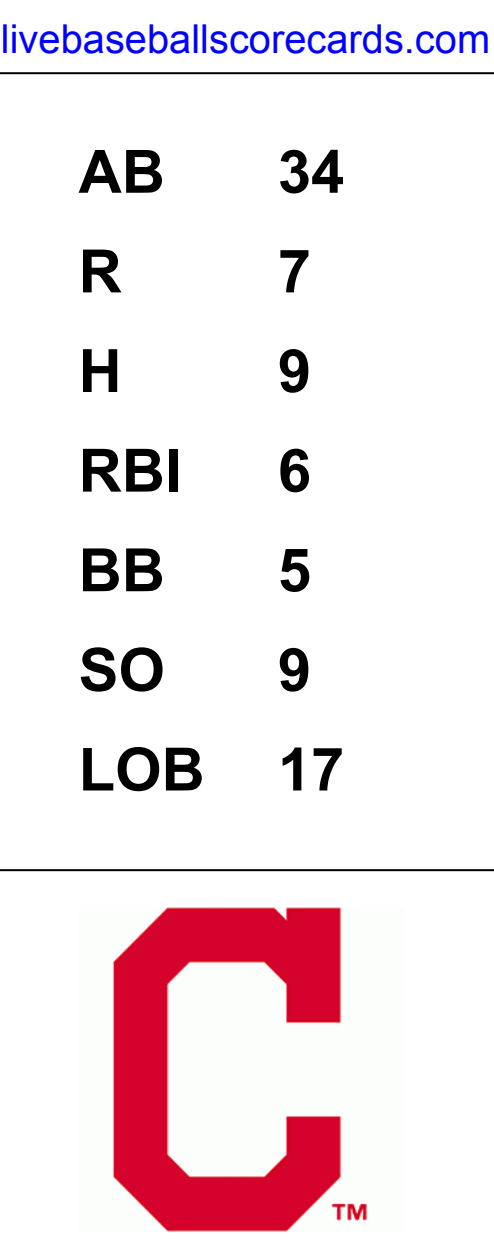
Cleveland Indians @ Kansas City Athletics
Municipal Stadium, Kansas City, MO
Fri Sep 27 1963, 8:05 PM EDT
Att: 3,131 - Unknown

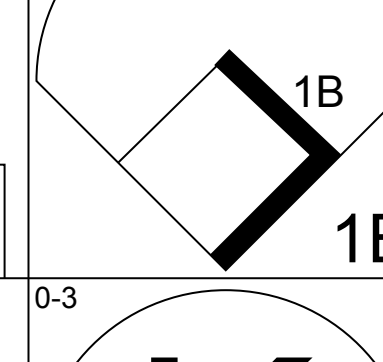
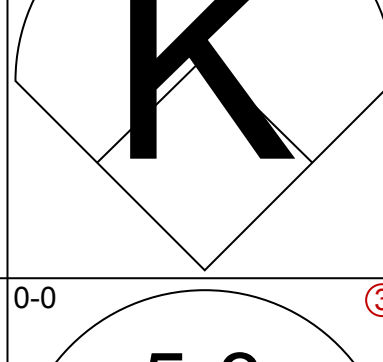
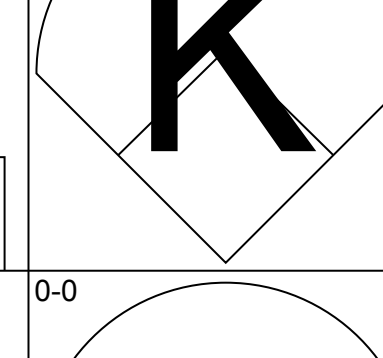
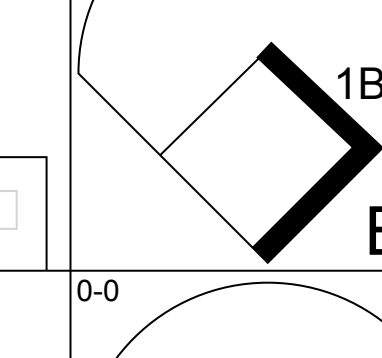
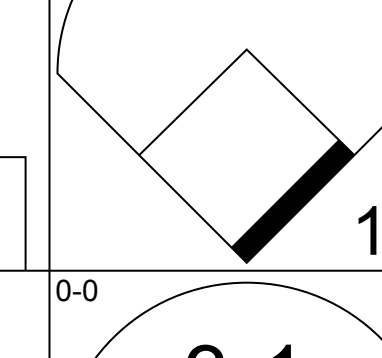


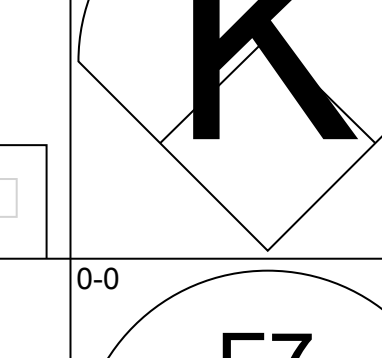

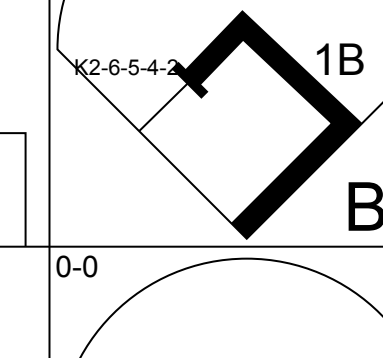
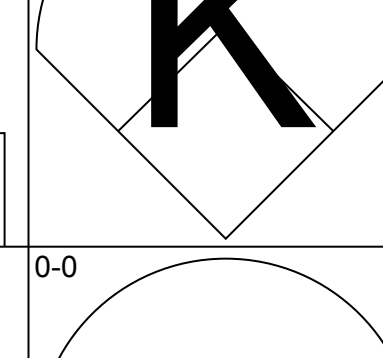
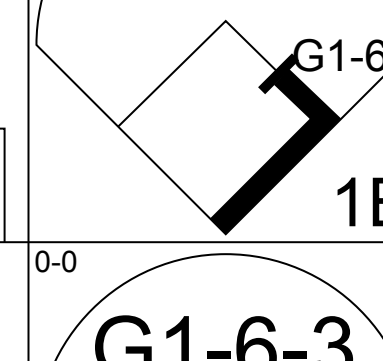
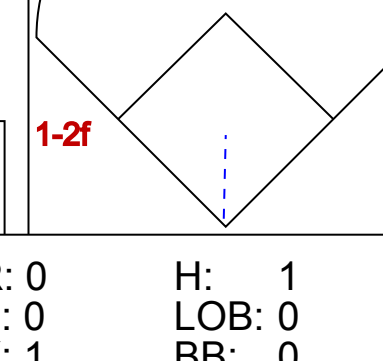
AB	31
R	3
H	8
RBI	3
BB	4
SO	2
LOB	17



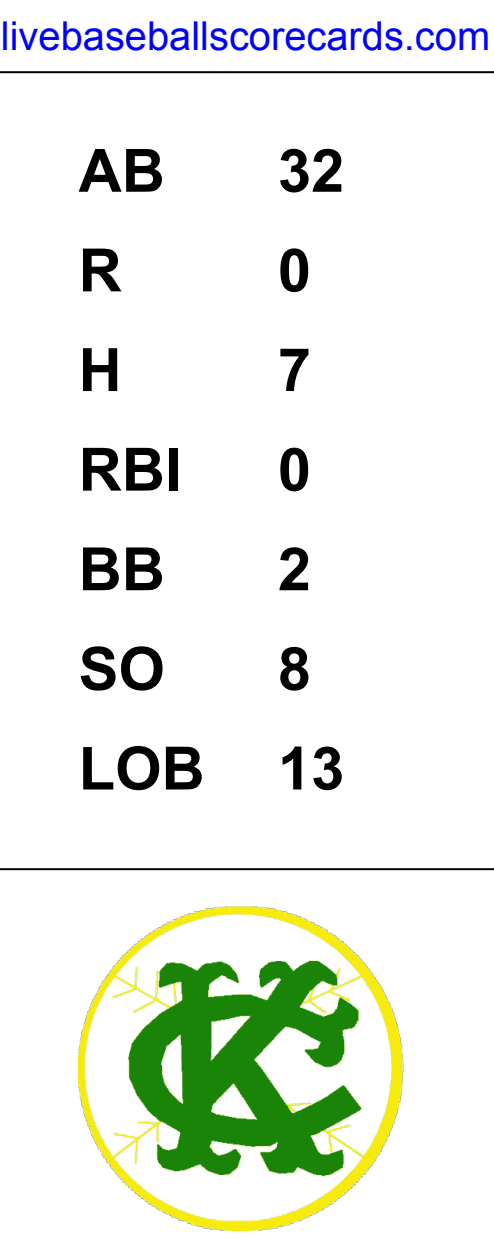
Batter	1	2	3	4	5	6	7	8	9	AB	R	H	RBI	BB	SO	LOB	TOP		
Dick Howser, R OBP: 0.335, SLG: 0.281 (1, 6)		4-3						4-3		4	0	0	0	1	1	3			
Vic Davallo, L OBP: 0.325, SLG: 0.429 (1, 8)	3-1			5-3			4-3		G1	5	1	1	0	0	0	1			
Max Alvis, R OBP: 0.326, SLG: 0.463 (1, 5)			4-3				F8			5	0	0	0	0	3	2			
Joe Adcock, R OBP: 0.317, SLG: 0.421 (1, 3)			SF9		4-3					3	2	2	2	1	0	0			
Joe Azcue, R OBP: 0.314, SLG: 0.466 (1, 2)							F3			4	0	2	0	1	1	1			
Tito Francona, L OBP: 0.297, SLG: 0.348 (1, 7)			F9					L9		3	0	0	0	1	1	2			
Tommie Agee, R OBP: 0.207, SLG: 0.296 Willie Kirkland, L OBP: 0.303, SLG: 0.375 (2, 9)				E7						0	0	0	1	1	0	0			
Larry Brown, R OBP: 0.312, SLG: 0.336 (1, 4)	P4					F9		F9		4	1	1	1	0	0	4			
Jack Kralick, L OBP: 0.225, SLG: 0.273 (1, 1)			SH1-3							3	1	1	2	0	2	3			
Inning Stats	R: 0 H: 0 E: 0 K: 2 S: 7	H: 0 R: 1 ER: 0 K: 1 S: 6	H: 1 R: 0 ER: 0 K: 0 S: 5	H: 2 R: 1 ER: 0 K: 1 S: 5	H: 2 R: 2 ER: 1 K: 1 S: 7	H: 0 R: 0 ER: 0 K: 2 S: 7	H: 0 R: 0 ER: 0 K: 1 S: 5	H: 1 R: 0 ER: 0 K: 0 S: 4	H: 2 R: 2 ER: 0 K: 0 S: 5	H: 1 R: 1 ER: 0 K: 2 S: 8	1B: 6 2B: 0 3B: 1 HR: 2	SF: 1 SAC: 1 DP: 0 HBP: 0	WP: 1 PA: 41 SB: 0 CS: 0				AB 34 R 7 H 9 RBI 6 BB 5 SO 9 LOB 17		
PITCHER	IP WLS BF H R ER SO BB IBB HBP BLK WP HR S P ERA WHIP	IP WLS BF H R ER SO BB IBB HBP BLK WP HR S P ERA WHIP	IP WLS BF H R ER SO BB IBB HBP BLK WP HR S P ERA WHIP	IP WLS BF H R ER SO BB IBB HBP BLK WP HR S P ERA WHIP	IP WLS BF H R ER SO BB IBB HBP BLK WP HR S P ERA WHIP	IP WLS BF H R ER SO BB IBB HBP BLK WP HR S P ERA WHIP	IP WLS BF H R ER SO BB IBB HBP BLK WP HR S P ERA WHIP	IP WLS BF H R ER SO BB IBB HBP BLK WP HR S P ERA WHIP	IP WLS BF H R ER SO BB IBB HBP BLK WP HR S P ERA WHIP	IP WLS BF H R ER SO BB IBB HBP BLK WP HR S P ERA WHIP	IP WLS BF H R ER SO BB IBB HBP BLK WP HR S P ERA WHIP	IP WLS BF H R ER SO BB IBB HBP BLK WP HR S P ERA WHIP	IP WLS BF H R ER SO BB IBB HBP BLK WP HR S P ERA WHIP	IP WLS BF H R ER SO BB IBB HBP BLK WP HR S P ERA WHIP	IP WLS BF H R ER SO BB IBB HBP BLK WP HR S P ERA WHIP	IP WLS BF H R ER SO BB IBB HBP BLK WP HR S P ERA WHIP	IP WLS BF H R ER SO BB IBB HBP BLK WP HR S P ERA WHIP	IP WLS BF H R ER SO BB IBB HBP BLK WP HR S P ERA WHIP	
Fred Norman, L ERA: 11.37 Bill Landis, L ERA: Aurelio Monteagudo, R ERA: 2.57 Jose Santiago, R ERA: 9.0	(1, 1)	(4, 1)	(6, 1)	(8, 1)	(1, 1)	(1, 1)	(1, 1)	(1, 1)	(1, 1)	(1, 1)	(1, 1)	(1, 1)	(1, 1)	(1, 1)	(1, 1)	(1, 1)	(1, 1)	(1, 1)	(1, 1)

Cleveland Indians @ Kansas City Athletics
Municipal Stadium, Kansas City, MO
Sat Sep 28 1963, 8:05 PM EDT
Att: 3,487 - Unknown



Batter	1	2	3	4	5	6	7	8	9	AB	R	H	RBI	BB	SO	LOB	BOTTOM		
Jose Tartabull, L OBP: 0.288, SLG: 0.321 (1, 8)	F7		F9		F8			F8		4	0	0	0	0	0	1			
Dick Green, R OBP: 0.324, SLG: 0.412 (1, 4)						5-3		F9		4	0	1	0	0	1	0			
Wayne Causey, L OBP: 0.345, SLG: 0.395 (1, 5)			5-3							3	0	1	0	1	1	1			
Doc Edwards, R OBP: 0.289, SLG: 0.369 (1, 2)				F8			1-2	1B		4	0	2	0	0	0	1			
Ken Harrelson, R OBP: 0.302, SLG: 0.368 (1, 3)				5-3					6-3	4	0	0	0	0	2	4			
Tommie Reynolds, R OBP: 0.176, SLG: 0.133 (1, 7)		1-3						F7		4	0	0	0	0	1	2			
John Wojcik, L OBP: 0.286, SLG: 0.182 (1, 9)					4-3					3	0	0	0	1	1	0			
Tony La Russa, R OBP: 0.367, SLG: 0.341 (1, 6)										3	0	3	0	0	0	0			
Fred Norman, S Bill Landis, L Chuck Essegian, R Aurelio Monteagudo, R Gino Cimoli, R Jose Santiago, R (1, 1) (4, 1) (5, PH) (8, 1) (7, PH) (8, 1)		K2-6-5-4-2								1	0	0	0	0	1	2			
Inning Stats	R: 0 H: 2 E: 0 K: 2 S: 9	H: 1 R: 0 ER: 0 K: 1 S: 5	H: 0 R: 0 ER: 0 K: 1 S: 5	H: 0 R: 0 ER: 0 K: 1 S: 5	H: 0 R: 0 ER: 0 K: 1 S: 5	H: 1 R: 0 ER: 0 K: 1 S: 6	H: 1 R: 0 ER: 0 K: 1 S: 6	H: 1 R: 0 ER: 0 K: 1 S: 5	H: 1 R: 0 ER: 0 K: 0 S: 4	H: 0 R: 0 ER: 0 K: 0 S: 3	1B: 7 2B: 1 3B: 0 HR: 0	SF: 0 SAC: 0 DP: 2 HBP: 0	WP: 0 PA: 34 SB: 0 CS: 0				AB 32 R 0 H 7 RBI 0 BB 2 SO 8 LOB 13		
PITCHER	IP WLS BF H R ER SO BB IBB HBP BLK WP HR S P ERA WHIP	IP WLS BF H R ER SO BB IBB HBP BLK WP HR S P ERA WHIP	IP WLS BF H R ER SO BB IBB HBP BLK WP HR S P ERA WHIP	IP WLS BF H R ER SO BB IBB HBP BLK WP HR S P ERA WHIP	IP WLS BF H R ER SO BB IBB HBP BLK WP HR S P ERA WHIP	IP WLS BF H R ER SO BB IBB HBP BLK WP HR S P ERA WHIP	IP WLS BF H R ER SO BB IBB HBP BLK WP HR S P ERA WHIP	IP WLS BF H R ER SO BB IBB HBP BLK WP HR S P ERA WHIP	IP WLS BF H R ER SO BB IBB HBP BLK WP HR S P ERA WHIP	IP WLS BF H R ER SO BB IBB HBP BLK WP HR S P ERA WHIP	IP WLS BF H R ER SO BB IBB HBP BLK WP HR S P ERA WHIP	IP WLS BF H R ER SO BB IBB HBP BLK WP HR S P ERA WHIP	IP WLS BF H R ER SO BB IBB HBP BLK WP HR S P ERA WHIP	IP WLS BF H R ER SO BB IBB HBP BLK WP HR S P ERA WHIP	IP WLS BF H R ER SO BB IBB HBP BLK WP HR S P ERA WHIP	IP WLS BF H R ER SO BB IBB HBP BLK WP HR S P ERA WHIP	IP WLS BF H R ER SO BB IBB HBP BLK WP HR S P ERA WHIP	IP WLS BF H R ER SO BB IBB HBP BLK WP HR S P ERA WHIP	
Jack Kralick, L ERA: 3.03 (1, 1)	(1, 1)	(1, 1)	(1, 1)	(1, 1)	(1, 1)	(1, 1)	(1, 1)	(1, 1)	(1, 1)	(1, 1)	(1, 1)	(1, 1)	(1, 1)	(1, 1)	(1, 1)	(1, 1)	(1, 1)	(1, 1)	(1, 1)

Cleveland Indians @ Kansas City Athletics
Municipal Stadium, Kansas City, MO
Sat Sep 28 1963, 8:05 PM EDT
Att: 3,487 - Unknown



Batter	1	2	3	4	5	6	7	8	9	AB	R	H	RBI	BB	SO	LOB	TOP										
Dick Howser, R (1,6) OBP: 0.329, SLG: 0.276	0-0 6-3		0-0 4-3		0-0 G6-4-3			0-3 K		4	0	0	0	0	1	3	Cleveland Indians @ Kansas City Athletics Municipal Stadium, Kansas City, MO Sun Sep 29 1963, 4:33 AM EDT Att: 7,423 - Unknown livebaseballscorecards.com										
Vic Davallillo, L (1,8) OBP: 0.321, SLG: 0.424	0-0 4-3		0-0 6-3			0-0 4-3		0-0 4-3		4	0	0	0	0	0	1											
Max Alvis, R (1,5) OBP: 0.324, SLG: 0.460	0-0 5-3			0-0 F9		0-0 5-3			0-0 F8	4	0	0	0	0	0	0											
Joe Adcock, R (1,3) OBP: 0.320, SLG: 0.420		0-0 6-3		0-0 CS 1B		4-0 BB			0-0 1-3	3	0	1	0	1	0	0											
Joe Azcue, R (1,2) OBP: 0.310, SLG: 0.460		0-0 6-3		0-3 K					0-0 1-3	4	0	0	0	0	1	2											
Tito Francona, L (1,7) OBP: 0.296, SLG: 0.346		0-0 L8			0-0 L7			0-3 K2-3		3	0	0	0	0	1	0											
Larry Brown, R (1,4) OBP: 0.316, SLG: 0.340			0-0 BLK 1B		0-0 E7 1B			0-0 5-3		3	2	2	0	0	0	0											
Woodie Held, R (1,9) OBP: 0.352, SLG: 0.435			0-0 CS 1B		0-0 1B			0-0 1-3		3	0	2	2	0	0	0											
Mudcat Grant, R (1,1) OBP: 0.243, SLG: 0.275			4-0 1-2 BB		0-0 1-2 1B			0-3 K2-3		2	0	1	0	1	1	0											
Inning Stats	R: 0 E: 0 K: 0 S: 3	H: 0 LOB: 0 BB: 0 P: 3	R: 0 E: 0 K: 0 S: 3	H: 0 LOB: 0 BB: 0 P: 3	R: 1 E: 0 K: 0 S: 4	H: 2 LOB: 1 BB: 1 P: 8	R: 0 E: 0 K: 1 S: 5	H: 1 LOB: 0 BB: 0 P: 5	R: 1 E: 1 K: 0 S: 5	H: 3 LOB: 1 BB: 0 P: 5	R: 0 E: 0 K: 0 S: 3	H: 0 LOB: 1 BB: 1 P: 7	R: 0 E: 0 K: 1 S: 5	H: 0 LOB: 0 BB: 0 P: 5	R: 0 E: 0 K: 2 S: 7	H: 0 LOB: 0 BB: 0 P: 7	R: 0 E: 0 K: 0 S: 3	H: 0 LOB: 0 BB: 0 P: 3	1B: 6 2B: 0 3B: 0 HR: 0	SF: 0 SAC: 0 DP: 1 HBP: 0	WP: 0 PA: 32 CS: 2						
PITCHER	IP	WLS	BF	H	R	ER	SO	BB	IBB	HBP	BLK	WP	HR	S	P	ERA	WHIP										
John O'Donoghue, L (1,1) ERA: 1.5	6.0	L	23	6	2	1	1	2	0	0	1	0	0	23	31	1.50	1.333										
Tom Sturdivant, R (7,1) ERA: 3.57	1.0		3	0	0	0	1	0	0	0	0	0	0	5	5	0.00	0.000										
John Wyatt, R (8,1) ERA: 3.13	2.0		6	0	0	0	2	0	0	0	0	0	0	10	10	0.00	0.000										

Batter	1	2	3	4	5	6	7	8	9	AB	R	H	RBI	BB	SO	LOB	BOTTOM										
Jose Tartabull, L (1,8) OBP: 0.290, SLG: 0.326	0-0 P6		0-0 WP SF8 2B		0-0 6-3			0-0 F3		2	1	1	0	0	0	0	Cleveland Indians @ Kansas City Athletics Municipal Stadium, Kansas City, MO Sun Sep 29 1963, 4:33 AM EDT Att: 7,423 - Unknown livebaseballscorecards.com										
Bobby Del Greco, R (5,PH) OBP: 0.311, SLG: 0.320	0-0 1B		0-0 SF8		0-0 F9			0-3 K		3	0	1	1	0	1	0											
Dick Green, R (1,4) OBP: 0.317, SLG: 0.405	0-0 1B		0-0 2H					0-0 K		3	0	1	1	0	1	0											
Ed Charles, R (1,5) OBP: 0.332, SLG: 0.395	0-0 F9		0-0 E			0-0 1-3		0-0 P3		4	0	1	0	0	0	1											
Charlie Lau, L (1,2) OBP: 0.313, SLG: 0.366	0-0 L3		0-0 E4			0-0 FC4 1B		0-0 P3		4	0	2	0	0	0	2											
Ken Harrelson, R (1,3) OBP: 0.299, SLG: 0.363		0-3 K		0-3 K				0-3 K		3	0	0	0	0	3	3											
Jerry Lumpe, L (9,PH) OBP: 0.333, SLG: 0.363								0-3 K		1	0	0	0	0	1	1											
Tommy Reynolds, R (1,7) OBP: 0.143, SLG: 0.105	0-0 P4			0-0 F8		0-0 FC4		0-3 K		4	0	0	0	0	1	2											
John Wojcik, L (1,9) OBP: 0.284, SLG: 0.186	0-0 1B			0-3 K				0-0 FC6-4		4	0	1	0	0	1	1											
Tony La Russa, R (1,6) OBP: 0.346, SLG: 0.318	0-3 K			0-0 F7				0-3 K		3	0	0	0	0	2	1											
John O'Donoghue, R (1,1) Tom Sturdivant, L (7,1) Norm Siebern, L (7,PH) John Wyatt, R (8,1)			0-0 F9		0-0 1-3			0-0 F6		2	0	0	0	0	0	0											
Inning Stats	R: 0 E: 0 K: 0 S: 4	H: 1 LOB: 1 BB: 0 P: 4	R: 0 E: 0 K: 2 S: 8	H: 1 LOB: 1 BB: 0 P: 8	R: 1 E: 1 K: 1 S: 8	H: 2 LOB: 2 BB: 0 P: 8	R: 0 E: 0 K: 1 S: 5	H: 0 LOB: 0 BB: 0 P: 5	R: 0 E: 0 K: 1 S: 6	H: 1 LOB: 1 BB: 0 P: 6	R: 0 E: 0 K: 1 S: 5	H: 0 LOB: 0 BB: 0 P: 5	R: 0 E: 0 K: 1 S: 5	H: 0 LOB: 0 BB: 0 P: 5	R: 0 E: 0 K: 2 S: 8	H: 1 LOB: 1 BB: 0 P: 8	1B: 5 2B: 1 3B: 0 HR: 0	SF: 1 SAC: 0 DP: 0 HBP: 0	WP: 1 PA: 34 CS: 0								
PITCHER	IP	WLS	BF	H	R	ER	SO	BB	IBB	HBP	BLK	WP	HR	S	P	ERA	WHIP										
Mudcat Grant, R (1,1) ERA: 3.69	9.0	W	34	6	1	1	9	0	0	0	0	1	0	52	52	1.00	0.667										