Cleveland Indians - 1964

Batter	1	2	3	4	5	6	7	8	9	AB	R	H	RBI	BB	SO	LOB
Rich Rollins, R (1, 5) OBP: 0.200, SLG: 0.200	S S S 0-3 ① K		x 0-0 ② FC5-4 1-2f		x 0-0 ② F8	x 0-0 FC4-6 1B 2-H 3-H		x 0-0 ③ F8		5	0	1	2	0	1	2
Tony Oliva, L (1, 9) OBP: 0.400, SLG: 0.400	x 0-0 1B		x 0-0 ③ F7		x 0-0 WP 2B 1B	x 0-0 ③ FC4-6 1-2f			S S S 0-3 ① K	5	1	2	0	0	1	2
Bob Allison, R (1, 3)	S S S 0-3 ② K			x 0-0 ① F2	B B B 4-0 1-2 2B BB		S S S 0-3 ① K		x 0-0 ② 1-3	4	1	0	0	1	2	1
Jimmie Hall, L (1, 8) OBP: 0.400, SLG: 0.600	x 0-0 ③ F7			x 0-0 2B HR 1B	x 0-0 1-H 2-H 2B		x 0-0 F9		x 0-0 ③ 1-3	5	1	2	2	0	0	1
Harmon Killebrew, R (1, 7) OBP: 0.500, SLG: 0.750		x 0-0 ① 5-3		x 0-0 1-3 HR 2B	x 0-0 ③ 5-3		x 0-0 1B			4	1	2	0	0	0	1
Earl Battey, R (1, 2) OBP: 0.250, SLG: 1.000		x 0-0 ② F8		x 0-0 2-H 3-H HR		x 0-0 ① 4-3	x 0-0 ③ 1-3			4	1	1	3	0	0	1
Zoilo Versalles, R (1, 6)		x 0-0 ③ 6-3		S S S 0-3 ② K		B B B B 4-0 1-3 BB 1B BB		B B B B 4-0 G2 BB		2	1	0	0	2	1	0
Bernie Allen, L (1, 4)			B B B B 4-0 FC5-4 BB	x 0-0 ③ G3		B B B B 4-0 1-2 1-3 1B BB		x 0-0 ① F8		2	1	0	0	2	0	1
Camilo Pascual, R (1, 1) Gerry Arrigo, L (4, 1) Lenny Green, L (5, PH) Jim Perry, S (5, 1) Don Mincher, L (6, PH) Jim Roland, R (6, 1)			S S S 0-3 ① K		S S S 0-3 ① K	x 0-0 ② 1-3 1-2 2-3		x 0-0 ② G2 1-2		1 0 1 0 1 1	0 0 0 0 0 0	0 0 0 0 0 0	0 0 0 0 0 0	1 0 1 0 0 0	1 0 0 0 2 1	1 0 0 0 2 1
Inning Stats	R: 0 H: 1 E: 0 LOB: 1 K: 2 BB: 0 S: 8 P: 8	R: 0 H: 0 E: 0 LOB: 0 K: 0 BB: 0 S: 3 P: 3	R: 0 H: 0 E: 0 LOB: 1 K: 1 BB: 1 S: 5 P: 9	R: 3 H: 3 E: 0 LOB: 0 K: 1 BB: 0 S: 8 P: 8	R: 2 H: 2 E: 0 LOB: 1 K: 1 BB: 1 S: 7 P: 11	R: 2 H: 1 E: 0 LOB: 1 K: 0 BB: 2 S: 4 P: 12	R: 0 H: 1 E: 0 LOB: 1 K: 1 BB: 0 S: 6 P: 6	R: 0 H: 0 E: 0 LOB: 1 K: 0 BB: 1 S: 3 P: 7	R: 0 H: 0 E: 0 LOB: 0 K: 1 BB: 0 S: 5 P: 5	1B: 5 SF: 0 2B: 2 SAC: 0 3B: 0 DP: 0 HR: 1 HBP: 0					WP: 1 PA: 40 PB: 0 SB: 0 CS: 0	

TOP

Minnesota Twins @ Cleveland Indians

Cleveland Municipal Stadium, Cleveland, OH

Tue Apr 14 1964, 3:33 AM EST
Att. 25,617 - Unknown

livebaseballscorecards.com

AB	35
R	7
H	8
RBI	7
BB	5
SO	7
LOB	13

PITCHER		IP	WLS	BF	H	R	ER	SO	BB	IBB	HBP	BLK	WP	HR	S	P	ERA	WHIP
Mudcat Grant, R ERA: 9.64	(1, 1)	4.2		22	6	5	5	5	2	0	0	0	1	1	30	38	9.64	1.714
Jerry Walker, R ERA: 27.0	(5, 1)	0.2	L	4	0	2	2	0	2	0	0	0	0	0	2	10	27.00	3.000
Pedro Ramos, R ERA:	(6, 1)	2.2		11	2	0	0	1	1	0	0	0	0	0	12	16	0.00	1.125
Ted Abernathy, R ERA:	(9, 1)	1.0		3	0	0	0	1	0	0	0	0	0	0	5	5	0.00	0.000

PITCHER	IP	WLS	BF	H	R	ER	SO	BB	IBB	HBP	BLK	WP	HR	S	P	ERA	WHIP

Batter	1	2	3	4	5	6	7	8	9	AB	R	H	RBI	BB	SO	LOB
Dick Howser, R (1, 6) OBP: 0.400, SLG: 0.600	E 2B		1-3	1B HR 1B 1-2		F7		F6		5	2	2	0	0	0	0
Vic Davalillo, L (1, 8) OBP: 0.600, SLG: 0.500	E8 6-3 2-H 1B		BBBB S 1B BB 4-0	HR 1B 1-2 2-3		F5			K	4	2	2	1	1	1	0
Leon Wagner, L (1, 7) OBP: 0.600, SLG: 1.250	6-3 2-3		BB 1B 1B 0-0 1-H	1-H 2-H HR 0-0		BBBB BB 4-0			F8	4	1	2	4	1	0	1
Max Alvis, R (1, 5)	F5		SSS K 0-3	F8 0-0		F7 0-0			SSS K 0-3	5	0	0	0	0	2	3
Fred Whitfield, L (1, 3) OBP: 0.333, SLG: 0.333	F9		BB 1B 0-0 1-2	L3 0-0			SSS K 0-3			3	0	1	0	0	0	1
Wally Post, R (7, PH)										1	0	0	0	0	1	0
Jerry Kindall, R (8, 3)										0	0	0	0	0	0	0
Tito Francona, L (1, 9) OBP: 0.500, SLG: 0.333		4-3 0-0	BBBB BB 4-0 1-2 2-3		3-1 0-0		6-3 0-0			3	0	1	0	1	0	0
John Romano, R (1, 2)		F7 0-0	F2 0-0		F8 0-0		F7 0-0			4	0	0	0	0	0	4
Woodie Held, R (1, 4) OBP: 0.250, SLG: 1.000		E7 0-0		HR 0-0	3-1 0-0 1-2			SSS K2-3 0-3		4	1	1	1	0	1	1
Mudcat Grant, R (1, 1) OBP: 0.500, SLG: 0.500	F9 0-0			1B 1B 1B 0-0	5-3 0-0			L5 0-0		2	0	1	0	0	0	1
Jerry Walker, S (5, 1)										1	0	0	0	0	0	1
Pedro Ramos, S (6, 1)										0	0	0	0	0	0	0
Larry Brown, R (8, PH)										1	0	0	0	0	0	0
Ted Abernathy, R (9, 1)										0	0	0	0	0	0	0
Inning Stats	R: 1 E: 1 K: 0 S: 5 H: 2 LOB: 1 BB: 0 P: 5	R: 0 E: 1 K: 0 S: 4 H: 0 LOB: 1 BB: 0 P: 4	R: 1 E: 0 K: 1 S: 7 H: 2 LOB: 3 BB: 2 P: 15	R: 4 E: 0 K: 0 S: 7 H: 5 LOB: 0 BB: 0 P: 7	R: 0 E: 0 K: 0 S: 4 H: 1 LOB: 1 BB: 0 P: 4	R: 0 E: 0 K: 0 S: 3 H: 0 LOB: 1 BB: 1 P: 7	R: 0 E: 0 K: 1 S: 5 H: 0 LOB: 0 BB: 0 P: 5	R: 0 E: 0 K: 1 S: 5 H: 0 LOB: 0 BB: 0 P: 5	R: 0 E: 0 K: 2 S: 7 H: 0 LOB: 0 BB: 0 P: 7	1B: 7 2B: 1 3B: 0 HR: 2 SF: 0 SAC: 0 DP: 0 HBP: 0							

PITCHER		IP	WLS	BF	H	R	ER	SO	BB	IBB	HBP	BLK	WP	HR	S	P	ERA	WHIP
Camilo Pascual, R ERA: 12.0	(1, 1)	3.0		19	7	5	5	1	2	0	0	0	0	1	19	27	15.00	3.000
Gerry Arrigo, L ERA: 18.0	(4, 1)	1.0		4	2	1	1	0	0	0	0	0	0	1	4	4	9.00	2.000
Jim Perry, R ERA:	(5, 1)	1.0	W	4	1	0	0	0	0	0	0	0	0	0	4	4	0.00	1.000
Jim Roland, L ERA:	(6, 1)	4.0	S	13	0	0	0	4	1	0	0	0	0	0	20	24	0.00	0.250

PITCHER	IP	WLS	BF	H	R	ER	SO	BB	IBB	HBP	BLK	WP	HR	S	P	ERA	WHIP

BOTTOM

Minnesota Twins @ Cleveland Indians

Cleveland Municipal Stadium, Cleveland, OH

Tue Apr 14 1964, 3:33 AM EST

Att. 25,617 - Unknown

livebaseballscorecards.com

AB	37
R	6
H	10
RBI	6
BB	3
SO	5
LOB	12

WP: 0	PA: 40		
PB: 0			
SB: 1			
CS: 0			

Kansas City Athletics @ Cleveland Indians

Cleveland Municipal Stadium, Cleveland, OH

Fri Apr 17 1964, 6:05 PM EST

Att. 9,607 - Unknown

TOP

livebaseballscorecards.com

Batter	1	2	3	4	5	6	7	8	9	AB	R	H	RBI	BB	SO	LOB
Nelson Mathews, R (1, 8) OBP: 0.444, SLG: 0.750	E1 1B G6-4-3		3B		K		2B 1-2 2-3 BB		K	4	1	1	0	1	2	1
Wayne Causey, L (1, 6) OBP: 0.667, SLG: 0.667	G6-4-3 1-3 1B		BB		F8		1-3 2-H 3-H 2B		BB	3	0	2	2	2	0	1
Ed Charles, R (1, 5)	G6-4-3 1-2f 3-H		K			6-3	5-3		F9	5	0	0	0	0	1	6
Rocky Colavito, R (1, 7) OBP: 0.250, SLG: 0.286	BB		F8			6-3		1B 2B		3	1	1	0	1	0	2
Jim Gentile, L (1, 3) OBP: 0.250, SLG: 0.625	K			F3		K		2-H 1B		4	0	1	1	0	2	1
Doc Edwards, R (1, 2) OBP: 0.286, SLG: 0.167		3-1		G5-4-3 BB			BB E 2B 1B		F4	3	1	1	0	1	0	1
Gino Cimoli, R (1, 9)		F9		G5-4-3 1-2f			E5 BB 1-2 2B		K	4	1	0	0	0	1	3
Dick Green, R (1, 4)		K			K		K		K	4	0	0	0	0	4	3
Diego Segui, R (1, 1) OBP: 0.500, SLG: 0.500			F4		1B		F4		6-3	2	0	1	0	0	0	0
Tommie Reynolds, R (7, PH)										1	0	0	0	0	0	2
Ted Bowsfield, R (7, 1)										0	0	0	0	0	0	0
Manny Jimenez, L (9, PH) OBP: 0.500, SLG: 2.000										1	0	0	0	0	0	0

AB	34
R	4
H	7
RBI	3
BB	5
SO	10
LOB	20

Inning Stats	1	2	3	4	5	6	7	8	9
	R: 1 E: 1 K: 1 S: 6	R: 0 E: 0 K: 1 S: 5	R: 0 E: 0 K: 1 S: 6	R: 0 E: 0 K: 0 S: 2	R: 0 E: 0 K: 2 S: 8	R: 0 E: 0 K: 1 S: 5	R: 2 E: 1 K: 1 S: 8	R: 1 E: 0 K: 2 S: 9	R: 0 E: 0 K: 1 S: 5
	H: 1 LOB: 1 BB: 1 P: 10	H: 0 LOB: 0 BB: 0 P: 5	H: 1 LOB: 2 BB: 1 P: 10	H: 0 LOB: 0 BB: 1 P: 6	H: 1 LOB: 1 BB: 0 P: 8	H: 0 LOB: 0 BB: 0 P: 5	H: 2 LOB: 2 BB: 1 P: 12	H: 2 LOB: 1 BB: 0 P: 9	H: 0 LOB: 1 BB: 1 P: 9

1B: 4	SF: 0
2B: 2	SAC: 0
3B: 1	DP: 2
HR: 0	HBP: 0

WP: 0	PA: 39
PB: 0	
SB: 0	
CS: 0	

PITCHER	IP	WLS	BF	H	R	ER	SO	BB	IBB	HBP	BLK	WP	HR	S	P	ERA	WHIP
Jack Kralick, L (1, 1) ERA:	6.2	W	29	5	3	0	7	4	0	0	0	0	0	39	55	0.00	1.350
Gary Bell, R (7, 1) ERA: 3.86	2.1	S	10	2	1	1	3	1	0	0	0	0	0	15	19	3.86	1.286

PITCHER	IP	WLS	BF	H	R	ER	SO	BB	IBB	HBP	BLK	WP	HR	S	P	ERA	WHIP

BOTTOM

Kansas City Athletics @ Cleveland Indians

Cleveland Municipal Stadium, Cleveland, OH

Fri Apr 17 1964, 6:05 PM EST

Att. 9,607 - Unknown

livebaseballscorecards.com

Batter	1	2	3	4	5	6	7	8	9	AB	R	H	RBI	BB	SO	LOB
Dick Howser, R (1, 6) OBP: 0.444, SLG: 0.556	0-0 2B 1B	0-0 1B		0-0 ① SH1-4 1-2 2-3		0-0 ① F3		0-0 ① F9		4	1	2	0	0	0	0
Vic Davalillo, L (1, 8) OBP: 0.500, SLG: 0.556	0-0 ③ S 1B 1-H 2B	0-0 ③ 5-3		0-0 ② F6		0-0 ② 1-3		0-0 CS 1B		5	1	2	1	0	0	3
Leon Wagner, L (1, 7) OBP: 0.600, SLG: 0.875	0-0 S 2B 1B 2-H		0-0 2B 1B	4-0 IBB		0-3 ③ K		0-3 ②③ K 1-2		4	1	2	1	1	2	1
Max Alvis, R (1, 5) OBP: 0.222, SLG: 0.444	0-0 ① F7 1-2		0-0 2B 1-3	0-0 ③ F8			0-0 WP 1B 2B			4	1	2	0	0	0	4
Fred Whitfield, L (1, 3) OBP: 0.286, SLG: 0.167 Jerry Kindall, R (8, 3)	0-0 ② F9		0-3 ① K		4-0 HR BB		0-0 ① F2 2-3			3 0	1 0	0 0	0 0	1 0	1 0	4 0
Tito Francona, L (1, 9) OBP: 0.625, SLG: 0.600	0-0 2B 2-H		4-0 G6-4-3 IBB		0-0 ① F9		1-0 1B 1B HBP			2	0	1	1	1	0	1
John Romano, R (1, 2) OBP: 0.250, SLG: 0.625	0-3 ③ K		0-0 ②③ G6-4-3 1-2f		0-0 1-H HR		0-0 1B 1-2 3-H			4	1	2	3	0	1	4
Woodie Held, R (1, 4) OBP: 0.250, SLG: 0.750		0-0 ① F5		0-0 SH1-4 2B	0-0 ② F7		0-0 ② F7			4	0	1	0	0	0	2
Jack Kralick, L (1, 1) Gary Bell, R (7, 1) OBP: 1.000, SLG: 1.000	0-3 ② K			1-0 SH1-4 HBP	0-0 ③ 3-1		0-0 ③ 1-2 2-H 1B			2 1	0 0	0 1	0 0	0 0	1 0	0 0
Inning Stats	R: 3 H: 4 E: 0 LOB: 1 K: 1 BB: 0 S: 9 P: 9	R: 0 H: 1 E: 0 LOB: 1 K: 1 BB: 0 S: 6 P: 6	R: 0 H: 2 E: 0 LOB: 2 K: 1 BB: 1 S: 6 P: 10	R: 0 H: 1 E: 0 LOB: 3 K: 0 BB: 1 S: 4 P: 9	R: 2 H: 1 E: 0 LOB: 0 K: 0 BB: 1 S: 4 P: 8	R: 0 H: 0 E: 0 LOB: 0 K: 1 BB: 0 S: 5 P: 5	R: 1 H: 3 E: 0 LOB: 2 K: 0 BB: 0 S: 5 P: 6	R: 0 H: 1 E: 0 LOB: 0 K: 1 BB: 0 S: 5 P: 5		1B: 7 SF: 0 2B: 5 SAC: 1 3B: 0 DP: 1 HR: 1 HBP: 2						

	AB	33
	R	6
	H	13
	RBI	6
	BB	3
	SO	5
	LOB	19

PITCHER		IP	WLS	BF	H	R	ER	SO	BB	IBB	HBP	BLK	WP	HR	S	P	ERA	WHIP
Diego Segui, R ERA: 7.5	(1, 1)	6.0	L	30	9	5	5	4	1	2	1	0	0	1	34	47	7.50	1.667
Ted Bowsfield, L ERA: 4.5	(7, 1)	2.0		9	4	1	1	1	0	0	1	0	1	0	10	11	4.50	2.000

PITCHER	IP	WLS	BF	H	R	ER	SO	BB	IBB	HBP	BLK	WP	HR	S	P	ERA	WHIP

Batter	1	2	3	4	5	6	7	8	9	AB	R	H	RBI	BB	SO	LOB
Dick Howser, R (1, 6) OBP: 0.286, SLG: 0.385	F5		FC4-6 1-2f		F3			1-3	SF9 3-H	4	0	0	1	0	0	2
Vic Davalillo, L (1, 8) OBP: 0.400, SLG: 0.429	F6		F5			F7		HR 1B	F7	5	1	1	0	0	0	2
Leon Wagner, L (1, 7) OBP: 0.571, SLG: 1.000	K			K		6-3 1B		1-H HR		4	1	2	2	0	2	0
Max Alvis, R (1, 5) OBP: 0.154, SLG: 0.308		F7		F7		6-3 1-2		K		4	0	0	0	0	1	1
Fred Whitfield, L (1, 3) OBP: 0.182, SLG: 0.100		K		F6		F3		3-1		4	0	0	0	0	1	1
Jerry Kindall, R (8, 3)										0	0	0	0	0	0	0
Tito Francona, L (1, 9) OBP: 0.667, SLG: 0.625		BB			2B 1B		K		BB SF9 1B	3	2	2	0	1	1	0
John Romano, R (1, 2) OBP: 0.417, SLG: 0.727		K			1-3 1-H 2B		1B		SF9 1-2 SF9 BB	3	1	2	1	1	1	1
Woodie Held, R (1, 4) OBP: 0.250, SLG: 0.545			5-3		F8		K		1-2 2-3 BB	3	0	0	0	1	1	2
Mudcat Grant, R (1, 1) OBP: 0.333, SLG: 0.250			FC4-6 BB		1-3 2-3		4-3		SF9 2-3 3-H	2	0	0	1	1	0	2
Ted Abernathy, R (9, 1)										0	0	0	0	0	0	0
Inning Stats	R: 0 E: 0 K: 1 S: 5 H: 0 LOB: 0 BB: 0 P: 5	R: 0 E: 0 K: 2 S: 7 H: 0 LOB: 1 BB: 1 P: 11	R: 0 E: 0 K: 0 S: 3 H: 0 LOB: 1 BB: 1 P: 7	R: 0 E: 0 K: 1 S: 5 H: 0 LOB: 0 BB: 0 P: 5	R: 1 E: 0 K: 0 S: 5 H: 2 LOB: 1 BB: 0 P: 5	R: 0 E: 0 K: 0 S: 4 H: 1 LOB: 1 BB: 0 P: 4	R: 0 E: 0 K: 2 S: 8 H: 1 LOB: 1 BB: 0 P: 8	R: 2 E: 0 K: 1 S: 7 H: 2 LOB: 0 BB: 0 P: 7	R: 2 E: 0 K: 0 S: 4 H: 1 LOB: 1 BB: 2 P: 12	1B: 5 2B: 1 3B: 0 HR: 1 SF: 2 SAC: 0 DP: 0 HBP: 0	WP: 0 PB: 0 SB: 0 CS: 0 PA: 38					

PITCHER	IP	WLS	BF	H	R	ER	SO	BB	IBB	HBP	BLK	WP	HR	S	P	ERA	WHIP
Diego Segui, R (1, 1) ERA: 6.43	8.0	L	35	7	5	5	7	4	0	0	0	0	1	45	61	5.62	1.375
John Wyatt, R (9, 1) ERA:	1.0		3	0	0	0	0	0	0	0	0	0	0	3	3	0.00	0.000

PITCHER	IP	WLS	BF	H	R	ER	SO	BB	IBB	HBP	BLK	WP	HR	S	P	ERA	WHIP

TOP

Cleveland Indians @ Kansas City Athletics

Municipal Stadium, Kansas City, MO

Tue Apr 21 1964, 7:05 PM EST
Att. 28,165 - Unknown

livebaseballscorecards.com

AB	32
R	5
H	7
RBI	5
BB	4
SO	7
LOB	11

Batter	1	2	3	4	5	6	7	8	9	AB	R	H	RBI	BB	SO	LOB
Nelson Mathews, R (1, 8) OBP: 0.389, SLG: 0.500	K		4-3		F3		F8		K	5	0	0	0	0	2	2
Wayne Causey, L (1, 6) OBP: 0.706, SLG: 0.600	G1-6-3 BB		1B		K		G1-6-3 1B		FC1-2 BB	3	0	2	0	2	1	0
Manny Jimenez, L (1, 7) OBP: 0.333, SLG: 0.800	G1-6-3		4-3		HBP		G1-6-3		FC1-2	3	0	0	0	0	0	3
Jose Tartabull, L (8, 7)										1	0	0	0	0	0	3
Jim Gentile, L (1, 3) OBP: 0.125, SLG: 0.333		K		F7	F8			F5	F4	5	0	0	0	0	1	4
Rocky Colavito, R (1, 9) OBP: 0.313, SLG: 0.231		6-3		K		F7		6-3		4	0	0	0	0	1	0
Ed Charles, R (1, 5) OBP: 0.294, SLG: 0.313		WP 2B		BB 1B		K		5-3		4	1	2	0	0	1	0
Billy Bryan, L (1, 2) OBP: 0.800, SLG: 2.000		BB		1B BB		BB			HR	1	1	1	1	3	0	0
Dick Green, R (1, 4) OBP: 0.143, SLG: 0.143		F8		1B		F5			1B FC1-2 1B	4	0	2	1	0	0	3
Diego Segui, R (1, 1) OBP: 0.400, SLG: 1.000			6-3	K			HR		FC1-2 BB 1B	3	1	1	1	0	1	2
John Wyatt, R (9, 1)										0	0	0	0	0	0	0
Charlie Lau, L (9, PH) OBP: 1.000, SLG: 1.000										1	0	1	0	0	0	0
George Williams, R (9, PR)										0	0	0	0	0	0	0
Inning Stats	R: 0 E: 0 K: 1 S: 4 H: 0 LOB: 0 BB: 1 P: 8	R: 0 E: 0 K: 1 S: 6 H: 1 LOB: 2 BB: 1 P: 10	R: 0 E: 0 K: 0 S: 4 H: 1 LOB: 1 BB: 0 P: 4	R: 1 E: 0 K: 2 S: 9 H: 2 LOB: 2 BB: 1 P: 13	R: 0 E: 0 K: 1 S: 5 H: 0 LOB: 1 BB: 0 P: 6	R: 0 E: 0 K: 1 S: 5 H: 0 LOB: 1 BB: 1 P: 9	R: 1 E: 0 K: 0 S: 4 H: 2 LOB: 0 BB: 0 P: 4	R: 0 E: 0 K: 0 S: 3 H: 0 LOB: 0 BB: 0 P: 3	R: 1 E: 0 K: 1 S: 8 H: 3 LOB: 3 BB: 1 P: 12	1B: 6 2B: 1 3B: 0 HR: 2	SF: 0 SAC: 0 DP: 2 HBP: 1						

PITCHER	IP	WLS	BF	H	R	ER	SO	BB	IBB	HBP	BLK	WP	HR	S	P	ERA	WHIP
Mudcat Grant, R (1, 1) ERA: 5.68	8.0	W	35	8	3	3	6	4	0	1	0	1	2	42	59	3.38	1.500
Ted Abernathy, R (9, 1) ERA:	1.0	S	5	1	0	0	1	1	0	0	0	0	0	6	10	0.00	2.000

PITCHER	IP	WLS	BF	H	R	ER	SO	BB	IBB	HBP	BLK	WP	HR	S	P	ERA	WHIP

BOTTOM

Cleveland Indians @ Kansas City Athletics

Municipal Stadium, Kansas City, MO

Tue Apr 21 1964, 7:05 PM EST

Att. 28,165 - Unknown

livebaseballscorecards.com

AB	34
R	3
H	9
RBI	3
BB	5
SO	7
LOB	17

Cleveland Indians @ Los Angeles Angels

Dodger Stadium, Los Angeles, CA

Thu Apr 23 1964, 6:05 PM PST

Att. 3,782 - Unknown

livebaseballscorecards.com

Batter	1	2	3	4	5	6	7	8	9	AB	R	H	RBI	BB	SO	LOB
Dick Howser, R (1, 6) OBP: 0.222, SLG: 0.294	6-3		F7		K			6-3		4	0	0	0	0	1	2
Vic Davalillo, L (1, 8) OBP: 0.316, SLG: 0.333	F8			6-3		6-3		6-3		4	0	0	0	0	0	0
Leon Wagner, L (1, 7) OBP: 0.444, SLG: 0.750	L4			F4		G3		K		4	0	0	0	0	1	0
Max Alvis, R (1, 5) OBP: 0.235, SLG: 0.267		BB G4-3		HBP CS		4-3			K	2	0	0	0	1	1	0
Fred Whitfield, L (1, 3) Pedro Ramos, S (9, PR) Ted Abernathy, R (9, 1)		G4-3 1-2f		CS 1-2	1B 2B		5-3		HBP HBP 1B	4 0 0	1 1 0	2 0 0	0 0 0	0 0 0	0 0 0	1 0 0
Tito Francona, L (1, 9) OBP: 0.625, SLG: 0.583		6-3			1-3 2-3 1B		6-3		HBP HBP 1-2 G4-2-3 1B	4	1	2	0	0	0	0
John Romano, R (1, 2) OBP: 0.438, SLG: 0.615			K		1-3 1-2		1B HBP		HBP 1-2 2-3 HBP	2	0	0	0	0	1	2
Woodie Held, R (1, 4) OBP: 0.313, SLG: 0.500			F7		K		S 1-3 1B		1-2 2-3 3-H HBP	3	0	1	1	0	1	2
Dick Donovan, L (1, 1) OBP: 0.667, SLG: 0.500 Al Luplow, L (9, PH) Jerry Kindall, R (9, 3)			BB		2-H 3-H 1B		4-3 1-2		G4-2-3 3-Hf	2 1 0	0 0 0	1 0 0	2 0 0	1 0 0	0 0 0	2 3 0

TOP

AB	30
R	3
H	6
RBI	3
BB	2
SO	5
LOB	12

Inning Stats	1	2	3	4	5	6	7	8	9	1B: 5	SF: 0	WP: 0	PA: 37
	R: 0 E: 0 K: 0 S: 3	R: 0 E: 0 K: 0 S: 2	R: 0 E: 0 K: 1 S: 5	R: 0 E: 0 K: 0 S: 2	R: 2 E: 0 K: 2 S: 10	R: 0 E: 0 K: 0 S: 3	R: 0 E: 0 K: 0 S: 4	R: 0 E: 0 K: 1 S: 5	R: 1 E: 0 K: 1 S: 6	2B: 1 3B: 0 HR: 0	SAC: 0 DP: 2 HBP: 4	PB: 0 SB: 1 CS: 1	
	H: 0 LOB: 0 BB: 0 P: 3	H: 0 LOB: 0 BB: 1 P: 6	H: 0 LOB: 1 BB: 1 P: 9	H: 0 LOB: 0 BB: 0 P: 3	H: 3 LOB: 1 BB: 0 P: 10	H: 0 LOB: 0 BB: 0 P: 3	H: 1 LOB: 2 BB: 0 P: 5	H: 0 LOB: 0 BB: 0 P: 5	H: 2 LOB: 2 BB: 0 P: 8				

PITCHER		IP	WLS	BF	H	R	ER	SO	BB	IBB	HBP	BLK	WP	HR	S	P	ERA	WHIP
Ken McBride, R ERA: 2.61	(1, 1)	8.1	L	35	6	3	3	5	2	0	4	0	0	0	39	51	3.24	0.960
Julio Navarro, R ERA: 3.18	(9, 1)	0.2		1	0	0	0	0	0	0	0	0	0	0	1	1	0.00	0.000

PITCHER	IP	WLS	BF	H	R	ER	SO	BB	IBB	HBP	BLK	WP	HR	S	P	ERA	WHIP

Batter	1	2	3	4	5	6	7	8	9	AB	R	H	RBI	BB	SO	LOB
Albie Pearson, L (1, 8) OBP: 0.333, SLG: 0.379	S 1B		L5-3 1-2		SH1-3 FC5-2-6-4 2B		CS BB		F6	4	0	2	0	1	0	1
Billy Moran, R (1, 5) OBP: 0.250, SLG: 0.222	K 1-2		F6		SH1-3 2-3		1B 1-2 1B			3	0	1	0	0	1	1
Jim Fregosi, R (1, 6) OBP: 0.548, SLG: 0.720	K			4-3 3B	FC5-2-6-4 3-H		1-3 1B			4	1	2	0	0	1	2
Joe Adcock, R (1, 3) OBP: 0.345, SLG: 0.280	6-3			4-3 3-H		F5	6-3			4	0	0	1	0	0	3
Lee Thomas, L (1, 9) OBP: 0.276, SLG: 0.259		K		S 1B 1B		G3		F9		4	1	1	0	0	1	0
Buck Rodgers, S (1, 2) OBP: 0.345, SLG: 0.393		3-1		1B 1-H 1B		HBP 1B		F9		4	0	2	1	0	0	0
Ed Kirkpatrick, L (1, 7) OBP: 0.250, SLG: 0.100		BB		F9		1-2 HBP		4-3		2	0	0	0	1	0	1
Bobby Knoop, R (1, 4) OBP: 0.280, SLG: 0.478		6-3		1-2 1B		K			F4	3	0	1	0	0	1	3
Charlie Dees, L (9, PH)										1	0	0	0	0	0	0
Ken McBride, R (1, 1) OBP: 0.286, SLG: 0.167			L5-3 1B	F7			K		1-3	3	0	1	0	0	1	2
Julio Navarro, R (9, 1)										0	0	0	0	0	0	0
Tom Satriano, L (9, PH) OBP: 0.333, SLG: 0.333										1	0	0	0	0	0	0
Inning Stats	R: 0 H: 1 E: 0 LOB: 1 K: 2 BB: 0 S: 8 P: 8	R: 0 H: 0 E: 0 LOB: 1 K: 1 BB: 1 S: 5 P: 9	R: 0 H: 1 E: 0 LOB: 0 K: 0 BB: 0 S: 3 P: 3	R: 2 H: 4 E: 0 LOB: 2 K: 0 BB: 0 S: 7 P: 7	R: 0 H: 1 E: 0 LOB: 0 K: 0 BB: 0 S: 3 P: 3	R: 0 H: 1 E: 0 LOB: 2 K: 1 BB: 0 S: 6 P: 7	R: 0 H: 2 E: 0 LOB: 2 K: 1 BB: 1 S: 6 P: 10	R: 0 H: 0 E: 0 LOB: 0 K: 0 BB: 0 S: 3 P: 3	R: 0 H: 0 E: 0 LOB: 0 K: 0 BB: 0 S: 3 P: 3	1B: 8 SF: 0 2B: 3 SAC: 1 3B: 1 DP: 2 HR: 0 HBP: 1						WP: 0 PA: 37 PB: 0 SB: 2 CS: 1	

PITCHER		IP	WLS	BF	H	R	ER	SO	BB	IBB	HBP	BLK	WP	HR	S	P	ERA	WHIP
Dick Donovan, R ERA: 2.25	(1, 1)	8.0	W	34	10	2	2	5	2	0	1	0	0	0	41	50	2.25	1.500
Ted Abernathy, R ERA:	(9, 1)	1.0	S	3	0	0	0	0	0	0	0	0	0	0	3	3	0.00	0.000

PITCHER	IP	WLS	BF	H	R	ER	SO	BB	IBB	HBP	BLK	WP	HR	S	P	ERA	WHIP

BOTTOM

Cleveland Indians @ Los Angeles Angels

Dodger Stadium, Los Angeles, CA

Thu Apr 23 1964, 6:05 PM PST

Att. 3,782 - Unknown

livebaseballscorecards.com

AB	33
R	2
H	10
RBI	2
BB	2
SO	5
LOB	13

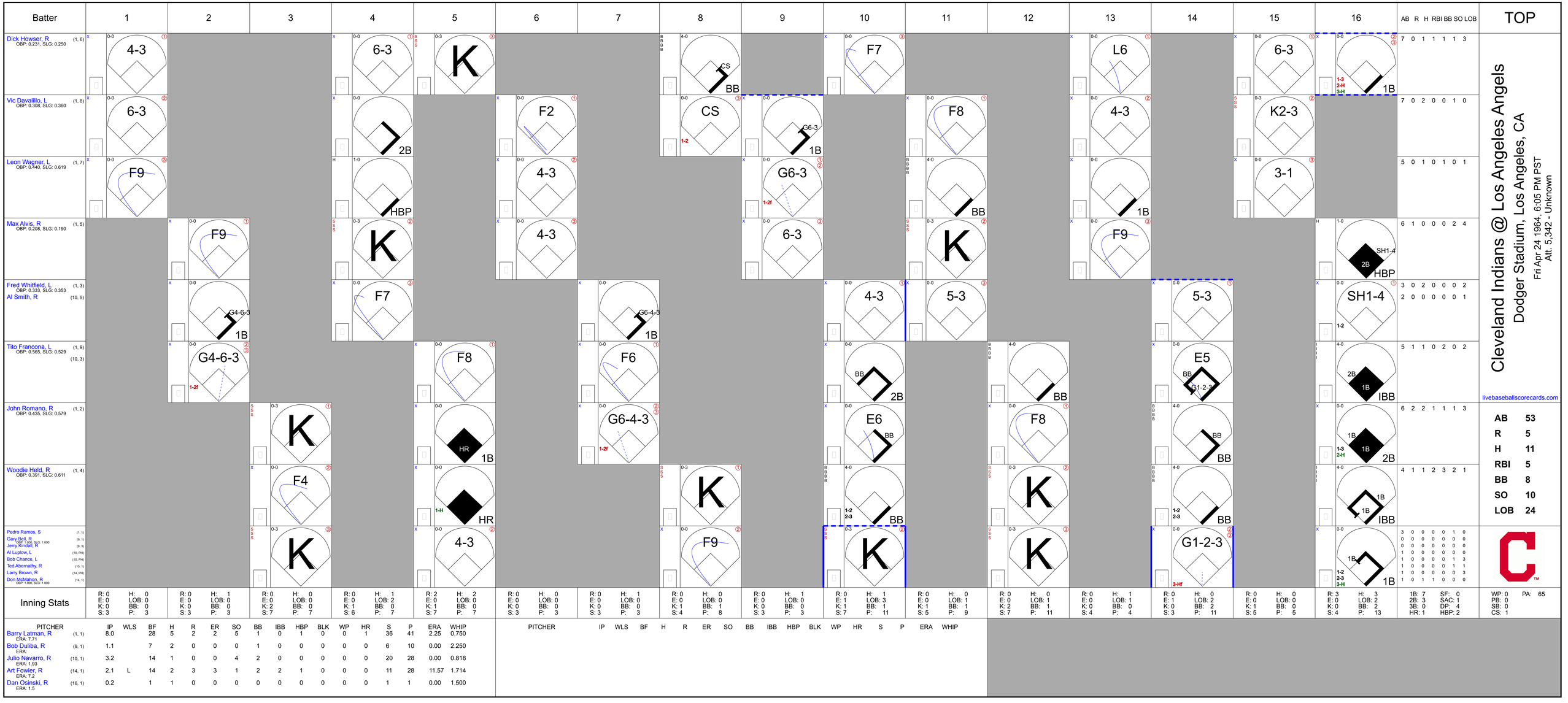

Cleveland Indians @ Los Angeles Angels

Dodger Stadium, Los Angeles, CA

Fri Apr 24 1964, 6:05 PM PST

Att. 5,342 - Unknown

livebaseballscorecards.com

Batter	1	2	3	4	5	6	7	8	9	10	11	12	13	14	15	16	AB	R	H	RBI	BB	SO	LOB
Dick Howser, R (1, 6) OBP: 0.231, SLG: 0.250	4-3			6-3	K			CS BB		F7			L6		6-3	1B	7	0	1	1	1	1	3
Vic Davalillo, L (1, 8) OBP: 0.308, SLG: 0.360	6-3			2B		F2		CS	G6-3 1B		F8		4-3		K2-3		7	0	2	0	0	1	0
Leon Wagner, L (1, 7) OBP: 0.440, SLG: 0.619	F9			HBP		4-3			G6-3		BB		1B		3-1		5	0	1	0	1	0	1
Max Alvis, R (1, 5) OBP: 0.208, SLG: 0.190		F9		K		4-3			6-3		K		F9			SH1-4 2B HBP	6	1	0	0	0	2	4
Fred Whitfield, L (1, 3) OBP: 0.333, SLG: 0.353		G4-6-3 1B		F7			G6-4-3 1B			4-3	5-3			5-3		SH1-4	3	0	2	0	0	0	2
Al Smith, R (10, 9)																	2	0	0	0	0	0	1
Tito Francona, L (1, 9) OBP: 0.565, SLG: 0.529 (10, 3)		G4-6-3			F8		F6			BB 2B		BB		E5 BB G1-2-3		2B 1B IBB	5	1	1	0	2	0	2
John Romano, R (1, 2) OBP: 0.435, SLG: 0.579			K		HR 1B		G6-4-3			E6 BB		F8		BB BB		1B 1B 2B	6	2	2	1	1	1	3
Woodie Held, R (1, 4) OBP: 0.391, SLG: 0.611			F4		HR			K		BB		K		BB		1B 1B IBB	4	1	1	2	3	2	1
Pedro Ramos, S (1, 1)			K		4-3			F9		K		K		G1-2-3		1B	3	0	0	0	0	1	0
Gary Bell, R (9, 1) OBP: 1.000, SLG: 1.000																	0	0	0	0	0	0	0
Jerry Kindall, R (9, 3)																	0	0	0	0	0	0	0
Al Luplow, L (10, PH)																	1	0	0	0	0	0	0
Bob Chance, L (10, PH)																	1	0	0	0	0	1	3
Ted Abernathy, R (10, 1)																	1	0	0	0	0	1	1
Larry Brown, R (14, PH)																	1	0	0	0	0	0	3
Don McMahon, R (14, 1) OBP: 1.000, SLG: 1.000																	1	0	1	1	0	0	0
Inning Stats	R: 0 E: 0 K: 0 S: 3	H: 0 LOB: 0 BB: 0 P: 3	R: 0 E: 0 K: 0 S: 3	H: 1 LOB: 0 BB: 0 P: 3	R: 0 E: 0 K: 2 S: 7	H: 0 LOB: 0 BB: 0 P: 7	R: 0 E: 0 K: 1 S: 6	H: 1 LOB: 2 BB: 0 P: 7	R: 2 E: 0 K: 1 S: 7	H: 2 LOB: 0 BB: 0 P: 7	R: 0 E: 0 K: 0 S: 3	H: 0 LOB: 0 BB: 0 P: 3	R: 0 E: 0 K: 0 S: 3	H: 1 LOB: 0 BB: 0 P: 3	R: 0 E: 0 K: 1 S: 4	H: 0 LOB: 0 BB: 1 P: 8	R: 0 E: 0 K: 0 S: 3	H: 1 LOB: 0 BB: 0 P: 3	R: 0 E: 1 K: 1 S: 7	H: 1 LOB: 3 BB: 1 P: 11	R: 0 E: 0 K: 1 S: 5	H: 0 LOB: 1 BB: 1 P: 9	R: 0 E: 0 K: 2 S: 7	H: 0 LOB: 1 BB: 1 P: 11	R: 0 E: 0 K: 0 S: 4	H: 1 LOB: 1 BB: 0 P: 4	R: 0 E: 1 K: 0 S: 3	H: 0 LOB: 2 BB: 2 P: 11	R: 0 E: 0 K: 1 S: 5	H: 0 LOB: 0 BB: 0 P: 5	R: 3 E: 0 K: 0 S: 4	H: 3 LOB: 2 BB: 2 P: 13	1B: 7 2B: 3 3B: 0 HR: 1	SF: 0 SAC: 1 DP: 4 HBP: 2

PITCHER	IP	WLS	BF	H	R	ER	SO	BB	IBB	HBP	BLK	WP	HR	S	P	ERA	WHIP
Barry Latman, R (1, 1) ERA: 7.71	8.0		28	5	2	2	5	1	0	1	0	0	1	36	41	2.25	0.750
Bob Duliba, R (9, 1) ERA:	1.1		7	2	0	0	0	1	0	0	0	0	0	6	10	0.00	2.250
Julio Navarro, R (10, 1) ERA: 1.93	3.2		14	1	0	0	4	2	0	0	0	0	0	20	28	0.00	0.818
Art Fowler, R (14, 1) ERA: 7.2	2.1	L	14	2	3	3	1	2	2	1	0	0	0	11	28	11.57	1.714
Dan Osinski, R (16, 1) ERA: 1.5	0.2		1	1	0	0	0	0	0	0	0	0	0	1	1	0.00	1.500

PITCHER	IP	WLS	BF	H	R	ER	SO	BB	IBB	HBP	BLK	WP	HR	S	P	ERA	WHIP

AB	R	H	RBI	BB	SO	LOB
7	0	1	1	1	1	3
7	0	2	0	0	1	0
5	0	1	0	1	0	1
6	1	0	0	0	2	4
3	0	2	0	0	0	2
2	0	0	0	0	0	1
5	1	1	0	2	0	2
6	2	2	1	1	1	3
4	1	1	2	3	2	1
3	0	0	0	0	1	0
0	0	0	0	0	0	0
0	0	0	0	0	0	0
1	0	0	0	0	0	0
1	0	0	0	0	1	3
1	0	0	0	0	1	1
1	0	0	0	0	0	3
1	0	1	1	0	0	0

AB	53
R	5
H	11
RBI	5
BB	8
SO	10
LOB	24

WP: 0 PB: 0 SB: 0 CS: 1 PA: 65

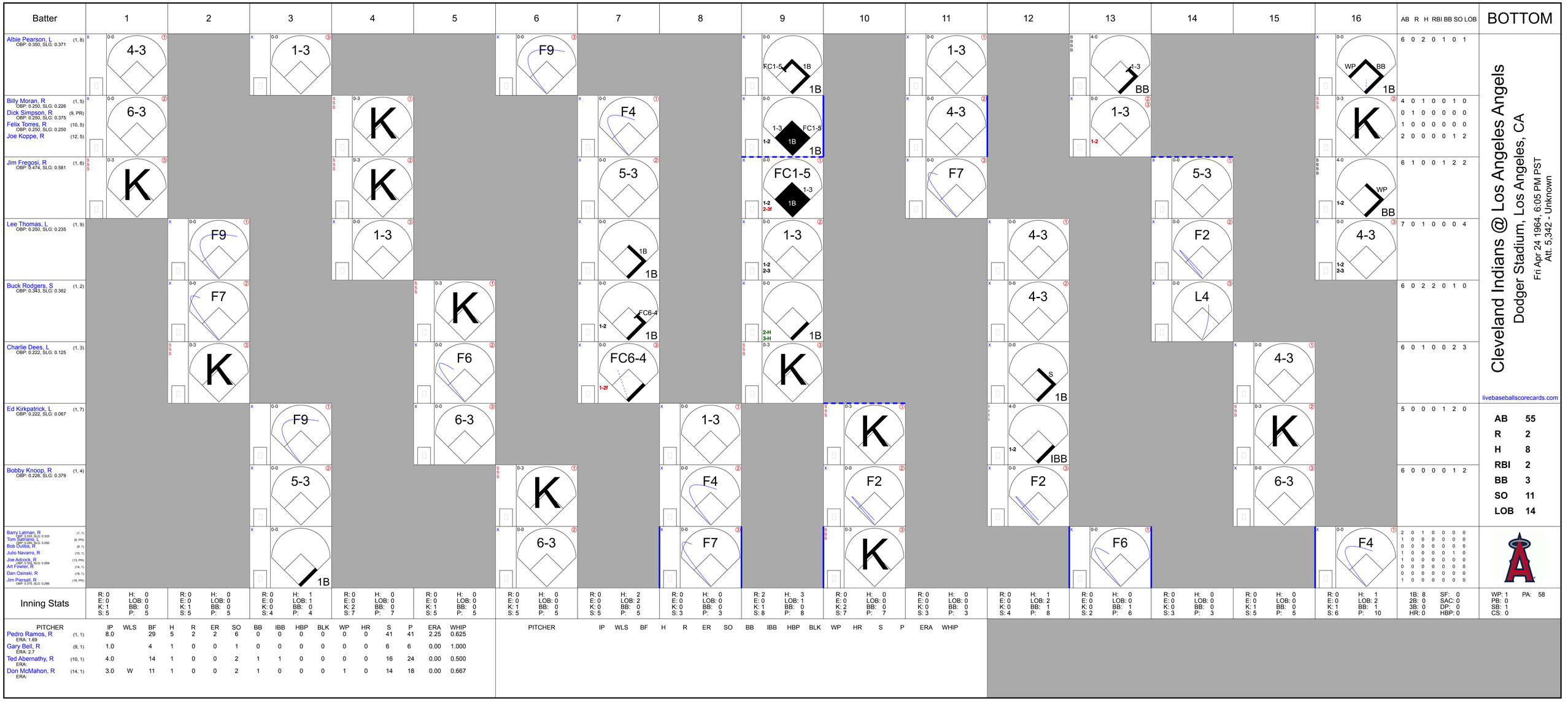
Batter
1
2
3
4
5
6
7
8
9
10
11
12
13
14
15
16
AB R H RBI BB SO LOB
BOTTOM
Albie Pearson, L (1, 8) OBP: 0.350, SLG: 0.371
Billy Moran, R (1, 5) OBP: 0.250, SLG: 0.226
Dick Simpson, R (9, PR) OBP: 0.250, SLG: 0.375
Felix Torres, R (10, 5) OBP: 0.250, SLG: 0.250
Joe Koppe, R (12, 5)
Jim Fregosi, R (1, 6) OBP: 0.474, SLG: 0.581
Lee Thomas, L (1, 9) OBP: 0.250, SLG: 0.235
Buck Rodgers, S (1, 2) OBP: 0.343, SLG: 0.382
Charlie Dees, L (1, 3) OBP: 0.222, SLG: 0.125
Ed Kirkpatrick, L (1, 7) OBP: 0.222, SLG: 0.067
Bobby Knoop, R (1, 4) OBP: 0.226, SLG: 0.379
Barry Latman, R (1, 1) OBP: 0.286, SLG: 0.333
Tom Satriano, L (8, PH) OBP: 0.250, SLG: 0.250
Bob Duliba, R (9, 1)
Julio Navarro, R (10, 1)
Joe Adcock, R (13, PH) OBP: 0.318, SLG: 0.269
Art Fowler, R (14, 1)
Dan Osinski, R (16, 1)
Jim Piersall, R (16, PH) OBP: 0.375, SLG: 0.286
Inning Stats
PITCHER IP WLS BF H R ER SO BB IBB HBP BLK WP HR S P ERA WHIP
Pedro Ramos, R (1, 1) ERA: 1.69 8.0 29 5 2 2 6 0 0 0 0 0 0 41 41 2.25 0.625
Gary Bell, R (9, 1) ERA: 2.7 1.0 4 1 0 0 1 0 0 0 0 0 0 6 6 0.00 1.000
Ted Abernathy, R (10, 1) ERA: 4.0 14 1 0 0 2 1 1 0 0 0 0 0 16 24 0.00 0.500
Don McMahon, R (14, 1) ERA: 3.0 W 11 1 0 0 2 1 0 0 0 1 0 14 18 0.00 0.667
PITCHER IP WLS BF H R ER SO BB IBB HBP BLK WP HR S P ERA WHIP
Cleveland Indians @ Los Angeles Angels
Dodger Stadium, Los Angeles, CA
Fri Apr 24 1964, 6:05 PM PST
Att. 5,342 - Unknown
livebaseballscorecards.com
AB 55
R 2
H 8
RBI 2
BB 3
SO 11
LOB 14
1B: 8 SF: 0
2B: 0 SAC: 0
3B: 0 DP: 0
HR: 0 HBP: 0
WP: 1 PA: 58
PB: 0
SB: 1
CS: 0

Batter	1	2	3	4	5	6	7	8	9	10	11	AB	R	H	RBI	BB	SO	LOB
Dick Howser, R (1, 6) OBP: 0.226, SLG: 0.214	BBBB 4-0 BB		x 0-0 F7 ②			SSS 0-3 K ①		x 0-0 G6-4-3 ②③ 1-2f		x 0-0 F6 ③		4	0	0	0	1	1	1
Vic Davalillo, L (1, 8) OBP: 0.290, SLG: 0.333	x 0-0 F5 ①		x 0-0 4-3 ③			x 0-0 F5 ②			x 0-0 1B SF9 1B		x 0-0 F5 ①	5	1	1	0	0	0	1
Leon Wagner, L (1, 7) OBP: 0.467, SLG: 0.583	SSS 0-3 K ②			BBBB 4-0 4-3 S BB		x 0-0 F9 ③			x 0-0 S SF9 1-3 1B		BBBB 4-0 3B BB	3	1	1	0	2	1	1
John Romano, R (1, 2) OBP: 0.393, SLG: 0.609	SSS 0-3 K ③			x 0-0 F8 ① 1-2			x 0-0 F8 ①		x 0-0 SF9 ① 1-2 3-H		x 0-0 1-H 3B	4	0	1	2	0	1	2
Tito Francona, L (1, 9) OBP: 0.536, SLG: 0.476		SSS 0-3 K ①		x 0-0 4-3 ② 2-3			x 0-0 WP 1B		SSS 0-3 K ② 2-3		BBBB 4-0 P3-4 BB	4	0	1	0	1	2	2
Fred Whitfield, L (1, 3) OBP: 0.364, SLG: 0.316 Jerry Kindall, R (9, 3)		BBBB 4-0 BB		SSS 0-3 K ③			x 0-0 F5 ② 1-2		III 4-0 IBB		x 0-0 ②③ P3-4 1-2f	2 1	0 0	0 0	0 0	2 0	1 0	2 2
Max Alvis, R (1, 5) OBP: 0.179, SLG: 0.160		x 0-0 F5 ②	x 0-0 F7 ①				x 0-0 F7 ③		x 0-0 5-3 ③			4	0	0	0	0	0	4
Woodie Held, R (1, 4) OBP: 0.333, SLG: 0.500		x 0-0 F7 ③			SSS 0-3 K ②			x 0-0 F9 ①		x 0-0 F7 ①		4	0	0	0	0	1	1
Jack Kralick, L (1, 1) OBP: 0.286, SLG: 0.167			x 0-0 F5 ①		SSS 0-3 K ③			x 0-0 G6-4-3 1B		x 0-0 F9 ②		4	0	1	0	0	1	0
Inning Stats	R: 0 E: 0 K: 2 S: 7 H: 0 LOB: 1 BB: 1 P: 11	R: 0 E: 0 K: 1 S: 5 H: 0 LOB: 1 BB: 1 P: 9	R: 0 E: 0 K: 0 S: 3 H: 0 LOB: 0 BB: 0 P: 3	R: 0 E: 0 K: 1 S: 5 H: 0 LOB: 1 BB: 1 P: 9	R: 0 E: 0 K: 2 S: 7 H: 0 LOB: 0 BB: 0 P: 7	R: 0 E: 0 K: 1 S: 5 H: 0 LOB: 0 BB: 0 P: 5	R: 0 E: 0 K: 0 S: 4 H: 1 LOB: 1 BB: 0 P: 4	R: 0 E: 0 K: 0 S: 3 H: 1 LOB: 0 BB: 0 P: 3	R: 1 E: 0 K: 1 S: 7 H: 2 LOB: 2 BB: 1 P: 11	R: 0 E: 0 K: 0 S: 3 H: 0 LOB: 0 BB: 0 P: 3	R: 1 E: 0 K: 0 S: 3 H: 1 LOB: 1 BB: 2 P: 11	1B: 4 2B: 1 3B: 1 HR: 0	SF: 1 SAC: 0 DP: 2 HBP: 0			WP: 1 PB: 0 SB: 2 CS: 0	PA: 42		

TOP

Cleveland Indians @ Los Angeles Angels

Dodger Stadium, Los Angeles, CA

Sat Apr 25 1964, 6:05 PM PST

Att. 6,937 - Unknown

livebaseballscorecards.com

AB	35
R	2
H	5
RBI	2
BB	6
SO	8
LOB	16

PITCHER		IP	WLS	BF	H	R	ER	SO	BB	IBB	HBP	BLK	WP	HR	S	P	ERA	WHIP
Bob Lee, R ERA: 1.29	(1, 1)	10.0		37	4	1	1	8	3	1	0	0	1	0	49	65	0.90	0.700
Paul Foytack, R ERA: 27.0	(11, 1)	0.1	L	4	1	1	1	0	2	0	0	0	0	0	2	10	27.00	9.000
Bob Duliba, R ERA:	(11, 1)	0.2		1	0	0	0	0	0	0	0	0	0	0	1	1	0.00	0.000

PITCHER	IP	WLS	BF	H	R	ER	SO	BB	IBB	HBP	BLK	WP	HR	S	P	ERA	WHIP

Cleveland Indians @ Los Angeles Angels

Dodger Stadium, Los Angeles, CA

Sat Apr 25 1964, 6:05 PM PST

Att. 6,937 - Unknown

livebaseballscorecards.com

BOTTOM

Batter	1	2	3	4	5	6	7	8	9	10	11	AB	R	H	RBI	BB	SO	LOB
Albie Pearson, L (1, 7) (10, 8) OBP: 0.318, SLG: 0.333	F8		1-3		4-3			4-3		SH2-3 1-2		4	0	0	0	0	0	0
Billy Moran, R (1, 5) OBP: 0.270, SLG: 0.250	1B		6-3			4-3			2B 1B	F9		5	0	2	0	0	0	1
Jim Fregosi, R (1, 6) OBP: 0.465, SLG: 0.583	K			FC5-4 1B		K			1-H E 2B		F9	5	1	2	0	0	2	1
Joe Adcock, R (1, 3) OBP: 0.294, SLG: 0.233	K			FC5-4 G3 1B 1-2f		F8			E5 2-H		K	4	0	0	0	0	1	2
Charlie Dees, L (9, PR) OBP: 0.200, SLG: 0.111 (10, 3)												1	0	0	0	0	1	0
Buck Rodgers, S (1, 2) OBP: 0.375, SLG: 0.395		FC6-4 1B		G3 1-2 1B			5-3		IBB FC6-4		6-3	4	0	2	0	1	0	0
Lee Thomas, L (1, 9) OBP: 0.225, SLG: 0.211		F5		G3 1-2 2-3			1-3		K			4	0	0	0	0	1	5
Dick Simpson, R (1, 8) OBP: 0.182, SLG: 0.273		K		K			K		FC6-4 1-2f			3	0	0	0	0	3	3
Jim Piersall, R (9, PH) OBP: 0.333, SLG: 0.250 (10, 7)												1	0	0	0	0	0	2
Bobby Knoop, R (1, 4) OBP: 0.200, SLG: 0.333		FC6-4 1-2f			6-3			K		K		4	0	0	0	0	2	1
Bob Lee, R (1, 1)			K		K			F8		SH2-3 1B		3	0	0	0	0	2	0
Hank Foiles, R (10, PH) OBP: 0.333, SLG: 0.333												1	0	1	0	0	0	0
Paul Foytack, R (11, 1)												0	0	0	0	0	0	0
Bob Duliba, R (11, 1)												0	0	0	0	0	0	0
Inning Stats	R: 0 E: 0 K: 2 S: 8 H: 1 LOB: 1 BB: 0 P: 8	R: 0 E: 0 K: 1 S: 6 H: 1 LOB: 1 BB: 0 P: 6	R: 0 E: 0 K: 1 S: 5 H: 0 LOB: 0 BB: 0 P: 5	R: 0 E: 0 K: 1 S: 7 H: 2 LOB: 2 BB: 0 P: 7	R: 0 E: 0 K: 1 S: 5 H: 0 LOB: 0 BB: 0 P: 5	R: 0 E: 0 K: 1 S: 5 H: 0 LOB: 0 BB: 0 P: 5	R: 0 E: 0 K: 1 S: 5 H: 0 LOB: 0 BB: 0 P: 5	R: 0 E: 0 K: 1 S: 5 H: 0 LOB: 0 BB: 0 P: 5	R: 1 E: 1 K: 1 S: 7 H: 2 LOB: 2 BB: 1 P: 11	R: 0 E: 0 K: 1 S: 6 H: 1 LOB: 1 BB: 0 P: 6	R: 0 E: 0 K: 1 S: 5 H: 0 LOB: 0 BB: 0 P: 5	1B: 6 2B: 1 3B: 0 HR: 0	SF: 0 SAC: 1 DP: 0 HBP: 0						

	AB	39
	R	1
	H	7
	RBI	0
	BB	1
	SO	12
	LOB	15

PITCHER	IP	WLS	BF	H	R	ER	SO	BB	IBB	HBP	BLK	WP	HR	S	P	ERA	WHIP
Jack Kralick, L (1, 1) ERA:	11.0	W	41	7	1	0	12	0	1	0	0	0	0	64	68	0.00	0.636

PITCHER	IP	WLS	BF	H	R	ER	SO	BB	IBB	HBP	BLK	WP	HR	S	P	ERA	WHIP

Cleveland Indians @ Los Angeles Angels

Dodger Stadium, Los Angeles, CA

Sun Apr 26 1964, 3:33 AM PDT

Att. 8,310 - Unknown

TOP

livebaseballscorecards.com

Batter	1	2	3	4	5	6	7	8	9	AB	R	H	RBI	BB	SO	LOB
Dick Howser, R (1, 6) OBP: 0.200, SLG: 0.188	5-3		FC6-4 (1-2f)		F7		F8			4	0	0	0	0	0	3
Vic Davalillo, L (1, 8) OBP: 0.257, SLG: 0.294	G3		G3			K (SSS)		F7		4	0	0	0	0	1	1
Leon Wagner, L (1, 7) OBP: 0.441, SLG: 0.571	5-3			4-3		1B, 2B		F8		4	0	1	0	0	0	0
John Romano, R (1, 2) OBP: 0.438, SLG: 0.630		2-3, 1B		1B		1-3, 2-3, 1B		F7		4	0	3	0	0	0	0
Tito Francona, L (1, 9) OBP: 0.469, SLG: 0.400		2-3 (1-2)		F6		1-3 (1-2)			F9	4	0	0	0	0	0	4
Fred Whitfield, L (1, 3) OBP: 0.308, SLG: 0.261		F8		K (SSS)		F8			G3	4	0	0	0	0	1	4
Max Alvis, R (1, 5) OBP: 0.188, SLG: 0.172		6-3			5-3		FC6-4, 1B		F9	4	0	1	0	0	0	1
Woodie Held, R (1, 4) OBP: 0.300, SLG: 0.440			K (SSS)		E6		FC6-4 (1-2f)			3	0	0	0	0	1	1
Mudcat Grant, R (1, 1) OBP: 0.429, SLG: 0.400			FC6-4, 1B		F9		K (SSS)			1	0	1	0	0	0	0
Gordon Seyfried, R (3, 1)										0	0	0	0	0	0	0
Wally Post, R (5, PH)										1	0	0	0	0	0	1
Sonny Siebert, R (5, 1)										0	0	0	0	0	0	0
Don McMahon, R (6, 1) OBP: 1.000, SLG: 1.000										0	0	0	0	0	0	0
Al Luplow, L (7, PH)										1	0	0	0	0	1	1
Gary Bell, R (7, 1) OBP: 1.000, SLG: 1.000										0	0	0	0	0	0	0
Inning Stats	R: 0 E: 0 K: 0 S: 3 H: 0 LOB: 0 BB: 0 P: 3	R: 0 E: 0 K: 0 S: 4 H: 1 LOB: 1 BB: 0 P: 4	R: 0 E: 0 K: 1 S: 6 H: 1 LOB: 1 BB: 0 P: 6	R: 0 E: 0 K: 1 S: 6 H: 1 LOB: 1 BB: 0 P: 6	R: 0 E: 1 K: 0 S: 4 H: 0 LOB: 1 BB: 0 P: 4	R: 0 E: 0 K: 1 S: 7 H: 2 LOB: 2 BB: 0 P: 7	R: 0 E: 0 K: 1 S: 6 H: 1 LOB: 1 BB: 0 P: 6	R: 0 E: 0 K: 0 S: 3 H: 0 LOB: 0 BB: 0 P: 3	R: 0 E: 0 K: 0 S: 3 H: 0 LOB: 0 BB: 0 P: 3	1B: 5 2B: 1 3B: 0 HR: 0	SF: 0 SAC: 0 DP: 0 HBP: 0						

	AB	34
	R	0
	H	6
	RBI	0
	BB	0
	SO	4
	LOB	16

WP: 0 PB: 0 SB: 0 CS: 0 PA: 34

PITCHER	IP	WLS	BF	H	R	ER	SO	BB	IBB	HBP	BLK	WP	HR	S	P	ERA	WHIP
Fred Newman, R (1, 1) ERA:	9.0	W	34	6	0	0	4	0	0	0	0	0	0	42	42	0.00	0.667

PITCHER	IP	WLS	BF	H	R	ER	SO	BB	IBB	HBP	BLK	WP	HR	S	P	ERA	WHIP

Cleveland Indians @ Los Angeles Angels

Dodger Stadium, Los Angeles, CA

Sun Apr 26 1964, 3:33 AM PDT

Att. 8,310 - Unknown

livebaseballscorecards.com

BOTTOM

Batter	1	2	3	4	5	6	7	8	9	AB	R	H	RBI	BB	SO	LOB
Albie Pearson, L (1, 8) OBP: 0.327, SLG: 0.326	BBBB 4-0 F9 BB 1B BB	x 0-0 ② F9		x 0-0 ② F8		x 0-0 1B 1-2 1B 1B		x 0-0 ① F7		4	2	1	0	1	0	1
Billy Moran, R (1, 5) OBP: 0.310, SLG: 0.317	x 0-0 ① F7 SSS	0-3 ③ K		x 0-0 2B		x 0-0 1B 1-3 2-H 1B		x 0-0 1B SF8 1B		5	1	3	1	0	1	2
Jim Fregosi, R (1, 6) OBP: 0.500, SLG: 0.600	BBBB 4-0 BB 1-2 1B BB		x 0-0 2B SF9 1B	x 0-0 ③ 6-3		x 0-0 G4-6-3 1-2 3-H 1B		x 0-0 PB SF8 1-3 1B		4	2	3	1	1	0	1
Lee Thomas, L (1, 9) OBP: 0.222, SLG: 0.238	x 0-0 ② F9 2-3		x 0-0 SF9 1-3 1B 2B		x 0-0 ① 4-3	x 0-0 ② ③ G4-6-3 1-2f		x 0-0 ② SF8 1-2 3-H		4	1	1	1	0	0	4
Buck Rodgers, S (1, 2) OBP: 0.378, SLG: 0.375	BBBB 4-0 1B 1-2 BB		x 0-0 ① SF9 2-3 3-H		x 0-0 ② 4-3		SSS 0-3 ① K	BBBB 4-0 2-3 BB		2	0	0	1	2	1	0
Tom Satriano, L (1, 3) OBP: 0.556, SLG: 0.500	x 0-0 1-2 2-H 3-H 1B		x 0-0 1B 3-H 1B		BBB 4-0 WP BB		x 0-0 5-3 1B	x 0-0 ③ F4		4	0	3	3	1	0	2
Ed Kirkpatrick, L (1, 7) OBP: 0.227, SLG: 0.105	x 0-0 ③ F8		x 0-0 G6-4-3 1-2 1B		SSS 0-3 ③ K 1-2		x 0-0 ② 5-3 1-2			4	0	1	0	0	1	4
Bobby Knoop, R (1, 4) OBP: 0.231, SLG: 0.314		x 0-0 E3 FC1-6	x 0-0 ② ③ G6-4-3 1-2f			BBBB 4-0 1B 1B BB	BBBB 4-0 BB			2	1	0	0	2	0	2
Fred Newman, R (1, 1)		x 0-0 ① FC1-6 1-2f		x 0-0 ① 6-3		x 0-0 ① F2	SSS 0-3 ③ K			4	0	0	0	0	1	4
Inning Stats	R: 2 E: 0 K: 0 S: 4 H: 1 LOB: 2 BB: 3 P: 16	R: 0 E: 1 K: 1 S: 6 H: 0 LOB: 1 BB: 0 P: 6	R: 2 E: 0 K: 0 S: 6 H: 4 LOB: 1 BB: 0 P: 6	R: 0 E: 0 K: 0 S: 4 H: 1 LOB: 1 BB: 0 P: 4	R: 0 E: 0 K: 1 S: 5 H: 0 LOB: 1 BB: 1 P: 9	R: 2 E: 0 K: 0 S: 5 H: 3 LOB: 1 BB: 1 P: 9	R: 0 E: 0 K: 2 S: 8 H: 1 LOB: 2 BB: 1 P: 12	R: 1 E: 0 K: 0 S: 5 H: 2 LOB: 2 BB: 1 P: 9		1B: 10 2B: 2 3B: 0 HR: 0	SF: 2 SAC: 0 DP: 2 HBP: 0					

	AB	33
	R	7
	H	12
	RBI	7
	BB	7
	SO	4
	LOB	20

WP: 1 PB: 1 SB: 0 CS: 0 PA: 42

PITCHER		IP	WLS	BF	H	R	ER	SO	BB	IBB	HBP	BLK	WP	HR	S	P	ERA	WHIP
Mudcat Grant, R ERA: 7.36	(1, 1)	2.0	L	13	3	4	4	1	3	0	0	0	0	0	12	24	18.00	3.000
Gordon Seyfried, R ERA:	(3, 1)	2.0		8	3	0	0	0	0	0	0	0	0	0	8	8	0.00	1.500
Sonny Siebert, R ERA: 13.5	(5, 1)	1.1		8	2	2	2	1	2	0	0	0	1	0	8	16	13.50	3.000
Don McMahon, R ERA:	(6, 1)	0.2		2	1	0	0	0	0	0	0	0	0	0	2	2	0.00	1.500
Gary Bell, R ERA: 3.38	(7, 1)	2.0		11	3	1	1	2	2	0	0	0	0	0	13	21	4.50	2.500

PITCHER		IP	WLS	BF	H	R	ER	SO	BB	IBB	HBP	BLK	WP	HR	S	P	ERA	WHIP

Batter	1	2	3	4	5	6	7	8	9	10	AB	R	H	RBI	BB	SO	LOB
Dick Howser, R (1, 6) OBP: 0.275, SLG: 0.206	BBBB 4-0 PB G3 BB		x 0-0 ② 6-3		BBBB 4-0 BB		x 0-0 FC6-4 1-2 1B		H 1-0 FC4-6 HBP		2	0	1	0	2	0	0
Vic Davalillo, L (1, 8) OBP: 0.225, SLG: 0.256	x 0-0 ① F8		x 0-0 ③ 6-3		x 0-0 ③ F9		x 0-0 ② FC6-4 HR 1-2f 2-3		x 0-0 ① FC4-6 FC4-6 1-2f		5	1	0	0	0	0	5
Leon Wagner, L (1, 7) OBP: 0.410, SLG: 0.606	x 0-0 ② G3 1-2			x 0-0 ① 4-3		SSS 0-3 ① K	x 0-0 HR 1-H 3-H		x 0-0 ② FC4-6 HR 1-2f		5	2	1	3	0	1	2
John Romano, R (1, 2) OBP: 0.486, SLG: 0.871	x 0-0 ③ 6-3 2-3			x 0-0 HR 2B		BBBB 4-0 F9 1B BB	x 0-0 HR		x 0-0 HR 1-H		4	3	3	3	1	0	1
Al Smith, R (1, 9) OBP: 0.286, SLG: 0.714		x 0-0 ① F7		x 0-0 HR 2-H		x 0-0 SSS 1-2 1B	SSS 0-3 ③ K		SSS 0-3 ③ K		5	1	2	2	0	2	0
Tito Francona, L (1, 3) OBP: 0.459, SLG: 0.379		x 0-0 FC6-4 1B		x 0-0 ② 5-3		x 0-0 ② F9 2-3		x 0-0 ① F9		BBBB 4-0 G4-6-3 BB	4	0	1	0	1	0	2
Max Alvis, R (1, 5) OBP: 0.162, SLG: 0.147		x 0-0 ② F6		SSS 0-3 ③ K		SSS 0-3 ③ K		x 0-0 ② 1-3		x 0-0 ①② G4-6-3 1-2f	5	0	0	0	0	2	4
Woodie Held, R (1, 4) OBP: 0.314, SLG: 0.414		x 0-0 ③ FC6-4 1-2f			x 0-0 ① 6-3		BBBB 4-0 FC6-4 HR 1B BB	x 0-0 1B		x 0-0 ③ 6-3	4	1	1	0	1	0	1
Dick Donovan, L (1, 1) OBP: 0.400, SLG: 0.250			SSS 0-3 ① K		SSS 0-3 ② K		SSS 0-3 ① K	x 0-0 ③ 1-3			2	0	0	0	0	2	0
Don McMahon, R (5, 1) OBP: 1.000, SLG: 1.000											0	0	0	0	0	0	0
Gordon Seyfried, R (6, 1)											0	0	0	0	0	0	0
Larry Brown, R (7, PH)											1	0	0	0	0	1	1
Ted Abernathy, R (7, 1)											0	0	0	0	0	0	0
Bob Chance, L (8, PH)											1	0	0	0	0	0	1
Gary Bell, R (8, 1) OBP: 1.000, SLG: 1.000											0	0	0	0	0	0	0
Inning Stats	R: 0 E: 0 K: 0 S: 3 H: 0 LOB: 1 BB: 1 P: 7	R: 0 E: 0 K: 0 S: 4 H: 1 LOB: 1 BB: 0 P: 4	R: 0 E: 0 K: 1 S: 5 H: 0 LOB: 0 BB: 0 P: 5	R: 2 E: 0 K: 1 S: 7 H: 2 LOB: 0 BB: 0 P: 7	R: 0 E: 0 K: 1 S: 5 H: 0 LOB: 1 BB: 1 P: 9	R: 0 E: 0 K: 2 S: 8 H: 1 LOB: 2 BB: 1 P: 12	R: 4 E: 0 K: 2 S: 10 H: 3 LOB: 0 BB: 1 P: 14	R: 0 E: 0 K: 0 S: 4 H: 1 LOB: 1 BB: 0 P: 4	R: 2 E: 0 K: 1 S: 6 H: 1 LOB: 0 BB: 0 P: 7	R: 0 E: 0 K: 0 S: 2 H: 0 LOB: 0 BB: 1 P: 6	1B: 4 2B: 1 3B: 0 HR: 4	SF: 0 SAC: 0 DP: 1 HBP: 1					

PITCHER		IP	WLS	BF	H	R	ER	SO	BB	IBB	HBP	BLK	WP	HR	S	P	ERA	WHIP
Jim Roland, L ERA: 3.38	(1, 1)	6.2		30	6	5	5	6	4	0	0	0	0	2	38	54	6.75	1.500
Jim Perry, R ERA: 2.84	(7, 1)	0.1		2	1	1	1	1	0	0	0	0	0	1	4	4	27.00	3.000
Bill Dailey, R ERA: 5.4	(8, 1)	3.0	W	12	2	2	2	1	1	0	1	0	0	1	12	17	6.00	1.000

PITCHER	IP	WLS	BF	H	R	ER	SO	BB	IBB	HBP	BLK	WP	HR	S	P	ERA	WHIP

TOP

Cleveland Indians @ Minnesota Twins

Metropolitan Stadium, Bloomington , MI

Tue Apr 28 1964, 8:05 PM EDT

Att. 4,390 - Unknown

livebaseballscorecards.com

AB	38
R	8
H	9
RBI	8
BB	5
SO	8
LOB	17

WP: 0	PB: 1	SB: 0	CS: 0
PA: 44			

Cleveland Indians @ Minnesota Twins

Metropolitan Stadium, Bloomington , MI

Tue Apr 28 1964, 8:05 PM EDT

Att. 4,390 - Unknown

livebaseballscorecards.com

BOTTOM

Batter	1	2	3	4	5	6	7	8	9	10	AB	R	H	RBI	BB	SO	LOB
Rich Rollins, R (1, 5) OBP: 0.321, SLG: 0.491	1B	F7			F7	HR		F9		SH1-4	5	2	2	2	0	0	1
Tony Oliva, L (1, 9) OBP: 0.414, SLG: 0.648	1B		F5		1B	BB		F7		IBB	4	2	2	0	2	0	0
Bob Allison, R (1, 3) OBP: 0.475, SLG: 0.548	1B		BB		2B	1B		K		IBB	4	1	3	2	2	1	0
Jimmie Hall, L (1, 8) OBP: 0.472, SLG: 0.621	1B		G4-6-3		IBB	4-3			HR	1B	5	1	3	3	1	0	3
Harmon Killebrew, R (1, 7) OBP: 0.264, SLG: 0.319	FC1-4			L4	K		1-3		F8		5	0	0	0	0	1	4
Earl Battey, R (1, 2) OBP: 0.342, SLG: 0.313	G3			1B	F9		BB		K		4	0	1	1	1	1	3
Zoilo Versalles, R (1, 6) OBP: 0.365, SLG: 0.400	F8			F5		FC6-4	2B		1B		5	0	3	0	0	0	2
Bernie Allen, L (1, 4) OBP: 0.360, SLG: 0.436		G3		F5		FC6-4	IBB		F4		4	1	0	0	1	0	3
Jim Roland, R (1, 1) OBP: 0.167, SLG: 0.167		K			2B	K	F8-1-5			WP SH1-4	3	1	1	0	0	2	1
Jim Perry, S (7, 1) OBP: 0.500, SLG: 0.500											0	0	0	0	0	0	0
Don Mincher, L (7, PH) OBP: 0.348, SLG: 0.476											1	0	0	0	0	0	3
Bill Dailey, R (8, 1)											0	0	0	0	0	0	0
Lenny Green, L (10, PH)											0	1	0	0	1	0	0
Inning Stats	R: 3 E: 0 K: 0 S: 7 H: 4 LOB: 1 BB: 0 P: 7	R: 0 E: 0 K: 1 S: 5 H: 0 LOB: 0 BB: 0 P: 5	R: 0 E: 0 K: 0 S: 2 H: 0 LOB: 0 BB: 1 P: 6	R: 0 E: 0 K: 0 S: 4 H: 1 LOB: 1 BB: 0 P: 4	R: 2 E: 0 K: 1 S: 8 H: 3 LOB: 2 BB: 1 P: 12	R: 2 E: 0 K: 1 S: 8 H: 3 LOB: 2 BB: 1 P: 12	R: 0 E: 0 K: 0 S: 3 H: 1 LOB: 2 BB: 2 P: 11	R: 0 E: 0 K: 1 S: 5 H: 0 LOB: 0 BB: 0 P: 5	R: 1 E: 0 K: 1 S: 7 H: 2 LOB: 1 BB: 0 P: 7	R: 1 E: 0 K: 0 S: 2 H: 1 LOB: 3 BB: 3 P: 14	1B: 11 2B: 3 3B: 0 HR: 2 SF: 0 SAC: 1 DP: 2 HBP: 0	WP: 2 PB: 0 SB: 0 CS: 0 PA: 49					

PITCHER		IP	WLS	BF	H	R	ER	SO	BB	IBB	HBP	BLK	WP	HR	S	P	ERA	WHIP
Dick Donovan, R ERA: 5.11	(1, 1)	4.1		21	8	5	5	1	1	0	0	0	0	0	22	26	10.38	2.077
Don McMahon, R ERA: 3.6	(5, 1)	1.1		8	2	2	2	2	1	1	0	0	1	1	10	18	13.50	2.250
Gordon Seyfried, R ERA:	(6, 1)	0.1		2	1	0	0	0	0	0	0	0	0	0	2	2	0.00	3.000
Ted Abernathy, R ERA:	(7, 1)	1.0		5	1	0	0	0	1	1	0	0	0	0	3	11	0.00	2.000
Gary Bell, R ERA: 4.7	(8, 1)	2.1	L	13	3	2	2	2	1	2	0	0	1	1	14	26	7.71	1.714

PITCHER		IP	WLS	BF	H	R	ER	SO	BB	IBB	HBP	BLK	WP	HR	S	P	ERA	WHIP

AB	40
R	9
H	15
RBI	8
BB	8
SO	5
LOB	20

Cleveland Indians @ Minnesota Twins

Metropolitan Stadium, Bloomington , MI

Thu Apr 30 1964, 4:33 AM EDT

Att. 3,107 - Unknown

TOP

livebaseballscorecards.com

Batter	1	2	3	4	5	6	7	8	9	AB	R	H	RBI	BB	SO	LOB
Dick Howser, R (1, 6) OBP: 0.289, SLG: 0.256	F8			F3		HR 2B 1-H	FC4-6 2B 1-2f 2-3 3-H		G3 1B 1-2	5	2	2	2	0	0	2
Vic Davalillo, L (1, 8) OBP: 0.244, SLG: 0.279	K			K		HR BB	1B 2B 1-H 3-H		G3 1-2 2-3	4	1	1	2	1	2	2
Leon Wagner, L (1, 7) OBP: 0.455, SLG: 0.730	F4			2B		HR 1-H 2-H	1B 2-H		IBB	4	1	3	3	1	0	0
John Romano, R (1, 2) OBP: 0.476, SLG: 0.829		CS BB		F9		F8		1B 2B	G1-2-3 3-Hf	4	1	1	0	1	0	4
Al Smith, R (1, 9) OBP: 0.182, SLG: 0.455		K 1-2			F8	K		K		4	0	0	0	0	3	2
Tito Francona, L (1, 3) OBP: 0.439, SLG: 0.344		K			CS BB		K	F7		3	0	0	0	1	2	1
Max Alvis, R (1, 5) OBP: 0.195, SLG: 0.184			F3		F7 1-2		1B 1B FC4-6 1B	S 2-H 1B		4	1	2	1	0	0	1
Woodie Held, R (1, 4) OBP: 0.333, SLG: 0.406			5-3			2B BB	FC4-6 1B 1-2 2B 1B	6-3 1-2		3	2	1	0	1	0	1
Pedro Ramos, S (1, 1) Ted Abernathy, R (9, 1)			K			K	FC4-6 1-2 2-3 1B		G3 1B G1-2-3 1B	4 0	0 0	2 0	0 0	0 0	2 0	1 0

	AB	35
	R	8
	H	12
	RBI	8
	BB	5
	SO	9
	LOB	14

| Inning Stats | | |

Cleveland Indians @ Minnesota Twins

Metropolitan Stadium, Bloomington , MI

Thu Apr 30 1964, 4:33 AM EDT

Att. 3,107 - Unknown

BOTTOM

Batter	1	2	3	4	5	6	7	8	9	AB	R	H	RBI	BB	SO	LOB
Rich Rollins, R (1, 5) OBP: 0.328, SLG: 0.500	F8 SF7 2B		F8		5-3		1-3 2-H 3-H 1B		G6-4-3 1-2f	5	1	2	2	0	0	2
Tony Oliva, L (1, 9) OBP: 0.387, SLG: 0.603	F8 2-3		F9			F8	K			4	0	0	0	0	1	3
Bob Allison, R (1, 3) OBP: 0.432, SLG: 0.500	SF7 3-H			K		F8		F8		3	0	0	1	0	1	0
Jimmie Hall, L (1, 8) OBP: 0.450, SLG: 0.576	G3			WP S 1B		G3		F5		4	0	1	0	0	0	0
Harmon Killebrew, R (1, 7) OBP: 0.263, SLG: 0.314		F8		F8 1-2			E F8 1B 1B	5-3		4	1	1	0	0	0	1
Earl Battey, R (1, 2) OBP: 0.357, SLG: 0.343 Joe Nossek, R (9, PR)		5-3		B B B B 4-0 WP BB			F9		2B 2B	3 0	0 1	1 0	0 0	1 0	0 0	1 0
Zoilo Versalles, R (1, 6) OBP: 0.357, SLG: 0.388		1B		S S S 0-3 K 1-2 2-3			F8 1-2		F7	4	0	1	0	0	1	4
Bernie Allen, L (1, 4) OBP: 0.352, SLG: 0.442		4-3			F9		E4 BB 1B 2-3		2-H 2B	4	1	1	1	0	0	2
Dick Stigman, R (1, 1) Dwight Siebler, R (6, 1) Gerry Arrigo, L (7, 1) Lenny Green, L (7, PH) Bill Dailey, R (8, 1) Don Mincher, L (9, PH) OBP: 0.375, SLG: 0.476			S S S 0-3 K		S S S 0-3 K		B B B B 4-0 1B 1-2 BB		B B B B 4-0 G6-4-3 BB	2 0 0 0 0 0	0 0 0 0 0 0	0 0 0 0 1 0	0 0 0 0 0 0	0 0 0 1 0 1	2 0 0 0 0 0	0 0 0 0 0 0
Inning Stats	R: 1 E: 0 K: 0 S: 4 H: 1 LOB: 0 BB: 0 P: 4	R: 0 E: 0 K: 0 S: 4 H: 1 LOB: 1 BB: 0 P: 4	R: 0 E: 0 K: 1 S: 5 H: 0 LOB: 0 BB: 0 P: 5	R: 0 E: 0 K: 2 S: 8 H: 1 LOB: 2 BB: 1 P: 12	R: 0 E: 0 K: 1 S: 5 H: 0 LOB: 0 BB: 0 P: 5	R: 0 E: 0 K: 0 S: 3 H: 0 LOB: 0 BB: 0 P: 3	R: 2 E: 1 K: 1 S: 8 H: 2 LOB: 2 BB: 1 P: 12	R: 0 E: 0 K: 0 S: 3 H: 0 LOB: 0 BB: 0 P: 3	R: 1 E: 0 K: 0 S: 4 H: 2 LOB: 1 BB: 1 P: 8	1B: 4 2B: 3 3B: 0 HR: 0	SF: 1 SAC: 0 DP: 1 HBP: 0					

PITCHER		IP	WLS	BF	H	R	ER	SO	BB	IBB	HBP	BLK	WP	HR	S	P	ERA	WHIP
Pedro Ramos, R ERA: 1.89	(1, 1)	8.1	W	35	7	4	2	5	2	0	0	0	1	0	43	51	2.16	1.080
Ted Abernathy, R ERA:	(9, 1)	0.2	S	2	0	0	0	0	1	0	0	0	0	0	1	5	0.00	1.500

PITCHER	IP	WLS	BF	H	R	ER	SO	BB	IBB	HBP	BLK	WP	HR	S	P	ERA	WHIP

AB	33
R	4
H	7
RBI	4
BB	3
SO	5
LOB	13

WP: 1 PB: 0 SB: 1 CS: 0 PA: 37

livebaseballscorecards.com

Cleveland Indians @ Baltimore Orioles

Memorial Stadium, Baltimore, MD

Sat May 02 1964, 3:33 AM EDT

Att. 4,974 - Unknown

TOP

livebaseballscorecards.com

Batter	1	2	3	4	5	6	7	8	9	10	11	12	13	AB	R	H	RBI	BB	SO	LOB
Dick Howser, R (1, 6) OBP: 0.314, SLG: 0.273	BBBB 4-0 2B BB		x 0-0 ① L6		x 0-0 ① 5-3			x 0-0 ① K2-6-2 F7 1B		x 0-0 CS 1B		x 0-0 ③ 4-3		5	1	2	0	1	0	0
Vic Davalillo, L (1, 8)	x 0-0 PB 1B 1-H 2B		x 0-0 S 1B		SSS 0-3 ② K			x 0-0 ① F7 1-2		SSS 0-3 ②③ K 1-2			x 0-0 E7 S SF7 1B	6	2	3	1	0	2	2
Leon Wagner, L (1, 7) OBP: 0.440, SLG: 0.667	x 0-0 G5-4-3 2-H 1B		x 0-0 ② F4 1-2		x 0-0 ③ F9			SSS 0-3 ②③ K2-6-2 2-2			SSS 0-3 ① K		H 1-0 4-3 S 1B HBP	5	1	1	1	0	2	2
John Romano, R (1, 2) OBP: 0.477, SLG: 0.806 Pedro Ramos, S (3, PR) OBP: 0.286, SLG: 0.286 Al Smith, R (3, 9) OBP: 0.200, SLG: 0.357	x 0-0 ①② G5-4-3 1-2f		H 1-0 HBP			x 0-0 ① 1-3			x 0-0 5-3 1B		SSS 0-3 ② K		4-0 1B 4-3 WP 1-2 2-3 IBB	1 0 3	0 0 1	0 0 0	0 0 1	0 0 1	0 0 1	1 0 0
Fred Whitfield, L (1, 3) OBP: 0.296, SLG: 0.250 Joe Azcue, R (3, PH) OBP: 0.400, SLG: 0.750 (3, 2)	x 0-0 ③ F9		x 0-0 ③ 6-3			SSS 0-3 ② K			x 0-0 2B		x 0-0 FC4-6 1B		x 0-0 ① SF7 3-H	1 4	0 0	0 2	0 1	0 0	0 1	0 2
Tito Francona, L (1, 9) OBP: 0.426, SLG: 0.324 (3, 3)		x 0-0 F7 1B		SSS 0-3 ① K		SSS 0-3 ③ K			4-0 IBB		x 0-0 ③ FC4-6 1-2f		x 0-0 ② 4-3 1-2 2-3	5	0	1	0	1	2	3
Max Alvis, R (1, 5) OBP: 0.191, SLG: 0.182		x 0-0 ①② F7 1-2		x 0-0 ② F8			x 0-0 ① F9		SSS 0-3 ② K			x 0-0 ① 6-3	x 0-0 WP 1B 2-3 3-H	6	0	1	1	0	1	3
Woodie Held, R (1, 4) OBP: 0.356, SLG: 0.500		x 0-0 1B		x 0-0 1B			x 0-0 ② 4-3		SSS 0-3 ③ K			x 0-0 HR	SSS 0-3 ③ K 1-2 3-H	6	1	3	1	0	2	3
Jack Kralick, L (1, 1) OBP: 0.167, SLG: 0.091 Ted Abernathy, R (12, 1) Don McMahon, R (13, 1) OBP: 1.000, SLG: 1.000	x 0-0 ③ 1-3		SSS 0-3 ③ K				x 0-0 ③ F6			SSS 0-3 ① K		SSS 0-3 ② K		5 0 0	0 0 0	0 0 0	0 0 0	0 0 0	3 0 0	2 0 0
Inning Stats	R: 2 H: 2 E: 0 K: 0 LOB: 0 BB: 1 S: 4 P: 8	R: 0 H: 2 E: 0 K: 0 LOB: 1 BB: 0 S: 4 P: 4	R: 0 H: 1 E: 0 K: 0 LOB: 2 BB: 0 S: 4 P: 5	R: 0 H: 1 E: 0 K: 2 LOB: 1 BB: 0 S: 8 P: 8	R: 0 H: 0 E: 0 K: 1 LOB: 0 BB: 0 S: 5 P: 5	R: 0 H: 0 E: 0 K: 2 LOB: 0 BB: 0 S: 7 P: 7	R: 0 H: 0 E: 0 K: 0 LOB: 0 BB: 0 S: 3 P: 3	R: 0 H: 1 E: 0 K: 1 LOB: 1 BB: 0 S: 5 P: 5	R: 0 H: 1 E: 0 K: 2 LOB: 2 BB: 1 S: 8 P: 12	R: 0 H: 1 E: 0 K: 2 LOB: 1 BB: 0 S: 7 P: 7	R: 0 H: 1 E: 0 K: 2 LOB: 1 BB: 0 S: 8 P: 8	R: 1 H: 1 E: 0 K: 1 LOB: 0 BB: 0 S: 6 P: 6	R: 3 H: 2 E: 1 K: 1 LOB: 1 BB: 1 S: 7 P: 12	1B: 10 2B: 4 3B: 0 HR: 1	SF: 1 SAC: 0 DP: 3 HBP: 2	WP: 1 PB: 1 SB: 3 CS: 1	PA: 53		

PITCHER		IP	WLS	BF	H	R	ER	SO	BB	IBB	HBP	BLK	WP	HR	S	P	ERA	WHIP
Milt Pappas, R ERA: 4.82	(1, 1)	2.2		13	5	2	2	0	1	0	1	0	0	0	11	16	6.75	2.250
Mike McCormick, L ERA: 3.0	(3, 1)	5.1		17	2	0	0	6	0	0	0	0	0	0	29	29	0.00	0.375
Stu Miller, R ERA: 2.25	(9, 1)	2.0		8	2	0	0	4	0	1	0	0	0	0	15	19	0.00	1.000
Dick Hall, R ERA: 2.57	(11, 1)	2.0		8	2	1	1	3	0	0	0	0	0	1	14	14	4.50	1.000
Harvey Haddix, L ERA: 3.48	(13, 1)	1.0	L	7	2	3	3	1	0	1	1	0	1	0	7	12	27.00	2.000

PITCHER	IP	WLS	BF	H	R	ER	SO	BB	IBB	HBP	BLK	WP	HR	S	P	ERA	WHIP

AB	47
R	6
H	13
RBI	5
BB	3
SO	14
LOB	18

Cleveland Indians @ Baltimore Orioles

Memorial Stadium, Baltimore, MD

Sat May 02 1964, 3:33 AM EDT

Att. 4,974 - Unknown

livebaseballscorecards.com

BOTTOM

Batter	1	2	3	4	5	6	7	8	9	10	11	12	13	AB	R	H	RBI	BB	SO	LOB
Jackie Brandt, R (1, 8) OBP: 0.344, SLG: 0.379	0-0 G4-6-3 1B		0-0 5-3		0-0 F7			0-0 1-3		0-0 6-3		4-0 IBB		5	0	1	0	1	0	0
Luis Aparicio, R (1, 6) OBP: 0.288, SLG: 0.244	0-0 G4-6-3 1-2f		0-0 5-3 S 1B		0-3 K			0-0 F7			0-0 G3	0-0 2-3		6	0	1	0	0	1	3
Joe Gaines, R (1, 7) OBP: 0.231, SLG: 0.364 Russ Snyder, L (13, 7) OBP: 0.375, SLG: 0.286	0-0 6-3		4-0 5-3 1-2 BB			0-0 F7			0-0 F9		0-0 L8		4-0 1B 1B BB	4 0	0 1	0 0	0 0	1 1	0 0	0 0
Norm Siebern, L (1, 3) OBP: 0.345, SLG: 0.340		0-0 BB 1B 1B	0-0 5-3 1-2 2-3			0-0 L7			0-0 1B 1B		0-0 FC5-4 1B		0-0 1B 1-3 1B	6	1	4	0	0	0	2
John Orsino, R (1, 2) OBP: 0.315, SLG: 0.408		0-3 K	0-0 F3			0-3 K			0-0 1-2 1B		0-0 FC5-4 1-2f		0-3 K	6	0	1	0	0	3	6
Brooks Robinson, R (1, 5) OBP: 0.385, SLG: 0.500		4-0 E 1B SF9 1-2 BB		0-0 G1-4-3 1B			0-0 F8		0-0 F8			0-0 F9	0-3 K	5	1	1	0	1	1	4
Sam Bowens, R (1, 9) OBP: 0.400, SLG: 0.346		0-0 E7 FC6-4 1-3 2-H 1B		0-0 G1-4-3 1-2f			0-0 1-3		0-0 F3			0-0 F4	0-0 1-2 3-H 1B	6	0	2	2	0	0	3
Jerry Adair, R (1, 4) OBP: 0.294, SLG: 0.313		0-0 SF9 3-H		0-0 5-3			0-0 6-3			0-0 F9		0-0 2B 2B	0-0 4-3	5	1	1	1	0	0	2
Milt Pappas, R (-1, 1) Mike McCormick, L (-0, 1) Bob Johnson, R (0-0 H/R) (0, 0) Stu Miller, R (0, 0) Dick Brown, R (10, 10) Dick Hall, R (11, 1) Boog Powell, L (12, 12) Bob Saverine, SS (12, 12) Harvey Haddix, L (12, 1)		0-0 FC6-4 1-2f			0-3 K			0-3 K		0-0 F4		0-0 2-H 2B		1 1 1 0 1 0 0 1 0	0 1 0 0 0 0 0 0 0	0 0 0 0 0 0 0 1 0	0 0 0 0 0 0 0 1 0	0 1 0 0 0 0 0 0 0	0 0 0 0 0 0 0 0 0	1 0 0 0 0 0 0 0 0
Inning Stats	R: 0 E: 0 K: 0 S: 3 H: 1 LOB: 0 BB: 0 P: 3	R: 2 E: 1 K: 1 S: 7 H: 2 LOB: 1 BB: 1 P: 11	R: 0 E: 0 K: 0 S: 4 H: 1 LOB: 2 BB: 1 P: 8	R: 0 E: 0 K: 0 S: 3 H: 1 LOB: 0 BB: 0 P: 3	R: 0 E: 0 K: 2 S: 7 H: 0 LOB: 0 BB: 0 P: 7	R: 0 E: 0 K: 1 S: 5 H: 0 LOB: 0 BB: 0 P: 5	R: 0 E: 0 K: 0 S: 3 H: 0 LOB: 0 BB: 0 P: 3	R: 0 E: 0 K: 1 S: 5 H: 0 LOB: 0 BB: 0 P: 5	R: 0 E: 0 K: 0 S: 5 H: 2 LOB: 2 BB: 0 P: 5	R: 0 E: 0 K: 0 S: 3 H: 0 LOB: 0 BB: 0 P: 3	R: 0 E: 0 K: 0 S: 4 H: 1 LOB: 1 BB: 0 P: 4	R: 1 E: 0 K: 0 S: 5 H: 2 LOB: 2 BB: 1 P: 9	R: 1 E: 0 K: 2 S: 9 H: 2 LOB: 2 BB: 1 P: 13	1B: 10 2B: 2 3B: 0 HR: 0	SF: 1 SAC: 0 DP: 2 HBP: 0	WP: 0 PB: 0 SB: 1 CS: 0	PA: 53

PITCHER		IP	WLS	BF	H	R	ER	SO	BB	IBB	HBP	BLK	WP	HR	S	P	ERA	WHIP
Jack Kralick, L ERA: 0.61	(1, 1)	11.2		46	10	3	2	5	2	1	0	0	0	0	53	65	1.54	1.029
Ted Abernathy, R ERA: 1.0	(12, 1)	0.1	W	3	1	1	1	0	1	0	0	0	0	0	2	6	27.00	6.000
Don McMahon, R ERA: 3.0	(13, 1)	1.0	S	4	1	0	0	2	0	0	0	0	0	0	8	8	0.00	1.000

PITCHER	IP	WLS	BF	H	R	ER	SO	BB	IBB	HBP	BLK	WP	HR	S	P	ERA	WHIP

AB	48
R	4
H	12
RBI	4
BB	4
SO	7
LOB	21

Batter	1	2	3	4	5	6	7	8	9	AB	R	H	RBI	BB	SO	LOB
Dick Howser, R (1, 6) OBP: 0.304, SLG: 0.250	4-3		BBB 4-0 3-1 1-2 BB		1-3		F7		SSS 0-3 K	4	0	0	0	1	1	0
Vic Davalillo, L (1, 8) OBP: 0.250, SLG: 0.296	SSS 0-3 K		F6		F6		L6		SSS 0-3 K	5	0	0	0	0	2	2
Leon Wagner, L (1, 7) OBP: 0.426, SLG: 0.622	4-3		3-1 1-2 2-3		BBB 4-0 1B BB		F4			3	0	0	0	1	0	2
Al Smith, R (1, 9) OBP: 0.263, SLG: 0.353		F8	F8		FC5-4 1-2 1B			BBB 4-0 HR BB		3	1	1	0	1	0	2
Joe Azcue, R (1, 2) OBP: 0.444, SLG: 0.750		1B 2B		1B 1B	FC5-4 1-2f			F4		4	0	2	0	0	0	3
Woodie Held, R (1, 4) OBP: 0.347, SLG: 0.548		SSS 0-3 K		F7		6-3		1-H HR		4	1	1	2	0	1	2
Max Alvis, R (1, 5) OBP: 0.216, SLG: 0.208		2-3 1B		F5		SSS 0-3 K2-3		L4-3 1B		4	0	2	0	0	1	1
Tito Francona, L (1, 3) OBP: 0.431, SLG: 0.325		L6		1-3 1B		BBB 4-0 BB		L4-3 1-2		3	0	1	0	1	0	3
Mudcat Grant, R (1, 1) OBP: 0.400, SLG: 0.375			3-1 BB 1B	SSS 0-3 K		F8			G3	3	0	1	0	0	1	3
Don McMahon, R (6, 1) OBP: 1.000, SLG: 1.000										0	0	0	0	0	0	0
Gary Bell, R (8, 1) OBP: 1.000, SLG: 1.000										0	0	0	0	0	0	0
Al Luplow, L (9, PH)										1	0	0	0	0	0	0
Inning Stats	R: 0 E: 0 K: 1 S: 5 H: 0 LOB: 0 BB: 0 P: 5	R: 0 E: 0 K: 1 S: 7 H: 2 LOB: 2 BB: 0 P: 7	R: 0 E: 0 K: 0 S: 4 H: 1 LOB: 2 BB: 1 P: 8	R: 0 E: 0 K: 1 S: 7 H: 2 LOB: 2 BB: 0 P: 7	R: 0 E: 0 K: 0 S: 4 H: 1 LOB: 2 BB: 1 P: 8	R: 0 E: 0 K: 1 S: 5 H: 0 LOB: 1 BB: 1 P: 9	R: 0 E: 0 K: 0 S: 3 H: 0 LOB: 0 BB: 0 P: 3	R: 2 E: 0 K: 0 S: 4 H: 2 LOB: 0 BB: 1 P: 8	R: 0 E: 0 K: 2 S: 7 H: 0 LOB: 0 BB: 0 P: 7	1B: 6 2B: 2 3B: 0 HR: 1 SF: 0 SAC: 0 DP: 1 HBP: 0						

PITCHER		IP	WLS	BF	H	R	ER	SO	BB	IBB	HBP	BLK	WP	HR	S	P	ERA	WHIP
Dave McNally, L ERA: 3.05	(1, 1)	7.1	W	34	8	2	2	4	4	0	0	0	0	1	38	54	2.46	1.636
Stu Miller, R ERA: 1.98	(8, 1)	1.2	S	4	0	0	0	2	0	0	0	0	0	0	8	8	0.00	0.000

PITCHER	IP	WLS	BF	H	R	ER	SO	BB	IBB	HBP	BLK	WP	HR	S	P	ERA	WHIP

TOP

Cleveland Indians @ Baltimore Orioles

Memorial Stadium, Baltimore, MD

Sun May 03 1964, 3:33 AM EDT

Unknown

livebaseballscorecards.com

AB	34
R	2
H	8
RBI	2
BB	4
SO	6
LOB	18

Batter	1	2	3	4	5	6	7	8	9	AB	R	H	RBI	BB	SO	LOB
Jackie Brandt, R (1, 8) OBP: 0.338, SLG: 0.371	6-3		F6			3-1		E 1B		4	1	1	0	0	0	1
Luis Aparicio, R (1, 6) OBP: 0.291, SLG: 0.250	6-3		4-3			E 1B		SH WP		3	1	1	1	0	0	0
Brooks Robinson, R (1, 5) OBP: 0.375, SLG: 0.481	K			6-3		E7		6-3		4	0	1	0	0	1	0
Norm Siebern, L (1, 3) OBP: 0.373, SLG: 0.347		HR BB		G4-6-3 1B		IBB		4-3		2	1	1	0	2	0	0
Boog Powell, L (1, 7) OBP: 0.217, SLG: 0.279 Russ Snyder, L (8, PR) (9, 7) OBP: 0.375, SLG: 0.286		F8		G4-6-3		L6-4		BB		3 0	0 0	0 0	0 0	1 0	0 0	5 0
Sam Bowens, R (1, 9) OBP: 0.412, SLG: 0.467		HR			K		1-3 1B	K		4	1	2	2	0	2	1
Jerry Adair, R (1, 4) OBP: 0.278, SLG: 0.294		K			L4		1-3			3	0	0	0	0	1	1
John Orsino, R (1, 2) OBP: 0.298, SLG: 0.385		F6			F4		F8			3	0	0	0	0	0	1
Dave McNally, R (1, 1) OBP: 0.222, SLG: 0.333 Stu Miller, R (8, 1)			K			3-1 1B 2B	F3			3 0	1 0	1 0	0 0	0 0	1 0	1 0
Inning Stats	R: 0 E: 0 K: 1 S: 5 / H: 0 LOB: 0 BB: 0 P: 5	R: 2 E: 0 K: 1 S: 6 / H: 1 LOB: 0 BB: 1 P: 10	R: 0 E: 0 K: 1 S: 5 / H: 0 LOB: 0 BB: 0 P: 5	R: 0 E: 0 K: 0 S: 3 / H: 1 LOB: 0 BB: 0 P: 3	R: 0 E: 0 K: 1 S: 5 / H: 0 LOB: 0 BB: 0 P: 5	R: 1 E: 1 K: 0 S: 5 / H: 3 LOB: 2 BB: 1 P: 9	R: 0 E: 0 K: 0 S: 4 / H: 1 LOB: 1 BB: 0 P: 4	R: 2 E: 1 K: 1 S: 7 / H: 1 LOB: 1 BB: 1 P: 11		1B: 5 2B: 2 3B: 0 HR: 1	SF: 0 SAC: 1 DP: 2 HBP: 0						

PITCHER		IP	WLS	BF	H	R	ER	SO	BB	IBB	HBP	BLK	WP	HR	S	P	ERA	WHIP
Mudcat Grant, R ERA: 6.75	(1, 1)	5.1	L	22	5	3	3	4	1	1	0	0	0	1	28	36	5.06	1.125
Don McMahon, R ERA: 2.35	(6, 1)	1.2		7	2	2	0	0	0	0	0	0	0	0	7	7	0.00	1.200
Gary Bell, R ERA: 4.15	(8, 1)	1.0		4	0	0	0	1	1	0	0	0	1	0	5	9	0.00	1.000

PITCHER	IP	WLS	BF	H	R	ER	SO	BB	IBB	HBP	BLK	WP	HR	S	P	ERA	WHIP

BOTTOM

Cleveland Indians @ Baltimore Orioles

Memorial Stadium, Baltimore, MD

Sun May 03 1964, 3:33 AM EDT

Unknown

livebaseballscorecards.com

AB	29
R	5
H	7
RBI	3
BB	3
SO	5
LOB	10

Batter	1	2	3	4	5	6	7	8	9	AB	R	H	RBI	BB	SO	LOB
Dick Howser, R (1, 6) OBP: 0.311, SLG: 0.283	6-3		F7			SF SF7 1-3 2B	F9		1-2 1B	5	1	2	0	0	0	0
Vic Davalillo, L (1, 8) OBP: 0.230, SLG: 0.276	F3			L6		SF SF7 2-3 3-H		1-3	F8	4	0	0	1	0	0	2
Leon Wagner, L (1, 7) OBP: 0.414, SLG: 0.583	F4			F2		SF7 IBB		F8		3	0	0	0	1	0	0
Fred Whitfield, L (1, 3) OBP: 0.323, SLG: 0.296		F7		CS 1B		SF7 1-2 2-3 3-H		BB 1B		3	0	2	1	0	0	0
Pedro Ramos, S (8, PR) OBP: 0.286, SLG: 0.286										0	0	0	0	0	0	0
Jerry Kindall, R (8, 3)										0	0	0	0	0	0	0
Tito Francona, L (1, 9) OBP: 0.436, SLG: 0.310		SSS K		CS 1-2	E4 CS	IBB		BBBB 1-2 BB		2	0	0	0	2	1	0
Joe Azcue, R (1, 2) OBP: 0.385, SLG: 0.583		1B			F3 1-2	F4		F3		4	0	1	0	0	0	6
Woodie Held, R (1, 4) OBP: 0.321, SLG: 0.500		SSS K			F6		F8		F7	4	0	0	0	0	1	1
Max Alvis, R (1, 5) OBP: 0.236, SLG: 0.288			F8			F8	HR		FC1-6 1B	4	1	2	1	0	0	0
Tommy John, R (1, 1) OBP: 0.250, SLG: 0.250			SSS K			2B SF 1B	1-3		1-2f FC1-6 1B	4	1	1	0	0	1	1
Inning Stats	R: 0 E: 0 K: 0 S: 3 H: 0 LOB: 0 BB: 0 P: 3	R: 0 E: 0 K: 2 S: 8 H: 1 LOB: 1 BB: 0 P: 8	R: 0 E: 0 K: 1 S: 5 H: 0 LOB: 0 BB: 0 P: 5	R: 0 E: 0 K: 0 S: 3 H: 1 LOB: 0 BB: 0 P: 3	R: 0 E: 1 K: 0 S: 3 H: 0 LOB: 0 BB: 0 P: 3	R: 2 E: 1 K: 0 S: 6 H: 2 LOB: 3 BB: 2 P: 14	R: 1 E: 0 K: 0 S: 4 H: 1 LOB: 0 BB: 0 P: 4	R: 0 E: 0 K: 0 S: 4 H: 1 LOB: 2 BB: 1 P: 8	R: 0 E: 0 K: 0 S: 5 H: 2 LOB: 2 BB: 0 P: 5	1B: 6 2B: 1 3B: 0 HR: 1	SF: 2 SAC: 0 DP: 0 HBP: 0						

TOP

Cleveland Indians @ Baltimore Orioles

Memorial Stadium, Baltimore, MD

Sun May 03 1964, 3:38 AM EDT

Att. 11,583 - Unknown

livebaseballscorecards.com

AB	33
R	3
H	8
RBI	3
BB	3
SO	3
LOB	10

PITCHER		IP	WLS	BF	H	R	ER	SO	BB	IBB	HBP	BLK	WP	HR	S	P	ERA	WHIP
Robin Roberts, R ERA: 1.25	(1, 1)	9.0	L	38	8	3	2	3	1	2	0	0	0	1	41	53	2.00	1.000

PITCHER	IP	WLS	BF	H	R	ER	SO	BB	IBB	HBP	BLK	WP	HR	S	P	ERA	WHIP

Cleveland Indians @ Baltimore Orioles

Memorial Stadium, Baltimore, MD

Sun May 03 1964, 3:38 AM EDT

Att. 11,583 - Unknown

livebaseballscorecards.com

BOTTOM

Batter	1	2	3	4	5	6	7	8	9	AB	R	H	RBI	BB	SO	LOB
Jackie Brandt, R (1, 8) OBP: 0.319, SLG: 0.348	3-1		G5-3 2-3f			6-3			K	4	0	0	0	0	1	2
Luis Aparicio, R (1, 6) OBP: 0.271, SLG: 0.231	4-3			K			6-3		F7	4	0	0	0	0	1	0
Brooks Robinson, R (1, 5) OBP: 0.356, SLG: 0.455	6-3			4-3			F3			3	0	0	0	0	0	0
Norm Siebern, L (1, 3) OBP: 0.355, SLG: 0.327		5-3		L8			3-1			3	0	0	0	0	0	0
Sam Bowens, R (1, 9) OBP: 0.378, SLG: 0.424		K			F8			6-3		3	0	0	0	0	1	0
Boog Powell, L (1, 7) OBP: 0.224, SLG: 0.267		F9			G6-4-3 BB			K		2	0	0	0	1	1	0
Jerry Adair, R (1, 4) OBP: 0.281, SLG: 0.296			1-3		G6-4-3 1-2f			1B		3	0	1	0	0	0	1
Dick Brown, R (1, 2) OBP: 0.200, SLG: 0.200			G5-3 1B 1B			K2-3		F7		3	0	1	0	0	1	1
Robin Roberts, S (1, 1) OBP: 0.167, SLG: 0.167 Joe Gaines, R (9, PH) OBP: 0.214, SLG: 0.333			1-2 1B			F9			K	2 1	0 0	1 0	0 0	0 0	0 1	0 0
Inning Stats	R: 0 E: 0 K: 0 S: 3 H: 0 LOB: 0 BB: 0 P: 3	R: 0 E: 0 K: 1 S: 5 H: 0 LOB: 0 BB: 0 P: 5	R: 0 E: 0 K: 0 S: 4 H: 2 LOB: 1 BB: 0 P: 4	R: 0 E: 0 K: 1 S: 5 H: 0 LOB: 0 BB: 0 P: 5	R: 0 E: 0 K: 0 S: 2 H: 0 LOB: 0 BB: 1 P: 6	R: 0 E: 0 K: 1 S: 5 H: 0 LOB: 0 BB: 0 P: 5	R: 0 E: 0 K: 0 S: 3 H: 0 LOB: 0 BB: 0 P: 3	R: 0 E: 0 K: 1 S: 6 H: 1 LOB: 1 BB: 0 P: 6	R: 0 E: 0 K: 2 S: 7 H: 0 LOB: 0 BB: 0 P: 7	1B: 3 2B: 0 3B: 0 HR: 0 SF: 0 SAC: 0 DP: 2 HBP: 0						

	AB	28
	R	0
	H	3
	RBI	0
	BB	1
	SO	6
	LOB	4

PITCHER	IP	WLS	BF	H	R	ER	SO	BB	IBB	HBP	BLK	WP	HR	S	P	ERA	WHIP
Tommy John, L (1, 1) ERA:	9.0	W	29	3	0	0	6	1	0	0	0	0	0	40	44	0.00	0.444

PITCHER	IP	WLS	BF	H	R	ER	SO	BB	IBB	HBP	BLK	WP	HR	S	P	ERA	WHIP

WP: 0 PA: 29
PB: 0
SB: 0
CS: 0

Cleveland Indians @ Boston Red Sox

Fenway Park, Boston, MA

Mon May 04 1964, 7:05 PM EDT

Att. 12,537 - Unknown

livebaseballscorecards.com

Batter	1	2	3	4	5	6	7	8	9	AB	R	H	RBI	BB	SO	LOB
Dick Howser, R (1, 6) OBP: 0.333, SLG: 0.310	x 0-0 BB 1B 1B		x 0-0 5-3 WP 1B		x 0-0 F2 ②		x 0-0 1B 1-2 HR 1B		x 0-0 F4 ①	5	2	3	0	0	0	0
Vic Davalillo, L (1, 8) OBP: 0.242, SLG: 0.274	B B B B 4-0 FC6-4 1B 1-2 SF9 BB		x 0-0 F7 ① 1-2		x 0-0 6-3 ③		x 0-0 1-2 2-3 HR 1B		x 0-0 1-3 ②	4	2	1	0	1	0	1
Leon Wagner, L (1, 7) OBP: 0.444, SLG: 0.654	x 0-0 FC6-4 1-2 2-H 1B		B B B B 4-0 5-3 BB			x 0-0 3B 1B	x 0-0 1-H 2-H 3-H HR		x 0-0 G3 ③	4	2	3	5	1	0	0
Al Smith, R (1, 9) OBP: 0.217, SLG: 0.286	x 0-0 FC6-4 ① 1-2f 2-3		x 0-0 5-3 ② 1-2 2-3			x 0-0 F7 ①	S S S 0-3 K ②			4	0	0	0	0	1	5
Joe Azcue, R (1, 2) OBP: 0.353, SLG: 0.667	x 0-0 SF9 ② 3-H		x 0-0 1-3 ③			x 0-0 1-H 3B	x 0-0 6-3 ③			3	0	1	2	0	0	2
Woodie Held, R (1, 4) OBP: 0.298, SLG: 0.460	x 0-0 F3 ③			S S S 0-3 K ①		x 0-0 5-3 ②		x 0-0 5-3 ①		4	0	0	0	0	1	2
Max Alvis, R (1, 5) OBP: 0.237, SLG: 0.286		x 0-0 6-3 ①		x 0-0 4-3 ②		x 0-0 F7 ③		x 0-0 1B CS 1B		4	0	1	0	0	0	1
Tito Francona, L (1, 3) OBP: 0.441, SLG: 0.326		x 0-0 5-3 ②		x 0-0 4-3 ③			x 0-0 FC1-6 1B	x 0-0 1-3 1B		4	0	2	0	0	0	0
Dick Donovan, L (1, 1) OBP: 0.222, SLG: 0.125		S S S 0-3 K ③			S S S 0-3 K ①		x 0-0 FC1-6 ① 1B 1B 1-2f HR	S S S 0-3 K ② ③ 3-H		4	1	0	0	0	3	3

Inning Stats	1	2	3	4	5	6	7	8	9		
	R: 2 H: 2 E: 0 LOB: 1 K: 0 BB: 1 S: 5 P: 9	R: 0 H: 0 E: 0 LOB: 0 K: 1 BB: 0 S: 5 P: 5	R: 0 H: 1 E: 0 LOB: 2 K: 0 BB: 1 S: 4 P: 8	R: 0 H: 0 E: 0 LOB: 0 K: 1 BB: 0 S: 5 P: 5	R: 0 H: 0 E: 0 LOB: 0 K: 1 BB: 0 S: 5 P: 5	R: 1 H: 2 E: 0 LOB: 1 K: 0 BB: 0 S: 5 P: 5	R: 4 H: 4 E: 0 LOB: 0 K: 1 BB: 0 S: 9 P: 9	R: 0 H: 2 E: 0 LOB: 1 K: 1 BB: 0 S: 6 P: 6	R: 0 H: 0 E: 0 LOB: 0 K: 0 BB: 0 S: 3 P: 3	1B: 9 SF: 1 2B: 0 SAC: 0 3B: 1 DP: 0 HR: 1 HBP: 0	WP: 1 PA: 39 PB: 0 SB: 0 CS: 1

PITCHER		IP	WLS	BF	H	R	ER	SO	BB	IBB	HBP	BLK	WP	HR	S	P	ERA	WHIP
Bill Spanswick, L ERA: 4.8	(1, 1)	7.0	L	32	9	7	7	4	2	0	0	0	1	1	38	46	9.00	1.571
Arnold Earley, L ERA:	(8, 1)	2.0		7	2	0	0	1	0	0	0	0	0	0	9	9	0.00	1.000

PITCHER	IP	WLS	BF	H	R	ER	SO	BB	IBB	HBP	BLK	WP	HR	S	P	ERA	WHIP

Cleveland Indians @ Boston Red Sox

Fenway Park, Boston, MA

Mon May 04 1964, 7:05 PM EDT

Att. 12,537 - Unknown

BOTTOM

livebaseballscorecards.com

Batter	1	2	3	4	5	6	7	8	9	AB	R	H	RBI	BB	SO	LOB
Chuck Schilling, R (1, 4) OBP: 0.276, SLG: 0.291	5-3		G1-6-3, 1B		F5		1-3		F5	4	0	1	0	0	0	3
Arnold Earley, L (8, 1)										0	0	0	0	0	0	0
Russ Nixon, L (9, PH) OBP: 0.429, SLG: 0.500										1	0	0	0	0	0	1
Eddie Bressoud, R (1, 6) OBP: 0.412, SLG: 0.484	G4-3-6, 1B		K		4-3			6-3, 1-4-3, 2B		4	1	2	0	0	1	3
Carl Yastrzemski, L (1, 7) OBP: 0.281, SLG: 0.400	G4-3-6 1-2f		G1-6-3 1-2f			BBBB SH1-3, BB		6-3 2-3		3	0	0	0	1	0	3
Frank Malzone, R (1, 5) OBP: 0.387, SLG: 0.483		F8		SSS K		SH1-3 1-2		1-4-3 3-H		3	0	0	1	0	1	0
Dick Stuart, R (1, 3) OBP: 0.323, SLG: 0.418		HR, 2B		F8		F4		6-3		4	1	1	0	0	0	1
Lou Clinton, R (1, 9) OBP: 0.255, SLG: 0.217		F8		SSS K		F4			3-1	4	0	0	0	0	1	2
Tony Conigliaro, R (1, 8) OBP: 0.241, SLG: 0.462		BBBB HR, BB			6-3		6-3		HR	3	2	1	1	1	0	0
Bob Tillman, R (1, 2) OBP: 0.435, SLG: 0.548		1-H 2-H HR			PB, 1B		1-3		SSS K	4	1	2	3	0	1	0
Bill Spanswick, L (1, 1) OBP: 0.600, SLG: 0.500		F6			BBBB 1-2 BB				2B	1	0	0	0	1	0	0
Dalton Jones, L (7, PH) OBP: 0.333, SLG: 0.650 (8, 4)										2	0	2	0	0	0	0

Inning Stats	1	2	3	4	5	6	7	8	9
	R: 0 H: 1 E: 0 LOB: 0 K: 0 BB: 0 S: 3 P: 3	R: 3 H: 2 E: 0 LOB: 0 K: 0 BB: 1 S: 5 P: 9	R: 0 H: 1 E: 0 LOB: 0 K: 1 BB: 0 S: 5 P: 5	R: 0 H: 0 E: 0 LOB: 0 K: 2 BB: 0 S: 7 P: 7	R: 0 H: 1 E: 0 LOB: 2 K: 0 BB: 1 S: 4 P: 8	R: 0 H: 0 E: 0 LOB: 1 K: 0 BB: 1 S: 3 P: 7	R: 0 H: 1 E: 0 LOB: 1 K: 0 BB: 0 S: 4 P: 4	R: 1 H: 1 E: 0 LOB: 0 K: 0 BB: 0 S: 4 P: 4	R: 1 H: 2 E: 0 LOB: 1 K: 1 BB: 0 S: 7 P: 7

	AB	33
	R	5
	H	9
	RBI	5
	BB	3
	SO	4
	LOB	13

	1B: 4	SF: 0	WP: 0	PA: 37
	2B: 3	SAC: 1	PB: 1	
	3B: 0	DP: 2	SB: 0	
	HR: 2	HBP: 0	CS: 0	

PITCHER	IP	WLS	BF	H	R	ER	SO	BB	IBB	HBP	BLK	WP	HR	S	P	ERA	WHIP
Dick Donovan, R (1, 1) ERA: 5.06	9.0	W	37	9	5	5	4	3	0	0	0	0	2	42	54	5.00	1.333

PITCHER	IP	WLS	BF	H	R	ER	SO	BB	IBB	HBP	BLK	WP	HR	S	P	ERA	WHIP

Cleveland Indians @ Boston Red Sox

Fenway Park, Boston, MA

Tue May 05 1964, 3:33 AM EDT

Att. 2,648 - Unknown

TOP

livebaseballscorecards.com

Batter	1	2	3	4	5	6	7	8	9	AB	R	H	RBI	BB	SO	LOB
Dick Howser, R (1, 6) OBP: 0.338, SLG: 0.306	0-0 BB 1B 1B	0-3 K			4-0 G3 BB		0-0 5-3 1-2 2-3		0-0 F9	4	0	1	0	1	1	3
Vic Davalillo, L (1, 8) OBP: 0.243, SLG: 0.273	0-0 BB 1-2 1B		0-0 4-3		0-0 G3 1-2		0-0 1-3			4	0	1	0	0	0	3
Leon Wagner, L (1, 7) OBP: 0.418, SLG: 0.607	0-0 F3		0-0 3-1		0-0 F5		0-0 F7			4	0	0	0	0	0	5
Fred Whitfield, L (1, 3) OBP: 0.314, SLG: 0.323	0-3 K		0-0 2B		0-0 1-3			0-0 3-1		4	0	1	0	0	1	3
Tito Francona, L (1, 9) OBP: 0.444, SLG: 0.313	4-0 1-2 2-3 BB		0-3 K			0-0 4-3		4-0 BB		2	0	0	0	2	1	1
Joe Azcue, R (1, 2) OBP: 0.286, SLG: 0.526	0-3 K			0-3 K		0-3 K		0-3 K		4	0	0	0	0	4	4
Woodie Held, R (1, 4) OBP: 0.283, SLG: 0.434 Tom Kelley, R (7, 1) Al Luplow, L (8, PH) Ted Abernathy, R (8, 1)		0-0 F9		0-3 K		0-3 K		0-3 K		3 0 1 0	0 0 0 0	0 0 0 0	0 0 0 0	0 0 1 0	2 0 1 0	0 0 1 0
Max Alvis, R (1, 5) OBP: 0.254, SLG: 0.317		0-0 F7		0-0 FC6-4 1B			0-0 5-3 2B		0-0 F9	4	0	2	0	0	0	0
Pedro Ramos, S (1, 1) OBP: 0.333, SLG: 0.250 Larry Brown, R (7, PH) (7, 4)	4-0 BB			0-0 FC6-4 1-2f			4-0 5-3 BB		0-0 L6	1 1	0 0	0 0	0 0	1 1	0 0	1 0
Inning Stats	R: 0 E: 0 K: 2 S: 9 H: 2 LOB: 3 BB: 1 P: 13	R: 0 E: 0 K: 1 S: 5 H: 0 LOB: 1 BB: 1 P: 9	R: 0 E: 0 K: 1 S: 6 H: 1 LOB: 1 BB: 0 P: 6	R: 0 E: 0 K: 2 S: 8 H: 1 LOB: 1 BB: 0 P: 8	R: 0 E: 0 K: 0 S: 3 H: 0 LOB: 1 BB: 1 P: 7	R: 0 E: 0 K: 2 S: 7 H: 0 LOB: 0 BB: 0 P: 7	R: 0 E: 0 K: 0 S: 4 H: 1 LOB: 2 BB: 1 P: 8	R: 0 E: 0 K: 2 S: 7 H: 0 LOB: 1 BB: 1 P: 11	R: 0 E: 0 K: 0 S: 3 H: 0 LOB: 0 BB: 0 P: 3	1B: 3 2B: 2 3B: 0 HR: 0	SF: 0 SAC: 0 DP: 0 HBP: 0						

	AB	32
	R	0
	H	5
	RBI	0
	BB	5
	SO	10
	LOB	21

WP: 0 PB: 0 SB: 0 CS: 0 PA: 37

PITCHER	IP	WLS	BF	H	R	ER	SO	BB	IBB	HBP	BLK	WP	HR	S	P	ERA	WHIP
Dave Morehead, R (1, 1) ERA: 1.61	9.0	W	37	5	0	0	10	5	0	0	0	0	0	52	72	0.00	1.111

PITCHER	IP	WLS	BF	H	R	ER	SO	BB	IBB	HBP	BLK	WP	HR	S	P	ERA	WHIP

Batter	1	2	3	4	5	6	7	8	9	AB	R	H	RBI	BB	SO	LOB
Chuck Schilling, R (1, 4) OBP: 0.290, SLG: 0.293	5-3 1B 1B		K		F7		BBBB G4-6-3 E BB			3	1	1	0	1	1	0
Eddie Bressoud, R (1, 6) OBP: 0.403, SLG: 0.485	5-3 1-2		K		E 2B		E1 G4-6-3 1-2			4	1	1	0	0	1	2
Carl Yastrzemski, L (1, 8) OBP: 0.294, SLG: 0.406	6-3 2-H 1B		F7		E7 E 2-H 1B		G4-6-3 1-2f 2-3			4	1	2	1	0	0	2
Frank Malzone, R (1, 5) OBP: 0.379, SLG: 0.468	6-3 1-2			1B 1B 1B	E4 3-H		5-3			4	1	1	0	0	0	2
Dick Stuart, R (1, 3) OBP: 0.303, SLG: 0.390	F9			K	F2			F7		4	0	0	0	0	1	3
Lou Clinton, R (1, 9) OBP: 0.236, SLG: 0.200		6-3		F8	6-3			K		4	0	0	0	0	1	2
Tony Conigliaro, R (1, 7) OBP: 0.241, SLG: 0.446		F6		1B 1-2 1B		F8		F5		4	0	1	0	0	0	0
Bob Tillman, R (1, 2) OBP: 0.429, SLG: 0.533		E4		1-2 2-H 1B		F2				3	0	1	1	0	0	0
Dave Morehead, R (1, 1) OBP: 0.222, SLG: 0.125		F3		F8		K				3	0	0	0	0	1	3
Inning Stats	R: 1 H: 2 E: 0 LOB: 1 K: 0 BB: 0 S: 5 P: 5	R: 0 H: 0 E: 1 LOB: 1 K: 0 BB: 0 S: 4 P: 4	R: 0 H: 0 E: 0 LOB: 0 K: 2 BB: 0 S: 7 P: 7	R: 1 H: 3 E: 0 LOB: 2 K: 1 BB: 0 S: 8 P: 8	R: 2 H: 2 E: 2 LOB: 1 K: 0 BB: 0 S: 6 P: 6	R: 0 H: 0 E: 0 LOB: 0 K: 1 BB: 0 S: 5 P: 5	R: 0 H: 0 E: 1 LOB: 1 K: 0 BB: 1 S: 3 P: 7	R: 0 H: 0 E: 0 LOB: 0 K: 1 BB: 0 S: 5 P: 5		1B: 6 SF: 0 2B: 1 SAC: 0 3B: 0 DP: 1 HR: 0 HBP: 0						

PITCHER		IP	WLS	BF	H	R	ER	SO	BB	IBB	HBP	BLK	WP	HR	S	P	ERA	WHIP
Pedro Ramos, R ERA: 2.16	(1, 1)	6.0	L	27	7	4	2	4	0	0	0	0	0	0	35	35	3.00	1.167
Tom Kelley, R ERA:	(7, 1)	1.0		4	0	0	0	0	1	0	0	0	0	0	3	7	0.00	1.000
Ted Abernathy, R ERA: 0.9	(8, 1)	1.0		3	0	0	0	1	0	0	0	0	0	0	5	5	0.00	0.000

PITCHER	IP	WLS	BF	H	R	ER	SO	BB	IBB	HBP	BLK	WP	HR	S	P	ERA	WHIP

BOTTOM

Cleveland Indians @ Boston Red Sox

Fenway Park, Boston, MA

Tue May 05 1964, 3:33 AM EDT

Att. 2,648 - Unknown

livebaseballscorecards.com

AB	33
R	4
H	7
RBI	2
BB	1
SO	5
LOB	14

Batter	1	2	3	4	5	6	7	8	9	AB	R	H	RBI	BB	SO	LOB
Jackie Brandt, R (1, 8) OBP: 0.313, SLG: 0.312	BBBB 4-0 1B SF BB	x 0-0 ③ 5-3			SSS 0-3 ② K		BBBB 4-0 BB		x 0-0 ② F9	3	1	0	0	2	1	2
Luis Aparicio, R (1, 6) OBP: 0.282, SLG: 0.281	x 0-0 SF 1-3 5-3 1B		x 0-0 ① 6-3		x 0-0 ③ F2		x 0-0 ③ 4-3		SSS 0-3 ③ K	5	1	1	0	0	1	2
Brooks Robinson, R (1, 5) OBP: 0.357, SLG: 0.492	x 0-0 SF 5-3 1-3 3-H		SSS 0-3 ② K			x 0-0 BB 1B		x 0-0 HR		3	1	2	2	0	1	0
Norm Siebern, L (1, 3) OBP: 0.397, SLG: 0.433	x 0-0 ① F7		x 0-0 ③ F1			BBBB 4-0 1-2 BB		BBBB 4-0 HR BB		2	1	0	0	2	0	2
Sam Bowens, R (1, 9) OBP: 0.333, SLG: 0.386	x 0-0 ② 5-3 2-3 3-H			x 0-0 ① 1-3		x 0-0 ① F2		SSS 0-3 ① K		4	0	0	1	0	1	4
Boog Powell, L (1, 7) OBP: 0.250, SLG: 0.333	x 0-0 ③ 4-3			SSS 0-3 ② K		x 0-0 ② F9		x 0-0 1-H HR		4	1	1	2	0	1	3
Jerry Adair, R (1, 4) OBP: 0.250, SLG: 0.250		SSS 0-3 ① K		SSS 0-3 ③ K		x 0-0 ③ F3		x 0-0 ② 1-3		4	0	0	0	0	2	2
John Orsino, R (1, 2) OBP: 0.338, SLG: 0.443		SSS 0-3 ② K			BBBB 4-0 FC1-6 BB		x 0-0 ① 6-3	SSS 0-3 ③ K		3	0	0	0	1	2	0
Mike McCormick, L (1, 1) OBP: 0.333, SLG: 0.333 Wes Stock, R (6, 1) Harvey Haddix, L (6, 1) Russ Snyder, L (9, PH) OBP: 0.333, SLG: 0.250		x 0-0 1B			x 0-0 ① FC1-6 1-2f		SSS 0-3 ② K		SSS 0-3 ① K	2 0 1 1	0 0 0 0	1 0 0 0	0 0 0 0	0 0 0 0	0 0 1 1	1 0 0 0
Inning Stats	R: 2 E: 1 K: 0 S: 5 H: 1 LOB: 1 BB: 1 P: 9	R: 0 E: 0 K: 2 S: 8 H: 1 LOB: 1 BB: 0 P: 8	R: 0 E: 0 K: 1 S: 5 H: 0 LOB: 0 BB: 0 P: 5	R: 0 E: 0 K: 2 S: 7 H: 0 LOB: 0 BB: 0 P: 7	R: 0 E: 0 K: 1 S: 5 H: 0 LOB: 1 BB: 1 P: 9	R: 0 E: 0 K: 0 S: 4 H: 1 LOB: 2 BB: 1 P: 8	R: 0 E: 0 K: 1 S: 5 H: 0 LOB: 1 BB: 1 P: 9	R: 3 E: 0 K: 2 S: 9 H: 2 LOB: 0 BB: 1 P: 13	R: 0 E: 0 K: 2 S: 7 H: 0 LOB: 0 BB: 0 P: 7	1B: 3 2B: 0 3B: 0 HR: 2	SF: 1 SAC: 0 DP: 0 HBP: 0			WP: 0 PB: 0 SB: 0 CS: 0	PA: 38	

PITCHER		IP	WLS	BF	H	R	ER	SO	BB	IBB	HBP	BLK	WP	HR	S	P	ERA	WHIP
Jack Kralick, L ERA: 0.89	(1, 1)	1.0		6	1	2	1	0	1	0	0	0	0	0	5	9	9.00	2.000
Don McMahon, R ERA: 1.69	(2, 1)	3.0		10	1	0	0	5	0	0	0	0	0	0	20	20	0.00	0.333
Gary Bell, R ERA: 4.63	(5, 1)	3.0	W	15	2	2	2	2	4	0	0	0	0	1	15	31	6.00	2.000
Ted Abernathy, R ERA: 1.5	(8, 1)	2.0	S	7	1	1	1	4	0	0	0	0	0	1	15	15	4.50	0.500

PITCHER	IP	WLS	BF	H	R	ER	SO	BB	IBB	HBP	BLK	WP	HR	S	P	ERA	WHIP

TOP

Baltimore Orioles @ Cleveland Indians

Cleveland Municipal Stadium, Cleveland, OH

Wed May 06 1964, 7:05 PM EDT

Att. 5,653 - Unknown

livebaseballscorecards.com

AB	32
R	5
H	5
RBI	5
BB	5
SO	11
LOB	16

BOTTOM

Baltimore Orioles @ Cleveland Indians

Cleveland Municipal Stadium, Cleveland, OH

Wed May 06 1964, 7:05 PM EDT

Att. 5,653 - Unknown

livebaseballscorecards.com

Batter	1	2	3	4	5	6	7	8	9	AB	R	H	RBI	BB	SO	LOB
Dick Howser, R (1, 6) OBP: 0.355, SLG: 0.373	4-1 1B		F7		5-3	HR		S 1B		5	1	3	1	0	0	0
Larry Brown, R (1, 4) OBP: 0.300, SLG: 0.556	K		BB 1B		F9	HR		6-3 1-2		5	1	2	1	0	1	2
Leon Wagner, L (1, 7) OBP: 0.403, SLG: 0.567	4-1 1-2		K		K	S BB		F4		4	0	0	0	1	2	3
Wally Post, R (1, 9) Al Luplow, L (8, 9)	F8		BB 1-2			1B 1B BB K2-3 1-2				2 0	1 0	0 0	0 0	2 0	1 0	2 0
Joe Azcue, R (1, 2) OBP: 0.280, SLG: 0.478		F9	L8			1B HR 1B 1-3	L4			4	1	1	0	0	0	2
Woodie Held, R (1, 8) OBP: 0.297, SLG: 0.491		5-3		1-3		HR 1B 1-3 3-H	HR			4	2	2	2	0	0	0
Max Alvis, R (1, 5) OBP: 0.269, SLG: 0.375		1B 1B		E6 FC4-6		HR 1-H 3-H	L7			4	1	2	3	0	0	0
Tito Francona, L (1, 3) OBP: 0.433, SLG: 0.308		1-2 1B		FC4-6 1-2f		F7	K			4	0	1	0	0	1	1
Jack Kralick, L (1, 1) OBP: 0.167, SLG: 0.091		K		L7		K		F8		0	0	0	0	0	0	0
Don McMahon, R (2, 1) OBP: 0.500, SLG: 0.500										1	0	0	0	0	1	2
Al Smith, R (4, PH) OBP: 0.208, SLG: 0.273										1	0	0	0	0	0	1
Gary Bell, R (5, 1) OBP: 0.500, SLG: 0.500										1	0	0	0	0	1	0
Ted Abernathy, R (8, 1)										1	0	0	0	0	0	0
Inning Stats	R: 0 E: 0 K: 1 S: 6 H: 1 LOB: 1 BB: 0 P: 6	R: 0 E: 0 K: 1 S: 7 H: 2 LOB: 2 BB: 0 P: 7	R: 0 E: 0 K: 1 S: 6 H: 1 LOB: 2 BB: 1 P: 10	R: 0 E: 1 K: 0 S: 4 H: 0 LOB: 1 BB: 0 P: 4	R: 0 E: 0 K: 1 S: 5 H: 0 LOB: 0 BB: 0 P: 5	R: 6 E: 0 K: 2 S: 12 H: 5 LOB: 1 BB: 2 P: 20	R: 1 E: 0 K: 1 S: 6 H: 1 LOB: 0 BB: 0 P: 6	R: 0 E: 0 K: 0 S: 4 H: 1 LOB: 1 BB: 0 P: 4		1B: 7 2B: 0 3B: 0 HR: 4	SF: 0 SAC: 0 DP: 0 HBP: 0						

	AB	36
	R	7
	H	11
	RBI	7
	BB	3
	SO	7
	LOB	13

WP: 0 PB: 0 SB: 2 CS: 0 PA: 39

PITCHER	IP	WLS	BF	H	R	ER	SO	BB	IBB	HBP	BLK	WP	HR	S	P	ERA	WHIP
Mike McCormick, L (1, 1) ERA: 4.09	5.0	L	24	6	3	3	4	2	0	0	0	0	0	30	38	5.40	1.600
Wes Stock, R (6, 1) ERA: 5.4	0.2		5	3	3	3	1	0	0	0	0	0	3	7	7	40.50	4.500
Harvey Haddix, L (6, 1) ERA: 3.55	2.1		10	2	1	1	2	1	0	0	0	0	1	13	17	3.86	1.286

PITCHER	IP	WLS	BF	H	R	ER	SO	BB	IBB	HBP	BLK	WP	HR	S	P	ERA	WHIP

Baltimore Orioles @ Cleveland Indians

Cleveland Municipal Stadium, Cleveland, OH

Thu May 07 1964, 7:05 PM EDT

Att. 3,962 - Unknown

TOP

livebaseballscorecards.com

Batter	1	2	3	4	5	6	7	8	9	AB	R	H	RBI	BB	SO	LOB
Jackie Brandt, R (1, 8) OBP: 0.318, SLG: 0.317	G4-6-3 1B		K	6-3			1B 1B		6-3	5	1	2	0	0	1	1
Luis Aparicio, R (1, 6) OBP: 0.263, SLG: 0.261	G4-6-3 1-2f		6-3		F8		F9		E6 5-3	5	0	0	0	0	0	2
Brooks Robinson, R (1, 5) OBP: 0.373, SLG: 0.493	1B 1B		BB 2B BB		F8		1B 1B 1-2 1B		5-3 1-2	4	2	2	0	1	0	1
Norm Siebern, L (1, 3) OBP: 0.410, SLG: 0.438	1-3 1B		1-2 2B BB		F7		1B 1-3 2-H 1B		4-3	4	1	2	1	1	0	1
Boog Powell, L (1, 7) OBP: 0.266, SLG: 0.362	4-3		1-H 2-H 2B			1-3	1-2 3-H 1B			4	0	2	3	0	0	2
Sam Bowens, R (1, 9) OBP: 0.346, SLG: 0.417		FC5-4 1B	F7			2B	F9			4	0	2	0	0	0	3
John Orsino, R (1, 2) OBP: 0.319, SLG: 0.415		FC5-4 1-2f		4-3		K		6-3		4	0	0	0	0	1	2
Jerry Adair, R (1, 4) OBP: 0.236, SLG: 0.235		K		4-3		4-3		6-3		4	0	0	0	0	1	2
Dave McNally, R (1, 1) OBP: 0.273, SLG: 0.364		K		1B			4-3	F8		2	0	1	0	0	1	1
Wes Stock, R (6, 1)										0	0	0	0	0	0	0
Lou Jackson, L (7, PH)										1	0	0	0	0	0	0
Harvey Haddix, L (7, 1)										0	0	0	0	0	0	0
Willie Kirkland, L (8, PH) OBP: 0.281, SLG: 0.190										1	0	0	0	0	0	0
Stu Miller, R (8, 1)										0	0	0	0	0	0	0

Inning Stats																																
	R: 0	E: 0	K: 0	S: 5	H: 3	LOB: 2	BB: 0	P: 5	R: 0	E: 0	K: 2	S: 8	H: 1	LOB: 1	BB: 0	P: 8	R: 2	E: 0	K: 1	S: 6	H: 1	LOB: 1	BB: 0	P: 14	R: 0	E: 0	K: 0	S: 4	H: 1	LOB: 1	BB: 0	P: 4
	R: 0	E: 0	K: 0	S: 3	H: 0	LOB: 0	BB: 0	P: 3	R: 0	E: 0	K: 1	S: 6	H: 1	LOB: 1	BB: 0	P: 6	R: 2	E: 0	K: 0	S: 7	H: 4	LOB: 2	BB: 0	P: 7	R: 0	E: 0	K: 0	S: 3	H: 0	LOB: 0	BB: 0	P: 3
	R: 0	E: 1	K: 0	S: 4	H: 0	LOB: 1	BB: 0	P: 4	1B: 9	2B: 2	3B: 0	HR: 0	SF: 0	SAC: 0	DP: 1	HBP: 0	WP: 0	PB: 0	SB: 0	CS: 0	PA: 40											

PITCHER		IP	WLS	BF	H	R	ER	SO	BB	IBB	HBP	BLK	WP	HR	S	P	ERA	WHIP
Mudcat Grant, R ERA: 6.41	(1, 1)	6.2	W	32	11	4	4	4	2	0	0	0	0	0	38	46	5.40	1.950
Ted Abernathy, R ERA: 1.26	(7, 1)	2.1	S	8	0	0	0	0	0	0	0	0	0	0	8	8	0.00	0.000

PITCHER		IP	WLS	BF	H	R	ER	SO	BB	IBB	HBP	BLK	WP	HR	S	P	ERA	WHIP

AB	38
R	4
H	11
RBI	4
BB	2
SO	4
LOB	15

Baltimore Orioles @ Cleveland Indians

Cleveland Municipal Stadium, Cleveland, OH

Thu May 07 1964, 7:05 PM EDT

Att. 3,962 - Unknown

BOTTOM

livebaseballscorecards.com

Batter	1	2	3	4	5	6	7	8	9	AB	R	H	RBI	BB	SO	LOB
Dick Howser, R (1, 6) OBP: 0.370, SLG: 0.389	1B		4-3		F9 1-2	1-3 2-H 3-H 1B		E S 2-H 3-H 1B		5	0	3	4	0	0	1
Larry Brown, R (1, 4) OBP: 0.333, SLG: 0.643	G1-6-3 1B		3B		1-3	F9		5-3 1-3		5	0	2	0	0	0	4
Leon Wagner, L (1, 7) OBP: 0.395, SLG: 0.547	G1-6-3 1-2f		F5		2-H 1B		L1			4	0	1	1	0	0	2
Wally Post, R (1, 9) Al Luplow, L (8, 9)		5-3		G1-4-3 BB	K		K			3 0	0 0	0 0	0 0	1 0	2 0	1 0
Joe Azcue, R (1, 2) OBP: 0.241, SLG: 0.407		1-3		G1-4-3 1-2f		L7	F9			4	0	0	0	0	0	1
Woodie Held, R (1, 8) OBP: 0.309, SLG: 0.500		F8		F3		1B 1B BB		SH1-4 1B 2B		3	2	1	0	1	0	0
Max Alvis, R (1, 5) OBP: 0.282, SLG: 0.397			F7		HR 2B	HBP 1-3 1B		F7		4	2	2	0	0	0	1
Tito Francona, L (1, 3) OBP: 0.465, SLG: 0.389			HR 1B		2-H HR	1B 1-2 HBP		SH1-4 1B IBB		2	3	2	2	1	0	0
Mudcat Grant, R (1, 1) OBP: 0.462, SLG: 0.700 Ted Abernathy, R (7, 1)			1-H HR		S 1B HBP	K		SH1-4 1-2 2-3		2 0	2 0	1 0	2 0	0 0	1 0	3 0
Inning Stats	R: 0 E: 0 K: 0 S: 3 H: 2 LOB: 0 BB: 0 P: 3	R: 0 E: 0 K: 0 S: 3 H: 0 LOB: 0 BB: 0 P: 3	R: 2 E: 0 K: 0 S: 6 H: 3 LOB: 1 BB: 0 P: 6	R: 0 E: 0 K: 0 S: 2 H: 0 LOB: 0 BB: 1 P: 6	R: 3 E: 0 K: 1 S: 8 H: 3 LOB: 1 BB: 0 P: 9	R: 2 E: 0 K: 1 S: 7 H: 2 LOB: 2 BB: 1 P: 12	R: 0 E: 0 K: 1 S: 5 H: 0 LOB: 0 BB: 0 P: 5	R: 2 E: 0 K: 0 S: 5 H: 2 LOB: 1 BB: 1 P: 9		1B: 7 2B: 2 3B: 1 HR: 2	SF: 0 SAC: 1 DP: 2 HBP: 2		WP: 0 PB: 0 SB: 2 CS: 0	PA: 38		

	AB	32
	R	9
	H	12
	RBI	9
	BB	3
	SO	3
	LOB	13

PITCHER		IP	WLS	BF	H	R	ER	SO	BB	IBB	HBP	BLK	WP	HR	S	P	ERA	WHIP
Dave McNally, L ERA: 4.85	(1, 1)	5.1	L	26	9	7	7	1	2	0	2	0	0	2	24	34	11.81	2.062
Wes Stock, R ERA: 4.76	(6, 1)	0.2		3	1	0	0	1	0	0	0	0	0	0	5	5	0.00	1.500
Harvey Haddix, L ERA: 3.29	(7, 1)	1.0		3	0	0	0	1	0	0	0	0	0	0	5	5	0.00	0.000
Stu Miller, R ERA: 3.07	(8, 1)	1.0		6	2	2	2	0	0	1	0	0	0	0	5	9	18.00	2.000

PITCHER	IP	WLS	BF	H	R	ER	SO	BB	IBB	HBP	BLK	WP	HR	S	P	ERA	WHIP

Batter	1	2	3	4	5	6	7	8	9	AB	R	H	RBI	BB	SO	LOB
Tony Kubek, L (1, 6) OBP: 0.273, SLG: 0.341	FC1-6 1B	BB WP 2B 2-H		F7 ①		F8 ③			1B 2B 2B	5	2	3	1	0	0	0
Bobby Richardson, R (1, 4) OBP: 0.346, SLG: 0.338	FC1-6 ① 2B HR 1-2f	B B B B WP BB BB		F7 1B			6-3 ①		IBB 2B 1B 2-3	4	2	2	0	1	0	1
Hector Lopez, R (1, 9) (9, 7) OBP: 0.300, SLG: 0.458	HR 2B 1-3	S S S K ②		F3 ②			S S S K ②		F8 ①	5	1	1	0	0	2	5
Mickey Mantle, S (1, 8) OBP: 0.426, SLG: 0.538 Pedro Gonzalez, R (9, PR) (9, 9) OBP: 0.409, SLG: 0.368	HR 2-H 3-H	B B B B WP BB 1-2 2-3		6-3 ③			B B B B BB		I I I I 2B IBB 1-2	2 0	1 1	1 0	3 0	3 0	0 0	1 0
Tom Tresh, S (1, 7) OBP: 0.424, SLG: 0.531 Archie Moore, L (9, 3)	1B	4-3 ③ 1-2 2-3 3-H			F8 ①		G3 ③		L7 ②	5 0	0 0	1 0	0 0	0 0	0 0	6 0
Elston Howard, R (1, 2) OBP: 0.362, SLG: 0.397	F9 ②	4-3 2B			F2 ②			6-3 ①	3B 2B 1-H 2-H 3-H	5	1	2	3	0	0	1
Joe Pepitone, L (1, 3) (9, 8) OBP: 0.253, SLG: 0.212	4-3 ③	S S S K ①			4-3 ③			1B 3B 2-H	1B 3B	5	1	2	1	0	1	2
Clete Boyer, R (1, 5) OBP: 0.246, SLG: 0.213		B B B B SH5-4 BB 2B	4-3 ② 2-3			F5 ①		F9 ②	1B 3-H	4	1	1	1	1	0	2
Ralph Terry, R (1, 1) OBP: 0.167, SLG: 0.333		SH5-4 ① 1-2	K ③			K ②		1-3 ③	5-3 ③	4	0	0	0	0	2	3
Inning Stats	R: 3 H: 4 E: 0 LOB: 1 K: 0 BB: 0 S: 7 P: 7	R: 2 H: 1 E: 0 LOB: 2 K: 1 BB: 3 S: 6 P: 18	R: 0 H: 1 E: 0 LOB: 1 K: 2 BB: 0 S: 8 P: 8	R: 0 H: 1 E: 0 LOB: 1 K: 0 BB: 0 S: 4 P: 4	R: 0 H: 0 E: 0 LOB: 0 K: 0 BB: 0 S: 3 P: 3	R: 0 H: 0 E: 0 LOB: 1 K: 1 BB: 1 S: 5 P: 5	R: 0 H: 0 E: 0 LOB: 1 K: 1 BB: 1 S: 5 P: 9	R: 0 H: 1 E: 0 LOB: 1 K: 0 BB: 0 S: 4 P: 4	R: 5 H: 5 E: 0 LOB: 1 K: 0 BB: 1 S: 8 P: 12	1B: 6 SF: 0 2B: 5 SAC: 1 3B: 1 DP: 0 HR: 1 HBP: 0						WP: 1 PA: 45 PB: 0 SB: 0 CS: 0

TOP

New York Yankees @ Cleveland Indians

Cleveland Municipal Stadium, Cleveland, OH

Fri May 08 1964, 7:05 PM EDT
Att. 20,877 - Overcast - 70 F

livebaseballscorecards.com

AB	39
R	10
H	13
RBI	9
BB	5
SO	5
LOB	21

PITCHER		IP	WLS	BF	H	R	ER	SO	BB	IBB	HBP	BLK	WP	HR	S	P	ERA	WHIP
Tommy John, L ERA: 2.89	(1, 1)	0.1	L	5	4	3	3	0	0	0	0	0	0	1	5	5	81.00	12.000
Don McMahon, R ERA: 2.92	(1, 1)	1.2		9	1	2	2	1	3	0	0	0	1	0	8	20	10.80	2.400
Jerry Walker, R ERA: 3.86	(3, 1)	4.0		14	2	0	0	3	0	0	0	0	0	0	20	20	0.00	0.500
Tom Kelley, R ERA: 12.27	(7, 1)	2.2		15	5	5	5	1	1	1	0	0	0	0	15	23	16.88	2.250
Gary Bell, R ERA: 4.5	(9, 1)	0.1		2	1	0	0	0	0	0	0	0	0	0	2	2	0.00	3.000

PITCHER	IP	WLS	BF	H	R	ER	SO	BB	IBB	HBP	BLK	WP	HR	S	P	ERA	WHIP

New York Yankees @ Cleveland Indians

Cleveland Municipal Stadium, Cleveland, OH

Fri May 08 1964, 7:05 PM EDT
Att. 20,877 - Overcast - 70 F

livebaseballscorecards.com

BOTTOM

Batter	1	2	3	4	5	6	7	8	9	AB	R	H	RBI	BB	SO	LOB
Dick Howser, R (1, 6) OBP: 0.365, SLG: 0.382	F5			G5-4-3 1B		5-3			6-3	4	0	1	0	0	0	0
Larry Brown, R (1, 4) OBP: 0.316, SLG: 0.529	F3			G5-4-3 1-2f			L8		HR BB	3	1	0	0	1	0	1
Leon Wagner, L (1, 7) OBP: 0.388, SLG: 0.574	F8			K2-3			F4		1-H HR	4	1	1	2	0	1	0
Fred Whitfield, L (1, 3) OBP: 0.333, SLG: 0.324		3-1			G3-6-3 1B		F6		1B BB	3	0	1	0	1	0	0
Tito Francona, L (1, 9) OBP: 0.453, SLG: 0.379		K			G3-6-3 1-2f			E3	1-2 1B	4	0	1	0	0	1	1
Joe Azcue, R (1, 2) OBP: 0.212, SLG: 0.355		K			6-3			F3	L9	4	0	0	0	0	1	3
Woodie Held, R (1, 8) OBP: 0.296, SLG: 0.476			5-3			F5		K		3	0	0	0	0	1	1
Max Alvis, R (1, 5) OBP: 0.270, SLG: 0.380			6-3			F7		F5		3	0	0	0	0	0	1
Tommy John, R (1, 1) OBP: 0.250, SLG: 0.250 Don McMahon, R (1, 1) OBP: 0.500, SLG: 0.500 Jerry Walker, S (3, 1) Bob Chance, L (6, PH) OBP: 0.333, SLG: 1.333 Tom Kelley, R (7, 1) Gary Bell, R (9, 1) OBP: 0.500, SLG: 0.500 Al Luplow, L (9, PH)			6-3			HR			K	0 0 1 1 0 0 1	0 0 0 1 0 0 0	0 0 0 1 0 0 0	0 0 0 1 0 0 0	0 0 0 0 0 0 1	0 0 0 0 0 0 0	0 0 0 0 0 0 0
Inning Stats	R: 0 E: 0 K: 0 S: 3 H: 0 LOB: 0 BB: 0 P: 3	R: 0 E: 0 K: 2 S: 7 H: 0 LOB: 0 BB: 0 P: 7	R: 0 E: 0 K: 0 S: 3 H: 0 LOB: 0 BB: 0 P: 3	R: 0 E: 0 K: 1 S: 5 H: 1 LOB: 0 BB: 0 P: 5	R: 0 E: 0 K: 0 S: 3 H: 1 LOB: 0 BB: 0 P: 3	R: 1 E: 0 K: 0 S: 4 H: 1 LOB: 0 BB: 0 P: 4	R: 0 E: 0 K: 0 S: 3 H: 0 LOB: 0 BB: 0 P: 3	R: 0 E: 1 K: 1 S: 6 H: 0 LOB: 1 BB: 0 P: 6	R: 2 E: 0 K: 1 S: 7 H: 2 LOB: 2 BB: 2 P: 15	1B: 3 2B: 0 3B: 0 HR: 2	SF: 0 SAC: 0 DP: 2 HBP: 0						

	AB	31
	R	3
	H	5
	RBI	3
	BB	2
	SO	5
	LOB	7

WP: 0 PB: 0 SB: 0 CS: 0 — PA: 33

PITCHER		IP	WLS	BF	H	R	ER	SO	BB	IBB	HBP	BLK	WP	HR	S	P	ERA	WHIP
Ralph Terry, R ERA: 3.6	(1, 1)	9.0	W	33	5	3	3	5	2	0	0	0	0	2	41	49	3.00	0.778

New York Yankees @ Cleveland Indians

Cleveland Municipal Stadium, Cleveland, OH

Sat May 09 1964, 3:33 AM EDT
Att. 8,106 - Unknown - 70 F

TOP

livebaseballscorecards.com

Batter	1	2	3	4	5	6	7	8	9	AB	R	H	RBI	BB	SO	LOB
Tony Kubek, L (1, 6) OBP: 0.292, SLG: 0.409	HR		FC4-6, G6-4-3, 1-2f			K		BB		3	2	1	1	1	1	1
Bobby Richardson, R (1, 4) OBP: 0.353, SLG: 0.359	G3		G6-4-3, 1-2f			HR, 1B		1-H, 2B		4	1	2	1	0	0	1
Hector Lopez, R (1, 9) OBP: 0.315, SLG: 0.510	K			BB, G4-3		HR, 1-H		K		3	1	1	2	1	2	1
Pedro Gonzalez, R (8, 9) OBP: 0.409, SLG: 0.368										0	0	0	0	0	0	0
Mickey Mantle, S (1, 8) OBP: 0.431, SLG: 0.582	HR			K		G3		IBB		3	1	1	1	1	1	1
Phil Linz, R (8, PR) (8, 7) OBP: 0.194, SLG: 0.167										0	0	0	0	0	0	0
Tom Tresh, S (1, 7) (8, 8) OBP: 0.397, SLG: 0.491	K			G4-3, 1-2f		4-3		L8		4	0	0	0	0	1	3
Archie Moore, L (9, 3)										0	0	0	0	0	0	0
Joe Pepitone, L (1, 3) (9, 8) OBP: 0.266, SLG: 0.271		G5-6-3, 1B			HR		L7		4-3	4	1	2	1	0	0	0
Johnny Blanchard, L (1, 2) OBP: 0.357, SLG: 0.200		G5-6-3, 1-2f			4-3		F4		G6-4-3, BB	3	0	0	0	1	0	1
Clete Boyer, R (1, 5) OBP: 0.233, SLG: 0.200		6-3			F9		F6		G6-4-3, 1-2f	4	0	0	0	0	0	1
Whitey Ford, L (1, 1) OBP: 0.188, SLG: 0.071			FC4-6, 1B		1-3			K		2	0	1	0	0	0	0
Pete Mikkelsen, R (7, 1)										1	0	0	0	0	1	0

	AB	31
	R	6
	H	8
	RBI	6
	BB	4
	SO	6
	LOB	9

Inning Stats	1	2	3	4	5	6	7	8	9
	R: 2 E: 0 K: 2 S: 9	H: 2 LOB: 0 BB: 0 P: 9	R: 0 E: 0 K: 0 S: 3	H: 1 LOB: 0 BB: 0 P: 3	R: 0 E: 1 K: 0 S: 3	H: 1 LOB: 1 BB: 0 P: 3	R: 0 E: 0 K: 1 S: 4	H: 0 LOB: 0 BB: 1 P: 8	R: 1 E: 0 K: 0 S: 4	H: 1 LOB: 0 BB: 0 P: 4
	R: 2 E: 0 K: 1 S: 7	H: 2 LOB: 0 BB: 0 P: 7	R: 0 E: 0 K: 0 S: 3	H: 0 LOB: 0 BB: 0 P: 3	R: 1 E: 0 K: 2 S: 8	H: 1 LOB: 2 BB: 2 P: 16	R: 0 E: 0 K: 0 S: 2	H: 0 LOB: 0 BB: 1 P: 6		

1B: 3	SF: 0	WP: 0	PA: 35
2B: 1	SAC: 0	PB: 0	
3B: 0	DP: 4	SB: 0	
HR: 4	HBP: 0	CS: 0	

PITCHER		IP	WLS	BF	H	R	ER	SO	BB	IBB	HBP	BLK	WP	HR	S	P	ERA	WHIP
Pedro Ramos, R ERA: 3.19	(1, 1)	6.0	L	23	7	5	5	4	1	0	0	0	0	4	30	34	7.50	1.333
Gary Bell, R ERA: 4.2	(7, 1)	3.0		12	1	1	1	2	2	1	0	0	0	0	13	25	3.00	1.000

PITCHER	IP	WLS	BF	H	R	ER	SO	BB	IBB	HBP	BLK	WP	HR	S	P	ERA	WHIP

New York Yankees @ Cleveland Indians

Cleveland Municipal Stadium, Cleveland, OH

Sat May 09 1964, 3:33 AM EDT
Att. 8,106 - Unknown - 70 F

livebaseballscorecards.com

Batter	1	2	3	4	5	6	7	8	9	AB	R	H	RBI	BB	SO	LOB
Dick Howser, R (1, 6) OBP: 0.367, SLG: 0.375	4-3		FC5-4 1B 1-2f		1B 1-2 BB		L9		1B	4	0	1	0	1	0	1
Larry Brown, R (1, 4) OBP: 0.333, SLG: 0.500	FC6-4 1B		1-2 1B		F6		5-3		F3	5	0	2	0	0	0	3
Leon Wagner, L (1, 7) OBP: 0.381, SLG: 0.556	K		K		1-3 2-H 1B		K			4	0	1	1	0	3	3
Al Smith, R (1, 9) OBP: 0.185, SLG: 0.240	FC6-4 1-2f		F7		K			K		3	0	0	0	0	1	5
Bob Chance, L (8, PH) OBP: 0.250, SLG: 1.000 (9, 3)										1	0	0	0	0	1	0
Joe Azcue, R (1, 2) OBP: 0.270, SLG: 0.514		2B		K		FC4-6 1B		HR		4	1	3	1	0	1	0
Woodie Held, R (1, 8) OBP: 0.280, SLG: 0.448		K		F6		FC4-6 1B 1-2f		K		4	0	0	0	0	2	2
Max Alvis, R (1, 5) OBP: 0.269, SLG: 0.373		K		L9		1-2 1B		K		4	0	1	0	0	2	1
Tito Francona, L (1, 3) OBP: 0.430, SLG: 0.355 (9, 9)		6-3			F3	F8			4-3	4	0	0	0	0	0	3
Pedro Ramos, S (1, 1) OBP: 0.455, SLG: 0.400			FC5-4 1B		BB 1B 1B	F9			3-1	2	1	2	0	0	0	0
Wally Post, R (6, PH)										1	0	0	0	0	0	2
Gary Bell, R (7, 1) OBP: 0.500, SLG: 0.500										0	0	0	0	0	0	0
Fred Whitfield, L (9, PH) OBP: 0.325, SLG: 0.314										1	0	0	0	0	0	0

Inning Stats	1	2	3	4	5	6	7	8	9	1B	SF	WP	PA
	R: 0 H: 1 E: 0 LOB: 1 K: 1 BB: 0 S: 6 P: 6	R: 0 H: 1 E: 0 LOB: 1 K: 2 BB: 0 S: 8 P: 8	R: 0 H: 2 E: 0 LOB: 2 K: 1 BB: 0 S: 7 P: 7	R: 0 H: 0 E: 0 LOB: 0 K: 1 BB: 0 S: 5 P: 5	R: 1 H: 2 E: 0 LOB: 2 K: 1 BB: 1 S: 7 P: 11	R: 0 H: 2 E: 0 LOB: 2 K: 0 BB: 0 S: 5 P: 5	R: 0 H: 0 E: 0 LOB: 0 K: 1 BB: 0 S: 5 P: 5	R: 1 H: 1 E: 0 LOB: 0 K: 3 BB: 0 S: 10 P: 10	R: 0 H: 1 E: 0 LOB: 1 K: 0 BB: 0 S: 4 P: 4	1B: 8 2B: 1 3B: 0 HR: 1	SF: 0 SAC: 0 DP: 0 HBP: 0	WP: 0 PB: 0 SB: 0 CS: 0	PA: 38

PITCHER		IP	WLS	BF	H	R	ER	SO	BB	IBB	HBP	BLK	WP	HR	S	P	ERA	WHIP
Whitey Ford, L ERA: 1.98	(1, 1)	6.0	W	27	8	1	1	6	1	0	0	0	0	0	38	42	1.50	1.500
Pete Mikkelsen, R ERA: 5.19	(7, 1)	3.0	S	11	2	1	1	4	0	0	0	0	0	1	19	19	3.00	0.667

PITCHER	IP	WLS	BF	H	R	ER	SO	BB	IBB	HBP	BLK	WP	HR	S	P	ERA	WHIP

AB	37
R	2
H	10
RBI	2
BB	1
SO	10
LOB	20

Batter	1	2	3	4	5	6	7	8	9	AB	R	H	RBI	BB	SO	LOB
Tony Kubek, L (1, 6) OBP: 0.314, SLG: 0.413	1B		BBB 4-0 1B BB		0-0 1B		0-0 F7		1-0 E HBP	2	1	1	0	1	0	2
Phil Linz, R (3, PR) OBP: 0.235, SLG: 0.188	1B									2	2	1	0	0	0	0
(3, 6)	G3															
Bobby Richardson, R (1, 4) OBP: 0.385, SLG: 0.393	0-0 1B 1-2 SF7 1B	0-0 HR 1B	0-0 1B 1-2 1B		0-0 1B 1-3 1B		0-0 E6		0-0 FC5-2-4 S 1-3 1B	6	3	5	0	0	0	0
Roger Maris, L (1, 9) OBP: 0.382, SLG: 0.618	0-0 SF7 BB 1-3 SF 2-H 1B	0-0 HR 1-H HR	0-0 1-H 1B 2-H		0-0 F5 ②		0-0 4-3 ③		0-0 FC5-2-4 ① 1-3 3-H	5	2	3	5	0	0	3
Pedro Gonzalez, R (7, 9) OBP: 0.391, SLG: 0.350										1	1	0	0	0	0	0
Mickey Mantle, S (1, 8) OBP: 0.429, SLG: 0.552	BBB 4-0 SF SF7 1-2 2B BB	BBB 4-0 2B BB	SSS 0-3 K ③		SSS 0-3 K ③			0-0 F9 ①	0-0 G3 ②	3	1	0	0	2	2	3
Hector Lopez, R (8, 7) OBP: 0.309, SLG: 0.500										1	0	0	0	0	0	0
Tom Tresh, S (1, 7) OBP: 0.382, SLG: 0.491	0-0 SF7 ① 1-2 2-3 3-H	0-0 L4-6 1-3 2B		0-0 F7 ①		SSS 0-3 K ①		0-3 K ②	0-3 K ③	4	0	1	1	0	2	0
Steve Hamilton, L (8, 1)										1	0	0	0	0	1	0
Bud Daley, L (9, 1)										0	0	0	0	0	0	0
Joe Pepitone, L (1, 3) OBP: 0.298, SLG: 0.338	III 4-0 SF 2B IBB	0-0 ①② L4-6 2-3		0-0 1B		0-0 1B		0-0 HR		4	2	3	1	1	0	2
(8, 8)																
Elston Howard, R (1, 2) OBP: 0.351, SLG: 0.379	0-0 SF 2B 1-2 2-3 3-H	0-0 ③ 5-3		SSS 0-3 ② K		SSS 0-3 ② K		BBBB 4-0 BB BB		3	0	0	1	1	2	3
Clete Boyer, R (1, 5) OBP: 0.244, SLG: 0.217	0-0 1-3 2-H 2B 3-H		SSS 0-3 ① K	SSS 0-3 ③ K		0-0 ③ F7		BBBB 4-0 1-2 BB		4	0	1	2	1	2	2
Jim Bouton, R (1, 1) OBP: 0.071, SLG: 0.071	SSS 0-3 K ②	SSS 0-3 ② K		0-0 ① F4		SSS 0-3 ① K	SSS	0-3 K ③		4	0	0	0	0	3	2
Archie Moore, L (8, PH) (8, 3)										1	0	0	0	0	1	2
Inning Stats	R: 5 E: 1 K: 1 S: 10 H: 4 LOB: 2 BB: 2 P: 18	R: 2 E: 0 K: 0 S: 5 H: 3 LOB: 1 BB: 1 P: 9	R: 2 E: 0 K: 3 S: 11 H: 2 LOB: 1 BB: 1 P: 15	R: 0 E: 0 K: 2 S: 8 H: 1 LOB: 1 BB: 0 P: 8	R: 0 E: 0 K: 1 S: 7 H: 2 LOB: 2 BB: 0 P: 7	R: 0 E: 0 K: 2 S: 8 H: 1 LOB: 1 BB: 0 P: 8	R: 0 E: 1 K: 1 S: 6 H: 0 LOB: 1 BB: 0 P: 6	R: 1 E: 0 K: 2 S: 8 H: 1 LOB: 2 BB: 2 P: 16	R: 2 E: 1 K: 1 S: 6 H: 1 LOB: 0 BB: 0 P: 7	1B: 11 2B: 3 3B: 0 HR: 2 SF: 2 SAC: 0 DP: 1 HBP: 1	WP: 0 PB: 0 SB: 1 CS: 0 PA: 50					

PITCHER		IP	W	L	S	BF	H	R	ER	SO	BB	IBB	HBP	BLK	WP	HR	P	ERA	WHIP
Dick Donovan, R ERA: 6.65	(1, 1)	0.1		L		6	3	5	4	0	1	1	0	0	0	0	12	108.00	12.000
Don McMahon, R ERA: 2.92	(1, 1)	0.0				2	1	0	0	0	0	0	0	0	0	0	2	∞	∞
Jerry Walker, R ERA: 5.68	(1, 1)	1.2				8	3	2	2	1	1	0	0	0	0	1	13	10.80	2.400
Sonny Siebert, R ERA: 6.14	(3, 1)	6.0				29	7	3	3	11	3	0	0	0	0	1	60	4.50	1.667
Tom Kelley, R ERA: 9.64	(9, 1)	1.0				5	1	2	0	1	0	0	1	0	0	0	7	0.00	1.000

PITCHER	IP	W	L	S	BF	H	R	ER	SO	BB	IBB	HBP	BLK	WP	HR	P	ERA	WHIP

TOP

New York Yankees @ Cleveland Indians

Cleveland Municipal Stadium, Cleveland, OH

Sun May 10 1964, 3:33 AM EDT

Unknown - 70 F

livebaseballscorecards.com

AB	41
R	12
H	15
RBI	10
BB	6
SO	13
LOB	19

BOTTOM

New York Yankees @ Cleveland Indians

Cleveland Municipal Stadium, Cleveland, OH

Sun May 10 1964, 3:33 AM EDT

Unknown - 70 F

livebaseballscorecards.com

Batter	1	2	3	4	5	6	7	8	9	AB	R	H	RBI	BB	SO	LOB
Dick Howser, R (1, 6) OBP: 0.362, SLG: 0.369	F2			K		2B 1B		6-3		4	0	1	0	0	1	0
Larry Brown, R (1, 4) OBP: 0.286, SLG: 0.423	F6			E5 HR		K		L7		4	1	0	0	0	1	1
Leon Wagner, L (1, 7) OBP: 0.386, SLG: 0.605	K			1-H HR		1-3 2B			F7	4	1	2	2	0	1	0
John Romano, R (1, 2) OBP: 0.438, SLG: 0.725		6-3		L7		F2			K	4	0	0	0	0	1	2
Fred Whitfield, L (1, 3) OBP: 0.295, SLG: 0.282		K		K			F9		1-3	4	0	0	0	0	2	0
Tito Francona, L (1, 9) OBP: 0.415, SLG: 0.338 (4, 8)		F9			E3 G1-6-3		L8			3	0	0	0	0	0	0
Woodie Held, R (1, 8) OBP: 0.276, SLG: 0.441			K		G1-6-3 1-2f		1B			1	0	0	0	0	1	0
Bob Chance, L (4, 9) OBP: 0.333, SLG: 0.833										2	0	1	0	0	0	1
Max Alvis, R (1, 5) OBP: 0.259, SLG: 0.359			K		F8		K			3	0	0	0	0	2	1
Dick Donovan, L (1, 1) OBP: 0.222, SLG: 0.125			3-1			F9		4-3		0	0	0	0	0	0	0
Don McMahon, R (1, 1) OBP: 0.500, SLG: 0.500										0	0	0	0	0	0	0
Jerry Walker, S (1, 1)										0	0	0	0	0	0	0
Sonny Siebert, R (3, 1)										2	0	0	0	0	0	0
Al Smith, R (8, PH) OBP: 0.179, SLG: 0.231										1	0	0	0	0	0	0
Tom Kelley, R (9, 1)										0	0	0	0	0	0	0
Inning Stats	R: 0 E: 0 K: 1 S: 5 H: 0 LOB: 0 BB: 0 P: 5	R: 0 E: 0 K: 1 S: 5 H: 0 LOB: 0 BB: 0 P: 5	R: 0 E: 0 K: 2 S: 7 H: 0 LOB: 0 BB: 0 P: 7	R: 2 E: 1 K: 2 S: 9 H: 1 LOB: 0 BB: 0 P: 9	R: 0 E: 1 K: 0 S: 3 H: 0 LOB: 0 BB: 0 P: 3	R: 0 E: 0 K: 1 S: 7 H: 2 LOB: 2 BB: 0 P: 7	R: 0 E: 0 K: 1 S: 6 H: 1 LOB: 1 BB: 0 P: 6	R: 0 E: 0 K: 0 S: 3 H: 0 LOB: 0 BB: 0 P: 3	R: 0 E: 0 K: 1 S: 5 H: 0 LOB: 0 BB: 0 P: 5	1B: 2 2B: 1 3B: 0 HR: 1	SF: 0 SAC: 0 DP: 1 HBP: 0						

PITCHER		IP	WLS	BF	H	R	ER	SO	BB	IBB	HBP	BLK	WP	HR	S	P	ERA	WHIP
Jim Bouton, R ERA: 2.61	(1, 1)	7.0	W	26	4	2	1	8	0	0	0	0	0	1	42	42	1.29	0.571
Steve Hamilton, L ERA:	(8, 1)	1.0		3	0	0	0	0	0	0	0	0	0	0	3	3	0.00	0.000
Bud Daley, L ERA: 3.86	(9, 1)	1.0	S	3	0	0	0	1	0	0	0	0	0	0	5	5	0.00	0.000

PITCHER	IP	WLS	BF	H	R	ER	SO	BB	IBB	HBP	BLK	WP	HR	S	P	ERA	WHIP

AB	32
R	2
H	4
RBI	2
BB	0
SO	9
LOB	5

WP: 0 PA: 32
PB: 0
SB: 0
CS: 0

Batter	1	2	3	4	5	6	7	8	9	10	AB	R	H	RBI	BB	SO	LOB
Phil Linz, R (1, 6) OBP: 0.231, SLG: 0.189	K		1-3			FC1-6 4-3 1-2f		F3		E 1-2 1B	5	0	1	0	0	1	1
Bobby Richardson, R (1, 4) OBP: 0.365, SLG: 0.371	F3			6-3		4-3 1-2		F9		E1 1-2 2-H	5	0	0	0	0	0	2
Hector Lopez, R (1, 7) OBP: 0.283, SLG: 0.456	6-3			K		F8			F8	F8	5	0	0	0	0	1	3
Mickey Mantle, S (1, 8) OBP: 0.419, SLG: 0.532		F7		1B			F8		L8	1-3	4	0	1	0	0	0	0
Tom Tresh, S (9, 8) OBP: 0.382, SLG: 0.491											0	0	0	0	0	0	0
Roger Maris, L (10, PH) OBP: 0.371, SLG: 0.600 (10, 9)											1	0	0	0	0	0	2
Elston Howard, R (1, 2) OBP: 0.372, SLG: 0.435		HR		4-3			BB 1B FC5-4		1B		3	2	2	1	1	0	1
Joe Pepitone, L (1, 9) OBP: 0.318, SLG: 0.359 (10, 8)		K			G6-4-3 1B		FC5-4 1-3 1B		FC6-4 1-2 1B		4	0	3	0	0	1	0
Pedro Gonzalez, R (1, 3) OBP: 0.333, SLG: 0.292		F7			G6-4-3 1-2f		FC5-4 1-2f 3-H		FC6-4 1-2f		4	0	0	1	0	0	4
Clete Boyer, R (1, 5) OBP: 0.244, SLG: 0.208			5-3		K		F5			FC5-6 BB	3	0	0	0	1	1	1
Stan Williams, R (1, 1) OBP: 0.500, SLG: 0.500			5-3			FC1-6 1B		6-3		FC5-6 1B 1-2f E	2	0	1	0	0	0	0
Bill Stafford, R (6, 1)											2	1	0	0	0	0	1
Inning Stats	R: 0 E: 0 K: 1 S: 5 H: 0 LOB: 0 BB: 0 P: 5	R: 1 E: 0 K: 1 S: 6 H: 1 LOB: 0 BB: 0 P: 6	R: 0 E: 0 K: 0 S: 3 H: 0 LOB: 0 BB: 0 P: 3	R: 0 E: 0 K: 1 S: 6 H: 1 LOB: 1 BB: 0 P: 6	R: 0 E: 0 K: 1 S: 5 H: 1 LOB: 0 BB: 0 P: 5	R: 0 E: 0 K: 0 S: 4 H: 1 LOB: 1 BB: 0 P: 4	R: 1 E: 0 K: 0 S: 4 H: 1 LOB: 1 BB: 1 P: 8	R: 0 E: 0 K: 0 S: 3 H: 0 LOB: 0 BB: 0 P: 3	R: 0 E: 0 K: 0 S: 5 H: 2 LOB: 2 BB: 0 P: 5	R: 1 E: 1 K: 0 S: 5 H: 1 LOB: 2 BB: 1 P: 9	1B: 7 2B: 0 3B: 0 HR: 1 SF: 0 SAC: 0 DP: 1 HBP: 0						

PITCHER	IP	WLS	BF	H	R	ER	SO	BB	IBB	HBP	BLK	WP	HR	S	P	ERA	WHIP
Jack Kralick, L (1, 1) ERA: 1.14	9.0		34	7	2	2	4	1	0	0	0	0	1	41	45	2.00	0.889
Ted Abernathy, R (10, 1) ERA: 1.17	1.0	L	6	1	1	0	0	1	0	0	0	0	0	5	9	0.00	2.000

PITCHER	IP	WLS	BF	H	R	ER	SO	BB	IBB	HBP	BLK	WP	HR	S	P	ERA	WHIP

TOP

New York Yankees @ Cleveland Indians

Cleveland Municipal Stadium, Cleveland, OH

Sun May 10 1964, 7:05 PM EDT
Att. 28,694 - Unknown - 60 F

livebaseballscorecards.com

AB	38
R	3
H	8
RBI	2
BB	2
SO	4
LOB	15

WP: 0 PB: 0 SB: 0 CS: 0 PA: 40

New York Yankees @ Cleveland Indians

Cleveland Municipal Stadium, Cleveland, OH

Sun May 10 1964, 7:05 PM EDT

Att. 28,694 - Unknown - 60 F

livebaseballscorecards.com

BOTTOM

Batter	1	2	3	4	5	6	7	8	9	10	AB	R	H	RBI	BB	SO	LOB
Dick Howser, R (1, 6) OBP: 0.374, SLG: 0.368	BBBB 4-0 G6-4-3 BB		BBBB 4-0 1-2 BB		x 0-0 ② F6		x 0-0 G6-4-3 1B		x 0-0 ② L9		3	0	1	0	2	0	3
Larry Brown, R (1, 4) OBP: 0.242, SLG: 0.355	x 0-0 ①② G6-4-3 1-2f		x 0-0 ③ FC5 2-3f		x 0-0 ③ F6		x 0-0 ①② G6-4-3 1-2f		x 0-0 ③ F8		5	0	0	0	0	0	7
Leon Wagner, L (1, 7) OBP: 0.376, SLG: 0.580	x 0-0 ③ 3-1			x 0-0 4-3 WP 1B 1B		x 0-0 ① F9	SSS 0-3 ③ K			x 0-0 ① F9	5	1	1	0	0	1	0
Fred Whitfield, L (1, 3) OBP: 0.306, SLG: 0.364 Mudcat Grant, R (10, PR) OBP: 0.462, SLG: 0.700		x 0-0 ① F8		x 0-0 ① 4-3 1-3		x 0-0 HR		x 0-0 ① F9		x 0-0 1B 1B	5 0	1 0	2 0	1 0	0 0	0 0	1 0
Tito Francona, L (1, 9) OBP: 0.425, SLG: 0.357		x 0-0 ② 1-3		x 0-0 FC5-4 3-H 1B		x 0-0 FC6-4 1B 1B		x 0-0 ② F7		x 0-0 G6-4-3 1-2 1B	5	0	3	1	0	0	0
Joe Azcue, R (1, 2) OBP: 0.262, SLG: 0.475		SSS 0-3 ③ K		x 0-0 ② L9		x 0-0 FC6-4 1-2 1B		x 0-0 ③ 1-3		x 0-0 ②③ G6-4-3 1-2f	5	0	1	0	0	1	3
Woodie Held, R (1, 8) OBP: 0.275, SLG: 0.423			SSS 0-3 ① K	x 0-0 ③ FC5-4 1-2f		x 0-0 ② FC6-4 BB 1-2f 2-3			BBBB 4-0 SH3-4 BB		3	0	0	0	1	1	3
Max Alvis, R (1, 5) OBP: 0.274, SLG: 0.363			x 0-0 FC5 S 1B		x 0-0 ① F6	BBBB 4-0 1-2 BB			x 0-0 ① SH3-4 1-2		2	0	1	0	1	0	0
Jack Kralick, L (1, 1) OBP: 0.200, SLG: 0.143 Bob Chance, L (9, PH) OBP: 0.429, SLG: 0.833 Vic Davalillo, L (9, PR) OBP: 0.243, SLG: 0.273 Ted Abernathy, R (10, 1)			x 0-0 ② L7		x 0-0 1B	x 0-0 ③ 1-3			IIII 4-0 IBB		3 0 0 0	0 0 0 0	1 0 0 0	0 0 0 0	0 1 0 0	0 0 0 0	4 0 0 0

Inning Stats																								
	R: 0	H: 0	R: 0	H: 0	R: 0	H: 1	R: 1	H: 2	R: 0	H: 1	R: 1	H: 3	R: 0	H: 1	R: 0	H: 0	R: 0	H: 0	R: 0	H: 2	1B: 9	SF: 0	WP: 1	PA: 42
	E: 0	LOB: 0	E: 0	LOB: 0	E: 0	LOB: 2	E: 0	LOB: 1	E: 0	LOB: 1	E: 0	LOB: 3	E: 0	LOB: 0	E: 0	LOB: 0	E: 0	LOB: 2	E: 0	LOB: 2	2B: 0	SAC: 1	PB: 0	
	K: 0	BB: 1	K: 1	BB: 0	K: 1	BB: 1	K: 0	BB: 0	K: 0	BB: 0	K: 0	BB: 1	K: 1	BB: 0	K: 0	BB: 0	K: 0	BB: 2	K: 0	BB: 0	3B: 0	DP: 3	SB: 1	
	S: 2	P: 6	S: 5	P: 5	S: 6	P: 10	S: 5	P: 5	S: 4	P: 4	S: 6	P: 10	S: 5	P: 5	S: 3	P: 3	S: 3	P: 11	S: 4	P: 4	HR: 1	HBP: 0	CS: 0	

PITCHER		IP	WLS	BF	H	R	ER	SO	BB	IBB	HBP	BLK	WP	HR	S	P	ERA	WHIP
Stan Williams, R ERA: 4.35	(1, 1)	5.1		24	7	2	2	2	2	0	0	0	1	1	26	34	3.38	1.688
Bill Stafford, R ERA:	(6, 1)	4.2	W	18	3	0	0	1	2	1	0	0	0	0	17	29	0.00	1.071

PITCHER		IP	WLS	BF	H	R	ER	SO	BB	IBB	HBP	BLK	WP	HR	S	P	ERA	WHIP

AB	36
R	2
H	10
RBI	2
BB	5
SO	3
LOB	21

Batter	1	2	3	4	5	6	7	8	9	AB	R	H	RBI	BB	SO	LOB
Chuck Schilling, R (1, 4) OBP: 0.282, SLG: 0.299	6-3		F8			5-3			E5 BB 1B 1-2 2-H 1B	5	1	1	2	0	0	0
Eddie Bressoud, R (1, 6) OBP: 0.423, SLG: 0.463	G1-6-3 1B			F7		K			F3 F9	5	0	1	0	0	1	3
Carl Yastrzemski, L (1, 8) OBP: 0.315, SLG: 0.452	G1-6-3 1-2f			L4			4-3		K	4	0	0	0	0	1	2
Frank Malzone, R (1, 5) OBP: 0.333, SLG: 0.418		L4 1B 1B		6-3			3-1		BBB 1B 1-2 1B BB	3	1	1	0	1	0	0
Lou Clinton, R (1, 9) OBP: 0.276, SLG: 0.338		F9			K		1B		1B 1-2 2-H 1B	4	1	2	1	0	1	1
Dick Stuart, R (1, 3) OBP: 0.306, SLG: 0.386		1-2 1B			1B 2B		K		BB 1B 1-3 2-H BB 1B	4	2	3	1	0	1	1
Tony Conigliaro, R (1, 7) OBP: 0.284, SLG: 0.494		L4 2-3			G4-3 2-H 1B			F3	BB BB 1-2 1B 1B 3-H	4	1	2	2	0	0	2
Bob Tillman, R (1, 2) OBP: 0.387, SLG: 0.463			6-3		G4-3 1-2f			F8	BB 1-2 2-3 1B BB	3	1	0	0	1	0	1
Jack Lamabe, R (1, 1) OBP: 0.200, SLG: 0.333			K			6-3		5-3	1B 1-2 2-3 3-H BB	1	0	0	0	0	1	0
Felix Mantilla, R (6, PH) OBP: 0.111, SLG: 0.278										1	0	0	0	0	0	0
Arnold Earley, L (6, 1)										0	0	0	0	0	0	0
Dick Williams, R (8, PH)										1	0	0	0	0	0	0
Wilbur Wood, R (8, 1)										0	0	0	0	0	0	0
Dalton Jones, L (9, PH) OBP: 0.356, SLG: 0.581										0	0	0	1	1	0	0
Inning Stats	R: 0 E: 0 K: 0 S: 3 / H: 1 LOB: 0 BB: 0 P: 3	R: 0 E: 0 K: 0 S: 4 / H: 2 LOB: 1 BB: 0 P: 4	R: 0 E: 0 K: 1 S: 5 / H: 0 LOB: 0 BB: 0 P: 5	R: 0 E: 0 K: 0 S: 3 / H: 0 LOB: 0 BB: 0 P: 3	R: 1 E: 0 K: 1 S: 6 / H: 2 LOB: 0 BB: 0 P: 6	R: 0 E: 0 K: 1 S: 5 / H: 0 LOB: 0 BB: 0 P: 5	R: 0 E: 0 K: 1 S: 6 / H: 1 LOB: 1 BB: 0 P: 6	R: 0 E: 0 K: 0 S: 3 / H: 0 LOB: 0 BB: 0 P: 3	R: 6 E: 1 K: 1 S: 10 / H: 4 LOB: 2 BB: 3 P: 22	1B: 9 2B: 2 3B: 0 HR: 0 / SF: 0 SAC: 0 DP: 3 HBP: 0						

TOP

Boston Red Sox @ Cleveland Indians

Cleveland Municipal Stadium, Cleveland, OH

Mon May 11 1964, 7:05 PM EDT

Att. 3,403 - Unknown

livebaseballscorecards.com

AB	35
R	7
H	10
RBI	7
BB	3
SO	5
LOB	10

WP: 0 PB: 0 SB: 0 CS: 0 / PA: 38

PITCHER		IP	WLS	BF	H	R	ER	SO	BB	IBB	HBP	BLK	WP	HR	S	P	ERA	WHIP
Tommy John, L ERA: 2.0	(1, 1)	8.2	W	34	9	6	1	5	1	0	0	0	0	0	43	47	1.04	1.154
Gary Bell, R ERA: 4.2	(9, 1)	0.0		3	1	1	0	0	2	0	0	0	0	0	1	9	∞	∞
Ted Abernathy, R ERA: 1.15	(9, 1)	0.1	S	1	0	0	0	0	0	0	0	0	0	0	1	1	0.00	0.000

PITCHER	IP	WLS	BF	H	R	ER	SO	BB	IBB	HBP	BLK	WP	HR	S	P	ERA	WHIP

BOTTOM

Boston Red Sox @ Cleveland Indians

Cleveland Municipal Stadium, Cleveland, OH

Mon May 11 1964, 7:05 PM EDT

Att. 3,403 - Unknown

Batter	1	2	3	4	5	6	7	8	9	AB	R	H	RBI	BB	SO	LOB
Dick Howser, R (1, 6) OBP: 0.375, SLG: 0.380	F5		K		HR 2B	6-3		HR 1B		5	2	2	1	0	1	1
Larry Brown, R (1, 4) OBP: 0.263, SLG: 0.429	F9		K		F2		FC4-6 BB	HR		4	1	1	3	1	1	2
Leon Wagner, L (1, 7) OBP: 0.378, SLG: 0.565	3-1		1B		HR IBB		FC4-6 G3 1B	K2-3		4	2	1	0	1	1	1
Fred Whitfield, L (1, 3) OBP: 0.321, SLG: 0.438		1B 1B 1B 1B	K		HR		G3	1B		4	2	2	4	0	1	2
Jerry Kindall, R (8, 3) OBP: 0.500, SLG: 0.500										1	0	1	0	0	0	0
Tito Francona, L (1, 9) OBP: 0.435, SLG: 0.373		1B 1B 1B 1B		4-3	1B		1B	K		5	1	3	1	0	1	1
Joe Azcue, R (1, 2) OBP: 0.261, SLG: 0.455		1B 1B		K	F4		6-3			4	0	1	0	0	1	2
Woodie Held, R (1, 8) OBP: 0.274, SLG: 0.413		F3		F8		K		FC1-6 1B 1B		4	1	1	0	0	1	3
Max Alvis, R (1, 5) OBP: 0.307, SLG: 0.386		G6-4-3 1B			2B HR 1B		SH1-4 BB			3	1	3	2	1	0	0
Tommy John, R (1, 1) OBP: 0.143, SLG: 0.143		G6-4-3			F2		SH1-4	FC1-6 1B HR		3	1	0	0	0	0	5
Gary Bell, R (9, 1) OBP: 0.500, SLG: 0.500										0	0	0	0	0	0	0
Ted Abernathy, R (9, 1)										0	0	0	0	0	0	0
Inning Stats	R: 0 E: 0 K: 0 S: 3 H: 0 LOB: 0 BB: 0 P: 3	R: 2 E: 0 K: 0 S: 6 H: 4 LOB: 1 BB: 0 P: 6	R: 0 E: 0 K: 3 S: 10 H: 1 LOB: 1 BB: 0 P: 10	R: 0 E: 0 K: 1 S: 5 H: 0 LOB: 0 BB: 0 P: 5	R: 4 E: 0 K: 0 S: 7 H: 4 LOB: 1 BB: 1 P: 11	R: 0 E: 0 K: 1 S: 5 H: 0 LOB: 1 BB: 1 P: 9	R: 1 E: 0 K: 0 S: 4 H: 1 LOB: 1 BB: 1 P: 8	R: 4 E: 0 K: 2 S: 12 H: 5 LOB: 1 BB: 0 P: 12		1B: 12 2B: 1 3B: 0 HR: 2	SF: 0 SAC: 1 DP: 1 HBP: 0					

livebaseballscorecards.com

AB	37
R	11
H	15
RBI	11
BB	3
SO	7
LOB	17

WP: 0 PB: 0 SB: 0 CS: 0 PA: 41

PITCHER		IP	WLS	BF	H	R	ER	SO	BB	IBB	HBP	BLK	WP	HR	S	P	ERA	WHIP
Jack Lamabe, R ERA: 3.68	(1, 1)	5.0	L	24	9	6	6	4	0	1	0	0	0	1	31	35	10.80	1.800
Arnold Earley, L ERA: 0.79	(6, 1)	2.0		9	1	1	1	1	2	0	0	0	0	0	9	17	4.50	1.500
Wilbur Wood, L ERA: 17.47	(8, 1)	1.0		8	5	4	4	2	0	0	0	0	0	1	12	12	36.00	5.000

PITCHER	IP	WLS	BF	H	R	ER	SO	BB	IBB	HBP	BLK	WP	HR	S	P	ERA	WHIP

Boston Red Sox @ Cleveland Indians

Cleveland Municipal Stadium, Cleveland, OH

Tue May 12 1964, 7:05 PM EDT

Att. 3,122 - Unknown

TOP

livebaseballscorecards.com

Batter	1	2	3	4	5	6	7	8	9	AB	R	H	RBI	BB	SO	LOB
Felix Mantilla, R (1, 5) OBP: 0.174, SLG: 0.273	6-3		F8		BB, FC1-5 1-2 BB	CS 2-H 1B		F8 1-2		4	0	1	1	1	0	1
Eddie Bressoud, R (1, 6) OBP: 0.440, SLG: 0.505	FC6-4 BB		HR		FC1-5 1-2 2-3f BB	CS 1-2	1B 1B		1-4-3, SH1-4 1B	4	1	3	1	1	0	2
Carl Yastrzemski, L (1, 8) OBP: 0.323, SLG: 0.448	F7	K	K		 1-2 2-3 BB		1-3 1B		SH1-4 1-2	3	0	1	0	1	1	1
Dick Stuart, R (1, 3) OBP: 0.291, SLG: 0.366	FC6-4 1-2f	6-3			K		K		1-4-3 2-3	5	0	0	0	0	2	7
Lou Clinton, R (1, 9) OBP: 0.272, SLG: 0.320		K	K	K	K		F6		BB	4	0	0	0	1	3	5
Dalton Jones, L (1, 4) OBP: 0.340, SLG: 0.604		4-3	HR			4-3	F6		1-3	5	1	1	1	0	0	4
Tony Conigliaro, R (1, 7) OBP: 0.293, SLG: 0.506		2B	F7			WP 1B 1B		6-3		4	1	2	0	0	0	0
Bob Tillman, R (1, 2) OBP: 0.380, SLG: 0.451		6-3	5-3			SH4-3 1-H 1B 1B		K		4	1	1	1	0	1	1
Bill Spanswick, L (1, 1) OBP: 0.429, SLG: 0.333										0	0	0	0	0	0	0
Bob Heffner, R (1, 1) OBP: 0.500, SLG: 1.250										2	1	2	1	0	0	0
Dick Radatz, R (7, 1) OBP: 0.333, SLG: 0.333			HR		FC1-5, BB 1B	SH4-3 1-2		WP 1B		1	0	1	0	0	0	0
Inning Stats	R: 0 E: 0 K: 0 S: 3 H: 0 LOB: 1 BB: 1 P: 7	R: 0 E: 0 K: 1 S: 6 H: 1 LOB: 1 BB: 0 P: 6	R: 2 E: 0 K: 1 S: 7 H: 2 LOB: 0 BB: 0 P: 7	R: 1 E: 0 K: 1 S: 6 H: 1 LOB: 0 BB: 0 P: 6	R: 0 E: 0 K: 2 S: 8 H: 1 LOB: 3 BB: 2 P: 16	R: 2 E: 0 K: 0 S: 5 H: 3 LOB: 0 BB: 0 P: 5	R: 0 E: 0 K: 1 S: 7 H: 2 LOB: 2 BB: 0 P: 7	R: 0 E: 0 K: 1 S: 6 H: 1 LOB: 1 BB: 0 P: 6	R: 0 E: 0 K: 0 S: 4 H: 1 LOB: 2 BB: 1 P: 8	1B: 8 2B: 1 3B: 0 HR: 3 SF: 0 SAC: 2 DP: 0 HBP: 0						

	AB	36
	R	5
	H	12
	RBI	5
	BB	4
	SO	7
	LOB	21

WP: 2 PB: 0 SB: 0 CS: 1 PA: 43

PITCHER		IP	WLS	BF	H	R	ER	SO	BB	IBB	HBP	BLK	WP	HR	S	P	ERA	WHIP
Mudcat Grant, R ERA: 6.68	(1, 1)	5.2		28	8	5	5	5	3	0	0	0	1	3	35	47	7.94	1.941
Don McMahon, R ERA: 2.45	(6, 1)	2.1	W	9	3	0	0	2	0	0	0	0	1	0	13	13	0.00	1.286
Ted Abernathy, R ERA: 1.08	(9, 1)	1.0	S	5	1	0	0	0	1	0	0	0	0	0	4	8	0.00	2.000

PITCHER	IP	WLS	BF	H	R	ER	SO	BB	IBB	HBP	BLK	WP	HR	S	P	ERA	WHIP

BOTTOM

Boston Red Sox @ Cleveland Indians

Cleveland Municipal Stadium, Cleveland, OH

Tue May 12 1964, 7:05 PM EDT

Att. 3,122 - Unknown

livebaseballscorecards.com

Batter	1	2	3	4	5	6	7	8	9	AB	R	H	RBI	BB	SO	LOB
Dick Howser, R (1, 6) OBP: 0.394, SLG: 0.389	0-0: E 1B	4-0: S BB			0-0 ①: 6-3		0-0: 1-3 1-3 1B	4-0: BB IBB		3	1	2	0	2	0	0
Larry Brown, R (1, 4) OBP: 0.256, SLG: 0.410	0-0: E5 1B 1-H	0-3 ②: K 1-2			0-0 ②: 5-3		0-0 ①: 1-3 1-2	0-0 ②: SF9 3-H		4	1	1	1	0	1	3
Leon Wagner, L (1, 7) OBP: 0.398, SLG: 0.575	0-0: G3 1B 2B	0-0 ③: F6			4-0: BB		4-0: 1-3 IBB	4-0: 1-2 2-3 BB		2	1	1	0	3	0	2
Fred Whitfield, L (1, 3) OBP: 0.293, SLG: 0.396 Ted Abernathy, R (9, 1)	0-0 ①: G3 2-3		0-0 ①: F6		0-3 ③: K		0-0 ②: 1-3 1-2 2-3	0-3 ③: K		5 0	0 0	0 0	0 0	0 0	2 0	7 0
Joe Azcue, R (1, 2) OBP: 0.280, SLG: 0.447	0-0: 2B 1B 3-H		0-0 ②: F9			0-3 ①: K	4-0: IBB			3	1	1	1	1	1	0
Woodie Held, R (1, 8) OBP: 0.284, SLG: 0.468	0-0: WP K 2B 1-H		0-0 ③: 5-3			0-0: HR	0-3 ③: K			4	1	2	2	0	1	3
Max Alvis, R (1, 5) OBP: 0.293, SLG: 0.368	0-3 ②③: K 2-H			0-0 ①: F8		0-3 ②: K		0-3 ①: K		4	0	0	0	0	3	1
Tito Francona, L (1, 9) OBP: 0.438, SLG: 0.385		0-0: 4-3 2B		0-3 ②: K2-3		0-0: E3 FC6-4		4-0: 2B SF9 BB		3	1	1	0	1	1	0
Mudcat Grant, R (1, 1) OBP: 0.400, SLG: 0.583 Don McMahon, R (6, 1) OBP: 0.333, SLG: 0.333 Bob Chance, L (8, PH) OBP: 0.500, SLG: 1.000 Vic Davalillo, L (8, PR) OBP: 0.243, SLG: 0.273 Jerry Kindall, R (9, 3) OBP: 0.500, SLG: 0.500		0-0 ①: 4-3 2-3		0-0 ③: 6-3		0-0 ③: FC6-4 1-2f		0-0: BB 2B 1-3		2 1 1 0 0	0 0 0 0 0	0 0 1 0 0	0 0 0 0 0	0 0 0 0 0	0 0 0 0 0	1 1 0 0 0
Inning Stats	R: 4 H: 5 E: 1 LOB: 0 K: 1 BB: 0 S: 9 P: 9	R: 0 H: 1 E: 0 LOB: 2 K: 1 BB: 1 S: 6 P: 10	R: 0 H: 0 E: 0 LOB: 0 K: 0 BB: 0 S: 3 P: 3	R: 0 H: 0 E: 0 LOB: 0 K: 1 BB: 0 S: 5 P: 5	R: 0 H: 0 E: 0 LOB: 1 K: 1 BB: 1 S: 5 P: 9	R: 1 H: 1 E: 1 LOB: 1 K: 2 BB: 0 S: 9 P: 9	R: 0 H: 1 E: 0 LOB: 3 K: 1 BB: 2 S: 6 P: 14	R: 1 H: 1 E: 0 LOB: 3 K: 2 BB: 3 S: 8 P: 20		1B: 4 SF: 1 2B: 4 SAC: 0 3B: 0 DP: 0 HR: 1 HBP: 0						

	AB	32
	R	6
	H	9
	RBI	4
	BB	7
	SO	9
	LOB	18

WP: 1 PA: 40
PB: 0
SB: 1
CS: 0

PITCHER		IP	WLS	BF	H	R	ER	SO	BB	IBB	HBP	BLK	WP	HR	S	P	ERA	WHIP
Bill Spanswick, L ERA: 6.33	(1, 1)	0.1		6	5	4	4	0	0	0	0	0	0	0	6	6	108.00	15.000
Bob Heffner, R ERA: 3.26	(1, 1)	6.0		24	3	1	1	6	2	1	0	0	1	1	33	45	1.50	0.833
Dick Radatz, R ERA: 1.03	(7, 1)	1.2	L	10	1	1	1	3	2	2	0	0	0	0	12	28	5.40	1.800

PITCHER	IP	WLS	BF	H	R	ER	SO	BB	IBB	HBP	BLK	WP	HR	S	P	ERA	WHIP

Batter	1	2	3	4	5	6	7	8	9	AB	R	H	RBI	BB	SO	LOB
Felix Mantilla, R (1, 5) OBP: 0.154, SLG: 0.240	F5			5-3		F5				3	0	0	0	0	0	0
Eddie Bressoud, R (1, 6) OBP: 0.441, SLG: 0.505	G6-4-3 1B			6-3						2	0	1	0	0	0	0
Carl Yastrzemski, L (1, 8) OBP: 0.327, SLG: 0.443	G6-4-3 1-2f			WP BB						1	0	0	0	1	0	1
Dick Stuart, R (1, 3) OBP: 0.286, SLG: 0.358		L4		K 1-2						2	0	0	0	0	1	1
Tony Conigliaro, R (1, 7) OBP: 0.287, SLG: 0.495		6-3			K					2	0	0	0	0	1	0
Dalton Jones, L (1, 4) OBP: 0.327, SLG: 0.580		6-3			K2-3					2	0	0	0	0	1	0
Lou Clinton, R (1, 9) OBP: 0.265, SLG: 0.312			F2		1-3					2	0	0	0	0	0	0
Bob Tillman, R (1, 2) OBP: 0.383, SLG: 0.452			K			G6-4-3 1B				2	0	1	0	0	1	0
Dave Morehead, R (1, 1) OBP: 0.182, SLG: 0.100			3-1			G6-4-3 1-2f				1	0	0	0	0	0	0
Dick Williams, R (6, PH)										1	0	0	0	0	0	1
Arnold Earley, L (6, 1)										0	0	0	0	0	0	0
Inning Stats	R: 0 E: 0 K: 0 S: 3 H: 1 LOB: 0 BB: 0 P: 3	R: 0 E: 0 K: 0 S: 3 H: 0 LOB: 0 BB: 0 P: 3	R: 0 E: 0 K: 1 S: 5 H: 0 LOB: 0 BB: 0 P: 5	R: 0 E: 0 K: 1 S: 5 H: 0 LOB: 1 BB: 1 P: 9	R: 0 E: 0 K: 2 S: 7 H: 0 LOB: 0 BB: 0 P: 7	R: 0 E: 0 K: 0 S: 3 H: 1 LOB: 0 BB: 0 P: 3				1B: 2 2B: 0 3B: 0 HR: 0 SF: 0 SAC: 0 DP: 2 HBP: 0						

PITCHER		IP	WLS	BF	H	R	ER	SO	BB	IBB	HBP	BLK	WP	HR	S	P	ERA	WHIP
Dick Donovan, R ERA: 5.84	(1, 1)	3.0		9	1	0	0	1	0	0	0	0	0	0	11	11	0.00	0.333
Sonny Siebert, R ERA: 4.35	(4, 1)	3.0	W	10	1	0	0	3	1	0	0	0	1	0	15	19	0.00	0.667

PITCHER	IP	WLS	BF	H	R	ER	SO	BB	IBB	HBP	BLK	WP	HR	S	P	ERA	WHIP

TOP

Boston Red Sox @ Cleveland Indians

Cleveland Municipal Stadium, Cleveland, OH

Wed May 13 1964, 7:05 PM EDT

Att. 2,988 - Unknown

livebaseballscorecards.com

AB	18
R	0
H	2
RBI	0
BB	1
SO	4
LOB	3

WP: 1 PA: 19
PB: 0
SB: 0
CS: 0

Batter	1	2	3	4	5	6	7	8	9	AB	R	H	RBI	BB	SO	LOB
Dick Howser, R (1, 6) OBP: 0.398, SLG: 0.388	0-0 6-3 S 2B 1B		0-0 ① F9		BBB 4-0 G3 1B BB	0-0 ③ FC4-6 1-2f				3	2	1	0	1	0	3
Larry Brown, R (1, 4) OBP: 0.239, SLG: 0.381	0-0 ① 6-3 1-3		0-0 ②③ G6-4-3 1-2f		0-0 ② G3 1-2					3	0	0	0	0	0	3
Leon Wagner, L (1, 7) OBP: 0.396, SLG: 0.567	SSS 0-3 ② K			SSS 0-3 ① K	0-0 2-H 1B					3	0	1	1	0	2	1
Fred Whitfield, L (1, 3) OBP: 0.311, SLG: 0.429	0-0 3-H 2B			0-0 ② 3-1	0-0 1B					3	0	2	1	0	0	0
Tito Francona, L (1, 9) OBP: 0.434, SLG: 0.375	0-0 ③ F9			BBBB 4-0 E E BB	0-0 ③ F8					2	1	0	0	1	0	3
Joe Azcue, R (1, 2) OBP: 0.264, SLG: 0.420		0-0 ① F9		0-0 E4 E 1-2		0-0 ① 4-3				3	0	0	0	0	0	1
Woodie Held, R (1, 8) OBP: 0.286, SLG: 0.463		0-0 ② F8		0-0 E5 1-3 2-H		0-0 1B 1B				3	0	1	0	0	0	1
Max Alvis, R (1, 5) OBP: 0.284, SLG: 0.356		SSS 0-3 ③ K		SSS 0-3 ③ K		SSS 0-3 ② K				3	0	0	0	0	3	3
Dick Donovan, L (1, 1) OBP: 0.300, SLG: 0.125 Sonny Siebert, R (4, 1) OBP: 0.250, SLG: 0.250			H 1-0 G6-4-3 HBP		0-0 ① 1-3	0-0 FC4-6 1-2 1B				0	0	0	0	0	0	0
										2	0	1	0	0	0	0
Inning Stats	R: 1 E: 0 K: 1 S: 7 H: 2 LOB: 1 BB: 0 P: 7	R: 0 E: 0 K: 1 S: 5 H: 0 LOB: 0 BB: 0 P: 5	R: 0 E: 0 K: 0 S: 2 H: 0 LOB: 0 BB: 0 P: 3	R: 1 E: 2 K: 2 S: 9 H: 0 LOB: 2 BB: 1 P: 13	R: 1 E: 0 K: 0 S: 5 H: 2 LOB: 2 BB: 1 P: 9	R: 0 E: 0 K: 1 S: 7 H: 2 LOB: 2 BB: 0 P: 7				1B: 5 2B: 1 3B: 0 HR: 0		SF: 0 SAC: 0 DP: 1 HBP: 1		WP: 0 PB: 0 SB: 1 CS: 0		PA: 28	

PITCHER		IP	WLS	BF	H	R	ER	SO	BB	IBB	HBP	BLK	WP	HR	S	P	ERA	WHIP
Dave Morehead, R ERA: 2.67	(1, 1)	5.0	L	23	4	3	2	4	2	0	1	0	0	0	28	37	3.60	1.200
Arnold Earley, L ERA: 0.73	(6, 1)	1.0		5	2	0	0	1	0	0	0	0	0	0	7	7	0.00	2.000

PITCHER	IP	WLS	BF	H	R	ER	SO	BB	IBB	HBP	BLK	WP	HR	S	P	ERA	WHIP

BOTTOM

Boston Red Sox @ Cleveland Indians

Cleveland Municipal Stadium, Cleveland, OH

Wed May 13 1964, 7:05 PM EDT

Att. 2,988 - Unknown

livebaseballscorecards.com

AB	25
R	3
H	6
RBI	2
BB	2
SO	5
LOB	15

Cleveland Indians @ Detroit Tigers

Tiger Stadium, Detroit, MI

Fri May 15 1964, 7:05 PM EDT

Att. 16,768 - Unknown

TOP

livebaseballscorecards.com

Batter	1	2	3	4	5	6	7	8	9	AB	R	H	RBI	BB	SO	LOB
Dick Howser, R (1, 6) OBP: 0.398, SLG: 0.398	K	FC3-6 1-2f 2-H			5-3		E SF9 1B	1-3 2B 2B		5	2	2	0	0	1	1
Larry Brown, R (1, 4) OBP: 0.235, SLG: 0.383	6-3	K			K		K 1-3	2-H 3-H 2B		5	0	1	2	0	3	2
Leon Wagner, L (1, 7) OBP: 0.405, SLG: 0.560	BB		G4-6-3 BB		4-3		SF9 3-H	IBB		1	0	0	1	3	0	0
John Romano, R (1, 2) OBP: 0.415, SLG: 0.659	K		K			K	1B BB	K		4	0	0	0	1	4	4
Fred Whitfield, L (1, 3) OBP: 0.338, SLG: 0.450 Jerry Kindall, R (7, 3) OBP: 0.667, SLG: 1.667		1B 1B	G4-6-3 1-2f			4-3 1B	1-2 1B		HR	4 1	1 1	3 1	0 1	0 0	0 0	1 0
Tito Francona, L (1, 9) OBP: 0.423, SLG: 0.365		1B 1-2 1B		F3		4-3 1-2	G3		F9	5	1	1	0	0	0	3
Max Alvis, R (1, 5) OBP: 0.300, SLG: 0.355		1B 1-3 2-H E 1B		1-0 HBP		F3		2B BB	6-3	3	2	1	1	1	0	1
Woodie Held, R (1, 8) OBP: 0.302, SLG: 0.506		FC3-6 1-2 3-H 1B		K			HR 1B	F8	HR	5	2	3	2	0	1	2
Pedro Ramos, S (1, 1) OBP: 0.455, SLG: 0.400 Al Luplow, L (2, PH) Don McMahon, R (2, 1) OBP: 0.250, SLG: 0.250 Gary Bell, R (6, 1) OBP: 0.500, SLG: 0.500 Bob Chance, L (7, PH) OBP: 0.556, SLG: 1.375 Ted Abernathy, R (7, 1) Sonny Siebert, R (9, 1) OBP: 0.250, SLG: 0.250		K		F9			1-H HR	K	5-3	0 1 1 0 1 2 0	0 0 0 0 1 1 0	0 0 0 0 0 1 0	0 0 0 0 0 1 0	0 0 0 0 0 0 0	0 1 1 0 0 1 0	0 2 1 0 0 1 0

Inning Stats	1	2	3	4	5	6	7	8	9
	R: 0 E: 0 K: 2 S: 7	H: 0 LOB: 1 BB: 1 P: 11	R: 3 E: 1 K: 2 S: 11	H: 4 LOB: 1 BB: 0 P: 11	R: 0 E: 0 K: 1 S: 4	H: 0 LOB: 0 BB: 1 P: 8	R: 0 E: 0 K: 1 S: 5	H: 0 LOB: 1 BB: 0 P: 6	R: 0 E: 0 K: 1 S: 5	H: 0 LOB: 0 BB: 0 P: 5	R: 0 E: 0 K: 1 S: 6	H: 1 LOB: 1 BB: 0 P: 6	R: 3 E: 1 K: 1 S: 9	H: 4 LOB: 2 BB: 1 P: 13	R: 2 E: 0 K: 2 S: 9	H: 2 LOB: 2 BB: 2 P: 17	R: 2 E: 0 K: 0 S: 5	H: 2 LOB: 0 BB: 0 P: 5

1B: 8 2B: 2 3B: 0 HR: 3	SF: 1 SAC: 0 DP: 1 HBP: 1	WP: 0 PB: 0 SB: 0 CS: 0	PA: 45
---	---	---	---

PITCHER		IP	WLS	BF	H	R	ER	SO	BB	IBB	HBP	BLK	WP	HR	S	P	ERA	WHIP
Dave Wickersham, R ERA: 2.2	(1, 1)	6.0	L	28	8	6	5	8	2	0	1	0	0	1	41	50	7.50	1.667
Larry Sherry, R ERA: 3.93	(7, 1)	2.0		12	3	2	2	3	2	1	0	0	0	0	15	27	9.00	2.500
Julio Navarro, R ERA: 7.71	(9, 1)	1.0		5	2	2	2	0	0	0	0	0	0	2	5	5	18.00	2.000

PITCHER		IP	WLS	BF	H	R	ER	SO	BB	IBB	HBP	BLK	WP	HR	S	P	ERA	WHIP

AB	38
R	10
H	13
RBI	9
BB	5
SO	11
LOB	18

Batter	1	2	3	4	5	6	7	8	9	AB	R	H	RBI	BB	SO	LOB
Dick McAuliffe, L (1, 6) OBP: 0.340, SLG: 0.453	BBBB 4-0 FC4-6 BB		SSS 0-3 ① K		X 0-0 ① 4-1		X 0-0 ① 6-3	X 0-0 ② 4-3 1-2 2-3		4	0	0	0	1	1	2
Bill Bruton, L (1, 8) OBP: 0.321, SLG: 0.396	X 0-0 ① FC4-6 4-3 1-2f HR		X 0-0 PB BB 1B		SSS 0-3 ② K		X 0-0 1B 1B 1B	X 0-0 ③ 3-1		5	2	2	0	0	1	4
Gates Brown, L (1, 7) OBP: 0.286, SLG: 0.417	X 0-0 ② 4-3 1-2		BBBB 4-0 PB 1-2 BB		X 0-0 ③ F5		X 0-0 1B 1-2 1B		X 0-0 ① 4-3	4	0	1	0	1	0	1
Norm Cash, L (1, 3) OBP: 0.377, SLG: 0.505	X 0-0 2-H HR		X 0-0 ② F7 1-2 2-3			BBBB 4-0 FC5-4 BB	X 0-0 ② F6		X 0-0 ② G3	4	1	1	2	1	0	4
Jerry Lumpe, L (1, 4) OBP: 0.306, SLG: 0.365	X 0-0 HR		BBBB 4-0 BB			X 0-0 ① FC5-4 E 1-2f FC5-4	X 0-0 1-3 2-H 1B		X 0-0 1B 2B	4	3	3	2	1	0	1
Willie Horton, R (1, 9) OBP: 0.277, SLG: 0.264	X 0-0 ③ 6-3		SSS 0-3 ③ K			X 0-0 E5 FC5-4 1-3	SSS 0-3 ③ K		BBBB 4-0 1B BB	4	0	0	0	1	2	6
Bill Freehan, R (1, 2) OBP: 0.405, SLG: 0.420		SSS 0-3 ① K		X 0-0 ① 6-3		X 0-0 ② FC5-4 1B 1-2f 3-H		X 0-0 ① G3	X 0-0 1-3 2-H 1B	5	0	1	2	0	1	1
Don Wert, R (1, 5) OBP: 0.320, SLG: 0.389		X 0-0 ② 1-3		X 0-0 ② 5-3		X 0-0 1-2 1B		X 0-0 4-3 BB 1B	X 0-0 ③ L4	5	0	2	0	0	0	2
Dave Wickersham, R (1, 1) OBP: 0.118, SLG: 0.118 Larry Sherry, R (7, 1) Al Kaline, R (8, PH) OBP: 0.366, SLG: 0.329 Jake Wood, R (8, PR) OBP: 0.176, SLG: 0.176 Julio Navarro, R (9, 1)		X 0-0 ③ 4-3		X 0-0 ③ 1-3		X 0-0 ③ F3		BBBB 4-0 4-3 1-2 BB		3 0 0 0 0	0 0 0 0 0	0 0 0 0 0	0 0 0 0 0	0 0 1 0 0	0 0 0 0 0	2 0 0 0 0
Inning Stats	R: 3 E: 0 K: 0 S: 5 H: 2 LOB: 0 BB: 1 P: 9	R: 0 E: 0 K: 1 S: 5 H: 0 LOB: 0 BB: 0 P: 5	R: 0 E: 0 K: 2 S: 8 H: 1 LOB: 3 BB: 2 P: 16	R: 0 E: 0 K: 0 S: 3 H: 0 LOB: 0 BB: 0 P: 3	R: 0 E: 0 K: 1 S: 5 H: 0 LOB: 0 BB: 0 P: 5	R: 1 E: 1 K: 0 S: 5 H: 1 LOB: 2 BB: 1 P: 9	R: 1 E: 0 K: 1 S: 8 H: 3 LOB: 2 BB: 0 P: 8	R: 0 E: 0 K: 0 S: 4 H: 1 LOB: 3 BB: 1 P: 8	R: 1 E: 0 K: 0 S: 5 H: 2 LOB: 2 BB: 1 P: 9	1B: 7 2B: 1 3B: 0 HR: 2	SF: 0 SAC: 0 DP: 0 HBP: 0		WP: 0 PB: 1 SB: 0 CS: 0	PA: 44			

PITCHER		IP	WLS	BF	H	R	ER	SO	BB	IBB	HBP	BLK	WP	HR	S	P	ERA	WHIP
Pedro Ramos, R ERA: 3.94	(1, 1)	1.0		6	2	3	3	0	1	0	0	0	0	2	5	9	27.00	3.000
Don McMahon, R ERA: 1.93	(2, 1)	4.0		15	1	0	0	4	2	0	0	0	0	0	21	29	0.00	0.750
Gary Bell, R ERA: 3.94	(6, 1)	1.0	W	6	1	1	0	0	1	0	0	0	0	0	5	9	0.00	2.000
Ted Abernathy, R ERA: 1.86	(7, 1)	2.2		16	6	2	2	1	2	0	0	0	0	0	16	24	6.75	3.000
Sonny Siebert, R ERA: 4.22	(9, 1)	0.1	S	1	0	0	0	0	0	0	0	0	0	0	1	1	0.00	0.000

PITCHER	IP	WLS	BF	H	R	ER	SO	BB	IBB	HBP	BLK	WP	HR	S	P	ERA	WHIP

BOTTOM

Cleveland Indians @ Detroit Tigers

Tiger Stadium, Detroit, MI

Fri May 15 1964, 7:05 PM EDT

Att. 16,768 - Unknown

livebaseballscorecards.com

AB	38
R	6
H	10
RBI	6
BB	6
SO	5
LOB	23

Cleveland Indians @ Detroit Tigers

Tiger Stadium, Detroit, MI

Sat May 16 1964, 4:33 AM EDT

Att. 6,166 - Unknown

TOP

Batter	1	2	3	4	5	6	7	8	9	AB	R	H	RBI	BB	SO	LOB
Dick Howser, R (1, 6) OBP: 0.385, SLG: 0.383	4-3	K			5-3		F7			4	0	0	0	0	1	2
Larry Brown, R (1, 4) OBP: 0.236, SLG: 0.373	1B		4-3		K		K			4	0	1	0	0	2	0
Leon Wagner, L (1, 7) OBP: 0.400, SLG: 0.547	L6		1B		3-1			K		4	0	1	0	0	1	1
Fred Whitfield, L (1, 3) OBP: 0.348, SLG: 0.453	1-2 1B		1-2 1B			G3		F9		4	0	2	0	0	0	0
Jerry Kindall, R (8, 3) OBP: 0.667, SLG: 1.667										0	0	0	0	0	0	0
Tito Francona, L (1, 9) OBP: 0.407, SLG: 0.348	4-3		K			F7		F2		4	0	0	0	0	1	4
Max Alvis, R (1, 5) OBP: 0.298, SLG: 0.381		K	F3			HR			F3	4	1	1	1	0	1	2
Joe Azcue, R (1, 2) OBP: 0.281, SLG: 0.426		1B		F8		F9			WP 1B	4	0	2	0	0	0	0
Woodie Held, R (1, 8) OBP: 0.300, SLG: 0.527		F7		K			HR		F4 1-2	4	1	1	1	0	1	2
Jack Kralick, L (1, 1) OBP: 0.211, SLG: 0.167		1-3 1B		K			6-3		K	4	0	1	0	0	2	1
Inning Stats	R: 0 H: 2 E: 0 LOB: 2 K: 0 BB: 0 S: 5 P: 5	R: 0 H: 2 E: 0 LOB: 2 K: 2 BB: 0 S: 9 P: 9	R: 0 H: 2 E: 0 LOB: 2 K: 1 BB: 0 S: 7 P: 7	R: 0 H: 0 E: 0 LOB: 0 K: 2 BB: 0 S: 7 P: 7	R: 0 H: 0 E: 0 LOB: 0 K: 1 BB: 0 S: 5 P: 5	R: 1 H: 1 E: 0 LOB: 0 K: 0 BB: 0 S: 4 P: 4	R: 1 H: 1 E: 0 LOB: 0 K: 1 BB: 0 S: 6 P: 6	R: 0 H: 0 E: 0 LOB: 0 K: 1 BB: 0 S: 5 P: 5	R: 0 H: 1 E: 0 LOB: 1 K: 1 BB: 0 S: 6 P: 6	1B: 7 SF: 0 2B: 0 SAC: 0 3B: 0 DP: 0 HR: 2 HBP: 0						

PITCHER		IP	WLS	BF	H	R	ER	SO	BB	IBB	HBP	BLK	WP	HR	S	P	ERA	WHIP
Ed Rakow, R ERA: 3.57	(1, 1)	7.0	L	29	8	2	2	7	0	0	0	0	0	2	43	43	2.57	1.143
Dick Egan, L ERA: 2.4	(8, 1)	2.0		7	1	0	0	2	0	0	0	0	1	0	11	11	0.00	0.500

PITCHER		IP	WLS	BF	H	R	ER	SO	BB	IBB	HBP	BLK	WP	HR	S	P	ERA	WHIP

livebaseballscorecards.com

AB	36
R	2
H	9
RBI	2
BB	0
SO	9
LOB	12

WP: 1 PA: 36
PB: 0
SB: 0
CS: 0

Batter	1	2	3	4	5	6	7	8	9	AB	R	H	RBI	BB	SO	LOB
Don Wert, R (1, 5) OBP: 0.318, SLG: 0.384	1B		F6		L5			K		4	0	1	0	0	1	1
Bill Bruton, L (1, 7) OBP: 0.300, SLG: 0.368	K		K			1-3		K		4	0	0	0	0	3	1
Don Demeter, R (1, 8) OBP: 0.232, SLG: 0.351	F7			G3 2B		6-3		F8		4	0	1	0	0	0	1
Norm Cash, L (1, 3) OBP: 0.364, SLG: 0.484	5-3			G3 2-3		F8			3-1	4	0	0	0	0	0	2
Jerry Lumpe, L (1, 4) OBP: 0.304, SLG: 0.361		5-3 1B		4-3			4-3		6-3	4	0	1	0	0	0	1
George Thomas, R (1, 9) OBP: 0.389, SLG: 0.875		5-3 1-2		F8			1B 3B		5-3	4	1	1	0	0	0	2
Bill Freehan, R (1, 2) OBP: 0.402, SLG: 0.417		5-3			SH1-3 1B		5-3			3	0	1	0	0	0	2
Dick McAuliffe, L (1, 6) OBP: 0.339, SLG: 0.449		K			F7		1B 3-H			3	0	1	1	0	1	2
Ed Rakow, S (1, 1)			F6		SH1-3 1-2		4-3			1	0	0	0	0	0	0
Jake Wood, R (7, PH) OBP: 0.167, SLG: 0.167										1	0	0	0	0	0	1
Dick Egan, L (8, 1)										0	0	0	0	0	0	0
Inning Stats	R: 0 H: 1 E: 0 LOB: 1 K: 1 BB: 0 S: 6 P: 6	R: 0 H: 1 E: 0 LOB: 1 K: 1 BB: 0 S: 6 P: 6	R: 0 H: 0 E: 0 LOB: 0 K: 1 BB: 0 S: 5 P: 5	R: 0 H: 1 E: 0 LOB: 1 K: 0 BB: 0 S: 4 P: 4	R: 0 H: 1 E: 0 LOB: 1 K: 0 BB: 0 S: 4 P: 4	R: 0 H: 0 E: 0 LOB: 0 K: 0 BB: 0 S: 3 P: 3	R: 1 H: 2 E: 0 LOB: 1 K: 0 BB: 0 S: 5 P: 5	R: 0 H: 0 E: 0 LOB: 0 K: 2 BB: 0 S: 7 P: 7	R: 0 H: 0 E: 0 LOB: 0 K: 0 BB: 0 S: 3 P: 3	1B: 4 SF: 0 2B: 1 SAC: 1 3B: 1 DP: 0 HR: 0 HBP: 0						

PITCHER	IP	WLS	BF	H	R	ER	SO	BB	IBB	HBP	BLK	WP	HR	S	P	ERA	WHIP
Jack Kralick, L (1, 1) ERA: 1.12	9.0	W	33	6	1	1	5	0	0	0	0	0	0	43	43	1.00	0.667

PITCHER	IP	WLS	BF	H	R	ER	SO	BB	IBB	HBP	BLK	WP	HR	S	P	ERA	WHIP

BOTTOM

Cleveland Indians @ Detroit Tigers

Tiger Stadium, Detroit, MI

Sat May 16 1964, 4:33 AM EDT

Att. 6,166 - Unknown

livebaseballscorecards.com

AB	32
R	1
H	6
RBI	1
BB	0
SO	5
LOB	13

Cleveland Indians @ Detroit Tigers

Tiger Stadium, Detroit, MI

Sun May 17 1964, 4:33 AM EDT

Unknown

TOP

livebaseballscorecards.com

Batter	1	2	3	4	5	6	7	8	9	AB	R	H	RBI	BB	SO	LOB
Dick Howser, R (1, 6) OBP: 0.370, SLG: 0.366	F8		5-3			F8		F6	4-3	5	0	0	0	0	0	3
Larry Brown, R (1, 4) OBP: 0.220, SLG: 0.345	K			L9		F4		K		4	0	0	0	0	2	0
Leon Wagner, L (1, 7) OBP: 0.395, SLG: 0.535	F3			F4		K		1B		4	0	1	0	0	1	0
Max Alvis, R (1, 5) OBP: 0.296, SLG: 0.376		5-3		F3			5-3	1B		4	0	1	0	0	0	0
Fred Whitfield, L (1, 3) OBP: 0.342, SLG: 0.456		4-3			2B		K	F4		4	1	1	0	0	1	2
Joe Azcue, R (1, 2) OBP: 0.295, SLG: 0.431		F8			6-3		HBP BB		E 1B	4	0	2	0	0	0	1
Tito Francona, L (1, 9) OBP: 0.402, SLG: 0.337			K		F7		HBP		E6	3	0	0	0	1	1	2
Vic Davalillo, L (9, PR) OBP: 0.243, SLG: 0.273										0	0	0	0	0	0	0
Woodie Held, R (1, 8) OBP: 0.308, SLG: 0.532			F7		2B		HBP		K	3	0	1	1	0	1	2
Tommy John, R (1, 1) OBP: 0.222, SLG: 0.222			1B		K		K		K	2	0	1	0	0	1	1
Al Smith, R (7, PH) OBP: 0.172, SLG: 0.222										1	0	0	0	0	1	3
Don McMahon, R (7, 1) OBP: 0.250, SLG: 0.250										0	0	0	0	0	0	0
Bob Chance, L (9, PH) OBP: 0.500, SLG: 1.222										1	0	0	0	0	1	2

Inning Stats	1	2	3	4	5	6	7	8	9
R:	0	0	0	0	1	0	0	0	0
E:	0	0	0	0	0	0	0	0	1
K:	1	0	1	0	1	1	2	1	2
S:	5	3	6	3	7	5	8	7	9
H:	0	0	1	0	2	0	1	2	1
LOB:	0	0	1	0	1	0	3	2	2
BB:	0	0	0	0	0	0	1	0	0
P:	5	3	6	3	7	5	13	7	9

1B:	5	
2B:	2	
3B:	0	
HR:	0	
SF:	0	
SAC:	0	
DP:	0	
HBP:	1	

WP:	0
PB:	0
SB:	1
CS:	0
PA:	37

AB	35
R	1
H	7
RBI	1
BB	1
SO	9
LOB	16

PITCHER		IP	WLS	BF	H	R	ER	SO	BB	IBB	HBP	BLK	WP	HR	S	P	ERA	WHIP
Hank Aguirre, L ERA: 2.72	(1, 1)	8.0	W	34	7	1	1	7	1	0	1	0	0	0	46	51	1.12	1.000
Larry Sherry, R ERA: 3.72	(9, 1)	1.0	S	3	0	0	0	2	0	0	0	0	0	0	7	7	0.00	0.000

PITCHER		IP	WLS	BF	H	R	ER	SO	BB	IBB	HBP	BLK	WP	HR	S	P	ERA	WHIP

Batter	1	2	3	4	5	6	7	8	9	AB	R	H	RBI	BB	SO	LOB
Don Wert, R (1, 5) OBP: 0.324, SLG: 0.388	G4, 1B		F6		L9, SH3-4, 1B	L9				4	1	2	0	0	0	2
Jerry Lumpe, L (1, 4) OBP: 0.296, SLG: 0.351	G4 1-2		F9		SH3-4 1-2		F7			3	0	0	0	0	0	1
Al Kaline, R (1, 9) OBP: 0.361, SLG: 0.363	L5-3		HR		L9 2-3		L6			4	1	1	1	0	0	2
Don Demeter, R (1, 8) OBP: 0.243, SLG: 0.356	2-H, 1B		1B		6-3		1-3			4	0	2	1	0	0	1
Norm Cash, L (1, 3) OBP: 0.351, SLG: 0.465	G3		4-3			SSS, K		F8		4	0	0	0	0	1	2
Bill Freehan, R (1, 2) OBP: 0.419, SLG: 0.453		4-3		BBBB, G4-6-3, BB		2B, 3B		2B, 1B		3	1	2	0	1	0	0
George Thomas, R (1, 7) OBP: 0.364, SLG: 0.800		4-3		G4-6-3 1-2f		1B, 3-H, 2B		F9		4	0	1	1	0	0	2
Dick McAuliffe, L (1, 6) OBP: 0.363, SLG: 0.475		FC4, 1B		BBBB, BB		2-3, 1B		1-3, 2B		3	0	3	0	1	0	0
Hank Aguirre, R (1, 1) Larry Sherry, R (9, 1)		FC4 1-2f		SSS, K		SSS, K		SSS, K		4 0	0 0	0 0	0 0	0 0	3 0	6 0
Inning Stats	R: 1 H: 2 E: 0 LOB: 1 K: 0 BB: 0 S: 5 P: 5	R: 0 H: 1 E: 0 LOB: 1 K: 0 BB: 0 S: 4 P: 4	R: 1 H: 2 E: 0 LOB: 1 K: 0 BB: 0 S: 5 P: 5	R: 0 H: 0 E: 0 LOB: 1 K: 1 BB: 2 S: 4 P: 12	R: 0 H: 1 E: 0 LOB: 1 K: 0 BB: 0 S: 4 P: 4	R: 1 H: 3 E: 0 LOB: 2 K: 2 BB: 0 S: 10 P: 10	R: 0 H: 0 E: 0 LOB: 0 K: 0 BB: 0 S: 3 P: 3	R: 0 H: 2 E: 0 LOB: 2 K: 1 BB: 0 S: 7 P: 7		1B: 7 SF: 0 2B: 2 SAC: 1 3B: 1 DP: 1 HR: 1 HBP: 0						WP: 0 PA: 36 PB: 0 SB: 0 CS: 0

PITCHER	IP	WLS	BF	H	R	ER	SO	BB	IBB	HBP	BLK	WP	HR	S	P	ERA	WHIP
Tommy John, L (1, 1) ERA: 2.63	6.0	L	28	9	3	3	3	2	0	0	0	0	1	32	40	4.50	1.833
Don McMahon, R (7, 1) ERA: 1.74	2.0		8	2	0	0	1	0	0	0	0	0	0	10	10	0.00	1.000

PITCHER	IP	WLS	BF	H	R	ER	SO	BB	IBB	HBP	BLK	WP	HR	S	P	ERA	WHIP

Cleveland Indians @ Detroit Tigers

Tiger Stadium, Detroit, MI

Sun May 17 1964, 4:33 AM EDT

Unknown

BOTTOM

livebaseballscorecards.com

AB	33
R	3
H	11
RBI	3
BB	2
SO	4
LOB	16

Cleveland Indians @ Detroit Tigers

Tiger Stadium, Detroit, MI

Sun May 17 1964, 4:38 AM EDT

Att. 22,260 - Unknown

TOP

livebaseballscorecards.com

Batter	1	2	3	4	5	6	7	8	9	AB	R	H	RBI	BB	SO	LOB
Dick Howser, R (1, 6) OBP: 0.366, SLG: 0.362	F9			5-3		1B		5-3		4	0	1	0	0	0	0
Larry Brown, R (1, 4) OBP: 0.206, SLG: 0.322	F8			5-3		F8			L9	4	0	0	0	0	0	1
Leon Wagner, L (1, 7) OBP: 0.398, SLG: 0.534	K			4-3			1B		1B	4	0	2	0	0	1	0
Max Alvis, R (1, 5) OBP: 0.295, SLG: 0.371		K			F7		F7		G4-6-3 1-2	4	0	1	0	0	1	1
Fred Whitfield, L (1, 3) OBP: 0.325, SLG: 0.431		K			K		F6		G4-6-3 1-2f	4	0	0	0	0	2	3
Joe Azcue, R (1, 2) OBP: 0.297, SLG: 0.426		F9			4-3		1-2 1B			3	0	1	0	0	0	0
Tito Francona, L (1, 9) OBP: 0.400, SLG: 0.337			G4-6-3 1B			3-1	F7			3	0	1	0	0	0	2
Woodie Held, R (1, 8) OBP: 0.299, SLG: 0.515			F7			K		F7		3	0	0	0	0	1	1
Mudcat Grant, R (1, 1) OBP: 0.412, SLG: 0.786			G4-6-3 1-2f			HR		K		2	1	1	1	0	0	1
Gary Bell, R (7, 1) OBP: 0.500, SLG: 0.500										0	0	0	0	0	0	0
Vic Davalillo, L (8, PH) OBP: 0.239, SLG: 0.269										1	0	0	0	0	1	0
Ted Abernathy, R (8, 1)										0	0	0	0	0	0	0

	AB	32
	R	1
	H	7
	RBI	1
	BB	0
	SO	6
	LOB	9

Inning Stats	1	2	3	4	5	6	7	8	9
	R: 0 E: 0 K: 1 S: 5	H: 0 LOB: 0 BB: 0 P: 5	R: 0 E: 0 K: 2 S: 7	H: 0 LOB: 0 BB: 0 P: 7	R: 0 E: 0 K: 0 S: 3	H: 1 LOB: 0 BB: 0 P: 3	R: 0 E: 0 K: 0 S: 3	H: 0 LOB: 0 BB: 0 P: 3	R: 0 E: 0 K: 1 S: 5	H: 0 LOB: 0 BB: 0 P: 5
	R: 1 E: 0 K: 1 S: 7	H: 2 LOB: 1 BB: 0 P: 7	R: 0 E: 0 K: 0 S: 5	H: 2 LOB: 2 BB: 0 P: 5	R: 0 E: 0 K: 1 S: 5	H: 0 LOB: 0 BB: 0 P: 5	R: 0 E: 0 K: 0 S: 4	H: 2 LOB: 1 BB: 0 P: 4		

	1B: 6	SF: 0	WP: 0	PA: 32
	2B: 0	SAC: 0	PB: 0	
	3B: 0	DP: 2	SB: 0	
	HR: 1	HBP: 0	CS: 0	

PITCHER	IP	WLS	BF	H	R	ER	SO	BB	IBB	HBP	BLK	WP	HR	S	P	ERA	WHIP
Mickey Lolich, L (1, 1) ERA: 2.85	9.0	W	32	7	1	1	6	0	0	0	0	0	1	44	44	1.00	0.778

PITCHER	IP	WLS	BF	H	R	ER	SO	BB	IBB	HBP	BLK	WP	HR	S	P	ERA	WHIP

Cleveland Indians @ Detroit Tigers

Tiger Stadium, Detroit, MI

Sun May 17 1964, 4:38 AM EDT

Att. 22,260 - Unknown

livebaseballscorecards.com

Batter	1	2	3	4	5	6	7	8	9	AB	R	H	RBI	BB	SO	LOB
Bill Bruton, L (1, 8) OBP: 0.313, SLG: 0.410	0-0 L6-3 1B		0-0 F6		0-0 4-3		0-0 1-H 3B			4	0	2	1	0	0	0
Dick McAuliffe, L (1, 6) OBP: 0.368, SLG: 0.500	0-0 L6-3 1-2			BBBB 4-0 3B BB		0-0 HR	0-0 6-3			3	2	1	1	1	0	2
Gates Brown, L (1, 7) OBP: 0.333, SLG: 0.563	0-0 1B			0-0 1-H 1B 3B		0-0 F7		0-0 4-3		4	1	2	1	0	0	0
Norm Cash, L (1, 3) OBP: 0.356, SLG: 0.466	SSS 0-3 K			0-0 WP 3-H 1B		0-0 1B		0-0 L8		4	0	2	1	0	1	1
Jerry Lumpe, L (1, 4) OBP: 0.286, SLG: 0.339		0-0 6-3		0-0 L8 1-2		0-0 F6		0-0 2-3		4	0	0	0	0	0	2
Don Demeter, R (1, 9) OBP: 0.236, SLG: 0.346		0-0 F8		SSS 0-3 K		0-0 F9				3	0	0	0	0	1	2
Don Wert, R (1, 5) OBP: 0.316, SLG: 0.377		SSS 0-3 K		0-0 L7			0-0 3-1			3	0	0	0	0	1	1
Mike Roarke, R (1, 2) OBP: 0.217, SLG: 0.217			0-0 F8		SSS 0-3 K		0-0 F3			3	0	0	0	0	1	0
Mickey Lolich, S (1, 1)			0-0 L4		0-0 4-3		BBBB 4-0 3B BB			2	1	0	0	1	0	0
Inning Stats	R: 0 H: 2 E: 0 LOB: 1 K: 1 BB: 0 S: 6 P: 6	R: 0 H: 0 E: 0 LOB: 0 K: 1 BB: 0 S: 5 P: 5	R: 0 H: 0 E: 0 LOB: 0 K: 0 BB: 0 S: 3 P: 3	R: 2 H: 2 E: 0 LOB: 1 K: 1 BB: 1 S: 7 P: 11	R: 0 H: 0 E: 0 LOB: 0 K: 1 BB: 0 S: 5 P: 5	R: 1 H: 2 E: 0 LOB: 1 K: 0 BB: 0 S: 5 P: 5	R: 1 H: 1 E: 0 LOB: 1 K: 0 BB: 1 S: 4 P: 8	R: 0 H: 0 E: 0 LOB: 0 K: 0 BB: 0 S: 3 P: 3		1B: 4 SF: 0 2B: 1 SAC: 0 3B: 2 DP: 1 HR: 1 HBP: 0						WP: 1 PA: 32 PB: 0 SB: 0 CS: 0

	AB	30
	R	4
	H	7
	RBI	4
	BB	2
	SO	4
	LOB	8

PITCHER		IP	WLS	BF	H	R	ER	SO	BB	IBB	HBP	BLK	WP	HR	S	P	ERA	WHIP
Mudcat Grant, R ERA: 6.34	(1, 1)	6.0	L	24	6	3	3	4	1	0	0	0	1	1	31	35	4.50	1.167
Gary Bell, R ERA: 4.24	(7, 1)	1.0		5	1	1	1	0	1	0	0	0	0	0	4	8	9.00	2.000
Ted Abernathy, R ERA: 1.77	(8, 1)	1.0		3	0	0	0	0	0	0	0	0	0	0	3	3	0.00	0.000

PITCHER	IP	WLS	BF	H	R	ER	SO	BB	IBB	HBP	BLK	WP	HR	S	P	ERA	WHIP

Cleveland Indians @ Chicago White Sox

Comiskey Park, Chicago, IL

Tue May 19 1964, 8:05 PM EDT

Att. 23,738 - Unknown

TOP

livebaseballscorecards.com

Batter	1	2	3	4	5	6	7	8	9	AB	R	H	RBI	BB	SO	LOB
Dick Howser, R (1, 6) OBP: 0.375, SLG: 0.367	F9	CS, 3-H, 1B			SH1-3, 1B		2B, BB		E6, BB, 1B	4	1	2	1	1	0	0
Larry Brown, R (1, 4) OBP: 0.239, SLG: 0.344	BB, BB	CS, 1-2	L3, BB		SH1-3, 1-2		1-3, 2B		F4	2	0	1	0	2	0	1
Leon Wagner, L (1, 7) OBP: 0.398, SLG: 0.519	BB, 1-2	L3, 1-2			F8		G3		1B, PB, BB, 1-2	3	1	0	0	2	0	4
Max Alvis, R (1, 5) OBP: 0.299, SLG: 0.382	F4	6-3				6-3		1B, E, 2B	PB, 1B, 1-3, 2-H	5	1	2	1	0	0	2
Joe Azcue, R (1, 2) OBP: 0.319, SLG: 0.422	F8			5-3		BB		F8-5, E, 1B, 2-3	BB, 1-2, 3-H	3	0	1	0	2	0	2
Tito Francona, L (1, 9) OBP: 0.387, SLG: 0.323 John Romano, R (9, PH) OBP: 0.407, SLG: 0.644		F3		F7		K		E4, 1-2, 3-H	K	4 1	0 0	0 0	1 0	0 0	1 1	2 2
Jerry Kindall, R (1, 3) OBP: 0.571, SLG: 1.000		3B, 1B		1B		K		K		4	1	2	0	0	2	3
Woodie Held, R (1, 8) OBP: 0.288, SLG: 0.495		K		F8			5-3	F8-5, 2-3		4	0	0	0	0	1	4
Sonny Siebert, R (1, 1) OBP: 0.333, SLG: 0.667 Don McMahon, R (5, 1) OBP: 0.250, SLG: 0.250 Vic Davalillo, L (7, PH) OBP: 0.238, SLG: 0.265 Gary Bell, R (7, 1) OBP: 0.500, SLG: 0.500 Ted Abernathy, R (8, 1) Al Smith, R (9, PH) OBP: 0.167, SLG: 0.214		1-H, 1B, 3B			6-3		K		K	2 0 1 0 0 1	1 0 0 0 0 0	1 0 0 0 0 0	1 0 0 0 0 0	0 0 0 0 0 1	0 0 0 0 0 0	0 0 0 0 0 0
Inning Stats	R: 0 E: 0 K: 0 S: 3 H: 0 LOB: 2 BB: 2 P: 11	R: 2 E: 0 K: 1 S: 7 H: 3 LOB: 0 BB: 0 P: 7	R: 0 E: 0 K: 0 S: 2 H: 0 LOB: 0 BB: 1 P: 6	R: 0 E: 0 K: 0 S: 4 H: 1 LOB: 1 BB: 0 P: 4	R: 0 E: 0 K: 0 S: 4 H: 1 LOB: 1 BB: 0 P: 4	R: 0 E: 0 K: 2 S: 7 H: 0 LOB: 1 BB: 1 P: 11	R: 0 E: 0 K: 1 S: 6 H: 1 LOB: 2 BB: 1 P: 10	R: 1 E: 1 K: 1 S: 7 H: 2 LOB: 1 BB: 0 P: 7	R: 2 E: 1 K: 2 S: 9 H: 1 LOB: 2 BB: 2 P: 17	1B: 6 2B: 4 3B: 1 HR: 0 SF: 0 SAC: 1 DP: 2 HBP: 0						

	AB	34
	R	5
	H	9
	RBI	4
	BB	7
	SO	7
	LOB	20

WP: 0 PB: 1 SB: 0 CS: 1 PA: 43

PITCHER	IP	WLS	BF	H	R	ER	SO	BB	IBB	HBP	BLK	WP	HR	S	P	ERA	WHIP
Gary Peters, L (1, 1) ERA: 3.65	8.2	W	40	9	5	3	6	6	0	0	0	0	0	46	70	3.12	1.731
Hoyt Wilhelm, R (9, 1) ERA: 2.12	0.0		1	0	0	0	0	1	0	0	0	0	0	0	4	∞	∞
Don Mossi, L (9, 1) ERA: 2.08	0.1	S	1	0	0	0	1	0	0	0	0	0	0	3	3	0.00	0.000

PITCHER	IP	WLS	BF	H	R	ER	SO	BB	IBB	HBP	BLK	WP	HR	S	P	ERA	WHIP

Batter	1	2	3	4	5	6	7	8	9	AB	R	H	RBI	BB	SO	LOB
Tom McCraw, L (1, 3) OBP: 0.316, SLG: 0.459	0-0 CS 1B		0-0 PB 4-3 2B	4-0 IBB		0-0 SH3 1B	0-3 K			4	1	3	0	1	1	2
Al Weis, S (1, 4) OBP: 0.318, SLG: 0.305	0-0 F6 1-2		0-0 4-3 2-H	0-0 F4		0-0 SH3 1-2		0-0 G3 S WP 1B		4	1	1	1	0	0	4
Floyd Robinson, L (1, 9) OBP: 0.389, SLG: 0.447	BBBB 4-0 BB		0-0 3-1		0-0 F5	0-0 F3		0-0 G3 1-3		4	0	0	0	1	0	2
Pete Ward, L (1, 5) OBP: 0.406, SLG: 0.308 Don Buford, S (8, PR) OBP: 0.314, SLG: 0.233 (9, 5)	0-0 1-4-3		0-0 3-1		SSS 0-3 K	BBBB 4-0 BB		BBBB 4-0 6-3-5 BB 3-H		3 0	0 0	0 0	0 0	2 0	1 0	1 0
Ron Hansen, R (1, 6) OBP: 0.394, SLG: 0.511		0-0 E5 E 1B		0-0 1B BB G3 1B	0-0 1B 2B	0-0 1-3		0-0 6-3-5 1-2f		5	2	2	0	0	0	3
Dave Nicholson, R (1, 7) OBP: 0.425, SLG: 0.523		SSS 0-3 K	BBBB 4-0 G3 1B 1-2 BB	BBBB 4-0 1B 3B BB			0-0 1B 1B			2	1	1	0	2	1	1
Mike Hershberger, R (1, 8) OBP: 0.311, SLG: 0.268		0-0 E7 1-3 1B	0-0 F8	0-0 3B 1-3 2-H 1B			SSS 0-3 K			4	1	2	1	0	1	3
J.C. Martin, L (1, 2) OBP: 0.280, SLG: 0.367		SSS 0-3 K	0-0 G3 1-2 2-3 1B	0-0 1-H 3-H 3B			0-0 F7			4	0	2	2	0	1	3
Gary Peters, L (1, 1) OBP: 0.176, SLG: 0.294 Hoyt Wilhelm, R (9, 1) Don Mossi, L (9, 1)		0-0 6-3	0-0 G3 1-2 2-3 3-H	SSS 0-3 K			0-0 1-2 1B			4 0 0	0 0 0	1 0 0	1 0 0	0 0 0	1 0 0	5 0 0
Inning Stats	R: 0 E: 0 K: 0 S: 3 H: 1 LOB: 1 BB: 1 P: 7	R: 0 E: 2 K: 2 S: 9 H: 1 LOB: 2 BB: 0 P: 9	R: 1 E: 0 K: 0 S: 4 H: 1 LOB: 0 BB: 0 P: 4	R: 1 E: 0 K: 0 S: 5 H: 2 LOB: 3 BB: 2 P: 13	R: 3 E: 0 K: 2 S: 10 H: 3 LOB: 1 BB: 1 P: 14	R: 0 E: 0 K: 0 S: 4 H: 1 LOB: 2 BB: 1 P: 8	R: 0 E: 0 K: 2 S: 9 H: 2 LOB: 2 BB: 0 P: 9	R: 1 E: 0 K: 0 S: 3 H: 1 LOB: 1 BB: 1 P: 7		1B: 9 2B: 3 3B: 1 HR: 0	SF: 0 SAC: 1 DP: 1 HBP: 0					

PITCHER	IP	WLS	BF	H	R	ER	SO	BB	IBB	HBP	BLK	WP	HR	S	P	ERA	WHIP
Sonny Siebert, R (1, 1) ERA: 5.87	4.2	L	26	8	5	5	3	3	1	0	0	0	0	28	44	9.64	2.357
Don McMahon, R (5, 1) ERA: 1.64	1.1		6	1	0	0	1	1	0	0	0	0	0	7	11	0.00	1.500
Gary Bell, R (7, 1) ERA: 4.42	1.1		8	3	1	1	2	1	0	0	0	1	0	11	15	6.75	3.000
Ted Abernathy, R (8, 1) ERA: 1.71	0.2		1	0	0	0	0	0	0	0	0	0	0	1	1	0.00	0.000

PITCHER	IP	WLS	BF	H	R	ER	SO	BB	IBB	HBP	BLK	WP	HR	S	P	ERA	WHIP

BOTTOM

Cleveland Indians @ Chicago White Sox

Comiskey Park, Chicago, IL

Tue May 19 1964, 8:05 PM EDT

Att. 23,738 - Unknown

livebaseballscorecards.com

AB	34
R	6
H	12
RBI	5
BB	6
SO	6
LOB	24

PA: 41

WP: 1 PB: 1 SB: 1 CS: 1

Detroit Tigers @ Cleveland Indians

Cleveland Municipal Stadium, Cleveland, OH

Fri May 22 1964, 7:05 PM EDT

Att. 11,924 - Unknown

TOP

livebaseballscorecards.com

Batter	1	2	3	4	5	6	7	8	9	AB	R	H	RBI	BB	SO	LOB
Don Wert, R (1, 5) OBP: 0.311, SLG: 0.368	S S S 0-3 ① K		x 0-0 4-3-6 1B		x 0-0 2B 2B	B B B 4-0 1-2 BB		x 0-0 ② F8		4	1	2	0	1	1	1
Jerry Lumpe, L (1, 4) OBP: 0.262, SLG: 0.314	x 0-0 1B		x 0-0 ① ② 4-3-6 1-2f		x 0-0 2-H 2B	S S S 0-3 ③ K		x 0-0 ③ 4-3		5	0	2	1	0	1	4
Al Kaline, R (1, 9) OBP: 0.339, SLG: 0.327	x 0-0 ② L8		B B B 4-0 BB		x 0-0 ① L8		x 0-0 ① L8		x 0-0 ① F3	4	0	0	0	1	0	2
Norm Cash, L (1, 3) OBP: 0.350, SLG: 0.488	x 0-0 ③ 5-3		x 0-0 ③ 6-3		S S S 0-3 ② K		x 0-0 BB 1B		S S S 0-3 ② K	5	0	1	0	0	2	3
Don Demeter, R (1, 8) OBP: 0.248, SLG: 0.357		x 0-0 ① 5-3		x 0-0 FC6-4 1B	x 0-0 ③ F4		x 0-0 ② F8		x 0-0 ③ 6-3	5	0	1	0	0	0	2
Bill Freehan, R (1, 2) OBP: 0.427, SLG: 0.544		x 0-0 2B 1B		x 0-0 ① FC6-4 1B 1-2f E		x 0-0 HR	B B B B 4-0 1-2 BB			3	2	2	1	1	0	1
George Thomas, R (1, 7) OBP: 0.379, SLG: 0.852 Gates Brown, L (7, PH) (7, 7) OBP: 0.394, SLG: 0.700		x 0-0 1-3 2B		x 0-0 1-2 E 1B		x 0-0 ① F8	S S S 0-3 ③ K			3 1	0 0	2 0	0 0	0 0	0 1	0 2
Dick McAuliffe, L (1, 6) OBP: 0.336, SLG: 0.439		S S S 0-3 ② K		x 0-0 ② F8 1-2 2-H		x 0-0 BB 1B		S S S 0-3 ① K		4	0	1	0	0	2	3
Mickey Lolich, S (1, 1) Jake Wood, R (6, PH) OBP: 0.150, SLG: 0.150 Ed Rakow, S (6, 1) Larry Sherry, R (7, 1) Bill Bruton, L (8, PH) OBP: 0.346, SLG: 0.452 Julio Navarro, R (8, 1)		S S S 0-3 ③ K		S S S 0-3 ③ K		x 0-0 ② F7		B B B 4-0 BB		2 1 0 0 0 0	0 0 0 0 0 0	0 0 0 0 0 0	0 0 0 0 1 0	0 0 0 0 0 0	2 0 0 0 0 0	3 1 0 0 0 0
Inning Stats	R: 0 H: 1 E: 0 LOB: 1 K: 1 BB: 0 S: 6 P: 6	R: 0 H: 2 E: 0 LOB: 2 K: 2 BB: 0 S: 9 P: 9	R: 0 H: 1 E: 0 LOB: 1 K: 0 BB: 1 S: 3 P: 7	R: 1 H: 2 E: 1 LOB: 1 K: 1 BB: 0 S: 7 P: 7	R: 1 H: 2 E: 0 LOB: 2 K: 1 BB: 0 S: 7 P: 7	R: 1 H: 2 E: 0 LOB: 2 K: 1 BB: 1 S: 7 P: 11	R: 0 H: 1 E: 0 LOB: 2 K: 1 BB: 1 S: 6 P: 10	R: 0 H: 0 E: 0 LOB: 1 K: 1 BB: 1 S: 5 P: 9	R: 0 H: 0 E: 0 LOB: 0 K: 1 BB: 0 S: 5 P: 5	1B: 7 SF: 0 2B: 4 SAC: 0 3B: 0 DP: 1 HR: 1 HBP: 0						

	AB	37
	R	3
	H	11
	RBI	2
	BB	4
	SO	9
	LOB	22

WP: 0 PA: 41
PB: 0
SB: 0
CS: 0

PITCHER		IP	WLS	BF	H	R	ER	SO	BB	IBB	HBP	BLK	WP	HR	S	P	ERA	WHIP
Jack Kralick, L ERA: 1.31	(1, 1)	6.2	W	33	11	3	2	6	3	0	0	0	0	1	42	54	2.70	2.100
Don McMahon, R ERA: 1.48	(7, 1)	2.1	S	8	0	0	0	3	1	0	0	0	0	0	13	17	0.00	0.429

PITCHER		IP	WLS	BF	H	R	ER	SO	BB	IBB	HBP	BLK	WP	HR	S	P	ERA	WHIP

Batter	1	2	3	4	5	6	7	8	9	AB	R	H	RBI	BB	SO	LOB
Dick Howser, R (1, 6) OBP: 0.371, SLG: 0.363	HR 1B	6-3			6-3			F8		4	1	1	0	0	0	0
Larry Brown, R (1, 4) OBP: 0.268, SLG: 0.462	1-H HR		F3		HR			1B		4	2	3	3	0	0	0
Leon Wagner, L (1, 7) OBP: 0.386, SLG: 0.500	L9		4-3		L9			L9		4	0	0	0	0	0	1
Max Alvis, R (1, 5) OBP: 0.298, SLG: 0.404	HR		F7			K		4-3		4	1	1	1	0	1	1
John Romano, R (1, 2) OBP: 0.421, SLG: 0.646	F5			1B		G5-4-3 1B				3	0	2	0	0	0	0
Al Smith, R (1, 9) OBP: 0.152, SLG: 0.194	K			K		G5-4-3 1-2f				3	0	0	0	0	2	2
Jerry Kindall, R (1, 3) OBP: 0.500, SLG: 1.100		HR		F7			1-3			3	1	1	1	0	0	1
Woodie Held, R (1, 8) OBP: 0.281, SLG: 0.481		K		F8			K			3	0	0	0	0	2	1
Jack Kralick, L (1, 1) OBP: 0.190, SLG: 0.150		K			K		6-3			2	0	0	0	0	2	0
Don McMahon, R (7, 1) OBP: 0.200, SLG: 0.200										1	0	0	0	0	0	0
Inning Stats	R: 3 E: 0 K: 1 S: 8 H: 3 LOB: 0 BB: 0 P: 8	R: 1 E: 0 K: 2 S: 8 H: 1 LOB: 0 BB: 0 P: 8	R: 0 E: 0 K: 0 S: 3 H: 0 LOB: 0 BB: 0 P: 3	R: 0 E: 0 K: 1 S: 6 H: 1 LOB: 1 BB: 0 P: 6	R: 1 E: 0 K: 1 S: 6 H: 1 LOB: 0 BB: 0 P: 6	R: 0 E: 0 K: 1 S: 5 H: 1 LOB: 0 BB: 0 P: 5	R: 0 E: 0 K: 1 S: 5 H: 0 LOB: 0 BB: 0 P: 5	R: 0 E: 0 K: 0 S: 4 H: 1 LOB: 1 BB: 0 P: 4		1B: 4 2B: 0 3B: 0 HR: 4 SF: 0 SAC: 0 DP: 1 HBP: 0						

PITCHER		IP	WLS	BF	H	R	ER	SO	BB	IBB	HBP	BLK	WP	HR	S	P	ERA	WHIP
Mickey Lolich, L ERA: 3.52	(1, 1)	5.0	L	21	6	5	5	5	0	0	0	0	0	4	31	31	9.00	1.200
Ed Rakow, R ERA: 4.37	(6, 1)	1.0		3	1	0	0	1	0	0	0	0	0	0	5	5	0.00	1.000
Larry Sherry, R ERA: 3.38	(7, 1)	1.0		3	0	0	0	1	0	0	0	0	0	0	5	5	0.00	0.000
Julio Navarro, R ERA: 7.0	(8, 1)	1.0		4	1	0	0	0	0	0	0	0	0	0	4	4	0.00	1.000

PITCHER	IP	WLS	BF	H	R	ER	SO	BB	IBB	HBP	BLK	WP	HR	S	P	ERA	WHIP

BOTTOM

Detroit Tigers @ Cleveland Indians

Cleveland Municipal Stadium, Cleveland, OH

Fri May 22 1964, 7:05 PM EDT

Att. 11,924 - Unknown

livebaseballscorecards.com

AB	31
R	5
H	8
RBI	5
BB	0
SO	7
LOB	6

WP: 0 PA: 31
PB: 0
SB: 0
CS: 0

Detroit Tigers @ Cleveland Indians

Cleveland Municipal Stadium, Cleveland, OH

Sat May 23 1964, 3:33 AM EDT

Att. 4,479 - Unknown

TOP

livebaseballscorecards.com

Batter	1	2	3	4	5	6	7	8	9	AB	R	H	RBI	BB	SO	LOB
Don Wert, R (1, 5) OBP: 0.321, SLG: 0.372	E7 1-3 1B 1B	F7			5-3		SF9 4-3 1-2 1B 1B	1B 1-2 1B BB		4	3	2	0	1	0	0
Jerry Lumpe, L (1, 4) OBP: 0.267, SLG: 0.324	1-3 2-3		1B G6-4-3 2B		4-3		4-3 1-2 2-3	1B 1-3 2-H 1B		5	1	2	1	0	0	3
Al Kaline, R (1, 9) OBP: 0.358, SLG: 0.347	BBBB WP 1B BB		G6-4-3 2-3 1B		1B		SF9 2-3 3-H	1-3 3-H 1B		3	1	3	2	1	0	0
Bill Freehan, R (1, 2) OBP: 0.417, SLG: 0.526	1-3 1-2		G6-4-3 1-2f 3-H		F8		3-H 1B	F3		5	0	1	1	0	0	6
Don Demeter, R (1, 8) OBP: 0.252, SLG: 0.359	BB 2-H 3-H 1B		1-3			SSS K	SSS K		SSS K	2	0	1	2	0	0	0
Bill Bruton, L (6, PH) (6, 8) OBP: 0.333, SLG: 0.434										3	0	0	0	0	3	1
Norm Cash, L (1, 3) OBP: 0.352, SLG: 0.480	BBBB 1-2 BB			F8		SSS K		WP G3 SF9 1B	G3	4	1	1	0	1	1	0
George Thomas, R (1, 7) OBP: 0.355, SLG: 0.793	F3			F9		1B		G3 1-2	G3	2	0	0	0	0	0	2
Gates Brown, L (6, PH) (6, 7) OBP: 0.389, SLG: 0.667										3	0	1	0	0	0	1
Dick McAuliffe, L (1, 6) OBP: 0.340, SLG: 0.460		6-3		HR		F7		BBBB BB 2-3 1B BB		3	2	1	1	1	0	1
Phil Regan, R (1, 1) OBP: 0.412, SLG: 0.286	SSS K			F4			4-3 1B SF9 1B	SF9 3-H		2	0	0	0	0	1	0
Mickey Lolich, S (5, 1)										0	0	0	0	0	0	0
Bubba Phillips, R (7, PH) OBP: 0.556, SLG: 0.500										1	1	1	0	0	0	0
Dick Egan, L (7, 1)										0	0	0	0	0	0	0
Julio Navarro, R (7, 1)										0	0	0	0	0	0	0
Jake Wood, R (8, PH) OBP: 0.143, SLG: 0.150										0	0	0	1	0	0	0
Frank Lary, R (8, 1)										0	0	0	0	0	0	0
Inning Stats	R: 2 E: 1 K: 0 S: 5 H: 2 LOB: 2 BB: 2 P: 13	R: 0 E: 0 K: 1 S: 5 H: 0 LOB: 0 BB: 0 P: 5	R: 1 E: 0 K: 0 S: 4 H: 2 LOB: 0 BB: 0 P: 4	R: 1 E: 0 K: 0 S: 4 H: 1 LOB: 0 BB: 0 P: 4	R: 0 E: 0 K: 0 S: 4 H: 1 LOB: 1 BB: 0 P: 4	R: 0 E: 0 K: 2 S: 8 H: 1 LOB: 1 BB: 0 P: 8	R: 2 E: 0 K: 1 S: 8 H: 3 LOB: 1 BB: 0 P: 8	R: 3 E: 0 K: 0 S: 6 H: 3 LOB: 2 BB: 2 P: 14	R: 0 E: 0 K: 1 S: 5 H: 0 LOB: 0 BB: 0 P: 5	1B: 11 2B: 1 3B: 0 HR: 1	SF: 2 SAC: 0 DP: 1 HBP: 0						

AB	37
R	9
H	13
RBI	8
BB	4
SO	5
LOB	14

WP: 2 PB: 0 SB: 0 CS: 0 PA: 43

PITCHER		IP	WLS	BF	H	R	ER	SO	BB	IBB	HBP	BLK	WP	HR	S	P	ERA	WHIP
Tommy John, L ERA: 3.54	(1, 1)	4.0		18	5	4	4	1	2	0	0	0	1	1	18	26	9.00	1.750
Mudcat Grant, R ERA: 6.31	(5, 1)	3.0	W	14	5	2	2	3	0	0	0	0	0	0	20	20	6.00	1.667
Ted Abernathy, R ERA: 2.91	(8, 1)	0.2		7	3	3	3	0	2	0	0	0	1	0	5	13	40.50	7.500
Sonny Siebert, R ERA: 5.4	(8, 1)	1.1	S	4	0	0	0	1	0	0	0	0	0	0	6	6	0.00	0.000

PITCHER	IP	WLS	BF	H	R	ER	SO	BB	IBB	HBP	BLK	WP	HR	S	P	ERA	WHIP

BOTTOM

Detroit Tigers @ Cleveland Indians

Cleveland Municipal Stadium, Cleveland, OH

Sat May 23 1964, 3:33 AM EDT

Att. 4,479 - Unknown

Batter	1	2	3	4	5	6	7	8	9	AB	R	H	RBI	BB	SO	LOB
Dick Howser, R (1, 6) OBP: 0.379, SLG: 0.367	BBBB 4-0 BB HR BB	x 0-0 ② F5		x 0-0 1-2 1B		x 0-0 ① F4	x 0-0 1B 1B 2-H 3-H 1B			4	2	2	2	1	0	2
Larry Brown, R (1, 4) OBP: 0.289, SLG: 0.464	BBBB 4-0 1-2 HR BB	x 0-0 ③ FC6-4 1-2f		x 0-0 ③ F5		x 0-0 1B FC6-4 1B	x 0-0 1-3 1B 1B			4	3	2	0	1	0	4
Leon Wagner, L (1, 7) OBP: 0.394, SLG: 0.530	x 0-0 1-H 2-H HR		x 0-0 ① 4-3		x 0-0 ① L9	x 0-0 ① FC6-4 1-3 1B	x 0-0 2-H 3-H 1B			5	1	3	5	0	0	0
Max Alvis, R (1, 5) OBP: 0.302, SLG: 0.398	SSS 0-3 ① K		BBBB 4-0 BB		x 0-0 1B 2B 1B	x 0-0 ② FC6-4 S 1-2f 3-H	x 0-0 ② L9			4	1	1	1	1	1	3
John Romano, R (1, 2) OBP: 0.419, SLG: 0.615	x 0-0 ② F3		x 0-0 ② F6		x 0-0 1-2 2B 1B	BBBB 4-0 1-2 BB	SSS 0-3 ③ K			4	1	1	0	1	1	3
Fred Whitfield, L (1, 3) OBP: 0.309, SLG: 0.408 Jerry Kandall, R (7, 3) OBP: 0.545, SLG: 1.100	x 0-0 ③ L9		x 0-0 ③ F7		x 0-0 ② L9	SSS 0-3 ③ K		BBBB 4-0 FC6-4 BB		4 0	0 0	0 0	0 0	0 1	1 0	5 0
Bob Chance, L (1, 9) OBP: 0.571, SLG: 1.231 Pedro Ramos, S (7, PR) OBP: 0.455, SLG: 0.400 Al Smith, R (8, 9) OBP: 0.147, SLG: 0.188		x 0-0 2B		x 0-0 ① F5	x 0-0 1-H 2-H 2B 2B		x 0-0 SH5-3 HBP 1B 1B	x 0-0 ① FC6-4 WP 1-2f		4 0 1	1 1 0	3 0 0	2 0 0	0 0 0	0 0 0	0 0 1
Woodie Held, R (1, 8) OBP: 0.294, SLG: 0.486		BBBB 4-0 FC6-4 BB		x 0-0 ② 6-3	x 0-0 2-H 2B		H 1-0 SH5-3 1-2 1B HBP	x 0-0 ② F7 1-2		3	1	1	1	1	0	1
Tommy John, R (1, 1) OBP: 0.200, SLG: 0.200 Tito Francona, L (4, PH) OBP: 0.392, SLG: 0.323 Mudcat Grant, R (5, 1) OBP: 0.389, SLG: 0.733 Ted Abernathy, R (8, 1) Sonny Siebert, R (8, 1) OBP: 0.286, SLG: 0.571		x 0-0 ① F5		BBBB 4-0 1B BB	x 0-0 ③ 4-3		x 0-0 ① SH5-3 1-2 2-3	SSS 0-3 ③ K		1 0 1 0 1	0 0 0 0 0	0 0 0 0 0	0 0 0 0 0	0 1 0 0 1	0 0 0 0 1	2 0 1 0 1
Inning Stats	R: 3 H: 1 E: 0 LOB: 0 K: 1 BB: 2 S: 6 P: 14	R: 0 H: 1 E: 0 LOB: 2 K: 0 BB: 1 S: 4 P: 8	R: 0 H: 0 E: 0 LOB: 1 K: 0 BB: 1 S: 3 P: 7	R: 0 H: 1 E: 0 LOB: 2 K: 0 BB: 1 S: 4 P: 8	R: 3 H: 4 E: 0 LOB: 1 K: 0 BB: 0 S: 7 P: 7	R: 1 H: 2 E: 0 LOB: 2 K: 1 BB: 1 S: 7 P: 11	R: 4 H: 4 E: 0 LOB: 2 K: 1 BB: 0 S: 9 P: 10	R: 0 H: 0 E: 0 LOB: 1 K: 1 BB: 1 S: 5 P: 9		1B: 9 SF: 0 2B: 3 SAC: 1 3B: 0 DP: 0 HR: 1 HBP: 1						

livebaseballscorecards.com

AB	36
R	11
H	13
RBI	11
BB	7
SO	4
LOB	23

WP: 1 PA: 45
PB: 0
SB: 1
CS: 0

PITCHER		IP	WLS	BF	H	R	ER	SO	BB	IBB	HBP	BLK	WP	HR	S	P	ERA	WHIP
Phil Regan, R ERA: 4.89	(1, 1)	4.2	L	25	6	6	6	1	5	0	0	0	0	1	22	42	11.57	2.357
Mickey Lolich, L ERA: 3.61	(5, 1)	1.1		8	3	1	1	1	1	0	0	0	0	0	9	13	6.75	3.000
Dick Egan, L ERA: 4.32	(7, 1)	0.1		6	4	4	4	0	0	0	1	0	0	0	5	6	108.00	12.000
Julio Navarro, R ERA: 6.75	(7, 1)	0.2		2	0	0	0	1	0	0	0	0	0	0	4	4	0.00	0.000
Frank Lary, R ERA: 7.0	(8, 1)	1.0		4	0	0	0	1	1	0	0	0	1	0	5	9	0.00	1.000

PITCHER	IP	WLS	BF	H	R	ER	SO	BB	IBB	HBP	BLK	WP	HR	S	P	ERA	WHIP

Detroit Tigers @ Cleveland Indians

Cleveland Municipal Stadium, Cleveland, OH

Sun May 24 1964, 3:33 AM EDT

Att. 12,981 - Unknown

TOP

livebaseballscorecards.com

Batter	1	2	3	4	5	6	7	8	9	AB	R	H	RBI	BB	SO	LOB
Bill Bruton, L (1, 8) OBP: 0.314, SLG: 0.407	6-3		F8		F8	F9			4-3	5	0	0	0	0	0	0
Gates Brown, L (1, 7) George Thomas, R (9, 7) OBP: 0.390, SLG: 0.622 OBP: 0.355, SLG: 0.793	HR 1B		G3		F8	F4			BB S	4 0	1 0	1 0	0 0	1 0	0 0	0 0
Al Kaline, R (1, 9) OBP: 0.367, SLG: 0.387	1-H HR			2B FC6-5 1B	PB BB 1B 1B		L5-3		1-2 K	5	3	3	2	0	1	1
Norm Cash, L (1, 3) OBP: 0.360, SLG: 0.485	K			FC6-5 1-3 2B	PB 1-2 1B BB		F8		BB	3	1	1	0	2	1	0
Bill Freehan, R (1, 2) OBP: 0.407, SLG: 0.505	K			FC6-5 S E 2-3 3-H	1B 1-2 2-3 BB		F9		1-3	4	1	0	1	1	1	3
Jerry Lumpe, L (1, 4) OBP: 0.267, SLG: 0.322		1-3		E4 1-H	1-3 2-H 3-H 1B			F7		4	0	1	2	0	0	0
Dick McAuliffe, L (1, 6) OBP: 0.331, SLG: 0.446		4-3		K	K			K		4	0	0	0	0	3	3
Don Wert, R (1, 5) OBP: 0.333, SLG: 0.402		F6		IBB		HR		1B		3	1	2	1	1	0	0
Dave Wickersham, R (1, 1) OBP: 0.083, SLG: 0.083			K	F9		4-3		F7		3	0	0	0	0	1	2
Larry Sherry, R (7, 1)										1	0	0	0	0	0	1

	AB	36
	R	7
	H	8
	RBI	6
	BB	5
	SO	7
	LOB	10

Inning Stats	1	2	3	4	5	6	7	8	9
	R: 2 E: 0 K: 2 S: 9	H: 2 LOB: 0 BB: 0 P: 9	R: 0 E: 0 K: 0 S: 3	H: 0 LOB: 0 BB: 0 P: 3	R: 0 E: 0 K: 1 S: 5	H: 0 LOB: 0 BB: 0 P: 5	R: 2 E: 1 K: 1 S: 8	H: 2 LOB: 2 BB: 1 P: 12	R: 2 E: 0 K: 1 S: 7	H: 2 LOB: 2 BB: 2 P: 15	R: 1 E: 0 K: 0 S: 4	H: 1 LOB: 0 BB: 0 P: 4	R: 0 E: 0 K: 0 S: 3	H: 0 LOB: 0 BB: 0 P: 3	R: 0 E: 0 K: 1 S: 6	H: 1 LOB: 1 BB: 0 P: 6	R: 0 E: 0 K: 1 S: 5	H: 0 LOB: 2 BB: 2 P: 13

	1B: 5	SF: 0	WP: 0	PA: 41
	2B: 1	SAC: 0	PB: 1	
	3B: 0	DP: 0	SB: 2	
	HR: 2	HBP: 0	CS: 0	

PITCHER		IP	WLS	BF	H	R	ER	SO	BB	IBB	HBP	BLK	WP	HR	S	P	ERA	WHIP
Pedro Ramos, R ERA: 4.66	(1, 1)	4.2	L	24	6	6	5	4	2	1	0	0	0	1	29	41	9.64	1.714
Don McMahon, R ERA: 1.46	(5, 1)	0.1		1	0	0	0	1	0	0	0	0	0	0	3	3	0.00	0.000
Tom Kelley, R ERA: 8.1	(6, 1)	2.0		7	1	1	1	0	0	0	0	0	0	1	7	7	4.50	0.500
Ted Abernathy, R ERA: 2.66	(8, 1)	2.0		9	1	0	0	2	2	0	0	0	0	0	11	19	0.00	1.500

PITCHER		IP	WLS	BF	H	R	ER	SO	BB	IBB	HBP	BLK	WP	HR	S	P	ERA	WHIP

BOTTOM

Detroit Tigers @ Cleveland Indians

Cleveland Municipal Stadium, Cleveland, OH

Sun May 24 1964, 3:33 AM EDT

Att. 12,981 - Unknown

livebaseballscorecards.com

Batter	1	2	3	4	5	6	7	8	9	AB	R	H	RBI	BB	SO	LOB
Dick Howser, R (1, 6) OBP: 0.380, SLG: 0.364	L9 ①		6-3 ①			1B	F6 ②		BB	4	0	1	0	1	0	2
Larry Brown, R (1, 4) OBP: 0.284, SLG: 0.446	6-3 ②		6-3 ②			F3 ①	1-2 3-H 1B		F7 ③	5	0	1	1	0	0	2
Leon Wagner, L (1, 7) OBP: 0.383, SLG: 0.513	K ③		K ③			L9 ②	4-3 ③			4	0	0	0	0	2	3
Ted Abernathy, R (8, 1)										0	0	0	0	0	0	0
Max Alvis, R (1, 5) OBP: 0.300, SLG: 0.393		K ①		K ①		L9 ③		BB 1B		4	0	1	0	0	2	1
Bob Chance, L (1, 9) OBP: 0.556, SLG: 1.063		F6 ②		K ②			1B 1B 1B	BB 1-2 G6-4-3 BB		3	1	1	0	1	1	0
Al Smith, R (8, PR) OBP: 0.147, SLG: 0.188										0	0	0	0	0	0	0
(9, 9)																
Fred Whitfield, L (1, 3) OBP: 0.318, SLG: 0.450		HR		K2-3 ③			1B 1-2 1B 1B	L9 ①		4	2	2	1	0	1	2
John Romano, R (1, 2) OBP: 0.409, SLG: 0.582		BB			5-3 ①		F7 ①	G6-4-3 ② ③ 1-2f		3	0	0	0	1	0	4
Woodie Held, R (1, 8) OBP: 0.289, SLG: 0.477		K ③			6-3 ②		1B 1-3 2-H 1B		4-3 ①	2	0	0	0	0	1	1
Tom Kelley, R (6, 1)										0	0	0	0	0	0	0
Tito Francona, L (7, PH) OBP: 0.393, SLG: 0.327										2	1	1	1	0	0	0
(8, 7)																
Pedro Ramos, S (1, 1) OBP: 0.500, SLG: 0.727			HR		F2 ③		1B 1-3 3-H 1B		K ②	1	1	1	1	0	0	0
Don McMahon, R (5, 1) OBP: 0.200, SLG: 0.200										0	0	0	0	0	0	0
Al Luplow, L (5, PH) OBP: 0.100, SLG: 0.100										3	0	1	1	0	1	0
(6, 8)																
Inning Stats	R: 0 E: 0 K: 1 S: 5 H: 0 LOB: 0 BB: 0 P: 5	R: 1 E: 0 K: 2 S: 8 H: 1 LOB: 1 BB: 1 P: 12	R: 1 E: 0 K: 1 S: 6 H: 1 LOB: 0 BB: 0 P: 6	R: 0 E: 0 K: 3 S: 9 H: 0 LOB: 0 BB: 0 P: 9	R: 0 E: 0 K: 0 S: 3 H: 0 LOB: 0 BB: 0 P: 3	R: 0 E: 0 K: 0 S: 4 H: 1 LOB: 1 BB: 0 P: 4	R: 3 E: 0 K: 0 S: 8 H: 5 LOB: 2 BB: 0 P: 8	R: 0 E: 0 K: 0 S: 3 H: 1 LOB: 2 BB: 1 P: 7	R: 0 E: 0 K: 1 S: 5 H: 0 LOB: 1 BB: 1 P: 9	1B: 7 2B: 0 3B: 0 HR: 2 SF: 0 SAC: 0 DP: 1 HBP: 0							

PITCHER	IP	WLS	BF	H	R	ER	SO	BB	IBB	HBP	BLK	WP	HR	S	P	ERA	WHIP
Dave Wickersham, R (1, 1) ERA: 2.66	6.1	W	27	7	5	5	7	1	0	0	0	0	2	40	44	7.11	1.263
Larry Sherry, R (7, 1) ERA: 3.0	2.2	S	11	2	0	0	1	2	0	0	0	0	0	11	19	0.00	1.500

PITCHER	IP	WLS	BF	H	R	ER	SO	BB	IBB	HBP	BLK	WP	HR	S	P	ERA	WHIP

AB	35
R	5
H	9
RBI	5
BB	3
SO	8
LOB	15

WP: 0 PB: 0 SB: 0 CS: 0 PA: 38

Batter	1	2	3	4	5	6	7	8	9	AB	R	H	RBI	BB	SO	LOB
Dick Howser, R (1, 6) OBP: 0.377, SLG: 0.356	K		6-3			BB	FC6-4 1-2f			3	1	0	0	1	1	2
Larry Brown, R (1, 4) OBP: 0.271, SLG: 0.423	6-3			6-3		K		K		4	0	0	0	0	2	1
Leon Wagner, L (1, 7) OBP: 0.379, SLG: 0.504	K			1-3		1B 1-2		K		4	0	1	0	0	2	0
Max Alvis, R (1, 5) OBP: 0.299, SLG: 0.389		5-3		K		1-3 2-H		F8		4	0	1	1	0	1	0
Bob Chance, L (1, 9) OBP: 0.500, SLG: 0.944		K			K	L8			6-3	2	0	0	0	0	2	0
Al Smith, R (6, PH) OBP: 0.139, SLG: 0.176 (6, 9)										2	0	0	0	0	0	2
John Romano, R (1, 2) OBP: 0.414, SLG: 0.576		6-3			1B		F3		FC5-4 1B	4	0	2	0	0	0	0
Vic Davalillo, L (9, PR) OBP: 0.236, SLG: 0.265										0	0	0	0	0	0	0
Joe Azcue, R (9, 2) OBP: 0.319, SLG: 0.422										0	0	0	0	0	0	0
Jerry Kindall, R (1, 3) OBP: 0.533, SLG: 0.929			K		F8		1B FC4-6		FC5-4 1-2 1B	4	1	2	0	0	1	1
Woodie Held, R (1, 8) OBP: 0.288, SLG: 0.469			6-3		K		FC4-6 1-3		FC5-4 1-2f 2-3	4	0	1	0	0	1	3
Mudcat Grant, R (1, 1) OBP: 0.364, SLG: 0.684			2B			1-3	FC4-6 FC6-4 1-2f 3-H		L7	4	0	1	1	0	0	3
Inning Stats	R: 0 E: 0 K: 2 S: 7 H: 0 LOB: 0 BB: 0 P: 7	R: 0 E: 0 K: 1 S: 5 H: 0 LOB: 0 BB: 0 P: 5	R: 0 E: 0 K: 1 S: 6 H: 1 LOB: 1 BB: 0 P: 6	R: 0 E: 0 K: 1 S: 5 H: 0 LOB: 0 BB: 0 P: 5	R: 0 E: 0 K: 2 S: 8 H: 1 LOB: 1 BB: 0 P: 8	R: 1 E: 0 K: 1 S: 7 H: 2 LOB: 2 BB: 1 P: 11	R: 1 E: 0 K: 0 S: 5 H: 2 LOB: 1 BB: 0 P: 5	R: 0 E: 0 K: 2 S: 7 H: 0 LOB: 0 BB: 0 P: 7	R: 0 E: 0 K: 0 S: 5 H: 2 LOB: 2 BB: 0 P: 5	1B: 7 2B: 1 3B: 0 HR: 0 SF: 0 SAC: 0 DP: 0 HBP: 0						

TOP

Cleveland Indians @ New York Yankees

Yankee Stadium, Bronx, NY

Tue May 26 1964, 7:05 PM EDT

Att. 15,906 - Unknown - 77 F

livebaseballscorecards.com

AB	35
R	2
H	8
RBI	2
BB	1
SO	10
LOB	12

WP: 0 PB: 0 SB: 0 CS: 0 PA: 36

PITCHER	IP	WLS	BF	H	R	ER	SO	BB	IBB	HBP	BLK	WP	HR	S	P	ERA	WHIP
Whitey Ford, L (1, 1) ERA: 1.89	8.1		34	8	2	2	10	1	0	0	0	0	0	53	57	2.16	1.080
Pete Mikkelsen, R (9, 1) ERA: 5.49	0.2	W	2	0	0	0	0	0	0	0	0	0	0	2	2	0.00	0.000

PITCHER	IP	WLS	BF	H	R	ER	SO	BB	IBB	HBP	BLK	WP	HR	S	P	ERA	WHIP

Batter	1	2	3	4	5	6	7	8	9	AB	R	H	RBI	BB	SO	LOB
Phil Linz, R (1, 6) OBP: 0.283, SLG: 0.279	F7		F4		FC4-6 CS 1-2f		F8		1B 1-2 2-3 1B	5	0	1	0	0	0	2
Bobby Richardson, R (1, 4) OBP: 0.340, SLG: 0.354	4-3		F4		1-2 3B		3B		1-2 2-3 3-H 1B	5	0	3	1	0	0	1
Roger Maris, L (1, 9) OBP: 0.369, SLG: 0.551	BB			HR	4-3		F2			3	1	1	1	1	0	2
Mickey Mantle, S (1, 8) OBP: 0.455, SLG: 0.606 Pedro Gonzalez, R (8, PR) OBP: 0.319, SLG: 0.326 (9, 3)	F5			FC3-6 BB		1B 1B		G4-3 1B		3 0	0 0	2 0	0 0	1 0	0 0	1 0
Tom Tresh, S (1, 7) OBP: 0.322, SLG: 0.408		F8		FC3-6 G3 1-2f 1B		F9		G4-3 1-2f		4	1	0	0	0	0	3
Joe Pepitone, L (1, 3) OBP: 0.324, SLG: 0.437 (9, 8)		G1-4-3 1B		G3 1-2		1-2 1B		G1		4	0	2	0	0	0	2
Elston Howard, R (1, 2) OBP: 0.371, SLG: 0.400		G1-4-3 1-2f		1B 2-H 1B		F8			1B SH1-4 1B 1B	4	1	2	1	0	0	3
Clete Boyer, R (1, 5) OBP: 0.238, SLG: 0.272			K	K		L8			SH1-4 1-2	3	0	0	0	0	2	3
Whitey Ford, L (1, 1) OBP: 0.292, SLG: 0.238 Pete Mikkelsen, R (9, 1) Tony Kubek, L (9, PH) OBP: 0.300, SLG: 0.370		2B			FC4-6 BB		K		1B 1B IBB	2 0 0	0 0 0	1 0 0	0 0 0	1 0 1	1 0 0	0 0 0
Inning Stats	R: 0 H: 0 E: 0 LOB: 1 K: 0 BB: 1 S: 3 P: 7	R: 0 H: 1 E: 0 LOB: 0 K: 0 BB: 0 S: 3 P: 3	R: 0 H: 1 E: 0 LOB: 1 K: 1 BB: 0 S: 6 P: 6	R: 2 H: 2 E: 0 LOB: 1 K: 1 BB: 1 S: 7 P: 11	R: 0 H: 1 E: 0 LOB: 1 K: 0 BB: 1 S: 3 P: 7	R: 0 H: 2 E: 0 LOB: 2 K: 0 BB: 0 S: 5 P: 5	R: 0 H: 1 E: 0 LOB: 1 K: 1 BB: 0 S: 6 P: 6	R: 0 H: 1 E: 0 LOB: 1 K: 0 BB: 0 S: 3 P: 3	R: 1 H: 3 E: 0 LOB: 3 K: 0 BB: 1 S: 4 P: 8	1B: 8 SF: 0 2B: 1 SAC: 1 3B: 2 DP: 2 HR: 1 HBP: 0						WP: 0 PA: 38 PB: 0 SB: 0 CS: 1	

PITCHER	IP	WLS	BF	H	R	ER	SO	BB	IBB	HBP	BLK	WP	HR	S	P	ERA	WHIP
Mudcat Grant, R (1, 1) ERA: 5.8	8.1	L	38	12	3	3	3	3	1	0	0	0	1	40	56	3.24	1.800

PITCHER	IP	WLS	BF	H	R	ER	SO	BB	IBB	HBP	BLK	WP	HR	S	P	ERA	WHIP

BOTTOM

Cleveland Indians @ New York Yankees

Yankee Stadium, Bronx, NY

Tue May 26 1964, 7:05 PM EDT
Att. 15,906 - Unknown - 77 F

livebaseballscorecards.com

AB	33
R	3
H	12
RBI	3
BB	4
SO	3
LOB	17

Batter	1	2	3	4	5	6	7	8	9	AB	R	H	RBI	BB	SO	LOB
Dick Howser, R (1, 6) OBP: 0.365, SLG: 0.343	F3		5-3			4-3		F8	F5	5	0	0	0	0	0	1
Larry Brown, R (1, 4) OBP: 0.303, SLG: 0.481	1-3, 1B			F8, G3, 1B		WP, 1B, BB		HR		3	1	3	1	1	0	0
Leon Wagner, L (1, 7) OBP: 0.376, SLG: 0.496	1-3 1-2			G3 1-2		WP, 1B 1-2		K		4	0	1	0	0	1	2
Max Alvis, R (1, 5) OBP: 0.297, SLG: 0.385	F7			F8 2-3		F2 1-2 2-3		1B		4	0	1	0	0	0	4
John Romano, R (1, 2) OBP: 0.392, SLG: 0.540		F8		L5		F2		K		4	0	0	0	0	1	4
Al Smith, R (1, 8) OBP: 0.150, SLG: 0.237		L9			F8		3B		5-3	4	0	1	0	0	0	0
Jerry Kindall, R (1, 3) OBP: 0.526, SLG: 0.882		K			FC6-4, BB		1-3		G3, WP, 2B	3	1	1	0	1	1	1
Tito Francona, L (1, 9) OBP: 0.381, SLG: 0.314			L4		FC6-4 1-2f		F5		G3 2-3	4	0	0	0	0	0	3
Jack Kralick, L (1, 1) OBP: 0.174, SLG: 0.136 Don McMahon, R (6, 1) OBP: 0.200, SLG: 0.200 Woodie Held, R (7, PH) OBP: 0.286, SLG: 0.465 Sonny Siebert, R (7, 1) OBP: 0.286, SLG: 0.571 Joe Azcue, R (9, PH) OBP: 0.329, SLG: 0.422 Mudcat Grant, R (9, PR) OBP: 0.364, SLG: 0.684			K		K		K		3-H, BB	2 0 1 0 0 0	0 0 0 0 0 0	0 0 0 0 1 0	0 0 0 0 0 0	0 0 1 0 1 0	2 0 0 0 0 0	1 0 1 0 0 0
Inning Stats	R: 0 E: 0 K: 0 S: 4 H: 1 LOB: 1 BB: 0 P: 4	R: 0 E: 0 K: 1 S: 5 H: 0 LOB: 0 BB: 0 P: 5	R: 0 E: 0 K: 1 S: 5 H: 0 LOB: 0 BB: 0 P: 5	R: 0 E: 0 K: 0 S: 4 H: 1 LOB: 1 BB: 0 P: 4	R: 0 E: 0 K: 1 S: 5 H: 0 LOB: 1 BB: 1 P: 9	R: 0 E: 0 K: 0 S: 4 H: 1 LOB: 2 BB: 1 P: 8	R: 0 E: 0 K: 1 S: 6 H: 1 LOB: 1 BB: 0 P: 6	R: 1 E: 0 K: 2 S: 9 H: 2 LOB: 1 BB: 0 P: 9	R: 1 E: 0 K: 0 S: 4 H: 1 LOB: 1 BB: 1 P: 8	1B: 4 2B: 1 3B: 1 HR: 1 SF: 0 SAC: 0 DP: 0 HBP: 0						

PITCHER	IP	WLS	BF	H	R	ER	SO	BB	IBB	HBP	BLK	WP	HR	S	P	ERA	WHIP
Al Downing, L (1, 1) ERA: 3.38	9.0	W	37	7	2	2	6	3	0	0	0	2	1	46	58	2.00	1.111

PITCHER	IP	WLS	BF	H	R	ER	SO	BB	IBB	HBP	BLK	WP	HR	S	P	ERA	WHIP

TOP

Cleveland Indians @ New York Yankees

Yankee Stadium, Bronx, NY

Wed May 27 1964, 3:33 AM EDT

Att. 6,299 - Unknown - 78 F

livebaseballscorecards.com

AB	34
R	2
H	7
RBI	1
BB	3
SO	6
LOB	17

WP: 2	PA: 37
PB: 0	
SB: 0	
CS: 0	

Batter	1	2	3	4	5	6	7	8	9	AB	R	H	RBI	BB	SO	LOB
Phil Linz, R (1, 6) OBP: 0.268, SLG: 0.264	F7		L4	F8		F3		5-3 1-2		5	0	0	0	0	0	4
Bobby Richardson, R (1, 4) OBP: 0.341, SLG: 0.355	F3		5-3 1B		F7	6-3		2-H 1B		5	0	2	1	0	0	1
Hector Lopez, R (1, 7) OBP: 0.312, SLG: 0.500	F9		5-3 1-2		4-3		FC3-6 1B	K		5	0	1	0	0	1	2
Roger Maris, L (1, 9) OBP: 0.364, SLG: 0.573		IHR	4-3		F5		FC3-6 1B 1-2f			4	1	1	1	0	0	2
Tom Tresh, S (1, 8) OBP: 0.328, SLG: 0.415		BB B B B S 2B		1B 2B		F7	F8			3	2	1	0	1	0	1
Elston Howard, R (1, 2) OBP: 0.383, SLG: 0.430		4-3 1-H 2B		F7		1B 2B	1-3 1B			4	1	3	1	0	0	1
Joe Pepitone, L (1, 3) OBP: 0.322, SLG: 0.432		4-3 2-3		K		HR 2-H 1B	F7			4	1	1	1	0	1	4
Clete Boyer, R (1, 5) OBP: 0.254, SLG: 0.308		L8		1B IBB		HR 1-H		5-3 1B 1B		3	2	2	2	1	0	1
Al Downing, R (1, 1) OBP: 0.267, SLG: 0.400		K		1-3 2-H 1B		3B		K		4	0	2	1	0	2	2
Inning Stats	R: 0 E: 0 K: 0 S: 3 H: 0 LOB: 0 BB: 0 P: 3	R: 2 E: 0 K: 1 S: 7 H: 2 LOB: 1 BB: 1 P: 11	R: 0 E: 0 K: 0 S: 4 H: 1 LOB: 1 BB: 0 P: 4	R: 1 E: 0 K: 1 S: 7 H: 2 LOB: 2 BB: 1 P: 11	R: 0 E: 0 K: 0 S: 3 H: 0 LOB: 0 BB: 0 P: 3	R: 3 E: 0 K: 0 S: 7 H: 4 LOB: 1 BB: 0 P: 7	R: 0 E: 0 K: 0 S: 5 H: 2 LOB: 2 BB: 0 P: 5	R: 1 E: 0 K: 2 S: 9 H: 2 LOB: 1 BB: 0 P: 9		1B: 7 2B: 3 3B: 1 HR: 2 SF: 0 SAC: 0 DP: 0 HBP: 0				WP: 0 PB: 0 SB: 1 CS: 0 PA: 39		

PITCHER		IP	WLS	BF	H	R	ER	SO	BB	IBB	HBP	BLK	WP	HR	S	P	ERA	WHIP
Jack Kralick, L ERA: 2.09	(1, 1)	5.1	L	27	9	6	6	2	1	1	0	0	0	1	29	37	10.12	1.875
Don McMahon, R ERA: 1.42	(6, 1)	0.2		2	0	0	0	0	0	0	0	0	0	0	2	2	0.00	0.000
Sonny Siebert, R ERA: 5.3	(7, 1)	2.0		10	4	1	1	2	0	0	0	0	0	0	14	14	4.50	2.000

PITCHER	IP	WLS	BF	H	R	ER	SO	BB	IBB	HBP	BLK	WP	HR	S	P	ERA	WHIP

BOTTOM

Cleveland Indians @ New York Yankees

Yankee Stadium, Bronx, NY

Wed May 27 1964, 3:33 AM EDT
Att. 6,299 - Unknown - 78 F

livebaseballscorecards.com

AB	37
R	7
H	13
RBI	7
BB	2
SO	4
LOB	18

Cleveland Indians @ Washington Senators

D.C. Stadium, Washington, DC

Fri May 29 1964, 7:05 PM EDT

Att. 9,938 - Unknown

TOP

livebaseballscorecards.com

Batter	1	2	3	4	5	6	7	8	9	AB	R	H	RBI	BB	SO	LOB
Dick Howser, R (1, 6) OBP: 0.362, SLG: 0.340	5-3		L4			2B 4-3 1B	F8			4	1	1	0	0	0	1
Vic Davalillo, L (1, 8) OBP: 0.250, SLG: 0.292	FC6-4 1B		4-3			4-3 1-3 E 2B		K		4	1	2	0	0	1	0
Leon Wagner, L (1, 7) OBP: 0.366, SLG: 0.481	FC6-4 1B 1-2f			L3		4-3 2-3 3-H		K		4	0	0	1	0	1	2
Max Alvis, R (1, 5) OBP: 0.303, SLG: 0.388	1-3 1B			CS 1B		E5 HR 3-H		6-3		4	1	2	0	0	0	0
John Romano, R (1, 2) OBP: 0.390, SLG: 0.576	F7			F8 1-2		1-H HR			6-3	3	1	1	2	0	0	3
Joe Azcue, R (6, 2) OBP: 0.324, SLG: 0.415										1	0	0	0	0	0	0
Al Smith, R (1, 9) OBP: 0.159, SLG: 0.238		E4 G6-4-3			K	F7			1B 1B	4	0	1	0	0	1	0
Larry Brown, R (1, 4) OBP: 0.290, SLG: 0.459		F9			6-3		P6 1B		F7	4	0	0	0	0	0	2
Jerry Kindall, R (1, 3) OBP: 0.500, SLG: 0.800		G6-4-3 1-2f			4-3		1B		1-3 1B	3	0	1	0	0	0	1
Fred Whitfield, L (9, PH) OBP: 0.326, SLG: 0.457										1	0	1	0	0	0	0
Tommy John, R (1, 1) OBP: 0.182, SLG: 0.182			6-3			K	K		K	1	0	0	0	0	0	0
Don McMahon, R (5, 1) OBP: 0.200, SLG: 0.200										0	0	0	0	0	0	0
Tito Francona, L (6, PH) OBP: 0.378, SLG: 0.311										1	0	0	0	0	1	0
Sonny Siebert, R (6, 1) OBP: 0.286, SLG: 0.571										0	0	0	0	0	0	0
Bob Chance, L (7, PH) OBP: 0.476, SLG: 0.895										1	0	0	0	0	1	1
Ted Abernathy, R (7, 1)										0	0	0	0	0	0	0
Tom Kelley, R (7, 1)										0	0	0	0	0	0	0
Al Luplow, L (9, PH) OBP: 0.091, SLG: 0.091										1	0	0	0	0	1	2
Inning Stats	R: 0 E: 0 K: 0 S: 5 H: 2 LOB: 2 BB: 0 P: 5	R: 0 E: 1 K: 0 S: 3 H: 0 LOB: 0 BB: 0 P: 3	R: 0 E: 0 K: 0 S: 3 H: 0 LOB: 0 BB: 0 P: 3	R: 0 E: 0 K: 0 S: 3 H: 1 LOB: 0 BB: 0 P: 3	R: 0 E: 0 K: 1 S: 5 H: 0 LOB: 0 BB: 0 P: 5	R: 4 E: 1 K: 1 S: 9 H: 3 LOB: 0 BB: 0 P: 9	R: 0 E: 0 K: 1 S: 6 H: 1 LOB: 1 BB: 0 P: 6	R: 0 E: 0 K: 2 S: 7 H: 0 LOB: 0 BB: 0 P: 7	R: 0 E: 0 K: 1 S: 7 H: 2 LOB: 2 BB: 0 P: 7	1B: 7 2B: 1 3B: 0 HR: 1 SF: 0 SAC: 0 DP: 1 HBP: 0	WP: 0 PB: 0 SB: 0 CS: 1 PA: 36					

	AB	36
	R	4
	H	9
	RBI	3
	BB	0
	SO	6
	LOB	12

PITCHER		IP	WLS	BF	H	R	ER	SO	BB	IBB	HBP	BLK	WP	HR	S	P	ERA	WHIP
Claude Osteen, L ERA: 3.42	(1, 1)	6.1		26	7	4	1	2	0	0	0	0	0	1	30	30	1.42	1.105
Jim Duckworth, R ERA: 1.85	(7, 1)	2.2	W	10	2	0	0	4	0	0	0	0	0	0	18	18	0.00	0.750

PITCHER	IP	WLS	BF	H	R	ER	SO	BB	IBB	HBP	BLK	WP	HR	S	P	ERA	WHIP

BOTTOM

Cleveland Indians @ Washington Senators

D.C. Stadium, Washington, DC

Fri May 29 1964, 7:05 PM EDT

Att. 9,938 - Unknown

livebaseballscorecards.com

Batter	1	2	3	4	5	6	7	8	9	AB	R	H	RBI	BB	SO	LOB
Ed Brinkman, R (1, 6) OBP: 0.212, SLG: 0.309	G4-3 1B		1B 3-H 1B		BB 1-3 BB 2B	SF7 3-H	1B 1-2 2-3 BB	G6-4-3 1-2f		4	1	3	2	1	0	3
John Kennedy, R (1, 5) OBP: 0.353, SLG: 0.455	G4-3 1-2f		F8		K2-3	1B 1-2 1B	1B 1-3 2-H 3-H 1B			5	0	2	2	0	1	4
Chuck Hinton, R (1, 7) OBP: 0.420, SLG: 0.558	BB		1B 1-3 1B		BB BB IBB	1B 1-2 2-3 1B	IBB			2	0	2	0	3	0	0
Bill Skowron, R (1, 3) OBP: 0.279, SLG: 0.462	K		K		BB 1-2 2-3 3-H BB	K	K			4	0	0	1	1	4	9
Don Lock, R (1, 9) OBP: 0.369, SLG: 0.430 (7, 8)		F8		2-3	FC4 1-2 2-3 3-H BB	BB E 1B 1B K				4	1	1	1	1	1	3
Don Leppert, R (1, 2) OBP: 0.143, SLG: 0.091 Mike Brumley, L (7, PH) (8, 2) OBP: 0.330, SLG: 0.310	F7	4-3	FC4 1-2f			E6 BB 1-2 1B	3-1			3	0	0	0	0	0	3
										2	1	0	0	0	0	1
Ken Hunt, R (1, 8) OBP: 0.267, SLG: 0.275 Jim King, L (6, PH) (7, 9) OBP: 0.317, SLG: 0.438	5-3	5-3			K BB 1B 1-2 2-3 1B BB	BB 1-2 BB	BB BB BB			2	0	0	0	0	0	0
										1	1	0	0	2	1	0
Chuck Cottier, R (1, 4) OBP: 0.262, SLG: 0.343 Don Blasingame, L (6, PH) (7, 4) OBP: 0.310, SLG: 0.328			1B 3B		2B BB BB	1B SF7 BB	BB 1-2 2-H 3-H 1B	BB 1-2 BB		1	2	1	0	1	0	0
										1	2	1	2	2	0	0
Claude Osteen, L (1, 1) OBP: 0.192, SLG: 0.240 Jim Duckworth, R (7, 1) OBP: 0.400, SLG: 0.250			K		K	1B 1B 1-3 1B	K	G6-4-3 1-2 2-3 BB		3	0	1	0	0	2	2
										1	0	0	0	1	1	2
Inning Stats	R: 0 H: 1 E: 0 LOB: 1 K: 1 BB: 1 S: 5 P: 9	R: 0 H: 0 E: 0 LOB: 0 K: 0 BB: 0 S: 3 P: 3	R: 1 H: 3 E: 0 LOB: 2 K: 2 BB: 0 S: 10 P: 10	R: 0 H: 0 E: 0 LOB: 0 K: 0 BB: 0 S: 3 P: 3	R: 2 H: 1 E: 0 LOB: 3 K: 2 BB: 4 S: 8 P: 24	R: 1 H: 3 E: 0 LOB: 3 K: 2 BB: 1 S: 10 P: 14	R: 4 H: 3 E: 1 LOB: 3 K: 3 BB: 3 S: 13 P: 25	R: 0 H: 0 E: 0 LOB: 2 K: 0 BB: 3 S: 2 P: 14		1B: 9 SF: 1 2B: 1 SAC: 0 3B: 1 DP: 2 HR: 0 HBP: 0						

	AB	33
	R	8
	H	11
	RBI	8
	BB	12
	SO	10
	LOB	27

WP: 0 PA: 46
PB: 0
SB: 0
CS: 0

PITCHER		IP	WLS	BF	H	R	ER	SO	BB	IBB	HBP	BLK	WP	HR	S	P	ERA	WHIP
Tommy John, L ERA: 3.86	(1, 1)	4.2		22	5	3	3	5	3	1	0	0	0	0	28	44	5.79	1.714
Don McMahon, R ERA: 1.4	(5, 1)	0.1		2	0	0	0	0	1	0	0	0	0	0	1	5	0.00	3.000
Sonny Siebert, R ERA: 5.49	(6, 1)	1.0		7	3	1	1	2	1	0	0	0	0	0	10	14	9.00	4.000
Ted Abernathy, R ERA: 3.75	(7, 1)	0.1	L	6	2	4	3	1	2	0	0	0	0	0	6	14	81.00	12.000
Tom Kelley, R ERA: 6.48	(7, 1)	1.2		9	1	0	0	2	3	1	0	0	0	0	9	25	0.00	2.400

PITCHER	IP	WLS	BF	H	R	ER	SO	BB	IBB	HBP	BLK	WP	HR	S	P	ERA	WHIP

Cleveland Indians @ Washington Senators

D.C. Stadium, Washington, DC

Sat May 30 1964, 3:33 AM EDT

Att. 7,749 - Unknown

livebaseballscorecards.com

TOP

Batter	1	2	3	4	5	6	7	8	9	AB	R	H	RBI	BB	SO	LOB
Dick Howser, R (1, 6) OBP: 0.361, SLG: 0.349	0-0 SF7 3B	4-0 BB		0-0 P4 ②		0-0 P6 ①	0-0 6-3 ②		0-0 F7 ①	5	1	1	0	1	0	0
Vic Davalillo, L (1, 8) OBP: 0.244, SLG: 0.276	0-0 SF7 ① 3-H	0-0 F7 ③		0-0 G3 ③		4-0 S 3B BB	0-3 K ③		0-0 L6 ②	4	1	0	1	1	1	3
Leon Wagner, L (1, 7) OBP: 0.390, SLG: 0.529	0-0 FC3-6 1B		0-0 2B 1B		0-0 2B 3B	0-0 SF8 3B 1-H		4-0 E 1B BB	0-0 FC6-4 1B	5	3	5	1	1	0	0
Fred Whitfield, L (1, 3) OBP: 0.330, SLG: 0.471 Al Smith, R (8, 9) OBP: 0.156, SLG: 0.233	0-0 FC3-6 ② 1-2f		0-0 F9 ①		0-0 1B 2B 3-H	0-0 SF8 ② 3-H		0-0 E 1B 1-2	0-0 FC6-4 ③ 1-2f	4 1	2 0	2 0	2 0	0 0	0 0	2 1
Max Alvis, R (1, 5) OBP: 0.299, SLG: 0.388	0-0 F8 ③		0-0 FC5 2B 1-3		0-0 5-3 ①	0-0 E4 HR		0-3 K ①		5	1	1	0	0	1	4
John Romano, R (1, 2) OBP: 0.390, SLG: 0.606		0-3 K ①	0-3 K ②		0-0 1B 1B 2-H	0-0 HR 1-H		0-0 P4 ②		5	1	2	3	0	2	4
Bob Chance, L (1, 9) OBP: 0.500, SLG: 0.826 Jerry Kindall, R (8, 3) OBP: 0.500, SLG: 0.800	0-0 6-3 WP 1B	4-0 IBB			0-0 1B 1B 1-2	0-0 E5 S		0-0 E8 1B 1-H 2-H		4 0	1 0	2 0	0 0	1 0	0 0	0 0
Larry Brown, R (1, 4) OBP: 0.296, SLG: 0.449	4-0 6-3 BB 1-2	0-0 FC5 ③ 2-3f			0-0 F9 ②	0-0 F9 ③ 1-2		0-0 WP 1B 3-H		4	0	1	1	1	0	6
Pedro Ramos, S (1, 1) OBP: 0.353, SLG: 0.500	0-0 6-3 ② 1-2 2-3			0-0 5-3 ①	0-3 K ③		0-3 K ①	0-3 K ③ 1-2		5	0	0	0	0	3	5
Inning Stats	R: 1 E: 0 K: 0 S: 5 H: 2 LOB: 1 BB: 0 P: 5	R: 0 E: 0 K: 1 S: 6 H: 1 LOB: 3 BB: 2 P: 14	R: 0 E: 0 K: 1 S: 7 H: 2 LOB: 3 BB: 1 P: 11	R: 0 E: 0 K: 0 S: 3 H: 0 LOB: 0 BB: 0 P: 3	R: 2 E: 0 K: 1 S: 9 H: 4 LOB: 2 BB: 0 P: 9	R: 4 E: 2 K: 0 S: 7 H: 2 LOB: 1 BB: 1 P: 11	R: 0 E: 0 K: 2 S: 7 H: 0 LOB: 0 BB: 0 P: 7	R: 3 E: 1 K: 2 S: 10 H: 2 LOB: 1 BB: 1 P: 14	R: 0 E: 0 K: 0 S: 4 H: 1 LOB: 1 BB: 0 P: 4	1B: 8 2B: 2 3B: 3 HR: 1	SF: 2 SAC: 0 DP: 0 HBP: 0						

	AB	42
	R	10
	H	14
	RBI	8
	BB	5
	SO	7
	LOB	25

WP: 2 PB: 0 SB: 2 CS: 0 PA: 49

PITCHER		IP	WLS	BF	H	R	ER	SO	BB	IBB	HBP	BLK	WP	HR	S	P	ERA	WHIP
Buster Narum, R ERA: 3.28	(1, 1)	4.0	L	22	7	3	3	2	2	1	0	0	1	0	23	35	6.75	2.250
Jim Hannan, R ERA: 4.6	(5, 1)	1.2		11	4	4	2	1	1	0	0	0	0	1	12	16	10.80	3.000
Tom Cheney, R ERA: 4.08	(6, 1)	3.1		16	3	3	0	4	1	0	0	0	1	0	23	27	0.00	1.200

PITCHER	IP	WLS	BF	H	R	ER	SO	BB	IBB	HBP	BLK	WP	HR	S	P	ERA	WHIP

Cleveland Indians @ Washington Senators

D.C. Stadium, Washington, DC

Sat May 30 1964, 3:33 AM EDT

Att. 7,749 - Unknown

livebaseballscorecards.com

BOTTOM

Batter	1	2	3	4	5	6	7	8	9	AB	R	H	RBI	BB	SO	LOB
Don Blasingame, L (1, 4) OBP: 0.315, SLG: 0.328	BBBB 4-0 E 1B BB		x 0-0 G6-4-3 1B		x 0-0 ① P5			x 0-0 ① F9		3	1	1	0	1	0	0
John Kennedy, R (1, 5) OBP: 0.358, SLG: 0.457	x 0-0 E7 SF7 1B 1-H		x 0-0 ① P4		x 0-0 G4-6-3 1B			x 0-0 ② F8		4	1	2	0	0	0	1
Chuck Hinton, R (1, 7) OBP: 0.411, SLG: 0.545	x 0-0 ① F3		x 0-0 ②③ G6-4-3 1-2f		x 0-0 ②③ G4-6-3 1-2f			x 0-0 ③ 6-3		4	0	0	0	0	0	3
Jim King, L (1, 9) OBP: 0.315, SLG: 0.435	x 0-0 ② SF7 3-H			x 0-0 5-3 1B 1B		x 0-0 ① P4			x 0-0 ① G3	3	0	1	1	0	0	0
Bill Skowron, R (1, 3) OBP: 0.285, SLG: 0.463	SSS 0-3 ③ K			x 0-0 5-3 1-2 1B		x 0-0 ② 5-3			x 0-0 1B 1B	4	0	2	0	0	1	0
Mike Brumley, L (1, 2) OBP: 0.327, SLG: 0.308		x 0-0 ① 3-1		x 0-0 ① P6		SSS 0-3 ③ K			x 0-0 G6-4-3 1-2 1B	4	0	1	0	0	1	2
Don Lock, R (1, 8) OBP: 0.370, SLG: 0.431 Fred Valentine, S (7, 8) OBP: 0.250, SLG: 0.300		x 0-0 1B		x 0-0 ② 5-3 1-2 2-3			x 0-0 ① P6		x 0-0 ②③ G6-4-3 1-2f	2	0	1	0	0	0	2
										2	0	0	0	0	0	2
Ed Brinkman, R (1, 6) OBP: 0.215, SLG: 0.304		x 0-0 ② F7		4-0 IBB			x 0-0 ② 6-3			2	0	0	0	1	0	1
Buster Narum, R (1, 1) Jim Hannan, R (5, 1) OBP: 0.143, SLG: 0.143 Tom Cheney, R (6, 1) OBP: 0.333, SLG: 0.333		x 0-0 ③ G3		SSS 0-3 ③ K			SSS 0-3 ③ K			2	0	0	0	0	1	4
										0	0	0	0	0	0	0
										1	0	0	0	0	1	0

	AB	31
	R	2
	H	8
	RBI	1
	BB	2
	SO	4
	LOB	15

Inning Stats	1	2	3	4	5	6	7	8	9
	R: 2 H: 1 E: 1 LOB: 0 K: 1 BB: 1 S: 6 P: 10	R: 0 H: 1 E: 0 LOB: 1 K: 0 BB: 0 S: 4 P: 4	R: 0 H: 1 E: 0 LOB: 0 K: 0 BB: 0 S: 3 P: 3	R: 0 H: 2 E: 0 LOB: 3 K: 1 BB: 1 S: 7 P: 11	R: 0 H: 1 E: 0 LOB: 0 K: 0 BB: 0 S: 3 P: 3	R: 0 H: 0 E: 0 LOB: 0 K: 1 BB: 0 S: 5 P: 5	R: 0 H: 0 E: 0 LOB: 0 K: 1 BB: 0 S: 5 P: 5	R: 0 H: 0 E: 0 LOB: 0 K: 0 BB: 0 S: 3 P: 3	R: 0 H: 2 E: 0 LOB: 1 K: 0 BB: 0 S: 4 P: 4

	1B: 8	SF: 1
	2B: 0	SAC: 0
	3B: 0	DP: 3
	HR: 0	HBP: 0

	WP: 0	PA: 34
	PB: 0	
	SB: 0	
	CS: 0	

PITCHER		IP	WLS	BF	H	R	ER	SO	BB	IBB	HBP	BLK	WP	HR	S	P	ERA	WHIP
Pedro Ramos, R ERA: 3.94	(1, 1)	9.0	W	34	8	2	1	4	1	1	0	0	0	0	40	48	1.00	1.000

PITCHER		IP	WLS	BF	H	R	ER	SO	BB	IBB	HBP	BLK	WP	HR	S	P	ERA	WHIP

Batter	1	2	3	4	5	6	7	8	9	AB	R	H	RBI	BB	SO	LOB
Dick Howser, R (1, 6) OBP: 0.368, SLG: 0.357	4-3 1B		E6 1B HR		P6		1-2 1B		PB 1B 1B	5	2	3	0	0	0	0
Vic Davalillo, L (1, 8) OBP: 0.253, SLG: 0.284	4-3 1-2		1-2 HR 1B		S 2B 1B		F5		K 1B 1B 1-2	5	3	2	0	0	1	3
Leon Wagner, L (1, 7) OBP: 0.396, SLG: 0.550	F3		1-H 2-H HR		1-2 2B IBB		K		WP 1B 2B 1-3 2-H 1B	4	2	2	4	1	1	2
Max Alvis, R (1, 5) OBP: 0.309, SLG: 0.403	F7		6-3		1-H 2-H 2B			S 1B	WP 2B 1-2 3-H 1B	5	1	3	2	0	0	1
John Romano, R (1, 2) OBP: 0.391, SLG: 0.645		HR	6-3		K			F9	1-H 2-H 2B	5	1	2	3	0	1	2
Al Smith, R (1, 9) OBP: 0.167, SLG: 0.239 Bob Chance, L (8, PH) OBP: 0.481, SLG: 0.792 Tito Francona, L (8, 9) OBP: 0.375, SLG: 0.308 (9, 3)		CS 1B		F3		P4		K	4-3	3 1 1	0 0 0	1 0 0	0 0 0	0 0 0	0 1 0	0 1 1
Jerry Kindall, R (1, 3) OBP: 0.500, SLG: 0.762 Fred Whitfield, L (6, PH) OBP: 0.323, SLG: 0.460 (6, 3) Don McMahon, R (9, 1) OBP: 0.200, SLG: 0.200 Ted Abernathy, R (9, 1)	4-3 1-2			BB		F5		4-3 1-2		1 2 0 0	0 0 0 0	0 0 0 0	0 0 0 0	1 0 0 0	0 0 0 0	1 1 0 0
Woodie Held, R (1, 4) OBP: 0.277, SLG: 0.449 (9, 9)	1-3			F7		K			6-3	4	0	0	0	0	1	1
Mudcat Grant, R (1, 1) OBP: 0.333, SLG: 0.619 Sam McDowell, L (5, 1) Larry Brown, R (9, PH) OBP: 0.293, SLG: 0.444 (9, 4)			F3	K				CS BB	6-3	2 0 1	0 0 0	0 0 0	0 0 0	0 1 0	1 0 0	1 0 0
Inning Stats	R: 0 E: 0 K: 0 S: 4 H: 1 LOB: 1 BB: 0 P: 4	R: 1 E: 0 K: 0 S: 4 H: 2 LOB: 0 BB: 0 P: 4	R: 3 E: 1 K: 0 S: 6 H: 2 LOB: 0 BB: 0 P: 6	R: 0 E: 0 K: 1 S: 5 H: 0 LOB: 1 BB: 1 P: 9	R: 1 E: 0 K: 1 S: 6 H: 2 LOB: 1 BB: 1 P: 10	R: 0 E: 0 K: 1 S: 5 H: 0 LOB: 0 BB: 0 P: 5	R: 0 E: 0 K: 1 S: 5 H: 1 LOB: 1 BB: 1 P: 9	R: 0 E: 0 K: 1 S: 6 H: 1 LOB: 1 BB: 0 P: 6	R: 4 E: 0 K: 1 S: 10 H: 4 LOB: 1 BB: 0 P: 10	1B: 9 2B: 2 3B: 0 HR: 2 SF: 0 SAC: 0 DP: 0 HBP: 0						

TOP

Cleveland Indians @ Washington Senators

D.C. Stadium, Washington, DC

Sun May 31 1964, 3:33 AM EDT

Unknown

livebaseballscorecards.com

AB	39
R	9
H	13
RBI	9
BB	3
SO	6
LOB	14

WP: 1 PB: 1 SB: 2 CS: 2 PA: 42

PITCHER		IP	WLS	BF	H	R	ER	SO	BB	IBB	HBP	BLK	WP	HR	S	P	ERA	WHIP
Don Rudolph, L ERA: 5.4	(1, 1)	3.0		14	5	4	3	0	0	0	0	0	0	2	14	14	9.00	1.667
Steve Ridzik, R ERA: 2.84	(4, 1)	3.1		14	3	1	1	3	2	1	0	0	0	0	17	29	2.70	1.500
Ron Kline, R ERA: 2.49	(7, 1)	2.1	L	13	5	4	0	3	0	0	0	0	1	0	19	19	0.00	2.143
Marshall Bridges, L ERA: 5.12	(9, 1)	0.1		1	0	0	0	0	0	0	0	0	0	0	1	1	0.00	0.000

PITCHER	IP	WLS	BF	H	R	ER	SO	BB	IBB	HBP	BLK	WP	HR	S	P	ERA	WHIP

Cleveland Indians @ Washington Senators

D.C. Stadium, Washington, DC

Sun May 31 1964, 3:33 AM EDT

Unknown

livebaseballscorecards.com

BOTTOM

Batter	1	2	3	4	5	6	7	8	9	AB	R	H	RBI	BB	SO	LOB
Don Blasingame, L (1, 4) OBP: 0.325, SLG: 0.345	F8		1B		1-3 1B 2B		K		1-3 1B	5	1	3	0	0	1	1
John Kennedy, R (1, 5) OBP: 0.352, SLG: 0.447	F8		5-3		HR 2-H 3-H 1B		K		K	5	1	1	2	0	2	4
Chuck Hinton, R (1, 7) OBP: 0.411, SLG: 0.564	2B			P4	1-H HR			6-3	F7	5	1	2	2	0	0	2
Jim King, L (1, 9) OBP: 0.306, SLG: 0.422	P6			P4	K			K		4	0	0	0	0	2	1
Bill Skowron, R (1, 3) OBP: 0.290, SLG: 0.484		K		K		FC1-6 1B		HR		4	1	2	1	0	2	0
Mike Brumley, L (1, 2) OBP: 0.325, SLG: 0.299		F8			F7	FC1-6 L5-3 1-2f		BB		3	0	0	0	1	0	1
Fred Valentine, S (1, 8) OBP: 0.229, SLG: 0.273		G3			F9	L5-3 1-2		K		4	0	0	0	0	1	2
Ed Brinkman, R (1, 6) OBP: 0.216, SLG: 0.310			K		1B 2B		K		6-3	4	1	1	0	0	2	0
Don Rudolph, L (1, 1) Claude Osteen, L (3, PH) OBP: 0.195, SLG: 0.231 Steve Ridzik, R (4, 1) OBP: 0.375, SLG: 0.286 Ron Kline, R (7, 1) Marshall Bridges, S (9, 1) Dick Phillips, L (9, PH) OBP: 0.280, SLG: 0.261			F8		2B 1B 2-H		BB		BB	0 1 1 0 0 0	0 0 1 0 0 0	0 0 1 0 0 0	0 0 1 0 0 1	0 0 0 1 0 0	0 0 0 0 0 0	0 0 0 0 0 0
Inning Stats	R: 0 E: 0 K: 0 S: 4 H: 1 LOB: 1 BB: 0 P: 4	R: 0 E: 0 K: 1 S: 5 H: 0 LOB: 0 BB: 0 P: 5	R: 0 E: 0 K: 1 S: 6 H: 1 LOB: 1 BB: 0 P: 6	R: 0 E: 0 K: 1 S: 5 H: 0 LOB: 0 BB: 0 P: 5	R: 5 E: 0 K: 1 S: 10 H: 5 LOB: 0 BB: 0 P: 10	R: 0 E: 0 K: 0 S: 3 H: 1 LOB: 0 BB: 0 P: 3	R: 0 E: 0 K: 3 S: 9 H: 0 LOB: 1 BB: 1 P: 13	R: 1 E: 0 K: 2 S: 8 H: 1 LOB: 1 BB: 1 P: 12	R: 0 E: 0 K: 1 S: 6 H: 1 LOB: 2 BB: 1 P: 10	1B: 5 2B: 4 3B: 0 HR: 2	SF: 0 SAC: 0 DP: 1 HBP: 0						

	AB	36
	R	6
	H	10
	RBI	6
	BB	3
	SO	10
	LOB	11

PITCHER		IP	WLS	BF	H	R	ER	SO	BB	IBB	HBP	BLK	WP	HR	S	P	ERA	WHIP
Mudcat Grant, R ERA: 6.13	(1, 1)	4.2		21	7	5	5	3	0	0	0	0	0	1	27	27	9.64	1.500
Sam McDowell, L ERA: 2.7	(5, 1)	3.1	W	13	2	1	1	6	2	0	0	0	0	1	23	31	2.70	1.200
Don McMahon, R ERA: 1.38	(9, 1)	0.1		3	1	0	0	0	1	0	0	0	0	0	2	6	0.00	6.000
Ted Abernathy, R ERA: 3.65	(9, 1)	0.2	S	2	0	0	0	1	0	0	0	0	0	0	4	4	0.00	0.000

PITCHER	IP	WLS	BF	H	R	ER	SO	BB	IBB	HBP	BLK	WP	HR	S	P	ERA	WHIP

WP: 0 PB: 0 SB: 0 CS: 0 PA: 39

Batter	1	2	3	4	5	6	7	8	9	AB	R	H	RBI	BB	SO	LOB
Dick Howser, R (1, 6) OBP: 0.358, SLG: 0.346	6-3	F8	F9			P6		G4-6-3 1-2f		5	0	0	0	0	0	5
Vic Davalillo, L (1, 8) OBP: 0.261, SLG: 0.282	BBBB CS BB		2B 2B 1B	4-3		F9			4-3	4	1	1	0	1	0	1
Leon Wagner, L (1, 7) OBP: 0.396, SLG: 0.566	G3 1-2		SSS K	SSS K			1B 1B		HR	5	1	2	1	0	2	2
Fred Whitfield, L (1, 3) OBP: 0.340, SLG: 0.495 Jerry Kindall, R (7, 3) OBP: 0.480, SLG: 0.727		E 2B	1-3 2B 2B	CS 1B			F7		F8	4 1	2 0	3 0	0 0	0 0	0 0	1 0
Bob Chance, L (1, 9) OBP: 0.484, SLG: 0.741 Al Smith, R (9, PH) OBP: 0.163, SLG: 0.234 (9, 9)	E9 HR 2-H 1B	IIII 2B IBB	CS 1-2	P4		F9		6-3	3 1	2 0	1 0	1 0	1 0	0 0	1 0
Max Alvis, R (1, 5) OBP: 0.308, SLG: 0.399	SSS P4	SSS K		F8			1-2 1B			4	0	1	0	0	1	4
Joe Azcue, R (1, 2) OBP: 0.320, SLG: 0.420	SSS K	1-H 2-H 3-H 1B 2B		P4			F7			4	1	1	3	0	1	3
Woodie Held, R (1, 4) OBP: 0.291, SLG: 0.479 Larry Brown, R (8, 4) OBP: 0.293, SLG: 0.444	2-H HR	BBBB 1B BB				FC1-6 1B		4-3		3 0	1 0	2 0	2 0	1 0	0 0	0 0
Gary Bell, R (1, 1) OBP: 0.600, SLG: 0.600 Sonny Siebert, R (7, 1) OBP: 0.375, SLG: 0.625	1B	1-3 3-H 1B		FC1-6 1-2f				G4-6-3 1B		3 1	0 0	2 1	1 0	0 0	0 0	1 0
Inning Stats	R: 0 E: 0 K: 0 S: 2 H: 0 LOB: 0 BB: 1 P: 6	R: 3 E: 1 K: 1 S: 9 H: 4 LOB: 1 BB: 0 P: 9	R: 4 E: 0 K: 2 S: 11 H: 4 LOB: 2 BB: 2 P: 19	R: 0 E: 0 K: 1 S: 5 H: 1 LOB: 0 BB: 0 P: 5	R: 0 E: 0 K: 0 S: 3 H: 0 LOB: 0 BB: 0 P: 3	R: 0 E: 0 K: 0 S: 4 H: 1 LOB: 1 BB: 0 P: 4	R: 0 E: 0 K: 0 S: 5 H: 2 LOB: 2 BB: 0 P: 5	R: 0 E: 0 K: 0 S: 3 H: 1 LOB: 0 BB: 0 P: 3	R: 1 E: 0 K: 0 S: 4 H: 1 LOB: 0 BB: 0 P: 4	1B: 9 2B: 3 3B: 0 HR: 2 SF: 0 SAC: 0 DP: 1 HBP: 0						

PITCHER		IP	WLS	BF	H	R	ER	SO	BB	IBB	HBP	BLK	WP	HR	S	P	ERA	WHIP
Bennie Daniels, R ERA: 3.7	(1, 1)	2.1	L	13	6	5	5	2	1	0	0	0	0	1	16	20	19.29	3.000
Alan Koch, R ERA: 5.0	(3, 1)	4.2		21	6	2	2	2	1	1	0	0	0	0	23	31	3.86	1.500
Marshall Bridges, L ERA: 5.06	(8, 1)	2.0		7	2	1	1	0	0	0	0	0	0	1	7	7	4.50	1.000

PITCHER	IP	WLS	BF	H	R	ER	SO	BB	IBB	HBP	BLK	WP	HR	S	P	ERA	WHIP

TOP

Cleveland Indians @ Washington Senators

D.C. Stadium, Washington, DC

Sun May 31 1964, 3:38 AM EDT

Att. 13,475 - Unknown

livebaseballscorecards.com

AB	38
R	8
H	14
RBI	8
BB	3
SO	4
LOB	18

WP: 0	PA: 42
PB: 0	
SB: 0	
CS: 2	

BOTTOM

Cleveland Indians @ Washington Senators

D.C. Stadium, Washington, DC

Sun May 31 1964, 3:38 AM EDT

Att. 13,475 - Unknown

livebaseballscorecards.com

Batter	1	2	3	4	5	6	7	8	9	AB	R	H	RBI	BB	SO	LOB
Don Blasingame, L (1, 4) OBP: 0.321, SLG: 0.336	F7	F5		F7			BB	F2		4	0	0	0	1	0	4
John Kennedy, R (1, 6) OBP: 0.354, SLG: 0.453	1B		K		G6-4-3 1B		K		6-3	5	1	2	0	0	2	3
Chuck Hinton, R (1, 7) OBP: 0.405, SLG: 0.554	S 1B 2-H 1B		F9		G6-4-3 1-2f		K		6-3	5	1	1	1	0	1	4
Jim King, L (1, 9) OBP: 0.322, SLG: 0.428	G3 BB 1-H 1B		1B		6-3		1-2 2-3 3-H BB		BB	3	0	2	2	2	0	0
Dick Phillips, L (1, 3) OBP: 0.296, SLG: 0.265	G3 1-2 BB		P4			G3-6-1 1B	G3		K	3	0	1	0	1	0	4
Marshall Bridges, S (8, 1)										0	0	0	0	0	0	0
Ed Brinkman, R (9, PH) OBP: 0.214, SLG: 0.308										1	0	0	0	0	1	1
Mike Brumley, L (1, 2) OBP: 0.322, SLG: 0.291	G3 1-2 2-3			1B BB		G3-6-1 1-2f		P6		3	0	0	0	1	0	3
Fred Valentine, S (1, 8) OBP: 0.212, SLG: 0.250	K			K		F7		K		4	0	0	0	0	3	3
Don Zimmer, R (1, 5) OBP: 0.280, SLG: 0.452		K		P3			BB 1B BB 1B	1B BB		3	1	1	0	1	1	1
Bennie Daniels, L (1, 1) OBP: 0.200, SLG: 0.278		G3		1-3 1B			BB BB 1-2 1B	1-3 1B		1	0	0	0	0	0	0
Alan Koch, R (3, 1) OBP: 0.167, SLG: 0.167										1	0	1	0	0	0	0
Bill Skowron, R (7, PH) OBP: 0.299, SLG: 0.490										2	0	2	0	0	0	0
(8, 3)																

Inning Stats	R: 2	H: 3		R: 0	H: 0		R: 0	H: 1		R: 0	H: 1		R: 0	H: 1		R: 0	H: 1		R: 1	H: 2		R: 0	H: 1		R: 0	H: 0		1B: 9	SF: 0		WP: 0	PA: 41
	E: 0	LOB: 2		E: 0	LOB: 0		E: 0	LOB: 1		K: 1	LOB: 2		K: 0	LOB: 0		S: 3	LOB: 0		E: 0	LOB: 0		E: 0	LOB: 2		K: 1	LOB: 1		2B: 1	SAC: 0		PB: 0	
	K: 1	BB: 1		K: 1	BB: 0		K: 1	BB: 0		S: 6	BB: 1		S: 3	BB: 0		K: 0	BB: 0		K: 2	BB: 2		K: 1	BB: 1		S: 5	BB: 1		3B: 0	DP: 2		SB: 1	
	S: 8	P: 12		S: 5	P: 5		S: 6	P: 6		K: 1	P: 10		S: 3	P: 3		S: 3	P: 3		S: 9	P: 17		S: 6	P: 10		S: 5	P: 9		HR: 0	HBP: 0		CS: 0	

PITCHER		IP	WLS	BF	H	R	ER	SO	BB	IBB	HBP	BLK	WP	HR	S	P	ERA	WHIP
Gary Bell, R ERA: 4.44	(1, 1)	6.0	W	28	9	3	3	4	3	0	0	0	0	0	33	45	4.50	2.000
Sonny Siebert, R ERA: 4.76	(7, 1)	3.0	S	13	1	0	0	4	3	0	0	0	0	0	18	30	0.00	1.333

PITCHER	IP	WLS	BF	H	R	ER	SO	BB	IBB	HBP	BLK	WP	HR	S	P	ERA	WHIP

AB	35
R	3
H	10
RBI	3
BB	6
SO	8
LOB	23

Batter	1	2	3	4	5	6	7	8	9	AB	R	H	RBI	BB	SO	LOB
Mike Hershberger, R (1, 9) OBP: 0.331, SLG: 0.338	F3		F8			2B		BB 1B		4	0	2	0	0	0	1
Don Buford, S (1, 4) OBP: 0.290, SLG: 0.269	F6			K		F8		K		4	0	0	0	0	2	2
Jim Landis, R (1, 8) OBP: 0.348, SLG: 0.682	1-3			F9		F9		F8		4	0	0	0	0	0	2
Pete Ward, L (1, 5) OBP: 0.413, SLG: 0.565		K		F4			5-3	FC6-4 1-2 BB		3	0	0	0	1	1	0
Ron Hansen, R (1, 6) OBP: 0.369, SLG: 0.485		F3			4-3		6-3	FC6-4 1-2f		4	0	0	0	0	0	2
Dave Nicholson, R (1, 7) OBP: 0.421, SLG: 0.484		K			E5 1-3		BB HBP 1B		K	4	0	1	0	0	2	0
Tom McCraw, L (1, 3) OBP: 0.357, SLG: 0.436			1B		1-3 1-2		1-0 BB 1-2 HBP		3-1	3	0	1	0	0	0	1
Cam Carreon, R (1, 2) OBP: 0.115, SLG: 0.120 Minnie Minoso, R (7, PH) OBP: 0.538, SLG: 0.727 Frank Baumann, L (7, 1) Eddie Fisher, R (8, 1) Al Weis, S (9, PH) OBP: 0.292, SLG: 0.316			F4		1-3		4-0 1-2 2-3 BB		F8	2 0 0 0 1	0 0 0 0 0	0 0 0 0 0	0 0 0 0 0	0 1 0 0 0	0 0 0 0 0	2 0 0 0 0
Juan Pizarro, L (1, 1) OBP: 0.286, SLG: 0.400 Jerry McNertney, R (7, PH) OBP: 0.211, SLG: 0.265 (7, 2)			F2			K	L4			2 1	0 0	0 0	0 0	0 0	1 0	1 3
Inning Stats	R: 0 E: 0 K: 0 S: 3 H: 0 LOB: 0 BB: 0 P: 3	R: 0 E: 0 K: 2 S: 7 H: 0 LOB: 0 BB: 0 P: 7	R: 0 E: 0 K: 0 S: 4 H: 1 LOB: 1 BB: 0 P: 4	R: 0 E: 0 K: 1 S: 5 H: 0 LOB: 0 BB: 0 P: 5	R: 0 E: 1 K: 0 S: 4 H: 0 LOB: 1 BB: 0 P: 4	R: 0 E: 0 K: 1 S: 6 H: 1 LOB: 1 BB: 0 P: 6	R: 0 E: 0 K: 0 S: 4 H: 1 LOB: 3 BB: 1 P: 9	R: 0 E: 0 K: 1 S: 6 H: 1 LOB: 2 BB: 1 P: 10	R: 0 E: 0 K: 1 S: 5 H: 0 LOB: 0 BB: 0 P: 5	1B: 3 2B: 1 3B: 0 HR: 0 SF: 0 SAC: 0 DP: 0 HBP: 1						

PITCHER	IP	WLS	BF	H	R	ER	SO	BB	IBB	HBP	BLK	WP	HR	S	P	ERA	WHIP
Jack Kralick, L (1, 1) ERA: 1.82	9.0	W	35	4	0	0	6	2	0	1	0	0	0	44	53	0.00	0.667

PITCHER	IP	WLS	BF	H	R	ER	SO	BB	IBB	HBP	BLK	WP	HR	S	P	ERA	WHIP

TOP

Chicago White Sox @ Cleveland Indians

Cleveland Municipal Stadium, Cleveland, OH

Mon Jun 01 1964, 7:05 PM EDT

Att. 5,005 - Unknown

livebaseballscorecards.com

AB	32
R	0
H	4
RBI	0
BB	2
SO	6
LOB	14

WP: 0 PA: 35
PB: 0
SB: 0
CS: 0

BOTTOM

Chicago White Sox @ Cleveland Indians

Cleveland Municipal Stadium, Cleveland, OH

Mon Jun 01 1964, 7:05 PM EDT

Att. 5,005 - Unknown

livebaseballscorecards.com

Batter	1	2	3	4	5	6	7	8	9	AB	R	H	RBI	BB	SO	LOB
Dick Howser, R (1, 6) OBP: 0.350, SLG: 0.337	F9		6-3		L4		FC4-6			4	0	0	0	0	0	2
Vic Davalillo, L (1, 8) OBP: 0.271, SLG: 0.292	1B			4-3		CS 1B	FC6-4			4	0	2	0	0	0	1
Leon Wagner, L (1, 7) OBP: 0.399, SLG: 0.584	F2			HR		2B 1B	K			4	2	2	1	0	1	2
John Romano, R (1, 2) OBP: 0.396, SLG: 0.646	L5			BB		1B 2B		F6		3	1	1	0	1	0	1
Max Alvis, R (1, 5) OBP: 0.306, SLG: 0.391		F8		K		IBB		5-3		3	0	0	0	1	1	1
Larry Brown, R (1, 4) OBP: 0.301, SLG: 0.447		F3		1B		1B		F9		4	0	2	2	0	0	0
Jerry Kindall, R (1, 3) OBP: 0.429, SLG: 0.640		K		K		K				3	0	0	0	0	3	4
Woodie Held, R (1, 9) OBP: 0.292, SLG: 0.476			F3		CS SH5-4 1B	K				3	0	1	0	0	1	2
Jack Kralick, L (1, 1) OBP: 0.200, SLG: 0.167			F2		SH5-4		FC4-6 1B			2	0	1	0	0	0	0
Inning Stats	R: 0 H: 1 E: 0 LOB: 1 K: 0 BB: 0 S: 4 P: 4	R: 0 H: 0 E: 0 LOB: 0 K: 1 BB: 0 S: 5 P: 5	R: 0 H: 0 E: 0 LOB: 0 K: 0 BB: 0 S: 3 P: 3	R: 1 H: 2 E: 0 LOB: 2 K: 2 BB: 1 S: 9 P: 13	R: 0 H: 1 E: 0 LOB: 0 K: 0 BB: 0 S: 3 P: 3	R: 2 H: 4 E: 0 LOB: 2 K: 2 BB: 1 S: 10 P: 14	R: 0 H: 1 E: 0 LOB: 1 K: 1 BB: 0 S: 6 P: 6	R: 0 H: 0 E: 0 LOB: 0 K: 0 BB: 0 S: 3 P: 3		1B: 7 SF: 0 2B: 1 SAC: 1 3B: 0 DP: 0 HR: 1 HBP: 0						WP: 0 PA: 33 PB: 0 SB: 0 CS: 2

PITCHER		IP	WLS	BF	H	R	ER	SO	BB	IBB	HBP	BLK	WP	HR	S	P	ERA	WHIP
Juan Pizarro, L ERA: 1.59	(1, 1)	6.0	L	26	8	3	3	5	1	1	0	0	0	1	34	42	4.50	1.500
Frank Baumann, L ERA: 6.14	(7, 1)	1.0		4	1	0	0	1	0	0	0	0	0	0	6	6	0.00	1.000
Eddie Fisher, R ERA: 4.63	(8, 1)	1.0		3	0	0	0	0	0	0	0	0	0	0	3	3	0.00	0.000

PITCHER	IP	WLS	BF	H	R	ER	SO	BB	IBB	HBP	BLK	WP	HR	S	P	ERA	WHIP

Chicago White Sox @ Cleveland Indians

Cleveland Municipal Stadium, Cleveland, OH

Tue Jun 02 1964, 7:05 PM EDT

Att. 7,995 - Unknown

TOP

livebaseballscorecards.com

Batter	1	2	3	4	5	6	7	8	9	AB	R	H	RBI	BB	SO	LOB
Mike Hershberger, R (1, 9) OBP: 0.327, SLG: 0.340	0-0 2B		0-0 ① F8		0-0 ① F8		0-3 ① K		0-0 ① G3 1-3	5	0	1	0	0	1	1
Don Buford, S (1, 4) OBP: 0.295, SLG: 0.276	0-3 ① K		0-0 ② 1-3		0-0 1B		0-0 1B		0-0 ② 4-3 3-H	5	0	2	1	0	1	1
Jim Landis, R (1, 8) OBP: 0.357, SLG: 0.615	4-0 BB		0-0 ③ F9		0-3 ② K		0-0 ② F9		0-0 1B	4	0	1	0	1	1	2
Pete Ward, L (1, 5) OBP: 0.388, SLG: 0.527	0-3 ② K			0-3 ① K	0-0 ③ 5-3		0-3 ③ K		0-0 ③ F8	5	0	0	0	0	3	5
Ron Hansen, R (1, 6) OBP: 0.366, SLG: 0.474	0-3 ③ K			4-0 BB 1B CI		0-0 ① F8		0-0 ① 6-3		3	0	0	0	1	1	2
Dave Nicholson, R (1, 7) OBP: 0.419, SLG: 0.480 Don Mossi, L (8, 1)		0-3 ① K		0-1 CI 1B 1-2		0-0 2B 1B		0-3 ② K		3 0	1 0	1 0	0 0	0 0	2 0	0 0
Tom McCraw, L (1, 3) OBP: 0.352, SLG: 0.427		0-3 ② K		0-3 ② K		0-0 ② F5		0-0 1B		4	0	1	0	0	2	3
Jerry McNertney, R (1, 2) OBP: 0.262, SLG: 0.324		4-0 BB		0-0 1-2 2-3 1B		0-0 1-H 2B		0-3 ③ K		3	0	2	1	1	1	1
John Buzhardt, R (1, 1) OBP: 0.136, SLG: 0.100 Minnie Minoso, R (8, 7) OBP: 0.571, SLG: 0.750		0-3 ③ K		0-3 ③ K		0-0 ③ 6-3			0-0 G3 E 4-3 1B	3 1	0 1	0 1	0 0	0 0	2 0	5 0
Inning Stats	R: 0 E: 0 K: 3 S: 10 H: 1 LOB: 2 BB: 1 P: 14	R: 0 E: 0 K: 3 S: 9 H: 0 LOB: 1 BB: 1 P: 13	R: 0 E: 0 K: 0 S: 3 H: 0 LOB: 0 BB: 0 P: 3	R: 0 E: 1 K: 3 S: 11 H: 1 LOB: 3 BB: 1 P: 15	R: 0 E: 0 K: 1 S: 6 H: 1 LOB: 1 BB: 0 P: 6	R: 1 E: 0 K: 0 S: 5 H: 2 LOB: 1 BB: 0 P: 5	R: 0 E: 0 K: 2 S: 8 H: 1 LOB: 1 BB: 0 P: 8	R: 0 E: 0 K: 2 S: 8 H: 1 LOB: 1 BB: 0 P: 8	R: 1 E: 1 K: 0 S: 5 H: 2 LOB: 1 BB: 0 P: 5	1B: 7 2B: 2 3B: 0 HR: 0	SF: 0 SAC: 0 DP: 0 HBP: 0						

	AB	36
	R	2
	H	9
	RBI	2
	BB	3
	SO	14
	LOB	20

WP: 0 PB: 0 SB: 0 CS: 0 PA: 40

PITCHER	IP	WLS	BF	H	R	ER	SO	BB	IBB	HBP	BLK	WP	HR	S	P	ERA	WHIP
Sam McDowell, L (1, 1) ERA: 2.19	9.0	W	40	9	2	2	14	3	0	0	0	0	0	65	77	2.00	1.333

PITCHER	IP	WLS	BF	H	R	ER	SO	BB	IBB	HBP	BLK	WP	HR	S	P	ERA	WHIP

Batter	1	2	3	4	5	6	7	8	9	AB	R	H	RBI	BB	SO	LOB
Dick Howser, R (1, 6) OBP: 0.353, SLG: 0.341	0-0 1B E 1B		0-0 F8 ①		0-0 5-3 ③		0-0 1B			4	0	2	0	0	0	0
Vic Davalillo, L (1, 8) OBP: 0.260, SLG: 0.280	0-0 F8 ①		0-0 6-3 ②			SSS 0-3 K ①	0-0 1-3 ③			4	0	0	0	0	1	2
Leon Wagner, L (1, 7) OBP: 0.395, SLG: 0.595	0-0 E4 1B 1-2		0-0 HR			0-0 4-3 ②		SSS 0-3 K ①		4	1	1	1	0	1	1
John Romano, R (1, 2) OBP: 0.389, SLG: 0.627	0-0 F6 ②		0-0 6-3 ③			0-0 1B		SSS 0-3 K ②		4	0	1	0	0	1	2
Fred Whitfield, L (1, 3) Pedro Ramos, S (8, PR) Jerry Kindall, R (9, 3) OBP: 0.347, SLG: 0.495 OBP: 0.353, SLG: 0.500 OBP: 0.429, SLG: 0.640	0-0 1B 1-2 2-3			0-0 1-3 ①		0-0 F7 ③		0-0 1B		4 0 0	0 0 0	2 0 0	0 0 0	0 0 0	0 0 0	1 0 0
Bob Chance, L (1, 9) Al Smith, R (8, 9) OBP: 0.441, SLG: 0.667 OBP: 0.160, SLG: 0.229	0-0 1-3 ③			SSS 0-3 K ②			SSS 0-3 K ①	0-0 F7 ③		3 1	0 0	0 0	0 0	0 0	2 0	3 1
Max Alvis, R (1, 5) OBP: 0.307, SLG: 0.409		0-0 6-3 ①		SSS 0-3 K ③			0-0 HR			3	1	1	1	0	1	0
Larry Brown, R (1, 4) OBP: 0.302, SLG: 0.474		SSS 0-3 K ②			SSS 0-3 K ①		0-0 HR			3	1	1	1	0	2	0
Sam McDowell, L (1, 1)		SSS 0-3 K ③			SSS 0-3 K2-3 ②		0-0 G3 ②			3	0	0	0	0	2	0
Inning Stats	R: 0 H: 2 E: 1 LOB: 3 K: 0 BB: 0 S: 6 P: 6	R: 0 H: 0 E: 0 LOB: 0 K: 2 BB: 0 S: 7 P: 7	R: 1 H: 1 E: 0 LOB: 0 K: 0 BB: 0 S: 4 P: 4	R: 0 H: 0 E: 0 LOB: 0 K: 2 BB: 0 S: 7 P: 7	R: 0 H: 0 E: 0 LOB: 0 K: 2 BB: 0 S: 7 P: 7	R: 0 H: 1 E: 0 LOB: 1 K: 1 BB: 0 S: 6 P: 6	R: 2 H: 3 E: 0 LOB: 1 K: 1 BB: 0 S: 8 P: 8	R: 0 H: 1 E: 0 LOB: 1 K: 2 BB: 0 S: 8 P: 8		1B: 5 SF: 0 2B: 0 SAC: 0 3B: 0 DP: 0 HR: 3 HBP: 0						WP: 0 PA: 33 PB: 0 SB: 0 CS: 0

PITCHER		IP	WLS	BF	H	R	ER	SO	BB	IBB	HBP	BLK	WP	HR	S	P	ERA	WHIP
John Buzhardt, R ERA: 2.25	(1, 1)	7.0	L	29	7	3	3	8	0	0	0	0	0	3	45	45	3.86	1.000
Don Mossi, L ERA: 2.45	(8, 1)	1.0		4	1	0	0	2	0	0	0	0	0	0	8	8	0.00	1.000

PITCHER	IP	WLS	BF	H	R	ER	SO	BB	IBB	HBP	BLK	WP	HR	S	P	ERA	WHIP

BOTTOM

Chicago White Sox @ Cleveland Indians

Cleveland Municipal Stadium, Cleveland, OH

Tue Jun 02 1964, 7:05 PM EDT

Att. 7,995 - Unknown

livebaseballscorecards.com

AB	33
R	3
H	8
RBI	3
BB	0
SO	10
LOB	10

Chicago White Sox @ Cleveland Indians

Cleveland Municipal Stadium, Cleveland, OH

Wed Jun 03 1964, 7:05 PM EDT

Att. 5,975 - Unknown

TOP

livebaseballscorecards.com

Batter	1	2	3	4	5	6	7	8	9	AB	R	H	RBI	BB	SO	LOB
Jim Landis, R (1, 8) OBP: 0.333, SLG: 0.548	BB PB 1B	4-3			5-3		F9	FC6-4 1-2f		5	0	1	0	0	0	3
Al Weis, S (1, 4) OBP: 0.296, SLG: 0.339	BBBB 4-0 BB 1-2 BB		4-3		5-3		HR		G3	4	1	1	1	1	0	0
Pete Ward, L (1, 5) OBP: 0.389, SLG: 0.506 Don Buford, S (9, 5) OBP: 0.295, SLG: 0.276	BBBB 4-0 G5-4-3 1-2 2-3 BB		F8		BBBB 4-0 BB		SSS 0-3 K		SSS 0-3 K	3 0	0 0	0 0	0 0	2 0	2 0	0 0
Ron Hansen, R (1, 6) OBP: 0.367, SLG: 0.468	F4		1B		F7		F7		BBBB 4-0 BB	4	0	1	0	1	0	4
Mike Hershberger, R (1, 9) OBP: 0.323, SLG: 0.336	G5-4-3 1-2f		4-3			E5 PB 5-3		3B 1B	SSS 0-3 K	5	1	1	0	0	1	5
Dave Nicholson, R (1, 7) OBP: 0.428, SLG: 0.504		1B 4-3 1B		5-3 1B		5-3 1-2		1-H FC6-2 3B		4	1	3	1	0	0	1
Tom McCraw, L (1, 3) OBP: 0.337, SLG: 0.407		SSS 0-3 K		F9	SSS 0-3 K 2-3			F3		4	0	0	0	0	2	4
Jerry McNertney, R (1, 2) OBP: 0.267, SLG: 0.325 J.C. Martin, L (8, PH) OBP: 0.244, SLG: 0.324 (8, 2)		4-3 1-3 1B		5-3 1-2		F4		FC6-2 1B 3-H		3 1	0 0	1 0	0 0	0 0	0 0	3 1
Joe Horlen, R (1, 1) OBP: 0.200, SLG: 0.200 Don Mossi, L (9, 1) Hoyt Wilhelm, R (9, 1)		4-3 1-2 3-H		4-3		5-3		FC6-4 1-3 1B		4 0 0	0 0 0	1 0 0	1 0 0	0 0 0	0 0 0	4 0 0
Inning Stats	R: 0 E: 0 K: 0 S: 3 H: 1 LOB: 2 BB: 2 P: 11	R: 1 E: 0 K: 1 S: 7 H: 2 LOB: 1 BB: 0 P: 7	R: 0 E: 0 K: 0 S: 4 H: 1 LOB: 1 BB: 0 P: 4	R: 0 E: 0 K: 0 S: 4 H: 1 LOB: 1 BB: 0 P: 4	R: 0 E: 0 K: 0 S: 3 H: 0 LOB: 1 BB: 1 P: 7	R: 0 E: 1 K: 1 S: 7 H: 0 LOB: 2 BB: 0 P: 7	R: 1 E: 0 K: 1 S: 6 H: 1 LOB: 0 BB: 0 P: 6	R: 1 E: 0 K: 0 S: 6 H: 3 LOB: 2 BB: 0 P: 6	R: 0 E: 0 K: 2 S: 7 H: 0 LOB: 1 BB: 1 P: 11	1B: 7 2B: 0 3B: 1 HR: 1 SF: 0 SAC: 0 DP: 1 HBP: 0						

	AB	37
	R	3
	H	9
	RBI	3
	BB	4
	SO	5
	LOB	25

WP: 0 PB: 2 SB: 0 CS: 0 PA: 41

PITCHER		IP	WLS	BF	H	R	ER	SO	BB	IBB	HBP	BLK	WP	HR	S	P	ERA	WHIP
Tommy John, L ERA: 3.83	(1, 1)	7.1	L	34	8	3	3	3	3	0	0	0	0	1	37	49	3.68	1.500
Ted Abernathy, R ERA: 3.55	(8, 1)	0.2		3	1	0	0	0	0	0	0	0	0	0	3	3	0.00	1.500
Don McMahon, R ERA: 1.33	(9, 1)	1.0		4	0	0	0	2	1	0	0	0	0	0	7	11	0.00	1.000

PITCHER		IP	WLS	BF	H	R	ER	SO	BB	IBB	HBP	BLK	WP	HR	S	P	ERA	WHIP

Batter	1	2	3	4	5	6	7	8	9	AB	R	H	RBI	BB	SO	LOB
Dick Howser, R (1, 6) OBP: 0.346, SLG: 0.333	6-3			F8		5-3		4-3		4	0	0	0	0	0	0
Vic Davalillo, L (1, 8) OBP: 0.269, SLG: 0.289	1-3			BB, 1B		E5		1B		4	0	2	0	0	0	0
Leon Wagner, L (1, 7) OBP: 0.392, SLG: 0.583	F4			BBBB, 1-2, BB		F5		1-3		3	0	0	0	1	0	2
John Romano, R (1, 2) OBP: 0.384, SLG: 0.621		L4		SSS, K			6-3		2B	4	0	1	0	0	1	2
Fred Whitfield, L (1, 3) OBP: 0.337, SLG: 0.480		3-1		SSS, K			3-1		F9	3	0	0	0	0	1	2
Joe Azcue, R (9, PH) OBP: 0.316, SLG: 0.414										1	0	0	0	0	0	1
Bob Chance, L (1, 9) OBP: 0.432, SLG: 0.625		SSS, K			4-3		BBBB, BB		E5, L6-3	2	0	0	0	1	1	0
Woodie Held, R (9, PH) OBP: 0.290, SLG: 0.472										1	0	0	0	0	0	1
Max Alvis, R (1, 5) OBP: 0.305, SLG: 0.401			SSS, K		4-3		BBBB, 1-2, FC6-4, BB		1-2, L6-3	3	0	0	0	1	1	2
Larry Brown, R (1, 4) OBP: 0.294, SLG: 0.460			6-3		F8		1-2f, FC6-4			3	0	0	0	0	0	2
Tommy John, R (1, 1) OBP: 0.154, SLG: 0.154			F8			SSS, K			6-3	2	0	0	0	0	1	0
Ted Abernathy, R (8, 1)										0	0	0	0	0	0	0
Tito Francona, L (8, PH) OBP: 0.372, SLG: 0.306										1	0	0	0	0	0	0
Don McMahon, R (9, 1) OBP: 0.200, SLG: 0.200										0	0	0	0	0	0	0
Inning Stats	R: 0 E: 0 K: 0 S: 3 H: 0 LOB: 0 BB: 0 P: 3	R: 0 E: 0 K: 1 S: 5 H: 0 LOB: 0 BB: 0 P: 5	R: 0 E: 0 K: 1 S: 5 H: 0 LOB: 0 BB: 0 P: 5	R: 0 E: 0 K: 2 S: 8 H: 1 LOB: 2 BB: 1 P: 12	R: 0 E: 0 K: 0 S: 3 H: 0 LOB: 0 BB: 0 P: 3	R: 0 E: 1 K: 1 S: 6 H: 0 LOB: 1 BB: 0 P: 6	R: 0 E: 0 K: 0 S: 3 H: 0 LOB: 2 BB: 2 P: 11	R: 0 E: 0 K: 0 S: 4 H: 1 LOB: 1 BB: 0 P: 4	R: 0 E: 1 K: 0 S: 4 H: 1 LOB: 1 BB: 0 P: 4	1B: 2 2B: 2 3B: 0 HR: 0 SF: 0 SAC: 0 DP: 1 HBP: 0						

PITCHER		IP	WLS	BF	H	R	ER	SO	BB	IBB	HBP	BLK	WP	HR	S	P	ERA	WHIP
Joe Horlen, R ERA: 3.6	(1, 1)	8.0	W	31	3	0	0	5	3	0	0	0	0	0	38	50	0.00	0.750
Don Mossi, L ERA: 2.4	(9, 1)	0.1		1	0	0	0	0	0	0	0	0	0	0	1	1	0.00	0.000
Hoyt Wilhelm, R ERA: 1.52	(9, 1)	0.2	S	2	0	0	0	0	0	0	0	0	0	0	2	2	0.00	0.000

PITCHER	IP	WLS	BF	H	R	ER	SO	BB	IBB	HBP	BLK	WP	HR	S	P	ERA	WHIP

BOTTOM

Chicago White Sox @ Cleveland Indians

Cleveland Municipal Stadium, Cleveland, OH

Wed Jun 03 1964, 7:05 PM EDT

Att. 5,975 - Unknown

livebaseballscorecards.com

AB	31
R	0
H	3
RBI	0
BB	3
SO	5
LOB	12

WP: 0 PB: 0 SB: 0 CS: 0 PA: 34

Batter	1	2	3	4	5	6	7	8	9	AB	R	H	RBI	BB	SO	LOB
Tom McCraw, L (1, 3) OBP: 0.351, SLG: 0.404	4-3		FC4-6 BB		F7		CS 1B		1B BB	3	0	1	1	2	0	1
Al Weis, S (1, 4) OBP: 0.300, SLG: 0.341	4-3		FC4-6 1-2f 2-3			S HR 1B	3-H K 1-2		1-2 1B	5	1	2	0	0	1	3
Floyd Robinson, L (1, 9) OBP: 0.354, SLG: 0.454	G3		6-3			1-H HR		E5 2B	K	5	2	1	2	0	1	4
Pete Ward, L (1, 5) OBP: 0.383, SLG: 0.506		F7		F7		6-3		1-H 2B		4	0	1	1	0	0	0
Ron Hansen, R (1, 6) OBP: 0.359, SLG: 0.455		F6		F7		1-3		F2		4	0	0	0	0	0	1
Dave Nicholson, R (1, 7) OBP: 0.423, SLG: 0.496		K		K		1B		6-3		4	0	1	0	0	2	1
Mike Hershberger, R (1, 8) OBP: 0.327, SLG: 0.335			1B SF7 1B		SH1-3 BB	4-3		6-3		3	1	1	0	1	0	2
J.C. Martin, L (1, 2) OBP: 0.256, SLG: 0.346			FC4-6 SF7 1-3 1B		F7		SH5-4 1B 2B		F7	4	1	2	0	0	0	1
Ray Herbert, R (1, 1) OBP: 0.182, SLG: 0.200 Frank Kreutzer, R (6, 1) OBP: 0.200, SLG: 0.400			SF7 1-2 3-H		SH1-3 1-2		SH5-4 2-3		K	0 1	0 0	0 0	1 0	0 0	0 1	0 0
Inning Stats	R: 0 E: 0 K: 0 S: 3 H: 0 LOB: 0 BB: 0 P: 3	R: 0 E: 0 K: 1 S: 5 H: 0 LOB: 0 BB: 0 P: 5	R: 1 E: 0 K: 0 S: 5 H: 2 LOB: 2 BB: 1 P: 9	R: 0 E: 0 K: 1 S: 5 H: 0 LOB: 0 BB: 0 P: 5	R: 0 E: 0 K: 0 S: 3 H: 0 LOB: 1 BB: 1 P: 7	R: 2 E: 0 K: 0 S: 6 H: 3 LOB: 1 BB: 0 P: 6	R: 1 E: 0 K: 1 S: 6 H: 2 LOB: 0 BB: 0 P: 6	R: 1 E: 1 K: 0 S: 5 H: 1 LOB: 1 BB: 0 P: 5	R: 0 E: 0 K: 2 S: 8 H: 1 LOB: 2 BB: 1 P: 12	1B: 6 2B: 2 3B: 0 HR: 1 SF: 1 SAC: 2 DP: 0 HBP: 0						

TOP

Chicago White Sox @ Cleveland Indians

Cleveland Municipal Stadium, Cleveland, OH

Thu Jun 04 1964, 7:05 PM EDT

Att. 5,837 - Unknown

livebaseballscorecards.com

AB	33
R	5
H	9
RBI	5
BB	3
SO	5
LOB	13

WP: 0 PB: 0 SB: 1 CS: 1 PA: 39

PITCHER		IP	WLS	BF	H	R	ER	SO	BB	IBB	HBP	BLK	WP	HR	S	P	ERA	WHIP
Dick Donovan, R ERA: 5.81	(1, 1)	6.1	L	28	7	4	4	2	2	0	0	0	0	1	30	38	5.68	1.421
Don McMahon, R ERA: 1.26	(7, 1)	1.2		6	1	1	0	1	0	0	0	0	0	0	8	8	0.00	0.600
Ted Abernathy, R ERA: 3.42	(9, 1)	1.0		5	1	0	0	2	1	0	0	0	0	0	8	12	0.00	2.000

PITCHER	IP	WLS	BF	H	R	ER	SO	BB	IBB	HBP	BLK	WP	HR	S	P	ERA	WHIP

BOTTOM

Chicago White Sox @ Cleveland Indians

Cleveland Municipal Stadium, Cleveland, OH

Thu Jun 04 1964, 7:05 PM EDT

Att. 5,837 - Unknown

livebaseballscorecards.com

Batter	1	2	3	4	5	6	7	8	9	AB	R	H	RBI	BB	SO	LOB
Dick Howser, R (1, 6) OBP: 0.349, SLG: 0.343	6-3 SF9 2B		FC3-6 1B		6-3 2-3			F4		4	1	2	0	0	0	1
Vic Davalillo, L (1, 8) OBP: 0.259, SLG: 0.277	6-3 2-3		FC3-6 G4-6-3 1-2f		F7			F7		4	0	0	0	0	0	3
Leon Wagner, L (1, 7) OBP: 0.384, SLG: 0.572	SF9 3-H		G4-6-3 1-2f			F7			K	3	0	0	1	0	1	1
John Romano, R (1, 2) OBP: 0.379, SLG: 0.604	1B			K		F7			F3	4	0	1	0	0	1	0
Fred Whitfield, L (1, 3) OBP: 0.327, SLG: 0.465	F9			6-3		G3			6-3	3	0	0	0	0	0	1
Joe Azcue, R (9, PH) OBP: 0.312, SLG: 0.408										1	0	0	0	0	0	0
Bob Chance, L (1, 9) OBP: 0.462, SLG: 0.636		BB		1B			F3			1	0	1	0	1	0	0
Al Smith, R (7, PH) OBP: 0.157, SLG: 0.224 (8, 9)										1	0	0	0	0	0	0
Max Alvis, R (1, 5) OBP: 0.300, SLG: 0.394		F7		1-3			K			3	0	0	0	0	1	2
Larry Brown, R (1, 4) OBP: 0.295, SLG: 0.456		F6			6-3 SH2-4 1B		F2			3	0	1	0	0	0	1
Dick Donovan, L (1, 1) OBP: 0.273, SLG: 0.111		4-3			SH2-4 1-2			F8		1	0	0	0	0	0	1
Don McMahon, R (7, 1) OBP: 0.200, SLG: 0.200										0	0	0	0	0	0	0
Woodie Held, R (8, PH) OBP: 0.288, SLG: 0.468										1	0	0	0	0	0	0
Ted Abernathy, R (9, 1)										0	0	0	0	0	0	0
Inning Stats	R: 1 E: 0 K: 0 S: 5 H: 2 LOB: 1 BB: 0 P: 5	R: 0 E: 0 K: 0 S: 3 H: 0 LOB: 1 BB: 1 P: 7	R: 0 E: 0 K: 0 S: 3 H: 1 LOB: 0 BB: 0 P: 3	R: 0 E: 0 K: 1 S: 6 H: 1 LOB: 1 BB: 0 P: 6	R: 0 E: 0 K: 0 S: 4 H: 1 LOB: 1 BB: 0 P: 4	R: 0 E: 0 K: 0 S: 3 H: 0 LOB: 0 BB: 0 P: 3	R: 0 E: 0 K: 1 S: 5 H: 0 LOB: 0 BB: 0 P: 5	R: 0 E: 0 K: 0 S: 3 H: 0 LOB: 0 BB: 0 P: 3	R: 0 E: 0 K: 1 S: 5 H: 0 LOB: 0 BB: 0 P: 5	1B: 4 2B: 1 3B: 0 HR: 0	SF: 1 SAC: 1 DP: 1 HBP: 0						

PITCHER	IP	WLS	BF	H	R	ER	SO	BB	IBB	HBP	BLK	WP	HR	S	P	ERA	WHIP
Ray Herbert, R (1, 1) ERA: 3.38	5.0	W	20	5	1	1	1	1	0	0	0	0	0	21	25	1.80	1.200
Frank Kreutzer, L (6, 1) ERA: 2.96	4.0	S	12	0	0	0	2	0	0	0	0	0	0	16	16	0.00	0.000

PITCHER	IP	WLS	BF	H	R	ER	SO	BB	IBB	HBP	BLK	WP	HR	S	P	ERA	WHIP

AB	29
R	1
H	5
RBI	1
BB	1
SO	3
LOB	10

WP: 0 PB: 0 SB: 0 CS: 0 PA: 32

Washington Senators @ Cleveland Indians

Cleveland Municipal Stadium, Cleveland, OH

Fri Jun 05 1964, 7:05 PM EDT

Att. 6,681 - Unknown

TOP

livebaseballscorecards.com

Batter	1	2	3	4	5	6	7	8	9	AB	R	H	RBI	BB	SO	LOB
Don Blasingame, L (1, 4) OBP: 0.310, SLG: 0.318	F8		3-1		P6			E3 SH1-3 1B		4	1	0	0	0	0	1
John Kennedy, R (1, 6) OBP: 0.355, SLG: 0.476	K			F9 HR 2B		5-3		SH1-3 1-2		3	1	1	0	0	1	0
Chuck Hinton, R (1, 7) OBP: 0.397, SLG: 0.533	K			F9 2-3		G3		F7		4	0	0	0	0	1	2
Jim King, L (1, 9) OBP: 0.323, SLG: 0.434		F7		HR 3-H		P4		1B IBB		3	1	1	2	1	0	0
Bill Skowron, R (1, 3) OBP: 0.310, SLG: 0.503		K		1B			FC4-5 2B	1-2 2-H 1B		4	0	3	1	0	1	0
Mike Brumley, L (1, 2) OBP: 0.310, SLG: 0.274		4-3		F7			FC4-5 1B E 2-3	1-3		4	1	0	0	0	0	4
Don Zimmer, R (1, 5) OBP: 0.279, SLG: 0.435			F2	K			E5 1-H 1-3 1B		K	4	1	1	0	0	2	1
Fred Valentine, S (1, 8) OBP: 0.233, SLG: 0.321			E1 G3 1B		4-3		1-3 3-H		F9	4	0	1	1	0	0	0
Buster Narum, R (1, 1)			G3 2-3		4-3		K		K	3	0	0	0	0	1	1
Jim Duckworth, R (8, 1) OBP: 0.333, SLG: 0.200										1	0	0	0	0	1	0

	AB	34
	R	5
	H	7
	RBI	4
	BB	1
	SO	7
	LOB	9

Inning Stats	1	2	3	4	5	6	7	8	9
	R: 0 E: 0 K: 2 S: 7	H: 0 LOB: 0 BB: 0 P: 7	R: 0 E: 0 K: 1 S: 5	H: 0 LOB: 0 BB: 0 P: 5	R: 0 E: 1 K: 0 S: 4	H: 1 LOB: 1 BB: 0 P: 4	R: 2 E: 0 K: 1 S: 8	H: 3 LOB: 1 BB: 0 P: 8	R: 0 E: 0 K: 0 S: 3	H: 0 LOB: 0 BB: 0 P: 3	R: 0 E: 0 K: 0 S: 3	H: 0 LOB: 0 BB: 0 P: 3	R: 2 E: 1 K: 1 S: 7	H: 2 LOB: 0 BB: 0 P: 7	R: 1 E: 1 K: 0 S: 5	H: 1 LOB: 2 BB: 1 P: 9	R: 0 E: 0 K: 2 S: 7	H: 0 LOB: 0 BB: 0 P: 7

	1B: 4	SF: 0
	2B: 2	SAC: 1
	3B: 0	DP: 0
	HR: 1	HBP: 0

	WP: 0	PA: 36
	PB: 0	
	SB: 0	
	CS: 0	

PITCHER		IP	WLS	BF	H	R	ER	SO	BB	IBB	HBP	BLK	WP	HR	S	P	ERA	WHIP
Pedro Ramos, R ERA: 3.93	(1, 1)	7.0	L	27	6	4	3	5	0	0	0	0	0	1	37	37	3.86	0.857
Ted Abernathy, R ERA: 3.29	(8, 1)	1.0		6	1	1	0	0	0	1	0	0	0	0	5	9	0.00	1.000
Don McMahon, R ERA: 1.21	(9, 1)	1.0		3	0	0	0	2	0	0	0	0	0	0	7	7	0.00	0.000

PITCHER	IP	WLS	BF	H	R	ER	SO	BB	IBB	HBP	BLK	WP	HR	S	P	ERA	WHIP

Batter	1	2	3	4	5	6	7	8	9	AB	R	H	RBI	BB	SO	LOB
Dick Howser, R (1, 6) OBP: 0.350, SLG: 0.346	BBB 4-0 F7 S BLK BB	x 0-0 ③ P4			x 0-0 ② 4-3			x 0-0 HR 2B	x 0-0 ②③ G6-4-3 1-2f	4	2	1	0	1	0	3
Vic Davalillo, L (1, 8) OBP: 0.268, SLG: 0.314	x 0-0 ① F7 1-3		x 0-0 S 1B		x 0-0 ③ F8			x 0-0 2-H HR		4	1	2	2	0	0	1
Leon Wagner, L (1, 7) OBP: 0.376, SLG: 0.558	x 0-0 ② P4		x 0-0 ① P6			x 0-0 ① G3		x 0-0 ① P5		4	0	0	0	0	0	2
John Romano, R (1, 2) OBP: 0.383, SLG: 0.596	x 0-0 3-H 1B		x 0-0 ② P4 1-2			x 0-0 ② F9		H 1-0 1B HBP		3	0	1	0	0	0	1
Fred Whitfield, L (1, 3) OBP: 0.315, SLG: 0.448	x 0-0 ③ 4-3		x 0-0 ③ F8			S 0-3 ③ S S K		x 0-0 ② F7		4	0	0	0	0	1	3
Bob Chance, L (1, 9) OBP: 0.488, SLG: 0.639 Mudcat Grant, R (8, PR) OBP: 0.333, SLG: 0.619 Don McMahon, R (9, 1) OBP: 0.200, SLG: 0.200		H 1-0 2B HBP		x 0-0 CS 1B			x 0-0 ① F7	x 0-0 1-3 1B		3 0 0	0 0 0	2 0 0	0 0 0	0 0 0	0 0 0	0 0 0
Max Alvis, R (1, 5) OBP: 0.299, SLG: 0.396		x 0-0 1-3 2B		S 0-3 ①② S S K 1-2			x 0-0 ② F7	x 0-0 ③ 5-3		4	0	1	0	0	1	3
Larry Brown, R (1, 4) OBP: 0.302, SLG: 0.453		x 0-0 ① F3		x 0-0 ③ P6			x 0-0 1B		B B B B 4-0 G6-4-3 BB	3	0	1	0	1	0	2
Pedro Ramos, S (1, 1) OBP: 0.316, SLG: 0.444 Tito Francona, L (7, PH) OBP: 0.369, SLG: 0.303 Ted Abernathy, R (8, 1) Woodie Held, R (9, 9) OBP: 0.286, SLG: 0.465	S S S 0-3 ② K			S S S 0-3 ① K			x 0-0 ③ F8		S S S 0-3 ① K	2 1 0 1	0 0 0 0	0 0 0 0	0 0 0 0	2 0 0 1	2 1 0 1	2 1 0 1
Inning Stats	R: 1 H: 1 E: 0 LOB: 1 K: 0 BB: 1 S: 4 P: 8	R: 0 H: 1 E: 0 LOB: 2 K: 1 BB: 0 S: 6 P: 7	R: 0 H: 1 E: 0 LOB: 1 K: 0 BB: 0 S: 4 P: 4	R: 0 H: 1 E: 0 LOB: 0 K: 1 BB: 0 S: 5 P: 5	R: 0 H: 0 E: 0 LOB: 0 K: 1 BB: 0 S: 5 P: 5	R: 0 H: 0 E: 0 LOB: 0 K: 1 BB: 0 S: 5 P: 5	R: 0 H: 1 E: 0 LOB: 1 K: 0 BB: 0 S: 4 P: 4	R: 2 H: 3 E: 0 LOB: 2 K: 0 BB: 0 S: 6 P: 7	R: 0 H: 0 E: 0 LOB: 0 K: 1 BB: 1 S: 4 P: 8	1B: 5 2B: 2 3B: 0 HR: 1	SF: 0 SAC: 0 DP: 1 HBP: 2						

PITCHER		IP	WLS	BF	H	R	ER	SO	BB	IBB	HBP	BLK	WP	HR	S	P	ERA	WHIP
Buster Narum, R ERA: 3.35	(1, 1)	7.0	W	29	7	3	3	4	1	0	1	1	0	1	35	40	3.86	1.143
Jim Duckworth, R ERA: 1.71	(8, 1)	2.0	S	8	1	0	0	1	1	0	1	0	0	0	8	13	0.00	1.000

PITCHER	IP	WLS	BF	H	R	ER	SO	BB	IBB	HBP	BLK	WP	HR	S	P	ERA	WHIP

BOTTOM

Washington Senators @ Cleveland Indians

Cleveland Municipal Stadium, Cleveland, OH

Fri Jun 05 1964, 7:05 PM EDT

Att. 6,681 - Unknown

livebaseballscorecards.com

AB	33
R	3
H	8
RBI	2
BB	2
SO	5
LOB	19

Washington Senators @ Cleveland Indians

Cleveland Municipal Stadium, Cleveland, OH

Sat Jun 06 1964, 3:33 AM EDT

Att. 2,308 - Unknown

TOP

livebaseballscorecards.com

Batter	1	2	3	4	5	6	7	8	9	AB	R	H	RBI	BB	SO	LOB
Fred Valentine, S (1, 9) OBP: 0.234, SLG: 0.317	G6-4-3 1B		F7			P4		6-3		4	0	1	0	0	0	1
John Kennedy, R (1, 6) OBP: 0.346, SLG: 0.463	G6-4-3 1-2f			F9		K		K		4	0	0	0	0	2	1
Chuck Hinton, R (1, 7) OBP: 0.399, SLG: 0.537	F9			S 1B		6-3			2B 2B	4	1	2	0	0	0	0
Bill Skowron, R (1, 3) OBP: 0.308, SLG: 0.503		6-3		F8			F9		1B 1B 2-H 2B	4	1	1	1	0	0	1
Don Zimmer, R (1, 5) OBP: 0.278, SLG: 0.430		F9		5-3 1-2			K		1B SF7 2-3 1B	4	1	1	0	0	1	1
Don Leppert, R (1, 2) OBP: 0.205, SLG: 0.189		4-3			2B		1B		1-3 3-H 1B	4	0	3	1	0	0	0
Ken Hunt, R (1, 8) OBP: 0.254, SLG: 0.259 Jim King, L (9, PH) OBP: 0.321, SLG: 0.432			5-3		K		F2		F2	3	0	0	0	0	1	2
										1	0	0	0	0	0	2
Chuck Cottier, R (1, 4) OBP: 0.289, SLG: 0.474 Dick Phillips, L (9, PH) OBP: 0.317, SLG: 0.352			2B		F7			HR	SF7 3-H	3	1	2	1	0	0	1
										0	0	0	1	0	0	0
Bennie Daniels, L (1, 1) OBP: 0.182, SLG: 0.250 Marshall Bridges, S (7, 1) Don Lock, R (8, PH) OBP: 0.368, SLG: 0.427 Tom Cheney, R (8, 1) OBP: 0.333, SLG: 0.333 Don Blasingame, L (9, PH) OBP: 0.308, SLG: 0.316			5-3		P6			K	F9	2	0	0	0	0	0	2
										0	0	0	0	0	0	0
										1	0	0	0	0	1	0
										0	0	0	0	0	0	0
										1	0	0	0	0	0	1
Inning Stats	R: 0 E: 0 K: 0 S: 3	R: 0 E: 0 K: 0 S: 3	R: 0 E: 0 K: 0 S: 4	R: 0 E: 0 K: 0 S: 4	R: 0 E: 0 K: 1 S: 6	R: 0 E: 0 K: 1 S: 5	R: 0 E: 0 K: 1 S: 6	R: 1 E: 0 K: 2 S: 8	R: 3 E: 0 K: 0 S: 7							
	H: 1 LOB: 0 BB: 0 P: 3	H: 0 LOB: 0 BB: 0 P: 3	H: 1 LOB: 1 BB: 0 P: 4	H: 1 LOB: 1 BB: 0 P: 4	H: 1 LOB: 1 BB: 0 P: 6	H: 0 LOB: 0 BB: 0 P: 5	H: 1 LOB: 1 BB: 0 P: 6	H: 1 LOB: 0 BB: 0 P: 8	H: 4 LOB: 1 BB: 0 P: 7	1B: 5 2B: 4 3B: 0 HR: 1	SF: 1 SAC: 0 DP: 1 HBP: 0						

	AB	35
	R	4
	H	10
	RBI	4
	BB	0
	SO	5
	LOB	12

WP: 0 PB: 0 SB: 1 CS: 0 PA: 36

PITCHER		IP	WLS	BF	H	R	ER	SO	BB	IBB	HBP	BLK	WP	HR	S	P	ERA	WHIP
Jack Kralick, L ERA: 2.09	(1, 1)	8.0	W	33	10	4	4	5	0	0	0	0	0	1	43	43	4.50	1.250
Don McMahon, R ERA: 1.17	(9, 1)	1.0	S	3	0	0	0	0	0	0	0	0	0	0	3	3	0.00	0.000

PITCHER	IP	WLS	BF	H	R	ER	SO	BB	IBB	HBP	BLK	WP	HR	S	P	ERA	WHIP

Washington Senators @ Cleveland Indians

Cleveland Municipal Stadium, Cleveland, OH

Sat Jun 06 1964, 3:33 AM EDT

Att. 2,308 - Unknown

livebaseballscorecards.com

Batter	1	2	3	4	5	6	7	8	9	AB	R	H	RBI	BB	SO	LOB
Dick Howser, R (1, 6) OBP: 0.343, SLG: 0.339	P6		F9		1-3		F8			4	0	0	0	0	0	0
Vic Davalillo, L (1, 8) OBP: 0.284, SLG: 0.330	1-3		G1-6-3 1B		1B		S 1B 1B			4	1	3	0	0	0	0
Leon Wagner, L (1, 7) OBP: 0.373, SLG: 0.551	K		G1-6-3 1-2f		4-3		1-H S 1B 1B			4	1	1	1	0	1	2
John Romano, R (1, 2) OBP: 0.387, SLG: 0.598		1B 1B 2B		1-3		F7	1-2 1B IBB			3	1	1	0	1	0	0
Fred Whitfield, L (1, 3) OBP: 0.330, SLG: 0.486 Woodie Held, R (8, 9) OBP: 0.286, SLG: 0.465		2-3 1B SF9 1B		P5		HR	1-3 2-H 1B			4 2 3 2 0 0 0 0 0 0 0 0 0 0						
Bob Chance, L (1, 9) OBP: 0.511, SLG: 0.750 Jerry Kindall, R (8, 3) OBP: 0.429, SLG: 0.640		1-3 3-H 1B		2B		HR	S S S K			4 1 3 2 0 1 2 0 0 0 0 0 0 0						
Max Alvis, R (1, 5) OBP: 0.298, SLG: 0.389		S S S K		FC6-4 IBB		6-3	S S S K			3 0 0 0 1 2 2						
Larry Brown, R (1, 4) OBP: 0.292, SLG: 0.440		SF9 3-H		FC6-4 1-2f		5-3				3 0 0 1 0 0 2						
Jack Kralick, L (1, 1) OBP: 0.172, SLG: 0.143 Don McMahon, R (9, 1) OBP: 0.200, SLG: 0.200		1-3			1-3		F8			4 0 0 0 0 0 1 0 0 0 0 0 0 0						
Inning Stats	R: 0 H: 0 E: 0 LOB: 0 K: 1 BB: 0 S: 5 P: 5	R: 2 H: 3 E: 0 LOB: 1 K: 1 BB: 0 S: 8 P: 8	R: 0 H: 1 E: 0 LOB: 0 K: 0 BB: 0 S: 3 P: 3	R: 0 H: 1 E: 0 LOB: 2 K: 0 BB: 1 S: 4 P: 8	R: 0 H: 1 E: 0 LOB: 1 K: 0 BB: 0 S: 4 P: 4	R: 2 H: 2 E: 0 LOB: 0 K: 0 BB: 0 S: 5 P: 5	R: 2 H: 3 E: 0 LOB: 2 K: 1 BB: 1 S: 8 P: 12	R: 0 H: 0 E: 0 LOB: 0 K: 1 BB: 0 S: 5 P: 5		1B: 7 SF: 1 2B: 2 SAC: 0 3B: 0 DP: 1 HR: 2 HBP: 0						

	AB	33
	R	6
	H	11
	RBI	6
	BB	2
	SO	4
	LOB	9

WP: 0 PA: 36
PB: 0
SB: 2
CS: 0

PITCHER		IP	WLS	BF	H	R	ER	SO	BB	IBB	HBP	BLK	WP	HR	S	P	ERA	WHIP
Bennie Daniels, R ERA: 3.92	(1, 1)	6.0	L	26	8	4	4	2	0	1	0	0	0	2	29	33	6.00	1.333
Marshall Bridges, L ERA: 5.64	(7, 1)	1.0		7	3	2	2	1	0	1	0	0	0	0	8	12	18.00	3.000
Tom Cheney, R ERA: 3.96	(8, 1)	1.0		3	0	0	0	1	0	0	0	0	0	0	5	5	0.00	0.000

PITCHER		IP	WLS	BF	H	R	ER	SO	BB	IBB	HBP	BLK	WP	HR	S	P	ERA	WHIP

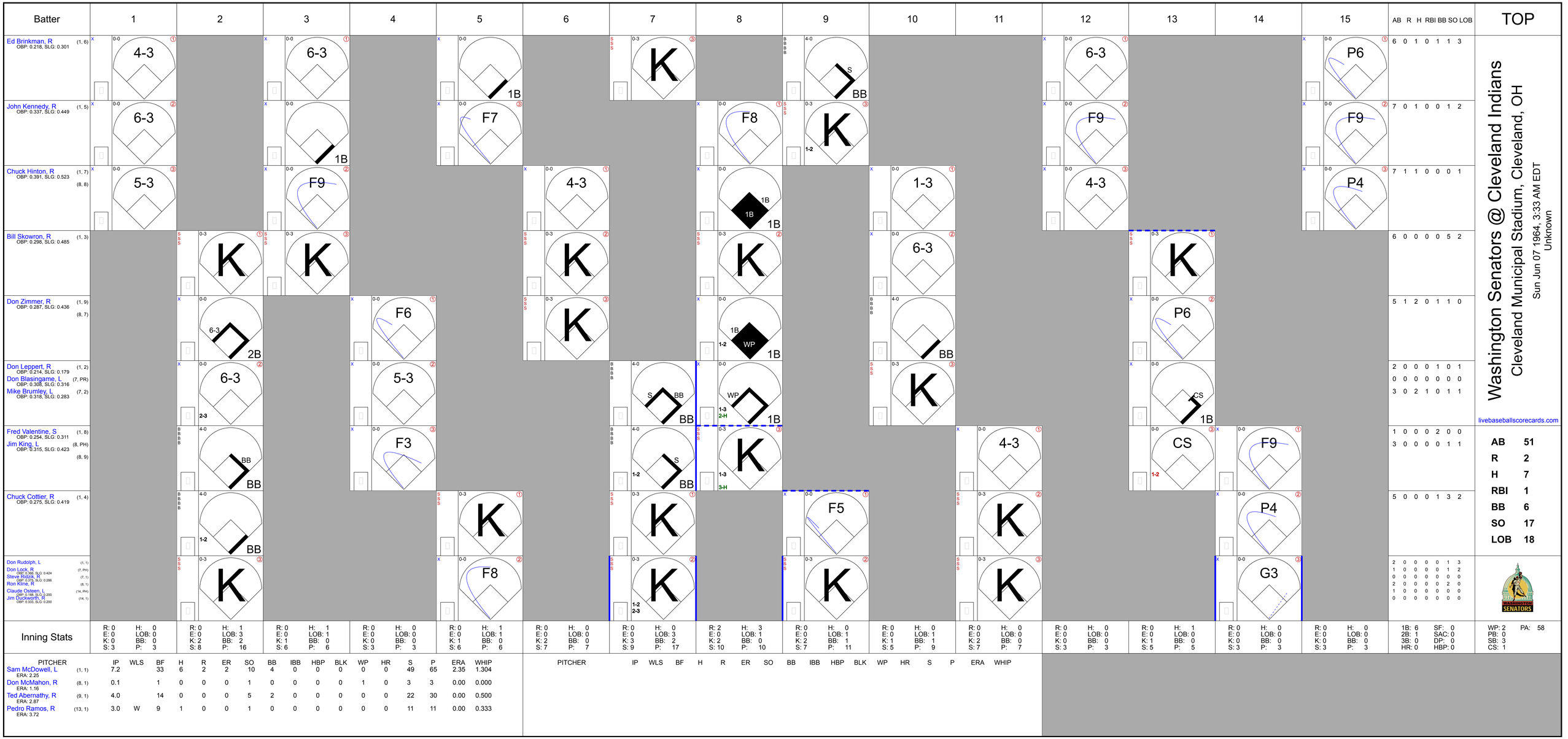
Batter
1
2
3
4
5
6
7
8
9
10
11
12
13
14
15
AB R H RBI BB SO LOB
TOP
Ed Brinkman, R (1, 6) OBP: 0.218, SLG: 0.301
4-3
6-3
1B
K
S
BB
P6
6 0 1 0 1 1 3
John Kennedy, R (1, 5) OBP: 0.337, SLG: 0.449
6-3
1B
F7
F8
K
1-2
F9
F9
7 0 1 0 0 1 2
Chuck Hinton, R (1, 7) (8, 8) OBP: 0.391, SLG: 0.523
5-3
F9
4-3
1B
1B
1B
1-3
4-3
P4
7 1 1 0 0 0 1
Bill Skowron, R (1, 3) OBP: 0.298, SLG: 0.485
K
K
K
K
K
6 0 0 0 0 5 2
Don Zimmer, R (1, 9) (8, 7) OBP: 0.287, SLG: 0.436
6-3
2B
F6
1B
WP
1B
1-2
6-3
BB
P6
5 1 2 0 1 1 0
Don Leppert, R (1, 2) OBP: 0.214, SLG: 0.179
Don Blasingame, L (7, PR) OBP: 0.308, SLG: 0.316
Mike Brumley, L (7, 2) OBP: 0.318, SLG: 0.283
6-3
2-3
5-3
S
BB
BB
WP
1B
1-3
2-H
K
CS
1B
2 0 0 0 1 0 1
0 0 0 0 0 0 0
3 0 2 1 0 1 1
Fred Valentine, S (1, 8) OBP: 0.254, SLG: 0.311
Jim King, L (8, PH) OBP: 0.315, SLG: 0.423 (8, 9)
BB
BB
F3
S
1-2
BB
K
3-H
CS
1-2
F9
1 0 0 0 2 0 0
3 0 0 0 0 1 1
Chuck Cottier, R (1, 4) OBP: 0.275, SLG: 0.419
1-2
BB
K
F5
K
K
P4
5 0 0 0 1 3 2
Don Rudolph, L (1, 1)
Don Lock, R (7, PH) OBP: 0.366, SLG: 0.424
Steve Podzik, R (7, 1) OBP: 0.375, SLG: 0.286
Ron Kline, R (8, 1)
Claude Osteen, L (14, PH) OBP: 0.188, SLG: 0.200
Jim Duckworth, R (14, 1) OBP: 0.333, SLG: 0.200
F8
1-2
2-3
K
G3
2 0 0 0 0 1 3
1 0 0 0 0 1 2
0 0 0 0 0 0 0
2 0 0 0 0 2 0
1 0 0 0 0 0 0
0 0 0 0 0 0 0
Inning Stats
R: 0 H: 0 E: 0 LOB: 0 K: 0 BB: 0 S: 3 P: 3
R: 0 H: 1 E: 0 LOB: 3 K: 2 BB: 2 S: 8 P: 16
R: 0 H: 1 E: 0 LOB: 1 K: 1 BB: 0 S: 6 P: 6
R: 0 H: 0 E: 0 LOB: 0 K: 0 BB: 0 S: 3 P: 3
R: 0 H: 1 E: 0 LOB: 1 K: 1 BB: 0 S: 6 P: 6
R: 0 H: 0 E: 0 LOB: 0 K: 2 BB: 0 S: 7 P: 7
R: 0 H: 0 E: 0 LOB: 3 K: 3 BB: 2 S: 9 P: 17
R: 2 H: 3 E: 0 LOB: 1 K: 2 BB: 0 S: 10 P: 10
R: 0 H: 0 E: 0 LOB: 1 K: 2 BB: 1 S: 7 P: 11
R: 0 H: 0 E: 0 LOB: 1 K: 1 BB: 1 S: 5 P: 9
R: 0 H: 0 E: 0 LOB: 0 K: 2 BB: 0 S: 7 P: 7
R: 0 H: 0 E: 0 LOB: 0 K: 0 BB: 0 S: 3 P: 3
R: 0 H: 1 E: 0 LOB: 0 K: 1 BB: 0 S: 5 P: 5
R: 0 H: 0 E: 0 LOB: 0 K: 0 BB: 0 S: 3 P: 3
R: 0 H: 0 E: 0 LOB: 0 K: 0 BB: 0 S: 3 P: 3
1B: 6 SF: 0 2B: 1 SAC: 0 3B: 0 DP: 0 HR: 0 HBP: 0
WP: 2 PA: 58 PB: 0 SB: 3 CS: 1
PITCHER IP WLS BF H R ER SO BB IBB HBP BLK WP HR S P ERA WHIP
Sam McDowell, L (1, 1) ERA: 2.25 7.2 33 6 2 2 10 4 0 0 0 0 0 49 65 2.35 1.304
Don McMahon, R (8, 1) ERA: 1.16 0.1 1 0 0 0 1 0 0 0 0 1 0 3 3 0.00 0.000
Ted Abernathy, R (9, 1) ERA: 2.87 4.0 14 0 0 0 5 2 0 0 0 0 0 22 30 0.00 0.500
Pedro Ramos, R (13, 1) ERA: 3.72 3.0 W 9 1 0 0 1 0 0 0 0 0 0 11 11 0.00 0.333
PITCHER IP WLS BF H R ER SO BB IBB HBP BLK WP HR S P ERA WHIP
Washington Senators @ Cleveland Indians
Cleveland Municipal Stadium, Cleveland, OH
Sun Jun 07 1964, 3:33 AM EDT
Unknown
livebaseballscorecards.com
AB 51
R 2
H 7
RBI 1
BB 6
SO 17
LOB 18
WASHINGTON SENATORS

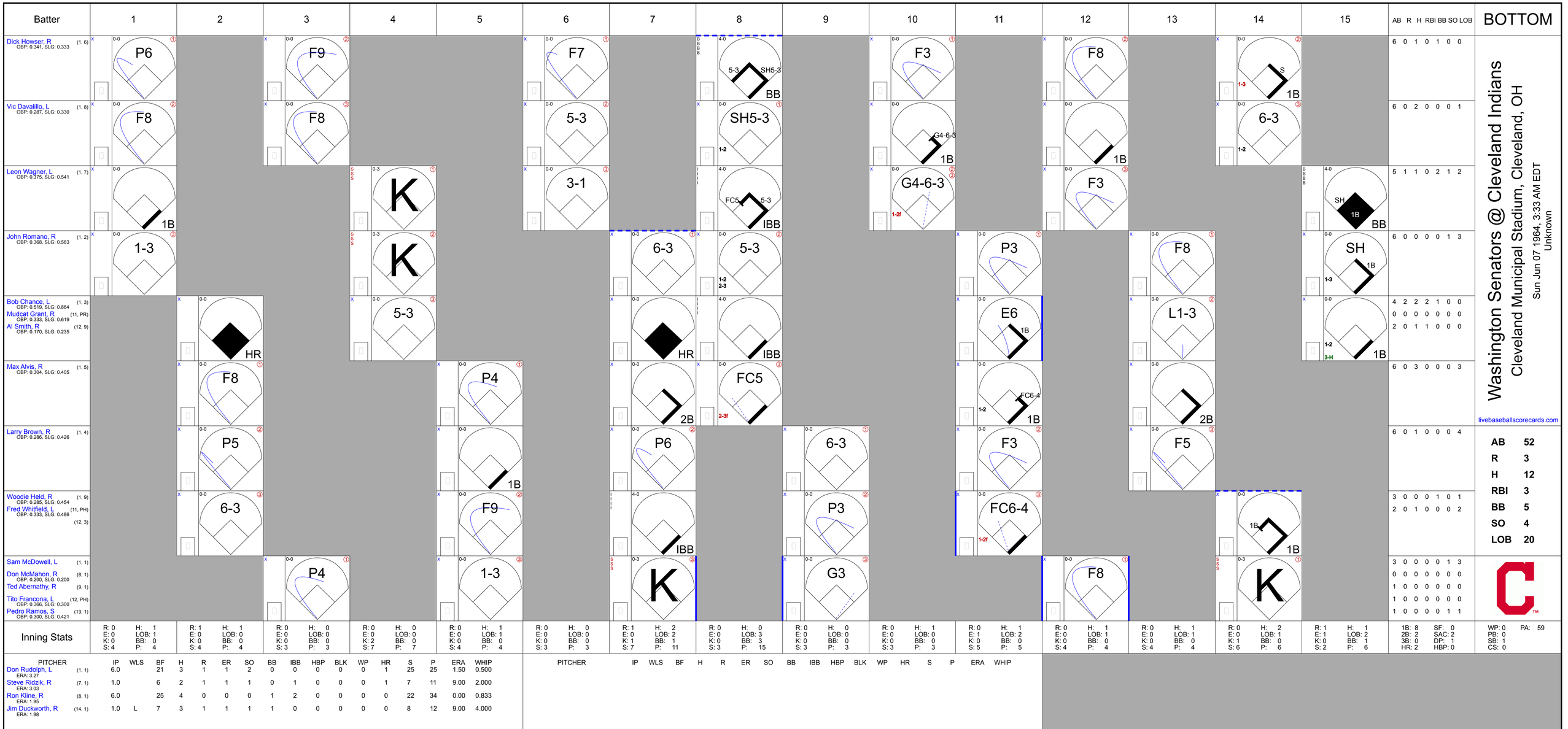

Washington Senators @ Cleveland Indians

Cleveland Municipal Stadium, Cleveland, OH

Sun Jun 07 1964, 3:33 AM EDT

Unknown

livebaseballscorecards.com

Batter	1	2	3	4	5	6	7	8	9	10	11	12	13	14	15	AB	R	H	RBI	BB	SO	LOB
Dick Howser, R (1, 6) OBP: 0.341, SLG: 0.333	P6		F9			F7		5-3 SH5-3 BB		F3		F8		S 1-3 1B		6	0	1	0	1	0	0
Vic Davalillo, L (1, 8) OBP: 0.287, SLG: 0.330	F8		F8			5-3		SH5-3 1-2		G4-6-3 1B		1B		6-3 1-2		6	0	2	0	0	0	1
Leon Wagner, L (1, 7) OBP: 0.375, SLG: 0.541	1B			K		3-1		FC5 5-3 IBB		G4-6-3 1-2f		F3			SH 1B BB	5	1	1	0	2	1	2
John Romano, R (1, 2) OBP: 0.368, SLG: 0.563	1-3			K			6-3	5-3 1-2 2-3			P3		F8		SH 1-3 1B	6	0	0	0	0	1	3
Bob Chance, L (1, 3) OBP: 0.519, SLG: 0.864		HR		5-3			HR	IBB			E6 1B		L1-3		1-2 3-H 1B	4	2	2	2	1	0	0
Mudcat Grant, R (11, PR) OBP: 0.333, SLG: 0.619																0	0	0	0	0	0	0
Al Smith, R (12, 9) OBP: 0.170, SLG: 0.235																2	0	1	1	0	0	0
Max Alvis, R (1, 5) OBP: 0.304, SLG: 0.405		F8			P4		2B	FC5 2-3f			FC6-4 1-2 1B		2B			6	0	3	0	0	0	3
Larry Brown, R (1, 4) OBP: 0.286, SLG: 0.426		P5			1B		P6		6-3		F3		F5			6	0	1	0	0	0	4
Woodie Held, R (1, 9) OBP: 0.285, SLG: 0.454		6-3			F9		IBB		P3		FC6-4 1-2f			1B 1B		3	0	0	0	1	0	1
Fred Whitfield, L (11, PH) OBP: 0.333, SLG: 0.486 (12, 3)																2	0	1	0	0	0	2
Sam McDowell, L (1, 1)			P4		1-3		K		G3			F8		K		3	0	0	0	0	1	3
Don McMahon, R (8, 1) OBP: 0.200, SLG: 0.200																0	0	0	0	0	0	0
Ted Abernathy, R (9, 1)																1	0	0	0	0	0	0
Tito Francona, L (12, PH) OBP: 0.366, SLG: 0.300																1	0	0	0	0	0	0
Pedro Ramos, S (13, 1) OBP: 0.300, SLG: 0.421																1	0	0	0	0	1	1
Inning Stats	R: 0 E: 0 K: 0 S: 4	H: 1 LOB: 1 BB: 0 P: 4	R: 1 E: 0 K: 0 S: 4	H: 1 LOB: 0 BB: 0 P: 4	R: 0 E: 0 K: 0 S: 3	H: 0 LOB: 0 BB: 0 P: 3	R: 0 E: 0 K: 2 S: 7	H: 0 LOB: 0 BB: 0 P: 7	R: 0 E: 0 K: 0 S: 4	H: 1 LOB: 1 BB: 0 P: 4	R: 0 E: 0 K: 0 S: 3	H: 0 LOB: 0 BB: 0 P: 3	R: 0 E: 0 K: 0 S: 3	H: 1 LOB: 0 BB: 0 P: 3	R: 0 E: 1 K: 0 S: 5	H: 1 LOB: 2 BB: 0 P: 5	R: 0 E: 0 K: 0 S: 4	H: 1 LOB: 1 BB: 0 P: 4	R: 0 E: 0 K: 0 S: 4	H: 1 LOB: 1 BB: 0 P: 4	R: 0 E: 0 K: 1 S: 6	H: 2 LOB: 1 BB: 0 P: 6	R: 1 E: 1 K: 0 S: 2	H: 1 LOB: 2 BB: 1 P: 6

PITCHER		IP	WLS	BF	H	R	ER	SO	BB	IBB	HBP	BLK	WP	HR	S	P	ERA	WHIP
Don Rudolph, L ERA: 3.27	(1, 1)	6.0		21	3	1	1	2	0	0	0	0	0	1	25	25	1.50	0.500
Steve Ridzik, R ERA: 3.03	(7, 1)	1.0		6	2	1	1	1	0	1	0	0	0	1	7	11	9.00	2.000
Ron Kline, R ERA: 1.95	(8, 1)	6.0		25	4	0	0	0	1	2	0	0	0	0	22	34	0.00	0.833
Jim Duckworth, R ERA: 1.98	(14, 1)	1.0	L	7	3	1	1	1	1	0	0	0	0	0	8	12	9.00	4.000

PITCHER	IP	WLS	BF	H	R	ER	SO	BB	IBB	HBP	BLK	WP	HR	S	P	ERA	WHIP

AB	52
R	3
H	12
RBI	3
BB	5
SO	4
LOB	20

1B: 8	SF: 0
2B: 2	SAC: 2
3B: 0	DP: 1
HR: 2	HBP: 0

WP: 0 PA: 59
PB: 0
SB: 1
CS: 0

Batter	1	2	3	4	5	6	7	8	9	AB	R	H	RBI	BB	SO	LOB
Don Blasingame, L (1, 4) OBP: 0.305, SLG: 0.313	SSS 0-3 ① K	x 0-0 ③ F9			x 0-0 ② 4-3	x 0-0 ② 4-3		x 0-0 WP 1B		5	0	1	0	0	1	3
John Kennedy, R (1, 5) OBP: 0.333, SLG: 0.441	x 0-0 ② F8		x 0-0 ① 5-3		x 0-0 1B 1B 1B	x 0-0 ③ 1-4-3		SSS 0-3 ① K		5	1	1	0	0	1	2
Chuck Hinton, R (1, 7) OBP: 0.395, SLG: 0.540	x 0-0 HR		SSS 0-3 ② K		x 0-0 1B 1B 1-3 1B		x 0-0 BB BB 1B 1B	x 0-0 ② 6-3 1-2		5	3	3	1	0	1	1
Jim King, L (1, 9) OBP: 0.329, SLG: 0.428	x 0-0 ③ P4		x 0-0 1B		x 0-0 1B 1-3 3-H 1B		BBB 4-0 BB 1B 1-2 BB	I I I I 4-0 IBB		3	1	2	1	2	0	0
Dick Phillips, L (1, 3) OBP: 0.338, SLG: 0.362		x 0-0 4-3 2B 1B	x 0-0 ③ F8		x 0-0 BB 1-3 3-H 1B		BBB 4-0 4-3 1B 1-2 2-3 BB	x 0-0 ③ P4		4	1	2	1	1	0	3
Mike Brumley, L (1, 2) OBP: 0.328, SLG: 0.290		x 0-0 ① 4-3 1-2		x 0-0 ① 4-3	BBB 4-0 FC6-4 1-2 BB		x 0-0 4-3 1-2 2-H 3-H 1B		x 0-0 CS 1B	4	0	2	2	1	0	1
Fred Valentine, S (1, 8) OBP: 0.264, SLG: 0.297		BBB 4-0 2B FC1-2 BB		BBB 4-0 G4-6-3 BB	x 0-0 ③ FC6-4 1-2f		x 0-0 ① 4-3 1-2 2-3		x 0-0 ① F8	3	0	0	0	2	0	6
Ed Brinkman, R (1, 6) OBP: 0.217, SLG: 0.305		x 0-0 1-3 2-H 2B		x 0-0 ②③ G4-6-3 1-2f		SSS 0-3 ① K	SSS 0-3 ② K		SSS 0-3 ②③ K 1-2	5	0	1	1	0	3	4
Alan Koch, R (1, 1) OBP: 0.200, SLG: 0.300		x 0-0 ② FC1-2 3-H			x 0-0 ① P5	x 0-0 2B	SSS 0-3 ③ K			4	0	1	0	0	1	4
Inning Stats	R: 1 E: 0 K: 1 S: 6 H: 1 LOB: 0 BB: 0 P: 6	R: 1 E: 0 K: 0 S: 5 H: 2 LOB: 2 BB: 1 P: 9	R: 0 E: 0 K: 1 S: 6 H: 1 LOB: 1 BB: 0 P: 6	R: 0 E: 0 K: 0 S: 2 H: 0 LOB: 0 BB: 1 P: 6	R: 2 E: 0 K: 0 S: 7 H: 4 LOB: 3 BB: 1 P: 11	R: 0 E: 0 K: 1 S: 6 H: 1 LOB: 1 BB: 0 P: 6	R: 2 E: 0 K: 2 S: 9 H: 2 LOB: 2 BB: 2 P: 17	R: 0 E: 0 K: 1 S: 6 H: 1 LOB: 2 BB: 1 P: 10	R: 0 E: 0 K: 1 S: 5 H: 1 LOB: 1 BB: 0 P: 5	1B: 10 2B: 3 3B: 0 HR: 1 SF: 0 SAC: 0 DP: 2 HBP: 0						

TOP

Washington Senators @ Cleveland Indians

Cleveland Municipal Stadium, Cleveland, OH

Sun Jun 07 1964, 3:38 AM EDT
Att. 8,989 - Unknown

livebaseballscorecards.com

AB	38
R	6
H	13
RBI	6
BB	6
SO	7
LOB	24

WP: 1 PB: 0 SB: 0 CS: 1 PA: 44

PITCHER		IP	WLS	BF	H	R	ER	SO	BB	IBB	HBP	BLK	WP	HR	S	P	ERA	WHIP
Gary Bell, R ERA: 4.97	(1, 1)	4.2	L	23	8	4	4	2	2	0	0	0	0	1	25	33	7.71	2.143
Tommy John, L ERA: 3.79	(5, 1)	0.1		2	0	0	0	0	1	0	0	0	0	0	1	5	0.00	3.000
Mudcat Grant, R ERA: 6.34	(6, 1)	1.0		7	2	2	2	1	2	0	0	0	0	0	7	15	18.00	4.000
Ted Abernathy, R ERA: 2.78	(7, 1)	1.0		4	1	0	0	2	0	0	0	0	0	0	8	8	0.00	1.000
Don McMahon, R ERA: 1.09	(8, 1)	2.0		8	2	0	0	2	0	1	0	0	1	0	11	15	0.00	1.000

PITCHER	IP	WLS	BF	H	R	ER	SO	BB	IBB	HBP	BLK	WP	HR	S	P	ERA	WHIP

Batter	1	2	3	4	5	6	7	8	9	AB	R	H	RBI	BB	SO	LOB
Dick Howser, R (1, 6) OBP: 0.340, SLG: 0.328	6-3			6-3	BB		K			3	0	0	0	1	1	0
Vic Davalillo, L (1, 8) OBP: 0.278, SLG: 0.322	4-3			F7	SF4			F5		3	0	0	1	0	0	0
Leon Wagner, L (1, 7) OBP: 0.373, SLG: 0.534	K			S, 1B	4-3			F8		4	1	1	0	0	1	2
John Romano, R (1, 2) OBP: 0.372, SLG: 0.589		K		1B		6-3		HR		4	1	2	2	0	1	0
Bob Chance, L (1, 9) OBP: 0.518, SLG: 0.833		F5		1B		FC6-4, 1B		F8		4	0	2	0	0	0	0
Fred Whitfield, L (1, 3) OBP: 0.331, SLG: 0.496		F4		F7		F9			3B	4	0	1	0	0	0	3
Max Alvis, R (1, 5) OBP: 0.303, SLG: 0.401			F3		2B, SF4, 1B	FC6-4			5-3	4	1	1	0	0	0	2
Larry Brown, R (1, 4) OBP: 0.285, SLG: 0.429			5-3		1-3, 2B		P4		P2	4	0	1	0	0	0	1
Gary Bell, R (1, 1) OBP: 0.500, SLG: 0.500			L5		F5		K		P5	1	0	0	0	0	0	0
Tommy John, R (5, 1) OBP: 0.154, SLG: 0.154										0	0	0	0	0	0	0
Paul Dicken, R (5, PH)										1	0	0	0	0	0	2
Mudcat Grant, R (6, 1) OBP: 0.333, SLG: 0.619										0	0	0	0	0	0	0
Ted Abernathy, R (7, 1)										0	0	0	0	0	0	0
Tito Francona, L (7, PH) OBP: 0.364, SLG: 0.297										1	0	0	0	0	1	0
Don McMahon, R (8, 1) OBP: 0.200, SLG: 0.200										0	0	0	0	0	0	0
Al Smith, R (9, PH) OBP: 0.167, SLG: 0.231										1	0	0	0	0	0	1
Inning Stats	R: 0 E: 0 K: 1 S: 5 H: 0 LOB: 0 BB: 0 P: 5	R: 0 E: 0 K: 1 S: 5 H: 0 LOB: 0 BB: 0 P: 5	R: 0 E: 0 K: 0 S: 3 H: 0 LOB: 0 BB: 0 P: 3	R: 1 E: 0 K: 0 S: 6 H: 3 LOB: 2 BB: 0 P: 6	R: 1 E: 0 K: 0 S: 5 H: 2 LOB: 2 BB: 1 P: 9	R: 0 E: 0 K: 0 S: 4 H: 1 LOB: 1 BB: 0 P: 4	R: 0 E: 0 K: 2 S: 7 H: 0 LOB: 0 BB: 0 P: 7	R: 1 E: 0 K: 0 S: 4 H: 1 LOB: 0 BB: 0 P: 4	R: 0 E: 0 K: 0 S: 4 H: 1 LOB: 1 BB: 0 P: 4	1B: 5 2B: 1 3B: 1 HR: 1 SF: 1 SAC: 0 DP: 0 HBP: 0				WP: 0 PB: 0 SB: 1 CS: 0	PA: 36	

PITCHER	IP	WLS	BF	H	R	ER	SO	BB	IBB	HBP	BLK	WP	HR	S	P	ERA	WHIP
Alan Koch, R (1, 1) ERA: 4.5	9.0	W	36	8	3	3	4	1	0	0	0	0	1	43	47	3.00	1.000

PITCHER	IP	WLS	BF	H	R	ER	SO	BB	IBB	HBP	BLK	WP	HR	S	P	ERA	WHIP

BOTTOM

Washington Senators @ Cleveland Indians

Cleveland Municipal Stadium, Cleveland, OH

Sun Jun 07 1964, 3:38 AM EDT

Att. 8,989 - Unknown

livebaseballscorecards.com

AB	34
R	3
H	8
RBI	3
BB	1
SO	4
LOB	11

Los Angeles Angels @ Cleveland Indians

Cleveland Municipal Stadium, Cleveland, OH

Mon Jun 08 1964, 7:05 PM EDT

Att. 2,840 - Unknown

TOP

livebaseballscorecards.com

Batter	1	2	3	4	5	6	7	8	9	AB	R	H	RBI	BB	SO	LOB
Albie Pearson, L (1, 9) (7, 8) (8, 9) OBP: 0.313, SLG: 0.277	6-3		K		L5		1B 1B 1B 1-2 2-3		F8	5	0	1	0	0	1	2
Tom Satriano, L (1, 3) OBP: 0.342, SLG: 0.282	K		F8		K		1B 1-2 2-H 3-H		HBP BB BB	4	0	1	2	1	2	2
Jim Fregosi, R (1, 6) OBP: 0.404, SLG: 0.583	1B		6-3			5-3	1B 1-2 2-3		HBP 1-2 BB	4	0	2	0	1	0	0
Felix Torres, R (1, 5) OBP: 0.278, SLG: 0.462	K			5-3		5-3	K		K	5	0	0	0	0	3	6
Buck Rodgers, S (1, 2) OBP: 0.293, SLG: 0.266		1B BB		F6		6-3	F3		1-0 1-2 2-3 HBP	3	0	0	0	1	0	3
Ed Kirkpatrick, L (1, 7) OBP: 0.342, SLG: 0.365		F6		F8			1B 1B BB	F8	F5	4	1	0	0	1	0	4
Bob Perry, R (1, 8) OBP: 0.391, SLG: 0.391		F9			1B		1B 1B 1B 1-2	K		3	1	2	0	0	0	1
Bob Lee, R (7, 1)										1	0	0	0	0	1	0
Jim Piersall, R (8, 8) OBP: 0.385, SLG: 0.343										0	0	0	0	0	0	0
Bobby Knoop, R (1, 4) OBP: 0.289, SLG: 0.309		1-2 1B			1-2 1B		K	BB		3	0	2	0	1	1	2
Barry Latman, R (1, 1) OBP: 0.125, SLG: 0.125		K			K		1B 1B 1B 1-2 2-H	F8		2	0	0	0	0	2	4
Willie Smith, L (7, PH) (7, 9) (8, 1) OBP: 0.190, SLG: 0.250										2	1	1	1	0	0	1
Bob Duliba, R (8, 1)										0	0	0	0	0	0	0
Inning Stats	R: 0 E: 0 K: 2 S: 8 H: 1 LOB: 1 BB: 0 P: 8	R: 0 E: 0 K: 1 S: 6 H: 1 LOB: 2 BB: 1 P: 10	R: 0 E: 0 K: 1 S: 5 H: 0 LOB: 0 BB: 0 P: 5	R: 0 E: 0 K: 0 S: 3 H: 0 LOB: 0 BB: 0 P: 3	R: 0 E: 0 K: 2 S: 9 H: 2 LOB: 2 BB: 0 P: 9	R: 0 E: 0 K: 0 S: 3 H: 0 LOB: 0 BB: 0 P: 3	R: 3 E: 0 K: 2 S: 12 H: 5 LOB: 3 BB: 1 P: 16	R: 0 E: 0 K: 1 S: 5 H: 0 LOB: 1 BB: 1 P: 9	R: 0 E: 0 K: 1 S: 5 H: 0 LOB: 3 BB: 2 P: 14	1B: 9 2B: 0 3B: 0 HR: 0	SF: 0 SAC: 0 DP: 0 HBP: 1						

AB	36
R	3
H	9
RBI	3
BB	5
SO	10
LOB	25

WP: 0 PB: 0 SB: 0 CS: 0 PA: 42

PITCHER		IP	WLS	BF	H	R	ER	SO	BB	IBB	HBP	BLK	WP	HR	S	P	ERA	WHIP
Sonny Siebert, R ERA: 4.66	(1, 1)	6.1		28	7	3	3	7	2	0	0	0	0	0	40	48	4.26	1.421
Ted Abernathy, R ERA: 2.65	(7, 1)	1.2	W	8	2	0	0	2	1	0	0	0	0	0	11	15	0.00	1.800
Don McMahon, R ERA: 1.06	(9, 1)	1.0	S	6	0	0	0	1	2	0	1	0	0	0	5	14	0.00	2.000

PITCHER	IP	WLS	BF	H	R	ER	SO	BB	IBB	HBP	BLK	WP	HR	S	P	ERA	WHIP

BOTTOM

Los Angeles Angels @ Cleveland Indians

Cleveland Municipal Stadium, Cleveland, OH

Mon Jun 08 1964, 7:05 PM EDT

Att. 2,840 - Unknown

livebaseballscorecards.com

Batter	1	2	3	4	5	6	7	8	9	AB	R	H	RBI	BB	SO	LOB
Dick Howser, R (1, 6) OBP: 0.338, SLG: 0.327	F8			F8		FC3-6 1B 1-2f		HR 1B 2-H		4	2	1	1	0	0	1
Vic Davalillo, L (1, 8) OBP: 0.285, SLG: 0.344	F7			3B		1B SF7 1B 1-2		L4		4	1	2	0	0	0	1
Leon Wagner, L (1, 7) OBP: 0.375, SLG: 0.550	F7			F2		CS 1B 1-3 2-H		HR 1-H		4	1	2	3	0	0	1
Bob Chance, L (1, 9) OBP: 0.500, SLG: 0.863 (9, 3)		6-3		F4		SF7 3-H		HR		3	1	1	2	0	0	1
Fred Whitfield, L (1, 3) OBP: 0.336, SLG: 0.496 Don McMahon, R (9, 1) OBP: 0.200, SLG: 0.200		F6			FC6-4 1B	CS 1-2	K	1B		4 0	0 0	2 0	0 0	0 0	1 0	0 0
Max Alvis, R (1, 5) OBP: 0.297, SLG: 0.392	F7				F4		F4	F9		4	0	0	0	0	0	2
Larry Brown, R (1, 4) OBP: 0.278, SLG: 0.418			K		K		F8			3	0	0	0	0	2	1
Joe Azcue, R (1, 2) OBP: 0.325, SLG: 0.419			G4-6-3 1B		FC6-4 1-2f			SH2-4 1B		3	1	2	0	0	0	1
Sonny Siebert, R (1, 1) OBP: 0.400, SLG: 0.556 Ted Abernathy, R (7, 1) Al Smith, R (8, PH) OBP: 0.167, SLG: 0.231 (9, 9)			G4-6-3 1-2f			FC3-6 BB		SH2-4 1-2		1 0 0	0 0 0	0 0 0	0 0 0	1 0 0	0 0 0	1 0 0
Inning Stats	R: 0 E: 0 K: 0 S: 3 H: 0 LOB: 0 BB: 0 P: 3	R: 0 E: 0 K: 0 S: 3 H: 0 LOB: 0 BB: 0 P: 3	R: 0 E: 0 K: 1 S: 5 H: 1 LOB: 0 BB: 0 P: 5	R: 0 E: 0 K: 0 S: 4 H: 1 LOB: 1 BB: 0 P: 4	R: 0 E: 0 K: 1 S: 6 H: 1 LOB: 1 BB: 0 P: 6	R: 2 E: 0 K: 0 S: 4 H: 2 LOB: 0 BB: 1 P: 8	R: 0 E: 0 K: 1 S: 5 H: 0 LOB: 0 BB: 0 P: 5	R: 4 E: 0 K: 0 S: 8 H: 5 LOB: 1 BB: 0 P: 8		1B: 7 2B: 0 3B: 1 HR: 2	SF: 1 SAC: 1 DP: 1 HBP: 0						

	AB	30
	R	6
	H	10
	RBI	6
	BB	1
	SO	3
	LOB	9

WP: 0 PB: 0 SB: 0 CS: 1 PA: 34

PITCHER		IP	WLS	BF	H	R	ER	SO	BB	IBB	HBP	BLK	WP	HR	S	P	ERA	WHIP
Barry Latman, R ERA: 4.0	(1, 1)	6.0		22	5	2	2	2	1	0	0	0	0	0	25	29	3.00	1.000
Bob Lee, R ERA: 2.05	(7, 1)	1.1	L	6	2	2	2	1	0	0	0	0	0	0	8	8	13.50	1.500
Willie Smith, L ERA: 2.86	(8, 1)	0.1		3	2	2	2	0	0	0	0	0	0	2	3	3	54.00	6.000
Bob Duliba, R ERA: 1.96	(8, 1)	0.1		2	1	0	0	0	0	0	0	0	0	0	2	2	0.00	3.000

PITCHER	IP	WLS	BF	H	R	ER	SO	BB	IBB	HBP	BLK	WP	HR	S	P	ERA	WHIP

Batter	1	2	3	4	5	6	7	8	9	AB	R	H	RBI	BB	SO	LOB
Ed Kirkpatrick, L (1, 7) OBP: 0.337, SLG: 0.366	4-3		F7		1B 2B	F9			G3	5	1	1	0	0	0	3
Tom Satriano, L (1, 5) OBP: 0.352, SLG: 0.283	F7			1B 1B	WP 1B BB		1B BB		4-3	3	1	1	0	2	0	0
Jim Fregosi, R (1, 6) OBP: 0.407, SLG: 0.581	4-3			1B 2B 1B 1-2	F9		CS 1B 1-2			4	1	2	0	0	0	2
Lou Clinton, R (1, 9) OBP: 0.311, SLG: 0.420		G5-4-3 1B		F7	WP 1B 1-2 2-H		K 1-2			4	0	2	1	0	1	3
Joe Adcock, R (1, 3) OBP: 0.353, SLG: 0.455		G5-4-3 1-2f		2B SF8 1B 1-2 2-H	F2 1-2 2-3			CS 1B		4	1	2	1	0	0	3
Buck Rodgers, S (1, 2) OBP: 0.292, SLG: 0.272	6-3			SF8 2B 1-3 2-H		4-3		K 1-2		4	0	1	1	0	1	1
Bob Perry, R (1, 8) OBP: 0.407, SLG: 0.538			K	SF8 2-3 3-H		FC1-5 1B		HR		3	1	2	2	0	1	0
Bobby Knoop, R (1, 4) OBP: 0.289, SLG: 0.308			6-3	F8		FC1-5 1-2		F2		4	0	1	0	0	0	1
Fred Newman, R (1, 1) OBP: 0.250, SLG: 0.211			1B	K	FC1-5 1-2 2-3f				K	4	0	1	0	0	2	2

TOP

Los Angeles Angels @ Cleveland Indians

Cleveland Municipal Stadium, Cleveland, OH

Tue Jun 09 1964, 7:05 PM EDT

Att. 5,256 - Unknown

livebaseballscorecards.com

AB	35
R	5
H	13
RBI	5
BB	2
SO	5
LOB	15

Inning Stats	1	2	3	4	5	6	7	8	9
	R: 0 E: 0 K: 0 S: 3	H: 0 LOB: 0 BB: 0 P: 3	R: 0 E: 0 K: 0 S: 3	H: 1 LOB: 0 BB: 0 P: 3	R: 0 E: 0 K: 1 S: 6	H: 1 LOB: 0 BB: 0 P: 6	R: 3 E: 0 K: 0 S: 7	H: 4 LOB: 1 BB: 0 P: 7	R: 1 E: 0 K: 1 S: 7	H: 2 LOB: 2 BB: 1 P: 11	R: 0 E: 0 K: 0 S: 5	H: 2 LOB: 2 BB: 0 P: 5	R: 0 E: 0 K: 1 S: 4	H: 1 LOB: 1 BB: 1 P: 8	R: 1 E: 0 K: 1 S: 6	H: 2 LOB: 0 BB: 0 P: 6	R: 0 E: 0 K: 1 S: 5	H: 0 LOB: 0 BB: 0 P: 5

1B: 10 2B: 3 3B: 0 HR: 1	SF: 1 SAC: 0 DP: 2 HBP: 0	WP: 1 PB: 0 SB: 0 CS: 2	PA: 38
---	---	---	---

PITCHER		IP	WLS	BF	H	R	ER	SO	BB	IBB	HBP	BLK	WP	HR	S	P	ERA	WHIP
Dick Donovan, R ERA: 6.03	(1, 1)	3.1	L	15	6	3	3	1	0	0	0	0	0	0	17	17	8.10	1.800
Mudcat Grant, R ERA: 6.15	(4, 1)	4.2		20	7	2	2	3	2	0	0	0	1	1	24	32	3.86	1.929
Gary Bell, R ERA: 4.8	(9, 1)	1.0		3	0	0	0	1	0	0	0	0	0	0	5	5	0.00	0.000

PITCHER	IP	WLS	BF	H	R	ER	SO	BB	IBB	HBP	BLK	WP	HR	S	P	ERA	WHIP

Batter	1	2	3	4	5	6	7	8	9	AB	R	H	RBI	BB	SO	LOB
Dick Howser, R (1, 6) OBP: 0.332, SLG: 0.320	6-3		6-3		1-3			6-3		4	0	0	0	0	0	0
Vic Davalillo, L (1, 8) OBP: 0.276, SLG: 0.333	K		4-3			4-3			4-3	4	0	0	0	0	1	0
Leon Wagner, L (1, 7) OBP: 0.377, SLG: 0.546	FC6-4 BB		1B			4-3			F7	3	0	1	0	1	0	0
Bob Chance, L (1, 9) OBP: 0.484, SLG: 0.818	FC6-4 1-2f		K			3-1			1B	4	0	1	0	0	1	2
Fred Whitfield, L (1, 3) OBP: 0.333, SLG: 0.488		1-4		4-3			3-1		1-2 1B	4	0	1	0	0	0	0
Joe Azcue, R (1, 2) OBP: 0.321, SLG: 0.410		5-3		G5-4-3 1B			F7		4-1	4	0	1	0	0	0	2
Max Alvis, R (1, 5) OBP: 0.297, SLG: 0.408		HR		G5-4-3 1-2f			6-3			3	1	1	1	0	0	1
Larry Brown, R (1, 4) OBP: 0.279, SLG: 0.424		2B			K			5-3		3	0	1	0	0	1	0
Dick Donovan, L (1, 1) OBP: 0.250, SLG: 0.100 Mudcat Grant, R (4, 1) OBP: 0.320, SLG: 0.591 Tito Francona, L (8, PH) OBP: 0.361, SLG: 0.295 Gary Bell, R (9, 1) OBP: 0.500, SLG: 0.500		K			6-3			F8		1 1 1 0	0 0 0 0	0 0 0 0	0 0 0 0	0 0 0 0	1 0 0 0	1 0 0 0
Inning Stats	R: 0 E: 0 K: 1 S: 5 H: 0 LOB: 1 BB: 1 P: 9	R: 1 E: 0 K: 1 S: 7 H: 2 LOB: 1 BB: 0 P: 7	R: 0 E: 0 K: 1 S: 6 H: 1 LOB: 1 BB: 0 P: 6	R: 0 E: 0 K: 0 S: 3 H: 1 LOB: 0 BB: 0 P: 3	R: 0 E: 0 K: 1 S: 5 H: 0 LOB: 0 BB: 0 P: 5	R: 0 E: 0 K: 0 S: 3 H: 0 LOB: 0 BB: 0 P: 3	R: 0 E: 0 K: 0 S: 3 H: 0 LOB: 0 BB: 0 P: 3	R: 0 E: 0 K: 0 S: 3 H: 0 LOB: 0 BB: 0 P: 3	R: 0 E: 0 K: 0 S: 5 H: 2 LOB: 2 BB: 0 P: 5	1B: 4 2B: 1 3B: 0 HR: 1 SF: 0 SAC: 0 DP: 1 HBP: 0						

PITCHER	IP	WLS	BF	H	R	ER	SO	BB	IBB	HBP	BLK	WP	HR	S	P	ERA	WHIP
Fred Newman, R (1, 1) ERA: 2.95	9.0	W	33	6	1	1	4	1	0	0	0	0	1	40	44	1.00	0.778

PITCHER	IP	WLS	BF	H	R	ER	SO	BB	IBB	HBP	BLK	WP	HR	S	P	ERA	WHIP

BOTTOM

Los Angeles Angels @ Cleveland Indians

Cleveland Municipal Stadium, Cleveland, OH

Tue Jun 09 1964, 7:05 PM EDT

Att. 5,256 - Unknown

livebaseballscorecards.com

AB	32
R	1
H	6
RBI	1
BB	1
SO	4
LOB	6

WP: 0	PB: 0	SB: 0	CS: 0	PA: 33		

Batter	1	2	3	4	5	6	7	8	9	10	11	AB	R	H	RBI	BB	SO	LOB
Ed Kirkpatrick, L (1, 7) OBP: 0.337, SLG: 0.367	F6			2B 2B	F2		6-3		G4-3 IBB		E1 BB 2B 1-2	5	2	1	0	1	0	4
Tom Satriano, L (1, 3) OBP: 0.351, SLG: 0.273 (11, 5)	F8			2B BB	K		F8		G4-3 1-2f		2B BB 1-2 2-3 3-H	4	0	0	1	2	1	5
Jim Fregosi, R (1, 6) OBP: 0.418, SLG: 0.623	K			2B 1-3 2-H	HR 1-H 2-H		6-3			BB 1B	2B 1-3 2-H 3-H	6	1	4	6	0	1	0
Lou Clinton, R (1, 9) OBP: 0.305, SLG: 0.410		K		K	1B			G3		F7	4-3	6	0	1	0	0	2	5
Buck Rodgers, S (1, 2) OBP: 0.293, SLG: 0.266		K		IBB	F8			3-1		F8	IBB	4	0	0	0	2	1	2
Billy Moran, R (1, 5) OBP: 0.318, SLG: 0.328 Joe Adcock, R (11, 3) OBP: 0.353, SLG: 0.455		K		K	K			F7		BB 1-2	F9	5 0	0 0	0 0	0 0	1 0	3 0	6 0
Bob Perry, R (1, 8) OBP: 0.394, SLG: 0.484			6-3	K	5-3 1B				BB	K	1-3	5	0	1	0	1	2	8
Bobby Knoop, R (1, 4) OBP: 0.291, SLG: 0.312			6-3	HR SH BB	5-3 1-2				K		SH BB 2B	4	2	1	0	1	1	2
Bo Belinsky, L (1, 1) OBP: 0.111, SLG: 0.118 Dan Osinski, R (2, 1) Bob Lee, R (5, 1) Willie Smith, L (9, PH) OBP: 0.227, SLG: 0.333 Bob Duliba, R (9, 1)			K	HR SH 1-2	K				2B 1-3		SH BB E 2B 2-3	0 1 1 1 0	0 1 0 0 1	0 0 0 1 0	0 0 0 0 0	0 1 0 0 0	0 0 1 0 0	0 0 1 0 0
Inning Stats	R: 0 E: 0 K: 1 S: 5 H: 0 LOB: 0 BB: 0 P: 5	R: 0 E: 0 K: 3 S: 9 H: 0 LOB: 0 BB: 0 P: 9	R: 0 E: 0 K: 1 S: 5 H: 0 LOB: 0 BB: 0 P: 5	R: 1 E: 0 K: 3 S: 11 H: 2 LOB: 3 BB: 2 P: 19	R: 3 E: 0 K: 1 S: 8 H: 2 LOB: 1 BB: 1 P: 12	R: 0 E: 0 K: 2 S: 8 H: 1 LOB: 1 BB: 0 P: 8	R: 0 E: 0 K: 0 S: 3 H: 0 LOB: 0 BB: 0 P: 3	R: 0 E: 0 K: 0 S: 3 H: 0 LOB: 0 BB: 0 P: 3	R: 0 E: 0 K: 1 S: 5 H: 1 LOB: 2 BB: 2 P: 13	R: 0 E: 0 K: 1 S: 6 H: 1 LOB: 2 BB: 1 P: 10	R: 3 E: 1 K: 0 S: 7 H: 2 LOB: 3 BB: 2 P: 15	1B: 3 2B: 5 3B: 0 HR: 1 SF: 0 SAC: 2 DP: 1 HBP: 0			WP: 0 PB: 0 SB: 0 CS: 0	PA: 52		

PITCHER		IP	WLS	BF	H	R	ER	SO	BB	IBB	HBP	BLK	WP	HR	S	P	ERA	WHIP
Pedro Ramos, R ERA: 3.82	(1, 1)	8.0		33	5	4	4	11	2	1	0	0	0	1	52	64	4.50	0.875
Gary Bell, R ERA: 4.5	(9, 1)	2.0		10	2	0	0	2	2	1	0	0	0	0	11	23	0.00	2.000
Sonny Siebert, R ERA: 5.1	(11, 1)	1.0	L	9	2	3	2	0	1	1	0	0	0	0	7	15	18.00	3.000

PITCHER	IP	WLS	BF	H	R	ER	SO	BB	IBB	HBP	BLK	WP	HR	S	P	ERA	WHIP

TOP

Los Angeles Angels @ Cleveland Indians

Cleveland Municipal Stadium, Cleveland, OH

Wed Jun 10 1964, 7:05 PM EDT

Unknown

livebaseballscorecards.com

AB	42
R	7
H	9
RBI	7
BB	8
SO	13
LOB	33

Los Angeles Angels @ Cleveland Indians

Cleveland Municipal Stadium, Cleveland, OH

Wed Jun 10 1964, 7:05 PM EDT

Unknown

livebaseballscorecards.com

Batter	1	2	3	4	5	6	7	8	9	10	11	AB	R	H	RBI	BB	SO	LOB
Dick Howser, R (1, 6) OBP: 0.332, SLG: 0.314	BBBB 4-0 FC4-6 1B BB		BBBB 4-0 CS BB		SSS 0-3 ① K		x 0-0 ① F9	x 0-0 ③ L5			x 0-0 E4	4	0	0	0	2	1	4
Vic Davalillo, L (1, 8) OBP: 0.279, SLG: 0.328	x 0-0 FC4-6 1-2 1B		SSS 0-3 ②③ K 1-2		BBBB 4-0 BB 1B 1-2 BB		SSS 0-3 ② K		x 0-0 4-3 ①		x 0-0 ② F9	5	0	1	0	1	2	2
Leon Wagner, L (1, 7) OBP: 0.372, SLG: 0.534	x 0-0 ① FC4-6 1-2f 2-3			x 0-0 ① 1-3	x 0-0 BB 1-2 2-3 1B		SSS 0-3 ③ K		x 0-0 ② 4-3		x 0-0 ③ 4-3	6	0	1	0	0	1	3
Max Alvis, R (1, 5) OBP: 0.305, SLG: 0.417	SSS 0-3 ② K			BBBB 4-0 BB E BB	BBBB 4-0 1-2 2-3 3-H BB			x 0-0 1B 3B	x 0-0 ③ F8			3	2	1	1	2	1	2
Joe Azcue, R (1, 2) OBP: 0.310, SLG: 0.395 Tito Francona, L (8, PH) OBP: 0.366, SLG: 0.295 Al Smith, R (9, 9) OBP: 0.164, SLG: 0.226	SSS 0-3 ③ K			SSS 0-3 ② K	SSS 0-3 ② K			BBBB 4-0 SH5-4 1B WP BB		SSS 0-3 ① K		3 0 1	0 1 0	0 0 0	0 0 0	3 1 0	6 0 0
Bob Chance, L (1, 3) OBP: 0.500, SLG: 0.807 (5, 9) Mudcat Grant, R (8, PR) OBP: 0.320, SLG: 0.591 Gary Bell, R (9, 1) OBP: 0.500, SLG: 0.500 Paul Dicken, R (10, PH) Sonny Siebert, R (11, 1) OBP: 0.400, SLG: 0.556			BBBB 4-0 G6-4-3 BB	BBBB 4-0 E2 1-H BB	x 0-0 ③ 6-3			x 0-0 WP SH5-4 1-2 3-H 1B		x 0-0 ② 1-6-3		2 0 0 1 0	0 0 0 0 0	1 0 0 0 0	1 0 0 0 0	2 0 0 0 0	0 0 0 0 0	3 0 0 0 0
Larry Brown, R (1, 4) OBP: 0.286, SLG: 0.422			x 0-0 ①② G6-4-3 1-2f	BBBB 4-0 BB	x 0-0 ① 6-3			x 0-0 ① SH5-4 1-2 2-3		x 0-0 FC3-6 1B		3	0	1	0	1	0	1
Woodie Held, R (1, 9) OBP: 0.283, SLG: 0.450 Fred Whitfield, L (4, PH) OBP: 0.331, SLG: 0.476 (5, 3)			SSS 0-3 ③ K	SSS 0-3 ③ K2-3		x 0-0 ② F7		III 4-0 WP IBB		x 0-0 ③ FC3-6 1-2f		1 3	0 0	0 0	0 0	0 1	1 1	0 3
Pedro Ramos, S (1, 1) OBP: 0.304, SLG: 0.381 John Romano, R (8, PH) OBP: 0.366, SLG: 0.578 (9, 2)			SSS 0-3 ① K		BBBB 4-0 1B BB BB BB		x 0-0 ③ 6-3	SSS 0-3 ② K 1-2 2-3 3-H			x 0-0 ① 5-3	2 2	1 0	0 0	0 0	1 1	1 2	0 2
Inning Stats	R: 0 E: 0 K: 2 S: 8 H: 1 LOB: 2 BB: 1 P: 12	R: 0 E: 0 K: 1 S: 4 H: 0 LOB: 0 BB: 1 P: 8	R: 0 E: 0 K: 2 S: 6 H: 0 LOB: 0 BB: 1 P: 10	R: 1 E: 1 K: 2 S: 7 H: 0 LOB: 2 BB: 3 P: 19	R: 1 E: 0 K: 2 S: 8 H: 1 LOB: 3 BB: 3 P: 20	R: 0 E: 0 K: 0 S: 3 H: 0 LOB: 0 BB: 0 P: 3	R: 0 E: 0 K: 2 S: 7 H: 0 LOB: 0 BB: 0 P: 7	R: 2 E: 0 K: 1 S: 7 H: 2 LOB: 3 BB: 2 P: 15	R: 0 E: 0 K: 0 S: 3 H: 0 LOB: 0 BB: 0 P: 3	R: 0 E: 0 K: 1 S: 6 H: 1 LOB: 1 BB: 0 P: 6	R: 0 E: 1 K: 0 S: 4 H: 0 LOB: 1 BB: 0 P: 4	1B: 4 2B: 0 3B: 1 HR: 0	SF: 0 SAC: 1 DP: 1 HBP: 0		WP: 1 PB: 0 SB: 0 CS: 1		PA: 48	

BOTTOM	
AB	36
R	4
H	5
RBI	2
BB	11
SO	13
LOB	26

PITCHER		IP	WLS	BF	H	R	ER	SO	BB	IBB	HBP	BLK	WP	HR	S	P	ERA	WHIP
Bo Belinsky, L ERA: 3.2	(1, 1)	1.0		6	1	0	0	2	2	0	0	0	0	0	8	16	0.00	3.000
Dan Osinski, R ERA: 5.45	(2, 1)	3.1		15	1	2	1	6	6	0	0	0	0	0	21	45	2.70	2.100
Bob Lee, R ERA: 2.24	(5, 1)	3.2		16	2	2	2	4	2	1	0	0	1	0	21	33	4.91	1.091
Bob Duliba, R ERA: 1.73	(9, 1)	3.0	W	11	1	0	0	1	0	0	0	0	0	0	13	13	0.00	0.333

PITCHER		IP	WLS	BF	H	R	ER	SO	BB	IBB	HBP	BLK	WP	HR	S	P	ERA	WHIP

Batter	1	2	3	4	5	6	7	8	9	AB	R	H	RBI	BB	SO	LOB
Joe Koppe, R (1, 6) OBP: 0.356, SLG: 0.337	S S S 0-3 ① K		S S S 0-3 ③ K		x 0-0 ① F7		x 0-0 ① F7		x 0-0 ① SH1-3 1-2	4	0	0	0	0	2	1
Ed Kirkpatrick, L (1, 7) OBP: 0.339, SLG: 0.375	S S S 0-3 ② K			x 0-0 E 1B 2B	S S S 0-3 ② K		x 0-0 1B		x 0-0 ② G3 2-3	5	1	2	0	0	2	1
Lou Clinton, R (1, 9) OBP: 0.297, SLG: 0.399 Albie Pearson, L (7, 9) OBP: 0.312, SLG: 0.275	x 0-0 ③ G3			x 0-0 E6 1B 2-3	x 0-0 ③ 1-3		x 0-0 ② L4		x 0-0 ③ F8	4 1	1 0	0 0	0 0	0 0	0 0	2 1
Joe Adcock, R (1, 3) OBP: 0.350, SLG: 0.456		x 0-0 ① 4-3		x 0-0 ① 1-3		x 0-0 1B 2B	S S S 0-3 ③ K			4	1	1	0	0	1	3
Felix Torres, R (1, 5) OBP: 0.276, SLG: 0.446		x 0-0 ② F8		x 0-0 ② 5-3		x 0-0 2B 2-H 1B		S S S 0-3 ① K		4	0	1	1	0	1	2
Bob Perry, R (1, 8) OBP: 0.405, SLG: 0.514		x 0-0 ③ 5-3		x 0-0 BB 2B 2-H 3-H 1B		x 0-0 1-3 2B		x 0-0 ② 4-3		4	1	2	2	0	0	0
Bobby Knoop, R (1, 4) OBP: 0.295, SLG: 0.313			x 0-0 ① 4-3	B B B B 4-0 1-2 2B BB		x 0-0 ① 5-3		x 0-0 1B		3	1	1	0	1	0	2
Tom Satriano, L (1, 2) OBP: 0.348, SLG: 0.281			x 0-0 ② 4-3	x 0-0 1-H 2-H 2B		x 0-0 ② G3		x 0-0 ③ F8		4	0	1	2	0	0	3
Don Lee, R (1, 1) OBP: 0.286, SLG: 0.167 Ken McBride, R (8, 1) OBP: 0.385, SLG: 0.273			B B B B 4-0 BB	S S S 0-3 ③ K		S S S 0-3 ③ K			x 0-0 G3 SH1-3 1B	2 1	0 0	0 1	0 0	1 0	2 0	3 0
Inning Stats	R: 0 H: 0 E: 0 LOB: 0 K: 2 BB: 0 S: 7 P: 7	R: 0 H: 0 E: 0 LOB: 0 K: 0 BB: 0 S: 3 P: 3	R: 0 H: 0 E: 0 LOB: 1 K: 1 BB: 1 S: 5 P: 9	R: 4 H: 3 E: 1 LOB: 1 K: 1 BB: 1 S: 9 P: 13	R: 0 H: 0 E: 0 LOB: 0 K: 1 BB: 0 S: 5 P: 5	R: 1 H: 3 E: 0 LOB: 2 K: 1 BB: 0 S: 8 P: 8	R: 0 H: 1 E: 0 LOB: 1 K: 1 BB: 0 S: 6 P: 6	R: 0 H: 1 E: 0 LOB: 1 K: 1 BB: 0 S: 6 P: 6	R: 0 H: 1 E: 0 LOB: 1 K: 0 BB: 0 S: 4 P: 4	1B: 5 SF: 0 2B: 4 SAC: 1 3B: 0 DP: 0 HR: 0 HBP: 0					WP: 0 PA: 39 PB: 0 SB: 0 CS: 0	

PITCHER		IP	WLS	BF	H	R	ER	SO	BB	IBB	HBP	BLK	WP	HR	S	P	ERA	WHIP
Tommy John, L ERA: 3.42	(1, 1)	7.0	L	31	7	5	1	7	2	0	0	0	0	0	43	51	1.29	1.286
Mudcat Grant, R ERA: 5.95	(8, 1)	2.0		8	2	0	0	1	0	0	0	0	0	0	10	10	0.00	1.000

PITCHER	IP	WLS	BF	H	R	ER	SO	BB	IBB	HBP	BLK	WP	HR	S	P	ERA	WHIP

TOP

Los Angeles Angels @ Cleveland Indians

Cleveland Municipal Stadium, Cleveland, OH

Wed Jun 10 1964, 7:05 PM EDT

Att. 7,622 - Unknown

livebaseballscorecards.com

AB	36
R	5
H	9
RBI	5
BB	2
SO	8
LOB	18

Batter	1	2	3	4	5	6	7	8	9	AB	R	H	RBI	BB	SO	LOB
Dick Howser, R (1, 6) OBP: 0.333, SLG: 0.316	2B 1B		1-3 1B		5-3		4-3 1-2 2-3		1-3	5	1	2	0	0	0	2
Vic Davalillo, L (1, 8) OBP: 0.285, SLG: 0.341	G4-6-3 1-H 2B		PB E 3-H 1B		4-3		1-3			4	0	2	2	0	0	2
Leon Wagner, L (1, 7) OBP: 0.374, SLG: 0.536	G4-6-3 HBP		F4 1-3			K		1B 2B		3	1	1	0	0	1	1
Bob Chance, L (1, 9) OBP: 0.472, SLG: 0.754	G4-6-3 1-2f 2-3		4-3			6-3		K		4	0	0	0	0	1	4
Fred Whitfield, L (1, 3) OBP: 0.336, SLG: 0.477	6-3			4-3		1B		FC6-4 2-H 1B		4	0	2	1	0	0	1
John Romano, R (1, 2) OBP: 0.354, SLG: 0.558		G3		K		F5		K		4	0	0	0	0	2	2
Max Alvis, R (1, 5) OBP: 0.309, SLG: 0.419		4-3		FC5-4 1B			4-3 BB 1B	FC6-4 1-2f		4	0	2	0	0	0	1
Larry Brown, R (1, 4) OBP: 0.278, SLG: 0.409		6-3		FC5-4 1-2f			F5		K	4	0	0	0	0	1	2
Tommy John, R (1, 1) OBP: 0.200, SLG: 0.200 Tito Francona, L (7, PH) OBP: 0.370, SLG: 0.295 Mudcat Grant, R (8, 1) OBP: 0.320, SLG: 0.591 Joe Azcue, R (9, PH) OBP: 0.307, SLG: 0.390			1B 1B		K		4-3 1-2 BB		F4	2 0 0 1	1 0 0 0	1 0 0 0	0 1 0 0	0 0 0 0	1 0 0 0	0 0 0 0
Inning Stats	R: 1 E: 0 K: 0 S: 4 H: 2 LOB: 1 BB: 0 P: 5	R: 0 E: 0 K: 0 S: 3 H: 0 LOB: 0 BB: 0 P: 3	R: 1 E: 1 K: 0 S: 5 H: 3 LOB: 1 BB: 0 P: 5	R: 0 E: 0 K: 1 S: 6 H: 1 LOB: 1 BB: 0 P: 6	R: 0 E: 0 K: 1 S: 5 H: 0 LOB: 0 BB: 0 P: 5	R: 0 E: 0 K: 1 S: 6 H: 1 LOB: 1 BB: 0 P: 6	R: 0 E: 0 K: 0 S: 4 H: 1 LOB: 2 BB: 1 P: 8	R: 1 E: 0 K: 2 S: 9 H: 2 LOB: 1 BB: 0 P: 9	R: 0 E: 0 K: 1 S: 5 H: 0 LOB: 0 BB: 0 P: 5	1B: 8 2B: 2 3B: 0 HR: 0 SF: 0 SAC: 0 DP: 1 HBP: 1						

PITCHER		IP	WLS	BF	H	R	ER	SO	BB	IBB	HBP	BLK	WP	HR	S	P	ERA	WHIP
Don Lee, R ERA: 3.03	(1, 1)	7.1	W	32	10	3	3	4	1	0	1	0	0	0	38	43	3.68	1.500
Ken McBride, R ERA: 4.6	(8, 1)	1.2	S	5	0	0	0	2	0	0	0	0	0	0	9	9	0.00	0.000

PITCHER	IP	WLS	BF	H	R	ER	SO	BB	IBB	HBP	BLK	WP	HR	S	P	ERA	WHIP

BOTTOM

Los Angeles Angels @ Cleveland Indians

Cleveland Municipal Stadium, Cleveland, OH

Wed Jun 10 1964, 7:05 PM EDT

Att. 7,622 - Unknown

livebaseballscorecards.com

AB	35
R	3
H	10
RBI	3
BB	1
SO	6
LOB	15

WP: 0 PB: 1 SB: 0 CS: 0 PA: 37

Batter	1	2	3	4	5	6	7	8	9	10	11	12	AB	R	H	RBI	BB	SO	LOB
Jim Piersall, R (1, 8) OBP: 0.409, SLG: 0.375	4-3			1B	1B		1B		K			FC2-6 1B SF9 1-2f	5	1	3	0	0	1	0
Tom Satriano, L (11, 5) OBP: 0.346, SLG: 0.278													1	1	0	0	0	0	1
Ed Kirkpatrick, L (1, 7) OBP: 0.333, SLG: 0.367	6-3			K	4-1		K		4-3			SF9 1-3 1B	6	0	1	0	0	2	4
Jim Fregosi, R (1, 6) OBP: 0.421, SLG: 0.612	F8			1B 1B 1-3 1B		F7		BB 1B SF9		K		IBB	4	2	1	0	2	1	0
Lou Clinton, R (1, 9) OBP: 0.299, SLG: 0.395		BB G6-4-3		K		5-3		SF9 1-3 1B		F7		SF9 2-3 3-H	4	0	1	1	1	1	2
Joe Adcock, R (1, 3) OBP: 0.350, SLG: 0.473		G6-4-3 1-2f		1B 1-3 3-H 1B		HR		K		K		F9	6	1	2	2	0	2	5
Felix Torres, R (1, 5) OBP: 0.274, SLG: 0.441		K		FC6-4 1-2 3-H 1B		L5		SF9 1-2 3-H			4-3		3	0	1	2	0	1	0
Albie Pearson, L (11, PH) OBP: 0.310, SLG: 0.274													1	0	0	0	0	0	0
(11, 8)																			
Buck Rodgers, S (1, 2) OBP: 0.296, SLG: 0.261			K	FC6-4 1-2f			5-3	IBB			G4-6-3 HBP		3	0	0	0	1	1	2
Bobby Knoop, R (1, 4) OBP: 0.293, SLG: 0.306			K		F6		FC3-6 HBP	K			G4-6-3 1-2f		4	0	0	0	0	2	3
Dean Chance, R (1, 1) OBP: 0.125, SLG: 0.087			F4		1-3		FC3-6 1B 1-2f		K			FC2-6 1B	4	0	0	0	0	1	1
Bob Lee, R (9, 1)													0	0	0	0	0	0	0
Ken McBride, R (9, 1) OBP: 0.385, SLG: 0.273													0	0	0	0	0	0	0
Willie Smith, L (12, PH) OBP: 0.261, SLG: 0.364													1	0	1	0	0	0	0
Bob Duliba, R (12, 1)													0	0	0	0	0	0	0
Inning Stats	R: 0 E: 0 K: 0 S: 3 H: 0 LOB: 0 BB: 0 P: 3	R: 0 E: 0 K: 1 S: 4 H: 0 LOB: 0 BB: 1 P: 8	R: 0 E: 0 K: 2 S: 7 H: 0 LOB: 0 BB: 0 P: 7	R: 2 E: 0 K: 2 S: 11 H: 4 LOB: 2 BB: 0 P: 11	R: 0 E: 0 K: 0 S: 4 H: 1 LOB: 1 BB: 0 P: 4	R: 1 E: 0 K: 0 S: 4 H: 1 LOB: 0 BB: 0 P: 4	R: 0 E: 0 K: 1 S: 6 H: 1 LOB: 2 BB: 0 P: 7	R: 1 E: 0 K: 2 S: 8 H: 1 LOB: 2 BB: 2 P: 16	R: 0 E: 0 K: 2 S: 7 H: 0 LOB: 0 BB: 0 P: 7	R: 0 E: 0 K: 2 S: 7 H: 0 LOB: 0 BB: 0 P: 7	R: 0 E: 0 K: 0 S: 2 H: 0 LOB: 0 BB: 0 P: 3	R: 1 E: 0 K: 0 S: 5 H: 2 LOB: 2 BB: 1 P: 9	1B: 9 2B: 0 3B: 0 HR: 1	SF: 2 SAC: 0 DP: 2 HBP: 2						

PITCHER		IP	WLS	BF	H	R	ER	SO	BB	IBB	HBP	BLK	WP	HR	S	P	ERA	WHIP
Jack Kralick, L ERA: 2.24	(1, 1)	7.0		29	7	3	3	6	1	0	1	0	0	1	39	44	3.86	1.143
Don McMahon, R ERA: 1.25	(8, 1)	2.0		9	1	1	1	4	1	1	0	0	0	0	15	23	4.50	1.000
Ted Abernathy, R ERA: 2.68	(10, 1)	3.0	L	12	2	1	1	2	0	1	1	0	0	0	14	19	3.00	0.667

PITCHER	IP	WLS	BF	H	R	ER	SO	BB	IBB	HBP	BLK	WP	HR	S	P	ERA	WHIP

TOP

Los Angeles Angels @ Cleveland Indians

Cleveland Municipal Stadium, Cleveland, OH

Thu Jun 11 1964, 7:05 PM EDT

Att. 3,987 - Unknown

livebaseballscorecards.com

AB	42
R	5
H	10
RBI	5
BB	4
SO	12
LOB	18

Batter	1	2	3	4	5	6	7	8	9	10	11	12	AB	R	H	RBI	BB	SO	LOB
Dick Howser, R (1, 6) OBP: 0.329, SLG: 0.312	F8		K		5-3		5-3 1-2		FC3-5 1-2 2-H 3-H 1B		1-3		6	0	1	2	0	1	3
Vic Davalillo, L (1, 8) OBP: 0.293, SLG: 0.343	6-3			S 1B		2B 1B 1B	K		FC3-5 G4-6-3 1-2 2-3f		BB		5	1	2	0	1	1	3
Leon Wagner, L (1, 7) OBP: 0.373, SLG: 0.535	1B			F3 1-2		1B 1-3 2B		5-3	G4-6-3 1-2f		L4		6	1	2	0	0	0	4
Bob Chance, L (1, 9) OBP: 0.449, SLG: 0.701 (11, 3)	K			K		1B 2-H 3-H		5-3		4-3		4-3	6	0	1	2	0	2	2
Fred Whitfield, L (1, 3) OBP: 0.345, SLG: 0.478 Al Smith, R (10, PR) OBP: 0.161, SLG: 0.222 (11, 9)		G5-4-3 BB	K			F7		1B		BB 1B		2-3	4 1	0 0	2 0	0 0	1 0	1 0	2 0
John Romano, R (1, 2) OBP: 0.346, SLG: 0.534	F2		5-3		F3		1-3			1-2 BB		F3	5	0	0	0	1	0	3
Max Alvis, R (1, 5) OBP: 0.311, SLG: 0.415	G5-4-3 1-2f		1B BB		6-3				1B BB 1B	F7			4	1	1	0	1	0	4
Larry Brown, R (1, 4) OBP: 0.289, SLG: 0.407		4-3			1-2 1B		FC5-4 BB		1B 1-2 BB	F4			3	1	1	0	2	0	2
Jack Kralick, L (1, 1) OBP: 0.161, SLG: 0.133 Tito Francona, L (7, PH) OBP: 0.368, SLG: 0.292 Don McMahon, R (8, 1) OBP: 0.200, SLG: 0.200 Billy Moran, R (9, PH) OBP: 0.321, SLG: 0.332 Pedro Ramos, S (9, PR) OBP: 0.304, SLG: 0.381 Ted Abernathy, R (10, 1)		6-3			F6		FC5-4 1-2f 5-3		FC3-5 1-2 2-3 1B		K		2 1 0 1 0 1	0 0 0 0 0 0	0 0 0 1 0 0	0 0 0 0 0 0	0 0 0 0 0 0	0 0 0 0 0 1	2 1 0 0 0 0
Inning Stats	R: 0 E: 0 K: 1 S: 6 H: 1 LOB: 1 BB: 0 P: 6	R: 0 E: 0 K: 0 S: 2 H: 0 LOB: 0 BB: 1 P: 6	R: 0 E: 0 K: 1 S: 5 H: 0 LOB: 0 BB: 0 P: 5	R: 0 E: 0 K: 2 S: 8 H: 1 LOB: 1 BB: 0 P: 8	R: 0 E: 0 K: 0 S: 4 H: 1 LOB: 2 BB: 1 P: 8	R: 2 E: 0 K: 0 S: 6 H: 3 LOB: 1 BB: 0 P: 6	R: 0 E: 0 K: 1 S: 5 H: 0 LOB: 1 BB: 1 P: 9	R: 0 E: 0 K: 0 S: 4 H: 1 LOB: 1 BB: 0 P: 4	R: 2 E: 0 K: 0 S: 5 H: 3 LOB: 2 BB: 1 P: 9	R: 0 E: 0 K: 0 S: 4 H: 1 LOB: 2 BB: 1 P: 8	R: 0 E: 0 K: 1 S: 5 H: 0 LOB: 1 BB: 1 P: 9	R: 0 E: 0 K: 0 S: 3 H: 0 LOB: 0 BB: 0 P: 3	1B: 10 2B: 1 3B: 0 HR: 0 SF: 0 SAC: 0 DP: 2 HBP: 0						

PITCHER	IP	WLS	BF	H	R	ER	SO	BB	IBB	HBP	BLK	WP	HR	S	P	ERA	WHIP
Dean Chance, R (1, 1) ERA: 1.97	8.0		35	8	4	4	5	4	0	0	0	0	0	41	57	4.50	1.500
Bob Lee, R (9, 1) ERA: 2.24	0.0		2	2	0	0	0	0	0	0	0	0	0	2	2	∞	∞
Ken McBride, R (9, 1) ERA: 4.42	3.0	W	11	1	0	0	1	2	0	0	0	0	0	11	19	0.00	1.000
Bob Duliba, R (12, 1) ERA: 1.67	1.0	S	3	0	0	0	0	0	0	0	0	0	0	3	3	0.00	0.000

PITCHER	IP	WLS	BF	H	R	ER	SO	BB	IBB	HBP	BLK	WP	HR	S	P	ERA	WHIP

BOTTOM

Los Angeles Angels @ Cleveland Indians

Cleveland Municipal Stadium, Cleveland, OH

Thu Jun 11 1964, 7:05 PM EDT

Att. 3,987 - Unknown

livebaseballscorecards.com

AB	45
R	4
H	11
RBI	4
BB	6
SO	6
LOB	26

Batter	1	2	3	4	5	6	7	8	9	AB	R	H	RBI	BB	SO	LOB
Wayne Causey, L (1, 6) OBP: 0.409, SLG: 0.412	FC4-6 1B	F7			F7		2B 1B		1-3 1-2	5	0	2	0	0	0	4
Doc Edwards, R (1, 2) OBP: 0.260, SLG: 0.286	F1		F7		F5		1-3 2B		K	5	0	1	0	0	1	4
Ed Charles, R (1, 5) OBP: 0.344, SLG: 0.396	FC4-6 BB HBP 1-2f		K		K		BB		4-3	4	0	0	0	1	2	4
Rocky Colavito, R (1, 9) OBP: 0.385, SLG: 0.557	BB HBP 1-2		3-1			K	1-3			3	0	0	0	0	1	3
Jim Gentile, L (1, 3) OBP: 0.398, SLG: 0.559	BB 1-2 2-3			G3		BB		F5		2	0	0	0	2	0	0
Nelson Mathews, R (1, 8) OBP: 0.301, SLG: 0.338	K			K		F7		BB		3	0	0	0	1	2	4
John Wojcik, L (1, 7) OBP: 0.263, SLG: 0.176		K		K		F6		F9		4	0	0	0	0	2	2
Dick Green, R (1, 4) OBP: 0.241, SLG: 0.324		K			1B BB		F6	F2		3	0	0	0	1	1	1
Diego Segui, R (1, 1) OBP: 0.241, SLG: 0.296 George Williams, R (7, PH) OBP: 0.167, SLG: 0.091 John Wyatt, R (7, 1) George Alusik, R (9, PH) OBP: 0.417, SLG: 0.424		BB			1-2 1B		F8		1-3 HBP	1 1 0 0	0 0 0 0	1 0 0 0	0 0 0 0	1 0 0 0	0 0 0 0	0 0 0 0

Inning Stats										
	R: 0 E: 0 K: 1 S: 6	H: 1 LOB: 3 BB: 1 P: 11	R: 0 E: 0 K: 2 S: 7	H: 0 LOB: 1 BB: 1 P: 11	R: 0 E: 0 K: 1 S: 5	H: 0 LOB: 0 BB: 0 P: 5	R: 0 E: 0 K: 2 S: 7	H: 0 LOB: 0 BB: 0 P: 7	R: 0 E: 0 K: 1 S: 6	H: 1 LOB: 2 BB: 1 P: 10
	R: 0 E: 0 K: 1 S: 5	H: 0 LOB: 1 BB: 1 P: 9	R: 0 E: 0 K: 0 S: 5	H: 2 LOB: 3 BB: 1 P: 9	R: 0 E: 0 K: 0 S: 3	H: 0 LOB: 1 BB: 1 P: 7	R: 0 E: 0 K: 1 S: 5	H: 0 LOB: 1 BB: 0 P: 6	1B: 3 2B: 1 3B: 0 HR: 0	SF: 0 SAC: 0 DP: 0 HBP: 2

PITCHER	IP	WLS	BF	H	R	ER	SO	BB	IBB	HBP	BLK	WP	HR	S	P	ERA	WHIP
Sam McDowell, L (1, 1) ERA: 1.55	9.0	W	39	4	0	0	9	6	0	2	0	0	0	49	75	0.00	1.111

PITCHER	IP	WLS	BF	H	R	ER	SO	BB	IBB	HBP	BLK	WP	HR	S	P	ERA	WHIP

TOP

Kansas City Athletics @ Cleveland Indians

Cleveland Municipal Stadium, Cleveland, OH

Fri Jun 12 1964, 7:05 PM EDT
Att. 9,625 - Unknown

livebaseballscorecards.com

AB	31
R	0
H	4
RBI	0
BB	6
SO	9
LOB	22

Batter	1	2	3	4	5	6	7	8	9	AB	R	H	RBI	BB	SO	LOB
Dick Howser, R (1, 6) OBP: 0.324, SLG: 0.306	F6		FC6-4 1-2f	E5 WP			5-3			4	1	0	0	0	0	1
Vic Davalillo, L (1, 8) OBP: 0.299, SLG: 0.343	BB CS		1-3	1-3 2-3			1-3			3	1	1	0	1	0	1
Leon Wagner, L (1, 7) OBP: 0.375, SLG: 0.535	1-2		1-3 3-H		3-1		4-3			4	1	2	1	0	0	0
Bob Chance, L (1, 9) (9, 3) OBP: 0.439, SLG: 0.676	K		2-H 3-H		4-3			F7		4	0	1	2	0	1	1
Fred Whitfield, L (1, 3) OBP: 0.336, SLG: 0.464		K	K		F6			F8		4	0	0	0	0	2	1
Woodie Held, R (9, 9) OBP: 0.283, SLG: 0.450										0	0	0	0	0	0	0
John Romano, R (1, 2) OBP: 0.365, SLG: 0.542		BB S	1-3			1B		BB		2	0	2	0	2	0	0
Max Alvis, R (1, 5) OBP: 0.305, SLG: 0.407		K 1-2	5-3			K		F7		4	0	0	0	0	2	5
Larry Brown, R (1, 4) OBP: 0.283, SLG: 0.399		6-3		4-3		F9				3	0	0	0	0	0	2
Sam McDowell, L (1, 1) OBP: 0.200, SLG: 0.111			FC6-4	F1		1-3				3	0	1	0	0	0	1
Inning Stats	R: 0 H: 1 E: 0 LOB: 1 K: 1 BB: 1 S: 5 P: 9	R: 0 H: 0 E: 0 LOB: 1 K: 2 BB: 1 S: 7 P: 11	R: 3 H: 5 E: 0 LOB: 2 K: 1 BB: 0 S: 10 P: 10	R: 0 H: 0 E: 1 LOB: 1 K: 0 BB: 0 S: 4 P: 4	R: 0 H: 0 E: 0 LOB: 0 K: 0 BB: 0 S: 3 P: 3	R: 0 H: 1 E: 0 LOB: 1 K: 1 BB: 0 S: 6 P: 6	R: 0 H: 0 E: 0 LOB: 0 K: 0 BB: 0 S: 3 P: 3	R: 0 H: 0 E: 0 LOB: 1 K: 0 BB: 1 S: 3 P: 7		1B: 7 SF: 0 2B: 0 SAC: 0 3B: 0 DP: 0 HR: 0 HBP: 0						WP: 1 PA: 34 PB: 0 SB: 1 CS: 1	

PITCHER	IP	WLS	BF	H	R	ER	SO	BB	IBB	HBP	BLK	WP	HR	S	P	ERA	WHIP
Diego Segui, R (1, 1) ERA: 4.35	6.0	L	27	7	3	3	5	2	0	0	0	1	0	35	43	4.50	1.500
John Wyatt, R (7, 1) ERA: 2.36	2.0		7	0	0	0	0	1	0	0	0	0	0	6	10	0.00	0.500

PITCHER	IP	WLS	BF	H	R	ER	SO	BB	IBB	HBP	BLK	WP	HR	S	P	ERA	WHIP

BOTTOM

Kansas City Athletics @ Cleveland Indians

Cleveland Municipal Stadium, Cleveland, OH

Fri Jun 12 1964, 7:05 PM EDT

Att. 9,625 - Unknown

livebaseballscorecards.com

AB	31
R	3
H	7
RBI	3
BB	3
SO	5
LOB	12

Batter	1	2	3	4	5	6	7	8	9	AB	R	H	RBI	BB	SO	LOB
Wayne Causey, L (1, 6) OBP: 0.413, SLG: 0.411	x 0-0 1B 1B 1B	B B B B 4-0 BB		B B B B 4-0 WP BB BB		x 0-0 ① F7		x 0-0 ② F5		3	1	1	0	2	0	0
John Wojcik, L (1, 7) OBP: 0.208, SLG: 0.136	S S S 0-3 ① K	S S S 0-3 ③ K		x 0-0 ② F4		S S S 0-3 ② K		S S S 0-3 ③ K		5	0	0	0	0	4	4
Ed Charles, R (1, 5) OBP: 0.349, SLG: 0.395	x 0-0 BB 1B 1-2 1B		x 0-0 ① F8	B B B B 4-0 WP 1-2 2-3 BB		H 1-0 CS HBP			x 0-0 ① 3-1	3	0	1	0	1	0	0
Rocky Colavito, R (1, 9) OBP: 0.381, SLG: 0.547	x 0-0 BB 1-2 2-H 1B		x 0-0 ② 6-3	S S S 0-3 ③ K 1-2 2-3 3-H		0-0 ③ CS 1-2	x 0-0 ① F8		S S S 0-3 ② K	5	0	1	1	0	2	2
Jim Gentile, L (1, 3) OBP: 0.409, SLG: 0.556	B B B B 4-0 1-2 2-3 BB	B B B B 4-0 HR BB			B B B B 4-0 BB BB		B B B B 4-0 1B SF7 BB		S S S 0-3 ③ K	1	2	0	0	4	1	0
Billy Bryan, L (1, 2) OBP: 0.410, SLG: 0.706	S S S 0-3 ② K	x 0-0 1-H HR			x 0-0 ① F9		x 0-0 1-3 1B			4	1	2	2	0	1	4
Nelson Mathews, R (1, 8) OBP: 0.296, SLG: 0.333	S S S 0-3 ③ K	S S S 0-3 ③ K			x 0-0 ② F2		x 0-0 ② SF7 3-H			3	0	0	1	0	2	4
Dick Green, R (1, 4) OBP: 0.246, SLG: 0.324		x 0-0 ① 5-3		x 0-0 BB S WP 1B	B B B B 4-0 1-2 BB		x 0-0 ③ F7			3	1	1	0	1	0	1
Orlando Pena, R (1, 1) OBP: 0.158, SLG: 0.194 John Wyatt, R (7, 1)		S S S 0-3 ② K		S S S 0-3 ① K 1-2	S S S 0-3 ③ K			S S S 0-3 ① K		3 1	0 0	0 0	0 0	0 0	3 1	3 0
Inning Stats	R: 1 E: 0 K: 3 S: 12 H: 3 LOB: 3 BB: 1 P: 16	R: 0 E: 0 K: 2 S: 7 H: 0 LOB: 1 BB: 1 P: 11	R: 2 E: 0 K: 1 S: 6 H: 1 LOB: 0 BB: 1 P: 10	R: 1 E: 0 K: 2 S: 8 H: 1 LOB: 2 BB: 2 P: 16	R: 0 E: 0 K: 1 S: 5 H: 0 LOB: 2 BB: 2 P: 13	R: 0 E: 0 K: 1 S: 4 H: 0 LOB: 0 BB: 0 P: 5	R: 1 E: 0 K: 0 S: 4 H: 1 LOB: 1 BB: 1 P: 8	R: 0 E: 0 K: 2 S: 7 H: 0 LOB: 0 BB: 0 P: 7	R: 0 E: 0 K: 2 S: 7 H: 0 LOB: 0 BB: 0 P: 7	1B: 5 2B: 0 3B: 0 HR: 1	SF: 1 SAC: 0 DP: 0 HBP: 1						

PITCHER		IP	WLS	BF	H	R	ER	SO	BB	IBB	HBP	BLK	WP	HR	S	P	ERA	WHIP
Sonny Siebert, R ERA: 5.67	(1, 1)	3.1	L	19	5	4	4	7	4	0	0	0	0	1	29	45	10.80	2.700
Gary Bell, R ERA: 4.29	(4, 1)	3.2		16	1	1	1	3	4	0	1	0	1	0	17	34	2.46	1.364
Don McMahon, R ERA: 1.18	(8, 1)	2.0		6	0	0	0	4	0	0	0	0	0	0	14	14	0.00	0.000

PITCHER	IP	WLS	BF	H	R	ER	SO	BB	IBB	HBP	BLK	WP	HR	S	P	ERA	WHIP

TOP

Kansas City Athletics @ Cleveland Indians

Cleveland Municipal Stadium, Cleveland, OH

Sat Jun 13 1964, 3:33 AM EDT

Att. 3,850 - Unknown

livebaseballscorecards.com

AB	31
R	5
H	6
RBI	4
BB	8
SO	14
LOB	18

1B: 5 SF: 1
2B: 0 SAC: 0
3B: 0 DP: 0
HR: 1 HBP: 1

WP: 1 PA: 42
PB: 0
SB: 1
CS: 1

BOTTOM

Kansas City Athletics @ Cleveland Indians

Cleveland Municipal Stadium, Cleveland, OH

Sat Jun 13 1964, 3:33 AM EDT

Att. 3,850 - Unknown

livebaseballscorecards.com

Batter	1	2	3	4	5	6	7	8	9	AB	R	H	RBI	BB	SO	LOB
Dick Howser, R (1, 6) OBP: 0.327, SLG: 0.315	SF8 3B		F9		5-3			1B SF7 BB		3	2	1	0	1	0	0
Vic Davalillo, L (1, 8) OBP: 0.291, SLG: 0.336	SF8 3-H		6-3			F9		F9		3	0	0	1	0	0	1
Leon Wagner, L (1, 7) OBP: 0.373, SLG: 0.529	K			4-3		F2		1-3 1B		4	0	1	0	0	1	0
Bob Chance, L (1, 9) OBP: 0.419, SLG: 0.649	F9			4-3		F5		SF7 3-H		3	0	0	1	0	0	0
Fred Whitfield, L (1, 3) OBP: 0.333, SLG: 0.454		G3		2B BB			G3	K		3	1	0	0	1	1	1
John Romano, R (1, 2) OBP: 0.376, SLG: 0.577		BB		1-H 2B			HR		F7	3	1	2	2	1	0	0
Max Alvis, R (1, 5) OBP: 0.300, SLG: 0.399		L5		K			5-3		F3	4	0	0	0	0	1	2
Larry Brown, R (1, 4) OBP: 0.279, SLG: 0.393		K			K		2B		K	2	0	0	0	0	2	1
Tito Francona, L (7, PH) OBP: 0.372, SLG: 0.307										1	0	1	0	0	0	0
Woodie Held, R (8, 4) OBP: 0.281, SLG: 0.447										1	0	0	0	0	1	0
Sonny Siebert, R (1, 1) OBP: 0.364, SLG: 0.500			F9		F8		F5			1	0	0	0	0	0	0
Gary Bell, R (4, 1) OBP: 0.429, SLG: 0.429										1	0	0	0	0	0	0
Billy Moran, R (7, PH) OBP: 0.319, SLG: 0.330										1	0	0	0	0	0	1
Don McMahon, R (8, 1) OBP: 0.200, SLG: 0.200										0	0	0	0	0	0	0
Inning Stats	R: 1 E: 0 K: 1 S: 6 H: 1 LOB: 0 BB: 0 P: 6	R: 0 E: 0 K: 1 S: 5 H: 0 LOB: 1 BB: 1 P: 9	R: 0 E: 0 K: 0 S: 3 H: 0 LOB: 0 BB: 0 P: 3	R: 1 E: 0 K: 1 S: 6 H: 1 LOB: 1 BB: 1 P: 10	R: 0 E: 0 K: 1 S: 5 H: 0 LOB: 0 BB: 0 P: 5	R: 0 E: 0 K: 0 S: 3 H: 0 LOB: 0 BB: 0 P: 3	R: 1 E: 0 K: 0 S: 5 H: 2 LOB: 1 BB: 0 P: 5	R: 1 E: 0 K: 1 S: 6 H: 1 LOB: 1 BB: 1 P: 10	R: 0 E: 0 K: 1 S: 5 H: 0 LOB: 0 BB: 0 P: 5	1B: 1 2B: 2 3B: 1 HR: 1 SF: 2 SAC: 0 DP: 0 HBP: 0						

	AB	30
	R	4
	H	5
	RBI	4
	BB	3
	SO	6
	LOB	6

PITCHER		IP	WLS	BF	H	R	ER	SO	BB	IBB	HBP	BLK	WP	HR	S	P	ERA	WHIP
Orlando Pena, R ERA: 3.97	(1, 1)	6.2	W	26	4	3	3	4	2	0	0	0	0	1	32	40	4.05	0.900
John Wyatt, R ERA: 2.45	(7, 1)	2.1	S	9	1	1	1	2	1	0	0	0	0	0	12	16	3.86	0.857

PITCHER	IP	WLS	BF	H	R	ER	SO	BB	IBB	HBP	BLK	WP	HR	S	P	ERA	WHIP

Batter	1	2	3	4	5	6	7	8	9	10	AB	R	H	RBI	BB	SO	LOB
Wayne Causey, L (1, 6) OBP: 0.416, SLG: 0.416	0-0 1B SH1-3 1B 1B	0-0 4-3 2-3			0-0 F6		0-0 1B		0-0 E7 2-H 1B		5	1	3	1	0	0	1
Nelson Mathews, R (1, 8) OBP: 0.291, SLG: 0.327	0-0 SH1-3 1-2	0-3 K			0-0 6-3		0-0 5-3		0-0 F7		4	0	0	0	0	1	3
Ed Charles, R (1, 5) OBP: 0.354, SLG: 0.397	0-0 HBP 1B 2-3 1B		0-0 4-3 5-3 1B		4-0 S BB			0-0 6-3	0-0 6-3		4	1	2	0	1	0	1
Rocky Colavito, R (1, 9) OBP: 0.377, SLG: 0.536	1-0 1B FC4-6 1-2 HBP		0-0 5-3 1-2		0-0 F2 1-2			0-0 E6 WP 4-3		0-0 F5	4	2	0	0	0	0	2
Jim Gentile, L (1, 3) OBP: 0.409, SLG: 0.570	0-0 FC4-6 1B 1-3 2-H 3-H		0-0 4-3 2-3			0-0 4-3		0-0 4-3 2-H		0-0 HR	5	1	2	4	0	0	1
Billy Bryan, L (1, 2) OBP: 0.395, SLG: 0.658 Jose Tartabull, L (8, PR) OBP: 0.176, SLG: 0.235 Doc Edwards, R (8, 2) OBP: 0.257, SLG: 0.283	0-0 FC4-6 1-2f 3-H		0-0 F5			0-3 K		0-0 FC6-4 1B		0-0 5-3	4 0 1	0 0 0	1 0 0	1 0 0	0 0 0	1 0 0	2 0 0
George Alusik, R (1, 7) OBP: 0.400, SLG: 0.402	0-0 1-3			0-0 6-3		0-0 F8		0-0 FC6-4 1-2f		0-3 K	5	0	0	0	0	1	2
Dick Green, R (1, 4) OBP: 0.251, SLG: 0.328		0-0 4-3 SH2-4 1B		0-0 F6			0-0 F8		0-0 E1 E 1B		4	1	2	0	0	0	0
Moe Drabowsky, R (1, 1) OBP: 0.045, SLG: 0.045 Dan Pfister, R (5, 1) Joe Grzenda, R (7, 1) Jose Santiago, R (7, 1) Charlie Lau, L (9, PH) OBP: 0.326, SLG: 0.398 John Wyatt, R (9, 1)		0-0 SH2-4 1-2		0-3 K			0-0 F7		0-3 K		1 1 0 0 1 0	0 0 0 0 0 0	0 0 0 0 0 0	0 0 0 0 1 0	1 0 0 0 1 0	0 0 0 0 0 0	0 0 0 0 1 0
Inning Stats	R: 3 E: 0 K: 0 S: 6 / H: 3 LOB: 1 BB: 0 P: 7	R: 0 E: 0 K: 1 S: 6 / H: 1 LOB: 1 BB: 0 P: 6	R: 0 E: 0 K: 0 S: 4 / H: 1 LOB: 1 BB: 0 P: 4	R: 0 E: 0 K: 1 S: 5 / H: 0 LOB: 0 BB: 0 P: 5	R: 0 E: 0 K: 0 S: 3 / H: 0 LOB: 1 BB: 1 P: 7	R: 0 E: 0 K: 1 S: 5 / H: 0 LOB: 0 BB: 0 P: 5	R: 0 E: 0 K: 0 S: 4 / H: 1 LOB: 1 BB: 0 P: 4	R: 1 E: 1 K: 0 S: 5 / H: 1 LOB: 1 BB: 0 P: 5	R: 1 E: 2 K: 1 S: 7 / H: 2 LOB: 1 BB: 0 P: 7	R: 1 E: 0 K: 1 S: 6 / H: 1 LOB: 0 BB: 0 P: 6	1B: 9 2B: 0 3B: 0 HR: 1	SF: 0 SAC: 2 DP: 0 HBP: 1						

PITCHER		IP	WLS	BF	H	R	ER	SO	BB	IBB	HBP	BLK	WP	HR	S	P	ERA	WHIP
Dick Donovan, R ERA: 5.53	(1, 1)	8.0		35	8	5	3	3	1	0	1	0	1	0	39	44	3.38	1.125
Ted Abernathy, R ERA: 2.77	(9, 1)	2.0	L	8	2	1	1	2	0	0	0	0	0	1	12	12	4.50	1.000

PITCHER	IP	WLS	BF	H	R	ER	SO	BB	IBB	HBP	BLK	WP	HR	S	P	ERA	WHIP

TOP

Kansas City Athletics @ Cleveland Indians

Cleveland Municipal Stadium, Cleveland, OH

Sun Jun 14 1964, 3:33 AM EDT

Unknown

livebaseballscorecards.com

AB	39
R	6
H	10
RBI	6
BB	1
SO	5
LOB	13

PA: 43

WP: 1
PB: 0
SB: 1
CS: 0

Batter	1	2	3	4	5	6	7	8	9	10	AB	R	H	RBI	BB	SO	LOB
Dick Howser, R (1, 6) OBP: 0.336, SLG: 0.332	3-1 1B 1B	FC1-4 1B			1-H 1B 3B		BBBB 4-0 SH BB		SSS 0-3 ① K		4	2	3	1	1	1	0
Vic Davalillo, L (1, 8) OBP: 0.296, SLG: 0.340	1-2 3-1 1B	1-2f FC1-4 ③			3-H G4-6-3 1B		1-H SH 1B		0-0 ② 6-3		4	1	2	1	0	0	1
Leon Wagner, L (1, 7) OBP: 0.365, SLG: 0.517	1-2 2-3 3-1 ①		0-0 ① F9		0-0 ① ② 1-2f G4-6-3		0-0 ② 4-3		0-0 ③ G3		5	0	0	0	0	0	4
John Romano, R (1, 2) OBP: 0.390, SLG: 0.576 Mudcat Grant, R (10, PR) OBP: 0.320, SLG: 0.591	BBBB 4-0 BB	0-0 ② F7			BBBB 4-0 CS BB		IIII 4-0 1B IBB			0-0 G6-3 1B	2	0	1	0	3	0	0
											0	0	0	0	0	0	0
Bob Chance, L (1, 9) OBP: 0.418, SLG: 0.628 (8, 3)	SSS 0-3 ② K	0-0 ③ 3-1			0-0 ③ CS 1-2	BBBB 4-0 FC6-4 BB	1-2 3-H 0-0 1B			0-0 ①② G6-3 1-2f	4	0	1	1	1	1	4
Fred Whitfield, L (1, 3) OBP: 0.327, SLG: 0.444 Billy Moran, R (7, PH) OBP: 0.319, SLG: 0.330 Tito Francona, L (7, PH) OBP: 0.370, SLG: 0.304 Al Smith, R (8, 9) OBP: 0.158, SLG: 0.218	0-0 ③ F7			0-0 ① F4		0-0 ① F6	SSS 0-3 ③ K			SSS 0-3 ③ K	3	0	0	0	0	0	4
											0	0	0	0	0	0	0
											1	0	0	0	0	1	2
											1	0	0	0	0	1	1
Max Alvis, R (1, 5) OBP: 0.299, SLG: 0.411		0-0 HR		0-0 ② F6		SSS 0-3 ② K		0-0 ① F7			4	1	1	1	0	1	1
Larry Brown, R (1, 4) OBP: 0.272, SLG: 0.382		0-0 ① F6		SSS 0-3 ③ K		0-0 ③ 1-2f FC6-4		0-0 ② F8			4	0	0	0	0	1	1
Dick Donovan, L (1, 1) OBP: 0.250, SLG: 0.077 Ted Abernathy, R (9, 1)	SSS 0-3 ② K				BBBB 4-0 3B BB		SSS 0-3 ① K	0-0 ③ 4-3			3	1	0	0	1	2	0
											0	0	0	0	0	0	0
Inning Stats	R: 0 E: 0 K: 1 S: 7 H: 2 LOB: 3 BB: 1 P: 11	R: 1 E: 0 K: 1 S: 7 H: 2 LOB: 1 BB: 0 P: 7	R: 0 E: 0 K: 0 S: 3 H: 0 LOB: 0 BB: 0 P: 3	R: 0 E: 0 K: 1 S: 5 H: 0 LOB: 0 BB: 0 P: 5	R: 2 E: 0 K: 0 S: 3 H: 2 LOB: 0 BB: 2 P: 11	R: 0 E: 0 K: 1 S: 5 H: 0 LOB: 1 BB: 1 P: 9	R: 2 E: 1 K: 2 S: 9 H: 1 LOB: 2 BB: 2 P: 17	R: 0 E: 0 K: 0 S: 3 H: 0 LOB: 0 BB: 0 P: 3	R: 0 E: 0 K: 1 S: 5 H: 0 LOB: 0 BB: 0 P: 5	R: 0 E: 0 K: 1 S: 5 H: 1 LOB: 1 BB: 0 P: 5	1B: 6 2B: 0 3B: 1 HR: 1	SF: 0 SAC: 1 DP: 2 HBP: 0					

PITCHER	IP	WLS	BF	H	R	ER	SO	BB	IBB	HBP	BLK	WP	HR	S	P	ERA	WHIP
Moe Drabowsky, R (1, 1) ERA: 6.2	4.0		20	6	3	3	3	2	0	0	0	0	1	24	32	6.75	2.000
Dan Pfister, R (5, 1) ERA: 7.24	2.1		9	0	2	0	2	3	0	0	0	0	0	10	22	0.00	1.286
Joe Grzenda, L (7, 1) ERA: 6.14	0.1		3	1	0	0	0	0	1	0	0	0	0	2	6	0.00	3.000
Jose Santiago, R (7, 1) ERA: 2.84	1.1		4	0	0	0	1	0	0	0	0	0	0	6	6	0.00	0.000
John Wyatt, R (9, 1) ERA: 2.33	2.0	W	6	1	0	0	2	0	0	0	0	0	0	10	10	0.00	0.500

PITCHER	IP	WLS	BF	H	R	ER	SO	BB	IBB	HBP	BLK	WP	HR	S	P	ERA	WHIP

BOTTOM

Kansas City Athletics @ Cleveland Indians

Cleveland Municipal Stadium, Cleveland, OH

Sun Jun 14 1964, 3:33 AM EDT

Unknown

livebaseballscorecards.com

AB	35
R	5
H	8
RBI	4
BB	6
SO	8
LOB	18

WP: 0 PB: 0 SB: 0 CS: 1 PA: 43

Batter	1	2	3	4	5	6	7	8	9	AB	R	H	RBI	BB	SO	LOB
Wayne Causey, L (1, 6) OBP: 0.416, SLG: 0.413	6-3		1B		6-3		BB		F7	4	0	1	0	1	0	0
Nelson Mathews, R (1, 8) OBP: 0.294, SLG: 0.330	2B 1B		F9			WP 1B SF7 1B	F3			4	1	2	0	0	0	2
Ed Charles, R (1, 5) OBP: 0.353, SLG: 0.394	K		K			WP 1-2 1B	K			4	0	1	0	0	3	3
Rocky Colavito, R (1, 9) OBP: 0.374, SLG: 0.535	1-3 2B		4-3			F2 1-2 2-3		F4		4	0	1	0	0	0	3
Jim Gentile, L (1, 3) OBP: 0.411, SLG: 0.567	FC6-4 BB			4-3		SF7 3-H		BB		1	0	0	1	2	0	0
Doc Edwards, R (1, 2) OBP: 0.250, SLG: 0.275	FC6-4 1-2f			F7		F7		K		3	0	0	0	0	0	4
Billy Bryan, L (8, PH) OBP: 0.386, SLG: 0.641 (8, 2)										1	0	0	0	0	1	1
George Alusik, R (1, 7) OBP: 0.403, SLG: 0.400		G5-4-3 1B		6-3			HR BB	K		3	1	1	0	1	1	1
Dick Green, R (1, 4) OBP: 0.251, SLG: 0.342		G5-4-3 1-2f			5-3		HR 1-H		K	4	1	1	2	0	1	1
John O'Donoghue, R (1, 1) OBP: 0.300, SLG: 0.450		K			K		F3		G3	4	0	0	0	0	2	0
John Wyatt, R (9, 1)										0	0	0	0	0	0	0
Inning Stats	R: 0 E: 0 K: 1 S: 7 H: 2 LOB: 3 BB: 1 P: 11	R: 0 E: 0 K: 1 S: 5 H: 1 LOB: 0 BB: 0 P: 5	R: 0 E: 0 K: 1 S: 6 H: 1 LOB: 1 BB: 0 P: 6	R: 0 E: 0 K: 0 S: 3 H: 0 LOB: 0 BB: 0 P: 3	R: 0 E: 0 K: 1 S: 5 H: 0 LOB: 0 BB: 0 P: 5	R: 1 E: 0 K: 0 S: 5 H: 2 LOB: 1 BB: 0 P: 5	R: 2 E: 0 K: 1 S: 6 H: 1 LOB: 1 BB: 2 P: 14	R: 0 E: 0 K: 2 S: 7 H: 0 LOB: 1 BB: 1 P: 11	R: 0 E: 0 K: 1 S: 5 H: 0 LOB: 0 BB: 0 P: 5	1B: 5 2B: 1 3B: 0 HR: 1	SF: 1 SAC: 0 DP: 1 HBP: 0						

TOP

Kansas City Athletics @ Cleveland Indians

Cleveland Municipal Stadium, Cleveland, OH

Sun Jun 14 1964, 3:38 AM EDT

Att. 30,013 - Unknown

livebaseballscorecards.com

AB	32
R	3
H	7
RBI	3
BB	4
SO	8
LOB	15

PITCHER		IP	WLS	BF	H	R	ER	SO	BB	IBB	HBP	BLK	WP	HR	S	P	ERA	WHIP
Tommy John, L ERA: 3.52	(1, 1)	6.1	L	28	7	3	3	4	3	0	0	0	1	1	33	45	4.26	1.579
Sam McDowell, L ERA: 1.52	(7, 1)	0.2		2	0	0	0	1	0	0	0	0	1	0	4	4	0.00	0.000
Don McMahon, R ERA: 1.13	(8, 1)	2.0		7	0	0	0	3	1	0	0	0	0	0	12	16	0.00	0.500

PITCHER	IP	WLS	BF	H	R	ER	SO	BB	IBB	HBP	BLK	WP	HR	S	P	ERA	WHIP

WP: 2 PB: 0 SB: 0 CS: 0 PA: 37

Batter	1	2	3	4	5	6	7	8	9	AB	R	H	RBI	BB	SO	LOB
Dick Howser, R (1, 6) OBP: 0.335, SLG: 0.330	G6-3, 1B	F8			G3, 2-3		FC5, 2-3			4	0	1	0	0	0	5
Vic Davalillo, L (1, 8) OBP: 0.289, SLG: 0.331	G6-3, 1-2f		6-3		1-3			K		4	0	0	0	0	1	2
Leon Wagner, L (1, 7) OBP: 0.359, SLG: 0.507	4-3		K			F9		F6		4	0	0	0	0	1	0
John Romano, R (1, 2) OBP: 0.387, SLG: 0.589		F6	5-3			HR		K		4	1	1	1	0	1	0
Max Alvis, R (1, 5) OBP: 0.298, SLG: 0.405		BB, 1B, 1B, HBP		K		5-3			F7	3	1	0	0	0	1	0
Bob Chance, L (1, 3) OBP: 0.421, SLG: 0.622		1B, BB, 1-2, 1B		4-3		G3			1B	4	0	2	0	0	0	0
Mudcat Grant, R (9, PR) OBP: 0.320, SLG: 0.591										0	0	0	0	0	0	0
Al Smith, R (1, 9) OBP: 0.183, SLG: 0.228	BBBB	1B, 1-2, 2-3, BB		F8			FC5, SH5-3, 1B		1-2	2	0	1	0	1	0	0
Tito Francona, L (9, PH) OBP: 0.374, SLG: 0.310										1	0	1	0	0	0	0
Larry Brown, R (1, 4) OBP: 0.275, SLG: 0.384		F9			G3, SH1-4, 1B		SH5-3, 1-2		K	2	0	1	0	0	0	3
Fred Whitfield, L (9, PH) OBP: 0.325, SLG: 0.441										1	0	0	0	0	1	2
Tommy John, R (1, 1) OBP: 0.250, SLG: 0.250		1-2, 2-3, 3-H, 1B			SH1-4, 1-2		F9		K	1	0	1	1	0	0	0
Sam McDowell, L (7, 1) OBP: 0.200, SLG: 0.111										0	0	0	0	0	0	0
Billy Moran, R (7, PH) OBP: 0.318, SLG: 0.328										1	0	0	0	0	0	1
Don McMahon, R (8, 1) OBP: 0.200, SLG: 0.200										0	0	0	0	0	0	0
Joe Azcue, R (9, PH) OBP: 0.303, SLG: 0.386										1	0	0	0	0	1	2
Inning Stats	R: 0, E: 0, K: 0, S: 3 / H: 1, LOB: 0, BB: 0, P: 3	R: 1, E: 0, K: 0, S: 5 / H: 2, LOB: 3, BB: 1, P: 10	R: 0, E: 0, K: 1, S: 5 / H: 0, LOB: 0, BB: 0, P: 5	R: 0, E: 0, K: 1, S: 5 / H: 0, LOB: 0, BB: 0, P: 5	R: 0, E: 0, K: 0, S: 4 / H: 1, LOB: 1, BB: 0, P: 4	R: 1, E: 0, K: 0, S: 4 / H: 1, LOB: 0, BB: 0, P: 4	R: 0, E: 0, K: 0, S: 4 / H: 1, LOB: 1, BB: 0, P: 4	R: 0, E: 0, K: 2, S: 7 / H: 0, LOB: 0, BB: 0, P: 7	R: 0, E: 0, K: 2, S: 9 / H: 2, LOB: 2, BB: 0, P: 9	1B: 7, 2B: 0, 3B: 0, HR: 1	SF: 0, SAC: 2, DP: 1, HBP: 1					

PITCHER	IP	WLS	BF	H	R	ER	SO	BB	IBB	HBP	BLK	WP	HR	S	P	ERA	WHIP
John O'Donoghue, L (1, 1) ERA: 5.59	8.1	W	33	7	2	2	4	1	0	1	0	0	1	39	44	2.16	0.960
John Wyatt, R (9, 1) ERA: 2.29	0.2	S	3	1	0	0	2	0	0	0	0	0	0	7	7	0.00	1.500

PITCHER	IP	WLS	BF	H	R	ER	SO	BB	IBB	HBP	BLK	WP	HR	S	P	ERA	WHIP

BOTTOM

Kansas City Athletics @ Cleveland Indians

Cleveland Municipal Stadium, Cleveland, OH

Sun Jun 14 1964, 3:38 AM EDT

Att. 30,013 - Unknown

livebaseballscorecards.com

AB	32
R	2
H	8
RBI	2
BB	1
SO	6
LOB	15

1B: 7, 2B: 0, 3B: 0, HR: 1 / SF: 0, SAC: 2, DP: 1, HBP: 1 / WP: 0, PB: 0, SB: 0, CS: 0 / PA: 36

Batter	1	2	3	4	5	6	7	8	9	AB	R	H	RBI	BB	SO	LOB
Zoilo Versalles, R (1, 6) OBP: 0.332, SLG: 0.411	4-3		FC1-5 1B 1B	K2-3		F4		L5		5	0	1	0	0	1	2
Tony Oliva, L (1, 9) OBP: 0.382, SLG: 0.586	1-3		BB FC1-5 1-2 SF8 1B		F6		K		F8	5	1	1	0	0	1	0
Rich Rollins, R (1, 5) OBP: 0.332, SLG: 0.457	4-3		FC1-5 SF8 BB 1-2 2-3f		HR		6-3		1B	5	1	2	1	0	0	2
Bob Allison, R (1, 3) OBP: 0.398, SLG: 0.603		F2	BBBB 1-2 2-3 BB		1B		BBBB 1B BB		K	3	0	1	0	2	1	1
Jimmie Hall, L (1, 8) OBP: 0.313, SLG: 0.503		SSS K	SF8 2-3 3-H		F6		1-2 1B		SSS K	4	0	1	1	0	2	2
Earl Battey, R (1, 2) OBP: 0.302, SLG: 0.392		BBBB 2B BB	5-3		F8		SSS K			3	0	0	0	1	1	5
Frank Kostro, R (1, 7) OBP: 0.800, SLG: 1.600		1-3 2B		F8		4-3 SH1-4 1B		HR		4	1	3	1	0	0	0
Jerry Kindall, R (1, 4) OBP: 0.385, SLG: 0.514		IIII IBB		SSS K		SH1-4 1-2		F9		0	0	0	0	0	0	0
Dick Stigman, R (1, 1) OBP: 0.094, SLG: 0.097 Garland Shifflett, R (8, 1)		1-3		1B		4-3 2-3		SSS K		4 0	0 0	1 0	0 0	0 0	1 0	4 0
Inning Stats	R: 0 H: 0 E: 0 LOB: 0 K: 0 BB: 0 S: 3 P: 3	R: 0 H: 1 E: 0 LOB: 3 K: 1 BB: 2 S: 6 P: 14	R: 1 H: 2 E: 0 LOB: 2 K: 0 BB: 1 S: 5 P: 9	R: 0 H: 1 E: 0 LOB: 1 K: 2 BB: 0 S: 8 P: 8	R: 1 H: 2 E: 0 LOB: 1 K: 0 BB: 0 S: 5 P: 5	R: 0 H: 1 E: 0 LOB: 1 K: 0 BB: 0 S: 4 P: 4	R: 0 H: 1 E: 0 LOB: 2 K: 2 BB: 1 S: 8 P: 12	R: 1 H: 1 E: 0 LOB: 0 K: 1 BB: 0 S: 6 P: 6	R: 0 H: 1 E: 0 LOB: 1 K: 2 BB: 0 S: 8 P: 8	1B: 7 SF: 1 2B: 1 SAC: 1 3B: 0 DP: 0 HR: 2 HBP: 0						WP: 0 PA: 41 PB: 0 SB: 0 CS: 0	

PITCHER	IP	WLS	BF	H	R	ER	SO	BB	IBB	HBP	BLK	WP	HR	S	P	ERA	WHIP
Jack Kralick, L (1, 1) ERA: 2.31	9.0	W	41	10	3	3	8	3	1	0	0	0	2	53	69	3.00	1.444

PITCHER	IP	WLS	BF	H	R	ER	SO	BB	IBB	HBP	BLK	WP	HR	S	P	ERA	WHIP

TOP

Minnesota Twins @ Cleveland Indians

Cleveland Municipal Stadium, Cleveland, OH

Tue Jun 16 1964, 7:05 PM EDT

Att. 6,649 - Unknown

livebaseballscorecards.com

AB	33
R	3
H	10
RBI	3
BB	3
SO	7
LOB	16

BOTTOM

Minnesota Twins @ Cleveland Indians

Cleveland Municipal Stadium, Cleveland, OH

Tue Jun 16 1964, 7:05 PM EDT

Att. 6,649 - Unknown

Batter	1	2	3	4	5	6	7	8	9	AB	R	H	RBI	BB	SO	LOB
Dick Howser, R (1, 6) OBP: 0.330, SLG: 0.325	F5		5-3		F7		F8			4	0	0	0	0	0	0
Vic Davalillo, L (1, 8) OBP: 0.288, SLG: 0.329	4-3 S 1B		F9		5-3		K			4	0	1	0	0	1	0
Leon Wagner, L (1, 7) OBP: 0.357, SLG: 0.516	4-3 1-3		K		F5			HR		4	1	1	1	0	1	1
John Romano, R (1, 2) OBP: 0.390, SLG: 0.591	K			PB HR BB		F2		6-3 1B 2B		3	2	1	0	1	1	1
Max Alvis, R (1, 5) OBP: 0.293, SLG: 0.397		F7		F9 1-2		F6		6-3 2-3		4	0	0	0	0	0	2
Bob Chance, L (1, 3) OBP: 0.434, SLG: 0.655 Tito Francona, L (9, 3) OBP: 0.374, SLG: 0.310		BB BB		2-H HR		BB		K		2 0	1 0	1 0	2 0	2 0	1 0	1 0
Larry Brown, R (1, 4) OBP: 0.274, SLG: 0.380		F9		6-3		F8		3-H 1B		4	0	1	1	0	0	2
Woodie Held, R (1, 9) OBP: 0.293, SLG: 0.470		1-2 BB		BB			HR	K		2	1	1	1	2	1	1
Jack Kralick, L (1, 1) OBP: 0.147, SLG: 0.121		K		4-3			K			3	0	0	0	0	2	3
Inning Stats	R: 0 E: 0 K: 1 S: 6 H: 1 LOB: 1 BB: 0 P: 6	R: 0 E: 0 K: 1 S: 5 H: 0 LOB: 2 BB: 2 P: 13	R: 0 E: 0 K: 1 S: 5 H: 0 LOB: 0 BB: 0 P: 5	R: 2 E: 0 K: 0 S: 4 H: 1 LOB: 1 BB: 2 P: 12	R: 0 E: 0 K: 0 S: 3 H: 0 LOB: 0 BB: 0 P: 3	R: 0 E: 0 K: 0 S: 3 H: 0 LOB: 1 BB: 1 P: 7	R: 1 E: 0 K: 2 S: 8 H: 1 LOB: 0 BB: 0 P: 8	R: 2 E: 0 K: 2 S: 10 H: 3 LOB: 1 BB: 0 P: 10		1B: 2 2B: 1 3B: 0 HR: 3 SF: 0 SAC: 0 DP: 0 HBP: 0						

livebaseballscorecards.com

AB	30
R	5
H	6
RBI	5
BB	5
SO	7
LOB	11

WP: 0 PB: 1 SB: 1 CS: 0 PA: 35

PITCHER		IP	WLS	BF	H	R	ER	SO	BB	IBB	HBP	BLK	WP	HR	S	P	ERA	WHIP
Dick Stigman, L ERA: 4.48	(1, 1)	7.2	L	34	6	5	5	6	5	0	0	0	0	3	41	61	5.87	1.435
Garland Shifflett, R ERA: 4.73	(8, 1)	0.1		1	0	0	0	1	0	0	0	0	0	0	3	3	0.00	0.000

PITCHER	IP	WLS	BF	H	R	ER	SO	BB	IBB	HBP	BLK	WP	HR	S	P	ERA	WHIP

Minnesota Twins @ Cleveland Indians

Cleveland Municipal Stadium, Cleveland, OH

Wed Jun 17 1964, 7:05 PM EDT

Att. 18,942 - Unknown

TOP

livebaseballscorecards.com

Batter	1	2	3	4	5	6	7	8	9	AB	R	H	RBI	BB	SO	LOB
Zoilo Versalles, R (1, 6) OBP: 0.332, SLG: 0.410	F9		G3		FC1-6-5 2B		F9 2-3			4	0	1	0	0	0	2
Rich Rollins, R (1, 5) OBP: 0.336, SLG: 0.458	6-3		1B		FC1-6-5 2-3		5-3			2	0	1	0	0	0	0
Frank Kostro, R (3, 5) OBP: 0.571, SLG: 1.143										2	0	0	0	0	0	3
Tony Oliva, L (1, 9) OBP: 0.381, SLG: 0.577	1B		K		F8			4-3		4	0	1	0	0	1	2
Don Mincher, L (1, 3) OBP: 0.362, SLG: 0.655	F8			F8		L5-3 1B		F7		4	0	1	0	0	0	1
Bob Allison, R (1, 7) OBP: 0.400, SLG: 0.592		5-3 1B		5-3		L5-3 1-2		K		4	0	1	0	0	1	1
Jimmie Hall, L (1, 8) OBP: 0.306, SLG: 0.487		F9		1B 1B		4-3			K	4	0	1	0	0	1	1
Johnny Goryl, R (1, 4) OBP: 0.296, SLG: 0.270		5-3 1-3		FC6-4 1-2 1B			F4		K	4	0	1	0	0	1	1
Jerry Zimmerman, R (1, 2) OBP: 0.354, SLG: 0.262		5-3		FC6-4 1-2f			F9 HBP HBP		K	2	0	0	0	0	0	3
Bill Pleis, L (7, 1) OBP: 0.667, SLG: 0.500										0	0	0	0	0	0	0
Bill Whitby, R (7, 1)										0	0	0	0	0	0	0
Earl Battey, R (9, PH) OBP: 0.305, SLG: 0.388										1	0	0	0	0	1	0
Jim Roland, R (1, 1) OBP: 0.083, SLG: 0.083			L6		K		1-2 HBP			2	0	0	0	0	1	0
Harmon Killebrew, R (7, PH) OBP: 0.356, SLG: 0.573										0	0	0	0	0	0	0
Jim Kaat, L (7, PR) OBP: 0.344, SLG: 0.444										0	0	0	0	0	0	0
Joe McCabe, R (7, 2) OBP: 0.176, SLG: 0.188										0	0	0	0	0	0	0

	AB	33
	R	0
	H	7
	RBI	0
	BB	0
	SO	6
	LOB	14

Inning Stats	1	2	3	4	5	6	7	8	9
	R: 0 H: 1 E: 0 LOB: 1 K: 0 BB: 0 S: 4 P: 4	R: 0 H: 1 E: 0 LOB: 1 K: 0 BB: 0 S: 4 P: 4	R: 0 H: 1 E: 0 LOB: 1 K: 1 BB: 0 S: 6 P: 6	R: 0 H: 2 E: 0 LOB: 2 K: 0 BB: 0 S: 5 P: 5	R: 0 H: 1 E: 0 LOB: 1 K: 1 BB: 0 S: 6 P: 6	R: 0 H: 1 E: 0 LOB: 0 K: 0 BB: 0 S: 3 P: 3	R: 0 H: 0 E: 0 LOB: 2 K: 0 BB: 0 S: 3 P: 5	R: 0 H: 0 E: 0 LOB: 0 K: 1 BB: 0 S: 5 P: 5	R: 0 H: 0 E: 0 LOB: 0 K: 3 BB: 0 S: 9 P: 9

| | | | | | | | | | |

Batter	1	2	3	4	5	6	7	8	9	AB	R	H	RBI	BB	SO	LOB
Dick Howser, R (1, 6) OBP: 0.330, SLG: 0.322	6-3		F4		1B E BB	G6-4-3 1-2f		4-3 S 1B		4	1	1	0	1	0	2
Vic Davalillo, L (1, 8) OBP: 0.291, SLG: 0.329	F5		F2 1B		E SF8 1B 1-2		4-3 1-3	4-3		5	1	2	0	0	0	1
Leon Wagner, L (1, 7) OBP: 0.353, SLG: 0.509	F4		F2 1-2		E4 1-3 1-3 2-H		1B 2B	F9		5	1	1	0	0	0	3
John Romano, R (1, 2) OBP: 0.383, SLG: 0.569		BB BB BB	F7		SF8 3-H		5-3			2	0	0	1	1	0	2
Max Alvis, R (1, 5) OBP: 0.300, SLG: 0.423		F4		HR	1-3 1-2		1B IBB			3	1	1	1	1	0	2
Bob Chance, L (1, 3) OBP: 0.430, SLG: 0.622 Tito Francona, L (7, PR) OBP: 0.379, SLG: 0.310 (8, 3)		BB 1-2 BB		6-3	F7		1-2 2-H 1B			3 0	0 0	1 0	1 0	1 0	0 0	1 0
Larry Brown, R (1, 4) OBP: 0.275, SLG: 0.382		F7		F8		SH 1B	F4			4	0	1	0	0	0	4
Woodie Held, R (1, 9) OBP: 0.299, SLG: 0.463		1-2 2-3 BB		BB		F4		5-3		2	0	0	0	2	0	1
Pedro Ramos, S (1, 1) OBP: 0.308, SLG: 0.500		K		K		SH G6-4-3 1-2		HR		3	1	1	1	0	2	4
Inning Stats	R: 0 E: 0 K: 0 S: 3 H: 0 LOB: 0 BB: 0 P: 3	R: 0 E: 0 K: 1 S: 5 H: 0 LOB: 3 BB: 3 P: 17	R: 0 E: 0 K: 0 S: 4 H: 1 LOB: 1 BB: 0 P: 4	R: 1 E: 0 K: 1 S: 6 H: 1 LOB: 1 BB: 1 P: 10	R: 2 E: 1 K: 0 S: 5 H: 1 LOB: 1 BB: 1 P: 9	R: 0 E: 0 K: 0 S: 4 H: 1 LOB: 1 BB: 0 P: 4	R: 1 E: 0 K: 0 S: 5 H: 2 LOB: 2 BB: 1 P: 9	R: 1 E: 0 K: 0 S: 5 H: 2 LOB: 1 BB: 0 P: 5		1B: 5 2B: 1 3B: 0 HR: 2 SF: 1 SAC: 1 DP: 1 HBP: 0						

PITCHER		IP	WLS	BF	H	R	ER	SO	BB	IBB	HBP	BLK	WP	HR	S	P	ERA	WHIP
Jim Roland, L ERA: 3.47	(1, 1)	6.0	L	28	4	3	2	2	5	0	0	0	0	1	27	47	3.00	1.500
Bill Pleis, L ERA: 3.91	(7, 1)	0.2		5	2	1	1	0	0	1	0	0	0	0	4	8	13.50	3.000
Bill Whitby, R ERA: 6.75	(7, 1)	1.1		6	2	1	1	0	0	0	0	0	0	1	6	6	6.75	1.500

PITCHER	IP	WLS	BF	H	R	ER	SO	BB	IBB	HBP	BLK	WP	HR	S	P	ERA	WHIP

BOTTOM

Minnesota Twins @ Cleveland Indians

Cleveland Municipal Stadium, Cleveland, OH

Wed Jun 17 1964, 7:05 PM EDT

Att. 18,942 - Unknown

livebaseballscorecards.com

AB	31
R	5
H	8
RBI	4
BB	6
SO	2
LOB	20

WP: 0	PA: 39		
PB: 0			
SB: 1			
CS: 0			

Batter	1	2	3	4	5	6	7	8	9	AB	R	H	RBI	BB	SO	LOB
Dick Howser, R (1, 6) OBP: 0.325, SLG: 0.317	E5 G4-6-3	FC6-4 1-2f			SH1-3 1-2		F3		F9	4	0	0	0	0	0	2
Vic Davalillo, L (1, 8) OBP: 0.288, SLG: 0.326	G4-6-3 1-2f		F9		G3 2-3		2B 1B		5-3	5	0	1	0	0	0	2
Leon Wagner, L (1, 7) OBP: 0.355, SLG: 0.511	1B BB		4-3		K		1-3 2B			3	0	1	0	1	1	1
Bob Chance, L (1, 9) OBP: 0.432, SLG: 0.613	1-3 1B		4-3			K	IBB			3	0	1	0	1	1	0
John Romano, R (1, 2) OBP: 0.380, SLG: 0.560	K			5-3		1B FC5-2 1B	F8			4	0	1	0	0	1	5
Fred Whitfield, L (1, 3) OBP: 0.327, SLG: 0.438		1B 1B		F7		FC5-2 1-3 1B		CS 1B		4	0	3	0	0	0	0
Max Alvis, R (1, 5) OBP: 0.295, SLG: 0.415		F9		K		FC5-2 1-2 3-H		F9 1-2		4	0	0	0	0	1	4
Larry Brown, R (1, 4) OBP: 0.274, SLG: 0.398		F8			HR	F7		F4		4	1	1	1	0	0	3
Dick Donovan, L (1, 1) OBP: 0.316, SLG: 0.133		FC6-4 1-3 1B			WP SH1-3 BB		K		F7	2	0	1	0	1	1	0
Tito Francona, L (9, PH) OBP: 0.376, SLG: 0.308										1	0	0	0	0	0	0
Inning Stats	R: 0 E: 1 K: 1 S: 6 H: 1 LOB: 2 BB: 1 P: 10	R: 0 E: 0 K: 0 S: 5 H: 2 LOB: 2 BB: 0 P: 5	R: 0 E: 0 K: 0 S: 3 H: 0 LOB: 0 BB: 0 P: 3	R: 0 E: 0 K: 1 S: 5 H: 0 LOB: 0 BB: 0 P: 5	R: 1 E: 0 K: 1 S: 6 H: 1 LOB: 1 BB: 1 P: 10	R: 0 E: 0 K: 1 S: 7 H: 2 LOB: 2 BB: 0 P: 7	R: 0 E: 0 K: 1 S: 7 H: 2 LOB: 3 BB: 1 P: 11	R: 0 E: 0 K: 0 S: 3 H: 1 LOB: 0 BB: 0 P: 3	R: 0 E: 0 K: 0 S: 3 H: 0 LOB: 0 BB: 0 P: 3	1B: 7 2B: 1 3B: 0 HR: 1 SF: 0 SAC: 1 DP: 1 HBP: 0						

TOP

Cleveland Indians @ Los Angeles Angels

Dodger Stadium, Los Angeles, CA

Fri Jun 19 1964, 7:05 PM PDT

Att. 9,202 - Unknown

livebaseballscorecards.com

AB	34
R	1
H	9
RBI	1
BB	3
SO	5
LOB	17

WP: 1 PA: 38
PB: 0
SB: 0
CS: 1

PITCHER		IP	WLS	BF	H	R	ER	SO	BB	IBB	HBP	BLK	WP	HR	S	P	ERA	WHIP
Dean Chance, R ERA: 2.11	(1, 1)	6.0		26	6	1	1	4	2	0	0	0	1	1	32	40	1.50	1.333
Dan Osinski, R ERA: 4.6	(7, 1)	0.2		5	2	0	0	1	0	1	0	0	0	0	6	10	0.00	3.000
Bob Duliba, R ERA: 2.14	(7, 1)	2.1	W	7	1	0	0	0	0	0	0	0	0	0	7	7	0.00	0.429

PITCHER	IP	WLS	BF	H	R	ER	SO	BB	IBB	HBP	BLK	WP	HR	S	P	ERA	WHIP

Cleveland Indians @ Los Angeles Angels

Dodger Stadium, Los Angeles, CA

Fri Jun 19 1964, 7:05 PM PDT

Att. 9,202 - Unknown

livebaseballscorecards.com

BOTTOM

Batter	1	2	3	4	5	6	7	8	9	AB	R	H	RBI	BB	SO	LOB
Lenny Green, L (1, 8) OBP: 0.257, SLG: 0.133	S 1B 1B		F9			F8		G4-3 1-2f		4	1	1	0	0	0	1
Vic Power, R (1, 5) OBP: 0.227, SLG: 0.286	F4 1-2		5-3			F9				3	0	0	0	0	0	1
Jim Fregosi, R (1, 6) OBP: 0.418, SLG: 0.597	F8			F8		K				3	0	0	0	0	1	1
Willie Smith, L (1, 9) OBP: 0.273, SLG: 0.405	S 2-H 1B			E S 1B			F9			3	0	2	1	0	0	0
Joe Adcock, R (1, 3) OBP: 0.348, SLG: 0.503	K 1-2			K 1-3			F8			3	0	0	0	0	2	2
Ed Kirkpatrick, L (1, 7) OBP: 0.335, SLG: 0.397		4-3		F7			G3			3	0	0	0	0	0	1
Buck Rodgers, S (1, 2) OBP: 0.293, SLG: 0.279		F6		6-3 K 2B				1B 3B		3	1	2	0	0	0	0
Bobby Knoop, R (1, 4) OBP: 0.300, SLG: 0.317		F8		6-3 2-3				FC2-6 3-H 1B		3	0	1	1	0	0	1
Dean Chance, R (1, 1) OBP: 0.107, SLG: 0.074 Dan Osinski, R (7, 1) OBP: 0.143, SLG: 0.143 Bob Duliba, R (7, 1)		F6		K 3-H				FC2-6 G4-3 1-2f		2 0 1	0 0 0	0 0 0	0 0 0	0 0 0	1 0 0	1 0 1
Inning Stats	R: 1 E: 0 K: 1 S: 7 H: 2 LOB: 1 BB: 0 P: 7	R: 0 E: 0 K: 0 S: 3 H: 0 LOB: 0 BB: 0 P: 3	R: 0 E: 0 K: 0 S: 3 H: 0 LOB: 0 BB: 0 P: 3	R: 0 E: 0 K: 1 S: 6 H: 1 LOB: 1 BB: 0 P: 6	R: 0 E: 0 K: 1 S: 5 H: 1 LOB: 0 BB: 0 P: 5	R: 0 E: 0 K: 1 S: 5 H: 0 LOB: 0 BB: 0 P: 5	R: 0 E: 0 K: 0 S: 3 H: 0 LOB: 0 BB: 0 P: 3	R: 1 E: 0 K: 0 S: 4 H: 2 LOB: 0 BB: 0 P: 4		1B: 4 2B: 1 3B: 1 HR: 0 SF: 0 SAC: 0 DP: 1 HBP: 0						

	AB	28
	R	2
	H	6
	RBI	2
	BB	0
	SO	4
	LOB	9

WP: 0 PB: 0 SB: 3 CS: 0 PA: 28

PITCHER	IP	WLS	BF	H	R	ER	SO	BB	IBB	HBP	BLK	WP	HR	S	P	ERA	WHIP
Dick Donovan, R (1, 1) ERA: 5.01	8.0	L	28	6	2	2	4	0	0	0	0	0	0	36	36	2.25	0.750

PITCHER	IP	WLS	BF	H	R	ER	SO	BB	IBB	HBP	BLK	WP	HR	S	P	ERA	WHIP

Cleveland Indians @ Los Angeles Angels

Dodger Stadium, Los Angeles, CA

Sat Jun 20 1964, 7:05 PM PDT

Att. 8,688 - Unknown

TOP

livebaseballscorecards.com

Batter	1	2	3	4	5	6	7	8	9	AB	R	H	RBI	BB	SO	LOB
Dick Howser, R (1, 6) OBP: 0.320, SLG: 0.312	6-3		6-3			F4		6-3		4	0	0	0	0	0	0
Vic Davalillo, L (1, 8) OBP: 0.293, SLG: 0.330	G6-4-3, 1B			6-3		1B			5-3	4	0	2	0	0	0	0
Leon Wagner, L (1, 7) OBP: 0.353, SLG: 0.519	G6-4-3, 1-2f			HR		2-3			3-1	4	1	1	1	0	0	2
Bob Chance, L (1, 9) OBP: 0.417, SLG: 0.588		6-3		F9			K		K	4	0	0	0	0	2	0
Fred Whitfield, L (1, 3) OBP: 0.327, SLG: 0.432		4-3		F8			FC6-4, BB			2	0	0	0	1	0	0
Max Alvis, R (1, 5) OBP: 0.299, SLG: 0.419		FC5-4, 1B			CS, 1B		F8			3	0	2	0	0	0	1
Joe Azcue, R (1, 2) OBP: 0.293, SLG: 0.372		FC5-4, 1-2f			K, 1-2		FC6-4, 1-2f			3	0	0	0	0	1	3
Larry Brown, R (1, 4) OBP: 0.270, SLG: 0.390			F7		6-3			5-3		3	0	0	0	0	0	0
Tommy John, R (1, 1) OBP: 0.222, SLG: 0.222			6-3			6-3		4-3		2	0	0	0	0	0	0
Tito Francona, L (8, PH) OBP: 0.373, SLG: 0.305										1	0	0	0	0	0	0
Don McMahon, R (8, 1) OBP: 0.200, SLG: 0.200										0	0	0	0	0	0	0

	AB	30
	R	1
	H	5
	RBI	1
	BB	1
	SO	3
	LOB	6

Inning Stats	1	2	3	4	5	6	7	8	9
	R: 0 E: 0 K: 0 S: 3	H: 1 LOB: 0 BB: 0 P: 3	R: 0 E: 0 K: 0 S: 4	H: 1 LOB: 1 BB: 0 P: 4	R: 0 E: 0 K: 0 S: 3	H: 0 LOB: 0 BB: 0 P: 3	R: 1 E: 0 K: 0 S: 4	H: 1 LOB: 0 BB: 0 P: 4	R: 0 E: 0 K: 1 S: 5	H: 1 LOB: 0 BB: 0 P: 5
	R: 0 E: 0 K: 0 S: 4	H: 1 LOB: 1 BB: 0 P: 4	R: 0 E: 0 K: 1 S: 5	H: 0 LOB: 1 BB: 1 P: 9	R: 0 E: 0 K: 0 S: 3	H: 0 LOB: 0 BB: 0 P: 3	R: 0 E: 0 K: 1 S: 5	H: 0 LOB: 0 BB: 0 P: 5		

	1B: 4	SF: 0	WP: 0	PA: 31
	2B: 0	SAC: 0	PB: 0	
	3B: 0	DP: 1	SB: 0	
	HR: 1	HBP: 0	CS: 1	

PITCHER	IP	WLS	BF	H	R	ER	SO	BB	IBB	HBP	BLK	WP	HR	S	P	ERA	WHIP
Fred Newman, R (1, 1) ERA: 2.67	9.0	W	31	5	1	1	3	1	0	0	0	0	1	36	40	1.00	0.667

PITCHER	IP	WLS	BF	H	R	ER	SO	BB	IBB	HBP	BLK	WP	HR	S	P	ERA	WHIP

Cleveland Indians @ Los Angeles Angels

Dodger Stadium, Los Angeles, CA

Sat Jun 20 1964, 7:05 PM PDT

Att. 8,688 - Unknown

livebaseballscorecards.com

BOTTOM

Batter	1	2	3	4	5	6	7	8	9	AB	R	H	RBI	BB	SO	LOB
Jim Piersall, R (1, 7) OBP: 0.387, SLG: 0.431	0-0 1-3 2B		0-0 F9 ②	0-0 FC5 ③ 2-3f			0-0 6-3 ③			4	0	1	0	0	0	4
Vic Power, R (1, 5) (9, 3) OBP: 0.243, SLG: 0.299	0-0 1-3 ① 2-3		0-0 1-2 3B 1B		0-0 4-3 ①			0-0 WP 1B 1B		4	2	2	0	0	0	1
Jim Fregosi, R (1, 6) OBP: 0.414, SLG: 0.601	0-3 K ②		0-0 1-H 2-H 3B		0-0 5-3 ②			0-3 K ① 1-2		4	0	1	2	0	2	2
Lou Clinton, R (1, 9) OBP: 0.297, SLG: 0.384	0-0 G3 ③		0-0 F7 ③		0-0 F8 ③			0-0 PB 2-H 1B		4	0	1	1	0	0	2
Joe Adcock, R (1, 3) Tom Satriano, L (9, 5) OBP: 0.345, SLG: 0.497 OBP: 0.336, SLG: 0.269		0-0 6-3 ①		0-0 G5-3 1B 1B		0-3 K ①		0-3 K ② 1-2		4 0	0 0	1 0	0 0	0 0	2 0	1 0
Bob Perry, R (1, 8) OBP: 0.396, SLG: 0.467		0-3 K ②		0-0 WP G5-3 1-2 1B		0-0 6-3 ②		4-0 BB		3	0	1	0	1	1	0
Buck Rodgers, S (1, 2) OBP: 0.288, SLG: 0.274		0-0 6-3 ③		0-0 G5-3 ①② 1-2 2-3f		0-0 4-3 ③		0-0 F2 ③		4	0	0	0	0	0	4
Bobby Knoop, R (1, 4) OBP: 0.300, SLG: 0.314			0-3 K2-3 ①	4-0 FC5 BB IBB 2-3			0-0 1-3 ①			2	0	0	0	1	1	0
Fred Newman, R (1, 1) OBP: 0.292, SLG: 0.190			4-0 1B 3B BB	4-0 1-2 BB			0-3 K ②			1	1	0	0	2	1	0
Inning Stats	R: 0 H: 1 E: 0 LOB: 1 K: 1 BB: 0 S: 6 P: 6	R: 0 H: 0 E: 0 LOB: 0 K: 1 BB: 0 S: 5 P: 5	R: 2 H: 2 E: 0 LOB: 1 K: 1 BB: 1 S: 7 P: 11	R: 0 H: 2 E: 0 LOB: 3 K: 0 BB: 2 S: 4 P: 12	R: 0 H: 0 E: 0 LOB: 0 K: 0 BB: 0 S: 3 P: 3	R: 0 H: 0 E: 0 LOB: 0 K: 1 BB: 0 S: 5 P: 5	R: 0 H: 0 E: 0 LOB: 0 K: 1 BB: 0 S: 5 P: 5	R: 1 H: 2 E: 0 LOB: 2 K: 2 BB: 1 S: 9 P: 13		1B: 5 SF: 0 2B: 1 SAC: 0 3B: 1 DP: 1 HR: 0 HBP: 0						

	AB	30
	R	3
	H	7
	RBI	3
	BB	4
	SO	7
	LOB	14

WP: 2 PA: 34
PB: 1
SB: 0
CS: 0

PITCHER		IP	WLS	BF	H	R	ER	SO	BB	IBB	HBP	BLK	WP	HR	S	P	ERA	WHIP
Tommy John, L ERA: 3.41	(1, 1)	7.0	L	28	5	2	2	5	2	1	0	0	1	0	35	47	2.57	1.000
Don McMahon, R ERA: 1.29	(8, 1)	1.0		6	2	1	1	2	1	0	0	0	1	0	9	13	9.00	3.000

PITCHER	IP	WLS	BF	H	R	ER	SO	BB	IBB	HBP	BLK	WP	HR	S	P	ERA	WHIP

Cleveland Indians @ Los Angeles Angels

Dodger Stadium, Los Angeles, CA

Sun Jun 21 1964, 3:33 AM PDT

Att. 11,242 - Unknown

livebaseballscorecards.com

Batter	1	2	3	4	5	6	7	8	9	AB	R	H	RBI	BB	SO	LOB
Dick Howser, R (1, 6) OBP: 0.316, SLG: 0.307	1-3		F7			6-3		F7		4	0	0	0	0	0	0
Gary Bell, R (8, 1) OBP: 0.429, SLG: 0.429										0	0	0	0	0	0	0
Vic Davalillo, L (1, 8) OBP: 0.292, SLG: 0.328	1B		K			5-3		5-3		4	0	1	0	0	1	0
Leon Wagner, L (1, 7) OBP: 0.356, SLG: 0.517	1-2 1B			G6-3 BB		4-3			K	3	0	1	0	1	1	0
John Romano, R (1, 2) OBP: 0.371, SLG: 0.545	K			G6-3 1-2f			K		F7	4	0	0	0	0	2	3
Max Alvis, R (1, 5) OBP: 0.302, SLG: 0.415	K			HBP			F9		DI 1B BB	2	1	0	0	1	1	2
Bob Chance, L (1, 3) OBP: 0.429, SLG: 0.594		CS 1B		F7			E 1B		1-H 1B	4	0	3	1	0	0	1
Larry Brown, R (1, 4) OBP: 0.269, SLG: 0.387 (8, 6)		K 1-2			5-3		E5 1-2		1-2 1B	4	0	1	0	0	1	2
Woodie Held, R (1, 9) OBP: 0.291, SLG: 0.450		F7			6-3		K		K	4	0	0	0	0	2	4
Jack Kralick, L (1, 1) OBP: 0.139, SLG: 0.114			4-3		K			K		2	0	0	0	0	1	0
Sonny Siebert, R (5, 1) OBP: 0.364, SLG: 0.500										0	0	0	0	0	0	0
Billy Moran, R (8, PH) (8, 4) OBP: 0.317, SLG: 0.327										1	0	0	0	0	1	0

TOP	
AB	32
R	1
H	6
RBI	1
BB	2
SO	10
LOB	12

Inning Stats	1	2	3	4	5	6	7	8	9
	R: 0 E: 0 K: 2 S: 9	H: 2 LOB: 2 BB: 0 P: 9	R: 0 E: 0 K: 1 S: 5	H: 1 LOB: 0 BB: 0 P: 5	R: 0 E: 0 K: 1 S: 5	H: 0 LOB: 0 BB: 0 P: 5	R: 0 E: 0 K: 0 S: 2	H: 0 LOB: 1 BB: 1 P: 7	R: 0 E: 0 K: 1 S: 5	H: 0 LOB: 0 BB: 0 P: 5
	R: 0 E: 0 K: 0 S: 3	H: 0 LOB: 0 BB: 0 P: 3	R: 0 E: 1 K: 2 S: 9	H: 1 LOB: 2 BB: 0 P: 9	R: 0 E: 0 K: 1 S: 5	H: 0 LOB: 0 BB: 0 P: 5	R: 1 E: 0 K: 2 S: 9	H: 2 LOB: 2 BB: 1 P: 13	

	1B: 6	SF: 0	WP: 0	PA: 35
	2B: 1	SAC: 0	PB: 0	
	3B: 0	DP: 2	SB: 0	
	HR: 0	HBP: 1	CS: 1	

PITCHER		IP	WLS	BF	H	R	ER	SO	BB	IBB	HBP	BLK	WP	HR	S	P	ERA	WHIP
Bo Belinsky, L ERA: 3.11	(1, 1)	8.2	W	34	6	1	1	9	2	0	1	0	0	0	49	58	1.04	0.923
Bob Duliba, R ERA: 2.12	(9, 1)	0.1	S	1	0	0	0	1	0	0	0	0	0	0	3	3	0.00	0.000

PITCHER	IP	WLS	BF	H	R	ER	SO	BB	IBB	HBP	BLK	WP	HR	S	P	ERA	WHIP

BOTTOM

Cleveland Indians @ Los Angeles Angels

Dodger Stadium, Los Angeles, CA

Sun Jun 21 1964, 3:33 AM PDT

Att. 11,242 - Unknown

livebaseballscorecards.com

Batter	1	2	3	4	5	6	7	8	9	AB	R	H	RBI	BB	SO	LOB
Jim Piersall, R (1, 7) OBP: 0.409, SLG: 0.468	2B		F4		E S BB 1B 2-H		G4-6-3 1B			4	1	3	1	0	0	0
Vic Power, R (1, 3) OBP: 0.243, SLG: 0.286	F8			F9	BB BB BB 1-3		G4-6-3 1-2f			3	0	0	0	1	0	2
Jim Fregosi, R (1, 6) OBP: 0.411, SLG: 0.590	F4			F6	BB BB 1-2			K		3	0	0	0	1	1	1
Lou Clinton, R (1, 9) OBP: 0.296, SLG: 0.377	5-3			5-3	BB 1-2 2-3 3-H			K		3	0	0	1	1	1	1
Bob Perry, R (1, 8) OBP: 0.365, SLG: 0.429		K			F6 6-3			6-3		4	0	0	0	0	1	3
Felix Torres, R (1, 5) OBP: 0.264, SLG: 0.406 Tom Satriano, L (6, PH) OBP: 0.333, SLG: 0.267 (7, 5)		K			1B 1B 1B	4-3				2 1	1 0	1 0	0 0	0 0	1 0	0 0
Buck Rodgers, S (1, 2) OBP: 0.289, SLG: 0.274		F9			1B E 1-3	K				3	1	1	0	0	1	0
Bobby Knoop, R (1, 4) OBP: 0.301, SLG: 0.314			F8		E 1B 1-3 3-H	F7				3	1	1	1	0	0	0
Bo Belinsky, L (1, 1) OBP: 0.120, SLG: 0.125 Bob Duliba, R (9, 1)			1-3		K 1-2 3-H		K			3 0	0 0	0 0	0 0	0 0	2 0	1 0
Inning Stats	R: 0 E: 0 K: 0 S: 4 H: 1 LOB: 1 BB: 0 P: 4	R: 0 E: 0 K: 2 S: 7 H: 0 LOB: 0 BB: 0 P: 7	R: 0 E: 0 K: 0 S: 3 H: 0 LOB: 0 BB: 0 P: 3	R: 0 E: 0 K: 0 S: 3 H: 0 LOB: 0 BB: 0 P: 3	R: 4 E: 1 K: 1 S: 9 H: 4 LOB: 3 BB: 3 P: 21	R: 0 E: 0 K: 1 S: 5 H: 0 LOB: 0 BB: 0 P: 5	R: 0 E: 0 K: 1 S: 5 H: 1 LOB: 0 BB: 0 P: 5	R: 0 E: 0 K: 2 S: 7 H: 0 LOB: 0 BB: 0 P: 7		1B: 5 2B: 1 3B: 0 HR: 0 SF: 0 SAC: 0 DP: 1 HBP: 0						

	AB	29
	R	4
	H	6
	RBI	3
	BB	3
	SO	7
	LOB	8

WP: 0 PB: 0 SB: 1 CS: 0 PA: 32

PITCHER		IP	WLS	BF	H	R	ER	SO	BB	IBB	HBP	BLK	WP	HR	S	P	ERA	WHIP
Jack Kralick, L ERA: 2.3	(1, 1)	4.2	L	20	5	4	1	3	1	0	0	0	0	0	25	29	1.93	1.286
Sonny Siebert, R ERA: 5.3	(5, 1)	2.1		9	1	0	0	2	2	0	0	0	0	0	11	19	0.00	1.286
Gary Bell, R ERA: 4.17	(8, 1)	1.0		3	0	0	0	2	0	0	0	0	0	0	7	7	0.00	0.000

PITCHER	IP	WLS	BF	H	R	ER	SO	BB	IBB	HBP	BLK	WP	HR	S	P	ERA	WHIP

Batter	1	2	3	4	5	6	7	8	9	10	11	AB	R	H	RBI	BB	SO	LOB
Dick Howser, R (1, 6) OBP: 0.321, SLG: 0.319	HR		BB		BB		F9	E3				4	2	1	1	2	0	0
Vic Davalillo, L (1, 8) OBP: 0.294, SLG: 0.330	CS 1B		G4-3 1-2f		F7		1B E 1B	K				5	1	2	0	0	1	3
Leon Wagner, L (1, 7) OBP: 0.360, SLG: 0.519	1-2 2B 1B		F9		1B 1-3 1B		4-1 E 1-3 1B 1B	K				5	2	3	0	0	1	1
Bob Chance, L (1, 9) OBP: 0.427, SLG: 0.585	K			F7 1B 1B	1-3 3-H 1B		E5 4-1 1-2 1B 3-H		1-3			5	1	2	2	0	1	2
Fred Whitfield, L (1, 3) OBP: 0.329, SLG: 0.438	1-H 2B			F7 1-2 1B	F7		4-1 1-2 2-3		1-3			5	0	2	0	0	0	4
John Romano, R (1, 2) OBP: 0.371, SLG: 0.560	K			F7 1-2 2-3		HR	1B 2-H 3-H		K			5	1	2	3	0	2	3
Max Alvis, R (1, 5) OBP: 0.300, SLG: 0.408		K		F4		K	F7				BB	4	0	0	0	1	2	3
Larry Brown, R (1, 4) OBP: 0.267, SLG: 0.399		6-3		K		6-3	HR				F5 1-2	5	1	1	1	0	1	3
Sam McDowell, L (1, 1) OBP: 0.154, SLG: 0.083 Lee Stange, R (2, 1) OBP: 0.194, SLG: 0.040 Al Smith, R (5, PH) OBP: 0.180, SLG: 0.224 Ted Abernathy, R (5, 1) Billy Moran, R (6, PH) OBP: 0.315, SLG: 0.325 Sonny Siebert, R (6, 1) OBP: 0.333, SLG: 0.455 Woodie Held, R (10, PH) OBP: 0.289, SLG: 0.447 Don McMahon, R (10, 1) OBP: 0.200, SLG: 0.200	K				F5	5-3		K			K	1 0 1 0 1 1 1 0	0 0 0 0 0 0 0 0	0 0 0 0 0 0 1 1	0 0 0 0 0 0 0 0	1 0 0 0 0 0 1 0	0 0 0 0 0 0 0 0	0 0 0 0 0 0 0 0
Inning Stats	R: 2 E: 0 K: 2 S: 10 H: 4 LOB: 1 BB: 0 P: 10	R: 0 E: 0 K: 2 S: 7 H: 0 LOB: 0 BB: 0 P: 7	R: 0 E: 0 K: 0 S: 2 H: 0 LOB: 0 BB: 1 P: 6	R: 0 E: 0 K: 1 S: 7 H: 2 LOB: 2 BB: 0 P: 7	R: 1 E: 0 K: 0 S: 5 H: 2 LOB: 2 BB: 1 P: 9	R: 1 E: 0 K: 1 S: 6 H: 1 LOB: 0 BB: 0 P: 6	R: 3 E: 1 K: 0 S: 7 H: 3 LOB: 1 BB: 0 P: 7	R: 1 E: 1 K: 3 S: 11 H: 1 LOB: 1 BB: 0 P: 11	R: 0 E: 0 K: 1 S: 5 H: 0 LOB: 0 BB: 0 P: 5	R: 0 E: 0 K: 1 S: 4 H: 0 LOB: 0 BB: 1 P: 8	R: 0 E: 0 K: 0 S: 0 H: 0 LOB: 0 BB: 0 P: 0	1B: 9 2B: 1 3B: 0 HR: 3 SF: 0 SAC: 0 DP: 1 HBP: 0						

PITCHER		IP	WLS	BF	H	R	ER	SO	BB	IBB	HBP	BLK	WP	HR	S	P	ERA	WHIP
Camilo Pascual, R ERA: 3.42	(1, 1)	5.0		24	9	4	4	5	2	0	0	0	0	2	32	40	7.20	2.200
Mudcat Grant, R ERA: 5.87	(6, 1)	2.0		10	3	3	1	1	0	0	0	0	0	0	12	12	4.50	1.500
Gerry Arrigo, L ERA: 4.5	(8, 1)	3.0		11	1	1	1	5	1	0	0	0	0	1	20	24	3.00	0.667
Bill Pleis, L ERA: 3.62	(11, 1)	0.0		1	0	0	0	0	0	0	0	0	0	0	0	0	∞	∞

PITCHER	IP	WLS	BF	H	R	ER	SO	BB	IBB	HBP	BLK	WP	HR	S	P	ERA	WHIP

Cleveland Indians @ Minnesota Twins

Metropolitan Stadium, Bloomington , MI

Mon Jun 22 1964, 8:05 PM EDT

Att. 6,188 - Unknown

TOP

livebaseballscorecards.com

AB	43
R	8
H	13
RBI	7
BB	3
SO	11
LOB	19

WP: 0 PA: 46
PB: 0
SB: 0
CS: 2

Cleveland Indians @ Minnesota Twins

Metropolitan Stadium, Bloomington , MI

Mon Jun 22 1964, 8:05 PM EDT

Att. 6,188 - Unknown

livebaseballscorecards.com

BOTTOM

Batter	1	2	3	4	5	6	7	8	9	10	11	AB	R	H	RBI	BB	SO	LOB
Zoilo Versalles, R (1, 6) OBP: 0.334, SLG: 0.426	FC4-6 1B	F9 1-3		5-3 BLK 1B	CS 1B			1B				5	2	4	0	0	0	1
Rich Rollins, R (1, 5) OBP: 0.332, SLG: 0.449	FC4-6 1-2	1-3 3-H		5-3 1-3	CS 1-2	K		F3				5	1	2	1	0	1	2
Tony Oliva, L (1, 9) OBP: 0.374, SLG: 0.576	FC4-6 1B 1-2f 2-H	1-3 1-2		S 1B IBB		K			4-3			4	2	0	1	1	1	2
Harmon Killebrew, R (1, 7) OBP: 0.374, SLG: 0.597	BB 1B 1-3	HBP 2-H		HR 1-H 3-H		F9			F9			5	1	3	3	0	0	0
Bob Allison, R (1, 8) OBP: 0.418, SLG: 0.622	BB 1-2 3-H	HBP 1-2		HR 1-H			CS 2B		1-4-3			4	1	3	3	0	0	0
Frank Kostro, R (1, 3) OBP: 0.455, SLG: 0.900	K	K		K	F6 2-3					4-3		1	0	0	0	0	1	2
Don Mincher, L (2, PH) (3, 3) OBP: 0.346, SLG: 0.625												4	0	0	0	0	2	3
Jerry Kindall, R (1, 4) OBP: 0.333, SLG: 0.400	BB 1-2 2-3			K	5-3		K			K		4	0	0	0	1	3	0
Jerry Zimmerman, R (1, 2) OBP: 0.321, SLG: 0.224	F3	F3			4-3			K		E6		5	0	0	0	0	1	3
Bud Bloomfield, R (10, PR) OBP: 0.143, SLG: 0.143												0	0	0	0	0	0	0
Joe McCabe, R (11, 2) OBP: 0.167, SLG: 0.176												0	0	0	0	0	0	0
Camilo Pascual, R (1, 1) OBP: 0.267, SLG: 0.310												2	1	0	0	1	0	0
Mudcat Grant, R (6, 1) OBP: 0.286, SLG: 0.520												0	0	0	0	0	0	0
Gerry Arrigo, L (8, 1) OBP: 0.294, SLG: 0.250												1	0	0	0	0	1	0
Jimmie Hall, L (10, PH) OBP: 0.305, SLG: 0.485												1	0	0	0	0	1	1
Bill Pleis, L (11, 1) OBP: 0.667, SLG: 0.500												0	0	0	0	0	0	0
Inning Stats	R: 2 E: 0 K: 1 S: 9 H: 4 LOB: 3 BB: 1 P: 13	R: 2 E: 0 K: 1 S: 7 H: 2 LOB: 2 BB: 1 P: 12	R: 0 E: 0 K: 1 S: 5 H: 0 LOB: 0 BB: 0 P: 5	R: 4 E: 0 K: 1 S: 8 H: 3 LOB: 0 BB: 1 P: 12	R: 0 E: 0 K: 0 S: 3 H: 1 LOB: 0 BB: 0 P: 3	R: 0 E: 0 K: 2 S: 7 H: 0 LOB: 0 BB: 0 P: 7	R: 0 E: 0 K: 1 S: 5 H: 1 LOB: 0 BB: 0 P: 5	R: 0 E: 0 K: 2 S: 8 H: 1 LOB: 1 BB: 0 P: 8	R: 0 E: 0 K: 0 S: 3 H: 0 LOB: 0 BB: 0 P: 3	R: 0 E: 1 K: 2 S: 8 H: 0 LOB: 1 BB: 0 P: 8		1B: 10 2B: 1 3B: 0 HR: 1	SF: 0 SAC: 0 DP: 0 HBP: 1					

	AB	41
	R	8
	H	12
	RBI	8
	BB	3
	SO	11
	LOB	14

WP: 0 PB: 1 SB: 1 CS: 2 PA: 46

PITCHER		IP	WLS	BF	H	R	ER	SO	BB	IBB	HBP	BLK	WP	HR	S	P	ERA	WHIP
Sam McDowell, L ERA: 2.52	(1, 1)	1.2		13	6	4	4	1	2	0	0	0	0	0	13	21	21.60	4.800
Lee Stange, R ERA: 5.05	(2, 1)	2.1		12	3	4	4	3	0	1	1	1	0	1	16	21	15.43	1.286
Ted Abernathy, R ERA: 2.7	(5, 1)	1.0		3	1	0	0	0	0	0	0	0	0	0	3	3	0.00	1.000
Sonny Siebert, R ERA: 4.76	(6, 1)	4.0		13	2	0	0	5	0	0	0	0	0	0	23	23	0.00	0.500
Don McMahon, R ERA: 1.26	(10, 1)	1.0		4	0	0	0	2	0	0	0	0	0	0	8	8	0.00	0.000

PITCHER	IP	WLS	BF	H	R	ER	SO	BB	IBB	HBP	BLK	WP	HR	S	P	ERA	WHIP

Cleveland Indians @ Minnesota Twins

Metropolitan Stadium, Bloomington , MI

Tue Jun 23 1964, 8:05 PM EDT

Att. 17,379 - Unknown

TOP

livebaseballscorecards.com

Batter	1	2	3	4	5	6	7	8	9	AB	R	H	RBI	BB	SO	LOB
Dick Howser, R (1, 6) OBP: 0.320, SLG: 0.318	6-3			FC6-4 1B		FC6-4 1-2f		K		4	0	1	0	0	1	1
Vic Davalillo, L (1, 8) OBP: 0.289, SLG: 0.323	K			K		K			F5	4	0	0	0	0	3	2
Leon Wagner, L (1, 7) OBP: 0.358, SLG: 0.512	3-1			F6		K			2B 1B BB	3	1	0	0	1	1	2
John Romano, R (1, 2) OBP: 0.374, SLG: 0.565		F8		FC6-4 1-2f			FC4-6 1B		1-3 1B 2B	4	1	2	0	0	0	1
Max Alvis, R (1, 5) OBP: 0.300, SLG: 0.405		F8			G6-4-3 E 1B		FC4-6 WP 1-2f		K	4	0	1	0	0	1	3
Bob Chance, L (1, 3) OBP: 0.422, SLG: 0.569		1-3			E5 G6-4-3 1-2		F8 1-2		1B HBP	3	0	0	0	0	0	2
Larry Brown, R (1, 4) OBP: 0.267, SLG: 0.395			5-3		G6-4-3 1-2f 2-3		6-3		1-3 2-H 3-H 1B	4	0	1	2	0	0	3
Woodie Held, R (1, 9) OBP: 0.282, SLG: 0.434			F8		F9			6-3	K2-3	4	0	0	0	0	1	3
Pedro Ramos, S (1, 1) OBP: 0.296, SLG: 0.480 Gary Bell, R (5, 1) OBP: 0.429, SLG: 0.429 Billy Moran, R (6, PH) OBP: 0.318, SLG: 0.325 Ted Abernathy, R (6, 1) Al Smith, R (8, PH) OBP: 0.177, SLG: 0.220 Lee Stange, R (8, 1) OBP: 0.194, SLG: 0.040			K			FC6-4 BB		K		1 0 0 0 1 0	0 0 0 0 0 0	0 0 0 0 0 0	0 0 0 0 0 0	1 0 1 0 0 0	0 0 0 0 1 0	0 0 0 0 0 0
Inning Stats	R: 0 E: 0 K: 1 S: 5 H: 0 LOB: 0 BB: 0 P: 5	R: 0 E: 0 K: 0 S: 3 H: 0 LOB: 0 BB: 0 P: 3	R: 0 E: 0 K: 1 S: 5 H: 0 LOB: 0 BB: 0 P: 5	R: 0 E: 0 K: 1 S: 6 H: 1 LOB: 1 BB: 0 P: 6	R: 0 E: 1 K: 0 S: 4 H: 1 LOB: 1 BB: 0 P: 4	R: 0 E: 0 K: 2 S: 7 H: 0 LOB: 1 BB: 1 P: 11	R: 0 E: 0 K: 0 S: 4 H: 1 LOB: 1 BB: 0 P: 4	R: 0 E: 0 K: 2 S: 7 H: 0 LOB: 0 BB: 0 P: 7	R: 2 E: 0 K: 2 S: 9 H: 2 LOB: 2 BB: 1 P: 14	1B: 4 2B: 1 3B: 0 HR: 0 SF: 0 SAC: 0 DP: 1 HBP: 1						

	AB	32
	R	2
	H	5
	RBI	2
	BB	2
	SO	9
	LOB	17

WP: 1 PA: 35
PB: 0
SB: 0
CS: 0

PITCHER	IP	WLS	BF	H	R	ER	SO	BB	IBB	HBP	BLK	WP	HR	S	P	ERA	WHIP
Jim Kaat, L (1, 1) ERA: 3.21	9.0	W	35	5	2	2	9	2	0	1	0	1	0	50	59	2.00	0.778

PITCHER	IP	WLS	BF	H	R	ER	SO	BB	IBB	HBP	BLK	WP	HR	S	P	ERA	WHIP

Cleveland Indians @ Minnesota Twins

Metropolitan Stadium, Bloomington , MI

Tue Jun 23 1964, 8:05 PM EDT

Att. 17,379 - Unknown

livebaseballscorecards.com

BOTTOM

Batter	1	2	3	4	5	6	7	8	9	AB	R	H	RBI	BB	SO	LOB
Zoilo Versalles, R (1, 6) OBP: 0.333, SLG: 0.423	5-3	K			F8		6-3 1B			4	0	1	0	0	1	2
Rich Rollins, R (1, 5) OBP: 0.331, SLG: 0.449	2-3	4-3			2B 2B		6-3 1-2			4	1	1	0	0	0	3
Tony Oliva, L (1, 9) OBP: 0.372, SLG: 0.575	F8		F8		2-H 2B		K			4	0	1	1	0	1	1
Harmon Killebrew, R (1, 7) OBP: 0.375, SLG: 0.609		1B 1B 1B	HR		F8		6-3			4	2	2	1	0	0	2
Jimmie Hall, L (1, 8) OBP: 0.308, SLG: 0.500		1B 1B 1B 1-2	K		F3			HR		4	2	2	1	0	1	1
Bob Allison, R (1, 3) OBP: 0.419, SLG: 0.618		SH3 1B E 1B 1-3 2-H	5-3			BBBB 4-3 BB		L5		3	1	1	1	1	0	0
Earl Battey, R (1, 2) OBP: 0.309, SLG: 0.379		E SH3 1B 1-2 3-H		6-3		4-3 1-2		F9		4	0	1	1	0	0	1
Johnny Goryl, R (1, 4) OBP: 0.284, SLG: 0.258		SH3 1-2 2-3		6-3		6-3		1-3		3	0	0	0	0	0	1
Jim Kaat, L (1, 1) OBP: 0.361, SLG: 0.452		E8 2-3 3-H		4-3		4-3				3	0	1	1	0	0	1
Inning Stats	R: 0 E: 0 K: 0 S: 3 H: 0 LOB: 0 BB: 0 P: 3	R: 3 E: 1 K: 1 S: 10 H: 5 LOB: 2 BB: 0 P: 10	R: 1 E: 0 K: 1 S: 6 H: 1 LOB: 0 BB: 0 P: 6	R: 0 E: 0 K: 0 S: 3 H: 0 LOB: 0 BB: 0 P: 3	R: 1 E: 0 K: 0 S: 5 H: 2 LOB: 1 BB: 0 P: 5	R: 0 E: 0 K: 0 S: 3 H: 0 LOB: 1 BB: 1 P: 7	R: 0 E: 0 K: 1 S: 6 H: 1 LOB: 1 BB: 0 P: 6	R: 1 E: 0 K: 0 S: 4 H: 1 LOB: 0 BB: 0 P: 4		1B: 6 2B: 2 3B: 0 HR: 2	SF: 0 SAC: 1 DP: 0 HBP: 0			WP: 0 PB: 0 SB: 0 CS: 0	PA: 35		

	AB	33
	R	6
	H	10
	RBI	6
	BB	1
	SO	3
	LOB	12

PITCHER		IP	WLS	BF	H	R	ER	SO	BB	IBB	HBP	BLK	WP	HR	S	P	ERA	WHIP
Pedro Ramos, R ERA: 3.74	(1, 1)	4.1	L	21	8	5	5	2	0	0	0	0	0	1	25	25	10.38	1.846
Gary Bell, R ERA: 4.1	(5, 1)	0.2		2	0	0	0	0	0	0	0	0	0	0	2	2	0.00	0.000
Ted Abernathy, R ERA: 2.57	(6, 1)	2.0		8	1	0	0	1	1	0	0	0	0	0	9	13	0.00	1.000
Lee Stange, R ERA: 5.1	(8, 1)	1.0		4	1	1	1	0	0	0	0	0	0	1	4	4	9.00	1.000

PITCHER		IP	WLS	BF	H	R	ER	SO	BB	IBB	HBP	BLK	WP	HR	S	P	ERA	WHIP

Cleveland Indians @ Minnesota Twins

Metropolitan Stadium, Bloomington , MI

Wed Jun 24 1964, 8:05 PM EDT

Unknown

TOP

livebaseballscorecards.com

Batter	1	2	3	4	5	6	7	8	9	AB	R	H	RBI	BB	SO	LOB
Dick Howser, R (1, 6) OBP: 0.314, SLG: 0.312	4-3		4-3 (1-2)	4-3		6-3		K		5	0	0	0	0	1	1
Vic Davalillo, L (1, 8) OBP: 0.286, SLG: 0.320	4-3		K	F7		WP, 1B		1-3		5	1	1	0	0	1	1
Leon Wagner, L (1, 7) OBP: 0.363, SLG: 0.514	2B, 1B		BB, HR (2-3), 1B	F6		S (1-H), 1B			K	5	2	3	1	0	1	0
John Romano, R (1, 2) OBP: 0.375, SLG: 0.563	1-H, 2B		HR (1-2), BB		6-3	F4 (1-2)			K	4	1	1	1	1	1	1
Max Alvis, R (1, 5) OBP: 0.305, SLG: 0.434	K		1-H, 2-H, 3-H, HR		5-3	G1-6-3, 1B			HR	5	2	3	5	0	1	1
Bob Chance, L (1, 3) OBP: 0.436, SLG: 0.571		CS, BB	2B, 1B		HR, 1B	G1-6-3 (1-2f)			BB, WP	3	3	2	0	2	0	1
Al Smith, R (1, 9) OBP: 0.224, SLG: 0.317		K (1-2)	1B, 2B (1-H)		HR (1-H)	1B			WP, BB (1-2)	4	2	3	3	1	1	1
Larry Brown, R (1, 4) OBP: 0.265, SLG: 0.390		F7	1B (2-H)		1-3	L4			F6 (1-3, 2-H)	5	0	1	1	0	0	2
Dick Donovan, L (1, 1) OBP: 0.304, SLG: 0.111			BB, K			K		6-3		3	1	0	0	1	2	1

	AB	39
	R	12
	H	14
	RBI	11
	BB	5
	SO	8
	LOB	9

Inning Stats	1	2	3	4	5	6	7	8	9
	R: 1	R: 0	R: 6	R: 0	R: 2	R: 1	R: 0	R: 0	R: 2
	E: 0	E: 0	E: 0	E: 0	E: 0	E: 0	E: 0	E: 0	E: 0
	K: 1	K: 1	K: 2	K: 0	K: 0	K: 1	K: 0	K: 1	K: 2
	S: 7	S: 4	S: 12	S: 3	S: 5	S: 7	S: 4	S: 5	S: 8
	H: 2	H: 0	H: 5	H: 0	H: 2	H: 2	H: 2	H: 0	H: 1
	LOB: 1	LOB: 0	LOB: 1	LOB: 0	LOB: 0	LOB: 1	LOB: 1	LOB: 0	LOB: 1
	BB: 0	BB: 1	BB: 2	BB: 0	BB: 0	BB: 0	BB: 0	BB: 0	BB: 2
	P: 7	P: 8	P: 20	P: 3	P: 5	P: 7	P: 4	P: 5	P: 16

1B: 9	SF: 0	WP: 3	PA: 44
2B: 2	SAC: 0	PB: 0	
3B: 0	DP: 1	SB: 1	
HR: 3	HBP: 0	CS: 1	

PITCHER		IP	WLS	BF	H	R	ER	SO	BB	IBB	HBP	BLK	WP	HR	S	P	ERA	WHIP
Jim Roland, L (1, 1) ERA: 4.14	(1, 1)	2.2	L	16	6	7	7	3	3	0	0	0	0	1	19	31	23.62	3.375
Bill Whitby, R (3, 1) ERA: 5.68	(3, 1)	3.1		15	5	3	3	2	0	0	0	0	1	1	19	19	8.10	1.500
Garland Shifflett, R (7, 1) ERA: 4.96	(7, 1)	2.0		7	2	0	0	1	0	0	0	0	0	0	9	9	0.00	1.000
Bill Pleis, L (9, 1) ERA: 4.13	(9, 1)	1.0		6	1	2	2	2	2	0	0	0	1	1	8	16	18.00	3.000

PITCHER	IP	WLS	BF	H	R	ER	SO	BB	IBB	HBP	BLK	WP	HR	S	P	ERA	WHIP

Cleveland Indians @ Minnesota Twins

Metropolitan Stadium, Bloomington , MI

Wed Jun 24 1964, 8:05 PM EDT

Unknown

BOTTOM

Batter	1	2	3	4	5	6	7	8	9	AB	R	H	RBI	BB	SO	LOB
Zoilo Versalles, R (1, 6) OBP: 0.336, SLG: 0.435	F6		1B			5-3		2-H HR		4	1	2	2	0	0	0
Rich Rollins, R (1, 5) OBP: 0.330, SLG: 0.446	F9		F2			1B		5-3		4	0	1	0	0	0	1
Tony Oliva, L (1, 9) OBP: 0.367, SLG: 0.567	6-3			4-3		L3		4-3		4	0	0	0	0	0	1
Harmon Killebrew, R (1, 7) OBP: 0.370, SLG: 0.598		F8		K			F2		5-3	4	0	0	0	0	1	0
Jimmie Hall, L (1, 8) OBP: 0.307, SLG: 0.510		1-3		F6			F8		HR	4	1	1	1	0	0	0
Bob Allison, R (1, 3) OBP: 0.424, SLG: 0.625		1B			5-3		1B		2B	4	0	3	0	0	0	0
Earl Battey, R (1, 2) OBP: 0.305, SLG: 0.374 Joe McCabe, R (6, 2) OBP: 0.150, SLG: 0.158	F9			5-3			K		F6	2 2	0 0	0 0	0 0	0 0	0 1	1 2
Johnny Goryl, R (1, 4) OBP: 0.269, SLG: 0.243			6-3		F8			5-3	6-3	4	0	0	0	0	0	1
Jim Roland, R (1, 1) OBP: 0.083, SLG: 0.083 Bill Whitby, R (3, 1) Frank Kostro, R (6, PH) OBP: 0.417, SLG: 0.818 Garland Shifflett, R (7, 1) Don Mincher, L (8, PH) OBP: 0.352, SLG: 0.639 Bill Pleis, L (9, 1) OBP: 0.667, SLG: 0.500			K			5-3		HR 2B		0 1 1 0 1 0	0 0 0 0 1 0	0 0 0 0 1 0	0 0 0 0 0 0	0 0 0 0 0 0	0 1 0 0 0 0	0 0 0 0 0 0
Inning Stats	R: 0 E: 0 K: 0 S: 3 H: 0 LOB: 0 BB: 0 P: 3	R: 0 E: 0 K: 0 S: 4 H: 1 LOB: 1 BB: 0 P: 4	R: 0 E: 0 K: 1 S: 6 H: 1 LOB: 1 BB: 0 P: 6	R: 0 E: 0 K: 1 S: 5 H: 0 LOB: 0 BB: 0 P: 5	R: 0 E: 0 K: 0 S: 3 H: 0 LOB: 0 BB: 0 P: 3	R: 0 E: 0 K: 0 S: 4 H: 1 LOB: 1 BB: 0 P: 4	R: 0 E: 0 K: 1 S: 6 H: 1 LOB: 1 BB: 0 P: 6	R: 2 E: 0 K: 0 S: 5 H: 2 LOB: 0 BB: 0 P: 5	R: 1 E: 0 K: 0 S: 5 H: 2 LOB: 1 BB: 0 P: 5	1B: 4 2B: 2 3B: 0 HR: 2	SF: 0 SAC: 0 DP: 0 HBP: 0		WP: 0 PB: 0 SB: 0 CS: 0	PA: 35			

PITCHER	IP	WLS	BF	H	R	ER	SO	BB	IBB	HBP	BLK	WP	HR	S	P	ERA	WHIP
Dick Donovan, R (1, 1) ERA: 4.7	9.0	W	35	8	3	3	3	0	0	0	0	0	2	41	41	3.00	0.889

PITCHER	IP	WLS	BF	H	R	ER	SO	BB	IBB	HBP	BLK	WP	HR	S	P	ERA	WHIP

AB	35
R	3
H	8
RBI	3
BB	0
SO	3
LOB	6

livebaseballscorecards.com

Cleveland Indians @ Minnesota Twins

Metropolitan Stadium, Bloomington , MI

Wed Jun 24 1964, 8:05 PM EDT

Att. 23,706 - Unknown

TOP

livebaseballscorecards.com

Batter	1	2	3	4	5	6	7	8	9	AB	R	H	RBI	BB	SO	LOB
Dick Howser, R (1, 6) OBP: 0.313, SLG: 0.311	K		1B		F9		F2 1-2			4	0	1	0	0	1	3
Vic Davalillo, L (1, 8) OBP: 0.286, SLG: 0.318	WP 1B		K		K			4-3		4	0	1	0	0	2	3
Leon Wagner, L (1, 7) OBP: 0.358, SLG: 0.506	K 1-2			K	F7			F6		4	0	0	0	0	2	3
John Romano, R (1, 2) OBP: 0.372, SLG: 0.556	F4			HR 1B		K		F7		4	1	1	0	0	1	1
Max Alvis, R (1, 5) OBP: 0.308, SLG: 0.430		K		K		BB			G6-4-3 BB	2	0	0	0	2	2	1
Bob Chance, L (1, 3) OBP: 0.431, SLG: 0.586		F7		1-H HR		K			K	4	1	1	2	0	2	2
Al Smith, R (1, 9) OBP: 0.211, SLG: 0.299		5-3		5-3		F7			G6-4-3 1-2f	4	0	0	0	0	0	2
Larry Brown, R (1, 4) OBP: 0.266, SLG: 0.389			6-3		E 1B		K			3	0	1	0	0	1	0
Sam McDowell, L (1, 1) OBP: 0.133, SLG: 0.071			K		E1 1-2		CS 1B			2	0	0	0	0	1	1
Billy Moran, R (7, PH) OBP: 0.321, SLG: 0.328										1	0	1	0	0	0	0
Sonny Siebert, R (7, 1) OBP: 0.333, SLG: 0.455										0	0	0	0	0	0	0

	AB	32
	R	2
	H	6
	RBI	2
	BB	2
	SO	12
	LOB	16

Inning Stats	1	2	3	4	5	6	7	8	9			
	R: 0 H: 1 E: 0 LOB: 1 K: 2 BB: 0 S: 8 P: 8	R: 0 H: 0 E: 0 LOB: 0 K: 1 BB: 0 S: 5 P: 5	R: 0 H: 1 E: 0 LOB: 1 K: 2 BB: 0 S: 8 P: 8	R: 2 H: 2 E: 0 LOB: 0 K: 2 BB: 0 S: 9 P: 9	R: 0 H: 1 E: 1 LOB: 2 K: 1 BB: 0 S: 7 P: 7	R: 0 H: 0 E: 0 LOB: 1 K: 2 BB: 1 S: 7 P: 11	R: 0 H: 1 E: 0 LOB: 0 K: 1 BB: 0 S: 5 P: 5	R: 0 H: 0 E: 0 LOB: 0 K: 0 BB: 0 S: 3 P: 3	R: 0 H: 0 E: 0 LOB: 0 K: 1 BB: 1 S: 4 P: 8	1B: 5 2B: 0 3B: 0 HR: 1	SF: 0 SAC: 0 DP: 1 HBP: 0	WP: 1 PA: 34 PB: 0 SB: 0 CS: 1

PITCHER	IP	WLS	BF	H	R	ER	SO	BB	IBB	HBP	BLK	WP	HR	S	P	ERA	WHIP
Dick Stigman, L (1, 1) ERA: 4.32	9.0	W	34	6	2	2	12	2	0	0	0	1	1	56	64	2.00	0.889

PITCHER	IP	WLS	BF	H	R	ER	SO	BB	IBB	HBP	BLK	WP	HR	S	P	ERA	WHIP

Batter	1	2	3	4	5	6	7	8	9	AB	R	H	RBI	BB	SO	LOB
Zoilo Versalles, R (1, 6) OBP: 0.334, SLG: 0.433	S S S 0-3 K ①		x 0-0 2B 2-H 1B ③	x 0-0 5-3 ③			x 0-0 6-3 ②			4	0	1	1	0	1	1
Rich Rollins, R (1, 5) OBP: 0.332, SLG: 0.455	x 0-0 F8 ②		x 0-0 1-3 2B		x 0-0 SH3 SF8 2B		x 0-0 F6 ③			4	1	2	0	0	0	0
Tony Oliva, L (1, 9) OBP: 0.364, SLG: 0.561	x 0-0 F7 ③		x 0-0 6-3 ①		x 0-0 SH3 2-3 ①			x 0-0 F7 ①		3	0	0	0	0	0	2
Harmon Killebrew, R (1, 7) OBP: 0.368, SLG: 0.593		B B B B 4-0 BB BB	S S S 0-3 K ②		x 0-0 SF8 3-H ②			x 0-0 5-3 ②		2	0	0	1	1	1	2
Bob Allison, R (1, 3) OBP: 0.421, SLG: 0.623		S S S 0-3 K ①	x 0-0 F9 ③		x 0-0 F8 ③			x 0-0 2B		4	0	1	0	0	1	3
Jimmie Hall, L (1, 8) OBP: 0.306, SLG: 0.502		x 0-0 F7 ②	S S S 0-3 K ①			B B B 4-0 G6-3 BB		S S S 0-3 K ③		3	0	0	0	1	2	2
Earl Battey, R (1, 2) OBP: 0.311, SLG: 0.382		B B B B 4-0 1-2 BB	x 0-0 E 2B			x 0-0 G6-3 1-2f ① ②				2	1	1	0	1	0	1
Jerry Kindall, R (1, 4) OBP: 0.333, SLG: 0.397		S S S 0-3 K ③	x 0-0 E8 1-2 2-H 1B			x 0-0 6-3 ③				3	0	1	1	0	1	2
Dick Stigman, R (1, 1) OBP: 0.108, SLG: 0.139		x 0-0 1B 2B	S S S 0-3 K ②				S S S 0-3 K ①			3	1	1	0	0	2	1
Inning Stats	R: 0 H: 0 E: 0 LOB: 0 K: 1 BB: 0 S: 5 P: 5	R: 0 H: 0 E: 0 LOB: 2 K: 2 BB: 2 S: 7 P: 15	R: 1 H: 3 E: 0 LOB: 2 K: 1 BB: 0 S: 8 P: 8	R: 1 H: 2 E: 1 LOB: 1 K: 2 BB: 0 S: 9 P: 9	R: 1 H: 1 E: 0 LOB: 0 K: 0 BB: 0 S: 4 P: 4	R: 0 H: 0 E: 0 LOB: 0 K: 0 BB: 1 S: 2 P: 6	R: 0 H: 0 E: 0 LOB: 0 K: 1 BB: 0 S: 5 P: 5	R: 0 H: 1 E: 0 LOB: 1 K: 1 BB: 0 S: 6 P: 6		1B: 2 SF: 1 2B: 5 SAC: 1 3B: 0 DP: 1 HR: 0 HBP: 0						

PITCHER		IP	WLS	BF	H	R	ER	SO	BB	IBB	HBP	BLK	WP	HR	S	P	ERA	WHIP
Sam McDowell, L ERA: 2.78	(1, 1)	6.0	L	26	6	3	3	6	3	0	0	0	0	0	35	47	4.50	1.500
Sonny Siebert, R ERA: 4.54	(7, 1)	2.0		7	1	0	0	2	0	0	0	0	0	0	11	11	0.00	0.500

PITCHER	IP	WLS	BF	H	R	ER	SO	BB	IBB	HBP	BLK	WP	HR	S	P	ERA	WHIP

BOTTOM

Cleveland Indians @ Minnesota Twins

Metropolitan Stadium, Bloomington , MI

Wed Jun 24 1964, 8:05 PM EDT

Att. 23,706 - Unknown

livebaseballscorecards.com

AB	28
R	3
H	7
RBI	3
BB	3
SO	8
LOB	14

Cleveland Indians @ Minnesota Twins

Metropolitan Stadium, Bloomington , MI

Thu Jun 25 1964, 4:33 AM EDT

Att. 9,341 - Unknown

TOP

livebaseballscorecards.com

Batter	1	2	3	4	5	6	7	8	9	AB	R	H	RBI	BB	SO	LOB
Dick Howser, R (1, 6) OBP: 0.318, SLG: 0.320	F5		1-3 1-2 1B		F8 2-H 1B	1-3 2-H 3-H 2B		F7		5	1	3	3	0	0	0
Vic Davalillo, L (1, 8) OBP: 0.279, SLG: 0.310	K		1-3 1-2 2-3		F8	F4		F9		5	0	0	0	0	1	5
Leon Wagner, L (1, 7) OBP: 0.355, SLG: 0.498	L7		3-1		F8 2-3	F9			S HBP	4	0	0	0	0	0	5
Bob Chance, L (1, 9) OBP: 0.430, SLG: 0.575 (8, 3)		PB BB		4-3	1B 3-H		K		K 1-2	4	0	1	1	1	2	1
John Romano, R (1, 2) OBP: 0.363, SLG: 0.539 Joe Azcue, R (9, 2) OBP: 0.293, SLG: 0.372	F3 1-2			4-3	F9		5-3		6-3	5 0	0 0	0 0	0 0	0 0	0 0	3 0
Fred Whitfield, L (1, 3) OBP: 0.322, SLG: 0.427 Don McMahon, R (8, 1) OBP: 0.167, SLG: 0.167	F6			E3 HR		F4	K		K	4 1	1 0	0 0	0 0	0 0	1 1	1 1
Max Alvis, R (1, 5) OBP: 0.315, SLG: 0.445	F7			1-H HR		1B 1B 2B 1B		BB HR		3	3	2	2	1	0	1
Larry Brown, R (1, 4) OBP: 0.271, SLG: 0.407			6-3	1-3		1B 1-2 2B 1B		1-H HR		4	2	2	2	0	0	0
Jack Kralick, L (1, 1) OBP: 0.205, SLG: 0.211 Al Smith, R (8, PH) OBP: 0.208, SLG: 0.294 (8, 9)			1-3 1B 1B		1B 2B	2B 1-2 2-3 1B		F8		3 1	1 0	3 0	0 0	0 0	0 0	0 0

	AB	39
	R	8
	H	11
	RBI	8
	BB	2
	SO	5
	LOB	17

Inning Stats										
	R: 0	H: 0	R: 0	H: 0	R: 0	H: 2	R: 2	H: 1	R: 2	H: 3
	E: 0	LOB: 0	E: 0	LOB: 1	E: 0	LOB: 2	E: 1	LOB: 0	E: 0	LOB: 1
	K: 1	BB: 0	K: 0	BB: 1	K: 0	BB: 0	K: 0	BB: 0	K: 0	BB: 0
	S: 5	P: 5	S: 3	P: 7	S: 5	P: 5	S: 5	P: 5	S: 6	P: 6

Inning Stats										
	R: 2	H: 4	R: 0	H: 0	R: 2	H: 1	R: 0	H: 0	1B: 7	SF: 0	WP: 0	PA: 42
	E: 0	LOB: 2	E: 0	LOB: 0	E: 0	LOB: 0	E: 0	LOB: 1	2B: 2	SAC: 0	PB: 1	
	K: 0	BB: 0	K: 2	BB: 0	K: 0	BB: 1	K: 2	BB: 0	3B: 0	DP: 0	SB: 1	
	S: 7	P: 7	S: 7	P: 7	S: 4	P: 8	S: 7	P: 8	HR: 2	HBP: 1	CS: 0	

PITCHER		IP	WLS	BF	H	R	ER	SO	BB	IBB	HBP	BLK	WP	HR	S	P	ERA	WHIP
Mudcat Grant, R ERA: 5.72	(1, 1)	5.0	L	23	6	4	2	1	1	0	0	0	0	1	24	28	3.60	1.400
Jim Perry, R ERA: 5.32	(6, 1)	0.1		5	4	2	2	0	0	0	0	0	0	0	5	5	54.00	12.000
Bill Pleis, L ERA: 3.9	(6, 1)	1.2		5	0	0	0	2	0	0	0	0	0	0	9	9	0.00	0.000
Bill Whitby, R ERA: 8.53	(8, 1)	0.0		2	1	2	2	0	1	0	0	0	0	1	1	5	∞	∞
Jim Roland, L ERA: 4.04	(8, 1)	2.0		7	0	0	0	2	0	0	1	0	0	0	10	11	0.00	0.000

PITCHER		IP	WLS	BF	H	R	ER	SO	BB	IBB	HBP	BLK	WP	HR	S	P	ERA	WHIP

Cleveland Indians @ Minnesota Twins

Metropolitan Stadium, Bloomington , MI

Thu Jun 25 1964, 4:33 AM EDT

Att. 9,341 - Unknown

livebaseballscorecards.com

BOTTOM

Batter	1	2	3	4	5	6	7	8	9	AB	R	H	RBI	BB	SO	LOB
Zoilo Versalles, R (1, 6) OBP: 0.330, SLG: 0.427	F3		F9		G5-4-3 1-2f			F9		4	0	0	0	0	0	2
Rich Rollins, R (1, 5) OBP: 0.331, SLG: 0.450	BB		L9		5-3			6-3		3	0	0	0	1	0	1
Tony Oliva, L (1, 9) OBP: 0.359, SLG: 0.553	F9		F8			F8		4-3		4	0	0	0	0	0	2
Harmon Killebrew, R (1, 7) OBP: 0.363, SLG: 0.583	L7			6-3		K			F5	4	0	0	0	0	1	1
Bob Allison, R (1, 3) OBP: 0.426, SLG: 0.626		BB SH1-3		1B 2B		BB			K	2	1	1	0	2	1	0
Jimmie Hall, L (1, 8) OBP: 0.311, SLG: 0.502		SH1-3 1-2		2-H 1B		L1			BB	2	0	1	1	1	0	1
Earl Battey, R (1, 2) OBP: 0.311, SLG: 0.377 Jerry Zimmerman, R (8, 2) OBP: 0.316, SLG: 0.220	K		F7				G5-4-3 BB		F4	2 1	0 0	0 0	0 0	1 0	1 0	2 1
Jerry Kindall, R (1, 4) OBP: 0.318, SLG: 0.377	K		F6				G5-4-3 1-2f			3	0	0	0	0	1	3
Mudcat Grant, R (1, 1) OBP: 0.310, SLG: 0.577 Frank Kostro, R (5, PH) OBP: 0.462, SLG: 0.818 Jim Perry, S (6, 1) OBP: 0.250, SLG: 0.250 Bill Pleis, L (6, 1) OBP: 0.667, SLG: 0.500 Johnny Goryl, R (7, PH) OBP: 0.266, SLG: 0.239 Bill Whitby, R (8, 1) OBP: 0.083, SLG: 0.083 Jim Roland, R (8, 1)			2B		G5-4-3 BB		L8			1 0 0 0 1 0 0 0	0 0 0 0 0 0 0 0	1 0 0 0 0 0 0 0	0 0 0 0 0 0 0 0	0 1 0 0 0 0 0 0	0 0 0 0 0 0 0 0	0 0 0 0 0 0 0 0
Inning Stats	R: 0 E: 0 K: 0 S: 3 H: 0 LOB: 1 BB: 1 P: 7	R: 0 E: 0 K: 2 S: 7 H: 0 LOB: 1 BB: 1 P: 11	R: 0 E: 0 K: 0 S: 4 H: 1 LOB: 1 BB: 0 P: 4	R: 1 E: 0 K: 0 S: 5 H: 2 LOB: 1 BB: 0 P: 5	R: 0 E: 0 K: 0 S: 2 H: 0 LOB: 0 BB: 1 P: 6	R: 0 E: 0 K: 1 S: 5 H: 0 LOB: 1 BB: 1 P: 9	R: 0 E: 0 K: 0 S: 2 H: 0 LOB: 0 BB: 1 P: 6	R: 0 E: 0 K: 0 S: 3 H: 0 LOB: 0 BB: 0 P: 3	R: 0 E: 0 K: 1 S: 5 H: 0 LOB: 1 BB: 1 P: 9	1B: 1 2B: 2 3B: 0 HR: 0	SF: 0 SAC: 1 DP: 2 HBP: 0					WP: 0 PB: 0 SB: 0 CS: 0	PA: 34

		AB	27
		R	1
		H	3
		RBI	1
		BB	6
		SO	4
		LOB	13

PITCHER		IP	WLS	BF	H	R	ER	SO	BB	IBB	HBP	BLK	WP	HR	S	P	ERA	WHIP
Jack Kralick, L ERA: 2.23	(1, 1)	7.0	W	27	3	1	1	3	5	0	0	0	0	0	28	48	1.29	1.143
Don McMahon, R ERA: 1.2	(8, 1)	2.0	S	7	0	0	0	1	1	0	0	0	0	0	8	12	0.00	0.500

PITCHER	IP	WLS	BF	H	R	ER	SO	BB	IBB	HBP	BLK	WP	HR	S	P	ERA	WHIP

Cleveland Indians @ Boston Red Sox

Fenway Park, Boston, MA

Fri Jun 26 1964, 7:05 PM EDT

Att. 20,495 - Unknown

TOP

livebaseballscorecards.com

Batter	1	2	3	4	5	6	7	8	9	AB	R	H	RBI	BB	SO	LOB
Dick Howser, R (1, 6) OBP: 0.324, SLG: 0.327	F5		BB			F9 SF8 2B		1B 1B		3	2	2	0	1	0	0
Vic Davalillo, L (1, 8) OBP: 0.274, SLG: 0.304	1-3		F8			F9 2-3		F7		4	0	0	0	0	0	3
Leon Wagner, L (1, 7) OBP: 0.354, SLG: 0.496	E4			F6		SF8 3-H		1B 1-2		3	0	1	1	0	0	0
Bob Chance, L (1, 9) OBP: 0.438, SLG: 0.577 Tito Francona, L (8, 3) OBP: 0.373, SLG: 0.305	4-3			S BB		1B		1-2 2-H 1B		3 0	0 0	2 0	1 0	1 0	0 0	1 0
Fred Whitfield, L (1, 3) OBP: 0.315, SLG: 0.417 Al Smith, R (8, 9) OBP: 0.208, SLG: 0.294		K		K 1-2		K		3-1		4 0	0 0	0 0	0 0	0 0	3 0	4 0
Billy Moran, R (1, 5) OBP: 0.316, SLG: 0.322		F9		6-3			6-3		F3	4	0	0	0	0	0	1
Joe Azcue, R (1, 2) OBP: 0.281, SLG: 0.356		1-3			6-3		6-3		K	4	0	0	0	0	1	0
Larry Brown, R (1, 4) OBP: 0.266, SLG: 0.399			5-3		F4		K		F9	4	0	0	0	0	1	0
Tommy John, R (1, 1) OBP: 0.190, SLG: 0.190			F6		K			5-3		3	0	0	0	0	1	0
Inning Stats	R: 0 E: 1 K: 0 S: 4 H: 0 LOB: 1 BB: 0 P: 4	R: 0 E: 0 K: 1 S: 5 H: 0 LOB: 0 BB: 0 P: 5	R: 0 E: 0 K: 0 S: 3 H: 0 LOB: 1 BB: 1 P: 7	R: 0 E: 0 K: 1 S: 5 H: 0 LOB: 1 BB: 1 P: 9	R: 0 E: 0 K: 1 S: 5 H: 0 LOB: 0 BB: 0 P: 5	R: 1 E: 0 K: 1 S: 7 H: 2 LOB: 1 BB: 0 P: 7	R: 0 E: 0 K: 1 S: 5 H: 0 LOB: 0 BB: 0 P: 5	R: 1 E: 0 K: 0 S: 6 H: 3 LOB: 2 BB: 0 P: 6	R: 0 E: 0 K: 1 S: 5 H: 0 LOB: 0 BB: 0 P: 5	1B: 4 2B: 1 3B: 0 HR: 0 SF: 1 SAC: 0 DP: 0 HBP: 0						

	AB	32
	R	2
	H	5
	RBI	2
	BB	2
	SO	6
	LOB	9

WP: 0 PA: 35
PB: 0
SB: 1
CS: 0

PITCHER		IP	WLS	BF	H	R	ER	SO	BB	IBB	HBP	BLK	WP	HR	S	P	ERA	WHIP
Dave Morehead, R ERA: 4.72	(1, 1)	8.0		32	5	2	2	5	2	0	0	0	0	0	40	48	2.25	0.875
Dick Radatz, R ERA: 1.78	(9, 1)	1.0	W	3	0	0	0	1	0	0	0	0	0	0	5	5	0.00	0.000

PITCHER	IP	WLS	BF	H	R	ER	SO	BB	IBB	HBP	BLK	WP	HR	S	P	ERA	WHIP

Cleveland Indians @ Boston Red Sox

Fenway Park, Boston, MA

Fri Jun 26 1964, 7:05 PM EDT

Att. 20,495 - Unknown

BOTTOM

Batter	1	2	3	4	5	6	7	8	9	AB	R	H	RBI	BB	SO	LOB
Chuck Schilling, R (1, 4) OBP: 0.271, SLG: 0.231	4-3		F8		G5-4-3 BB		K		6-3	4	0	0	0	1	1	1
Felix Mantilla, R (1, 7) OBP: 0.330, SLG: 0.500	F4		F9		G5-4-3 1-2f		1B		HR 1B	5	1	2	0	0	0	2
Carl Yastrzemski, L (1, 8) OBP: 0.367, SLG: 0.451	6-3			4-3 1-3 2B	E4 1B		F8		F7	5	1	1	0	0	0	2
Dick Stuart, R (1, 3) OBP: 0.313, SLG: 0.462 Roman Mejias, R (8, PR) OBP: 0.243, SLG: 0.364 Dick Radatz, R (9, 1) OBP: 0.222, SLG: 0.278 Russ Nixon, L (9, PH) OBP: 0.397, SLG: 0.443		K		4-3 2-3	1B 1-2			E SH G5-2-3 1B	HR 1-H	4 0 0 1	0 0 0 1	2 0 0 1	0 0 0 2	0 0 0 0	1 0 0 0	1 0 0 0
Frank Malzone, R (1, 5) OBP: 0.335, SLG: 0.397		FC5-4 BB		1-3 3-H	K			SH G5-2-3 E 1-2		2	0	0	1	1	1	2
Lee Thomas, L (1, 9) OBP: 0.328, SLG: 0.383		FC5-4 1-2f		1B 1B BB		F9		E3 G5-2-3 1-2 2-3		3	0	0	0	1	0	3
Eddie Bressoud, R (1, 6) OBP: 0.370, SLG: 0.442		1-3		1B 1-2 1B		F7		G5-2-3 1-2 2-3 3-Hf		4	0	1	0	0	0	4
Bob Tillman, R (1, 2) OBP: 0.381, SLG: 0.445			FC1-6 1B	FC4-6 1-2 2-3 1B		F4		IBB		3	0	2	0	1	0	0
Dave Morehead, R (1, 1) OBP: 0.125, SLG: 0.067 Dick Williams, R (8, PH) OBP: 0.279, SLG: 0.447 (9, 3)			FC1-6 1-2f	FC4-6 1-2f			L3	K		3 1	0 0	0 0	0 0	0 0	0 1	4 3

Inning Stats	1	2	3	4	5	6	7	8	9
	R: 0 H: 0 E: 0 LOB: 0 K: 0 BB: 0 S: 3 P: 3	R: 0 H: 0 E: 0 LOB: 1 K: 1 BB: 1 S: 5 P: 9	R: 0 H: 1 E: 0 LOB: 1 K: 0 BB: 0 S: 4 P: 4	R: 1 H: 3 E: 0 LOB: 3 K: 0 BB: 1 S: 6 P: 10	R: 0 H: 1 E: 1 LOB: 2 K: 1 BB: 1 S: 6 P: 10	R: 0 H: 0 E: 0 LOB: 0 K: 0 BB: 0 S: 3 P: 3	R: 0 H: 1 E: 0 LOB: 1 K: 1 BB: 0 S: 6 P: 6	R: 0 H: 1 E: 1 LOB: 3 K: 1 BB: 1 S: 7 P: 11	R: 2 H: 2 E: 0 LOB: 0 K: 0 BB: 0 S: 4 P: 4

1B: 7	SF: 0	WP: 0	PA: 40
2B: 1	SAC: 1	PB: 0	
3B: 0	DP: 2	SB: 0	
HR: 1	HBP: 0	CS: 0	

livebaseballscorecards.com

	AB	R	H	RBI	BB	SO	LOB
	35	3	9	3	4	4	22

PITCHER	IP	WLS	BF	H	R	ER	SO	BB	IBB	HBP	BLK	WP	HR	S	P	ERA	WHIP
Tommy John, L (1, 1) ERA: 3.38	8.2	L	40	9	3	3	4	3	1	0	0	0	1	44	60	3.12	1.385

PITCHER	IP	WLS	BF	H	R	ER	SO	BB	IBB	HBP	BLK	WP	HR	S	P	ERA	WHIP

Batter	1	2	3	4	5	6	7	8	9	AB	R	H	RBI	BB	SO	LOB
Dick Howser, R (1, 6) OBP: 0.326, SLG: 0.327	BB 1B BB	6-3			F4			S 1B E 1B		3	2	1	0	1	0	0
Vic Davalillo, L (1, 8) OBP: 0.283, SLG: 0.314	1B 1B 1-2 BB		4-3 2B		L5			S 1-2 1B		3	1	2	0	1	0	0
Leon Wagner, L (1, 7) OBP: 0.352, SLG: 0.492	S 1B 1-3 2-H 1B		4-3 2-3			K		F3 1-3 2-H		4	1	1	1	0	1	2
Bob Chance, L (1, 9) OBP: 0.442, SLG: 0.581 Al Smith, R (1, PR) OBP: 0.200, SLG: 0.282 (1, 9)	FC6-4 BB 1-H 3-H 1B		F3			5-3		F5		1 3	0 0	1 0	2 0	0 0	0 0	0 2
John Romano, R (1, 2) OBP: 0.360, SLG: 0.529	FC6-4 1-2 BB		K			5-3			K	3	0	0	0	1	2	1
Fred Whitfield, L (1, 3) OBP: 0.308, SLG: 0.407 Tito Francona, L (9, 3) OBP: 0.373, SLG: 0.305	FC6-4 G4-6-3 1-2f 2-3			3-1			K		K	4 0	0 0	0 0	0 0	0 0	2 0	2 0
Billy Moran, R (1, 5) OBP: 0.310, SLG: 0.316	G4-6-3 1-2f			F7			6-3		5-3	4	0	0	0	0	0	2
Larry Brown, R (1, 4) OBP: 0.262, SLG: 0.393		1-3		K			K			3	0	0	0	0	2	0
Sonny Siebert, R (1, 1) OBP: 0.267, SLG: 0.357 Don McMahon, R (8, 1) OBP: 0.167, SLG: 0.167		F9			F9			F9		3 0	0 0	0 0	0 0	0 0	0 0	0 0
Inning Stats	R: 3 E: 0 K: 0 S: 4 H: 2 LOB: 2 BB: 3 P: 16	R: 0 E: 0 K: 0 S: 3 H: 0 LOB: 0 BB: 0 P: 3	R: 0 E: 0 K: 1 S: 6 H: 1 LOB: 1 BB: 0 P: 6	R: 0 E: 0 K: 1 S: 5 H: 0 LOB: 0 BB: 0 P: 5	R: 0 E: 0 K: 0 S: 3 H: 0 LOB: 0 BB: 0 P: 3	R: 0 E: 0 K: 1 S: 5 H: 0 LOB: 0 BB: 0 P: 5	R: 0 E: 0 K: 2 S: 7 H: 0 LOB: 0 BB: 0 P: 7	R: 1 E: 0 K: 0 S: 5 H: 2 LOB: 1 BB: 0 P: 5	R: 0 E: 0 K: 2 S: 7 H: 0 LOB: 0 BB: 0 P: 7	1B: 4 2B: 1 3B: 0 HR: 0 SF: 0 SAC: 0 DP: 1 HBP: 0						

PITCHER		IP	WLS	BF	H	R	ER	SO	BB	IBB	HBP	BLK	WP	HR	S	P	ERA	WHIP
Earl Wilson, R ERA: 4.66	(1, 1)	0.0	L	5	2	3	3	0	3	0	0	0	0	0	2	14	∞	∞
Bob Heffner, R ERA: 2.58	(1, 1)	8.0		26	3	1	0	5	0	0	0	0	0	0	36	36	0.00	0.375
Arnold Earley, L ERA: 2.16	(9, 1)	1.0		3	0	0	0	2	0	0	0	0	0	0	7	7	0.00	0.000

PITCHER	IP	WLS	BF	H	R	ER	SO	BB	IBB	HBP	BLK	WP	HR	S	P	ERA	WHIP

Cleveland Indians @ Boston Red Sox

Fenway Park, Boston, MA

Sat Jun 27 1964, 3:33 AM EDT

Att. 7,352 - Unknown

TOP

livebaseballscorecards.com

AB	31
R	4
H	5
RBI	3
BB	3
SO	7
LOB	9

WP: 0	PA: 34		
PB: 0			
SB: 4			
CS: 0			

Cleveland Indians @ Boston Red Sox

Fenway Park, Boston, MA

Sat Jun 27 1964, 3:33 AM EDT

Att. 7,352 - Unknown

BOTTOM

Batter	1	2	3	4	5	6	7	8	9	AB	R	H	RBI	BB	SO	LOB
Dalton Jones, L (1, 4) OBP: 0.312, SLG: 0.408	F6		K		F9			F8	F4	5	0	0	0	0	1	4
Felix Mantilla, R (1, 7) OBP: 0.333, SLG: 0.529	HR		F7		1B			5-3	6-3	5	1	2	1	0	0	3
Carl Yastrzemski, L (1, 8) OBP: 0.366, SLG: 0.456	6-3			4-3	PO	4-3		3B		4	1	1	0	0	0	0
Dick Stuart, R (1, 3) OBP: 0.315, SLG: 0.463	6-3			BB, 1B		6-3		BB, 1B		4	0	2	1	0	0	0
Lee Thomas, L (1, 9) OBP: 0.333, SLG: 0.388		F9		BB		2B		BB		2	0	1	0	2	0	0
Frank Malzone, R (1, 5) OBP: 0.329, SLG: 0.390		6-3		F3		5-3		F5		4	0	0	0	0	0	5
Eddie Bressoud, R (1, 6) OBP: 0.368, SLG: 0.437		6-3		F3			F4		BB	3	0	0	0	1	0	2
Bob Tillman, R (1, 2) OBP: 0.379, SLG: 0.441			F7		FC3-6, 1B		F2		F6	4	0	1	0	0	0	1
Earl Wilson, R (1, 1) OBP: 0.355, SLG: 0.519										0	0	0	0	0	0	0
Bob Heffner, R (1, 1) OBP: 0.273, SLG: 0.545										3	0	1	0	0	1	1
Arnold Earley, L (9, 1)										0	0	0	0	0	0	0
Russ Nixon, L (9, PH) OBP: 0.406, SLG: 0.443										0	0	0	0	1	0	0
Roman Mejias, R (9, PR) OBP: 0.243, SLG: 0.364			WP		FC3-6, PO, 1B		K		BB	0	0	0	0	0	0	0
Inning Stats	R: 1 E: 0 K: 0 S: 4 H: 1 LOB: 0 BB: 0 P: 4	R: 0 E: 0 K: 0 S: 3 H: 0 LOB: 0 BB: 0 P: 3	R: 0 E: 0 K: 1 S: 6 H: 1 LOB: 1 BB: 0 P: 6	R: 0 E: 0 K: 0 S: 4 H: 1 LOB: 2 BB: 1 P: 8	R: 0 E: 0 K: 0 S: 4 H: 2 LOB: 1 BB: 0 P: 4	R: 0 E: 0 K: 0 S: 4 H: 1 LOB: 1 BB: 0 P: 4	R: 0 E: 0 K: 1 S: 5 H: 0 LOB: 0 BB: 0 P: 5	R: 1 E: 0 K: 0 S: 5 H: 2 LOB: 2 BB: 1 P: 9	R: 0 E: 0 K: 0 S: 3 H: 0 LOB: 2 BB: 2 P: 11	1B: 5 2B: 1 3B: 1 HR: 1 SF: 0 SAC: 0 DP: 0 HBP: 0	WP: 1 PB: 0 SB: 0 CS: 0 PA: 39					

livebaseballscorecards.com

AB	34
R	2
H	8
RBI	2
BB	4
SO	2
LOB	16

PITCHER		IP	WLS	BF	H	R	ER	SO	BB	IBB	HBP	BLK	WP	HR	S	P	ERA	WHIP
Sonny Siebert, R ERA: 4.2	(1, 1)	7.2	W	31	8	2	2	2	1	0	0	0	1	1	34	38	2.35	1.174
Don McMahon, R ERA: 1.17	(8, 1)	1.1	S	7	0	0	0	0	3	0	0	0	0	0	4	16	0.00	2.250

PITCHER	IP	WLS	BF	H	R	ER	SO	BB	IBB	HBP	BLK	WP	HR	S	P	ERA	WHIP

Cleveland Indians @ Boston Red Sox

Fenway Park, Boston, MA

Sun Jun 28 1964, 3:33 AM EDT

Unknown

TOP

livebaseballscorecards.com

Batter	1	2	3	4	5	6	7	8	9	AB	R	H	RBI	BB	SO	LOB
Dick Howser, R (1, 6) OBP: 0.324, SLG: 0.329	5-3			6-3	5-3		1-H 2B		F2	5	0	1	1	0	0	2
Vic Davalillo, L (1, 8) OBP: 0.282, SLG: 0.313	5-3			L3		CS 1B	1-3			4	0	1	0	0	0	1
Leon Wagner, L (1, 7) OBP: 0.354, SLG: 0.515	F3			HR		1-2 HR		F7		4	2	2	2	0	0	0
John Romano, R (1, 2) OBP: 0.358, SLG: 0.520		BBBB G6-4-3 BB		6-3		F5		S S S K		3	0	0	0	1	1	0
Fred Whitfield, L (1, 3) OBP: 0.317, SLG: 0.411		F8			1B FC 1B	FC5-4 1B		H 1-0 HBP		3	0	2	0	0	0	1
Chico Salmon, R (8, PR) (8, 3)										0	0	0	0	0	0	0
Billy Moran, R (1, 5) OBP: 0.309, SLG: 0.315		G6-4-3 1-2f			FC6-4 FC 1-3 1B 1B	FC5-4 1-2f		S S S K		4	1	1	0	0	1	3
Al Smith, R (1, 9) OBP: 0.203, SLG: 0.280			G3		FC FC6-4 1-2 3-H		2B 1B		S S S K	4	1	1	0	0	1	2
Larry Brown, R (1, 4) OBP: 0.257, SLG: 0.385			1-3		FC6-4 1B 1-2f 2-3 1B		F8		F7	4	1	0	0	0	0	3
Pedro Ramos, S (1, 1) OBP: 0.286, SLG: 0.462			S S S K		1-H 3-H 1B		S S S K		B B B B BB	1	0	0	0	0	1	0
Gary Bell, R (3, 1) OBP: 0.429, SLG: 0.429										0	0	0	0	0	0	0
Bob Chance, L (5, PH) OBP: 0.446, SLG: 0.584										1	0	1	2	0	0	0
Sonny Siebert, R (5, PR) OBP: 0.287, SLG: 0.357										0	0	0	0	0	0	0
Lee Stange, R (5, 1) OBP: 0.188, SLG: 0.038										1	0	0	0	0	1	1
Ted Abernathy, R (7, 1)										0	0	0	0	0	0	0
Tito Francona, L (9, PH) OBP: 0.378, SLG: 0.305										0	0	0	0	1	0	0
Inning Stats	R: 0 E: 0 K: 0 S: 3 H: 0 LOB: 0 BB: 0 P: 3	R: 0 E: 0 K: 0 S: 2 H: 0 LOB: 0 BB: 1 P: 6	R: 0 E: 0 K: 1 S: 5 H: 0 LOB: 0 BB: 0 P: 5	R: 1 E: 0 K: 0 S: 4 H: 1 LOB: 0 BB: 0 P: 4	R: 2 E: 0 K: 0 S: 6 H: 3 LOB: 1 BB: 0 P: 6	R: 1 E: 0 K: 0 S: 5 H: 3 LOB: 1 BB: 0 P: 5	R: 1 E: 0 K: 1 S: 7 H: 2 LOB: 1 BB: 0 P: 7	R: 0 E: 0 K: 2 S: 7 H: 0 LOB: 1 BB: 0 P: 8	R: 0 E: 0 K: 1 S: 5 H: 0 LOB: 1 BB: 1 P: 9	1B: 6 2B: 1 3B: 0 HR: 2 SF: 0 SAC: 0 DP: 1 HBP: 1	WP: 0 PB: 0 SB: 0 CS: 1 PA: 37					

	AB	34
	R	5
	H	9
	RBI	5
	BB	2
	SO	5
	LOB	13

PITCHER		IP	WLS	BF	H	R	ER	SO	BB	IBB	HBP	BLK	WP	HR	S	P	ERA	WHIP
Jack Lamabe, R ERA: 4.4	(1, 1)	6.2		28	9	5	5	2	1	0	0	0	0	2	31	35	6.75	1.500
Bill Spanswick, L ERA: 7.46	(7, 1)	0.1	W	1	0	0	0	0	0	0	0	0	0	0	1	1	0.00	0.000
Dick Radatz, R ERA: 1.73	(8, 1)	2.0	S	8	0	0	0	3	1	0	1	0	0	0	12	17	0.00	0.500

PITCHER	IP	WLS	BF	H	R	ER	SO	BB	IBB	HBP	BLK	WP	HR	S	P	ERA	WHIP

Batter	1	2	3	4	5	6	7	8	9	AB	R	H	RBI	BB	SO	LOB
Dalton Jones, L (1, 4) OBP: 0.306, SLG: 0.400	F8	F3			FC1-6 1B 1-2f		F5	1-2 2-H 3-H 1B		4	0	0	0	0	0	4
Dick Radatz, R (8, 1) OBP: 0.263, SLG: 0.316										1	0	1	2	0	0	0
Felix Mantilla, R (1, 7) OBP: 0.347, SLG: 0.600	F3		HR		G4-3 1B 1-2		2-H HR	F7		5	2	3	3	0	0	2
Carl Yastrzemski, L (1, 8) OBP: 0.368, SLG: 0.452	4-3		BBB G4-6-3 BB		G4-3 1-2f		BBB BB			2	0	0	0	2	0	2
Dick Stuart, R (1, 3) OBP: 0.314, SLG: 0.471		HR	SSS K			5-3	5-3			4	1	1	1	0	1	2
Lee Thomas, L (1, 9) OBP: 0.336, SLG: 0.390		1B 2B 1B	G4-6-3 1-2f			FC5-4 1B		4-3		4	1	2	0	0	0	1
Frank Malzone, R (1, 5) OBP: 0.332, SLG: 0.392		1-2 2B 1B		6-3		F9		BB HBP 1B 1B		4	2	2	0	0	0	1
Eddie Bressoud, R (1, 6) OBP: 0.367, SLG: 0.432		F7		L5		FC5-4 1-2f		H 1-0 BB 1-2 1B HBP		3	1	0	0	0	0	3
Russ Nixon, L (1, 2) OBP: 0.417, SLG: 0.469		1-H 2-H 2B	SSS K				SH3-4 HR 1B	F9		3	0	2	2	0	1	0
Earl Wilson, R (7, PR) OBP: 0.355, SLG: 0.519										0	1	0	0	0	0	0
Bob Tillman, R (8, 2) OBP: 0.377, SLG: 0.439										1	0	0	0	0	0	2
Jack Lamabe, R (1, 1) OBP: 0.150, SLG: 0.158		SSS K			FC1-6 1B		SH3-4 1-2	BBBB 1B 1-2 2-3 BB		2	0	1	0	0	1	1
Bill Spanswick, L (7, 1) OBP: 0.429, SLG: 0.333										0	0	0	0	0	0	0
Chuck Schilling, R (7, PH) (8, 4) OBP: 0.277, SLG: 0.231										0	0	0	0	1	0	0
Inning Stats	R: 0 E: 0 K: 0 S: 3 H: 0 LOB: 0 BB: 0 P: 3	R: 3 E: 0 K: 1 S: 9 H: 4 LOB: 1 BB: 0 P: 9	R: 1 E: 0 K: 1 S: 5 H: 1 LOB: 0 BB: 1 P: 9	R: 0 E: 0 K: 1 S: 5 H: 0 LOB: 0 BB: 0 P: 5	R: 0 E: 0 K: 0 S: 4 H: 2 LOB: 1 BB: 0 P: 4	R: 0 E: 0 K: 0 S: 4 H: 1 LOB: 1 BB: 0 P: 4	R: 2 E: 0 K: 0 S: 5 H: 2 LOB: 1 BB: 1 P: 9	R: 2 E: 0 K: 0 S: 5 H: 2 LOB: 2 BB: 1 P: 10		1B: 8 2B: 1 3B: 0 HR: 3 SF: 0 SAC: 1 DP: 2 HBP: 1						

PITCHER	IP	WLS	BF	H	R	ER	SO	BB	IBB	HBP	BLK	WP	HR	S	P	ERA	WHIP
Pedro Ramos, R (1, 1) ERA: 4.1	2.0		12	5	4	4	1	1	0	0	0	0	2	13	17	18.00	3.000
Gary Bell, R (3, 1) ERA: 3.89	2.0		5	0	0	0	2	0	0	0	0	0	0	9	9	0.00	0.000
Lee Stange, R (5, 1) ERA: 5.15	2.2	L	13	5	2	2	0	1	0	0	0	0	1	12	16	6.75	2.250
Ted Abernathy, R (7, 1) ERA: 2.91	1.1		8	2	2	2	0	1	0	1	0	0	0	6	11	13.50	2.250

PITCHER	IP	WLS	BF	H	R	ER	SO	BB	IBB	HBP	BLK	WP	HR	S	P	ERA	WHIP

BOTTOM

Cleveland Indians @ Boston Red Sox

Fenway Park, Boston, MA

Sun Jun 28 1964, 3:33 AM EDT

Unknown

livebaseballscorecards.com

AB	33
R	8
H	12
RBI	8
BB	3
SO	3
LOB	18

WP: 0	PA: 38
PB: 0	
SB: 0	
CS: 0	

Batter	1	2	3	4	5	6	7	8	9	AB	R	H	RBI	BB	SO	LOB
Dick Howser, R (1, 6) OBP: 0.323, SLG: 0.328	F3		F8		G4-6-3 1-2f		1B 1-2 2-H			4	0	1	1	0	0	1
Vic Davalillo, L (1, 8) OBP: 0.286, SLG: 0.317	4-3		1B			G3-6-3 1B	F2			4	0	2	0	0	0	2
Leon Wagner, L (1, 7) OBP: 0.350, SLG: 0.507	K		1-3			G3-6-3 1-2f		K 2B		4	0	0	0	0	2	2
Fred Whitfield, L (1, 3) OBP: 0.316, SLG: 0.413		4-3		F8		F8				4	0	1	0	0	0	0
Chico Salmon, R (8, PR) (8, 3)										0	0	0	0	0	0	0
Al Smith, R (1, 9) OBP: 0.205, SLG: 0.316		K		6-3			HR	K		4	1	1	1	0	2	1
Billy Moran, R (1, 5) OBP: 0.316, SLG: 0.332		2B		2B			1B 1B	K		4	1	3	0	0	1	1
Joe Azcue, R (1, 2) OBP: 0.270, SLG: 0.340		F8		F9			F6		F7	4	0	0	0	0	0	3
Larry Brown, R (1, 4) OBP: 0.261, SLG: 0.387			4-3		G4-6-3 1B		1B 1-2 1B		F5	4	0	2	0	0	0	0
Dick Donovan, L (1, 1) OBP: 0.320, SLG: 0.300										2	1	1	1	0	1	1
Bob Chance, L (7, PH) OBP: 0.443, SLG: 0.579										1	0	0	0	0	0	2
Gary Bell, R (7, 1) OBP: 0.429, SLG: 0.429										0	0	0	0	0	0	0
Tito Francona, L (9, PH) OBP: 0.375, SLG: 0.303			HR		K		F7		K	1	0	0	0	0	1	0
Inning Stats	R: 0 E: 0 K: 1 S: 5 H: 0 LOB: 0 BB: 0 P: 5	R: 0 E: 0 K: 1 S: 6 H: 1 LOB: 1 BB: 0 P: 6	R: 1 E: 0 K: 0 S: 5 H: 2 LOB: 1 BB: 0 P: 5	R: 0 E: 0 K: 0 S: 4 H: 1 LOB: 1 BB: 0 P: 4	R: 0 E: 0 K: 1 S: 5 H: 1 LOB: 0 BB: 0 P: 5	R: 0 E: 0 K: 0 S: 3 H: 1 LOB: 0 BB: 0 P: 3	R: 2 E: 0 K: 0 S: 7 H: 4 LOB: 2 BB: 0 P: 7	R: 0 E: 0 K: 3 S: 10 H: 1 LOB: 1 BB: 0 P: 10	R: 0 E: 0 K: 1 S: 5 H: 0 LOB: 0 BB: 0 P: 5	1B: 6 2B: 3 3B: 0 HR: 2 SF: 0 SAC: 0 DP: 2 HBP: 0						

PITCHER		IP	WLS	BF	H	R	ER	SO	BB	IBB	HBP	BLK	WP	HR	S	P	ERA	WHIP
Bill Monbouquette, R ERA: 5.24	(1, 1)	6.1	W	26	9	3	3	3	0	0	0	0	0	2	32	32	4.26	1.421
Dick Radatz, R ERA: 1.67	(7, 1)	2.2	S	10	2	0	0	4	0	0	0	0	0	0	18	18	0.00	0.750

PITCHER		IP	WLS	BF	H	R	ER	SO	BB	IBB	HBP	BLK	WP	HR	S	P	ERA	WHIP

TOP

Cleveland Indians @ Boston Red Sox

Fenway Park, Boston, MA

Sun Jun 28 1964, 3:38 AM EDT

Att. 20,780 - Unknown

livebaseballscorecards.com

AB	36
R	3
H	11
RBI	3
BB	0
SO	7
LOB	13

PA: 36

WP: 0
PB: 0
SB: 0
CS: 0

Batter	1	2	3	4	5	6	7	8	9	AB	R	H	RBI	BB	SO	LOB
Dalton Jones, L (1, 4) OBP: 0.305, SLG: 0.402	4-3 2B		K		1-3		2-3			4	0	1	0	0	1	1
Felix Mantilla, R (1, 7) OBP: 0.353, SLG: 0.596	4-3 2-3		1-2 2B 1B		2B 1B			K		4	1	2	0	0	1	1
Carl Yastrzemski, L (1, 8) OBP: 0.373, SLG: 0.466	3-4		1-H 2-H 2B		1-3 2B			1B		4	0	3	2	0	0	1
Dick Stuart, R (1, 3) OBP: 0.310, SLG: 0.464	6-3		F9		K			F4		4	0	0	0	0	1	4
Lee Thomas, L (1, 9) OBP: 0.331, SLG: 0.384		F1		5-3		3-1		F8		4	0	0	0	0	0	1
Frank Malzone, R (1, 5) OBP: 0.336, SLG: 0.420		HR		HR		F6				3	2	2	2	0	0	0
Eddie Bressoud, R (1, 6) OBP: 0.363, SLG: 0.427		6-3		K		F8				3	0	0	0	0	1	0
Bob Tillman, R (1, 2) OBP: 0.372, SLG: 0.432		K		F7			K			3	0	0	0	0	2	0
Bill Monbouquette, R (1, 1) OBP: 0.250, SLG: 0.111			E4 1B 2B		F4					2	1	0	0	0	0	0
Dick Radatz, R (7, 1) OBP: 0.250, SLG: 0.300							K			1	0	0	0	0	1	0
Inning Stats	R: 0 H: 1 E: 0 LOB: 1 K: 0 BB: 0 S: 4 P: 4	R: 1 H: 1 E: 0 LOB: 0 K: 1 BB: 0 S: 6 P: 6	R: 2 H: 2 E: 1 LOB: 0 K: 1 BB: 0 S: 7 P: 7	R: 1 H: 1 E: 0 LOB: 0 K: 1 BB: 0 S: 6 P: 6	R: 0 H: 2 E: 0 LOB: 2 K: 1 BB: 0 S: 7 P: 7	R: 0 H: 0 E: 0 LOB: 0 K: 0 BB: 0 S: 3 P: 3	R: 0 H: 0 E: 0 LOB: 0 K: 2 BB: 0 S: 7 P: 7	R: 0 H: 1 E: 0 LOB: 1 K: 1 BB: 0 S: 6 P: 6		1B: 3 SF: 0 2B: 3 SAC: 0 3B: 0 DP: 0 HR: 2 HBP: 0						WP: 0 PA: 32 PB: 0 SB: 0 CS: 0

PITCHER		IP	WLS	BF	H	R	ER	SO	BB	IBB	HBP	BLK	WP	HR	S	P	ERA	WHIP
Dick Donovan, R ERA: 4.68	(1, 1)	6.0	L	25	7	4	3	4	0	0	0	0	0	2	33	33	4.50	1.167
Gary Bell, R ERA: 3.7	(7, 1)	2.0		7	1	0	0	3	0	0	0	0	0	0	13	13	0.00	0.500

PITCHER	IP	WLS	BF	H	R	ER	SO	BB	IBB	HBP	BLK	WP	HR	S	P	ERA	WHIP

BOTTOM

Cleveland Indians @ Boston Red Sox

Fenway Park, Boston, MA

Sun Jun 28 1964, 3:38 AM EDT

Att. 20,780 - Unknown

livebaseballscorecards.com

AB	32
R	4
H	8
RBI	4
BB	0
SO	7
LOB	8

Batter	1	2	3	4	5	6	7	8	9	10	AB	R	H	RBI	BB	SO	LOB
Jim Landis, R (1, 8) OBP: 0.270, SLG: 0.315	K		FC6-4 1B 2-3		F8		6-3		1B 2B 1-3	E 1B	6	1	3	0	0	1	0
Don Buford, S (1, 4) OBP: 0.326, SLG: 0.311	6-3		F8		FC6-4 BB		1B		1B IBB	E8 1-H	4	0	1	0	2	0	2
Mike Hershberger, R (1, 9) OBP: 0.302, SLG: 0.310	6-3		FC6-4 1-2f		FC6-4 1-2f		F9		1B 1-2 2-3 3-H	K	6	0	1	1	0	1	5
Pete Ward, L (1, 5) OBP: 0.318, SLG: 0.403		G3		F9		6-3		G3	4-3		5	0	0	0	0	0	3
Ron Hansen, R (1, 6) OBP: 0.350, SLG: 0.380		PB 1B		BB		K		F7		1B 2B BB	3	1	1	0	2	1	0
Dave Nicholson, R (1, 7) OBP: 0.363, SLG: 0.392		K 1-2		F3		BB		K		2B 2B 1-3	3	0	0	0	1	2	2
Gene Stephens, L (10, PH) OBP: 0.419, SLG: 0.417 (10, 7)											1	1	1	0	0	0	0
Joe Cunningham, L (1, 3) OBP: 0.333, SLG: 0.292		K		BB 1-2		FC6-4 BB 1-2			2B 1B BB	2B 2B 1-3 3-H	1	0	0	0	2	1	1
Minnie Minoso, R (9, PH) OBP: 0.382, SLG: 0.357											0	1	0	0	1	0	0
Tom McCraw, L (9, 3) OBP: 0.351, SLG: 0.425											1	0	1	1	0	0	0
Jerry McNertney, R (1, 2) OBP: 0.293, SLG: 0.278			K	F4		FC6-4 1-2f			F1	SH3-4 2-H 3-H	4	0	0	0	0	1	5
J.C. Martin, L (9, 2) OBP: 0.231, SLG: 0.328											1	1	1	1	0	0	0
Gary Peters, L (1, 1) OBP: 0.250, SLG: 0.341			PB 2B		F5		K		F6	SH3-4 3-H	3	0	1	0	0	1	0
Floyd Robinson, L (9, PH) OBP: 0.362, SLG: 0.441											1	0	0	0	0	0	1
John Buzhardt, R (9, 1) OBP: 0.107, SLG: 0.077											0	0	0	0	0	0	0
Hoyt Wilhelm, R (9, 1)											0	0	0	1	0	0	0
Inning Stats	R: 0 E: 0 K: 1 S: 5 / H: 0 LOB: 0 BB: 0 P: 5	R: 0 E: 0 K: 2 S: 8 / H: 1 LOB: 1 BB: 0 P: 8	R: 0 E: 0 K: 1 S: 7 / H: 2 LOB: 2 BB: 0 P: 7	R: 0 E: 0 K: 0 S: 3 / H: 0 LOB: 2 BB: 2 P: 11	R: 0 E: 0 K: 0 S: 3 / H: 0 LOB: 1 BB: 1 P: 7	R: 0 E: 0 K: 1 S: 5 / H: 0 LOB: 2 BB: 2 P: 13	R: 0 E: 0 K: 1 S: 6 / H: 1 LOB: 1 BB: 0 P: 6	R: 0 E: 0 K: 1 S: 5 / H: 0 LOB: 0 BB: 0 P: 5	R: 1 E: 0 K: 0 S: 5 / H: 2 LOB: 3 BB: 2 P: 13	R: 4 E: 1 K: 1 S: 9 / H: 4 LOB: 1 BB: 1 P: 13	1B: 6 2B: 4 3B: 0 HR: 0	SF: 0 SAC: 1 DP: 0 HBP: 0						

PITCHER		IP	WLS	BF	H	R	ER	SO	BB	IBB	HBP	BLK	WP	HR	S	P	ERA	WHIP
Sam McDowell, L ERA: 2.48	(1, 1)	9.0		40	6	1	1	7	6	1	0	0	0	0	47	75	1.00	1.333
Don McMahon, R ERA: 1.55	(10, 1)	0.0	L	3	2	3	3	0	1	0	0	0	0	0	2	6	∞	∞
Gary Bell, R ERA: 3.83	(10, 1)	1.0		5	2	1	0	1	0	0	0	0	0	0	7	7	0.00	2.000

PITCHER	IP	WLS	BF	H	R	ER	SO	BB	IBB	HBP	BLK	WP	HR	S	P	ERA	WHIP

TOP

Chicago White Sox @ Cleveland Indians

Cleveland Municipal Stadium, Cleveland, OH

Mon Jun 29 1964, 7:05 PM EDT

Att. 11,695 - Unknown

livebaseballscorecards.com

AB	39
R	5
H	10
RBI	4
BB	8
SO	8
LOB	19

Batter	1	2	3	4	5	6	7	8	9	10	AB	R	H	RBI	BB	SO	LOB
Dick Howser, R (1, 6) OBP: 0.318, SLG: 0.322	0-0 5-3	0-0 F8			0-3 K		0-0 F3			0-0 F8	5	0	0	0	0	1	2
Vic Davalillo, L (1, 8) OBP: 0.281, SLG: 0.311	0-0 F8		0-0 5-3		0-3 K			0-0 5-3			4	0	0	0	0	1	0
Leon Wagner, L (1, 7) OBP: 0.348, SLG: 0.502	1-0 HBP		0-0 4-3			0-3 K		0-0 F9			3	0	0	0	0	1	0
Al Smith, R (1, 9) OBP: 0.207, SLG: 0.313	0-3 K2-3		0-3 K			0-0 1B 1B		0-0 F8			4	0	1	0	0	2	1
Billy Moran, R (1, 5) OBP: 0.315, SLG: 0.327		0-0 4-3		4-0 5-3 BB		0-0 F9			0-0 F8		3	0	0	0	1	0	1
Chico Salmon, R (1, 3) OBP: 0.500, SLG: 0.500		0-0 1B WP 1B		0-0 F8		0-0 FC6-4 1-3 1B			0-0 5-3		4	1	2	0	0	0	1
Joe Azcue, R (1, 2) OBP: 0.272, SLG: 0.340	0-0 WP 1-3 1B		0-0 5-3 1-2			0-0 FC6-4 1-2f			0-3 K		3	0	1	0	0	0	3
Bob Chance, L (9, PH) OBP: 0.440, SLG: 0.575											1	0	0	0	0	1	0
Don McMahon, R (10, 1) OBP: 0.167, SLG: 0.167											0	0	0	0	0	0	0
Gary Bell, R (10, 1) OBP: 0.429, SLG: 0.429											0	0	0	0	0	0	0
Larry Brown, R (1, 4) OBP: 0.266, SLG: 0.386		4-0 WP IBB		0-0 F8			0-0 K 1B			0-0 1-3	3	0	1	0	1	0	1
Sam McDowell, L (1, 1) OBP: 0.111, SLG: 0.059		0-0 G2 1-2 2-3 3-H			0-0 1-3		0-3 K 1-2			0-0 5-3	3	0	0	0	0	1	3
John Romano, R (10, 2) OBP: 0.356, SLG: 0.517											1	0	0	0	0	0	0
Inning Stats	R: 0 E: 0 K: 1 S: 5 H: 0 LOB: 1 BB: 0 P: 6	R: 1 E: 0 K: 0 S: 5 H: 2 LOB: 2 BB: 1 P: 9	R: 0 E: 0 K: 1 S: 5 H: 0 LOB: 0 BB: 0 P: 5	R: 0 E: 0 K: 0 S: 3 H: 0 LOB: 1 BB: 1 P: 7	R: 0 E: 0 K: 2 S: 7 H: 0 LOB: 0 BB: 0 P: 7	R: 0 E: 0 K: 1 S: 7 H: 2 LOB: 2 BB: 0 P: 7	R: 0 E: 0 K: 1 S: 5 H: 1 LOB: 0 BB: 0 P: 5	R: 0 E: 0 K: 0 S: 3 H: 0 LOB: 0 BB: 0 P: 3	R: 0 E: 0 K: 1 S: 5 H: 0 LOB: 0 BB: 0 P: 5	R: 0 E: 0 K: 0 S: 3 H: 0 LOB: 0 BB: 0 P: 3	1B: 5 2B: 0 3B: 0 HR: 0	SF: 0 SAC: 0 DP: 0 HBP: 1						

PITCHER	IP	WLS	BF	H	R	ER	SO	BB	IBB	HBP	BLK	WP	HR	S	P	ERA	WHIP
Gary Peters, L (1, 1) ERA: 2.67	8.0		31	5	1	1	6	1	1	1	0	1	0	40	49	1.12	0.750
John Buzhardt, R (9, 1) ERA: 3.03	0.2		2	0	0	0	0	0	0	0	0	0	0	2	2	0.00	0.000
Hoyt Wilhelm, R (9, 1) ERA: 2.26	1.1	W	4	0	0	0	1	0	0	0	0	0	0	6	6	0.00	0.000

PITCHER	IP	WLS	BF	H	R	ER	SO	BB	IBB	HBP	BLK	WP	HR	S	P	ERA	WHIP

BOTTOM

Chicago White Sox @ Cleveland Indians

Cleveland Municipal Stadium, Cleveland, OH

Mon Jun 29 1964, 7:05 PM EDT
Att. 11,695 - Unknown

livebaseballscorecards.com

AB	34
R	1
H	5
RBI	0
BB	2
SO	7
LOB	12

WP: 1 PB: 0 SB: 0 CS: 0 PA: 37

Batter	1	2	3	4	5	6	7	8	9	AB	R	H	RBI	BB	SO	LOB
Jim Landis, R (1, 8) OBP: 0.286, SLG: 0.316	S S S 0-3 ① K		H 1-0 S HBP		X 0-0 1B 2B 1B	B B B 4-0 SH1-3 2B BB	X 0-0 ① SH2-3 1-2	S S S 0-3 ③ K		3	2	1	0	1	2	0
Don Buford, S (1, 4) OBP: 0.323, SLG: 0.308	X 0-0 ② 4-3		S S S 0-3 ① K 1-2		X 0-0 ① 2B 1-2 1B 1B	X 0-0 ① SH1-3 1-2	X 0-0 ② 4-3		S S S 0-3 ① K	5	1	1	0	0	2	2
Mike Hershberger, R (1, 9) OBP: 0.299, SLG: 0.306	X 0-0 1B		S S S 0-3 ② K		S S S 0-3 ② K	S S S 0-3 ② K	X 0-0 E6 1B 2-H 1B		X 0-0 ② F9	6	1	1	0	0	3	4
Pete Ward, L (1, 5) OBP: 0.323, SLG: 0.417	S S S 0-3 ③ K		X 0-0 ③ L1		X 0-0 1-3 2-H 1B 2B	X 0-0 2-H 1B 2B	X 0-0 BB 1B 1-2 1B		S S S 0-3 ③ K	6	2	3	2	0	2	2
Ron Hansen, R (1, 6) OBP: 0.354, SLG: 0.382		X 0-0 ① F9		X 0-0 ① F9	H 1-0 BB 1B HR HBP	X 0-0 BB 2-H 1B 1B	X 0-0 BB 1-2 2-H 1B			4	2	2	2	0	0	0
Dave Nicholson, R (1, 7) OBP: 0.368, SLG: 0.391		X 0-0 ② F8		S S S 0-3 ② K	X 0-0 BB 1-2 2-H 3-H HR 1B	B B B 4-0 1B 1-2 BB	B B B 4-0 1-2 2-3 BB			3	1	1	2	2	1	0
Joe Cunningham, L (1, 3) OBP: 0.355, SLG: 0.297		H 1-0 2B HBP		B B B 4-0 BB	B B B 4-0 1-2 2-3 HR BB	X 0-0 1-3 2-H 1B	X 0-0 ③ 4-3			2	1	1	1	2	0	3
Jerry McNertney, R (1, 2) OBP: 0.299, SLG: 0.333		X 0-0 1-3 2B		X 0-0 ③ F4	X 0-0 1-H 2-H 3-H HR	X 0-0 ③ F6		X 0-0 ① 5-3		5	1	2	4	0	0	3
Juan Pizarro, L (1, 1) OBP: 0.273, SLG: 0.349		X 0-0 ③ F8			S S S 0-3 ① K S S S 0-3 ③ K		X 0-0 E SH2-3 1B	X 0-0 ② F7		5	1	1	0	0	2	2
Inning Stats	R: 0 H: 1 E: 0 LOB: 1 K: 2 BB: 0 S: 8 P: 8	R: 0 H: 1 E: 0 LOB: 2 K: 0 BB: 0 S: 4 P: 5	R: 0 H: 0 E: 0 LOB: 1 K: 2 BB: 0 S: 7 P: 8	R: 0 H: 0 E: 0 LOB: 1 K: 1 BB: 1 S: 5 P: 9	R: 7 H: 5 E: 0 LOB: 0 K: 3 BB: 1 S: 14 P: 19	R: 3 H: 3 E: 0 LOB: 2 K: 1 BB: 2 S: 8 P: 16	R: 2 H: 3 E: 1 LOB: 3 K: 0 BB: 1 S: 7 P: 11	R: 0 H: 0 E: 0 LOB: 0 K: 1 BB: 0 S: 5 P: 5	R: 0 H: 0 E: 0 LOB: 0 K: 2 BB: 0 S: 7 P: 7	1B: 9 SF: 0 2B: 3 SAC: 2 3B: 0 DP: 0 HR: 1 HBP: 3					WP: 0 PA: 49 PB: 0 SB: 1 CS: 0	

TOP

Chicago White Sox @ Cleveland Indians

Cleveland Municipal Stadium, Cleveland, OH

Tue Jun 30 1964, 7:05 PM EDT

Att. 10,388 - Unknown

livebaseballscorecards.com

AB	39
R	12
H	13
RBI	11
BB	5
SO	12
LOB	16

PITCHER		IP	WLS	BF	H	R	ER	SO	BB	IBB	HBP	BLK	WP	HR	S	P	ERA	WHIP
Jack Kralick, L ERA: 2.63	(1, 1)	4.2	L	25	6	6	6	7	2	0	3	0	0	0	34	45	11.57	1.714
Sonny Siebert, R ERA: 4.35	(5, 1)	0.1		2	1	1	1	1	0	0	0	0	0	1	4	4	27.00	3.000
Ted Abernathy, R ERA: 3.38	(6, 1)	2.0		16	6	5	3	1	3	0	0	0	0	0	15	27	13.50	4.500
Gary Bell, R ERA: 3.65	(8, 1)	2.0		6	0	0	0	3	0	0	0	0	0	0	12	12	0.00	0.000

PITCHER	IP	WLS	BF	H	R	ER	SO	BB	IBB	HBP	BLK	WP	HR	S	P	ERA	WHIP

Batter	1	2	3	4	5	6	7	8	9	AB	R	H	RBI	BB	SO	LOB
Dick Howser, R (1, 6) OBP: 0.316, SLG: 0.320	F8		F2		F9			WP HR 1B	E4 FC6-4 1-2 2-3	5	1	1	0	0	0	3
Vic Davalillo, L (1, 8) OBP: 0.288, SLG: 0.317	1B 1B			F9 BB 1B 1B	1-2 1B			F5 1-2	FC6-4 1-2f	5	1	3	0	0	0	4
Leon Wagner, L (1, 7) OBP: 0.347, SLG: 0.498	1-3 1B			F7	G3			S S S K		4	0	1	0	0	1	4
John Romano, R (1, 2) OBP: 0.364, SLG: 0.537	F8			B B B 1B 1-2 BB		G6-4-3 1B		2-H HR		3	1	2	2	1	0	1
Al Smith, R (1, 9) OBP: 0.198, SLG: 0.299		4-3		F9 2-3		G6-4-3 1-2f		1-3		4	0	0	0	0	0	3
Chico Salmon, R (1, 3) OBP: 0.375, SLG: 0.375		S S S K		1-3 3-H 1B		F2			F9	4	0	1	1	0	1	0
Billy Moran, R (1, 5) OBP: 0.314, SLG: 0.326		S S S K		F7			F9		E 1B 1B	4	0	1	0	0	1	2
Larry Brown, R (1, 4) OBP: 0.265, SLG: 0.384		6-3			1B 1B		F7		F9	4	0	1	0	0	0	1
Jack Kralick, L (1, 1) OBP: 0.200, SLG: 0.205 Sonny Siebert, R (5, 1) OBP: 0.267, SLG: 0.357 Paul Dicken, R (5, PH) Ted Abernathy, R (6, 1) Woodie Held, R (7, PH) OBP: 0.280, SLG: 0.432 Gary Bell, R (8, 1) OBP: 0.429, SLG: 0.429 Joe Azcue, R (9, PH) OBP: 0.279, SLG: 0.347		S S S K			S S S K		S S S K		E 1B 1-2	1 0 1 0 1 0 0	0 0 0 0 0 0 0	0 0 0 0 0 0 0	0 0 0 0 0 0 0	1 0 1 0 1 0 0	0 0 1 0 0 0 0	0 0 1 0 0 0 0
Inning Stats	R: 0 E: 0 K: 0 S: 4 H: 2 LOB: 1 BB: 0 P: 4	R: 0 E: 0 K: 2 S: 7 H: 0 LOB: 0 BB: 0 P: 7	R: 0 E: 0 K: 1 S: 5 H: 0 LOB: 0 BB: 0 P: 5	R: 1 E: 0 K: 0 S: 5 H: 2 LOB: 2 BB: 1 P: 9	R: 0 E: 0 K: 1 S: 7 H: 2 LOB: 2 BB: 0 P: 7	R: 0 E: 0 K: 0 S: 3 H: 1 LOB: 0 BB: 0 P: 3	R: 0 E: 0 K: 1 S: 5 H: 0 LOB: 0 BB: 0 P: 5	R: 2 E: 0 K: 1 S: 7 H: 2 LOB: 0 BB: 0 P: 7	R: 0 E: 1 K: 0 S: 6 H: 2 LOB: 3 BB: 0 P: 6	1B: 10 2B: 0 3B: 0 HR: 1	SF: 0 SAC: 0 DP: 1 HBP: 0						

PITCHER	IP	WLS	BF	H	R	ER	SO	BB	IBB	HBP	BLK	WP	HR	S	P	ERA	WHIP
Juan Pizarro, L (1, 1) ERA: 2.36	9.0	W	38	11	3	3	6	1	0	0	0	1	1	49	53	3.00	1.333

PITCHER	IP	WLS	BF	H	R	ER	SO	BB	IBB	HBP	BLK	WP	HR	S	P	ERA	WHIP

BOTTOM

Chicago White Sox @ Cleveland Indians

Cleveland Municipal Stadium, Cleveland, OH

Tue Jun 30 1964, 7:05 PM EDT

Att. 10,388 - Unknown

livebaseballscorecards.com

AB	37
R	3
H	11
RBI	3
BB	1
SO	6
LOB	19

WP: 1 PB: 0 SB: 0 CS: 0 PA: 38

Cleveland Indians @ Detroit Tigers

Tiger Stadium, Detroit, MI

Wed Jul 01 1964, 7:05 PM EDT

Att. 11,299 - Unknown

TOP

livebaseballscorecards.com

Batter	1	2	3	4	5	6	7	8	9	AB	R	H	RBI	BB	SO	LOB
Dick Howser, R (1, 6) OBP: 0.313, SLG: 0.316	L9		F4			L7			K	4	0	0	0	0	1	0
Vic Davalillo, L (1, 8) OBP: 0.287, SLG: 0.316	1B			F4		F6			K	4	0	1	0	0	1	0
Leon Wagner, L (1, 7) OBP: 0.343, SLG: 0.491	F8			F6			F8		4-3	4	0	0	0	0	0	0
John Romano, R (1, 2) OBP: 0.364, SLG: 0.533		5-3		5-3			1-3 1B			3	0	1	0	0	0	0
Al Smith, R (1, 9) OBP: 0.202, SLG: 0.333		HR			L6		1-3 1-2			3	1	1	1	0	0	1
Billy Moran, R (1, 5) OBP: 0.310, SLG: 0.322		L9			F7		6-3			3	0	0	0	0	0	1
Chico Salmon, R (1, 3) OBP: 0.273, SLG: 0.273		F7			E4			6-3		3	0	0	0	0	0	0
Larry Brown, R (1, 4) OBP: 0.262, SLG: 0.379			F7		L9			F3		3	0	0	0	0	0	1
Tommy John, R (1, 1) OBP: 0.174, SLG: 0.174 Joe Azcue, R (8, PH) OBP: 0.276, SLG: 0.343 Don McMahon, R (8, 1) OBP: 0.167, SLG: 0.167			K			K		F8		2 1 0	0 0 0	0 0 0	0 0 0	0 0 0	2 0 0	0 0 0
Inning Stats	R: 0 E: 0 K: 0 S: 3 H: 1 LOB: 0 BB: 0 P: 3	R: 1 E: 0 K: 0 S: 4 H: 1 LOB: 0 BB: 0 P: 4	R: 0 E: 0 K: 1 S: 5 H: 0 LOB: 0 BB: 0 P: 5	R: 0 E: 0 K: 0 S: 3 H: 0 LOB: 0 BB: 0 P: 3	R: 0 E: 1 K: 0 S: 4 H: 0 LOB: 1 BB: 0 P: 4	R: 0 E: 0 K: 1 S: 5 H: 0 LOB: 0 BB: 0 P: 5	R: 0 E: 0 K: 0 S: 4 H: 1 LOB: 1 BB: 0 P: 4	R: 0 E: 0 K: 0 S: 3 H: 0 LOB: 0 BB: 0 P: 3	R: 0 E: 0 K: 2 S: 7 H: 0 LOB: 0 BB: 0 P: 7	1B: 2 2B: 0 3B: 0 HR: 1 SF: 0 SAC: 0 DP: 0 HBP: 0						

	AB	30
	R	1
	H	3
	RBI	1
	BB	0
	SO	4
	LOB	3

WP: 0 PB: 0 SB: 0 CS: 0 PA: 30

PITCHER	IP	WLS	BF	H	R	ER	SO	BB	IBB	HBP	BLK	WP	HR	S	P	ERA	WHIP
Hank Aguirre, L (1, 1) ERA: 3.71	9.0	W	30	3	1	1	4	0	0	0	0	0	1	38	38	1.00	0.333

PITCHER	IP	WLS	BF	H	R	ER	SO	BB	IBB	HBP	BLK	WP	HR	S	P	ERA	WHIP

Batter	1	2	3	4	5	6	7	8	9	AB	R	H	RBI	BB	SO	LOB
Jerry Lumpe, L (1, 4) OBP: 0.292, SLG: 0.326	E6 2B		1-3		5-3			1-H 1B		4	1	1	1	0	0	0
George Thomas, R (1, 8) OBP: 0.328, SLG: 0.449	1-H 2B		K			F8		K		4	0	1	1	0	2	1
Al Kaline, R (1, 9) OBP: 0.404, SLG: 0.457	L5-3			6-3 2B		L5-3		L4-3		4	0	1	0	0	0	2
Bill Freehan, R (1, 2) OBP: 0.352, SLG: 0.491	6-3			6-3 2-3		F9				3	0	0	0	0	0	2
Norm Cash, L (1, 3) OBP: 0.312, SLG: 0.388	F8			K			K			3	0	0	0	0	2	2
Don Demeter, R (1, 7) OBP: 0.285, SLG: 0.424		K		4-3			5-3			3	0	0	0	0	1	1
Dick McAuliffe, L (1, 6) OBP: 0.343, SLG: 0.490		6-3			K		F6			3	0	0	0	0	1	0
Bubba Phillips, R (1, 5) OBP: 0.378, SLG: 0.500		6-3			HR			1B 1B 1B		3	2	2	1	0	0	0
Hank Aguirre, R (1, 1)			K		4-3			K		3	0	0	0	0	2	1
Inning Stats	R: 1 E: 1 K: 0 S: 5 H: 1 LOB: 1 BB: 0 P: 5	R: 0 E: 0 K: 1 S: 5 H: 0 LOB: 0 BB: 0 P: 5	R: 0 E: 0 K: 2 S: 7 H: 0 LOB: 0 BB: 0 P: 7	R: 0 E: 0 K: 1 S: 6 H: 1 LOB: 1 BB: 0 P: 6	R: 1 E: 0 K: 1 S: 6 H: 1 LOB: 0 BB: 0 P: 6	R: 0 E: 0 K: 0 S: 3 H: 0 LOB: 0 BB: 0 P: 3	R: 0 E: 0 K: 1 S: 5 H: 0 LOB: 0 BB: 0 P: 5	R: 1 E: 0 K: 2 S: 9 H: 2 LOB: 1 BB: 0 P: 9		1B: 2 2B: 2 3B: 0 HR: 1	SF: 0 SAC: 0 DP: 0 HBP: 0					

PITCHER		IP	WLS	BF	H	R	ER	SO	BB	IBB	HBP	BLK	WP	HR	S	P	ERA	WHIP
Tommy John, L ERA: 3.18	(1, 1)	7.0	L	25	3	2	1	6	0	0	0	0	0	1	37	37	1.29	0.429
Don McMahon, R ERA: 1.71	(8, 1)	1.0		5	2	1	1	2	0	0	0	0	0	0	9	9	9.00	2.000

PITCHER	IP	WLS	BF	H	R	ER	SO	BB	IBB	HBP	BLK	WP	HR	S	P	ERA	WHIP

BOTTOM

Cleveland Indians @ Detroit Tigers

Tiger Stadium, Detroit, MI

Wed Jul 01 1964, 7:05 PM EDT

Att. 11,299 - Unknown

livebaseballscorecards.com

AB	30
R	3
H	5
RBI	3
BB	0
SO	8
LOB	9

WP: 0 PA: 30
PB: 0
SB: 0
CS: 0

Cleveland Indians @ Detroit Tigers

Tiger Stadium, Detroit, MI

Thu Jul 02 1964, 7:05 PM EDT

Att. 10,176 - Unknown

TOP

livebaseballscorecards.com

Batter	1	2	3	4	5	6	7	8	9	AB	R	H	RBI	BB	SO	LOB
Dick Howser, R (1, 6) OBP: 0.309, SLG: 0.312	F8		F7		F8			6-3		4	0	0	0	0	0	1
Vic Davalillo, L (1, 8) OBP: 0.286, SLG: 0.319	4-3		K			F8		2B		4	0	1	0	0	1	0
Leon Wagner, L (1, 7) OBP: 0.338, SLG: 0.484	L9		K			K		4-3		4	0	0	0	0	2	1
John Romano, R (1, 2) OBP: 0.366, SLG: 0.527		BBBB 4-0 G4-3 BB		F8		K			BBBB 4-0 FC5-4 1B BB	2	0	0	0	2	1	0
Al Smith, R (1, 9) OBP: 0.194, SLG: 0.319		0-0 G4-3 1-2f		L4			F7		0-3 K	4	0	0	0	0	1	2
Billy Moran, R (1, 5) OBP: 0.310, SLG: 0.321		0-0 E6 2B		5-3			F5		0-0 FC5-4 1B 1-2	4	1	1	0	0	0	0
Chico Salmon, R (1, 3) OBP: 0.333, SLG: 0.400		0-0 2B 1-H			0-3 K		0-0 1B		0-0 FC5-4 1-2 2-3	4	0	2	1	0	1	2
Larry Brown, R (1, 4) OBP: 0.267, SLG: 0.380		BBBB 4-0 BB			0-0 FC5-4 1B		0-0 5-3			2	0	1	0	1	0	1
Pedro Ramos, S (1, 1) OBP: 0.276, SLG: 0.444		SSS 0-3 K			0-0 FC5-4 1-2f			SSS 0-3 K		1	0	0	0	0	1	2
Lee Stange, R (2, 1) OBP: 0.188, SLG: 0.038										0	0	0	0	0	0	0
Sonny Siebert, R (3, 1) OBP: 0.250, SLG: 0.333										1	0	0	0	0	0	1
Paul Dicken, R (8, PH)										1	0	0	0	0	1	0
Gary Bell, R (8, 1) OBP: 0.429, SLG: 0.429										0	0	0	0	0	0	0
Inning Stats	R: 0 E: 0 K: 0 S: 3 H: 0 LOB: 0 BB: 0 P: 3	R: 1 E: 1 K: 1 S: 6 H: 1 LOB: 2 BB: 2 P: 14	R: 0 E: 0 K: 2 S: 7 H: 0 LOB: 0 BB: 0 P: 7	R: 0 E: 0 K: 0 S: 3 H: 0 LOB: 0 BB: 0 P: 3	R: 0 E: 0 K: 1 S: 6 H: 1 LOB: 1 BB: 0 P: 6	R: 0 E: 0 K: 2 S: 7 H: 0 LOB: 0 BB: 0 P: 7	R: 0 E: 0 K: 0 S: 4 H: 1 LOB: 1 BB: 0 P: 4	R: 0 E: 0 K: 1 S: 6 H: 1 LOB: 1 BB: 0 P: 6	R: 0 E: 0 K: 1 S: 5 H: 1 LOB: 1 BB: 1 P: 9	1B: 3 2B: 2 3B: 0 HR: 0	SF: 0 SAC: 0 DP: 2 HBP: 0	WP: 0 PB: 0 SB: 0 CS: 0	PA: 34				

	AB	31
	R	1
	H	5
	RBI	1
	BB	3
	SO	8
	LOB	10

PITCHER	IP	WLS	BF	H	R	ER	SO	BB	IBB	HBP	BLK	WP	HR	S	P	ERA	WHIP
Mickey Lolich, L (1, 1) ERA: 3.94	9.0	W	34	5	1	0	8	3	0	0	0	0	0	47	59	0.00	0.889

PITCHER	IP	WLS	BF	H	R	ER	SO	BB	IBB	HBP	BLK	WP	HR	S	P	ERA	WHIP

Batter	1	2	3	4	5	6	7	8	9	AB	R	H	RBI	BB	SO	LOB
Bill Bruton, L (1, 8) OBP: 0.331, SLG: 0.388	BBBB 4-0 S 1B BB	x 0-0 HR 1-2 2-H 3-H 1B		x 0-0 FC3-6 1B	SSS 0-3 ② K		x 0-0 ③ F7			4	2	2	2	1	1	2
Gates Brown, L (1, 7) OBP: 0.360, SLG: 0.641	x 0-0 ① F8 1-2	x 0-0 HR 1-H 2-H		x 0-0 ① FC3-6 1B 1-2f 1B	x 0-0 ③ G3			x 0-0 ① F7		5	2	1	3	0	0	3
Al Kaline, R (1, 9) OBP: 0.407, SLG: 0.459 George Thomas, R (5, 9) OBP: 0.338, SLG: 0.488	x 0-0 ② L7	x 0-0 FC4-6 1B		x 0-0 BB 1B 1-3 WP 1B		x 0-0 G3 2B		x 0-0 HR		3 2	1 1	2 2	0 1	0 0	0 0	1 0
Norm Cash, L (1, 3) OBP: 0.313, SLG: 0.389	x 0-0 1B 2-H 1B	x 0-0 ① FC4-6 FC4-6 1-2f		x 0-0 WP BB 1-2 3-H 1B		x 0-0 ① G3 2-3		x 0-0 ② 4-3		5	0	2	2	0	0	2
Jerry Lumpe, L (1, 4) OBP: 0.294, SLG: 0.328 Jake Wood, R (8, PR) OBP: 0.182, SLG: 0.213 (9, 4)	x 0-0 1B 1-2 1B	x 0-0 ② FC4-6 1-2f		x 0-0 ② F6		x 0-0 ② 4-3		x 0-0 1B		5 0	0 0	2 0	0 0	0 0	0 0	4 0
Bill Freehan, R (1, 2) OBP: 0.349, SLG: 0.481	x 0-0 ③ F3	x 0-0 ③ F7		BBB 4-0 WP 1-2 2-3 BB		SSS 0-3 ③ K		x 0-0 ③ F8		4	0	0	0	1	1	5
Dick McAuliffe, L (1, 6) OBP: 0.345, SLG: 0.490		x 0-0 SH 1B 1B 1B	x 0-0 ① 6-3	x 0-0 ③ 1-3 1-2 2-3 3-H			x 0-0 K2-3 S 1B			4	1	2	0	0	0	2
Bubba Phillips, R (1, 5) OBP: 0.367, SLG: 0.478		x 0-0 SH 1-2 1B 1B	SSS 0-3 ② K		x 0-0 ① 6-3		SSS 0-3 ① K2-3 1-3			4	1	1	0	0	2	1
Mickey Lolich, S (1, 1) OBP: 0.242, SLG: 0.074		x 0-0 SH 1B 1-2 2-3 HR	x 0-0 ③ 5-3		x 0-0 E4		SSS 0-3 ② K			3	1	0	0	0	1	1
Inning Stats	R: 1 E: 0 K: 0 S: 5 H: 2 LOB: 2 BB: 1 P: 9	R: 5 E: 1 K: 0 S: 9 H: 5 LOB: 1 BB: 0 P: 9	R: 0 E: 0 K: 1 S: 5 H: 0 LOB: 0 BB: 0 P: 5	R: 2 E: 0 K: 0 S: 6 H: 3 LOB: 2 BB: 1 P: 10	R: 0 E: 1 K: 1 S: 6 H: 0 LOB: 1 BB: 0 P: 6	R: 0 E: 0 K: 1 S: 6 H: 1 LOB: 1 BB: 0 P: 6	R: 0 E: 0 K: 2 S: 8 H: 1 LOB: 1 BB: 0 P: 8	R: 1 E: 0 K: 0 S: 5 H: 2 LOB: 1 BB: 0 P: 5		1B: 11 2B: 1 3B: 0 HR: 2	SF: 0 SAC: 1 DP: 0 HBP: 0					

PITCHER		IP	WLS	BF	H	R	ER	SO	BB	IBB	HBP	BLK	WP	HR	S	P	ERA	WHIP
Pedro Ramos, R ERA: 4.5	(1, 1)	1.0	L	10	5	5	5	0	1	0	0	0	0	0	9	13	45.00	6.000
Lee Stange, R ERA: 5.19	(2, 1)	1.0		5	2	1	0	0	0	0	0	0	0	1	5	5	0.00	2.000
Sonny Siebert, R ERA: 4.28	(3, 1)	5.0		22	5	2	2	5	1	0	0	0	1	0	31	35	3.60	1.200
Gary Bell, R ERA: 3.77	(8, 1)	1.0		5	2	1	1	0	0	0	0	0	0	1	5	5	9.00	2.000

PITCHER	IP	WLS	BF	H	R	ER	SO	BB	IBB	HBP	BLK	WP	HR	S	P	ERA	WHIP

BOTTOM

Cleveland Indians @ Detroit Tigers

Tiger Stadium, Detroit, MI

Thu Jul 02 1964, 7:05 PM EDT

Att. 10,176 - Unknown

livebaseballscorecards.com

AB	39
R	9
H	14
RBI	8
BB	2
SO	5
LOB	21

WP: 1 PA: 42
PB: 0
SB: 2
CS: 0

Batter	1	2	3	4	5	6	7	8	9	10	11	AB	R	H	RBI	BB	SO	LOB
Tito Francona, L (1, 9) OBP: 0.389, SLG: 0.363	G3 WP 2B		F8			2B		2B			1-H 3B	5	1	4	1	0	0	0
Al Smith, R (11, 9) OBP: 0.194, SLG: 0.319												0	0	0	0	0	0	0
Dick Howser, R (1, 6) OBP: 0.304, SLG: 0.307	F9		F4			F7		K			1-3	5	0	0	0	0	1	4
Leon Wagner, L (1, 7) OBP: 0.333, SLG: 0.476	G3 2-3			F6		F7			F9		1-3	5	0	0	0	0	0	3
John Romano, R (1, 2) OBP: 0.367, SLG: 0.522	3-H 1B			F3		5-3			F9		IBB	4	0	1	0	1	0	1
Vic Davalillo, L (1, 8) OBP: 0.285, SLG: 0.314	4-3			BB			6-3		4-3		2-3	4	0	0	0	1	0	3
Billy Moran, R (1, 5) OBP: 0.305, SLG: 0.315		6-3		L6			6-3			5-3		4	0	0	0	0	0	1
Fred Whitfield, L (1, 3) OBP: 0.314, SLG: 0.410		CS 1B			K2-3		4-1			F7		4	0	1	0	0	1	0
Larry Brown, R (1, 4) OBP: 0.263, SLG: 0.373		F7 1-2			F5			5-3		6-3		4	0	0	0	0	0	1
Dick Donovan, L (1, 1) OBP: 0.310, SLG: 0.261			K		K			K			3B BB	3	1	0	0	1	3	0
Gary Bell, R (11, 1) OBP: 0.429, SLG: 0.429												0	0	0	0	0	0	0
Inning Stats	R: 1 E: 0 K: 0 S: 5 H: 2 LOB: 1 BB: 0 P: 5	R: 0 E: 0 K: 0 S: 3 H: 1 LOB: 0 BB: 0 P: 3	R: 0 E: 0 K: 1 S: 5 H: 0 LOB: 0 BB: 0 P: 5	R: 0 E: 0 K: 0 S: 3 H: 0 LOB: 1 BB: 1 P: 7	R: 0 E: 0 K: 2 S: 7 H: 0 LOB: 0 BB: 0 P: 7	R: 0 E: 0 K: 0 S: 4 H: 1 LOB: 1 BB: 0 P: 4	R: 0 E: 0 K: 0 S: 3 H: 0 LOB: 0 BB: 0 P: 3	R: 0 E: 0 K: 2 S: 8 H: 1 LOB: 1 BB: 0 P: 8	R: 0 E: 0 K: 0 S: 3 H: 0 LOB: 0 BB: 0 P: 3	R: 0 E: 0 K: 0 S: 3 H: 0 LOB: 0 BB: 0 P: 3	R: 1 E: 0 K: 0 S: 4 H: 1 LOB: 2 BB: 2 P: 12	1B: 2 2B: 3 3B: 1 HR: 0 SF: 0 SAC: 0 DP: 0 HBP: 0						

PITCHER		IP	WLS	BF	H	R	ER	SO	BB	IBB	HBP	BLK	WP	HR	S	P	ERA	WHIP
Fred Talbot, R ERA: 1.75	(1, 1)	10.1	L	38	6	2	2	5	2	0	0	0	1	0	46	54	1.74	0.774
Frank Kreutzer, L ERA: 3.38	(11, 1)	0.2		3	0	0	0	0	0	1	0	0	0	0	2	6	0.00	0.000

PITCHER	IP	WLS	BF	H	R	ER	SO	BB	IBB	HBP	BLK	WP	HR	S	P	ERA	WHIP

TOP

Cleveland Indians @ Chicago White Sox

Comiskey Park, Chicago, IL

Fri Jul 03 1964, 8:05 PM EDT

Att. 19,536 - Unknown

livebaseballscorecards.com

AB	38
R	2
H	6
RBI	1
BB	3
SO	5
LOB	13

Batter	1	2	3	4	5	6	7	8	9	10	11	AB	R	H	RBI	BB	SO	LOB
Jim Landis, R (1, 8) OBP: 0.280, SLG: 0.308	K		4-3		1-2 1B			5-3		6-3		5	0	1	0	0	1	0
Don Buford, S (1, 4) OBP: 0.323, SLG: 0.317	4-3 2B			BB	FC5			F7		S 1B		3	1	1	0	1	0	2
Al Weis, S (9, 4) OBP: 0.312, SLG: 0.352												1	0	1	0	0	0	0
Floyd Robinson, L (1, 9) OBP: 0.363, SLG: 0.441	4-3			FC1-6 1B		6-3		3-1		F4		5	0	1	1	0	0	2
Pete Ward, L (1, 5) OBP: 0.326, SLG: 0.417	1-3			F5		4-3			1-6-3		SH5-4	5	0	2	0	0	0	2
Joe Cunningham, L (1, 3) OBP: 0.357, SLG: 0.296		1-3		FC1-6 FC6-4		1B			1-6-3		SH5-4	4	0	1	0	0	0	2
Gene Stephens, L (1, 7) OBP: 0.389, SLG: 0.357		4-3		FC6-4		G3			IBB		K	4	0	0	0	1	1	3
Ron Hansen, R (1, 6) OBP: 0.352, SLG: 0.377		5-3			F8		1-3		K		BB	4	0	0	0	1	1	2
J.C. Martin, L (1, 2) OBP: 0.245, SLG: 0.331			K 1B		G3		1-3		F9		4-3	5	0	1	0	0	0	4
Fred Talbot, R (1, 1) OBP: 0.308, SLG: 0.333			K		FC5 1B		1-3			F9		4	0	1	0	0	1	1
Frank Kreutzer, R (11, 1) OBP: 0.125, SLG: 0.250			1-2		1B							0	0	0	0	0	0	0
Inning Stats	R: 0 H: 1 E: 0 LOB: 1 K: 1 BB: 0 S: 6 P: 6	R: 0 H: 0 E: 0 LOB: 0 K: 0 BB: 0 S: 3 P: 3	R: 0 H: 1 E: 0 LOB: 0 K: 1 BB: 0 S: 5 P: 5	R: 1 H: 1 E: 0 LOB: 1 K: 0 BB: 1 S: 4 P: 8	R: 0 H: 2 E: 0 LOB: 2 K: 0 BB: 0 S: 5 P: 5	R: 0 H: 1 E: 0 LOB: 1 K: 0 BB: 0 S: 4 P: 4	R: 0 H: 0 E: 0 LOB: 0 K: 0 BB: 0 S: 3 P: 3	R: 0 H: 0 E: 0 LOB: 0 K: 0 BB: 0 S: 3 P: 3	R: 0 H: 1 E: 0 LOB: 2 K: 1 BB: 1 S: 6 P: 10	R: 0 H: 1 E: 0 LOB: 1 K: 0 BB: 0 S: 4 P: 4	R: 0 H: 1 E: 0 LOB: 2 K: 1 BB: 1 S: 6 P: 10	1B: 8 SF: 0 2B: 1 SAC: 1 3B: 0 DP: 0 HR: 0 HBP: 0						

PITCHER	IP	WLS	BF	H	R	ER	SO	BB	IBB	HBP	BLK	WP	HR	S	P	ERA	WHIP
Dick Donovan, R (1, 1) ERA: 4.18	10.0	W	40	9	1	1	3	1	1	0	0	0	0	44	52	0.90	1.000
Gary Bell, R (11, 1) ERA: 3.69	1.0	S	4	0	0	0	1	1	0	0	0	0	0	5	9	0.00	1.000

PITCHER	IP	WLS	BF	H	R	ER	SO	BB	IBB	HBP	BLK	WP	HR	S	P	ERA	WHIP

BOTTOM

Cleveland Indians @ Chicago White Sox

Comiskey Park, Chicago, IL

Fri Jul 03 1964, 8:05 PM EDT

Att. 19,536 - Unknown

livebaseballscorecards.com

AB	40
R	1
H	9
RBI	1
BB	3
SO	4
LOB	18

Cleveland Indians @ Chicago White Sox

Comiskey Park, Chicago, IL

Sat Jul 04 1964, 4:33 AM EDT

Att. 12,161 - Unknown

TOP

livebaseballscorecards.com

Batter	1	2	3	4	5	6	7	8	9	AB	R	H	RBI	BB	SO	LOB
Tito Francona, L (1, 9) OBP: 0.388, SLG: 0.357	S S S 0-3 ① K	x 0-0 ③ G3			H 1-0 S HBP			x 0-0 1B 1B		2	0	0	0	0	1	3
Chico Salmon, R (5, PR)(5, 9)(7, 3) OBP: 0.375, SLG: 0.438										1	0	1	0	0	0	0
Dick Howser, R (1, 6) OBP: 0.304, SLG: 0.304	B B B B 4-0 FC6-4 BB		x 0-0 ① 6-3		x 0-0 ② 5-3 1-2			x 0-0 ① F7		3	0	0	0	1	0	2
Leon Wagner, L (1, 7) OBP: 0.332, SLG: 0.473	S S S 0-3 ② K		x 0-0 ② F1		x 0-0 ③ F9			x 0-0 1-3 G6-4-3 1B		4	0	1	0	0	1	3
John Romano, R (1, 2) OBP: 0.365, SLG: 0.513	x 0-0 ③ FC6-4 1-2f		B B B B 4-0 BB			x 0-0 ① 5-3		x 0-0 ② ③ G6-4-3 1-2f		3	0	0	0	1	0	3
Vic Davalillo, L (1, 8) OBP: 0.284, SLG: 0.313		x 0-0 WP 4-3 1B	x 0-0 ③ G3			S S S 0-3 ② K			S S S 0-3 ① K	4	0	1	0	0	2	1
Billy Moran, R (1, 5) OBP: 0.300, SLG: 0.310		x 0-0 ① 4-3 1-2		x 0-0 ① 6-3		S S S 0-3 ③ K			S S S 0-3 ② K	4	0	0	0	0	2	1
Fred Whitfield, L (1, 3) OBP: 0.311, SLG: 0.405		x 0-0 ② F6		S S S 0-3 ② K			x 0-0 ① 5-3		x 0-0 ③ F9	2	0	0	0	0	1	1
Al Smith, R (7, PH)(7, 9) OBP: 0.190, SLG: 0.313										2	0	0	0	0	0	0
Larry Brown, R (1, 4) OBP: 0.264, SLG: 0.369	I I I I 4-0 BB 2-3 IBB			x 0-0 ③ 5-3			S S S 0-3 ② K			2	0	0	0	1	1	0
Sam McDowell, L (1, 1) OBP: 0.143, SLG: 0.053	B B B B 4-0 1-2 BB				x 0-0 ① 1-3		x 0-0 ③ F6			2	0	0	0	1	0	0
Pedro Ramos, S (8, 1) OBP: 0.276, SLG: 0.444										0	0	0	0	0	0	0

	AB	29
	R	0
	H	3
	RBI	0
	BB	4
	SO	8
	LOB	14

Inning Stats																																		
	R: 0	E: 0	K: 2	S: 7	H: 0	LOB: 1	BB: 1	P: 11	R: 0	E: 0	K: 0	S: 4	H: 1	LOB: 3	BB: 2	P: 12	R: 0	E: 0	K: 0	S: 3	H: 0	LOB: 1	BB: 1	P: 7	R: 0	E: 0	K: 1	S: 5	H: 0	LOB: 0	BB: 0	P: 5	R: 0	E: 0	K: 0	S: 3	H: 0	LOB: 2	BB: 0	P: 4	R: 0	E: 0	K: 2	S: 7	H: 0	LOB: 0	BB: 0	P: 7	R: 0	E: 0	K: 1	S: 5	H: 0	LOB: 0	BB: 0	P: 5	R: 0	E: 0	K: 0	S: 4	H: 2	LOB: 1	BB: 0	P: 4	R: 0	E: 0	K: 2	S: 7	H: 0	LOB: 0	BB: 0	P: 7	1B: 3	2B: 0	3B: 0	HR: 0	SF: 0	SAC: 0	DP: 1	HBP: 1	WP: 1	PB: 0	SB: 1	CS: 0	PA: 34
---	---	---	---	---	---	---	---	---	---	---	---	---	---	---	---	---	---	---

Batter	1	2	3	4	5	6	7	8	9	AB	R	H	RBI	BB	SO	LOB
Mike Hershberger, R (1, 9) OBP: 0.304, SLG: 0.303	BBBB 4-0 BB BB BB	SSS 0-3 ③ K		x 0-0 ② 6-3		BBBB 4-0 1-2 BB		BBBB 4-0 1B 1-2 1B BB		2	1	0	0	3	1	2
Don Buford, S (1, 4) OBP: 0.322, SLG: 0.311 Al Weis, S (7, 4) OBP: 0.315, SLG: 0.355	x 0-0 ① F9	SSS 0-3 ① K	x SSS 0-3 ③ K			BBBB 4-0 1-2 2-3 BB		x 0-0 1-3 2-H 1B 1B		3 1	0 1	0 1	0 1	1 0	2 0	2 0
Jim Landis, R (1, 8) OBP: 0.285, SLG: 0.300	SSS 0-3 ② K	SSS 0-3 ② K		BBB 4-0 SH1-3 BB	x 0-0 ③ 5-3		III 4-0 1B IBB			3	0	0	0	2	2	4
Pete Ward, L (1, 5) OBP: 0.333, SLG: 0.417	BBBB 4-0 1-2 BB BB	H 1-0 BB HBP	x 0-0 ① SH1-3 1-2		SSS 0-3 ① K	x 0-0 1-2 2-H 3-H 1B				2	0	1	2	1	1	0
Ron Hansen, R (1, 6) OBP: 0.353, SLG: 0.373	BBBB 4-0 1-2 2-3 BB	BBBB 4-0 1-2 BB	x 0-0 ② F8		x 0-0 ② F7	SSS 0-3 ③ K				3	0	0	0	2	1	3
Dave Nicholson, R (1, 7) OBP: 0.356, SLG: 0.382 Gene Stephens, L (8, 7)	SSS 0-3 ③ K	SSS 0-3 ③ K	SSS 0-3 ③ K		SSS 0-3 ③ K		SSS 0-3 ③ K			4 0	0 0	0 0	0 0	0 0	4 0	6 0
Joe Cunningham, L (1, 3) OBP: 0.353, SLG: 0.304 Tom McCraw, L (9, 3) OBP: 0.356, SLG: 0.441		x 0-0 ① 3-1		x 0-0 E 2B		x 0-0 ① 1-3		x 0-0 ① 4-3		4 0	1 0	1 0	0 0	0 0	0 0	0 0
Jerry McNertney, R (1, 2) OBP: 0.308, SLG: 0.322		BBBB 4-0 BB		x 0-0 E3 2-H		x 0-0 ② F7		BBBB 4-0 FC2-6 BB		2	0	0	0	2	0	0
Gary Peters, L (1, 1) OBP: 0.250, SLG: 0.333		SSS 0-3 ② K		SSS 0-3 ① K		x 0-0 BB BB 1B		x 0-0 ② FC2-6 1-2r BB 1B		4	1	1	0	0	2	3
Inning Stats	R: 0 E: 0 K: 2 S: 7 H: 0 LOB: 3 BB: 3 P: 19	R: 0 E: 0 K: 2 S: 7 H: 0 LOB: 1 BB: 1 P: 11	R: 0 E: 0 K: 3 S: 9 H: 0 LOB: 2 BB: 1 P: 14	R: 1 E: 1 K: 2 S: 9 H: 1 LOB: 1 BB: 0 P: 9	R: 0 E: 0 K: 1 S: 5 H: 0 LOB: 1 BB: 1 P: 9	R: 0 E: 0 K: 0 S: 4 H: 1 LOB: 3 BB: 2 P: 12	R: 0 E: 0 K: 2 S: 7 H: 0 LOB: 0 BB: 0 P: 7	R: 3 E: 0 K: 1 S: 7 H: 2 LOB: 2 BB: 3 P: 19		1B: 3 2B: 1 3B: 0 HR: 0 SF: 0 SAC: 1 DP: 0 HBP: 1						

PITCHER		IP	WLS	BF	H	R	ER	SO	BB	IBB	HBP	BLK	WP	HR	S	P	ERA	WHIP
Sam McDowell, L ERA: 2.61	(1, 1)	7.2	L	40	4	4	3	12	10	1	1	0	0	0	52	97	3.52	1.826
Pedro Ramos, R ERA: 4.48	(8, 1)	0.1		1	0	0	0	1	0	0	0	0	0	0	3	3	0.00	0.000

PITCHER	IP	WLS	BF	H	R	ER	SO	BB	IBB	HBP	BLK	WP	HR	S	P	ERA	WHIP

BOTTOM

Cleveland Indians @ Chicago White Sox

Comiskey Park, Chicago, IL

Sat Jul 04 1964, 4:33 AM EDT

Att. 12,161 - Unknown

livebaseballscorecards.com

AB	28
R	4
H	4
RBI	3
BB	11
SO	13
LOB	20

Batter	1	2	3	4	5	6	7	8	9	AB	R	H	RBI	BB	SO	LOB
Al Smith, R (1, 9) OBP: 0.202, SLG: 0.320	1-4-3 1B		FC5-4 1B		F7		F7			4	0	2	0	0	0	0
Dick Howser, R (1, 6) OBP: 0.303, SLG: 0.303	1-4-3 1-2		FC5-4 1B 1-2f		WP 1B		F8			4	0	1	0	0	0	2
Leon Wagner, L (1, 7) OBP: 0.331, SLG: 0.470	F5		BB 1-3		F6		4-3			4	0	1	0	0	0	2
Bob Chance, L (1, 3) OBP: 0.435, SLG: 0.565	K		FC1-2-1-5-6 BB 1-2 3-H		WP 1-2			K		4	0	1	0	0	2	3
John Romano, R (1, 2) OBP: 0.372, SLG: 0.513		FC6-4 1B	FC6-4 1-2 2-3 BB		IBB 1-2 2-3			5-3		2	0	1	0	2	0	0
Vic Davalillo, L (1, 8) OBP: 0.280, SLG: 0.308		FC6-4 E 1B 1-2f	FC6-4 1-2f		K			F4		4	0	0	0	0	1	7
Chico Salmon, R (1, 4) OBP: 0.350, SLG: 0.400		1-2 1B		6-3		F9			5-3	4	0	1	0	0	0	0
Billy Moran, R (1, 5) OBP: 0.295, SLG: 0.305		K 1-1 2-3		6-3		F5			F9	4	0	0	0	0	1	2
Jack Kralick, L (1, 1) OBP: 0.186, SLG: 0.190		4-3		K		F7			F5	3	0	0	0	0	1	2
Woodie Held, R (9, PH) OBP: 0.279, SLG: 0.429										1	0	0	0	0	0	0
Inning Stats	R: 0 H: 1 E: 0 LOB: 1 K: 1 BB: 0 S: 6 P: 6	R: 0 H: 2 E: 1 LOB: 2 K: 1 BB: 0 S: 7 P: 7	R: 0 H: 2 E: 0 LOB: 3 K: 0 BB: 1 S: 5 P: 9	R: 0 H: 0 E: 0 LOB: 0 K: 1 BB: 0 S: 5 P: 5	R: 0 H: 2 E: 0 LOB: 3 K: 1 BB: 1 S: 7 P: 11	R: 0 H: 0 E: 0 LOB: 0 K: 0 BB: 0 S: 3 P: 3	R: 0 H: 0 E: 0 LOB: 0 K: 0 BB: 0 S: 3 P: 3	R: 0 H: 0 E: 0 LOB: 0 K: 1 BB: 0 S: 5 P: 5	R: 0 H: 0 E: 0 LOB: 0 K: 0 BB: 0 S: 3 P: 3	1B: 7 SF: 0 2B: 0 SAC: 0 3B: 0 DP: 0 HR: 0 HBP: 0						

PITCHER	IP	WLS	BF	H	R	ER	SO	BB	IBB	HBP	BLK	WP	HR	S	P	ERA	WHIP
Juan Pizarro, L (1, 1) ERA: 2.18	9.0	W	36	7	0	0	5	1	1	0	0	1	0	44	52	0.00	0.889

PITCHER	IP	WLS	BF	H	R	ER	SO	BB	IBB	HBP	BLK	WP	HR	S	P	ERA	WHIP

TOP

Cleveland Indians @ Chicago White Sox

Comiskey Park, Chicago, IL

Sun Jul 05 1964, 4:33 AM EDT

Unknown

livebaseballscorecards.com

AB	34
R	0
H	7
RBI	0
BB	2
SO	5
LOB	18

WP: 1	PA: 36		
PB: 0			
SB: 0			
CS: 0			

Cleveland Indians @ Chicago White Sox

Comiskey Park, Chicago, IL

Sun Jul 05 1964, 4:33 AM EDT

Unknown

livebaseballscorecards.com

BOTTOM

Batter	1	2	3	4	5	6	7	8	9	AB	R	H	RBI	BB	SO	LOB
Al Weis, S (1, 4) OBP: 0.309, SLG: 0.348	5-3		F3			6-3		1-3		4	0	0	0	0	0	0
Floyd Robinson, L (1, 9) OBP: 0.359, SLG: 0.436	G3		F9			F5				3	0	0	0	0	0	0
Mike Hershberger, R (1, 8) OBP: 0.308, SLG: 0.320	HR			F9		1B				3	1	2	1	0	0	0
Pete Ward, L (1, 5) OBP: 0.333, SLG: 0.431	HR			F7		F8				3	1	1	1	0	0	1
Ron Hansen, R (1, 6) OBP: 0.350, SLG: 0.368	6-3			F8			F7			3	0	0	0	0	0	0
Dave Nicholson, R (1, 7) OBP: 0.352, SLG: 0.377 Gene Stephens, L (8, 7) OBP: 0.389, SLG: 0.357		F2			K		K			3 0	0 0	0 0	0 0	0 0	2 0	0 0
Joe Cunningham, L (1, 3) OBP: 0.352, SLG: 0.305 Tom McCraw, L (9, 3) OBP: 0.356, SLG: 0.441		1-3			CS 1B		F2			3 0	0 0	1 0	0 0	0 0	0 0	0 0
Jerry McNertney, R (1, 2) OBP: 0.308, SLG: 0.315		F6			1-2 BB			F9		2	0	0	0	1	0	0
Juan Pizarro, L (1, 1) OBP: 0.255, SLG: 0.326			F2		K			K		3	0	0	0	0	2	1
Inning Stats	R: 2 E: 0 K: 0 S: 5 H: 2 LOB: 0 BB: 0 P: 5	R: 0 E: 0 K: 0 S: 3 H: 0 LOB: 0 BB: 0 P: 3	R: 0 E: 0 K: 0 S: 3 H: 0 LOB: 0 BB: 0 P: 3	R: 0 E: 0 K: 0 S: 3 H: 0 LOB: 0 BB: 0 P: 3	R: 0 E: 0 K: 2 S: 7 H: 1 LOB: 1 BB: 1 P: 11	R: 0 E: 0 K: 0 S: 4 H: 1 LOB: 1 BB: 0 P: 4	R: 0 E: 0 K: 1 S: 5 H: 0 LOB: 0 BB: 0 P: 5	R: 0 E: 0 K: 1 S: 5 H: 0 LOB: 0 BB: 0 P: 5		1B: 2 2B: 0 3B: 0 HR: 2 SF: 0 SAC: 0 DP: 0 HBP: 0				WP: 0 PB: 0 SB: 0 CS: 1 PA: 28		

	AB	27
	R	2
	H	4
	RBI	2
	BB	1
	SO	4
	LOB	2

PITCHER	IP	WLS	BF	H	R	ER	SO	BB	IBB	HBP	BLK	WP	HR	S	P	ERA	WHIP
Jack Kralick, L (1, 1) ERA: 2.6	8.0	L	28	4	2	2	4	1	0	0	0	0	2	35	39	2.25	0.625

PITCHER	IP	WLS	BF	H	R	ER	SO	BB	IBB	HBP	BLK	WP	HR	S	P	ERA	WHIP

Cleveland Indians @ Chicago White Sox

Comiskey Park, Chicago, IL

Sun Jul 05 1964, 4:38 AM EDT

Att. 18,675 - Unknown

TOP

livebaseballscorecards.com

Batter	1	2	3	4	5	6	7	8	9	AB	R	H	RBI	BB	SO	LOB
Tito Francona, L (1, 9) OBP: 0.378, SLG: 0.346	SSS 0-3 ① K		x 0-0 ③ 4-3			x 0-0 ① 1-3		x 0-0 ② F7		4	0	0	0	0	1	0
Dick Howser, R (1, 6) OBP: 0.300, SLG: 0.299	x 0-0 ② 4-3			x 0-0 ① 5-3		x 0-0 ② 4-3		x 0-0 ③ 6-3		4	0	0	0	0	0	0
Leon Wagner, L (1, 7) OBP: 0.336, SLG: 0.472	x 0-0 1B			SSS 0-3 ② K		BBBB 4-0 BB			x 0-0 FC4-6 1B	3	0	2	0	1	1	0
Fred Whitfield, L (1, 3) OBP: 0.305, SLG: 0.397	x 0-0 ③ F9			x 0-0 ③ F9		SSS 0-3 ③ K			x 0-0 ① FC4-6 1-2f	4	0	0	0	0	1	3
John Romano, R (1, 2) OBP: 0.371, SLG: 0.508 Joe Azcue, R (7, 2) OBP: 0.274, SLG: 0.340		SSS 0-3 ① K			x 0-0 ① 6-3		H 1-0 FC8-6 HBP		SSS 0-3 ② K	2 1	0 0	0 0	0 0	0 0	1 1	0 1
Vic Davalillo, L (1, 8) OBP: 0.279, SLG: 0.307		x 0-0 ② 1-3			x 0-0 HBP 1B		x 0-0 ① F6		x 0-0 ③ F7	4	0	1	0	0	0	2
Chico Salmon, R (1, 4) OBP: 0.348, SLG: 0.391		x 0-0 CS 1B			x 0-0 ② F7		x 0-0 ② FC8-6 1-2f			3	0	1	0	0	0	2
Billy Moran, R (1, 5) OBP: 0.296, SLG: 0.302		0-0 ③ CS 1-2	x 0-0 ① 1-3		H 1-0 1-2 HBP		x 0-0 ③ F8			2	0	0	0	0	0	1
Lee Stange, R (1, 1) OBP: 0.188, SLG: 0.038 Paul Dicken, R (3, PH) Tommy John, R (3, 1) OBP: 0.174, SLG: 0.174 Bob Chance, L (5, PH) OBP: 0.432, SLG: 0.561 Pedro Ramos, S (5, 1) OBP: 0.276, SLG: 0.444 Al Smith, R (8, PH) OBP: 0.200, SLG: 0.317 Don McMahon, R (8, 1) OBP: 0.167, SLG: 0.167			x 0-0 ② 6-3		x 0-0 ③ F8			x 0-0 ① 1-3		0 1 0 1 0 1 0	0 0 0 0 0 0 0	0 0 0 0 0 0 0	0 0 0 0 0 0 0	0 0 0 0 0 0 0	0 0 0 2 0 0 0	0 0 0 0 0 0 0
Inning Stats	R: 0 E: 0 K: 1 S: 6 H: 1 LOB: 1 BB: 0 P: 6	R: 0 E: 0 K: 1 S: 5 H: 1 LOB: 0 BB: 0 P: 5	R: 0 E: 0 K: 0 S: 3 H: 0 LOB: 0 BB: 0 P: 3	R: 0 E: 0 K: 1 S: 5 H: 0 LOB: 0 BB: 0 P: 5	R: 0 E: 0 K: 0 S: 4 H: 1 LOB: 2 BB: 0 P: 5	R: 0 E: 0 K: 1 S: 5 H: 0 LOB: 1 BB: 1 P: 9	R: 0 E: 0 K: 0 S: 3 H: 0 LOB: 1 BB: 0 P: 4	R: 0 E: 0 K: 0 S: 3 H: 0 LOB: 0 BB: 0 P: 3	R: 0 E: 0 K: 1 S: 6 H: 1 LOB: 1 BB: 0 P: 6	1B: 4 2B: 0 3B: 0 HR: 0	SF: 0 SAC: 0 DP: 0 HBP: 2				WP: 0 PB: 0 SB: 0 CS: 1	PA: 34	

	AB	30
	R	0
	H	4
	RBI	0
	BB	1
	SO	5
	LOB	11

PITCHER	IP	WLS	BF	H	R	ER	SO	BB	IBB	HBP	BLK	WP	HR	S	P	ERA	WHIP
Joe Horlen, R (1, 1) ERA: 2.36	9.0	W	33	4	0	0	5	1	0	2	0	0	0	40	46	0.00	0.556

PITCHER	IP	WLS	BF	H	R	ER	SO	BB	IBB	HBP	BLK	WP	HR	S	P	ERA	WHIP

Cleveland Indians @ Chicago White Sox

Comiskey Park, Chicago, IL

Sun Jul 05 1964, 4:38 AM EDT

Att. 18,675 - Unknown

livebaseballscorecards.com

BOTTOM

Batter	1	2	3	4	5	6	7	8	9	AB	R	H	RBI	BB	SO	LOB
Mike Hershberger, R (1, 8) OBP: 0.303, SLG: 0.314	S S S 0-3 K ①	x 0-0 F2 ③		x 0-0 F4 ②		x 0-0 F5 ③				4	0	0	0	0	1	2
Don Buford, S (1, 4) OBP: 0.321, SLG: 0.310	x 0-0 G3 ②		x 0-0 1B 1B SF7 1B	x 0-0 F8 ③			x 0-0 5-3 ①			4	1	1	0	0	0	0
Floyd Robinson, L (1, 9) OBP: 0.365, SLG: 0.441	x 0-0 2B 1B		x 0-0 1B 1-2 1B 1B		x 0-0 1B 1B		x 0-0 4-3 ②			4	2	3	0	0	0	0
Pete Ward, L (1, 5) OBP: 0.340, SLG: 0.441	x 0-0 1-H 2B ③		x 0-0 1B 1-2 2-3 1B		x 0-0 1-3 1B ①		x 0-0 4-3 ③			4	0	3	1	0	0	0
Tom McCraw, L (1, 3) OBP: 0.348, SLG: 0.433		x 0-0 5-3 ①	x 0-0 SF7 ① 3-H		x 0-0 4-3 ②			x 0-0 F8 ①		3	0	0	1	0	0	1
Gene Stephens, L (1, 7) OBP: 0.405, SLG: 0.357 Minnie Minoso, R (3, PH) OBP: 0.351, SLG: 0.323 (4, 7)	B B B B 4-0 2B WP BB	x 0-0 F9 ②			x 0-0 F7 ③			S S S 0-3 K ②		0 3	1 0	0 0	0 0	1 0	0 1	0 3
Ron Hansen, R (1, 6) OBP: 0.355, SLG: 0.378	x 0-0 WP 1-3 SH3-4 2B	x 0-0 1-2 2-H 1B				x 0-0 F7 ①		x 0-0 1B		4	1	3	1	0	0	0
Jerry McNertney, R (1, 2) OBP: 0.306, SLG: 0.304	B B B B 4-0 SH3-4 2-3 3-H BB	x 0-0 1-3 ③				x 0-0 F5 ②		S S S 0-3 K ③		3	0	0	0	1	1	3
Joe Horlen, R (1, 1) OBP: 0.222, SLG: 0.192	x 0-0 SH3-4 ② 1-2 3-H			x 0-0 4-3 ①		x 0-0 1B				2	0	1	1	0	0	0
Inning Stats	R: 1 H: 2 E: 0 LOB: 1 K: 1 BB: 0 S: 6 P: 6	R: 2 H: 1 E: 0 LOB: 1 K: 0 BB: 2 S: 4 P: 12	R: 2 H: 4 E: 0 LOB: 2 K: 0 BB: 0 S: 7 P: 7	R: 0 H: 0 E: 0 LOB: 0 K: 0 BB: 0 S: 3 P: 3	R: 0 H: 2 E: 0 LOB: 1 K: 0 BB: 0 S: 4 P: 4	R: 0 H: 1 E: 0 LOB: 1 K: 0 BB: 0 S: 4 P: 4	R: 0 H: 0 E: 0 LOB: 0 K: 0 BB: 0 S: 3 P: 3	R: 0 H: 1 E: 0 LOB: 1 K: 2 BB: 0 S: 8 P: 8		1B: 9 SF: 1 2B: 2 SAC: 1 3B: 0 DP: 0 HR: 0 HBP: 0						

AB	31
R	5
H	11
RBI	4
BB	2
SO	3
LOB	9

WP: 1 PA: 35
PB: 0
SB: 0
CS: 0

PITCHER		IP	WLS	BF	H	R	ER	SO	BB	IBB	HBP	BLK	WP	HR	S	P	ERA	WHIP
Lee Stange, R ERA: 5.38	(1, 1)	2.0	L	10	3	3	3	1	2	0	0	0	1	0	10	18	13.50	2.500
Tommy John, L ERA: 3.33	(3, 1)	2.0		10	4	2	2	0	0	0	0	0	0	0	10	10	9.00	2.000
Pedro Ramos, R ERA: 4.32	(5, 1)	3.0		11	3	0	0	0	0	0	0	0	0	0	11	11	0.00	1.000
Don McMahon, R ERA: 1.68	(8, 1)	1.0		4	1	0	0	2	0	0	0	0	0	0	8	8	0.00	1.000

PITCHER	IP	WLS	BF	H	R	ER	SO	BB	IBB	HBP	BLK	WP	HR	S	P	ERA	WHIP

Batter	1	2	3	4	5	6	7	8	9	AB	R	H	RBI	BB	SO	LOB
Jackie Brandt, R (1, 8) OBP: 0.324, SLG: 0.414	K		1-4-3		HR 1B		K		F8	5	1	1	0	0	2	1
Luis Aparicio, R (1, 6) OBP: 0.342, SLG: 0.402	HR 1B		FC3-6 2B		F4		K			4	1	2	0	0	1	1
Boog Powell, L (1, 7) OBP: 0.380, SLG: 0.641	1-H HR		FC3-6 BB		1-H HR		L9			3	2	2	4	1	0	0
Norm Siebern, L (1, 3) OBP: 0.410, SLG: 0.368	K		FC3-6 1-2f 2-3		K			5-3		4	0	0	0	0	2	2
Brooks Robinson, R (1, 5) OBP: 0.363, SLG: 0.474	6-3		F9			5-3 1B		5-3		4	0	1	0	0	0	2
Charlie Lau, L (1, 2) OBP: 0.327, SLG: 0.400		F5		G6-4-3 1B		5-3 1-2		F5		4	0	1	0	0	0	1
Willie Kirkland, L (1, 9) OBP: 0.280, SLG: 0.303		F7		K		1-3			G3	4	0	0	0	0	1	2
Jerry Adair, R (1, 4) OBP: 0.293, SLG: 0.314		1B		G6-4-3 1-2f		IBB			SH1-4 BB	2	0	1	0	2	0	1
Wally Bunker, R (1, 1) OBP: 0.114, SLG: 0.118 Stu Miller, R (9, 1)	K			K	K	K			SH1-4 1-2	3 0	0 0	0 0	0 0	0 0	3 0	3 0
Inning Stats	R: 2 E: 0 K: 2 S: 9 H: 2 LOB: 0 BB: 0 P: 9	R: 0 E: 0 K: 1 S: 6 H: 1 LOB: 1 BB: 0 P: 6	R: 0 E: 0 K: 0 S: 4 H: 1 LOB: 2 BB: 1 P: 8	R: 0 E: 0 K: 1 S: 5 H: 1 LOB: 0 BB: 0 P: 5	R: 2 E: 0 K: 2 S: 9 H: 2 LOB: 0 BB: 0 P: 9	R: 0 E: 0 K: 1 S: 6 H: 1 LOB: 2 BB: 1 P: 10	R: 0 E: 0 K: 2 S: 7 H: 0 LOB: 0 BB: 0 P: 7	R: 0 E: 0 K: 0 S: 3 H: 0 LOB: 0 BB: 0 P: 3	R: 0 E: 0 K: 0 S: 3 H: 0 LOB: 1 BB: 1 P: 7	1B: 5 2B: 1 3B: 0 HR: 2	SF: 0 SAC: 1 DP: 1 HBP: 0						

TOP

Baltimore Orioles @ Cleveland Indians

Cleveland Municipal Stadium, Cleveland, OH

Thu Jul 09 1964, 7:05 PM EDT

Unknown

livebaseballscorecards.com

AB	33
R	4
H	8
RBI	4
BB	3
SO	9
LOB	13

WP: 0 PB: 0 SB: 0 CS: 0 PA: 37

PITCHER	IP	WLS	BF	H	R	ER	SO	BB	IBB	HBP	BLK	WP	HR	S	P	ERA	WHIP
Dick Donovan, R (1, 1) ERA: 4.32	6.0	L	27	8	4	4	7	1	1	0	0	0	2	39	47	6.00	1.500
Sonny Siebert, R (7, 1) ERA: 4.13	2.0		6	0	0	0	2	0	0	0	0	0	0	10	10	0.00	0.000
Pedro Ramos, R (9, 1) ERA: 4.27	1.0		4	0	0	0	0	1	0	0	0	0	0	3	7	0.00	1.000

PITCHER	IP	WLS	BF	H	R	ER	SO	BB	IBB	HBP	BLK	WP	HR	S	P	ERA	WHIP

BOTTOM

Baltimore Orioles @ Cleveland Indians

Cleveland Municipal Stadium, Cleveland, OH

Thu Jul 09 1964, 7:05 PM EDT

Unknown

livebaseballscorecards.com

Batter	1	2	3	4	5	6	7	8	9	AB	R	H	RBI	BB	SO	LOB
Dick Howser, R (1, 6) OBP: 0.299, SLG: 0.297	F4		6-3			BB			6-3	3	0	0	0	1	0	0
Vic Davalillo, L (1, 8) OBP: 0.283, SLG: 0.311	2B			1-3		G3			HR HBP	3	1	1	0	0	0	1
Leon Wagner, L (1, 7) OBP: 0.335, SLG: 0.479	HR			6-3			F4		F4	4	1	1	1	0	0	1
Bob Chance, L (1, 3) OBP: 0.434, SLG: 0.578	K			K			G4-6-3 BB		1-H HR	3	1	1	2	1	2	0
Tito Francona, L (1, 9) OBP: 0.369, SLG: 0.336		4-3			F7		G4-6-3		K	4	0	0	0	0	1	1
Billy Moran, R (1, 5) OBP: 0.296, SLG: 0.300		4-3			K			FC1-6 BB		2	0	0	0	1	1	0
Joe Azcue, R (1, 2) OBP: 0.266, SLG: 0.330		5-3			K			FC1-6		3	0	0	0	0	1	1
Larry Brown, R (1, 4) OBP: 0.261, SLG: 0.366			6-3			K		FC3-6		2	0	0	0	0	1	0
Sonny Siebert, R (7, 1) OBP: 0.250, SLG: 0.333										0	0	0	0	0	0	0
Fred Whitfield, L (8, PH) OBP: 0.303, SLG: 0.395										1	0	0	0	0	0	1
Pedro Ramos, S (9, 1) OBP: 0.276, SLG: 0.444										0	0	0	0	0	0	0
Dick Donovan, L (1, 1) OBP: 0.300, SLG: 0.250			K			K		L7		1	0	0	0	0	1	0
Woodie Held, R (6, PH) OBP: 0.275, SLG: 0.423 (7, 4)										2	0	0	0	0	1	1
Inning Stats	R: 1 H: 2 E: 0 LOB: 0 K: 1 BB: 0 S: 6 P: 6	R: 0 H: 0 E: 0 LOB: 0 K: 0 BB: 0 S: 3 P: 3	R: 0 H: 0 E: 0 LOB: 0 K: 1 BB: 0 S: 5 P: 5	R: 0 H: 0 E: 0 LOB: 0 K: 1 BB: 0 S: 5 P: 5	R: 0 H: 0 E: 0 LOB: 0 K: 2 BB: 0 S: 7 P: 7	R: 0 H: 0 E: 0 LOB: 1 K: 2 BB: 1 S: 7 P: 11	R: 0 H: 0 E: 0 LOB: 0 K: 0 BB: 1 S: 2 P: 6	R: 0 H: 0 E: 0 LOB: 1 K: 0 BB: 1 S: 3 P: 7	R: 2 H: 1 E: 0 LOB: 0 K: 1 BB: 0 S: 6 P: 7	1B: 0 SF: 0 2B: 1 SAC: 0 3B: 0 DP: 1 HR: 2 HBP: 1						

	AB	R	H	RBI	BB	SO	LOB
	28	3	3	3	3	8	6

WP: 0 PB: 0 SB: 0 CS: 0 PA: 32

PITCHER		IP	WLS	BF	H	R	ER	SO	BB	IBB	HBP	BLK	WP	HR	S	P	ERA	WHIP
Wally Bunker, R ERA: 3.12	(1, 1)	8.2	W	31	3	3	3	7	3	0	1	0	0	2	41	54	3.12	0.692
Stu Miller, R ERA: 1.94	(9, 1)	0.1	S	1	0	0	0	1	0	0	0	0	0	0	3	3	0.00	0.000

PITCHER	IP	WLS	BF	H	R	ER	SO	BB	IBB	HBP	BLK	WP	HR	S	P	ERA	WHIP

Baltimore Orioles @ Cleveland Indians

Cleveland Municipal Stadium, Cleveland, OH

Thu Jul 09 1964, 7:05 PM EDT

Att. 15,684 - Unknown

TOP

livebaseballscorecards.com

Batter	1	2	3	4	5	6	7	8	9	AB	R	H	RBI	BB	SO	LOB
Jackie Brandt, R (1, 8) OBP: 0.319, SLG: 0.407	F4	F9			F4		F9		F7	5	0	0	0	0	0	3
Luis Aparicio, R (1, 6) OBP: 0.343, SLG: 0.402	4-3		1B		K		1-2 1B		6-3	5	0	2	0	0	1	0
Sam Bowens, R (1, 9) (8, 7) OBP: 0.311, SLG: 0.426	BB		K			FC6-4 BB	F3		HR	3	1	1	1	2	1	3
Norm Siebern, L (1, 3) OBP: 0.413, SLG: 0.370	FC6-4 1-2 BB		G6-4-3 1-3 1B			FC6-4 1-2f BB		1B 2B 1B	E3 FC4-6	4	1	2	0	1	0	1
Brooks Robinson, R (1, 5) OBP: 0.361, SLG: 0.468	FC6-4 1-2f		G6-4-3 1-2f			1-2 BB		K	FC4-6 1-2f	4	0	0	0	1	1	6
John Orsino, R (1, 2) OBP: 0.308, SLG: 0.394		BB 1B		F7		F5		2B 1-3 1B		4	0	2	0	0	0	2
Bob Saverine, S (8, PR) OBP: 0.243, SLG: 0.182										0	0	0	0	0	0	0
Dick Brown, R (8, 2) OBP: 0.256, SLG: 0.313										0	0	0	0	0	0	0
Boog Powell, L (1, 7) OBP: 0.376, SLG: 0.632	K		K			F5		2B 1-3 3-H		3	0	0	0	0	2	3
Bob Johnson, R (8, PH) (8, 4) OBP: 0.346, SLG: 0.467										1	0	1	1	0	0	0
Jerry Adair, R (1, 4) OBP: 0.289, SLG: 0.309	K		F9				5-3	K		4	0	0	0	0	2	4
Harvey Haddix, L (8, 1)										0	0	0	0	0	0	0
Milt Pappas, R (1, 1) OBP: 0.190, SLG: 0.132	BB				F8		1B	4-3		2	0	1	0	1	0	0
Gino Cimoli, R (8, PH) (8, 9) OBP: 0.170, SLG: 0.240										1	0	0	0	0	0	3

Inning Stats	1	2	3	4	5	6	7	8	9
	R: 0 E: 0 K: 0 S: 3	H: 0 LOB: 2 BB: 2 P: 11	R: 0 E: 0 K: 2 S: 8	H: 1 LOB: 2 BB: 1 P: 12	R: 0 E: 0 K: 1 S: 6	H: 2 LOB: 1 BB: 0 P: 6	R: 0 E: 0 K: 1 S: 5	H: 0 LOB: 0 BB: 0 P: 5	R: 0 E: 0 K: 1 S: 5	H: 0 LOB: 0 BB: 0 P: 5	R: 0 E: 0 K: 0 S: 3	H: 0 LOB: 2 BB: 2 P: 11	R: 0 E: 0 K: 0 S: 5	H: 2 LOB: 2 BB: 0 P: 5	R: 1 E: 0 K: 2 S: 10	H: 3 LOB: 3 BB: 0 P: 10	R: 1 E: 1 K: 0 S: 5	H: 1 LOB: 1 BB: 0 P: 5

	1B	SF	WP	PA
	7	0	0	41
	2B	SAC	PB	
	1	0	0	
	3B	DP	SB	
	0	1	0	
	HR	HBP	CS	
	1	0	0	

AB	36
R	2
H	9
RBI	2
BB	5
SO	7
LOB	25

PITCHER	IP	WLS	BF	H	R	ER	SO	BB	IBB	HBP	BLK	WP	HR	S	P	ERA	WHIP
Sam McDowell, L (1, 1) ERA: 2.54	9.0	L	41	9	2	2	7	5	0	0	0	0	1	50	70	2.00	1.556

PITCHER	IP	WLS	BF	H	R	ER	SO	BB	IBB	HBP	BLK	WP	HR	S	P	ERA	WHIP

Batter	1	2	3	4	5	6	7	8	9	AB	R	H	RBI	BB	SO	LOB
Dick Howser, R (1, 6) OBP: 0.296, SLG: 0.293	F5		K			5-3		K		4	0	0	0	0	2	0
Vic Davalillo, L (1, 8) OBP: 0.278, SLG: 0.306	4-3		4-3			B4		F7		4	0	0	0	0	0	0
Leon Wagner, L (1, 7) OBP: 0.334, SLG: 0.474	BB		F3			L8		K		3	0	0	0	1	1	0
Bob Chance, L (1, 9) OBP: 0.423, SLG: 0.561 (8, 3)	G3			K			4-3		5-3	4	0	0	0	0	1	1
Fred Whitfield, L (1, 3) OBP: 0.304, SLG: 0.399 Al Smith, R (7, PR) OBP: 0.198, SLG: 0.314 (8, 9)		F4		4-3			1B 2B		K	3 1	0 1	1 0	0 0	0 0	0 1	0 0
John Romano, R (1, 2) OBP: 0.369, SLG: 0.500		6-3		K			1B IBB		K	3	0	0	0	1	2	0
Chico Salmon, R (1, 4) OBP: 0.385, SLG: 0.423		1B 1B			5-3		1-3 2-H 1B			3	0	2	1	0	0	0
Billy Moran, R (1, 5) OBP: 0.300, SLG: 0.302		1-2 1B			6-3		IBB			2	0	1	0	1	0	0
Sam McDowell, L (1, 1) OBP: 0.125, SLG: 0.045		K			K		4-3			3	0	0	0	0	2	4
Inning Stats	R: 0 E: 0 K: 0 S: 3 H: 0 LOB: 1 BB: 1 P: 7	R: 0 E: 0 K: 1 S: 7 H: 2 LOB: 2 BB: 0 P: 7	R: 0 E: 0 K: 1 S: 5 H: 0 LOB: 0 BB: 0 P: 5	R: 0 E: 0 K: 2 S: 7 H: 0 LOB: 0 BB: 0 P: 7	R: 0 E: 0 K: 1 S: 5 H: 0 LOB: 0 BB: 0 P: 5	R: 0 E: 0 K: 0 S: 3 H: 0 LOB: 0 BB: 0 P: 3	R: 1 E: 0 K: 0 S: 4 H: 2 LOB: 2 BB: 2 P: 12	R: 0 E: 0 K: 2 S: 7 H: 0 LOB: 0 BB: 0 P: 7	R: 0 E: 0 K: 2 S: 7 H: 0 LOB: 0 BB: 0 P: 7	1B: 3 2B: 1 3B: 0 HR: 0 SF: 0 SAC: 0 DP: 0 HBP: 0							WP: 0 PB: 0 SB: 0 CS: 0 PA: 33

PITCHER		IP	WLS	BF	H	R	ER	SO	BB	IBB	HBP	BLK	WP	HR	S	P	ERA	WHIP
Milt Pappas, R ERA: 3.19	(1, 1)	7.0		27	4	1	1	5	1	2	0	0	0	0	34	46	1.29	0.714
Harvey Haddix, L ERA: 2.28	(8, 1)	2.0	W	6	0	0	0	4	0	0	0	0	0	0	14	14	0.00	0.000

PITCHER	IP	WLS	BF	H	R	ER	SO	BB	IBB	HBP	BLK	WP	HR	S	P	ERA	WHIP

BOTTOM

Baltimore Orioles @ Cleveland Indians

Cleveland Municipal Stadium, Cleveland, OH

Thu Jul 09 1964, 7:05 PM EDT

Att. 15,684 - Unknown

livebaseballscorecards.com

AB	30
R	1
H	4
RBI	1
BB	3
SO	9
LOB	5

Baltimore Orioles @ Cleveland Indians

Cleveland Municipal Stadium, Cleveland, OH

Fri Jul 10 1964, 7:05 PM EDT

Att. 17,429 - Unknown

livebaseballscorecards.com

TOP

Batter	1	2	3	4	5	6	7	8	9	AB	R	H	RBI	BB	SO	LOB
Jackie Brandt, R (1, 8) OBP: 0.318, SLG: 0.405	1B		6-3			4-3		F7		4	0	1	0	0	0	0
Luis Aparicio, R (1, 6) OBP: 0.338, SLG: 0.396	L6		F9			G3		F8		4	0	0	0	0	0	1
Sam Bowens, R (1, 9) OBP: 0.310, SLG: 0.422	1-2 1B		F6			6-3			F6	4	0	1	0	0	0	0
Norm Siebern, L (1, 3) OBP: 0.408, SLG: 0.364	F8			1-3			1-6-3		4-3	4	0	0	0	0	0	2
Brooks Robinson, R (1, 5) OBP: 0.363, SLG: 0.468	F9			1-3			1B		1B	4	0	2	0	0	0	2
John Orsino, R (1, 2) OBP: 0.312, SLG: 0.396		1B		F9			1-2 1B		F7	4	0	2	0	0	0	1
Boog Powell, L (1, 7) OBP: 0.373, SLG: 0.626		K			4-3		L6			2	0	0	0	0	1	1
Gino Cimoli, R (6, 7) OBP: 0.167, SLG: 0.235										1	0	0	0	0	0	2
Jerry Adair, R (1, 4) OBP: 0.286, SLG: 0.306		K			F7		F9			3	0	0	0	0	1	3
Steve Barber, L (1, 1) OBP: 0.227, SLG: 0.190		K			4-3			K		1	0	0	0	0	1	1
Herman Starrette, R (3, 1)										2	0	0	0	0	1	0
Inning Stats	R: 0 E: 0 K: 0 S: 5 H: 2 LOB: 2 BB: 0 P: 5	R: 0 E: 0 K: 3 S: 10 H: 1 LOB: 1 BB: 0 P: 10	R: 0 E: 0 K: 0 S: 3 H: 0 LOB: 0 BB: 0 P: 3	R: 0 E: 0 K: 0 S: 3 H: 0 LOB: 0 BB: 0 P: 3	R: 0 E: 0 K: 0 S: 3 H: 0 LOB: 0 BB: 0 P: 3	R: 0 E: 0 K: 0 S: 3 H: 0 LOB: 0 BB: 0 P: 3	R: 0 E: 0 K: 0 S: 5 H: 2 LOB: 2 BB: 0 P: 5	R: 0 E: 0 K: 1 S: 5 H: 0 LOB: 0 BB: 0 P: 5	R: 0 E: 0 K: 0 S: 4 H: 1 LOB: 1 BB: 0 P: 4	1B: 6 2B: 0 3B: 0 HR: 0 SF: 0 SAC: 0 DP: 0 HBP: 0						

	AB	33
	R	0
	H	6
	RBI	0
	BB	0
	SO	4
	LOB	13

WP: 0 PA: 33
PB: 0
SB: 0
CS: 0

PITCHER	IP	WLS	BF	H	R	ER	SO	BB	IBB	HBP	BLK	WP	HR	S	P	ERA	WHIP
Jack Kralick, L (1, 1) ERA: 2.42	9.0	W	33	6	0	0	4	0	0	0	0	0	0	41	41	0.00	0.667

PITCHER	IP	WLS	BF	H	R	ER	SO	BB	IBB	HBP	BLK	WP	HR	S	P	ERA	WHIP

BOTTOM

Baltimore Orioles @ Cleveland Indians

Cleveland Municipal Stadium, Cleveland, OH

Fri Jul 10 1964, 7:05 PM EDT

Att. 17,429 - Unknown

livebaseballscorecards.com

Batter	1	2	3	4	5	6	7	8	9	AB	R	H	RBI	BB	SO	LOB
Dick Howser, R (1, 6) OBP: 0.301, SLG: 0.296	G3 HR 1B		4-3 HR 1B	FC4-6 1-2f			BBBB L4-6 6-3 BB			3	2	2	0	1	0	1
Al Smith, R (1, 9) OBP: 0.200, SLG: 0.311	SSS K		4-3 1-2 HR 1B		E6 1B		6-3 1-2			4	2	1	0	0	1	2
Leon Wagner, L (1, 7) OBP: 0.333, SLG: 0.472	G3 1-2		4-3 1-2 2-3		SH1-3 2-H 1B		L4-6 2-3			4	0	1	1	0	0	4
Bob Chance, L (1, 3) OBP: 0.431, SLG: 0.606	2-H HR		2-H 3-H HR		SSS K			BBBB 1B 1B SF8 BB		3	3	2	5	1	1	1
Chico Salmon, R (1, 4) OBP: 0.448, SLG: 0.464	S 1B		BBBB CS BB		SH1-3 1-2			SF8 1B 1-2 1B 1B		2	1	2	0	1	0	0
Vic Davalillo, L (1, 8) OBP: 0.278, SLG: 0.305	4-3 1-2		F7 1-2		F8			1-2 2-3 1B		4	0	1	0	0	0	3
Joe Azcue, R (1, 2) OBP: 0.257, SLG: 0.321		SSS K		F3		6-3		SF8 2-3 3-H		3	0	0	1	0	1	0
Billy Moran, R (1, 5) OBP: 0.300, SLG: 0.301		3-1		F9		5-3		3-H 1B		4	0	1	1	0	0	0
Jack Kralick, L (1, 1) OBP: 0.191, SLG: 0.196		1-3		FC4-6 1B		SSS K		3-4-3		4	0	1	0	0	1	1
Inning Stats	R: 2 E: 0 K: 1 S: 8 H: 3 LOB: 1 BB: 0 P: 8	R: 0 E: 0 K: 1 S: 5 H: 0 LOB: 0 BB: 0 P: 5	R: 3 E: 0 K: 0 S: 5 H: 3 LOB: 0 BB: 1 P: 9	R: 0 E: 0 K: 0 S: 4 H: 1 LOB: 1 BB: 0 P: 4	R: 1 E: 1 K: 1 S: 7 H: 1 LOB: 1 BB: 0 P: 7	R: 0 E: 0 K: 1 S: 5 H: 0 LOB: 0 BB: 0 P: 5	R: 0 E: 0 K: 0 S: 2 H: 0 LOB: 0 BB: 1 P: 6	R: 2 E: 0 K: 0 S: 5 H: 3 LOB: 1 BB: 1 P: 9		1B: 9 2B: 1 3B: 0 HR: 2 SF: 1 SAC: 1 DP: 1 HBP: 0						

	AB	31
	R	8
	H	11
	RBI	8
	BB	3
	SO	4
	LOB	12

WP: 0 PB: 0 SB: 1 CS: 1 PA: 36

PITCHER		IP	WLS	BF	H	R	ER	SO	BB	IBB	HBP	BLK	WP	HR	S	P	ERA	WHIP
Steve Barber, L ERA: 4.57	(1, 1)	2.1	L	13	6	5	5	2	0	0	0	0	0	2	17	17	19.29	2.571
Herman Starrette, R ERA: 1.64	(3, 1)	5.2		23	5	3	2	2	3	0	0	0	0	0	24	36	3.18	1.412

PITCHER		IP	WLS	BF	H	R	ER	SO	BB	IBB	HBP	BLK	WP	HR	S	P	ERA	WHIP

Baltimore Orioles @ Cleveland Indians

Cleveland Municipal Stadium, Cleveland, OH

Sat Jul 11 1964, 3:33 AM EDT

Att. 9,395 - Unknown

TOP

livebaseballscorecards.com

Batter	1	2	3	4	5	6	7	8	9	AB	R	H	RBI	BB	SO	LOB
Jackie Brandt, R (1, 8) OBP: 0.322, SLG: 0.428	0-0 E 6-3 1B		0-0 1-H HR		0-0 HR	0-0 ② FC8-4 1-2f			S S S 0-3 ② K	5	3	3	3	0	1	1
Luis Aparicio, R (1, 6) OBP: 0.339, SLG: 0.396	0-0 ① F8		0-0 ① G3		0-0 CS 1B	0-0 ③ F9			0-0 CS 1B	5	0	2	0	0	0	2
Sam Bowens, R (1, 9) (8, 7) OBP: 0.318, SLG: 0.441	0-0 ② 6-3 1-2		0-0 G3 HR 2B		0-0 ① 1-2 1B 3B		B B B B 4-0 CS BB		0-0 ③ CS 1-2	3	2	2	0	1	0	1
Norm Siebern, L (1, 3) OBP: 0.406, SLG: 0.362	0-0 E6 2-H 1B		0-0 ② G3 2-3		S S S 0-3 ② K		0-0 ① ② F3 1-2			4	0	1	0	0	1	3
Brooks Robinson, R (1, 5) OBP: 0.364, SLG: 0.479	0-0 ③ 5-3		0-0 3-H HR		1B 3-H 1B		0-0 ③ F8			4	1	2	3	0	0	1
Bob Johnson, R (1, 4) OBP: 0.343, SLG: 0.460 Jerry Adair, R (8, 4) OBP: 0.286, SLG: 0.306		0-0 ① F9	0-0 ③ 4-3		0-0 1-3 1B				0-0 ① 4-3	4 0	0 0	1 0	0 0	0 0	0 0	0 0
Boog Powell, L (1, 7) OBP: 0.367, SLG: 0.615 Gino Cimoli, R (8, 9) OBP: 0.167, SLG: 0.235		S S S 0-3 ② K		S S S 0-3 ① K2-3	0-0 ③ 4-3				S S S 0-3 ② K	4 0	0 0	0 0	0 0	0 0	3 0	2 0
Dick Brown, R (1, 2) OBP: 0.264, SLG: 0.319		S S S 0-3 ③ K		0-0 F7 1B		0-0 FC8-4 1B			S S S 0-3 ③ K	4	0	2	0	0	2	0
Dave McNally, R (1, 1) OBP: 0.237, SLG: 0.200 Stu Miller, R (9, 1)			0-0 PB HR 1B	0-0 ② ③ F7 1-2		S S S 0-3 ① K			S S S 0-3 ① K	4 0	1 0	1 0	0 0	0 0	2 0	2 0
Inning Stats	R: 1 E: 1 K: 0 S: 5 H: 2 LOB: 1 BB: 0 P: 5	R: 0 E: 0 K: 2 S: 7 H: 0 LOB: 0 BB: 0 P: 7	R: 4 E: 0 K: 0 S: 7 H: 4 LOB: 0 BB: 0 P: 7	R: 0 E: 0 K: 1 S: 5 H: 1 LOB: 0 BB: 0 P: 5	R: 2 E: 0 K: 1 S: 9 H: 5 LOB: 2 BB: 0 P: 9	R: 0 E: 0 K: 1 S: 6 H: 1 LOB: 1 BB: 0 P: 6	R: 0 E: 0 K: 0 S: 2 H: 0 LOB: 0 BB: 1 P: 6	R: 0 E: 0 K: 2 S: 7 H: 0 LOB: 0 BB: 0 P: 7	R: 0 E: 0 K: 2 S: 7 H: 1 LOB: 0 BB: 0 P: 7	1B: 9 2B: 1 3B: 1 HR: 3	SF: 0 SAC: 0 DP: 0 HBP: 0						

	AB	37
	R	7
	H	14
	RBI	6
	BB	1
	SO	9
	LOB	12

WP: 0 PB: 1 SB: 0 CS: 3 PA: 39

PITCHER		IP	WLS	BF	H	R	ER	SO	BB	IBB	HBP	BLK	WP	HR	S	P	ERA	WHIP
Tommy John, L ERA: 3.67	(1, 1)	2.2	L	14	6	5	4	2	0	0	0	0	0	2	18	18	13.50	2.250
Sonny Siebert, R ERA: 4.3	(3, 1)	2.0		9	5	2	2	2	0	0	0	0	0	1	13	13	9.00	2.500
Don McMahon, R ERA: 1.6	(5, 1)	2.1		9	2	0	0	1	1	0	0	0	0	0	10	14	0.00	1.286
Ted Abernathy, R ERA: 3.23	(8, 1)	2.0		6	1	0	0	4	0	0	0	0	0	0	14	14	0.00	0.500

PITCHER	IP	WLS	BF	H	R	ER	SO	BB	IBB	HBP	BLK	WP	HR	S	P	ERA	WHIP

Baltimore Orioles @ Cleveland Indians

Cleveland Municipal Stadium, Cleveland, OH

Sat Jul 11 1964, 3:33 AM EDT

Att. 9,395 - Unknown

BOTTOM

Batter	1	2	3	4	5	6	7	8	9	AB	R	H	RBI	BB	SO	LOB
Dick Howser, R (1, 6) OBP: 0.299, SLG: 0.295	F7	4-3 2-3		F6			F3		SH5-3 2-3 1B	5	0	1	0	0	0	4
Al Smith, R (1, 9) OBP: 0.202, SLG: 0.309 Ted Abernathy, R (8, 1) John Romano, R (9, PH) OBP: 0.368, SLG: 0.497	1B 1B 1B	5-3			5-3		F5		K	4 0 1	1 0 0	1 0 0	0 0 0	0 0 0	0 0 1	2 0 2
Leon Wagner, L (1, 7) OBP: 0.332, SLG: 0.469	1B 1B 1-2 1B		K		F2		G3		SH5-3 1-3 3-H	4	1	1	1	0	1	1
Bob Chance, L (1, 3) OBP: 0.442, SLG: 0.619	1-3 1B WP 1-3 2-H 1B		5-3 2B		1B			FC4-6 1B	K	5	1	4	1	0	1	1
Chico Salmon, R (1, 4) (8, 9) OBP: 0.424, SLG: 0.438	WP 1-3 1-2 3-H 1B		5-3 2-3f		F9			FC4-6 1B 1-2f		4	0	1	1	0	0	3
Vic Davalillo, L (1, 8) OBP: 0.278, SLG: 0.305	1-3 1-2 2-3			6-3		L8		1-2 1B		4	0	1	0	0	0	2
Joe Azcue, R (1, 2) OBP: 0.256, SLG: 0.318	6-3 2-3 3-H			1B 1B		L7		F7		4	0	1	0	0	0	3
Billy Moran, R (1, 5) OBP: 0.295, SLG: 0.296		6-3		F7		6-3		F7		4	0	0	0	0	0	3
Tommy John, R (1, 1) OBP: 0.208, SLG: 0.208 Sonny Siebert, R (3, 1) OBP: 0.294, SLG: 0.375 Don McMahon, R (5, 1) OBP: 0.167, SLG: 0.167 Larry Brown, R (7, PH) OBP: 0.267, SLG: 0.373 (8, 4)		E7 4-3 1B		1-2 1B			BB		1B SH5-3 2B	1 1 0 1	0 0 0 1	1 1 0 1	0 0 0 0	0 0 0 1	0 0 0 0	0 0 0 0

Inning Stats	R: 3 E: 0 K: 0 S: 7	H: 4 LOB: 1 BB: 0 P: 7	R: 0 E: 1 K: 0 S: 4	H: 1 LOB: 1 BB: 0 P: 4	R: 0 E: 0 K: 1 S: 5	H: 1 LOB: 0 BB: 0 P: 5	R: 0 E: 0 K: 0 S: 5	H: 2 LOB: 2 BB: 0 P: 5	R: 0 E: 0 K: 0 S: 4	H: 1 LOB: 1 BB: 0 P: 4	R: 0 E: 0 K: 0 S: 3	H: 0 LOB: 0 BB: 0 P: 3	R: 0 E: 0 K: 0 S: 3	H: 0 LOB: 1 BB: 1 P: 7	R: 0 E: 0 K: 0 S: 5	H: 2 LOB: 2 BB: 0 P: 5	R: 1 E: 0 K: 2 S: 9	H: 2 LOB: 1 BB: 0 P: 9	1B: 11 2B: 3 3B: 0 HR: 0	SF: 0 SAC: 1 DP: 1 HBP: 0	WP: 1 PB: 0 SB: 0 CS: 0	PA: 40

livebaseballscorecards.com

	AB	38
	R	4
	H	13
	RBI	3
	BB	1
	SO	3
	LOB	21

PITCHER	IP	WLS	BF	H	R	ER	SO	BB	IBB	HBP	BLK	WP	HR	S	P	ERA	WHIP
Dave McNally, L (1, 1) ERA: 3.87	8.0	W	37	13	4	4	1	1	0	0	0	1	0	38	42	4.50	1.750
Stu Miller, R (9, 1) ERA: 1.9	1.0	S	3	0	0	0	2	0	0	0	0	0	0	7	7	0.00	0.000

PITCHER	IP	WLS	BF	H	R	ER	SO	BB	IBB	HBP	BLK	WP	HR	S	P	ERA	WHIP

Batter	1	2	3	4	5	6	7	8	9	AB	R	H	RBI	BB	SO	LOB
Tony Kubek, L (1, 6) OBP: 0.279, SLG: 0.367	K		4-3		4-3					3	0	0	0	0	1	0
Bobby Richardson, R (1, 4) OBP: 0.276, SLG: 0.310	K		6-3		L7					3	0	0	0	0	1	0
Mickey Mantle, S (1, 8) OBP: 0.447, SLG: 0.626	F8		1B		4-3					3	0	1	0	0	0	0
Roger Maris, L (1, 9) OBP: 0.352, SLG: 0.487		HR	F2			3-1				3	1	1	1	0	0	1
Tom Tresh, S (1, 7) OBP: 0.352, SLG: 0.402		1B		K		K2-3				3	0	1	0	0	2	0
Joe Pepitone, L (1, 3) OBP: 0.293, SLG: 0.391		K		HR		1-3				3	1	1	1	0	1	1
Elston Howard, R (1, 2) OBP: 0.358, SLG: 0.435		1-2 1B		1B			F8			3	0	2	0	0	0	0
Clete Boyer, R (1, 5) OBP: 0.284, SLG: 0.322		P4		F8			F8			3	0	0	0	0	0	3
Stan Williams, R (1, 1) OBP: 0.214, SLG: 0.286		4-3		K			K			3	0	0	0	0	2	3
Inning Stats	R: 0 E: 0 K: 2 S: 7 H: 0 LOB: 0 BB: 0 P: 7	R: 1 E: 0 K: 1 S: 8 H: 3 LOB: 2 BB: 0 P: 8	R: 0 E: 0 K: 0 S: 4 H: 1 LOB: 1 BB: 0 P: 4	R: 1 E: 0 K: 2 S: 9 H: 2 LOB: 1 BB: 0 P: 9	R: 0 E: 0 K: 0 S: 3 H: 0 LOB: 0 BB: 0 P: 3	R: 0 E: 0 K: 1 S: 5 H: 0 LOB: 0 BB: 0 P: 5	R: 0 E: 0 K: 1 S: 5 H: 0 LOB: 0 BB: 0 P: 5			1B: 4 2B: 0 3B: 0 HR: 2 SF: 0 SAC: 0 DP: 0 HBP: 0				WP: 0 PB: 0 SB: 0 CS: 0 PA: 27		

PITCHER	IP	WLS	BF	H	R	ER	SO	BB	IBB	HBP	BLK	WP	HR	S	P	ERA	WHIP
Pedro Ramos, R (1, 1) ERA: 4.14	7.0		27	6	2	2	7	0	0	0	0	0	2	41	41	2.57	0.857

PITCHER	IP	WLS	BF	H	R	ER	SO	BB	IBB	HBP	BLK	WP	HR	S	P	ERA	WHIP

TOP

New York Yankees @ Cleveland Indians

Cleveland Municipal Stadium, Cleveland, OH

Sun Jul 12 1964, 3:33 AM EDT
Att. 37,128 - Unknown

livebaseballscorecards.com

AB	27
R	2
H	6
RBI	2
BB	0
SO	7
LOB	8

Batter	1	2	3	4	5	6	7	8	9	AB	R	H	RBI	BB	SO	LOB
Dick Howser, R (1, 6) OBP: 0.297, SLG: 0.292	F2		FC3-6 1-2f 2B		P5					3	1	0	0	0	0	1
Vic Davalillo, L (1, 8) OBP: 0.278, SLG: 0.309	F9		1-H 2B			F7				3	0	1	1	0	0	0
Leon Wagner, L (1, 7) OBP: 0.335, SLG: 0.478	HR		F9			BBBB 4-0 G4-6-3 BB				2	1	1	1	1	0	1
Bob Chance, L (1, 9) OBP: 0.434, SLG: 0.607	SSS 0-3 K			SSS 0-3 K		G4-6-3 1-2f				3	0	0	0	0	2	1
Fred Whitfield, L (1, 3) OBP: 0.301, SLG: 0.395		4-3		4-3						2	0	0	0	0	0	0
Chico Salmon, R (1, 4) OBP: 0.429, SLG: 0.441		F2		1B						2	0	1	0	0	0	0
Joe Azcue, R (1, 2) OBP: 0.252, SLG: 0.313		SSS 0-3 K		P6						2	0	0	0	0	1	1
Billy Moran, R (1, 5) OBP: 0.293, SLG: 0.294			5-3		F7					2	0	0	0	0	0	0
Pedro Ramos, S (1, 1) OBP: 0.290, SLG: 0.448			FC3-6 1B		F2					2	0	1	0	0	0	0
Inning Stats	R: 1 E: 0 K: 1 S: 6 H: 1 LOB: 0 BB: 0 P: 6	R: 0 E: 0 K: 1 S: 5 H: 0 LOB: 0 BB: 0 P: 5	R: 1 E: 0 K: 0 S: 5 H: 2 LOB: 1 BB: 0 P: 5	R: 0 E: 0 K: 1 S: 6 H: 1 LOB: 1 BB: 0 P: 6	R: 0 E: 0 K: 0 S: 3 H: 0 LOB: 0 BB: 0 P: 3	R: 0 E: 0 K: 0 S: 2 H: 0 LOB: 0 BB: 1 P: 6				1B: 2 2B: 1 3B: 0 HR: 1 SF: 0 SAC: 0 DP: 1 HBP: 0						

PITCHER	IP	WLS	BF	H	R	ER	SO	BB	IBB	HBP	BLK	WP	HR	S	P	ERA	WHIP
Stan Williams, R (1, 1) ERA: 3.21	6.0		22	4	2	2	3	1	0	0	0	0	1	27	31	3.00	0.833

PITCHER	IP	WLS	BF	H	R	ER	SO	BB	IBB	HBP	BLK	WP	HR	S	P	ERA	WHIP

BOTTOM

New York Yankees @ Cleveland Indians

Cleveland Municipal Stadium, Cleveland, OH

Sun Jul 12 1964, 3:33 AM EDT

Att. 37,128 - Unknown

livebaseballscorecards.com

AB	21
R	2
H	4
RBI	2
BB	1
SO	3
LOB	4

WP: 0 PA: 22
PB: 0
SB: 0
CS: 0

New York Yankees @ Cleveland Indians

Cleveland Municipal Stadium, Cleveland, OH

Mon Jul 13 1964, 7:05 PM EDT

Att. 18,427 - Unknown

TOP

livebaseballscorecards.com

Batter	1	2	3	4	5	6	7	8	9	AB	R	H	RBI	BB	SO	LOB
Tony Kubek, L (1, 6) OBP: 0.277, SLG: 0.359	F8		F8		L9			K	BB 1B	4	1	0	0	1	1	0
Bobby Richardson, R (1, 4) OBP: 0.273, SLG: 0.306	F9		K		6-3			6-3	F3	5	0	0	0	0	1	1
Mickey Mantle, S (1, 8) OBP: 0.446, SLG: 0.632	K			P4	F8			HR	1B 1-2 1B	4	1	1	1	1	1	0
Pedro Gonzalez, R (9, PR) (9, 3) OBP: 0.300, SLG: 0.333										0	1	0	0	0	0	0
Roger Maris, L (1, 9) OBP: 0.357, SLG: 0.490		F7		HR 1B		L8		HR 1B	1B 1-3 1B 2-H	5	3	3	1	0	0	0
Tom Tresh, S (1, 7) OBP: 0.354, SLG: 0.426		G3		1-H HR		1-3		1-H HR	1B 1-3 1B 3-H	4	2	2	4	0	0	0
Hector Lopez, R (8, 7) OBP: 0.323, SLG: 0.437										1	0	1	1	0	0	0
Joe Pepitone, L (1, 3) (9, 8) OBP: 0.295, SLG: 0.391		G3		FC6-4 1B		4-3		BB BB 1B	K	5	0	2	0	0	1	2
Elston Howard, R (1, 2) OBP: 0.362, SLG: 0.436			HR 1B	FC6-4 1B 1-2f			1-3	BB 1-2 BB	1B 1-2 3-H	4	1	2	1	1	0	1
Clete Boyer, R (1, 5) OBP: 0.289, SLG: 0.337			1-H HR	1-3 1B			K	1-2 2-3 BB	6-3	4	1	2	2	1	1	2
Rollie Sheldon, R (1, 1) OBP: 0.133, SLG: 0.133			K	K			6-3	P6		4	0	0	0	0	2	5
Inning Stats	R: 0 H: 0 E: 0 LOB: 0 K: 1 BB: 0 S: 5 P: 5	R: 0 H: 0 E: 0 LOB: 0 K: 0 BB: 0 S: 3 P: 3	R: 2 H: 2 E: 0 LOB: 0 K: 2 BB: 0 S: 9 P: 9	R: 2 H: 4 E: 0 LOB: 2 K: 1 BB: 0 S: 9 P: 9	R: 0 H: 0 E: 0 LOB: 0 K: 0 BB: 0 S: 3 P: 3	R: 0 H: 0 E: 0 LOB: 0 K: 0 BB: 0 S: 3 P: 3	R: 0 H: 0 E: 0 LOB: 0 K: 1 BB: 0 S: 5 P: 5	R: 3 H: 4 E: 0 LOB: 3 K: 1 BB: 2 S: 9 P: 17	R: 3 H: 3 E: 0 LOB: 2 K: 1 BB: 2 S: 8 P: 16	1B: 9 SF: 0 2B: 0 SAC: 0 3B: 0 DP: 0 HR: 4 HBP: 0						

	AB	40
	R	10
	H	13
	RBI	10
	BB	4
	SO	7
	LOB	11

WP: 0 PA: 44
PB: 0
SB: 0
CS: 0

PITCHER		IP	WLS	BF	H	R	ER	SO	BB	IBB	HBP	BLK	WP	HR	S	P	ERA	WHIP
Dick Donovan, R ERA: 4.43	(1, 1)	6.0	L	24	6	4	4	4	0	0	0	0	0	2	32	32	6.00	1.000
Gary Bell, R ERA: 3.94	(7, 1)	1.2		7	2	2	2	2	0	0	0	0	0	1	11	11	10.80	1.200
Tommy John, L ERA: 3.78	(8, 1)	0.0		3	2	1	1	0	1	0	0	0	0	1	2	6	∞	∞
Don McMahon, R ERA: 1.59	(8, 1)	0.1		2	0	0	0	0	1	0	0	0	0	0	1	5	0.00	3.000
Sonny Siebert, R ERA: 4.68	(9, 1)	1.0		8	3	3	3	1	2	0	0	0	0	0	8	16	27.00	5.000

PITCHER	IP	WLS	BF	H	R	ER	SO	BB	IBB	HBP	BLK	WP	HR	S	P	ERA	WHIP

Batter	1	2	3	4	5	6	7	8	9	AB	R	H	RBI	BB	SO	LOB
Dick Howser, R (1, 6) OBP: 0.294, SLG: 0.289	P4		G1-4-3 1-2f			F5		FC5-4 G3 1-2f		4	0	0	0	0	0	3
Vic Davalillo, L (1, 8) OBP: 0.274, SLG: 0.304	1-3			K		1-3		G3 1-2		4	0	0	0	0	1	1
Leon Wagner, L (1, 7) OBP: 0.334, SLG: 0.485	L5			HR			P5	F9		4	1	1	1	0	0	1
Bob Chance, L (1, 3) OBP: 0.430, SLG: 0.604		F8		F8			1B SF7 2B		4-3	4	1	1	0	0	0	0
Tito Francona, L (1, 9) OBP: 0.372, SLG: 0.362		4-3		F2			FC6-4 2-3 1B		HR	4	1	2	1	0	0	0
Chico Salmon, R (1, 4) OBP: 0.385, SLG: 0.405		6-3			6-3		SF7 3-H		6-3	3	0	0	1	0	0	0
Joe Azcue, R (1, 2) OBP: 0.244, SLG: 0.302			F9		4-3		FC6-4 1-2f		5-3	4	0	0	0	0	0	1
Woodie Held, R (1, 5) OBP: 0.282, SLG: 0.447			E5 1B		5-3			HR		3	1	2	1	0	0	0
Dick Donovan, L (1, 1) OBP: 0.323, SLG: 0.250 Fred Whitfield, L (6, PH) OBP: 0.300, SLG: 0.393 Gary Bell, R (7, 1) OBP: 0.429, SLG: 0.429 Tommy John, R (8, 1) OBP: 0.208, SLG: 0.208 Don McMahon, R (8, 1) OBP: 0.167, SLG: 0.167 Al Smith, R (8, PH) OBP: 0.299, SLG: 0.309 Sonny Siebert, R (9, 1) OBP: 0.294, SLG: 0.375			BBBB G1-4-3 BB			G3		BBBB FC5-4 BB		0 1 0 0 0 0 0	0 0 0 0 0 0 0	0 0 0 0 0 0 0	0 0 0 0 1 0 0	1 0 0 0 0 0 0	0 0 0 0 0 0 0	0 0 0 0 0 0 0
Inning Stats	R: 0 E: 0 K: 0 S: 3 H: 0 LOB: 0 BB: 0 P: 3	R: 0 E: 0 K: 0 S: 3 H: 0 LOB: 0 BB: 0 P: 3	R: 0 E: 1 K: 0 S: 3 H: 1 LOB: 1 BB: 1 P: 7	R: 1 E: 0 K: 1 S: 6 H: 1 LOB: 0 BB: 0 P: 6	R: 0 E: 0 K: 0 S: 3 H: 0 LOB: 0 BB: 0 P: 3	R: 0 E: 0 K: 0 S: 3 H: 0 LOB: 0 BB: 0 P: 3	R: 1 E: 0 K: 0 S: 5 H: 2 LOB: 1 BB: 0 P: 5	R: 1 E: 0 K: 0 S: 4 H: 1 LOB: 1 BB: 1 P: 8	R: 1 E: 0 K: 0 S: 4 H: 1 LOB: 0 BB: 0 P: 4	1B: 2 2B: 1 3B: 0 HR: 3	SF: 1 SAC: 0 DP: 1 HBP: 0			WP: 0 PB: 0 SB: 0 CS: 0	PA: 34		

PITCHER	IP	WLS	BF	H	R	ER	SO	BB	IBB	HBP	BLK	WP	HR	S	P	ERA	WHIP
Rollie Sheldon, R (1, 1) ERA: 3.91	9.0	W	34	6	4	4	1	2	0	0	0	0	3	34	42	4.00	0.889

PITCHER	IP	WLS	BF	H	R	ER	SO	BB	IBB	HBP	BLK	WP	HR	S	P	ERA	WHIP

BOTTOM

New York Yankees @ Cleveland Indians

Cleveland Municipal Stadium, Cleveland, OH

Mon Jul 13 1964, 7:05 PM EDT

Att. 18,427 - Unknown

livebaseballscorecards.com

AB	31
R	4
H	6
RBI	4
BB	2
SO	1
LOB	6

Cleveland Indians @ Kansas City Athletics

Municipal Stadium, Kansas City, MO

Tue Jul 14 1964, 8:05 PM EDT

Att. 5,422 - Unknown

TOP

livebaseballscorecards.com

Batter	1	2	3	4	5	6	7	8	9	AB	R	H	RBI	BB	SO	LOB
Dick Howser, R (1, 6) OBP: 0.300, SLG: 0.298	K		5-3	1-H 1B 2B		1B		1B 4-3 1B	1-2 3-H 1B	6	1	4	2	0	1	0
Vic Davalillo, L (1, 8) OBP: 0.282, SLG: 0.312	S 1B		2B FC 1B	S 2-H 1B		F8		4-3 1-2	1-2 2-3 1B	6	1	4	1	0	0	2
Leon Wagner, L (1, 7) OBP: 0.337, SLG: 0.497	F4 1-2		FC 1B 1-3 2B	F6 1-2			HR	0-0 S 2-3 1B	F7	6	2	3	1	0	0	5
Bob Chance, L (1, 3) OBP: 0.422, SLG: 0.585	K		FC 1B 2-3 3-H		K		K	BB 1-2	4-3	5	0	0	1	1	3	5
Tito Francona, L (1, 9) OBP: 0.385, SLG: 0.394		BB FC5-4	G6-3 1-2 3-H 1B		1B		HR	4-3		4	1	3	2	1	0	3
John Romano, R (1, 2) OBP: 0.364, SLG: 0.488		FC5-4 1-2f	G6-3 1-2f		K		K		BB 1B 1B	4	1	0	0	1	2	4
Chico Salmon, R (1, 4) OBP: 0.364, SLG: 0.381		K	4-3	F7		F4			1B 1B 1-2 1B	5	1	1	0	0	1	2
Woodie Held, R (1, 5) OBP: 0.297, SLG: 0.471		BB	2B BB			F7		HR	1B 1B 1-3 2-H 1B	3	2	2	2	2	0	0
Sam McDowell, L (1, 1) OBP: 0.111, SLG: 0.040		K	K	K		K		K	K	3	0	0	0	0	3	3
Gary Bell, R (7, 1) OBP: 0.375, SLG: 0.375										1	0	0	0	0	1	0
Don McMahon, R (8, 1) OBP: 0.143, SLG: 0.143										1	0	0	0	0	1	2

	AB	44
	R	9
	H	17
	RBI	9
	BB	5
	SO	12
	LOB	26

Inning Stats	1	2	3	4	5	6	7	8	9	1B: 12	SF: 0	WP: 0	PA: 49
	R: 0 H: 1	R: 0 H: 0	R: 2 H: 3	R: 2 H: 2	R: 0 H: 1	R: 0 H: 1	R: 2 H: 2	R: 1 H: 3	R: 2 H: 4	2B: 2	SAC: 0	PB: 0	
	E: 0 LOB: 1	E: 1 LOB: 2	E: 0 LOB: 1	E: 0 LOB: 1	E: 0 LOB: 1	E: 0 LOB: 0	E: 0 LOB: 0	E: 0 LOB: 3	E: 0 LOB: 3	3B: 0	DP: 1	SB: 3	
	K: 2 BB: 0	K: 2 BB: 2	K: 0 BB: 0	K: 1 BB: 1	K: 2 BB: 0	K: 1 BB: 0	K: 2 BB: 0	K: 1 BB: 1	K: 1 BB: 1	HR: 3	HBP: 0	CS: 0	
	S: 8 P: 8	S: 7 P: 15	S: 6 P: 6	S: 7 P: 11	S: 8 P: 8	S: 6 P: 6	S: 9 P: 9	S: 8 P: 12	S: 9 P: 13				

PITCHER		IP	WLS	BF	H	R	ER	SO	BB	IBB	HBP	BLK	WP	HR	S	P	ERA	WHIP
Diego Segui, R (1, 1) ERA: 4.11		6.0		30	9	5	5	8	3	0	0	0	0	1	43	55	7.50	2.000
Moe Drabowsky, R (7, 1) ERA: 5.76		1.0		4	1	1	1	2	0	0	0	0	0	1	8	8	9.00	1.000
John Wyatt, R (8, 1) ERA: 3.62		1.0	L	10	5	3	3	1	2	0	0	0	0	1	10	18	27.00	7.000
Joe Grzenda, L (9, 1) ERA: 5.32		1.0		5	2	0	0	1	0	0	0	0	0	0	7	7	0.00	2.000

PITCHER	IP	WLS	BF	H	R	ER	SO	BB	IBB	HBP	BLK	WP	HR	S	P	ERA	WHIP

Batter	1	2	3	4	5	6	7	8	9	AB	R	H	RBI	BB	SO	LOB
Wayne Causey, L (1, 6) OBP: 0.391, SLG: 0.384	G6-4-3 1B		E3 1B			BBBB 4-0 FC6-4 1B HR BB	4-3		SSS 0-3 ① K	4	1	1	0	1	1	1
Dick Green, R (1, 4) OBP: 0.284, SLG: 0.398	SSS 0-3 ① K		1-2 1B			SSS 0-3 ① K		HR	F4	5	1	2	1	0	2	2
Ed Charles, R (1, 5) OBP: 0.321, SLG: 0.375	0-0 ② ③ G6-4-3 1-2f		0-0 ③ F8			0-0 1-2 FC6-4 1B		HR 2B	0-0 ③ 5-3	5	1	2	0	0	0	3
Rocky Colavito, R (1, 9) OBP: 0.372, SLG: 0.533		0-0 1B		SSS 0-3 ① K		0-0 ② FC6-4 1-2f 2-3 HR		0-0 2-H HR		4	2	2	2	0	1	2
Ken Harrelson, R (1, 7) OBP: 0.450, SLG: 1.000		SSS 0-3 ① K		0-0 ② L7		0-0 1-H 3-H HR		0-0 HR		4	2	2	4	0	1	1
Jim Gentile, L (1, 3) OBP: 0.385, SLG: 0.490		SSS 0-3 ② K		SSS 0-3 ③ K		0-0 ③ 6-3		0-0 ① 5-3		4	0	0	0	0	2	1
Doc Edwards, R (1, 2) OBP: 0.218, SLG: 0.229 Billy Bryan, L (8, PH) OBP: 0.310, SLG: 0.538 (9, 2)		SSS 0-3 ③ K			0-0 ① 6-3		0-0 ① 5-3	SSS 0-3 ② K		3 1	0 0	0 0	0 0	0 0	1 1	1 0
Nelson Mathews, R (1, 8) OBP: 0.287, SLG: 0.338 Jose Tartabull, L (8, PH) OBP: 0.256, SLG: 0.263 (9, 8)			0-0 ① 6-3		0-0 ② 6-3		0-0 1B	0-0 E5 S		3 1	0 0	1 0	0 0	0 0	0 0	0 0
Diego Segui, R (1, 1) OBP: 0.191, SLG: 0.244 Moe Drabowsky, R (7, 1) OBP: 0.033, SLG: 0.033 George Alusik, R (7, PH) OBP: 0.366, SLG: 0.377 John Wyatt, R (8, 1) Joe Grzenda, R (9, 1)			0-0 ② 5-3		SSS 0-3 ③ K		SSS 0-3 ② K	SSS 0-3 ③ K 1-2		2 0 1 1 0	0 0 0 0 0	0 0 0 0 0	0 0 0 0 0	1 0 1 1 0	0 0 1 1 0	0 0 1 1 0
Inning Stats	R: 0 H: 1 E: 0 LOB: 0 K: 1 BB: 0 S: 5 P: 5	R: 0 H: 1 E: 0 LOB: 1 K: 3 BB: 0 S: 10 P: 10	R: 0 H: 1 E: 1 LOB: 2 K: 0 BB: 0 S: 5 P: 5	R: 0 H: 0 E: 0 LOB: 0 K: 2 BB: 0 S: 7 P: 7	R: 0 H: 0 E: 0 LOB: 0 K: 1 BB: 0 S: 5 P: 5	R: 3 H: 2 E: 0 LOB: 0 K: 1 BB: 1 S: 7 P: 11	R: 0 H: 1 E: 0 LOB: 1 K: 1 BB: 0 S: 6 P: 6	R: 4 H: 4 E: 1 LOB: 1 K: 2 BB: 0 S: 12 P: 12	R: 0 H: 0 E: 0 LOB: 0 K: 1 BB: 0 S: 5 P: 5	1B: 5 2B: 1 3B: 0 HR: 4	SF: 0 SAC: 0 DP: 1 HBP: 0						

PITCHER		IP	WLS	BF	H	R	ER	SO	BB	IBB	HBP	BLK	WP	HR	S	P	ERA	WHIP
Sam McDowell, L ERA: 2.68	(1, 1)	6.1		26	6	3	3	8	1	0	0	0	0	1	41	45	4.26	1.105
Gary Bell, R ERA: 4.44	(7, 1)	0.2		5	3	3	3	1	0	0	0	0	0	2	7	7	40.50	4.500
Don McMahon, R ERA: 1.7	(8, 1)	2.0	W	8	1	1	1	3	0	0	0	0	0	1	14	14	4.50	0.500

PITCHER	IP	WLS	BF	H	R	ER	SO	BB	IBB	HBP	BLK	WP	HR	S	P	ERA	WHIP

BOTTOM

Cleveland Indians @ Kansas City Athletics

Municipal Stadium, Kansas City, MO

Tue Jul 14 1964, 8:05 PM EDT

Att. 5,422 - Unknown

livebaseballscorecards.com

AB	38
R	7
H	10
RBI	7
BB	1
SO	12
LOB	13

WP: 0	PB: 0	SB: 1	CS: 0
PA: 39			

Batter	1	2	3	4	5	6	7	8	9	AB	R	H	RBI	BB	SO	LOB
Dick Howser, R (1, 6) OBP: 0.299, SLG: 0.298	F2			1-3		BB 1B 1B 1B 2-3		F9		4	1	1	0	0	0	0
Vic Davalillo, L (1, 8) OBP: 0.285, SLG: 0.314	F8			4-3		BB 1B 1-2		1B		4	1	2	0	0	0	0
Leon Wagner, L (1, 7) OBP: 0.341, SLG: 0.507	F5			HR		BBBB 1B 1-2 2-3		1-2		3	1	2	1	1	0	0
Bob Chance, L (1, 3) OBP: 0.423, SLG: 0.580		BBBB F8-3 BB		G3		1-2 2-H 3-H		SSS K		3	0	1	2	1	1	2
Tito Francona, L (1, 9) OBP: 0.384, SLG: 0.393 Gary Bell, R (6, 1) OBP: 0.375, SLG: 0.375 Sonny Siebert, R (8, 1) OBP: 0.294, SLG: 0.375 Larry Brown, R (9, PH) OBP: 0.266, SLG: 0.372		F8-3 1-2			G6-4-3 1B	SSS K			F2	3 0 0 1	0 0 0 0	1 0 0 0	0 0 0 0	0 0 0 0	1 0 0 0	3 0 0 0
John Romano, R (1, 2) OBP: 0.358, SLG: 0.478		SSS K			G6-4-3 1-2f		SSS K		SSS K	4	0	0	0	0	3	1
Chico Salmon, R (1, 4) OBP: 0.333, SLG: 0.348 (6, 9)			6-3		G3		SSS K		SSS K	4	0	0	0	0	2	0
Woodie Held, R (1, 5) OBP: 0.298, SLG: 0.465			SSS K			1B 4-3 HBP	F4			2	0	0	0	0	1	0
Jack Kralick, L (1, 1) OBP: 0.188, SLG: 0.191 Pedro Ramos, S (5, 1) OBP: 0.290, SLG: 0.448 Billy Moran, R (6, PH) OBP: 0.291, SLG: 0.292 (6, 4)			F8			4-3 1-2		4-3		1 0 2	0 0 0	0 0 0	0 0 0	0 0 0	0 0 0	0 0 1

TOP

Cleveland Indians @ Kansas City Athletics

Municipal Stadium, Kansas City, MO

Wed Jul 15 1964, 8:05 PM EDT

Unknown

livebaseballscorecards.com

	AB	R	H	RBI	BB	SO	LOB
	31	3	7	3	2	8	7

Inning Stats	1	2	3	4	5	6	7	8	9	1B	SF	WP	PA
R	0	0	0	1	0	2	0	0	0	6	0	0	34
E	0	0	0	0	0	0	0	0	0	2B: 1	SAC: 0	PB: 0	
K	0	1	1	0	0	1	2	1	2	3B: 0	DP: 2	SB: 0	
S	3	4	5	4	3	7	7	7	7	HR: 1	HBP: 1	CS: 0	
H	0	0	0	1	1	3	0	2	0				
LOB	0	0	0	0	0	2	0	2	0				
BB	0	1	0	0	0	1	0	0	0				
P	3	8	5	4	3	12	7	7	7				

PITCHER		IP	WLS	BF	H	R	ER	SO	BB	IBB	HBP	BLK	WP	HR	S	P	ERA	WHIP
Orlando Pena, R ERA: 4.29	(1, 1)	5.2		22	5	3	3	2	2	0	1	0	0	1	23	32	4.76	1.235
Wes Stock, R ERA: 2.38	(6, 1)	3.1	W	12	2	0	0	6	0	0	0	0	0	0	24	24	0.00	0.600

PITCHER		IP	WLS	BF	H	R	ER	SO	BB	IBB	HBP	BLK	WP	HR	S	P	ERA	WHIP

Cleveland Indians @ Kansas City Athletics

Municipal Stadium, Kansas City, MO

Wed Jul 15 1964, 8:05 PM EDT

Unknown

livebaseballscorecards.com

BOTTOM

Batter	1	2	3	4	5	6	7	8	9	AB	R	H	RBI	BB	SO	LOB
Wayne Causey, L (1, 6) OBP: 0.394, SLG: 0.384	0-0 1B 1-2 1B	H 1-0 FC6 1-2 HBP		x 0-0 ① FC1-6 1-2f 2B		BBB 4-0 1B 1-2 BB		x 0-0 ① F9		3	1	1	0	1	0	1
Dick Green, R (1, 4) OBP: 0.294, SLG: 0.410	x 0-0 L5-3 1-2 1B	x 0-0 ③ FC6 1-2f		x 0-0 ② 1-H 2B		x 0-0 1-3 2-H 1B		x 0-0 1B 1B		5	0	4	2	0	0	3
Ken Harrelson, R (1, 3) OBP: 0.400, SLG: 0.840	x 0-0 ① F5	x 0-0 ① 6-3	SSS 0-3 ③ K			SSS 0-3 ③ K		x 0-0 G6-4-3 1-2 1B		5	0	1	0	0	2	4
Rocky Colavito, R (1, 9) OBP: 0.367, SLG: 0.524	x 0-0 ②③ L5-3 1-2	x 0-0 ② 5-3			SSS 0-3 ① K		x 0-0 ① F8	x 0-0 ②③ G6-4-3 1-2f		5	0	0	0	0	1	4
George Alusik, R (1, 7) OBP: 0.374, SLG: 0.392		x 0-0 FC6-4 1B	x 0-0 BB 1B		x 0-0 ② 6-3		x 0-0 1B 2B			4	1	3	0	0	0	0
Ed Charles, R (1, 5) OBP: 0.321, SLG: 0.372		x 0-0 ① FC6-4 1-2f 6-3 1B	BBB 4-0 1-2 BB		x 0-0 ③ F9		x 0-0 ② F6			3	1	0	0	1	0	2
Doc Edwards, R (1, 2) OBP: 0.213, SLG: 0.224 Billy Bryan, L (7, PH) OBP: 0.315, SLG: 0.538 (8, 2)		x 0-0 ② 6-3 1-2	x 0-0 ③ F8			x 0-0 ① 5-3	4-0 1B IBB			3 0	0 0	0 0	0 0	0 1	0 0	3 0
Nelson Mathews, R (1, 8) OBP: 0.290, SLG: 0.347 Jose Tartabull, L (7, PH) OBP: 0.275, SLG: 0.282 (8, 8)		x 0-0 1B 2-H 1B		x 0-0 1B 3B		SSS 0-3 ② K	x 0-0 1-3 2-H 1B			3 1	1 0	2 1	1 1	0 0	1 0	0 0
Orlando Pena, R (1, 1) OBP: 0.167, SLG: 0.196 Wes Stock, R (6, 1) OBP: 0.200, SLG: 0.111		x 0-0 HBP 1-3 1B		x 0-0 FC1-6 3-H 1B		BBB 4-0 BB 1B BB	SSS 0-3 ③ K			2 1	0 1	2 1	1 0	0 1	0 1	0 2
Inning Stats	R: 0 E: 0 K: 0 S: 4 H: 2 LOB: 1 BB: 0 P: 4	R: 1 E: 0 K: 0 S: 6 H: 3 LOB: 3 BB: 0 P: 7	R: 0 E: 0 K: 0 S: 4 H: 1 LOB: 2 BB: 1 P: 8	R: 2 E: 0 K: 1 S: 7 H: 3 LOB: 0 BB: 0 P: 7	R: 0 E: 0 K: 1 S: 5 H: 0 LOB: 0 BB: 0 P: 5	R: 1 E: 0 K: 2 S: 8 H: 1 LOB: 2 BB: 2 P: 16	R: 1 E: 0 K: 1 S: 7 H: 2 LOB: 2 BB: 1 P: 11	R: 0 E: 0 K: 0 S: 4 H: 2 LOB: 1 BB: 0 P: 4		1B: 11 2B: 3 3B: 1 HR: 0	SF: 0 SAC: 0 DP: 2 HBP: 1					

	AB	35
	R	5
	H	14
	RBI	5
	BB	4
	SO	5
	LOB	19

PITCHER		IP	WLS	BF	H	R	ER	SO	BB	IBB	HBP	BLK	WP	HR	S	P	ERA	WHIP
Jack Kralick, L ERA: 2.55	(1, 1)	4.0		21	9	3	3	1	1	0	1	0	0	0	21	26	6.75	2.500
Pedro Ramos, R ERA: 4.09	(5, 1)	1.0		3	0	0	0	1	0	0	0	0	0	0	5	5	0.00	0.000
Gary Bell, R ERA: 4.59	(6, 1)	2.1	L	15	5	2	2	3	2	1	0	0	0	0	18	30	7.71	3.000
Sonny Siebert, R ERA: 4.62	(8, 1)	0.2		1	0	0	0	0	0	0	0	0	0	0	1	1	0.00	0.000

PITCHER	IP	WLS	BF	H	R	ER	SO	BB	IBB	HBP	BLK	WP	HR	S	P	ERA	WHIP

Cleveland Indians @ Kansas City Athletics

Municipal Stadium, Kansas City, MO

Wed Jul 15 1964, 8:05 PM EDT

Att. 10,341 - Unknown

TOP

livebaseballscorecards.com

Batter	1	2	3	4	5	6	7	8	9	AB	R	H	RBI	BB	SO	LOB
Dick Howser, R (1, 6) OBP: 0.301, SLG: 0.296	F4		1B SF7 BB		6-3			F9 BB FC3-6 BB		2	2	0	0	2	0	0
Vic Davalillo, L (1, 8) OBP: 0.285, SLG: 0.311	1-3		F7		4-3			1-2 FC3-6 BB		3	0	0	0	1	0	1
Leon Wagner, L (1, 7) OBP: 0.340, SLG: 0.504	F2		1-3 SF7 1B		4-3			2-3 F9		4	0	1	0	0	0	2
Bob Chance, L (1, 3) OBP: 0.420, SLG: 0.576		G6-4-3 1B	SF7 1-2 3-H			6-3		FC3-6 1-2f 3-H		3	0	1	2	0	0	1
Al Smith, R (1, 9) OBP: 0.202, SLG: 0.298		G6-4-3 1-2f	6-3			F2		G3		4	0	0	0	0	0	3
Joe Azcue, R (1, 2) OBP: 0.244, SLG: 0.300		E 1B		SSS K		4-3			F5	4	0	1	0	0	1	0
Larry Brown, R (1, 4) OBP: 0.266, SLG: 0.370		E 1-2 1B		5-3			F9		F8	4	0	1	0	0	0	0
Woodie Held, R (1, 5) OBP: 0.302, SLG: 0.463		E5 1-2 2-3		1B			F8		BB	3	0	1	0	1	0	2
Lee Stange, R (1, 1) OBP: 0.176, SLG: 0.036		SSS K		F9			6-3		F2	2	0	0	0	0	1	4
Billy Moran, R (7, PH) OBP: 0.290, SLG: 0.291										1	0	0	0	0	0	0
Don McMahon, R (7, 1) OBP: 0.143, SLG: 0.143										0	0	0	0	0	0	0
John Romano, R (9, PH) OBP: 0.357, SLG: 0.476										1	0	0	0	0	0	1

	AB	31
	R	2
	H	5
	RBI	2
	BB	4
	SO	2
	LOB	14

Inning Stats										
	R: 0	H: 0	R: 0	H: 3	R: 1	H: 1	R: 0	H: 1	R: 0	H: 0
	E: 0	LOB: 0	E: 1	LOB: 3	E: 0	LOB: 1	E: 0	LOB: 1	E: 0	LOB: 0
	K: 0	BB: 0	K: 1	BB: 0	K: 0	BB: 1	K: 1	BB: 0	K: 0	BB: 0
	S: 3	P: 3	S: 8	P: 8	S: 4	P: 8	S: 6	P: 6	S: 3	P: 3

Inning Stats										
	R: 0	H: 0	R: 0	H: 0	R: 1	H: 0	R: 0	H: 3	1B: 5	SF: 1
	E: 0	LOB: 0	E: 0	LOB: 0	E: 0	LOB: 1	E: 0	LOB: 3	2B: 0	SAC: 0
	K: 0	BB: 0	K: 0	BB: 0	K: 0	BB: 2	K: 0	BB: 1	3B: 0	DP: 1
	S: 3	P: 3	S: 3	P: 3	S: 3	P: 11	S: 3	P: 7	HR: 0	HBP: 0

	WP: 0	PA: 36
	PB: 0	
	SB: 0	
	CS: 0	

PITCHER		IP	WLS	BF	H	R	ER	SO	BB	IBB	HBP	BLK	WP	HR	S	P	ERA	WHIP
Ted Bowsfield, L ERA: 4.57	(1, 1)	9.0	W	36	5	2	2	2	4	0	0	0	0	0	36	52	2.00	1.000

PITCHER	IP	WLS	BF	H	R	ER	SO	BB	IBB	HBP	BLK	WP	HR	S	P	ERA	WHIP

Batter	1	2	3	4	5	6	7	8	9	AB	R	H	RBI	BB	SO	LOB
Jose Tartabull, L (1, 8) OBP: 0.250, SLG: 0.256	1-3		F8		4-3			F4		4	0	0	0	0	0	0
Wayne Causey, L (1, 6) OBP: 0.397, SLG: 0.384	BB		FC5-4 1B			F8		HBP		2	0	1	0	1	0	0
Dick Green, R (1, 4) OBP: 0.290, SLG: 0.406 Charlie Shoemaker, L (7, 4) OBP: 0.200, SLG: 0.300	F9		F9			5-3		3-1		3 1	0 0	0 0	0 0	0 0	0 0	2 1
Rocky Colavito, R (1, 9) OBP: 0.367, SLG: 0.532	F7		FC5-4 1-2f			HR				3	1	1	1	0	0	2
Manny Jimenez, L (1, 7) OBP: 0.299, SLG: 0.552 George Alusik, R (3, 7) OBP: 0.376, SLG: 0.394		K		G6-4-3 1B		F7				1 2	0 0	0 1	0 0	0 0	1 0	0 0
Ken Harrelson, R (1, 3) OBP: 0.357, SLG: 0.750		K		G6-4-3 1-2f			F7			3	0	0	0	0	1	1
Ed Charles, R (1, 5) OBP: 0.318, SLG: 0.368		E6 HR		K			F2			3	1	0	0	0	1	0
Billy Bryan, L (1, 2) OBP: 0.316, SLG: 0.557		1-H HR			K		F3			3	1	1	2	0	1	0
Ted Bowsfield, R (1, 1)		K			K			K		3	0	0	0	0	3	0
Inning Stats	R: 0 E: 0 K: 0 S: 3	H: 0 LOB: 1 BB: 1 P: 7	R: 2 E: 1 K: 3 S: 11	H: 1 LOB: 0 BB: 0 P: 11	R: 0 E: 0 K: 0 S: 4	H: 1 LOB: 1 BB: 0 P: 4	R: 0 E: 0 K: 1 S: 5	H: 1 LOB: 0 BB: 0 P: 5	R: 0 E: 0 K: 2 S: 7	H: 0 LOB: 0 BB: 0 P: 7	R: 1 E: 0 K: 0 S: 4	H: 1 LOB: 0 BB: 0 P: 4	R: 0 E: 0 K: 0 S: 3	H: 0 LOB: 0 BB: 0 P: 3	R: 0 E: 0 K: 1 S: 5	H: 0 LOB: 1 BB: 0 P: 6	1B: 2 2B: 0 3B: 0 HR: 2	SF: 0 SAC: 0 DP: 1 HBP: 1	WP: 0 PB: 0 SB: 0 CS: 0	PA: 30

PITCHER		IP	WLS	BF	H	R	ER	SO	BB	IBB	HBP	BLK	WP	HR	S	P	ERA	WHIP
Lee Stange, R ERA: 5.13	(1, 1)	6.0	L	23	4	3	1	6	1	0	0	0	0	2	34	38	1.50	0.833
Don McMahon, R ERA: 1.64	(7, 1)	2.0		7	0	0	0	1	0	0	1	0	0	0	8	9	0.00	0.000

PITCHER	IP	WLS	BF	H	R	ER	SO	BB	IBB	HBP	BLK	WP	HR	S	P	ERA	WHIP

BOTTOM

Cleveland Indians @ Kansas City Athletics

Municipal Stadium, Kansas City, MO

Wed Jul 15 1964, 8:05 PM EDT

Att. 10,341 - Unknown

livebaseballscorecards.com

AB	28
R	3
H	4
RBI	3
BB	1
SO	7
LOB	6

Batter	1	2	3	4	5	6	7	8	9	10	AB	R	H	RBI	BB	SO	LOB
Dick Howser, R (1, 6) OBP: 0.307, SLG: 0.298	BB G3			1B			5-3	1B		2B BB	4	2	2	1	2	0	1
Vic Davalillo, L (1, 8) OBP: 0.286, SLG: 0.318	1B 2B	G3		F9			K	F7		2B	6	1	2	2	0	1	3
Leon Wagner, L (1, 7) OBP: 0.340, SLG: 0.500	1B 1B	4-3			F8		BB		K	K	5	1	1	2	1	2	1
Bob Chance, L (1, 3) OBP: 0.414, SLG: 0.565	E 1B	K			F7		K		F8		5	1	1	0	0	2	1
Al Smith, R (1, 9) OBP: 0.202, SLG: 0.294	E7 HBP 1B		F7		K			K	K		5	1	1	1	0	3	0
Joe Azcue, R (1, 2) OBP: 0.265, SLG: 0.339	HBP BB		K			G6-4-3 1B		HR		CS 1B	4	2	3	1	1	1	0
Larry Brown, R (1, 4) OBP: 0.277, SLG: 0.376	SH5-3 E 1B HBP		K			G6-4-3 1B		HBP 1B		2B 1B	4	3	3	0	0	1	0
Woodie Held, R (1, 5) OBP: 0.310, SLG: 0.470	G3 SH5-3 1B			K		G6-4-3		1B HBP		1B 2B	4	0	2	3	0	1	2
Tommy John, R (1, 1) OBP: 0.208, SLG: 0.208 Gary Bell, R (1, 1) OBP: 0.375, SLG: 0.375 Sonny Siebert, R (4, PH) OBP: 0.278, SLG: 0.353 (4, 1) Tito Francona, L (6, PH) OBP: 0.382, SLG: 0.390 Ted Abernathy, R (6, 1) Fred Whitfield, L (8, PH) OBP: 0.298, SLG: 0.391 Don McMahon, R (8, 1) OBP: 0.250, SLG: 0.250	SH5-3			F6		K		F7		2B BB	0 0 0 0 0 0 0 0 0 0 0 0 0 0 1 0 0 0 0 0 0 1 0 0 0 0 1 1 0 0 0 0 0 0 0 1 0 0 0 0 0 2 1 1 1 0 0 0 0						
Inning Stats	R: 7 E: 2 K: 0 S: 7 H: 5 LOB: 1 BB: 2 P: 16	R: 0 E: 0 K: 1 S: 5 H: 0 LOB: 0 BB: 0 P: 5	R: 0 E: 0 K: 2 S: 7 H: 0 LOB: 0 BB: 0 P: 7	R: 0 E: 0 K: 1 S: 6 H: 1 LOB: 1 BB: 0 P: 6	R: 0 E: 0 K: 1 S: 5 H: 0 LOB: 0 BB: 0 P: 5	R: 0 E: 0 K: 1 S: 6 H: 2 LOB: 1 BB: 0 P: 6	R: 0 E: 0 K: 2 S: 7 H: 0 LOB: 1 BB: 1 P: 11	R: 2 E: 0 K: 1 S: 8 H: 3 LOB: 2 BB: 0 P: 9	R: 0 E: 0 K: 2 S: 7 H: 0 LOB: 0 BB: 0 P: 7	R: 3 E: 0 K: 1 S: 8 H: 5 LOB: 1 BB: 1 P: 12	1B: 12 2B: 3 3B: 0 HR: 1 SF: 0 SAC: 1 DP: 1 HBP: 2						

PITCHER		IP	WLS	BF	H	R	ER	SO	BB	IBB	HBP	BLK	WP	HR	S	P	ERA	WHIP
John O'Donoghue, L ERA: 4.69	(1, 1)	0.0		4	3	4	4	0	1	0	0	0	0	0	3	7	∞	∞
Jose Santiago, R ERA: 4.23	(1, 1)	5.0		21	5	3	2	5	1	0	1	0	0	0	29	34	3.60	1.200
Dan Pfister, R ERA: 7.39	(6, 1)	2.1		10	2	2	2	4	1	0	1	0	0	1	16	21	7.71	1.286
Diego Segui, R ERA: 4.08	(8, 1)	0.2		3	1	0	0	0	0	0	0	0	0	0	3	3	0.00	1.500
Joe Grzenda, L ERA: 5.4	(9, 1)	1.1	L	6	3	2	2	2	0	0	0	0	0	0	10	10	13.50	2.250

PITCHER		IP	WLS	BF	H	R	ER	SO	BB	IBB	HBP	BLK	WP	HR	S	P	ERA	WHIP
John Wyatt, R ERA: 3.84	(10, 1)	0.2		4	2	1	1	1	1	0	0	0	0	0	5	9	13.50	4.500

TOP

Cleveland Indians @ Kansas City Athletics

Municipal Stadium, Kansas City, MO

Thu Jul 16 1964, 4:33 AM EDT

Att. 3,129 - Unknown

livebaseballscorecards.com

AB	41
R	12
H	16
RBI	10
BB	4
SO	12
LOB	11

WP: 0 PA: 48
PB: 0
SB: 0
CS: 1

Batter	1	2	3	4	5	6	7	8	9	10	AB	R	H	RBI	BB	SO	LOB
Wayne Causey, L (1, 6) OBP: 0.399, SLG: 0.394	BB BB 1B 1B	G3	SF7 3-H			HR		L5		WP 1B BB	4	2	2	2	1	0	1
Ed Charles, R (1, 5) OBP: 0.326, SLG: 0.375	BB 1B 1-2 BB	2B 1B	CS 1B			G6-4-3 1B		L6-3 1-2		WP 1B 1-2	5	1	4	0	1	0	1
Ken Harrelson, R (1, 3) OBP: 0.324, SLG: 0.636	K	F7	CS 1-2	1B CS BB		G6-4-3 1-2f			F9	K 1-2 2-3	5	0	0	0	1	2	6
Rocky Colavito, R (1, 9) OBP: 0.370, SLG: 0.534	BB 1B 4-3 1-2 2-3 BB	1-3 2B		F8		K			WP BB		3	1	1	0	2	1	1
George Alusik, R (1, 7) OBP: 0.376, SLG: 0.394	4-3 BB 1B 1-2 2-H 3-H 1B	5-3		CS 1-3 1B			5-3		F4 1-2		5	1	2	2	0	0	3
Doc Edwards, R (1, 2) OBP: 0.227, SLG: 0.228 Billy Bryan, L (9, PH) OBP: 0.321, SLG: 0.557 (10, 2)	4-3 1B 1-2 2-3 BB	WP 2B 1B	F7 1-2 3-H				BB		BB		2 0	2 0	1 0	0 0	2 1	0 0	2 0
Charlie Shoemaker, L (1, 4) OBP: 0.200, SLG: 0.333	4-3 1-2 2-3 3-H	1-H 1B 2B		K		F8			F5		5	1	1	2	0	1	5
Nelson Mathews, R (1, 8) OBP: 0.291, SLG: 0.348	2-H 3-H 1B	4-3 SF7 2-H 1B		1-3		1-3				K 1-2 2-3	5	1	2	3	0	1	1
John O'Donoghue, R (1, 1) OBP: 0.250, SLG: 0.250 Jose Santiago, R (1, 1) Dan Pfister, R (6, 1) Diego Segui, R (8, 1) OBP: 0.231, SLG: 0.346 Manny Jimenez, L (8, PH) OBP: 0.000, SLG: 0.000 Jose Tartabull, L (8, PR) OBP: 0.000, SLG: 0.000 Joe Grzenda, R (9, 1) John Wyatt, R (10, 1) Jim Gentile, L (10, PH) OBP: 0.364, SLG: 0.455	K	4-3 2-3						L6-3 BB		K	0 3 0 0 0 0 0 0 0 1	0 0 0 0 0 0 0 0 0 0	0 0 0 0 0 1 0 0 0 0	0 2 0 0 0 0 0 0 0 0	0 2 0 0 0 0 0 0 0 0	0 2 0 0 0 0 0 0 0 1	0 2 0 0 0 0 0 0 0 0
Inning Stats	R: 5 E: 0 K: 2 S: 10 H: 3 LOB: 1 BB: 3 P: 22	R: 0 E: 0 K: 0 S: 5 H: 2 LOB: 2 BB: 0 P: 5	R: 3 E: 0 K: 0 S: 6 H: 4 LOB: 0 BB: 0 P: 6	R: 0 E: 0 K: 0 S: 3 H: 1 LOB: 1 BB: 1 P: 7	R: 0 E: 0 K: 2 S: 7 H: 0 LOB: 0 BB: 0 P: 7	R: 1 E: 0 K: 1 S: 6 H: 2 LOB: 0 BB: 0 P: 6	R: 0 E: 0 K: 0 S: 3 H: 0 LOB: 1 BB: 1 P: 7	R: 0 E: 0 K: 0 S: 2 H: 0 LOB: 1 BB: 1 P: 6	R: 0 E: 0 K: 0 S: 3 H: 0 LOB: 2 BB: 2 P: 11	R: 0 E: 0 K: 3 S: 10 H: 1 LOB: 2 BB: 1 P: 14	1B: 10 2B: 3 3B: 0 HR: 1	SF: 1 SAC: 0 DP: 2 HBP: 0	WP: 3 PB: 0 SB: 0 CS: 3	PA: 49			

PITCHER		IP	WLS	BF	H	R	ER	SO	BB	IBB	HBP	BLK	WP	HR	S	P	ERA	WHIP
Tommy John, L ERA: 4.3	(1, 1)	0.2		8	3	5	5	1	3	0	0	0	0	0	7	19	67.50	9.000
Gary Bell, R ERA: 4.89	(1, 1)	2.1		12	6	3	3	1	0	0	0	0	1	0	14	14	11.57	2.571
Sonny Siebert, R ERA: 4.48	(4, 1)	2.0		7	1	0	0	2	1	0	0	0	0	0	10	14	0.00	1.000
Ted Abernathy, R ERA: 3.28	(6, 1)	2.0		8	2	1	1	1	1	0	0	0	0	1	9	13	4.50	1.500
Don McMahon, R ERA: 1.55	(8, 1)	3.0	W	13	1	0	0	3	4	0	0	0	2	0	15	31	0.00	1.667

PITCHER	IP	WLS	BF	H	R	ER	SO	BB	IBB	HBP	BLK	WP	HR	S	P	ERA	WHIP

BOTTOM

Cleveland Indians @ Kansas City Athletics

Municipal Stadium, Kansas City, MO

Thu Jul 16 1964, 4:33 AM EDT
Att. 3,129 - Unknown

livebaseballscorecards.com

AB	38
R	9
H	13
RBI	9
BB	9
SO	8
LOB	22

Batter	1	2	3	4	5	6	7	8	9	AB	R	H	RBI	BB	SO	LOB
Dick Howser, R (1, 6) OBP: 0.309, SLG: 0.304	6-3	BB		3B			L7			3	0	1	3	1	0	0
Vic Davalillo, L (1, 8) OBP: 0.282, SLG: 0.314	K	G3		4-3			5-3			4	0	0	0	0	1	4
Leon Wagner, L (1, 7) OBP: 0.339, SLG: 0.497	K		3-1		K			L4-3 1B		4	0	1	0	0	2	0
Bob Chance, L (1, 3) OBP: 0.411, SLG: 0.557		1B E 1B	L7		K			K		4	1	1	0	0	2	1
Tito Francona, L (1, 9) OBP: 0.379, SLG: 0.387		E BB 1B	G1		K			L4-3		4	1	1	0	0	1	1
Joe Azcue, R (1, 2) OBP: 0.279, SLG: 0.341		E8 BB 1B		BB 3B BB		G6-4-3 BB			F8	2	1	1	1	2	0	0
Larry Brown, R (1, 4) OBP: 0.276, SLG: 0.371		K		3B BB		K			1-3	3	1	0	0	1	2	3
Woodie Held, R (1, 5) OBP: 0.309, SLG: 0.461		BB IBB		K		G6-4-3			K	3	0	0	0	1	2	3
Pedro Ramos, S (1, 1) OBP: 0.281, SLG: 0.433 Lee Stange, R (3, 1) OBP: 0.176, SLG: 0.036 Fred Whitfield, L (4, PH) OBP: 0.297, SLG: 0.389 Gary Bell, R (4, 1) OBP: 0.375, SLG: 0.375 Chico Salmon, R (7, PH) OBP: 0.327, SLG: 0.340 Ted Abernathy, R (7, 1)		K		K			1-3			1 0 1 0 1 0	0 0 0 0 0 0	0 0 0 0 0 0	0 0 0 0 0 0	1 0 0 0 0 0	0 0 1 0 0 0	3 0 2 0 0 0
Inning Stats	R: 0 E: 0 K: 2 S: 7 H: 0 LOB: 0 BB: 0 P: 7	R: 2 E: 1 K: 2 S: 10 H: 3 LOB: 3 BB: 2 P: 18	R: 0 E: 0 K: 0 S: 3 H: 0 LOB: 0 BB: 0 P: 3	R: 2 E: 0 K: 2 S: 8 H: 1 LOB: 1 BB: 2 P: 16	R: 0 E: 0 K: 3 S: 9 H: 0 LOB: 0 BB: 0 P: 9	R: 0 E: 0 K: 1 S: 4 H: 0 LOB: 0 BB: 1 P: 8	R: 0 E: 0 K: 0 S: 3 H: 0 LOB: 0 BB: 0 P: 3	R: 0 E: 0 K: 1 S: 5 H: 1 LOB: 0 BB: 0 P: 5	R: 0 E: 0 K: 1 S: 5 H: 0 LOB: 0 BB: 0 P: 5	1B: 4 2B: 1 3B: 1 HR: 0	SF: 0 SAC: 0 DP: 2 HBP: 0			WP: 0 PB: 0 SB: 0 CS: 0	PA: 35	

PITCHER		IP	WLS	BF	H	R	ER	SO	BB	IBB	HBP	BLK	WP	HR	S	P	ERA	WHIP
Stan Williams, R ERA: 3.51	(1, 1)	3.2		19	4	4	3	6	3	1	0	0	0	0	27	43	7.36	1.909
Steve Hamilton, L ERA: 2.49	(4, 1)	5.1	W	16	1	0	0	6	1	0	0	0	0	0	27	31	0.00	0.375

PITCHER	IP	WLS	BF	H	R	ER	SO	BB	IBB	HBP	BLK	WP	HR	S	P	ERA	WHIP

Cleveland Indians @ New York Yankees

Yankee Stadium, Bronx, NY

Fri Jul 17 1964, 7:05 PM EDT

Att. 19,652 - Unknown - 84 F

TOP

livebaseballscorecards.com

AB	30
R	4
H	5
RBI	4
BB	5
SO	12
LOB	17

BOTTOM

Cleveland Indians @ New York Yankees

Yankee Stadium, Bronx, NY

Fri Jul 17 1964, 7:05 PM EDT

Att. 19,652 - Unknown - 84 F

livebaseballscorecards.com

Batter	1	2	3	4	5	6	7	8	9	AB	R	H	RBI	BB	SO	LOB
Tony Kubek, L (1, 6) OBP: 0.279, SLG: 0.353	F7		1B PB 1B 2-H	FC5-4 1-2f		1B 1-2 1B				4	1	2	1	0	0	1
Bobby Richardson, R (1, 4) OBP: 0.275, SLG: 0.303	BB		PB S 1B 1-3 1B	F8		1-3 2-H 1B				3	1	2	1	1	0	1
Mickey Mantle, S (1, 8) OBP: 0.451, SLG: 0.620 Archie Moore, L (9, 8) OBP: 0.364, SLG: 0.333	F5		1B 2B 1B 1-H 3-H	L8		4-3				4 0	1 0	1 0	1 0	0 0	0 0	4 0
Roger Maris, L (1, 9) OBP: 0.345, SLG: 0.469	P6		2B HR 1B 1-2		P4		F2			4	1	1	0	0	0	1
Tom Tresh, S (1, 7) OBP: 0.363, SLG: 0.432		K	HR 2B 1-3 2-H		F8		L1-3 1B			4	1	2	1	0	1	0
Johnny Blanchard, L (1, 3) OBP: 0.374, SLG: 0.379 Pedro Gonzalez, R (9, 3) OBP: 0.300, SLG: 0.333	L3	HR 2-H 3-H			K	L1-3 1-2				4 0	1 0	1 0	3 0	0 0	1 0	1 0
Elston Howard, R (1, 2) OBP: 0.359, SLG: 0.431	5-3	K				F9	K			4	0	0	0	0	2	0
Clete Boyer, R (1, 5) OBP: 0.286, SLG: 0.329			SH3-4 1B P6			6-3	1-3			4	1	1	0	0	0	0
Stan Williams, R (1, 1) OBP: 0.214, SLG: 0.286 Steve Hamilton, L (4, 1) OBP: 0.286, SLG: 0.211			SH3-4 1-2	FC5-4 1B		1B 1B	L8			0 3	0 1	0 2	0 0	0 0	0 0	0 0
Inning Stats	R: 0 H: 0 E: 0 LOB: 1 K: 0 BB: 1 S: 3 P: 7	R: 0 H: 0 E: 0 LOB: 0 K: 1 BB: 0 S: 5 P: 5	R: 7 H: 7 E: 0 LOB: 0 K: 1 BB: 0 S: 12 P: 12	R: 0 H: 1 E: 0 LOB: 1 K: 0 BB: 0 S: 4 P: 4	R: 0 H: 0 E: 0 LOB: 0 K: 1 BB: 0 S: 5 P: 5	R: 1 H: 3 E: 0 LOB: 2 K: 0 BB: 0 S: 6 P: 6	R: 0 H: 1 E: 0 LOB: 0 K: 0 BB: 0 S: 3 P: 3	R: 0 H: 0 E: 0 LOB: 0 K: 1 BB: 0 S: 5 P: 5		1B: 10 SF: 0 2B: 2 SAC: 1 3B: 0 DP: 1 HR: 1 HBP: 0						

	AB	34
	R	8
	H	12
	RBI	7
	BB	1
	SO	4
	LOB	8

WP: 0 PA: 36
PB: 1
SB: 1
CS: 0

PITCHER		IP	WLS	BF	H	R	ER	SO	BB	IBB	HBP	BLK	WP	HR	S	P	ERA	WHIP
Pedro Ramos, R ERA: 4.56	(1, 1)	2.1	L	14	6	6	6	1	1	0	0	0	0	0	15	19	23.14	3.000
Lee Stange, R ERA: 5.19	(3, 1)	0.2		3	1	1	1	1	0	0	0	0	0	1	5	5	13.50	1.500
Gary Bell, R ERA: 4.79	(4, 1)	3.0		13	4	1	1	1	0	0	0	0	0	0	15	15	3.00	1.333
Ted Abernathy, R ERA: 3.16	(7, 1)	2.0		6	1	0	0	1	0	0	0	0	0	0	8	8	0.00	0.500

PITCHER	IP	WLS	BF	H	R	ER	SO	BB	IBB	HBP	BLK	WP	HR	S	P	ERA	WHIP

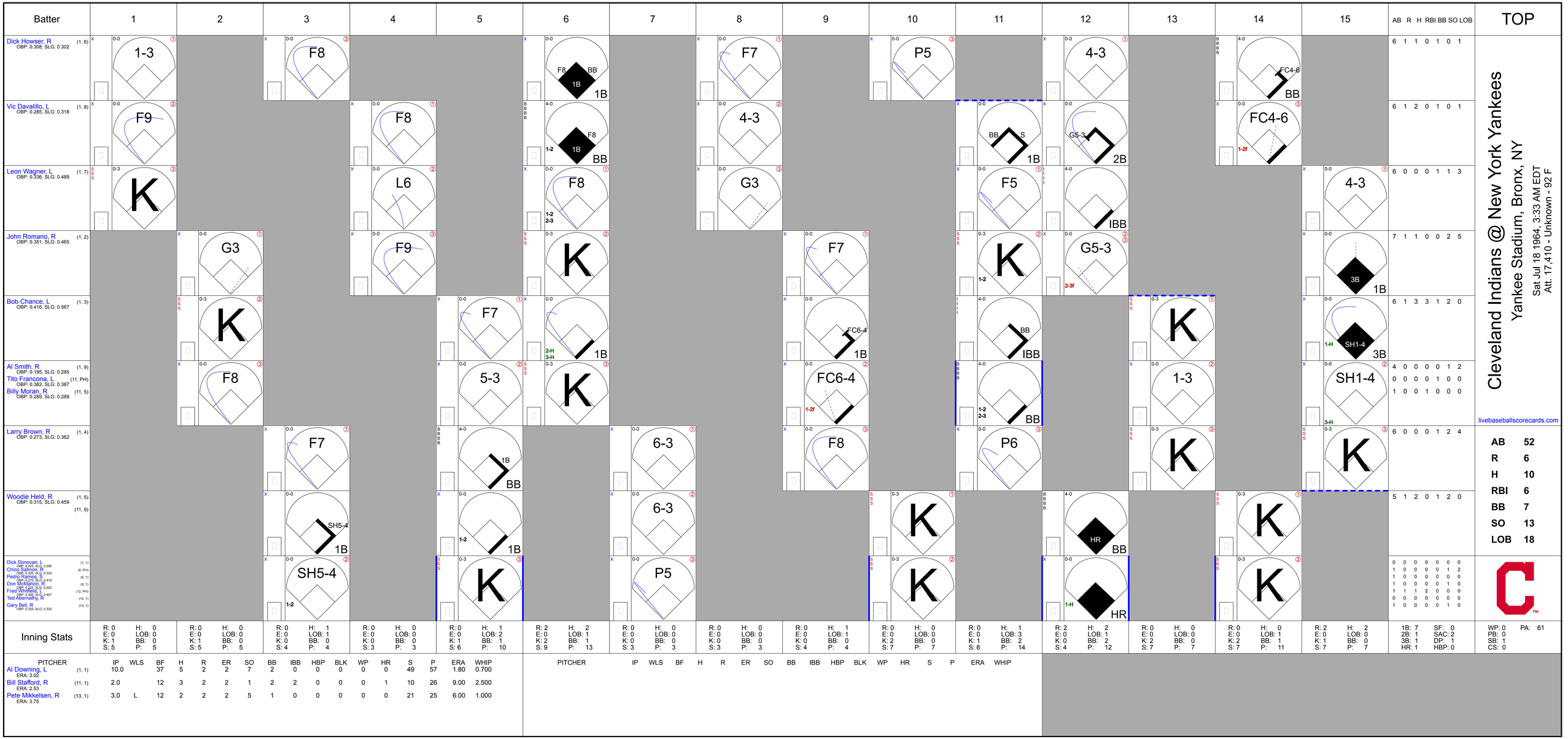
Batter
1
2
3
4
5
6
7
8
9
10
11
12
13
14
15
AB R H RBI BB SO LOB
TOP
Dick Howser, R (1, 6)
OBP: 0.308, SLG: 0.302
1-3
F8
F8 BB 1B
1B
F7
P5
4-3
FC4-6
BB
6 1 1 0 1 0 1
Vic Davalillo, L (1, 8)
OBP: 0.285, SLG: 0.318
F9
F8
F8
1-2
1B
BB
4-3
BB S 1B
G5-3 2B
FC4-6
1-2f
6 1 2 0 1 0 1
Leon Wagner, L (1, 7)
OBP: 0.336, SLG: 0.489
K
L6
F8
1-2
2-3
G3
F5
IBB
4-3
6 0 0 0 1 1 3
John Romano, R (1, 2)
OBP: 0.351, SLG: 0.465
G3
F9
K
1-2
F7
BB
IBB
G5-3
2-3f
3B
1B
7 1 1 0 0 2 5
Bob Chance, L (1, 3)
OBP: 0.416, SLG: 0.567
K
F7
2-H
3-H
1B
F7
FC6-4
1B
K
1-H
SH1-4
3B
6 1 3 3 1 2 0
Al Smith, R (1, 9)
OBP: 0.195, SLG: 0.285
Tito Francona, L (11, PH)
OBP: 0.382, SLG: 0.387
Billy Moran, R (11, 5)
OBP: 0.289, SLG: 0.289
F8
5-3
K
FC6-4
1-2f
BB
1-3
SH1-4
3-H
4 0 0 0 0 1 2
0 0 0 0 1 0 0
1 0 0 1 0 0 0
Larry Brown, R (1, 4)
OBP: 0.273, SLG: 0.362
F7
1B
BB
6-3
F8
P6
K
6 0 0 0 1 2 4
Woodie Held, R (1, 5)
(11, 9)
OBP: 0.315, SLG: 0.459
SH5-4
1B
1-2
1B
6-3
K
HR
BB
K
5 1 2 0 1 2 0
Dick Donovan, L (1, 1)
OBP: 0.323, SLG: 0.250
Chico Salmon, R (5, PH)
OBP: 0.320, SLG: 0.333
Pedro Ramos, S (5, 1)
OBP: 0.213, SLG: 0.419
Don McMahon, R (9, 1)
OBP: 0.125, SLG: 0.222
Fred Whitfield, L (12, PH)
OBP: 0.300, SLG: 0.407
Ted Abernathy, R (12, 1)
Gary Bell, R (13, 1)
OBP: 0.333, SLG: 0.333
SH5-4
1-2
K
P5
K
HR
1-H
HR
K
0 0 0 0 0 0 0
1 0 0 0 0 1 2
1 0 0 0 0 0 0
1 0 0 0 0 1 0
1 1 1 2 0 0 0
0 0 0 0 0 0 0
1 0 0 0 0 1 0
Cleveland Indians @ New York Yankees
Yankee Stadium, Bronx, NY
Sat Jul 18 1964, 3:33 AM EDT
Att. 17,410 - Unknown - 92 F
livebaseballscorecards.com
AB 52
R 6
H 10
RBI 6
BB 7
SO 13
LOB 18
Inning Stats
R: 0 H: 0 E: 0 LOB: 0 K: 1 BB: 0 S: 5 P: 5
R: 0 H: 0 E: 0 LOB: 0 K: 1 BB: 0 S: 5 P: 5
R: 0 H: 1 E: 0 LOB: 1 K: 0 BB: 0 S: 4 P: 4
R: 0 H: 0 E: 0 LOB: 0 K: 0 BB: 0 S: 3 P: 3
R: 0 H: 1 E: 0 LOB: 2 K: 1 BB: 1 S: 6 P: 10
R: 2 H: 2 E: 0 LOB: 1 K: 2 BB: 1 S: 9 P: 13
R: 0 H: 0 E: 0 LOB: 0 K: 0 BB: 0 S: 3 P: 3
R: 0 H: 0 E: 0 LOB: 0 K: 0 BB: 0 S: 3 P: 3
R: 0 H: 1 E: 0 LOB: 1 K: 0 BB: 0 S: 4 P: 4
R: 0 H: 0 E: 0 LOB: 0 K: 2 BB: 0 S: 7 P: 7
R: 0 H: 1 E: 0 LOB: 3 K: 1 BB: 2 S: 6 P: 14
R: 2 H: 2 E: 0 LOB: 1 K: 0 BB: 2 S: 4 P: 12
R: 0 H: 0 E: 0 LOB: 0 K: 2 BB: 0 S: 7 P: 7
R: 0 H: 0 E: 0 LOB: 1 K: 2 BB: 1 S: 7 P: 11
R: 2 H: 2 E: 0 LOB: 0 K: 1 BB: 0 S: 7 P: 7
1B: 7 SF: 0
2B: 1 SAC: 2
3B: 1 DP: 1
HR: 1 HBP: 0
WP: 0 PA: 61
PB: 0
SB: 1
CS: 0
PITCHER IP WLS BF H R ER SO BB IBB HBP BLK WP HR S P ERA WHIP
Al Downing, L (1, 1) ERA: 3.02 10.0 37 5 2 2 7 2 0 0 0 0 0 0 49 57 1.80 0.700
Bill Stafford, R (11, 1) ERA: 2.53 2.0 12 3 2 2 1 2 2 0 0 0 1 0 10 26 9.00 2.500
Pete Mikkelsen, R (13, 1) ERA: 3.75 3.0 L 12 2 2 2 5 1 0 0 0 0 0 0 21 25 6.00 1.000
PITCHER IP WLS BF H R ER SO BB IBB HBP BLK WP HR S P ERA WHIP

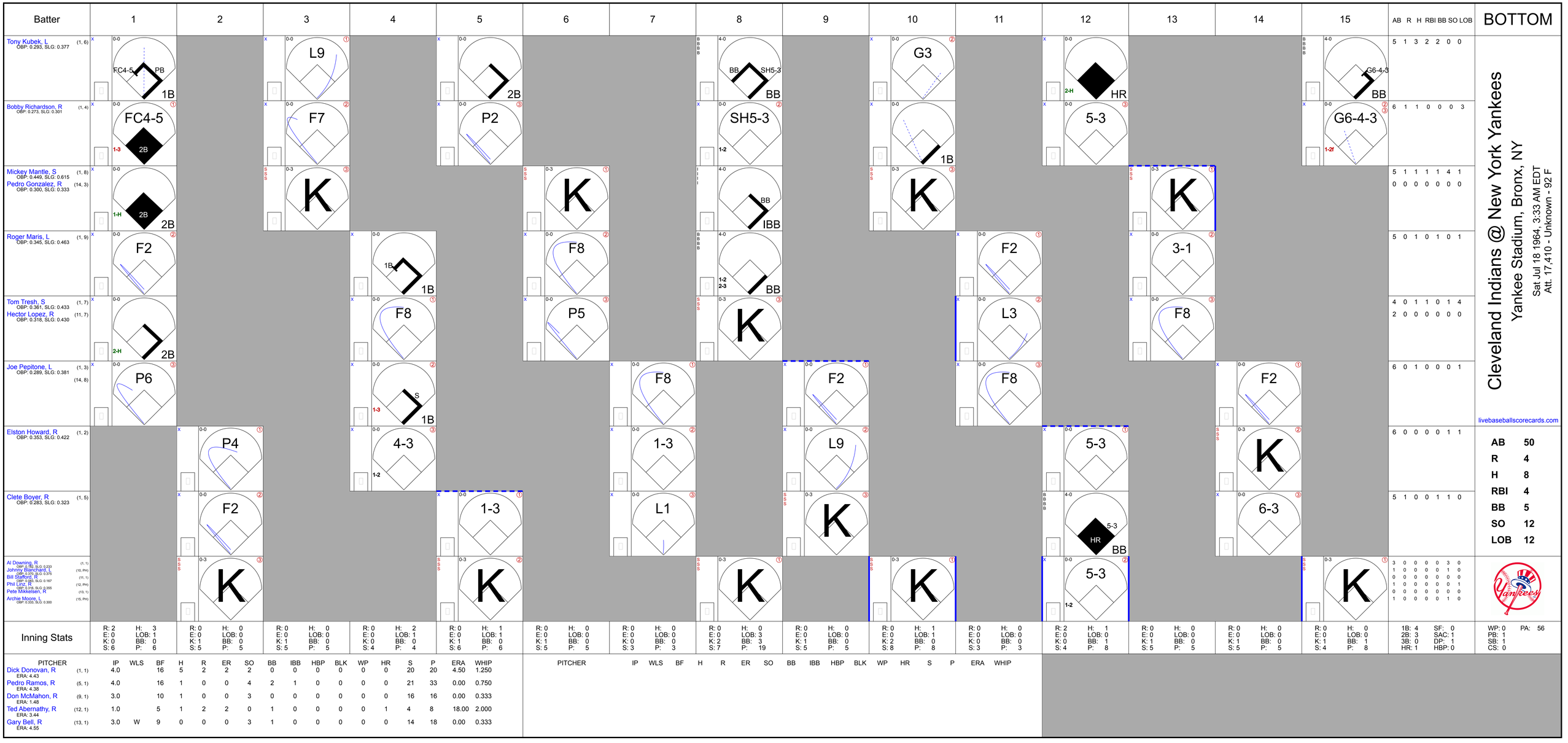
Batter
1
2
3
4
5
6
7
8
9
10
11
12
13
14
15
AB R H RBI BB SO LOB
BOTTOM
Tony Kubek, L (1, 6) OBP: 0.293, SLG: 0.377
FC4-5 PB 1B
L9
2B
G3
HR
G6-4-3 BB
5 1 3 2 2 0 0
Bobby Richardson, R (1, 4) OBP: 0.273, SLG: 0.301
FC4-5 2B 1-3
F7
P2
SH5-3 1-2
5-3
G6-4-3 1-2f
6 1 1 0 0 0 3
Mickey Mantle, S (1, 8) OBP: 0.449, SLG: 0.615
Pedro Gonzalez, R (14, 3) OBP: 0.300, SLG: 0.333
1-H 2B
K
BB IBB
K
K
5 1 1 1 1 4 1
0 0 0 0 0 0 0
Roger Maris, L (1, 9) OBP: 0.345, SLG: 0.463
F2
1B 1B
F8
BB 1-2 2-3
F2
3-1
5 0 1 0 1 0 1
Tom Tresh, S (1, 7) OBP: 0.361, SLG: 0.433
Hector Lopez, R (11, 7) OBP: 0.318, SLG: 0.430
2-H 2B
F8
P5
K
L3
F8
4 0 1 1 0 1 4
2 0 0 0 0 0 0
Joe Pepitone, L (1, 3) (14, 8) OBP: 0.289, SLG: 0.381
P6
F8
F2
F2
6 0 1 0 0 0 1
Elston Howard, R (1, 2) OBP: 0.353, SLG: 0.422
P4
S 1-3 1B
4-3 1-2
1-3
L9
5-3
K
6 0 0 0 0 1 1
Clete Boyer, R (1, 5) OBP: 0.283, SLG: 0.323
F2
1-3
L1
K
5-3 HR BB
6-3
5 1 0 0 1 1 0
Al Downing, R (1, 1) OBP: 0.189, SLG: 0.233
Johnny Blanchard, L (10, PH) OBP: 0.370, SLG: 0.375
Bill Stafford, R (11, 1) OBP: 0.286, SLG: 0.167
Phil Linz, SS (12, PH) OBP: 0.316, SLG: 0.355
Pete Mikkelsen, R (13, 1)
Archie Moore, L (15, PH) OBP: 0.333, SLG: 0.300
K
K
K
K
5-3 1-2
K
3 0 0 0 0 3 0
1 0 0 0 0 1 0
0 0 0 0 0 0 0
1 0 0 0 0 0 1
0 0 0 0 0 0 0
1 0 0 0 0 1 0
Cleveland Indians @ New York Yankees
Yankee Stadium, Bronx, NY
Sat Jul 18 1964, 3:33 AM EDT
Att. 17,410 - Unknown - 92 F
livebaseballscorecards.com
AB 50
R 4
H 8
RBI 4
BB 5
SO 12
LOB 12
Inning Stats
R: 2 H: 3 E: 0 LOB: 1 K: 0 BB: 0 S: 6 P: 6
R: 0 H: 0 E: 0 LOB: 0 K: 1 BB: 0 S: 5 P: 5
R: 0 H: 0 E: 0 LOB: 0 K: 1 BB: 0 S: 5 P: 5
R: 0 H: 2 E: 0 LOB: 1 K: 0 BB: 0 S: 4 P: 4
R: 0 H: 1 E: 0 LOB: 1 K: 1 BB: 0 S: 6 P: 6
R: 0 H: 0 E: 0 LOB: 0 K: 1 BB: 0 S: 5 P: 5
R: 0 H: 0 E: 0 LOB: 0 K: 0 BB: 0 S: 3 P: 3
R: 0 H: 0 E: 0 LOB: 3 K: 2 BB: 3 S: 7 P: 19
R: 0 H: 0 E: 0 LOB: 0 K: 1 BB: 0 S: 5 P: 5
R: 0 H: 1 E: 0 LOB: 1 K: 2 BB: 0 S: 8 P: 8
R: 0 H: 0 E: 0 LOB: 0 K: 0 BB: 0 S: 3 P: 3
R: 2 H: 1 E: 0 LOB: 0 K: 0 BB: 1 S: 4 P: 8
R: 0 H: 0 E: 0 LOB: 0 K: 1 BB: 0 S: 5 P: 5
R: 0 H: 0 E: 0 LOB: 0 K: 1 BB: 0 S: 5 P: 5
R: 0 H: 0 E: 0 LOB: 0 K: 1 BB: 1 S: 4 P: 8
1B: 4 SF: 0 2B: 3 SAC: 1 3B: 0 DP: 1 HR: 1 HBP: 0
WP: 0 PA: 56 PB: 1 SB: 1 CS: 0
PITCHER IP WLS BF H R ER SO BB IBB HBP BLK WP HR S P ERA WHIP
Dick Donovan, R (1, 1) ERA: 4.43 4.0 16 5 2 2 2 0 0 0 0 0 0 20 20 4.50 1.250
Pedro Ramos, R (5, 1) ERA: 4.38 4.0 16 1 0 0 4 2 1 0 0 0 0 21 33 0.00 0.750
Don McMahon, R (9, 1) ERA: 1.48 3.0 10 1 0 0 3 0 0 0 0 0 0 16 16 0.00 0.333
Ted Abernathy, R (12, 1) ERA: 3.44 1.0 5 1 2 2 0 1 0 0 0 0 1 4 8 18.00 2.000
Gary Bell, R (13, 1) ERA: 4.55 3.0 W 9 0 0 0 3 1 0 0 0 0 0 14 18 0.00 0.333
PITCHER IP WLS BF H R ER SO BB IBB HBP BLK WP HR S P ERA WHIP

Cleveland Indians @ New York Yankees

Yankee Stadium, Bronx, NY

Sun Jul 19 1964, 3:33 AM EDT

Unknown - 90 F

TOP

livebaseballscorecards.com

Batter	1	2	3	4	5	6	7	8	9	AB	R	H	RBI	BB	SO	LOB
Dick Howser, R (1, 6) OBP: 0.305, SLG: 0.299	4-3		F9		5-3		1-3			4	0	0	0	0	0	1
Vic Davalillo, L (1, 8) OBP: 0.288, SLG: 0.320	FC4-6, 1B		FC4-6, 1B		F8			5-3		4	0	2	0	0	0	0
Leon Wagner, L (1, 7) OBP: 0.333, SLG: 0.483	FC4-6 1-2f		FC4-6, E 1-2f		F8			F9		4	0	0	0	0	0	2
Bob Chance, L (1, 3) OBP: 0.408, SLG: 0.554	K2-3		E4 1-3			1-3		F8		4	0	0	0	0	1	2
Tito Francona, L (1, 9) OBP: 0.385, SLG: 0.405		HR	F8			F8			FC5-4, 1B, BB	3	1	1	1	1	0	2
John Romano, R (1, 2) OBP: 0.349, SLG: 0.461		F5		K		6-3			FC5-4 1-2	4	0	1	0	0	1	0
Larry Brown, R (1, 4) OBP: 0.276, SLG: 0.377		HR		1B			5-3		FC5-4, G6-4-3 1-2f 2-3	4	1	2	1	0	0	2
Woodie Held, R (1, 5) OBP: 0.313, SLG: 0.455		K		K			1B		G6-4-3 1-2f	4	0	1	0	0	2	3
Sam McDowell, L (1, 1) OBP: 0.103, SLG: 0.037		K		K			K			2	0	0	0	0	2	1
Ted Abernathy, R (6, 1)										0	0	0	0	0	0	0
Al Smith, R (7, PH) OBP: 0.194, SLG: 0.282										1	0	0	0	0	1	1
Sonny Siebert, R (7, 1) OBP: 0.278, SLG: 0.353										0	0	0	0	0	0	0

Inning Stats	1	2	3	4	5	6	7	8	9
	R: 0 E: 0 K: 1 S: 6	H: 1 LOB: 1 BB: 0 P: 6	R: 2 E: 0 K: 2 S: 9	H: 2 LOB: 0 BB: 0 P: 9	R: 0 E: 1 K: 0 S: 5	H: 1 LOB: 2 BB: 0 P: 5	R: 0 E: 0 K: 3 S: 10	H: 1 LOB: 1 BB: 0 P: 10	R: 0 E: 0 K: 0 S: 3	H: 0 LOB: 0 BB: 0 P: 3	R: 0 E: 0 K: 0 S: 3	H: 0 LOB: 0 BB: 0 P: 3	R: 0 E: 0 K: 1 S: 6	H: 1 LOB: 1 BB: 0 P: 6	R: 0 E: 0 K: 0 S: 3	H: 0 LOB: 0 BB: 0 P: 3	R: 0 E: 0 K: 0 S: 3	H: 1 LOB: 1 BB: 1 P: 7

1B: 5	SF: 0
2B: 0	SAC: 0
3B: 0	DP: 1
HR: 2	HBP: 0

WP: 0	PA: 35
PB: 0	
SB: 0	
CS: 0	

AB	34
R	2
H	7
RBI	2
BB	1
SO	7
LOB	14

PITCHER	IP	WLS	BF	H	R	ER	SO	BB	IBB	HBP	BLK	WP	HR	S	P	ERA	WHIP
Rollie Sheldon, R (1, 1) ERA: 3.6	9.0	W	35	7	2	2	7	1	0	0	0	0	2	48	52	2.00	0.889

PITCHER	IP	WLS	BF	H	R	ER	SO	BB	IBB	HBP	BLK	WP	HR	S	P	ERA	WHIP

Batter	1	2	3	4	5	6	7	8	9	AB	R	H	RBI	BB	SO	LOB
Phil Linz, R (1, 6) OBP: 0.319, SLG: 0.355	WP 1B	1B BB 1-2		K		G6-4-3 1-2f				3	0	1	0	1	1	1
Bobby Richardson, R (1, 4) OBP: 0.276, SLG: 0.303	K 1-2	1B 1-2 2-3			2B 1B		K			4	1	2	0	0	2	1
Hector Lopez, R (1, 9) OBP: 0.322, SLG: 0.434	K	K			1B 2B 1-3		BB			3	1	1	0	1	2	4
Mickey Mantle, S (1, 8) OBP: 0.446, SLG: 0.608	K	1-3			1B IBB G6-4-3		P5			3	1	0	0	1	1	5
Tom Tresh, S (1, 7) OBP: 0.363, SLG: 0.434		1B 2B 1B	F3		G6-4-3 1B 1-3 2-H 3-H		K			4	1	2	2	0	1	1
Elston Howard, R (1, 2) OBP: 0.354, SLG: 0.423		2B 1B 1B 1-3	1-3		G6-4-3 1-2f 3-H			G6-4-3 1B		4	1	2	0	0	0	1
Pedro Gonzalez, R (1, 3) OBP: 0.297, SLG: 0.343		1B 2B 1-3 3-H	6-3		K			F8		4	1	1	1	0	1	1
Clete Boyer, R (1, 5) OBP: 0.283, SLG: 0.322		FC1-6 1B 2-H 3-H		F7		F8		G6-4-3 1-2f		4	0	1	2	0	0	1
Rollie Sheldon, R (1, 1) OBP: 0.167, SLG: 0.167		FC1-6 1B BB 1-2f		K		G6-4-3 1B				3	0	1	0	0	1	1
Inning Stats	R: 0 E: 0 K: 3 S: 10 H: 1 LOB: 1 BB: 0 P: 10	R: 3 E: 0 K: 1 S: 10 H: 5 LOB: 3 BB: 1 P: 14	R: 0 E: 0 K: 0 S: 3 H: 0 LOB: 0 BB: 0 P: 3	R: 0 E: 0 K: 2 S: 7 H: 0 LOB: 0 BB: 0 P: 7	R: 3 E: 0 K: 1 S: 7 H: 3 LOB: 0 BB: 1 P: 11	R: 0 E: 0 K: 0 S: 3 H: 1 LOB: 0 BB: 0 P: 3	R: 0 E: 0 K: 2 S: 7 H: 0 LOB: 1 BB: 1 P: 11	R: 0 E: 0 K: 0 S: 3 H: 1 LOB: 0 BB: 0 P: 3		1B: 9 2B: 2 3B: 0 HR: 0 SF: 0 SAC: 0 DP: 3 HBP: 0						

PITCHER		IP	WLS	BF	H	R	ER	SO	BB	IBB	HBP	BLK	WP	HR	S	P	ERA	WHIP
Sam McDowell, L ERA: 3.16	(1, 1)	5.1	L	27	10	6	6	7	1	1	0	0	1	0	39	47	10.12	2.062
Ted Abernathy, R ERA: 3.4	(6, 1)	0.2		1	0	0	0	0	0	0	0	0	0	0	1	1	0.00	0.000
Sonny Siebert, R ERA: 4.34	(7, 1)	2.0		7	1	0	0	2	1	0	0	0	0	0	10	14	0.00	1.000

PITCHER	IP	WLS	BF	H	R	ER	SO	BB	IBB	HBP	BLK	WP	HR	S	P	ERA	WHIP

BOTTOM

Cleveland Indians @ New York Yankees

Yankee Stadium, Bronx, NY

Sun Jul 19 1964, 3:33 AM EDT

Unknown - 90 F

livebaseballscorecards.com

AB	32
R	6
H	11
RBI	5
BB	3
SO	9
LOB	16

WP: 1 PA: 35
PB: 0
SB: 0
CS: 0

Batter	1	2	3	4	5	6	7	8	9	AB	R	H	RBI	BB	SO	LOB
Vic Davalillo, L (1, 8) OBP: 0.284, SLG: 0.315	1-3	F5		F2			F8		L8	5	0	0	0	0	0	2
Al Smith, R (1, 9) OBP: 0.195, SLG: 0.276	BB		6-3		P3		K			3	1	0	0	1	1	0
Leon Wagner, L (1, 7) OBP: 0.332, SLG: 0.489	K		K		HR		F3			4	1	1	1	0	2	1
Bob Chance, L (1, 3) OBP: 0.415, SLG: 0.559	BB, BB 1-3 1B		1B		1B			K		4	0	3	0	0	1	0
Joe Azcue, R (1, 2) OBP: 0.286, SLG: 0.341	BB 1-2 BB		5-3		K			G5-4-3 1B		3	0	1	0	1	1	2
Larry Brown, R (1, 6) (6, 4') OBP: 0.279, SLG: 0.376	1-2 2-3 3-H BB			1B 4-3 1B	G3			G5-4-3 1-2f		3	1	1	1	1	0	2
Chico Salmon, R (1, 4) OBP: 0.321, SLG: 0.333	P6			4-3 1-3 1B	K				F7	3	0	1	0	0	1	3
Dick Howser, R (6, 6) OBP: 0.305, SLG: 0.298										1	0	0	0	0	0	0
Billy Moran, R (1, 5) OBP: 0.289, SLG: 0.289		1-3		4-3 2-3 3-H	P6				FC1-6 1B	4	0	1	1	0	0	1
Luis Tiant, R (1, 1)		1-3		K	F8				FC1-6 1-2f	4	0	0	0	0	1	2
Inning Stats	R: 1 E: 0 K: 1 S: 6 H: 1 LOB: 3 BB: 3 P: 18	R: 0 E: 0 K: 0 S: 3 H: 0 LOB: 0 BB: 0 P: 3	R: 0 E: 0 K: 1 S: 6 H: 1 LOB: 1 BB: 0 P: 6	R: 1 E: 0 K: 1 S: 7 H: 2 LOB: 1 BB: 0 P: 7	R: 1 E: 0 K: 1 S: 7 H: 2 LOB: 1 BB: 0 P: 7	R: 0 E: 0 K: 1 S: 5 H: 0 LOB: 0 BB: 0 P: 5	R: 0 E: 0 K: 1 S: 5 H: 0 LOB: 0 BB: 0 P: 5	R: 0 E: 0 K: 1 S: 5 H: 1 LOB: 0 BB: 0 P: 5	R: 0 E: 0 K: 0 S: 4 H: 1 LOB: 1 BB: 0 P: 4	1B: 7 2B: 0 3B: 0 HR: 1 SF: 0 SAC: 0 DP: 1 HBP: 0	WP: 0 PB: 0 SB: 0 CS: 0 PA: 37					

PITCHER		IP	WLS	BF	H	R	ER	SO	BB	IBB	HBP	BLK	WP	HR	S	P	ERA	WHIP
Whitey Ford, L ERA: 2.14	(1, 1)	5.0	L	24	6	3	3	4	3	0	0	0	0	1	29	41	5.40	1.800
Hal Reniff, R ERA: 2.85	(6, 1)	2.0		6	0	0	0	2	0	0	0	0	0	0	10	10	0.00	0.000
Ralph Terry, R ERA: 6.66	(8, 1)	2.0		7	2	0	0	1	0	0	0	0	0	0	9	9	0.00	1.000

PITCHER	IP	WLS	BF	H	R	ER	SO	BB	IBB	HBP	BLK	WP	HR	S	P	ERA	WHIP

TOP

Cleveland Indians @ New York Yankees

Yankee Stadium, Bronx, NY

Sun Jul 19 1964, 3:38 AM EDT
Att. 30,061 - Unknown - 89 F

livebaseballscorecards.com

AB	34
R	3
H	8
RBI	3
BB	3
SO	7
LOB	13

Batter	1	2	3	4	5	6	7	8	9	AB	R	H	RBI	BB	SO	LOB
Tony Kubek, L (1, 6) OBP: 0.288, SLG: 0.370	S S S 0-3 K ①		S S S 0-3 K ②		x 0-0 P4 ③		S S S 0-3 K ③			4	0	0	0	0	3	1
Phil Linz, R (1, 4) OBP: 0.318, SLG: 0.353	x 0-0 4-3 ②		x 0-0 F9 ③			x 0-0 F5 ①		x 0-0 G4-6-3 1B		4	0	1	0	0	0	0
Hector Lopez, R (1, 7) OBP: 0.320, SLG: 0.427	B B B B 4-0 BB			x 0-0 F8 ①		x 0-0 F9 ②		x 0-0 ①② G4-6-3 1-2f		3	0	0	0	1	0	1
Roger Maris, L (1, 9) OBP: 0.347, SLG: 0.462	S S S 0-3 K ③			B B B B 4-0 BB BB		x 0-0 WP BB 1B		S S S 0-3 K ③		3	0	1	0	1	2	1
Tom Tresh, S (1, 8) OBP: 0.367, SLG: 0.434		x 0-0 1B		B B B B 4-0 1-2 BB		B B B B 4-0 WP 1-2 BB			x 0-0 G3 ①	2	0	1	0	2	0	0
Joe Pepitone, L (1, 3) OBP: 0.286, SLG: 0.376		x 0-0 F8 ①		S S S 0-3 K ②		S S S 0-3 K ③ 1-2 2-3			x 0-0 P6 ②	4	0	0	0	0	2	5
Johnny Blanchard, L (1, 2) OBP: 0.357, SLG: 0.359		x 0-0 L9 ②		x 0-0 F9 ③			x 0-0 P5 ①		x 0-0 F9 ③	4	0	0	0	0	0	3
Clete Boyer, R (1, 5) OBP: 0.280, SLG: 0.318		S S S 0-3 K ③			S S S 0-3 K ①		S S S 0-3 K ②			3	0	0	0	0	3	1
Whitey Ford, L (1, 1) OBP: 0.283, SLG: 0.178			S S S 0-3 K ①		x 0-0 4-3 ②		x 0-0 1B			1	0	0	0	0	1	0
Archie Moore, L (5, PH) OBP: 0.308, SLG: 0.273										1	0	0	0	0	0	0
Hal Reniff, R (6, 1) OBP: 0.143, SLG: 0.143										0	0	0	0	0	0	0
Bobby Richardson, R (7, PH) OBP: 0.277, SLG: 0.305										1	0	1	0	0	0	0
Ralph Terry, R (8, 1) OBP: 0.250, SLG: 0.214										0	0	0	0	0	0	0
Inning Stats	R: 0 H: 0 E: 0 LOB: 1 K: 2 BB: 1 S: 7 P: 11	R: 0 H: 1 E: 0 LOB: 1 K: 1 BB: 0 S: 6 P: 6	R: 0 H: 0 E: 0 LOB: 0 K: 2 BB: 0 S: 7 P: 7	R: 0 H: 0 E: 0 LOB: 2 K: 1 BB: 2 S: 5 P: 13	R: 0 H: 0 E: 0 LOB: 0 K: 1 BB: 0 S: 5 P: 5	R: 0 H: 1 E: 0 LOB: 2 K: 1 BB: 1 S: 6 P: 10	R: 0 H: 1 E: 0 LOB: 1 K: 2 BB: 0 S: 8 P: 8	R: 0 H: 1 E: 0 LOB: 0 K: 1 BB: 0 S: 5 P: 5	R: 0 H: 0 E: 0 LOB: 0 K: 0 BB: 0 S: 3 P: 3	1B: 4 SF: 0 2B: 0 SAC: 0 3B: 0 DP: 1 HR: 0 HBP: 0						

PITCHER	IP	WLS	BF	H	R	ER	SO	BB	IBB	HBP	BLK	WP	HR	S	P	ERA	WHIP
Luis Tiant, R (1, 1) ERA:	9.0	W	34	4	0	0	11	4	0	0	0	1	0	52	68	0.00	0.889

PITCHER	IP	WLS	BF	H	R	ER	SO	BB	IBB	HBP	BLK	WP	HR	S	P	ERA	WHIP

BOTTOM

Cleveland Indians @ New York Yankees

Yankee Stadium, Bronx, NY

Sun Jul 19 1964, 3:38 AM EDT
Att. 30,061 - Unknown - 89 F

livebaseballscorecards.com

AB	30
R	0
H	4
RBI	0
BB	4
SO	11
LOB	12

WP: 1 PA: 34
PB: 0
SB: 0
CS: 0

Batter	1	2	3	4	5	6	7	8	9	AB	R	H	RBI	BB	SO	LOB
Vic Davalillo, L (1, 8) OBP: 0.283, SLG: 0.314	1-3	FC6-4 1-2f			P3-1 1B		5-3			4	0	1	0	0	0	3
Al Smith, R (1, 9) OBP: 0.204, SLG: 0.277	1B 1B		5-3		P3-1 1-2f			HR HBP		3	0	1	0	0	0	1
Chico Salmon, R (8, PR) (8, 9) OBP: 0.321, SLG: 0.333										0	1	0	0	0	0	0
Leon Wagner, L (1, 7) OBP: 0.331, SLG: 0.486	G5-4-3 1-3 1B		K			F9		K		4	0	1	0	0	2	1
Bob Chance, L (1, 3) OBP: 0.407, SLG: 0.547	G5-4-3 1-2f		6-3			F8		K		4	0	0	0	0	1	3
John Romano, R (1, 2) OBP: 0.359, SLG: 0.500		BB 1B BB		HR		2B		1-H HR		3	3	3	3	1	0	0
Larry Brown, R (1, 6) OBP: 0.279, SLG: 0.372		1B 1-2 BB		4-3		6-3		K		3	0	0	0	1	1	2
Billy Moran, R (1, 4) OBP: 0.285, SLG: 0.285		F3		F9			5-3		F9	4	0	0	0	0	0	2
Woodie Held, R (1, 5) OBP: 0.312, SLG: 0.450		FC6-4 1-2 2-H 1B		F8			L6		F4	4	0	1	1	0	0	0
Lee Stange, R (1, 1) OBP: 0.184, SLG: 0.063		K			K		1B		K	4	0	1	0	0	3	2
Don McMahon, R (9, 1) OBP: 0.222, SLG: 0.222										0	0	0	0	0	0	0
Inning Stats	R: 0 E: 0 K: 0 S: 4 H: 2 LOB: 1 BB: 0 P: 4	R: 1 E: 0 K: 1 S: 6 H: 1 LOB: 2 BB: 2 P: 14	R: 0 E: 0 K: 1 S: 5 H: 0 LOB: 0 BB: 0 P: 5	R: 1 E: 0 K: 0 S: 4 H: 1 LOB: 0 BB: 0 P: 4	R: 0 E: 0 K: 1 S: 5 H: 1 LOB: 0 BB: 0 P: 5	R: 0 E: 0 K: 0 S: 4 H: 1 LOB: 1 BB: 0 P: 4	R: 0 E: 0 K: 0 S: 4 H: 1 LOB: 1 BB: 0 P: 4	R: 2 E: 0 K: 3 S: 10 H: 1 LOB: 1 BB: 0 P: 11	R: 0 E: 0 K: 1 S: 5 H: 0 LOB: 0 BB: 0 P: 5	1B: 5 2B: 2 3B: 0 HR: 2 SF: 0 SAC: 0 DP: 2 HBP: 1						

PITCHER	IP	WLS	BF	H	R	ER	SO	BB	IBB	HBP	BLK	WP	HR	S	P	ERA	WHIP
Dave McNally, L (1, 1) ERA: 3.8	8.0	L	33	8	4	4	6	2	0	1	0	0	2	42	51	4.50	1.250
Harvey Haddix, L (9, 1) ERA: 2.02	1.0		3	0	0	0	1	0	0	0	0	0	0	5	5	0.00	0.000

PITCHER	IP	WLS	BF	H	R	ER	SO	BB	IBB	HBP	BLK	WP	HR	S	P	ERA	WHIP

TOP

Cleveland Indians @ Baltimore Orioles

Memorial Stadium, Baltimore, MD

Tue Jul 21 1964, 7:05 PM EDT

Unknown

livebaseballscorecards.com

AB	33
R	4
H	8
RBI	4
BB	2
SO	7
LOB	14

Batter	1	2	3	4	5	6	7	8	9	AB	R	H	RBI	BB	SO	LOB
Jackie Brandt, R (1, 8) OBP: 0.316, SLG: 0.398	6-3		L5		K			F4		4	0	0	0	0	1	0
Luis Aparicio, R (1, 6) OBP: 0.328, SLG: 0.380	6-3			F6		F9		K		4	0	0	0	0	1	0
Boog Powell, L (1, 7) OBP: 0.374, SLG: 0.626	2B			3-1		HR			2B 1B 1B	4	2	3	1	0	0	0
Norm Siebern, L (1, 3) OBP: 0.390, SLG: 0.349	K			BB 1B BB		F6			1B 1-3 2B	3	0	1	0	1	1	1
Brooks Robinson, R (1, 5) OBP: 0.370, SLG: 0.488		F8		BB 1-2 1B		K			PB 2-3 3-H 1B	4	0	2	1	0	1	0
Sam Bowens, R (1, 9) OBP: 0.318, SLG: 0.450		K		1-2 2-3 BB			K		F9 1-2	3	0	0	0	1	2	2
Charlie Lau, L (1, 2) OBP: 0.326, SLG: 0.425		K		F9			F8		F6	4	0	0	0	0	1	5
Jerry Adair, R (1, 4) OBP: 0.279, SLG: 0.307			4-3		6-3		K		K	4	0	0	0	0	2	2
Dave McNally, R (1, 1) OBP: 0.214, SLG: 0.179 Bob Johnson, R (8, PH) OBP: 0.331, SLG: 0.438 Harvey Haddix, L (9, 1)			K		K			4-3		2 1 0	0 0 0	0 0 0	0 0 0	0 0 0	2 0 0	0 0 0
Inning Stats	R: 0 H: 1 E: 0 LOB: 1 K: 1 BB: 0 S: 6 P: 6	R: 0 H: 0 E: 0 LOB: 0 K: 2 BB: 0 S: 7 P: 7	R: 0 H: 0 E: 0 LOB: 0 K: 1 BB: 0 S: 5 P: 5	R: 0 H: 1 E: 0 LOB: 3 K: 0 BB: 2 S: 4 P: 12	R: 0 H: 0 E: 0 LOB: 0 K: 2 BB: 0 S: 7 P: 7	R: 1 H: 1 E: 0 LOB: 0 K: 1 BB: 0 S: 6 P: 6	R: 0 H: 0 E: 0 LOB: 0 K: 2 BB: 0 S: 7 P: 7	R: 0 H: 0 E: 0 LOB: 0 K: 1 BB: 0 S: 5 P: 5	R: 1 H: 3 E: 0 LOB: 2 K: 1 BB: 0 S: 8 P: 8	1B: 3 SF: 0 2B: 2 SAC: 0 3B: 0 DP: 0 HR: 1 HBP: 0						WP: 0 PA: 35 PB: 1 SB: 0 CS: 0	

PITCHER		IP	WLS	BF	H	R	ER	SO	BB	IBB	HBP	BLK	WP	HR	S	P	ERA	WHIP
Lee Stange, R ERA: 4.96	(1, 1)	8.0	W	31	5	2	2	10	2	0	0	0	0	1	49	57	2.25	0.875
Don McMahon, R ERA: 1.45	(9, 1)	1.0	S	4	1	0	0	1	0	0	0	0	0	0	6	6	0.00	1.000

PITCHER	IP	WLS	BF	H	R	ER	SO	BB	IBB	HBP	BLK	WP	HR	S	P	ERA	WHIP

BOTTOM

Cleveland Indians @ Baltimore Orioles

Memorial Stadium, Baltimore, MD

Tue Jul 21 1964, 7:05 PM EDT

Unknown

livebaseballscorecards.com

AB	33
R	2
H	6
RBI	2
BB	2
SO	11
LOB	10

Cleveland Indians @ Baltimore Orioles

Memorial Stadium, Baltimore, MD

Tue Jul 21 1964, 7:05 PM EDT

Att. 20,493 - Unknown

TOP

livebaseballscorecards.com

Batter	1	2	3	4	5	6	7	8	9	AB	R	H	RBI	BB	SO	LOB
Dick Howser, R (1, 6) OBP: 0.304, SLG: 0.296	5-3		L6		G1-2-3 3-Hf		SH3-1 2-3	WP, 1B, BB		3	1	0	0	1	0	3
Vic Davalillo, L (1, 8) OBP: 0.285, SLG: 0.313	6-3			4-3		WP, HBP, 1B	F8	1B, E, 1-2, BB		4	1	1	0	1	0	1
John Romano, R (1, 7) OBP: 0.367, SLG: 0.516 Tito Francona, L (8, 9) OBP: 0.385, SLG: 0.405	FC4-6, BB			4-3, WP, BB		F9		HR E4		3 0	1 0	2 0	2 0	2 0	0 0	1 0
Bob Chance, L (1, 3) OBP: 0.403, SLG: 0.543	FC4-6 1-2f			4-3 1-3		K		1B, 2B K		5	1	1	0	0	2	4
Joe Azcue, R (1, 2) OBP: 0.297, SLG: 0.341		6-3		F3		WP, HBP 1-2		1B, BB 1B		3	1	1	0	1	0	1
Al Smith, R (1, 9) OBP: 0.218, SLG: 0.278 (8, 5)		6-3			1B, BB, G1-2-3, BB	1-2 2-3, BB		1B, HR 1-2 2-3, 1B	K2-3	3	1	1	0	2	1	0
Billy Moran, R (1, 4) OBP: 0.285, SLG: 0.283 Leon Wagner, L (8, PH) OBP: 0.332, SLG: 0.486 (8, 7)	1-3				1B 1-2, BB	4-3		HR 1-2 2-H 3-H, 1B	K	2 2	0 1	0 1	0 2	1 0	0 1	3 0
Woodie Held, R (1, 5) OBP: 0.314, SLG: 0.470 (8, 4)		6-3			K		SH3-1 2B	HR 1-H 2-H	F4	5	1	2	3	0	1	2
Pedro Ramos, S (1, 1) OBP: 0.265, SLG: 0.406 Sonny Siebert, R (3, 1) OBP: 0.278, SLG: 0.353 Chico Salmon, R (5, PH) OBP: 0.333, SLG: 0.346 Ted Abernathy, R (5, 1) Larry Brown, R (7, PH) OBP: 0.278, SLG: 0.370 Gary Bell, R (7, 1) OBP: 0.300, SLG: 0.300		F8			1-2 2-3, 1B		6-3	4-3		1 0 1 0 1 1	0 0 0 0 0 0	0 0 1 0 0 0	0 0 0 0 0 0	0 0 0 0 0 0	0 0 0 0 1 0	0 0 0 0 1 0
Inning Stats	R: 0 E: 0 K: 0 S: 3 H: 0 LOB: 1 BB: 1 P: 7	R: 0 E: 0 K: 0 S: 3 H: 0 LOB: 0 BB: 0 P: 3	R: 0 E: 0 K: 0 S: 3 H: 0 LOB: 0 BB: 0 P: 3	R: 0 E: 0 K: 0 S: 3 H: 0 LOB: 1 BB: 1 P: 7	R: 0 E: 0 K: 1 S: 5 H: 1 LOB: 2 BB: 2 P: 13	R: 0 E: 0 K: 1 S: 6 H: 1 LOB: 3 BB: 1 P: 11	R: 0 E: 0 K: 0 S: 4 H: 1 LOB: 1 BB: 0 P: 4	R: 8 E: 1 K: 1 S: 11 H: 7 LOB: 2 BB: 3 P: 23	R: 0 E: 0 K: 2 S: 7 H: 0 LOB: 0 BB: 0 P: 7							

AB	34
R	8
H	10
RBI	7
BB	8
SO	5
LOB	16

1B: 6	SF: 0	WP: 3	PA: 44
2B: 2	SAC: 1	PB: 0	
3B: 0	DP: 1	SB: 0	
HR: 2	HBP: 1	CS: 0	

PITCHER		IP	WLS	BF	H	R	ER	SO	BB	IBB	HBP	BLK	WP	HR	S	P	ERA	WHIP
Steve Barber, L ERA: 3.96	(1, 1)	7.0		32	5	3	3	2	6	0	1	0	2	1	29	54	3.86	1.571
Stu Miller, R ERA: 2.58	(8, 1)	0.1	L	5	3	3	3	0	1	0	0	0	0	1	4	8	81.00	12.000
Harvey Haddix, L ERA: 2.15	(8, 1)	0.2		4	2	2	2	1	1	0	0	0	1	0	5	9	27.00	4.500
Dave Vineyard, R ERA: 4.5	(9, 1)	1.0		3	0	0	0	2	0	0	0	0	0	0	7	7	0.00	0.000

PITCHER	IP	WLS	BF	H	R	ER	SO	BB	IBB	HBP	BLK	WP	HR	S	P	ERA	WHIP

BOTTOM

Cleveland Indians @ Baltimore Orioles

Memorial Stadium, Baltimore, MD

Tue Jul 21 1964, 7:05 PM EDT

Att. 20,493 - Unknown

livebaseballscorecards.com

Batter	1	2	3	4	5	6	7	8	9	AB	R	H	RBI	BB	SO	LOB
Jackie Brandt, R (1, 8) OBP: 0.315, SLG: 0.398	F9 SF7 2B	FC6-4 1-2f		K			6-3	K		5	1	1	0	0	2	3
Luis Aparicio, R (1, 6) OBP: 0.329, SLG: 0.382	F9 2-3		1B 2B		F6		E6 1B 1B		G4-6-3 BB	4	2	1	0	1	0	1
Norm Siebern, L (1, 3) OBP: 0.393, SLG: 0.351	SF7 3-H		1B SF8 BB		FC5-4 BB		1B 1-3 1B		G4-6-3 1-2f	2	1	1	1	2	0	1
Boog Powell, L (1, 7) OBP: 0.377, SLG: 0.625	F7		PB 1-3 2-H 1B		F9		1-2 3-H 1B		1B	5	0	3	2	0	0	1
Brooks Robinson, R (1, 5) OBP: 0.366, SLG: 0.481		F7	K		FC5-4 1-2f		K		F8	5	0	0	0	0	2	6
Sam Bowens, R (1, 9) OBP: 0.313, SLG: 0.445		K	SF8 3-H			E6 FC1-6	K			3	0	0	1	0	2	2
Charlie Lau, L (1, 2) OBP: 0.324, SLG: 0.421		1B 1B	K 1-2			FC1-6 FC4-6 1-2f		K		4	1	1	0	0	2	2
Jerry Adair, R (1, 4) OBP: 0.282, SLG: 0.313		1B 1-3 1B		K		FC4-6 PB 1-2f		2B		4	0	2	0	0	1	1
Steve Barber, L (1, 1) OBP: 0.267, SLG: 0.321		FC6-4 1-2 3-H 1B		K		K 2-3		K		3	0	1	1	0	2	1
Stu Miller, R (8, 1)										0	0	0	0	0	0	0
Harvey Haddix, L (8, 1)										0	0	0	0	0	0	0
Bob Johnson, R (8, PH) OBP: 0.329, SLG: 0.435										1	0	0	0	0	1	1
Dave Vineyard, R (9, 1)										0	0	0	0	0	0	0
Inning Stats	R: 1 E: 0 K: 0 S: 4 H: 1 LOB: 0 BB: 0 P: 4	R: 1 E: 0 K: 1 S: 8 H: 3 LOB: 2 BB: 0 P: 8	R: 2 E: 0 K: 2 S: 9 H: 2 LOB: 1 BB: 1 P: 13	R: 0 E: 0 K: 3 S: 9 H: 0 LOB: 0 BB: 0 P: 9	R: 0 E: 0 K: 0 S: 3 H: 0 LOB: 1 BB: 1 P: 7	R: 0 E: 2 K: 1 S: 6 H: 0 LOB: 1 BB: 0 P: 6	R: 1 E: 1 K: 2 S: 10 H: 2 LOB: 2 BB: 0 P: 10	R: 0 E: 0 K: 3 S: 10 H: 1 LOB: 1 BB: 0 P: 10	R: 0 E: 0 K: 0 S: 3 H: 1 LOB: 1 BB: 1 P: 7	1B: 7 2B: 3 3B: 0 HR: 0 SF: 2 SAC: 0 DP: 1 HBP: 0						

	AB	36
	R	5
	H	10
	RBI	5
	BB	3
	SO	12
	LOB	19

PITCHER		IP	WLS	BF	H	R	ER	SO	BB	IBB	HBP	BLK	WP	HR	S	P	ERA	WHIP
Pedro Ramos, R ERA: 4.65	(1, 1)	2.0		13	6	4	4	1	1	0	0	0	0	0	14	18	18.00	3.500
Sonny Siebert, R ERA: 4.21	(3, 1)	2.0		6	0	0	0	5	0	0	0	0	0	0	16	16	0.00	0.000
Ted Abernathy, R ERA: 3.27	(5, 1)	2.0		8	0	0	0	1	1	0	0	0	0	0	9	13	0.00	0.500
Gary Bell, R ERA: 4.33	(7, 1)	3.0	W	14	4	1	0	5	1	0	0	0	0	0	23	27	0.00	1.667

PITCHER	IP	WLS	BF	H	R	ER	SO	BB	IBB	HBP	BLK	WP	HR	S	P	ERA	WHIP

Cleveland Indians @ Baltimore Orioles

Memorial Stadium, Baltimore, MD

Wed Jul 22 1964, 7:05 PM EDT

Att. 8,903 - Unknown

TOP

livebaseballscorecards.com

Batter	1	2	3	4	5	6	7	8	9	AB	R	H	RBI	BB	SO	LOB
Dick Howser, R (1, 6) OBP: 0.306, SLG: 0.298	5-3		F4		PB 1B		SH3-4 1-2	2B 1-2 2-H 1B		4	0	2	1	0	0	0
Vic Davalillo, L (1, 8) OBP: 0.287, SLG: 0.327	1-3		HR		F4 1-2		3-1 2-3	1-3 2-H 2B		5	1	2	2	0	0	2
Leon Wagner, L (1, 7) OBP: 0.330, SLG: 0.483	E8 2B 1B		F9		3-1		4-3	G3		5	1	1	0	0	0	5
Bob Chance, L (1, 3) OBP: 0.403, SLG: 0.545	2-H 2B		4-3			F7		S 1B 1B	K	5	0	2	1	0	1	0
John Romano, R (1, 2) OBP: 0.372, SLG: 0.515	BB			1B		1B BB 1B		F3 1-2	F7	4	0	2	0	1	0	1
Tito Francona, L (1, 9) OBP: 0.390, SLG: 0.423	K			HR		F7-4 1B 1-2 BB		1B 1B IBB	F9	3	2	1	1	2	1	2
Larry Brown, R (1, 4) OBP: 0.279, SLG: 0.370		K		K		1-2 2-3 1B		1-3 2-H S 1B 1B		3	0	1	0	0	2	0
Fred Whitfield, L (8, PH) OBP: 0.303, SLG: 0.410										1	0	1	0	0	0	0
Chico Salmon, R (8, PR) OBP: 0.333, SLG: 0.346										0	1	0	0	0	0	0
(8, 4)																
Woodie Held, R (1, 5) OBP: 0.313, SLG: 0.463		K		F5		F7-4 2-3		1B 1-2 1B IBB		3	1	0	0	1	1	3
Dick Donovan, L (1, 1) OBP: 0.343, SLG: 0.259		K			4-3		3-1 SH3-4 BB	1B 1-2 2-H 3-H 2B 1B		3	1	1	2	1	1	0
Don McMahon, R (8, 1) OBP: 0.222, SLG: 0.222										0	0	0	0	0	0	0
Ted Abernathy, R (8, 1)										0	0	0	0	0	0	0

	AB	36
	R	7
	H	13
	RBI	7
	BB	5
	SO	6
	LOB	13

Inning Stats	1	2	3	4	5	6	7	8	9
	R: 1 H: 2 E: 1 LOB: 2 K: 1 BB: 1 S: 7 P: 11	R: 0 H: 0 E: 0 LOB: 0 K: 3 BB: 0 S: 9 P: 9	R: 1 H: 1 E: 0 LOB: 0 K: 0 BB: 0 S: 4 P: 4	R: 1 H: 2 E: 0 LOB: 0 K: 1 BB: 0 S: 6 P: 6	R: 0 H: 1 E: 0 LOB: 1 K: 0 BB: 0 S: 4 P: 4	R: 0 H: 2 E: 0 LOB: 2 K: 0 BB: 1 S: 4 P: 8	R: 0 H: 0 E: 0 LOB: 1 K: 0 BB: 1 S: 3 P: 7	R: 4 H: 5 E: 0 LOB: 3 K: 0 BB: 2 S: 7 P: 15	R: 0 H: 0 E: 0 LOB: 0 K: 1 BB: 0 S: 5 P: 5

	1B: 9	SF: 0	WP: 0	PA: 42
	2B: 3	SAC: 1	PB: 1	
	3B: 0	DP: 1	SB: 2	
	HR: 2	HBP: 0	CS: 0	

PITCHER		IP	WLS	BF	H	R	ER	SO	BB	IBB	HBP	BLK	WP	HR	S	P	ERA	WHIP
Milt Pappas, R ERA: 3.39	(1, 1)	7.2	L	37	12	7	7	5	3	2	0	0	0	2	42	62	8.22	1.957
Dick Hall, R ERA: 2.88	(8, 1)	1.1		5	1	0	0	1	0	0	0	0	0	0	7	7	0.00	0.750

PITCHER		IP	WLS	BF	H	R	ER	SO	BB	IBB	HBP	BLK	WP	HR	S	P	ERA	WHIP

Batter	1	2	3	4	5	6	7	8	9	AB	R	H	RBI	BB	SO	LOB
Jackie Brandt, R (1, 8) OBP: 0.312, SLG: 0.395	F8		F5		6-3 2-3		F7			3	0	0	0	0	0	1
Willie Kirkland, L (7, PH) OBP: 0.283, SLG: 0.301 (8, 8)										1	0	0	0	0	0	0
Luis Aparicio, R (1, 6) OBP: 0.334, SLG: 0.396	6-3 S 1B 1B		K		S 3-H 1B			HR		4	2	3	2	0	1	0
Norm Siebern, L (1, 3) OBP: 0.391, SLG: 0.359	6-3 1-3		HR		K 1-2			4-3		4	1	1	1	0	1	2
Boog Powell, L (1, 7) OBP: 0.379, SLG: 0.624	FC5-4 3-H 1B		F8			F8		BB 1B		4	0	2	1	0	0	0
Brooks Robinson, R (1, 5) OBP: 0.367, SLG: 0.480	FC5-4 1-2f			F6		FC4-6 1B		G5-4-3 1-2 BB		3	0	1	0	1	0	1
Sam Bowens, R (1, 9) OBP: 0.309, SLG: 0.438		F5		F7		K		G5-4-3 1-2f		4	0	0	0	0	1	3
Charlie Lau, L (1, 2) OBP: 0.323, SLG: 0.423		2B		3-1		FC4-6 1-2f			6-3	4	0	1	0	0	0	1
Jerry Adair, R (1, 4) OBP: 0.282, SLG: 0.312		F8			6-3 SH2-4 1B 1B		4-3		K	4	1	1	0	0	1	1
Milt Pappas, R (1, 1) OBP: 0.200, SLG: 0.152		K			SH2-4 1-2		K		K	2	0	0	0	0	2	1
Dick Hall, R (8, 1) OBP: 0.300, SLG: 0.222										0	0	0	0	0	0	0
Bob Johnson, R (9, PH) OBP: 0.327, SLG: 0.432										1	0	0	0	0	1	0
Inning Stats	R: 1 H: 2 E: 0 LOB: 1 K: 0 BB: 0 S: 5 P: 5	R: 0 H: 1 E: 0 LOB: 1 K: 1 BB: 0 S: 6 P: 6	R: 1 H: 1 E: 0 LOB: 0 K: 1 BB: 0 S: 6 P: 6	R: 0 H: 0 E: 0 LOB: 0 K: 0 BB: 0 S: 3 P: 3	R: 1 H: 2 E: 0 LOB: 1 K: 1 BB: 0 S: 7 P: 7	R: 0 H: 1 E: 0 LOB: 1 K: 1 BB: 0 S: 6 P: 6	R: 0 H: 0 E: 0 LOB: 0 K: 1 BB: 0 S: 5 P: 5	R: 1 H: 2 E: 0 LOB: 1 K: 0 BB: 1 S: 4 P: 8	R: 0 H: 0 E: 0 LOB: 0 K: 2 BB: 0 S: 7 P: 7	1B: 6 SF: 0 2B: 1 SAC: 1 3B: 0 DP: 1 HR: 2 HBP: 0						WP: 0 PA: 36 PB: 0 SB: 2 CS: 0	

PITCHER	IP	WLS	BF	H	R	ER	SO	BB	IBB	HBP	BLK	WP	HR	S	P	ERA	WHIP
Dick Donovan, R (1, 1) ERA: 4.48	7.0	W	29	8	4	4	5	0	0	0	0	0	2	39	39	5.14	1.143
Don McMahon, R (8, 1) ERA: 1.44	0.1		3	1	0	0	0	1	0	0	0	0	0	2	6	0.00	6.000
Ted Abernathy, R (8, 1) ERA: 3.18	1.2	S	4	0	0	0	2	0	0	0	0	0	0	8	8	0.00	0.000

PITCHER	IP	WLS	BF	H	R	ER	SO	BB	IBB	HBP	BLK	WP	HR	S	P	ERA	WHIP

BOTTOM

Cleveland Indians @ Baltimore Orioles

Memorial Stadium, Baltimore, MD

Wed Jul 22 1964, 7:05 PM EDT

Att. 8,903 - Unknown

livebaseballscorecards.com

AB	34
R	4
H	9
RBI	4
BB	1
SO	7
LOB	10

Batter	1	2	3	4	5	6	7	8	9	AB	R	H	RBI	BB	SO	LOB
Dick Howser, R (1, 6) OBP: 0.305, SLG: 0.295	6-3		F7		FC6 1-2f			BBBB 4-0 SF9 1B BB		3	0	0	0	1	0	2
Vic Davalillo, L (1, 8) OBP: 0.289, SLG: 0.329	F9			FC6-4 1B		6-3		0-0 SF9 1-2 2-3 1B		4	0	2	0	0	0	0
Leon Wagner, L (1, 7) OBP: 0.329, SLG: 0.480	BBBB 4-0 BB			F4		F9		0-0 SF9 1-2 2-3 3-H		2	0	0	1	1	0	1
Bob Chance, L (1, 3) OBP: 0.396, SLG: 0.534 Pedro Ramos, S (8, 1) OBP: 0.265, SLG: 0.406	G3			F8		4-3		F7		4 0	0 0	0 0	0 0	0 0	0 0	4 0
John Romano, R (1, 2) OBP: 0.366, SLG: 0.506		SSS K		FC6-4 1-2f			F8		5-3	4	0	0	0	0	1	1
Tito Francona, L (1, 9) OBP: 0.387, SLG: 0.419		G4-6-3 1B			F6		F6		F9	4	0	1	0	0	0	0
Larry Brown, R (1, 4) OBP: 0.275, SLG: 0.364		G4-6-3 1-2f			SSS K		5-3		F7	4	0	0	0	0	1	1
Woodie Held, R (1, 5) OBP: 0.313, SLG: 0.461			F4		E 1B			F9		3	0	1	0	0	0	0
Sam McDowell, L (1, 1) OBP: 0.100, SLG: 0.036 Sonny Siebert, R (3, 1) OBP: 0.263, SLG: 0.333 Fred Whitfield, L (8, PH) OBP: 0.307, SLG: 0.418 (8, 3)			F8		E6 FC6 1-2			1B SF9 2B		1 1 1	0 0 1	0 0 1	0 0 0	0 0 0	0 0 0	0 1 0
Inning Stats	R: 0 E: 0 K: 0 S: 3 H: 0 LOB: 1 BB: 1 P: 7	R: 0 E: 0 K: 1 S: 5 H: 1 LOB: 0 BB: 0 P: 5	R: 0 E: 0 K: 0 S: 3 H: 0 LOB: 0 BB: 0 P: 3	R: 0 E: 0 K: 0 S: 4 H: 1 LOB: 1 BB: 0 P: 4	R: 0 E: 1 K: 1 S: 7 H: 1 LOB: 2 BB: 0 P: 7	R: 0 E: 0 K: 0 S: 3 H: 0 LOB: 0 BB: 0 P: 3	R: 0 E: 0 K: 0 S: 3 H: 0 LOB: 0 BB: 0 P: 3	R: 1 E: 0 K: 0 S: 5 H: 2 LOB: 2 BB: 1 P: 9	R: 0 E: 0 K: 0 S: 3 H: 0 LOB: 0 BB: 0 P: 3	1B: 4 2B: 1 3B: 0 HR: 0 SF: 1 SAC: 0 DP: 1 HBP: 0						

PITCHER	IP	WLS	BF	H	R	ER	SO	BB	IBB	HBP	BLK	WP	HR	S	P	ERA	WHIP
Robin Roberts, R (1, 1) ERA: 2.53	9.0	W	34	5	1	1	2	2	0	0	0	0	0	36	44	1.00	0.778

PITCHER	IP	WLS	BF	H	R	ER	SO	BB	IBB	HBP	BLK	WP	HR	S	P	ERA	WHIP

TOP

Cleveland Indians @ Baltimore Orioles

Memorial Stadium, Baltimore, MD

Thu Jul 23 1964, 7:05 PM EDT

Att. 7,642 - Unknown

livebaseballscorecards.com

AB	31
R	1
H	5
RBI	1
BB	2
SO	2
LOB	10

PA: 34

WP: 0
PB: 0
SB: 0
CS: 0

Cleveland Indians @ Baltimore Orioles

Memorial Stadium, Baltimore, MD

Thu Jul 23 1964, 7:05 PM EDT

Att. 7,642 - Unknown

BOTTOM

Batter	1	2	3	4	5	6	7	8	9	AB	R	H	RBI	BB	SO	LOB
Jerry Adair, R (1, 4) OBP: 0.280, SLG: 0.310	0-0 1B 1B 1B		0-0 6-3 ①	SSS 0-3 K ②		0-0 5-3 ②		SSS 0-3 K ③		5	1	1	0	0	2	2
Luis Aparicio, R (1, 6) OBP: 0.339, SLG: 0.397	0-0 5-3 1B 1-3 1B		BBBB 4-0 1B SF8 BB	BBBB 4-0 1-2 2-3 BB		0-0 F9 ③				2	2	1	0	2	0	0
Norm Siebern, L (1, 3) OBP: 0.393, SLG: 0.361	0-0 5-3 ① 1-2		0-0 HR 1-3 1B	0-0 F8 ③			0-0 CS 1B			4	1	2	0	0	0	5
Brooks Robinson, R (1, 5) OBP: 0.368, SLG: 0.480	0-0 F4 ②		0-0 SF8 ② 3-H		0-0 SH2-3 1B		BBBB 4-0 FC6-4 ① 1-2 BB			2	0	1	1	1	0	2
Sam Bowens, R (1, 9) (9, 7) OBP: 0.313, SLG: 0.452	0-0 2-H 3-H 1B		0-0 1-H HR		0-0 SH2-3 ① 1-2		0-0 F3 ②			3	1	2	4	0	0	1
Earl Robinson, R (1, 8)	0-0 4-3 ③		0-0 F8 ③		BBBB 4-0 G1-6-3 BB		0-0 FC6-4 ③ 1-2f			3	0	0	0	1	0	2
Boog Powell, L (1, 7) OBP: 0.374, SLG: 0.614 Willie Kirkland, L (9, 9) OBP: 0.283, SLG: 0.301		0-0 2-3 ①		0-0 F8 ①	0-0 G1-6-3 ② ③ 1-2f			0-0 1-3 ①		4 0	0 0	0 0	0 0	0 0	0 0	2 0
Dick Brown, R (1, 2) OBP: 0.281, SLG: 0.385		SSS 0-3 K ②		0-0 BB HBP 1B		0-0 HR		0-0 HR		4	2	3	2	0	1	0
Robin Roberts, S (1, 1) OBP: 0.163, SLG: 0.089		0-0 6-3 ③		H 1-0 1-2 BB HBP		0-0 F5 ①		0-0 4-3 ②		3	0	0	0	0	0	0
Inning Stats	R: 2 E: 0 K: 0 S: 6 H: 3 LOB: 1 BB: 0 P: 6	R: 0 E: 0 K: 1 S: 5 H: 0 LOB: 0 BB: 0 P: 5	R: 3 E: 0 K: 0 S: 5 H: 2 LOB: 0 BB: 1 P: 9	R: 0 E: 0 K: 1 S: 6 H: 1 LOB: 3 BB: 1 P: 11	R: 0 E: 0 K: 0 S: 3 H: 1 LOB: 1 BB: 1 P: 7	R: 1 E: 0 K: 0 S: 4 H: 1 LOB: 0 BB: 0 P: 4	R: 0 E: 0 K: 0 S: 3 H: 1 LOB: 1 BB: 1 P: 7	R: 1 E: 0 K: 1 S: 6 H: 1 LOB: 0 BB: 0 P: 6		1B: 7 2B: 0 3B: 0 HR: 3	SF: 1 SAC: 1 DP: 1 HBP: 1						

livebaseballscorecards.com

AB	30
R	7
H	10
RBI	7
BB	4
SO	3
LOB	14

PITCHER		IP	WLS	BF	H	R	ER	SO	BB	IBB	HBP	BLK	WP	HR	S	P	ERA	WHIP
Sam McDowell, L ERA: 3.59	(1, 1)	2.2	L	14	5	5	5	1	1	0	0	0	0	1	15	19	16.88	2.250
Sonny Siebert, R ERA: 4.08	(3, 1)	4.1		19	4	1	1	1	3	0	1	0	0	1	17	30	2.08	1.615
Pedro Ramos, R ERA: 4.69	(8, 1)	1.0		4	1	1	1	1	0	0	0	0	0	1	6	6	9.00	1.000

PITCHER	IP	WLS	BF	H	R	ER	SO	BB	IBB	HBP	BLK	WP	HR	S	P	ERA	WHIP

Boston Red Sox @ Cleveland Indians

Cleveland Municipal Stadium, Cleveland, OH

Fri Jul 24 1964, 7:05 PM EDT

Att. 17,512 - Unknown

livebaseballscorecards.com

Batter	1	2	3	4	5	6	7	8	9	AB	R	H	RBI	BB	SO	LOB
Felix Mantilla, R (1, 4) OBP: 0.356, SLG: 0.596	E7 1B		HR		F3			F6		3	1	2	1	0	0	1
Dalton Jones, L (7, 4) OBP: 0.297, SLG: 0.373										1	0	0	0	0	0	0
Tony Conigliaro, R (1, 7) OBP: 0.344, SLG: 0.528	BB		F8		K			F8		3	0	0	0	1	1	1
Carl Yastrzemski, L (1, 8) OBP: 0.378, SLG: 0.478	F5		K			1-3		WP 2B		4	0	1	0	0	1	2
Dick Stuart, R (1, 3) OBP: 0.316, SLG: 0.508	K			BB		4-3 2B		K 2-3		3	0	1	0	1	2	3
Lee Thomas, L (1, 9) OBP: 0.326, SLG: 0.400	4-3			F9		4-3 2-3			F5	4	0	0	0	0	0	4
Frank Malzone, R (1, 5) OBP: 0.344, SLG: 0.418		L1-3 BB		F8		F5			BB 1B	3	0	1	0	1	0	2
Eddie Bressoud, R (1, 6) OBP: 0.371, SLG: 0.462		L1-3 1-2		F6			5-3		BB 1-2	3	0	0	0	1	0	2
Bob Tillman, R (1, 2) OBP: 0.359, SLG: 0.442		K			F2		5-3		F2	4	0	0	0	0	1	2
Bob Heffner, R (1, 1) OBP: 0.250, SLG: 0.400			F3		1B		F5		K	3	0	1	0	0	0	0
Pete Charton, L (8, 1)										0	0	0	0	0	0	0
Russ Nixon, L (9, PH) OBP: 0.344, SLG: 0.336										1	0	0	0	0	1	2
Inning Stats	R: 0 E: 1 K: 1 S: 6 H: 1 LOB: 2 BB: 1 P: 10	R: 0 E: 0 K: 1 S: 4 H: 0 LOB: 0 BB: 1 P: 8	R: 1 E: 0 K: 1 S: 6 H: 1 LOB: 0 BB: 0 P: 6	R: 0 E: 0 K: 0 S: 3 H: 0 LOB: 1 BB: 1 P: 7	R: 0 E: 0 K: 1 S: 6 H: 1 LOB: 1 BB: 0 P: 6	R: 0 E: 0 K: 0 S: 4 H: 1 LOB: 1 BB: 0 P: 4	R: 0 E: 0 K: 0 S: 3 H: 0 LOB: 0 BB: 0 P: 3	R: 0 E: 0 K: 1 S: 6 H: 1 LOB: 1 BB: 0 P: 6	R: 0 E: 0 K: 1 S: 6 H: 1 LOB: 2 BB: 1 P: 10	1B: 3 2B: 3 3B: 0 HR: 1 SF: 0 SAC: 0 DP: 1 HBP: 0							

	AB	32
	R	1
	H	6
	RBI	1
	BB	4
	SO	6
	LOB	19

PITCHER	IP	WLS	BF	H	R	ER	SO	BB	IBB	HBP	BLK	WP	HR	S	P	ERA	WHIP
Luis Tiant, R (1, 1) ERA: 0.5	9.0	W	36	6	1	1	6	4	0	0	0	1	1	44	60	1.00	1.111

PITCHER	IP	WLS	BF	H	R	ER	SO	BB	IBB	HBP	BLK	WP	HR	S	P	ERA	WHIP

WP: 1 PB: 0 SB: 0 CS: 0 PA: 36

Batter	1	2	3	4	5	6	7	8	9	AB	R	H	RBI	BB	SO	LOB
Dick Howser, R (1, 6) OBP: 0.307, SLG: 0.297	1-3			5-3	1B		1B 1-3 E 1B			4	1	2	0	0	0	0
Vic Davalillo, L (1, 8) OBP: 0.289, SLG: 0.328	4-3			2B 1B 1B	2-3		S S S K			4	1	1	0	0	1	3
Leon Wagner, L (1, 7) OBP: 0.333, SLG: 0.485	F8			1-3 1B 2B		WP 5-3 E 1B	1-3 E 3-H E 1B			4	3	3	1	0	0	0
Bob Chance, L (1, 3) OBP: 0.397, SLG: 0.533		S S S K		E 2-H 3-H 1B		5-3 1-2	E1 1-H 3-H 1B			4	0	2	4	0	1	1
John Romano, R (1, 2) OBP: 0.361, SLG: 0.498		5-3		E1 FC6-4 1-3		S S S K 2-3	S S S K			4	0	0	0	0	2	3
Tito Francona, L (1, 9) OBP: 0.379, SLG: 0.409		F7		L7		E3 3-H		S S S K		4	0	0	0	0	1	2
Larry Brown, R (1, 4) OBP: 0.274, SLG: 0.362 Chico Salmon, R (8, PR) OBP: 0.333, SLG: 0.346 (9, 4)			F6	FC6-4 1-2f		S S S K		4-3 S 1B		4 0	0 0	1 0	0 0	0 0	1 0	3 0
Woodie Held, R (1, 5) OBP: 0.308, SLG: 0.451			F5		6-3		F4	4-3 1-3		4	0	0	0	0	0	1
Luis Tiant, R (1, 1) OBP: 0.125, SLG: 0.125			6-3		6-3		1B 1B 1B	F4		4	1	1	0	0	0	2
Inning Stats	R: 0 H: 0 E: 0 LOB: 0 K: 0 BB: 0 S: 3 P: 3	R: 0 H: 0 E: 0 LOB: 0 K: 1 BB: 0 S: 5 P: 5	R: 0 H: 0 E: 0 LOB: 0 K: 0 BB: 0 S: 3 P: 3	R: 2 H: 3 E: 1 LOB: 2 K: 0 BB: 0 S: 7 P: 7	R: 0 H: 1 E: 0 LOB: 1 K: 0 BB: 0 S: 4 P: 4	R: 1 H: 1 E: 1 LOB: 1 K: 2 BB: 0 S: 9 P: 9	R: 3 H: 4 E: 1 LOB: 1 K: 2 BB: 0 S: 11 P: 11	R: 0 H: 1 E: 0 LOB: 2 K: 1 BB: 0 S: 6 P: 6		1B: 9 SF: 0 2B: 1 SAC: 0 3B: 0 DP: 0 HR: 0 HBP: 0						

PITCHER		IP	WLS	BF	H	R	ER	SO	BB	IBB	HBP	BLK	WP	HR	S	P	ERA	WHIP
Bob Heffner, R ERA: 3.71	(1, 1)	7.0	L	32	9	6	5	5	0	0	0	0	1	0	42	42	6.43	1.286
Pete Charton, R ERA: 9.22	(8, 1)	1.0		4	1	0	0	1	0	0	0	0	0	0	6	6	0.00	1.000

PITCHER	IP	WLS	BF	H	R	ER	SO	BB	IBB	HBP	BLK	WP	HR	S	P	ERA	WHIP

BOTTOM

Boston Red Sox @ Cleveland Indians

Cleveland Municipal Stadium, Cleveland, OH

Fri Jul 24 1964, 7:05 PM EDT

Att. 17,512 - Unknown

livebaseballscorecards.com

AB	36
R	6
H	10
RBI	5
BB	0
SO	6
LOB	15

1B: 9	SF: 0	WP: 1	PA: 36
2B: 1	SAC: 0	PB: 0	
3B: 0	DP: 0	SB: 1	
HR: 0	HBP: 0	CS: 0	

Boston Red Sox @ Cleveland Indians

Cleveland Municipal Stadium, Cleveland, OH

Sat Jul 25 1964, 3:33 AM EDT

Att. 4,299 - Unknown

TOP

livebaseballscorecards.com

Batter	1	2	3	4	5	6	7	8	9	AB	R	H	RBI	BB	SO	LOB
Chuck Schilling, R (1, 4) OBP: 0.279, SLG: 0.232	F8		WP BB		K		F5			2	0	0	0	1	1	0
Dalton Jones, L (7, PH) OBP: 0.295, SLG: 0.371 (7, 4)										1	0	0	0	0	0	1
Tony Conigliaro, R (1, 7) OBP: 0.340, SLG: 0.522	K		K 1-2			E4 WP 2B		K		4	1	0	0	0	3	1
Carl Yastrzemski, L (1, 8) OBP: 0.376, SLG: 0.478	L7		K			1-H 2B		K		4	0	1	1	0	2	1
Dick Stuart, R (1, 3) OBP: 0.317, SLG: 0.523		HR	F9			HR		F6		4	2	2	2	0	0	1
Frank Malzone, R (1, 5) OBP: 0.340, SLG: 0.413		6-3		F3		K			F8	4	0	0	0	0	1	0
Lee Thomas, L (1, 9) OBP: 0.325, SLG: 0.397		1-4-3		G6-4-3 BB		5-3			F2	3	0	0	0	1	0	0
Eddie Bressoud, R (1, 6) OBP: 0.374, SLG: 0.474		1B 1B		G6-4-3 1-2f			FC6-4 1B		HR	4	1	3	1	0	0	1
Bob Tillman, R (1, 2) OBP: 0.361, SLG: 0.443		1-3 1B			K		FC6-4 SH1-4 1-2f		1B	4	0	2	0	0	1	1
Bill Monbouquette, R (1, 1) OBP: 0.180, SLG: 0.089		K			1-3		SH1-4 1-2		K	2	0	0	0	0	1	2
Dick Radatz, R (8, 1) OBP: 0.231, SLG: 0.240										1	0	0	0	0	1	1

	AB	33
	R	4
	H	8
	RBI	4
	BB	2
	SO	10
	LOB	9

Inning Stats	1	2	3	4	5	6	7	8	9
	R: 0 E: 0 K: 1 S: 5	H: 0 LOB: 0 BB: 0 P: 5	R: 1 E: 0 K: 1 S: 8	H: 3 LOB: 2 BB: 0 P: 8	R: 0 E: 0 K: 2 S: 7	H: 0 LOB: 1 BB: 1 P: 11	R: 0 E: 0 K: 0 S: 2	H: 0 LOB: 0 BB: 1 P: 6	R: 0 E: 0 K: 2 S: 7	H: 0 LOB: 0 BB: 0 P: 7	R: 2 E: 1 K: 1 S: 7	H: 2 LOB: 0 BB: 0 P: 7	R: 0 E: 0 K: 0 S: 4	H: 1 LOB: 1 BB: 0 P: 4	R: 0 E: 0 K: 2 S: 7	H: 0 LOB: 0 BB: 0 P: 7	R: 1 E: 0 K: 1 S: 7	H: 2 LOB: 1 BB: 0 P: 7

	1B: 4	SF: 0	WP: 2	PA: 36
	2B: 1	SAC: 1	PB: 0	
	3B: 0	DP: 1	SB: 0	
	HR: 3	HBP: 0	CS: 0	

PITCHER		IP	WLS	BF	H	R	ER	SO	BB	IBB	HBP	BLK	WP	HR	S	P	ERA	WHIP
Jack Kralick, L ERA: 2.58	(1, 1)	1.2		8	3	1	1	1	0	0	0	0	0	1	10	10	5.40	1.800
Sonny Siebert, R ERA: 3.91	(2, 1)	5.1		20	3	2	1	6	2	0	0	0	2	1	30	38	1.69	0.938
Gary Bell, R ERA: 4.26	(8, 1)	1.0		3	0	0	0	2	0	0	0	0	0	0	7	7	0.00	0.000
Don McMahon, R ERA: 1.56	(9, 1)	1.0	L	5	2	1	1	1	0	0	0	0	0	1	7	7	9.00	2.000

PITCHER	IP	WLS	BF	H	R	ER	SO	BB	IBB	HBP	BLK	WP	HR	S	P	ERA	WHIP

Boston Red Sox @ Cleveland Indians

Cleveland Municipal Stadium, Cleveland, OH

Sat Jul 25 1964, 3:33 AM EDT

Att. 4,299 - Unknown

livebaseballscorecards.com

BOTTOM

Batter	1	2	3	4	5	6	7	8	9	AB	R	H	RBI	BB	SO	LOB
Dick Howser, R (1, 6) OBP: 0.308, SLG: 0.299	5-3 ①		1B SF7 1B ①		L7 ②		S 1B 1B		K ①	5	2	2	0	0	1	0
Vic Davalillo, L (1, 8) OBP: 0.293, SLG: 0.332	4-3 ②		SF7 S 1-3 1B		1B		1-H 1B		F5 ②	5	0	3	1	0	0	0
Leon Wagner, L (1, 7) OBP: 0.336, SLG: 0.492	HR		BBB SF7 1-2 BB		F8 ③		IBB		K ③	3	1	1	1	2	1	1
Bob Chance, L (1, 3) OBP: 0.395, SLG: 0.535	2B		SF7 ② 1-2 2-3 3-H			F7 ①	L9 ③			3	0	1	1	0	0	2
John Romano, R (1, 2) OBP: 0.359, SLG: 0.494	K ③		6-3 ③			F7 ②		1B		4	0	1	0	0	1	3
Tito Francona, L (1, 9) OBP: 0.379, SLG: 0.413		L9 ①		F8 ①		2B		SH3-4 1-2 ①		3	0	1	0	0	0	0
Larry Brown, R (1, 4) OBP: 0.277, SLG: 0.362		G6-4-3 1B		F8 ②		5-3 ③		IBB		3	0	1	0	1	0	1
Woodie Held, R (1, 5) OBP: 0.302, SLG: 0.442		G6-4-3 ② ③ 1-2f		F6 ③			6-3 ①	F7 ②		4	0	0	0	0	0	3
Jack Kralick, L (1, 1) OBP: 0.188, SLG: 0.191			F9 ①		G3 ①		F4 ②	K ③		0	0	0	0	0	0	0
Sonny Siebert, R (2, 1) OBP: 0.238, SLG: 0.300										2	0	0	0	0	0	0
Al Smith, R (7, PH) OBP: 0.217, SLG: 0.276										1	0	0	0	0	0	0
Gary Bell, R (8, 1) OBP: 0.300, SLG: 0.300										0	0	0	0	0	0	0
Fred Whitfield, L (8, PH) OBP: 0.305, SLG: 0.416										1	0	0	0	0	1	2
Don McMahon, R (9, 1) OBP: 0.222, SLG: 0.222										0	0	0	0	0	0	0
Inning Stats	R: 1 E: 0 K: 1 S: 7 H: 2 LOB: 1 BB: 0 P: 7	R: 0 E: 0 K: 0 S: 3 H: 1 LOB: 0 BB: 0 P: 3	R: 1 E: 0 K: 0 S: 5 H: 2 LOB: 2 BB: 1 P: 9	R: 0 E: 0 K: 0 S: 3 H: 0 LOB: 0 BB: 0 P: 3	R: 0 E: 0 K: 0 S: 4 H: 1 LOB: 1 BB: 0 P: 4	R: 0 E: 0 K: 0 S: 4 H: 1 LOB: 1 BB: 0 P: 4	R: 1 E: 0 K: 0 S: 5 H: 2 LOB: 2 BB: 1 P: 9	R: 0 E: 0 K: 1 S: 6 H: 1 LOB: 2 BB: 1 P: 10	R: 0 E: 0 K: 2 S: 7 H: 0 LOB: 0 BB: 0 P: 7	1B: 7 2B: 2 3B: 0 HR: 1	SF: 1 SAC: 1 DP: 1 HBP: 0						

	AB	34
	R	3
	H	10
	RBI	3
	BB	3
	SO	4
	LOB	12

PITCHER		IP	WLS	BF	H	R	ER	SO	BB	IBB	HBP	BLK	WP	HR	S	P	ERA	WHIP
Bill Monbouquette, R ERA: 4.45	(1, 1)	7.0		32	10	3	3	1	1	1	0	0	0	1	32	40	3.86	1.571
Dick Radatz, R ERA: 2.01	(8, 1)	2.0	W	7	0	0	0	3	0	1	0	0	0	0	12	16	0.00	0.000

PITCHER	IP	WLS	BF	H	R	ER	SO	BB	IBB	HBP	BLK	WP	HR	S	P	ERA	WHIP

Boston Red Sox @ Cleveland Indians

Cleveland Municipal Stadium, Cleveland, OH

Sun Jul 26 1964, 3:33 AM EDT

Unknown

TOP

livebaseballscorecards.com

Batter	1	2	3	4	5	6	7	8	9	AB	R	H	RBI	BB	SO	LOB
Dalton Jones, L (1, 4) OBP: 0.290, SLG: 0.364	F4	L6		4-3			F4		K	5	0	0	0	0	1	1
Tony Conigliaro, R (1, 7) OBP: 0.341, SLG: 0.528	HR	K			6-3		FC4-6 BB		K	4	1	1	1	1	2	1
Carl Yastrzemski, L (1, 8) OBP: 0.377, SLG: 0.477	HR 1B 1B		F7		K		FC4-6 1-2f		1B	5	1	2	0	0	1	1
Dick Stuart, R (1, 3) OBP: 0.316, SLG: 0.519 Dick Williams, R (9, 3) OBP: 0.293, SLG: 0.460	HR 1-2 1B		L6		5-3			F8	K	5 0	1 0	1 0	0 0	0 0	1 0	1 0
Lee Thomas, L (1, 9) OBP: 0.327, SLG: 0.396	F8		E BB			F6		1B 2B 1B		3	1	1	0	1	0	2
Frank Malzone, R (1, 5) OBP: 0.339, SLG: 0.420	HR 1-H 2-H		E3 1-2			6-3		K		4	1	1	3	0	1	2
Eddie Bressoud, R (1, 6) OBP: 0.376, SLG: 0.474	P5-2		K			1B		1-3 2B 1B		4	1	2	0	0	1	2
Bob Tillman, R (1, 2) OBP: 0.360, SLG: 0.444		K		K		1-3		1-H 3-H 2B		4	0	1	2	0	2	1
Earl Wilson, R (1, 1) OBP: 0.302, SLG: 0.531		1B		K			K	K		4	0	1	0	0	3	1

	AB	38
	R	6
	H	10
	RBI	6
	BB	2
	SO	12
	LOB	12

Inning Stats										
	R: 4	H: 4	R: 0	H: 1	R: 0	H: 0	R: 0	H: 0	R: 0	H: 1
	E: 0	LOB: 0	E: 0	LOB: 1	E: 1	LOB: 2	E: 0	LOB: 0	E: 0	LOB: 1
	K: 0	BB: 0	K: 2	BB: 0	K: 1	BB: 1	K: 2	BB: 0	K: 0	BB: 0
	S: 7	P: 7	S: 8	P: 8	S: 6	P: 10	S: 7	P: 7	S: 5	P: 5

Inning Stats										
	R: 0	H: 0	R: 2	H: 3	R: 0	H: 1	1B: 7	SF: 0	WP: 0	PA: 40
	E: 0	LOB: 1	E: 0	LOB: 1	E: 0	LOB: 1	2B: 1	SAC: 0	PB: 0	
	K: 1	BB: 1	K: 2	BB: 0	K: 3	BB: 0	3B: 0	DP: 0	SB: 0	
	S: 5	P: 9	S: 10	P: 10	S: 10	P: 10	HR: 2	HBP: 0	CS: 0	

PITCHER		IP	WLS	BF	H	R	ER	SO	BB	IBB	HBP	BLK	WP	HR	S	P	ERA	WHIP
Lee Stange, R ERA: 5.07	(1, 1)	5.0	L	22	5	4	4	6	1	0	0	0	0	2	33	37	7.20	1.200
Gary Bell, R ERA: 4.34	(6, 1)	3.0		14	4	2	2	3	1	0	0	0	0	0	19	23	6.00	1.667
Ted Abernathy, R ERA: 3.12	(9, 1)	1.0		4	1	0	0	3	0	0	0	0	0	0	10	10	0.00	1.000

PITCHER	IP	WLS	BF	H	R	ER	SO	BB	IBB	HBP	BLK	WP	HR	S	P	ERA	WHIP

BOTTOM

Batter	1	2	3	4	5	6	7	8	9	AB	R	H	RBI	BB	SO	LOB
Dick Howser, R (1, 6) OBP: 0.305, SLG: 0.296	F9		K			F8		L7		4	0	0	0	0	1	1
Vic Davalillo, L (1, 8) OBP: 0.290, SLG: 0.328	4-3		F7			K			K	4	0	0	0	0	2	0
Leon Wagner, L (1, 7) OBP: 0.338, SLG: 0.495	K			3-1, 1-4-3 2B		K			1B	4	1	2	0	0	2	0
Bob Chance, L (1, 3) OBP: 0.393, SLG: 0.530		BB 1B		3-1			K		F7	4	0	1	0	0	1	2
Tito Francona, L (1, 9) OBP: 0.376, SLG: 0.406		1-2 BB		1-4-3 3-H			L4		G3	3	0	0	1	1	0	1
John Romano, R (1, 2) OBP: 0.356, SLG: 0.488		K		5-3			K			3	0	0	0	0	2	2
Chico Salmon, R (1, 4) OBP: 0.333, SLG: 0.345		K			5-3			S 1B		3	0	1	0	0	1	2
Woodie Held, R (1, 5) OBP: 0.298, SLG: 0.436		6-3			5-3			L7 1-2		3	0	0	0	0	0	3
Lee Stange, R (1, 1) Gary Bell, R (6, 1) OBP: 0.300, SLG: 0.300 Larry Brown, R (8, PH) OBP: 0.276, SLG: 0.361 Ted Abernathy, R (9, 1)			F9		K			K		2 0 1 0	0 0 0 0	0 0 0 0	0 0 1 0	0 0 0 0	1 0 1 0	0 0 1 0
Inning Stats	R: 0 E: 0 K: 1 S: 5 H: 0 LOB: 0 BB: 0 P: 5	R: 0 E: 0 K: 2 S: 8 H: 1 LOB: 2 BB: 1 P: 12	R: 0 E: 0 K: 1 S: 5 H: 0 LOB: 0 BB: 0 P: 5	R: 1 E: 0 K: 0 S: 4 H: 1 LOB: 0 BB: 0 P: 4	R: 0 E: 0 K: 1 S: 5 H: 0 LOB: 0 BB: 0 P: 5	R: 0 E: 0 K: 2 S: 7 H: 0 LOB: 0 BB: 0 P: 7	R: 0 E: 0 K: 2 S: 7 H: 0 LOB: 0 BB: 0 P: 7	R: 0 E: 0 K: 1 S: 6 H: 1 LOB: 1 BB: 0 P: 6	R: 0 E: 0 K: 1 S: 6 H: 1 LOB: 1 BB: 0 P: 6	1B: 3 2B: 1 3B: 0 HR: 0 SF: 0 SAC: 0 DP: 0 HBP: 0						

PITCHER	IP	WLS	BF	H	R	ER	SO	BB	IBB	HBP	BLK	WP	HR	S	P	ERA	WHIP
Earl Wilson, R (1, 1) ERA: 4.55	9.0	W	32	4	1	1	11	1	0	0	0	0	0	53	57	1.00	0.556

PITCHER	IP	WLS	BF	H	R	ER	SO	BB	IBB	HBP	BLK	WP	HR	S	P	ERA	WHIP

Boston Red Sox @ Cleveland Indians

Cleveland Municipal Stadium, Cleveland, OH

Sun Jul 26 1964, 3:33 AM EDT

Unknown

livebaseballscorecards.com

AB	31
R	1
H	4
RBI	1
BB	1
SO	11
LOB	12

WP: 0 PA: 32
PB: 0
SB: 1
CS: 0

Batter	1	2	3	4	5	6	7	8	9	AB	R	H	RBI	BB	SO	LOB
Dalton Jones, L (1, 4) OBP: 0.292, SLG: 0.365	FC4-6 1B		S 1B 1B 1-2		K		3-1		4-3	5	1	2	0	0	1	2
Tony Conigliaro, R (1, 7) OBP: 0.341, SLG: 0.524 Dick Williams, R (5, PR) OBP: 0.288, SLG: 0.451 (5, 7)	F5		F8 2-3		FC4 HBP			1-3		2 1	0 0	0 0	0 0	0 0	0 0	3 0
Carl Yastrzemski, L (1, 8) OBP: 0.378, SLG: 0.476	FC4-6 1-2f		PB 1B 1-H 3-H		FC4 1-2f			BBBB 2B SF8 BB		3	1	1	2	1	0	2
Dick Stuart, R (1, 3) OBP: 0.315, SLG: 0.519	K		K 1-2			K		1-3 2B		4	0	1	0	0	3	2
Lee Thomas, L (1, 9) OBP: 0.329, SLG: 0.396		F8		FC5-4 1B		4-3		I I I I IBB		3	0	1	0	1	0	0
Frank Malzone, R (1, 5) OBP: 0.335, SLG: 0.416		F9		FC5-4 1B 1-2f		K2-3		SF8 3-H		3	0	0	1	0	1	1
Eddie Bressoud, R (1, 6) OBP: 0.374, SLG: 0.472		K2-3		G4-6-3 1B 1-3			4-3	K		4	0	1	0	0	2	2
Russ Nixon, L (1, 2) OBP: 0.344, SLG: 0.336 Bill Monbouquette, R (7, PR) OBP: 0.180, SLG: 0.089 Bob Tillman, R (7, 2) OBP: 0.359, SLG: 0.442		K	G4-6-3 1-2f				SH1-4 1B		5-3	3 0 1	0 0 0	1 0 0	0 0 0	0 0 0	1 0 0	2 0 0
Ed Connolly, L (1, 1) OBP: 0.200, SLG: 0.111 Dick Radatz, R (7, 1) OBP: 0.222, SLG: 0.231		F8 1B 1B			K		SH1-4 1-2		K	2 1	1 0	1 0	0 0	0 0	1 1	0 0
Inning Stats	R: 0 E: 0 K: 1 S: 6 H: 1 LOB: 1 BB: 0 P: 6	R: 0 E: 0 K: 1 S: 5 H: 0 LOB: 0 BB: 0 P: 5	R: 2 E: 0 K: 2 S: 10 H: 3 LOB: 1 BB: 0 P: 10	R: 0 E: 0 K: 0 S: 4 H: 2 LOB: 1 BB: 0 P: 4	R: 0 E: 0 K: 2 S: 7 H: 0 LOB: 1 BB: 0 P: 8	R: 0 E: 0 K: 2 S: 7 H: 0 LOB: 0 BB: 0 P: 7	R: 0 E: 0 K: 0 S: 4 H: 1 LOB: 2 BB: 0 P: 4	R: 1 E: 0 K: 1 S: 6 H: 1 LOB: 2 BB: 2 P: 14	R: 0 E: 0 K: 1 S: 5 H: 0 LOB: 0 BB: 0 P: 5	1B: 7 2B: 1 3B: 0 HR: 0	SF: 1 SAC: 1 DP: 1 HBP: 1						

TOP

Boston Red Sox @ Cleveland Indians

Cleveland Municipal Stadium, Cleveland, OH

Sun Jul 26 1964, 3:38 AM EDT

Att. 14,705 - Unknown

livebaseballscorecards.com

AB	32
R	3
H	8
RBI	3
BB	2
SO	10
LOB	14

PITCHER		IP	WLS	BF	H	R	ER	SO	BB	IBB	HBP	BLK	WP	HR	S	P	ERA	WHIP
Pedro Ramos, R ERA: 4.56	(1, 1)	7.0	L	28	7	2	2	8	0	0	1	0	0	0	43	44	2.57	1.000
Don McMahon, R ERA: 1.65	(8, 1)	2.0		9	1	1	1	2	1	1	0	0	0	0	11	19	4.50	1.000

PITCHER	IP	WLS	BF	H	R	ER	SO	BB	IBB	HBP	BLK	WP	HR	S	P	ERA	WHIP

BOTTOM

Boston Red Sox @ Cleveland Indians

Cleveland Municipal Stadium, Cleveland, OH

Sun Jul 26 1964, 3:38 AM EDT

Att. 14,705 - Unknown

livebaseballscorecards.com

Batter	1	2	3	4	5	6	7	8	9	AB	R	H	RBI	BB	SO	LOB
Vic Davalillo, L (1, 8) OBP: 0.292, SLG: 0.328	BBBB 4-0 BB BB		x 0-0 FC5-4 BB 1B		x 0-0 ② F7		SSS 0-3 ③ K			3	0	1	0	1	1	0
Dick Howser, R (1, 6) OBP: 0.309, SLG: 0.295	BBBB 4-0 1-2 BB		BBBB 4-0 1-2 FC5-4 BB		x 0-0 ③ 1-3			BBBB 4-0 E S BB		1	1	0	0	3	0	0
Leon Wagner, L (1, 7) OBP: 0.335, SLG: 0.490	x 0-0 ① F4		SSS 0-3 ① K			SSS 0-3 ① K		SSS 0-3 ① 1-2 K		4	0	0	0	0	3	5
Bob Chance, L (1, 3) OBP: 0.386, SLG: 0.520	SSS 0-3 ② K		x 0-0 ② FC5-4 1-2f 2-3			x 0-0 ② 6-3		x 0-0 ② F7		4	0	0	0	0	1	5
Joe Azcue, R (1, 2) OBP: 0.302, SLG: 0.346	x 0-0 ③ F8		x 0-0 ③ 5-3			x 0-0 1B 1B		x 0-0 E8 2-H 1B		4	0	2	1	0	0	4
Chico Salmon, R (1, 9) OBP: 0.344, SLG: 0.345 (8, 4)		BBBB 4-0 S BB		SSS 0-3 ① K		x 0-0 1-2 1B		x 0-0 ③ G3		3	0	1	0	1	1	1
Billy Moran, R (1, 4) OBP: 0.281, SLG: 0.279 (8, 5)		SSS 0-3 ① 1-2 K		x 0-0 ② 5-3		x 0-0 ③ F8			x 0-0 ① F6	4	0	0	0	0	1	3
Woodie Held, R (1, 5) OBP: 0.294, SLG: 0.429 Don McMahon, R (8, 1) OBP: 0.222, SLG: 0.222 Larry Brown, R (9, PH) OBP: 0.276, SLG: 0.359		x 0-0 ② L7		x 0-0 ③ F3			x 0-0 ① 6-3		SSS 0-3 ② K	3 0 1	0 0 0	0 0 0	0 0 0	0 0 1	0 0 0	1 0 0
Pedro Ramos, S (1, 1) OBP: 0.250, SLG: 0.382 Tito Francona, L (7, PH) OBP: 0.373, SLG: 0.401 (8, 9)		x 0-0 ③ F8			SSS 0-3 ① K		x 0-0 ② F8		x 0-0 ③ F7	2 2	0 0	0 0	0 0	0 0	1 0	1 0
Inning Stats	R: 0 H: 0 E: 0 LOB: 2 K: 1 BB: 2 S: 5 P: 13	R: 0 H: 0 E: 0 LOB: 1 K: 1 BB: 1 S: 5 P: 9	R: 0 H: 1 E: 0 LOB: 2 K: 1 BB: 1 S: 6 P: 10	R: 0 H: 0 E: 0 LOB: 0 K: 1 BB: 0 S: 5 P: 5	R: 0 H: 0 E: 0 LOB: 0 K: 1 BB: 0 S: 5 P: 5	R: 0 H: 2 E: 0 LOB: 2 K: 1 BB: 0 S: 7 P: 7	R: 0 H: 0 E: 0 LOB: 0 K: 1 BB: 0 S: 5 P: 5	R: 1 H: 1 E: 1 LOB: 1 K: 1 BB: 1 S: 6 P: 10	R: 0 H: 0 E: 0 LOB: 0 K: 1 BB: 0 S: 5 P: 5	1B: 4 SF: 0 2B: 0 SAC: 0 3B: 0 DP: 0 HR: 0 HBP: 0						WP: 0 PA: 36 PB: 0 SB: 2 CS: 0	

PITCHER		IP	WLS	BF	H	R	ER	SO	BB	IBB	HBP	BLK	WP	HR	S	P	ERA	WHIP
Ed Connolly, L ERA: 4.79	(1, 1)	6.0	W	25	3	0	0	6	4	0	0	0	0	0	33	49	0.00	1.167
Dick Radatz, R ERA: 2.04	(7, 1)	3.0	S	11	1	1	1	3	1	0	0	0	0	0	16	20	3.00	0.667

PITCHER	IP	WLS	BF	H	R	ER	SO	BB	IBB	HBP	BLK	WP	HR	S	P	ERA	WHIP

AB	31
R	1
H	4
RBI	1
BB	5
SO	9
LOB	20

Batter	1	2	3	4	5	6	7	8	9	AB	R	H	RBI	BB	SO	LOB
Vic Davalillo, L (1, 8) OBP: 0.292, SLG: 0.328	0-0 4-3		0-3 K		0-3 K			0-0 SH1-4 1B		4	0	1	0	0	2	0
Dick Howser, R (1, 6) OBP: 0.312, SLG: 0.298	0-0 HR 1B		0-0 E 1B		0-0 5-3			0-0 SH1-4 1-2		3	1	2	0	0	0	0
Leon Wagner, L (1, 7) OBP: 0.336, SLG: 0.497	0-0 1-H HR		0-0 P6 1-3			0-0 G4-6-3 1B		0-3 K		4	1	2	2	0	1	2
Bob Chance, L (1, 3) OBP: 0.380, SLG: 0.511	0-0 F5		0-0 F8			0-0 G4-6-3 1-2f		0-0 P5		4	0	0	0	0	0	3
Joe Azcue, R (1, 2) OBP: 0.294, SLG: 0.336	0-3 K			0-0 4-1		0-0 F8			0-0 P3	4	0	0	0	0	1	0
Woodie Held, R (1, 5) OBP: 0.289, SLG: 0.421		0-0 5-3		0-0 5-3			0-0 1-3		0-0 F5	4	0	0	0	0	0	0
Chico Salmon, R (1, 9) OBP: 0.344, SLG: 0.344 John Romano, R (9, PH) OBP: 0.354, SLG: 0.486		0-3 K		0-0 FC5-4 1B			0-3 K		0-0 6-3	3 1	0 0	1 0	0 0	0 0	2 0	0 0
Larry Brown, R (1, 4) OBP: 0.279, SLG: 0.374		0-0 1B		0-0 FC5-4 1-2f			0-0 HR			3	1	2	1	0	0	1
Luis Tiant, R (1, 1) OBP: 0.100, SLG: 0.100 Al Smith, R (7, PH) OBP: 0.215, SLG: 0.274 Gary Bell, R (7, 1) OBP: 0.300, SLG: 0.300		0-3 K			0-3 K		0-0 1-3			2 1 0	0 0 0	0 0 0	0 0 0	0 0 0	2 0 0	1 0 0
Inning Stats	R: 2 E: 0 K: 1 S: 7 H: 2 LOB: 0 BB: 0 P: 7	R: 0 E: 0 K: 2 S: 8 H: 1 LOB: 1 BB: 0 P: 8	R: 0 E: 1 K: 1 S: 6 H: 1 LOB: 1 BB: 0 P: 6	R: 0 E: 0 K: 0 S: 4 H: 1 LOB: 1 BB: 0 P: 4	R: 0 E: 0 K: 2 S: 7 H: 0 LOB: 0 BB: 0 P: 7	R: 0 E: 0 K: 0 S: 3 H: 1 LOB: 0 BB: 0 P: 3	R: 1 E: 0 K: 1 S: 6 H: 1 LOB: 0 BB: 0 P: 6	R: 0 E: 0 K: 1 S: 6 H: 1 LOB: 1 BB: 0 P: 6	R: 0 E: 0 K: 0 S: 3 H: 0 LOB: 0 BB: 0 P: 3	1B: 6 2B: 0 3B: 0 HR: 2	SF: 0 SAC: 1 DP: 1 HBP: 0						

PITCHER	IP	WLS	BF	H	R	ER	SO	BB	IBB	HBP	BLK	WP	HR	S	P	ERA	WHIP
Claude Osteen, L (1, 1) ERA: 3.6	9.0	W	34	8	3	3	8	0	0	0	0	0	2	50	50	3.00	0.889

PITCHER	IP	WLS	BF	H	R	ER	SO	BB	IBB	HBP	BLK	WP	HR	S	P	ERA	WHIP

TOP

Cleveland Indians @ Washington Senators

D.C. Stadium, Washington, DC

Tue Jul 28 1964, 7:05 PM EDT

Att. 6,287 - Unknown

livebaseballscorecards.com

AB	33
R	3
H	8
RBI	3
BB	0
SO	8
LOB	7

WP: 0 PB: 0 SB: 0 CS: 0 PA: 34

Cleveland Indians @ Washington Senators

D.C. Stadium, Washington, DC

Tue Jul 28 1964, 7:05 PM EDT

Att. 6,287 - Unknown

livebaseballscorecards.com

Batter	1	2	3	4	5	6	7	8	9	AB	R	H	RBI	BB	SO	LOB
Don Blasingame, L (1, 4) OBP: 0.308, SLG: 0.319	SSS 0-3 ① K		x 0-0 ① 1-4-3		x 0-0 1B HR 1B		BBBB 4-0 FC6-4 BB			3	1	1	0	1	1	0
Joe Cunningham, L (1, 3) OBP: 0.373, SLG: 0.338	SSS 0-3 ② K		x 0-0 ② F7		x 0-0 1-3 HR 1B		x 0-0 ③ FC6-4 1-2f			4	1	1	0	0	1	1
Chuck Hinton, R (1, 7) OBP: 0.352, SLG: 0.453	x 0-0 E5		x 0-0 ③ F2		x 0-0 1-H 3-H HR			x 0-0 ① F9		4	1	1	3	0	0	0
Don Lock, R (1, 8) OBP: 0.363, SLG: 0.460	x 0-0 ③ F8			x 0-0 ① F7	SSS 0-3 ③ K			SSS 0-3 ② K		4	0	0	0	0	2	1
Mike Brumley, L (1, 2) OBP: 0.337, SLG: 0.333		BBBB 4-0 BB E BB		BBBB 4-0 WP BB		x 0-0 ① 1-3		x 0-0 ③ 4-3		2	1	0	0	2	0	0
John Kennedy, R (1, 5) OBP: 0.306, SLG: 0.378		BBBB 4-0 FC5-4 1-2 BB		x 0-0 ② F7		SSS 0-3 ② K				2	0	0	0	1	1	1
Fred Valentine, S (1, 9) OBP: 0.302, SLG: 0.317		x 0-0 ① FC5-4 1-2f 2-H		SSS 0-3 ③ K 1-2		x 0-0 ③ P6				3	0	0	0	0	1	2
Ed Brinkman, R (1, 6) OBP: 0.265, SLG: 0.334		x 0-0 ② F7			x 0-0 ① L6		x 0-0 ① 1-3			3	0	0	0	0	0	1
Claude Osteen, L (1, 1) OBP: 0.145, SLG: 0.169		SSS 0-3 ③ K			x 0-0 ② F8		SSS 0-3 ② K			3	0	0	0	0	2	1

Inning Stats	1	2	3	4	5	6	7	8	9	AB	R	H	RBI	BB	SO	LOB
	R: 0 H: 0 E: 1 LOB: 1 K: 2 BB: 0 S: 8 P: 8	R: 1 H: 0 E: 1 LOB: 1 K: 1 BB: 2 S: 5 P: 13	R: 0 H: 0 E: 0 LOB: 0 K: 0 BB: 0 S: 3 P: 3	R: 0 H: 0 E: 0 LOB: 1 K: 1 BB: 1 S: 5 P: 9	R: 3 H: 3 E: 0 LOB: 0 K: 1 BB: 0 S: 8 P: 8	R: 0 H: 0 E: 0 LOB: 0 K: 1 BB: 0 S: 5 P: 5	R: 0 H: 0 E: 0 LOB: 1 K: 1 BB: 1 S: 5 P: 9	R: 0 H: 0 E: 0 LOB: 0 K: 1 BB: 0 S: 5 P: 5		1B: 2 SF: 0 2B: 0 SAC: 0 3B: 0 DP: 0 HR: 1 HBP: 0					WP: 1 PA: 32 PB: 0 SB: 0 CS: 0

PITCHER		IP	WLS	BF	H	R	ER	SO	BB	IBB	HBP	BLK	WP	HR	S	P	ERA	WHIP
Luis Tiant, R ERA: 1.88	(1, 1)	6.0	L	25	3	4	4	6	3	0	0	0	1	1	34	46	6.00	1.000
Gary Bell, R ERA: 4.21	(7, 1)	2.0		7	0	0	0	2	1	0	0	0	0	0	10	14	0.00	0.500

PITCHER	IP	WLS	BF	H	R	ER	SO	BB	IBB	HBP	BLK	WP	HR	S	P	ERA	WHIP

AB	28
R	4
H	3
RBI	3
BB	4
SO	8
LOB	7

Batter	1	2	3	4	5	6	7	8	9	10	11	12	AB	R	H	RBI	BB	SO	LOB
Dick Howser, R (1, 6) OBP: 0.313, SLG: 0.297	4-3		K			BB		K			1B		4	0	1	0	1	2	1
Vic Davalillo, L (1, 8) OBP: 0.293, SLG: 0.327	BB		4-3			FC9-6 1B			P4		F7		4	0	1	0	1	0	1
Leon Wagner, L (1, 7) OBP: 0.334, SLG: 0.494 Al Smith, R (6, PR) OBP: 0.215, SLG: 0.274 Bob Chance, L (6, 7) OBP: 0.381, SLG: 0.509 (9, PH) (9, 3) (11, 7) (11, 3)	F8		F2			FC9-6			4-3			SH1-4 BB	3 0 1	0 0 0	0 0 0	0 0 1	0 0 0	0 0 0	2 0 0
Fred Whitfield, L (1, 3) OBP: 0.300, SLG: 0.408 Billy Moran, R (9, 4) OBP: 0.281, SLG: 0.279	K			P6		P6			F5			SH1-4	4 0	0 0	0 0	0 0	1 0	2 0	0 0
Tito Francona, L (1, 9) OBP: 0.373, SLG: 0.398		F9		P4			K			CS 1B		G6-4-3 IBB	4	0	1	0	1	1	0
John Romano, R (1, 2) OBP: 0.348, SLG: 0.476		K		P6			F7			K		G6-4-3	5	0	0	0	0	2	3
Chico Salmon, R (1, 4) OBP: 0.338, SLG: 0.328 (9, 7) (11, 3) (11, 7)		BB			F7		F9			P6			3	1	0	0	1	0	0
Woodie Held, R (1, 5) OBP: 0.289, SLG: 0.418		1-H 1B			K			F7			F9		4	0	1	1	0	1	0
Sam McDowell, L (1, 1) OBP: 0.121, SLG: 0.065 Don McMahon, R (8, 1) OBP: 0.222, SLG: 0.222 Paul Dicken, R (11, PH) Ted Abernathy, R (11, 1) Pedro Ramos, S (11, 1) OBP: 0.250, SLG: 0.382 Gary Bell, R (12, 1) OBP: 0.300, SLG: 0.300		K			P4			K 1B			K		3 0 1 0 0 0	0 0 0 0 0 0	1 0 0 0 0 0	0 0 0 0 0 0	0 0 1 0 0 0	1 0 0 0 0 0	1 0 0 0 0 0
Inning Stats	R: 0 E: 0 K: 1 S: 5 H: 0 LOB: 1 BB: 1 P: 9	R: 1 E: 0 K: 2 S: 8 H: 1 LOB: 1 BB: 1 P: 12	R: 0 E: 0 K: 1 S: 5 H: 0 LOB: 0 BB: 0 P: 5	R: 0 E: 0 K: 0 S: 3 H: 0 LOB: 0 BB: 0 P: 3	R: 0 E: 0 K: 1 S: 5 H: 0 LOB: 0 BB: 0 P: 5	R: 0 E: 0 K: 0 S: 3 H: 1 LOB: 1 BB: 1 P: 7	R: 0 E: 0 K: 1 S: 5 H: 0 LOB: 0 BB: 0 P: 5	R: 0 E: 0 K: 1 S: 5 H: 1 LOB: 0 BB: 0 P: 5	R: 0 E: 0 K: 0 S: 3 H: 0 LOB: 0 BB: 0 P: 3	R: 0 E: 0 K: 1 S: 5 H: 1 LOB: 0 BB: 0 P: 5	R: 0 E: 0 K: 1 S: 6 H: 1 LOB: 1 BB: 0 P: 6	R: 0 E: 0 K: 0 S: 2 H: 0 LOB: 1 BB: 2 P: 10	1B: 5 2B: 1 3B: 0 HR: 0	SF: 0 SAC: 1 DP: 2 HBP: 0	WP: 0 PB: 0 SB: 1 CS: 1	PA: 42		

PITCHER		IP	WLS	BF	H	R	ER	SO	BB	IBB	HBP	BLK	WP	HR	S	P	ERA	WHIP
Buster Narum, R ERA: 4.07	(1, 1)	11.0		38	5	1	1	9	3	0	0	0	0	0	53	65	0.82	0.727
Ron Kline, R ERA: 2.68	(12, 1)	1.0	W	4	0	0	0	0	1	1	0	0	0	0	2	10	0.00	1.000

PITCHER	IP	WLS	BF	H	R	ER	SO	BB	IBB	HBP	BLK	WP	HR	S	P	ERA	WHIP

TOP

Cleveland Indians @ Washington Senators

D.C. Stadium, Washington, DC

Wed Jul 29 1964, 7:05 PM EDT

Att. 4,327 - Unknown

livebaseballscorecards.com

AB	36
R	1
H	5
RBI	1
BB	5
SO	9
LOB	10

Batter	1	2	3	4	5	6	7	8	9	10	11	12	AB	R	H	RBI	BB	SO	LOB
Ed Brinkman, R (1, 6) OBP: 0.264, SLG: 0.329	K		F8		K			FC5-6 BB		5-3		F7	5	0	0	0	1	2	0
Joe Cunningham, L (1, 3) OBP: 0.372, SLG: 0.329	F7		1B BB		4-3			FC5-6 WP 1-2f		F9		HBP HR BB	4	1	0	0	2	0	1
Chuck Hinton, R (1, 7) OBP: 0.354, SLG: 0.451	K		CS 1B 1-3			6-3		BB 1-2		4-3		HR HBP 1-2	4	1	1	0	1	1	0
Don Lock, R (1, 9) (10, 8) OBP: 0.365, SLG: 0.480		K	F8 1-2			HR		P3			IBB BB 1B	HR 1-H 2-H	6	2	3	4	0	1	4
John Kennedy, R (1, 5) OBP: 0.310, SLG: 0.378		1B BB		6-3		G4-6-3 1B		F9			IBB BB 1-2		3	0	1	0	2	0	2
Don Leppert, R (1, 2) OBP: 0.210, SLG: 0.280				F8		G4-6-3 1-2f			SH1-4 1B		K		3	0	1	0	0	0	1
Mike Brumley, L (9, PH) (10, 2) OBP: 0.338, SLG: 0.335		BB 1B 1-3											2	0	1	0	0	1	2
Ken Hunt, R (1, 8) OBP: 0.238, SLG: 0.195		F8		BB			K		SH1-4 1-2		F9		2	0	0	0	1	1	2
Don Blasingame, L (9, PH) (10, 4) OBP: 0.307, SLG: 0.318													1	0	0	0	0	0	2
Chuck Cottier, R (1, 4) OBP: 0.265, SLG: 0.337				P6			K		5-3				2	0	0	0	1	1	1
Dick Phillips, L (9, PH) OBP: 0.317, SLG: 0.266													1	0	0	0	0	0	1
Fred Valentine, S (10, 9) OBP: 0.302, SLG: 0.317													0	0	0	0	0	0	0
Jim King, L (11, PH) OBP: 0.362, SLG: 0.472		BB 1-2									IBB 1-2 2-3		0	0	0	0	1	0	0
Buster Narum, R (1, 1) OBP: 0.025, SLG: 0.025		K			K		K	K	K		F5		4	0	0	0	0	4	4
Don Zimmer, R (11, PH) OBP: 0.294, SLG: 0.437													1	0	0	0	0	0	3
Ron Kline, R (12, 1) OBP: 0.400, SLG: 0.250													0	0	0	0	0	0	0
Inning Stats	R: 0 E: 0 K: 2 S: 7 H: 0 LOB: 0 BB: 0 P: 7	R: 0 E: 0 K: 2 S: 8 H: 1 LOB: 3 BB: 2 P: 16	R: 0 E: 0 K: 0 S: 3 H: 1 LOB: 1 BB: 1 P: 7	R: 0 E: 0 K: 0 S: 3 H: 0 LOB: 1 BB: 1 P: 7	R: 0 E: 0 K: 2 S: 7 H: 0 LOB: 0 BB: 0 P: 7	R: 1 E: 0 K: 0 S: 4 H: 2 LOB: 0 BB: 0 P: 4	R: 0 E: 0 K: 3 S: 9 H: 0 LOB: 0 BB: 0 P: 9	R: 0 E: 0 K: 0 S: 3 H: 0 LOB: 2 BB: 2 P: 11	R: 0 E: 0 K: 1 S: 6 H: 1 LOB: 1 BB: 0 P: 6	R: 0 E: 0 K: 0 S: 3 H: 0 LOB: 0 BB: 0 P: 3	R: 0 E: 0 K: 1 S: 6 H: 1 LOB: 3 BB: 2 P: 14	R: 3 E: 0 K: 0 S: 2 H: 1 LOB: 0 BB: 1 P: 7	1B: 5 2B: 0 3B: 0 HR: 2	SF: 0 SAC: 1 DP: 1 HBP: 1	WP: 1 PB: 0 SB: 0 CS: 1	PA: 49			

PITCHER		IP	WLS	BF	H	R	ER	SO	BB	IBB	HBP	BLK	WP	HR	S	P	ERA	WHIP
Sam McDowell, L ERA: 3.4	(1, 1)	7.1		30	4	1	1	9	6	0	0	0	1	1	42	66	1.23	1.364
Don McMahon, R ERA: 1.59	(8, 1)	2.2		9	1	0	0	1	0	0	0	0	0	0	11	11	0.00	0.375
Ted Abernathy, R ERA: 3.12	(11, 1)	0.0		2	1	0	0	0	1	0	0	0	0	0	1	5	∞	∞
Pedro Ramos, R ERA: 4.51	(11, 1)	1.0		4	0	0	0	1	0	1	0	0	0	0	5	9	0.00	0.000
Gary Bell, R ERA: 4.59	(12, 1)	0.1	L	4	1	3	3	0	1	0	1	0	0	1	2	7	81.00	6.000

PITCHER	IP	WLS	BF	H	R	ER	SO	BB	IBB	HBP	BLK	WP	HR	S	P	ERA	WHIP

BOTTOM

Cleveland Indians @ Washington Senators

D.C. Stadium, Washington, DC

Wed Jul 29 1964, 7:05 PM EDT

Att. 4,327 - Unknown

livebaseballscorecards.com

AB	38
R	4
H	7
RBI	4
BB	9
SO	11
LOB	23

Batter	1	2	3	4	5	6	7	8	9	AB	R	H	RBI	BB	SO	LOB
Dick Howser, R (1, 6) OBP: 0.317, SLG: 0.299	F8 BB			CS 1B	1-3 BB	FC5-4 1B		F3	4	0	2	0	2	0	3
Vic Davalillo, L (1, 8) OBP: 0.294, SLG: 0.334	HR 4-3			1-2 BB	1-3 1-2	FC5-4 1B 1-2f 2-3				4	1	1	1	1	0	5
Leon Wagner, L (1, 7) OBP: 0.337, SLG: 0.494	1B 1B 1B	CS BB		K	F8	1-3 3-H 1B				4	1	2	1	1	1	2
Bob Chance, L (1, 3) OBP: 0.378, SLG: 0.502	BB 1B 1-3 1B 1B	P6 1-2		1-3	K	P5				5	1	1	0	0	1	4
Tito Francona, L (1, 9) OBP: 0.380, SLG: 0.402 Al Smith, R (9, PH) OBP: 0.214, SLG: 0.272	1B BB FC6-4 1-2 3-H 1B	3-1			G5-4-3 BB	1B	4-3		3 1	1 0	2 0	1 0	1 0	0 0	0 0
John Romano, R (1, 2) OBP: 0.349, SLG: 0.472	FC6-4 1B 1-2 2-3 1B BB	FC6-4 1B			G5-4-3 1-2f	F8			4	1	1	0	1	1	2
Chico Salmon, R (1, 4) OBP: 0.356, SLG: 0.338	FC6-4 1-2 2-3 3-H 1B	FC6-4 1-3 1-2f			S 1B	L5		BB BB BB	4	0	2	1	1	0	2
Woodie Held, R (1, 5) OBP: 0.291, SLG: 0.412	FC6-4 1B WP 1-2f 2-3 3-H	1-3 1-2			F7 1-2			FC5-4 1B 1B HBP	BB BB 1-2	3	2	0	1	1	0	4
Dick Donovan, L (1, 1) OBP: 0.342, SLG: 0.267 Sonny Siebert, R (6, 1) OBP: 0.238, SLG: 0.300 Fred Whitfield, L (8, PH) OBP: 0.298, SLG: 0.406 Don McMahon, R (8, 1) OBP: 0.222, SLG: 0.222 Larry Brown, R (9, PH) OBP: 0.282, SLG: 0.374 Pedro Ramos, S (9, PR) OBP: 0.250, SLG: 0.382	WP 1-3 3-H 1B	4-3				4-3		P6	BB BB 1-2 2-3 BB	3 0 1 0 0 0	0 0 0 0 0 0	1 0 0 0 0 0	1 0 0 0 1 0	0 0 0 0 0 0	0 0 1 0 0 0	1 0 1 0 0 0
Inning Stats	R: 6 E: 0 K: 0 S: 9 H: 6 LOB: 2 BB: 2 P: 17	R: 0 E: 0 K: 0 S: 2 H: 0 LOB: 0 BB: 1 P: 6	R: 0 E: 0 K: 0 S: 4 H: 1 LOB: 1 BB: 0 P: 4	R: 0 E: 0 K: 1 S: 5 H: 1 LOB: 1 BB: 1 P: 9	R: 0 E: 0 K: 0 S: 3 H: 1 LOB: 1 BB: 1 P: 7	R: 0 E: 0 K: 0 S: 3 H: 0 LOB: 1 BB: 1 P: 7	R: 0 E: 0 K: 1 S: 6 H: 1 LOB: 1 BB: 0 P: 6	R: 1 E: 0 K: 0 S: 5 H: 2 LOB: 2 BB: 0 P: 6	R: 0 E: 0 K: 1 S: 5 H: 0 LOB: 3 BB: 3 P: 17	1B: 11 2B: 0 3B: 0 HR: 1 SF: 0 SAC: 0 DP: 1 HBP: 1			WP: 1 PB: 0 SB: 1 CS: 2		PA: 46	

TOP

Cleveland Indians @ Washington Senators

D.C. Stadium, Washington, DC

Thu Jul 30 1964, 7:05 PM EDT

Att. 3,770 - Unknown

livebaseballscorecards.com

AB	36
R	7
H	12
RBI	6
BB	9
SO	3
LOB	24

PITCHER		IP	WLS	BF	H	R	ER	SO	BB	IBB	HBP	BLK	WP	HR	S	P	ERA	WHIP
Alan Koch, R ERA: 5.32	(1, 1)	0.1		6	4	5	5	0	1	0	0	0	0	1	5	9	135.00	15.000
Jim Hannan, R ERA: 3.91	(1, 1)	5.2	W	24	5	1	1	1	5	0	0	0	1	0	21	41	1.59	1.765
Steve Ridzik, R ERA: 2.83	(7, 1)	1.2		9	3	1	1	1	0	0	1	0	0	0	10	11	5.40	1.800
Frank Kreutzer, L ERA: 3.27	(8, 1)	1.0		6	0	0	0	1	3	0	0	0	0	0	5	17	0.00	3.000
Ron Kline, R ERA: 2.66	(9, 1)	0.1	S	1	0	0	0	0	0	0	0	0	0	0	1	1	0.00	0.000

PITCHER	IP	WLS	BF	H	R	ER	SO	BB	IBB	HBP	BLK	WP	HR	S	P	ERA	WHIP

Cleveland Indians @ Washington Senators

D.C. Stadium, Washington, DC

Thu Jul 30 1964, 7:05 PM EDT

Att. 3,770 - Unknown

livebaseballscorecards.com

BOTTOM

Batter	1	2	3	4	5	6	7	8	9	AB	R	H	RBI	BB	SO	LOB
Don Blasingame, L (1, 4) OBP: 0.314, SLG: 0.321	1-3		BB 1B		G6-4-3 BB	BLK E 1-2 1B BB	1-3 1B			3	1	2	0	2	0	0
John Kennedy, R (1, 5) OBP: 0.306, SLG: 0.372	5-3		K		G6-4-3 1-2f	E1 BLK 1-2 2-3 1B	K			5	1	0	0	0	2	6
Jim King, L (1, 9) OBP: 0.366, SLG: 0.468	F2		BB 1-2		K	FC6-4 1B 1-2 2-3 3-H IBB		BB BB BB		2	0	0	0	3	1	0
Joe Cunningham, L (1, 3) OBP: 0.384, SLG: 0.336		1-3 1B 1B	K			BB FC6-4 1B		BB 1-2 BB		3	2	2	2	2	1	2
Don Lock, R (1, 8) OBP: 0.360, SLG: 0.473		1-3 1-2	F2			K FC6-4 FC6 1-2f 2-3		K		5	0	0	0	0	2	8
Mike Brumley, L (1, 2) OBP: 0.336, SLG: 0.332		F7		5-3		1B 1-2 1B FC6 1-2f		F8		5	1	1	0	0	0	5
Fred Valentine, S (1, 7) OBP: 0.317, SLG: 0.329		1B 2-H 1B		4-3		PB 1B 1-3 2-H 1B	1B 1B	1-2 2-3 BB		4	1	3	2	1	0	0
Ed Brinkman, R (1, 6) OBP: 0.269, SLG: 0.333		1-3 1B				PB 1-2 3-H 1B	K	F7		5	1	3	1	0	1	4
Alan Koch, R (1, 1) OBP: 0.296, SLG: 0.407		K		F3		E BB BLK 1-H 2-H 1B	K			0	0	0	0	0	0	0
Jim Hannan, R (1, 1) OBP: 0.176, SLG: 0.188										2	0	0	0	0	1	3
Dick Phillips, L (6, PH) OBP: 0.321, SLG: 0.271										1	0	1	2	0	0	0
Chuck Hinton, R (6, PR) OBP: 0.354, SLG: 0.451										0	1	0	0	0	0	0
Steve Ridzik, R (7, 1) OBP: 0.278, SLG: 0.235										1	0	0	0	0	1	1
Frank Kreutzer, R (8, 1) OBP: 0.125, SLG: 0.250										0	0	0	0	0	0	0
Ron Kline, R (9, 1) OBP: 0.400, SLG: 0.250										0	0	0	0	0	0	0
Inning Stats	R: 0 E: 0 K: 0 S: 3 H: 0 LOB: 0 BB: 0 P: 3	R: 1 E: 0 K: 1 S: 8 H: 3 LOB: 2 BB: 0 P: 8	R: 0 E: 0 K: 2 S: 8 H: 1 LOB: 2 BB: 1 P: 12	R: 0 E: 0 K: 0 S: 4 H: 1 LOB: 1 BB: 0 P: 4	R: 0 E: 0 K: 1 S: 4 H: 0 LOB: 0 BB: 1 P: 8	R: 7 E: 1 K: 1 S: 11 H: 5 LOB: 2 BB: 3 P: 23	R: 0 E: 0 K: 3 S: 11 H: 2 LOB: 2 BB: 0 P: 11	R: 0 E: 0 K: 1 S: 5 H: 0 LOB: 3 BB: 3 P: 17		1B: 12 2B: 0 3B: 0 HR: 0 SF: 0 SAC: 0 DP: 1 HBP: 0						

	AB	36
	R	8
	H	12
	RBI	7
	BB	8
	SO	9
	LOB	29

		WP: 0	PA: 44
		PB: 1	
		SB: 0	
		CS: 0	

PITCHER		IP	WLS	BF	H	R	ER	SO	BB	IBB	HBP	BLK	WP	HR	S	P	ERA	WHIP
Dick Donovan, R ERA: 4.77	(1, 1)	5.1		27	9	6	6	5	3	0	0	0	0	0	34	46	10.12	2.250
Sonny Siebert, R ERA: 3.94	(6, 1)	1.2	L	11	3	2	1	3	1	1	0	1	0	0	15	23	5.40	2.400
Don McMahon, R ERA: 1.57	(8, 1)	1.0		6	0	0	0	1	3	0	0	0	0	0	5	17	0.00	3.000

PITCHER	IP	WLS	BF	H	R	ER	SO	BB	IBB	HBP	BLK	WP	HR	S	P	ERA	WHIP

Detroit Tigers @ Cleveland Indians

Cleveland Municipal Stadium, Cleveland, OH

Fri Jul 31 1964, 7:05 PM EDT

Unknown

TOP

livebaseballscorecards.com

Batter	1	2	3	4	5	6	7	8	9	AB	R	H	RBI	BB	SO	LOB
George Thomas, R (1, 8) OBP: 0.335, SLG: 0.486	F8		2B 1B (1-2)	5-3			K			4	1	1	0	0	1	0
Don Wert, R (1, 5) OBP: 0.334, SLG: 0.368	F4		F9		6-3			6-3		4	0	0	0	0	0	2
Al Kaline, R (1, 9) OBP: 0.393, SLG: 0.481	1B		1B 2B (1-H, 2-H)		L6-3			K		4	1	2	2	0	1	0
Don Demeter, R (1, 3) OBP: 0.298, SLG: 0.433	1B (1-2)		FC5-4 1B		K			F4		4	0	2	0	0	1	0
Gates Brown, L (1, 7) OBP: 0.332, SLG: 0.543	K		FC5-4 1B (1-2, 2-H)			G3			4-3	4	0	1	1	0	1	2
Bill Freehan, R (1, 2) OBP: 0.349, SLG: 0.438		1-6-3	FC5-4 (1-2f, 2-3)			5-3			HBP	3	0	0	0	0	0	2
Jerry Lumpe, L (1, 4) OBP: 0.299, SLG: 0.324		F8	4-3			4-3			F7	4	0	0	0	0	0	3
Dick McAuliffe, L (1, 6) OBP: 0.341, SLG: 0.485		K		4-3			4-3		F8	4	0	0	0	0	1	1
Ed Rakow, S (1, 1)			2B 1B	F4			K			0	0	0	0	0	0	0
Phil Regan, R (2, 1) OBP: 0.421, SLG: 0.412										2	1	1	0	0	0	0
Bill Bruton, L (7, PH) OBP: 0.344, SLG: 0.394										1	0	0	0	0	1	0
Jack Hamilton, R (7, 1)										0	0	0	0	0	0	0
Terry Fox, R (8, 1) OBP: 0.333, SLG: 0.500										0	0	0	0	0	0	0
Inning Stats	R: 0 E: 0 K: 1 S: 7 H: 2 LOB: 2 BB: 0 P: 7	R: 0 E: 0 K: 1 S: 5 H: 0 LOB: 0 BB: 0 P: 5	R: 3 E: 0 K: 0 S: 8 H: 5 LOB: 2 BB: 0 P: 8	R: 0 E: 0 K: 0 S: 3 H: 0 LOB: 0 BB: 0 P: 3	R: 0 E: 0 K: 1 S: 5 H: 0 LOB: 0 BB: 0 P: 5	R: 0 E: 0 K: 0 S: 3 H: 0 LOB: 0 BB: 0 P: 3	R: 0 E: 0 K: 2 S: 7 H: 0 LOB: 0 BB: 0 P: 7	R: 0 E: 0 K: 1 S: 5 H: 0 LOB: 0 BB: 0 P: 5	R: 0 E: 0 K: 0 S: 3 H: 0 LOB: 1 BB: 0 P: 4	1B: 6 2B: 1 3B: 0 HR: 0	SF: 0 SAC: 0 DP: 0 HBP: 1					

	AB	34
	R	3
	H	7
	RBI	3
	BB	0
	SO	6
	LOB	10

WP: 0 PB: 0 SB: 0 CS: 0 PA: 35

PITCHER	IP	WLS	BF	H	R	ER	SO	BB	IBB	HBP	BLK	WP	HR	S	P	ERA	WHIP
Jack Kralick, L (1, 1) ERA: 2.74	2.1		14	7	3	3	2	0	0	0	0	0	0	18	18	11.57	3.000
Gary Bell, R (3, 1) ERA: 4.18	6.2	W	21	0	0	0	4	0	0	1	0	0	0	28	29	0.00	0.000

PITCHER	IP	WLS	BF	H	R	ER	SO	BB	IBB	HBP	BLK	WP	HR	S	P	ERA	WHIP

Detroit Tigers @ Cleveland Indians

Cleveland Municipal Stadium, Cleveland, OH

Fri Jul 31 1964, 7:05 PM EDT

Unknown

livebaseballscorecards.com

BOTTOM

Batter	1	2	3	4	5	6	7	8	9	AB	R	H	RBI	BB	SO	LOB
Dick Howser, R (1, 6) OBP: 0.320, SLG: 0.299	BBBB 4-0 1B WP BB	x 0-0 ② SF9 3-H		BBBB 4-0 BB E BB		x 0-0 ① SH5-3 1-2	x 0-0 ② 4-3 1-3	H 1-0 1-2 2-3 3-H HBP		1	1	0	2	2	0	1
Vic Davalillo, L (1, 8) OBP: 0.292, SLG: 0.334	SSS 0-3 ① K	x 0-0 2-H 2B		x 0-0 E6 1-2 BB		x 0-0 ② F7	x 0-0 ③ 4-3	x 0-0 ③ 4-3		6	0	1	1	0	1	7
Leon Wagner, L (1, 7) OBP: 0.338, SLG: 0.500	x 0-0 WP 1-3 1B	SSS 0-3 ③ K		x 0-0 ② F5		x 0-0 ③ F4		x 0-0 HR		5	1	2	1	0	1	4
Bob Chance, L (1, 3) OBP: 0.378, SLG: 0.511	SSS 0-3 ② K 1-2 3-H		x 0-0 HR	BBBB 4-0 1-2 2-3 BB			x 0-0 ① 5-3	x 0-0 ① 4-3		4	1	1	1	1	1	1
Tito Francona, L (1, 9) OBP: 0.381, SLG: 0.399	x 0-0 ③ 4-3	x 0-0 ① 4-3		x 0-0 ③ 1-3			BBBB 4-0 1B 2B BB	x 0-0 HBP BB 1B		4	2	1	0	1	0	4
Joe Azcue, R (1, 2) OBP: 0.310, SLG: 0.347		H 1-0 1B BB E HBP	x 0-0 FC6-4 1B		x 0-0 ① F6		x 0-0 2B 1-3 1B 1B	x 0-0 BB HBP 1-2 HBP 1B		4	3	3	0	0	0	0
Chico Salmon, R (1, 4) OBP: 0.372, SLG: 0.352		BBBB 4-0 E 1-2 SF9 BB	x 0-0 ② FC6-4 1-2f		x 0-0 ② F7		x 0-0 1B 1-3 3-H 2B	H 1-0 HBP BB 1-2 2-3 HBP		3	2	1	1	1	0	1
Billy Moran, R (1, 5) OBP: 0.283, SLG: 0.281		x 0-0 E8 SH1-3 1-3 2-H 2B 1B	x 0-0 ③ 6-3		x 0-0 ③ L7		x 0-0 1B 2-H 3-H 1B	x 0-0 ② F8		5	2	2	2	0	0	4
Jack Kralick, L (1, 1) OBP: 0.188, SLG: 0.191		x 0-0 ① SH1-3 1-2		SSS 0-3 ① K		x 0-0 SH5-3 1B	x 0-0 4-3 WP 2-H 1B	BBBB 4-0 HBP 1-2 2-3 3-H BB		0	0	0	0	0	0	0
Gary Bell, R (3, 1) OBP: 0.429, SLG: 0.385										3	0	2	2	1	1	0
Inning Stats	R: 1 H: 1 E: 0 LOB: 1 K: 2 BB: 1 S: 8 P: 12	R: 3 H: 2 E: 1 LOB: 1 K: 1 BB: 1 S: 7 P: 12	R: 1 H: 2 E: 0 LOB: 1 K: 0 BB: 0 S: 5 P: 5	R: 0 H: 0 E: 1 LOB: 3 K: 1 BB: 2 S: 6 P: 14	R: 0 H: 0 E: 0 LOB: 0 K: 0 BB: 0 S: 3 P: 3	R: 0 H: 1 E: 0 LOB: 1 K: 0 BB: 0 S: 4 P: 4	R: 4 H: 4 E: 0 LOB: 1 K: 0 BB: 1 S: 7 P: 11	R: 3 H: 3 E: 0 LOB: 3 K: 0 BB: 1 S: 6 P: 12		1B: 9 SF: 1 2B: 2 SAC: 2 3B: 0 DP: 0 HR: 2 HBP: 3						

PITCHER		IP	WLS	BF	H	R	ER	SO	BB	IBB	HBP	BLK	WP	HR	S	P	ERA	WHIP
Ed Rakow, R ERA: 4.11	(1, 1)	1.2	L	11	3	4	4	2	2	0	1	0	1	0	12	21	21.60	3.000
Phil Regan, R ERA: 4.78	(2, 1)	4.1		19	3	1	1	2	2	0	0	0	0	1	21	29	2.08	1.154
Jack Hamilton, R ERA: 11.88	(7, 1)	1.1		13	7	7	7	0	1	0	1	0	1	1	11	16	47.25	6.000
Terry Fox, R ERA: 2.84	(8, 1)	0.2		4	0	0	0	0	1	0	1	0	0	0	2	7	0.00	1.500

PITCHER	IP	WLS	BF	H	R	ER	SO	BB	IBB	HBP	BLK	WP	HR	S	P	ERA	WHIP

AB	35
R	12
H	13
RBI	10
BB	6
SO	4
LOB	22

WP: 2 PA: 47
PB: 0
SB: 0
CS: 0

Batter	1	2	3	4	5	6	7	8	9	AB	R	H	RBI	BB	SO	LOB
George Thomas, R (1, 8) OBP: 0.333, SLG: 0.482	K		K		FC4-6 1B		F8			4	0	1	0	0	2	0
Jerry Lumpe, L (1, 4) OBP: 0.300, SLG: 0.326	1B 1B		1B		FC4-6 1-2f			L4		4	0	2	0	0	0	1
Al Kaline, R (1, 9) OBP: 0.391, SLG: 0.478	1-2 1B		L5-3			L6-3		L8		4	0	1	0	0	0	1
Gates Brown, L (1, 7) OBP: 0.331, SLG: 0.551	F5			K		F8		HR		4	1	1	1	0	1	2
Norm Cash, L (1, 3) OBP: 0.317, SLG: 0.405	F8			HR		1B 1B		F6		4	1	2	1	0	0	2
Dick McAuliffe, L (1, 6) OBP: 0.340, SLG: 0.482		F8		K		1-2 1B			K	4	0	1	0	0	2	0
Don Wert, R (1, 5) OBP: 0.332, SLG: 0.364		F6		5-3		K			K	3	0	0	0	0	1	2
Don Demeter, R (9, PH) OBP: 0.297, SLG: 0.431										1	0	0	0	0	1	0
Mike Roarke, R (1, 2) OBP: 0.310, SLG: 0.230		K			5-3		F4		F8	2	0	0	0	0	1	0
Bill Freehan, R (7, PH) OBP: 0.347, SLG: 0.435 (7, 2)										2	0	0	0	0	0	0
Joe Sparma, R (1, 1) OBP: 0.125, SLG: 0.200			K		K		K			2	0	0	0	0	2	0
Bill Bruton, L (7, PH) OBP: 0.342, SLG: 0.392										1	0	0	0	0	1	0
Larry Sherry, R (7, 1)										0	0	0	0	0	0	0
Inning Stats	R: 0 E: 0 K: 1 S: 7 H: 2 LOB: 2 BB: 0 P: 7	R: 0 E: 0 K: 1 S: 5 H: 0 LOB: 0 BB: 0 P: 5	R: 0 E: 0 K: 2 S: 8 H: 1 LOB: 1 BB: 0 P: 8	R: 1 E: 0 K: 2 S: 8 H: 1 LOB: 0 BB: 0 P: 8	R: 0 E: 0 K: 1 S: 6 H: 1 LOB: 1 BB: 0 P: 6	R: 0 E: 0 K: 1 S: 7 H: 2 LOB: 2 BB: 0 P: 7	R: 0 E: 0 K: 1 S: 5 H: 0 LOB: 0 BB: 0 P: 5	R: 1 E: 0 K: 0 S: 4 H: 1 LOB: 0 BB: 0 P: 4	R: 0 E: 0 K: 2 S: 7 H: 0 LOB: 0 BB: 0 P: 7	1B: 6 2B: 0 3B: 0 HR: 2	SF: 0 SAC: 0 DP: 0 HBP: 0						

TOP

Detroit Tigers @ Cleveland Indians

Cleveland Municipal Stadium, Cleveland, OH

Fri Jul 31 1964, 7:05 PM EDT

Att. 25,571 - Unknown

livebaseballscorecards.com

AB	35
R	2
H	8
RBI	2
BB	0
SO	11
LOB	8

WP: 0 PB: 0 SB: 0 CS: 0 PA: 35

PITCHER	IP	WLS	BF	H	R	ER	SO	BB	IBB	HBP	BLK	WP	HR	S	P	ERA	WHIP
Pedro Ramos, R (1, 1) ERA: 4.37	7.2	W	31	8	2	2	9	0	0	0	0	0	2	49	49	2.35	1.043
Don McMahon, R (8, 1) ERA: 1.54	1.1	S	4	0	0	0	2	0	0	0	0	0	0	8	8	0.00	0.000

PITCHER	IP	WLS	BF	H	R	ER	SO	BB	IBB	HBP	BLK	WP	HR	S	P	ERA	WHIP

BOTTOM

Detroit Tigers @ Cleveland Indians

Cleveland Municipal Stadium, Cleveland, OH

Fri Jul 31 1964, 7:05 PM EDT

Att. 25,571 - Unknown

livebaseballscorecards.com

Batter	1	2	3	4	5	6	7	8	9	AB	R	H	RBI	BB	SO	LOB
Dick Howser, R (1, 6) OBP: 0.322, SLG: 0.303	0-0 3-1 4-3 2B		0-0 WP 1B 4-3 1B		0-0 L9 ②		0-3 K ②			4	2	2	0	0	1	2
Vic Davalillo, L (1, 8) OBP: 0.297, SLG: 0.335	4-0 4-3 3-1 WP BB		0-0 WP 1-2 1B		0-0 F7 ③		4-0 1-2 BB			2	1	1	0	2	0	0
Leon Wagner, L (1, 7) OBP: 0.337, SLG: 0.500	0-0 3-1 ① 1-2 2-3		0-0 F8 ① 1-2 2-3			0-0 E9 SF8 2B	0-0 F8 ③			4	1	1	0	0	0	7
Bob Chance, L (1, 3) OBP: 0.373, SLG: 0.504	0-0 4-3 ② 2-3 3-H		0-0 4-3 ② 3-H			0-0 SF8 ① 3-H		0-3 K ①		3	0	0	3	0	1	2
Tito Francona, L (1, 9) OBP: 0.378, SLG: 0.392	4-0 WP PO BB		0-3 K ③			0-0 4-3 ②		0-0 F8 ②		3	0	0	0	1	1	1
Joe Azcue, R (1, 2) OBP: 0.309, SLG: 0.351	0-0 PO ③ 1-H 3-H	0-0 6-3 ①		0-0 L8 ①		0-0 F8 ③		0-0 2B		4	0	1	0	0	0	0
Chico Salmon, R (1, 4) OBP: 0.366, SLG: 0.360		0-0 1-3 ②		0-0 F2 ②			0-0 1B 2B	0-0 L9 ③		4	0	1	0	0	0	1
Billy Moran, R (1, 5) OBP: 0.287, SLG: 0.285		0-0 1B		0-0 1-3 ③			0-0 BB 2-3 1B			3	0	2	0	0	0	0
Pedro Ramos, S (1, 1) OBP: 0.231, SLG: 0.351		0-3 K ③			0-3 K ①		0-3 K ①			3	0	0	0	0	3	3
Don McMahon, R (8, 1) OBP: 0.222, SLG: 0.222										0	0	0	0	0	0	0
Inning Stats	R: 2 E: 0 K: 0 S: 3 H: 1 LOB: 0 BB: 2 P: 11	R: 0 E: 0 K: 1 S: 6 H: 1 LOB: 1 BB: 0 P: 6	R: 1 E: 0 K: 1 S: 7 H: 2 LOB: 1 BB: 0 P: 7	R: 0 E: 0 K: 0 S: 3 H: 0 LOB: 0 BB: 0 P: 3	R: 0 E: 0 K: 1 S: 5 H: 0 LOB: 0 BB: 0 P: 5	R: 1 E: 1 K: 0 S: 4 H: 1 LOB: 0 BB: 0 P: 4	R: 0 E: 0 K: 2 S: 9 H: 2 LOB: 3 BB: 1 P: 13	R: 0 E: 0 K: 1 S: 6 H: 1 LOB: 1 BB: 0 P: 6		1B: 4 2B: 4 3B: 0 HR: 0	SF: 1 SAC: 0 DP: 0 HBP: 0			WP: 3 PB: 0 SB: 0 CS: 0	PA: 35		

	AB	30
	R	4
	H	8
	RBI	3
	BB	3
	SO	6
	LOB	16

PITCHER		IP	WLS	BF	H	R	ER	SO	BB	IBB	HBP	BLK	WP	HR	S	P	ERA	WHIP
Joe Sparma, R ERA: 2.45	(1, 1)	6.0	L	24	5	4	3	3	2	0	0	0	2	0	28	36	4.50	1.167
Larry Sherry, R ERA: 3.72	(7, 1)	2.0		10	3	0	0	3	1	0	0	0	0	0	15	19	0.00	2.000

PITCHER	IP	WLS	BF	H	R	ER	SO	BB	IBB	HBP	BLK	WP	HR	S	P	ERA	WHIP

Detroit Tigers @ Cleveland Indians

Cleveland Municipal Stadium, Cleveland, OH

Sat Aug 01 1964, 3:33 AM EDT

Att. 4,379 - Unknown

TOP

livebaseballscorecards.com

Batter	1	2	3	4	5	6	7	8	9	AB	R	H	RBI	BB	SO	LOB
Jerry Lumpe, L (1, 4) OBP: 0.298, SLG: 0.323	S S S 0-3 ① K		x 0-0 ① 6-3		x 0-0 ② 3-1			x 0-0 ① F5		4	0	0	0	0	1	0
Bill Freehan, R (1, 2) OBP: 0.349, SLG: 0.436	x 0-0 PB 1B		x 0-0 E5 FC5-4		x 0-0 1B			x 0-0 ② F9		4	0	2	0	0	0	0
Al Kaline, R (1, 9) OBP: 0.390, SLG: 0.474 George Thomas, R (9, 9) OBP: 0.333, SLG: 0.482	B B B B 4-0 1-2 BB		x 0-0 ② FC5-4 1-2f		x 0-0 ③ L3			x 0-0 ③ L5		3 0	0 0	0 0	0 0	1 0	0 0	2 0
Gates Brown, L (1, 7) OBP: 0.329, SLG: 0.545	x 0-0 ② F5		x 0-0 ③ F6			x 0-0 ① 4-3			x 0-0 4-3 1B 1B	4	1	1	0	0	0	3
Norm Cash, L (1, 3) OBP: 0.316, SLG: 0.404	x 0-0 ③ F7			x 0-0 FC5-4 1B		x 0-0 ② G3			x 0-0 ① 4-3 1-2	4	0	1	0	0	0	3
Dick McAuliffe, L (1, 6) OBP: 0.339, SLG: 0.480		x 0-0 ① 4-3		x 0-0 ① L8		x 0-0 ③ G3			x 0-0 2-H 1B 1B	4	1	1	1	0	0	1
Don Demeter, R (1, 8) OBP: 0.300, SLG: 0.432		x 0-0 F8 S 1B		S S S 0-3 ② K			x 0-0 ① 6-3		x 0-0 2-H 1B	4	0	2	1	0	1	1
Don Wert, R (1, 5) OBP: 0.328, SLG: 0.360		x 0-0 ② F8 1-3		x 0-0 ③ FC5-4 1-2f			S S S 0-3 ② K		x 0-0 ② F3	4	0	0	0	0	1	3
Denny McLain, R (1, 1) OBP: 0.125, SLG: 0.067 Bill Bruton, L (7, PH) OBP: 0.341, SLG: 0.390 Fred Gladding, L (7, 1)		S S S 0-3 ③ K			S S S 0-3 ① K		x 0-0 ③ F4		S S S 0-3 ③ K	2 1 1	0 0 0	0 0 0	0 0 0	0 0 0	2 0 1	1 0 1
Inning Stats	R: 0 E: 0 K: 1 S: 6 H: 1 LOB: 2 BB: 1 P: 10	R: 0 E: 0 K: 1 S: 6 H: 1 LOB: 1 BB: 0 P: 6	R: 0 E: 1 K: 0 S: 4 H: 0 LOB: 1 BB: 0 P: 4	R: 0 E: 0 K: 1 S: 6 H: 1 LOB: 1 BB: 0 P: 6	R: 0 E: 0 K: 1 S: 6 H: 1 LOB: 1 BB: 0 P: 6	R: 0 E: 0 K: 0 S: 3 H: 0 LOB: 0 BB: 0 P: 3	R: 0 E: 0 K: 1 S: 5 H: 0 LOB: 0 BB: 0 P: 5	R: 0 E: 0 K: 0 S: 3 H: 0 LOB: 0 BB: 0 P: 3	R: 2 E: 0 K: 1 S: 8 H: 3 LOB: 1 BB: 0 P: 8	1B: 7 2B: 0 3B: 0 HR: 0 SF: 0 SAC: 0 DP: 0 HBP: 0						

	AB	35
	R	2
	H	7
	RBI	2
	BB	1
	SO	6
	LOB	15

WP: 0 PB: 1 SB: 1 CS: 0 PA: 36

PITCHER	IP	WLS	BF	H	R	ER	SO	BB	IBB	HBP	BLK	WP	HR	S	P	ERA	WHIP
Lee Stange, R (1, 1) ERA: 4.86	8.1	L	34	7	2	2	5	1	0	0	0	0	0	43	47	2.16	0.960
Ted Abernathy, R (9, 1) ERA: 3.09	0.2		2	0	0	0	1	0	0	0	0	0	0	4	4	0.00	0.000

PITCHER	IP	WLS	BF	H	R	ER	SO	BB	IBB	HBP	BLK	WP	HR	S	P	ERA	WHIP

BOTTOM

Detroit Tigers @ Cleveland Indians

Cleveland Municipal Stadium, Cleveland, OH

Sat Aug 01 1964, 3:33 AM EDT

Att. 4,379 - Unknown

Batter	1	2	3	4	5	6	7	8	9	AB	R	H	RBI	BB	SO	LOB
Dick Howser, R (1, 6) OBP: 0.323, SLG: 0.307	F8		F4		1B 2B		CS 1B			4	1	2	0	0	0	1
Vic Davalillo, L (1, 8) OBP: 0.304, SLG: 0.339	BB CS			BB 1B	2-H 1B		1-2 CS	G3 1B		2	0	2	1	2	0	0
Leon Wagner, L (1, 7) OBP: 0.334, SLG: 0.495	F6			L9	4-3			G3 1-2		4	0	0	0	0	0	4
Bob Chance, L (1, 3) OBP: 0.367, SLG: 0.496	CS 1-2	K		F3		F7		K		4	0	0	0	0	2	2
Tito Francona, L (1, 9) OBP: 0.381, SLG: 0.392		4-3		BB 1-3 1B		BB		F4		3	0	1	0	1	0	1
Joe Azcue, R (1, 2) OBP: 0.307, SLG: 0.344		L9		BB 1-2		L9			K	3	0	0	0	1	1	1
Chico Salmon, R (1, 4) OBP: 0.353, SLG: 0.346 Fred Whitfield, L (9, PH) OBP: 0.297, SLG: 0.404			F7	F5		F7			3-1	3 1	0 0	0 0	0 0	0 0	0 0	4 0
Billy Moran, R (1, 5) OBP: 0.283, SLG: 0.281			K		L7		6-3		4-3	4	0	0	0	0	1	0
Lee Stange, R (1, 1) OBP: 0.186, SLG: 0.056 Ted Abernathy, R (9, 1)			BB		F6		L4			2 0	0 0	0 0	0 0	1 0	0 0	0 0
Inning Stats	R: 0 H: 0 E: 0 LOB: 0 K: 0 BB: 1 S: 2 P: 6	R: 0 H: 0 E: 0 LOB: 0 K: 1 BB: 0 S: 5 P: 5	R: 0 H: 0 E: 0 LOB: 1 K: 1 BB: 1 S: 5 P: 9	R: 0 H: 1 E: 0 LOB: 3 K: 0 BB: 2 S: 4 P: 12	R: 1 H: 2 E: 0 LOB: 1 K: 0 BB: 0 S: 5 P: 5	R: 0 H: 0 E: 0 LOB: 1 K: 0 BB: 1 S: 3 P: 7	R: 0 H: 1 E: 0 LOB: 0 K: 0 BB: 0 S: 3 P: 3	R: 0 H: 1 E: 0 LOB: 1 K: 1 BB: 0 S: 6 P: 6	R: 0 H: 0 E: 0 LOB: 0 K: 1 BB: 0 S: 5 P: 5	1B: 4 SF: 0 2B: 1 SAC: 0 3B: 0 DP: 0 HR: 0 HBP: 0						WP: 0 PA: 37 PB: 0 SB: 0 CS: 2	

	AB	30
	R	1
	H	5
	RBI	1
	BB	5
	SO	4
	LOB	13

PITCHER		IP	WLS	BF	H	R	ER	SO	BB	IBB	HBP	BLK	WP	HR	S	P	ERA	WHIP
Denny McLain, R ERA: 4.63	(1, 1)	6.0		25	3	1	1	2	5	0	0	0	0	0	24	44	1.50	1.333
Fred Gladding, R ERA: 3.89	(7, 1)	3.0	W	10	2	0	0	2	0	0	0	0	0	0	14	14	0.00	0.667

PITCHER	IP	WLS	BF	H	R	ER	SO	BB	IBB	HBP	BLK	WP	HR	S	P	ERA	WHIP

livebaseballscorecards.com

Batter	1	2	3	4	5	6	7	8	9	AB	R	H	RBI	BB	SO	LOB
Jerry Lumpe, L (1, 4) OBP: 0.302, SLG: 0.325	4-3		2-H 1B		BBB 4-0 BB			1B		3	0	2	1	1	0	0
Bill Freehan, R (1, 2) OBP: 0.345, SLG: 0.430	5-3		F4		F6			F8		4	0	0	0	0	0	4
Al Kaline, R (1, 9) OBP: 0.388, SLG: 0.470	SSS 0-3 K			BBBB 4-0 1-3 BB		L1-3		L8		3	0	0	0	1	1	1
Don Demeter, R (1, 3) OBP: 0.296, SLG: 0.427		L7		SSS 0-3 K		F7		F3		4	0	0	0	0	1	2
Gates Brown, L (1, 7) OBP: 0.324, SLG: 0.536		SSS 0-3 K		1-3 1-2		5-3			4-3	4	0	0	0	0	1	1
George Thomas, R (1, 8) OBP: 0.328, SLG: 0.473		4-3		5-3			SSS 0-3 K		F8	4	0	0	0	0	1	1
Bubba Phillips, R (1, 5) OBP: 0.373, SLG: 0.446			BLK 1B 1B		BBB 4-0 PB BB		F9		F3	3	1	1	0	1	0	0
Dick McAuliffe, L (1, 6) OBP: 0.339, SLG: 0.479			F7 1-2		SSS 0-3 K 1-2		1B			3	0	1	0	0	1	2
Hank Aguirre, R (1, 1) Ed Rakow, S (1, 1) Jake Wood, R (5, PH) OBP: 0.239, SLG: 0.287 Phil Regan, R (5, 1) OBP: 0.421, SLG: 0.412 Don Wert, R (7, PH) OBP: 0.327, SLG: 0.359 Jack Hamilton, R (7, 1)			4-3		SSS 0-3 K		SSS 0-3 K			0 1 1 0 1 0	0 0 0 0 0 0	0 0 0 0 1 0	0 0 0 0 0 0	0 0 1 0 1 0	0 1 1 0 1 0	0 1 1 0 1 0
Inning Stats	R: 0 E: 0 K: 1 S: 5 H: 0 LOB: 0 BB: 0 P: 5	R: 0 E: 0 K: 1 S: 5 H: 0 LOB: 0 BB: 0 P: 5	R: 1 E: 0 K: 0 S: 5 H: 2 LOB: 1 BB: 0 P: 5	R: 0 E: 0 K: 1 S: 5 H: 0 LOB: 1 BB: 1 P: 9	R: 0 E: 0 K: 2 S: 7 H: 0 LOB: 2 BB: 2 P: 15	R: 0 E: 0 K: 0 S: 3 H: 0 LOB: 0 BB: 0 P: 3	R: 0 E: 0 K: 2 S: 8 H: 1 LOB: 1 BB: 0 P: 8	R: 0 E: 0 K: 0 S: 4 H: 1 LOB: 1 BB: 0 P: 4	R: 0 E: 0 K: 0 S: 3 H: 0 LOB: 0 BB: 0 P: 3	1B: 4 2B: 0 3B: 0 HR: 0	SF: 0 SAC: 0 DP: 0 HBP: 0						

PITCHER	IP	WLS	BF	H	R	ER	SO	BB	IBB	HBP	BLK	WP	HR	S	P	ERA	WHIP
Sam McDowell, L (1, 1) ERA: 3.19	9.0	W	34	4	1	1	7	3	0	0	1	0	0	45	57	1.00	0.778

PITCHER	IP	WLS	BF	H	R	ER	SO	BB	IBB	HBP	BLK	WP	HR	S	P	ERA	WHIP

TOP

Detroit Tigers @ Cleveland Indians

Cleveland Municipal Stadium, Cleveland, OH

Sun Aug 02 1964, 3:33 AM EDT

Unknown

livebaseballscorecards.com

AB	31
R	1
H	4
RBI	1
BB	3
SO	7
LOB	14

WP: 0 PA: 34
PB: 1
SB: 0
CS: 0

Batter	1	2	3	4	5	6	7	8	9	AB	R	H	RBI	BB	SO	LOB
Woodie Held, R (1, 4) OBP: 0.301, SLG: 0.434	HR	K		4-3 1B		1B FC3-6 1B 2-H		1B		5	2	4	2	0	1	0
Dick Howser, R (1, 6) OBP: 0.324, SLG: 0.307	F8		1B BB 1B	4-3 1-2		FC3-6 1-3 1B		K		4	1	1	0	1	1	2
Leon Wagner, L (1, 7) OBP: 0.335, SLG: 0.494	G3		1B FC5-4 1B 1-2	K		FC3-6 1-2f 3-H		1-2 1B		5	1	2	1	0	1	2
Bob Chance, L (1, 3) OBP: 0.364, SLG: 0.488	1B 1B BB		K	4-3		K		F2		4	0	0	0	1	2	6
Joe Azcue, R (1, 2) OBP: 0.318, SLG: 0.355	1B 1-2 1B		FC5-4 1-3 2-H 1B	K			FC4 1B			4	0	3	1	0	1	0
Chico Salmon, R (1, 9) OBP: 0.348, SLG: 0.341	1-2 1B 2-3		FC5-4 1B E 1-2f 3-H	1-3			FC4 S 1-2f			4	1	1	1	0	0	2
Vic Davalillo, L (1, 8) OBP: 0.306, SLG: 0.339	F7		E 1-3 1B	F7			G4-6-3 1-2 BB			3	0	1	0	1	0	3
Billy Moran, R (1, 5) OBP: 0.283, SLG: 0.278		F8	E6 1-3 3-H			SH5-3 1B BB	G4-6-3 1-2f			3	1	0	0	1	0	3
Sam McDowell, L (1, 1) OBP: 0.111, SLG: 0.059		1-3	F8			SH5-3 1-2		K		3	0	0	0	0	1	2
Inning Stats	R: 1 E: 0 K: 0 S: 6 H: 3 LOB: 3 BB: 1 P: 10	R: 0 E: 0 K: 1 S: 5 H: 0 LOB: 0 BB: 0 P: 5	R: 3 E: 1 K: 1 S: 9 H: 3 LOB: 2 BB: 1 P: 13	R: 0 E: 0 K: 1 S: 6 H: 1 LOB: 1 BB: 0 P: 6	R: 0 E: 0 K: 1 S: 5 H: 0 LOB: 0 BB: 0 P: 5	R: 2 E: 0 K: 1 S: 7 H: 2 LOB: 1 BB: 1 P: 11	R: 0 E: 0 K: 0 S: 3 H: 1 LOB: 1 BB: 1 P: 7	R: 0 E: 0 K: 2 S: 9 H: 2 LOB: 2 BB: 0 P: 9		1B: 11 2B: 0 3B: 0 HR: 1 SF: 0 SAC: 1 DP: 1 HBP: 0						

PITCHER		IP	WLS	BF	H	R	ER	SO	BB	IBB	HBP	BLK	WP	HR	S	P	ERA	WHIP
Hank Aguirre, L ERA: 3.78	(1, 1)	0.0		1	1	1	1	0	0	0	0	0	0	1	1	1	∞	∞
Ed Rakow, R ERA: 4.12	(1, 1)	4.0	L	21	6	3	2	3	2	0	0	0	0	0	25	33	4.50	2.000
Phil Regan, R ERA: 4.85	(5, 1)	2.0		9	2	2	2	2	1	0	0	0	0	0	12	16	9.00	1.500
Jack Hamilton, R ERA: 9.58	(7, 1)	2.0		9	3	0	0	2	1	0	0	0	0	0	12	16	0.00	2.000

PITCHER	IP	WLS	BF	H	R	ER	SO	BB	IBB	HBP	BLK	WP	HR	S	P	ERA	WHIP

BOTTOM

Detroit Tigers @ Cleveland Indians

Cleveland Municipal Stadium, Cleveland, OH

Sun Aug 02 1964, 3:33 AM EDT

Unknown

livebaseballscorecards.com

AB	35
R	6
H	12
RBI	5
BB	4
SO	7
LOB	20

Batter	1	2	3	4	5	6	7	8	9	10	11	AB	R	H	RBI	BB	SO	LOB
Jerry Lumpe, L (1, 4) OBP: 0.301, SLG: 0.322	K		4-3		FC4-6 1-2f 2-3			F8		PB IBB		4	0	0	0	1	1	2
Don Wert, R (1, 5) OBP: 0.323, SLG: 0.353	F4		F7		F9			F9		F7 1-2 2-3		5	0	0	0	0	0	4
Al Kaline, R (1, 9) OBP: 0.383, SLG: 0.463	L7			L5-3		L7			K		L6-3	5	0	0	0	0	1	0
Don Demeter, R (1, 3) OBP: 0.294, SLG: 0.423 Norm Cash, L (9, PH) OBP: 0.314, SLG: 0.401 (9, 3)		4-3		6-3		K			K		F9	3 2	0 0	0 0	0 0	0 0	1 1	0 0
Gates Brown, L (1, 7) OBP: 0.321, SLG: 0.529		3-1		K		F9			1B		F6	5	0	1	0	0	1	0
George Thomas, R (1, 8) OBP: 0.331, SLG: 0.474		1B 1B			1B SF8 1B		F7		F3			4	1	2	0	0	0	1
Bill Freehan, R (1, 2) OBP: 0.349, SLG: 0.434		1-3 1B			FC4-6 1-3 HBP 1B		F9			PB SH3-4 1B		4	0	3	0	0	0	0
Dick McAuliffe, L (1, 6) OBP: 0.336, SLG: 0.476		K			SF8 3-H		4-3			SH3-4 1-2		2	0	0	1	0	1	2
Mickey Lolich, S (1, 1) OBP: 0.217, SLG: 0.077			K		FC4-6 1-2 HBP			F8		K		1	0	0	0	0	1	0
Larry Sherry, R (7, 1)												1	0	0	0	0	0	0
Fred Gladding, L (8, 1)												0	0	0	0	0	0	0
Bill Bruton, L (10, PH) OBP: 0.339, SLG: 0.388												1	0	0	0	0	1	1
Joe Sparma, R (10, 1) OBP: 0.125, SLG: 0.200												0	0	0	0	0	0	0
Inning Stats	R: 0 E: 0 K: 1 S: 5 H: 0 LOB: 0 BB: 0 P: 5	R: 0 E: 0 K: 1 S: 7 H: 2 LOB: 2 BB: 0 P: 7	R: 0 E: 0 K: 1 S: 5 H: 0 LOB: 0 BB: 0 P: 5	R: 0 E: 0 K: 1 S: 5 H: 0 LOB: 0 BB: 0 P: 5	R: 1 E: 0 K: 0 S: 5 H: 2 LOB: 2 BB: 0 P: 6	R: 0 E: 0 K: 1 S: 5 H: 0 LOB: 0 BB: 0 P: 5	R: 0 E: 0 K: 0 S: 3 H: 0 LOB: 0 BB: 0 P: 3	R: 0 E: 0 K: 0 S: 3 H: 0 LOB: 0 BB: 0 P: 3	R: 0 E: 0 K: 2 S: 8 H: 1 LOB: 1 BB: 0 P: 8	R: 0 E: 0 K: 1 S: 6 H: 1 LOB: 2 BB: 1 P: 10	R: 0 E: 0 K: 0 S: 3 H: 0 LOB: 0 BB: 0 P: 3	1B: 6 2B: 0 3B: 0 HR: 0 SF: 1 SAC: 1 DP: 0 HBP: 1	WP: 0 PB: 1 SB: 0 CS: 0 PA: 41					

PITCHER	IP	WLS	BF	H	R	ER	SO	BB	IBB	HBP	BLK	WP	HR	S	P	ERA	WHIP
Jack Kralick, L (1, 1) ERA: 2.67	7.0		26	4	1	1	5	0	0	1	0	0	0	35	36	1.29	0.571
Don McMahon, R (8, 1) ERA: 1.49	2.0		7	1	0	0	2	0	0	0	0	0	0	11	11	0.00	0.500
Luis Tiant, R (10, 1) ERA: 1.73	2.0	W	8	1	0	0	1	0	1	0	0	0	0	9	13	0.00	0.500

PITCHER	IP	WLS	BF	H	R	ER	SO	BB	IBB	HBP	BLK	WP	HR	S	P	ERA	WHIP

TOP

Detroit Tigers @ Cleveland Indians

Cleveland Municipal Stadium, Cleveland, OH

Sun Aug 02 1964, 3:38 AM EDT

Att. 8,980 - Unknown

livebaseballscorecards.com

AB	37
R	1
H	6
RBI	1
BB	1
SO	8
LOB	10

Batter	1	2	3	4	5	6	7	8	9	10	11	AB	R	H	RBI	BB	SO	LOB
Woodie Held, R (1, 4) OBP: 0.296, SLG: 0.427	1-3		L9			F8	F8		3-1 1-2 2-3		FC9-6 1-2f 2-3 3-H	4	0	0	0	0	0	3
Don McMahon, R (8, 1) OBP: 0.222, SLG: 0.222												0	0	0	0	0	0	0
Fred Whitfield, L (9, PH) OBP: 0.295, SLG: 0.402												1	0	0	0	0	0	2
Luis Tiant, R (10, 1) OBP: 0.100, SLG: 0.100												0	0	0	0	0	0	0
Larry Brown, R (11, PH) OBP: 0.281, SLG: 0.372												1	0	0	1	0	0	2
Dick Howser, R (1, 6) OBP: 0.323, SLG: 0.305	F7			5-3		1B		1-3	1-3			5	0	1	0	0	0	2
Leon Wagner, L (1, 7) OBP: 0.333, SLG: 0.491	1-3			K		G3		1B 1B		K		5	0	1	0	0	2	1
Bob Chance, L (1, 3) OBP: 0.368, SLG: 0.490		1B		4-3			1B 1B 1B	1-3 1B		K		5	1	3	0	0	1	0
John Romano, R (1, 2) OBP: 0.343, SLG: 0.463		K			K		K	F5		6-3		5	0	0	0	0	3	4
Chico Salmon, R (1, 9) OBP: 0.351, SLG: 0.345 (8, 4)		F2			1B		1B 1-2 1B	K			E6 1B SH2-3 FC9-6	5	1	2	0	0	1	3
Vic Davalillo, L (1, 8) OBP: 0.306, SLG: 0.338	F7				F7		1-3 2-H 1B		6-3		SH2-3 1-2	4	0	1	1	0	0	2
Billy Moran, R (1, 5) OBP: 0.285, SLG: 0.280			L9		4-3		F5		3-1 BB 1B		FC9-6 BB 2-3 1B	5	0	2	0	0	0	3
Jack Kralick, L (1, 1) OBP: 0.180, SLG: 0.184			K			G3	IBB		3-1 1-2 BB		FC9-6 1-2 BB	2	0	0	0	0	1	0
Tito Francona, L (7, PH) OBP: 0.389, SLG: 0.392 (8, 9)												0	0	0	0	3	0	0

BOTTOM

Detroit Tigers @ Cleveland Indians

Cleveland Municipal Stadium, Cleveland, OH

Sun Aug 02 1964, 3:38 AM EDT

Att. 8,980 - Unknown

livebaseballscorecards.com

AB	42
R	2
H	10
RBI	2
BB	3
SO	8
LOB	22

Inning Stats	1	2	3	4	5	6	7	8	9	10	11
	R: 0 E: 0 K: 0 S: 3	R: 0 E: 0 K: 1 S: 6	R: 0 E: 0 K: 1 S: 5	R: 0 E: 0 K: 1 S: 5	R: 0 E: 0 K: 1 S: 6	R: 0 E: 0 K: 0 S: 4	R: 1 E: 0 K: 1 S: 8	R: 0 E: 0 K: 1 S: 7	R: 0 E: 0 K: 0 S: 4	R: 0 E: 0 K: 2 S: 7	R: 1 E: 1 K: 0 S: 4
	H: 0 LOB: 0 BB: 0 P: 3	H: 1 LOB: 1 BB: 0 P: 6	H: 0 LOB: 0 BB: 0 P: 5	H: 0 LOB: 0 BB: 0 P: 5	H: 1 LOB: 1 BB: 0 P: 6	H: 1 LOB: 1 BB: 0 P: 4	H: 3 LOB: 3 BB: 1 P: 12	H: 2 LOB: 2 BB: 0 P: 7	H: 1 LOB: 2 BB: 1 P: 8	H: 0 LOB: 0 BB: 0 P: 7	H: 1 LOB: 3 BB: 1 P: 8

PITCHER		IP	WLS	BF	H	R	ER	SO	BB	IBB	HBP	BLK	WP	HR	S	P	ERA	WHIP
Mickey Lolich, L	(1, 1)	6.1		25	6	1	1	5	0	0	0	0	0	0	35	35	1.42	0.947
ERA: 3.67																		
Larry Sherry, R	(7, 1)	1.0		5	1	0	0	0	0	1	0	0	0	0	4	8	0.00	1.000
ERA: 3.66																		
Fred Gladding, R	(8, 1)	1.2		8	2	0	0	1	1	0	0	0	0	0	9	13	0.00	1.800
ERA: 3.74																		
Joe Sparma, R	(10, 1)	1.2	L	8	1	1	0	2	1	0	0	0	0	0	11	15	0.00	1.200
ERA: 2.38																		

PITCHER	IP	WLS	BF	H	R	ER	SO	BB	IBB	HBP	BLK	WP	HR	S	P	ERA	WHIP

1B: 10	SF: 0	WP: 0	PA: 46
2B: 0	SAC: 1	PB: 0	
3B: 0	DP: 0	SB: 0	
HR: 0	HBP: 0	CS: 0	

Washington Senators @ Cleveland Indians

Cleveland Municipal Stadium, Cleveland, OH

Mon Aug 03 1964, 7:05 PM EDT

Att. 3,086 - Unknown

TOP

livebaseballscorecards.com

Batter	1	2	3	4	5	6	7	8	9	AB	R	H	RBI	BB	SO	LOB
Don Blasingame, L (1, 4) OBP: 0.312, SLG: 0.317	5-3		2-H 1B 2B		BBB 1-2 BB			1-2f G4-6-3		3	1	1	1	1	0	1
Fred Valentine, S (1, 7) OBP: 0.319, SLG: 0.329	5-3		2-H 1B		4-3			4-3		4	0	1	1	0	0	3
Jim King, L (1, 9) OBP: 0.365, SLG: 0.464	6-3		F8			4-3			F9	4	0	0	0	0	0	1
Joe Cunningham, L (1, 3) OBP: 0.371, SLG: 0.313		SSS K		6-3		1-3			1B	4	0	1	0	0	1	0
Don Lock, R (1, 8) OBP: 0.354, SLG: 0.477		F8		6-3		P6			SSS K	4	0	0	0	0	1	1
Mike Brumley, L (1, 2) OBP: 0.327, SLG: 0.324		3-1		F7			3-1		F8	4	0	0	0	0	0	1
Dick Phillips, L (1, 5) OBP: 0.322, SLG: 0.295			F9		BB 1B		SSS K			3	0	1	0	0	1	0
Ed Brinkman, R (1, 6) OBP: 0.266, SLG: 0.326			E7 2B 1B		F8		6-3			3	1	1	0	0	0	1
Frank Kreutzer, R (1, 1) OBP: 0.100, SLG: 0.200			SSS K		F3			G4-6-3 1B		2	0	0	0	0	1	2
Jim Hannan, R (5, 1) OBP: 0.176, SLG: 0.188										0	0	0	0	0	0	0
Roy Sievers, R (8, PH) OBP: 0.264, SLG: 0.323										1	0	1	0	0	0	0
Chuck Hinton, R (8, PR) OBP: 0.354, SLG: 0.451										0	0	0	0	0	0	0
Ron Kline, R (8, 1) OBP: 0.400, SLG: 0.250										0	0	0	0	0	0	0
Inning Stats	R: 0 E: 0 K: 0 S: 3 H: 0 LOB: 0 BB: 0 P: 3	R: 0 E: 0 K: 1 S: 5 H: 0 LOB: 0 BB: 0 P: 5	R: 2 E: 1 K: 1 S: 8 H: 3 LOB: 1 BB: 0 P: 8	R: 0 E: 0 K: 0 S: 3 H: 0 LOB: 0 BB: 0 P: 3	R: 0 E: 0 K: 0 S: 4 H: 1 LOB: 2 BB: 1 P: 8	R: 0 E: 0 K: 0 S: 3 H: 0 LOB: 0 BB: 0 P: 3	R: 0 E: 0 K: 1 S: 5 H: 0 LOB: 0 BB: 0 P: 5	R: 0 E: 0 K: 0 S: 3 H: 1 LOB: 1 BB: 0 P: 3	R: 0 E: 0 K: 1 S: 6 H: 1 LOB: 1 BB: 0 P: 6	1B: 5 2B: 1 3B: 0 HR: 0	SF: 0 SAC: 0 DP: 1 HBP: 0						

	AB	32
	R	2
	H	6
	RBI	2
	BB	1
	SO	4
	LOB	10

WP: 0 PB: 0 SB: 0 CS: 0 PA: 33

PITCHER	IP	WLS	BF	H	R	ER	SO	BB	IBB	HBP	BLK	WP	HR	S	P	ERA	WHIP
Dick Donovan, R (1, 1) ERA: 4.58	8.1	W	31	6	2	2	3	1	0	0	0	0	0	36	40	2.16	0.840
Luis Tiant, R (9, 1) ERA: 1.69	0.2	S	2	0	0	0	1	0	0	0	0	0	0	4	4	0.00	0.000

PITCHER	IP	WLS	BF	H	R	ER	SO	BB	IBB	HBP	BLK	WP	HR	S	P	ERA	WHIP

BOTTOM

Washington Senators @ Cleveland Indians

Cleveland Municipal Stadium, Cleveland, OH

Mon Aug 03 1964, 7:05 PM EDT

Att. 3,086 - Unknown

livebaseballscorecards.com

Batter	1	2	3	4	5	6	7	8	9	AB	R	H	RBI	BB	SO	LOB
Woodie Held, R (1, 4) OBP: 0.298, SLG: 0.426	0-0 2B 1B	0-3 K		0-0 F9		0-0 1B 1-2 1B		0-0 6-3		5	1	2	0	0	1	4
Dick Howser, R (1, 6) OBP: 0.326, SLG: 0.312	0-0 1B 1-H 2B	0-0 F9			0-0 4-3 PB 1B	0-0 1-2 2-3 1B				4	2	3	1	0	0	2
Leon Wagner, L (1, 7) OBP: 0.331, SLG: 0.486	0-0 P5		0-0 F9		0-0 4-3 1-3	0-3 K				4	0	0	0	0	1	5
Bob Chance, L (1, 3) OBP: 0.367, SLG: 0.486	0-0 2-H 1B		0-3 K		0-0 F5		0-3 K			4	0	1	1	0	2	1
Joe Azcue, R (1, 2) OBP: 0.316, SLG: 0.352	0-0 F8		0-0 4-3		0-0 3-H 1B		0-0 6-3			4	0	1	1	0	0	1
Chico Salmon, R (1, 9) OBP: 0.347, SLG: 0.352	0-0 F9			0-0 1B SF7-4 2B	0-0 2-3		0-0 5-3			4	1	1	0	0	0	2
Vic Davalillo, L (1, 8) OBP: 0.310, SLG: 0.342		0-0 CS 1B		0-0 SF7-4 2-3 1B		0-0 1B 1B 1B		0-0 F7		4	0	3	0	0	0	0
Billy Moran, R (1, 5) OBP: 0.287, SLG: 0.284		0-0 1B 1-2 1B		0-0 SF7-4 1-2 3-H		0-0 P6		0-0 SH2-4 1B		3	0	2	1	0	0	1
Dick Donovan, L (1, 1) OBP: 0.366, SLG: 0.281 Luis Tiant, R (9, 1) OBP: 0.100, SLG: 0.100		0-0 1-2 1B		4-0 BB		0-0 F7		0-0 SH2-4 1-2		2 0	0 0	1 0	0 0	1 0	0 0	1 0
Inning Stats	R: 2 H: 3 E: 0 LOB: 1 K: 0 BB: 0 S: 6 P: 6	R: 0 H: 3 E: 0 LOB: 2 K: 1 BB: 0 S: 7 P: 7	R: 0 H: 0 E: 0 LOB: 0 K: 1 BB: 0 S: 5 P: 5	R: 1 H: 2 E: 0 LOB: 1 K: 0 BB: 1 S: 4 P: 8	R: 1 H: 2 E: 0 LOB: 1 K: 0 BB: 0 S: 5 P: 5	R: 0 H: 3 E: 0 LOB: 3 K: 1 BB: 0 S: 8 P: 8	R: 0 H: 0 E: 0 LOB: 0 K: 1 BB: 0 S: 5 P: 5	R: 0 H: 1 E: 0 LOB: 1 K: 0 BB: 0 S: 4 P: 4		1B: 12 SF: 1 2B: 3 SAC: 1 3B: 0 DP: 1 HR: 0 HBP: 0						

	AB	34
	R	4
	H	14
	RBI	4
	BB	1
	SO	4
	LOB	17

WP: 0 PA: 37
PB: 1
SB: 0
CS: 1

PITCHER		IP	WLS	BF	H	R	ER	SO	BB	IBB	HBP	BLK	WP	HR	S	P	ERA	WHIP
Frank Kreutzer, L ERA: 3.91	(1, 1)	4.2	L	23	10	4	4	2	1	0	0	0	0	0	26	30	7.71	2.357
Jim Hannan, R ERA: 3.97	(5, 1)	2.1		10	3	0	0	2	0	0	0	0	0	0	14	14	0.00	1.286
Ron Kline, R ERA: 2.53	(8, 1)	1.0		4	1	0	0	0	0	0	0	0	0	0	4	4	0.00	1.000

PITCHER	IP	WLS	BF	H	R	ER	SO	BB	IBB	HBP	BLK	WP	HR	S	P	ERA	WHIP

Batter	1	2	3	4	5	6	7	8	9	AB	R	H	RBI	BB	SO	LOB
Don Blasingame, L (1, 4) OBP: 0.313, SLG: 0.316	F8	E8 2-H 3-H 1B			K		F9		BB 2-3	4	0	1	2	1	1	0
Joe Cunningham, L (1, 3) OBP: 0.366, SLG: 0.306	F8	5-3			BB		F6		F7	4	0	0	0	1	0	2
Jim King, L (1, 9) OBP: 0.361, SLG: 0.458	P6		4-3		K			5-3		4	0	0	0	0	1	1
Don Lock, R (1, 8) OBP: 0.355, SLG: 0.476		1B 1B 1B	S BB		K			K		3	1	1	0	1	2	1
Mike Brumley, L (1, 2) OBP: 0.329, SLG: 0.326		1B 1B 1B 1-3 1B	K 1-2			F8		1B		4	1	2	0	0	1	1
Fred Valentine, S (1, 7) OBP: 0.323, SLG: 0.333		1B 1B 1-2 G5-2-3 3-H 1B	6-3			K		1-2 1B		4	0	2	1	0	1	1
John Kennedy, R (1, 5) OBP: 0.302, SLG: 0.365		G5-2-3 1B E 1-2 2-3 1B	K		FC5-4 BB			6-3		3	1	1	0	1	1	2
Ed Brinkman, R (1, 6) OBP: 0.268, SLG: 0.328		G5-2-3 E 1-2 2-3 3-H 1B	4-3		FC5-4 1-2f				CS SH3-4 1B	4	1	2	1	0	0	1
Don Rudolph, L (1, 1) OBP: 0.167, SLG: 0.091 Steve Ridzik, R (2, 1) OBP: 0.250, SLG: 0.211		G5-2-3 1-2 2-3 3-Hf	4-3			K			SH3-4 1-2	1 2	0 0	0 0	0 0	0 0	0 1	3 0
Inning Stats	R: 0 E: 0 K: 0 S: 3 H: 0 LOB: 0 BB: 0 P: 3	R: 4 E: 1 K: 0 S: 8 H: 6 LOB: 1 BB: 0 P: 8	R: 0 E: 0 K: 1 S: 5 H: 0 LOB: 1 BB: 1 P: 9	R: 0 E: 0 K: 1 S: 5 H: 0 LOB: 0 BB: 0 P: 5	R: 0 E: 0 K: 3 S: 9 H: 0 LOB: 1 BB: 1 P: 13	R: 0 E: 0 K: 1 S: 5 H: 0 LOB: 1 BB: 1 P: 9	R: 0 E: 0 K: 1 S: 5 H: 0 LOB: 0 BB: 0 P: 5	R: 0 E: 0 K: 1 S: 7 H: 2 LOB: 2 BB: 0 P: 7	R: 0 E: 0 K: 0 S: 3 H: 1 LOB: 1 BB: 1 P: 7	1B: 9 2B: 0 3B: 0 HR: 0 SF: 0 SAC: 1 DP: 1 HBP: 0						

PITCHER		IP	WLS	BF	H	R	ER	SO	BB	IBB	HBP	BLK	WP	HR	S	P	ERA	WHIP
Pedro Ramos, R ERA: 4.64	(1, 1)	1.0	L	7	4	4	4	0	0	0	0	0	0	0	7	7	36.00	4.000
Sonny Siebert, R ERA: 3.66	(2, 1)	6.0		22	2	0	0	7	3	0	0	0	0	0	33	45	0.00	0.833
Gary Bell, R ERA: 4.07	(8, 1)	2.0		9	3	0	0	1	1	0	0	0	0	0	10	14	0.00	2.000

PITCHER	IP	WLS	BF	H	R	ER	SO	BB	IBB	HBP	BLK	WP	HR	S	P	ERA	WHIP

TOP

Washington Senators @ Cleveland Indians

Cleveland Municipal Stadium, Cleveland, OH

Tue Aug 04 1964, 7:05 PM EDT
Att. 4,320 - Unknown

livebaseballscorecards.com

AB	33
R	4
H	9
RBI	4
BB	4
SO	8
LOB	12

WASHINGTON SENATORS

Batter	1	2	3	4	5	6	7	8	9	AB	R	H	RBI	BB	SO	LOB
Woodie Held, R (1, 4) OBP: 0.299, SLG: 0.425	F9	FC6-4 1B 1-2			6-3			F5		3	0	1	0	0	0	0
Tito Francona, L (8, PH) (9, 9) OBP: 0.387, SLG: 0.389										1	0	0	0	0	0	0
Dick Howser, R (1, 6) OBP: 0.326, SLG: 0.311	BB 2B 1B	FC6-4 1-2f			F7			F5		4	1	1	0	0	0	2
Leon Wagner, L (1, 7) OBP: 0.330, SLG: 0.483	BBBB 1-2 BB 2B		F9		F8			F8		3	1	0	0	1	0	0
Bob Chance, L (1, 3) OBP: 0.362, SLG: 0.479	F2		P6			F5			4-3	4	0	0	0	0	0	2
Joe Azcue, R (1, 2) OBP: 0.315, SLG: 0.356	1-H 2-H 2B		F7			5-3			6-3	4	0	1	2	0	0	0
Chico Salmon, R (1, 9) OBP: 0.353, SLG: 0.358	F8			SH2-3 1B		P4			1B	4	0	2	0	0	0	1
(9, 4)																
Vic Davalillo, L (1, 8) OBP: 0.310, SLG: 0.342		1B 1B		SH2-3 1-2			6-3		F7	3	0	1	0	0	0	1
Billy Moran, R (1, 5) OBP: 0.285, SLG: 0.281		F9		F7			F8			3	0	0	0	0	0	2
Pedro Ramos, S (1, 1) OBP: 0.231, SLG: 0.351		F7		5-3			SSS K			0	0	0	0	0	0	0
Sonny Siebert, R (2, 1) OBP: 0.217, SLG: 0.273										2	0	0	0	0	0	2
Larry Brown, R (7, PH) OBP: 0.280, SLG: 0.371										1	0	0	0	0	1	0
Gary Bell, R (8, 1) OBP: 0.429, SLG: 0.385										0	0	0	0	0	0	0
Inning Stats	R: 2 E: 0 K: 0 S: 5 H: 2 LOB: 1 BB: 1 P: 9	R: 0 E: 0 K: 0 S: 5 H: 2 LOB: 2 BB: 0 P: 5	R: 0 E: 0 K: 0 S: 3 H: 0 LOB: 0 BB: 0 P: 3	R: 0 E: 0 K: 0 S: 4 H: 1 LOB: 1 BB: 0 P: 4	R: 0 E: 0 K: 0 S: 3 H: 0 LOB: 0 BB: 0 P: 3	R: 0 E: 0 K: 0 S: 3 H: 0 LOB: 0 BB: 0 P: 3	R: 0 E: 0 K: 1 S: 5 H: 0 LOB: 0 BB: 0 P: 5	R: 0 E: 0 K: 0 S: 3 H: 0 LOB: 0 BB: 0 P: 3	R: 0 E: 0 K: 0 S: 4 H: 1 LOB: 1 BB: 0 P: 4	1B: 5 2B: 1 3B: 0 HR: 0 SF: 0 SAC: 1 DP: 0 HBP: 0							

PITCHER		IP	WLS	BF	H	R	ER	SO	BB	IBB	HBP	BLK	WP	HR	S	P	ERA	WHIP
Don Rudolph, L ERA: 4.81	(1, 1)	1.2		10	4	2	2	0	1	0	0	0	0	0	9	13	10.80	3.000
Steve Ridzik, R ERA: 2.52	(2, 1)	7.1	W	24	2	0	0	1	0	0	0	0	0	0	26	26	0.00	0.273

PITCHER	IP	WLS	BF	H	R	ER	SO	BB	IBB	HBP	BLK	WP	HR	S	P	ERA	WHIP

BOTTOM

Washington Senators @ Cleveland Indians

Cleveland Municipal Stadium, Cleveland, OH

Tue Aug 04 1964, 7:05 PM EDT

Att. 4,320 - Unknown

livebaseballscorecards.com

AB	32
R	2
H	6
RBI	2
BB	1
SO	1
LOB	10

WP: 0	PB: 0	SB: 0	CS: 0
PA: 34			

Washington Senators @ Cleveland Indians

Cleveland Municipal Stadium, Cleveland, OH

Wed Aug 05 1964, 7:05 PM EDT

Att. 4,162 - Unknown

livebaseballscorecards.com

Batter	1	2	3	4	5	6	7	8	9	AB	R	H	RBI	BB	SO	LOB
Don Blasingame, L (1, 4) OBP: 0.310, SLG: 0.313	K		P6		4-3		F7			4	0	0	0	0	1	3
Joe Cunningham, L (1, 3) OBP: 0.364, SLG: 0.301	L5			6-3		BB		4-3		3	0	0	0	1	0	0
Jim King, L (1, 9) OBP: 0.360, SLG: 0.455	4-1			G3		F2		1B		4	0	1	0	0	0	1
Don Lock, R (1, 8) OBP: 0.359, SLG: 0.479		FC4-6 1B		1B		1-2 1B		F7		4	0	3	0	0	0	1
Mike Brumley, L (1, 2) OBP: 0.328, SLG: 0.325		FC4-6 FC6-4 1-2f		F7		P6		1-2 1B		4	0	1	0	0	0	4
Fred Valentine, S (1, 7) OBP: 0.321, SLG: 0.331		K			4-3 1B	K		K		4	0	1	0	0	3	5
John Kennedy, R (1, 5) OBP: 0.299, SLG: 0.361		FC6-4 1-2f			F8		K2-3		4-3	4	0	0	0	0	1	2
Ed Brinkman, R (1, 6) OBP: 0.271, SLG: 0.328			5-3		1-2 4-3 1B		BB		F8	3	0	1	0	1	0	0
Alan Koch, R (1, 1) OBP: 0.286, SLG: 0.393										1	0	0	0	0	0	0
Dick Phillips, L (5, PH) OBP: 0.320, SLG: 0.293										1	0	0	0	0	0	2
Dave Stenhouse, R (5, 1) OBP: 0.357, SLG: 0.308										0	0	0	0	0	0	0
Roy Sievers, R (7, PH) OBP: 0.262, SLG: 0.320										1	0	0	0	0	0	1
Bennie Daniels, L (7, 1) OBP: 0.225, SLG: 0.222										0	0	0	0	0	0	0
Jim Hannan, R (7, 1) OBP: 0.179, SLG: 0.188										0	0	0	0	0	0	0
Ron Kline, R (8, 1) OBP: 0.400, SLG: 0.250										0	0	0	0	0	0	0
Ken Hunt, R (9, PH) OBP: 0.233, SLG: 0.191					1-2 2-3	P5			K	1	0	0	0	0	1	0
Inning Stats	R: 0 E: 0 K: 1 S: 5 H: 0 LOB: 0 BB: 0 P: 5	R: 0 E: 0 K: 1 S: 6 H: 1 LOB: 1 BB: 0 P: 6	R: 0 E: 0 K: 0 S: 3 H: 0 LOB: 0 BB: 0 P: 3	R: 0 E: 0 K: 0 S: 4 H: 1 LOB: 1 BB: 0 P: 4	R: 0 E: 0 K: 0 S: 5 H: 2 LOB: 2 BB: 0 P: 5	R: 0 E: 0 K: 1 S: 6 H: 1 LOB: 2 BB: 1 P: 10	R: 0 E: 0 K: 1 S: 5 H: 0 LOB: 1 BB: 1 P: 9	R: 0 E: 0 K: 1 S: 7 H: 2 LOB: 2 BB: 0 P: 7	R: 0 E: 0 K: 1 S: 5 H: 0 LOB: 0 BB: 0 P: 5	1B: 7 2B: 0 3B: 0 HR: 0	SF: 0 SAC: 0 DP: 0 HBP: 0						

PITCHER		IP	W/L/S	BF	H	R	ER	SO	BB	IBB	HBP	BLK	WP	HR	S	P	ERA	WHIP
Lee Stange, R ERA: 4.61	(1, 1)	6.1	W	26	5	0	0	4	2	0	0	0	0	0	32	40	0.00	1.105
Gary Bell, R ERA: 3.94	(7, 1)	2.2	S	10	2	0	0	2	0	0	0	0	0	0	14	14	0.00	0.750

PITCHER	IP	W/L/S	BF	H	R	ER	SO	BB	IBB	HBP	BLK	WP	HR	S	P	ERA	WHIP

TOP	
AB	34
R	0
H	7
RBI	0
BB	2
SO	6
LOB	19

WP: 0 PB: 0 SB: 0 CS: 0 PA: 36

BOTTOM

Washington Senators @ Cleveland Indians

Cleveland Municipal Stadium, Cleveland, OH

Wed Aug 05 1964, 7:05 PM EDT

Att. 4,162 - Unknown

livebaseballscorecards.com

Batter	1	2	3	4	5	6	7	8	9	AB	R	H	RBI	BB	SO	LOB
Dick Howser, R (1, 6) OBP: 0.329, SLG: 0.315	P6			BBBB 4-0 HR BB	0-0 1B		0-0 1B 1B 2B	SSS 0-3 K		4	2	2	0	1	1	0
Chico Salmon, R (1, 4) (7, 9) OBP: 0.364, SLG: 0.400	0-0 6-3			0-0 1-H HR	0-0 F7		0-0 WP 2-3 1B 1B	0-0 1B		5	2	3	2	0	0	1
Leon Wagner, L (1, 7) OBP: 0.331, SLG: 0.489	0-0 F9			0-0 HR		0-0 6-3	0-0 6-3 BB 1-H 3-H 1B 1B	0-0 4-3		5	2	2	3	0	0	1
Bob Chance, L (1, 3) OBP: 0.367, SLG: 0.485		0-0 F8		0-0 4-3 FC5 2B		0-0 1B 1B 1B	BBBB 4-0 6-3 1-2 1B BB			3	2	2	0	1	0	0
Tito Francona, L (1, 9) OBP: 0.382, SLG: 0.383		0-0 G3		0-0 4-3 2-3		0-0 P6	0-0 P6			3	0	0	0	0	0	2
Woodie Held, R (7, 4) OBP: 0.298, SLG: 0.423										1	0	0	0	0	0	2
Vic Davalillo, L (1, 8) OBP: 0.310, SLG: 0.341		SSS 0-3 K		0-0 FC5 3-3		0-0 1B PB 1-2 1B	0-0 6-3 1-2 2-3			4	1	1	0	0	1	3
Joe Azcue, R (1, 2) OBP: 0.319, SLG: 0.359		0-0 F3		0-0 4-3		0-0 PB 1-3 2-H 1B	0-0 2-H 3-H 1B			4	0	2	3	0	0	1
Billy Moran, R (1, 5) OBP: 0.284, SLG: 0.278	SSS 0-3 K				0-0 P3	BBBB 4-0 1-2 3-H BB	0-0 6-3			3	0	0	0	1	1	1
Max Alvis, R (8, 5) OBP: 0.315, SLG: 0.445										0	0	0	0	0	0	0
Lee Stange, R (1, 1) OBP: 0.174, SLG: 0.051	SSS 0-3 K				0-0 L6	0-0 F9		SSS 0-3 K		3	0	0	0	0	1	2
Gary Bell, R (7, 1) OBP: 0.400, SLG: 0.357										1	0	0	0	0	1	0
Inning Stats	R: 0 E: 0 K: 0 S: 3 H: 0 LOB: 0 BB: 0 P: 3	R: 0 E: 0 K: 1 S: 5 H: 0 LOB: 0 BB: 0 P: 5	R: 0 E: 0 K: 2 S: 7 H: 0 LOB: 0 BB: 0 P: 7	R: 3 E: 0 K: 0 S: 6 H: 3 LOB: 1 BB: 1 P: 10	R: 0 E: 0 K: 0 S: 4 H: 1 LOB: 1 BB: 0 P: 4	R: 2 E: 0 K: 0 S: 6 H: 3 LOB: 2 BB: 1 P: 10	R: 4 E: 0 K: 0 S: 7 H: 4 LOB: 1 BB: 1 P: 11	R: 0 E: 0 K: 2 S: 8 H: 1 LOB: 1 BB: 0 P: 8		1B: 8 2B: 2 3B: 0 HR: 2	SF: 0 SAC: 0 DP: 0 HBP: 0					

PITCHER		IP	WLS	BF	H	R	ER	SO	BB	IBB	HBP	BLK	WP	HR	S	P	ERA	WHIP
Alan Koch, R ERA: 5.27	(1, 1)	4.0	L	16	3	3	3	3	1	0	0	0	0	2	21	25	6.75	1.000
Dave Stenhouse, R ERA: 4.86	(5, 1)	2.0		11	4	2	1	0	1	0	0	0	0	0	10	14	4.50	2.500
Bennie Daniels, R ERA: 4.55	(7, 1)	0.0		3	3	3	3	0	0	0	0	0	1	0	3	3	∞	∞
Jim Hannan, R ERA: 4.04	(7, 1)	1.0		5	1	1	1	0	1	0	0	0	0	0	4	8	9.00	2.000
Ron Kline, R ERA: 2.48	(8, 1)	1.0		4	1	0	0	2	0	0	0	0	0	0	8	8	0.00	1.000

PITCHER	IP	WLS	BF	H	R	ER	SO	BB	IBB	HBP	BLK	WP	HR	S	P	ERA	WHIP

AB	36
R	9
H	12
RBI	8
BB	3
SO	5
LOB	13

WP: 1 PB: 1 SB: 0 CS: 0 PA: 39

Minnesota Twins @ Cleveland Indians

Cleveland Municipal Stadium, Cleveland, OH

Fri Aug 07 1964, 7:05 PM EDT

Unknown

livebaseballscorecards.com

Batter	1	2	3	4	5	6	7	8	9	AB	R	H	RBI	BB	SO	LOB
Zoilo Versalles, R (1, 6) OBP: 0.307, SLG: 0.430	B B B B 4-0 S 1B BB	x 0-0 ② F8			x 0-0 ② F7			x 0-0 ① F7		3	1	0	0	1	0	0
Rich Rollins, R (1, 5) OBP: 0.342, SLG: 0.431 Frank Kostro, R (3, 5) OBP: 0.191, SLG: 0.333	x 0-0 1-H HR 1B	x 0-0 ③ 1-3			x 0-0 ③ F4			S S S 0-3 ② K		2 2	1 0	1 0	1 0	0 0	0 1	0 0
Tony Oliva, L (1, 9) OBP: 0.369, SLG: 0.579	x 0-0 1-H HR		S S S 0-3 ① K			x 0-0 ① 4-3		B B B B 4-0 BB		3	1	1	2	1	1	0
Harmon Killebrew, R (1, 7) OBP: 0.404, SLG: 0.625	S S S 0-3 ① K		S S S 0-3 ② K			S S S 0-3 ② K		x 0-0 ③ F8		4	0	0	0	0	3	1
Jimmie Hall, L (1, 8) OBP: 0.325, SLG: 0.480	x 0-0 1B 1B		S S S 0-3 ③ K			x 0-0 ③ F8			x 0-0 ① F4	4	0	1	0	0	1	0
Bob Allison, R (1, 3) OBP: 0.402, SLG: 0.593	x 0-0 ② F5			B B B B 4-0 G4-6-3 BB			S S S 0-3 ① K		x 0-0 ② 5-3	3	0	0	0	1	1	1
Earl Battey, R (1, 2) OBP: 0.349, SLG: 0.434	x 0-0 1-3 1B			x 0-0 ①② G4-6-3 1-2f			x 0-0 HR		S S S 0-3 ③ K	4	1	2	1	0	1	1
Bernie Allen, L (1, 4) OBP: 0.321, SLG: 0.364	S S S 0-3 ③ K			x 0-0 ③ F7			B B B B 4-0 G4-6-3 BB			2	0	0	0	1	1	2
Dick Stigman, R (1, 1) OBP: 0.105, SLG: 0.125 Bill Pleis, L (5, 1) OBP: 0.667, SLG: 0.500 Johnny Klippstein, R (5, 1) Don Mincher, L (7, PH) OBP: 0.322, SLG: 0.600 Jerry Fosnow, R (7, 1) Jim Roland, R (8, 1) OBP: 0.154, SLG: 0.154		x 0-0 ① 6-3			S S S 0-3 ① K		x 0-0 ②③ G4-6-3 1-2f			2 0 0 1 0 0	0 0 0 0 0 0	0 0 0 0 0 0	0 0 0 0 0 0	0 0 0 0 0 0	1 0 0 0 0 0	0 0 0 1 0 0
Inning Stats	R: 3 E: 0 K: 2 S: 11 H: 4 LOB: 2 BB: 1 P: 15	R: 0 E: 0 K: 0 S: 3 H: 0 LOB: 0 BB: 0 P: 3	R: 0 E: 0 K: 3 S: 9 H: 0 LOB: 0 BB: 0 P: 9	R: 0 E: 0 K: 0 S: 2 H: 0 LOB: 0 BB: 1 P: 6	R: 0 E: 0 K: 1 S: 5 H: 0 LOB: 0 BB: 0 P: 5	R: 0 E: 0 K: 1 S: 5 H: 0 LOB: 0 BB: 0 P: 5	R: 1 E: 0 K: 1 S: 5 H: 1 LOB: 0 BB: 1 P: 9	R: 0 E: 0 K: 1 S: 5 H: 0 LOB: 1 BB: 1 P: 9	R: 0 E: 0 K: 1 S: 5 H: 0 LOB: 0 BB: 0 P: 5	1B: 3 2B: 0 3B: 0 HR: 2 SF: 0 SAC: 0 DP: 2 HBP: 0						

	AB	30
	R	4
	H	5
	RBI	4
	BB	4
	SO	10
	LOB	6

WP: 0 PB: 0 SB: 1 CS: 0 PA: 34

PITCHER	IP	WLS	BF	H	R	ER	SO	BB	IBB	HBP	BLK	WP	HR	S	P	ERA	WHIP
Luis Tiant, R (1, 1) ERA: 2.27	9.0	W	34	5	4	4	10	4	0	0	0	0	2	50	66	4.00	1.000

PITCHER	IP	WLS	BF	H	R	ER	SO	BB	IBB	HBP	BLK	WP	HR	S	P	ERA	WHIP

BOTTOM

Minnesota Twins @ Cleveland Indians

Cleveland Municipal Stadium, Cleveland, OH

Fri Aug 07 1964, 7:05 PM EDT

Unknown

livebaseballscorecards.com

Batter	1	2	3	4	5	6	7	8	9	AB	R	H	RBI	BB	SO	LOB
Woodie Held, R (1, 4) (6, 5) OBP: 0.303, SLG: 0.437	F8		FC6-5, WP, 1B		2-H HR	K		BB, 1B, 1B, WP		4	2	2	2	1	1	0
Dick Howser, R (1, 6) OBP: 0.329, SLG: 0.316	F7		FC6-5, 1B, 1-3		1B, 1B	5-3		WP, 1B, 2B, 1-2, 1B		5	2	2	0	0	0	1
Leon Wagner, L (1, 7) OBP: 0.333, SLG: 0.490	F9		1-2, 1B		1B, 1B, 1-3, 1B	4-3		WP, 2B, 1-2, 2-3, 1B		5	2	3	0	0	0	0
Bob Chance, L (1, 3) OBP: 0.371, SLG: 0.489 Lee Stange, R (8, PR) OBP: 0.174, SLG: 0.051 Fred Whitfield, L (9, 3) OBP: 0.295, SLG: 0.402		BB, HR	K		FC1-6, 1B, 1B, 1-3, 3-H, 1B		F8	2B, 1-H, 2-H, 3-H		4 0 0	2 0 0	2 0 0	3 0 0	1 0 0	1 0 0	2 0 0
Joe Azcue, R (1, 2) OBP: 0.321, SLG: 0.378	HR, 1-H			F3	FC1-6, 1-2, 3-H, 1B		F8	1-3		5	1	2	3	0	0	1
Chico Salmon, R (1, 9) (6, 4) (8, 9) OBP: 0.357, SLG: 0.390	F2			4-3	FC1-6, 1B, BB, 1-2f, 2-3		E, 1B	6-3		5	0	1	0	0	0	3
Vic Davalillo, L (1, 8) OBP: 0.309, SLG: 0.339	K			4-3	BB, 1B, 1-2		E1, 1-2			3	0	0	0	1	1	1
Billy Moran, R (1, 5) OBP: 0.286, SLG: 0.277 Tito Francona, L (5, PH) (6, 9) OBP: 0.385, SLG: 0.387 Larry Brown, R (7, PH) (8, 4) OBP: 0.279, SLG: 0.370	F3				SH3-4, HR, BB 1-2, 2-3, 3-H, 1B		5-3			1 1 1	1 0 0	0 1 0	0 1 0	1 1 0	0 0 0	0 0 2
Luis Tiant, R (1, 1) OBP: 0.077, SLG: 0.077			F8		SH3-4, 1-2 6-3			K		3	0	0	0	0	1	3
Inning Stats	R: 0 E: 0 K: 0 S: 3 H: 0 LOB: 0 BB: 0 P: 3	R: 2 E: 0 K: 1 S: 6 H: 1 LOB: 0 BB: 1 P: 10	R: 0 E: 0 K: 1 S: 7 H: 2 LOB: 2 BB: 0 P: 7	R: 0 E: 0 K: 0 S: 3 H: 0 LOB: 0 BB: 0 P: 3	R: 5 E: 0 K: 0 S: 9 H: 6 LOB: 3 BB: 2 P: 17	R: 0 E: 0 K: 1 S: 5 H: 0 LOB: 0 BB: 0 P: 5	R: 0 E: 1 K: 0 S: 5 H: 1 LOB: 2 BB: 0 P: 5	R: 3 E: 0 K: 1 S: 8 H: 3 LOB: 1 BB: 1 P: 12		1B: 10 2B: 1 3B: 0 HR: 2 SF: 0 SAC: 1 DP: 0 HBP: 0						

	AB	37
	R	10
	H	13
	RBI	9
	BB	4
	SO	4
	LOB	13

WP: 2 PB: 0 SB: 0 CS: 0 PA: 42

PITCHER		IP	WLS	BF	H	R	ER	SO	BB	IBB	HBP	BLK	WP	HR	S	P	ERA	WHIP
Dick Stigman, L ERA: 4.07	(1, 1)	4.1	L	20	5	5	5	2	2	0	0	0	1	2	22	30	10.38	1.615
Bill Pleis, L ERA: 5.01	(5, 1)	0.0		2	2	0	0	0	0	0	0	0	0	0	2	2	∞	∞
Johnny Klippstein, R ERA: 2.67	(5, 1)	1.2		8	2	2	2	1	1	0	0	0	0	0	9	13	10.80	1.800
Jerry Fosnow, L ERA: 11.74	(7, 1)	1.1		9	3	3	3	1	1	0	0	0	0	0	10	14	20.25	3.000
Jim Roland, L ERA: 4.34	(8, 1)	0.2		3	1	0	0	0	0	0	0	0	1	0	3	3	0.00	1.500

PITCHER		IP	WLS	BF	H	R	ER	SO	BB	IBB	HBP	BLK	WP	HR	S	P	ERA	WHIP

Minnesota Twins @ Cleveland Indians

Cleveland Municipal Stadium, Cleveland, OH

Fri Aug 07 1964, 7:05 PM EDT

Att. 13,688 - Unknown

TOP

livebaseballscorecards.com

Batter	1	2	3	4	5	6	7	8	9	AB	R	H	RBI	BB	SO	LOB
Zoilo Versalles, R (1, 6) OBP: 0.308, SLG: 0.431	L3		G6-4-3 1B		1B		5-3			4	0	2	0	0	0	0
Frank Kostro, R (1, 5) OBP: 0.176, SLG: 0.306	5-3		G6-4-3 1-2f		K			6-3		4	0	0	0	0	1	2
Tony Oliva, L (1, 9) OBP: 0.368, SLG: 0.576	1B		K			4-3		4-3		4	0	1	0	0	1	0
Harmon Killebrew, R (1, 7) OBP: 0.407, SLG: 0.626	K			WP 1B		HR 1B		1B		4	1	3	0	0	1	1
Bob Allison, R (1, 3) OBP: 0.399, SLG: 0.586		K		F5 1-2		F3		6-3		4	0	0	0	0	1	3
Jimmie Hall, L (1, 8) OBP: 0.327, SLG: 0.487		BB BB		F6		1-H HR			F5	3	1	1	2	1	0	1
Jerry Zimmerman, R (1, 2) OBP: 0.291, SLG: 0.244		BB 1-2		F8		4-3			5-3	3	0	0	0	1	0	1
Bernie Allen, L (1, 4) OBP: 0.324, SLG: 0.367		K			F9		G4-6-3 1B		1B	4	0	2	0	0	1	2
Jim Kaat, L (1, 1) OBP: 0.262, SLG: 0.263		F7			G3		G4-6-3 1-2f		F3	2	0	0	0	0	0	2
Johnny Klippstein, R (5, 1)										0	0	0	0	0	0	0
Don Mincher, L (7, PH) OBP: 0.321, SLG: 0.596										1	0	0	0	0	0	1
Jerry Fosnow, R (7, 1)										0	0	0	0	0	0	0
Ron Henry, R (9, PH) OBP: 0.172, SLG: 0.393										1	0	0	0	0	0	1

	AB	34
	R	2
	H	9
	RBI	2
	BB	2
	SO	5
	LOB	14

Inning Stats										
	R: 0	H: 1	R: 0	H: 0	R: 0	H: 1	R: 0	H: 1	R: 0	H: 1
	E: 0	LOB: 1	E: 0	LOB: 2	E: 0	LOB: 0	E: 0	LOB: 1	E: 0	LOB: 1
	K: 1	BB: 0	K: 2	BB: 2	K: 1	BB: 0	K: 0	BB: 0	K: 1	BB: 0
	S: 6	P: 6	S: 7	P: 15	S: 5	P: 5	S: 4	P: 4	S: 6	P: 6

R: 2	H: 2	R: 0	H: 1	R: 0	H: 1	R: 0	H: 1	R: 0	H: 1	
E: 0	LOB: 0	E: 0	LOB: 0	E: 0	LOB: 1	E: 0	LOB: 1	E: 0	LOB: 1	
K: 0	BB: 0	K: 0	BB: 0	K: 0	BB: 0	K: 0	BB: 0	K: 0	BB: 0	
S: 5	P: 5	S: 3	P: 3	S: 4	P: 4	S: 4	P: 4			

1B: 8	SF: 0	WP: 1	PA: 36
2B: 0	SAC: 0	PB: 0	
3B: 0	DP: 2	SB: 0	
HR: 1	HBP: 0	CS: 0	

PITCHER		IP	WLS	BF	H	R	ER	SO	BB	IBB	HBP	BLK	WP	HR	S	P	ERA	WHIP
Sam McDowell, L ERA: 3.07	(1, 1)	4.0		16	3	0	0	4	2	0	0	0	1	0	22	30	0.00	1.250
Pedro Ramos, R ERA: 4.71	(5, 1)	2.0	W	10	4	2	2	1	0	0	0	0	0	1	12	12	9.00	2.000
Don McMahon, R ERA: 1.43	(7, 1)	3.0	S	10	2	0	0	0	0	0	0	0	0	0	10	10	0.00	0.667

PITCHER		IP	WLS	BF	H	R	ER	SO	BB	IBB	HBP	BLK	WP	HR	S	P	ERA	WHIP

Batter	1	2	3	4	5	6	7	8	9	AB	R	H	RBI	BB	SO	LOB
Dick Howser, R (1, 6) OBP: 0.328, SLG: 0.315	6-3		5-3	F9		F7		FC5 1-3 1B 1B		5	1	1	0	0	0	2
Chico Salmon, R (1, 9) OBP: 0.350, SLG: 0.382	4-3		4-3	G3		1B		FC5 1B 1-2 SF9 3-H		5	1	1	1	0	0	3
Leon Wagner, L (1, 7) OBP: 0.334, SLG: 0.489	5-3		F6		1B SH1-4 SH5-3 1B	K		SF9 1-3 2-H 1B		5	1	2	1	0	1	1
Max Alvis, R (1, 5) OBP: 0.320, SLG: 0.445 Billy Moran, R (4, PR) (5, 5) OBP: 0.287, SLG: 0.280		BBBB 1B 1B BB		BBBB E 1B G3 BB	SH1-4 1-2		FC6-4 1B	SF9 2-3 3-H		0 1	1 1	0 1	0 1	2 0	0 0	0 0
Fred Whitfield, L (1, 3) OBP: 0.298, SLG: 0.402		F8		G3 E 1-2 1B 1B	SH5-3 2-3 1B		K	K		5	1	2	0	0	2	3
John Romano, R (1, 2) OBP: 0.343, SLG: 0.462		WP 1B 1-2 1B		E8 G3 1-2 2-3 1B	SH5-3 1-2 3-H		F8			3	1	1	1	0	0	3
Vic Davalillo, L (1, 8) OBP: 0.309, SLG: 0.336		F7		G3 1-2 2-3 3-H	IBB		FC6-4 1-2f			3	0	0	1	1	0	5
Larry Brown, R (1, 4) OBP: 0.285, SLG: 0.373		WP 1-2 2-H 1B		1B 2-H 3-H 1B	1-3			BBBB 1B FC5 BB		3	1	2	3	1	0	2
Sam McDowell, L (1, 1) OBP: 0.132, SLG: 0.083 Pedro Ramos, S (5, 1) OBP: 0.225, SLG: 0.342 Don McMahon, R (7, 1) OBP: 0.200, SLG: 0.200		K 1-2 2-3		1-2 1B		K		K		2 1 1	0 0 0	1 0 0	0 0 0	0 0 0	1 1 1	2 0 1
Inning Stats	R: 0 H: 0 E: 0 LOB: 0 K: 0 BB: 0 S: 3 P: 3	R: 1 H: 2 E: 0 LOB: 2 K: 1 BB: 1 S: 7 P: 11	R: 0 H: 0 E: 0 LOB: 0 K: 0 BB: 0 S: 3 P: 3	R: 3 H: 3 E: 1 LOB: 2 K: 0 BB: 1 S: 7 P: 11	R: 1 H: 2 E: 0 LOB: 2 K: 0 BB: 1 S: 5 P: 9	R: 0 H: 1 E: 0 LOB: 1 K: 2 BB: 0 S: 8 P: 8	R: 0 H: 1 E: 0 LOB: 1 K: 1 BB: 0 S: 6 P: 6	R: 3 H: 2 E: 0 LOB: 1 K: 2 BB: 1 S: 10 P: 14		1B: 11 SF: 1 2B: 0 SAC: 2 3B: 0 DP: 0 HR: 0 HBP: 0						

PITCHER		IP	WLS	BF	H	R	ER	SO	BB	IBB	HBP	BLK	WP	HR	S	P	ERA	WHIP
Jim Kaat, L ERA: 3.5	(1, 1)	4.1	L	23	7	5	4	1	2	0	0	0	1	0	23	31	8.31	2.077
Johnny Klippstein, R ERA: 2.59	(5, 1)	1.2		7	1	0	0	2	0	1	0	0	0	0	10	14	0.00	0.600
Jerry Fosnow, L ERA: 12.1	(7, 1)	2.0		11	3	3	3	3	1	0	0	0	0	0	16	20	13.50	2.000

PITCHER	IP	WLS	BF	H	R	ER	SO	BB	IBB	HBP	BLK	WP	HR	S	P	ERA	WHIP

BOTTOM

Minnesota Twins @ Cleveland Indians

Cleveland Municipal Stadium, Cleveland, OH

Fri Aug 07 1964, 7:05 PM EDT

Att. 13,688 - Unknown

livebaseballscorecards.com

AB	34
R	8
H	11
RBI	8
BB	4
SO	6
LOB	22

WP: 1 PA: 41
PB: 0
SB: 0
CS: 0

Batter	1	2	3	4	5	6	7	8	9	AB	R	H	RBI	BB	SO	LOB
Zoilo Versalles, R (1, 6) OBP: 0.309, SLG: 0.430	F5		5-3 1B		E4 HR 1-2	6-3		G3-6-3 1B		5	1	2	0	0	0	1
Bernie Allen, L (1, 4) OBP: 0.321, SLG: 0.368	2B		5-3 1-2 2-3		F8	1-3		G3-6-3 1-2f		5	0	1	0	0	0	5
Tony Oliva, L (1, 9) OBP: 0.369, SLG: 0.581	F7		3-1		HR 1-H 2-H		F7	1B		5	1	2	3	0	0	3
Harmon Killebrew, R (1, 7) OBP: 0.407, SLG: 0.622	5-3			F2	HR 1B		BB BB BB BB	F7		4	1	1	0	1	0	2
Jimmie Hall, L (1, 8) OBP: 0.331, SLG: 0.496		K		E 1B	HR 1-H		BB 1-2		4-3	4	1	2	2	1	1	0
Bob Allison, R (1, 3) OBP: 0.396, SLG: 0.589		K		E5 1-2	HR		F9		5-3	5	1	1	1	0	1	3
Earl Battey, R (1, 2) OBP: 0.346, SLG: 0.430		6-3		F4	6-3		K		K	3	0	0	0	0	0	2
Ron Henry, R (7, PH) OBP: 0.161, SLG: 0.367										2	0	0	0	0	2	2
Frank Kostro, R (1, 5) OBP: 0.182, SLG: 0.321			E5 5-3	F3	K			HR 2B		4	1	1	0	0	1	2
Mudcat Grant, R (1, 1) OBP: 0.232, SLG: 0.353			K		E HR 1B			HR 2-H 2B		0	0	0	0	0	0	0
Jim Roland, R (2, 1) OBP: 0.148, SLG: 0.148										1	0	0	0	0	1	1
Johnny Goryl, R (5, PH) OBP: 0.227, SLG: 0.190										1	1	1	0	0	0	0
Jim Perry, S (5, 1) OBP: 0.222, SLG: 0.222										0	0	0	0	0	0	0
Johnny Klippstein, R (5, 1)										0	0	0	0	0	0	0
Bill Pleis, L (5, 1) OBP: 0.500, SLG: 0.333										1	0	0	0	0	1	0
Don Mincher, L (8, PH) OBP: 0.324, SLG: 0.617										1	1	1	2	0	0	0
Jerry Fosnow, R (8, 1)										0	0	0	0	0	0	0
Inning Stats	R: 0 E: 0 K: 0 S: 4 H: 1 LOB: 1 BB: 0 P: 4	R: 0 E: 0 K: 2 S: 7 H: 0 LOB: 0 BB: 0 P: 7	R: 0 E: 1 K: 1 S: 7 H: 1 LOB: 2 BB: 0 P: 7	R: 0 E: 1 K: 0 S: 5 H: 1 LOB: 2 BB: 0 P: 5	R: 6 E: 1 K: 1 S: 11 H: 5 LOB: 0 BB: 0 P: 11	R: 0 E: 0 K: 1 S: 5 H: 0 LOB: 0 BB: 0 P: 5	R: 0 E: 0 K: 1 S: 5 H: 0 LOB: 2 BB: 2 P: 13	R: 2 E: 0 K: 0 S: 6 H: 4 LOB: 1 BB: 0 P: 6	R: 0 E: 0 K: 1 S: 5 H: 0 LOB: 0 BB: 0 P: 5	1B: 6 2B: 2 3B: 0 HR: 4 SF: 0 SAC: 0 DP: 1 HBP: 0						

PITCHER	IP	WLS	BF	H	R	ER	SO	BB	IBB	HBP	BLK	WP	HR	S	P	ERA	WHIP
Dick Donovan, R (1, 1) ERA: 4.72	4.1		23	7	5	4	3	0	0	0	0	0	2	29	29	8.31	1.615
Gary Bell, R (5, 1) ERA: 4.09	3.2	W	17	5	3	3	3	2	0	0	0	0	2	21	29	7.36	1.909
Ted Abernathy, R (9, 1) ERA: 3.03	1.0	S	3	0	0	0	1	0	0	0	0	0	0	5	5	0.00	0.000

PITCHER	IP	WLS	BF	H	R	ER	SO	BB	IBB	HBP	BLK	WP	HR	S	P	ERA	WHIP

TOP

Minnesota Twins @ Cleveland Indians

Cleveland Municipal Stadium, Cleveland, OH

Sat Aug 08 1964, 3:33 AM EDT

Att. 5,764 - Unknown

livebaseballscorecards.com

AB	41
R	8
H	12
RBI	8
BB	2
SO	7
LOB	21

WP: 0 PB: 0 SB: 0 CS: 0 PA: 43

Minnesota Twins @ Cleveland Indians

Cleveland Municipal Stadium, Cleveland, OH

Sat Aug 08 1964, 3:33 AM EDT

Att. 5,764 - Unknown

BOTTOM

Batter	1	2	3	4	5	6	7	8	9	AB	R	H	RBI	BB	SO	LOB
Dick Howser, R (1, 6) OBP: 0.328, SLG: 0.316	F8	BBB SF9 1B 1-2 2-3 BB	6-3		2B 1-3 2-H 2B	SF8 2-3 3-H		6-3		4	2	1	2	1	0	1
Vic Davalillo, L (1, 8) OBP: 0.307, SLG: 0.338	L6	SF9 1-2 2-3 3-H		F9	1B 2-H 3-H 2B	F5				4	1	1	3	0	0	1
Leon Wagner, L (1, 7) OBP: 0.333, SLG: 0.484	E4 HR	BBB 1B 1B BB		F3	SSS K		3-1			4	2	0	0	1	1	1
Fred Whitfield, L (1, 3) OBP: 0.304, SLG: 0.420	1-H HR	1B 1-3 2-H 3-H 1B		SSS K	2-H 1B		F8			5	1	3	5	0	1	0
Tito Francona, L (1, 9) OBP: 0.387, SLG: 0.386	F3				1B 1B FC5-2 BB		1B			3	0	1	1	1	0	1
Larry Brown, R (6, 4) OBP: 0.288, SLG: 0.375		1B 1-2 3-H			L3					1	0	1	0	0	0	0
Joe Azcue, R (1, 2) OBP: 0.323, SLG: 0.379		6-3 F4			FC5-2 1B 1-2 1B	2B 1B	F9			5	2	2	0	0	0	3
Chico Salmon, R (1, 4) OBP: 0.377, SLG: 0.412 (6, 9)	E 1B 1B	BBB 1B G4-6-3 BB			FC5-2 1-2 2-3 1B	SH1-4 1-H SF8 2B		4-3 1B		4	4	4	1	1	0	0
Woodie Held, R (1, 5) OBP: 0.305, SLG: 0.434	E5 BB 1B 1-2 SF9	G4-6-3 1-3 1B			FC5-2 1B 1-2 2-3 3-Hf 2B	BBBB SF8 SH1-4 BB	SSS K			4	2	1	0	1	1	5
Dick Donovan, L (1, 1) OBP: 0.372, SLG: 0.294	SF9 BB 1B 1-2 2-H 1B	G4-6-3 1-2f 3-H			2B 1-2 2-H 3-H 2B 1B	SH1-4 1-2 2-3		4-3 1-2		2	1	1	1	0	0	1
Gary Bell, R (5, 1) OBP: 0.438, SLG: 0.400										1	1	1	2	0	0	0
Paul Dicken, R (8, PH)										1	0	0	0	0	0	1
Ted Abernathy, R (9, 1)										0	0	0	0	0	0	0
Inning Stats	R: 2 E: 1 K: 0 S: 5 H: 1 LOB: 0 BB: 0 P: 5	R: 5 E: 1 K: 0 S: 8 H: 4 LOB: 2 BB: 2 P: 16	R: 1 E: 0 K: 0 S: 3 H: 1 LOB: 0 BB: 1 P: 7	R: 0 E: 0 K: 1 S: 5 H: 0 LOB: 0 BB: 0 P: 5	R: 6 E: 0 K: 1 S: 11 H: 6 LOB: 1 BB: 1 P: 15	R: 2 E: 0 K: 0 S: 5 H: 2 LOB: 1 BB: 0 P: 9	R: 0 E: 0 K: 0 S: 4 H: 1 LOB: 1 BB: 0 P: 4	R: 0 E: 0 K: 1 S: 6 H: 1 LOB: 1 BB: 0 P: 6		1B: 12 2B: 3 3B: 0 HR: 1 SF: 2 SAC: 1 DP: 1 HBP: 0						

livebaseballscorecards.com

AB	38
R	16
H	16
RBI	15
BB	5
SO	3
LOB	14

WP: 0 PB: 0 SB: 0 CS: 0 PA: 46

PITCHER		IP	WLS	BF	H	R	ER	SO	BB	IBB	HBP	BLK	WP	HR	S	P	ERA	WHIP
Mudcat Grant, R ERA: 4.48	(1, 1)	1.2	L	12	3	7	1	0	2	0	0	0	0	1	10	18	5.40	3.000
Jim Roland, L ERA: 4.33	(2, 1)	2.1		10	3	1	1	1	1	0	0	0	0	0	11	15	3.86	1.714
Jim Perry, R ERA: 4.32	(5, 1)	0.0		3	2	3	3	0	1	0	0	0	0	0	2	6	∞	∞
Johnny Klippstein, R ERA: 2.89	(5, 1)	0.1		3	2	0	0	0	0	0	0	0	0	0	3	3	0.00	6.000
Bill Pleis, L ERA: 5.4	(5, 1)	2.2		14	5	5	5	1	1	0	0	0	0	0	15	19	16.88	2.250

PITCHER		IP	WLS	BF	H	R	ER	SO	BB	IBB	HBP	BLK	WP	HR	S	P	ERA	WHIP
Jerry Fosnow, L ERA: 10.97	(8, 1)	1.0		4	1	0	0	1	0	0	0	0	0	0	6	6	0.00	1.000

Minnesota Twins @ Cleveland Indians

Cleveland Municipal Stadium, Cleveland, OH

Sun Aug 09 1964, 3:33 AM EDT

Unknown

livebaseballscorecards.com

TOP

Batter	1	2	3	4	5	6	7	8	9	AB	R	H	RBI	BB	SO	LOB
Zoilo Versalles, R (1, 6) OBP: 0.309, SLG: 0.429	F2		K			G4-6-3 1B	F2			4	0	1	0	0	1	4
Bernie Allen, L (1, 4) OBP: 0.316, SLG: 0.360	K			F6		G4-6-3 1-2f		F8		4	0	0	0	0	1	1
Tony Oliva, L (1, 9) OBP: 0.370, SLG: 0.580	4-3			F5		1B		G6-4-3 1B		4	0	2	0	0	0	0
Harmon Killebrew, R (1, 7) OBP: 0.406, SLG: 0.618		K		1B		K		G6-4-3 1-2f		4	0	1	0	0	2	2
Jimmie Hall, L (1, 8) OBP: 0.327, SLG: 0.490		F9		K			F5		1-3	4	0	0	0	0	1	1
Bob Allison, R (1, 3) OBP: 0.397, SLG: 0.586		F7			F6		BB BB BB		BB BB	2	0	0	0	2	0	0
Earl Battey, R (1, 2) OBP: 0.346, SLG: 0.427			K		F9		BB 1-2 BB		BB 1-2 BB	2	0	0	0	1	1	0
Jerry Zimmerman, R (7, 2) OBP: 0.299, SLG: 0.244										0	0	0	0	1	0	0
Frank Kostro, R (1, 5) OBP: 0.220, SLG: 0.327			1B		HBP		BB 1-2 2-3		K	2	0	1	0	1	1	2
Camilo Pascual, R (1, 1) OBP: 0.254, SLG: 0.262			K		F6		L3		K	2	0	0	0	0	1	2
Jim Roland, R (6, 1) OBP: 0.148, SLG: 0.148										0	0	0	0	0	0	0
Don Mincher, L (7, PH) OBP: 0.323, SLG: 0.613										1	0	0	0	0	0	3
Mudcat Grant, R (7, 1) OBP: 0.232, SLG: 0.353										0	0	0	0	0	0	0
Johnny Goryl, R (9, PH) OBP: 0.225, SLG: 0.188										1	0	0	0	0	1	2
Inning Stats	R: 0 E: 0 K: 1 S: 5 H: 0 LOB: 0 BB: 0 P: 5	R: 0 E: 0 K: 1 S: 5 H: 0 LOB: 0 BB: 0 P: 5	R: 0 E: 0 K: 3 S: 10 H: 1 LOB: 1 BB: 0 P: 10	R: 0 E: 0 K: 1 S: 6 H: 1 LOB: 1 BB: 0 P: 6	R: 0 E: 0 K: 0 S: 3 H: 0 LOB: 1 BB: 0 P: 4	R: 0 E: 0 K: 1 S: 6 H: 2 LOB: 1 BB: 0 P: 6	R: 0 E: 0 K: 0 S: 3 H: 0 LOB: 3 BB: 3 P: 15	R: 0 E: 0 K: 0 S: 3 H: 1 LOB: 0 BB: 0 P: 3	R: 0 E: 0 K: 2 S: 7 H: 0 LOB: 2 BB: 2 P: 15	1B: 5 2B: 0 3B: 0 HR: 0 SF: 0 SAC: 0 DP: 2 HBP: 1						

	AB	30
	R	0
	H	5
	RBI	0
	BB	5
	SO	9
	LOB	17

WP: 0 PB: 0 SB: 0 CS: 0 PA: 36

PITCHER		IP	WLS	BF	H	R	ER	SO	BB	IBB	HBP	BLK	WP	HR	S	P	ERA	WHIP
Sonny Siebert, R ERA: 3.4	(1, 1)	6.1	W	25	4	0	0	7	2	0	1	0	0	0	36	45	0.00	0.947
Don McMahon, R ERA: 1.4	(7, 1)	1.2		6	1	0	0	0	1	0	0	0	0	0	5	9	0.00	1.200
Ted Abernathy, R ERA: 2.98	(9, 1)	1.0	S	5	0	0	0	2	2	0	0	0	0	0	7	15	0.00	2.000

PITCHER		IP	WLS	BF	H	R	ER	SO	BB	IBB	HBP	BLK	WP	HR	S	P	ERA	WHIP

Minnesota Twins @ Cleveland Indians

Cleveland Municipal Stadium, Cleveland, OH

Sun Aug 09 1964, 3:33 AM EDT

Unknown

BOTTOM

Batter	1	2	3	4	5	6	7	8	9	AB	R	H	RBI	BB	SO	LOB
Chico Salmon, R (1, 4) (7, 3) OBP: 0.370, SLG: 0.403	5-3	5-3		HR, 2-3, 1B		F8		K		5	1	1	0	0	1	4
Dick Howser, R (1, 6) OBP: 0.329, SLG: 0.325	F8		E5, S	1-H, 3-H, HR		WP, 1-2, 2B, 1B				4	2	2	3	0	0	0
Leon Wagner, L (1, 7) OBP: 0.332, SLG: 0.481	3-1		F3, 1-2	3-1		BBBB, 1-2, 2-3, 2B, BB				3	0	0	0	1	0	1
Fred Whitfield, L (1, 3) OBP: 0.305, SLG: 0.419		F7	SSS, K		4-3, 1B	1-H, 2-H, 3-H, 2B				3	0	1	0	0	1	1
Larry Brown, R (6, PH) (7, 4) OBP: 0.290, SLG: 0.381										1	0	1	2	0	0	0
Tito Francona, L (1, 9) OBP: 0.384, SLG: 0.380		BBBB, WP, E, 1B, BB	SSS, K		4-3, 1-2		F8			3	1	0	0	1	1	2
John Romano, R (1, 2) OBP: 0.339, SLG: 0.455		F3		F7	5-3		F9			4	0	0	0	0	0	2
Vic Davalillo, L (1, 8) OBP: 0.307, SLG: 0.337		E, WP, 1-2, 1B		E1, 2B	SSS, K		F8			4	1	1	0	0	1	1
Woodie Held, R (1, 5) OBP: 0.304, SLG: 0.429		IIII, E, 1-2, 2-3, IBB		SSS, K		F6		F8		3	0	0	0	1	1	1
Sonny Siebert, R (1, 1) OBP: 0.231, SLG: 0.320		E6, 1-2, 2-3, 3-H		1B, HR, 3-H, 2B		E6, WP, 1B, 2B		K2-3		3	2	1	1	0	0	2
Don McMahon, R (7, 1) OBP: 0.200, SLG: 0.200										0	0	0	0	0	0	0
Paul Dicken, R (8, PH)										1	0	0	0	0	1	0
Ted Abernathy, R (9, 1)										0	0	0	0	0	0	0
Inning Stats	R: 0 E: 0 K: 0 S: 3 H: 0 LOB: 0 BB: 0 P: 3	R: 1 E: 1 K: 0 S: 5 H: 1 LOB: 3 BB: 2 P: 13	R: 0 E: 1 K: 2 S: 8 H: 0 LOB: 1 BB: 0 P: 8	R: 4 E: 1 K: 1 S: 9 H: 3 LOB: 0 BB: 0 P: 9	R: 0 E: 0 K: 1 S: 6 H: 1 LOB: 1 BB: 0 P: 6	R: 2 E: 1 K: 0 S: 5 H: 2 LOB: 2 BB: 1 P: 9	R: 0 E: 0 K: 0 S: 3 H: 0 LOB: 0 BB: 0 P: 3	R: 0 E: 0 K: 2 S: 7 H: 0 LOB: 0 BB: 0 P: 7		1B: 4 2B: 2 3B: 0 HR: 1	SF: 0 SAC: 0 DP: 0 HBP: 0						

livebaseballscorecards.com

AB	34
R	7
H	7
RBI	6
BB	3
SO	6
LOB	14

WP: 2 PB: 0 SB: 1 CS: 0 PA: 37

PITCHER		IP	WLS	BF	H	R	ER	SO	BB	IBB	HBP	BLK	WP	HR	S	P	ERA	WHIP
Camilo Pascual, R (1, 1) ERA: 3.54		5.2	L	30	6	7	0	4	2	1	0	0	2	1	35	47	0.00	1.412
Jim Roland, L (6, 1) ERA: 4.32		0.1		1	1	0	0	0	0	0	0	0	0	0	1	1	0.00	3.000
Mudcat Grant, R (7, 1) ERA: 4.41		2.0		6	0	0	0	2	0	0	0	0	0	0	10	10	0.00	0.000

PITCHER	IP	WLS	BF	H	R	ER	SO	BB	IBB	HBP	BLK	WP	HR	S	P	ERA	WHIP

Batter	1	2	3	4	5	6	7	8	9	AB	R	H	RBI	BB	SO	LOB
Bernie Allen, L (1, 4) OBP: 0.310, SLG: 0.353	4-3		SH1-3		6-3	K			4-3	4	0	0	0	0	1	1
Tony Oliva, L (1, 9) OBP: 0.368, SLG: 0.578	1B 2B		1-3		K	5-3			F9	5	0	1	0	0	1	2
Jimmie Hall, L (1, 8) OBP: 0.328, SLG: 0.489	G6-4-3 1B		K		1B		6-3		5-3	5	0	2	0	0	1	1
Harmon Killebrew, R (1, 7) OBP: 0.407, SLG: 0.616	G6-4-3			FC4-6 BB	1B		K			3	0	1	0	1	1	2
Bob Allison, R (1, 3) OBP: 0.396, SLG: 0.582		1-3		FC4-6 1B	6-3		S BB			3	1	0	0	1	0	3
Earl Battey, R (1, 2) OBP: 0.351, SLG: 0.429		BB		1B		HR 1B	K			3	1	2	0	1	1	1
Frank Kostro, R (1, 5) OBP: 0.238, SLG: 0.390		K		FC6-4 1B		1B		F3		4	1	2	3	0	1	1
Johnny Goryl, R (8, 5) OBP: 0.225, SLG: 0.188										0	0	0	0	0	0	0
Jerry Kindall, R (1, 6) OBP: 0.258, SLG: 0.322		K		K		F9		K		0	0	0	0	0	0	0
Jim Kaat, L (1, 1) OBP: 0.275, SLG: 0.279			1-3 SH1-3 1B	FC6-4		1B		K		4	0	2	0	0	1	2

TOP

Minnesota Twins @ Cleveland Indians

Cleveland Municipal Stadium, Cleveland, OH

Sun Aug 09 1964, 3:38 AM EDT
Att. 15,129 - Unknown

livebaseballscorecards.com

AB	31
R	3
H	10
RBI	3
BB	3
SO	7
LOB	13

Inning Stats	1	2	3	4	5	6	7	8	9
R	0	0	0	1	0	2	0	0	0
E	0	0	0	0	0	0	0	0	0
K	0	2	1	1	1	1	2	2	0
S	4	7	6	7	7	8	7	7	3
H	2	0	1	2	2	3	0	0	0
LOB	1	1	0	1	2	1	1	0	0
BB	0	1	0	1	0	0	1	0	0
P	4	11	6	11	7	8	11	7	3

	1B	SF	WP	PA
	8	0	0	39
	2B	SAC	PB	
	1	1	0	
	3B	DP	SB	
	0	1	1	
	HR	HBP	CS	
	1	0	0	

PITCHER	IP	WLS	BF	H	R	ER	SO	BB	IBB	HBP	BLK	WP	HR	S	P	ERA	WHIP
Lee Stange, R (1, 1) ERA: 4.63	5.1	L	27	10	3	3	5	2	0	0	0	0	1	35	43	5.06	2.250
Sam McDowell, L (6, 1) ERA: 3.05	0.2		2	0	0	0	1	0	0	0	0	0	0	4	4	0.00	0.000
Pedro Ramos, R (7, 1) ERA: 4.63	2.0		7	0	0	0	4	1	0	0	0	0	0	14	18	0.00	0.500
Ted Abernathy, R (9, 1) ERA: 2.93	1.0		3	0	0	0	0	0	0	0	0	0	0	3	3	0.00	0.000

PITCHER	IP	WLS	BF	H	R	ER	SO	BB	IBB	HBP	BLK	WP	HR	S	P	ERA	WHIP

Minnesota Twins @ Cleveland Indians

Cleveland Municipal Stadium, Cleveland, OH

Sun Aug 09 1964, 3:38 AM EDT

Att. 15,129 - Unknown

livebaseballscorecards.com

BOTTOM

Batter	1	2	3	4	5	6	7	8	9	AB	R	H	RBI	BB	SO	LOB
Chico Salmon, R (1, 9) OBP: 0.359, SLG: 0.390	F8		6-3			F9			K	4	0	0	0	0	1	0
Dick Howser, R (1, 6) OBP: 0.333, SLG: 0.330	FC4-6 1B			S SF9 2B		F9			G1-6-3 1B	4	1	3	0	0	0	0
Leon Wagner, L (1, 7) OBP: 0.329, SLG: 0.477	FC4-6 FC6-4 1-2f			L3 2-3			F2		G1-6-3 1-2f	4	0	0	0	0	0	3
Max Alvis, R (1, 5) OBP: 0.316, SLG: 0.442	FC6-4 1-2f			SF9 3-H			F8			2	0	0	1	0	0	1
Fred Whitfield, L (1, 3) OBP: 0.301, SLG: 0.413		F8		4-3			F6			3	0	0	0	0	0	0
Joe Azcue, R (1, 2) OBP: 0.323, SLG: 0.378		G4-6-3 1B			6-3			1-3		3	0	1	0	0	0	0
Larry Brown, R (1, 4) OBP: 0.290, SLG: 0.378		G4-6-3 1-2f			F8			4-3 WP BB		2	0	0	0	1	0	1
Woodie Held, R (1, 8) OBP: 0.301, SLG: 0.423			K		F3			4-3 1-3		3	0	0	0	0	1	1
Lee Stange, R (1, 1) OBP: 0.170, SLG: 0.050 Sam McDowell, L (6, 1) OBP: 0.132, SLG: 0.083 Tito Francona, L (6, PH) OBP: 0.383, SLG: 0.378 Pedro Ramos, S (7, 1) OBP: 0.225, SLG: 0.342 John Romano, R (8, PH) OBP: 0.338, SLG: 0.453 Ted Abernathy, R (9, 1)			K			4-3		4-3		1 0 1 0 1	0 0 0 0 0	0 0 0 0 0	0 0 0 0 0	0 0 0 0 0	1 0 0 0 0	0 0 0 0 1
Inning Stats	R: 0 E: 0 K: 0 S: 4 H: 1 LOB: 1 BB: 0 P: 4	R: 0 E: 0 K: 0 S: 3 H: 1 LOB: 0 BB: 0 P: 3	R: 0 E: 0 K: 2 S: 7 H: 0 LOB: 0 BB: 0 P: 7	R: 1 E: 0 K: 0 S: 4 H: 1 LOB: 0 BB: 0 P: 4	R: 0 E: 0 K: 0 S: 3 H: 0 LOB: 0 BB: 0 P: 3	R: 0 E: 0 K: 0 S: 3 H: 0 LOB: 0 BB: 0 P: 3	R: 0 E: 0 K: 0 S: 3 H: 0 LOB: 0 BB: 0 P: 3	R: 0 E: 0 K: 0 S: 3 H: 0 LOB: 1 BB: 1 P: 7	R: 0 E: 0 K: 1 S: 5 H: 1 LOB: 0 BB: 0 P: 5	1B: 3 2B: 1 3B: 0 HR: 0 SF: 1 SAC: 0 DP: 2 HBP: 0						

	AB	28
	R	1
	H	4
	RBI	1
	BB	1
	SO	3
	LOB	7

PITCHER	IP	WLS	BF	H	R	ER	SO	BB	IBB	HBP	BLK	WP	HR	S	P	ERA	WHIP
Jim Kaat, L (1, 1) ERA: 3.37	9.0	W	30	4	1	1	3	1	0	0	0	1	0	35	39	1.00	0.556

PITCHER	IP	WLS	BF	H	R	ER	SO	BB	IBB	HBP	BLK	WP	HR	S	P	ERA	WHIP

Batter	1	2	3	4	5	6	7	8	9	AB	R	H	RBI	BB	SO	LOB
Chico Salmon, R (1, 3) OBP: 0.356, SLG: 0.386	4-3		F8			F6			1B SH1-3 HR 1B	4	1	1	0	0	0	0
Dick Howser, R (1, 6) OBP: 0.333, SLG: 0.329	BBBB FC4-6 BB		6-3			F3			SH1-3 1-2	2	0	0	0	1	0	0
Leon Wagner, L (1, 7) OBP: 0.329, SLG: 0.475	FC4-6 1-2f			4-3		SSS K			HR 2-3 1B	4	1	1	0	0	1	1
Max Alvis, R (1, 5) OBP: 0.315, SLG: 0.451	F3			F8			6-3		1-H 3-H HR	4	1	1	3	0	0	1
Joe Azcue, R (1, 2) OBP: 0.317, SLG: 0.370		5-3		5-3			F9		5-3	4	0	0	0	0	0	0
Vic Davalillo, L (1, 8) OBP: 0.306, SLG: 0.336		FC5 WP 1B			6-3		F8		6-3	4	0	1	0	0	0	0
Larry Brown, R (1, 4) OBP: 0.291, SLG: 0.378		FC5 FC6-4 1-3			1B			F7		3	0	1	0	0	0	1
Woodie Held, R (1, 9) OBP: 0.301, SLG: 0.422		FC6-4 1-2f			F8			K 1B		3	0	1	0	0	0	2
Luis Tiant, R (1, 1) OBP: 0.063, SLG: 0.063			F9		SSS K2-3			SSS K 1-2		3	0	0	0	0	2	2
Inning Stats	R: 0 E: 0 K: 0 S: 3 H: 0 LOB: 1 BB: 1 P: 7	R: 0 E: 0 K: 0 S: 4 H: 1 LOB: 1 BB: 0 P: 4	R: 0 E: 0 K: 0 S: 3 H: 0 LOB: 0 BB: 0 P: 3	R: 0 E: 0 K: 0 S: 3 H: 0 LOB: 0 BB: 0 P: 3	R: 0 E: 0 K: 1 S: 6 H: 1 LOB: 1 BB: 0 P: 6	R: 0 E: 0 K: 1 S: 5 H: 0 LOB: 0 BB: 0 P: 5	R: 0 E: 0 K: 0 S: 3 H: 0 LOB: 0 BB: 0 P: 3	R: 0 E: 0 K: 1 S: 5 H: 1 LOB: 0 BB: 0 P: 5	R: 3 E: 0 K: 0 S: 6 H: 3 LOB: 0 BB: 0 P: 6	1B: 5 2B: 0 3B: 0 HR: 1	SF: 0 SAC: 1 DP: 0 HBP: 0						

TOP

Cleveland Indians @ Los Angeles Angels

Dodger Stadium, Los Angeles, CA

Tue Aug 11 1964, 7:05 PM PDT

Att. 9,110 - Unknown

livebaseballscorecards.com

AB	31
R	3
H	6
RBI	3
BB	1
SO	3
LOB	7

PITCHER		IP	WLS	BF	H	R	ER	SO	BB	IBB	HBP	BLK	WP	HR	S	P	ERA	WHIP
Bo Belinsky, L ERA: 2.86	(1, 1)	9.0	L	33	6	3	3	3	1	0	0	0	1	1	38	42	3.00	0.778

PITCHER	IP	WLS	BF	H	R	ER	SO	BB	IBB	HBP	BLK	WP	HR	S	P	ERA	WHIP

BOTTOM

Cleveland Indians @ Los Angeles Angels

Dodger Stadium, Los Angeles, CA

Tue Aug 11 1964, 7:05 PM PDT

Att. 9,110 - Unknown

livebaseballscorecards.com

Batter	1	2	3	4	5	6	7	8	9	AB	R	H	RBI	BB	SO	LOB
Lenny Green, L (1, 7) OBP: 0.276, SLG: 0.198	S S S 0-3 ① K		x 0-0 ② F3			x 0-0 E5		x 0-0 6-3 2-3		4	0	0	0	0	1	1
Vic Power, R (1, 5) OBP: 0.267, SLG: 0.294 Aubrey Gatewood, R (6, PR) OBP: 0.100, SLG: 0.100 Felix Torres, R (7, 5) OBP: 0.254, SLG: 0.413	B B B B 4-0 1B BB		x 0-0 ③ F2			H 1-0 HBP		x 0-0 F8		1 0 1	0 0 0	0 0 0	0 0 0	1 0 0	0 0 0	0 0 1
Jim Fregosi, R (1, 6) OBP: 0.400, SLG: 0.510	x 0-0 ② F8			x 0-0 ① 6-3		x 0-0 F5			x 0-0 ① F2	4	0	0	0	0	0	3
Willie Smith, L (1, 9) OBP: 0.315, SLG: 0.480	x 0-0 1-2 1B			x 0-0 ② 5-3		x 0-0 ③ F8			x 0-0 ② 4-3	4	0	1	0	0	0	2
Joe Adcock, R (1, 3) OBP: 0.366, SLG: 0.510 Fred Newman, R (9, PR) OBP: 0.227, SLG: 0.171	x 0-0 ③ 6-3			x 0-0 ③ F3			x 0-0 G4-6-3 1B		B B B B 4-0 BB	3 0	0 0	1 0	0 0	1 0	0 0	2 0
Buck Rodgers, S (1, 2) OBP: 0.307, SLG: 0.321		x 0-0 CS 1B			S S S 0-3 ① K		x 0-0 ① F7		x 0-0 ③ 1-3	4	0	1	0	0	1	2
Bob Perry, R (1, 8) OBP: 0.349, SLG: 0.416		x 0-0 ① G6-4-3 1-2 1B			x 0-0 ② F3		x 0-0 ②③ G4-6-3 1-2f			3	0	1	0	0	0	1
Bobby Knoop, R (1, 4) OBP: 0.301, SLG: 0.286 Albie Pearson, L (8, PH) OBP: 0.312, SLG: 0.276 Joe Koppe, R (9, 4) OBP: 0.351, SLG: 0.320		x 0-0 ②③ G6-4-3 1-2f			x 0-0 ③ 1-3			B B B B 4-0 6-3 SH3-4 BB		2 0 0	0 0 0	0 0 0	0 0 0	0 1 0	0 0 0	1 0 0
Bo Belinsky, L (1, 1) OBP: 0.136, SLG: 0.119			x 0-0 ① F8			x 0-0 ① 4-3		x 0-0 ① SH3-4 1-2		2	0	0	0	0	0	0
Inning Stats	R: 0 H: 1 E: 0 LOB: 2 K: 1 BB: 1 S: 6 P: 10	R: 0 H: 2 E: 0 LOB: 0 K: 0 BB: 0 S: 3 P: 3	R: 0 H: 0 E: 0 LOB: 0 K: 0 BB: 0 S: 3 P: 3	R: 0 H: 0 E: 0 LOB: 0 K: 0 BB: 0 S: 3 P: 3	R: 0 H: 0 E: 0 LOB: 0 K: 1 BB: 0 S: 5 P: 5	R: 0 H: 0 E: 1 LOB: 2 K: 0 BB: 0 S: 4 P: 5	R: 0 H: 1 E: 0 LOB: 0 K: 0 BB: 0 S: 3 P: 3	R: 0 H: 0 E: 0 LOB: 1 K: 0 BB: 1 S: 3 P: 7	R: 0 H: 0 E: 0 LOB: 1 K: 0 BB: 1 S: 3 P: 7	1B: 4 SF: 0 2B: 0 SAC: 1 3B: 0 DP: 2 HR: 0 HBP: 1						WP: 0 PA: 33 PB: 0 SB: 0 CS: 1	

	AB	28
	R	0
	H	4
	RBI	0
	BB	3
	SO	2
	LOB	13

PITCHER	IP	WLS	BF	H	R	ER	SO	BB	IBB	HBP	BLK	WP	HR	S	P	ERA	WHIP
Luis Tiant, R (1, 1) ERA: 1.81	9.0	W	33	4	0	0	2	3	0	1	0	0	0	33	46	0.00	0.778

PITCHER	IP	WLS	BF	H	R	ER	SO	BB	IBB	HBP	BLK	WP	HR	S	P	ERA	WHIP

Batter	1	2	3	4	5	6	7	8	9	AB	R	H	RBI	BB	SO	LOB
Chico Salmon, R (1, 4) (8, 3) OBP: 0.345, SLG: 0.374	6-3	4-3			F7		FC5-4 1-2f			4	0	0	0	0	0	3
Dick Howser, R (1, 6) OBP: 0.332, SLG: 0.327	BBBB 2B BB		6-3			F4		1-3		3	1	0	0	1	0	0
Leon Wagner, L (1, 7) OBP: 0.330, SLG: 0.477	1B 1-H 2B		6-3			G4-6-3 1B		4-3		4	0	2	1	0	0	0
Bob Chance, L (1, 3) OBP: 0.369, SLG: 0.485 Gary Bell, R (8, 1) OBP: 0.438, SLG: 0.400	FC1-4 2-3 1B		F7			G4-6-3 1-2f		SSS K		4 0	0 0	1 0	0 0	0 0	1 0	1 0
Max Alvis, R (1, 5) OBP: 0.318, SLG: 0.449	FC1-4 1-2f			5-3			1B 5-3 1B		BBBB FC6-4 BB	3	1	1	0	1	0	2
Tito Francona, L (1, 9) OBP: 0.377, SLG: 0.371	G3			SSS K			L7		FC6-4 1B 1-2f	4	0	0	0	0	1	4
Vic Davalillo, L (1, 8) OBP: 0.306, SLG: 0.335		5-3		F7			5-3 1-3 1B		F9	4	0	1	0	0	0	1
Joe Azcue, R (1, 2) OBP: 0.312, SLG: 0.364 John Romano, R (9, PH) OBP: 0.340, SLG: 0.455	4-3				SSS K		5-3 2-3 3-H		FC6-4 1-3 1B	3 1	0 0	0 1	1 0	0 0	1 0	1 0
Sam McDowell, L (1, 1) OBP: 0.154, SLG: 0.083 Sonny Siebert, R (2, 1) OBP: 0.222, SLG: 0.308 Fred Whitfield, L (7, PH) OBP: 0.304, SLG: 0.413 Billy Moran, R (7, PR) OBP: 0.287, SLG: 0.280 Don McMahon, R (7, 1) OBP: 0.200, SLG: 0.200 Larry Brown, R (8, 4) OBP: 0.290, SLG: 0.376	BBBB BB				SSS K		H FC5-4 HBP		X FC6-4 1-2f	0 1 0 0 0 1	0 0 0 0 0 0	0 0 0 0 0 0	0 0 0 0 0 0	1 0 0 0 0 0	0 1 0 0 0 0	0 0 0 0 0 2
Inning Stats	R: 1 H: 2 E: 0 LOB: 2 K: 0 BB: 1 S: 5 P: 9	R: 0 H: 0 E: 0 LOB: 1 K: 0 BB: 1 S: 3 P: 7	R: 0 H: 0 E: 0 LOB: 0 K: 0 BB: 0 S: 3 P: 3	R: 0 H: 0 E: 0 LOB: 0 K: 1 BB: 0 S: 5 P: 5	R: 0 H: 0 E: 0 LOB: 0 K: 2 BB: 0 S: 7 P: 7	R: 0 H: 1 E: 0 LOB: 0 K: 0 BB: 0 S: 3 P: 3	R: 1 H: 2 E: 0 LOB: 2 K: 0 BB: 0 S: 5 P: 6	R: 0 H: 0 E: 0 LOB: 0 K: 1 BB: 0 S: 5 P: 5	R: 0 H: 1 E: 0 LOB: 2 K: 0 BB: 1 S: 4 P: 8	1B: 5 SF: 0 2B: 1 SAC: 0 3B: 0 DP: 1 HR: 0 HBP: 1						

PITCHER		IP	WLS	BF	H	R	ER	SO	BB	IBB	HBP	BLK	WP	HR	S	P	ERA	WHIP
Fred Newman, R ERA: 2.59	(1, 1)	8.2	W	35	6	2	2	4	3	0	1	0	0	0	39	52	2.08	1.038
Bob Lee, R ERA: 1.59	(9, 1)	0.1	S	1	0	0	0	0	0	0	0	0	0	0	1	1	0.00	0.000

PITCHER	IP	WLS	BF	H	R	ER	SO	BB	IBB	HBP	BLK	WP	HR	S	P	ERA	WHIP

Cleveland Indians @ Los Angeles Angels

Dodger Stadium, Los Angeles, CA

Wed Aug 12 1964, 7:05 PM PDT

Att. 8,038 - Unknown

TOP

livebaseballscorecards.com

AB	32
R	2
H	6
RBI	2
BB	3
SO	4
LOB	14

1B: 5	SF: 0	WP: 0	PA: 36			
2B: 1	SAC: 0	PB: 0				
3B: 0	DP: 1	SB: 0				
HR: 0	HBP: 1	CS: 0				

Batter	1	2	3	4	5	6	7	8	9	AB	R	H	RBI	BB	SO	LOB
Jim Piersall, R (1, 7) OBP: 0.376, SLG: 0.398	K	E 1B 2-H 3-H 1B		4-3 S 1B 1B		FC6-4 1B		K		5	1	3	2	0	2	1
Vic Power, R (1, 5) OBP: 0.271, SLG: 0.295 (8, 3)	BB	E9 1-3 1B		4-3 1-3		FC6-4 1-2f				3	0	1	0	1	0	2
Jim Fregosi, R (1, 6) OBP: 0.398, SLG: 0.507	F4	F7		1B 3-H			F7			4	0	1	1	0	0	3
Joe Adcock, R (1, 3) OBP: 0.361, SLG: 0.502 Tom Satriano, L (8, 5) OBP: 0.284, SLG: 0.238	K		F7	K			F7			4 0	0 0	0 0	0 0	0 0	2 0	2 0
Bob Perry, R (1, 8) OBP: 0.358, SLG: 0.417		1B 1B BB	1B 1B		F8		BB			2	1	1	0	2	0	0
Buck Rodgers, S (1, 2) OBP: 0.304, SLG: 0.318	K	F6			6-3		F9			4	0	0	0	0	1	3
Lou Clinton, R (1, 9) OBP: 0.298, SLG: 0.391	SH1-4 1B 1-3 1B 1B	1-2 1B			K			1B		4	1	3	0	0	1	0
Bobby Knoop, R (1, 4) OBP: 0.301, SLG: 0.286	SH1-4 1-2 1B 3-H 1B	K				K		K		4	1	1	1	0	3	3
Fred Newman, R (1, 1) OBP: 0.213, SLG: 0.159 Bob Lee, R (9, 1)	SH1-4 1-2 2-3			K		F6		K		3 0	0 0	0 0	0 0	0 0	2 0	1 0
Inning Stats	R: 0 E: 0 K: 2 S: 7 H: 0 LOB: 1 BB: 1 P: 11	R: 3 E: 1 K: 1 S: 9 H: 4 LOB: 2 BB: 1 P: 13	R: 0 E: 0 K: 1 S: 7 H: 2 LOB: 2 BB: 0 P: 7	R: 1 E: 0 K: 2 S: 9 H: 2 LOB: 1 BB: 0 P: 9	R: 0 E: 0 K: 1 S: 5 H: 0 LOB: 0 BB: 0 P: 5	R: 0 E: 0 K: 1 S: 6 H: 1 LOB: 1 BB: 0 P: 6	R: 0 E: 0 K: 0 S: 3 H: 0 LOB: 1 BB: 1 P: 7	R: 0 E: 0 K: 3 S: 10 H: 1 LOB: 1 BB: 0 P: 10								

PITCHER		IP	WLS	BF	H	R	ER	SO	BB	IBB	HBP	BLK	WP	HR	S	P	ERA	WHIP
Sam McDowell, L ERA: 3.25	(1, 1)	1.2	L	11	4	3	3	3	2	0	0	0	0	0	15	23	16.20	3.600
Sonny Siebert, R ERA: 3.34	(2, 1)	4.1		18	5	1	1	5	0	0	0	0	0	0	28	28	2.08	1.154
Don McMahon, R ERA: 1.38	(7, 1)	1.0		4	0	0	0	0	1	0	0	0	0	0	3	7	0.00	1.000
Gary Bell, R ERA: 4.04	(8, 1)	1.0		4	1	0	0	3	0	0	0	0	0	0	10	10	0.00	1.000

PITCHER	IP	WLS	BF	H	R	ER	SO	BB	IBB	HBP	BLK	WP	HR	S	P	ERA	WHIP

BOTTOM

Cleveland Indians @ Los Angeles Angels

Dodger Stadium, Los Angeles, CA

Wed Aug 12 1964, 7:05 PM PDT

Att. 8,038 - Unknown

livebaseballscorecards.com

AB	33
R	4
H	10
RBI	4
BB	3
SO	11
LOB	15

1B: 10	SF: 0	WP: 0	PA: 37
2B: 0	SAC: 1	PB: 0	
3B: 0	DP: 0	SB: 1	
HR: 0	HBP: 0	CS: 0	

Batter	1	2	3	4	5	6	7	8	9	AB	R	H	RBI	BB	SO	LOB
Chico Salmon, R (1, 9) OBP: 0.343, SLG: 0.378 John Romano, R (9, PH) OBP: 0.339, SLG: 0.453	S S S 0-3 ① K		x 0-0 2B 2B		x 0-0 ① F6		x 0-0 ① F7		x 0-0 ③ 6-3	4 1	1 0	1 0	0 0	0 0	1 0	0 0
Dick Howser, R (1, 6) OBP: 0.331, SLG: 0.328	x 0-0 E5		x 0-0 G3 2B 2-H 2B		x 0-0 ② F2		x 0-0 ② G3			4	1	1	1	0	0	0
Leon Wagner, L (1, 7) OBP: 0.328, SLG: 0.473	S S S 0-3 ② K		x 0-0 ② G3 2-3		x 0-0 ③ F4		x 0-0 ③ 4-3			4	0	0	0	0	1	2
Max Alvis, R (1, 5) OBP: 0.324, SLG: 0.456	B B B B 4-0 BB		x 0-0 1B 2B 3-H			x 0-0 2B HR 1B		x 0-0 ① 4-3		3	2	2	1	1	0	0
Bob Chance, L (1, 3) OBP: 0.371, SLG: 0.489	x 0-0 ③ 6-3		x 0-0 2-H 1B			x 0-0 1-3 HR 2B		x 0-0 ② F8		4	1	2	1	0	0	2
Joe Azcue, R (1, 2) OBP: 0.320, SLG: 0.393		x 0-0 G4-3 1B	x 0-0 ③ F9			x 0-0 2-H 3-H HR		x 0-0 2B		4	1	3	3	0	0	1
Vic Davalillo, L (1, 8) OBP: 0.305, SLG: 0.334		x 0-0 ① ② G4-3 1-2f		x 0-0 FC4-6 1B		x 0-0 ① F9		x 0-0 ③ F4		4	0	1	0	0	0	2
Larry Brown, R (1, 4) OBP: 0.287, SLG: 0.372 Fred Whitfield, L (9, PH) OBP: 0.303, SLG: 0.412		x 0-0 ③ 5-3		x 0-0 ① FC4-6 B1-6-4 1-2f		x 0-0 ② 1-3			x 0-0 ① G3	3 1	0 0	0 0	0 0	0 0	0 0	1 0
Lee Stange, R (1, 1) OBP: 0.170, SLG: 0.050 Dick Donovan, L (2, 1) OBP: 0.356, SLG: 0.278 Pedro Ramos, S (5, 1) OBP: 0.220, SLG: 0.333 Tito Francona, L (9, PH) OBP: 0.375, SLG: 0.369			S S S 0-3 ① K	x 0-0 ② ③ B1-6-4 1-2f		S S S 0-3 ③ K			x 0-0 ② F7	0 2 1 1	0 0 0 0	0 0 0 0	0 0 0 0	0 0 0 0	0 1 0 0	0 1 0 0
Inning Stats	R: 0 E: 1 K: 2 S: 8 H: 0 LOB: 2 BB: 1 P: 12	R: 0 E: 0 K: 0 S: 3 H: 1 LOB: 0 BB: 0 P: 3	R: 3 E: 0 K: 1 S: 9 H: 4 LOB: 1 BB: 0 P: 9	R: 0 E: 0 K: 0 S: 3 H: 1 LOB: 0 BB: 0 P: 3	R: 0 E: 0 K: 0 S: 3 H: 0 LOB: 0 BB: 0 P: 3	R: 3 E: 0 K: 1 S: 8 H: 3 LOB: 0 BB: 0 P: 8	R: 0 E: 0 K: 0 S: 3 H: 0 LOB: 0 BB: 0 P: 3	R: 0 E: 0 K: 0 S: 4 H: 1 LOB: 1 BB: 0 P: 4	R: 0 E: 0 K: 0 S: 3 H: 0 LOB: 0 BB: 0 P: 3	1B: 4 2B: 5 3B: 0 HR: 1 SF: 0 SAC: 0 DP: 2 HBP: 0						

PITCHER		IP	WLS	BF	H	R	ER	SO	BB	IBB	HBP	BLK	WP	HR	S	P	ERA	WHIP
Jim Kaat, L ERA: 3.58	(1, 1)	5.1		25	9	6	6	3	1	0	0	0	0	1	30	34	10.12	1.875
Jim Perry, R ERA: 4.06	(6, 1)	0.2	W	2	0	0	0	1	0	0	0	0	0	0	4	4	0.00	0.000
Al Worthington, R ERA: 2.06	(7, 1)	3.0	S	10	1	0	0	0	0	0	0	0	0	0	10	10	0.00	0.333

PITCHER	IP	WLS	BF	H	R	ER	SO	BB	IBB	HBP	BLK	WP	HR	S	P	ERA	WHIP

Cleveland Indians @ Minnesota Twins

Metropolitan Stadium, Bloomington , MI

Fri Aug 14 1964, 8:05 PM EDT

Att. 17,934 - Unknown

TOP

livebaseballscorecards.com

AB	36
R	6
H	10
RBI	6
BB	1
SO	4
LOB	9

WP: 0 PB: 0 SB: 0 CS: 0 PA: 37

Cleveland Indians @ Minnesota Twins

Metropolitan Stadium, Bloomington , MI

Fri Aug 14 1964, 8:05 PM EDT

Att. 17,934 - Unknown

livebaseballscorecards.com

BOTTOM

Batter	1	2	3	4	5	6	7	8	9	AB	R	H	RBI	BB	SO	LOB
Jerry Kindall, R (1, 4) OBP: 0.255, SLG: 0.316	0-0 ① 1B 1-		0-3 ① K SSS		0-3 ① K SSS	0-0 ① SH1-4 2-3				3	0	1	0	0	2	0
Rich Rollins, R (1, 5) OBP: 0.340, SLG: 0.427	0-3 ② K SSS		0-0 ② 6-3		0-0 ② 6-3	0-0 ② SF8 3-H				3	0	0	1	0	1	0
Tony Oliva, L (1, 9) OBP: 0.371, SLG: 0.590	0-0 ③ 4-3		0-0 ③ G3		0-0 1B 2B	0-0 ③ 3-1				4	1	1	0	0	0	1
Harmon Killebrew, R (1, 7) OBP: 0.408, SLG: 0.620		0-0 HR		4-0 BB 1B BB BBB	0-0 1B 1B 2-H 1B		0-0 ① F2			3	3	2	2	1	0	0
Jimmie Hall, L (1, 8) OBP: 0.335, SLG: 0.481		4-0 FC5-4 1B SH BB BBB		4-0 1B 1-2 BB BBB	0-0 BB 1B 1-3 1B		0-0 ② F7			2	2	1	0	2	0	0
Bob Allison, R (1, 3) OBP: 0.400, SLG: 0.573		0-0 FC5-4 1-2 1B		0-0 1-2 2-H 1B	4-0 1B 1-2 BB BBB		0-3 ③ K SSS			3	0	2	1	1	1	0
Zoilo Versalles, R (1, 6) OBP: 0.309, SLG: 0.430		0-0 ① FC5-4 G5-3 SH 1-2f 2-3		0-3 ① K SSS	0-0 1-2 2-H 3-H 1B			0-0 ① F8		4	0	1	2	0	1	4
Jerry Zimmerman, R (1, 2) OBP: 0.298, SLG: 0.238		0-0 SH 1-2 3-H		0-3 ② K SSS	0-0 ③ F8			0-0 ② F2		3	0	0	1	0	1	4
Jim Kaat, L (1, 1) OBP: 0.268, SLG: 0.270 Jim Perry, S (6, 1) OBP: 0.200, SLG: 0.200 Don Mincher, L (6, PH) OBP: 0.326, SLG: 0.621 Mudcat Grant, R (6, PR) OBP: 0.228, SLG: 0.346 Al Worthington, R (7, 1) OBP: 0.143, SLG: 0.143		0-0 ② ③ G5-3 2-3f		0-0 ③ F6		0-0 SH1-4 SF8 2B		0-0 ③ 6-3		2 0 1 0 1	0 0 0 1 0	0 0 1 0 0	0 0 0 0 0	0 0 0 0 0	0 0 0 0 0	4 0 0 0 0
Inning Stats	R: 0 E: 0 K: 1 S: 5 H: 1 LOB: 0 BB: 0 P: 5	R: 2 E: 0 K: 0 S: 5 H: 2 LOB: 1 BB: 1 P: 9	R: 0 E: 0 K: 1 S: 5 H: 0 LOB: 0 BB: 0 P: 5	R: 1 E: 0 K: 2 S: 8 H: 1 LOB: 2 BB: 2 P: 16	R: 3 E: 0 K: 1 S: 9 H: 4 LOB: 2 BB: 1 P: 13	R: 1 E: 0 K: 0 S: 4 H: 1 LOB: 1 BB: 0 P: 4	R: 0 E: 0 K: 1 S: 5 H: 0 LOB: 0 BB: 0 P: 5	R: 0 E: 0 K: 0 S: 3 H: 0 LOB: 0 BB: 0 P: 3		1B: 6 2B: 2 3B: 0 HR: 1	SF: 1 SAC: 2 DP: 1 HBP: 0			WP: 0 PB: 0 SB: 0 CS: 0	PA: 36		

	AB	29
	R	7
	H	9
	RBI	7
	BB	4
	SO	6
	LOB	13

PITCHER		IP	WLS	BF	H	R	ER	SO	BB	IBB	HBP	BLK	WP	HR	S	P	ERA	WHIP
Lee Stange, R ERA: 4.72	(1, 1)	1.1		8	3	2	2	1	1	0	0	0	0	1	9	13	13.50	3.000
Dick Donovan, R ERA: 4.89	(2, 1)	3.1		17	5	4	4	4	3	0	0	0	0	0	22	34	10.80	2.400
Pedro Ramos, R ERA: 4.58	(5, 1)	3.1	L	11	1	1	1	1	0	0	0	0	0	0	13	13	2.70	0.300

PITCHER	IP	WLS	BF	H	R	ER	SO	BB	IBB	HBP	BLK	WP	HR	S	P	ERA	WHIP

Cleveland Indians @ Minnesota Twins

Metropolitan Stadium, Bloomington , MI

Sat Aug 15 1964, 4:33 AM EDT

Att. 20,568 - Unknown

TOP

livebaseballscorecards.com

Batter	1	2	3	4	5	6	7	8	9	AB	R	H	RBI	BB	SO	LOB
Chico Salmon, R (1, 9) OBP: 0.351, SLG: 0.393	SH, 1B, 1B	CS, 1B			2B		5-3		K	5	1	3	0	0	1	1
Dick Howser, R (1, 6) OBP: 0.333, SLG: 0.329	SH, 1B, 1B, 5-3; 1-3	L5; 1-2			BBB, BB			1B, 1-3, 1B		2	1	1	0	1	0	1
Leon Wagner, L (1, 7) OBP: 0.327, SLG: 0.471	5-3, 1B, E, 1B; 1-2, 3-H		F6		F4			1-3; 1-2		4	1	1	1	0	0	3
Max Alvis, R (1, 5) OBP: 0.323, SLG: 0.452	5-3, 1B; 1-2, 2-3		F8		5-3			5-3		4	0	1	0	0	0	3
Bob Chance, L (1, 3) OBP: 0.369, SLG: 0.486	5-3; 1-2, 2-3, 3-H		K			K		1B; 2-3		4	0	1	1	0	2	2
Joe Azcue, R (1, 2) OBP: 0.314, SLG: 0.385	E5; 3-H			6-3		K		F9		4	0	0	0	0	1	3
Vic Davalillo, L (1, 8) OBP: 0.302, SLG: 0.331	F8			K		F6			4-3	4	0	0	0	0	1	2
Larry Brown, R (1, 4) OBP: 0.287, SLG: 0.371	K			5-3			6-3		5-3, 1B	4	0	1	0	0	1	2
Luis Tiant, R (1, 1) OBP: 0.059, SLG: 0.059		F3			K		F8		5-3; 1-2	1	0	0	0	0	0	0
Sam McDowell, L (2, 1) OBP: 0.150, SLG: 0.081										1	0	0	0	0	1	0
Billy Moran, R (7, PH) OBP: 0.286, SLG: 0.279										1	0	0	0	0	0	0
Jack Kralick, L (7, 1) OBP: 0.180, SLG: 0.184										0	0	0	0	0	0	0
John Romano, R (9, PH) OBP: 0.338, SLG: 0.451										1	0	0	0	0	0	1

	AB	35
	R	3
	H	8
	RBI	2
	BB	1
	SO	7
	LOB	18

Inning Stats	1	2	3	4	5	6	7	8	9	1B: 7	SF: 0	WP: 0	PA: 37
	R: 3 E: 2 K: 1 S: 10	R: 0 E: 0 K: 0 S: 3	R: 0 E: 0 K: 1 S: 5	R: 0 E: 0 K: 1 S: 5	R: 0 E: 0 K: 1 S: 6	R: 0 E: 0 K: 2 S: 7	R: 0 E: 0 K: 0 S: 3	R: 0 E: 0 K: 0 S: 5	R: 0 E: 0 K: 1 S: 6	2B: 1 3B: 0 HR: 0	SAC: 1 DP: 0 HBP: 0	PB: 0 SB: 0 CS: 1	
	H: 3 LOB: 2 BB: 0 P: 10	H: 1 LOB: 0 BB: 0 P: 3	H: 0 LOB: 0 BB: 0 P: 5	H: 0 LOB: 0 BB: 0 P: 5	H: 1 LOB: 2 BB: 1 P: 10	H: 0 LOB: 0 BB: 0 P: 7	H: 0 LOB: 0 BB: 0 P: 3	H: 2 LOB: 2 BB: 0 P: 5	H: 1 LOB: 1 BB: 0 P: 6				

PITCHER		IP	WLS	BF	H	R	ER	SO	BB	IBB	HBP	BLK	WP	HR	S	P	ERA	WHIP
Dick Stigman, L ERA: 3.96	(1, 1)	9.0	W	37	8	3	1	7	1	0	0	0	0	0	50	54	1.00	1.000

PITCHER	IP	WLS	BF	H	R	ER	SO	BB	IBB	HBP	BLK	WP	HR	S	P	ERA	WHIP

Cleveland Indians @ Minnesota Twins

Metropolitan Stadium, Bloomington , MI

Sat Aug 15 1964, 4:33 AM EDT

Att. 20,568 - Unknown

livebaseballscorecards.com

BOTTOM

Batter	1	2	3	4	5	6	7	8	9	AB	R	H	RBI	BB	SO	LOB
Jerry Kindall, R (1, 4) OBP: 0.252, SLG: 0.310	0-0 1B	0-0 F9		0-0 4-3		0-0 G6-4 1-2f		0-3 K		5	0	1	0	0	1	2
Rich Rollins, R (1, 5) OBP: 0.345, SLG: 0.431	4-0 6-3 1-2 BB	0-0 WP 1-H 2B		0-0 F8			0-0 SH5-3 2B 1B	4-0 1B BB		3	3	2	1	2	0	0
Tony Oliva, L (1, 9) OBP: 0.374, SLG: 0.594	0-0 1-3 2-H 2B	0-0 WP 2-3 1B			0-0 F9		0-0 SH5-3 1-2	0-0 1-3 1B		4	0	3	1	0	0	0
Harmon Killebrew, R (1, 7) OBP: 0.406, SLG: 0.614 Don Mincher, L (9, 3) OBP: 0.326, SLG: 0.621	0-0 6-3 3-H	0-3 K2-3 1-3 3-H			0-3 K		4-0 2B 2B IBB	0-0 F5		4 0	1 0	0 0	1 0	1 0	2 0	4 0
Jimmie Hall, L (1, 8) OBP: 0.333, SLG: 0.476	0-3 K	0-0 F7			4-0 FC6-4 BB		0-3 K	0-3 K		4	0	0	0	1	3	5
Bob Allison, R (1, 3) (9, 7) OBP: 0.400, SLG: 0.577	0-3 K	0-0 2B			0-0 FC6-4 1-2f		0-0 1-3 2-H 2B			4	1	2	1	0	1	2
Zoilo Versalles, R (1, 6) OBP: 0.311, SLG: 0.431		0-0 1B 2B				0-0 6-3	4-0 2B IBB			3	2	1	0	1	0	1
Jerry Zimmerman, R (1, 2) OBP: 0.306, SLG: 0.261		0-0 FC3-6 2-H 1B		0-0 6-3		0-3 K	0-0 1-H 2-H 3-H 2B			4	0	2	4	0	1	1
Dick Stigman, R (1, 1) OBP: 0.113, SLG: 0.117	0-0 FC3-6 1-2f 2B			0-0 L4		4-0 G6-4 BB	0-0 4-3			3	1	0	0	1	0	2
Inning Stats	R: 2 E: 0 K: 2 S: 9 H: 2 LOB: 1 BB: 1 P: 13	R: 3 E: 0 K: 1 S: 9 H: 4 LOB: 1 BB: 0 P: 9	R: 0 E: 0 K: 0 S: 4 H: 1 LOB: 1 BB: 0 P: 4	R: 0 E: 0 K: 0 S: 3 H: 0 LOB: 0 BB: 0 P: 3	R: 0 E: 0 K: 1 S: 5 H: 0 LOB: 1 BB: 1 P: 9	R: 0 E: 0 K: 1 S: 5 H: 0 LOB: 1 BB: 1 P: 9	R: 4 E: 0 K: 1 S: 8 H: 3 LOB: 1 BB: 2 P: 16	R: 0 E: 0 K: 2 S: 8 H: 1 LOB: 2 BB: 1 P: 12		1B: 5 2B: 6 3B: 0 HR: 0	SF: 0 SAC: 1 DP: 0 HBP: 0			WP: 2 PB: 0 SB: 0 CS: 0	PA: 41	

	AB	34
	R	8
	H	11
	RBI	8
	BB	6
	SO	8
	LOB	17

PITCHER		IP	WLS	BF	H	R	ER	SO	BB	IBB	HBP	BLK	WP	HR	S	P	ERA	WHIP
Luis Tiant, R ERA: 2.72	(1, 1)	1.2	L	11	5	5	5	2	1	0	0	0	0	0	14	18	27.00	3.600
Sam McDowell, L ERA: 3.12	(2, 1)	4.1		17	2	0	0	3	2	0	0	0	1	0	21	29	0.00	0.923
Jack Kralick, L ERA: 2.88	(7, 1)	2.0		13	4	4	4	3	1	2	0	0	0	0	16	28	18.00	2.500

PITCHER	IP	WLS	BF	H	R	ER	SO	BB	IBB	HBP	BLK	WP	HR	S	P	ERA	WHIP

Cleveland Indians @ Minnesota Twins

Metropolitan Stadium, Bloomington , MI

Sun Aug 16 1964, 4:33 AM EDT

Att. 23,218 - Unknown

livebaseballscorecards.com

Batter	1	2	3	4	5	6	7	8	9	AB	R	H	RBI	BB	SO	LOB
Chico Salmon, R (1, 4) (7, 9) OBP: 0.355, SLG: 0.403	4-3 2B		6-3			FC6-4 1B		L5		4	0	2	0	0	0	0
Dick Howser, R (1, 6) OBP: 0.331, SLG: 0.326	4-3 2-3		5-3			FC6-4 L4-3 1-2f		F2		4	0	0	0	0	0	2
Leon Wagner, L (1, 7) OBP: 0.324, SLG: 0.468	F4			3-1		L4-3 1-2		F9		4	0	0	0	0	0	2
Bob Chance, L (1, 3) OBP: 0.368, SLG: 0.482	K			1B			K		F7	4	0	1	0	0	2	1
Max Alvis, R (1, 5) OBP: 0.322, SLG: 0.447		5-3		K			BB		F7	3	0	0	0	1	1	1
Tito Francona, L (1, 9) OBP: 0.371, SLG: 0.364		F6		F5			F8		F7	3	0	0	0	0	0	2
Ted Abernathy, R (7, 1)										0	0	0	0	0	0	0
Pedro Ramos, S (7, 1) OBP: 0.220, SLG: 0.333										0	0	0	0	0	0	0
Dick Donovan, L (8, 1) OBP: 0.356, SLG: 0.278										0	0	0	0	0	0	0
Paul Dicken, R (9, PH)										1	0	0	0	0	0	0
Vic Davalillo, L (1, 8) OBP: 0.303, SLG: 0.331		1B			F7		L3			3	0	1	0	0	0	1
Joe Azcue, R (1, 2) OBP: 0.315, SLG: 0.384		F8			6-3			HR 1B		3	1	1	0	0	0	1
Sonny Siebert, R (1, 1) OBP: 0.207, SLG: 0.286			6-3		F6			HR 1-H		2	0	0	0	0	0	0
Woodie Held, R (7, 4) OBP: 0.304, SLG: 0.437										1	1	1	2	0	0	0

Inning Stats	1	2	3	4	5	6	7	8	9	
	R: 0 H: 1 E: 0 LOB: 1 K: 1 BB: 0 S: 6 P: 6	R: 0 H: 1 E: 0 LOB: 1 K: 0 BB: 0 S: 4 P: 4	R: 0 H: 0 E: 0 LOB: 0 K: 0 BB: 0 S: 3 P: 3	R: 0 H: 1 E: 0 LOB: 1 K: 1 BB: 0 S: 6 P: 6	R: 0 H: 0 E: 0 LOB: 0 K: 0 BB: 0 S: 3 P: 3	R: 0 H: 1 E: 0 LOB: 0 K: 0 BB: 0 S: 3 P: 3	R: 0 H: 0 E: 0 LOB: 1 K: 1 BB: 1 S: 5 P: 9	R: 2 H: 2 E: 0 LOB: 0 K: 0 BB: 0 S: 5 P: 5	R: 0 H: 0 E: 0 LOB: 0 K: 0 BB: 0 S: 3 P: 3	1B: 4 SF: 0 2B: 2 SAC: 0 3B: 0 DP: 1 HR: 1 HBP: 0	WP: 0 PA: 33 PB: 0 SB: 0 CS: 0

PITCHER	IP	WLS	BF	H	R	ER	SO	BB	IBB	HBP	BLK	WP	HR	S	P	ERA	WHIP
Mudcat Grant, R (1, 1) ERA: 4.13	9.0	W	33	6	2	2	3	1	0	0	0	0	1	38	42	2.00	0.778

PITCHER	IP	WLS	BF	H	R	ER	SO	BB	IBB	HBP	BLK	WP	HR	S	P	ERA	WHIP

BOTTOM

Cleveland Indians @ Minnesota Twins

Metropolitan Stadium, Bloomington , MI

Sun Aug 16 1964, 4:33 AM EDT

Att. 23,218 - Unknown

livebaseballscorecards.com

Batter	1	2	3	4	5	6	7	8	9	AB	R	H	RBI	BB	SO	LOB
Jerry Kindall, R (1, 4) OBP: 0.259, SLG: 0.314	F3		1B		F8		F8	1B		5	0	2	0	0	0	1
Rich Rollins, R (1, 5) OBP: 0.346, SLG: 0.433	F8		F7		L5		BB, 1-H, 1B, 2B	1-2, 2-3, 1B, 1B		5	2	2	1	0	0	1
Tony Oliva, L (1, 8) (9, 9) OBP: 0.376, SLG: 0.595	K			HR, 2B	F8		BB, 1B, IBB	1-2, 2-3, 3-H, 1B, 1B		4	3	2	1	1	1	0
Harmon Killebrew, R (1, 7) OBP: 0.406, SLG: 0.618 Jimmie Hall, L (9, 8) OBP: 0.333, SLG: 0.476		F7		2-H, HR		K	1B, 1B, BB	F8		4 0	2 0	1 0	2 0	1 0	1 0	3 0
Don Mincher, L (1, 3) OBP: 0.328, SLG: 0.621		6-3		2B	K		1-3, 2-H, 3-H, BB, 1B	F6		5	1	2	2	0	1	3
Bob Allison, R (1, 9) (9, 7) OBP: 0.402, SLG: 0.577		5-3		E1		1B	1-2, S, BB	1-2, 2-H, 3-H, 1B		4	1	2	2	1	0	1
Zoilo Versalles, R (1, 6) OBP: 0.313, SLG: 0.439			HR	F6		F8	1-3, 2-H, 3-H, S, 1B	1-3, 2-H, 1B		5	1	3	4	0	0	3
Jerry Zimmerman, R (1, 2) OBP: 0.291, SLG: 0.247			1-3	K		1-3, F7		F8		5	0	0	0	0	1	5
Mudcat Grant, R (1, 1) OBP: 0.246, SLG: 0.364			K	F3			BB, 2B	1B, 1B, 2B		3	2	1	0	1	1	2
Inning Stats	R: 0 E: 0 K: 1 S: 5 H: 0 LOB: 0 BB: 0 P: 5	R: 0 E: 0 K: 0 S: 3 H: 0 LOB: 0 BB: 0 P: 3	R: 1 E: 0 K: 1 S: 7 H: 2 LOB: 1 BB: 0 P: 7	R: 2 E: 1 K: 1 S: 9 H: 3 LOB: 2 BB: 0 P: 9	R: 0 E: 0 K: 0 S: 3 H: 0 LOB: 0 BB: 0 P: 3	R: 0 E: 0 K: 2 S: 8 H: 1 LOB: 1 BB: 0 P: 8	R: 6 E: 0 K: 0 S: 6 H: 3 LOB: 1 BB: 4 P: 22	R: 4 E: 0 K: 0 S: 9 H: 6 LOB: 2 BB: 0 P: 9		1B: 9 2B: 4 3B: 0 HR: 2 SF: 0 SAC: 0 DP: 0 HBP: 0						

AB	40
R	12
H	15
RBI	12
BB	4
SO	5
LOB	19

PITCHER		IP	WLS	BF	H	R	ER	SO	BB	IBB	HBP	BLK	WP	HR	S	P	ERA	WHIP
Sonny Siebert, R ERA: 3.41	(1, 1)	6.0	L	25	6	3	3	5	0	0	0	0	0	2	35	35	4.50	1.000
Ted Abernathy, R ERA: 3.77	(7, 1)	0.2		9	3	6	6	0	3	1	0	0	0	0	5	21	81.00	9.000
Pedro Ramos, R ERA: 4.83	(7, 1)	1.0		9	6	4	4	0	0	0	0	0	0	0	9	9	36.00	6.000
Dick Donovan, R ERA: 4.88	(8, 1)	0.1		1	0	0	0	0	0	0	0	0	0	0	1	1	0.00	0.000

PITCHER	IP	WLS	BF	H	R	ER	SO	BB	IBB	HBP	BLK	WP	HR	S	P	ERA	WHIP

Batter	1	2	3	4	5	6	7	8	9	AB	R	H	RBI	BB	SO	LOB
Dick Green, R (1, 4) OBP: 0.298, SLG: 0.387	S S S 0-3 ① K		x 0-0 1B 1B 3B 1B	x 0-0 ① FC4-6 G4-6-3 1-2f		B B B 4-0 G4-6-3 1-2 2-3 BB	x 0-0 ③ F8		S S S 0-3 ① K	5	1	1	0	1	2	2
Wayne Causey, L (1, 5) OBP: 0.377, SLG: 0.387	x 0-0 2B		x 0-0 1B 1-2 3B 1B	x 0-0 ② ③ G4-6-3 1-2f		x 0-0 ① ② G4-6-3 1-2f 2-3 3-H		x 0-0 FC1-6 1B	x 0-0 2B	6	1	4	0	0	0	3
Ken Harrelson, R (1, 7) OBP: 0.243, SLG: 0.347	x 0-0 ② F7		x 0-0 3B 1-2 2-3 1B		x 0-0 ① F7	S S S 0-3 ③ K		x 0-0 ① FC1-6 2B 1B 1-2f	B B B B 4-0 F8-4 BB	5	2	1	0	1	1	3
Rocky Colavito, R (1, 9) OBP: 0.363, SLG: 0.547	x 0-0 ③ F9		x 0-0 4-3 1-H 2-H 3-H 3B		B B B B 4-0 HR BB		B B B B 4-0 1B 1B BB	x 0-0 1B 1-3 1B 2B	x 0-0 ② ③ F8-4 1-2	4	4	2	3	2	0	3
Jim Gentile, L (1, 3) OBP: 0.386, SLG: 0.497		x 0-0 ① F8	x 0-0 ① 4-3 3-H		x 0-0 1-H HR		x 0-0 1B 1-3 1B 1B	4-0 1B 2B IBB		4	3	2	3	1	0	0
Doc Edwards, R (1, 2) OBP: 0.244, SLG: 0.274 Billy Bryan, L (7, PH) OBP: 0.288, SLG: 0.484 (7, 2)		x 0-0 ② F7	x 0-0 ② 1-3		x 0-0 ② 5-3		x 0-0 L6-3 1-2 3-H 1B	S S S 0-3 ② K		3 2	0 0	0 1	0 1	0 0	0 1	0 3
Bert Campaneris, R (1, 6) OBP: 0.330, SLG: 0.461		B B B B 4-0 2B BB	x 0-0 E6		x 0-0 ③ G3		x 0-0 ① ② L6-3 1-2	x 0-0 2B 1-2 2-H 3-H 1B		4	0	1	2	1	0	2
Nelson Mathews, R (1, 8) OBP: 0.301, SLG: 0.368		x 0-0 1-3 2B	x 0-0 ③ 5-3			x 0-0 BB BB G4-6-3 1B	B B B B 4-0 1B 1B BB	x 0-0 1-3 2-H 2B		4	2	3	1	1	0	1
Jose Santiago, R (1, 1) Ted Bowsfield, R (2, 1) OBP: 0.176, SLG: 0.235 George Thomas, L (8, PH) OBP: 0.000, SLG: 0.000 Moe Drabowsky, R (4, 1) OBP: 0.000, SLG: 0.000 Jose Tartabull, L (6, PH) OBP: 0.250, SLG: 0.267 Wes Stock, R (6, 1) OBP: 0.000, SLG: 0.143 Manny Jimenez, L (7, PH) OBP: 0.286, SLG: 0.476 Bob Meyer, R (7, PH) John Wyatt, R (7, 1)		x 0-0 ③ 5-3		B B B B 4-0 FC4-6 BB		B B B B 4-0 G4-6-3 1-2 BB	x 0-0 1-H 2-H 1B	S S S 0-3 ③ K		1 0 0 0 0 0 2 0 0 0 0 0 0 0 0 0 0 0 0 0 0 0 0 0 0 1 0 0 0 0 0 0 0 0 0 0 0 0 0 1 0 0 0 0 0 0 0 0 0 1 0 1 2 0 0 0 0 0 0 0 0 0 0 1 0 0 0 0 1 2						
Inning Stats	R: 0 E: 0 K: 1 S: 6 H: 1 LOB: 1 BB: 0 P: 6	R: 0 E: 0 K: 0 S: 4 H: 1 LOB: 2 BB: 1 P: 8	R: 4 E: 1 K: 0 S: 8 H: 4 LOB: 1 BB: 0 P: 8	R: 0 E: 0 K: 0 S: 2 H: 0 LOB: 0 BB: 1 P: 6	R: 2 E: 0 K: 0 S: 4 H: 1 LOB: 0 BB: 1 P: 8	R: 1 E: 0 K: 1 S: 5 H: 1 LOB: 1 BB: 2 P: 13	R: 3 E: 0 K: 0 S: 5 H: 3 LOB: 1 BB: 2 P: 13	R: 3 E: 0 K: 2 S: 11 H: 4 LOB: 2 BB: 1 P: 15	R: 0 E: 0 K: 1 S: 5 H: 1 LOB: 1 BB: 1 P: 9	1B: 9 2B: 7 3B: 1 HR: 1 SF: 0 SAC: 0 DP: 4 HBP: 0						

TOP

Kansas City Athletics @ Cleveland Indians

Cleveland Municipal Stadium, Cleveland, OH

Tue Aug 18 1964, 7:05 PM EDT

Unknown

livebaseballscorecards.com

AB	40
R	13
H	16
RBI	12
BB	9
SO	5
LOB	21

WP: 0 PB: 0 SB: 0 CS: 0 PA: 49

PITCHER		IP	WLS	BF	H	R	ER	SO	BB	IBB	HBP	BLK	WP	HR	S	P	ERA	WHIP
Jack Kralick, L ERA: 3.07	(1, 1)	3.0		18	6	4	4	1	2	0	0	0	0	0	18	26	12.00	2.667
Gary Bell, R ERA: 4.26	(4, 1)	2.0		10	2	3	3	0	3	0	0	0	0	1	7	19	13.50	2.500
Ted Abernathy, R ERA: 4.1	(6, 1)	1.2	L	8	3	3	3	1	2	0	0	0	0	0	8	16	16.20	3.000
Pedro Ramos, R ERA: 5.01	(7, 1)	1.0		7	3	3	3	1	0	1	0	0	0	0	8	12	27.00	3.000
Lee Stange, R ERA: 4.71	(8, 1)	0.1		2	1	0	0	1	0	0	0	0	0	0	4	4	0.00	3.000

PITCHER		IP	WLS	BF	H	R	ER	SO	BB	IBB	HBP	BLK	WP	HR	S	P	ERA	WHIP
Dick Donovan, R ERA: 4.83	(9, 1)	1.0		4	1	0	0	1	1	0	0	0	0	0	5	9	0.00	2.000

BOTTOM

Batter	1	2	3	4	5	6	7	8	9	AB	R	H	RBI	BB	SO	LOB
Chico Salmon, R (1, 9) OBP: 0.350, SLG: 0.396	E5 1B FC7-4	E1 1-3 2-H 1B	F9 ②		FC5-4 CS 1-2f 3-H ②			1B		5	2	1	1	0	0	4
Dick Howser, R (1, 6) OBP: 0.333, SLG: 0.329	FC7-4 2-3 1B	K ①	1-3 2-H 1B		CS ③ 1-2	G4-6-3 1B		F4 ②		5	0	3	1	0	1	3
Bob Chance, L (1, 3) OBP: 0.365, SLG: 0.476 Dick Donovan, L (9, 1) OBP: 0.356, SLG: 0.278	FC7-4 ① FC6-4 1-2f 3-H	BBB 1B BB	F9 ③			K ①		K ③		4 0	0 0	0 0	1 0	1 0	2 0	5 0
Leon Wagner, L (1, 7) OBP: 0.323, SLG: 0.465	FC6-4 ② E S 1-2f 2B	1-2 2-H 3-H 1B		F6 ①		G4-6-3 ②③ 1-2f			F4 ①	5	1	1	2	0	0	2
Max Alvis, R (1, 5) OBP: 0.320, SLG: 0.444 Billy Moran, R (3, 5) OBP: 0.287, SLG: 0.289	E6 1-3 2B	F4 ②		6-3 ②			HR		F4 ②	2 3	1 1	0 1	0 1	0 0	0 0	3 0
Vic Davalillo, L (1, 8) OBP: 0.302, SLG: 0.332	1-H 3-H 2B	4-3 ③		F8 ③			F8 ①		4-3 ③	5	0	1	2	0	0	2
John Romano, R (1, 2) OBP: 0.340, SLG: 0.452	L5 ③		FC1-5 BB 1B		FC5-6 BB FC5-4 1B		4-3 ②			4	1	2	0	0	0	1
Woodie Held, R (1, 4) OBP: 0.310, SLG: 0.437		SH E 1B	BBB FC1-5 1-2 1B BB		BBB FC5-6 1-2 BB		F9 ③			2	2	1	0	2	0	0
Jack Kralick, L (1, 1) OBP: 0.178, SLG: 0.180 Gary Bell, R (4, 1) OBP: 0.412, SLG: 0.375 Ted Abernathy, R (6, 1) Pedro Ramos, S (7, 1) OBP: 0.220, SLG: 0.333 Lee Stange, R (8, 1) OBP: 0.170, SLG: 0.050 Tito Francona, L (8, PH) OBP: 0.369, SLG: 0.362 (9, 3)		SH E 1-2 1B	FC1-5 ① 1B 1-2 2-3f		FC5-6 ① FC5-4 1-2f 2-3			S S K ①		1 1 0 0 0 1	1 0 0 0 0 0	0 0 0 0 0 1	0 0 0 0 0 0	0 0 0 0 0 1	0 0 0 0 0 0	2 2 0 0 0 0
Inning Stats	R: 3 E: 2 K: 0 S: 7 H: 2 LOB: 1 BB: 0 P: 7	R: 3 E: 1 K: 1 S: 9 H: 2 LOB: 2 BB: 1 P: 13	R: 1 E: 0 K: 0 S: 5 H: 2 LOB: 2 BB: 1 P: 9	R: 0 E: 0 K: 0 S: 3 H: 0 LOB: 0 BB: 0 P: 3	R: 1 E: 0 K: 0 S: 3 H: 1 LOB: 0 BB: 1 P: 7	R: 0 E: 0 K: 1 S: 5 H: 1 LOB: 0 BB: 0 P: 5	R: 1 E: 0 K: 0 S: 4 H: 1 LOB: 0 BB: 0 P: 4	R: 0 E: 0 K: 2 S: 8 H: 1 LOB: 1 BB: 0 P: 8	R: 0 E: 0 K: 0 S: 3 H: 0 LOB: 0 BB: 0 P: 3	1B: 8 2B: 1 3B: 0 HR: 1 SF: 0 SAC: 1 DP: 1 HBP: 0						

PITCHER		IP	WLS	BF	H	R	ER	SO	BB	IBB	HBP	BLK	WP	HR	S	P	ERA	WHIP
Jose Santiago, R ERA: 4.8	(1, 1)	1.1		12	3	6	2	1	1	0	0	0	0	0	13	17	13.50	3.000
Ted Bowsfield, L ERA: 4.1	(2, 1)	1.2		9	3	1	1	0	1	0	0	0	0	0	8	12	5.40	2.400
Moe Drabowsky, R ERA: 5.65	(4, 1)	2.0		7	1	1	1	0	1	0	0	0	0	0	6	10	4.50	1.000
Wes Stock, R ERA: 2.35	(6, 1)	1.0	W	3	1	0	0	1	0	0	0	0	0	0	5	5	0.00	1.000
John Wyatt, R ERA: 3.76	(7, 1)	3.0	S	11	2	1	1	2	0	0	0	0	0	1	15	15	3.00	0.667

PITCHER	IP	WLS	BF	H	R	ER	SO	BB	IBB	HBP	BLK	WP	HR	S	P	ERA	WHIP

Kansas City Athletics @ Cleveland Indians

Cleveland Municipal Stadium, Cleveland, OH

Tue Aug 18 1964, 7:05 PM EDT

Unknown

livebaseballscorecards.com

AB	38
R	9
H	10
RBI	8
BB	3
SO	4
LOB	24

WP: 0 PA: 43
PB: 0
SB: 1
CS: 1

Batter	1	2	3	4	5	6	7	8	9	AB	R	H	RBI	BB	SO	LOB
Dick Green, R (1, 4) OBP: 0.304, SLG: 0.392	0-0 1B FC6-4 1B		0-0 HBP 1B		0-0 1B 1B		0-0 ③ 5-3			4	1	3	0	0	0	0
Wayne Causey, L (1, 5) OBP: 0.382, SLG: 0.389	0-0 FC6-4 1-3 1B		1-0 1-2 HBP		0-0 FC6-4 1-2 1B			BBBB 4-0 BB		2	0	2	0	1	0	0
Ken Harrelson, R (1, 7) (3, 3) OBP: 0.234, SLG: 0.333	0-0 ① FC6-4 1-2f 3-H		SSS 0-3 ② K		0-0 ③ FC6-4 1-2f			0-0 ① F8		4	0	0	1	0	1	6
Rocky Colavito, R (1, 9) OBP: 0.363, SLG: 0.543	0-0 ② F3		SSS 0-3 ③ K			BBBB 4-0 FC6-4 BB		SSS 0-3 ② K		3	0	0	0	1	2	4
Jim Gentile, L (1, 3) OBP: 0.385, SLG: 0.495 George Alusik, R (3, 7) OBP: 0.348, SLG: 0.358	SSS 0-3 ③ K			0-0 ① F7		0-0 ① FC6-4 6-3 1-2f		SSS 0-3 ③ K		1 3	0 0	0 0	0 0	0 0	1 1	1 2
Nelson Mathews, R (1, 8) OBP: 0.299, SLG: 0.364		SSS 0-3 ① K		0-0 ② F3		0-0 ② 6-3 2-3			SSS 0-3 ① K	4	0	0	0	0	2	1
Bert Campaneris, R (1, 6) OBP: 0.327, SLG: 0.452		0-0 ② 4-3		0-0 PO 1B		SSS 0-3 ③ K			0-0 ② 6-3	4	0	1	0	0	1	1
Dave Duncan, R (1, 2) OBP: 0.077, SLG: 0.077 Manny Jimenez, L (9, PH) OBP: 0.298, SLG: 0.475		0-0 ③ G3		0-0 ③ PO 1-2	0-0 ① 5-3		SSS 0-3 ① K		0-0 ③ F6	3 1	0 0	0 0	0 0	0 0	1 0	0 0
Orlando Pena, R (1, 1) OBP: 0.167, SLG: 0.177 John O'Donoghue, R (5, 1) OBP: 0.200, SLG: 0.275 Jose Tartabull, L (7, PH) OBP: 0.247, SLG: 0.244 Ken Sanders, R (7, 1)			SSS 0-3 ① K		SSS 0-3 ② K		SSS 0-3 ② K			2 0 1 0	0 0 0 0	0 0 0 0	0 0 0 0	2 0 0 0	0 0 1 0	0 0 0 0
Inning Stats	R: 1 H: 2 E: 0 LOB: 1 K: 1 BB: 0 S: 7 P: 7	R: 0 H: 0 E: 0 LOB: 0 K: 1 BB: 0 S: 5 P: 5	R: 0 H: 1 E: 0 LOB: 2 K: 3 BB: 0 S: 10 P: 11	R: 0 H: 1 E: 0 LOB: 0 K: 0 BB: 0 S: 3 P: 3	R: 0 H: 2 E: 0 LOB: 2 K: 1 BB: 0 S: 7 P: 7	R: 0 H: 0 E: 1 LOB: 1 K: 1 BB: 1 S: 5 P: 9	R: 0 H: 0 E: 0 LOB: 0 K: 2 BB: 0 S: 7 P: 7	R: 0 H: 0 E: 0 LOB: 1 K: 2 BB: 1 S: 7 P: 11	R: 0 H: 0 E: 0 LOB: 0 K: 1 BB: 0 S: 5 P: 5	1B: 6 SF: 0 2B: 0 SAC: 0 3B: 0 DP: 0 HR: 0 HBP: 1						

PITCHER	IP	WLS	BF	H	R	ER	SO	BB	IBB	HBP	BLK	WP	HR	S	P	ERA	WHIP
Luis Tiant, R (1, 1) ERA: 2.44	9.0	W	35	6	1	1	12	2	0	1	0	0	0	56	65	1.00	0.889

PITCHER	IP	WLS	BF	H	R	ER	SO	BB	IBB	HBP	BLK	WP	HR	S	P	ERA	WHIP

TOP

Kansas City Athletics @ Cleveland Indians

Cleveland Municipal Stadium, Cleveland, OH

Tue Aug 18 1964, 7:05 PM EDT
Att. 6,923 - Unknown

livebaseballscorecards.com

AB	32
R	1
H	6
RBI	1
BB	2
SO	12
LOB	15
PA	36
WP	0
PB	0
SB	0
CS	0

BOTTOM

Batter	1	2	3	4	5	6	7	8	9	AB	R	H	RBI	BB	SO	LOB
Chico Salmon, R (1, 4) OBP: 0.354, SLG: 0.405	G5-4-3 1B		F4		2B 2B		F7			4	1	2	0	0	0	2
Dick Howser, R (1, 6) OBP: 0.333, SLG: 0.327	G5-4-3 1-2f		5-3		F8		BBBB G1-6-3 BB			3	0	0	0	1	0	4
Fred Whitfield, L (1, 3) OBP: 0.306, SLG: 0.430	F7			HR	2-H 2B		G1-6-3 1-2f			4	1	2	2	0	0	1
Leon Wagner, L (1, 7) OBP: 0.323, SLG: 0.465		K		K	F8			4-3 2B		4	1	1	0	0	2	1
Tito Francona, L (1, 9) OBP: 0.371, SLG: 0.379 Woodie Held, R (9, 9) OBP: 0.310, SLG: 0.437		K		HR		4-3 1B		4-3 2-3		4 0	1 0	2 0	1 0	0 0	1 0	1 0
Vic Davalillo, L (1, 8) OBP: 0.299, SLG: 0.329		K		E6 E 1B		4-3 1-2		6-3		4	1	0	0	0	1	2
Joe Azcue, R (1, 2) OBP: 0.323, SLG: 0.396			SH5-4 1B 1B	G5-4-3 1-H 1B		4-3		3-H 2B		4	0	3	2	0	0	1
Billy Moran, R (1, 5) OBP: 0.292, SLG: 0.290			1-2 SH5-4 1B	G5-4-3 1-2f		IBB		IBB		2	0	1	0	2	0	1
Luis Tiant, R (1, 1) OBP: 0.050, SLG: 0.050			SH5-4 1-2 2-3		F7	F9		K		3	0	0	0	0	1	4
Inning Stats	R: 0 E: 0 K: 0 S: 3 H: 1 LOB: 0 BB: 0 P: 3	R: 0 E: 0 K: 3 S: 9 H: 0 LOB: 0 BB: 0 P: 9	R: 0 E: 0 K: 0 S: 5 H: 2 LOB: 2 BB: 0 P: 5	R: 3 E: 2 K: 1 S: 8 H: 3 LOB: 0 BB: 0 P: 8	R: 1 E: 0 K: 0 S: 5 H: 2 LOB: 1 BB: 0 P: 5	R: 0 E: 0 K: 0 S: 4 H: 1 LOB: 2 BB: 1 P: 8	R: 0 E: 0 K: 0 S: 2 H: 0 LOB: 0 BB: 1 P: 6	R: 1 E: 0 K: 1 S: 7 H: 2 LOB: 2 BB: 1 P: 11		1B: 5 2B: 4 3B: 0 HR: 2 SF: 0 SAC: 1 DP: 3 HBP: 0						

PITCHER	IP	WLS	BF	H	R	ER	SO	BB	IBB	HBP	BLK	WP	HR	S	P	ERA	WHIP
Orlando Pena, R (1, 1) ERA: 4.47	4.2	L	21	8	4	3	4	0	0	0	0	0	2	29	29	5.79	1.714
John O'Donoghue, L (5, 1) ERA: 4.48	1.1		6	1	0	0	0	0	1	0	0	0	0	5	9	0.00	0.750
Ken Sanders, R (7, 1) ERA: 2.7	2.0		9	2	1	1	1	1	1	0	0	0	0	9	17	4.50	1.500

PITCHER	IP	WLS	BF	H	R	ER	SO	BB	IBB	HBP	BLK	WP	HR	S	P	ERA	WHIP

Kansas City Athletics @ Cleveland Indians

Cleveland Municipal Stadium, Cleveland, OH

Tue Aug 18 1964, 7:05 PM EDT

Att. 6,923 - Unknown

livebaseballscorecards.com

AB	32
R	5
H	11
RBI	5
BB	3
SO	5
LOB	17

WP: 0 PB: 0 SB: 0 CS: 0 PA: 36

Batter	1	2	3	4	5	6	7	8	9	AB	R	H	RBI	BB	SO	LOB
Dick Green, R (1, 4) OBP: 0.301, SLG: 0.388	K	L9			E1				6-3	3	0	0	0	0	1	2
John O'Donoghue, R (5, PR) OBP: 0.200, SLG: 0.275					BB 1B SF8-4		BB			0	1	0	0	0	0	0
Wes Stock, R (5, 1) OBP: 0.200, SLG: 0.143										0	0	0	0	0	0	0
George Alusik, R (7, PH) OBP: 0.350, SLG: 0.356										1	0	0	0	1	0	0
(7, 7)																
Wayne Causey, L (1, 5) OBP: 0.386, SLG: 0.390	G6-4-3 BB	4-3			BB 1B 1-2		BB 1-2		BB	2	0	1	0	3	0	0
(5, 4)																
Ken Harrelson, R (1, 7) OBP: 0.236, SLG: 0.327	G6-4-3 1-2f	K			SF8-4 BB 1-2 2-3		K		F7	2	0	0	0	1	1	1
Manny Jimenez, L (7, PH) OBP: 0.296, SLG: 0.473										1	0	0	0	0	1	2
John Wyatt, R (7, 1)										0	0	0	0	0	0	0
Jose Tartabull, L (9, PH) OBP: 0.244, SLG: 0.241										1	0	0	0	0	0	1
Rocky Colavito, R (1, 9) OBP: 0.361, SLG: 0.543		1B FC6-4 2B	F9		SF8-4 1-2 3-H		F7		F8	4	1	1	1	0	0	3
Jim Gentile, L (1, 3) OBP: 0.386, SLG: 0.505		F5		HR		K		FC6-4 1B		4	1	2	1	0	1	1
Doc Edwards, R (1, 2) OBP: 0.248, SLG: 0.275		FC6-4 2-3 1B		G4-6-3 BB		5-3		F8		3	0	1	0	1	0	1
Bert Campaneris, R (1, 6) OBP: 0.324, SLG: 0.438		FC6-4 E S 1B 1-2f 3-H		K		BB		FC6-4 BB 1-2f		3	1	0	1	1	1	3
Nelson Mathews, R (1, 8) OBP: 0.300, SLG: 0.364		BB 1B 1-H		G4-6-3 1-2f		K		BB 1-2		3	0	1	1	1	1	2
Diego Segui, R (1, 1) OBP: 0.217, SLG: 0.246		BB 1-2			K2-3		K		F9	0	0	0	0	1	0	0
Moe Drabowsky, R (4, 1) OBP: 0.026, SLG: 0.026										0	0	0	0	0	0	0
Ed Charles, R (5, PH) OBP: 0.325, SLG: 0.377										3	0	0	0	0	2	2
(5, 5)																
Inning Stats	R: 0 E: 0 K: 1 S: 4 H: 0 LOB: 0 BB: 1 P: 8	R: 2 E: 0 K: 0 S: 6 H: 3 LOB: 2 BB: 1 P: 10	R: 0 E: 0 K: 1 S: 5 H: 0 LOB: 0 BB: 0 P: 5	R: 1 E: 0 K: 1 S: 5 H: 1 LOB: 0 BB: 1 P: 9	R: 1 E: 1 K: 1 S: 6 H: 1 LOB: 2 BB: 1 P: 10	R: 0 E: 0 K: 2 S: 7 H: 0 LOB: 1 BB: 1 P: 11	R: 0 E: 0 K: 2 S: 7 H: 0 LOB: 2 BB: 2 P: 15	R: 0 E: 0 K: 0 S: 4 H: 1 LOB: 2 BB: 1 P: 8	R: 0 E: 0 K: 0 S: 3 H: 0 LOB: 1 BB: 1 P: 7	1B: 4 2B: 2 3B: 0 HR: 1	SF: 1 SAC: 0 DP: 3 HBP: 0						

TOP

Kansas City Athletics @ Cleveland Indians

Cleveland Municipal Stadium, Cleveland, OH

Wed Aug 19 1964, 7:05 PM EDT
Att. 4,311 - Unknown

livebaseballscorecards.com

AB	30
R	4
H	6
RBI	4
BB	9
SO	8
LOB	18

WP: 0 PB: 0 SB: 1 CS: 0 PA: 40

PITCHER		IP	WLS	BF	H	R	ER	SO	BB	IBB	HBP	BLK	WP	HR	S	P	ERA	WHIP
Sam McDowell, L ERA: 3.19	(1, 1)	6.1	W	29	5	4	3	7	7	0	0	0	0	1	36	64	4.26	1.895
Don McMahon, R ERA: 1.34	(7, 1)	2.2	S	11	1	0	0	1	2	0	0	0	0	0	11	19	0.00	1.125

PITCHER	IP	WLS	BF	H	R	ER	SO	BB	IBB	HBP	BLK	WP	HR	S	P	ERA	WHIP

Batter	1	2	3	4	5	6	7	8	9	AB	R	H	RBI	BB	SO	LOB
Chico Salmon, R (1, 4) (8, 9) OBP: 0.352, SLG: 0.408	F7		F2	1-3 2B		F7				4	0	1	0	0	0	0
Dick Howser, R (1, 6) OBP: 0.332, SLG: 0.325	F8		BB BB 1B BB	L6		L6				3	1	0	0	1	0	2
Fred Whitfield, L (1, 3) OBP: 0.301, SLG: 0.423	3-1		K	F2			F7			4	0	0	0	0	1	3
Leon Wagner, L (1, 7) OBP: 0.326, SLG: 0.464		1B 1B BB	1-2 BB 1B BB		E S 1B BB		K			1	3	0	0	3	1	0
Tito Francona, L (1, 9) OBP: 0.373, SLG: 0.378		K	1-2 2-3 1B 1B BB		1-3 K		1B			3	1	1	0	1	2	2
Larry Brown, R (7, PR) (8, 4) OBP: 0.287, SLG: 0.371										0	0	0	0	0	0	0
Vic Davalillo, L (1, 8) OBP: 0.301, SLG: 0.330		1-3 E 1B 1B	1-H 2-H 3-H 1B 1B 1B		K		F6			4	1	2	3	0	1	2
Joe Azcue, R (1, 2) OBP: 0.330, SLG: 0.403		E9 5-3 1-H 3-H 1B	1-H 1B		3-H 1B			K		4	0	3	2	0	1	0
Billy Moran, R (1, 5) OBP: 0.289, SLG: 0.287		5-3 2-3		K	4-3			6-3		4	0	0	0	0	1	2
Sam McDowell, L (1, 1) OBP: 0.163, SLG: 0.100		4-3		2B 1B		3-1		K		3	0	1	0	0	0	1
Don McMahon, R (7, 1) OBP: 0.182, SLG: 0.182										1	0	0	0	0	1	0
Inning Stats	R: 0 E: 0 K: 0 S: 3 H: 0 LOB: 0 BB: 0 P: 3	R: 2 E: 1 K: 1 S: 7 H: 2 LOB: 1 BB: 1 P: 11	R: 3 E: 0 K: 1 S: 6 H: 2 LOB: 2 BB: 3 P: 18	R: 0 E: 0 K: 1 S: 7 H: 2 LOB: 2 BB: 0 P: 7	R: 1 E: 0 K: 2 S: 8 H: 1 LOB: 1 BB: 1 P: 12	R: 0 E: 0 K: 0 S: 3 H: 0 LOB: 0 BB: 0 P: 3	R: 0 E: 0 K: 1 S: 6 H: 1 LOB: 1 BB: 0 P: 6	R: 0 E: 0 K: 2 S: 7 H: 0 LOB: 0 BB: 0 P: 7		1B: 7 2B: 1 3B: 0 HR: 0 SF: 0 SAC: 0 DP: 0 HBP: 0						

PITCHER	IP	WLS	BF	H	R	ER	SO	BB	IBB	HBP	BLK	WP	HR	S	P	ERA	WHIP
Diego Segui, R (1, 1) ERA: 4.21	3.1	L	19	6	5	4	3	4	0	0	0	0	0	21	37	10.80	3.000
Moe Drabowsky, R (4, 1) ERA: 5.63	0.2		2	0	0	0	0	0	0	0	0	0	0	2	2	0.00	0.000
Wes Stock, R (5, 1) ERA: 2.4	2.0		8	1	1	1	2	1	0	0	0	0	0	11	15	4.50	1.000
John Wyatt, R (7, 1) ERA: 3.68	2.0		7	1	0	0	3	0	0	0	0	0	0	13	13	0.00	0.500

PITCHER	IP	WLS	BF	H	R	ER	SO	BB	IBB	HBP	BLK	WP	HR	S	P	ERA	WHIP

BOTTOM

Kansas City Athletics @ Cleveland Indians

Cleveland Municipal Stadium, Cleveland, OH

Wed Aug 19 1964, 7:05 PM EDT

Att. 4,311 - Unknown

livebaseballscorecards.com

AB	31
R	6
H	8
RBI	5
BB	5
SO	8
LOB	12

WP: 0 PB: 0 SB: 1 CS: 0 PA: 36

Batter	1	2	3	4	5	6	7	8	9	AB	R	H	RBI	BB	SO	LOB
Dick Green, R (1, 4) OBP: 0.302, SLG: 0.386	4-3		4-3 1B		6-3			BBB 4-0 SH1-4 1B BB	E5 WP 2B	4	3	1	0	1	0	0
Wayne Causey, L (1, 6) OBP: 0.386, SLG: 0.389	BBB 4-0 G5-4-3 BB		4-3 1-2		F6			SSS 0-0 SH1-4 1-2 1B	K 1-2	4	1	1	0	1	1	2
Ed Charles, R (1, 5) OBP: 0.326, SLG: 0.380	G5-4-3 1-2f		S 2-H 1B		F4			SH1-4 1-2 2-3	2-H 2B	4	0	2	2	0	0	1
Rocky Colavito, R (1, 9) OBP: 0.359, SLG: 0.539		F3	F7 1-2			F7		WP 2-H 3-H 1B	F6	5	1	1	2	0	0	2
Jim Gentile, L (1, 3) OBP: 0.393, SLG: 0.507		1B 1B	FC5-4 IBB			BBBB G4-6-3 BB		WP 1B IBB		1	2	1	0	3	0	0
Doc Edwards, R (1, 2) OBP: 0.252, SLG: 0.279		1B 1-2 1B	FC5-4 1-2f			G4-6-3 1-2f		FC4-6 1-H 2-H 1B		4	0	2	2	0	0	3
Bert Campaneris, R (1, 7) OBP: 0.330, SLG: 0.440		1B 1-2 2-H 1B		5-3			CS 1B	FC4-6 1-2f		4	0	2	1	0	0	1
Nelson Mathews, R (1, 8) OBP: 0.298, SLG: 0.361		SSS K		6-3			F8 1-2	L6		4	0	0	0	0	1	4
Bob Meyer, R (1, 1) Wes Stock, R (7, 1) OBP: 0.188, SLG: 0.133 John Wyatt, R (9, 1)		SSS K		3-1			SSS K		F5	3 1 0	0 0 0	0 0 0	0 0 0	0 0 0	2 0 0	2 0 0
Inning Stats	R: 0 E: 0 K: 0 S: 2 H: 0 LOB: 0 BB: 1 P: 6	R: 1 E: 0 K: 2 S: 10 H: 3 LOB: 2 BB: 0 P: 10	R: 1 E: 0 K: 0 S: 5 H: 2 LOB: 2 BB: 1 P: 9	R: 0 E: 0 K: 0 S: 3 H: 0 LOB: 0 BB: 0 P: 3	R: 0 E: 0 K: 0 S: 3 H: 0 LOB: 0 BB: 0 P: 3	R: 0 E: 0 K: 0 S: 2 H: 0 LOB: 0 BB: 1 P: 6	R: 0 E: 0 K: 1 S: 5 H: 1 LOB: 0 BB: 0 P: 5	R: 4 E: 0 K: 0 S: 6 H: 3 LOB: 1 BB: 2 P: 14	R: 1 E: 1 K: 1 S: 7 H: 1 LOB: 1 BB: 0 P: 7	1B: 9 2B: 1 3B: 0 HR: 0 SF: 0 SAC: 1 DP: 2 HBP: 0						

PITCHER		IP	WLS	BF	H	R	ER	SO	BB	IBB	HBP	BLK	WP	HR	S	P	ERA	WHIP
Lee Stange, R ERA: 4.66	(1, 1)	7.0		28	6	3	3	3	3	1	0	0	0	0	30	46	3.86	1.286
Don McMahon, R ERA: 1.67	(8, 1)	0.1	L	5	3	3	3	0	0	1	0	0	1	0	4	8	81.00	9.000
Gary Bell, R ERA: 4.18	(8, 1)	1.2		7	1	1	0	1	0	0	0	0	1	0	9	9	0.00	0.600

PITCHER	IP	WLS	BF	H	R	ER	SO	BB	IBB	HBP	BLK	WP	HR	S	P	ERA	WHIP

TOP

Kansas City Athletics @ Cleveland Indians

Cleveland Municipal Stadium, Cleveland, OH

Thu Aug 20 1964, 7:05 PM EDT
Att. 3,590 - Unknown

livebaseballscorecards.com

AB	34
R	7
H	10
RBI	7
BB	5
SO	4
LOB	15

WP: 2	PA: 40		
PB: 0			
SB: 1			
CS: 1			

Batter	1	2	3	4	5	6	7	8	9	AB	R	H	RBI	BB	SO	LOB
Chico Salmon, R (1, 9) OBP: 0.347, SLG: 0.398	5-3		FC6-4 (E) 1-2f	BB 1-2		5-3		6-3		4	1	0	0	1	0	1
Dick Howser, R (1, 6) OBP: 0.335, SLG: 0.327	K		BB 1-H	FC6-4 1-2 2-H		S 1B		L6		4	0	2	1	1	1	0
Bob Chance, L (1, 3) OBP: 0.360, SLG: 0.467	K		K	FC6-4 1-2f		K 1-2		K		5	0	0	0	0	4	4
Leon Wagner, L (1, 7) OBP: 0.327, SLG: 0.462		F8	BB 1-3		4-3		K		F9	4	0	1	0	1	1	0
Joe Azcue, R (1, 2) OBP: 0.332, SLG: 0.400		BB	BB 1-2		4-3 1-2		F9		5-3	4	0	1	0	1	0	1
Vic Davalillo, L (1, 8) OBP: 0.302, SLG: 0.336		F6	F6		F5		BB S 2B		HR	4	2	1	1	1	0	5
Billy Moran, R (1, 5) OBP: 0.299, SLG: 0.289		BB 1-2		BB BB 1B	BB		BB 2B 1-2		BB 1B	1	1	1	0	4	0	0
Woodie Held, R (1, 4) OBP: 0.312, SLG: 0.438		F8		F8	4-3		2B 1-3 2-H		BB 1-2	4	0	1	1	1	0	5
Lee Stange, R (1, 1) OBP: 0.176, SLG: 0.047			FC6-4	K		6-3	K		F6	3	0	0	0	1	2	3
Don McMahon, R (8, 1) OBP: 0.182, SLG: 0.182										0	0	0	0	0	0	0
Gary Bell, R (8, 1) OBP: 0.412, SLG: 0.375										0	0	0	0	0	0	0
Fred Whitfield, L (9, PH) OBP: 0.300, SLG: 0.421										1	0	0	0	0	0	2
Inning Stats	R: 0 E: 0 K: 2 S: 7 H: 0 LOB: 0 BB: 0 P: 7	R: 0 E: 0 K: 0 S: 4 H: 1 LOB: 2 BB: 1 P: 8	R: 1 E: 1 K: 1 S: 6 H: 1 LOB: 3 BB: 3 P: 18	R: 1 E: 0 K: 1 S: 6 H: 1 LOB: 2 BB: 2 P: 14	R: 0 E: 0 K: 0 S: 3 H: 0 LOB: 2 BB: 2 P: 11	R: 0 E: 0 K: 1 S: 6 H: 1 LOB: 1 BB: 0 P: 6	R: 1 E: 0 K: 2 S: 8 H: 1 LOB: 2 BB: 2 P: 16	R: 0 E: 0 K: 1 S: 5 H: 0 LOB: 0 BB: 0 P: 5	R: 1 E: 0 K: 0 S: 5 H: 2 LOB: 2 BB: 1 P: 9	1B: 5 2B: 1 3B: 0 HR: 1 SF: 0 SAC: 0 DP: 0 HBP: 0						

PITCHER		IP	WLS	BF	H	R	ER	SO	BB	IBB	HBP	BLK	WP	HR	S	P	ERA	WHIP
Bob Meyer, L ERA: 4.4	(1, 1)	6.2		34	4	3	3	6	10	0	0	0	0	0	36	76	4.05	2.100
Wes Stock, R ERA: 2.45	(7, 1)	2.0	W	10	3	1	1	2	1	0	0	0	0	1	13	17	4.50	2.000
John Wyatt, R ERA: 3.67	(9, 1)	0.1	S	1	0	0	0	0	0	0	0	0	0	0	1	1	0.00	0.000

PITCHER	IP	WLS	BF	H	R	ER	SO	BB	IBB	HBP	BLK	WP	HR	S	P	ERA	WHIP

BOTTOM

Kansas City Athletics @ Cleveland Indians

Cleveland Municipal Stadium, Cleveland, OH

Thu Aug 20 1964, 7:05 PM EDT

Att. 3,590 - Unknown

livebaseballscorecards.com

AB	34
R	4
H	7
RBI	3
BB	11
SO	8
LOB	21

WP: 0	PA: 45					
PB: 0						
SB: 2						
CS: 0						

Batter	1	2	3	4	5	6	7	8	9	AB	R	H	RBI	BB	SO	LOB
Jim Piersall, R (1, 8) OBP: 0.357, SLG: 0.382	6-3		4-3			1-3		F4		4	0	0	0	0	0	2
Jim Fregosi, R (1, 6) OBP: 0.393, SLG: 0.495	K			K		1B		F5		4	0	1	0	0	2	1
Willie Smith, L (1, 7) OBP: 0.309, SLG: 0.453	K			F8		4-3			FC6-4 1B	4	0	1	0	0	1	1
Joe Adcock, R (1, 3) OBP: 0.355, SLG: 0.481		F8		BLK BB			6-3		FC6-4 1-2f	3	0	0	0	1	0	1
Joe Koppe, R (9, PR) OBP: 0.357, SLG: 0.327										0	0	0	0	0	0	0
Buck Rodgers, S (1, 2) OBP: 0.302, SLG: 0.313		4-3		4-3 1-2			G3		F7	4	0	0	0	0	0	2
Lou Clinton, R (1, 9) OBP: 0.295, SLG: 0.377		L4			F8		1B		F4	4	0	1	0	0	0	1
Felix Torres, R (1, 5) OBP: 0.259, SLG: 0.408			FC4-6 1B		5-3		K			3	0	1	0	0	1	1
Bobby Knoop, R (1, 4) OBP: 0.292, SLG: 0.275			FC4-6 SH3-4 1-2f		K			4-3		2	0	0	0	0	1	1
Albie Pearson, L (8, PH) OBP: 0.304, SLG: 0.265										1	0	0	0	0	0	0
Bob Lee, R (8, 1)										0	0	0	0	0	0	0
Dean Chance, R (1, 1) OBP: 0.109, SLG: 0.066			SH3-4 1-2			K		1B		1	0	0	0	0	1	0
Vic Power, R (8, PH) OBP: 0.276, SLG: 0.326										1	0	1	0	0	0	0
(8, 4)																

TOP

Los Angeles Angels @ Cleveland Indians

Cleveland Municipal Stadium, Cleveland, OH

Sat Aug 22 1964, 3:33 AM EDT

Unknown

livebaseballscorecards.com

AB	31
R	0
H	5
RBI	0
BB	1
SO	6
LOB	10

Inning Stats	1	2	3	4	5	6	7	8	9
R	0	0	0	0	0	0	0	0	0
E	0	0	0	0	0	0	0	0	0
K	2	0	0	1	0	1	1	0	0
S	7	3	4	5	5	6	6	4	4
H	0	0	1	0	0	1	1	1	1
LOB	0	0	1	1	0	1	1	1	1
BB	0	0	0	1	0	0	0	0	0
P	7	3	4	9	5	6	6	4	4

	1B	SF	WP	PA	33
	2B: 0	SAC: 1	PB: 0		
	3B: 0	DP: 0	SB: 0		
	HR: 0	HBP: 0	CS: 0		

PITCHER	IP	WLS	BF	H	R	ER	SO	BB	IBB	HBP	BLK	WP	HR	S	P	ERA	WHIP
Sonny Siebert, R (1, 1) ERA: 3.13	9.0	W	33	5	0	0	6	1	0	0	1	0	0	44	48	0.00	0.667

PITCHER	IP	WLS	BF	H	R	ER	SO	BB	IBB	HBP	BLK	WP	HR	S	P	ERA	WHIP

Batter	1	2	3	4	5	6	7	8	9	AB	R	H	RBI	BB	SO	LOB
Chico Salmon, R (1, 9) OBP: 0.345, SLG: 0.400	5-3		5-3		F3		2B			4	0	1	0	0	0	0
Dick Howser, R (1, 6) OBP: 0.334, SLG: 0.325	FC3-6 S BB		5-3		5-3		F6			3	0	0	0	1	0	1
Bob Chance, L (1, 3) OBP: 0.364, SLG: 0.469	FC3-6 BB			SH1-4 1B 6-3 1B	FC4-6 1B			L5		3	1	2	0	1	0	0
Leon Wagner, L (1, 7) OBP: 0.326, SLG: 0.461	FC3-6			6-3 SH1-4 1B	FC4-6			K		4	0	1	0	0	1	3
Joe Azcue, R (1, 2) OBP: 0.332, SLG: 0.396	5-3			SH1-4		F8		1B BB		2	0	0	0	1	0	2
Vic Davalillo, L (1, 8) OBP: 0.303, SLG: 0.336		5-3		6-3 IBB		G3		1-3 1B		3	0	1	0	1	0	0
Larry Brown, R (1, 4) OBP: 0.284, SLG: 0.367 Fred Whitfield, L (8, PH) OBP: 0.302, SLG: 0.421 Billy Moran, R (8, PR) OBP: 0.299, SLG: 0.289 (9, 4)		K		6-3		F3		IBB		3 0 0	0 0 0	0 0 0	1 0 0	0 1 0	1 0 0	2 0 0
Woodie Held, R (1, 5) OBP: 0.311, SLG: 0.433		6-3		IBB			F3	F8		3	0	0	0	1	0	3
Sonny Siebert, R (1, 1) OBP: 0.188, SLG: 0.258			K	G3			F4			3	0	0	0	0	1	3
Inning Stats	R: 0 H: 0 E: 0 LOB: 2 K: 0 BB: 2 S: 3 P: 11	R: 0 H: 0 E: 0 LOB: 0 K: 1 BB: 0 S: 5 P: 5	R: 0 H: 0 E: 0 LOB: 0 K: 1 BB: 0 S: 5 P: 5	R: 1 H: 2 E: 0 LOB: 3 K: 0 BB: 2 S: 5 P: 13	R: 0 H: 1 E: 0 LOB: 1 K: 0 BB: 0 S: 4 P: 4	R: 0 H: 0 E: 0 LOB: 0 K: 0 BB: 0 S: 3 P: 3	R: 0 H: 1 E: 0 LOB: 1 K: 0 BB: 0 S: 4 P: 4	R: 0 H: 1 E: 0 LOB: 3 K: 1 BB: 2 S: 6 P: 14		1B: 4 SF: 0 2B: 1 SAC: 1 3B: 0 DP: 0 HR: 0 HBP: 0						

PITCHER		IP	WLS	BF	H	R	ER	SO	BB	IBB	HBP	BLK	WP	HR	S	P	ERA	WHIP
Dean Chance, R ERA: 1.59	(1, 1)	7.0	L	29	4	1	1	2	2	2	0	0	0	0	29	45	1.29	0.857
Bob Lee, R ERA: 1.61	(8, 1)	1.0		6	1	0	0	1	1	1	0	0	0	0	6	14	0.00	2.000

PITCHER	IP	WLS	BF	H	R	ER	SO	BB	IBB	HBP	BLK	WP	HR	S	P	ERA	WHIP

BOTTOM

Los Angeles Angels @ Cleveland Indians

Cleveland Municipal Stadium, Cleveland, OH

Sat Aug 22 1964, 3:33 AM EDT

Unknown

livebaseballscorecards.com

AB	28
R	1
H	5
RBI	1
BB	6
SO	3
LOB	14

Los Angeles Angels @ Cleveland Indians

Cleveland Municipal Stadium, Cleveland, OH

Sat Aug 22 1964, 3:38 AM EDT

Att. 5,302 - Unknown

TOP

livebaseballscorecards.com

Batter	1	2	3	4	5	6	7	8	9	AB	R	H	RBI	BB	SO	LOB
Bob Perry, R (1, 8) OBP: 0.323, SLG: 0.374	5-3		F9			K	5-3			4	0	0	0	0	1	2
Bob Duliba, R (7, 1)										0	0	0	0	0	0	0
Vic Power, R (1, 3) OBP: 0.271, SLG: 0.320	F8			6-3		F9		6-3		4	0	0	0	0	0	0
Jim Fregosi, R (1, 6) OBP: 0.391, SLG: 0.492	F9			E6 FC4-6		1B		6-3		4	0	1	0	0	0	0
Willie Smith, L (1, 7) OBP: 0.308, SLG: 0.450		SH5-3 1B		FC4-6 S 1-2f		F8		F8		4	0	1	0	0	0	2
Lou Clinton, R (1, 9) OBP: 0.293, SLG: 0.374		SH5-3 1-2		K 1-2			F6		F6	3	0	0	0	0	1	1
Felix Torres, R (1, 5) OBP: 0.254, SLG: 0.399		6-3			L3		E6 1B E		6-3	4	1	0	0	0	0	1
Joe Koppe, R (1, 4) OBP: 0.350, SLG: 0.320		F4			5-3		FC4-6 1-2 1B		K	2	0	0	0	0	0	1
Albie Pearson, L (7, PH) OBP: 0.306, SLG: 0.267 (7, 8)										2	0	1	0	0	1	0
Tom Satriano, L (1, 2) OBP: 0.283, SLG: 0.235			F9		FC6 1B		FC4-6 1-2f 2-H			3	0	1	0	0	0	1
Don Lee, R (1, 1) OBP: 0.292, SLG: 0.348			6-3		FC6 1-2f		BB			2	0	0	0	0	0	1
Barry Latman, R (6, 1) OBP: 0.143, SLG: 0.200										0	0	0	0	0	0	0
Lenny Green, L (7, PH) OBP: 0.287, SLG: 0.211										0	0	0	0	1	0	0
Bobby Knoop, R (7, 4) OBP: 0.292, SLG: 0.275										0	0	0	0	0	0	0

	AB	32
	R	1
	H	4
	RBI	0
	BB	1
	SO	3
	LOB	9

Inning Stats	1	2	3	4	5	6	7	8	9
	R: 0 E: 0 K: 0 S: 3	H: 0 LOB: 0 BB: 0 P: 3	R: 0 E: 0 K: 0 S: 4	H: 1 LOB: 1 BB: 0 P: 4	R: 0 E: 0 K: 0 S: 3	H: 0 LOB: 0 BB: 0 P: 3	R: 0 E: 1 K: 1 S: 6	H: 0 LOB: 1 BB: 0 P: 6	R: 0 E: 0 K: 0 S: 4	H: 1 LOB: 1 BB: 0 P: 4	R: 0 E: 0 K: 1 S: 6	H: 1 LOB: 1 BB: 0 P: 6	R: 1 E: 2 K: 0 S: 5	H: 1 LOB: 2 BB: 1 P: 9	R: 0 E: 0 K: 0 S: 3	H: 0 LOB: 0 BB: 0 P: 3	R: 0 E: 0 K: 1 S: 5	H: 0 LOB: 0 BB: 0 P: 5

	1B: 4	SF: 0	WP: 0	PA: 34
	2B: 0	SAC: 1	PB: 0	
	3B: 0	DP: 0	SB: 1	
	HR: 0	HBP: 0	CS: 0	

PITCHER	IP	WLS	BF	H	R	ER	SO	BB	IBB	HBP	BLK	WP	HR	S	P	ERA	WHIP
Dick Donovan, R (1, 1) ERA: 4.5	9.0	W	34	4	1	0	3	1	0	0	0	0	0	39	43	0.00	0.556

PITCHER	IP	WLS	BF	H	R	ER	SO	BB	IBB	HBP	BLK	WP	HR	S	P	ERA	WHIP

Batter	1	2	3	4	5	6	7	8	9	AB	R	H	RBI	BB	SO	LOB
Chico Salmon, R (1, 9) OBP: 0.343, SLG: 0.396	F8		CS 1B		4-3		F8			4	0	1	0	0	0	0
Dick Howser, R (1, 6) OBP: 0.332, SLG: 0.322	G3		F7 1-2			F9	6-3			4	0	0	0	0	0	1
Bob Chance, L (1, 3) OBP: 0.369, SLG: 0.471	K			2B SF9 BB		HR 1B		1B		3	2	2	0	1	1	0
Leon Wagner, L (1, 7) OBP: 0.329, SLG: 0.470		K2-4-2 BB		SF9 1-3 2B		1-H HR		F5		3	1	2	2	1	0	1
John Romano, R (1, 2) OBP: 0.339, SLG: 0.455		K2-4-2 1-1		SF9 2-3 3-H		E S 2B		K		3	1	1	1	0	2	2
Vic Davalillo, L (1, 8) OBP: 0.303, SLG: 0.336		PB 1B 1B		F4		E4 S 2-3		F7		4	1	1	0	0	0	3
Larry Brown, R (1, 4) OBP: 0.284, SLG: 0.367		S 1-H 1B		4-3		F4 1-2 3-H				3	0	1	1	0	0	2
Billy Moran, R (1, 5) OBP: 0.296, SLG: 0.286		K 1-2			F4	K				3	0	0	0	0	2	2
Dick Donovan, L (1, 1) OBP: 0.333, SLG: 0.256			F6		K		K			3	0	0	0	0	2	0
Inning Stats	R: 0 E: 0 K: 1 S: 5 H: 0 LOB: 0 BB: 0 P: 5	R: 1 E: 0 K: 2 S: 8 H: 2 LOB: 1 BB: 1 P: 12	R: 0 E: 0 K: 0 S: 3 H: 1 LOB: 0 BB: 0 P: 3	R: 1 E: 0 K: 0 S: 4 H: 1 LOB: 1 BB: 1 P: 8	R: 0 E: 0 K: 1 S: 5 H: 0 LOB: 0 BB: 0 P: 5	R: 3 E: 1 K: 1 S: 9 H: 3 LOB: 1 BB: 0 P: 9	R: 0 E: 0 K: 1 S: 5 H: 0 LOB: 0 BB: 0 P: 5	R: 0 E: 0 K: 1 S: 6 H: 1 LOB: 1 BB: 0 P: 6		1B: 5 2B: 3 3B: 0 HR: 1 SF: 1 SAC: 0 DP: 1 HBP: 0				WP: 0 PB: 1 SB: 3 CS: 1 PA: 33		

BOTTOM

Los Angeles Angels @ Cleveland Indians

Cleveland Municipal Stadium, Cleveland, OH

Sat Aug 22 1964, 3:38 AM EDT

Att. 5,302 - Unknown

livebaseballscorecards.com

AB	30
R	5
H	8
RBI	4
BB	2
SO	7
LOB	11

PITCHER		IP	WLS	BF	H	R	ER	SO	BB	IBB	HBP	BLK	WP	HR	S	P	ERA	WHIP
Don Lee, R ERA: 2.73	(1, 1)	5.1	L	23	7	5	3	4	2	0	0	0	0	1	29	37	5.06	1.688
Barry Latman, R ERA: 3.93	(6, 1)	0.2		3	0	0	0	1	0	0	0	0	0	0	5	5	0.00	0.000
Bob Duliba, R ERA: 2.72	(7, 1)	2.0		7	1	0	0	2	0	0	0	0	0	0	11	11	0.00	0.500

PITCHER	IP	WLS	BF	H	R	ER	SO	BB	IBB	HBP	BLK	WP	HR	S	P	ERA	WHIP

Batter	1	2	3	4	5	6	7	8	9	AB	R	H	RBI	BB	SO	LOB
Albie Pearson, L (1, 7) OBP: 0.305, SLG: 0.264	BBBB 4-0 1B E BB		x 0-0 ① F6		x 0-0 ② F8		x 0-0 ① 4-3			3	1	0	0	1	0	0
Lenny Green, L (1, 8) OBP: 0.304, SLG: 0.255	x 0-0 E SF9 1-3 1B		BBBB 4-0 FC6-4 BB		x 0-0 HR		x 0-0 ② 4-3			3	2	2	1	1	0	0
Jim Fregosi, R (1, 6) OBP: 0.390, SLG: 0.497	x 0-0 ① F3 1-3 3-H		x 0-0 ② F7		x 0-0 HR		x 0-0 ③ 5-3			4	1	1	1	0	0	2
Willie Smith, L (1, 9) OBP: 0.307, SLG: 0.448	x 0-0 ② SF9 3-H		x 0-0 ③ FC6-4 1-2f		x 0-0 1B			x 0-0 ① F7		3	0	1	1	0	0	1
Joe Adcock, R (1, 3) OBP: 0.353, SLG: 0.476	x 0-0 ③ F5			BBBB 4-0 BB	x 0-0 ③ 5-3			x 0-0 ② 6-3		3	0	0	0	1	0	1
Buck Rodgers, S (1, 2) OBP: 0.302, SLG: 0.313		x 0-0 ① F2		SSS 0-3 ① K		x 0-0 1B		x 0-0 ③ G3		4	0	1	0	0	1	1
Felix Torres, R (1, 5) OBP: 0.254, SLG: 0.396		x 0-0 FC5-4 1B		x 0-0 ② F6		x 0-0 ① F9			x 0-0 ① F8	4	0	1	0	0	0	2
Bobby Knoop, R (1, 4) OBP: 0.290, SLG: 0.273 Jim Piersall, R (9, PH) OBP: 0.355, SLG: 0.380		x 0-0 ② F8		x 0-0 ③ 4-3		x 0-0 ② F3			x 0-0 ② F6	3 1	0 0	0 0	0 0	0 0	3 0	3 0
Fred Newman, R (1, 1) OBP: 0.200, SLG: 0.149 Barry Latman, R (3, 1) OBP: 0.139, SLG: 0.194 Lou Clinton, R (6, PH) OBP: 0.292, SLG: 0.373 Bob Duliba, R (6, 1) Vic Power, R (8, 3) OBP: 0.270, SLG: 0.319 Bob Lee, R (8, 1)		x 0-0 ③ FC5-4 1-2f			x 0-0 ① F8	SSS 0-3 ③ K			x 0-0 ③ F4	1 1 1 0 1 0	0 0 0 0 0 0	0 0 0 0 0 0	0 0 0 0 0 0	0 0 1 0 0 0	0 0 1 0 0 0	1 0 1 0 0 0
Inning Stats	R: 2 E: 1 K: 0 S: 4 H: 1 LOB: 0 BB: 1 P: 8	R: 0 E: 0 K: 0 S: 4 H: 1 LOB: 1 BB: 0 P: 4	R: 0 E: 0 K: 0 S: 3 H: 0 LOB: 1 BB: 1 P: 7	R: 0 E: 0 K: 1 S: 5 H: 0 LOB: 1 BB: 1 P: 9	R: 2 E: 0 K: 0 S: 6 H: 3 LOB: 1 BB: 0 P: 6	R: 0 E: 0 K: 1 S: 6 H: 1 LOB: 1 BB: 0 P: 6	R: 0 E: 0 K: 0 S: 3 H: 0 LOB: 0 BB: 0 P: 3	R: 0 E: 0 K: 0 S: 3 H: 0 LOB: 0 BB: 0 P: 3	R: 0 E: 0 K: 0 S: 3 H: 0 LOB: 0 BB: 0 P: 3	1B: 4 2B: 0 3B: 0 HR: 2 SF: 1 SAC: 0 DP: 0 HBP: 0						

PITCHER	IP	WLS	BF	H	R	ER	SO	BB	IBB	HBP	BLK	WP	HR	S	P	ERA	WHIP
Luis Tiant, R (1, 1) ERA: 2.52	9.0	W	36	6	4	3	2	3	0	0	0	0	2	37	49	3.00	1.000

PITCHER	IP	WLS	BF	H	R	ER	SO	BB	IBB	HBP	BLK	WP	HR	S	P	ERA	WHIP

TOP

Los Angeles Angels @ Cleveland Indians

Cleveland Municipal Stadium, Cleveland, OH

Sun Aug 23 1964, 3:33 AM EDT

Unknown

livebaseballscorecards.com

AB	32
R	4
H	6
RBI	3
BB	3
SO	2
LOB	12

WP: 0	PA: 36
PB: 0	
SB: 0	
CS: 0	

Batter	1	2	3	4	5	6	7	8	9	AB	R	H	RBI	BB	SO	LOB
Chico Salmon, R (1, 9) OBP: 0.343, SLG: 0.395	E6 SH1-3	FC6-4 1-2f	1B 2-H		K			BB 4-3		3	2	1	1	0	0	1
Tito Francona, L (5, 9) OBP: 0.374, SLG: 0.376										1	0	0	0	1	1	1
Pedro Ramos, S (8, PR) OBP: 0.220, SLG: 0.333										0	0	0	0	0	0	0
Billy Moran, R (9, 5) OBP: 0.296, SLG: 0.286										0	0	0	0	0	0	0
Dick Howser, R (1, 6) OBP: 0.331, SLG: 0.323	SH1-3 2-3	2B 1-H	4-3			F4		F7		4	1	1	1	0	0	2
Bob Chance, L (1, 3) OBP: 0.372, SLG: 0.480	2B 3-H	2B 2-H		FC5-4		6-3		4-3 1-2		5	1	3	2	0	0	1
Leon Wagner, L (1, 7) OBP: 0.332, SLG: 0.471	FC1-5 2-H	IBB		F2		G3		IBB		3	0	1	1	2	0	1
Joe Azcue, R (1, 2) OBP: 0.329, SLG: 0.392	FC1-5 2-3	6-3		FC5-4 1-2f			1B	K		5	0	1	0	0	1	6
Vic Davalillo, L (1, 8) OBP: 0.303, SLG: 0.335	1B 1-3		3-1	F8			F8			4	0	1	0	0	0	2
Larry Brown, R (1, 4) OBP: 0.287, SLG: 0.370	4-3		HBP		F2		2B 1-3			3	1	1	0	0	0	2
Woodie Held, R (1, 5) OBP: 0.320, SLG: 0.441 (9, 9)		BB FC6-4	2B 1-H		1B SH3-4		IBB G4-3			2	1	2	1	2	0	0
Luis Tiant, R (1, 1) OBP: 0.043, SLG: 0.043		K	5-3		SH3-4 1-2		G4-3 1-2f			3	0	0	0	0	1	5
Inning Stats	R: 2 E: 1 K: 0 S: 7 H: 3 LOB: 2 BB: 0 P: 7	R: 2 E: 0 K: 1 S: 7 H: 2 LOB: 2 BB: 2 P: 15	R: 2 E: 0 K: 0 S: 5 H: 2 LOB: 1 BB: 0 P: 6	R: 0 E: 0 K: 0 S: 4 H: 1 LOB: 1 BB: 0 P: 4	R: 0 E: 0 K: 1 S: 6 H: 1 LOB: 1 BB: 0 P: 6	R: 0 E: 0 K: 0 S: 3 H: 0 LOB: 0 BB: 0 P: 3	R: 0 E: 0 K: 0 S: 4 H: 2 LOB: 2 BB: 1 P: 8	R: 0 E: 0 K: 1 S: 5 H: 0 LOB: 2 BB: 2 P: 13		1B: 5 2B: 6 3B: 0 HR: 0 SF: 0 SAC: 2 DP: 1 HBP: 1						

PITCHER		IP	WLS	BF	H	R	ER	SO	BB	IBB	HBP	BLK	WP	HR	S	P	ERA	WHIP
Fred Newman, R ERA: 2.79	(1, 1)	2.2	L	19	7	6	5	1	1	1	1	0	0	0	18	27	16.88	3.000
Barry Latman, R ERA: 3.85	(3, 1)	2.1		9	2	0	0	1	0	0	0	0	0	0	11	11	0.00	0.857
Bob Duliba, R ERA: 2.63	(6, 1)	2.0		9	2	0	0	0	1	1	0	0	0	0	7	15	0.00	1.500
Bob Lee, R ERA: 1.59	(8, 1)	1.0		4	0	0	0	1	0	1	0	0	0	0	5	9	0.00	0.000

PITCHER	IP	WLS	BF	H	R	ER	SO	BB	IBB	HBP	BLK	WP	HR	S	P	ERA	WHIP

BOTTOM

Los Angeles Angels @ Cleveland Indians

Cleveland Municipal Stadium, Cleveland, OH

Sun Aug 23 1964, 3:33 AM EDT

Unknown

livebaseballscorecards.com

AB	33
R	6
H	11
RBI	6
BB	5
SO	3
LOB	21

Los Angeles Angels @ Cleveland Indians

Cleveland Municipal Stadium, Cleveland, OH

Sun Aug 23 1964, 3:38 AM EDT

Att. 11,067 - Unknown

TOP

livebaseballscorecards.com

Batter	1	2	3	4	5	6	7	8	9	AB	R	H	RBI	BB	SO	LOB
Jim Piersall, R (1, 7) OBP: 0.353, SLG: 0.377	6-3	F9			G4-6-3 1B		F3			4	0	1	0	0	0	2
Vic Power, R (1, 3) OBP: 0.270, SLG: 0.317	F8		SH1-3 1B		G4-6-3 1-2f			F7		4	0	1	0	0	0	1
Jim Fregosi, R (1, 6) OBP: 0.390, SLG: 0.499	2B 2B		SH1-3 1-2		F8			F2		3	1	1	0	0	0	0
Lou Clinton, R (1, 9) OBP: 0.297, SLG: 0.381	2-H 2B		1B			F6		1B		4	0	3	1	0	0	0
Bob Perry, R (1, 8) OBP: 0.317, SLG: 0.366	F9		F3			F7		F4		4	0	0	0	0	0	4
Felix Torres, R (1, 5) OBP: 0.259, SLG: 0.413		HR	F6			L5			G6-4-3 1B	4	1	2	1	0	0	2
Aubrey Gatewood, R (9, PR) OBP: 0.154, SLG: 0.154										0	0	0	0	0	0	0
Buck Rodgers, S (1, 2) OBP: 0.302, SLG: 0.310		BBBB FC6-4 BB		6-3			F9		G6-4-3 1-2f	3	0	0	0	1	0	1
Bobby Knoop, R (1, 4) OBP: 0.287, SLG: 0.270		FC6-4 SH1-4 1-2f		F7			5-3		F3	4	0	0	0	0	0	2
Dan Osinski, R (1, 1) OBP: 0.125, SLG: 0.067		SH1-4 1-2		SSS K						1	0	0	0	0	1	0
Joe Adcock, R (7, PH) OBP: 0.355, SLG: 0.478										1	0	1	0	0	0	0
Albie Pearson, L (7, PR) OBP: 0.305, SLG: 0.264										0	0	0	0	0	0	0
George Brunet, R (7, 1)							1B			0	0	0	0	0	0	0

	AB	32
	R	2
	H	9
	RBI	2
	BB	1
	SO	1
	LOB	12

Inning Stats	1	2	3	4	5	6	7	8	9
	R: 1 E: 0 K: 0 S: 5	H: 2 LOB: 1 BB: 0 P: 5	R: 1 E: 0 K: 0 S: 4	H: 1 LOB: 1 BB: 1 P: 8	R: 0 E: 0 K: 0 S: 5	H: 2 LOB: 2 BB: 0 P: 5	R: 0 E: 0 K: 1 S: 5	H: 0 LOB: 0 BB: 0 P: 5	R: 0 E: 0 K: 0 S: 3	H: 1 LOB: 0 BB: 0 P: 3	R: 0 E: 0 K: 0 S: 3	H: 0 LOB: 0 BB: 0 P: 3	R: 0 E: 0 K: 0 S: 4	H: 1 LOB: 1 BB: 0 P: 4	R: 0 E: 0 K: 0 S: 4	H: 1 LOB: 1 BB: 0 P: 4	R: 0 E: 0 K: 0 S: 3	H: 1 LOB: 1 BB: 0 P: 3

	1B: 6	SF: 0	WP: 0	PA: 35
	2B: 2	SAC: 2	PB: 0	
	3B: 0	DP: 2	SB: 0	
	HR: 1	HBP: 0	CS: 0	

PITCHER	IP	WLS	BF	H	R	ER	SO	BB	IBB	HBP	BLK	WP	HR	S	P	ERA	WHIP
Jack Kralick, L (1, 1) ERA: 3.01	9.0	W	35	9	2	2	1	1	0	0	0	0	1	36	40	2.00	1.111

PITCHER	IP	WLS	BF	H	R	ER	SO	BB	IBB	HBP	BLK	WP	HR	S	P	ERA	WHIP

Batter	1	2	3	4	5	6	7	8	9	AB	R	H	RBI	BB	SO	LOB
Chico Salmon, R (1, 9) OBP: 0.341, SLG: 0.392	4-3		1B E 1B 1-2 1B		K		K			4	1	1	0	0	2	2
Dick Howser, R (1, 6) OBP: 0.329, SLG: 0.321	F8		E1 1B 1-2 2-3 1B		F8		F8			4	1	0	0	0	0	4
Bob Chance, L (1, 3) OBP: 0.371, SLG: 0.475	BB		F6		F6			3-1		3	0	0	0	1	0	3
Leon Wagner, L (1, 7) OBP: 0.333, SLG: 0.471	K		1B 1-2 2-3 3-H 1B			G2-4-3 1B		K		4	0	2	1	0	2	1
John Romano, R (1, 2) OBP: 0.337, SLG: 0.452		K	1-2 2-H 3-H 1B			G2-4-3 1-2f		F7		4	0	1	2	0	1	1
Vic Davalillo, L (1, 8) OBP: 0.301, SLG: 0.333		F5	F7			F6				3	0	0	0	0	0	2
Larry Brown, R (1, 4) OBP: 0.287, SLG: 0.373		1-3		L4-6 2B			1-3			3	0	1	0	0	0	0
Billy Moran, R (1, 5) OBP: 0.299, SLG: 0.291			FC2-6 BB	L4-6 2-3				2B		2	0	1	0	1	0	1
Jack Kralick, L (1, 1) OBP: 0.185, SLG: 0.173			FC2-6 E 1B 1-2f 1B	4-3				BB		2	1	0	0	1	0	1
Inning Stats	R: 0 H: 0 E: 0 LOB: 1 K: 1 BB: 1 S: 5 P: 9	R: 0 H: 0 E: 0 LOB: 0 K: 1 BB: 0 S: 5 P: 5	R: 3 H: 3 E: 1 LOB: 2 K: 0 BB: 1 S: 7 P: 11	R: 0 H: 1 E: 0 LOB: 0 K: 0 BB: 0 S: 3 P: 3	R: 0 H: 0 E: 0 LOB: 0 K: 1 BB: 0 S: 5 P: 5	R: 0 H: 1 E: 0 LOB: 0 K: 0 BB: 0 S: 3 P: 3	R: 0 H: 1 E: 0 LOB: 2 K: 1 BB: 1 S: 6 P: 10	R: 0 H: 0 E: 0 LOB: 0 K: 1 BB: 0 S: 5 P: 5		1B: 4 SF: 0 2B: 3 SAC: 0 3B: 0 DP: 2 HR: 0 HBP: 0						

PITCHER		IP	WLS	BF	H	R	ER	SO	BB	IBB	HBP	BLK	WP	HR	S	P	ERA	WHIP
Dan Osinski, R ERA: 3.57	(1, 1)	6.0	L	24	5	3	0	3	2	0	0	0	0	0	28	36	0.00	1.167
George Brunet, L ERA: 3.86	(7, 1)	2.0		8	1	0	0	2	1	0	0	0	0	0	11	15	0.00	1.000

PITCHER	IP	WLS	BF	H	R	ER	SO	BB	IBB	HBP	BLK	WP	HR	S	P	ERA	WHIP

BOTTOM

Los Angeles Angels @ Cleveland Indians

Cleveland Municipal Stadium, Cleveland, OH

Sun Aug 23 1964, 3:38 AM EDT

Att. 11,067 - Unknown

livebaseballscorecards.com

AB	29
R	3
H	6
RBI	3
BB	3
SO	5
LOB	15

Cleveland Indians @ Baltimore Orioles

Memorial Stadium, Baltimore, MD

Tue Aug 25 1964, 7:05 PM EDT

Att. 16,091 - Unknown

livebaseballscorecards.com

TOP

Batter	1	2	3	4	5	6	7	8	9	AB	R	H	RBI	BB	SO	LOB
Chico Salmon, R (1, 9) (6, 4) (8, 9) OBP: 0.339, SLG: 0.389	F9		K			F9		G6-4-3, 1B 1-2 2-3		4	0	1	0	0	1	0
Dick Howser, R (1, 6) OBP: 0.332, SLG: 0.324	1B	1B				S, 1B		G6-4-3 1-2f 2-3 3-H		4	0	3	0	0	0	2
Bob Chance, L (1, 3) (6, 9) (8, 3) OBP: 0.370, SLG: 0.482	F7	F7				6-3 1-2		HR 3-H		4	1	1	2	0	0	3
Leon Wagner, L (1, 7) OBP: 0.332, SLG: 0.475	K	K					L8	HR		4	1	1	1	0	2	2
John Romano, R (1, 2) OBP: 0.336, SLG: 0.447		K	K	K			K	HBP		3	0	0	0	0	3	1
Vic Davalillo, L (1, 8) OBP: 0.298, SLG: 0.330		F5			K		F7	G3		4	0	0	0	0	1	1
Larry Brown, R (1, 4) OBP: 0.286, SLG: 0.370		4-3			F7			1B, 2B	K	2	0	0	0	0	0	0
Pedro Ramos, S (6, 1) OBP: 0.220, SLG: 0.333										0	0	0	0	0	0	0
Tito Francona, L (8, PH) OBP: 0.376, SLG: 0.384										1	1	1	0	0	0	0
Don McMahon, R (8, 1) OBP: 0.167, SLG: 0.167										1	0	0	0	0	1	0
Woodie Held, R (1, 5) (8, 4) OBP: 0.319, SLG: 0.436			5-3		K			1B, 1B G6-4-3 IBB	K	3	1	0	0	1	2	0
Sam McDowell, L (1, 1) OBP: 0.159, SLG: 0.098						F5		G6-4-3, 1B HR 1-2 2-H	5-3	1	0	0	0	0	1	0
Fred Whitfield, L (6, PH) OBP: 0.301, SLG: 0.419										1	0	0	0	0	0	0
(6, 3)																
Max Alvis, R (8, PH) OBP: 0.322, SLG: 0.446										1	0	1	1	0	0	0
Billy Moran, R (8, PR) OBP: 0.298, SLG: 0.290										1	1	0	0	0	0	0
(8, 5)																

Inning Stats	1	2	3	4	5	6	7	8	9
	R: 0 E: 0 K: 1 S: 6	H: 1 LOB: 1 BB: 0 P: 6	R: 0 E: 0 K: 1 S: 5	H: 0 LOB: 0 BB: 0 P: 5	R: 0 E: 0 K: 2 S: 7	H: 0 LOB: 0 BB: 0 P: 7	R: 0 E: 0 K: 2 S: 8	H: 1 LOB: 1 BB: 0 P: 8	R: 0 E: 0 K: 2 S: 7	H: 0 LOB: 0 BB: 0 P: 7
	R: 0 E: 0 K: 0 S: 4	H: 1 LOB: 1 BB: 0 P: 4	R: 0 E: 0 K: 1 S: 5	H: 0 LOB: 0 BB: 0 P: 5	R: 5 E: 0 K: 0 S: 7	H: 5 LOB: 1 BB: 1 P: 12	R: 0 E: 0 K: 2 S: 7	H: 0 LOB: 0 BB: 0 P: 7	

1B: 5	SF: 0	WP: 0
2B: 1	SAC: 0	PB: 0
3B: 0	DP: 1	SB: 1
HR: 2	HBP: 1	CS: 0

PA: 36

AB	34
R	5
H	8
RBI	4
BB	1
SO	11
LOB	9

PITCHER		IP	WLS	BF	H	R	ER	SO	BB	IBB	HBP	BLK	WP	HR	S	P	ERA	WHIP
Milt Pappas, R ERA: 2.87	(1, 1)	7.0		26	4	2	2	9	0	1	0	0	0	0	43	47	2.57	0.571
Harvey Haddix, L ERA: 2.34	(8, 1)	0.2	L	5	4	3	3	0	0	0	0	0	0	2	5	5	40.50	6.000
Stu Miller, R ERA: 2.57	(8, 1)	1.1		5	0	0	0	2	0	0	1	0	0	0	8	9	0.00	0.000

PITCHER	IP	WLS	BF	H	R	ER	SO	BB	IBB	HBP	BLK	WP	HR	S	P	ERA	WHIP

Cleveland Indians @ Baltimore Orioles

Memorial Stadium, Baltimore, MD

Tue Aug 25 1964, 7:05 PM EDT

Att. 16,091 - Unknown

livebaseballscorecards.com

BOTTOM

Batter	1	2	3	4	5	6	7	8	9	AB	R	H	RBI	BB	SO	LOB
Jerry Adair, R (1, 4) OBP: 0.286, SLG: 0.338	BBBB 4-0 L1-3 BB		x 0-0 HR 1B	SSS 0-3 ③ K			x 0-0 ② F8		SSS 0-3 ③ K	4	1	1	0	1	2	3
Luis Aparicio, R (1, 6) OBP: 0.316, SLG: 0.366	x 0-0 ①② L1-3 1-2		x 0-0 1-H HR		x 0-0 ① F6		x 0-0 1-3 1B			4	1	2	2	0	0	1
Norm Siebern, L (1, 3) OBP: 0.385, SLG: 0.362	SSS 0-3 ③ K		BBBB 4-0 BB		SSS 0-3 ② K		x 0-0 ③ 4-3			3	0	0	0	1	2	2
Brooks Robinson, R (1, 5) OBP: 0.356, SLG: 0.500		x 0-0 ① F9	x 0-0 ③ 6-3		x 0-0 ③ 4-3			x 0-0 1B		4	0	1	0	0	0	1
Sam Bowens, R (1, 9) OBP: 0.341, SLG: 0.486		x 0-0 ② F3		x 0-0 ① 6-3		x 0-0 ① 5-3		SSS 0-3 ① K		4	0	0	0	0	1	1
Earl Robinson, R (1, 7) OBP: 0.322, SLG: 0.429		x 0-0 1B		SSS 0-3 ② K		x 0-0 ② 5-3		x 0-0 ② F4		4	0	1	0	0	1	1
Dick Brown, R (1, 2) OBP: 0.319, SLG: 0.434 Charlie Lau, L (8, PH) OBP: 0.320, SLG: 0.393 (9, 2)	SSS 0-3 ③ K2-3			x 0-0 1B 2B		x 0-0 ③ F7		x 0-0 ③ F4		3 1	1 0	1 0	0 0	0 0	1 0	1 1
Jackie Brandt, R (1, 8) OBP: 0.299, SLG: 0.380 Russ Snyder, L (9, PH) OBP: 0.415, SLG: 0.400			SSS 0-3 ① K	III 4-0 E 1B IBB			BBBB 4-0 1B BB		SSS 0-3 ① K	1 1	0 0	0 0	0 0	2 0	1 1	0 0
Milt Pappas, R (1, 1) OBP: 0.211, SLG: 0.167 Harvey Haddix, L (8, 1) Stu Miller, R (8, 1) Bob Johnson, R (9, PH) OBP: 0.298, SLG: 0.380			SSS 0-3 ② K	x 0-0 1-3 2-H E7 1B			SSS 0-3 ① K		x 0-0 ② F8	3 0 0 0 1	0 0 0 0 0	1 0 0 0 0	1 0 0 0 0	0 0 0 0 0	2 0 0 0 0	1 0 0 0 0
Inning Stats	R: 0 E: 0 K: 1 S: 4 H: 0 LOB: 0 BB: 1 P: 8	R: 0 E: 0 K: 1 S: 6 H: 1 LOB: 1 BB: 0 P: 6	R: 2 E: 0 K: 2 S: 9 H: 2 LOB: 1 BB: 1 P: 13	R: 1 E: 1 K: 2 S: 9 H: 2 LOB: 2 BB: 1 P: 13	R: 0 E: 0 K: 1 S: 5 H: 0 LOB: 0 BB: 0 P: 5	R: 0 E: 0 K: 0 S: 3 H: 0 LOB: 0 BB: 0 P: 3	R: 0 E: 0 K: 1 S: 6 H: 1 LOB: 2 BB: 1 P: 10	R: 0 E: 0 K: 1 S: 6 H: 1 LOB: 1 BB: 0 P: 6	R: 0 E: 0 K: 2 S: 7 H: 0 LOB: 0 BB: 0 P: 7	1B: 5 2B: 2 3B: 0 HR: 1	SF: 0 SAC: 0 DP: 1 HBP: 0			WP: 0 PB: 0 SB: 0 CS: 0	PA: 37		

	AB	33
	R	3
	H	7
	RBI	3
	BB	4
	SO	11
	LOB	12

PITCHER		IP	WLS	BF	H	R	ER	SO	BB	IBB	HBP	BLK	WP	HR	S	P	ERA	WHIP
Sam McDowell, L ERA: 3.27	(1, 1)	5.0		22	5	3	3	7	2	1	0	0	0	1	33	45	5.40	1.400
Pedro Ramos, R ERA: 4.93	(6, 1)	2.0	W	8	1	0	0	1	1	0	0	0	0	0	9	13	0.00	1.000
Don McMahon, R ERA: 1.63	(8, 1)	2.0	S	7	1	0	0	3	0	0	0	0	0	0	13	13	0.00	0.500

PITCHER		IP	WLS	BF	H	R	ER	SO	BB	IBB	HBP	BLK	WP	HR	S	P	ERA	WHIP

Batter	1	2	3	4	5	6	7	8	9	AB	R	H	RBI	BB	SO	LOB
Chico Salmon, R (1, 9) OBP: 0.345, SLG: 0.400	0-0 1B 2B		0-0 F6 ②		0-0 1-2 1B			0-0 FC3-6 SH3-4 1B 1B	0-0 F7 ②	5	1	3	0	0	0	0
Dick Howser, R (1, 6) OBP: 0.331, SLG: 0.324	0-0 2-3 1B		0-0 L9 ③		0-0 F8 ③			0-0 SH3-4 ① 1-2	0-0 L7 ③	4	0	1	0	0	0	2
Bob Chance, L (1, 3) OBP: 0.371, SLG: 0.481	0-0 F4 ①			0-0 G3 ①		0-0 1B		4-0 FC3-6 IBB		3	0	1	0	1	0	2
Leon Wagner, L (1, 7) OBP: 0.330, SLG: 0.472	0-0 F4 ②			0-3 K ②		0-0 F7 ①		0-0 FC3-6 ② 1B 1-2f 2B 2-3		4	1	0	0	0	1	5
John Romano, R (1, 2) OBP: 0.335, SLG: 0.444	0-0 F9 ③			0-0 5-3 ③		0-3 K ②		0-0 2B 1-2 1B 3-H		4	0	1	1	0	1	3
Vic Davalillo, L (1, 8) OBP: 0.300, SLG: 0.336		0-0 F4 ①			0-0 4-3 SF8 2B	0-0 L6 ③		0-0 1-3 2-H 2B		4	1	2	1	0	0	1
Larry Brown, R (1, 4) OBP: 0.286, SLG: 0.370		0-3 K ②			0-0 4-3 ① 2-3		0-0 CS 1B	4-0 FC5-4 IBB		3	0	1	0	0	1	1
Tito Francona, L (8, PH) OBP: 0.379, SLG: 0.384										0	0	0	0	1	0	0
Billy Moran, R (8, 5) OBP: 0.298, SLG: 0.290										0	0	0	0	0	0	0
Woodie Held, R (1, 5) (8, 4) OBP: 0.315, SLG: 0.431		0-3 K ③			0-0 SF8 ② 3-H		0-3 K ① ② 1-2	0-0 FC5-4 ③ 1-2f		3	0	0	1	0	2	4
Lee Stange, R (1, 1) OBP: 0.185, SLG: 0.065			0-0 1-3 ①		0-0 1B 1B		0-3 K ③		0-3 K ①	3	0	1	0	0	1	0
Dick Donovan, L (9, PH) OBP: 0.327, SLG: 0.250										1	0	0	0	0	1	0
Don McMahon, R (9, 1) OBP: 0.167, SLG: 0.167										0	0	0	0	0	0	0
Inning Stats	R: 0 H: 2 E: 0 LOB: 2 K: 0 BB: 0 S: 5 P: 5	R: 0 H: 0 E: 0 LOB: 0 K: 2 BB: 0 S: 7 P: 7	R: 0 H: 0 E: 0 LOB: 0 K: 0 BB: 0 S: 3 P: 3	R: 0 H: 0 E: 0 LOB: 0 K: 1 BB: 0 S: 5 P: 5	R: 1 H: 3 E: 0 LOB: 2 K: 0 BB: 0 S: 6 P: 6	R: 0 H: 1 E: 0 LOB: 1 K: 1 BB: 0 S: 6 P: 6	R: 0 H: 1 E: 0 LOB: 0 K: 2 BB: 0 S: 7 P: 7	R: 2 H: 3 E: 0 LOB: 3 K: 0 BB: 2 S: 6 P: 14	R: 0 H: 0 E: 0 LOB: 0 K: 1 BB: 0 S: 5 P: 5	1B: 7 SF: 1 2B: 3 SAC: 1 3B: 0 DP: 0 HR: 0 HBP: 0						

PITCHER	IP	WLS	BF	H	R	ER	SO	BB	IBB	HBP	BLK	WP	HR	S	P	ERA	WHIP
Robin Roberts, R (1, 1) ERA: 2.88	7.0		27	7	1	1	6	0	0	0	0	0	0	39	39	1.29	1.000
Stu Miller, R (8, 1) ERA: 2.78	0.2	L	6	3	2	2	0	0	1	0	0	0	0	5	9	27.00	4.500
Dave Vineyard, R (8, 1) ERA: 4.08	0.0		1	0	0	0	0	0	1	0	0	0	0	0	4	∞	∞
Dick Hall, R (8, 1) ERA: 2.23	1.1		4	0	0	0	1	0	0	0	0	0	0	6	6	0.00	0.000

PITCHER	IP	WLS	BF	H	R	ER	SO	BB	IBB	HBP	BLK	WP	HR	S	P	ERA	WHIP

TOP

Cleveland Indians @ Baltimore Orioles

Memorial Stadium, Baltimore, MD

Wed Aug 26 1964, 7:05 PM EDT

Att. 19,141 - Unknown

livebaseballscorecards.com

AB	34
R	3
H	10
RBI	3
BB	2
SO	7
LOB	18

WP: 0 PA: 38
PB: 0
SB: 0
CS: 1

Cleveland Indians @ Baltimore Orioles

Memorial Stadium, Baltimore, MD

Wed Aug 26 1964, 7:05 PM EDT

Att. 19,141 - Unknown

livebaseballscorecards.com

BOTTOM

Batter	1	2	3	4	5	6	7	8	9	AB	R	H	RBI	BB	SO	LOB
Jerry Adair, R (1, 4) OBP: 0.288, SLG: 0.339	F9			2B FC5-2 1B	1-2 1B		F4		F5	5	0	2	0	0	0	0
Luis Aparicio, R (1, 6) OBP: 0.312, SLG: 0.362	SSS K			F5	5-3		4-3		F6	5	0	0	0	0	1	3
Norm Siebern, L (1, 3) OBP: 0.388, SLG: 0.375	F9			FC5-2 1-3 2B		BBBB 1B 1B BB		HR		3	2	2	1	1	0	0
Brooks Robinson, R (1, 5) OBP: 0.355, SLG: 0.497		SSS K		FC5-2 IBB		L9		5-3		3	0	0	0	1	1	1
Sam Bowens, R (1, 9) OBP: 0.337, SLG: 0.481		F8		FC5-2 FC6-4 1-2 2-3 3-Hf		F4		F7		4	0	0	0	0	0	4
Earl Robinson, R (1, 8) OBP: 0.330, SLG: 0.432		5-3		FC6-4 1-2f		1B 1-2 1B		BB 1B		4	0	2	0	0	0	3
Russ Snyder, L (1, 7) OBP: 0.444, SLG: 0.421			F8		CS 1B	1-3 2-H 1B		BBBB 1-2 BB		3	0	2	1	1	0	0
Dick Brown, R (1, 2) OBP: 0.315, SLG: 0.427			F8		SSS K 1-2	5-3		SSS K		3	0	0	0	0	1	3
Bob Johnson, R (8, PH) OBP: 0.296, SLG: 0.378										1	0	0	0	0	1	2
John Orsino, R (9, 2) OBP: 0.284, SLG: 0.361										0	0	0	0	0	0	0
Robin Roberts, S (1, 1) OBP: 0.177, SLG: 0.121			4-3		1B		F2		SSS K	2	0	1	0	0	0	0
Charlie Lau, L (7, PH) OBP: 0.318, SLG: 0.391										1	0	0	0	0	0	0
Stu Miller, R (8, 1) OBP: 0.300, SLG: 0.222										0	0	0	0	0	0	0
Dave Vineyard, R (8, 1) OBP: 0.214, SLG: 0.154										0	0	0	0	0	0	0
Dick Hall, R (8, 1) OBP: 0.299, SLG: 0.379										0	0	0	0	0	0	0
Jackie Brandt, R (9, PH) OBP: 0.299, SLG: 0.379										1	0	0	0	0	1	0

	AB	35
	R	2
	H	9
	RBI	2
	BB	3
	SO	5
	LOB	16

Inning Stats	1	2	3	4	5	6	7	8	9
	R: 0 H: 0	R: 0 H: 0	R: 0 H: 0	R: 0 H: 2	R: 0 H: 3	R: 1 H: 2	R: 0 H: 0	R: 1 H: 2	R: 0 H: 0
	E: 0 LOB: 0	E: 0 LOB: 0	E: 0 LOB: 0	E: 0 LOB: 3	E: 0 LOB: 2	E: 0 LOB: 2	E: 0 LOB: 0	E: 0 LOB: 2	E: 0 LOB: 0
	K: 1 BB: 0	K: 1 BB: 0	K: 0 BB: 0	K: 0 BB: 1	K: 1 BB: 0	K: 0 BB: 1	K: 0 BB: 0	K: 1 BB: 1	K: 1 BB: 0
	S: 5 P: 5	S: 5 P: 5	S: 3 P: 3	S: 5 P: 9	S: 7 P: 7	S: 5 P: 9	S: 3 P: 3	S: 7 P: 11	S: 5 P: 5

	1B: 7	SF: 0	WP: 0	PA: 38
	2B: 1	SAC: 0	PB: 0	
	3B: 0	DP: 0	SB: 0	
	HR: 1	HBP: 0	CS: 1	

PITCHER		IP	WLS	BF	H	R	ER	SO	BB	IBB	HBP	BLK	WP	HR	S	P	ERA	WHIP
Lee Stange, R	(1, 1)	8.0	W	35	9	2	2	4	2	1	0	0	0	1	40	52	2.25	1.375
ERA: 4.53																		
Don McMahon, R	(9, 1)	1.0	S	3	0	0	0	1	0	0	0	0	0	0	5	5	0.00	0.000
ERA: 1.61																		

PITCHER	IP	WLS	BF	H	R	ER	SO	BB	IBB	HBP	BLK	WP	HR	S	P	ERA	WHIP

Batter	1	2	3	4	5	6	7	8	9	AB	R	H	RBI	BB	SO	LOB
Chico Salmon, R (1, 9) OBP: 0.343, SLG: 0.413	K		HR		5-3		K		SH3-4 1-2	4	1	1	1	0	2	0
Dick Howser, R (1, 6) OBP: 0.332, SLG: 0.326	F2		WP S S 1B		F7		2B		F4	5	1	2	0	0	0	1
Bob Chance, L (1, 3) OBP: 0.369, SLG: 0.475	3-1		K 1-3		K BB		K		BB	4	0	0	0	1	3	2
Leon Wagner, L (1, 7) OBP: 0.332, SLG: 0.473		1B 2B	S BB		FC5-4 1-2 BB		4-3		F2	3	1	1	0	2	0	3
John Romano, R (1, 2) OBP: 0.331, SLG: 0.438		F8	K 1-2 3-H		FC5-4 1-2f			K		4	0	0	0	0	2	4
Max Alvis, R (1, 5) OBP: 0.321, SLG: 0.443		K		F8		5-3		1B		4	0	1	0	0	1	1
Vic Davalillo, L (1, 8) OBP: 0.301, SLG: 0.337		S 2-H 1B		1B		4-3		F7		4	0	2	1	0	0	1
Woodie Held, R (1, 4) OBP: 0.311, SLG: 0.425		5-3 1-2		F6		F4		K		4	0	0	0	0	1	3
Sonny Siebert, R (1, 1) OBP: 0.222, SLG: 0.371			F8	F2			HR		SH3-4 1B	4	1	2	1	0	0	1

TOP

Cleveland Indians @ Kansas City Athletics

Municipal Stadium, Kansas City, MO

Fri Aug 28 1964, 8:05 PM EDT

Att. 4,543 - Unknown

livebaseballscorecards.com

AB	36
R	4
H	9
RBI	3
BB	3
SO	9
LOB	16

Inning Stats	1	2	3	4	5	6	7	8	9
	R: 0 E: 0 K: 1 S: 5	R: 1 E: 0 K: 1 S: 7	R: 2 E: 0 K: 2 S: 9	R: 0 E: 0 K: 0 S: 4	R: 0 E: 0 K: 1 S: 6	R: 0 E: 0 K: 0 S: 3	R: 1 E: 0 K: 2 S: 9	R: 0 E: 0 K: 2 S: 8	R: 0 E: 0 K: 0 S: 4
	H: 0 LOB: 0 BB: 0 P: 5	H: 2 LOB: 1 BB: 0 P: 7	H: 2 LOB: 1 BB: 1 P: 13	H: 1 LOB: 1 BB: 0 P: 4	H: 0 LOB: 2 BB: 1 P: 10	H: 0 LOB: 0 BB: 0 P: 3	H: 2 LOB: 1 BB: 0 P: 9	H: 1 LOB: 1 BB: 0 P: 8	H: 1 LOB: 2 BB: 1 P: 8

1B: 5 SF: 0
2B: 2 SAC: 1
3B: 0 DP: 0
HR: 2 HBP: 0

WP: 1 PA: 40
PB: 1
SB: 4
CS: 0

PITCHER		IP	WLS	BF	H	R	ER	SO	BB	IBB	HBP	BLK	WP	HR	S	P	ERA	WHIP
Orlando Pena, R ERA: 4.37	(1, 1)	5.0	L	23	5	3	2	5	2	0	0	0	1	1	31	39	3.60	1.400
Wes Stock, R ERA: 2.37	(6, 1)	3.0		12	3	1	1	4	0	0	0	0	0	1	20	20	3.00	1.000
John Wyatt, R ERA: 3.75	(9, 1)	1.0		5	1	0	0	0	1	0	0	0	0	0	4	8	0.00	2.000

PITCHER	IP	WLS	BF	H	R	ER	SO	BB	IBB	HBP	BLK	WP	HR	S	P	ERA	WHIP

BOTTOM

Cleveland Indians @ Kansas City Athletics

Municipal Stadium, Kansas City, MO

Fri Aug 28 1964, 8:05 PM EDT

Att. 4,543 - Unknown

livebaseballscorecards.com

Batter	1	2	3	4	5	6	7	8	9	AB	R	H	RBI	BB	SO	LOB
Dick Green, R (1, 4) OBP: 0.307, SLG: 0.388	0-0 ① 6-3		0-3 ① K		0-0 ② F8			0-0 1B, 1-2 1B		4	0	1	0	0	1	0
Bert Campaneris, R (1, 7) OBP: 0.336, SLG: 0.445	4-0 S BB		0-0 ② L7		0-0 ③ 6-3			0-0 ① F8		3	0	0	0	1	0	2
Wayne Causey, L (1, 6) OBP: 0.390, SLG: 0.402	0-0 ② 6-3, 1-2		4-0 2B BB			0-0 ① F8		0-0 ② F7		3	0	0	0	1	0	3
Rocky Colavito, R (1, 9) OBP: 0.362, SLG: 0.545	0-0 ③ 5-3		0-0 1-3 2B			4-0 G4-6-3 BB		0-0 1-2, 2-3 1B		3	0	2	0	1	0	1
Jim Gentile, L (1, 3) OBP: 0.380, SLG: 0.476		0-0 2B SF8 1B	0-3 ③ K			0-0 ② ③ G4-6-3, 1-2f		0-0 ③ 4-3		3	1	1	0	0	1	3
Manny Jimenez, L (8, PH) OBP: 0.300, SLG: 0.470										1	0	0	0	0	0	3
John Wyatt, R (9, 1)										0	0	0	0	0	0	0
Billy Bryan, L (1, 2) OBP: 0.301, SLG: 0.515		0-0 1-3 2B	0-3 ① K			0-0 ① F8		0-0 G6-4-3 1B		4	0	2	0	0	1	0
Ed Charles, R (1, 5) OBP: 0.315, SLG: 0.363		0-0 ① SF8, 3-H	0-0 ② F9			0-3 ② K		0-0 ① ② G6-4-3, 1-2f		3	0	0	1	0	1	1
Nelson Mathews, R (1, 8) OBP: 0.293, SLG: 0.352		0-0 ② F9	0-0 ③ F8			0-0 ③ 5-3		0-0 ③ 6-3		4	0	0	0	0	0	1
Orlando Pena, R (1, 1) OBP: 0.157, SLG: 0.167		0-0 ③ F8			0-3 ① K			0-0 1B, 1B 1B		1	0	0	0	0	0	1
George Alusik, R (5, PH) OBP: 0.345, SLG: 0.351										1	0	0	0	0	1	0
Wes Stock, R (6, 1) OBP: 0.235, SLG: 0.188										0	0	0	0	0	0	0
Jose Tartabull, L (8, PH) OBP: 0.250, SLG: 0.247										1	0	1	0	0	0	0
Ken Harrelson, R (9, 3) OBP: 0.241, SLG: 0.358										0	0	0	0	0	0	0
Inning Stats	R: 0 E: 0 K: 0 S: 3 H: 0 LOB: 1 BB: 1 P: 7	R: 1 E: 0 K: 0 S: 5 H: 2 LOB: 1 BB: 0 P: 5	R: 0 E: 0 K: 2 S: 8 H: 1 LOB: 2 BB: 1 P: 12	R: 0 E: 0 K: 1 S: 5 H: 0 LOB: 0 BB: 0 P: 5	R: 0 E: 0 K: 1 S: 5 H: 0 LOB: 0 BB: 0 P: 5	R: 0 E: 0 K: 0 S: 2 H: 0 LOB: 0 BB: 1 P: 6	R: 0 E: 0 K: 1 S: 5 H: 0 LOB: 0 BB: 0 P: 5	R: 0 E: 0 K: 0 S: 6 H: 3 LOB: 3 BB: 0 P: 6	R: 0 E: 0 K: 0 S: 3 H: 1 LOB: 0 BB: 0 P: 3	1B: 5 2B: 2 3B: 0 HR: 0	SF: 1 SAC: 0 DP: 2 HBP: 0						

PITCHER	IP	WLS	BF	H	R	ER	SO	BB	IBB	HBP	BLK	WP	HR	S	P	ERA	WHIP
Sonny Siebert, R (1, 1) ERA: 2.97	9.0	W	35	7	1	1	5	3	0	0	0	0	0	42	54	1.00	1.111

PITCHER	IP	WLS	BF	H	R	ER	SO	BB	IBB	HBP	BLK	WP	HR	S	P	ERA	WHIP

AB	31
R	1
H	7
RBI	1
BB	3
SO	5
LOB	15

WP: 0 PB: 0 SB: 1 CS: 0 PA: 35

Cleveland Indians @ Kansas City Athletics

Municipal Stadium, Kansas City, MO

Sat Aug 29 1964, 4:33 AM EDT

Att. 9,677 - Unknown

livebaseballscorecards.com

TOP

Batter	1	2	3	4	5	6	7	8	9	10	11	AB	R	H	RBI	BB	SO	LOB
Chico Salmon, R (1, 9) OBP: 0.345, SLG: 0.409	K		F7	F2			1B			BB		4	0	1	0	1	1	0
Dick Howser, R (1, 6) OBP: 0.331, SLG: 0.324	6-3		BB		F7		G3			G4-3 1-2f		4	1	0	0	1	0	2
Fred Whitfield, L (1, 3) OBP: 0.307, SLG: 0.440	2B		1B		F8			F8			HR	5	2	3	1	0	0	0
Leon Wagner, L (1, 7) OBP: 0.331, SLG: 0.470	F8		1B		3-1			K			4-3	5	1	1	1	0	1	1
Max Alvis, R (1, 5) OBP: 0.319, SLG: 0.442		5-3	2B			L7		4-3			6-3	5	0	1	1	0	0	0
Vic Davalillo, L (1, 8) OBP: 0.302, SLG: 0.340		2B	1B			F7			E6		F9	5	0	2	1	0	0	0
Joe Azcue, R (1, 2) OBP: 0.324, SLG: 0.385		F4	F8			K			K			4	0	0	0	0	2	3
Woodie Held, R (1, 4) OBP: 0.310, SLG: 0.422		K		F7			G1-6-3 1B		K			4	0	1	0	0	2	1
Luis Tiant, R (1, 1) OBP: 0.038, SLG: 0.038			K	K			G1-6-3 1-2f			K		3	0	0	0	0	2	1
Tito Francona, L (10, PH) OBP: 0.377, SLG: 0.382												1	0	0	0	0	1	0
Don McMahon, R (10, 1) OBP: 0.167, SLG: 0.167												0	0	0	0	0	0	0
Inning Stats	R: 0 E: 0 K: 1 S: 6 / H: 1 LOB: 1 BB: 0 P: 6	R: 0 E: 0 K: 1 S: 6 / H: 1 LOB: 1 BB: 0 P: 6	R: 3 E: 0 K: 1 S: 9 / H: 4 LOB: 2 BB: 1 P: 13	R: 0 E: 0 K: 1 S: 5 / H: 0 LOB: 0 BB: 0 P: 5	R: 0 E: 0 K: 0 S: 3 / H: 0 LOB: 0 BB: 0 P: 3	R: 0 E: 0 K: 1 S: 5 / H: 0 LOB: 0 BB: 0 P: 5	R: 0 E: 0 K: 0 S: 4 / H: 2 LOB: 1 BB: 0 P: 4	R: 0 E: 0 K: 1 S: 5 / H: 0 LOB: 0 BB: 0 P: 5	R: 0 E: 1 K: 2 S: 7 / H: 0 LOB: 0 BB: 0 P: 7	R: 0 E: 0 K: 1 S: 4 / H: 0 LOB: 0 BB: 1 P: 8	R: 1 E: 0 K: 0 S: 4 / H: 1 LOB: 0 BB: 0 P: 4	1B: 5 2B: 3 3B: 0 HR: 1	SF: 0 SAC: 0 DP: 2 HBP: 0	WP: 0 PB: 0 SB: 0 CS: 0	PA: 42			

	AB	40
	R	4
	H	9
	RBI	4
	BB	2
	SO	9
	LOB	8

PITCHER		IP	WLS	BF	H	R	ER	SO	BB	IBB	HBP	BLK	WP	HR	S	P	ERA	WHIP
Moe Drabowsky, R ERA: 5.2	(1, 1)	7.0		29	8	3	3	5	1	0	0	0	0	0	38	42	3.86	1.286
John Wyatt, R ERA: 3.65	(8, 1)	3.0		9	0	0	0	4	1	0	0	0	0	0	16	20	0.00	0.333
Wes Stock, R ERA: 2.45	(11, 1)	1.0	L	4	1	1	1	0	0	0	0	0	0	1	4	4	9.00	1.000

PITCHER	IP	WLS	BF	H	R	ER	SO	BB	IBB	HBP	BLK	WP	HR	S	P	ERA	WHIP

Batter	1	2	3	4	5	6	7	8	9	10	11	AB	R	H	RBI	BB	SO	LOB
Dick Green, R (1, 4) OBP: 0.306, SLG: 0.383	BBBB 4-0 CS BB		x 0-0 ① L7		x 0-0 ② F9		x 0-0 ② L7			x 0-0 ① F3		4	0	0	0	1	0	0
Bert Campaneris, R (1, 7) OBP: 0.340, SLG: 0.447	x 0-0 ① ② F9 1-2		x 0-0 BB 1B		x 0-0 ③ 5-3		x 0-0 1B			x 0-0 ② F7		4	0	2	0	0	0	1
John Wyatt, R (8, 1)												0	0	0	0	0	0	0
George Alusik, R (10, PH) OBP: 0.344, SLG: 0.349												1	0	0	0	0	0	0
Wes Stock, R (11, 1) OBP: 0.235, SLG: 0.188												0	0	0	0	0	0	0
Wayne Causey, L (1, 6) OBP: 0.390, SLG: 0.400	x 0-0 ③ G3		BBBB 4-0 ② 1B 1-2 BB			BBBB 4-0 BB SF8 BB	x 0-0 ③ F8			SSS 0-3 ③ K		3	1	0	0	2	1	1
Rocky Colavito, R (1, 9) OBP: 0.364, SLG: 0.545		x 0-0 HR 1B	x 0-0 1-2 1B			BBBB 4-0 1-2 BB		x 0-0 ① F4			x 0-0 ①	4	1	2	0	1	0	0
Ken Harrelson, R (1, 3) OBP: 0.239, SLG: 0.378		x 0-0 1-H HR	SSS 0-3 ③ K			SSS 0-3 ① K		x 0-0 ② F6			x 0-0 ②	5	1	1	2	0	2	4
Billy Bryan, L (1, 2) OBP: 0.298, SLG: 0.503		x 0-0 E4 2B		x 0-0 ① F2		BBBB 4-0 1-2 2-3 BB		x 0-0 ③ F9			x 0-0 ③	4	0	0	0	1	0	0
Ed Charles, R (1, 5) OBP: 0.317, SLG: 0.367	x 0-0 ① 1-H 2B			x 0-0 G4-6-3 1B		x 0-0 ② SF8 3-H			x 0-0 ① 6-3			3	0	2	1	0	0	0
Nelson Mathews, R (1, 8) OBP: 0.291, SLG: 0.349		x 0-0 ② 6-3		x 0-0 ② ③ G4-6-3 1-2f		SSS 0-3 ③ K			SSS 0-3 ② K			4	0	0	0	0	2	4
Moe Drabowsky, R (1, 1) OBP: 0.024, SLG: 0.024		x 0-0 ③ 5-3			SSS 0-3 ① K		x 0-0 ① F9		x 0-0 ③ F8			2	0	0	0	1	1	
Manny Jimenez, L (7, PH) OBP: 0.299, SLG: 0.468												1	0	0	0	0	0	0
Jose Tartabull, L (8, 7) OBP: 0.247, SLG: 0.244												1	0	0	0	0	0	0
Inning Stats	R: 0 H: 0 E: 0 LOB: 0 K: 0 BB: 1 S: 2 P: 6	R: 2 H: 3 E: 1 LOB: 1 K: 0 BB: 0 S: 6 P: 6	R: 0 H: 2 E: 0 LOB: 2 K: 1 BB: 1 S: 6 P: 10	R: 0 H: 1 E: 0 LOB: 0 K: 0 BB: 0 S: 3 P: 3	R: 0 H: 0 E: 0 LOB: 0 K: 1 BB: 0 S: 5 P: 5	R: 1 H: 0 E: 0 LOB: 2 K: 2 BB: 3 S: 7 P: 19	R: 0 H: 1 E: 0 LOB: 1 K: 0 BB: 0 S: 4 P: 4	R: 0 H: 0 E: 0 LOB: 0 K: 0 BB: 0 S: 3 P: 3	R: 0 H: 0 E: 0 LOB: 0 K: 1 BB: 0 S: 5 P: 5	R: 0 H: 0 E: 0 LOB: 0 K: 1 BB: 0 S: 5 P: 5	R: 0 H: 0 E: 0 LOB: 0 K: 0 BB: 0 S: 3 P: 3	1B: 5 SF: 1 2B: 1 SAC: 0 3B: 0 DP: 1 HR: 1 HBP: 0						

PITCHER	IP	WLS	BF	H	R	ER	SO	BB	IBB	HBP	BLK	WP	HR	S	P	ERA	WHIP
Luis Tiant, R (1, 1) ERA: 2.58	9.0		36	7	3	3	5	5	0	0	0	0	1	41	61	3.00	1.333
Don McMahon, R (10, 1) ERA: 1.57	2.0	W	6	0	0	0	1	0	0	0	0	0	0	8	8	0.00	0.000

PITCHER	IP	WLS	BF	H	R	ER	SO	BB	IBB	HBP	BLK	WP	HR	S	P	ERA	WHIP

BOTTOM

Cleveland Indians @ Kansas City Athletics

Municipal Stadium, Kansas City, MO

Sat Aug 29 1964, 4:33 AM EDT

Att. 9,677 - Unknown

livebaseballscorecards.com

AB	36
R	3
H	7
RBI	3
BB	5
SO	6
LOB	11

Batter	1	2	3	4	5	6	7	8	9	AB	R	H	RBI	BB	SO	LOB
Chico Salmon, R (1, 9) OBP: 0.346, SLG: 0.429	FC5-2 3B		F7		K		5-3	2-H 3-H 3B		5	0	2	2	0	1	1
Dick Howser, R (1, 6) OBP: 0.331, SLG: 0.323	FC5-2 G5-4-3 3-H		FC4 1-2		4-3		1B 1B	BB		4	0	1	0	1	0	2
Bob Chance, L (1, 3) OBP: 0.364, SLG: 0.467	G5-4-3 1-2f			6-3	F8		F6	4-3		5	0	0	0	0	0	4
Leon Wagner, L (1, 7) OBP: 0.332, SLG: 0.470		F8		K		1B 1B 1B	FC6-4 1-3 1B		4-3	5	0	2	0	0	1	0
Max Alvis, R (1, 5) OBP: 0.324, SLG: 0.445		6-3 WP 1B		BB BB 1B 1B		1B 1-2 1B	FC6-4 1-2f		4-3	5	1	3	0	0	0	2
Joe Azcue, R (1, 2) OBP: 0.321, SLG: 0.381		6-3 1-3		BB BB 1-2 1B		F8		K	F8	5	0	1	0	0	1	3
Vic Davalillo, L (1, 8) OBP: 0.304, SLG: 0.338		K		BB 1-2 2-3 BB		F5		2B 3B BB		2	1	0	0	2	1	3
Woodie Held, R (1, 4) OBP: 0.313, SLG: 0.423 Ted Abernathy, R (6, 1) Paul Dicken, R (8, PH) Pedro Ramos, S (8, 1) OBP: 0.220, SLG: 0.333			K	BB 1-2 2-3 3-H		FC6-4 1-2 2-3 1B		F8		2 0 1 0	0 0 0 0	1 0 0 0	1 0 0 0	1 0 0 0	1 0 0 0	0 0 1 0
Jack Kralick, L (1, 1) OBP: 0.196, SLG: 0.185 Gary Bell, R (5, 1) OBP: 0.412, SLG: 0.375 Billy Moran, R (6, PH) OBP: 0.299, SLG: 0.294 (6, 4)			FC4 1B	G3		FC6-4 1-2f		1-3 3B 2B		2 0 2	0 0 1	1 0 1	0 0 0	0 0 0	0 0 0	3 0 3
Inning Stats	R: 0 E: 0 K: 0 S: 3 H: 1 LOB: 0 BB: 0 P: 3	R: 0 E: 0 K: 1 S: 6 H: 1 LOB: 1 BB: 0 P: 6	R: 0 E: 0 K: 1 S: 6 H: 1 LOB: 1 BB: 0 P: 6	R: 1 E: 0 K: 1 S: 7 H: 2 LOB: 3 BB: 2 P: 15	R: 0 E: 0 K: 1 S: 5 H: 0 LOB: 0 BB: 0 P: 5	R: 0 E: 0 K: 0 S: 6 H: 3 LOB: 3 BB: 0 P: 6	R: 0 E: 0 K: 0 S: 5 H: 2 LOB: 2 BB: 0 P: 5	R: 2 E: 0 K: 1 S: 7 H: 2 LOB: 2 BB: 2 P: 15	R: 0 E: 0 K: 0 S: 3 H: 0 LOB: 0 BB: 0 P: 3	1B: 9 2B: 1 3B: 2 HR: 0 SF: 0 SAC: 0 DP: 1 HBP: 0						

TOP

Cleveland Indians @ Kansas City Athletics

Municipal Stadium, Kansas City, MO

Sun Aug 30 1964, 4:33 AM EDT

Unknown

livebaseballscorecards.com

AB	38
R	3
H	12
RBI	3
BB	4
SO	5
LOB	22

PITCHER		IP	WLS	BF	H	R	ER	SO	BB	IBB	HBP	BLK	WP	HR	S	P	ERA	WHIP
John O'Donoghue, L ERA: 4.43	(1, 1)	9.0	W	42	12	3	3	5	4	0	0	0	1	0	48	64	3.00	1.778

PITCHER		IP	WLS	BF	H	R	ER	SO	BB	IBB	HBP	BLK	WP	HR	S	P	ERA	WHIP

Batter	1	2	3	4	5	6	7	8	9	AB	R	H	RBI	BB	SO	LOB
Bert Campaneris, R (1, 6) OBP: 0.336, SLG: 0.438	6-3	BB 1-2 1B		F7	K		G6-3 1-2f			5	0	1	0	0	1	3
Wayne Causey, L (1, 4) OBP: 0.392, SLG: 0.400	F7	BB 1-2 2-3		1B 1-2		5-3 1B 1B		4-3		4	1	2	0	1	0	0
Ken Harrelson, R (1, 7) OBP: 0.240, SLG: 0.374 Jose Tartabull, L (7, 7) OBP: 0.256, SLG: 0.253	BB HR 1B	F8		K 2-3		5-3 1-2		WP 1B		4 1	1 0	1 1	0 0	0 0	1 0	6 0
Rocky Colavito, R (1, 9) OBP: 0.363, SLG: 0.540	BB 1-2 HR	5-3		5-3	F7		F5 1-2			4	1	0	0	1	0	2
Jim Gentile, L (1, 3) OBP: 0.385, SLG: 0.497	HR 1-H 2-H	F9		HR	PB 2-H 1B			BB		4	2	3	5	1	0	0
Doc Edwards, R (1, 2) OBP: 0.251, SLG: 0.296	F9	1B		E HR 1B	1-3 1-2			K		5	1	2	0	0	1	3
Ed Charles, R (1, 5) OBP: 0.316, SLG: 0.365		F3	4-3	HR 1-3 BB			5-3			3	1	0	0	1	0	1
Nelson Mathews, R (1, 8) OBP: 0.297, SLG: 0.365		BB FC1-6		HR	HR 1-H 3-H		BB 1B			2	2	2	4	2	0	0
John O'Donoghue, R (1, 1) OBP: 0.234, SLG: 0.298		FC1-6 BB 1B 1-2f		K 1B	K		G6-3 1-2 1B			4	0	2	0	0	1	1
Inning Stats	R: 3 E: 0 K: 0 S: 5 H: 2 LOB: 0 BB: 1 P: 9	R: 0 E: 0 K: 0 S: 4 H: 1 LOB: 3 BB: 2 P: 12	R: 0 E: 0 K: 0 S: 4 H: 1 LOB: 1 BB: 0 P: 4	R: 1 E: 0 K: 1 S: 7 H: 3 LOB: 1 BB: 0 P: 7	R: 4 E: 1 K: 2 S: 10 H: 3 LOB: 0 BB: 1 P: 14	R: 1 E: 0 K: 0 S: 5 H: 2 LOB: 1 BB: 0 P: 5	R: 0 E: 0 K: 0 S: 3 H: 1 LOB: 1 BB: 1 P: 7	R: 0 E: 0 K: 1 S: 6 H: 1 LOB: 2 BB: 1 P: 10		1B: 10 2B: 0 3B: 0 HR: 4 SF: 0 SAC: 0 DP: 1 HBP: 0						

PITCHER		IP	WLS	BF	H	R	ER	SO	BB	IBB	HBP	BLK	WP	HR	S	P	ERA	WHIP
Jack Kralick, L ERA: 3.16	(1, 1)	4.0	L	21	7	4	4	1	3	0	0	0	0	2	20	32	9.00	2.500
Gary Bell, R ERA: 4.53	(5, 1)	1.0		7	3	4	4	2	1	0	0	0	0	2	10	14	36.00	4.000
Ted Abernathy, R ERA: 4.11	(6, 1)	2.0		9	3	1	1	0	1	0	0	0	0	0	8	12	4.50	2.000
Pedro Ramos, R ERA: 4.89	(8, 1)	1.0		5	1	0	0	1	1	0	0	0	1	0	6	10	0.00	2.000

PITCHER	IP	WLS	BF	H	R	ER	SO	BB	IBB	HBP	BLK	WP	HR	S	P	ERA	WHIP

BOTTOM

Cleveland Indians @ Kansas City Athletics

Municipal Stadium, Kansas City, MO

Sun Aug 30 1964, 4:33 AM EDT

Unknown

livebaseballscorecards.com

AB	36
R	9
H	14
RBI	9
BB	6
SO	4
LOB	16

WP: 1 PA: 42
PB: 1
SB: 0
CS: 0

Cleveland Indians @ Kansas City Athletics

Municipal Stadium, Kansas City, MO

Sun Aug 30 1964, 4:38 AM EDT

Att. 6,724 - Unknown

TOP

livebaseballscorecards.com

Batter	1	2	3	4	5	6	7	8	9	AB	R	H	RBI	BB	SO	LOB
Chico Salmon, R (1, 9) OBP: 0.347, SLG: 0.426	5-3		F8		FC5-4 BB	SF7-4 1B		FC6-4		4	0	1	0	1	0	2
Dick Howser, R (1, 6) OBP: 0.332, SLG: 0.325	K		1B		FC5-4 1B BB	SF7-4			SH1-3 1B 1B	4	1	2	1	0	1	1
Bob Chance, L (1, 3) OBP: 0.364, SLG: 0.465	K		K		1B BB		F8		SH1-3 1B	4	1	1	0	1	2	1
Leon Wagner, L (1, 7) OBP: 0.331, SLG: 0.468		K		F2	1B		4-1		SH1-3	4	0	1	0	0	1	0
John Romano, R (1, 2) OBP: 0.332, SLG: 0.433		K		FC6-4 BB	K		1-3		E 1B IBB	3	0	0	0	2	2	3
Billy Moran, R (1, 5) OBP: 0.300, SLG: 0.292 Tito Francona, L (8, PH) OBP: 0.376, SLG: 0.380 Max Alvis, R (8, 5) OBP: 0.326, SLG: 0.447		BB 1B BB		FC6-4 IHR	1-6-3			L5	E2 1B	2 1 1	1 0 0	0 0 1	0 0 2	1 0 0	0 0 0	4 0 0
Vic Davalillo, L (1, 8) OBP: 0.309, SLG: 0.347		1B BB		1-H IHR		SH2-4 BB		BB 1B	K	3	2	2	2	2	1	2
Woodie Held, R (1, 4) OBP: 0.321, SLG: 0.423		1B		BB		1B SH2-4 SF7-4 BB		FC6-4 BB	3-1	2	1	1	0	3	0	2
Dick Donovan, L (1, 1) OBP: 0.314, SLG: 0.238 Don McMahon, R (7, 1) OBP: 0.167, SLG: 0.167 Fred Whitfield, L (8, PH) OBP: 0.306, SLG: 0.438 Gary Bell, R (8, 1) OBP: 0.412, SLG: 0.375 Sam McDowell, L (9, 1) OBP: 0.159, SLG: 0.098			K	K		SH2-4		K		2 0 1 0 0	0 0 0 0 0	0 0 0 0 0	1 0 0 0 0	0 0 0 0 0	2 0 1 0 0	1 0 2 0 0

Inning Stats									
	R: 0 E: 0 K: 2 S: 7	H: 0 LOB: 0 BB: 0 P: 7	R: 0 E: 0 K: 2 S: 7	H: 1 LOB: 2 BB: 2 P: 15	R: 0 E: 0 K: 2 S: 8	H: 1 LOB: 1 BB: 0 P: 8	R: 2 E: 0 K: 1 S: 6	H: 1 LOB: 1 BB: 2 P: 14	R: 0 E: 0 K: 1 S: 6	H: 1 LOB: 3 BB: 2 P: 14
	R: 2 E: 0 K: 0 S: 3	H: 1 LOB: 0 BB: 2 P: 11	R: 0 E: 0 K: 0 S: 3	H: 0 LOB: 0 BB: 0 P: 3	R: 0 E: 0 K: 1 S: 6	H: 1 LOB: 2 BB: 1 P: 10	R: 2 E: 1 K: 1 S: 8	H: 3 LOB: 2 BB: 1 P: 12	1B: 8 2B: 1 3B: 0 HR: 1	SF: 1 SAC: 2 DP: 1 HBP: 0	WP: 0 PB: 0 SB: 0 CS: 0	PA: 44

	AB	31
	R	6
	H	9
	RBI	6
	BB	10
	SO	10
	LOB	18

PITCHER		IP	WLS	BF	H	R	ER	SO	BB	IBB	HBP	BLK	WP	HR	S	P	ERA	WHIP
Bob Meyer, L ERA: 4.85	(1, 1)	4.1		22	4	2	2	7	6	0	0	0	0	0	30	54	4.15	2.308
Jose Santiago, R ERA: 5.2	(5, 1)	1.0		6	1	2	2	1	2	0	0	0	0	0	6	14	18.00	3.000
John Wyatt, R ERA: 3.64	(6, 1)	2.2		10	2	1	1	1	1	0	0	0	0	0	11	15	3.38	1.125
Ted Bowsfield, L ERA: 4.32	(9, 1)	0.1	L	3	1	0	0	0	0	1	0	0	0	0	2	6	0.00	3.000
Ken Sanders, R ERA: 2.4	(9, 1)	0.2		3	1	1	1	1	0	0	0	0	0	0	5	5	13.50	1.500

PITCHER	IP	WLS	BF	H	R	ER	SO	BB	IBB	HBP	BLK	WP	HR	S	P	ERA	WHIP

Batter	1	2	3	4	5	6	7	8	9	AB	R	H	RBI	BB	SO	LOB
Bert Campaneris, R (1, 6) OBP: 0.346, SLG: 0.447	FC4-6 1B		S 1B		SH5-3 BB SF9 1B		F9 ①	F9 ③		4	2	3	0	0	0	0
Dick Green, R (8, 4) OBP: 0.305, SLG: 0.382										1	0	0	0	0	0	0
Wayne Causey, L (1, 4) (8, 6) OBP: 0.395, SLG: 0.401	FC4-6 FC6-4 ① 1-2f		BBBB 1B 1-2 BB		BBBB SF9 SH5-3 1-2 BB		1B 1B		BBBB FC5-6 BB	2	1	1	0	3	0	1
Manny Jimenez, L (1, 7) OBP: 0.296, SLG: 0.463	FC6-4 1B 1-2f ②		SSS K ①		SH5-3 ① 1-2 2-3		F8 ②		FC5-6 FC3-6 BB 1-2f ①	2	0	0	0	0	1	3
Jose Tartabull, L (4, 7) OBP: 0.250, SLG: 0.247										2	0	0	0	0	0	2
Rocky Colavito, R (1, 9) OBP: 0.367, SLG: 0.543	1-3 1B		1-2 2-H 1B		SF9 ② 2-3 3-H		1B E 1-2 1B		BBBB FC3-6 1-2 BB	3	1	3	2	1	0	0
Jim Gentile, L (1, 3) OBP: 0.383, SLG: 0.493	SSS K ③		SSS K ②		F5 ③		E 1-2 2-H 1B		FC3-6 ② 1-2f 2-3	5	0	1	1	0	2	7
Billy Bryan, L (1, 2) OBP: 0.297, SLG: 0.497		F8 ①	F8 ③			F8 ①	E5 1-3 2-H 1B		SSS K ③	4	0	1	1	0	0	2
George Alusik, R (9, PH) OBP: 0.342, SLG: 0.347										1	0	0	0	0	1	2
Ed Charles, R (1, 5) OBP: 0.314, SLG: 0.362		F7 ②		F8 ①		F7 ②	F3 ③			4	0	0	0	0	0	2
Nelson Mathews, R (1, 8) OBP: 0.298, SLG: 0.372		HR		4-3 ②		1B			6-3 ①	4	1	2	1	0	0	0
Bob Meyer, R (1, 1)		SSS K ③		4-3 ③		F9 ③			SSS K ②	2	0	0	0	0	1	0
Jose Santiago, R (5, 1)										0	0	0	0	0	0	0
John Wyatt, R (6, 1)										2	0	0	0	0	1	1
Ted Bowsfield, R (9, 1) OBP: 0.174, SLG: 0.095										0	0	0	0	0	0	0
Ken Sanders, R (9, 1)										0	0	0	0	0	0	0
Inning Stats	R: 0 E: 0 K: 1 S: 7 H: 2 LOB: 2 BB: 0 P: 7	R: 1 E: 0 K: 1 S: 6 H: 1 LOB: 0 BB: 0 P: 6	R: 1 E: 0 K: 2 S: 9 H: 2 LOB: 2 BB: 1 P: 13	R: 0 E: 0 K: 0 S: 3 H: 0 LOB: 0 BB: 0 P: 3	R: 1 E: 0 K: 0 S: 4 H: 1 LOB: 1 BB: 1 P: 8	R: 0 E: 0 K: 0 S: 4 H: 1 LOB: 1 BB: 0 P: 4	R: 2 E: 1 K: 0 S: 7 H: 4 LOB: 2 BB: 0 P: 7	R: 0 E: 0 K: 1 S: 5 H: 0 LOB: 0 BB: 0 P: 5	R: 0 E: 0 K: 1 S: 5 H: 0 LOB: 2 BB: 2 P: 13	1B: 10 2B: 0 3B: 0 HR: 1 SF: 1 SAC: 1 DP: 0 HBP: 0							

PITCHER		IP	WLS	BF	H	R	ER	SO	BB	IBB	HBP	BLK	WP	HR	S	P	ERA	WHIP
Dick Donovan, R ERA: 4.61	(1, 1)	6.2		33	11	5	5	4	2	0	0	0	0	1	39	47	6.75	1.950
Don McMahon, R ERA: 1.56	(7, 1)	0.1		1	0	0	0	0	0	0	0	0	0	0	1	1	0.00	0.000
Gary Bell, R ERA: 4.48	(8, 1)	1.0	W	4	0	0	0	1	1	0	0	0	0	0	5	9	0.00	1.000
Sam McDowell, L ERA: 3.25	(9, 1)	1.0	S	4	0	0	0	1	1	0	0	0	0	0	5	9	0.00	1.000

PITCHER	IP	WLS	BF	H	R	ER	SO	BB	IBB	HBP	BLK	WP	HR	S	P	ERA	WHIP

BOTTOM

Cleveland Indians @ Kansas City Athletics

Municipal Stadium, Kansas City, MO

Sun Aug 30 1964, 4:38 AM EDT

Att. 6,724 - Unknown

livebaseballscorecards.com

AB	36
R	5
H	11
RBI	5
BB	4
SO	6
LOB	20

WP: 0 PB: 0 SB: 1 CS: 0 PA: 42

Batter	1	2	3	4	5	6	7	8	9	AB	R	H	RBI	BB	SO	LOB
Chico Salmon, R (1, 9) OBP: 0.344, SLG: 0.425	P4		5-3		2B 2-H		P5		K	5	0	1	1	0	1	3
Dick Howser, R (1, 6) OBP: 0.329, SLG: 0.322	F8		G3		5-3		5-3		F9	5	0	0	0	0	0	3
Bob Chance, L (1, 3) OBP: 0.363, SLG: 0.462	1B		K			F8		K		4	0	1	0	0	2	0
Leon Wagner, L (1, 7) OBP: 0.331, SLG: 0.466	F8			3-1		F8		FC5-4 1B 1B	1B	4	1	1	0	0	0	1
Max Alvis, R (1, 5) OBP: 0.328, SLG: 0.446		2B BB		K		K		FC5-4 1-2	1B	3	0	1	0	1	2	0
Joe Azcue, R (1, 2) OBP: 0.320, SLG: 0.378		F8		P4			BB BB 1B	FC5-4 1-2f 2-3	1B	4	0	1	0	0	0	3
Vic Davalillo, L (1, 8) OBP: 0.310, SLG: 0.354		F7			HR		K	1-2 3-H	1B	4	1	2	2	0	1	2
Woodie Held, R (1, 4) OBP: 0.326, SLG: 0.428		2B 1-3			BB SH1-4 2B		BB 1-2	1-3		2	1	1	0	2	0	2
Sam McDowell, L (1, 1) OBP: 0.174, SLG: 0.095 Don McMahon, R (7, 1) OBP: 0.154, SLG: 0.154		3-1			SH1-4 1-2		BB 1-2 2-3		K	1 1	0 0	0 0	0 0	1 0	0 0	2 0
Inning Stats	R: 0 E: 0 K: 0 S: 4 H: 1 LOB: 1 BB: 0 P: 4	R: 0 E: 0 K: 0 S: 4 H: 1 LOB: 2 BB: 1 P: 8	R: 0 E: 0 K: 1 S: 5 H: 0 LOB: 0 BB: 0 P: 5	R: 0 E: 0 K: 1 S: 5 H: 0 LOB: 0 BB: 0 P: 5	R: 2 E: 0 K: 0 S: 4 H: 2 LOB: 0 BB: 1 P: 8	R: 0 E: 0 K: 1 S: 5 H: 0 LOB: 0 BB: 0 P: 5	R: 0 E: 0 K: 1 S: 6 H: 1 LOB: 3 BB: 2 P: 14	R: 1 E: 0 K: 1 S: 8 H: 3 LOB: 2 BB: 0 P: 8	R: 0 E: 0 K: 2 S: 7 H: 0 LOB: 0 BB: 0 P: 7	1B: 5 2B: 2 3B: 0 HR: 1 SF: 0 SAC: 1 DP: 0 HBP: 0						

PITCHER		IP	WLS	BF	H	R	ER	SO	BB	IBB	HBP	BLK	WP	HR	S	P	ERA	WHIP
Frank Kreutzer, L ERA: 3.84	(1, 1)	6.1	L	27	5	2	2	4	4	0	0	0	0	1	31	47	2.84	1.421
Jim Hannan, R ERA: 3.78	(7, 1)	0.2		2	0	0	0	0	0	0	0	0	0	0	2	2	0.00	0.000
Jim Duckworth, R ERA: 4.5	(8, 1)	2.0		9	3	1	1	3	0	0	0	0	0	0	15	15	4.50	1.500

PITCHER	IP	WLS	BF	H	R	ER	SO	BB	IBB	HBP	BLK	WP	HR	S	P	ERA	WHIP

TOP

Cleveland Indians @ Washington Senators

D.C. Stadium, Washington, DC

Tue Sep 01 1964, 7:05 PM EDT

Att. 3,592 - Unknown

livebaseballscorecards.com

AB	33
R	3
H	8
RBI	3
BB	4
SO	7
LOB	16

PA: 38

WP: 0	PB: 0	SB: 0	CS: 0	

Batter	1	2	3	4	5	6	7	8	9	AB	R	H	RBI	BB	SO	LOB
Chuck Cottier, R (1, 4) OBP: 0.285, SLG: 0.327	G3		FC5-4 1B		BBB 4-0 FC6-4 BB		F8			2	0	1	0	1	0	0
Don Blasingame, L (7, PH) (8, 4) OBP: 0.311, SLG: 0.316										1	0	0	0	0	0	2
Chuck Hinton, R (1, 7) OBP: 0.343, SLG: 0.429	BBBB 4-0 1B BB		0-0 FC5-4 CS 1-2f		0-0 FC6-4 1-2f		0-0 F9			3	0	0	0	1	0	4
Don Lock, R (1, 8) OBP: 0.350, SLG: 0.466	0-0 1-2 1B		0-0 6-3 1-2			0-0 F8		0-0 F7		4	0	1	0	0	0	1
Roy Sievers, R (1, 3) OBP: 0.263, SLG: 0.318	0-0 F9			0-0 5-3 1B		0-0 L5		0-0 F6		4	0	1	0	0	0	2
Don Zimmer, R (1, 5) OBP: 0.309, SLG: 0.426	0-0 F8			0-0 P5		0-0 1B		BBBB 4-0 BB		3	0	1	0	1	0	3
Willie Kirkland, L (1, 9) OBP: 0.277, SLG: 0.329		SSS 0-3 K		0-0 5-3 1-2		0-0 P6		SSS 0-3 K		4	0	0	0	0	2	3
John Kennedy, R (1, 6) OBP: 0.288, SLG: 0.345		0-0 2B		0-0 F9			0-0 G3		SSS 0-3 K	4	0	1	0	0	1	1
Mike Brumley, L (1, 2) OBP: 0.305, SLG: 0.301		0-0 5-3			SSS 0-3 K		0-0 BB 1B		0-0 6-3	4	0	1	0	0	1	1
Frank Kreutzer, R (1, 1) OBP: 0.059, SLG: 0.118 Jim Hannan, R (7, 1) OBP: 0.143, SLG: 0.150 Dick Phillips, L (7, PH) OBP: 0.324, SLG: 0.310 Fred Valentine, S (7, PR) OBP: 0.313, SLG: 0.317 Jim Duckworth, R (8, 1) OBP: 0.333, SLG: 0.250 Jim King, L (9, PH) OBP: 0.340, SLG: 0.429		SSS 0-3 K			SSS 0-3 K		BBBB 4-0 1-2 BB		0-0 4-3	2 0 0 0 0 1	0 0 0 0 0 0	0 0 0 0 0 0	0 0 0 0 0 0	0 0 0 1 0 0	2 0 0 0 0 0	1 0 0 0 0 0
Inning Stats	R: 0 E: 0 K: 0 S: 4 H: 1 LOB: 2 BB: 1 P: 8	R: 0 E: 0 K: 2 S: 8 H: 1 LOB: 1 BB: 0 P: 8	R: 0 E: 0 K: 0 S: 3 H: 1 LOB: 0 BB: 0 P: 3	R: 0 E: 0 K: 0 S: 4 H: 1 LOB: 1 BB: 0 P: 4	R: 0 E: 0 K: 2 S: 7 H: 0 LOB: 1 BB: 1 P: 11	R: 0 E: 0 K: 0 S: 4 H: 1 LOB: 1 BB: 0 P: 4	R: 0 E: 0 K: 0 S: 4 H: 1 LOB: 2 BB: 1 P: 8	R: 0 E: 0 K: 1 S: 5 H: 0 LOB: 1 BB: 1 P: 9	R: 0 E: 0 K: 1 S: 5 H: 0 LOB: 0 BB: 0 P: 5	1B: 5 2B: 1 3B: 0 HR: 0	SF: 0 SAC: 0 DP: 0 HBP: 0			WP: 0 PB: 0 SB: 0 CS: 1	PA: 36		

PITCHER		IP	WLS	BF	H	R	ER	SO	BB	IBB	HBP	BLK	WP	HR	S	P	ERA	WHIP
Sam McDowell, L ERA: 3.09	(1, 1)	6.1	W	27	6	0	0	4	3	0	0	0	0	0	32	44	0.00	1.421
Don McMahon, R ERA: 1.52	(7, 1)	2.2	S	9	0	0	0	2	1	0	0	0	0	0	12	16	0.00	0.375

PITCHER	IP	WLS	BF	H	R	ER	SO	BB	IBB	HBP	BLK	WP	HR	S	P	ERA	WHIP

BOTTOM

Cleveland Indians @ Washington Senators

D.C. Stadium, Washington, DC

Tue Sep 01 1964, 7:05 PM EDT

Att. 3,592 - Unknown

livebaseballscorecards.com

AB	32
R	0
H	6
RBI	0
BB	4
SO	6
LOB	18

Batter	1	2	3	4	5	6	7	8	9	AB	R	H	RBI	BB	SO	LOB
Chico Salmon, R (1, 9) OBP: 0.345, SLG: 0.429	x 0-0 ① L6	x 0-0 PO 2B		x 0-0 ② 4-3		x 0-0 ③ 5-3			x 0-0 FC6-4 5-3 1B 1-2 2-H	5	0	2	1	0	0	0
Dick Howser, R (1, 6) OBP: 0.330, SLG: 0.321	x 0-0 ③ 1B HR 1B	0-0 ③ PO 2-3	B B B B 4-0 HR BB	x 0-0 ③ 6-3			x 0-0 ① 1-5-3		x 0-0 ① 5-3 1-2 2-3	4	2	1	0	1	0	2
Bob Chance, L (1, 3) OBP: 0.363, SLG: 0.468	S S S 0-3 ② K	x 0-0 1-H HR	S S S 0-3 ① K2-3				x 0-0 ② 4-3		4-0 FC6-4 IBB	4	1	1	2	1	2	1
Leon Wagner, L (1, 7) OBP: 0.332, SLG: 0.472 Billy Moran, R (7, 4) OBP: 0.299, SLG: 0.291	x 0-0 1-2 HR 1B	x 0-0 HR	S S S 0-3 ② K				x 0-0 ③ 5-3		x 0-0 ② FC6-4 1-2f 2-3 3-H	4 1	2 0	2 0	1 1	0 0	1 0	0 2
Max Alvis, R (1, 5) OBP: 0.329, SLG: 0.455	x 0-0 1-H 2-H HR	S S S 0-3 ① K	x 0-0 1B			x 0-0 ① F9	x 0-0 ③ 6-3			5	1	2	3	0	1	2
Joe Azcue, R (1, 2) OBP: 0.319, SLG: 0.376	x 0-0 1B	x 0-0 ② F7	x 0-0 ③ 5-3			x 0-0 ② 6-3				4	0	1	0	0	0	1
Vic Davalillo, L (1, 8) OBP: 0.312, SLG: 0.356	x 0-0 ③ 4-3	x 0-0 1B		x 0-0 E1 F7 SH3		x 0-0 CS 1B				4	1	2	0	0	0	1
Woodie Held, R (1, 4) (7, 7) OBP: 0.325, SLG: 0.425	x 0-0 ① F8	x 0-0 ③ P3		x 0-0 ① F7 2-3		x 0-0 ③ CS 1-2			x 0-0 SH 1B 1B	4	1	1	0	0	0	2
Lee Stange, R (1, 1) OBP: 0.179, SLG: 0.063 Gary Bell, R (8, 1) OBP: 0.412, SLG: 0.375	x 0-0 ② F8		S S S 0-3 ① K	x 0-0 ② SH3 3-H					x 0-0 SH 5-3 1B FC6-4 1-2	2 0	0 1	0 0	1 0	0 0	1 0	0 0
Inning Stats	R: 3 H: 4 E: 0 LOB: 1 K: 1 BB: 0 S: 9 P: 9	R: 0 H: 1 E: 0 LOB: 0 K: 0 BB: 0 S: 3 P: 3	R: 3 H: 3 E: 0 LOB: 1 K: 1 BB: 1 S: 8 P: 12	R: 0 H: 0 E: 0 LOB: 0 K: 1 BB: 0 S: 5 P: 5	R: 0 H: 1 E: 0 LOB: 1 K: 2 BB: 0 S: 8 P: 8	R: 1 H: 0 E: 1 LOB: 0 K: 0 BB: 0 S: 4 P: 4	R: 0 H: 0 E: 0 LOB: 0 K: 0 BB: 0 S: 3 P: 3	R: 0 H: 1 E: 0 LOB: 0 K: 0 BB: 0 S: 3 P: 3	R: 2 H: 2 E: 0 LOB: 2 K: 0 BB: 1 S: 6 P: 10	1B: 8 SF: 0 2B: 1 SAC: 2 3B: 0 DP: 0 HR: 3 HBP: 0						

PITCHER		IP	WLS	BF	H	R	ER	SO	BB	IBB	HBP	BLK	WP	HR	S	P	ERA	WHIP
Don Rudolph, L ERA: 4.88	(1, 1)	2.0	L	10	5	3	3	1	0	0	0	0	0	1	12	12	13.50	2.500
Alan Koch, R ERA: 5.37	(3, 1)	1.0		7	3	3	3	1	1	0	0	0	0	2	8	12	27.00	4.000
Dave Stenhouse, R ERA: 4.99	(4, 1)	3.0		11	1	1	0	3	0	0	0	0	0	0	17	17	0.00	0.333
Bennie Daniels, R ERA: 4.33	(7, 1)	2.0		6	1	0	0	0	0	0	0	0	0	0	6	6	0.00	0.500
Jim Hannan, R ERA: 3.92	(9, 1)	1.0		7	2	2	2	0	0	1	0	0	0	0	6	10	18.00	2.000

PITCHER	IP	WLS	BF	H	R	ER	SO	BB	IBB	HBP	BLK	WP	HR	S	P	ERA	WHIP

TOP

Cleveland Indians @ Washington Senators

D.C. Stadium, Washington, DC

Wed Sep 02 1964, 7:05 PM EDT

Att. 2,540 - Unknown

livebaseballscorecards.com

AB	37
R	9
H	12
RBI	9
BB	2
SO	5
LOB	11

PA: 43

BOTTOM

Cleveland Indians @ Washington Senators

D.C. Stadium, Washington, DC

Wed Sep 02 1964, 7:05 PM EDT

Att. 2,540 - Unknown

livebaseballscorecards.com

Batter	1	2	3	4	5	6	7	8	9	AB	R	H	RBI	BB	SO	LOB
Don Blasingame, L (1, 4) OBP: 0.310, SLG: 0.313	L3		K			F5		BB		3	0	0	0	1	1	0
Joe Cunningham, L (1, 3) OBP: 0.357, SLG: 0.281	F8			4-3		1B		1-2 BB		3	0	1	0	1	0	0
Jim Hannan, R (9, 1) OBP: 0.143, SLG: 0.150										0	0	0	0	0	0	0
Jim King, L (1, 9) OBP: 0.340, SLG: 0.425	BB			4-3		4-3		F8		3	0	0	0	1	0	3
Don Lock, R (1, 8) OBP: 0.348, SLG: 0.462	F8			5-3			K 1B	1-3		4	0	0	0	0	1	3
Willie Kirkland, L (1, 7) OBP: 0.277, SLG: 0.324		F9			BB		K		K	3	0	0	0	1	2	1
Mike Brumley, L (1, 2) OBP: 0.305, SLG: 0.301		4-3			F9		1-3 1B		6-3	4	0	1	0	0	0	1
Don Zimmer, R (1, 5) OBP: 0.304, SLG: 0.420		K			K		K		P6	4	0	0	0	0	3	3
John Kennedy, R (1, 6) OBP: 0.286, SLG: 0.343			K2-3		5-3		K			3	0	0	0	0	2	3
Don Rudolph, L (1, 1) OBP: 0.154, SLG: 0.083			K			F7		K		0	0	0	0	0	0	0
Alan Koch, R (3, 1) OBP: 0.267, SLG: 0.367										0	0	0	0	0	0	0
Fred Valentine, S (3, PH) OBP: 0.311, SLG: 0.316										1	0	0	0	0	1	0
Dave Stenhouse, R (4, 1) OBP: 0.400, SLG: 0.357										0	0	0	0	0	0	0
Dick Phillips, L (6, PH) OBP: 0.323, SLG: 0.308										1	0	0	0	0	0	0
Bennie Daniels, L (7, 1) OBP: 0.214, SLG: 0.211										0	0	0	0	0	0	0
Roy Sievers, R (8, PH) OBP: 0.262, SLG: 0.315										1	0	0	0	0	1	0
(9, 3)																

Inning Stats	1	2	3	4	5	6	7	8	9
	R: 0 H: 0 E: 0 LOB: 1 K: 0 BB: 1 S: 3 P: 7	R: 0 H: 0 E: 0 LOB: 0 K: 1 BB: 0 S: 5 P: 5	R: 0 H: 0 E: 0 LOB: 0 K: 3 BB: 0 S: 9 P: 9	R: 0 H: 0 E: 0 LOB: 0 K: 0 BB: 0 S: 3 P: 3	R: 0 H: 0 E: 0 LOB: 1 K: 1 BB: 1 S: 5 P: 9	R: 0 H: 1 E: 0 LOB: 1 K: 0 BB: 0 S: 4 P: 4	R: 0 H: 1 E: 0 LOB: 2 K: 4 BB: 0 S: 13 P: 13	R: 0 H: 0 E: 0 LOB: 2 K: 1 BB: 2 S: 5 P: 13	R: 0 H: 0 E: 0 LOB: 0 K: 1 BB: 0 S: 5 P: 5

AB	30
R	0
H	2
RBI	0
BB	4
SO	11
LOB	14

PITCHER		IP	WLS	BF	H	R	ER	SO	BB	IBB	HBP	BLK	WP	HR	S	P	ERA	WHIP							
Lee Stange, R ERA: 4.31	(1, 1)	7.1	W	29	2	0	0	10	4	0	0	0	0	0	45	61	0.00	0.818							
Gary Bell, R ERA: 4.4	(8, 1)	1.2	S	5	0	0	0	1	0	0	0	0	0	0	7	7	0.00	0.000							

PITCHER		IP	WLS	BF	H	R	ER	SO	BB	IBB	HBP	BLK	WP	HR	S	P	ERA	WHIP							

1B: 2	SF: 0	WP: 0	PA: 34
2B: 0	SAC: 0	PB: 1	
3B: 0	DP: 0	SB: 0	
HR: 0	HBP: 0	CS: 0	

Batter	1	2	3	4	5	6	7	8	9	10	AB	R	H	RBI	BB	SO	LOB
Chico Salmon, R (1, 9) OBP: 0.351, SLG: 0.431	6-3		SH1-4 1B		CS BB		FC6-4 S 1-2f			SH3-4 E 1B	4	1	2	0	1	0	1
Dick Howser, R (1, 6) OBP: 0.328, SLG: 0.319	5-3		SH1-4 1-2		CS 1-2	F5	F8 1-2			SH3-4 1-2	3	0	0	0	0	0	1
Bob Chance, L (1, 3) OBP: 0.366, SLG: 0.467	E 1B		K			BB		6-3		E BB	3	1	1	0	2	1	1
Leon Wagner, L (1, 7) OBP: 0.331, SLG: 0.470	E4 1-H		6-3			K		F4		E9 1-3 2-H 1B	5	0	1	1	0	1	2
Max Alvis, R (1, 5) OBP: 0.327, SLG: 0.461	F8			K		K		IHR		K	5	1	1	1	0	3	4
Joe Azcue, R (1, 2) OBP: 0.313, SLG: 0.368		6-3		5-3			F9	F8		F4	5	0	0	0	0	0	2
Vic Davalillo, L (1, 8) OBP: 0.311, SLG: 0.355		K		1-3			E7 E 1B		F9		4	1	1	0	0	1	0
Woodie Held, R (1, 4) OBP: 0.327, SLG: 0.426		1B			K		E6 1B 2-H 1B		K		4	1	2	0	0	2	0
Luis Tiant, R (1, 1) OBP: 0.069, SLG: 0.069 Don McMahon, R (8, 1) OBP: 0.143, SLG: 0.143		K			5-3		FC6-4 2-H 1B		4-3		3 1	0 0	1 0	1 0	0 0	1 0	1 0
Inning Stats	R: 1 H: 1 E: 1 LOB: 1 K: 0 BB: 0 S: 5 P: 5	R: 0 H: 1 E: 0 LOB: 1 K: 2 BB: 0 S: 8 P: 8	R: 0 H: 1 E: 0 LOB: 1 K: 1 BB: 0 S: 6 P: 6	R: 0 H: 0 E: 0 LOB: 0 K: 1 BB: 0 S: 5 P: 5	R: 0 H: 0 E: 0 LOB: 0 K: 1 BB: 1 S: 4 P: 8	R: 0 H: 0 E: 0 LOB: 1 K: 2 BB: 1 S: 7 P: 11	R: 2 H: 3 E: 2 LOB: 1 K: 0 BB: 0 S: 6 P: 6	R: 1 H: 1 E: 0 LOB: 0 K: 0 BB: 0 S: 4 P: 4	R: 0 H: 0 E: 0 LOB: 0 K: 1 BB: 0 S: 5 P: 5	R: 1 H: 2 E: 1 LOB: 2 K: 1 BB: 1 S: 7 P: 11	1B: 8 SF: 0 2B: 0 SAC: 2 3B: 0 DP: 0 HR: 1 HBP: 0						

PITCHER		IP	WLS	BF	H	R	ER	SO	BB	IBB	HBP	BLK	WP	HR	S	P	ERA	WHIP
Juan Pizarro, L ERA: 2.11	(1, 1)	7.0		29	6	3	1	7	2	0	0	0	0	0	41	49	1.29	1.143
Eddie Fisher, R ERA: 3.41	(8, 1)	2.0		7	1	1	1	1	0	0	0	0	0	0	9	9	4.50	0.500
Hoyt Wilhelm, R ERA: 2.53	(10, 1)	1.0	W	6	2	1	1	1	1	0	0	0	0	0	7	11	9.00	3.000

PITCHER	IP	WLS	BF	H	R	ER	SO	BB	IBB	HBP	BLK	WP	HR	S	P	ERA	WHIP

TOP

Cleveland Indians @ Chicago White Sox

Comiskey Park, Chicago, IL

Fri Sep 04 1964, 8:05 PM EDT
Att. 25,181 - Unknown

livebaseballscorecards.com

AB	37
R	5
H	9
RBI	3
BB	3
SO	9
LOB	12

PA: 43
WP: 0
PB: 0
SB: 1
CS: 1

Batter	1	2	3	4	5	6	7	8	9	10	AB	R	H	RBI	BB	SO	LOB
Tom McCraw, L (1, 7) OBP: 0.324, SLG: 0.370	G3		K		1B		1B 1B 1-3		K		4	1	2	0	0	1	1
Al Weis, S (8, 4) OBP: 0.300, SLG: 0.314											1	0	0	0	0	1	0
Don Buford, S (1, 4) OBP: 0.335, SLG: 0.358	F7		F8		F8		1B 1-2 3-H 1B		F8		4	0	1	1	0	0	2
Eddie Fisher, R (8, 1) OBP: 0.188, SLG: 0.188											0	0	0	0	0	0	0
Gary Peters, L (9, PH) OBP: 0.242, SLG: 0.381											1	0	0	0	0	0	0
Hoyt Wilhelm, R (10, 1) OBP: 0.222, SLG: 0.176											0	0	0	0	0	0	0
Floyd Robinson, L (1, 9) OBP: 0.374, SLG: 0.420	1B			BB 2B		5-3	F9		F8		4	1	1	0	1	0	2
(8, 7)																	
Pete Ward, L (1, 5) OBP: 0.364, SLG: 0.483	1-3			F7 1-H 2B		1B	1-3 2-H 1B			HR	5	1	4	3	0	0	1
Bill Skowron, R (1, 3) OBP: 0.325, SLG: 0.439		F8		F7 2-3		K	F6			HR	5	1	1	1	0	1	4
Ron Hansen, R (1, 6) OBP: 0.343, SLG: 0.404		F8	K			1-2 1B		HR			4	1	2	1	0	1	1
Jim Landis, R (1, 8) OBP: 0.293, SLG: 0.266		K		6-3		K		F8			4	0	0	0	0	2	3
J.C. Martin, L (1, 2) OBP: 0.244, SLG: 0.291			SH1-3 2B		4-3		K	F4			4	0	1	0	0	1	0
Juan Pizarro, L (1, 1) OBP: 0.217, SLG: 0.333			SH1-3 2-3		F8		1B 1B	F4			1	0	0	0	0	0	0
Gene Stephens, L (7, PH) OBP: 0.342, SLG: 0.357											1	1	1	0	0	0	0
Mike Hershberger, R (8, 9) OBP: 0.313, SLG: 0.289											1	0	0	0	0	0	0

BOTTOM

Cleveland Indians @ Chicago White Sox

Comiskey Park, Chicago, IL

Fri Sep 04 1964, 8:05 PM EDT

Att. 25,181 - Unknown

livebaseballscorecards.com

AB	39
R	6
H	13
RBI	6
BB	1
SO	7
LOB	14

Inning Stats	1	2	3	4	5	6	7	8	9	10	1B: 8 SF: 0	WP: 0 PA: 41
	R: 0 H: 1	R: 0 H: 0	R: 0 H: 1	R: 1 H: 1	R: 0 H: 1	R: 0 H: 2	R: 2 H: 4	R: 1 H: 1	R: 0 H: 0	R: 2 H: 2	2B: 2 SAC: 1	PB: 0
	E: 0 LOB: 1	E: 0 LOB: 0	E: 0 LOB: 1	E: 0 LOB: 1	E: 0 LOB: 1	E: 0 LOB: 2	E: 0 LOB: 2	E: 0 LOB: 0	E: 0 LOB: 0	E: 0 LOB: 0	3B: 0 DP: 0	SB: 0
	K: 0 BB: 0	K: 1 BB: 0	K: 1 BB: 0	K: 1 BB: 1	K: 0 BB: 0	K: 2 BB: 0	K: 1 BB: 0	K: 0 BB: 0	K: 1 BB: 0	K: 0 BB: 0	HR: 3 HBP: 0	CS: 0
	S: 4 P: 4	S: 5 P: 5	S: 6 P: 6	S: 6 P: 10	S: 4 P: 4	S: 9 P: 9	S: 9 P: 9	S: 4 P: 4	S: 5 P: 5	S: 2 P: 2		

PITCHER		IP	WLS	BF	H	R	ER	SO	BB	IBB	HBP	BLK	WP	HR	S	P	ERA	WHIP
Luis Tiant, R ERA: 2.69	(1, 1)	7.0		32	10	3	3	6	1	0	0	0	0	0	43	47	3.86	1.571
Don McMahon, R ERA: 1.78	(8, 1)	2.0	L	9	3	3	3	1	0	0	0	0	0	3	11	11	13.50	1.500

PITCHER	IP	WLS	BF	H	R	ER	SO	BB	IBB	HBP	BLK	WP	HR	S	P	ERA	WHIP

Batter	1	2	3	4	5	6	7	8	9	AB	R	H	RBI	BB	SO	LOB
Chico Salmon, R (1, 9) (5, 4) OBP: 0.349, SLG: 0.432	5-3		L6-3			K		1B		4	1	1	0	0	1	1
Dick Howser, R (1, 6) OBP: 0.329, SLG: 0.319	4-3		BB			1-3		1B		3	0	1	2	1	0	0
Fred Whitfield, L (1, 3) OBP: 0.301, SLG: 0.431	4-3		K			F7		K		4	0	0	0	0	2	2
Leon Wagner, L (1, 7) OBP: 0.330, SLG: 0.468		F6		F6			K		1B	4	0	1	0	0	1	0
Max Alvis, R (1, 5) OBP: 0.329, SLG: 0.460		BB		5-3			5-3		1B	3	0	1	0	1	0	0
Vic Davalillo, L (1, 8) OBP: 0.309, SLG: 0.352		K		F5			1-3		F7	4	0	0	0	0	1	3
Joe Azcue, R (1, 2) OBP: 0.315, SLG: 0.365		BB			BB			6-3	E4	2	0	0	0	2	0	2
Woodie Held, R (1, 4) OBP: 0.325, SLG: 0.423 Pedro Ramos, S (5, 1) OBP: 0.220, SLG: 0.333 Ted Abernathy, R (7, 1) Vern Fuller, R (8, PH) Gary Bell, R (8, 1) OBP: 0.412, SLG: 0.375 Bob Chance, L (9, PH) OBP: 0.366, SLG: 0.466		K			K			1-3	K	2 0 0 1 0 1	0 0 0 0 0 0	0 0 0 0 0 0	0 0 0 0 0 0	0 0 0 0 0 0	2 0 0 0 0 1	3 0 0 0 0 3
Sonny Siebert, R (1, 1) OBP: 0.243, SLG: 0.389 Tito Francona, L (5, PH) (5, 9) OBP: 0.375, SLG: 0.379			L6-3		K			2B	K	1 3	0 1	1 1	0 0	0 0	0 2	0 4
Inning Stats	R: 0 H: 0 E: 0 LOB: 0 K: 0 BB: 0 S: 3 P: 3	R: 0 H: 0 E: 0 LOB: 2 K: 2 BB: 2 S: 7 P: 15	R: 0 H: 1 E: 0 LOB: 1 K: 1 BB: 1 S: 5 P: 9	R: 0 H: 0 E: 0 LOB: 0 K: 0 BB: 0 S: 3 P: 3	R: 0 H: 0 E: 0 LOB: 1 K: 2 BB: 1 S: 6 P: 10	R: 0 H: 0 E: 0 LOB: 0 K: 1 BB: 0 S: 5 P: 5	R: 0 H: 0 E: 0 LOB: 0 K: 1 BB: 0 S: 5 P: 5	R: 2 H: 3 E: 0 LOB: 1 K: 1 BB: 0 S: 8 P: 8	R: 0 H: 2 E: 1 LOB: 3 K: 2 BB: 0 S: 10 P: 10	1B: 5 SF: 0 2B: 3 SAC: 0 3B: 0 DP: 2 HR: 0 HBP: 0						

PITCHER	IP	WLS	BF	H	R	ER	SO	BB	IBB	HBP	BLK	WP	HR	S	P	ERA	WHIP
Joe Horlen, R (1, 1) ERA: 2.18	9.0	W	36	6	2	2	10	4	0	0	0	0	0	52	68	2.00	1.111

PITCHER	IP	WLS	BF	H	R	ER	SO	BB	IBB	HBP	BLK	WP	HR	S	P	ERA	WHIP

TOP

Cleveland Indians @ Chicago White Sox

Comiskey Park, Chicago, IL

Sat Sep 05 1964, 4:33 AM EDT

Att. 10,593 - Unknown

livebaseballscorecards.com

AB	32
R	2
H	6
RBI	2
BB	4
SO	10
LOB	18

WP: 0	PA: 36								
PB: 0									
SB: 1									
CS: 1									

Batter	1	2	3	4	5	6	7	8	9	AB	R	H	RBI	BB	SO	LOB
Tom McCraw, L (1, 7) (8, 3) OBP: 0.325, SLG: 0.377	K		1B		1B 3B		G3	F9		5	1	2	0	0	1	0
Al Weis, S (1, 4) OBP: 0.302, SLG: 0.316	K		F8		E S 1B 1B 3-H		HBP 1B	F6		5	2	2	1	0	1	1
Floyd Robinson, L (1, 9) (8, 7) OBP: 0.376, SLG: 0.419	F7			3-1	4-3 1-H 1B		1B 1B HBP 1-2			3	1	1	1	0	0	0
Pete Ward, L (1, 5) OBP: 0.365, SLG: 0.490 Don Buford, S (7, PR) (8, 5) OBP: 0.335, SLG: 0.358		HR		F9	4-3 1-2		1B FC4-6 1B 1-3 2-H			4 0	1 1	2 0	2 0	0 0	0 0	1 0
Bill Skowron, R (1, 3) OBP: 0.327, SLG: 0.440 Mike Hershberger, R (8, 9) OBP: 0.313, SLG: 0.289		5-3		2B 2B 1B	F7		FC4-6 1B 1B 1-3 3-H			4 0	1 0	2 0	1 0	0 0	0 0	1 0
Ron Hansen, R (1, 6) OBP: 0.344, SLG: 0.407		6-3		2B 2B 1-3	K		FC4-6 1B 1-2			4	1	2	0	0	1	1
Gene Stephens, L (1, 8) OBP: 0.340, SLG: 0.362		5-3		2B 2-H 3-H		4-3	FC4-6 1-2f 2-3 3-H			4	0	1	3	0	0	2
J.C. Martin, L (1, 2) OBP: 0.244, SLG: 0.288			K	IBB		1-3	F4			3	0	0	0	1	1	2
Joe Horlen, R (1, 1) OBP: 0.182, SLG: 0.167			G3	1-3		4-3		L4		4	0	0	0	0	0	2
Inning Stats	R: 0 H: 0 E: 0 LOB: 0 K: 2 BB: 0 S: 7 P: 7	R: 1 H: 1 E: 0 LOB: 0 K: 0 BB: 0 S: 4 P: 4	R: 0 H: 1 E: 0 LOB: 1 K: 1 BB: 0 S: 6 P: 6	R: 2 H: 3 E: 0 LOB: 2 K: 0 BB: 1 S: 6 P: 10	R: 2 H: 3 E: 0 LOB: 1 K: 1 BB: 0 S: 8 P: 8	R: 0 H: 0 E: 0 LOB: 0 K: 0 BB: 0 S: 3 P: 3	R: 3 H: 4 E: 0 LOB: 2 K: 0 BB: 0 S: 7 P: 8	R: 0 H: 0 E: 0 LOB: 0 K: 0 BB: 0 S: 3 P: 3		1B: 8 SF: 0 2B: 2 SAC: 0 3B: 1 DP: 0 HR: 1 HBP: 1						

PITCHER		IP	WLS	BF	H	R	ER	SO	BB	IBB	HBP	BLK	WP	HR	S	P	ERA	WHIP
Sonny Siebert, R ERA: 3.09	(1, 1)	4.0	L	18	5	3	3	3	0	1	0	0	0	1	23	27	6.75	1.250
Pedro Ramos, R ERA: 5.14	(5, 1)	2.1		13	5	5	5	1	0	0	1	0	0	0	14	15	19.29	2.143
Ted Abernathy, R ERA: 4.07	(7, 1)	0.2		4	2	0	0	0	0	0	0	0	0	0	4	4	0.00	3.000
Gary Bell, R ERA: 4.35	(8, 1)	1.0		3	0	0	0	0	0	0	0	0	0	0	3	3	0.00	0.000

PITCHER	IP	WLS	BF	H	R	ER	SO	BB	IBB	HBP	BLK	WP	HR	S	P	ERA	WHIP

BOTTOM

Cleveland Indians @ Chicago White Sox

Comiskey Park, Chicago, IL

Sat Sep 05 1964, 4:33 AM EDT

Att. 10,593 - Unknown

livebaseballscorecards.com

AB	36
R	8
H	12
RBI	8
BB	1
SO	4
LOB	10

WP: 0 PA: 38
PB: 0
SB: 1
CS: 0

Batter	1	2	3	4	5	6	7	8	9	AB	R	H	RBI	BB	SO	LOB
Chico Salmon, R (1, 9) OBP: 0.343, SLG: 0.424	4-3			K			K	F7		4	0	0	0	0	2	2
Dick Howser, R (1, 6) OBP: 0.330, SLG: 0.321	L6			F7			BB, 1B		FC2-5, 1B, 1B	4	0	2	0	0	0	0
Bob Chance, L (1, 3) OBP: 0.367, SLG: 0.465	5-3			K			BB (1-2)		WP, FC2-5, SF8 (1-2), 1B	3	1	1	0	1	1	0
Leon Wagner, L (1, 7) OBP: 0.328, SLG: 0.465		K			F8		K		FC2-5, SF8, WP, 1B (1-2, 2-3f)	4	1	0	0	0	2	4
Billy Moran, R (9, 4) OBP: 0.299, SLG: 0.291										0	0	0	0	0	0	0
Max Alvis, R (1, 5) OBP: 0.328, SLG: 0.455		6-3			5-3		F9		WP, 1B, IBB (1-2, 2-3)	3	0	0	0	1	0	2
Joe Azcue, R (1, 2) OBP: 0.314, SLG: 0.365		K			L6			1B	SF8 (2-3, 3-H)	3	0	1	1	0	1	0
Vic Davalillo, L (1, 8) OBP: 0.310, SLG: 0.353			K			F6		1B (1-2), WP, 1B (1-2, 3-H)		4	0	2	1	0	1	0
Woodie Held, R (1, 4) (9, 7) OBP: 0.322, SLG: 0.418			5-3			F8		F3	K (1-2, 2-3)	4	0	0	0	0	1	4
Jack Kralick, L (1, 1) OBP: 0.186, SLG: 0.175			K			K		K		3	0	0	0	0	3	2

TOP

Cleveland Indians @ Chicago White Sox

Comiskey Park, Chicago, IL

Sun Sep 06 1964, 4:33 AM EDT

Unknown

livebaseballscorecards.com

AB	32
R	2
H	6
RBI	2
BB	2
SO	11
LOB	14

Inning Stats	1	2	3	4	5	6	7	8	9	1B	SF	WP	PA
R	0	0	0	0	0	0	0	0	2	6	1	2	35
E	0	0	0	0	0	0	0	0	0	2B: 0	SAC: 0	PB: 0	
K	0	2	2	2	0	1	2	1	1	3B: 0	DP: 0	SB: 0	
S	3	7	7	7	3	5	8	7	8	HR: 0	HBP: 0	CS: 0	
H	0	0	0	0	0	0	1	2	3				
LOB	0	0	0	0	0	0	2	2	2				
BB	0	0	0	0	0	0	1	0	1				
P	3	7	7	7	3	5	12	7	12				

PITCHER	IP	WLS	BF	H	R	ER	SO	BB	IBB	HBP	BLK	WP	HR	S	P	ERA	WHIP
Gary Peters, L (1, 1) ERA: 2.42	8.2	L	34	6	2	2	10	1	1	0	0	1	0	52	60	2.08	0.808
Hoyt Wilhelm, R (9, 1) ERA: 2.53	0.1		1	0	0	0	1	0	0	0	0	1	0	3	3	0.00	0.000

Batter	1	2	3	4	5	6	7	8	9	AB	R	H	RBI	BB	SO	LOB
Mike Hershberger, R (1, 8) OBP: 0.310, SLG: 0.286	F9		F9			FC1-6 1B 1-2f		F7		4	0	0	0	0	0	1
Al Weis, S (1, 4) OBP: 0.301, SLG: 0.315	F6			G6-3 1B		K S S S		F7		4	0	1	0	0	1	1
Floyd Robinson, L (1, 9) OBP: 0.377, SLG: 0.418	BB B B B			G6-3 1-2f		1B 1-2			6-3	3	0	1	0	1	0	1
Bill Skowron, R (1, 3) OBP: 0.326, SLG: 0.438	F2			1B		5-3			F4	4	0	1	0	0	0	3
Pete Ward, L (1, 5) OBP: 0.363, SLG: 0.485		F9		4-3			K S S S		F8	4	0	0	0	0	1	1
Ron Hansen, R (1, 6) OBP: 0.343, SLG: 0.404		F3			F2		F6			3	0	0	0	0	0	0
Dave Nicholson, R (1, 7) OBP: 0.329, SLG: 0.360		K S S S			5-3		FC5-4 1B			3	0	1	0	0	1	0
Jerry McNertney, R (1, 2) OBP: 0.283, SLG: 0.287			G3		F8		FC5-4 1-2f			3	0	0	0	0	0	1
J.C. Martin, L (9, 2) OBP: 0.244, SLG: 0.288										0	0	0	0	0	0	0
Gary Peters, L (1, 1) OBP: 0.245, SLG: 0.374			K S S S			FC1-6 BB B B B		F9		2	0	0	0	1	1	0
Hoyt Wilhelm, R (9, 1) OBP: 0.222, SLG: 0.176										0	0	0	0	0	0	0
Inning Stats	R: 0 H: 0 E: 0 LOB: 1 K: 0 BB: 1 S: 3 P: 7	R: 0 H: 0 E: 0 LOB: 0 K: 1 BB: 0 S: 5 P: 5	R: 0 H: 0 E: 0 LOB: 0 K: 1 BB: 0 S: 5 P: 5	R: 0 H: 2 E: 0 LOB: 1 K: 0 BB: 0 S: 4 P: 4	R: 0 H: 0 E: 0 LOB: 0 K: 0 BB: 0 S: 3 P: 3	R: 0 H: 1 E: 0 LOB: 2 K: 1 BB: 1 S: 6 P: 10	R: 0 H: 1 E: 0 LOB: 1 K: 1 BB: 0 S: 6 P: 6	R: 0 H: 0 E: 0 LOB: 0 K: 0 BB: 0 S: 3 P: 3	R: 0 H: 0 E: 0 LOB: 0 K: 0 BB: 0 S: 3 P: 3	1B: 4 SF: 0 2B: 0 SAC: 0 3B: 0 DP: 1 HR: 0 HBP: 0						

PITCHER	IP	WLS	BF	H	R	ER	SO	BB	IBB	HBP	BLK	WP	HR	S	P	ERA	WHIP
Jack Kralick, L (1, 1) ERA: 2.99	9.0	W	32	4	0	0	4	2	0	0	0	0	0	38	46	0.00	0.667

PITCHER	IP	WLS	BF	H	R	ER	SO	BB	IBB	HBP	BLK	WP	HR	S	P	ERA	WHIP

BOTTOM

Cleveland Indians @ Chicago White Sox

Comiskey Park, Chicago, IL

Sun Sep 06 1964, 4:33 AM EDT

Unknown

livebaseballscorecards.com

AB	30
R	0
H	4
RBI	0
BB	2
SO	4
LOB	8

Batter	1	2	3	4	5	6	7	8	9	10	11	12	13	AB	R	H	RBI	BB	SO	LOB
Tito Francona, L (1, 9) OBP: 0.371, SLG: 0.380	K		2B		SF9			5-3		4-3			F8	5	0	1	2	0	1	1
Chico Salmon, R (13, 9) OBP: 0.343, SLG: 0.424														0	0	0	0	0	0	0
Dick Howser, R (1, 6) OBP: 0.329, SLG: 0.318	5-3		F9		F9			F7			BB		L6	5	0	0	0	1	0	2
Bob Chance, L (1, 3) OBP: 0.366, SLG: 0.462	K		1B		F7			F2			SH1-4			4	0	1	0	0	1	1
Fred Whitfield, L (10, 3) OBP: 0.301, SLG: 0.431														0	0	0	0	0	0	0
Leon Wagner, L (1, 7) OBP: 0.327, SLG: 0.464		2B	4-3			F3			K		F8			5	0	1	0	0	1	3
Max Alvis, R (13, 5) OBP: 0.328, SLG: 0.455														0	0	0	0	0	0	0
Joe Azcue, R (1, 2) OBP: 0.312, SLG: 0.361		FC1-5-4		K		6-3			G6-3		K			5	0	1	0	0	2	2
Vic Davalillo, L (1, 8) OBP: 0.308, SLG: 0.349		FC1-4		F8		4-3			G6-3			5-3		5	0	0	0	0	0	2
Billy Moran, R (1, 4) OBP: 0.300, SLG: 0.296		2B		K	5-3			G5-4-3	1B			5-3		5	0	2	0	0	1	0
Woodie Held, R (1, 5) (13, 7) OBP: 0.323, SLG: 0.424			2B		F5			G5-4-3				F8		5	2	2	0	0	0	1
Dick Donovan, L (1, 1) OBP: 0.321, SLG: 0.222			K	BB	4-3			PB	BB				K	3	0	0	0	2	2	1
Inning Stats	R: 0 E: 0 S: 7	H: 0 LOB: 0 BB: 0 P: 7	R: 0 E: 0 S: 4	H: 2 LOB: 2 BB: 0 P: 4	R: 1 E: 0 S: 8	H: 3 LOB: 2 BB: 0 P: 8	R: 0 E: 0 S: 7	H: 0 LOB: 0 BB: 0 P: 7	R: 1 E: 1 S: 4	H: 1 LOB: 1 BB: 1 P: 8	R: 0 E: 0 K: 0 S: 3	H: 0 LOB: 0 BB: 0 P: 3	R: 0 E: 0 K: 0 S: 3	H: 0 LOB: 0 BB: 0 P: 3	R: 0 E: 0 K: 0 S: 3	H: 0 LOB: 0 BB: 0 P: 3	R: 0 E: 0 S: 5	H: 1 LOB: 0 BB: 0 P: 5	R: 0 E: 0 K: 1 S: 3	H: 1 LOB: 1 BB: 1 P: 7	R: 0 E: 0 K: 1 S: 5	H: 0 LOB: 1 BB: 1 P: 9	R: 0 E: 0 K: 0 S: 3	H: 0 LOB: 0 BB: 0 P: 3	R: 0 E: 0 K: 1 S: 5	H: 0 LOB: 0 BB: 0 P: 5	1B: 3 2B: 5 3B: 0 HR: 0	SF: 1 SAC: 1 DP: 2 HBP: 0	WP: 0 PB: 2 SB: 0 CS: 0	PA: 47

PITCHER		IP	WLS	BF	H	R	ER	SO	BB	IBB	HBP	BLK	WP	HR	S	P	ERA	WHIP
John Buzhardt, R ERA: 3.1	(1, 1)	5.0		21	6	2	2	5	1	0	0	0	0	0	30	34	3.60	1.400
Eddie Fisher, R ERA: 3.34	(6, 1)	2.0		6	0	0	0	0	0	0	0	0	0	0	6	6	0.00	0.000
Hoyt Wilhelm, R ERA: 2.39	(8, 1)	6.0	W	20	2	0	0	3	2	0	0	0	0	0	24	32	0.00	0.667

PITCHER	IP	WLS	BF	H	R	ER	SO	BB	IBB	HBP	BLK	WP	HR	S	P	ERA	WHIP

TOP

Cleveland Indians @ Chicago White Sox

Comiskey Park, Chicago, IL

Sun Sep 06 1964, 4:38 AM EDT

Att. 23,189 - Unknown

livebaseballscorecards.com

AB	42
R	2
H	8
RBI	2
BB	3
SO	8
LOB	13

Batter	1	2	3	4	5	6	7	8	9	10	11	12	13	AB	R	H	RBI	BB	SO	LOB
Tom McCraw, L (1, 7) (13, 3) OBP: 0.331, SLG: 0.382	F5		G1-6-3 1B 1-2		1B			S 1B 1B		G6-3 1-2f			1B S SF8 1B	6	2	4	0	0	0	1
Don Buford, S (1, 4) OBP: 0.336, SLG: 0.359	G6-4-3 1B		G1-6-3 1-2f		K			K 1-2			L3-6 S 1B		IBB 1-3 1B	5	0	2	0	0	2	4
Al Weis, S (11, PR) (12, 4) OBP: 0.304, SLG: 0.317														1	0	1	0	0	0	0
Floyd Robinson, L (1, 9) (13, 7) OBP: 0.378, SLG: 0.418	G6-4-3 1-2f			G1-6-3 1B		F5		CS 2-H 1B			L3-6 1-3		IBB 1-2	5	0	2	1	1	0	2
Pete Ward, L (1, 5) OBP: 0.358, SLG: 0.480		4-3		G1-6-3 1-2f		F8		G3 1-2			F3		SF8 3-H	5	0	0	1	0	0	3
Bill Skowron, R (1, 3) OBP: 0.331, SLG: 0.448		FC5-4 1B		HR		1B			K			SH1-4 1B		5	1	4	1	0	1	0
Mike Hershberger, R (12, PR) (13, 9) OBP: 0.310, SLG: 0.286														0	0	0	0	0	0	0
Gene Stephens, L (1, 8) OBP: 0.338, SLG: 0.358	K		1B		K			F6			SH1-4 1-2			4	0	1	0	0	2	2
Ron Hansen, R (1, 6) OBP: 0.341, SLG: 0.401	FC5-4 1-2f		F2		5-3			6-3					IBB	4	0	0	0	1	0	2
J.C. Martin, L (1, 2) OBP: 0.243, SLG: 0.286		5-3		F6		F4				G6-3 1B		K		5	0	1	0	0	1	2
John Buzhardt, R (1, 1) OBP: 0.232, SLG: 0.264		1B 1B		4-3		F8				K		F9		1	0	1	0	0	0	0
Jeoff Long, R (5, PH) OBP: 0.298, SLG: 0.260														1	0	0	0	0	0	0
Eddie Fisher, R (6, 1) OBP: 0.188, SLG: 0.188														0	0	0	0	0	0	0
Gary Peters, L (7, PH) OBP: 0.243, SLG: 0.370														1	0	0	0	0	0	0
Hoyt Wilhelm, R (8, 1) OBP: 0.200, SLG: 0.158														2	0	0	0	0	1	3
Inning Stats	R: 0 E: 0 K: 0 S: 3 / H: 1 LOB: 0 BB: 0 P: 3	R: 0 E: 0 K: 1 S: 6 / H: 1 LOB: 1 BB: 0 P: 6	R: 0 E: 0 K: 0 S: 4 / H: 2 LOB: 1 BB: 0 P: 4	R: 1 E: 0 K: 0 S: 5 / H: 3 LOB: 1 BB: 0 P: 5	R: 0 E: 0 K: 1 S: 6 / H: 1 LOB: 1 BB: 0 P: 6	R: 0 E: 0 K: 1 S: 6 / H: 1 LOB: 1 BB: 0 P: 6		R: 0 E: 0 K: 0 S: 3 / H: 0 LOB: 0 BB: 0 P: 3	R: 1 E: 0 K: 1 S: 6 / H: 2 LOB: 0 BB: 0 P: 6	R: 0 E: 0 K: 1 S: 5 / H: 0 LOB: 0 BB: 0 P: 5	R: 0 E: 0 K: 1 S: 5 / H: 1 LOB: 0 BB: 0 P: 5	R: 0 E: 0 K: 0 S: 3 / H: 1 LOB: 1 BB: 0 P: 3	R: 0 E: 0 K: 1 S: 6 / H: 1 LOB: 2 BB: 1 P: 10	R: 1 E: 0 K: 0 S: 3 / H: 2 LOB: 2 BB: 1 P: 7	1B: 15 2B: 1 3B: 0 HR: 1	SF: 1 SAC: 1 DP: 5 HBP: 0	WP: 0 PB: 0 SB: 3 CS: 1	PA: 49

PITCHER	IP	WLS	BF	H	R	ER	SO	BB	IBB	HBP	BLK	WP	HR	S	P	ERA	WHIP
Dick Donovan, R (1, 1) ERA: 4.41	12.1	L	49	16	3	3	7	0	2	0	0	0	1	61	69	2.19	1.297

PITCHER	IP	WLS	BF	H	R	ER	SO	BB	IBB	HBP	BLK	WP	HR	S	P	ERA	WHIP

BOTTOM

Cleveland Indians @ Chicago White Sox

Comiskey Park, Chicago, IL

Sun Sep 06 1964, 4:38 AM EDT

Att. 23,189 - Unknown

livebaseballscorecards.com

AB	45
R	3
H	16
RBI	3
BB	2
SO	7
LOB	19

Batter	1	2	3	4	5	6	7	8	9	AB	R	H	RBI	BB	SO	LOB
Gates Brown, L (1, 7) OBP: 0.338, SLG: 0.499	S S S 0-3 ① K		x 0-0 S 1B 1B		B B B 4-0 BB			S S S 0-3 ② K		3	1	1	0	1	2	0
Jerry Lumpe, L (1, 4) OBP: 0.310, SLG: 0.343	x 0-0 ② 4-3		x 0-0 1-H 1B		x 0-0 ③ 6-3			S S S 0-3 ③ K		4	0	1	1	0	1	2
Bill Freehan, R (1, 2) OBP: 0.357, SLG: 0.474	x 0-0 ③ 6-3		x 0-0 ③ F8			S S S 0-3 ① K			x 0-0 PB SF7 2B	4	1	1	0	0	1	1
Don Demeter, R (1, 9) OBP: 0.292, SLG: 0.459		S S S 0-3 ① K		x 0-0 ① F7		x 0-0 ② 5-3			x 0-0 ① 6-3 2-3	4	0	0	0	0	1	1
Norm Cash, L (1, 3) OBP: 0.339, SLG: 0.440		x 0-0 ② G3		x 0-0 ② F5		x 0-0 ③ L6			x 0-0 ② SF7 3-H	3	0	0	1	0	0	0
Don Wert, R (1, 5) OBP: 0.326, SLG: 0.357		x 0-0 1B		S S S 0-3 ③ K			x 0-0 ① F3		x 0-0 ③ F7	4	0	1	0	0	1	0
George Thomas, R (1, 8) OBP: 0.315, SLG: 0.461		x 0-0 ③ G3			x 0-0 ① 5-3		x 0-0 ② F4			3	0	0	0	0	0	1
Dick McAuliffe, L (1, 6) OBP: 0.333, SLG: 0.443			S S S 0-3 ① K		x 0-0 WP 1B		x 0-0 ③ 4-3			3	0	1	0	0	1	0
Denny McLain, R (1, 1) OBP: 0.118, SLG: 0.091 Julio Navarro, R (4, 1) Jake Wood, R (5, PH) OBP: 0.258, SLG: 0.308 Terry Fox, R (5, 1) OBP: 0.222, SLG: 0.333 Al Kaline, R (8, PH) OBP: 0.386, SLG: 0.464 Fred Gladding, L (8, 1)			S S S 0-3 ② K		x 0-0 ② 6-3 1-2			x 0-0 ① F3		1 0 1 0 1 0	0 0 0 0 0 0	0 0 0 0 0 0	0 0 0 0 0 0	1 0 0 0 0 0	0 0 1 0 0 0	0 0 0 0 0 0
Inning Stats	R: 0 E: 0 K: 1 S: 5 H: 0 LOB: 0 BB: 0 P: 5	R: 0 E: 0 K: 1 S: 6 H: 1 LOB: 1 BB: 0 P: 6	R: 1 E: 0 K: 2 S: 9 H: 2 LOB: 1 BB: 0 P: 9	R: 0 E: 0 K: 1 S: 5 H: 0 LOB: 0 BB: 0 P: 5	R: 0 E: 0 K: 0 S: 4 H: 1 LOB: 2 BB: 1 P: 8	R: 0 E: 0 K: 1 S: 5 H: 0 LOB: 0 BB: 0 P: 5	R: 0 E: 0 K: 0 S: 3 H: 0 LOB: 0 BB: 0 P: 3	R: 0 E: 0 K: 2 S: 7 H: 0 LOB: 0 BB: 0 P: 7	R: 1 E: 0 K: 0 S: 4 H: 1 LOB: 0 BB: 0 P: 4	1B: 4 2B: 1 3B: 0 HR: 0 SF: 1 SAC: 0 DP: 0 HBP: 0						

TOP

Detroit Tigers @ Cleveland Indians

Cleveland Municipal Stadium, Cleveland, OH

Mon Sep 07 1964, 7:05 PM EDT

Att. 10,109 - Unknown

livebaseballscorecards.com

AB	31
R	2
H	5
RBI	2
BB	1
SO	8
LOB	6

WP: 1 PB: 1 SB: 1 CS: 0 PA: 33

PITCHER		IP	WLS	BF	H	R	ER	SO	BB	IBB	HBP	BLK	WP	HR	S	P	ERA	WHIP
Sam McDowell, L ERA: 2.96	(1, 1)	9.0	W	33	5	2	1	8	1	0	0	0	1	0	48	52	1.00	0.667

PITCHER		IP	WLS	BF	H	R	ER	SO	BB	IBB	HBP	BLK	WP	HR	S	P	ERA	WHIP

Batter	1	2	3	4	5	6	7	8	9	AB	R	H	RBI	BB	SO	LOB
Tito Francona, L (1, 9) OBP: 0.373, SLG: 0.377 Chico Salmon, R (7, 9) OBP: 0.342, SLG: 0.422	F7		BB 1-2	HBP 1-2		4-3		F3		2 1	1 0	0 0	0 0	1 0	0 0	1 0
Dick Howser, R (1, 6) OBP: 0.330, SLG: 0.321	L9		1B 1-3 2-H	K			L9 G3 2B			4	2	2	1	0	1	2
Fred Whitfield, L (1, 3) OBP: 0.300, SLG: 0.428	K2-3		1B 1-3 3-H	F9			L9 2-3			4	0	1	1	0	1	3
Leon Wagner, L (1, 7) OBP: 0.326, SLG: 0.463		4-1	1B 1-3 3-H		F7		G3 3-H			4	0	1	2	0	0	0
Max Alvis, R (1, 5) OBP: 0.327, SLG: 0.453		K	F9		F9		1B 1B			4	1	1	0	0	1	2
Vic Davalillo, L (1, 8) OBP: 0.307, SLG: 0.349		F3		F6	4-3		1B 1-2			4	0	1	0	0	0	0
Joe Azcue, R (1, 2) OBP: 0.315, SLG: 0.364			K	HR		F9	1B 1-3 2-H			4	1	2	1	0	1	0
Woodie Held, R (1, 4) OBP: 0.328, SLG: 0.438			FC3-6 1B	1-H HR		SH1-4 1B		K		4	1	3	2	0	1	0
Sam McDowell, L (1, 1) OBP: 0.184, SLG: 0.091			FC3-6 BB 1B 1-2f	HBP BB		SH1-4 1-2		K		2	1	0	0	1	1	1
Inning Stats	R: 0 E: 0 K: 1 S: 5 H: 0 LOB: 0 BB: 0 P: 5	R: 0 E: 0 K: 1 S: 5 H: 0 LOB: 0 BB: 0 P: 5	R: 3 E: 0 K: 1 S: 9 H: 4 LOB: 2 BB: 1 P: 13	R: 2 E: 0 K: 1 S: 7 H: 2 LOB: 2 BB: 1 P: 12	R: 0 E: 0 K: 0 S: 3 H: 0 LOB: 0 BB: 0 P: 3	R: 0 E: 0 K: 0 S: 4 H: 1 LOB: 1 BB: 0 P: 4	R: 2 E: 0 K: 0 S: 6 H: 4 LOB: 2 BB: 0 P: 6	R: 0 E: 0 K: 2 S: 7 H: 0 LOB: 0 BB: 0 P: 7		1B: 9 2B: 1 3B: 0 HR: 1 SF: 0 SAC: 1 DP: 0 HBP: 1				WP: 0 PB: 0 SB: 0 CS: 0 PA: 37	

PITCHER		IP	WLS	BF	H	R	ER	SO	BB	IBB	HBP	BLK	WP	HR	S	P	ERA	WHIP
Denny McLain, R ERA: 4.25	(1, 1)	3.1	L	18	6	5	5	3	2	0	0	0	0	1	22	30	13.50	2.400
Julio Navarro, R ERA: 4.03	(4, 1)	0.2		3	0	0	0	1	0	0	1	0	0	0	4	5	0.00	0.000
Terry Fox, R ERA: 2.4	(5, 1)	3.0		13	5	2	2	0	0	0	0	0	0	0	13	13	6.00	1.667
Fred Gladding, R ERA: 3.36	(8, 1)	1.0		3	0	0	0	2	0	0	0	0	0	0	7	7	0.00	0.000

PITCHER	IP	WLS	BF	H	R	ER	SO	BB	IBB	HBP	BLK	WP	HR	S	P	ERA	WHIP

BOTTOM

Detroit Tigers @ Cleveland Indians

Cleveland Municipal Stadium, Cleveland, OH

Mon Sep 07 1964, 7:05 PM EDT

Att. 10,109 - Unknown

livebaseballscorecards.com

AB	33
R	7
H	11
RBI	7
BB	2
SO	6
LOB	9

Boston Red Sox @ Cleveland Indians

Cleveland Municipal Stadium, Cleveland, OH

Wed Sep 09 1964, 7:05 PM EDT

Att. 4,558 - Unknown

TOP

livebaseballscorecards.com

Batter	1	2	3	4	5	6	7	8	9	10	AB	R	H	RBI	BB	SO	LOB
Dalton Jones, L (1, 4) OBP: 0.281, SLG: 0.347	F8		K			G3	F7			K	4	0	0	0	0	1	0
Chuck Schilling, R (8, 4) OBP: 0.269, SLG: 0.239			5-3			BB	4-3			HR	1	0	0	0	0	1	0
Felix Mantilla, R (1, 6) OBP: 0.346, SLG: 0.534	BB									1B	3	2	1	0	2	0	0
Carl Yastrzemski, L (1, 8) OBP: 0.381, SLG: 0.467	2B			FC6-4 1B		K		4-1		HR	5	1	3	2	0	1	1
Dick Stuart, R (1, 3) OBP: 0.316, SLG: 0.488	K			K		HR 1B		K		1-3	4	1	1	0	0	3	3
Dick Williams, R (8, 3) OBP: 0.237, SLG: 0.397											1	0	0	0	0	0	0
Lee Thomas, L (1, 9) OBP: 0.326, SLG: 0.405	F9			FC6-4 FC6-4		HR 1B		F5		1B	5	1	2	1	0	0	3
Al Smith, R (1, 7) OBP: 0.266, SLG: 0.324		F5		FC6-4		HR			6-3	K	5	1	1	3	0	1	2
Frank Malzone, R (1, 5) OBP: 0.310, SLG: 0.364		F7			F8	2B 1B			6-3		4	0	1	0	0	0	0
Bob Tillman, R (1, 2) OBP: 0.358, SLG: 0.444		F8			F2	2B			BB		3	0	1	0	1	0	0
Earl Wilson, R (1, 1) OBP: 0.276, SLG: 0.435			6-3		K		K			F6	4	0	0	0	0	2	1
Dick Radatz, R (9, 1) OBP: 0.167, SLG: 0.171											0	0	0	0	0	0	0
Bob Heffner, R (10, 1) OBP: 0.179, SLG: 0.237											0	0	0	0	0	0	0

	AB	39
	R	6
	H	10
	RBI	6
	BB	3
	SO	9
	LOB	10

Inning Stats	1	2	3	4	5	6	7	8	9	10	1B: 6	SF: 0	WP: 0	PA: 42
	R: 0 H: 1 E: 0 LOB: 2 K: 1 BB: 1 S: 6 P: 10	R: 0 H: 0 E: 0 LOB: 0 K: 0 BB: 0 S: 3 P: 3	R: 0 H: 0 E: 0 LOB: 0 K: 1 BB: 0 S: 5 P: 5	R: 0 H: 1 E: 0 LOB: 1 K: 1 BB: 0 S: 6 P: 6	R: 0 H: 0 E: 0 LOB: 0 K: 1 BB: 0 S: 5 P: 5	R: 4 H: 5 E: 0 LOB: 2 K: 1 BB: 1 S: 9 P: 13	R: 0 H: 0 E: 0 LOB: 0 K: 1 BB: 0 S: 5 P: 5	R: 0 H: 0 E: 0 LOB: 0 K: 1 BB: 0 S: 5 P: 5	R: 0 H: 0 E: 0 LOB: 1 K: 0 BB: 1 S: 3 P: 7	R: 2 H: 3 E: 0 LOB: 1 K: 2 BB: 0 S: 10 P: 10	2B: 2 3B: 0 HR: 2	SAC: 0 DP: 0 HBP: 0	PB: 0 SB: 0 CS: 0	

PITCHER		IP	WLS	BF	H	R	ER	SO	BB	IBB	HBP	BLK	WP	HR	S	P	ERA	WHIP
Luis Tiant, R ERA: 2.93	(1, 1)	5.2		24	5	4	4	5	2	0	0	0	0	1	32	40	6.35	1.235
Lee Stange, R ERA: 4.25	(6, 1)	2.1		8	2	0	0	2	0	0	0	0	0	0	12	12	0.00	0.857
Ted Abernathy, R ERA: 4.24	(9, 1)	1.2	L	9	3	2	2	1	1	0	0	0	0	1	10	14	10.80	2.400
Gary Bell, R ERA: 4.34	(10, 1)	0.1		1	0	0	0	1	0	0	0	0	0	0	3	3	0.00	0.000

PITCHER	IP	WLS	BF	H	R	ER	SO	BB	IBB	HBP	BLK	WP	HR	S	P	ERA	WHIP

BOTTOM

Boston Red Sox @ Cleveland Indians

Cleveland Municipal Stadium, Cleveland, OH

Wed Sep 09 1964, 7:05 PM EDT

Att. 4,558 - Unknown

livebaseballscorecards.com

Batter	1	2	3	4	5	6	7	8	9	10	AB	R	H	RBI	BB	SO	LOB
Tito Francona, L (1, 9) OBP: 0.369, SLG: 0.372	E4	4-3			F5			F5			3	1	0	0	0	0	0
Larry Brown, R (6, 4) OBP: 0.285, SLG: 0.369											1	0	0	0	0	0	0
Ted Abernathy, R (9, 1)											0	0	0	0	0	0	0
Gary Bell, R (10, 1) OBP: 0.412, SLG: 0.375											0	0	0	0	0	0	0
Bob Chance, L (10, PH) OBP: 0.367, SLG: 0.464											1	0	1	0	0	0	0
Billy Moran, R (10, PR) OBP: 0.300, SLG: 0.296											0	0	0	0	0	0	0
Dick Howser, R (1, 6) OBP: 0.329, SLG: 0.320	E		F9		6-3			L9			4	1	1	0	0	0	0
John Romano, R (10, PH) OBP: 0.334, SLG: 0.439											1	0	1	0	0	0	0
Vern Fuller, R (10, PR)											0	0	0	0	0	0	0
Fred Whitfield, L (1, 3) OBP: 0.302, SLG: 0.439	F8		FC5-4			L4			HR	K2-3	5	1	2	1	0	1	5
Leon Wagner, L (1, 7) OBP: 0.326, SLG: 0.461	E		F7			3-1			F8		4	1	1	1	0	0	1
Max Alvis, R (1, 5) OBP: 0.324, SLG: 0.447	K		FC5-4			6-3			K		4	0	0	0	0	2	3
Vic Davalillo, L (1, 8) OBP: 0.309, SLG: 0.352	E1			CS			3-1		F8		4	0	2	2	0	0	
Joe Azcue, R (1, 2) OBP: 0.310, SLG: 0.358	L6			F4			5-3			L9	4	0	0	0	0	0	2
Woodie Held, R (1, 4) OBP: 0.327, SLG: 0.445		K		K			1-3			HR	4	1	1	1	0	2	0
Luis Tiant, R (1, 1) OBP: 0.065, SLG: 0.065		4-3			F8			K		K	2	0	0	0	0	0	0
Lee Stange, R (6, 1) OBP: 0.179, SLG: 0.063											0	0	0	0	0	0	0
Chico Salmon, R (8, PH) OBP: 0.339, SLG: 0.419											2	0	0	0	0	2	0
(9, 9)																	

Inning Stats	1	2	3	4	5	6	7	8	9	10
	R: 3 E: 2 K: 1 S: 9	H: 3 LOB: 1 BB: 0 P: 9	R: 0 E: 0 K: 1 S: 5	H: 0 LOB: 0 BB: 0 P: 5	R: 0 E: 0 K: 0 S: 4	H: 1 LOB: 1 BB: 0 P: 4	R: 0 E: 0 K: 1 S: 5	H: 1 LOB: 0 BB: 0 P: 5	R: 0 E: 0 K: 0 S: 3	H: 0 LOB: 0 BB: 0 P: 3	R: 0 E: 0 K: 0 S: 3	H: 0 LOB: 0 BB: 0 P: 3	R: 0 E: 0 K: 0 S: 3	H: 0 LOB: 0 BB: 0 P: 3	R: 0 E: 0 K: 1 S: 5	H: 0 LOB: 0 BB: 0 P: 5	R: 1 E: 0 K: 1 S: 6	H: 1 LOB: 0 BB: 0 P: 6	R: 1 E: 0 K: 2 S: 10	H: 3 LOB: 3 BB: 0 P: 10

1B: 5	SF: 0	WP: 0
2B: 2	SAC: 0	PB: 0
3B: 0	DP: 0	SB: 0
HR: 2	HBP: 0	CS: 1

PA: 39

AB	39
R	5
H	9
RBI	5
BB	0
SO	7
LOB	11

PITCHER		IP	WLS	BF	H	R	ER	SO	BB	IBB	HBP	BLK	WP	HR	S	P	ERA	WHIP
Earl Wilson, R ERA: 4.62	(1, 1)	8.0		30	6	4	1	4	0	0	0	0	0	1	38	38	1.12	0.750
Dick Radatz, R ERA: 2.2	(9, 1)	1.2	W	8	3	1	1	2	0	0	0	0	0	1	12	12	5.40	1.800
Bob Heffner, R ERA: 4.05	(10, 1)	0.1	S	1	0	0	0	1	0	0	0	0	0	0	3	3	0.00	0.000

PITCHER		IP	WLS	BF	H	R	ER	SO	BB	IBB	HBP	BLK	WP	HR	S	P	ERA	WHIP

Batter	1	2	3	4	5	6	7	8	9	AB	R	H	RBI	BB	SO	LOB
Dalton Jones, L (1, 4) OBP: 0.281, SLG: 0.346	F5		K			4-3		1B PB 1B		4	0	1	0	0	1	0
Felix Mantilla, R (1, 6) OBP: 0.348, SLG: 0.536	4-3 HR 2B		F8			F8		G6-3 1-3 1B		4	1	2	0	0	0	0
Carl Yastrzemski, L (1, 8) OBP: 0.378, SLG: 0.463	4-3 2-3			K		K		G6-3 1-2f		4	0	0	0	0	2	3
Dick Stuart, R (1, 3) OBP: 0.317, SLG: 0.493	HR 3-H			F4			G4-6-3 1B		K	4	1	2	2	0	1	0
Lee Thomas, L (1, 9) OBP: 0.325, SLG: 0.404	1-3			1B			G4-6-3 1-2f		F5	4	0	1	0	0	0	1
Al Smith, R (1, 7) OBP: 0.260, SLG: 0.316		5-3		4-3			5-3		F7	4	0	0	0	0	0	1
Frank Malzone, R (1, 5) OBP: 0.309, SLG: 0.362		K			F7			4-3		3	0	0	0	0	1	0
Bob Tillman, R (1, 2) OBP: 0.358, SLG: 0.446		F4			K			HR 2B		3	1	1	0	0	1	0
Jack Lamabe, R (1, 1) OBP: 0.167, SLG: 0.157			K		K			HR 2-H		2	0	0	0	0	2	0
Jay Ritchie, R (6, 1) OBP: 0.200, SLG: 0.200										0	0	0	0	0	0	0
Tony Conigliaro, R (8, PH) OBP: 0.340, SLG: 0.530										1	1	1	2	0	0	0
Bill Spanswick, L (8, 1) OBP: 0.375, SLG: 0.286										0	0	0	0	0	0	0
Bob Heffner, R (8, 1) OBP: 0.179, SLG: 0.237										0	0	0	0	0	0	0
Inning Stats	R: 2 E: 0 K: 0 S: 5 H: 2 LOB: 0 BB: 0 P: 5	R: 0 E: 0 K: 1 S: 5 H: 0 LOB: 0 BB: 0 P: 5	R: 0 E: 0 K: 2 S: 7 H: 0 LOB: 0 BB: 0 P: 7	R: 0 E: 0 K: 1 S: 6 H: 1 LOB: 1 BB: 0 P: 6	R: 0 E: 0 K: 2 S: 7 H: 0 LOB: 0 BB: 0 P: 7	R: 0 E: 0 K: 1 S: 5 H: 0 LOB: 0 BB: 0 P: 5	R: 0 E: 0 K: 0 S: 3 H: 1 LOB: 0 BB: 0 P: 3	R: 2 E: 0 K: 0 S: 6 H: 4 LOB: 1 BB: 0 P: 6	R: 0 E: 0 K: 1 S: 5 H: 0 LOB: 0 BB: 0 P: 5	1B: 4 2B: 2 3B: 0 HR: 2 SF: 0 SAC: 0 DP: 2 HBP: 0						

PITCHER		IP	WLS	BF	H	R	ER	SO	BB	IBB	HBP	BLK	WP	HR	S	P	ERA	WHIP
Sonny Siebert, R ERA: 3.19	(1, 1)	7.1	W	27	6	4	4	7	0	0	0	0	0	2	41	41	4.91	0.818
Don McMahon, R ERA: 1.75	(8, 1)	1.2	S	6	2	0	0	1	0	0	0	0	0	0	8	8	0.00	1.200

PITCHER		IP	WLS	BF	H	R	ER	SO	BB	IBB	HBP	BLK	WP	HR	S	P	ERA	WHIP

TOP

Boston Red Sox @ Cleveland Indians

Cleveland Municipal Stadium, Cleveland, OH

Thu Sep 10 1964, 7:05 PM EDT

Att. 3,470 - Unknown

livebaseballscorecards.com

AB	33
R	4
H	8
RBI	4
BB	0
SO	8
LOB	5

WP: 0 PA: 33
PB: 1
SB: 0
CS: 0

BOTTOM

Boston Red Sox @ Cleveland Indians

Cleveland Municipal Stadium, Cleveland, OH

Thu Sep 10 1964, 7:05 PM EDT

Att. 3,470 - Unknown

livebaseballscorecards.com

Batter	1	2	3	4	5	6	7	8	9	AB	R	H	RBI	BB	SO	LOB
Chico Salmon, R (1, 9) OBP: 0.342, SLG: 0.430	BBBB; 4-0; 1B; 1B; BB		x; 0-0; ①; F7		x; 0-0; HR		x; 0-0; ③; 2-3			3	2	1	1	1	0	1
Dick Howser, R (1, 6) OBP: 0.330, SLG: 0.320	x; 0-0; 1B; 1B; 1-2; 1B		x; 0-0; ②; 5-3		x; 0-0; ②; 5-3			BBBB; 4-0; FC2-6; BB		3	1	1	0	1	0	0
Fred Whitfield, L (1, 3) OBP: 0.301, SLG: 0.436	x; 0-0; L6-4; 1B; 1-3; 2-H; 1B		x; 0-0; ③; F5		SSS; 0-3; ③; K			x; 0-0; ①; FC2-6; 1B; BB; 1-2f		4	0	1	1	0	1	1
Leon Wagner, L (1, 7) OBP: 0.327, SLG: 0.460	x; 0-0; 1-2; 3-H; 1B			x; 0-0; ①; 4-3		x; 0-0; ①; F8		BBBB; 4-0; 1B; 1-2; BB		3	0	1	1	1	0	0
Max Alvis, R (1, 5) OBP: 0.320, SLG: 0.441	x; 0-0; ①②; L6-4; 2-3			x; 0-0; ②; F7		SSS; 0-3; ②; K		SSS; 0-3; ②; K		4	0	0	0	0	2	4
John Romano, R (1, 2) OBP: 0.331, SLG: 0.434 Tito Francona, L (8, PH) OBP: 0.371, SLG: 0.374 Joe Azcue, R (9, 2) OBP: 0.310, SLG: 0.358	x; 0-0; ③; F8			SSS; 0-3; ③; K		x; 0-0; ③; 1-3		x; 0-0; 1-2; 2-3; 1B		3 1 0	0 0 0	0 1 0	0 0 0	0 0 0	1 0 0	1 0 0
Vic Davalillo, L (1, 8) OBP: 0.310, SLG: 0.355		x; 0-0; ①; F6			x; 0-0; HR; 2B		x; 0-0; S; 1B	SSS; 0-3; ③; K		4	1	2	0	0	1	3
Woodie Held, R (1, 4) OBP: 0.324, SLG: 0.441		x; 0-0; ②; 6-3			x; 0-0; ①; 5-3		SSS; 0-3; ①; K; 1-2			3	0	0	0	0	1	2
Sonny Siebert, R (1, 1) OBP: 0.250, SLG: 0.462 Don McMahon, R (8, 1) OBP: 0.143, SLG: 0.143		SSS; 0-3; ③; K			x; 0-0; 2-H; HR		SSS; 0-3; ②; K			3 0	1 0	1 0	2 0	0 0	2 0	1 0
Inning Stats	R: 2 E: 0 K: 0 S: 5 H: 3 LOB: 1 BB: 1 P: 9	R: 0 E: 0 K: 1 S: 5 H: 0 LOB: 0 BB: 0 P: 5	R: 0 E: 0 K: 0 S: 3 H: 0 LOB: 0 BB: 0 P: 3	R: 0 E: 0 K: 1 S: 5 H: 0 LOB: 0 BB: 0 P: 5	R: 3 E: 0 K: 1 S: 8 H: 3 LOB: 0 BB: 0 P: 8	R: 0 E: 0 K: 1 S: 5 H: 0 LOB: 0 BB: 0 P: 5	R: 0 E: 0 K: 2 S: 8 H: 1 LOB: 1 BB: 0 P: 8	R: 0 E: 0 K: 2 S: 8 H: 1 LOB: 3 BB: 2 P: 16		1B: 5 2B: 2 3B: 0 HR: 2	SF: 0 SAC: 0 DP: 1 HBP: 0			WP: 0 PB: 0 SB: 1 CS: 0	PA: 34		

	AB	31
	R	5
	H	8
	RBI	5
	BB	3
	SO	8
	LOB	13

PITCHER		IP	WLS	BF	H	R	ER	SO	BB	IBB	HBP	BLK	WP	HR	S	P	ERA	WHIP
Jack Lamabe, R ERA: 5.63	(1, 1)	5.0	L	21	6	5	5	3	1	0	0	0	0	2	26	30	9.00	1.400
Jay Ritchie, R ERA: 2.94	(6, 1)	2.0		7	1	0	0	3	0	0	0	0	0	0	13	13	0.00	0.500
Bill Spanswick, L ERA: 6.92	(8, 1)	0.1		3	0	0	0	0	2	0	0	0	0	0	1	9	0.00	6.000
Bob Heffner, R ERA: 4.03	(8, 1)	0.2		3	1	0	0	2	0	0	0	0	0	0	7	7	0.00	1.500

PITCHER	IP	WLS	BF	H	R	ER	SO	BB	IBB	HBP	BLK	WP	HR	S	P	ERA	WHIP

Chicago White Sox @ Cleveland Indians

Cleveland Municipal Stadium, Cleveland, OH

Fri Sep 11 1964, 7:05 PM EDT

Att. 11,698 - Unknown

TOP

livebaseballscorecards.com

Batter	1	2	3	4	5	6	7	8	9	AB	R	H	RBI	BB	SO	LOB
Mike Hershberger, R (1, 9) OBP: 0.306, SLG: 0.285	F4		5-3		SF8 2-3 3-H		WP 1B 2B	6-3		4	1	1	1	0	0	1
Floyd Robinson, L (1, 7) OBP: 0.381, SLG: 0.421	F7			2B 1B	F9		FC6-4 HBP 2-H 1B	BBBB 1B E BB		4	1	2	1	1	0	1
Ron Hansen, R (1, 6) OBP: 0.340, SLG: 0.408	F3			SSS K		HR	1-0 FC6-4 1-2 HBP	E 1-3 2-H 1B		4	1	2	2	0	1	1
Bill Skowron, R (1, 3) OBP: 0.325, SLG: 0.439 Tom McCraw, L (7, PR) OBP: 0.319, SLG: 0.367 (7, 3)		4-3		1-3 2B		5-3	FC6-4 IBB 1-2f 2-3	E4 1-2 3-H		4 1	0 0	1 0	0 0	0 0	0 0	2 1
Pete Ward, L (1, 5) OBP: 0.355, SLG: 0.482		F6		L3		HR	FC4-6 1-2 IBB	SSS K		4	1	1	1	1	1	4
Jim Landis, R (1, 8) OBP: 0.298, SLG: 0.270		1B		SSS K		1B	FC4-6 1-2f		SH1-3 1B	5	0	3	0	0	1	5
Al Weis, S (1, 4) OBP: 0.306, SLG: 0.314		SSS K			2B SF8 1B	BBBB S BB		BBBB S 2B BB	SH1-3 1-2	2	2	1	0	2	1	1
Cam Carreon, R (1, 2) OBP: 0.282, SLG: 0.299 J.C. Martin, L (9, 2) OBP: 0.242, SLG: 0.285		SSS K			SF8 1-3 2B	6-3 1-2		1-H 1B 2B	SSS K	5 0	1 0	2 0	1 0	0 0	2 0	2 0
Gary Peters, L (1, 1) OBP: 0.227, SLG: 0.346 Eddie Fisher, R (9, 1) OBP: 0.188, SLG: 0.188		4-3			F5		SSS K	F9	F8	5 0	0 0	0 0	0 0	0 0	1 0	4 0

Inning Stats	1	2	3	4	5	6	7	8	9
	R: 0 E: 0 K: 0 S: 3	H: 0 LOB: 0 BB: 0 P: 3	R: 0 E: 0 K: 1 S: 6	H: 1 LOB: 1 BB: 0 P: 6	R: 0 E: 0 K: 1 S: 5	H: 0 LOB: 0 BB: 0 P: 5	R: 0 E: 0 K: 2 S: 9	H: 2 LOB: 2 BB: 0 P: 9	R: 1 E: 0 K: 0 S: 5	H: 2 LOB: 1 BB: 0 P: 5	R: 2 E: 0 K: 0 S: 5	H: 3 LOB: 1 BB: 1 P: 9	R: 1 E: 0 K: 1 S: 7	H: 2 LOB: 3 BB: 1 P: 12	R: 3 E: 1 K: 1 S: 8	H: 2 LOB: 2 BB: 2 P: 16	R: 0 E: 0 K: 1 S: 6	H: 1 LOB: 1 BB: 0 P: 6

AB	38
R	7
H	13
RBI	6
BB	4
SO	7
LOB	22

1B: 7 SF: 1
2B: 4 SAC: 1
3B: 0 DP: 0
HR: 2 HBP: 1

WP: 1 PA: 45
PB: 0
SB: 2
CS: 0

PITCHER		IP	WLS	BF	H	R	ER	SO	BB	IBB	HBP	BLK	WP	HR	S	P	ERA	WHIP
Jack Kralick, L ERA: 3.04	(1, 1)	6.0		26	8	3	3	4	1	0	0	0	0	2	33	37	4.50	1.500
Gary Bell, R ERA: 4.42	(7, 1)	0.1	L	4	2	1	1	1	0	0	1	0	1	0	5	6	27.00	6.000
Dick Donovan, R ERA: 4.39	(7, 1)	0.2		3	0	0	0	0	0	1	0	0	0	0	2	6	0.00	0.000
Don McMahon, R ERA: 1.93	(8, 1)	0.2		6	2	3	2	0	2	0	0	0	0	0	4	12	27.00	6.000
Lee Stange, R ERA: 4.21	(8, 1)	1.1		6	1	0	0	2	0	0	0	0	0	0	10	10	0.00	0.750

PITCHER	IP	WLS	BF	H	R	ER	SO	BB	IBB	HBP	BLK	WP	HR	S	P	ERA	WHIP

Batter	1	2	3	4	5	6	7	8	9	AB	R	H	RBI	BB	SO	LOB
Larry Brown, R (1, 4) OBP: 0.288, SLG: 0.377	0-0 1B 2B		0-3 K ①		0-0 3-H 2B			0-3 K ①		4	1	2	1	0	2	0
Dick Howser, R (1, 6) OBP: 0.330, SLG: 0.319	4-0 1B BB		0-0 F6 ②		0-0 F8 ③			0-0 1-3 ②		3	0	0	0	1	0	1
Leon Wagner, L (1, 7) OBP: 0.325, SLG: 0.457	0-3 K ①		0-0 5-3 ③			0-0 4-3 ①		0-3 K ③		4	0	0	0	0	2	2
Woodie Held, R (1, 5) OBP: 0.323, SLG: 0.438	0-0 1-3 2-H 1B			0-0 F7 ①		0-0 F9 ②			0-0 F7 ①	4	0	1	1	0	0	0
Chico Salmon, R (1, 9) OBP: 0.344, SLG: 0.444	0-0 F9 ②			0-3 K2-3 ②		0-0 HR			0-0 E1 1B	4	1	2	1	0	1	2
John Romano, R (1, 3) OBP: 0.330, SLG: 0.430	0-0 F5 ③			0-0 F8 ③		0-3 K2-3 ③			4-0 BB	3	0	0	0	1	1	2
Vic Davalillo, L (1, 8) OBP: 0.310, SLG: 0.357 Max Alvis, R (9, PH) OBP: 0.320, SLG: 0.441 Tito Francona, L (9, PH) OBP: 0.370, SLG: 0.373		0-0 F4 ①			0-0 4-3 2B 2B		0-3 K ①		0-3 K ②	3	1	1	0	0	1	0
										0	0	0	0	0	0	0
										1	0	0	0	0	1	2
Joe Azcue, R (1, 2) OBP: 0.306, SLG: 0.352		0-0 6-3 ②			0-0 4-3 2-3 ①		0-0 F4 ②		0-0 F8 ③	4	0	0	0	0	0	3
Jack Kralick, L (1, 1) OBP: 0.180, SLG: 0.169 Gary Bell, R (7, 1) OBP: 0.412, SLG: 0.375 Dick Donovan, L (7, 1) OBP: 0.321, SLG: 0.222 Bob Chance, L (7, PH) OBP: 0.366, SLG: 0.462 Don McMahon, R (8, 1) OBP: 0.143, SLG: 0.143 Lee Stange, R (8, 1) OBP: 0.179, SLG: 0.063		0-0 L6 ③			0-3 K ②		0-0 6-3 ③			2	0	0	0	0	1	1
										0	0	0	0	0	0	0
										0	0	0	0	0	0	0
										1	0	0	0	0	0	0
										0	0	0	0	0	0	0
										0	0	0	0	0	0	0
Inning Stats	R: 1 E: 0 K: 1 S: 7 H: 2 LOB: 2 BB: 1 P: 11	R: 0 E: 0 K: 0 S: 3 H: 0 LOB: 0 BB: 0 P: 3	R: 0 E: 0 K: 1 S: 5 H: 0 LOB: 0 BB: 0 P: 5	R: 0 E: 0 K: 1 S: 5 H: 0 LOB: 0 BB: 0 P: 5	R: 1 E: 0 K: 1 S: 7 H: 2 LOB: 1 BB: 0 P: 7	R: 1 E: 0 K: 1 S: 6 H: 1 LOB: 0 BB: 0 P: 6	R: 0 E: 0 K: 1 S: 5 H: 0 LOB: 0 BB: 0 P: 5	R: 0 E: 0 K: 2 S: 7 H: 0 LOB: 0 BB: 0 P: 7	R: 0 E: 1 K: 1 S: 6 H: 1 LOB: 2 BB: 1 P: 10	1B: 2 2B: 3 3B: 0 HR: 1	SF: 0 SAC: 0 DP: 0 HBP: 0						

PITCHER		IP	WLS	BF	H	R	ER	SO	BB	IBB	HBP	BLK	WP	HR	S	P	ERA	WHIP
Gary Peters, L ERA: 2.44	(1, 1)	8.1	W	33	6	3	3	8	2	0	0	0	0	1	47	55	3.24	0.960
Eddie Fisher, R ERA: 3.2	(9, 1)	0.2	S	2	0	0	0	1	0	0	0	0	0	0	4	4	0.00	0.000

PITCHER	IP	WLS	BF	H	R	ER	SO	BB	IBB	HBP	BLK	WP	HR	S	P	ERA	WHIP

BOTTOM

Chicago White Sox @ Cleveland Indians

Cleveland Municipal Stadium, Cleveland, OH

Fri Sep 11 1964, 7:05 PM EDT

Att. 11,698 - Unknown

livebaseballscorecards.com

AB	33
R	3
H	6
RBI	3
BB	2
SO	9
LOB	13

1B: 2	SF: 0	WP: 0	PA: 35
2B: 3	SAC: 0	PB: 0	
3B: 0	DP: 0	SB: 0	
HR: 1	HBP: 0	CS: 0	

Chicago White Sox @ Cleveland Indians

Cleveland Municipal Stadium, Cleveland, OH

Sat Sep 12 1964, 3:33 AM EDT

Att. 5,115 - Unknown

TOP

livebaseballscorecards.com

Batter	1	2	3	4	5	6	7	8	9	AB	R	H	RBI	BB	SO	LOB
Mike Hershberger, R (1, 9) OBP: 0.310, SLG: 0.287	BBBB 4-0 E SH FC4-5 BB	BBB 4-0 FC6-4 BB		SSS 0-3 ② K		SSS 0-3 ② K	x 0-0 3-H 1B		x 0-0 2-H 1B	4	1	2	2	2	2	2
Floyd Robinson, L (1, 7) OBP: 0.380, SLG: 0.417	x 0-0 SH FC4-5 E 1-2	x 0-0 ③ FC6-4 1-2f		x 0-0 ③ 5-3		BBBB 4-0 BB 1B BB	x 0-0 ③ 4-3		x 0-0 ③ G3	4	1	0	0	1	0	4
Ron Hansen, R (1, 6) OBP: 0.339, SLG: 0.406 Don Buford, S (3, 4) OBP: 0.345, SLG: 0.363	x 0-0 ① FC4-5 2B WP 1-3 2-H	SSS 0-3 ① K	x 0-0 BLK 2B 1B	BBBB 4-0 1B 1-2 2-3 BB		x 0-0 6-3 S SF9 1B				2 2	1 2	0 2	1 0	0 1	1 0	1 0
Bill Skowron, R (1, 3) OBP: 0.326, SLG: 0.441	x 0-0 WP 1-3 2B	x 0-0 5-3	SSS 0-3 ① K 1-2	x 0-0 1-3 2-H 3-H 1B		x 0-0 6-3 1-3				5	1	2	2	0	1	2
Pete Ward, L (1, 5) OBP: 0.354, SLG: 0.480	x 0-0 ② 4-3 2-H 3-H	x 0-0 BB 1B	SSS 0-3 ② K	x 0-0 ③ F7		x 0-0 SF9 3-H				4	0	1	1	0	1	3
Jim Landis, R (1, 8) OBP: 0.306, SLG: 0.278	BBBB 4-0 BB	BBBB 4-0 FC5-4 1-2 BB	x 0-0 2-H 2B			x 0-0 SH1-3 2B 1B		SSS 0-3 ③ K		3	1	2	1	2	1	0
Al Weis, S (1, 4) (3, 6) OBP: 0.305, SLG: 0.314	x 0-0 ③ F9	x 0-0 ③ FC5-4 1-2f	x 0-0 ③ 4-3			x 0-0 ① SH1-3 1-2			x 0-0 4-3 1B 1B	4	1	1	0	0	0	4
Cam Carreon, R (1, 2) OBP: 0.307, SLG: 0.329 J.C. Martin, L (7, 2) OBP: 0.241, SLG: 0.284	x 0-0 ① 1-3	BBBB 4-0 WP BB	x 0-0 BB WP 1B 1B	x 0-0 F9 1B 2-H 2B		x 0-0 ① 4-3 1-2				3 1	2 0	2 0	1 0	1 0	0 0	0 1
Ray Herbert, R (1, 1) OBP: 0.188, SLG: 0.238 Dick Kenworthy, R (2, PH) John Buzhardt, R (2, 1) OBP: 0.000, SLG: 0.064 Jeoff Long, R (4, PH) OBP: 0.364, SLG: 0.253 Fred Talbot, R (4, 1) OBP: 0.333, SLG: 0.556 Dave Nicholson, R (5, PH) OBP: 0.000, SLG: 0.000 Frank Baumann, L (5, 1) Tom McCraw, L (7, PH) OBP: 0.318, SLG: 0.368 Eddie Fisher, R (7, 1) OBP: 0.364, SLG: 0.188 Gene Stephens, L (9, PH) OBP: 0.000, SLG: 0.000	SSS 0-3 ② K	SSS 0-3 ① K 1-2	x 0-0 ① F7 1-2	x 0-0 ② F9 2-3		SSS 0-3 ② K				0 1 0 0 1 0 1 0 1 0 1 0	0 0 0 0 0 0 0 0 0 0 0 0	0 0 0 0 1 0 0 0 0 0 0 0	0 0 0 0 1 0 0 0 0 0 0 0	0 0 0 0 0 0 0 0 0 0 0 0	0 0 1 0 1 0 1 0 1 0 1 0	0 0 1 0 1 0 1 0 1 0 1 0
Inning Stats	R: 3 H: 1 E: 2 LOB: 1 K: 0 BB: 2 S: 5 P: 13	R: 0 H: 0 E: 0 LOB: 1 K: 1 BB: 1 S: 5 P: 9	R: 0 H: 1 E: 0 LOB: 2 K: 1 BB: 1 S: 6 P: 10	R: 0 H: 0 E: 0 LOB: 1 K: 2 BB: 1 S: 7 P: 11	R: 1 H: 2 E: 0 LOB: 1 K: 2 BB: 0 S: 9 P: 9	R: 2 H: 2 E: 0 LOB: 2 K: 1 BB: 2 S: 7 P: 15	R: 2 H: 3 E: 0 LOB: 1 K: 0 BB: 0 S: 6 P: 6	R: 1 H: 1 E: 0 LOB: 0 K: 1 BB: 0 S: 6 P: 6	R: 1 H: 2 E: 0 LOB: 1 K: 1 BB: 0 S: 7 P: 7	1B: 9 SF: 1 2B: 3 SAC: 2 3B: 0 DP: 0 HR: 0 HBP: 0						

	AB	37
	R	10
	H	12
	RBI	8
	BB	7
	SO	9
	LOB	21

	WP: 4	PA: 47
	PB: 0	
	SB: 1	
	CS: 0	

PITCHER		IP	WLS	BF	H	R	ER	SO	BB	IBB	HBP	BLK	WP	HR	S	P	ERA	WHIP
Sam McDowell, L ERA: 3.09	(1, 1)	5.2	W	31	6	6	4	7	7	0	0	1	3	0	38	66	6.35	2.294
Dick Donovan, R ERA: 4.56	(6, 1)	2.1		12	5	4	4	1	0	0	0	0	0	0	14	14	15.43	2.143
Don McMahon, R ERA: 1.91	(9, 1)	1.0	S	4	1	0	0	1	0	0	0	0	0	0	6	6	0.00	1.000

PITCHER	IP	WLS	BF	H	R	ER	SO	BB	IBB	HBP	BLK	WP	HR	S	P	ERA	WHIP

Batter	1	2	3	4	5	6	7	8	9	AB	R	H	RBI	BB	SO	LOB
Chico Salmon, R (1, 9) OBP: 0.341, SLG: 0.439	6-3 F2		SF8 3-H		K		1B 1B 1-2 BB			3	1	0	1	1	1	1
Dick Howser, R (1, 6) OBP: 0.332, SLG: 0.320	1B E 1B	F3	5-3		S BB		1B WP 1-2 2-H 1B			4	2	2	0	1	0	1
Fred Whitfield, L (1, 3) OBP: 0.307, SLG: 0.439	E 1B 1-3 1B	1-3		1B 1B BB 1B	F8 1-2		WP 1-3 2-H 1B			5	2	3	1	0	0	1
Leon Wagner, L (1, 7) OBP: 0.325, SLG: 0.457	E4 1B 1B 1B 1-3 3-H	FC6-4 1B		BB 1B 1-2 1B		F5	F9 1-2 3-H			5	1	2	1	0	0	2
Woodie Held, R (1, 4) OBP: 0.327, SLG: 0.439	1B 1B 1-2 3-H 1B	FC6-4 1-2f		BB 1-2 2-3 1B		1-3		FC2-5 1B HBP		4	1	2	1	0	0	1
Max Alvis, R (1, 5) OBP: 0.324, SLG: 0.444	1B 1B 1-2 2-3 1B		E5 2B BLK	K		FC6-4 1B		FC2-5 1-2 1B		5	2	3	0	0	1	3
Vic Davalillo, L (1, 8) OBP: 0.313, SLG: 0.360	1B 1B 1-2 2-H 3-H 1B		BLK SF8 1-3 2B	G4-3 1-2 2-3 3-H BB		FC6-4 1-2f		K		4	2	2	3	1	1	3
Joe Azcue, R (1, 2) OBP: 0.311, SLG: 0.355	1-3 2-H 1B		BLK IBB	G4-3 1-2f			BB 1B 1B	FC2-5 1-2 2-3f		4	0	2	1	1	0	5
Sam McDowell, L (1, 1) OBP: 0.192, SLG: 0.106 Dick Donovan, L (6, 1) OBP: 0.310, SLG: 0.213 Don McMahon, R (9, 1) OBP: 0.143, SLG: 0.143	3-H 1B	K 1-2 2-3 3-H			F7		K	K		3 2 0	0 0 0	1 0 0	1 0 0	0 0 0	1 2 0	2 3 0
Inning Stats	R: 6 E: 1 K: 0 S: 10 H: 7 LOB: 1 BB: 0 P: 10	R: 0 E: 0 K: 0 S: 4 H: 1 LOB: 1 BB: 0 P: 4	R: 2 E: 1 K: 1 S: 7 H: 1 LOB: 1 BB: 1 P: 11	R: 1 E: 0 K: 1 S: 7 H: 3 LOB: 2 BB: 1 P: 11	R: 0 E: 0 K: 1 S: 5 H: 0 LOB: 1 BB: 1 P: 9	R: 0 E: 0 K: 0 S: 4 H: 1 LOB: 1 BB: 0 P: 4	R: 2 E: 0 K: 1 S: 7 H: 3 LOB: 1 BB: 1 P: 11	R: 0 E: 0 K: 2 S: 8 H: 1 LOB: 2 BB: 0 P: 9		1B: 16 2B: 1 3B: 0 HR: 0 SF: 1 SAC: 0 DP: 1 HBP: 1						

PITCHER		IP	WLS	BF	H	R	ER	SO	BB	IBB	HBP	BLK	WP	HR	S	P	ERA	WHIP
Ray Herbert, R ERA: 3.47	(1, 1)	1.0	L	10	7	6	4	0	0	0	0	0	0	0	10	10	36.00	7.000
John Buzhardt, R ERA: 3.04	(2, 1)	2.0		10	2	2	0	1	0	1	0	1	0	0	11	15	0.00	1.000
Fred Talbot, R ERA: 3.7	(4, 1)	2.0		10	3	1	1	2	2	0	0	0	0	0	12	20	4.50	2.500
Frank Baumann, L ERA: 6.19	(6, 1)	1.0		4	1	0	0	0	0	0	0	0	0	0	4	4	0.00	1.000
Eddie Fisher, R ERA: 3.31	(7, 1)	2.0		11	4	2	2	3	1	0	1	0	1	0	15	20	9.00	2.500

PITCHER	IP	WLS	BF	H	R	ER	SO	BB	IBB	HBP	BLK	WP	HR	S	P	ERA	WHIP

BOTTOM

Chicago White Sox @ Cleveland Indians

Cleveland Municipal Stadium, Cleveland, OH

Sat Sep 12 1964, 3:33 AM EDT

Att. 5,115 - Unknown

livebaseballscorecards.com

AB	39
R	11
H	17
RBI	9
BB	4
SO	6
LOB	22

WP: 1 PA: 45
PB: 0
SB: 1
CS: 0

Batter	1	2	3	4	5	6	7	8	9	AB	R	H	RBI	BB	SO	LOB
Mike Hershberger, R (1, 9) OBP: 0.311, SLG: 0.289	F9		BB		K		4-3 1B 2B 1-3	FC6-4 1-2f		4	1	1	0	1	1	4
Don Buford, S (1, 4) OBP: 0.341, SLG: 0.359	L4		F6		F9		4-3 2-3 3-H		K	5	0	0	1	0	1	3
Floyd Robinson, L (1, 7) OBP: 0.380, SLG: 0.416	F9		BB 1-2		4-1		1B 3-H		4-3	4	0	1	1	1	0	1
Pete Ward, L (1, 5) OBP: 0.353, SLG: 0.479		1B 2B 3-1	F2			4-3	4-3		F5	5	1	1	0	0	0	3
Tom McCraw, L (1, 3) OBP: 0.320, SLG: 0.370		3-1 2-3		1B 2B SH5-3		F3		BB 1B SH1-4		4	1	2	0	0	0	1
Jim Landis, R (1, 8) OBP: 0.312, SLG: 0.281		BB 1B		SH5-3 2-3		1B		SH1-4 1-2 BB		1	0	1	0	2	0	0
Al Weis, S (1, 6) OBP: 0.308, SLG: 0.317		CS 1B 1-3 3-H		G1-6-3 1B 3-H		4-3		SH1-4 1-2 2-3		3	0	2	2	0	0	1
Cam Carreon, R (1, 2) OBP: 0.308, SLG: 0.319 J.C. Martin, L (7, 2) OBP: 0.244, SLG: 0.284		5-3 1-2		G1-6-3 1-2f			2B BB 4-3	FC6-4 IBB		2 0	1 0	0 0	0 0	1 1	0 0	3 0
Juan Pizarro, L (1, 1) OBP: 0.209, SLG: 0.321 Gene Stephens, L (7, PH) OBP: 0.331, SLG: 0.350 Hoyt Wilhelm, R (7, 1) OBP: 0.200, SLG: 0.158 Gary Peters, L (8, PH) OBP: 0.225, SLG: 0.343 Eddie Fisher, R (8, 1) OBP: 0.188, SLG: 0.188			K		E4		K	F2		2 1 0 1 0	0 0 0 0 0	0 0 0 0 0	0 0 0 0 0	0 0 0 0 0	1 1 0 0 0	0 1 0 3 0
Inning Stats	R: 0 E: 0 K: 0 S: 3 H: 0 LOB: 0 BB: 0 P: 3	R: 1 E: 0 K: 0 S: 4 H: 2 LOB: 1 BB: 1 P: 8	R: 0 E: 0 K: 1 S: 5 H: 0 LOB: 2 BB: 2 P: 13	R: 1 E: 0 K: 0 S: 4 H: 2 LOB: 0 BB: 0 P: 4	R: 0 E: 1 K: 1 S: 6 H: 0 LOB: 1 BB: 0 P: 6	R: 0 E: 0 K: 0 S: 4 H: 1 LOB: 1 BB: 0 P: 4	R: 2 E: 0 K: 1 S: 7 H: 2 LOB: 1 BB: 1 P: 11	R: 0 E: 0 K: 0 S: 4 H: 1 LOB: 3 BB: 2 P: 12	R: 0 E: 0 K: 1 S: 5 H: 0 LOB: 0 BB: 0 P: 5	1B: 5 2B: 3 3B: 0 HR: 0 SF: 0 SAC: 2 DP: 1 HBP: 0						

PITCHER	IP	WLS	BF	H	R	ER	SO	BB	IBB	HBP	BLK	WP	HR	S	P	ERA	WHIP
Luis Tiant, R (1, 1) ERA: 3.03	9.0	W	40	8	4	4	4	5	1	0	0	0	0	42	66	4.00	1.444

PITCHER	IP	WLS	BF	H	R	ER	SO	BB	IBB	HBP	BLK	WP	HR	S	P	ERA	WHIP

TOP

Chicago White Sox @ Cleveland Indians

Cleveland Municipal Stadium, Cleveland, OH

Sun Sep 13 1964, 3:33 AM EDT
Att. 7,641 - Unknown

livebaseballscorecards.com

AB	32
R	4
H	8
RBI	4
BB	6
SO	4
LOB	20

WP: 0 PB: 0 SB: 0 CS: 1
PA: 40

Batter	1	2	3	4	5	6	7	8	9	AB	R	H	RBI	BB	SO	LOB
Chico Salmon, R (1, 9) OBP: 0.344, SLG: 0.438	G3 SH1-4 1B 1B	1-0 1B 1-2 HBP			5-3	F8				3	1	1	0	0	0	1
Dick Howser, R (1, 6) OBP: 0.335, SLG: 0.324	SH1-4 1-2	1-3 2-H 3-H 1B			1B		4-3 PB FC5-2-5 1B			3	0	3	2	0	0	0
Leon Wagner, L (1, 7) OBP: 0.325, SLG: 0.455	G3 2-3		6-3		G6-4-3 1-2 1B		4-3 1-3			4	0	1	0	0	0	2
Woodie Held, R (1, 4) OBP: 0.329, SLG: 0.440	3-H 1B		1B		G6-4-3 1-2f		FC5-2-5 3-3			4	0	2	1	0	0	3
Max Alvis, R (1, 5) OBP: 0.320, SLG: 0.438	K		F8			6-3	K			4	0	0	0	0	2	3
Vic Davalillo, L (1, 8) OBP: 0.314, SLG: 0.361		SH1-3 PB FC5-2 1B	F5			1B E 1B		4-3		4	1	2	0	0	0	1
John Romano, R (1, 2) OBP: 0.335, SLG: 0.430		FC5-2 SH1-3 1-2 1B BB		F4		FC4-6 1-2 1B		BB		2	1	1	0	2	0	0
Fred Whitfield, L (1, 3) OBP: 0.304, SLG: 0.434		SH1-3 1-2 2-3		4-3		FC4-6 1-2f 2-H 1B		K		3	1	0	0	0	1	2
Luis Tiant, R (1, 1) OBP: 0.086, SLG: 0.086		FC5-2 PB 1B 2-3 3-H		F9		2-H 1B		K		4	1	1	1	0	1	3
Inning Stats	R: 1 E: 0 K: 1 S: 7 H: 2 LOB: 1 BB: 0 P: 7	R: 2 E: 0 K: 0 S: 4 H: 2 LOB: 2 BB: 1 P: 9	R: 0 E: 0 K: 0 S: 4 H: 1 LOB: 1 BB: 0 P: 4	R: 0 E: 0 K: 0 S: 3 H: 0 LOB: 0 BB: 0 P: 3	R: 0 E: 0 K: 0 S: 4 H: 2 LOB: 1 BB: 0 P: 4	R: 2 E: 1 K: 0 S: 6 H: 3 LOB: 1 BB: 0 P: 6	R: 0 E: 0 K: 1 S: 6 H: 1 LOB: 1 BB: 0 P: 6	R: 0 E: 0 K: 2 S: 7 H: 0 LOB: 1 BB: 1 P: 11		1B: 11 2B: 0 3B: 0 HR: 0 SF: 0 SAC: 2 DP: 1 HBP: 1						

PITCHER	IP	WLS	BF	H	R	ER	SO	BB	IBB	HBP	BLK	WP	HR	S	P	ERA	WHIP
Juan Pizarro, L (1, 1) ERA: 2.38	6.0	L	28	10	5	4	1	1	0	1	0	0	0	28	33	6.00	1.833
Hoyt Wilhelm, R (7, 1) ERA: 2.28	1.0		4	1	0	0	1	0	0	0	0	0	0	6	6	0.00	1.000
Eddie Fisher, R (8, 1) ERA: 3.28	1.0		4	0	0	0	2	1	0	0	0	0	0	7	11	0.00	1.000

PITCHER	IP	WLS	BF	H	R	ER	SO	BB	IBB	HBP	BLK	WP	HR	S	P	ERA	WHIP

BOTTOM

Chicago White Sox @ Cleveland Indians

Cleveland Municipal Stadium, Cleveland, OH

Sun Sep 13 1964, 3:33 AM EDT

Att. 7,641 - Unknown

livebaseballscorecards.com

AB	31
R	5
H	11
RBI	4
BB	2
SO	4
LOB	15

WP: 0 PB: 3 SB: 0 CS: 0 PA: 36

Washington Senators @ Cleveland Indians

Cleveland Municipal Stadium, Cleveland, OH

Wed Sep 16 1964, 7:05 PM EDT

Unknown

TOP

livebaseballscorecards.com

Batter	1	2	3	4	5	6	7	8	9	AB	R	H	RBI	BB	SO	LOB
Don Blasingame, L (1, 4) OBP: 0.315, SLG: 0.312	F9		F8		1B			5-3 1B		4	0	2	0	0	0	1
Don Zimmer, R (1, 5) OBP: 0.312, SLG: 0.423	K		2-H 2B		F8			5-3 1-2		4	0	1	1	0	1	2
Jim King, L (1, 9) OBP: 0.340, SLG: 0.425	3-1		P6			4-3		BB		3	0	0	0	1	0	1
Don Lock, R (1, 8) OBP: 0.349, SLG: 0.477		K		F8-4 1B		BB		F8		3	0	1	0	1	1	2
Willie Kirkland, L (1, 7) OBP: 0.275, SLG: 0.336		F9		1-2 1B		F7		P4		4	0	1	0	0	0	3
Joe Cunningham, L (1, 3) OBP: 0.352, SLG: 0.278		BB		F8-4 2-3		P6			F7	3	0	0	0	1	0	3
Mike Brumley, L (1, 2) OBP: 0.306, SLG: 0.295		4-3		F7			G5-4-3 1B		4-3	4	0	1	0	0	0	2
John Kennedy, R (1, 6) OBP: 0.285, SLG: 0.335			SH1-4 2B BB		6-3		G5-4-3 1-2f		K	2	1	0	0	1	0	1
Ken Retzer, L (9, PH) OBP: 0.250, SLG: 0.125										1	0	0	0	0	1	0
Buster Narum, R (1, 1) OBP: 0.033, SLG: 0.033			SH1-4 1-2		K		K			1	0	0	0	0	1	0
Dick Phillips, L (7, PH) OBP: 0.313, SLG: 0.288										1	0	0	0	0	1	0
Steve Ridzik, R (7, 1) OBP: 0.259, SLG: 0.269										0	0	0	0	0	0	0
Jim Bronstad, R (7, 1)										0	0	0	0	0	0	0

Inning Stats	1	2	3	4	5	6	7	8	9
	R: 0 E: 0 K: 1 S: 5	H: 0 LOB: 0 BB: 0 P: 5	R: 0 E: 0 K: 1 S: 5	H: 0 LOB: 1 BB: 1 P: 9	R: 1 E: 0 K: 0 S: 4	H: 1 LOB: 1 BB: 1 P: 8	R: 0 E: 0 K: 0 S: 4	H: 2 LOB: 1 BB: 0 P: 4	R: 0 E: 0 K: 1 S: 6	H: 1 LOB: 1 BB: 0 P: 6	R: 0 E: 0 K: 0 S: 3	H: 0 LOB: 1 BB: 1 P: 7	R: 0 E: 0 K: 1 S: 5	H: 1 LOB: 0 BB: 0 P: 5	R: 0 E: 0 K: 0 S: 4	H: 1 LOB: 2 BB: 1 P: 8	R: 0 E: 0 K: 1 S: 5	H: 0 LOB: 0 BB: 0 P: 5

AB	30
R	1
H	6
RBI	1
BB	4
SO	5
LOB	15

		1B: 5	SF: 0	WP: 0	PA: 35
		2B: 2	SAC: 1	PB: 0	
		3B: 0	DP: 2	SB: 0	
		HR: 0	HBP: 0	CS: 0	

PITCHER	IP	WLS	BF	H	R	ER	SO	BB	IBB	HBP	BLK	WP	HR	S	P	ERA	WHIP
Sonny Siebert, R (1, 1) ERA: 3.05	9.0	W	35	6	1	1	5	4	0	0	0	0	0	41	57	1.00	1.111

PITCHER	IP	WLS	BF	H	R	ER	SO	BB	IBB	HBP	BLK	WP	HR	S	P	ERA	WHIP

BOTTOM

Washington Senators @ Cleveland Indians

Cleveland Municipal Stadium, Cleveland, OH

Wed Sep 16 1964, 7:05 PM EDT

Unknown

livebaseballscorecards.com

Batter	1	2	3	4	5	6	7	8	9	AB	R	H	RBI	BB	SO	LOB
Chico Salmon, R (1, 9) OBP: 0.338, SLG: 0.430	F5		F7		FC6-4 1-2f		5-3			4	0	0	0	0	0	4
Dick Howser, R (1, 6) OBP: 0.336, SLG: 0.322	F3			5-3		1B, 1B BB	BB			2	1	0	0	2	0	0
Fred Whitfield, L (1, 3) OBP: 0.299, SLG: 0.428	K2-3			P6		P6	P6			4	0	0	0	0	1	4
Leon Wagner, L (1, 7) OBP: 0.325, SLG: 0.454		F9		G3		1B 1-3	P4			4	0	1	0	0	0	3
Woodie Held, R (1, 4) (6, 5) OBP: 0.328, SLG: 0.438		F7			P4	1B 1-2 3-H		F7		4	0	1	1	0	0	0
Max Alvis, R (1, 5) OBP: 0.321, SLG: 0.439		F8			1B, 1B	F3		K		2	0	1	0	0	0	0
Larry Brown, R (5, PR) (6, 4) OBP: 0.286, SLG: 0.374										2	1	0	0	0	1	2
Vic Davalillo, L (1, 8) OBP: 0.315, SLG: 0.362			4-3		1B 1-2	P4		S		4	0	2	0	0	0	2
John Romano, R (1, 2) OBP: 0.340, SLG: 0.443			HR		P4		2B 1B	1-2 BB		3	1	2	1	1	0	2
Sonny Siebert, R (1, 1) OBP: 0.273, SLG: 0.488			K		FC6-4 1-3 2-H		1-3 2B	F9		4	0	2	1	0	1	2
Inning Stats	R: 0 E: 0 K: 1 S: 5 H: 0 LOB: 0 BB: 0 P: 5	R: 0 E: 0 K: 0 S: 3 H: 0 LOB: 0 BB: 0 P: 3	R: 1 E: 0 K: 1 S: 6 H: 1 LOB: 0 BB: 0 P: 6	R: 0 E: 0 K: 0 S: 3 H: 0 LOB: 0 BB: 0 P: 3	R: 1 E: 0 K: 0 S: 6 H: 3 LOB: 2 BB: 0 P: 6	R: 1 E: 0 K: 0 S: 5 H: 2 LOB: 2 BB: 1 P: 9	R: 0 E: 0 K: 0 S: 5 H: 2 LOB: 3 BB: 1 P: 9	R: 0 E: 0 K: 1 S: 6 H: 1 LOB: 2 BB: 1 P: 10		1B: 7 2B: 1 3B: 0 HR: 1 SF: 0 SAC: 0 DP: 0 HBP: 0						

	AB	33
	R	3
	H	9
	RBI	3
	BB	3
	SO	3
	LOB	19

WP: 0 PB: 0 SB: 1 CS: 0 PA: 36

PITCHER		IP	WLS	BF	H	R	ER	SO	BB	IBB	HBP	BLK	WP	HR	S	P	ERA	WHIP
Buster Narum, R ERA: 4.03	(1, 1)	6.0	L	25	6	3	3	2	1	0	0	0	0	1	28	32	4.50	1.167
Steve Ridzik, R ERA: 2.97	(7, 1)	0.1		4	2	0	0	0	1	0	0	0	0	0	3	7	0.00	9.000
Jim Bronstad, R ERA:	(7, 1)	1.2		7	1	0	0	1	1	0	0	0	0	0	8	12	0.00	1.200

PITCHER	IP	WLS	BF	H	R	ER	SO	BB	IBB	HBP	BLK	WP	HR	S	P	ERA	WHIP

Washington Senators @ Cleveland Indians

Cleveland Municipal Stadium, Cleveland, OH

Wed Sep 16 1964, 7:05 PM EDT

Att. 3,197 - Unknown

TOP

livebaseballscorecards.com

Batter	1	2	3	4	5	6	7	8	9	AB	R	H	RBI	BB	SO	LOB
Chuck Cottier, R (1, 4) OBP: 0.287, SLG: 0.325	G6-4-3 1B		K			4-3	K		FC6-4 1B	4	0	1	0	0	2	2
Dick Phillips, L (9, PH) OBP: 0.316, SLG: 0.291										1	0	1	0	0	0	0
Don Zimmer, R (1, 5) OBP: 0.311, SLG: 0.420	G6-4-3 1-2f		F8			1B 1B 1B	5-3		FC6-4 1-2f	5	1	1	0	0	0	4
Chuck Hinton, R (1, 7) OBP: 0.348, SLG: 0.433	BB			2B		1B 1-2		P5		3	0	2	0	1	0	0
Don Lock, R (1, 9) OBP: 0.350, SLG: 0.484	L1-4			K		1B 1-3 2-H		HR		4	1	2	2	0	1	2
Roy Sievers, R (1, 3) OBP: 0.270, SLG: 0.303		SH2-3 2B		F5		G6-4-3 IBB		BB		2	0	1	0	2	0	1
Joe Cunningham, L (8, PR) OBP: 0.352, SLG: 0.278										0	0	0	0	0	0	0
(8, 3)																
Ken Hunt, R (1, 8) OBP: 0.229, SLG: 0.187		SH2-3 2-3		6-3		G6-4-3 1-2f		K		2	0	0	0	0	0	4
Jim King, L (8, PH) OBP: 0.339, SLG: 0.424										1	0	0	0	0	1	1
(8, 9)																
Don Leppert, R (1, 2) OBP: 0.218, SLG: 0.254		K			K		BB SH5-3 E	P6		1	0	0	0	0	1	1
Mike Brumley, L (2, 2) OBP: 0.306, SLG: 0.293										2	0	0	0	1	1	1
John Kennedy, R (1, 6) OBP: 0.283, SLG: 0.333		P6			4-3		E4 1-2 SH5-3		K	3	0	0	0	0	0	2
Don Blasingame, L (9, PH) OBP: 0.314, SLG: 0.311										1	0	0	0	0	1	0
Frank Kreutzer, R (1, 1) OBP: 0.053, SLG: 0.105			K		4-3		SH5-3 1-2 2-3		K	2	0	0	0	0	1	0
Alan Koch, R (6, 1) OBP: 0.258, SLG: 0.355										0	0	0	0	0	0	0
Fred Valentine, S (7, PH) OBP: 0.313, SLG: 0.317										0	0	0	0	0	0	0
Jim Hannan, R (7, 1) OBP: 0.143, SLG: 0.150										0	0	0	0	0	0	0
Willie Kirkland, L (9, PH) OBP: 0.273, SLG: 0.335										1	0	0	0	0	1	0
Inning Stats	R: 0 E: 0 K: 0 S: 3 H: 1 LOB: 1 BB: 1 P: 7	R: 0 E: 0 K: 1 S: 6 H: 1 LOB: 1 BB: 0 P: 6	R: 0 E: 0 K: 2 S: 7 H: 0 LOB: 0 BB: 0 P: 7	R: 0 E: 0 K: 1 S: 6 H: 1 LOB: 1 BB: 0 P: 6	R: 0 E: 0 K: 1 S: 5 H: 0 LOB: 0 BB: 0 P: 5	R: 1 E: 0 K: 0 S: 5 H: 3 LOB: 2 BB: 1 P: 9	R: 0 E: 1 K: 1 S: 6 H: 0 LOB: 2 BB: 1 P: 10	R: 1 E: 0 K: 1 S: 6 H: 1 LOB: 1 BB: 1 P: 10	R: 0 E: 0 K: 2 S: 8 H: 1 LOB: 1 BB: 0 P: 8	1B: 5 2B: 2 3B: 0 HR: 1 SF: 0 SAC: 2 DP: 2 HBP: 0	WP: 0 PB: 0 SB: 0 CS: 0 PA: 38					

	AB	32
	R	2
	H	8
	RBI	2
	BB	4
	SO	9
	LOB	18

PITCHER		IP	WLS	BF	H	R	ER	SO	BB	IBB	HBP	BLK	WP	HR	S	P	ERA	WHIP
Sam McDowell, L ERA: 3.06	(1, 1)	7.1	W	31	7	2	2	6	2	1	0	0	0	1	40	52	2.46	1.227
Don McMahon, R ERA: 1.88	(8, 1)	1.2	S	7	1	0	0	3	1	0	0	0	0	0	12	16	0.00	1.200

PITCHER	IP	WLS	BF	H	R	ER	SO	BB	IBB	HBP	BLK	WP	HR	S	P	ERA	WHIP

Batter	1	2	3	4	5	6	7	8	9	AB	R	H	RBI	BB	SO	LOB
Chico Salmon, R (1, 9) OBP: 0.333, SLG: 0.423	5-3		F3		6-3		K			4	0	0	0	0	1	0
Tommie Agee, R (9, 9)										0	0	0	0	0	0	0
Dick Howser, R (1, 6) OBP: 0.335, SLG: 0.321	K		F8		F9		WP BB			3	0	0	0	1	1	0
Leon Wagner, L (1, 7) OBP: 0.324, SLG: 0.451	6-3		K		FC6-4 BB		F8			3	0	0	0	1	1	1
Woodie Held, R (1, 4) OBP: 0.327, SLG: 0.434		F8 BB 1B BB		5-3	FC6-4 1-2f		1-3 1-2			3	1	0	0	1	0	2
John Romano, R (1, 2) OBP: 0.344, SLG: 0.453		FC3-6 1B BB 1-2		1B 1B BB		HR		6-3		2	2	1	1	2	0	0
Vic Davalillo, L (1, 8) OBP: 0.313, SLG: 0.359		F8 2-3		K		K		4-3		4	0	0	0	0	2	3
Billy Moran, R (1, 5) OBP: 0.305, SLG: 0.304		FC3-6 1B 1-2 3-H		1B 1-2 1B		2B		F3		4	0	3	1	0	0	0
Fred Whitfield, L (1, 3) OBP: 0.300, SLG: 0.427		FC3-6 1-2f 2-3		1B 1-3 2-H		F5				3	0	1	1	0	0	3
Sam McDowell, L (1, 1) OBP: 0.182, SLG: 0.100		K		4-3		K				3	0	0	0	0	2	5
Don McMahon, R (8, 1) OBP: 0.143, SLG: 0.143										0	0	0	0	0	0	0
Inning Stats	R: 0 E: 0 K: 1 S: 5 H: 0 LOB: 0 BB: 0 P: 5	R: 1 E: 0 K: 1 S: 6 H: 1 LOB: 2 BB: 2 P: 14	R: 0 E: 0 K: 1 S: 5 H: 0 LOB: 0 BB: 0 P: 5	R: 1 E: 0 K: 1 S: 7 H: 2 LOB: 2 BB: 1 P: 11	R: 0 E: 0 K: 0 S: 3 H: 0 LOB: 1 BB: 1 P: 7	R: 1 E: 0 K: 2 S: 9 H: 2 LOB: 1 BB: 0 P: 9	R: 0 E: 0 K: 1 S: 5 H: 0 LOB: 1 BB: 1 P: 9	R: 0 E: 0 K: 0 S: 3 H: 0 LOB: 0 BB: 0 P: 3		1B: 3 2B: 1 3B: 0 HR: 1	SF: 0 SAC: 0 DP: 0 HBP: 0						

PITCHER	IP	WLS	BF	H	R	ER	SO	BB	IBB	HBP	BLK	WP	HR	S	P	ERA	WHIP
Frank Kreutzer, L (1, 1) ERA: 4.16	5.1	L	25	5	3	3	5	4	0	0	0	0	1	31	47	5.06	1.688
Alan Koch, R (6, 1) ERA: 5.06	0.2		2	0	0	0	1	0	0	0	0	0	0	4	4	0.00	0.000
Jim Hannan, R (7, 1) ERA: 4.02	2.0		7	0	0	0	1	1	0	0	0	1	0	8	12	0.00	0.500

PITCHER	IP	WLS	BF	H	R	ER	SO	BB	IBB	HBP	BLK	WP	HR	S	P	ERA	WHIP

BOTTOM

Washington Senators @ Cleveland Indians

Cleveland Municipal Stadium, Cleveland, OH

Wed Sep 16 1964, 7:05 PM EDT

Att. 3,197 - Unknown

livebaseballscorecards.com

AB	29
R	3
H	5
RBI	3
BB	5
SO	7
LOB	14

1B: 3	SF: 0	WP: 1	PA: 34
2B: 1	SAC: 0	PB: 0	
3B: 0	DP: 0	SB: 0	
HR: 1	HBP: 0	CS: 0	

Cleveland Indians @ Detroit Tigers

Tiger Stadium, Detroit, MI

Fri Sep 18 1964, 7:05 PM EDT

Att. 5,193 - Unknown

TOP

Batter	1	2	3	4	5	6	7	8	9	AB	R	H	RBI	BB	SO	LOB
Chico Salmon, R (1, 9) OBP: 0.332, SLG: 0.421	5-3		L9 1-2			6-3		6-3 SH3-4 E 1B		4	1	1	0	0	0	1
Tommie Agee, R (8, 9)										0	0	0	0	0	0	0
Dick Howser, R (1, 6) OBP: 0.334, SLG: 0.319	6-3			6-3		F8		SH3-4 1-2		3	0	0	0	0	0	0
Leon Wagner, L (1, 7) OBP: 0.327, SLG: 0.454	BB			G6-4-3 1B		1B 2B		6-3 2-3		3	0	2	0	1	0	1
Woodie Held, R (1, 4) OBP: 0.329, SLG: 0.433	6-3			G6-4-3 1-2f		2-3 1B		BB 3-H		3	0	1	0	1	0	2
Bob Chance, L (1, 3) OBP: 0.363, SLG: 0.457		F8			4-3 SSS	K		F9		4	0	0	0	0	1	3
John Romano, R (1, 2) OBP: 0.343, SLG: 0.450		L9			HR 1B		6-3		5-3	4	1	1	0	0	0	0
Max Alvis, R (1, 5) OBP: 0.320, SLG: 0.445		F7			HR 1-H		4-3		F7	4	1	1	2	0	0	0
Vic Davalillo, L (1, 8) OBP: 0.314, SLG: 0.360			CS 1B		G3		FC6-4 1B		G3	4	0	2	0	0	0	0
Jack Kralick, L (1, 1) OBP: 0.172, SLG: 0.161			SSS K		1-3		FC6-4 1-2f			3	0	0	0	0	1	2
Don McMahon, R (8, 1) OBP: 0.143, SLG: 0.143										0	0	0	0	0	0	0
Dick Donovan, L (9, 1) OBP: 0.310, SLG: 0.213										0	0	0	0	0	0	0
Inning Stats	R: 0 H: 0 E: 0 LOB: 1 K: 0 BB: 1 S: 3 P: 7	R: 0 H: 0 E: 0 LOB: 0 K: 0 BB: 0 S: 3 P: 3	R: 0 H: 1 E: 0 LOB: 0 K: 1 BB: 0 S: 5 P: 5	R: 0 H: 1 E: 0 LOB: 0 K: 0 BB: 0 S: 3 P: 3	R: 2 H: 2 E: 0 LOB: 0 K: 0 BB: 0 S: 5 P: 5	R: 0 H: 2 E: 0 LOB: 2 K: 1 BB: 0 S: 7 P: 7	R: 0 H: 1 E: 0 LOB: 1 K: 0 BB: 0 S: 4 P: 4	R: 1 H: 1 E: 1 LOB: 1 K: 0 BB: 1 S: 4 P: 8	R: 0 H: 0 E: 0 LOB: 0 K: 0 BB: 0 S: 3 P: 3	1B: 6 SF: 0 2B: 1 SAC: 1 3B: 0 DP: 1 HR: 1 HBP: 0						

livebaseballscorecards.com

AB	32
R	3
H	8
RBI	2
BB	2
SO	2
LOB	9

WP: 0 PA: 35
PB: 0
SB: 0
CS: 1

PITCHER		IP	WLS	BF	H	R	ER	SO	BB	IBB	HBP	BLK	WP	HR	S	P	ERA	WHIP
Hank Aguirre, L ERA: 3.57	(1, 1)	7.0	L	27	7	2	2	2	1	0	0	0	0	1	30	34	2.57	1.143
Julio Navarro, R ERA: 3.83	(8, 1)	2.0		8	1	1	0	0	1	0	0	0	0	0	7	11	0.00	1.000

PITCHER		IP	WLS	BF	H	R	ER	SO	BB	IBB	HBP	BLK	WP	HR	S	P	ERA	WHIP

Batter	1	2	3	4	5	6	7	8	9	AB	R	H	RBI	BB	SO	LOB
Don Wert, R (1, 5) OBP: 0.330, SLG: 0.370	F9		F8		HBP		6-3		F7	4	0	0	0	0	0	3
Jerry Lumpe, L (1, 4) OBP: 0.310, SLG: 0.343	2B		L5-4-3 1B		F8			F5	1-3 1B	5	0	3	0	0	0	1
Bubba Phillips, R (9, PR) OBP: 0.327, SLG: 0.368										0	0	0	0	0	0	0
Al Kaline, R (1, 9) OBP: 0.379, SLG: 0.453	L8		L5-4-3 1-2			L6-3		L4	L8	5	0	0	0	0	0	4
Don Demeter, R (1, 8) OBP: 0.290, SLG: 0.450	5-3			G6-4-3 1B		K		1B HBP		3	0	1	0	0	1	1
Norm Cash, L (1, 3) OBP: 0.338, SLG: 0.439		K		G6-4-3 1-2f		F2		1-3 1B		4	0	1	0	0	1	1
Bill Freehan, R (1, 2) OBP: 0.352, SLG: 0.458		6-3		1B			1B	F7		4	0	2	0	0	0	2
George Thomas, R (1, 7) OBP: 0.322, SLG: 0.465		2B		6-3			F3		G1	3	0	1	0	0	0	2
Gates Brown, L (9, PH) OBP: 0.329, SLG: 0.478										1	0	0	0	0	0	0
Dick McAuliffe, L (1, 6) OBP: 0.336, SLG: 0.447		IBB			G1-6-3 1B		K		HR	3	1	2	1	1	1	1
Hank Aguirre, R (1, 1) OBP: 0.074, SLG: 0.075		K			G1-6-3 1-2f		1-2 1B		1B 1B	2	0	0	0	0	1	3
Jake Wood, R (7, PH) OBP: 0.256, SLG: 0.306										1	0	1	0	0	0	0
Julio Navarro, R (8, 1)										0	0	0	0	0	0	0
Bill Bruton, L (9, PH) OBP: 0.338, SLG: 0.378										1	0	1	0	0	0	0
Inning Stats	R: 0 E: 0 K: 0 S: 4 H: 1 LOB: 1 BB: 0 P: 4	R: 0 E: 0 K: 2 S: 8 H: 1 LOB: 2 BB: 1 P: 12	R: 0 E: 0 K: 0 S: 3 H: 1 LOB: 0 BB: 0 P: 3	R: 0 E: 0 K: 0 S: 4 H: 2 LOB: 1 BB: 0 P: 4	R: 0 E: 0 K: 0 S: 3 H: 1 LOB: 1 BB: 0 P: 4	R: 0 E: 0 K: 1 S: 5 H: 0 LOB: 0 BB: 0 P: 5	R: 0 E: 0 K: 1 S: 7 H: 2 LOB: 2 BB: 0 P: 7	R: 0 E: 0 K: 0 S: 4 H: 1 LOB: 2 BB: 0 P: 5	R: 1 E: 0 K: 0 S: 6 H: 3 LOB: 2 BB: 0 P: 6	1B: 9 2B: 2 3B: 0 HR: 1	SF: 0 SAC: 0 DP: 3 HBP: 2						

PITCHER	IP	WLS	BF	H	R	ER	SO	BB	IBB	HBP	BLK	WP	HR	S	P	ERA	WHIP
Jack Kralick, L (1, 1) ERA: 2.91	7.2	W	32	9	0	0	4	0	1	2	0	0	0	37	43	0.00	1.174
Don McMahon, R (8, 1) ERA: 1.95	1.0		5	2	1	1	0	0	0	0	0	0	1	5	5	9.00	2.000
Dick Donovan, R (9, 1) ERA: 4.55	0.1	S	2	1	0	0	0	0	0	0	0	0	0	2	2	0.00	3.000

PITCHER	IP	WLS	BF	H	R	ER	SO	BB	IBB	HBP	BLK	WP	HR	S	P	ERA	WHIP

BOTTOM

Cleveland Indians @ Detroit Tigers

Tiger Stadium, Detroit, MI

Fri Sep 18 1964, 7:05 PM EDT

Att. 5,193 - Unknown

livebaseballscorecards.com

AB	36
R	1
H	12
RBI	1
BB	1
SO	4
LOB	18

1B: 9 SF: 0 PA: 39
2B: 2 SAC: 0
3B: 0 DP: 3
HR: 1 HBP: 2

WP: 0
PB: 0
SB: 0
CS: 0

Cleveland Indians @ Detroit Tigers

Tiger Stadium, Detroit, MI

Sun Sep 20 1964, 4:33 AM EDT

Unknown

TOP

livebaseballscorecards.com

Batter	1	2	3	4	5	6	7	8	9	AB	R	H	RBI	BB	SO	LOB
Chico Salmon, R (1, 9) OBP: 0.337, SLG: 0.424	0-0 1B 1-3 1B		0-3 K		0-0 1B FC5-4 1B 2-3 3-H	0-0 1B 1B 1-3 2-H		0-3 K		5	1	3	2	0	2	2
Larry Brown, R (8, 4) OBP: 0.286, SLG: 0.374										0	0	0	0	0	0	0
Dick Howser, R (1, 6) OBP: 0.336, SLG: 0.321	0-0 1-3 1-2			0-0 HBP 1B 1B	0-0 FC1-6 1B 1-3 3-H	0-0 1B 1-2 3-H		0-0 6-3		5	0	3	2	0	0	3
Leon Wagner, L (1, 7) OBP: 0.327, SLG: 0.454	0-0 1B 2-3			0-3 K	0-0 FC1-6 FC5-4 1-2f	0-0 L9			0-0 G6-4-3 1B	5	0	2	0	0	1	5
John Romano, R (1, 2) OBP: 0.339, SLG: 0.443	0-0 F6			0-0 F2	0-0 FC5-4 1-2f 3-H		0-3 K		0-0 G6-4-3 1-2f	5	0	0	1	0	1	4
Bob Chance, L (1, 3) OBP: 0.361, SLG: 0.454		0-3 K		0-0 HBP 1-2	0-0 G3		0-0 F8		0-3 K	5	0	1	0	0	2	1
Billy Moran, R (9, 3) OBP: 0.305, SLG: 0.304										0	0	0	0	0	0	0
Max Alvis, R (1, 5) OBP: 0.322, SLG: 0.444		0-0 3-1		1-0 HBP 1-2 2-3		0-0 5-3	0-0 FC4-6 1B			3	0	1	0	0	0	0
Vic Davalillo, L (1, 8) OBP: 0.314, SLG: 0.360		0-3 K		0-3 K		0-0 S 1B 1B	0-0 FC4-6 1-2f			4	1	1	0	0	2	4
Woodie Held, R (1, 4) OBP: 0.331, SLG: 0.430			0-0 F8		4-0 2B 1B BB					2	1	0	0	2	1	1
Tommie Agee, R (8, PR) (8, 9)										0	0	0	0	0	0	0
Lee Stange, R (1, 1) OBP: 0.175, SLG: 0.061			0-3 K		0-0 1B 1B 1-3					1	0	0	0	0	1	0
George Banks, R (5, PH) OBP: 0.500, SLG: 1.000										1	1	1	0	0	0	0
Tommy John, R (5, 1) OBP: 0.208, SLG: 0.208										0	0	0	0	0	0	0
Jerry Walker, S (5, 1)										0	0	0	0	0	0	0
Al Luplow, L (6, PH) OBP: 0.167, SLG: 0.091										0	1	0	0	1	0	0
Gary Bell, R (6, 1) OBP: 0.412, SLG: 0.375										0	0	0	0	0	0	0
Sam McDowell, L (9, 1) OBP: 0.182, SLG: 0.100										0	0	0	0	0	0	0
Inning Stats	R: 0 E: 0 K: 0 S: 4 H: 2 LOB: 1 BB: 0 P: 4	R: 0 E: 0 K: 2 S: 7 H: 0 LOB: 0 BB: 0 P: 7	R: 0 E: 0 K: 2 S: 7 H: 0 LOB: 0 BB: 0 P: 7	R: 0 E: 0 K: 2 S: 9 H: 2 LOB: 3 BB: 0 P: 10	R: 3 E: 0 K: 0 S: 6 H: 3 LOB: 1 BB: 1 P: 10	R: 2 E: 0 K: 1 S: 8 H: 3 LOB: 2 BB: 1 P: 12	R: 0 E: 0 K: 1 S: 6 H: 1 LOB: 1 BB: 0 P: 6	R: 0 E: 0 K: 1 S: 5 H: 0 LOB: 2 BB: 1 P: 9	R: 0 E: 0 K: 1 S: 5 H: 1 LOB: 0 BB: 0 P: 5	1B: 11 2B: 1 3B: 0 HR: 0 SF: 0 SAC: 1 DP: 1 HBP: 1						

AB	36	
R	5	
H	12	
RBI	5	
BB	3	
SO	10	
LOB	20	

WP: 0 PB: 0 SB: 1 CS: 0 PA: 41

PITCHER		IP	WLS	BF	H	R	ER	SO	BB	IBB	HBP	BLK	WP	HR	S	P	ERA	WHIP
Mickey Lolich, L ERA: 3.0	(1, 1)	4.0		20	7	3	3	6	1	0	1	0	0	0	30	35	6.75	2.000
Ed Rakow, R ERA: 3.91	(5, 1)	2.0		10	3	2	2	1	1	0	0	0	0	0	11	15	9.00	2.000
Julio Navarro, R ERA: 3.64	(7, 1)	2.0		8	1	0	0	2	1	0	0	1	0	0	11	15	0.00	1.000
Fred Gladding, R ERA: 3.13	(9, 1)	1.0	W	3	1	0	0	1	0	0	0	0	0	0	5	5	0.00	1.000

PITCHER	IP	WLS	BF	H	R	ER	SO	BB	IBB	HBP	BLK	WP	HR	S	P	ERA	WHIP

Cleveland Indians @ Detroit Tigers

Tiger Stadium, Detroit, MI

Sun Sep 20 1964, 4:33 AM EDT

Unknown

BOTTOM

Batter	1	2	3	4	5	6	7	8	9	AB	R	H	RBI	BB	SO	LOB
Bill Bruton, L (1, 8) OBP: 0.342, SLG: 0.394	S S S 0-3 ① K	x 0-0 ③ 3-1			x 0-0 S 1B 2B	B B B B 4-0 1-2 BB			x 0-0 HR	4	2	2	1	1	1	1
Jerry Lumpe, L (1, 4) OBP: 0.312, SLG: 0.343 Jake Wood, R (9, PR) OBP: 0.256, SLG: 0.306	B B B B 4-0 HR BB		x 0-0 E8 1B		S S S 0-3 ② K 2-3	x 0-0 ③ F5			B B B B 4-0 FC5-4 BB	3 0	1 0	1 0	0 0	2 0	1 0	3 0
Al Kaline, R (1, 9) OBP: 0.380, SLG: 0.453	S S S 0-3 ② K		x 0-0 ① L8		x 0-0 BB 1B 3-H 1B		x 0-0 1B		x 0-0 ① FC5-4 1B 1-2f 1B	5	2	2	1	0	1	3
Norm Cash, L (1, 3) OBP: 0.340, SLG: 0.446	x 0-0 1-H HR		x 0-0 ② F9		B B B B 4-0 1B 1-2 BB		S S S 0-3 ① K		x 0-0 1B BB 1-3 1B	4	1	2	2	1	1	2
Gates Brown, L (1, 7) OBP: 0.330, SLG: 0.477	x 0-0 E 1B		x 0-0 ③ 1-3		x 0-0 1-3 2-H 1B		x 0-0 ② L8		S S S 0-3 ② K	5	0	2	1	0	1	4
Dick McAuliffe, L (1, 6) OBP: 0.334, SLG: 0.443	S S S 0-3 ③ K 1-3			x 0-0 ① F8	x 0-0 ③ 4-3		x 0-0 ③ 4-3		B B B B 4-0 1B 1-2 BB	4	0	0	0	1	1	4
Bill Freehan, R (1, 2) OBP: 0.351, SLG: 0.455		x 0-0 ① F3		x 0-0 ② 5-3	x 0-0 ① F8		x 0-0 ① F8	x 0-0 1-2 2-3 3-H 1B	5	0	1	1	0	0	0
Don Wert, R (1, 5) OBP: 0.330, SLG: 0.369		x 0-0 SH1-4 1B		x 0-0 ③ F4	S S S 0-3 ② K		x 0-0 ② F9		4	0	1	0	0	1	0
Mickey Lolich, S (1, 1) OBP: 0.247, SLG: 0.098 Ed Rakow, S (5, 1) George Thomas, R (6, PH) OBP: 0.324, SLG: 0.467 Julio Navarro, R (7, 1) Don Demeter, R (8, PH) OBP: 0.290, SLG: 0.449 Fred Gladding, L (9, 1)		x 0-0 ② SH1-4 1-2			S S S 0-3 ① K	x 0-0 BB 1B		S S S 0-3 ③ K		0 1 1 0 1 0	0 0 0 0 0 0	0 0 1 0 0 0	0 0 0 0 0 0	0 0 0 0 1 0	0 0 0 0 0 0	0 0 0 0 0 0
Inning Stats	R: 2 E: 1 K: 3 S: 11 H: 2 LOB: 1 BB: 1 P: 15	R: 0 E: 0 K: 0 S: 4 H: 1 LOB: 1 BB: 0 P: 4	R: 0 E: 1 K: 0 S: 4 H: 1 LOB: 1 BB: 0 P: 4	R: 0 E: 0 K: 0 S: 3 H: 0 LOB: 0 BB: 0 P: 3	R: 2 E: 0 K: 2 S: 10 H: 3 LOB: 2 BB: 1 P: 14	R: 0 E: 0 K: 1 S: 6 H: 1 LOB: 2 BB: 1 P: 10	R: 0 E: 0 K: 1 S: 6 H: 1 LOB: 1 BB: 0 P: 6	R: 0 E: 0 K: 1 S: 5 H: 0 LOB: 0 BB: 0 P: 5	R: 2 E: 0 K: 1 S: 7 H: 3 LOB: 3 BB: 2 P: 15	1B: 9 2B: 1 3B: 0 HR: 2	SF: 0 SAC: 1 DP: 0 HBP: 0			WP: 0 PB: 0 SB: 1 CS: 0	PA: 43	

AB	37
R	6
H	12
RBI	6
BB	5
SO	9
LOB	17

livebaseballscorecards.com

PITCHER		IP	WLS	BF	H	R	ER	SO	BB	IBB	HBP	BLK	WP	HR	S	P	ERA	WHIP
Lee Stange, R ERA: 4.22	(1, 1)	4.0		17	4	2	2	3	1	0	0	0	0	1	22	26	4.50	1.250
Tommy John, L ERA: 4.48	(5, 1)	0.2		5	2	2	2	2	1	0	0	0	0	0	8	12	27.00	4.500
Jerry Walker, R ERA: 5.4	(5, 1)	0.1		2	1	0	0	0	0	0	0	0	0	0	2	2	0.00	3.000
Gary Bell, R ERA: 4.45	(6, 1)	3.1	L	16	4	2	2	3	2	0	0	0	0	1	20	28	5.40	1.800
Sam McDowell, L ERA: 3.05	(9, 1)	0.1		3	1	0	0	1	1	0	0	0	0	0	4	8	0.00	6.000

PITCHER	IP	WLS	BF	H	R	ER	SO	BB	IBB	HBP	BLK	WP	HR	S	P	ERA	WHIP

Cleveland Indians @ Detroit Tigers

Tiger Stadium, Detroit, MI

Sun Sep 20 1964, 4:38 AM EDT

Att. 8,276 - Unknown

TOP

Batter	1	2	3	4	5	6	7	8	9	AB	R	H	RBI	BB	SO	LOB
Tito Francona, L (1, 9) OBP: 0.365, SLG: 0.367	F5		L9	L9			F7		K	4	0	0	0	0	0	0
Tommie Agee, R (7, 9)										0	0	0	0	0	0	0
Fred Whitfield, L (9, PH) OBP: 0.299, SLG: 0.425										1	0	0	0	0	1	3
Chico Salmon, R (9, 9) OBP: 0.337, SLG: 0.424										0	0	0	0	0	0	0
Dick Howser, R (1, 6) OBP: 0.338, SLG: 0.324	6-3		2B		F3		1B		4-3 BB 1-2 2-3 3-H	4	0	2	1	1	0	0
Bob Chance, L (1, 3) OBP: 0.359, SLG: 0.453	2B		6-3		F4		4-3		4-3 1-2 2-3 3-H	5	0	1	1	0	0	4
Leon Wagner, L (1, 7) OBP: 0.326, SLG: 0.451	BB		4-3		F8			4-1	4-3	4	0	0	0	1	0	3
George Banks, R (1, 5) OBP: 0.500, SLG: 1.167	K			HR 1B		HR		L9		4	2	2	1	0	1	2
John Romano, R (1, 2) OBP: 0.340, SLG: 0.453		E 1B		1-H HR		6-3		K		4	2	2	2	0	1	0
Vic Davalillo, L (1, 8) OBP: 0.314, SLG: 0.358		F5		F7		F5			1B 1B BB BB	3	1	0	0	1	0	1
Larry Brown, R (1, 4) OBP: 0.291, SLG: 0.391		E7 CS 1-H 2B		HR		L9			BB 1B 4-3 1-2 1B	4	2	3	2	0	0	0
Luis Tiant, R (1, 1) OBP: 0.103, SLG: 0.103		2-3 3-H		F8			F8		4-3 BB 1-2 2-3 1B	4	0	1	0	0	0	1
Inning Stats	R: 0 E: 0 K: 1 S: 6 H: 1 LOB: 2 BB: 1 P: 10	R: 1 E: 1 K: 0 S: 4 H: 2 LOB: 0 BB: 0 P: 4	R: 0 E: 0 K: 0 S: 4 H: 1 LOB: 1 BB: 0 P: 4	R: 3 E: 0 K: 0 S: 6 H: 3 LOB: 0 BB: 0 P: 6	R: 0 E: 0 K: 0 S: 3 H: 0 LOB: 0 BB: 0 P: 3	R: 1 E: 0 K: 0 S: 4 H: 1 LOB: 0 BB: 0 P: 4	R: 0 E: 0 K: 0 S: 4 H: 1 LOB: 1 BB: 0 P: 4	R: 0 E: 0 K: 1 S: 5 H: 0 LOB: 0 BB: 0 P: 5	R: 2 E: 0 K: 1 S: 7 H: 2 LOB: 2 BB: 2 P: 15	1B: 5 2B: 3 3B: 0 HR: 3 SF: 0 SAC: 0 DP: 0 HBP: 0						

	AB	37
	R	7
	H	11
	RBI	7
	BB	3
	SO	3
	LOB	14

WP: 0 PB: 0 SB: 0 CS: 1 PA: 40

livebaseballscorecards.com

PITCHER		IP	WLS	BF	H	R	ER	SO	BB	IBB	HBP	BLK	WP	HR	S	P	ERA	WHIP
Dave Wickersham, R ERA: 3.55	(1, 1)	3.1	L	17	7	4	4	1	1	0	0	0	0	2	18	22	10.80	2.400
Johnnie Seale, L ERA:	(4, 1)	1.2		5	0	0	0	0	0	0	0	0	0	0	5	5	0.00	0.000
Denny McLain, R ERA: 4.25	(6, 1)	2.0		8	2	1	1	0	0	0	0	0	0	1	8	8	4.50	1.000
Terry Fox, R ERA: 3.02	(8, 1)	2.0		10	2	2	2	2	2	0	0	0	0	0	12	20	9.00	2.000

PITCHER	IP	WLS	BF	H	R	ER	SO	BB	IBB	HBP	BLK	WP	HR	S	P	ERA	WHIP

Cleveland Indians @ Detroit Tigers

Tiger Stadium, Detroit, MI

Sun Sep 20 1964, 4:38 AM EDT

Att. 8,276 - Unknown

BOTTOM

Batter	1	2	3	4	5	6	7	8	9	AB	R	H	RBI	BB	SO	LOB
Dick McAuliffe, L (1, 6) OBP: 0.334, SLG: 0.441	F5		BB		F6		F5			3	0	0	0	1	0	0
Jerry Lumpe, L (1, 4) OBP: 0.313, SLG: 0.343	F3		1-2 BB		1B			K		3	0	1	0	1	1	0
Al Kaline, R (1, 9) OBP: 0.379, SLG: 0.450	K		K		L8			BB		3	0	0	0	1	2	3
Norm Cash, L (1, 3) OBP: 0.340, SLG: 0.445		K		2B 6-3 1B		K		F8		4	1	1	0	0	2	1
Gates Brown, L (1, 7) OBP: 0.329, SLG: 0.477		1-3		1-3 2B		F4		K		4	0	1	0	0	1	1
Don Demeter, R (1, 8) OBP: 0.291, SLG: 0.450		E6 1B		K		1B			6-3	4	0	2	0	0	1	2
Bill Freehan, R (1, 2) OBP: 0.350, SLG: 0.460		F9		6-3 3-H		1-3			HR	4	1	1	2	0	0	3
Don Wert, R (1, 5) OBP: 0.327, SLG: 0.366			4-3	6-3			5-3		6-3	4	0	0	0	0	0	1
Dave Wickersham, R (1, 1) OBP: 0.100, SLG: 0.091			5-3		F6		K		K	1	0	0	0	0	0	0
Johnnie Seale, L (4, 1)										0	0	0	0	0	0	0
George Thomas, R (5, PH) OBP: 0.323, SLG: 0.465										1	0	0	0	0	0	0
Denny McLain, R (6, 1) OBP: 0.118, SLG: 0.091										0	0	0	0	0	0	0
Bill Bruton, L (7, PH) OBP: 0.341, SLG: 0.393										1	0	0	0	0	1	0
Terry Fox, R (8, 1) OBP: 0.300, SLG: 0.500										0	0	0	0	0	0	0
Jake Wood, R (9, PH) OBP: 0.254, SLG: 0.304										1	0	0	0	0	1	0
Inning Stats	R: 0 E: 0 K: 1 S: 5 H: 0 LOB: 0 BB: 0 P: 5	R: 0 E: 1 K: 1 S: 6 H: 1 LOB: 1 BB: 0 P: 6	R: 0 E: 0 K: 1 S: 5 H: 0 LOB: 2 BB: 2 P: 13	R: 1 E: 0 K: 1 S: 7 H: 2 LOB: 1 BB: 0 P: 7	R: 0 E: 0 K: 0 S: 4 H: 1 LOB: 1 BB: 0 P: 4	R: 0 E: 0 K: 1 S: 6 H: 1 LOB: 1 BB: 0 P: 6	R: 0 E: 0 K: 1 S: 5 H: 0 LOB: 0 BB: 0 P: 5	R: 0 E: 0 K: 2 S: 7 H: 0 LOB: 1 BB: 1 P: 11	R: 1 E: 0 K: 1 S: 6 H: 1 LOB: 0 BB: 0 P: 6	1B: 4 2B: 1 3B: 0 HR: 1 SF: 0 SAC: 0 DP: 0 HBP: 0						

PITCHER		IP	WLS	BF	H	R	ER	SO	BB	IBB	HBP	BLK	WP	HR	S	P	ERA	WHIP
Luis Tiant, R ERA: 2.94	(1, 1)	9.0	W	36	6	2	2	9	3	0	0	0	0	1	51	63	2.00	1.000

PITCHER	IP	WLS	BF	H	R	ER	SO	BB	IBB	HBP	BLK	WP	HR	S	P	ERA	WHIP

AB	33
R	2
H	6
RBI	2
BB	3
SO	9
LOB	11

WP: 0 PA: 36
PB: 0
SB: 0
CS: 0

livebaseballscorecards.com

Batter	1	2	3	4	5	6	7	8	9	AB	R	H	RBI	BB	SO	LOB
Phil Linz, R (1, 6) OBP: 0.328, SLG: 0.363	F3	BBB 4-0 1-2 BB			1-3		BBB 4-0 1B BB	5-3		3	0	0	0	2	0	1
Bobby Richardson, R (1, 4) OBP: 0.290, SLG: 0.331	F5	F8			5-3		L5		1-3	5	0	0	0	0	0	3
Roger Maris, L (1, 8) OBP: 0.373, SLG: 0.474	1B		HR		G3		1-3 1B		FC6-4 1B	5	1	4	1	0	0	0
Mickey Mantle, S (1, 7) OBP: 0.414, SLG: 0.583	4-3		F8			BBB 4-0 1B 1B BB	SSS 0-3 K		F8	4	1	0	0	1	1	4
Roger Repoz, L (9, 9)										0	0	0	0	0	0	0
Elston Howard, R (1, 2) OBP: 0.362, SLG: 0.446		0-0 HR 1B	L8			0-0 1-3 1B	SSS 0-3 K		0-0 FC6-4 1-2f	5	1	2	0	0	1	3
Joe Pepitone, L (1, 3) OBP: 0.279, SLG: 0.415		0-0 1-H HR	4-3			0-0 1-3 3-H 1B		0-0 L9		4	1	2	3	0	0	0
Tom Tresh, S (1, 9) OBP: 0.339, SLG: 0.395 (9, 7)	4-3			F2		SSS 0-3 K		0-0 1B 2B		4	1	1	0	0	1	2
Clete Boyer, R (1, 5) OBP: 0.275, SLG: 0.314	BB 1B			SSS 0-3 K		SSS 0-3 K		SSS 0-3 K		4	0	1	0	0	3	3
Mel Stottlemyre, R (1, 1) OBP: 0.161, SLG: 0.133	F3			F9		F4		2-H 1B		4	0	1	1	0	0	3
Pedro Ramos, S (9, 1) OBP: 0.200, SLG: 0.302										0	0	0	0	0	0	0
Inning Stats	R: 0 E: 0 K: 0 S: 4 H: 1 LOB: 1 BB: 0 P: 4	R: 2 E: 0 K: 0 S: 6 H: 3 LOB: 2 BB: 1 P: 10	R: 1 E: 0 K: 0 S: 4 H: 1 LOB: 0 BB: 0 P: 4	R: 0 E: 0 K: 1 S: 5 H: 0 LOB: 0 BB: 0 P: 5	R: 0 E: 0 K: 0 S: 3 H: 0 LOB: 0 BB: 0 P: 3	R: 1 E: 0 K: 2 S: 9 H: 2 LOB: 2 BB: 1 P: 13	R: 0 E: 0 K: 2 S: 8 H: 1 LOB: 2 BB: 1 P: 12	R: 1 E: 0 K: 1 S: 7 H: 2 LOB: 1 BB: 0 P: 7	R: 0 E: 0 K: 0 S: 4 H: 1 LOB: 1 BB: 0 P: 4	1B: 8 2B: 1 3B: 0 HR: 2	SF: 0 SAC: 0 DP: 0 HBP: 0						

PITCHER		IP	WLS	BF	H	R	ER	SO	BB	IBB	HBP	BLK	WP	HR	S	P	ERA	WHIP
Sonny Siebert, R ERA: 3.19	(1, 1)	5.0	L	24	7	4	4	1	2	0	0	0	0	2	24	32	7.20	1.800
Lee Stange, R ERA: 4.17	(6, 1)	2.0		8	1	0	0	4	1	0	0	0	0	0	15	19	0.00	1.000
Gary Bell, R ERA: 4.45	(8, 1)	2.0		9	3	1	1	1	0	0	0	0	0	0	11	11	4.50	1.500

PITCHER	IP	WLS	BF	H	R	ER	SO	BB	IBB	HBP	BLK	WP	HR	S	P	ERA	WHIP

New York Yankees @ Cleveland Indians

Cleveland Municipal Stadium, Cleveland, OH

Tue Sep 22 1964, 7:05 PM EDT

Cloudy

TOP

livebaseballscorecards.com

AB	38
R	5
H	11
RBI	5
BB	3
SO	6
LOB	19

WP: 0	PB: 0	SB: 0	CS: 0
PA: 41			

BOTTOM

New York Yankees @ Cleveland Indians

Cleveland Municipal Stadium, Cleveland, OH

Tue Sep 22 1964, 7:05 PM EDT

Cloudy

livebaseballscorecards.com

Batter	1	2	3	4	5	6	7	8	9	AB	R	H	RBI	BB	SO	LOB
Chico Salmon, R (1, 9) OBP: 0.333, SLG: 0.419	6-3	G6-4-3 1-2f			F5		4-3			3	0	0	0	0	0	1
Fred Whitfield, L (7, PH) OBP: 0.298, SLG: 0.424										1	0	0	0	0	0	1
Gary Bell, R (8, 1) OBP: 0.412, SLG: 0.375										0	0	0	0	0	0	0
Dick Howser, R (1, 6) OBP: 0.340, SLG: 0.325	1B 2B BB		K		BB			E G4-6-3 1B		2	2	1	0	2	1	0
Bob Chance, L (1, 3) OBP: 0.358, SLG: 0.451	1-3 2B 1B		K		K			E5 G4-6-3 1-3		4	1	1	0	0	2	2
Tommie Agee, R (8, PR)										0	0	0	0	0	0	0
Billy Moran, R (9, 3) OBP: 0.305, SLG: 0.304										0	0	0	0	0	0	0
Leon Wagner, L (1, 7) OBP: 0.324, SLG: 0.448	K		3-1			K		G4-6-3 1-2f 3-H		4	0	0	0	0	2	3
Max Alvis, R (1, 5) OBP: 0.324, SLG: 0.451	1-H 3-H 2B			F8 2B		6-3		5-3		4	0	2	2	0	0	1
Vic Davalillo, L (1, 8) OBP: 0.315, SLG: 0.357	BB			K		4-3			FC1-6-4 1B	3	0	1	0	1	1	1
John Romano, R (1, 2) OBP: 0.337, SLG: 0.448	1-3			F8 2-3			K		FC1-6-4 1B 1-2f	4	0	0	0	0	1	4
Woodie Held, R (1, 4) OBP: 0.332, SLG: 0.431		G6-4-3 1B		F7			K		G4-6-3 1-3 1B	4	0	2	0	0	1	1
Tony Martinez, R (9, PR)										0	0	0	0	0	0	0
Sonny Siebert, R (1, 1) OBP: 0.261, SLG: 0.467		F8			K		1B		G4-6-3 1-2f	2	0	0	0	0	1	1
Lee Stange, R (6, 1) OBP: 0.175, SLG: 0.061										0	0	0	0	0	0	0
Al Luplow, L (7, PH) (8, 9) OBP: 0.214, SLG: 0.154										2	0	1	0	0	0	2
Inning Stats	R: 2 E: 0 K: 1 S: 7 H: 2 LOB: 2 BB: 2 P: 15	R: 0 E: 0 K: 0 S: 3 H: 1 LOB: 0 BB: 0 P: 3	R: 0 E: 0 K: 2 S: 7 H: 0 LOB: 0 BB: 0 P: 7	R: 0 E: 0 K: 1 S: 6 H: 1 LOB: 1 BB: 0 P: 6	R: 0 E: 0 K: 2 S: 7 H: 0 LOB: 1 BB: 1 P: 11	R: 0 E: 0 K: 1 S: 5 H: 0 LOB: 0 BB: 0 P: 5	R: 0 E: 0 K: 2 S: 8 H: 1 LOB: 1 BB: 0 P: 8	R: 1 E: 1 K: 0 S: 4 H: 1 LOB: 1 BB: 0 P: 4	R: 0 E: 0 K: 0 S: 4 H: 2 LOB: 2 BB: 0 P: 4	1B: 6 2B: 2 3B: 0 HR: 0	SF: 0 SAC: 0 DP: 3 HBP: 0					

	AB	33
	R	3
	H	8
	RBI	2
	BB	3
	SO	9
	LOB	17

WP: 0 PB: 0 SB: 0 CS: 0 PA: 36

PITCHER		IP	WLS	BF	H	R	ER	SO	BB	IBB	HBP	BLK	WP	HR	S	P	ERA	WHIP
Mel Stottlemyre, R ERA: 2.19	(1, 1)	8.1	W	35	8	3	2	9	3	0	0	0	0	0	50	62	2.16	1.320
Pedro Ramos, R ERA: 4.82	(9, 1)	0.2	S	1	0	0	0	0	0	0	0	0	0	0	1	1	0.00	0.000

PITCHER	IP	WLS	BF	H	R	ER	SO	BB	IBB	HBP	BLK	WP	HR	S	P	ERA	WHIP

Batter	1	2	3	4	5	6	7	8	9	AB	R	H	RBI	BB	SO	LOB
Phil Linz, R (1, 6) OBP: 0.331, SLG: 0.374	6-3		5-3			HR		BB CS	2B 1B 1-3 2-H 3-H	4	2	2	2	1	0	0
Bobby Richardson, R (1, 4) OBP: 0.293, SLG: 0.333	G3 HR 1B		6-3			F5		BB CS 1-2	2B 1-H	4	1	2	1	1	0	0
Roger Maris, L (1, 8) OBP: 0.371, SLG: 0.471	G3 1-2		F6			F7		1B 1-2	L7	5	0	1	0	0	0	2
Mickey Mantle, S (1, 7) OBP: 0.415, SLG: 0.589 Hal Reniff, R (8, 1) OBP: 0.100, SLG: 0.100	HR 2-H			4-3		1B 2B		K K	K	4 1	1 0	2 0	2 0	0 0	1 1	1 1
Elston Howard, R (1, 2) OBP: 0.363, SLG: 0.451	6-3			K		2B 1-3			1B 2B	4	1	2	0	0	1	0
Joe Pepitone, L (1, 3) OBP: 0.279, SLG: 0.412		4-3		4-3		6-3			1B 1B BB	3	1	0	0	1	0	2
Tom Tresh, S (1, 9) OBP: 0.340, SLG: 0.396 (8, 7)		1B			F8		K		BB 1B 1B 1-3 2-H	4	1	2	1	0	1	0
Clete Boyer, R (1, 5) OBP: 0.275, SLG: 0.313		F7			4-3		4-3		BB 1B 1-2 3-H	4	1	1	1	0	0	1
Whitey Ford, L (1, 1) OBP: 0.264, SLG: 0.148 Roger Repoz, L (8, 9)		K			K		4-3		1B BB 1-2 2-3	3 0	0 0	0 0	0 0	0 1	2 0	1 0
Inning Stats	R: 2 E: 0 K: 0 S: 5 H: 2 LOB: 0 BB: 0 P: 5	R: 0 E: 0 K: 1 S: 6 H: 1 LOB: 1 BB: 0 P: 6	R: 0 E: 0 K: 0 S: 3 H: 0 LOB: 0 BB: 0 P: 3	R: 0 E: 0 K: 1 S: 5 H: 0 LOB: 0 BB: 0 P: 5	R: 0 E: 0 K: 1 S: 5 H: 0 LOB: 0 BB: 0 P: 5	R: 1 E: 0 K: 0 S: 6 H: 3 LOB: 2 BB: 0 P: 6	R: 0 E: 0 K: 1 S: 5 H: 0 LOB: 0 BB: 0 P: 5	R: 0 E: 0 K: 1 S: 4 H: 1 LOB: 1 BB: 2 P: 12	R: 5 E: 0 K: 1 S: 9 H: 5 LOB: 1 BB: 2 P: 17	1B: 7 2B: 3 3B: 0 HR: 2 SF: 0 SAC: 0 DP: 0 HBP: 0						

PITCHER		IP	WLS	BF	H	R	ER	SO	BB	IBB	HBP	BLK	WP	HR	S	P	ERA	WHIP
Dick Donovan, R ERA: 4.56	(1, 1)	5.2	L	23	6	3	3	3	0	0	0	0	0	2	29	29	4.76	1.059
Tommy John, L ERA: 4.46	(6, 1)	0.1		1	0	0	0	0	0	0	0	0	0	0	1	1	0.00	0.000
Ted Abernathy, R ERA: 4.11	(7, 1)	2.0		7	1	0	0	2	2	0	0	0	0	0	9	17	0.00	1.500
Don McMahon, R ERA: 2.32	(9, 1)	0.0		5	3	5	5	0	2	0	0	0	0	0	3	11	∞	∞
Jerry Walker, R ERA: 5.87	(9, 1)	1.0		4	2	0	0	1	0	0	0	0	0	0	6	6	0.00	2.000

PITCHER	IP	WLS	BF	H	R	ER	SO	BB	IBB	HBP	BLK	WP	HR	S	P	ERA	WHIP

TOP

New York Yankees @ Cleveland Indians

Cleveland Municipal Stadium, Cleveland, OH

Tue Sep 22 1964, 7:05 PM EDT

Att. 22,557 - Cloudy

livebaseballscorecards.com

AB	36
R	8
H	12
RBI	7
BB	4
SO	6
LOB	8

Batter	1	2	3	4	5	6	7	8	9	AB	R	H	RBI	BB	SO	LOB
Chico Salmon, R (1, 9) OBP: 0.332, SLG: 0.417	G3		L4			FC3-6 1B (1-2)		4-3		4	0	1	0	0	0	0
Billy Moran, R (9, 4) OBP: 0.305, SLG: 0.304										0	0	0	0	0	0	0
Dick Howser, R (1, 6) OBP: 0.338, SLG: 0.323	6-3			F8		FC3-6 (1-2f 2-3)			1-3	4	0	0	0	0	0	2
Bob Chance, L (1, 3) OBP: 0.357, SLG: 0.451	1-3			3-1		F7			2B	4	0	1	0	0	0	2
Max Alvis, R (1, 5) OBP: 0.321, SLG: 0.446		6-3		K (SSS)			F3		F2	4	0	0	0	0	1	1
John Romano, R (1, 2) OBP: 0.337, SLG: 0.445		F9			F9		FC5-4 (BBBB)		4-3	2	0	0	0	1	0	0
Duke Sims, L (9, PH)										1	0	0	0	0	0	1
George Banks, R (1, 7) OBP: 0.444, SLG: 1.222	HR				K (SSS)		FC5-4 (1-2f)			3	1	1	1	0	1	1
Tommie Agee, R (1, 8)	2-3				4-3		G3			3	0	0	0	0	0	1
(9, 9)																
Larry Brown, R (1, 4) OBP: 0.293, SLG: 0.392			6-3			FC6-4 1B		6-3		2	0	1	0	0	0	0
Vic Davalillo, L (8, PH) OBP: 0.314, SLG: 0.357										1	0	0	0	0	0	0
(9, 8)																
Dick Donovan, L (1, 1) OBP: 0.305, SLG: 0.208										1	0	0	0	0	0	0
Tommy John, R (6, 1) OBP: 0.208, SLG: 0.208										0	0	0	0	0	0	0
Tony Martinez, R (6, PH)										1	0	0	0	0	0	1
Ted Abernathy, R (7, 1)										0	0	0	0	0	0	0
Tito Francona, L (8, PH) OBP: 0.363, SLG: 0.365										1	0	0	0	0	1	0
Don McMahon, R (9, 1) OBP: 0.143, SLG: 0.143										0	0	0	0	0	0	0
Jerry Walker, S (9, 1)										0	0	0	0	0	0	0
Inning Stats	R: 0 H: 0 E: 0 LOB: 0 K: 0 BB: 0 S: 3 P: 3	R: 1 H: 1 E: 0 LOB: 0 K: 0 BB: 0 S: 4 P: 4	R: 0 H: 0 E: 0 LOB: 0 K: 0 BB: 0 S: 3 P: 3	R: 0 H: 0 E: 0 LOB: 0 K: 1 BB: 0 S: 5 P: 5	R: 0 H: 0 E: 0 LOB: 0 K: 1 BB: 0 S: 5 P: 5	R: 0 H: 2 E: 0 LOB: 2 K: 0 BB: 0 S: 5 P: 5	R: 0 H: 0 E: 0 LOB: 1 K: 0 BB: 1 S: 3 P: 7	R: 0 H: 0 E: 0 LOB: 0 K: 1 BB: 0 S: 5 P: 5	R: 0 H: 1 E: 0 LOB: 1 K: 0 BB: 0 S: 4 P: 4	1B: 2 SF: 0 2B: 1 SAC: 0 3B: 0 DP: 0 HR: 1 HBP: 0						

PITCHER		IP	WLS	BF	H	R	ER	SO	BB	IBB	HBP	BLK	WP	HR	S	P	ERA	WHIP
Whitey Ford, L ERA: 2.2	(1, 1)	7.0	W	25	3	1	1	2	1	0	0	0	0	1	28	32	1.29	0.571
Hal Reniff, R ERA: 3.09	(8, 1)	2.0	S	7	1	0	0	1	0	0	0	0	0	0	9	9	0.00	0.500

PITCHER	IP	WLS	BF	H	R	ER	SO	BB	IBB	HBP	BLK	WP	HR	S	P	ERA	WHIP

BOTTOM

New York Yankees @ Cleveland Indians

Cleveland Municipal Stadium, Cleveland, OH

Tue Sep 22 1964, 7:05 PM EDT

Att. 22,557 - Cloudy

livebaseballscorecards.com

AB	31
R	1
H	4
RBI	1
BB	1
SO	3
LOB	9

PA: 32

WP: 0
PB: 0
SB: 0
CS: 0

Batter	1	2	3	4	5	6	7	8	9	10	11	AB	R	H	RBI	BB	SO	LOB
Phil Linz, R (1, 6) OBP: 0.332, SLG: 0.371	BBBB 4-0 F8 1B E BB	x 0-0 ②③ G4-6-3 1-2f		SSS 0-3 ③ K			BBBB 4-0 FC4-6 BB		x 0-0 ②③ G6-4-3 1-2f			3	1	0	0	2	1	3
Bobby Richardson, R (1, 4) OBP: 0.292, SLG: 0.332	x 0-0 F8 1-2 E 1B	x 0-0 E6 4-3 1B	x 0-0 ① F3				x 0-0 ① F9			SSS 0-3 ① K		5	1	1	0	0	1	1
Roger Maris, L (1, 8) OBP: 0.368, SLG: 0.466	x 0-0 ① F8 1-2 2-3	SSS 0-3 ① K	SSS 0-3 ② K				x 0-0 ② FC4-6 1-2f			x 0-0 ② P6		5	0	0	0	0	2	4
Mickey Mantle, S (1, 7) OBP: 0.417, SLG: 0.588 Roger Repoz, L (10, 9)	III 4-0 E IBB	x 0-0 4-3 1-2 1B	BBBB 4-0 1B BB				x 0-0 ③ F8			x 0-0 ③ F9		3 0	1 0	1 0	0 0	2 0	0 0	1 0
Elston Howard, R (1, 2) OBP: 0.364, SLG: 0.456	x 0-0 ② F4	x 0-0 ② 4-3 1-2 2-3	x 0-0 FC5-4 1-2 1B					x 0-0 ① F9			x 0-0 HR	5	1	2	1	0	0	5
Tom Tresh, S (1, 9) OBP: 0.337, SLG: 0.392 (10, 7)	x 0-0 E5 1-H 2-H 3-H	x 0-0 ③ 5-3	x 0-0 ③ FC5-4 1-2f					x 0-0 ② 5-3			SSS 0-3 ① K	5	0	0	0	0	1	4
Joe Pepitone, L (1, 3) OBP: 0.278, SLG: 0.411	x 0-0 ③ L8	x 0-0 1B		x 0-0 ① 4-3				SSS 0-3 ③ K			x 0-0 ② 4-3	5	0	1	0	0	1	1
Clete Boyer, R (1, 5) OBP: 0.273, SLG: 0.310		x 0-0 ① F4		x 0-0 ① F5			SSS 0-3 ② K		SSS 0-3 ① K		x 0-0 ③ F4	5	0	0	0	0	2	1
Al Downing, R (1, 1) OBP: 0.198, SLG: 0.195 Pete Mikkelsen, R (7, 1) OBP: 0.071, SLG: 0.071 Pedro Ramos, S (11, 1) OBP: 0.200, SLG: 0.302		x 0-0 G4-6-3 1B		x 0-0 ② F7			x 0-0 ③ F2		x 0-0 G6-4-3 1B			3 1 0	0 0 0	1 1 0	0 0 0	0 0 0	0 0 0	1 0 0
Inning Stats	R: 3 E: 1 K: 0 S: 5 / H: 1 LOB: 1 BB: 2 P: 13	R: 0 E: 0 K: 0 S: 3 / H: 1 LOB: 0 BB: 0 P: 3	R: 0 E: 1 K: 1 S: 7 / H: 1 LOB: 2 BB: 0 P: 7	R: 0 E: 0 K: 1 S: 6 / H: 1 LOB: 1 BB: 0 P: 6	R: 0 E: 0 K: 1 S: 6 / H: 1 LOB: 2 BB: 1 P: 10	R: 0 E: 0 K: 1 S: 5 / H: 0 LOB: 0 BB: 0 P: 5	R: 0 E: 0 K: 0 S: 3 / H: 0 LOB: 1 BB: 1 P: 7	R: 0 E: 0 K: 1 S: 5 / H: 0 LOB: 0 BB: 0 P: 5	R: 0 E: 0 K: 1 S: 5 / H: 1 LOB: 0 BB: 0 P: 5	R: 0 E: 0 K: 1 S: 5 / H: 0 LOB: 0 BB: 0 P: 5	R: 1 E: 0 K: 1 S: 6 / H: 1 LOB: 0 BB: 0 P: 6	1B: 6 2B: 0 3B: 0 HR: 1	SF: 0 SAC: 0 DP: 2 HBP: 0					

PITCHER		IP	WLS	BF	H	R	ER	SO	BB	IBB	HBP	BLK	WP	HR	S	P	ERA	WHIP
Sam McDowell, L ERA: 2.88	(1, 1)	9.0		37	6	3	0	6	3	1	0	0	0	0	45	61	0.00	1.000
Luis Tiant, R ERA: 2.97	(10, 1)	2.0	L	7	1	1	1	2	0	0	0	0	0	1	11	11	4.50	0.500

PITCHER	IP	WLS	BF	H	R	ER	SO	BB	IBB	HBP	BLK	WP	HR	S	P	ERA	WHIP

TOP

New York Yankees @ Cleveland Indians

Cleveland Municipal Stadium, Cleveland, OH

Wed Sep 23 1964, 7:05 PM EDT

Unknown

livebaseballscorecards.com

AB	40
R	4
H	7
RBI	1
BB	4
SO	8
LOB	21

New York Yankees @ Cleveland Indians

Cleveland Municipal Stadium, Cleveland, OH

Wed Sep 23 1964, 7:05 PM EDT

Unknown

livebaseballscorecards.com

BOTTOM

Batter	1	2	3	4	5	6	7	8	9	10	11	AB	R	H	RBI	BB	SO	LOB
Chico Salmon, R (1, 9) OBP: 0.335, SLG: 0.418	F9		F6		BB WP SF7 1-2 1B		BB 1B 1B		6-3 1B		F7	4	1	2	0	0	0	0
Billy Moran, R (8, 5) OBP: 0.305, SLG: 0.304												0	0	0	0	0	0	0
Leon Wagner, L (9, PH) (10, 7) OBP: 0.325, SLG: 0.448												2	0	1	0	0	0	0
Dick Howser, R (1, 6) OBP: 0.340, SLG: 0.323	S BB		1-3		BB 1-2 2-3 BB		G5-3 BB 1-2 1B		6-3 1-2			3	0	1	0	2	0	1
George Banks, R (1, 7) OBP: 0.500, SLG: 1.000	K		K		1-2 2-3 3-H BB		1-2 2-3 BB		BB			2	0	0	1	3	2	1
Luis Tiant, R (10, 1) OBP: 0.103, SLG: 0.103												0	0	0	0	0	0	0
Max Alvis, R (1, 5) OBP: 0.321, SLG: 0.444	1-2 BB			K	SF7 3-H		K		1-3			1	0	0	1	1	1	0
Vic Davalillo, L (7, PH) (8, 8) OBP: 0.313, SLG: 0.355												2	0	0	0	0	1	5
John Romano, R (1, 2) OBP: 0.338, SLG: 0.453	K			HR	F9		G5-3 2-3f			FC4-6 1B		5	1	2	1	0	1	7
Bob Chance, L (1, 3) OBP: 0.352, SLG: 0.445		K		1-3		5-3		F8		FC4-6 CS 1-2f		5	0	0	0	0	1	1
Tony Martinez, R (10, PR)												0	0	0	0	0	0	0
Tito Francona, L (11, 3) OBP: 0.363, SLG: 0.365												0	0	0	0	0	0	0
Tommie Agee, R (1, 8) (8, 9) OBP: 0.143, SLG: 0.143		1-3		F9		1B		K		K 1-2		4	0	1	0	0	1	0
Al Luplow, L (10, PH) (11, 9) OBP: 0.200, SLG: 0.143												1	0	0	0	0	1	1
Woodie Held, R (1, 4) (10, 5) OBP: 0.331, SLG: 0.428	FC6 1B				F8	F8		F2			K	5	0	1	0	0	1	1
Sam McDowell, L (1, 1) OBP: 0.190, SLG: 0.113	FC6 1-2f				WP 1B BB 1B	1-3			K		5-3	3	1	1	0	0	0	2
Fred Whitfield, L (9, PH) OBP: 0.297, SLG: 0.422												1	0	0	0	0	1	0
Larry Brown, R (10, 4) OBP: 0.292, SLG: 0.391												1	0	0	0	0	0	0
Inning Stats	R: 0 E: 0 K: 2 S: 7 H: 0 LOB: 2 BB: 2 P: 15	R: 0 E: 0 K: 1 S: 6 H: 1 LOB: 1 BB: 0 P: 6	R: 0 E: 0 K: 1 S: 5 H: 0 LOB: 0 BB: 0 P: 5	R: 1 E: 0 K: 1 S: 6 H: 1 LOB: 0 BB: 0 P: 6	R: 2 E: 0 K: 0 S: 5 H: 2 LOB: 2 BB: 2 P: 13	R: 0 E: 0 K: 0 S: 4 H: 1 LOB: 1 BB: 0 P: 4	R: 0 E: 0 K: 1 S: 6 H: 2 LOB: 2 BB: 1 P: 10	R: 0 E: 0 K: 1 S: 5 H: 0 LOB: 0 BB: 0 P: 5	R: 0 E: 0 K: 1 S: 6 H: 1 LOB: 2 BB: 1 P: 10	R: 0 E: 0 K: 1 S: 5 H: 1 LOB: 1 BB: 0 P: 5	R: 0 E: 0 K: 1 S: 5 H: 0 LOB: 0 BB: 0 P: 5							

| | | | | | | | | | | | |

Batter	1	2	3	4	5	6	7	8	9	AB	R	H	RBI	BB	SO	LOB
Phil Linz, R (1, 6) OBP: 0.333, SLG: 0.369	B B B B 4-0 CS BB		S S S 0-3 ① K		x 0-0 1B E 1B 1B	x 0-0 ③ 5-3			S S S 0-3 ② K	4	1	1	0	1	2	1
Bobby Richardson, R (1, 4) OBP: 0.294, SLG: 0.334	x 0-0 ① 1B 1-2 1B		x 0-0 ② F9		x 0-0 1B 1-3 FC4-6 1B		x 0-0 E4 S3-6-3-4		x 0-0 2-H 1B	5	1	3	1	0	0	0
Roger Maris, L (1, 8) OBP: 0.368, SLG: 0.465	x 0-0 G6-3 1-2 1B		x 0-0 ③ F9		x 0-0 FC4-6 1-3 3-H 1B		x 0-0 ① ② G3-6-3-4 1-2f		x 0-0 ③ F7	5	0	2	1	0	0	2
Elston Howard, R (1, 2) OBP: 0.361, SLG: 0.452	x 0-0 ② ③ G6-3 1-2f			x 0-0 ① F9	x 0-0 ① FC4-6 1B 1-2f WP 3-H		x 0-0 ③ 4-3			4	1	0	1	0	0	3
Hector Lopez, R (1, 9) OBP: 0.320, SLG: 0.426		S S S 0-3 ① K		x 0-0 ② 6-3	x 0-0 WP 1-3 1B			x 0-0 ① F9		4	0	1	0	0	1	0
Tom Tresh, S (1, 7) OBP: 0.339, SLG: 0.391		B B B B 4-0 1B SF7 BB		B B B B 4-0 1B 1B BB	S S S 0-3 ② K 1-2 3-H			S S S 0-3 ② K		2	2	0	0	2	2	1
Joe Pepitone, L (1, 3) OBP: 0.280, SLG: 0.411		x 0-0 SF7 1-3 1B		x 0-0 1B 1-3 1B	x 0-0 ③ 4-3			S S S 0-3 ③ K		4	0	2	0	0	1	1
Clete Boyer, R (1, 5) OBP: 0.274, SLG: 0.312		x 0-0 ② SF7 1-2 3-H		x 0-0 1-2 3-H 1B		x 0-0 ① F8			x 0-0 SH3-4 1B 1B	3	1	2	2	0	0	0
Rollie Sheldon, R (1, 1) OBP: 0.091, SLG: 0.091 Bill Stafford, R (6, 1) OBP: 0.077, SLG: 0.154 Steve Hamilton, L (8, 1) OBP: 0.273, SLG: 0.200 Pedro Ramos, S (8, 1) OBP: 0.200, SLG: 0.302		S S S 0-3 ③ K		S S S 0-3 ③ K		S S S 0-3 ② K			x 0-0 ① SH3-4 1-2	3 0 0 0	0 0 0 0	0 0 0 0	0 0 0 0	0 0 0 0	3 0 0 0	3 0 0 0
Inning Stats	R: 0 E: 0 K: 0 S: 3 H: 2 LOB: 1 BB: 1 P: 7	R: 1 E: 0 K: 2 S: 8 H: 1 LOB: 1 BB: 1 P: 12	R: 0 E: 0 K: 1 S: 5 H: 0 LOB: 0 BB: 0 P: 5	R: 1 E: 0 K: 1 S: 7 H: 2 LOB: 2 BB: 1 P: 11	R: 3 E: 1 K: 1 S: 9 H: 4 LOB: 1 BB: 0 P: 9	R: 0 E: 0 K: 1 S: 5 H: 0 LOB: 0 BB: 0 P: 5	R: 0 E: 1 K: 0 S: 3 H: 0 LOB: 0 BB: 0 P: 3	R: 0 E: 0 K: 2 S: 7 H: 0 LOB: 0 BB: 0 P: 7	R: 1 E: 0 K: 1 S: 7 H: 2 LOB: 1 BB: 0 P: 7	1B: 11 2B: 0 3B: 0 HR: 0 SF: 1 SAC: 1 DP: 2 HBP: 0						

PITCHER		IP	WLS	BF	H	R	ER	SO	BB	IBB	HBP	BLK	WP	HR	S	P	ERA	WHIP
Jack Kralick, L ERA: 3.04	(1, 1)	4.1	L	23	9	5	4	4	3	0	0	0	0	0	28	40	8.31	2.769
Tommy John, L ERA: 4.38	(5, 1)	1.2		5	0	0	0	2	0	0	0	0	1	0	9	9	0.00	0.000
Gary Bell, R ERA: 4.41	(7, 1)	1.0		3	0	0	0	0	0	0	0	0	0	0	3	3	0.00	0.000
Don McMahon, R ERA: 2.36	(8, 1)	2.0		8	2	1	1	3	0	0	0	0	0	0	14	14	4.50	1.000

PITCHER	IP	WLS	BF	H	R	ER	SO	BB	IBB	HBP	BLK	WP	HR	S	P	ERA	WHIP

TOP

New York Yankees @ Cleveland Indians

Cleveland Municipal Stadium, Cleveland, OH

Wed Sep 23 1964, 7:05 PM EDT

Att. 19,117 - Unknown

livebaseballscorecards.com

AB	34
R	6
H	11
RBI	5
BB	3
SO	9
LOB	11

WP: 1 PA: 39
PB: 0
SB: 0
CS: 1

Batter	1	2	3	4	5	6	7	8	9	AB	R	H	RBI	BB	SO	LOB
Tito Francona, L (1, 9) (9, 3) OBP: 0.365, SLG: 0.384	4-3			F7		HR	1-3 3-H 2B			4	1	2	2	0	0	0
Dick Howser, R (1, 6) OBP: 0.338, SLG: 0.321	G3			F9		K	F4			4	0	0	0	0	1	2
Fred Whitfield, L (1, 3) OBP: 0.299, SLG: 0.423	K			K		1B		CS 1B		4	0	2	0	0	2	0
Tommie Agee, R (8, PR) (9, 9) OBP: 0.143, SLG: 0.143										0	0	0	0	0	0	0
Leon Wagner, L (1, 7) OBP: 0.324, SLG: 0.447		F7			1-3	1-3 1B		F9		4	0	1	0	0	0	1
Max Alvis, R (1, 5) OBP: 0.320, SLG: 0.451		6-3			HR	1-3		K 1-2		4	1	1	1	0	1	3
Vic Davalillo, L (1, 8) OBP: 0.313, SLG: 0.356		F7			K		FC5-4 2B 2B		K2-3	4	1	1	0	0	2	0
John Romano, R (1, 2) OBP: 0.342, SLG: 0.464			6-3		HR		BB FC5-4		1B	3	1	2	1	1	0	0
Billy Moran, R (1, 4) OBP: 0.303, SLG: 0.301			F6		K		FC5-4 2B 1-2f 2-3		K	3	0	0	0	0	1	2
George Banks, R (9, PH) OBP: 0.467, SLG: 0.917										1	0	0	0	0	1	1
Jack Kralick, L (1, 1) OBP: 0.169, SLG: 0.159			1-3			K	F5		K	1	0	0	0	0	0	0
Tommy John, R (5, 1) OBP: 0.208, SLG: 0.208										0	0	0	0	0	0	0
Al Luplow, L (6, PH) OBP: 0.188, SLG: 0.133										1	0	0	0	0	1	0
Gary Bell, R (7, 1) OBP: 0.412, SLG: 0.375										0	0	0	0	0	0	0
Bob Chance, L (7, PH) OBP: 0.352, SLG: 0.444										1	0	0	0	0	0	2
Don McMahon, R (8, 1) OBP: 0.143, SLG: 0.143										0	0	0	0	0	0	0
Woodie Held, R (9, PH) OBP: 0.330, SLG: 0.427										1	0	0	0	0	1	1
Inning Stats	R: 0 E: 0 K: 1 S: 5 H: 0 LOB: 0 BB: 0 P: 5	R: 0 E: 0 K: 0 S: 3 H: 0 LOB: 0 BB: 0 P: 3	R: 0 E: 0 K: 0 S: 3 H: 0 LOB: 0 BB: 0 P: 3	R: 0 E: 0 K: 1 S: 5 H: 0 LOB: 0 BB: 0 P: 5	R: 2 E: 0 K: 2 S: 9 H: 2 LOB: 0 BB: 0 P: 9	R: 1 E: 0 K: 2 S: 10 H: 3 LOB: 2 BB: 0 P: 10	R: 1 E: 0 K: 0 S: 5 H: 2 LOB: 2 BB: 1 P: 9	R: 0 E: 0 K: 1 S: 5 H: 1 LOB: 1 BB: 0 P: 5	R: 0 E: 0 K: 3 S: 10 H: 1 LOB: 1 BB: 0 P: 10							

PITCHER		IP	WLS	BF	H	R	ER	SO	BB	IBB	HBP	BLK	WP	HR	S	P	ERA	WHIP
Rollie Sheldon, R ERA: 3.51	(1, 1)	5.2	W	22	5	3	3	6	0	0	0	0	0	3	34	34	4.76	0.882
Bill Stafford, R ERA: 2.5	(6, 1)	1.1		8	3	1	1	0	1	0	0	0	0	0	7	11	6.75	3.000
Steve Hamilton, L ERA: 3.36	(8, 1)	0.1		1	0	0	0	0	0	0	0	0	0	0	1	1	0.00	0.000
Pedro Ramos, R ERA: 4.73	(8, 1)	1.2	S	5	1	0	0	4	0	0	0	0	0	0	13	13	0.00	0.600

PITCHER	IP	WLS	BF	H	R	ER	SO	BB	IBB	HBP	BLK	WP	HR	S	P	ERA	WHIP

BOTTOM

New York Yankees @ Cleveland Indians

Cleveland Municipal Stadium, Cleveland, OH

Wed Sep 23 1964, 7:05 PM EDT

Att. 19,117 - Unknown

livebaseballscorecards.com

AB	35
R	4
H	9
RBI	4
BB	1
SO	10
LOB	12

1B: 4	SF: 0	WP: 0	PA: 36
2B: 2	SAC: 0	PB: 0	
3B: 0	DP: 0	SB: 0	
HR: 3	HBP: 0	CS: 1	

Baltimore Orioles @ Cleveland Indians

Cleveland Municipal Stadium, Cleveland, OH

Fri Sep 25 1964, 7:05 PM EDT

Att. 7,583 - Unknown

TOP

livebaseballscorecards.com

Batter	1	2	3	4	5	6	7	8	9	AB	R	H	RBI	BB	SO	LOB
Luis Aparicio, R (1, 6) OBP: 0.319, SLG: 0.362	4-3 S 1B 1B	FC4-6 1-2 2-H 1B		1B 1B BB 1B	E S 1-3 1B	FC6-4 1-2f			6-3	6	2	4	1	0	0	1
Russ Snyder, L (1, 8) OBP: 0.367, SLG: 0.326	4-3 1-3	FC4-6 1B 1-2f 2-3 1B		BB 1B FC4-6 1-2 1B	BBB 4-0 E 1-2 BB		6-3		SSS 0-3 K	4	2	1	0	1	0	3
Jackie Brandt, R (7, 8) OBP: 0.298, SLG: 0.361										1	0	0	0	0	1	0
Boog Powell, L (1, 7) OBP: 0.400, SLG: 0.604	FC6-4 3-H 1B	1B 1-3 3-H 1B		FC4-6 BB 1B 1-2 2-3 1B	SSS 0-3 K		1-3		HR	6	2	4	3	0	1	3
Brooks Robinson, R (1, 5) OBP: 0.364, SLG: 0.509	FC6-4 FC6-4 1-2f	1-2 3-H 1B		BBBB 4-0 FC4-6 1-2 2-3 3-H BB	SSS 0-3 K		F3		2B	5	0	2	2	1	1	4
Sam Bowens, R (1, 9) OBP: 0.326, SLG: 0.468	FC6-4 1-2f	5-3		SSS 0-3 K	E6 1-2 2-3 3-H			F5	F3	6	0	0	0	0	1	9
Norm Siebern, L (1, 3) OBP: 0.376, SLG: 0.365		F9 E 1B 1B	SSS 0-3 K	FC4-6 1B 1-2f 2-3 3-H	SSS 0-3 K			1B 1B		5	1	2	1	0	2	5
Charlie Lau, L (1, 2) OBP: 0.324, SLG: 0.388		E 1B 1-2 1B	SSS 0-3 K	1-2 3-H 1B		G4-6-3 1B		F6		5	1	3	1	0	1	1
Jerry Adair, R (1, 4) OBP: 0.281, SLG: 0.328		F9 2-3	BBBB 4-0 BB	3-1		G4-6-3 1-2f		1-2 1B		4	0	1	0	1	0	5
Wally Bunker, R (1, 1) OBP: 0.192, SLG: 0.103		E4 FC4-6 1B 1-2 3-H 1B	SSS 0-3 K		BBBB 4-0 1B E BB	BBBB 4-0 FC6-4 BB		SSS 0-3 K		2	2	0	1	1	1	2
Lenny Green, L (6, PH) OBP: 0.325, SLG: 0.273										0	0	0	0	1	0	0
Harvey Haddix, L (6, 1)										1	0	0	0	0	1	2

	AB	45
	R	10
	H	17
	RBI	9
	BB	5
	SO	9
	LOB	35

Inning Stats										
	R: 1 E: 0 K: 0 S: 5	H: 2 LOB: 1 BB: 0 P: 5	R: 4 E: 1 K: 0 S: 9	H: 5 LOB: 2 BB: 0 P: 9	R: 0 E: 0 K: 3 S: 9	H: 0 LOB: 1 BB: 1 P: 13	R: 3 E: 0 K: 1 S: 9	H: 4 LOB: 2 BB: 1 P: 13	R: 1 E: 1 K: 3 S: 11	H: 1 LOB: 3 BB: 2 P: 19
	R: 0 E: 0 K: 0 S: 3	H: 1 LOB: 1 BB: 1 P: 7	R: 0 E: 0 K: 0 S: 3	H: 0 LOB: 0 BB: 0 P: 3	R: 0 E: 0 K: 1 S: 7	H: 2 LOB: 2 BB: 0 P: 7	R: 1 E: 0 K: 1 S: 7	H: 2 LOB: 1 BB: 0 P: 7	1B: 15 2B: 1 3B: 0 HR: 1	SF: 0 SAC: 0 DP: 1 HBP: 0
	WP: 0 PB: 0 SB: 2 CS: 0	PA: 50								

PITCHER		IP	WLS	BF	H	R	ER	SO	BB	IBB	HBP	BLK	WP	HR	S	P	ERA	WHIP
Lee Stange, R ERA: 4.23	(1, 1)	1.2	L	12	6	5	2	0	0	0	0	0	0	0	12	12	10.80	3.600
Tommy John, L ERA: 4.36	(2, 1)	0.1		2	1	0	0	0	0	0	0	0	0	0	2	2	0.00	3.000
Ted Abernathy, R ERA: 4.4	(3, 1)	1.2		11	4	3	3	4	2	0	0	0	0	0	17	25	16.20	3.600
Tom Kelley, R ERA: 5.59	(4, 1)	1.1		8	1	1	0	3	2	0	0	0	0	0	12	20	0.00	2.250
Jerry Walker, R ERA: 4.66	(6, 1)	2.0		7	1	0	0	0	1	0	0	0	0	0	6	10	0.00	1.000

PITCHER		IP	WLS	BF	H	R	ER	SO	BB	IBB	HBP	BLK	WP	HR	S	P	ERA	WHIP
Gary Bell, R ERA: 4.41	(8, 1)	2.0		10	4	1	1	2	0	0	0	0	0	1	14	14	4.50	2.000

Baltimore Orioles @ Cleveland Indians

Cleveland Municipal Stadium, Cleveland, OH

Fri Sep 25 1964, 7:05 PM EDT

Att. 7,583 - Unknown

livebaseballscorecards.com

Batter	1	2	3	4	5	6	7	8	9	AB	R	H	RBI	BB	SO	LOB
Tito Francona, L (1, 9) OBP: 0.369, SLG: 0.404	G3 1B 2B		G1-6-3 1B		1-H HR		K		K	5	2	3	2	0	2	1
Dick Howser, R (1, 6) OBP: 0.338, SLG: 0.320	G3 2-3		G1-6-3 1-2f		F8			G4-6-3 1B		4	0	1	0	0	0	2
Bob Chance, L (1, 3) OBP: 0.348, SLG: 0.439	4-3		4-3		F6			K		4	0	0	0	0	1	2
Leon Wagner, L (1, 7) OBP: 0.324, SLG: 0.444	BBBB 1B BB			F8		G3		G4-6-3 1-2f		3	0	0	0	1	0	1
Max Alvis, R (1, 5) OBP: 0.322, SLG: 0.451	1-3 3-H 1B			6-3		K			BB 2B 1B	4	1	2	1	0	1	0
John Romano, R (1, 2) OBP: 0.344, SLG: 0.463		1B 1B		6-3		BBBB FC6-4 BB			F8	3	0	1	0	1	0	1
Vic Davalillo, L (1, 8) OBP: 0.314, SLG: 0.361		G6-4-3 1-2 1B			SF6 3B	FC6-4 1-2f			F8	4	1	2	0	0	0	2
Larry Brown, R (1, 4) OBP: 0.290, SLG: 0.390 Jerry Walker, S (6, 1) Chico Salmon, R (7, PH) OBP: 0.333, SLG: 0.416 Gary Bell, R (8, 1) OBP: 0.412, SLG: 0.375 George Banks, R (9, PH) OBP: 0.500, SLG: 0.917		K			SF6 3-H		K		BBBB 2B 1-2 BB	1 0 1 0 0	0 0 0 0 1	0 0 0 0 0	1 0 0 0 0	0 0 0 0 0	1 0 1 0 0	2 0 0 0 0
Lee Stange, R (1, 1) OBP: 0.175, SLG: 0.061 Tommy John, R (2, 1) OBP: 0.208, SLG: 0.208 Al Luplow, L (2, PH) OBP: 0.176, SLG: 0.125 Ted Abernathy, R (3, 1) Tom Kelley, R (4, 1) Tony Martinez, R (5, PH) OBP: 0.500, SLG: 0.750 (6, 4)	G6-4-3 1-2f				HR 1B		F8		1-H 2-H 2B	0 0 1 0 0 0 3	0 0 0 0 0 0 1	0 0 0 0 0 0 2	0 0 2 0 0 0 2	0 0 0 0 0 0 0	0 0 2 0 0 0 0	0 0 0 0 0 0 0
Inning Stats	R: 1 H: 2 E: 0 LOB: 2 K: 0 BB: 1 S: 4 P: 8	R: 0 H: 2 E: 0 LOB: 1 K: 1 BB: 0 S: 6 P: 6	R: 0 H: 1 E: 0 LOB: 0 K: 0 BB: 0 S: 3 P: 3	R: 0 H: 0 E: 0 LOB: 0 K: 0 BB: 0 S: 3 P: 3	R: 3 H: 3 E: 0 LOB: 0 K: 0 BB: 0 S: 6 P: 6	R: 0 H: 0 E: 0 LOB: 1 K: 1 BB: 1 S: 5 P: 9	R: 0 H: 0 E: 0 LOB: 0 K: 2 BB: 0 S: 7 P: 7	R: 0 H: 1 E: 0 LOB: 0 K: 1 BB: 0 S: 5 P: 5	R: 2 H: 2 E: 0 LOB: 1 K: 1 BB: 1 S: 7 P: 11	1B: 7 SF: 1 2B: 2 SAC: 0 3B: 1 DP: 3 HR: 1 HBP: 0						WP: 0 PA: 37 PB: 0 SB: 0 CS: 0	

PITCHER	IP	WLS	BF	H	R	ER	SO	BB	IBB	HBP	BLK	WP	HR	S	P	ERA	WHIP
Wally Bunker, R (1, 1) ERA: 2.68	5.0	W	21	8	4	4	1	1	0	0	0	0	1	22	26	7.20	1.800
Harvey Haddix, L (6, 1) ERA: 2.47	4.0	S	16	3	2	2	5	2	0	0	0	0	0	24	32	4.50	1.250

PITCHER	IP	WLS	BF	H	R	ER	SO	BB	IBB	HBP	BLK	WP	HR	S	P	ERA	WHIP

Baltimore Orioles @ Cleveland Indians

Cleveland Municipal Stadium, Cleveland, OH

Sat Sep 26 1964, 3:33 AM EDT

Att. 5,980 - Unknown

TOP

livebaseballscorecards.com

Batter	1	2	3	4	5	6	7	8	9	AB	R	H	RBI	BB	SO	LOB
Luis Aparicio, R (1, 6) OBP: 0.320, SLG: 0.362	HR 1B		4-3		K SH1-3 1B		E4 FC3-2 SH 1-2 BB		L4-3 1-2	5	1	2	0	0	0	2
Russ Snyder, L (1, 8) OBP: 0.380, SLG: 0.375	1-2 HR		BB 1B		SH1-3 1-2		SH BB FC3-2 1-2 2-3		6-3	2	1	2	1	0	0	0
Boog Powell, L (1, 7) OBP: 0.401, SLG: 0.610	HR		G6-4-3 1-2 BB		K 2-3		FC3-2 BB 1-2 2-3 3-Hf			3	1	1	1	1	1	4
Brooks Robinson, R (1, 5) OBP: 0.365, SLG: 0.513	F8		G6-4-3 1-2f			HR	G6-4-3 BB 1-2 2-3 3-H			3	1	1	2	1	0	2
Sam Bowens, R (1, 9) OBP: 0.325, SLG: 0.467	F7			S 2B 1B		6-3	G6-4-3 1-2f			4	1	1	0	0	0	3
Norm Siebern, L (1, 3) OBP: 0.375, SLG: 0.362		K		K 1-2		BB		3-1		3	0	0	0	1	2	1
Charlie Lau, L (1, 2) OBP: 0.326, SLG: 0.394		1B		2-H 2B		F8		F9		4	0	2	1	0	0	1
Jerry Adair, R (1, 4) OBP: 0.279, SLG: 0.326		F9		L4		F7		6-3		4	0	0	0	0	0	3
Milt Pappas, R (1, 1) OBP: 0.177, SLG: 0.143		K		F4			SH E FC3-2 1B		L4-3 BB	3	0	1	0	0	1	2
Jackie Brandt, R (8, 8) OBP: 0.299, SLG: 0.361										0	0	0	0	1	0	0
Dick Hall, R (8, 1) OBP: 0.188, SLG: 0.133										1	0	0	0	0	0	0

	AB	32
	R	5
	H	10
	RBI	5
	BB	4
	SO	4
	LOB	18

Inning Stats										
	R: 2 E: 0 K: 0 S: 5	H: 3 LOB: 0 BB: 0 P: 5	R: 0 E: 0 K: 2 S: 8	H: 1 LOB: 1 BB: 0 P: 8	R: 0 E: 0 K: 0 S: 3	H: 1 LOB: 1 BB: 1 P: 7	R: 1 E: 0 K: 1 S: 7	H: 2 LOB: 1 BB: 0 P: 7	R: 0 E: 0 K: 1 S: 5	H: 1 LOB: 0 BB: 0 P: 5
	R: 1 E: 0 K: 0 S: 4	H: 1 LOB: 1 BB: 1 P: 8	R: 1 E: 1 K: 0 S: 5	H: 1 LOB: 2 BB: 1 P: 9	R: 0 E: 0 K: 0 S: 3	H: 0 LOB: 0 BB: 0 P: 3	R: 0 E: 0 K: 0 S: 2	H: 0 LOB: 0 BB: 1 P: 6	1B: 6 2B: 2 3B: 0 HR: 3	SF: 0 SAC: 2 DP: 3 HBP: 0
	WP: 0 PB: 0 SB: 1 CS: 0	PA: 38								

PITCHER		IP	WLS	BF	H	R	ER	SO	BB	IBB	HBP	BLK	WP	HR	S	P	ERA	WHIP
Luis Tiant, R ERA: 3.13	(1, 1)	6.0	L	26	9	4	4	4	2	0	0	0	0	3	32	40	6.00	1.833
Tommy John, L ERA: 4.26	(7, 1)	2.0		9	1	1	0	0	1	0	0	0	0	0	8	12	0.00	1.000
Don McMahon, R ERA: 2.34	(9, 1)	1.0		3	0	0	0	0	1	0	0	0	0	0	2	6	0.00	1.000

PITCHER	IP	WLS	BF	H	R	ER	SO	BB	IBB	HBP	BLK	WP	HR	S	P	ERA	WHIP

Baltimore Orioles @ Cleveland Indians

Cleveland Municipal Stadium, Cleveland, OH

Sat Sep 26 1964, 3:33 AM EDT

Att. 5,980 - Unknown

BOTTOM

Batter	1	2	3	4	5	6	7	8	9	AB	R	H	RBI	BB	SO	LOB
Tito Francona, L (1, 9) OBP: 0.368, SLG: 0.402 Tony Martinez, R (8, PR) OBP: 0.500, SLG: 0.750 (9, 4)	F4			4-3		4-3		1-2 1B		4 0	0 0	1 0	0 0	0 0	0 0	0 0
Dick Howser, R (1, 6) OBP: 0.336, SLG: 0.318	F6			F9		F6		F7		4	0	0	0	0	0	2
Fred Whitfield, L (1, 3) OBP: 0.295, SLG: 0.418 Don McMahon, R (9, 1) OBP: 0.143, SLG: 0.143	F9			K			4-3	F6		4 0	0 0	0 0	0 0	0 0	1 0	2 0
Leon Wagner, L (1, 7) OBP: 0.324, SLG: 0.442		F7			L1		G1-4-3 HBP		K	3	0	0	0	0	1	0
Max Alvis, R (1, 5) OBP: 0.321, SLG: 0.449		F9			2B SF9 1B		G1-4-3 1-2f		F7	4	1	1	0	0	0	1
John Romano, R (1, 2) OBP: 0.345, SLG: 0.469		K			1-3 2B			2B 2B	6-3	4	1	2	0	0	1	0
Vic Davalillo, L (1, 8) OBP: 0.314, SLG: 0.363			4-3		SF9 3-H			1B SF9 2-H 2B		2	1	1	2	0	0	0
Woodie Held, R (1, 4) OBP: 0.333, SLG: 0.429 Tommie Agee, R (8, PR) OBP: 0.143, SLG: 0.143 (9, 9)			G6-3 1B		K			1B 2-3 1B		3 0	0 0	2 0	0 0	0 0	1 0	1 0
Luis Tiant, R (1, 1) OBP: 0.100, SLG: 0.100 Al Luplow, L (6, PH) OBP: 0.167, SLG: 0.118 Tommy John, R (7, 1) OBP: 0.208, SLG: 0.208 Bob Chance, L (8, PH) OBP: 0.347, SLG: 0.439 (9, 3)			G6-3 1-2f			F5		SF9 3-H		1 1 0 0	0 0 0 0	0 0 0 0	0 0 0 1	0 0 0 0	0 0 0 0	1 0 0 0
Inning Stats	R: 0 E: 0 K: 0 S: 3 H: 0 LOB: 0 BB: 0 P: 3	R: 0 E: 0 K: 1 S: 5 H: 0 LOB: 0 BB: 0 P: 5	R: 0 E: 0 K: 0 S: 3 H: 1 LOB: 0 BB: 0 P: 3	R: 0 E: 0 K: 1 S: 5 H: 0 LOB: 0 BB: 0 P: 5	R: 1 E: 0 K: 1 S: 7 H: 2 LOB: 1 BB: 0 P: 7	R: 0 E: 0 K: 0 S: 3 H: 0 LOB: 0 BB: 0 P: 3	R: 0 E: 0 K: 0 S: 2 H: 0 LOB: 0 BB: 0 P: 3	R: 2 E: 0 K: 0 S: 7 H: 4 LOB: 2 BB: 0 P: 7	R: 0 E: 0 K: 1 S: 5 H: 0 LOB: 0 BB: 0 P: 5	1B: 4 2B: 3 3B: 0 HR: 0	SF: 2 SAC: 0 DP: 2 HBP: 1		WP: 0 PB: 0 SB: 0 CS: 0	PA: 33			

PITCHER		IP	WLS	BF	H	R	ER	SO	BB	IBB	HBP	BLK	WP	HR	S	P	ERA	WHIP
Milt Pappas, R ERA: 2.72	(1, 1)	7.0	W	26	6	3	3	3	0	0	1	0	0	0	31	32	3.86	0.857
Dick Hall, R ERA: 1.94	(8, 1)	2.0	S	7	1	0	0	1	0	0	0	0	0	0	9	9	0.00	0.500

PITCHER	IP	WLS	BF	H	R	ER	SO	BB	IBB	HBP	BLK	WP	HR	S	P	ERA	WHIP

AB	30
R	3
H	7
RBI	3
BB	0
SO	4
LOB	7

livebaseballscorecards.com

Baltimore Orioles @ Cleveland Indians

Cleveland Municipal Stadium, Cleveland, OH

Sun Sep 27 1964, 3:33 AM EDT

Att. 6,347 - Unknown

TOP

livebaseballscorecards.com

Batter	1	2	3	4	5	6	7	8	9	AB	R	H	RBI	BB	SO	LOB
Luis Aparicio, R (1, 6) OBP: 0.321, SLG: 0.360	K		BB, CS	L6			BB, WP, S		K	3	0	0	0	2	2	1
Jerry Adair, R (1, 4) OBP: 0.279, SLG: 0.325	FC6-4, 1B		K, 1-2		5-3		4-3, 1-3			4	1	1	0	0	1	2
Boog Powell, L (1, 7) OBP: 0.402, SLG: 0.611 Russ Snyder, L (1, 7) OBP: 0.369, SLG: 0.363 Paul Blair, R (9, 8)	FC6-4, 1-3, 1B		K		5-3		K			1 3 0	0 0 0	1 0 0	0 0 0	0 0 0	0 2 0	0 1 0
Brooks Robinson, R (1, 5) OBP: 0.364, SLG: 0.510	FC6-4, 1-2f, 3-H			BB, 1-3, 2B	4-3		4-3			3	1	0	1	1	0	2
Sam Bowens, R (1, 9) OBP: 0.325, SLG: 0.465	F3			1-3, 1-2		SH3-4, SH, 1B		4-1		4	0	1	0	0	0	2
Charlie Lau, L (1, 2) OBP: 0.327, SLG: 0.397		4-3		HR, 2-H, 2B		SH, SH3-4, 1-2		F9		3	1	1	1	0	0	0
Norm Siebern, L (1, 3) OBP: 0.377, SLG: 0.371		FC5-4, 1B		HR, 2-H		SH3-4, 1-2, 2-3		K		3	1	2	2	0	1	0
Jackie Brandt, R (1, 8) (9, 7) OBP: 0.303, SLG: 0.365		FC5-4, FC6-4, 1-2f		2B		G1-4-3, IBB			K2-4-2, 1B	3	0	2	0	1	0	1
Robin Roberts, S (1, 1) OBP: 0.197, SLG: 0.152		FC6-4, 1-2f		4-3		G1-4-3, 1-2f			K2-4-2, 1-1	4	0	0	0	0	1	6
Inning Stats	R: 1 E: 0 K: 1 S: 7 H: 2 LOB: 1 BB: 0 P: 7	R: 0 E: 0 K: 0 S: 4 H: 1 LOB: 1 BB: 0 P: 4	R: 0 E: 0 K: 2 S: 6 H: 0 LOB: 0 BB: 1 P: 10	R: 3 E: 0 K: 0 S: 6 H: 3 LOB: 1 BB: 1 P: 10	R: 0 E: 0 K: 0 S: 3 H: 0 LOB: 0 BB: 0 P: 3	R: 0 E: 0 K: 0 S: 4 H: 1 LOB: 2 BB: 1 P: 8	R: 0 E: 0 K: 1 S: 5 H: 0 LOB: 1 BB: 1 P: 9	R: 0 E: 0 K: 1 S: 5 H: 0 LOB: 0 BB: 0 P: 5	R: 0 E: 0 K: 2 S: 7 H: 1 LOB: 0 BB: 0 P: 7	1B: 5 2B: 3 3B: 0 HR: 1 SF: 0 SAC: 2 DP: 2 HBP: 0						

	AB	31
	R	4
	H	8
	RBI	4
	BB	4
	SO	7
	LOB	15

WP: 1 PB: 0 SB: 1 CS: 1 PA: 37

PITCHER		IP	WLS	BF	H	R	ER	SO	BB	IBB	HBP	BLK	WP	HR	S	P	ERA	WHIP
Sonny Siebert, R ERA: 3.37	(1, 1)	3.1	L	16	5	4	4	3	2	0	0	0	0	1	20	28	10.80	2.100
Gary Bell, R ERA: 4.34	(4, 1)	1.2		6	1	0	0	0	0	0	0	0	0	0	6	6	0.00	0.600
Tommy John, L ERA: 4.12	(6, 1)	3.0		12	1	0	0	2	1	1	0	0	1	0	14	22	0.00	0.667
Ted Abernathy, R ERA: 4.33	(9, 1)	1.0		3	1	0	0	2	0	0	0	0	0	0	7	7	0.00	1.000

PITCHER	IP	WLS	BF	H	R	ER	SO	BB	IBB	HBP	BLK	WP	HR	S	P	ERA	WHIP

Baltimore Orioles @ Cleveland Indians

Cleveland Municipal Stadium, Cleveland, OH

Sun Sep 27 1964, 3:33 AM EDT

Att. 6,347 - Unknown

livebaseballscorecards.com

BOTTOM

Batter	1	2	3	4	5	6	7	8	9	AB	R	H	RBI	BB	SO	LOB
Vic Davalillo, L (1, 8) OBP: 0.312, SLG: 0.361	F7			F9		F8		F6		4	0	0	0	0	0	1
Dick Howser, R (1, 6) OBP: 0.335, SLG: 0.318	F3			BB, 1B		K			F8	4	0	1	0	0	1	0
Leon Wagner, L (1, 7) OBP: 0.323, SLG: 0.440	F7			1-2, BB		3-1			L9	3	0	0	0	1	0	0
Tito Francona, L (1, 9) OBP: 0.363, SLG: 0.395		K		L6			F2		F4	4	0	0	0	0	1	2
John Romano, R (1, 2) OBP: 0.345, SLG: 0.466		5-3		F6			1-0, G5-4-3, HBP			2	0	0	0	0	0	2
Max Alvis, R (1, 5) OBP: 0.319, SLG: 0.445		G3			1-3		G5-4-3, 1-2f			3	0	0	0	0	0	1
Fred Whitfield, L (1, 3) OBP: 0.292, SLG: 0.413			F5		K			4-3		3	0	0	0	0	1	0
Tony Martinez, R (1, 4) OBP: 0.429, SLG: 0.571			F3		1B			L9		3	0	1	0	0	0	0
Sonny Siebert, R (1, 1) OBP: 0.255, SLG: 0.457			K		4-3			1B		1	0	0	0	0	1	0
Gary Bell, R (4, 1) OBP: 0.412, SLG: 0.375										0	0	0	0	0	0	0
Al Luplow, L (5, PH) OBP: 0.158, SLG: 0.111										1	0	0	0	0	0	1
Tommy John, R (6, 1) OBP: 0.208, SLG: 0.208										0	0	0	0	0	0	0
Chico Salmon, R (8, PH) OBP: 0.336, SLG: 0.419										1	0	1	0	0	0	0
Ted Abernathy, R (9, 1)										0	0	0	0	0	0	0
Inning Stats	R: 0 E: 0 K: 0 S: 3 H: 0 LOB: 0 BB: 0 P: 3	R: 0 E: 0 K: 1 S: 5 H: 0 LOB: 0 BB: 0 P: 5	R: 0 E: 0 K: 1 S: 5 H: 0 LOB: 0 BB: 0 P: 5	R: 0 E: 0 K: 0 S: 4 H: 1 LOB: 2 BB: 1 P: 8	R: 0 E: 0 K: 1 S: 6 H: 1 LOB: 1 BB: 0 P: 6	R: 0 E: 0 K: 1 S: 5 H: 0 LOB: 0 BB: 0 P: 5	R: 0 E: 0 K: 0 S: 2 H: 0 LOB: 0 BB: 0 P: 3	R: 0 E: 0 K: 0 S: 4 H: 1 LOB: 1 BB: 0 P: 4	R: 0 E: 0 K: 0 S: 3 H: 0 LOB: 0 BB: 0 P: 3							

	AB	29
	R	0
	H	3
	RBI	0
	BB	1
	SO	4
	LOB	7

1B: 3 SF: 0
2B: 0 SAC: 0
3B: 0 DP: 1
HR: 0 HBP: 1

WP: 0 PA: 31
PB: 0
SB: 0
CS: 0

PITCHER	IP	WLS	BF	H	R	ER	SO	BB	IBB	HBP	BLK	WP	HR	S	P	ERA	WHIP
Robin Roberts, R (1, 1) ERA: 2.8	9.0	W	31	3	0	0	4	1	0	1	0	0	0	37	42	0.00	0.444

PITCHER	IP	WLS	BF	H	R	ER	SO	BB	IBB	HBP	BLK	WP	HR	S	P	ERA	WHIP

Cleveland Indians @ Boston Red Sox

Fenway Park, Boston, MA

Wed Sep 30 1964, 3:33 AM EDT

Unknown

livebaseballscorecards.com

Batter	1	2	3	4	5	6	7	8	9	AB	R	H	RBI	BB	SO	LOB
Vic Davalillo, L (1, 8) OBP: 0.313, SLG: 0.361	0-0 1-3 SH1-3 PO 1B		BBB 4-0 G6-4-3 BB			0-0 1-3		0-0 6-3		3	0	1	0	1	0	0
Dick Howser, R (1, 6) OBP: 0.334, SLG: 0.316	0-0 SH1-3 1-2		0-0 G6-4-3 1-2f			SSS 0-3 K		0-0 1-3		3	0	0	0	0	1	1
Bob Chance, L (1, 3) OBP: 0.347, SLG: 0.437	0-0 1-3 2-3		0-0 5-3			0-0 F8		0-0 1B 1B		4	0	1	0	0	0	1
Tito Francona, L (1, 9) OBP: 0.365, SLG: 0.405 Tommie Agee, R (8, PR) OBP: 0.143, SLG: 0.143 (8, 9)	0-0 PO 3-H	0-0 HR 3B		0-0 F8			0-0 L4	0-0 1-2 1B		4 0	1 0	2 0	0 0	0 0	0 0	0 0
John Romano, R (1, 2) OBP: 0.344, SLG: 0.462		0-0 F8		0-0 6-3			BBBB 4-0 1B HR BB	0-0 F5		3	1	0	0	1	0	3
Leon Wagner, L (1, 7) OBP: 0.324, SLG: 0.445		0-0 3-H HR		0-0 3-1			0-0 1-3 HR 1B		SSS 0-3 K	4	2	2	2	0	1	0
Max Alvis, R (1, 5) OBP: 0.318, SLG: 0.452		SSS 0-3 K			0-0 5-3		0-0 1-H 3-H HR		0-0 F2	4	1	1	3	0	1	0
Woodie Held, R (1, 4) OBP: 0.332, SLG: 0.425		BBB 4-0 BB			0-0 F8		0-0 F9		SSS 0-3 K	3	0	0	0	1	1	0
Luis Tiant, R (1, 1) OBP: 0.093, SLG: 0.093		0-0 5-3			0-0 L4		0-0 1-4-3			3	0	0	0	0	0	1
Inning Stats	R: 0 H: 1 E: 0 LOB: 0 K: 0 BB: 0 S: 3 P: 3	R: 2 H: 2 E: 0 LOB: 1 K: 1 BB: 1 S: 7 P: 11	R: 0 H: 0 E: 0 LOB: 0 K: 0 BB: 1 S: 2 P: 6	R: 0 H: 0 E: 0 LOB: 0 K: 0 BB: 0 S: 3 P: 3	R: 0 H: 0 E: 0 LOB: 0 K: 0 BB: 0 S: 3 P: 3	R: 0 H: 0 E: 0 LOB: 0 K: 1 BB: 0 S: 5 P: 5	R: 3 H: 2 E: 0 LOB: 0 K: 0 BB: 1 S: 5 P: 9	R: 0 H: 2 E: 0 LOB: 2 K: 0 BB: 0 S: 5 P: 5	R: 0 H: 0 E: 0 LOB: 0 K: 2 BB: 0 S: 7 P: 7	1B: 4 SF: 0 2B: 0 SAC: 1 3B: 1 DP: 1 HR: 2 HBP: 0				WP: 0 PA: 36 PB: 0 SB: 0 CS: 0			

TOP

	AB	31
	R	5
	H	7
	RBI	5
	BB	3
	SO	4
	LOB	6

PITCHER		IP	WLS	BF	H	R	ER	SO	BB	IBB	HBP	BLK	WP	HR	S	P	ERA	WHIP
Pete Charton, R ERA: 5.26	(1, 1)	7.0	L	27	5	5	5	2	3	0	0	0	0	2	28	40	6.43	1.143
Jay Ritchie, R ERA: 2.58	(8, 1)	2.0		8	2	0	0	2	0	0	0	0	0	0	12	12	0.00	1.000

PITCHER		IP	WLS	BF	H	R	ER	SO	BB	IBB	HBP	BLK	WP	HR	S	P	ERA	WHIP

Batter	1	2	3	4	5	6	7	8	9	AB	R	H	RBI	BB	SO	LOB
Felix Mantilla, R (1, 4) OBP: 0.352, SLG: 0.556	5-3 1B		K		2B			F2		4	0	2	0	0	1	0
Tony Conigliaro, R (1, 7) OBP: 0.355, SLG: 0.542	5-3 1-2		E3		F5			F2		4	0	0	0	0	0	2
Carl Yastrzemski, L (1, 8) OBP: 0.374, SLG: 0.453	K		F8		3-1			4-3		4	0	0	0	0	1	3
Dick Stuart, R (1, 3) OBP: 0.315, SLG: 0.488	F8		K			K			K	4	0	0	0	0	3	2
Lee Thomas, L (1, 9) OBP: 0.319, SLG: 0.392		F9		F9		6-3			5-3	4	0	0	0	0	0	0
Frank Malzone, R (1, 5) OBP: 0.314, SLG: 0.377		1B 1B		K		F2			F8	4	0	1	0	0	1	0
Eddie Bressoud, R (1, 6) OBP: 0.374, SLG: 0.458		1-2 1B		E BB			K			2	0	1	0	1	1	0
Russ Nixon, L (1, 2) OBP: 0.287, SLG: 0.284		F2		K 1-2			K			3	0	0	0	0	2	3
Pete Charton, L (1, 1) OBP: 0.182, SLG: 0.100		K			4-3		K			2	0	0	0	0	1	2
Dalton Jones, L (7, PH) OBP: 0.274, SLG: 0.342										1	0	0	0	0	1	0
Jay Ritchie, R (8, 1) OBP: 0.111, SLG: 0.111										0	0	0	0	0	0	0
Inning Stats	R: 0 H: 1 E: 0 LOB: 1 K: 1 BB: 0 S: 6 P: 6	R: 0 H: 2 E: 0 LOB: 2 K: 1 BB: 0 S: 7 P: 7	R: 0 H: 0 E: 1 LOB: 1 K: 2 BB: 0 S: 8 P: 8	R: 0 H: 0 E: 1 LOB: 1 K: 2 BB: 1 S: 7 P: 11	R: 0 H: 1 E: 0 LOB: 1 K: 0 BB: 0 S: 4 P: 4	R: 0 H: 0 E: 0 LOB: 0 K: 1 BB: 0 S: 5 P: 5	R: 0 H: 0 E: 0 LOB: 0 K: 3 BB: 0 S: 9 P: 9	R: 0 H: 0 E: 0 LOB: 0 K: 0 BB: 0 S: 3 P: 3	R: 0 H: 0 E: 0 LOB: 0 K: 1 BB: 0 S: 5 P: 5	1B: 3 SF: 0 2B: 1 SAC: 0 3B: 0 DP: 0 HR: 0 HBP: 0							

PITCHER		IP	WLS	BF	H	R	ER	SO	BB	IBB	HBP	BLK	WP	HR	S	P	ERA	WHIP
Luis Tiant, R ERA: 2.9	(1, 1)	9.0	W	33	4	0	0	11	1	0	0	0	0	0	54	58	0.00	0.556

PITCHER	IP	WLS	BF	H	R	ER	SO	BB	IBB	HBP	BLK	WP	HR	S	P	ERA	WHIP

BOTTOM

Cleveland Indians @ Boston Red Sox

Fenway Park, Boston, MA

Wed Sep 30 1964, 3:33 AM EDT

Unknown

livebaseballscorecards.com

AB	32
R	0
H	4
RBI	0
BB	1
SO	11
LOB	12

WP: 0 PA: 33
PB: 0
SB: 0
CS: 0

Batter	1	2	3	4	5	6	7	8	9	AB	R	H	RBI	BB	SO	LOB
Vic Davalillo, L (1, 8) OBP: 0.313, SLG: 0.359	B B B B 4-0 G4-6-3 BB		S S S 0-3 ② K			x 0-0 ① F5	x 0-0 ③ F7			3	0	0	0	1	1	2
Tony Martinez, R (1, 6) OBP: 0.273, SLG: 0.364	x 0-0 ① ② G4-6-3 1-2f		x 0-0 ③ F3			x 0-0 ② F8		x 0-0 ① F7		4	0	0	0	0	0	2
Fred Whitfield, L (1, 3) OBP: 0.292, SLG: 0.421	S S S 0-3 ③ K			S S S 0-3 ① K		x 0-0 HR		x 0-0 ② F8		4	1	1	1	0	2	0
Tito Francona, L (1, 9) OBP: 0.363, SLG: 0.400 Tommie Agee, R (8, 9) OBP: 0.143, SLG: 0.143		B B B B 4-0 FC6-4 BB		x 0-0 ② 4-3		x 0-0 ③ 4-3		x 0-0 ③ 3-1		3 0	0 0	0 0	0 0	1 0	0 0	0 0
Max Alvis, R (1, 5) OBP: 0.318, SLG: 0.455		x 0-0 ① L7		x 0-0 ③ F8			x 0-0 1B 3B		x 0-0 ① 5-3	4	1	1	0	0	0	1
Leon Wagner, L (1, 7) OBP: 0.324, SLG: 0.444		S S S 0-3 ② K			x 0-0 1B		S S S 0-3 ① K		x 0-0 ② F6	4	0	1	0	0	2	2
Joe Azcue, R (1, 2) OBP: 0.310, SLG: 0.353		x 0-0 ③ FC6-4 1-2f			x 0-0 ① F6		x 0-0 2B 3-H 1B		x 0-0 ③ F9	4	1	1	1	0	0	2
Larry Brown, R (1, 4) OBP: 0.288, SLG: 0.386			x 0-0 ① F8		x 0-0 ② F4		x 0-0 ② F4			3	0	0	0	0	0	2
Sam McDowell, L (1, 1) OBP: 0.213, SLG: 0.161			x 0-0 1B		S S S 0-3 ③ K		x 0-0 1-H 2B			3	0	2	1	0	1	1
Inning Stats	R: 0 E: 0 K: 1 S: 4 H: 0 LOB: 0 BB: 1 P: 8	R: 0 E: 0 K: 1 S: 5 H: 0 LOB: 1 BB: 1 P: 9	R: 0 E: 0 K: 1 S: 6 H: 1 LOB: 1 BB: 0 P: 6	R: 0 E: 0 K: 1 S: 5 H: 0 LOB: 0 BB: 0 P: 5	R: 0 E: 0 K: 1 S: 6 H: 1 LOB: 1 BB: 0 P: 6	R: 1 E: 0 K: 0 S: 4 H: 1 LOB: 0 BB: 0 P: 4	R: 2 E: 0 K: 1 S: 8 H: 3 LOB: 1 BB: 0 P: 8	R: 0 E: 0 K: 0 S: 3 H: 0 LOB: 0 BB: 0 P: 3	R: 0 E: 0 K: 0 S: 3 H: 0 LOB: 0 BB: 0 P: 3	1B: 3 2B: 1 3B: 1 HR: 1 SF: 0 SAC: 0 DP: 1 HBP: 0						

PITCHER		IP	WLS	BF	H	R	ER	SO	BB	IBB	HBP	BLK	WP	HR	S	P	ERA	WHIP
Dave Morehead, R ERA: 4.97	(1, 1)	7.0	L	28	6	3	3	6	2	0	0	0	0	1	38	46	3.86	1.143
Bob Heffner, R ERA: 3.87	(8, 1)	2.0		6	0	0	0	0	0	0	0	0	0	0	6	6	0.00	0.000

PITCHER	IP	WLS	BF	H	R	ER	SO	BB	IBB	HBP	BLK	WP	HR	S	P	ERA	WHIP

TOP

Cleveland Indians @ Boston Red Sox

Fenway Park, Boston, MA

Wed Sep 30 1964, 3:38 AM EDT

Att. 934 - Unknown

livebaseballscorecards.com

AB	32
R	3
H	6
RBI	3
BB	2
SO	6
LOB	12

WP: 0	PB: 0	SB: 0	CS: 0
PA: 34			

BOTTOM

Cleveland Indians @ Boston Red Sox

Fenway Park, Boston, MA

Wed Sep 30 1964, 3:38 AM EDT

Att. 934 - Unknown

Batter	1	2	3	4	5	6	7	8	9	AB	R	H	RBI	BB	SO	LOB
Roman Mejias, R (1, 8) OBP: 0.299, SLG: 0.354	x 0-0 ① F4		x 0-0 ② F7			x 0-0 ① 5-3		x 0-0 ① F2		4	0	0	0	0	0	1
Felix Mantilla, R (1, 4) OBP: 0.353, SLG: 0.557	x 0-0 ② 5-3		S S S 0-3 ③ K			B B B 4-0 FC6-4 1B BB		x 0-0 1B 2B		3	0	1	0	1	1	1
Tony Conigliaro, R (1, 7) OBP: 0.356, SLG: 0.542	x 0-0 ③ F8			x 0-0 ① F9		x 0-0 FC6-4 1-2 1B		x 0-0 G3-6-3 2-3 1B		4	0	2	0	0	0	0
Dick Stuart, R (1, 3) OBP: 0.314, SLG: 0.486		x 0-0 ① 1-3		B B B B 4-0 BB		x 0-0 ② FC6-4 1-2f 2-3		x 0-0 ② ③ G3-6-3 1-2f		3	0	0	0	1	0	4
Al Smith, R (1, 5) OBP: 0.260, SLG: 0.315		B B B B 4-0 1B BB		x 0-0 ② F3		x 0-0 ③ F4			x 0-0 ① 6-3	3	0	0	0	1	0	3
Lee Thomas, L (1, 9) OBP: 0.322, SLG: 0.394		x 0-0 G4-6-3 1-3 1B		x 0-0 ③ 4-3			B B B B 4-0 BB		x 0-0 1B 1B	3	0	2	0	1	0	1
Eddie Bressoud, R (1, 6) OBP: 0.371, SLG: 0.455		x 0-0 ② ③ G4-6-3 1-2f			S S S 0-3 ① K		x 0-0 ① F9		S S S 0-3 ② K	4	0	0	0	0	2	4
Bob Tillman, R (1, 2) OBP: 0.352, SLG: 0.445 Russ Nixon, L (8, 2) OBP: 0.291, SLG: 0.288			x 0-0 1B		x 0-0 ② F2		S S S 0-3 ② K		x 0-0 1-2 1B	3	0	1	0	0	1	1
										1	0	1	0	0	0	0
Dave Morehead, R (1, 1) OBP: 0.155, SLG: 0.111 Frank Malzone, R (7, PH) OBP: 0.314, SLG: 0.376 Bob Heffner, R (8, 1) OBP: 0.163, SLG: 0.214 Tony Horton, R (9, PH) OBP: 0.238, SLG: 0.286			S S S 0-3 ① K		S S S 0-3 ③ K		x 0-0 ③ 4-3		x 0-0 ③ F9	2	0	0	0	0	2	1
										1	0	0	0	0	0	1
										0	0	0	0	0	0	0
										1	0	0	0	0	0	2
Inning Stats	R: 0 H: 0 E: 0 LOB: 0 K: 0 BB: 0 S: 3 P: 3	R: 0 H: 1 E: 0 LOB: 1 K: 0 BB: 1 S: 3 P: 7	R: 0 H: 1 E: 0 LOB: 1 K: 2 BB: 0 S: 8 P: 8	R: 0 H: 0 E: 0 LOB: 1 K: 0 BB: 1 S: 3 P: 7	R: 0 H: 0 E: 0 LOB: 0 K: 2 BB: 0 S: 7 P: 7	R: 0 H: 1 E: 0 LOB: 2 K: 0 BB: 1 S: 4 P: 8	R: 0 H: 0 E: 0 LOB: 1 K: 1 BB: 1 S: 5 P: 9	R: 0 H: 2 E: 0 LOB: 1 K: 0 BB: 0 S: 4 P: 4	R: 0 H: 2 E: 0 LOB: 2 K: 1 BB: 0 S: 7 P: 7	1B: 6 SF: 0 2B: 1 SAC: 0 3B: 0 DP: 2 HR: 0 HBP: 0						

PITCHER		IP	WLS	BF	H	R	ER	SO	BB	IBB	HBP	BLK	WP	HR	S	P	ERA	WHIP
Sam McDowell, L ERA: 2.73	(1, 1)	9.0	W	36	7	0	0	6	4	0	0	0	0	0	44	60	0.00	1.222

PITCHER	IP	WLS	BF	H	R	ER	SO	BB	IBB	HBP	BLK	WP	HR	S	P	ERA	WHIP

AB	32
R	0
H	7
RBI	0
BB	4
SO	6
LOB	19

WP: 0 PA: 36
PB: 0
SB: 0
CS: 0

livebaseballscorecards.com

Batter	1	2	3	4	5	6	7	8	9	AB	R	H	RBI	BB	SO	LOB
Chico Salmon, R (1, 3) (7, 4) OBP: 0.337, SLG: 0.422	SH1-3 2B	K		F8		1B		6-3		5	0	2	0	0	1	5
Dick Howser, R (1, 6) OBP: 0.332, SLG: 0.314	SH1-3 2-3		F8	FC6-4 1-2f		G3		E3 S		4	0	0	0	0	0	3
George Banks, R (1, 7) (7, 9) OBP: 0.524, SLG: 0.800	K		BB BB		BB BB 1B		BB 2B BB	F7 1-2		3	1	1	0	2	1	2
Max Alvis, R (1, 5) OBP: 0.316, SLG: 0.450	K2-3		F7		BB 1-2 BB		F4	K		4	0	0	0	1	2	4
John Romano, R (1, 2) OBP: 0.350, SLG: 0.466		1B 2B	BB 1-2 BB		G5-4-3 1-2 2-3 BB		2B E 1-2 BB		K	2	1	1	0	3	1	0
Woodie Held, R (1, 9) (7, 8) OBP: 0.333, SLG: 0.427		5-3	K	F7			E 1-3 2-H 2B		HBP 1B	5	0	2	1	0	1	6
Billy Moran, R (1, 4) OBP: 0.305, SLG: 0.303		1B BB		1B	G5-4-3 1-2f		E BB		K	2	0	1	0	1	0	3
Fred Whitfield, L (7, PH) OBP: 0.294, SLG: 0.421										0	0	0	0	1	0	0
Larry Brown, R (7, PR) OBP: 0.288, SLG: 0.386										0	0	0	0	0	0	0
Gary Bell, R (7, 1) OBP: 0.412, SLG: 0.375										0	0	0	0	0	0	0
Vic Davalillo, L (9, PH) OBP: 0.312, SLG: 0.358										1	0	0	0	0	1	1
Tommie Agee, R (1, 8) OBP: 0.100, SLG: 0.100		K		F7	K		E6 F8-4 1-2 2-3 3-H		1-0 1-2 HBP	3	0	0	0	0	2	3
Bob Chance, L (7, PH) (7, 3) OBP: 0.347, SLG: 0.436										1	0	0	1	0	0	2
Tony Martinez, R (9, PR) OBP: 0.273, SLG: 0.364										0	0	0	0	0	0	0
Sonny Siebert, R (1, 1) OBP: 0.280, SLG: 0.469		1-2 2-3 1B		FC6-4 1-2 1B		F6			F6	3	0	2	0	0	0	0
Leon Wagner, L (7, PH) (7, 7) OBP: 0.323, SLG: 0.443							F8-4 1-2			2	0	0	0	0	0	5
Inning Stats	R: 0 E: 0 K: 2 S: 8 H: 1 LOB: 1 BB: 0 P: 8	R: 0 E: 0 K: 2 S: 9 H: 2 LOB: 3 BB: 1 P: 13	R: 0 E: 0 K: 1 S: 5 H: 0 LOB: 2 BB: 2 P: 13	R: 0 E: 0 K: 0 S: 5 H: 2 LOB: 2 BB: 0 P: 5	R: 0 E: 0 K: 0 S: 3 H: 1 LOB: 2 BB: 2 P: 11	R: 0 E: 0 K: 1 S: 6 H: 1 LOB: 1 BB: 0 P: 6	R: 2 E: 1 K: 0 S: 4 H: 1 LOB: 3 BB: 3 P: 16	R: 0 E: 1 K: 1 S: 6 H: 0 LOB: 1 BB: 0 P: 6	R: 0 E: 0 K: 2 S: 8 H: 1 LOB: 2 BB: 0 P: 9	1B: 6 2B: 4 3B: 0 HR: 0	SF: 0 SAC: 1 DP: 2 HBP: 1	WP: 0 PB: 0 SB: 1 CS: 0	PA: 45			

TOP

Cleveland Indians @ Boston Red Sox

Fenway Park, Boston, MA

Thu Oct 01 1964, 3:33 AM EDT

Att. 306 - Unknown

livebaseballscorecards.com

AB	35
R	2
H	9
RBI	2
BB	8
SO	9
LOB	34

PITCHER		IP	WLS	BF	H	R	ER	SO	BB	IBB	HBP	BLK	WP	HR	S	P	ERA	WHIP
Ed Connolly, L ERA: 4.91	(1, 1)	6.1	W	33	8	2	2	6	7	0	0	0	0	0	38	66	2.84	2.368
Dick Radatz, R ERA: 2.28	(7, 1)	2.2	S	12	1	0	0	3	1	0	1	0	0	0	16	21	0.00	0.750

PITCHER	IP	WLS	BF	H	R	ER	SO	BB	IBB	HBP	BLK	WP	HR	S	P	ERA	WHIP

Batter	1	2	3	4	5	6	7	8	9	AB	R	H	RBI	BB	SO	LOB
Felix Mantilla, R (1, 4) OBP: 0.350, SLG: 0.552	F6	K			F2			6-3		4	0	0	0	0	1	1
Tony Conigliaro, R (1, 7) OBP: 0.358, SLG: 0.539	1B BB		1B SF8 BB		K			F6		2	1	0	0	2	1	0
Carl Yastrzemski, L (1, 8) OBP: 0.376, SLG: 0.457	G5-4-3 1-3 1B		1-3 1B		F7			1B 2B		4	1	3	0	0	0	0
Dick Stuart, R (1, 3) OBP: 0.314, SLG: 0.485 Dick Williams, R (8, PR) (9, 3) OBP: 0.247, SLG: 0.406	G5-4-3 1-2f		SF8 3-H			5-3		2-H 1B		3 0	0 0	1 0	2 0	0 0	0 0	2 0
Lee Thomas, L (1, 9) OBP: 0.323, SLG: 0.394		E SF9 1B	1B			4-3		F8		4	1	2	0	0	0	1
Frank Malzone, R (1, 5) OBP: 0.312, SLG: 0.374		E5 1-3 2B	K			4-3				3	1	0	0	0	1	2
Eddie Bressoud, R (1, 6) OBP: 0.370, SLG: 0.453		SF9 3-H		F7			F7			2	0	0	1	0	0	0
Russ Nixon, L (1, 2) OBP: 0.287, SLG: 0.283		K		4-3			4-3			3	0	0	0	0	1	1
Ed Connolly, L (1, 1) OBP: 0.211, SLG: 0.222 Dick Radatz, R (7, 1) OBP: 0.162, SLG: 0.167		2-H 2B		K			K			2 1	0 0	1 0	1 0	0 0	1 1	0 0
Inning Stats	R: 0 E: 0 K: 0 S: 3 H: 1 LOB: 1 BB: 1 P: 7	R: 2 E: 1 K: 2 S: 10 H: 2 LOB: 1 BB: 0 P: 10	R: 1 E: 0 K: 1 S: 6 H: 2 LOB: 1 BB: 1 P: 10	R: 0 E: 0 K: 1 S: 5 H: 0 LOB: 0 BB: 0 P: 5	R: 0 E: 0 K: 1 S: 5 H: 0 LOB: 0 BB: 0 P: 5	R: 0 E: 0 K: 0 S: 3 H: 0 LOB: 0 BB: 0 P: 3	R: 0 E: 0 K: 1 S: 5 H: 0 LOB: 0 BB: 0 P: 5	R: 1 E: 0 K: 0 S: 5 H: 2 LOB: 1 BB: 0 P: 5								

PITCHER		IP	WLS	BF	H	R	ER	SO	BB	IBB	HBP	BLK	WP	HR	S	P	ERA	WHIP
Sonny Siebert, R ERA: 3.29	(1, 1)	6.0	L	24	5	3	1	5	2	0	0	0	0	0	32	40	1.50	1.167
Gary Bell, R ERA: 4.34	(7, 1)	2.0		8	2	1	1	1	0	0	0	0	0	0	10	10	4.50	1.000

PITCHER	IP	WLS	BF	H	R	ER	SO	BB	IBB	HBP	BLK	WP	HR	S	P	ERA	WHIP

BOTTOM

Cleveland Indians @ Boston Red Sox

Fenway Park, Boston, MA

Thu Oct 01 1964, 3:33 AM EDT

Att. 306 - Unknown

livebaseballscorecards.com

AB	28
R	4
H	7
RBI	4
BB	2
SO	6
LOB	7

1B: 5	SF: 2	WP: 0	PA: 32
2B: 2	SAC: 0	PB: 0	
3B: 0	DP: 1	SB: 0	
HR: 0	HBP: 0	CS: 0	

Batter	1	2	3	4	5	6	7	8	9	AB	R	H	RBI	BB	SO	LOB
Chico Salmon, R (1, 3) OBP: 0.336, SLG: 0.419	0-0 ③ 1B SF9 1B	0-0 ③ FC5-4 1-2f			0-0 ② F4			0-0 ② 4-3		4	1	1	0	0	0	1
Dick Howser, R (1, 6) OBP: 0.331, SLG: 0.314	0-0 1-3 1B		0-0 ① F7		0-0 ③ 4-3			0-0 ③ 2-3		4	0	1	0	0	0	0
Leon Wagner, L (1, 7) OBP: 0.321, SLG: 0.441	0-0 ① SF9 3-H		0-0 ② 4-3			0-0 ① G3			0-0 ① 4-3	3	0	0	1	0	0	0
Max Alvis, R (1, 5) OBP: 0.313, SLG: 0.445	0-0 ② L6		S S S 0-3 ③ K			0-0 ② L6			0-0 ② F3	4	0	0	0	0	1	1
Woodie Held, R (1, 9) OBP: 0.329, SLG: 0.423	0-0 ③ F8			S S S 0-3 ① K		0-0 ③ G3			S S S 0-3 ③ K	4	0	0	0	0	2	1
Vic Davalillo, L (1, 8) OBP: 0.311, SLG: 0.356		S S S 0-3 ① K		S S S 0-3 ② K			S S S 0-3 ① K			3	0	0	0	0	3	0
Joe Azcue, R (1, 2) OBP: 0.314, SLG: 0.358		0-0 E 2B		B B B 4-0 BB			0-0 ②			2	1	1	0	1	0	0
Larry Brown, R (1, 4) OBP: 0.285, SLG: 0.383		S S S 0-3 ② K		S S S 0-3 ③ K			0-0 ③ 5-3			3	0	0	0	0	2	2
Jack Kralick, L (1, 1) OBP: 0.182, SLG: 0.172 Billy Moran, R (5, PH) OBP: 0.305, SLG: 0.302 Gary Bell, R (5, 1) OBP: 0.412, SLG: 0.375 Tommy John, R (5, 1) OBP: 0.208, SLG: 0.208 George Banks, R (8, PH) OBP: 0.500, SLG: 0.750 Don McMahon, R (8, 1) OBP: 0.143, SLG: 0.143		0-0 E3 FC5-4 2-H 1B			0-0 ① 5-3			0-0 ① F5		1 1 0 0 1 0	0 0 0 0 0 0	1 0 0 0 0 0	0 0 0 0 0 0	0 0 0 0 0 0	0 0 0 0 0 0	0 0 0 0 0 0
Inning Stats	R: 1 E: 0 K: 0 S: 5 H: 2 LOB: 1 BB: 0 P: 5	R: 1 E: 1 K: 2 S: 9 H: 2 LOB: 1 BB: 0 P: 9	R: 0 E: 0 K: 1 S: 5 H: 0 LOB: 0 BB: 0 P: 5	R: 0 E: 0 K: 3 S: 9 H: 0 LOB: 1 BB: 1 P: 13	R: 0 E: 0 K: 0 S: 3 H: 0 LOB: 0 BB: 0 P: 3	R: 0 E: 0 K: 0 S: 3 H: 0 LOB: 0 BB: 0 P: 3	R: 0 E: 0 K: 1 S: 5 H: 0 LOB: 0 BB: 0 P: 5	R: 0 E: 0 K: 0 S: 3 H: 0 LOB: 0 BB: 0 P: 3	R: 0 E: 0 K: 1 S: 5 H: 0 LOB: 0 BB: 0 P: 5	1B: 3 2B: 1 3B: 0 HR: 0	SF: 1 SAC: 0 DP: 0 HBP: 0					

TOP

Cleveland Indians @ New York Yankees

Yankee Stadium, Bronx, NY

Fri Oct 02 1964, 3:33 AM EDT

Att. 7,877 - Unknown

livebaseballscorecards.com

AB	30
R	2
H	4
RBI	1
BB	1
SO	8
LOB	5

PITCHER		IP	WLS	BF	H	R	ER	SO	BB	IBB	HBP	BLK	WP	HR	S	P	ERA	WHIP
Whitey Ford, L ERA: 2.13	(1, 1)	9.0	W	32	4	2	1	8	1	0	0	0	0	0	47	51	1.00	0.556

PITCHER	IP	WLS	BF	H	R	ER	SO	BB	IBB	HBP	BLK	WP	HR	S	P	ERA	WHIP

BOTTOM

Cleveland Indians @ New York Yankees

Yankee Stadium, Bronx, NY

Fri Oct 02 1964, 3:33 AM EDT

Att. 7,877 - Unknown

livebaseballscorecards.com

Batter	1	2	3	4	5	6	7	8	9	AB	R	H	RBI	BB	SO	LOB
Phil Linz, R (1, 6) OBP: 0.331, SLG: 0.358	5-3		1B, 2B, 1B	1B		BLK, BB		PB, BB		3	1	2	0	2	0	0
Bobby Richardson, R (1, 4) OBP: 0.293, SLG: 0.332	F8		IBB, 2B, 1B	F8		K, 1-2		1-2, BB		4	1	1	0	1	1	2
Roger Maris, L (1, 8) OBP: 0.363, SLG: 0.467	3-1		F5		F6	4-3		K		5	0	0	0	0	1	5
Mickey Mantle, S (1, 9) OBP: 0.422, SLG: 0.591		L5-4, BB, BB	2B, HR, IBB		BB, BB, BB		G3, 1B			1	1	1	0	3	0	0
Elston Howard, R (1, 2) OBP: 0.368, SLG: 0.455		1B, BB	HR, 2B		BB, BB		G3			2	1	1	2	2	0	1
Tom Tresh, S (1, 7) OBP: 0.346, SLG: 0.406		L5-4	HR		BB		K			3	1	1	3	1	1	3
Joe Pepitone, L (1, 3) OBP: 0.279, SLG: 0.417		1B	K		K		K			4	0	1	0	0	3	4
Clete Boyer, R (1, 5) OBP: 0.267, SLG: 0.303		F9		4-3	1-3			1-3		4	0	0	0	0	0	5
Whitey Ford, L (1, 1) OBP: 0.244, SLG: 0.134			F9	4-3		K2-3		G3		4	0	0	0	0	1	0
Inning Stats	R: 0 E: 0 K: 0 S: 3 H: 0 LOB: 0 BB: 0 P: 3	R: 0 E: 0 K: 0 S: 3 H: 1 LOB: 2 BB: 2 P: 11	R: 5 E: 0 K: 1 S: 9 H: 4 LOB: 0 BB: 1 P: 13	R: 0 E: 0 K: 0 S: 4 H: 1 LOB: 1 BB: 0 P: 4	R: 0 E: 0 K: 1 S: 5 H: 0 LOB: 3 BB: 3 P: 17	R: 0 E: 0 K: 2 S: 7 H: 0 LOB: 1 BB: 1 P: 11	R: 0 E: 0 K: 2 S: 8 H: 1 LOB: 1 BB: 0 P: 8	R: 0 E: 0 K: 1 S: 5 H: 0 LOB: 2 BB: 2 P: 13		1B: 5 2B: 2 3B: 0 HR: 1 SF: 0 SAC: 0 DP: 1 HBP: 0						

	AB	30
	R	5
	H	7
	RBI	5
	BB	9
	SO	7
	LOB	20

WP: 0 PB: 1 SB: 0 CS: 0 PA: 39

PITCHER		IP	WLS	BF	H	R	ER	SO	BB	IBB	HBP	BLK	WP	HR	S	P	ERA	WHIP
Jack Kralick, L ERA: 3.21	(1, 1)	4.0	L	20	6	5	5	1	2	1	0	0	0	1	19	31	11.25	2.000
Gary Bell, R ERA: 4.33	(5, 1)	0.1		4	0	0	0	0	3	0	0	0	0	0	1	13	0.00	9.000
Tommy John, L ERA: 4.0	(5, 1)	2.2		10	1	0	0	5	1	0	0	1	0	0	19	23	0.00	0.750
Don McMahon, R ERA: 2.32	(8, 1)	1.0		5	0	0	0	1	2	0	0	0	0	0	5	13	0.00	2.000

PITCHER	IP	WLS	BF	H	R	ER	SO	BB	IBB	HBP	BLK	WP	HR	S	P	ERA	WHIP

Batter	1	2	3	4	5	6	7	8	9	AB	R	H	RBI	BB	SO	LOB
Chico Salmon, R (1, 3) (6, 9) OBP: 0.338, SLG: 0.424	x 0-0 ① F9		x 0-0 1B 2-H 1B			x 0-0 2B 2B	S S S 0-3 ③ K			4	1	2	1	0	1	1
Larry Brown, R (7, 4) OBP: 0.285, SLG: 0.383										0	0	0	0	0	0	0
Dick Howser, R (1, 6) OBP: 0.335, SLG: 0.318	B B B B 4-0 FC6-4 BB		x 0-0 ② 1-3 1B			x 0-0 3B 2-H 2B		B B B B 4-0 CS BB		2	1	2	1	2	0	0
Leon Wagner, L (1, 7) OBP: 0.319, SLG: 0.438	S S S 0-3 ② K		x 0-0 ③ G3			x 0-0 ① F7		x 0-0 ①② F5 1-2		4	0	0	0	0	1	4
Max Alvis, R (1, 5) OBP: 0.312, SLG: 0.448	x 0-0 ③ FC6-4 1-2f			S S S 0-3 ① K		x 0-0 2-H 3B		S S S 0-3 ③ K		4	0	1	1	0	2	1
John Romano, R (1, 2) OBP: 0.346, SLG: 0.460		S S S 0-3 ① K		S S S 0-3 ② K		x 0-0 ② 6-3			x 0-0 ① 6-3	4	0	0	0	0	2	1
Woodie Held, R (1, 9) OBP: 0.328, SLG: 0.420		S S S 0-3 ② K		S S S 0-3 ③ K		S S S 0-3 ③ K			x 0-0 ② 6-3	2	0	0	0	0	2	0
Bob Chance, L (6, PH) (6, 3) OBP: 0.346, SLG: 0.434										2	0	0	0	0	1	1
Vic Davalillo, L (1, 8) OBP: 0.310, SLG: 0.356		x 0-0 ③ 1-3			x 0-0 ① F8		x 0-0 L3 1B		x 0-0 ③ F2	4	0	1	0	0	0	0
Billy Moran, R (1, 4) OBP: 0.306, SLG: 0.301			B B B B 4-0 SH1-4 1B BB		x 0-0 ② F4		x 0-0 ①② L3 1-2			1	1	0	0	1	0	0
Tito Francona, L (7, PH) (7, 9) OBP: 0.362, SLG: 0.398										1	0	0	0	0	0	1
Lee Stange, R (1, 1) OBP: 0.186, SLG: 0.060			x 0-0 ① SH1-4 1-2		x 0-0 ③ 6-3		B B B B 4-0 BB			1	0	0	0	1	0	0
Don McMahon, R (8, 1) OBP: 0.143, SLG: 0.143										0	0	0	0	0	0	0
Dick Donovan, L (8, 1) OBP: 0.305, SLG: 0.208										0	0	0	0	0	0	0
Inning Stats	R: 0 E: 0 K: 1 S: 5 H: 0 LOB: 1 BB: 1 P: 9	R: 0 E: 0 K: 2 S: 7 H: 0 LOB: 0 BB: 0 P: 7	R: 1 E: 0 K: 0 S: 4 H: 2 LOB: 1 BB: 1 P: 8	R: 0 E: 0 K: 3 S: 9 H: 0 LOB: 0 BB: 0 P: 9	R: 0 E: 0 K: 0 S: 3 H: 0 LOB: 0 BB: 0 P: 3	R: 2 E: 0 K: 1 S: 8 H: 3 LOB: 1 BB: 0 P: 8	R: 0 E: 0 K: 1 S: 5 H: 1 LOB: 1 BB: 1 P: 9	R: 0 E: 0 K: 1 S: 4 H: 0 LOB: 0 BB: 1 P: 8	R: 0 E: 0 K: 0 S: 3 H: 0 LOB: 0 BB: 0 P: 3	1B: 3 2B: 3 3B: 1 HR: 0	SF: 0 SAC: 1 DP: 1 HBP: 0						

TOP

Cleveland Indians @ New York Yankees

Yankee Stadium, Bronx, NY

Sat Oct 03 1964, 3:33 AM EDT

Att. 14,879 - Unknown

livebaseballscorecards.com

AB	29
R	3
H	6
RBI	3
BB	4
SO	9
LOB	9

PITCHER		IP	WLS	BF	H	R	ER	SO	BB	IBB	HBP	BLK	WP	HR	S	P	ERA	WHIP
Al Downing, L ERA: 3.45	(1, 1)	5.1		22	5	3	3	6	2	0	0	0	0	0	32	40	5.06	1.312
Pete Mikkelsen, R ERA: 3.45	(6, 1)	2.2	W	9	1	0	0	3	2	0	0	0	0	0	13	21	0.00	1.125
Pedro Ramos, R ERA: 4.6	(9, 1)	1.0	S	3	0	0	0	0	0	0	0	0	0	0	3	3	0.00	0.000

PITCHER	IP	WLS	BF	H	R	ER	SO	BB	IBB	HBP	BLK	WP	HR	S	P	ERA	WHIP

WP: 0 PB: 0 SB: 0 CS: 1 PA: 34

Batter	1	2	3	4	5	6	7	8	9	AB	R	H	RBI	BB	SO	LOB
Phil Linz, R (1, 6) OBP: 0.334, SLG: 0.367	2B	FC6-4 1B 1-2f	K			2B		BB 1B 1-3 BB 1B		5	2	3	0	0	1	3
Bobby Richardson, R (1, 4) OBP: 0.295, SLG: 0.334	BB 2B 2-3 1B	1B 1-2		6-3		6-3		BB BB 1B 1-2 3-H 1B		5	2	3	1	0	0	1
Roger Maris, L (1, 8) OBP: 0.364, SLG: 0.464	2B 1-2 BB	K		G1			F6	BB 1-2 2-3 1B BB		3	1	0	0	2	1	2
Mickey Mantle, S (1, 9) OBP: 0.423, SLG: 0.591	1-3 2-H 3-H 2B	1-3		K			FC5-4 BB	1B 1-2 2-3 3-H 1B BB		3	1	1	3	2	1	2
Elston Howard, R (1, 2) OBP: 0.370, SLG: 0.455	IBB	1B 1B	K				FC5-4 1-2f WP	1B 1-3 2-H 3-H 1B		4	1	2	2	1	1	1
Joe Pepitone, L (1, 3) OBP: 0.280, SLG: 0.417	F4	WP 1B 1-3 1B	4-3				4-3 1-2	1-2 3-H 1B		5	0	2	1	0	0	4
Tom Tresh, S (1, 7) OBP: 0.344, SLG: 0.402	F6	F8	K					4-3 5-3		5	0	0	0	0	1	7
Clete Boyer, R (1, 5) OBP: 0.269, SLG: 0.305	F4	WP 1-2 3-H 1B				6-3		1B 1B		4	1	2	1	0	0	3
Al Downing, R (1, 1) OBP: 0.213, SLG: 0.212 Pete Mikkelsen, R (6, 1) OBP: 0.063, SLG: 0.063 Johnny Blanchard, L (8, PH) OBP: 0.326, SLG: 0.420 Pedro Ramos, S (9, 1) OBP: 0.196, SLG: 0.295		FC6-4 1B	K 1-2 2-3			K		F9		2 1 1 0	0 0 0 0	1 0 0 0	0 0 0 0	0 0 0 0	1 1 0 0	2 0 1 0
Inning Stats	R: 2 E: 0 K: 0 S: 6 H: 3 LOB: 3 BB: 2 P: 14	R: 0 E: 0 K: 1 S: 7 H: 2 LOB: 2 BB: 0 P: 7	R: 1 E: 0 K: 2 S: 10 H: 3 LOB: 2 BB: 0 P: 10	R: 0 E: 0 K: 1 S: 5 H: 0 LOB: 0 BB: 0 P: 5	R: 0 E: 0 K: 2 S: 7 H: 0 LOB: 0 BB: 0 P: 7	R: 0 E: 0 K: 1 S: 6 H: 1 LOB: 1 BB: 0 P: 6	R: 0 E: 0 K: 0 S: 3 H: 0 LOB: 1 BB: 1 P: 7	R: 5 E: 0 K: 0 S: 8 H: 5 LOB: 2 BB: 2 P: 16		1B: 11 2B: 3 3B: 0 HR: 0 SF: 0 SAC: 0 DP: 0 HBP: 0						

PITCHER		IP	WLS	BF	H	R	ER	SO	BB	IBB	HBP	BLK	WP	HR	S	P	ERA	WHIP
Lee Stange, R ERA: 4.41	(1, 1)	7.2	L	39	12	7	7	7	3	1	0	0	2	0	49	65	8.22	1.957
Don McMahon, R ERA: 2.41	(8, 1)	0.0		2	1	0	0	0	1	0	0	0	0	0	1	5	∞	∞
Dick Donovan, R ERA: 4.55	(8, 1)	0.1		2	1	1	1	0	0	0	0	0	0	0	2	2	27.00	3.000

PITCHER	IP	WLS	BF	H	R	ER	SO	BB	IBB	HBP	BLK	WP	HR	S	P	ERA	WHIP

BOTTOM

Cleveland Indians @ New York Yankees

Yankee Stadium, Bronx, NY

Sat Oct 03 1964, 3:33 AM EDT

Att. 14,879 - Unknown

livebaseballscorecards.com

AB	38
R	8
H	14
RBI	8
BB	5
SO	7
LOB	26

Batter	1	2	3	4	5	6	7	8	9	10	11	12	13	AB	R	H	RBI	BB	SO	LOB
Vic Davalillo, L (1, 8) OBP: 0.309, SLG: 0.354	4-3		F5		F7			6-3		F7			1B FC3-6 1B	6	1	1	0	0	0	1
Dick Howser, R (1, 6) OBP: 0.336, SLG: 0.319	FC3-6 1B		1B			6-3		F9		F4			L6	4	0	2	0	0	0	0
George Banks, R (10, PH) OBP: 0.458, SLG: 0.667 (10, 4)						1B								2	0	0	0	0	0	1
Bob Chance, L (1, 3) OBP: 0.346, SLG: 0.433	FC3-6 1-2f		F9						6-3		1B FC3-6 1B		FC3-6 1-3 1B	5	0	2	0	0	0	2
Al Luplow, L (11, PR) OBP: 0.158, SLG: 0.111														0	0	0	0	0	0	0
Fred Whitfield, L (11, 3) OBP: 0.296, SLG: 0.423														1	0	1	0	0	0	0
Leon Wagner, L (1, 7) OBP: 0.316, SLG: 0.434	K			F4		K			6-3		F7		FC3-6 1-2f 3-H	6	0	0	1	0	2	4
Woodie Held, R (13, 7) OBP: 0.328, SLG: 0.420									6-3					0	0	0	0	0	0	0
Tito Francona, L (1, 9) OBP: 0.361, SLG: 0.400		6-3		F4		1-3			BB 2B		1-3 1B			4	0	1	0	0	0	1
Tommie Agee, R (9, PR) OBP: 0.167, SLG: 0.167 (9, 9)													4-3	2	0	1	0	0	0	1
Max Alvis, R (1, 5) OBP: 0.313, SLG: 0.446		F7		F4			K 1B		4-0 BB IBB		FC3-6-1 3-H			4	0	1	0	1	0	2
Tony Martinez, R (1, 4) OBP: 0.214, SLG: 0.286		K			E6		K 1-2		4-0 BB 1-2 2-3			K		3	0	0	0	0	2	1
Tommy John, R (7, 1) OBP: 0.208, SLG: 0.208														0	0	0	0	0	0	0
Chico Salmon, R (9, PH) OBP: 0.424, SLG: 0.424														0	0	0	0	1	0	0
Sonny Siebert, R (9, 1) OBP: 0.469, SLG: 0.469														0	0	0	0	0	0	0
Paul Dicken, R (12, PH)														1	0	0	0	0	1	0
Sam McDowell, L (12, 1) OBP: 0.213, SLG: 0.161														0	0	0	0	0	0	0
Duke Sims, L (1, 2)	K				F8				F7			G3		5	0	0	0	0	2	4
Luis Tiant, R (1, 1) OBP: 0.111, SLG: 0.178	HR				K			K		5-3		5-3		2	1	1	1	0	1	1
Larry Brown, R (7, 4) OBP: 0.283, SLG: 0.379 (10, 6)														3	0	0	0	0	1	0
Inning Stats	R: 0 E: 0 K: 1 S: 6 / H: 1 LOB: 1 BB: 0 P: 6	R: 0 E: 0 K: 1 S: 5 / H: 0 LOB: 0 BB: 0 P: 5	R: 1 E: 0 K: 1 S: 7 / H: 2 LOB: 1 BB: 0 P: 7	R: 0 E: 0 K: 0 S: 3 / H: 0 LOB: 0 BB: 0 P: 3	R: 0 E: 1 K: 1 S: 6 / H: 0 LOB: 1 BB: 0 P: 6	R: 0 E: 0 K: 1 S: 6 / H: 1 LOB: 1 BB: 0 P: 6	R: 0 E: 0 K: 2 S: 7 / H: 1 LOB: 0 BB: 0 P: 7	R: 0 E: 0 K: 1 S: 5 / H: 0 LOB: 0 BB: 0 P: 5	R: 0 E: 0 K: 0 S: 4 / H: 1 LOB: 3 BB: 2 P: 12	R: 0 E: 0 K: 0 S: 3 / H: 0 LOB: 0 BB: 0 P: 3	R: 0 E: 0 K: 0 S: 4 / H: 2 LOB: 1 BB: 0 P: 4	R: 0 E: 0 K: 1 S: 5 / H: 0 LOB: 0 BB: 0 P: 5	R: 1 E: 0 K: 0 S: 5 / H: 2 LOB: 1 BB: 0 P: 5	1B: 8 2B: 2 3B: 0 HR: 1	SF: 0 SAC: 0 DP: 1 HBP: 0	WP: 0 PB: 0 SB: 0 CS: 0	PA: 50				

PITCHER		IP	WLS	BF	H	R	ER	SO	BB	IBB	HBP	BLK	WP	HR	S	P	ERA	WHIP
Jim Bouton, R ERA: 3.02	(1, 1)	3.0		12	3	1	1	3	0	0	0	0	0	1	18	18	3.00	1.000
Hal Reniff, R ERA: 3.12	(4, 1)	2.0		7	0	0	0	1	0	0	0	0	0	0	9	9	0.00	0.000
Mel Stottlemyre, R ERA: 2.06	(6, 1)	1.0		4	1	0	0	1	0	0	0	0	0	0	6	6	0.00	1.000
Steve Hamilton, L ERA: 3.28	(7, 1)	1.0		3	1	0	0	2	0	0	0	0	0	0	7	7	0.00	1.000
Bill Stafford, R ERA: 2.72	(8, 1)	1.0		3	0	0	0	1	0	0	0	0	0	0	5	5	0.00	0.000

PITCHER		IP	WLS	BF	H	R	ER	SO	BB	IBB	HBP	BLK	WP	HR	S	P	ERA	WHIP
Stan Williams, R ERA: 3.84	(9, 1)	5.0	L	21	5	1	1	1	1	1	0	0	0	0	21	29	1.80	1.200

TOP

Cleveland Indians @ New York Yankees

Yankee Stadium, Bronx, NY

Sun Oct 04 1964, 3:33 AM EDT

Att. 10,809 - Overcast - 68 F

livebaseballscorecards.com

AB	48
R	2
H	10
RBI	2
BB	2
SO	9
LOB	18

Cleveland Indians @ New York Yankees

Yankee Stadium, Bronx, NY

Sun Oct 04 1964, 3:33 AM EDT

Att. 10,809 - Overcast - 68 F

livebaseballscorecards.com

BOTTOM

Batter	1	2	3	4	5	6	7	8	9	10	11	12	13	AB	R	H	RBI	BB	SO	LOB
Phil Linz, R (1, 6) OBP: 0.332, SLG: 0.364 Bobby Richardson, R (8, PH) (9, 6) OBP: 0.294, SLG: 0.333	K		6-3		4-1			6-3		F4			1-3	3	0	0	0	0	1	0
														3	0	0	0	0	0	0
Jake Gibbs, L (1, 2) OBP: 0.167, SLG: 0.167 Joe Pepitone, L (13, 9) OBP: 0.281, SLG: 0.418	G3		K			F9		6-3		K			1B	5	0	0	0	0	2	0
														1	0	1	0	0	0	0
Elvio Jimenez, R (1, 7) OBP: 0.333, SLG: 0.333	6-3		F9			1B		1B			F5		6-3	6	0	2	0	0	0	1
Johnny Blanchard, L (1, 9) (13, 2) OBP: 0.344, SLG: 0.435		3-1 2B 1B		WP BB		1-2 1B		1-2 1B			L8-3 1B			4	1	4	0	1	0	0
Hector Lopez, R (1, 5) OBP: 0.317, SLG: 0.418		3-1 1-2		K 1-2		K		K			L8-3 1-2			5	0	0	0	0	3	7
Mike Hegan, L (1, 3)		2B BB		K		L9			4-3			K		4	0	0	0	1	2	3
Pedro Gonzalez, R (1, 4) OBP: 0.331, SLG: 0.366		F8		K			K		F8			L8		5	0	0	0	0	2	3
Archie Moore, L (1, 8) OBP: 0.240, SLG: 0.261		1-3 2-H 2B			F6		4-3		K			G1		5	0	1	1	0	1	0
Jim Bouton, R OBP: 1.000 SLG: 0.000 Hal Reniff, R OBP: 0.000 SLG: 0.000 Tom Tresh, S OBP: 0.000 SLG: 0.000 Mel Stottlemyre, R OBP: 0.000 SLG: 0.000 Steve Hamilton, L OBP: 0.000 SLG: 0.000 Clete Boyer, R OBP: 0.000 SLG: 0.000 Bill Stafford, R OBP: 0.000 SLG: 0.000 Stan Williams, R OBP: 0.000 SLG: 0.000 Elston Howard, R OBP: 1.000 SLG: 0.000		F6			F6		F4				K		K							
Inning Stats	R: 0 E: 0 K: 1 S: 5 H: 0 LOB: 0 BB: 0 P: 5	R: 1 E: 0 K: 0 S: 5 H: 2 LOB: 2 BB: 1 P: 9	R: 0 E: 0 K: 1 S: 5 H: 0 LOB: 0 BB: 0 P: 5	R: 0 E: 0 K: 3 S: 9 H: 0 LOB: 1 BB: 1 P: 13	R: 0 E: 0 K: 0 S: 3 H: 0 LOB: 0 BB: 0 P: 3	R: 0 E: 0 K: 1 S: 7 H: 2 LOB: 2 BB: 0 P: 7	R: 0 E: 0 K: 1 S: 5 H: 0 LOB: 0 BB: 0 P: 5	R: 0 E: 0 K: 1 S: 7 H: 2 LOB: 2 BB: 0 P: 7	R: 0 E: 0 K: 1 S: 5 H: 0 LOB: 0 BB: 0 P: 5	R: 0 E: 0 K: 2 S: 7 H: 0 LOB: 0 BB: 0 P: 7	R: 0 E: 0 K: 0 S: 3 H: 1 LOB: 0 BB: 0 P: 3	R: 0 E: 0 K: 1 S: 5 H: 0 LOB: 0 BB: 0 P: 5	R: 0 E: 0 K: 1 S: 6 H: 1 LOB: 1 BB: 0 P: 6	1B: 7 2B: 2 3B: 0 HR: 0	SF: 0 SAC: 0 DP: 1 HBP: 0	WP: 1 PB: 0 SB: 0 CS: 0	PA: 48			

PITCHER		IP	WLS	BF	H	R	ER	SO	BB	IBB	HBP	BLK	WP	HR	S	P	ERA	WHIP
Luis Tiant, R ERA: 2.83	(1, 1)	6.0		24	4	1	1	6	2	0	0	0	1	0	34	42	1.50	1.000
Tommy John, L ERA: 3.91	(7, 1)	2.0		8	2	0	0	2	0	0	0	0	0	0	12	12	0.00	1.000
Sonny Siebert, R ERA: 3.23	(9, 1)	3.0		9	1	0	0	3	0	0	0	0	0	0	15	15	0.00	0.333
Sam McDowell, L ERA: 2.7	(12, 1)	2.0	W	7	1	0	0	2	0	0	0	0	0	0	11	11	0.00	0.500

PITCHER		IP	WLS	BF	H	R	ER	SO	BB	IBB	HBP	BLK	WP	HR	S	P	ERA	WHIP

AB	46
R	1
H	8
RBI	1
BB	2
SO	13
LOB	16